Toronto Blue Jays - 2012

Batter	1	2	3	4	5	6	7	8	9	AB	R	H	RBI	BB	SO	LOB
31 Jose Tabata, R (1, 9) 49 Brandon Boggs, S (5, PH) (5, 9)	G5-3		G6-3		F8			G5-3		2 0 0 0 0 0 0 2 0 0 0 0 0 1						
12 Clint Barmes, R (1, 6) 5 Josh Harrison, R (5, 6)	K		L7			75 WP 19 S HBP		10 FC4-6 BB		2 0 0 0 0 1 0 0 0 0 0 1 0 0						
18 Neil Walker, S (1, 4) 10 Anderson Hernandez, S (5, 4)	E5			L3		F7		FC4-6 19 WP 1-2f		2 0 0 0 0 0 0 2 0 0 0 0 0 2						
14 Casey McGehee, R (1, 3) 19 Nick Evans, R (5, 3)	G5-3			G6-3		K 1-2		K 1-2		2 0 0 0 0 0 1 2 0 0 0 0 2 2						
36 Yamaico Navarro, R (1, 5) 75 Jeremy Farrell, R (5, 5)		E6 41 G5-3 2 BB		F8		BB 2-3			K	2 0 0 0 0 0 0 1 0 0 0 1 1 0						
2 Nate McLouth, L (1, 8) 64 Starling Marte, R (5, 8) OBP: 0.500, SLG: 1.000		BB 1-2			HBP 41 G5-4-3	F9			2B	0 0 0 0 1 0 0 2 0 1 0 0 0 2						
41 Jake Fox, R (1, 10) 65 Matt Hague, R (9, PH)		G5-3 1-2 2-3f			G5-4-3 1-2f	K			F8	3 0 0 0 0 1 3 1 0 0 0 0 0 1						
62 Gorkys Hernández, R (1, 7) OBP: 0.500, SLG: 0.500 73 Robbie Grossman, S (5, 7)	K				55 S 55 1B 1B	G4-3			G5-3	2 1 1 0 0 1 1 2 0 0 0 0 0 1						
55 Michael McKenrry, R (1, 2) OBP: 0.500, SLG: 0.500 68 Eric Fryer, R (5, 2)			K		1-H 1B	G5-3				2 0 1 1 0 1 0 1 0 0 0 0 0 0						
Inning Stats	R: 0 H: 0 E: 1 LOB: 1 K: 1 BB: 0 S: 6 P: 6	R: 0 H: 0 E: 1 LOB: 1 K: 1 BB: 1 S: 5 P: 9	R: 0 H: 0 E: 0 LOB: 0 K: 1 BB: 0 S: 5 P: 5	R: 0 H: 0 E: 0 LOB: 0 K: 0 BB: 0 S: 3 P: 3	R: 1 H: 2 E: 0 LOB: 1 K: 0 BB: 0 S: 4 P: 6	R: 0 H: 0 E: 0 LOB: 2 K: 1 BB: 1 S: 5 P: 10	R: 0 H: 0 E: 0 LOB: 0 K: 1 BB: 0 S: 5 P: 5	R: 0 H: 0 E: 0 LOB: 1 K: 1 BB: 1 S: 5 P: 10	R: 0 H: 1 E: 0 LOB: 1 K: 1 BB: 0 S: 6 P: 6	1B: 2 SF: 0 2B: 1 SAC: 0 3B: 0 DP: 2 HR: 0 HBP: 2							

TOP

Pittsburgh Pirates @ Toronto Blue Jays

Florida Auto Exchange Stadium, Dunedin, FL

Sat Mar 03 2012, 1:06 PM - 3:34 PM EST
Att. 4,059 - Partly Cloudy - 83 F

livebaseballscorecards.com

AB	30
R	1
H	3
RBI	1
BB	3
SO	7
LOB	14

PITCHER	IP	WLS	BF	H	R	ER	SO	BB	IBB	HBP	BLK	WP	HR	S	P	ERA	WHIP
27 Brett Cecil, L (1, 1) ERA:	1.0		4	0	0	0	1	0	0	0	0	0	0	6	6	0.00	0.000
4 Kyle Drabek, R (2, 1) ERA:	1.0	W	4	0	0	0	1	1	0	0	0	0	0	5	9	0.00	1.000
59 Jim Hoey, R (3, 1) ERA:	1.0	H	3	0	0	0	1	0	0	0	0	0	0	5	5	0.00	0.000
77 Scott Richmond, R (4, 1) ERA:	1.0	H	3	0	0	0	0	0	0	0	0	0	0	3	3	0.00	0.000
49 Danny Farquhar, R (5, 1) ERA: 9.0	1.0	H	5	2	1	1	0	0	0	1	0	0	0	4	6	9.00	2.000

PITCHER	IP	WLS	BF	H	R	ER	SO	BB	IBB	HBP	BLK	WP	HR	S	P	ERA	WHIP
75 Ryan Tepera, R (6, 1) ERA:	1.0	H	5	0	0	0	1	1	0	1	0	1	0	5	10	0.00	1.000
76 Jerry Gil, R (7, 1) ERA:	1.0		3	0	0	0	1	0	0	0	0	0	0	5	5	0.00	0.000
47 Luis Perez, L (8, 1) ERA:	1.0		4	0	0	0	1	1	0	0	0	1	0	5	10	0.00	1.000
34 Joel Carreno, R (9, 1) ERA:	1.0		4	1	0	0	1	0	0	0	0	0	0	6	6	0.00	1.000

| | | | | | | |

BOTTOM

Pittsburgh Pirates @ Toronto Blue Jays

Florida Auto Exchange Stadium, Dunedin, FL

Sat Mar 03 2012, 1:06 PM - 3:34 PM EST

Att. 4,059 - Partly Cloudy - 83 F

livebaseballscorecards.com

Batter	1	2	3	4	5	6	7	8	9	AB	R	H	RBI	BB	SO	LOB
5 Yunel Escobar, R (1, 6) 17 Omar Vizquel, S (6, 6)	G6-3		L7		K	P3		K		3 2	0 0	0 0	0 0	0 0	1 1	0 2
2 Kelly Johnson, L (1, 4) 18 Mike McCoy, R (6, 4)	G4-3		F7		K		74 1B; 8 1B; HBP			3 0	0 1	0 0	0 0	0 0	1 0	0 0
19 José Bautista, R (1, 9) OBP: 0.333, SLG: 0.333 74 Moisés Sierra, R (6, PR) OBP: 1.000, SLG: 1.000 (7, 9)	K		K			10 HBP; 13 2B; 1B	8 1B; 1-2; 1B			3 1	0 1	1 1	0 0	0 0	2 0	0 0
26 Adam Lind, L (1, 3) 66 Mike McDade, S (7, 3)		28 G3-1; 10 1B; 13 2B; BB		L4		F8	F7			2 1	1 0	0 0	0 0	1 0	0 0	1 2
10 Edwin Encarnación, R (1, 10) OBP: 0.667, SLG: 0.500 8 Ben Francisco, R (6, PR) OBP: 1.000, SLG: 1.000 (7, 10)		28 G3-1; 13 2B; 1-2; 1B		L8		13 2B; 1-2; HBP	1-3; 2-H; 1B			2 1	1 1	1 1	0 1	0 0	0 0	0 0
28 Colby Rasmus, L (1, 8) 43 Anthony Gose, L (7, 8)	G3-1; 1-2; 2-3			BB	K	K	K			2 1	0 0	0 0	0 0	1 0	1 1	4 2
13 Brett Lawrie, R (1, 5) OBP: 0.667, SLG: 1.333 62 Jonathan Diaz, R (6, PR) (7, 5)	9 S; 2-H; 3-H; 2B			F9		14 1B; 1-H; 2-H; 2B	G6-3			3 1	0 1	2 1	4 0	0 0	0 0	1 2
14 Eric Thames, L (1, 7) OBP: 0.667, SLG: 1.667 45 Travis Snider, L (7, 7)	F8				HR	68 1B; 2-H; 1B		G3-1		3 1	1 0	2 0	2 0	0 0	0 0	1 0
9 J.P. Arencibia, R (1, 2) 68 Yan Gomes, R (6, 2) OBP: 0.500, SLG: 0.500	F8; 2-3				K	1-2; 1B		K		2 2	0 0	0 1	0 0	0 0	1 1	1 0
Inning Stats	R: 0 E: 0 K: 1 S: 5 / H: 0 LOB: 0 BB: 0 P: 5	R: 2 E: 0 K: 0 S: 5 / H: 2 LOB: 1 BB: 1 P: 10	R: 0 E: 0 K: 1 S: 5 / H: 0 LOB: 0 BB: 0 P: 5	R: 0 E: 0 K: 0 S: 3 / H: 0 LOB: 1 BB: 1 P: 7	R: 1 E: 0 K: 3 S: 10 / H: 1 LOB: 0 BB: 0 P: 10	R: 3 E: 0 K: 1 S: 9 / H: 4 LOB: 2 BB: 0 P: 10	R: 1 E: 0 K: 1 S: 7 / H: 2 LOB: 2 BB: 0 P: 8	R: 0 E: 0 K: 2 S: 7 / H: 0 LOB: 0 BB: 0 P: 7		1B: 6 2B: 2 3B: 0 HR: 1	SF: 0 SAC: 0 DP: 0 HBP: 2			WP: 0 PB: 0 SB: 1 CS: 0	PA: 37		

	AB	33
	R	7
	H	9
	RBI	7
	BB	2
	SO	9
	LOB	16

PITCHER		IP	WLS	BF	H	R	ER	SO	BB	IBB	HBP	BLK	WP	HR	S	P	ERA	WHIP
53 James McDonald, R ERA: 9.0	(1, 1)	2.0	L	9	2	2	2	1	1	0	0	0	0	0	10	15	9.00	1.500
32 Brad Lincoln, R ERA:	(3, 1)	1.0		3	0	0	0	1	0	0	0	0	0	0	5	5	0.00	0.000
30 Chris Resop, R ERA:	(4, 1)	1.0		4	0	0	0	0	1	0	0	0	0	0	3	7	0.00	1.000
63 Chris Leroux, R ERA: 9.0	(5, 1)	1.0		4	1	1	1	3	0	0	0	0	0	1	10	10	9.00	1.000
44 Tony Watson, L ERA: 27.0	(6, 1)	1.0		8	4	3	3	1	0	0	1	0	0	0	9	10	27.00	4.000

PITCHER		IP	WLS	BF	H	R	ER	SO	BB	IBB	HBP	BLK	WP	HR	S	P	ERA	WHIP
25 Daniel McCutchen, R ERA: 9.0	(7, 1)	1.0		6	2	1	1	1	0	0	1	0	0	0	7	8	9.00	2.000
17 Ryota Igarashi, R ERA:	(8, 1)	1.0		3	0	0	0	2	0	0	0	0	0	0	7	7	0.00	0.000

Toronto Blue Jays @ Pittsburgh Pirates

McKechnie Field, Bradenton, FL

Sun Mar 04 2012, 1:09 PM - 4:14 PM EST

Att. 5,006 - Sunny - 67 F

TOP

livebaseballscorecards.com

Batter	1	2	3	4	5	6	7	8	9	AB	R	H	RBI	BB	SO	LOB
11 Rajai Davis, R (1, 8) OBP: 0.667, SLG: 0.500	2-0 45 2B 8 SF7 HBP		0-0 ① F9	0-0 45 1B 1-2 1B		0-0 E9 45 G1 1-3 3-H 1B		0-3 ② K		2	1	1	0	0	0	0
43 Anthony Gose, L (6, PH) OBP: 0.333, SLG: 0.333 (6, 8)										2	1	1	1	0	1	0
45 Travis Snider, L (1, 7) OBP: 0.400, SLG: 0.600	0-0 13 S 13 G6-3 1-3 2B		0-0 ② P6	0-0 1-3 2-H 1B		0-0 ① G1 2-H 3-H		0-0 ③ P6		4	1	2	3	0	0	1
36 Ricardo Nanita, L (6, 7)										1	0	0	0	0	0	0
8 Ben Francisco, R (1, 9) OBP: 0.400, SLG: 0.500	0-0 ① SF7 3-H		0-0 13 1B 1B	0-3 ③ K		0-0 ② G4-3			0-0 ① L9	3	0	1	1	0	1	3
74 Moisés Sierra, R (6, 9) OBP: 0.500, SLG: 0.500										1	0	0	0	0	0	0
13 Brett Lawrie, R (1, 5) OBP: 0.500, SLG: 0.833	1-0 ② G6-3 2-H		0-0 30 S 1-3 1B		0-0 ① G4-3	4-0 BB			4-0 66 CS BB	3	0	1	1	0	0	0
39 Brian Bocock, R (5, 5)										0	0	0	0	2	0	0
30 David Cooper, L (1, 3)	4-0 BB		1-0 ③ P5 1-2		0-3 ② K	0-0 ③ L6			0-0 ②③ G6-3 1-2	3	0	0	0	1	1	3
66 Mike McDade, S (6, 3)										1	0	0	0	0	0	1
9 J.P. Arencibia, R (1, 10)	0-0 ③ F8			0-0 ① G4-3	0-3 ③ K		0-0 ① F8			4	0	0	0	0	1	1
1 Luis Valbuena, L (1, 4) OBP: 0.667, SLG: 0.500		4-0 6 G6-4-3 BB		0-0 E4 6 G6-3 3 E		0-0 6 S 3 1B 1B	0-0 ② F8			2	1	1	0	1	0	0
67 Ryan Goins, L (6, PR) (6, 4)										1	1	0	0	0	0	0
6 Jeff Mathis, R (1, 2)	0-0 ①② G6-4-3 1-2f			0-0 ② G6-3 1-2		4-0 3 1B 43 E 1-2 BB	0-0 ③ F9			2	1	0	0	1	0	2
15 Travis d'Arnaud, R (7, PH) (7, 2)										1	0	0	0	0	0	0
3 Adeiny Hechavarría, R (1, 6) OBP: 0.333, SLG: 0.333	0-3 ③ K			0-0 E1 11 1B 45 1B 2-H		0-0 43 E 45 G1 1-3 2-H 1B		0-0 ① G5-3		3	1	1	1	0	1	0
62 Jonathan Diaz, R (6, PR) (6, 6)										1	1	0	0	0	0	0
Inning Stats	R: 2 E: 0 K: 0 S: 4 H: 1 LOB: 1 BB: 1 P: 11	R: 0 E: 0 K: 1 S: 4 H: 0 LOB: 0 BB: 1 P: 8	R: 0 E: 0 K: 0 S: 5 H: 2 LOB: 2 BB: 0 P: 6	R: 2 E: 2 K: 1 S: 9 H: 2 LOB: 2 BB: 0 P: 9	R: 0 E: 0 K: 2 S: 7 H: 0 LOB: 0 BB: 0 P: 7	R: 4 E: 1 K: 0 S: 6 H: 3 LOB: 1 BB: 2 P: 14	R: 0 E: 0 K: 0 S: 3 H: 0 LOB: 0 BB: 0 P: 3	R: 0 E: 0 K: 1 S: 5 H: 0 LOB: 0 BB: 0 P: 5	R: 0 E: 0 K: 0 S: 2 H: 0 LOB: 0 BB: 1 P: 6	1B: 7 2B: 1 3B: 0 HR: 0 SF: 1 SAC: 0 DP: 1 HBP: 1						

AB	34
R	8
H	8
RBI	7
BB	5
SO	5
LOB	11

WP: 0 PB: 0 SB: 3 CS: 1 PA: 41

PITCHER		IP	WLS	BF	H	R	ER	SO	BB	IBB	HBP	BLK	WP	HR	S	P	ERA	WHIP
45 Erik Bedard, L ERA: 9.0	(1, 1)	2.0		9	1	2	2	1	2	0	1	0	0	0	8	19	9.00	1.500
66 Shairon Martis, R ERA:	(3, 1)	2.0	L	12	4	2	0	1	0	0	0	0	0	0	14	15	0.00	2.000
Joel Hanrahan, R ERA:	(5, 1)	1.0		3	0	0	0	2	0	0	0	0	0	0	7	7	0.00	0.000
47 Evan Meek, R ERA: 40.5	(6, 1)	0.2		7	3	4	3	0	2	0	0	0	0	0	5	13	40.50	7.500
Jumbo Díaz, R ERA:	(6, 1)	0.1		1	0	0	0	0	0	0	0	0	0	0	1	1	0.00	0.000

PITCHER		IP	WLS	BF	H	R	ER	SO	BB	IBB	HBP	BLK	WP	HR	S	P	ERA	WHIP
78 Doug Slaten, L ERA:	(7, 1)	1.0		3	0	0	0	0	0	0	0	0	0	0	3	3	0.00	0.000
39 Jason Grilli, R ERA:	(8, 1)	1.0		3	0	0	0	1	0	0	0	0	0	0	5	5	0.00	0.000
57 Daniel Moskos, L ERA:	(9, 1)	1.0		3	0	0	0	0	1	0	0	0	0	0	2	6	0.00	1.000

Batter	1	2	3	4	5	6	7	8	9	AB	R	H	RBI	BB	SO	LOB
7 Alex Presley, L (1, 7) OBP: 0.333, SLG: 0.333 73 Robbie Grossman, S (6, 7)	L9		22 BB; 26 1B; 1-3; 1B		B2-3		K		62 BB; BB	3 1	1 0	1 0	0 1	0 1	0 1	0 2
2 Nate McLouth, L (1, 9) OBP: 0.600, SLG: 0.667 64 Starling Marte, R (6, 9) OBP: 0.250, SLG: 0.500	K		K		22 WP; 2B		FC4-6; 62 1B; 1-2f; 2-3		F9	3 2	0 0	1 0	0 0	0 0	2 0	2 3
22 Andrew McCutchen, R (1, 8) 62 Gorkys Hernández, R (6, 8) OBP: 0.750, SLG: 0.667	K		26 1B; 1-2; BB		G5-3; 2-3		1-3; 3-H; 1B		41 FC5-4; 1-2; BB	2 1	0 0	0 1	0 1	1 1	1 0	1 0
26 Rod Barajas, R (1, 2) OBP: 1.000, SLG: 1.000 41 Jake Fox, R (6, 2)		65 3 1B; 1B	1-3; 2-H; 3-H; 1B			F9	K		FC5-4; 1-2f	2 3	1 0	2 0	2 0	0 0	0 1	0 4
46 Garrett Jones, L (1, 3) 6 Jeff Clement, L (6, 3)		F7	P6			F7		49 BB; BB		2 1	0 0	0 0	0 1	0 0	0 1	2 0
65 Matt Hague, R (1, 10) OBP: 0.250, SLG: 0.250 49 Brandon Boggs, S (8, PH) (9, 10)		3 1B; 1-2; 1B		G6-3		K2-3		36 G1-4-6-3; 1-2; BB		3 0	0 0	1 0	0 0	0 1	1 0	0 0
24 Pedro Alvarez, L (1, 5) 19 Nick Evans, R (6, 5) OBP: 0.250, SLG: 1.000		K		G3			HR		K	2 2	0 1	0 1	0 1	0 0	1 1	2 2
3 Chase d'Arnaud, R (1, 4) OBP: 0.500, SLG: 0.500 36 Yamaico Navarro, R (6, 4)		10 CS; 1-3; 2-H; 1B		K			64 FC4-6; 69 HBP; 62 1B; BB		G1-4-6-3; 1-2f	2 1	0 1	1 0	1 0	0 1	1 0	0 2
10 Anderson Hernandez, S (1, 6) OBP: 0.250, SLG: 0.250 69 Jordy Mercer, R (6, 6)	1 SAFE	CS; 1-2	7 1B; 26 1B; 1B		G4-3		64 FC4-6; 1-2; HBP		F7	2 1	1 0	1 0	0 0	0 0	0 0	0 0
Inning Stats	R: 0 E: 0 K: 2 S: 7 H: 0 LOB: 0 BB: 0 P: 7	R: 1 E: 0 K: 1 S: 7 H: 3 LOB: 1 BB: 0 P: 7	R: 2 E: 0 K: 1 S: 7 H: 3 LOB: 1 BB: 1 P: 11	R: 0 E: 0 K: 1 S: 5 H: 0 LOB: 0 BB: 0 P: 5	R: 0 E: 0 K: 0 S: 4 H: 1 LOB: 1 BB: 0 P: 5	R: 0 E: 0 K: 1 S: 5 H: 0 LOB: 0 BB: 0 P: 5	R: 2 E: 0 K: 2 S: 11 H: 2 LOB: 2 BB: 1 P: 16	R: 0 E: 0 K: 1 S: 4 H: 0 LOB: 1 BB: 2 P: 12	R: 0 E: 0 K: 0 S: 3 H: 0 LOB: 2 BB: 2 P: 11	1B: 7 2B: 1 3B: 0 HR: 1	SF: 0 SAC: 0 DP: 1 HBP: 1		WP: 1 PB: 0 SB: 0 CS: 1	PA: 41			

PITCHER		IP	WLS	BF	H	R	ER	SO	BB	IBB	HBP	BLK	WP	HR	S	P	ERA	WHIP
32 Aaron Laffey, L ERA: 4.5	(1, 1)	2.0		8	3	1	1	3	0	0	0	0	0	0	14	14	4.50	1.500
38 Darren Oliver, L ERA: 18.0	(3, 1)	1.0	W	6	3	2	2	1	1	0	0	0	0	0	7	11	18.00	4.000
48 Francisco Cordero, R ERA:	(4, 1)	1.0	H	3	0	0	0	1	0	0	0	0	0	0	5	5	0.00	0.000
44 Casey Janssen, R ERA:	(5, 1)	1.0	H	4	1	0	0	0	0	0	0	0	1	0	4	5	0.00	1.000
21 Sergio Santos, R ERA:	(6, 1)	1.0		3	0	0	0	1	0	0	0	0	0	0	5	5	0.00	0.000
56 Robert Coello, R ERA: 18.0	(7, 1)	1.0		7	2	2	2	2	1	0	1	0	0	1	11	16	18.00	3.000
58 Chad Beck, R ERA:	(8, 1)	1.0	H	4	0	0	0	1	2	0	0	0	0	0	4	12	0.00	2.000
20 Jesse Chavez, R ERA:	(9, 1)	1.0	S	5	0	0	0	0	2	0	0	0	0	0	3	11	0.00	2.000

BOTTOM

Toronto Blue Jays @ Pittsburgh Pirates

McKechnie Field, Bradenton, FL

Sun Mar 04 2012, 1:09 PM - 4:14 PM EST

Att. 5,006 - Sunny - 67 F

livebaseballscorecards.com

AB	33
R	5
H	9
RBI	5
BB	6
SO	9
LOB	20

Toronto Blue Jays @ Detroit Tigers

Joker Marchant Stadium, Lakeland, FL

Mon Mar 05 2012, 1:08 PM - 3:51 PM EST

Att. 8,357 - Sunny - 71 F

livebaseballscorecards.com

Batter	1	2	3	4	5	6	7	8	9	AB	R	H	RBI	BB	SO	LOB
18 Mike McCoy, R (1, 5) OBP: 0.500, SLG: 0.333	G6-3		F8			14 S 10 2B 1B	E5 36 S 1-3 1B			3	1	1	0	0	0	1
25 Chris Woodward, R (6, 5) OBP: 1.000, SLG: 1.000										1	0	1	0	0	0	0
14 Eric Thames, L (1, 7) OBP: 0.333, SLG: 0.833	P5			K 1-2		K 1-2	F7 1-2			3	0	0	0	0	2	1
36 Ricardo Nanita, L (6, 7)										1	0	0	0	0	0	2
10 Edwin Encarnación, R (1, 3) OBP: 0.500, SLG: 0.600	K			F7		28 WP 2-H 2B		K		3	0	1	1	0	1	0
66 Mike McDade, S (6, PR)										1	0	0	0	0	1	0
(6, 3)																
28 Colby Rasmus, L (1, 8) OBP: 0.667, SLG: 0.750		30 G4-6-3 1B		G6-3 2B		4-0 15 L6 2-3 BB		G3		2	0	2	0	1	0	0
43 Anthony Gose, L (6, PR) OBP: 0.250, SLG: 0.250										1	0	0	0	0	0	0
(6, 8)																
15 Travis d'Arnaud, R (1, 2)		F8		G6-3		L6 1-1		K		3	0	0	0	0	0	5
68 Yan Gomes, R (6, 2) OBP: 0.333, SLG: 0.333										1	0	0	0	0	1	0
30 David Cooper, L (1, 10) OBP: 0.250, SLG: 0.286		G4-6-3 1-2f			F7		74 G4-3 67 1B 2B		K	4	1	1	0	0	1	1
74 Moisés Sierra, R (1, 9) OBP: 0.333, SLG: 0.500			F7		3 FC1-5-4-1-6 2B		G4-3 2-3		K	4	0	1	0	0	1	1
3 Adeiny Hechavarría, R (1, 6) OBP: 0.200, SLG: 0.200			F8		FC1-5-4-1-6 2-3		K	67 DI 1B		2	0	0	0	0	0	1
1 Luis Valbuena, L (6, 6) OBP: 0.600, SLG: 0.500										2	0	1	0	0	1	1
62 Jonathan Diaz, R (1, 4) OBP: 0.250, SLG: 0.250			1B		K		25 E 25 1B 3-H 1B		L8 1-2	2	0	1	0	0	1	1
67 Ryan Goins, L (6, 4) OBP: 0.333, SLG: 0.333										2	0	1	1	0	0	1

	AB	35
	R	2
	H	10
	RBI	2
	BB	1
	SO	9
	LOB	15

Inning Stats	1	2	3	4	5	6	7	8	9	1B: 6	SF: 0	WP: 1	PA: 36
R:	0	0	0	0	1	1	1	0	0	2B: 5	SAC: 0	PB: 0	
E:	0	0	0	0	0	0	1	0	0	3B: 0	DP: 2	SB: 2	
K:	1	0	1	1	0	1	1	2	2	HR: 0	HBP: 0	CS: 0	
S:	6	3	4	6	6	10	8	7	8				
BB:	0	0	0	0	0	1	0	0	1				
P:	6	3	4	6	6	10	9	7	9				
H:	0	1	1	1	1	2	3	0	1				
LOB:	0	0	1	1	1	3	2	0	1				

PITCHER	IP	WLS	BF	H	R	ER	SO	BB	IBB	HBP	BLK	WP	HR	S	P	ERA	WHIP
35 Justin Verlander, R (1, 1) ERA:	2.0		6	1	0	0	1	0	0	0	0	0	0	9	9	0.00	0.500
57 Adam Wilk, L (3, 1) ERA:	2.0	H	8	2	0	0	1	0	0	0	0	0	0	10	10	0.00	1.000
53 Joaquín Benoit, R (5, 1) ERA:	1.0	H	4	1	0	0	1	0	0	0	0	0	0	6	6	0.00	1.000
40 Phil Coke, L (6, 1) ERA: 4.5	1.0	B	5	2	1	1	1	1	0	0	0	1	0	6	10	9.00	3.000
34 David Pauley, R ERA: 4.5	1.0	W	6	3	1	1	1	0	0	0	0	0	0	8	9	9.00	3.000

PITCHER	IP	WLS	BF	H	R	ER	SO	BB	IBB	HBP	BLK	WP	HR	S	P	ERA	WHIP
68 Chris Bootcheck, R (8, 1) ERA:	1.0	H	3	0	0	0	2	0	0	0	0	0	0	7	7	0.00	0.000
31 Collin Balester, R (9, 1) ERA:	1.0	S	4	1	0	0	2	0	0	0	0	0	0	8	9	0.00	1.000

BOTTOM

Batter	1	2	3	4	5	6	7	8	9	AB	R	H	RBI	BB	SO	LOB
14 Austin Jackson, R (1, 8) OBP: 0.500, SLG: 0.833	G6-3		BB 26 CS 4-0			1B 63 F9 79 1B 0-0	3B 1-H 2-H 0-0			1	0	0	0	1	0	0
66 Quintin Berry, L (5, 8) OBP: 0.750, SLG: 1.250										2	0	2	2	0	0	0
26 Brennan Boesch, L (1, 9) OBP: 0.222, SLG: 0.667	G1-3		K 1-2 1-3			F7 0-0	K 0-3			3	0	0	0	0	1	2
73 Matt Young, L (7, 9)										1	0	0	0	0	1	1
33 Avisaíl García, R (9, 9) OBP: 0.333, SLG: 0.333										0	0	0	0	0	0	0
24 Miguel Cabrera, R (1, 5)	BB 4-0			K 0-3		1B 72 BB 1-2 0-0	P4 0-0			1	0	0	0	1	1	0
79 Nick Castellanos, R (5, 5) OBP: 0.500, SLG: 0.500										2	0	1	0	0	0	1
32 Don Kelly, L (1, 3) OBP: 0.250, SLG: 0.250	P6 0-0			G4-3 0-0		F9 0-0		BB 72 G4-6-3 4-0		2	0	0	0	0	0	1
63 Ryan Strieby, R (5, 3) OBP: 0.667, SLG: 0.500						2-3				1	0	0	0	1	0	2
21 Delmon Young, R (1, 7) OBP: 0.400, SLG: 1.500		2B 13 G3-1 25 SF8 0-0		K 0-3		BB 1-2 4-0		G4-6-3 0-0		2	1	1	0	0	1	0
72 Jerad Head, R (5, 7) OBP: 0.400, SLG: 1.000								1-2f		1	0	0	0	1	0	1
13 Alex Avila, L (1, 2) OBP: 0.750, SLG: 2.000		G3-1 2-3 0-0			1B 39 BB 0-0	F8 0-0		BB 12 WP 12 1B 4-0		1	0	0	0	0	0	1
67 Omir Santos, R (5, 2) OBP: 0.500, SLG: 0.500										2	0	1	0	0	0	3
71 Rob Brantly, L (8, PH) OBP: 0.667, SLG: 0.500										0	1	0	0	1	0	0
(9, 2)																
25 Ryan Raburn, R (1, 10) OBP: 0.400, SLG: 2.000		SF8 3-H 0-0			K 0-3	1B 74 BB 66 3B 0-0	1B 1-H 1-0			1	0	0	1	0	1	1
12 Andy Dirks, L (7, PH) OBP: 0.600, SLG: 0.500										2	1	2	1	0	0	0
(8, 10)																
39 Ramon Santiago, S (1, 6)		G4-3 0-0			15 G6-4-3 4-0	K 0-3	G5-3 0-0			1	0	0	0	1	0	0
29 Danny Worth, R (6, 6) OBP: 0.600, SLG: 1.333					1-2					2	0	0	0	0	1	2
15 Brandon Inge, R (1, 4) OBP: 0.429, SLG: 0.667			P4 0-0		G6-4-3 0-0	66 3B 4-0				2	0	0	0	0	0	2
74 Eric Patterson, L (6, 4)					1-2f	1-2				0	1	0	0	1	0	0
Inning Stats	R: 0 E: 0 K: 0 S: 3 H: 0 LOB: 1 BB: 1 P: 7	R: 1 E: 0 K: 0 S: 4 H: 1 LOB: 0 BB: 0 P: 4	R: 0 E: 0 K: 1 S: 4 H: 0 LOB: 0 BB: 1 P: 9	R: 0 E: 0 K: 2 S: 7 H: 0 LOB: 0 BB: 0 P: 7	R: 0 E: 0 K: 1 S: 5 H: 1 LOB: 1 BB: 1 P: 9	R: 0 E: 0 K: 0 S: 5 H: 2 LOB: 3 BB: 1 P: 9	R: 2 E: 0 K: 2 S: 9 H: 2 LOB: 1 BB: 1 P: 13	R: 1 E: 0 K: 0 S: 3 H: 1 LOB: 1 BB: 2 P: 12									

1B: 5 SF: 1
2B: 1 SAC: 0
3B: 1 DP: 2
HR: 0 HBP: 0

WP: 1 PA: 35
PB: 0
SB: 0
CS: 1

PITCHER		IP	WLS	BF	H	R	ER	SO	BB	IBB	HBP	BLK	WP	HR	S	P	ERA	WHIP
37 Henderson Alvarez III, R ERA:	(1, 1)	1.0		4	0	0	0	0	1	0	0	0	0	0	3	7	0.00	1.000
50 Drew Carpenter, R ERA: 4.5	(2, 1)	2.0		7	1	1	1	1	1	0	0	0	0	0	8	13	4.50	1.000
46 Evan Crawford, L ERA:	(4, 1)	1.0		3	0	0	0	2	0	0	0	0	0	0	7	7	0.00	0.000
54 Jason Frasor, R ERA:	(5, 1)	1.0		4	1	0	0	1	1	0	0	0	0	0	5	9	0.00	2.000
59 Jim Hoey, R ERA:	(6, 1)	1.0		6	2	0	0	0	1	0	0	0	0	0	5	9	0.00	3.000

PITCHER		IP	WLS	BF	H	R	ER	SO	BB	IBB	HBP	BLK	WP	HR	S	P	ERA	WHIP
76 Jerry Gil, R ERA: 9.0	(7, 1)	1.0	L	6	2	2	2	2	1	0	0	0	0	0	9	13	18.00	3.000
57 Nelson Figueroa, R ERA: 9.0	(8, 1)	1.0		5	1	1	1	0	2	0	0	0	1	0	3	12	9.00	3.000

Toronto Blue Jays @ Detroit Tigers

Joker Marchant Stadium, Lakeland, FL

Mon Mar 05 2012, 1:08 PM - 3:51 PM EST

Att. 8,357 - Sunny - 71 F

livebaseballscorecards.com

AB	27
R	4
H	7
RBI	4
BB	7
SO	6
LOB	17

Philadelphia Phillies @ Toronto Blue Jays

Florida Auto Exchange Stadium, Dunedin, FL

Tue Mar 06 2012, 1:10 PM - 3:45 PM EST

Att. 5,055 - Sunny - 74 F

TOP

livebaseballscorecards.com

Batter	1	2	3	4	5	6	7	8	9	AB	R	H	RBI	BB	SO	LOB
11 Jimmy Rollins, S (1, 6) OBP: 0.500, SLG: 0.333	G5-3		BBB 4-0 10 BB; 8 1B; 1-2 BB		G5-3		G4-3		10 E; 2-H 2B	2	1	0	0	1	0	0
13 Freddy Galvis, S (5, 6) OBP: 0.273, SLG: 0.500										2	1	1	1	0	0	0
10 Juan Pierre, L (1, 7) OBP: 0.500, SLG: 0.375	B2-3		BBBB 4-0 8 1B; 24 SF8; 1-2 2-3 BB		G4-3			22 2B; 16 SF9; 1B	E4; 2-H	4	2	1	0	1	0	0
8 Shane Victorino, S (1, 8) OBP: 0.125, SLG: 0.125	G4-3		0-0 15 E; 15 1B; 1-3 2-H 3-H 1B		B1-3			16 SF9; 1-3 2B	G4-3	3	1	1	2	0	0	0
22 Scott Podsednik, L (5, 8) OBP: 0.500, SLG: 0.714										2	0	1	0	0	0	1
24 Ty Wigginton, R (1, 3) OBP: 0.400, SLG: 0.429		15 G4-3; 2B	SF8; 3-H			SSS K		G5-3		1	0	1	1	0	0	0
28 Kevin Frandsen, R (5, 3) OBP: 0.222, SLG: 0.500										2	0	0	0	0	1	2
15 John Mayberry Jr., R (1, 9) OBP: 0.333, SLG: 0.444		G4-3; 2-3	B 1 SAFE; X 1-H 1B			G4-3		SF9; 2-3 3-H		2	0	1	1	0	0	1
16 Luis Montanez, R (5, 9) OBP: 0.333, SLG: 1.000										1	0	0	1	0	0	0
19 Laynce Nix, L (1, 10)		G4-3		SSS K		H 1-0 HBP		G3		3	0	0	0	0	1	2
29 Hector Luna, R (1, 5) OBP: 0.429, SLG: 0.500		G1-3		G6-3		G4-3			L3	2	0	0	0	0	0	1
4 Pete Orr, L (5, 5)										2	0	0	0	0	0	1
51 Carlos Ruiz, R (1, 2) OBP: 1.000, SLG: 1.000			10 BB; 11 BB; 8 1B; 1B	1B			G6-3		74 S; 13 2B; 1B	2	1	2	0	0	0	0
77 Tuffy Gosewisch, R (5, 2) OBP: 0.400, SLG: 0.400										2	1	1	0	0	0	0
7 Michael Martinez, S (1, 4) OBP: 0.375, SLG: 0.857			P6	F9			G4-1		SSS K; 1-2	2	0	0	0	0	0	2
74 César Hernández, S (5, 4)										2	0	0	0	0	1	1
Inning Stats	R: 0 E: 0 K: 0 S: 3 H: 0 LOB: 0 BB: 0 P: 3	R: 0 E: 0 K: 0 S: 4 H: 1 LOB: 1 BB: 0 P: 4	R: 4 E: 1 K: 0 S: 5 H: 3 LOB: 1 BB: 2 P: 14	R: 0 E: 0 K: 1 S: 6 H: 1 LOB: 1 BB: 0 P: 6	R: 0 E: 0 K: 0 S: 3 H: 0 LOB: 0 BB: 0 P: 3	R: 0 E: 0 K: 1 S: 5 H: 0 LOB: 1 BB: 0 P: 6	R: 0 E: 0 K: 0 S: 3 H: 0 LOB: 0 BB: 0 P: 3	R: 1 E: 0 K: 0 S: 5 H: 2 LOB: 1 BB: 0 P: 5	R: 2 E: 1 K: 1 S: 8 H: 2 LOB: 1 BB: 0 P: 8	1B: 6 2B: 3 3B: 0 HR: 0	SF: 2 SAC: 0 DP: 0 HBP: 1						

	AB	34
	R	7
	H	9
	RBI	6
	BB	2
	SO	3
	LOB	11

WP: 0 PB: 0 SB: 1 CS: 0 PA: 39

PITCHER		IP	WLS	BF	H	R	ER	SO	BB	IBB	HBP	BLK	WP	HR	S	P	ERA	WHIP
24 Ricky Romero, L ERA:	(1, 1)	2.0		7	1	0	0	0	0	0	0	0	0	0	7	7	0.00	0.500
47 Rick Van Den Hurk, R ERA: 27.0	(3, 1)	1.0	L	7	3	4	3	0	2	0	0	0	0	0	5	14	27.00	5.000
70 Chad Jenkins, R ERA:	(4, 1)	2.0		7	1	0	0	1	0	0	0	0	0	0	9	9	0.00	0.500
47 Luis Perez, L ERA:	(6, 1)	2.0		7	0	0	0	1	0	0	1	0	0	0	8	9	0.00	0.000
20 Jesse Chavez, R ERA: 4.5	(8, 1)	1.0		5	2	1	1	0	0	0	0	0	0	0	5	5	9.00	2.000

PITCHER		IP	WLS	BF	H	R	ER	SO	BB	IBB	HBP	BLK	WP	HR	S	P	ERA	WHIP
Bobby Korecky, R ERA: 9.0	(9, 1)	1.0		6	2	2	1	1	0	0	0	0	0	0	8	8	9.00	2.000

BOTTOM

Philadelphia Phillies @ Toronto Blue Jays

Florida Auto Exchange Stadium, Dunedin, FL

Tue Mar 06 2012, 1:10 PM - 3:45 PM EST

Att. 5,055 - Sunny - 74 F

livebaseballscorecards.com

Batter	1	2	3	4	5	6	7	8	9	AB	R	H	RBI	BB	SO	LOB
5 Yunel Escobar, R (1, 6) 17 Omar Vizquel, S (6, 6) OBP: 0.333, SLG: 0.333	G6-3		G6-3		G6-3			1B		3 1	0 0	0 1	0 0	0 0	0 0	1 0
2 Kelly Johnson, L (1, 4) OBP: 0.333, SLG: 0.667 39 Brian Bocock, R (7, 4)	19 G5-4-3 1B		3B			K		F8		3 1	0 0	2 0	0 0	0 0	1 0	0 1
19 José Bautista, R (1, 9) OBP: 0.333, SLG: 0.500 8 Ben Francisco, R (6, PR) OBP: 0.333, SLG: 0.400 (7, 9)	G5-4-3 1-2f		F8			2B		F8		3 1	0 0	1 0	0 0	0 0	0 0	2 1
26 Adam Lind, L (1, 3) 30 David Cooper, L (7, 3) OBP: 0.222, SLG: 0.250		13 2B BB		F8		F9			P5	2 1	0 0	0 0	0 0	1 0	0 0	1 0
10 Edwin Encarnación, R (1, 10) OBP: 0.333, SLG: 0.375 74 Moisés Sierra, R (9, PH) OBP: 0.286, SLG: 0.429		P5		G5-3		G5-3			K	3 1	0 0	0 0	0 0	0 0	0 1	2 0
13 Brett Lawrie, R (1, 5) OBP: 0.556, SLG: 0.889 25 Chris Woodward, R (7, PR) OBP: 1.000, SLG: 1.000 (8, 5)	1-3 2B			K			45 CS 1B		BB	3 0	0 0	2 0	0 0	0 1	1 0	0 0
45 Travis Snider, L (1, 7) OBP: 0.250, SLG: 0.375 43 Anthony Gose, L (8, 8) OBP: 0.200, SLG: 0.200	K				K		1-2 K		K	3 1	0 0	0 0	0 0	0 0	3 1	3 1
9 J.P. Arencibia, R (1, 2) 31 Brian Jeroloman, L (7, 2)	F8				F9		P6			2 1	0 0	0 0	0 0	0 0	0 0	2 1
11 Rajai Davis, R (1, 8) OBP: 0.600, SLG: 0.500 14 Eric Thames, L (8, 7) OBP: 0.286, SLG: 0.714			K		1B			G4-3		2 1	0 0	1 0	0 0	0 0	1 0	0 0

	AB	32
	R	0
	H	7
	RBI	0
	BB	2
	SO	8
	LOB	15

Inning Stats	1	2	3	4	5	6	7	8	9
	R: 0 E: 0 K: 0 S: 3	H: 1 LOB: 0 BB: 0 P: 3	R: 0 E: 0 K: 1 S: 6	H: 1 LOB: 2 BB: 1 P: 10	R: 0 E: 0 K: 1 S: 6	H: 1 LOB: 1 BB: 0 P: 6	R: 0 E: 0 K: 1 S: 5	H: 0 LOB: 0 BB: 0 P: 5	R: 0 E: 0 K: 1 S: 6	H: 1 LOB: 1 BB: 0 P: 6	R: 0 E: 0 K: 1 S: 6	H: 1 LOB: 1 BB: 0 P: 6	R: 0 E: 0 K: 0 S: 4	H: 1 LOB: 1 BB: 0 P: 4	R: 0 E: 0 K: 2 S: 7	H: 0 LOB: 1 BB: 1 P: 11

1B: 4	SF: 0	WP: 0	PA: 34
2B: 3	SAC: 0	PB: 0	
3B: 1	DP: 2	SB: 0	
HR: 0	HBP: 0	CS: 1	

PITCHER		IP	WLS	BF	H	R	ER	SO	BB	IBB	HBP	BLK	WP	HR	S	P	ERA	WHIP
33 Cliff Lee, L	(1, 1)	2.0	W	8	2	0	0	1	1	0	0	0	0	0	9	13	0.00	1.500
ERA:																		
Kyle Kendrick, R	(3, 1)	2.0		7	1	0	0	2	0	0	0	0	0	0	11	11	0.00	0.500
ERA:																		
65 Jeremy Horst, L	(5, 1)	1.0		4	1	0	0	1	0	0	0	0	0	0	6	6	0.00	1.000
ERA:																		
44 Michael Schwimer, R	(6, 1)	1.0		4	1	0	0	1	0	0	0	0	0	0	6	6	0.00	1.000
ERA:																		
66 JC Ramírez, R	(7, 1)	1.0		3	1	0	0	1	0	0	0	0	0	0	5	5	0.00	1.000
ERA:																		

PITCHER		IP	WLS	BF	H	R	ER	SO	BB	IBB	HBP	BLK	WP	HR	S	P	ERA	WHIP
46 Raul Valdes, L	(8, 1)	1.0		4	1	0	0	0	0	0	0	0	0	0	4	4	0.00	1.000
ERA:																		
63 Jake Diekman, L	(9, 1)	1.0		4	0	0	0	2	1	0	0	0	0	0	7	11	0.00	1.000
ERA:																		

Boston Red Sox @ Toronto Blue Jays

Florida Auto Exchange Stadium, Dunedin, FL

Wed Mar 07 2012, 1:09 PM - 4:24 PM EST

Att. 5,005 - Sunny - 79 F

TOP

livebaseballscorecards.com

Batter	1	2	3	4	5	6	7	8	9	AB	R	H	RBI	BB	SO	LOB
3 Mike Aviles, R (1, 6) OBP: 0.444, SLG: 0.556	0-0 12 FC1-5 2B		0-0 P6	0-0 G1-3			0-0 G4-3			4	0	1	0	0	0	3
12 Ryan Sweeney, L (1, 9) 93 Bryce Brentz, R (5, 9) OBP: 1.000, SLG: 1.000	0-0 FC1-5 2-3		0-0 SF8 3-H		0-0 G3		0-0 85 PO 1B			2 1	0 0	0 1	1 0	0 0	0 0	1 0
7 Cody Ross, R (1, 7) OBP: 0.429, SLG: 0.500 85 Che-Hsuan Lin, R (5, 7)	0-0 P4		0-0 20 WP 1B 1-2		0-0 G6-3		1 SAFE 0-0 PO 1-2	S S X 0-2 G4-3		3 1	0 0	1 0	0 0	0 0	0 0	1 0
20 Kevin Youkilis, R (1, 5) 94 Ryan Dent, R (5, PR) (5, 5)	0-0 F8		B S S S 1-3 K 1-2 2-3		B B B 4-0 34 FC5-6 BB			S S S 0-3 K		2 1	0 0	0 0	0 0	1 0	1 0	3 0
34 David Ortiz, L (1, 10) OBP: 0.333, SLG: 1.000 75 Max St. Pierre, R (8, PH) (8, 2)	S S S 0-3 K			0-0 P1	0-0 FC5-6 1-2f			0-0 G4-3		3 1	0 0	0 0	0 0	0 0	1 0	1 0
62 Lars Anderson, L (1, 3) OBP: 0.667, SLG: 1.200 96 Jorge Padron, L (6, PH) (6, 3)	0-0 G4-3			0-0 86 WP 10 1B 86 E 1B		0-0 G6-3			0-0 G5-3	2 2	1 0	1 0	0 0	0 0	0 0	0 0
10 Kelly Shoppach, R (1, 2) OBP: 0.400, SLG: 0.400 92 Peter Hissey, L (6, PH) (6, 8)	0-0 F9			0-0 86 WP 86 E 1-2 1B		0-0 F7			B B B B 4-0 98 S BB	2 1	1 0	1 0	0 0	0 1	0 0	0 0
84 Oscar Tejeda, R (1, 4) OBP: 0.500, SLG: 0.800 66 Zach Gentile, L (6, PH) (6, 4)			0-0 86 1B 12 SF8 1B	S S S 0-3 K		0-0 G1-3			0-0 P5	2 2	1 0	1 0	0 0	0 0	1 0	2 1
86 J.C. Linares, R (1, 8) OBP: 0.286, SLG: 0.286 81 Dan Butler, R (6, 2) OBP: 0.500, SLG: 2.000 70 Doug Mathis, L (8, 1) 98 Christian Vázquez, R (9, PH)			0-0 20 WP 7 1B 1-3 1B	B X 1-0 E6 1-H 2-H			0-0 G5-3		S X 0-1 L5 1-2	2 1 0 1	0 0 0 0	1 0 0 0	0 0 0 0	0 0 0 0	0 0 0 0	0 0 0 1

	AB	R	H	RBI	BB	SO	LOB
	33	3	7	1	2	4	13

Inning Stats	1	2	3	4	5	6	7	8	9
R	0	0	1	2	0	0	0	0	0
E	0	0	0	1	0	0	0	0	0
K	0	1	1	1	0	0	0	1	0
S	4	5	8	8	3	3	3	7	4
H	1	0	3	2	0	0	1	0	0
LOB	1	0	2	1	1	0	0	0	1
BB	0	0	0	0	1	0	0	0	1
P	4	5	9	9	7	3	3	7	8

	1B	SF	WP	PA
	6	1	2	37
	2B	SAC	PB	
	1	0	0	
	3B	DP	SB	
	0	0	1	
	HR	HBP	CS	
	0	0	0	

PITCHER		IP	WLS	BF	H	R	ER	SO	BB	IBB	HBP	BLK	WP	HR	S	P	ERA	WHIP
23 Brandon Morrow, R ERA:	(1, 1)	2.0		7	1	0	0	1	0	0	0	0	0	0	9	9	0.00	0.500
38 Darren Oliver, L ERA: 13.5	(3, 1)	1.0		6	3	1	1	1	0	0	0	0	1	0	8	9	9.00	3.000
48 Francisco Cordero, R ERA:	(4, 1)	1.0	B	6	2	2	0	1	0	0	0	0	1	0	8	9	0.00	2.000
21 Sergio Santos, R ERA:	(5, 1)	1.0		4	0	0	0	0	1	0	0	0	0	0	3	7	0.00	1.000
Clint Everts, R ERA:	(6, 1)	1.0		3	0	0	0	0	0	0	0	0	0	0	3	3	0.00	0.000

PITCHER		IP	WLS	BF	H	R	ER	SO	BB	IBB	HBP	BLK	WP	HR	S	P	ERA	WHIP
34 Joel Carreno, R ERA:	(7, 1)	2.0		6	1	0	0	1	0	0	0	0	0	0	10	10	0.00	0.500
76 Jerry Gil, R ERA: 6.0	(9, 1)	1.0		4	0	0	0	0	1	0	0	0	0	0	4	8	0.00	1.000

Boston Red Sox @ Toronto Blue Jays

Florida Auto Exchange Stadium, Dunedin, FL

Wed Mar 07 2012, 1:09 PM - 4:24 PM EST

Att. 5,005 - Sunny - 79 F

BOTTOM

livebaseballscorecards.com

Batter	1	2	3	4	5	6	7	8	9	AB	R	H	RBI	BB	SO	LOB
17 Omar Vizquel, S (1, 6) OBP: 0.500, SLG: 0.400	0-0 10 FC5-4 2 G3 1B		1-0 2 BB 10 1B 1-2 HBP	0-0 G4-6-3 1-2f			0-0 2B		0-3 K	2	1	1	0	0	0	2
3 Adeiny Hechavarría, R (5, 6) OBP: 0.286, SLG: 0.429										2	0	1	0	0	1	0
2 Kelly Johnson, L (1, 4) OBP: 0.333, SLG: 0.500	0-0 G3 1-2		4-0 10 1B 10 E 1-2 2-3 BB		0-0 F7		4-0 PB BB		0-0 G5-3	2	1	0	0	1	0	1
67 Ryan Goins, L (6, 4) OBP: 0.400, SLG: 0.250										1	0	0	0	1	0	0
19 José Bautista, R (1, 10) OBP: 0.444, SLG: 0.429	1-0 10 FC5-4 HBP		0-0 F4		4-0 BB		0-3 K 1-2			1	0	0	0	1	0	3
John Tolisano, S (5, PR) (6, 10)										1	0	0	0	0	1	1
10 Edwin Encarnación, R (1, 3) OBP: 0.364, SLG: 0.400	0-0 FC5-4 1-2f 2-3		0-0 E7 1-H 2-H 3-H 1B		0-3 K		0-3 K			2	0	1	2	0	0	2
66 Mike McDade, S (5, PH) (6, 3)										2	0	0	0	0	2	2
28 Colby Rasmus, L (1, 8) OBP: 0.444, SLG: 0.429	0-0 G4-3		0-0 F7		0-0 F8			0-0 G6-3		3	0	0	0	0	0	4
43 Anthony Gose, L (6, 8) OBP: 0.167, SLG: 0.167										1	0	0	0	0	0	0
13 Brett Lawrie, R (1, 5) OBP: 0.500, SLG: 0.750		0-0 F8	0-0 F9			0-0 8 G6-1-3 1B		0-0 G6-3		3	0	1	0	0	0	1
25 Chris Woodward, R (6, PR) OBP: 0.667, SLG: 0.500										1	0	0	0	0	0	0
(7, 5)																
14 Eric Thames, L (1, 7) OBP: 0.200, SLG: 0.500		0-0 G3	0-0 G4-3			0-0 F8		0-0 1B		3	0	0	0	0	0	1
Marcus Knecht, R (8, 7) OBP: 1.000, SLG: 1.000										1	0	1	0	0	0	0
8 Ben Francisco, R (1, 9) OBP: 0.333, SLG: 0.375		0-0 F7	0-0 6 E 1B			0-0 G6-1-3 1-2		0-0 L6		3	0	1	0	0	0	1
Dalton Pompey, S (8, 9)										1	0	0	0	0	0	1
6 Jeff Mathis, R (1, 2) OBP: 0.400, SLG: 0.250			0-0 2 BB 17 HBP 10 1B 1B	0-0 E5 17 G4-6-3 1-2		0-0 F8			0-0 F8	2	1	1	0	0	0	1
31 Brian Jeroloman, L (6, 2)										2	0	0	0	0	0	2

Inning Stats	1	2	3	4	5	6	7	8	9	1B: 6	SF: 0	WP: 0	PA: 38
R:	0	0	3	0	0	0	0	0	0	2B: 1	SAC: 0	PB: 1	
E:	0	0	1	1	0	0	0	0	0	3B: 0	DP: 1	SB: 0	
K:	0	0	0	0	1	2	1	1	1	HR: 0	HBP: 2	CS: 0	
S:	4	3	5	4	5	4	7	4	5				
H:	1	0	2	1	0	1	1	1	0				
LOB:	2	0	1	1	1	2	1	1	0				
BB:	0	0	1	0	1	0	1	0	1				
P:	5	3	10	4	9	4	11	4	5				

PITCHER	IP	WLS	BF	H	R	ER	SO	BB	IBB	HBP	BLK	WP	HR	S	P	ERA	WHIP
50 Justin Germano, R (1, 1)	2.0		8	1	0	0	0	0	0	1	0	0	0	7	8	0.00	0.500
ERA:																	
78 Justin Thomas, L (3, 1)	1.0		7	2	3	2	0	1	0	1	0	0	0	5	10	18.00	3.000
ERA: 9.0																	
67 Tony Pena Jr., R (4, 1)	1.0		4	1	0	0	0	0	0	0	0	0	0	4	4	0.00	1.000
ERA: 4.5																	
37 Mark Melancon, R (5, 1)	1.0		4	0	0	0	1	1	0	0	0	0	0	5	9	0.00	1.000
ERA: 4.5																	
63 Junichi Tazawa, R (6, 1)	1.0		4	1	0	0	0	0	0	0	0	0	0	4	4	0.00	1.000
ERA:																	

PITCHER	IP	WLS	BF	H	R	ER	SO	BB	IBB	HBP	BLK	WP	HR	S	P	ERA	WHIP
80 Chorye Spoone, R (7, 1)	1.0		4	1	0	0	2	1	0	0	0	0	0	7	11	0.00	2.000
ERA:																	
70 Doug Mathis, R (8, 1)	2.0		7	1	0	0	1	0	0	0	0	0	0	9	9	0.00	0.500
ERA:																	

AB	33
R	3
H	7
RBI	2
BB	3
SO	4
LOB	22

Toronto Blue Jays @ Pittsburgh Pirates

McKechnie Field, Bradenton, FL

Wed Mar 07 2012, 1:07 PM - 4:04 PM EST

Att. 4,446 - Partly Cloudy - 81 F

TOP

livebaseballscorecards.com

Batter	1	2	3	4	5	6	7	8	9	AB	R	H	RBI	BB	SO	LOB
5 Yunel Escobar, R (1, 6) OBP: 0.111, SLG: 0.111	L4		F8		45 HR 1B 3-H	2-3 2B		3-2 HR		3	0	1	1	0	0	0
1 Luis Valbuena, L (5, PR) OBP: 0.714, SLG: 1.333 (5, 6)										2	2	2	1	0	0	0
45 Travis Snider, L (1, 7) OBP: 0.250, SLG: 0.583	F9		P6		1-H HR	G4-3		K		4	1	1	2	0	0	1
Michael Crouse, R (6, 7)										1	0	0	0	0	1	0
15 Travis d'Arnaud, R (1, 2) OBP: 0.143, SLG: 0.286	K			F9	26 2B 2B		G5-3	1B		3	1	1	0	0	1	0
71 A.J. Jimenez, R (6, 2) OBP: 0.500, SLG: 0.500										2	0	1	0	0	0	0
26 Adam Lind, L (1, 10) OBP: 0.333, SLG: 0.286		G4-3		P5	74 WP 2-H 2B		HR	K		3	0	1	1	0	0	0
68 Yan Gomes, R (7, PH) OBP: 0.400, SLG: 1.000 (7, 10)										2	1	1	1	0	1	1
30 David Cooper, L (1, 3) OBP: 0.357, SLG: 0.273		74 2B 1B		11 1B 11 WP BB	F7		81 1B 62 2B HBP	G4-3		3	1	1	0	1	0	3
11 Rajai Davis, R (1, 8) OBP: 0.500, SLG: 0.429		F7		74 S 1-3 1B	P4		62 2B 1-2 1B		G6-3	3	0	1	0	0	0	3
81 Jake Marisnick, R (5, 8) OBP: 0.500, SLG: 0.500										2	1	1	0	0	0	0
74 Moisés Sierra, R (1, 9) OBP: 0.333, SLG: 0.455	1-3 2B		1-2 BB		P3 2-3		K		F8	4	0	1	0	1	1	4
18 Mike McCoy, R (1, 4) OBP: 0.429, SLG: 0.500	F8		F8			1 CS 2B	1-H 2-H 2B		K	3	0	1	0	0	0	5
62 Jonathan Diaz, R (6, 4) OBP: 0.333, SLG: 0.500										2	0	1	2	0	1	0
39 Brian Bocock, R (1, 5) OBP: 0.500, SLG: 0.750			P3		5 1B 3B	P3	K			3	1	1	0	0	0	1
Kellen Sweeney, L (6, 5)										1	0	0	0	0	1	1

	AB	41
	R	8
	H	15
	RBI	8
	BB	2
	SO	6
	LOB	19

Inning Stats	1	2	3	4	5	6	7	8	9
	R: 0 E: 0 K: 1 S: 5	H: 0 LOB: 0 BB: 0 P: 5	R: 0 E: 0 K: 0 S: 5	H: 2 LOB: 2 BB: 0 P: 5	R: 0 E: 0 K: 0 S: 3	H: 0 LOB: 0 BB: 0 P: 3	R: 0 E: 0 K: 0 S: 4	H: 1 LOB: 3 BB: 2 P: 14	R: 4 E: 0 K: 0 S: 9	H: 5 LOB: 2 BB: 0 P: 12	R: 0 E: 0 K: 0 S: 4	H: 2 LOB: 1 BB: 0 P: 5	R: 3 E: 0 K: 2 S: 11	H: 3 LOB: 1 BB: 0 P: 14	R: 1 E: 0 K: 2 S: 11	H: 2 LOB: 1 BB: 0 P: 14	R: 0 E: 0 K: 1 S: 5	H: 0 LOB: 0 BB: 0 P: 5

1B: 5	SF: 0	WP: 2	PA: 44
2B: 6	SAC: 0	PB: 0	
3B: 1	DP: 0	SB: 1	
HR: 3	HBP: 1	CS: 1	

PITCHER		IP	WLS	BF	H	R	ER	SO	BB	IBB	HBP	BLK	WP	HR	S	P	ERA	WHIP
27 Jeff Karstens, R ERA:	(1, 1)	3.0		11	2	0	0	1	0	0	0	0	0	0	13	13	0.00	0.667
32 Brad Lincoln, R ERA: 18.0	(4, 1)	1.0		11	6	4	4	0	2	0	0	0	1	1	10	22	36.00	8.000
Jumbo Díaz, R ERA:	(5, 1)	1.0		3	0	0	0	0	0	0	0	0	1	0	3	4	0.00	0.000
37 Jeff Locke, L ERA: 13.5	(6, 1)	2.0	L	11	5	3	3	2	0	0	1	0	0	1	15	19	13.50	2.500
47 Evan Meek, R ERA: 21.6	(8, 1)	1.0		5	2	1	1	2	0	0	0	0	0	1	11	14	9.00	2.000

PITCHER		IP	WLS	BF	H	R	ER	SO	BB	IBB	HBP	BLK	WP	HR	S	P	ERA	WHIP
39 Jason Grilli, R ERA:	(9, 1)	1.0		3	0	0	0	1	0	0	0	0	0	0	5	5	0.00	0.000

BOTTOM

Toronto Blue Jays @ Pittsburgh Pirates

McKechnie Field, Bradenton, FL

Wed Mar 07 2012, 1:07 PM - 4:04 PM EST

Att. 4,446 - Partly Cloudy - 81 F

livebaseballscorecards.com

Batter	1	2	3	4	5	6	7	8	9	AB	R	H	RBI	BB	SO	LOB
7 Alex Presley, L (1, 7)	S S S 0-3 K ①	X 0-0 ③ 2-H 3-H 1B			X 0-0 G5-3 ①		B B B B 4-0 64 HR BB		X 0-0 F9 ①	3	0	1	1	0	1	0
49 Brandon Boggs, S (6, 9)										1	1	0	0	1	0	1
31 Jose Tabata, R (1, 9)	X 0-0 G6-3 ②		X 0-0 F9 ①		X 0-0 22 S 1B		X 0-0 1-H HR		X 0-0 1-2 1B	3	0	1	0	0	0	0
OBP: 0.250, SLG: 0.250																
64 Starling Marte, R (6, 8)										2	1	2	2	0	0	0
OBP: 0.727, SLG: 1.091																
22 Andrew McCutchen, R (1, 8)	X 0-0 G6-3 ③		X 0-0 G6-3 ②		B X 1-0 F7 ② 1-2		X 0-0 G4-3 ①		X 0-0 F4 ②	3	0	0	0	0	0	1
OBP: 0.333, SLG: 0.375																
65 Matt Hague, R (6, 3)										2	0	0	0	0	0	2
OBP: 0.400, SLG: 0.700																
46 Garrett Jones, L (1, 3)		S S S 0-3 K ①	B B C C X 2-2 HR		C C C 0-3 K ③		X 0-0 F8 ②		C C C 0-3 K ③	3	1	1	1	0	2	1
OBP: 0.375, SLG: 0.714																
37 Jeff Locke, L (6, 1)										0	0	0	0	0	0	0
41 Jake Fox, R (7, PH)										1	0	0	0	0	0	0
OBP: 0.125, SLG: 0.125																
47 Evan Meek, R (8, 1)										0	0	0	0	0	0	0
39 Jason Grilli, R (9, 1)										0	0	0	0	0	0	0
71 Tony Sanchez, R (9, PH)										1	0	0	0	0	1	2
OBP: 0.667, SLG: 0.500																
24 Pedro Alvarez, L (1, 5)		B B B C C C X 3-2 HR	S S S 0-3 K ③			X 0-0 69 FC1-5 10 1B 1B	X 0-0 F7 ③			3	1	2	1	0	1	0
OBP: 0.250, SLG: 0.625																
73 Robbie Grossman, S (6, PR)										0	0	0	0	0	0	0
OBP: 0.222, SLG: 0.125																
19 Nick Evans, R (7, 5)										1	0	0	0	0	0	0
OBP: 0.125, SLG: 0.500																
12 Clint Barmes, R (1, 6)		X 0-0 5 2B 2B		X 0-0 P3 ①		X 0-0 69 FC1-5 1-2 1B		X 0-0 F8 ①		2	1	1	0	0	0	0
OBP: 0.429, SLG: 0.571																
10 Anderson Hernandez, S (6, 6)										2	0	1	0	0	0	0
OBP: 0.333, SLG: 0.333																
5 Josh Harrison, R (1, 4)		X 0-0 55 PB 7 1B 2-H 2B		X 0-0 2B		X 0-0 FC1-5 ① 1-2 2-3f		X 0-0 G6-3 ②		2	1	2	1	0	0	0
OBP: 0.857, SLG: 1.500																
69 Jordy Mercer, R (6, 4)										2	0	0	0	0	0	2
OBP: 0.250, SLG: 0.286																
55 Michael McKenry, R (1, 2)		B B B B 4-0 27 SH2-3 7 1B 2-3 BB		X 0-0 F9 ②		X 0-0 F9 ②		X 0-0 G6-3 ③		1	0	0	0	1	0	1
OBP: 0.286, SLG: 0.167																
68 Eric Fryer, R (6, 2)										2	0	0	0	0	0	2
OBP: 0.400, SLG: 0.400																
27 Jeff Karstens, R (1, 1)		X 0-0 SH2-3 ② 1-2		X 0-0 G4-3 ③		X 0-0 F7 ③			X 0-0 64 1B 1B	0	0	0	0	0	0	0
32 Brad Lincoln, L (4, 1)										1	0	0	0	0	0	1
Jumbo Díaz, R (5, 1)										0	0	0	0	0	0	0
2 Nate McLouth, L (6, 7)										2	0	1	0	0	0	2
OBP: 0.625, SLG: 0.667																

	AB	37
	R	6
	H	12
	RBI	6
	BB	2
	SO	5
	LOB	15

Inning Stats	1	2	3	4	5	6	7	8	9
R:	0	3	1	0	0	0	2	0	0
H:	0	4	1	0	1	2	1	0	2
E:	0	0	0	0	0	0	0	0	0
LOB:	0	2	0	0	1	2	0	0	2
K:	1	1	1	0	0	0	0	0	1
BB:	0	1	0	0	1	0	1	0	0
S:	5	10	8	4	6	5	4	3	7
P:	5	17	10	4	7	5	8	3	7

	1B:	6	SF:	0	WP:	0	PA:	40
	2B:	3	SAC:	1	PB:	1		
	3B:	0	DP:	0	SB:	1		
	HR:	3	HBP:	0	CS:	0		

PITCHER		IP	WLS	BF	H	R	ER	SO	BB	IBB	HBP	BLK	WP	HR	S	P	ERA	WHIP
4 Kyle Drabek, R	(1, 1)	2.0		10	4	3	3	2	1	0	0	0	0	1	15	22	13.50	2.500
ERA: 9.0																		
69 Drew Hutchison, R	(3, 1)	2.0		8	2	1	1	1	0	0	0	0	0	1	12	14	4.50	1.000
ERA: 4.5																		
72 Deck McGuire, R	(5, 1)	2.0	W	9	3	0	0	1	0	0	0	0	0	0	11	12	0.00	1.500
ERA:																		
75 Ryan Tepera, R	(7, 1)	2.0	H	8	1	2	2	0	1	0	0	0	0	1	7	11	9.00	1.000
ERA: 6.0																		
56 Robert Coello, R	(9, 1)	1.0	S	5	2	0	0	1	0	0	0	0	0	0	7	7	0.00	2.000
ERA: 9.0																		

PITCHER	IP	WLS	BF	H	R	ER	SO	BB	IBB	HBP	BLK	WP	HR	S	P	ERA	WHIP

Batter	1	2	3	4	5	6	7	8	9	AB	R	H	RBI	BB	SO	LOB
11 Brett Gardner, L (1, 8) OBP: 0.182, SLG: 0.364	BBCCFX 2-2 13 G5-3 1B		X 0-0 ① G3 1-2		X 0-0 ② G1-3		X 0-0 ③ G6-3		CCC 0-3 ③ K	3	0	1	0	0	0	1
81 Melky Mesa, R (5, 8) OBP: 0.167, SLG: 0.167										2	0	0	0	0	1	2
17 Francisco Cervelli, R (1, 2) 88 John Ryan Murphy, R (7, 2) OBP: 0.250, SLG: 0.250	X 0-0 ① F7		X 0-0 ② F8		X 0-0 ③ F7			X 0-0 ① G5-3		3	0	0	0	0	0	2
										1	0	0	0	0	0	0
13 Alex Rodriguez, R (1, 5) OBP: 0.667, SLG: 1.143	X 0-0 ② G5-3 1-2		X 0-0 ③ F8			BBBB 4-0 27 F9 25 G1-4-3 BB		CCC 0-3 ② K		2	0	0	0	1	0	2
41 Chris Dickerson, L (6, PR) (6, 9) OBP: 0.444, SLG: 0.429										1	0	0	0	0	1	0
25 Mark Teixeira, S (1, 3) OBP: 0.333, SLG: 0.250	X 0-0 ③ G4-3			X 0-0 27 FC6-4 1B		X 0-0 ① G1-4-3 1-2		X 0-0 0-0 1B		3	0	1	0	0	0	2
68 Brandon Laird, R (6, 3) OBP: 0.286, SLG: 0.167										1	0	1	0	0	0	0
27 Raul Ibanez, L (1, 9) OBP: 0.091, SLG: 0.182		SSS 0-2 ① K		X 0-0 ① FC6-4 64 1B 1-2f		X 0-0 ② F9 2-3		X 0-0 ③ F8		3	0	0	0	0	1	3
91 Jorge Vazquez, R (6, 5) OBP: 0.286, SLG: 0.167										1	0	0	0	0	0	1
40 Bill Hall, R (1, 7) OBP: 0.100, SLG: 0.100		X 0-0 ② G5-3		CCC 0-3 ② K		X 0-0 ③ F8			X 0-0 ① F8	3	0	0	0	0	1	3
83 Zoilo Almonte, S (6, 7) OBP: 0.600, SLG: 0.800										1	0	0	0	0	0	0
64 Justin Maxwell, R (1, 10) OBP: 0.300, SLG: 0.333		BBBB 4-0 BB		X 0-0 1-2 1B			X 0-0 ① G4-3		BBF 2-1 HR	1	0	1	0	1	0	0
67 Colin Curtis, L (7, PH) (7, 10) OBP: 0.500, SLG: 1.000										2	1	1	1	0	0	0
60 Jayson Nix, R (1, 4) OBP: 0.200, SLG: 0.222		X 0-0 ③ G5-3		X 0-0 ③ F7			X 0-0 ② F8		X 0-0 ② F9	2	0	0	0	0	0	3
80 David Adams, R (6, 4) OBP: 0.167, SLG: 0.333										2	0	0	0	0	0	0
19 Ramiro Pena, S (1, 6) OBP: 0.500, SLG: 0.625			X 0-0 11 G3 1B		X 0-0 ① F7		X 0-0 2B		X 0-0 1B	3	0	2	0	0	0	0
74 Doug Bernier, R (7, 6) OBP: 0.200, SLG: 0.200										1	0	1	0	0	0	0
Inning Stats	R: 0 E: 0 K: 0 S: 7 H: 1 LOB: 1 BB: 0 P: 9	R: 0 E: 0 K: 1 S: 5 H: 0 LOB: 1 BB: 1 P: 9	R: 0 E: 0 K: 0 S: 4 H: 1 LOB: 1 BB: 0 P: 4	R: 0 E: 0 K: 1 S: 7 H: 2 LOB: 2 BB: 0 P: 7	R: 0 E: 0 K: 0 S: 3 H: 0 LOB: 0 BB: 0 P: 3	R: 0 E: 0 K: 0 S: 3 H: 0 LOB: 2 BB: 1 P: 7	R: 0 E: 0 K: 0 S: 4 H: 1 LOB: 1 BB: 0 P: 4	R: 0 E: 0 K: 1 S: 6 H: 1 LOB: 1 BB: 0 P: 6	R: 1 E: 0 K: 1 S: 8 H: 2 LOB: 1 BB: 0 P: 10	1B: 6 2B: 1 3B: 0 HR: 1 SF: 0 SAC: 0 DP: 0 HBP: 0							

PITCHER		IP	WLS	BF	H	R	ER	SO	BB	IBB	HBP	BLK	WP	HR	S	P	ERA	WHIP
27 Brett Cecil, L ERA:	(1, 1)	2.0	W	8	1	0	0	1	1	0	0	0	0	0	12	18	0.00	1.000
77 Scott Richmond, R ERA:	(3, 1)	2.0	H	9	3	0	0	1	0	0	0	0	0	0	11	11	0.00	1.500
50 Drew Carpenter, R ERA: 3.0	(5, 1)	1.0		3	0	0	0	0	0	0	0	0	0	0	3	3	0.00	0.000
54 Jason Frasor, R ERA:	(6, 1)	1.0		4	0	0	0	0	1	0	0	0	0	0	3	7	0.00	1.000
57 Nelson Figueroa, R ERA: 4.5	(7, 1)	1.0		4	1	0	0	0	0	0	0	0	0	0	4	4	0.00	1.000
59 Jim Hoey, R ERA:	(8, 1)	1.0		4	1	0	0	1	0	0	0	0	0	0	6	6	0.00	1.000
58 Chad Beck, R ERA: 4.5	(9, 1)	1.0		5	2	1	1	1	0	0	0	0	0	1	8	10	9.00	2.000

TOP

New York Yankees @ Toronto Blue Jays

Florida Auto Exchange Stadium, Dunedin, FL

Thu Mar 08 2012, 1:09 PM - 3:57 PM EST

Att. 5,509 - Sunny - 82 F

livebaseballscorecards.com

AB	35
R	1
H	8
RBI	1
BB	2
SO	4
LOB	19

1B: 6 2B: 1 3B: 0 HR: 1 SF: 0 SAC: 0 DP: 0 HBP: 0

WP: 0 PB: 0 SB: 0 CS: 0 PA: 37

BOTTOM

New York Yankees @ Toronto Blue Jays

Florida Auto Exchange Stadium, Dunedin, FL

Thu Mar 08 2012, 1:09 PM - 3:57 PM EST

Att. 5,509 - Sunny - 82 F

livebaseballscorecards.com

Batter	1	2	3	4	5	6	7	8	9	AB	R	H	RBI	BB	SO	LOB
5 Yunel Escobar, R (1, 10) OBP: 0.167, SLG: 0.167	F7		G5-3	19 BB 1B		18 G5-3 1B		G6-3 1-2f		3	0	1	0	0	0	0
14 Eric Thames, L (4, PR) OBP: 0.250, SLG: 0.500 (5, 10)										2	0	1	0	0	0	1
2 Kelly Johnson, L (1, 4) OBP: 0.364, SLG: 0.500	F8		19 1B 26 1B 1B	K		G5-3 1-2		E6 1B		2	0	1	0	0	0	0
18 Mike McCoy, R (3, PR) OBP: 0.400, SLG: 0.444 (4, 4)										3	1	1	0	0	1	2
19 José Bautista, R (1, 9) OBP: 0.500, SLG: 0.444	G6-3		13 F9 26 1B 9 PB 1-3 1B	26 FC6 1-2 BB		G6-3		K		2	1	1	0	1	0	0
8 Ben Francisco, R (4, PR) OBP: 0.273, SLG: 0.300 (5, 9)										2	0	0	0	0	1	2
26 Adam Lind, L (1, 3) OBP: 0.417, SLG: 0.500		13 1B 28 G6-3 2B	9 PB 28 BB 1-2 3-H 1B	FC6 1-2f			F8			3	1	2	1	0	0	2
66 Mike McDade, S (5, 3)										1	0	0	0	0	0	0
13 Brett Lawrie, R (1, 5) OBP: 0.500, SLG: 0.714		28 G6-3 9 HR 2-3 1B	F9 2-3		G6-3		71 HBP 43 1B 1B			2	1	1	0	0	0	2
39 Brian Bocock, R (4, 5) OBP: 0.500, SLG: 0.667										2	0	1	0	0	0	0
28 Colby Rasmus, L (1, 8) OBP: 0.417, SLG: 0.333		G6-3 1-2 3-H	9 PB 1-2 BB		G6-3		71 HBP 1-2 1B			2	0	0	1	1	0	1
43 Anthony Gose, L (6, 8) OBP: 0.286, SLG: 0.286										1	0	1	0	0	0	0
9 J.P. Arencibia, R (1, 2) OBP: 0.182, SLG: 0.400		2-H HR	1-2 2-3 3-H BB		F8		81 G6-4-3 1-2 2-3 HBP			2	1	1	2	1	0	0
71 A.J. Jimenez, R (6, 2) OBP: 0.667, SLG: 0.500										0	0	0	0	0	0	0
45 Travis Snider, L (1, 7) OBP: 0.267, SLG: 0.733		G3	L8			HR	G6-4-3 1-2f			3	1	1	1	0	0	3
81 Jake Marisnick, R (7, 7) OBP: 0.333, SLG: 0.333										1	0	0	0	0	0	3
1 Luis Valbuena, L (1, 6) OBP: 0.500, SLG: 0.889		L3		P4		F9		14 G6-3 BB		3	0	0	0	0	0	0
3 Adeiny Hechavarría, R (7, 6) OBP: 0.375, SLG: 0.429										0	0	0	0	1	0	0
Inning Stats	R: 0 E: 0 K: 0 S: 3 H: 0 LOB: 0 BB: 0 P: 3	R: 3 E: 0 K: 0 S: 6 H: 3 LOB: 0 BB: 0 P: 8	R: 2 E: 0 K: 0 S: 6 H: 3 LOB: 3 BB: 2 P: 14	R: 0 E: 0 K: 1 S: 6 H: 1 LOB: 2 BB: 1 P: 10	R: 0 E: 0 K: 0 S: 3 H: 0 LOB: 0 BB: 0 P: 3	R: 1 E: 0 K: 0 S: 5 H: 2 LOB: 1 BB: 0 P: 5	R: 0 E: 0 K: 0 S: 4 H: 2 LOB: 2 BB: 0 P: 5	R: 0 E: 1 K: 1 S: 5 H: 1 LOB: 1 BB: 1 P: 9		1B: 9 2B: 1 3B: 0 HR: 2		SF: 0 SAC: 0 DP: 2 HBP: 1		WP: 0 PB: 1 SB: 0 CS: 0	PA: 39		

	AB	34
	R	6
	H	12
	RBI	5
	BB	4
	SO	2
	LOB	16

PITCHER		IP	WLS	BF	H	R	ER	SO	BB	IBB	HBP	BLK	WP	HR	S	P	ERA	WHIP
47 Iván Nova, R ERA: 11.57	(1, 1)	2.2	L	15	6	5	5	0	1	0	0	0	0	1	14	20	16.88	2.625
79 David Phelps, R ERA:	(3, 1)	2.1		10	1	0	0	1	2	0	0	0	0	0	10	18	0.00	1.286
76 Cesar Cabral, L ERA: 3.0	(6, 1)	1.0		5	2	1	1	0	0	0	0	0	0	1	5	5	9.00	2.000
71 Dellin Betances, R ERA:	(7, 1)	1.0		5	2	0	0	0	0	0	1	0	0	0	4	5	0.00	2.000
92 Danny Burawa, R ERA:	(8, 1)	1.0		4	1	0	0	1	1	0	0	0	0	0	5	9	0.00	2.000

PITCHER	IP	WLS	BF	H	R	ER	SO	BB	IBB	HBP	BLK	WP	HR	S	P	ERA	WHIP

Batter	1	2	3	4	5	6	7	8	9	AB	R	H	RBI	BB	SO	LOB
11 Rajai Davis, R (1, 8) OBP: 0.545, SLG: 0.500	0-0 14 S / 14 2B 1B	0-0 P3		0-0 13 G5-3 / 14 BB / 10 2B 1B 1-2		0-0 14 CS 1B	0-0 81 G6-3 2B		0-0 G3	3	2	2	0	0	0	1
43 Anthony Gose, L (4, 8) OBP: 0.400, SLG: 0.500										3	0	2	0	0	0	0
14 Eric Thames, L (1, 7) OBP: 0.375, SLG: 0.571	1-0 1-H 13 2B 2B	0-0 G4-3	4-0 1-2 10 2B / 13 G5-3 BB 2-3			4-0 25 F7 1-2 30 2B BB	0-0 G6-3 2-3			2	2	1	1	2	0	0
81 Jake Marisnick, R (6, PR) OBP: 0.250, SLG: 0.250										1	1	0	0	0	0	1
(6, 7)																
13 Brett Lawrie, R (1, 5) OBP: 0.529, SLG: 0.750	0-0 30 S 2-H 2B	4-0 10 F8 / 30 1B BB		0-0 G5-3 1-2 2-3 3-H		0-0 F7 1-2	0-3 K			2	1	1	2	1	0	2
25 Chris Woodward, R (4, 5) OBP: 0.400, SLG: 0.250										2	0	0	0	0	1	2
Kellen Sweeney, L (8, 5)										0	0	0	0	0	0	0
10 Edwin Encarnación, R (1, 3) OBP: 0.357, SLG: 0.462	0-0 F7	0-0 F8 1-2		0-0 2-H 3-H 2B		4-0 30 2B BB	0-3 K			3	0	1	2	0	0	2
66 Mike McDade, S (4, 3)										1	1	0	0	1	1	1
30 David Cooper, L (1, 10) OBP: 0.444, SLG: 0.429	4-0 15 G4-3 2-3 BB	0-0 15 BB 2-H 1B		0-0 G3-1		0-0 15 HR 1-H 2-H 2B		0-3 K		3	1	2	3	1	0	1
85 Chris Hawkins, L (8, PH)										1	0	0	0	0	1	0
(8, 10)																
15 Travis d'Arnaud, R (1, 2) OBP: 0.273, SLG: 0.600	0-0 G4-3 1-2f	4-0 1-2 BB		0-3 K	2-0 2-H HR		0-3 K		3	1	1	2	1	1	2
68 Yan Gomes, R (6, 2) OBP: 0.333, SLG: 0.833										1	0	0	0	0	1	0
74 Moisés Sierra, R (1, 9) OBP: 0.375, SLG: 0.467	0-0 3 G6-3 / 62 SH2-3 1B	0-3 K		0-3 K	0-0 62 1B 1B		0-3 K		4	0	2	0	0	2	2
Michael Crouse, R (6, 9)										1	0	0	0	0	1	0
62 Jonathan Diaz, R (1, 4) OBP: 0.333, SLG: 0.444	0-0 SH2-3 1-2	0-0 G5-3	0-0 F8	0-0 3 FC6-4 1-2 1B			0-3 K		3	0	1	0	0	0	0
67 Ryan Goins, L (6, 4) OBP: 0.333, SLG: 0.200										1	0	0	0	0	1	0
3 Adeiny Hechavarría, R (1, 6) OBP: 0.417, SLG: 0.727	0-0 G6-3 2-3	0-0 14 BB / 11 1B / 13 G5-3 1B		1-0 HR 0-0 FC6-4 1-2f			0-0 G3		4	2	2	1	0	0	3
80 Andy Burns, R (7, 6)										1	0	0	0	0	0	0
Inning Stats	R: 2 E: 0 K: 0 S: 5 / H: 3 LOB: 1 BB: 1 P: 10	R: 0 E: 0 K: 0 S: 4 / H: 1 LOB: 1 BB: 0 P: 4	R: 1 E: 0 K: 1 S: 6 / H: 1 LOB: 2 BB: 2 P: 14	R: 3 E: 0 K: 0 S: 6 / H: 3 LOB: 1 BB: 1 P: 10	R: 0 E: 0 K: 2 S: 7 / H: 0 LOB: 0 BB: 0 P: 7	R: 5 E: 0 K: 0 S: 8 / H: 6 LOB: 2 BB: 2 P: 19	R: 0 E: 0 K: 2 S: 8 / H: 1 LOB: 1 BB: 0 P: 8	R: 0 E: 0 K: 3 S: 9 / H: 0 LOB: 0 BB: 0 P: 9	R: 0 E: 0 K: 1 S: 5 / H: 0 LOB: 0 BB: 0 P: 5	1B: 8 2B: 5 3B: 0 HR: 2 / SF: 0 SAC: 1 DP: 1 HBP: 0						

TOP

Toronto Blue Jays @ Houston Astros

Osceola County Stadium, Kissimmee, FL

Fri Mar 09 2012, 1:05 PM - 3:58 PM EST

Att. 3,029 - Cloudy - 79 F

livebaseballscorecards.com

AB	39
R	11
H	15
RBI	11
BB	6
SO	9
LOB	17

WP: 0 PB: 0 SB: 2 CS: 1 PA: 46

PITCHER		IP	WLS	BF	H	R	ER	SO	BB	IBB	HBP	BLK	WP	HR	S	P	ERA	WHIP
30 J.A. Happ, L ERA: 7.71	(1, 1)	2.2	L	15	5	3	3	0	3	0	0	0	0	0	12	25	10.12	3.000
66 Enerio Del Rosario, R ERA: 6.75	(3, 1)	0.1		1	0	0	0	1	0	0	0	0	0	0	3	3	0.00	0.000
39 Brett Myers, R ERA: 15.0	(4, 1)	1.0		7	3	3	3	0	1	0	0	0	0	0	6	10	27.00	4.000
62 Aneury Rodriguez, R ERA: 12.27	(5, 1)	1.2		11	5	5	5	2	2	0	0	0	0	2	13	24	27.00	4.200
63 Xavier Cedeño, L ERA: 6.75	(6, 1)	0.1		2	1	0	0	0	0	0	0	0	0	0	2	2	0.00	3.000
28 David Carpenter, R ERA:	(7, 1)	1.0		4	1	0	0	2	0	0	0	0	0	0	8	8	0.00	1.000
59 Wilton Lopez, R ERA:	(8, 1)	1.0		3	0	0	0	3	0	0	0	0	0	0	9	9	0.00	0.000
53 Wesley Wright, L ERA:	(9, 1)	1.0		3	0	0	0	1	0	0	0	0	0	0	5	5	0.00	0.000

Batter	1	2	3	4	5	6	7	8	9	AB	R	H	RBI	BB	SO	LOB
1 Jordan Schafer, L (1, 8) OBP: 0.417, SLG: 0.583	S S S 0-3 ① K		S S S 0-3 ② K		x 0-0 ② F8 2-3			x 0-0 94 1B 1B		3	0	0	0	0	2	1
95 Brandon Barnes, R (6, 9) OBP: 0.200, SLG: 0.200										1	0	1	0	0	0	0
11 Jason Bourgeois, R (1, 9) OBP: 0.308, SLG: 0.333	x 0-0 ② L4		x 0-0 ③ G5-3		x 0-0 ③ G1-3			x 0-0 46 G6-4-3 1-2 1B		3	0	0	0	0	0	1
(6, 8)																
94 George Springer, R (8, 8) OBP: 0.286, SLG: 0.167										1	0	1	0	0	0	0
14 J.D. Martinez, R (1, 7) OBP: 0.385, SLG: 0.909	C C C 0-3 ③ K			S S S 0-3 ① K		x 0-0 ① F9		x 0-0 ②③ G6-4-3 1-2f		3	0	0	0	0	2	0
46 Scott Moore, L (7, 4) OBP: 0.571, SLG: 0.250										1	0	0	0	0	0	2
45 Carlos Lee, R (1, 3) OBP: 0.222, SLG: 0.222		x 0-0 ① F8		x 0-0 4 FC5-4 1B		S S S 0-3 ② K			x 0-0 ① G3-1	3	0	1	0	0	1	0
29 Brett Wallace, L (7, 3) OBP: 0.273, SLG: 0.111										1	0	0	0	0	0	0
19 Brian Bogusevic, L (1, 10) OBP: 0.333, SLG: 0.111		S S S 0-3 ② K		S S S 0-3 ② K		x 0-0 ③ F7			x 0-0 E6	3	0	0	0	0	2	1
75 Jon Singleton, L (9, PH) OBP: 0.167, SLG: 0.167										1	0	0	0	0	0	0
4 Jed Lowrie, S (1, 6) OBP: 0.462, SLG: 0.500		B B B B 4-0 15 2B BB		x 0-0 ③ FC5-4 1-2f			B B B B 4-0 38 L3 BB		C C C 0-3 ② K	1	1	0	0	1	0	1
77 Jake Goebbert, L (7, 7)										1	0	0	0	1	1	1
15 Jason Castro, L (1, 2) OBP: 0.455, SLG: 0.500		x 0-0 1-H 2B			x 0-0 ① F7		C C C 0-3 ① K		x 0-0 ③ L3	2	0	1	1	0	0	0
22 Carlos Corporán, S (7, 2) OBP: 0.167, SLG: 0.167										2	0	0	0	0	1	2
38 Jimmy Paredes, S (1, 5) OBP: 0.250, SLG: 0.500		x 0-0 ③ F9			x 0-0 27 2B 2B		x 0-0 ②③ L3 1-1			3	1	1	0	0	0	2
12 Brian Bixler, R (8, 5) OBP: 0.500, SLG: 0.750										0	0	0	0	0	0	0
27 Jose Altuve, R (1, 4) OBP: 0.308, SLG: 0.385			S S S 0-3 ① K		x 0-0 1 F8 2-H 2B			C C C 0-3 ① K		2	0	1	1	0	1	0
76 Jonathan Villar, S (7, 6)										1	0	0	0	0	1	0
Inning Stats	R: 0 E: 0 K: 2 S: 7 H: 0 LOB: 0 BB: 0 P: 7	R: 1 E: 0 K: 1 S: 6 H: 1 LOB: 1 BB: 1 P: 10	R: 0 E: 0 K: 2 S: 7 H: 0 LOB: 0 BB: 0 P: 7	R: 0 E: 0 K: 2 S: 8 H: 1 LOB: 1 BB: 0 P: 8	R: 1 E: 0 K: 0 S: 5 H: 2 LOB: 1 BB: 0 P: 5	R: 0 E: 0 K: 1 S: 5 H: 0 LOB: 0 BB: 0 P: 5	R: 0 E: 0 K: 1 S: 4 H: 0 LOB: 0 BB: 1 P: 8	R: 0 E: 0 K: 1 S: 6 H: 2 LOB: 1 BB: 0 P: 6	R: 0 E: 1 K: 1 S: 6 H: 0 LOB: 1 BB: 0 P: 6	1B: 3 2B: 4 3B: 0 HR: 0		SF: 0 SAC: 0 DP: 2 HBP: 0		WP: 0 PB: 0 SB: 0 CS: 0		PA: 34	

PITCHER	IP	WLS	BF	H	R	ER	SO	BB	IBB	HBP	BLK	WP	HR	S	P	ERA	WHIP
37 Henderson Alvarez III, R (1, 1) ERA: 3.0	2.0	W	8	1	1	1	3	1	0	0	0	0	0	13	17	4.50	1.000
47 Luis Perez, L (3, 1) ERA:	2.0	H	7	1	0	0	4	0	0	0	0	0	0	15	15	0.00	0.500
47 Rick Van Den Hurk, R (5, 1) ERA: 12.0	2.0		8	2	1	1	1	0	0	0	0	0	0	10	10	4.50	1.000
46 Evan Crawford, L (7, 1) ERA:	1.0		3	0	0	0	1	1	0	0	0	0	0	4	8	0.00	1.000
20 Jesse Chavez, R (8, 1) ERA: 3.0	1.0		4	2	0	0	1	0	0	0	0	0	0	6	6	0.00	2.000

PITCHER	IP	WLS	BF	H	R	ER	SO	BB	IBB	HBP	BLK	WP	HR	S	P	ERA	WHIP
56 Robert Coello, R (9, 1) ERA: 6.0	1.0		4	0	0	0	1	0	0	0	0	0	0	6	6	0.00	0.000

BOTTOM

Toronto Blue Jays @ Houston Astros

Osceola County Stadium, Kissimmee, FL

Fri Mar 09 2012, 1:05 PM - 3:58 PM EST

Att. 3,029 - Cloudy - 79 F

livebaseballscorecards.com

AB	32
R	2
H	6
RBI	2
BB	2
SO	11
LOB	11

Batter	1	2	3	4	5	6	7	8	9	AB	R	H	RBI	BB	SO	LOB
1 Jordan Schafer, L (1, 8) OBP: 0.333, SLG: 0.467	C X 0-1 ① G4-3		X 0-0 ③ G4-3		X 0-0 ③ G4-3			X 0-0 50 G1-6-3 13 E 97 BLK 1B		3	0	0	0	0	0	1
94 George Springer, R (5, 8) OBP: 0.375, SLG: 0.286										1	1	1	0	0	0	0
16 Matt Downs, R (1, 4) OBP: 0.417, SLG: 0.667	X 0-0 ② F8			X 0-0 18 G5-3 14 1B 1B		S S T 0-2 ① K		X 0-0 FC5 50 G1-6-3 1-2		3	0	1	0	0	1	0
13 Diory Hernandez, R (6, 4) OBP: 0.125, SLG: 0.125										1	0	0	0	0	0	1
14 J.D. Martinez, R (1, 7) OBP: 0.375, SLG: 0.786	S S S 0-3 ③ K			X 0-0 18 G5-3 1-2 1B		X 0-0 ② L7		X 0-0 ①② G1-6-3 1-2f 2-3		3	0	1	0	0	1	0
50 Fernando Martinez, L (6, 7) OBP: 0.308, SLG: 0.583										1	0	0	0	0	0	2
18 Chris Snyder, R (1, 2) OBP: 0.455, SLG: 1.100		X 0-0 ① G1-3		X 0-0 ① G5-3 1-2 2-3		X 0-0 2B		X 0-0 ③ G1-3 3-H		3	0	1	0	0	0	2
93 Delino DeShields, R (6, PR)										0	0	0	0	0	0	0
97 Chris Wallace, R (6, 2) OBP: 0.500, SLG: 0.500										1	0	0	0	0	0	0
9 Jack Cust, L (1, 10)		X 0-0 E4 23 1B		S S S 0-3 ② K		B B B B 4-0 BB			X 0-0 ① G3	3	0	0	0	1	1	2
23 Chris Johnson, R (1, 3) OBP: 0.286, SLG: 0.571		X 0-0 29 G4-6-3 1-2 1B		S S C 0-3 ③ K		X 0-0 ③ G6-3			X 0-0 3 2B	3	0	1	0	0	1	4
75 Jon Singleton, L (6, 3) OBP: 0.286, SLG: 0.429										1	1	1	0	0	0	0
29 Brett Wallace, L (1, 5) OBP: 0.214, SLG: 0.083		X 0-0 ②③ G4-6-3 1-2f			X 0-0 ① G1-3		X 0-0 ① G4-3		X 0-0 2-H 2B	3	0	0	0	0	0	2
3 Joe Thurston, L (7, 5) OBP: 0.222, SLG: 0.444										1	0	1	1	0	0	0
9 Marwin Gonzalez, S (1, 6) OBP: 0.154, SLG: 0.083			X 0-0 ① G5-3		X 0-0 ② G4-3		X 0-0 ② F7		S S S 0-3 ② K	3	0	0	0	0	0	0
12 Brian Bixler, R (7, 6) OBP: 0.429, SLG: 0.600										1	0	0	0	0	1	1
47 Brad Snyder, L (1, 9) OBP: 0.308, SLG: 0.500			S S S 0-3 ② K		X 0-0 1B		X 0-0 ③ F8		X 0-0 ③ F8	3	0	1	0	0	1	0
95 Brandon Barnes, R (7, 9) OBP: 0.167, SLG: 0.167										1	0	0	0	0	0	1
Inning Stats	R: 0 E: 0 K: 1 S: 6 H: 0 LOB: 0 BB: 0 P: 6	R: 0 E: 1 K: 0 S: 4 H: 1 LOB: 1 BB: 0 P: 4	R: 0 E: 0 K: 1 S: 5 H: 0 LOB: 0 BB: 0 P: 5	R: 0 E: 0 K: 2 S: 9 H: 2 LOB: 2 BB: 0 P: 9	R: 0 E: 0 K: 0 S: 4 H: 1 LOB: 1 BB: 0 P: 4	R: 0 E: 0 K: 1 S: 6 H: 1 LOB: 2 BB: 1 P: 10	R: 0 E: 0 K: 0 S: 3 H: 0 LOB: 0 BB: 0 P: 3	R: 1 E: 1 K: 0 S: 4 H: 1 LOB: 0 BB: 0 P: 4	R: 1 E: 0 K: 1 S: 7 H: 2 LOB: 1 BB: 0 P: 7	1B: 5 2B: 3 3B: 0 HR: 0 SF: 0 SAC: 0 DP: 2 HBP: 0						

TOP

Houston Astros @ Toronto Blue Jays

Florida Auto Exchange Stadium, Dunedin, FL

Sat Mar 10 2012, 1:09 PM - 3:20 PM EST

Att. 2,815 - Overcast - 66 F

livebaseballscorecards.com

AB	35
R	2
H	8
RBI	1
BB	1
SO	6
LOB	16

WP: 0 PB: 0 SB: 0 CS: 0 PA: 36

PITCHER	IP	WLS	BF	H	R	ER	SO	BB	IBB	HBP	BLK	WP	HR	S	P	ERA	WHIP
29 Dustin McGowan, R (1, 1) ERA:	2.0		7	1	0	0	1	0	0	0	0	0	0	10	10	0.00	0.500
32 Aaron Laffey, L (3, 1) ERA: 1.8	3.0	W	12	3	0	0	3	0	0	0	0	0	0	18	18	0.00	1.000
48 Francisco Cordero, R (6, 1) ERA:	1.0		5	1	0	0	1	1	0	0	0	0	0	6	10	0.00	2.000
44 Casey Janssen, R (7, 1) ERA:	1.0		3	0	0	0	0	0	0	0	0	0	0	3	3	0.00	0.000
33 Carlos Villanueva, R (8, 1) ERA:	1.0		4	1	1	0	0	0	0	0	1	0	0	4	4	0.00	1.000

PITCHER	IP	WLS	BF	H	R	ER	SO	BB	IBB	HBP	BLK	WP	HR	S	P	ERA	WHIP
58 Chad Beck, R (9, 1) ERA: 6.0	1.0		5	2	1	1	1	0	0	0	0	0	0	7	7	9.00	2.000

BOTTOM

Houston Astros @ Toronto Blue Jays

Florida Auto Exchange Stadium, Dunedin, FL

Sat Mar 10 2012, 1:09 PM - 3:20 PM EST

Att. 2,815 - Overcast - 66 F

livebaseballscorecards.com

Batter	1	2	3	4	5	6	7	8	9	AB	R	H	RBI	BB	SO	LOB
5 Yunel Escobar, R (1, 6) OBP: 0.250, SLG: 0.200 1 Luis Valbuena, L (7, PR) OBP: 0.500, SLG: 0.889 (8, 6)	B B B B 4-0 2 G6-3 BB		x 0-0 ① G3 1-2	x 0-0 ③ L6			x 0-0 17 1B 30 1B 1B			3 0	0 1	1 0	0 0	1 0	0 0	1 0
2 Kelly Johnson, L (1, 4) OBP: 0.286, SLG: 0.385 17 Omar Vizquel, S (6, 4) OBP: 0.571, SLG: 0.500	x 0-0 ① ② G6-3 1-2f		x 0-0 ② G4-3 2-3		x 0-0 ① G3-1		x 0-0 30 1B 18 FC3-2-5 1-2 1B			3 1	0 0	0 1	0 0	0 0	0 0	2 0
19 José Bautista, R (1, 9) OBP: 0.533, SLG: 1.000 11 Rajai Davis, R (6, 9) OBP: 0.500, SLG: 0.455	x 0-0 ③ P6		B 1-1 C X 3-H HR		x 0-0 HR		x 0-0 ① F9			3 1	2 0	2 0	3 0	0 0	0 0	0 2
26 Adam Lind, L (1, 3) OBP: 0.467, SLG: 0.538 30 David Cooper, L (7, 3) OBP: 0.474, SLG: 0.467		x 0-0 9 E 10 G5-3 1B	x 0-0 10 1B 1B		x 0-0 ② G4-3		x 0-0 18 FC3-2-5 1-3 2-H 1B			3 1	0 0	2 1	0 1	0 0	0 0	0 0
10 Edwin Encarnación, R (1, 5) OBP: 0.353, SLG: 0.438 18 Mike McCoy, R (6, 5) OBP: 0.364, SLG: 0.400		x 0-0 ① G5-3 1-2	x 0-0 1-2 1B		x 0-0 ③ P6		x 0-0 ② FC3-2-5 1-2 3-H			3 1	0 0	1 0	0 0	0 0	0 0	1 2
28 Colby Rasmus, L (1, 8) OBP: 0.333, SLG: 0.250 43 Anthony Gose, L (7, 8) OBP: 0.364, SLG: 0.455	C C C 0-3 ② K	S S S 0-3 ③ K				x 0-0 ① F7	S S S 0-3 ③ K			3 1	0 0	0 0	0 0	0 0	2 1	3 2
9 J.P. Arencibia, R (1, 2) OBP: 0.143, SLG: 0.308 71 A.J. Jimenez, R (7, 2) OBP: 0.500, SLG: 0.333	x 0-0 E6 2-3			x 0-0 ① F9		x 0-0 ② G3		x 0-0 ① G6-3		3 1	0 0	0 0	0 0	0 0	0 0	1 0
45 Travis Snider, L (1, 7) OBP: 0.333, SLG: 0.882 81 Jake Marisnick, R (6, PR) OBP: 0.200, SLG: 0.200 (7, 7)	x 0-0 ③ P6			C X 0-1 HR		B B B B 4-0 6 FC4-6 BB		x 0-0 ② L3		2 1	1 0	1 0	1 0	1 0	0 0	2 0
6 Jeff Mathis, R (1, 10) OBP: 0.333, SLG: 0.250			x 0-0 2 G4-3 5 G3 19 HR 1B	x 0-0 ② F9		x 0-0 ③ FC4-6 1-2f		C C C 0-3 ③ K		4	1	1	0	0	1	1
Inning Stats	R: 0 H: 0 E: 0 LOB: 0 K: 0 BB: 1 S: 2 P: 6	R: 0 H: 1 E: 1 LOB: 2 K: 1 BB: 0 S: 7 P: 7	R: 2 H: 4 E: 0 LOB: 2 K: 1 BB: 0 S: 10 P: 11	R: 1 H: 1 E: 0 LOB: 0 K: 0 BB: 0 S: 5 P: 5	R: 1 H: 1 E: 0 LOB: 0 K: 0 BB: 0 S: 4 P: 4	R: 0 H: 0 E: 0 LOB: 1 K: 0 BB: 1 S: 3 P: 7	R: 1 H: 3 E: 0 LOB: 2 K: 1 BB: 0 S: 8 P: 8	R: 0 H: 0 E: 0 LOB: 0 K: 1 BB: 0 S: 5 P: 5		1B: 7 SF: 0 2B: 0 SAC: 0 3B: 0 DP: 1 HR: 3 HBP: 0						

	AB	34
	R	5
	H	10
	RBI	5
	BB	2
	SO	4
	LOB	17

WP: 0 PA: 36
PB: 0
SB: 0
CS: 0

PITCHER		IP	WLS	BF	H	R	ER	SO	BB	IBB	HBP	BLK	WP	HR	S	P	ERA	WHIP
21 Zach Duke, L ERA: 5.14	(1, 1)	4.0	L	19	6	3	3	2	1	0	0	0	0	2	24	29	6.75	1.750
41 Jordan Lyles, R ERA: 6.0	(5, 1)	4.0		17	4	2	2	2	1	0	0	0	0	1	20	24	4.50	1.250

PITCHER	IP	WLS	BF	H	R	ER	SO	BB	IBB	HBP	BLK	WP	HR	S	P	ERA	WHIP

Atlanta Braves @ Toronto Blue Jays

Florida Auto Exchange Stadium, Dunedin, FL

Sun Mar 11 2012, 1:08 PM - 3:42 PM EDT

Att. 3,205 - Sunny - 77 F

TOP

livebaseballscorecards.com

Batter	1	2	3	4	5	6	7	8	9	AB	R	H	RBI	BB	SO	LOB
1 Tyler Pastornicky, R (1, 6) OBP: 0.148, SLG: 0.115	E6 16 CS 16 S		G4-3			G3 2-3		69 2B 1-3 1B		4	1	1	0	0	0	2
22 Jason Heyward, L (1, 8) 91 Matt Lipka, R (8, 8) OBP: 0.227, SLG: 0.238	K			P6		G4-3 3-H		K		4 0	0 0	0 0	1 0	0 0	2 0	3 0
16 Brian McCann, L (1, 10) 69 Evan Gattis, R (8, PH) (8, 10) OBP: 0.300, SLG: 0.235 OBP: 0.500, SLG: 0.600	L1 1-3			K		P3		90 2B 1-H 3-H 2B		3 1	0 1	0 1	0 2	0 0	1 0	1 0
26 Dan Uggla, R (1, 4) 90 Elmer Reyes, R (7, 4) OBP: 0.450, SLG: 0.625 OBP: 1.000, SLG: 2.000		K		1B			G6-3	2-H 2B		3 1	0 0	1 1	0 1	0 0	1 0	0 0
20 Eric Hinske, L (1, 3) 81 William Beckwith, L (7, 3) OBP: 0.333, SLG: 0.600		G6-3		G3			HR	BB		3 0	1 0	1 0	1 0	0 1	0 0	1 0
23 Matt Diaz, R (1, 7) 79 Todd Cunningham, S (7, 7) OBP: 0.273, SLG: 0.250		K	K				G1-3	F8		3 1	0 0	0 0	0 0	0 0	2 0	0 2
74 Jordan Parraz, R (1, 9) OBP: 0.385, SLG: 0.333			K		K		G1-3		F7	4	0	0	0	0	2	0
73 Joey Terdoslavich, S (1, 5) OBP: 0.353, SLG: 0.438			G5-3		K			K	G3-1	4	0	0	0	0	2	0
68 Christian Bethancourt, R (1, 2) 76 Matt Kennelly, R (8, 2) OBP: 0.273, SLG: 0.444			1B			1 G3 22 G4-3 2B		1 1B 69 2B 1B	K	3 1	2 0	3 0	0 0	0 0	0 1	0 0

	AB	35
	R	5
	H	8
	RBI	5
	BB	1
	SO	11
	LOB	9

Inning Stats																				
	R: 0	H: 0	R: 0	H: 0	R: 0	H: 1	R: 0	H: 1	R: 0	H: 0	R: 1	H: 1	R: 1	H: 1	R: 3	H: 4	R: 0	H: 0	1B: 4	SF: 0	WP: 0	PA: 36
	E: 1	LOB: 0	E: 0	LOB: 0	E: 0	LOB: 1	E: 0	LOB: 1	E: 0	LOB: 0	E: 0	LOB: 0	E: 0	LOB: 0	E: 0	LOB: 2	E: 0	LOB: 0	2B: 3	SAC: 0	PB: 0	
	K: 1	BB: 0	K: 2	BB: 0	K: 1	BB: 0	K: 1	BB: 0	K: 3	BB: 0	K: 0	BB: 0	K: 0	BB: 0	K: 2	BB: 1	K: 1	BB: 0	3B: 0	DP: 0	SB: 1	
	S: 5	P: 7	S: 7	P: 7	S: 6	P: 6	S: 6	P: 6	S: 9	P: 9	S: 4	P: 4	S: 5	P: 5	S: 11	P: 15	S: 5	P: 5	HR: 1	HBP: 0	CS: 1	

PITCHER		IP	WLS	BF	H	R	ER	SO	BB	IBB	HBP	BLK	WP	HR	S	P	ERA	WHIP
24 Ricky Romero, L ERA:	(1, 1)	3.0		10	1	0	0	4	0	0	0	0	0	0	18	20	0.00	0.333
70 Chad Jenkins, R ERA: 1.8	(4, 1)	3.0	W	11	2	1	1	4	0	0	0	0	0	0	19	19	3.00	0.667
38 Darren Oliver, L ERA: 12.0	(7, 1)	1.0		4	1	1	1	0	0	0	0	0	0	1	5	5	9.00	1.000
54 Jason Frasor, R ERA: 9.0	(8, 1)	1.0		8	4	3	3	2	1	0	0	0	0	0	11	15	27.00	5.000
59 Jim Hoey, R ERA:	(9, 1)	1.0		3	0	0	0	1	0	0	0	0	0	0	5	5	0.00	0.000

PITCHER	IP	WLS	BF	H	R	ER	SO	BB	IBB	HBP	BLK	WP	HR	S	P	ERA	WHIP

Atlanta Braves @ Toronto Blue Jays

Florida Auto Exchange Stadium, Dunedin, FL

Sun Mar 11 2012, 1:08 PM - 3:42 PM EDT

Att. 3,205 - Sunny - 77 F

BOTTOM

livebaseballscorecards.com

Batter	1	2	3	4	5	6	7	8	9	AB	R	H	RBI	BB	SO	LOB
5 Yunel Escobar, R (1, 6) OBP: 0.278, SLG: 0.294	8 G6-3 2B		K	F9		K	G6-4-3 1-2f			2	0	1	0	0	1	0
3 Adeiny Hechavarría, R (4, 6) OBP: 0.333, SLG: 0.571										3	0	0	0	0	1	4
8 Ben Francisco, R (1, 9) OBP: 0.286, SLG: 0.250	G6-3 2-3		F9	19 2B BB			66 E BB HBP	F8		2	1	0	0	1	0	1
10 Edwin Encarnación, R (6, 7) OBP: 0.368, SLG: 0.412										1	1	0	0	0	0	0
19 José Bautista, R (1, 10) OBP: 0.500, SLG: 0.933	K		L5		13 2B 1-H		66 FC4-6 1-2 BB	K		3	0	1	1	0	1	1
John Tolisano, S (5, PR) (6, 10) (9, 5)										1	1	0	0	1	1	0
26 Adam Lind, L (1, 3) OBP: 0.444, SLG: 0.500	G1-3			13 1B 9 2B 1B	F8		FC4-6 17 2B 1-2f 2-H	BB		3	1	1	0	0	0	2
66 Mike McDade, S (6, 3)										1	1	0	0	1	0	1
13 Brett Lawrie, R (1, 5) OBP: 0.600, SLG: 0.842		2 WP 1B		9 2B 28 SF8 1-2 1B	2 G3 2B 2-H		62 3B 2-H 2B	F9		3	1	3	1	0	0	0
17 Omar Vizquel, S (6, 5) OBP: 0.556, SLG: 0.625										2	1	1	1	0	0	1
59 Jim Hoey, R (9, 1)										0	0	0	0	0	0	0
2 Kelly Johnson, L (1, 4) OBP: 0.294, SLG: 0.333	4-1 1-2 BB		K	G3 2-3			71 1B 2-H 3B			2	0	0	0	1	1	3
62 Jonathan Diaz, R (6, 4) OBP: 0.400, SLG: 0.700										1	1	1	1	0	0	0
9 J.P. Arencibia, R (1, 2) OBP: 0.176, SLG: 0.375	K		14 1B 1-3 2-H 2B	G5-3			BB 18 E 3-H 1B			3	1	1	1	0	1	4
71 A.J. Jimenez, R (7, 2) OBP: 0.600, SLG: 0.500										1	0	1	0	0	0	0
28 Colby Rasmus, L (1, 8) OBP: 0.278, SLG: 0.214	K		SF8 3-H		P6		FC4 1-2 BB			2	0	0	1	0	1	2
18 Mike McCoy, R (7, 8) OBP: 0.333, SLG: 0.364										1	0	0	0	0	0	1
14 Eric Thames, L (1, 7) OBP: 0.368, SLG: 0.529	F8			2-H 1B	K		3 G6-4-3 1-2 2-3 BB			3	0	1	1	0	1	2
(6, 9)																
Michael Crouse, R (7, 9)										0	0	0	0	1	0	0

Inning Stats	1	2	3	4	5	6	7	8	9
	R: 0 H: 1 E: 0 LOB: 1 K: 1 BB: 0 S: 6 P: 6	R: 0 H: 1 E: 0 LOB: 2 K: 2 BB: 1 S: 9 P: 13	R: 0 H: 0 E: 0 LOB: 0 K: 1 BB: 0 S: 5 P: 5	R: 3 H: 4 E: 0 LOB: 1 K: 1 BB: 0 S: 9 P: 9	R: 2 H: 2 E: 0 LOB: 2 K: 0 BB: 1 S: 5 P: 9	R: 0 H: 0 E: 0 LOB: 0 K: 2 BB: 0 S: 7 P: 7	R: 4 H: 3 E: 2 LOB: 2 K: 0 BB: 2 S: 6 P: 16	R: 0 H: 0 E: 0 LOB: 1 K: 1 BB: 1 S: 5 P: 9	

AB	34
R	9
H	11
RBI	7
BB	5
SO	8
LOB	22

1B: 5	SF: 1
2B: 5	SAC: 0
3B: 1	DP: 1
HR: 0	HBP: 1

WP: 1	PA: 41
PB: 0	
SB: 0	
CS: 0	

PITCHER		IP	WLS	BF	H	R	ER	SO	BB	IBB	HBP	BLK	WP	HR	S	P	ERA	WHIP
77 Sean Gilmartin, L ERA:	(1, 1)	2.0		9	2	0	0	3	1	0	0	0	1	0	15	19	0.00	1.500
62 Todd Redmond, R ERA: 9.0	(3, 1)	2.0	L	10	4	3	3	2	0	0	0	0	0	0	14	14	13.50	2.000
57 Jairo Asencio, R ERA: 5.4	(5, 1)	2.0		9	2	2	2	2	1	0	0	0	0	0	12	16	9.00	1.500
64 Jaye Chapman, R ERA: 16.2	(7, 1)	0.1		8	3	4	4	0	2	0	1	0	0	0	5	15	108.00	15.000
66 J.J. Hoover, R ERA: 2.08	(7, 1)	1.2		5	0	0	0	1	1	0	0	0	0	0	6	10	0.00	0.600

PITCHER	IP	WLS	BF	H	R	ER	SO	BB	IBB	HBP	BLK	WP	HR	S	P	ERA	WHIP

Batter	1	2	3	4	5	6	7	8	9	AB	R	H	RBI	BB	SO	LOB
Inning Stats																

TOP

Toronto Blue Jays @ Atlanta Braves

Champion Stadium, Lake Buena Vista, FL

Sun Mar 11 2012, 1:05 PM EDT

livebaseballscorecards.com

AB	**0**
R	**0**
H	**0**
RBI	**0**
BB	**0**
SO	**0**
LOB	**0**

1B: 0
2B: 0
3B: 0
HR: 0

SF: 0
SAC: 0
DP: 0
HBP: 0

WP: 0
PB: 0
SB: 0
CS: 0

PA: 0

PITCHER	IP	WLS	BF	H	R	ER	SO	BB	IBB	HBP	BLK	WP	HR	S	P	ERA	WHIP

PITCHER	IP	WLS	BF	H	R	ER	SO	BB	IBB	HBP	BLK	WP	HR	S	P	ERA	WHIP

Batter	1	2	3	4	5	6	7	8	9	AB	R	H	RBI	BB	SO	LOB
Inning Stats																

BOTTOM

Toronto Blue Jays @ Atlanta Braves

Champion Stadium, Lake Buena Vista, FL

Sun Mar 11 2012, 1:05 PM EDT

livebaseballscorecards.com

AB	0
R	0
H	0
RBI	0
BB	0
SO	0
LOB	0

1B: 0
2B: 0
3B: 0
HR: 0

SF: 0
SAC: 0
DP: 0
HBP: 0

WP: 0
PB: 0
SB: 0
CS: 0

PA: 0

PITCHER	IP	WLS	BF	H	R	ER	SO	BB	IBB	HBP	BLK	WP	HR	S	P	ERA	WHIP

PITCHER	IP	WLS	BF	H	R	ER	SO	BB	IBB	HBP	BLK	WP	HR	S	P	ERA	WHIP

Baltimore Orioles @ Toronto Blue Jays

Florida Auto Exchange Stadium, Dunedin, FL

Mon Mar 12 2012, 1:07 PM - 3:28 PM EDT

Att. 4,221 - Partly Cloudy - 73 F

TOP

livebaseballscorecards.com

Batter	1	2	3	4	5	6	7	8	9	AB	R	H	RBI	BB	SO	LOB
9 Endy Chavez, L (1, 7) OBP: 0.467, SLG: 0.462	C X 0-1 11 SH5-3 1B		X 0-0 ② G4-3			X 0-0 ①② G3-6 1-2f		X 0-0 ② F9		3	0	1	0	0	0	1
70 Xavier Avery, L (6, 8) OBP: 0.278, SLG: 0.294										1	0	0	0	0	0	0
11 Robert Andino, R (1, 4) OBP: 0.313, SLG: 0.286	X 0-0 ① SH5-3 1-2		X 0-0 ③ G5-3			B B B B 4-0 BB		X 0-0 ③ F8		1	0	0	0	1	0	0
72 Caleb Joseph, R (6, 2) OBP: 0.500, SLG: 0.667										1	0	0	0	0	0	0
26 Gabriel Lino, R (8, 2)										0	0	0	0	0	0	0
36 Nick Johnson, L (1, 10) OBP: 0.375, SLG: 0.167	X 0-0 E6			X 0-0 ① F8		S S S 0-3 ③ K			X 0-0 ① F7	3	0	0	0	0	1	2
91 Travis Adair, L (9, PH)										1	0	0	0	0	0	0
51 Joe Mahoney, L (1, 3) OBP: 0.167, SLG: 0.167	S S S 0-3 ② K			X 0-0 ② G4-3			X 0-0 3 WP 3 2B 1B		X 0-0 ② G6-3	3	1	1	0	0	1	2
85 Manny Machado, R (7, 6) OBP: 0.143, SLG: 0.143										1	0	0	0	0	0	0
13 Jai Miller, R (1, 8) OBP: 0.294, SLG: 0.375	X 0-0 ③ G4-3			X 0-0 ③ G5-3			S S S 0-3 ① K		S S S 0-3 ③ K	3	0	0	0	0	1	3
(6, 7)																
90 Cory Aldridge, L (7, 7)										1	0	0	0	0	1	0
3 Ryan Flaherty, L (1, 6) OBP: 0.316, SLG: 0.444		X 0-0 ① F8			S S S 0-3 ① K		B X 1-0 1-H 2B			3	0	1	1	0	1	0
(7, 9)																
68 Steve Tolleson, R (1, 5) OBP: 0.333, SLG: 0.364		S S S 0-3 ② K			X 0-0 ② G4-3		S S S 0-3 ② K			3	0	0	0	0	2	1
86 Buck Britton, L (7, 5)										0	0	0	0	0	0	0
80 Scott Beerer, R (1, 9) OBP: 0.250, SLG: 0.250		X 0-0 ③ G5-3			X 0-0 ③ F8		X 0-0 ③ G5-3			3	0	0	0	0	0	1
92 Jeff Larish, L (7, 3)										0	0	0	0	0	0	0
60 John Hester, R (1, 2)			X 0-0 ① L9			H 1-0 9 G3-6 HBP		X 0-0 ① G5-3		1	0	0	0	0	0	0
54 Matt Antonelli, R (6, 4) OBP: 0.571, SLG: 0.333										1	0	0	0	0	0	0
Inning Stats	R: 0 E: 1 K: 1 S: 8 H: 1 LOB: 2 BB: 0 P: 8	R: 0 E: 0 K: 1 S: 5 H: 0 LOB: 0 BB: 0 P: 5	R: 0 E: 0 K: 0 S: 3 H: 0 LOB: 0 BB: 0 P: 3	R: 0 E: 0 K: 0 S: 3 H: 0 LOB: 0 BB: 0 P: 3	R: 0 E: 0 K: 1 S: 5 H: 0 LOB: 0 BB: 0 P: 5	R: 0 E: 0 K: 1 S: 4 H: 0 LOB: 1 BB: 1 P: 9	R: 1 E: 0 K: 2 S: 9 H: 2 LOB: 1 BB: 0 P: 10	R: 0 E: 0 K: 0 S: 3 H: 0 LOB: 0 BB: 0 P: 3	R: 0 E: 0 K: 1 S: 5 H: 0 LOB: 0 BB: 0 P: 5	1B: 2 2B: 1 3B: 0 HR: 0		SF: 0 SAC: 1 DP: 1 HBP: 1		WP: 1 PB: 0 SB: 0 CS: 0		PA: 32	

	AB	29
	R	1
	H	3
	RBI	1
	BB	1
	SO	7
	LOB	10

PITCHER		IP	WLS	BF	H	R	ER	SO	BB	IBB	HBP	BLK	WP	HR	S	P	ERA	WHIP
23 Brandon Morrow, R ERA:	(1, 1)	3.0	W	11	1	0	0	2	0	0	0	0	0	0	16	16	0.00	0.333
48 Francisco Cordero, R ERA:	(4, 1)	1.0	H	3	0	0	0	0	0	0	0	0	0	0	3	3	0.00	0.000
44 Casey Janssen, R ERA:	(5, 1)	1.0		3	0	0	0	1	0	0	0	0	0	0	5	5	0.00	0.000
69 Drew Hutchison, R ERA: 4.5	(6, 1)	2.0		9	2	1	1	3	1	0	1	0	1	0	13	19	4.50	1.500
72 Deck McGuire, R ERA:	(8, 1)	2.0	S	6	0	0	0	1	0	0	0	0	0	0	8	8	0.00	0.000

PITCHER		IP	WLS	BF	H	R	ER	SO	BB	IBB	HBP	BLK	WP	HR	S	P	ERA	WHIP

Baltimore Orioles @ Toronto Blue Jays

Florida Auto Exchange Stadium, Dunedin, FL

Mon Mar 12 2012, 1:07 PM - 3:28 PM EDT

Att. 4,221 - Partly Cloudy - 73 F

livebaseballscorecards.com

BOTTOM

Batter	1	2	3	4	5	6	7	8	9	AB	R	H	RBI	BB	SO	LOB
5 Yunel Escobar, R (1, 6) OBP: 0.286, SLG: 0.263 1 Luis Valbuena, L (4, PR) OBP: 0.455, SLG: 0.800 (5, 6)	F8		E6 8 L8 17 G5-3	17 1B 1-2 BB		P6				2 0 0 0 1 0 0 1 0 0 0 0 0 0						
17 Omar Vizquel, S (1, 5) OBP: 0.500, SLG: 0.545 25 Chris Woodward, R (4, PR) OBP: 0.333, SLG: 0.200 (5, 5)	F9		G5-3 1-2	1-2 2-H 3-H 1B			G5-3			3 0 1 2 0 0 1 1 0 0 0 0 0 0						
8 Ben Francisco, R (1, 7) OBP: 0.235, SLG: 0.200 30 David Cooper, L (5, 3) OBP: 0.450, SLG: 0.438	G4-3		L8 2-3	L6			G4-3			3 0 0 0 0 0 3 1 0 0 0 0 0 0						
10 Edwin Encarnación, R (1, 3) OBP: 0.304, SLG: 0.333 (5, 7)		F7	K		K		K			4 0 0 0 0 3 1						
2 Kelly Johnson, L (1, 4) OBP: 0.350, SLG: 0.353 62 Jonathan Diaz, R (6, 4) OBP: 0.364, SLG: 0.636		28 S 28 2B 1B		28 BB 45 1B BB	K			G6-3		2 2 1 0 1 1 0 1 0 0 0 0 0 0						
11 Rajai Davis, R (1, 9) OBP: 0.400, SLG: 0.357 74 Moisés Sierra, R (5, PR) OBP: 0.353, SLG: 0.438 (6, 9)		F8		L5	E5			F8		3 0 0 0 0 0 2 1 0 0 0 0 0 0						
28 Colby Rasmus, L (1, 8) OBP: 0.333, SLG: 0.313 43 Anthony Gose, L (6, 8) OBP: 0.333, SLG: 0.417		1-H 2B		45 1B 17 1B 1-2 BB	P6			L6		2 1 1 1 1 0 1 1 0 0 0 0 0 0						
45 Travis Snider, L (1, 10) OBP: 0.381, SLG: 0.842		BB		5 BB 17 1B 1-3 2-H 1B	K					2 1 1 1 1 1 0						
6 Jeff Mathis, R (1, 2) OBP: 0.250, SLG: 0.182 15 Travis d'Arnaud, R (7, 2) OBP: 0.273, SLG: 0.600		K		P5		K				3 0 0 0 0 2 4 0 0 0 0 0 0 0						
Inning Stats	R: 0 E: 0 K: 0 S: 3	H: 0 LOB: 0 BB: 0 P: 3	R: 1 E: 0 K: 1 S: 7	H: 2 LOB: 2 BB: 1 P: 12	R: 0 E: 1 K: 1 S: 6	H: 0 LOB: 1 BB: 0 P: 6	R: 3 E: 0 K: 0 S: 5	H: 2 LOB: 2 BB: 3 P: 17	R: 0 E: 1 K: 2 S: 8	H: 0 LOB: 1 BB: 0 P: 8	R: 0 E: 0 K: 2 S: 7	H: 0 LOB: 0 BB: 0 P: 7	R: 0 E: 0 K: 1 S: 5	H: 0 LOB: 0 BB: 0 P: 5	R: 0 E: 0 K: 0 S: 3	H: 0 LOB: 0 BB: 0 P: 3

AB	30
R	4
H	4
RBI	4
BB	4
SO	7
LOB	12

1B: 3 SF: 0 WP: 0 PA: 34
2B: 1 SAC: 0 PB: 0
3B: 0 DP: 0 SB: 1
HR: 0 HBP: 0 CS: 0

PITCHER		IP	WLS	BF	H	R	ER	SO	BB	IBB	HBP	BLK	WP	HR	S	P	ERA	WHIP
16 Wei-Yin Chen, L ERA: 1.8	(1, 1)	3.0	L	13	2	1	1	2	1	0	0	0	0	0	16	21	3.00	1.000
59 Armando Galarraga, R ERA: 6.75	(4, 1)	2.0		12	2	3	3	2	3	0	0	0	0	0	13	25	13.50	2.500
79 Jon Link, R ERA:	(6, 1)	1.0		3	0	0	0	2	0	0	0	0	0	0	7	7	0.00	0.000
48 Pat Neshek, R ERA:	(7, 1)	1.0		3	0	0	0	1	0	0	0	0	0	0	5	5	0.00	0.000
95 Stu Pomeranz, R ERA:	(8, 1)	1.0		3	0	0	0	0	0	0	0	0	0	0	3	3	0.00	0.000

PITCHER	IP	WLS	BF	H	R	ER	SO	BB	IBB	HBP	BLK	WP	HR	S	P	ERA	WHIP

Toronto Blue Jays @ Minnesota Twins

Hammond Stadium, Fort Myers, FL

Tue Mar 13 2012, 1:08 PM - 3:44 PM EDT

Att. 8,285 - Partly Cloudy - 81 F

TOP

livebaseballscorecards.com

Batter	1	2	3	4	5	6	7	8	9	AB	R	H	RBI	BB	SO	LOB
11 Rajai Davis, R (1, 8) OBP: 0.333, SLG: 0.294	F8		K		K	K			P4	3	0	0	0	0	2	3
43 Anthony Gose, L (6, PH) OBP: 0.286, SLG: 0.357 (6, 8)										2	0	0	0	0	1	2
45 Travis Snider, L (1, 7) OBP: 0.360, SLG: 0.783	K		15 2B 1-3 2-H 3-H 2B		K		K		K	4	1	1	2	0	3	0
75 Danny Perales, L (7, 7)										1	0	0	0	0	1	1
15 Travis d'Arnaud, R (1, 2) OBP: 0.267, SLG: 0.571	K		14 G6-3 2-H 3-H 2B			F9	G5-3			4	0	1	2	0	1	0
80 Andy Burns, R (7, 5)										0	0	0	0	0	0	0
14 Eric Thames, L (1, 10) OBP: 0.348, SLG: 0.476		K	G6-3 2-3			30 2B 1B	K			4	1	1	0	0	2	1
30 David Cooper, L (1, 3) OBP: 0.435, SLG: 0.474		P6	K			74 1B 3 E 1-H 2B		81 G5-4-3 1B		3	1	1	1	0	1	1
66 Mike McDade, S (7, 3) OBP: 0.273, SLG: 0.111										1	0	1	0	0	0	0
74 Moisés Sierra, R (1, 9) OBP: 0.350, SLG: 0.421		G5-3		K		3 E 3 2B 2-3 1B		G5-4-3 1-2f		3	1	1	0	0	1	0
81 Jake Marisnick, R (7, 9) OBP: 0.167, SLG: 0.167				G6-3		1 SAFE 18 BLK 62 1B 1-H 3-H 2B		F8		1	0	0	0	0	0	1
3 Adeiny Hechavarría, R (1, 6) OBP: 0.389, SLG: 0.647			62 1B 18 HBP 45 2B 1B							3	2	2	1	0	0	0
1 Luis Valbuena, L (7, 6) OBP: 0.417, SLG: 0.727										1	0	0	0	0	0	0
18 Mike McCoy, R (1, 5) OBP: 0.333, SLG: 0.308			62 1B 45 2B 1-2 HBP	G5-3		K 2-3			G6-3	2	1	0	0	0	1	1
68 Yan Gomes, R (7, 2) OBP: 0.286, SLG: 0.714										1	0	0	0	0	0	0
62 Jonathan Diaz, R (1, 4) OBP: 0.429, SLG: 0.643			45 2B 15 2B 1-2 2-3 1B		F8	3-H 1B			1B	3	1	2	1	0	0	0
31 Ruben Gotay, S (7, 4) OBP: 1.000, SLG: 1.000										1	0	1	0	0	0	0

Inning Stats	1	2	3	4	5	6	7	8	9
	R: 0 E: 0 K: 2 S: 7	H: 0 LOB: 0 BB: 0 P: 7	R: 0 E: 0 K: 1 S: 5	H: 0 LOB: 0 BB: 0 P: 5	R: 4 E: 0 K: 2 S: 11	H: 4 LOB: 1 BB: 0 P: 12	R: 0 E: 0 K: 1 S: 5	H: 0 LOB: 0 BB: 0 P: 5	R: 0 E: 0 K: 2 S: 7	H: 0 LOB: 0 BB: 0 P: 7	R: 4 E: 1 K: 2 S: 12	H: 5 LOB: 1 BB: 0 P: 12	R: 0 E: 0 K: 2 S: 7	H: 0 LOB: 0 BB: 0 P: 7	R: 0 E: 0 K: 0 S: 3	H: 1 LOB: 0 BB: 0 P: 3	R: 0 E: 0 K: 1 S: 6	H: 1 LOB: 1 BB: 0 P: 6

AB	37
R	8
H	11
RBI	7
BB	0
SO	13
LOB	10

1B: 7	SF: 0	WP: 0	PA: 38
2B: 4	SAC: 0	PB: 0	
3B: 0	DP: 1	SB: 0	
HR: 0	HBP: 1	CS: 0	

PITCHER		IP	WLS	BF	H	R	ER	SO	BB	IBB	HBP	BLK	WP	HR	S	P	ERA	WHIP
47 Francisco Liriano, L ERA: 4.5	(1, 1)	3.0	L	14	4	4	4	5	0	0	1	0	0	0	23	24	12.00	1.333
57 Kyle Waldrop, R ERA:	(4, 1)	1.0		3	0	0	0	1	0	0	0	0	0	0	5	5	0.00	0.000
61 Jared Burton, R ERA:	(5, 1)	1.0		3	0	0	0	2	0	0	0	0	0	0	7	7	0.00	0.000
31 Alex Burnett, R ERA: 16.88	(6, 1)	0.2		7	5	4	4	1	0	0	0	1	0	0	9	9	54.00	7.500
44 Matt Maloney, L ERA:	(6, 1)	1.1		4	0	0	0	3	0	0	0	0	0	0	10	10	0.00	0.000

PITCHER		IP	WLS	BF	H	R	ER	SO	BB	IBB	HBP	BLK	WP	HR	S	P	ERA	WHIP
76 Deolis Guerra, R ERA: 15.0	(8, 1)	1.0		3	1	0	0	0	0	0	0	0	0	0	3	3	0.00	1.000
58 Scott Diamond, L ERA: 3.0	(9, 1)	1.0		4	1	0	0	1	0	0	0	0	0	0	6	6	0.00	1.000

BOTTOM

Toronto Blue Jays @ Minnesota Twins

Hammond Stadium, Fort Myers, FL

Tue Mar 13 2012, 1:08 PM - 3:44 PM EDT

Att. 8,285 - Partly Cloudy - 81 F

livebaseballscorecards.com

Batter	1	2	3	4	5	6	7	8	9	AB	R	H	RBI	BB	SO	LOB
19 Darin Mastroianni, R (1, 8) OBP: 0.231, SLG: 0.250 63 Joe Benson, R (6, 8) OBP: 0.235, SLG: 0.400	S S S 0-3 ① K		x 0-0 ② F8		S S S 0-3 ① K		x 0-0 ③ G5-3			3 0 0 0 0 2 1 1 0 0 0 0 0 0						
8 Jamey Carroll, R (1, 6) OBP: 0.200, SLG: 0.059 71 Pedro Florimón, S (7, 6)	B B B B 4-0 BB		x 0-0 ③ F8		C C C 0-3 ② K			B B B B 4-0 84 FC5-4 BB		2 0 0 0 1 1 1 0 0 0 0 1 0 0						
7 Joe Mauer, L (1, 2) OBP: 0.316, SLG: 0.278 84 Dan Rohlfing, R (7, 2) OBP: 0.333, SLG: 0.333	x 0-0 ② F7			x 0-0 33 F8 24 1B 1B	x 0-0 1B			x 0-0 ① FC5-4 70 G5-3 1-2f		3 1 2 0 0 0 1 1 0 0 0 0 0 1						
33 Justin Morneau, L (1, 3) OBP: 0.222, SLG: 0.176 70 Aaron Bates, R (7, 3) OBP: 0.308, SLG: 0.250	x 0-0 ③ G3			x 0-0 ① F8 1-2	x 0-0 ③ F7			x 0-0 ② G5-3 1-2		3 0 0 0 0 0 3 1 0 0 0 0 0 1						
16 Josh Willingham, R (1, 9) OBP: 0.476, SLG: 0.214 79 Matt Carson, R (7, 7)		B B B B 4-0 22 G5-4-3 BB		B B B B 4-0 24 1B 39 1B BB		x 0-0 ① G6-3		S S S 0-3 ③ K		1 1 0 0 2 0 0 1 0 0 0 0 1 1						
22 Danny Valencia, R (1, 5) OBP: 0.300, SLG: 0.700 73 Michael Hollimon, S (7, 5) OBP: 0.625, SLG: 1.000		x 0-0 ① ② G5-4-3 1-2f		x 0-0 ② F7		x 0-0 ② G5-3			S S S 0-3 ① K	3 0 0 0 0 0 3 1 0 0 0 0 1 0						
24 Trevor Plouffe, R (1, 7) OBP: 0.190, SLG: 0.150 80 Oswaldo Arcia, L (7, 9) OBP: 0.143, SLG: 0.143		x 0-0 ③ G4-3		x 0-0 39 1B 1-2 2-H 1B		S S S 0-3 ③ K2-3			C C C 0-3 ② K	3 0 1 1 0 1 0 1 0 0 0 0 1 0						
39 Steve Pearce, R (1, 10) OBP: 0.176, SLG: 0.133 26 Brian Dinkelman, L (7, PH) OBP: 0.353, SLG: 0.333 (8, 10)			S S S 0-3 ① K	x 0-0 1-3 2-H 1B			C C C 0-3 ① K		x 0-0 ③ F7	2 0 1 1 0 1 0 2 0 0 0 0 1 0						
38 Luke Hughes, R (1, 4) OBP: 0.235, SLG: 0.375			x 0-0 1B	x 0-0 ③ P4			x 0-0 ② G5-3			3 0 1 0 0 0 2						

Inning Stats																				
	R: 0	H: 0	R: 0	H: 0	R: 0	H: 1	R: 2	H: 3	R: 0	H: 1	R: 0	H: 0	R: 0	H: 0	R: 0	H: 0	R: 0	H: 0	1B: 5	SF: 0	WP: 0	PA: 35
	E: 0	LOB: 1	E: 0	LOB: 0	E: 0	LOB: 1	E: 0	LOB: 2	K: 0	LOB: 1	E: 0	LOB: 0	E: 0	LOB: 0	E: 0	LOB: 1	K: 2	LOB: 0	2B: 0	SAC: 0	PB: 0	
	K: 1	BB: 1	K: 0	BB: 1	K: 1	BB: 0	K: 0	BB: 1	K: 1	BB: 0	K: 1	BB: 0	K: 1	BB: 0	K: 1	BB: 1	K: 2	BB: 0	3B: 0	DP: 1	SB: 0	
	S: 5	P: 9	S: 2	P: 6	S: 6	P: 6	S: 6	P: 10	S: 8	P: 8	S: 5	P: 5	S: 5	P: 5	S: 5	P: 9	S: 7	P: 7	HR: 0	HBP: 0	CS: 0	

PITCHER		IP	WLS	BF	H	R	ER	SO	BB	IBB	HBP	BLK	WP	HR	S	P	ERA	WHIP
27 Brett Cecil, L ERA:	(1, 1)	3.0	W	11	1	0	0	2	2	0	0	0	0	0	13	21	0.00	1.000
47 Rick Van Den Hurk, R ERA: 10.8	(4, 1)	2.0		11	4	2	2	2	1	0	0	0	0	0	14	18	9.00	2.500
46 Evan Crawford, L ERA:	(6, 1)	2.0		6	0	0	0	2	0	0	0	0	0	0	10	10	0.00	0.000
47 Luis Perez, L ERA:	(8, 1)	1.0		4	0	0	0	1	1	0	0	0	0	0	5	9	0.00	1.000
56 Robert Coello, R ERA: 4.5	(9, 1)	1.0		3	0	0	0	2	0	0	0	0	0	0	7	7	0.00	0.000

PITCHER	IP	WLS	BF	H	R	ER	SO	BB	IBB	HBP	BLK	WP	HR	S	P	ERA	WHIP

Batter	1	2	3	4	5	6	7	8	9	AB	R	H	RBI	BB	SO	LOB
2 Derek Jeter, R (1, 6) OBP: 0.350, SLG: 0.278 74 Doug Bernier, R (6, 6) OBP: 0.357, SLG: 0.462	G4-3		14 2B 1B		G5-3		1-3 2-H 3-H 38 1B 2B		SSS K	3 1 1 0 0 0 1 2 1 1 2 0 1 0						
14 Curtis Granderson, L (1, 8) OBP: 0.350, SLG: 0.684 38 Dewayne Wise, L (6, PR) OBP: 0.462, SLG: 0.615 (6, 8)	SSS K		1-H 2B			13 FC5-4 2B	2-H 3-H 82 E 1B		82 1B 1B	3 0 2 1 0 1 0 2 0 2 2 0 0 0						
24 Robinson Canó, L (1, 4) OBP: 0.200, SLG: 0.167 82 Corban Joseph, L (6, 4) OBP: 0.231, SLG: 0.231	G4-3		G4-3			BBBB 13 FC5-4 BB	SSS K 1-3		1-3 1B	2 0 0 0 1 0 1 2 0 1 0 0 1 1						
13 Alex Rodriguez, R (1, 10) OBP: 0.429, SLG: 0.611 89 Kyle Higashioka, R (6, PR) OBP: 0.200, SLG: 0.200 (6, 10)		F7		G6-3		FC5-4 25 L3 1-2f 2-3	G5-3		SSS K	3 0 0 0 0 0 2 2 0 0 0 0 1 3						
25 Mark Teixeira, S (1, 3) OBP: 0.350, SLG: 0.235 68 Brandon Laird, R (6, 3) OBP: 0.200, SLG: 0.143		1B		G4-3		L3 1-1		CCC K		3 0 1 0 0 0 3 1 0 0 0 0 1 0						
27 Raul Ibanez, L (1, 7) OBP: 0.083, SLG: 0.125 67 Colin Curtis, L (7, 7) OBP: 0.250, SLG: 0.500	SSS K			G4-3			G3-1		G3	3 0 0 0 0 1 1 1 0 0 0 0 0 0						
33 Nick Swisher, S (1, 9) OBP: 0.263, SLG: 0.526 73 Cole Garner, R (5, 9) OBP: 0.600, SLG: 1.143	SSS K				G4-3		BBBB 90 E 60 1B 74 2B BB		2B	2 0 0 0 0 1 1 1 1 1 0 1 0 0						
12 Eric Chavez, L (1, 5) OBP: 0.167, SLG: 0.222 60 Jayson Nix, R (6, 5) OBP: 0.316, SLG: 0.389			17 G6-4-3 1B		SSS K		1-2 90 E 74 2B 1B	CCC K		2 0 1 0 0 1 0 2 1 1 0 0 1 1						
17 Francisco Cervelli, R (1, 2) OBP: 0.250, SLG: 0.333 90 Gary Sánchez, R (6, 2) OBP: 0.429, SLG: 0.429			G6-4-3 1-2f		2B		1-2 2-3 FC5 74 2B 38 1B		G6-3	2 0 1 0 0 0 1 2 1 0 0 0 0 2						
Inning Stats	R: 0 E: 0 K: 1 S: 5 H: 0 LOB: 0 BB: 0 P: 5	R: 0 E: 0 K: 2 S: 8 H: 1 LOB: 1 BB: 0 P: 8	R: 1 E: 0 K: 0 S: 5 H: 3 LOB: 1 BB: 0 P: 5	R: 0 E: 0 K: 0 S: 3 H: 0 LOB: 0 BB: 0 P: 3	R: 0 E: 0 K: 1 S: 6 H: 1 LOB: 1 BB: 0 P: 6	R: 0 E: 0 K: 0 S: 3 H: 1 LOB: 3 BB: 1 P: 7	R: 4 E: 1 K: 1 S: 9 H: 3 LOB: 1 BB: 1 P: 13	R: 0 E: 0 K: 2 S: 8 H: 1 LOB: 1 BB: 0 P: 8	R: 0 E: 0 K: 2 S: 9 H: 2 LOB: 2 BB: 0 P: 9	1B: 7 2B: 6 3B: 0 HR: 0	SF: 0 SAC: 0 DP: 2 HBP: 0						

TOP

New York Yankees @ Toronto Blue Jays

Florida Auto Exchange Stadium, Dunedin, FL

Wed Mar 14 2012, 1:07 PM - 3:59 PM EDT

Att. 5,509 - Sunny - 77 F

livebaseballscorecards.com

AB	38
R	5
H	12
RBI	5
BB	2
SO	9
LOB	17

WP: 0 PB: 0 SB: 0 CS: 0 PA: 40

PITCHER		IP	WLS	BF	H	R	ER	SO	BB	IBB	HBP	BLK	WP	HR	S	P	ERA	WHIP
37 Henderson Alvarez III, R ERA: 3.0	(1, 1)	3.0		12	4	1	1	3	0	0	0	0	0	0	18	18	3.00	1.333
33 Carlos Villanueva, R ERA:	(4, 1)	2.0	W	7	1	0	0	1	0	0	0	0	0	0	9	9	0.00	0.500
54 Jason Frasor, R ERA: 6.75	(6, 1)	1.0		4	1	0	0	0	1	0	0	0	0	0	3	7	0.00	2.000
34 Joel Carreno, R ERA: 5.4	(7, 1)	2.0		12	4	4	3	3	1	0	0	0	0	0	17	21	13.50	2.500
59 Jim Hoey, R ERA:	(9, 1)	1.0	S	5	2	0	0	2	0	0	0	0	0	0	9	9	0.00	2.000

PITCHER	IP	WLS	BF	H	R	ER	SO	BB	IBB	HBP	BLK	WP	HR	S	P	ERA	WHIP

BOTTOM

New York Yankees @ Toronto Blue Jays

Florida Auto Exchange Stadium, Dunedin, FL

Wed Mar 14 2012, 1:07 PM - 3:59 PM EDT

Att. 5,509 - Sunny - 77 F

livebaseballscorecards.com

Batter	1	2	3	4	5	6	7	8	9	AB	R	H	RBI	BB	SO	LOB
5 Yunel Escobar, R (1, 6) OBP: 0.292, SLG: 0.238	F9		G6-3		26 BB 10 HR BB	K		G3		2	1	0	0	1	0	0
17 Omar Vizquel, S (6, 6) OBP: 0.429, SLG: 0.462										2	0	0	0	0	1	2
2 Kelly Johnson, L (1, 4) OBP: 0.348, SLG: 0.350	K		19 S 1B		K	G4-3				3	0	1	0	0	2	1
43 Anthony Gose, L (6, 8) OBP: 0.267, SLG: 0.333										1	0	0	0	0	0	0
19 José Bautista, R (1, 9) OBP: 0.476, SLG: 0.824	P6		1-2 BB		F7		G6-3			2	0	0	0	1	0	1
8 Ben Francisco, R (6, 9) OBP: 0.222, SLG: 0.188										1	0	0	0	0	0	0
26 Adam Lind, L (1, 3) OBP: 0.429, SLG: 0.444		G3-1	P2		1-2 10 HR BB		G4-3			2	0	0	0	1	0	2
1 Luis Valbuena, L (5, PR) OBP: 0.385, SLG: 0.667										1	1	0	0	0	0	0
(6, 4)																
10 Edwin Encarnación, R (1, 7) OBP: 0.385, SLG: 0.667		HR		13 F7 9 HR 1B	1-H 2-H HR		K			3	3	3	4	0	0	0
Michael Crouse, R (6, 7)										1	0	0	0	0	1	0
13 Brett Lawrie, R (1, 5) OBP: 0.609, SLG: 0.955		9 S 2B		F7	28 1B 3B			66 HBP HBP		3	1	2	0	0	0	1
25 Chris Woodward, R (6, 5) OBP: 0.429, SLG: 0.200										0	0	0	0	0	0	0
28 Colby Rasmus, L (1, 8) OBP: 0.333, SLG: 0.316		F9	K		3-H 1B			1-2 HBP		3	0	1	1	0	1	2
66 Mike McDade, S (6, 3) OBP: 0.333, SLG: 0.111										0	0	0	0	0	0	0
9 J.P. Arencibia, R (1, 10) OBP: 0.200, SLG: 0.526		2-3		2-H HR	G4-3					3	1	1	2	0	1	2
15 Travis d'Arnaud, R (8, PH) OBP: 0.250, SLG: 0.533		K						K		1	0	0	0	0	1	2
(9, 10)																
6 Jeff Mathis, R (1, 2) OBP: 0.200, SLG: 0.143			K	K		P6		K		3	0	0	0	0	2	0
71 A.J. Jimenez, R (7, 2) OBP: 0.500, SLG: 0.400										1	0	0	0	0	1	2
Inning Stats	R: 0 E: 0 K: 1 S: 5 H: 0 LOB: 0 BB: 0 P: 5	R: 1 E: 0 K: 1 S: 8 H: 2 LOB: 1 BB: 0 P: 10	R: 0 E: 0 K: 1 S: 6 H: 1 LOB: 2 BB: 1 P: 10	R: 2 E: 0 K: 2 S: 9 H: 2 LOB: 0 BB: 0 P: 9	R: 4 E: 0 K: 1 S: 9 H: 3 LOB: 1 BB: 2 P: 19	R: 0 E: 0 K: 1 S: 5 H: 0 LOB: 0 BB: 0 P: 5	R: 0 E: 0 K: 1 S: 5 H: 0 LOB: 0 BB: 0 P: 5	R: 0 E: 0 K: 2 S: 7 H: 0 LOB: 2 BB: 0 P: 9		1B: 3 2B: 1 3B: 1 HR: 3	SF: 0 SAC: 0 DP: 0 HBP: 2						

	AB	32
	R	7
	H	8
	RBI	7
	BB	3
	SO	10
	LOB	15

WP: 0 PB: 0 SB: 2 CS: 0 PA: 37

PITCHER		IP	WLS	BF	H	R	ER	SO	BB	IBB	HBP	BLK	WP	HR	S	P	ERA	WHIP
36 Freddy Garcia, R ERA: 4.5	(1, 1)	3.0	L	14	4	2	2	3	1	0	0	0	0	1	20	26	6.00	1.667
53 Cory Wade, R ERA: 4.5	(4, 1)	1.0		4	1	1	1	2	0	0	0	0	0	1	8	8	9.00	1.000
85 Manny Bañuelos, L ERA: 7.2	(5, 1)	1.0		8	3	4	4	1	2	0	0	0	0	1	9	19	36.00	5.000
78 D.J. Mitchell, R ERA:	(6, 1)	3.0		11	0	0	0	4	0	0	2	0	0	0	17	19	0.00	0.000

PITCHER		IP	WLS	BF	H	R	ER	SO	BB	IBB	HBP	BLK	WP	HR	S	P	ERA	WHIP

Toronto Blue Jays @ Houston Astros

Osceola County Stadium, Kissimmee, FL

Thu Mar 15 2012, 1:08 PM - 3:38 PM EDT

Att. 4,235 - Partly Cloudy - 75 F

TOP

livebaseballscorecards.com

Batter	1	2	3	4	5	6	7	8	9	AB	R	H	RBI	BB	SO	LOB
11 Rajai Davis, R (1, 9) OBP: 0.318, SLG: 0.286 Michael Crouse, R (6, 9)	C X 0-1 14 S 15 S 14 1B 1B	X 0-0 ② P4		X 0-0 ① P6		X 0-0 ③ F8		S S S 0-3 ③ K		4 1 1 0 0 0 4 1 0 0 0 0 1 1						
45 Travis Snider, L (1, 10) OBP: 0.345, SLG: 0.741 71 A.J. Jimenez, R (9, PH) OBP: 0.429, SLG: 0.333 (9, 10)	S S S 0-3 ① K	X 0-0 1-H 2-H 2B		S S S 0-3 ② K			X 0-0 ① P5		C C C 0-3 ① K	4 0 1 2 0 2 3 1 0 0 0 0 1 0						
15 Travis d'Arnaud, R (1, 2) OBP: 0.250, SLG: 0.444 31 Ruben Gotay, S (7, 4) OBP: 0.500, SLG: 0.500	B B B B 4-0 14 1B 30 FC6-5 1-2 BB	X 0-0 ③ G6-3		X 0-0 ③ F8			X 0-0 ② F9		C C C 0-3 ② K	3 1 0 0 1 0 3 1 0 0 0 0 1 0						
14 Eric Thames, L (1, 7) OBP: 0.370, SLG: 0.520 81 Jake Marisnick, R (8, 7) OBP: 0.286, SLG: 0.714	C X 0-1 30 FC6-5 30 S 1-3 2-H 1B	X 0-0 ① G5-3	X 0-0 ① G4-3				X 0-0 2B		B C X 1-1 HR	4 0 2 1 0 0 0 1 1 1 1 0 0 0						
30 David Cooper, L (1, 3) OBP: 0.407, SLG: 0.435 66 Mike McDade, S (7, 3) OBP: 0.308, SLG: 0.100	C X 0-1 ② FC6-5 1-3 3-H	X 0-0 ② G6-3	X 0-0 18 G5-3 1B				X 0-0 ③ F9		X 0-0 ③ F8	4 0 1 1 0 0 2 1 0 0 0 0 0 0						
18 Mike McCoy, R (1, 6) OBP: 0.333, SLG: 0.375 (4, 5) 39 Brian Bocock, R (7, 6) OBP: 0.556, SLG: 0.714	S S S 0-3 ③ K	X 0-0 2B	X 0-0 ② G5-3 1-2					X 0-0 68 2B 43 G5-3 1B		3 0 1 0 0 1 2 1 1 1 0 0 0 0						
1 Luis Valbuena, L (1, 5) OBP: 0.313, SLG: 0.533 (4, 6) 25 Chris Woodward, R (7, 5) OBP: 0.375, SLG: 0.167	S S S 0-3 ① K	S S S 0-3 ③ K	X 0-0 ③ G4-3				S S S 0-3 ① K		3 0 0 0 0 2 2 1 0 0 0 0 1 1							
62 Jonathan Diaz, R (1, 4) OBP: 0.471, SLG: 0.647 68 Yan Gomes, R (7, 2) OBP: 0.375, SLG: 0.875	X 0-0 43 1B 45 2B 1B	X 0-0 43 E 43 1B 1B	X 0-0 ① G3-1			X 0-0 43 G5-3 1-3 2B			3 1 2 0 0 0 0 1 0 1 0 0 0 0							
43 Anthony Gose, L (1, 8) OBP: 0.316, SLG: 0.368	X 0-0 45 2B 1-2 1B	X 0-0 E6 1-3 1B	X 0-0 ② G4-3			X 0-0 ② G5-3 2-3 3-H			4 1 2 1 0 0 1							
Inning Stats	R: 2 H: 2 E: 0 LOB: 1 K: 2 BB: 1 S: 12 P: 16	R: 2 H: 3 E: 0 LOB: 1 K: 1 BB: 0 S: 8 P: 8	R: 0 H: 1 E: 0 LOB: 1 K: 1 BB: 0 S: 6 P: 6	R: 0 H: 2 E: 1 LOB: 2 K: 1 BB: 0 S: 7 P: 7	R: 0 H: 1 E: 0 LOB: 1 K: 0 BB: 0 S: 4 P: 4	R: 0 H: 0 E: 0 LOB: 0 K: 0 BB: 0 S: 3 P: 3	R: 0 H: 1 E: 0 LOB: 1 K: 0 BB: 0 S: 4 P: 4	R: 1 H: 2 E: 0 LOB: 1 K: 2 BB: 0 S: 9 P: 9	R: 1 H: 1 E: 0 LOB: 0 K: 2 BB: 0 S: 9 P: 10	1B: 8 SF: 0 2B: 4 SAC: 0 3B: 0 DP: 0 HR: 1 HBP: 0						

	AB	40
	R	6
	H	13
	RBI	6
	BB	1
	SO	9
	LOB	19

PITCHER		IP	WLS	BF	H	R	ER	SO	BB	IBB	HBP	BLK	WP	HR	S	P	ERA	WHIP
21 Zach Duke, L ERA: 6.55	(1, 1)	4.0	L	21	8	4	4	5	1	0	0	0	0	0	33	37	9.00	2.250
39 Brett Myers, R ERA: 10.8	(5, 1)	1.0		4	1	0	0	0	0	0	0	0	0	0	4	4	0.00	1.000
37 Brandon Lyon, R ERA: 3.0	(6, 1)	1.0		3	0	0	0	0	0	0	0	0	0	0	3	3	0.00	0.000
43 Fernando Rodriguez Jr., R ERA: 4.5	(7, 1)	1.0		4	1	0	0	0	0	0	0	0	0	0	4	4	0.00	1.000
64 Lucas Harrell, R ERA: 4.05	(8, 1)	1.0		5	2	1	1	2	0	0	0	0	0	0	9	9	9.00	2.000

PITCHER		IP	WLS	BF	H	R	ER	SO	BB	IBB	HBP	BLK	WP	HR	S	P	ERA	WHIP
58 Fernando Abad, L ERA: 2.45	(9, 1)	1.0		4	1	1	1	2	0	0	0	0	0	1	9	10	9.00	1.000

1B: 8	SF: 0	WP: 0	PA:	41
2B: 4	SAC: 0	PB: 0		
3B: 0	DP: 0	SB: 3		
HR: 1	HBP: 0	CS: 0		

BOTTOM

Toronto Blue Jays @ Houston Astros

Osceola County Stadium, Kissimmee, FL

Thu Mar 15 2012, 1:08 PM - 3:38 PM EDT

Att. 4,235 - Partly Cloudy - 75 F

Batter	1	2	3	4	5	6	7	8	9	AB	R	H	RBI	BB	SO	LOB
1 Jordan Schafer, L (1, 8) OBP: 0.409, SLG: 0.450 11 Jason Bourgeois, R (7, 8) OBP: 0.278, SLG: 0.294	B B B B 4-0 36 E 36 G6-3 BB		x 0-0 36 WP 1B			x 0-0 E5 14 CS 36 1B 14 G4-3		x 0-0 12 G6-3 1B		2 2 1 0 1 0 0 1 0 1 0 0 0 0						
36 Angel Sanchez, R (1, 6) OBP: 0.667, SLG: 0.571 12 Brian Bixler, R (6, PR) OBP: 0.429, SLG: 0.727 (7, 6)	B 1 SAFE X 1-0 ① G6-3 1-H		B X 1-0 ② G1-3 1-2			x 0-0 14 CS 1-2 1B		x 0-0 ② ③ G6-3 1-2f		3 0 1 1 0 0 1 1 0 0 0 0 0 1						
14 J.D. Martinez, R (1, 7) OBP: 0.364, SLG: 0.650 6 Travis Buck, L (7, 7) OBP: 0.222, SLG: 0.333	x 0-0 ② F7		x 0-0 ③ G5-3			C X 0-1 ① ② G4-3 1-2 2-H			x 0-0 46 G4-3 29 G4-3 2B	3 0 0 1 0 0 2 1 1 1 0 0 0 0						
45 Carlos Lee, R (1, 3) OBP: 0.313, SLG: 0.500 46 Scott Moore, L (7, 3) OBP: 0.455, SLG: 0.143	x 0-0 2B			x 0-0 ① P3		x 0-0 ③ G4-3			x 0-0 ① G4-3 2-3	3 0 1 0 0 0 1 1 0 0 0 0 0 1						
50 Fernando Martinez, L (1, 10) OBP: 0.263, SLG: 0.500 29 Brett Wallace, L (9, PH) OBP: 0.333, SLG: 0.368	C C C 0-3 ③ K			x 0-0 ② G3			x 0-0 ① G4-3		x 0-0 ② G4-3 3-H	3 0 0 0 0 1 1 1 0 0 1 0 0 0						
23 Chris Johnson, R (1, 5) OBP: 0.300, SLG: 0.550 47 Brad Snyder, L (8, 9) OBP: 0.222, SLG: 0.353		x 0-0 ① P4		S S S 0-3 ③ K			x 0-0 18 1B 1B		S S S 0-3 ③ K	3 0 1 0 0 1 0 1 0 0 0 0 1 0						
18 Chris Snyder, R (1, 2) OBP: 0.412, SLG: 0.813 3 Joe Thurston, L (7, PR) OBP: 0.200, SLG: 0.400 (8, 5)		S S S 0-3 ② K			x 0-0 ① F9		x 0-0 17 G6-4-3 1-2 1B			3 0 1 0 0 1 0 0 0 0 0 0 0 0						
17 Justin Ruggiano, R (1, 9) 97 Chris Wallace, R (8, 2) OBP: 0.333, SLG: 0.333		x 0-0 ③ G6-3			x 0-0 ② G6-3		x 0-0 ② ③ G6-4-3 1-2f			3 0 0 0 0 0 2 0 0 0 0 0 0 0						
27 Jose Altuve, R (1, 4) OBP: 0.316, SLG: 0.333 9 Marwin Gonzalez, S (9, 4) OBP: 0.167, SLG: 0.063			C C C 0-3 ① K		x 0-0 ③ G4-3			x 0-0 ① G6-3		3 0 0 0 0 1 0 0 0 0 0 0 0 0						
Inning Stats	R: 1 H: 1 E: 1 LOB: 1 K: 1 BB: 1 S: 6 P: 11	R: 0 H: 0 E: 0 LOB: 0 K: 1 BB: 0 S: 5 P: 5	R: 0 H: 1 E: 0 LOB: 1 K: 1 BB: 0 S: 6 P: 7	R: 0 H: 0 E: 0 LOB: 0 K: 1 BB: 0 S: 5 P: 5	R: 0 H: 0 E: 0 LOB: 0 K: 0 BB: 0 S: 3 P: 3	R: 1 H: 1 E: 1 LOB: 1 K: 0 BB: 0 S: 5 P: 5	R: 0 H: 2 E: 0 LOB: 2 K: 0 BB: 0 S: 4 P: 4	R: 0 H: 1 E: 0 LOB: 0 K: 0 BB: 0 S: 3 P: 3	R: 1 H: 1 E: 0 LOB: 0 K: 1 BB: 0 S: 6 P: 6	1B: 5 SF: 0 2B: 2 SAC: 0 3B: 0 DP: 2 HR: 0 HBP: 0						

livebaseballscorecards.com

AB	32
R	3
H	7
RBI	3
BB	1
SO	5
LOB	9

WP: 1 PA: 33
PB: 0
SB: 0
CS: 2

PITCHER	IP	WLS	BF	H	R	ER	SO	BB	IBB	HBP	BLK	WP	HR	S	P	ERA	WHIP
29 Dustin McGowan, R (1, 1) ERA:	3.0	W	12	2	1	0	3	1	0	0	0	1	0	17	23	0.00	1.000
4 Kyle Drabek, R (4, 1) ERA: 4.5	3.0	H	10	1	1	0	1	0	0	0	0	0	0	13	13	0.00	0.333
20 Jesse Chavez, R (7, 1) ERA: 2.25	1.0	H	4	2	0	0	0	0	0	0	0	0	0	4	4	0.00	2.000
76 Jerry Gil, R (8, 1) ERA: 4.5	1.0	H	3	1	0	0	0	0	0	0	0	0	0	3	3	0.00	1.000
Clint Everts, R (9, 1) ERA: 4.5	1.0		4	1	1	1	1	0	0	0	0	0	0	6	6	9.00	1.000

PITCHER	IP	WLS	BF	H	R	ER	SO	BB	IBB	HBP	BLK	WP	HR	S	P	ERA	WHIP

Batter	1	2	3	4	5	6	7	8	9	AB	R	H	RBI	BB	SO	LOB
8 Desmond Jennings, R (1, 7) OBP: 0.421, SLG: 0.353 60 Matt Mangini, L (6, 5) OBP: 0.357, SLG: 0.346 (8, 3)	C B B B B 4-1 3 G6-3 BB	B B B B 4-0 3 S BB	X 0-0 ① P5	S S S 0-3 ③ K						1 1	0 0	0 0	0 0	2 0	0 1	2 1
1 Sean Rodríguez, R (1, 6) OBP: 0.400, SLG: 0.385 38 Isaias Velasquez, R (6, 7)	S S S 0-3 ① K	S S S 0-3 ① K	S S S 0-3 ② K					X 0-0 ① F8		3 1	0 0	0 0	0 0	0 0	3 0	4 0
3 Evan Longoria, R (1, 5) 67 Cody Rogers, L (6, 8)	X 0-0 ② ③ G6-3 1-2f	C X 0-1 ② P2 1-2	X 0-0 ③ F8					S S S 0-3 ② K		3 1	0 0	0 0	0 0	0 0	0 1	4 0
18 Ben Zobrist, S (1, 4) OBP: 0.318, SLG: 0.316 10 Will Rhymes, L (7, 4) OBP: 0.172, SLG: 0.111	X 0-0 ① P6	S S S 0-3 ③ K			S S S 0-3 ① K		X 0-0 ③ G4-3			3 1	0 0	0 0	0 0	0 0	2 0	1 0
28 José Molina, R (1, 2) OBP: 0.235, SLG: 0.188 26 Stephen Vogt, L (6, 2) OBP: 0.406, SLG: 0.517	X 0-0 ② G5-3		X 0-0 ① G6-3		X 0-0 ② F7					2 1	0 0	0 0	0 0	0 0	0 0	0 0
9 Elliot Johnson, S (1, 8) OBP: 0.250, SLG: 0.160 29 Tim Beckham, R (6, 6) OBP: 0.120, SLG: 0.043	X 0-0 ③ G4-3		X 0-0 ② G4-3		X 0-0 ③ L8					2 1	0 0	0 0	0 0	0 0	0 0	0 0
21 Jose Lobaton, S (1, 10) OBP: 0.250, SLG: 0.263		X 0-0 ① G1-3	S S S 0-3 ③ K			X 0-0 ① P5				3	0	0	0	0	1	0
11 Brandon Guyer, R (1, 9) OBP: 0.167, SLG: 0.167 45 Jeff Salazar, L (6, 9) OBP: 0.409, SLG: 0.500		S S S 0-3 ② K				X 0-0 63 1B 1B		X 0-0 E4 63 S		2 1	0 0	1 0	0 0	0 0	1 0	0 0
63 Chris Gimenez, R (1, 3) OBP: 0.250, SLG: 0.286 Robi Estrada, S (8, 5)		X 0-0 ③ G6-3				X 0-0 1-3 1B		C X 0-1 ② G6-3 1-2		3 0	0 0	1 0	0 0	0 0	0 0	1 0
Inning Stats	R: 0 H: 0 E: 0 LOB: 0 K: 1 BB: 1 S: 5 P: 9	R: 0 H: 0 E: 0 LOB: 0 K: 0 BB: 0 S: 3 P: 3	R: 0 H: 0 E: 0 LOB: 0 K: 1 BB: 0 S: 5 P: 5	R: 0 H: 0 E: 0 LOB: 1 K: 2 BB: 1 S: 8 P: 12	R: 0 H: 0 E: 0 LOB: 0 K: 1 BB: 0 S: 5 P: 5	R: 0 H: 2 E: 0 LOB: 2 K: 1 BB: 0 S: 7 P: 7	R: 0 H: 0 E: 0 LOB: 0 K: 1 BB: 0 S: 5 P: 5	R: 0 H: 0 E: 1 LOB: 1 K: 1 BB: 0 S: 7 P: 7	R: 0 H: 0 E: 0 LOB: 0 K: 1 BB: 0 S: 5 P: 5	1B: 2 SF: 0 2B: 0 SAC: 0 3B: 0 DP: 1 HR: 0 HBP: 0						WP: 0 PA: 31 PB: 0 SB: 2 CS: 0	

PITCHER	IP	WLS	BF	H	R	ER	SO	BB	IBB	HBP	BLK	WP	HR	S	P	ERA	WHIP
24 Ricky Romero, L (1, 1) ERA:	4.0	W	13	0	0	0	4	2	0	0	0	0	0	21	29	0.00	0.500
70 Chad Jenkins, R (5, 1) ERA: 1.13	3.0	H	11	2	0	0	3	0	0	0	0	0	0	17	17	0.00	0.667
54 Jason Frasor, R (8, 1) ERA: 5.4	1.0		4	0	0	0	1	0	0	0	0	0	0	7	7	0.00	0.000
50 Drew Carpenter, R (9, 1) ERA: 2.25	1.0		3	0	0	0	1	0	0	0	0	0	0	5	5	0.00	0.000

PITCHER	IP	WLS	BF	H	R	ER	SO	BB	IBB	HBP	BLK	WP	HR	S	P	ERA	WHIP

TOP

Tampa Bay Rays @ Toronto Blue Jays

Florida Auto Exchange Stadium, Dunedin, FL

Fri Mar 16 2012, 1:08 PM - 3:40 PM EDT
Att. 5,541 - Sunny - 75 F

livebaseballscorecards.com

AB	29
R	0
H	2
RBI	0
BB	2
SO	9
LOB	13

Tampa Bay Rays @ Toronto Blue Jays

Florida Auto Exchange Stadium, Dunedin, FL

Fri Mar 16 2012, 1:08 PM - 3:40 PM EDT

Att. 5,541 - Sunny - 75 F

BOTTOM

Batter	1	2	3	4	5	6	7	8	9	AB	R	H	RBI	BB	SO	LOB
5 Yunel Escobar, R (1, 6) OBP: 0.333, SLG: 0.333	G6-3		2 G3 19 SF8 2B	2-3 1B		F7		G4-3		3	1	2	0	0	0	0
1 Luis Valbuena, L (6, 6) OBP: 0.278, SLG: 0.471										2	0	0	0	0	0	2
2 Kelly Johnson, L (1, 4) OBP: 0.308, SLG: 0.304	K		G3 2-3	K		G3				3	0	0	0	0	2	3
17 Omar Vizquel, S (6, 4) OBP: 0.400, SLG: 0.429										1	0	0	0	0	0	0
19 José Bautista, R (1, 9) OBP: 0.458, SLG: 0.789	1B		SF8 3-H	K			F8			2	0	1	1	0	1	2
8 Ben Francisco, R (6, 9) OBP: 0.211, SLG: 0.176										1	0	0	0	0	0	0
26 Adam Lind, L (1, 3) OBP: 0.375, SLG: 0.381	G3		E5		K		F8			3	0	0	0	0	1	1
66 Mike McDade, S (6, 3) OBP: 0.286, SLG: 0.091										1	0	0	0	0	0	0
10 Edwin Encarnación, R (1, 10) OBP: 0.345, SLG: 0.593		F7	G6-3		K		P5			3	0	0	0	0	1	1
30 David Cooper, L (7, PH) OBP: 0.393, SLG: 0.417 (8, 10)										1	0	0	0	0	0	0
13 Brett Lawrie, R (1, 5) OBP: 0.625, SLG: 0.957		28 S 9 1B 1B		28 1B 9 1B 1B	BB			G6-3		1	1	1	0	0	0	0
62 Jonathan Diaz, R (4, 5) OBP: 0.500, SLG: 0.632										2	1	1	0	1	0	0
28 Colby Rasmus, L (1, 8) OBP: 0.333, SLG: 0.318	K 1-2			9 1B 45 1B 1-2 1B	F7			E5 68 1B		3	1	1	0	0	1	2
18 Mike McCoy, R (6, 8) OBP: 0.316, SLG: 0.353										1	0	0	0	0	0	0
9 J.P. Arencibia, R (1, 2) OBP: 0.261, SLG: 0.545	2-H 1B			5 1B 45 1B 1-2 2-H 1B		G5-3		1-3 1B		3	0	2	2	0	0	0
68 Yan Gomes, R (7, 2) OBP: 0.444, SLG: 0.889										1	0	1	0	0	0	0
45 Travis Snider, L (1, 7) OBP: 0.375, SLG: 0.833	K			1-2 2-H 1B		HR		K		3	1	2	1	0	1	1
81 Jake Marisnick, R (7, 7) OBP: 0.250, SLG: 0.625										1	0	0	0	0	1	2
Inning Stats	R: 0 H: 1 E: 0 LOB: 1 K: 1 BB: 0 S: 6 P: 6	R: 1 H: 2 E: 0 LOB: 1 K: 2 BB: 0 S: 9 P: 10	R: 1 H: 1 E: 1 LOB: 1 K: 0 BB: 0 S: 5 P: 5	R: 2 H: 5 E: 0 LOB: 2 K: 2 BB: 0 S: 11 P: 11	R: 0 H: 0 E: 0 LOB: 1 K: 2 BB: 1 S: 7 P: 11	R: 1 H: 1 E: 0 LOB: 0 K: 0 BB: 0 S: 6 P: 7	R: 0 H: 0 E: 0 LOB: 0 K: 0 BB: 0 S: 3 P: 3	R: 0 H: 1 E: 1 LOB: 2 K: 1 BB: 0 S: 7 P: 7		1B: 9 SF: 1 2B: 1 SAC: 0 3B: 0 DP: 0 HR: 1 HBP: 0						

	AB	35
	R	5
	H	11
	RBI	4
	BB	1
	SO	8
	LOB	14

WP: 0 PA: 37
PB: 0
SB: 1
CS: 0

livebaseballscorecards.com

PITCHER		IP	WLS	BF	H	R	ER	SO	BB	IBB	HBP	BLK	WP	HR	S	P	ERA	WHIP
34 Jeff Niemann, R ERA: 4.32	(1, 1)	3.1	L	18	8	4	4	3	0	0	0	0	0	0	24	25	10.80	2.400
49 Dane De La Rosa, R ERA:	(4, 1)	1.2		7	1	0	0	4	1	0	0	0	0	0	14	18	0.00	1.200
73 Jhonny Nunez, R ERA: 8.31	(6, 1)	1.0		4	1	1	1	0	0	0	0	0	0	1	6	7	9.00	1.000
59 Matt Bush, R ERA:	(7, 1)	1.0		3	0	0	0	0	0	0	0	0	0	0	3	3	0.00	0.000
71 Marquis Fleming, R ERA: 2.25	(8, 1)	1.0		5	1	0	0	1	0	0	0	0	0	0	7	7	0.00	1.000

PITCHER	IP	WLS	BF	H	R	ER	SO	BB	IBB	HBP	BLK	WP	HR	S	P	ERA	WHIP

Toronto Blue Jays @ Atlanta Braves

Champion Stadium, Lake Buena Vista, FL

Sat Mar 17 2012, 1:08 PM - 3:31 PM EDT

Att. 6,382 - Sunny - 78 F

livebaseballscorecards.com

TOP

Batter	1	2	3	4	5	6	7	8	9	AB	R	H	RBI	BB	SO	LOB
11 Rajai Davis, R (1, 9) OBP: 0.280, SLG: 0.250	C C C 0-3 ① K		x 0-0 E3 P3-6 3-H			x 0-0 ① F7		x 0-0 ③ G2-3		3	0	0	1	0	1	0
Michael Crouse, R (6, 9)										1	0	0	0	0	0	1
45 Travis Snider, L (1, 7) OBP: 0.371, SLG: 0.781	B B B B 4-0 30 CS BB		S S S 0-3 ① K			S S S 0-3 ② K			x 0-0 ① F8	2	0	0	0	1	2	1
Marcus Knecht, R (6, 7) OBP: 0.500, SLG: 0.500										1	0	0	0	0	0	0
Travis d'Arnaud, R (1, 2) OBP: 0.217, SLG: 0.381	C C C 0-3 ② K		x 0-0 ②③ P3-6 2-2f			x 0-0 ③ F7			x 0-0 30 WP 30 1B 2B	3	0	0	0	0	1	2
71 A.J. Jimenez, R (6, 2) OBP: 0.500, SLG: 0.571										1	1	1	0	0	0	0
30 David Cooper, L (1, 3) OBP: 0.375, SLG: 0.393	1 SAFE 0-0 ③ CS 1-2	x 0-0 E4 1 FC3-6 1B		x 0-0 ① F8			x 0-0 ① G4-3		B x 1-0 1 2B BB 2-H 1B	4	1	1	1	0	0	0
Mike McDade, S (1, 10) OBP: 0.333, SLG: 0.143		x 0-0 1 FC3-6 1B 1-2		S S S 0-3 ② K			x 0-0 ② L8		B B B B 4-0 1 2B BB 1-2	3	0	1	0	1	1	0
1 Luis Valbuena, L (1, 6) OBP: 0.273, SLG: 0.476		x 0-0 ① FC3-6 1-2f 2-3		x 0-0 ③ L7			x 0-0 ③ G5-3		x 0-0 1-3 2-H 2B	4	0	1	1	0	0	2
62 Jonathan Diaz, R (1, 4) OBP: 0.478, SLG: 0.591	C C C 0-3 ② K				x 0-0 ① F8			x 0-0 25 WP 1B	S S S 0-3 ② K	3	0	1	0	0	1	2
31 Ruben Gotay, S (8, 4) OBP: 0.333, SLG: 0.333										1	0	0	0	0	1	2
25 Chris Woodward, R (1, 5) OBP: 0.250, SLG: 0.100	S S S 0-3 ③ K				S S S 0-3 ② K			B S C C 1-3 ① K 1-2	x 0-0 ③ P3	4	0	0	0	0	3	5
43 Anthony Gose, L (1, 8) OBP: 0.318, SLG: 0.455			x 0-0 11 E 3B		x 0-0 ③ G1			x 0-0 ② G5-3		3	1	1	0	0	0	1

	AB	33
	R	3
	H	6
	RBI	3
	BB	2
	SO	10
	LOB	16

Inning Stats										
	R: 0 E: 0 K: 2 S: 6	H: 0 LOB: 0 BB: 1 P: 10	R: 0 E: 1 K: 2 S: 9	H: 1 LOB: 2 BB: 0 P: 9	R: 1 E: 1 K: 1 S: 6	H: 1 LOB: 0 BB: 0 P: 6	R: 0 E: 0 K: 1 S: 5	H: 0 LOB: 0 BB: 0 P: 5	R: 0 E: 0 K: 1 S: 5	H: 0 LOB: 0 BB: 0 P: 5
	R: 0 E: 0 K: 1 S: 5	H: 0 LOB: 0 BB: 0 P: 5	R: 0 E: 0 K: 0 S: 3	H: 0 LOB: 0 BB: 0 P: 3	R: 0 E: 0 K: 1 S: 6	H: 1 LOB: 1 BB: 0 P: 7	R: 2 E: 0 K: 1 S: 8	H: 3 LOB: 2 BB: 1 P: 13	1B: 3 2B: 3 3B: 1 HR: 0	SF: 0 SAC: 0 DP: 1 HBP: 0
	WP: 2 PB: 0 SB: 0 CS: 1	PA: 36								

PITCHER		IP	WLS	BF	H	R	ER	SO	BB	IBB	HBP	BLK	WP	HR	S	P	ERA	WHIP
37 Brandon Beachy, R ERA: 6.0	(1, 1)	4.0	W	15	2	1	1	6	1	0	0	0	0	0	26	30	2.25	0.750
50 Cristhian Martinez, R ERA: 1.13	(5, 1)	2.0	H	6	0	0	0	2	0	0	0	0	0	0	10	10	0.00	0.000
53 Cory Gearrin, R ERA:	(7, 1)	1.0	H	3	0	0	0	0	0	0	0	0	0	0	3	3	0.00	0.000
72 Adam Russell, R ERA: 4.5	(8, 1)	1.0		4	1	0	0	1	0	0	0	0	1	0	6	7	0.00	1.000
38 Anthony Varvaro, R ERA: 9.53	(9, 1)	1.0		7	3	2	2	1	1	0	0	0	1	0	8	13	18.00	4.000

PITCHER	IP	WLS	BF	H	R	ER	SO	BB	IBB	HBP	BLK	WP	HR	S	P	ERA	WHIP

BOTTOM

Toronto Blue Jays @ Atlanta Braves

Champion Stadium, Lake Buena Vista, FL

Sat Mar 17 2012, 1:08 PM - 3:31 PM EDT

Att. 6,382 - Sunny - 78 F

livebaseballscorecards.com

Batter	1	2	3	4	5	6	7	8	9	AB	R	H	RBI	BB	SO	LOB
24 Michael Bourn, L (1, 8) OBP: 0.308, SLG: 0.432										4	1	2	0	0	1	1
91 Keenan Wiley, L (8, 8)										0	0	0	0	0	0	0
1 Tyler Pastornicky, R (1, 6) OBP: 0.158, SLG: 0.139	G4-3		SF9		F8		CS			3	0	1	2	0	0	1
16 Brian McCann, L (1, 10) OBP: 0.406, SLG: 0.346	SF8		F9			26 HR	CS	90 G6-3		2	1	1	1	0	0	1
75 José Yépez, R (7, PH) OBP: 0.429, SLG: 0.571 (8, 10)										1	0	1	0	0	0	0
26 Dan Uggla, R (1, 4) OBP: 0.417, SLG: 0.793	F9			G5-3		1-H HR		G6-3		3	1	1	2	0	0	0
90 Ozzie Chavez, S (7, 4)										1	0	0	0	0	0	1
10 Chipper Jones, S (1, 5) OBP: 0.304, SLG: 0.200		K		74 1B		74 G6-4-3		K		3	0	2	0	0	1	0
97 Edward Salcedo, R (7, 5)										1	0	0	0	0	1	1
20 Eric Hinske, L (1, 3) OBP: 0.250, SLG: 0.357		G3-1		K		F7		G6-3		4	0	0	0	0	1	3
74 Jordan Parraz, R (1, 9) OBP: 0.500, SLG: 0.684		G6-3				G6-4-3				3	0	1	0	0	0	1
68 Christian Bethancourt, R (1, 2) OBP: 0.375, SLG: 0.714			SF9	K			FC5-4			3	1	2	0	0	1	2
69 Evan Gattis, R (8, 2) OBP: 0.444, SLG: 0.500										0	0	0	0	0	0	0
17 Jose Constanza, L (1, 7) OBP: 0.238, SLG: 0.200			SH1-3		L8		FC5-4			2	1	0	0	0	0	1
Inning Stats	R: 1 E: 1 K: 0 S: 4 H: 1 LOB: 0 BB: 0 P: 4	R: 0 E: 0 K: 1 S: 5 H: 0 LOB: 0 BB: 0 P: 5	R: 1 E: 0 K: 0 S: 5 H: 2 LOB: 1 BB: 0 P: 5	R: 0 E: 0 K: 2 S: 9 H: 2 LOB: 2 BB: 0 P: 9	R: 0 E: 0 K: 1 S: 5 H: 0 LOB: 0 BB: 0 P: 5	R: 2 E: 0 K: 0 S: 6 H: 3 LOB: 0 BB: 0 P: 8	R: 1 E: 0 K: 0 S: 5 H: 2 LOB: 0 BB: 0 P: 6	R: 0 E: 0 K: 1 S: 6 H: 1 LOB: 1 BB: 0 P: 6		1B: 9 2B: 1 3B: 0 HR: 1	SF: 2 SAC: 1 DP: 1 HBP: 0					

	AB	30
	R	5
	H	11
	RBI	5
	BB	0
	SO	5
	LOB	12

WP: 0 PB: 0 SB: 1 CS: 1 PA: 34

PITCHER	IP	WLS	BF	H	R	ER	SO	BB	IBB	HBP	BLK	WP	HR	S	P	ERA	WHIP
69 Drew Hutchison, R (1, 1) ERA: 3.86	3.0	L	12	3	2	1	1	0	0	0	0	0	0	14	14	3.00	1.000
72 Deck McGuire, R (4, 1) ERA: 2.57	3.0		13	5	2	2	3	0	0	0	0	0	1	20	22	6.00	1.667
20 Jesse Chavez, R (7, 1) ERA: 3.6	1.0		4	2	1	1	0	0	0	0	0	0	0	5	6	9.00	2.000
56 Robert Coello, R (8, 1) ERA: 3.6	1.0		4	1	0	0	1	0	0	0	0	0	0	6	6	0.00	1.000

PITCHER	IP	WLS	BF	H	R	ER	SO	BB	IBB	HBP	BLK	WP	HR	S	P	ERA	WHIP

TOP

Toronto Blue Jays @ Philadelphia Phillies

Bright House Field, Clearwater, FL

Sat Mar 17 2012, 1:09 PM - 4:23 PM EDT

Att. 10,728 - Sunny - 81 F

livebaseballscorecards.com

Batter	1	2	3	4	5	6	7	8	9	10	AB	R	H	RBI	BB	SO	LOB
2 Kelly Johnson, L (1, 4) OBP: 0.345, SLG: 0.385	0-0 17 1B 1B		0-0 ① G6-3		0-0 17 1B 2B	0-0 ③ FC5 2-3f			0-0 ① F9		3	0	2	0	0	0	0
18 Mike McCoy, R (6, PH) OBP: 0.286, SLG: 0.316 (6, 4) (10, 8)											2	0	0	0	0	0	3
17 Omar Vizquel, S (1, 6) OBP: 0.444, SLG: 0.471	0-0 9 FC5-4 1-2 1B		0-0 ② G4-3		0-0 2-3 1B		S S S 0-3 ① K		0-0 68 WP 1B		3	0	2	0	0	0	0
Kellen Sweeney, L (6, 5) OBP: 0.333, SLG: 0.333											2	0	1	0	0	1	0
10 Edwin Encarnación, R (1, 3) OBP: 0.313, SLG: 0.533	S S S 0-3 ① K		S S S 0-3 ③ K		0-0 ③ P4		0-0 ② P4		S S S 0-3 ② K 1-2		3	0	0	0	0	2	4
68 Yan Gomes, R (6, 3) OBP: 0.364, SLG: 0.727											2	0	0	0	0	1	1
28 Colby Rasmus, L (1, 8) OBP: 0.313, SLG: 0.269	0-0 ② F7			0-0 ① F8		B B B B 4-0 9 1B 9 S 14 SF7 BB	0-0 ③ P4		0-0 ③ G3-1		4	1	0	0	1	0	3
31 Jon Berti, R (10, 4)											0	0	0	0	0	0	0
9 J.P. Arencibia, R (1, 10) OBP: 0.286, SLG: 0.630	0-0 ③ FC5-4 1-2f			0-0 ② G5-3		S X 0-1 6 S 8 WP 1-3 1B		B B X 2-0 HR		S S S 0-3 ① K2-3	5	1	2	1	0	1	2
14 Eric Thames, L (1, 7) OBP: 0.375, SLG: 0.552		0-0 2B		0-0 8 FC5-4 1B		0-0 ① SF7 3-H		0-0 ① F7		0-0 ② F8	4	0	2	1	0	0	0
8 Ben Francisco, R (1, 9) OBP: 0.217, SLG: 0.190		0-0 ① F7		0-0 ③ FC5-4 1-2f		B X 1-0 18 FC5 6 S 1-2 1B		0-0 ② L7		0-0 ③ G1-3	4	0	1	0	0	0	2
81 Jake Marisnick, R (8, 9) OBP: 0.222, SLG: 0.556											1	0	0	0	0	0	0
6 Jeff Mathis, R (1, 2) OBP: 0.158, SLG: 0.111	S S C 0-3 ② K				0-0 ① F9	S S S 0-3 ② K 1-2 2-3		0-0 ③ G5-3			4	0	0	0	0	2	3
73 Carlos Pérez, R (8, 2)											0	0	0	0	0	0	0
39 Brian Bocock, R (1, 5) OBP: 0.538, SLG: 0.900 (6, 6)	0-0 ③ F7				S S S 0-3 ② K	B B B B 4-0 BB			B B S X 2-1 HR		3	1	1	1	1	1	1

Inning Stats																						
	R: 0	H: 2		R: 0	H: 1		R: 0	H: 0		R: 0	H: 1		R: 0	H: 2		R: 1	H: 2		R: 0	H: 0		R: 1	H: 2	
	E: 0	LOB: 2		E: 0	LOB: 1		E: 0	LOB: 0		E: 0	LOB: 1		E: 0	LOB: 2		E: 0	LOB: 3		E: 0	LOB: 0		E: 0	LOB: 1	
	K: 1	BB: 0		K: 1	BB: 0		K: 1	BB: 0		K: 0	BB: 0		K: 1	BB: 0		K: 1	BB: 2		K: 1	BB: 0		K: 0	BB: 0	
	S: 7	P: 7		S: 6	P: 6		S: 5	P: 5		S: 4	P: 4		S: 7	P: 7		S: 8	P: 17		S: 5	P: 5		S: 4	P: 6	
	R: 1	H: 1		R: 1	H: 2		R: 0	H: 0		1B: 7	SF: 1		WP: 2	PA: 43	
	E: 0	LOB: 0		E: 0	LOB: 1		E: 0	LOB: 0		2B: 2	SAC: 0		PB: 0		
	K: 0	BB: 0		K: 1	BB: 0		K: 1	BB: 0		3B: 0	DP: 0		SB: 3		
	S: 8	P: 6		S: 8	P: 10		S: 5	P: 5		HR: 2	HBP: 0		CS: 0		

PITCHER		IP	WLS	BF	H	R	ER	SO	BB	IBB	HBP	BLK	WP	HR	S	P	ERA	WHIP
49 Vance Worley, R ERA: 1.8	(1, 1)	4.0		16	4	0	0	3	0	0	0	0	0	0	22	22	0.00	1.000
58 Jonathan Papelbon, R ERA: 1.8	(5, 1)	1.0	H	5	2	0	0	1	0	0	0	0	0	0	7	7	0.00	2.000
43 Phillippe Aumont, R ERA: 4.5	(6, 1)	1.0	B	7	2	1	1	1	2	0	0	0	1	0	8	17	9.00	4.000
48 Brian Sanches, R ERA: 5.4	(7, 1)	1.0		3	0	0	0	1	0	0	0	0	0	0	5	5	0.00	0.000
67 David Purcey, L ERA: 3.0	(8, 1)	1.0		4	1	1	1	0	0	0	0	0	0	1	4	6	9.00	1.000
40 Michael Stutes, R ERA: 4.5	(9, 1)	1.0		5	2	1	1	1	0	0	0	0	1	1	8	10	9.00	2.000
46 Raul Valdes, L ERA: 1.8	(10, 1)	1.0	W	3	0	0	0	1	0	0	0	0	0	0	5	5	0.00	0.000

AB	40
R	3
H	11
RBI	3
BB	2
SO	8
LOB	19

BOTTOM

Batter	1	2	3	4	5	6	7	8	9	10	AB	R	H	RBI	BB	SO	LOB
11 Jimmy Rollins, S (1, 6) OBP: 0.353, SLG: 0.467	B B S X 2-1 HR		X 0-0 ② G4-3		X 0-0 ② F9		X 0-0 ② FC1-6 1-2f 2-3		H 1-0 7 G6-3 HBP		3	1	1	1	0	0	1
28 Kevin Frandsen, R (7, 4) OBP: 0.303, SLG: 0.370											1	0	0	0	0	0	2
27 Placido Polanco, R (1, 5) OBP: 0.556, SLG: 0.588	X 0-0 3 G4-6-3 1B		X 0-0 8 S 1B		S S S 0-3 ③ K		X 0-0 ③ F7		X 0-0 ②③ G6-3 1-2f		1	0	1	0	0	0	0
7 Michael Martinez, S (3, 5) OBP: 0.393, SLG: 0.520											4	0	1	0	0	1	4
8 Shane Victorino, S (1, 8) OBP: 0.242, SLG: 0.375	S S C 0-3 ① K		B X 1-0 ③ G4-3 1-2			X 0-0 ① F7		B B B B 4-0 16 G6-3 16 S 29 2B BB		X 0-0 16 SH1-4 29 1B 2B	3	0	0	0	0	1	2
22 Scott Podsednik, L (7, 8) OBP: 0.436, SLG: 0.500											1	2	1	0	1	0	0
3 Hunter Pence, R (1, 9) OBP: 0.282, SLG: 0.474	X 0-0 ②③ G4-6-3 1-2f			S S C 0-3 ① K		X 0-0 ② G3-1		B X 1-0 ① G6-3 1-3		X 0-0 ① SH1-4 2-3	3	0	0	0	0	1	1
16 Luis Montanez, R (7, 9) OBP: 0.407, SLG: 0.600											1	0	0	0	0	0	1
24 Ty Wigginton, R (1, 3) OBP: 0.364, SLG: 0.346		X 0-0 ① F7		X 0-0 15 1B 1B		B B B B 4-0 BB		X 0-0 3-H 2B		X 0-0 3-H 1B	2	0	1	0	1	0	0
29 Hector Luna, R (7, 3) OBP: 0.379, SLG: 0.615											2	0	2	2	0	0	0
15 John Mayberry Jr., R (1, 7) OBP: 0.275, SLG: 0.297		X 0-0 ② G4-3		X 0-0 51 G5-4-3 1-2 1B		S S S 0-3 ③ K		B B B B 4-0 77 G5-4-3 BB			3	0	1	0	0	1	1
48 Brian Sanches, R (7, 1)											0	0	0	0	0	0	0
67 David Purcey, L (8, 1)											0	0	0	0	0	0	0
4 Pete Orr, L (8, PH) OBP: 0.393, SLG: 0.379											0	0	0	0	1	0	0
40 Michael Stutes, R (9, 1)											0	0	0	0	0	0	0
46 Raul Valdes, L (10, 1)											0	0	0	0	0	0	0
51 Carlos Ruiz, R (1, 2) OBP: 0.529, SLG: 0.733	B B B B 4-0 BB			X 0-0 ②③ G5-4-3 1-2f			X 0-0 E5 28 FC1-6 13 SH1-4	X 0-0 ②③ G5-4-3 1-2f			2	0	0	0	1	0	2
77 Tuffy Gosewisch, R (7, PR) OBP: 0.313, SLG: 0.333											1	0	0	0	0	0	2
(8, 2)																	
13 Freddy Galvis, S (1, 4) OBP: 0.310, SLG: 0.417	S S S 0-3 ③ K				X 0-0 ① F8		X 0-0 ① SH1-4 1-2		B B B S S X 3-2 HR		3	1	1	1	0	1	1
(7, 6)																	
49 Vance Worley, R (1, 1)			S S S 0-3 ① K		X 0-0 1B		B B B 4-0 28 FC1-6 BB		X 0-0 ① G4-3		1	0	0	0	0	1	0
58 Jonathan Papelbon, R (5, 1)											0	0	0	0	0	0	0
31 Erik Kratz, R (5, PH) OBP: 0.333, SLG: 0.333											1	0	1	0	0	0	0
43 Phillippe Aumont, L (6, 1)											0	0	0	0	0	0	0
10 Juan Pierre, L (7, 7) OBP: 0.353, SLG: 0.241											1	0	0	0	1	0	0
Inning Stats	R: 1 H: 2 E: 0 LOB: 0 K: 1 BB: 0 S: 7 P: 9	R: 0 H: 0 E: 0 LOB: 1 K: 1 BB: 1 S: 5 P: 9	R: 0 H: 1 E: 0 LOB: 1 K: 1 BB: 0 S: 6 P: 7	R: 0 H: 2 E: 0 LOB: 1 K: 1 BB: 0 S: 6 P: 6	R: 0 H: 1 E: 0 LOB: 1 K: 1 BB: 0 S: 6 P: 6	R: 0 H: 0 E: 0 LOB: 1 K: 1 BB: 1 S: 5 P: 9	R: 0 H: 0 E: 1 LOB: 2 K: 0 BB: 1 S: 4 P: 8	R: 1 H: 1 E: 0 LOB: 1 K: 0 BB: 2 S: 3 P: 12	R: 1 H: 1 E: 0 LOB: 0 K: 0 BB: 0 S: 5 P: 9	R: 1 H: 2 E: 0 LOB: 1 K: 0 BB: 0 S: 3 P: 3	1B: 6 SF: 0 2B: 2 SAC: 2 3B: 0 DP: 4 HR: 2 HBP: 1						

PITCHER		IP	WLS	BF	H	R	ER	SO	BB	IBB	HBP	BLK	WP	HR	S	P	ERA	WHIP
23 Brandon Morrow, R ERA: 1.08	(1, 1)	3.1		15	5	1	1	4	1	0	0	0	0	1	23	30	2.70	1.800
47 Luis Perez, L ERA:	(4, 1)	2.2		9	1	0	0	2	1	0	0	0	0	0	12	16	0.00	0.750
47 Rick Van Den Hurk, R ERA: 9.95	(7, 1)	1.1		9	1	1	1	0	3	0	0	0	0	0	6	19	6.75	3.000
76 Jerry Gil, R ERA: 4.76	(8, 1)	1.2		5	1	1	1	0	0	0	1	0	0	1	6	10	5.40	0.600
Bobby Korecky, R ERA: 13.5	(10, 1)	0.1	L	3	2	1	1	0	0	0	0	0	0	0	3	3	27.00	6.000

PITCHER	IP	WLS	BF	H	R	ER	SO	BB	IBB	HBP	BLK	WP	HR	S	P	ERA	WHIP

Toronto Blue Jays @ Philadelphia Phillies

Bright House Field, Clearwater, FL

Sat Mar 17 2012, 1:09 PM - 4:23 PM EDT

Att. 10,728 - Sunny - 81 F

livebaseballscorecards.com

AB	33
R	4
H	10
RBI	4
BB	5
SO	6
LOB	17

WP: 0 PA: 41
PB: 0
SB: 2
CS: 0

Philadelphia Phillies @ Toronto Blue Jays

Florida Auto Exchange Stadium, Dunedin, FL

Sun Mar 18 2012, 1:08 PM - 3:48 PM EDT

Att. 5,514 - Sunny - 75 F

TOP

livebaseballscorecards.com

Batter	1	2	3	4	5	6	7	8	9	AB	R	H	RBI	BB	SO	LOB
11 Jimmy Rollins, S (1, 6) OBP: 0.351, SLG: 0.455	P4		8 FC5-4 1B		G6-3			L5	G4-6-3 1-2f	3	0	1	0	0	0	0
28 Kevin Frandsen, R (5, 4) OBP: 0.286, SLG: 0.345										2	0	0	0	0	0	2
8 Shane Victorino, S (1, 8) OBP: 0.278, SLG: 0.457	3 1B 3B		FC5-4 3 S 1-2f			15 FC5-4 1B		10 1B 1B		3	1	2	0	0	0	1
22 Scott Podsednik, L (6, 8) OBP: 0.450, SLG: 0.514										1	0	1	0	0	0	0
3 Hunter Pence, R (1, 9) OBP: 0.286, SLG: 0.463	3-H 1B		F7 1-2			K		15 FC6-4 1-2 1B		3	0	1	1	0	1	2
10 Juan Pierre, L (6, 7) OBP: 0.371, SLG: 0.267										1	0	1	0	0	0	0
24 Ty Wigginton, R (1, 5) OBP: 0.333, SLG: 0.310	P6			L5		F9		F7		3	0	0	0	0	0	2
4 Pete Orr, L (6, 5) OBP: 0.343, SLG: 0.367										1	0	0	0	0	0	2
15 John Mayberry Jr., R (1, 3) OBP: 0.250, SLG: 0.268	F8			F8		FC5-4 1-2f		FC6-4 1-2f		4	0	0	0	0	0	4
16 Luis Montanez, R (1, 7) OBP: 0.452, SLG: 0.655		G6-3		1B			31 1B 1B		29 1B 7 1B 2B	4	1	3	0	0	0	0
29 Hector Luna, R (1, 10) OBP: 0.364, SLG: 0.567		L9		F9			K		7 1B 2-3 1B	4	0	1	0	0	1	2
31 Erik Kratz, R (1, 2) OBP: 0.313, SLG: 0.313		K			F8		7 G4-6-3 1-2 1B		K	4	0	1	0	0	2	2
7 Michael Martinez, S (1, 4) (5, 6) OBP: 0.375, SLG: 0.483			K		F7		G4-6-3 1-2f		28 G4-6-3 1-2 3-H 1B	4	0	1	1	0	1	2
Inning Stats	R: 1 E: 0 K: 0 S: 5 H: 2 LOB: 1 BB: 0 P: 5	R: 0 E: 0 K: 1 S: 5 H: 0 LOB: 0 BB: 0 P: 5	R: 0 E: 0 K: 1 S: 6 H: 1 LOB: 1 BB: 0 P: 7	R: 0 E: 0 K: 0 S: 4 H: 1 LOB: 1 BB: 0 P: 4	R: 0 E: 0 K: 0 S: 3 H: 0 LOB: 0 BB: 0 P: 3	R: 0 E: 0 K: 1 S: 6 H: 1 LOB: 1 BB: 0 P: 6	R: 0 E: 0 K: 1 S: 6 H: 2 LOB: 1 BB: 0 P: 6	R: 0 E: 0 K: 0 S: 5 H: 2 LOB: 2 BB: 0 P: 5	R: 1 E: 0 K: 1 S: 7 H: 3 LOB: 1 BB: 0 P: 7	1B: 10 2B: 1 3B: 1 HR: 0 SF: 0 SAC: 0 DP: 2 HBP: 0						

	AB	37
	R	2
	H	12
	RBI	2
	BB	0
	SO	5
	LOB	19

WP: 0 PB: 0 SB: 1 CS: 0 PA: 37

PITCHER		IP	WLS	BF	H	R	ER	SO	BB	IBB	HBP	BLK	WP	HR	S	P	ERA	WHIP
27 Brett Cecil, L ERA: 0.9	(1, 1)	4.0	W	16	4	1	1	2	0	0	0	0	0	0	20	21	2.25	1.000
33 Carlos Villanueva, R ERA:	(5, 1)	2.0		7	1	0	0	1	0	0	0	0	0	0	9	9	0.00	0.500
54 Jason Frasor, R ERA: 4.5	(7, 1)	1.0		4	2	0	0	1	0	0	0	0	0	0	6	6	0.00	2.000
44 Casey Janssen, R ERA:	(8, 1)	1.0		5	2	0	0	0	0	0	0	0	0	0	5	5	0.00	2.000
48 Francisco Cordero, R ERA: 1.8	(9, 1)	1.0		5	3	1	1	1	0	0	0	0	0	0	7	7	9.00	3.000

PITCHER	IP	WLS	BF	H	R	ER	SO	BB	IBB	HBP	BLK	WP	HR	S	P	ERA	WHIP

Batter	1	2	3	4	5	6	7	8	9	AB	R	H	RBI	BB	SO	LOB
5 Yunel Escobar, R (1, 6) OBP: 0.355, SLG: 0.429 62 Jonathan Diaz, R (6, PR) OBP: 0.500, SLG: 0.609 (7, 6)	F8		17 1B 19 G5-3 2B	K		39 1B 2B		39 BB 1B		4 1	1 1	2 1	2 1	0 0	1 0	1 0
17 Omar Vizquel, S (1, 5) OBP: 0.429, SLG: 0.450 39 Brian Bocock, R (6, 5) OBP: 0.600, SLG: 0.909	P4		19 G5-3 1B	G4-3		19 HR 1B		BB 1-2		3 1	0 1	1 1	0 1	0 1	0 0	1 0
19 José Bautista, R (1, 9) OBP: 0.429, SLG: 0.826 1 Luis Valbuena, L (7, 4) OBP: 0.261, SLG: 0.455	F9		G5-3 1-2 3-H		L7	HR 1-H		F8		4 1	1 0	1 0	3 0	0 0	0 0	1 2
26 Adam Lind, L (1, 3) OBP: 0.321, SLG: 0.320 30 David Cooper, L (7, 3) OBP: 0.364, SLG: 0.379		G3-1	F9		E4 8 WP	F7		K		4 1	0 0	0 0	0 0	0 0	0 1	3 2
10 Edwin Encarnación, R (1, 7) OBP: 0.314, SLG: 0.545 14 Eric Thames, L (6, PH) OBP: 0.353, SLG: 0.516 (7, 7)		8 F8 2B		F8	F8	F7		K		3 2	0 0	1 0	0 0	0 0	0 1	1 4
8 Ben Francisco, R (1, 10) OBP: 0.259, SLG: 0.240		F8 2-3		11 1B 18 1B 1B	G6-3 1-2		18 FC5-4 1B			4	1	2	0	0	0	2
11 Rajai Davis, R (1, 8) OBP: 0.321, SLG: 0.296 43 Anthony Gose, L (6, PR) OBP: 0.304, SLG: 0.435 (7, 8)		G5-3		18 E 18 1B 68 1B 1B		18 WP 18 S 68 2B 1B		K		3 1	1 1	2 0	0 0	0 1	0 1	1 1
18 Mike McCoy, R (1, 4) OBP: 0.280, SLG: 0.304 (7, 9)			F9	E3 68 S 68 1B 1B		K 1-3	FC5-4 1-2f			4	1	1	1	0	1	2
68 Yan Gomes, R (1, 2) OBP: 0.500, SLG: 0.929 71 A.J. Jimenez, R (7, 2) OBP: 0.444, SLG: 0.500			5 2B 2B	1-H 3-H 1B		5 2B 2B	K			3 1	2 0	3 0	3 0	0 0	0 1	0 1
Inning Stats	R: 0 E: 0 K: 0 S: 3 H: 0 LOB: 0 BB: 0 P: 3	R: 0 E: 0 K: 0 S: 4 H: 1 LOB: 1 BB: 0 P: 4	R: 2 E: 0 K: 0 S: 6 H: 3 LOB: 1 BB: 0 P: 6	R: 3 E: 1 K: 1 S: 9 H: 4 LOB: 1 BB: 0 P: 10	R: 0 E: 1 K: 0 S: 4 H: 0 LOB: 1 BB: 0 P: 5	R: 5 E: 0 K: 1 S: 10 H: 5 LOB: 2 BB: 0 P: 12	R: 0 E: 0 K: 2 S: 8 H: 1 LOB: 1 BB: 0 P: 8	R: 0 E: 0 K: 2 S: 8 H: 1 LOB: 2 BB: 1 P: 12		1B: 9 2B: 5 3B: 0 HR: 1 SF: 0 SAC: 0 DP: 0 HBP: 0						

PITCHER	IP	WLS	BF	H	R	ER	SO	BB	IBB	HBP	BLK	WP	HR	S	P	ERA	WHIP
35 Cole Hamels, L (1, 1) ERA: 3.86	3.1	L	18	8	5	4	0	0	0	0	0	0	0	18	19	10.80	2.400
50 Chad Qualls, R (4, 1) ERA: 6.35	1.2		6	0	0	0	1	0	0	0	0	1	0	8	9	0.00	0.000
52 Jose Contreras, R (6, 1) ERA: 108.0	0.1		5	4	5	5	1	0	0	0	0	1	0	7	9	135.00	12.000
57 David Herndon, R (6, 1) ERA: 2.57	1.2		7	2	0	0	2	0	0	0	0	0	1	11	11	0.00	1.200
37 Antonio Bastardo, L (8, 1) ERA:	1.0		5	1	0	0	2	1	0	0	0	0	0	8	12	0.00	2.000

PITCHER	IP	WLS	BF	H	R	ER	SO	BB	IBB	HBP	BLK	WP	HR	S	P	ERA	WHIP

BOTTOM

Philadelphia Phillies @ Toronto Blue Jays

Florida Auto Exchange Stadium, Dunedin, FL

Sun Mar 18 2012, 1:08 PM - 3:48 PM EDT

Att. 5,514 - Sunny - 75 F

livebaseballscorecards.com

AB	40
R	10
H	15
RBI	10
BB	1
SO	6
LOB	22

WP: 2	PB: 0	SB: 2	CS: 0
PA: 41			

Toronto Blue Jays @ Boston Red Sox

JetBlue Park, Ft. Myers, FL

Tue Mar 20 2012, 7:07 PM - 10:14 PM EDT

Att. 9,718 - Partly Cloudy - 79 F

TOP

livebaseballscorecards.com

Batter	1	2	3	4	5	6	7	8	9	AB	R	H	RBI	BB	SO	LOB
2 Kelly Johnson, L (1, 4) OBP: 0.303, SLG: 0.333	G6-3	K			G4-3	P5		1B	G6-3	4	0	0	0	0	1	3
62 Jonathan Diaz, R (7, 4) OBP: 0.500, SLG: 0.600								3-H		2	0	1	1	0	0	1
5 Yunel Escobar, R (1, 6) OBP: 0.343, SLG: 0.387	G5-3		BB		F9		K	1-2 1B		3	0	0	0	1	1	0
1 Luis Valbuena, L (7, 6) OBP: 0.292, SLG: 0.478										1	0	1	0	0	0	0
19 José Bautista, R (1, 9) OBP: 0.375, SLG: 0.704	F8		P4		K		G3	P6		4	0	0	0	0	1	1
18 Mike McCoy, R (7, 9) OBP: 0.269, SLG: 0.292										1	0	0	0	0	0	2
14 Eric Thames, L (1, 7) OBP: 0.410, SLG: 0.529		BB	1-2 1B			30 1B 1B	BB	G4-3		3	2	2	0	2	0	2
10 Edwin Encarnación, R (1, 5) OBP: 0.333, SLG: 0.568		1-2 1B	P3			F9	1-3 2B		BB	4	1	2	0	0	0	3
39 Brian Bocock, R (7, PR) OBP: 0.625, SLG: 0.909										0	1	0	0	1	0	0
(7, 5)																
28 Colby Rasmus, L (1, 8) OBP: 0.333, SLG: 0.276		1-2 2-3 BB	G4-3			1-2 6 1B 1B	F8		1-2 BB	3	2	1	0	1	0	4
43 Anthony Gose, L (7, 8) OBP: 0.333, SLG: 0.435										0	1	0	0	1	0	0
45 Travis Snider, L (1, 10) OBP: 0.375, SLG: 0.757		1-3 2-H 3-H 2B		L4		P5		S	K	5	1	2	2	0	1	4
30 David Cooper, L (1, 3) OBP: 0.378, SLG: 0.438		3-H		G4-3		1-2 2-H 1B		1-H 2B	K	3	1	2	3	0	0	0
68 Yan Gomes, R (8, 3) OBP: 0.467, SLG: 0.867										1	0	0	0	0	1	2
6 Jeff Mathis, R (1, 2) OBP: 0.182, SLG: 0.143		2-3		G6-3		1-3 2-H 1B		2-3	1-H 2-H 2B	3	0	1	1	0	0	1
31 Brian Jeroloman, L (6, 2) OBP: 0.200, SLG: 0.400										2	0	1	2	0	0	1
AB 39																
R 9																
H 13																
RBI 9																
BB 6																
SO 5																
LOB 24																

Inning Stats																															
	R: 0	H: 0		R: 3	H: 2		R: 0	H: 1		R: 0	H: 0		R: 0	H: 0		R: 2	H: 4		R: 0	H: 1		R: 2	H: 4		R: 2	H: 1		1B: 9	SF: 1		WP: 0	PA: 46
	E: 0	LOB: 0		E: 0	LOB: 1		E: 0	LOB: 2		E: 0	LOB: 0		E: 0	LOB: 0		E: 0	LOB: 2		E: 0	LOB: 2		E: 0	LOB: 2		E: 0	LOB: 1		2B: 4	SAC: 0		PB: 0	
	K: 0	BB: 0		K: 1	BB: 2		K: 0	BB: 1		K: 0	BB: 0		K: 1	BB: 0		K: 0	BB: 0		K: 1	BB: 1		K: 0	BB: 0		K: 2	BB: 2		3B: 0	DP: 0		SB: 1	
	S: 3	P: 3		S: 7	P: 15		S: 4	P: 8		S: 3	P: 3		S: 5	P: 5		S: 7	P: 7		S: 6	P: 11		S: 7	P: 8		S: 8	P: 16		HR: 0	HBP: 0		CS: 0	

PITCHER		IP	WLS	BF	H	R	ER	SO	BB	IBB	HBP	BLK	WP	HR	S	P	ERA	WHIP
51 Daniel Bard, R ERA: 7.11	(1, 1)	5.0	L	21	3	3	3	2	3	0	0	0	0	0	22	34	5.40	1.200
58 Jesse Carlson, L ERA: 4.5	(6, 1)	0.0		1	1	1	1	0	0	0	0	0	0	0	1	1	∞	∞
64 Michael Bowden, R ERA: 1.5	(6, 1)	1.0		6	3	1	1	0	0	0	0	0	0	0	6	6	9.00	3.000
30 Andrew Miller, L ERA:	(7, 1)	0.0		0	0	0	0	0	0	0	0	0	0	0	0	0	∞	∞
70 Doug Mathis, R ERA: 3.68	(7, 1)	1.1		8	3	2	2	1	1	0	0	0	0	0	9	15	13.50	3.000

PITCHER		IP	WLS	BF	H	R	ER	SO	BB	IBB	HBP	BLK	WP	HR	S	P	ERA	WHIP
32 Matt Albers, R ERA: 6.75	(8, 1)	1.2		10	3	2	2	2	2	0	0	0	0	0	12	20	10.80	3.000

BOTTOM

Toronto Blue Jays @ Boston Red Sox

JetBlue Park, Ft. Myers, FL

Tue Mar 20 2012, 7:07 PM - 10:14 PM EDT

Att. 9,718 - Partly Cloudy - 79 F

livebaseballscorecards.com

Batter	1	2	3	4	5	6	7	8	9	AB	R	H	RBI	BB	SO	LOB
5 Nick Punto, S (1, 5) OBP: 0.364, SLG: 0.333 Will Middlebrooks, R (8, 5) OBP: 0.300, SLG: 0.350	G1-3		K			G6-3		K		3 0 0 0 0 1 0 1 0 0 0 0 1 0						
2 Jacoby Ellsbury, L (1, 8) OBP: 0.310, SLG: 0.448 77 Pedro Ciriaco, R (8, 8) OBP: 0.500, SLG: 0.750	2B		P5			G3			K	3 0 1 0 0 0 0 1 0 0 0 0 1 0						
15 Dustin Pedroia, R (1, 4) OBP: 0.379, SLG: 0.519 73 Josh Kroeger, L (8, 7) OBP: 0.194, SLG: 0.345	K		G5-3			1B			P5	3 0 1 0 0 1 1 1 0 0 0 0 0 0						
34 David Ortiz, L (1, 10) OBP: 0.233, SLG: 0.464 82 Alex Hassan, R (9, PH) OBP: 0.481, SLG: 0.222	G6-3			G3		G4-3			BB	3 0 0 0 0 0 2 0 0 0 0 1 0 0						
7 Cody Ross, R (1, 7) OBP: 0.464, SLG: 0.720 13 Heiker Meneses, R (8, 4)		G5-3		P6			P2		F9	3 0 0 0 0 0 0 1 0 0 0 0 0 1						
12 Ryan Sweeney, L (1, 9) OBP: 0.063, SLG: 0.067		K		L3			K			3 0 0 0 0 2 0						
3 Mike Aviles, R (1, 6) OBP: 0.265, SLG: 0.412		10 HR 2B			G3		60 CS 1B			3 1 2 0 0 0 0						
10 Kelly Shoppach, R (1, 2) OBP: 0.278, SLG: 0.438 60 Ryan Lavarnway, R (7, 2) OBP: 0.500, SLG: 0.526	2-H HR				F8		CS 1-2		L3	2 1 1 2 0 0 0 1 0 0 0 0 0 0						
71 Nate Spears, L (1, 3) OBP: 0.393, SLG: 0.480 62 Lars Anderson, L (7, 3) OBP: 0.500, SLG: 0.636		G4-3			L4				K	2 0 0 0 0 0 0 1 0 0 0 0 1 0						

	AB	31
	R	2
	H	5
	RBI	2
	BB	1
	SO	7
	LOB	4

Inning Stats	1	2	3	4	5	6	7	8	9	1B: 2 SF: 0 WP: 0 PA: 33
	R: 0 H: 1 E: 0 LOB: 1 K: 1 BB: 0 S: 6 P: 6	R: 2 H: 2 E: 0 LOB: 0 K: 1 BB: 0 S: 7 P: 8	R: 0 H: 0 E: 0 LOB: 0 K: 1 BB: 0 S: 5 P: 5	R: 0 H: 0 E: 0 LOB: 0 K: 0 BB: 0 S: 3 P: 3	R: 0 H: 0 E: 0 LOB: 0 K: 0 BB: 0 S: 3 P: 3	R: 0 H: 1 E: 0 LOB: 1 K: 0 BB: 0 S: 4 P: 4	R: 0 H: 1 E: 0 LOB: 0 K: 1 BB: 0 S: 5 P: 6	R: 0 H: 0 E: 0 LOB: 0 K: 2 BB: 0 S: 7 P: 7	R: 0 H: 0 E: 0 LOB: 1 K: 1 BB: 1 S: 5 P: 9	2B: 2 SAC: 0 PB: 0 PA: 3B: 0 DP: 0 SB: 0 HR: 1 HBP: 0 CS: 1

PITCHER	IP	WLS	BF	H	R	ER	SO	BB	IBB	HBP	BLK	WP	HR	S	P	ERA	WHIP
32 Aaron Laffey, L (1, 1) ERA: 2.7	5.0	W	18	3	2	2	3	0	0	0	0	0	1	24	25	3.60	0.600
50 Drew Carpenter, R (6, 1) ERA: 1.5	2.0	H	7	2	0	0	1	0	0	0	0	0	0	9	10	0.00	1.000
20 Jesse Chavez, R (8, 1) ERA: 3.0	1.0		3	0	0	0	2	0	0	0	0	0	0	7	7	0.00	0.000
56 Robert Coello, R (9, 1) ERA: 3.0	1.0		4	0	0	0	1	1	0	0	0	0	0	5	9	0.00	1.000

PITCHER	IP	WLS	BF	H	R	ER	SO	BB	IBB	HBP	BLK	WP	HR	S	P	ERA	WHIP

Batter	1	2	3	4	5	6	7	8	9	AB	R	H	RBI	BB	SO	LOB
11 Rajai Davis, R (1, 8) OBP: 0.290, SLG: 0.267	G3	L4			G6-3			BB 26 S 1 S	E1 39 1B 2-3 3-H	3	0	0	0	0	0	2
43 Anthony Gose, L (6, 8) OBP: 0.346, SLG: 0.417										1	1	0	0	1	0	1
17 Omar Vizquel, S (1, 6) OBP: 0.458, SLG: 0.522	1B		F7		2B			L7 1-2	G3	3	0	2	0	0	0	0
1 Luis Valbuena, L (6, 6) OBP: 0.269, SLG: 0.440										2	0	0	0	0	0	3
9 J.P. Arencibia, R (1, 2) OBP: 0.290, SLG: 0.700	L7		HR		F9			L8	1B 2-H 3-H	3	1	1	1	0	0	2
39 Brian Bocock, R (7, 5) OBP: 0.611, SLG: 0.846										2	0	1	2	0	0	1
26 Adam Lind, L (1, 3) OBP: 0.313, SLG: 0.286	K		P6			L9		HBP 2-3	F9	3	0	0	0	0	1	1
25 Chris Woodward, R (8, PR) OBP: 0.231, SLG: 0.091										1	0	0	0	0	0	1
8 Ben Francisco, R (1, 9) OBP: 0.226, SLG: 0.207		G6-3	P4			G4-3		L6		4	0	0	0	0	0	2
45 Travis Snider, L (1, 7) OBP: 0.395, SLG: 0.769	2B 68 2B			BB 30 G6-3		F9			1B 68 1B 68 WP 62 SF7	2	1	1	0	1	0	0
36 Ricardo Nanita, L (6, 7) OBP: 0.333, SLG: 0.333										1	1	1	0	0	0	0
68 Yan Gomes, R (1, 5) OBP: 0.474, SLG: 0.842	2B 2-H		F7			K			1B 62 SF7 30 BB 43 E 1-3	4	1	2	1	0	1	1
(7, 2)																
30 David Cooper, L (1, 10) OBP: 0.390, SLG: 0.412	BB		G6-3 1-2f			F7			BB 43 E 62 SF7 39 1B 1-2	2	1	0	0	2	0	1
18 Mike McCoy, R (1, 4) OBP: 0.241, SLG: 0.259	K				G1-3	F8			SF7 1-2 2-3 3-H	3	0	0	0	0	1	2
62 Jonathan Diaz, R (7, 4) OBP: 0.481, SLG: 0.600										0	0	0	1	0	0	0
Inning Stats	R: 0 E: 0 K: 1 S: 6 H: 1 LOB: 1 BB: 0 P: 6	R: 1 E: 0 K: 1 S: 8 H: 2 LOB: 2 BB: 1 P: 12	R: 1 E: 0 K: 0 S: 4 H: 1 LOB: 0 BB: 0 P: 6	R: 0 E: 0 K: 0 S: 2 H: 0 LOB: 0 BB: 1 P: 6	R: 0 E: 0 K: 0 S: 4 H: 1 LOB: 1 BB: 0 P: 4	R: 0 E: 0 K: 0 S: 3 H: 0 LOB: 0 BB: 0 P: 3	R: 0 E: 0 K: 1 S: 5 H: 0 LOB: 0 BB: 0 P: 5	R: 0 E: 0 K: 0 S: 4 H: 0 LOB: 2 BB: 1 P: 10	R: 4 E: 1 K: 0 S: 7 H: 3 LOB: 1 BB: 1 P: 12	1B: 4 2B: 3 3B: 0 HR: 1 SF: 1 SAC: 0 DP: 1 HBP: 1						WP: 1 PB: 0 SB: 2 CS: 0 PA: 40	

PITCHER		IP	WLS	BF	H	R	ER	SO	BB	IBB	HBP	BLK	WP	HR	S	P	ERA	WHIP
29 Tommy Hunter, R ERA: 3.6	(1, 1)	5.0		21	5	2	2	2	2	0	0	0	0	1	24	34	3.60	1.400
38 Luis Ayala, R ERA: 2.25	(6, 1)	1.0		3	0	0	0	0	0	0	0	0	0	0	3	3	0.00	0.000
27 Matt Lindstrom, R ERA: 3.6	(7, 1)	1.0	H	3	0	0	0	1	0	0	0	0	0	0	5	5	0.00	0.000
40 Troy Patton, L ERA:	(8, 1)	1.0	H	5	0	0	0	0	1	0	1	0	0	0	4	10	0.00	1.000
47 Pedro Strop, R ERA: 3.38	(9, 1)	0.1	L	5	2	4	1	0	1	0	0	0	1	0	4	9	27.00	9.000

PITCHER		IP	WLS	BF	H	R	ER	SO	BB	IBB	HBP	BLK	WP	HR	S	P	ERA	WHIP
95 Stu Pomeranz, R ERA: 1.69	(9, 1)	0.2		3	1	0	0	0	0	0	0	0	0	0	3	3	0.00	1.500

TOP

Toronto Blue Jays @ Baltimore Orioles

Ed Smith Stadium, Sarasota, FL

Wed Mar 21 2012, 1:11 PM - 3:55 PM EDT

Att. 6,243 - Partly Cloudy - 83 F

livebaseballscorecards.com

AB	34
R	6
H	8
RBI	5
BB	4
SO	3
LOB	17

Batter	1	2	3	4	5	6	7	8	9	AB	R	H	RBI	BB	SO	LOB
9 Endy Chavez, L (1, 9) OBP: 0.548, SLG: 0.643	0-0 24 BB 10 1B 1B		BBBB 4-0 2 1B 24 SF7 BB		0-0 2 1B 1B		0-0 P4 ②	FSS 0-3 K ③		2	2	2	0	1	0	0
3 Ryan Flaherty, L (6, 3) OBP: 0.314, SLG: 0.438										2	0	0	0	0	1	2
2 J.J. Hardy, R (1, 6) OBP: 0.412, SLG: 0.448	CCS 0-3 K ①		0-0 1-3 1B		0-0 24 G5-4-3 1-2 1B		0-0 F8 ③			3	0	2	0	0	1	1
68 Steve Tolleson, R (5, PR) OBP: 0.360, SLG: 0.318 (6, 6)										1	0	0	0	0	0	0
24 Wilson Betemit, S (1, 3) OBP: 0.243, SLG: 0.161	BDBB 4-0 10 1B 32 FC1 1-2 BB		0-0 SF7 ① 3-H		0-0 G5-4-3 ② ③ 1-2f			0-0 G4-3 ①		1	0	0	1	1	0	2
80 Scott Beerer, R (6, 9) OBP: 0.320, SLG: 0.320										1	0	0	0	0	0	0
10 Adam Jones, R (1, 8) OBP: 0.364, SLG: 0.548	0-0 32 FC1 32 S/ 1-3 2-H 1B		FFS 0-3 K ②			0-0 HR		0-0 F9 ②		3	1	2	2	0	1	1
54 Matt Antonelli, R (8, 4) OBP: 0.406, SLG: 0.250										1	0	0	0	0	0	0
32 Matt Wieters, S (1, 2) OBP: 0.194, SLG: 0.214	BX 1-0 FC1 ② 1-3 3-H		0-0 G3 ③			0-0 G4-3 ①		0-0 P4 ③		3	0	0	0	0	0	3
28 Ronny Paulino, R (8, 2) OBP: 0.263, SLG: 0.278										1	0	0	0	0	0	0
12 Mark Reynolds, R (1, 5) OBP: 0.364, SLG: 0.280	0-0 F8 ③			0-0 F8 ①		0-0 G5-3 ②			0-0 89 1B	3	0	0	0	0	0	2
86 Buck Britton, L (8, 5) OBP: 0.600, SLG: 0.600										1	0	1	0	0	0	0
14 Nolan Reimold, R (1, 7) OBP: 0.259, SLG: 0.250		CFS 0-3 K ①		0-0 G1-3 ②		0-0 2B			CCC 0-3 K ①	3	0	1	0	0	1	0
90 Glynn Davis, R (9, 7)										1	0	0	0	0	1	1
19 Chris Davis, L (1, 10) OBP: 0.278, SLG: 0.429		0-0 F9 ②		0-0 G3 ③		FTS 0-3 K ③			CFC 0-3 K ②	3	0	0	0	0	1	1
60 John Hester, R (9, PH)										1	0	0	0	0	1	1
11 Robert Andino, R (1, 4) OBP: 0.306, SLG: 0.323		0-0 P6 ③			0-0 G5-3 ①		0-0 G6-3 ①		0-0 1-2 1B	3	0	0	0	0	0	0
89 John Ruettiger, L (8, 8) OBP: 0.750, SLG: 0.667										1	0	1	0	0	0	0
Inning Stats	R: 1 H: 2 E: 0 LOB: 2 K: 1 BB: 1 S: 8 P: 13	R: 0 H: 0 E: 0 LOB: 0 K: 1 BB: 0 S: 5 P: 5	R: 1 H: 1 E: 0 LOB: 1 K: 1 BB: 1 S: 6 P: 10	R: 0 H: 0 E: 0 LOB: 0 K: 0 BB: 0 S: 3 P: 3	R: 0 H: 2 E: 0 LOB: 2 K: 0 BB: 0 S: 4 P: 4	R: 1 H: 2 E: 0 LOB: 1 K: 1 BB: 0 S: 7 P: 7	R: 0 H: 0 E: 0 LOB: 0 K: 0 BB: 0 S: 3 P: 3	R: 0 H: 0 E: 0 LOB: 0 K: 0 BB: 0 S: 3 P: 3	R: 0 H: 2 E: 0 LOB: 2 K: 3 BB: 0 S: 11 P: 11	1B: 7 SF: 1 2B: 1 SAC: 0 3B: 0 DP: 1 HR: 1 HBP: 0						

PITCHER		IP	WLS	BF	H	R	ER	SO	BB	IBB	HBP	BLK	WP	HR	S	P	ERA	WHIP
4 Kyle Drabek, R ERA: 4.82	(1, 1)	3.1		15	3	2	2	3	2	0	0	0	0	0	20	29	5.40	1.500
47 Luis Perez, L ERA:	(4, 1)	1.2		6	2	0	0	0	0	0	0	0	0	0	6	6	0.00	1.200
48 Francisco Cordero, R ERA: 3.0	(6, 1)	1.0		5	2	1	1	1	0	0	0	0	0	1	7	7	9.00	2.000
44 Casey Janssen, R ERA:	(7, 1)	1.0		3	0	0	0	0	0	0	0	0	0	0	3	3	0.00	0.000
59 Jim Hoey, R ERA:	(8, 1)	1.0	W	3	0	0	0	0	0	0	0	0	0	0	3	3	0.00	0.000

PITCHER		IP	WLS	BF	H	R	ER	SO	BB	IBB	HBP	BLK	WP	HR	S	P	ERA	WHIP
3 Ronald Uviedo, R ERA:	(9, 1)	1.0	S	5	2	0	0	3	0	0	0	0	0	0	11	11	0.00	2.000

BOTTOM

Toronto Blue Jays @ Baltimore Orioles

Ed Smith Stadium, Sarasota, FL

Wed Mar 21 2012, 1:11 PM - 3:55 PM EDT

Att. 6,243 - Partly Cloudy - 83 F

livebaseballscorecards.com

AB	34
R	3
H	9
RBI	3
BB	2
SO	7
LOB	14

WP: 0 PA: 37
PB: 0
SB: 1
CS: 0

Philadelphia Phillies @ Toronto Blue Jays

Florida Auto Exchange Stadium, Dunedin, FL

Thu Mar 22 2012, 1:07 PM - 3:14 PM EDT

Att. 5,509 - Partly Cloudy - 79 F

livebaseballscorecards.com

TOP

Batter	1	2	3	4	5	6	7	8	9	AB	R	H	RBI	BB	SO	LOB
11 Jimmy Rollins, S (1, 6) OBP: 0.318, SLG: 0.410	P6		G4-3			E9 8 S 1B		G5-3		3	0	1	0	0	0	0
11 Miguel Abreu, R (6, 6) OBP: 0.333, SLG: 0.333										1	0	0	0	0	0	0
8 Shane Victorino, S (1, 8) OBP: 0.256, SLG: 0.429	P6		P6			K 2-3		K		3	0	0	0	0	1	1
22 Scott Podsednik, L (6, 8) OBP: 0.452, SLG: 0.514										1	0	0	0	0	1	0
3 Hunter Pence, R (1, 9) OBP: 0.288, SLG: 0.451	G6-3			K		G5-3			K	3	0	0	0	0	1	1
16 Luis Montanez, R (6, 9) OBP: 0.405, SLG: 0.559										1	0	0	0	0	1	0
24 Ty Wigginton, R (1, 5) OBP: 0.333, SLG: 0.316		F7		F8			P1		P5	3	0	0	0	0	0	0
4 Pete Orr, L (7, 5) OBP: 0.351, SLG: 0.375										1	0	0	0	0	0	0
19 Laynce Nix, L (1, 7) OBP: 0.387, SLG: 0.208		BBBB 15 BB		G4-3			G4-3		P4	2	0	0	0	1	0	0
22 Derrick Mitchell, R (8, 7) OBP: 0.333, SLG: 0.333										1	0	0	0	0	0	0
15 John Mayberry Jr., R (1, 3) OBP: 0.283, SLG: 0.306		BBBB 1-2 10 FC6-4 BB			G5-3		51 1B 1B			2	0	1	0	1	0	0
29 Hector Luna, R (7, 3) OBP: 0.343, SLG: 0.531										0	0	0	0	0	0	0
51 Carlos Ruiz, R (1, 2) OBP: 0.520, SLG: 0.652		F9			10 FC3-6 1B		1-3 1B			3	0	2	0	0	0	2
77 Tuffy Gosewisch, R (7, 2) OBP: 0.313, SLG: 0.333										0	0	0	0	0	0	0
10 Juan Pierre, L (1, 10) OBP: 0.350, SLG: 0.257		1-2f FC6-4			1-2f FC3-6 13 CS		L7			3	0	0	0	0	0	5
13 Freddy Galvis, S (1, 4) OBP: 0.283, SLG: 0.447			G3-1		1-2 CS	P6		G1-3		3	0	0	0	0	0	0

	AB	30
	R	0
	H	4
	RBI	0
	BB	2
	SO	4
	LOB	9

Inning Stats	1	2	3	4	5	6	7	8	9
	R: 0 E: 0 K: 0 S: 3	H: 0 LOB: 0 BB: 0 P: 3	R: 0 E: 0 K: 0 S: 3	H: 0 LOB: 2 BB: 2 P: 11	R: 0 E: 0 K: 0 S: 3	H: 0 LOB: 0 BB: 0 P: 3	R: 0 E: 0 K: 1 S: 5	H: 0 LOB: 0 BB: 0 P: 5	R: 0 E: 0 K: 0 S: 3	H: 1 LOB: 0 BB: 0 P: 3	R: 0 E: 1 K: 1 S: 6	H: 1 LOB: 1 BB: 0 P: 6	R: 0 E: 0 K: 0 S: 5	H: 2 LOB: 2 BB: 0 P: 5	R: 0 E: 0 K: 1 S: 5	H: 0 LOB: 0 BB: 0 P: 5	R: 0 E: 0 K: 1 S: 5	H: 0 LOB: 0 BB: 0 P: 5

1B: 4	SF: 0	WP: 0	PA: 33
2B: 0	SAC: 0	PB: 0	
3B: 0	DP: 0	SB: 1	
HR: 0	HBP: 0	CS: 1	

PITCHER		IP	WLS	BF	H	R	ER	SO	BB	IBB	HBP	BLK	WP	HR	S	P	ERA	WHIP
23 Brandon Morrow, R ERA: 0.68	(1, 1)	5.0	W	17	1	0	0	1	2	0	0	0	0	0	17	25	0.00	0.600
33 Carlos Villanueva, R ERA:	(6, 1)	2.0	H	9	3	0	0	1	0	0	0	0	0	0	11	11	0.00	1.500
38 Darren Oliver, L ERA: 9.0	(8, 1)	1.0	H	3	0	0	0	1	0	0	0	0	0	0	5	5	0.00	0.000
54 Jason Frasor, R ERA: 3.86	(9, 1)	1.0	S	3	0	0	0	1	0	0	0	0	0	0	5	5	0.00	0.000

PITCHER	IP	WLS	BF	H	R	ER	SO	BB	IBB	HBP	BLK	WP	HR	S	P	ERA	WHIP

Batter	1	2	3	4	5	6	7	8	9	AB	R	H	RBI	BB	SO	LOB
2 Kelly Johnson, L (1, 4) OBP: 0.351, SLG: 0.412 62 Jonathan Diaz, R (8, PR) OBP: 0.481, SLG: 0.600 (9, 4)	0-0 19 2B 19 S 1B		0-0 ② F8		0-0 5 CS 1B			0-0 1-H 2B		4 0	0 0	3 0	1 0	0 0	0 0	0 0
5 Yunel Escobar, R (1, 6) OBP: 0.316, SLG: 0.353 17 Omar Vizquel, S (7, 6) OBP: 0.440, SLG: 0.500	S S S 0-3 ① K		0-0 ③ F8		1 SAFE 0-0 ③ CS 1-2	0-0 ① L4		0-0 ② F8		3 1	0 0	0 0	0 0	0 0	1 0	1 1
19 José Bautista, R (1, 9) OBP: 0.400, SLG: 0.767 18 Mike McCoy, R (7, 9) OBP: 0.233, SLG: 0.250	B X 1-0 1-3 2B			0-0 26 S 26 1B 2B		0-0 ② G5-3		0-0 ③ F8		3 1	1 0	2 0	0 0	0 0	0 0	0 1
26 Adam Lind, L (1, 3) OBP: 0.314, SLG: 0.290 30 David Cooper, L (7, 3) OBP: 0.390, SLG: 0.412	S S S 0-3 ② K			S X 0-1 2-H 1B		0-0 ③ F7				3 0	0 0	1 0	1 0	0 0	1 0	2 0
10 Edwin Encarnación, R (1, 5) OBP: 0.310, SLG: 0.525 39 Brian Bocock, R (8, 5) OBP: 0.611, SLG: 0.846	S S S 0-3 ③ K			0-0 ① F8			0-0 ① G5-3			3 0	0 0	0 0	0 0	0 0	1 0	3 0
14 Eric Thames, L (1, 7) OBP: 0.381, SLG: 0.486 36 Ricardo Nanita, L (8, 7) OBP: 0.333, SLG: 0.333		0-0 ① F7		0-0 ② P5			C C C 0-3 ② K			3 0	0 0	0 0	0 0	0 0	1 0	1 0
9 J.P. Arencibia, R (1, 2) OBP: 0.265, SLG: 0.636 67 Ryan Goins, L (8, 2) OBP: 0.333, SLG: 0.200	S S S 0-3 ② K			0-0 ③ G4-3			0-0 ③ G6-3			3 0	0 0	0 0	0 0	0 0	1 0	1 0
28 Colby Rasmus, L (1, 8) OBP: 0.308, SLG: 0.250 43 Anthony Gose, L (9, 8) OBP: 0.346, SLG: 0.417	C C C 0-3 ③ K				C C C 0-3 ① K			0-0 ① F8		3 0	0 0	0 0	0 0	0 0	2 0	0 0
8 Ben Francisco, R (1, 10) OBP: 0.212, SLG: 0.194 45 Travis Snider, L (8, PH) OBP: 0.386, SLG: 0.750 (9, 10)			0-0 ① G6-3		S S S 0-3 ② K			0-0 E8 2 2B		2 1	0 1	0 0	0 0	0 0	1 0	0 0
Inning Stats	R: 0 E: 0 K: 3 S: 11 H: 2 LOB: 2 BB: 0 P: 12	R: 0 E: 0 K: 2 S: 7 H: 0 LOB: 0 BB: 0 P: 7	R: 0 E: 0 K: 0 S: 3 H: 0 LOB: 0 BB: 0 P: 3	R: 1 E: 0 K: 0 S: 6 H: 2 LOB: 1 BB: 0 P: 6	R: 0 E: 0 K: 2 S: 7 H: 1 LOB: 0 BB: 0 P: 7	R: 0 E: 0 K: 0 S: 3 H: 0 LOB: 0 BB: 0 P: 3	R: 0 E: 0 K: 1 S: 5 H: 0 LOB: 0 BB: 0 P: 5	R: 1 E: 1 K: 0 S: 5 H: 1 LOB: 1 BB: 0 P: 5		1B: 3 2B: 3 3B: 0 HR: 0 SF: 0 SAC: 0 DP: 0 HBP: 0						

PITCHER	IP	WLS	BF	H	R	ER	SO	BB	IBB	HBP	BLK	WP	HR	S	P	ERA	WHIP
33 Cliff Lee, L (1, 1) ERA: 3.45	6.0	L	22	5	1	1	7	0	0	0	0	0	0	37	38	1.50	0.833
50 Chad Qualls, R (7, 1) ERA: 5.4	1.0		3	0	0	0	1	0	0	0	0	0	0	5	5	0.00	0.000
52 Jose Contreras, R (8, 1) ERA: 27.0	1.0		5	1	1	0	0	0	0	0	0	0	0	5	5	0.00	1.000

PITCHER	IP	WLS	BF	H	R	ER	SO	BB	IBB	HBP	BLK	WP	HR	S	P	ERA	WHIP

BOTTOM

Philadelphia Phillies @ Toronto Blue Jays

Florida Auto Exchange Stadium, Dunedin, FL

Thu Mar 22 2012, 1:07 PM - 3:14 PM EDT

Att. 5,509 - Partly Cloudy - 79 F

livebaseballscorecards.com

AB	30
R	2
H	6
RBI	2
BB	0
SO	8
LOB	10

WP: 0 PA: 31
PB: 0
SB: 2
CS: 1

Batter	1	2	3	4	5	6	7	8	9	AB	R	H	RBI	BB	SO	LOB
11 Rajai Davis, R (1, 8) OBP: 0.286, SLG: 0.265 (1, 9) John Tolisano, S (7, 9)	F8		G5-3		F8		1B		F8	4 1	0 0	1 0	0 0	0 0	0 0	1 0
45 Travis Snider, L (1, 7) OBP: 0.375, SLG: 0.698 36 Ricardo Nanita, L (7, PR) OBP: 0.500, SLG: 0.500 (7, 7)	G1-3		K		G1-3		BB		1B	3 1	0 1	0 1	0 0	1 0	1 0	1 0
8 Ben Francisco, R (1, 9) OBP: 0.206, SLG: 0.188 43 Anthony Gose, L (1, 8) OBP: 0.310, SLG: 0.370	G5-3		K			K	K		SH1-3	1 3	0 0	0 0	0 0	0 3	0 3	0 3
10 Edwin Encarnación, R (1, 5) OBP: 0.356, SLG: 0.610 39 Brian Bocock, R (6, PR) OBP: 0.650, SLG: 0.846 (6, 5) (7, 6)		HR		BB		BB	BB		BB	1 0	1 2	1 0	1 1	2 2	0 0	0 0
14 Eric Thames, L (1, 10) OBP: 0.378, SLG: 0.500 31 Brian Jeroloman, L (7, PH) OBP: 0.286, SLG: 0.429 (7, 10)	K			FC4-6		2B	F9		BB	3 2	0 1	1 1	0 1	0 0	1 0	1 3
30 David Cooper, L (1, 3) OBP: 0.378, SLG: 0.395 25 Chris Woodward, R (8, 3) OBP: 0.286, SLG: 0.091	1B			F9		G3		K	BB	4 0	0 1	1 0	1 0	0 1	1 0	3 0
6 Jeff Mathis, R (1, 2) OBP: 0.200, SLG: 0.167 68 Yan Gomes, R (6, 2) OBP: 0.476, SLG: 0.857	1B			G5-3		K	K	2B	BB	3 2	0 0	1 1	0 3	0 0	1 1	3 0
1 Luis Valbuena, L (1, 6) OBP: 0.241, SLG: 0.393 18 Mike McCoy, R (7, 4) OBP: 0.250, SLG: 0.241	P6				G3-1		K	BB	F9	3 1	0 0	0 0	0 0	0 1	1 0	2 1
62 Jonathan Diaz, R (1, 4) OBP: 0.500, SLG: 0.593 31 Ruben Gotay, S (7, 5) OBP: 0.250, SLG: 0.250	K				1B	BB	P6			2 1	1 0	1 0	0 0	1 0	1 0	2 1
Inning Stats	R: 0 E: 0 K: 0 S: 3 H: 0 LOB: 0 BB: 0 P: 3	R: 1 E: 0 K: 2 S: 10 H: 3 LOB: 2 BB: 0 P: 11	R: 0 E: 0 K: 2 S: 7 H: 0 LOB: 0 BB: 0 P: 7	R: 0 E: 0 K: 0 S: 3 H: 0 LOB: 1 BB: 1 P: 7	R: 0 E: 0 K: 0 S: 4 H: 1 LOB: 1 BB: 0 P: 4	R: 1 E: 0 K: 2 S: 8 H: 1 LOB: 2 BB: 1 P: 12	R: 1 E: 0 K: 2 S: 8 H: 1 LOB: 3 BB: 3 P: 20	R: 0 E: 0 K: 2 S: 7 H: 0 LOB: 1 BB: 1 P: 11	R: 4 E: 0 K: 0 S: 6 H: 3 LOB: 1 BB: 2 P: 14	1B: 6 2B: 2 3B: 0 HR: 1 SF: 0 SAC: 1 DP: 0 HBP: 0						

PITCHER		IP	WLS	BF	H	R	ER	SO	BB	IBB	HBP	BLK	WP	HR	S	P	ERA	WHIP
14 David Price, L ERA: 4.5	(1, 1)	5.1		23	5	2	2	5	2	0	0	0	0	1	31	40	3.38	1.312
56 Fernando Rodney, R ERA: 3.38	(6, 1)	1.1	H	8	1	1	1	3	3	0	0	0	0	0	11	23	6.75	3.000
62 Joel Peralta, R ERA: 1.69	(7, 1)	1.1	H	5	0	0	0	2	1	0	0	0	0	0	8	12	0.00	0.750
73 Jhonny Nunez, R ERA: 10.8	(9, 1)	1.0	L	8	3	4	4	0	2	0	0	0	0	0	6	14	36.00	5.000

PITCHER	IP	WLS	BF	H	R	ER	SO	BB	IBB	HBP	BLK	WP	HR	S	P	ERA	WHIP

TOP

Toronto Blue Jays @ Tampa Bay Rays

Charlotte Sports Park, Port Charlotte, FL

Fri Mar 23 2012, 7:15 PM - 10:35 PM EDT

Att. 5,982 - Partly Cloudy - 82 F

livebaseballscorecards.com

AB	35
R	7
H	9
RBI	7
BB	8
SO	10
LOB	21

BOTTOM

Toronto Blue Jays @ Tampa Bay Rays

Charlotte Sports Park, Port Charlotte, FL

Fri Mar 23 2012, 7:15 PM - 10:35 PM EDT

Att. 5,982 - Partly Cloudy - 82 F

livebaseballscorecards.com

Batter	1	2	3	4	5	6	7	8	9	AB	R	H	RBI	BB	SO	LOB
1 Sean Rodríguez, R (1, 6) OBP: 0.370, SLG: 0.238 45 Jeff Salazar, L (8, 7) OBP: 0.467, SLG: 0.500	BBBB 4-0 7 1B 18 BB **BB**	BBBB 4-0 3 1B 18 BB **1-2** **2-3** **BB**		SSS 0-3 ① **K**		x 0-0 ① **G5-3** **1-2**		x 0-0 **E4** **1-3** **3-H**		2 2 0 0 2 1 1 1 0 0 1 0 0 1						
18 Ben Zobrist, S (1, 9) OBP: 0.306, SLG: 0.233 60 Matt Mangini, L (8, 3) OBP: 0.385, SLG: 0.343	BBBB 4-0 7 1B **1-2** **BB**	BBBB 4-0 7 F8 3 1B **1-2** **2-3** **3-H** **BB**		SSS 0-3 ② **K**		x 0-0 ② **G3-1** **2-3**		x 0-0 ② ③ **L6-5** **3-3**		2 0 0 1 2 1 1 1 0 0 0 0 0 2						
3 Evan Longoria, R (1, 5) OBP: 0.227, SLG: 0.316 63 Chris Gimenez, R (8, 5) OBP: 0.263, SLG: 0.250	SSS 0-3 ① **K**	x 0-0 7 F8 **1-2** **2-H** **3-H** **1B**		SSS 0-3 ③ **K**		SSS 0-3 ③ **K**			x 0-0 ① **F7**	4 0 1 2 0 3 3 1 0 0 0 0 0 0						
7 Jeff Keppinger, R (1, 4) OBP: 0.405, SLG: 0.412 65 Brad Coon, L (8, 9) OBP: 0.323, SLG: 0.308	x 0-0 30 FC4-6 **1-3** **2-H** **1B**	x 0-0 ② **F8** **1-2** **2-3**			x 0-0 28 WP 20 BB **1B**		x 0-0 ① **G5-3**		x 0-0 ② **F9**	4 0 2 1 0 0 2 1 0 0 0 0 0 0						
23 Carlos Pena, L (1, 3) OBP: 0.273, SLG: 0.185 36 Craig Albernaz, R (8, 2)	SSS 0-3 ② **K**	x 0-0 ③ **F9**			x 0-0 ① **P4**		x 0-0 ② **G4-3**		x 0-0 ③ **P4**	4 0 0 0 0 1 5 1 0 0 0 0 0 0						
30 Luke Scott, L (1, 10) OBP: 0.208, SLG: 0.348	x 0-0 ③ **FC4-6** **1-2f**		SSS 0-3 ① **K**		x 0-0 ② **P6**		x 0-0 ③ **G3**			4 0 0 0 0 1 3						
20 Matt Joyce, L (1, 7) OBP: 0.308, SLG: 0.500 9 Elliot Johnson, S (8, 6) OBP: 0.225, SLG: 0.189		x 0-0 ① **F8**	x 0-0 **28 G6-3** **1B**		BBBB 4-0 **28 WP** **1-2** **BB**			x 0-0 ① **B5-3**		2 0 1 0 1 0 0 1 0 0 0 0 0 0						
28 José Molina, R (1, 2) OBP: 0.259, SLG: 0.269 10 Will Rhymes, L (8, 4) OBP: 0.214, SLG: 0.256		x 0-0 **1 WP 5 BB 18 BB** **1B**	x 0-0 ② **G6-3** **1-2**		B x 1-0 ③ **F8** **1-2** **2-3**			BBBB 4-0 **68 1B 45 E** **BB**		3 1 1 0 0 0 3 0 1 0 0 1 0 0						
5 Sam Fuld, L (1, 8) OBP: 0.357, SLG: 0.217 68 Jésus Feliciano, L (4, 8) OBP: 0.341, SLG: 0.361		BBBB 4-0 **18 BB 1 WP 3 1B** **1-2** **BB**	SSS 0-3 ③ **K**			x 0-0 **18 G3-1 1 G5-3** **1B**		x 0-0 **45 E 60 L6-5** **1-3** **1B**		1 1 0 0 1 1 1 2 0 2 0 0 0 0						
Inning Stats	R: 1 E: 0 K: 2 S: 8 H: 1 LOB: 2 BB: 2 P: 16	R: 3 E: 0 K: 0 S: 5 H: 2 LOB: 2 BB: 3 P: 17	R: 0 E: 0 K: 2 S: 8 H: 1 LOB: 1 BB: 0 P: 8	R: 0 E: 0 K: 3 S: 9 H: 0 LOB: 0 BB: 0 P: 9	R: 0 E: 0 K: 0 S: 4 H: 1 LOB: 2 BB: 1 P: 9	R: 0 E: 0 K: 1 S: 6 H: 1 LOB: 1 BB: 0 P: 6	R: 0 E: 0 K: 0 S: 3 H: 0 LOB: 0 BB: 0 P: 3	R: 1 E: 1 K: 0 S: 4 H: 1 LOB: 1 BB: 1 P: 8	R: 0 E: 0 K: 0 S: 3 H: 0 LOB: 0 BB: 0 P: 3	1B: 7 2B: 1 3B: 0 HR: 0 SF: 0 SAC: 0 DP: 1 HBP: 0						

	AB	34
	R	5
	H	7
	RBI	5
	BB	7
	SO	8
	LOB	22

WP: 2 PB: 0 SB: 0 CS: 0 PA: 41

PITCHER		IP	WLS	BF	H	R	ER	SO	BB	IBB	HBP	BLK	WP	HR	S	P	ERA	WHIP
27 Brett Cecil, L ERA: 3.55	(1, 1)	2.2		17	4	4	4	3	5	0	0	0	1	0	18	38	13.50	3.375
50 Drew Carpenter, R ERA: 1.23	(3, 1)	1.1		4	0	0	0	4	0	0	0	0	0	0	12	12	0.00	0.000
20 Jesse Chavez, R ERA: 2.57	(5, 1)	1.0		5	1	0	0	0	1	0	0	0	1	0	4	9	0.00	2.000
69 Drew Hutchison, R ERA: 3.27	(6, 1)	4.0	W	15	2	1	1	1	1	0	0	0	0	0	16	20	2.25	0.750

PITCHER	IP	WLS	BF	H	R	ER	SO	BB	IBB	HBP	BLK	WP	HR	S	P	ERA	WHIP

Batter	1	2	3	4	5	6	7	8	9	AB	R	H	RBI	BB	SO	LOB
1 Tyler Pastornicky, R (1, 6) OBP: 0.236, SLG: 0.245 80 Nick Ahmed, R (8, 6)	G3		F8			2B		G5-3		4 0	0 0	1 0	0 0	0 0	0 0	0 0
14 Martín Prado, R (1, 5) OBP: 0.433, SLG: 0.472 88 Phil Gosselin, R (8, 4)	K			G6-3		K		1B		4 0	0 0	1 0	0 0	0 0	2 0	1 0
16 Brian McCann, L (1, 10) OBP: 0.383, SLG: 0.385 74 Jordan Parraz, R (8, PH) OBP: 0.441, SLG: 0.581 (8, 10)	G4-3			G4-3		BB		G6-3		2 1	0 0	0 0	0 0	1 0	0 0	0 1
5 Freddie Freeman, L (1, 3) OBP: 0.246, SLG: 0.291 86 Brandon Drury, R (7, 3)		1B		E4		F9			F8	3 1	0 0	1 0	0 0	0 0	0 0	2 0
20 Eric Hinske, L (1, 7) OBP: 0.292, SLG: 0.381 7 J.C. Boscan, R (7, 2) OBP: 0.368, SLG: 0.313		F7		F8			G3		K	3 1	0 0	0 0	0 0	0 0	0 1	2 0
22 Jason Heyward, L (1, 8) OBP: 0.222, SLG: 0.317 79 Mycal Jones, R (8, 8)		K			G3		G3-1		F8	3 1	0 0	0 0	0 0	0 0	1 0	1 0
8 David Ross, R (1, 2) OBP: 0.281, SLG: 0.185 17 Jose Constanza, L (7, 7) OBP: 0.161, SLG: 0.133		F9			K		23 FC6-4 BB			2 0	0 0	0 0	0 0	1 0	1 0	1 0
23 Matt Diaz, R (1, 9) OBP: 0.244, SLG: 0.286 30 Luis Durango, S (7, 9) OBP: 0.577, SLG: 0.476			F8		G6-3		FC6-4 1-2f			3 0	0 0	0 0	0 0	0 0	0 0	1 0
11 Josh Wilson, R (1, 4) OBP: 0.231, SLG: 0.200 (8, 5)			K			K		P4		3	0	0	0	0	2	0
Inning Stats	R: 0 E: 0 K: 1 S: 5 H: 0 LOB: 0 BB: 0 P: 5	R: 0 E: 0 K: 1 S: 6 H: 1 LOB: 1 BB: 0 P: 6	R: 0 E: 0 K: 1 S: 5 H: 0 LOB: 0 BB: 0 P: 5	R: 0 E: 1 K: 0 S: 4 H: 0 LOB: 1 BB: 0 P: 4	R: 0 E: 0 K: 1 S: 5 H: 0 LOB: 0 BB: 0 P: 5	R: 0 E: 0 K: 2 S: 8 H: 1 LOB: 2 BB: 1 P: 12	R: 0 E: 0 K: 0 S: 3 H: 0 LOB: 1 BB: 1 P: 7	R: 0 E: 0 K: 0 S: 4 H: 1 LOB: 1 BB: 0 P: 4	R: 0 E: 0 K: 1 S: 5 H: 0 LOB: 0 BB: 0 P: 5	1B: 2 2B: 1 3B: 0 HR: 0 SF: 0 SAC: 0 DP: 0 HBP: 0						

TOP

Atlanta Braves @ Toronto Blue Jays

Florida Auto Exchange Stadium, Dunedin, FL

Sat Mar 24 2012, 1:09 PM - 3:36 PM EDT

Att. 5,509 - Partly Cloudy - 81 F

livebaseballscorecards.com

AB	31
R	0
H	3
RBI	0
BB	2
SO	7
LOB	9

WP: 0 PB: 0 SB: 0 CS: 0 PA: 33

PITCHER		IP	WLS	BF	H	R	ER	SO	BB	IBB	HBP	BLK	WP	HR	S	P	ERA	WHIP
37 Henderson Alvarez III, R ERA: 1.64	(1, 1)	5.0	W	17	1	0	0	4	0	0	0	0	0	0	25	25	0.00	0.200
21 Sergio Santos, R ERA:	(6, 1)	1.0		5	1	0	0	2	1	0	0	0	0	0	8	12	0.00	2.000
38 Darren Oliver, L ERA: 7.2	(7, 1)	1.0		4	0	0	0	0	1	0	0	0	0	0	3	7	0.00	1.000
44 Casey Janssen, R ERA:	(8, 1)	1.0		4	1	0	0	0	0	0	0	0	0	0	4	4	0.00	1.000
48 Francisco Cordero, R ERA: 2.57	(9, 1)	1.0		3	0	0	0	1	0	0	0	0	0	0	5	5	0.00	0.000

PITCHER	IP	WLS	BF	H	R	ER	SO	BB	IBB	HBP	BLK	WP	HR	S	P	ERA	WHIP

BOTTOM

Atlanta Braves @ Toronto Blue Jays

Florida Auto Exchange Stadium, Dunedin, FL

Sat Mar 24 2012, 1:09 PM - 3:36 PM EDT

Att. 5,509 - Partly Cloudy - 81 F

livebaseballscorecards.com

Batter	1	2	3	4	5	6	7	8	9	AB	R	H	RBI	BB	SO	LOB
2 Kelly Johnson, L (1, 4) OBP: 0.366, SLG: 0.432 1 Luis Valbuena, L (6, PR) OBP: 0.233, SLG: 0.379 (7, 4)	K		G4-3 1-2	19 G3-1 26 3B 1-H 2-H 3-H 2B		19 2B BB	K			3 1	1 1	1 0	3 0	1 0	1 1	1 1
5 Yunel Escobar, R (1, 6) OBP: 0.333, SLG: 0.351 62 Jonathan Diaz, R (7, 6) OBP: 0.484, SLG: 0.571	1B		26 HR 2-3 BB	K		K		K		3 1	1 0	1 0	1 0	0 0	2 1	2 0
19 José Bautista, R (1, 9) OBP: 0.385, SLG: 0.735 Marcus Knecht, R (6, PR) OBP: 0.333, SLG: 0.333 (7, 9)	F9		P6	G3-1 2-3		36 FC4-6 1-H 2B		K		4 1	0 0	1 0	1 0	0 0	0 1	4 0
26 Adam Lind, L (1, 3) OBP: 0.359, SLG: 0.471 30 David Cooper, L (6, PR) OBP: 0.370, SLG: 0.385 (7, 3)	F8		1-H 3-H HR	14 2B 3-H 3B		36 FC4-6 BB		G6-3		3 1	2 0	2 0	4 0	1 0	0 0	1 0
14 Eric Thames, L (1, 7) OBP: 0.396, SLG: 0.535 36 Ricardo Nanita, L (6, 7) OBP: 0.400, SLG: 0.400		K	1B	28 WP 2B 3-H		FC4-6 1-2f 2-3				3 1	0 0	2 0	1 0	0 0	1 0	0 2
28 Colby Rasmus, L (1, 8) OBP: 0.302, SLG: 0.250 18 Mike McCoy, R (7, 8) OBP: 0.250, SLG: 0.241		1B	K	G4-3 2-3		L3				4 0	0 0	1 0	0 0	0 0	1 0	5 0
9 J.P. Arencibia, R (1, 2) OBP: 0.263, SLG: 0.595 68 Yan Gomes, R (8, 2) OBP: 0.476, SLG: 0.857		L7		17 1B 45 E 2 2B 1B	P3		G4-3			4 0	1 0	1 0	0 0	0 0	0 0	1 0
45 Travis Snider, L (1, 10) OBP: 0.353, SLG: 0.652 6 Jeff Mathis, R (7, PH) OBP: 0.231, SLG: 0.167 (8, 10)		K		FC4 17 1B 2 2B 1-2	K		BB			3 0	1 0	0 0	0 0	0 1	2 0	2 0
17 Omar Vizquel, S (1, 5) OBP: 0.448, SLG: 0.500 25 Chris Woodward, R (8, 5) OBP: 0.286, SLG: 0.091			5 WP 2 G4-3 26 HR 1B	2 2B 1-2 2-3 1B	P6		K			4 0	2 0	2 0	0 0	0 0	1 0	1 0
Inning Stats	R: 0 E: 0 K: 1 S: 6 H: 1 LOB: 1 BB: 0 P: 6	R: 0 E: 0 K: 2 S: 8 H: 1 LOB: 1 BB: 0 P: 8	R: 3 E: 0 K: 1 S: 10 H: 3 LOB: 1 BB: 1 P: 17	R: 5 E: 1 K: 1 S: 11 H: 5 LOB: 1 BB: 0 P: 12	R: 0 E: 0 K: 1 S: 5 H: 0 LOB: 0 BB: 0 P: 5	R: 1 E: 0 K: 1 S: 6 H: 1 LOB: 3 BB: 2 P: 14	R: 0 E: 0 K: 2 S: 7 H: 0 LOB: 1 BB: 1 P: 11	R: 0 E: 0 K: 2 S: 7 H: 0 LOB: 0 BB: 0 P: 7		1B: 6 2B: 3 3B: 1 HR: 1 SF: 0 SAC: 0 DP: 0 HBP: 0						

AB	36
R	9
H	11
RBI	9
BB	4
SO	11
LOB	20

WP: 2 PB: 0 SB: 0 CS: 0 PA: 40

PITCHER		IP	WLS	BF	H	R	ER	SO	BB	IBB	HBP	BLK	WP	HR	S	P	ERA	WHIP
40 Randall Delgado, R ERA: 7.94	(1, 1)	4.0	L	24	10	8	5	5	1	0	0	0	2	1	35	43	11.25	2.750
50 Cristhian Martinez, R ERA: 1.5	(5, 1)	2.0		9	1	1	1	2	2	0	0	0	0	0	11	19	4.50	1.500
53 Cory Gearrin, R ERA:	(7, 1)	1.0		4	0	0	0	2	1	0	0	0	0	0	7	11	0.00	1.000
99 Jose Lugo, L ERA: 4.5	(8, 1)	1.0		3	0	0	0	2	0	0	0	0	0	0	7	7	0.00	0.000

PITCHER	IP	WLS	BF	H	R	ER	SO	BB	IBB	HBP	BLK	WP	HR	S	P	ERA	WHIP

Boston Red Sox @ Toronto Blue Jays

Florida Auto Exchange Stadium, Dunedin, FL

Sun Mar 25 2012, 1:10 PM - 2:58 PM EDT
Att. 5,509 - Sunny - 79 F

TOP

livebaseballscorecards.com

Batter	1	2	3	4	5	6	7	8	9	10	AB	R	H	RBI	BB	SO	LOB
3 Mike Aviles, R (1, 6) OBP: 0.333, SLG: 0.533	2 3B 2B	1-H 2B			28 1B 54 3B 1B	P4			B5-3		4	2	3	1	0	0	1
94 Ryan Dent, R (6, 5) OBP: 0.250, SLG: 0.143											1	0	0	0	0	0	0
2 Jacoby Ellsbury, L (1, 8) OBP: 0.282, SLG: 0.487	28 SF8 2-H 3B	P6			F8		SSC K		SSC K		3	1	1	1	0	0	2
Jackie Bradley Jr., L (6, 8)											2	0	0	0	0	2	0
28 Adrián González, L (1, 3) OBP: 0.382, SLG: 0.448	SF8 3-H		G6-3		54 1-3 3B 1B		SSC K		SSC K		2	1	1	1	0	0	0
62 Lars Anderson, L (6, 3) OBP: 0.432, SLG: 0.531											2	0	0	0	0	2	0
54 Darnell McDonald, R (1, 7) OBP: 0.515, SLG: 0.900	G6-3	L7			1-H 3-H 3B		SSC K			B1-3	3	0	1	2	0	0	0
Felix Sanchez, R (6, 7)											2	0	0	0	0	1	0
60 Ryan Lavarnway, R (1, 10) OBP: 0.486, SLG: 0.515	2B	G6-3			SSC K			71 BB 68 1B 1B		98 2B 1B	5	0	3	0	0	1	1
(7, 2)																	
73 Josh Kroeger, L (1, 9) OBP: 0.214, SLG: 0.325	G4-3			P4	F9			SSS K		1-3 2B	2	0	0	0	0	0	1
98 Daniel Nava, S (5, PH) OBP: 0.400, SLG: 0.556											3	0	1	0	0	1	2
(5, 9)																	
10 Kelly Shoppach, R (1, 2) OBP: 0.308, SLG: 0.333		H 65 F9-5 71 1B HBP		G6-3		E5		71 BB 1-2 1B		BBBB 71 G4-6-3 BB	2	0	0	0	0	0	0
48 Scott Atchison, R (7, 1)											0	0	0	0	0	0	0
68 Drew Dominguez, R (8, PH) OBP: 1.000, SLG: 1.000											1	0	1	0	1	0	0
(8, 4)																	
71 Nate Spears, L (1, 5) OBP: 0.419, SLG: 0.459		3 2B 1-2 1B		65 FC4 1B		CSS K		BBBB 65 G6-4-3 1-2 2-3 BB		G4-6-3 1-2f	4	1	2	0	1	1	4
(6, 6)																	
65 Jonathan Hee, R (1, 4) OBP: 0.200, SLG: 0.300		F9-5 2-3		FC4 1-2f		F7		G6-4-3 1-2f			4	0	0	0	0	0	7
40 Andrew Bailey, R (8, 1)											0	0	0	0	0	0	0
78 Justin Thomas, L (9, 1)											0	0	0	0	0	0	0
70 Doug Mathis, L (10, 1)											0	0	0	0	0	0	0
Inning Stats	R: 2 E: 0 K: 0 S: 6 H: 3 LOB: 1 BB: 0 P: 6	R: 1 E: 0 K: 0 S: 4 H: 2 LOB: 1 BB: 0 P: 5	R: 0 E: 0 K: 0 S: 3 H: 0 LOB: 0 BB: 0 P: 3	R: 0 E: 0 K: 0 S: 4 H: 1 LOB: 1 BB: 0 P: 4	R: 2 E: 0 K: 1 S: 8 H: 3 LOB: 1 BB: 0 P: 8	R: 0 E: 1 K: 1 S: 6 H: 0 LOB: 1 BB: 0 P: 6	R: 0 E: 0 K: 3 S: 9 H: 0 LOB: 0 BB: 0 P: 9	R: 0 E: 0 K: 1 S: 6 H: 2 LOB: 2 BB: 1 P: 10	R: 0 E: 0 K: 2 S: 7 H: 0 LOB: 0 BB: 0 P: 7	R: 0 E: 0 K: 0 S: 4 H: 2 LOB: 2 BB: 1 P: 8	1B: 7 2B: 5 3B: 2 HR: 0	SF: 1 SAC: 0 DP: 3 HBP: 1					

AB	40
R	5
H	13
RBI	5
BB	2
SO	8
LOB	18

WP: 0 PB: 0 SB: 0 CS: 0 PA: 44

PITCHER	IP	WLS	BF	H	R	ER	SO	BB	IBB	HBP	BLK	WP	HR	S	P	ERA	WHIP
32 Aaron Laffey, L (1, 1) ERA: 4.8	5.0		24	9	5	5	1	0	0	1	0	0	0	25	26	9.00	1.800
33 Carlos Villanueva, R (6, 1) ERA:	1.0		4	0	0	0	1	0	0	0	0	0	0	6	6	0.00	0.000
54 Jason Frasor, R (7, 1) ERA: 3.38	1.0		3	0	0	0	3	0	0	0	0	0	0	9	9	0.00	0.000
47 Luis Perez, L (8, 1) ERA:	1.0		5	2	0	0	1	1	0	0	0	0	0	6	10	0.00	3.000
59 Jim Hoey, R (9, 1) ERA:	1.0		3	0	0	0	2	0	0	0	0	0	0	7	7	0.00	0.000

PITCHER	IP	WLS	BF	H	R	ER	SO	BB	IBB	HBP	BLK	WP	HR	S	P	ERA	WHIP
Clint Everts, R (10, 1) ERA: 3.0	1.0	W	5	2	0	0	0	1	0	0	0	0	0	4	8	0.00	3.000

BOTTOM

Boston Red Sox @ Toronto Blue Jays

Florida Auto Exchange Stadium, Dunedin, FL

Sun Mar 25 2012, 1:10 PM - 2:58 PM EDT

Att. 5,509 - Sunny - 79 F

livebaseballscorecards.com

Batter	1	2	3	4	5	6	7	8	9	10	AB	R	H	RBI	BB	SO	LOB
2 Kelly Johnson, L (1, 4) OBP: 0.386, SLG: 0.436 62 Jonathan Diaz, R (5, PR) OBP: 0.455, SLG: 0.533 (6, 4)	0-0 5 G5-4-3 1B		1-0 F8 1-3		4-0 BB		0-0 G4-3		1-0 G6-3 1-2		2 0 1 0 1 0 1 2 0 0 0 0 0 1						
5 Yunel Escobar, R (1, 6) OBP: 0.333, SLG: 0.350 1 Luis Valbuena, L (6, 6) OBP: 0.250, SLG: 0.367	0-0 G5-4-3 1-2f		0-0 3-H 1B		0-3 K		0-0 G5-3			4-0 BB 36 11 1B	3 0 1 1 0 1 2 1 1 0 0 1 0 0						
19 José Bautista, R (1, 9) OBP: 0.381, SLG: 0.694 11 Rajai Davis, R (6, PR) OBP: 0.324, SLG: 0.306 (7, 9)	0-0 F9		0-0 G5-3			1-0 26 E 10 HBP		0-0 WP S 36 FC1-2 1B		0-0 36 BB 1B 1-2 1B	2 0 0 0 0 0 1 2 1 2 0 0 0 0						
26 Adam Lind, L (1, 3) OBP: 0.405, SLG: 0.611 David Cooper, L (6, PR) OBP: 0.375, SLG: 0.375 (7, 3)		1-2 HR		0-0 10 1B 13 G6-4-3 2B		4-0 10 2B 1-3 G4-3 BB		1-3 K 1-3		4-0 36 1B 1-2 2-3 BB	2 2 2 1 1 0 0 1 1 0 0 1 1 1						
10 Edwin Encarnación, R (1, 10) OBP: 0.375, SLG: 0.636 36 Ricardo Nanita, L (6, PR) OBP: 0.429, SLG: 0.429 (7, 10)		0-3 K		0-0 13 G6-4-3 2-3 1B		0-0 G4-3 1-3 3-H 2B		0-0 FC1-2 3-H		0-0 1-2 2-3 3-H 1B	3 0 2 1 0 1 0 2 0 1 1 0 0 1						
13 Brett Lawrie, R (1, 5) OBP: 0.577, SLG: 0.880 25 Chris Woodward, R (6, 5) OBP: 0.250, SLG: 0.077		0-0 F9		0-0 G6-4-3 1-2f 3-H		0-3 K2-3		0-0 F9			2 0 0 0 0 0 1 2 0 0 0 0 1 4						
14 Eric Thames, L (1, 7) OBP: 0.380, SLG: 0.511 Travis Snider, L (6, 7) OBP: 0.340, SLG: 0.625		0-3 K		0-0 F7		0-0 G4-3 2-3 3-H			0-3 K		2 0 0 0 0 1 0 2 0 0 1 0 1 2						
28 Colby Rasmus, L (1, 8) OBP: 0.289, SLG: 0.237 18 Mike McCoy, R (6, 8) OBP: 0.235, SLG: 0.226			0-0 G3-1		0-0 L8	0-3 K			0-3 K		2 0 0 0 0 0 0 2 0 0 0 0 2 3						
6 Jeff Mathis, R (1, 2) OBP: 0.250, SLG: 0.160 68 Yan Gomes, R (7, 2) OBP: 0.435, SLG: 0.783			4-0 2 F8 2 WP 5 1B BB		0-0 P6		0-0 G6-3		0-0 E4 62 WP		1 1 0 0 1 0 0 2 0 0 0 0 0 0						
Inning Stats	R: 0 H: 1 E: 0 LOB: 0 K: 0 BB: 0 S: 3 P: 3	R: 1 H: 1 E: 0 LOB: 0 K: 2 BB: 0 S: 10 P: 11	R: 1 H: 1 E: 0 LOB: 1 K: 0 BB: 1 S: 4 P: 9	R: 1 H: 2 E: 0 LOB: 0 K: 0 BB: 0 S: 4 P: 4	R: 0 H: 0 E: 0 LOB: 1 K: 1 BB: 1 S: 5 P: 9	R: 2 H: 1 E: 0 LOB: 3 K: 2 BB: 1 S: 8 P: 13	R: 0 H: 0 E: 0 LOB: 0 K: 0 BB: 0 S: 3 P: 3	R: 0 H: 1 E: 0 LOB: 1 K: 1 BB: 0 S: 6 P: 7	R: 0 H: 0 E: 1 LOB: 1 K: 2 BB: 0 S: 8 P: 9	R: 1 H: 2 E: 0 LOB: 3 K: 0 BB: 2 S: 2 P: 10	1B: 6 SF: 0 2B: 2 SAC: 0 3B: 0 DP: 2 HR: 1 HBP: 1						

PITCHER		IP	WLS	BF	H	R	ER	SO	BB	IBB	HBP	BLK	WP	HR	S	P	ERA	WHIP
51 Daniel Bard, R ERA: 7.23	(1, 1)	6.0		26	6	5	5	5	3	0	1	0	1	1	34	49	7.50	1.500
48 Scott Atchison, R ERA: 4.32	(7, 1)	1.0		3	0	0	0	0	0	0	0	0	0	0	3	3	0.00	0.000
40 Andrew Bailey, R ERA: 4.5	(8, 1)	1.0		4	1	0	0	1	0	0	0	0	1	0	6	7	0.00	1.000
78 Justin Thomas, L ERA: 4.91	(9, 1)	1.0		4	0	0	0	2	0	0	0	0	1	0	8	9	0.00	0.000
70 Doug Mathis, R ERA: 4.32	(10, 1)	0.0	L	4	2	1	1	0	2	0	0	0	0	0	2	10	∞	∞

PITCHER	IP	WLS	BF	H	R	ER	SO	BB	IBB	HBP	BLK	WP	HR	S	P	ERA	WHIP

AB	35
R	6
H	9
RBI	5
BB	5
SO	8
LOB	17

WP: 3 PA: 41
PB: 0
SB: 1
CS: 0

Batter	1	2	3	4	5	6	7	8	9	AB	R	H	RBI	BB	SO	LOB
2 Kelly Johnson, L (1, 4) OBP: 0.404, SLG: 0.500 1 Luis Valbuena, L (6, 4) OBP: 0.235, SLG: 0.344	5 G6-3 3B		5 FC4-6 1B 2-H		K		F7		L6	3 2	1 0	2 0	1 0	0 0	1 0	0 1
5 Yunel Escobar, R (1, 6) OBP: 0.306, SLG: 0.318 17 Omar Vizquel, S (8, 6) OBP: 0.448, SLG: 0.500	G6-3 3-H		FC4-6 10 FC4 1-2f		G6-3			G4-3		4 0	0 0	0 0	1 0	0 0	0 0	1 0
19 José Bautista, R (1, 9) OBP: 0.348, SLG: 0.625 18 Mike McCoy, R (8, 9) OBP: 0.235, SLG: 0.226	G4-3		K		G1-3			G1-3		4 0	0 0	0 0	0 0	0 0	1 0	1 0
10 Edwin Encarnación, R (1, 3) OBP: 0.346, SLG: 0.583 25 Chris Woodward, R (8, PR) OBP: 0.250, SLG: 0.077 (8, 3)	K		FC4 1-2f			F9		E7 62 1B		4 0	0 1	0 0	0 0	0 0	1 0	1 0
14 Eric Thames, L (1, 7) OBP: 0.358, SLG: 0.479 11 Rajai Davis, R (7, 8) OBP: 0.342, SLG: 0.306		G4-3		L7		G5-3		62 1B BB		3 0	0 0	0 0	0 0	0 1	0 0	0 0
13 Brett Lawrie, R (1, 5) OBP: 0.586, SLG: 0.964 62 Jonathan Diaz, R (6, 5) OBP: 0.471, SLG: 0.548		3B		28 1B 2B		L6		6 FC4-6 1B 1-3 2-H		3 1	1 0	2 1	0 1	0 0	0 0	0 0
9 J.P. Arencibia, R (1, 2) OBP: 0.250, SLG: 0.564 6 Jeff Mathis, R (6, 2) OBP: 0.267, SLG: 0.154		G4-3		F7				68 WP BB	FC4-6 1-2f	2 1	0 0	0 0	0 0	0 1	0 0	2 3
28 Colby Rasmus, L (1, 8) OBP: 0.292, SLG: 0.244 36 Ricardo Nanita, L (7, 7) OBP: 0.375, SLG: 0.375		K		2-H			F8		P6	3 1	0 0	1 0	1 0	0 0	1 0	2 0
68 Yan Gomes, R (1, 10) OBP: 0.423, SLG: 0.769 31 Brian Jeroloman, L (9, PH) OBP: 0.250, SLG: 0.375 (9, 10)		2 1B 2B		K			1-2		K	3 1	1 0	1 0	0 0	0 0	2 1	2 0
Inning Stats	R: 1 E: 0 K: 1 S: 6 H: 1 LOB: 0 BB: 0 P: 6	R: 0 E: 0 K: 1 S: 6 H: 1 LOB: 1 BB: 0 P: 6	R: 1 E: 0 K: 1 S: 7 H: 2 LOB: 1 BB: 0 P: 7	R: 1 E: 0 K: 1 S: 7 H: 2 LOB: 1 BB: 0 P: 7	R: 0 E: 0 K: 1 S: 5 H: 0 LOB: 0 BB: 0 P: 5	R: 0 E: 0 K: 0 S: 3 H: 0 LOB: 0 BB: 0 P: 3	R: 0 E: 0 K: 1 S: 5 H: 0 LOB: 1 BB: 1 P: 10	R: 1 E: 1 K: 0 S: 5 H: 1 LOB: 3 BB: 1 P: 9	R: 0 E: 0 K: 1 S: 5 H: 0 LOB: 0 BB: 0 P: 5	1B: 3 2B: 2 3B: 2 HR: 0 SF: 0 SAC: 0 DP: 0 HBP: 0						

PITCHER	IP	WLS	BF	H	R	ER	SO	BB	IBB	HBP	BLK	WP	HR	S	P	ERA	WHIP
52 CC Sabathia, L (1, 1) ERA: 4.5	6.0	L	24	6	3	3	5	0	0	0	0	0	0	34	34	4.50	1.000
30 David Robertson, R (7, 1) ERA: 3.0	1.0		4	0	0	0	1	1	0	0	0	1	0	5	10	0.00	1.000
76 Cesar Cabral, L (8, 1) ERA: 1.74	1.0		6	1	1	0	0	1	0	0	0	0	0	5	9	0.00	2.000
39 Clay Rapada, L (9, 1) ERA:	1.0		3	0	0	0	1	0	0	0	0	0	0	5	5	0.00	0.000

PITCHER	IP	WLS	BF	H	R	ER	SO	BB	IBB	HBP	BLK	WP	HR	S	P	ERA	WHIP

TOP

Toronto Blue Jays @ New York Yankees

George M. Steinbrenner Field, Tampa, FL

Tue Mar 27 2012, 7:08 PM - 9:50 PM EDT

Att. 11,045 - Clear - 77 F

livebaseballscorecards.com

AB	35
R	4
H	7
RBI	4
BB	2
SO	7
LOB	13

WP: 1 PB: 0 SB: 0 CS: 0 PA: 37

BOTTOM

Toronto Blue Jays @ New York Yankees

George M. Steinbrenner Field, Tampa, FL

Tue Mar 27 2012, 7:08 PM - 9:50 PM EDT

Att. 11,045 - Clear - 77 F

livebaseballscorecards.com

Batter	1	2	3	4	5	6	7	8	9	AB	R	H	RBI	BB	SO	LOB
2 Derek Jeter, R (1, 6) OBP: 0.379, SLG: 0.481	0-0 24 G4-3-6 1B		0-3 K ②		0-0 G5-3 ②		0-0 G5-3 ③		0-3 K ③	4	0	1	0	0	1	2
66 Gustavo Molina, R (8, 2) OBP: 0.462, SLG: 0.692										1	0	0	0	0	1	0
25 Mark Teixeira, S (1, 3) OBP: 0.400, SLG: 0.378	0-0 F8 ①		0-0 2B		0-0 P4 ③			0-3 K ①		3	0	1	0	0	0	1
91 Jorge Vazquez, R (6, 3) OBP: 0.200, SLG: 0.136										1	0	0	0	0	1	0
24 Robinson Canó, L (1, 4) OBP: 0.224, SLG: 0.348	0-0 G4-3-6 ② ③ 1-2f		0-0 G4-3 ③			0-0 G1-3 ①		4-0 BB		3	0	0	0	0	0	2
40 Bill Hall, R (7, 4) OBP: 0.342, SLG: 0.323										0	0	0	0	1	0	0
13 Alex Rodriguez, R (1, 5) OBP: 0.409, SLG: 0.568		0-3 K ①		0-0 55 FC3-6 2B		0-0 G4-3 ②		0-0 L9 ②		3	0	1	0	0	1	0
60 Jayson Nix, R (8, 5) OBP: 0.313, SLG: 0.310										1	0	0	0	0	0	1
27 Raul Ibanez, L (1, 10) OBP: 0.133, SLG: 0.167		0-3 K ②		4-0 55 FC3-6 BB		0-2 K ③		0-0 F7 ③		2	0	0	0	1	2	0
81 Jeff Farnham, R (8, PH) (9, 10)										1	0	0	0	0	0	1
55 Russell Martin, R (1, 2) OBP: 0.371, SLG: 0.333		4-0 22 1B 11 1B BB		0-0 FC3-6 ① 1-2f 2-3			0-0 11 S 11 1B 1B		1-0 26 WP 26 E HBP	2	0	1	0	1	0	2
41 Chris Dickerson, L (7, PR) (8, 9) OBP: 0.300, SLG: 0.231										0	2	0	0	0	0	0
22 Andruw Jones, R (1, 9) OBP: 0.289, SLG: 0.225		0-0 11 1B 1-2 1B		0-3 K ②			0-3 K ①		1-0 E8 38 G4-3 64 G6-3 1-H 1B	3	0	1	0	0	2	3
26 Eduardo Núñez, R (8, 6) OBP: 0.400, SLG: 0.500										1	1	1	1	0	0	0
11 Brett Gardner, L (1, 8) OBP: 0.319, SLG: 0.293		0-0 1-2 2-H 1B ③		0-0 F8 ③			1-0 64 S 1-H 1B		0-0 G4-3 ① 2-3	3	0	2	1	0	0	2
38 Dewayne Wise, L (8, 8) OBP: 0.433, SLG: 0.552										1	0	0	0	0	0	1
64 Justin Maxwell, R (1, 7) OBP: 0.432, SLG: 0.515			0-3 K ①		0-0 G5-3 ①		1-0 G5-3 ② 1-2		0-0 G6-3 ② 3-H	4	0	0	1	0	1	1
Inning Stats	R: 0 E: 0 K: 0 S: 3 H: 1 LOB: 0 BB: 0 P: 3	R: 0 E: 0 K: 2 S: 8 H: 2 LOB: 2 BB: 1 P: 12	R: 0 E: 0 K: 2 S: 8 H: 1 LOB: 1 BB: 0 P: 8	R: 0 E: 0 K: 1 S: 6 H: 1 LOB: 2 BB: 1 P: 10	R: 0 E: 0 K: 0 S: 3 H: 0 LOB: 0 BB: 0 P: 3	R: 0 E: 0 K: 1 S: 5 H: 0 LOB: 0 BB: 0 P: 5	R: 1 E: 0 K: 1 S: 7 H: 2 LOB: 2 BB: 0 P: 9	R: 0 E: 0 K: 1 S: 5 H: 0 LOB: 1 BB: 1 P: 9	R: 2 E: 1 K: 1 S: 6 H: 1 LOB: 0 BB: 0 P: 8	1B: 6 2B: 2 3B: 0 HR: 0 SF: 0 SAC: 0 DP: 1 HBP: 1							

AB	33
R	3
H	8
RBI	3
BB	3
SO	9
LOB	16

WP: 1 PB: 0 SB: 2 CS: 0 PA: 37

PITCHER		IP	WLS	BF	H	R	ER	SO	BB	IBB	HBP	BLK	WP	HR	S	P	ERA	WHIP
4 Kyle Drabek, R ERA: 3.14	(1, 1)	5.0	W	20	5	0	0	5	2	0	0	0	0	0	28	36	0.00	1.400
44 Casey Janssen, R ERA:	(6, 1)	1.0	H	3	0	0	0	1	0	0	0	0	0	0	5	5	0.00	0.000
48 Francisco Cordero, R ERA: 3.38	(7, 1)	1.0	H	5	2	1	1	1	0	0	0	0	0	0	7	9	9.00	2.000
21 Sergio Santos, R ERA:	(8, 1)	1.0	H	4	0	0	0	1	1	0	0	0	0	0	5	9	0.00	1.000
67 Aaron Loup, L ERA: 9.0	(9, 1)	1.0	S	5	1	2	1	1	0	0	1	0	1	0	6	8	9.00	1.000

PITCHER	IP	WLS	BF	H	R	ER	SO	BB	IBB	HBP	BLK	WP	HR	S	P	ERA	WHIP

Batter	1	2	3	4	5	6	7	8	9	AB	R	H	RBI	BB	SO	LOB
89 John Ruettiger, L (1, 8) OBP: 0.417, SLG: 0.455	G6-3		F8 1-2 2-3		G6-3		2-H 1B			3	0	0	0	0	0	2
90 Glynn Davis, R (7, PH) OBP: 0.200, SLG: 0.200 (7, 8)										1	0	1	1	0	0	0
80 Scott Beerer, R (1, 9) OBP: 0.294, SLG: 0.303	F8		F7		HBP			F8		2	0	0	0	0	0	2
86 Buck Britton, L (7, 5) OBP: 0.300, SLG: 0.300										1	0	0	0	0	0	0
3 Ryan Flaherty, L (1, 3) OBP: 0.321, SLG: 0.449	G3-1		28 CS 2-H 3-H 1B		K			K		3	0	1	2	0	1	1
88 Brenden Webb, L (7, 9)										1	0	0	0	0	1	0
28 Ronny Paulino, R (1, 2) OBP: 0.219, SLG: 0.226		L8	CS 1-2	G5-3		L5		BB		3	0	0	0	0	0	0
Brandon Waring, R (7, 3)										0	0	0	0	1	0	0
13 Jai Miller, R (1, 10) OBP: 0.211, SLG: 0.378		L7		K		F8		K		3	0	0	0	0	1	0
87 Nicky Delmonico, L (8, PH) OBP: 0.250, SLG: 0.250 (8, 10)										1	0	0	0	0	1	1
85 Manny Machado, R (1, 6) OBP: 0.286, SLG: 0.211		E5		71 1B 1B		F9			G4-3	3	0	1	0	0	0	0
86 Blake Davis, L (8, 4) OBP: 0.125, SLG: 0.125										1	0	0	0	0	0	0
71 L.J. Hoes, R (1, 7) OBP: 0.222, SLG: 0.235		K		1-2 1B			K		K	3	0	1	0	0	2	1
72 Caleb Joseph, R (9, PH) OBP: 0.250, SLG: 0.286										1	0	0	0	0	1	0
94 Jonathan Schoop, R (1, 4)			89 F8 92 1B 3 1B HBP	P4			F8		K	2	1	0	0	0	0	2
90 Carlos R Rojas, R (8, 6)										1	0	0	0	0	1	0
92 Jason Esposito, R (1, 5) OBP: 0.333, SLG: 0.500			89 E 3 1B 1-2 1B		K		90 1B 2B			3	2	2	0	0	1	0
73 Brian Ward, R (7, 2)										0	0	0	0	0	0	0
Inning Stats	R: 0 E: 0 K: 0 S: 3 H: 0 LOB: 0 BB: 0 P: 3	R: 0 E: 1 K: 1 S: 6 H: 0 LOB: 1 BB: 0 P: 6	R: 2 E: 1 K: 0 S: 6 H: 2 LOB: 0 BB: 0 P: 7	R: 0 E: 0 K: 1 S: 7 H: 2 LOB: 2 BB: 0 P: 7	R: 0 E: 0 K: 2 S: 7 H: 0 LOB: 1 BB: 0 P: 8	R: 0 E: 0 K: 0 S: 3 H: 0 LOB: 0 BB: 0 P: 3	R: 1 E: 0 K: 1 S: 6 H: 2 LOB: 1 BB: 0 P: 6	R: 0 E: 0 K: 2 S: 7 H: 0 LOB: 1 BB: 1 P: 11	R: 0 E: 0 K: 2 S: 7 H: 0 LOB: 0 BB: 0 P: 7	1B: 5 2B: 1 3B: 0 HR: 0 SF: 0 SAC: 0 DP: 0 HBP: 2	WP: 0 PB: 0 SB: 0 CS: 1 PA: 36					

PITCHER		IP	WLS	BF	H	R	ER	SO	BB	IBB	HBP	BLK	WP	HR	S	P	ERA	WHIP
75 Ryan Tepera, R ERA: 3.52	(1, 1)	4.2	W	20	4	2	1	3	0	0	2	0	0	0	26	28	1.93	0.857
33 Carlos Villanueva, R ERA:	(5, 1)	1.1	H	4	0	0	0	1	0	0	0	0	0	0	6	6	0.00	0.000
38 Darren Oliver, L ERA: 7.5	(7, 1)	1.0		4	2	1	1	1	0	0	0	0	0	0	6	6	9.00	2.000
54 Jason Frasor, R ERA: 3.0	(8, 1)	1.0		4	0	0	0	2	1	0	0	0	0	0	7	11	0.00	1.000
76 Jerry Gil, R ERA: 4.05	(9, 1)	1.0		3	0	0	0	2	0	0	0	0	0	0	7	7	0.00	0.000

PITCHER	IP	WLS	BF	H	R	ER	SO	BB	IBB	HBP	BLK	WP	HR	S	P	ERA	WHIP

TOP

Baltimore Orioles @ Toronto Blue Jays

Florida Auto Exchange Stadium, Dunedin, FL

Wed Mar 28 2012, 1:09 PM - 3:32 PM EDT

Att. 3,430 - Partly Cloudy - 76 F

livebaseballscorecards.com

AB	32
R	3
H	6
RBI	3
BB	1
SO	9
LOB	9

Baltimore Orioles @ Toronto Blue Jays

Florida Auto Exchange Stadium, Dunedin, FL

Wed Mar 28 2012, 1:09 PM - 3:32 PM EDT

Att. 3,430 - Partly Cloudy - 76 F

BOTTOM

livebaseballscorecards.com

Batter	1	2	3	4	5	6	7	8	9	AB	R	H	RBI	BB	SO	LOB
5 Yunel Escobar, R (1, 6)	F7		10 1B 14 2B 1B		1 G3 25 2B 1B	G3		G4-3		2	1	1	0	0	0	0
17 Omar Vizquel, S (4, 6)										2	1	1	0	0	0	2
11 Rajai Davis, R (7, 8) OBP: 0.333, SLG: 0.297										1	0	0	0	0	0	0
2 Kelly Johnson, L (1, 4) OBP: 0.388, SLG: 0.477	L4		F7		G3 1-2	SF9 2-3 3-H		G4-3		2	0	0	0	0	0	1
1 Luis Valbuena, L (4, 4) OBP: 0.216, SLG: 0.324										2	0	0	1	0	0	1
19 José Bautista, R (1, 9) OBP: 0.354, SLG: 0.643	2B		P3		BBB 25 2B 36 WP BB	3-H 1B		F9		2	0	1	0	0	0	1
Mike McCoy, R (4, 9) (5, 8) (7, 6) OBP: 0.270, SLG: 0.242										2	1	1	1	1	0	0
10 Edwin Encarnación, R (1, 3) OBP: 0.352, SLG: 0.580	G6-3		1-2 14 2B 1B		36 WP 1-3 2-H 36 SF7 2B	F8				2	0	1	0	0	0	1
25 Chris Woodward, R (3, PR) (4, 3) OBP: 0.278, SLG: 0.200										2	2	1	1	0	0	1
14 Eric Thames, L (1, 7) OBP: 0.364, SLG: 0.500		F8	1-H 2-H 2B		B 1-0 SF7 2-H 3-H		G4-3			2	0	1	2	0	0	0
36 Ricardo Nanita, L (3, PR) (4, 7) OBP: 0.300, SLG: 0.333										1	0	0	1	0	0	0
13 Brett Lawrie, R (1, 5) OBP: 0.581, SLG: 0.933		9 2B 28 G4-3 1B	F9		G5-3		BBBB 4-0 9 FC6-4 BB			2	1	1	0	0	0	2
62 Jonathan Diaz, R (4, 5) OBP: 0.472, SLG: 0.531										1	0	0	0	1	0	0
9 J.P. Arencibia, R (1, 2) OBP: 0.273, SLG: 0.581		28 G4-3 1-3 2B		F9		1B 68 2B 1B	FC6-4 1B 1-2f			4	1	2	0	0	0	1
31 Brian Jeroloman, L (8, 2) OBP: 0.250, SLG: 0.375										0	0	0	0	0	0	0
28 Colby Rasmus, L (1, 8) OBP: 0.280, SLG: 0.233		G4-3 2-3 3-H		SSS K		68 2B 1 SF9 1-3 1B	1-3 1B			2	0	0	1	0	1	1
John Tolisano, S (5, 9) OBP: 0.500, SLG: 0.400										2	1	2	0	0	0	0
68 Yan Gomes, R (1, 10) OBP: 0.400, SLG: 0.733		G5-3		G6-3		1 SF9 1-3 3-H 1B 2B	G1-6-3			4	1	1	1	0	0	3

Inning Stats	1	2	3	4	5	6	7	8	9
	R: 0 E: 0 K: 0 S: 4 H: 1 LOB: 1 BB: 0 P: 4	R: 1 E: 0 K: 0 S: 5 H: 2 LOB: 1 BB: 0 P: 5	R: 2 E: 0 K: 0 S: 6 H: 3 LOB: 2 BB: 0 P: 6	R: 0 E: 0 K: 1 S: 5 H: 0 LOB: 0 BB: 0 P: 5	R: 3 E: 0 K: 0 S: 5 H: 2 LOB: 0 BB: 1 P: 10	R: 3 E: 0 K: 0 S: 7 H: 4 LOB: 1 BB: 0 P: 7	R: 0 E: 0 K: 0 S: 4 H: 1 LOB: 2 BB: 1 P: 8	R: 0 E: 0 K: 0 S: 3 H: 0 LOB: 0 BB: 0 P: 3	

AB	35
R	9
H	13
RBI	8
BB	2
SO	1
LOB	14

1B: 8	SF: 2
2B: 5	SAC: 0
3B: 0	DP: 0
HR: 0	HBP: 0

WP: 1	PA: 39
PB: 0	
SB: 0	
CS: 0	

PITCHER		IP	WLS	BF	H	R	ER	SO	BB	IBB	HBP	BLK	WP	HR	S	P	ERA	WHIP
37 Dana Eveland, L	(1, 1)	4.0	L	18	6	3	3	1	0	0	0	0	0	0	20	20	6.75	1.500
ERA: 3.46																		
55 Alfredo Simon, R	(5, 1)	2.0		13	6	6	6	0	1	0	0	0	1	0	12	17	27.00	3.500
ERA: 7.0																		
43 Jim Johnson, R	(7, 1)	1.0		5	1	0	0	0	1	0	0	0	0	0	4	8	0.00	2.000
ERA: 6.0																		
58 Zach Phillips, L	(8, 1)	1.0		3	0	0	0	0	0	0	0	0	0	0	3	3	0.00	0.000
ERA: 1.59																		

PITCHER	IP	WLS	BF	H	R	ER	SO	BB	IBB	HBP	BLK	WP	HR	S	P	ERA	WHIP

Toronto Blue Jays @ Boston Red Sox

JetBlue Park, Ft. Myers, FL

Thu Mar 29 2012, 1:38 PM - 4:31 PM EDT

Att. 9,712 - Partly Cloudy - 81 F

TOP

livebaseballscorecards.com

Batter	1	2	3	4	5	6	7	8	9	AB	R	H	RBI	BB	SO	LOB
43 Anthony Gose, L (1, 8) OBP: 0.303, SLG: 0.333	F7		FC6-4 1-2f			E5 11 E 14 1B		85 S 68 S BB		3	2	0	0	1	0	1
11 Rajai Davis, R (1, 9) OBP: 0.357, SLG: 0.289 John Tolisano, S (7, 9) OBP: 0.429, SLG: 0.333	F9			68 G5-4-3 14 E BB		14 S 14 1B 1-3 BB		F9		1 1	1 0	0 0	0 0	2 0	0 0	0 1
14 Eric Thames, L (1, 7) OBP: 0.362, SLG: 0.491 85 Chris Hawkins, L (7, 7)	K			FC4 68 G5-4-3 1-2		1 CS 1-H 3-H 1B		F8 1-3		3 1	0 0	1 0	2 0	0 0	1 0	1 1
68 Yan Gomes, R (1, 3) OBP: 0.382, SLG: 0.676 (7, 2)		6 G6-4-3 1B		G5-4-3 1-2f 2-3		F9		K 3-H		4	0	1	0	0	1	3
1 Luis Valbuena, L (1, 6) OBP: 0.200, SLG: 0.297 67 Ryan Goins, L (7, 4) OBP: 0.429, SLG: 0.333	P6		K			CS 1-2	F7		P6-4-3 1B	3 1	0 0	0 1	0 0	0 0	1 0	2 0
6 Jeff Mathis, R (1, 2) OBP: 0.273, SLG: 0.172 Kellen Sweeney, L (7, PR) OBP: 0.250, SLG: 0.250 (7, 5)	G6-4-3 1-2f				F9		62 1B 1B		P6-4-3 1-1f	3 1	0 0	1 0	0 0	0 0	0 0	1 1
36 Ricardo Nanita, L (1, 10) OBP: 0.308, SLG: 0.333 31 Ruben Gotay, S (9, PH) OBP: 0.200, SLG: 0.200 (9, 10)			43 FC6-4 1B		F9		F7		F9	3 1	0 0	1 0	0 0	0 0	0 0	1 0
62 Jonathan Diaz, R (1, 4) OBP: 0.462, SLG: 0.514 (7, 6)			K		K		1-2 1B			3	0	1	0	0	2	1
25 Chris Woodward, R (1, 5) OBP: 0.238, SLG: 0.167 (7, 3)			F8			G6-3	F9			3	0	0	0	0	0	3
Inning Stats	R: 0 E: 0 K: 1 S: 5 H: 0 LOB: 0 BB: 0 P: 5	R: 0 E: 0 K: 0 S: 3 H: 1 LOB: 0 BB: 0 P: 3	R: 0 E: 0 K: 1 S: 6 H: 1 LOB: 1 BB: 0 P: 6	R: 0 E: 1 K: 1 S: 5 H: 0 LOB: 1 BB: 1 P: 9	R: 0 E: 0 K: 1 S: 5 H: 0 LOB: 0 BB: 0 P: 5	R: 2 E: 1 K: 0 S: 6 H: 1 LOB: 0 BB: 1 P: 11	R: 0 E: 0 K: 0 S: 5 H: 2 LOB: 2 BB: 0 P: 5	R: 1 E: 0 K: 1 S: 7 H: 0 LOB: 0 BB: 1 P: 11	R: 0 E: 0 K: 0 S: 3 H: 1 LOB: 0 BB: 0 P: 3	1B: 6 2B: 1 3B: 0 HR: 0 SF: 0 SAC: 0 DP: 3 HBP: 0						

	AB	31
	R	3
	H	6
	RBI	2
	BB	3
	SO	5
	LOB	16

WP: 0 PB: 0 SB: 4 CS: 1 PA: 35

PITCHER	IP	WLS	BF	H	R	ER	SO	BB	IBB	HBP	BLK	WP	HR	S	P	ERA	WHIP
91 Alfredo Aceves, R (1, 1) ERA: 5.5	6.0		22	3	2	1	4	2	0	0	0	0	0	30	39	1.50	0.833
78 Justin Thomas, L (7, 1) ERA: 4.82	2.0	L	9	2	1	1	1	1	0	0	0	0	0	12	16	4.50	1.500
64 Michael Bowden, R (9, 1) ERA: 2.0	1.0		3	1	0	0	0	0	0	0	0	0	0	3	3	0.00	1.000

PITCHER	IP	WLS	BF	H	R	ER	SO	BB	IBB	HBP	BLK	WP	HR	S	P	ERA	WHIP

BOTTOM

Toronto Blue Jays @ Boston Red Sox

JetBlue Park, Ft. Myers, FL

Thu Mar 29 2012, 1:38 PM - 4:31 PM EDT

Att. 9,712 - Partly Cloudy - 81 F

livebaseballscorecards.com

Batter	1	2	3	4	5	6	7	8	9	AB	R	H	RBI	BB	SO	LOB
2 Jacoby Ellsbury, L (1, 8) OBP: 0.261, SLG: 0.435	G4-3		G6-3		G3-1		F8		K	4	0	0	0	0	0	1
16 Jason Repko, R (8, 8) OBP: 0.326, SLG: 0.316										1	0	0	0	0	1	1
15 Dustin Pedroia, R (1, 4) OBP: 0.362, SLG: 0.524	K		28 2B 1B		G6-3		BB 1-2			3	0	1	0	1	1	0
94 Ryan Dent, R (7, PR) OBP: 0.222, SLG: 0.125 (8, 4)										0	0	0	0	0	0	0
28 Adrián González, L (1, 3) OBP: 0.366, SLG: 0.444	G4-3		2B 1-3		K		G6-3			4	0	1	0	0	1	2
72 Mauro Gomez, R (8, 3) OBP: 0.333, SLG: 0.733										0	0	0	0	0	0	0
20 Kevin Youkilis, R (1, 5) OBP: 0.359, SLG: 0.226		F9	HBP			K		G4-3		2	0	0	0	0	1	0
77 Pedro Ciriaco, R (7, 5) OBP: 0.432, SLG: 0.639										1	0	0	0	0	0	0
34 David Ortiz, L (1, 10) OBP: 0.261, SLG: 0.500		G6-3	G4-3			HR		G5-3		3	1	1	1	0	0	3
60 Ryan Lavarnway, R (8, PH) OBP: 0.487, SLG: 0.500 (9, 10)										1	0	0	0	0	0	0
54 Darnell McDonald, R (1, 7) OBP: 0.514, SLG: 0.844	BB 12 S 12 2B			K		BB 12 G5-4-3		G6-3		2	1	0	0	2	1	0
94 Ronald Bermudez, R (9, 7) OBP: 0.667, SLG: 0.667										0	0	0	0	0	0	0
12 Ryan Sweeney, L (1, 9) OBP: 0.212, SLG: 0.250	1-H 2B		G4-3			G5-4-3 1-2f			K	3	0	1	1	0	0	1
66 Shannon Wilkerson, R (8, 9) OBP: 0.429, SLG: 0.571										1	0	0	0	0	1	0
10 Kelly Shoppach, R (1, 2) OBP: 0.333, SLG: 0.360	L4		1B				3 FC6-4 1B		2B	2	0	1	0	0	0	1
39 Jarrod Saltalamacchia, S (7, 2) OBP: 0.387, SLG: 0.481										2	0	2	0	0	0	0
3 Mike Aviles, R (1, 6) OBP: 0.294, SLG: 0.471			F9	F8			FC6-4 15 BB 1-2f		K	3	0	0	0	0	0	2
71 Nate Spears, L (7, PR) (8, 6) OBP: 0.422, SLG: 0.447										1	0	0	0	0	1	1
Inning Stats	R: 0 E: 0 K: 1 S: 5 H: 0 LOB: 0 BB: 0 P: 5	R: 1 E: 0 K: 0 S: 5 H: 1 LOB: 1 BB: 1 P: 9	R: 0 E: 0 K: 0 S: 5 H: 2 LOB: 3 BB: 0 P: 6	R: 0 E: 0 K: 1 S: 6 H: 1 LOB: 1 BB: 0 P: 6	R: 0 E: 0 K: 1 S: 5 H: 0 LOB: 0 BB: 0 P: 5	R: 1 E: 0 K: 1 S: 6 H: 1 LOB: 0 BB: 1 P: 10	R: 0 E: 0 K: 0 S: 4 H: 1 LOB: 2 BB: 1 P: 8	R: 0 E: 0 K: 0 S: 3 H: 0 LOB: 0 BB: 0 P: 3	R: 0 E: 0 K: 3 S: 10 H: 1 LOB: 1 BB: 0 P: 10	1B: 3 2B: 3 3B: 0 HR: 1	SF: 0 SAC: 0 DP: 1 HBP: 1			WP: 0 PB: 0 SB: 1 CS: 0	PA: 37		

	AB	33
	R	2
	H	7
	RBI	2
	BB	3
	SO	7
	LOB	12

PITCHER	IP	WLS	BF	H	R	ER	SO	BB	IBB	HBP	BLK	WP	HR	S	P	ERA	WHIP
69 Drew Hutchison, R (1, 1) ERA: 3.0	4.0		18	4	1	1	2	1	0	1	0	0	0	21	26	2.25	1.250
47 Luis Perez, L (5, 1) ERA: 0.68	2.0		7	1	1	1	2	1	0	0	0	0	1	11	15	4.50	1.000
50 Drew Carpenter, R (7, 1) ERA: 1.08	1.0	W	5	1	0	0	0	1	0	0	0	0	0	4	8	0.00	2.000
59 Jim Hoey, R (8, 1) ERA:	1.0	H	3	0	0	0	0	0	0	0	0	0	0	3	3	0.00	0.000
56 Robert Coello, R (9, 1) ERA: 2.57	1.0	S	4	1	0	0	3	0	0	0	0	0	0	10	10	0.00	1.000

PITCHER	IP	WLS	BF	H	R	ER	SO	BB	IBB	HBP	BLK	WP	HR	S	P	ERA	WHIP

Batter	1	2	3	4	5	6	7	8	9	AB	R	H	RBI	BB	SO	LOB
11 Ben Revere, L (1, 9) OBP: 0.381, SLG: 0.397	C X 0-1 ① G4-3		X 0-0 ② G6-3		X 0-0 8 1B 2-H 3B	X 0-0 ③ G3			X 0-0 ② P1	3	1	1	1	0	0	0
99 Mark Dolenc, R (6, PH) (6, 9)										2	0	0	0	0	0	2
8 Jamey Carroll, R (1, 6) OBP: 0.351, SLG: 0.340	X 0-0 22 E 1B		X 0-0 ③ F7		X 0-0 3-H 1B		S S S 0-3 ① K		X 0-0 ③ L7	4	0	2	1	0	1	0
95 James Beresford, L (7, 6)										1	0	0	0	0	0	0
22 Danny Valencia, R (1, 5) OBP: 0.281, SLG: 0.441	X 0-0 ② L5 1-2			X 0-0 ① P6	X 0-0 ③ P5		X 0-0 ② P4			4	0	0	0	0	0	2
Deibinson Romero, R (7, 5)										0	0	0	0	0	0	0
27 Chris Parmelee, L (1, 3) OBP: 0.381, SLG: 0.582	X 0-0 ③ G6-3			X 0-0 1B		B B C C B X 3-2 HR	B B B B 4-0 BB			3	1	2	1	1	0	1
26 Brian Dinkelman, L (1, 7) OBP: 0.386, SLG: 0.550		X 0-0 E3 5 BB		X 0-0 ② P3		X 0-0 5 1B 2B 2B	X 0-0 ③ G5-3			4	1	1	0	0	0	2
5 J.R. Towles, R (1, 2) OBP: 0.360, SLG: 0.591		B B B B 4-0 G5-4-3 1-2 BB		S S S 0-3 ③ K		X 0-0 2B 2-3 1B		X 0-0 ① G5-3		3	0	1	0	1	1	1
Jairo Perez, R (1, 10)		S S S 0-3 ① K			X 0-0 ① P3	X 0-0 ① G6-3		X 0-0 ② F7		3	0	0	0	0	1	4
79 Josmil Pinto, R (8, PH) (8, 10)										1	0	0	0	0	0	0
Aaron Hicks, S (1, 8) OBP: 0.400, SLG: 0.800		X 0-0 ② ③ G5-4-3 1-2f			X 0-0 11 3B 2B	X 0-0 2-3 3-H 2B		C C C 0-3 ③ K		4	1	2	1	0	1	2
83 Ray Chang, R (1, 4) OBP: 0.333, SLG: 0.333			S S S 0-3 ① K		X 0-0 ② P3	X 0-0 ② F9			X 0-0 ① L5	4	0	0	0	0	1	3

TOP

Minnesota Twins @ Toronto Blue Jays

Florida Auto Exchange Stadium, Dunedin, FL

Fri Mar 30 2012, 1:10 PM - 3:49 PM EDT
Att. 2,795 - Sunny - 81 F

livebaseballscorecards.com

AB	36
R	4
H	9
RBI	4
BB	2
SO	5
LOB	17

Inning Stats	1	2	3	4	5	6	7	8	9
	R: 0 E: 1 K: 0 S: 5	R: 0 E: 1 K: 1 S: 5	R: 0 E: 0 K: 1 S: 5	R: 0 E: 0 K: 1 S: 6	R: 2 E: 0 K: 0 S: 6	R: 2 E: 0 K: 0 S: 9	R: 0 E: 0 K: 1 S: 5	R: 0 E: 0 K: 1 S: 5	R: 0 E: 0 K: 0 S: 3
	H: 1 LOB: 1 BB: 0 P: 5	H: 0 LOB: 1 BB: 1 P: 9	H: 0 LOB: 0 BB: 0 P: 5	H: 1 LOB: 1 BB: 0 P: 6	H: 3 LOB: 1 BB: 0 P: 6	H: 4 LOB: 2 BB: 0 P: 12	H: 0 LOB: 1 BB: 1 P: 9	H: 0 LOB: 0 BB: 0 P: 5	H: 0 LOB: 0 BB: 0 P: 3

1B: 4	SF: 0	WP: 0
2B: 3	SAC: 0	PB: 0
3B: 1	DP: 1	SB: 0
HR: 1	HBP: 0	CS: 0

PA: 38

PITCHER		IP	WLS	BF	H	R	ER	SO	BB	IBB	HBP	BLK	WP	HR	S	P	ERA	WHIP
32 Aaron Laffey, L ERA: 5.4	(1, 1)	5.0	L	24	8	4	4	3	1	0	0	0	0	1	32	39	7.20	1.800
44 Casey Janssen, R ERA:	(6, 1)	1.1		5	1	0	0	1	0	0	0	0	0	0	7	7	0.00	0.750
Bobby Korecky, R ERA: 9.0	(7, 1)	0.2		3	0	0	0	0	1	0	0	0	0	0	2	6	0.00	1.500
48 Francisco Cordero, R ERA: 3.0	(8, 1)	1.0		3	0	0	0	1	0	0	0	0	0	0	5	5	0.00	0.000
21 Sergio Santos, R ERA:	(9, 1)	1.0		3	0	0	0	0	0	0	0	0	0	0	3	3	0.00	0.000

PITCHER	IP	WLS	BF	H	R	ER	SO	BB	IBB	HBP	BLK	WP	HR	S	P	ERA	WHIP

BOTTOM

Minnesota Twins @ Toronto Blue Jays

Florida Auto Exchange Stadium, Dunedin, FL

Fri Mar 30 2012, 1:10 PM - 3:49 PM EDT

Att. 2,795 - Sunny - 81 F

livebaseballscorecards.com

Batter	1	2	3	4	5	6	7	8	9	AB	R	H	RBI	BB	SO	LOB
5 Yunel Escobar, R (1, 6) OBP: 0.315, SLG: 0.327	G6-3		FC6-4 1-2f			2 F8 1B		BB 1B		3	0	1	0	0	0	1
17 Omar Vizquel, S (8, 6) OBP: 0.469, SLG: 0.516										1	0	1	0	0	0	0
2 Kelly Johnson, L (1, 4) OBP: 0.365, SLG: 0.447	F8			G1-3		F8 1-2		K		3	0	0	0	0	0	1
62 Jonathan Diaz, R (8, 4) OBP: 0.450, SLG: 0.500										1	0	0	0	0	1	1
19 José Bautista, R (1, 9) OBP: 0.353, SLG: 0.622	G1			13 FC6-4 1B		F7		BB 1-2		3	0	1	0	0	0	1
John Tolisano, S (8, 9) OBP: 0.500, SLG: 0.333										0	0	0	0	1	0	0
10 Edwin Encarnación, R (1, 3) OBP: 0.333, SLG: 0.547		G5-3		K			K	F8		3	0	0	0	0	2	1
68 Yan Gomes, R (8, 3) OBP: 0.371, SLG: 0.657										1	0	0	0	0	0	2
13 Brett Lawrie, R (1, 5) OBP: 0.559, SLG: 0.879		F9		FC6-4 1-2f			28 1B 1B		G6-3	3	0	1	0	0	0	1
1 Luis Valbuena, L (7, PR) OBP: 0.195, SLG: 0.289										1	0	0	0	0	0	0
(8, 5)																
28 Colby Rasmus, L (1, 8) OBP: 0.283, SLG: 0.239		K			G4-3		11 FC6-4 1-2 1B		HR	3	0	1	0	0	1	0
75 Danny Perales, L (7, PR) OBP: 0.500, SLG: 2.000										1	1	1	1	0	0	0
(8, 7)																
9 J.P. Arencibia, R (1, 2) OBP: 0.255, SLG: 0.543			F8		G6-3		F4		K	3	0	0	0	0	0	2
71 A.J. Jimenez, R (9, 2) OBP: 0.400, SLG: 0.444										1	0	0	0	0	1	0
11 Rajai Davis, R (1, 7) OBP: 0.348, SLG: 0.286			L9		G5-3		FC6-4 1-2f		1B	4	0	1	0	0	0	2
(8, 8)																
6 Jeff Mathis, R (1, 10) OBP: 0.270, SLG: 0.156			5 FC6-4 BB			G5-3		K	K	3	0	0	0	1	2	1
Inning Stats	R: 0 E: 0 K: 0 S: 3 H: 0 LOB: 0 BB: 0 P: 3	R: 0 E: 0 K: 1 S: 5 H: 0 LOB: 0 BB: 0 P: 5	R: 0 E: 0 K: 0 S: 3 H: 0 LOB: 1 BB: 1 P: 7	R: 0 E: 0 K: 1 S: 6 H: 1 LOB: 1 BB: 0 P: 6	R: 0 E: 0 K: 0 S: 3 H: 0 LOB: 0 BB: 0 P: 3	R: 0 E: 0 K: 0 S: 4 H: 1 LOB: 1 BB: 0 P: 4	R: 0 E: 0 K: 1 S: 7 H: 2 LOB: 2 BB: 0 P: 7	R: 0 E: 0 K: 2 S: 8 H: 1 LOB: 2 BB: 1 P: 12	R: 1 E: 0 K: 2 S: 9 H: 2 LOB: 1 BB: 0 P: 10	1B: 6 2B: 0 3B: 0 HR: 1	SF: 0 SAC: 0 DP: 0 HBP: 0						

	AB	34
	R	1
	H	7
	RBI	1
	BB	2
	SO	7
	LOB	13

WP: 0 PB: 0 SB: 0 CS: 0 PA: 36

PITCHER	IP	WLS	BF	H	R	ER	SO	BB	IBB	HBP	BLK	WP	HR	S	P	ERA	WHIP
62 Liam Hendriks, R (1, 1) ERA: 1.8	5.0	W	17	1	0	0	2	1	0	0	0	0	0	20	24	0.00	0.400
66 Brendan Wise, R (6, 1) ERA: 7.88	1.0		4	1	0	0	0	0	0	0	0	0	0	4	4	0.00	1.000
Bobby Lanigan, R (7, 1) ERA:	1.0		5	2	0	0	1	0	0	0	0	0	0	7	7	0.00	2.000
96 Daniel Turpen, R (8, 1) ERA:	1.0		5	1	0	0	2	1	0	0	0	0	0	8	12	0.00	2.000
39 Anthony Slama, R (9, 1) ERA: 9.0	1.0		5	2	1	1	2	0	0	0	0	0	1	9	10	9.00	2.000

PITCHER	IP	WLS	BF	H	R	ER	SO	BB	IBB	HBP	BLK	WP	HR	S	P	ERA	WHIP

Toronto Blue Jays @ Philadelphia Phillies

Bright House Field, Clearwater, FL

Sat Mar 31 2012, 1:08 PM - 4:27 PM EDT

Att. 8,849 - Cloudy - 80 F

TOP

livebaseballscorecards.com

Batter	1	2	3	4	5	6	7	8	9	AB	R	H	RBI	BB	SO	LOB
5 Yunel Escobar, R (1, 6) OBP: 0.328, SLG: 0.327	F8		10 E 14 1B BB		K		2 BB 10 SF8 1B	2-H HR		3	1	1	0	1	1	0
1 Luis Valbuena, L (7, PR) OBP: 0.214, SLG: 0.385 (7, 4)							1B			1	1	1	2	0	0	0
2 Kelly Johnson, L (1, 4) OBP: 0.357, SLG: 0.420	K2-3		K		K		10 SF8 1-2 BB	F7		3	0	0	0	1	3	1
62 Jonathan Diaz, R (7, PR) OBP: 0.439, SLG: 0.486 (7, 5)										1	1	0	0	0	0	0
19 José Bautista, R (1, 9) OBP: 0.352, SLG: 0.667	F7		F7		HR		10 SF8 1-2 2-3 1B	2B		3	1	1	1	0	0	1
John Tolisano, S (5, 9) OBP: 0.600, SLG: 0.625										2	0	2	0	0	0	0
10 Edwin Encarnación, R (1, 3) OBP: 0.344, SLG: 0.607		HR	E5 14 1B 1-2		1B		SF8 1-3 2-H 3-H	G3		3	1	2	2	0	0	1
79 Kevin Howard, L (7, 3)										1	0	0	0	0	0	1
14 Eric Thames, L (1, 7) OBP: 0.387, SLG: 0.518	13 1B 2B		1-2 2-H 1B		K		BB		K	3	1	2	1	1	1	1
36 Ricardo Nanita, L (7, PR) OBP: 0.286, SLG: 0.308 (7, 7)										1	0	0	0	0	1	0
13 Brett Lawrie, R (1, 5) OBP: 0.568, SLG: 0.861	9 F8 2-H 1B		P5			6 FC6-4 1B	L9		F9	3	0	2	1	0	0	2
17 Omar Vizquel, S (6, 5) OBP: 0.441, SLG: 0.485 (7, 6)										2	0	0	0	0	0	2
9 J.P. Arencibia, R (1, 2) OBP: 0.240, SLG: 0.510	F8 1-2			F9		P3		P3	K	3	0	0	0	0	0	2
68 Yan Gomes, R (6, 2) OBP: 0.351, SLG: 0.622										2	0	0	0	0	1	0
28 Colby Rasmus, L (1, 8) OBP: 0.268, SLG: 0.224	K		K2-3		K			6 2B BB		3	0	0	0	0	3	2
11 Rajai Davis, R (6, 8) OBP: 0.362, SLG: 0.286										0	1	0	0	1	0	0
6 Jeff Mathis, R (1, 10) OBP: 0.268, SLG: 0.194			K	K		FC6-4 1-2f		1 HR 1-H 2B		4	1	1	1	0	2	2

	AB	38
	R	8
	H	12
	RBI	8
	BB	4
	SO	12
	LOB	15

Inning Stats																																		
	R: 0	H: 0	E: 0	LOB: 0	K: 1	BB: 0	S: 5	P: 5	R: 2	H: 3	E: 0	LOB: 1	K: 2	BB: 0	S: 10	P: 11	R: 1	H: 1	E: 1	LOB: 2	K: 1	BB: 1	S: 9	P: 13	R: 0	H: 0	E: 0	LOB: 0	K: 2	BB: 0	S: 7	P: 7	R: 1	H: 2	E: 0	LOB: 1	K: 3	BB: 0	S: 13	P: 16
	R: 0	H: 1	E: 0	LOB: 1	K: 1	BB: 0	S: 6	P: 6	R: 1	H: 2	E: 0	LOB: 2	K: 0	BB: 2	S: 4	P: 13	R: 3	H: 3	E: 0	LOB: 1	K: 0	BB: 1	S: 6	P: 12	R: 0	H: 0	E: 0	LOB: 0	K: 2	BB: 0	S: 7	P: 7	1B: 6	SF: 1	2B: 3	SAC: 0	3B: 0	DP: 0	HR: 3	HBP: 0	WP: 0	PA: 43	PB: 0	SB: 0	CS: 0

PITCHER		IP	WLS	BF	H	R	ER	SO	BB	IBB	HBP	BLK	WP	HR	S	P	ERA	WHIP
34 Roy Halladay, R ERA: 5.73	(1, 1)	2.0	L	9	3	2	2	3	0	0	0	0	0	1	15	16	9.00	1.500
46 Raul Valdes, L ERA: 1.42	(3, 1)	2.0		9	1	1	0	3	1	0	0	0	0	0	16	20	0.00	1.000
57 David Herndon, R ERA: 3.0	(5, 1)	2.0		9	3	1	1	4	0	0	0	0	0	1	19	22	4.50	1.500
48 Tyler Knigge, R ERA: 9.0	(7, 1)	1.0		6	2	1	1	0	2	0	0	0	0	0	4	13	9.00	4.000
Jordan Whatcott, R ERA: 20.25	(8, 1)	1.0		7	3	3	3	0	1	0	0	0	0	1	6	12	27.00	4.000

PITCHER		IP	WLS	BF	H	R	ER	SO	BB	IBB	HBP	BLK	WP	HR	S	P	ERA	WHIP
81 Juan Sosa, R ERA:	(9, 1)	1.0		3	0	0	0	2	0	0	0	0	0	0	7	7	0.00	0.000

Batter	1	2	3	4	5	6	7	8	9	AB	R	H	RBI	BB	SO	LOB
8 Shane Victorino, S (1, 8) OBP: 0.338, SLG: 0.448	G5-3		G4-3		27 G6-3, 2-3, 1B		G3		F7	3	0	1	0	0	0	1
22 Scott Podsednik, L (6, 8) OBP: 0.397, SLG: 0.481										2	0	0	0	0	0	1
27 Placido Polanco, R (1, 5) OBP: 0.500, SLG: 0.500	G4-3			11 G4-3, 3 1B, 2B	G6-3, 1-2f			25 G4-6-3, 1B	P5	3	1	1	0	0	0	2
4 Pete Orr, L (6, 5) OBP: 0.350, SLG: 0.426										2	0	1	0	0	0	0
11 Jimmy Rollins, S (1, 10) OBP: 0.338, SLG: 0.357	G5-3			G4-3, 2-3		G1-3		G4-6-3, 1-2f		3	0	0	0	0	0	1
25 Jim Thome, L (8, PH) (9, 10) OBP: 0.385, SLG: 0.394										1	0	0	0	0	0	1
3 Hunter Pence, R (1, 9) OBP: 0.304, SLG: 0.442		K2-3		29 WP, 24 HBP, 3-H, 1B		F8		19 1B, 10 1B, BB		3	0	1	1	0	1	0
16 Luis Montanez, R (7, 9) OBP: 0.400, SLG: 0.479										0	1	0	0	1	0	0
24 Ty Wigginton, R (1, 3) OBP: 0.265, SLG: 0.250		K		29 WP, 1-2, HBP		G5-3		10 1B, 29 WP, 1-2, 1B		2	0	0	0	0	1	0
19 Laynce Nix, L (7, 3) OBP: 0.321, SLG: 0.261										1	1	1	0	0	0	0
15 John Mayberry Jr., R (1, 7) OBP: 0.244, SLG: 0.288		G6-3		F8			HR	29 WP, 29 1B, 1-3, 2-H, 1B		3	1	1	1	0	0	2
10 Juan Pierre, L (8, 7) OBP: 0.424, SLG: 0.389										1	1	1	1	0	0	0
29 Hector Luna, R (1, 4) OBP: 0.377, SLG: 0.571			K	K, 1-2, 2-3			13 FC4-6, 1B	1-H, 3-H, 1B		4	0	2	1	0	2	2
51 Carlos Ruiz, R (1, 2) OBP: 0.535, SLG: 0.829			13 WP, 1B		8 1B, 2B		F9	K		2	0	2	0	0	0	0
23 Brian Schneider, L (6, 2) OBP: 0.281, SLG: 0.387										2	0	0	0	0	1	2
13 Freddy Galvis, S (1, 6) OBP: 0.275, SLG: 0.432			K, 1-2		G6-3		FC4-6, 1-2f		K	4	0	0	0	0	2	3
Inning Stats	R: 0 E: 0 K: 0 S: 3 H: 0 LOB: 0 BB: 0 P: 3	R: 0 E: 0 K: 2 S: 7 H: 0 LOB: 0 BB: 0 P: 7	R: 0 E: 0 K: 2 S: 8 H: 1 LOB: 1 BB: 0 P: 9	R: 1 E: 0 K: 1 S: 7 H: 2 LOB: 2 BB: 0 P: 9	R: 0 E: 0 K: 0 S: 4 H: 2 LOB: 1 BB: 0 P: 4	R: 0 E: 0 K: 0 S: 3 H: 0 LOB: 0 BB: 0 P: 3	R: 1 E: 0 K: 0 S: 6 H: 2 LOB: 1 BB: 0 P: 7	R: 3 E: 0 K: 1 S: 8 H: 4 LOB: 1 BB: 1 P: 13	R: 0 E: 0 K: 1 S: 5 H: 0 LOB: 0 BB: 0 P: 5	1B: 8 2B: 2 3B: 0 HR: 1	SF: 0 SAC: 0 DP: 2 HBP: 1						WP: 3 PB: 0 SB: 0 CS: 0	PA: 38

PITCHER		IP	WLS	BF	H	R	ER	SO	BB	IBB	HBP	BLK	WP	HR	S	P	ERA	WHIP
24 Ricky Romero, L ERA:	(1, 1)	2.0	W	6	0	0	0	2	0	0	0	0	0	0	10	10	0.00	0.000
33 Carlos Villanueva, R ERA: 0.79	(3, 1)	2.0	H	10	3	1	1	3	0	0	1	0	2	0	15	18	4.50	1.500
54 Jason Frasor, R ERA: 2.7	(5, 1)	1.0	H	4	2	0	0	0	0	0	0	0	0	0	4	4	0.00	2.000
Clint Everts, R ERA: 3.6	(6, 1)	2.0	H	8	2	1	1	0	0	0	0	0	0	1	9	10	4.50	1.000
36 Scott Gracey, R ERA: 40.5	(8, 1)	0.2		6	4	3	3	0	1	0	0	0	1	0	5	10	40.50	7.500

PITCHER		IP	WLS	BF	H	R	ER	SO	BB	IBB	HBP	BLK	WP	HR	S	P	ERA	WHIP
56 Robert Coello, R ERA: 2.16	(8, 1)	1.1	S	4	0	0	0	2	0	0	0	0	0	0	8	8	0.00	0.000

BOTTOM

Toronto Blue Jays @ Philadelphia Phillies

Bright House Field, Clearwater, FL

Sat Mar 31 2012, 1:08 PM - 4:27 PM EDT

Att. 8,849 - Cloudy - 80 F

livebaseballscorecards.com

AB	36
R	5
H	11
RBI	4
BB	1
SO	7
LOB	15

Pittsburgh Pirates @ Toronto Blue Jays

Florida Auto Exchange Stadium, Dunedin, FL

Sun Apr 01 2012, 1:10 PM - 3:28 PM EDT

Att. 2,652 - Cloudy - 80 F

livebaseballscorecards.com

TOP

Batter	1	2	3	4	5	6	7	8	9	AB	R	H	RBI	BB	SO	LOB
7 Alex Presley, L (1, 7) OBP: 0.385, SLG: 0.475	B X 1-0 ① G3-1		X 0-0 ③ F8			X 0-0 1B		C X 0-1 2-H HR		2	0	0	0	0	0	0
2 Nate McLouth, L (5, 7) OBP: 0.481, SLG: 0.600										2	1	2	2	0	0	0
31 Jose Tabata, R (1, 9) OBP: 0.328, SLG: 0.355	X 0-0 1B			X 0-0 E5 1B		X 0-0 ② L4		X 0-0 ③ F8		3	0	2	0	0	0	1
5 Josh Harrison, R (7, 4) OBP: 0.408, SLG: 0.558										1	0	0	0	0	0	1
22 Andrew McCutchen, R (1, 8) OBP: 0.390, SLG: 0.558	S S S 0-3 ② K			X 0-0 ① F7		X 0-0 ③ F8			X 0-0 ① F7	3	0	0	0	0	1	3
73 Robbie Grossman, S (7, 8) OBP: 0.176, SLG: 0.125										1	0	0	0	0	0	0
18 Neil Walker, S (1, 4) OBP: 0.255, SLG: 0.309	X 0-0 ③ F7			X 0-0 ② F7			X 0-0 ① F7		X 0-0 ② F7	3	0	0	0	0	0	2
Andrew Lambo, L (7, 9)										1	0	0	0	0	0	0
46 Garrett Jones, L (1, 3) OBP: 0.271, SLG: 0.482		X 0-0 ① L3		S S S 0-3 ③ K			X 0-0 ② G3		X 0-0 HR	3	0	0	0	0	1	1
57 Kris Johnson, L (7, 1)										0	0	0	0	0	0	0
65 Matt Hague, R (9, PH) OBP: 0.385, SLG: 0.808										1	1	1	1	0	0	0
36 Kyle Cofield, R (9, 1)										0	0	0	0	0	0	0
24 Pedro Alvarez, L (1, 5) OBP: 0.192, SLG: 0.300		S S S 0-3 ② K			X 0-0 ① G4-1		X 0-0 ③ G1-3		X 0-0 1B	4	0	1	0	0	1	0
12 Clint Barmes, R (1, 6) OBP: 0.309, SLG: 0.352	X 0-0 ③ P3				X 0-0 55 CS 1B			X 0-0 ① G5-3	X 0-0 ③ G4-3	2	0	1	0	0	0	0
36 Yamaico Navarro, R (7, 6) OBP: 0.373, SLG: 0.426										2	0	0	0	0	0	1
55 Michael McKenry, R (1, 2) OBP: 0.278, SLG: 0.324			X 0-0 ① P5		B X 1-0 ② ③ F9 1-2			X 0-0 14 G4-3 2 HR 1B		3	0	1	0	0	0	1
70 Brock Holt, L (8, PR)										0	1	0	0	0	0	0
68 Eric Fryer, R (8, 2) OBP: 0.407, SLG: 0.435										0	0	0	0	0	0	0
27 Jeff Karstens, R (1, 1)			C C C 0-3 ② K			X 0-0 ① G6-3		X 0-0 ② G4-3 1-2		1	0	0	0	0	1	0
57 Daniel Moskos, R (5, 1)										0	0	0	0	0	0	0
75 Jeremy Farrell, R (6, PH) OBP: 0.500, SLG: 0.333										1	0	0	0	0	0	0
56 Tim Alderson, R (6, 1)										0	0	0	0	0	0	0
14 Casey McGehee, R (7, 3) OBP: 0.373, SLG: 0.491										1	0	0	0	0	0	1
Inning Stats	R: 0 E: 0 K: 1 S: 6 H: 1 LOB: 1 BB: 0 P: 7	R: 0 E: 0 K: 1 S: 5 H: 0 LOB: 0 BB: 0 P: 5	R: 0 E: 0 K: 1 S: 5 H: 0 LOB: 0 BB: 0 P: 5	R: 0 E: 1 K: 1 S: 6 H: 1 LOB: 1 BB: 0 P: 6	R: 0 E: 0 K: 0 S: 3 H: 1 LOB: 0 BB: 0 P: 4	R: 0 E: 0 K: 0 S: 4 H: 1 LOB: 1 BB: 0 P: 4	R: 0 E: 0 K: 0 S: 3 H: 0 LOB: 0 BB: 0 P: 3	R: 2 E: 0 K: 0 S: 6 H: 2 LOB: 1 BB: 0 P: 6	R: 1 E: 0 K: 0 S: 5 H: 2 LOB: 1 BB: 0 P: 5	1B: 6 2B: 0 3B: 0 HR: 2 SF: 0 SAC: 0 DP: 0 HBP: 0						

AB	34
R	3
H	8
RBI	3
BB	0
SO	4
LOB	11

WP: 0 PA: 34
PB: 0
SB: 0
CS: 1

PITCHER	IP	WLS	BF	H	R	ER	SO	BB	IBB	HBP	BLK	WP	HR	S	P	ERA	WHIP
23 Brandon Morrow, R (1, 1) ERA: 0.52	4.0		14	2	0	0	4	0	0	0	0	0	0	22	23	0.00	0.500
44 Casey Janssen, R (5, 1) ERA:	1.0	H	3	1	0	0	0	0	0	0	0	0	0	3	4	0.00	1.000
38 Darren Oliver, L (6, 1) ERA: 6.43	1.0	H	4	1	0	0	0	0	0	0	0	0	0	4	4	0.00	1.000
48 Francisco Cordero, R (7, 1) ERA: 2.7	1.0	H	3	0	0	0	0	0	0	0	0	0	0	3	3	0.00	0.000
50 Drew Carpenter, R (8, 1) ERA: 2.89	1.0	L	5	2	2	2	0	0	0	0	0	0	1	6	6	18.00	2.000

PITCHER	IP	WLS	BF	H	R	ER	SO	BB	IBB	HBP	BLK	WP	HR	S	P	ERA	WHIP
59 Jim Hoey, R (9, 1) ERA: 1.0	1.0		5	2	1	1	0	0	0	0	0	0	0	1	5	9.00	2.000

BOTTOM

Batter	1	2	3	4	5	6	7	8	9	AB	R	H	RBI	BB	SO	LOB
5 Yunel Escobar, R (1, 6) OBP: 0.306, SLG: 0.304 31 Ruben Gotay, S (9, 4) OBP: 0.200, SLG: 0.200	G6-3		F9		G1-3			L9		4 0 0 0 0 0 1 0 0 0 0 0 0 0						
2 Kelly Johnson, L (1, 4) OBP: 0.367, SLG: 0.444 Kellen Sweeney, L (8, PR) OBP: 0.250, SLG: 0.250 (9, 5)	G3			19 F9 10 1B 2B		K		1B		4 1 2 0 0 1 0 0 0 0 0 0 0 0						
19 José Bautista, R (1, 9) OBP: 0.345, SLG: 0.635 75 Danny Perales, L (9, 9) OBP: 0.500, SLG: 2.000	1B			F9 2-3		G5-3		F7		4 0 1 0 0 0 2 0 0 0 0 0 0 0						
10 Edwin Encarnación, R (1, 10) OBP: 0.359, SLG: 0.610 36 Ricardo Nanita, L (8, PH) OBP: 0.267, SLG: 0.286 (9, 10)	K			26 CS 1B 3-H		1B		G1-3		3 0 2 1 0 1 1 1 0 0 0 0 0 1						
26 Adam Lind, L (1, 3) OBP: 0.409, SLG: 0.595 68 Yan Gomes, R (4, PR) OBP: 0.333, SLG: 0.590 (5, 3)		F8		BB 1-2		K			P6	1 0 0 0 1 0 0 2 0 0 0 0 1 1						
13 Brett Lawrie, R (1, 5) OBP: 0.550, SLG: 0.821 1 Luis Valbuena, L (8, 5) OBP: 0.209, SLG: 0.375 (9, 6)		14 G1-4-3 1B		F7			G5-3		F8	3 0 1 0 0 0 1 1 0 0 0 0 0 0						
14 Eric Thames, L (1, 7) OBP: 0.394, SLG: 0.533		G1-4-3 1-2f			K		2B	1B		4 0 2 0 0 1 1						
9 J.P. Arencibia, R (1, 2) OBP: 0.250, SLG: 0.529 6 Jeff Mathis, R (6, 2) OBP: 0.256, SLG: 0.184			G5-3		2B		K		G4-3	2 0 1 0 0 0 0 2 0 0 0 0 1 2						
28 Colby Rasmus, L (1, 8) OBP: 0.254, SLG: 0.212 11 Rajai Davis, R (8, 8) OBP: 0.362, SLG: 0.286			G4-3		K		G4-3			3 0 0 0 0 1 2 0 0 0 0 0 0 0						
Inning Stats	R: 0 H: 1 E: 0 LOB: 1 K: 1 BB: 0 S: 6 P: 6	R: 0 H: 1 E: 0 LOB: 0 K: 0 BB: 0 S: 3 P: 3	R: 0 H: 0 E: 0 LOB: 0 K: 0 BB: 0 S: 3 P: 3	R: 1 H: 2 E: 0 LOB: 1 K: 0 BB: 1 S: 4 P: 8	R: 0 H: 1 E: 0 LOB: 1 K: 2 BB: 0 S: 8 P: 8	R: 0 H: 1 E: 0 LOB: 1 K: 2 BB: 0 S: 8 P: 8	R: 0 H: 1 E: 0 LOB: 1 K: 1 BB: 0 S: 6 P: 6	R: 0 H: 1 E: 0 LOB: 1 K: 0 BB: 0 S: 4 P: 4	R: 0 H: 1 E: 0 LOB: 1 K: 0 BB: 0 S: 4 P: 4	1B: 6 SF: 0 2B: 3 SAC: 0 3B: 0 DP: 1 HR: 0 HBP: 0						

PITCHER		IP	WLS	BF	H	R	ER	SO	BB	IBB	HBP	BLK	WP	HR	S	P	ERA	WHIP
27 Jeff Karstens, R ERA: 2.12	(1, 1)	4.0		15	4	1	1	1	1	0	0	0	0	0	16	20	2.25	1.250
57 Daniel Moskos, L ERA: 1.0	(5, 1)	1.0		4	1	0	0	2	0	0	0	0	0	0	8	8	0.00	1.000
56 Tim Alderson, R ERA:	(6, 1)	1.0		4	1	0	0	2	0	0	0	0	0	0	8	8	0.00	1.000
57 Kris Johnson, L ERA:	(7, 1)	2.0	W	8	2	0	0	1	0	0	0	0	0	0	10	10	0.00	1.000
36 Kyle Cofield, R ERA:	(9, 1)	1.0	S	4	1	0	0	0	0	0	0	0	0	0	4	4	0.00	1.000

PITCHER IP WLS BF H R ER SO BB IBB HBP BLK WP HR S P ERA WHIP

Pittsburgh Pirates @ Toronto Blue Jays

Florida Auto Exchange Stadium, Dunedin, FL

Sun Apr 01 2012, 1:10 PM - 3:28 PM EDT

Att. 2,652 - Cloudy - 80 F

livebaseballscorecards.com

AB	34
R	1
H	9
RBI	1
BB	1
SO	6
LOB	12

WP: 0 PA: 35
PB: 0
SB: 0
CS: 1

Toronto Blue Jays @ Detroit Tigers

Joker Marchant Stadium, Lakeland, FL

Mon Apr 02 2012, 1:09 PM - 3:54 PM EDT

Att. 9,476 - Partly Cloudy - 72 F

TOP

livebaseballscorecards.com

Batter	1	2	3	4	5	6	7	8	9	AB	R	H	RBI	BB	SO	LOB
11 Rajai Davis, R (1, 8) OBP: 0.360, SLG: 0.279 81 Jonathan Jones, R (5, 7) OBP: 1.000, SLG: 2.000	B X 1-0 G4-3		B B B B 4-0 BB		X 0-0 SF9 2-3 3-H		X 0-0 1B		X 0-0 85 G4-3 1-H 3-H 3B	1 0 0 1 1 0 0 2 1 2 2 0 0 0						
17 Omar Vizquel, S (1, 6) OBP: 0.432, SLG: 0.556 85 Shane Opitz, L (7, PH) (7, 6)	X 0-0 P4		S S S 0-3 K		X 0-0 3-H HR		X 0-0 F9		X 0-0 G4-3 3-H	3 1 1 2 0 1 1 2 0 0 1 0 0 1						
8 Ben Francisco, R (1, 9) OBP: 0.216, SLG: 0.200 Michael Crouse, R (6, 9) OBP: 0.375, SLG: 0.167	X 0-0 F9			X 0-0 26 G4-6-3 1B	X 0-0 G4-3			X 0-0 79 E 1B	B B B B 4-0 79 DI BB	3 0 1 0 0 0 0 1 0 1 0 1 0 0						
26 Adam Lind, L (1, 3) OBP: 0.383, SLG: 0.550 79 Jon Talley, L (7, 3)		X 0-0 G4-3		X 0-0 G4-6-3 1-2f		S S S 0-3 K		B S S S 1-3 1-3 K	B S S S 1-3 1-2 K	3 0 0 0 0 1 1 2 0 0 0 0 2 2						
14 Eric Thames, L (1, 7) OBP: 0.382, SLG: 0.516 81 Jake Marisnick, R (5, 8) OBP: 0.182, SLG: 0.455		X 0-0 F8		C C C 0-3 K		S S S 0-3 K		C C C 0-3 K		2 0 0 0 0 1 0 2 0 0 0 0 2 1						
6 Jeff Mathis, R (1, 2) OBP: 0.261, SLG: 0.175 67 Sean Ochinko, R (7, 2)		X 0-0 E5			B B B B 4-0 1B 82 1B BB	X 0-0 G4-3		X 0-0 P5		2 1 0 0 1 0 0 1 0 0 0 0 0 1						
1 Luis Valbuena, L (1, 4) OBP: 0.196, SLG: 0.349 18 Ryan Schimpf, L (7, 4)		X 0-0 F8			X 0-0 P4		X 0-0 P5		B B B B 4-0 78 E 78 1B 81 3B BB	3 0 0 0 0 0 2 0 1 0 0 1 0 0						
Marcus Knecht, R (1, 10) OBP: 0.500, SLG: 1.000 Dalton Pompey, S (9, PH)			C C C 0-3 K		X 0-0 82 1B 11 SF9 1-2 1B		B X 1-0 HR		S S S 0-3 K	3 2 2 1 0 1 0 1 0 0 0 0 1 1						
82 Kevin Ahrens, R (1, 5) OBP: 0.333, SLG: 0.333 78 Kevin Nolan, R (9, PH) OBP: 1.000, SLG: 1.000			X 0-0 F8		X 0-0 11 SF9 17 HR 1-3 2-H 1B		S S S 0-3 K		X 0-0 E6 81 3B 1-3 1B	3 1 1 1 0 1 0 1 1 1 0 0 0 0						
Inning Stats	R: 0 H: 0 E: 0 LOB: 0 K: 0 BB: 0 S: 3 P: 4	R: 0 H: 0 E: 1 LOB: 1 K: 0 BB: 0 S: 4 P: 4	R: 0 H: 0 E: 0 LOB: 1 K: 2 BB: 1 S: 7 P: 11	R: 0 H: 1 E: 0 LOB: 0 K: 1 BB: 0 S: 5 P: 5	R: 4 H: 3 E: 0 LOB: 0 K: 0 BB: 1 S: 6 P: 10	R: 0 H: 0 E: 0 LOB: 0 K: 2 BB: 0 S: 7 P: 7	R: 1 H: 2 E: 0 LOB: 1 K: 1 BB: 0 S: 7 P: 8	R: 0 H: 1 E: 0 LOB: 1 K: 2 BB: 0 S: 8 P: 9	R: 3 H: 2 E: 1 LOB: 1 K: 2 BB: 2 S: 9 P: 18	1B: 6 SF: 1 2B: 0 SAC: 0 3B: 1 DP: 1 HR: 2 HBP: 0						

AB	35
R	8
H	9
RBI	8
BB	4
SO	10
LOB	10

WP: 0 PA: 40
PB: 0
SB: 0
CS: 0

PITCHER		IP	WLS	BF	H	R	ER	SO	BB	IBB	HBP	BLK	WP	HR	S	P	ERA	WHIP
80 Drew Smyly, L ERA: 4.0	(1, 1)	5.1	W	22	4	4	4	4	2	0	0	0	0	1	28	37	6.75	1.125
40 Phil Coke, L ERA: 3.68	(6, 1)	0.2		2	0	0	0	1	0	0	0	0	0	0	4	4	0.00	0.000
20 Octavio Dotel, R ERA: 1.64	(7, 1)	1.0		5	2	1	1	1	0	0	0	0	0	1	7	8	9.00	2.000
31 Collin Balester, R ERA: 2.63	(8, 1)	1.2		10	3	3	3	3	2	0	0	0	0	0	14	23	16.20	3.000
55 Daniel Schlereth, L ERA: 1.54	(9, 1)	0.1	S	1	0	0	0	1	0	0	0	0	0	0	3	4	0.00	0.000

PITCHER		IP	WLS	BF	H	R	ER	SO	BB	IBB	HBP	BLK	WP	HR	S	P	ERA	WHIP

Batter	1	2	3	4	5	6	7	8	9	AB	R	H	RBI	BB	SO	LOB
14 Austin Jackson, R (1, 8) OBP: 0.372, SLG: 0.418	F9	26 1B 1-3 2-H 2B	K			26 G3 26 E 1B		L6		4	1	2	1	0	1	1
36 Clete Thomas, L (7, 8) OBP: 0.231, SLG: 0.410										1	0	0	0	0	0	0
26 Brennan Boesch, L (1, 9) OBP: 0.315, SLG: 0.623	28 E 2B	24 1B 28 HR 2-H 3-H 1B	24 FC6-4 1-2 1B			B 1 SAFE X G3 1-3		32 S 29 1B 12 1B		4	2	3	2	0	0	1
24 Tyler Collins, L (7, 9) OBP: 0.600, SLG: 0.875										1	1	1	0	0	0	0
24 Miguel Cabrera, R (1, 5) OBP: 0.480, SLG: 0.581	G5-3	28 HR 1-3 1B	FC6-4 1-2f			F9		32 S 12 1B 1-2		4	1	1	0	0	0	4
29 Danny Worth, R (7, 5) OBP: 0.391, SLG: 0.513										1	1	1	0	0	0	0
28 Prince Fielder, L (1, 3) OBP: 0.344, SLG: 0.526	E4 21 2B 2-H	B 1-H 3-H HR		G3-1		G6-3		S S S 1-2 2-3		4	2	1	3	0	0	1
32 Don Kelly, L (7, 3) OBP: 0.373, SLG: 0.444										1	0	0	0	0	1	2
21 Delmon Young, R (1, 7) OBP: 0.397, SLG: 0.783	2-H 2B	B C C X HR		G4-3			25 G1-3 25 S 1B	2-H 3-H 1B		4	1	3	2	0	0	0
12 Andy Dirks, L (7, PR) OBP: 0.475, SLG: 0.481 (8, 7)										1	0	1	2	0	0	0
25 Ryan Raburn, R (1, 10) OBP: 0.333, SLG: 0.679	G4-3	B B B B 27 G4-6-3 BB		F9			B X G1-3 1-3	F9		4	0	0	0	1	0	3
27 Jhonny Peralta, R (1, 6) OBP: 0.333, SLG: 0.443		G1-3 G4-6-3			G6-3		S S S K			4	0	0	0	0	1	3
29 Dixon Machado, R (8, 6) OBP: 0.417, SLG: 0.583										0	0	0	0	0	0	0
13 Alex Avila, L (1, 2) OBP: 0.323, SLG: 0.327		39 1B 14 2B 1B	26 1B 1B		P5		B B B BB			3	1	2	0	0	0	0
9 Gerald Laird, R (6, 2) OBP: 0.314, SLG: 0.313										0	0	0	0	1	0	0
39 Ramon Santiago, S (1, 4) OBP: 0.321, SLG: 0.391			F8		F7		S S S K			4	1	1	0	0	1	3
67 David Gonzalez, S (8, 4)		14 2B 26 1B 1-2 1B								0	0	0	0	0	0	0
Inning Stats	R: 2 E: 1 K: 0 S: 6 H: 2 LOB: 1 BB: 0 P: 6	R: 7 E: 0 K: 0 S: 11 H: 7 LOB: 0 BB: 1 P: 17	R: 0 E: 0 K: 1 S: 7 H: 2 LOB: 2 BB: 0 P: 7	R: 0 E: 0 K: 0 S: 3 H: 0 LOB: 0 BB: 0 P: 3	R: 0 E: 0 K: 0 S: 3 H: 0 LOB: 0 BB: 0 P: 3	R: 0 E: 1 K: 0 S: 4 H: 1 LOB: 1 BB: 0 P: 5	R: 0 E: 0 K: 2 S: 8 H: 1 LOB: 2 BB: 1 P: 13	R: 2 E: 0 K: 1 S: 8 H: 3 LOB: 1 BB: 0 P: 8		1B: 11 2B: 3 3B: 0 HR: 2 SF: 0 SAC: 0 DP: 1 HBP: 0				WP: 0 PB: 0 SB: 3 CS: 0 PA: 42	

PITCHER		IP	WLS	BF	H	R	ER	SO	BB	IBB	HBP	BLK	WP	HR	S	P	ERA	WHIP
27 Brett Cecil, L ERA: 6.48	(1, 1)	4.0	L	24	11	9	7	1	1	0	0	0	0	2	27	33	15.75	3.000
47 Luis Perez, L ERA: 0.59	(5, 1)	2.0		7	1	0	0	0	0	0	0	0	0	0	7	8	0.00	0.500
Danny Barnes, R ERA:	(7, 1)	1.0		5	1	0	0	2	1	0	0	0	0	0	8	13	0.00	2.000
50 Dustin Antolin, R ERA: 18.0	(8, 1)	1.0		6	3	2	2	1	0	0	0	0	0	0	8	8	18.00	3.000

PITCHER	IP	WLS	BF	H	R	ER	SO	BB	IBB	HBP	BLK	WP	HR	S	P	ERA	WHIP

BOTTOM

Toronto Blue Jays @ Detroit Tigers

Joker Marchant Stadium, Lakeland, FL

Mon Apr 02 2012, 1:09 PM - 3:54 PM EDT

Att. 9,476 - Partly Cloudy - 72 F

livebaseballscorecards.com

AB	40
R	11
H	16
RBI	10
BB	2
SO	4
LOB	18

Detroit Tigers @ Toronto Blue Jays

Florida Auto Exchange Stadium, Dunedin, FL

Tue Apr 03 2012, 12:12 PM - 3:15 PM EDT

Att. 5,171 - Sunny - 77 F

TOP

livebaseballscorecards.com

Batter	1	2	3	4	5	6	7	8	9	AB	R	H	RBI	BB	SO	LOB
14 Austin Jackson, R (1, 8) OBP: 0.354, SLG: 0.400	F9	G5-3		F9		SF8 3-H		FC1-2 24 E 24 FC4 2-3 3-H		3	0	0	1	0	0	1
36 Clete Thomas, L (6, 8) OBP: 0.227, SLG: 0.403										1	0	0	0	0	0	2
26 Brennan Boesch, L (1, 9) OBP: 0.312, SLG: 0.616	24 HR 2B	G5-3		G6-3		F8		FC4 29 G5-4-3 1-3 3-H		4	1	1	0	0	0	3
24 Tyler Collins, L (6, 9) OBP: 0.545, SLG: 0.778										1	0	0	1	0	0	1
24 Miguel Cabrera, R (1, 5) OBP: 0.491, SLG: 0.652	HR 2-H		28 FC1-6 1B		G5-3		HR	G5-4-3 1-2f		3	1	2	2	0	0	0
29 Danny Worth, R (6, 5) OBP: 0.396, SLG: 0.585										2	1	1	1	0	0	2
28 Prince Fielder, L (1, 3) OBP: 0.358, SLG: 0.525	13 G3 21 1B 1B		FC1-6 13 S 27 1B 1-2f		BB		L6		43 3B 1B	2	0	1	0	1	0	1
32 Don Kelly, L (6, 3) OBP: 0.377, SLG: 0.446										2	1	1	0	0	0	0
21 Delmon Young, R (1, 7) OBP: 0.394, SLG: 0.762	13 G3 1-2 1B		P4		F9		G6-3		9 1B 1-H 3B	3	0	1	0	0	0	2
43 Daniel Fields, L (6, 7) OBP: 0.444, SLG: 0.500										2	1	1	1	0	0	0
13 Alex Avila, L (1, 2) OBP: 0.323, SLG: 0.316	G3 1-2 2-3		27 1B 1-2 BB		K		BB		29 G6-3 3-H 1B	2	0	0	0	1	1	3
9 Gerald Laird, R (6, 2) OBP: 0.351, SLG: 0.333										1	0	1	1	1	0	0
27 Jhonny Peralta, R (1, 6) OBP: 0.333, SLG: 0.438	F9		1-2 2-H 1B			E5 25 FC6-4 14 SF8	K		G6-3 1-2f	3	0	1	0	0	0	2
29 Dixon Machado, R (6, PR) OBP: 0.357, SLG: 0.500										2	1	0	0	0	1	2
(6, 6)																
12 Andy Dirks, L (1, 10) OBP: 0.485, SLG: 0.518		25 G4-3 3B		G4-3		25 FC6-4 BB		25 E 25 FC4 36 FC1-2 1B	F8	4	1	2	0	1	0	0
25 Ryan Raburn, R (1, 4) OBP: 0.333, SLG: 0.661		G4-3 3-H		G4-3 1B		FC6-4 1-2f 2-3		FC4 36 FC1-2 1-3 24 FC4		3	0	1	1	0	0	2
25 Corey Jones, L (6, PR) OBP: 0.286, SLG: 0.286										1	1	0	0	0	0	1
(6, 4)																

Inning Stats																															
	R: 2	H: 4		R: 1	H: 1		R: 0	H: 2		R: 0	H: 1		R: 0	H: 0		R: 1	H: 0		R: 1	H: 1		R: 1	H: 1		R: 2	H: 3		1B: 8	SF: 1		WP: 0	PA: 44
	E: 0	LOB: 2		E: 0	LOB: 0		E: 0	LOB: 2		E: 0	LOB: 1		E: 0	LOB: 1		E: 1	LOB: 2		E: 0	LOB: 1		E: 2	LOB: 1		E: 0	LOB: 0		2B: 1	SAC: 0		PB: 0	
	K: 0	BB: 0		K: 0	BB: 0		K: 0	BB: 1		K: 0	BB: 1		K: 1	BB: 1		K: 0	BB: 1		K: 1	BB: 1		K: 0	BB: 0		K: 0	BB: 0		3B: 2	DP: 2		SB: 1	
	S: 7	P: 7		S: 4	P: 4		S: 5	P: 9		S: 4	P: 4		S: 5	P: 9		S: 4	P: 8		S: 7	P: 12		S: 5	P: 5		S: 5	P: 5		HR: 2	HBP: 0		CS: 0	

PITCHER		IP	WLS	BF	H	R	ER	SO	BB	IBB	HBP	BLK	WP	HR	S	P	ERA	WHIP
37 Henderson Alvarez III, R ERA: 3.0	(1, 1)	4.0	W	20	8	3	3	0	1	0	0	0	0	1	20	24	6.75	2.250
4 Kyle Drabek, R ERA: 3.72	(5, 1)	5.0	S	24	5	5	3	2	3	0	0	0	0	1	26	39	5.40	1.600

PITCHER		IP	WLS	BF	H	R	ER	SO	BB	IBB	HBP	BLK	WP	HR	S	P	ERA	WHIP

AB	39
R	8
H	13
RBI	8
BB	4
SO	2
LOB	22

Batter	1	2	3	4	5	6	7	8	9	AB	R	H	RBI	BB	SO	LOB
5 Yunel Escobar, R (1, 6) OBP: 0.308, SLG: 0.305	X 0-0 26 WP 26 2B 1B	X 0-0 ② G5-3 2-3		1 SAFE S S S 0-3 ①② K 1-2	X 0-0 ② F8		X 0-0 ① G6-3 2-3			3	1	1	0	0	1	2
17 Omar Vizquel, S (5, PH) (6, 6) OBP: 0.410, SLG: 0.526										2	0	0	0	0	0	4
85 Shane Opitz, L (8, 6)										0	0	0	0	0	0	0
2 Kelly Johnson, L (1, 4) OBP: 0.381, SLG: 0.446	X 0-0 ① F7	X 0-0 13 2B 3-H 1B		B B B B 4-0 BB	B B X 2-0 1-H 2-H 3-H HR		H 1-0 82 FC5-4 HBP			2	0	1	1	1	0	1
18 Ryan Schimpf, L (5, PH) (6, 4) OBP: 1.000, SLG: 4.000										1	1	1	4	0	0	0
13 Brett Lawrie, R (1, 5) OBP: 0.535, SLG: 0.810	S S S 0-3 ② K	X 0-0 1-3 2B		X 0-0 ③ P4	B B B S X 3-1 HR		X 0-0 ② FC5-4 1-2f 3-H			3	0	1	0	0	1	2
82 Kevin Ahrens, R (5, PH) (6, 5) OBP: 0.400, SLG: 1.000										2	1	1	2	0	0	1
26 Adam Lind, L (1, 3) OBP: 0.400, SLG: 0.581	B X 1-0 1-H 2B	S S S 0-3 ③ K			3-0 6 1B 14 1B 28 BB 1B x 0-0 ③ L4		X 0-0 ③ P6			3	0	2	1	0	1	2
79 Jon Talley, L (5, PR) (6, 3)										2	1	0	0	0	0	2
10 Edwin Encarnación, R (1, 10) OBP: 0.343, SLG: 0.581	X 0-0 ③ G6-3		X 0-0 ① F7		X 0-0 ① F8	S S S 0-3 ① K		X 0-0 1B		3	0	0	0	0	0	2
81 Jonathan Jones, R (6, PH) (7, 10) OBP: 0.750, SLG: 1.250										2	0	1	0	0	1	0
14 Eric Thames, L (1, 7) OBP: 0.408, SLG: 0.578		B B B 4-0 9 1B 28 2B BB	S B X 1-1 HR		X 0-0 28 BB 6 1B 11 BB 1-2 1B	X 0-0 E6		X 0-0 ① F8		2	2	2	1	1	0	0
Dalton Pompey, S (5, PR) (6, 7)										2	1	0	0	0	0	1
9 J.P. Arencibia, R (1, 2) OBP: 0.259, SLG: 0.528	X 0-0 28 2B 11 E 1-2 1B	X 0-0 ② G1-3			X 0-0 11 BB 28 BB 18 HR 1-2 2-3 1B	X 0-0 ② F7		S S S 0-3 ② K		2	1	1	0	0	0	0
6 Jeff Mathis, R (5, 2) OBP: 0.265, SLG: 0.186										3	1	1	0	0	1	2
28 Colby Rasmus, L (1, 8) OBP: 0.274, SLG: 0.241	X 0-0 5 G5-3 2 1B 1-3 2-H 2B	S S S 0-3 ③ K			B B B 4-0 11 BB 18 HR 1-2 2-3 3-H BB	X 0-0 ③ G1-3		S S S 0-3 ③ K		2	2	1	2	1	1	0
81 Jake Marisnick, R (6, 8) OBP: 0.154, SLG: 0.385										2	0	0	0	0	1	2
11 Rajai Davis, R (1, 9) OBP: 0.377, SLG: 0.289	X 0-0 ① G3 3-H			X 0-0 5 CS 1B	B B B 4-0 18 HR 1-2 2-3 3-H BB		X 0-0 17 G6-3 82 FC5-4 2B			2	0	1	1	1	0	1
Michael Crouse, R (5, PR) (6, 9) OBP: 0.444, SLG: 0.429										1	2	1	0	0	0	0
Inning Stats	R: 1 E: 0 K: 1 S: 7 H: 2 LOB: 1 BB: 0 P: 8	R: 3 E: 1 K: 1 S: 9 H: 4 LOB: 2 BB: 1 P: 13	R: 1 E: 0 K: 1 S: 7 H: 1 LOB: 0 BB: 0 P: 8	R: 0 E: 0 K: 1 S: 5 H: 1 LOB: 1 BB: 1 P: 9	R: 7 E: 0 K: 0 S: 9 H: 5 LOB: 1 BB: 2 P: 25	R: 0 E: 1 K: 1 S: 6 H: 0 LOB: 1 BB: 0 P: 6	R: 1 E: 0 K: 0 S: 4 H: 1 LOB: 1 BB: 0 P: 5	R: 0 E: 0 K: 2 S: 8 H: 1 LOB: 1 BB: 0 P: 8		1B: 8 2B: 4 3B: 0 HR: 3 SF: 0 SAC: 0 DP: 0 HBP: 1						

BOTTOM

Detroit Tigers @ Toronto Blue Jays

Florida Auto Exchange Stadium, Dunedin, FL

Tue Apr 03 2012, 12:12 PM - 3:15 PM EDT

Att. 5,171 - Sunny - 77 F

livebaseballscorecards.com

AB	39
R	13
H	15
RBI	12
BB	4
SO	7
LOB	22

PITCHER		IP	WLS	BF	H	R	ER	SO	BB	IBB	HBP	BLK	WP	HR	S	P	ERA	WHIP
37 Max Scherzer, R ERA: 5.76	(1, 1)	4.1	L	26	11	9	7	4	3	0	0	0	1	1	32	49	14.54	3.231
49 Luis Marte, R ERA: 2.77	(5, 1)	0.0		1	0	0	0	0	1	0	0	0	0	0	0	4	∞	∞
29 Zach Samuels, R ERA: 18.0	(5, 1)	1.0		6	2	3	3	1	0	0	0	0	0	2	9	14	27.00	2.000
47 Matt Crouse, L ERA: 3.38	(6, 1)	1.2		7	1	1	1	0	0	0	1	0	0	0	6	7	5.40	0.600
29 Patrick Cooper, R ERA:	(8, 1)	1.0		4	1	0	0	2	0	0	0	0	0	0	8	8	0.00	1.000

PITCHER	IP	WLS	BF	H	R	ER	SO	BB	IBB	HBP	BLK	WP	HR	S	P	ERA	WHIP

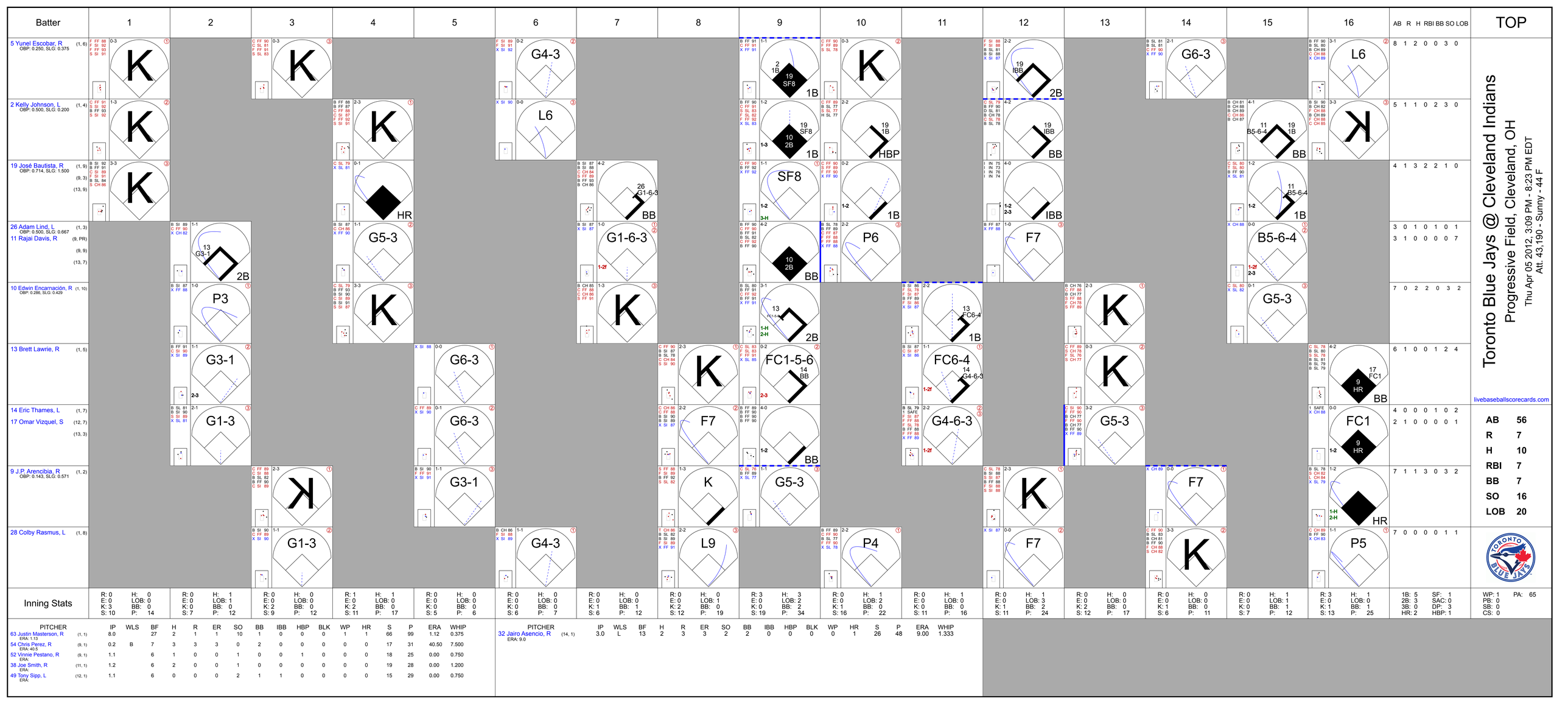
Batter
1
2
3
4
5
6
7
8
9
10
11
12
13
14
15
16
AB R H RBI BB SO LOB
TOP
5 Yunel Escobar, R (1, 6) OBP: 0.250, SLG: 0.375
2 Kelly Johnson, L (1, 4) OBP: 0.500, SLG: 0.200
19 José Bautista, R (1, 9) (9, 3) (13, 9) OBP: 0.714, SLG: 1.500
26 Adam Lind, L (1, 3) OBP: 0.500, SLG: 0.667
11 Rajai Davis, R (9, PR) (9, 9) (13, 7)
10 Edwin Encarnación, R (1, 10) OBP: 0.286, SLG: 0.429
13 Brett Lawrie, R (1, 5)
14 Eric Thames, L (1, 7)
17 Omar Vizquel, S (12, 7) (13, 3)
9 J.P. Arencibia, R (1, 2) OBP: 0.143, SLG: 0.571
28 Colby Rasmus, L (1, 8)
Inning Stats
PITCHER IP WLS BF H R ER SO BB IBB HBP BLK WP HR S P ERA WHIP
63 Justin Masterson, R (1, 1) ERA: 1.13
54 Chris Perez, R (0, 1) ERA: 40.5
52 Vinnie Pestano, R (0, 1) ERA:
38 Joe Smith, R (11, 1) ERA:
49 Tony Sipp, L (12, 1) ERA:
PITCHER IP WLS BF H R ER SO BB IBB HBP BLK WP HR S P ERA WHIP
32 Jairo Asencio, R (14, 1) ERA: 9.0
TOP
Toronto Blue Jays @ Cleveland Indians
Progressive Field, Cleveland, OH
Thu Apr 05 2012, 3:09 PM - 8:23 PM EDT
Att. 43,190 - Sunny - 44 F
livebaseballscorecards.com
AB 56
R 7
H 10
RBI 7
BB 7
SO 16
LOB 20
WP: 1 PA: 65
PB: 0
SB: 0
CS: 0
1B: 5 SF: 1
2B: 3 SAC: 0
3B: 0 DP: 3
HR: 2 HBP: 1

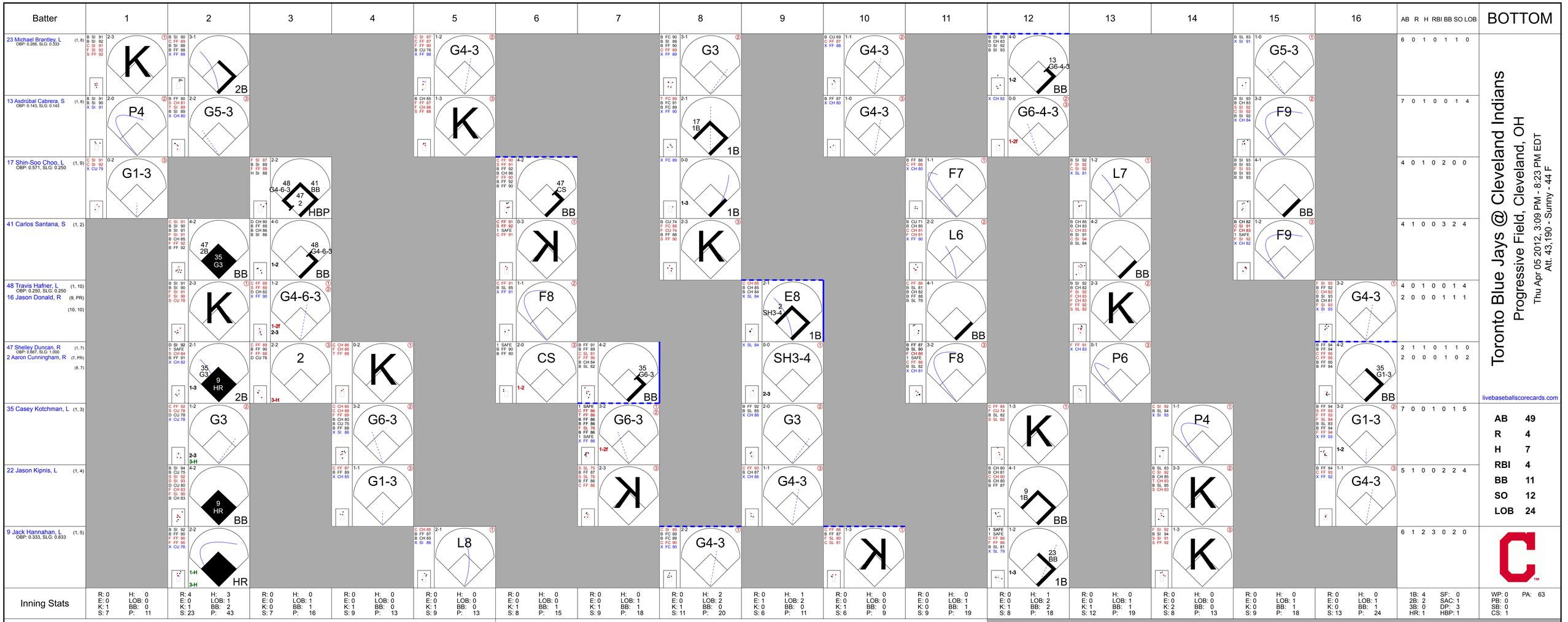
Batter
1
2
3
4
5
6
7
8
9
10
11
12
13
14
15
16
AB R H RBI BB SO LOB
BOTTOM
23 Michael Brantley, L (1, 8) OBP: 0.286, SLG: 0.333
13 Asdrúbal Cabrera, S (1, 6) OBP: 0.143, SLG: 0.143
17 Shin-Soo Choo, L (1, 9) OBP: 0.571, SLG: 0.250
41 Carlos Santana, S (1, 2)
48 Travis Hafner, L (1, 10) OBP: 0.250, SLG: 0.250
16 Jason Donald, R (9, PR) (10, 10)
47 Shelley Duncan, R (1, 7) OBP: 0.667, SLG: 1.000
2 Aaron Cunningham, R (7, PR) (8, 7)
35 Casey Kotchman, L (1, 3)
22 Jason Kipnis, L (1, 4)
9 Jack Hannahan, L (1, 5) OBP: 0.333, SLG: 0.833
Toronto Blue Jays @ Cleveland Indians
Progressive Field, Cleveland, OH
Thu Apr 05 2012, 3:09 PM - 8:23 PM EDT
Att. 43,190 - Sunny - 44 F
livebaseballscorecards.com
AB 49
R 4
H 7
RBI 4
BB 11
SO 12
LOB 24
Inning Stats
PITCHER IP WLS BF H R ER SO BB IBB HBP BLK WP HR S P ERA WHIP
24 Ricky Romero, L (1, 1) ERA: 7.2 5.0 21 3 4 4 4 3 0 1 0 0 1 55 96 7.20 1.200
54 Jason Frasor, R (6, 1) ERA: 1.0 4 0 0 0 1 2 0 0 0 0 0 0 10 21 0.00 2.000
38 Darren Oliver, L (7, 1) ERA: 1.0 2 0 0 0 1 0 0 0 0 0 0 0 7 12 0.00 0.000
44 Casey Janssen, R (8, 1) ERA: 1.0 5 2 0 0 1 0 0 0 0 0 0 0 11 20 0.00 2.000
48 Francisco Cordero, R (9, 1) ERA: 1.0 4 1 0 0 0 0 0 0 0 0 0 0 6 11 0.00 1.000
PITCHER IP WLS BF H R ER SO BB IBB HBP BLK WP HR S P ERA WHIP
33 Carlos Vilanueva, R (10, 1) ERA: 2.1 10 1 0 0 2 2 0 0 0 0 0 0 22 41 0.00 1.286
47 Luis Perez, L (12, 1) ERA: 4.0 W 14 0 0 0 3 3 0 0 0 0 0 0 34 62 0.00 0.750
21 Sergio Santos, R ERA: 0.2 3 0 0 0 0 1 0 0 0 0 0 0 9 17 0.00 1.500
1B: 4 SF: 0
2B: 2 SAC: 1
3B: 0 DP: 3
HR: 1 HBP: 1
WP: 0 PA: 63
PB: 0
SB: 0
CS: 1

Batter	1	2	3	4	5	6	7	8	9	10	11	12	AB	R	H	RBI	BB	SO	LOB
5 Yunel Escobar, R (1, 6) OBP: 0.143, SLG: 0.214	B FF 89 C FF 91 B FF 92 F FF 92 X SL 82 2-2 G6-3 ①			C CU 72 B SL 83 X SI 93 1-1 G4-3 ①		1 SAFE F CU 78 X SI 90 0-1 F9 ③		B SL 79 B FF 89 X SI 87 2-0 G4-3 ③		C CH 80 X CH 79 0-1 G5-3 ③		S SL 82 1 SAFE B SI 89 B SL 83 1 SAFE 1 SAFE F SL 82 B SI 87 F SI 87 3-2 1 SAFE X SL 83 1-2 G4-3 ②	6	0	0	0	0	0	2
2 Kelly Johnson, L (1, 4) OBP: 0.500, SLG: 0.600	X FF 90 0-0 F8 ②			B FF 93 C FS 82 B CU 76 S FS 85 F SI 93 F FS 85 F CU 77 X SL 82 2-2 F7 ②			B FS 82 B FS 82 B SI 90 C FF 88 B SI 90 4-1 13 WP 26 BB 13 1B BB		B FF 89 F FF 91 B SL 77 B FF 89 C FF 90 X SL 78 3-2 HR		X FF 92 0-0 L4	D FS 82 X SI 86 1-0 2-H 19 BB 1B	5	2	2	2	1	0	0
19 José Bautista, R (1, 9) OBP: 0.538, SLG: 0.750	B FF 92 C SL 82 C FF 92 B FS 84 B FF 93 X SL 80 3-2 G5-3 ③			B FF 94 B FF 94 B SL 81 C FF 93 C CU 78 X FF 92 3-2 L8 ③			F FF 88 X FF 90 0-1 F8 ①		B FF 90 C SL 77 B FF 89 H FF 89 3-1 13 1B HBP		S FF 93 T FF 92 F FF 93 B SL 84 X SL 84 1-2 G4-3 ②	C SL 83 B SL 82 B FF 88 B SL 83 B SI 86 4-1 1-2 BB	4	0	0	0	1	0	1
26 Adam Lind, L (1, 3) OBP: 0.300, SLG: 0.250		C SI 90 X FS 83 0-1 P4 ①			B CU 72 B SI 91 C SI 91 B SI 91 X SI 91 3-1 L7 ①		C FF 90 B CU 73 B CU 79 T FS 84 B SI 90 D FS 82 4-2 13 WP 13 1B 1-2 BB		B FF 88 B FF 89 C FF 89 F FF 87 X FF 88 2-2 L4 ①		F FF 93 F FF 91 B SL 85 C FF 91 1-3 K ③	C FF 87 B SL 83 F SI 88 B FS 82 X SI 87 2-2 F8 ③	5	1	0	0	1	1	3
10 Edwin Encarnación, R (1, 10) OBP: 0.250, SLG: 0.417		B SL 80 B FF 91 F SI 92 B FF 92 X FF 92 3-1 F7 ②			B FF 93 S CU 79 F FF 93 B FS 84 X FF 92 2-2 P6 ②		C SL 80 S FF 90 X SI 91 0-2 F4 ②		C FF 88 S FF 89 B FF 90 C FF 88 1-3 K ②			C FF 89 B SL 77 F CH 77 X CH 78 1-2 13 1B 11 2B 2B	5	1	1	0	0	1	3
13 Brett Lawrie, R (1, 5) OBP: 0.333, SLG: 0.273		C FF 92 C SL 83 B FS 84 T FF 92 1-2 K ③			C FF 92 B FF 93 C SL 80 C CU 76 1-3 K ③		B FS 83 X SI 92 1-0 1-H 2-H 1B		B FF 87 B FF 89 C FF 87 S FF 87 F FF 87 X FF 89 2-2 1-3 1B			C FF 91 X SI 90 0-1 2-3 11 2B 1B	5	1	3	2	0	2	0
14 Eric Thames, L (1, 7) 11 Rajai Davis, R (9, PH) (9, 7) OBP: 0.200, SLG: 0.400			C SI 89 B FS 82 X FS 82 1-1 F8 ①			B FS 80 B SI 90 X SI 90 2-0 G4-3 ①	S FF 90 X FS 82 0-1 G4-3 ③		C CH 79 S CH 79 F CH 81 X SL 82 0-2 L7 ③			D CH 78 C SL 80 T FF 90 F SL 81 X FF 91 1-2 28 S 28 1B 1-H 3-H 2B	3 2	0 1	0 1	0 2	0 0	0 2	1 2
9 J.P. Arencibia, R (1, 2) OBP: 0.083, SLG: 0.333		C SI 92 B FF 90 T FS 82 B FF 92 B FS 84 S FF 92 3-3 K ②			X SI 90 0-0 G5-3 ②		B SI 88 S SI 88 C SI 89 S SL 79 1-3 K ①			B SL 80 F CH 80 B SL 84 F CH 80 B SL 80 X CH 80 3-2 F8 ①		D SI 90 S FF 90 B FF 90 B CH 76 F SI 91 S SI 91 3-3 K ①	5	0	0	0	0	3	1
28 Colby Rasmus, L (1, 8) OBP: 0.167, SLG: 0.091		X FS 82 0-0 P6 ③				C FF 92 B FS 82 B FS 83 B FF 90 B FF 90 4-1 BB		C SI 89 F SI 90 S SI 89 0-3 K ②			C CH 81 X CH 79 0-1 L9 ②	C CH 80 F CH 81 B SI 90 F CH 81 F SL 80 B FF 92 X CH 82 2-2 5 G4-3 2 1B 2-H 1B	4	1	1	1	1	1	0
Inning Stats	R: 0 E: 0 K: 0 S: 7 H: 0 LOB: 0 BB: 0 P: 12	R: 0 E: 0 K: 1 S: 7 H: 0 LOB: 0 BB: 0 P: 11	R: 0 E: 0 K: 1 S: 6 H: 0 LOB: 0 BB: 0 P: 10	R: 0 E: 0 K: 0 S: 11 H: 0 LOB: 0 BB: 0 P: 17	R: 0 E: 0 K: 1 S: 8 H: 0 LOB: 0 BB: 0 P: 14	R: 0 E: 0 K: 0 S: 5 H: 0 LOB: 1 BB: 1 P: 11	R: 2 E: 0 K: 0 S: 11 H: 1 LOB: 1 BB: 2 P: 20	R: 0 E: 0 K: 2 S: 7 H: 0 LOB: 0 BB: 0 P: 10	R: 1 E: 0 K: 1 S: 18 H: 2 LOB: 2 BB: 0 P: 29	R: 0 E: 0 K: 0 S: 7 H: 0 LOB: 0 BB: 0 P: 10	R: 0 E: 0 K: 1 S: 8 H: 0 LOB: 0 BB: 0 P: 10	R: 4 E: 0 K: 1 S: 26 H: 5 LOB: 2 BB: 1 P: 43	1B: 5 2B: 2 3B: 0 HR: 1	SF: 0 SAC: 0 DP: 0 HBP: 1	WP: 1 PB: 0 SB: 1 CS: 0	PA: 49		

PITCHER		IP	WLS	BF	H	R	ER	SO	BB	IBB	HBP	BLK	WP	HR	S	P	ERA	WHIP
30 Ubaldo Jiménez, R ERA: 2.57	(1, 1)	7.0		25	1	2	2	3	3	0	0	0	1	0	55	95	2.57	0.571
38 Joe Smith, R ERA:	(8, 1)	1.0		3	0	0	0	2	0	0	0	0	0	0	7	10	0.00	0.000
52 Vinnie Pestano, R ERA: 4.5	(9, 1)	0.2		5	2	1	1	1	0	0	1	0	0	1	14	25	13.50	3.000
53 Rafael Perez, L ERA:	(9, 1)	1.1		4	0	0	0	0	0	0	0	0	0	0	11	14	0.00	0.000
54 Chris Perez, R ERA: 16.2	(11, 1)	1.0		3	0	0	0	1	0	0	0	0	0	0	8	10	0.00	0.000

PITCHER		IP	WLS	BF	H	R	ER	SO	BB	IBB	HBP	BLK	WP	HR	S	P	ERA	WHIP
49 Tony Sipp, L ERA: 21.6	(12, 1)	0.1	L	5	4	4	4	1	0	0	0	0	0	0	17	24	108.00	12.000
44 Dan Wheeler, R ERA:	(12, 1)	0.2		4	1	0	0	0	1	0	0	0	0	0	9	19	0.00	3.000

TOP

Toronto Blue Jays @ Cleveland Indians

Progressive Field, Cleveland, OH

Sat Apr 07 2012, 1:09 PM - 4:46 PM EDT

Att. 18,842 - Sunny - 48 F

livebaseballscorecards.com

AB	44
R	7
H	8
RBI	7
BB	4
SO	8
LOB	13

Toronto Blue Jays @ Cleveland Indians

Progressive Field, Cleveland, OH

Sat Apr 07 2012, 1:09 PM - 4:46 PM EDT

Att. 18,842 - Sunny - 48 F

livebaseballscorecards.com

Batter	1	2	3	4	5	6	7	8	9	10	11	12	AB	R	H	RBI	BB	SO	LOB
23 Michael Brantley, L (1, 8) OBP: 0.167, SLG: 0.182	B FF 89 B SL 90 C FF 91 F FF 92 S FF 93 2-3 ① K		C FF 92 X SL 85 0-1 ③ G6-3			C FF 91 X FF 91 0-1 ① G4-3			C FF 95 B CH 87 X FC 94 1-1 ① G1-3		B FC 90 C CH 86 C FC 91 B FC 88 X CU 75 2-2 ③ G4-3		5	0	0	0	0	1	0
13 Asdrúbal Cabrera, S (1, 6) OBP: 0.333, SLG: 0.545	C SL 90 B FF 93 B FS 85 B FF 93 F FF 92 B FF 94 4-2 17 G6-3 BB			B FS 84 F FF 91 X FS 84 1-1 ① F9		C FF 90 X FF 91 0-1 ② F8			B FF 94 C FF 94 X FF 94 1-1 HR			B FF 92 C FF 90 C CH 84 B CH 86 X FF 92 3-2 41 1B 48 1B 1B	4	2	2	1	1	0	0
17 Shin-Soo Choo, L (1, 9) OBP: 0.333, SLG: 0.111	D KC 79 B FS 85 C FF 92 C FS 85 X SL 85 2-2 ② G6-3 1-2 ③			F FF 91 C FF 93 X FF 93 0-2 ② F8		B FF 91 C FF 91 C FS 85 B FF 93 B FF 93 X SL 90 3-2 ③ G1-3			X FF 94 0-0 ② F7			D CH 85 B CU 78 C FF 91 F CH 86 X FF 94 2-2 ① P5	5	0	0	0	0	0	2
41 Carlos Santana, S (1, 2) OBP: 0.417, SLG: 0.125		X SL 90 0-0 ① G4-3		C FF 93 B FF 92 B FS 85 X FS 85 2-1 ③ F9			B SL 84 C FC 92 B FF 91 B FF 92 S FF 92 B FF 93 4-2 47 G5-4-3 BB		B CH 86 C FF 94 S SL 85 B SL 84 X CH 87 2-2 ③ G4-3			C FF 92 B CU 79 D CH 85 F CH 85 X CU 78 2-2 47 FC5-4 48 1B 1-3 1B	4	0	1	0	1	0	0
48 Travis Hafner, L (1, 10) OBP: 0.222, SLG: 0.222		C FF 90 B FF 93 C FF 93 X FF 93 1-2 ② F7			B FF 91 B FF 92 C FF 93 B SL 85 C FF 93 X FF 93 3-2 ① G3		B SL 90 C SL 89 F SL 83 S FS 82 1-3 ① K			B SI 90 C FC 90 S FC 88 X FC 91 1-2 ① F7		B FF 92 B FF 92 C FF 92 X FF 92 2-1 47 FC5-4 1-2 3-H 1B	5	0	1	1	0	1	1
47 Shelley Duncan, R (1, 7) OBP: 0.375, SLG: 0.333		B FF 92 C FF 92 F FF 93 B SL 88 B SL 85 F FC 92 D SL 86 4-2 BB			B SL 86 C FF 92 S SL 85 X SL 85 1-2 ② P5		C FF 91 C KC 82 X KC 82 0-2 ② ③ G5-4-3 1-2f			B SI 90 C FC 90 B FF 91 F FC 90 B SL 85 T FC 89 3-2 ② K		B FF 92 C FF 92 B FF 91 B SL 87 S SL 86 X SL 86 3-2 ② FC5-4 1-2f 2-3	4	0	0	0	1	1	3
35 Casey Kotchman, L (1, 3)		B SL 90 D FS 83 C FF 90 C FF 90 B FF 93 X FF 92 3-2 ③ G1-3			C FS 85 C FS 82 F SL 83 X FF 94 0-2 E2 22 HR			C SL 76 B SL 76 B FF 86 C SL 76 X FF 86 2-2 ① G5-3		C FF 90 B CH 87 F CH 86 B FF 91 C FC 88 2-3 ③ K		C FF 93 D CH 87 S CH 86 X CH 86 1-2 ③ G4-3	5	1	0	0	0	1	3
22 Jason Kipnis, L (1, 4) OBP: 0.273, SLG: 0.444			B FF 91 B FF 90 B SL 90 C FF 91 X FF 91 3-1 ① G4-3		B FF 91 B FS 82 C FF 92 F FS 83 D SL 85 X FF 91 3-2 1-H HR			C FF 87 X FF 87 0-1 ② G4-3			B CU 74 F FC 89 B FF 90 F FC 89 B FC 88 X FC 88 3-2 ① F7		4	1	1	2	0	0	0
9 Jack Hannahan, L (1, 5) OBP: 0.200, SLG: 0.500			B FF 92 F FF 92 B FF 92 F FF 91 B FF 93 X FF 92 3-2 ② F8		F FF 92 C FF 93 B SL 86 B SL 84 F FF 94 C FC 93 2-3 ③ K			B FF 87 B SI 87 X FF 86 2-0 ③ P4			S SI 90 F FF 90 B FF 90 B FC 89 X FC 89 2-2 ② F7		4	0	0	0	0	1	0
Inning Stats	R: 0 E: 0 K: 1 S: 8 / H: 0 LOB: 1 BB: 1 P: 16	R: 0 E: 0 K: 0 S: 10 / H: 0 LOB: 1 BB: 1 P: 18	R: 0 E: 0 K: 0 S: 7 / H: 0 LOB: 0 BB: 0 P: 13	R: 0 E: 0 K: 0 S: 7 / H: 0 LOB: 0 BB: 0 P: 10	R: 2 E: 1 K: 1 S: 17 / H: 1 LOB: 0 BB: 0 P: 26	R: 0 E: 0 K: 0 S: 7 / H: 0 LOB: 0 BB: 0 P: 10	R: 0 E: 0 K: 1 S: 8 / H: 0 LOB: 0 BB: 1 P: 13	R: 0 E: 0 K: 0 S: 6 / H: 0 LOB: 0 BB: 0 P: 10	R: 1 E: 0 K: 0 S: 8 / H: 1 LOB: 0 BB: 0 P: 12	R: 0 E: 0 K: 2 S: 9 / H: 0 LOB: 0 BB: 0 P: 15	R: 0 E: 0 K: 0 S: 9 / H: 0 LOB: 0 BB: 0 P: 16	R: 1 E: 0 K: 0 S: 17 / H: 3 LOB: 2 BB: 0 P: 30						

PITCHER		IP	WLS	BF	H	R	ER	SO	BB	IBB	HBP	BLK	WP	HR	S	P	ERA	WHIP
23 Brandon Morrow, R ERA:	(1, 1)	7.0		24	1	2	0	3	3	0	0	0	0	1	64	106	0.00	0.571
38 Darren Oliver, L ERA:	(8, 1)	1.0		3	0	0	0	0	0	0	0	0	0	0	6	10	0.00	0.000
21 Sergio Santos, R ERA: 5.4	(9, 1)	1.0	B	4	1	1	1	0	0	0	0	0	0	1	8	12	9.00	1.000
44 Casey Janssen, R ERA:	(10, 1)	2.0	W	6	0	0	0	2	0	0	0	0	0	0	18	31	0.00	0.000
48 Francisco Cordero, R ERA: 4.5	(12, 1)	1.0		6	3	1	1	0	0	0	0	0	0	0	17	30	9.00	3.000

PITCHER		IP	WLS	BF	H	R	ER	SO	BB	IBB	HBP	BLK	WP	HR	S	P	ERA	WHIP

AB	40
R	4
H	5
RBI	4
BB	3
SO	5
LOB	9

1B: 3 SF: 0
2B: 0 SAC: 0
3B: 0 DP: 1
HR: 2 HBP: 0

WP: 0 PA: 43
PB: 0
SB: 0
CS: 0

Batter	1	2	3	4	5	6	7	8	9	AB	R	H	RBI	BB	SO	LOB
5 Yunel Escobar, R (1, 6) OBP: 0.105, SLG: 0.158	B FC 86 B SI 87 B SI 86 C SI 87 X SI 87 3-1 G6-3 ①		C SI 86 F SI 87 B SI 87 B SI 88 B FC 85 F SI 87 X SI 88 3-2 G6-3 ③		X FC 85 0-0 G6-3 ②			B SI 88 C FF 89 F SI 89 B SL 82 S SL 80 2-3 K ①	C FF 92 S SL 84 B SL 85 F SL 82 F FF 92 F SL 83 S FF 92 1-3 K ②	5	0	0	0	0	2	3
2 Kelly Johnson, L (1, 4) OBP: 0.526, SLG: 0.571	C SI 87 B CH 81 X SI 87 1-1 G3-1 ②			B SI 87 X SI 87 1-0 26 E 10 2B 1B	F CH 82 B SL 80 B CH 82 X SI 87 2-1 G4-3 ③			C SI 89 B SI 90 B FF 90 X SI 89 2-1 19 1B 26 1B 1B	C FF 93 B FF 93 F FF 92 F SL 83 B SL 83 F FF 92 B SL 81 F FF 91 B FF 91 1-2 2-3 4-2 BB	4	2	2	0	1	0	1
19 José Bautista, R (1, 9) OBP: 0.500, SLG: 0.583 (8, 3)	B SI 87 C FC 85 B SI 88 B SI 88 F SI 87 B SI 88 4-2 BB			1 SAFE F SI 86 C SI 87 1 SAFE F SI 86 B SI 87 X SI 87 1-2 F8 ①		B SI 88 C CH 81 F CH 84 X SL 80 1-2 G6-3 ①		B SL 82 C SI 90 F SI 89 X FF 91 1-2 26 1B 1-2 1B	C FF 93 B SL 82 B SL 80 X FF 91 2-1 P6 ③	4	0	1	0	1	0	4
26 Adam Lind, L (1, 3) OBP: 0.357, SLG: 0.333 11 Rajai Davis, R (8, PR) OBP: 0.200, SLG: 0.400 (8, 9)	C SI 88 X SI 88 0-1 G4-3 ③			C SI 87 1 SAFE X SI 88 0-1 FC5 10 2B 13 SF9 1-2		C SI 87 B CH 82 X SI 87 1-1 13 FC6-4 1B		C SL 80 C SL 81 B SI 90 F SL 81 X FF 90 1-2 1-2 2-H 1B		4 0	1 0	2 0	1 0	0 0	0 0	2 0
10 Edwin Encarnación, R (1, 10) OBP: 0.250, SLG: 0.438		C SI 86 S FC 85 B SI 88 F SI 87 X SI 88 1-2 G6-3 ①		B SI 87 X SI 87 F FC 85 B SI 87 X SI 87 2-2 13 SF9 1-3 2-H 2B		B FC 85 X SI 87 C SL 80 X SI 86 1-2 P2 ②		C SL 76 F FF 88 F FF 90 S SL 78 0-3 K ②		4	0	1	1	0	1	3
13 Brett Lawrie, R (1, 5) OBP: 0.250, SLG: 0.214		B SI 87 C FC 86 F SI 88 X SL 80 1-2 F8 ②		F FC 85 X SI 87 0-1 SF9 ② 2-3 3-H		B CH 84 B SI 86 B SI 87 C SI 86 X SI 86 3-1 FC6-4 ③ 1-2f		C FF 88 S SL 78 B FF 88 F SL 77 B FF 90 D SL 79 S FF 88 3-3 K ③		3	0	0	1	0	1	3
14 Eric Thames, L (1, 7) OBP: 0.250, SLG: 0.182		B SI 87 X SI 88 1-0 G1-3 ③		C SL 79 X CH 84 0-1 G4-3 ③			B CH 80 X SI 87 1-0 28 G4-6-3 1B		C FF 92 X FF 93 0-1 2 BB 8 E 1B	4	0	2	0	0	0	1
28 Colby Rasmus, L (1, 8) OBP: 0.125, SLG: 0.067			X CH 84 0-0 F7 ①		C SI 87 B CH 82 X CH 83 1-1 G4-3 ①		X SI 86 0-0 G4-6-3 ①② 1-2f		F FF 92 C FF 94 X FF 91 0-2 F7 ①	4	0	0	0	0	0	2
6 Jeff Mathis, R (1, 2) OBP: 0.333, SLG: 0.667 8 Ben Francisco, R (9, PH)			C SI 86 S SL 83 B SI 86 F SI 86 S SL 78 1-3 K ②		C SI 86 B SI 88 B SL 81 X SI 88 2-1 2B		B SI 87 S SL 78 C SI 86 B SI 80 B SI 87 X SL 79 3-2 G2-3 ③		B SL 83 C FF 92 X SL 83 1-1 FC6 2 BB 1-2	3 1	0 0	1 0	0 0	0 0	1 0	0 1
Inning Stats	R: 0 H: 0 E: 0 LOB: 1 K: 0 BB: 1 S: 8 P: 16	R: 0 H: 0 E: 0 LOB: 0 K: 0 BB: 0 S: 8 P: 11	R: 0 H: 0 E: 0 LOB: 0 K: 1 BB: 0 S: 9 P: 13	R: 2 H: 2 E: 1 LOB: 1 K: 0 BB: 0 S: 14 P: 18	R: 0 H: 1 E: 0 LOB: 1 K: 0 BB: 0 S: 7 P: 12	R: 0 H: 1 E: 0 LOB: 1 K: 0 BB: 0 S: 10 P: 16	R: 0 H: 1 E: 0 LOB: 0 K: 0 BB: 0 S: 5 P: 9	R: 1 H: 3 E: 0 LOB: 2 K: 3 BB: 0 S: 20 P: 29	R: 0 H: 1 E: 1 LOB: 3 K: 1 BB: 1 S: 20 P: 28	1B: 7 SF: 1 2B: 2 SAC: 0 3B: 0 DP: 1 HR: 0 HBP: 0						

TOP

Toronto Blue Jays @ Cleveland Indians

Progressive Field, Cleveland, OH

Sun Apr 08 2012, 1:06 PM - 3:56 PM EDT

Att. 10,518 - Overcast - 51 F

livebaseballscorecards.com

AB	36
R	3
H	9
RBI	3
BB	2
SO	5
LOB	20

PITCHER		IP	WLS	BF	H	R	ER	SO	BB	IBB	HBP	BLK	WP	HR	S	P	ERA	WHIP
26 Derek Lowe, R ERA:	(1, 1)	7.0	W	27	5	2	0	1	1	0	0	0	0	0	61	95	0.00	0.857
38 Joe Smith, R ERA: 3.0	(8, 1)	0.1	H	4	3	1	1	1	0	0	0	0	0	0	12	18	27.00	9.000
52 Vinnie Pestano, R ERA: 3.38	(8, 1)	0.2	H	2	0	0	0	2	0	0	0	0	0	0	8	11	0.00	0.000
54 Chris Perez, R ERA: 10.13	(9, 1)	1.0	S	6	1	0	0	1	1	0	0	0	0	0	20	28	0.00	2.000

PITCHER	IP	WLS	BF	H	R	ER	SO	BB	IBB	HBP	BLK	WP	HR	S	P	ERA	WHIP

Batter	1	2	3	4	5	6	7	8	9	AB	R	H	RBI	BB	SO	LOB
23 Michael Brantley, L (1, 8) OBP: 0.250, SLG: 0.154	C FF 89 X SI 89 0-1 ① G6-3	D SL 80 B FF 91 C SL 79 B FF 91 B FF 92 4-1 1-2 2-3 BB			B SL 78 B CH 83 B SL 77 B FF 87 4-0 13 CS BB		S CH 78 B FF 88 C FF 88 B SL 81 1 SAFE X CH 80 2-2 FC6 17 FC3-6 1-2			2	0	0	0	2	0	1
13 Asdrúbal Cabrera, S (1, 6) OBP: 0.250, SLG: 0.400	X FF 91 0-0 ② G3	C CH 84 C SL 79 B FF 90 F SL 81 X SL 80 1-2 ③ G4-3			B FF 88 C CH 84 B SI 90 C SL 77 B FF 89 X SL 78 3-2 ①② G5-3 1-2		B SI 86 S CH 81 B FF 88 F FF 88 S SL 81 2-3 ① K			4	0	0	0	0	1	6
17 Shin-Soo Choo, L (1, 9) OBP: 0.313, SLG: 0.154	B FF 90 F FF 90 C SI 90 S SL 79 1-3 ③ K		B SL 78 X FF 89 1-0 ① G4-3		X SI 92 0-0 41 HR 1B		S CH 80 C FF 89 F SL 80 X SL 80 0-2 ② FC3-6 1-2f 2-3			4	1	1	0	0	1	2
41 Carlos Santana, S (1, 2) OBP: 0.438, SLG: 0.750		C SL 78 B SL 78 B FF 90 B SL 77 X FF 90 3-1 HR	C SI 90 C CH 82 C SL 80 0-3 ② K		B CH 82 C SL 78 1 SAFE X SL 78 1-1 1-H HR		B CU 72 X CH 79 1-0 ③ G4-3			4	2	2	3	0	1	2
48 Travis Hafner, L (1, 10) OBP: 0.385, SLG: 0.200 16 Jason Donald, R (8, PR) (9, 10)		C FF 90 B CH 84 B FF 91 B SL 77 S CH 83 B SL 79 4-2 35 FC3-6 BB	B FF 91 B FF 91 C FF 90 B SL 79 B FF 91 4-1 BB		B SI 90 C FF 90 X CH 83 1-1 ③ G4-3			B FF 91 B FF 92 C FF 91 B FF 93 S FF 92 F FF 91 D FF 91 4-2 22 S BB		1 0	0 0	0 0	0 0	3 0	0 0	0 0
47 Shelley Duncan, R (1, 7) OBP: 0.273, SLG: 0.222 2 Aaron Cunningham, R (8, 7)		C SL 78 B SI 90 C SL 79 F SL 78 B SL 80 F FF 89 F SL 79 S SL 79 2-3 ① K	C SL 78 X SI 90 0-1 ③ P5			C FF 90 B FF 90 X FF 89 1-1 ① F7		1 SAFE S SL 85 B FF 93 F FF 91 F CH 84 B FF 91 S SL 83 2-3 ① K		3 1	0 0	0 0	0 0	0 0	1 1	2 1
35 Casey Kotchman, L (1, 3) OBP: 0.063, SLG: 0.063		B CH 84 1 SAFE B FF 89 C FF 90 B SL 77 S FF 90 F SL 79 X FF 90 3-2 ② FC3-6 22 1B 9 1B 1-2f		B SL 78 B FF 90 F FF 90 C FF 90 X FF 91 2-2 9 G6-3 1B		B SI 91 B CH 84 F SI 89 B CH 82 C SL 77 F SL 78 F FF 89 X SL 77 3-2 ② L8		B CH 85 B FF 91 1 SAFE F FF 92 X FF 91 2-1 ② F8		4	1	1	0	0	0	2
22 Jason Kipnis, L (1, 4) OBP: 0.267, SLG: 0.385		B CH 82 X CH 84 1-0 23 BB 9 1B 1-2 1B		B CH 84 A CH 83 1-0 ① L9		C SL 78 X CH 83 0-1 ③ G3		S CH 84 B CH 84 C FF 92 B CH 84 D FF 91 X CH 84 3-2 ③ G3-1 1-2		4	0	1	0	0	0	2
9 Jack Hannahan, L (1, 5) OBP: 0.308, SLG: 0.500		X FF 90 0-0 23 BB 1-2 2-H 1B		S CH 82 X SI 90 0-1 ②③ G6-3 1-2f			B FF 87 B CH 81 B CH 79 C FF 86 C CH 81 B FF 90 4-2 17 FC3-6 23 E BB			2	0	1	1	1	0	1
Inning Stats	R: 0 E: 0 K: 1 S: 6 H: 0 LOB: 0 BB: 0 P: 7	R: 2 E: 0 K: 1 S: 21 H: 3 LOB: 3 BB: 2 P: 39	R: 0 E: 0 K: 1 S: 7 H: 0 LOB: 1 BB: 1 P: 12	R: 0 E: 0 K: 0 S: 6 H: 1 LOB: 0 BB: 0 P: 9	R: 2 E: 0 K: 0 S: 8 H: 2 LOB: 0 BB: 1 P: 17	R: 0 E: 0 K: 0 S: 9 H: 0 LOB: 0 BB: 0 P: 13	R: 0 E: 1 K: 1 S: 13 H: 0 LOB: 2 BB: 1 P: 22	R: 0 E: 0 K: 1 S: 12 H: 0 LOB: 2 BB: 1 P: 23		1B: 4 2B: 0 3B: 0 HR: 2	SF: 0 SAC: 0 DP: 1 HBP: 0					

PITCHER		IP	WLS	BF	H	R	ER	SO	BB	IBB	HBP	BLK	WP	HR	S	P	ERA	WHIP
34 Joel Carreno, R ERA: 6.0	(1, 1)	6.0	L	26	6	4	4	3	4	0	0	0	0	2	57	97	6.00	1.667
33 Carlos Villanueva, R ERA:	(7, 1)	1.0		5	0	0	0	1	1	0	0	0	0	0	13	22	0.00	1.000
54 Jason Frasor, R ERA:	(8, 1)	1.0		4	0	0	0	1	1	0	0	0	0	0	12	23	0.00	1.000

PITCHER	IP	WLS	BF	H	R	ER	SO	BB	IBB	HBP	BLK	WP	HR	S	P	ERA	WHIP

BOTTOM

Toronto Blue Jays @ Cleveland Indians

Progressive Field, Cleveland, OH

Sun Apr 08 2012, 1:06 PM - 3:56 PM EDT

Att. 10,518 - Overcast - 51 F

livebaseballscorecards.com

AB	29
R	4
H	6
RBI	4
BB	6
SO	5
LOB	19

Batter	1	2	3	4	5	6	7	8	9	AB	R	H	RBI	BB	SO	LOB
2 Jacoby Ellsbury, L (1, 8) OBP: 0.167, SLG: 0.176	B FF 96 X SI 94 1-0 ① G3			B SI 91 X SI 92 1-0 ① F7		C SL 82 C CH 84 F SL 82 B SI 92 X CH 85 1-2 ① G1-3		B CH 83 X CH 85 1-0 ③ L3		4	0	0	0	0	0	0
15 Dustin Pedroia, R (1, 4) OBP: 0.368, SLG: 0.588	C FF 95 F FF 95 F FF 96 F SL 89 B CH 85 F CH 87 X FF 95 1-2 ② G5-3			B SI 95 B FF 92 F SI 91 X CH 88 2-1 ② F8		B SL 83 B FF 90 C SI 91 X SI 92 2-1 HR			X SI 95 0-0 28 PB 28 SF7 2B	4	2	2	1	0	0	0
28 Adrián González, L (1, 3) OBP: 0.421, SLG: 0.533	F FF 95 B SI 95 B CH 84 F SI 94 B CH 84 S FF 96 3-3 ③ K			B CH 81 B SI 92 C CH 85 F CH 85 B CH 85 B CH 84 4-2 BB		B SI 91 B SI 92 C SI 92 X CH 85 2-1 ② G4-3			B SI 96 T CH 88 B SI 95 F CH 87 D SL 86 F SL 86 F SI 95 X CH 85 3-2 ① SF7 2-H	2	0	0	1	1	1	0
20 Kevin Youkilis, R (1, 5)		B SI 92 X SI 92 1-0 ① G6-3		C SI 92 B SL 87 F SI 92 D SL 84 B SI 93 F SI 92 F SI 93 F SI 93 3-2 X SI 84 ③ G5-3		C SL 85 B SL 85 C SI 93 X SL 86 1-2 ③ F9			C SL 84 C SL 84 F SI 95 S SL 86 0-3 ② K	4	0	0	0	0	1	1
34 David Ortiz, L (1, 10) OBP: 0.471, SLG: 0.600 54 Darnell McDonald, R (9, PR) OBP: 0.286, SLG: 0.167 (9, 10)		B SI 94 C SI 93 B SI 96 B SI 94 X SI 93 3-1 7 G6-4-3 1B			B SL 86 C CH 85 X SI 91 1-1 ① G5-3		C SI 88 C SI 87 B SI 87 F SL 76 B SL 75 X SL 77 2-2 12 CS 1B		F SI 95 B SL 86 B CH 85 B SI 95 B CH 87 4-1 7 BB 12 1B BB	3 0	0 1	2 0	0 0	1 0	0 0	0 0
7 Cody Ross, R (1, 7) OBP: 0.286, SLG: 0.167		C SL 87 B SI 95 X SI 93 1-1 ② ③ G6-4-3 1-2f			B SI 92 F FF 91 B SI 92 F SI 92 B SL 85 X SI 92 3-2 12 2B 1B		C SI 87 F FF 87 D SL 74 S SL 74 1-3 ① K		B SI 94 S SL 86 F SL 87 B SI 95 B SL 87 D SI 94 4-2 12 1B 39 WP BB 1-2	3	1	1	0	1	1	2
12 Ryan Sweeney, L (1, 9) OBP: 0.500, SLG: 0.667			C SI 92 B SI 93 F SI 92 X FF 94 2-2 ① G5-3		C FF 91 C SI 93 X SI 94 0-2 1-3 2B		C SI 88 F SI 88 B FF 87 F SL 75 B SI 87 F SI 86 F SI 88 F SI 87 S SL 75 2-3 ② ③ K 1-2		X SI 94 0-0 39 WP 1-3 2-H 1B	4	0	2	1	0	1	1
39 Jarrod Saltalamacchia, S (1, 2) OBP: 0.182, SLG: 0.200			B FF 93 B FF 93 F SI 94 C FF 95 B FF 96 X SI 94 3-2 ② L8		X CH 85 0-0 ② G3			C FF 91 F CH 85 B SL 85 F CH 86 B FF 94 S CH 85 2-3 ① K	C SI 93 B CH 87 F CH 87 B CH 87 F SI 94 B SL 86 F SI 95 B SI 94 4-2 3 FC6 2-3 3-H BB	3	0	0	0	1	1	2
3 Mike Aviles, R (1, 6) OBP: 0.200, SLG: 0.267			F FF 96 F SI 94 B SL 89 T SL 87 1-2 ③ K		C SL 85 S SL 84 X SL 85 0-2 ③ G5-3			C SL 85 X SL 86 0-1 ② G3-1	X CH 84 0-0 ③ FC6 1-2f	4	0	0	0	0	1	5
Inning Stats	R: 0 E: 0 K: 1 S: 10 H: 0 LOB: 0 BB: 0 P: 15	R: 0 E: 0 K: 0 S: 5 H: 1 LOB: 0 BB: 0 P: 10	R: 0 E: 0 K: 1 S: 9 H: 0 LOB: 0 BB: 0 P: 15	R: 0 E: 0 K: 0 S: 12 H: 0 LOB: 1 BB: 1 P: 22	R: 0 E: 0 K: 0 S: 12 H: 2 LOB: 2 BB: 0 P: 16	R: 1 E: 0 K: 0 S: 11 H: 1 LOB: 0 BB: 0 P: 17	R: 0 E: 0 K: 2 S: 14 H: 1 LOB: 0 BB: 0 P: 19	R: 0 E: 0 K: 1 S: 7 H: 0 LOB: 0 BB: 0 P: 10	R: 3 E: 0 K: 1 S: 19 H: 2 LOB: 3 BB: 3 P: 34	1B: 4 2B: 2 3B: 0 HR: 1 SF: 1 SAC: 0 DP: 1 HBP: 0						

PITCHER		IP	WLS	BF	H	R	ER	SO	BB	IBB	HBP	BLK	WP	HR	S	P	ERA	WHIP
37 Henderson Alvarez III, R ERA: 1.5	(1, 1)	6.0		22	4	1	1	2	1	0	0	0	0	1	59	95	1.50	0.833
38 Darren Oliver, L ERA:	(7, 1)	1.0	H	3	1	0	0	2	0	0	0	0	0	0	14	19	0.00	1.000
48 Francisco Cordero, R ERA: 3.0	(8, 1)	1.0	H	3	0	0	0	1	0	0	0	0	0	0	7	10	0.00	0.000
21 Sergio Santos, R ERA: 15.43	(9, 1)	0.2	L	7	2	3	3	1	3	0	0	0	1	0	18	33	40.50	7.500
47 Luis Perez, L ERA:	(9, 1)	0.1		1	0	0	0	0	0	0	0	0	0	0	1	1	0.00	0.000

PITCHER	IP	WLS	BF	H	R	ER	SO	BB	IBB	HBP	BLK	WP	HR	S	P	ERA	WHIP

TOP

Boston Red Sox @ Toronto Blue Jays

Rogers Centre, Toronto, ON

Mon Apr 09 2012, 7:31 PM - 10:32 PM EDT

Att. 48,473 - Roof Closed - 68 F

livebaseballscorecards.com

AB	31
R	4
H	7
RBI	3
BB	4
SO	6
LOB	11

WP: 1	PA: 36		
PB: 1			
SB: 0			
CS: 1			

Boston Red Sox @ Toronto Blue Jays

Rogers Centre, Toronto, ON

Mon Apr 09 2012, 7:31 PM - 10:32 PM EDT

Att. 48,473 - Roof Closed - 68 F

BOTTOM

livebaseballscorecards.com

Batter	1	2	3	4	5	6	7	8	9	AB	R	H	RBI	BB	SO	LOB
5 Yunel Escobar, R (1, 6) OBP: 0.174, SLG: 0.182	B SI 93 C SI 92 B SI 93 F SI 93 F FC 89 F CU 77 B SI 94 F SI 93 X SI 94 3-2 ① L8		B SI 92 B SI 93 B SI 93 B SI 92 4-0 2 FC1 10 1B BB		B CU 73 C CU 74 F SI 90 B SI 92 S CH 85 2-3 ① K		C CU 76 B SL 85 C SI 88 X SL 85 1-2 1B			3	1	1	0	1	1	0
2 Kelly Johnson, L (1, 4) OBP: 0.522, SLG: 0.529	B SI 93 C SI 92 S CU 77 B FC 86 F SI 94 B SI 94 B SI 94 4-2 19 G4-6-3 BB		C SI 92 X SI 92 0-1 FC1 10 1B 1-2 3-H		F SI 92 F SI 93 B SI 91 X CU 78 1-2 1B		B FF 88 1 SAFE X SI 88 1-0 ③ G4-3			3	0	1	1	1	0	2
19 José Bautista, R (1, 9) OBP: 0.409, SLG: 0.438	C SI 93 X SI 93 0-1 ② ③ G4-6-3 1-2f		B SI 94 X SI 92 1-0 ② F9		F SI 91 B SI 91 F SI 92 B FC 86 B SI 94 F SI 94 X CH 84 3-2 ② P5			C SL 84 X SL 85 0-1 ① F9		4	0	0	0	0	0	4
10 Edwin Encarnación, R (1, 10) OBP: 0.250, SLG: 0.400		B FF 91 F SI 90 C CH 85 B CU 80 B SI 93 X CH 87 3-2 ① L9	B CU 77 X CH 84 1-0 1-2 2-H 1B		T SI 91 B CU 76 F SI 90 B FC 90 C SI 92 2-3 ③			C SI 88 C FF 89 B SL 85 X SL 86 1-2 ② G6-3		4	0	1	1	0	1	1
26 Adam Lind, L (1, 3) OBP: 0.278, SLG: 0.250		C SI 94 B CU 79 C CU 77 S FC 86 1-3 ② K	C SI 92 B SI 93 F FC 88 B SI 94 X SI 94 2-2 ③ G4-3			B SI 87 C SI 88 C CU 77 F SI 90 B SL 85 F SI 89 B SI 90 S SL 85 3-3 ① K		C FF 89 F FF 90 S CU 78 0-3 ③ K		4	0	0	0	0	3	2
13 Brett Lawrie, R (1, 5) OBP: 0.250, SLG: 0.222		C SI 93 B SI 93 X SI 92 1-1 1B		C CU 74 F SI 92 F CH 87 B FC 90 B CU 79 S CH 88 2-3 ① K		C SI 89 C SL 84 S SL 85 0-3 ② K			C FF 92 S FF 95 B FF 94 B FF 96 X CU 83 2-2 ① G6-3	4	0	1	0	0	2	0
11 Rajai Davis, R (1, 7) OBP: 0.143, SLG: 0.286 14 Eric Thames, L (6, PH) OBP: 0.214, SLG: 0.154 (7, 7)		C SI 92 1 SAFE B CU 78 1 SAFE B SI 93 1 SAFE B SI 92 F SI 93 X SI 92 3-2 ③ F8	C SI 91 C SI 93 S CU 79 0-3 ② K			B CU 76 X CU 77 1-0 ③ G3-1			S CU 79 B CU 83 F FF 95 F FC 92 T FF 95 1-2 ② K	2 2	0 0	0 0	0 0	1 1	1 0	1 0
9 J.P. Arencibia, R (1, 2) OBP: 0.125, SLG: 0.267			C SI 91 S SI 92 B SI 93 C CU 77 1-3 ① K	C CU 76 S SI 92 B SI 92 B SI 94 F CH 86 B SI 94 B CH 85 4-2 BB			B SI 88 X SL 85 1-0 ① G4-3		C FF 95 B FF 92 S CU 83 F FF 92 X SI 95 1-2 ③ G6-3	3	0	0	0	1	1	0
28 Colby Rasmus, L (1, 8) OBP: 0.158, SLG: 0.222			F SI 92 F CU 78 X FC 86 0-2 2 FC1 3B	C SI 92 S SI 92 B SI 93 F SI 92 X CH 86 1-2 ③ G3			X SL 84 0-0 ② F8			3	1	1	0	0	0	1

Inning Stats	1	2	3	4	5	6	7	8	9
	R: 0 E: 0 K: 0 S: 11	R: 0 E: 0 K: 1 S: 11	R: 2 E: 0 K: 1 S: 13	R: 0 E: 0 K: 2 S: 14	R: 0 E: 0 K: 2 S: 13	R: 0 E: 0 K: 2 S: 9	R: 0 E: 0 K: 0 S: 6	R: 0 E: 0 K: 1 S: 8	R: 0 E: 0 K: 1 S: 11
	H: 0 LOB: 0 BB: 1 P: 18	H: 1 LOB: 1 BB: 0 P: 19	H: 2 LOB: 2 BB: 1 P: 22	H: 0 LOB: 1 BB: 1 P: 21	H: 1 LOB: 1 BB: 0 P: 21	H: 0 LOB: 0 BB: 0 P: 13	H: 1 LOB: 1 BB: 0 P: 9	H: 0 LOB: 0 BB: 0 P: 9	H: 0 LOB: 0 BB: 0 P: 15

	AB	R	H	RBI	BB	SO	LOB
AB	32						
R	2						
H	5						
RBI	2						
BB	3						
SO	10						
LOB	11						

	1B: 4	SF: 0	WP: 0	PA: 35
	2B: 0	SAC: 0	PB: 0	
	3B: 1	DP: 1	SB: 0	
	HR: 0	HBP: 0	CS: 0	

PITCHER		IP	WLS	BF	H	R	ER	SO	BB	IBB	HBP	BLK	WP	HR	S	P	ERA	WHIP
61 Felix Doubront, L ERA: 3.6	(1, 1)	5.0		22	4	2	2	6	3	0	0	0	0	0	62	101	3.60	1.400
48 Scott Atchison, R ERA: 2.08	(6, 1)	3.0	W	10	1	0	0	3	0	0	0	0	0	0	23	31	0.00	0.333
91 Alfredo Aceves, R ERA: 27.0	(9, 1)	1.0	S	3	0	0	0	1	0	0	0	0	0	0	11	15	0.00	0.000

PITCHER	IP	WLS	BF	H	R	ER	SO	BB	IBB	HBP	BLK	WP	HR	S	P	ERA	WHIP

Boston Red Sox @ Toronto Blue Jays

Rogers Centre, Toronto, ON

Tue Apr 10 2012, 7:09 PM - 10:27 PM EDT

Att. 26,351 - Roof Closed - 68 F

TOP

livebaseballscorecards.com

Batter	1	2	3	4	5	6	7	8	9	AB	R	H	RBI	BB	SO	LOB
2 Jacoby Ellsbury, L (1, 8) OBP: 0.217, SLG: 0.150	C FF 95 B SI 95 X SI 94 1-1 ① G5-3		B FF 94 X CH 85 1-0 ② G4-3			C CH 85 F FF 92 F FF 90 B CH 84 F CH 82 B SI 94 B CU 80 B FF 92 4-2 15 2B 28 SF9 BB	C SL 85 B SL 83 X SL 85 1-1 ③ P6		B FF 91 B CH 86 B SI 91 C FF 92 F FC 90 B FF 90 4-2 15 1B 28 2B 1-2 BB	3	2	0	0	2	0	2
15 Dustin Pedroia, R (1, 4) OBP: 0.417, SLG: 0.636	C FF 95 B CU 82 F FF 94 C FF 94 1-3 ② K		B CU 81 X SI 93 1-0 ③ G6-3			B CU 79 B FF 92 X FF 92 2-0 28 SF9 1-3 2B		B FF 92 B SI 93 B FF 94 C SI 94 F SI 94 X CH 85 3-2 20 1B 1B	B FF 91 X FF 92 1-0 28 2B 1-2 2-3 1B	5	0	3	0	0	1	0
28 Adrián González, L (1, 3) OBP: 0.375, SLG: 0.526	X FF 96 0-0 ③ P5			C CH 83 B FF 91 X CH 84 1-1 ① G5-3		B FF 93 B SI 94 X CH 84 2-0 ① SF9 2-3 3-H		X SL 83 0-0 ① L8	C FF 93 F FF 91 F FF 92 X FF 91 0-2 1-3 2-H 3-H 2B	4	0	1	3	0	0	1
34 David Ortiz, L (1, 10) OBP: 0.409, SLG: 0.474		C SI 94 B SI 94 C CH 85 B SI 95 S FF 95 2-3 ① K		S FF 93 S FF 94 B FF 94 B SI 93 B CH 85 X CH 86 3-2 ② F7		B SI 93 D CU 81 B FF 93 F SI 93 B CH 84 4-1 20 G6-4-3 BB		B FF 92 C CH 86 S SI 94 X CH 87 1-2 ② F7	F FF 92 F FC 90 C SI 92 0-3 ③ K	4	0	0	0	1	2	3
20 Kevin Youkilis, R (1, 5) OBP: 0.125, SLG: 0.188		C CU 81 B FF 93 B SI 93 X FF 94 2-1 2B		C FF 94 X FF 94 0-1 ③ G6-3		C SL 84 B FF 92 1 SAFE F FF 93 B FF 93 X SL 85 2-2 ②③ G6-4-3 1-2f		C FF 92 B CH 86 B SI 93 F CH 84 X SI 94 3-2 1-3 1B		4	0	2	0	0	0	2
12 Ryan Sweeney, L (1, 9) OBP: 0.500, SLG: 0.667		B SI 94 B SI 93 C SI 93 B SI 94 B SI 94 4-1 BB			C FF 94 B FF 91 B FF 93 C FF 93 F FF 94 B FF 93 X FF 93 3-2 ① G4-3		C FF 90 B SL 84 X FF 92 1-1 2B	F FF 94 F SI 94 F SI 95 F SL 84 S SL 86 0-3 ③ K		3	0	1	0	1	1	2
7 Cody Ross, R (1, 7) OBP: 0.278, SLG: 0.250		B CU 79 B SI 94 B SI 93 C FF 94 C FF 93 F SI 93 F FF 94 S FF 94 3-3 ② K			C SI 93 C SI 93 X FF 93 0-2 2B		D SL 85 B FF 92 C SL 83 S FF 91 F SL 83 C FF 92 2-3 ① K		C FC 89 F CU 76 B FF 92 S FC 88 1-3 ① K	4	0	1	0	0	3	3
39 Jarrod Saltalamacchia, S (1, 2) OBP: 0.200, SLG: 0.154		B CH 86 B SI 94 C FF 94 C FF 93 C SI 94 2-3 ③ K			X CH 84 0-0 ② L9		D CH 85 C FF 92 B FF 92 B FF 92 S FF 92 B FF 92 4-2 BB		C FF 92 S FC 91 B FF 92 B FC 90 B FF 92 F FF 91 F FF 91 C FF 93 3-3 ② K	3	0	0	0	1	2	3
5 Nick Punto, S (1, 6) OBP: 0.364, SLG: 0.500			B FF 94 B FF 92 C FF 93 C FF 93 F FF 93 B FF 93 X FF 94 3-2 ① F8		B FF 93 C FF 93 L CU 80 X CU 81 1-2 ③ P6		B FF 92 C FF 92 S FF 91 B CH 84 X FF 92 2-2 ② F7		C FF 91 B CU 76 B CU 76 X SI 91 2-1 15 1B 2 BB 28 2B 1B	4	1	1	0	0	0	3

Inning Stats																				
	R: 0	H: 0		R: 0	H: 1		R: 0	H: 0		R: 0	H: 0		R: 0	H: 1		R: 1	H: 1		R: 0	H: 1
	E: 0	LOB: 0		E: 0	LOB: 2		E: 0	LOB: 0		E: 0	LOB: 0		E: 0	LOB: 1		E: 0	LOB: 2		E: 0	LOB: 2
	K: 1	BB: 0		K: 3	BB: 1		K: 0	BB: 0		K: 0	BB: 0		K: 0	BB: 1		K: 0	BB: 2		K: 1	BB: 1
	S: 6	P: 8		S: 14	P: 27		S: 6	P: 11		S: 7	P: 11		S: 11	P: 15		S: 10	P: 24		S: 13	P: 23

	R: 0	H: 2		R: 2	H: 3		1B: 4	SF: 1		WP: 0	PA: 40
	E: 0	LOB: 2		E: 0	LOB: 2		2B: 5	SAC: 0		PB: 0	
	K: 1	BB: 0		K: 3	BB: 1		3B: 0	DP: 1		SB: 0	
	S: 15	P: 22		S: 20	P: 31		HR: 0	HBP: 0		CS: 0	

PITCHER		IP	WLS	BF	H	R	ER	SO	BB	IBB	HBP	BLK	WP	HR	S	P	ERA	WHIP
4 Kyle Drabek, R ERA: 1.69	(1, 1)	5.1	W	22	3	1	1	4	3	0	0	0	0	0	51	91	1.69	1.125
54 Jason Frasor, R ERA:	(6, 1)	1.1	H	5	1	0	0	1	1	0	0	0	0	0	14	25	0.00	1.500
47 Luis Perez, L ERA:	(7, 1)	1.1		6	2	0	0	1	0	0	0	0	0	0	17	25	0.00	1.500
44 Casey Janssen, R ERA: 4.5	(9, 1)	1.0		7	3	2	2	3	1	0	0	0	0	0	20	31	18.00	4.000

PITCHER		IP	WLS	BF	H	R	ER	SO	BB	IBB	HBP	BLK	WP	HR	S	P	ERA	WHIP

AB	34
R	3
H	9
RBI	3
BB	5
SO	9
LOB	19

BOTTOM

Boston Red Sox @ Toronto Blue Jays

Rogers Centre, Toronto, ON

Tue Apr 10 2012, 7:09 PM - 10:27 PM EDT

Att. 26,351 - Roof Closed - 68 F

livebaseballscorecards.com

Batter	1	2	3	4	5	6	7	8	9	AB	R	H	RBI	BB	SO	LOB
5 Yunel Escobar, R (1, 6) OBP: 0.214, SLG: 0.222	X FF 94 0-0 26 2B 10 1B 1B		B SI 97 C SL 80 B SL 84 F FF 95 X SI 97 2-2 2 1B 26 1B 1B	C SL 81 S SL 82 C SI 96 0-3 ③ K		F FF 88 1 SAFE D FF 90 C CH 82 B SL 82 X FF 90 2-2 ② G6-3 1-2		C SL 81 B FF 92 X SL 80 1-1 ③ F8		5	2	2	0	0	1	2
2 Kelly Johnson, L (1, 4) OBP: 0.481, SLG: 0.476	B FF 95 X FF 94 1-0 ① P6		C SL 82 1 SAFE 1 SAFE B FF 91 X FF 94 1-1 26 1B 13 1B 1-2 1B		C SL 78 B CH 85 S FF 92 B FF 94 F SL 80 F CH 88 X FF 94 2-2 ① L4	X SL 80 0-0 ③ G3				4	1	1	0	0	0	2
19 José Bautista, R (1, 9) OBP: 0.346, SLG: 0.350	B SL 83 B SL 83 S FF 97 S FF 96 1 SAFE B SL 85 X SI 98 3-2 ② F9		B SI 95 B FF 96 B FF 94 F FF 97 C FF 97 T FF 97 3-2 ① K		B SI 94 B SL 81 S SI 94 B CH 87 C SL 79 S SL 80 3-3 ② K		B FF 92 B FF 91 C FF 90 F SL 81 B FF 92 S FF 92 3-3 ① K			4	0	0	0	0	3	3
26 Adam Lind, L (1, 3) OBP: 0.318, SLG: 0.350	C FF 95 F SL 81 B FF 97 X FF 96 1-2 10 1B 1-3 2B		C SL 80 F SL 80 X FF 94 0-2 13 1B 1-2 2-H 1B		C FF 93 F SI 92 B SL 80 F FF 94 X CH 88 1-2 ③ G6-3		C FF 93 B FS 86 C FF 94 X SL 83 1-2 ② P6			4	0	2	1	0	0	0
10 Edwin Encarnación, R (1, 10) OBP: 0.333, SLG: 0.565	S FF 95 S FF 96 S SL 84 X FF 96 1-2 13 S 2-3 3-H 1B		B SL 80 B FF 93 S FF 94 B SL 81 X FF 94 3-1 ② F8			B FF 91 F FF 92 B FF 94 S SL 80 B FF 93 B SL 80 4-2 13 1B 13 S 9 1B BB	S FF 92 X SI 92 0-1 HR			3	2	2	2	1	0	2
13 Brett Lawrie, R (1, 5) OBP: 0.292, SLG: 0.273	C SI 95 S SL 83 S SL 85 0-3 ③ K 1-2		C SL 82 X FF 96 0-1 1-2 2-H 1B			B FF 92 S SL 79 F SI 94 B FF 92 F SL 81 X FF 93 2-2 14 S 9 1B 1-3 1B	C SL 81 S SL 81 B FS 86 X FF 92 1-2 ③ G6-3			4	1	2	1	0	1	2
14 Eric Thames, L (1, 7) OBP: 0.278, SLG: 0.188		C SL 80 F SI 93 B FF 93 X SI 94 1-2 ① G6-3	B CH 88 F FF 94 C SL 81 S SL 83 1-3 ③ K			C SL 79 B SL 78 S SL 79 B SL 80 B FF 91 B SL 80 4-2 9 1B 28 SF7 1-2 BB		C FF 92 B FS 83 S FS 84 X SI 93 1-2 1B		3	1	1	0	1	1	2
9 J.P. Arencibia, R (1, 2) OBP: 0.150, SLG: 0.263		F FF 96 B SL 82 S FF 96 S SL 83 1-3 ② K		C FF 92 F FF 94 X SL 82 0-2 ① G5-3		B CH 84 B FF 89 F FF 91 B CH 83 X FF 91 3-1 5 G6-3 1-3 2-H 3-H 1B		F FF 91 F SL 82 C FF 92 0-3 ① K		4	0	1	2	0	2	1
28 Colby Rasmus, L (1, 8) OBP: 0.130, SLG: 0.190		X FF 94 0-0 ③ G3		B CH 86 S SL 80 X SI 94 1-1 ② F7		X FF 90 0-0 ① SF7 3-H		F FF 93 F FF 93 S FS 86 0-3 ② K		3	0	0	1	0	1	1
Inning Stats	R: 1 H: 3 E: 0 LOB: 2 K: 1 BB: 0 S: 14 P: 20	R: 0 H: 0 E: 0 LOB: 0 K: 1 BB: 0 S: 7 P: 9	R: 2 H: 4 E: 0 LOB: 2 K: 2 BB: 0 S: 18 P: 28	R: 0 H: 0 E: 0 LOB: 0 K: 1 BB: 0 S: 8 P: 9	R: 0 H: 0 E: 0 LOB: 0 K: 1 BB: 0 S: 12 P: 18	R: 3 H: 2 E: 0 LOB: 1 K: 0 BB: 2 S: 15 P: 30	R: 1 H: 1 E: 0 LOB: 0 K: 1 BB: 0 S: 11 P: 16	R: 0 H: 1 E: 0 LOB: 1 K: 2 BB: 0 S: 12 P: 14		1B: 9 SF: 1 2B: 1 SAC: 0 3B: 0 DP: 0 HR: 1 HBP: 0				WP: 0 PA: 37 PB: 0 SB: 3 CS: 0		

PITCHER	IP	WLS	BF	H	R	ER	SO	BB	IBB	HBP	BLK	WP	HR	S	P	ERA	WHIP
51 Daniel Bard, R (1, 1) ERA: 9.0	5.0	L	24	8	5	5	6	1	0	0	0	0	0	65	96	9.00	1.800
50 Justin Thomas, L (6, 1) ERA: 6.75	1.0		5	1	1	1	0	1	0	0	0	0	0	9	18	9.00	2.000
64 Michael Bowden, R (7, 1) ERA: 3.0	2.0		8	2	1	1	3	0	0	0	0	0	1	23	30	4.50	1.000

PITCHER	IP	WLS	BF	H	R	ER	SO	BB	IBB	HBP	BLK	WP	HR	S	P	ERA	WHIP

AB	34
R	7
H	11
RBI	7
BB	2
SO	9
LOB	15

Batter	1	2	3	4	5	6	7	8	9	AB	R	H	RBI	BB	SO	LOB
2 Jacoby Ellsbury, L (1, 8) OBP: 0.259, SLG: 0.174	C FF 91 F SI 92 S CU 80 0-3 ① K		B CU 76 B FF 93 X FF 92 2-0 1-2 2-H 1B			X FF 91 0-0 ① G4-3			B FF 91 B FF 91 B FF 90 B FF 90 4-0 28 F8 15 BB BB	3	0	1	1	1	1	0
15 Dustin Pedroia, R (1, 4) OBP: 0.393, SLG: 0.560	B SI 91 C SI 91 X SI 91 1-1 ② F8		C CH 84 F CH 85 D CU 80 D CU 78 S CH 85 2-3 ② K			B SI 91 B CH 82 B SI 89 C FF 91 F FF 92 X FF 92 3-2 ② G6-3			C CH 81 D CH 85 B SI 90 B FF 92 B FF 90 4-1 1-2 28 F8 BB	3	0	0	0	1	1	2
28 Adrián González, L (1, 3) OBP: 0.321, SLG: 0.435	B FF 92 X FF 92 1-0 ③ F7		X SI 92 0-0 ③ G4-3			B CU 79 X FF 92 1-0 ③ F9			C FF 91 S CU 78 F CU 79 B FF 93 X CU 79 1-2 ① 1-2 2-3 F8	4	0	0	0	0	0	4
20 Kevin Youkilis, R (1, 5) OBP: 0.100, SLG: 0.150		B FF 89 C FF 90 X FF 91 1-1 ① G6-3		B SI 89 C SI 88 B FF 92 F CH 84 F CU 78 X FF 92 2-2 ① G6-3			B SI 90 B CH 81 B FF 91 C FF 90 C FF 89 X FF 91 3-2 ① G5-3		C SL 86 C SL 87 B SL 88 F SL 86 B FF 97 S SL 86 2-3 ② K	4	0	0	0	0	1	2
34 David Ortiz, L (1, 10) OBP: 0.346, SLG: 0.391		B FF 92 X FF 92 1-0 ② P6		B CU 77 C CU 77 X FF 90 1-1 ② P6			C CU 77 B CU 79 F FF 92 B CU 79 B CH 83 F CU 76 X CU 78 3-2 ② G4-3		B SL 86 X FF 95 1-0 ③ G6-3	4	0	0	0	0	0	2
54 Darnell McDonald, R (1, 9) OBP: 0.200, SLG: 0.111		B SI 91 C CH 83 X SI 90 1-1 ③ G5-3		C FF 91 F CH 84 B FF 92 S CU 79 1-3 ③ K			C FF 91 F FF 92 B FF 92 B CU 79 B CH 84 X CH 83 3-2 ③ F7			3	0	0	0	0	1	0
7 Cody Ross, R (1, 7) OBP: 0.286, SLG: 0.263			C SI 89 S CH 86 F CH 84 X CH 84 0-2 10 FC2-5 3 1B 1B		X FF 90 0-0 ① L5			C SI 90 B FF 90 C CU 77 S CU 79 1-3 ① K		3	0	1	0	0	1	0
3 Mike Aviles, R (1, 6) OBP: 0.222, SLG: 0.278			C FF 91 B SI 91 B SI 91 X FF 91 2-1 10 FC2-5 2 1B 1-2 1B		B FF 89 X SI 90 1-0 ② G4-3			X FF 91 0-0 ② G5-3		3	1	1	0	0	0	0
10 Kelly Shoppach, R (1, 2) OBP: 0.333, SLG: 0.143			X FF 92 0-0 ① FC2-5 2 1B 1-2 2-3f		C FF 90 B CU 77 B CH 80 X FF 91 2-1 ③ G5-3			C FF 93 S FF 92 S FF 91 0-3 ③ K		3	0	0	0	0	1	2
Inning Stats	R: 0 H: 0 E: 0 LOB: 0 K: 1 BB: 0 S: 6 P: 8	R: 0 H: 0 E: 0 LOB: 0 K: 0 BB: 0 S: 5 P: 8	R: 1 H: 3 E: 0 LOB: 2 K: 1 BB: 0 S: 12 P: 18	R: 0 H: 0 E: 0 LOB: 0 K: 1 BB: 0 S: 9 P: 13	R: 0 H: 0 E: 0 LOB: 0 K: 0 BB: 0 S: 4 P: 7	R: 0 H: 0 E: 0 LOB: 0 K: 0 BB: 0 S: 5 P: 9	R: 0 H: 0 E: 0 LOB: 0 K: 0 BB: 0 S: 10 P: 19	R: 0 H: 0 E: 0 LOB: 0 K: 2 BB: 0 S: 7 P: 8	R: 0 H: 0 E: 0 LOB: 2 K: 1 BB: 2 S: 10 P: 22	1B: 3 SF: 0 2B: 0 SAC: 0 3B: 0 DP: 0 HR: 0 HBP: 0						

PITCHER	IP	WLS	BF	H	R	ER	SO	BB	IBB	HBP	BLK	WP	HR	S	P	ERA	WHIP
24 Ricky Romero, L (1, 1) ERA: 3.38	8.1	W	30	3	1	1	5	2	0	0	0	0	0	63	104	1.08	0.600
21 Sergio Santos, R (9, 1) ERA: 12.0	0.2	S	2	0	0	0	1	0	0	0	0	0	0	5	8	0.00	0.000

PITCHER	IP	WLS	BF	H	R	ER	SO	BB	IBB	HBP	BLK	WP	HR	S	P	ERA	WHIP

TOP

Boston Red Sox @ Toronto Blue Jays

Rogers Centre, Toronto, ON

Wed Apr 11 2012, 12:39 PM - 2:51 PM EDT

Att. 25,285 - Roof Closed - 68 F

livebaseballscorecards.com

AB	30
R	1
H	3
RBI	1
BB	2
SO	6
LOB	12

BOTTOM

Boston Red Sox @ Toronto Blue Jays

Rogers Centre, Toronto, ON

Wed Apr 11 2012, 12:39 PM - 2:51 PM EDT

Att. 25,285 - Roof Closed - 68 F

livebaseballscorecards.com

Batter	1	2	3	4	5	6	7	8	9	AB	R	H	RBI	BB	SO	LOB
5 Yunel Escobar, R (1, 6) OBP: 0.219, SLG: 0.233	X FF 92 0-0 ① F9		B FC 91 F FF 90 X FF 93 1-1 ② SF9 3-H			F FC 91 F FC 90 B FF 91 B CH 86 X FC 90 2-2 ① G5-3		1 SAFE X FC 90 0-0 1-H 1B		3	0	1	2	0	0	0
2 Kelly Johnson, L (1, 4) OBP: 0.452, SLG: 0.417	B FF 92 B FF 93 X FF 92 2-0 ② F7		B CU 76 S FF 93 B SI 93 B SI 91 B FF 93 4-1 19 PB BB			F SI 92 X CU 78 0-1 ② G1-3		1 SAFE X SI 89 0-0 ③ F8		3	0	0	0	1	0	1
19 José Bautista, R (1, 9) OBP: 0.310, SLG: 0.304	C FF 93 S FC 91 X FC 90 0-2 ③ G6-3		B FC 91 C FF 90 B CH 84 C FF 94 X FC 90 2-2 ③ G3 1-2			F FC 91 S CH 87 C FF 93 0-3 ③ K				3	0	0	0	0	1	1
10 Edwin Encarnación, R (1, 3) OBP: 0.296, SLG: 0.500		C FF 92 B FF 93 C FF 93 F FC 90 B CU 78 F FC 90 F FF 94 B CU 78 F FF 91 3-3 ① K		S CH 85 B FF 92 F CH 86 B FC 89 X CH 86 2-2 ① G6-3			B FC 90 C CH 85 B FF 92 B FC 89 X FF 92 3-1 ① F7			3	0	0	0	0	1	0
8 Ben Francisco, R (1, 10)		C FF 94 B FF 94 B CH 88 S FF 93 X FC 90 2-2 ② G5-3		F FF 90 X FC 89 0-1 ② P2			B FF 92 C FF 93 X CH 86 1-1 ② F8			3	0	0	0	0	0	0
13 Brett Lawrie, R (1, 5) OBP: 0.259, SLG: 0.240		C FF 94 F CU 79 X FC 91 0-2 ③ G4-3		C FF 94 F FC 90 F FF 94 B CU 77 B CH 87 B FF 94 X FC 91 3-2 ③ G5-3			B CH 86 B FF 93 C FF 92 F FF 90 F FF 94 B FC 93 X FF 93 3-2 ③ F9			3	0	0	0	0	0	0
14 Eric Thames, L (1, 7) OBP: 0.286, SLG: 0.211 28 Colby Rasmus, L (9, 8) OBP: 0.130, SLG: 0.190			B FF 92 F FF 93 S CU 76 B CU 77 F FF 93 X CU 78 2-2 9 WP 11 3B 1B			F FF 93 B SI 92 X FF 92 1-1 ① G3		C CU 76 B FF 90 B FF 91 B FF 94 F FF 93 S FF 94 3-3 ① K		3 0	1 0	1 0	0 0	0 0	1 0	0 0
9 J.P. Arencibia, R (1, 2) OBP: 0.130, SLG: 0.227			C FF 92 B FF 90 S FC 91 F FF 94 F CU 77 S FC 91 1-3 ① K 1-2			C FF 93 B CH 88 F FC 91 B FF 94 S FF 94 2-3 ② K		X FF 93 0-0 ② G4-3		3	0	0	0	0	2	1
11 Rajai Davis, R (1, 8) OBP: 0.300, SLG: 0.556 (9, 7)			X FF 92 0-0 5 SF9 2-H 3B			B CH 87 F FF 93 F FC 92 S CU 79 1-3 ③ K		B CH 88 B CH 86 F FF 93 B FF 94 B FF 92 4-1 5 S 5 1B BB		2	2	1	1	1	1	0
Inning Stats	R: 0 E: 0 K: 0 S: 5 H: 0 LOB: 0 BB: 0 P: 7	R: 0 E: 0 K: 1 S: 13 H: 0 LOB: 0 BB: 0 P: 18	R: 2 E: 0 K: 1 S: 16 H: 2 LOB: 1 BB: 1 P: 26	R: 0 E: 0 K: 0 S: 9 H: 0 LOB: 0 BB: 0 P: 14	R: 0 E: 0 K: 2 S: 8 H: 0 LOB: 0 BB: 0 P: 12	R: 0 E: 0 K: 1 S: 8 H: 0 LOB: 0 BB: 0 P: 10	R: 0 E: 0 K: 0 S: 8 H: 0 LOB: 0 BB: 0 P: 15	R: 1 E: 0 K: 1 S: 7 H: 1 LOB: 1 BB: 1 P: 14		1B: 2 2B: 0 3B: 1 HR: 0 SF: 1 SAC: 0 DP: 0 HBP: 0						

	AB	26
	R	3
	H	3
	RBI	3
	BB	2
	SO	6
	LOB	3

WP: 1 PA: 29
PB: 1
SB: 1
CS: 0

PITCHER		IP	WLS	BF	H	R	ER	SO	BB	IBB	HBP	BLK	WP	HR	S	P	ERA	WHIP
31 Jon Lester, L ERA: 2.4	(1, 1)	8.0	L	29	3	3	3	6	2	0	0	0	1	0	74	116	3.38	0.625

PITCHER	IP	WLS	BF	H	R	ER	SO	BB	IBB	HBP	BLK	WP	HR	S	P	ERA	WHIP

Baltimore Orioles @ Toronto Blue Jays

Rogers Centre, Toronto, ON

Fri Apr 13 2012, 7:09 PM - 9:48 PM EDT

Att. 21,988 - Roof Closed - 68 F

TOP

livebaseballscorecards.com

Batter	1	2	3	4	5	6	7	8	9	AB	R	H	RBI	BB	SO	LOB
14 Nolan Reimold, R (1, 7) OBP: 0.308, SLG: 0.500	C FF 92 B FF 93 B KC 80 X FF 93 2-1 2 G6-3 21 SF7 2B		B SL 84 C FF 94 X KC 80 1-1 ② G6-3		C SL 86 S SL 86 S SL 86 0-3 ② K			B SL 85 B FF 93 C FF 92 X SL 84 2-1 21 1B 21 S 24 1B 1B	B CH 88 C FF 91 B SI 91 X FC 88 2-1 HR	5	3	3	1	0	1	0
9 Endy Chavez, L (9, 7) OBP: 0.222, SLG: 0.125										0	0	0	0	0	0	0
2 J.J. Hardy, R (1, 6) OBP: 0.242, SLG: 0.367	C FF 93 X SL 85 0-1 ① G6-3 2-3		B FF 93 B FF 96 X FF 94 2-0 ③ G6-3		C FF 95 F FF 94 B SL 87 X SL 86 1-2 ③ F7			1 SAFE C FF 92 C FF 92 S SL 84 0-3 ① K	B FF 92 B SL 85 X FF 91 2-0 ③ F8	5	0	0	0	0	1	2
21 Nick Markakis, L (1, 9) OBP: 0.419, SLG: 0.667	F FF 93 B FF 93 F FF 94 F SL 86 F SL 85 D KC 81 F SL 85 X FF 94 2-2 ② SF7 3-H			B FF 93 X FF 92 1-0 10 1B 2B		B FF 93 F FS 86 X FS 86 1-1 ① F7		C FF 88 1 SAFE B SI 89 F FF 89 B FF 88 B FF 89 X FF 88 3-2 32 BB 24 1B 1-3 1B		3	2	2	1	0	0	0
10 Adam Jones, R (1, 8) OBP: 0.400, SLG: 0.643	F FF 94 X KC 80 0-1 ③ 1B			X SL 85 0-0 2-H 1B		S FF 93 C FF 95 B SL 87 B SL 86 X FF 94 2-2 HR		F FF 90 B FF 88 1 SAFE 1 SAFE F FF 88 1 SAFE B FF 88 S FF 88 2-3 ② K		4	1	3	2	0	1	2
32 Matt Wieters, S (1, 2) OBP: 0.448, SLG: 0.625		B FF 92 C FF 91 B FS 84 S FS 86 B FF 96 F FS 86 B FF 96 4-2 BB		B FF 90 1 SAFE F FF 91 C FS 83 B FF 96 1 SAFE X SL 86 2-2 ① F9		X FF 95 0-0 ② G3		B FF 88 F FF 88 B CH 85 B FF 88 D CH 85 4-1 24 1B 1-2 BB		2	0	0	0	2	0	1
24 Wilson Betemit, S (1, 5) OBP: 0.200, SLG: 0.300		B FF 91 C FS 85 X FS 84 1-1 ① F9		S FF 92 F KC 79 X SL 87 0-2 ② F8		C FS 88 B FS 86 B FF 95 F FS 86 B FF 95 X FS 85 3-2 ③ G1-3		X FF 87 0-0 1-2 2-H 3-H 1B		4	0	1	2	0	0	2
12 Mark Reynolds, R (1, 10) OBP: 0.280, SLG: 0.238		B SL 84 C FF 92 S SL 84 S SL 85 1-3 ② K		1 SAFE F SL 85 X SL 84 0-1 ③ F7			B FF 94 B SL 86 C FF 94 C FF 93 C FF 94 2-3 ① K	S FC 89 S SL 83 D SL 88 S SL 83 1-3 ③ K		4	0	0	0	0	3	4
19 Chris Davis, L (1, 3) OBP: 0.211, SLG: 0.263		B FF 92 F FF 91 X FF 90 1-1 ③ F7			C FF 94 S SL 85 S SL 86 0-3 ① K		F FF 92 S SL 86 B SL 88 F SL 89 F FF 96 B KC 82 X SL 86 2-2 ② G4-3		X FF 90 0-0 ① F8	4	0	0	0	0	1	1
11 Robert Andino, R (1, 4) OBP: 0.333, SLG: 0.538			B SL 90 B FF 94 S FC 92 F FF 93 B SL 86 X FF 96 3-2 ① P4		C FF 94 B SI 96 X FF 93 1-1 HR		C SI 93 B SL 85 S SL 87 F SL 87 F SL 86 X SL 88 1-2 ③ G5-3		B FF 90 X FF 89 1-0 ② G6-3	4	1	1	1	0	0	0
Inning Stats	R: 1 E: 0 K: 0 S: 12 H: 2 LOB: 1 BB: 0 P: 16	R: 0 E: 0 K: 1 S: 10 H: 0 LOB: 1 BB: 1 P: 17	R: 0 E: 0 K: 0 S: 6 H: 0 LOB: 0 BB: 0 P: 12	R: 1 E: 0 K: 0 S: 10 H: 2 LOB: 1 BB: 0 P: 13	R: 1 E: 0 K: 2 S: 11 H: 1 LOB: 0 BB: 0 P: 13	R: 1 E: 0 K: 0 S: 9 H: 1 LOB: 0 BB: 0 P: 15	R: 0 E: 0 K: 1 S: 13 H: 0 LOB: 0 BB: 0 P: 18	R: 2 E: 0 K: 3 S: 16 H: 3 LOB: 2 BB: 1 P: 28	R: 1 E: 0 K: 0 S: 5 H: 1 LOB: 0 BB: 0 P: 10	1B: 5 2B: 2 3B: 0 HR: 3 SF: 1 SAC: 0 DP: 0 HBP: 0						

	AB	35
	R	7
	H	10
	RBI	7
	BB	2
	SO	7
	LOB	12

WP: 0 PA: 38
PB: 0
SB: 1
CS: 0

PITCHER		IP	WLS	BF	H	R	ER	SO	BB	IBB	HBP	BLK	WP	HR	S	P	ERA	WHIP
23 Brandon Morrow, R ERA: 2.57	(1, 1)	7.0		27	6	4	4	4	1	0	0	0	0	2	71	104	5.14	1.000
54 Jason Frasor, R ERA: 2.45	(8, 1)	0.1	H	2	1	1	1	1	0	0	0	0	0	0	5	7	27.00	3.000
38 Darren Oliver, L ERA: 2.7	(8, 1)	0.1	L	4	2	1	1	1	1	0	0	0	0	0	8	17	27.00	9.000
44 Casey Janssen, R ERA: 5.06	(8, 1)	1.1		5	1	1	1	1	0	0	0	0	0	1	8	14	6.75	0.750

PITCHER		IP	WLS	BF	H	R	ER	SO	BB	IBB	HBP	BLK	WP	HR	S	P	ERA	WHIP

BOTTOM

Baltimore Orioles @ Toronto Blue Jays

Rogers Centre, Toronto, ON

Fri Apr 13 2012, 7:09 PM - 9:48 PM EDT

Att. 21,988 - Roof Closed - 68 F

livebaseballscorecards.com

Batter	1	2	3	4	5	6	7	8	9	AB	R	H	RBI	BB	SO	LOB
5 Yunel Escobar, R (1, 6) OBP: 0.216, SLG: 0.314	F FF 93 X FC 85 0-1 ① L8		C FF 92 F FF 92 X FF 94 0-2 ③ G4-3		B FF 92 C FF 89 S FF 92 X FF 90 1-2 HR		C SI 85 F SI 84 B SL 78 B FF 86 X FF 85 2-2 ② G4-3 2-3		C SI 94 C CU 80 B SI 94 X SI 95 1-2 ③ F9	5	1	1	1	0	0	3
2 Kelly Johnson, L (1, 4) OBP: 0.429, SLG: 0.500	C FF 91 X FF 92 0-1 HR			B FF 90 C FF 87 X CH 84 1-1 ① G5-3	C CH 83 S FC 86 S FF 91 0-3 ② K		F SL 78 S SL 77 B FF 85 S FF 86 1-3 ③ K			4	1	1	1	0	2	1
19 José Bautista, R (1, 9) OBP: 0.333, SLG: 0.308	B FF 94 B FC 86 B FC 87 B FF 93 4-0 26 G3-6-1 BB			C FF 91 T FC 84 X FF 93 0-2 26 E 1B	C FC 84 C CU 76 S CU 80 0-3 ③ K			B FF 97 S SI 98 C SL 84 X SI 97 1-2 ① G5-3		3	1	1	0	1	1	0
26 Adam Lind, L (1, 3) OBP: 0.308, SLG: 0.304	C FF 92 X FF 91 0-1 ② ③ G3-6-1 1-2f			X FF 90 0-0 E7 14 E 1-H		C CH 81 B CH 82 X FF 89 1-1 ① F9		B SI 98 B SL 84 F FF 98 F SL 84 F SI 98 B CH 91 B SI 98 4-2 10 G5-4-3 BB		3	0	0	0	1	0	1
10 Edwin Encarnación, R (1, 10) OBP: 0.290, SLG: 0.567		B CU 76 F FF 92 C FF 92 F FF 93 F FC 85 B FF 90 X FF 87 2-2 ① L6		C FC 86 B FF 90 X FF 92 1-1 ② G5-3		C CU 76 S FC 83 B FF 92 B FF 92 X FF 92 2-2 HR		B SI 97 C FF 97 F SI 98 D SL 84 X SI 98 2-2 ② ③ G5-4-3 1-2f		4	1	1	1	0	0	2
14 Eric Thames, L (1, 7) OBP: 0.292, SLG: 0.227 11 Rajai Davis, R (8, 7) OBP: 0.273, SLG: 0.500		C CU 75 B FF 91 X CH 85 1-1 ② F8		X SI 90 0-0 E3 2-3		B CU 76 B CH 83 B CH 85 C FF 90 X SI 91 3-1 13 G6-4-3 1B			C SI 91 X SI 92 0-1 ① G6-3	3 1	0 0	1 0	0 0	0 0	0 0	1 0
13 Brett Lawrie, R (1, 5) OBP: 0.258, SLG: 0.241		B FF 92 C FC 85 X FF 92 1-1 ③ P3		B FC 86 C FF 90 B FF 88 X FC 83 2-1 ③ G5-3		1 SAFE X CH 83 0-0 ② ③ G6-4-3 1-2f			C SI 93 B SI 93 X SI 94 1-1 28 G3 1B	4	0	1	0	0	0	3
28 Colby Rasmus, L (1, 8) OBP: 0.185, SLG: 0.333			F CU 72 X FF 90 0-1 ① L4		B FF 90 X CH 86 1-0 HR		L FC 86 S FF 89 B FF 91 B CH 84 B FC 86 B FF 91 4-2 5 G4-3 9 SH1-3 BB		X SI 94 0-0 ② G3 1-2	3	1	1	1	1	0	1
9 J.P. Arencibia, R (1, 2) OBP: 0.154, SLG: 0.208 8 Ben Francisco, R (9, PR)			B FC 84 F FF 92 F FC 84 F FC 92 B CU 80 X FC 83 2-2 ② F7		B FC 84 B CU 76 X FC 86 2-0 ① F8		X SL 77 0-0 ① SH1-3 1-2		B SI 94 H SI 93 2-0 HBP	2 0	0 0	0 0	0 0	0 0	0 0	0 0
Inning Stats	R: 1 E: 0 K: 0 S: 6 H: 1 LOB: 0 BB: 1 P: 10	R: 0 E: 0 K: 0 S: 9 H: 0 LOB: 0 BB: 0 P: 13	R: 0 E: 0 K: 0 S: 9 H: 0 LOB: 0 BB: 0 P: 11	R: 1 E: 2 K: 0 S: 11 H: 1 LOB: 2 BB: 0 P: 15	R: 2 E: 0 K: 2 S: 11 H: 2 LOB: 0 BB: 0 P: 15	R: 1 E: 0 K: 0 S: 8 H: 2 LOB: 0 BB: 0 P: 14	R: 0 E: 0 K: 1 S: 9 H: 0 LOB: 1 BB: 1 P: 16	R: 0 E: 0 K: 0 S: 9 H: 0 LOB: 0 BB: 1 P: 16	R: 0 E: 0 K: 0 S: 8 H: 1 LOB: 2 BB: 0 P: 12	1B: 3 2B: 0 3B: 0 HR: 4	SF: 0 SAC: 1 DP: 3 HBP: 1					

	AB	32
	R	5
	H	7
	RBI	4
	BB	3
	SO	3
	LOB	12

WP: 0 PB: 0 SB: 0 CS: 0 PA: 37

PITCHER		IP	WLS	BF	H	R	ER	SO	BB	IBB	HBP	BLK	WP	HR	S	P	ERA	WHIP
29 Tommy Hunter, R ERA: 2.77	(1, 1)	6.0		26	6	5	4	2	2	0	0	0	0	4	56	84	6.00	1.333
56 Darren O'Day, R ERA: 3.86	(7, 1)	1.0	W	3	0	0	0	1	0	0	0	0	0	0	7	10	0.00	0.000
47 Pedro Strop, R ERA: 1.8	(8, 1)	1.0	H	3	0	0	0	0	1	0	0	0	0	0	9	16	0.00	1.000
43 Jim Johnson, R ERA:	(9, 1)	1.0	S	5	1	0	0	0	0	0	1	0	0	0	8	12	0.00	1.000

PITCHER	IP	WLS	BF	H	R	ER	SO	BB	IBB	HBP	BLK	WP	HR	S	P	ERA	WHIP

Batter	1	2	3	4	5	6	7	8	9	AB	R	H	RBI	BB	SO	LOB
14 Nolan Reimold, R (1, 7) OBP: 0.323, SLG: 0.613	C CH 85 B CH 87 X FF 88 1-1 G6-3		X SI 91 0-0 2B	X SL 86 0-0 F8			C SL 86 B SL 88 X SL 86 1-1 F9		B SL 85 1 SAFE 1 SAFE X SL 87 1-0 1-H HR	5	1	2	2	0	0	0
9 Endy Chavez, L (9, 7) OBP: 0.222, SLG: 0.125										0	0	0	0	0	0	0
2 J.J. Hardy, R (1, 6) OBP: 0.263, SLG: 0.353	B CH 88 C SI 89 B SL 85 X FF 89 2-1 10 HBP 21 BB 32 FC6-4 1B		B FF 91 B CH 84 H SI 92 3-0 HBP	C FF 90 B SI 91 X SL 84 1-1 L8			B SL 85 C FF 92 F SI 92 B SL 88 X SI 92 2-2 F8		B FF 93 B CU 81 C SL 87 B SL 88 C SL 86 S SL 87 3-3 K	4	1	1	0	0	1	1
21 Nick Markakis, L (1, 9) OBP: 0.389, SLG: 0.571	B FF 90 B SI 89 B SI 91 B SI 90 4-0 32 FC6-4 10 HBP 1-2 BB		L SI 92 F SI 91 X CH 83 0-2 L7	B CH 83 X SI 91 1-0 G1-3			B FF 92 C SI 92 F SI 92 B FF 94 X SI 91 2-2 G6-3		B CH 86 B CH 86 C FF 94 X CH 85 2-1 G1-3	4	0	0	0	1	0	3
10 Adam Jones, R (1, 8) OBP: 0.412, SLG: 0.613	B SI 93 C FF 93 T FF 92 B SL 87 F FF 94 F SL 85 H FF 94 3-2 32 FC6-4 1-2 2-3 HBP		C FF 93 X CH 83 0-1 F8	C FF 93 B FF 92 F SI 92 F SI 95 B SL 85 X FF 94 2-2 1B				X FF 91 0-0 G5-3		3	0	1	0	0	0	2
32 Matt Wieters, S (1, 2) OBP: 0.394, SLG: 0.536	C SI 92 B FF 96 X SI 93 1-1 FC6-4 1-2f 2-3 3-H		S CH 82 X SI 92 0-1 G6-3	X SI 91 0-0 G1-3				B SI 92 B SI 92 X FC 90 2-0 G4-3		4	0	0	1	0	0	5
24 Wilson Betemit, S (1, 5) OBP: 0.208, SLG: 0.417	B SI 92 X SI 92 1-0 G3			C FF 91 F CH 84 S SL 86 0-3 K	B SI 91 X FF 92 1-0 L7			B CU 74 B SI 92 C FC 92 F FC 90 B FC 88 X FF 90 3-2 HR		4	1	1	1	0	1	2
12 Mark Reynolds, R (1, 10) OBP: 0.276, SLG: 0.240		C SI 92 F SI 93 B SL 84 S SL 85 1-3 K	B SL 85 B SL 86 B CH 85 C FF 91 X SI 93 3-1 19 HR 1B		S SI 92 X SL 84 0-1 F7			C SL 84 B FF 91 B FF 92 S SL 85 F SL 84 B SI 92 X SL 82 3-2 P3		4	1	1	0	0	1	0
19 Chris Davis, L (1, 3) OBP: 0.304, SLG: 0.478		C FF 95 B FF 96 C CH 84 F FF 95 B FF 95 X CH 86 2-2 G3	S SI 91 B SI 91 F SI 92 B SI 92 X CH 84 2-2 1-H HR		B SI 92 B SI 92 X SI 92 2-0 1B				X FF 94 0-0 14 HR 1B	4	1	3	2	0	0	0
3 Ryan Flaherty, L (9, PR) (9, 3)										0	1	0	0	0	0	0
11 Robert Andino, R (1, 4) OBP: 0.290, SLG: 0.467		C SI 92 S SL 88 B FF 97 X SL 86 1-2 G5-3		X SI 94 0-0 G1-4-3	B SI 93 X FF 91 1-0 P5				1 SAFE M SL 86 L SL 86 D SL 88 1 SAFE 1 SAFE 1 SAFE C SL 86 1-3 K	4	0	0	0	0	1	2

Inning Stats																								
	R: 1	H: 1	R: 0	H: 0	R: 0	H: 1	R: 2	H: 2	R: 0	H: 1	R: 0	H: 1	R: 0	H: 0	R: 1	H: 1	R: 2	H: 2	1B: 5	SF: 0	WP: 0	PA: 39
	E: 0	LOB: 2	E: 0	LOB: 0	E: 0	LOB: 2	E: 0	LOB: 0	E: 0	LOB: 1	E: 0	LOB: 0	E: 0	LOB: 0	E: 0	LOB: 0	E: 0	LOB: 1	2B: 1	SAC: 0	PB: 0	
	K: 0	BB: 1	K: 1	BB: 0	K: 0	BB: 0	K: 1	BB: 0	K: 0	BB: 0	K: 0	BB: 0	K: 0	BB: 0	K: 0	BB: 0	K: 2	BB: 0	3B: 0	DP: 0	SB: 0	
	S: 11	P: 23	S: 10	P: 14	S: 8	P: 11	S: 10	P: 15	S: 8	P: 12	S: 5	P: 9	S: 8	P: 13	S: 9	P: 17	S: 10	P: 17	HR: 3	HBP: 2	CS: 0	

PITCHER		IP	WLS	BF	H	R	ER	SO	BB	IBB	HBP	BLK	WP	HR	S	P	ERA	WHIP
37 Henderson Alvarez III, R ERA: 2.77	(1, 1)	7.0		30	6	3	3	2	1	0	2	0	0	1	60	97	3.86	1.000
44 Casey Janssen, R ERA: 5.68	(8, 1)	1.0	B	4	1	1	1	0	0	0	0	0	0	1	9	17	9.00	1.000
48 Francisco Cordero, R ERA: 6.75	(9, 1)	1.0	L	5	2	2	2	2	0	0	0	0	0	1	10	17	18.00	2.000

PITCHER	IP	WLS	BF	H	R	ER	SO	BB	IBB	HBP	BLK	WP	HR	S	P	ERA	WHIP

TOP

Baltimore Orioles @ Toronto Blue Jays

Rogers Centre, Toronto, ON

Sat Apr 14 2012, 4:09 PM - 7:05 PM EDT

Att. 28,355 - Roof Closed - 68 F

livebaseballscorecards.com

AB	36
R	6
H	9
RBI	6
BB	1
SO	4
LOB	15

Batter	1	2	3	4	5	6	7	8	9	AB	R	H	RBI	BB	SO	LOB
5 Yunel Escobar, R (1, 6) OBP: 0.214, SLG: 0.282	B SI 93 B SI 93 B FF 92 C SI 93 X SI 92 3-1 ① F9	B SI 93 1 SAFE F SI 94 B SL 86 F SI 94 B CU 76 B SL 85 4-2 1-2 BB			B FF 93 C SL 84 X SL 83 1-1 ② F9		X SI 84 0-0 ① L9		C SI 95 B SI 94 X SI 95 1-1 ③ G4-3	4	0	0	0	1	0	0
2 Kelly Johnson, L (1, 4) OBP: 0.410, SLG: 0.563	C CU 76 F SI 93 B CU 77 B SI 94 X SI 94 2-2 HR	B CH 88 B FF 93 B SI 93 F FF 92 T SI 93 C SL 85 3-3 ② K			C CU 77 S CH 87 F SL 84 B FF 93 B CU 77 B CH 88 X CH 88 3-2 ③ G3		X SI 84 0-0 ② G4-3			4	1	1	1	0	1	3
19 José Bautista, R (1, 9) OBP: 0.324, SLG: 0.300	C SL 84 B SL 83 B CU 77 C SI 94 B SL 85 X SL 83 3-2 1B	S FF 95 C SL 85 0-2 ③ CS 3-H	C CU 75 C SL 83 B SL 84 B CU 74 X SI 93 2-2 ① F9			C SL 83 C SI 96 F FF 97 X SI 96 0-2 ① G6-3	C SL 78 S FF 86 B FF 85 X SL 78 1-2 ③ G3-1			4	0	1	0	0	0	0
26 Adam Lind, L (1, 3) OBP: 0.300, SLG: 0.333	1 SAFE C CH 88 C SI 94 B SL 86 F SL 84 1 SAFE B SI 94 B FF 94 F SL 85 3-3 ② K		C FF 93 F FF 94 B SI 93 B SI 94 F SL 83 X CU 76 2-2 ② G1-3			C SI 96 X SL 87 0-1 10 E 14 SF8 2B		B SI 91 B CH 86 B SI 93 C SI 91 F FF 92 S CH 87 3-3 ① K		4	1	1	0	0	2	1
10 Edwin Encarnación, R (1, 10) OBP: 0.286, SLG: 0.529	C SL 85 X SI 94 0-1 ③ F9		B FF 93 S SL 84 B CH 83 X FF 94 2-1 ③ P3			B SI 96 X SI 95 1-0 E5 14 SF8 28 1B 2-3		C SL 86 X SL 88 0-1 1B		4	1	1	0	0	0	2
14 Eric Thames, L (1, 7) OBP: 0.296, SLG: 0.292 11 Rajai Davis, R (8, 7) OBP: 0.250, SLG: 0.455		X SI 92 0-0 13 1B 28 1B 2B		C CH 87 F FF 92 B SL 84 X SL 82 1-2 ① G4-3		X FF 96 0-0 ② SF8 1-2 3-H		C SI 92 F FF 91 F SI 92 B SI 90 F SI 90 F SL 86 F SI 90 B FF 91 F SL 87 3-2 ② F8 F FF 92 B SI 91 1 SAFE X SL 80		2 1	1 0	1 0	1 0	0 0	0 0	0 1
13 Brett Lawrie, R (1, 5) OBP: 0.314, SLG: 0.281		B FF 93 D SL 86 S SI 93 B SL 86 S SI 93 F SI 94 X SI 94 3-2 9 FC6-4 28 1B 19 CS 2-3 1B		C FF 94 B CU 78 C CU 76 X SI 93 1-2 9 CS 1B		B SL 86 B SL 85 B SI 95 C FF 94 B SL 84 4-1 28 1B BB		C CH 87 B SI 91 F SL 88 B SI 92 F FF 89 B SI 92 X SL 82 3-2 ③ G6-3		3	0	2	0	1	0	1
28 Colby Rasmus, L (1, 8) OBP: 0.258, SLG: 0.393		C SI 93 X CH 89 0-1 9 FC6-4 1-2 3-H 1B		1 SAFE B SI 93 F FF 93 F FF 93 S CU 77 1-3 ② K		F SI 96 B SL 84 X SL 86 1-1 9 S 1-3 2-H 1B			C SI 92 B CH 86 B CH 86 F SI 94 F SI 95 X SI 95 2-2 9 G6-4-3 1B	4	0	3	2	0	1	1
9 J.P. Arencibia, R (1, 2) OBP: 0.133, SLG: 0.179		C SI 94 S SL 85 B SI 94 B SI 94 X SL 86 2-2 ① FC6-4 5 BB 1-2f 2-3		1 SAFE F SL 85 B SL 85 1-1 ③ CS 1-2	F SI 92 X SL 84 0-1 ① G1-3	F SI 96 B SI 94 S FF 96 F FF 94 F SL 85 D SL 86 B SL 86 F SI 94 F FF 95 3-3 ③ K 1-2			B SI 94 B SI 93 B SI 93 C SI 93 F SI 94 X SI 95 3-2 ①② G6-4-3 1-2f	4	0	0	0	0	1	5
Inning Stats	R: 1 H: 2 E: 0 LOB: 1 K: 1 BB: 0 S: 16 P: 27	R: 1 H: 3 E: 0 LOB: 2 K: 1 BB: 1 S: 17 P: 29	R: 0 H: 0 E: 0 LOB: 0 K: 0 BB: 0 S: 9 P: 15	R: 0 H: 1 E: 0 LOB: 0 K: 1 BB: 0 S: 10 P: 14	R: 0 H: 0 E: 0 LOB: 0 K: 0 BB: 0 S: 8 P: 12	R: 2 H: 2 E: 1 LOB: 2 K: 1 BB: 1 S: 18 P: 27	R: 0 H: 0 E: 0 LOB: 0 K: 0 BB: 0 S: 5 P: 6	R: 0 H: 1 E: 0 LOB: 1 K: 1 BB: 0 S: 18 P: 27	R: 0 H: 1 E: 0 LOB: 0 K: 0 BB: 0 S: 9 P: 15	1B: 7 SF: 1 2B: 2 SAC: 0 3B: 0 DP: 1 HR: 1 HBP: 0						WP: 0 PA: 39 PB: 0 SB: 1 CS: 2	

PITCHER		IP	WLS	BF	H	R	ER	SO	BB	IBB	HBP	BLK	WP	HR	S	P	ERA	WHIP
39 Jason Hammel, R ERA: 2.08	(1, 1)	5.0		20	6	2	2	3	1	0	0	0	0	1	60	97	3.60	1.400
27 Matt Lindstrom, R ERA:	(6, 1)	1.0	B	7	2	2	0	1	1	0	0	0	0	0	18	27	0.00	3.000
56 Darren O'Day, R ERA: 2.7	(7, 1)	1.0		3	0	0	0	0	0	0	0	0	0	0	5	6	0.00	0.000
38 Luis Ayala, R ERA:	(8, 1)	1.0	W	4	1	0	0	1	0	0	0	0	0	0	18	27	0.00	1.000
43 Jim Johnson, R ERA:	(9, 1)	1.0	S	3	1	0	0	0	0	0	0	0	0	0	9	15	0.00	1.000

PITCHER	IP	WLS	BF	H	R	ER	SO	BB	IBB	HBP	BLK	WP	HR	S	P	ERA	WHIP

BOTTOM

Baltimore Orioles @ Toronto Blue Jays

Rogers Centre, Toronto, ON

Sat Apr 14 2012, 4:09 PM - 7:05 PM EDT

Att. 28,355 - Roof Closed - 68 F

livebaseballscorecards.com

AB	34
R	4
H	10
RBI	4
BB	2
SO	5
LOB	14

Baltimore Orioles @ Toronto Blue Jays

Rogers Centre, Toronto, ON

Sun Apr 15 2012, 1:10 PM - 3:48 PM EDT

Att. 20,252 - Roof Closed - 68 F

TOP

livebaseballscorecards.com

Batter	1	2	3	4	5	6	7	8	9	AB	R	H	RBI	BB	SO	LOB
9 Endy Chavez, L (1, 7) OBP: 0.154, SLG: 0.083	C SI 94 S CU 81 B CU 82 X FF 95 1-2 ① G6-3		B CU 79 X SI 93 1-0 ② L6		C CU 80 B CH 83 S CH 86 X CU 80 1-2 ②③ G1-6-3 1-2f			C SI 93 B SI 93 X SI 92 1-1 ① FC5-4 36 HBP 1-2f		4	0	0	0	0	0	3
36 Nick Johnson, L (1, 10)	B SI 95 B SI 94 F FF 94 B SI 95 X SI 94 3-1 ② F8		C SI 93 B CH 86 B SI 94 X SI 94 2-1 ③ G1			C SI 94 B SI 94 F CH 84 C SI 94 1-3 ① K		B FF 92 C SI 94 B SL 86 H SI 94 3-1 21 G4-6-3 HBP 1-2		3	0	0	0	0	1	0
21 Nick Markakis, L (1, 9) OBP: 0.350, SLG: 0.500	C SI 94 C FF 95 B CU 81 F CU 80 X SI 94 1-2 ③ G6-3			X CU 79 0-0 ① F9		B FF 94 B FF 94 B SI 94 C FF 93 X SI 94 3-1 ② G6-3		X FF 92 0-0 ②③ G4-6-3 1-2f		4	0	0	0	0	0	2
10 Adam Jones, R (1, 8) OBP: 0.395, SLG: 0.657		B SI 94 C FF 95 X FF 94 1-1 ① F9		C FF 94 B FC 92 S SI 92 B CU 81 B SI 91 X FF 94 3-2 ② L9		B FF 91 F FF 94 B SI 91 X FF 93 2-1 HR			F FF 90 X SI 92 0-1 ① G6-3	4	1	1	1	0	0	0
24 Wilson Betemit, S (1, 5) OBP: 0.214, SLG: 0.429		B FF 94 B SI 95 S SI 94 T SI 95 X SI 95 2-2 E1 19 2B 28 G6-3		F SI 94 B FF 94 X SI 94 1-1 2B		S CH 86 B CH 87 B CH 87 B SI 94 F SI 94 C SI 94 3-3 ③ K			F FF 92 F FF 93 B FF 93 C CU 79 1-3 ② K	4	1	1	0	0	2	0
19 Chris Davis, L (1, 3) OBP: 0.370, SLG: 0.577		B SI 94 X SI 95 1-0 28 G6-3 1-3 2B		X FF 95 0-0 ③ P5			B SI 93 B SI 92 C FF 92 B FF 93 B FF 94 4-1 28 G6-4-3 BB		F FF 92 B FF 93 B FF 92 X FF 91 2-1 2B	3	0	2	0	1	0	1
28 Ronny Paulino, R (1, 2) OBP: 0.538, SLG: 0.615		B FF 94 B FC 92 X FF 94 2-0 ② G6-3 2-3 3-H			B FF 93 B FF 94 F FF 92 F SI 93 X FF 94 2-2 11 1B 1B		C SI 93 X FF 90 0-1 ①② G6-4-3 1-2f		C FF 90 B FF 92 X FF 90 1-1 ③ G6-3	4	0	1	1	0	0	3
3 Ryan Flaherty, L (1, 4)		B CU 81 F SI 94 F SI 94 F CU 82 C CU 81 1-3 ③ K			S CH 83 S CH 84 S SI 94 0-3 ① K		C SI 93 S CH 86 B CU 80 B CH 84 S SI 93 2-3 ③ K			3	0	0	0	0	3	2
11 Robert Andino, R (1, 6) OBP: 0.324, SLG: 0.485			B FF 93 C FF 93 F SI 93 S CU 80 1-3 ① K2-3		X SI 93 0-0 9 G1-6-3 1-2 1B			C FF 93 B FF 90 X FF 93 1-1 9 FC5-4 1B		3	0	2	0	0	1	0

	AB	32
	R	2
	H	7
	RBI	2
	BB	1
	SO	7
	LOB	11

Inning Stats	1	2	3	4	5	6	7	8	9
	R: 0 E: 0 K: 0 S: 9	R: 1 E: 1 K: 1 S: 11	R: 0 E: 0 K: 1 S: 6	R: 0 E: 0 K: 0 S: 7	R: 0 E: 0 K: 1 S: 10	R: 1 E: 0 K: 2 S: 10	R: 0 E: 0 K: 1 S: 6	R: 0 E: 0 K: 0 S: 6	R: 0 E: 0 K: 1 S: 9
	H: 0 LOB: 0 BB: 0 P: 14	H: 1 LOB: 1 BB: 0 P: 18	H: 0 LOB: 0 BB: 0 P: 10	H: 1 LOB: 1 BB: 0 P: 11	H: 2 LOB: 1 BB: 0 P: 13	H: 1 LOB: 0 BB: 0 P: 19	H: 0 LOB: 0 BB: 1 P: 12	H: 1 LOB: 1 BB: 0 P: 11	H: 1 LOB: 1 BB: 0 P: 13

	1B: 3	SF: 0
	2B: 3	SAC: 0
	3B: 0	DP: 3
	HR: 1	HBP: 1

	WP: 0	PA: 34
	PB: 0	
	SB: 0	
	CS: 0	

PITCHER		IP	WLS	BF	H	R	ER	SO	BB	IBB	HBP	BLK	WP	HR	S	P	ERA	WHIP
4 Kyle Drabek, R ERA: 1.42	(1, 1)	7.1	W	28	6	2	1	6	1	0	0	0	0	1	63	103	1.23	0.955
47 Luis Perez, L ERA:	(8, 1)	0.2		2	0	0	0	0	0	0	1	0	0	0	2	5	0.00	0.000
46 Evan Crawford, L ERA:	(9, 1)	1.0		4	1	0	0	1	0	0	0	0	0	0	9	13	0.00	1.000

PITCHER		IP	WLS	BF	H	R	ER	SO	BB	IBB	HBP	BLK	WP	HR	S	P	ERA	WHIP

Batter	1	2	3	4	5	6	7	8	9	AB	R	H	RBI	BB	SO	LOB
5 Yunel Escobar, R (1, 6) OBP: 0.255, SLG: 0.341	B FF 90 C FC 90 B CH 83 X CH 84 2-1 10 E 1B		B FC 91 B FC 90 X FF 90 2-0 2 G6-3 1B		X CH 83 0-0 ① ② G6-4-3 1-2f	F FF 94 X FF 93 0-1 2-H 3-H 2 2B 2B	B SL 81 X CH 81 1-0 ③ G6-3			5	1	3	2	0	0	2
2 Kelly Johnson, L (1, 4) OBP: 0.386, SLG: 0.541	C FF 90 C FF 90 C SL 84 0-3 ① K		S SL 83 S SL 83 B FF 92 X SL 84 1-2 ① ② G6-3 1-2f		C SL 83 F CU 76 F FF 92 S SL 83 0-3 ③ K	S CU 82 X FF 87 0-1 10 BB 13 HBP 2-H 2B		B SL 80 F SI 90 B CU 73 F SL 80 S SL 82 2-3 ① K		5	1	1	1	0	3	2
19 José Bautista, R (1, 9) OBP: 0.333, SLG: 0.324	B FF 91 F FF 90 F FF 91 X FF 92 1-2 ② P3		F FF 92 B CH 85 X SL 86 1-1 ③ F7			C FC 90 S FC 91 B FF 94 B FC 90 B FF 94 B FC 92 1-2 10 HR 2B B SI 94 C CU 90 S FF 94 B FF 94 B FF 94 4-2 13 HBP 10 BB BB		B SL 80 B CH 83 B SI 89 C SI 90 C CH 80 X SI 91 3-2 ② L5		4	1	1	0	1	0	1
10 Edwin Encarnación, R (1, 3) OBP: 0.325, SLG: 0.632	C CU 76 C FF 92 X FC 92 0-2 E5 1-2			B FF 90 X FC 90 1-0 ① F9		F SL 83 B FC 91 F FF 91 X SL 83 1-2 2-H HR B FF 94 C FC 90 S FC 91 B FF 94 F FF 94 D CU 91 B CU 91 4-2 13 HBP 1-2 2-3 BB		C CU 73 B SI 91 X SI 91 1-1 13 1B 2B		4	2	2	2	1	0	1
13 Brett Lawrie, R (1, 5) OBP: 0.350, SLG: 0.389	F FC 90 C CH 83 B FF 92 X SL 84 1-2 ③ F9			B FC 90 C CH 83 B FC 91 F CH 84 B FC 91 X CH 84 3-2 HR		C FC 91 X FC 91 0-1 ① G4-3 B FC 89 C FC 89 F FC 89 H FF 94 2-2 1-2 2-3 3-H HBP		C CH 82 B SI 90 F SI 91 X CH 84 1-2 2-H 1B		4	1	2	3	0	0	2
8 Ben Francisco, R (1, 10) 17 Omar Vizquel, S (8, PH) (9, 10)		B FC 89 B FC 91 C FC 90 B FC 91 X FC 91 3-1 28 L3-6 2B	B FC 92 B CU 74 B FC 90 C FC 92 B FC 90 4-1 BB		B CU 77 C CU 76 S FC 90 S FC 91 F FC 92 3-2 11 BB 6 1B 1B C FC 88 C FC 89 X FC 87 0-2 ③ F9			C SI 90 C CU 74 F CU 74 B SI 91 X SL 80 1-2 ③ G6-3		3 1	1 0	2 0	0 0	1 0	0 0	3 1
28 Colby Rasmus, L (1, 8) OBP: 0.229, SLG: 0.344		C SL 82 S CU 76 X CU 74 0-2 ① ② L3-6 2-2		F CU 75 X FF 90 0-1 ② F9		F SL 83 S FC 90 B SL 84 F SL 84 S FC 91 1-3 ② K	B SI 91 F SI 90 S SL 80 X SL 82 1-2 ① G4-3			4	0	0	0	0	1	3
11 Rajai Davis, R (1, 7) OBP: 0.313, SLG: 0.385		C FC 91 B CH 83 B CH 85 B FF 91 B FC 91 4-1 BB		B FF 91 F CH 84 F FC 91 F FF 90 1 SAFE S CH 81 1-3 ③ K		1 SAFE C FC 91 B FC 90 1 SAFE 1 SAFE C FC 89 F SL 83 B FC 91 B CH 82 4-2 B FC 92 6 1B 5 2B 1-2 BB	B SI 90 F SI 89 B CH 82 T SL 80 X CH 82 2-2 ② G4-3			2	1	0	0	2	1	1
6 Jeff Mathis, R (1, 2) OBP: 0.571, SLG: 0.833		1 SAFE 1 SAFE C FC 90 B FC 90 X FF 90 1-1 ③ F7			B CU 74 B CH 83 B FC 90 C FC 88 F FC 89 F SL 84 F CH 84 B FC 90 4-2 5 G6-4-3 BB	D CU 80 F FF 93 X CU 80 1-1 1-3 2-H 5 2B 1B	C SI 90 B CH 84 B SI 90 B SI 89 F SI 88 X SI 89 3-2 2B			3	1	2	1	1	0	1
Inning Stats	R: 0 E: 1 K: 1 S: 14 H: 1 LOB: 2 BB: 0 P: 18	R: 0 E: 0 K: 0 S: 8 H: 1 LOB: 1 BB: 1 P: 16	R: 0 E: 0 K: 0 S: 6 H: 1 LOB: 0 BB: 0 P: 10	R: 1 E: 0 K: 1 S: 11 H: 1 LOB: 1 BB: 1 P: 20	R: 0 E: 0 K: 1 S: 9 H: 0 LOB: 0 BB: 1 P: 13	R: 7 E: 0 K: 1 S: 35 H: 6 LOB: 3 BB: 3 P: 56	R: 0 E: 0 K: 0 S: 10 H: 1 LOB: 1 BB: 0 P: 17	R: 1 E: 0 K: 1 S: 15 H: 2 LOB: 1 BB: 0 P: 23		1B: 5 2B: 7 3B: 0 HR: 2 SF: 0 SAC: 0 DP: 3 HBP: 1					

PITCHER		IP	WLS	BF	H	R	ER	SO	BB	IBB	HBP	BLK	WP	HR	S	P	ERA	WHIP
17 Brian Matusz, L ERA: 8.38	(1, 1)	5.2	L	26	7	5	5	4	4	0	0	0	0	2	67	106	7.94	1.941
63 Kevin Gregg, R ERA: 12.27	(6, 1)	0.1		7	3	3	3	0	2	0	1	0	0	0	16	27	81.00	15.000
40 Troy Patton, L ERA: 7.71	(7, 1)	2.0		9	3	1	1	1	0	0	0	0	0	0	25	40	4.50	1.500

PITCHER	IP	WLS	BF	H	R	ER	SO	BB	IBB	HBP	BLK	WP	HR	S	P	ERA	WHIP

BOTTOM

Baltimore Orioles @ Toronto Blue Jays

Rogers Centre, Toronto, ON

Sun Apr 15 2012, 1:10 PM - 3:48 PM EDT

Att. 20,252 - Roof Closed - 68 F

livebaseballscorecards.com

AB	35
R	9
H	13
RBI	9
BB	6
SO	5
LOB	17

Batter	1	2	3	4	5	6	7	8	9	AB	R	H	RBI	BB	SO	LOB
8 Desmond Jennings, R (1, 8) OBP: 0.306, SLG: 0.273	B SI 93 B FF 90 F FF 93 C FF 91 F FF 91 B CU 78 F FF 93 S CH 83 3-3 ① **K**		C FF 93 B FF 92 S FF 91 X FF 92 1-2 ③ **G5-3**		X FF 92 0-0 ② **B1-3** **1-2** **2-3**		C FF 94 C FF 94 F FF 95 X FF 93 0-2 ③ **L8**			4	0	0	0	0	1	5
23 Carlos Pena, L (1, 3) OBP: 0.490, SLG: 0.707	B SI 93 B SI 92 X FF 92 2-0 ② **1B**			B SI 90 C FF 91 X FF 92 1-1 30 G5-6-3 **1B**	D CU 79 S CU 79 C CU 79 D CU 80 D CH 84 S CU 80 3-3 ③ **K**			C FF 92 X CH 85 0-1 3 WP **1B**		4	0	3	0	0	1	2
3 Evan Longoria, R (1, 5) OBP: 0.396, SLG: 0.463	C SI 91 X FF 92 0-1 ③ **F8**			C CH 82 S FF 92 B FF 93 S CU 79 1-3 ① **K**		C FF 91 S FF 91 B FF 91 F FF 93 B CU 78 X FF 92 2-2 30 G4-6-3 **1B**		B SL 86 S SL 87 B FF 93 X CH 88 2-1 ① **F9** **1-2**		4	0	1	0	0	1	2
30 Luke Scott, L (1, 10) OBP: 0.375, SLG: 0.682		C CU 76 B CU 79 B SI 90 S FF 93 S CU 78 2-3 ① **K**		F FF 93 B CU 78 D CU 77 B FF 92 X FF 94 3-1 ② ③ **G5-6-3** **1-2f**		D CU 78 S FF 91 X FF 92 1-1 ① ② **G4-6-3** **1-2f**		B CU 80 B CH 85 S CH 86 D CH 86 F CH 84 F CH 86 D FF 95 4-2 **BB**		3	0	0	0	1	1	2
18 Ben Zobrist, S (1, 9) (7, 4) OBP: 0.370, SLG: 0.378		B SI 92 B SI 91 B FF 91 B SI 90 4-0 20 L3 **BB**			B SI 90 C CH 84 S CH 84 B FF 92 B CH 85 X CH 83 3-2 ① **G6-3**	C SI 91 X SI 91 0-1 ③ **G3**		B CH 86 C CH 86 C FF 93 S FF 96 1-3 ② **K**		3	0	0	0	1	1	2
20 Matt Joyce, L (1, 7) (7, 9) OBP: 0.350, SLG: 0.500		B FF 90 X FF 90 1-0 ② ③ **L3** **1-1**			B SI 90 X SI 92 1-0 1 BB 15 1B **1B**		B FF 89 X FF 89 1-0 **HR**	B CH 85 S CH 87 F CH 87 C FF 94 1-3 ③ **K**		4	2	2	1	0	1	3
1 Sean Rodríguez, R (1, 4) (7, 6) OBP: 0.313, SLG: 0.185			X SI 91 0-0 ① **L4**		B CH 82 B SI 92 B FF 92 B FF 92 4-0 16 E 15 1B 16 1B **1-2** **BB**		B FF 90 B CH 80 C FF 91 B FF 89 B FF 90 4-1 16 WP **BB**		C FF 96 B FF 96 C FF 96 S SL 85 1-3 ① **K**	2	1	0	0	2	1	0
15 Reid Brignac, L (1, 6) OBP: 0.188, SLG: 0.133 26 Stephen Vogt, L (7, PH) (7, 7) 7 Jeff Keppinger, R (9, PH) OBP: 0.270, SLG: 0.389			C FF 91 B FF 92 X FF 92 1-1 ② **G6-3**		C CU 77 F FF 91 D CU 81 X CU 79 1-2 8 B1-3 16 E **1-3** **2-H** **1B**		B FF 93 1 SAFE X FF 92 1-0 ① **P4**		C FF 96 B FF 96 X FF 95 1-1 16 G5-4-3 **1B**	2 1 1	0 0 0	1 0 1	1 0 0	0 0 0	0 0 0	0 1 0
16 Chris Gimenez, R (1, 2) OBP: 0.500, SLG: 0.625			C FF 90 B CH 86 B CH 84 F SI 91 X CU 80 2-2 **2B**		B FF 93 3 SAFE X FF 93 1-0 8 B1-3 **1-2** **3-H** **1B**		C FF 93 1 SAFE F FF 93 B SL 85 C FF 94 1-3 ② **K** **1-2**		C FF 94 F FF 96 X SL 84 0-2 ② ③ **G5-4-3** **1-2f**	4	0	2	1	0	1	2
Inning Stats	R: 0 E: 0 K: 1 S: 8 H: 1 LOB: 0 BB: 0 P: 13	R: 0 E: 0 K: 1 S: 4 H: 0 LOB: 0 BB: 1 P: 11	R: 0 E: 0 K: 0 S: 9 H: 1 LOB: 1 BB: 0 P: 13	R: 0 E: 0 K: 1 S: 7 H: 1 LOB: 0 BB: 0 P: 12	R: 2 E: 1 K: 1 S: 12 H: 3 LOB: 2 BB: 1 P: 25	R: 0 E: 0 K: 0 S: 8 H: 1 LOB: 0 BB: 0 P: 11	R: 1 E: 0 K: 1 S: 10 H: 1 LOB: 1 BB: 1 P: 17	R: 0 E: 0 K: 2 S: 13 H: 1 LOB: 2 BB: 1 P: 21	R: 0 E: 0 K: 1 S: 8 H: 1 LOB: 0 BB: 0 P: 10	1B: 8 2B: 2 3B: 0 HR: 1	SF: 0 SAC: 0 DP: 4 HBP: 0					

PITCHER		IP	WLS	BF	H	R	ER	SO	BB	IBB	HBP	BLK	WP	HR	S	P	ERA	WHIP
24 Ricky Romero, L ERA: 3.72	(1, 1)	6.0	W	25	8	3	3	4	3	0	0	0	0	1	50	92	4.50	1.833
54 Jason Frasor, R ERA: 1.93	(7, 1)	1.0	H	3	0	0	0	1	0	0	0	0	1	0	8	10	0.00	0.000
48 Francisco Cordero, R ERA: 5.4	(8, 1)	1.0	H	5	1	0	0	2	1	0	0	0	1	0	13	21	0.00	2.000
21 Sergio Santos, R ERA: 9.0	(9, 1)	1.0		3	1	0	0	1	0	0	0	0	0	0	8	10	0.00	1.000

PITCHER		IP	WLS	BF	H	R	ER	SO	BB	IBB	HBP	BLK	WP	HR	S	P	ERA	WHIP

TOP

Tampa Bay Rays @ Toronto Blue Jays

Rogers Centre, Toronto, ON

Tue Apr 17 2012, 7:10 PM - 10:14 PM EDT

Att. 15,331 - Roof Closed - 68 F

livebaseballscorecards.com

AB	32
R	3
H	10
RBI	3
BB	4
SO	8
LOB	19

WP: 2	PA: 36		
PB: 0			
SB: 0			
CS: 0			

Batter	1	2	3	4	5	6	7	8	9	AB	R	H	RBI	BB	SO	LOB
5 Yunel Escobar, R (1, 6) OBP: 0.250, SLG: 0.313	X FF 89 0-0 ① F8		B SL 84 B SI 90 X SI 90 2-0 FC5 2 FC1-6 1-2		C SI 90 B CH 82 B FF 90 S SL 82 B SI 92 X SL 83 3-2 ② F8		S SL 77 B SI 91 B SL 76 B SI 90 B SI 90 4-1 19 G4-3 26 1B BB	X SI 90 0-0 ② G4-3 1-2		4	1	0	0	1	0	2
2 Kelly Johnson, L (1, 4) OBP: 0.347, SLG: 0.476	C SI 91 B FF 89 S SI 91 B SI 93 C SI 92 2-3 ② K		X SI 92 0-0 ① FC1-6 26 WP 26 HR 1-2f 2-3		C CU 77 S FF 88 B CH 82 B SI 91 S SL 84 2-3 ③ K		1 SAFE C FF 95 S FF 96 S FF 95 0-3 ① K	C SI 90 X FS 85 0-1 ③ G3		5	1	0	0	0	3	4
19 José Bautista, R (1, 9) OBP: 0.348, SLG: 0.417	F SI 92 X SI 93 0-1 HR		B CU 78 P PO 84 C CU 78 B FF 91 X CH 82 3-1 ② SF7 3-H			B CU 79 B FF 91 C SL 82 B CH 83 C CU 78 B SI 93 4-2 14 1B 14 E 26 WP BB	F FF 96 X FF 97 0-1 ② G4-3 1-2			2	2	1	2	1	0	1
26 Adam Lind, L (1, 3) OBP: 0.382, SLG: 0.500	B CH 84 C CH 82 F CU 79 B SL 85 X SI 92 2-2 1B		1 SAFE C FC 90 B CU 78 S FC 90 1 SAFE B FF 91 X CU 78 2-2 1-H HR			C SI 85 1 SAFE S KC 79 1 SAFE D KC 78 D KC 79 B KC 79 D CH 81 4-2 14 E 1-2 BB	B SI 95 C SI 94 D SL 86 B FF 95 C FF 94 F FF 95 X FF 95 3-2 2-H 1B			3	1	3	3	1	0	0
10 Edwin Encarnación, R (1, 10) OBP: 0.318, SLG: 0.585	B SL 84 1 SAFE C CU 77 B FF 91 X FF 91 2-1 ③ P3		C SI 83 B FF 92 B CU 79 F CU 78 B SI 92 S SL 82 3-3 ③ K			B SL 76 C SL 76 B SI 90 S FF 89 D SL 79 F FF 90 2 SAFE C SL 77 3-3 ① K	I IN 68 I IN 69 I IN 74 I IN 73 4-0 IBB			3	0	0	0	1	2	3
14 Eric Thames, L (1, 7) OBP: 0.333, SLG: 0.308 8 Ben Francisco, R (7, PH) OBP: 0.333, SLG: 0.375 11 Rajai Davis, R (8, 7) OBP: 0.313, SLG: 0.385		B SI 91 B SI 91 F FF 92 F CU 77 B CU 78 S SI 91 3-3 ① K		S CU 75 S FF 90 B SL 84 B CH 83 H FF 91 3-2 13 G6-4-3 HBP		B FS 80 D FS 80 C SL 74 S FS 82 X SL 76 2-2 E5 1-3 2-H 1B	B FF 94 C FF 93 F FF 95 S SL 84 1-3 ③ K			2 1 0	0 0 0	1 0 0	0 0 0	0 0 0	1 1 0	0 2 0
13 Brett Lawrie, R (1, 5) OBP: 0.341, SLG: 0.450		C CU 78 B FF 91 F SI 91 F CU 78 B SI 93 S FF 92 2-3 ② K		C CU 78 X SI 91 0-1 ① ② G6-4-3 1-2f		B SL 77 B SL 79 C SL 78 F SI 90 X SL 78 2-2 ② L1-3		B SI 90 B SI 90 X SI 90 2-0 HR		4	1	1	1	0	1	3
28 Colby Rasmus, L (1, 8) OBP: 0.256, SLG: 0.343		F FF 91 B CU 79 F SI 92 X SI 93 1-2 ③ F8		F SI 93 X CU 79 0-1 ③ G3-1		I IN 56 I IN 56 I IN 53 I IN 54 4-0 IBB		C SI 90 B SL 78 B SI 90 X SI 89 2-1 5 G4-3 1B		3	0	1	0	1	0	0
9 J.P. Arencibia, R (1, 2) OBP: 0.118, SLG: 0.156			B CU 78 B FF 92 B SI 91 C SI 92 X SI 92 3-1 E5 2 FC1-6 5 E 19 SF7		B FF 89 C SI 91 X CU 76 1-1 ① G5-3	B SL 77 C SI 89 F SL 79 B SI 91 C SI 90 2-3 ③ K		B SI 90 C SI 90 X SI 90 1-1 ① F7		4	1	0	0	0	1	4
Inning Stats	R: 1 E: 0 K: 1 S: 11 H: 2 LOB: 1 BB: 0 P: 17	R: 0 E: 0 K: 2 S: 10 H: 0 LOB: 0 BB: 0 P: 16	R: 3 E: 2 K: 1 S: 13 H: 1 LOB: 0 BB: 0 P: 25	R: 0 E: 0 K: 0 S: 6 H: 0 LOB: 0 BB: 0 P: 9	R: 0 E: 0 K: 1 S: 8 H: 0 LOB: 0 BB: 0 P: 14	R: 1 E: 1 K: 2 S: 17 H: 1 LOB: 3 BB: 3 P: 38	R: 1 E: 0 K: 2 S: 13 H: 1 LOB: 2 BB: 2 P: 25	R: 1 E: 0 K: 0 S: 8 H: 2 LOB: 1 BB: 0 P: 13		1B: 4 2B: 0 3B: 0 HR: 3 SF: 1 SAC: 0 DP: 1 HBP: 1				WP: 2 PB: 0 SB: 0 CS: 0 PA: 38		

PITCHER		IP	WLS	BF	H	R	ER	SO	BB	IBB	HBP	BLK	WP	HR	S	P	ERA	WHIP
34 Jeff Niemann, R ERA: 4.5	(1, 1)	5.0	L	21	3	5	2	5	1	0	1	0	1	2	50	87	3.60	0.800
39 J.P. Howell, L ERA: 7.71	(6, 1)	0.0		1	0	0	0	0	1	0	0	0	1	0	2	6	∞	∞
47 Brandon Gomes, R ERA: 9.0	(6, 1)	1.0		6	1	1	1	2	1	1	0	0	0	0	14	31	9.00	2.000
57 Jake McGee, L ERA: 6.75	(7, 1)	1.0		5	1	0	0	2	0	1	0	0	0	0	12	20	0.00	1.000
31 Burke Badenhop, R ERA: 7.2	(8, 1)	1.0		5	2	1	1	0	0	0	0	0	0	1	8	13	9.00	2.000

PITCHER | IP | WLS | BF | H | R | ER | SO | BB | IBB | HBP | BLK | WP | HR | S | P | ERA | WHIP

BOTTOM

Tampa Bay Rays @ Toronto Blue Jays

Rogers Centre, Toronto, ON

Tue Apr 17 2012, 7:10 PM - 10:14 PM EDT

Att. 15,331 - Roof Closed - 68 F

livebaseballscorecards.com

AB	31
R	7
H	7
RBI	6
BB	5
SO	9
LOB	19

Batter	1	2	3	4	5	6	7	8	9	AB	R	H	RBI	BB	SO	LOB
8 Desmond Jennings, R (1, 8) OBP: 0.315, SLG: 0.271	B FF 92 F FF 92 B SL 86 F FF 93 F FF 94 B FC 92 X FF 94 3-2 18 HR 1B	C FF 94 C FF 91 X FF 90 0-2 ③ G4-3		B SL 86 D SL 86 C FF 96 B KC 80 B FF 95 4-1 1-2 2-3 BB		C FF 95 X FS 86 0-1 ③ F9			C CH 81 B SI 88 X CH 81 1-1 ① FC5 23 BB 18 WP 3 1B 1-2 2-3f	4	2	1	0	1	0	2
18 Ben Zobrist, S (1, 9) OBP: 0.373, SLG: 0.439	X FF 93 0-0 1-H HR	F FF 93 B KC 81 C FS 85 S SL 88 1-3 ① K	B FS 85 C FS 86 B FF 95 X FS 86 2-1 ③ G3			X FF 93 0-0 ① G6-3			S CH 82 C FF 90 D SL 83 F FF 90 B CH 84 I IN 75 I IN 75 4-2 3 1B 23 BB 30 HR 1-2 2-3 IBB	4	2	1	2	1	1	3
23 Carlos Pena, L (1, 3) OBP: 0.463, SLG: 0.644	B SL 84 S FF 95 X FF 95 1-1 ① F8	B KC 81 B FF 91 X SI 92 2-0 ② F7			X FF 94 0-0 ① G5-3		B SI 94 F CH 86 B SL 86 F SI 95 L SL 86 2-3 ② K		S CH 84 B FF 90 F SL 82 D CH 85 D SL 83 B CH 82 4-2 3 1B 30 HR 1-2 2-3 3-H BB	4	1	0	1	1	1	0
3 Evan Longoria, R (1, 5) OBP: 0.396, SLG: 0.444	C FF 94 X FF 94 0-1 ② F9	B SL 88 B FF 91 X FF 93 2-0 ③ F9			B KC 80 B SL 87 B FS 86 C FF 94 F FF 95 F FF 94 B FS 85 4-2 30 G4-6-3 BB		B CH 85 X CH 85 1-0 ③ G5-3		S SL 81 B FF 89 F CH 82 D CH 82 X FF 90 2-2 30 HR 1-2 2-3 3-H 1B	4	1	1	1	1	0	0
30 Luke Scott, L (1, 10) OBP: 0.379, SLG: 0.741	B KC 79 B FS 87 X FF 95 2-0 7 FC4-6 1B			B KC 80 S FS 84 C FS 85 S SL 88 1-3 ① K	D SL 85 D KC 76 B FS 84 1 SAFE X FF 95 3-0 ②③ G4-6-3 1-2f			B SI 93 S SI 94 S CH 86 S SL 84 1-3 ① K	D CU 74 B CH 82 X CH 82 2-0 1-H 2-H 3-H HR	5	1	2	4	0	2	1
7 Jeff Keppinger, R (1, 4) OBP: 0.250, SLG: 0.359 15 Reid Brignac, L (7, 6) OBP: 0.167, SLG: 0.118	C FF 94 C SL 87 D SL 86 D SL 88 F FF 95 X KC 78 2-2 ③ FC4-6 1-2f			C FF 95 B SL 91 F FF 95 X SL 86 1-2 ② G5-3		C FF 93 B FF 94 F FF 93 X SL 86 1-2 ① G1-3		F FF 92 C CH 86 C SI 94 0-3 ② K	B FF 88 F FF 88 X CU 73 1-1 ② F7	3 2	0 0	0 0	0 0	0 1	0 0	1 0
20 Matt Joyce, L (1, 7) OBP: 0.378, SLG: 0.634		B FS 84 C SI 90 X FS 85 1-1 28 G4-3 1 SF7 2B		X FF 92 0-0 28 1B 2B		B FF 96 C FF 95 F FS 86 B SL 87 B FF 95 X FF 96 3-2 HR		B SL 83 C SI 95 B CH 86 S CH 84 S SL 84 2-3 ③ K	F CU 71 C FF 87 B SL 81 X CH 82 1-2 ③ G4-3	5	3	3	1	0	1	0
28 José Molina, R (1, 2) OBP: 0.296, SLG: 0.320		B FF 91 B SL 86 F FF 92 X SL 86 2-1 ① G4-3 2-3		X SL 85 0-0 8 BB 1 BB 2-H 1B		F FF 95 S FF 94 F FF 96 F FF 95 X SL 86 0-2 ② G5-3			B SI 89 H CH 80 2-0 8 FC5 1 E HBP	3	0	1	1	0	0	1
1 Sean Rodríguez, R (1, 6) OBP: 0.333, SLG: 0.310 (7, 4)		B FF 93 X SL 87 1-0 ② SF7 3-H		B KC 79 B SL 90 B SL 87 B FF 95 4-0 8 BB 1-2 BB		B SL 86 X FF 95 1-0 HR			X FF 87 0-0 E5 18 WP 8 FC5 23 BB 1-2	2	2	1	2	1	0	1
Inning Stats	R: 2 E: 0 K: 0 S: 14 H: 3 LOB: 1 BB: 0 P: 22	R: 1 E: 0 K: 0 S: 8 H: 1 LOB: 0 BB: 0 P: 12	R: 0 E: 0 K: 1 S: 5 H: 0 LOB: 0 BB: 0 P: 10	R: 1 E: 0 K: 1 S: 11 H: 2 LOB: 3 BB: 2 P: 23	R: 0 E: 0 K: 0 S: 5 H: 0 LOB: 0 BB: 1 P: 12	R: 2 E: 0 K: 0 S: 14 H: 2 LOB: 0 BB: 0 P: 19	R: 0 E: 0 K: 1 S: 5 H: 0 LOB: 0 BB: 0 P: 8	R: 0 E: 0 K: 3 S: 9 H: 0 LOB: 0 BB: 0 P: 12	R: 6 E: 1 K: 0 S: 17 H: 2 LOB: 0 BB: 2 P: 34	1B: 4 2B: 2 3B: 0 HR: 4 SF: 1 SAC: 0 DP: 1 HBP: 1						

PITCHER		IP	WLS	BF	H	R	ER	SO	BB	IBB	HBP	BLK	WP	HR	S	P	ERA	WHIP
23 Brandon Morrow, R ERA: 4.5	(1, 1)	6.0	L	28	8	6	6	2	3	0	0	0	0	3	57	98	9.00	1.833
47 Luis Perez, L ERA:	(7, 1)	2.0		6	0	0	0	4	0	0	0	0	0	0	14	20	0.00	0.000
33 Carlos Villanueva, R ERA: 10.38	(9, 1)	1.0		9	2	6	5	0	1	1	1	0	1	1	17	34	45.00	3.000

PITCHER	IP	WLS	BF	H	R	ER	SO	BB	IBB	HBP	BLK	WP	HR	S	P	ERA	WHIP

TOP

Tampa Bay Rays @ Toronto Blue Jays

Rogers Centre, Toronto, ON

Wed Apr 18 2012, 7:11 PM - 10:20 PM EDT

Att. 15,828 - Roof Closed - 68 F

livebaseballscorecards.com

AB	36
R	12
H	10
RBI	12
BB	5
SO	6
LOB	9

WP: 1	PA: 43																	
PB: 0																		
SB: 0																		
CS: 0																		

Tampa Bay Rays @ Toronto Blue Jays

Rogers Centre, Toronto, ON

Wed Apr 18 2012, 7:11 PM - 10:20 PM EDT

Att. 15,828 - Roof Closed - 68 F

livebaseballscorecards.com

Batter	1	2	3	4	5	6	7	8	9	AB	R	H	RBI	BB	SO	LOB
5 Yunel Escobar, R (1, 6) OBP: 0.298, SLG: 0.358	C SI 92 C SI 93 B FC 90 B FC 90 F FF 94 X FF 96 2-2 2 G4-3 19 1B 1B	B FF 94 F CH 85 F CH 85 X FC 91 1-2 ③ F9			F FC 88 X CH 84 0-1 2 G3-6-3 1B		C KC 77 B SI 89 X FF 92 1-1 1B		B SI 83 X SI 85 1-0 1B	5	1	4	0	0	0	0
2 Kelly Johnson, L (1, 4) OBP: 0.315, SLG: 0.426	S SI 93 C FF 95 X FF 95 0-2 ① G4-3 1-2		B FF 94 X SI 94 1-0 ① F7		X FF 93 0-0 ① ② G3-6-3 1-2f		C SI 92 B SI 92 C KC 80 F FC 87 F FF 93 C FF 93 1-3 ① K		C SI 85 S KC 78 B SI 86 B SI 87 X KC 79 2-2 ① F7	5	0	0	0	0	1	4
19 José Bautista, R (1, 9) OBP: 0.373, SLG: 0.410	C FF 94 C CH 86 F FF 95 X FF 95 0-2 10 1B 2-H 1B		B FC 89 B FF 95 S CH 85 B FF 96 B CH 84 4-1 BB		B FF 95 B FC 90 C CH 85 B FC 90 B CH 86 4-1 10 1B BB		F SI 94 S FF 93 X FF 94 0-2 ② F9		F SI 87 S CH 82 S KC 79 0-3 ② K	3	0	1	1	2	1	2
10 Edwin Encarnación, R (1, 10) OBP: 0.327, SLG: 0.565	X CH 84 0-0 1-2 1B		B FF 94 B FC 90 D CH 85 C FF 95 F FC 90 F SI 96 F FC 91 1 SAFE X FF 96 3-2 ② P4		1 SAFE 1 SAFE B FC 90 D CH 86 C FC 88 C FF 95 F FC 92 F FF 96 X KC 79 2-2 1-3 1B		B SI 92 F FF 93 C FF 93 B FC 89 X FF 93 2-2 ③ P3		C SI 87 F SI 86 S KC 80 0-3 ③ K	5	0	2	0	0	1	3
26 Adam Lind, L (1, 3) OBP: 0.342, SLG: 0.441	B SI 94 C SI 94 B FF 95 F SI 95 C SI 96 2-3 ② K		C FF 96 B FF 97 B FC 91 B SI 96 S FC 88 F FF 96 X FF 97 3-2 ③ F7		B SI 95 X SI 95 1-0 ③ G4-3			C KC 77 S KC 77 B FC 86 X SI 92 1-2 ① F8		4	0	0	0	0	1	5
13 Brett Lawrie, R (1, 5) OBP: 0.333, SLG: 0.432	C FF 95 C FF 96 T FF 97 0-2 ③ K			C CH 83 B FC 88 B CH 84 B FF 94 F FF 94 F FF 96 X FC 91 3-2 ① F8		C SI 92 F KC 78 X FF 95 0-2 ① G3		X FF 91 0-0 17 1B 1B		4	0	1	0	0	1	2
11 Rajai Davis, R (1, 7) OBP: 0.263, SLG: 0.313 17 Omar Vizquel, S (8, PH) OBP: 0.250, SLG: 0.250 9 J.P. Arencibia, R (9, 2) OBP: 0.118, SLG: 0.156		C SI 93 S CH 84 B FF 94 B SI 94 X CH 85 2-2 ① G5-3		B CH 86 C CH 85 S FC 89 F FC 90 X FF 96 1-2 ② G4-3		B KC 78 B SI 92 C FF 93 S FF 94 C FF 95 2-3 ② K2-3		D KC 80 B SI 91 1 SAFE B FF 92 C FF 92 C SI 92 1 SAFE X FF 93 3-2 1-2 1B	3 1 0	0 0 0	0 1 0	0 0 0	0 0 0	1 0 0	0 0 0
28 Colby Rasmus, L (1, 8) OBP: 0.279, SLG: 0.359		C FC 89 X FF 96 0-1 ② P2		B SI 95 B SI 94 S FF 96 X SI 95 2-1 1B		C FC 86 S FF 95 B FF 96 F FC 90 X FC 88 1-2 1B		C CU 79 B CU 80 S FS 81 S FF 92 1-3 ② K	4	0	2	0	0	1	2
6 Jeff Mathis, R (1, 2) OBP: 0.500, SLG: 1.000 14 Eric Thames, L (8, PH) OBP: 0.323, SLG: 0.296 (9, 7)		B FF 95 F FF 95 X FF 95 1-1 HR		C CH 86 X FC 90 0-1 ③ F8		B KC 80 C KC 78 F FF 93 S FC 87 1-3 ③ K		C FF 92 B CU 80 S FF 92 C FF 92 1-3 ③ K	3 1	1 0	1 0	1 0	0 0	1 1	2 2
Inning Stats	R: 1 H: 3 E: 0 LOB: 2 K: 2 BB: 0 S: 18 P: 22	R: 1 H: 1 E: 0 LOB: 0 K: 0 BB: 0 S: 10 P: 14	R: 0 H: 0 E: 0 LOB: 1 K: 0 BB: 1 S: 11 P: 22	R: 0 H: 1 E: 0 LOB: 1 K: 0 BB: 0 S: 12 P: 18	R: 0 H: 2 E: 0 LOB: 2 K: 0 BB: 1 S: 10 P: 17	R: 0 H: 1 E: 0 LOB: 1 K: 2 BB: 0 S: 13 P: 17	R: 0 H: 1 E: 0 LOB: 1 K: 1 BB: 0 S: 13 P: 17	R: 0 H: 2 E: 0 LOB: 2 K: 2 BB: 0 S: 13 P: 19	R: 0 H: 1 E: 0 LOB: 1 K: 2 BB: 0 S: 10 P: 13	1B: 11 SF: 0 2B: 0 SAC: 0 3B: 0 DP: 1 HR: 1 HBP: 0						

	AB	38
	R	2
	H	12
	RBI	2
	BB	2
	SO	9
	LOB	22

WP: 0 PA: 40
PB: 0
SB: 0
CS: 0

PITCHER		IP	WLS	BF	H	R	ER	SO	BB	IBB	HBP	BLK	WP	HR	S	P	ERA	WHIP
14 David Price, L ERA: 4.2	(1, 1)	5.2	W	26	8	2	2	3	2	0	0	0	0	1	71	106	3.18	1.765
40 Wade Davis, R ERA: 2.84	(6, 1)	1.2		8	3	0	0	2	0	0	0	0	0	0	23	32	0.00	1.800
62 Joel Peralta, R ERA: 21.0	(8, 1)	0.2	H	2	0	0	0	2	0	0	0	0	0	0	6	8	0.00	0.000
39 J.P. Howell, L ERA: 5.4	(9, 1)	1.0		4	1	0	0	2	0	0	0	0	0	0	10	13	0.00	1.000

PITCHER	IP	WLS	BF	H	R	ER	SO	BB	IBB	HBP	BLK	WP	HR	S	P	ERA	WHIP

Tampa Bay Rays @ Toronto Blue Jays

Rogers Centre, Toronto, ON

Thu Apr 19 2012, 7:08 PM - 10:51 PM EDT

Att. 18,976 - Partly Cloudy - 61 F

TOP

livebaseballscorecards.com

Batter	1	2	3	4	5	6	7	8	9	AB	R	H	RBI	BB	SO	LOB
8 Desmond Jennings, R (1, 8) OBP: 0.339, SLG: 0.358	B FF 96 F SI 95 C FF 96 X FF 91 1-2 G4-3 ①	X FF 95 0-0 3-H 1B			X FF 92 0-0 HR		C SL 83 F SI 91 B SL 85 X SL 84 1-2 E3 23 BLK 18 BB		B SL 82 C FF 91 X FF 93 1-1 23 S 18 G3-1 3 2B 1B	5	2	3	2	0	0	0
18 Ben Zobrist, S (1, 9) OBP: 0.393, SLG: 0.432	B SI 94 C FF 95 B SI 95 C FF 95 X FF 97 2-2 23 BB 3 1B 1B	B CH 84 B FF 95 1 SAFE 1 SAFE C SI 92 1 SAFE X SI 92 2-1 G4-3 ③			B CH 83 B CH 84 B SI 92 C SI 92 B FF 93 4-1 3 HR BB		B FF 90 1 SAFE B FF 88 B FF 90 C FF 90 C FF 89 B FF 89 4-2 23 BLK 1-2 BB		C FF 92 X FF 92 0-1 G3-1 ① 1-2	3	2	1	0	2	0	2
23 Carlos Pena, L (1, 3) OBP: 0.458, SLG: 0.604	B SI 93 B CH 85 C SI 94 1 SAFE C SI 93 B CH 85 B SL 89 4-2 3 1B 1-2 BB		C CH 83 B CH 85 C SL 85 B FF 95 X CH 85 2-2 G1 ①		1 SAFE B SI 92 B CH 81 B SI 92 C SI 92 1 SAFE X SI 94 3-1 F7 ②		D SL 84 C SI 92 X CU 77 1-1 G3 ② 1-2 2-3		C FF 93 F FF 93 D CH 87 B FF 92 B SL 84 B SL 81 4-2 3 2B 30 2B 2-3 BB	3	1	0	0	2	0	3
3 Evan Longoria, R (1, 5) OBP: 0.431, SLG: 0.551	C FF 95 D SL 88 X FF 95 1-1 30 G4-6-3 1-3 2-H 1B		C SL 87 F SL 88 B SL 88 C FF 96 1-3 ②		B SL 85 B SI 92 S SI 91 C SI 93 B SI 94 X SI 93 3-2 1-H HR		I IN 63 I IN 64 I IN 61 I IN 60 4-0 IBB		F FF 94 B FF 93 F FF 94 B FF 93 F SL 85 F FF 93 D SL 85 X FF 92 3-2 30 2B 1-3 3-H 2B	4	2	3	4	1	1	0
30 Luke Scott, L (1, 10) OBP: 0.353, SLG: 0.688 26 Stephen Vogt, L (9, PR) (9, 10)	S SI 94 B FF 95 B SI 92 X SI 93 2-1 G4-6-3 ② ③ 1-2f		B CH 85 B FF 94 X FF 94 2-0 F7 ③		B SI 92 C SI 86 X CH 85 1-1 G4-3 ③		D CU 76 S SI 90 D CU 78 S SI 91 X SL 83 2-2 F7 ③		C FF 93 S CH 87 X CH 86 0-2 2-H 3-H 2B	5	0	1	2	0	0	5
										0	0	0	0	0	0	0
20 Matt Joyce, L (1, 7) OBP: 0.360, SLG: 0.578		C FF 93 H SI 95 1-1 7 G4-3 1 E HBP		S CH 83 B CH 85 B SI 93 X CH 83 2-1 G3 ①		B CH 84 X SL 83 1-0 F9 ①		L SL 81 C SL 83 B CU 78 B CU 78 X FF 91 2-2 F9 ①	F SL 83 S FF 92 B B FF 93 S CH 84 2-3 K ②	4	1	0	0	0	1	1
7 Jeff Keppinger, R (1, 4) OBP: 0.233, SLG: 0.333 9 Elliot Johnson, S (7, 4) OBP: 0.333, SLG: 0.111		B SI 94 1 SAFE 1 SAFE X FF 92 1-0 G4-3 ① 1-2		C SL 83 B FF 92 B FF 91 X SI 92 2-1 G6-3 ②		C SI 93 B SL 84 F FF 92 X SL 85 1-2 G6-3 ②		B SI 90 T FF 90 B SI 90 B FF 89 F FF 89 F FF 90 B FF 90 4-2 28 S BB	F FF 92 B FF 92 D CH 84 F FF 91 C FF 91 2-3 K ③	3	0	0	0	0	0	1
										1	0	0	0	1	1	1
28 José Molina, R (1, 2) OBP: 0.258, SLG: 0.276		C SI 95 S SL 88 F SL 86 F CH 85 S SL 87 0-3 K ②		C FF 93 F SL 83 B FF 96 X SL 87 1-2 G3-1 ③		F SL 84 F SL 84 B FF 94 S SL 82 1-3 K ③		F FF 91 C FF 93 1 SAFE F FF 93 B FF 93 F FF 93 1 SAFE 1 SAFE D CH 88 2-3 S SL 85 K ② 1-2		4	0	0	0	0	3	2
1 Sean Rodríguez, R (1, 6) OBP: 0.325, SLG: 0.303		X SI 95 0-0 E9 8 1B 2-H 1B			C SI 92 C SI 92 C FF 92 0-3 K ①		C SL 81 F SL 80 B CH 87 X SL 84 1-2 G6-3 ①		B FF 94 F SL 83 F FF 93 C FF 93 1-3 K ③	4	1	1	1	0	2	1

Inning Stats	1	2	3	4	5	6	7	8	9
	R: 1 E: 0 K: 0 S: 12 H: 2 LOB: 1 BB: 1 P: 22	R: 2 E: 1 K: 1 S: 11 H: 2 LOB: 1 BB: 0 P: 15	R: 0 E: 0 K: 1 S: 7 H: 0 LOB: 0 BB: 0 P: 12	R: 0 E: 0 K: 0 S: 7 H: 0 LOB: 0 BB: 0 P: 12	R: 3 E: 0 K: 1 S: 12 H: 2 LOB: 0 BB: 1 P: 23	R: 0 E: 0 K: 1 S: 7 H: 0 LOB: 0 BB: 0 P: 10	R: 0 E: 1 K: 0 S: 13 H: 0 LOB: 3 BB: 2 P: 26	R: 0 E: 0 K: 2 S: 14 H: 0 LOB: 1 BB: 1 P: 23	R: 3 E: 0 K: 2 S: 20 H: 3 LOB: 1 BB: 1 P: 32

	AB	36
	R	9
	H	9
	RBI	9
	BB	6
	SO	8
	LOB	16

1B: 5 SF: 0 WP: 0 PA: 43
2B: 2 SAC: 0 PB: 0
3B: 0 DP: 1 SB: 2
HR: 2 HBP: 1 CS: 0

PITCHER		IP	WLS	BF	H	R	ER	SO	BB	IBB	HBP	BLK	WP	HR	S	P	ERA	WHIP
37 Henderson Alvarez III, R ERA: 4.66	(1, 1)	6.1	L	28	6	6	6	4	2	0	1	0	0	2	62	102	8.53	1.263
46 Evan Crawford, L ERA:	(7, 1)	1.0		6	0	0	0	0	2	1	0	1	0	0	13	30	0.00	2.000
54 Jason Frasor, R ERA: 5.68	(8, 1)	1.2		9	3	3	3	4	1	0	0	0	0	0	28	43	16.20	2.400

PITCHER	IP	WLS	BF	H	R	ER	SO	BB	IBB	HBP	BLK	WP	HR	S	P	ERA	WHIP

Batter	1	2	3	4	5	6	7	8	9	AB	R	H	RBI	BB	SO	LOB
5 Yunel Escobar, R (1, 6) OBP: 0.306, SLG: 0.351	C FF 91 B FF 90 X FF 91 1-1 19 WP 26 2B 1B	S CH 80 X FF 91 0-1 ③ G6-3		B FF 91 X FC 88 1-0 E6 2-H		S CH 80 B SI 92 B SI 90 B CH 80 F SI 91 B CH 80 4-2 19 BB 2 1B BB		B FF 91 X FF 91 1-0 G6-3 ②		4	1	1	0	1	0	1
2 Kelly Johnson, L (1, 4) OBP: 0.305, SLG: 0.404	B SI 89 B CH 80 F SI 91 X FF 88 2-1 ① F8		C FF 90 S CU 75 B FF 91 T FF 92 1-2 ① K	1 SAFE X FF 90 0-0 ② P2		B FF 93 D FF 94 F FF 94 X FF 95 2-1 19 BB 1-2 1B		B CU 77 C FF 90 S FS 82 X FF 92 1-2 ③ G3-1		5	0	1	0	0	1	2
19 José Bautista, R (1, 9) OBP: 0.375, SLG: 0.381	C FF 88 S CU 79 F FF 90 B CU 78 C FF 92 1-3 ② K 1-2		B CH 79 C FF 89 F FF 88 B FF 90 F CU 79 X CH 81 2-2 ② G3-1	D CU 77 B CU 77 X FF 87 2-0 ③ F9		B SI 90 B SI 90 B SI 91 C SI 90 D SL 84 4-1 1-2 2-3 BB			C SI 93 B SI 94 S SI 92 B SI 94 B CH 89 B SI 94 4-2 14 1B 10 1B 13 G1 BB	3	1	0	0	2	1	2
26 Adam Lind, L (1, 3) OBP: 0.349, SLG: 0.447	B FF 89 D CH 80 X FC 88 2-0 2-H 2B		B FF 92 C CU 74 B CH 80 B CH 80 C FF 90 B FF 92 4-2 10 E BB		B FF 90 B FF 90 C FF 91 C FF 90 X FF 91 2-2 ① G1-3	D KC 78 F SI 84 F SI 86 D KC 79 X KC 78 2-2 ③ L3			C SI 93 F SI 94 B SI 96 X CH 82 1-2 ① F8	4	0	1	1	1	0	4
10 Edwin Encarnación, R (1, 10) OBP: 0.352, SLG: 0.580	D CU 78 B FC 87 B CH 81 C FF 91 S CH 82 B FF 92 4-2 BB		C FF 90 F FF 89 D CU 80 B CH 80 X SI 90 2-2 E5 1-2		C SI 91 B CH 80 X FC 88 1-1 14 G4-3 2B		C SI 84 S KC 77 B KC 77 B SI 84 B CH 79 F CH 79 S KC 77 3-3 ① K		C SI 94 X SI 94 0-1 13 G1 14 1B 1-2 1B	4	0	2	0	1	1	1
14 Eric Thames, L (1, 7) OBP: 0.306, SLG: 0.281	C CH 80 B SI 89 B FF 91 X CH 81 2-1 ③ G1		C FF 92 F FF 90 F SI 92 C FF 92 0-3 ③ K		S CH 78 X FF 90 0-1 ② G4-3 2-3		C SI 86 C KC 79 X SL 76 0-2 ② F8		C SI 95 F SI 96 B CH 81 X FF 97 1-2 13 G1 1-2 2-3 1B	5	0	1	0	0	1	5
13 Brett Lawrie, R (1, 5) OBP: 0.321, SLG: 0.408		B FF 91 C FF 86 B CH 80 F CH 80 B SI 92 X CH 80 3-2 ① G4-3		B CH 80 X CH 80 1-0 ① L7	F SI 90 B FF 91 X FC 88 1-1 ③ G3-1		S CH 80 C KC 78 B KC 78 X KC 81 1-2 1B		B SI 96 B SI 93 X SI 95 2-0 ② G1 1-2 2-3 3-H	5	0	1	1	0	0	3
28 Colby Rasmus, L (1, 8) OBP: 0.271, SLG: 0.341		X FF 91 0-0 ② F7		F FF 91 X FF 87 0-1 9 2B 1B		C FF 91 B SI 91 F FF 88 B CU 78 F CH 80 C FF 91 2-3 ① K	F SI 85 F SI 86 1 SAFE B SI 85 S KC 79 1-3 ③ K		B CH 83 X SI 96 1-0 ③ G6-3	5	1	1	0	0	2	3
9 J.P. Arencibia, R (1, 2) OBP: 0.158, SLG: 0.222		B SI 91 B FF 92 F FF 92 X CH 80 2-1 1B		F SI 90 1 SAFE C FF 89 F FF 89 F CH 81 D FF 91 1 SAFE X FF 91 1-2 1-H 5 E 2B		C FF 86 X FF 92 0-1 ② F7		C FF 90 X FF 91 0-1 ① F8		4	1	2	1	0	0	0
Inning Stats	R: 1 E: 0 K: 1 S: 13 H: 2 LOB: 2 BB: 1 P: 25	R: 0 E: 0 K: 0 S: 8 H: 1 LOB: 1 BB: 0 P: 13	R: 0 E: 1 K: 2 S: 16 H: 0 LOB: 2 BB: 1 P: 25	R: 2 E: 1 K: 0 S: 11 H: 2 LOB: 1 BB: 0 P: 16	R: 0 E: 0 K: 0 S: 9 H: 1 LOB: 1 BB: 0 P: 13	R: 0 E: 0 K: 1 S: 14 H: 1 LOB: 3 BB: 2 P: 28	R: 0 E: 0 K: 2 S: 13 H: 1 LOB: 1 BB: 0 P: 18	R: 0 E: 0 K: 0 S: 6 H: 0 LOB: 0 BB: 0 P: 8	R: 1 E: 0 K: 0 S: 12 H: 2 LOB: 2 BB: 1 P: 21	1B: 7 2B: 3 3B: 0 HR: 0 SF: 0 SAC: 0 DP: 0 HBP: 0						

BOTTOM

Tampa Bay Rays @ Toronto Blue Jays

Rogers Centre, Toronto, ON

Thu Apr 19 2012, 7:08 PM - 10:51 PM EDT

Att. 18,976 - Partly Cloudy - 61 F

livebaseballscorecards.com

AB	39
R	4
H	10
RBI	3
BB	5
SO	6
LOB	21

WP: 1 PA: 44
PB: 0
SB: 0
CS: 0

PITCHER		IP	WLS	BF	H	R	ER	SO	BB	IBB	HBP	BLK	WP	HR	S	P	ERA	WHIP
58 Jeremy Hellickson, R ERA: 3.26	(1, 1)	5.2	W	28	6	3	2	4	3	0	0	0	1	0	65	106	3.18	1.588
57 Jake McGee, L ERA: 6.75	(6, 1)	0.0		1	1	0	0	0	0	0	0	0	0	0	2	4	∞	∞
31 Burke Badenhop, R ERA: 7.2	(6, 1)	0.0		1	0	0	0	0	1	0	0	0	0	0	1	5	∞	∞
39 J.P. Howell, L ERA: 3.86	(6, 1)	1.1	H	5	1	0	0	2	0	0	0	0	0	0	16	23	0.00	0.750
62 Joel Peralta, R ERA: 15.75	(8, 1)	1.0	H	3	0	0	0	0	0	0	0	0	0	0	6	8	0.00	0.000

PITCHER		IP	WLS	BF	H	R	ER	SO	BB	IBB	HBP	BLK	WP	HR	S	P	ERA	WHIP
56 Fernando Rodney, R ERA: 1.69	(9, 1)	1.0		6	2	1	1	0	1	0	0	0	0	0	12	21	9.00	3.000

Toronto Blue Jays @ Kansas City Royals

Kauffman Stadium, Kansas City, MO

Fri Apr 20 2012, 7:11 PM - 10:24 PM CDT

Att. 23,065 - Clear - 59 F

TOP

livebaseballscorecards.com

Batter	1	2	3	4	5	6	7	8	9	AB	R	H	RBI	BB	SO	LOB
5 Yunel Escobar, R (1, 6) OBP: 0.303, SLG: 0.333	C SI 92 B SI 93 X SI 93 1-1 G1-3		B KC 76 C FC 88 C SI 92 F FF 94 B SL 85 B FC 88 F FF 94 F KC 78 X FC 89 3-2 F8		B SI 92 X FC 87 1-0 G6-4-3 1-2f			B FF 96 B FF 95 B FF 96 B FF 95 4-0 19 1B 2 BLK 26 FC6-2 1-2 BB	F SI 89 1 SAFE F FF 88 P PO 84 1-2 CS	3	0	0	0	1	0	2
2 Kelly Johnson, L (1, 4) OBP: 0.317, SLG: 0.389	B FF 94 C CH 86 X FF 93 1-1 P5			C CH 82 B FF 91 B KC 74 S FC 88 B FF 93 F FC 89 B FC 88 4-2 19 FC6-4 BB		C CH 84 X FF 94 1-0 F7		B CU 78 B FF 94 B FS 89 I IN 80 4-0 26 FC6-2 19 1B 10 SF7 1-2 2-3 IBB		2	1	0	0	2	0	0
19 José Bautista, R (1, 9) OBP: 0.383, SLG: 0.378	S FC 89 B SI 93 B FF 93 H SI 93 3-1 26 S HBP			B SI 91 C SL 86 X SI 91 1-1 FC6-4 1-2f		B FF 94 B FF 94 C CH 85 X FF 94 2-1 G6-3		B SL 86 B FF 95 F FF 95 X FF 96 2-1 26 FC6-2 1-2 2-3 3-H 1B		3	0	1	1	0	0	1
26 Adam Lind, L (1, 3) OBP: 0.319, SLG: 0.405	C SI 93 F SI 93 B FF 94 F SL 85 B FC 88 F SL 86 C FC 89 2-3 K 1-2			F SI 91 F FF 91 1 SAFE X SL 84 0-2 F8		B FF 94 B FF 93 C FF 93 X FF 94 2-1 G4-3		C FF 89 X FF 91 0-1 FC6-2 1-2 2-3 3-Hf		4	0	0	0	0	1	5
10 Edwin Encarnación, R (1, 10) OBP: 0.345, SLG: 0.566		B FF 90 C FC 88 X SI 92 1-1 G5-3		1 SAFE B FC 88 X FC 86 1-0 F8			B SI 95 F FF 96 B SL 86 C SI 96 X SL 87 2-2 14 G6-3 1B	C CH 83 X CH 82 0-1 SF7 3-H		3	0	1	1	0	0	1
14 Eric Thames, L (1, 7) OBP: 0.308, SLG: 0.286 6 Jeff Mathis, R (8, PH) OBP: 0.455, SLG: 0.900 (8, 2)		C SI 92 S CH 86 C SI 92 0-3 K			C SI 90 B KC 75 C CH 82 B FF 90 B FC 86 X SI 91 3-2 28 BB 9 1B 1B		S SI 95 B SI 95 S SL 86 F SL 87 1 SAFE B SL 87 B FF 96 X SI 95 3-2 G6-3 1-2f	C FF 92 X CH 83 0-1 F7		3 1	1 0	1 0	0 0	1 0	1 2
13 Brett Lawrie, R (1, 5) OBP: 0.298, SLG: 0.377		B SL 85 B FC 90 C CH 86 B CH 87 F FF 90 S FF 94 3-3 K			C SL 85 B KC 76 X SL 85 1-1 F8		B SL 89 X SL 87 1-0 G1-3		C SI 89 B SI 89 B SL 77 B SL 79 C FF 88 F FF 89 X FF 89 3-2 F8	4	0	0	0	0	1	1
28 Colby Rasmus, L (1, 8) OBP: 0.288, SLG: 0.362			S SI 91 F SI 92 S SL 84 0-3 K		D CH 83 1 SAFE B CH 82 B SI 92 C SI 91 S CH 85 F SL 85 F SI 93 B FC 87 4-2 9 1B 1-2 BB			B FS 89 C FF 96 B FF 97 X FF 96 2-1 9 1B 2B	C SI 90 C CU 72 B SL 80 B SL 79 B FF 88 X FF 88 3-2 F9	3	1	1	0	1	1	0
9 J.P. Arencibia, R (1, 2) OBP: 0.195, SLG: 0.256 11 Rajai Davis, R (8, PR) OBP: 0.300, SLG: 0.353 (8, 7)			C FC 90 B FF 93 B SL 84 F FC 89 B SI 93 F FC 88 T FF 94 3-2 K		F FC 87 X SL 84 0-1 5 G6-4-3 1-2 2-H 1B			B FF 95 B SL 85 B SL 85 C FF 95 C FF 95 X SL 85 3-2 2 BLK 5 BB 19 1B 2-H 1B	B SI 89 M SI 89 F FF 88 X FF 89 1-2 5 CS 1B	3 1	0 1	2 1	2 0	0 0	1 0	0 0
Inning Stats	R: 0 E: 0 K: 1 S: 10 H: 0 LOB: 1 BB: 0 P: 17	R: 0 E: 0 K: 2 S: 8 H: 0 LOB: 0 BB: 0 P: 12	R: 0 E: 0 K: 2 S: 13 H: 0 LOB: 0 BB: 0 P: 19	R: 0 E: 0 K: 0 S: 9 H: 0 LOB: 1 BB: 1 P: 15	R: 1 E: 0 K: 0 S: 12 H: 2 LOB: 1 BB: 1 P: 21	R: 0 E: 0 K: 0 S: 5 H: 0 LOB: 0 BB: 0 P: 10	R: 0 E: 0 K: 0 S: 8 H: 1 LOB: 0 BB: 0 P: 14	R: 3 E: 0 K: 0 S: 13 H: 3 LOB: 2 BB: 2 P: 28	R: 0 E: 0 K: 0 S: 13 H: 1 LOB: 0 BB: 0 P: 20	1B: 6 2B: 1 3B: 0 HR: 0 SF: 1 SAC: 0 DP: 2 HBP: 1						

	AB	30
	R	4
	H	7
	RBI	4
	BB	4
	SO	5
	LOB	13

PITCHER		IP	WLS	BF	H	R	ER	SO	BB	IBB	HBP	BLK	WP	HR	S	P	ERA	WHIP
44 Luke Hochevar, R ERA: 5.87	(1, 1)	5.0		19	2	1	1	5	2	0	1	0	0	0	52	84	1.80	0.800
55 Tim Collins, L ERA: 4.7	(6, 1)	1.0	H	3	0	0	0	0	0	0	0	0	0	0	5	10	0.00	0.000
43 Aaron Crow, R ERA: 3.68	(7, 1)	1.0	H	3	1	0	0	0	0	0	0	0	0	0	8	14	0.00	1.000
56 Greg Holland, R ERA: 11.37	(8, 1)	0.0	L	5	3	3	3	0	1	1	0	1	0	0	7	22	∞	∞
50 Jose Mijares, L ERA: 2.84	(8, 1)	1.0		3	0	0	0	0	0	0	0	0	0	0	6	6	0.00	0.000

PITCHER		IP	WLS	BF	H	R	ER	SO	BB	IBB	HBP	BLK	WP	HR	S	P	ERA	WHIP
31 Louis Coleman, R ERA: 6.23	(9, 1)	1.0		3	1	0	0	0	0	0	0	0	0	0	13	20	0.00	1.000

WP: 0	PA: 37		
PB: 0			
SB: 1			
CS: 1			

Batter	1	2	3	4	5	6	7	8	9	AB	R	H	RBI	BB	SO	LOB
4 Alex Gordon, L (1, 7) OBP: 0.276, SLG: 0.260	C FF 95 F FF 95 B SI 94 F CH 85 B FF 95 X CH 84 2-2 G6-3		X FF 94 0-0 35 L3-6 2B		B SI 94 B FF 92 B SI 93 B FF 94 4-0 11 G5-4-3 BB		B FF 95 B SL 85 S SI 94 C FF 94 B CH 87 B CH 87 4-2 11 1B BB		D CH 89 C FF 97 B CH 86 B FF 95 F FF 96 S SL 87 3-3 K	3	0	1	0	2	1	1
11 Yuniesky Betancourt, R (1, 4) OBP: 0.387, SLG: 0.483 17 Chris Getz, L (9, PR) OBP: 0.292, SLG: 0.417	B FF 96 X FF 95 1-0 G5-3		D CU 80 B FF 95 B FF 93 B FF 94 4-0 35 L3-6 BB		F CH 85 X CH 82 0-1 G5-4-3 1-2f		C SI 95 F CH 86 X CH 86 0-2 1-3 1B		B SL 87 D SL 88 C FF 94 X FF 95 2-1 35 S 2-H 1B	4 0	0 0	2 0	1 0	1 0	0 0	1 0
35 Eric Hosmer, L (1, 3) OBP: 0.271, SLG: 0.327	S CH 86 B CH 87 B FF 96 B CH 86 B SI 94 4-1 16 FC5-4 BB		S CH 83 B CH 85 S SI 93 F CH 86 D CH 86 X SI 94 2-2 L3-6 1-1 2-2			B CH 86 B SI 93 X CH 84 2-0 21 BB 1B	C CH 86 F SL 83 C FF 95 0-3 K		S SL 86 C FF 96 X SL 87 0-2 G4-3 1-2	4	0	1	0	1	1	5
16 Billy Butler, R (1, 10) OBP: 0.389, SLG: 0.588	C SI 94 B FF 96 B FF 95 X SI 93 2-1 FC5-4 1-2f			B CU 80 C SI 93 B FF 92 X SI 95 2-1 G6-3		B SI 93 C CH 83 S SI 92 D CU 81 1 SAFE F CH 84 D SI 91 X CH 84 3-2 F7		B SL 83 B FF 91 B FF 91 C FF 91 B SL 86 4-1 BB		3	0	0	0	1	0	2
21 Jeff Francoeur, R (1, 9) OBP: 0.302, SLG: 0.327		F FF 95 S FF 92 B FF 92 S CU 80 1-3 K		B SI 94 S SI 93 B CH 86 X SI 94 2-1 33 FC3-6 8 BB 12 WP 1B		B SI 92 F SI 90 P PO 88 D CH 83 B FF 90 4-1 1-2 BB		X SL 84 0-0 P4	3	1	1	0	1	1	1
8 Mike Moustakas, L (1, 5) OBP: 0.271, SLG: 0.478		B SI 95 B CH 86 F SI 95 X SI 94 2-1 HR		B FF 94 B CH 84 1 SAFE B FF 94 B FF 94 4-0 33 FC3-6 1-2 BB		F CH 86 S CH 85 S FF 93 0-3 K		B CH 84 B FF 93 C CH 86 F CH 85 F FF 95 S CH 85 2-3 K	3	1	1	1	1	2	3
33 Humberto Quintero, R (1, 2) OBP: 0.400, SLG: 0.480		B FF 96 F FF 95 B CU 82 C FF 95 F FF 95 S CU 80 2-3 K		F CU 80 B FF 92 F SI 94 X SI 94 1-2 FC3-6 12 WP 1-2f 2-3		F CH 85 S FF 93 S FF 94 0-3 K		F SL 86 F FF 94 B FF 93 X FF 93 1-2 G3	4	0	0	0	0	2	5
12 Mitch Maier, L (1, 8) OBP: 0.348, SLG: 0.368		B FF 95 C SI 94 B FF 95 B SI 94 B SI 95 4-1 BB		B SI 94 B SI 94 C CH 86 C SI 94 F CH 85 C SI 93 2-3 K 1-2 3-H			F FF 93 B FF 95 F CH 84 B SL 86 F FF 94 F SL 86 C SI 96 2-3 K		B FF 96 B FF 97 C FF 95 F FF 96 B FF 95 X FF 95 3-2 P5	3	0	0	0	1	2	1
2 Alcides Escobar, R (1, 6) OBP: 0.288, SLG: 0.408		1 SAFE C FF 94 B FF 93 S SI 94 F CU 80 S FF 91 1-3 K			C SI 93 B FF 92 B SI 93 C SI 92 S FF 91 2-3 K		B CH 86 B FF 96 B SI 95 C FF 95 X SI 94 3-1 G4-3		C FF 96 B SL 88 B FF 93 X FF 95 2-1 11 S 11 1B 2B	4	1	1	0	0	2	1
Inning Stats	R: 0 E: 0 K: 0 S: 8 H: 0 LOB: 1 BB: 1 P: 17	R: 1 E: 0 K: 3 S: 14 H: 1 LOB: 1 BB: 1 P: 24	R: 0 E: 0 K: 0 S: 5 H: 1 LOB: 0 BB: 1 P: 11	R: 1 E: 0 K: 1 S: 11 H: 1 LOB: 1 BB: 1 P: 22	R: 0 E: 0 K: 1 S: 5 H: 0 LOB: 0 BB: 1 P: 11	R: 0 E: 0 K: 2 S: 13 H: 1 LOB: 2 BB: 1 P: 21	R: 0 E: 0 K: 2 S: 16 H: 1 LOB: 2 BB: 1 P: 25	R: 0 E: 0 K: 1 S: 9 H: 0 LOB: 1 BB: 1 P: 16	R: 1 E: 0 K: 1 S: 13 H: 2 LOB: 2 BB: 0 P: 23	1B: 4 2B: 2 3B: 1 HR: 1 SF: 0 SAC: 0 DP: 1 HBP: 0				WP: 1 PB: 0 SB: 2 CS: 0		PA: 39	

PITCHER		IP	WLS	BF	H	R	ER	SO	BB	IBB	HBP	BLK	WP	HR	S	P	ERA	WHIP
4 Kyle Drabek, R ERA: 2.0	(1, 1)	5.1		23	4	2	2	5	6	0	0	0	1	1	50	100	3.38	1.875
47 Luis Perez, L ERA:	(6, 1)	1.2	W	7	1	0	0	4	1	0	0	0	0	0	22	31	0.00	1.200
48 Francisco Cordero, R ERA: 4.5	(8, 1)	1.0	H	4	0	0	0	1	1	0	0	0	0	0	9	16	0.00	1.000
21 Sergio Santos, R ERA: 9.0	(9, 1)	1.0	S	5	2	1	1	1	0	0	0	0	0	0	13	23	9.00	2.000

PITCHER	IP	WLS	BF	H	R	ER	SO	BB	IBB	HBP	BLK	WP	HR	S	P	ERA	WHIP

BOTTOM

Toronto Blue Jays @ Kansas City Royals

Kauffman Stadium, Kansas City, MO

Fri Apr 20 2012, 7:11 PM - 10:24 PM CDT

Att. 23,065 - Clear - 59 F

livebaseballscorecards.com

AB	31
R	3
H	7
RBI	2
BB	8
SO	11
LOB	20

Batter	1	2	3	4	5	6	7	8	9	AB	R	H	RBI	BB	SO	LOB
5 Yunel Escobar, R (1, 6) OBP: 0.296, SLG: 0.323	B FF 92 C SI 94 X FF 93 1-1 G1-3 ①		B SI 93 X SI 93 1-0 G5-3 ②	B FF 91 X SI 92 1-0 2 BB 1-3 3-H 1B		B CU 78 C CH 85 B SL 86 F CH 85 F SL 87 X CU 79 2-2 G4-3 ②		B SI 100 B CH 88 C SI 100 S CH 87 F FF 100 B FF 98 X CH 86 3-2 G4-3 ①		5	0	1	1	0	0	1
2 Kelly Johnson, L (1, 4) OBP: 0.353, SLG: 0.393	C SI 94 B SI 93 B SI 93 X SI 92 2-1 19 G5-4-3 1B		F FF 93 B CH 84 B CH 82 D SI 92 B SI 92 4-1 BB	D CU 79 B FF 90 B FF 91 C FF 90 F FF 90 1 SAFE B FF 91 4-2 19 L4-3 1-2 BB		B CU 79 B SL 88 B FF 91 C FF 89 F FF 90 B FF 91 4-2 BB		B CU 82 S CH 89 C FF 99 B CU 80 S CH 87 2-3 K ②		2	0	1	0	3	1	0
19 José Bautista, R (1, 9) OBP: 0.354, SLG: 0.340	B SI 95 C SI 94 F SI 93 1 SAFE 1 SAFE X SI 94 1-2 G5-4-3 ②③ 1-2f		X SI 93 0-0 F7 ③	F SL 88 F SL 88 X FF 91 0-2 L4-3 ②③ 1-1		F SL 87 F FF 91 D CU 80 X CH 85 1-2 F9 ③		C FF 100 B CH 89 F SI 99 B FF 99 F SI 100 X CH 87 2-2 G4-3 ③		5	0	0	0	0	0	7
26 Adam Lind, L (1, 3) OBP: 0.308, SLG: 0.404		C FF 92 X FF 93 0-1 G6-3 ①		X CU 75 0-0 14 G6-3 10 1B 2B	B SL 87 B FF 91 X FF 90 2-0 G4-3 ①		C FF 89 B CH 87 B SL 87 C SL 88 B FF 90 F FF 90 X SL 89 3-2 G1-3 ①		B FF 93 B CH 85 C FF 93 B CH 85 F FF 94 X FF 94 3-2 G5-3 ①	5	1	1	0	0	0	0
14 Eric Thames, L (1, 7) OBP: 0.318, SLG: 0.308		B FF 93 S FF 92 B FF 94 X FF 92 2-1 10 CS 2B		F FF 90 X SI 93 0-1 G6-3 ① 2-3	C FF 90 B CU 79 F SL 86 B CU 80 B FF 92 F FF 90 X FF 91 3-2 P6 ②		B CU 79 B FF 90 B FF 91 C FF 90 B FF 91 4-1 10 HR BB		B CH 84 B FF 94 F FF 94 F CH 84 B CU 76 C FF 94 3-3 K ②	4	1	1	0	1	1	1
10 Edwin Encarnación, R (1, 10) OBP: 0.365, SLG: 0.621		C SI 93 B FF 92 C FF 91 F SI 94 F FF 94 X CH 83 1-2 13 FC6 2-3 1B ②		X SI 94 0-0 13 1B 28 1B 3-H 1B	C FF 90 B CU 74 B CH 82 X FF 90 2-1 P5 ③		1 SAFE C FF 100 F FF 100 X FF 100 0-2 1-H HR		C CU 75 C FF 95 C CU 77 0-3 K ③	5	2	3	3	0	1	0
13 Brett Lawrie, R (1, 5) OBP: 0.311, SLG: 0.386		C SI 92 S SI 93 X SI 93 0-2 FC6 ③ 1-2f		B SI 93 X FF 91 1-0 28 1B 9 1B 1-3 1B	C CU 77 B SL 86 B SL 86 B FF 90 X FF 90 3-1 28 HR 1B		B FF 99 B CH 89 C FF 99 C CH 87 X CH 84 2-2 G5-3 ②			4	2	2	0	0	0	1
28 Colby Rasmus, L (1, 8) OBP: 0.321, SLG: 0.510			C SI 93 X SI 93 0-1 G1-3 ①	F SI 93 B SI 92 X SI 92 1-1 9 1B 5 1B 1-2 3-H 1B		D CU 80 1 SAFE C FF 91 B CH 85 1 SAFE X FF 90 2-1 1-H HR		C FF 100 B CH 90 B CH 88 X FF 99 2-1 HR		4	3	3	4	0	0	0
9 J.P. Arencibia, R (1, 2) OBP: 0.222, SLG: 0.302			X SI 93 0-0 2B	B SI 93 X SI 94 1-0 5 1B 1-3 2-H 1B		B CU 79 S CH 81 F SL 87 F CU 81 B CU 79 F SL 87 F SL 85 F FF 92 X CU 78 2-2 G1-3 ①		C FF 100 X CU 82 0-1 G6-3 ③		4	0	2	1	0	0	0
Inning Stats	R: 0 E: 0 K: 0 S: 7 H: 1 LOB: 0 BB: 0 P: 11	R: 0 E: 0 K: 0 S: 12 H: 2 LOB: 1 BB: 0 P: 15	R: 0 E: 0 K: 0 S: 6 H: 1 LOB: 2 BB: 1 P: 11	R: 4 E: 0 K: 0 S: 14 H: 6 LOB: 2 BB: 1 P: 22	R: 0 E: 0 K: 0 S: 7 H: 0 LOB: 0 BB: 0 P: 14	R: 2 E: 0 K: 0 S: 20 H: 2 LOB: 1 BB: 1 P: 34	R: 3 E: 0 K: 0 S: 15 H: 2 LOB: 0 BB: 1 P: 26	R: 0 E: 0 K: 1 S: 11 H: 0 LOB: 0 BB: 0 P: 18	R: 0 E: 0 K: 2 S: 9 H: 0 LOB: 0 BB: 0 P: 15	1B: 8 2B: 4 3B: 0 HR: 3 SF: 0 SAC: 0 DP: 2 HBP: 0						

PITCHER		IP	WLS	BF	H	R	ER	SO	BB	IBB	HBP	BLK	WP	HR	S	P	ERA	WHIP
39 Luis Mendoza, R ERA: 6.92	(1, 1)	3.1		19	10	4	4	0	1	0	0	0	0	0	34	50	10.80	3.300
61 Everett Teaford, L ERA: 3.86	(4, 1)	3.0	L	13	2	3	3	0	3	0	0	0	0	1	37	69	9.00	1.667
40 Kelvin Herrera, R ERA: 5.4	(7, 1)	1.2		7	2	2	2	1	0	0	0	0	0	2	21	32	10.80	1.200
55 Tim Collins, L ERA: 4.15	(9, 1)	1.0		3	0	0	0	2	0	0	0	0	0	0	9	15	0.00	0.000

PITCHER	IP	WLS	BF	H	R	ER	SO	BB	IBB	HBP	BLK	WP	HR	S	P	ERA	WHIP

TOP

Toronto Blue Jays @ Kansas City Royals

Kauffman Stadium, Kansas City, MO

Sat Apr 21 2012, 6:12 PM - 9:14 PM CDT

Att. 27,804 - Clear - 68 F

livebaseballscorecards.com

AB	38
R	9
H	14
RBI	9
BB	4
SO	3
LOB	10

WP: 0 PA: 42
PB: 0
SB: 0
CS: 1

Batter	1	2	3	4	5	6	7	8	9	AB	R	H	RBI	BB	SO	LOB
11 Yuniesky Betancourt, R (1, 4) OBP: 0.389, SLG: 0.500	C FF 94 C FF 93 X SL 86 0-2 ① F9		B SL 84 B FF 92 X FF 92 2-0 2B		B CH 87 D CH 86 B FF 94 C FF 92 F FF 92 X SL 86 3-2 16 G5-3 4 BB 1B 3-H	1 SAFE X FF 89 0-0 ③ L9			B SL 83 B CH 83 C CH 84 C FF 90 B CH 84 T SL 84 3-2 ① K	5	0	2	1	0	1	4
4 Alex Gordon, L (1, 7) OBP: 0.302, SLG: 0.333	B FF 94 C FF 92 X CH 86 1-1 HR		B SI 91 S FF 91 B FF 94 B FF 94 F SI 92 S FF 93 3-3 ① K		1 SAFE B FF 90 B SI 91 F SI 91 B SI 90 B SI 90 4-1 16 G5-3 35 HR 1-2 BB		B SL 78 C SL 77 F FF 89 B FF 88 X FF 89 2-2 16 G5-4-3 1B		C SI 90 B CU 77 B CH 84 X SI 90 2-1 ② ③ G4-6-3 1-2f	4	2	2	1	1	1	3
16 Billy Butler, R (1, 10) OBP: 0.379, SLG: 0.556	C FF 94 C FF 94 S FF 94 0-3 ② K		C SL 84 H FF 92 1-1 35 G4-6-3 HBP		B SL 84 B FF 92 B SI 89 X SI 92 3-0 ① ② G5-3 1-2 2-3f		B FF 89 C SL 76 X FF 88 1-1 ① ② G5-4-3 1-2f			3	0	0	0	0	1	3
35 Eric Hosmer, L (1, 3) OBP: 0.270, SLG: 0.375	B SI 94 C CH 87 C SI 93 B FF 94 B FF 94 S CH 86 3-3 ③ K		B SI 92 F FF 90 X FF 91 1-1 ② ③ G4-6-3 1-2f		B CH 86 B SI 91 X CH 85 2-0 2-H HR		C FF 89 F FF 89 X FF 89 0-2 ③ G5-3			4	1	1	2	0	1	2
21 Jeff Francoeur, R (1, 9) OBP: 0.281, SLG: 0.302		C FF 92 F SI 91 X SL 85 0-2 ① G6-3		B FF 92 F FF 90 X SL 85 1-1 ① F9	X CH 85 0-0 ③ F9			B SL 84 S CH 83 X CH 85 1-1 ① G6-3		4	0	0	0	0	0	0
27 Brayan Peña, S (1, 2) OBP: 0.333, SLG: 0.435		B SI 92 X SI 92 1-0 ② G4-3		C SI 91 C CH 86 B SI 91 F SL 84 X CH 85 1-2 ② L4		L SI 90 C FF 90 F FF 92 X CH 86 0-2 ① G6-3		C FF 92 C FF 92 X SI 87 0-2 ② G3		4	0	0	0	0	0	0
8 Mike Moustakas, L (1, 5) OBP: 0.288, SLG: 0.458		B FF 94 B FF 94 B SI 93 B SI 91 4-0 2 1B BB		C FF 93 B FF 93 F SL 86 F SI 90 X FF 94 1-2 ③ G4-3		B CH 86 B FF 92 B FF 92 C SI 90 B SI 92 4-1 2 1B BB		C CU 74 X CH 83 0-1 ③ F8		2	0	0	0	2	0	0
2 Alcides Escobar, R (1, 6) OBP: 0.339, SLG: 0.472		B SI 91 B FF 91 C SI 90 X SI 91 2-1 1-2 1B			B FF 91 B FF 90 B FF 91 C FF 91 X SI 90 3-1 12 3B 2B	B FF 92 X FF 91 1-0 1-3 1B			C FF 92 S SL 84 F FF 92 X SL 85 0-2 12 BB 1B	4	1	4	0	0	0	0
12 Mitch Maier, L (1, 8) OBP: 0.370, SLG: 0.455		B SI 91 B FF 92 C SI 92 F SI 91 C FF 93 2-3 ③ K			F SI 90 S FF 91 B SI 93 X FF 93 1-2 11 1B 3B 2-H	B FF 91 C FF 90 F FF 91 C FF 90 1-3 ② K			B FF 90 B FF 90 B FF 89 C FF 87 1 SAFE C FF 90 F FF 90 B CH 84 4-2 4 G4-6-3 BB 1-2	3	1	1	1	1	2	4
Inning Stats	R: 1 E: 0 K: 2 S: 11 H: 1 LOB: 0 BB: 0 P: 15	R: 0 E: 0 K: 1 S: 9 H: 1 LOB: 2 BB: 1 P: 18	R: 0 E: 0 K: 1 S: 7 H: 1 LOB: 1 BB: 0 P: 14	R: 0 E: 0 K: 0 S: 10 H: 0 LOB: 0 BB: 0 P: 13	R: 4 E: 0 K: 0 S: 12 H: 4 LOB: 0 BB: 1 P: 28	R: 0 E: 0 K: 1 S: 10 H: 1 LOB: 2 BB: 1 P: 16	R: 0 E: 0 K: 0 S: 8 H: 1 LOB: 0 BB: 0 P: 11	R: 0 E: 0 K: 0 S: 7 H: 0 LOB: 0 BB: 0 P: 8	R: 0 E: 0 K: 1 S: 12 H: 1 LOB: 1 BB: 1 P: 21	1B: 5 2B: 2 3B: 1 HR: 2	SF: 0 SAC: 0 DP: 4 HBP: 1						

PITCHER		IP	WLS	BF	H	R	ER	SO	BB	IBB	HBP	BLK	WP	HR	S	P	ERA	WHIP
36 Drew Hutchison, R ERA: 8.44	(1, 1)	5.1	W	26	8	5	5	4	3	0	1	0	0	2	55	99	8.44	2.062
38 Darren Oliver, L ERA: 1.8	(6, 1)	1.2	H	5	1	0	0	1	0	0	0	0	0	0	12	16	0.00	0.600
33 Carlos Villanueva, R ERA: 7.11	(8, 1)	2.0		7	1	0	0	1	1	0	0	0	0	0	19	29	0.00	1.000

PITCHER	IP	WLS	BF	H	R	ER	SO	BB	IBB	HBP	BLK	WP	HR	S	P	ERA	WHIP

BOTTOM

Toronto Blue Jays @ Kansas City Royals

Kauffman Stadium, Kansas City, MO

Sat Apr 21 2012, 6:12 PM - 9:14 PM CDT

Att. 27,804 - Clear - 68 F

livebaseballscorecards.com

AB	33
R	5
H	10
RBI	5
BB	4
SO	6
LOB	16

Toronto Blue Jays @ Kansas City Royals

Kauffman Stadium, Kansas City, MO

Sun Apr 22 2012, 1:12 PM - 4:19 PM CDT

Att. 26,891 - Partly Cloudy - 58 F

livebaseballscorecards.com

TOP

Batter	1	2	3	4	5	6	7	8	9	AB	R	H	RBI	BB	SO	LOB
5 Yunel Escobar, R (1, 6) OBP: 0.303, SLG: 0.329	C FF 95 F FF 95 F CU 77 X FF 94 0-2 ① F9		C CU 73 B FF 92 S CU 73 X FF 96 1-2 ① G4-3		B FF 94 S CU 76 X FF 94 1-1 19 1B 13 1B 1-2 2-H 1B	B SL 78 S FF 89 C SI 90 B SL 80 B FF 90 F FF 89 X FF 88 3-2 ③ G6-3		D KC 78 S FF 94 S FF 95 X FF 95 1-2 1-3 3-H 1B		5	1	2	1	0	0	0
17 Omar Vizquel, S (1, 4) OBP: 0.222, SLG: 0.125	C FF 93 B FF 93 B SI 94 B FF 95 B FF 94 4-1 10 FC6-4 19 BB BB		C FF 92 S CU 76 B SI 96 B CU 72 F FF 93 B FF 96 F FF 94 F FF 95 S CH 84 3-3 ② K		B FF 94 C FF 94 L CU 76 F CU 77 B FF 96 F FF 95 X CH 83 2-2 ① F7		B SI 88 B FF 89 C SI 89 F SI 90 F SI 89 F FF 90 X FF 90 2-2 ① F9	X FF 95 0-0 ③ G3		4	0	0	0	1	1	4
19 José Bautista, R (1, 9) OBP: 0.386, SLG: 0.346	B CU 75 C FF 94 B FF 97 B FF 94 B FF 95 4-1 10 FC6-4 1-2 BB		C CU 77 B FF 97 B FF 96 B CH 85 B CH 85 4-1 BB		F SI 95 B CU 77 X FF 96 1-1 13 1B 1-3 2-H 1B		B FF 90 B FF 89 C FF 89 F FF 90 F FF 90 B SL 80 B SL 78 4-2 BB		C FF 95 X FF 95 0-1 ① G1-5-3	2	1	1	1	3	0	0
10 Edwin Encarnación, R (1, 3) OBP: 0.368, SLG: 0.613	B CU 76 C FF 95 F CU 77 D CU 78 X FF 97 2-2 ② FC6-4 28 S 1-2f 2-3		X FF 95 0-0 ③ F8		4-0 13 1B IBB		C SI 88 1 SAFE C SL 77 D SL 80 B SL 78 1 SAFE F SL 78 F SL 78 1 SAFE 2-2 ② F9		B KC 78 B KC 79 C FF 95 B FF 96 X FF 97 3-1 13 G4-3 2B	4	0	1	0	1	0	4
28 Colby Rasmus, L (1, 8) OBP: 0.311, SLG: 0.473	S SL 86 F FF 96 D CH 86 3 SAFE B FF 96 B SL 86 S SL 85 3-3 ③ K 1-2			B SL 84 C FF 93 B FF 94 F FF 94 S FF 96 2-3 ① K	S SL 87 C SL 86 B FF 96 S SL 85 1-3 ② K		C FF 92 X SL 80 0-1 ③ G5-3		B KC 78 C FF 94 B KC 78 B KC 78 B FF 95 4-1 13 G4-3 BB	4	0	0	0	1	3	6
13 Brett Lawrie, R (1, 5) OBP: 0.318, SLG: 0.377		C FF 94 B CH 84 F FF 93 F CU 78 S FF 95 1-3 ① K		F FF 94 F FF 95 C CU 78 B FF 96 B FF 95 X CH 85 2-2 ② F8	B CU 76 B FF 94 F FF 94 X FF 95 2-1 1-3 2-H 3-H 1B			B FF 90 B CH 82 B FF 88 C FF 88 B FF 89 4-1 9 1B 5 S BB	B SL 86 F SI 93 B FF 95 X SL 86 2-1 ② G4-3 1-2 2-3	4	1	1	2	1	1	2
8 Ben Francisco, R (1, 10) OBP: 0.364, SLG: 0.400 26 Adam Lind, L (5, PH) OBP: 0.291, SLG: 0.380 (5, 10)		C SI 92 F FF 95 X SL 86 0-2 E5 11 G3	B FF 95 C FF 96 B FF 95 F CH 85 F FF 96 F FF 96 B CU 76 X FF 97 3-2 11 CS 1B	C FF 87 F FF 89 F SL 76 B SL 80 F CU 68 X FF 90 1-2 ③ G1-3			F FF 90 S FF 91 X FF 91 0-2 ① F7	X FF 95 0-0 ③ G5-3	2 3	0 0	1 0	0 0	0 0	0 0	0 5
11 Rajai Davis, R (1, 7) OBP: 0.304, SLG: 0.400 14 Eric Thames, L (8, PH) OBP: 0.311, SLG: 0.300 (8, 7)		F FF 93 D CH 84 F FF 95 X FF 96 1-2 ② G3 2-3	1 SAFE 0-0 ③ CS 1-2		L FF 94 B FF 96 F FF 94 B CU 77 X FF 94 2-2 5 S 5 1B 2B	S FF 89 B SI 91 B SL 79 C FF 89 X SL 78 2-2 ① P3		C FF 93 X FF 93 0-1 ② F7		3 1	1 0	1 0	0 0	0 0	0 0	1 1
9 J.P. Arencibia, R (1, 2) OBP: 0.245, SLG: 0.304		C CU 76 X CH 85 0-1 ③ F7			B CU 76 B CU 75 B FF 94 C FF 94 S FF 95 B FF 95 4-2 5 1B 19 1B BB	S FF 90 C FF 91 B FF 89 B SL 81 F SL 76 S SL 78 2-3 ② K		X FF 95 0-0 5 1B 5 S 1-3 1B		3	1	1	0	1	1	1
Inning Stats	R: 0 E: 0 K: 1 S: 12 H: 0 LOB: 2 BB: 2 P: 25	R: 0 E: 1 K: 1 S: 12 H: 0 LOB: 1 BB: 0 P: 14	R: 0 E: 0 K: 1 S: 11 H: 0 LOB: 1 BB: 1 P: 19	R: 0 E: 0 K: 1 S: 12 H: 1 LOB: 0 BB: 0 P: 19	R: 4 E: 0 K: 1 S: 24 H: 4 LOB: 2 BB: 2 P: 42	R: 0 E: 0 K: 1 S: 11 H: 0 LOB: 0 BB: 0 P: 18	R: 0 E: 0 K: 0 S: 16 H: 0 LOB: 1 BB: 1 P: 24	R: 1 E: 0 K: 0 S: 11 H: 2 LOB: 2 BB: 1 P: 16	R: 0 E: 0 K: 0 S: 8 H: 1 LOB: 2 BB: 1 P: 17	1B: 6 2B: 2 3B: 0 HR: 0 SF: 0 SAC: 0 DP: 0 HBP: 0						

AB	35
R	5
H	8
RBI	4
BB	8
SO	6
LOB	24

WP: 0 PB: 0 SB: 4 CS: 1 PA: 44

PITCHER		IP	WLS	BF	H	R	ER	SO	BB	IBB	HBP	BLK	WP	HR	S	P	ERA	WHIP
23 Danny Duffy, L ERA: 3.63	(1, 1)	4.2	L	24	5	4	4	5	4	1	0	0	0	0	66	113	7.71	1.929
31 Louis Coleman, R ERA: 4.26	(5, 1)	2.0		7	0	0	0	1	1	0	0	0	0	0	30	46	0.00	0.500
50 Jose Mijares, L ERA: 3.86	(7, 1)	0.2		3	0	1	1	0	1	0	0	0	0	0	6	10	13.50	1.500
41 Jeremy Jeffress, R ERA:	(8, 1)	1.0		7	3	0	0	0	1	0	0	0	0	0	12	20	0.00	4.000
43 Aaron Crow, R ERA: 3.38	(9, 1)	0.2		2	0	0	0	0	0	0	0	0	0	0	3	5	0.00	0.000

PITCHER	IP	WLS	BF	H	R	ER	SO	BB	IBB	HBP	BLK	WP	HR	S	P	ERA	WHIP

BOTTOM

Toronto Blue Jays @ Kansas City Royals

Kauffman Stadium, Kansas City, MO

Sun Apr 22 2012, 1:12 PM - 4:19 PM CDT

Att. 26,891 - Partly Cloudy - 58 F

livebaseballscorecards.com

Batter	1	2	3	4	5	6	7	8	9	AB	R	H	RBI	BB	SO	LOB
30 Jason Bourgeois, R (1, 8) OBP: 0.267, SLG: 0.286	C SI 89 B CH 83 B SI 90 S SI 90 X CH 84 2-2 ① G5-3		B SI 91 B SI 91 B FF 90 B FF 91 4-0 4 S BB		C FF 92 B CH 86 B CH 83 X FF 93 2-1 ② G4-3 1-3			C FF 88 X FF 91 0-1 E5 16 CS		3	0	0	0	1	0	1
4 Alex Gordon, L (1, 7) OBP: 0.299, SLG: 0.328	B FF 90 F FF 91 X FC 86 1-1 16 G6-4-3 1B		P PO 84 1 SAFE 1 SAFE C FF 92 F FF 92 B CU 79 S CU 80 2-3 ③ K 1-2		B FF 92 X FF 93 1-0 ③ G4-3			C FF 90 1 SAFE 1 SAFE P PO 85 X FF 92 1-1 ① F8		4	0	1	0	0	1	3
16 Billy Butler, R (1, 10) OBP: 0.355, SLG: 0.517	C FF 91 X SI 91 0-1 ②③ G6-4-3 1-2f			C FF 90 B FF 91 F CH 82 B FF 91 X CH 83 2-2 ① G5-3		F FF 91 X FF 92 0-1 ① G5-3		1 SAFE 1 SAFE B FF 92 C CH 82 B CH 80 F FF 89 S CU 78 2-3 ②③ K2-3 1-2		4	0	0	0	0	1	2
35 Eric Hosmer, L (1, 3) OBP: 0.269, SLG: 0.367		B FF 90 B FF 91 X FF 91 2-0 11 G5-3 1B		F FF 93 B SI 92 B FF 92 F FF 92 X CU 81 2-2 ② G1-3	X FF 92 0-0 ② F7			B FF 92 C FF 92 F FF 94 B CH 88 X CH 85 2-2 ① G5-3		4	0	1	0	0	0	0
11 Yuniesky Betancourt, R (1, 4) OBP: 0.375, SLG: 0.459		C SI 91 F CH 84 B CU 80 F CH 84 X FF 92 1-2 ① G5-3 1-2		S CH 81 B CH 84 F FF 92 B CU 80 F CH 82 X CH 82 2-2 ③ F8	B SI 90 C CH 83 B FF 91 F CH 83 S CU 78 2-3 ③ K			C FF 94 B CU 79 S SL 85 F SL 86 B FF 94 F FF 94 B SL 87 F SL 87 F SL 86 4-2 F SL 86 B FF 95 21 2B 8 1B BB		3	1	0	0	1	1	1
21 Jeff Francoeur, R (1, 9) OBP: 0.295, SLG: 0.333		X FF 92 0-0 ② F7			C FF 88 B CU 76 F CH 82 B FF 90 X CU 77 2-2 33 BB 8 1B 2 FC4-6 1B		B SI 88 X CH 84 1-0 ① G5-3		D SL 88 C FF 94 X SL 86 1-1 8 1B 1-3 2B	4	1	2	0	0	0	1
8 Mike Moustakas, L (1, 5) OBP: 0.321, SLG: 0.500		B FF 92 C FF 93 F FF 93 D FC 87 S CU 80 2-3 ③ K2-3			C FF 90 F FF 91 X CU 80 0-2 33 BB 2 E 1-2 1B		C FF 91 S CU 78 B CU 80 X FF 94 1-2 2B		B CH 87 X FF 95 1-0 27 G4-6-3 2-3 3-H 1B	4	1	3	1	0	1	1
33 Humberto Quintero, R (1, 2) OBP: 0.394, SLG: 0.444 27 Brayan Peña, S (9, PH) OBP: 0.320, SLG: 0.417			B SI 90 F FF 90 F CH 82 S CU 78 1-3 ① K		B CH 82 D FF 91 B FF 93 B FF 91 4-0 2 FC4-6 1-2 2-3 BB		X CH 82 0-0 ② G5-3		X FF 95 0-0 ②③ G4-6-3 1-2f	2 1	0 0	0 0	0 0	1 0	1 0	1 2
2 Alcides Escobar, R (1, 6) OBP: 0.322, SLG: 0.446			C FF 90 X FF 92 0-1 ② F8		B FF 92 X FF 92 1-0 ① FC4-6 30 G4-3 30 S 1-2f 2-H 3-H		B FF 90 C CH 83 C CH 84 X CU 79 1-2 ③ G6-3			3	0	0	1	0	0	2
Inning Stats	R: 0 E: 0 K: 0 S: 7 H: 1 LOB: 0 BB: 0 P: 10	R: 0 E: 0 K: 1 S: 9 H: 1 LOB: 1 BB: 0 P: 14	R: 0 E: 0 K: 2 S: 9 H: 0 LOB: 1 BB: 1 P: 15	R: 0 E: 0 K: 0 S: 10 H: 0 LOB: 0 BB: 0 P: 16	R: 2 E: 1 K: 0 S: 10 H: 2 LOB: 1 BB: 1 P: 20	R: 0 E: 0 K: 1 S: 6 H: 0 LOB: 0 BB: 0 P: 8	R: 0 E: 0 K: 0 S: 8 H: 1 LOB: 1 BB: 0 P: 11	R: 0 E: 1 K: 1 S: 8 H: 0 LOB: 0 BB: 0 P: 10	R: 1 E: 0 K: 0 S: 14 H: 2 LOB: 1 BB: 1 P: 22	1B: 5 2B: 2 3B: 0 HR: 0 SF: 0 SAC: 0 DP: 2 HBP: 0	WP: 0 PB: 0 SB: 2 CS: 1 PA: 35					

	AB	32
	R	3
	H	7
	RBI	2
	BB	3
	SO	5
	LOB	14

PITCHER	IP	WLS	BF	H	R	ER	SO	BB	IBB	HBP	BLK	WP	HR	S	P	ERA	WHIP
24 Ricky Romero, L (1, 1) ERA: 3.29	8.0	W	30	5	2	2	5	2	0	0	0	0	0	67	104	2.25	0.875
48 Francisco Cordero, R (9, 1) ERA: 5.14	1.0	S	5	2	1	1	0	1	0	0	0	0	0	14	22	9.00	3.000

PITCHER	IP	WLS	BF	H	R	ER	SO	BB	IBB	HBP	BLK	WP	HR	S	P	ERA	WHIP

Batter	1	2	3	4	5	6	7	8	9	AB	R	H	RBI	BB	SO	LOB
5 Yunel Escobar, R (1, 6) OBP: 0.288, SLG: 0.311	C SI 80 B SL 80 F SL 78 B FF 87 X SL 79 2-2 G6-3		C CU 72 C SL 80 X FF 86 0-2 G5-3		D SL 81 C SL 80 C SL 81 B FF 88 X SL 82 2-2 G6-3 2-3		X EP 70 0-0 FC6-4 1-2f			4	0	0	0	0	0	2
2 Kelly Johnson, L (1, 4) OBP: 0.375, SLG: 0.448	C SI 83 B CU 72 B SL 80 S SL 79 X FF 85 2-2 HR		C CU 72 C SI 85 B FF 88 B SL 83 B SL 81 B SL 81 4-2 19 G6-4-3 BB			L SL 79 B CH 77 B CH 77 B CH 76 B FF 85 4-1 19 HR BB		B SI 95 C SL 86 C SL 86 S FF 95 1-3 K		2	2	1	1	2	1	0
19 José Bautista, R (1, 9) OBP: 0.378, SLG: 0.393	B SL 83 B SL 80 C CH 75 B SL 80 F SL 80 X SL 81 3-2 P6		B SL 80 F SL 80 X CH 76 1-1 G6-4-3 1-2f			X SL 81 0-0 1-H HR		S SL 86 C SL 88 B SL 87 B FF 97 X SL 86 2-2 G5-3		4	1	1	2	0	0	1
10 Edwin Encarnación, R (1, 10) OBP: 0.347, SLG: 0.576	B FF 85 C SL 80 X FF 86 1-1 G1-3			C CH 75 F SL 82 X SL 81 0-2 P5		C CU 71 F FF 85 F CU 71 B SL 80 B SL 81 S SL 81 2-3 K		C SL 86 S SI 96 B SL 88 X SL 86 1-2 G5-3		4	0	0	0	0	1	0
13 Brett Lawrie, R (1, 5) OBP: 0.329, SLG: 0.415		C SI 82 B SL 81 B SL 81 S CH 75 X FF 87 2-2 26 1B 11 G6-3 1B		C CU 72 B CH 76 X CH 75 1-1 F7		B CU 72 B CH 77 C SL 80 X CH 76 2-1 F8			B SL 86 S SL 87 X FF 96 1-1 11 1B 3B	4	1	2	0	0	0	0
11 Rajai Davis, R (1, 7) OBP: 0.296, SLG: 0.375		1 SAFE B SI 84 F SL 80 B SL 80 B SL 79 F SL 79 1 SAFE 1 SAFE 1 SAFE 3-2 1 SAFE 1 SAFE X SL 80 G6-3 1-2		C CU 72 S CH 76 B CH 77 F SI 86 C FF 88 1-3 K		L CH 77 F SL 81 B FF 88 B CU 72 X SL 80 2-2 F7			X FF 95 0-0 26 CS 3-H 1B	4	0	1	1	0	1	1
26 Adam Lind, L (1, 3) OBP: 0.288, SLG: 0.370		B CU 71 X SL 79 1-0 2-3 1B			C CH 76 B SL 82 X SL 80 1-1 G5-3		X SL 79 0-0 F8		B SI 94 1 SAFE 1 SAFE P PO 86 F SL 88 C SL 87 F FF 98 F SL 90 X FF 97 2-2 1-2 L5	4	0	1	0	0	0	1
9 J.P. Arencibia, R (1, 2) OBP: 0.245, SLG: 0.300		X SL 82 0-0 L5			C FF 85 C SL 80 B FF 89 C CU 71 1-3 K		C SI 83 F SL 82 F FF 88 X CU 74 0-2 28 FC4-6 1B		B SL 86 X SL 86 1-0 F7	4	0	1	0	0	1	2
28 Colby Rasmus, L (1, 8) OBP: 0.313, SLG: 0.483		F SI 86 B FF 87 B CH 77 S SL 81 X SL 83 2-2 F7			C SI 84 X CU 72 0-1 5 WP 2B		F SL 78 B SL 80 X SL 80 1-1 FC4-6 5 FC6-4 1-2f			3	0	1	0	0	0	3
Inning Stats	R: 1 E: 0 K: 0 S: 11 H: 1 LOB: 0 BB: 0 P: 19	R: 0 E: 0 K: 0 S: 11 H: 2 LOB: 2 BB: 0 P: 19	R: 0 E: 0 K: 0 S: 8 H: 0 LOB: 0 BB: 1 P: 13	R: 0 E: 0 K: 1 S: 9 H: 0 LOB: 0 BB: 0 P: 11	R: 0 E: 0 K: 1 S: 10 H: 1 LOB: 1 BB: 0 P: 14	R: 2 E: 0 K: 1 S: 11 H: 1 LOB: 0 BB: 1 P: 21	R: 0 E: 0 K: 0 S: 8 H: 1 LOB: 1 BB: 0 P: 9	R: 0 E: 0 K: 1 S: 9 H: 0 LOB: 0 BB: 0 P: 13	R: 1 E: 0 K: 0 S: 10 H: 2 LOB: 0 BB: 0 P: 13	1B: 4 2B: 1 3B: 1 HR: 2 SF: 0 SAC: 0 DP: 1 HBP: 0						

TOP

Toronto Blue Jays @ Kansas City Royals

Kauffman Stadium, Kansas City, MO

Mon Apr 23 2012, 7:12 PM - 9:42 PM CDT

Att. 13,267 - Clear - 65 F

livebaseballscorecards.com

AB	33
R	4
H	8
RBI	4
BB	2
SO	4
LOB	10

WP: 1 PA: 35
PB: 0
SB: 0
CS: 1

PITCHER		IP	WLS	BF	H	R	ER	SO	BB	IBB	HBP	BLK	WP	HR	S	P	ERA	WHIP
52 Bruce Chen, L ERA: 2.52	(1, 1)	7.0	L	28	6	3	3	3	2	0	0	0	1	2	68	106	3.86	1.143
43 Aaron Crow, R ERA: 3.0	(8, 1)	1.0		3	0	0	0	1	0	0	0	0	0	0	9	13	0.00	0.000
51 Jonathan Broxton, R ERA: 3.18	(9, 1)	1.0		4	2	1	1	0	0	0	0	0	0	0	10	13	9.00	2.000

PITCHER	IP	WLS	BF	H	R	ER	SO	BB	IBB	HBP	BLK	WP	HR	S	P	ERA	WHIP

Batter	1	2	3	4	5	6	7	8	9	AB	R	H	RBI	BB	SO	LOB
17 Chris Getz, L (1, 4) OBP: 0.296, SLG: 0.444	B FF 92 C FF 93 C FF 94 X SL 87 1-2 G5-3 ①		C FF 92 X FF 94 0-1 SH1-3 ① 2-3		L FF 93 B FF 94 1 SAFE C FF 94 F SL 87 F SL 89 B FF 96 1 SAFE X FS 87 2-2 P2 ②		X SI 94 0-0 1-3 2B			3	0	1	0	0	0	2
4 Alex Gordon, L (1, 7) OBP: 0.282, SLG: 0.306	B FF 94 F FF 94 X FF 94 1-1 G3-1 ②		C FS 88 F SL 90 F FF 96 D SL 89 S SL 90 1-3 K ②		C FF 96 X SL 89 0-1 F8 ③		S SI 95 S SL 85 B SL 86 X FF 96 1-2 G6-3 ③			4	0	0	0	0	1	5
16 Billy Butler, R (1, 10) OBP: 0.333, SLG: 0.484	C FF 94 B FF 95 B KC 80 B FF 95 F FF 96 X FF 97 3-2 F8 ③		X KC 80 0-0 G5-3 ③			C KC 80 C SL 88 X SL 88 0-2 G6-3 ①		B FF 95 C CH 86 B FF 95 X SI 95 2-1 G5-3 ①		4	0	0	0	0	0	1
35 Eric Hosmer, L (1, 3) OBP: 0.282, SLG: 0.422		B FF 93 X FF 93 1-0 HR	B SL 87 C FS 88 B KC 81 F FF 96 B SL 88 S SL 90 3-3 K ①			S FS 88 X FS 86 0-1 E1 1B		C FF 96 X FF 94 0-1 G4-3 ②		4	1	2	1	0	1	0
21 Jeff Francoeur, R (1, 9) OBP: 0.292, SLG: 0.328		X KC 79 0-0 G4-3 ①	C FF 97 F SL 88 X KC 82 0-2 8 G6-3 1B			B KC 80 B SL 88 B FF 94 F FF 94 S SL 88 X SL 89 3-2 F8 ②		C SI 95 X FF 95 0-1 G4-3 ③		4	0	1	0	0	0	1
8 Mike Moustakas, L (1, 5) OBP: 0.333, SLG: 0.518		C FF 94 B FF 94 F FS 87 F SL 87 F FF 95 F KC 81 F SL 87 X FS 87 1-2 27 PB 2B	B FF 94 C FS 86 S FS 89 1 SAFE B FF 97 X FS 85 2-2 G6-3 ②③ 1-2f			C KC 80 F KC 82 D SL 89 D SL 90 X SL 90 2-2 G6-3 ③			B FF 92 B FF 92 C FF 93 F FF 95 F CH 86 B CH 86 F FF 95 F FF 94 X CH 85 3-2 27 G4-6-3 1B	4	0	2	0	0	0	2
27 Brayan Peña, S (1, 2) OBP: 0.310, SLG: 0.429		B FF 94 B FF 95 F FF 95 S FS 86 S FS 87 2-3 K ② 2-3			B FF 92 C FF 94 X FF 94 1-1 12 FC1-5 2B		C FF 93 B SL 88 B FS 86 X FF 95 2-1 G5-3 ①		B CH 86 C FF 94 X CH 85 1-1 G4-6-3 ①② 1-2f	4	0	1	0	0	1	2
12 Mitch Maier, L (1, 8) OBP: 0.323, SLG: 0.385		B FF 96 F FF 95 B FS 88 B FS 86 C FS 86 X FS 88 3-2 G4-3 ③			X FF 94 0-0 FC1-5 ① 2 1B 2-3		X FF 95 0-0 P4 ②		C CU 78 B CH 87 C FF 95 X CU 80 1-2 P4 ③	4	0	0	0	0	0	2
2 Alcides Escobar, R (1, 6) OBP: 0.355, SLG: 0.483			B FF 92 X FF 93 1-0 17 SH1-3 2B		1 SAFE C SL 86 B SL 87 X SL 87 1-1 1-3 1B		B FF 94 B FF 94 B FF 94 B FF 93 4-0 17 2B BB			2	0	2	0	1	0	0
Inning Stats	R: 0 E: 0 K: 0 S: 8 H: 0 LOB: 0 BB: 0 P: 13	R: 1 E: 0 K: 1 S: 15 H: 2 LOB: 1 BB: 0 P: 22	R: 0 E: 0 K: 1 S: 8 H: 1 LOB: 1 BB: 0 P: 10	R: 0 E: 0 K: 1 S: 9 H: 1 LOB: 0 BB: 0 P: 14	R: 0 E: 0 K: 0 S: 12 H: 2 LOB: 2 BB: 0 P: 16	R: 0 E: 1 K: 0 S: 11 H: 1 LOB: 1 BB: 0 P: 16	R: 0 E: 0 K: 0 S: 7 H: 1 LOB: 2 BB: 1 P: 14	R: 0 E: 0 K: 0 S: 6 H: 0 LOB: 0 BB: 0 P: 8	R: 0 E: 0 K: 0 S: 11 H: 1 LOB: 0 BB: 0 P: 16	1B: 4 2B: 4 3B: 0 HR: 1	SF: 0 SAC: 1 DP: 2 HBP: 0					

PITCHER		IP	WLS	BF	H	R	ER	SO	BB	IBB	HBP	BLK	WP	HR	S	P	ERA	WHIP
23 Brandon Morrow, R ERA: 3.71	(1, 1)	6.2	W	27	7	1	1	3	1	0	0	0	0	1	66	100	1.35	1.200
47 Luis Perez, L ERA:	(7, 1)	1.1	H	5	1	0	0	0	0	0	0	0	0	0	10	13	0.00	0.750
48 Francisco Cordero, R ERA: 4.5	(9, 1)	1.0	S	3	1	0	0	0	0	0	0	0	0	0	11	16	0.00	1.000

PITCHER	IP	WLS	BF	H	R	ER	SO	BB	IBB	HBP	BLK	WP	HR	S	P	ERA	WHIP

BOTTOM

Toronto Blue Jays @ Kansas City Royals

Kauffman Stadium, Kansas City, MO

Mon Apr 23 2012, 7:12 PM - 9:42 PM CDT

Att. 13,267 - Clear - 65 F

livebaseballscorecards.com

AB	33
R	1
H	9
RBI	1
BB	1
SO	3
LOB	15

WP: 0	PA: 35		
PB: 1			
SB: 0			
CS: 0			

Batter	1	2	3	4	5	6	7	8	9	AB	R	H	RBI	BB	SO	LOB
5 Yunel Escobar, R (1, 6) OBP: 0.274, SLG: 0.295	F FF 92 S FF 92 B FC 87 F FC 87 F FF 92 X CU 79 1-2 ① L7		B SL 87 B FF 91 C CU 78 F FF 90 F FF 91 F FF 89 C FC 86 2-3 ② K		B CH 87 X CH 84 1-0 ②③ G1-6-3 1-2f			B CH 81 B FF 89 C SI 89 F SI 90 B FF 91 X SI 89 3-2 ① G5-3		4	0	0	0	0	1	1
2 Kelly Johnson, L (1, 4) OBP: 0.395, SLG: 0.459	C FF 90 B FF 93 B CU 79 C CH 86 F FF 92 B FC 87 F FF 91 F FF 91 X CU 80 3-2 ② F7		B CH 85 C FC 85 X FC 84 1-1 19 FC6-4 1B			C CU 73 F FF 89 B CH 88 B FF 88 B CU 82 F FF 88 B FF 87 4-2 BB		B CH 83 X CH 82 1-0 1B		3	0	2	0	1	0	0
19 José Bautista, R (1, 9) OBP: 0.359, SLG: 0.367	F FF 92 C CU 79 B FF 92 B FF 93 C FC 87 2-3 ③ K		F FF 90 S FF 90 B FF 91 X FF 91 1-2 ③ FC6-4 1-2f			F FC 84 X FC 83 0-1 ① F8		B FF 88 F FF 89 F SI 88 X SI 90 1-2 ② F8		4	0	0	0	0	1	3
10 Edwin Encarnación, R (1, 10) OBP: 0.329, SLG: 0.543		B FC 86 X FF 90 1-0 ① F7		B FC 84 X FC 85 1-0 ① F7		F FC 89 1 SAFE C FF 90 B FF 89 B CU 79 F CU 79 X FC 85 2-2 ② P5		F CH 86 S SI 89 B SI 90 X FF 90 1-2 ③ P6		4	0	0	0	0	0	2
26 Adam Lind, L (1, 3) OBP: 0.286, SLG: 0.351		B FC 87 B FC 87 F FF 91 B FC 86 F FF 91 F FC 86 F FC 90 B FC 87 4-2 13 FC1-4 BB		B FF 87 X CH 88 1-0 ② F8		F FC 84 B FC 84 S CH 83 B FF 89 X FF 89 2-2 ③ G3			C FF 96 B CH 88 F SI 97 F FF 96 B SI 96 S SI 97 2-3 ① K	3	0	0	0	1	1	1
13 Brett Lawrie, R (1, 5) OBP: 0.338, SLG: 0.412		B FC 87 F SL 87 C FF 91 B FF 90 F FC 86 X FF 91 2-2 ② FC1-4 1-2f		C CH 88 F FC 86 X CU 78 0-2 1B			B CH 82 C SI 88 X SI 89 1-1 ① G6-3		B FF 96 C SL 80 B SI 97 B FF 96 B SI 96 4-1 BB	3	0	1	0	1	0	1
28 Colby Rasmus, L (1, 8) OBP: 0.294, SLG: 0.452		1 SAFE C FF 90 1 SAFE X FC 86 0-1 ③ G1-3		S FF 90 B FF 89 S FF 89 B FF 89 F FC 84 S FC 85 2-3 ③ K			X SL 81 0-0 ② G4-3		C SI 96 X SI 96 0-1 ② F8	4	0	0	0	0	1	3
14 Eric Thames, L (1, 7) OBP: 0.327, SLG: 0.386			C CU 76 F FF 90 B FC 84 X CU 80 1-2 HR		X FF 88 0-0 ① F7		C SL 80 B SL 80 F SL 80 X SL 80 1-2 1B		F FF 96 B SI 97 S SI 97 B SI 96 S CH 90 2-3 ③ K	4	1	2	1	0	1	1
6 Jeff Mathis, R (1, 2) OBP: 0.429, SLG: 0.750			B FC 86 S FF 90 S FF 91 B FF 91 X FC 86 2-2 ① G5-3		B FF 87 C FF 88 S CU 76 B FF 89 B CH 88 B FF 89 4-2 5 G1-6-3 BB		B SI 84 C SL 79 S SL 77 C FF 86 1-3 ③ K			2	0	0	0	1	1	1
Inning Stats	R: 0 E: 0 K: 1 S: 14 H: 0 LOB: 0 BB: 0 P: 20	R: 0 E: 0 K: 0 S: 11 H: 0 LOB: 1 BB: 1 P: 18	R: 1 E: 0 K: 1 S: 16 H: 2 LOB: 1 BB: 0 P: 23	R: 0 E: 0 K: 1 S: 9 H: 1 LOB: 1 BB: 0 P: 13	R: 0 E: 0 K: 0 S: 4 H: 0 LOB: 0 BB: 1 P: 9	R: 0 E: 0 K: 0 S: 12 H: 0 LOB: 1 BB: 1 P: 20	R: 0 E: 0 K: 1 S: 9 H: 1 LOB: 1 BB: 0 P: 12	R: 0 E: 0 K: 0 S: 10 H: 1 LOB: 1 BB: 0 P: 16	R: 0 E: 0 K: 2 S: 10 H: 0 LOB: 1 BB: 1 P: 18	1B: 4 2B: 0 3B: 0 HR: 1 SF: 0 SAC: 0 DP: 1 HBP: 0						

PITCHER		IP	WLS	BF	H	R	ER	SO	BB	IBB	HBP	BLK	WP	HR	S	P	ERA	WHIP
29 Tommy Hunter, R ERA: 4.74	(1, 1)	6.0	W	23	3	1	1	3	3	0	0	0	0	1	66	103	1.50	1.000
40 Troy Patton, L ERA: 4.5	(7, 1)	0.2	H	3	1	0	0	0	0	0	0	0	0	0	6	8	0.00	1.500
56 Darren O'Day, R ERA: 1.13	(7, 1)	0.1	H	1	0	0	0	1	0	0	0	0	0	0	3	4	0.00	0.000
38 Luis Ayala, R ERA:	(8, 1)	1.0	H	4	1	0	0	0	0	0	0	0	0	0	10	16	0.00	1.000
47 Pedro Strop, R ERA: 2.45	(9, 1)	1.0	S	4	0	0	0	2	1	0	0	0	0	0	10	18	0.00	1.000

PITCHER	IP	WLS	BF	H	R	ER	SO	BB	IBB	HBP	BLK	WP	HR	S	P	ERA	WHIP

TOP

Toronto Blue Jays @ Baltimore Orioles

Oriole Park at Camden Yards, Baltimore, MD

Tue Apr 24 2012, 7:10 PM - 9:30 PM EDT

Att. 11,058 - Partly Cloudy - 60 F

livebaseballscorecards.com

AB	31
R	1
H	5
RBI	1
BB	4
SO	6
LOB	13

Batter	1	2	3	4	5	6	7	8	9	AB	R	H	RBI	BB	SO	LOB
9 Endy Chavez, L (1, 7) OBP: 0.229, SLG: 0.188	B FF 94 B FF 94 C SI 92 X SI 93 2-1 2 2B 10 G6-4-3 1B		C FF 94 X FF 93 0-1 ① G1-3		C CH 84 B FF 92 F SI 93 X FF 91 1-2 ③ G5-3			C SI 90 B CU 74 L FC 89 B FF 90 X SI 90 2-2 ① G1-3		4	1	1	0	0	0	0
2 J.J. Hardy, R (1, 6) OBP: 0.260, SLG: 0.338	C SL 85 C SL 83 X SL 84 0-2 10 G6-4-3 1-3 2B		B FF 93 X FF 93 1-0 ② G6-3			B CH 87 C FF 90 X SL 79 1-1 ① F8		L FC 90 C FF 90 B SL 85 C CU 74 1-3 ② K		4	0	1	0	0	1	0
21 Nick Markakis, L (1, 9) OBP: 0.320, SLG: 0.385	D CH 85 B SL 85 D FF 96 C FF 94 B FF 94 4-1 10 G6-4-3 BB		M FF 93 B FF 95 X FF 94 1-1 ③ F7			B CH 87 F SL 82 C FF 90 B FF 91 B CH 84 F SL 88 F SL 90 F SL 91 F FF 93 3-2 ② X SI 92 G1-3		B SI 90 B FF 89 C FF 90 C FF 90 B FF 89 C FC 88 3-3 ③ K		3	0	0	0	1	1	0
10 Adam Jones, R (1, 8) OBP: 0.333, SLG: 0.609	B SL 87 B SL 83 X FF 92 2-0 ①② G6-4-3 1-2f 2-3 3-H			B SL 84 X FF 93 1-0 ① G1-3 C SI 90 B FF 94 B CH 86 B SI 92 X SI 93 3-1 HR		B FF 91 X FF 90 1-0 1B				3	0	1	0	0	0	2
32 Matt Wieters, S (1, 2) OBP: 0.379, SLG: 0.667	B FF 95 S CH 84 X CH 84 1-1 ③ G3-1					1 SAFE X FF 89 0-0 ③ G4-3				3	1	1	1	0	0	2
19 Chris Davis, L (1, 3) OBP: 0.304, SLG: 0.426		C FF 94 F FF 92 B FF 93 X FF 94 1-2 ① G4-3		X SI 93 0-0 ② G6-3			C FF 92 B SL 90 S FF 92 F FF 94 F SL 84 X FF 94 1-2 ① G1-3			3	0	0	0	0	0	0
24 Wilson Betemit, S (1, 10) OBP: 0.238, SLG: 0.350		C CH 83 C FF 94 B CH 86 B CH 85 B FF 93 B CH 84 4-2 3 SH2-3 BB		X CH 82 0-0 ③ G4-3			F FF 92 B FF 95 B FF 92 F SL 85 F FF 95 D CH 84 X FF 95 3-2 1B			2	0	1	0	1	0	0
3 Ryan Flaherty, L (1, 5)		X SI 92 0-0 ② SH2-3 1-2			B CH 84 B CH 84 F FF 91 X FF 91 2-1 ① F7		X FF 92 0-0 ② F7			2	0	0	0	0	0	1
11 Robert Andino, R (1, 4) OBP: 0.333, SLG: 0.433		D SL 86 X FF 93 1-0 ③ G3-1			C FF 90 X SL 89 0-1 ② G4-3		C SL 88 B FF 95 F SI 91 F SL 89 X SL 78 1-2 ③ F7			3	0	0	0	0	0	2
Inning Stats	R: 1 E: 0 K: 0 S: 9 H: 2 LOB: 1 BB: 1 P: 18	R: 0 E: 0 K: 0 S: 7 H: 0 LOB: 1 BB: 1 P: 13	R: 0 E: 0 K: 0 S: 5 H: 0 LOB: 0 BB: 0 P: 7	R: 1 E: 0 K: 0 S: 5 H: 1 LOB: 0 BB: 0 P: 9	R: 0 E: 0 K: 0 S: 7 H: 0 LOB: 0 BB: 0 P: 10	R: 0 E: 0 K: 0 S: 11 H: 1 LOB: 1 BB: 0 P: 16	R: 0 E: 0 K: 0 S: 14 H: 1 LOB: 1 BB: 0 P: 19	R: 0 E: 0 K: 2 S: 9 H: 0 LOB: 0 BB: 0 P: 15		1B: 3 2B: 1 3B: 0 HR: 1 SF: 0 SAC: 1 DP: 1 HBP: 0						

PITCHER		IP	WLS	BF	H	R	ER	SO	BB	IBB	HBP	BLK	WP	HR	S	P	ERA	WHIP
37 Henderson Alvarez III, R ERA: 4.1	(1, 1)	7.0	L	27	5	2	2	0	2	0	0	0	0	1	58	92	2.57	1.000
44 Casey Janssen, R ERA: 4.91	(8, 1)	1.0		3	0	0	0	2	0	0	0	0	0	0	9	15	0.00	0.000

PITCHER	IP	WLS	BF	H	R	ER	SO	BB	IBB	HBP	BLK	WP	HR	S	P	ERA	WHIP

BOTTOM

Toronto Blue Jays @ Baltimore Orioles

Oriole Park at Camden Yards, Baltimore, MD

Tue Apr 24 2012, 7:10 PM - 9:30 PM EDT

Att. 11,058 - Partly Cloudy - 60 F

livebaseballscorecards.com

AB	27
R	2
H	5
RBI	1
BB	2
SO	2
LOB	7

Batter	1	2	3	4	5	6	7	8	9	AB	R	H	RBI	BB	SO	LOB
5 Yunel Escobar, R (1, 6) OBP: 0.261, SLG: 0.280	B FF 93 X FF 92 1-0 G1-3		C SI 94 B SI 93 C SI 94 C SL 85 1-3 K		F FF 94 C SL 85 S FF 93 0-3 K			C FF 96 C SI 96 B FF 96 S SL 86 1-3 K		4	0	0	0	0	3	0
2 Kelly Johnson, L (1, 4) OBP: 0.375, SLG: 0.431	B FF 93 C SI 93 B CU 78 F FF 94 F FF 93 B SL 84 S SI 93 3-3 K		S FF 94 F FF 93 S SI 93 0-3 K		B CU 76 B FF 93 F FF 93 F FF 94 X CU 78 2-2 G3-1			C SI 96 S FF 98 B SL 87 B SL 86 X SI 95 2-2 G1-3		4	0	0	0	0	2	0
19 José Bautista, R (1, 9) OBP: 0.354, SLG: 0.359	B SL 85 C FF 94 X CU 76 1-1 E5			B FF 93 C SI 92 B SL 85 B FF 93 F FF 93 X SI 94 3-2 G6-3		C FF 92 S SL 84 B SL 84 X SL 82 1-2 14 L4-3 1B		C SL 85 F SL 86 S FF 96 0-3 K		4	0	1	0	0	1	0
26 Adam Lind, L (1, 3) OBP: 0.299, SLG: 0.350	C FF 94 B FF 93 F FF 94 B FF 94 D CH 89 X SI 93 3-2 P5			B CU 76 B FF 93 B FF 93 C FF 93 B SL 86 4-1 13 1B 14 1B BB		X SI 93 0-0 F8			B SI 96 X SI 96 1-0 14 1B	3	0	1	0	1	0	2
14 Eric Thames, L (1, 7) OBP: 0.340, SLG: 0.396 11 Rajai Davis, R (9, PR) OBP: 0.296, SLG: 0.375		F FF 93 B CH 88 B FF 92 B CH 89 X FF 94 3-1 G6-3		B SI 93 X SI 94 1-0 13 1B 1-2 1B		X FF 93 0-0 L4-3 1-1			B SI 96 B SI 96 F SI 97 F FF 96 X CH 89 2-2 13 G6-4-3 1-2 1B	4 0	0 0	2 0	0 0	0 0	0 0	1 0
10 Edwin Encarnación, R (1, 5) OBP: 0.325, SLG: 0.527		B FF 94 C FF 93 X SI 93 1-1 G5-3		B SI 93 C FF 94 F SI 93 F SI 94 F SL 86 B FF 94 B FF 94 S SI 94 3-3 K			B CU 74 C SL 83 B FF 92 X SI 92 2-1 13 FC1-6 1B		S SL 82 C SI 97 F SI 97 X SL 83 0-2 F8	4	0	1	0	0	1	4
13 Brett Lawrie, R (1, 10) OBP: 0.333, SLG: 0.403		B SI 94 C FF 93 B SL 85 B SL 84 X FF 93 3-1 E5		C SL 85 S FF 95 F SI 95 X SI 94 0-2 1-2 2-3 1B			B FF 93 1 SAFE C FF 93 B SL 85 1 SAFE C SL 86 F SI 93 X FF 94 2-2 FC1-6 1-2f		C SI 97 S SL 83 X SI 97 0-2 G6-4-3 1-2f	4	0	1	0	0	0	3
28 Colby Rasmus, L (1, 8) OBP: 0.282, SLG: 0.431		1 SAFE X FF 93 0-0 G1-3		B FF 93 S FF 94 S SI 94 B SL 85 B SI 93 F FF 94 S FF 94 3-3 K			B FF 93 X CH 90 1-0 F8			3	0	0	0	0	1	5
9 J.P. Arencibia, R (1, 2) OBP: 0.232, SLG: 0.283			B SL 84 F SI 92 B SL 84 S SL 85 C SI 93 2-3 K		C FF 92 X SI 92 0-1 G3		X SL 86 0-0 F8			3	0	0	0	0	1	1
Inning Stats	R: 0 E: 1 K: 1 S: 10 H: 0 LOB: 1 BB: 0 P: 18	R: 0 E: 1 K: 0 S: 7 H: 0 LOB: 1 BB: 0 P: 14	R: 0 E: 0 K: 3 S: 9 H: 0 LOB: 0 BB: 0 P: 12	R: 0 E: 0 K: 2 S: 18 H: 2 LOB: 3 BB: 1 P: 32	R: 0 E: 0 K: 1 S: 8 H: 0 LOB: 0 BB: 0 P: 10	R: 0 E: 0 K: 0 S: 5 H: 1 LOB: 0 BB: 0 P: 6	R: 0 E: 0 K: 0 S: 8 H: 1 LOB: 1 BB: 0 P: 13	R: 0 E: 0 K: 2 S: 9 H: 0 LOB: 0 BB: 0 P: 12	R: 0 E: 0 K: 0 S: 11 H: 2 LOB: 2 BB: 0 P: 14	1B: 6 2B: 1 3B: 0 HR: 0 SF: 0 SAC: 0 DP: 2 HBP: 0						

TOP

Toronto Blue Jays @ Baltimore Orioles

Oriole Park at Camden Yards, Baltimore, MD

Wed Apr 25 2012, 7:08 PM - 9:32 PM EDT

Att. 10,415 - Clear - 70 F

livebaseballscorecards.com

AB	33
R	0
H	6
RBI	0
BB	1
SO	9
LOB	16

WP: 0 PB: 0 SB: 0 CS: 0 PA: 34

PITCHER		IP	WLS	BF	H	R	ER	SO	BB	IBB	HBP	BLK	WP	HR	S	P	ERA	WHIP
39 Jason Hammel, R ERA: 1.73	(1, 1)	7.0	W	27	4	0	0	7	1	0	0	0	0	0	65	105	0.00	0.714
27 Matt Lindstrom, R ERA:	(8, 1)	1.0	H	3	0	0	0	2	0	0	0	0	0	0	9	12	0.00	0.000
47 Pedro Strop, R ERA: 2.25	(9, 1)	1.0	S	4	2	0	0	0	0	0	0	0	0	0	11	14	0.00	2.000

PITCHER	IP	WLS	BF	H	R	ER	SO	BB	IBB	HBP	BLK	WP	HR	S	P	ERA	WHIP

Batter	1	2	3	4	5	6	7	8	9	AB	R	H	RBI	BB	SO	LOB
9 Endy Chavez, L (1, 7) OBP: 0.205, SLG: 0.167	B FF 92 B SI 92 C FF 93 X SI 93 2-1 G3 ①		1 SAFE C FF 91 X FF 92 0-1 G6-3 ①② 1-2f		C SI 92 C SI 91 S CU 79 0-3 K ②			C FF 91 C FF 91 X CH 86 0-2 G2-3 ①		4	0	0	0	0	1	2
2 J.J. Hardy, R (1, 6) OBP: 0.260, SLG: 0.348	B FF 93 X SI 91 1-0 F9 ②		B FF 93 C FF 92 F FC 91 B CU 79 B FF 93 X SI 92 3-2 2B		C SI 92 D CU 80 C SI 92 B FC 89 X CU 80 2-2 L5 ③			C FF 92 F FF 93 C FF 93 0-3 K ②		4	0	1	0	0	1	1
21 Nick Markakis, L (1, 9) OBP: 0.329, SLG: 0.373	B SI 94 B SI 93 C FF 93 F FF 93 F SI 93 B FF 94 X SI 93 3-2 E5		B FF 92 X SI 93 1-0 G6-3 ③			B SI 92 C FF 92 B CH 85 B SI 91 B SI 92 4-1 10 L4 BB		B FF 93 S FF 93 C FF 93 B FF 92 B FF 93 B FF 93 4-2 10 2B BB		2	1	0	0	2	0	1
10 Adam Jones, R (1, 8) OBP: 0.342, SLG: 0.611	X FF 93 0-0 P5 ③			B FF 92 B CU 81 B FF 92 C FF 92 C FF 93 F FF 93 B FF 92 4-2 32 G4-6-3 BB		C FF 92 S FC 90 F CU 80 B FF 92 F FC 89 1 SAFE B SI 91 X SI 92 2-2 L4 ①② 1-1		1 SAFE S FF 93 S CH 86 1 SAFE B FF 93 P PO 88 1 SAFE X CH 85 2-2 2B 1-H		3	0	1	1	1	0	2
32 Matt Wieters, S (1, 2) OBP: 0.371, SLG: 0.636		C FF 93 B CH 84 X CH 84 1-1 G3 ①		M CH 83 B SI 92 B CH 84 1 SAFE X SI 91 2-1 G4-6-3 ①② 1-2f		S CH 86 B FC 92 B CH 85 X SI 93 2-1 1B		C FF 94 B FF 93 C FF 93 D CH 87 X FF 92 2-2 G6-3 ③		4	0	1	0	0	0	2
19 Chris Davis, L (1, 3) OBP: 0.305, SLG: 0.474		S FF 94 F FF 94 B FF 94 B FF 93 B FF 93 X SI 93 3-2 G4-3 ②		B FC 91 C SI 92 S SI 92 B FF 92 X FF 92 2-2 HR		X FF 92 0-0 F7 ③				3	1	1	1	0	0	1
24 Wilson Betemit, S (1, 5) OBP: 0.244, SLG: 0.419		C CU 78 B CH 85 B FF 94 B CH 86 X FF 93 3-1 HR		C CH 86 F FF 94 B CU 82 B CH 85 C SI 93 2-3 K ③			C CU 74 S CU 75 S CU 78 0-3 K ①			3	1	1	1	0	2	0
12 Mark Reynolds, R (1, 10) OBP: 0.271, SLG: 0.235		C CU 80 B FF 94 B FF 93 B FF 94 F FF 93 S FF 93 3-3 K ③			B FF 92 S SI 92 B SI 92 S FC 89 B CU 81 X FF 93 3-2 3 FC4-6 1B		C CU 75 F SL 84 B CU 79 B FF 90 X CU 75 2-2 3 G4-6-3 1B			3	0	2	0	0	1	0
3 Ryan Flaherty, L (1, 4)			B SI 92 B SI 91 B SI 92 C FF 92 B SI 92 4-1 9 G6-3 BB		1 SAFE M SI 91 X SI 92 0-1 FC4-6 ① 1-2f		X FF 88 0-0 G4-6-3 ②③ 1-2f			2	0	0	0	1	0	2
Inning Stats	R: 0 E: 1 K: 0 S: 8 H: 0 LOB: 1 BB: 0 P: 14	R: 1 E: 0 K: 1 S: 10 H: 1 LOB: 0 BB: 0 P: 20	R: 0 E: 0 K: 0 S: 7 H: 1 LOB: 1 BB: 1 P: 15	R: 1 E: 0 K: 1 S: 11 H: 1 LOB: 0 BB: 1 P: 21	R: 0 E: 1 K: 1 S: 11 H: 1 LOB: 1 BB: 0 P: 16	R: 0 E: 0 K: 0 S: 9 H: 1 LOB: 1 BB: 1 P: 17	R: 0 E: 0 K: 1 S: 7 H: 1 LOB: 0 BB: 0 P: 9	R: 1 E: 0 K: 1 S: 15 H: 1 LOB: 1 BB: 1 P: 22		1B: 3 2B: 3 3B: 0 HR: 2 SF: 0 SAC: 0 DP: 4 HBP: 0						

PITCHER		IP	WLS	BF	H	R	ER	SO	BB	IBB	HBP	BLK	WP	HR	S	P	ERA	WHIP
4 Kyle Drabek, R ERA: 2.25	(1, 1)	6.0	L	24	5	2	2	3	3	0	0	0	0	2	56	103	3.00	1.333
46 Evan Crawford, L ERA:	(7, 1)	1.0		3	1	0	0	1	0	0	0	0	0	0	7	9	0.00	1.000
54 Jason Frasor, R ERA: 6.14	(8, 1)	1.0		5	1	1	1	1	1	0	0	0	0	0	15	22	9.00	2.000

PITCHER	IP	WLS	BF	H	R	ER	SO	BB	IBB	HBP	BLK	WP	HR	S	P	ERA	WHIP

BOTTOM

Toronto Blue Jays @ Baltimore Orioles

Oriole Park at Camden Yards, Baltimore, MD

Wed Apr 25 2012, 7:08 PM - 9:32 PM EDT

Att. 10,415 - Clear - 70 F

livebaseballscorecards.com

AB	28
R	3
H	7
RBI	3
BB	4
SO	5
LOB	11

Toronto Blue Jays @ Baltimore Orioles

Oriole Park at Camden Yards, Baltimore, MD

Thu Apr 26 2012, 7:10 PM - 10:00 PM EDT

Att. 13,725 - Cloudy - 64 F

livebaseballscorecards.com

Batter	1	2	3	4	5	6	7	8	9	AB	R	H	RBI	BB	SO	LOB
5 Yunel Escobar, R (1, 6) OBP: 0.272, SLG: 0.282	C FF 89 B FF 90 B CH 83 C FF 91 B SL 83 F FF 91 B FF 92 4-2 13 G6-3 BB		B FF 90 T SI 91 X FF 90 1-1 ③ L9			C FF 89 X CH 82 0-1 19 BB 14 E 1B		C B FF 85 L SI 84 F FF 86 X SL 77 1-2 ① L8		3	1	1	0	1	0	0
13 Brett Lawrie, R (1, 5) OBP: 0.329, SLG: 0.395	B FF 91 F FF 90 C CU 76 X SI 91 1-2 ① ② G6-3 1-2f			C FF 89 F FC 90 B SL 82 X CH 83 1-2 1B		B FF 90 C CH 82 B FF 90 B SL 82 F FF 90 S CH 84 3-3 ① K		C SL 77 X SL 76 0-1 ② F8		4	0	1	0	0	1	2
19 José Bautista, R (1, 9) OBP: 0.349, SLG: 0.343	C CH 84 B SI 91 F SI 91 X CH 84 1-2 ③ F9			C FF 90 F CH 83 F FF 90 X CH 84 0-2 ① F7		B FF 91 B CU 77 D CH 85 F FF 91 B CH 82 4-1 14 E 14 E 1-2 BB		B FF 86 C SL 77 B SI 84 S SI 82 S FF 85 2-3 ③ K		3	1	0	0	1	1	1
10 Edwin Encarnación, R (1, 3) OBP: 0.321, SLG: 0.513		B CU 74 C FF 89 F FF 90 F CH 82 F CH 83 F FF 91 S SL 84 1-3 ① K		1 SAFE B FF 90 X CH 83 1-0 ② F7		C CU 74 X FF 90 0-1 ② F4			C SL 84 X SL 85 0-1 14 G4-6-3 1B	4	0	1	0	0	1	3
14 Eric Thames, L (1, 7) OBP: 0.333, SLG: 0.385		S FC 90 C FF 91 B SL 83 F SL 85 B FF 91 B FF 91 X SL 83 3-2 1B		X FF 90 0-0 ③ P6		S SL 83 B FF 91 C FF 91 F FF 91 X SL 83 1-2 E3 1-H 2-H			C FF 90 X SL 85 0-1 ① ② G4-6-3 1-2f	4	0	1	0	0	0	2
8 Ben Francisco, R (1, 10) OBP: 0.286, SLG: 0.308 26 Adam Lind, L (9, PH) OBP: 0.309, SLG: 0.350		B FF 91 X CH 83 1-0 ② F9			C CU 73 F FF 89 B SL 81 S CH 84 1-3 ① K	X FF 91 0-0 ③ G6-3			B CH 85 S CH 86 F CH 87 B FF 90 B CH 85 B SI 91 4-2 BB	3 0	0 0	0 0	0 0	0 1	1 0	2 0
11 Rajai Davis, R (1, 8) OBP: 0.276, SLG: 0.346 28 Colby Rasmus, L (7, PH) OBP: 0.274, SLG: 0.418 (7, 8)		F FF 89 C FF 91 X FF 91 0-2 ③ L8			B FF 89 F FF 89 B CH 82 X FF 90 2-1 ② F7		C SL 77 B FF 85 C SL 77 F FF 85 B SI 82 C SL 76 2-3 ① K		B CH 84 X FF 90 1-0 ③ G4-3	2 2	0 0	0 0	0 0	0 1	0 1	1 1
9 J.P. Arencibia, R (1, 2) OBP: 0.237, SLG: 0.304			B FF 90 B CH 83 X FF 90 2-0 ① P4		F SI 91 B FF 90 S SI 90 B CH 84 F CH 85 F FC 91 F SL 83 X FF 91 2-2 2B		B SL 76 T SL 76 B SL 76 B SI 84 S SL 77 C SI 83 3-3 ② K			3	0	1	0	0	1	0
17 Omar Vizquel, S (1, 4) OBP: 0.167, SLG: 0.091			C FF 90 X FC 90 0-1 ② G5-3		C FF 92 X FF 91 0-1 ③ G5-3		C SI 83 X SI 84 0-1 ③ L5			3	0	0	0	0	0	1
Inning Stats	R: 0 E: 0 K: 0 S: 9 H: 0 LOB: 0 BB: 1 P: 15	R: 0 E: 0 K: 1 S: 14 H: 1 LOB: 1 BB: 0 P: 19	R: 0 E: 0 K: 0 S: 5 H: 0 LOB: 0 BB: 0 P: 8	R: 0 E: 0 K: 0 S: 9 H: 1 LOB: 1 BB: 0 P: 11	R: 0 E: 0 K: 1 S: 13 H: 1 LOB: 1 BB: 0 P: 18	R: 2 E: 1 K: 1 S: 13 H: 1 LOB: 1 BB: 1 P: 21	R: 0 E: 0 K: 2 S: 9 H: 0 LOB: 0 BB: 0 P: 14	R: 0 E: 0 K: 1 S: 9 H: 0 LOB: 0 BB: 0 P: 12	R: 0 E: 0 K: 0 S: 7 H: 1 LOB: 1 BB: 1 P: 12	1B: 4 2B: 1 3B: 0 HR: 0 SF: 0 SAC: 0 DP: 2 HBP: 0						

TOP	
AB	31
R	2
H	5
RBI	0
BB	3
SO	6
LOB	13
WP: 0	PA: 34
PB: 0	
SB: 0	
CS: 0	

PITCHER		IP	WLS	BF	H	R	ER	SO	BB	IBB	HBP	BLK	WP	HR	S	P	ERA	WHIP
17 Brian Matusz, L ERA: 5.66	(1, 1)	6.0		24	4	2	0	3	2	0	0	0	0	0	63	92	0.00	1.000
56 Darren O'Day, R ERA: 0.9	(7, 1)	2.0	W	6	0	0	0	3	0	0	0	0	0	0	18	26	0.00	0.000
38 Luis Ayala, R ERA:	(9, 1)	1.0	S	4	1	0	0	0	1	0	0	0	0	0	7	12	0.00	2.000

PITCHER	IP	WLS	BF	H	R	ER	SO	BB	IBB	HBP	BLK	WP	HR	S	P	ERA	WHIP

BOTTOM

Batter	1	2	3	4	5	6	7	8	9	AB	R	H	RBI	BB	SO	LOB
14 Nolan Reimold, R (1, 7) OBP: 0.365, SLG: 0.725	C FF 90 B FF 91 X FF 90 1-1 ① L4		B SL 84 F FF 92 B FF 92 F FF 91 B SL 85 C FF 92 3-3 ③ K		1 SAFE S SL 82 C FF 89 D SL 82 X FF 91 1-2 1B		B CH 84 F CH 84 F SI 94 F CH 84 X CH 84 1-2 ① F9 2-3	1 SAFE F FF 87 F FF 86 1 SAFE 1 SAFE S FF 87 0-3 ③ K		5	0	1	0	0	2	3
2 J.J. Hardy, R (1, 6) OBP: 0.247, SLG: 0.329	B FF 90 C FF 90 X SL 83 1-1 ② F7			C FF 88 C FF 90 X FF 91 0-2 ① L8	B FF 89 D FF 89 X FF 89 2-0 ③ F7		C FF 89 F FC 90 B FC 91 D SL 83 1 SAFE S FF 90 2-3 ② K			4	0	0	0	0	1	4
21 Nick Markakis, L (1, 9) OBP: 0.349, SLG: 0.408	B FF 90 X FF 90 1-0 1B			B SI 90 B FF 92 B FF 91 C FF 90 X FF 90 3-1 10 G5-3 1B		X FF 90 0-0 10 E 2B	C CU 74 B FF 92 B FC 91 X FC 90 2-1 ③ FC6 1-2f			4	1	3	0	0	0	2
10 Adam Jones, R (1, 8) OBP: 0.350, SLG: 0.645	C FF 89 S SL 79 X FF 89 0-2 ③ G4-3			F FF 89 1 SAFE 1 SAFE B FF 89 X FF 89 1-1 ② G5-3 1-2		F SL 81 F FF 89 F CU 88 D SL 82 X FF 89 1-2 E6 32 FC6-5 2-H 1B		X CU 75 0-0 HR		4	1	2	1	0	0	2
32 Matt Wieters, S (1, 2) OBP: 0.364, SLG: 0.610		C FF 88 B FF 90 C FF 90 B FF 91 X CH 84 2-2 ① G5-3		B FF 89 X SI 89 1-0 ③ G6-3		F CH 84 D SL 82 X CH 83 1-1 ① FC6-5 2-3		X SI 90 0-0 19 HR 1B		4	1	1	0	0	0	2
19 Chris Davis, L (1, 10) OBP: 0.317, SLG: 0.517		B FF 91 B FF 91 X FF 91 2-0 ② G3			B FF 90 F FF 89 B FF 91 S FF 89 B FF 91 B SI 89 4-2 36 F9 12 1B 3 SF7 BB	C SI 94 C SL 83 D CH 84 B SI 92 F CH 84 F SL 84 B SI 94 S SL 84 3-3 ② K		C SI 87 C SI 88 X SL 77 0-2 1-H HR		3	2	1	2	1	1	1
12 Mark Reynolds, R (1, 5) OBP: 0.270, SLG: 0.236		C FF 90 B SI 90 X SL 83 1-1 ③ P4			S FF 89 1 SAFE B FF 88 B FF 89 F FF 89 B FF 90 X FF 89 3-2 14 1B 1-2 1B	S CH 85 C CH 83 S SL 82 0-3 ③ K		C FF 88 B FF 87 S SL 76 B SL 75 F FF 87 C FF 87 2-3 ① K		4	0	1	0	0	2	1
36 Nick Johnson, L (1, 3)			B FF 89 B CH 82 C FF 89 C FF 90 B FF 90 X SI 90 3-2 ① G5-3		B SI 88 C FF 88 F FF 90 B FF 89 F SL 82 D SL 82 X FF 91 3-2 ① F9 2-3		B SI 94 B SI 94 H SI 93 3-0 14 F9 3 1B HBP	C SL 75 F FF 87 B FF 87 X FF 87 1-2 ② G5-3		3	0	0	0	0	0	2
3 Ryan Flaherty, L (1, 4) OBP: 0.231, SLG: 0.182			C FF 91 B CH 84 S FF 92 B FF 91 F SL 84 T FF 93 2-2 ② K		F FF 89 D SL 82 X FF 89 1-1 ② SF7 3-H		X CH 85 0-0 21 FC6 1-2 1B	B FF 88 B SL 74 X FF 88 2-0 1B		3	0	2	1	0	1	0
Inning Stats	R: 0 E: 0 K: 0 S: 8 H: 1 LOB: 1 BB: 0 P: 11	R: 0 E: 0 K: 0 S: 6 H: 0 LOB: 0 BB: 0 P: 11	R: 0 E: 0 K: 2 S: 10 H: 0 LOB: 0 BB: 0 P: 18	R: 0 E: 0 K: 0 S: 8 H: 1 LOB: 1 BB: 0 P: 13	R: 1 E: 0 K: 0 S: 15 H: 2 LOB: 2 BB: 1 P: 29	R: 1 E: 1 K: 2 S: 15 H: 2 LOB: 1 BB: 0 P: 20	R: 0 E: 0 K: 1 S: 10 H: 1 LOB: 2 BB: 0 P: 18	R: 3 E: 0 K: 2 S: 16 H: 4 LOB: 1 BB: 0 P: 21		1B: 8 2B: 1 3B: 0 HR: 2 SF: 1 SAC: 0 DP: 0 HBP: 1		WP: 0 PB: 0 SB: 0 CS: 0 PA: 37		

PITCHER		IP	WLS	BF	H	R	ER	SO	BB	IBB	HBP	BLK	WP	HR	S	P	ERA	WHIP
36 Drew Hutchison, R ERA: 6.1	(1, 1)	5.0		22	6	2	2	2	1	0	0	0	0	0	52	88	3.60	1.400
47 Luis Perez, L ERA:	(6, 1)	1.1		6	1	0	0	2	0	0	1	0	0	0	15	23	0.00	0.750
44 Casey Janssen, R ERA: 6.75	(7, 1)	0.2	L	4	2	2	2	1	0	0	0	0	0	1	7	11	27.00	3.000
38 Darren Oliver, L ERA: 3.0	(8, 1)	1.0		5	2	1	1	2	0	0	0	0	0	1	14	19	9.00	2.000

PITCHER	IP	WLS	BF	H	R	ER	SO	BB	IBB	HBP	BLK	WP	HR	S	P	ERA	WHIP

Toronto Blue Jays @ Baltimore Orioles

Oriole Park at Camden Yards, Baltimore, MD

Thu Apr 26 2012, 7:10 PM - 10:00 PM EDT

Att. 13,725 - Cloudy - 64 F

livebaseballscorecards.com

AB	34
R	5
H	11
RBI	4
BB	1
SO	7
LOB	17

Batter	1	2	3	4	5	6	7	8	9	10	AB	R	H	RBI	BB	SO	LOB
13 Dustin Ackley, L (1, 4) OBP: 0.322, SLG: 0.361	B SI 92 C SI 90 B FF 93 X FF 92 2-1 F9 ①		C CU 77 C FF 94 D CU 80 X CU 80 1-2 FC1-6 26 E ② 1-2f 2-3			F FF 92 F SI 92 B CU 78 X FF 93 1-2 51 G6-3 2B	B FF 93 C FF 92 B FF 92 F FC 92 D CU 80 F FF 93 B CU 77 4-2 BB		1 SAFE 1 SAFE 1 SAFE B CH 81 B CH 84 1 SAFE C CH 86 B SL 85 1 SAFE 4-1 I IN 75 1-3 27 1B 27 1B IBB	C FF 89 1 SAFE C CH 82 1 SAFE P PO 86 1-2 CS ③ 1-2	3	0	1	0	2	0	2
26 Brendan Ryan, R (1, 6) OBP: 0.303, SLG: 0.283 27 John Jaso, L (9, PH) OBP: 0.357, SLG: 0.692 9 Chone Figgins, S (9, 7) OBP: 0.309, SLG: 0.347	C SI 93 C SI 94 F CH 85 X SI 95 0-2 G3 ②		S CH 84 1 SAFE D CH 84 X FF 92 1-1 E5 1-2 3-H			B CH 81 X CH 82 1-0 F8 ①	C FF 93 S SL 85 B SL 84 F FF 94 X FF 94 1-2 F9 ③		B FF 93 C FF 94 S CH 87 F CH 87 B FF 94 X CH 87 2-2 1B ③ 1-H 3-H		4 1 0	0 0 0	0 1 0	0 1 0	0 0 0	0 0 0	4 0 0
51 Ichiro Suzuki, L (1, 9) OBP: 0.304, SLG: 0.386	B SI 92 F SI 92 F FF 93 F CU 80 F CU 81 F SI 94 X CU 80 1-2 G3 ③		B SI 91 F FF 93 F CH 83 D CU 81 X CU 80 2-2 F7 ③			C FF 94 F CU 79 F FF 93 D FF 94 X CU 80 1-2 G6-3 ② 2-3		B SI 88 F SI 88 B FF 89 X FF 87 2-1 G1-3 ①		C CH 85 F SL 85 F SL 85 X FF 95 0-2 G5-3 ①	5	0	0	0	0	0	3
17 Justin Smoak, S (1, 3) OBP: 0.250, SLG: 0.338		B SI 90 F SI 91 X FF 93 1-1 P6 ①		C FF 91 X SI 93 0-1 F8 ①		B FF 93 C CH 82 D CH 82 B FF 94 F FF 92 X CH 81 3-2 G6-3 ③		B FF 87 B FF 87 C FF 86 C SI 88 F FF 87 S FF 88 2-3 K ②		S CH 86 B CH 85 B FF 95 X CH 87 2-1 16 1B 63 1B 55 HR 1B	5	1	1	0	0	1	1
63 Jesus Montero, R (1, 10) OBP: 0.286, SLG: 0.411		B SI 91 C CH 84 X FF 93 1-1 F9 ②		F SI 91 F FF 93 S CH 86 0-3 K ②			C CH 81 B SI 91 B CH 81 B FF 91 X SI 91 3-1 HR	C FF 92 X FC 90 0-1 G4-3 ③		B SI 93 F CH 84 X SI 93 1-1 16 1B 55 HR 1B 1-2	5	2	2	1	0	1	0
16 Alex Liddi, R (1, 5) OBP: 0.371, SLG: 0.545		B FF 92 F FF 92 B FC 92 F FF 92 F CU 78 B CH 84 F FF 93 S CH 82 3-3 K ③		C SI 90 B FF 92 X FF 91 1-1 G6-3 ③			X SI 92 0-0 G3-1 ①		C FF 92 S SL 86 X SL 86 0-2 F9 ① 1-2 2-3	C SI 93 B CH 84 T SI 93 F SL 83 X CH 86 1-2 55 HR 1B	5	1	1	0	0	1	0
55 Michael Saunders, L (1, 8) OBP: 0.343, SLG: 0.508			B SI 92 B SI 91 B FF 92 B SI 91 4-0 13 FC1-6 26 E 30 BB BB		C FF 90 B SI 91 X SI 92 1-1 G4-3 ①		B SI 91 C FF 91 S FF 93 F CU 77 B CU 80 F FF 94 F CU 78 T FF 95 2-2 K ②		B FF 93 B FF 93 C FF 92 F FF 94 F CH 86 F CH 87 B FF 94 F CH 86 X FF 94 3-2 HR	S CH 87 B SL 85 F SI 95 X SL 83 1-2 1-H 2-H 3-H HR	4	3	2	5	1	1	0
30 Miguel Olivo, R (1, 2) OBP: 0.197, SLG: 0.246			B FF 91 B CH 82 B SI 92 B FF 92 4-0 13 FC1-6 BB 1-2		F SI 90 X SI 92 0-1 F9 ②		C CH 83 X CU 78 0-1 33 2B 1B		S SL 88 S SL 88 X SL 88 0-2 P6 ②	F FF 89 B CH 82 F SL 82 F SL 82 X SL 83 1-2 G1-3 ②	4	1	1	0	1	0	0
33 Casper Wells, R (1, 7) OBP: 0.348, SLG: 0.476 15 Kyle Seager, L (9, PH) OBP: 0.274, SLG: 0.393 61 Munenori Kawasaki, L (9, PR) OBP: 0.273, SLG: 0.200 (9, 6)			2 SAFE C FF 91 B FF 94 B FF 91 F FF 92 B CH 84 C CH 83 3-3 K ①		F SI 92 B FF 92 F FF 91 C CU 77 1-3 K ③		B FF 93 S CH 82 D CH 82 F FF 92 X CH 79 2-2 1-H 2B		X CH 87 0-0 E5 13 E 27 1B	S FF 90 B FF 89 X CH 83 1-1 13 CS 1B	3 1 1	0 0 1	1 0 1	1 0 0	0 0 0	2 0 0	2 0 0
Inning Stats	R: 0 H: 0 E: 0 LOB: 0 K: 0 BB: 0 S: 12 P: 15	R: 0 H: 0 E: 0 LOB: 0 K: 1 BB: 0 S: 9 P: 14	R: 1 H: 0 E: 1 LOB: 2 K: 1 BB: 2 S: 11 P: 26	R: 0 H: 0 E: 0 LOB: 0 K: 1 BB: 0 S: 7 P: 8	R: 0 H: 0 E: 0 LOB: 0 K: 1 BB: 0 S: 7 P: 9	R: 0 H: 1 E: 0 LOB: 1 K: 0 BB: 0 S: 11 P: 17	R: 2 H: 3 E: 0 LOB: 2 K: 1 BB: 1 S: 21 P: 33	R: 0 H: 0 E: 0 LOB: 0 K: 1 BB: 0 S: 8 P: 12	R: 2 H: 2 E: 2 LOB: 2 K: 0 BB: 1 S: 18 P: 27	R: 4 H: 5 E: 0 LOB: 0 K: 0 BB: 0 S: 24 P: 31	1B: 6 2B: 2 3B: 0 HR: 3	SF: 0 SAC: 0 DP: 0 HBP: 0					

PITCHER		IP	WLS	BF	H	R	ER	SO	BB	IBB	HBP	BLK	WP	HR	S	P	ERA	WHIP
24 Ricky Romero, L ERA: 3.18	(1, 1)	6.2		28	4	3	2	5	3	0	0	0	0	1	74	117	2.70	1.050
54 Jason Frasor, R ERA: 5.87	(7, 1)	0.1		1	0	0	0	0	0	0	0	0	0	0	4	5	0.00	0.000
38 Darren Oliver, L ERA: 2.7	(8, 1)	0.2		2	0	0	0	1	0	0	0	0	0	0	6	10	0.00	0.000
44 Casey Janssen, R ERA: 6.48	(8, 1)	0.1		1	0	0	0	0	0	0	0	0	0	0	2	2	0.00	0.000
48 Francisco Cordero, R ERA: 5.0	(9, 1)	1.0	B	6	2	2	1	0	0	1	0	0	0	1	18	27	9.00	2.000

PITCHER		IP	WLS	BF	H	R	ER	SO	BB	IBB	HBP	BLK	WP	HR	S	P	ERA	WHIP
47 Luis Perez, L ERA: 2.77	(10, 1)	0.1	L	5	4	4	4	0	0	0	0	0	0	1	15	20	108.00	12.000
33 Carlos Villanueva, R ERA: 6.43	(10, 1)	0.2		2	1	0	0	0	0	0	0	0	0	0	9	11	0.00	1.500

TOP

Seattle Mariners @ Toronto Blue Jays

Rogers Centre, Toronto, ON

Fri Apr 27 2012, 7:10 PM - 10:44 PM EDT

Att. 24,303 - Roof Closed - 68 F

livebaseballscorecards.com

AB	41
R	9
H	11
RBI	8
BB	4
SO	6
LOB	12

WP: 0 PA: 46
PB: 0
SB: 0
CS: 1

Seattle Mariners @ Toronto Blue Jays

Rogers Centre, Toronto, ON

Fri Apr 27 2012, 7:10 PM - 10:44 PM EDT

Att. 24,303 - Roof Closed - 68 F

livebaseballscorecards.com

Batter	1	2	3	4	5	6	7	8	9	10	AB	R	H	RBI	BB	SO	LOB
5 Yunel Escobar, R (1, 6) OBP: 0.271, SLG: 0.281	F FF 90 C CU 75 X SL 77 0-2 ① G1-3		X CU 73 0-0 ① G6-3		C SI 90 X SL 77 0-1 ① G6-3		X SI 91 0-0 ① SH3-4 1-2	T FF 95 P PO 81 X FF 95 1-1 1-2 1B			4	0	1	0	0	0	0
2 Kelly Johnson, L (1, 4) OBP: 0.365, SLG: 0.414	B FF 91 C SI 91 B SI 92 X CH 82 2-1 26 E 1B		C FF 89 B CH 82 B SI 90 B FF 91 F CH 82 S FF 91 3-3 ② K		C SI 91 C CH 82 B FF 91 B SI 92 C SI 92 2-3 ② K		C SI 95 S CH 88 F FF 96 S CH 89 0-3 ② K	S FF 96 D CU 79 S FF 95 B FF 96 S CU 78 2-3 ③ K			5	0	1	0	0	4	3
19 José Bautista, R (1, 9) OBP: 0.341, SLG: 0.324	F FF 92 1 SAFE X SI 92 0-1 ② P3		F FF 91 B SI 92 X FF 91 1-1 ③ P5		B SI 90 B SL 78 B SI 92 C FF 91 S FF 91 F SI 91 X SI 92 3-2 ③ F8		B FF 96 B FF 96 I IN 82 I IN 82 4-0 26 1B IBB		S FF 96 C CU 78 B FF 97 B FF 96 X CU 79 2-2 ① G5-3		4	0	0	0	1	0	1
26 Adam Lind, L (1, 3) OBP: 0.301, SLG: 0.338	C SI 92 C CH 83 B SL 77 1 SAFE X SL 77 1-2 ③ F7 1-3			B SI 90 C FF 89 B FF 91 C FF 90 B FF 92 S FF 90 3-3 ① K		X CU 75 0-0 ① G4-3	B SL 81 C SI 90 B SL 80 X SL 82 2-1 ③ 1-2 2-H 1B		C FF 92 S CU 80 B CU 79 B CU 78 X FF 92 2-2 ② F7		5	0	1	0	0	1	1
10 Edwin Encarnación, R (1, 10) OBP: 0.326, SLG: 0.554		B FF 90 B FF 89 C CU 75 X SI 91 2-1 HR		B SL 76 F SI 91 B FF 90 C SL 76 X SL 77 2-2 28 2B 2B		C FF 88 F SI 90 B FF 90 F SI 91 F SL 76 B SI 92 X SL 78 2-2 ② P6		S FF 96 C SI 96 X FF 97 0-2 ① G6-3	B FF 92 C FF 92 F FF 91 B FF 93 F CU 79 B FF 93 F FF 92 F CU 78 F FF 92 3-3 ③ S CU 79 K		5	2	2	1	0	1	0
14 Eric Thames, L (1, 7) OBP: 0.361, SLG: 0.464 11 Rajai Davis, R (9, 7) OBP: 0.267, SLG: 0.333	S FF 91 C SL 76 S SL 78 0-3 ① K2-3		C SI 92 F SL 77 B SI 93 X SL 76 1-2 28 2B 1B			B CH 82 X SI 91 1-0 13 HBP 1B		X FF 97 0-0 HR		C SI 95 X FS 86 0-1 ① G4-3	4 1	2 0	3 0	1 0	0 0	1 0	0 0
13 Brett Lawrie, R (1, 5) OBP: 0.333, SLG: 0.388	B CU 75 C CU 75 X SI 92 1-1 ② G6-3		F FF 90 X SI 92 0-1 ② F4			H SI 91 1-0 1-2 HBP		C CU 78 X SI 97 0-1 28 E 9 SF9 1B		B SI 96 C SI 97 X SL 86 1-1 ② G5-3	4	1	1	0	0	0	2
28 Colby Rasmus, L (1, 8) OBP: 0.295, SLG: 0.465	C SI 91 B SL 76 B CH 82 F SL 77 B FF 92 F SI 92 X SL 78 3-2 3B		C FF 91 B CH 83 S CH 83 B FF 92 X CH 85 2-2 1-H 2-H 2B			C SI 94 X SI 93 0-1 ③ L8		1 SAFE I IN 73 I IN 72 I IN 72 I IN 71 4-0 1-3 5 1B IBB		C SI 96 B FS 87 X SI 97 1-1 ③ G4-3	4	0	2	2	1	0	2
9 J.P. Arencibia, R (1, 2) OBP: 0.238, SLG: 0.293	B SI 91 C FF 92 B SL 77 S SI 91 B FF 92 X SI 93 3-2 G5-3		F FF 90 C SL 76 X SI 92 0-2 ③ G5-3				C CU 77 H SI 93 1-1 5 SH3-4 26 1B HBP	M SI 96 1 SAFE X CU 77 0-1 ② SF9 3-H			2	0	0	1	0	0	2
Inning Stats	R: 0 H: 1 E: 1 LOB: 1 K: 0 BB: 0 S: 10 P: 13	R: 1 H: 2 E: 0 LOB: 1 K: 1 BB: 0 S: 14 P: 23	R: 0 H: 0 E: 0 LOB: 0 K: 1 BB: 0 S: 6 P: 10	R: 2 H: 3 E: 0 LOB: 1 K: 1 BB: 0 S: 17 P: 25	R: 0 H: 0 E: 0 LOB: 0 K: 1 BB: 0 S: 9 P: 14	R: 0 H: 1 E: 0 LOB: 2 K: 0 BB: 0 S: 9 P: 13	R: 0 H: 1 E: 0 LOB: 2 K: 1 BB: 1 S: 8 P: 15	R: 2 H: 3 E: 1 LOB: 2 K: 1 BB: 1 S: 14 P: 20	R: 0 H: 0 E: 0 LOB: 0 K: 1 BB: 0 S: 13 P: 20	R: 0 H: 0 E: 0 LOB: 0 K: 0 BB: 0 S: 6 P: 8	1B: 6 2B: 2 3B: 1 HR: 2	SF: 1 SAC: 1 DP: 0 HBP: 2						

PITCHER	IP	WLS	BF	H	R	ER	SO	BB	IBB	HBP	BLK	WP	HR	S	P	ERA	WHIP
49 Blake Beavan, R (1, 1) ERA: 3.6	5.2		25	7	3	3	4	0	0	1	0	0	1	63	96	4.76	1.235
50 Erasmo Ramírez, R (6, 1) ERA: 2.61	0.2		3	0	0	0	0	0	0	1	0	0	0	4	5	0.00	0.000
35 Steve Delabar, R (7, 1) ERA: 4.66	0.1		2	0	0	0	1	0	1	0	0	0	0	4	8	0.00	0.000
44 Lucas Luetge, L (7, 1) ERA:	0.1		1	1	0	0	0	0	0	0	0	0	0	2	4	0.00	3.000
54 Tom Wilhelmsen, R (8, 1) ERA: 3.14	1.1		8	3	2	2	1	0	1	0	0	0	1	17	25	13.50	2.250

PITCHER	IP	WLS	BF	H	R	ER	SO	BB	IBB	HBP	BLK	WP	HR	S	P	ERA	WHIP
41 Charlie Furbush, L (9, 1) ERA: 3.38	0.2	W	2	0	0	0	1	0	0	0	0	0	0	10	15	0.00	0.000
43 Brandon League, R (10, 1) ERA: 1.54	1.0		3	0	0	0	0	0	0	0	0	0	0	6	8	0.00	0.000

AB	38
R	5
H	11
RBI	5
BB	2
SO	7
LOB	11

WP: 0 PA: 44
PB: 0
SB: 0
CS: 0

Batter	1	2	3	4	5	6	7	8	9	AB	R	H	RBI	BB	SO	LOB
9 Chone Figgins, S (1, 7) OBP: 0.294, SLG: 0.329	C FF 93 C FF 93 B FF 95 X SL 88 1-2 P6 ①		C FF 93 B FF 94 F FF 94 X FF 95 1-2 F8 ②		B FF 95 S FS 84 X FS 85 1-1 G4-3 ③		B FF 93 C FF 93 B FF 94 F FF 93 F FF 93 X FF 93 2-2 FC4-6 ③ 1-2f			4	0	0	0	0	0	3
13 Dustin Ackley, L (1, 4) OBP: 0.309, SLG: 0.345	B FF 94 C FF 93 C FF 94 B SL 88 F FF 96 F FF 96 S SL 90 2-3 K2-3 ②		C KC 80 B KC 80 B FF 96 X FF 94 2-1 P6 ③			B FS 84 X FF 92 1-0 F8 ①		F FF 87 B FF 88 X FF 87 1-1 G4-3 ①		4	0	0	0	0	1	0
51 Ichiro Suzuki, L (1, 9) OBP: 0.313, SLG: 0.391	X FF 95 0-0 1B			C FF 91 C FF 92 X FF 95 0-2 G4-3 ①		C FF 92 X FS 84 0-1 15 1B 1B		X SL 75 0-0 G6-3 ②		4	0	2	0	0	0	0
17 Justin Smoak, S (1, 3) OBP: 0.238, SLG: 0.320	B FF 94 B FS 85 C FF 93 X FF 94 2-1 P5 ③			B KC 80 C FS 87 B FF 94 S FF 94 F SL 87 B SL 87 X FF 97 3-2 F8 ②		D FF 93 C SL 83 B SL 87 S FS 85 1 SAFE B SL 88 S KC 82 3-3 K ②		B FF 88 C CH 82 B FF 88 F FF 87 F FF 88 B SL 75 F FF 88 T SL 74 3-2 K ③		4	0	0	0	0	2	2
15 Kyle Seager, L (1, 5) OBP: 0.292, SLG: 0.422 61 Munenori Kawasaki, L (9, PH) OBP: 0.304, SLG: 0.200		F FF 93 B FF 94 B KC 81 B FF 94 X FF 94 3-1 2B		B KC 80 B FF 95 C FF 94 F FS 86 F SI 90 F SL 88 F FF 96 B FS 85 S SL 87 3-3 K ③		B FF 94 B KC 82 F FF 93 X FS 83 2-1 1-2 1B			B FF 87 B FF 86 B FF 86 B FF 85 4-0 55 G4-3 BB	3 0	0 0	2 0	0 0	1 1	0 0	0 0
63 Jesus Montero, R (1, 10) OBP: 0.275, SLG: 0.395 27 John Jaso, L (9, PH) OBP: 0.333, SLG: 0.643		B FF 94 S SL 86 S SL 89 B SL 88 X SL 87 2-2 L8 ①			B KC 78 B FF 93 B FF 94 C FF 92 S FF 93 S SL 88 3-3 K ①	C SL 86 B FF 97 B SL 87 C FF 96 S FF 97 2-3 K ③			B FF 86 C FF 87 D CH 81 C FF 89 S CH 82 2-3 K ①	3 1	0 0	0 0	0 0	0 0	2 1	3 1
55 Michael Saunders, L (1, 8) OBP: 0.338, SLG: 0.508		C FF 96 B FF 95 C FF 96 S FF 96 1-3 K ②			X FF 95 0-0 30 E 2B		C FF 92 F FF 93 C FF 93 0-3 K ①		T SI 88 B CU 74 F CH 82 B SL 82 B SL 83 X CH 83 3-2 1-2 G4-3 ②	4	0	1	0	0	2	2
30 Miguel Olivo, R (1, 2) OBP: 0.200, SLG: 0.247		C SL 88 B SL 87 B FF 97 B SL 86 S SL 88 S SL 89 3-3 K ③			F SL 87 C FF 95 X SL 86 0-2 E4 2-3		S FF 94 S CH 88 B CH 88 X FF 93 1-2 9 FC4-6 1B		B CU 72 B CH 83 S CH 83 S SL 83 S SL 83 2-3 K ③	4	0	1	0	0	2	3
26 Brendan Ryan, R (1, 6) OBP: 0.290, SLG: 0.268			C FF 91 B KC 79 B FF 94 F FF 94 S SL 88 2-3 K ①		C FF 93 F FF 94 D SL 88 S SL 86 1-3 K ②		B FF 93 F FF 94 C FF 94 B FF 93 X SL 83 2-2 P3 ②			3	0	0	0	0	2	3
Inning Stats	R: 0 H: 1 E: 0 LOB: 1 K: 1 BB: 0 S: 11 P: 16	R: 0 H: 1 E: 0 LOB: 1 K: 2 BB: 0 S: 11 P: 20	R: 0 H: 0 E: 0 LOB: 0 K: 1 BB: 0 S: 8 P: 13	R: 0 H: 0 E: 0 LOB: 0 K: 1 BB: 0 S: 13 P: 19	R: 0 H: 1 E: 1 LOB: 2 K: 2 BB: 0 S: 12 P: 17	R: 0 H: 2 E: 0 LOB: 2 K: 2 BB: 0 S: 11 P: 19	R: 0 H: 1 E: 0 LOB: 1 K: 1 BB: 0 S: 13 P: 18	R: 0 H: 0 E: 0 LOB: 0 K: 1 BB: 0 S: 8 P: 12	R: 0 H: 0 E: 0 LOB: 1 K: 2 BB: 1 S: 9 P: 20	1B: 4 2B: 2 3B: 0 HR: 0	SF: 0 SAC: 0 DP: 0 HBP: 0			WP: 0 PB: 0 SB: 0 CS: 0	PA: 35		

Seattle Mariners @ Toronto Blue Jays

Rogers Centre, Toronto, ON

Sat Apr 28 2012, 4:10 PM - 6:53 PM EDT

Att. 30,765 - Roof Closed - 68 F

TOP

livebaseballscorecards.com

AB	34
R	0
H	6
RBI	0
BB	1
SO	13
LOB	17

PITCHER		IP	WLS	BF	H	R	ER	SO	BB	IBB	HBP	BLK	WP	HR	S	P	ERA	WHIP
23 Brandon Morrow, R ERA: 3.03	(1, 1)	6.0	W	24	5	0	0	9	0	0	0	0	0	0	66	104	0.00	0.833
54 Jason Frasor, R ERA: 5.19	(7, 1)	1.0	H	4	1	0	0	1	0	0	0	0	0	0	13	18	0.00	1.000
38 Darren Oliver, L ERA: 2.35	(8, 1)	1.0	H	3	0	0	0	1	0	0	0	0	0	0	8	12	0.00	0.000
33 Carlos Villanueva, R ERA: 5.63	(9, 1)	1.0		4	0	0	0	2	1	0	0	0	0	0	9	20	0.00	1.000

PITCHER	IP	WLS	BF	H	R	ER	SO	BB	IBB	HBP	BLK	WP	HR	S	P	ERA	WHIP

Batter	1	2	3	4	5	6	7	8	9	AB	R	H	RBI	BB	SO	LOB
5 Yunel Escobar, R (1, 6) OBP: 0.270, SLG: 0.280	B FC 90 X FC 90 1-0 G6-3		C FF 91 B FF 92 B FF 91 F FF 92 B CU 75 F SI 92 F SI 92 X SL 83 3-2 2 1B 19 E 1B		C FF 90 X FC 90 0-1 G6-3 1-2f		B FC 91 F FF 91 C FC 89 B FC 90 X FC 90 2-2 G3-1			4	1	1	0	0	0	2
2 Kelly Johnson, L (1, 4) OBP: 0.371, SLG: 0.419	B FC 91 F FC 91 X FF 91 1-1 F7		B FF 90 B FF 90 X SI 91 2-0 19 E 26 2B 1-3 1B		C FC 92 B SL 84 F SI 93 B FF 92 T SL 84 2-2 K			F FF 91 X SI 86 0-1 19 2B 10 HR 1B		4	2	2	0	0	1	0
19 José Bautista, R (1, 9) OBP: 0.337, SLG: 0.333	B FF 91 X SI 91 1-0 P5		C FF 92 X FF 90 0-1 E5 26 2B 10 SF7-5-4-6-4 1-2 3-H			X FC 89 0-0 F7		C FF 92 X FF 93 0-1 10 HR 1-3 2B		4	2	1	1	0	0	1
26 Adam Lind, L (1, 3) OBP: 0.325, SLG: 0.368		C FF 90 X FC 89 0-1 14 BB 1B	X SI 92 0-0 10 SF7-5-4-6-4 1-3 2-H 2B			B FF 90 X SL 83 1-0 F8		I IN 62 I IN 64 I IN 66 I IN 66 4-0 10 HR IBB		3	1	2	1	1	0	0
10 Edwin Encarnación, R (1, 10) OBP: 0.333, SLG: 0.605		B FF 90 X SI 90 1-0 P4	S SI 92 S FF 90 B SI 91 X SI 91 1-2 SF7-5-4-6-4 2-3 3-H			C SL 84 X FF 90 0-1 14 CS 2B		X FF 91 0-0 1-H 2-H 3-H HR		3	1	2	5	0	0	1
14 Eric Thames, L (1, 7) OBP: 0.369, SLG: 0.448		B SI 91 B SL 85 B SL 84 B SI 91 4-0 1-2 BB		B CU 71 F SI 90 B SL 84 S SL 83 F SI 91 B FF 90 T SL 82 3-2 K		C SL 83 B SL 83 S SL 83 B FF 91 B FF 91 F SL 84 B SL 84 4-2 2-3 BB			C FF 92 C CU 71 F FS 88 S SI 88 0-3 K	2	0	0	0	2	2	0
13 Brett Lawrie, R (1, 5) OBP: 0.330, SLG: 0.381		F SI 91 B SL 85 X SL 84 1-1 F4		C SL 84 F SI 92 B SL 84 F SI 91 S CU 74 1-3 K			B FC 89 B SI 89 C FF 90 X SL 84 2-1 9 F8 1B	C SL 83 B CU 71 X SI 86 1-1 G5-3		4	0	1	0	0	1	2
28 Colby Rasmus, L (1, 8) OBP: 0.280, SLG: 0.440		B SI 91 C SI 92 B SL 84 S SL 84 F SI 92 B SI 92 S SL 84 3-3 K		B CH 83 C FC 91 B SL 84 B SL 83 X SI 92 3-1 G4-3			B FF 88 1 SAFE F SL 83 B SI 89 1 SAFE F SL 83 X SL 82 2-2 F7	B FF 91 B SI 91 C SI 92 S FS 87 B FS 88 S FS 88 3-3 K		4	0	0	0	0	2	3
9 J.P. Arencibia, R (1, 2) OBP: 0.242, SLG: 0.295			B FF 90 C SI 91 B SL 85 X SI 91 2-1 G4-3		C SL 81 X SL 82 0-1 5 G6-3 1B		B FC 89 1 SAFE X SI 90 1-0 F8 1-2			3	0	1	0	0	0	1
Inning Stats	R: 0 E: 0 K: 0 S: 4 H: 0 LOB: 0 BB: 0 P: 7	R: 0 E: 0 K: 1 S: 9 H: 1 LOB: 2 BB: 1 P: 18	R: 3 E: 1 K: 0 S: 14 H: 3 LOB: 0 BB: 0 P: 22	R: 0 E: 0 K: 2 S: 10 H: 0 LOB: 0 BB: 0 P: 17	R: 0 E: 0 K: 1 S: 7 H: 1 LOB: 0 BB: 0 P: 9	R: 0 E: 0 K: 0 S: 7 H: 1 LOB: 1 BB: 1 P: 12	R: 0 E: 0 K: 0 S: 9 H: 1 LOB: 1 BB: 0 P: 16	R: 4 E: 0 K: 2 S: 14 H: 3 LOB: 0 BB: 1 P: 22		1B: 6 2B: 4 3B: 0 HR: 1 SF: 1 SAC: 0 DP: 2 HBP: 0				WP: 0 PB: 0 SB: 0 CS: 1 PA: 35		

PITCHER	IP	WLS	BF	H	R	ER	SO	BB	IBB	HBP	BLK	WP	HR	S	P	ERA	WHIP
25 Kevin Millwood, R (1, 1) ERA: 5.24	7.0	L	28	7	3	1	4	2	0	0	0	0	0	60	101	1.29	1.286
18 Hisashi Iwakuma, R (8, 1) ERA: 9.0	1.0		7	3	4	4	2	0	1	0	0	0	1	14	22	36.00	3.000

PITCHER	IP	WLS	BF	H	R	ER	SO	BB	IBB	HBP	BLK	WP	HR	S	P	ERA	WHIP

BOTTOM

Seattle Mariners @ Toronto Blue Jays

Rogers Centre, Toronto, ON

Sat Apr 28 2012, 4:10 PM - 6:53 PM EDT

Att. 30,765 - Roof Closed - 68 F

livebaseballscorecards.com

AB	31
R	7
H	10
RBI	7
BB	3
SO	6
LOB	10

Seattle Mariners @ Toronto Blue Jays

Rogers Centre, Toronto, ON

Sun Apr 29 2012, 1:09 PM - 3:43 PM EDT

Att. 22,320 - Roof Closed - 68 F

TOP

livebaseballscorecards.com

Batter	1	2	3	4	5	6	7	8	9	AB	R	H	RBI	BB	SO	LOB
9 Chone Figgins, S (1, 7) OBP: 0.292, SLG: 0.363	C FF 96 C FF 96 F FF 97 F CH 87 B FF 97 X CH 86 1-2 HR	F FF 94 1 SAFE X SI 92 0-1 ③ F7			C FF 89 X SI 90 0-1 ① G4-3		1 SAFE X CU 75 0-0 ① SH1-3 1-2		B FF 92 C CH 86 S FF 93 B FF 93 S FF 94 2-3 ② K	4	1	1	1	0	1	3
13 Dustin Ackley, L (1, 4) OBP: 0.303, SLG: 0.348	X SI 92 0-0 2B		C SI 91 X CH 86 0-1 ① F9		B FF 89 X FF 91 1-0 ② G4-3		B FF 90 B SL 83 C SL 82 X SL 82 2-1 ② G4-3 2-3		B FF 92 C CH 87 B FF 94 B CH 87 F CH 86 X FF 94 3-2 ③ G4-3 2-3	5	0	1	0	0	0	2
51 Ichiro Suzuki, L (1, 9) OBP: 0.300, SLG: 0.375	B FF 97 X SI 93 1-0 ① F7		B FF 95 X FF 93 1-0 ② L8		B SI 92 B SI 92 X FF 92 2-0 ③ G4-3		C FF 92 C FF 94 F CU 80 F SL 80 F CU 80 X SL 83 0-2 ③ G5-3			4	0	0	0	0	0	2
16 Alex Liddi, R (1, 3) OBP: 0.333, SLG: 0.486	F SL 88 B FF 95 X SL 85 1-1 ② P2		B FF 94 C SL 86 X FF 93 1-1 ③ G6-3			C FF 92 F FF 93 B SL 87 B SI 95 B CH 86 F SI 93 X FF 94 3-2 ① F8		X FF 93 0-0 ① F8		4	0	0	0	0	0	1
15 Kyle Seager, L (1, 5) OBP: 0.290, SLG: 0.426	B FF 94 C FF 94 C FF 94 X FF 97 1-2 ③ F7			B SI 90 F SI 92 B FF 93 F SI 92 F FF 95 B SI 94 X FF 93 3-2 ① F7		F SI 93 B FF 92 X FF 93 1-1 2B		B SI 91 L FC 91 B FC 91 X FC 91 2-1 ② G3-1		4	0	1	0	0	0	1
55 Michael Saunders, L (1, 8) OBP: 0.347, SLG: 0.515		C FF 91 B SI 93 B CH 84 B FF 93 X SI 93 3-1 27 G6-3 2B		C SI 92 B FF 94 B SI 92 X SI 93 2-1 ② G3-1		B CH 84 C SI 92 C SI 94 B SI 92 B SI 94 B CH 83 4-2 BB		B CU 76 F FF 93 F FF 91 X FF 91 1-2 ③ P4		3	0	1	0	1	0	0
30 Miguel Olivo, R (1, 2) OBP: 0.215, SLG: 0.299		X SL 85 0-0 ① G5-3		B FF 94 C SL 86 X SL 87 1-1 27 S 1B		B SI 94 B SI 93 C SI 94 C SI 94 S SI 93 2-3 ② K			C FF 91 B FF 92 X CU 78 1-1 HR	4	1	2	1	0	1	3
27 John Jaso, L (1, 10) OBP: 0.368, SLG: 0.647		B FF 94 X SI 94 1-0 ② G6-3 2-3		B FF 92 C SI 92 F SI 92 D SI 94 B SI 94 B CH 85 4-2 1-2 BB		X SI 92 0-0 ③ F7			C FF 92 B FF 93 X SL 86 1-1 13 WP 2B	3	0	1	0	1	0	3
61 Munenori Kawasaki, L (1, 6) OBP: 0.333, SLG: 0.217		B FF 95 B SI 93 B SI 94 B FF 94 4-0 BB		X SI 93 0-0 ③ G5-3			B FF 91 L SI 91 X SI 93 1-1 13 G4-3 9 SH1-3 1B		B FF 93 X FF 93 1-0 ① P5	3	0	1	0	1	0	3

| Inning Stats | | |

BOTTOM

Seattle Mariners @ Toronto Blue Jays

Rogers Centre, Toronto, ON

Sun Apr 29 2012, 1:09 PM - 3:43 PM EDT

Att. 22,320 - Roof Closed - 68 F

livebaseballscorecards.com

Batter	1	2	3	4	5	6	7	8	9	AB	R	H	RBI	BB	SO	LOB
5 Yunel Escobar, R (1, 6) OBP: 0.267, SLG: 0.286	C FF 86 T FF 86 B FC 83 B FF 88 X CH 80 2-2 ① G6-3		B FF 87 B CH 79 B CH 79 C FF 87 C CH 79 X SI 88 3-2 ② F8		B CH 78 X FF 88 1-0 ② G4-3 1-2		B FF 95 X FF 94 1-0 2B	X CH 80 0-0 ③ G6-3		5	0	1	0	0	0	1
2 Kelly Johnson, L (1, 4) OBP: 0.376, SLG: 0.416	C FF 87 F SI 87 B SI 88 F SI 88 B CH 80 B FF 88 B CH 80 4-2 BB		C FF 88 B FC 85 F SI 89 B FF 87 B FF 88 F SI 88 X FF 88 3-2 ③ G4-3		C FF 88 X FF 88 0-1 1B 2-H		B FF 96 T FF 95 S CH 89 B SI 96 F CH 89 F FF 96 B CH 88 S FF 95 3-3 ③ K			3	0	1	1	1	1	1
19 José Bautista, R (1, 9) OBP: 0.333, SLG: 0.329	B CH 80 B FF 88 B CH 79 C CH 80 F SI 89 X FF 90 3-2 ② F9			B FC 83 C FF 87 C CH 79 B KC 75 B FF 86 F CH 80 X FF 89 3-2 ① P6	1 SAFE B FF 88 X FF 87 1-0 ③ F7			B FF 95 B FF 94 X FF 94 2-0 11 S, 10 HBP, 13 2B 1B		4	1	1	0	0	0	2
26 Adam Lind, L (1, 3) OBP: 0.309, SLG: 0.347	B SI 88 1 SAFE C SI 88 X FF 88 1-1 ③ G4-3			B SI 87 B SI 87 C FF 87 X SI 87 2-1 ② G3-1		C FC 82 C FF 87 F SI 86 B FC 83 B FC 83 C SI 88 2-3 ① K		B FF 94 X FF 94 1-0 ① F9		4	0	0	0	0	1	2
10 Edwin Encarnación, R (1, 10) OBP: 0.361, SLG: 0.644		B CH 79 B CH 79 B FF 87 B CH 80 4-0 BB		B FF 87 B CH 79 B SI 88 B FF 88 4-0 14 2B BB		B CH 80 C SI 88 X CH 78 1-1 HR		B FF 95 H FF 94 2-0 11 S, 13 2B HBP 1-2		1	2	1	1	2	0	0
14 Eric Thames, L (1, 7) OBP: 0.368, SLG: 0.459 11 Rajai Davis, R (8, PH) OBP: 0.290, SLG: 0.333 8 Ben Francisco, R (9, 7) OBP: 0.286, SLG: 0.308		C FF 88 B SI 87 1 SAFE B SI 88 B CH 80 C FF 88 X SI 88 3-2 ① F8		B SI 87 F SI 87 B FC 85 X FC 84 2-1 1-3 2B		B FC 83 B SI 87 F FF 87 X SI 88 2-1 ② G5-3		B SI 92 I IN 59 I IN 47 I 4-0 13 2B, 28 E IBB 1-2 2-3		3 0 0	0 1 0	1 0 0	0 0 0	0 1 0	0 0 0	1 0 0
13 Brett Lawrie, R (1, 5) OBP: 0.326, SLG: 0.386		C FF 88 F FF 88 S CH 80 0-3 ② K		C CH 80 F FF 89 X CH 80 0-2 ③ F7		X CH 79 0-0 ③ P4		X FF 90 0-0 28 E, 6 HR 2B 1-3 2-H 3-H		4	1	1	2	0	1	3
28 Colby Rasmus, L (1, 8) OBP: 0.279, SLG: 0.430		1 SAFE 1 SAFE C SI 88 B CH 81 B CH 80 B SI 89 C SI 88 C FF 89 3-3 ③ K			B FC 84 B FF 88 C SI 88 B SI 88 C FF 87 F SI 88 X FF 89 3-2 5 G4-3, 2 1B 1B		B FF 96 S FF 94 B CH 88 X FF 94 2-1 ① L4	S FF 92 L FF 92 B FF 91 3 SAFE B CU 76 S CU 79 2-3 ② K 2-3 3-H		4	1	1	0	0	2	2
6 Jeff Mathis, R (1, 2) OBP: 0.389, SLG: 0.813			B FF 86 X CH 79 1-0 ① G4-3		1 SAFE B CH 79 L FF 86 C CH 78 1 SAFE B FF 87 D CH 79 F CH 79 S FF 87 3-3 ① K		B FF 96 S FF 95 S SL 88 X CH 89 1-2 ② G5-3	X FF 92 0-0 3-H HR		4	1	1	2	0	1	1
Inning Stats	R: 0 E: 0 K: 0 S: 11 H: 0 LOB: 1 BB: 1 P: 21	R: 0 E: 0 K: 2 S: 9 H: 0 LOB: 1 BB: 1 P: 19	R: 0 E: 0 K: 0 S: 8 H: 0 LOB: 0 BB: 0 P: 15	R: 0 E: 0 K: 0 S: 11 H: 1 LOB: 2 BB: 1 P: 22	R: 1 E: 0 K: 1 S: 12 H: 2 LOB: 1 BB: 0 P: 20	R: 1 E: 0 K: 1 S: 9 H: 1 LOB: 0 BB: 0 P: 14	R: 0 E: 0 K: 1 S: 11 H: 1 LOB: 1 BB: 0 P: 18	R: 5 E: 1 K: 1 S: 8 H: 3 LOB: 0 BB: 1 P: 19		1B: 3 2B: 3 3B: 0 HR: 2 SF: 0 SAC: 0 DP: 0 HBP: 1			WP: 0 PB: 0 SB: 2 CS: 0 PA: 37		

	AB	32
	R	7
	H	8
	RBI	6
	BB	4
	SO	6
	LOB	13

PITCHER	IP	WLS	BF	H	R	ER	SO	BB	IBB	HBP	BLK	WP	HR	S	P	ERA	WHIP
38 Jason Vargas, L (1, 1) ERA: 3.38	6.0	L	25	4	2	2	4	3	0	0	0	0	1	60	111	3.00	1.167
35 Steve Delabar, R (7, 1) ERA: 5.73	1.1		7	2	2	2	1	0	0	1	0	0	0	13	25	13.50	1.500
41 Charlie Furbush, L (8, 1) ERA: 7.5	0.2		5	2	3	3	1	0	1	0	0	0	1	6	12	40.50	3.000

PITCHER	IP	WLS	BF	H	R	ER	SO	BB	IBB	HBP	BLK	WP	HR	S	P	ERA	WHIP

Texas Rangers @ Toronto Blue Jays

Rogers Centre, Toronto, ON

Mon Apr 30 2012, 7:10 PM - 10:08 PM EDT

Att. 21,945 - Roof Closed - 68 F

TOP

livebaseballscorecards.com

Batter	1	2	3	4	5	6	7	8	9	AB	R	H	RBI	BB	SO	LOB
5 Ian Kinsler, R (1, 4) OBP: 0.400, SLG: 0.574	B FF 95 C FF 95 B SI 94 X SI 94 2-1 ① F8		B FF 94 B CH 85 B FF 94 B FF 94 4-0 1 2B BB		B FF 94 C FC 91 S FC 90 B CU 81 B FF 90 F CU 81 B FF 89 4-2 1 1B 1 CS BB		C FF 92 C FF 92 F FF 93 B FF 93 C FF 94 1-3 ① K		B SI 94 T SI 93 B SI 94 X SI 94 2-1 29 FC6-5 10 1B 1B	3	1	1	0	2	1	0
1 Elvis Andrus, R (1, 6) OBP: 0.343, SLG: 0.368	C SI 95 F SI 94 F FC 91 B FF 94 S CU 82 1-3 ② K		B SI 92 X FF 93 1-0 1-H 2B		C SI 92 B CU 78 1 SAFE 1 SAFE S FF 88 B SI 94 F FC 90 X CU 80 2-2 10 FC6-4 1-3 1B		C SL 85 C FF 94 X FF 94 0-2 ② G4-3		C SI 92 F CH 85 B SL 85 1 SAFE X SL 84 1-2 ① L9	5	0	2	1	0	1	1
10 Michael Young, R (1, 5) OBP: 0.362, SLG: 0.427	B SI 94 C FF 94 B FF 95 F SI 94 B SI 92 S CU 82 3-3 ③ K		F FF 93 X CH 86 0-1 ② G6-3		B CH 86 B CH 85 X FF 93 2-0 ③ FC6-4 1-2f		F FF 94 B CH 88 F FF 93 B FF 93 F SL 83 B FF 93 F SL 84 F FF 92 B SL 83 4-2 29 2B BB		1 SAFE S CH 86 C CH 85 1 SAFE X CH 86 0-2 29 FC6-5 1-2 1B	4	0	1	0	1	1	3
29 Adrian Beltré, R (1, 10) OBP: 0.356, SLG: 0.543 21 Brandon Snyder, R (9, PR) OBP: 0.385, SLG: 0.417 (9, 10)		B FF 93 F FF 94 B SI 94 C SI 94 B SI 92 F SI 94 X FF 94 3-2 7 F9 17 2B 2B	S FF 91 B SI 94 X CU 81 1-1 ③ F9			C SI 93 B FC 90 X SI 92 1-1 7 G5-3 1B	X FF 93 0-0 1-3 2B		C SI 94 C SI 94 B SI 92 X CH 84 1-2 ② FC6-5 1-2 2-3f	5	1	3	0	0	0	3
										0	0	0	0	0	0	0
7 David Murphy, L (1, 7) OBP: 0.324, SLG: 0.433		X SI 92 0-0 ① F9 2-3		F SI 93 B CH 86 B CH 86 S SI 93 C FF 93 2-3 ① K		B SI 92 B CH 85 B SI 92 X SI 93 3-0 ① G5-3 1-2	B FF 93 B CH 84 C FF 93 B FF 93 B FF 92 4-1 BB		B SI 94 B FF 93 C SI 94 F SI 94 S FF 95 2-3 ③ K	4	0	0	0	1	2	4
17 Nelson Cruz, R (1, 9) OBP: 0.309, SLG: 0.382		S CU 81 X CU 81 0-1 25 G4-3 3-H 2B		S FF 91 B FF 94 C FF 91 S CU 81 1-3 ② K		F SI 93 B SI 93 B FC 89 X SI 93 2-1 ② G6-3	C FF 92 F FF 93 B FF 93 F FF 93 S FF 93 1-3 ③ K			4	0	1	1	0	2	4
25 Mike Napoli, R (1, 2) OBP: 0.338, SLG: 0.571		B FF 94 B FF 93 S FC 91 X FF 91 2-1 ② G4-3 2-3		S SI 94 B FF 90 B CH 87 C FC 90 S SI 93 2-3 ③ K		B FC 90 B FF 93 X FC 90 2-0 ③ F8		B SI 94 B FF 94 F FF 94 X CH 85 2-1 ① F8		4	0	0	0	0	1	2
18 Mitch Moreland, L (1, 3) OBP: 0.310, SLG: 0.442		D CH 86 S SI 93 D SI 92 S CH 85 D CH 86 X CH 86 3-2 ③ G4-3			C SI 93 S SI 92 B FF 92 B CH 85 F SI 93 B FF 94 S CH 87 3-3 ① K		B SL 82 C FF 89 B FF 91 F CU 78 B SL 84 X CU 77 3-2 HR	C SI 94 F FF 95 B FF 94 H FF 92 2-2 23 G6-4-3 HBP		3	1	1	1	0	1	1
23 Craig Gentry, R (1, 8) OBP: 0.313, SLG: 0.419			C SI 92 F SI 93 C SI 92 0-3 ① K		S SI 94 F SI 94 B FF 94 S CU 82 1-3 ② K2-3		L FF 90 F FF 93 B FF 91 B CU 78 X FF 91 2-2 HR	B FF 94 F CH 86 X SI 94 1-1 ②③ G6-4-3 1-2f		4	1	1	1	0	2	1

Inning Stats																				
	R: 0	H: 0	R: 1	H: 2	R: 1	H: 1	R: 0	H: 0	R: 0	H: 1	R: 0	H: 1	R: 2	H: 3	R: 0	H: 0	R: 0	H: 2	1B: 4	SF: 0	WP: 0	PA: 41
	E: 0	LOB: 0	E: 0	LOB: 1	E: 0	LOB: 1	K: 3	BB: 0	E: 0	LOB: 1	E: 0	LOB: 2	K: 2	BB: 2	K: 0	BB: 0	E: 0	LOB: 2	2B: 4	SAC: 0	PB: 0	
	K: 2	BB: 0	K: 0	BB: 0	K: 1	BB: 1	S: 9	P: 14	K: 2	BB: 1	S: 6	P: 14	S: 24	P: 39	S: 6	P: 11	K: 1	BB: 0	3B: 0	DP: 1	SB: 0	
	S: 9	P: 15	S: 12	P: 20	S: 8	P: 14			S: 15	P: 27							S: 14	P: 20	HR: 2	HBP: 1	CS: 1	

PITCHER		IP	WLS	BF	H	R	ER	SO	BB	IBB	HBP	BLK	WP	HR	S	P	ERA	WHIP
4 Kyle Drabek, R ERA: 2.4	(1, 1)	6.0	L	25	5	2	2	8	2	0	0	0	0	0	59	104	3.00	1.167
46 Evan Crawford, L ERA: 4.5	(7, 1)	0.0		2	2	2	2	0	0	0	0	0	0	2	6	11	∞	∞
54 Jason Frasor, R ERA: 4.66	(7, 1)	1.0		6	1	0	0	2	2	0	0	0	0	0	18	28	0.00	3.000
47 Luis Perez, L ERA: 2.4	(8, 1)	2.0		8	2	0	0	1	0	0	1	0	0	0	20	31	0.00	1.000

PITCHER		IP	WLS	BF	H	R	ER	SO	BB	IBB	HBP	BLK	WP	HR	S	P	ERA	WHIP

AB	36
R	4
H	10
RBI	4
BB	4
SO	11
LOB	19

Texas Rangers @ Toronto Blue Jays

Rogers Centre, Toronto, ON

Mon Apr 30 2012, 7:10 PM - 10:08 PM EDT

Att. 21,945 - Roof Closed - 68 F

livebaseballscorecards.com

BOTTOM

Batter	1	2	3	4	5	6	7	8	9	AB	R	H	RBI	BB	SO	LOB
5 Yunel Escobar, R (1, 6) OBP: 0.257, SLG: 0.275	B FF 91 B FF 90 F FF 91 C ST 80 S ST 83 2-3 ① K		C FF 94 X FF 92 0-1 ② G3-1		F FF 93 S ST 82 B ST 80 B FF 94 B FS 83 F ST 82 S FC 90 3-3 ③ K			C SL 88 X SL 88 0-1 ① G6-3		4	0	0	0	0	2	0
2 Kelly Johnson, L (1, 4) OBP: 0.361, SLG: 0.395	B FF 93 F FF 93 S FS 88 S ST 80 1-3 ② K		C CU 71 C FF 94 S FF 89 0-3 ③ K			S FC 88 B FS 86 X FF 92 1-1 ① L8		L SI 88 S SI 92 F CU 80 X SL 88 0-2 ② G4-3		4	0	0	0	0	2	0
19 José Bautista, R (1, 9) OBP: 0.320, SLG: 0.313	F FF 94 B FF 95 B FF 93 C ST 82 X FF 94 2-2 ③ P5			C ST 79 C FF 93 S FS 87 0-3 ① K		C FF 92 F FF 92 B ST 85 B ST 80 X FC 91 2-2 ② G4-3		B SL 88 C SL 88 X FF 90 1-1 ③ F8		4	0	0	0	0	1	0
26 Adam Lind, L (1, 3) OBP: 0.306, SLG: 0.333		B CU 69 B FF 92 B FS 87 B FF 92 4-0 ① 10 HBP BB		C SI 95 X FF 92 0-1 ② G4-3		F FS 90 B SI 96 F CU 72 X FS 87 1-2 ③ G4-3			B FF 93 S FF 95 C SI 95 F SL 90 X CU 82 1-2 ① G6-3	3	0	0	0	1	0	0
10 Edwin Encarnación, R (1, 10) OBP: 0.376, SLG: 0.678		C FF 95 F SI 92 F ST 84 B SI 93 H SI 93 2-2 **1-2** HBP		C ST 81 B FC 92 X ST 83 1-1 HR			B FC 89 C FF 90 F ST 81 X FS 88 1-2 13 BB 1B		S FF 94 S FF 94 S SI 95 0-3 ② K	3	1	2	1	0	1	0
14 Eric Thames, L (1, 7) OBP: 0.361, SLG: 0.446		F FF 91 X SI 94 0-1 ① F7		X SI 94 0-0 13 FC6-4 1B			B FF 92 X FF 91 1-0 ① F7		C FF 94 X SI 94 0-1 ③ G4-3	4	0	1	0	0	0	3
13 Brett Lawrie, R (1, 5) OBP: 0.327, SLG: 0.378		C SI 92 S FF 91 B ST 78 S ST 84 1-3 ② K		X ST 81 0-0 ③ FC6-4 **1-2f**			B FF 92 1 SAFE B FF 93 B ST 80 B FF 92 4-0 **1-2** BB			2	0	0	0	1	1	3
28 Colby Rasmus, L (1, 8) OBP: 0.281, SLG: 0.427		C FC 90 B ST 76 B FC 90 B CU 73 F FC 90 S ST 79 3-3 ③ K2-3			B FF 92 X FF 93 1-0 9 G5-4-3 1B		C CU 72 B FC 91 C FC 91 S ST 81 1-3 ② K			3	0	1	0	0	2	4
9 J.P. Arencibia, R (1, 2) OBP: 0.232, SLG: 0.281			C FF 90 B ST 81 F FF 92 B ST 84 B ST 83 S ST 82 3-3 ① K		C SI 92 F SI 91 1 SAFE X ST 77 0-2 ①② G5-4-3 **1-2f**		S FC 91 B ST 84 X ST 83 1-1 ③ P4			3	0	0	0	0	1	3

Inning Stats	1	2	3	4	5	6	7	8	9
	R: 0 E: 0 K: 2 S: 9 H: 0 LOB: 0 BB: 0 P: 14	R: 0 E: 0 K: 2 S: 11 H: 0 LOB: 2 BB: 1 P: 21	R: 0 E: 0 K: 2 S: 8 H: 0 LOB: 0 BB: 0 P: 11	R: 1 E: 0 K: 1 S: 9 H: 2 LOB: 1 BB: 0 P: 10	R: 0 E: 0 K: 1 S: 8 H: 1 LOB: 0 BB: 0 P: 12	R: 0 E: 0 K: 0 S: 8 H: 0 LOB: 0 BB: 0 P: 12	R: 0 E: 0 K: 1 S: 9 H: 1 LOB: 2 BB: 1 P: 17	R: 0 E: 0 K: 0 S: 8 H: 0 LOB: 0 BB: 0 P: 9	R: 0 E: 0 K: 1 S: 9 H: 0 LOB: 0 BB: 0 P: 10

	AB	R	H	RBI	BB	SO	LOB
1B: 3	2B: 0	3B: 0	HR: 1	SF: 0	SAC: 0	DP: 1	HBP: 1	WP: 0	PB: 0	SB: 0	CS: 0	PA: 33

PITCHER		IP	WLS	BF	H	R	ER	SO	BB	IBB	HBP	BLK	WP	HR	S	P	ERA	WHIP
11 Yu Darvish, R ERA: 2.18	(1, 1)	7.0	W	27	4	1	1	9	2	0	1	0	0	1	62	97	1.29	0.857
37 Mike Adams, R ERA: 1.64	(8, 1)	1.0	H	3	0	0	0	0	0	0	0	0	0	0	8	9	0.00	0.000
36 Joe Nathan, R ERA: 3.38	(9, 1)	1.0	S	3	0	0	0	1	0	0	0	0	0	0	9	10	0.00	0.000

PITCHER	IP	WLS	BF	H	R	ER	SO	BB	IBB	HBP	BLK	WP	HR	S	P	ERA	WHIP

Texas Rangers @ Toronto Blue Jays

Rogers Centre, Toronto, ON

Tue May 01 2012, 7:09 PM - 10:05 PM EDT

Att. 18,774 - Roof Closed - 68 F

livebaseballscorecards.com

Batter	1	2	3	4	5	6	7	8	9	AB	R	H	RBI	BB	SO	LOB
5 Ian Kinsler, R (1, 4) OBP: 0.400, SLG: 0.576	F FF 92 S FF 93 B FF 94 S SL 85 1-3 ① **K**	1 SAFE C FF 90 B SI 91 B SL 84 B FF 92 F FF 91 X FF 92 3-2 1-H 3-H 1 1B 2B		F FF 89 X FF 90 0-1 ① **FC4** 1-2f 3-H		B FF 92 S CH 84 X FF 92 1-1 ③ **F8**			C SL 87 C FF 94 F SL 87 B FF 92 F FF 93 X SL 87 1-2 1 1B 10 1B 1B	5	2	2	3	0	1	1
1 Elvis Andrus, R (1, 6) OBP: 0.356, SLG: 0.380	B FF 94 C FF 92 T FF 92 B SI 93 C FF 93 2-3 ② **K** F FF 90 B FF 91 C FF 90 D SL 83 X FF 91 2-2 2-H 1B			B SL 82 B FF 90 C FF 90 X FF 91 2-1 ② **F9**			X FF 89 0-0 10 G4-6-3 1B		B SL 85 1 SAFE S SL 86 X SL 88 1-1 17 FC5 10 1B 1-3 1B	5	0	3	1	0	1	1
10 Michael Young, R (1, 10) OBP: 0.354, SLG: 0.415	C FF 92 C SL 85 S SL 85 0-3 ③ **K** 1 SAFE 1 SAFE C FF 90 X FF 90 0-1 ③ **L9**			X SL 83 0-0 ③ **F9**			F FF 90 1 SAFE 1 SAFE X CH 80 0-1 ① ② 1-2f **G4-6-3**		C SL 88 B FF 92 X FF 93 1-1 17 FC5 1-2 3-H 1B	5	0	1	1	0	1	3
17 Nelson Cruz, R (1, 9) OBP: 0.294, SLG: 0.362		B FF 90 C FF 91 S SL 84 B SL 84 F FF 92 F SL 85 S SI 93 2-3 ① **K** F SL 80 B FF 91 X FF 90 1-1 ① **G5-3**		B FF 91 S CH 82 X FF 91 1-1 ① **F8**		B SI 90 S CH 83 B SI 90 X SL 83 2-1 ③ **F9**		X SL 88 0-0 ③ **FC5** 1-2 2-3f	5	0	0	0	0	1	2
7 David Murphy, L (1, 7) OBP: 0.333, SLG: 0.438 (9, 8)		X SI 92 0-0 18 1B 25 BB 14 1B 1B	B SL 90 B CH 84 B SI 90 C FF 90 X FF 91 3-1 ② **L6**	B SL 82 B CH 83 C SI 90 B SI 90 X SI 90 3-1 25 FC6-4 1B				B CH 81 X CH 81 1-0 ① **G4-3**		4	1	2	0	0	0	0
25 Mike Napoli, R (1, 2) OBP: 0.345, SLG: 0.556 8 Yorvit Torrealba, R (9, 2) OBP: 0.286, SLG: 0.273		B FF 90 B FF 91 B FF 91 B FF 92 4-0 14 1B 18 1B 23 FC5-4 1-2 BB	C SL 84 C SI 90 B SL 85 B FF 92 F FF 92 B SI 92 B FF 93 4-2 **BB**	C FF 89 B FF 89 D SL 84 B SI 90 X FF 90 3-1 ② **FC6-4** 1-2f				B CU 70 C CH 82 B FF 92 S SL 83 X SI 92 2-2 ② **G4-3**		2	1	0	0	2	0	1
										0	0	0	0	0	0	0
18 Mitch Moreland, L (1, 3) OBP: 0.306, SLG: 0.429		B CH 84 B SI 89 C SI 89 F SI 89 D CH 84 X FF 90 3-2 23 FC5-4 14 1B 5 2B 1B 1-2 2-3	C SI 90 B FF 92 B FF 92 X FF 90 2-1 ③ **L7**	S CH 82 F FF 90 S SL 83 0-3 ③ **K2-3**				C FF 89 S FF 88 F FF 88 F SL 75 B SL 75 B FF 87 B FF 88 F FF 88 X FF 89 3-2 ③ **F7**		4	1	1	0	0	1	2
14 Alberto Gonzalez, R (1, 5) OBP: 0.412, SLG: 0.471		X SL 83 0-0 23 FC5-4 1-2 2-3 3-H 1B		C FF 89 X FF 89 0-1 23 E 23 FC1 5 FC4 1B		F FF 90 C FF 90 B SL 85 X SL 83 1-2 ① **G6-3**			C SL 86 F SL 86 X SL 87 0-2 ① **G5-3**	4	1	2	1	0	0	0
23 Craig Gentry, R (1, 8) OBP: 0.286, SLG: 0.382 29 Adrian Beltré, R (9, PH) OBP: 0.352, SLG: 0.537 21 Brandon Snyder, R (9, 7) OBP: 0.385, SLG: 0.417		X FF 90 0-0 ② **FC5-4** 5 S 5 2B 1-2f 2-3 3-H		1 SAFE 1 SAFE X SL 82 0-0 **FC1** 5 FC4 1-3		B FF 92 C FF 91 X SL 85 1-1 ② **G6-3**			B FF 92 C SL 85 B FF 93 T FF 92 S FF 93 2-3 ② **K**	3	1	0	1	0	0	3
										1	0	0	0	0	1	0
										0	0	0	0	0	0	0

Inning Stats										
	R: 0	H: 0	R: 5	H: 5	R: 0	H: 0	R: 1	H: 1	R: 0	H: 1
	E: 0	LOB: 0	E: 0	LOB: 1	E: 0	LOB: 1	E: 2	LOB: 1	E: 0	LOB: 1
	K: 3	BB: 0	K: 1	BB: 1	K: 0	BB: 1	K: 0	BB: 0	K: 1	BB: 0
	S: 9	P: 12	S: 19	P: 33	S: 9	P: 19	S: 8	P: 10	S: 9	P: 16

Inning Stats										
	R: 0	H: 0	R: 0	H: 1	R: 0	H: 0	R: 1	H: 3	1B: 10	SF: 0	WP: 0	PA: 40
	E: 0	LOB: 0	E: 0	LOB: 0	E: 0	LOB: 0	E: 0	LOB: 2	2B: 1	SAC: 0	PB: 0	
	K: 0	BB: 0	K: 0	BB: 0	K: 0	BB: 0	K: 1	BB: 0	3B: 0	DP: 1	SB: 1	
	S: 7	P: 10	S: 5	P: 7	S: 10	P: 16	S: 16	P: 21	HR: 0	HBP: 0	CS: 0	

PITCHER		IP	WLS	BF	H	R	ER	SO	BB	IBB	HBP	BLK	WP	HR	S	P	ERA	WHIP
36 Drew Hutchison, R ERA: 6.61	(1, 1)	6.0		28	7	6	5	5	2	0	0	0	0	0	61	100	7.50	1.500
33 Carlos Villanueva, R ERA: 4.66	(7, 1)	1.2		5	1	0	0	0	0	0	0	0	0	0	9	14	0.00	0.600
38 Darren Oliver, L ERA: 2.25	(8, 1)	0.1	H	1	0	0	0	0	0	0	0	0	0	0	6	9	0.00	0.000
48 Francisco Cordero, R ERA: 5.73	(9, 1)	1.0	W	6	3	1	1	1	0	0	0	0	0	0	16	21	9.00	3.000

PITCHER	IP	WLS	BF	H	R	ER	SO	BB	IBB	HBP	BLK	WP	HR	S	P	ERA	WHIP

AB	38
R	7
H	11
RBI	7
BB	2
SO	6
LOB	13

Texas Rangers @ Toronto Blue Jays

Rogers Centre, Toronto, ON

Tue May 01 2012, 7:09 PM - 10:05 PM EDT

Att. 18,774 - Roof Closed - 68 F

livebaseballscorecards.com

BOTTOM

Batter	1	2	3	4	5	6	7	8	9	AB	R	H	RBI	BB	SO	LOB
5 Yunel Escobar, R (1, 6) OBP: 0.257, SLG: 0.274	C SI 96 X SL 87 0-1 2 G4-6-3 1B		X SL 84 0-0 ② G1-3 1-2 2-3		B CH 87 C FF 94 F FF 94 B SL 84 X CH 89 2-2 ②③ G6-4-3 1-2f		C SI 98 X FF 99 0-1 ② G6-3 1-2 3-H			4	0	1	1	0	0	4
2 Kelly Johnson, L (1, 4) OBP: 0.376, SLG: 0.440	F SI 96 ① B SI 94 ② S CH 89 1 SAFE X SI 97 1-2 G4-6-3 1-2f		X CH 88 0-0 2-H 3-H HR			B FF 93 B CH 86 B FF 94 B FF 93 4-0 26 G6-4-3 19 BB BB	X SL 87 0-0 19 WP 2-H 1B			3	1	2	4	1	0	1
19 José Bautista, R (1, 9) OBP: 0.327, SLG: 0.349	C FF 98 F FF 98 B SI 97 B FF 90 S SL 80 2-3 ③ K		C SL 84 X SL 83 0-1 HR			B FF 94 B SI 90 B SL 84 B SL 83 4-0 26 G6-4-3 1-2 BB	F FF 98 B FF 98 S FF 97 B SI 98 X FF 98 2-2 ③ F9 1-2			3	1	1	1	1	1	1
26 Adam Lind, L (1, 3) OBP: 0.292, SLG: 0.316		B FF 94 F SI 95 F SI 96 B CH 89 B CH 86 X FF 98 3-2 ① F9	F FF 98 F SI 97 B CH 91 B FF 96 S SL 82 2-3 ③ K			B SL 85 C FF 91 S FF 91 B SL 83 X FF 92 2-2 ①② G6-4-3 1-2f 2-3		C SI 97 B FF 96 F SI 96 B FF 98 S FF 98 2-3 ① K		4	0	0	0	0	2	2
10 Edwin Encarnación, R (1, 10) OBP: 0.381, SLG: 0.667		S FF 96 F FF 97 B SL 88 B FF 98 F SL 84 B FF 98 X CH 90 3-2 14 G5-4-3 1B		B SI 96 B FF 95 B FF 95 B FF 95 4-0 28 2-6 BB		C FF 92 F FF 91 B SL 85 B FF 92 B FF 92 X FF 93 3-2 ③ G6-3		B SI 98 X SI 97 1-0 ② F8		3	0	1	0	1	0	1
14 Eric Thames, L (1, 7) OBP: 0.342, SLG: 0.420 11 Rajai Davis, R (9, 7) OBP: 0.290, SLG: 0.333		C FF 96 F SI 96 1 SAFE B SI 97 X CH 89 1-2 ②③ G5-4-3 1-2f		C CH 88 F FF 95 F SI 95 S FF 95 0-3 ① K			C SL 83 B SL 84 X FF 92 1-1 E6 28 SH 13 1B 6 FC5-4	B FF 99 B FF 97 X FF 97 2-0 ③ G6-3		4 0	1 0	0 0	0 0	1 0	2 0	
13 Brett Lawrie, R (1, 5) OBP: 0.333, SLG: 0.415			C FF 95 X SL 84 0-1 ① F8	1 SAFE X SI 94 0-0 ② F9			B FF 91 B FF 92 S FF 92 S FF 92 F FF 92 X SL 86 2-2 6 FC5-4 28 SH 5 G6-3 1-2 1B		B SL 87 B FF 88 C SL 88 F FF 92 B SL 87 X SL 88 3-2 HR	4	2	2	1	0	0	1
28 Colby Rasmus, L (1, 8) OBP: 0.286, SLG: 0.422			B FF 94 S FF 95 F FF 96 B FF 97 B CH 89 F SI 96 B CH 88 4-2 5 G1-3 6 BB 2 HR BB	1 SAFE S CH 88 B FF 96 C SL 82 B SI 95 2-2 ③ 2-6 1-2	B SL 78 C CH 86 F CH 87 B FF 93 S CH 88 2-3 ① K		X FF 90 0-0 SH 6 FC5-4 1-2 2-3			1	1	0	0	1	1	0
6 Jeff Mathis, R (1, 2) OBP: 0.429, SLG: 0.765			B SI 98 F FF 97 S SL 87 B SI 97 B FF 98 F FF 97 B FF 97 4-2 5 G1-3 2 HR 1-2 BB		B FF 94 B FF 93 B CH 87 B FF 94 4-0 5 G6-4-3 BB		C SL 84 B CH 87 F FF 97 X SL 87 1-2 ① FC5-4 5 G6-3 2 1B 1-2f 2-3 3-H			1	2	0	1	2	0	2

Inning Stats	1	2	3	4	5	6	7	8	9
	R: 0 E: 0 K: 1 S: 8	H: 1 LOB: 0 BB: 0 P: 11	R: 0 E: 0 K: 0 S: 10	H: 1 LOB: 0 BB: 0 P: 17	R: 4 E: 0 K: 1 S: 15	H: 2 LOB: 0 BB: 2 P: 25	R: 0 E: 0 K: 1 S: 7	H: 0 LOB: 1 BB: 1 P: 13	R: 0 E: 0 K: 1 S: 6	H: 0 LOB: 0 BB: 1 P: 14	R: 0 E: 0 K: 0 S: 6	H: 0 LOB: 1 BB: 2 P: 19	R: 3 E: 2 K: 0 S: 16	H: 2 LOB: 1 BB: 0 P: 22	R: 0 E: 0 K: 1 S: 5	H: 0 LOB: 0 BB: 0 P: 10	R: 1 E: 0 K: 0 S: 3	H: 1 LOB: 0 BB: 0 P: 6

1B: 4	SF: 0	WP: 1
2B: 0	SAC: 1	PB: 0
3B: 0	DP: 4	SB: 0
HR: 3	HBP: 0	CS: 0
		PA: 34

	AB	27
	R	8
	H	7
	RBI	8
	BB	6
	SO	5
	LOB	14

PITCHER		IP	WLS	BF	H	R	ER	SO	BB	IBB	HBP	BLK	WP	HR	S	P	ERA	WHIP
30 Neftalí Feliz, R ERA: 3.81	(1, 1)	5.0		22	4	4	4	4	6	0	0	0	0	2	46	88	7.20	2.000
28 Robbie Ross Jr., L ERA: 1.74	(6, 1)	1.0	H	5	1	3	0	0	0	0	0	0	0	0	13	21	0.00	1.000
41 Alexi Ogando, R ERA: 0.71	(7, 1)	2.0	B	7	1	0	0	1	0	0	0	0	1	0	14	22	0.00	0.500
37 Mike Adams, R ERA: 2.45	(9, 1)	0.0	L	1	1	1	1	0	0	0	0	0	0	1	3	6	∞	∞

PITCHER	IP	WLS	BF	H	R	ER	SO	BB	IBB	HBP	BLK	WP	HR	S	P	ERA	WHIP

Batter	1	2	3	4	5	6	7	8	9	AB	R	H	RBI	BB	SO	LOB
5 Ian Kinsler, R (1, 4) OBP: 0.392, SLG: 0.553	C FF 94 B SI 92 B SI 90 X FF 93 2-1 F9 ①	1 SAFE 1 SAFE 1 SAFE S CH 85 X CH 85 0-1 G5-3 ③			B CH 82 F FF 91 B CH 82 B FF 91 B SI 90 4-1 1 2B 10 1B 1-2 2-3 BB		C FF 88 X SI 89 0-1 G6-3 ①		B SL 82 C SI 93 C SL 81 S SL 82 1-3 K ③	4	1	0	0	1	1	1
1 Elvis Andrus, R (1, 10) OBP: 0.361, SLG: 0.396	B FF 92 F FF 94 F FF 93 X CU 78 1-2 10 1B 25 FC5-2 1B		B SI 90 B CH 83 T FF 91 X FF 92 2-1 P3 ①		B FF 92 X SI 90 1-0 10 1B 25 SF8 1-3 2-H 3-H 2B		B SI 89 X SI 89 1-0 E4 10 G4-3 10 PB			4	1	2	2	0	0	0
10 Michael Young, R (1, 5) OBP: 0.359, SLG: 0.418	F FF 93 1 SAFE X CH 85 0-1 25 FC5-2 1-3 1B		B SI 91 B SI 92 B FF 92 C SI 91 S CH 84 S CH 83 3-3 K ②		C CH 84 S CU 78 X CU 77 0-2 8 FC5-4 2-3 3-H 1B		B CU 76 B SI 90 X FF 90 2-0 G4-3 ② 1-3			4	0	2	1	0	1	1
25 Mike Napoli, R (1, 3) OBP: 0.330, SLG: 0.533	B FF 94 B FF 92 F FF 93 X FF 93 2-1 FC5-2 ② 17 FC6-4 2-3 3-H		C FF 92 B FF 92 B SI 90 C FF 90 F FF 93 S CH 85 2-3 K ③		B SI 92 X SI 92 1-0 SF8 ① 3-H		B CH 84 X FF 90 1-0 L5 ③			3	0	0	1	0	1	3
17 Nelson Cruz, R (1, 9) OBP: 0.283, SLG: 0.347	F FF 93 B FF 94 F FF 93 X FF 94 1-2 FC6-4 ③ 1-2f			B SI 90 C CH 82 X SI 92 1-1 F9 ① D CH 83 D CH 81 X FF 91 2-0 F7 ②				C FF 90 B CH 82 X CH 82 1-1 G6-3 ①		4	0	0	0	0	0	3
8 Yorvit Torrealba, R (1, 2) OBP: 0.264, SLG: 0.250		X SI 90 0-0 G6-3 ①		C CH 82 F CH 85 S CH 83 0-3 K ② B FF 92 X FF 91 1-0 FC5-4 ③ 1-2f				B FF 89 B FF 92 B FF 88 C FF 87 C CH 80 S CH 82 3-3 K ②		4	0	0	0	0	2	1
14 Alberto Gonzalez, R (1, 6) OBP: 0.333, SLG: 0.381		C SI 90 F FF 92 X FF 90 0-2 P4 ②		B FF 91 X SI 90 1-0 F7 ③		B SI 89 C FF 90 X SI 89 1-1 P2 ①		B FF 88 C FF 89 S CH 80 S CH 84 1-3 K ③		4	0	0	0	0	1	0
21 Brandon Snyder, R (1, 7) OBP: 0.438, SLG: 0.643 7 David Murphy, L (9, PH) OBP: 0.329, SLG: 0.431		B FF 91 F SI 91 X FF 93 1-1 HR			B SI 88 C CH 82 B SI 90 B CH 82 B FF 90 4-1 5 BB 23 BB 1 2B BB	B CU 76 C CH 81 S CU 77 S CU 79 1-3 K ②			C FF 91 T CH 84 C SL 83 0-3 K ①	2 1	2 0	1 0	1 0	1 0	1 1	0 0
23 Craig Gentry, R (1, 8) OBP: 0.316, SLG: 0.389 18 Mitch Moreland, L (9, PH) OBP: 0.302, SLG: 0.421		B FF 92 X FF 92 1-0 1B			B SI 90 C CH 82 B CH 83 B FF 91 B SI 90 4-1 5 BB 1 2B 1-2 BB	C FF 90 B FF 91 B CU 75 C FF 91 X CU 77 2-2 G2-3 ③			B SI 91 B SI 91 C FF 93 B SL 81 F FF 90 F SL 82 X SL 81 3-2 F7 ②	2 1	1 0	1 0	0 0	1 0	0 0	0 0
Inning Stats	R: 0 E: 0 K: 0 S: 12 H: 2 LOB: 2 BB: 0 P: 18	R: 1 E: 0 K: 0 S: 9 H: 2 LOB: 1 BB: 0 P: 11	R: 0 E: 0 K: 2 S: 9 H: 0 LOB: 0 BB: 0 P: 16	R: 0 E: 0 K: 1 S: 6 H: 0 LOB: 0 BB: 0 P: 8	R: 4 E: 0 K: 0 S: 10 H: 2 LOB: 1 BB: 3 P: 27	R: 0 E: 0 K: 1 S: 8 H: 0 LOB: 0 BB: 0 P: 12	R: 0 E: 1 K: 0 S: 5 H: 0 LOB: 1 BB: 0 P: 9	R: 0 E: 0 K: 2 S: 8 H: 0 LOB: 0 BB: 0 P: 13	R: 0 E: 0 K: 2 S: 10 H: 0 LOB: 0 BB: 0 P: 14	1B: 4 2B: 1 3B: 0 HR: 1 SF: 1 SAC: 0 DP: 0 HBP: 0				WP: 0 PB: 1 SB: 0 CS: 0	PA: 37	

PITCHER	IP	WLS	BF	H	R	ER	SO	BB	IBB	HBP	BLK	WP	HR	S	P	ERA	WHIP
24 Ricky Romero, L (1, 1) ERA: 3.64	8.0	W	34	6	5	5	6	3	0	0	0	0	1	67	114	5.62	1.125
34 Joel Carreno, R (9, 1) ERA: 5.14	1.0		3	0	0	0	2	0	0	0	0	0	0	10	14	0.00	0.000

PITCHER	IP	WLS	BF	H	R	ER	SO	BB	IBB	HBP	BLK	WP	HR	S	P	ERA	WHIP

TOP

Texas Rangers @ Toronto Blue Jays

Rogers Centre, Toronto, ON

Wed May 02 2012, 12:39 PM - 3:23 PM EDT

Att. 25,123 - Cloudy - 53 F

livebaseballscorecards.com

AB	33
R	5
H	6
RBI	5
BB	3
SO	8
LOB	9

Texas Rangers @ Toronto Blue Jays

Rogers Centre, Toronto, ON

Wed May 02 2012, 12:39 PM - 3:23 PM EDT

Att. 25,123 - Cloudy - 53 F

BOTTOM

livebaseballscorecards.com

Batter	1	2	3	4	5	6	7	8	9	AB	R	H	RBI	BB	SO	LOB
2 Kelly Johnson, L (1, 4) OBP: 0.377, SLG: 0.466	B SI 92 F SI 92 C FC 84 B SI 92 X FF 93 2-2 ① F7		1 SAFE 1 SAFE B FF 92 F SI 92 1 SAFE X SI 92 1-1 1-H HR	S CU 83 S FC 85 B FC 87 B SI 92 D CU 79 D FC 84 4-2 1-2 2-3 5 3B BB		B CH 87 B CH 87 X SI 91 2-0 ② P6		C FF 88 F FS 81 F FS 82 B FF 90 S FS 82 1-3 ① K		4	2	1	2	1	1	0
5 Yunel Escobar, R (1, 6) OBP: 0.271, SLG: 0.315	B FF 94 B SI 94 X CH 84 2-0 ② P4		C CU 80 S FC 85 X FC 85 0-2 2B	B CH 82 B CH 83 B SI 91 C SI 90 F SI 92 F SI 94 X SI 94 3-2 1-H 2-H 3-H 19 SF8 3B		B CU 76 B SI 93 C FC 89 X SI 93 2-1 19 BB 10 HR 1B		B FF 90 X SL 85 1-0 ② G6-3		5	2	3	3	0	0	0
19 José Bautista, R (1, 9) OBP: 0.321, SLG: 0.337	B FF 95 S SI 94 C FF 95 X FF 95 1-2 ③ G5-3		B SI 93 B SI 91 B SI 91 X SI 90 3-0 ② L5	C FF 91 D CU 75 B FC 89 X SI 92 2-1 ② SF8 3-H		C SI 92 B SI 93 B SI 93 B CH 86 B CH 87 4-1 1-2 10 HR BB		C FF 90 F FF 89 T FF 88 0-2 ③ K		3	1	0	1	1	1	1
10 Edwin Encarnación, R (1, 3) OBP: 0.376, SLG: 0.680		C SI 90 S FC 87 B FC 86 X FF 94 1-2 ① F7	F FC 86 B FF 92 B FF 94 D FC 86 C CU 80 C SI 93 3-3 ③ K	C CU 76 B FC 90 B SI 93 F CH 84 X SI 94 2-2 ③ F8		X SI 92 0-0 1-H 2-H HR				4	1	1	3	0	1	1
8 Ben Francisco, R (1, 10) OBP: 0.389, SLG: 0.375		C CU 80 F FF 93 B FC 90 X SI 94 1-2 13 WP 1B		B CU 76 B SI 91 B SI 89 C FF 87 B FC 84 4-1 14 2B 9 2B BB	C SI 90 B CU 79 B CU 79 X SI 93 2-1 ① G6-3	X SI 93 0-0 1B				3	1	2	0	1	0	0
13 Brett Lawrie, R (1, 5) OBP: 0.321, SLG: 0.398		B SI 92 1 SAFE C SI 91 D CH 82 X CU 79 2-1 ② G5-3 1-2		C SI 90 S CH 83 C SI 92 0-3 ① K	C SI 94 B SI 93 F SI 94 F CH 86 C SI 94 1-3 ② K	B CU 76 B CU 76 S FC 89 F SI 93 B CU 76 X FC 89 3-2 ③ G6-3				4	0	0	0	0	2	3
14 Eric Thames, L (1, 7) OBP: 0.350, SLG: 0.431		C SI 94 B SI 93 B SI 93 S FC 87 B SI 94 S FC 87 3-3 ③ K		1 SAFE C FC 84 X FF 90 0-1 1-3 9 2B 2B	F CH 87 B FC 92 B CH 85 B FC 92 B CH 88 4-1 BB		S SL 87 B FF 96 B CH 86 F SL 86 X SL 86 2-2 ① L3-1			3	1	1	0	1	1	1
9 J.P. Arencibia, R (1, 2) OBP: 0.247, SLG: 0.309			C SI 90 F SI 92 B FF 93 F CU 79 B FC 85 B CH 81 F CU 79 F SI 94 F FC 84 3-2 X FC 88 11 FC4-6 1B	S CU 79 B SI 93 X CU 79 1-1 2-H 3-H 2 BB 5 3B 2B	C SI 92 C FC 88 1 SAFE B SI 93 D CU 78 F SI 93 1 SAFE B SI 94 X CH 87 3-2 ③ G1		F FF 96 B FF 96 C FF 96 B FF 96 F SL 87 X SL 86 2-2 ② G5-3		4	1	2	2	0	0	1
11 Rajai Davis, R (1, 8) OBP: 0.303, SLG: 0.345 28 Colby Rasmus, L (5, 8) OBP: 0.280, SLG: 0.412			C CU 79 B SI 92 1 SAFE S FF 93 B SI 94 X SI 93 2-2 ① FC4-6 1-2f 2 HR	X CH 82 0-0 2 BB 5 3B 1B		C FC 88 B FC 90 F CH 87 B SI 94 F CU 77 B SI 92 S FC 92 3-3 ① K		F FF 96 B FF 96 B SL 85 B SL 84 X FF 96 3-1 ③ F7		2 2	2 0	1 0	0 0	0 0	0 1	1 0
Inning Stats	R: 0 E: 0 K: 0 S: 7 H: 0 LOB: 0 BB: 0 P: 12	R: 0 E: 0 K: 1 S: 11 H: 1 LOB: 1 BB: 0 P: 18	R: 2 E: 0 K: 1 S: 19 H: 3 LOB: 1 BB: 0 P: 31	R: 6 E: 0 K: 1 S: 20 H: 4 LOB: 0 BB: 2 P: 36	R: 0 E: 0 K: 1 S: 11 H: 0 LOB: 1 BB: 1 P: 21	R: 3 E: 0 K: 1 S: 13 H: 3 LOB: 1 BB: 1 P: 27	R: 0 E: 0 K: 0 S: 9 H: 0 LOB: 0 BB: 0 P: 16	R: 0 E: 0 K: 2 S: 8 H: 0 LOB: 0 BB: 0 P: 10		1B: 5 2B: 3 3B: 1 HR: 2 SF: 1 SAC: 0 DP: 0 HBP: 0				WP: 1 PB: 0 SB: 0 CS: 0 PA: 39		

	AB	34
	R	11
	H	11
	RBI	11
	BB	4
	SO	7
	LOB	8

PITCHER		IP	WLS	BF	H	R	ER	SO	BB	IBB	HBP	BLK	WP	HR	S	P	ERA	WHIP
54 Matt Harrison, L ERA: 5.4	(1, 1)	3.1	L	20	8	8	8	3	2	0	0	0	1	1	52	88	21.60	3.000
39 Scott Feldman, R ERA: 4.82	(4, 1)	2.2		13	3	3	3	2	2	0	0	0	0	1	29	57	10.12	1.875
57 Mark Lowe, R ERA: 1.29	(7, 1)	1.0		3	0	0	0	0	0	0	0	0	0	0	9	16	0.00	0.000
19 Koji Uehara, R ERA: 2.25	(8, 1)	1.0		3	0	0	0	2	0	0	0	0	0	0	8	10	0.00	0.000

PITCHER	IP	WLS	BF	H	R	ER	SO	BB	IBB	HBP	BLK	WP	HR	S	P	ERA	WHIP

Toronto Blue Jays @ Los Angeles Angels

Angel Stadium of Anaheim, Anaheim, CA

Thu May 03 2012, 7:08 PM - 9:19 PM PDT

Att. 28,359 - Partly Cloudy - 66 F

TOP

livebaseballscorecards.com

Batter	1	2	3	4	5	6	7	8	9	AB	R	H	RBI	BB	SO	LOB
2 Kelly Johnson, L (1, 4) OBP: 0.391, SLG: 0.473	C FF 88 B FF 89 C FS 83 S FS 83 1-3 ① **K**		X KC 76 0-0 5 G6-4-3 1B			F FF 88 B FS 83 S FC 84 B FF 89 B FC 84 B FF 88 4-2 5 1B 10 E BB		S FF 96 B SL 90 B SL 89 X FF 95 2-1 5 1B 1B		3	1	2	0	1	1	0
5 Yunel Escobar, R (1, 6) OBP: 0.279, SLG: 0.322	C FF 90 X FF 89 0-1 ② **F8**		B FC 83 1 SAFE B FC 83 B FC 85 C FF 87 X FC 85 3-1 ①② **G6-4-3** 1-2f			1 SAFE S FC 84 B FC 84 1 SAFE F FC 83 D FS 85 F FC 85 X FC 84 2-2 10 E 10 E 1-2 1B		C FF 96 X FF 94 0-1 1-3 1B		4	1	2	0	0	0	1
19 José Bautista, R (1, 9) OBP: 0.310, SLG: 0.323	C FF 90 S FS 85 B FS 85 X FF 90 1-2 ③ **F7**		C FC 86 B FS 84 B FS 83 X FC 85 2-1 ③ **G6-3**			C FC 85 S FC 85 C FF 89 0-3 ① **K**		F FF 95 F SL 84 S SL 82 0-3 ① **K**		4	0	0	0	0	2	4
26 Adam Lind, L (1, 3) OBP: 0.280, SLG: 0.301		C KC 75 X FS 82 0-1 ① **P2**		C KC 75 F FC 85 B FF 89 S FC 85 1-3 ① **K**		F FC 84 C FF 89 F FC 83 B FF 90 S FS 83 1-3 ② **K**		C FF 96 B FF 97 F FF 96 F FF 97 F FF 97 S SL 81 1-3 ② **K**		4	0	0	0	0	3	4
10 Edwin Encarnación, R (1, 10) OBP: 0.363, SLG: 0.653		C FF 88 S FS 85 B FS 84 S FC 84 X FF 90 2-2 ② **F7**		B FC 85 S FC 86 B FC 83 S FF 89 F FC 83 X FC 84 2-2 ② **F8**		F FC 84 B FC 86 D FC 86 C FC 84 B FS 84 X FC 84 3-2 **E5** 1-H 2-H		B FF 96 S FF 97 F FF 95 X SL 83 1-2 ③ **G1-3**		4	0	0	0	0	0	2
14 Eric Thames, L (1, 7) OBP: 0.333, SLG: 0.408		C FF 90 C FF 90 B FF 90 B FS 84 T FF 90 2-2 ③ **K**		C KC 76 B FS 84 X FS 82 1-1 ③ **F9**		F FF 88 F FF 88 1 SAFE X FF 88 0-2 ③ **P6**			B SI 90 X SI 89 1-0 ① **F7**	4	0	0	0	0	1	1
13 Brett Lawrie, R (1, 5) OBP: 0.336, SLG: 0.406			X FF 88 0-0 28 9 HR 1B		B FC 83 C FC 84 X FS 83 1-1 ① **P4**		B FC 85 C FC 83 C FS 84 B FS 84 B FS 83 D FC 85 4-2 28 G3-6-3 BB		C SL 80 X SL 78 0-1 28 G4-6-3 1B	3	1	2	0	1	0	0
28 Colby Rasmus, L (1, 8) OBP: 0.278, SLG: 0.404			F FF 88 X FF 88 0-1 9 HR 1-2 1B		B KC 75 S FS 84 B FC 84 S FC 84 F FC 84 F FC 85 B FC 85 X FF 88 3-2 ② **P6**		X FC 84 0-0 ①② **G3-6-3** 1-2f		C SI 90 B SI 89 D SI 90 X SI 90 2-1 ②③ **G4-6-3** 1-2f	4	1	1	0	0	0	2
9 J.P. Arencibia, R (1, 2) OBP: 0.250, SLG: 0.352			X FF 88 0-0 1-H 2-H HR		F FC 86 B FF 86 S FC 85 X FC 86 1-2 ③ **G6-3**		X FC 84 0-0 ③ **G5-3**			3	1	1	3	0	0	0

	AB	R	H	RBI	BB	SO	LOB
	33	5	8	3	2	7	14

Inning Stats	1	2	3	4	5	6	7	8	9
	R: 0 E: 0 K: 1 S: 8	R: 0 E: 0 K: 1 S: 8	R: 3 E: 0 K: 0 S: 9	R: 0 E: 0 K: 1 S: 9	R: 0 E: 0 K: 0 S: 10	R: 2 E: 1 K: 2 S: 19	R: 0 E: 0 K: 0 S: 4	R: 0 E: 0 K: 2 S: 15	R: 0 E: 0 K: 0 S: 5
	H: 0 LOB: 0 BB: 0 P: 10	H: 0 LOB: 0 BB: 0 P: 12	H: 4 LOB: 0 BB: 0 P: 14	H: 0 LOB: 0 BB: 0 P: 13	H: 0 LOB: 0 BB: 0 P: 15	H: 1 LOB: 1 BB: 1 P: 29	H: 0 LOB: 0 BB: 1 P: 8	H: 2 LOB: 2 BB: 0 P: 19	H: 1 LOB: 0 BB: 0 P: 8

	1B	SF	WP	PA
	7	0	0	35
	2B: 0	SAC: 0	PB: 0	
	3B: 0	DP: 3	SB: 0	
	HR: 1	HBP: 0	CS: 0	

PITCHER		IP	WLS	BF	H	R	ER	SO	BB	IBB	HBP	BLK	WP	HR	S	P	ERA	WHIP
24 Dan Haren, R ERA: 3.43	(1, 1)	7.0	L	27	5	5	3	5	2	0	0	0	0	1	67	101	3.86	1.000
51 Jordan Walden, R ERA: 6.75	(8, 1)	1.0		5	2	0	0	2	0	0	0	0	0	0	15	19	0.00	2.000
52 David Carpenter, R ERA: 3.52	(9, 1)	1.0		3	1	0	0	0	0	0	0	0	0	0	5	8	0.00	1.000

PITCHER		IP	WLS	BF	H	R	ER	SO	BB	IBB	HBP	BLK	WP	HR	S	P	ERA	WHIP

Batter	1	2	3	4	5	6	7	8	9	AB	R	H	RBI	BB	SO	LOB
27 Mike Trout, R (1, 8) OBP: 0.300, SLG: 0.278	B FF 92 C FF 92 B FF 94 F FF 94 X SL 89 2-2 5 G5-4-3 1B			C FF 89 C FF 92 B FF 95 X SL 88 1-2 10 G5-4-3 1B			C FF 90 X FF 93 0-1 ① F8		C FF 93 B FF 95 F FF 94 C FF 94 1-3 ③	4	0	2	0	0	1	1
10 Vernon Wells, R (1, 7) OBP: 0.237, SLG: 0.396	B FF 92 X FF 93 1-0 ① F8			B FF 91 B FF 93 X FF 92 2-0 ①② G5-4-3 1-2f			B FF 91 B FF 93 C FF 90 X FF 92 2-1 ② F8			3	0	0	0	0	0	2
5 Albert Pujols, R (1, 3) OBP: 0.245, SLG: 0.279	C FF 94 X FF 94 0-1 ②③ G5-4-3 1-2f			C FF 92 B FF 95 X SL 87 1-1 ③ G5-3			C SL 86 X SL 88 0-1 ③ G5-3			3	0	0	0	0	0	1
8 Kendrys Morales, S (1, 10) OBP: 0.342, SLG: 0.440		L FF 91 X FF 94 0-1 ① G6-3			C KC 79 F SL 86 B SL 87 S SL 89 1-3 ① K2-3			C FS 88 X FF 91 0-1 ① G5-3		3	0	0	0	0	1	0
48 Torii Hunter, R (1, 9) OBP: 0.369, SLG: 0.479		C FF 93 F FF 94 F FF 97 B SL 88 B SL 89 B SL 89 C FF 94 3-3 ② K			C FF 90 F FF 92 B FF 93 F FF 96 X FF 96 1-2 ② G6-3			C FF 92 B FF 93 F FF 92 B FF 92 X FF 92 2-2 ② G6-3		3	0	0	0	0	1	0
47 Howie Kendrick, R (1, 4) OBP: 0.309, SLG: 0.511		B FF 93 C SL 87 S SL 88 S SL 88 1-3 ③ K			C SL 87 S SL 88 X FF 95 0-2 ③ G4-3			C FF 91 C FF 93 B FF 95 S SL 89 1-3 ③ K		3	0	0	0	0	2	0
44 Mark Trumbo, R (1, 5) OBP: 0.355, SLG: 0.526			C FF 92 C FF 92 F SL 88 S SL 89 0-3 ① K2-3			C SL 89 S FF 93 X FF 95 0-2 ① F7			X FF 90 0-0 2B	3	0	1	0	0	1	0
2 Erick Aybar, S (1, 6) OBP: 0.240, SLG: 0.250			X FF 91 0-0 ② F8			C FF 90 F FF 93 X FF 94 0-2 ② P5			C FF 92 F FF 91 F SL 88 B FF 94 F FF 93 B FF 94 D SL 88 X FF 92 3-2 ① P3	3	0	0	0	0	0	1
46 Bobby Wilson, R (1, 2) OBP: 0.300, SLG: 0.176 13 Maicer Izturis, S (9, PH) OBP: 0.367, SLG: 0.293			B KC 78 B FF 91 B FF 92 C FF 92 X FF 92 3-1 ③ F7			B SL 90 C SL 85 C FF 94 B FF 95 F SL 87 S SL 88 2-3 ③ K			C FF 92 F FF 94 F FF 93 C SL 88 0-3 ② K	2 1	0 0	0 0	0 0	0 0	1 1	0 1
Inning Stats	R: 0 E: 0 K: 0 S: 6 H: 1 LOB: 0 BB: 0 P: 9	R: 0 E: 0 K: 2 S: 9 H: 0 LOB: 0 BB: 0 P: 13	R: 0 E: 0 K: 1 S: 7 H: 0 LOB: 0 BB: 0 P: 10	R: 0 E: 0 K: 0 S: 6 H: 1 LOB: 0 BB: 0 P: 10	R: 0 E: 0 K: 1 S: 10 H: 0 LOB: 0 BB: 0 P: 12	R: 0 E: 0 K: 1 S: 10 H: 0 LOB: 0 BB: 0 P: 12	R: 0 E: 0 K: 0 S: 6 H: 0 LOB: 0 BB: 0 P: 8	R: 0 E: 0 K: 1 S: 8 H: 0 LOB: 0 BB: 0 P: 11	R: 0 E: 0 K: 2 S: 13 H: 1 LOB: 1 BB: 0 P: 17	1B: 2 2B: 1 3B: 0 HR: 0 SF: 0 SAC: 0 DP: 2 HBP: 0						

PITCHER	IP	WLS	BF	H	R	ER	SO	BB	IBB	HBP	BLK	WP	HR	S	P	ERA	WHIP
23 Brandon Morrow, R (1, 1) ERA: 2.38	9.0	W	28	3	0	0	8	0	0	0	0	0	0	75	102	0.00	0.333

PITCHER	IP	WLS	BF	H	R	ER	SO	BB	IBB	HBP	BLK	WP	HR	S	P	ERA	WHIP

BOTTOM

Toronto Blue Jays @ Los Angeles Angels

Angel Stadium of Anaheim, Anaheim, CA

Thu May 03 2012, 7:08 PM - 9:19 PM PDT

Att. 28,359 - Partly Cloudy - 66 F

livebaseballscorecards.com

AB	28
R	0
H	3
RBI	0
BB	0
SO	8
LOB	6

PB: 0
SB: 0
CS: 0

Toronto Blue Jays @ Los Angeles Angels

Angel Stadium of Anaheim, Anaheim, CA

Fri May 04 2012, 7:08 PM - 9:17 PM PDT

Att. 33,160 - Partly Cloudy - 67 F

livebaseballscorecards.com

TOP

Batter	1	2	3	4	5	6	7	8	9	AB	R	H	RBI	BB	SO	LOB
2 Kelly Johnson, L (1, 4) OBP: 0.374, SLG: 0.448	C FF 91 B CH 85 C FF 92 F SL 83 C FF 93 1-3 ① K		B FF 92 C FF 91 D CH 86 B FF 92 F FF 92 1 SAFE X FF 93 3-2 ② G3 1-2		B SL 80 X CH 82 1-0 ③ G4-3			S SL 80 X CH 84 0-1 ② G3	B FC 87 C FF 90 F FC 88 F CU 76 B SI 90 F FC 87 T FC 87 2-2 ③ K	5	0	0	0	0	2	4
5 Yunel Escobar, R (1, 6) OBP: 0.286, SLG: 0.336	X SI 92 0-0 ② G4-3		C SL 82 B FF 92 S SL 84 X SL 84 1-2 19 HR 2-H 1B			X FF 90 0-0 ① G6-3		B SL 80 X SL 81 1-0 2B		4	1	2	1	0	0	0
19 José Bautista, R (1, 9) OBP: 0.317, SLG: 0.354	B FF 93 C SL 83 F FF 94 B FF 94 B SL 86 B SL 85 4-2 BB		X FF 92 0-0 1-H HR			C SL 82 B FF 92 B SL 85 C SL 83 X SL 84 3-2 ② P6		D SL 81 B FF 92 F SL 82 C FF 93 B FF 95 F FF 94 S SL 85 3-3 ③ K		3	1	1	2	1	1	1
26 Adam Lind, L (1, 3) OBP: 0.278, SLG: 0.299	B FF 93 D FF 92 F FF 92 B FF 93 C FF 93 F FF 94 S FF 94 3-3 ③ K		C SL 82 S CH 85 F SL 79 C FF 93 0-3 ③ K			B SL 80 S CH 83 X FF 92 1-1 ③ F8			C SI 90 X CU 77 0-1 10 FC5-4 1B	4	0	1	0	0	2	1
10 Edwin Encarnación, R (1, 10) OBP: 0.350, SLG: 0.629		C SL 81 C FF 93 B FF 94 S SL 83 1-3 ① K		S SL 82 B FF 92 F FF 92 X SL 85 1-2 ① G5-3			C FF 92 B FF 92 X FF 92 1-1 ① G5-3		B FF 87 X FF 90 1-0 ① FC5-4 14 1B 13 FC6-4 1-2f	4	1	0	0	0	1	1
14 Eric Thames, L (1, 7) OBP: 0.330, SLG: 0.400		F FF 92 B CH 85 S CH 86 F FF 93 S SL 84 1-3 ② K		X CH 85 0-0 ② G4-3			C SL 82 X CH 86 0-1 ② G6-3		B SI 89 X FC 87 1-0 13 FC6-4 1-3 1B	4	0	1	0	0	1	0
13 Brett Lawrie, R (1, 5) OBP: 0.325, SLG: 0.390		B SL 84 B FF 94 C SL 83 F FF 94 B SL 85 C FF 95 3-3 ③ K	C SL 83 C FF 92 B SL 84 B FF 93 X SL 85 3-2 ③ G3-1				C SL 83 X FF 93 0-1 E6		X FC 87 0-0 ② FC6-4 6 E 28 S 1-2f 3-H	4	0	0	1	0	1	1
28 Colby Rasmus, L (1, 8) OBP: 0.277, SLG: 0.391			C CH 82 F FF 92 B SL 83 F FF 94 S SL 82 1-3 ① K2-3		X FF 92 0-0 ① G3		1 SAFE X FF 90 0-0 ③ P5		B SI 90 B FF 89 I IN 61 I IN 60 4-0 6 E 1-2 IBB	3	0	0	0	1	1	1
6 Jeff Mathis, R (1, 2) OBP: 0.400, SLG: 0.650			C FF 92 S SL 82 B FF 93 B SL 82 F FF 93 B SL 84 B FF 94 4-2 2 G3 5 1B BB		C SL 81 F FF 92 S SL 82 0-3 ② K			F SL 79 F FF 92 B SL 84 S SL 82 1-3 ① K	B FF 88 C FC 87 F FF 88 X CU 75 1-2 E1 1-2 2-3	3	1	0	0	1	2	2
Inning Stats	R: 0 E: 0 K: 2 S: 11 H: 0 LOB: 1 BB: 1 P: 19	R: 0 E: 0 K: 3 S: 10 H: 0 LOB: 0 BB: 0 P: 15	R: 3 E: 0 K: 2 S: 18 H: 2 LOB: 0 BB: 1 P: 27	R: 0 E: 0 K: 0 S: 7 H: 0 LOB: 0 BB: 0 P: 11	R: 0 E: 0 K: 1 S: 5 H: 0 LOB: 0 BB: 0 P: 6	R: 0 E: 0 K: 0 S: 6 H: 0 LOB: 0 BB: 0 P: 10	R: 0 E: 1 K: 0 S: 7 H: 0 LOB: 1 BB: 0 P: 8	R: 0 E: 0 K: 2 S: 10 H: 1 LOB: 1 BB: 0 P: 15	R: 1 E: 1 K: 1 S: 13 H: 2 LOB: 3 BB: 1 P: 22	1B: 3 2B: 1 3B: 0 HR: 1 SF: 0 SAC: 0 DP: 0 HBP: 0						

	AB	34
	R	4
	H	5
	RBI	4
	BB	3
	SO	11
	LOB	11

WP: 0 PB: 0 SB: 1 CS: 0 PA: 37

PITCHER		IP	WLS	BF	H	R	ER	SO	BB	IBB	HBP	BLK	WP	HR	S	P	ERA	WHIP
54 Ervin Santana, R ERA: 5.59	(1, 1)	8.0	L	30	3	3	3	10	2	0	0	0	0	1	74	111	3.38	0.625
55 Jason Isringhausen, R ERA: 3.12	(9, 1)	1.0		7	2	1	1	1	0	1	0	0	0	0	13	22	9.00	2.000

PITCHER	IP	WLS	BF	H	R	ER	SO	BB	IBB	HBP	BLK	WP	HR	S	P	ERA	WHIP

Batter	1	2	3	4	5	6	7	8	9	AB	R	H	RBI	BB	SO	LOB
27 Mike Trout, R (1, 8) OBP: 0.250, SLG: 0.227	C FF 95 X FF 93 0-1 ① F8		C FF 95 C SI 94 C FF 95 0-3 ② K			C SL 83 F FF 94 F SL 86 T FF 95 0-2 ① K		C SI 92 B SI 93 B FF 93 X SI 92 2-1 ③ G5-3		4	0	0	0	0	2	2
13 Maicer Izturis, S (1, 5) OBP: 0.358, SLG: 0.311	C SI 91 X CH 85 0-1 ② F7		C FF 93 B FF 96 X CH 85 1-1 ③ G5-3			B FF 93 X SI 91 1-0 ② G1-3			C SI 92 X CH 88 0-1 8 G4-3 2B	4	0	1	0	0	0	1
5 Albert Pujols, R (1, 3) OBP: 0.237, SLG: 0.269	S FF 95 B FF 93 B SL 86 F FF 91 F FF 96 X FF 96 2-2 ③ F9			C SL 85 B SL 85 F SI 93 X SL 87 1-2 ① L6		C FF 93 S SI 93 B FF 96 S SI 92 1-3 ③ K			B SI 94 C SI 93 B SI 92 X SI 93 2-1 ① G5-3	4	0	0	0	0	1	1
8 Kendrys Morales, S (1, 10) OBP: 0.337, SLG: 0.430		S SI 89 X SI 90 0-1 ① F8		X CH 86 0-0 48 FC1-6 1B			C SI 91 S FF 91 B FF 91 X FF 92 1-2 ① G3-1		F SI 94 B FF 95 X FF 94 1-1 ② G4-3 2-3	4	0	1	0	0	0	1
48 Torii Hunter, R (1, 9) OBP: 0.374, SLG: 0.474		B CH 84 C CH 85 B FF 94 F SI 92 B FF 95 B SI 93 4-2 47 1B BB		B FF 93 X SI 92 1-0 ② FC1-6 47 FC6-4 1-2f			X SI 93 0-0 47 G6-4-3 1B		B FF 95 B SI 94 F SI 94 X SI 94 2-1 ③ G4-3	3	0	1	0	1	0	2
47 Howie Kendrick, R (1, 4) OBP: 0.310, SLG: 0.505		C SI 90 F SL 84 X SL 87 0-2 44 G6-4-3 1B 1-2		X FF 92 0-0 ③ FC6-4 1-2f			1 SAFE B SI 91 B SI 94 1 SAFE 1 SAFE X SI 93 2-0 ②③ G6-4-3 1-2f			3	0	1	0	0	0	2
44 Mark Trumbo, R (1, 7) OBP: 0.338, SLG: 0.500		S SI 93 X SL 89 0-1 ②③ G6-4-3 1-2f			C FF 94 B SL 87 X FF 93 1-1 ① F8			C SI 92 C SL 86 B SL 87 F FF 95 B SL 87 X FF 92 2-2 ① F7		3	0	0	0	0	0	2
2 Erick Aybar, S (1, 6) OBP: 0.242, SLG: 0.263			B SI 90 X SI 92 1-0 2B		F CH 84 F FF 96 X FF 96 0-2 ② G1-3			B FF 91 F SI 92 M SI 95 F SL 88 X SI 93 1-2 ② G3		3	0	1	0	0	0	0
46 Bobby Wilson, R (1, 2) OBP: 0.273, SLG: 0.158 6 Alberto Callaspo, S (8, PH) OBP: 0.220, SLG: 0.188 17 Chris Iannetta, R (9, 2) OBP: 0.324, SLG: 0.441			S FF 93 C FF 95 X SL 83 0-2 ① L4		F FF 97 X SL 90 0-1 ③ F9			X SI 94 0-0 1B		2 1 0	0 0 0	0 1 0	0 0 0	0 0 0	0 0 0	1 0 0
Inning Stats	R: 0 E: 0 K: 0 S: 8 H: 0 LOB: 0 BB: 0 P: 10	R: 0 E: 0 K: 0 S: 9 H: 1 LOB: 1 BB: 1 P: 13	R: 0 E: 0 K: 1 S: 9 H: 1 LOB: 1 BB: 0 P: 11	R: 0 E: 0 K: 0 S: 6 H: 1 LOB: 1 BB: 0 P: 8	R: 0 E: 0 K: 0 S: 7 H: 0 LOB: 0 BB: 0 P: 8	R: 0 E: 0 K: 2 S: 8 H: 0 LOB: 0 BB: 0 P: 10	R: 0 E: 0 K: 0 S: 5 H: 1 LOB: 0 BB: 0 P: 8	R: 0 E: 0 K: 0 S: 11 H: 1 LOB: 1 BB: 0 P: 16	R: 0 E: 0 K: 0 S: 8 H: 1 LOB: 1 BB: 0 P: 13	1B: 4 2B: 2 3B: 0 HR: 0 SF: 0 SAC: 0 DP: 2 HBP: 0						

PITCHER	IP	WLS	BF	H	R	ER	SO	BB	IBB	HBP	BLK	WP	HR	S	P	ERA	WHIP
37 Henderson Alvarez III, R (1, 1) ERA: 2.83	9.0	W	32	6	0	0	3	1	0	0	0	0	0	71	97	0.00	0.778

PITCHER	IP	WLS	BF	H	R	ER	SO	BB	IBB	HBP	BLK	WP	HR	S	P	ERA	WHIP

BOTTOM

Toronto Blue Jays @ Los Angeles Angels

Angel Stadium of Anaheim, Anaheim, CA

Fri May 04 2012, 7:08 PM - 9:17 PM PDT

Att. 33,160 - Partly Cloudy - 67 F

livebaseballscorecards.com

AB	31
R	0
H	6
RBI	0
BB	1
SO	3
LOB	12

WP: 0 PA: 32
PB: 0
SB: 0
CS: 0

Toronto Blue Jays @ Los Angeles Angels

Angel Stadium of Anaheim, Anaheim, CA

Sat May 05 2012, 6:08 PM - 9:02 PM PDT

Att. 39,018 - Clear - 68 F

TOP

livebaseballscorecards.com

Batter	1	2	3	4	5	6	7	8	9	AB	R	H	RBI	BB	SO	LOB
2 Kelly Johnson, L (1, 4) OBP: 0.370, SLG: 0.440 17 Omar Vizquel, S (8, 4) OBP: 0.167, SLG: 0.091	C FF 93 X SI 93 0-1 G4-3			C SL 84 B SL 87 F SI 91 F SI 94 X FF 91 1-2 5 G4-3 5 S 19 1B 1B		F FF 93 F SL 84 S FF 92 0-3 K		C CU 78 B FF 91 F FC 88 S FF 92 1-3 K		4 0	1 0	1 0	0 0	0 0	2 0	1 0
5 Yunel Escobar, R (1, 6) OBP: 0.292, SLG: 0.336	B FF 93 C FF 93 B SI 92 F SI 93 C FF 93 2-3 K			B SI 93 B FF 93 F FF 92 B SI 92 X SI 92 3-1 G4-3 1-3		F FF 92 B CU 78 B SI 92 1 SAFE D FC 89 B SI 93 4-1 1-2 BB		B CU 78 X CH 84 1-0 1B		3	0	1	0	1	1	1
19 José Bautista, R (1, 9) OBP: 0.315, SLG: 0.350	B SI 94 B FF 88 B FC 90 C FF 93 C SI 93 C FC 91 3-3 K			C FC 89 B FF 91 X FF 90 1-1 3-H 1B		X SI 91 0-0 F7		C SI 93 C FC 92 S CU 80 0-3 K		4	0	1	1	0	2	3
10 Edwin Encarnación, R (1, 10) OBP: 0.347, SLG: 0.611		C FC 91 F CU 78 B FC 89 B SI 93 B CH 86 B FC 90 4-2 26 G4-6-3 BB		F FF 92 X CH 86 0-1 P4		B SI 92 X FC 89 1-0 F8		B SI 93 B FC 89 X FC 88 2-0 F7		3	0	0	0	1	0	4
26 Adam Lind, L (1, 3) OBP: 0.287, SLG: 0.333		C FF 93 D CU 80 X FF 93 1-1 G4-6-3 1-2f		D FF 93 B FF 92 F SI 92 F FF 92 1 SAFE S FC 90 2-3 K			X FF 91 0-0 HR		C SI 93 B SI 94 B FF 94 B SI 93 B SI 93 4-1 BB	3	1	1	1	1	1	2
13 Brett Lawrie, R (1, 5) OBP: 0.331, SLG: 0.404		B CU 79 C CH 87 B SI 92 B CH 86 X FF 92 3-1 G4-3			C FF 92 S FC 90 X FC 88 0-2 11 CS 1B		C FC 90 X CU 78 0-1 2B		C SI 93 C SI 94 S SI 94 0-3 K	4	0	2	0	0	1	1
11 Rajai Davis, R (1, 7) OBP: 0.278, SLG: 0.313 14 Eric Thames, L (9, PH) OBP: 0.326, SLG: 0.395			X SI 91 0-0 G6-3	F SI 92 B CH 86 1 SAFE F CU 79 S CU 79 1-3 K2-3 1-2		B FF 91 B FF 91 X SI 92 2-0 F9		B SL 79 S SI 94 D SL 81 S FF 93 F FF 94 F FF 95 B SI 94 F FF 94 T FF 93 3-2 K		3 1	0 0	0 0	0 0	0 0	1 1	2 1
28 Colby Rasmus, L (1, 8) OBP: 0.267, SLG: 0.375			C FF 92 T SL 83 B FF 92 B SL 83 F FC 90 C SI 93 2-3 K	X CU 78 0-0 F8		C SL 84 F SL 86 S FF 92 0-3 K		B SL 79 S SI 93 S FF 94 S SI 95 1-3 K		4	0	0	0	0	3	2
9 J.P. Arencibia, R (1, 2) OBP: 0.253, SLG: 0.342			B SI 94 X CH 86 1-0 F8			B CU 79 C SI 92 C FC 89 B FC 89 B CH 86 B FC 89 4-2 5 BB BB	X CH 84 0-0 F8			2	0	0	0	1	0	1
Inning Stats	R: 0 E: 0 K: 2 S: 8 H: 0 LOB: 0 BB: 0 P: 13	R: 0 E: 0 K: 0 S: 6 H: 0 LOB: 0 BB: 1 P: 14	R: 0 E: 0 K: 1 S: 6 H: 0 LOB: 0 BB: 0 P: 9	R: 1 E: 0 K: 1 S: 13 H: 2 LOB: 1 BB: 0 P: 20	R: 0 E: 0 K: 1 S: 7 H: 1 LOB: 0 BB: 0 P: 8	R: 0 E: 0 K: 1 S: 8 H: 0 LOB: 2 BB: 2 P: 17	R: 1 E: 0 K: 1 S: 8 H: 2 LOB: 1 BB: 0 P: 10	R: 0 E: 0 K: 2 S: 8 H: 1 LOB: 1 BB: 0 P: 12	R: 0 E: 0 K: 3 S: 13 H: 0 LOB: 1 BB: 1 P: 21	1B: 4 2B: 1 3B: 0 HR: 1 SF: 0 SAC: 0 DP: 1 HBP: 0						

	AB	31
	R	2
	H	6
	RBI	2
	BB	4
	SO	12
	LOB	18

WP: 0 PA: 35
PB: 0
SB: 1
CS: 1

PITCHER		IP	WLS	BF	H	R	ER	SO	BB	IBB	HBP	BLK	WP	HR	S	P	ERA	WHIP
33 C.J. Wilson, L ERA: 2.61	(1, 1)	8.0	W	31	6	2	2	9	3	0	0	0	0	1	64	103	2.25	1.125
49 Ernesto Frieri, R ERA: 2.13	(9, 1)	1.0		4	0	0	0	3	1	0	0	0	0	0	13	21	0.00	1.000

PITCHER		IP	WLS	BF	H	R	ER	SO	BB	IBB	HBP	BLK	WP	HR	S	P	ERA	WHIP

Batter	1	2	3	4	5	6	7	8	9	AB	R	H	RBI	BB	SO	LOB
27 Mike Trout, R (1, 8) OBP: 0.276, SLG: 0.423	C FF 93 F SI 94 F SI 94 B FF 94 S SI 94 1-3 ① **K**	B FF 93 B FF 93 C FF 93 X SI 94 2-1 ③ **FC6-4** 1-2f			B FF 92 X SI 93 1-0 **HR**	F FF 94 B FF 94 B FF 94 X FF 94 3-1 ① **SF8** 2-3 3-H		B SL 79 C FF 92 B SL 80 B SL 82 X SI 90 3-1 6 1B, 8 1B **2B**		4	2	2	2	0	1	1
6 Alberto Callaspo, S (1, 5) OBP: 0.255, SLG: 0.212	B SI 94 F SI 93 F SI 93 B CU 80 X SI 94 2-2 ② **G4-3**		C SI 93 B SI 91 F SI 92 B SI 92 X SI 92 2-2 48 G6-4-3 **1B**		B SI 92 C FF 92 B SI 92 C FF 92 B FF 92 B FF 92 4-2 48 FC6-4 **BB**	X FF 95 0-0 **E1** 8 1B 1-2 3-H		L SI 91 B SI 91 B SI 90 X FF 91 2-1 47 E, 8 1B 2-3 **1B**		4	0	2	1	1	0	1
48 Torii Hunter, R (1, 9) OBP: 0.366, SLG: 0.455	B FF 94 B FF 94 B FF 94 B FF 94 4-0 8 1B **BB**		1 SAFE X FF 92 0-0 ① ② **G6-4-3** 1-2f		1 SAFE B FF 92 B FF 92 F FF 92 D FF 90 1 SAFE X FF 91 3-1 ② **FC6-4** 8 E 1-2f	S FF 94 S CH 87 B FF 94 S CH 87 1-3 ② **K**		X FF 92 0-0 ① **F9**		4	0	0	0	1	1	6
8 Kendrys Morales, S (1, 10) OBP: 0.352, SLG: 0.440 25 Peter Bourjos, R (8, PR) OBP: 0.255, SLG: 0.280 (9, 10)	B SI 93 X SI 92 1-0 47 FC6-4 1-3 **1B**		B CU 82 X FF 92 1-0 ③ **L5**		C SI 92 X CU 79 0-1 **E3** 1-2	C FF 94 B FF 94 F FF 95 B FF 94 X FF 94 2-2 **1B** 1-2 2-3		X CH 84 0-0 47 E **1B** 1-2 3-H		5 0	0 0	3 0	1 0	0 0	0 0	1 0
47 Howie Kendrick, R (1, 4) OBP: 0.295, SLG: 0.480	F FF 94 D CU 82 B SI 93 X FF 94 2-1 ③ **FC6-4** 1-2f			C FF 92 X FC 90 0-1 ① **B1-3**	B FF 91 B FF 92 S FF 92 B SI 92 X FF 91 3-1 ③ **F9**	C FF 94 F CH 87 S FF 94 0-3 ③ **K**		B CH 85 X SI 94 1-0 **FC1** 44 G4-3 1-2 2-3		5	0	0	0	0	1	9
44 Mark Trumbo, R (1, 3) OBP: 0.357, SLG: 0.547		C SI 93 B FF 91 S SI 93 X CU 80 1-2 ① **G6-3**		B FC 90 B FF 92 S FC 89 F FF 94 B FC 91 B FF 94 4-2 10 WP **BB**		S FF 90 X FF 91 0-1 **HR**	B FF 91 B SL 79 B FF 91 C FF 89 F FF 91 X SL 79 3-2 2 B2-3 **1B**	X SI 94 0-0 ② ③ **G4-3** 1-2f		4	1	2	1	1	0	3
10 Vernon Wells, R (1, 7) OBP: 0.258, SLG: 0.409		X SI 94 0-0 46 1B **2B**		B FF 93 D SI 93 F FF 92 S FF 90 B FC 90 B FF 94 4-2 2 G6-3 1-3 **BB**		B FF 93 C FF 91 B FF 90 S SI 92 B FF 92 B SI 91 4-2 46 1B, 2 1B, 27 SF8 **BB**	X FF 90 0-0 ① **F7**			2	2	1	0	2	0	1
2 Erick Aybar, S (1, 6) OBP: 0.243, SLG: 0.263		B SI 91 F SI 92 F CH 85 S CU 81 1-3 ② **K2-3**		B FF 92 X SI 92 1-0 ② ③ **G6-3** 1-2f		D SI 90 1 SAFE 1 SAFE X FF 90 1-0 27 SF8, 46 1B, 6 E 1-2 **1B**	1 SAFE X SI 91 0-0 ② **B2-3** 1-2			4	1	1	0	0	1	4
46 Bobby Wilson, R (1, 2) OBP: 0.308, SLG: 0.217		B FF 94 D SI 93 C FF 93 F FF 92 X CU 82 2-2 27 FC6-4 2-H **1B**			L FF 91 B FF 92 F FC 90 B SI 93 X FF 92 2-2 ① **F8**	B FF 90 X CH 88 1-0 8 1B, 6 E **1B** 1-2 2-3	X FF 92 0-0 ③ **F9**			4	0	2	1	0	0	1
Inning Stats	R: 0 E: 0 K: 1 S: 10 H: 1 LOB: 2 BB: 1 P: 20	R: 1 E: 0 K: 1 S: 12 H: 2 LOB: 1 BB: 0 P: 18	R: 0 E: 0 K: 0 S: 5 H: 1 LOB: 0 BB: 0 P: 8	R: 0 E: 0 K: 0 S: 7 H: 0 LOB: 1 BB: 2 P: 16	R: 1 E: 1 K: 0 S: 12 H: 1 LOB: 2 BB: 1 P: 25	R: 3 E: 1 K: 2 S: 18 H: 4 LOB: 3 BB: 1 P: 30	R: 0 E: 0 K: 0 S: 6 H: 1 LOB: 1 BB: 0 P: 9	R: 1 E: 1 K: 0 S: 8 H: 3 LOB: 2 BB: 0 P: 14		1B: 9 2B: 2 3B: 0 HR: 2 SF: 1 SAC: 0 DP: 3 HBP: 0				WP: 2 PB: 0 SB: 0 CS: 0 PA: 42		

PITCHER		IP	WLS	BF	H	R	ER	SO	BB	IBB	HBP	BLK	WP	HR	S	P	ERA	WHIP
4 Kyle Drabek, R ERA: 3.34	(1, 1)	5.0	L	27	8	5	5	2	5	0	0	0	1	2	52	99	9.00	2.600
54 Jason Frasor, R ERA: 4.22	(6, 1)	1.0		5	1	0	0	2	0	0	0	0	0	0	12	18	0.00	1.000
34 Joel Carreno, R ERA: 5.4	(7, 1)	1.1		7	3	1	1	0	0	0	0	0	0	0	11	19	6.75	2.250
47 Luis Perez, L ERA: 2.3	(8, 1)	0.2		3	1	0	0	0	0	0	0	0	0	0	3	4	0.00	1.500

PITCHER	IP	WLS	BF	H	R	ER	SO	BB	IBB	HBP	BLK	WP	HR	S	P	ERA	WHIP

BOTTOM

Toronto Blue Jays @ Los Angeles Angels

Angel Stadium of Anaheim, Anaheim, CA

Sat May 05 2012, 6:08 PM - 9:02 PM PDT

Att. 39,018 - Clear - 68 F

livebaseballscorecards.com

AB	36
R	6
H	13
RBI	6
BB	5
SO	4
LOB	27

Toronto Blue Jays @ Los Angeles Angels

Angel Stadium of Anaheim, Anaheim, CA

Sun May 06 2012, 12:37 PM - 3:29 PM PDT

Att. 37,548 - Sunny - 71 F

livebaseballscorecards.com

TOP

Batter	1	2	3	4	5	6	7	8	9	AB	R	H	RBI	BB	SO	LOB
2 Kelly Johnson, L (1, 4) OBP: 0.374, SLG: 0.442	X SI 91 0-0 19 G5-4-3 1B		X SI 90 0-0 ② G3 2-3		2 SAFE F SI 91 B CH 86 S FC 90 C SI 93 1-3 ② K		B SI 90 X CH 84 1-0 1-2 3-H 1B			4	0	2	1	0	1	3
14 Eric Thames, L (1, 7) OBP: 0.323, SLG: 0.388	B SI 91 C SI 91 F SI 91 B FF 91 S FF 91 2-3 ① K		D SI 92 X CH 85 1-0 3-H 1B		C CU 77 C FF 92 2 SAFE B FF 92 S FC 90 1-3 ③ K		F SI 91 S FC 89 B FC 90 B FF 92 X CH 86 2-2 ② F7			4	0	1	1	0	2	5
19 José Bautista, R (1, 9) OBP: 0.313, SLG: 0.356	B FC 89 F FC 85 X FF 91 1-1 ②③ G5-4-3 1-2f		1 SAFE F FC 89 F SI 92 X FC 89 0-2 ③ P2			B CU 76 B FC 90 X FC 89 2-0 26 G4-3 10 SF8 2B	B SI 88 B SL 78 C SI 88 C SL 80 F SI 90 C SI 90 2-3 ③ K			4	1	1	0	0	1	4
26 Adam Lind, L (1, 10) OBP: 0.286, SLG: 0.323 11 Rajai Davis, R (8, PR) OBP: 0.278, SLG: 0.313 (8, 10)		B FC 88 F SI 92 S CH 84 B SI 93 X CH 86 2-2 ① G3-1		B CU 75 S SI 91 B SI 92 F SI 92 X CH 85 2-2 ① F9		X CH 83 0-0 ① G4-3 2-3		B SI 92 S SI 91 B SL 78 B SI 92 B FF 91 4-1 10 P1-4 BB		3 0	0 0	0 0	0 0	1 0	0 0	1 0
10 Edwin Encarnación, R (1, 3) OBP: 0.336, SLG: 0.595		B FF 93 B FC 89 X FF 92 2-0 ② F8		B CU 76 B FC 88 C FC 88 X FC 89 2-1 ② F8		X FC 90 0-0 ② SF8 3-H		F FF 94 1 SAFE F SI 94 P PO 84 1 SAFE X FF 93 1-2 ①② P1-4 1-1f		3	0	0	1	0	0	1
13 Brett Lawrie, R (1, 5) OBP: 0.328, SLG: 0.393		B FC 90 B FF 93 B FC 88 B FF 92 4-0 BB		X CU 78 0-0 ③ G5-3		F FF 93 F FC 91 C SI 93 0-3 ③ K		B SI 92 B SI 91 S FF 91 S SI 92 F FF 93 F FF 93 T SL 80 2-2 ③ K		3	0	0	0	1	2	1
28 Colby Rasmus, L (1, 8) OBP: 0.266, SLG: 0.370		B SI 91 F SI 91 1 SAFE B SI 90 X SI 91 2-1 ③ F8			B CU 77 B SI 91 X FF 91 2-0 17 1B 1B		B CU 76 B SI 92 B SI 91 C SI 91 X SI 92 3-1 ① F7		B SI 88 C SI 89 X CU 76 1-1 ① G5-3	4	0	1	0	0	0	1
9 J.P. Arencibia, R (1, 2) OBP: 0.277, SLG: 0.364 6 Jeff Mathis, R (9, PR) OBP: 0.400, SLG: 0.650			B FF 91 X FC 88 1-0 2 G3 17 G3 14 1B 1B		S FC 88 D FC 88 X FC 88 1-1 ① F7		C FF 92 B CH 86 X SI 93 1-1 17 E 17 FC3 2 1B 1B		C SI 90 X SI 90 0-1 17 L1-3 1B	4 0	2 0	3 0	0 0	0 0	0 0	1 0
17 Omar Vizquel, S (1, 6) OBP: 0.188, SLG: 0.133			X SI 90 0-0 ① G3 1-2		1 SAFE B SI 90 B CH 82 1 SAFE B SI 91 C SI 90 X SI 89 3-1 1-2 1B		B SI 91 X SI 91 1-0 FC3 2 1B 1-3		C FF 91 X FF 92 0-1 ②③ L1-3 1-1	4	0	1	0	0	0	3
Inning Stats	R: 0 H: 1 E: 0 LOB: 0 K: 1 BB: 0 S: 6 P: 9	R: 0 H: 0 E: 0 LOB: 1 K: 0 BB: 1 S: 6 P: 16	R: 1 H: 2 E: 0 LOB: 1 K: 0 BB: 0 S: 7 P: 9	R: 0 H: 0 E: 0 LOB: 0 K: 0 BB: 0 S: 6 P: 10	R: 0 H: 2 E: 0 LOB: 2 K: 2 BB: 0 S: 11 P: 19	R: 1 H: 1 E: 0 LOB: 0 K: 1 BB: 0 S: 6 P: 8	R: 1 H: 2 E: 1 LOB: 2 K: 1 BB: 0 S: 13 P: 23	R: 0 H: 0 E: 0 LOB: 1 K: 1 BB: 1 S: 10 P: 16	R: 0 H: 1 E: 0 LOB: 1 K: 0 BB: 0 S: 6 P: 7	1B: 8 2B: 3 3B: 0 HR: 0	SF: 1 SAC: 0 DP: 3 HBP: 0						

PITCHER	IP	WLS	BF	H	R	ER	SO	BB	IBB	HBP	BLK	WP	HR	S	P	ERA	WHIP
57 Jerome Williams, R (1, 1) ERA: 3.38	6.2	W	29	8	3	2	4	1	0	0	0	0	0	51	88	2.70	1.350
52 David Carpenter, R (7, 1) ERA: 3.38	0.1	H	1	0	0	0	1	0	0	0	0	0	0	4	6	0.00	0.000
49 Ernesto Frieri, R (8, 1) ERA: 1.98	1.0	H	3	0	0	0	1	1	0	0	0	0	0	10	16	0.00	1.000
37 Scott Downs, L (9, 1) ERA:	0.1	H	2	1	0	0	0	0	0	0	0	0	0	4	5	0.00	3.000
32 LaTroy Hawkins, R (9, 1) ERA: 1.08	0.2	S	1	0	0	0	0	0	0	0	0	0	0	2	2	0.00	0.000

PITCHER	IP	WLS	BF	H	R	ER	SO	BB	IBB	HBP	BLK	WP	HR	S	P	ERA	WHIP

AB	33
R	3
H	9
RBI	3
BB	2
SO	6
LOB	20

WP: 0 PA: 36
PB: 0
SB: 0
CS: 0

Toronto Blue Jays @ Los Angeles Angels

Angel Stadium of Anaheim, Anaheim, CA

Sun May 06 2012, 12:37 PM - 3:29 PM PDT

Att. 37,548 - Sunny - 71 F

livebaseballscorecards.com

BOTTOM

Batter	1	2	3	4	5	6	7	8	9	AB	R	H	RBI	BB	SO	LOB
27 Mike Trout, R (1, 8) OBP: 0.273, SLG: 0.433	B FF 89 B FF 90 C FF 90 S FF 91 S FF 91 2-3 **K** ①		B FF 91 C FF 91 F FF 92 S FF 93 1-3 **K** ③		B SL 80 F FF 92 X FF 92 1-1 5 HR 2B		L FF 93 T FF 90 C FC 91 0-3 **K** ①			4	1	1	0	0	3	0
13 Maicer Izturis, S (1, 4) OBP: 0.368, SLG: 0.327	C SI 89 B SI 90 X FF 90 1-1 F8 ②			C FF 90 B FF 90 X FF 90 1-1 8 1B 5 S 44 1B 1B	C FF 90 B SL 82 X CH 83 1-1 F8 ②		C SI 92 C FF 92 B FF 92 X CU 78 1-2 8 BLK 1B			4	1	2	0	0	0	1
5 Albert Pujols, R (1, 3) OBP: 0.237, SLG: 0.295	C FF 92 X SL 84 0-1 F7 ③			B FF 90 C FF 90 B FF 90 1 SAFE B FF 90 S FF 90 S FF 92 3-3 **K** ① 1-2	B FF 93 B FF 92 C SL 82 F FF 90 X SL 84 2-2 2-H HR		B FF 92 B FF 92 B FC 90 X FF 92 3-0 F9 ②			4	1	1	2	0	1	2
8 Kendrys Morales, S (1, 10) OBP: 0.348, SLG: 0.432		B SI 88 F CH 82 B FF 91 B FF 90 F SI 89 F FF 90 S FF 91 3-3 **K** ①		S SI 89 X SI 89 0-1 44 1B 6 1B 2-3 1B	B SI 93 X SI 91 1-0 F7 ③		S FC 90 F FF 90 1 SAFE B FC 91 1 SAFE X CU 76 1-2 F7 ③ 1-2			4	1	1	0	0	1	1
44 Mark Trumbo, R (1, 9) OBP: 0.370, SLG: 0.552 48 Torii Hunter, R (8, 9) OBP: 0.363, SLG: 0.451		B FF 91 F FF 90 B CH 84 B CH 84 X FF 91 3-1 F7 ②		B FF 91 F FF 90 X FF 92 1-2 6 1B 1-3 3-H 1B	C FF 90 B SI 90 S FF 90 B SL 83 X FF 90 2-2 6 1B 10 G5-3 2 FC5-2 1B			S FF 90 B SL 82 C CH 83 S SL 83 1-3 **K** ①		3 1	0 0	2 0	1 0	0 0	0 1	0 0
10 Vernon Wells, R (1, 7) OBP: 0.257, SLG: 0.412		C FF 92 C FF 92 B FF 93 F SL 82 F FF 91 B FF 93 F FF 91 X FF 92 2-2 2B		X FF 90 0-0 P3 ②	1 SAFE B FF 90 1 SAFE X CH 82 1-0 G5-3 ① 1-2			C FF 91 F FF 92 B FF 91 F SL 84 F SL 83 F SI 91 B CH 85 S SL 84 2-3 **K** ②		4	0	1	0	0	1	3
6 Alberto Callaspo, S (1, 5) OBP: 0.271, SLG: 0.232		X CH 82 0-0 G6-3 ③		D CH 82 1 SAFE C SI 89 X SI 89 1-1 1-2 3-H 1B		C FF 90 X FF 88 0-1 2 FC5-2 2-3 1B		F CH 82 X CU 75 0-1 F9 ③		4	0	2	1	0	0	1
2 Erick Aybar, S (1, 6) OBP: 0.236, SLG: 0.255			X CH 87 0-0 B5-3 ①	B SI 90 B CH 83 X SI 90 2-0 G4-3 ③		1 SAFE C FF 89 X SI 89 0-1 FC5-2 ② 1-2 3-H				3	0	0	0	0	0	4
17 Chris Iannetta, R (1, 2) OBP: 0.310, SLG: 0.419			C FF 89 S SL 82 B SL 83 S FF 92 1-3 **K** ②		F SL 82 B SL 82 B FF 91 F FF 92 C FF 92 2-3 **K** ①	F FF 92 S SL 84 B FF 93 X FF 93 1-2 F9 ③				3	0	0	0	0	2	2
Inning Stats	R: 0 E: 0 K: 1 S: 7 H: 0 LOB: 0 BB: 0 P: 10	R: 0 E: 0 K: 1 S: 13 H: 1 LOB: 1 BB: 0 P: 21	R: 0 E: 0 K: 2 S: 7 H: 0 LOB: 0 BB: 0 P: 9	R: 2 E: 0 K: 1 S: 14 H: 4 LOB: 2 BB: 0 P: 22	R: 2 E: 0 K: 1 S: 11 H: 2 LOB: 0 BB: 0 P: 18	R: 0 E: 0 K: 0 S: 11 H: 2 LOB: 2 BB: 0 P: 15	R: 0 E: 0 K: 1 S: 10 H: 1 LOB: 1 BB: 0 P: 15	R: 0 E: 0 K: 2 S: 11 H: 0 LOB: 0 BB: 0 P: 14		1B: 7 2B: 2 3B: 0 HR: 1 SF: 0 SAC: 0 DP: 0 HBP: 0					WP: 0 PB: 0 SB: 1 CS: 0 PA: 34	

	AB	R	H	RBI	BB	SO	LOB
Totals	**34**	**4**	**10**	**4**	**0**	**9**	**14**

PITCHER		IP	WLS	BF	H	R	ER	SO	BB	IBB	HBP	BLK	WP	HR	S	P	ERA	WHIP
36 Drew Hutchison, R ERA: 6.65	(1, 1)	5.1	L	24	8	4	4	6	0	0	0	0	0	1	56	87	6.75	1.500
38 Darren Oliver, L ERA: 2.16	(6, 1)	0.1		2	1	0	0	0	0	0	0	0	0	0	4	4	0.00	3.000
54 Jason Frasor, R ERA: 4.09	(6, 1)	0.1		1	0	0	0	0	0	0	0	0	0	0	3	4	0.00	0.000
44 Casey Janssen, R ERA: 5.23	(7, 1)	1.0		4	1	0	0	1	0	0	0	1	0	0	10	15	0.00	1.000
33 Carlos Villanueva, R ERA: 4.22	(8, 1)	1.0		3	0	0	0	2	0	0	0	0	0	0	11	14	0.00	0.000

PITCHER	IP	WLS	BF	H	R	ER	SO	BB	IBB	HBP	BLK	WP	HR	S	P	ERA	WHIP

Batter	1	2	3	4	5	6	7	8	9	AB	R	H	RBI	BB	SO	LOB
2 Kelly Johnson, L (1, 4) OBP: 0.383, SLG: 0.472	B FF 90 X FF 92 1-0 ① F7		B FF 93 B CH 80 S CH 80 F FF 92 X FF 94 2-2 2-H HR		B FF 87 B CH 76 F SI 90 X FF 91 2-1 ① F8		S CH 79 B CH 81 B SI 90 C SI 88 B SL 79 F CH 80 D CH 82 4-2 5 S BB		B CU 82 C FF 91 X CU 81 1-1 5 FC6-4 1-2 3-H 1B	4	1	2	3	1	0	0
5 Yunel Escobar, R (1, 6) OBP: 0.296, SLG: 0.328	C FF 93 B FF 93 B SL 82 B FF 94 B FF 93 4-1 19 BB BB		B SL 82 B SL 82 B FF 94 B FF 91 4-0 BB		X FF 91 0-0 ② L9		B FF 94 X FF 93 1-0 ③ F9 1-2		B FF 92 C FF 93 C CU 83 F FF 92 X SL 84 1-2 ③ FC6-4 1-2f	3	0	0	0	2	0	4
19 José Bautista, R (1, 9) OBP: 0.318, SLG: 0.355	C FF 95 B SI 93 B FF 93 C CH 80 1 SAFE F FF 94 B CH 83 F CH 81 B FF 94 4-2 ② 1-2 BB		X CH 82 0-0 ② F7		B SL 80 X FF 93 1-0 26 FC4-6 1B			B SL 84 S FF 95 B FF 95 F FF 95 X FF 96 2-2 ① F7		3	0	1	0	1	0	1
26 Adam Lind, L (1, 3) OBP: 0.275, SLG: 0.309	1 SAFE B FF 91 C FF 91 X CH 81 1-1 ③ G3		1 SAFE X CH 80 0-0 ③ F9		B FF 91 1 SAFE D SI 89 X CH 80 2-0 ③ FC4-6 1-2f			B SI 95 B SI 94 F SI 94 F SI 95 B SL 85 S SI 95 3-3 ② K		4	0	0	0	0	1	3
10 Edwin Encarnación, R (1, 10) OBP: 0.326, SLG: 0.574		B FF 93 X FF 91 1-0 ① G6-3		X FF 92 0-0 ① P5		C FF 91 F FF 91 X SL 80 0-2 ① F8		B SL 83 X SL 82 1-0 ③ G5-3		4	0	0	0	0	0	0
14 Eric Thames, L (1, 7) OBP: 0.320, SLG: 0.404 11 Rajai Davis, R (9, PR) OBP: 0.278, SLG: 0.313 (9, 7)		C SI 89 C FF 92 B CH 82 F FF 93 B SI 94 B CH 81 X FF 90 3-2 ② G4-3		C FF 90 B CU 75 F SI 90 S CH 81 1-3 ② K		S CH 79 C FF 90 B FF 93 S CH 82 1-3 ② K			C FF 90 B FF 92 S CU 81 F FF 92 B CU 82 B FF 93 X FF 92 3-2 2 1B 3B	4 0	0 1	1 0	0 0	0 0	2 0	0 0
13 Brett Lawrie, R (1, 5) OBP: 0.325, SLG: 0.397		C SL 84 B FF 92 B SI 92 X SL 83 2-1 ③ G4-3		C FF 93 X CH 82 0-1 2B		B SL 80 B SL 80 F FF 93 C SI 92 X CH 83 2-2 ③ P4			C FF 92 D SL 85 X SL 84 1-1 ① G4-3	4	0	1	0	0	0	1
28 Colby Rasmus, L (1, 8) OBP: 0.274, SLG: 0.363		C SI 89 B FF 92 B CH 78 B SI 92 X FF 90 3-1 ① L4-3		F CH 81 B FF 92 B FF 93 B SI 90 B CH 81 4-1 BB			C CH 78 B SI 91 B FF 89 C FF 88 B FF 90 S CH 80 3-3 ① K		B FF 91 B SI 93 B SI 91 I IN 73 4-0 2 1B IBB	2	0	0	0	2	1	0
9 J.P. Arencibia, R (1, 2) OBP: 0.279, SLG: 0.375 17 Omar Vizquel, S (9, PH) OBP: 0.176, SLG: 0.125 6 Jeff Mathis, R (9, 2) OBP: 0.400, SLG: 0.650		C SL 83 B FF 93 B FF 93 X FF 91 2-1 2 HR 2B	B FF 94 C SI 92 T FF 93 X FF 94 1-2 ③ F8				X FF 91 0-0 ② P4		D CU 80 B SI 91 B SI 92 C FF 91 X FF 92 3-1 ② B5	3 1 0	1 0 0	1 0 0	0 0 0	0 0 0	0 0 0	2 2 0
Inning Stats	R: 0 E: 0 K: 0 S: 8 H: 0 LOB: 1 BB: 2 P: 18	R: 0 E: 0 K: 0 S: 7 H: 0 LOB: 0 BB: 0 P: 13	R: 2 E: 0 K: 0 S: 9 H: 2 LOB: 1 BB: 1 P: 20	R: 0 E: 0 K: 1 S: 10 H: 1 LOB: 2 BB: 1 P: 16	R: 0 E: 0 K: 0 S: 5 H: 1 LOB: 1 BB: 0 P: 10	R: 0 E: 0 K: 1 S: 9 H: 0 LOB: 0 BB: 0 P: 12	R: 0 E: 0 K: 1 S: 8 H: 0 LOB: 1 BB: 1 P: 16	R: 0 E: 0 K: 1 S: 7 H: 0 LOB: 0 BB: 0 P: 13	R: 1 E: 0 K: 0 S: 14 H: 2 LOB: 3 BB: 1 P: 27	1B: 2 2B: 2 3B: 1 HR: 1 SF: 0 SAC: 0 DP: 0 HBP: 0						WP: 0 PB: 0 SB: 1 CS: 0 PA: 38	

TOP

Toronto Blue Jays @ Oakland Athletics

Oakland Coliseum, Oakland, CA

Tue May 08 2012, 7:08 PM - 10:07 PM PDT

Att. 10,784 - Clear - 65 F

livebaseballscorecards.com

AB	32
R	3
H	6
RBI	3
BB	6
SO	4
LOB	13

PITCHER		IP	WLS	BF	H	R	ER	SO	BB	IBB	HBP	BLK	WP	HR	S	P	ERA	WHIP
11 Jarrod Parker, R ERA: 1.8	(1, 1)	7.0		29	4	2	2	3	5	0	0	0	0	1	56	105	2.57	1.286
48 Ryan Cook, R ERA:	(8, 1)	1.0		3	0	0	0	1	0	0	0	0	0	0	7	13	0.00	0.000
50 Grant Balfour, R ERA: 4.7	(9, 1)	1.0	W	6	2	1	1	0	0	1	0	0	0	0	14	27	9.00	2.000

PITCHER	IP	WLS	BF	H	R	ER	SO	BB	IBB	HBP	BLK	WP	HR	S	P	ERA	WHIP

Batter	1	2	3	4	5	6	7	8	9	AB	R	H	RBI	BB	SO	LOB
19 Jemile Weeks, S (1, 4) OBP: 0.260, SLG: 0.304	X SI 90 0-0 16 E 2 SH1-3 1B		X SI 90 0-0 ① F8		B SI 88 B FF 88 B SI 90 B SI 90 4-0 2 S 16 HR BB	B CH 80 X FF 89 1-0 1-3 2B			X FF 90 0-0 ① SH5-4 2-3	3	1	2	0	1	0	0
2 Cliff Pennington, S (1, 6) OBP: 0.254, SLG: 0.295	C FF 90 X FF 91 0-1 ① SH1-3 1-2		B SI 89 C SI 89 B CH 83 X SI 90 2-1 ② L7		C CH 82 1 SAFE 1 SAFE B FF 91 1 SAFE C CH 81 F CU 76 D CU 75 2 SAFE 3-3 D CH 82 S CH 82 K 1-2 ①	C FF 90 X CH 82 0-1 ③ G3-1			D CH 87 F CH 86 B FF 93 X FF 93 2-1 31 PB 16 S 7 HR 3-H 1B	4	1	1	1	0	1	3
16 Josh Reddick, L (1, 8) OBP: 0.312, SLG: 0.487	F SI 90 F FF 92 2 SAFE B CU 81 B CU 78 F CU 79 D CH 86 T CH 84 3-2 ② K 2-3		B FF 93 X FF 91 1-0 E3 31 1B		B FF 91 B SI 91 C FF 90 2 SAFE X FF 92 2-1 2-H HR		C FF 91 B FF 92 B CH 86 B FF 92 F FF 92 B FF 93 4-2 7 G5-4-3 BB		1 SAFE 1 SAFE B CH 82 1 SAFE 1 SAFE B CH 83 B CH 85 I IN 77 4-0 31 PB 7 HR 1-2 IBB	3	2	1	2	2	1	1
31 Jonny Gomes, R (1, 10) OBP: 0.418, SLG: 0.585	B FF 93 B CH 84 B FF 94 B SI 92 4-0 BB		1 SAFE 1 SAFE B CH 84 1 SAFE X SI 91 1-0 1-2 1B		B CH 85 F SI 90 B SI 92 B CH 83 B FF 92 4-1 BB		C FF 92 X FF 93 0-1 ① F9		D SL 86 D FF 93 B SL 87 I IN 77 4-0 7 HR 1-2 2-3 IBB	2	1	1	0	3	0	1
7 Brandon Inge, R (1, 5) OBP: 0.208, SLG: 0.375	D CH 84 B FF 92 C SI 92 X FF 92 2-1 ③ G6-3		C FF 91 S CH 83 S CH 83 0-3 ③ K		C SI 89 B CH 82 F CH 83 S CH 81 1-3 ② K		C FF 92 F FF 92 B SL 84 B FF 93 1 SAFE X SL 83 2-2 ②③ G5-4-3 1-2f		B FF 91 X SL 87 1-0 1-H 2-H 3-H HR	5	1	1	4	0	2	6
15 Seth Smith, L (1, 7) OBP: 0.360, SLG: 0.310		F FF 90 X FF 91 0-1 ① G4-3		C FF 89 B FF 91 S FF 91 B CU 76 F FF 92 X FF 91 2-2 10 FC4-6 1B	B FF 92 B FF 89 1 SAFE F SI 91 X FF 91 2-1 ③ F7			C FF 87 S FF 87 F FF 88 X SL 76 0-2 ① F8		4	0	1	0	0	0	1
8 Kurt Suzuki, R (1, 2) OBP: 0.255, SLG: 0.299		B SI 91 B FF 91 B FF 91 B FF 92 4-0 10 FC4-6 BB		C CH 83 L CH 83 F CU 77 B CH 84 B SI 93 X SI 92 2-2 ① F9		C FF 88 F SI 90 F FF 90 B FF 89 X CH 82 1-2 ① F9		X SI 88 0-0 ② G6-3		3	0	0	0	1	0	1
10 Daric Barton, L (1, 3) OBP: 0.338, SLG: 0.350		C FF 91 B CU 76 B FF 92 C FF 91 D SI 92 X CH 83 3-2 ② FC4-6 1-2f		B SI 92 B FF 91 X FF 90 2-0 ② FC4-6 1-2f		F SI 88 B CH 81 B CU 76 C CH 80 B CH 83 B FF 91 4-2 19 2B BB		F FF 88 C SL 76 C FF 88 0-3 ③ K		3	0	0	0	1	1	2
23 Michael Taylor, R (1, 9) OBP: 0.250, SLG: 0.333		C FF 92 C CH 84 S CH 84 0-3 ③ K		F FF 92 C CU 77 S CH 82 0-3 ③ K		S CH 82 D CH 82 S FF 91 S CH 83 1-3 ② K			S SL 86 C SL 87 B SL 88 B SL 87 F SL 87 X SL 88 2-2 19 SH5-4 2 1B 2B	4	1	1	0	0	3	3
Inning Stats	R: 0 E: 1 K: 1 S: 9 H: 1 LOB: 2 BB: 1 P: 18	R: 0 E: 0 K: 1 S: 8 H: 0 LOB: 1 BB: 1 P: 15	R: 0 E: 1 K: 1 S: 8 H: 1 LOB: 2 BB: 0 P: 12	R: 0 E: 1 K: 1 S: 12 H: 1 LOB: 1 BB: 0 P: 18	R: 2 E: 0 K: 2 S: 12 H: 1 LOB: 1 BB: 2 P: 28	R: 0 E: 0 K: 1 S: 12 H: 1 LOB: 2 BB: 1 P: 19	R: 0 E: 0 K: 0 S: 7 H: 0 LOB: 0 BB: 1 P: 13	R: 0 E: 0 K: 1 S: 8 H: 0 LOB: 0 BB: 0 P: 8	R: 5 E: 0 K: 0 S: 8 H: 3 LOB: 0 BB: 2 P: 21	1B: 4 2B: 2 3B: 0 HR: 2	SF: 0 SAC: 2 DP: 1 HBP: 0	WP: 0 PB: 1 SB: 2 CS: 0	PA: 41			

PITCHER		IP	WLS	BF	H	R	ER	SO	BB	IBB	HBP	BLK	WP	HR	S	P	ERA	WHIP
24 Ricky Romero, L ERA: 3.56	(1, 1)	6.0		29	5	2	2	7	5	0	0	0	0	1	61	110	3.00	1.667
54 Jason Frasor, R ERA: 3.75	(7, 1)	1.0		3	0	0	0	0	1	0	0	0	0	0	7	13	0.00	1.000
38 Darren Oliver, L ERA: 1.93	(8, 1)	1.0		3	0	0	0	1	0	0	0	0	0	0	8	8	0.00	0.000
48 Francisco Cordero, R ERA: 9.53	(9, 1)	0.1	L	6	3	5	5	0	0	2	0	0	0	1	8	21	135.00	9.000

BOTTOM

Toronto Blue Jays @ Oakland Athletics

Oakland Coliseum, Oakland, CA

Tue May 08 2012, 7:08 PM - 10:07 PM PDT

Att. 10,784 - Clear - 65 F

livebaseballscorecards.com

AB	31
R	7
H	8
RBI	7
BB	8
SO	8
LOB	18

Batter	1	2	3	4	5	6	7	8	9	AB	R	H	RBI	BB	SO	LOB
2 Kelly Johnson, L (1, 4) OBP: 0.383, SLG: 0.459	C FF 92 F FF 92 F CH 88 B FF 94 B SL 85 B SI 92 B SI 92 4-2 5 S BB		C CH 86 B CH 88 B FF 92 B SI 91 B SI 93 4-1 5 FC1-6 BB		C SL 84 B FF 92 X CH 86 1-1 ① G4-3		B SI 95 S CH 90 C SI 95 C SI 95 1-3 ① K		F FF 93 B FF 93 X SL 85 1-1 ③ G4-3	3	0	0	0	2	1	0
5 Yunel Escobar, R (1, 6) OBP: 0.295, SLG: 0.320	B FF 92 1 SAFE B SL 85 C FF 92 B SI 92 C FF 93 X SL 86 3-2 ① F9 1-2		X SI 90 0-0 ① FC1-6 10 FC6-4 1-2f		B SL 86 X SL 84 1-0 ② G6-3		C SI 97 F SI 95 B SI 96 B SI 96 B SI 95 B SI 96 4-2 19 G5-4-3 BB			3	0	0	0	1	0	2
19 José Bautista, R (1, 9) OBP: 0.316, SLG: 0.345	C FF 93 B SL 88 B SI 92 S CH 86 B FF 94 B CH 87 4-2 BB		X FF 93 0-0 ② P5		F FF 94 X FF 93 0-1 ③ F8		C SI 95 X SI 95 0-1 ② ③ G5-4-3 1-2f			3	0	0	0	1	0	2
10 Edwin Encarnación, R (1, 10) OBP: 0.323, SLG: 0.588	C SI 91 C FF 93 S CH 86 0-3 ② K		C SI 93 F SI 92 X SL 88 0-2 ③ FC6-4 1-2f			C SL 82 X SI 90 0-1 ① G5-3		B SL 83 X SI 89 1-0 HR		4	1	1	1	0	1	3
14 Eric Thames, L (1, 7) OBP: 0.317, SLG: 0.398 11 Rajai Davis, R (8, 7) OBP: 0.278, SLG: 0.313	F CH 84 B FF 93 C CH 88 C FF 94 1-3 ③ K			B CH 85 X FF 92 1-0 13 G5-3 26 HR 1B		B SI 92 B CH 87 F FF 92 F FF 93 X FF 94 2-2 ② G4-3		C SL 82 S SI 90 B CU 72 X SI 90 1-2 ① F8		4 0	1 0	1 0	0 0	0 0	1 0	2 0
13 Brett Lawrie, R (1, 5) OBP: 0.323, SLG: 0.400		C FF 92 B FF 92 B SL 87 C SL 85 X FF 94 2-2 ① G4-3		F SL 86 B FF 91 B FF 92 1 SAFE X SI 92 2-1 ① G5-3 1-2		C SL 85 X SL 85 0-1 28 1B 2B		B CH 81 B SI 89 F SI 88 B CH 82 X SI 89 3-1 ② G4-3		4	1	1	0	0	0	1
28 Colby Rasmus, L (1, 8) OBP: 0.274, SLG: 0.358		C SI 93 B CH 86 X FF 94 1-1 ② G5-3		T FF 93 F CH 86 B FF 92 B FF 94 C FF 93 2-3 ② K		S FF 93 F FF 94 B SL 86 X FF 94 1-2 2-H 1B		C SI 91 S CU 71 B SI 90 B SL 82 S CU 72 2-3 ③ K		4	0	1	1	0	2	1
26 Adam Lind, L (1, 3) OBP: 0.283, SLG: 0.347		B SI 93 B CH 88 B SI 91 C FF 93 F FF 92 X FF 94 3-2 1B		C FF 94 X CH 86 0-1 2-H HR		1 SAFE B SI 95 X SL 88 1-0 ③ P3			B SI 89 B SL 82 X SL 79 2-0 ① L5	4	1	2	2	0	0	1
9 J.P. Arencibia, R (1, 2) OBP: 0.278, SLG: 0.405		S SL 86 X SI 92 0-1 ③ L8		B FF 95 C SL 85 X SL 87 1-1 ③ P3			S SI 96 B SI 96 S SI 96 B SI 95 F SL 88 X SL 88 2-2 HR		B FF 92 S SL 83 S FF 92 B SL 85 S FF 92 2-3 ② K	4	1	1	1	0	1	1
Inning Stats	R: 0 E: 0 K: 2 S: 14 H: 0 LOB: 2 BB: 2 P: 26	R: 0 E: 0 K: 0 S: 10 H: 1 LOB: 1 BB: 0 P: 16	R: 0 E: 0 K: 0 S: 6 H: 0 LOB: 1 BB: 1 P: 10	R: 2 E: 0 K: 1 S: 10 H: 2 LOB: 0 BB: 0 P: 16	R: 0 E: 0 K: 0 S: 5 H: 0 LOB: 0 BB: 0 P: 7	R: 1 E: 0 K: 0 S: 11 H: 2 LOB: 1 BB: 0 P: 15	R: 1 E: 0 K: 1 S: 11 H: 1 LOB: 0 BB: 1 P: 18	R: 1 E: 0 K: 1 S: 9 H: 1 LOB: 0 BB: 0 P: 16	R: 0 E: 0 K: 1 S: 6 H: 0 LOB: 0 BB: 0 P: 11	1B: 3 2B: 1 3B: 0 HR: 3 SF: 0 SAC: 0 DP: 1 HBP: 0						

PITCHER		IP	WLS	BF	H	R	ER	SO	BB	IBB	HBP	BLK	WP	HR	S	P	ERA	WHIP
66 Tyson Ross, R ERA: 7.71	(1, 1)	5.2	L	25	5	3	3	3	3	0	0	0	0	1	55	88	4.76	1.412
65 Pedro Figueroa, L ERA: 1.5	(6, 1)	1.1		5	1	1	1	1	1	0	0	0	0	1	12	20	6.75	1.500
13 Jerry Blevins, L ERA: 1.93	(8, 1)	1.1		5	1	1	1	1	0	0	0	0	0	1	10	19	6.75	0.750
53 Jim Miller, R ERA: 1.42	(9, 1)	0.2		2	0	0	0	1	0	0	0	0	0	0	5	8	0.00	0.000

PITCHER	IP	WLS	BF	H	R	ER	SO	BB	IBB	HBP	BLK	WP	HR	S	P	ERA	WHIP

TOP

Toronto Blue Jays @ Oakland Athletics

Oakland Coliseum, Oakland, CA

Wed May 09 2012, 12:40 PM - 3:39 PM PDT

Att. 14,815 - Sunny - 63 F

livebaseballscorecards.com

AB	33
R	5
H	7
RBI	5
BB	4
SO	6
LOB	13

WP: 0 PA: 37
PB: 0
SB: 1
CS: 0

Batter	1	2	3	4	5	6	7	8	9	AB	R	H	RBI	BB	SO	LOB
19 Jemile Weeks, S (1, 4) OBP: 0.266, SLG: 0.308	C FF 89 C FF 90 B SL 87 X SL 86 1-2 31 S 2 BB 1B		B FF 90 C FF 90 S FF 90 B FF 93 B FF 94 X FF 93 3-2 16 FC5-4 1B		F FF 92 C FS 85 B FF 95 F FF 95 S FF 94 1-3 ② K		B CH 84 B SI 92 B SI 91 C SI 92 C SI 92 F FF 91 X FF 93 3-2 ① P3		C FF 91 B SI 92 F FF 91 B FF 91 F FC 90 X FF 90 2-2 ① G4-3	5	0	2	0	0	1	1
2 Cliff Pennington, S (1, 6) OBP: 0.268, SLG: 0.296	B FF 90 B FF 90 B FF 90 B FF 90 4-0 31 S 1-2 BB		C FF 91 1 SAFE B FS 84 P PO 87 1 SAFE S FF 92 S FF 92 2-3 ① K		B FF 91 B FF 93 B FF 93 C FF 92 F FF 93 B FF 94 4-2 16 BB 31 1B BB		C SI 92 B CH 84 F CH 83 B SL 84 X SI 92 2-2 16 1B 1-3 1B		B FF 90 C FF 91 F FF 91 B FF 92 C FC 89 2-3 ② K	3	1	1	0	2	2	1
16 Josh Reddick, L (1, 8) OBP: 0.315, SLG: 0.479	C FF 91 F SL 85 C FF 95 0-3 ① K		T FF 91 B FS 85 X FS 86 1-1 ② FC5-4 1-2f		B FF 91 B FS 85 1 SAFE B FF 94 C FF 92 1 SAFE B FF 92 4-1 31 1B 1-2 BB		B CH 82 C SI 92 S SI 92 F SL 83 B SI 92 X SL 84 2-2 1-2 3-H 1B		C FF 92 C FF 92 B FF 92 X FF 90 1-2 ③ F8	4	0	1	1	1	1	3
31 Jonny Gomes, R (1, 7) OBP: 0.408, SLG: 0.561	B SL 86 C FF 93 D SL 87 F SL 87 B FF 95 F SL 87 X SL 88 3-2 ② P3 1-2 2-3		B FF 92 C FF 92 X FF 94 1-1 ③ L4		C FF 96 S SL 88 B SL 88 X SL 87 1-2 1-3 2-H 1B		B CH 79 C FF 90 B CH 81 S CH 81 S SL 83 2-3 ② K			4	0	1	1	0	1	5
15 Seth Smith, L (1, 9) OBP: 0.355, SLG: 0.297	C FF 93 B SL 89 B FF 96 D FS 86 B FF 95 4-1 BB			B FS 84 F FF 91 C FF 92 F SL 87 B SL 88 C FF 93 2-3 ① K	B FF 94 B FF 92 F FF 94 B FF 95 F FF 93 X FF 95 3-2 ③ P6		X FF 90 0-0 ③ F7			3	0	0	0	1	1	4
25 Kila Ka'aihue, L (1, 10) OBP: 0.329, SLG: 0.328	X FF 93 0-0 ③ F8			B FF 92 B FS 84 B FF 92 C FF 91 X FF 91 3-1 ② F9		X FF 90 0-0 ① F8		C SI 89 B EP 56 B CH 81 C CH 82 S SL 83 2-3 ① K		4	0	0	0	0	1	3
7 Brandon Inge, R (1, 5) OBP: 0.228, SLG: 0.404		C FF 91 F FF 91 F SL 85 F SL 86 S SL 86 0-3 ① K2-3		B SL 86 F FF 90 X SL 86 1-1 2B		C FF 91 F FF 92 C FF 95 0-3 ② K		B CU 76 X FF 89 1-0 1B		4	0	2	0	0	2	0
10 Daric Barton, L (1, 3) OBP: 0.320, SLG: 0.328		C FF 92 B FS 86 S FS 86 X FS 88 1-2 ② F8		B FF 92 C FF 92 C FF 93 S SL 88 1-3 ③ K		C FF 94 B FF 94 F FS 84 B FF 96 B FF 94 C FF 94 3-3 ③ K		B FF 88 C CH 79 F CU 75 S SL 82 1-3 ② K		4	0	0	0	0	3	2
26 Anthony Recker, R (1, 2) OBP: 0.308, SLG: 0.227		S FF 92 B FF 94 C FF 94 C FF 95 1-3 ③ K		F FF 91 B FF 93 B FF 91 S FF 91 F FF 94 S FF 94 2-3 ① K		B SI 92 B SI 92 B SI 92 C FF 93 B SI 93 4-1 2 1B 16 1B BB		B FF 90 C CH 80 C FF 90 1 SAFE D SL 82 X SL 82 2-2 ③ P3	3	1	0	0	1	2	1
Inning Stats	R: 0 E: 0 K: 1 S: 12 H: 1 LOB: 3 BB: 2 P: 24	R: 0 E: 0 K: 2 S: 11 H: 0 LOB: 0 BB: 0 P: 13	R: 0 E: 0 K: 1 S: 11 H: 1 LOB: 1 BB: 0 P: 17	R: 0 E: 0 K: 2 S: 11 H: 1 LOB: 1 BB: 0 P: 18	R: 1 E: 0 K: 2 S: 17 H: 1 LOB: 2 BB: 2 P: 32	R: 0 E: 0 K: 2 S: 7 H: 0 LOB: 0 BB: 0 P: 10	R: 1 E: 0 K: 1 S: 16 H: 2 LOB: 2 BB: 1 P: 29	R: 0 E: 0 K: 2 S: 10 H: 1 LOB: 1 BB: 0 P: 16	R: 0 E: 0 K: 1 S: 10 H: 0 LOB: 0 BB: 0 P: 15							

BOTTOM

Toronto Blue Jays @ Oakland Athletics

Oakland Coliseum, Oakland, CA

Wed May 09 2012, 12:40 PM - 3:39 PM PDT

Att. 14,815 - Sunny - 63 F

livebaseballscorecards.com

AB	34
R	2
H	7
RBI	2
BB	5
SO	14
LOB	20

1B: 6	SF: 0	WP: 0	PA: 39
2B: 1	SAC: 0	PB: 0	
3B: 0	DP: 0	SB: 2	
HR: 0	HBP: 0	CS: 0	

PITCHER		IP	WLS	BF	H	R	ER	SO	BB	IBB	HBP	BLK	WP	HR	S	P	ERA	WHIP
23 Brandon Morrow, R ERA: 2.27	(1, 1)	6.0	W	26	4	1	1	10	4	0	0	0	0	0	69	114	1.50	1.333
47 Luis Perez, L ERA: 2.81	(7, 1)	0.1	H	4	2	1	1	0	1	0	0	0	0	0	12	23	27.00	9.000
33 Carlos Villanueva, R ERA: 3.65	(7, 1)	1.2	H	6	1	0	0	3	0	0	0	0	0	0	14	22	0.00	0.600
44 Casey Janssen, R ERA: 4.76	(9, 1)	1.0	S	3	0	0	0	1	0	0	0	0	0	0	10	15	0.00	0.000

PITCHER	IP	WLS	BF	H	R	ER	SO	BB	IBB	HBP	BLK	WP	HR	S	P	ERA	WHIP

Toronto Blue Jays @ Minnesota Twins

Target Field, Minneapolis, MN

Thu May 10 2012, 7:12 PM - 9:56 PM CDT

Att. 31,438 - Clear - 73 F

livebaseballscorecards.com

TOP

Batter	1	2	3	4	5	6	7	8	9	AB	R	H	RBI	BB	SO	LOB
2 Kelly Johnson, L (1, 4) OBP: 0.377, SLG: 0.448	B SI 91 B SI 88 X SI 90 2-0 19 WP 5 BB 14 SF7 1B	B SL 86 X SL 85 1-0 ③ F7		C SI 88 B CH 83 F CH 84 B CH 83 F SL 80 B CH 79 F CH 80 X CH 80 3-2 ② G4-3		C SI 92 B CH 82 F CH 82 S SI 93 1-3 ① K		S SL 84 F FF 96 S SL 84 0-3 ③ K		5	1	1	0	0	2	1
5 Yunel Escobar, R (1, 6) OBP: 0.319, SLG: 0.341	B SI 90 B SI 90 B SI 90 B SI 89 4-0 19 WP 13 1B 1-2 BB		B SL 87 B SL 87 C SI 90 C SL 86 B SL 84 X SL 83 3-2 19 HBP 10 FC5-4 1B	C SI 89 B SL 82 S SL 82 X SL 82 1-2 19 BB 10 1B 1B		C SL 80 X SI 93 0-1 19 CS 1B			B FF 92 C FF 92 X FF 93 1-1 19 WP 1B	4	3	4	0	1	0	0
19 José Bautista, R (1, 9) OBP: 0.319, SLG: 0.336	C SI 90 F SI 89 B SL 85 S SL 84 1-3 ① K 1-2 2-3		F SL 85 B SI 90 H SI 87 2-1 10 FC5-4 1-2 HBP	B CH 78 B CH 79 B CH 80 B SI 89 4-0 10 1B 1-2 BB		B SL 81 S SL 80 X SI 91 1-1 ② F7 ③ 1-2			C SL 86 D SL 86 F SL 86 B FF 93 X SL 87 2-2 ① P4 1-2	3	0	0	0	1	1	4
10 Edwin Encarnación, R (1, 10) OBP: 0.326, SLG: 0.577	F SI 90 B SL 83 B SI 90 B SI 89 B SI 89 4-1 13 1B BB		B SL 84 X SI 90 1-0 ① FC5-4 14 S 13 1B 1-2f 2-H	F SL 83 F SI 89 F CH 79 D CH 80 B CH 80 X CH 79 2-2 1-3 2-H 1B			C FF 92 B SL 83 F SL 78 X FF 93 1-2 ① G6-3		S FF 93 S SL 86 B SL 86 S SL 86 1-3 ② K	4	1	1	2	1	1	2
14 Eric Thames, L (1, 7) OBP: 0.302, SLG: 0.381	B SI 89 B SI 90 X SI 89 2-0 SF7 ② 3-H		F SI 90 F SI 90 F SI 90 C SI 90 0-3 ② K 1-2	X CH 79 0-0 ③ G5-3			C SL 79 S CH 83 B FF 93 S SI 94 1-3 ② K		B SI 92 X CH 88 1-0 ③ F8	4	0	0	1	0	2	4
13 Brett Lawrie, R (1, 5) OBP: 0.328, SLG: 0.403	X SI 90 0-0 1-2 2-H 1B		C SL 86 X SL 85 0-1 28 PB 28 2B 2-H 1B		F SL 81 B FF 93 B SI 92 C SL 80 S FF 93 2-3 ① K		B SL 80 F SI 92 B SL 85 B CH 84 C SI 94 X FF 95 3-2 ③ F9			4	1	2	2	0	1	0
28 Colby Rasmus, L (1, 8) OBP: 0.289, SLG: 0.376	C SI 87 C SL 86 B SI 89 D CH 82 X CH 81 2-2 ③ G3-1		B SI 89 B SI 87 C SI 88 F CH 80 X SI 90 2-2 1-H 2B		B FF 93 X SI 92 1-0 1B			B SI 95 F SI 94 F SI 94 B SL 84 B SL 84 B FF 95 4-2 BB		3	0	2	1	1	0	2
26 Adam Lind, L (1, 3) OBP: 0.274, SLG: 0.333		C SI 88 B SL 86 X SL 86 1-1 ① G3	B CH 82 B CH 83 B CH 82 C SI 89 F CH 81 X CH 82 3-2 ③ G3		C SI 91 X SI 90 0-1 ② F8			D SL 84 F SI 93 1 SAFE F FF 95 F SL 84 1 SAFE C SL 83 1-3 ① K		4	0	0	0	0	1	3
9 J.P. Arencibia, R (1, 2) OBP: 0.266, SLG: 0.386		C SI 90 F SI 89 X SL 85 0-2 ② F9		B SI 89 X SL 82 1-0 ① G6-3	B FF 93 X SL 81 1-0 ③ F9			F SI 94 F SL 84 S FF 95 0-3 ② K		4	0	0	0	0	1	2
Inning Stats	R: 2 E: 0 K: 1 S: 10 H: 2 LOB: 2 BB: 2 P: 25	R: 0 E: 0 K: 0 S: 6 H: 0 LOB: 0 BB: 0 P: 8	R: 3 E: 0 K: 1 S: 17 H: 3 LOB: 1 BB: 0 P: 28	R: 1 E: 0 K: 0 S: 14 H: 2 LOB: 2 BB: 1 P: 25	R: 0 E: 0 K: 1 S: 7 H: 1 LOB: 1 BB: 0 P: 11	R: 0 E: 0 K: 1 S: 7 H: 1 LOB: 0 BB: 0 P: 9	R: 0 E: 0 K: 1 S: 9 H: 0 LOB: 0 BB: 0 P: 14	R: 0 E: 0 K: 3 S: 12 H: 0 LOB: 1 BB: 1 P: 17	R: 0 E: 0 K: 1 S: 9 H: 1 LOB: 1 BB: 0 P: 14	1B: 9 2B: 1 3B: 0 HR: 0 SF: 1 SAC: 0 DP: 0 HBP: 1						

	AB	35
	R	6
	H	10
	RBI	6
	BB	4
	SO	9
	LOB	18

WP: 2 PA: 41
PB: 2
SB: 1
CS: 1

PITCHER		IP	WLS	BF	H	R	ER	SO	BB	IBB	HBP	BLK	WP	HR	S	P	ERA	WHIP
21 Jason Marquis, R ERA: 6.26	(1, 1)	4.0	L	23	7	6	5	2	3	0	1	0	1	0	47	86	11.25	2.500
51 Anthony Swarzak, R ERA: 5.13	(5, 1)	3.0		10	2	0	0	3	0	0	0	0	0	0	23	34	0.00	0.667
15 Glen Perkins, L ERA: 5.11	(8, 1)	1.0		4	0	0	0	3	1	0	0	0	0	0	12	17	0.00	1.000
60 Jeff Gray, R ERA: 1.98	(9, 1)	1.0		4	1	0	0	1	0	0	0	0	1	0	9	14	0.00	1.000

PITCHER	IP	WLS	BF	H	R	ER	SO	BB	IBB	HBP	BLK	WP	HR	S	P	ERA	WHIP

BOTTOM

Toronto Blue Jays @ Minnesota Twins

Target Field, Minneapolis, MN

Thu May 10 2012, 7:12 PM - 9:56 PM CDT

Att. 31,438 - Clear - 73 F

livebaseballscorecards.com

Batter	1	2	3	4	5	6	7	8	9	AB	R	H	RBI	BB	SO	LOB
2 Denard Span, L (1, 8) OBP: 0.351, SLG: 0.364	C FF 96 F SI 92 B FF 96 X FF 94 1-2 20 G5-4-3 1B		C SI 91 F FF 92 B FF 95 B SL 86 1 SAFE F FF 94 F SI 91 B SL 82 1 SAFE 4-2 B FF 94 20 FC6-4 1-2 BB		S SL 85 X SL 86 0-1 ③ F9			C SI 94 C SI 93 B SI 93 X SI 95 1-2 ① G1-6-3		3	0	1	0	1	0	0
20 Brian Dozier, R (1, 6) OBP: 0.294, SLG: 0.250	B SI 94 X FF 91 1-0 ①② G5-4-3 1-2f		X SL 85 0-0 ② FC6-4 1-2f 2-H			X SI 89 0-0 7 G4-3 1B		C CH 86 F SI 94 C SI 96 0-3 ② K		4	0	1	0	0	1	2
7 Joe Mauer, L (1, 3) OBP: 0.372, SLG: 0.360	B FF 92 C FF 93 B FF 94 F FF 93 B CH 87 F FF 95 F FF 94 B FF 97 4-2 BB		B FF 92 B SI 92 B SI 92 C FF 90 X SI 94 3-1 ③ G4-3			C FF 90 B FF 91 X FF 89 1-1 ①② G4-3 1-2f		C SI 95 F SI 95 S SL 86 0-3 ③ K2-3		3	0	0	0	1	1	2
16 Josh Willingham, R (1, 10) OBP: 0.421, SLG: 0.646	C FF 90 B SI 93 B SI 94 F SI 92 B FF 95 F SI 93 X FF 94 3-2 ③ P3			C FF 90 B FF 90 B SL 82 C FF 90 F FF 91 B SL 86 F FF 91 B SI 92 4-2 24 1B 18 G5-3 BB		B FF 91 X FF 90 1-0 HR			C FF 92 C FF 93 F FF 93 B CH 86 B FF 94 S FF 94 2-3 ① K	3	1	1	1	1	1	1
18 Ryan Doumit, S (1, 2) OBP: 0.277, SLG: 0.424		L SI 91 B FF 91 B SL 84 X FF 91 2-1 ① G1-3		S SI 90 T FF 89 B SI 92 F SI 92 X SL 84 1-2 ① G5-3 1-2		C FF 90 B SL 85 F FF 90 X SI 91 1-2 ③ F7			B FF 94 C FF 93 X FF 94 1-1 ② F8	4	0	0	0	0	0	1
24 Trevor Plouffe, R (1, 5) OBP: 0.298, SLG: 0.234		C SI 91 C SI 93 F FF 96 X FF 93 0-2 ② G5-3		X FF 92 0-0 25 G4-3 2-3 1B			C SL 82 B SL 85 S FF 90 S SL 85 1-3 ① K		C FF 93 B FF 92 F FF 93 F CH 84 C FF 93 1-3 ③ K	4	0	1	0	0	2	0
25 Erik Komatsu, L (1, 9) OBP: 0.295, SLG: 0.211		B SI 92 X SI 91 1-0 ③ E1 1B		B SI 90 X SI 91 1-0 ②③ G4-3 1-2f			C FF 90 F SL 85 B FF 92 X SL 85 1-2 1B			3	0	2	0	0	0	2
19 Darin Mastroianni, R (1, 7)			C FF 92 X SL 87 0-1 ① G2-3		C SI 90 F SI 90 X SL 84 0-2 ① F9		B SL 84 C SI 91 X SL 86 1-1 ② F9			3	0	0	0	0	0	1
12 Alexi Casilla, S (1, 4) OBP: 0.277, SLG: 0.300			B FF 92 C FF 92 F FF 92 X SI 92 1-2 2 BB 20 E 1B		C FF 91 B SL 85 B CH 85 F FF 91 F FF 93 S SL 85 2-3 ② K2-3		L FF 90 X SI 92 0-1 ③ G1-3			3	1	1	0	0	1	1

	AB	30
	R	2
	H	7
	RBI	1
	BB	3
	SO	6
	LOB	10

Inning Stats																																		
	R: 0	E: 0	K: 0	S: 12	H: 1	LOB: 1	BB: 1	P: 21	R: 0	E: 1	K: 0	S: 7	H: 1	LOB: 1	BB: 0	P: 10	R: 1	E: 1	K: 0	S: 12	H: 1	LOB: 1	BB: 1	P: 20	R: 0	E: 0	K: 0	S: 10	H: 1	LOB: 1	BB: 1	P: 16
	R: 0	E: 0	K: 1	S: 9	H: 0	LOB: 0	BB: 0	P: 11	R: 1	E: 0	K: 0	S: 7	H: 2	LOB: 0	BB: 0	P: 10	R: 0	E: 0	K: 1	S: 10	H: 1	LOB: 1	BB: 0	P: 13	R: 0	E: 0	K: 2	S: 9	H: 0	LOB: 0	BB: 0	P: 10
	R: 0	E: 0	K: 2	S: 10	H: 0	LOB: 0	BB: 0	P: 14	1B: 6	2B: 0	3B: 0	HR: 1	SF: 0	SAC: 0	DP: 3	HBP: 0	WP: 0	PB: 0	SB: 0	CS: 0	PA: 33													

PITCHER		IP	WLS	BF	H	R	ER	SO	BB	IBB	HBP	BLK	WP	HR	S	P	ERA	WHIP
37 Henderson Alvarez III, R ERA: 2.61	(1, 1)	7.0	W	27	7	2	1	2	3	0	0	0	0	1	67	101	1.29	1.429
47 Luis Perez, L ERA: 2.65	(8, 1)	1.0		3	0	0	0	2	0	0	0	0	0	0	9	10	0.00	0.000
54 Jason Frasor, R ERA: 3.46	(9, 1)	1.0		3	0	0	0	2	0	0	0	0	0	0	10	14	0.00	0.000

PITCHER	IP	WLS	BF	H	R	ER	SO	BB	IBB	HBP	BLK	WP	HR	S	P	ERA	WHIP

Toronto Blue Jays @ Minnesota Twins

Target Field, Minneapolis, MN

Fri May 11 2012, 9:02 PM - 12:18 AM CDT

Att. 33,387 - Rain - 51 F

TOP

livebaseballscorecards.com

Batter	1	2	3	4	5	6	7	8	9	AB	R	H	RBI	BB	SO	LOB
2 Kelly Johnson, L (1, 4) OBP: 0.371, SLG: 0.438	B SI 90 C SI 91 B SI 91 B SI 91 C SI 92 X SI 91 3-2 ① G1-3		X SI 90 0-0 ① FC1-6 5 G1-4-3 1-2f 2-3		C CH 81 S SI 89 S SI 91 0-3 ② K		S FF 93 B CH 87 F CH 87 S CH 87 1-3 ① K		C FF 92 B SI 92 X CH 88 1-1 5 G6-3 5 WP 1B	5	0	1	0	0	2	3
5 Yunel Escobar, R (1, 6) OBP: 0.309, SLG: 0.328	C CU 78 B SI 92 B SI 93 C SI 94 S SI 93 2-3 ② K		X SI 91 0-0 ② ③ G1-4-3 1-2f		B FC 85 C SI 91 B SI 90 X SI 90 2-1 ③ FC6 1-2f		B FF 94 C FF 93 B FF 94 B FF 92 X FF 93 3-1 ② P3		C SI 93 B FF 94 B SI 92 X SI 92 2-1 ② G6-3 1-3	5	0	0	0	0	1	4
19 José Bautista, R (1, 9) (8, 3) OBP: 0.322, SLG: 0.390	B SI 92 C SI 93 X SI 93 1-1 HR			C SI 91 B FC 88 X SI 91 1-1 ① G5-3		F FF 88 B SI 88 B CH 82 X SI 90 2-1 HR	B CH 87 C SL 88 X CH 88 1-1 ③ G6-3		C SI 93 B SI 93 X FF 92 1-1 ③ P5	5	2	2	2	0	0	1
10 Edwin Encarnación, R (1, 10) OBP: 0.331, SLG: 0.595	B SI 93 C FF 93 X SI 92 1-1 ③ G5-3			F CU 79 F CH 84 F CH 83 B SI 93 B CU 80 F SI 92 F SI 92 B CH 84 S SI 94 3-3 ② K		B SI 88 B SI 90 B FF 91 C SI 88 B SI 90 4-1 14 HR BB		B FF 95 C FF 96 C SL 85 X FF 97 1-2 HR		3	2	1	1	1	1	0
14 Eric Thames, L (1, 7) OBP: 0.318, SLG: 0.420		C CU 76 X SI 90 0-1 ① G1-3		B CH 84 F SI 92 C SI 93 B FC 91 B CH 83 D SI 92 4-2 13 1B 28 1B BB		X SI 89 0-0 1-H HR		X SL 86 0-0 28 G3-6 13 1B 1B	3	2	2	2	1	0	0
13 Brett Lawrie, R (1, 5) OBP: 0.341, SLG: 0.414		X SI 91 0-0 ② G1-3		F SI 92 X SI 91 0-1 28 1B 1-3 1B		C SL 83 B SL 84 C FF 92 B CU 76 X SI 91 2-2 1B		C SL 84 B FF 96 1 SAFE 1 SAFE B FF 94 X SL 85 2-1 28 G3-6 1-2 1B	4	0	3	0	0	0	0
28 Colby Rasmus, L (1, 8) OBP: 0.288, SLG: 0.372		B SI 90 L CH 83 F SI 93 B SI 93 B SI 92 X SI 93 3-2 ③ F9		C SI 90 B SI 92 1 SAFE B SI 91 X CH 82 2-1 ③ 1-3 3-H 1B		B SI 90 C FF 91 F SI 90 1 SAFE X 1-2 ① F8		M SI 93 X SI 94 0-1 ① ② G3-6 1-2f 2-3	4	0	1	1	0	0	3
26 Adam Lind, L (1, 3) OBP: 0.275, SLG: 0.327 8 Ben Francisco, R (8, PH) (8, 9) OBP: 0.368, SLG: 0.353			B SI 89 C SI 90 C CH 82 B SI 92 B SI 92 B SI 91 4-2 2 FC1-6 9 1B BB		B SI 90 X SI 90 1-0 E6 5 FC6	C SL 82 T FF 92 S FF 92 0-3 ② K		S FF 95 F FF 95 F FF 96 D SL 87 B SL 85 X FF 95 2-2 ③ F7		2 1	0 0	0 0	0 0	1 0	1 0	1 1
9 J.P. Arencibia, R (1, 2) OBP: 0.265, SLG: 0.380			X CU 77 0-0 2 FC1-6 1-2 1B		B SI 89 1 SAFE F SI 90 X SI 90 1-1 ① F7	C FF 92 F SL 83 X SI 92 0-2 ③ P6			B FF 93 X FF 92 1-0 ① P2	4	0	1	0	0	0	2

| Inning Stats | | |

BOTTOM

Toronto Blue Jays @ Minnesota Twins

Target Field, Minneapolis, MN

Fri May 11 2012, 9:02 PM - 12:18 AM CDT

Att. 33,387 - Rain - 51 F

livebaseballscorecards.com

Batter	1	2	3	4	5	6	7	8	9	AB	R	H	RBI	BB	SO	LOB
2 Denard Span, L (1, 8) OBP: 0.360, SLG: 0.376	B FF 94 F SI 93 B SI 93 B FF 94 B SI 94 4-1 16 BB 20 G5-3 18 1B BB	1 SAFE B SI 91 C SI 91 1 SAFE 1 SAFE S CH 84 B CU 79 1 SAFE D CH 84 3-2 F SI 91 X SI 92 20 CS 1-3 1B			C CH 82 B SI 91 C CH 85 B CU 80 B FC 90 F CH 85 X CU 79 3-2 7 WP 16 2B 2B	B FF 92 C FF 90 B SL 80 F SL 80 B SL 81 X SL 80 3-2 ① L5		C FF 89 B FF 89 X SL 75 1-1 ① P6		4	2	2	0	1	0	0
20 Brian Dozier, R (1, 6) OBP: 0.227, SLG: 0.190	C FF 94 B FF 93 X SI 94 1-1 ① G5-3 1-2	1 SAFE P PO 86 S FF 91 S CU 80 S CU 80 1-3 ② ③ K 1-2			B CU 78 F FC 89 D FF 91 F FC 90 S CU 81 2-3 ① K2-3	C FF 92 X SL 80 0-1 ② B1-3		X FF 88 0-0 ② P6		5	0	0	0	0	2	4
7 Joe Mauer, L (1, 2) OBP: 0.388, SLG: 0.363	B SI 93 C CH 86 D SI 93 B CH 86 B SI 93 4-1 16 BB 18 1B BB		C FC 90 F FF 91 B CU 80 B FC 90 B SI 92 F SI 91 F SI 92 X CH 85 3-2 16 WP 1B		C FF 88 B CU 74 B CH 81 C CH 82 F SL 83 F SL 82 D SL 82 F SL 82 D FF 91 4-2 16 2B 27 BB 2-3 BB	B SI 93 B CH 86 B SL 82 C FF 92 C FF 92 B FF 92 4-2 BB		C FF 89 B SI 89 X SI 89 1-1 ③ G6-3		2	2	1	0	3	0	0
16 Josh Willingham, R (1, 7) OBP: 0.424, SLG: 0.646	B FC 94 F FF 92 B FC 91 B FF 93 C SI 93 B SI 93 4-2 18 1B 1-2 2-3 BB		F FC 91 B FC 90 B SI 92 S FC 90 B CU 80 X FC 90 3-2 ① G6-3 1-2		B CH 81 X CH 81 1-0 27 BB 19 1B 1-3 3-H 2B	B FF 92 C FF 91 S SL 81 S SL 80 1-3 ③ K				3	1	1	1	1	1	2
18 Ryan Doumit, S (1, 10) OBP: 0.295, SLG: 0.426 25 Erik Komatsu, L (7, PR) OBP: 0.295, SLG: 0.211 (8, 10)	B SI 93 B SI 93 S SI 93 F SI 93 B SI 93 X FF 94 3-2 1-3 2-H 3-H 1B		C SI 91 B FC 90 S CH 84 D CH 86 F FF 90 D CU 81 S CH 85 3-3 ② K		I IN 73 I IN 73 I IN 75 I IN 73 4-0 27 BB 19 1B IBB		B FF 91 B CH 86 B FF 91 C FF 91 F FF 91 B SL 82 4-2 24 F7 19 1B BB			2 0	1 1	1 0	2 0	2 0	1 0	1 0
24 Trevor Plouffe, R (1, 5) OBP: 0.279, SLG: 0.216	C CU 78 S CU 79 S CU 79 0-3 ② K2-3		X FC 90 0-0 ③ G5-3		C SL 80 C FF 89 D SL 82 S SL 83 1-3 ② K		X FF 90 0-0 ① F7 1-2			4	0	0	0	0	2	7
27 Chris Parmelee, L (1, 3) OBP: 0.262, SLG: 0.286	B CH 85 F SI 92 B FF 93 F SI 93 X CU 80 2-2 ③ G4-3			B SI 91 L SI 91 X SI 92 1-1 ① G6-3	B CH 82 B CH 82 C CH 81 B FF 90 B CH 80 4-1 19 1B 1-2 2-3 3-H BB		X SI 92 0-0 ② F7			3	0	0	1	1	0	4
19 Darin Mastroianni, R (1, 9) OBP: 0.286, SLG: 0.286		B SI 92 B FF 92 C SI 92 F SI 92 B SI 93 F FF 94 F SI 93 F FF 93 F SI 94 3-3 ① F SI 93 S CU 79 K2-3		C SI 92 B FC 90 S CU 81 B CU 81 X CU 80 2-2 ② G6-3	X SL 81 0-0 1-2 2-H 3-H 1B		B FF 92 X SL 82 1-0 2-H 1B			4	0	2	3	0	1	0
8 Jamey Carroll, R (1, 4) OBP: 0.310, SLG: 0.257		B SI 94 C FF 93 C CU 79 B FC 90 F SI 92 B CU 81 B FF 93 4-2 2 1B BB		C FC 90 C CU 80 B FC 89 B SI 92 X CU 81 2-2 ③ G4-3	C FF 89 B CU 74 X SL 81 1-1 ③ G4-3		C FF 91 X SL 81 0-1 ③ G6-3			3	0	0	0	1	0	4
Inning Stats	R: 2 E: 0 K: 1 S: 15 H: 1 LOB: 2 BB: 3 P: 33	R: 0 E: 0 K: 2 S: 19 H: 1 LOB: 1 BB: 1 P: 29	R: 0 E: 0 K: 1 S: 13 H: 1 LOB: 1 BB: 0 P: 22	R: 0 E: 0 K: 0 S: 8 H: 0 LOB: 0 BB: 0 P: 13	R: 4 E: 0 K: 2 S: 20 H: 3 LOB: 2 BB: 3 P: 40	R: 0 E: 0 K: 1 S: 10 H: 0 LOB: 1 BB: 1 P: 18	R: 1 E: 0 K: 0 S: 7 H: 1 LOB: 2 BB: 1 P: 12	R: 0 E: 0 K: 0 S: 5 H: 0 LOB: 0 BB: 0 P: 7		1B: 5 2B: 2 3B: 0 HR: 0 SF: 0 SAC: 0 DP: 0 HBP: 0						

	AB	30
	R	7
	H	7
	RBI	7
	BB	9
	SO	7
	LOB	22

WP: 2 PA: 39
PB: 0
SB: 0
CS: 1

PITCHER		IP	WLS	BF	H	R	ER	SO	BB	IBB	HBP	BLK	WP	HR	S	P	ERA	WHIP
4 Kyle Drabek, R ERA: 3.66	(1, 1)	4.1	L	20	4	3	3	5	4	0	0	0	1	0	62	109	6.23	1.846
33 Carlos Villanueva, R ERA: 5.54	(5, 1)	0.2		7	2	3	3	1	2	1	0	0	1	0	13	28	40.50	6.000
34 Joel Carreno, R ERA: 5.23	(6, 1)	2.0		9	1	1	1	1	2	0	0	0	0	0	17	30	4.50	1.500
38 Darren Oliver, L ERA: 1.74	(8, 1)	1.0		3	0	0	0	0	0	0	0	0	0	0	5	7	0.00	0.000

PITCHER		IP	WLS	BF	H	R	ER	SO	BB	IBB	HBP	BLK	WP	HR	S	P	ERA	WHIP

Batter	1	2	3	4	5	6	7	8	9	AB	R	H	RBI	BB	SO	LOB
2 Kelly Johnson, L (1, 4) OBP: 0.367, SLG: 0.432	C FF 87 C FF 87 B SI 90 B FC 86 B SI 88 F FF 88 X FF 89 3-2 G4-3		B CH 77 B FF 88 F FF 88 X SI 88 2-1 G4-3			C SL 74 B SI 88 C FF 89 F SI 90 X FF 89 1-2 5 G1-6-3 1B		F SL 84 C SI 93 B SI 94 F SI 93 F SL 85 F SL 83 F SI 93 S SL 86 1-3 K		4	0	1	0	0	1	1
5 Yunel Escobar, R (1, 6) OBP: 0.307, SLG: 0.326	C FF 89 X SL 76 0-1 19 G5-4-3 1B			X SI 89 0-0 G1-3		C FF 88 X FF 89 0-1 G1-6-3 1-2f			C SL 87 C SL 85 B SL 86 X SL 86 1-2 G6-3	4	0	1	0	0	0	1
19 José Bautista, R (1, 9) OBP: 0.327, SLG: 0.418	B FF 88 C FF 90 D FF 88 C FF 88 X CH 78 2-2 G5-4-3 1-2f			C CH 78 B FC 87 X SL 77 1-2 G5-3		B SI 88 C SL 76 C FF 89 F CH 79 B FC 87 B FF 91 X SL 77 3-2 HR			B FF 92 X FF 92 1-0 1B	4	1	2	1	0	0	1
10 Edwin Encarnación, R (1, 10) OBP: 0.322, SLG: 0.577		B FF 89 C SL 76 F FF 88 B SL 77 F CH 78 S FF 92 2-3 K		C FC 88 F SL 76 S FF 89 0-3 K		B FF 87 X SL 78 1-0 P3			C FF 91 F FF 92 F SL 85 S SL 84 0-3 K	4	0	0	0	0	3	1
14 Eric Thames, L (1, 7) OBP: 0.307, SLG: 0.404 11 Rajai Davis, R (9, 7) OBP: 0.278, SLG: 0.313		B FF 89 B CH 79 C FF 89 F FC 87 B FF 90 X FF 90 3-2 G4-3			C SL 73 S CH 77 S CH 76 0-3 K		C FF 93 B SI 93 X SI 93 1-1 G4-3		C FF 91 1 SAFE B FF 92 F FF 91 1 SAFE 1 SAFE S FF 91 1-3 K	4 0	0 0	0 0	0 0	0 0	2 0	1 0
13 Brett Lawrie, R (1, 5) OBP: 0.333, SLG: 0.405		B SL 75 B FF 90 C FC 88 C FF 87 F CH 79 X FF 91 2-2 F9			C SI 88 X CH 78 0-1 G6-3		C SL 84 X SI 94 0-1 G4-3			3	0	0	0	0	0	0
28 Colby Rasmus, L (1, 8) OBP: 0.297, SLG: 0.388			B FF 87 C SI 87 F SI 87 B FF 88 X FC 88 2-2 1B		C CH 78 B FC 85 B SI 88 F FF 87 B FF 89 X CH 78 3-2 26 1B 2B		B CU 75 X SI 92 1-0 F7			3	1	2	0	0	0	0
26 Adam Lind, L (1, 3) OBP: 0.276, SLG: 0.327			C SI 88 B SI 89 F SI 88 1 SAFE F FF 87 S CH 78 1-3 K		B FF 89 B FF 90 C FF 88 X SL 74 2-1 2-H 1B			F SL 83 B SL 85 F SL 84 X SI 93 1-2 G6-3		3	0	1	1	0	1	1
6 Jeff Mathis, R (1, 2) OBP: 0.357, SLG: 0.565			B SI 88 1 SAFE X FF 87 1-0 F9		C SL 74 B FC 86 S FC 86 B FF 89 B FF 89 C FF 88 3-3 K			C CU 75 S SL 86 S FF 94 0-3 K		3	0	0	0	0	2	2
Inning Stats	R: 0 E: 0 K: 0 S: 9 H: 1 LOB: 0 BB: 0 P: 14	R: 0 E: 0 K: 1 S: 11 H: 0 LOB: 0 BB: 0 P: 18	R: 0 E: 0 K: 1 S: 10 H: 1 LOB: 1 BB: 0 P: 16	R: 0 E: 0 K: 1 S: 7 H: 0 LOB: 0 BB: 0 P: 8	R: 1 E: 0 K: 2 S: 13 H: 2 LOB: 1 BB: 0 P: 21	R: 1 E: 0 K: 0 S: 11 H: 2 LOB: 0 BB: 0 P: 16	R: 0 E: 0 K: 0 S: 5 H: 0 LOB: 0 BB: 0 P: 7	R: 0 E: 0 K: 2 S: 13 H: 0 LOB: 0 BB: 0 P: 15	R: 0 E: 0 K: 2 S: 11 H: 1 LOB: 1 BB: 0 P: 14	1B: 5 2B: 1 3B: 0 HR: 1 SF: 0 SAC: 0 DP: 2 HBP: 0						

PITCHER		IP	WLS	BF	H	R	ER	SO	BB	IBB	HBP	BLK	WP	HR	S	P	ERA	WHIP
39 P.J. Walters, R ERA: 3.0	(1, 1)	6.0	L	22	6	2	2	5	0	0	0	0	0	1	61	93	3.00	1.000
52 Brian Duensing, L ERA: 2.16	(7, 1)	2.0		6	0	0	0	2	0	0	0	0	0	0	18	22	0.00	0.000
60 Jeff Gray, R ERA: 1.84	(9, 1)	1.0		4	1	0	0	2	0	0	0	0	0	0	11	14	0.00	1.000

PITCHER	IP	WLS	BF	H	R	ER	SO	BB	IBB	HBP	BLK	WP	HR	S	P	ERA	WHIP

TOP

Toronto Blue Jays @ Minnesota Twins

Target Field, Minneapolis, MN

Sat May 12 2012, 6:12 PM - 9:00 PM CDT

Att. 38,820 - Clear - 69 F

livebaseballscorecards.com

AB	32
R	2
H	7
RBI	2
BB	0
SO	9
LOB	8

WP: 0	PA: 32
PB: 0	
SB: 0	
CS: 0	

BOTTOM

Toronto Blue Jays @ Minnesota Twins

Target Field, Minneapolis, MN

Sat May 12 2012, 6:12 PM - 9:00 PM CDT

Att. 38,820 - Clear - 69 F

livebaseballscorecards.com

Batter	1	2	3	4	5	6	7	8	9	AB	R	H	RBI	BB	SO	LOB
2 Denard Span, L (1, 8) OBP: 0.355, SLG: 0.364	B SI 91 C SI 90 C FF 92 F SL 83 B SL 83 X FF 92 2-2 G4-3 ①			C CH 83 B FF 91 X FF 90 1-1 G6-3 ①	B FF 90 B FF 90 X SI 91 2-0 L7 ③		B FF 92 B CH 85 1 SAFE 1 SAFE B CH 86 C FF 93 B CH 85 4-1 1-2 BB		B FF 92 X FC 91 1-0 L7 ③	4	0	0	0	1	0	0
20 Brian Dozier, R (1, 6) OBP: 0.269, SLG: 0.280	B FF 92 B FF 92 B FF 92 C FF 92 X FF 92 3-1 F8 ②			C FF 92 X SL 83 0-1 18 BB 7 1B 24 BB 1B		F FF 92 F FF 92 X SL 83 0-2 7 G4-3 2B	C FF 93 S FF 94 B FF 95 D FF 94 F FF 95 F SL 88 B FF 94 F FF 93 F SL 88 3-2 X SL 88 G6-3 ③			4	1	2	0	0	0	2
7 Joe Mauer, L (1, 2) OBP: 0.391, SLG: 0.376	B FF 90 F FF 90 B SI 92 F FF 90 X SI 92 2-2 G6-3 ③			C FF 91 1 SAFE 1 SAFE B FF 90 1 SAFE C FF 90 X SL 83 1-2 24 BB 18 BB 1-2 1B		B FF 90 C SI 89 B FF 89 F FF 88 F CH 84 X CH 84 2-2 G4-3 ① 2-3		F FF 92 X FF 93 0-1 2B	4	0	2	0	0	0	1
16 Josh Willingham, R (1, 7) OBP: 0.418, SLG: 0.627		X FF 89 0-0 G6-3 ①		B FF 91 C FF 92 C FF 92 S SL 83 1-3 K ②		B FF 92 B FF 91 D SL 84 S FF 90 B FF 91 4-1 BB		X FF 93 0-0 F9 ①	3	0	0	0	1	1	3
18 Ryan Doumit, S (1, 10) OBP: 0.303, SLG: 0.417 25 Erik Komatsu, L (8, PR) OBP: 0.295, SLG: 0.211 (9, 10)		B SI 90 C FF 90 L CH 85 S SL 83 1-3 K ②		C CH 83 B FF 90 S CH 84 B FF 94 D CH 85 B FF 91 4-2 24 BB 1-2 2-3 BB		B FF 90 F CH 81 B CH 82 B SI 90 F SI 88 S CH 83 3-3 K ②		B SL 80 F FF 93 C FF 93 B FF 93 B FF 93 F FF 94 B SL 82 4-2 BB		2 0	0 0	0 0	0 0	2 0	2 0	2 0
24 Trevor Plouffe, R (1, 5) OBP: 0.277, SLG: 0.204 (9, 3)		C FF 92 C FF 93 B SL 84 B SL 83 C FF 92 2-3 K ③		C FF 93 B FF 93 B FF 93 C FF 92 F FF 92 D SL 83 B FF 92 4-2 1-2 2-3 3-H BB		X FF 92 0-0 G1-6-3 ③		X FF 93 0-0 F9 ②	3	0	0	1	1	1	4
27 Chris Parmelee, L (1, 3) OBP: 0.253, SLG: 0.275 12 Alexi Casilla, S (8, PH) OBP: 0.274, SLG: 0.296 (9, 5)			B SI 89 B FF 89 X FF 90 2-0 F8 ①	X CH 83 0-0 G6-3 ③			X FF 91 0-0 P7 ①	S SI 94 F SI 94 F SI 94 T SL 86 0-2 K ③		3 1	0 0	0 0	0 0	0 1	0 2	3 2
19 Darin Mastroianni, R (1, 9) OBP: 0.273, SLG: 0.200			B FF 91 S FF 92 B FF 92 F FF 92 B FF 92 F FF 93 F FF 93 F FF 93 B FF 94 4-2 8 F9-3 BB		C FF 90 X SL 82 0-1 G5-6-3 ①		B FF 92 B FF 91 C FF 90 F SL 86 F SL 86 B FF 92 C SL 87 3-3 K ②		B FF 92 C FC 92 S FC 92 B FF 92 F FC 89 X FC 91 2-2 G6-3 ①	3	0	0	0	1	1	0
8 Jamey Carroll, R (1, 4) OBP: 0.308, SLG: 0.256			C FF 91 X FF 91 0-1 F9-3 ②③ 1-1		C FF 90 B FF 89 B FF 90 X FF 91 2-1 G5-3 ②		C FF 92 B FF 93 B FF 93 C SL 85 X FF 93 2-2 2 WP 1B		B FF 92 C FF 91 C FC 90 C CU 75 1-3 K ②	4	0	1	0	0	1	1
Inning Stats	R: 0 E: 0 K: 0 S: 9 H: 0 LOB: 0 BB: 0 P: 16	R: 0 E: 0 K: 2 S: 7 H: 0 LOB: 0 BB: 0 P: 10	R: 0 E: 0 K: 0 S: 8 H: 0 LOB: 0 BB: 1 P: 14	R: 1 E: 0 K: 1 S: 16 H: 2 LOB: 3 BB: 2 P: 27	R: 0 E: 0 K: 0 S: 5 H: 0 LOB: 0 BB: 0 P: 9	R: 0 E: 0 K: 0 S: 12 H: 1 LOB: 2 BB: 1 P: 21	R: 0 E: 0 K: 1 S: 16 H: 1 LOB: 2 BB: 1 P: 28	R: 0 E: 0 K: 1 S: 11 H: 1 LOB: 2 BB: 1 P: 15	R: 0 E: 0 K: 1 S: 8 H: 0 LOB: 0 BB: 0 P: 12	1B: 3 2B: 3 3B: 0 HR: 0 SF: 0 SAC: 0 DP: 1 HBP: 0						

	AB	31
	R	1
	H	5
	RBI	1
	BB	6
	SO	7
	LOB	18

WP: 1 PA: 37
PB: 0
SB: 0
CS: 0

PITCHER		IP	WLS	BF	H	R	ER	SO	BB	IBB	HBP	BLK	WP	HR	S	P	ERA	WHIP
36 Drew Hutchison, R ERA: 5.53	(1, 1)	6.0	W	24	3	1	1	4	4	0	0	0	0	0	57	97	1.50	1.167
48 Francisco Cordero, R ERA: 8.76	(7, 1)	1.0	H	5	1	0	0	1	1	0	0	0	1	0	16	28	0.00	2.000
54 Jason Frasor, R ERA: 3.29	(8, 1)	0.2	H	4	1	0	0	0	1	0	0	0	0	0	7	11	0.00	3.000
47 Luis Perez, L ERA: 2.6	(8, 1)	0.1	H	1	0	0	0	1	0	0	0	0	0	0	4	4	0.00	0.000
44 Casey Janssen, R ERA: 4.38	(9, 1)	1.0	S	3	0	0	0	1	0	0	0	0	0	0	8	12	0.00	0.000

PITCHER	IP	WLS	BF	H	R	ER	SO	BB	IBB	HBP	BLK	WP	HR	S	P	ERA	WHIP

Toronto Blue Jays @ Minnesota Twins

Target Field, Minneapolis, MN

Sun May 13 2012, 1:14 PM - 4:13 PM CDT

Att. 36,889 - Partly Cloudy - 71 F

livebaseballscorecards.com

Batter	1	2	3	4	5	6	7	8	9	AB	R	H	RBI	BB	SO	LOB
2 Kelly Johnson, L (1, 4) OBP: 0.362, SLG: 0.423	C FF 88 B FF 89 X FF 89 1-1 F9 ①		C FF 88 B FF 88 X FF 89 1-1 F9 ①		C FF 88 B FF 88 B FF 88 F FF 88 T CU 82 2-2 K ③			C SI 92 X FF 92 0-1 10 1B, 5 1B, 14 G3, 1-3, 1B	S CH 88 D CH 88 S CH 88 F CH 89 B SI 93 S CH 88 2-3 K ③	5	1	1	0	0	2	3
5 Yunel Escobar, R (1, 6) OBP: 0.306, SLG: 0.324	C FF 88 B CH 84 X FF 88 1-1 G4-3 ②		C CU 79 C FF 88 B FF 88 S FF 89 1-3 K ② 1-2			C FF 86 B CH 83 B FF 88 B FF 89 C FF 89 X FF 89 3-2 G6-3 ①		B SL 86 F SI 93 X SI 94 1-1 14 G3, 10 1B, 13 WP, 1-2, 3-H, 1B		4	1	1	1	0	1	1
19 José Bautista, R (1, 9) OBP: 0.325, SLG: 0.413	X FF 88 0-0 E5 10 1B		B CU 80 C CU 82 F FF 90 X CU 81 1-2 L7 ③ 2-3			B CH 84 B FF 89 X FF 90 2-0 8 FC5-4 1B		B CH 86 C SI 93 T CH 88 D CH 88 X CH 88 2-2 P3 ①		4	0	1	0	0	0	3
10 Edwin Encarnación, R (1, 3) OBP: 0.333, SLG: 0.590	S CU 79 B CU 80 C CU 79 1 SAFE F CU 80 1 SAFE X FF 90 1-2 8 S 1-3 1B			C CU 79 C FF 88 B FF 88 F CU 81 B FF 89 B FF 88 X FF 89 3-2 8 L6-4 2B		C FF 88 B FF 89 B FF 89 F FF 89 C FF 90 2-3 K ②		F CH 87 B SI 94 X CH 87 1-1 13 WP, 14 G3, 1-2, 2-3, 1B		4	0	3	0	0	1	1
8 Ben Francisco, R (1, 10) OBP: 0.318, SLG: 0.300 14 Eric Thames, L (8, PH) OBP: 0.304, SLG: 0.400 (8, 10)	C FF 91 F CU 81 D CU 81 F CU 81 B FF 88 F CU 81 S CU 82 2-3 K ③ 1-2			C FF 88 D CU 81 X CU 80 1-1 L6-4 ① 2-3 ②		B FF 90 D FF 90 X FF 89 2-0 FC5-4 ③ 1-2f		C FF 95 B FF 97 S SI 96 B FF 97 X FF 97 2-2 G3 ② 1-2 2-3 3-H		3 1	0 0	0 0	0 1	0 0	1 0	4 2
13 Brett Lawrie, R (1, 5) OBP: 0.331, SLG: 0.400		B CH 82 X FF 89 1-0 G6-3 ①		B FF 89 B FF 88 C FF 89 F FF 88 F FF 89 B CU 83 X FF 89 3-2 28 S 1B			B FF 87 B FF 90 X FF 88 2-0 F8 ①	B SL 86 F FF 96 X SI 95 1-1 G4-3 ③ 2-3 3-H		4	0	1	0	0	0	1
28 Colby Rasmus, L (1, 8) OBP: 0.288, SLG: 0.375		B FF 89 X FF 87 1-0 G3 ②		F CU 79 F CU 80 1 SAFE 1 SAFE B FF 88 B CU 81 B FF 88 X CU 80 3-2 F8 ③ 1-2			C FF 88 F FF 89 F FF 88 B CU 82 X FF 90 1-2 F8 ②		B SI 91 X SI 91 1-0 P5 ①	4	0	0	0	0	0	1
9 J.P. Arencibia, R (1, 2) OBP: 0.265, SLG: 0.375 6 Jeff Mathis, R (9, PR) OBP: 0.357, SLG: 0.565		F FF 88 B X FF 88 1-1 G1-3 ③			B FF 88 X FF 88 1-0 G6-3 ①		C FF 89 F CU 80 B FF 89 F FF 90 X CU 80 1-2 G6-3 ③		S FF 92 B FF 92 F FF 91 B FF 94 X FF 93 2-2 26 F7 1B	4 0	0 0	1 0	0 0	0 0	0 0	0 0
11 Rajai Davis, R (1, 7) OBP: 0.308, SLG: 0.343 26 Adam Lind, L (9, PH) OBP: 0.274, SLG: 0.324			C FF 87 B FF 88 X FF 89 1-1 19 S, 5 S, 1B		X CH 83 0-0 G6-3 ②			C FF 92 S FF 93 B FC 94 X FF 94 1-2 2 1B, 5 1B, 1B	X SI 91 0-0 F7 ② 1-2	3 1	1 0	2 0	0 0	0 0	0 0	0 1
Inning Stats	R: 0 E: 1 K: 1 S: 14 H: 1 LOB: 2 BB: 0 P: 19	R: 0 E: 0 K: 0 S: 4 H: 0 LOB: 0 BB: 0 P: 7	R: 0 E: 0 K: 1 S: 10 H: 1 LOB: 1 BB: 0 P: 14	R: 0 E: 0 K: 0 S: 13 H: 2 LOB: 1 BB: 0 P: 23	R: 0 E: 0 K: 1 S: 5 H: 0 LOB: 0 BB: 0 P: 8	R: 0 E: 0 K: 1 S: 8 H: 1 LOB: 1 BB: 0 P: 17	R: 0 E: 0 K: 0 S: 9 H: 0 LOB: 0 BB: 0 P: 13	R: 3 E: 0 K: 0 S: 17 H: 4 LOB: 1 BB: 0 P: 25	R: 0 E: 0 K: 1 S: 9 H: 1 LOB: 2 BB: 0 P: 14	1B: 9 2B: 2 3B: 0 HR: 0	SF: 0 SAC: 0 DP: 1 HBP: 0					

PITCHER		IP	WLS	BF	H	R	ER	SO	BB	IBB	HBP	BLK	WP	HR	S	P	ERA	WHIP
58 Scott Diamond, L ERA:	(1, 1)	7.0	W	26	5	0	0	4	0	0	0	0	0	0	63	101	0.00	0.714
61 Jared Burton, R ERA: 4.05	(8, 1)	0.1		5	4	3	3	0	0	0	0	0	0	0	12	17	81.00	12.000
15 Glen Perkins, L ERA: 5.14	(8, 1)	0.2	H	2	0	0	0	0	0	0	0	0	1	0	5	8	0.00	0.000
55 Matt Capps, R ERA: 3.46	(9, 1)	1.0	S	4	1	0	0	1	0	0	0	0	0	0	9	14	0.00	1.000

PITCHER	IP	WLS	BF	H	R	ER	SO	BB	IBB	HBP	BLK	WP	HR	S	P	ERA	WHIP

AB	37
R	3
H	10
RBI	2
BB	0
SO	5
LOB	17

WP: 1 PB: 0 SB: 4 CS: 0 PA: 37

Batter	1	2	3	4	5	6	7	8	9	AB	R	H	RBI	BB	SO	LOB
2 Denard Span, L (1, 8) OBP: 0.356, SLG: 0.361	C FF 89 F FF 90 B CU 78 X CH 84 1-2 F7 ①		B FF 89 1 SAFE B SI 91 X SI 90 2-0 G4-6-3 ①② 1-2f		C FF 90 C FF 91 B FF 91 B CU 78 F FF 92 X FF 92 2-2 7 BB 20 1B 16 BB 1B	1 SAFE P PO 88 C SI 91 F FF 91 1 SAFE D SL 82 D SL 82 D SL 81 4-2 16 FC5 7 PB 1-2 BB		C SL 78 F FF 90 B FF 89 B FF 89 X FF 90 2-2 G6-3 ①		4	1	1	0	1	0	1
20 Brian Dozier, R (1, 6) OBP: 0.290, SLG: 0.400	B SI 91 X FF 91 1-0 G5-3 ②		B SI 91 X CH 82 1-0 HR		1 SAFE L SI 92 B SI 91 1 SAFE X SI 92 1-1 16 BB 7 BB 18 1B 1-2 1B	B FF 92 X SI 92 1-0 F7 ②		B SI 90 X SI 90 1-0 G6-3 ②		5	2	2	1	0	0	2
7 Joe Mauer, L (1, 3) OBP: 0.406, SLG: 0.387	C FF 91 B SI 93 B SI 92 F SI 92 B FF 92 X CH 83 3-2 2B		B FF 93 B FF 92 B SI 91 B SI 90 4-0 BB		D CU 77 B FF 91 B FF 91 B FF 91 4-0 16 BB 18 1B 1-2 2-3 BB	D SI 92 B FF 93 C FF 92 B FF 93 B SL 82 4-1 16 FC5 1-2 2-3 BB		C SI 90 X SI 90 0-1 F7 ③		2	1	1	0	3	0	0
16 Josh Willingham, R (1, 7) OBP: 0.413, SLG: 0.610	B CH 83 B FF 92 F FF 92 B FF 92 C CH 86 X CH 84 3-2 F9 ③		B SI 90 B SI 91 B SI 91 C SI 91 S SI 92 F FF 92 X FF 90 3-2 G4-3 ③		C FF 91 B FF 91 B FF 92 F FF 91 B CU 80 D FF 92 4-2 24 G1-4-3 18 1B 1-2 2-3 3-H BB	C SL 81 F FF 94 X SL 82 0-2 FC5 ③ 1-2 2-3f				3	0	0	1	1	0	5
18 Ryan Doumit, S (1, 10) OBP: 0.310, SLG: 0.420		B FF 91 C FF 91 B FF 92 F FF 91 F FF 92 X CH 84 2-2 24 G4-3 1B	B SI 90 C SI 91 X FF 91 1-1 G5-3 ①		C SI 92 F SI 93 F FF 94 B CU 79 X FF 93 1-2 24 G1-4-3 1-2 2-H 3-H 1B		F FF 92 B CH 86 B CH 85 X FF 92 2-1 G3-1 ①			4	0	2	2	0	0	0
24 Trevor Plouffe, R (1, 5) OBP: 0.290, SLG: 0.228		X SI 90 0-0 G4-3 ①② 1-2f	B SI 90 B SI 91 B SI 90 B SI 91 4-0 25 1B 41 FC5-2 BB		B CH 81 X CH 83 1-0 G1-4-3 ①② 1-2f 2-3		B SL 82 S FF 93 X SL 83 1-1 E7 2B			3	0	1	0	1	0	3
25 Erik Komatsu, L (1, 9) OBP: 0.313, SLG: 0.220		B SI 92 F SI 92 F SI 92 B CU 79 B FF 94 B FF 91 4-2 BB	X SI 89 0-0 41 FC5-2 1-3 1B		B SI 92 X CH 83 1-0 G4-3 ③		F SI 93 X SI 94 0-1 P6 ②			3	0	1	0	1	0	2
41 Drew Butera, R (1, 2) OBP: 0.308, SLG: 0.250		C FF 90 X SI 91 0-1 G4-3 ③	D FF 91 X FF 90 1-0 FC5-2 ② 1-2 3-H			F FF 89 B CH 83 B FF 91 C FF 90 X CH 82 2-2 G5-3 ① 1-2 2-3 BB	B SL 83 B SL 82 B FF 94 B FF 91 4-0 8 FC6-4 BB			3	0	0	0	1	0	3
8 Jamey Carroll, R (1, 4) OBP: 0.314, SLG: 0.264			B SI 89 X SI 90 1-0 2 G4-6-3 1B	F FF 91 D CH 83 F FF 92 X CU 80 1-2 F7 ③		X SI 91 0-0 7 PB 2 S 1B	C SL 82 D SL 84 F FF 93 X SL 83 1-2 FC6-4 ③ 1-2f			4	0	2	0	0	0	4
Inning Stats	R: 0 E: 0 K: 0 S: 10 H: 1 LOB: 1 BB: 0 P: 18	R: 0 E: 0 K: 0 S: 9 H: 1 LOB: 1 BB: 1 P: 15	R: 1 E: 0 K: 0 S: 7 H: 2 LOB: 1 BB: 1 P: 18	R: 0 E: 0 K: 0 S: 7 H: 1 LOB: 2 BB: 1 P: 14	R: 3 E: 0 K: 0 S: 14 H: 3 LOB: 1 BB: 2 P: 28	R: 0 E: 0 K: 0 S: 12 H: 1 LOB: 3 BB: 2 P: 22	R: 0 E: 1 K: 0 S: 9 H: 1 LOB: 2 BB: 1 P: 17	R: 0 E: 0 K: 0 S: 6 H: 0 LOB: 0 BB: 0 P: 9		1B: 7 2B: 2 3B: 0 HR: 1 SF: 0 SAC: 0 DP: 3 HBP: 0		WP: 0 PB: 1 SB: 1 CS: 0 PA: 39			

PITCHER		IP	WLS	BF	H	R	ER	SO	BB	IBB	HBP	BLK	WP	HR	S	P	ERA	WHIP
24 Ricky Romero, L ERA: 3.88	(1, 1)	5.1	L	27	9	4	4	0	5	0	0	0	0	1	51	99	6.75	2.625
34 Joel Carreno, R ERA: 4.5	(6, 1)	1.2		9	1	0	0	0	3	0	0	0	0	0	17	33	0.00	2.400
38 Darren Oliver, L ERA: 1.59	(8, 1)	1.0		3	0	0	0	0	0	0	0	0	0	0	6	9	0.00	0.000

PITCHER	IP	WLS	BF	H	R	ER	SO	BB	IBB	HBP	BLK	WP	HR	S	P	ERA	WHIP

BOTTOM

Toronto Blue Jays @ Minnesota Twins

Target Field, Minneapolis, MN

Sun May 13 2012, 1:14 PM - 4:13 PM CDT

Att. 36,889 - Partly Cloudy - 71 F

livebaseballscorecards.com

AB	31
R	4
H	10
RBI	4
BB	8
SO	0
LOB	20

Batter	1	2	3	4	5	6	7	8	9	AB	R	H	RBI	BB	SO	LOB
18 Ben Zobrist, S (1, 9) OBP: 0.377, SLG: 0.479	B FS 87 C FS 82 B FS 84 B FF 89 B SI 90 4-1 2 BB BB		C FS 82 S FS 83 C FF 92 0-3 ① K		1 SAFE 1 SAFE C FS 86 F FF 93 X FS 84 0-2 ② FC4-6 2 BB 20 1B 1-2f	D CH 84 C FF 93 C CH 85 D SL 85 C SI 94 2-3 ② K			X FF 90 0-0 HR	4	2	1	1	1	2	3
2 B.J. Upton, R (1, 8) OBP: 0.333, SLG: 0.397	F FS 86 B FS 88 F FS 88 B FF 90 1 SAFE B FF 90 B FF 90 4-2 30 FC6 1-2 BB		B FF 90 C FF 90 F FF 90 F FF 93 C FF 94 1-3 ② K 1-2		B FF 92 B FF 92 1 SAFE B FF 93 D FF 93 4-0 23 WP 20 1B 30 1B 1-2 BB	1 SAFE 1 SAFE B SI 94 B CH 84 B SI 94 1 SAFE 3-0 ③ CS 1-2	F FF 89 F FF 91 B FF 92 B FF 91 F CU 78 X FF 91 2-2 30 S 1B		S FF 90 B FF 90 F CH 82 S SL 82 1-3 ① K	3	1	1	0	2	2	1
20 Matt Joyce, L (1, 7) OBP: 0.367, SLG: 0.549	C FS 82 C FS 83 C SL 84 0-3 ① K		X FS 85 0-0 ③ G5-3		X FS 87 0-0 23 WP 30 1B 1-2 2-H 1B		C FF 90 C CU 76 F SL 83 S CU 79 0-3 ① K		B CU 71 X CH 81 1-0 ② G5-1	5	1	1	1	0	2	4
23 Carlos Pena, L (1, 3) OBP: 0.367, SLG: 0.395	C FF 90 B FS 84 B FF 90 T FS 84 C FF 93 2-3 ② K			X FS 89 0-0 ① G4-3	B FF 93 F FS 87 B FS 84 F FS 86 S SL 87 2-3 K 30 1B 1 2B 1-2 2-3		C SI 91 F FF 93 D CU 80 1 SAFE C SL 82 1-3 ② K		B CU 72 B CU 70 B CH 81 B FF 91 4-0 BB	4	1	0	0	1	3	5
30 Luke Scott, L (1, 10) OBP: 0.292, SLG: 0.500	B FF 91 C FS 84 B FF 92 X FS 85 2-1 ③ FC6 1-2f			C FF 90 S FF 91 B FF 92 B FF 93 F FS 86 B FF 93 S FS 86 3-3 ② K	X FF 94 0-0 1 2B 1-2 2-H 3-H 1B		C CU 76 S SL 85 0-3 ③ K 1-2		C SI 89 S CU 76 F FF 91 S SL 83 0-3 ③ K	5	1	1	2	0	3	4
1 Sean Rodríguez, R (1, 5) OBP: 0.299, SLG: 0.324		C FS 86 F SL 87 B FF 91 X FF 90 1-2 ① F9		F FF 90 B FF 92 F FF 91 F SL 87 F FF 94 S SL 88 1-3 ③ K	F FF 94 X FF 93 0-1 1-H 2-H 2B			X FF 90 0-0 16 G5-4-3 10 HBP 1B		4	0	2	2	0	1	0
10 Will Rhymes, L (1, 4) OBP: 0.286, SLG: 0.300		C FS 88 X FS 83 0-1 ② P4	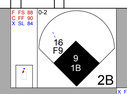 				C CH 83 F CH 84 B FF 92 H FF 93 2-2 16 G5-4-3 1-2 HBP			3	1	1	0	0	0	1
16 Chris Gimenez, R (1, 2) OBP: 0.250, SLG: 0.240		C FS 87 B SL 89 B FS 88 B SL 90 C FF 90 X FF 92 3-2 ③ F9			B FF 91 C FS 86 S FF 93 X FF 93 1-2 ① F9 2-3	B SI 92 X SI 93 1-0 ① G1-3		C SL 86 C FF 92 X SL 87 0-2 ①② G5-4-3 1-2f 2-3		4	0	0	0	0	0	3
9 Elliot Johnson, S (1, 6) OBP: 0.365, SLG: 0.418			B FS 86 B FS 87 C FS 87 B FS 88 B FS 89 4-1 2 S BB		B FF 92 B FF 92 X FS 86 2-0 18 FC4-6 3-H 1B	C FF 94 C FF 93 F FF 93 B SI 94 B CH 84 B CH 83 B SI 93 4-2 2 CS BB		B CH 85 F CH 85 C FF 92 S FF 92 1-3 ③ K		2	0	1	1	2	1	1
Inning Stats	R: 0 E: 0 K: 2 S: 11 H: 0 LOB: 2 BB: 2 P: 23	R: 0 E: 0 K: 0 S: 8 H: 0 LOB: 0 BB: 0 P: 12	R: 0 E: 0 K: 2 S: 9 H: 0 LOB: 1 BB: 1 P: 14	R: 0 E: 0 K: 2 S: 10 H: 0 LOB: 0 BB: 0 P: 14	R: 6 E: 0 K: 1 S: 18 H: 5 LOB: 1 BB: 1 P: 27	R: 0 E: 0 K: 1 S: 7 H: 0 LOB: 0 BB: 1 P: 17	R: 0 E: 0 K: 3 S: 14 H: 1 LOB: 1 BB: 0 P: 17	R: 0 E: 0 K: 1 S: 9 H: 1 LOB: 1 BB: 0 P: 12	R: 1 E: 0 K: 2 S: 9 H: 1 LOB: 1 BB: 1 P: 15	1B: 5 2B: 2 3B: 0 HR: 1 SF: 0 SAC: 0 DP: 1 HBP: 1						

TOP

Tampa Bay Rays @ Toronto Blue Jays

Rogers Centre, Toronto, ON

Mon May 14 2012, 7:09 PM - 10:29 PM EDT

Att. 15,289 - Partly Cloudy - 64 F

livebaseballscorecards.com

AB	34
R	7
H	8
RBI	7
BB	6
SO	14
LOB	22

WP: 1 PA: 42
PB: 0
SB: 2
CS: 1

PITCHER		IP	WLS	BF	H	R	ER	SO	BB	IBB	HBP	BLK	WP	HR	S	P	ERA	WHIP
23 Brandon Morrow, R ERA: 3.08	(1, 1)	5.0	L	25	5	6	6	7	4	0	0	0	1	0	56	90	10.80	1.800
47 Luis Perez, L ERA: 2.45	(6, 1)	1.0		3	0	0	0	1	1	0	0	0	0	0	7	17	0.00	1.000
46 Evan Crawford, L ERA: 3.6	(7, 1)	1.0		4	1	0	0	3	0	0	0	0	0	0	14	17	0.00	1.000
48 Francisco Cordero, R ERA: 8.1	(8, 1)	1.0		4	1	0	0	1	0	0	1	0	0	0	9	12	0.00	1.000
33 Carlos Villanueva, R ERA: 5.79	(9, 1)	1.0		5	1	1	1	2	1	0	0	0	0	1	9	15	9.00	2.000

PITCHER		IP	WLS	BF	H	R	ER	SO	BB	IBB	HBP	BLK	WP	HR	S	P	ERA	WHIP

Tampa Bay Rays @ Toronto Blue Jays

Rogers Centre, Toronto, ON

Mon May 14 2012, 7:09 PM - 10:29 PM EDT

Att. 15,289 - Partly Cloudy - 64 F

BOTTOM

Batter	1	2	3	4	5	6	7	8	9	AB	R	H	RBI	BB	SO	LOB
2 Kelly Johnson, L (1, 4) OBP: 0.363, SLG: 0.422	B FF 87 F FC 88 X SI 90 1-1 26 G1-3 19 S 1B	S FF 92 S SL 84 X FF 92 0-2 1-2 2-H 1B		B CU 72 X SL 83 1-0 ③ G5-3			C SI 86 F KC 78 B SI 85 B KC 78 X SI 87 2-2 ② G6-3		B SL 86 F FF 95 F SL 86 S FF 97 1-3 ③ K	5	0	2	1	0	1	2
5 Yunel Escobar, R (1, 6) OBP: 0.298, SLG: 0.315 17 Omar Vizquel, S (8, 6) OBP: 0.176, SLG: 0.125	B SI 89 B SI 88 X FC 88 2-0 ① F8	C CH 87 F FF 92 C FF 92 0-3 ③ K			C FF 90 F SI 90 X FF 93 0-2 ① F8		B CH 80 S CH 80 C KC 78 X SI 86 1-2 ③ F8			4 0	0 0	0 0	0 0	0 0	1 0	3 0
19 José Bautista, R (1, 9) OBP: 0.323, SLG: 0.403	1 SAFE C FC 90 D CU 76 B CU 76 S SL 81 B CU 76 F SI 92 B FF 90 B CU 78 4-2 26 G1-3 1-2 BB		B SI 92 C CH 86 B FF 91 B CH 86 X CH 87 3-1 ① G5-3		C SI 91 B SI 89 B KC 80 X SI 92 2-1 ② F8			B SL 81 C SI 90 C SI 91 B SL 83 C SI 92 2-3 ① K		3	0	0	0	1	1	0
26 Adam Lind, L (1, 3) OBP: 0.273, SLG: 0.316	D CH 82 C FC 88 S SL 82 D CH 85 X SL 84 2-2 ② G1-3 1-2 2-3		C SL 84 B FF 93 B FF 91 F SL 86 X SL 87 2-2 ② F9		B FF 92 F FF 91 S CH 88 B FF 93 B FC 88 B FF 94 4-2 BB			B SL 79 X FS 84 1-0 ② G3-1		3	0	0	0	1	0	2
10 Edwin Encarnación, R (1, 10) OBP: 0.331, SLG: 0.577	C FF 90 B SL 84 B FF 89 F SL 85 X FC 90 2-2 ③ G4-3		B CH 87 B CH 85 C CU 74 S CU 71 B FF 91 B CU 71 4-2 14 1B BB		B SI 92 B SI 93 B FF 94 C FF 91 F SI 94 F FF 93 X FF 94 3-2 ③ F9			F SI 91 B SI 90 F SI 91 X SL 82 1-2 ③ P3		3	0	0	0	1	0	3
14 Eric Thames, L (1, 7) OBP: 0.311, SLG: 0.398		B SL 85 B FF 91 B SI 92 C FF 91 F FF 92 S FF 91 3-3 ① K	1 SAFE F SI 92 X SL 84 0-1 1-2 1B			C KC 74 F CH 89 X KC 77 0-2 ① G3			B FF 96 B FF 95 F FF 95 B FF 96 F FF 95 B FF 96 4-2 13 1B BB	3	0	1	0	1	1	0
13 Brett Lawrie, R (1, 5) OBP: 0.329, SLG: 0.396		X CH 85 0-0 ② G5-3	F SI 93 C CU 73 S CU 72 0-3 ③ K			B SI 89 C KC 78 B SI 91 B FF 92 F FF 92 C SI 94 3-3 ② K			C FF 95 B FF 96 B FF 95 F FF 95 X FF 96 2-2 1-3 1B	4	0	1	0	0	2	2
28 Colby Rasmus, L (1, 8) OBP: 0.289, SLG: 0.369 8 Ben Francisco, R (9, PH) OBP: 0.304, SLG: 0.286		B SI 92 B SI 91 C FF 92 B FF 92 S SI 91 B SI 93 4-2 9 BB 2 1B BB		B FF 90 F SL 84 F FF 90 B CH 83 F SL 84 F FF 91 X CH 85 2-2 ① G3-1		F SI 92 X FF 93 0-1 ③ F8			C FF 94 F FF 96 F FF 96 B SL 88 S FF 96 1-3 ① K	2 1	1 0	0 0	0 0	1 0	0 1	0 2
9 J.P. Arencibia, R (1, 2) OBP: 0.264, SLG: 0.364		D SI 93 B CH 86 1 SAFE B CH 86 B SI 92 4-0 2 1B 1-2 BB		B CH 86 F CH 85 F FF 92 X CU 73 1-2 ② G6-3			B SI 85 F CH 78 C KC 78 S KC 78 1-3 ① K		C FF 96 T FF 95 F SL 87 S FF 97 0-3 ② K	3	0	0	0	1	2	2

Inning Stats	1	2	3	4	5	6	7	8	9
	R: 0 H: 1 E: 0 LOB: 2 K: 0 BB: 1 S: 12 P: 23	R: 1 H: 1 E: 0 LOB: 2 K: 2 BB: 2 S: 12 P: 23	R: 0 H: 1 E: 0 LOB: 2 K: 1 BB: 1 S: 12 P: 21	R: 0 H: 0 E: 0 LOB: 0 K: 0 BB: 0 S: 9 P: 13	R: 0 H: 0 E: 0 LOB: 1 K: 0 BB: 1 S: 11 P: 20	R: 0 H: 0 E: 0 LOB: 0 K: 1 BB: 0 S: 8 P: 11	R: 0 H: 0 E: 0 LOB: 0 K: 1 BB: 0 S: 9 P: 13	R: 0 H: 0 E: 0 LOB: 0 K: 1 BB: 0 S: 7 P: 11	R: 0 H: 1 E: 0 LOB: 2 K: 3 BB: 1 S: 16 P: 24

1B: 4	SF: 0	WP: 0 PA: 37
2B: 0	SAC: 0	PB: 0
3B: 0	DP: 0	SB: 1
HR: 0	HBP: 0	CS: 0

livebaseballscorecards.com

AB	31
R	1
H	4
RBI	1
BB	6
SO	9
LOB	16

PITCHER		IP	WLS	BF	H	R	ER	SO	BB	IBB	HBP	BLK	WP	HR	S	P	ERA	WHIP
34 Jeff Niemann, R ERA: 3.38	(1, 1)	1.0		5	1	0	0	0	1	0	0	0	0	0	12	23	0.00	2.000
27 Cesár Ramos, L ERA: 2.25	(2, 1)	3.0	W	14	2	1	1	3	3	0	0	0	0	0	33	57	3.00	1.667
40 Wade Davis, R ERA: 2.04	(5, 1)	2.0		7	0	0	0	1	1	0	0	0	0	0	19	31	0.00	0.500
39 J.P. Howell, L ERA: 2.08	(7, 1)	1.0		3	0	0	0	1	0	0	0	0	0	0	9	13	0.00	0.000
31 Burke Badenhop, R ERA: 4.5	(8, 1)	1.0		3	0	0	0	1	0	0	0	0	0	0	7	11	0.00	0.000

PITCHER		IP	WLS	BF	H	R	ER	SO	BB	IBB	HBP	BLK	WP	HR	S	P	ERA	WHIP
57 Jake McGee, L ERA: 2.31	(9, 1)	1.0		5	1	0	0	3	1	0	0	0	0	0	16	24	0.00	2.000

Batter	1	2	3	4	5	6	7	8	9	AB	R	H	RBI	BB	SO	LOB
18 Ben Zobrist, S (1, 9) OBP: 0.385, SLG: 0.500	B FF 98 C FF 96 C FF 96 F SL 88 X FF 95 1-2 ① F7		C CH 86 X FF 96 0-1 2 1B 2B		C CH 88 S FF 95 B FF 96 D SL 89 X CH 88 2-2 3-H 2B		B SI 92 B CH 88 C SI 93 B SL 86 C CH 89 X CH 87 3-2 2 G4-3 1-2 2-3 1B		F FF 92 S FF 92 B FF 91 1 SAFE 1 SAFE X CU 77 1-2 ② F7	5	0	3	1	0	0	1
2 B.J. Upton, R (1, 8) OBP: 0.330, SLG: 0.390	C CH 86 B FF 95 F FF 96 X FF 96 1-2 ② P3		B SI 94 X SI 94 1-0 ③ 2-H 1B		F SL 88 D FF 94 B SI 93 F FF 94 B FF 95 X CH 88 3-2 ③ G3		X SI 93 0-0 ①② G4-3 1-2f 2-3 3-H		1 SAFE S FF 92 0-1 ③ CS 1-2	4	0	1	0	0	0	3
20 Matt Joyce, L (1, 7) OBP: 0.371, SLG: 0.547	X SI 95 0-0 E1 1B			X CH 84 0-0 ① G3		C SI 91 B SI 96 B CH 86 B SI 92 X SI 92 3-1 23 G5-4-3 1B	B SL 77 F SL 76 S FF 89 F FF 88 S SL 77 1-3 ③ K2-3			4	0	2	0	0	1	1
23 Carlos Pena, L (1, 3) OBP: 0.364, SLG: 0.391	X FF 93 0-0 ③ G4-3			C SI 92 B FF 93 F FF 94 B SL 88 F SI 93 F SI 94 S CH 88 2-3 ② K		X FF 93 0-0 ①② G5-4-3 1-2f		S SL 78 X SI 90 0-1 30 FC4-6 1B		4	0	1	0	0	1	2
30 Luke Scott, L (1, 10) OBP: 0.282, SLG: 0.482		X FF 91 0-0 ① G5-3		C CH 85 X CH 86 0-1 E5		C FF 96 X SI 91 0-1 ③ L7		C FF 90 D SI 90 1 SAFE B SI 89 X SL 78 2-1 ① FC4-6 1 FC6-4 1-2f		4	0	0	0	0	0	1
1 Sean Rodríguez, R (1, 5) OBP: 0.298, SLG: 0.349		C FF 94 X FF 89 0-1 ② G6-3		X SI 93 0-0 ③ G6-3			F FF 91 B SL 85 X FF 91 1-1 HR	F FF 92 1 SAFE D CH 86 B FF 94 X FF 92 2-1 ② FC6-4 1-2f		4	1	1	1	0	0	2
10 Will Rhymes, L (1, 4) OBP: 0.304, SLG: 0.318		B FF 96 C FF 93 B FF 96 X SI 93 2-1 ③ G3-1			C FF 93 X CH 87 0-1 9 G3 28 G4-3 18 2B 1B		C SI 93 X SI 92 0-1 9 1B 28 E 9 E 1B	C FF 92 X FF 93 0-1 ③ P4		4	2	2	0	0	0	1
28 José Molina, R (1, 2) OBP: 0.243, SLG: 0.348			C FF 96 B SI 93 B SI 92 X SI 94 2-1 ① G4-3		B SI 92 1 SAFE 1 SAFE X SI 91 1-0 ① G4-3 1-2		1 SAFE B SI 92 X SI 90 1-0 FC6 18 WP 9 E 2 G4-3 1-2		C SI 92 B FF 92 F FC 89 C FF 93 1-3 ① K	4	1	0	0	0	1	2
9 Elliot Johnson, S (1, 6) OBP: 0.373, SLG: 0.424			C FF 95 C FF 95 B FF 96 F CH 88 X FF 96 1-2 ② G4-3		S SI 93 B FF 93 X FF 92 1-1 ② G3 2-3		C FF 90 F CH 85 B FF 93 X SI 94 1-2 E7 2 G4-3 18 WP 1-2 2-H 1B		F SI 92 X FF 90 0-1 2 CS 1B	4	0	2	0	0	0	1
Inning Stats	R: 0 E: 1 K: 0 S: 9 H: 1 LOB: 1 BB: 0 P: 11	R: 0 E: 0 K: 0 S: 5 H: 0 LOB: 0 BB: 0 P: 7	R: 0 E: 0 K: 0 S: 9 H: 2 LOB: 2 BB: 0 P: 13	R: 0 E: 1 K: 1 S: 9 H: 0 LOB: 1 BB: 0 P: 11	R: 1 E: 0 K: 0 S: 11 H: 2 LOB: 1 BB: 0 P: 18	R: 0 E: 0 K: 0 S: 5 H: 1 LOB: 0 BB: 0 P: 8	R: 3 E: 2 K: 1 S: 16 H: 4 LOB: 1 BB: 0 P: 23	R: 0 E: 0 K: 0 S: 8 H: 1 LOB: 1 BB: 0 P: 12	R: 0 E: 0 K: 1 S: 9 H: 1 LOB: 0 BB: 0 P: 11	1B: 9 2B: 2 3B: 0 HR: 1 SF: 0 SAC: 0 DP: 2 HBP: 0						

TOP

Tampa Bay Rays @ Toronto Blue Jays

Rogers Centre, Toronto, ON

Tue May 15 2012, 7:08 PM - 9:44 PM EDT

Att. 15,612 - Clear - 73 F

livebaseballscorecards.com

AB	37
R	4
H	12
RBI	2
BB	0
SO	3
LOB	14

PITCHER		IP	WLS	BF	H	R	ER	SO	BB	IBB	HBP	BLK	WP	HR	S	P	ERA	WHIP
37 Henderson Alvarez III, R ERA: 2.62	(1, 1)	6.2	L	29	10	4	2	1	0	0	0	0	1	1	60	86	2.70	1.500
38 Darren Oliver, L ERA: 1.5	(7, 1)	0.2		3	1	0	0	1	0	0	0	0	0	0	8	11	0.00	1.500
54 Jason Frasor, R ERA: 3.14	(8, 1)	0.2		2	0	0	0	0	0	0	0	0	0	0	4	6	0.00	0.000
44 Casey Janssen, R ERA: 4.05	(9, 1)	1.0		3	1	0	0	1	0	0	0	0	0	0	9	11	0.00	1.000

PITCHER		IP	WLS	BF	H	R	ER	SO	BB	IBB	HBP	BLK	WP	HR	S	P	ERA	WHIP

WP: 1	PA: 38		
PB: 0			
SB: 0			
CS: 1			

Tampa Bay Rays @ Toronto Blue Jays

Rogers Centre, Toronto, ON

Tue May 15 2012, 7:08 PM - 9:44 PM EDT

Att. 15,612 - Clear - 73 F

livebaseballscorecards.com

Batter	1	2	3	4	5	6	7	8	9	AB	R	H	RBI	BB	SO	LOB
2 Kelly Johnson, L (1, 4) OBP: 0.360, SLG: 0.417	C FF 94 F FF 94 B FC 89 F FF 96 F FF 96 B FF 96 F FF 96 B SI 96 X FF 96 3-2 5 FC9-6 1B		B FF 95 2 SAFE C SI 95 T FF 95 B FF 97 C FC 89 2-3 ① K		B KC 77 X SI 92 1-0 ① G3		F SI 95 B SI 95 X FF 95 1-1 ③ G4-3			4	0	1	0	0	1	2
5 Yunel Escobar, R (1, 6) OBP: 0.291, SLG: 0.307	1 SAFE B CH 84 B FF 94 C FF 94 S FC 88 X FC 90 2-2 ① FC9-6 1-2f		X CH 84 0-0 ② G5-3		C FF 92 X CH 83 0-1 ② G6-3			B FF 90 B CU 78 X FF 90 2-0 ① F9		4	0	0	0	0	0	2
19 José Bautista, R (1, 9) OBP: 0.321, SLG: 0.398	B SI 96 B CH 85 C CH 84 X FF 95 2-1 ② F8		C CH 84 B FC 91 B FF 94 C SI 97 X FC 91 2-2 10 HR 2-H 1B		B FF 95 B CH 84 C FC 90 B FF 95 S CH 85 S CH 84 3-3 ③ K			B FF 90 B FF 91 C CU 80 B FS 83 X FF 92 3-1 ② P3		4	1	1	1	0	1	1
10 Edwin Encarnación, R (1, 3) OBP: 0.329, SLG: 0.589	C FC 91 S FC 90 B FC 92 F FF 96 C FF 96 1-3 ③ K		X FF 96 0-0 1-H HR			C FC 86 F CH 83 B FC 89 B FF 95 B CU 78 S FC 90 3-3 ① K		B FF 91 X FF 90 1-0 ③ F7		4	1	1	2	0	2	1
8 Ben Francisco, R (1, 10) OBP: 0.269, SLG: 0.250 14 Eric Thames, L (9, PH) OBP: 0.308, SLG: 0.394		C FC 87 S KC 79 B FC 91 X CH 85 1-2 ① G6-3	C CH 85 S FC 91 B KC 83 B CH 87 C FF 97 2-3 ③ K			B CH 85 B SI 96 X CH 84 2-0 ② G6-3			F SI 93 S CH 80 S CH 82 0-3 ① K	3 1	0 0	0 0	0 0	0 0	1 1	0 0
13 Brett Lawrie, R (1, 5) OBP: 0.333, SLG: 0.394		B KC 80 C FF 95 B SI 95 X FC 89 2-1 28 E 28 S 1B		C KC 78 S CH 83 H SI 96 1-2 28 G1-3 HBP		C FF 95 B FC 91 C FF 96 X SI 96 1-2 ③ G5-3			B CH 82 B SI 96 F SI 94 B SI 95 C SI 95 C CH 82 3-3 ② K	3	0	1	0	0	1	0
28 Colby Rasmus, L (1, 8) OBP: 0.281, SLG: 0.357		1 SAFE B FF 96 1 SAFE B FF 95 X FF 96 2-0 ② G4-3 1-3		1 SAFE P PO 89 F FF 94 X FF 94 1-1 ① G1-3 1-2			X SI 92 0-0 ① G4-3		X SI 97 0-0 ③ G3-1	4	0	0	0	0	0	2
6 Jeff Mathis, R (1, 2) OBP: 0.323, SLG: 0.500		C CH 85 B FF 96 C FC 91 B SI 96 X FC 92 2-2 ③ F9		X CH 82 0-0 ② P3			S CH 83 B FC 89 B FC 89 F CH 84 F CH 83 C FC 91 2-3 ② K			3	0	0	0	0	1	2
11 Rajai Davis, R (1, 7) OBP: 0.333, SLG: 0.395			B CH 83 S CH 82 C FC 89 B SI 96 B FC 90 X FC 90 3-2 E6 19 S 19 1B 1B	C SI 94 B SI 95 F CH 85 X FC 91 1-2 ③ G5-3			B CH 84 B CH 84 C FC 89 F FC 89 B FF 97 X FC 91 3-2 2B			3	1	2	0	0	0	1
Inning Stats	R: 0 E: 0 K: 1 S: 15 H: 1 LOB: 1 BB: 0 P: 23	R: 0 E: 0 K: 0 S: 9 H: 1 LOB: 1 BB: 0 P: 16	R: 3 E: 1 K: 2 S: 14 H: 3 LOB: 0 BB: 0 P: 23	R: 0 E: 0 K: 0 S: 9 H: 0 LOB: 1 BB: 0 P: 11	R: 0 E: 0 K: 1 S: 6 H: 0 LOB: 0 BB: 0 P: 10	R: 0 E: 0 K: 1 S: 7 H: 0 LOB: 0 BB: 0 P: 13	R: 0 E: 0 K: 1 S: 10 H: 1 LOB: 1 BB: 0 P: 16	R: 0 E: 0 K: 0 S: 4 H: 0 LOB: 0 BB: 0 P: 10	R: 0 E: 0 K: 2 S: 7 H: 0 LOB: 0 BB: 0 P: 10	1B: 4 2B: 1 3B: 0 HR: 1 SF: 0 SAC: 0 DP: 0 HBP: 1						

	AB	33
	R	3
	H	6
	RBI	3
	BB	0
	SO	8
	LOB	11

PITCHER		IP	WLS	BF	H	R	ER	SO	BB	IBB	HBP	BLK	WP	HR	S	P	ERA	WHIP
14 David Price, L ERA: 3.1	(1, 1)	7.0	W	28	6	3	3	6	0	0	1	0	0	1	70	112	3.86	0.857
62 Joel Peralta, R ERA: 5.74	(8, 1)	1.0	H	3	0	0	0	0	0	0	0	0	0	0	4	10	0.00	0.000
56 Fernando Rodney, R ERA: 0.51	(9, 1)	1.0	S	3	0	0	0	2	0	0	0	0	0	0	7	10	0.00	0.000

PITCHER	IP	WLS	BF	H	R	ER	SO	BB	IBB	HBP	BLK	WP	HR	S	P	ERA	WHIP

Batter	1	2	3	4	5	6	7	8	9	AB	R	H	RBI	BB	SO	LOB
14 Curtis Granderson, L (1, 8) OBP: 0.339, SLG: 0.559	C FF 94 B SI 94 S SI 93 B CU 82 S SI 93 2-3 K		B FF 93 B CH 83 S SI 92 X SI 93 2-1 G4-3		C CH 86 S CH 86 F CU 81 B CH 87 X SI 93 1-2 G1-3		C SI 92 B SI 92 D CH 86 X SI 91 2-1 FC6-4 1-2f 2-3		C CH 85 C CU 80 S FF 93 0-3 K	5	0	0	0	0	2	2
33 Nick Swisher, S (1, 9) OBP: 0.321, SLG: 0.525	B SI 93 B SI 92 X SI 93 2-0 G4-3		B CU 80 F SI 92 X SI 92 1-1 G4-3			C SI 91 B CH 86 B CH 85 B SI 91 X SI 92 3-1 G4-3	B SI 91 B SI 92 C FF 92 C FF 92 C FC 92 2-3 K			4	0	0	0	0	1	2
24 Robinson Canó, L (1, 4) OBP: 0.348, SLG: 0.456	B SI 93 B SI 93 C SI 93 B SI 92 B SI 93 4-1 13 FC5-4 BB		X FF 92 0-0 G3			F FF 93 B FF 91 X FF 92 1-1 25 1B 2B		B SL 83 C SI 94 F SI 83 B SI 95 S SI 93 2-3 K		3	1	1	0	1	1	0
13 Alex Rodriguez, R (1, 5) OBP: 0.384, SLG: 0.412	X SI 92 0-0 FC5-4 1-2f			B SI 92 C SI 93 F FF 92 C FF 92 1-3 K		S SI 90 X SI 92 0-1 L8		B FF 93 B CH 84 B SI 94 B SI 94 4-0 25 BB BB		3	0	0	0	1	1	2
25 Mark Teixeira, S (1, 3) OBP: 0.290, SLG: 0.397		C SI 93 B SI 93 X SI 93 1-1 G1-3		B SI 93 C SI 92 B FF 92 T SI 93 X SI 93 2-2 G1-6-3		D SI 92 B CH 85 B SI 92 C FF 92 X SI 92 3-1 2-H 1B		B CH 84 F SI 93 B CH 85 F FF 94 B CH 85 F SI 93 B SI 94 4-2 1-2 BB		3	0	1	1	1	0	0
27 Raul Ibanez, L (1, 7) OBP: 0.330, SLG: 0.537		H SI 94 1-0 55 FC5 12 BB HBP		C FC 92 B CU 82 B FF 92 B SI 94 X SI 94 3-1 1B		B SI 92 B FF 91 B SI 91 C FF 91 X SI 91 3-1 F7		C SI 94 F SI 93 F SL 85 B SL 82 C SI 94 1-3 K		3	0	1	0	0	1	3
12 Eric Chavez, L (1, 10) OBP: 0.313, SLG: 0.523 22 Andruw Jones, R (8, PH) OBP: 0.311, SLG: 0.472 (8, 10)		D SI 93 B CH 84 D SI 93 C SI 93 B FF 94 4-1 55 FC5 1-2 BB		S FC 92 B FF 93 F FF 91 1 SAFE F CU 81 X SI 92 1-2 G6-3			C CU 80 F CH 85 S CU 82 0-3 K	X SI 95 0-0 F8		2 1	0 0	0 0	0 0	1 0	1 0	1 2
55 Russell Martin, R (1, 2) OBP: 0.330, SLG: 0.301		X FF 91 0-0 FC5 1-2 2-3f			B FF 91 F FF 90 C FC 91 B CU 80 B FC 91 X FF 91 3-2 G6-3		B SI 92 B SI 92 B FC 91 B FF 92 4-0 14 FC6-4 17 BB BB		B FF 92 X FF 92 1-0 L7	3	0	0	0	1	0	2
17 Jayson Nix, R (1, 6) OBP: 0.188, SLG: 0.333 45 Dewayne Wise, L (9, PH) OBP: 0.231, SLG: 0.250		B SI 93 C FF 92 S FF 92 S FF 91 1-3 K			B CU 81 B SI 93 C SI 94 F FF 92 X SI 93 2-2 F9		B FF 90 B FC 91 B SI 92 C FF 92 F SI 92 B SI 91 4-2 14 FC6-4 1-2 BB		B CU 80 X FF 92 1-0 P6	2 1	0 0	0 0	0 0	1 0	1 0	2 0
Inning Stats	R: 0 E: 0 K: 1 S: 6 H: 0 LOB: 1 BB: 1 P: 14	R: 0 E: 0 K: 1 S: 7 H: 0 LOB: 2 BB: 1 P: 14	R: 0 E: 0 K: 0 S: 5 H: 0 LOB: 0 BB: 0 P: 8	R: 0 E: 0 K: 1 S: 12 H: 1 LOB: 1 BB: 0 P: 19	R: 0 E: 0 K: 0 S: 10 H: 0 LOB: 0 BB: 0 P: 16	R: 1 E: 0 K: 0 S: 10 H: 2 LOB: 1 BB: 0 P: 20	R: 0 E: 0 K: 2 S: 10 H: 0 LOB: 2 BB: 2 P: 22	R: 0 E: 0 K: 2 S: 11 H: 0 LOB: 2 BB: 2 P: 22	R: 0 E: 0 K: 1 S: 5 H: 0 LOB: 0 BB: 0 P: 7	1B: 2 2B: 1 3B: 0 HR: 0 SF: 0 SAC: 0 DP: 0 HBP: 1						

PITCHER		IP	WLS	BF	H	R	ER	SO	BB	IBB	HBP	BLK	WP	HR	S	P	ERA	WHIP
4 Kyle Drabek, R ERA: 3.3	(1, 1)	7.0	W	29	3	1	1	5	4	0	1	0	0	0	60	113	1.29	1.000
47 Luis Perez, L ERA: 2.33	(8, 1)	1.0		5	0	0	0	2	2	0	0	0	0	0	11	22	0.00	2.000
48 Francisco Cordero, R ERA: 7.53	(9, 1)	1.0		3	0	0	0	1	0	0	0	0	0	0	5	7	0.00	0.000

PITCHER	IP	WLS	BF	H	R	ER	SO	BB	IBB	HBP	BLK	WP	HR	S	P	ERA	WHIP

TOP

New York Yankees @ Toronto Blue Jays

Rogers Centre, Toronto, ON

Wed May 16 2012, 7:09 PM - 9:53 PM EDT

Att. 28,915 - Roof Closed - 68 F

livebaseballscorecards.com

AB	30
R	1
H	3
RBI	1
BB	6
SO	8
LOB	16

WP: 0 PA: 37
PB: 0
SB: 0
CS: 0

Batter	1	2	3	4	5	6	7	8	9	AB	R	H	RBI	BB	SO	LOB
2 Kelly Johnson, L (1, 4) OBP: 0.364, SLG: 0.441	B FS 87 C SI 89 B CU 79 S FF 89 X FF 90 2-2 ① L5		C SL 83 B FS 87 B FF 90 X SI 92 2-1 ② G3-1	D FS 87 F CU 78 X SI 92 1-1 1-3 2-H 1B			C SL 75 X SL 73 0-1 HR			4	1	2	2	0	0	0
14 Eric Thames, L (1, 7) OBP: 0.306, SLG: 0.398	C FS 83 S FF 90 S FS 85 0-3 ② K		B FF 90 X CU 77 1-0 10 HR 2B	T SI 91 B FF 91 B FS 85 F SI 91 S SI 91 2-3 ③ K			C SL 76 C FF 85 X SL 77 0-2 ① F7			4	1	1	0	0	2	2
19 José Bautista, R (1, 9) OBP: 0.325, SLG: 0.419	B FF 90 C FF 91 B FS 83 B CU 78 F SI 91 F SL 84 F CU 77 S SL 83 3-3 ③ K		C CU 76 D CU 78 C SI 93 B FS 88 D CU 77 B SI 93 4-2 10 HR BB		B SL 81 F SL 83 B CU 74 X SI 91 2-1 HR		C SI 88 B SL 81 B SI 89 B SI 89 C SI 88 X SI 90 3-2 ② G6-3			3	2	1	1	1	1	0
10 Edwin Encarnación, R (1, 3) OBP: 0.340, SLG: 0.614		B SI 90 C SI 92 X SL 84 1-1 13 FC6-4 1B	B FS 85 X SI 93 1-0 1-H 2-H HR		C CU 77 B FF 91 B SL 83 C SL 83 X SL 83 2-2 ① F8		X SI 89 0-0 13 E 1B			4	1	3	3	0	0	0
13 Brett Lawrie, R (1, 5) OBP: 0.325, SLG: 0.384		B CU 75 1 SAFE C CU 76 S SL 83 X SI 92 1-2 ① FC6-4 28 S 9 HR 1-2f	C CU 79 F SI 92 B FS 85 S SL 84 1-3 ③ K		C CU 75 B SL 80 S SL 82 C SL 82 1-3 ② K		B SI 88 C SI 88 C SL 80 X SL 81 1-2 E4 1-2			4	1	0	0	0	2	2
28 Colby Rasmus, L (1, 8) OBP: 0.273, SLG: 0.346		S CU 76 B SI 90 1 SAFE D FS 87 C CU 77 F SI 91 1 SAFE S FS 86 2-3 ② K 1-2	X SI 90 0-0 ① G4-3	C CU 74 X FF 90 0-1 ③ F7			C SI 88 B SI 88 S CH 80 F CH 80 B CH 79 F SI 88 B CH 79 X SI 87 3-2 ③ G4-3			4	0	0	0	0	1	3
9 J.P. Arencibia, R (1, 2) OBP: 0.282, SLG: 0.417		B SL 83 C SI 92 F SL 84 B SI 92 B SL 84 X SL 84 3-2 2-H HR	C SI 89 F SI 92 B CU 77 B SI 90 X SI 91 2-2 2 1B 2B		B SI 88 F SL 81 B SI 90 X SI 91 2-1 17 G6-4-3 1B			C SI 87 F SI 87 B SL 80 B SI 88 B SI 88 F SI 88 T SL 80 3-2 ① K		4	2	3	2	0	1	0
26 Adam Lind, L (1, 10) OBP: 0.273, SLG: 0.314		C SI 92 X SI 91 0-1 ③ G4-3	X SI 90 0-0 ② F7		C SL 76 F SL 73 S SL 75 0-3 ① K			C SI 88 B SI 88 C CH 82 B CH 80 F SI 87 X CH 80 2-2 17 G4-3 1B		4	0	1	0	0	1	2
17 Omar Vizquel, S (1, 6) OBP: 0.190, SLG: 0.105			C SI 90 B SL 83 B CU 77 F SI 91 F SL 84 X SI 91 2-2 ① P6	C SI 92 F SI 92 D FS 87 D SL 84 B SI 91 B SL 81 4-2 2 1B BB			C SI 85 X SI 85 0-1 ②③ G6-4-3 1-2f		B SI 88 F SI 87 F SI 88 X SI 88 1-2 ②③ G4-3 1-2f	3	0	0	0	1	0	2
Inning Stats	R: 0 E: 0 K: 2 S: 11 H: 0 LOB: 0 BB: 0 P: 16	R: 2 E: 0 K: 1 S: 14 H: 2 LOB: 0 BB: 0 P: 21	R: 3 E: 0 K: 1 S: 13 H: 2 LOB: 0 BB: 1 P: 24	R: 1 E: 0 K: 1 S: 12 H: 2 LOB: 2 BB: 1 P: 21	R: 1 E: 0 K: 1 S: 10 H: 1 LOB: 0 BB: 0 P: 15	R: 0 E: 0 K: 1 S: 7 H: 1 LOB: 0 BB: 0 P: 9	R: 1 E: 1 K: 0 S: 17 H: 2 LOB: 2 BB: 0 P: 24	R: 0 E: 0 K: 1 S: 11 H: 1 LOB: 0 BB: 0 P: 17		1B: 5 2B: 2 3B: 0 HR: 4	SF: 0 SAC: 0 DP: 2 HBP: 0			WP: 0 PB: 0 SB: 1 CS: 0	PA: 36	

PITCHER		IP	WLS	BF	H	R	ER	SO	BB	IBB	HBP	BLK	WP	HR	S	P	ERA	WHIP
18 Hiroki Kuroda, R ERA: 4.5	(1, 1)	5.0	L	25	8	7	7	6	2	0	0	0	0	3	62	101	12.60	2.000
39 Clay Rapada, L ERA: 3.97	(6, 1)	1.1		4	1	1	1	1	0	0	0	0	0	1	10	10	6.75	0.750
38 Cody Eppley, R ERA: 3.68	(7, 1)	1.2		7	2	0	0	1	0	0	0	0	0	0	23	36	0.00	1.200

PITCHER	IP	WLS	BF	H	R	ER	SO	BB	IBB	HBP	BLK	WP	HR	S	P	ERA	WHIP

BOTTOM

New York Yankees @ Toronto Blue Jays

Rogers Centre, Toronto, ON

Wed May 16 2012, 7:09 PM - 9:53 PM EDT

Att. 28,915 - Roof Closed - 68 F

livebaseballscorecards.com

AB	34
R	8
H	11
RBI	8
BB	2
SO	8
LOB	11

Batter	1	2	3	4	5	6	7	8	9	AB	R	H	RBI	BB	SO	LOB
2 Derek Jeter, R (1, 6) OBP: 0.409, SLG: 0.516	X FF 91 0-0 ① B1-3		C FF 91 C FF 91 C FF 92 0-3 ② K		X SL 83 0-0 14 1B 1B		S SL 83 B FF 93 B FF 93 F FF 94 X FF 92 2-2 ② G6-3			4	0	1	0	0	1	0
14 Curtis Granderson, L (1, 8) OBP: 0.349, SLG: 0.568	C SI 91 B CH 83 B CH 84 B FF 90 B FF 91 4-1 24 2B BB		C FF 90 B FF 90 X SI 92 1-1 2B		B FF 88 X SI 90 1-0 1-2 1B		C FF 94 B CH 86 B FF 93 F FF 94 B SL 84 S FF 93 3-3 ③ K			3	1	2	0	1	1	0
24 Robinson Canó, L (1, 4) OBP: 0.352, SLG: 0.461	C FF 90 X FF 90 0-1 1-H 2B		C FF 91 B FF 91 B FF 90 S CH 83 B FF 92 B CH 84 4-2 BB		B FF 90 C FF 91 X CH 83 1-1 ② L9			X FF 88 0-0 ① L5		3	0	1	1	1	0	2
25 Mark Teixeira, S (1, 3) OBP: 0.283, SLG: 0.386	B FF 89 B CH 84 C FF 89 S SI 90 S SI 91 2-3 ② K		X CH 84 0-0 ③ F9		B FF 92 F FF 89 S FF 92 B FF 91 X SI 90 2-2 ③ P5			C FF 88 X FF 88 0-1 ② L9		4	0	0	0	0	1	5
27 Raul Ibanez, L (1, 7) OBP: 0.327, SLG: 0.520	B FF 89 C FF 89 S FF 91 X FF 92 1-2 ③ G4-3			B FF 89 B SI 90 S FF 90 F FF 91 F FF 92 B FF 93 B SI 90 4-2 12 G4-3 33 BB BB		B FF 91 X CH 85 1-0 ① F7		B FF 88 C SL 75 B FF 88 X FF 88 2-1 ③ G3-1		3	0	0	0	1	0	1
33 Nick Swisher, S (1, 10) OBP: 0.319, SLG: 0.512		B FF 89 C SI 89 T FF 89 X SI 91 1-2 ① F7		C FF 88 B SI 89 B CH 82 B FF 89 F FF 88 1 SAFE B FF 89 4-2 12 G4-3 1-2 BB		F SI 90 C FF 90 B FF 93 X SI 91 1-2 ② G1-3			B SI 91 F FF 91 X SI 93 1-1 ① G4-3	3	0	0	0	1	0	0
12 Eric Chavez, L (1, 5) OBP: 0.308, SLG: 0.521		C CH 84 C FF 90 X SL 83 0-2 ② G6-3		B SI 88 C CH 83 X SI 89 1-1 ①② G4-3 1-2f 2-3		B FF 92 B SI 91 F SI 90 B SI 91 X SI 92 3-1 2B			C CU 75 X SI 93 0-1 ② G4-3	4	0	1	0	0	0	2
22 Andruw Jones, R (1, 9) OBP: 0.292, SLG: 0.439		C FF 92 B FF 91 C FF 92 F FF 93 F SL 83 B SL 82 X FF 93 2-2 ③ F7		C FF 91 B FF 91 S FF 91 S SI 92 1-3 ③ K		X FF 92 0-0 ③ P3			B FF 93 C CU 76 S FC 90 S CU 78 1-3 ③ K	4	0	0	0	0	2	2
55 Russell Martin, R (1, 2) OBP: 0.322, SLG: 0.292			F FF 88 B FF 89 F FF 89 B FF 92 B FF 91 X FF 91 3-2 ① G6-3		C FF 91 X FF 90 0-1 ① G3		C SL 83 B FF 92 B SL 83 X FF 93 2-1 ① F9			3	0	0	0	0	0	0

Inning Stats	1	2	3	4	5	6	7	8	9
	R: 1 H: 1 E: 0 LOB: 1 K: 1 BB: 1 S: 10 P: 17	R: 0 H: 0 E: 0 LOB: 0 K: 0 BB: 0 S: 11 P: 14	R: 0 H: 1 E: 0 LOB: 2 K: 1 BB: 1 S: 11 P: 19	R: 0 H: 0 E: 0 LOB: 1 K: 1 BB: 2 S: 10 P: 20	R: 0 H: 2 E: 0 LOB: 2 K: 0 BB: 0 S: 9 P: 13	R: 0 H: 1 E: 0 LOB: 1 K: 0 BB: 0 S: 7 P: 12	R: 0 H: 0 E: 0 LOB: 0 K: 1 BB: 0 S: 8 P: 15	R: 0 H: 0 E: 0 LOB: 0 K: 0 BB: 0 S: 5 P: 7	R: 0 H: 0 E: 0 LOB: 0 K: 1 BB: 0 S: 7 P: 9

| | | |

Batter	1	2	3	4	5	6	7	8	9	AB	R	H	RBI	BB	SO	LOB
2 Kelly Johnson, L (1, 4) OBP: 0.361, SLG: 0.432	B FF 91 B FF 92 B FF 92 C FF 92 F FF 92 B FF 94 4-2 5 1B BB	C KC 75 X FF 93 0-1 ③ F7		F CH 84 F FF 92 D CH 85 X FF 92 1-2 ② P4		B CH 79 B CU 71 B CH 80 C FF 87 F CH 80 X CH 81 3-2 ③ P4				3	0	0	0	1	0	6
5 Yunel Escobar, R (1, 6) OBP: 0.296, SLG: 0.312	B FF 92 B FF 90 X FF 92 2-0 1-2 1B		C KC 71 B FC 86 F FF 92 B FF 92 X FC 87 2-2 19 HR 1B	C FF 92 B FF 92 B FF 92 X FF 93 2-1 ③ L4			C FF 88 F CU 73 S SL 78 0-3 ① K			4	1	2	0	0	1	2
19 José Bautista, R (1, 9) OBP: 0.329, SLG: 0.443	B FF 94 B FF 90 C FF 94 B FF 93 C FF 94 S FF 94 3-3 ① K		B KC 73 B KC 72 B FF 92 C FF 92 C FC 87 F FF 92 F FF 93 1 SAFE X FC 86 3-2 1-H HR		B FF 91 C CH 84 S FF 91 B FF 92 B CH 85 C KC 74 3-3 ① K		X FF 90 0-0 9 HR 1B			4	2	2	2	0	2	2
10 Edwin Encarnación, R (1, 3) OBP: 0.331, SLG: 0.597	C FF 94 C FF 95 S FF 95 0-3 ② K		S FF 93 B FF 93 X KC 75 1-1 ① F8		B FF 93 F FF 92 F FF 92 B FF 92 F CH 84 B FF 93 X CH 84 3-2 ② P3		C FF 88 1 SAFE B CH 82 X CH 81 1-1 ② F7			4	0	0	0	0	1	3
9 J.P. Arencibia, R (1, 2) OBP: 0.281, SLG: 0.439	F FF 95 X FF 95 0-1 ③ P3		B FF 93 F FF 93 B FF 93 X FF 93 2-1 ② P3		B KC 73 C FF 92 B FF 92 S CH 84 B FF 92 S FF 92 3-3 ③ K		C FF 89 1 SAFE 1 SAFE X CH 81 0-1 1-H HR			4	1	1	2	0	1	2
8 Ben Francisco, R (1, 10) OBP: 0.267, SLG: 0.286		B FF 92 X FF 93 1-0 ① F9	B FF 93 X FF 93 1-0 ③ F7			C KC 71 X FF 90 0-1 68 1B 11 FC1-2 2B	B CU 74 B CU 74 B SI 88 C FF 89 F SI 89 X SL 78 3-2 ③ G5-3			4	0	1	0	0	0	0
28 Colby Rasmus, L (1, 8) OBP: 0.272, SLG: 0.338		C FF 92 F FF 93 B FF 94 B KC 76 B CH 86 F FF 93 B CH 86 4-2 11 E BB		C KC 71 X FF 91 0-1 ① F9		X CH 83 0-0 ① G1-3		B CU 70 F CH 78 S SI 87 B CH 79 F CH 79 X SL 81 2-2 ① F8		3	0	0	0	1	0	1
68 Yan Gomes, R (1, 5) OBP: 0.667, SLG: 0.667 17 Omar Vizquel, S (8, 5) OBP: 0.182, SLG: 0.100		S FF 93 C FF 94 D KC 76 1 SAFE S FF 93 1-3 ② K		F FF 92 F FF 92 F FF 93 X FF 92 0-2 11 2B 1B		B KC 71 D KC 73 C FF 92 D CH 84 X FF 92 3-1 11 FC1-2 2-3 1B		B FF 87 X FS 82 1-0 ② L8		3 1	0 0	2 0	0 0	1 0	1 0	1 0
11 Rajai Davis, R (1, 7) OBP: 0.326, SLG: 0.405		B FF 92 B FC 87 S FF 92 1 SAFE S FF 93 F FF 93 F FF 94 X FF 94 2-2 E6 1-2		C FF 92 X KC 73 0-1 1-3 2B		X CU 70 0-0 ② FC1-2 1-2 3-H		X SL 78 0-0 ③ P3		4	0	1	0	0	0	3
Inning Stats	R: 0 E: 0 K: 2 S: 11 H: 1 LOB: 2 BB: 1 P: 20	R: 0 E: 1 K: 1 S: 14 H: 0 LOB: 2 BB: 1 P: 22	R: 2 E: 0 K: 0 S: 13 H: 2 LOB: 0 BB: 0 P: 22	R: 0 E: 0 K: 0 S: 13 H: 2 LOB: 2 BB: 0 P: 16	R: 0 E: 0 K: 2 S: 10 H: 0 LOB: 0 BB: 0 P: 19	R: 0 E: 0 K: 0 S: 9 H: 2 LOB: 2 BB: 0 P: 15	R: 2 E: 0 K: 1 S: 11 H: 2 LOB: 0 BB: 0 P: 15	R: 0 E: 0 K: 0 S: 6 H: 0 LOB: 0 BB: 0 P: 9		1B: 5 2B: 2 3B: 0 HR: 2 SF: 0 SAC: 0 DP: 0 HBP: 0				WP: 0 PB: 0 SB: 0 CS: 0 PA: 36		

PITCHER	IP	WLS	BF	H	R	ER	SO	BB	IBB	HBP	BLK	WP	HR	S	P	ERA	WHIP
65 Phil Hughes, R (1, 1) ERA: 5.23	5.1	L	26	7	2	2	5	2	0	0	0	0	1	66	107	3.38	1.688
53 Cory Wade, R (6, 1) ERA: 2.41	1.2		7	2	2	2	1	0	0	0	0	0	1	15	22	10.80	1.200
36 Freddy Garcia, R (8, 1) ERA: 8.27	1.0		3	0	0	0	0	0	0	0	0	0	0	6	9	0.00	0.000

PITCHER	IP	WLS	BF	H	R	ER	SO	BB	IBB	HBP	BLK	WP	HR	S	P	ERA	WHIP

BOTTOM

New York Yankees @ Toronto Blue Jays

Rogers Centre, Toronto, ON

Thu May 17 2012, 7:08 PM - 9:45 PM EDT

Att. 31,266 - Clear - 63 F

livebaseballscorecards.com

AB	34
R	4
H	9
RBI	4
BB	2
SO	6
LOB	20

Batter	1	2	3	4	5	6	7	8	9	AB	R	H	RBI	BB	SO	LOB
56 Andres Torres, S (1, 8) OBP: 0.368, SLG: 0.323	B FF 92 C SI 91 X FF 92 1-1 ① G5-3		B SI 89 L FF 91 F CH 83 B CH 85 B FF 91 B SI 91 4-2 2 G1-6-3 BB		C FF 90 B CH 83 F FF 89 F FF 92 F CH 82 X CU 76 1-2 ① F9			B FF 90 B FF 88 C FF 89 B FF 88 B FF 89 4-1 21 BB, 2 HBP, 28 G5-3 BB	B CU 78 C FF 91 B CH 85 F CH 85 B CU 81 B FF 93 4-2 BB	2	1	0	0	3	0	1
2 Justin Turner, R (1, 3) OBP: 0.268, SLG: 0.275	C FF 93 C SI 92 F FF 94 B SI 87 F SI 87 X FF 95 1-2 ② L4		C FF 92 S SI 91 D CU 79 B SI 91 X CH 82 2-2 ①② G1-6-3 1-2f		B CH 82 B FF 88 X FF 89 2-0 ②③ G4-6-3 1-2f			B FF 90 C FF 88 H CU 76 2-1 28 G5-3, 21 BB, 12 HR 1-2 HBP	B FF 91 F FF 92 C SL 86 X SL 83 1-2 ③ F9	4	1	0	0	0	0	3
5 David Wright, R (1, 5) OBP: 0.510, SLG: 0.622 1 Jordany Valdespin, L (6, 6) OBP: 0.143, SLG: 0.250	B SI 93 F SI 92 B CH 86 F FF 93 X FF 94 2-2 2B		X FF 91 0-0 ③ F7			C FF 89 F CH 84 B CH 85 X CH 85 1-2 ① G1-3		B FF 90 B FF 88 C SI 90 B FF 90 X FF 89 3-1 ① F8		3 1	0 0	1 0	0 0	0 0	0 0	0 2
21 Lucas Duda, L (1, 10) OBP: 0.357, SLG: 0.400 4 Mike Nickeas, R (8, 2) OBP: 0.277, SLG: 0.220	B FF 94 S FF 93 S FF 92 F CU 80 B FF 94 S FF 93 2-3 ③ K			C FF 91 F FF 92 S FF 94 0-3 ① K		C SI 91 S FF 92 F FF 93 F FF 93 T CU 79 0-2 ② K		B FF 92 B SI 92 B SI 94 C SI 93 D SI 93 4-1 28 G5-3, 12 HR 1-2 2-3 BB		3 0	1 0	0 0	0 0	1 0	3 0	1 0
28 Daniel Murphy, L (1, 4) OBP: 0.377, SLG: 0.409		B SI 92 B FF 91 B FF 91 B FF 92 4-0 12 2B, 16 G6-3 BB		F SI 93 F SI 92 X FF 92 0-2 16 FC5 2B		C FF 92 B CU 78 F FF 92 F CU 79 B CU 80 F FF 93 S CU 80 2-3 ③ K		B SL 83 C SI 93 X FF 94 1-1 ② G5-3 1-2 2-3 3-H		3	1	1	1	1	1	2
12 Scott Hairston, R (1, 7) OBP: 0.304, SLG: 0.486		C SI 91 B CH 82 B CH 84 1 SAFE D SI 92 1 SAFE X FF 92 3-1 16 G6-3 1-3 2B		D CH 84 D SI 93 B CH 81 C SI 90 B FF 90 4-1 16 FC5 BB			B FF 88 C FF 88 S CH 81 S CH 84 1-3 ① K	B SI 93 S CH 83 F SI 94 B CH 86 X SI 94 2-2 2-H 3-H HR		3	1	2	3	1	1	0
9 Kirk Nieuwenhuis, L (1, 9) OBP: 0.354, SLG: 0.389		C SI 93 X FF 92 0-1 ① P6		C FF 90 B FF 90 F FF 89 B SI 91 B FF 90 C FF 90 3-3 ② K			C FF 90 S CU 75 B FF 90 X SL 84 1-2 ② F8	B SI 93 B SI 93 C SI 95 F SI 93 C FF 93 2-3 ③ K		4	0	0	0	0	2	4
16 Rob Johnson, R (1, 2) OBP: 0.385, SLG: 0.273 (8, 1)		B SI 92 X FF 91 1-0 ② G6-3 2-3 3-H		X FF 90 0-0 ③ FC5 1-2 2-3f			B SI 90 B CH 80 B FF 89 B SI 88 4-0 BB		B FF 90 B FF 91 X FF 90 2-0 ① G6-3	3	0	0	1	1	0	3
13 Ronny Cedeno, R (1, 6) OBP: 0.364, SLG: 0.314 (6, 5)		C SI 93 F FF 93 F CU 80 B FF 93 D CU 78 S FF 92 2-3 ③ K			B SI 90 B SI 91 C FF 90 B FF 89 B FF 89 4-1 2 G4-6-3 BB		C FF 90 B CU 78 X CH 82 1-1 ③ G5-3		C FF 91 B CU 80 X CU 79 1-1 ② G6-3	3	0	0	0	1	1	2
Inning Stats	R: 0 E: 0 K: 1 S: 14 H: 1 LOB: 1 BB: 0 P: 20	R: 1 E: 0 K: 1 S: 9 H: 1 LOB: 1 BB: 1 P: 19	R: 0 E: 0 K: 0 S: 6 H: 0 LOB: 0 BB: 1 P: 12	R: 0 E: 0 K: 2 S: 11 H: 1 LOB: 2 BB: 1 P: 18	R: 0 E: 0 K: 0 S: 7 H: 0 LOB: 0 BB: 1 P: 14	R: 0 E: 0 K: 2 S: 13 H: 0 LOB: 0 BB: 0 P: 16	R: 0 E: 0 K: 1 S: 8 H: 0 LOB: 1 BB: 1 P: 15	R: 4 E: 0 K: 1 S: 13 H: 1 LOB: 0 BB: 2 P: 31	R: 0 E: 0 K: 0 S: 8 H: 0 LOB: 1 BB: 1 P: 16	1B: 0 2B: 3 3B: 0 HR: 1 SF: 0 SAC: 0 DP: 2 HBP: 1						

TOP

New York Mets @ Toronto Blue Jays

Rogers Centre, Toronto, ON

Fri May 18 2012, 7:09 PM - 10:02 PM EDT

Att. 26,712 - Partly Cloudy - 59 F

livebaseballscorecards.com

AB	29
R	5
H	4
RBI	5
BB	8
SO	8
LOB	18

WP: 0 PB: 0 SB: 0 CS: 0 PA: 38

PITCHER		IP	WLS	BF	H	R	ER	SO	BB	IBB	HBP	BLK	WP	HR	S	P	ERA	WHIP
24 Ricky Romero, L ERA: 3.64	(1, 1)	6.0	W	23	3	1	1	6	4	0	0	0	0	0	60	99	1.50	1.167
33 Carlos Villanueva, R ERA: 5.4	(7, 1)	1.0		4	0	0	0	1	1	0	0	0	0	0	8	15	0.00	1.000
46 Evan Crawford, L ERA: 6.75	(8, 1)	0.1		3	0	2	2	0	1	0	1	0	0	0	4	13	54.00	3.000
47 Luis Perez, L ERA: 3.15	(8, 1)	0.2		4	1	2	2	1	1	0	0	0	0	1	9	18	27.00	3.000
48 Francisco Cordero, R ERA: 7.04	(9, 1)	1.0		4	0	0	0	0	1	0	0	0	0	0	8	16	0.00	1.000

PITCHER	IP	WLS	BF	H	R	ER	SO	BB	IBB	HBP	BLK	WP	HR	S	P	ERA	WHIP

Batter	1	2	3	4	5	6	7	8	9	AB	R	H	RBI	BB	SO	LOB
2 Kelly Johnson, L (1, 4) OBP: 0.364, SLG: 0.426	C FF 90 B FC 88 B CU 73 F FC 88 B FF 92 B FF 92 4-2 5 1B 9 HR BB	C FC 88 B CH 86 B FF 93 B CU 74 B FF 92 4-1 5 S 19 1B BB	B FF 91 B FF 91 B FC 88 C FF 91 S FF 91 X FF 91 3-2 ③ F7		C CH 87 B FF 94 C FF 90 S SL 81 1-3 ③ K		C FF 96 B CH 88 F FF 96 B FF 96 B CH 86 X FF 96 3-2 ① F8			2	2	0	0	2	1	0
17 Omar Vizquel, S (7, 4) OBP: 0.174, SLG: 0.095										1	0	0	0	0	0	0
5 Yunel Escobar, R (1, 6) OBP: 0.299, SLG: 0.315	B FF 92 X FF 91 1-0 9 HR 1-2 1B	1 SAFE B CH 84 S FF 92 1 SAFE C FF 92 T FC 88 1-2 ② K 1-2		X FF 92 0-0 ① F9		C CH 86 B SL 80 C CH 86 X SI 94 1-2 10 BB 19 BB 9 1B 1B	F FF 96 B FF 93 B FF 96 F FF 96 B SL 89 X FF 97 3-2 ② G6-3			5	2	2	0	0	1	1
19 José Bautista, R (1, 9) OBP: 0.333, SLG: 0.441	C CU 73 C FF 92 C FC 90 0-3 ① K	B CH 84 S FF 92 B FC 88 B CU 75 C FC 89 F FF 93 X FC 89 3-2 10 S 2-H 1B		B FF 95 C SL 86 C SL 80 B SL 87 B CH 85 S SL 83 3-3 ② K		B CH 88 C SI 94 B SL 88 B CH 85 B SL 87 4-1 10 BB 9 1B 1-2 BB	B FF 96 C FF 95 C FF 96 B CH 88 B FF 96 B FF 96 4-2 BB			3	1	1	1	1	2	2
28 Colby Rasmus, L (7, 8) OBP: 0.277, SLG: 0.338										0	0	0	0	1	0	0
10 Edwin Encarnación, R (1, 3) OBP: 0.333, SLG: 0.586	C FC 88 B FF 93 S CH 85 B FC 89 S FC 89 2-3 ② K	B CU 74 B FF 93 S SI 91 X CH 86 2-1 ③ F8 2-3		B FF 95 B FF 93 B SL 88 C SI 94 C SL 81 F SL 88 B FF 94 4-2 BB		B FF 93 B SI 94 B CH 87 B FF 94 4-0 9 1B 14 1B 1-2 2-3 BB	C FF 94 B CH 88 X FF 94 1-1 ③ F7			3	1	0	0	2	1	4
9 J.P. Arencibia, R (1, 2) OBP: 0.294, SLG: 0.500	D CU 73 B CH 85 X FC 88 2-0 1-H 2-H HR		B FF 90 X FF 90 1-0 HR	S FF 89 B CH 86 S SL 81 F FF 95 S SL 82 1-3 ③ K		D SL 85 D SL 87 F FF 91 B SI 92 X FF 91 3-1 14 1B 68 SF8 1-2 2-H 3-H 1B		C FF 84 X CH 81 0-1 ① P3		5	3	3	6	0	1	1
8 Ben Francisco, R (1, 10) OBP: 0.257, SLG: 0.273	C FF 91 X CU 74 0-1 1B		B CU 72 B FF 91 C FC 87 X FF 91 2-1 ① P4		C FF 93 F SL 88 X FF 94 0-2 ① L7	B FF 92 X FF 92 1-0 ① F8		B FC 85 X FF 85 1-0 ② P4		5	0	1	0	0	0	2
14 Eric Thames, L (1, 7) OBP: 0.310, SLG: 0.398	C FF 92 B FF 92 B FC 88 S FF 91 C CU 74 2-3 ③ K		B CU 73 X FC 87 1-0 11 HR 1B		B FF 94 B FF 94 C CH 86 C SL 80 C SL 86 2-3 ② K	C FF 92 X CH 87 0-1 1-3 2-H 1B		F CH 86 B CU 71 C CU 68 B FC 87 F SL 83 S FF 87 2-3 ③ K		5	1	2	1	0	3	1
68 Yan Gomes, R (1, 5) OBP: 0.571, SLG: 1.200		X FF 90 0-0 HR	F FF 91 B CU 73 B FC 87 S FF 90 C FC 86 2-3 ② K		C SL 82 S SL 90 B FF 94 B SL 83 B SL 88 F SL 81 B SL 90 4-2 11 HR BB	C SL 87 S SL 88 F FF 91 X SL 88 0-2 ② SF8 3-H				2	2	1	2	1	1	1
11 Rajai Davis, R (1, 8) OBP: 0.340, SLG: 0.543 (7, 9)		B FF 91 B CU 74 F FF 90 F FC 87 F CU 76 F FF 92 B CU 75 F CU 76 S FC 89 3-3 ① K	C FF 90 X CU 74 0-1 1-H HR		B FF 94 B SL 85 S FF 94 X FF 93 2-1 1-H HR	B SL 87 X SL 88 1-0 ③ F9				4	2	2	4	0	1	1
Inning Stats	R: 3 E: 0 K: 3 S: 15 H: 3 LOB: 1 BB: 1 P: 26	R: 2 E: 0 K: 2 S: 17 H: 2 LOB: 1 BB: 1 P: 30	R: 3 E: 0 K: 1 S: 12 H: 3 LOB: 0 BB: 0 P: 21	R: 0 E: 0 K: 2 S: 11 H: 0 LOB: 1 BB: 1 P: 19	R: 2 E: 0 K: 2 S: 14 H: 1 LOB: 0 BB: 1 P: 23	R: 4 E: 0 K: 0 S: 14 H: 3 LOB: 1 BB: 2 P: 28	R: 0 E: 0 K: 0 S: 10 H: 0 LOB: 1 BB: 1 P: 21	R: 0 E: 0 K: 1 S: 7 H: 0 LOB: 0 BB: 0 P: 10		1B: 7 2B: 0 3B: 0 HR: 5 SF: 1 SAC: 0 DP: 0 HBP: 0				WP: 0 PB: 0 SB: 2 CS: 0 PA: 43	

PITCHER		IP	WLS	BF	H	R	ER	SO	BB	IBB	HBP	BLK	WP	HR	S	P	ERA	WHIP
49 Jonathon Niese, L ERA: 4.85	(1, 1)	3.0	L	19	8	8	8	6	2	0	0	0	0	4	44	77	24.00	3.333
46 Manny Acosta, R ERA: 10.53	(4, 1)	2.0		12	2	5	5	4	4	0	0	0	0	1	29	55	22.50	3.000
52 Ramon E Ramirez, R ERA: 4.3	(6, 1)	1.0		5	2	1	1	0	0	0	0	0	0	0	10	15	9.00	2.000
73 Robert Carson, L ERA:	(7, 1)	1.0		4	0	0	0	0	1	0	0	0	0	0	10	21	0.00	1.000
16 Rob Johnson, R ERA:	(8, 1)	1.0		3	0	0	0	1	0	0	0	0	0	0	7	10	0.00	0.000

PITCHER	IP	WLS	BF	H	R	ER	SO	BB	IBB	HBP	BLK	WP	HR	S	P	ERA	WHIP

BOTTOM

New York Mets @ Toronto Blue Jays

Rogers Centre, Toronto, ON

Fri May 18 2012, 7:09 PM - 10:02 PM EDT

Att. 26,712 - Partly Cloudy - 59 F

livebaseballscorecards.com

AB	35
R	14
H	12
RBI	14
BB	7
SO	11
LOB	13

Batter	1	2	3	4	5	6	7	8	9	AB	R	H	RBI	BB	SO	LOB
56 Andres Torres, S (1, 8) OBP: 0.350, SLG: 0.303	C FF 91 B FF 92 C FF 92 B SL 88 F FF 94 S FF 94 2-3 ① K		X FF 90 0-0 ③ P4			C FF 92 B KC 80 C FF 93 X SL 86 1-2 ③ L9			C FF 91 X 0-1 ① F9	4	0	0	0	0	1	2
23 Mike Baxter, L (1, 10) OBP: 0.419, SLG: 0.514	C FF 92 B KC 81 X FF 92 1-1 ② L8			B FS 88 F FS 83 C FF 92 X SL 86 1-2 ① G4-3			X FF 91 0-0 ① G6-3		F FF 92 B X KC 77 1-1 ② 1-3 1B	4	0	1	0	0	0	0
28 Daniel Murphy, L (1, 4) OBP: 0.368, SLG: 0.399	X FF 92 0-0 ③ G4-3			C KC 79 B KC 76 C FF 92 S SL 86 1-3 ② K			C FF 91 B FS 86 F FS 84 F FF 95 X FF 95 1-2 ② G4-3		D FS 86 D C FF 95 B FF 95 X FF 97 3-1 ③ L6	4	0	0	0	0	1	1
21 Lucas Duda, L (1, 9) OBP: 0.356, SLG: 0.406		C FF 91 C FS 84 X SL 87 0-2 ① F9		B FF 93 B FS 83 F FF 93 B FF 94 X FF 92 3-1 ③ F8			B SL 84 F FF 93 B FF 93 B FF 91 F FF 94 F FF 96 X FF 94 3-2 2B			3	0	1	0	0	0	0
29 Ike Davis, L (1, 3) OBP: 0.220, SLG: 0.298		C KC 81 B FF 94 X FF 92 1-1 ② L5			B SL 89 F FF 92 X FF 94 1-1 ① F7		C KC 79 S SL 87 0-3 ③ K2-3			3	0	0	0	0	1	1
2 Justin Turner, R (1, 5) OBP: 0.254, SLG: 0.259		F FF 92 C FF 92 X SL 87 0-2 ③ G6-3			X SL 88 0-0 ② L8			C FF 90 B FF 91 C FF 92 F FF 96 F FF 94 T FF 97 1-2 ① K		3	0	0	0	0	1	0
9 Kirk Nieuwenhuis, L (1, 7) OBP: 0.347, SLG: 0.381			B FF 89 C FF 90 S FS 84 B SL 86 S FS 85 2-3 ① K		C FF 93 C KC 79 F FF 95 S SL 88 0-3 ③ K2-3			C FF 91 X FS 87 0-1 ② P5		3	0	0	0	0	2	0
13 Ronny Cedeno, R (1, 6) OBP: 0.362, SLG: 0.316			C FF 90 X FS 86 0-1 1B			B FS 88 C SL 90 F FF 92 C FF 95 1-3 ① K		C FF 93 B FF 94 B FC 94 F FF 94 F FF 97 F FF 97 X SL 88 2-2 ③ G6-3		3	0	1	0	0	1	0
4 Mike Nickeas, R (1, 2) OBP: 0.265, SLG: 0.209 12 Scott Hairston, R (9, PH) OBP: 0.313, SLG: 0.486			1 SAFE B FF 90 C FF 89 F FF 89 D SL 86 C FF 93 2-3 ② K			X SL 90 0-0 ② F7			B B B FF 92 B 4-0 23 1B BB	2 0	0 0	0 0	0 0	0 0	1 1	1 0
Inning Stats	R: 0 E: 0 K: 1 S: 7 H: 0 LOB: 0 BB: 0 P: 10	R: 0 E: 0 K: 0 S: 8 H: 0 LOB: 0 BB: 0 P: 9	R: 0 E: 0 K: 2 S: 9 H: 1 LOB: 1 BB: 0 P: 13	R: 0 E: 0 K: 1 S: 8 H: 0 LOB: 0 BB: 0 P: 13	R: 0 E: 0 K: 1 S: 7 H: 0 LOB: 0 BB: 0 P: 8	R: 0 E: 0 K: 1 S: 7 H: 0 LOB: 0 BB: 0 P: 9	R: 0 E: 0 K: 1 S: 12 H: 1 LOB: 1 BB: 0 P: 16	R: 0 E: 0 K: 1 S: 12 H: 0 LOB: 0 BB: 0 P: 15	R: 0 E: 0 K: 0 S: 6 H: 1 LOB: 1 BB: 1 P: 14	1B: 2 2B: 1 3B: 0 HR: 0 SF: 0 SAC: 0 DP: 0 HBP: 0						

PITCHER	IP	WLS	BF	H	R	ER	SO	BB	IBB	HBP	BLK	WP	HR	S	P	ERA	WHIP
23 Brandon Morrow, R (1, 1) ERA: 2.63	9.0	W	30	3	0	0	8	1	0	0	0	0	0	76	107	0.00	0.444

PITCHER	IP	WLS	BF	H	R	ER	SO	BB	IBB	HBP	BLK	WP	HR	S	P	ERA	WHIP

TOP

New York Mets @ Toronto Blue Jays

Rogers Centre, Toronto, ON

Sat May 19 2012, 1:09 PM - 3:19 PM EDT

Att. 34,962 - Sunny - 63 F

livebaseballscorecards.com

AB	29
R	0
H	3
RBI	0
BB	1
SO	8
LOB	5

Batter	1	2	3	4	5	6	7	8	9	AB	R	H	RBI	BB	SO	LOB
2 Kelly Johnson, L (1, 4) OBP: 0.367, SLG: 0.434	B FF 89 C FF 90 B CH 81 X FF 91 2-1 G4-3 ①		B FF 91 C CH 84 C CU 74 B FF 88 B FF 91 X CH 84 3-2 19 FC4 1B		B SI 90 F FF 90 B SL 91 X FF 90 2-1 E8 5 1B 1-H 2B			S SL 82 S SL 81 B SL 81 X SL 84 1-2 F8 ①		4	1	2	1	0	0	0
5 Yunel Escobar, R (1, 6) OBP: 0.303, SLG: 0.325	C SL 84 B SL 84 C CU 77 B FF 90 X SL 85 2-2 G5-3 ②		B CU 75 1 SAFE B SL 87 X FF 90 2-0 L9 ②		X SL 88 0-0 19 FC6-4 3-H 1B			B SL 85 B CH 85 F FF 91 X SL 86 2-1 2B		4	0	2	1	0	0	1
19 José Bautista, R (1, 9) OBP: 0.326, SLG: 0.429	B SL 86 S FF 92 B SL 86 B SL 85 C SL 84 F FF 92 X FF 93 3-2 P2 ③		C FF 91 B SL 87 X SL 87 1-1 FC4 1-2f ③		D CU 76 1 SAFE B SL 89 F SL 88 X SL 88 2-1 FC6-4 1-2f ③			C FF 93 S SL 86 D SL 86 F FF 94 X FC 93 1-2 F8 ②		4	0	0	0	0	0	3
10 Edwin Encarnación, R (1, 3) OBP: 0.337, SLG: 0.587		B SL 85 F SL 85 C FF 92 F SI 94 X SI 94 1-2 2B		C FF 90 B CU 76 S FF 92 S SL 87 1-3 K ①		X SL 87 0-0 F8 ①		I IN 75 I IN 75 I IN 76 I IN 74 4-0 IBB		3	0	1	0	1	1	0
9 J.P. Arencibia, R (1, 10) OBP: 0.285, SLG: 0.483		B SL 85 C SL 85 F SL 81 S SL 85 1-3 K ①		B SL 86 X SL 87 1-0 G4-3 ②		C FF 90 B SI 90 F SL 88 S CU 75 1-3 K ②		B SL 87 S SL 84 S D SL 86 S FF 93 2-3 K ③		4	0	0	0	0	3	3
14 Eric Thames, L (1, 7) OBP: 0.311, SLG: 0.392		B SI 92 B CH 82 C SI 92 S SI 92 F SL 83 F SI 94 D SL 85 D SL 87 4-2 BB		C CU 76 B SI 90 B FF 91 F CH 84 B FF 92 F CH 85 F SL 88 X SI 90 3-2 G3-1 ③		B CU 74 X FF 91 1-0 P5 ③				2	0	0	0	1	0	0
11 Rajai Davis, R (1, 8) OBP: 0.321, SLG: 0.510		2 SAFE B SL 84 S SL 84 S FF 90 S SL 84 1-3 K ②			B SL 84 C SI 91 C FF 91 S SL 88 1-3 K ①		S FF 88 F SL 86 B SL 86 S CU 76 1-3 K ①			3	0	0	0	0	3	2
68 Yan Gomes, R (1, 5) OBP: 0.400, SLG: 0.750 17 Omar Vizquel, S (8, 5) OBP: 0.174, SLG: 0.095		B SL 83 X SL 82 1-0 L8 ③			C FF 92 S CU 76 X CU 76 0-2 G5-3 ②		B FF 91 C CU 75 S FF 91 B FF 90 X CU 75 2-2 F8 ②			3 0	0 0	0 0	0 0	0 0	0 0	2 0
6 Jeff Mathis, R (1, 2) OBP: 0.324, SLG: 0.483			X SL 87 0-0 G1-3 ①		C FF 92 X CU 76 0-1 2 E 1B		C SL 86 F SL 86 B FF 91 S SL 87 1-3 K ③			3	1	1	0	0	1	0
Inning Stats	R: 0 E: 0 K: 0 S: 9 H: 0 LOB: 0 BB: 0 P: 16	R: 0 E: 0 K: 2 S: 15 H: 1 LOB: 2 BB: 1 P: 23	R: 0 E: 0 K: 0 S: 7 H: 1 LOB: 1 BB: 0 P: 13	R: 0 E: 0 K: 1 S: 9 H: 0 LOB: 0 BB: 0 P: 14	R: 2 E: 1 K: 1 S: 13 H: 3 LOB: 1 BB: 0 P: 18	R: 0 E: 0 K: 1 S: 5 H: 0 LOB: 0 BB: 0 P: 7	R: 0 E: 0 K: 2 S: 9 H: 0 LOB: 0 BB: 0 P: 13	R: 0 E: 0 K: 1 S: 12 H: 1 LOB: 2 BB: 1 P: 22		1B: 3 2B: 3 3B: 0 HR: 0 SF: 0 SAC: 0 DP: 0 HBP: 0						

PITCHER		IP	WLS	BF	H	R	ER	SO	BB	IBB	HBP	BLK	WP	HR	S	P	ERA	WHIP
47 Miguel Batista, R ERA: 3.95	(1, 1)	2.0		8	1	0	0	2	1	0	0	0	0	0	24	39	0.00	1.000
53 Jeremy Hefner, R ERA: 2.25	(3, 1)	5.0	L	19	4	2	2	5	0	0	0	0	0	0	43	65	3.60	0.800
40 Tim Byrdak, L ERA: 3.18	(8, 1)	0.1		1	0	0	0	0	0	0	0	0	0	0	3	4	0.00	0.000
60 Jon Rauch, R ERA: 4.15	(8, 1)	0.2		4	1	0	0	1	0	1	0	0	0	0	9	18	0.00	1.500

PITCHER	IP	WLS	BF	H	R	ER	SO	BB	IBB	HBP	BLK	WP	HR	S	P	ERA	WHIP

BOTTOM

New York Mets @ Toronto Blue Jays

Rogers Centre, Toronto, ON

Sat May 19 2012, 1:09 PM - 3:19 PM EDT

Att. 34,962 - Sunny - 63 F

livebaseballscorecards.com

AB	30
R	2
H	6
RBI	2
BB	2
SO	8
LOB	11

Batter	1	2	3	4	5	6	7	8	9	AB	R	H	RBI	BB	SO	LOB
56 Andres Torres, S (1, 10) OBP: 0.341, SLG: 0.286	B FF 98 B FF 95 C FF 95 B SI 95 B FF 93 4-1 23 2B 5 2B BB	B SI 92 B FF 92 C FF 93 B CH 85 C SI 93 X FF 93 3-2 ② G1-3 2-3		X FF 89 0-0 ③ G3		C SI 94 B FF 93 B SI 94 X SI 94 2-1 ② G6-3		C SI 89 F SL 78 S SL 82 0-3 ② K		4	1	0	0	1	1	4
23 Mike Baxter, L (1, 7) OBP: 0.458, SLG: 0.610	B SI 93 C SI 92 F SI 94 F CH 87 1 SAFE 1 SAFE X SI 92 1-2 5 2B 1-3 2B	B FF 93 X CH 86 1-0 3-H 3B			C FF 91 C SI 91 X FF 95 0-2 21 FC4 5 1B 28 1B 1B	C CH 86 X FF 95 0-1 ③ G3		B FF 91 B SI 92 C CH 84 B FF 92 B CH 84 4-1 1-2 2-3 BB		4	2	3	1	1	0	0
5 David Wright, R (1, 5) OBP: 0.513, SLG: 0.626	B FF 95 F SI 94 X FF 96 1-1 21 G4-3 9 2B 2-H 3-H 2B	C SL 87 C SL 86 C SL 88 0-3 ③ K			1 SAFE F SL 81 B SI 92 F SI 91 F SL 87 X FF 92 1-2 21 FC4 1-2 1B		B FF 93 B FF 93 B FF 94 B SI 94 4-0 BB	C FF 90 B SL 83 C SI 86 S SL 85 1-3 ③ K		4	1	2	2	1	2	4
21 Lucas Duda, L (1, 9) OBP: 0.351, SLG: 0.394	B CH 86 C FF 95 X FF 96 1-1 ① G4-3 2-3	B FF 91 X FF 92 1-0 ① L8			C FF 91 B SI 92 F FF 92 B SI 93 X FF 92 2-2 ① FC4 9 BB 28 1B 29 FC4-6 1-2f 2-3		B SI 93 C CH 85 1 SAFE B CH 85 F SI 93 S SL 85 2-3 ① K		B FF 90 B FF 89 B FF 89 B 4-0 9 BB BB	4	1	0	0	1	1	4
28 Daniel Murphy, L (1, 4) OBP: 0.364, SLG: 0.393	C FF 97 F CH 86 T SI 89 0-2 ② K	B FF 92 F FF 90 B FF 91 X FF 92 2-1 ② G5-3			B FF 92 F FF 91 F SI 95 F SI 92 X FF 93 1-2 29 FC4-6 9 BB 1-2 3-H 1B		C CH 84 C SI 95 D SL 86 1 SAFE F CH 84 F SI 94 X 1-2 ② F9		X SL 76 0-0 ① F7	5	0	1	1	0	1	3
9 Kirk Nieuwenhuis, L (1, 8) OBP: 0.355, SLG: 0.387	F FF 96 B FF 98 S SI 94 B FF 96 X CH 88 2-2 3-H 2B	B CH 86 F SI 93 B FF 94 F FF 92 B FF 95 F SI 93 T SI 93 3-2 ③ K			F CH 85 F SL 89 B CH 86 B SI 94 F CH 87 B FF 94 B CH 84 4-2 29 FC4-6 1-2 2-3 BB		B FF 93 S CH 83 B 1 SAFE S CH 84 D F CH 86 X 3-2 ③ G4-3		B SL 79 B SL 77 C FF 90 1 SAFE B FF 87 B FF 87 4-1 1-2 BB	3	0	1	1	2	1	1
29 Ike Davis, L (1, 3) OBP: 0.221, SLG: 0.304 12 Scott Hairston, R (9, PH) OBP: 0.309, SLG: 0.480 2 Justin Turner, R (9, 3) OBP: 0.254, SLG: 0.259	X SI 91 0-0 ③ G1-3	X SI 92 0-0 ① L5		X SI 93 0-0 ② FC4-6 1-2f 2-3 3-H				B CU 70 X CH 80 1-0 13 PB 13 1B 2B	F SI 90 F FF 88 B FF 88 F FF 88 F SL 76 B F FF 87 S SL 79 2-3 ② K	4 1 0	0 0 0	1 0 0	1 0 0	0 1 0	0 2 0	3 2 0
13 Ronny Cedeno, R (1, 6) OBP: 0.365, SLG: 0.326		C FF 92 X SI 92 0-1 56 G1-3 16 G6-3 23 3B 1B		C SI 94 X FF 94 0-1 ② G6-3	X SL 84 0-0 ③ P3			B FF 89 C CU 75 S SI 89 B SL 82 X SL 83 2-2 ① 23 BB 16 1B 2-H 1B	C SL 88 C FF 92 C 0-3 ③ K	5	1	2	0	0	1	4
16 Rob Johnson, R (1, 2) OBP: 0.412, SLG: 0.400		B FF 92 1 SAFE B SI 91 F SI 90 D SI 92 X SI 92 3-1 ① G6-3 1-2		C FF 94 F FF 95 X FF 94 0-2 2B		C FF 94 B SI 91 B SI 93 F SI 93 B SI 94 S SI 95 3-3 ① K		D FF 91 1 SAFE X SL 81 1-0 23 BB 1-2 1B		4	0	2	0	0	1	1
Inning Stats	R: 3 E: 0 K: 1 S: 16 H: 3 LOB: 1 BB: 1 P: 25	R: 1 E: 0 K: 1 S: 11 H: 2 LOB: 1 BB: 0 P: 18	R: 0 E: 0 K: 1 S: 7 H: 0 LOB: 0 BB: 0 P: 13	R: 0 E: 0 K: 0 S: 7 H: 1 LOB: 1 BB: 0 P: 7	R: 2 E: 0 K: 0 S: 19 H: 3 LOB: 2 BB: 1 P: 27	R: 0 E: 0 K: 1 S: 7 H: 0 LOB: 0 BB: 0 P: 12	R: 0 E: 0 K: 1 S: 12 H: 0 LOB: 1 BB: 1 P: 22	R: 0 E: 0 K: 2 S: 12 H: 3 LOB: 3 BB: 1 P: 21	R: 0 E: 0 K: 2 S: 11 H: 0 LOB: 2 BB: 2 P: 21	1B: 6 2B: 5 3B: 1 HR: 0 SF: 0 SAC: 0 DP: 0 HBP: 0						WP: 0 PB: 1 SB: 0 CS: 0 PA: 44

PITCHER	IP	WLS	BF	H	R	ER	SO	BB	IBB	HBP	BLK	WP	HR	S	P	ERA	WHIP
37 Henderson Alvarez III, R (1, 1) ERA: 3.3	5.0	L	26	9	6	6	3	2	0	0	0	0	0	60	90	10.80	2.200
47 Luis Perez, L (6, 1) ERA: 2.86	2.0		7	0	0	0	2	1	0	0	0	0	0	19	34	0.00	0.500
33 Carlos Villanueva, R (8, 1) ERA: 5.06	1.0		6	3	0	0	2	1	0	0	0	0	0	12	21	0.00	4.000
38 Darren Oliver, L (9, 1) ERA: 1.32	0.2		4	0	0	0	1	2	0	0	0	0	0	8	18	0.00	3.000
48 Francisco Cordero, R (9, 1) ERA: 6.89	0.1		1	0	0	0	1	0	0	0	0	0	0	3	3	0.00	0.000

PITCHER	IP	WLS	BF	H	R	ER	SO	BB	IBB	HBP	BLK	WP	HR	S	P	ERA	WHIP

TOP

New York Mets @ Toronto Blue Jays

Rogers Centre, Toronto, ON

Sun May 20 2012, 1:08 PM - 4:23 PM EDT

Att. 41,867 - Sunny - 79 F

livebaseballscorecards.com

AB	38
R	6
H	12
RBI	6
BB	6
SO	9
LOB	26

BOTTOM

New York Mets @ Toronto Blue Jays

Rogers Centre, Toronto, ON

Sun May 20 2012, 1:08 PM - 4:23 PM EDT

Att. 41,867 - Sunny - 79 F

livebaseballscorecards.com

Batter	1	2	3	4	5	6	7	8	9	AB	R	H	RBI	BB	SO	LOB
2 Kelly Johnson, L (1, 4) OBP: 0.363, SLG: 0.427	C SI 87 B SI 89 F CH 81 B FF 89 X KC 73 2-2 E8 1B	X CH 83 0-0 ② FC4-6 5 FC5-4 1-2f 2-3		B SI 90 1 SAFE C CH 81 F SI 89 S SI 91 1-3 ③ K			C F S SL 83 0-3 ① K	B SL 83 B SL 80 1 SAFE S SL 83 S X SL 83 2-2 ③ F9		5	0	1	0	0	2	5
5 Yunel Escobar, R (1, 6) OBP: 0.306, SLG: 0.320	B CH 83 B FF 88 B SI 91 C FC 90 B SL 84 4-1 BB	S KC 74 B FF 90 B KC 75 X SL 84 2-1 ③ FC5-4 1-2f			B SI 88 C SI 89 X SL 80 1-1 E6 19 G4-3		B KC 69 C SI 88 C X CH 81 1-2 ② G5-3 1-2		C FF 93 B B F FF 96 B F B 4-2 19 1B BB	3	0	0	0	2	0	3
19 José Bautista, R (1, 10) OBP: 0.333, SLG: 0.454	C FF 90 C SL 84 B FF 91 B SL 84 1 SAFE F CH 84 S FF 92 2-3 ① K		B KC 73 B SL 83 S FF 89 B CH 83 C FF 90 X FF 89 3-2 HR		F FF 89 B SL 80 B SI 89 B SL 80 X FF 90 3-1 ①② G4-3 1-2f		C S CH 83 X SL 82 0-2 10 FC6-4 2-H 1B		B C F X 1-2 1B	5	1	3	2	0	1	3
10 Edwin Encarnación, R (1, 3) OBP: 0.328, SLG: 0.569	F SI 92 B SL 84 S KC 75 S SL 84 1-3 ② K		B SL 83 X FF 90 1-0 ① P4		C FF 90 X SL 82 0-1 ③ G6-3		C KC 80 X FF 94 0-1 ③ FC6-4 1-2f		B S F FS 84 S 1-3 ① K	5	0	0	0	0	2	5
9 J.P. Arencibia, R (1, 2) OBP: 0.289, SLG: 0.488	C SL 84 C FF 91 X SL 85 0-2 ③ G3		B KC 74 X SL 82 1-0 ② G5-3			B SL 80 X SI 88 1-0 1B		B KC 80 F KC 81 B C FF 93 X FF 97 2-2 14 2B 2B	B FF 98 D FS 88 F F S 2-3 ② K	5	1	2	0	0	1	4
14 Eric Thames, L (1, 7) OBP: 0.307, SLG: 0.392		C SI 88 X CH 82 0-1 ① F9	F SI 89 B FF 90 B SL 81 S SI 90 B SL 82 S SI 90 3-3 ③ K			C SI 89 F FF 89 B FF 89 F SL 83 F FF 91 X SL 82 1-2 ① F7		C FF 93 B FF 95 X KC 81 1-1 28 1B 2-H 2B	F FS 86 B FF 93 B F S 2-3 ③ K	5	1	1	1	0	2	3
8 Ben Francisco, R (1, 9) OBP: 0.270, SLG: 0.265 11 Rajai Davis, R (6, 9) OBP: 0.309, SLG: 0.490		C FF 89 B SL 83 B SL 82 B CH 83 B FF 89 4-1 28 BB 68 1B BB		B FF 88 C SI 89 B CH 82 X SI 89 2-1 ① G6-3		B SI 90 C SL 82 S KC 73 S SL 82 1-3 ② K		B FF 94 C FF 95 B FF 94 X KC 82 2-1 ① G5-3		1 2	1 0	0 0	0 0	1 0	0 1	0 2
28 Colby Rasmus, L (1, 8) OBP: 0.283, SLG: 0.338		B SI 90 C SI 90 B CH 82 B SI 89 C FF 90 B SI 91 4-2 2 FC4-6 68 1B 1-2 BB		B FF 90 B CH 84 X SI 90 2-0 ② G3-1		C SI 91 C KC 74 B FF 90 X SL 80 1-2 ③ G4-3		X FF 95 0-0 2-H 1B		3	0	1	1	1	0	1
68 Yan Gomes, R (1, 5) OBP: 0.500, SLG: 0.700		X FF 90 0-0 2 FC4-6 1-2 2-H 1B		B KC 74 B FF 90 B SL 82 C FF 90 C FF 91 B SI 91 4-2 BB			C SL 78 H SI 88 1-1 5 G5-3 19 1B HBP	1 SAFE S FF 98 F FF 99 B FF 96 S FF 102 1-3 ② K		2	1	1	1	1	1	1
Inning Stats	R: 0 E: 1 K: 2 S: 14 H: 1 LOB: 2 BB: 1 P: 23	R: 1 E: 0 K: 0 S: 9 H: 1 LOB: 2 BB: 2 P: 19	R: 1 E: 0 K: 1 S: 8 H: 1 LOB: 0 BB: 0 P: 16	R: 0 E: 0 K: 1 S: 8 H: 0 LOB: 1 BB: 1 P: 17	R: 0 E: 1 K: 0 S: 6 H: 0 LOB: 0 BB: 0 P: 10	R: 0 E: 0 K: 1 S: 12 H: 1 LOB: 1 BB: 0 P: 16	R: 1 E: 0 K: 1 S: 12 H: 1 LOB: 1 BB: 0 P: 14	R: 2 E: 0 K: 1 S: 14 H: 3 LOB: 1 BB: 0 P: 22	R: 0 E: 0 K: 3 S: 15 H: 1 LOB: 2 BB: 1 P: 25	1B: 6 2B: 2 3B: 0 HR: 1 SF: 0 SAC: 0 DP: 1 HBP: 1						

	AB	36
	R	5
	H	9
	RBI	5
	BB	5
	SO	10
	LOB	27

WP: 0 PA: 42
PB: 0
SB: 0
CS: 0

PITCHER		IP	WLS	BF	H	R	ER	SO	BB	IBB	HBP	BLK	WP	HR	S	P	ERA	WHIP
35 Dillon Gee, R ERA: 5.44	(1, 1)	6.2	W	30	5	3	3	6	4	0	1	0	0	1	67	113	4.05	1.350
39 Bobby Parnell, R ERA: 2.84	(7, 1)	1.0	H	6	3	2	2	1	0	0	0	0	0	0	13	19	18.00	3.000
40 Tim Byrdak, L ERA: 3.09	(8, 1)	0.1	H	1	0	0	0	0	0	0	0	0	0	0	3	5	0.00	0.000
48 Frank Francisco, R ERA: 7.56	(9, 1)	1.0	S	5	1	0	0	3	1	0	0	0	0	0	15	25	0.00	2.000

PITCHER	IP	WLS	BF	H	R	ER	SO	BB	IBB	HBP	BLK	WP	HR	S	P	ERA	WHIP

Toronto Blue Jays @ Tampa Bay Rays

Tropicana Field, St. Petersburg, FL

Mon May 21 2012, 7:12 PM - 10:25 PM EDT

Att. 10,844 - Dome - 72 F

TOP

livebaseballscorecards.com

Batter	1	2	3	4	5	6	7	8	9	AB	R	H	RBI	BB	SO	LOB
2 Kelly Johnson, L (1, 4) OBP: 0.360, SLG: 0.421	S FF 91 B FF 91 X FF 92 1-1 ① G6-3		B CU 76 B FC 90 F FC 88 X CH 80 2-1 ② SF9 3-H			C FC 88 B SI 90 S FC 88 B CU 80 X FC 88 2-2 ① P3		I IN 70 I IN 73 I IN 73 I IN 72 4-0 19 FC5 · 5 E · 19 E IBB		2	1	0	1	1	0	0
5 Yunel Escobar, R (1, 6) OBP: 0.310, SLG: 0.341	F FF 91 S CH 80 X CH 78 0-2 ② G5-3		F FF 92 C FF 92 X CU 78 0-2 1B			X CH 78 0-0 HR		C SI 89 F SI 89 B SI 89 X SI 90 1-2 E1 19 E 10 FC5-4 1-2 2-3		4	2	2	1	0	0	2
19 José Bautista, R (1, 9) OBP: 0.326, SLG: 0.442	B FF 91 C CH 80 X CH 79 1-1 ③ G5-3		C FC 88 B FC 90 D CH 80 1 SAFE C FC 89 F FF 91 D CH 80 F FC 88 F CU 76 3-3 ③ K			C CU 76 B FC 87 B SI 91 X CU 77 2-1 ② G5-3		C SI 89 C SI 90 X SI 91 0-2 FC5 10 FC5-4 1-3 2-H 3-H		4	0	0	1	0	1	2
10 Edwin Encarnación, R (1, 3) OBP: 0.326, SLG: 0.561		C CH 78 B SI 90 S CH 78 X CH 79 1-2 9 FC5-4 1B		C FF 91 T FF 90 B FF 91 B CH 80 X CH 79 2-2 ① P5		C FF 92 C FF 89 B CU 79 B FF 91 X FF 92 2-2 ③ F7		F SI 90 C SI 90 B SI 90 F SI 91 X SI 90 1-2 ② FC5-4 1-2f 3-H		4	0	1	1	0	0	1
9 J.P. Arencibia, R (1, 10) OBP: 0.295, SLG: 0.488		B FF 90 B SI 90 X CH 80 2-0 ① FC5-4 14 1B 1-2f		F SI 90 B FF 91 F FF 90 X CH 79 1-2 14 G1-6-3 1B			C FF 90 F FC 88 B FF 91 B CU 78 X FF 91 2-2 13 G6-4-3 1B	F SI 90 B SI 90 F SI 90 S SL 79 1-3 ③ K		4	1	2	0	0	1	2
14 Eric Thames, L (1, 7) OBP: 0.307, SLG: 0.391 11 Rajai Davis, R (8, 7) OBP: 0.304, SLG: 0.481		X FC 89 0-0 ② 2-H 1B		C SI 89 C FF 91 F FF 91 B FF 92 B CU 77 X SI 90 2-2 ② G1-6-3 1-2f			1 SAFE B FC 87 B FF 90 C FF 89 F CH 79 1 SAFE X SI 89 2-2 ① L9		B SI 91 C SI 92 C SI 92 B CU 74 X SI 92 2-2 ① P4	3 1	0 0	1 0	1 0	0 0	0 0	2 0
13 Brett Lawrie, R (1, 5) OBP: 0.317, SLG: 0.373		C FF 91 F FF 90 X CU 79 0-2 ③ L8			B CU 77 C CH 78 X SI 91 1-1 ① G5-3		S SI 89 B SI 89 F CH 80 B FF 90 X CH 80 2-2 ②③ G6-4-3 1-2f		F SI 92 C CU 72 B CU 72 F CU 72 X SI 91 1-2 ② G4-3	4	0	0	0	0	0	1
28 Colby Rasmus, L (1, 8) OBP: 0.288, SLG: 0.357			X CH 78 0-0 6 F8 · 2 SF9 2B		B SI 91 X FF 89 1-0 ② L9			B SI 89 C FF 90 B FC 87 X FC 88 2-1 5 E · 19 FC5 2B	B CU 72 C SI 92 F SI 92 F CU 71 F CU 70 S SI 92 1-3 ③ K	4	2	2	0	0	1	0
6 Jeff Mathis, R (1, 2) OBP: 0.297, SLG: 0.438			C FF 90 B CH 79 C FF 91 B CU 79 X CH 78 2-2 ① F8 2-3		C FF 92 B FF 91 C SI 89 T CU 79 1-2 ③ K			C FF 90 C FF 91 S CU 79 0-3 ① K		3	0	0	0	0	2	2

Inning Stats																				
	R: 0	H: 0	R: 1	H: 2	R: 1	H: 2	R: 0	H: 1	R: 0	H: 0	R: 1	H: 1	R: 0	H: 1	R: 3	H: 1	R: 0	H: 0	1B: 5	SF: 1	WP: 0	PA: 35
	E: 0	LOB: 0	E: 1	LOB: 0	E: 0	LOB: 1	E: 0	LOB: 0	E: 0	LOB: 0	E: 0	LOB: 0	E: 0	LOB: 0	E: 2	LOB: 1	E: 0	LOB: 0	2B: 2	SAC: 0	PB: 0	
	K: 0	BB: 0	K: 0	BB: 0	K: 1	BB: 0	K: 0	BB: 0	K: 1	BB: 0	K: 0	BB: 0	K: 0	BB: 0	K: 2	BB: 1	K: 1	BB: 0	3B: 0	DP: 2	SB: 0	
	S: 7	P: 9	S: 8	P: 11	S: 16	P: 23	S: 10	P: 15	S: 6	P: 9	S: 9	P: 15	S: 9	P: 15	S: 18	P: 27	S: 12	P: 16	HR: 1	HBP: 0	CS: 0	

AB	33
R	6
H	8
RBI	5
BB	1
SO	5
LOB	12

PITCHER		IP	WLS	BF	H	R	ER	SO	BB	IBB	HBP	BLK	WP	HR	S	P	ERA	WHIP
58 Jeremy Hellickson, R ERA: 2.73	(1, 1)	7.1	L	28	8	5	2	3	0	1	0	0	0	1	70	108	2.46	1.091
31 Burke Badenhop, R ERA: 4.35	(8, 1)	0.2		4	0	1	0	1	0	0	0	0	0	0	13	16	0.00	0.000
27 Cesár Ramos, L ERA: 1.5	(9, 1)	1.0		3	0	0	0	1	0	0	0	0	0	0	12	16	0.00	0.000

PITCHER		IP	WLS	BF	H	R	ER	SO	BB	IBB	HBP	BLK	WP	HR	S	P	ERA	WHIP

BOTTOM

Toronto Blue Jays @ Tampa Bay Rays

Tropicana Field, St. Petersburg, FL

Mon May 21 2012, 7:12 PM - 10:25 PM EDT

Att. 10,844 - Dome - 72 F

livebaseballscorecards.com

Batter	1	2	3	4	5	6	7	8	9	AB	R	H	RBI	BB	SO	LOB
18 Ben Zobrist, S (1, 9) OBP: 0.357, SLG: 0.439	C FF 90 F CU 83 B FF 92 B CU 80 B SI 92 X FF 92 3-2 ① G4-3	D CU 83 C CH 86 F SI 92 D CU 81 F SI 91 X CH 86 2-2 ③ G3		C FF 92 B CH 86 B SI 92 F FF 91 X FF 92 2-2 ② L7			C FF 92 S CH 87 B FF 92 F CH 86 X FF 92 1-2 20 CS 1B		X FC 90 0-0 ③ F9	5	0	1	0	0	0	3
2 B.J. Upton, R (1, 8) OBP: 0.348, SLG: 0.424	B FF 93 F CH 85 B FF 92 B SI 93 F FF 93 F FF 92 X FC 90 3-2 HR		F FF 91 B SI 91 B CH 85 X SI 92 2-1 ① P5	D FC 90 X FF 91 1-0 ③ FC5-4 1-2f			1 SAFE F FF 93 S FF 94 B FF 94 T FF 94 1-2 ① K			4	1	1	1	0	1	2
20 Matt Joyce, L (1, 7) OBP: 0.395, SLG: 0.550	B CH 86 B CH 85 B SI 92 C FF 93 D SI 92 4-1 30 E BB		S CU 81 B CH 84 B SI 92 B SI 92 B FF 92 4-1 30 WP 23 WP 1 1B BB		C SI 90 B CH 84 B FF 90 C FF 90 X FF 91 2-2 ① G4-3		B SL 82 B CH 87 C FF 93 F FF 93 F FF 93 C CH 86 2-3 ②③ K 1-2			2	1	0	0	2	1	1
23 Carlos Pena, L (1, 3) OBP: 0.353, SLG: 0.353	X SI 92 0-0 ② F7		1 SAFE B SI 91 F SI 92 B CH 86 F CH 85 B CU 81 S CU 81 3-3 ② K 1-2		B SI 91 S CH 84 B SI 92 B FF 91 B FC 92 4-1 30 G3 BB			F FF 92 B CH 86 S CH 85 B FF 93 L CU 82 2-3 ① K		3	0	0	0	1	2	2
30 Luke Scott, L (1, 10) OBP: 0.295, SLG: 0.451	B FF 92 X CH 86 1-0 E1 1-2		B SI 91 F SI 92 B CH 84 F FF 92 B CU 83 B CU 82 4-2 10 WP 1 1B BB 2-3		C SI 90 S SI 90 X FF 90 0-2 ② G3 1-2			F CH 85 B FF 93 B FF 93 X CH 84 2-1 ② G5-3		3	0	0	0	1	0	2
1 Sean Rodríguez, R (1, 5) OBP: 0.303, SLG: 0.372	F FF 92 S CU 82 D CU 82 C FC 89 1-3 ③ K		F FC 90 X SI 92 0-1 10 WP 1-2 3-H 1B		F FC 90 X CU 81 0-1 ③ P5			X SL 87 0-0 ③ F9		4	0	1	1	0	1	3
10 Will Rhymes, L (1, 4) OBP: 0.323, SLG: 0.298		C SI 91 B CH 84 C FF 92 F CU 81 S CU 81 1-3 ① K	B CH 86 F SI 91 D FF 91 F SI 91 X SI 92 2-2 ③ F7 1-2 2-3		C FF 91 B CH 84 F FF 91 B CU 81 X SI 91 2-2 9 G6-3 1B				B FC 90 B FC 90 C FC 90 X FC 92 2-1 28 G1-3 1B	4	0	2	0	0	1	2
9 Elliot Johnson, S (1, 6) OBP: 0.344, SLG: 0.363		C FF 92 B SI 91 B CH 85 F FF 92 X SI 92 2-2 ② G3-1		C FF 90 F FF 90 B CU 80 F FF 92 B SI 92 X SI 91 2-2 ① F9			1 SAFE D SI 90 F FF 91 X CH 86 1-1 ①② G6-3 1-2f		B SI 92 C FC 91 F FC 91 C FC 90 1-3 ① K	4	0	0	0	0	1	2
28 José Molina, R (1, 2) OBP: 0.247, SLG: 0.311		C FC 92 B CU 82 B FF 91 F SI 92 B FC 89 B FF 92 4-2 BB		B FF 92 F SI 92 B FC 90 B SI 92 B FF 92 4-1 2 FC5-4 BB			C FF 91 X FF 91 0-1 ③ G3		B FC 90 B FF 92 B FF 92 C FC 92 C FF 93 X FC 90 3-2 ② G1-3 1-2	2	0	0	0	2	0	1
Inning Stats	R: 1 H: 1 E: 1 LOB: 2 K: 1 BB: 1 S: 13 P: 25	R: 0 H: 0 E: 0 LOB: 1 K: 1 BB: 1 S: 13 P: 22	R: 1 H: 1 E: 0 LOB: 2 K: 1 BB: 2 S: 13 P: 28	R: 0 H: 0 E: 0 LOB: 1 K: 0 BB: 1 S: 9 P: 18	R: 0 H: 0 E: 0 LOB: 1 K: 0 BB: 1 S: 9 P: 15	R: 0 H: 1 E: 0 LOB: 0 K: 0 BB: 0 S: 7 P: 10	R: 0 H: 1 E: 0 LOB: 0 K: 2 BB: 0 S: 11 P: 15	R: 0 H: 0 E: 0 LOB: 0 K: 1 BB: 0 S: 6 P: 10	R: 0 H: 1 E: 0 LOB: 1 K: 1 BB: 0 S: 9 P: 15	1B: 4 SF: 0 2B: 0 SAC: 0 3B: 0 DP: 1 HR: 1 HBP: 0						WP: 3 PA: 37 PB: 0 SB: 0 CS: 1

	AB	31
	R	2
	H	5
	RBI	2
	BB	6
	SO	7
	LOB	18

PITCHER		IP	WLS	BF	H	R	ER	SO	BB	IBB	HBP	BLK	WP	HR	S	P	ERA	WHIP
4 Kyle Drabek, R ERA: 3.27	(1, 1)	6.0	W	27	3	2	2	3	6	0	0	0	3	1	64	118	3.00	1.500
54 Jason Frasor, R ERA: 2.76	(7, 1)	1.0	H	3	1	0	0	2	0	0	0	0	0	0	11	15	0.00	1.000
48 Francisco Cordero, R ERA: 6.48	(8, 1)	1.0		3	0	0	0	1	0	0	0	0	0	0	6	10	0.00	0.000
44 Casey Janssen, R ERA: 3.52	(9, 1)	1.0		4	1	0	0	1	0	0	0	0	0	0	9	15	0.00	1.000

PITCHER	IP	WLS	BF	H	R	ER	SO	BB	IBB	HBP	BLK	WP	HR	S	P	ERA	WHIP

Batter	1	2	3	4	5	6	7	8	9	AB	R	H	RBI	BB	SO	LOB
2 Kelly Johnson, L (1, 4) OBP: 0.356, SLG: 0.411	C FF 94 F SI 97 B FF 97 B SI 97 S FF 96 2-3 K2-3 ①		C KC 80 F CH 88 B SI 95 S KC 81 1-3 K ②		B FF 95 2 SAFE B FF 96 B FF 94 C SI 95 C SI 95 B FF 96 4-2 5 BB 19 1B 1-3 BB		C FF 93 B CH 86 F FF 93 X FF 94 1-2 P5 ①		C CH 80 B SI 96 S SI 93 S CH 81 1-3 K ②	4	1	0	0	1	3	0
5 Yunel Escobar, R (1, 6) OBP: 0.313, SLG: 0.339	C SI 96 S FF 97 F SI 96 X KC 84 0-2 G6-3 ②		X CH 86 0-0 1B		1 SAFE C CH 86 B FF 94 B SI 95 B FF 95 B FF 96 4-1 19 1B 10 E 1-2 BB		B CH 88 B FF 92 X FF 93 2-0 P3 ②		B SI 95 F SI 94 S SI 93 C FF 96 1-3 K ③	4	1	1	0	1	1	0
19 José Bautista, R (1, 9) OBP: 0.335, SLG: 0.450	C FF 97 C KC 83 F SI 98 B CH 88 X CH 88 1-2 10 BB 1B		B FF 96 1 SAFE X FF 97 1-0 F9 ③		F CH 88 B SI 96 F CH 86 F FF 96 B KC 80 B CH 87 X CH 88 3-2 10 E 10 E 1-3 2-H 3-H 1B		X SI 93 0-0 10 1B 1B			4	1	3	2	0	0	1
10 Edwin Encarnación, R (1, 10) OBP: 0.330, SLG: 0.557	B FF 96 B CH 87 S CH 86 B SI 95 F FF 94 B SI 96 4-2 1-2 BB			B FF 95 C FF 95 X FF 94 1-1 F7 ①	T SI 95 B FF 95 S CH 88 B SI 95 B SI 94 F FF 96 X CH 86 3-2 E5 1-H 3-H		S FF 94 F FF 93 B SI 94 X FF 94 1-2 1-3 1B			3	0	1	0	1	0	0
9 J.P. Arencibia, R (1, 2) OBP: 0.287, SLG: 0.473	F FF 95 S CH 87 S SI 96 0-3 K ③			B SI 96 F SI 95 B SI 95 F FF 96 X SI 97 2-2 G6-3 ②	C SI 90 F SI 90 B SI 91 B SI 90 F SI 91 X SI 90 2-2 F9 ③		B KC 81 F FF 94 F FF 94 F FF 95 X FF 94 1-2 F9 ③			4	0	0	0	0	1	5
13 Brett Lawrie, R (1, 5) OBP: 0.315, SLG: 0.370		S FF 95 C FF 96 B SI 96 S CH 86 1-3 K ①		B KC 82 C CH 87 S SI 96 F FF 96 F CH 88 S CH 87 1-3 K ③		X SI 91 0-0 F9 ①		C FF 90 B CU 78 S CU 79 X FS 81 1-2 68 F8-4 1B		4	0	1	0	0	2	0
28 Colby Rasmus, L (1, 8) OBP: 0.288, SLG: 0.350		C KC 81 F CH 87 B SI 96 X SI 96 1-2 G3 ②			B FF 94 B FF 95 B FF 95 B FF 95 4-0 68 FC1-6 BB	B FF 92 F FF 92 S FF 93 B KC 81 X FF 93 2-2 P5 ②		C CU 78 B FF 90 S FS 80 S FF 91 1-3 K ①		3	0	0	0	1	1	1
68 Yan Gomes, R (1, 3) OBP: 0.444, SLG: 0.786		F SI 95 X SI 96 0-1 G1-3 ③			B FF 95 B CH 87 C FF 96 1 SAFE F FF 95 F CH 87 X CH 85 2-2 FC1-6 11 FC6-4 1-2f	X FF 92 0-0 HR		X FF 90 0-0 F8-4 1-1		4	1	1	1	0	0	2
11 Rajai Davis, R (1, 7) OBP: 0.293, SLG: 0.463 14 Eric Thames, L (6, PH) OBP: 0.303, SLG: 0.385 (6, 7)			B KC 80 C SI 95 S SI 96 S SI 96 1-3 K ①		C FF 95 D CH 86 C CH 86 X KC 82 1-2 FC6-4 2 SF 19 1B 1-2f	F FF 93 S FF 93 S FF 94 0-3 K ③			B SI 92 S CH 80 B SI 95 B CH 81 X SI 93 3-1 F8 ①	2 2	1 0	0 0	0 0	1 0	1 0	1 0

| Inning Stats | | |

BOTTOM

Toronto Blue Jays @ Tampa Bay Rays

Tropicana Field, St. Petersburg, FL

Tue May 22 2012, 7:13 PM - 10:16 PM EDT

Att. 12,307 - Dome - 72 F

livebaseballscorecards.com

Batter	1	2	3	4	5	6	7	8	9	AB	R	H	RBI	BB	SO	LOB
23 Carlos Pena, L (1, 3) OBP: 0.354, SLG: 0.373	B FF 89 F FF 89 B FF 90 X FF 90 2-1 G6-3 ①		L CH 87 1 SAFE C FF 88 B CH 84 B FF 91 S CH 83 2-3 K ① 1-2	D CH 83 B FF 89 X FF 90 2-0 HR 1-H 2-H		S SL 82 C SL 85 B CU 80 B SL 84 X SI 91 2-2 F8 ①		B FF 91 X SL 83 1-0 1B		5	1	2	3	0	1	2
2 B.J. Upton, R (1, 8) OBP: 0.350, SLG: 0.462	F FF 93 B FF 91 B FF 90 C FF 90 F FF 92 B FF 92 X FF 93 3-2 20 G4-3 2B		B FF 90 X FF 90 1-0 P4 ② S FF 93 T FF 91 X SL 84 1-2 P6 ②			C SL 84 B SL 83 X SL 83 1-1 HR ② 2-3		B FF 90 C SL 81 B FF 91 B SL 81 1 SAFE F FF 91 X SL 82 3-2 G6-3 ③		5	1	2	1	0	0	2
20 Matt Joyce, L (1, 7) OBP: 0.391, SLG: 0.538	B FF 89 B CH 83 C FF 90 B FF 91 S CH 83 F CH 83 2 SAFE X FF 90 3-2 G4-3 ② 2-3		C FF 90 H FF 91 1-1 HBP	B FF 91 B FF 90 B CH 85 C SI 89 X FF 90 3-1 F9 ③		C FF 90 X SL 84 0-1 G5-3 ③				3	0	0	0	0	0	1
18 Ben Zobrist, S (1, 9) OBP: 0.355, SLG: 0.434	C SL 84 C FF 91 S FF 90 0-3 K ③		B CH 84 C CH 83 F FF 90 B CH 84 F FF 91 X SL 80 2-2 F9 ③		F SI 90 B CU 77 B CU 76 C SI 89 B SL 85 F SI 90 X SI 92 3-2 44 1B 16 1B 1B		B CH 85 C SI 92 X SL 85 1-1 P6 ①			4	1	1	0	0	1	3
30 Luke Scott, L (1, 10) OBP: 0.301, SLG: 0.482		F CH 85 B FF 91 X FF 91 1-1 HR	B FF 90 F CH 83 B FF 92 B FF 92 F FF 92 X CH 85 3-2 44 2B 2B	C FF 90 B SI 92 B SI 90 1 SAFE 1 SAFE 1 SAFE B SI 90 X FF 88 3-1 P2 ①			F SI 94 F SI 93 B CH 84 X CH 84 1-2 P5 ②			4	2	2	1	0	0	1
1 Sean Rodríguez, R (1, 5) OBP: 0.301, SLG: 0.368		B FF 91 F FF 92 B SL 85 F FF 91 F CH 85 X SL 85 2-2 F7 ①	B SL 83 B FF 91 F FF 89 X FF 90 2-1 B1 ①	X SI 90 0-0 P3 ②			B CH 86 C CH 85 X SI 95 1-1 1B			4	0	1	0	0	0	2
44 Drew Sutton, S (1, 4) OBP: 0.500, SLG: 0.750		C FF 91 C FF 91 B FF 94 S FF 92 1-3 K ②	C FF 89 B FF 88 X FF 92 1-1 16 WP 16 FC5 2B 2-H	1 SAFE B SI 90 X SI 90 1-0 16 1B 1B 1-2			1 SAFE 1 SAFE X CH 83 0-0 F8 ③			4	1	2	1	0	1	1
16 Chris Gimenez, R (1, 2) OBP: 0.258, SLG: 0.237		B FF 92 X FF 92 1-0 L4 ③	C FF 91 B FF 90 C FF 91 B SL 84 F FF 93 X FF 92 2-2 FC5 9 1B 23 HR 2-H	C SI 90 B CU 77 X SI 91 1-1 1B ③ 1-3 2-H				X FF 89 0-0 P5 ①		4	1	1	2	0	0	0
9 Elliot Johnson, S (1, 6) OBP: 0.362, SLG: 0.393			B FF 89 X FF 89 1-0 23 S 1B	B CH 87 1 SAFE X FF 89 1-0 23 HR 1B 1-2		B SI 88 X SI 89 1-0 2 CS 2B		C FF 91 X CU 75 0-1 G1-3 ②		4	1	3	0	0	0	0
Inning Stats	R: 0 E: 0 K: 1 S: 13 H: 1 LOB: 1 BB: 0 P: 21	R: 1 E: 0 K: 1 S: 10 H: 1 LOB: 0 BB: 0 P: 15	R: 0 E: 0 K: 1 S: 10 H: 1 LOB: 2 BB: 0 P: 17	R: 5 E: 0 K: 0 S: 18 H: 4 LOB: 0 BB: 0 P: 33	R: 1 E: 0 K: 0 S: 10 H: 3 LOB: 2 BB: 0 P: 18	R: 1 E: 0 K: 0 S: 8 H: 2 LOB: 0 BB: 0 P: 12	R: 0 E: 0 K: 0 S: 8 H: 1 LOB: 1 BB: 0 P: 11	R: 0 E: 0 K: 0 S: 7 H: 1 LOB: 1 BB: 0 P: 11		1B: 7 2B: 4 3B: 0 HR: 3 SF: 0 SAC: 0 DP: 0 HBP: 1		WP: 1 PB: 0 SB: 1 CS: 1 PA: 38		

	AB	37
	R	8
	H	14
	RBI	8
	BB	0
	SO	3
	LOB	12

PITCHER		IP	WLS	BF	H	R	ER	SO	BB	IBB	HBP	BLK	WP	HR	S	P	ERA	WHIP
36 Drew Hutchison, R ERA: 5.73	(1, 1)	4.0	L	21	7	6	6	3	0	0	1	0	1	2	51	86	13.50	1.750
46 Evan Crawford, L ERA: 7.36	(5, 1)	2.0		9	5	2	2	0	0	0	0	0	0	1	18	30	9.00	2.500
47 Luis Perez, L ERA: 2.74	(7, 1)	1.0		4	1	0	0	0	0	0	0	0	0	0	8	11	0.00	1.000
33 Carlos Villanueva, R ERA: 4.76	(8, 1)	1.0		4	1	0	0	0	0	0	0	0	0	0	7	11	0.00	1.000

PITCHER	IP	WLS	BF	H	R	ER	SO	BB	IBB	HBP	BLK	WP	HR	S	P	ERA	WHIP

Toronto Blue Jays @ Tampa Bay Rays

Tropicana Field, St. Petersburg, FL

Wed May 23 2012, 1:12 PM - 5:07 PM EDT

Att. 11,471 - Dome - 72 F

livebaseballscorecards.com

Batter	1	2	3	4	5	6	7	8	9	10	11	AB	R	H	RBI	BB	SO	LOB
2 Kelly Johnson, L (1, 4) OBP: 0.352, SLG: 0.411	C FF 93 B SI 92 S FF 94 F CH 86 S CH 84 1-3 ① K		C SI 91 C KC 82 S CH 84 0-3 ① K		C KC 80 F SI 92 S CH 86 0-3 ② K 1-2		S KC 80 D CH 85 S CH 85 F FC 91 F CH 85 S CH 87 1-3 ③ K		C SI 94 S SI 97 X CH 83 0-2 2B			5	0	1	0	0	4	2
17 Omar Vizquel, S (9, 4) OBP: 0.174, SLG: 0.095												0	0	0	0	0	0	0
5 Yunel Escobar, R (1, 6) OBP: 0.310, SLG: 0.335	C FF 94 L FF 93 F FF 94 B CH 85 X SI 93 1-2 ② G1-3		C KC 79 B FC 89 B CH 84 C SI 93 B FC 89 X FF 92 3-2 19 G1-3 1B		B FC 89 C CH 85 C FF 92 S CH 86 1-3 ③ K			C FC 89 S KC 79 X FC 88 0-2 ① G3	X SI 96 0-0 ③ G5-3			5	0	1	0	0	1	2
19 José Bautista, R (1, 9) OBP: 0.337, SLG: 0.473	B FF 93 B FC 91 B FC 92 C FF 93 X FF 93 3-1 HR		1 SAFE C KC 81 F SI 92 B CH 84 F KC 83 F CH 85 X FC 90 1-2 ② ③ G1-3 1-2			B KC 80 X FC 89 1-0 ① G4-3		F KC 79 S KC 79 B CH 87 X KC 79 1-2 10 HR 2B		B SI 95 C SI 93 B SI 96 X SI 94 2-1 ① P5		5	2	2	1	0	0	1
10 Edwin Encarnación, R (1, 10) OBP: 0.337, SLG: 0.573	B FF 92 B SI 93 B FC 92 C FF 92 S SI 92 B FC 92 4-2 BB			C KC 80 B CH 84 S FC 89 X FF 91 1-2 ① F8		B FC 88 X KC 80 1-0 9 G6-4-3 1B		F CU 79 B FF 91 D FS 82 X CU 79 2-1 2-H HR		C SI 96 F FF 97 B FF 97 F CH 82 F FF 97 B CH 83 B SI 98 X CH 82 3-2 ② G3-1		4	1	2	2	1	0	0
9 J.P. Arencibia, R (1, 2) OBP: 0.277, SLG: 0.455	C FC 92 S CH 85 F CH 84 S CH 85 0-3 ③ K			C KC 80 S CH 85 S CH 85 0-3 ② K		C CH 85 X KC 80 0-1 ② G6-4-3 1-2		F CU 78 S FF 91 F FS 80 S FF 90 0-3 ② K		S FF 96 B FF 98 C SI 97 F FF 98 B FF 98 S CH 85 2-3 ③ K2-3		5	0	0	0	0	4	2
14 Eric Thames, L (1, 7) OBP: 0.299, SLG: 0.378		C SI 92 S CH 84 B CH 84 S CH 85 1-3 ① K		B SI 92 S CH 84 B CH 85 F FC 90 X CH 85 2-2 ③ G3-1		C KC 81 F SI 92 S FC 90 0-3 ③ K		C FS 81 X FS 80 0-1 13 FC4-6 1B			B FF 96 F FF 95 C FF 97 F SL 84 X FF 98 1-2 ① G1-3	5	0	1	0	0	2	1
13 Brett Lawrie, R (1, 5) OBP: 0.312, SLG: 0.365	C FF 93 B KC 82 X FC 90 1-1 ② G4-3		X SI 91 0-0 28 E 28 FC3 68 SF8 1B		B KC 78 C FC 88 X CH 83 1-1 ① G5-3	B CU 78 S FS 79 X FF 89 1-1 ③ FC4-6 1-2f				C SI 97 C FF 96 F FF 96 S FF 98 0-3 ② K		5	1	1	0	0	1	1
28 Colby Rasmus, L (1, 8) OBP: 0.291, SLG: 0.365	X SI 92 0-0 1B		1 SAFE B CH 85 1 SAFE F CH 85 S KC 81 B FC 90 X CH 86 2-2 FC3 2 S 1-3		F FC 89 B KC 80 L CH 84 B FC 87 B CH 85 F FC 89 X CH 85 3-2 3B			X SI 93 0-0 ① L1-3		F SL 87 S SL 88 B SL 85 B SI 98 S SL 86 2-3 ③ K		5	0	2	0	0	1	1
68 Yan Gomes, R (1, 3) OBP: 0.364, SLG: 0.647	C FC 90 S CH 84 S CH 85 0-3 ③ K		X CH 86 0-0 ① SF8 3-H		X FC 88 0-0 ② G5-3			B CH 81 X CH 80 1-0 ② F7				3	0	0	1	0	1	2
Inning Stats	R: 1 H: 1 E: 0 LOB: 1 K: 2 BB: 1 S: 16 P: 25	R: 0 H: 1 E: 0 LOB: 1 K: 2 BB: 0 S: 9 P: 11	R: 0 H: 1 E: 0 LOB: 0 K: 1 BB: 0 S: 11 P: 15	R: 0 H: 0 E: 0 LOB: 0 K: 1 BB: 0 S: 9 P: 12	R: 1 H: 1 E: 1 LOB: 1 K: 2 BB: 0 S: 11 P: 14	R: 0 H: 1 E: 0 LOB: 1 K: 1 BB: 0 S: 7 P: 9	R: 0 H: 1 E: 0 LOB: 1 K: 1 BB: 0 S: 12 P: 17	R: 2 H: 3 E: 0 LOB: 1 K: 1 BB: 0 S: 16 P: 20	R: 0 H: 1 E: 0 LOB: 1 K: 0 BB: 0 S: 6 P: 7	R: 0 H: 0 E: 0 LOB: 0 K: 1 BB: 0 S: 11 P: 18	R: 0 H: 0 E: 0 LOB: 0 K: 2 BB: 0 S: 11 P: 14	1B: 5 SF: 1 2B: 2 SAC: 0 3B: 1 DP: 0 HR: 2 HBP: 0					WP: 0 PA: 44 PB: 0 SB: 1 CS: 0	

AB	42
R	4
H	10
RBI	4
BB	1
SO	14
LOB	12

PITCHER	IP	WLS	BF	H	R	ER	SO	BB	IBB	HBP	BLK	WP	HR	S	P	ERA	WHIP
33 James Shields, R (1, 1) ERA: 3.63	7.1		30	7	3	2	10	1	0	0	0	0	1	81	110	2.46	1.091
62 Joel Peralta, R (8, 1) ERA: 5.12	0.2	B	4	2	1	1	1	0	0	0	0	0	1	10	13	13.50	3.000
56 Fernando Rodney, R (9, 1) ERA: 0.4	2.0		7	1	0	0	1	0	0	0	0	0	0	17	25	0.00	0.500
57 Jake McGee, L (11, 1) ERA: 1.84	1.0	W	3	0	0	0	2	0	0	0	0	0	0	11	14	0.00	0.000

PITCHER	IP	WLS	BF	H	R	ER	SO	BB	IBB	HBP	BLK	WP	HR	S	P	ERA	WHIP

Toronto Blue Jays @ Tampa Bay Rays

Tropicana Field, St. Petersburg, FL

Wed May 23 2012, 1:12 PM - 5:07 PM EDT

Att. 11,471 - Dome - 72 F

livebaseballscorecards.com

Batter	1	2	3	4	5	6	7	8	9	10	11	AB	R	H	RBI	BB	SO	LOB
23 Carlos Pena, L (1, 3) OBP: 0.364, SLG: 0.379	C SI 90 B SI 92 B SI 90 F SI 90 B CH 86 B SI 92 4-2 20 BB 44 2B BB	1 SAFE 0-0 ③ CS 1-2	H SI 89 1-0 2 2B 20 G3 HBP		F CU 75 S CU 76 B CU 77 F CH 83 S CU 78 1-3 ① K		X FF 93 0-0 2 FC4-2 1-3 2B		B FF 92 B FC 92 S FC 91 B FF 93 C CU 76 B FC 91 4-2 2 1B 44 1B BB		1 SAFE S FF 89 B SI 89 C FF 89 S FF 89 1-3 ① K	3	2	1	0	2	2	1
2 B.J. Upton, R (1, 8) OBP: 0.357, SLG: 0.482	C SI 91 S SI 92 B SI 93 S CH 85 1-3 ① K		B SI 89 B CH 82 X SI 90 2-0 20 G3 30 FC4-6 1-3 2B		C SI 88 B SI 91 B SI 89 C CH 81 B CH 81 S CH 82 3-3 ② K		B FF 94 F FF 94 B FF 94 X FF 94 2-1 ② FC4-2 20 S 2-3 3-H		S SI 91 X SL 83 0-1 44 1B 1-2 1B		B FF 89 B SI 88 F FF 88 S SI 89 1 SAFE X FF 89 2-2 1-H 2B	6	1	3	1	0	2	3
20 Matt Joyce, L (1, 9) OBP: 0.391, SLG: 0.526	B SI 92 B SI 90 F SI 92 B SI 91 B SI 92 4-1 44 2B 1-2 BB		C CU 75 D CU 77 X SI 91 1-1 ① G3 2-3 3-H		B SI 91 C CU 76 B CU 77 X SI 91 2-1 ③ P5		B SI 92 B SI 93 D SI 94 B SI 93 4-0 1-2 BB		B FF 92 F FC 90 S CU 75 F FF 92 D CU 74 B FF 92 S CU 76 3-3 ② K			3	1	0	1	2	1	3
44 Drew Sutton, S (1, 5) OBP: 0.556, SLG: 0.750 (11, 4)	F CH 82 F CH 85 X CU 77 0-2 30 G3 1-H 2-H 2B		D CH 85 B SI 92 B CH 81 B SI 91 4-0 30 FC4-6 BB			B SI 88 B CH 80 C SI 89 X CH 80 2-1 ① G6-3	B CH 84 B SI 91 C SI 94 T SI 92 S SI 93 2-3 ③ K		C FF 92 C FF 92 B FC 92 F FC 90 D CU 76 B FC 90 F CU 75 F FC 90 X FF 92 3-2 ③ 1-2 2-H 1B			4	0	2	2	1	1	3
30 Luke Scott, L (1, 10) OBP: 0.310, SLG: 0.479	F SI 91 B FF 93 C CH 83 D CH 85 X CU 77 2-2 ② G3 2-3		B SI 91 F SI 90 B SI 90 X SI 91 2-1 ② FC4-6 1-2f 3-H			C CU 75 L CU 78 B SI 92 B CU 79 B CU 77 B CU 78 4-2 9 BB BB		F CH 84 C CH 86 B FF 93 X CH 85 1-2 9 SH3-4 1B		S SL 78 B SI 78 B SL 78 C FF 89 F FF 90 B SL 78 B SL 76 4-2 BB		3	0	1	1	2	0	2
9 Elliot Johnson, S (1, 6) OBP: 0.357, SLG: 0.379	B CH 83 C SI 91 F CH 84 S CU 79 1-3 ③ K2-3		F SI 92 D SI 92 S CH 83 D CH 84 S CU 77 2-3 ③ K			L SI 90 L CH 83 B CU 77 B CU 78 D CH 82 B SI 90 4-2 ② 1-2 BB	L FF 90 X CH 84 0-1 ① SH3-4 1-2		F FF 89 1 SAFE B FF 88 F FF 89 F SL 78 C FF 88 1-3 ① K			3	0	0	0	1	3	3
10 Will Rhymes, L (1, 4) OBP: 0.318, SLG: 0.283		B SI 89 C SI 90 B SI 90 B SI 90 B SI 91 4-1 24 FC3-6 BB	C SI 89 X SI 91 0-1 ① G6-3			1 SAFE 1 SAFE F SI 91 1 SAFE P PO 84 1 SAFE D CU 76 F SI 88 X CU 78 2-2 ③ G3	B FF 92 B FF 93 B CH 86 C FF 92 F CH 85 F CH 87 F FF 94 X CH 86 3-2 ② F8		S FF 89 B FF 88 S FF 89 F FF 89 X SI 89 1-2 ② F8		3	0	0	0	1	0	2
1 Sean Rodríguez, R (10, PH) OBP: 0.299, SLG: 0.366 (11, 5)												1	0	0	0	0	0	1
16 Chris Gimenez, R (1, 2) OBP: 0.262, SLG: 0.230		S SI 90 L SI 91 S SI 92 0-3 ① K	X SI 90 0-0 ② B5				B SI 90 B CH 80 B SI 91 B SI 88 4-0 23 2B 2 FC4-2 BB	S CH 86 F FF 94 B CH 86 B CH 87 D CH 87 X CH 87 3-2 F8		C FF 90 B FF 89 B SL 78 B FF 89 C FF 89 1 SAFE T FF 89 3-2 ③ K		2	0	0	0	1	1	1
26 Stephen Vogt, L (8, PH)												1	0	0	0	0	0	1
28 José Molina, R OBP: 0.244, SLG: 0.307 (9, 2)												1	0	0	0	0	1	1
24 Rich Thompson, L (1, 7) OBP: 0.231, SLG: 0.091		1 SAFE F SI 91 M SI 91 1 SAFE X CU 77 0-2 ② FC3-6 23 CS 1-2f	C SI 90 S CH 84 B CH 83 S SI 91 1-3 ③ K				F FF 92 M FF 93 1 SAFE B CH 86 S CH 86 1-3 ① K		C CU 75 F FF 92 B FC 92 F FF 92 B FC 91 X FC 90 2-2 ① G1-3		B SI 88 F SI 88 C FF 88 H SL 76 2-2 2 2B HBP	4	1	0	0	0	2	2

Inning Stats	1	2	3	4	5	6	7	8	9	10	11
	R: 2 E: 0 K: 2 S: 15 H: 1 LOB: 1 BB: 2 P: 27	R: 0 E: 0 K: 1 S: 7 H: 0 LOB: 0 BB: 1 P: 11	R: 2 E: 0 K: 1 S: 8 H: 1 LOB: 1 BB: 1 P: 20	R: 0 E: 0 K: 1 S: 6 H: 0 LOB: 0 BB: 0 P: 7	R: 0 E: 0 K: 2 S: 9 H: 0 LOB: 0 BB: 0 P: 15	R: 0 E: 0 K: 0 S: 10 H: 0 LOB: 1 BB: 2 P: 21	R: 0 E: 0 K: 2 S: 9 H: 1 LOB: 3 BB: 2 P: 22	R: 0 E: 0 K: 0 S: 13 H: 1 LOB: 1 BB: 0 P: 20	R: 0 E: 0 K: 1 S: 18 H: 2 LOB: 2 BB: 1 P: 30	R: 0 E: 0 K: 2 S: 14 H: 0 LOB: 1 BB: 1 P: 23	R: 1 E: 0 K: 1 S: 8 H: 1 LOB: 1 BB: 0 P: 13

| | | | | | | | | | | | |

Toronto Blue Jays @ Texas Rangers

Rangers Ballpark in Arlington, Arlington, TX

Fri May 25 2012, 8:10 PM - 11:27 PM EDT

Att. 46,789 - Clear - 90 F

TOP

livebaseballscorecards.com

Batter	1	2	3	4	5	6	7	8	9	AB	R	H	RBI	BB	SO	LOB
2 Kelly Johnson, L (1, 4) OBP: 0.352, SLG: 0.409	C SI 94 C SI 94 B SI 94 S SI 95 1-3 K ①		B KC 78 F SI 94 B CH 84 F SI 92 B CH 85 X SI 96 3-2 5 FC6-4 1B ①		C CH 83 C CH 84 X CH 84 0-2 F7 ③			C SI 89 B SI 90 X SI 90 1-1 P4 ①		3	0	1	0	0	1	1
17 Omar Vizquel, S (8, PH) OBP: 0.167, SLG: 0.091										1	0	0	0	0	0	1
(8, 4)																
5 Yunel Escobar, R (1, 6) OBP: 0.308, SLG: 0.339	F SI 94 C SI 94 B SI 95 F SL 80 S SL 85 1-3 K ②		X KC 75 0-0 FC6-4 1-2f ③			B SI 92 B CH 85 C SI 92 C KC 77 B SI 93 F KC 78 C SI 93 3-3 K ①		X FF 93 0-0 19 1B 1-3 2B		4	1	1	0	0	2	1
19 José Bautista, R (1, 9) OBP: 0.335, SLG: 0.467	C SI 95 F SI 94 F SI 95 S SL 85 0-3 K ③			C KC 75 B CH 85 B SL 83 X SI 93 2-1 F7 ①		C SI 94 C SL 84 F SL 82 C CH 87 0-3 K ②		B FF 94 B SL 84 X FF 94 2-0 10 FC5-4 1B 2-H 3-H		4	0	1	2	0	2	0
14 Eric Thames, L (8, PR) OBP: 0.299, SLG: 0.378										0	0	0	0	0	0	0
(8, 7)																
10 Edwin Encarnación, R (1, 10) OBP: 0.340, SLG: 0.589		B SI 92 C SI 94 X SI 93 1-1 F9 ①		S SI 94 F SI 94 X SI 94 0-2 1B ②		B KC 76 B CH 86 B KC 75 C SI 92 C SI 93 X KC 77 3-2 HR		B SL 83 B SL 84 F FF 93 B FF 94 C FF 92 X FF 93 3-2 FC5-4 1-2f ②		4	1	2	1	0	0	1
9 J.P. Arencibia, R (1, 2) OBP: 0.271, SLG: 0.445		B SI 93 B SI 93 F SI 93 F SI 93 B SI 94 T SI 93 3-2 K ②		X KC 77 0-0 E5		B SI 94 F CH 86 F KC 76 F CH 84 B SI 92 F SL 83 S SI 93 2-3 K ③		C SL 84 X FF 92 0-1 G6-3 ③		3	0	0	0	0	2	0
30 David Cooper, L (7, 3)										1	0	0	0	0	0	1
28 Colby Rasmus, L (1, 8) OBP: 0.290, SLG: 0.368		X SI 94 0-0 2B		B SI 95 C SI 92 F SI 92 B SI 92 B CH 85 X SI 92 3-2 F9 ③			B SI 89 X SI 91 1-0 F9 ①		X SI 86 0-0 F7 ①	4	0	1	0	0	0	1
13 Brett Lawrie, R (1, 5) OBP: 0.310, SLG: 0.362		X SI 94 0-0 F9 ③			B SI 91 C CH 84 X KC 77 1-1 1B ①		X SI 90 0-0 G3 ②		C SI 88 F SI 88 B FC 82 C CU 70 1-3 K ②	4	0	1	0	0	1	1
68 Yan Gomes, R (1, 3) OBP: 0.308, SLG: 0.524			C KC 75 F SI 92 F SI 93 C CH 83 0-3 K ①		F SI 92 F SI 91 F SI 92 F SL 83 F SI 92 S KC 77 0-3 K ①		C SI 91 F SI 92 X SI 92 0-2 P6 ③		S SI 88 F SI 87 B SI 88 X CU 71 1-2 G6-3 ③	4	0	0	0	0	2	1
(7, 2)																
11 Rajai Davis, R (1, 7) OBP: 0.295, SLG: 0.446			B SI 93 T CH 87 F SI 94 F SI 93 F CH 84 X SI 94 1-2 G4-3 ②		X KC 76 0-0 P4 ②			B SI 90 B CH 83 B SI 91 B CH 88 4-0 5 2B 19 1B BB		2	1	0	0	1	0	1
(8, 9)																
Inning Stats	R: 0 E: 0 K: 3 S: 11 H: 0 LOB: 0 BB: 0 P: 13	R: 0 E: 0 K: 1 S: 7 H: 1 LOB: 1 BB: 0 P: 11	R: 0 E: 0 K: 1 S: 13 H: 1 LOB: 1 BB: 0 P: 17	R: 0 E: 1 K: 0 S: 9 H: 1 LOB: 1 BB: 0 P: 14	R: 0 E: 0 K: 1 S: 12 H: 1 LOB: 1 BB: 0 P: 13	R: 1 E: 0 K: 3 S: 16 H: 1 LOB: 0 BB: 0 P: 24	R: 0 E: 0 K: 0 S: 5 H: 0 LOB: 0 BB: 0 P: 6	R: 2 E: 0 K: 0 S: 9 H: 2 LOB: 1 BB: 1 P: 19	R: 0 E: 0 K: 1 S: 7 H: 0 LOB: 0 BB: 0 P: 9	1B: 4 2B: 2 3B: 0 HR: 1 SF: 0 SAC: 0 DP: 0 HBP: 0						

	AB	34
	R	3
	H	7
	RBI	3
	BB	1
	SO	10
	LOB	9

PITCHER		IP	WLS	BF	H	R	ER	SO	BB	IBB	HBP	BLK	WP	HR	S	P	ERA	WHIP
45 Derek Holland, L ERA: 4.05	(1, 1)	7.1	W	28	5	2	2	9	1	0	0	0	0	1	75	105	2.46	0.818
57 Mark Lowe, R ERA: 2.87	(8, 1)	0.2		4	2	1	1	0	0	0	0	0	0	0	7	12	13.50	3.000
22 Yoshinori Tateyama, R ERA: 3.0	(9, 1)	1.0		3	0	0	0	1	0	0	0	0	0	0	7	9	0.00	0.000

PITCHER	IP	WLS	BF	H	R	ER	SO	BB	IBB	HBP	BLK	WP	HR	S	P	ERA	WHIP

BOTTOM

Toronto Blue Jays @ Texas Rangers

Rangers Ballpark in Arlington, Arlington, TX

Fri May 25 2012, 8:10 PM - 11:27 PM EDT

Att. 46,789 - Clear - 90 F

livebaseballscorecards.com

Batter	1	2	3	4	5	6	7	8	9	AB	R	H	RBI	BB	SO	LOB
5 Ian Kinsler, R (1, 4) OBP: 0.352, SLG: 0.450	BB	2B	K		1B	G6-3		P6		5	1	2	0	1	1	4
1 Elvis Andrus, R (1, 6) OBP: 0.384, SLG: 0.404	BB	K	BB	F9		G6-3		BB		3	1	0	0	3	1	4
32 Josh Hamilton, L (1, 8) OBP: 0.431, SLG: 0.768	F8	HR	P6			BB	G6-3	F7		3	2	1	1	1	0	3
23 Craig Gentry, R (7, PH) OBP: 0.360, SLG: 0.406 (8, 8)										2	0	0	0	0	0	2
29 Adrián Beltré, R (1, 5) OBP: 0.339, SLG: 0.547	1B	K	1B	1B		K	HR	F7		5	1	3	2	0	2	1
14 Alberto Gonzalez, R (7, PR) OBP: 0.220, SLG: 0.268 (8, 5)							1B			1	1	0	0	0	0	2
10 Michael Young, R (1, 3) OBP: 0.301, SLG: 0.373	1B	G4-3		K		1B	1B			5	3	3	0	0	1	2
7 David Murphy, L (1, 7) OBP: 0.333, SLG: 0.441	BB	K		L9		K	BB			3	2	0	0	2	2	4
17 Nelson Cruz, R (1, 9) OBP: 0.328, SLG: 0.421	2B		K		1B	1B	HR			5	2	4	8	0	1	0
8 Yorvit Torrealba, R (1, 2) OBP: 0.296, SLG: 0.319	G5-3		HR		K	1B	K			5	1	2	1	0	2	3
18 Mitch Moreland, L (1, 10) OBP: 0.350, SLG: 0.547	1B		G4-3		F8	1B		2B		5	0	3	2	0	0	1
Inning Stats	R: 6 E: 0 K: 1 S: 31 H: 5 LOB: 2 BB: 3 P: 50	R: 1 E: 0 K: 2 S: 9 H: 1 LOB: 0 BB: 0 P: 14	R: 1 E: 0 K: 2 S: 10 H: 1 LOB: 0 BB: 0 P: 17	R: 0 E: 0 K: 1 S: 7 H: 1 LOB: 2 BB: 1 P: 18	R: 0 E: 0 K: 1 S: 10 H: 2 LOB: 2 BB: 0 P: 11	R: 2 E: 0 K: 2 S: 27 H: 4 LOB: 3 BB: 1 P: 41	R: 4 E: 0 K: 1 S: 21 H: 3 LOB: 1 BB: 1 P: 31	R: 0 E: 0 K: 0 S: 11 H: 1 LOB: 2 BB: 1 P: 21								

AB	42	
R	14	
H	18	
RBI	14	
BB	7	
SO	10	
LOB	26	

1B: 12	SF: 0	WP: 1	PA: 49
2B: 3	SAC: 0	PB: 0	
3B: 0	DP: 0	SB: 0	
HR: 3	HBP: 0	CS: 0	

PITCHER		IP	WLS	BF	H	R	ER	SO	BB	IBB	HBP	BLK	WP	HR	S	P	ERA	WHIP
23 Brandon Morrow, R ERA: 3.47	(1, 1)	0.2	L	10	5	6	6	0	3	0	0	0	1	0	26	44	81.00	12.000
33 Carlos Villanueva, R ERA: 4.64	(1, 1)	4.1		19	5	2	2	7	1	0	0	0	0	2	41	66	4.15	1.385
56 Ryota Igarashi, R ERA: 18.0	(6, 1)	1.0		8	4	2	2	2	1	0	0	0	0	0	27	41	18.00	5.000
54 Jason Frasor, R ERA: 4.5	(7, 1)	1.0		7	3	4	4	1	1	0	0	0	0	1	21	31	36.00	4.000
6 Jeff Mathis, R ERA:	(8, 1)	1.0		5	1	0	0	0	1	0	0	0	0	0	11	21	0.00	2.000

PITCHER	IP	WLS	BF	H	R	ER	SO	BB	IBB	HBP	BLK	WP	HR	S	P	ERA	WHIP

Toronto Blue Jays @ Texas Rangers

Rangers Ballpark in Arlington, Arlington, TX

Sat May 26 2012, 3:11 PM - 7:47 PM EDT

Att. 47,430 - Partly Cloudy - 91 F

TOP

livebaseballscorecards.com

Batter	1	2	3	4	5	6	7	8	9	10	11	12	13	AB	R	H	RBI	BB	SO	LOB
5 Yunel Escobar, R (1, 6) OBP: 0.308, SLG: 0.337	B FF 86 B FF 88 C FF 86 S SL 80 F SL 84 X FF 89 / 2-2 28 FC3-6 1B		C FF 88 X SL 82 / 0-1 10 FC6-4 1-3 1B		C SL 82 B FF 87 C FF 89 D SL 84 C FF 89 / 2-3 K ②	F FF 96 X SL 85 / 0-1 FC6-5 ② 1-2 2-3f			B SL 88 X SL 87 / 1-0 F8 ①			B FC 89 C FF 90 X FF 92 / 1-1 G1-3 ①	F SI 86 B SI 88 S CU 70 F CU 71 X SI 86 / 1-2 E9 2-H	7	0	2	0	0	1	3
28 Colby Rasmus, L (1, 8) OBP: 0.290, SLG: 0.380	B FF 86 C CH 80 X CU 73 / 1-1 FC3-6 ① 1-2f		B CU 73 B FF 87 3 SAFE F CU 72 F FF 86 1 SAFE D SL 82 F SL 79 C CU 73 / 3-3 K ①		F SL 81 X FF 89 / 0-1 1-H HR	B FF 98 X FF 98 / 1-0 F8 ③			L SI 94 C CU 80 B CU 81 F SL 88 B SL 88 B CU 82 F CU 82 F FF 95 S FF 96 / 3-3 K ②			B SL 85 C SL 84 F SL 86 B SL 84 B FF 92 F SL 86 B FF 93 / 4-2 10 1B 10 S BB	B SI 85 1 SAFE C SL 74 F SI 86 1 SAFE X SC 67 / 1-2 G4-3 ③	6	1	1	2	1	2	6
19 José Bautista, R (1, 9) OBP: 0.335, SLG: 0.469	F FF 89 B FF 88 X FF 89 / 1-1 F7 ②		C FF 88 F FF 89 F FF 88 D SL 82 S SL 84 / 1-3 K ②		B FF 90 C SL 83 B FF 90 X FF 90 / 2-1 1B		B FF 97 C SL 82 X FF 97 / 1-1 9 1B 2B		B FF 95 X FF 94 / 1-0 F7 ③			S SI 91 F SI 92 B SI 93 1 SAFE B T SI 92 / 2-2 K ②		6	1	2	0	0	2	4
10 Edwin Encarnación, R (1, 10) OBP: 0.335, SLG: 0.575	C FF 88 F FF 89 S SL 82 / 0-3 K ③		C FF 90 S SL 84 B SL 82 D SL 84 X SL 84 / 2-2 FC6-4 1-2f		C FF 89 B FF 89 X FF 89 / 1-1 P4 ③		B FF 98 C SL 84 X SL 84 / 1-1 F9 ①			B FF 89 F FF 89 B FF 89 F FF 89 X FF 90 / 2-2 P3 ①		B SI 94 C SI 93 1 SAFE S SI 95 B SI 95 B SI 94 X SI 94 / 3-2 1-3 1B		6	0	1	0	0	1	5
9 J.P. Arencibia, R (1, 2) OBP: 0.267, SLG: 0.434		B CH 86 C SL 80 B FF 87 F FF 88 X FF 89 / 2-2 G4-3 ①		B FF 86 F FF 86 C FF 88 S SL 84 / 1-3 K ①	C SL 80 X SL 82 / 0-1 G3-1 ①	B FF 97 X SL 84 / 1-0 14 G6-4-3 2-H 1B				F FS 82 C FF 90 B FF 89 F FS 82 F FF 89 S FS 83 / 1-3 K ②		F FF 94 X FF 94 / 0-1 G1-3 ③		6	0	1	1	0	2	2
14 Eric Thames, L (1, 7) OBP: 0.296, SLG: 0.379 11 Rajai Davis, R (13, PH) (13, 7) OBP: 0.290, SLG: 0.439		B FF 87 S CH 82 X SI 88 / 1-1 F8 ②		C CU 73 B CU 77 X CH 83 / 1-1 G4-3 ②	B SI 86 X SI 87 / 1-0 13 FC6 30 1B 2B	X FF 97 / 0-0 G6-4-3 ② ③ 1-2f				S FS 84 S FS 84 B FS 85 X FS 85 / 1-2 F9 ③			C FF 90 S SL 84 X FF 90 / 0-2 G5-3 ①	5 1	1 0	1 0	0 0	0 0	0 0	1 0
13 Brett Lawrie, R (1, 5) OBP: 0.311, SLG: 0.361		B FF 88 B FF 88 C SL 80 X SL 84 / 2-1 1B		C FF 88 F SL 83 B FF 89 F FF 91 F FF 89 X SL 85 / 1-2 G5-3 ③	X SL 83 / 0-0 FC6 30 1B 17 1B 2-3			C FF 90 B FF 91 F FF 90 F SL 87 S CU 77 / 1-3 K ①			X FF 88 / 0-0 P4 ①	F FF 91 B FF 90 X FF 90 / 1-1 17 PB 17 1B 1B	6	2	2	0	0	1	1
30 David Cooper, L (1, 3) OBP: 0.333, SLG: 0.333 68 Yan Gomes, R (13, PH) (13, 3) OBP: 0.296, SLG: 0.500		1 SAFE C CH 85 C SI 88 1 SAFE B FF 89 B CU 76 T SL 84 / 2-2 K ③			F CU 73 B FF 88 B SI 88 X CH 82 / 2-1 28 HR 1B	X SI 88 / 0-0 5 FC6-5 17 1B 1-3 3-H 1B		B SL 86 F SI 90 X SI 90 / 1-1 F7 ②			C FF 89 X FS 82 / 0-1 G4-3 ②	F FF 90 1 SAFE F SI 91 1 SAFE C SI 90 / 0-3 K ②	5 1	1 0	2 0	1 0	0 0	1 1	1 1
17 Omar Vizquel, S (1, 4) OBP: 0.233, SLG: 0.179			C FF 86 B SI 88 F CH 82 X SL 81 / 1-2 5 1B 1B		1 SAFE C SI 87 1 SAFE X SI 86 / 0-1 P4 ①	B FF 89 1 SAFE F SL 87 X CH 82 / 1-1 5 FC6-5 1-2 3-H 1B		X SI 90 / 0-0 G3 ③			B FF 89 C FF 88 F FS 81 X FS 84 / 1-2 P4 ③	1 SAFE B SI 90 1 SAFE B FF 90 1 SAFE F FF 89 B FF 92 F FF 92 F FF 91 / 3-2 F SI 83 X FF 91 1-H 5 E 1B	6	1	3	2	0	0	1
Inning Stats	R: 0 E: 0 K: 1 S: 11 H: 1 LOB: 1 BB: 0 P: 15	R: 0 E: 0 K: 1 S: 10 H: 1 LOB: 1 BB: 0 P: 17	R: 0 E: 0 K: 2 S: 16 H: 2 LOB: 2 BB: 0 P: 23	R: 0 E: 0 K: 1 S: 10 H: 0 LOB: 0 BB: 0 P: 13	R: 2 E: 0 K: 1 S: 13 H: 3 LOB: 1 BB: 0 P: 20	R: 2 E: 0 K: 0 S: 10 H: 3 LOB: 2 BB: 0 P: 13	R: 1 E: 0 K: 0 S: 6 H: 2 LOB: 0 BB: 0 P: 9	R: 0 E: 0 K: 1 S: 7 H: 0 LOB: 0 BB: 0 P: 9	R: 0 E: 0 K: 1 S: 8 H: 0 LOB: 0 BB: 0 P: 13	R: 0 E: 0 K: 1 S: 11 H: 0 LOB: 0 BB: 0 P: 15	R: 0 E: 0 K: 0 S: 6 H: 0 LOB: 0 BB: 0 P: 7	R: 0 E: 0 K: 1 S: 13 H: 1 LOB: 2 BB: 1 P: 23	R: 2 E: 1 K: 1 S: 20 H: 2 LOB: 1 BB: 0 P: 26	1B: 12 2B: 2 3B: 0 HR: 1 SF: 0 SAC: 0 DP: 1 HBP: 0						

	AB	55
	R	7
	H	15
	RBI	6
	BB	1
	SO	11
	LOB	25

WP: 0 PB: 1 SB: 1 CS: 0 PA: 56

PITCHER		IP	WLS	BF	H	R	ER	SO	BB	IBB	HBP	BLK	WP	HR	S	P	ERA	WHIP
48 Colby Lewis, R	(1, 1)	5.1		27	10	4	4	6	0	0	0	0	0	1	67	97	6.75	1.875
ERA: 3.58																		
41 Alexi Ogando, R	(6, 1)	1.2		6	2	1	1	0	0	0	0	0	0	0	9	13	5.40	1.200
ERA: 1.35																		
37 Mike Adams, R	(8, 1)	1.0		3	0	0	0	1	0	0	0	0	0	0	7	9	0.00	0.000
ERA: 2.08																		
36 Joe Nathan, R	(9, 1)	1.0		3	0	0	0	1	0	0	0	0	0	0	8	13	0.00	0.000
ERA: 2.29																		
19 Koji Uehara, R	(10, 1)	2.0		6	0	0	0	1	0	0	0	0	0	0	17	22	0.00	0.000
ERA: 1.04																		

PITCHER		IP	WLS	BF	H	R	ER	SO	BB	IBB	HBP	BLK	WP	HR	S	P	ERA	WHIP
28 Robbie Ross Jr., L	(12, 1)	1.2		9	3	2	0	2	1	0	0	0	0	0	26	40	0.00	2.400
ERA: 1.85																		
22 Yoshinori Tateyama, R	(13, 1)	0.1	W	2	0	0	0	0	0	0	0	0	0	0	7	9	0.00	0.000
ERA: 2.7																		

Toronto Blue Jays @ Texas Rangers

Rangers Ballpark in Arlington, Arlington, TX

Sat May 26 2012, 3:11 PM - 7:47 PM EDT

Att. 47,430 - Partly Cloudy - 91 F

livebaseballscorecards.com

BOTTOM

Batter	1	2	3	4	5	6	7	8	9	10	11	12	13	AB	R	H	RBI	BB	SO	LOB
5 Ian Kinsler, R (1, 4) OBP: 0.359, SLG: 0.454	C FF 92 F SL 86 F SL 87 X FF 94 / 0-2 1 FC1 32 G4-3 2B	X SL 90 / 0-0 G6-4-3 1-2f		L SL 86 C CH 86 D SL 86 B FF 93 X SL 86 / 2-2 G5-4-3 1-2f		C FF 93 F SI 92 B SL 83 F SL 82 B FF 96 F SL 83 X SL 84 / 2-2 P6			H FF 91 / 1-0 29 E 1 SH2-3 HBP		B SL 75 X SL 74 / 1-0 32 WP 1 SH3-4 1B		C FF 93 B SI 94 B FF 94 F FF 93 B FS 87 F FF 94 B FF 94 / 4-2 1 2B BB	5	2	2	0	1	0	4
1 Elvis Andrus, R (1, 6) OBP: 0.385, SLG: 0.407	B SL 84 X FF 91 / 1-0 FC1 29 PB 32 G4-3 29 SF7 2-3		C FF 91 B SI 91 X FF 91 / 1-1 G6-3		B SL 82 C SI 91 X FF 90 / 1-1 G5-3		B FF 92 B FF 92 B SI 94 B SI 93 / 4-0 29 1B BB		C FF 91 X CU 75 / 0-1 SH2-3 1-2		X FF 90 / 0-0 SH3-4 1-2		B FF 94 B FS 85 C FF 92 X FF 93 / 2-1 1-H 32 HR 2B	4	2	1	1	1	0	1
32 Josh Hamilton, L (1, 8) OBP: 0.431, SLG: 0.771 (8, 7)	B CH 86 I SAFE X CH 88 / 1-0 G4-3 1-2 3-H		X SI 90 / 0-0 7 BB 29 1B 1B		S CH 83 B FF 88 X CH 84 / 1-1 G3		S SL 84 M SL 84 F SL 83 I SAFE F SL 83 S SL 84 / 0-3 K		I IN 80 I IN 83 I IN 82 I IN 84 / 4-0 29 E IBB		C FF 90 B FF 88 S SL 77 B SL 78 X FF 89 / 2-2 G3 2-3		C FF 91 B FF 92 S SL 92 F FF 92 X CH 86 / 1-2 2-H HR	6	1	2	3	1	1	3
29 Adrian Beltré, R (1, 5) OBP: 0.339, SLG: 0.542	C SL 87 B FF 93 C SL 86 X CH 86 / 1-2 SF7 2-H		B SI 90 B CH 84 F SI 90 B SL 86 F FF 93 1 SAFE X CH 84 / 3-2 7 BB 1B 1-2		X SL 84 / 0-0 F8		C SI 93 S SI 94 D SL 85 1 SAFE 1 SAFE X SI 94 / 1-2 1-3 1B		C FF 92 B FC 90 C FC 91 B FC 91 F FC 90 X FC 90 / 2-2 F7 1-2 2-3		X SI 91 / 0-0 G5-3			5	0	2	1	0	0	3
10 Michael Young, R (1, 10) OBP: 0.296, SLG: 0.366	C FF 95 F CH 84 X SL 87 / 0-2 F9		B SL 85 F SI 91 X FF 92 / 1-1 L9			B SL 83 F FF 91 X SL 86 / 1-1 G1-3	F SI 94 X CH 85 / 0-1 F9		D CU 77 C CU 76 X FC 90 / 1-1 G6-3			C FF 90 X CH 83 / 0-1 8 BB 1B		6	0	1	0	0	0	6
7 David Murphy, L (1, 7) OBP: 0.341, SLG: 0.442 23 Craig Gentry, R (7, PH) OBP: 0.359, SLG: 0.394 (8, 8)		F FF 88 C SL 84 X SL 88 / 0-2 18 1B 8 E 1B	B SL 87 F CH 84 F CH 85 B FF 94 B CH 86 B SI 92 / 4-2 17 FC6-4 1-2 2-3 BB			C FF 89 B SI 92 X FF 91 / 1-1 G1-3	X SI 94 / 0-0 F9			C FC 91 F FF 92 B FF 92 F CU 75 F FC 90 H FC 88 / 2-2 8 F8 17 S HBP		B FF 90 L FF 89 L FF 89 X FF 88 / 1-2 P4		2	0	1	0	1	0	0
17 Nelson Cruz, R (1, 9) OBP: 0.323, SLG: 0.429		C SL 83 S SL 85 1 SAFE S SL 83 / 0-3 K	F SL 81 S SL 87 X SL 84 / 0-2 FC6-4 1-2f			B CH 86 X CH 86 / 1-0 HR	B FF 93 X SL 87 / 1-0 F9			B FC 91 1 SAFE C FC 90 1 SAFE 1 SAFE C CU 75 B FC 91 1 SAFE C FC 88 / 2-3 K 1-2		F SI 89 X FF 89 / 0-1 F9		2	0	2	0	0	0	3
8 Yorvit Torrealba, R (1, 2) OBP: 0.299, SLG: 0.351		1 SAFE X CH 83 / 0-0 FC5 18 1B 1-2		B FF 92 C FF 92 F FF 92 F SL 87 X SL 86 / 1-2 F8		B SI 93 X SL 84 / 1-0 HR	B FF 92 B FF 92 S SL 86 B SL 87 S SL 86 S SL 87 / 3-3 K			C FC 91 B FC 91 X FC 91 / 1-1 F8 2-3		C FF 87 1 SAFE S FF 88 F FF 89 F FF 88 B SL 76 F FF 88 B SL 76 B FF 89 / 4-2 F FF 87 B FF 91 1-2 BB		6	1	1	1	1	1	2
18 Mitch Moreland, L (1, 3) OBP: 0.364, SLG: 0.582 25 Mike Napoli, R (10, PH) OBP: 0.321, SLG: 0.430 (11, 3)		B FF 90 B FF 93 X SI 92 / 2-0 5 G6-4-3 1-2 2-3 1B		C FF 93 S CH 88 B CH 88 X SL 87 / 1-2 5 G5-4-3 1B		B FF 93 B FF 90 B FF 91 C FF 90 X FF 91 / 3-1 HR	C CH 85 B FF 94 B CH 85 C CU 75 F FF 94 B FF 95 X CH 86 / 3-2 G4-3			B FF 90 B BB C FF 89 B SL 76 F FF 88 S FF 89 / 3-3 K		B FF 91 C FF 89 F FF 90 X FF 90 / 1-2 F9		4	1	3	1	0	0	0
														2	0	0	0	0	1	3
Inning Stats	R: 2 E: 0 K: 0 S: 12 / H: 1 LOB: 0 BB: 0 P: 15	R: 0 E: 1 K: 1 S: 9 / H: 2 LOB: 2 BB: 0 P: 11	R: 0 E: 0 K: 0 S: 13 / H: 2 LOB: 3 BB: 1 P: 22	R: 0 E: 0 K: 0 S: 10 / H: 1 LOB: 0 BB: 0 P: 14	R: 0 E: 0 K: 0 S: 5 / H: 0 LOB: 0 BB: 0 P: 7	R: 3 E: 0 K: 0 S: 13 / H: 3 LOB: 0 BB: 0 P: 22	R: 0 E: 0 K: 1 S: 11 / H: 1 LOB: 2 BB: 1 P: 16	R: 0 E: 0 K: 1 S: 8 / H: 0 LOB: 0 BB: 0 P: 15	R: 0 E: 1 K: 0 S: 8 / H: 0 LOB: 2 BB: 1 P: 16	R: 0 E: 0 K: 2 S: 12 / H: 0 LOB: 1 BB: 0 P: 20	R: 0 E: 0 K: 0 S: 6 / H: 1 LOB: 1 BB: 0 P: 9	R: 0 E: 0 K: 0 S: 16 / H: 1 LOB: 2 BB: 1 P: 22	R: 3 E: 0 K: 0 S: 9 / H: 2 LOB: 0 BB: 1 P: 16	1B: 8 2B: 2 3B: 0 HR: 4	SF: 1 SAC: 2 DP: 2 HBP: 2	WP: 1 PB: 1 SB: 1 CS: 0	PA: 57			

	AB	R	H	RBI	BB	SO	LOB
	47	8	14	8	5	5	31

PITCHER		IP	WLS	BF	H	R	ER	SO	BB	IBB	HBP	BLK	WP	HR	S	P	ERA	WHIP
37 Henderson Alvarez III, R ERA: 3.56	(1, 1)	5.2		27	9	5	4	1	1	0	0	0	0	3	57	84	6.35	1.765
47 Luis Perez, L ERA: 2.55	(6, 1)	1.1		6	1	0	0	1	1	0	0	0	0	0	16	23	0.00	1.500
48 Francisco Cordero, R ERA: 5.79	(8, 1)	1.0		3	0	0	0	1	0	0	0	0	0	0	8	15	0.00	0.000
44 Casey Janssen, R ERA: 3.0	(9, 1)	1.2		8	0	0	0	1	0	1	2	0	0	0	17	30	0.00	0.000
38 Darren Oliver, L ERA: 1.56	(10, 1)	2.1		10	2	0	0	1	1	0	0	0	1	0	25	37	0.00	1.286

PITCHER		IP	WLS	BF	H	R	ER	SO	BB	IBB	HBP	BLK	WP	HR	S	P	ERA	WHIP
56 Ryota Igarashi, R ERA: 36.0	(13, 1)	0.0		2	1	2	2	0	1	0	0	0	0	0	5	11	∞	∞
54 Jason Frasor, R ERA: 5.0	(13, 1)	0.0	L	1	1	1	1	0	0	0	0	0	0	1	4	5	∞	∞

Toronto Blue Jays @ Texas Rangers

Rangers Ballpark in Arlington, Arlington, TX

Sun May 27 2012, 3:09 PM - 5:56 PM EDT

Att. 46,637 - Sunny - 88 F

TOP

livebaseballscorecards.com

Batter	1	2	3	4	5	6	7	8	9	AB	R	H	RBI	BB	SO	LOB
5 Yunel Escobar, R (1, 6) OBP: 0.313, SLG: 0.338	B FF 93 B FC 92 B FF 92 B FF 94 4-0 19 WP BB		B FF 93 C FF 94 B ST 83 X FF 94 2-1 28 1B 19 FC5-4 1B	B ST 82 X FF 93 1-0 ③ G4-3		X FF 93 0-0 ③ G1-3			B CH 83 C SI 85 X SI 86 1-1 ① L8	2	1	1	0	1	0	1
11 Rajai Davis, R (5, 9) OBP: 0.281, SLG: 0.424										2	0	0	0	0	0	2
28 Colby Rasmus, L (1, 8) OBP: 0.298, SLG: 0.411	B FF 94 B FF 94 X SI 93 2-0 ① P6		C FF 95 T FF 95 B ST 78 B ST 79 X FS 86 2-2 19 FC5-4 1-3 1B		X FF 91 0-0 10 1B 2B		S SL 82 X SL 83 0-1 ① P6		X SI 85 0-0 1-H HR	5	2	3	2	0	0	1
19 José Bautista, R (1, 9) OBP: 0.332, SLG: 0.458	B SI 93 C FF 94 F FF 95 1 SAFE D FS 86 S FS 86 2-3 ② K 1-2		F FF 95 X ST 84 0-1 ② FC5-4 10 1B 1-2f 3-H		B ST 79 F SI 91 B SI 92 D SI 91 B FF 93 4-1 14 G4-6-3 10 1B BB		X FF 95 0-0 ② G6-3		X SI 86 0-0 ② P2	4	0	0	1	1	1	2
10 Edwin Encarnación, R (1, 10) OBP: 0.337, SLG: 0.570	B FF 93 F ST 82 S FF 94 X FS 86 1-2 ③ G5-3		B FF 93 B FF 95 C ST 83 X ST 84 2-1 1-2 1B		C SI 92 F SI 92 X SI 93 0-2 14 G4-6-3 1-2 2-H 1B		B FF 94 C FF 92 B FF 94 F FF 93 S SL 84 2-3 ③ K		B SI 87 B SI 86 F SI 85 F SI 86 C CU 71 2-3 ③ K	5	0	2	1	0	2	1
14 Eric Thames, L (1, 7) OBP: 0.288, SLG: 0.368		C FF 90 S FF 94 F FF 89 C ST 80 0-3 ① K	C FF 94 D FF 90 B FF 92 S FF 94 F SI 95 X 2-2 ③ L7		X SI 94 0-0 ① ② G4-6-3 1-2f 2-3			C FF 97 B FF 98 B FF 98 F FF 98 B FF 98 F FF 97 X FF 97 3-2 ① F8		4	0	0	0	0	1	4
9 J.P. Arencibia, R (1, 2) OBP: 0.273, SLG: 0.476		B FF 93 C ST 82 B FF 95 S ST 83 B FF 94 T FC 92 3-2 ② K		B FF 92 S FF 92 X ST 80 1-1 HR	F FF 93 S FC 90 X FC 91 0-2 ③ G6-3			F FF 97 B SL 85 X SL 84 1-1 HR		4	2	2	2	0	1	1
13 Brett Lawrie, R (1, 5) OBP: 0.315, SLG: 0.366		S FF 92 B FF 93 F FC 89 F FS 85 X ST 80 1-2 2B		B FF 93 C FF 92 C ST 82 B FF 94 B ST 81 F FF 91 B FF 94 4-2 30 G6-3 30 S BB		B FF 91 C FF 93 X SL 83 1-1 ① F8		C FF 98 B FF 99 C FF 97 F FF 98 X FF 98 1-2 ② L1-3		3	0	1	0	1	0	0
(5, 6)																
30 David Cooper, L (1, 3) OBP: 0.200, SLG: 0.200		B FF 94 B CU 73 B CU 72 C FF 90 X FS 86 3-1 ③ F7		F FF 94 B ST 82 B FF 93 X FF 93 2-1 ① G6-3 1-3		B FF 92 B SL 82 X FF 93 2-0 ② G4-3		X SI 86 0-0 ③ P5		4	0	0	0	0	0	2
17 Omar Vizquel, S (1, 4) OBP: 0.265, SLG: 0.194			B FF 91 C FF 92 B FC 90 X FF 93 2-1 ① F8	C FC 94 B ST 76 X FC 91 1-1 ② L4		C SL 83 F FF 93 B FF 93 X SL 86 1-2 1B			C SI 85 B SL 76 B SL 74 B CH 80 B SI 86 4-1 28 HR BB	3	1	1	0	1	0	1

	AB	R	H	RBI	BB	SO	LOB
	36	6	10	6	4	5	15

Inning Stats																																
	R: 0	H: 0	E: 0	LOB: 1	K: 1	BB: 1	S: 7	P: 16	R: 0	H: 1	E: 0	LOB: 1	K: 2	BB: 0	S: 13	P: 20	R: 1	H: 3	E: 0	LOB: 2	K: 0	BB: 0	S: 15	P: 25	R: 1	H: 1	E: 0	LOB: 1	K: 0	BB: 1	S: 10	P: 19
	R: 1	H: 2	E: 0	LOB: 1	K: 0	BB: 1	S: 9	P: 13	R: 0	H: 1	E: 0	LOB: 1	K: 0	BB: 0	S: 7	P: 11	R: 0	H: 0	E: 0	LOB: 0	K: 1	BB: 0	S: 6	P: 8	R: 1	H: 1	E: 0	LOB: 0	K: 0	BB: 0	S: 11	P: 16
	R: 2	H: 1	E: 0	LOB: 0	K: 1	BB: 1	S: 8	P: 15	1B: 5	SF: 0	2B: 2	SAC: 0	3B: 0	DP: 1	HR: 3	HBP: 0	WP: 1	PA: 40	PB: 0		SB: 1		CS: 0									

PITCHER		IP	WLS	BF	H	R	ER	SO	BB	IBB	HBP	BLK	WP	HR	S	P	ERA	WHIP
11 Yu Darvish, R ERA: 3.25	(1, 1)	5.0	W	24	7	3	3	3	3	0	0	0	1	1	54	93	5.40	2.000
57 Mark Lowe, R ERA: 2.55	(6, 1)	2.0		7	1	0	0	1	0	0	0	0	0	0	13	19	0.00	0.500
41 Alexi Ogando, R ERA: 1.65	(8, 1)	0.2		3	1	1	1	0	0	0	0	0	0	1	10	15	13.50	1.500
22 Yoshinori Tateyama, R ERA: 5.79	(8, 1)	1.1		6	1	2	2	1	1	0	0	0	0	1	9	16	13.50	1.500

PITCHER		IP	WLS	BF	H	R	ER	SO	BB	IBB	HBP	BLK	WP	HR	S	P	ERA	WHIP

BOTTOM

Toronto Blue Jays @ Texas Rangers

Rangers Ballpark in Arlington, Arlington, TX

Sun May 27 2012, 3:09 PM - 5:56 PM EDT

Att. 46,637 - Sunny - 88 F

Batter	1	2	3	4	5	6	7	8	9	AB	R	H	RBI	BB	SO	LOB
5 Ian Kinsler, R (1, 10) OBP: 0.360, SLG: 0.473	P3	1 2B 2B 1-3 2-H 3-H	1-H HR			K		P6		5	2	2	4	0	1	0
1 Elvis Andrus, R (1, 6) OBP: 0.385, SLG: 0.412	32 FC4-6 1B	29 HR 2B 2-H 3-H	G2-3			L9		F8		5	1	2	2	0	0	0
32 Josh Hamilton, L (1, 8) OBP: 0.422, SLG: 0.753 23 Craig Gentry, R (8, PH) OBP: 0.354, SLG: 0.389 (9, 8)	FC4-6 1-2f	P6	G4-3			K		P3		4 1	0 0	0 0	0 0	0 0	1 0	2 0
29 Adrián Beltré, R (1, 5) OBP: 0.337, SLG: 0.553	G4-3	HR 2-H	F8				L4			4	1	1	2	0	0	1
10 Michael Young, R (1, 4) OBP: 0.305, SLG: 0.379	25 BB 7 BB 18 BB 1B 2B		1B				F8			4	1	3	0	0	0	0
7 David Murphy, L (1, 7) OBP: 0.345, SLG: 0.439	18 BB 25 BB 5 2B BB 1-2 G4-3		K				17 2B 1B			3	2	1	0	1	1	2
17 Nelson Cruz, R (1, 9) OBP: 0.322, SLG: 0.431	F3	K	K			K	1-H 25 HR 2B			4	1	1	1	0	2	2
25 Mike Napoli, R (1, 2) OBP: 0.331, SLG: 0.457	18 BB 5 2B BB 1-2 2-3	5 HR 1B	K			K	2-H HR			3	3	2	2	1	1	0
18 Mitch Moreland, L (1, 3) OBP: 0.360, SLG: 0.566	5 2B 1 2B BB 1-2 2-3 3-H	F9	K			K	K			3	1	0	1	1	2	1
Inning Stats	R: 0 E: 0 K: 0 S: 6 H: 1 LOB: 1 BB: 0 P: 12	R: 7 E: 0 K: 0 S: 16 H: 5 LOB: 1 BB: 3 P: 36	R: 2 E: 0 K: 1 S: 12 H: 2 LOB: 0 BB: 0 P: 19	R: 0 E: 0 K: 1 S: 11 H: 1 LOB: 1 BB: 0 P: 15	R: 0 E: 0 K: 3 S: 9 H: 0 LOB: 0 BB: 0 P: 13	R: 0 E: 0 K: 2 S: 11 H: 0 LOB: 0 BB: 0 P: 14	R: 3 E: 0 K: 1 S: 18 H: 3 LOB: 0 BB: 0 P: 24	R: 0 E: 0 K: 0 S: 5 H: 0 LOB: 0 BB: 0 P: 6		1B: 5 2B: 4 3B: 0 HR: 3 SF: 0 SAC: 0 DP: 0 HBP: 0					

livebaseballscorecards.com

AB	36
R	12
H	12
RBI	12
BB	3
SO	8
LOB	8

WP: 0 PA: 39
PB: 0
SB: 0
CS: 0

PITCHER		IP	WLS	BF	H	R	ER	SO	BB	IBB	HBP	BLK	WP	HR	S	P	ERA	WHIP
4 Kyle Drabek, R ERA: 4.55	(1, 1)	3.0	L	20	8	9	9	1	3	0	0	0	0	2	34	67	27.00	3.667
20 Jesse Chavez, R ERA: 5.4	(4, 1)	5.0		19	4	3	3	7	0	0	0	0	0	1	54	72	5.40	0.800

PITCHER	IP	WLS	BF	H	R	ER	SO	BB	IBB	HBP	BLK	WP	HR	S	P	ERA	WHIP

Batter	1	2	3	4	5	6	7	8	9	AB	R	H	RBI	BB	SO	LOB
13 Xavier Avery, L (1, 7) OBP: 0.299, SLG: 0.317 36 Nick Johnson, L (9, PH) OBP: 0.293, SLG: 0.408	B FF 92 F FF 92 B FF 94 B FF 93 F FF 93 C FF 94 3-3 K		C FF 90 S FF 92 S SL 86 0-3 K		B SI 91 B FF 91 C FF 91 F FF 92 S SL 84 2-3 K			B FF 93 B SI 93 C FF 93 B FF 93 B FF 93 4-1 2 G6-4-3 BB	X FC 90 0-0 G3-1	3 1	0 0	0 0	0 0	1 0	3 0	3 2
2 J.J. Hardy, R (1, 6) OBP: 0.310, SLG: 0.477	C FF 94 B FF 89 C FF 94 B FF 95 F FF 95 C SL 87 2-3 K		B FF 93 D FF 92 B FF 92 B FF 91 4-0 1-2 2-3 BB			C FF 92 B CH 84 F FF 93 X SL 87 1-2 G5-3		B CH 85 B SI 93 B SI 93 C FF 93 C FF 94 X SI 93 3-2 G6-4-3 1-2f		3	0	0	0	1	1	1
21 Nick Markakis, L (1, 9) OBP: 0.336, SLG: 0.454	B SI 93 B SI 88 C FF 92 C SI 92 X CH 87 2-2 G4-3		B SI 91 C CH 84 S FF 92 X SL 85 1-2 G1-3			C SL 86 B CH 86 B SI 93 B FF 94 F FF 94 X FF 93 3-2 G6-3		C SL 86 F SL 84 B FF 93 X SL 86 1-2 F8		4	0	0	0	0	0	3
10 Adam Jones, R (1, 8) OBP: 0.347, SLG: 0.588		C SL 87 X SL 85 0-1 G5-3		C FF 92 X CH 84 0-1 G6-3		C FF 95 B SL 87 C FF 95 S FF 95 1-3 K			C FF 91 B FF 93 X FF 93 1-1 32 1B 24 1B 1B	4	1	1	0	0	1	0
32 Matt Wieters, S (1, 2) OBP: 0.320, SLG: 0.440		C FF 91 B FF 93 B CH 87 F FF 93 X FF 94 2-2 F8		B SL 84 C FF 92 F FF 92 B SL 87 F FF 94 T FF 94 2-2 K			B FF 93 X FF 93 1-0 F7		B CH 83 C CH 84 F FF 93 B FF 93 F SL 86 X FF 95 2-2 24 1B 12 2B 1-3 1B	4	1	1	0	0	1	0
24 Wilson Betemit, S (1, 5) OBP: 0.301, SLG: 0.415		B SI 93 S CH 86 B FF 92 B FF 92 C FF 93 T FF 94 3-2 K		S SL 86 C FF 95 B FF 93 B SL 88 X FF 95 2-2 G6-3			X SI 93 0-0 F7		C CH 86 S FF 95 D FF 89 F FF 88 X FF 95 1-2 12 2B 1-2 3-H 1B	4	0	1	1	0	1	0
19 Chris Davis, L (1, 3) OBP: 0.343, SLG: 0.510			B FF 90 B SI 91 X FF 91 2-0 11 CS 12 BB 1B		B SI 91 F SI 92 F FF 93 C FF 94 1-3 K		S FF 95 B FF 95 H FF 95 2-1 12 1B HBP		C CH 87 B FF 95 S CH 85 F CH 86 D FF 95 S FF 96 2-3 K	3	0	1	0	0	2	2
12 Mark Reynolds, R (1, 10) OBP: 0.339, SLG: 0.359			B FF 90 B SL 86 F FF 90 B FF 92 B FF 91 4-1 2 BB 11 CS 1-2 BB		X FF 94 0-0 G6-3		C FF 93 D SL 86 B FF 94 C FF 94 F FF 94 B SL 86 X FF 94 3-2 1-3 1B		B FF 94 B SL 87 C SL 86 B FF 94 S SL 87 X SL 86 3-2 1-3 2-H 2B	3	0	2	1	1	0	0
11 Robert Andino, R (1, 4) OBP: 0.319, SLG: 0.358			F SL 85 D SL 84 2 SAFE B FF 93 D SL 85 B FF 92 4-1 2 BB 1-2 2-3 BB		B FF 94 B FF 94 C FF 93 C FF 95 X FF 95 2-2 1B		C FF 93 D SL 84 S SL 86 D SL 85 C FF 95 2-3 K		C FC 90 C FC 91 X SL 85 0-2 L4	3	0	1	0	1	1	4

TOP

Baltimore Orioles @ Toronto Blue Jays

Rogers Centre, Toronto, ON

Mon May 28 2012, 7:10 PM - 9:56 PM EDT

Att. 16,575 - Partly Cloudy - 73 F

livebaseballscorecards.com

AB	32
R	2
H	7
RBI	2
BB	4
SO	10
LOB	15

Inning Stats	1	2	3	4	5	6	7	8	9
	R: 0 E: 0 K: 2 S: 10	H: 0 LOB: 0 BB: 0 P: 17	R: 0 E: 0 K: 1 S: 8	H: 0 LOB: 0 BB: 0 P: 13	R: 0 E: 0 K: 1 S: 9	H: 1 LOB: 3 BB: 3 P: 24	R: 0 E: 0 K: 1 S: 9	H: 0 LOB: 0 BB: 0 P: 13	R: 0 E: 0 K: 2 S: 10	H: 1 LOB: 1 BB: 0 P: 15	R: 0 E: 0 K: 1 S: 9	H: 0 LOB: 0 BB: 0 P: 14	R: 0 E: 0 K: 1 S: 10	H: 1 LOB: 2 BB: 0 P: 18	R: 0 E: 0 K: 0 S: 7	H: 0 LOB: 0 BB: 1 P: 15	R: 2 E: 0 K: 1 S: 21	H: 4 LOB: 2 BB: 0 P: 30

1B: 6 2B: 1 3B: 0 HR: 0	SF: 0 SAC: 0 DP: 1 HBP: 1	WP: 0 PB: 0 SB: 0 CS: 2	PA: 37
---	---	---	---

PITCHER		IP	WLS	BF	H	R	ER	SO	BB	IBB	HBP	BLK	WP	HR	S	P	ERA	WHIP
36 Drew Hutchison, R ERA: 4.84	(1, 1)	7.0	W	27	3	0	0	9	3	0	1	0	0	0	65	114	0.00	0.857
47 Luis Perez, L ERA: 2.45	(8, 1)	1.0		3	0	0	0	0	1	0	0	0	0	0	7	15	0.00	1.000
48 Francisco Cordero, R ERA: 6.63	(9, 1)	0.1		5	4	2	2	1	0	0	0	0	0	0	17	26	54.00	12.000
44 Casey Janssen, R ERA: 2.89	(9, 1)	0.2	S	2	0	0	0	0	0	0	0	0	0	0	4	4	0.00	0.000

PITCHER		IP	WLS	BF	H	R	ER	SO	BB	IBB	HBP	BLK	WP	HR	S	P	ERA	WHIP

Baltimore Orioles @ Toronto Blue Jays

Rogers Centre, Toronto, ON

Mon May 28 2012, 7:10 PM - 9:56 PM EDT

Att. 16,575 - Partly Cloudy - 73 F

BOTTOM

livebaseballscorecards.com

Batter	1	2	3	4	5	6	7	8	9	AB	R	H	RBI	BB	SO	LOB
2 Kelly Johnson, L (1, 4) OBP: 0.360, SLG: 0.446	F FF 91 S CU 79 F FF 94 B SI 94 B FF 94 F CU 82 F FF 94 X FF 93 2-2 28 1B 2B	F FF 93 D CU 81 X CH 87 1-1 ② G4-3 2-3 3-H		B FF 92 B CH 85 1 SAFE S FF 90 X SI 90 2-1 1-H HR		C SL 82 B SI 90 B SL 82 C SL 82 F FF 90 F SL 83 B FF 90 X SL 84 3-2 28 G3-1 2B				4	2	3	3	0	0	1
28 Colby Rasmus, L (1, 8) OBP: 0.303, SLG: 0.413	F FF 90 B FF 93 F FF 92 B CU 82 B CH 87 X FF 94 3-2 14 1B 2-H 1B	F CH 86 B FF 93 B FF 90 B FF 92 C CH 88 X FF 94 3-2 ③ G3		C FF 88 B SL 82 X FF 90 1-1 19 G6-4-3 1B		F SI 90 B FF 90 X SL 83 1-1 ② G3-1 2-3				4	0	2	1	0	0	2
19 José Bautista, R (1, 9) OBP: 0.326, SLG: 0.448	X FF 94 0-0 ① P6		C CU 78 C FF 92 X FC 83 0-2 E3 10 HR	B FF 90 F FF 90 X FF 90 1-1 ①② G6-4-3 1-2f		C CH 84 F CH 84 B FC 89 F SL 83 B SL 83 X CH 84 2-2 ③ P2				4	1	0	0	0	0	3
10 Edwin Encarnación, R (1, 10) OBP: 0.335, SLG: 0.579	1 SAFE B FF 93 C FF 91 S FF 93 B FF 93 X FF 93 2-2 ② F9		B FF 93 C FF 92 X SI 89 1-1 1-H HR	B SL 83 B SL 84 F CH 83 B FF 91 C SL 83 X SL 83 3-2 ③ L4			B FC 89 X CH 84 1-0 ① F7			4	1	1	2	0	0	1
14 Eric Thames, L (1, 7) OBP: 0.288, SLG: 0.365	C CU 79 B SI 92 X FF 92 1-1 1-2 1B		B FF 92 C CU 77 B CH 86 F FF 93 F FF 89 F CU 80 X CH 86 2-2 ① G4-3		B SL 83 C SL 82 B SI 89 S SL 83 S SL 84 2-3 ① K		X SI 90 0-0 ② F8			4	0	1	0	0	1	0
13 Brett Lawrie, R (1, 5) OBP: 0.314, SLG: 0.364	B FF 92 S FF 92 X CU 80 1-1 ③ P4		B FC 88 B CU 80 B FF 92 C FF 92 X FF 90 3-1 ② F9		B SL 84 B CH 84 X FF 88 2-0 1B		C SL 83 X FF 89 0-1 ③ F9			4	0	1	0	0	0	2
30 David Cooper, L (1, 3) OBP: 0.286, SLG: 0.286		C SI 91 X FF 91 0-1 17 SH1-3 6 1B 2 G4-3 1B	X CU 75 0-0 1B	C FF 89 S SL 83 B FC 91 S FF 91 1-3 ② K				S FF 93 S FS 84 X FS 84 0-2 ① G4-3		4	1	2	0	0	1	1
6 Jeff Mathis, R (1, 2) OBP: 0.293, SLG: 0.417		X FF 88 0-0 2 G4-3 17 SH1-3 1-2 1B	X CU 76 0-0 ③ G5-3		X SI 91 0-0 ③ F8			B CU 81 F CU 80 F FF 92 B FC 87 B FC 87 C FF 93 3-3 ② K		4	0	1	0	0	1	2
17 Omar Vizquel, S (1, 6) OBP: 0.270, SLG: 0.206		X SI 93 0-0 ① SH1-3 1-2 2-3		C FF 90 B CU 78 B FF 91 B FF 90 C FF 91 X FF 92 3-2 2 HR 1B		C SI 88 F SI 89 X FF 89 0-2 ① P5		B FF 93 S CU 81 S FF 93 F FF 92 B FF 92 B CU 81 X CU 81 3-2 ③ P4		3	1	1	0	0	0	0
Inning Stats	R: 1 E: 0 K: 0 S: 17 H: 3 LOB: 2 BB: 0 P: 26	R: 1 E: 0 K: 0 S: 9 H: 2 LOB: 1 BB: 0 P: 13	R: 2 E: 1 K: 0 S: 14 H: 2 LOB: 1 BB: 0 P: 20	R: 2 E: 0 K: 0 S: 12 H: 3 LOB: 0 BB: 0 P: 22	R: 0 E: 0 K: 2 S: 8 H: 1 LOB: 1 BB: 0 P: 13	R: 0 E: 0 K: 0 S: 14 H: 1 LOB: 1 BB: 0 P: 20	R: 0 E: 0 K: 0 S: 4 H: 0 LOB: 0 BB: 0 P: 5	R: 0 E: 0 K: 1 S: 10 H: 0 LOB: 0 BB: 0 P: 16		1B: 8 2B: 2 3B: 0 HR: 2 SF: 0 SAC: 1 DP: 1 HBP: 0				WP: 0 PB: 0 SB: 0 CS: 0 PA: 36		

	AB	35
	R	6
	H	12
	RBI	6
	BB	0
	SO	3
	LOB	12

PITCHER		IP	WLS	BF	H	R	ER	SO	BB	IBB	HBP	BLK	WP	HR	S	P	ERA	WHIP
29 Tommy Hunter, R ERA: 5.59	(1, 1)	3.0	L	19	9	6	5	0	0	0	0	0	0	2	45	69	15.00	3.000
37 Dana Eveland, L ERA: 3.06	(4, 1)	4.0		14	3	0	0	2	0	0	0	0	0	0	33	50	0.00	0.750
63 Kevin Gregg, R ERA: 4.2	(8, 1)	1.0		3	0	0	0	1	0	0	0	0	0	0	10	16	0.00	0.000

PITCHER	IP	WLS	BF	H	R	ER	SO	BB	IBB	HBP	BLK	WP	HR	S	P	ERA	WHIP

Batter	1	2	3	4	5	6	7	8	9	AB	R	H	RBI	BB	SO	LOB
11 Robert Andino, R (1, 4) OBP: 0.316, SLG: 0.354	C SI 93 X SI 93 0-1 G5-3		C FF 92 B SI 91 F FF 91 S CU 78 1-3 K		C SI 90 X SI 92 0-1 1-2 1B		C FF 93 S SL 84 C FF 93 0-3 K	S SL 86 S SL 87 F FF 93 B FF 92 F FF 92 F SL 86 B FF 93 F SL 88 S SL 89 2-3 K 1-2		5	0	1	0	0	3	3
2 J.J. Hardy, R (1, 6) OBP: 0.308, SLG: 0.471	C FF 93 B FF 94 B SI 92 X CH 85 2-1 G1-6-3		B FF 91 X CH 84 1-0 F7		B FF 90 C CH 82 C CU 75 D CU 76 F CU 76 D CH 82 F CH 81 X CU 74 3-2 G6-3		B FF 93 C SL 84 C FF 93 B FF 93 C FF 93 2-3 K		F FF 91 C CU 75 B FF 93 X FC 90 1-2 10 HR 1B	5	1	1	0	0	1	3
21 Nick Markakis, L (1, 9) OBP: 0.333, SLG: 0.452	B SI 92 C FF 93 C SI 92 B FF 93 B CH 84 F CH 85 F FF 92 C FF 92 3-3 K			F FF 90 B SI 92 X SI 90 1-1 G4-3		C SI 88 X SI 89 0-1 G6-3	B CH 87 B FF 93 X FF 92 2-0 1-3 2B		B SI 92 B SI 92 C SI 92 B SI 92 F FF 93 X FF 92 3-2 L9	5	0	1	0	0	1	1
10 Adam Jones, R (1, 8) OBP: 0.362, SLG: 0.624		X SI 91 0-0 HR		B FF 92 B FF 92 S CH 83 F FF 92 B CH 83 F CH 82 F FF 92 B FF 92 4-2 32 G5-3 BB		B FF 90 C FF 90 B FF 90 X FF 89 2-1 28 2B 12 G5-3 1B	B FF 94 S SL 83 D SL 84 B FF 93 B SL 84 4-1 BB		C FF 92 F SI 93 B FC 90 F CU 76 D SL 83 X CU 76 2-2 1-H HR	3	3	3	3	2	0	0
32 Matt Wieters, S (1, 2) OBP: 0.322, SLG: 0.438 28 Ronny Paulino, R (5, 2) OBP: 0.333, SLG: 0.424		B SI 92 C CH 82 S SI 87 H FF 93 2-2 12 G6-3 HBP		S SI 91 1 SAFE B CH 83 S CH 81 X CU 76 1-2 G5-3 1-2		C CH 81 X CH 81 0-1 1-3 19 HR 2B	C FF 94 C FF 94 X FF 93 0-2 G4-3		B FF 92 F FF 92 B FF 92 X FF 93 2-1 2B	1 3	0 1	0 2	0 0	0 0	0 0	1 3
12 Mark Reynolds, R (1, 3) OBP: 0.342, SLG: 0.354		C FF 92 D CH 86 C FF 92 X CU 77 1-2 G6-3 1-2		C CU 76 F CU 77 D CU 77 D CH 83 D CU 77 S CH 83 3-3 K		X FF 91 0-0 G5-3 3-H		C SL 76 B FF 89 F FF 89 X FF 88 1-2 9 FC4-6 19 1B 1B	B FF 93 F FC 91 B SI 94 B SL 86 B FC 91 4-1 24 FC6 BB	4	0	1	1	1	1	3
19 Chris Davis, L (1, 10) OBP: 0.351, SLG: 0.531		C FF 91 F FF 93 F FF 91 D CU 78 B FF 93 C CU 79 2-3 K			B FF 90 S FF 90 X FF 92 1-1 11 1B 1B	X SI 92 0-0 2-H HR		X SI 89 0-0 1-2 9 FC4-6 1B	B FC 91 X FC 91 1-0 P5	5	1	3	2	0	1	3
24 Wilson Betemit, S (1, 7) OBP: 0.291, SLG: 0.400 (8, 5)		C CH 83 S CH 85 X CH 83 0-2 F9			B SI 90 B CH 82 C SI 90 C SI 90 S CH 82 2-3 K	B CH 83 F FF 92 B SI 92 C CH 81 F CH 83 B CU 77 S CH 80 3-3 K		S FF 88 F FF 88 C FF 89 0-3 K	X SI 92 0-0 1-2f FC6	5	0	0	0	0	3	6
6 Steve Tolleson, R (1, 5) OBP: 0.320, SLG: 0.500 9 Endy Chavez, L (8, PH) OBP: 0.172, SLG: 0.164 (8, 7)			B CH 83 X FF 90 1-0 G5-3		C CU 75 B CH 81 B FF 91 C CH 82 C CH 82 2-3 K		B FF 91 X FF 92 1-0 21 2B 1B	B CH 84 B FF 92 X FF 92 2-0 FC4-6 11 S 1-2f 2-3		3 1	0 0	1 0	0 0	0 0	1 0	1 2
Inning Stats	R: 0 E: 0 K: 1 S: 9 H: 0 LOB: 0 BB: 0 P: 14	R: 1 E: 0 K: 1 S: 13 H: 1 LOB: 1 BB: 0 P: 18	R: 0 E: 0 K: 1 S: 5 H: 0 LOB: 0 BB: 0 P: 8	R: 0 E: 0 K: 1 S: 12 H: 0 LOB: 1 BB: 1 P: 21	R: 0 E: 0 K: 2 S: 15 H: 2 LOB: 2 BB: 0 P: 23	R: 3 E: 0 K: 1 S: 12 H: 3 LOB: 0 BB: 0 P: 17	R: 0 E: 0 K: 2 S: 12 H: 2 LOB: 3 BB: 1 P: 21	R: 0 E: 0 K: 2 S: 15 H: 2 LOB: 2 BB: 0 P: 20	R: 2 E: 0 K: 0 S: 15 H: 3 LOB: 2 BB: 1 P: 28	1B: 7 2B: 3 3B: 0 HR: 3 SF: 0 SAC: 0 DP: 0 HBP: 1						

PITCHER		IP	WLS	BF	H	R	ER	SO	BB	IBB	HBP	BLK	WP	HR	S	P	ERA	WHIP
24 Ricky Romero, L ERA: 4.04	(1, 1)	6.0	W	26	6	4	4	7	1	0	1	0	0	2	66	101	6.00	1.167
54 Jason Frasor, R ERA: 4.74	(7, 1)	1.0		6	2	0	0	2	1	0	0	0	0	0	12	21	0.00	3.000
38 Darren Oliver, L ERA: 1.53	(8, 1)	0.1		3	2	0	0	1	0	0	0	0	0	0	7	8	0.00	6.000
48 Francisco Cordero, R ERA: 6.41	(8, 1)	0.2	H	2	0	0	0	1	0	0	0	0	0	0	8	12	0.00	0.000
44 Casey Janssen, R ERA: 3.66	(9, 1)	1.0		7	3	2	2	0	1	0	0	0	0	1	15	28	18.00	4.000

PITCHER	IP	WLS	BF	H	R	ER	SO	BB	IBB	HBP	BLK	WP	HR	S	P	ERA	WHIP

TOP

Baltimore Orioles @ Toronto Blue Jays

Rogers Centre, Toronto, ON

Tue May 29 2012, 7:08 PM - 10:19 PM EDT

Att. 17,352 - Partly Cloudy - 80 F

livebaseballscorecards.com

AB	40
R	6
H	13
RBI	6
BB	3
SO	11
LOB	26

WP: 0 PA: 44
PB: 0
SB: 1
CS: 0

Baltimore Orioles @ Toronto Blue Jays

Rogers Centre, Toronto, ON

Tue May 29 2012, 7:08 PM - 10:19 PM EDT

Att. 17,352 - Partly Cloudy - 80 F

livebaseballscorecards.com

Batter	1	2	3	4	5	6	7	8	9	AB	R	H	RBI	BB	SO	LOB
2 Kelly Johnson, L (1, 4) OBP: 0.351, SLG: 0.433	B FF 93 B SI 93 S SI 94 X SI 94 2-1 G4-3 ①		F SI 93 B SI 93 F CU 79 B FF 92 B FF 93 C CU 79 3-3 K ① C CH 86 S SI 94 B FF 92 C SI 93 1-3 K ②		C FF 91 F SI 90 S SI 92 0-3 K ③			F CU 77 B SI 92 F FF 91 S FF 92 1-3 K ②		5	0	0	0	0	4	6
5 Yunel Escobar, R (1, 6) OBP: 0.306, SLG: 0.330	F SI 93 C SI 94 B SL 89 B SL 88 C SI 94 2-3 K ②		C SI 94 X FF 93 0-1 G5-3 ② 2-3 3-H	C SL 88 X SI 93 0-1 L6 ③		X FF 91 0-0 F9 ①		C FF 89 C FF 91 B SI 91 B SI 91 B CH 88 F SI 90 X SI 90 3-2 G4-3 ③		5	0	0	1	0	1	3
19 José Bautista, R (1, 9) OBP: 0.329, SLG: 0.452	C CU 79 C SL 88 B SI 94 S SL 93 C CU 80 2-3 K ③		C SI 93 B SL 86 B SI 93 S SL 86 X FF 93 2-2 P6 ③		C CU 76 C FF 91 B CU 79 B CU 78 B SI 92 B SI 94 4-2 10 BB 13 1B BB	C FF 92 F SI 93 B SI 92 X SL 85 1-2 2B				3	1	1	0	1	1	1
10 Edwin Encarnación, R (1, 10) OBP: 0.333, SLG: 0.570		B SL 84 B SI 92 F SI 92 B CU 78 F SI 93 X SI 95 3-2 G5-3 ①		F FF 91 B SI 91 X CU 76 1-1 G5-3 ①	F SL 86 B FF 92 B SI 93 B SI 93 C SL 89 F SL 85 D CU 80 4-2 13 1B 30 1B 1-2 BB	C FF 91 B SI 93 F SI 92 X SI 93 1-2 F8 ②				3	1	0	0	1	0	1
28 Colby Rasmus, L (1, 8) OBP: 0.302, SLG: 0.415		F SI 93 B SI 92 F CH 87 F SI 94 B CU 79 X SI 94 2-2 G4-3 ②		X SL 84 0-0 13 2B 2B	B CH 87 C SI 93 B SI 92 F CH 86 F SI 93 S CU 78 2-3 K ① C SI 91 B FF 93 C CU 77 F SI 93 C FF 92 2-3 K ③					4	1	1	0	0	2	3
9 J.P. Arencibia, R (1, 2) OBP: 0.272, SLG: 0.467		B FF 93 C SI 92 X SI 93 1-1 L8 ③		D SL 86 D SL 86 B SI 92 B FF 91 4-0 13 2B BB	C SL 84 F FF 93 S FF 93 0-3 K ②		S SI 92 C SI 92 B CH 79 X CU 77 1-2 P3 ①			3	1	0	0	1	1	2
13 Brett Lawrie, R (1, 5) OBP: 0.323, SLG: 0.378			C FF 93 B SI 92 F SL 88 F FF 93 B CU 79 F CU 79 X SI 93 2-2 11 1B 30 1B 11 E 1B	X SI 92 0-0 30 E 11 E 1-H 2-H 2B	X FF 93 0-0 30 1B 11 1B 1-3 2-H 1B		C SL 84 B SL 85 X CU 76 1-1 F8 ②			4	3	3	3	0	0	0
30 David Cooper, L (1, 3) OBP: 0.333, SLG: 0.333			B SI 93 1 SAFE F SI 94 X SI 93 1-1 11 E 5 G5-3 1-2 1B	B SI 91 B CH 86 S CH 86 C SI 93 B SI 94 F CU 78 X CH 86 3-2 E8 11 E 2-3	B FF 92 F SI 93 X CH 83 1-1 11 1B 1-3 3-H 1B		C FF 92 B FF 92 B FF 92 C SI 93 F FF 93 C SI 92 2-3 K ③			4	1	2	1	0	1	1
11 Rajai Davis, R (1, 7) OBP: 0.309, SLG: 0.444			B SI 92 X FF 92 1-0 E1 5 G5-3 1-3 2-H 1B	X CU 77 0-0 E7 1-3 3-H 1B	C FF 92 B FF 92 S FF 93 F FF 93 B FF 93 X SI 93 2-2 1-2 3-H 1B			S FF 90 B FF 90 F SI 91 F FF 91 F CU 78 X CU 77 1-2 G6-3 ①		4	0	3	2	0	0	0
Inning Stats	R: 0 E: 0 K: 2 S: 8 H: 0 LOB: 0 BB: 0 P: 14	R: 0 E: 0 K: 0 S: 9 H: 0 LOB: 0 BB: 0 P: 15	R: 2 E: 1 K: 1 S: 16 H: 3 LOB: 1 BB: 0 P: 25	R: 3 E: 2 K: 1 S: 14 H: 3 LOB: 1 BB: 1 P: 23	R: 3 E: 0 K: 3 S: 22 H: 3 LOB: 2 BB: 2 P: 35	R: 0 E: 0 K: 1 S: 11 H: 1 LOB: 1 BB: 0 P: 15	R: 0 E: 0 K: 1 S: 9 H: 0 LOB: 0 BB: 0 P: 13	R: 0 E: 0 K: 1 S: 12 H: 0 LOB: 0 BB: 0 P: 17		1B: 7 2B: 3 3B: 0 HR: 0 SF: 0 SAC: 0 DP: 0 HBP: 0				WP: 0 PB: 0 SB: 0 CS: 0 PA: 38	

	AB	35
	R	8
	H	10
	RBI	7
	BB	3
	SO	10
	LOB	17

PITCHER		IP	WLS	BF	H	R	ER	SO	BB	IBB	HBP	BLK	WP	HR	S	P	ERA	WHIP
34 Jake Arrieta, R ERA: 5.37	(1, 1)	4.1	L	23	6	7	6	5	3	0	0	0	0	0	56	96	12.46	2.077
50 Miguel González, R ERA: 2.7	(5, 1)	3.1		14	4	1	1	5	0	0	0	0	0	0	41	54	2.70	1.200
38 Luis Ayala, R ERA: 1.82	(8, 1)	0.1		1	0	0	0	0	0	0	0	0	0	0	4	7	0.00	0.000

PITCHER	IP	WLS	BF	H	R	ER	SO	BB	IBB	HBP	BLK	WP	HR	S	P	ERA	WHIP

Baltimore Orioles @ Toronto Blue Jays

Rogers Centre, Toronto, ON

Wed May 30 2012, 7:09 PM - 9:35 PM EDT

Att. 17,754 - Cloudy - 68 F

TOP

livebaseballscorecards.com

Batter	1	2	3	4	5	6	7	8	9	AB	R	H	RBI	BB	SO	LOB
9 Endy Chavez, L (1, 7) OBP: 0.162, SLG: 0.154	C FF 93 C FF 94 B FF 95 F SL 88 B FF 95 X SL 89 2-2 ① F7	B FS 86 F FF 93 C FF 95 F FF 95 S SL 88 1-3 ③ K			C KC 78 B FS 84 X FF 93 1-1 ③ F8			B FF 92 B FF 92 C FF 91 F FF 92 S SL 87 2-3 ① K		4	0	0	0	0	2	2
2 J.J. Hardy, R (1, 6) OBP: 0.307, SLG: 0.466	C FF 94 X FF 93 0-1 ② F8		B FF 91 B FF 93 X SL 88 2-0 10 G4-6-3 1B			C FF 92 F FF 92 B FF 95 X FF 96 1-2 ① G4-3		C SL 85 B FF 94 X SL 86 1-1 ② G6-3		4	0	1	0	0	0	0
19 Chris Davis, L (1, 10) OBP: 0.348, SLG: 0.521	F FF 95 S SL 88 B FF 95 F SL 88 F FF 97 B SL 87 B SL 88 F FF 97 B FF 96 4-2 10 FC5-4 BB		C FF 92 B FF 92 X FS 85 1-1 ① F8			S SL 88 S SL 88 B SL 89 F FF 95 F FF 95 B KC 81 S SL 88 2-3 ② K		S CH 84 X CH 85 0-1 ③ L4		3	0	0	0	1	1	1
10 Adam Jones, R (1, 8) OBP: 0.365, SLG: 0.618	X SL 85 0-0 ③ FC5-4 1-2f		C FF 93 X FS 84 0-1 ② ③ G4-6-3 1-2f			S FF 95 S SL 88 H FF 95 1-2 HBP			C FC 88 B SI 92 B FF 92 B FC 90 B FF 92 4-1 32 G3-6 BB	2	0	0	0	1	0	2
32 Matt Wieters, S (1, 2) OBP: 0.316, SLG: 0.427		X FF 92 0-0 ① P5		B FF 91 B FS 85 C FF 93 F FF 94 B FF 95 S SL 90 3-3 ① K		C SL 85 F SL 85 S SL 88 0-3 ③ K			C SI 92 B SI 92 X FF 92 1-1 ① ② G3-6 1-2f	4	0	0	0	0	2	2
12 Mark Reynolds, R (1, 3) OBP: 0.339, SLG: 0.343		B FF 93 B FF 94 B FF 94 B FF 94 4-0 24 1B 3 1B BB		S SL 88 B SL 86 F SL 87 F FF 97 B FF 96 S SL 88 2-3 ② K			F SL 86 F FF 93 F SL 87 B SL 89 S SL 86 1-3 ① K		F FF 92 F FF 92 S SL 85 0-3 ③ K	3	1	0	0	1	3	0
24 Wilson Betemit, S (1, 5) OBP: 0.298, SLG: 0.406		D KC 80 X FS 84 1-0 3 1B 1-3 1B		B KC 79 C FF 94 C FF 94 B FF 95 B SL 89 S SL 89 3-3 ③ K			X FF 95 0-0 1B			3	0	2	0	0	1	0
3 Ryan Flaherty, L (1, 9) OBP: 0.182, SLG: 0.212		C FF 95 T FF 94 F SL 88 D SL 87 X FF 96 1-2 3-H 1B			B KC 78 F FF 93 X FF 93 1-1 ① P5		F FF 88 1 SAFE C CU 72 B SL 80 1 SAFE X SL 81 1-2 ② F9			3	0	1	1	0	0	1
11 Robert Andino, R (1, 4) OBP: 0.311, SLG: 0.348		X SL 87 0-0 ② F8			F FF 93 F FF 94 T SL 89 0-2 ② K		C FF 90 B CH 80 B CU 73 F CH 80 X SL 81 2-2 ③ P3			3	0	0	0	0	1	3
Inning Stats	R: 0 E: 0 K: 0 S: 12 H: 0 LOB: 1 BB: 1 P: 18	R: 1 E: 0 K: 1 S: 11 H: 2 LOB: 2 BB: 1 P: 18	R: 0 E: 0 K: 0 S: 5 H: 1 LOB: 0 BB: 0 P: 8	R: 0 E: 0 K: 3 S: 10 H: 0 LOB: 0 BB: 0 P: 18	R: 0 E: 0 K: 1 S: 7 H: 0 LOB: 0 BB: 0 P: 9	R: 0 E: 0 K: 2 S: 13 H: 0 LOB: 1 BB: 0 P: 17	R: 0 E: 0 K: 1 S: 11 H: 1 LOB: 1 BB: 0 P: 15	R: 0 E: 0 K: 1 S: 7 H: 0 LOB: 0 BB: 0 P: 10	R: 0 E: 0 K: 1 S: 6 H: 0 LOB: 0 BB: 1 P: 11	1B: 4 2B: 0 3B: 0 HR: 0 SF: 0 SAC: 0 DP: 2 HBP: 1						

PITCHER		IP	WLS	BF	H	R	ER	SO	BB	IBB	HBP	BLK	WP	HR	S	P	ERA	WHIP
23 Brandon Morrow, R ERA: 3.28	(1, 1)	6.1	W	25	4	1	1	8	2	0	1	0	0	0	63	94	1.42	0.947
33 Carlos Villanueva, R ERA: 4.5	(7, 1)	0.2	H	2	0	0	0	0	0	0	0	0	0	0	6	9	0.00	0.000
48 Francisco Cordero, R ERA: 6.1	(8, 1)	1.0	H	3	0	0	0	1	0	0	0	0	0	0	7	10	0.00	0.000
44 Casey Janssen, R ERA: 3.48	(9, 1)	1.0	S	3	0	0	0	1	1	0	0	0	0	0	6	11	0.00	1.000

PITCHER	IP	WLS	BF	H	R	ER	SO	BB	IBB	HBP	BLK	WP	HR	S	P	ERA	WHIP

AB	29
R	1
H	4
RBI	1
BB	3
SO	10
LOB	11

PA: 33

WP: 0
PB: 0
SB: 0
CS: 0

Baltimore Orioles @ Toronto Blue Jays

Rogers Centre, Toronto, ON

Wed May 30 2012, 7:09 PM - 9:35 PM EDT

Att. 17,754 - Cloudy - 68 F

BOTTOM

livebaseballscorecards.com

Batter	1	2	3	4	5	6	7	8	9	AB	R	H	RBI	BB	SO	LOB
5 Yunel Escobar, R (1, 6) OBP: 0.300, SLG: 0.324	C FF 93 X SL 85 0-1 ① G4-3		B SL 85 C SL 85 X FF 94 1-1 ① G4-3		C SL 83 S SL 85 X SI 92 0-2 ① G4-3		F FF 90 X SI 92 0-1 ① F9			4	0	0	0	0	0	0
28 Colby Rasmus, L (1, 8) OBP: 0.301, SLG: 0.429	B SI 93 X SI 94 1-0 ② F7		C SI 94 B FF 93 S CH 89 B CU 78 S CU 78 2-3 ② K		X SI 93 0-0 HR		B FF 92 B CH 88 F SI 93 C SL 86 C SI 94 2-3 ② K			4	1	1	1	0	2	0
19 José Bautista, R (1, 9) OBP: 0.332, SLG: 0.447	C SI 94 B SI 94 S CU 78 B CU 78 B FF 94 X SI 94 3-2 ③ G6-3		B CU 79 C SL 85 B SI 94 B SL 84 B SL 85 4-1 BB		C SL 85 X SL 85 0-1 ② F8		B FF 93 B SL 86 B FF 94 B SI 93 4-0 BB			2	0	0	0	2	0	0
10 Edwin Encarnación, R (1, 3) OBP: 0.336, SLG: 0.584		B CU 76 C SI 94 F SI 93 F FF 93 X SI 94 1-2 HR	F SL 86 B FF 93 F FF 94 B SI 93 B CU 78 F SL 85 X CU 78 3-2 ③ P5		X SI 93 0-0 1B		X SL 76 0-0 ③ F8			4	1	2	1	0	0	2
13 Brett Lawrie, R (1, 5) OBP: 0.321, SLG: 0.391		C FF 94 F SL 86 B SL 84 X SI 93 1-2 ① G1-3		B SI 93 S SL 85 X SI 93 1-1 HR	B SL 86 S FF 93 X FF 93 1-1 ③ P4			C SL 80 C SI 98 B SL 83 C SL 84 1-3 ① K		4	1	1	1	0	1	1
30 David Cooper, L (1, 10) OBP: 0.364, SLG: 0.381		C FF 93 X CU 78 0-1 2B		B SI 94 F CH 88 B CH 88 F SI 94 B SL 86 X SL 84 3-2 ① F8		B CH 90 C FF 91 F FF 92 F SL 83 F SI 93 B CH 87 X CH 87 2-2 ① F8		C SI 97 B SI 96 F CH 89 B SI 96 B SI 96 F SL 84 F SI 98 F SI 99 B SL 83 4-2 BB		3	0	1	0	1	0	0
9 J.P. Arencibia, R (1, 2) OBP: 0.272, SLG: 0.461		F FF 94 C SI 94 S SL 84 0-3 ② K		B CU 77 X SL 84 1-0 17 1B		X SL 84 0-0 ② F8		F SL 82 F SI 98 C SI 98 0-3 ② K		4	0	1	0	0	2	2
17 Omar Vizquel, S (1, 4) OBP: 0.293, SLG: 0.237		B SI 93 B SI 93 B SI 94 C SI 93 F SI 94 S SL 86 3-3 ③ K		X FF 92 0-0 11 G6-4-3 1-2 1B	C FF 92 B SL 85 X SI 93 1-1 11 S 1B			B SI 98 X SI 96 1-0 ③ G6-3		4	0	2	0	0	1	2
11 Rajai Davis, R (1, 7) OBP: 0.310, SLG: 0.485			B SI 93 X SI 94 1-0 HR	L FF 93 S SL 86 D SL 86 B SI 93 X SL 85 2-2 ②③ G6-4-3 1-2f	S SL 85 B SI 93 S SL 85 S SL 85 1-3 ③ K 1-2					3	1	1	1	0	1	3
Inning Stats	R: 0 E: 0 K: 0 S: 6 H: 0 LOB: 0 BB: 0 P: 10	R: 1 E: 0 K: 2 S: 15 H: 2 LOB: 1 BB: 0 P: 20	R: 1 E: 0 K: 1 S: 11 H: 1 LOB: 1 BB: 1 P: 22	R: 1 E: 0 K: 0 S: 10 H: 3 LOB: 1 BB: 0 P: 17	R: 1 E: 0 K: 0 S: 9 H: 2 LOB: 1 BB: 0 P: 10	R: 0 E: 0 K: 1 S: 11 H: 1 LOB: 1 BB: 0 P: 15	R: 0 E: 0 K: 1 S: 6 H: 0 LOB: 1 BB: 1 P: 12	R: 0 E: 0 K: 2 S: 12 H: 0 LOB: 1 BB: 1 P: 18		1B: 4 2B: 1 3B: 0 HR: 4 SF: 0 SAC: 0 DP: 1 HBP: 0				WP: 0 PB: 0 SB: 1 CS: 0 PA: 35		

	AB	32
	R	4
	H	9
	RBI	4
	BB	3
	SO	7
	LOB	10

PITCHER		IP	WLS	BF	H	R	ER	SO	BB	IBB	HBP	BLK	WP	HR	S	P	ERA	WHIP
39 Jason Hammel, R ERA: 3.06	(1, 1)	6.2	L	30	9	4	4	5	2	0	0	0	0	4	67	105	5.40	1.650
56 Darren O'Day, R ERA: 1.75	(7, 1)	0.1		1	0	0	0	0	0	0	0	0	0	0	1	1	0.00	0.000
47 Pedro Strop, R ERA: 1.35	(8, 1)	1.0		4	0	0	0	2	1	0	0	0	0	0	12	18	0.00	1.000

PITCHER	IP	WLS	BF	H	R	ER	SO	BB	IBB	HBP	BLK	WP	HR	S	P	ERA	WHIP

Batter	1	2	3	4	5	6	7	8	9	AB	R	H	RBI	BB	SO	LOB
26 Scott Podsednik, L (1, 8) OBP: 0.391, SLG: 0.609	C SI 95 F FF 95 X CH 89 0-2 F7		C SI 92 F SI 95 B FF 96 B FF 95 X FF 93 2-2 F7		C SI 92 X SI 90 0-1 G4-3		B SL 83 C FF 93 X SI 93 1-1 66 2B 3-H 1B		C FF 94 F FF 92 B FO 77 B FO 77 F FF 92 F FF 92 F FF 92 B FO 84 S FF 90 3-3 K	5	1	1	1	0	1	0
66 Daniel Nava, S (1, 7) OBP: 0.444, SLG: 0.543	C CH 87 B CH 87 X SI 95 1-1 G5-3		C CH 88 B SI 94 B SI 91 B SI 91 X SI 93 3-1 28 1B 2B			B SI 92 F SI 94 C CH 87 X CH 88 1-2 28 2B 39 FC3-6 1B	1 SAFE 1 SAFE S CH 84 1 SAFE D CH 85 X FF 93 1-1 28 1B 1-H 2B		C FF 93 B FF 94 B FF 92 F FF 92 F FF 92 B FF 91 X FF 90 3-2 2B	5	3	4	1	0	0	0
28 Adrián González, L (1, 3) OBP: 0.330, SLG: 0.425	B CH 89 C FF 96 F SL 88 F FF 95 B SI 95 T SL 82 2-2 K		F CH 86 X SI 94 0-1 2-H 1B			B SI 93 X SI 92 1-0 39 FC3-6 1-3 2B	T SL 84 X SL 94 0-1 34 1B 2-H 1B		B FF 91 C FF 90 F FF 91 F CU 77 F FF 91 B FF 92 C FF 92 2-3 K	5	1	3	2	0	2	1
34 David Ortiz, L (1, 10) OBP: 0.398, SLG: 0.615		B FF 94 B SI 95 C SI 93 B FF 94 C SI 94 F SI 94 F SI 95 F SI 96 F SI 95 3-2 X SI 96 HR	C CH 87 X SL 92 0-1 G3			F FF 96 B SI 95 D SI 94 S CH 86 F SI 95 B CH 84 D CH 85 4-2 39 FC3-6 BB	X SL 84 0-0 2-H 1B			3	1	2	2	1	0	1
39 Jarrod Saltalamacchia, S (1, 2) OBP: 0.307, SLG: 0.576		B CH 88 X CH 87 1-0 F8		B CH 86 F SI 91 B CH 87 F SI 93 X FF 95 2-2 G4-3		X CH 87 0-0 FC3-6 64 G6-4-3 1-2f 2-3 3-H		S FF 92 B FF 92 B FF 92 B FF 91 X FF 91 3-1 F7		4	0	0	1	0	0	2
64 Will Middlebrooks, R (1, 5) OBP: 0.340, SLG: 0.566		F FF 96 B SL 84 F SI 94 X SL 83 1-2 G4-3		B FF 94 T SL 87 C SL 88 X SL 82 1-2 G5-3		B SI 93 B SI 93 C SI 94 B SI 94 X SL 83 3-1 G6-4-3 1-2f		B FO 83 S FF 92 F FO 84 F FO 78 X FO 81 1-2 1B		4	0	1	0	0	0	2
12 Ryan Sweeney, L (1, 9) OBP: 0.345, SLG: 0.449		B SI 94 B SI 92 C FF 94 F FF 94 X SL 79 2-2 1B		C SI 94 B SI 92 B SI 93 X FF 94 2-1 G5-3			B SI 90 B SI 91 B SI 90 C SI 91 X SI 92 3-1 5 G5-3 26 1B 2B	X FF 91 0-0 F7		4	1	2	0	0	0	1
3 Mike Aviles, R (1, 6) OBP: 0.285, SLG: 0.443		C SL 87 F SL 85 F FF 94 X SL 89 0-2 G4-3			B SL 85 C SI 92 X FF 93 1-1 5 G4-6-3 1B		C SL 81 F SL 84 S SL 84 0-3 K	C FF 92 S FF 93 F FF 94 B FO 81 S FF 93 1-3 K		4	0	1	0	0	2	3
5 Nick Punto, S (1, 4) OBP: 0.266, SLG: 0.151			C SI 92 X SI 92 0-1 F8		X SI 91 0-0 G4-6-3 1-2f		B FF 92 X SI 93 1-0 G5-3 2-3		B FF 93 X FF 90 1-0 1B	4	0	1	0	0	0	2
Inning Stats	R: 0 E: 0 K: 1 S: 9 H: 0 LOB: 0 BB: 0 P: 12	R: 1 E: 0 K: 0 S: 18 H: 2 LOB: 1 BB: 0 P: 25	R: 1 E: 0 K: 0 S: 11 H: 2 LOB: 1 BB: 0 P: 16	R: 0 E: 0 K: 0 S: 8 H: 0 LOB: 0 BB: 0 P: 13	R: 0 E: 0 K: 0 S: 5 H: 1 LOB: 0 BB: 0 P: 6	R: 1 E: 0 K: 0 S: 10 H: 2 LOB: 1 BB: 1 P: 19	R: 4 E: 0 K: 1 S: 13 H: 5 LOB: 1 BB: 0 P: 19	R: 0 E: 0 K: 1 S: 11 H: 1 LOB: 1 BB: 0 P: 16	R: 0 E: 0 K: 2 S: 16 H: 2 LOB: 1 BB: 0 P: 25	1B: 9 2B: 5 3B: 0 HR: 1 SF: 0 SAC: 0 DP: 2 HBP: 0						

PITCHER		IP	WLS	BF	H	R	ER	SO	BB	IBB	HBP	BLK	WP	HR	S	P	ERA	WHIP
37 Henderson Alvarez III, R ERA: 3.75	(1, 1)	6.1	L	26	8	4	4	2	1	0	0	0	0	1	66	99	5.68	1.421
47 Luis Perez, L ERA: 3.42	(7, 1)	0.2		5	4	3	3	0	0	0	0	0	0	0	8	11	40.50	6.000
56 Robert Coello, R ERA:	(8, 1)	2.0		8	3	0	0	3	0	0	0	0	0	0	27	41	0.00	1.500

PITCHER	IP	WLS	BF	H	R	ER	SO	BB	IBB	HBP	BLK	WP	HR	S	P	ERA	WHIP

TOP

Boston Red Sox @ Toronto Blue Jays

Rogers Centre, Toronto, ON

Fri Jun 01 2012, 7:08 PM - 10:07 PM EDT

Att. 29,678 - Roof Closed - 68 F

livebaseballscorecards.com

AB	38
R	7
H	15
RBI	7
BB	1
SO	5
LOB	12

WP: 0 PA: 39
PB: 0
SB: 0
CS: 0

BOTTOM

Boston Red Sox @ Toronto Blue Jays

Rogers Centre, Toronto, ON

Fri Jun 01 2012, 7:08 PM - 10:07 PM EDT

Att. 29,678 - Roof Closed - 68 F

livebaseballscorecards.com

Batter	1	2	3	4	5	6	7	8	9	AB	R	H	RBI	BB	SO	LOB
2 Kelly Johnson, L (1, 4) OBP: 0.344, SLG: 0.424	C FF 92 B CH 78 F CH 78 B FF 94 F SI 92 X CH 80 2-2 CI 5 E		X CU 77 0-0 ② G3-1		S CH 80 B FF 90 S CH 78 S CH 79 1-3 ① K		1 SAFE C FC 90 D CH 80 F CH 79 S SI 94 1-3 ③ K 1-2		C FF 90 F SL 89 F CU 80 B SL 86 B FF 92 F SL 88 B SL 87 C FF 92 3-3 ③ K 1-2	4	0	0	0	0	3	4
5 Yunel Escobar, R (1, 6) OBP: 0.299, SLG: 0.337	1 SAFE 1 SAFE X SI 92 0-0 FC6 10 G6-4-3 1-2		C SI 94 X CH 80 0-1 HR		B FC 91 X FC 91 1-0 ② ③ G6-4-3 1-2f			C SI 91 B CU 80 X FC 88 1-1 ① G6-3		4	1	1	1	0	0	3
19 José Bautista, R (1, 9) OBP: 0.330, SLG: 0.443	D CH 79 B FF 90 B FC 88 C SI 92 C FF 92 F FC 90 F FF 94 S SI 94 3-3 ① K		B FC 90 F FF 94 C FC 91 F FF 95 F FC 91 B FC 94 B SI 94 S FF 94 3-3 ③ K			B CH 79 C CU 79 B CH 79 S FC 90 C CU 80 2-3 ① K		B CU 78 X SI 92 1-0 10 1B 1B		4	0	1	0	0	3	2
10 Edwin Encarnación, R (1, 10) OBP: 0.335, SLG: 0.577	X SI 90 0-0 ② ③ G6-4-3 1-2f			C SI 93 B FF 90 B SI 94 X FC 90 2-1 ① P4		B FC 90 C FF 94 B SI 92 F FC 89 F FF 94 C CU 80 2-3 ② K		X FC 89 0-0 1-2 1B		4	0	1	0	0	1	2
28 Colby Rasmus, L (1, 8) OBP: 0.305, SLG: 0.427		B SI 92 L FF 92 S CH 79 F CH 79 H SI 89 2-2 HBP		B CH 82 B CH 78 X SI 91 2-0 13 FC4-6 1B		F SI 92 S FF 90 C SI 94 0-3 ③ K		S CH 81 B FC 89 X FC 88 1-1 ② F5		3	0	1	0	0	1	2
13 Brett Lawrie, R (1, 5) OBP: 0.315, SLG: 0.383		F FF 92 1 SAFE X FC 89 0-1 ① P4		1 SAFE 1 SAFE X SI 90 0-0 ② FC4-6 1-2f			C SI 92 F CU 79 X CU 80 0-2 ① F9	F FC 88 X FC 89 0-1 ③ F9		4	0	0	0	0	0	4
9 J.P. Arencibia, R (1, 2) OBP: 0.265, SLG: 0.449		1 SAFE 1 SAFE B FF 91 B FC 90 1 SAFE F FS 88 X SI 92 2-1 ② L8		1 SAFE C SI 92 X FC 89 0-1 ③ F8			X FF 92 0-0 ② F8		B SL 85 B SL 86 C FF 90 X SL 86 2-1 ① F9	4	0	0	0	0	0	2
30 David Cooper, L (1, 3) OBP: 0.385, SLG: 0.560		X SI 92 0-0 ③ F8			C SI 91 X CU 77 0-1 2B		B CH 81 X SI 92 1-0 HR		C SL 87 B SL 87 B SL 86 X FF 92 2-1 ② F7	4	1	2	1	0	0	1
11 Rajai Davis, R (1, 7) OBP: 0.333, SLG: 0.485			B FF 93 B CU 75 C SI 92 X SI 92 2-1 ① P4		B CH 77 D CH 78 T FF 93 B FC 91 B SI 91 4-1 5 G6-4-3 BB		C SI 93 F FS 86 F CU 78 B FF 95 B CU 80 B SI 92 B FC 89 4-2 2 S BB		C FF 92 B SL 87 X SL 87 1-1 2 S 1B	2	0	1	0	2	0	0
Inning Stats	R: 0 E: 2 K: 1 S: 11 H: 0 LOB: 1 BB: 0 P: 16	R: 0 E: 0 K: 0 S: 8 H: 0 LOB: 1 BB: 0 P: 12	R: 1 E: 0 K: 1 S: 10 H: 1 LOB: 0 BB: 0 P: 15	R: 0 E: 0 K: 0 S: 6 H: 1 LOB: 1 BB: 0 P: 10	R: 0 E: 0 K: 1 S: 7 H: 1 LOB: 1 BB: 1 P: 13	R: 0 E: 0 K: 3 S: 10 H: 0 LOB: 0 BB: 0 P: 14	R: 1 E: 0 K: 1 S: 11 H: 1 LOB: 1 BB: 1 P: 17	R: 0 E: 0 K: 0 S: 8 H: 2 LOB: 2 BB: 0 P: 11	R: 0 E: 0 K: 1 S: 11 H: 1 LOB: 1 BB: 0 P: 19	1B: 4 2B: 1 3B: 0 HR: 2 SF: 0 SAC: 0 DP: 2 HBP: 1						WP: 0 PB: 0 SB: 2 CS: 0 PA: 37

	AB	33
	R	2
	H	7
	RBI	2
	BB	2
	SO	8
	LOB	20

PITCHER		IP	WLS	BF	H	R	ER	SO	BB	IBB	HBP	BLK	WP	HR	S	P	ERA	WHIP
11 Clay Buchholz, R ERA: 6.58	(1, 1)	8.0	W	33	6	2	2	7	2	0	1	0	0	2	71	108	2.25	1.000
48 Scott Atchison, R ERA: 0.89	(9, 1)	1.0		4	1	0	0	1	0	0	0	0	0	0	11	19	0.00	1.000

PITCHER		IP	WLS	BF	H	R	ER	SO	BB	IBB	HBP	BLK	WP	HR	S	P	ERA	WHIP

Batter	1	2	3	4	5	6	7	8	9	AB	R	H	RBI	BB	SO	LOB
66 Daniel Nava, S (1, 7) OBP: 0.442, SLG: 0.521	C FF 94 S SI 88 B SI 94 B CU 83 X FF 94 2-2 F7 ①	B CH 87 B FF 92 F FF 93 X CH 86 2-1 E8 2-H 3-H			C SI 91 B SI 92 X SI 90 1-1 F8 ①		B FF 89 1 SAFE 1 SAFE B SI 89 1 SAFE C SI 89 B CU 80 B SI 89 4-1 1-2 BB		C FF 90 B CH 82 S CU 75 H SL 84 2-2 28 S HBP	3	0	0	0	1	0	0
3 Mike Aviles, R (1, 6) OBP: 0.279, SLG: 0.433	B FC 92 F FF 93 X SI 92 1-1 G6-3 ②	F FC 91 S CU 84 1 SAFE D CU 81 S FF 91 1-3 K ③			F CU 82 X FC 91 0-1 L8 ②		B SL 84 B FF 93 C FF 94 S SL 86 F FF 94 F SL 85 T FF 94 2-2 K ③		S SL 81 B FF 89 F CH 83 F SL 82 F SL 83 X FF 89 1-2 F8 ①	5	0	0	0	0	2	4
28 Adrián González, L (1, 9) (7, 3) OBP: 0.323, SLG: 0.415	B SI 94 S FF 92 B CH 88 F SI 88 B FF 93 X FF 94 3-2 F7 ③		S CU 82 B SI 90 B FC 90 B CH 87 X FF 92 3-1 G3-1 ①		X SI 92 0-0 F7 ③			C SI 90 B SI 90 F SI 89 B FF 89 X FF 88 2-2 F8 ①	F CH 81 D CU 75 B CH 82 F CH 82 1 SAFE D SL 82 F SL 82 S SI 89 3-3 1-2 K ②	5	0	0	0	0	1	1
34 David Ortiz, L (1, 10) OBP: 0.398, SLG: 0.608		B CU 83 C SI 92 F SI 92 B CU 83 S SI 93 2-3 K ①	B CH 87 C CH 86 B FF 91 X SI 92 2-1 G4-3 ②			X SI 90 0-0 F8 ①		B SI 89 B SI 88 X SI 89 2-0 20 BB 12 G3 39 BB 1B	I IN 74 I IN 74 I IN 75 I IN 72 4-0 IBB	4	1	1	0	1	1	0
39 Jarrod Saltalamacchia, S (1, 2) OBP: 0.310, SLG: 0.563		B SI 92 S CH 87 B SI 93 B FF 94 S FF 94 B CH 88 4-2 12 1B 64 1B BB	C FF 92 B FC 91 C FF 92 B CU 81 S SI 92 2-3 K ③			B CU 80 X SI 90 1-0 G4-3 ②		B SL 77 S SL 76 B FF 87 B FF 86 B FF 87 4-1 12 G3 20 BB 1-2 BB	C CU 74 X CU 76 0-1 F7 ③	3	1	0	0	2	1	2
20 Kevin Youkilis, R (1, 3) (7, 5) OBP: 0.324, SLG: 0.414		C SI 93 F FF 92 B FF 94 T SI 93 1-2 K ②		B CU 82 C FF 92 X FF 92 1-1 E9 64 G6-4-3 2B		B FF 90 B SI 91 B SI 91 C FF 91 X FF 90 3-1 L6 ③		C SL 85 B SL 86 B FF 90 B SL 86 F SL 87 B SL 87 4-2 12 G3 1-2 2-3 BB		3	1	1	0	1	1	1
12 Ryan Sweeney, L (1, 8) (7, 9) OBP: 0.356, SLG: 0.450		B FF 93 B FF 93 B FC 91 C SI 92 X SI 92 3-1 64 1B 5 2B 1-3 1B		B FF 91 B SI 92 C SI 92 B FF 91 B SI 91 4-1 64 G6-4-3 BB			B FC 88 C FF 90 F FF 90 B CU 80 B SI 92 F FC 91 B FF 90 4-2 64 G4-3 BB	B FF 93 C CH 85 F FF 94 X SL 87 1-2 G3 ② 1-2 2-3 3-H		2	1	1	1	2	0	2
64 Will Middlebrooks, R (1, 5) OBP: 0.340, SLG: 0.559 23 Marlon Byrd, R (7, 8) OBP: 0.243, SLG: 0.245		C FF 92 S CU 83 D CU 83 X FC 90 1-2 5 2B 66 E 1-3 3-H 1B		B FF 92 X SI 91 1-0 G6-4-3 ①② 1-2f 3-H			B FF 90 C SI 90 X SI 91 1-1 G4-3 ①② 1-2f	C SL 86 F FF 94 B FF 93 X SL 87 1-2 L7 ③		3 1	1 0	1 0	1 0	0 0	0 0	2 2
5 Nick Punto, S (1, 4) OBP: 0.294, SLG: 0.263		B FF 93 T SI 92 X FF 91 1-1 66 E 1-3 3-H 2B		C FF 92 X FF 91 0-1 G4-3 ③			B FF 91 C SI 90 B SI 90 X FF 90 2-1 66 E 1B		B FF 87 B FF 87 X FF 87 2-0 HR	4	2	3	2	0	0	0

Inning Stats	1	2	3	4	5	6	7	8	9
	R: 0 E: 0 K: 0 S: 8	R: 4 E: 1 K: 3 S: 20	R: 0 E: 0 K: 1 S: 7	R: 1 E: 1 K: 0 S: 6	R: 0 E: 0 K: 0 S: 5	R: 0 E: 0 K: 0 S: 4	R: 0 E: 1 K: 1 S: 13	R: 1 E: 0 K: 0 S: 13	R: 1 E: 0 K: 1 S: 14
	H: 0 LOB: 0 BB: 0 P: 14	H: 3 LOB: 1 BB: 1 P: 35	H: 0 LOB: 0 BB: 0 P: 14	H: 1 LOB: 0 BB: 1 P: 12	H: 0 LOB: 0 BB: 0 P: 6	H: 0 LOB: 0 BB: 0 P: 8	H: 1 LOB: 2 BB: 2 P: 26	H: 1 LOB: 2 BB: 2 P: 27	H: 1 LOB: 2 BB: 1 P: 26

1B: 4 SF: 0
2B: 2 SAC: 0
3B: 0 DP: 2
HR: 1 HBP: 1

WP: 0 PA: 41
PB: 0
SB: 1
CS: 0

PITCHER		IP	WLS	BF	H	R	ER	SO	BB	IBB	HBP	BLK	WP	HR	S	P	ERA	WHIP
4 Kyle Drabek, R ERA: 4.35	(1, 1)	6.2	L	28	5	5	2	4	4	0	0	0	0	0	58	108	2.70	1.350
54 Jason Frasor, R ERA: 4.66	(7, 1)	0.1		1	0	0	0	1	0	0	0	0	0	0	5	7	0.00	0.000
38 Darren Oliver, L ERA: 2.0	(8, 1)	0.1		3	1	1	1	0	1	0	0	0	0	0	5	13	27.00	6.000
48 Francisco Cordero, R ERA: 5.91	(8, 1)	0.2		3	0	0	0	0	1	0	0	0	0	0	8	14	0.00	1.500
33 Carlos Villanueva, R ERA: 4.7	(9, 1)	1.0		6	1	1	1	1	0	1	1	0	0	1	14	26	9.00	1.000

PITCHER	IP	WLS	BF	H	R	ER	SO	BB	IBB	HBP	BLK	WP	HR	S	P	ERA	WHIP

TOP

Boston Red Sox @ Toronto Blue Jays

Rogers Centre, Toronto, ON

Sat Jun 02 2012, 1:10 PM - 4:14 PM EDT

Att. 43,390 - Roof Closed - 68 F

livebaseballscorecards.com

AB	33
R	7
H	7
RBI	4
BB	7
SO	6
LOB	14

BOTTOM

Batter	1	2	3	4	5	6	7	8	9	AB	R	H	RBI	BB	SO	LOB
2 Kelly Johnson, L (1, 4) OBP: 0.346, SLG: 0.423	B FF 90 B FF 90 B FC 90 C FF 90 C FF 90 S FF 93 3-3 ① **K**		B SI 92 C FF 92 X SI 92 1-1 10 1B 5 1B 1B	C FF 93 B CU 77 B SI 93 F FF 93 X CU 77 2-2 5 FC6-4 1B 1-2 2-H			C CU 74 F FF 92 B FF 92 S CU 78 1-3 ① **K**		B FF 96 X FF 92 1-0 ③ **G4-3**	5	0	2	1	0	2	0
5 Yunel Escobar, R (1, 6) OBP: 0.298, SLG: 0.335	B FF 93 B FF 93 B FF 91 C FF 90 X FF 91 3-1 ② **G1-3**		C FF 93 S FC 87 X FC 88 0-2 10 1B 1B 1-2	X SI 93 0-0 ③ **FC6-4** 1-2f			B SI 95 C SI 95 F SI 95 X SI 95 1-2 ② **G3-1**			4	0	1	0	0	0	2
19 José Bautista, R (1, 9) OBP: 0.329, SLG: 0.454	B SI 92 C SI 94 F SI 93 B FF 96 B FC 90 X SI 94 3-2 ③ **G5-3**		X SI 92 0-0 ② **F8**		B SI 93 F SI 92 B CH 84 B SI 94 X SI 94 3-1 **HR**		C SL 89 C SI 95 X CU 82 0-2 ③ **F7**			4	1	1	1	0	0	2
10 Edwin Encarnación, R (1, 3) OBP: 0.342, SLG: 0.578		B CH 88 C SI 90 C FC 86 B FF 92 B FF 91 F FF 93 B FF 93 4-2 **BB**	B FC 88 X SI 92 1-0 1-2 2-3 1B		C CH 86 C CU 76 B FF 94 F CU 77 T FF 93 1-2 ① **K**			C SI 94 S SL 88 B CU 79 B SI 96 F SI 95 B SI 95 F SL 90 X SI 96 3-2 13 1B 13 E 1B		3	1	2	0	1	1	0
28 Colby Rasmus, L (1, 8) OBP: 0.299, SLG: 0.418		F SI 91 F SI 92 S CU 77 0-3 ① **K**	S CU 75 X SI 92 0-1 ③ **P5**		C CU 76 C CU 76 F FF 93 X CU 78 0-2 ② **F8**			X SI 94 0-0 ① **F8**		4	0	0	0	0	1	5
13 Brett Lawrie, R (1, 5) OBP: 0.314, SLG: 0.380		F SI 92 B SI 93 F FC 87 F FF 92 X FF 92 1-2 ② **F9**		B CU 73 C CU 74 F CH 84 F FF 94 B CU 79 X FF 94 2-2 ① **G6-3**	X SI 92 0-0 ③ **G6-3**			C FF 94 B SI 94 X SI 93 1-1 30 CS E9 1B 1-H		4	0	1	0	0	0	1
11 Rajai Davis, R (1, 7) OBP: 0.316, SLG: 0.458		B FF 92 X SI 92 1-0 ③ **F9**		C FF 91 F CU 76 S FF 94 0-3 ② **K**		X SI 91 0-0 ① **F7**		L FF 93 X CU 74 0-1 ② **F8**		4	0	0	0	0	1	2
30 David Cooper, L (1, 10) OBP: 0.333, SLG: 0.483			C FF 91 S SI 91 S FC 88 0-3 ① **K**	C CU 75 B SI 93 F SI 92 X SI 94 1-2 E1 6 1B 2 1B		B CU 73 X FF 92 1-0 ② **F7**		B FF 93 C EP 54 C SI 94 1-2 ③ **CS** 2-3	B FF 95 C SI 94 C CU 80 F CU 83 B SI 96 X CH 84 2-2 ① **G4-3**	4	1	0	0	0	1	0
6 Jeff Mathis, R (1, 2) OBP: 0.311, SLG: 0.500			B SI 91 B SI 92 C SI 91 B FF 91 F FF 92 X FF 93 3-2 **HR**	X FF 92 0-0 2 1B 1-2 1B		C CU 74 C FF 93 B FF 94 B CU 76 S FF 94 2-3 ③ **K**			C FF 96 F FC 94 F CU 82 B CU 82 S CH 84 1-3 ② **K**	4	1	2	1	0	2	0

Inning Stats										
	R: 0 E: 0 K: 1 S: 8	H: 0 LOB: 0 BB: 0 P: 17	R: 0 E: 0 K: 1 S: 11	H: 0 LOB: 1 BB: 1 P: 17	R: 1 E: 0 K: 1 S: 15	H: 4 LOB: 3 BB: 0 P: 20	R: 1 E: 1 K: 1 S: 15	H: 2 LOB: 2 BB: 0 P: 20	R: 1 E: 0 K: 1 S: 11	H: 1 LOB: 0 BB: 0 P: 15
	R: 0 E: 0 K: 1 S: 5	H: 0 LOB: 0 BB: 0 P: 8	R: 0 E: 0 K: 1 S: 9	H: 0 LOB: 0 BB: 0 P: 11	R: 1 E: 1 K: 0 S: 12	H: 2 LOB: 0 BB: 0 P: 17	R: 0 E: 0 K: 1 S: 9	H: 0 LOB: 0 BB: 0 P: 13	1B: 7 2B: 0 3B: 0 HR: 2	SF: 0 SAC: 0 DP: 0 HBP: 0

WP: 0 PA: 38
PB: 0
SB: 0
CS: 1

PITCHER		IP	WLS	BF	H	R	ER	SO	BB	IBB	HBP	BLK	WP	HR	S	P	ERA	WHIP
61 Felix Doubront, L ERA: 3.75	(1, 1)	6.1	W	28	7	3	2	7	1	0	0	0	0	2	68	101	2.84	1.263
32 Matt Albers, R ERA: 2.01	(7, 1)	0.2	H	3	1	1	0	0	0	0	0	0	0	0	11	15	0.00	1.500
30 Andrew Miller, L ERA: 2.31	(8, 1)	0.1	H	1	0	0	0	0	0	0	0	0	0	0	1	1	0.00	0.000
44 Vicente Padilla, R ERA: 4.91	(8, 1)	0.2	H	2	1	0	0	0	0	0	0	0	0	0	6	8	0.00	1.500
91 Alfredo Aceves, R ERA: 4.73	(9, 1)	1.0	S	3	0	0	0	1	0	0	0	0	0	0	9	13	0.00	0.000

PITCHER	IP	WLS	BF	H	R	ER	SO	BB	IBB	HBP	BLK	WP	HR	S	P	ERA	WHIP

Boston Red Sox @ Toronto Blue Jays

Rogers Centre, Toronto, ON

Sat Jun 02 2012, 1:10 PM - 4:14 PM EDT

Att. 43,390 - Roof Closed - 68 F

livebaseballscorecards.com

AB	36
R	4
H	9
RBI	3
BB	1
SO	8
LOB	12

Batter	1	2	3	4	5	6	7	8	9	AB	R	H	RBI	BB	SO	LOB
26 Scott Podsednik, L (1, 8) OBP: 0.370, SLG: 0.556	B FF 94 X FF 93 1-0 G6-3		B SI 92 B FF 92 X FF 92 2-0 F7		B FF 94 X CH 84 1-0 66 S 1B		B FF 93 X FF 92 1-0 G6-3			4	0	1	0	0	0	1
66 Daniel Nava, S (1, 7) OBP: 0.434, SLG: 0.500	B FF 93 B FF 93 C FF 91 C FF 94 B SI 94 X FF 92 3-2 F7		C CH 84 X CH 83 0-1 FC2-6 1-2f		F FF 90 B FF 91 F CH 82 1 SAFE F CH 84 B FF 92 D SL 83 B CH 82 4-2 1-2 BB		C CH 84 C FF 93 F FF 94 X SL 84 0-2 G1-3			3	0	0	0	1	0	1
28 Adrián González, L (1, 3) OBP: 0.322, SLG: 0.417	C FF 93 F FF 94 B FF 94 X SL 82 1-2 2B		C CH 83 B FF 90 F CH 83 F FF 93 F SL 83 F FF 92 X CH 85 1-2 G6-3		F FF 91 S FF 93 X FF 94 0-2 P4			C SL 76 S SL 76 B FF 88 X FF 88 1-2 G5-3		4	0	1	0	0	0	3
34 David Ortiz, L (1, 10) OBP: 0.391, SLG: 0.596	C FF 92 B FF 92 X FF 92 1-1 F8			B SI 92 F FF 93 C FF 93 B FF 94 B CH 87 S FF 94 3-3 K		X FF 93 0-0 P6		C FF 89 B FF 89 F SL 76 B FF 88 C FF 88 2-3 K		4	0	0	0	0	2	1
20 Kevin Youkilis, R (1, 5) OBP: 0.322, SLG: 0.402		C FF 91 C FF 91 B FF 93 S SL 84 1-3 K		C SL 84 B FF 93 F CH 84 S SL 84 1-3 K		C FF 91 F FF 92 B FF 93 H FF 93 2-2 3 1B HBP		B FF 90 X SL 86 1-0 G1-3		3	0	0	0	0	2	0
12 Ryan Sweeney, L (1, 9) OBP: 0.346, SLG: 0.438		C FF 93 B FF 93 B SI 92 X FF 94 2-1 F7		B FF 92 B FF 94 C FF 93 F FF 94 B SL 85 F FF 94 F FF 95 X FF 94 3-2 F7		B FF 91 C SI 91 S SI 91 S FF 92 1-3 K			B FF 91 C SI 92 C FF 92 X SI 91 1-2 G3-1	4	0	0	0	0	1	1
3 Mike Aviles, R (1, 6) OBP: 0.283, SLG: 0.434		B FF 94 B FF 92 X SI 93 2-0 1B			B SL 82 B FF 92 X FF 91 2-0 L7	C SI 92 C FF 92 X SI 93 0-2 1-2 1B			C SI 92 B FC 91 F SI 92 F SI 93 X SL 85 1-2 F9	4	0	2	0	0	0	0
5 Nick Punto, S (1, 4) OBP: 0.292, SLG: 0.262		B FF 91 X FF 91 1-0 G4-3			C FF 93 B CH 85 X CH 85 1-1 G3	B FF 91 X CH 84 1-0 F7			B FF 92 C SI 92 B CH 86 B SI 92 C FF 92 F SI 92 F FC 90 X FF 92 3-2 39 S 1B	4	0	1	0	0	0	3
10 Kelly Shoppach, R (1, 2) OBP: 0.382, SLG: 0.538 39 Jarrod Saltalamacchia, C (6 PH) OBP: 0.308, SLG: 0.559			C FF 91 B FF 92 C FF 92 B FF 94 H SL 84 3-2 66 FC2-6 HBP		C FF 92 B SL 83 X FF 92 1-1 HR		C FF 93 T FF 92 F SL 85 B SL 85 S FF 95 1-3 K		C SI 91 S SI 90 B FF 90 B FF 91 X SI 91 2-2 1-3 P6	2 1	1 0	1 0	1 0	0 0	1 0	0 1
Inning Stats	R: 0 E: 0 K: 0 S: 9 H: 1 LOB: 1 BB: 0 P: 15	R: 0 E: 0 K: 1 S: 7 H: 1 LOB: 1 BB: 0 P: 13	R: 0 E: 0 K: 0 S: 11 H: 0 LOB: 1 BB: 0 P: 17	R: 0 E: 0 K: 2 S: 11 H: 0 LOB: 0 BB: 0 P: 18	R: 1 E: 0 K: 0 S: 12 H: 2 LOB: 2 BB: 1 P: 21	R: 0 E: 0 K: 1 S: 10 H: 1 LOB: 2 BB: 0 P: 14	R: 0 E: 0 K: 1 S: 9 H: 0 LOB: 0 BB: 0 P: 11	R: 0 E: 0 K: 1 S: 7 H: 0 LOB: 0 BB: 0 P: 11	R: 0 E: 0 K: 0 S: 15 H: 1 LOB: 1 BB: 0 P: 22	1B: 4 2B: 1 3B: 0 HR: 1	SF: 0 SAC: 0 DP: 0 HBP: 2	WP: 0 PB: 0 SB: 3 CS: 0	PA: 36			

TOP

Boston Red Sox @ Toronto Blue Jays

Rogers Centre, Toronto, ON

Sun Jun 03 2012, 1:08 PM - 4:01 PM EDT

Att. 41,925 - Roof Closed - 68 F

livebaseballscorecards.com

AB	33
R	1
H	6
RBI	1
BB	1
SO	6
LOB	11

PITCHER		IP	WLS	BF	H	R	ER	SO	BB	IBB	HBP	BLK	WP	HR	S	P	ERA	WHIP
36 Drew Hutchison, R ERA: 4.35	(1, 1)	7.0	W	29	5	1	1	5	1	0	2	0	0	1	69	109	1.29	0.857
38 Darren Oliver, L ERA: 1.93	(8, 1)	0.2		2	0	0	0	1	0	0	0	0	0	0	6	9	0.00	0.000
48 Francisco Cordero, R ERA: 5.82	(8, 1)	0.1		1	0	0	0	0	0	0	0	0	0	0	1	2	0.00	0.000
44 Casey Janssen, R ERA: 3.32	(9, 1)	1.0		4	1	0	0	0	0	0	0	0	0	0	15	22	0.00	1.000

PITCHER	IP	WLS	BF	H	R	ER	SO	BB	IBB	HBP	BLK	WP	HR	S	P	ERA	WHIP

BOTTOM

Boston Red Sox @ Toronto Blue Jays

Rogers Centre, Toronto, ON

Sun Jun 03 2012, 1:08 PM - 4:01 PM EDT

Att. 41,925 - Roof Closed - 68 F

livebaseballscorecards.com

Batter	1	2	3	4	5	6	7	8	9	AB	R	H	RBI	BB	SO	LOB
2 Kelly Johnson, L (1, 4) OBP: 0.344, SLG: 0.417	C FF 90 B FF 92 B FF 92 B FF 91 B FF 92 4-1 5 S 19 HR BB	C CH 85 C FF 91 C SL 81 0-3 ② K		S FF 94 B CU 73 F FF 94 F FF 95 F CU 74 S FF 95 1-3 ① K		B FF 95 X CU 73 1-0 ③ G4-3				3	1	0	0	1	2	2
5 Yunel Escobar, R (1, 6) OBP: 0.306, SLG: 0.336	B FF 93 B FF 93 B FF 93 C FF 93 B FF 92 4-1 19 HR 1-2 BB	F SL 79 H FF 92 1-1 10 HBP 19 BB 1-2 2-3 HBP		C FF 95 S SI 95 F CU 76 X FF 95 0-2 ② F9			C FF 91 X SL 87 0-1 19 G4-6-3 1B			2	1	1	0	1	0	0
19 José Bautista, R (1, 9) OBP: 0.332, SLG: 0.467	B FF 92 C SL 79 C SL 80 B FF 93 B SL 80 F FF 94 F FF 92 X FF 92 3-2 1-H 2-H HR	B SL 81 C FF 92 B SL 80 B FF 93 C SL 81 B SL 82 4-2 10 HBP 1-2 2-3 3-H BB		C FF 96 B FF 96 X SI 95 1-1 ③ G4-3			X SL 86 0-0 ①② G4-6-3 1-2f			3	1	1	4	1	0	1
10 Edwin Encarnación, R (1, 10) OBP: 0.348, SLG: 0.578 6 Jeff Mathis, R (5, PH) OBP: 0.298, SLG: 0.476 (6, 10)	B FF 91 B SI 91 B FF 92 B FF 91 4-0 30 G1-6-3 BB	S SL 78 B SL 82 H FF 92 2-1 1-2 2-3 3-H HBP			F FF 93 B FF 93 C CU 74 S CU 76 1-3 ① K		C SL 87 S SL 87 B CU 80 B CU 77 S SL 87 2-3 ③ K			0 2	0 0	0 0	1 0	1 0	0 2	0 0
30 David Cooper, L (1, 3) OBP: 0.353, SLG: 0.515	C SL 78 C CH 83 X SL 76 0-2 ①② G1-6-3 1-2f	C FF 92 S CU 71 X CU 72 0-2 ③ P5			B CU 75 X FF 94 1-0 ② 2B			C SI 92 X CU 76 0-1 13 CS 1B		4	0	2	0	0	0	4
13 Brett Lawrie, R (1, 5) OBP: 0.317, SLG: 0.383	S SL 82 B FF 92 X SL 82 1-1 ③ F8		X FF 94 0-0 ① F7		F CH 84 B SL 84 F FF 95 B CU 77 B FF 96 F FF 96 X CU 76 3-2 1B			C SI 93 F SI 94 F SI 93 F SI 94 1 SAFE X SI 94 0-2 ① 28 F9 28 S 1-2 1B		4	0	2	0	0	0	0
28 Colby Rasmus, L (1, 8) OBP: 0.298, SLG: 0.411		B SI 91 B CH 85 B FF 91 B FF 91 4-0 5 HBP 9 BB 19 BB BB	B FF 94 X FF 94 1-0 E4		B CU 74 1 SAFE B FF 95 F FF 95 B FF 94 X FF 95 3-1 ③ P3			1 SAFE 1 SAFE 1 SAFE B CU 77 C SI 92 B CU 77 B SI 93 X SI 92 3-1 ② F9 1-3		3	1	0	0	1	0	2
9 J.P. Arencibia, R (1, 2) OBP: 0.265, SLG: 0.441		B SL 80 B FF 92 B FF 92 C FF 92 S SL 81 B SL 81 4-2 19 BB 5 HBP 10 HBP 1-2 BB	F FF 93 B SL 83 F SI 94 S CU 74 1-3 ② K			B CH 84 X SI 94 1-0 ① G6-3		S SI 93 F SI 93 B SI 93 F CU 77 B SI 94 C CU 76 2-3 ③ K		3	1	0	0	1	2	2
11 Rajai Davis, R (1, 7) OBP: 0.305, SLG: 0.440		C SL 78 F SL 80 S SL 82 0-3 ① K	S CU 73 B CU 74 F CH 84 C FF 96 1-3 ③ K			S CH 84 B CU 75 X CH 84 1-1 ② F7				3	0	0	0	0	2	3
Inning Stats	R: 3 E: 0 K: 0 S: 12 H: 1 LOB: 0 BB: 3 P: 28	R: 2 E: 0 K: 2 S: 15 H: 0 LOB: 3 BB: 3 P: 30	R: 0 E: 1 K: 2 S: 8 H: 0 LOB: 1 BB: 0 P: 11	R: 0 E: 0 K: 1 S: 11 H: 0 LOB: 0 BB: 0 P: 13	R: 0 E: 0 K: 1 S: 10 H: 2 LOB: 1 BB: 0 P: 18	R: 0 E: 0 K: 0 S: 4 H: 0 LOB: 0 BB: 0 P: 7	R: 0 E: 0 K: 1 S: 6 H: 1 LOB: 0 BB: 0 P: 8	R: 0 E: 0 K: 1 S: 13 H: 2 LOB: 1 BB: 0 P: 18		1B: 4 2B: 1 3B: 0 HR: 1 SF: 0 SAC: 0 DP: 2 HBP: 2					WP: 0 PB: 0 SB: 2 CS: 1 PA: 35	

	AB	27
	R	5
	H	6
	RBI	5
	BB	6
	SO	8
	LOB	14

PITCHER		IP	WLS	BF	H	R	ER	SO	BB	IBB	HBP	BLK	WP	HR	S	P	ERA	WHIP
51 Daniel Bard, R ERA: 5.24	(1, 1)	1.2	L	13	1	5	5	2	6	0	2	0	0	1	24	55	27.00	4.200
46 Franklin Morales, L ERA: 3.48	(2, 1)	4.1		15	2	0	0	4	0	0	0	0	0	0	36	52	0.00	0.462
48 Scott Atchison, R ERA: 0.86	(7, 1)	1.0		3	1	0	0	1	0	0	0	0	0	0	6	8	0.00	1.000
53 Rich Hill, L ERA: 2.84	(8, 1)	1.0		4	2	0	0	1	0	0	0	0	0	0	13	18	0.00	2.000

PITCHER	IP	WLS	BF	H	R	ER	SO	BB	IBB	HBP	BLK	WP	HR	S	P	ERA	WHIP

Toronto Blue Jays @ Chicago White Sox

U.S. Cellular Field, Chicago, IL

Tue Jun 05 2012, 8:13 PM - 10:55 PM EDT

Att. 23,107 - Clear - 58 F

livebaseballscorecards.com

Batter	1	2	3	4	5	6	7	8	9	AB	R	H	RBI	BB	SO	LOB
13 Brett Lawrie, R (1, 5) OBP: 0.324, SLG: 0.393	C SI 92 C SI 92 B CU 80 B CU 80 S SL 84 2-3 K ①	B CH 84 C SI 90 S SI 89 X SL 83 1-2 G3-1 ③			B SI 88 B SL 80 C SI 88 S FF 88 B FF 90 X SL 81 3-2 28 HR 2B	B SI 89 X SI 89 1-0 28 1B 19 1B 1B		B SL 83 X FF 88 1-0 28 2B 1B		5	3	3	0	0	1	0
28 Colby Rasmus, L (1, 8) OBP: 0.314, SLG: 0.447	F FF 92 B SI 91 C CU 78 B CU 81 X SI 91 2-2 5 BB 19 PB 30 BB 1B		C CU 78 M CH 84 X CU 80 0-2 2 BB 1B		C FF 90 F SI 90 B FF 92 X SL 85 1-2 2-H HR	B SI 87 B FF 88 B SI 88 C FF 89 X SI 88 3-1 19 1B 2 1B 1-3 1B		1 SAFE B CH 83 T FF 91 X FF 89 1-1 19 PB 19 SF9 1-H 2B		5	4	5	3	0	0	0
19 José Bautista, R (1, 9) OBP: 0.333, SLG: 0.465	B SI 92 B SL 83 C SI 92 C SI 92 F SI 92 B SL 85 B SL 84 4-2 30 BB 5 BB 1-2 BB		C SL 82 F SI 90 F SI 91 D CH 86 F SL 84 B SL 84 B FF 92 1 SAFE X FF 91 3-2 F8 ①		X FF 91 0-0 P6 ①	S FF 90 F FF 88 B CH 82 X FF 89 1-2 2 1B 1-2 3-H 1B		B SL 83 F SI 88 B FF 89 X FF 91 2-1 SF9 ② 2-H		3	0	1	2	1	0	1
2 Kelly Johnson, L (1, 10) OBP: 0.345, SLG: 0.413	B SI 92 S FF 91 1 SAFE X CH 85 1-1 F7 ②		1 SAFE B CH 86 T FF 89 B SI 90 D CH 86 B FF 90 4-1 1-2 BB		F FF 90 B SL 81 F CU 77 F FF 90 S CU 79 1-3 K ②	C SI 89 D CH 82 D CH 82 F SI 89 X CH 83 2-2 5 FC6-4 1-3 2-H 1B		S SL 80 X SL 82 0-1 L8 ③		4	0	1	1	1	1	2
5 Yunel Escobar, R (1, 6) OBP: 0.308, SLG: 0.335	B SI 90 B SI 91 B FF 91 B FF 90 4-0 30 BB 1-2 2-3 BB		B SI 92 C CH 83 X FF 91 1-1 F7 ②		B FF 90 C SL 83 X SL 82 1-1 30 HR 1B	B SI 88 X FF 91 1-0 FC6-4 ③ 1-2f			B SL 81 B FF 87 X FF 87 2-0 F7 ①	4	1	1	0	1	0	4
30 David Cooper, L (1, 3) OBP: 0.359, SLG: 0.568	F FF 91 B CH 85 D CH 86 B FF 91 F FF 91 B FF 91 4-2 1-2 2-3 3-H BB		F CH 85 B SI 92 X CH 85 1-1 L3 ③		B FF 90 C SI 89 F FF 89 X FF 90 1-2 1-H HR		B FF 87 F SL 81 F FF 90 B FF 90 X CH 83 2-2 G4-3 ①		B SL 80 C FF 87 B SI 88 F FF 87 X SL 82 2-2 G4-3 ②	4	1	1	3	1	0	2
9 J.P. Arencibia, R (1, 2) OBP: 0.263, SLG: 0.434	B SL 82 F FF 91 S SI 91 B SI 90 B SL 84 F SL 82 X SL 84 3-2 F8 ③			X CU 76 0-0 17 G4-6-3 1B	B SL 84 B FF 90 B FF 88 C FF 90 S FF 88 C FF 89 3-3 K ③		X FF 91 0-0 F8 ②		S SL 81 B SL 81 F SL 81 S CU 76 1-3 K2-3 ③	5	0	1	0	0	2	3
17 Omar Vizquel, S (1, 4) OBP: 0.267, SLG: 0.214		C FF 88 X SI 89 0-1 L6 ①		X SI 89 0-0 G4-6-3 ① ② 1-2f		B FF 88 B CH 82 X SI 88 2-0 G1-3 ①	B FF 89 B FF 90 B FF 90 C FF 89 F FF 87 X FF 88 3-2 G3 ③			4	0	0	0	0	0	1
11 Rajai Davis, R (1, 7) OBP: 0.291, SLG: 0.418		L SI 90 B SI 90 X SI 90 1-1 F7 ②		C FF 90 X SI 89 0-1 G6-3 ③		X SI 88 0-0 G5-3 ②		C SI 88 X SL 83 0-1 F9 ①		4	0	0	0	0	0	0
Inning Stats	R: 1 E: 0 K: 1 S: 17 H: 1 LOB: 3 BB: 3 P: 37	R: 0 E: 0 K: 0 S: 7 H: 0 LOB: 0 BB: 0 P: 9	R: 0 E: 0 K: 0 S: 13 H: 1 LOB: 2 BB: 1 P: 22	R: 0 E: 0 K: 0 S: 4 H: 1 LOB: 0 BB: 0 P: 4	R: 4 E: 0 K: 2 S: 19 H: 4 LOB: 0 BB: 0 P: 29	R: 2 E: 0 K: 0 S: 12 H: 4 LOB: 2 BB: 0 P: 22	R: 0 E: 0 K: 0 S: 7 H: 0 LOB: 0 BB: 0 P: 12	R: 2 E: 0 K: 0 S: 9 H: 2 LOB: 0 BB: 0 P: 13	R: 0 E: 0 K: 1 S: 7 H: 0 LOB: 0 BB: 0 P: 12	1B: 9 2B: 2 3B: 0 HR: 2 SF: 1 SAC: 0 DP: 1 HBP: 0						

	AB	38
	R	9
	H	13
	RBI	9
	BB	4
	SO	4
	LOB	13

WP: 0 PB: 2 SB: 0 CS: 0 PA: 43

PITCHER		IP	WLS	BF	H	R	ER	SO	BB	IBB	HBP	BLK	WP	HR	S	P	ERA	WHIP
41 Philip Humber, R ERA: 5.68	(1, 1)	5.0	L	25	7	5	5	3	4	0	0	0	0	2	60	101	9.00	2.200
48 Zach Stewart, R ERA: 4.87	(6, 1)	2.2		14	6	4	3	0	0	0	0	0	0	0	26	45	10.12	2.250
77 Will Ohman, L ERA: 5.4	(8, 1)	1.1		4	0	0	0	1	0	0	0	0	0	0	9	14	0.00	0.000

PITCHER		IP	WLS	BF	H	R	ER	SO	BB	IBB	HBP	BLK	WP	HR	S	P	ERA	WHIP

BOTTOM

Toronto Blue Jays @ Chicago White Sox

U.S. Cellular Field, Chicago, IL

Tue Jun 05 2012, 8:13 PM - 10:55 PM EDT

Att. 23,107 - Clear - 58 F

Batter	1	2	3	4	5	6	7	8	9	AB	R	H	RBI	BB	SO	LOB
30 Alejandro De Aza, L (1, 8) OBP: 0.381, SLG: 0.429	B FF 90 C FF 90 X FF 91 1-1 E7 15 SH1-3 24 E 1B		B FF 90 B FF 90 F FF 92 C FF 91 F CH 83 X CU 78 2-2 ① P6			C FF 92 B CU 78 X CH 82 1-1 24 FC6-4 1B	B FF 91 B FC 92 1 SAFE 1 SAFE X FF 92 2-0 ② FC6-4 1-2f 3-H		C FF 92 B SI 93 C FF 93 B SL 85 X SL 86 2-2 ③ G4-3	5	1	2	1	0	0	1
15 Gordon Beckham, R (1, 4) OBP: 0.286, SLG: 0.399	F FF 92 X FF 92 0-1 ① SH1-3 2-3		B SI 92 B CH 84 F FF 92 X FF 92 2-1 ② F9			F CH 83 X CH 83 0-1 ① L7	D CH 85 X FF 91 1-0 ③ P4			3	0	0	0	0	0	2
44 Adam Dunn, L (1, 10) OBP: 0.373, SLG: 0.554	C CU 77 D CU 78 F FF 93 B CU 79 F CU 79 S CH 84 2-3 ② K		B FF 91 C FF 93 S FF 93 S FF 94 1-3 ③ K			B FF 92 B CU 77 X FF 92 2-0 ② P4		B CU 75 C FF 90 S CU 77 F CU 77 B FF 91 X CH 82 2-2 HR		4	1	1	1	0	2	2
24 Dayan Viciedo, R (1, 7) OBP: 0.298, SLG: 0.492	B FF 93 B FF 92 S CH 86 X FF 93 2-1 E8 3-H			F FC 91 B CH 85 X CH 83 1-1 ① L9		B FF 92 F FF 90 B CU 77 X CH 83 2-1 ③ FC6-4 1-2f		B SL 84 S SL 84 X SL 85 1-1 ① G1-3		4	0	0	0	0	0	1
51 Alex Rios, R (1, 9) OBP: 0.342, SLG: 0.443	B FF 92 D CH 85 B FF 92 C FF 92 X FF 92 3-1 ③ G5-3			X SI 91 0-0 ② G6-3			B CH 87 X CH 83 1-0 12 HR 1B	B FF 91 C FF 91 B SL 85 X SL 85 2-1 5 2-5 12 BB 1B		4	1	2	0	0	0	1
12 A.J. Pierzynski, L (1, 2) OBP: 0.347, SLG: 0.531		B FF 91 X FF 91 1-0 5 FC6-5 10 G5-3 1B		C FF 91 B CH 85 X CH 83 1-1 ③ G3			B FF 90 X FF 89 1-0 1-H HR	D FF 92 B FF 92 B FF 90 D FF 91 4-0 1-2 BB		3	1	2	2	1	0	0
10 Alexei Ramirez, R (1, 6) OBP: 0.240, SLG: 0.280		B FF 92 F CH 84 B FF 92 X CH 83 2-1 ① G5-3 1-2			C FF 90 S FF 91 T FF 91 0-2 ① K	F FF 90 C FF 93 S CU 79 0-3 ① K	C SL 84 F FF 93 B FF 93 X SL 86 1-2 ② F8			4	0	0	0	0	2	3
5 Orlando Hudson, S (1, 5) OBP: 0.268, SLG: 0.305		B FF 92 X FF 91 1-0 ② FC6-5 18 FC6-4 2-3			C FF 91 X FF 91 0-1 ② G1-3	F SI 90 C FF 92 B CU 78 B CH 85 B FF 91 B CH 82 4-2 18 E 30 FC6-4 BB	D CH 82 1-0 ③ 2-5 2-3		B FF 93 B FF 92 B SI 94 C FF 94 C FF 94 F SI 92 X FF 94 3-2 ① G6-3	3	1	0	0	1	0	1
18 Brent Lillibridge, R (1, 3) OBP: 0.259, SLG: 0.212		S CH 86 X CH 85 0-1 ③ FC6-4 1-2f			C FF 92 X FF 93 0-1 ③ G4-3	S CH 83 1 SAFE S CH 83 B CH 84 X FF 92 1-2 E5 30 FC6-4 1-3			B CH 86 C SI 94 B CH 85 B FF 94 S SI 92 S SI 93 3-3 ② K	4	0	0	0	0	1	2

	AB	34
	R	5
	H	7
	RBI	4
	BB	2
	SO	5
	LOB	13

livebaseballscorecards.com

Inning Stats	1	2	3	4	5	6	7	8	9						
	R: 1 E: 2 K: 1 S: 12	H: 1 LOB: 1 BB: 0 P: 20	R: 0 E: 0 K: 0 S: 6	H: 1 LOB: 1 BB: 0 P: 10	R: 0 E: 0 K: 1 S: 9	H: 0 LOB: 0 BB: 0 P: 14	R: 0 E: 0 K: 0 S: 5	H: 0 LOB: 0 BB: 0 P: 7	R: 0 E: 0 K: 1 S: 7	H: 0 LOB: 0 BB: 0 P: 7	R: 0 E: 0 K: 0 S: 7	H: 1 LOB: 1 BB: 0 P: 12	R: 3 E: 1 K: 1 S: 12	H: 2 LOB: 1 BB: 1 P: 22	R: 1 E: 0 K: 0 S: 11	H: 2 LOB: 2 BB: 1 P: 22

	1B: 5	SF: 0	WP: 0	PA: 37
	2B: 0	SAC: 1	PB: 0	
	3B: 0	DP: 0	SB: 0	
	HR: 2	HBP: 0	CS: 0	

PITCHER		IP	WLS	BF	H	R	ER	SO	BB	IBB	HBP	BLK	WP	HR	S	P	ERA	WHIP
24 Ricky Romero, L ERA: 4.02	(1, 1)	7.0	W	30	6	5	3	4	1	0	0	0	0	2	62	98	3.86	1.000
48 Francisco Cordero, R ERA: 5.56	(8, 1)	1.0		5	1	0	0	0	1	0	0	0	0	0	7	16	0.00	2.000
47 Luis Perez, L ERA: 3.29	(9, 1)	1.0		3	0	0	0	1	0	0	0	0	0	0	10	18	0.00	0.000

PITCHER		IP	WLS	BF	H	R	ER	SO	BB	IBB	HBP	BLK	WP	HR	S	P	ERA	WHIP

Batter	1	2	3	4	5	6	7	8	9	AB	R	H	RBI	BB	SO	LOB
13 Brett Lawrie, R (1, 5) OBP: 0.321, SLG: 0.388	C FF 90 X FF 91 0-1 9 CS 1B		S FF 90 B FF 91 1 SAFE F FF 90 1 SAFE B SL 84 X SL 86 2-2 ② G5-3 1-2		1 SAFE 1 SAFE 1 SAFE B CH 89 1 SAFE X FF 88 1-0 ② F8		B SI 98 B SI 97 X SI 96 2-0 ② F4		C SI 93 F SC 74 F FF 93 X CU 76 0-2 ① F8	5	0	1	0	0	0	5
28 Colby Rasmus, L (1, 8) OBP: 0.316, SLG: 0.443	B FF 90 S FF 91 C FF 92 X CU 87 1-2 ① P4		F CU 86 B SL 85 F CU 85 X SL 84 1-2 ③ G4-3		C FF 89 B CH 86 X CH 87 1-1 ③ 1-H 1B		F FF 90 F SI 90 H FF 90 1-2 1-2 2-3 HBP		X FF 93 0-0 ② F8	4	0	1	1	0	0	3
19 José Bautista, R (1, 9) OBP: 0.335, SLG: 0.476	B FF 92 X FF 92 1-0 ② F8			B CU 78 S CU 86 B CU 85 B FF 89 F FF 89 X FF 90 3-2 ① G6-3		B SL 86 F SL 85 B CU 85 B FF 88 F FF 88 X FF 88 3-2 HR	B SL 85 C SL 84 S SL 85 F FF 94 S FF 93 1-3 ③ K		B CU 76 S FF 94 B SC 73 B CH 84 B CH 85 4-1 BB	4	1	1	1	1	1	4
9 J.P. Arencibia, R (1, 2) OBP: 0.267, SLG: 0.433	1 SAFE B FF 92 C FF 92 S FF 92 1 SAFE 1-2 ③ CS 1-2	F CH 86 X FF 89 0-1 5 G6-3 1B		B FF 90 F CH 86 F CH 86 F SL 85 X CU 85 1-2 ② G5-3		B CH 84 F SL 86 X SL 86 1-1 5 G5-4-3 1B		C SL 84 S FF 93 B SL 84 B CU 73 F SL 86 F FF 93 S FF 94 2-3 ① K	B SI 93 B FF 92 F FF 93 1 SAFE B FF 93 F FF 92 S FF 93 3-3 ③ K	5	0	2	0	0	2	1
5 Yunel Escobar, R (1, 6) OBP: 0.307, SLG: 0.333		X FF 90 0-0 ①② G6-3 1-2f		C FF 88 B SI 89 B CH 85 B FF 89 X FF 89 3-1 2 1B 1B		C FF 89 B FF 89 1 SAFE X FF 89 1-1 ①② G5-4-3 1-2f		F FF 94 F FF 94 F FF 95 B SL 87 F FF 94 F FF 95 X CU 73 1-2 ② G5-3		4	0	1	0	0	0	2
2 Kelly Johnson, L (1, 4)		C FF 91 B SL 88 T FF 88 F CU 78 F FF 91 B SI 90 B CU 87 B SL 89 4-2 68 WP BB		X FF 89 0-0 1-2 1B		S CU 79 B FF 89 F FF 88 S CU 77 1-3 ③ K		C CH 81 X SL 85 0-1 E9		3	0	1	0	1	1	0
68 Yan Gomes, R (1, 3) OBP: 0.258, SLG: 0.423		B FF 91 B CH 87 F FF 91 F FF 91 X CU 86 2-2 ③ L5 1-2		C SL 83 S FF 90 B FF 91 B FF 91 X SL 84 2-2 ③ P2			B SI 97 F SI 97 C SI 98 S SL 87 1-3 ① K	S SL 86 B SL 86 X FF 95 1-1 ③ G5-3		4	0	0	0	0	1	4
30 David Cooper, L (1, 10) OBP: 0.395, SLG: 0.585 18 Mike McCoy, R (9, PR) (9, 10)			C CU 85 B SI 90 T FF 89 B SI 89 B SL 86 X FF 90 3-2 ① F7		C SL 84 B FF 89 X CU 84 1-1 11 FC6-4 1B		C SI 97 B SI 97 B SI 97 X SI 96 2-1 28 HBP 11 1B 1B		F SI 91 B FF 93 B FF 92 S FF 92 F CU 77 X CU 75 2-2 11 HR 1B	4 0	0 1	3 0	0 0	0 0	0 0	0 0
11 Rajai Davis, R (1, 7) OBP: 0.311, SLG: 0.470			C FF 91 X SI 89 0-1 13 S 1B		1 SAFE L FF 89 1 SAFE X SL 88 0-1 ① FC6-4 28 S 28 1B 1-2f		X SI 98 0-0 28 HBP 1-2 1B		B FF 91 1 SAFE C CH 82 S CH 79 B FF 92 1 SAFE F FF 92 F CH 80 1 SAFE 3-2 F CH 82 B FF 91 1 SAFE X CH 81 1-H HR	4	2	3	2	0	0	1
Inning Stats	R: 0 E: 0 K: 0 S: 8 H: 1 LOB: 0 BB: 0 P: 11	R: 0 E: 0 K: 0 S: 10 H: 1 LOB: 1 BB: 1 P: 16	R: 0 E: 0 K: 0 S: 11 H: 1 LOB: 1 BB: 0 P: 17	R: 0 E: 0 K: 0 S: 13 H: 2 LOB: 2 BB: 0 P: 22	R: 1 E: 0 K: 0 S: 7 H: 2 LOB: 1 BB: 0 P: 10	R: 1 E: 0 K: 1 S: 10 H: 2 LOB: 0 BB: 0 P: 16	R: 0 E: 0 K: 2 S: 13 H: 2 LOB: 3 BB: 0 P: 20	R: 0 E: 1 K: 1 S: 15 H: 0 LOB: 1 BB: 0 P: 19	R: 2 E: 0 K: 1 S: 19 H: 2 LOB: 1 BB: 1 P: 31	1B: 11 2B: 0 3B: 0 HR: 2 SF: 0 SAC: 0 DP: 2 HBP: 1						

PITCHER		IP	WLS	BF	H	R	ER	SO	BB	IBB	HBP	BLK	WP	HR	S	P	ERA	WHIP
62 Jose Quintana, L ERA: 2.05	(1, 1)	6.0	L	24	9	2	2	1	1	0	0	0	1	1	59	92	3.00	1.667
65 Nate Jones, R ERA: 1.57	(7, 1)	0.2		4	2	0	0	1	0	0	0	0	0	0	7	12	0.00	3.000
77 Will Ohman, L ERA: 5.4	(7, 1)	0.0		1	0	0	0	0	0	0	1	0	0	0	2	3	∞	∞
26 Jesse Crain, R ERA: 2.08	(7, 1)	1.1		5	0	0	0	2	0	0	0	0	0	0	19	24	0.00	0.000
53 Héctor Santiago, L ERA: 4.35	(9, 1)	1.0		6	2	2	2	1	1	0	0	0	0	1	19	31	18.00	3.000

PITCHER	IP	WLS	BF	H	R	ER	SO	BB	IBB	HBP	BLK	WP	HR	S	P	ERA	WHIP

TOP

Toronto Blue Jays @ Chicago White Sox

U.S. Cellular Field, Chicago, IL

Wed Jun 06 2012, 8:10 PM - 11:00 PM EDT

Att. 25,672 - Clear - 66 F

livebaseballscorecards.com

AB	37
R	4
H	13
RBI	4
BB	2
SO	5
LOB	20

PA: 41

WP: 1
PB: 0
SB: 2
CS: 1

Batter	1	2	3	4	5	6	7	8	9	AB	R	H	RBI	BB	SO	LOB
30 Alejandro De Aza, L (1, 8) OBP: 0.379, SLG: 0.423	C FF 92 F FF 95 F FF 94 B SL 89 S SL 90 1-3 ① K2-3		B FS 86 B FF 94 F FF 94 F FF 94 B FF 95 X FF 95 3-2 ③ F7			F FF 93 X SL 86 0-1 ③ G3			C FF 92 B SL 86 B FS 81 B FF 92 B FF 93 4-1 44 DI BB	3	0	0	0	1	1	0
15 Gordon Beckham, R (1, 4) OBP: 0.280, SLG: 0.391	B FF 94 F FF 94 S FF 97 B FF 96 B FF 90 X SL 90 3-2 ② G6-3			C FF 92 C FF 91 X FF 95 0-2 ① G4-3			S FF 90 X FF 91 0-1 ① F8		C FF 91 X FF 90 0-1 ② F7	4	0	0	0	0	0	1
44 Adam Dunn, L (1, 10) OBP: 0.371, SLG: 0.546	B FF 97 B FF 96 X FF 95 2-0 ③ P6			B FF 94 B FF 93 B FS 84 X FF 94 3-0 ② G5-3			B SI 91 C FS 82 S SL 87 X FF 92 1-2 E4		B FF 92 B SL 87 C FF 94 C FF 93 F SL 88 B SL 88 B SL 88 1-3 BB	3	0	0	0	1	0	0
24 Dayan Viciedo, R (1, 7) OBP: 0.292, SLG: 0.481		C FF 94 F SL 87 B SL 88 F SL 88 X FF 96 1-2 ① L4		F FF 93 B FF 93 X FF 94 1-1 ③ L9			F SL 87 S SL 85 S SL 88 0-3 ② K		C FF 91 S FF 92 F FF 94 D SL 87 T SL 86 1-2 ③ K	4	0	0	0	0	2	3
51 Alex Rios, R (1, 9) OBP: 0.338, SLG: 0.436		C FF 94 B FF 93 F FF 94 S SL 88 1-3 ② K			C SL 86 B SL 87 F FF 93 X SL 86 1-2 ① F8		X FF 93 0-0 ③ F9			3	0	0	0	0	1	1
12 A.J. Pierzynski, L (1, 2) OBP: 0.352, SLG: 0.534 18 Brent Lillibridge, R (8, PR) OBP: 0.259, SLG: 0.212 (9, 3)		X FS 87 0-0 10 FC6-4 1B			C FF 93 F FF 94 X FF 95 0-2 ② G5-3			X FF 92 0-0 10 CS 1B		3 0	0 0	2 0	0 0	0 0	0 0	0 0
10 Alexei Ramirez, R (1, 6) OBP: 0.237, SLG: 0.276		C FF 92 D SL 87 S SL 88 X SL 86 1-2 ③ FC6-4 1-2f			B SL 86 C FF 92 C FF 92 B FF 92 F FF 93 X FF 94 2-2 ③ G6-3			1 SAFE B FF 90 S FF 90 B SL 86 B SL 87 X FF 91 3-1 ①② G5-3 1-2		3	0	0	0	0	0	2
17 Tyler Flowers, R (1, 3) OBP: 0.286, SLG: 0.421 (9, 2)			B FF 90 S SL 88 B FF 94 F FF 92 B SL 89 S SL 89 3-3 ① K			F FF 92 F FF 91 F SL 86 B SL 86 X SL 87 1-2 ① G6-3		S SL 86 X SL 85 0-1 ③ G5-3		3	0	0	0	0	1	1
5 Orlando Hudson, S (1, 5) OBP: 0.264, SLG: 0.299			X FF 93 0-0 ② L8			C FS 83 B FS 84 B FF 94 F FF 93 B FF 93 F FF 94 X FF 94 3-2 ② G6-3			B FF 90 B FF 91 F FF 91 X FF 92 2-1 ① P6	3	0	0	0	0	0	0
Inning Stats	R: 0 E: 0 K: 1 S: 8 H: 0 LOB: 0 BB: 0 P: 14	R: 0 E: 0 K: 1 S: 11 H: 1 LOB: 1 BB: 0 P: 14	R: 0 E: 0 K: 1 S: 7 H: 0 LOB: 0 BB: 0 P: 13	R: 0 E: 0 K: 0 S: 6 H: 0 LOB: 0 BB: 0 P: 10	R: 0 E: 0 K: 0 S: 10 H: 0 LOB: 0 BB: 0 P: 13	R: 0 E: 0 K: 0 S: 10 H: 0 LOB: 0 BB: 0 P: 14	R: 0 E: 1 K: 1 S: 9 H: 0 LOB: 1 BB: 0 P: 10	R: 0 E: 0 K: 0 S: 5 H: 1 LOB: 1 BB: 0 P: 8	R: 0 E: 0 K: 1 S: 12 H: 0 LOB: 2 BB: 2 P: 23	1B: 2 2B: 0 3B: 0 HR: 0 SF: 0 SAC: 0 DP: 0 HBP: 0						

PITCHER	IP	WLS	BF	H	R	ER	SO	BB	IBB	HBP	BLK	WP	HR	S	P	ERA	WHIP
23 Brandon Morrow, R (1, 1) ERA: 2.9	9.0	W	31	2	0	0	5	2	0	0	0	0	0	78	119	0.00	0.444

PITCHER	IP	WLS	BF	H	R	ER	SO	BB	IBB	HBP	BLK	WP	HR	S	P	ERA	WHIP

BOTTOM

Toronto Blue Jays @ Chicago White Sox

U.S. Cellular Field, Chicago, IL

Wed Jun 06 2012, 8:10 PM - 11:00 PM EDT

Att. 25,672 - Clear - 66 F

livebaseballscorecards.com

AB	29
R	0
H	2
RBI	0
BB	2
SO	5
LOB	8

Batter	1	2	3	4	5	6	7	8	9	AB	R	H	RBI	BB	SO	LOB
13 Brett Lawrie, R (1, 5) OBP: 0.323, SLG: 0.386	X FF 88 0-0 ① F9	C FF 92 F FF 91 D CU 81 X SL 85 1-2 E6 28 FC3-6 1-2 2-H 1B		F FF 90 D CU 82 S CU 81 F CU 80 T FF 90 1-2 ③ K			F CU 80 F FF 91 B CU 79 B CU 80 F CU 81 B SL 83 F FF 90 B FF 91 4-2 2 1B BB		C FF 94 X FF 94 0-1 ① G4-3	4	0	1	0	1	1	1
28 Colby Rasmus, L (1, 8) OBP: 0.314, SLG: 0.437	C SI 89 F FF 92 B SI 92 B CH 85 F CH 85 X FF 92 2-2 ② P4	X CH 85 0-0 ② FC3-6 1-2f 2-3			B FF 89 C CU 78 F FF 89 X CU 79 1-2 19 P6 1B		L FF 94 C SI 95 B FF 95 F SI 96 1 SAFE F FF 96 1 SAFE C SL 81 1-3 ① K		B FF 96 X FF 94 1-0 ② P6	5	0	1	0	0	1	3
19 José Bautista, R (1, 9) OBP: 0.336, SLG: 0.476	B FF 92 C SI 92 F FF 92 F FF 92 B FC 88 B SL 82 B CU 82 4-2 BB	S SL 82 X FF 90 0-1 ③ F9			C SI 90 F SI 90 D CU 80 B CU 79 X SI 92 2-2 ①② P6 1-2		B FF 96 C FF 95 B FF 96 X FF 96 2-1 ② L5		C SL 84 B SL 85 X SL 84 1-1 ② 2B	4	0	1	0	1	0	4
2 Kelly Johnson, L (1, 10) OBP: 0.349, SLG: 0.409	C FF 91 B FF 91 B FF 91 F FC 86 S CH 86 2-3 ③ K		S CU 79 B FF 90 S FF 89 X CH 83 1-2 ① G4-3		B FF 90 C FF 90 F CU 78 B FF 91 B CH 85 B CH 84 4-2 30 HBP BB		B SI 95 X FF 97 1-0 1-3 1B		B FF 96 F FF 95 F FF 96 F FF 96 F FF 97 D CH 86 S CH 85 2-3 ③ K	4	0	1	0	1	2	2
30 David Cooper, L (1, 3) OBP: 0.404, SLG: 0.568		C FF 88 F FF 90 B FF 91 B CH 84 F FF 91 X CH 84 2-2 5 1B 18 1B 1B	F FF 90 X FF 90 0-1 ② P5		H FF 89 1-0 1-2 HBP		X SI 95 0-0 ③ F8			3	1	1	0	0	0	2
5 Yunel Escobar, R (1, 6) OBP: 0.310, SLG: 0.341		B FC 86 1 SAFE B FC 86 C FF 90 F FF 91 1 SAFE B FC 86 X CU 81 3-2 9 BB 18 1B 1-3 1B	C FF 90 X CU 81 0-1 ③ G5-3		B CU 80 X FF 90 1-0 ③ F9			B SI 98 X SI 98 1-0 9 G4-3 68 FC5-2 2B		4	1	2	0	0	0	2
9 J.P. Arencibia, R (1, 2) OBP: 0.272, SLG: 0.428		B FF 92 T FF 91 F FF 91 B CU 82 B FF 92 1 SAFE B FF 92 4-2 13 1B 13 E 18 1B 1-2 BB		B FF 90 C FF 90 F FF 90 B CU 79 B SL 83 B FF 91 4-2 BB		C FF 88 B CU 80 S CU 80 F FF 90 C FF 90 1-3 ① K		X SI 97 0-0 ① G4-3 2-3	2	1	0	0	2	1	1
17 Omar Vizquel, S (1, 4) OBP: 0.245, SLG: 0.196		C CH 84 F FF 91 S CU 80 0-3 ① K		C CU 80 1 SAFE X FF 91 0-1 ① F8		B FF 90 L FF 89 B CU 80 F CH 85 F CU 80 X FF 90 2-2 ② P6		C SI 97 B SI 96 L SI 95 F SL 85 B CH 87 S SL 86 2-3 ② K2-3		4	0	0	0	0	2	5
18 Mike McCoy, R (1, 7) OBP: 0.333, SLG: 0.333 68 Yan Gomes, R (8, PH) OBP: 0.250, SLG: 0.407 (8, 7)		B SL 84 F SI 92 L FF 92 B SL 83 X SL 84 2-2 28 FC3-6 13 E 1-2 2-H 3-H 1B		1 SAFE C FF 90 C FF 90 D CU 80 B FF 92 X CH 84 2-2 ② F9		F FF 90 X FF 91 0-1 ③ L9		B SI 99 B SI 98 T SI 98 X SI 99 2-1 ③ FC5-2 3-H		3 1	0 0	1 0	2 0	0 0	0 0	1 1
Inning Stats	R: 0 E: 0 K: 1 S: 11 H: 0 LOB: 1 BB: 1 P: 19	R: 3 E: 1 K: 1 S: 21 H: 4 LOB: 2 BB: 1 P: 33	R: 0 E: 0 K: 0 S: 7 H: 0 LOB: 0 BB: 0 P: 8	R: 0 E: 0 K: 1 S: 11 H: 0 LOB: 1 BB: 1 P: 18	R: 0 E: 0 K: 0 S: 9 H: 1 LOB: 2 BB: 1 P: 18	R: 0 E: 0 K: 1 S: 10 H: 0 LOB: 0 BB: 0 P: 13	R: 0 E: 0 K: 1 S: 13 H: 1 LOB: 2 BB: 1 P: 21	R: 0 E: 0 K: 1 S: 8 H: 1 LOB: 1 BB: 0 P: 13	R: 0 E: 0 K: 1 S: 10 H: 1 LOB: 1 BB: 0 P: 14	1B: 6 2B: 2 3B: 0 HR: 0 SF: 0 SAC: 0 DP: 0 HBP: 1						

PITCHER		IP	WLS	BF	H	R	ER	SO	BB	IBB	HBP	BLK	WP	HR	S	P	ERA	WHIP
44 Jake Peavy, R ERA: 3.05	(1, 1)	6.0		28	5	3	2	4	5	0	1	0	0	0	73	117	3.00	1.667
37 Matt Thornton, L ERA: 3.28	(7, 1)	1.0		4	1	0	0	1	0	0	0	0	0	0	9	13	0.00	1.000
65 Nate Jones, R ERA: 1.52	(8, 1)	1.0		4	1	0	0	1	0	0	0	0	0	0	8	13	0.00	1.000
43 Addison Reed, R ERA: 4.58	(9, 1)	1.0	W	4	1	0	0	1	0	0	0	0	0	0	10	14	0.00	1.000

PITCHER	IP	WLS	BF	H	R	ER	SO	BB	IBB	HBP	BLK	WP	HR	S	P	ERA	WHIP

TOP

Toronto Blue Jays @ Chicago White Sox

U.S. Cellular Field, Chicago, IL

Thu Jun 07 2012, 8:13 PM - 11:03 PM EDT

Att. 25,743 - Clear - 72 F

livebaseballscorecards.com

AB	34
R	3
H	8
RBI	2
BB	5
SO	7
LOB	22

Batter	1	2	3	4	5	6	7	8	9	AB	R	H	RBI	BB	SO	LOB
30 Alejandro De Aza, L (1, 8) OBP: 0.381, SLG: 0.421	C SI 93 X FF 93 0-1 L8		C FF 94 B FF 89 X CH 87 1-1 P5		B SI 92 B SI 92 1 SAFE B SI 92 1 SAFE B SI 95 4-0 1-2 BB		B SI 94 C SI 91 B SI 94 X FF 93 2-1 1B			3	0	1	0	1	0	0
15 Gordon Beckham, R (1, 4) OBP: 0.280, SLG: 0.388	F FF 94 B FF 94 B FF 94 X FF 94 2-1 44 FC5-6 1B		F FF 94 X SI 95 0-1 G6-3		B FF 95 F SI 93 X SI 94 1-1 P5		1 SAFE 1 SAFE P PO 84 1 SAFE B FF 92 C SI 92 C SI 92 1 SAFE X SI 94 2-2 G6-3			4	0	1	0	0	0	3
44 Adam Dunn, L (1, 3) OBP: 0.365, SLG: 0.535	B SI 94 B CH 86 X SI 93 2-0 FC5-6 14 1B 51 1B 1-2f		C FF 95 B FF 94 B FF 95 B SI 93 F SI 94 F FF 95 S CH 88 3-3 K			C SI 92 B FF 94 B FF 90 X SI 90 2-1 G4-3		C SI 88 F FF 88 B FF 88 S SL 76 1-3 K		4	1	0	0	0	2	1
14 Paul Konerko, R (1, 10) OBP: 0.451, SLG: 0.618 7 Jordan Danks, L (8, PR) (9, 10)	C SI 95 B SL 87 F SI 93 F FF 95 X SL 89 1-2 51 1B 1-2 1B			S FF 92 B FF 94 X FF 94 1-1 P4		C SL 84 X SL 84 0-1 51 PB 51 HR 1B		B FF 94 F FF 93 B FF 93 B FF 94 B SL 84 4-1 51 L3 BB		3 0	1 0	2 0	0 0	1 0	0 0	0 0
51 Alex Rios, R (1, 9) OBP: 0.341, SLG: 0.452	B SL 88 F FF 94 X SI 93 1-1 1-2 2-H 1B			C FF 93 X FF 95 0-1 G6-3		B FF 93 X FF 92 1-0 1-H HR		B FF 94 C FF 94 F FF 93 1 SAFE D SL 85 1 SAFE F SL 84 1 SAFE X FF 94 2-2 1-1 L3		4	1	2	3	0	0	1
12 A.J. Pierzynski, L (1, 2) OBP: 0.345, SLG: 0.522	B FF 94 B SI 94 F SI 95 F SI 94 X FF 94 2-2 G4-3			B FF 94 C SI 93 B SI 90 B FF 93 X SI 94 3-1 G4-3		B FF 94 F FF 93 F SI 92 B CH 86 X SI 93 2-2 G3-1			X CH 84 0-0 G3	4	0	0	0	0	0	2
24 Dayan Viciedo, R (1, 7) OBP: 0.291, SLG: 0.476		C SI 93 F FF 94 F FF 94 B FF 93 C SL 86 1-3			B FF 92 F SI 92 B FF 91 X FF 93 2-1 P4	B SI 94 X SI 93 1-0 G3-1			C SL 84 X SL 87 0-1 10 F8 5 1B 10 WP 1B	4	1	1	0	0	1	0
10 Alexei Ramirez, R (1, 6) OBP: 0.232, SLG: 0.271		B CH 86 C SI 93 B SI 93 T FF 92 X SI 93 2-2 G5-3			B SL 84 B SL 83 B FF 92 C FF 93 F FF 92 X FF 93 3-2 G5-3		F SI 92 F FF 94 F FF 93 X SI 94 0-2 F9		D FF 92 1 SAFE B SL 86 C SL 86 F FF 92 D SL 87 X SL 87 3-2 1-3 F8	4	0	0	0	0	0	1
5 Orlando Hudson, S (1, 5) OBP: 0.269, SLG: 0.304		C CH 87 C FF 94 X FF 95 0-2 F7			F CH 88 F CH 87 B CH 86 X FF 96 1-2 30 BB 1B		C SI 92 X CH 87 0-1 G3-1		B CH 86 S CH 85 X FF 93 1-1 3-H 1B	4	0	2	1	0	0	0
Inning Stats	R: 1 E: 0 K: 0 S: 14 H: 3 LOB: 2 P: 22	R: 0 E: 0 K: 1 S: 10 H: 0 LOB: 0 BB: 0 P: 13	R: 0 E: 0 K: 1 S: 8 H: 0 LOB: 0 BB: 0 P: 12	R: 0 E: 0 K: 0 S: 6 H: 0 LOB: 0 BB: 0 P: 10	R: 0 E: 0 K: 0 S: 10 H: 1 LOB: 2 BB: 1 P: 21	R: 2 E: 0 K: 0 S: 9 H: 2 LOB: 0 BB: 0 P: 15	R: 0 E: 0 K: 0 S: 12 H: 1 LOB: 1 BB: 0 P: 15	R: 0 E: 0 K: 1 S: 8 H: 0 LOB: 1 BB: 1 P: 15	R: 1 E: 0 K: 0 S: 8 H: 2 LOB: 1 BB: 0 P: 12	1B: 8 2B: 1 3B: 0 HR: 1 SF: 0 SAC: 0 DP: 1 HBP: 0						WP: 1 PB: 1 SB: 0 CS: 0 PA: 36

PITCHER		IP	WLS	BF	H	R	ER	SO	BB	IBB	HBP	BLK	WP	HR	S	P	ERA	WHIP
37 Henderson Alvarez III, R ERA: 3.76	(1, 1)	7.0		29	7	3	3	2	1	0	0	0	0	1	69	108	3.86	1.143
38 Darren Oliver, L ERA: 1.89	(8, 1)	0.1		1	0	0	0	1	0	0	0	0	0	0	3	4	0.00	0.000
54 Jason Frasor, R ERA: 4.5	(8, 1)	0.2		2	0	0	0	0	1	0	0	0	0	0	5	11	0.00	1.500
48 Francisco Cordero, R ERA: 5.79	(9, 1)	0.2	L	4	2	1	1	0	0	0	0	0	1	0	8	12	13.50	3.000

PITCHER	IP	WLS	BF	H	R	ER	SO	BB	IBB	HBP	BLK	WP	HR	S	P	ERA	WHIP

BOTTOM

Toronto Blue Jays @ Chicago White Sox

U.S. Cellular Field, Chicago, IL

Thu Jun 07 2012, 8:13 PM - 11:03 PM EDT

Att. 25,743 - Clear - 72 F

livebaseballscorecards.com

AB	34
R	4
H	9
RBI	4
BB	2
SO	3
LOB	8

Batter	1	2	3	4	5	6	7	8	9	10	AB	R	H	RBI	BB	SO	LOB
13 Brett Lawrie, R (1, 5) OBP: 0.325, SLG: 0.380	C FF 91 X SL 81 0-1 F9		B CH 78 S FF 91 S CH 79 B SL 81 F FF 93 X FF 94 2-2 G4-3		B FF 90 B SL 83 F FF 90 F FF 90 B FF 91 4-2 BB		B SI 95 B SI 94 B SI 94 B SI 93 4-0 19 FC6-4 BB		C KC 85 B KC 87 B KC 85 F KC 86 F FF 98 S FF 99 2-3 K 2-3		3	0	0	0	2	1	1
28 Colby Rasmus, L (1, 8) OBP: 0.307, SLG: 0.426	C CU 70 X SL 82 0-1 G5-3		C CU 73 B CU 71 X SL 81 1-1 F7		B FF 89 B SL 81 X FF 90 2-0 F8		C SI 95 1 SAFE 1 SAFE S SI 94 S SI 94 0-3 K		X FF 98 0-0 F7		5	0	0	0	0	1	3
19 José Bautista, R (1, 9) OBP: 0.337, SLG: 0.486	B FF 92 B FF 92 C SL 81 C FF 92 B FF 93 F FF 92 F FF 93 B CH 80 4-2 BB		B CU 71 C SL 80 F CH 79 B CU 71 S SL 81 2-3 K			B FF 89 B FF 88 F FF 89 B FF 90 X FF 87 3-1 HR	D SL 86 C SI 94 S SI 94 X SI 94 1-2 FC6-4 1-2f			C SI 90 B SL 83 X CH 83 1-1 G5-3	4	1	1	1	1	1	1
10 Edwin Encarnación, R (1, 3) OBP: 0.353, SLG: 0.582	C FF 91 F SL 80 X FF 92 0-2 L4			C FF 90 X FF 91 0-1 G4-3		B CH 76 C SL 80 X SL 80 1-1 5 SH3-4 2 BB 9 FC6-5 1B		B FF 90 F SI 92 B SI 91 F FF 90 B SL 87 X SI 92 3-2 2 G3 5 G6-3 2B		B CH 83 B SL 82 C CH 82 B SL 85 C CH 82 B CH 83 4-2 BB	4	2	2	0	1	0	1
2 Kelly Johnson, L (1, 4) OBP: 0.350, SLG: 0.406		B FF 90 B FF 91 C FF 89 T FF 92 F FF 92 X FF 93 2-2 4 WP 9 S 1B		C CU 69 F FF 92 B FF 92 B SL 81 C SL 81 2-3 K		B FF 88 B CH 76 F SI 88 1 SAFE B CH 77 B SI 87 4-1 9 FC6-5 5 SH3-4 1-2 BB		B SI 90 S SI 92 D SI 91 F SI 90 X SI 92 2-2 G3 2-3		C SI 87 B SI 88 1 SAFE S CH 81 F SI 89 F SL 83 T CH 82 1-2 K	4	0	1	0	1	2	2
5 Yunel Escobar, R (1, 6) OBP: 0.309, SLG: 0.336		B SL 81 C SL 81 F FF 90 S CH 80 1-3 K		B SL 80 B FF 91 F FF 91 B FF 90 4-1 BB		D FC 87 M FC 86 2 SAFE X FC 87 1-1 SH3-4 1-2 2-3		B SI 91 B SI 92 S SI 92 F SI 91 D SL 88 X SL 89 3-2 G6-3 3-H		F CH 83 C SI 90 F SL 85 S CH 82 0-3 K	3	0	0	1	1	2	2
9 J.P. Arencibia, R (1, 2) OBP: 0.266, SLG: 0.418		C FF 91 B CH 80 T CH 78 1 SAFE B FF 93 B SL 81 S FF 90 3-3 K 1-2		T FF 89 1 SAFE B FF 91 B FF 91 F SL 82 1 SAFE F FF 91 F FF 93 F SL 82 2-3 F SL 80 S CU 71 K		X FC 88 0-0 FC6-5 2-3 3-H		B SI 91 T SI 90 X SI 92 1-1 G5-3			4	0	0	1	0	2	3
11 Rajai Davis, R (1, 7) OBP: 0.319, SLG: 0.465		B SL 80 B FF 91 I IN 66 I IN 61 4-0 4 WP IBB			L FF 88 B FF 91 F FF 90 F CU 70 F FF 92 X SL 81 1-2 F7	C FC 88 F SI 91 B FC 86 X SI 91 1-2 F9			C FF 98 F FF 97 X KC 85 0-2 13 S 30 S 1B		3	0	1	0	1	0	1
4 Kyle Drabek, R (1, 1) 47 Luis Perez, L (6, 1) 58 Chad Beck, R (8, 1) 68 Yan Gomes, R (7, PH) DBP: 0.000, SLG: 0.000 33 Carlos Villanueva, R (7, 1) 38 Darren Oliver, R (8, 1) 30 David Cooper, L (8, PH) DBP: 0.000, SLG: 0.000 54 Jason Frasor, R (8, 1) 48 Francisco Cordero, R (10, 1)		F FF 91 F FF 92 B FF 92 D CU 71 S FF 93 2-3 K 1-2 2-3			S FF 91 B FF 92 B FF 92 F FF 90 X SL 85 2-2 G1-3		X SI 94 0-0 G5-3		1 SAFE C FF 98 1 SAFE B FF 97 1 SAFE F KC 86 S KC 87 1-3 K 1-2		2 0 0 0 0 1 2 0 0 0 0 0 0 0 0 0 0 0 0 0 0 1 0 0 0 0 0 0 0 0 0 0 0 0 0 0 0 0 0 0 0 0 1 0 0 0 0 1 1 0 0 0 0 0 0 0 0 0 0 0 0 0 0						
Inning Stats	R: 0 H: 0 E: 0 LOB: 1 K: 0 BB: 1 S: 11 P: 15	R: 0 H: 1 E: 0 LOB: 2 K: 3 BB: 1 S: 13 P: 25	R: 0 H: 0 E: 0 LOB: 0 K: 1 BB: 0 S: 9 P: 14	R: 0 H: 0 E: 0 LOB: 1 K: 2 BB: 1 S: 13 P: 21	R: 0 H: 0 E: 0 LOB: 1 K: 0 BB: 1 S: 11 P: 20	R: 2 H: 2 E: 0 LOB: 1 K: 0 BB: 1 S: 11 P: 21	R: 0 H: 0 E: 0 LOB: 1 K: 1 BB: 1 S: 7 P: 12	R: 1 H: 1 E: 0 LOB: 0 K: 0 BB: 0 S: 11 P: 20	R: 0 H: 1 E: 0 LOB: 1 K: 2 BB: 0 S: 12 P: 15	R: 0 H: 0 E: 0 LOB: 1 K: 2 BB: 1 S: 13 P: 19	1B: 3 SF: 0 2B: 1 SAC: 1 3B: 0 DP: 0 HR: 1 HBP: 0						

PITCHER		IP	WLS	BF	H	R	ER	SO	BB	IBB	HBP	BLK	WP	HR	S	P	ERA	WHIP
37 Brandon Beachy, R ERA: 1.98	(1, 1)	5.0		23	3	2	2	6	4	1	0	0	1	1	62	108	3.60	1.400
32 Chad Durbin, R ERA: 4.64	(6, 1)	1.0		3	0	0	0	0	0	0	0	0	0	0	6	8	0.00	0.000
39 Jonny Venters, L ERA: 3.13	(7, 1)	1.0	H	4	0	0	0	1	1	0	0	0	0	0	7	12	0.00	1.000
34 Eric O'Flaherty, L ERA: 3.97	(8, 1)	1.0	B	4	1	1	1	0	0	0	0	0	0	0	11	20	9.00	1.000
46 Craig Kimbrel, R ERA: 1.64	(9, 1)	1.0		4	1	0	0	2	0	0	0	0	0	0	12	15	0.00	1.000

PITCHER		IP	WLS	BF	H	R	ER	SO	BB	IBB	HBP	BLK	WP	HR	S	P	ERA	WHIP
50 Cristhian Martinez, R ERA: 3.64	(10, 1)	1.0	W	4	0	0	0	2	1	0	0	0	0	0	13	19	0.00	1.000

TOP

Toronto Blue Jays @ Atlanta Braves

Turner Field, Atlanta, GA

Fri Jun 08 2012, 7:37 PM - 11:30 PM EDT

Att. 42,488 - Partly Cloudy - 84 F

livebaseballscorecards.com

AB	34
R	3
H	5
RBI	3
BB	7
SO	11
LOB	17

PA: 42

WP: 1
PB: 0
SB: 3
CS: 0

BOTTOM

Toronto Blue Jays @ Atlanta Braves

Turner Field, Atlanta, GA

Fri Jun 08 2012, 7:37 PM - 11:30 PM EDT

Att. 42,488 - Partly Cloudy - 84 F

livebaseballscorecards.com

Batter	1	2	3	4	5	6	7	8	9	10	AB	R	H	RBI	BB	SO	LOB
24 Michael Bourn, L (1, 8) OBP: 0.362, SLG: 0.456	B FF 92 B SI 92 C FF 93 B FF 92 C FF 91 F FF 93 X SI 92 3-2 14 CS 1B		C SI 92 C SI 91 B FF 92 D CU 82 B SI 92 F SI 91 X SI 91 3-2 26 BB 1-3 2B		C SI 89 C FF 88 B FC 87 X CH 84 1-2 ① G4-3		S FF 90 B CU 75 X CH 82 1-1 14 G6-3 2B		F FF 91 F FF 92 B FF 93 B SL 83 X FF 94 2-2 ① G3		5	0	3	0	0	0	0
14 Martín Prado, R (1, 5) OBP: 0.394, SLG: 0.486	C FF 92 B FF 90 1 SAFE B FC 90 1 SAFE S FF 92 F FC 90 B CU 83 X FF 93 3-2 ① 16 G4-6-3 1-2 1B		C CU 80 B CU 81 X FF 90 1-1 ② G1-3		X FC 89 0-0 ② G6-3		B SL 81 C FF 88 B SL 81 F CH 82 B FF 90 X SL 80 3-2 ① G6-3 2-3		B SL 86 F FF 94 C FF 93 B FF 93 X CH 87 2-2 26 WP 2B		5	0	2	0	0	0	3
16 Brian McCann, L (1, 2) OBP: 0.324, SLG: 0.402	D CU 80 T SI 92 B CH 86 X SI 91 2-1 ②③ G4-6-3 1-2f		C SI 92 B SI 92 B CH 85 B FC 91 B SI 91 4-1 26 BB		C CH 85 B CH 85 B FC 88 X SI 90 2-1 ③ G1-3		C FF 90 B FF 90 D CH 83 D FF 85 I IN 71 4-1 26 BB IBB		C FF 94 C FF 94 B FF 93 S FF 94 1-3 ② K		3	0	0	0	2	1	2
26 Dan Uggla, R (1, 4) OBP: 0.384, SLG: 0.473		B FF 93 S FF 90 B FF 90 F SI 90 B CU 82 B SI 93 4-2 20 G1-3 BB	D FF 91 S FF 90 B FF 90 B SI 92 B FC 91 4-1 1-2 2-3 3-H BB			B CU 78 B FC 87 S CH 83 S FC 88 B CH 84 F CH 84 B FF 89 4-2 22 2B BB	B CU 76 B SL 81 B SL 82 B SI 90 4-0 1-2 BB		B FF 93 S FF 94 C FF 94 B SL 85 T FF 94 2-2 ③ K 2-3		1	1	0	1	4	1	1
22 Jason Heyward, L (1, 9) OBP: 0.335, SLG: 0.449		B SI 92 B FF 90 C FF 92 X FF 92 2-1 ① F7	B SI 91 F FF 92 B FC 89 X SI 91 2-1 ③ F7			B FF 89 C SI 89 S SI 89 B FC 88 1 SAFE X SI 90 2-2 23 F8 17 BLK 1-H 2B	C CH 84 B FF 90 X FF 90 1-1 ② P5			F CH 84 B FF 92 F CH 83 X FF 92 1-2 19 S 2 SH1-4 19 E 1B	5	2	2	1	0	0	7
20 Eric Hinske, L (1, 3) OBP: 0.292, SLG: 0.278 23 Matt Diaz, R (6, PH) OBP: 0.324, SLG: 0.371 39 Jonny Venters, L (7, 1) 25 Juan Francisco, L (7, PH) OBP: 0.250, SLG: 0.446 34 Eric O'Flaherty, L (8, 1) 46 Craig Kimbrel, R (9, 1) 50 Cristhian Martinez, R (10, 1) 2 Jack Wilson, R (10, PH) OBP: 0.197, SLG: 0.190		C SI 90 B CH 86 X SI 91 1-1 ② G1-3 1-2		X SI 89 0-0 ① G3		B CH 85 F SI 92 B FF 93 F SI 93 F FF 92 B FF 91 X CH 85 3-2 ① F8 2-3	C CU 76 S SL 84 S FF 90 0-3 ③ K		1 SAFE X CH 87 0-0 ① SH1-4 1-2	2 1 0 1 0 0 0 0 0	2 1 0 1 0 0 0 0 0	0 0 0 0 0 0 0 0 0	0 0 0 0 0 0 0 0 0	0 0 0 1 0 0 0 0 0	0 0 1 3 0 0 0 0 0	1 1 0 0 0 0 0 0 0
19 Andrelton Simmons, R (1, 6) OBP: 0.375, SLG: 0.429		B SI 92 S FC 90 B FF 92 F FF 91 D CU 83 X FC 90 3-2 ③ P3		B FF 89 X FF 90 1-0 ② G5-3		B CH 86 D CH 86 B SI 93 B SI 92 4-0 17 BLK BB	L FF 87 B FF 86 X FF 89 1-1 ① G6-3		D SL 86 C SL 85 1-1 S 2-H	4	0	0	0	1	0	1
37 Brandon Beachy, R (1, 1) OBP: 0.250, SLG: 0.231 32 Chad Durbin, R (6, 1) 8 David Ross, R (6, PH) OBP: 0.339, SLG: 0.429 5 Freddie Freeman, L (6, PH) OBP: 0.300, SLG: 0.444 (7, 3)			C FF 92 F FF 90 X CU 82 0-2 24 2B 26 BB 1B	C SI 90 B SI 90 B CU 79 S FF 90 F FC 89 F SI 91 B SI 91 X FF 91 3-2 2B		B FF 90 F FF 93 1 SAFE B FF 93 B CH 84 C FF 93 S FF 92 2-3 ② K		B FF 88 S FF 88 B FF 88 F SL 76 T FF 88 2-2 ② K		2 0 0 0 2	1 0 0 0 0	2 0 0 0 0	0 0 0 0 0	0 0 0 0 2	0 0 0 0 2	0 0 0 0 2
17 Jose Constanza, L (1, 7) OBP: 0.207, SLG: 0.241			L SI 89 1 SAFE S SI 90 D SI 91 X FF 90 1-2 ① F8	B SI 91 B SI 89 F SI 91 B SI 90 X SI 90 3-1 ③ G6-3		B FF 95 F SI 92 F FF 94 F FS 87 F FF 93 X FF 94 1-2 ③ F7 1-2 3-H	M SL 76 B FF 87 X SL 74 1-1 ③ G4-3			4	0	0	0	0	0	3
Inning Stats	R: 0 E: 0 K: 0 S: 10 H: 2 LOB: 0 BB: 0 P: 18	R: 0 E: 0 K: 0 S: 9 H: 0 LOB: 1 BB: 1 P: 19	R: 1 E: 0 K: 0 S: 16 H: 2 LOB: 3 BB: 2 P: 31	R: 0 E: 0 K: 0 S: 9 H: 1 LOB: 1 BB: 0 P: 16	R: 0 E: 0 K: 0 S: 6 H: 0 LOB: 0 BB: 0 P: 9	R: 2 E: 0 K: 1 S: 18 H: 1 LOB: 1 BB: 2 P: 34	R: 0 E: 0 K: 1 S: 11 H: 1 LOB: 3 BB: 2 P: 24	R: 0 E: 0 K: 1 S: 7 H: 0 LOB: 0 BB: 0 P: 11	R: 0 E: 0 K: 2 S: 12 H: 1 LOB: 1 BB: 0 P: 19	R: 1 E: 1 K: 0 S: 5 H: 1 LOB: 0 BB: 0 P: 7	1B: 4 2B: 5 3B: 0 HR: 0 SF: 0 SAC: 1 DP: 1 HBP: 0	WP: 1 PB: 0 SB: 1 CS: 1 PA: 43					

PITCHER		IP	WLS	BF	H	R	ER	SO	BB	IBB	HBP	BLK	WP	HR	S	P	ERA	WHIP
4 Kyle Drabek, R ERA: 4.43	(1, 1)	5.0		23	6	3	3	0	4	0	0	0	0	0	56	105	5.40	2.000
47 Luis Perez, L ERA: 3.25	(6, 1)	0.1		2	0	0	0	0	1	0	0	0	0	0	4	11	0.00	3.000
58 Chad Beck, R ERA:	(6, 1)	0.2		2	0	0	0	1	0	0	0	1	0	0	8	11	0.00	0.000
33 Carlos Villanueva, R ERA: 4.5	(7, 1)	1.0		6	1	0	0	1	1	1	0	0	0	0	11	24	0.00	2.000
38 Darren Oliver, L ERA: 1.8	(8, 1)	1.0		3	0	0	0	1	0	0	0	0	0	0	7	11	0.00	0.000

PITCHER		IP	WLS	BF	H	R	ER	SO	BB	IBB	HBP	BLK	WP	HR	S	P	ERA	WHIP
54 Jason Frasor, R ERA: 4.29	(9, 1)	1.0		4	1	0	0	2	0	0	0	0	1	0	12	19	0.00	1.000
48 Francisco Cordero, R ERA: 5.7	(10, 1)	0.1	L	3	1	1	0	0	0	0	0	0	0	0	5	7	0.00	3.000

AB	35
R	4
H	9
RBI	2
BB	7
SO	5
LOB	24

Batter	1	2	3	4	5	6	7	8	9	AB	R	H	RBI	BB	SO	LOB
13 Brett Lawrie, R (1, 5) OBP: 0.319, SLG: 0.373	C FF 91 X CU 72 0-1 G6-3 ①		B CU 73 B SL 82 X FF 92 2-0 G6-3 ③			B FF 90 B FF 92 F FF 91 S FF 92 F SL 82 F SL 82 F FF 92 B SL 83 F SL 83 3-2 P3 ②		B FF 90 F FF 90 X SL 82 1-1 F8 ②		4	0	0	0	0	0	0
28 Colby Rasmus, L (1, 8) OBP: 0.306, SLG: 0.423	S SL 82 C SL 82 B FF 90 B CU 73 F CU 72 B FF 92 S SL 82 3-3 K ②			B FF 89 X FF 88 1-0 G4-3 ①		B CU 73 B FF 90 B FF 90 C FF 90 X FF 91 3-1 19 HR 1B		C SL 81 B CU 73 C SL 82 B SL 81 X FF 91 2-2 G1-3 ③		4	1	1	0	0	1	0
19 José Bautista, R (1, 9) OBP: 0.340, SLG: 0.498	B SL 81 B SL 84 B FF 93 B FF 91 4-0 BB			C FF 91 X SL 81 0-1 F8 ②		X FF 90 0-0 1-H HR			B FF 96 C FF 97 B FF 97 F FF 97 X FF 97 2-2 F8 ①	3	1	1	2	1	0	0
10 Edwin Encarnación, R (1, 3) OBP: 0.351, SLG: 0.575	B FF 91 1 SAFE S FF 90 C FF 92 X SL 81 1-2 P6 ③			C SL 82 X SL 82 0-1 G5-3 ③		X SL 85 0-0 1B			B FF 97 S FF 95 S FF 97 S FF 97 1-3 K ②	4	0	1	0	0	1	1
2 Kelly Johnson, L (1, 4) OBP: 0.348, SLG: 0.403		B FF 87 B FF 88 X FF 88 2-0 11 CS 1B			C FF 90 F SL 84 F CU 71 B FF 90 F CU 73 B SL 83 B FF 91 X FF 91 3-2 G4-3 ①	X SL 82 0-0 F7 ③			B FF 96 C FF 96 X FF 97 1-1 G4-3 ③	4	0	1	0	0	0	1
5 Yunel Escobar, R (1, 6) OBP: 0.310, SLG: 0.336		F FF 90 1 SAFE 1 SAFE X FF 89 0-1 F9 ①			B SL 83 C SL 82 X CU 74 1-1 11 WP 1B		B SL 82 F FF 90 B FF 89 F FF 90 F FF 92 F FF 91 F SL 81 X FF 91 2-2 F9 ①			3	0	1	0	0	0	1
11 Rajai Davis, R (1, 7) OBP: 0.313, SLG: 0.455 18 Mike McCoy, R (5, 7) OBP: 0.250, SLG: 0.250 47 Luis Perez, L (7, 1)		C FF 89 B FF 89 P PO 76 X FF 92 2-1 F9 ②③ 1-2			M FF 90 F SL 82 B SL 83 S CU 72 1-3 K ② 1-2		B SL 80 B FF 90 B FF 89 C FF 88 C FF 90 X FF 90 3-2 F9 ②			2 1 0	0 0 0	0 0 0	0 0 0	0 0 0	1 0 0	2 0 0
6 Jeff Mathis, R (1, 2) OBP: 0.280, SLG: 0.444			F FF 90 B FF 90 F FF 91 B SL 84 S SL 83 2-3 K ①		X SL 83 0-0 G5-3 ③		X FF 90 0-0 F9 ③			3	0	0	0	0	1	1
36 Drew Hutchison, L (1, 1) 68 Yan Gomes, R (7, 7) OBP: 0.235, SLG: 0.379			C FF 90 B FF 90 F FF 90 X FF 92 1-2 G6-3 ②			B FF 88 B FF 89 C FF 89 X FF 90 2-1 G1-3 ①		B FF 88 B FF 90 B FF 86 C FF 89 F FF 90 T FF 91 3-2 K ①		2 1	0 0	0 0	0 0	0 0	0 1	0 0
Inning Stats	R: 0 E: 0 K: 1 S: 9 H: 0 LOB: 1 BB: 1 P: 17	R: 0 E: 0 K: 0 S: 6 H: 1 LOB: 0 BB: 0 P: 9	R: 0 E: 0 K: 1 S: 7 H: 0 LOB: 0 BB: 0 P: 12	R: 0 E: 0 K: 0 S: 5 H: 0 LOB: 0 BB: 0 P: 6	R: 0 E: 0 K: 1 S: 11 H: 1 LOB: 1 BB: 0 P: 16	R: 2 E: 0 K: 0 S: 14 H: 3 LOB: 1 BB: 0 P: 22	R: 0 E: 0 K: 0 S: 10 H: 0 LOB: 0 BB: 0 P: 15	R: 0 E: 0 K: 1 S: 8 H: 0 LOB: 0 BB: 0 P: 14	R: 0 E: 0 K: 1 S: 8 H: 0 LOB: 0 BB: 0 P: 12	1B: 4 2B: 0 3B: 0 HR: 1	SF: 0 SAC: 0 DP: 0 HBP: 0			WP: 1 PB: 0 SB: 0 CS: 1	PA: 32		

PITCHER		IP	WLS	BF	H	R	ER	SO	BB	IBB	HBP	BLK	WP	HR	S	P	ERA	WHIP
48 Tommy Hanson, R ERA: 3.55	(1, 1)	8.0	W	29	5	2	2	4	1	0	0	0	1	1	70	111	2.25	0.750
46 Craig Kimbrel, R ERA: 1.57	(9, 1)	1.0	S	3	0	0	0	1	0	0	0	0	0	0	8	12	0.00	0.000

PITCHER	IP	WLS	BF	H	R	ER	SO	BB	IBB	HBP	BLK	WP	HR	S	P	ERA	WHIP

TOP

Toronto Blue Jays @ Atlanta Braves

Turner Field, Atlanta, GA

Sat Jun 09 2012, 4:08 PM - 6:41 PM EDT

Att. 32,819 - Partly Cloudy - 86 F

livebaseballscorecards.com

AB	31
R	2
H	5
RBI	2
BB	1
SO	5
LOB	6

Toronto Blue Jays @ Atlanta Braves

Turner Field, Atlanta, GA

Sat Jun 09 2012, 4:08 PM - 6:41 PM EDT

Att. 32,819 - Partly Cloudy - 86 F

BOTTOM

Batter	1	2	3	4	5	6	7	8	9	AB	R	H	RBI	BB	SO	LOB
24 Michael Bourn, L (1, 8) OBP: 0.368, SLG: 0.464	C FF 91 B CH 86 B FF 94 B FF 94 C FF 93 X FF 93 3-2 14 G3 14 S 1B		X FF 92 0-0 16 BB 26 HR 1B		C FF 92 B CH 84 F CH 83 B SL 85 X FF 92 2-2 ① G3-1		B FF 91 X FF 91 1-0 14 G4-3 2-H 2B			4	1	3	1	0	0	0
14 Martín Prado, R (1, 5) OBP: 0.388, SLG: 0.477	B FF 93 C FF 92 C FF 92 D SL 84 X FF 93 2-2 ① G3 1-3		1 SAFE 1 SAFE B FF 89 X FF 90 1-0 ② F8		C FF 92 B SL 84 B FF 91 X FF 92 2-1 ② G4-3		B FF 91 C FF 92 B CH 84 X FF 92 2-1 ② G4-3 2-3			4	0	0	0	0	0	3
16 Brian McCann, L (1, 2) OBP: 0.323, SLG: 0.395	B FF 92 C FF 92 S FF 92 B FF 92 S SL 84 2-3 ② K		B FF 90 B FF 89 B FF 91 B FF 90 4-0 26 HR 1-2 BB		B CH 85 B FF 93 F FF 92 S FF 93 S FF 93 2-3 ③ K		B FF 93 X FF 92 1-0 ③ G3-1			3	1	0	0	1	2	2
26 Dan Uggla, R (1, 4) OBP: 0.386, SLG: 0.486	S FF 93 B FF 92 S FF 92 D SL 85 X FF 94 2-2 ③ P6		C FF 93 B SL 84 X FF 92 1-1 1-H 2-H HR			B FF 93 C FF 91 C SL 84 F SL 84 B SL 86 S FF 94 2-3 ① K		F FF 91 B FF 93 B FF 93 B SL 91 F FF 92 B SL 85 4-2 BB		3	1	1	3	1	1	1
22 Jason Heyward, L (1, 9) OBP: 0.329, SLG: 0.440		L FF 91 S FF 92 B FF 92 S SL 83 1-3 ① K	C CH 85 S FF 93 B FF 94 F SL 83 S SL 84 1-3 ③ K			C SL 83 X FF 93 0-1 ② F7		1 SAFE 1 SAFE S FF 92 B FF 91 1 SAFE C FF 92 S SL 82 1-3 ① K		4	0	0	0	0	3	1
5 Freddie Freeman, L (1, 3) OBP: 0.299, SLG: 0.440		X FF 93 0-0 1B		L FF 90 S CH 83 X CH 82 1-2 ① G1-3		B CH 84 B FF 94 S FF 91 B FF 93 S CH 85 F FF 93 X CH 85 3-2 ③ G5-3		C FF 92 B SL 81 F FF 92 B SL 83 S SL 83 2-3 ② K		4	0	1	0	0	1	1
19 Andrelton Simmons, R (1, 6) OBP: 0.357, SLG: 0.520		D FF 92 X FF 91 1-0 ② F8		B FF 93 B FF 91 C FF 92 F FF 93 F FF 93 X SL 84 2-2 ② G5-3			X SL 84 0-0 HR	X FF 92 0-0 ③ P4		4	1	1	1	0	0	2
17 Jose Constanza, L (1, 7) OBP: 0.250, SLG: 0.281		C CH 84 B FF 92 C FF 92 S CH 84 1-3 ③ K		C FF 92 X FF 93 0-1 1B			F FF 93 X FF 93 0-1 48 SH3 24 2B 1B			3	1	2	0	0	1	1
48 Tommy Hanson, R (1, 1) OBP: 0.091, SLG: 0.048 46 Craig Kimbrel, R (9, 1)			B FF 90 C FF 90 F FF 92 F FF 94 F SL 86 S SL 83 1-3 ① K	D FF 92 X FF 90 1-0 ③ G5-3			B FF 90 L FF 90 L FF 88 X FF 91 1-2 ① SH3 1-2			2 0	0 0	0 0	0 0	0 0	1 0	1 0
Inning Stats	R: 0 E: 0 K: 1 S: 12 H: 1 LOB: 1 BB: 0 P: 21	R: 0 E: 0 K: 2 S: 8 H: 1 LOB: 1 BB: 0 P: 11	R: 3 E: 0 K: 2 S: 13 H: 2 LOB: 0 BB: 1 P: 21	R: 0 E: 0 K: 0 S: 10 H: 1 LOB: 1 BB: 0 P: 14	R: 0 E: 0 K: 1 S: 8 H: 0 LOB: 0 BB: 0 P: 14	R: 0 E: 0 K: 1 S: 10 H: 0 LOB: 0 BB: 0 P: 15	R: 2 E: 0 K: 0 S: 10 H: 3 LOB: 1 BB: 0 P: 15	R: 0 E: 0 K: 2 S: 9 H: 0 LOB: 1 BB: 1 P: 16		1B: 5 2B: 1 3B: 0 HR: 2 SF: 0 SAC: 1 DP: 0 HBP: 0				WP: 0 PB: 0 SB: 1 CS: 0 PA: 34		

livebaseballscorecards.com

AB	31
R	5
H	8
RBI	5
BB	2
SO	9
LOB	12

PITCHER		IP	WLS	BF	H	R	ER	SO	BB	IBB	HBP	BLK	WP	HR	S	P	ERA	WHIP
36 Drew Hutchison, R ERA: 4.66	(1, 1)	6.1	L	27	7	5	5	7	1	0	0	0	0	2	67	103	7.11	1.263
47 Luis Perez, L ERA: 3.07	(7, 1)	1.2		7	1	0	0	2	1	0	0	0	0	0	13	24	0.00	1.200

PITCHER	IP	WLS	BF	H	R	ER	SO	BB	IBB	HBP	BLK	WP	HR	S	P	ERA	WHIP

Batter	1	2	3	4	5	6	7	8	9	AB	R	H	RBI	BB	SO	LOB
13 Brett Lawrie, R (1, 5) OBP: 0.324, SLG: 0.387	C FF 92 F CU 74 B FF 90 S CU 75 1-3 ① K		F FF 92 B SI 94 B FF 92 X CU 74 2-1 ③ F7		B SL 78 X SL 77 1-0 28 1B 19 1B 1-2 2-3 3-H 1B	C SI 85 X CU 66 0-1 1-H HR	C SI 90 B SI 90 B SL 85 S CH 82 C SI 90 2-3 ③ K		C CU 77 B FC 88 B SI 92 D SI 90 B FC 88 4-1 1-2 BB	5	2	2	3	1	2	2
28 Colby Rasmus, L (1, 8) OBP: 0.311, SLG: 0.444	X FF 93 0-0 ② F8			B FF 90 B FF 92 X FF 91 2-0 ① F8	B SI 83 F SI 83 X CH 78 1-1 19 1B 10 2B 1-3 2-H 3-H 1B	C SI 83 F SL 80 B FF 84 B SI 83 F SI 84 X SI 84 2-2 HR		F SI 86 C SL 80 X FF 90 0-2 19 FC4-6 2B	C FC 89 X FC 88 0-1 ③ L3	6	2	3	3	0	0	2
19 José Bautista, R (1, 9) OBP: 0.337, SLG: 0.491	B FF 93 B FF 94 C FF 94 F FF 93 B CU 74 C CU 74 3-3 ③ K			X FF 92 0-0 ② F9	C CU 67 X SL 81 0-1 10 2B 1-2 3-H 1B	C CU 68 B CU 64 B SL 80 X SL 79 2-1 ③ G5-3		X SI 90 0-0 ① FC4-6 2 3B 2-3		5	1	1	1	0	1	1
10 Edwin Encarnación, R (1, 7) OBP: 0.357, SLG: 0.581 (6, 3)		B FF 93 S CH 82 C CU 74 B FF 92 X SI 93 2-2 1B		B FF 92 X FF 92 1-0 ③ P4	C SI 84 X CU 64 0-1 1-3 2-H 2B		C FF 89 C SI 88 B CH 83 B CH 81 X CH 81 2-2 5 1B 11 1B 1B	S CH 82 D SL 83 T SL 81 B SI 90 S SL 82 2-3 ② K		5	1	3	1	0	1	1
2 Kelly Johnson, L (1, 4) OBP: 0.349, SLG: 0.412 58 Chad Beck, R (8, 1) 44 Casey Janssen, R (9, 1)		B CH 87 F FF 92 C FF 93 1 SAFE F CH 83 S FF 93 1-3 ① K			C FF 91 1-2 CU 73 F FF 91 CH 82 F SI 91 B CU 73 X FF 90 9 1B 5 BB 68 1B 1B X SL 80 0-0 ② P6		B SI 87 B SI 87 S CH 80 S SI 88 S CH 80 2-3 ① K	S CH 81 B SI 89 B SL 80 X SI 88 2-1 1-H 3B		5 0 0	1 0 0	2 0 0	1 0 0	0 0 0	2 0 0	4 0 0
5 Yunel Escobar, R (1, 6) OBP: 0.311, SLG: 0.335		B FF 93 B SI 93 X FF 93 2-0 ② L9			B CU 74 4-0 C FF 92 B FF 93 B FF 92 68 1B 9 1B 13 1B 1-2 BB B FF 84 3-2 C CU 68 B SI 82 B SL 79 X CU 66 ③ P6		B SI 88 B SL 83 B FF 89 C SI 86 F CH 82 F SI 90 X CH 81 3-2 11 1B 9 SF8 1-3 1B	B CH 83 C SI 90 F SI 91 X SI 90 1-2 ③ G4-3		4	2	1	0	1	0	4
30 David Cooper, L (1, 3) OBP: 0.373, SLG: 0.521 11 Rajai Davis, R (6, 7) OBP: 0.316, SLG: 0.456		C FF 93 X FF 93 0-1 ③ P5			B CU 74 C FF 91 F CH 82 B FF 92 S FF 92 2-3 ① K	B SI 82 B SI 82 X SL 79 2-0 ① F9	S SL 80 X SL 82 0-1 17 1B 1-3 3-H 1B		F FF 90 X CU 76 0-1 ① G6-3	3 2	0 0	0 1	0 1	0 0	1 0	3 0
9 J.P. Arencibia, R (1, 2) OBP: 0.264, SLG: 0.414			C SI 92 S CU 74 B FF 90 F FF 93 C CU 75 1-3 ① K		S CU 74 B CU 74 F FF 92 B FF 92 F CU 73 B CU 75 X SI 93 3-2 13 1B 68 1B 28 1B 1-2 2-3 1B	C SI 85 X SL 79 0-1 ② F9	S CH 82 B SI 90 X SL 82 1-1 ② SF8 3-H		C SI 92 F FC 87 B FC 86 C CU 77 1-3 ② K	4	1	1	1	0	2	0
24 Ricky Romero, R (1, 1) 68 Yan Gomes, R (5, PH) 33 Carlos Villanueva, R (5, 1) OBP: 1.000, SLG: 1.000 17 Omar Vizquel, S (7, PH) OBP: 0.260, SLG: 0.213 38 Darren Oliver, R (7, 1) 18 Mike McCoy, R (8, 4) OBP: 0.400, SLG: 0.400			C FF 90 X FF 92 0-1 ② G3-1		B FF 93 S CU 73 F FF 92 F FF 92 F CU 75 F CU 75 X CU 76 1-2 13 1B 28 1B 1-2 2-3 3-H 1B	C FF 84 F SL 79 B SI 85 X SL 80 1-2 13 HR 1B	C CH 81 F SI 89 X SI 89 0-2 1-3		B SI 91 F SI 90 S CU 77 B FC 88 B FC 88 X FC 88 3-2 13 BB 1B	1 1 1 1 0 0	0 1 1 0 0 1	0 1 1 1 0 0	0 1 1 0 0 0	0 0 0 0 0 0	0 0 0 0 0 0	0 0 0 0 0 0

| Inning Stats | | |

BOTTOM

Toronto Blue Jays @ Atlanta Braves

Turner Field, Atlanta, GA

Sun Jun 10 2012, 1:40 PM - 4:54 PM EDT

Att. 20,222 - Cloudy - 71 F

livebaseballscorecards.com

Batter	1	2	3	4	5	6	7	8	9	AB	R	H	RBI	BB	SO	LOB
24 Michael Bourn, L (1, 8) OBP: 0.372, SLG: 0.469	B SI 90 B FF 88 X FF 88 2-0 ① P6		X FF 88 0-0 14 1B 10 G6-4-3 2B	B FF 90 B FF 90 B FF 90 C FF 89 B FF 91 4-1 10 FC1-2 14 1B 1-2 BB		C CH 80 C CU 76 X SL 83 0-2 10 DI 14 G5-3 1B		C FF 94 B FF 94 X FF 94 1-1 ① L9		4	1	2	0	1	0	1
14 Martín Prado, R (1, 7) OBP: 0.388, SLG: 0.476	B FF 91 B SI 90 C FF 90 X FF 92 2-1 ② G5-3		B FF 89 B FF 89 X SI 90 2-0 10 G6-4-3 2-3 1B	C CH 81 S FF 90 X FF 90 0-2 10 FC1-2 1-2 2-3 1B		B FF 89 C CH 79 X FF 89 1-1 ② G5-3 1-2		X FF 95 0-0 ② F8		5	0	2	0	0	0	2
10 Chipper Jones, S (1, 5) OBP: 0.373, SLG: 0.471 50 Cristhian Martinez, R (7, 1) 20 Eric Hinske, L (8, PH) OBP: 0.289, SLG: 0.275 32 Chad Durbin, R (9, 1)	C FF 90 C FF 90 F CU 75 X SI 91 0-2 ③ G1-3		X FF 89 0-0 ① ② G6-4-3 1-2f 3-H	B CH 82 B FF 90 F FF 89 X CH 83 2-1 ② FC1-2 1-2 2-3 3-Hf		D CU 75 B SI 88 D CU 75 B FF 89 4-0 2-3 BB		C FF 95 B FF 95 B SL 88 X FS 88 2-1 ③ G4-3		3 0 1 0	0 0 0 0	0 0 0 0	0 0 0 0	1 0 0 0	0 0 0 0	4 0 1 0
26 Dan Uggla, R (1, 4) OBP: 0.388, SLG: 0.484 2 Jack Wilson, R (8, 4) OBP: 0.194, SLG: 0.186		C SI 89 H FF 91 1-1 23 2B 5 E HBP	C SI 90 X FF 89 0-1 23 1B 5 1B 1B	B CU 73 T CH 81 C FF 91 X CU 76 1-2 ③ L6		D SL 81 B CH 81 B CH 81 C FF 89 X CH 82 3-1 ③ G1-3			B FF 91 B FC 89 X FF 90 2-0 ① L4	3 1	2 0	1 0	0 0	0 0	0 0	5 0
23 Matt Diaz, R (1, 9) OBP: 0.329, SLG: 0.388		B SI 88 C CH 83 1 SAFE X CH 84 1-1 5 E 8 1B 1-3 2B	1 SAFE X FF 91 0-0 5 1B 1-2 1B		B FF 90 B SL 79 X FF 88 2-0 ① F7		B SI 88 X FF 89 1-0 ① P3		C FF 91 B SI 92 B SI 91 F FF 89 F FC 88 X CU 75 2-2 ② G6-3	5	1	2	0	0	0	0
5 Freddie Freeman, L (1, 3) OBP: 0.305, SLG: 0.449	S SI 90 B SI 90 F SI 90 X 1-2 ① F8 2-3 3-H	B CU 75 B X FF 91 2-0 1-2 2-H 1B	X SI 90 0-0 2B		S FF 88 B FF 88 B SL 75 C SL 75 B FF 88 S FF 87 3-3 ② K		F SI 90 F FC 89 B FF 91 F CU 76 X FF 90 1-2 1B		5	0	3	1	0	1	1
8 David Ross, R (1, 2) OBP: 0.344, SLG: 0.415	X CH 83 0-0 19 G5-3 3-H 1B	B SI 90 B C SI 91 F SI 90 C FF 92 3-3 ③ K			C CU 71 B FF 90 F SL 80 S SL 81 1-3 ② K		C SI 88 S FF 87 B FF 87 F FF 88 F FF 86 B FF 87 B FF 87 F FF 87 F FF 88 4-2 BB		C FF 91 B SL 82 S SL 84 B FF 90 S SL 83 2-3 ③ K	4	0	1	1	1	3	4
19 Andrelton Simmons, R (1, 6) OBP: 0.313, SLG: 0.448	B SI 90 F SI 90 B SI 90 F FF 90 1 SAFE F FF 90 X CU 76 2-2 ② G5-3 1-2			B SI 88 X CH 81 1-0 ① G5-3	B FF 89 F SL 80 C FF 89 D SL 82 B FF 90 X CH 82 3-2 ③ F7		C SI 88 B FF 86 B FF 86 B SI 88 C FF 87 F FF 87 C FF 87 3-3 ③ K			4	0	0	0	0	1	3
27 Julio Teheran, R (1, 1) 61 Livan Hernandez, R (5, 1) 25 Juan Francisco, L (6, PH) OBP: 0.255, SLG: 0.447 (7, 5)	B FF 90 X FF 91 1-0 ③ G6-3			B FF 87 B FF 90 B FF 88 C SI 90 B FF 89 4-1 14 1B 24 BB 10 FC1-2 BB		X CH 80 0-0 ① G4-1		C FF 94 B FF 94 F FS 88 X FS 88 1-2 1B		1 0 2	0 0 0	0 0 1	0 0 0	1 0 0	0 0 0	1 0 0
Inning Stats	R: 0 E: 0 K: 0 S: 7 H: 0 LOB: 0 BB: 0 P: 11	R: 2 E: 1 K: 0 S: 12 H: 2 LOB: 1 BB: 0 P: 18	R: 2 E: 0 K: 1 S: 10 H: 5 LOB: 2 BB: 0 P: 17	R: 0 E: 0 K: 0 S: 11 H: 1 LOB: 3 BB: 2 P: 23	R: 0 E: 0 K: 1 S: 8 H: 1 LOB: 1 BB: 0 P: 14	R: 0 E: 0 K: 0 S: 8 H: 1 LOB: 2 BB: 1 P: 16	R: 0 E: 0 K: 2 S: 14 H: 0 LOB: 1 BB: 1 P: 25	R: 0 E: 0 K: 0 S: 8 H: 1 LOB: 1 BB: 0 P: 12	R: 0 E: 0 K: 1 S: 12 H: 1 LOB: 1 BB: 0 P: 19	1B: 9 2B: 3 3B: 0 HR: 0 SF: 0 SAC: 0 DP: 1 HBP: 1						

AB	38
R	4
H	12
RBI	2
BB	4
SO	5
LOB	22

WP: 0 PA: 43
PB: 0
SB: 0
CS: 0

PITCHER		IP	WLS	BF	H	R	ER	SO	BB	IBB	HBP	BLK	WP	HR	S	P	ERA	WHIP
24 Ricky Romero, L ERA: 4.15	(1, 1)	4.0		22	8	4	3	1	2	0	1	0	0	0	40	69	6.75	2.500
33 Carlos Villanueva, R ERA: 4.15	(5, 1)	2.0	W	9	2	0	0	1	1	0	0	0	0	0	16	30	0.00	1.500
38 Darren Oliver, L ERA: 1.71	(7, 1)	1.0		4	0	0	0	2	1	0	0	0	0	0	14	25	0.00	1.000
58 Chad Beck, R ERA:	(8, 1)	1.0		4	1	0	0	0	0	0	0	0	0	0	8	12	0.00	1.000
44 Casey Janssen, R ERA: 3.18	(9, 1)	1.0		4	1	0	0	1	0	0	0	0	0	0	12	19	0.00	1.000

PITCHER	IP	WLS	BF	H	R	ER	SO	BB	IBB	HBP	BLK	WP	HR	S	P	ERA	WHIP

Batter	1	2	3	4	5	6	7	8	9	AB	R	H	RBI	BB	SO	LOB
1 Steve Lombardozzi, S (1, 7) OBP: 0.352, SLG: 0.372	B FF 92 S FF 93 F FF 94 F SL 89 F SL 88 X SL 88 1-2 34 1B 2B		F SI 93 X FS 87 0-1 ① G4-3 F CH 85 S CH 84 F SL 84 X CH 86 0-2 ③ G5-3				X SI 92 0-0 25 1B 34 1B 20 1B 1B	B CH 84 X CH 84 1-0 ① P4		5	2	2	0	0	0	2
34 Bryce Harper, L (1, 9) (4, 8) (7, 9) OBP: 0.381, SLG: 0.527	B FF 95 C FF 94 B FS 88 X FF 93 2-1 11 E 38 SF9 2-H 1B		B FS 87 B FS 87 B SI 94 B FF 94 4-0 11 S 25 HR BB		L SL 83 S SL 84 X SL 83 0-2 11 1B 1B		1 SAFE B SI 91 X SI 91 1-0 20 1B 25 1B 1-2 1B	D FF 92 D CH 84 B CU 78 C CH 84 S CH 85 S CH 83 3-3 ② K		4	2	3	1	1	1	1
11 Ryan Zimmerman, R (1, 5) OBP: 0.318, SLG: 0.350	B FF 94 1 SAFE C FF 93 X FF 94 1-1 E3 1-3		B FF 93 1 SAFE C FF 94 B SL 88 X SL 87 2-1 ② G6-3 1-2		B FF 93 X FF 92 1-0 ① 25 PB 1-3 1B		C FF 92 F FF 93 F FF 93 S FF 93 0-3 ① K	D FF 92 X FF 91 1-0 ③ G6-3		5	0	1	0	0	1	5
25 Adam LaRoche, L (1, 3) OBP: 0.347, SLG: 0.502	X SL 85 0-0 ① P3		B FF 94 X FS 86 1-0 2-H HR		C SI 93 D CH 86 F SI 92 F FF 92 F SL 84 D SL 83 1 SAFE B SI 94 X SL 85 3-2 ② F8 1-2		C FF 93 X FF 93 0-1 20 1B 1-2 2-3 1B		B SI 89 B CH 79 X FF 89 2-0 ① P5	5	1	2	2	0	0	3
38 Michael Morse, R (1, 10) OBP: 0.250, SLG: 0.278	B SL 86 F FF 94 X SL 85 1-1 ② SF9 3-H		X FF 95 0-0 1B		X SI 93 0-0 ③ G4-3		B FF 93 B FF 93 X SL 83 2-0 ② F8		B FF 90 C FF 90 X CH 82 1-1 ② F8	4	0	1	1	0	0	4
20 Ian Desmond, R (1, 6) OBP: 0.293, SLG: 0.439	F FF 94 C SI 94 B FF 96 1 SAFE F FF 95 F SL 87 X FS 89 1-2 ③ G5-3		C FF 94 1 SAFE X FS 86 0-1 ③ P4			T SI 92 C FF 93 X SI 94 0-2 21 G6-4-3 8 1B 1B	C FF 93 X FF 93 0-1 1-2 2-3 3-H 1B		B SI 90 X SL 82 1-0 ③ G2	5	0	2	1	0	0	2
8 Danny Espinosa, S (1, 4) OBP: 0.313, SLG: 0.374		B FF 93 B SI 94 S SI 92 F FF 94 S FS 86 2-3 ① K		B FF 91 C FF 94 C FF 94 B FS 86 F FF 93 B FS 87 S FS 85 3-3 ① K		D CH 84 F SI 92 1 SAFE X SI 91 1-1 21 G6-4-3 1-2 1B	F FF 93 B CH 85 X FF 94 1-1 ③ G3-1			4	0	1	0	0	2	3
2 Roger Bernadina, L (1, 8) 21 Xavier Nady, R (4, PR) (4, 9) OBP: 0.198, SLG: 0.274 24 Rick Ankiel, L (7, 8) OBP: 0.290, SLG: 0.418		C FS 86 X FS 86 0-1 ② G3		B FF 93 B FS 86 B SI 94 B FF 91 4-0 BB		D CH 85 S FF 93 S FF 91 X FF 93 1-2 ① ② G6-4-3 1-2f 2-3		B FF 90 B CH 81 B FF 91 C FF 90 X FF 90 3-1 HR		1 1 1	0 0 1	0 0 1	0 0 1	1 0 0	0 0 0	0 2 0
26 Jesus Flores, R (1, 2) OBP: 0.288, SLG: 0.343		B FS 87 X FF 94 1-0 ③ L9		B FF 93 1 SAFE C FS 85 F FF 94 B FF 95 F FS 85 B FS 86 S FS 87 3-3 ② K 1-3		D FF 92 S CH 85 S CH 85 B CH 85 F FF 93 F CH 85 S FF 93 2-3 ③ K		C SL 85 X SL 84 0-1 2B	4	0	1	0	0	2	2
Inning Stats	R: 2 E: 1 K: 0 S: 17 H: 2 LOB: 1 BB: 0 P: 23	R: 0 E: 0 K: 1 S: 6 H: 0 LOB: 0 BB: 0 P: 9	R: 2 E: 0 K: 0 S: 8 H: 2 LOB: 1 BB: 1 P: 15	R: 0 E: 0 K: 2 S: 12 H: 0 LOB: 1 BB: 1 P: 22	R: 0 E: 0 K: 0 S: 10 H: 2 LOB: 1 BB: 0 P: 14	R: 0 E: 0 K: 1 S: 13 H: 2 LOB: 1 BB: 0 P: 17	R: 1 E: 0 K: 1 S: 13 H: 4 LOB: 3 BB: 0 P: 17	R: 1 E: 0 K: 1 S: 9 H: 2 LOB: 1 BB: 0 P: 17	R: 0 E: 0 K: 0 S: 4 H: 0 LOB: 0 BB: 0 P: 8	1B: 10 2B: 2 3B: 0 HR: 2 SF: 1 SAC: 0 DP: 1 HBP: 0						

PITCHER		IP	WLS	BF	H	R	ER	SO	BB	IBB	HBP	BLK	WP	HR	S	P	ERA	WHIP
23 Brandon Morrow, R ERA: 3.01	(1, 1)	0.0	L	1	1	1	1	0	0	0	0	0	0	0	5	6	∞	∞
58 Chad Beck, R ERA: 3.38	(1, 1)	3.2		17	3	3	2	3	2	0	0	0	1	1	34	59	4.91	1.364
47 Luis Perez, L ERA: 3.13	(4, 1)	2.1		11	6	1	1	1	0	0	0	0	0	0	29	38	3.86	2.571
54 Jason Frasor, R ERA: 4.09	(7, 1)	1.0		5	2	0	0	1	0	0	0	0	0	0	11	14	0.00	2.000
48 Francisco Cordero, R ERA: 5.84	(8, 1)	1.0		5	2	1	1	1	0	0	0	0	0	1	9	17	9.00	2.000

PITCHER		IP	WLS	BF	H	R	ER	SO	BB	IBB	HBP	BLK	WP	HR	S	P	ERA	WHIP
33 Carlos Villanueva, R ERA: 4.0	(9, 1)	1.0		3	0	0	0	0	0	0	0	0	0	0	4	8	0.00	0.000

TOP

Washington Nationals @ Toronto Blue Jays

Rogers Centre, Toronto, ON

Mon Jun 11 2012, 7:10 PM - 10:13 PM EDT

Att. 18,513 - Roof Closed - 68 F

livebaseballscorecards.com

AB	39
R	6
H	14
RBI	6
BB	2
SO	6
LOB	24

WP: 2 PB: 1 SB: 1 CS: 0 PA: 42

BOTTOM

Washington Nationals @ Toronto Blue Jays

Rogers Centre, Toronto, ON

Mon Jun 11 2012, 7:10 PM - 10:13 PM EDT

Att. 18,513 - Roof Closed - 68 F

livebaseballscorecards.com

Batter	1	2	3	4	5	6	7	8	9	AB	R	H	RBI	BB	SO	LOB
13 Brett Lawrie, R (1, 5) OBP: 0.322, SLG: 0.385	C FF 91 X SL 85 0-1 ① G3		C SL 86 B SL 85 X FF 92 1-1 28 G4-3 1B		B SL 86 X SI 93 1-0 ③ G3			C SI 93 B SI 92 S FF 92 B SL 86 X SL 88 2-2 ① G1-3		4	0	1	0	0	0	0
28 Colby Rasmus, L (1, 8) OBP: 0.310, SLG: 0.454	B FF 92 B FF 92 F SI 92 X SI 92 2-1 HR		L FF 92 1 SAFE B SI 93 D CH 86 X CH 85 2-1 ① G4-3 1-2			B CU 75 F SI 92 X CH 85 1-1 ① F9		B CU 75 F CH 85 X SI 94 1-1 ② P5		4	1	1	1	0	0	1
19 José Bautista, R (1, 9) OBP: 0.340, SLG: 0.487	C FF 94 B SL 84 B SL 88 S SL 86 B FF 94 F FF 94 B SL 85 4-2 BB		X SI 94 0-0 ② G5-3			B SL 85 B SI 94 B SL 86 B SL 86 4-0 BB		S SL 86 C SI 94 X SL 88 0-2 ③ F9		2	0	0	0	2	0	1
10 Edwin Encarnación, R (1, 10) OBP: 0.355, SLG: 0.579	B SI 93 F SI 93 S SI 93 D SL 88 F SI 94 S SL 86 2-3 ② K		C SL 86 C FF 94 D SL 87 X SL 86 1-2 ③ G6-3			S SL 87 B FF 94 S SI 92 B FF 94 1 SAFE X SI 94 2-2 ② F9			B SL 84 X SI 94 1-0 68 HR 2B	4	1	1	0	0	1	3
2 Kelly Johnson, L (1, 4) OBP: 0.344, SLG: 0.405	1 SAFE B FF 93 1 SAFE F FF 94 F SI 94 F CH 87 X CH 87 1-2 ③ G4-3			X SI 92 0-0 ① F7		F CH 87 S CH 86 B SI 95 S SL 89 1-3 ③ K			C SI 89 F SI 91 B SL 80 S SL 79 1-3 ① K	4	0	0	0	0	2	3
5 Yunel Escobar, R (1, 6) OBP: 0.307, SLG: 0.329		C SI 93 X SI 94 0-1 ① G4-3		B SI 93 B SL 83 B FF 92 C FF 92 C FF 92 X SL 86 3-2 ② G6-3			X FF 91 0-0 ① F9		C SI 92 B SI 91 B SI 91 F SI 90 F SI 91 D SL 80 F SI 91 T SI 91 3-2 ② K	4	0	0	0	0	1	1
30 David Cooper, L (1, 3) OBP: 0.352, SLG: 0.490 68 Yan Gomes, R (9, PH) OBP: 0.278, SLG: 0.516		B SI 95 C FF 92 X SI 94 1-1 ② G4-3		C SI 93 T CH 87 B SI 94 F CH 87 X SI 95 1-2 ③ G4-3			C FF 93 B SI 93 F CH 84 B SL 87 X CH 84 2-2 ② P6		B SI 91 F SI 91 X CH 84 1-1 2-H HR	3 1	0 1	0 1	0 2	0 0	0 0	0 0
9 J.P. Arencibia, R (1, 2) OBP: 0.269, SLG: 0.413		B SI 94 S SL 86 X SL 85 1-1 1B			B FF 93 X SI 93 1-0 ① F7		B SL 85 F SI 92 C FF 93 B FF 94 F SL 86 F CH 86 B SL 87 B SI 93 4-2 BB		X SI 91 0-0 ③ G1-6-3	3	0	1	0	1	0	0
11 Rajai Davis, R (1, 7) OBP: 0.307, SLG: 0.441		X FF 94 0-0 ③ F9			C SL 85 S CU 76 S CU 78 0-3 ② K		X SL 86 0-0 ③ G3			3	0	0	0	0	1	2

	AB	R	H	RBI	BB	SO	LOB
	32	3	5	3	3	5	11

Inning Stats																															
	R: 1	H: 1	E: 0	LOB: 1	K: 1	BB: 1	S: 15	P: 24	R: 0	H: 1	E: 0	LOB: 1	K: 0	BB: 0	S: 7	P: 9	R: 0	H: 1	E: 0	LOB: 1	K: 0	BB: 0	S: 8	P: 12	R: 0	H: 0	E: 0	LOB: 0	K: 0	BB: 0	S: 8	P: 12
	R: 0	H: 0	E: 0	LOB: 0	K: 1	BB: 0	S: 5	P: 7	R: 0	H: 0	E: 0	LOB: 1	K: 1	BB: 1	S: 8	P: 16	R: 0	H: 0	E: 0	LOB: 1	K: 0	BB: 1	S: 9	P: 15	R: 0	H: 0	E: 0	LOB: 0	K: 0	BB: 0	S: 8	P: 11
	R: 2	H: 2	E: 0	LOB: 0	K: 2	BB: 0	S: 12	P: 18	1B: 2	SF: 0	2B: 1	SAC: 0	3B: 0	DP: 0	HR: 2	HBP: 0	WP: 0	PA: 35	PB: 0	SB: 0	CS: 0										

PITCHER		IP	WLS	BF	H	R	ER	SO	BB	IBB	HBP	BLK	WP	HR	S	P	ERA	WHIP
33 Edwin Jackson, R ERA: 3.02	(1, 1)	8.0	W	31	4	2	2	3	3	0	0	0	0	1	69	108	2.25	0.875
17 Sean Burnett, L ERA: 1.35	(9, 1)	1.0		4	1	1	1	2	0	0	0	0	0	1	11	16	9.00	1.000

PITCHER	IP	WLS	BF	H	R	ER	SO	BB	IBB	HBP	BLK	WP	HR	S	P	ERA	WHIP

Batter	1	2	3	4	5	6	7	8	9	AB	R	H	RBI	BB	SO	LOB
1 Steve Lombardozzi, S (1, 7) OBP: 0.349, SLG: 0.368	C FF 95 C SI 94 X SI 94 0-2 ① L8		C SI 92 B SI 93 F FF 95 B SI 94 F FF 95 B SI 94 X SI 94 3-2 ② G3-1		B SI 89 F FF 90 F SL 80 B SI 90 X SI 90 2-2 34 FC3-6 1-2 1B		C CH 83 B SI 91 F SI 90 B CH 85 X CH 84 2-2 ③ F8			4	0	1	0	0	0	0
34 Bryce Harper, L (1, 9) OBP: 0.390, SLG: 0.553	C CH 86 B CH 87 X FF 96 1-1 11 G1-3 1B		X CH 87 0-0 HR		B SI 94 F SI 92 B FF 91 X CH 85 2-1 ① FC3-6 11 G6-4-3 1-2f 2-3			X SL 75 0-0 11 CS 1B		4	1	3	1	0	0	2
11 Ryan Zimmerman, R (1, 5) OBP: 0.312, SLG: 0.342	C SI 92 C SI 94 F SI 91 1 SAFE B FF 95 F SL 85 X FF 94 1-2 ② G1-3 1-2		S SL 86 C SI 94 C FF 93 0-3 ③ K		B CH 87 X SL 78 1-0 ②③ G6-4-3 1-2f			C FF 87 1 SAFE 1 SAFE B CH 84 B FF 88 F CH 82 C FF 88 2-3 ①② K 1-2		4	0	0	0	0	2	4
25 Adam LaRoche, L (1, 3) OBP: 0.346, SLG: 0.502	B SI 93 D SI 93 2 SAFE B FF 94 C SI 94 F SI 94 F CH 85 F FF 95 X CH 87 3-2 ③ P3			B CH 86 B CH 87 C FF 90 X SI 90 2-1 8 HR 2B		C CH 88 X FF 90 0-1 ① F7		F FF 88 C FF 89 B FF 88 B SL 76 S SL 75 2-3 ③ K		4	1	1	0	0	1	1
38 Michael Morse, R (1, 10) OBP: 0.250, SLG: 0.275		B FF 94 F SI 91 F SI 92 B FF 93 F SL 84 X SL 88 2-2 20 G6-3 1B		B SI 90 C FF 92 B FF 92 S SL 79 F FF 93 X SL 82 2-2 ① G5-3		X SI 90 0-0 ② G4-3			B FF 92 C FF 92 B FF 92 S FF 92 F FF 93 F SL 82 F FF 92 X FF 94 2-2 ① P3	4	0	1	0	0	0	1
20 Ian Desmond, R (1, 6) OBP: 0.292, SLG: 0.434		X SI 93 0-0 ①② G6-3 1-2f		C FF 91 S SL 82 B SL 82 D FF 92 B SL 84 S SL 84 3-3 ② K		C SI 90 B SI 91 X FF 91 1-1 ③ G6-3			B FF 94 B FF 94 B FF 93 C FF 92 C FF 93 F FF 93 F FF 93 B FF 93 4-2 8 S BB	3	0	0	0	1	1	2
8 Danny Espinosa, S (1, 4) OBP: 0.316, SLG: 0.395		B FF 93 C SI 94 C CH 87 X FF 96 1-2 2B	X FF 93 0-0 2-H HR				S FF 90 S CH 86 B SL 77 B SL 83 B SI 92 X CH 82 3-2 ① G6-3		D CH 86 1 SAFE 1 SAFE B FF 92 B FF 93 C FF 93 F FF 92 S FF 92 3-3 ② K 1-2	4	1	2	2	0	1	1
24 Rick Ankiel, L (1, 8) OBP: 0.282, SLG: 0.406		B SI 93 F CH 87 C FF 94 S SL 83 1-3 ③ K	X SI 91 0-0 ③ G4-3				F FF 92 X FF 93 0-1 ② G4-3		C CU 81 B SL 82 B FF 89 C SL 81 D CU 77 F SL 82 F SL 83 X SL 83 3-2 ③ G3	4	0	0	0	0	1	2
23 Jhonatan Solano, R (1, 2) OBP: 0.400, SLG: 0.800			C SI 93 X SL 84 0-1 ① G6-3		C SI 91 X SL 81 0-1 34 FC3-6 1 1B 1B		C FF 92 F FF 89 X SL 81 0-2 HR			3	1	2	1	0	0	0
Inning Stats	R: 0 E: 0 K: 0 S: 15 H: 1 LOB: 1 BB: 0 P: 20	R: 0 E: 0 K: 1 S: 11 H: 2 LOB: 1 BB: 0 P: 15	R: 1 E: 0 K: 1 S: 10 H: 1 LOB: 0 BB: 0 P: 13	R: 2 E: 0 K: 1 S: 11 H: 2 LOB: 0 BB: 0 P: 18	R: 0 E: 0 K: 0 S: 8 H: 2 LOB: 1 BB: 0 P: 13	R: 0 E: 0 K: 0 S: 5 H: 0 LOB: 0 BB: 0 P: 6	R: 1 E: 0 K: 0 S: 11 H: 1 LOB: 0 BB: 0 P: 16	R: 0 E: 0 K: 2 S: 7 H: 1 LOB: 0 BB: 0 P: 11	R: 0 E: 0 K: 1 S: 18 H: 0 LOB: 1 BB: 1 P: 30	1B: 5 2B: 2 3B: 0 HR: 3 SF: 0 SAC: 0 DP: 2 HBP: 0						

PITCHER		IP	WLS	BF	H	R	ER	SO	BB	IBB	HBP	BLK	WP	HR	S	P	ERA	WHIP
37 Henderson Alvarez III, R ERA: 3.87	(1, 1)	7.0	L	28	9	4	4	3	0	0	0	0	0	3	71	101	5.14	1.286
38 Darren Oliver, L ERA: 1.64	(8, 1)	1.0		3	1	0	0	2	0	0	0	0	0	0	7	11	0.00	1.000
54 Jason Frasor, R ERA: 3.97	(9, 1)	0.2		3	0	0	0	1	1	0	0	0	0	0	13	22	0.00	1.500
46 Evan Crawford, L ERA: 7.04	(9, 1)	0.1		1	0	0	0	0	0	0	0	0	0	0	5	8	0.00	0.000

PITCHER	IP	WLS	BF	H	R	ER	SO	BB	IBB	HBP	BLK	WP	HR	S	P	ERA	WHIP

TOP

Washington Nationals @ Toronto Blue Jays

Rogers Centre, Toronto, ON

Tue Jun 12 2012, 7:08 PM - 10:00 PM EDT

Att. 22,538 - Clear - 77 F

livebaseballscorecards.com

AB	34
R	4
H	10
RBI	4
BB	1
SO	6
LOB	13

WP: 0 PA: 35
PB: 0
SB: 1
CS: 1

BOTTOM

Washington Nationals @ Toronto Blue Jays

Rogers Centre, Toronto, ON

Tue Jun 12 2012, 7:08 PM - 10:00 PM EDT

Att. 22,538 - Clear - 77 F

livebaseballscorecards.com

Batter	1	2	3	4	5	6	7	8	9	AB	R	H	RBI	BB	SO	LOB
13 Brett Lawrie, R (1, 5) OBP: 0.328, SLG: 0.384	B SI 88 X SI 89 1-0 28 CS 1B		C SL 85 H SI 91 1-1 28 1B HBP		S SL 82 B SL 85 B SI 90 B SI 89 B SI 89 4-1 28 G4-3 19 HR BB		B CH 81 F SI 88 B CH 80 X SI 88 2-1 ① L9		S CH 82 B CU 77 C FF 93 B FF 93 F CH 82 S CH 81 2-3 ③ K	3	1	1	0	1	1	0
28 Colby Rasmus, L (1, 8) OBP: 0.309, SLG: 0.450	B SI 88 B FS 82 X SI 90 2-0 ①② F7 1-2		1 SAFE 1 SAFE B SI 88 B SI 90 1 SAFE B FS 79 C SI 89 X SI 90 3-1 19 BB 1-3 1B		1 SAFE B SI 89 X SI 87 1-0 ① G4-3 1-2		B SI 90 B SL 77 B FF 92 C FF 91 X SI 90 3-1 ② F9			4	0	1	0	0	0	2
19 José Bautista, R (1, 9) OBP: 0.349, SLG: 0.509	B SL 84 B SI 91 B SI 90 B SI 91 4-0 10 S 10 WP BB		B SI 89 C SL 84 B SL 86 F SI 90 B SI 89 B SL 86 4-2 1-2 BB		B SI 88 B SL 82 C SI 90 B SI 88 X SI 90 3-1 2-H HR		B SI 93 B FC 86 C FC 85 C FC 87 X FC 86 2-2 2B			2	1	2	2	2	0	0
10 Edwin Encarnación, R (1, 3) OBP: 0.349, SLG: 0.569	1 SAFE C SI 90 B SL 83 C SL 85 D SI 92 F SI 92 X SI 91 2-2 ③ G6-3 1-3		F SL 85 F SL 85 B SI 90 C SL 88 1-3 ③ K		B SL 82 C SI 90 B SL 84 S SI 88 X SL 85 2-2 ② F7		C FC 85 S FC 84 F KC 79 D FC 86 D KC 80 F FC 86 D SI 93 X FC 83 3-2 ③ F8			4	0	0	0	0	1	5
2 Kelly Johnson, L (1, 4) OBP: 0.342, SLG: 0.402		B SI 90 B SI 89 X FS 80 2-0 ① G5-3		C SI 89 F SI 91 B CU 79 F FS 80 S SI 91 1-3 ① K	S FS 82 X SI 91 0-1 1B			C SI 89 X SI 90 0-1 ① G3-1		4	0	1	0	0	1	0
5 Yunel Escobar, R (1, 6) OBP: 0.302, SLG: 0.324		B SI 90 F SI 90 X SI 91 1-1 ② G4-3		X SI 91 0-0 ② G4-3	C SI 90 1 SAFE C SL 86 X SI 90 0-2 ③ G4-3			B SI 90 X SI 90 1-0 ② P4		4	0	0	0	0	0	1
30 David Cooper, L (1, 10) OBP: 0.351, SLG: 0.472 9 J.P. Arencibia, R (8, PH) OBP: 0.268, SLG: 0.411 (9, 10)		C SI 90 F FS 81 F SI 93 B CU 80 B SI 90 X FS 80 2-2 ③ F7		B SI 90 B SI 90 B SI 90 B SI 90 4-0 11 BB BB	X FF 92 0-0 ① F8			B SI 91 X SI 90 1-0 ③ P6		2 1	0 0	0 0	0 0	1 0	0 0	0 0
11 Rajai Davis, R (1, 7) OBP: 0.305, SLG: 0.427			B SI 90 S SI 90 C SI 91 B SL 85 S SI 91 2-3 ① K	B SI 90 B SI 91 B SI 90 B SI 89 4-0 1-2 BB	L FF 92 C SI 90 S SL 79 0-3 ② K2-3				B FF 91 C FC 85 B CH 81 B CH 81 C FF 91 T FF 92 3-2 ① K	3	0	0	0	1	3	0
6 Jeff Mathis, R (1, 2) OBP: 0.264, SLG: 0.417 17 Omar Vizquel, S (9, PH) OBP: 0.255, SLG: 0.208			S SI 90 B SI 89 F SL 85 F SI 91 S CU 79 1-3 ② K	B SI 90 C SI 90 B SL 85 F SI 89 C SI 91 2-3 ③ K	S SI 90 X SI 91 0-1 ③ F8				C FF 93 X CH 81 0-1 ② P6	3 1	0 0	0 0	0 0	0 0	2 0	2 0
Inning Stats	R: 0 E: 0 K: 0 S: 6 H: 1 LOB: 1 BB: 1 P: 15	R: 0 E: 0 K: 0 S: 7 H: 0 LOB: 0 BB: 0 P: 12	R: 0 E: 0 K: 3 S: 15 H: 1 LOB: 3 BB: 1 P: 27	R: 0 E: 0 K: 2 S: 8 H: 0 LOB: 2 BB: 2 P: 19	R: 2 E: 0 K: 0 S: 12 H: 2 LOB: 1 BB: 1 P: 22	R: 0 E: 0 K: 1 S: 6 H: 0 LOB: 0 BB: 0 P: 6	R: 0 E: 0 K: 0 S: 12 H: 1 LOB: 1 BB: 0 P: 22	R: 0 E: 0 K: 0 S: 4 H: 0 LOB: 0 BB: 0 P: 6	R: 0 E: 0 K: 2 S: 9 H: 0 LOB: 0 BB: 0 P: 14	1B: 3 2B: 1 3B: 0 HR: 1 SF: 0 SAC: 0 DP: 0 HBP: 1						

	AB	31
	R	2
	H	5
	RBI	2
	BB	5
	SO	8
	LOB	10

WP: 1 PA: 37
PB: 0
SB: 1
CS: 1

PITCHER	IP	WLS	BF	H	R	ER	SO	BB	IBB	HBP	BLK	WP	HR	S	P	ERA	WHIP
40 Chien-Ming Wang, R (1, 1) ERA: 4.67	5.0	W	24	4	2	2	5	5	0	1	0	1	1	48	95	3.60	1.800
48 Ross Detwiler, L (6, 1) ERA: 3.67	1.2	H	5	0	0	0	1	0	0	0	0	0	0	10	15	0.00	0.000
35 Craig Stammen, R (7, 1) ERA: 1.78	0.1	H	2	1	0	0	0	0	0	0	0	0	0	8	13	0.00	3.000
17 Sean Burnett, L (8, 1) ERA: 1.29	1.0	H	3	0	0	0	0	0	0	0	0	0	0	4	6	0.00	0.000
36 Tyler Clippard, R (9, 1) ERA: 2.22	1.0	S	3	0	0	0	2	0	0	0	0	0	0	9	14	0.00	0.000

PITCHER	IP	WLS	BF	H	R	ER	SO	BB	IBB	HBP	BLK	WP	HR	S	P	ERA	WHIP

Batter	1	2	3	4	5	6	7	8	9	AB	R	H	RBI	BB	SO	LOB
1 Steve Lombardozzi, S (1, 7) OBP: 0.338, SLG: 0.355	F FF 92 S CH 88 S SI 89 0-3 K		C FF 90 X SI 91 0-1 ① F7	B SI 90 F CH 85 F SI 90 D CH 86 F SI 89 F SI 90 F CU 80 X CH 86 2-2 ② FC3-6 34 FC4-6 1-2f 2-3			B SI 84 S FF 86 F SI 86 T FC 86 1-2 ① K		B SI 92 S FC 90 F FF 91 B FF 93 B FF 91 X FC 90 3-2 ② G3-1	5	0	0	0	0	2	2
34 Bryce Harper, L (1, 9) OBP: 0.384, SLG: 0.548	B SI 93 B FF 94 X SI 93 2-0 ② G4-3		X FF 91 0-0 ③ 11 1B 2B	B CH 87 X CH 85 1-0 ③ FC4-6 1-2f			C FF 86 B FC 86 F SL 80 F SL 80 X FC 87 1-2 ② G5-3		B CU 74 B CU 75 F FF 92 S FC 91 B FC 91 C SI 93 3-3 ③ K	5	0	1	0	0	1	2
11 Ryan Zimmerman, R (1, 5) OBP: 0.311, SLG: 0.340	C SI 92 B FF 90 X FC 90 1-1 ③ F9		C FF 90 F SI 91 D CU 82 B FF 91 X CU 81 2-2 38 G6-4-3 2-3 1B		B FF 88 F SI 88 B FF 90 X SI 91 2-1 ① P4		X FC 87 0-0 ③ G6-3			4	0	1	0	0	0	0
38 Michael Morse, R (1, 10) OBP: 0.250, SLG: 0.273		B SI 91 B FF 93 S SI 93 F FF 93 X FF 91 2-2 8 G3 20 BB 57 2B 1B	S FF 93 B FF 91 F FF 93 F SI 92 D CU 82 F SI 92 X SI 92 2-2 ②③ G6-4-3 1-2f		C CU 79 B CH 87 X FC 86 1-1 ② G1-3			S FF 84 C FC 84 F FF 86 X FF 87 0-2 ① G5-3		4	1	1	0	0	0	2
20 Ian Desmond, R (1, 6) OBP: 0.295, SLG: 0.444		C CU 79 B CU 79 D FC 90 1 SAFE B FF 92 F SI 92 B SI 92 4-2 8 G3 57 2B 1-2 BB		B FF 91 X FF 90 1-0 ① F8	X SI 85 0-0 ③ G4-3			B FF 86 B CH 80 X FF 84 2-0 HR		3	2	1	1	1	0	0
8 Danny Espinosa, S (1, 4) OBP: 0.320, SLG: 0.394		D SI 92 B CH 86 X FF 92 2-0 ① G3 1-2 2-3		X CH 84 0-0 57 HR 1B		B FF 85 C FF 85 X FF 85 1-1 ① G5-3		F CH 82 B CH 84 B FF 92 B CH 83 B CH 84 4-1 BB		3	1	1	0	1	0	2
57 Tyler Moore, R (1, 3) OBP: 0.290, SLG: 0.548		B SI 92 F FF 92 S FC 91 D CU 81 B FF 91 X FC 90 3-2 2-H 3-H 2B		S SI 91 F CH 84 B SI 90 X FF 88 1-2 1-H HR		B SI 86 B CH 79 B FC 87 C FF 83 F FF 86 F FC 87 X FF 81 3-2 HR		C FF 92 1 SAFE 1 SAFE X CH 87 0-1 ② F7		4	2	3	5	0	0	1
24 Rick Ankiel, L (1, 8) OBP: 0.281, SLG: 0.401		B SI 93 D SI 93 B FF 91 X SI 93 3-0 ② F9		B FF 91 X SI 90 1-0 1 FC3-6 26 BB 1B		B SL 79 C SL 79 S FC 86 C FF 86 1-3 ② K		B CH 84 1 SAFE 1 SAFE X CH 83 1-0 ③ L4		4	0	1	0	0	1	2
26 Jesus Flores, R (1, 2) OBP: 0.287, SLG: 0.333		C CU 81 F FF 92 F CU 82 F CU 80 X FF 91 0-2 ③ G4-3		C CU 78 F CH 84 F CU 78 B SI 90 1 SAFE D CU 80 B FF 89 B SI 89 4-2 1 FC3-6 1-2 BB		B FF 86 X SI 87 1-0 ③ G5-3			S FF 92 F SI 92 F FF 93 B CU 77 X FF 92 1-2 ① F8	3	0	0	0	1	0	1

Inning Stats	1	2	3	4	5	6	7	8	9
	R: 0 E: 0 K: 1 S: 6	R: 2 E: 0 K: 0 S: 15	R: 0 E: 0 K: 0 S: 11	R: 2 E: 0 K: 0 S: 16	R: 0 E: 0 K: 0 S: 5	R: 1 E: 0 K: 1 S: 10	R: 0 E: 0 K: 1 S: 8	R: 1 E: 0 K: 0 S: 9	R: 0 E: 0 K: 1 S: 10
	H: 0 LOB: 0 BB: 0 P: 9	H: 2 LOB: 1 BB: 1 P: 29	H: 2 LOB: 1 BB: 0 P: 15	H: 3 LOB: 2 BB: 1 P: 26	H: 0 LOB: 0 BB: 0 P: 8	H: 1 LOB: 0 BB: 0 P: 16	H: 0 LOB: 0 BB: 0 P: 10	H: 1 LOB: 1 BB: 1 P: 16	H: 0 LOB: 0 BB: 0 P: 17

PITCHER		IP	WLS	BF	H	R	ER	SO	BB	IBB	HBP	BLK	WP	HR	S	P	ERA	WHIP
4 Kyle Drabek, R ERA: 4.67	(1, 1)	4.1	L	21	7	4	4	1	2	0	0	0	0	1	50	83	8.31	2.077
32 Aaron Laffey, L ERA: 6.0	(5, 1)	3.0		11	2	2	2	2	0	0	0	0	0	2	26	37	6.00	0.667
48 Francisco Cordero, R ERA: 5.68	(8, 1)	0.2		3	0	0	0	0	1	0	0	0	0	0	4	9	0.00	1.500
44 Casey Janssen, R ERA: 3.04	(9, 1)	1.0		3	0	0	0	1	0	0	0	0	0	0	10	17	0.00	0.000

PITCHER	IP	WLS	BF	H	R	ER	SO	BB	IBB	HBP	BLK	WP	HR	S	P	ERA	WHIP

TOP

Washington Nationals @ Toronto Blue Jays

Rogers Centre, Toronto, ON

Wed Jun 13 2012, 12:39 PM - 3:31 PM EDT

Att. 41,677 - Sunny - 66 F

livebaseballscorecards.com

AB	35
R	6
H	9
RBI	6
BB	3
SO	4
LOB	12

1B: 4	SF: 0	WP: 0	PA: 38
2B: 2	SAC: 0	PB: 0	
3B: 0	DP: 1	SB: 0	
HR: 3	HBP: 0	CS: 0	

Batter	1	2	3	4	5	6	7	8	9	AB	R	H	RBI	BB	SO	LOB
13 Brett Lawrie, R (1, 5) OBP: 0.327, SLG: 0.382	F FF 95 B CU 79 F CH 86 X CH 87 1-2 19 FC6-4 1B		X SI 94 0-0 ① G6-3 3-H		1 SAFE 1 SAFE C CU 81 X CU 82 0-1 ②③ F9 1-2			S FC 85 F SI 94 X KC 80 0-2 ① G6-3		4	0	1	1	0	0	1
28 Colby Rasmus, L (1, 8) OBP: 0.308, SLG: 0.451	S SI 94 B SI 94 C CH 87 S FF 96 1-3 ① K		C CU 81 S CH 89 S CH 89 0-3 ② K			B FF 96 F SI 96 C CU 82 B CH 88 S CH 90 2-3 ① K		X SI 93 0-0 2B		4	0	1	0	0	3	1
19 José Bautista, R (1, 9) OBP: 0.351, SLG: 0.520	1 SAFE F FF 94 F CH 86 D CU 80 X CH 88 1-2 ② FC6-4 1-2f		B CU 81 B CH 88 X CH 88 2-0 HR			B FF 97 B FF 98 C SI 97 B FF 97 B CU 82 4-1 10 WP BB		C SI 94 B SI 93 B FC 85 S FC 85 C KC 80 2-3 ② K		3	1	1	1	1	1	2
10 Edwin Encarnación, R (1, 3) OBP: 0.348, SLG: 0.561	B FF 95 C SI 93 B FF 95 D CH 87 F FF 95 F FF 96 S FF 96 3-3 ③ K		X SI 97 0-0 ③ G6-3			B SI 97 S CU 80 S CU 80 B CH 90 F CH 89 X FF 96 2-2 ② F7 1-2		C SI 92 F KC 80 D FC 87 D KC 80 F FC 86 B SI 93 F FC 84 F SI 93 F SI 93 4-2 B FC 85 BB		3	0	0	0	1	1	2
30 David Cooper, L (1, 10) OBP: 0.328, SLG: 0.439		C FF 93 C FF 95 B FF 94 S CH 87 1-3 ① K		F FF 95 X CU 81 0-1 ① G3		X CH 88 0-0 ③ F8		C FF 93 C SI 92 F KC 80 B KC 81 S FC 85 1-3 ③ K		4	0	0	0	0	2	3
5 Yunel Escobar, R (1, 6) OBP: 0.301, SLG: 0.323		C CU 78 F FF 96 F FF 95 X FF 95 0-2 ② F9		C FF 97 B SI 96 B CU 82 F FF 97 B CH 92 X CU 80 3-2 ② G6-3			B SI 94 X SI 93 1-0 11 S 9 G1-3 1B		B FF 92 F FF 91 B SL 82 S SL 81 S SL 83 2-3 ① K	4	0	1	0	0	1	0
2 Kelly Johnson, L (1, 4) OBP: 0.341, SLG: 0.399		C SI 96 B SI 96 F CH 89 F CU 80 F FF 96 X FF 97 1-2 1B		F CH 89 S CH 89 B CU 82 B FF 96 C FF 97 2-3 ③ K			C SI 93 S KC 80 S KC 81 0-3 ① K		C SL 81 X FF 91 0-1 ② L8	4	0	1	0	0	2	1
9 J.P. Arencibia, R (1, 2) OBP: 0.262, SLG: 0.402		D CU 79 B FF 94 S FF 94 B FF 95 F FF 96 F FF 96 F FF 96 S CH 88 3-3 ③ K			F FF 95 F CU 80 B FF 97 S FF 97 1-3 ① K		1 SAFE S FC 84 X FC 84 0-1 ② G1-3 1-2		C SL 82 S SL 82 X FF 91 0-2 ③ G3	4	0	0	0	0	2	2
11 Rajai Davis, R (1, 7) OBP: 0.315, SLG: 0.455			S FF 94 X FF 96 0-1 13 G6-3 3B		C FF 97 X SI 97 0-1 13 CS 1B		S FC 84 B FC 85 S FC 85 D FC 86 D FC 85 S FC 86 3-3 ③ K2-3 2-3			3	1	2	0	0	1	1
Inning Stats	R: 0 E: 0 K: 2 S: 13 H: 1 LOB: 1 BB: 0 P: 19	R: 0 E: 0 K: 2 S: 17 H: 1 LOB: 1 BB: 0 P: 22	R: 2 E: 0 K: 1 S: 8 H: 2 LOB: 0 BB: 0 P: 10	R: 0 E: 0 K: 1 S: 8 H: 0 LOB: 0 BB: 0 P: 13	R: 0 E: 0 K: 1 S: 7 H: 1 LOB: 0 BB: 0 P: 8	R: 0 E: 0 K: 1 S: 9 H: 0 LOB: 1 BB: 1 P: 17	R: 0 E: 0 K: 2 S: 9 H: 1 LOB: 1 BB: 0 P: 13	R: 0 E: 0 K: 2 S: 17 H: 1 LOB: 2 BB: 1 P: 24	R: 0 E: 0 K: 1 S: 8 H: 0 LOB: 0 BB: 0 P: 10	1B: 4 2B: 1 3B: 1 HR: 1	SF: 0 SAC: 0 DP: 0 HBP: 0	WP: 1 PB: 0 SB: 1 CS: 1	PA: 35				

PITCHER		IP	WLS	BF	H	R	ER	SO	BB	IBB	HBP	BLK	WP	HR	S	P	ERA	WHIP
37 Stephen Strasburg, R ERA: 2.45	(1, 1)	6.0	W	23	5	2	2	8	1	0	0	0	1	1	62	89	3.00	1.000
35 Craig Stammen, R ERA: 1.67	(7, 1)	2.0	H	9	2	0	0	4	1	0	0	0	0	0	26	37	0.00	1.500
54 Brad Lidge, R ERA: 5.4	(9, 1)	1.0		3	0	0	0	1	0	0	0	0	0	0	8	10	0.00	0.000

PITCHER	IP	WLS	BF	H	R	ER	SO	BB	IBB	HBP	BLK	WP	HR	S	P	ERA	WHIP

BOTTOM

Washington Nationals @ Toronto Blue Jays

Rogers Centre, Toronto, ON

Wed Jun 13 2012, 12:39 PM - 3:31 PM EDT

Att. 41,677 - Sunny - 66 F

livebaseballscorecards.com

AB	33
R	2
H	7
RBI	2
BB	2
SO	13
LOB	13

Philadelphia Phillies @ Toronto Blue Jays

Rogers Centre, Toronto, ON

Fri Jun 15 2012, 7:09 PM - 9:55 PM EDT

Att. 28,266 - Clear - 70 F

livebaseballscorecards.com

TOP

Batter	1	2	3	4	5	6	7	8	9	AB	R	H	RBI	BB	SO	LOB
11 Jimmy Rollins, S (1, 6) OBP: 0.302, SLG: 0.365	B FF 93 B FF 92 X FF 93 2-0 G4-3 ①		B CU 72 C FF 89 X CH 80 1-1 G3-1 ①		B CH 81 B CU 73 B SL 80 C FF 88 X FF 90 3-1 2B		B FF 93 C FF 92 F CH 88 X CH 88 1-2 G4-1 ③		X FF 92 0-0 F8 ③	5	0	1	0	0	0	2
10 Juan Pierre, L (1, 7) OBP: 0.363, SLG: 0.372	C FF 94 F SI 90 S FF 92 0-3 K ②		C SI 89 F SL 82 B FF 90 F SL 83 X CH 83 1-2 G3 ②		F SL 80 X FF 90 0-1 F7 ②			C FF 89 L SI 88 X FF 88 0-2 23 S 8 S 1B		4	0	1	0	0	1	1
3 Hunter Pence, R (1, 9) OBP: 0.351, SLG: 0.481	C CH 86 B CH 87 B CH 82 B FC 83 C FF 83 B FF 84 4-2 BB		B FF 90 X CH 81 1-0 2B		B FF 88 C SI 89 S SL 83 X FF 90 1-2 F9 ③			C FF 89 1 SAFE X FF 89 0-1 L4 ①		3	0	1	0	1	0	2
25 Jim Thome, L (1, 10) OBP: 0.382, SLG: 0.511	C FC 82 X SL 78 0-1 G5-3 ③		C FF 90 S CH 82 B SL 84 B SL 83 F FF 91 B CH 81 F SL 83 B CH 83 4-2 BB			S CH 78 C FF 88 B SL 82 F CU 75 F FF 91 F SL 82 C CH 79 1-3 K ①		B FF 90 C SI 89 B SL 77 D SL 77 X SI 89 3-1 L8 ②		3	0	0	0	1	1	2
8 Shane Victorino, S (1, 8) OBP: 0.318, SLG: 0.405		C FF 83 B FF 87 B FC 85 X SI 86 2-1 F8 ①	C CH 81 F CH 81 X SL 82 0-2 P2 ③			C FF 90 S SL 82 C FF 92 0-3 K ②		B SI 90 C SI 90 F SI 90 H FF 89 2-2 23 S 1-2 HBP		3	0	0	0	0	1	2
51 Carlos Ruiz, R (1, 2) OBP: 0.424, SLG: 0.578 23 Brian Schneider, L (6, 2) OBP: 0.265, SLG: 0.379		C FF 85 B SI 85 B CH 79 X FF 86 2-1 24 BB 1B		B FF 88 B CU 77 B FF 88 C FF 89 S CH 81 B SL 83 4-2 18 G3-6 BB		C SL 78 B CU 75 C CU 72 B SL 82 F SL 82 S CH 82 2-3 K ③		B FF 90 F FF 89 C SL 77 C SL 75 1-3 K ③ 1-2 2-3		2 1	0 0	1 0	0 0	1 0	1 1	0 2
24 Ty Wigginton, R (1, 3) OBP: 0.321, SLG: 0.402		B FC 85 B CH 77 C SI 82 B SI 84 B FF 86 4-1 1-2 BB		C SL 80 F SI 90 S SL 82 1-3 K ①			B FF 92 S FF 93 B FF 92 F FF 94 X FF 94 2-2 F8 ①		C FF 92 B FC 90 B FF 92 X FC 90 2-1 F9 ①	3	0	0	0	1	1	1
18 Mike Fontenot, L (1, 5) OBP: 0.396, SLG: 0.417		C FF 84 B FC 85 B SI 83 F SI 84 F SI 84 B FF 87 X SI 83 3-2 F7 ②		C FF 89 C CU 75 F FF 90 X SL 81 0-2 G3-6 ②③ 1-2f			B FF 94 C FF 93 F FF 93 B SL 83 F FF 94 C FF 93 2-3 K ②		B FF 91 C FF 92 C FF 92 X FC 90 1-2 27 FC6-4 1B	4	0	1	0	0	1	3
7 Michael Martinez, S (1, 4) OBP: 0.286, SLG: 0.211 27 Placido Polanco, R (9, PH) OBP: 0.306, SLG: 0.358		C SI 86 F FF 87 B FC 88 X FF 86 1-2 G4-3 ③	C FF 86 F FF 88 B SL 82 S SL 83 1-3 K ①				C FF 94 B FF 94 F FF 94 B FF 93 B FF 93 F FF 93 F FF 92 B FF 93 4-2 BB		C FF 91 C CU 75 X FC 89 0-2 FC6-4 ② 1-2f	2 1	0 0	0 0	0 0	1 0	1 0	2 1
Inning Stats	R: 0 E: 0 K: 1 S: 8 H: 0 LOB: 1 BB: 1 P: 14	R: 0 E: 0 K: 0 S: 12 H: 1 LOB: 2 BB: 1 P: 24	R: 0 E: 0 K: 0 S: 14 H: 1 LOB: 2 BB: 1 P: 21	R: 0 E: 0 K: 1 S: 9 H: 0 LOB: 0 BB: 1 P: 14	R: 0 E: 0 K: 1 S: 10 H: 1 LOB: 1 BB: 0 P: 15	R: 0 E: 0 K: 3 S: 13 H: 0 LOB: 0 BB: 0 P: 16	R: 0 E: 0 K: 1 S: 14 H: 0 LOB: 1 BB: 1 P: 23	R: 0 E: 0 K: 1 S: 12 H: 1 LOB: 2 BB: 0 P: 18	R: 0 E: 0 K: 0 S: 9 H: 1 LOB: 1 BB: 0 P: 12	1B: 3 2B: 2 3B: 0 HR: 0 SF: 0 SAC: 0 DP: 1 HBP: 1						

	AB	31
	R	0
	H	5
	RBI	0
	BB	5
	SO	8
	LOB	18

PITCHER		IP	WLS	BF	H	R	ER	SO	BB	IBB	HBP	BLK	WP	HR	S	P	ERA	WHIP
36 Drew Hutchison, R ERA: 4.6	(1, 1)	0.2		2	0	0	0	1	0	0	0	0	0	0	4	6	0.00	0.000
32 Aaron Laffey, L ERA: 4.15	(1, 1)	1.1		7	1	0	0	0	2	0	0	0	0	0	16	32	0.00	2.250
33 Carlos Villanueva, R ERA: 3.48	(3, 1)	4.0	W	15	2	0	0	5	2	0	0	0	0	0	46	66	0.00	1.000
54 Jason Frasor, R ERA: 3.8	(7, 1)	1.0	H	4	0	0	0	1	1	0	0	0	0	0	14	23	0.00	1.000
38 Darren Oliver, L ERA: 1.57	(8, 1)	1.0	H	5	1	0	0	1	0	0	1	0	0	0	12	18	0.00	1.000

PITCHER		IP	WLS	BF	H	R	ER	SO	BB	IBB	HBP	BLK	WP	HR	S	P	ERA	WHIP
44 Casey Janssen, R ERA: 2.92	(9, 1)	1.0	S	4	1	0	0	0	0	0	0	0	0	0	9	12	0.00	1.000

BOTTOM

Philadelphia Phillies @ Toronto Blue Jays

Rogers Centre, Toronto, ON

Fri Jun 15 2012, 7:09 PM - 9:55 PM EDT

Att. 28,266 - Clear - 70 F

livebaseballscorecards.com

Batter	1	2	3	4	5	6	7	8	9	AB	R	H	RBI	BB	SO	LOB
13 Brett Lawrie, R (1, 5) OBP: 0.329, SLG: 0.392	C SI 90 B SL 85 X SL 84 1-1 ① G5-3		2 SAFE B SI 88 C SI 89 C FF 90 X SL 85 1-2 ② 2-H 2B		1 SAFE B FF 90 F SI 89 1 SAFE 1 SAFE S SI 90 X FC 89 1-2 ② P3 1-2			S FF 91 F CH 83 B SL 84 B SL 85 X FF 92 2-2 28 CS 2B		4	0	2	1	0	0	1
28 Colby Rasmus, L (1, 8) OBP: 0.303, SLG: 0.443	C FF 90 B FF 88 X SI 90 1-1 ② L8		C SL 86 B FF 91 S KC 75 C FC 92 1-3 ③ K		B SL 86 2 SAFE X KC 74 1-0 ③ G3			S SL 82 S SL 84 D SL 84 B FF 87 B CH 83 S SL 84 3-3 ①② K 2-3		4	0	0	0	0	2	3
19 José Bautista, R (1, 9) OBP: 0.354, SLG: 0.517	C SI 88 F FF 91 B SL 86 B SL 83 B SL 85 B FF 89 4-2 10 CS BB			C SI 91 C FF 90 F FF 86 F SI 90 X SL 85 0-2 10 FC5 10 E 1B		X FF 90 0-0 ① F8		B SL 83 C FF 94 B FF 93 X CH 84 2-1 ③ F7		3	1	1	0	1	0	0
10 Edwin Encarnación, R (1, 10) OBP: 0.344, SLG: 0.554	C SL 85 1 SAFE S FF 90 B FF 90 1-2 ③ CS 1-2	B SL 84 X SL 85 1-0 ① G1-3		B SI 87 X SI 89 1-0 FC5 5 G6-3 1-H		B SL 84 B SL 85 F SI 89 F SI 88 C SI 90 2-3 ② K				3	1	0	0	0	1	0
2 Kelly Johnson, L (1, 4) OBP: 0.345, SLG: 0.403		B FF 89 F SL 84 B FF 89 S SI 89 X SI 90 2-2 5 G6-4-3 1B		C SI 91 B CH 85 S CH 82 C SI 90 1-3 ① K		F SL 84 S SL 86 F FF 92 X SL 86 0-2 1B				3	0	2	0	0	1	1
5 Yunel Escobar, R (1, 6) OBP: 0.298, SLG: 0.319		1 SAFE F SI 87 B SI 90 B SL 86 1 SAFE S SL 86 X SI 91 2-2 ②③ G6-4-3 1-2f		B SL 88 B SI 90 C SI 90 B SI 91 X SL 87 3-1 ② G6-3 3-H		C SL 88 X SI 88 0-1 ③ G1-3				3	0	0	1	0	0	2
30 David Cooper, L (1, 3) OBP: 0.313, SLG: 0.417			B FC 89 C FF 89 B SL 85 B SL 84 X SI 90 3-1 ① F7	B FF 91 F FF 91 B SL 86 C FF 92 C SI 90 2-3 ③ K			C FF 90 B SI 87 B SL 79 B SI 89 F SI 89 X SI 90 3-2 ① F8			3	0	0	0	0	1	0
9 J.P. Arencibia, R (1, 2) OBP: 0.259, SLG: 0.396			B KC 76 X SI 91 1-0 ② P4		F SI 87 B FF 89 F SI 87 C SI 91 1-3 ① K		B SL 85 B SL 85 F SI 89 B SI 90 X SI 90 3-1 ② F8			3	0	0	0	0	1	0
11 Rajai Davis, R (1, 7) OBP: 0.324, SLG: 0.465			X KC 75 0-0 13 2B 2B		B SI 88 B SL 86 C FF 90 C SI 90 B SI 90 B SI 91 4-2 13 S BB		F FF 90 X SI 90 0-1 ③ G5-3			2	1	1	0	1	0	0
Inning Stats	R: 0 E: 0 K: 0 S: 8 H: 0 LOB: 0 BB: 1 P: 15	R: 0 E: 0 K: 0 S: 7 H: 1 LOB: 0 BB: 0 P: 12	R: 1 E: 0 K: 1 S: 10 H: 2 LOB: 1 BB: 0 P: 16	R: 2 E: 1 K: 2 S: 14 H: 1 LOB: 0 BB: 0 P: 21	R: 0 E: 0 K: 1 S: 9 H: 0 LOB: 1 BB: 1 P: 16	R: 0 E: 0 K: 1 S: 10 H: 1 LOB: 1 BB: 0 P: 12	R: 0 E: 0 K: 0 S: 7 H: 0 LOB: 0 BB: 0 P: 13	R: 0 E: 0 K: 1 S: 8 H: 1 LOB: 0 BB: 0 P: 15		1B: 3 2B: 4 3B: 0 HR: 0 SF: 0 SAC: 0 DP: 2 HBP: 0		WP: 0 PB: 0 SB: 1 CS: 2 PA: 31			

PITCHER		IP	WLS	BF	H	R	ER	SO	BB	IBB	HBP	BLK	WP	HR	S	P	ERA	WHIP
49 Vance Worley, R ERA: 2.8	(1, 1)	7.0	L	27	5	3	1	5	2	0	0	0	0	0	65	105	1.29	1.000
44 Michael Schwimer, R ERA: 5.11	(8, 1)	1.0		3	1	0	0	1	0	0	0	0	0	0	8	15	0.00	1.000

PITCHER	IP	WLS	BF	H	R	ER	SO	BB	IBB	HBP	BLK	WP	HR	S	P	ERA	WHIP

AB	28
R	3
H	6
RBI	2
BB	2
SO	6
LOB	7

Batter	1	2	3	4	5	6	7	8	9	10	AB	R	H	RBI	BB	SO	LOB
11 Jimmy Rollins, S (1, 6) OBP: 0.307, SLG: 0.370	C FF 92 B SI 92 F SI 92 X SI 94 1-2 G1-3 ①	X SI 91 0-0 27 FC6-4 1B 1-2 2-3		M CH 86 B FF 91 B FF 91 B CH 84 B FF 92 4-1 27 CS BB		B FF 90 B CH 83 F FF 91 F CH 83 D CH 86 X CH 82 3-2 P5 ③		C FF 91 X FF 93 0-1 1-3 2-H 2B			4	0	2	1	1	0	2
27 Placido Polanco, R (1, 5) OBP: 0.308, SLG: 0.364	C SI 92 B SI 93 B SI 92 S FF 92 B CH 85 X FF 92 3-2 3 2B 2B	C CU 76 X CH 84 0-1 FC6-4 ③ 1-2f		1 SAFE F FF 91 S FC 92 F FF 92 B CU 79 S CH 85 1-3 K ②③ 1-2			C FF 91 F FF 93 X FO 80 0-2 1B	X FO 84 0-0 F7 ③			5	1	2	0	0	1	6
3 Hunter Pence, R (1, 9) OBP: 0.348, SLG: 0.479	B FF 92 F FF 92 X CH 84 1-1 2-H 2B	B SI 91 C FF 92 X FF 92 1-1 G5-3 ①	F FF 91 X FF 90 0-1 G5-3 ①				X FF 92 0-0 F9 ①		F FF 92 F SL 86 B FF 93 B SL 87 C FF 93 2-3 K ①		5	0	1	1	0	1	1
25 Jim Thome, L (1, 10) OBP: 0.350, SLG: 0.462	B FF 91 F FF 91 F SI 90 B FF 94 S CU 78 2-3 K ②	S FF 93 B FF 93 S FF 92 B FF 94 X CU 78 2-2 G5-3 ②	B SI 91 F FF 91 X FF 92 1-1 G4-3 ②				C FF 92 S FF 93 C FF 93 0-3 K ②		X SI 93 0-0 G1-3 ②		5	0	0	0	0	2	2
8 Shane Victorino, S (1, 8) OBP: 0.316, SLG: 0.401	B SI 92 C CH 83 B SI 93 F CH 85 F CH 81 X SI 92 2-2 G4-3 ③	B FF 92 X FF 93 1-0 24 1B 15 HR 1B	B SI 92 L FF 91 X CH 84 1-1 F9 ③				S FF 94 X FF 94 0-1 P6 ③		L SI 91 B FF 92 F FC 91 X FF 93 1-2 G5-3 ③		5	1	1	0	0	0	2
24 Ty Wigginton, R (1, 3) OBP: 0.318, SLG: 0.397		C FF 90 X FF 91 0-1 F8 ①	B FF 93 S FF 92 1 SAFE X FF 94 1-1 15 HR 1B 1-3			F SI 90 B SI 91 F FF 92 B CH 85 S CH 85 2-3 K ①		B F FF 91 C FO 84 B FF 93 C FF 93 2-3 K ①		X SL 86 0-0 F8 ①	5	1	1	0	0	2	0
15 John Mayberry Jr., R (1, 7) OBP: 0.257, SLG: 0.354	C FF 92 B SI 92 F FF 93 F CU 78 B FF 94 F FF 93 B CU 79 F FF 93 X CH 85 3-2 L8 ②	B FF 94 F FF 92 X CU 77 1-1 1-H 3-H HR				B SI 92 F FF 92 B FF 93 B SI 92 F FF 92 F FF 91 X FF 92 3-2 F7 ②		S FF 95 C FF 94 S FF 95 0-3 K ②		C SL 86 B SL 86 F SL 86 B FF 94 B FF 94 S SL 88 3-3 K ②	5	1	1	3	0	2	0
23 Brian Schneider, L (1, 2) OBP: 0.301, SLG: 0.373 10 Juan Pierre, L (10, PR) OBP: 0.363, SLG: 0.372 31 Erik Kratz, R (10, 2) OBP: 0.250, SLG: 1.000	C FF 93 B CU 77 H SI 90 2-1 11 1B 7 1B HBP	L FF 93 F FF 93 B CU 79 B CU 78 X FF 94 2-2 G6-3				H CU 75 1-0 7 E HBP		C FF 93 B FF 95 B FO 86 B FF 93 F FF 91 F FF 93 B FF 93 4-2 7 BB 11 2B BB		B CH 85 S CH 86 B CH 85 B CH 83 B FF 94 4-1 18 S BB	1 0 0	1 0 0	0 0 0	0 0 0	2 0 0	0 0 0	0 0 0
7 Michael Martinez, S (1, 4) OBP: 0.320, SLG: 0.227 18 Mike Fontenot, L (10, PH) OBP: 0.389, SLG: 0.408 (10, 4)	X FF 92 0-0 11 1B 1B 1-2			B SI 89 F CH 81 B SI 90 X CH 82 2-1 G5-3 ①		C FF 92 S FF 91 F FF 92 X CU 78 0-2 E5 1-3		B FF 91 B FF 91 C FF 90 C FF 91 F FF 92 B FF 92 B FF 91 4-2 11 2B 1-2 BB		1 SAFE 1 SAFE B FF 93 1 SAFE S CH 82 C CH 84 B FF 95 X FF 94 2-2 F7 ③ 1-2	3 1	0 0	1 0	0 0	1 0	0 0	1 1
Inning Stats	R: 1 H: 2 E: 0 LOB: 1 K: 1 BB: 0 S: 15 P: 24	R: 0 H: 2 E: 0 LOB: 3 K: 0 BB: 0 S: 13 P: 18	R: 3 H: 3 E: 0 LOB: 0 K: 0 BB: 0 S: 13 P: 21	R: 0 H: 0 E: 0 LOB: 0 K: 1 BB: 1 S: 7 P: 14	R: 0 H: 0 E: 0 LOB: 0 K: 0 BB: 0 S: 6 P: 8	R: 0 H: 0 E: 1 LOB: 2 K: 1 BB: 0 S: 14 P: 23	R: 0 H: 1 E: 0 LOB: 1 K: 1 BB: 0 S: 9 P: 9	R: 1 H: 1 E: 0 LOB: 2 K: 2 BB: 2 S: 15 P: 25	R: 0 H: 0 E: 0 LOB: 0 K: 1 BB: 0 S: 7 P: 10	R: 0 H: 0 E: 0 LOB: 2 K: 1 BB: 1 S: 8 P: 17	1B: 5 SF: 0 2B: 3 SAC: 0 3B: 0 DP: 0 HR: 1 HBP: 2						

PITCHER		IP	WLS	BF	H	R	ER	SO	BB	IBB	HBP	BLK	WP	HR	S	P	ERA	WHIP
24 Ricky Romero, L ERA: 4.28	(1, 1)	6.0		28	7	4	4	3	1	0	2	0	0	1	68	108	6.00	1.333
56 Robert Coello, R ERA: 2.25	(7, 1)	2.0		10	2	1	1	3	2	0	0	0	0	0	24	34	4.50	2.000
44 Casey Janssen, R ERA: 2.81	(9, 1)	1.0		3	0	0	0	1	0	0	0	0	0	0	7	10	0.00	0.000
48 Francisco Cordero, R ERA: 5.47	(10, 1)	1.0	W	4	0	0	0	1	1	0	0	0	0	0	8	17	0.00	1.000

PITCHER	IP	WLS	BF	H	R	ER	SO	BB	IBB	HBP	BLK	WP	HR	S	P	ERA	WHIP

TOP

Philadelphia Phillies @ Toronto Blue Jays

Rogers Centre, Toronto, ON

Sat Jun 16 2012, 1:09 PM - 4:23 PM EDT
Att. 42,070 - Partly Cloudy - 75 F

livebaseballscorecards.com

AB	39
R	5
H	9
RBI	5
BB	4
SO	8
LOB	15

1B: 5	SF: 0	WP: 0	PA: 45		
2B: 3	SAC: 0	PB: 0			
3B: 0	DP: 0	SB: 1			
HR: 1	HBP: 2	CS: 1			

Batter	1	2	3	4	5	6	7	8	9	10	AB	R	H	RBI	BB	SO	LOB
13 Brett Lawrie, R (1, 5) OBP: 0.331, SLG: 0.393	F FF 91 X FC 86 0-1 ① L9		B CH 83 B FC 85 X SI 92 2-0 28 1B 10 CS 1-2 1B		F SI 92 B CU 74 C CU 73 F CH 85 X FC 86 1-2 ② P4		X FF 93 0-0 1B	B SL 87 S SL 87 X SI 95 1-1 ③ F7			5	0	2	0	0	0	3
28 Colby Rasmus, L (1, 8) OBP: 0.305, SLG: 0.443	B FF 92 F SI 91 X FC 86 1-1 ② F7		C FF 91 B FF 92 X FF 93 1-1 1-3 2-H 1B		B FC 86 X FC 86 1-0 1B		C SI 92 F CU 74 X FF 93 0-2 ③ G1-3		B FF 90 F CH 81 F SL 82 B SL 84 B FF 92 T SL 84 3-2 ① K		5	0	2	1	0	1	1
19 José Bautista, R (1, 9) OBP: 0.351, SLG: 0.508	C FF 92 X FF 92 0-1 ③ P3		X FF 92 0-0 ② P4		C SI 92 X FF 93 0-1 ③ F7			B FC 86 S CH 84 B FC 86 B FF 92 B SI 90 4-1 10 1B 10 E BB	B SL 84 B SL 84 B FF 92 C SL 82 X SL 86 3-1 ② F8		4	1	0	0	1	0	3
10 Edwin Encarnación, R (1, 3) OBP: 0.345, SLG: 0.549		C FC 85 F SI 92 F FF 92 T CU 74 0-2 ① K	C FC 86 B SI 92 F CH 85 1 SAFE 1-2 ③ CS 3-H	C CU 73 S CU 73 B CU 75 B CH 85 X FC 86 2-2 ① F8		C CH 84 C FF 91 B CU 74 C FF 93 1-3 ① K		X CH 84 0-0 E6 1-H 1B	B SL 83 B FF 93 B SL 84 C FF 91 C SL 85 F FF 92 B SL 86 4-2 BB		4	1	1	0	1	2	0
2 Kelly Johnson, L (1, 4) OBP: 0.346, SLG: 0.403		B FF 92 X FF 92 1-0 ② G4-3		X FF 92 0-0 ② G4-3		C FF 93 F CU 74 X FC 86 0-2 5 1B 1B		B FC 86 B FF 93 X FF 92 2-0 30 1B 9 2B 1B	B FF 92 B CH 83 S FF 91 F CH 83 F FF 93 X SL 85 2-2 ③ F7		5	1	2	0	0	0	1
5 Yunel Escobar, R (1, 6) OBP: 0.307, SLG: 0.337		B FF 92 X CH 86 1-0 HR		F FF 92 C CU 73 X FF 93 0-2 68 2B 1B		C FF 92 F FC 86 B CU 75 F SI 93 B CU 75 B FF 93 X SI 93 3-2 68 G6-4-3 1-2 1B		C SI 93 B SI 94 1 SAFE L SI 92 X SL 86 1-2 ① P4		B FF 92 C SL 87 B FF 92 B SL 86 B FF 91 4-1 18 G5-3 18 BLK 11 1B BB	4	2	3	1	1	0	1
68 Yan Gomes, R (1, 10) OBP: 0.282, SLG: 0.529 30 David Cooper, L (8, PH) OBP: 0.323, SLG: 0.426 18 Mike McCoy, R (8, PR) OBP: 0.333, SLG: 0.333 (9, 10)	F FF 92 T FC 86 C FC 86 0-3 ③ K		S FF 92 X SI 92 0-1 1-3 2B		S SI 93 X CU 74 0-1 ②③ G6-4-3 1-2f		S SI 94 X SI 92 0-1 9 2B 1-3 1B		B FF 91 1 SAFE L FF 91 L FF 91 B FF 92 X SL 88 2-2 ① G5-3 1-3		3 1 1	0 0 0	1 1 0	0 0 0	0 0 0	1 0 1	2 0 1
9 J.P. Arencibia, R (1, 2) OBP: 0.257, SLG: 0.396			B FF 92 F FC 84 X SI 91 1-1 ① G6-3 B FC 88 X CH 85 1-0 ③ F7				F FC 85 S FF 92 X CU 73 0-2 ① F8 X SI 94 0-0 1-3 3-H 2B		B FF 94 T FF 93 F FF 93 S SL 89 1-3 ② K		5	0	1	1	0	1	3
11 Rajai Davis, R (1, 7) OBP: 0.328, SLG: 0.462			L SI 91 X FF 92 0-1 28 S 28 1B 13 1B 1B		X FC 85 0-0 ① B5-3		C FF 92 F FF 93 B FF 94 B CH 87 F FF 94 X SI 93 2-2 ② L4	X SL 87 0-0 ② F7	F FF 94 F FF 93 X FF 88 0-2 3-H 1B		5	1	2	1	0	0	3
Inning Stats	R: 0 E: 0 K: 0 S: 6 H: 0 LOB: 0 BB: 0 P: 7	R: 1 E: 0 K: 2 S: 9 H: 1 LOB: 0 BB: 0 P: 11	R: 1 E: 0 K: 0 S: 10 H: 3 LOB: 1 BB: 0 P: 15	R: 0 E: 0 K: 0 S: 10 H: 2 LOB: 2 BB: 0 P: 13	R: 0 E: 0 K: 0 S: 8 H: 1 LOB: 1 BB: 0 P: 10	R: 0 E: 0 K: 1 S: 12 H: 2 LOB: 1 BB: 0 P: 16	R: 0 E: 0 K: 0 S: 11 H: 1 LOB: 1 BB: 0 P: 13	R: 3 E: 1 K: 0 S: 12 H: 4 LOB: 3 BB: 1 P: 20	R: 0 E: 0 K: 1 S: 12 H: 0 LOB: 1 BB: 1 P: 24	R: 1 E: 0 K: 1 S: 10 H: 1 LOB: 1 BB: 1 P: 17	1B: 12 2B: 2 3B: 0 HR: 1 SF: 0 SAC: 0 DP: 1 HBP: 0	WP: 0 PB: 0 SB: 1 CS: 1	PA: 46				

PITCHER		IP	WLS	BF	H	R	ER	SO	BB	IBB	HBP	BLK	WP	HR	S	P	ERA	WHIP
33 Cliff Lee, L ERA: 3.48	(1, 1)	7.0		32	12	5	5	3	1	0	0	0	0	1	69	94	6.43	1.857
50 Chad Qualls, R ERA: 4.39	(8, 1)	1.0	B	5	2	0	0	0	0	0	0	0	0	0	9	11	0.00	2.000
44 Michael Schwimer, R ERA: 4.73	(9, 1)	1.0		4	0	0	0	1	1	0	0	0	0	0	12	24	0.00	1.000
55 Joe Savery, L ERA: 4.43	(10, 1)	0.2	L	4	1	1	1	1	1	0	0	1	0	0	10	17	13.50	3.000

PITCHER	IP	WLS	BF	H	R	ER	SO	BB	IBB	HBP	BLK	WP	HR	S	P	ERA	WHIP

BOTTOM

Philadelphia Phillies @ Toronto Blue Jays

Rogers Centre, Toronto, ON

Sat Jun 16 2012, 1:09 PM - 4:23 PM EDT

Att. 42,070 - Partly Cloudy - 75 F

livebaseballscorecards.com

AB	42
R	6
H	15
RBI	4
BB	3
SO	5
LOB	18

Philadelphia Phillies @ Toronto Blue Jays

Rogers Centre, Toronto, ON

Sun Jun 17 2012, 1:08 PM - 3:53 PM EDT

Att. 45,060 - Roof Closed - 68 F

livebaseballscorecards.com

Batter	1	2	3	4	5	6	7	8	9	AB	R	H	RBI	BB	SO	LOB
11 Jimmy Rollins, S (1, 6) OBP: 0.303, SLG: 0.365	C FF 89 X SI 90 0-1 ① G3		C CH 82 B FF 90 C CU 79 B FF 89 X CU 79 2-2 ② F7		B FF 88 F CH 82 B FF 88 F SI 88 F CH 81 1 SAFE F FF 88 S CU 76 2-3 ② K		B FF 93 C CH 84 F FF 91 T SL 84 1-2 ③ K			4	0	0	0	0	2	1
27 Placido Polanco, R (1, 5) OBP: 0.307, SLG: 0.359	C FF 89 B SI 90 S SL 87 F CU 81 C SI 90 1-3 ② K		C FF 89 B SL 86 B CU 79 B FF 89 B FF 90 4-1 3 1B BB		B CH 81 X SI 87 1-0 E6 1-2			C CH 83 C FF 92 B SI 94 F FF 93 F CH 86 S SL 86 1-3 ① K		3	0	0	0	1	2	1
3 Hunter Pence, R (1, 9) OBP: 0.347, SLG: 0.476	B FF 90 B SL 86 F FF 90 F SL 86 F SL 85 S CU 82 2-3 ③ K2-3		S FF 88 F CU 79 F FF 90 B FF 88 B CU 78 B CU 78 X CU 80 3-2 1-3 1B		B CH 81 X SL 85 1-0 ③ F7			F SI 92 C CH 86 X FF 92 0-2 ② F8		4	0	1	0	0	1	2
25 Jim Thome, L (1, 10) OBP: 0.344, SLG: 0.500		B SI 88 C CU 78 B SL 84 C FF 88 B SL 84 X SL 85 3-2 HR	B FF 88 F FF 89 X SL 86 1-1 ③ G4-3			C SI 94 F SI 94 B SI 94 X SL 84 1-2 ① G3		B FF 94 F SI 94 C SI 93 B SL 87 X SL 86 2-2 ③ G4-3		4	1	1	1	0	0	2
8 Shane Victorino, S (1, 8) OBP: 0.319, SLG: 0.402		C FF 88 B CU 78 F FF 89 S SL 84 1-3 ① K		C CU 76 B SL 85 F SI 87 X CU 79 1-2 29 F9-6 29 S 1B		X FF 93 0-0 1B			C FF 92 X SL 83 0-1 ① G1-3	4	0	2	0	0	1	0
51 Carlos Ruiz, R (1, 2) OBP: 0.416, SLG: 0.566		C CU 78 C CH 83 C SI 89 0-3 ② K		1 SAFE B CH 82 S SI 87 1 SAFE 1 SAFE 1 SAFE X CU 77 1-1 ① L6		X SI 93 0-0 ② L8			C FF 94 F FF 94 B SL 84 C FF 94 1-3 ② K	4	0	0	0	0	2	2
29 Hector Luna, R (1, 3) OBP: 0.362, SLG: 0.488		B SI 88 X CH 84 1-0 ③ F7		B SI 87 1 SAFE 1 SAFE B CH 82 C FF 88 S CU 77 X CH 83 2-2 ② ③ F9-6 1-2		C CH 85 S FF 93 B FF 93 F CH 85 1 SAFE 1 SAFE F FF 93 X CH 84 1-2 ③ P4			B FF 93 C FF 93 X FF 94 1-1 15 1B 1B	4	0	1	0	0	0	2
15 John Mayberry Jr., R (1, 7) OBP: 0.269, SLG: 0.383			C SL 84 B SI 88 X SL 85 1-1 HR		B FF 86 C FF 87 C SI 87 B FF 86 F FF 90 B CU 78 X CU 78 3-2 27 E 1B		B FF 93 C FF 92 B FF 93 X FF 92 2-1 ① P3		C FF 94 B FF 94 X FF 95 1-1 1-2 18 FC6 1B	4	1	3	1	0	0	0
7 Michael Martinez, S (1, 4) OBP: 0.286, SLG: 0.200 18 Mike Fontenot, L (9, PH) OBP: 0.382, SLG: 0.400			C FF 89 X CH 82 0-1 ① G5-3		C FF 87 B CH 80 1 SAFE B CH 81 1 SAFE X FF 88 2-1 ① F8		F CH 87 F CH 85 X SL 85 0-2 ② F7		C FF 94 B FF 95 X FF 94 1-1 ③ FC6 1-2f	3 1	0 0	0 0	0 0	0 0	0 0	1 2
Inning Stats	R: 0 E: 0 K: 2 S: 10 H: 0 LOB: 0 BB: 0 P: 13	R: 1 E: 0 K: 2 S: 10 H: 1 LOB: 0 BB: 0 P: 15	R: 1 E: 0 K: 0 S: 14 H: 2 LOB: 2 BB: 1 P: 25	R: 0 E: 0 K: 0 S: 8 H: 1 LOB: 0 BB: 0 P: 12	R: 0 E: 1 K: 1 S: 13 H: 1 LOB: 2 BB: 0 P: 22	R: 0 E: 0 K: 0 S: 10 H: 1 LOB: 1 BB: 0 P: 12	R: 0 E: 0 K: 1 S: 8 H: 0 LOB: 0 BB: 0 P: 11	R: 0 E: 0 K: 1 S: 11 H: 0 LOB: 0 BB: 0 P: 14	R: 0 E: 0 K: 1 S: 11 H: 2 LOB: 2 BB: 0 P: 15	1B: 6 2B: 1 3B: 0 HR: 2	SF: 0 SAC: 0 DP: 1 HBP: 0					WP: 0 PB: 0 SB: 1 CS: 0	PA: 36

PITCHER		IP	WLS	BF	H	R	ER	SO	BB	IBB	HBP	BLK	WP	HR	S	P	ERA	WHIP
27 Brett Cecil, L ERA: 3.6	(1, 1)	5.0	W	21	5	2	2	5	1	0	0	0	0	2	55	87	3.60	1.200
47 Luis Perez, L ERA: 2.86	(6, 1)	3.0	H	10	1	0	0	2	0	0	0	0	0	0	29	37	0.00	0.333
54 Jason Frasor, R ERA: 3.65	(9, 1)	1.0		5	2	0	0	1	0	0	0	0	0	0	11	15	0.00	2.000

PITCHER	IP	WLS	BF	H	R	ER	SO	BB	IBB	HBP	BLK	WP	HR	S	P	ERA	WHIP

TOP	
AB	35
R	2
H	8
RBI	2
BB	1
SO	8
LOB	13

BOTTOM

Philadelphia Phillies @ Toronto Blue Jays

Rogers Centre, Toronto, ON

Sun Jun 17 2012, 1:08 PM - 3:53 PM EDT

Att. 45,060 - Roof Closed - 68 F

livebaseballscorecards.com

Batter	1	2	3	4	5	6	7	8	9	AB	R	H	RBI	BB	SO	LOB
13 Brett Lawrie, R (1, 5) OBP: 0.333, SLG: 0.396	X SI 89 0-0 28 2B 2B		S FC 85 B CH 80 F FC 84 X SI 90 1-2 ① G6-3		B CH 79 C SI 88 S SI 90 B SI 90 B FC 87 B FC 87 4-2 28 HR BB		D CH 82 F FC 85 X FC 85 1-1 ① L9			3	2	1	0	1	0	1
28 Colby Rasmus, L (1, 8) OBP: 0.312, SLG: 0.464	S CH 81 B SL 79 B FC 86 B SI 90 X SI 90 3-1 2 1B 2-H 2B		X FC 86 0-0 ② F7		X FC 86 0-0 1-H HR		C SL 79 B SI 94 B SI 95 B SI 93 C SI 95 X SI 94 3-2 E9 19 CS 2-H 1B			4	2	3	3	0	0	0
19 José Bautista, R (1, 9) OBP: 0.349, SLG: 0.502	C SI 90 C FC 86 B FC 87 2 SAFE D CH 83 B SI 90 B SL 80 4-2 10 K BB		B FC 86 S FC 86 X SI 90 1-1 ③ G5-3		C CH 80 C SI 90 X FC 85 0-2 ① P5		C SI 95 1 SAFE F SL 83 F SL 82 X SL 82 0-2 ② ③ F8 1-2			3	0	0	0	1	0	1
10 Edwin Encarnación, R (1, 10) OBP: 0.347, SLG: 0.546	C FC 84 1 SAFE 2 SAFE B CH 81 C SI 90 B SL 79 F FC 86 B SI 91 F FC 86 3-3 ① ② F CH 82 S SI 92 K 1-2			B SI 89 X SI 89 1-0 2 G6-4-3 1B	B CH 81 C FC 84 F SI 89 F CH 81 X FC 84 1-2 ② P3			B FF 93 C FF 94 B FS 88 B SL 81 S FS 90 B FF 95 4-2 2 FC1-6 BB		3	0	1	0	1	1	2
2 Kelly Johnson, L (1, 4) OBP: 0.344, SLG: 0.400	C SI 90 X CH 82 0-1 2-H 1B			C FC 86 1 SAFE B SI 89 S FC 87 B FC 87 X SI 91 2-2 ① G6-4-3 1-2f	S CH 81 B FC 85 X SI 88 1-1 ③ F8			S FS 90 F FF 93 B FF 95 X FS 89 1-2 ① FC1-6 1-2f		4	0	1	1	0	0	2
5 Yunel Escobar, R (1, 6) OBP: 0.306, SLG: 0.336	1 SAFE B FF 90 C FC 86 X SI 90 1-1 ③ F8			C FC 85 X FC 85 0-1 68 HBP 11 1B 1B		B SI 88 F SI 88 B SI 88 X FC 85 2-1 ① F8		F FF 95 B FS 90 C FF 95 1 SAFE S FF 95 1-3 ② K		4	1	1	0	0	1	2
68 Yan Gomes, R (1, 3) OBP: 0.279, SLG: 0.486		F SI 89 B SI 88 S CH 81 F SI 90 X FC 86 1-2 ① G6-3		C FC 85 H SI 90 1-1 11 1B 1-2 HBP		S CH 81 B FC 84 B FC 85 C FC 84 F SI 91 F SI 89 S CH 83 2-3 ② K		S FF 95 T FF 95 F FS 91 S FF 94 0-3 ③ K		3	0	0	0	0	2	1
11 Rajai Davis, R (1, 7) OBP: 0.328, SLG: 0.459		F SI 90 F SI 90 F FC 85 S CH 82 0-3 ② K		C SI 91 D FC 87 X SI 91 1-1 1-2 2-H 1B		X CH 81 0-0 ③ F7				3	0	1	1	0	1	0
6 Jeff Mathis, R (1, 2) OBP: 0.268, SLG: 0.431		B FC 86 F SI 90 X FC 86 1-1 ③ P3		B FC 86 F SI 91 C SI 91 F CH 82 B SI 92 S FC 87 2-3 ③ K			X SI 88 0-0 28 E 2B			3	1	1	0	0	1	2
Inning Stats	R: 2 E: 0 K: 1 S: 15 H: 3 LOB: 1 BB: 1 P: 26	R: 0 E: 0 K: 1 S: 10 H: 0 LOB: 0 BB: 0 P: 12	R: 0 E: 0 K: 0 S: 6 H: 0 LOB: 0 BB: 0 P: 8	R: 1 E: 0 K: 1 S: 13 H: 3 LOB: 2 BB: 0 P: 20	R: 2 E: 0 K: 0 S: 12 H: 1 LOB: 0 BB: 1 P: 18	R: 0 E: 0 K: 1 S: 8 H: 0 LOB: 0 BB: 0 P: 12	R: 1 E: 1 K: 0 S: 10 H: 2 LOB: 0 BB: 0 P: 14	R: 0 E: 0 K: 2 S: 12 H: 0 LOB: 1 BB: 1 P: 18		1B: 5 2B: 3 3B: 0 HR: 1 SF: 0 SAC: 0 DP: 1 HBP: 1				WP: 0 PB: 0 SB: 0 CS: 1 PA: 34		

	AB	30
	R	6
	H	9
	RBI	5
	BB	3
	SO	6
	LOB	11

PITCHER		IP	WLS	BF	H	R	ER	SO	BB	IBB	HBP	BLK	WP	HR	S	P	ERA	WHIP
38 Kyle Kendrick, R ERA: 5.29	(1, 1)	6.1	L	28	8	6	5	4	2	0	1	0	0	1	67	100	7.11	1.579
63 Jake Diekman, L ERA: 4.22	(7, 1)	0.2		2	1	0	0	0	0	0	0	0	0	0	7	10	0.00	1.500
58 Jonathan Papelbon, R ERA: 2.03	(8, 1)	1.0		4	0	0	0	2	1	0	0	0	0	0	12	18	0.00	1.000

PITCHER	IP	WLS	BF	H	R	ER	SO	BB	IBB	HBP	BLK	WP	HR	S	P	ERA	WHIP

Toronto Blue Jays @ Milwaukee Brewers

Miller Park, Milwaukee, WI

Mon Jun 18 2012, 7:11 PM - 10:02 PM CDT

Att. 32,223 - Cloudy - 90 F

TOP

livebaseballscorecards.com

Batter	1	2	3	4	5	6	7	8	9	AB	R	H	RBI	BB	SO	LOB
13 Brett Lawrie, R (1, 5) OBP: 0.335, SLG: 0.412	C SI 88 X SI 88 0-1 HR		X CH 79 0-0 19 HBP 10 G5-4-3 2B		B SI 88 1 SAFE C CH 78 B FF 86 F CU 69 F SI 90 X FC 85 2-2 ① FC6-4 28 FC1-6 1-2f		X SI 88 0-0 ② FC6-4 28 S 19 HR 1-2f		B FF 97 B FF 98 F FF 97 C FF 97 B SL 85 S FF 98 3-3 ② K	5	3	2	1	0	1	2
28 Colby Rasmus, L (1, 8) OBP: 0.317, SLG: 0.463	C FF 88 C CU 70 F SI 89 X CU 71 0-2 1B		B SL 80 B SL 82 B SL 81 C FF 88 C SI 89 B FF 89 4-2 10 G5-4-3 19 HBP BB		F SL 84 1 SAFE 1 SAFE B FF 88 B FC 85 F FC 86 F FF 90 D CU 67 X CU 71 3-2 ② FC1-6 1-2f		C SI 89 B SL 80 B SI 90 C SI 90 B SI 90 D SI 90 4-2 19 HR 1-2 BB		X FF 97 0-0 ③ F7	3	1	1	0	2	0	1
19 José Bautista, R (1, 9) OBP: 0.352, SLG: 0.512	B SI 87 B CH 80 1 SAFE 1 SAFE X CH 79 2-0 ① F9		C CU 68 C SI 89 H FC 85 1-2 10 G5-4-3 1-2 2-3 HBP		F CH 78 X CH 77 0-1 ③ F9		B SI 91 X SI 90 1-0 1-H 2-H HR			3	1	1	3	0	0	2
10 Edwin Encarnación, R (1, 3) OBP: 0.346, SLG: 0.554	B SI 87 B FC 83 C FC 84 1 SAFE D CU 70 C FC 84 F FC 85 X SL 85 3-2 ② F8		C FC 83 X FC 86 0-1 ①② G5-4-3 1-2f 2-3 3-H			C CU 67 F FF 85 B SI 87 X SI 88 1-2 HR	B SI 91 B SI 90 C SI 90 X SI 91 2-1 ③ L6			4	1	1	1	0	0	3
5 Yunel Escobar, R (1, 6) OBP: 0.302, SLG: 0.331	X SI 88 0-0 ③ G5-3		B CH 79 B CH 80 X CH 81 2-0 ③ F8			C SI 88 B CU 66 B CU 67 X CH 79 2-1 ① F7		B FF 93 C FF 93 B SI 93 X SI 92 2-1 ① G4-3		4	0	0	0	0	0	2
11 Rajai Davis, R (1, 7) OBP: 0.325, SLG: 0.451		C SI 87 X CU 66 0-1 17 CS 1B		B SI 88 X SI 87 1-0 ① G6-3		L CH 79 B CU 69 F SI 89 F SI 91 F FF 87 B FF 89 F FF 90 C FC 85 2-3 ② K		B CU 76 X SI 92 1-0 ② L8		4	0	1	0	0	1	0
9 J.P. Arencibia, R (1, 2) OBP: 0.254, SLG: 0.390 56 Robert Coello, R (6, 1) 38 Darren Oliver, R (7, 1) 30 David Cooper, L (8, PH) OBP: 0.333, SLG: 0.435 48 Francisco Cordero, R (8, 1)		1 SAFE 1 SAFE B SI 87 X CH 77 1-0 ① F7		B CH 78 B SI 88 S FF 88 S SI 90 S SI 90 2-3 ② K		S FF 89 S SI 90 B SI 91 S FF 91 1-3 ③ K		C SI 93 B CH 85 B CH 84 F SI 93 X CU 77 2-2 1B		3 0 0 1 0	0 0 0 0 0	0 0 0 1 0	0 0 0 0 0	2 0 0 0 0	0 0 0 0 0	1 0 0 0 0
17 Omar Vizquel, S (1, 4) OBP: 0.273, SLG: 0.231		1 SAFE C SI 87 D SI 87 1 SAFE F SL 80 F FC 85 1 SAFE 1 SAFE B SI 88 2-2 ② X SI 90 1-2 1B		C SI 89 B EP 55 F CH 77 T FF 91 1-2 ③ K			B SL 81 B SI 89 B SI 88 C SI 87 C SI 88 X SI 90 3-2 13 FC6-4 1B	B SI 93 X SI 92 1-0 ③ L3		4	0	2	0	0	1	1
37 Henderson Alvarez III, R (1, 1) 18 Mike McCoy, R (5, PH) OBP: 0.429, SLG: 0.429 32 Aaron Laffey, L (5, 1) 68 Yan Gomes, R (6, 2) OBP: 0.273, SLG: 0.474 2 Kelly Johnson, L (9, PH) OBP: 0.343, SLG: 0.398		F SI 87 S CU 70 S CU 70 0-3 ③ K			X FF 88 0-0 13 FC6-4 1B		C CU 70 D CU 68 F CU 70 S FF 89 1-3 ① K		F FF 95 X FF 96 0-1 ① F8	1 1 0 1 1	0 0 0 0 0	0 1 0 0 0	0 0 0 0 0	0 0 0 0 1	1 0 0 1 0	1 0 0 1 0
Inning Stats	R: 1 E: 0 K: 0 S: 12 H: 2 LOB: 1 BB: 0 P: 17	R: 0 E: 0 K: 1 S: 10 H: 2 LOB: 1 BB: 0 P: 13	R: 1 E: 0 K: 0 S: 8 H: 1 LOB: 1 BB: 1 P: 15	R: 0 E: 0 K: 2 S: 7 H: 0 LOB: 0 BB: 0 P: 11	R: 0 E: 0 K: 0 S: 11 H: 1 LOB: 1 BB: 0 P: 16	R: 1 E: 0 K: 2 S: 14 H: 1 LOB: 0 BB: 0 P: 20	R: 3 E: 0 K: 1 S: 12 H: 2 LOB: 0 BB: 1 P: 23	R: 0 E: 0 K: 0 S: 7 H: 1 LOB: 1 BB: 0 P: 13	R: 0 E: 0 K: 1 S: 6 H: 0 LOB: 0 BB: 0 P: 9	1B: 6 2B: 1 3B: 0 HR: 3 SF: 0 SAC: 0 DP: 1 HBP: 1						

AB	35
R	6
H	10
RBI	5
BB	2
SO	7
LOB	14

WP: 0 PB: 0 SB: 1 CS: 1 PA: 38

PITCHER		IP	WLS	BF	H	R	ER	SO	BB	IBB	HBP	BLK	WP	HR	S	P	ERA	WHIP
43 Randy Wolf, L ERA: 5.11	(1, 1)	6.1		27	8	4	4	6	1	0	1	0	0	2	68	102	5.68	1.421
50 Kameron Loe, R ERA: 3.16	(7, 1)	0.2	W	4	1	2	2	0	1	0	0	0	0	1	6	13	27.00	3.000
57 Francisco Rodríguez, R ERA: 4.02	(8, 1)	1.0	H	4	1	0	0	0	0	0	0	0	0	0	7	13	0.00	1.000
59 John Axford, R ERA: 4.78	(9, 1)	1.0	S	3	0	0	0	1	0	0	0	0	0	0	6	9	0.00	0.000

PITCHER	IP	WLS	BF	H	R	ER	SO	BB	IBB	HBP	BLK	WP	HR	S	P	ERA	WHIP

BOTTOM

Toronto Blue Jays @ Milwaukee Brewers
Miller Park, Milwaukee, WI
Mon Jun 18 2012, 7:11 PM - 10:02 PM CDT
Att. 32,223 - Cloudy - 90 F

livebaseballscorecards.com

Batter	1	2	3	4	5	6	7	8	9	AB	R	H	RBI	BB	SO	LOB
7 Norichika Aoki, L (1, 9) OBP: 0.348, SLG: 0.438	B FF 92 B SI 90 F FF 91 X SI 92 2-1 B1-3 ①	B CH 86 X CH 84 1-0 8 FC5, 2 BB 1-2 3-H 1B	B CH 86 D CH 87 C FF 93 X FF 93 2-1 B1-3 ③			B FC 86 F SI 84 X SI 86 1-1 F8 ①		S CH 84 B CH 86 C CH 83 F CU 79 B FF 93 S FF 94 2-3 K ②		5	0	1	1	0	1	3
2 Nyjer Morgan, L (1, 8) OBP: 0.298, SLG: 0.288 59 John Axford, R (9, 1)	C SI 91 X FF 93 0-1 16 BB, 8 1B, 23 1B, 1B	B FF 92 C SL 85 B CH 85 B SI 91 C SI 93 F CH 87 B SI 94 4-2 8 FC5, 16 2B 1-2 2-3 BB		C FF 89 B FF 90 X SI 92 1-1 G4-3 ①		C FC 85 S SL 79 S SL 80 0-3 K ②		D CH 85 2 SAFE B CH 84 B FF 92 C FF 92 B FF 93 4-1 BB		3 0	2 0	1 0	0 0	2 0	1 0	0 0
8 Ryan Braun, R (1, 7) OBP: 0.391, SLG: 0.612	F SI 90 1 SAFE 1 SAFE X SI 91 0-1 16 BB, 23 1B 1-2 1B	F FF 93 S SL 84 X SL 81 0-2 FC5, 16 2B 1-2 2-3f 3-H		C SL 82 B FF 92 B FF 92 S SL 83 X SL 82 2-2 G6-3 ②		S FF 92 F FO 84 C FF 93 0-3 K ③		X SL 87 0-0 F9 ③		5	2	1	1	0	1	4
16 Aramis Ramirez, R (1, 5) OBP: 0.335, SLG: 0.467	B FF 92 B SL 83 C SI 92 B SI 93 B FF 94 4-1 23 1B 1-2 2-3 BB	B FF 91 B FF 90 X FF 92 2-0 1-H 2-H 2B		C FF 93 B FF 93 B CH 85 X SL 83 2-1 1 1B 1B			B FF 91 F FF 90 X FO 76 1-1 HR			3	1	3	3	1	0	0
1 Corey Hart, R (1, 3) OBP: 0.312, SLG: 0.498	B SI 93 F FF 95 X SL 86 1-1 F9 ②	X SL 81 0-0 F8 ③		C FF 90 X SL 80 0-1 1-2 1B			C FF 91 F FF 92 X FO 78 0-2 G6-3 ①			4	0	1	0	0	0	4
23 Rickie Weeks Jr., R (1, 4) OBP: 0.314, SLG: 0.304	C SL 83 B FF 94 B SL 83 F SL 85 B FF 94 X FF 94 3-2 ③ 1-3 2-H 3-H 1B		F FF 92 F FF 94 B FF 91 X SL 82 1-2 43 SH1-3, 9 1B 1B	C FF 93 F FF 91 D SL 84 D SL 81 X SL 82 2-2 P4 ③			C FF 92 C FO 85 B FF 94 F FF 93 F FO 82 S FF 94 1-3 K ②			4	0	2	2	0	1	2
9 George Kottaras, L (1, 2) OBP: 0.427, SLG: 0.394 12 Martín Maldonado, R (7, PH) OBP: 0.305, SLG: 0.453 (8, 2)		B FF 92 S SI 91 F CH 86 X SI 92 1-2 F7 ①	1 SAFE 1 SAFE B CH 84 C FF 90 X CH 83 1-1 43 SH1-3 1-2 1B		B FF 85 B FF 86 F FF 85 X SI 87 2-1 G3 ①		X SI 90 0-0 G6-3 ③			3 1	0 0	1 0	0 0	0 0	0 0	0 0
29 Edwin Maysonet, R (1, 6) OBP: 0.283, SLG: 0.339		B FF 93 C SL 83 S SL 86 X SL 87 1-2 43 1B, 7 1B 2B	C FF 92 S SL 82 S SI 91 0-3 K ①		B SI 87 C SI 86 B FF 86 X FF 86 2-1 F9 ②			X SL 84 0-0 E5 1B		4	1	2	0	0	1	2
43 Randy Wolf, L (1, 1) OBP: 0.130, SLG: 0.136 50 Kameron Loe, R (7, 1) 57 Francisco Rodríguez, R (8, 1) 5 Taylor Green, L (8, PH) OBP: 0.284, SLG: 0.380 27 Carlos Gómez, R (9, 8) OBP: 0.316, SLG: 0.413		X SI 93 0-0 2 BB, 7 1B, 8 FC5, 1B 2-3	X CH 83 0-0 SH1-3 ② 1-2 2-3		C FF 87 X FF 86 0-1 G6-3 ③			C FF 91 F CH 83 S FF 93 0-3 K ①		2 0 0 1 0	1 0 0 0 0	1 0 0 0 0	0 0 0 0 0	0 0 0 1 0	0 0 0 1 0	0 0 0 1 0
Inning Stats	R: 2 E: 0 K: 0 S: 12 H: 3 LOB: 2 BB: 1 P: 22	R: 4 E: 0 K: 0 S: 16 H: 4 LOB: 1 BB: 1 P: 25	R: 0 E: 0 K: 1 S: 11 H: 2 LOB: 2 BB: 0 P: 15	R: 0 E: 0 K: 0 S: 12 H: 2 LOB: 2 BB: 0 P: 19	R: 0 E: 0 K: 0 S: 6 H: 0 LOB: 0 BB: 0 P: 10	R: 0 E: 0 K: 2 S: 8 H: 0 LOB: 0 BB: 0 P: 9	R: 1 E: 0 K: 1 S: 11 H: 1 LOB: 0 BB: 0 P: 13	R: 0 E: 1 K: 2 S: 10 H: 1 LOB: 2 BB: 1 P: 16		1B: 10 2B: 2 3B: 0 HR: 1	SF: 0 SAC: 1 DP: 0 HBP: 0		WP: 0 PB: 0 SB: 0 CS: 0	PA: 39		

	AB	R	H	RBI	BB	SO	LOB
	35	7	13	7	3	6	16

PITCHER		IP	WLS	BF	H	R	ER	SO	BB	IBB	HBP	BLK	WP	HR	S	P	ERA	WHIP
37 Henderson Alvarez III, R ERA: 4.3	(1, 1)	4.0		24	11	6	6	1	2	0	0	0	0	0	51	81	13.50	3.250
32 Aaron Laffey, L ERA: 3.0	(5, 1)	1.2		5	0	0	0	1	0	0	0	0	0	0	11	16	0.00	0.000
56 Robert Coello, R ERA: 3.6	(6, 1)	1.0	L	4	1	1	1	2	0	0	0	0	0	1	13	15	9.00	1.000
38 Darren Oliver, L ERA: 1.54	(7, 1)	0.1		1	0	0	0	0	0	0	0	0	0	0	1	1	0.00	0.000
48 Francisco Cordero, R ERA: 5.27	(8, 1)	1.0		5	1	0	0	2	1	0	0	0	0	0	10	16	0.00	2.000

PITCHER	IP	WLS	BF	H	R	ER	SO	BB	IBB	HBP	BLK	WP	HR	S	P	ERA	WHIP

Batter	1	2	3	4	5	6	7	8	9	AB	R	H	RBI	BB	SO	LOB
13 Brett Lawrie, R (1, 5) OBP: 0.336, SLG: 0.424	B FF 92 X FF 93 1-0 28 G1-6-3 1B		C CU 78 B FF 94 D CH 82 C FF 95 F FF 95 X CH 83 2-2 2-H HR			B CU 75 C CU 75 B FF 92 X FF 90 2-1 ① F8	B CU 75 B FF 95 B FF 96 C FF 94 F FF 95 X FF 94 3-2 ① F9	B CU 78 B CH 83 C SI 92 C SI 94 B CH 87 T FF 92 3-2 ③ K		5	1	2	2	0	1	0
28 Colby Rasmus, L (1, 8) OBP: 0.319, SLG: 0.486	L FF 93 F FF 93 B CH 83 B CH 81 1 SAFE X FF 91 2-2 ① ② G1-6-3 1-2f		B CH 81 X FF 91 1-0 ③ G6-3			B FF 91 B FF 90 F FF 88 X FF 89 2-1 HR	C FF 95 B CU 77 B FF 95 X FF 95 2-1 ② F8		C FF 96 B CU 80 B FF 95 B FF 94 X FF 95 3-1 HR	5	2	2	2	0	0	1
19 José Bautista, R (1, 9) OBP: 0.356, SLG: 0.537	B FF 94 X FF 94 1-0 ③ P4			C FF 92 B CU 77 X FF 93 1-1 ① F8		B CU 75 B CH 78 F FF 91 X FF 92 2-1 HR	B CU 76 B CU 75 B FF 95 B FF 93 4-0 10 1B 10 E BB		B SL 84 F FF 96 B CU 81 B SL 86 X FF 96 3-1 HR	4	3	2	2	1	0	0
10 Edwin Encarnación, R (1, 3) OBP: 0.347, SLG: 0.563		C FF 93 B FF 94 B CH 83 X FF 93 2-1 ① F9		C FF 92 B FF 92 B CH 82 F FF 92 B FF 95 F FF 92 X FF 90 3-2 ② G6-3		C CU 73 F FF 92 B FF 92 F CU 76 B FF 93 X FF 92 2-2 HR	B FF 95 B FF 96 F FF 95 F FF 95 D FS 86 X FF 95 3-2 E7 2 WP 5 1B 1-H 1B		C FF 97 S SL 85 B FF 97 B SL 85 B SL 86 S SL 86 3-3 ① K	5	2	2	1	0	1	0
2 Kelly Johnson, L (1, 4) OBP: 0.337, SLG: 0.390		X FF 93 0-0 ② L9		B CU 75 B CH 79 C FF 91 F FF 93 S FF 92 2-3 ③ K		B SL 70 C SI 86 S SI 87 B SL 72 X SL 71 2-2 ② G5-3	C CU 76 S FS 87 S FS 87 0-3 K 11 WP 5 1B 2-3		B FF 95 F FF 95 X CU 81 1-1 ② G4-3	5	0	0	0	0	2	1
5 Yunel Escobar, R (1, 6) OBP: 0.303, SLG: 0.332		C CU 78 B FF 96 C FF 95 B FF 96 X CH 81 2-2 ③ G5-3			C FF 93 S FF 93 B CU 80 B FF 94 X FF 92 2-2 ① G6-3	B SL 71 X SI 87 1-0 11 BB 9 1B 1B	B CU 76 B FF 95 F FF 95 X FS 86 2-2 11 WP 1-2 3-H 1B		B SL 86 B FF 96 C FF 96 F FF 95 F SL 85 X CU 80 2-2 ③ L8	5	1	2	1	0	0	0
11 Rajai Davis, R (1, 7) OBP: 0.323, SLG: 0.440			L FF 91 B CU 77 S CH 81 B CH 83 T FF 94 2-2 ① K		X FF 93 0-0 ② F8	B SI 86 C SL 72 S SL 73 F SI 86 B SI 87 B SL 72 4-2 9 1B 1-2 BB	C CU 76 B FF 95 F SI 94 B FS 85 B FS 85 F FF 94 S FF 94 3-3 ③ K 1-2 2-3			3	0	0	0	1	2	2
9 J.P. Arencibia, R (1, 2) OBP: 0.263, SLG: 0.402			F FF 92 B FF 95 T CH 82 B CH 85 B CH 80 X FF 92 3-2 20 SH1-4 13 HR 1B		C CU 75 F FF 95 B CU 78 B CU 77 B FF 92 F FF 91 X FF 92 3-2 2B	B SL 72 X SI 87 1-0 1-3 2-H 1B		B FF 92 T SI 92 B CU 78 F SI 91 C CU 77 2-3 ① K		4	1	3	1	0	1	0
20 Jesse Chavez, R (1, 1) 33 Carlos Villanueva, R (0, 1) ABP: 0.000, SLG: 0.000 30 David Cooper, L (0, PH) ABP: 0.000, SLG: 0.000 56 Robert Coello, R (0, 1) 54 Jason Frasor, R (0, 1) 48 Francisco Cordero, R (7, 1) 17 Omar Vizquel, S (0, PH) ABP: 0.000, SLG: 0.000 38 Darren Oliver, R (0, 1) 44 Casey Janssen, R (0, 1)			M FF 90 L FF 92 B FF 94 X FF 93 1-2 ② SH1-4 1-2		B FF 90 B FF 89 C FF 88 F FF 88 X FF 90 2-2 ③ F9	C SI 87 B SI 87 B CH 80 B SI 87 S SL 71 X SI 88 3-2 ③ G5-3		C SI 93 X CH 85 0-1 ② L9	0 0 0 0 0 0 0 1 0 0 0 0 0 1 1 0 0 0 0 0 2 0 0 0 0 0 0 0 0 0 0 0 0 0 0 0 0 0 0 0 0 0 1 0 0 0 0 0 0 0 0 0 0 0 0 0 0 0 0 0 0 0 0						
Inning Stats	R: 0 E: 0 K: 0 S: 5 H: 1 LOB: 0 BB: 0 P: 9	R: 0 E: 0 K: 0 S: 6 H: 0 LOB: 0 BB: 0 P: 10	R: 2 E: 0 K: 1 S: 14 H: 2 LOB: 0 BB: 0 P: 23	R: 0 E: 0 K: 1 S: 9 H: 0 LOB: 0 BB: 0 P: 15	R: 0 E: 0 K: 0 S: 11 H: 1 LOB: 1 BB: 0 P: 18	R: 4 E: 0 K: 0 S: 21 H: 5 LOB: 2 BB: 1 P: 40	R: 2 E: 1 K: 2 S: 18 H: 2 LOB: 2 BB: 1 P: 35	R: 0 E: 0 K: 2 S: 8 H: 0 LOB: 0 BB: 0 P: 13	R: 2 E: 0 K: 1 S: 13 H: 2 LOB: 0 BB: 0 P: 25	1B: 6 2B: 1 3B: 0 HR: 6 SF: 0 SAC: 1 DP: 1 HBP: 0						

PITCHER		IP	WLS	BF	H	R	ER	SO	BB	IBB	HBP	BLK	WP	HR	S	P	ERA	WHIP
63 Tyler Thornburg, R ERA: 8.44	(1, 1)	5.1		22	7	5	5	2	0	0	0	0	0	4	55	93	8.44	1.312
48 Tim Dillard, R ERA: 4.45	(6, 1)	0.2		5	2	1	1	0	1	0	0	0	0	0	11	22	13.50	4.500
26 Manny Parra, L ERA: 4.68	(7, 1)	1.0	H	7	2	2	2	2	1	0	0	0	2	0	18	35	18.00	3.000
57 Francisco Rodríguez, R ERA: 3.9	(8, 1)	1.0	H	3	0	0	0	2	0	0	0	0	0	0	8	13	0.00	0.000
59 John Axford, R ERA: 5.27	(9, 1)	1.0	L	5	2	2	2	1	0	0	0	0	0	2	13	25	18.00	2.000

PITCHER	IP	WLS	BF	H	R	ER	SO	BB	IBB	HBP	BLK	WP	HR	S	P	ERA	WHIP

TOP

Toronto Blue Jays @ Milwaukee Brewers

Miller Park, Milwaukee, WI

Tue Jun 19 2012, 7:10 PM - 10:56 PM CDT

Att. 36,334 - Clear - 94 F

livebaseballscorecards.com

AB	39
R	10
H	13
RBI	9
BB	2
SO	7
LOB	7

WP: 2 PA: 42
PB: 0
SB: 0
CS: 0

Batter	1	2	3	4	5	6	7	8	9	AB	R	H	RBI	BB	SO	LOB
7 Norichika Aoki, L (1, 9) OBP: 0.339, SLG: 0.425	C FF 93 F CH 86 F CU 76 B FF 93 S CU 76 1-3 ① **K**		S FF 93 B SI 93 X FF 93 1-1 ② **F8**	B CH 79 C CH 80 X CU 78 1-1 ② **G4-3**		C FF 93 F FF 93 B FF 95 S FO 79 1-3 ① **K**	D FF 92 X CH 84 1-0 ② **G3**			5	0	0	0	0	2	5
27 Carlos Gómez, R (1, 8) OBP: 0.320, SLG: 0.416	C SI 94 B SI 94 B SI 92 S FF 94 T SI 94 2-2 ② **K**		S FF 91 B CU 75 S FF 92 X SI 92 1-2 16 BB, 1 HBP, 2-H **2B**	C FF 91 F CH 80 C FF 92 0-3 ③ **K**		B FF 94 B FF 92 B FF 93 B FF 91 4-0 8 BB, 16 HR **BB**	X SL 87 0-0 ③ **P3**			4	2	1	1	1	2	2
8 Ryan Braun, R (1, 7) OBP: 0.395, SLG: 0.608	B SI 93 C SI 94 B CH 88 B FF 94 S FF 92 X FC 91 3-2 **1B**		B FF 91 B FF 92 C CH 86 S FF 92 F CU 74 B SI 93 B FF 92 4-2 1 HBP, 16 BB, 23 BB **BB**		B SI 90 B SI 91 C FF 91 X SL 83 2-2 ① **G4-3**	B FF 93 C FF 94 F FF 93 B FF 94 B SL 84 F SL 84 B FF 94 4-2 16 HR, 1-2, 2-3, 3-H **BB**		B FF 89 F FF 89 B FF 88 B FF 88 X SI 90 3-1 ① **L3**		3	2	1	1	2	0	0
16 Aramis Ramirez, R (1, 5) OBP: 0.340, SLG: 0.478	F FF 92 B FF 91 D CH 85 X FF 93 2-1 ③ **G6-3**		C SI 92 B FF 92 B FF 91 S FF 93 B FF 94 F FF 93 B FF 93 4-2 23 BB, 1 HBP, 12 BB, 1-2, 2-3 **BB**		F FF 91 B SI 90 B CU 69 F CH 83 F FF 92 F FF 92 B SL 83 B FF 93 4-2 23 1B **BB**	F FF 94 X FF 94 0-1 1-H, 2-H, 3-H **HR**		C FF 88 F FF 88 F FF 89 X FF 88 0-2 ② **F8**		3	2	1	4	2	0	1
1 Corey Hart, R (1, 3) OBP: 0.310, SLG: 0.490		C FC 91 F SI 92 B FF 93 C SI 91 1-3 ① **K**	C FF 94 B FC 92 B FF 94 F FF 94 H CU 73 3-2 12 BB, 23 BB, 1-2, 2-3, 3-H **HBP**		F SL 81 X SI 91 0-1 ② **F9**	C SL 84 C FF 94 S FF 94 0-3 ② **K**		F SL 75 S FF 88 B SL 76 F FF 87 B SL 76 S SL 75 2-3 ③ **K**		4	0	0	1	0	3	1
23 Rickie Weeks Jr., R (1, 4) OBP: 0.316, SLG: 0.303		B FF 93 C FF 93 F CU 76 B FF 92 C FC 91 2-3 ② **K**	B FF 94 B CH 85 B FF 93 C FF 92 C FF 91 F FC 91 B FF 90 4-2 12 BB, 1-2, 2-3, 3-H **BB**		1 SAFE B EP 66 C SL 82 X FF 91 1-1 1-2 **1B**	C FF 94 B SL 86 B FF 95 C FF 94 S FF 94 2-3 ③ **K**			C FF 92 B FC 91 C FC 91 F SL 87 S CU 77 1-3 ① **K2-3**	4	0	1	1	1	3	0
12 Martín Maldonado, R (1, 2) OBP: 0.297, SLG: 0.421		C CU 75 F CH 87 X CU 75 0-2 ③ **G5-3**	B FC 91 B FF 93 F FF 92 B FF 91 B FF 91 4-1 1-2, 2-3, 3-H **BB**		S SL 83 B FF 91 B FF 90 F CH 82 C SL 83 2-3 ③ **K**		B SL 86 X SL 85 1-0 ① **L5**		C FC 91 X CU 76 0-1 ② **P6**	4	0	0	1	1	1	2
29 Edwin Maysonet, R (1, 6) OBP: 0.297, SLG: 0.350 21 Cody Ransom, R (9, PH) OBP: 0.323, SLG: 0.400			C FF 92 T FF 93 T CH 87 F FF 92 F FC 90 X CU 78 X SI 93 2-2 ① **F8** B FF 94 T CH 80 F FF 91 S SL 84 1-3 ③ **K**			C FF 91 S FF 93 F FF 93 X FF 94 0-2 2 2B, 8 BB **1B**	C FF 91 B SL 86 B SL 85 F SL 85 F FF 93 X FF 93 2-2 9 2B **1B**		B FF 93 T FC 91 X FC 91 1-1 **1B**	4 1	1 0	2 1	0 0	0 0	1 0	3 0
63 Tyler Thornburg, R (1, 1) OBP: 0.500, SLG: 1.000 48 Tim Dillard, R (6, 1) 2 Nyjer Morgan, L (6, PH) OBP: 0.302, SLG: 0.299 26 Manny Parra, L (7, 1) 9 George Kottaras, L (7, PH) OBP: 0.433, SLG: 0.418 57 Francisco Rodríguez, R (8, 1) 59 John Axford, R (9, 1) 5 Taylor Green, L (9, PH) OBP: 0.280, SLG: 0.375			C SI 91 X SI 92 0-1 27 2B **2B**	C SI 89 C CU 75 S SL 84 0-3 ① **K**		L FF 92 F FF 91 X FO 79 0-2 8 BB, 16 HR, 1-3 **2B**	D CH 83 1 SAFE C FF 93 X SL 85 1-1 1-3 **2B**		B FC 92 F FC 91 1 SAFE C FC 90 B FC 92 F FC 91 B FC 90 X FC 91 3-2 ③ **G4-3**	2 0 1 0 1 0 0 1	1 0 1 0 0 0 0 0	1 0 1 0 1 0 0 0	0 0 0 0 0 0 0 0	0 0 0 0 0 0 0 0	1 0 0 0 0 0 0 0	0 0 0 0 0 0 0 1
Inning Stats	R: 0 E: 0 K: 2 S: 12 H: 1 LOB: 1 BB: 0 P: 20	R: 0 E: 0 K: 2 S: 9 H: 0 LOB: 0 BB: 0 P: 12	R: 4 E: 0 K: 1 S: 28 H: 2 LOB: 3 BB: 4 P: 52	R: 0 E: 0 K: 2 S: 8 H: 0 LOB: 0 BB: 0 P: 9	R: 0 E: 0 K: 1 S: 14 H: 1 LOB: 2 BB: 1 P: 23	R: 5 E: 0 K: 3 S: 21 H: 3 LOB: 0 BB: 2 P: 32	R: 0 E: 0 K: 0 S: 9 H: 0 LOB: 2 BB: 0 P: 14	R: 0 E: 0 K: 1 S: 10 H: 0 LOB: 0 BB: 0 P: 15	R: 0 E: 0 K: 1 S: 12 H: 1 LOB: 1 BB: 0 P: 17	1B: 5 2B: 4 3B: 0 HR: 1	SF: 0 SAC: 0 DP: 0 HBP: 1		WP: 0 PB: 0 SB: 0 CS: 0	PA: 45			

PITCHER		IP	WLS	BF	H	R	ER	SO	BB	IBB	HBP	BLK	WP	HR	S	P	ERA	WHIP
20 Jesse Chavez, R ERA: 8.22	(1, 1)	2.2		16	3	4	4	4	4	0	1	0	0	0	46	80	13.50	2.625
33 Carlos Villanueva, R ERA: 3.24	(3, 1)	2.1		9	1	0	0	4	1	0	0	0	0	0	25	36	0.00	0.857
56 Robert Coello, R ERA: 8.44	(6, 1)	0.1	H	4	2	3	3	1	1	0	0	0	0	0	10	15	81.00	9.000
54 Jason Frasor, R ERA: 4.26	(6, 1)	0.2	B	4	1	2	2	2	1	0	0	0	0	1	11	17	27.00	3.000
48 Francisco Cordero, R ERA: 5.08	(7, 1)	1.0		5	2	0	0	0	0	0	0	0	0	0	9	14	0.00	2.000

PITCHER		IP	WLS	BF	H	R	ER	SO	BB	IBB	HBP	BLK	WP	HR	S	P	ERA	WHIP
38 Darren Oliver, L ERA: 1.48	(8, 1)	1.0	W	3	0	0	0	1	0	0	0	0	0	0	10	15	0.00	0.000
44 Casey Janssen, R ERA: 2.7	(9, 1)	1.0	S	4	1	0	0	1	0	0	0	0	0	0	12	17	0.00	1.000

BOTTOM

Toronto Blue Jays @ Milwaukee Brewers

Miller Park, Milwaukee, WI

Tue Jun 19 2012, 7:10 PM - 10:56 PM CDT

Att. 36,334 - Clear - 94 F

livebaseballscorecards.com

AB	37
R	9
H	10
RBI	9
BB	7
SO	13
LOB	15

Batter	1	2	3	4	5	6	7	8	9	AB	R	H	RBI	BB	SO	LOB
13 Brett Lawrie, R (1, 5) OBP: 0.335, SLG: 0.419	X FF 90 0-0 ① G4-3		C SL 90 X SL 88 0-1 ② G5-3		F D SL 90 F SI 93 X SL 90 1-2 ③ G4-3		B SL 88 B FF 93 B FF 93 B FF 92 4-0 28 2B 10 HBP 1-2 BB	X SL 72 0-0 ③ G6-3		3	1	0	0	1	0	2
5 Yunel Escobar, R (8, PH) OBP: 0.302, SLG: 0.331 (8, 6)										1	0	0	0	0	0	2
28 Colby Rasmus, L (1, 8) OBP: 0.320, SLG: 0.486	C FF 91 B SI 92 F CU 82 B SI 91 B SL 89 C SI 92 3-3 ② K		C CU 81 B SL 87 B SI 93 F SI 92 B SL 90 C SI 94 3-3 ③ K			B SL 86 F SI 91 C SI 93 B FF 94 B SL 88 B SL 87 4-2 2 FC3-6 10 1B BB	C SL 87 B SI 93 X SI 93 1-1 10 HBP 1-3 2-H 2B		B FF 86 F FF 86 B CH 79 F FF 86 B FF 88 S FF 87 3-3 ① K	4	0	1	1	1	3	0
19 José Bautista, R (1, 9) OBP: 0.353, SLG: 0.528	B SL 89 C FF 94 T SL 89 F SL 88 B FF 93 S CU 82 2-3 ③ K			B CU 82 C FF 92 B FF 90 X SL 87 2-1 ① G5-3		B FF 94 S FF 92 S SL 89 1 SAFE S CU 83 1-3 ① K	B SL 71 D SL 70 C SI 86 B SL 74 B SL 70 4-1 10 HBP BB		C FF 90 B FC 83 F FC 86 X FF 89 1-2 ② G4-3	4	0	0	0	1	2	1
10 Edwin Encarnación, R (1, 3) OBP: 0.351, SLG: 0.574		B FF 92 B SL 88 F SL 88 B FF 93 F FF 93 X SL 89 3-2 HR		B FF 92 C FF 92 B SI 93 X FF 93 2-1 ② F8		B CU 82 D SL 88 C SL 88 X FF 94 2-1 2 FC3-6 1-2 1B	B SL 73 D SL 71 H SI 87 3-0 1-2 2-3 3-H HBP		B FF 89 C FC 85 S FF 88 B FF 89 B FF 88 F FF 88 C FF 88 3-3 ③ K	4	1	2	2	0	1	0
2 Kelly Johnson, L (1, 4) OBP: 0.336, SLG: 0.388		C CU 82 B SI 93 S SI 92 X CU 80 1-2 17 G4-3 6 SH1-3 1B		B FF 91 F SI 92 B SL 89 S CH 87 F FF 94 S CH 88 2-3 ③ K		C CU 80 B FF 93 S SI 93 B FF 93 D SL 88 X SL 89 3-2 ② FC3-6 1-2f 2-3	C SI 86 S SL 74 S SL 71 0-3 ③ K			4	0	1	0	0	2	5
6 Jeff Mathis, R (1, 2) OBP: 0.271, SLG: 0.426		X SL 88 0-0 ① SH1-3 1-2			C SL 90 X SL 87 0-1 32 FC1-6 11 1B 1B	B FF 93 S FF 93 C FF 93 D CU 82 C FF 94 2-3 ③ K		X SI 84 0-0 ① G6-3		3	0	1	0	0	1	2
17 Omar Vizquel, S (1, 6) OBP: 0.267, SLG: 0.228 (8, 5)		B SI 91 B SL 87 X SL 88 2-0 ② G4-3 2-3			C FF 90 X SL 86 0-1 ① L8		C SI 90 B SL 86 F SI 91 B CU 80 B SI 91 X SI 92 3-2 ① F8	C SI 86 B SL 71 B SI 84 X SI 86 2-1 11 1B 1B		4	0	1	0	0	0	2
11 Rajai Davis, R (1, 7) OBP: 0.328, SLG: 0.442		B FF 89 X SL 88 1-0 ③ G6-3			L SL 86 C FF 92 D CU 81 X SL 86 1-2 32 FC1-6 1-2 1B		F FF 92 C FF 92 C FF 92 0-3 ② K	X SI 86 0-0 1-2 1B		4	0	2	0	0	1	1
34 Joel Carreno, R (1, 1) 32 Aaron Laffey, L (4, 1) 30 David Cooper, L (7, PH) OBP: 0.338, SLG: 0.438 47 Luis Perez, L (7, 1) 9 J.P. Arencibia, R (8, PH) OBP: 0.261, SLG: 0.400 54 Jason Frasor, R (8, 1)			F FF 90 B FF 92 X FF 92 1-1 ① G4-3		M FF 91 X SI 92 0-1 ② FC1-6 1-2 2-3f		F FF 93 B FF 93 B SL 88 X FF 93 2-1 13 BB 28 2B 1B	C SL 72 S SL 72 B SL 73 S SL 73 1-3 ② K		1 1 1 0 1 0	0 0 1 0 0 0	0 0 1 0 0 0	0 0 0 0 0 1	0 0 0 0 0 0	0 2 0 0 0 2	0 0 0 0 0 0

TOP

Toronto Blue Jays @ Milwaukee Brewers

Miller Park, Milwaukee, WI

Wed Jun 20 2012, 1:11 PM - 4:14 PM CDT

Att. 33,077 - Sunny - 89 F

livebaseballscorecards.com

AB	35
R	3
H	9
RBI	3
BB	3
SO	11
LOB	19

Inning Stats	1	2	3	4	5	6	7	8	9
	R: 0 E: 0 K: 2 S: 8	R: 1 E: 0 K: 0 S: 9	R: 0 E: 0 K: 1 S: 7	R: 0 E: 0 K: 1 S: 8	R: 0 E: 0 K: 0 S: 12	R: 0 E: 0 K: 2 S: 13	R: 2 E: 0 K: 2 S: 14	R: 0 E: 0 K: 1 S: 8	R: 0 E: 0 K: 2 S: 10
	H: 0 LOB: 0 BB: 0 P: 13	H: 2 LOB: 1 BB: 0 P: 16	H: 0 LOB: 0 BB: 0 P: 11	H: 0 LOB: 0 BB: 0 P: 14	H: 2 LOB: 2 BB: 0 P: 14	H: 1 LOB: 2 BB: 1 P: 25	H: 2 LOB: 3 BB: 2 P: 31	H: 2 LOB: 2 BB: 0 P: 11	H: 0 LOB: 0 BB: 0 P: 17

1B: 7	SF: 0
2B: 1	SAC: 1
3B: 0	DP: 0
HR: 1	HBP: 1

WP: 0	PA: 40
PB: 0	
SB: 0	
CS: 0	

PITCHER		IP	WLS	BF	H	R	ER	SO	BB	IBB	HBP	BLK	WP	HR	S	P	ERA	WHIP
49 Yovani Gallardo, R ERA: 4.22	(1, 1)	6.2	W	29	7	3	3	7	2	0	0	0	0	1	67	113	4.05	1.350
48 Tim Dillard, R ERA: 4.26	(7, 1)	1.1	H	8	2	0	0	2	1	0	1	0	0	0	12	22	0.00	2.250
64 Mike Fiers, R ERA: 3.46	(9, 1)	1.0		3	0	0	0	2	0	0	0	0	0	0	10	17	0.00	0.000

PITCHER		IP	WLS	BF	H	R	ER	SO	BB	IBB	HBP	BLK	WP	HR	S	P	ERA	WHIP

Batter	1	2	3	4	5	6	7	8	9	AB	R	H	RBI	BB	SO	LOB
27 Carlos Gómez, R (1, 8) OBP: 0.323, SLG: 0.436	S FF 91 B SL 80 S FF 93 S SL 81 1-3 ① K	B FF 93 B SL 81 B FF 92 X FF 91 3-0 2-H HR			B SI 85 B CH 79 B SI 87 C SI 83 S FF 85 B FF 86 4-2 2 S 2 1B BB		S SI 94 B CH 84 B CH 84 S SI 93 F SI 95 C SI 95 2-3 ① K	S FF 93 T FF 93 T SL 84 0-2 ③ K		4	2	1	2	1	3	1
2 Nyjer Morgan, L (1, 9) OBP: 0.307, SLG: 0.304	B SI 91 F FF 92 F FF 92 F SL 82 F SI 93 C SL 83 1-3 ② K	C FF 93 B CH 84 X CH 84 1-1 ③ F9			B FF 89 1 SAFE 1 SAFE B SI 86 C FF 84 X SI 87 2-1 1 L3-6 8 1B 1-H 1B		C SI 94 B SI 95 S SI 94 X SL 86 1-2 8 HR 1B			4	1	2	1	0	1	0
8 Ryan Braun, R (1, 7) OBP: 0.400, SLG: 0.627 7 Norichika Aoki, L (9, 7) OBP: 0.339, SLG: 0.425	C FF 93 X SL 80 0-1 ③ F7		F FF 92 S SI 92 X SL 82 0-2 21 S 21 2 2B		X SI 87 0-0 1-2 1B		X SI 93 0-0 1-H HR			4 0	1 0	3 0	2 0	0 0	0 0	0 0
16 Aramis Ramirez, R (1, 5) OBP: 0.338, SLG: 0.479		C FF 92 B FF 92 S FF 91 X SL 83 1-2 ① G6-3	B FF 91 B FF 92 2 SAFE B SL 80 C FF 90 X FF 92 3-1 ① F9		X CH 80 0-0 ① F5		F SI 95 B CH 84 S SL 86 X SL 86 1-2 2B			4	0	1	0	0	0	3
1 Corey Hart, R (1, 3) OBP: 0.312, SLG: 0.500		S SL 81 X FF 92 0-1 HR	B SI 93 B SL 80 B FF 91 B FF 90 4-0 21 S BB		B FF 88 F CH 80 B CH 80 X FF 88 2-1 ② ③ L3-6 2-2		F SI 94 F SL 85 B SI 94 B SI 94 X SL 84 2-2 ② L9			3	1	1	1	1	0	3
23 Rickie Weeks Jr., R (1, 4) OBP: 0.311, SLG: 0.298		C FF 92 S SL 81 B SL 83 B SL 82 B SL 82 S SL 81 3-3 ② K	C FF 92 X SL 81 0-1 ② P4			B SI 83 T SI 84 B FF 87 X FF 85 2-1 ① G5-3	C SI 95 B CH 84 X FF 93 1-1 ③ P4			4	0	0	0	0	1	3
21 Cody Ransom, R (1, 6) OBP: 0.321, SLG: 0.390		B FF 93 B SL 80 B FF 92 F FF 91 B FF 92 4-1 12 HR BB	D SL 81 C SL 80 S SL 81 D SL 82 F SL 81 F FF 92 F SL 81 B FF 93 3-2 ③ 2 1-2 2-H	B SI 84 B SI 84 C FF 86 X SI 86 2-1 ① G4-3		F SI 84 B CH 81 B FF 86 S SI 84 F FF 88 S SL 80 2-3 ② K		B FF 92 F FF 92 C SL 83 F FF 92 B SL 84 B FF 93 F FF 93 X FF 93 3-2 ① G6-3		3	1	0	0	1	1	0
12 Martín Maldonado, R (1, 2) OBP: 0.324, SLG: 0.508		C FF 92 1 SAFE B SL 81 X SL 80 1-1 1-H HR		B FF 88 F CH 80 F FF 87 B SL 78 F FF 86 X SL 78 2-2 ② P3		X CH 82 0-0 1B		C FF 93 B FF 94 S FF 93 F FF 93 F SL 85 F FF 93 F FF 93 B FF 93 F FF 93 2-2 X FF 83 2B		4	1	3	2	0	0	0
49 Yovani Gallardo, R (1, 1) OBP: 0.103, SLG: 0.138 48 Tim Dillard, R (7, 1) 9 George Kottaras, L (8, PH) OBP: 0.429, SLG: 0.412 64 Mike Fiers, R (9, 1)		C FF 92 F FF 92 X FF 92 0-2 27 HR 2B		C FF 86 T FF 87 B SL 79 B FF 89 X FC 86 2-2 ③ F9		X SI 84 0-0 ③ F8		C FF 93 D CH 88 C FF 93 F FF 93 B CH 86 C FF 94 2-3 ② K		3 0 1 0	1 0 0 0	1 0 0 0	0 0 1 0	0 0 1 0	0 0 1 0	1 0 1 0
Inning Stats	R: 0 E: 0 K: 2 S: 10 H: 0 LOB: 0 BB: 0 P: 12	R: 5 E: 0 K: 1 S: 17 H: 4 LOB: 0 BB: 1 P: 30	R: 0 E: 0 K: 0 S: 12 H: 1 LOB: 2 BB: 1 P: 22	R: 0 E: 0 K: 0 S: 9 H: 0 LOB: 0 BB: 0 P: 15	R: 1 E: 0 K: 0 S: 8 H: 2 LOB: 1 BB: 1 P: 16	R: 0 E: 0 K: 1 S: 8 H: 1 LOB: 1 BB: 0 P: 12	R: 2 E: 0 K: 1 S: 16 H: 3 LOB: 1 BB: 0 P: 23	R: 0 E: 0 K: 2 S: 20 H: 1 LOB: 1 BB: 0 P: 27		1B: 4 2B: 5 3B: 0 HR: 4	SF: 0 SAC: 0 DP: 1 HBP: 0		WP: 0 PB: 0 SB: 3 CS: 0	PA: 37		

PITCHER		IP	WLS	BF	H	R	ER	SO	BB	IBB	HBP	BLK	WP	HR	S	P	ERA	WHIP
34 Joel Carreno, R ERA: 6.6	(1, 1)	3.0	L	16	5	5	5	3	2	0	0	0	0	3	39	64	15.00	2.333
32 Aaron Laffey, L ERA: 3.0	(4, 1)	3.0		12	3	1	1	1	1	0	0	0	0	0	25	43	3.00	1.333
47 Luis Perez, L ERA: 3.28	(7, 1)	1.0		6	3	2	2	1	0	0	0	0	0	1	16	23	18.00	3.000
54 Jason Frasor, R ERA: 4.1	(8, 1)	1.0		4	1	0	0	2	0	0	0	0	0	0	20	27	0.00	1.000

PITCHER	IP	WLS	BF	H	R	ER	SO	BB	IBB	HBP	BLK	WP	HR	S	P	ERA	WHIP

BOTTOM

Toronto Blue Jays @ Milwaukee Brewers

Miller Park, Milwaukee, WI

Wed Jun 20 2012, 1:11 PM - 4:14 PM CDT

Att. 33,077 - Sunny - 89 F

livebaseballscorecards.com

AB	34
R	8
H	12
RBI	8
BB	3
SO	7
LOB	12

Toronto Blue Jays @ Miami Marlins

Marlins Park, Miami, FL

Fri Jun 22 2012, 7:11 PM - 10:12 PM EDT

Att. 22,387 - Roof Closed - 73 F

TOP

livebaseballscorecards.com

Batter	1	2	3	4	5	6	7	8	9	AB	R	H	RBI	BB	SO	LOB
13 Brett Lawrie, R (1, 5) OBP: 0.342, SLG: 0.430	C FS 87 B CU 74 X CU 82 1-1 28 G6-3 3B		B CU 74 C FS 87 S CH 86 B SL 82 F FS 84 X FF 94 2-2 28 G3 19 1B 1B	B SI 91 B FF 89 C SL 83 X SL 83 2-1 19 BB 28 BB 1-2 10 BB 1B		C SI 93 B SL 83 T SI 94 B SL 82 B SI 94 B SI 95 4-2 10 HBP 19 S 2 1B BB	C SL 79 F SI 92 B SL 80 B SI 93 S SI 93 2-3 ① K		B CU 83 B FF 94 X FF 93 2-0 ③ F9	5	4	3	0	1	1	0
28 Colby Rasmus, L (1, 8) OBP: 0.318, SLG: 0.478	X FF 89 0-0 ① G6-3 3-H		S FS 85 1 SAFE 1 SAFE P PO 90 B FS 85 F SL 85 1 SAFE 1 SAFE B FS 85 3-2 X FS 84 G3 1-2	C CU 77 B FS 86 B SI 91 F SI 91 B FS 84 B SI 92 4-2 10 BB 19 BB 2 SF7 1-2 2-3 BB		X SI 94 0-0 ① F7	B SL 82 C SI 93 X CH 83 1-1 F9 ②			4	1	0	1	1	0	2
19 José Bautista, R (1, 9) OBP: 0.360, SLG: 0.542 56 Robert Coello, R (8, 1) 49 David Pauley, R (9, 1)	C FF 90 B FS 84 B SL 84 C FF 92 S FS 84 2-3 ② K		X SL 86 0-0 10 1B 2 SF8 2-H 1B	B FF 92 B SL 85 C SL 84 B FS 82 B FF 92 4-1 2 SF7 10 BB 1-2 2-3 3-H BB		B SL 82 B SL 82 C SI 94 B SL 82 B SI 94 4-1 2 1B 10 HBP 5 SF9 1-2 BB	B SI 93 C SI 93 C SL 81 F SI 94 X SL 81 1-2 HR			3 0 0	3 0 0	2 0 0	3 0 0	2 0 0	1 0 0	0 0 0
10 Edwin Encarnación, R (1, 3) OBP: 0.355, SLG: 0.571	C FF 92 B FF 90 B SL 84 C FS 85 B SL 85 X FS 84 3-2 F9 ③		X FF 93 0-0 5 BB 1-3 1B	C FF 91 F SL 80 B FF 93 D SL 77 B FF 94 F FF 93 F SL 84 B FF 92 4-2 2 SF7 1-2 2-3 3-H BB		H SI 94 1-0 2 1B 11 1B 1-2 2-3 HBP	F SL 78 C SI 93 X SI 94 0-2 ③ L5			3	1	1	1	1	0	0
2 Kelly Johnson, L (1, 4) OBP: 0.333, SLG: 0.387		C FF 89 B CU 73 B FF 89 X FS 83 2-1 ① G4-3	B CU 78 X FS 86 1-0 ② SF8 3-H	B FF 92 C FF 92 C FF 92 F FF 93 X CH 88 1-2 ② SF7 1-2 2-3 3-H		X SI 94 0-0 11 1B 9 2B 1-2 2-3 3-H 1B		C FF 95 S CU 78 S SL 87 0-3 ① K		3	1	1	3	0	1	0
5 Yunel Escobar, R (1, 6) OBP: 0.301, SLG: 0.327		C FF 90 F FF 91 X FF 95 0-2 ② G4-3	B SL 85 1 SAFE C SL 84 B FF 93 F FF 92 1 SAFE B SL 83 B FC 92 4-2 1-2 BB	C FF 93 X SL 78 0-1 ③ G1-3		S SI 94 X SL 82 0-1 ② SF9 3-H		F SI 94 B CU 78 C FF 95 X FF 95 1-2 ② G6-3		3	0	0	1	1	0	2
11 Rajai Davis, R (1, 7) OBP: 0.331, SLG: 0.448		F FF 92 B CU 77 F SI 91 X CU 76 1-2 24 S 2B	F SL 84 B FS 88 C FF 89 S FF 93 1-3 ③ K		B C B C X 2-2 ① G6-3	X SI 94 0-0 9 2B 1-2 2-H 1B		B FF 94 F FF 94 F FF 95 F CU 78 X FF 95 1-2 ③ F8		5	1	2	1	0	1	2
9 J.P. Arencibia, R (1, 2) OBP: 0.265, SLG: 0.402		B SL 83 I IN 79 I I I 4-0 IBB		C FS 85 X FS 88 0-1 ① F8	F B F B C 2-3 ② K	X SI 94 0-0 1-H 2-H 2B			F FF 92 F FF 94 B CU 82 S CU 82 1-3 ① K	4	0	1	2	1	2	0
24 Ricky Romero, R (1, 1) OBP: 0.200, SLG: 0.200 18 Mike McCoy, R (8, 9) OBP: 0.375, SLG: 0.375	S SL 86 C SL 85 B FC 93 F SL 85 B FF 94 S SL 83 2-3 ③ K 2-3		X FS 86 0-0 28 BB 13 1B 19 BB 1B	B C S S 1-3 ③ K	C SI 93 X SL 81 0-1 ③ G2-3			X FF 93 0-0 ② F7	4 1	1 0	1 0	0 0	0 0	2 0	3 0

Inning Stats	1	2	3	4	5	6	7	8	9
	R: 1 E: 0 K: 1 S: 9	H: 1 LOB: 0 BB: 0 P: 15	R: 0 E: 0 K: 1 S: 12	H: 1 LOB: 2 BB: 1 P: 21	R: 2 E: 0 K: 1 S: 16	H: 3 LOB: 2 BB: 1 P: 26	R: 3 E: 0 K: 0 S: 18	H: 2 LOB: 2 BB: 3 P: 33	R: 0 E: 0 K: 2 S: 9	H: 0 LOB: 0 BB: 0 P: 14	R: 5 E: 0 K: 0 S: 11	H: 3 LOB: 1 BB: 2 P: 20	R: 1 E: 0 K: 1 S: 13	H: 1 LOB: 0 BB: 0 P: 17	R: 0 E: 0 K: 1 S: 10	H: 0 LOB: 0 BB: 0 P: 12	R: 0 E: 0 K: 1 S: 5	H: 0 LOB: 0 BB: 0 P: 8

	AB	35
	R	12
	H	11
	RBI	12
	BB	7
	SO	8
	LOB	9

	1B: 7	SF: 3
	2B: 2	SAC: 0
	3B: 1	DP: 0
	HR: 1	HBP: 1

WP: 0	PA:	46
PB: 0		
SB: 2		
CS: 0		

PITCHER		IP	WLS	BF	H	R	ER	SO	BB	IBB	HBP	BLK	WP	HR	S	P	ERA	WHIP
19 Aníbal Sánchez, R ERA: 3.94	(1, 1)	3.1	L	21	7	6	6	3	3	1	0	0	0	0	45	80	16.20	3.000
57 Chad Gaudin, R ERA: 4.79	(4, 1)	1.2		6	0	0	0	2	1	0	0	0	0	0	19	29	0.00	0.600
58 Ryan Webb, R ERA: 5.01	(6, 1)	2.0		13	4	6	6	1	2	0	1	0	0	1	24	37	27.00	3.000
40 Mike Dunn, L ERA: 8.49	(8, 1)	1.0		3	0	0	0	1	0	0	0	0	0	0	10	12	0.00	0.000
21 Heath Bell, R ERA: 5.47	(9, 1)	1.0		3	0	0	0	1	0	0	0	0	0	0	5	8	0.00	0.000

PITCHER		IP	WLS	BF	H	R	ER	SO	BB	IBB	HBP	BLK	WP	HR	S	P	ERA	WHIP

Toronto Blue Jays @ Miami Marlins

Marlins Park, Miami, FL

Fri Jun 22 2012, 7:11 PM - 10:12 PM EDT

Att. 22,387 - Roof Closed - 73 F

livebaseballscorecards.com

BOTTOM

Batter	1	2	3	4	5	6	7	8	9	AB	R	H	RBI	BB	SO	LOB
7 José Reyes, S (1, 6) OBP: 0.348, SLG: 0.385	B FF 92 X FF 90 1-0 ① G5-3		C FF 92 X CH 85 0-1 ③ G6-3		B FF 91 F FF 91 F CH 80 B CH 82 F CU 77 D FF 94 S CH 80 3-3 ② K 2-3		X SI 90 0-0 2 BB 1B		B SI 89 B SI 88 C SI 88 B SI 89 B SI 88 4-1 27 G5-3 2 1B BB	4	0	1	0	1	1	3
2 Hanley Ramirez, R (1, 5) OBP: 0.332, SLG: 0.443	X FF 93 0-0 ② G6-3			B FF 91 B FF 92 B SI 91 C FF 91 F FF 92 X 3-2 ① G1-3	X FF 93 0-0 1-2 3-H 1B		B SI 90 F CH 82 B SI 91 F FF 91 B CU 77 B CH 79 4-2 1-2 BB		F SI 90 D CH 83 C SL 79 X SI 90 1-2 27 G5-3 1-2 1B	4	0	2	1	1	0	0
27 Giancarlo Stanton, R (1, 9) OBP: 0.351, SLG: 0.538	C FF 92 B FF 93 F FF 92 B CU 80 S SI 88 2-3 ③ K			X 0-0 HR	B CH 82 B FF 93 F CH 83 D FF 92 F CH 82 S CU 78 3-3 ③ K		C CH 82 F SI 91 S CU 76 0-3 ② K		B SI 90 X SL 79 1-0 ② G5-3 1-2 2-3	5	1	1	1	0	3	6
20 Justin Ruggiano, R (1, 8) OBP: 0.429, SLG: 0.750		B SI 92 B CH 86 S FF 91 F FF 92 B FF 91 B CH 86 4-2 26 CS BB		S B X 1-1 12 G6-3 2B		F FF 90 F FF 90 B CU 77 F CH 82 B CU 76 B FF 92 F CH 80 B SI 90 4-2 12 HR BB	B SI 91 B FF 92 B SI 91 C FF 92 X FF 91 3-1 ③ F9		B SL 80 B SI 89 F SI 88 F SL 79 F CU 76 X SL 78 2-2 ③ G5-3	3	1	1	0	2	0	4
12 Omar Infante, R (1, 4) OBP: 0.316, SLG: 0.464		C FF 92 F SI 91 X CU 76 0-2 ① F7		X 0-0 ② G6-3 2-3	D FF 92 B FF 91 C FF 90 X FF 89 2-1 1-H HR			B FF 92 X FF 92 1-0 ① P6		4	1	1	2	0	0	2
26 Austin Kearns, R (1, 7) OBP: 0.338, SLG: 0.471		C CH 86 B FF 92 1 SAFE B CH 85 F S FF 92 2-3 ②③ K 1-2		C X 0-1 ③ L4	B SI 90 B CH 82 C FF 92 X FF 91 2-1 ① L6			C FF 94 S FF 94 B FO 80 B FF 93 S FF 92 2-3 ② K		4	0	0	0	0	2	2
15 Gaby Sanchez, R (1, 3) OBP: 0.240, SLG: 0.298			C SI 90 X FF 91 0-1 19 SH2-4 1B		B F F X 1-2 7 WP 14 BB 2 1B 1B	X SI 89 0-0 ② G5-3		C FF 93 C FO 79 X FO 80 0-2 HR		4	2	3	1	0	0	0
14 John Buck, R (1, 2) OBP: 0.296, SLG: 0.287			X FF 91 0-0 ① F9		B B F F B 1 SAFE B 4-2 2 1B 1-2 BB	S CH 81 B CH 84 F FF 90 X CU 76 1-2 ③ G1-3		S FF 93 S FF 94 B FF 93 S FF 93 1-3 ③ K		3	0	0	0	1	1	1
19 Aníbal Sánchez, R (1, 1) OBP: 0.095, SLG: 0.190 57 Chad Gaudin, R (4, 1) 17 Donovan Solano, R (5, PH) OBP: 0.421, SLG: 0.455 58 Ryan Webb, R (6, 1) 5 Logan Morrison, L (7, PH) OBP: 0.319, SLG: 0.402 40 Mike Dunn, L (8, 1) 21 Heath Bell, R (9, 1) 29 Greg Dobbs, L (9, PH) OBP: 0.318, SLG: 0.330			L SI 90 X FF 90 0-1 ② SH2-4 1-2		C X FF 92 0-1 ① P4		B FF 90 B FF 90 F FF 89 B FF 90 F FF 90 X FF 90 3-2 ① P6		X SI 89 0-0 ① G5-3	0 0 1 0 1 0 0 0 1	0 0 0 0 0 0 0 0 0	0 0 0 0 0 0 0 0 0	0 0 0 0 0 0 0 0 0	0 0 0 0 0 0 0 0 0	0 0 2 0 0 0 0 0 0	0 0 0 0 0 0 0 0 0
Inning Stats	R: 0 E: 0 K: 1 S: 5 H: 0 LOB: 0 BB: 0 P: 8	R: 0 E: 0 K: 1 S: 8 H: 0 LOB: 0 BB: 1 P: 14	R: 0 E: 0 K: 0 S: 7 H: 1 LOB: 1 BB: 0 P: 7	R: 1 E: 0 K: 0 S: 9 H: 2 LOB: 1 BB: 0 P: 13	R: 1 E: 0 K: 2 S: 15 H: 2 LOB: 2 BB: 1 P: 26	R: 2 E: 0 K: 0 S: 12 H: 1 LOB: 0 BB: 1 P: 21	R: 0 E: 0 K: 1 S: 11 H: 1 LOB: 2 BB: 1 P: 21	R: 1 E: 0 K: 2 S: 10 H: 1 LOB: 0 BB: 0 P: 14	R: 0 E: 0 K: 0 S: 10 H: 1 LOB: 2 BB: 1 P: 18	1B: 5 2B: 1 3B: 0 HR: 3 SF: 0 SAC: 1 DP: 0 HBP: 0						

	AB	34
	R	5
	H	9
	RBI	5
	BB	5
	SO	7
	LOB	20

		WP: 1	PA: 40
		PB: 0	
		SB: 0	
		CS: 1	

PITCHER		IP	WLS	BF	H	R	ER	SO	BB	IBB	HBP	BLK	WP	HR	S	P	ERA	WHIP
24 Ricky Romero, L ERA: 4.34	(1, 1)	7.0	W	31	7	4	4	5	4	0	0	0	1	2	67	110	5.14	1.571
56 Robert Coello, R ERA: 8.53	(8, 1)	1.0		4	1	1	1	2	0	0	0	0	0	1	10	14	9.00	1.000
49 David Pauley, R ERA: 3.97	(9, 1)	1.0		5	1	0	0	0	1	0	0	0	0	0	10	18	0.00	2.000

PITCHER	IP	WLS	BF	H	R	ER	SO	BB	IBB	HBP	BLK	WP	HR	S	P	ERA	WHIP

Batter	1	2	3	4	5	6	7	8	9	AB	R	H	RBI	BB	SO	LOB
13 Brett Lawrie, R (1, 5) OBP: 0.343, SLG: 0.425	B FF 92 X FF 91 1-0 ① P4		C SI 92 X CU 78 0-1 ② F7		F B F X 1-2 ③ F8			B SL 84 B SL 83 C SI 93 B SI 92 B SI 92 4-1 28 1B BB	B SL 84 H SI 92 2-0 1-2 28 HR HBP	3	1	0	0	1	0	2
28 Colby Rasmus, L (1, 8) OBP: 0.319, SLG: 0.488	X FF 93 0-0 ② L7		B CU 79 B CU 78 B SL 88 C FF 94 X FF 94 3-1 ③ L4			B CU 78 F FF 92 S SL 86 B FF 94 S SL 87 2-3 ① K		C SI 92 F FF 93 X SL 82 0-2 1-3 1B	B FS 86 B FS 87 F FF 92 X FF 93 2-1 1-H 2-H 3-H HR	5	1	2	4	0	1	0
19 José Bautista, R (1, 9) OBP: 0.358, SLG: 0.535	C FF 92 B CU 78 B FF 93 S SL 87 F CU 80 X FF 94 2-2 ③ L9			B SL 83 C FF 91 C FF 92 B FF 94 S CU 80 2-3 ① K		B CU 78 C FF 94 S SL 88 X FF 93 1-2 ② P6		X SI 92 0-0 ③ F8	B SL 86 C SL 85 B SL 85 X FF 94 2-1 10 1B 1B	5	0	1	0	0	1	2
10 Edwin Encarnación, R (1, 3) OBP: 0.360, SLG: 0.581		B FF 91 C SL 85 B FF 92 F FF 92 B CH 88 B FF 95 4-2 5 SH1-3 2 BB 11 SH BB		B CU 78 B FF 94 C FF 94 C SL 88 X FF 95 2-2 ② L9		C CU 78 S CU 78 S SL 88 0-3 ③ K			C SI 92 1-2 HR X 0-0 1-2 1B	4	2	2	1	1	1	0
2 Kelly Johnson, L (1, 4) OBP: 0.334, SLG: 0.385		C FF 92 B SL 88 F FF 93 B CU 77 D CH 88 1 SAFE B FF 92 4-2 11 SH 5 SH1-3 1-2 BB		B CU 79 F FF 94 B CH 88 C FF 94 B SL 89 X FF 95 3-2 ③ L9			B CU 78 S CU 80 S CU 81 F CU 80 S SL 86 1-3 ① K		B SL 84 B SL 83 P SL 83 F SL 82 B SL 82 X SI 92 3-2 6 BLK 5 SH2-3 6 E 1B 1-3 ③ K	4	1	1	0	1	2	2
5 Yunel Escobar, R (1, 6) OBP: 0.302, SLG: 0.328		X FF 92 0-0 ① SH1-3 1-2 2-3			B SL 85 C SL 84 B FF 92 B SL 84 X FF 92 3-1 11 1B 1B		C CU 78 B SL 88 X FF 93 1-1 ② L4		1 SAFE 1 SAFE P PO 89 1 SAFE X SL 81 1-0 ① 1-2 SH2-3	2	0	1	0	0	0	0
11 Rajai Davis, R (1, 7) OBP: 0.338, SLG: 0.449		S SL 86 B SL 87 X FF 93 1-1 SH 6 G4-3 2-3 3-H			M SL 84 1 SAFE X SL 84 0-1 1-2 1B		C FF 94 S SL 86 B SL 87 S FF 93 1-3 ③ K		I IN 86 I IN 85 I IN 86 I IN 86 4-0 6 E 6 BLK 17 FC5-2 IBB	2	0	1	1	1	1	0
6 Jeff Mathis, R (1, 2) OBP: 0.254, SLG: 0.397		X FF 92 0-0 ② ③ G4-3 1-2f			C FF 93 X SL 84 0-1 ① F6			X SI 92 0-0 ① G4-3	B SL 83 L SL 83 P PO 90 P PO 90 X SL 82 3-1 17 FC5-2 17 S 28 HR 1-3 2-H FC1	4	1	0	0	0	0	5
27 Brett Cecil, R (1, 1) 54 Jason Frasor, R (7, 1) 30 David Cooper, L (8, PH) OBP: 0.333, SLG: 0.431 38 Darren Oliver, R (8, 1) 17 Omar Vizquel, S (9, PH) OBP: 0.262, SLG: 0.224 44 Casey Janssen, R (9, 1)			C S B B S 2-3 ① K		M FF 91 M FF 91 B FF 93 M SL 86 1-3 ② K			B SI 92 B SI 92 X SI 92 2-0 ② G6-3	1 SAFE S FS 84 F FS 86 X FS 85 0-2 ② FC5-2 13 HBP 28 HR 1-3 3-H	2 0 1 0 1 0	0 0 0 0 1 0	0 0 0 0 0 0	0 0 0 0 0 0	2 0 0 0 0 0	2 0 0 0 2 0	2 0 0 0 2 0

TOP

Toronto Blue Jays @ Miami Marlins

Marlins Park, Miami, FL

Sat Jun 23 2012, 1:11 PM - 4:02 PM EDT

Att. 24,448 - Roof Closed - 76 F

livebaseballscorecards.com

AB	33
R	7
H	8
RBI	6
BB	4
SO	8
LOB	15

Inning Stats	1	2	3	4	5	6	7	8	9	1B: 6	SF: 0	WP: 0	PA: 41
	R: 0 E: 0 K: 0 S: 6	H: 0 LOB: 0 BB: 0 P: 9	R: 1 E: 0 K: 0 S: 8	H: 0 LOB: 1 BB: 2 P: 17	R: 0 E: 0 K: 1 S: 7	H: 0 LOB: 0 BB: 0 P: 12	R: 0 E: 0 K: 1 S: 9	H: 0 LOB: 0 BB: 0 P: 16	R: 0 E: 0 K: 1 S: 12	H: 2 LOB: 2 BB: 0 P: 17	R: 0 E: 0 K: 2 S: 9	H: 0 LOB: 0 BB: 0 P: 12	R: 0 E: 0 K: 2 S: 9	H: 0 LOB: 0 BB: 0 P: 12	R: 0 E: 0 K: 0 S: 7	H: 1 LOB: 2 BB: 1 P: 13	R: 6 E: 1 K: 1 S: 25	H: 5 LOB: 2 BB: 1 P: 41	2B: 0 3B: 0 HR: 2	SAC: 3 DP: 1 HBP: 1	PB: 0 SB: 1 CS: 0	

PITCHER		IP	WLS	BF	H	R	ER	SO	BB	IBB	HBP	BLK	WP	HR	S	P	ERA	WHIP
55 Josh Johnson, R ERA: 3.96	(1, 1)	7.0		25	2	1	1	7	2	0	0	0	0	0	60	95	1.29	0.571
31 Steve Cishek, R ERA: 2.64	(8, 1)	1.1	L	10	3	4	3	0	1	1	0	1	0	1	21	36	20.25	3.000
34 Edward Mujica, R ERA: 4.68	(9, 1)	0.2		6	3	2	0	1	0	0	1	0	0	1	11	18	0.00	4.500

PITCHER	IP	WLS	BF	H	R	ER	SO	BB	IBB	HBP	BLK	WP	HR	S	P	ERA	WHIP

Toronto Blue Jays @ Miami Marlins

Marlins Park, Miami, FL

Sat Jun 23 2012, 1:11 PM - 4:02 PM EDT

Att. 24,448 - Roof Closed - 76 F

livebaseballscorecards.com

BOTTOM

Batter	1	2	3	4	5	6	7	8	9	AB	R	H	RBI	BB	SO	LOB
7 José Reyes, S (1, 6) OBP: 0.347, SLG: 0.381	B SI 86 L SI 88 B CH 81 B FF 89 B SI 87 4-1 2 G5-4-3 BB		B CU 75 L CH 81 X CH 82 1-1 ② F9		B SL 82 B SI 85 B SL 82 C FF 88 C CU 75 F SL 84 X CU 76 3-2 ③ F9			C FF 87 B FF 88 F FF 87 X FF 89 1-2 ① F9		3	0	0	0	1	0	1
2 Hanley Ramirez, R (1, 5) OBP: 0.331, SLG: 0.440	C SI 87 ① B CH 81 ② X SI 88 1-1 G5-4-3 1-2f		X CH 81 0-0 27 1B 1-2 1B			B CU 74 C CH 80 X SL 83 1-1 ① P6		B SI 89 B FF 88 C SL 74 C FF 88 B FF 88 X FF 88 3-2 ② G6-3		4	0	1	0	0	0	1
27 Giancarlo Stanton, R (1, 9) OBP: 0.353, SLG: 0.535	C SL 84 F CU 78 B SI 88 B SL 81 F CU 77 B CH 83 F CU 79 B FF 88 4-2 BB		C SI 87 B CH 82 B FF 89 F FF 89 X CU 77 2-2 1-2 2-3 1B			F CH 84 B CH 79 S SL 84 X CU 76 1-2 ② F9		S FF 88 T FF 88 C FF 88 0-3 ③ K		3	0	1	0	1	1	0
5 Logan Morrison, L (1, 7) OBP: 0.314, SLG: 0.394	B CU 78 B CU 79 X FF 88 2-0 ③ P6		C CU 78 X FF 89 0-1 ③ P3			C CH 84 B CU 78 C CU 75 B FF 88 C CU 78 2-3 ③ K			B SI 90 C FF 90 C FF 91 S CU 76 1-3 ① K	4	0	0	0	0	2	4
20 Justin Ruggiano, R (1, 8) OBP: 0.435, SLG: 0.725		C CU 74 S CH 79 F CU 77 F CU 77 B FF 87 X CH 80 1-2 ① G6-3		F CU 74 F FF 87 F CU 79 F FF 88 B CU 77 B SL 84 F CH 80 F SI 89 X CU 77 2-2 12 FC6-4 1B			X SL 84 0-0 12 2B 1B		F SL 85 S FF 92 S FF 92 0-3 ② K	4	1	2	0	0	1	0
12 Omar Infante, R (1, 4) OBP: 0.315, SLG: 0.465		X FF 87 0-0 ② B2-3		B CU 75 F CH 80 F CH 80 X CU 76 1-2 ① FC6-4 15 G5-4-3 1-2f			1 SAFE C CU 75 B CU 74 X CH 79 1-1 15 G3 1-H 2B		X FC 88 0-0 ③ G6-3	4	0	1	1	0	0	1
15 Gaby Sanchez, R (1, 3) OBP: 0.236, SLG: 0.293		C CU 75 S FF 86 B CU 80 F FF 89 C SL 84 1-3 ③ K		B FF 86 S CH 80 1 SAFE X CU 76 1-1 ②③ G5-4-3 1-2f			C FF 93 F FF 93 X FF 93 0-2 ① G3 2-3			3	0	0	0	0	1	2
9 Brett Hayes, R (1, 2) OBP: 0.250, SLG: 0.286			B FF 86 B SI 87 X FF 88 2-0 ① P2		B SL 84 C SL 82 B CU 76 X FF 86 2-1 ① P6		B FF 93 F FF 93 F FF 93 S SL 83 1-3 ② K			3	0	0	0	0	1	1
55 Josh Johnson, L (1, 1) OBP: 0.105, SLG: 0.056 29 Greg Dobbs, L (7, PH) OBP: 0.315, SLG: 0.327 31 Steve Cishek, R (8, 1) 34 Edward Mujica, R (9, 1)			B SI 88 B FF 88 C FF 88 B SI 88 C FF 88 B FF 88 4-2 27 1B 2 1B BB		B SI 86 C CU 76 C SL 82 X CU 75 1-2 ② F8		C FF 93 B CH 87 B FF 93 B FF 92 F FF 93 S FF 92 3-3 ③ K			1 1 0 0	0 0 0 0	0 0 0 0	0 0 0 0	1 1 0 0	0 1 0 0	0 1 0 0

Inning Stats	1	2	3	4	5	6	7	8	9
	R: 0 E: 0 K: 0 S: 8 H: 0 LOB: 1 BB: 2 P: 19	R: 0 E: 0 K: 1 S: 10 H: 0 LOB: 0 BB: 0 P: 12	R: 0 E: 0 K: 0 S: 11 H: 2 LOB: 3 BB: 1 P: 20	R: 0 E: 0 K: 0 S: 12 H: 1 LOB: 0 BB: 0 P: 16	R: 0 E: 0 K: 0 S: 9 H: 0 LOB: 0 BB: 0 P: 15	R: 0 E: 0 K: 1 S: 8 H: 0 LOB: 0 BB: 0 P: 12	R: 1 E: 0 K: 2 S: 12 H: 2 LOB: 1 BB: 0 P: 17	R: 0 E: 0 K: 1 S: 9 H: 0 LOB: 0 BB: 0 P: 13	R: 0 E: 0 K: 2 S: 7 H: 0 LOB: 0 BB: 0 P: 8

AB	30
R	1
H	5
RBI	1
BB	3
SO	7
LOB	11

| | | |

Toronto Blue Jays @ Miami Marlins

Marlins Park, Miami, FL

Sun Jun 24 2012, 1:11 PM - 3:39 PM EDT

Att. 27,888 - Roof Closed - 73 F

TOP

livebaseballscorecards.com

Batter	1	2	3	4	5	6	7	8	9	AB	R	H	RBI	BB	SO	LOB
13 Brett Lawrie, R (1, 5) OBP: 0.341, SLG: 0.426	B FF 85 B FC 81 C CH 80 C CU 73 X FF 82 2-2 ① F7		F FF 86 B CH 78 X FC 79 1-1 ② P6		C CH 74 B FC 79 X FC 79 1-1 28 1B 2B		C FC 78 F CH 77 S CU 72 0-3 ③ K			4	0	1	0	0	1	2
28 Colby Rasmus, L (1, 8) OBP: 0.322, SLG: 0.489	F SI 85 X FC 81 0-1 ② F8		C CH 76 B SI 83 X FC 78 1-1 1-2 1B		C FC 76 D CH 77 X FC 79 1-1 ③ 2-H 1B			B FF 91 X CH 85 1-0 ① G4-3		4	0	2	0	0	0	0
19 José Bautista, R (1, 9) OBP: 0.360, SLG: 0.533	S CH 80 B FF 86 B CH 80 S SI 85 B CU 74 B CH 80 4-2 BB		C CU 72 S CH 78 B FF 86 F FF 86 D CU 73 F FF 86 B CH 80 F CH 81 X CH 80 3-2 ③ F8			C CU 73 S CH 76 X FF 85 0-2 5 FC6-4 1B		B FF 92 C SL 80 C SL 81 F FF 93 B FF 94 C SL 81 2-3 ② K		3	0	1	0	1	1	2
10 Edwin Encarnación, R (1, 3) OBP: 0.355, SLG: 0.573 30 David Cooper, L (8, 3) OBP: 0.333, SLG: 0.431	B FF 86 C CH 79 S FF 85 B SI 86 D CH 80 X CH 80 3-2 ③ F7			C CU 68 B FF 82 B CH 77 C FC 79 B FF 85 T CH 77 3-2 ① K		C CH 77 F FF 85 B CH 77 B FC 79 B CH 78 F CH 79 X CH 79 3-2 ① P6		F FF 93 X FF 93 0-1 ③ L4		4 0	0 0	0 0	0 0	0 0	1 0	2 0
5 Yunel Escobar, R (1, 6) OBP: 0.301, SLG: 0.327		C CU 70 X CH 78 0-1 ① G5-3		C FF 85 X FC 79 0-1 1B		F CH 78 S CH 76 F FC 77 1 SAFE B CH 78 X CH 76 1-2 ② FC6-4 1-2f			B FF 89 B SL 78 X FF 91 2-0 ① L9	4	0	1	0	0	0	1
11 Rajai Davis, R (1, 7) OBP: 0.343, SLG: 0.450		B CU 70 X SI 83 1-0 2 F7-4 1B		B CH 78 B FC 79 F CH 78 C FF 85 F CU 72 1 SAFE S CH 78 2-3 ② K		B CH 78 C FF 85 X FC 78 1-1 ③ L8			C FF 91 X SL 78 0-1 1B	4	0	2	0	0	1	2
2 Kelly Johnson, L (1, 4) OBP: 0.330, SLG: 0.379		1 SAFE 1 SAFE 1 SAFE B FF 84 X FF 85 1-0 ② ③ F7-4 1-2		S CU 71 B FC 79 F SI 84 1 SAFE X FC 79 1-2 ③ G4-3			B SI 82 S FC 77 C FF 83 S FC 76 1-3 ① K		C CH 86 F FF 91 X SL 77 0-2 ② F8	4	0	0	0	0	1	3
9 J.P. Arencibia, R (1, 2) OBP: 0.264, SLG: 0.399			B FF 84 B FF 84 F FF 84 X CH 79 2-1 28 1B 1B		B SI 82 X SI 84 1-0 ① P3		C CU 69 C FF 84 F CH 77 S FC 80 0-3 ② K		X FF 91 0-0 ③ F9	4	0	1	0	0	1	1
20 Jesse Chavez, R (1, 1) 18 Mike McCoy, R (7, PH) OBP: 0.444, SLG: 0.375 56 Robert Coello, R (7, 1) 49 David Pauley, R (7, 1) 48 Francisco Cordero, R (8, 1)			1 SAFE L FF 85 L FF 85 1 SAFE B FF 84 B FF 86 L FF 85 2-3 ① K		B FF 84 C FF 84 C FF 84 C CU 70 1-3 ② K		B FF 83 B SI 82 C FF 83 B FF 85 C FF 84 B FF 86 4-2 BB			2 0 0 0 0	0 0 0 0 0	0 0 0 0 0	0 1 0 0 0	2 0 0 0 0	1 0 0 0 0

Inning Stats	1	2	3	4	5	6	7	8	9
	R: 0 E: 0 K: 0 S: 10	R: 0 E: 0 K: 0 S: 4	R: 0 E: 0 K: 1 S: 15	R: 0 E: 0 K: 2 S: 12	R: 0 E: 0 K: 1 S: 8	R: 0 E: 0 K: 0 S: 13	R: 0 E: 0 K: 3 S: 12	R: 0 E: 0 K: 1 S: 7	R: 0 E: 0 K: 0 S: 7
	H: 0 LOB: 1 BB: 1 P: 19	H: 1 LOB: 0 BB: 0 P: 6	H: 2 LOB: 2 BB: 0 P: 24	H: 1 LOB: 1 BB: 0 P: 18	H: 2 LOB: 2 BB: 0 P: 12	H: 1 LOB: 1 BB: 0 P: 18	H: 0 LOB: 1 BB: 1 P: 17	H: 0 LOB: 0 BB: 0 P: 10	H: 1 LOB: 1 BB: 0 P: 9

AB	33
R	0
H	8
RBI	0
BB	2
SO	8
LOB	14

		1B: 7 2B: 2 3B: 0 HR: 0	SF: 0 SAC: 0 DP: 1 HBP: 0	WP: 0 PB: 0 SB: 0 CS: 0	PA: 35

PITCHER		IP	WLS	BF	H	R	ER	SO	BB	IBB	HBP	BLK	WP	HR	S	P	ERA	WHIP
56 Mark Buehrle, L ERA: 3.55	(1, 1)	7.0	W	28	7	0	0	7	2	0	0	0	0	0	74	114	0.00	1.286
57 Chad Gaudin, R ERA: 4.54	(8, 1)	2.0		7	1	0	0	1	0	0	0	0	0	0	14	19	0.00	0.500

PITCHER		IP	WLS	BF	H	R	ER	SO	BB	IBB	HBP	BLK	WP	HR	S	P	ERA	WHIP

BOTTOM

Toronto Blue Jays @ Miami Marlins

Marlins Park, Miami, FL

Sun Jun 24 2012, 1:11 PM - 3:39 PM EDT

Att. 27,888 - Roof Closed - 73 F

livebaseballscorecards.com

Batter	1	2	3	4	5	6	7	8	9	AB	R	H	RBI	BB	SO	LOB
7 José Reyes, S (1, 6) OBP: 0.346, SLG: 0.377	B SI 91 C FF 92 B CH 85 B FF 92 C FF 92 F FF 92 F FF 92 X FF 92 3-2 L7 ①	C CH 85 B CH 85 S SI 92 F CU 75 S SL 81 1-3 K ②			X SI 92 0-0 G6-3 ①		B FF 90 B FF 90 B FF 89 B FF 89 4-0 2 3B BB 1-2			3	1	0	0	1	1	0
2 Hanley Ramirez, R (1, 5) OBP: 0.330, SLG: 0.444	C FC 91 X SI 92 0-1 G6-3 ②	C SI 92 B FF 93 C SL 86 B FF 93 X SL 86 2-2 P3 ③			B SL 86 C FF 93 X SI 92 1-1 L7 ②		C FF 90 B FF 92 X FF 90 1-1 5 SF7 3B 1-H 2-H			4	1	1	2	0	0	0
27 Giancarlo Stanton, R (1, 9) OBP: 0.352, SLG: 0.529	H SI 92 1-0 HBP		C SL 81 S SL 83 S CU 75 0-3 K ①		B SI 92 C FC 90 X SL 84 1-1 G1-3 ③		S SL 78 S SL 79 S SL 79 0-3 K ①			3	0	0	0	0	2	1
5 Logan Morrison, L (1, 7) OBP: 0.313, SLG: 0.393 57 Chad Gaudin, R (8, 1)	C FF 92 B SI 91 X CH 85 1-1 G3 ③		B SI 90 B SL 82 C FF 92 F FF 93 C FC 88 2-3 K ②			X SI 91 0-0 29 HR 1B	B SI 88 B SI 88 X SI 88 2-0 SF7 ② 3-H			3 0	1 0	1 0	1 0	0 0	1 0	1 0
29 Greg Dobbs, L (1, 3) (8, 7) OBP: 0.330, SLG: 0.373		B SI 92 L FF 92 B SI 92 T FF 92 X FC 91 2-2 12 2B 6 1B 1B	B CH 85 B CH 84 F FF 92 X FC 90 2-1 1B			1 SAFE 1 SAFE F SI 91 X FF 91 0-1 1-H HR	B SI 88 X CH 82 1-0 F7 ③			4	2	3	2	0	0	0
12 Omar Infante, R (1, 4) OBP: 0.314, SLG: 0.465		1 SAFE C FF 90 S FC 89 F CU 73 F FC 88 B FC 88 X CH 84 1-2 6 1B 14 HR 2B 1-3	D FF 91 D SL 82 B FF 90 C FF 90 1 SAFE X FF 91 3-1 F8 ③			C CU 72 X FC 88 0-1 L8 ①		B FF 89 B SL 85 B FF 89 C FF 89 C SL 84 X SL 84 3-2 F7 ①		4	1	1	0	0	0	1
6 Scott Cousins, L (1, 8) OBP: 0.208, SLG: 0.375		X SI 93 0-0 14 HR 1B 2-3 3-H	C FC 88 X CU 73 0-1 G4-3 ①			F CH 86 B FC 89 F CH 86 B SL 80 X CU 74 2-2 G3 ②		C CU 75 X CH 82 0-1 F7 ②		4	1	1	1	0	0	0
14 John Buck, R (1, 2) OBP: 0.295, SLG: 0.304		X FC 89 0-0 1-H HR 3-H	C SI 91 F SI 92 S FC 88 0-3 K ②			S SI 93 B SI 92 S SI 93 B SI 91 B FC 89 X SL 83 3-2 G5-3 ③		C SL 82 B FF 90 S FF 90 B FF 90 S SL 85 2-3 K ③		4	1	1	3	0	2	0
56 Mark Buehrle, L (1, 1) OBP: 0.059, SLG: 0.088 26 Austin Kearns, R (7, PH) OBP: 0.347, SLG: 0.471 15 Gaby Sanchez, R (8, 3) OBP: 0.236, SLG: 0.293		C SI 92 F CH 87 F CU 74 B CU 75 B CH 84 C FC 90 2-3 ①	B FC 89 F FC 88 C FC 90 C CU 73 1-3 ③				C FF 92 C FF 93 B FF 94 F FO 78 B FF 93 H FF 92 3-2 7 BB 2 3B HBP			2 0 0	0 1 0	0 0 0	0 0 0	0 0 0	2 0 0	0 0 0
Inning Stats	R: 0 E: 0 K: 0 S: 9 H: 0 LOB: 1 BB: 0 P: 14	R: 4 E: 0 K: 2 S: 21 H: 4 LOB: 0 BB: 0 P: 29	R: 0 E: 0 K: 2 S: 10 H: 1 LOB: 1 BB: 0 P: 17	R: 0 E: 0 K: 2 S: 8 H: 0 LOB: 0 BB: 0 P: 9	R: 0 E: 0 K: 0 S: 5 H: 0 LOB: 0 BB: 0 P: 7	R: 2 E: 0 K: 0 S: 11 H: 2 LOB: 0 BB: 0 P: 16	R: 3 E: 0 K: 1 S: 10 H: 1 LOB: 0 BB: 1 P: 21	R: 0 E: 0 K: 1 S: 8 H: 0 LOB: 0 BB: 0 P: 13		1B: 4 2B: 1 3B: 1 HR: 2 SF: 1 SAC: 0 DP: 0 HBP: 2			WP: 0 PB: 0 SB: 0 CS: 0 PA: 35	

	AB	31
	R	9
	H	8
	RBI	9
	BB	1
	SO	8
	LOB	3

MIAMI

PITCHER		IP	WLS	BF	H	R	ER	SO	BB	IBB	HBP	BLK	WP	HR	S	P	ERA	WHIP
20 Jesse Chavez, R ERA: 8.56	(1, 1)	6.0	L	26	7	6	6	6	0	0	1	0	0	2	64	92	9.00	1.167
56 Robert Coello, R ERA: 12.79	(7, 1)	0.0		3	1	3	3	0	1	0	1	0	0	0	5	13	∞	∞
49 David Pauley, R ERA: 3.65	(7, 1)	1.0		3	0	0	0	1	0	0	0	0	0	0	5	8	0.00	0.000
48 Francisco Cordero, R ERA: 4.91	(8, 1)	1.0		3	0	0	0	1	0	0	0	0	0	0	8	13	0.00	0.000

PITCHER	IP	WLS	BF	H	R	ER	SO	BB	IBB	HBP	BLK	WP	HR	S	P	ERA	WHIP

Toronto Blue Jays @ Boston Red Sox

Fenway Park, Boston, MA

Mon Jun 25 2012, 7:12 PM - 12:09 AM EDT

Att. 37,208 - Cloudy - 72 F

TOP

livebaseballscorecards.com

Batter	1	2	3	4	5	6	7	8	9	AB	R	H	RBI	BB	SO	LOB
13 Brett Lawrie, R (1, 5) OBP: 0.342, SLG: 0.425	B FF 92 X FF 93 1-0 28 S 28 HR 1B	B FF 92 X CH 83 1-0 28 1B 2-3 1B		S CH 83 X FF 93 0-1 ③ G6-3		B FF 95 B FF 94 F FF 95 X FF 94 2-1 ③ F9		S SL 85 F SI 88 F SL 86 B SL 85 X CH 80 1-2 ③ G1-3		5	1	2	0	0	0	0
28 Colby Rasmus, L (1, 8) OBP: 0.327, SLG: 0.502	F FF 94 B CH 85 B CU 75 F CH 84 X CU 75 2-2 1-H HR	B CU 75 F CH 83 X SI 92 1-1 19 G6-4-3 1-3 3-H 1B			F SI 92 X CH 84 0-1 ① G3		B SI 93 X SI 92 1-0 19 HR 1B		F CH 79 S SL 85 X SL 85 0-2 ① G3-1	5	2	3	3	0	0	0
19 José Bautista, R (1, 9) OBP: 0.357, SLG: 0.538	C FF 95 B CH 87 X CH 86 1-1 E5 10 2B	X CH 85 0-0 ②③ G6-4-3 1-2f			C CU 75 C SI 94 B CH 85 T FF 94 1-2 ② K		F SL 88 1 SAFE B SI 94 C SI 94 X SI 93 1-2 1-H HR		C SL 85 B SL 85 B SL 86 C CH 80 X SL 85 2-2 ② G1-3	5	2	1	2	0	1	2
10 Edwin Encarnación, R (1, 3) OBP: 0.359, SLG: 0.575	1 SAFE 1 SAFE 1 SAFE B SI 93 B SI 92 F SI 93 X SI 93 2-1 5 1B 11 FC6-4 1-H 2B		C CU 75 X FF 94 0-1 2 CS 1B		B CH 84 B CH 85 B CH 84 B FF 91 4-0 BB		C SI 88 B CU 80 S CU 81 B CU 81 X SI 93 2-2 ① G4-3		C SI 88 F SL 86 B SI 89 B SL 85 X SL 86 2-2 ③ G4-3	4	1	2	1	1	0	0
2 Kelly Johnson, L (1, 4) OBP: 0.329, SLG: 0.375	D CU 77 B FF 93 C FF 93 B FF 91 X FF 92 3-1 ① F7		B CU 75 D CU 75 F CH 84 S SI 92 X CU 76 2-2 ①② G3 1-2		F SI 93 X CH 83 0-1 ③ L4		C FF 95 B FF 94 S CU 81 B SI 93 B FF 94 B CU 81 4-2 5 FC3-6 BB			3	0	0	0	1	0	3
5 Yunel Escobar, R (1, 6) OBP: 0.304, SLG: 0.330	B FF 94 X FF 93 1-0 11 FC6-4 2-3 1B		B CH 86 B FF 94 X FF 94 2-0 1B			B CU 74 X SI 93 1-0 ① G6-3	X SI 93 0-0 ② FC3-6 11 S 1-2f			4	0	2	0	0	0	1
11 Rajai Davis, R (1, 7) OBP: 0.333, SLG: 0.437	C CH 86 B CH 86 1 SAFE C SI 93 F CU 77 X CH 85 1-2 ② FC6-4 8 CS 1-2f 3-H		X CH 86 0-0 ③ L4			F FF 94 S CU 77 B CU 78 B CH 85 C FF 93 2-3 ② K	S SL 87 B SL 86 T SL 84 X SL 85 1-2 ③ G4-3 1-2			4	0	0	1	0	1	3
8 Ben Francisco, R (1, 10) OBP: 0.300, SLG: 0.351 26 Adam Lind, L (8, PH) OBP: 0.271, SLG: 0.311 (8, 10)	C SI 94 1 SAFE 0-1 ③ CS 1-2	X FF 92 0-0 13 1B 28 1B 2B		B CH 84 B CH 82 B FF 92 C FF 90 F SI 90 X FF 92 3-2 ① G1-3		X CH 84 0-0 9 HR 2B		X FF 87 0-0 ① F8		3 1	2 0	2 0	0 0	0 0	0 0	0 0
9 J.P. Arencibia, R (1, 2) OBP: 0.264, SLG: 0.410		D CH 84 X CH 85 1-0 ① G5-3		X SI 95 0-0 ② G6-3		B CH 85 F SI 94 X CH 84 1-1 2-H HR		C FF 88 S SL 85 B SL 85 S SL 84 1-3 ② K		4	1	1	2	0	1	1

Inning Stats																								
	R: 4	H: 4	R: 1	H: 3	R: 0	H: 2	R: 0	H: 0	R: 0	H: 0	R: 2	H: 2	R: 2	H: 2	R: 0	H: 0	R: 0	H: 0	1B: 7	SF: 0	WP: 0	PA: 41
	E: 1	LOB: 0	E: 0	LOB: 1	E: 0	LOB: 1	E: 0	LOB: 0	E: 0	LOB: 1	E: 0	LOB: 0	E: 0	LOB: 1	E: 0	LOB: 1	E: 0	LOB: 0	2B: 3	SAC: 0	PB: 0	
	K: 0	BB: 0	K: 0	BB: 0	K: 0	BB: 0	K: 1	BB: 1	K: 1	BB: 0	K: 1	BB: 0	K: 0	BB: 1	K: 1	BB: 0	K: 0	BB: 0	3B: 0	DP: 1	SB: 2	
	S: 16	P: 27	S: 6	P: 9	S: 7	P: 11	S: 6	P: 9	S: 7	P: 12	S: 9	P: 15	S: 13	P: 22	S: 8	P: 10	S: 9	P: 13	HR: 3	HBP: 0	CS: 2	

PITCHER		IP	WLS	BF	H	R	ER	SO	BB	IBB	HBP	BLK	WP	HR	S	P	ERA	WHIP
61 Felix Doubront, L ERA: 4.54	(1, 1)	6.0	L	28	11	7	5	2	1	0	0	0	0	2	51	83	7.50	2.000
32 Matt Albers, R ERA: 2.67	(7, 1)	0.2		5	2	2	2	0	1	0	0	0	0	1	10	18	27.00	4.500
59 Clayton Mortensen, R ERA: 1.29	(7, 1)	2.1		7	0	0	0	1	0	0	0	0	0	0	20	27	0.00	0.000

PITCHER	IP	WLS	BF	H	R	ER	SO	BB	IBB	HBP	BLK	WP	HR	S	P	ERA	WHIP

Batter	1	2	3	4	5	6	7	8	9	AB	R	H	RBI	BB	SO	LOB
66 Daniel Nava, S (1, 7) OBP: 0.437, SLG: 0.496	B FF 96 C FF 95 X SL 88 1-1 G4-3 ①		B CH 88 B CH 87 C FF 93 C CH 88 F FF 88 F SL 85 F FF 93 B SL 88 S SL 88 3-3 K ②	C CH 86 C FF 96 X FF 92 0-2 L7 ③			B CH 83 B FF 94 D CH 83 C FF 92 X FF 93 3-1 G3 ② 2-3		C FC 92 F FC 90 B FC 92 B CU 76 F FC 90 F SL 84 S FC 90 2-3 K ③	5	0	0	0	0	2	1
15 Dustin Pedroia, R (1, 4) OBP: 0.329, SLG: 0.407	C FF 96 S FF 97 X FF 95 0-2 34 HR 3B		B FF 96 B CH 88 B FF 94 C FF 90 C SL 88 X SL 89 3-2 34 E 34 S 39 E 1B		B SL 79 X FF 92 1-0 F9 ①		B SL 86 C SL 87 X SL 86 1-1 L9 ③			4	2	2	0	0	0	1
34 David Ortiz, L (1, 10) OBP: 0.391, SLG: 0.612	S FF 95 B CH 88 B FF 90 X FF 96 2-1 3-H HR		S FF 91 B FF 92 D SI 89 B SL 88 D CH 89 4-1 39 E 28 1B 1-3 BB		F FF 92 F FF 91 B FF 92 B SL 88 X FF 94 2-2 G4-3 ②			B SL 75 S SL 76 S FF 88 X FF 88 1-2 HR		3	3	2	3	1	0	0
39 Jarrod Saltalamacchia, S (1, 2) OBP: 0.302, SLG: 0.529	B FF 90 F CH 88 F CH 89 B FF 96 B FF 96 F CH 87 F FF 95 F CH 87 F FF 97 3-3 S SL 88 K ②		X FF 90 0-0 E4 28 1B 1-2 3-H		F FF 94 B FF 95 X SL 86 1-1 G5-3 ③			F SL 75 F FF 88 S SL 74 0-3 K ①		4	0	0	0	0	2	1
28 Adrián González, L (1, 3) OBP: 0.319, SLG: 0.404	C SL 88 F FF 96 X FF 89 0-2 G4-3 ③		B CH 89 F FF 94 X SL 87 1-1 1-3 2-H 1B			C SL 81 B SL 84 B FF 89 F CH 86 B FF 93 X FF 94 3-2 P5 ①		X SI 88 0-0 L7 ②		4	0	1	1	0	0	0
64 Will Middlebrooks, R (1, 5) OBP: 0.363, SLG: 0.581		C FF 94 F FF 92 B FF 91 B SL 86 B SL 85 X CH 87 3-2 G5-3 ①	B SL 85 X SL 86 1-0 F9 ③			B FF 94 X SL 84 1-0 G5-3 ②		B FF 87 C FF 88 F SL 74 F FF 87 F FF 87 F SL 74 F FF 87 B SL 73 X SL 74 2-2 2B		4	0	1	0	0	0	2
7 Cody Ross, R (1, 9) OBP: 0.346, SLG: 0.579 23 Brent Lillibridge, R (9, 9) OBP: 0.232, SLG: 0.190		C FF 96 F SL 83 B FF 94 X CH 88 1-2 F8 ②		B FF 93 F FF 93 B FF 93 F FF 92 X FF 95 2-2 55 1B 2B		C FF 94 B FF 95 F FF 94 B FF 94 X FF 95 2-2 F9 ③		F SI 89 F SI 88 B FF 88 S FF 87 1-3 K ③		4 0	1 0	1 0	0 0	0 0	1 0	1 0
55 Ryan Kalish, L (1, 8) OBP: 0.296, SLG: 0.240		B FF 94 F FF 94 C CH 87 X SL 89 1-2 G4-3 ③		X FF 92 0-0 5 G4-6-3 2-H 1B			C FF 90 F CH 84 B FF 92 X SL 85 1-2 66 G3 5 S 1B		C FC 90 F FF 92 B CU 75 S FC 92 1-3 K ①	4	0	2	1	0	1	0
5 Nick Punto, S (1, 6) OBP: 0.319, SLG: 0.276			B FF 94 F FF 92 F FF 94 B FF 88 F FF 89 X FF 93 2-2 G6-3 ① 1 SAFE 1 SAFE B FF 93 1 SAFE S PO 81 1 SAFE F CH 84 X FF 91 2-1 G4-6-3 ①② 1-2f				B SL 82 B FF 93 X FF 92 2-0 F7 ① 1-2		C FC 91 F FF 92 F CU 78 S FC 91 0-3 K ②	4	0	0	0	0	1	2
Inning Stats	R: 2 E: 0 K: 1 S: 17 H: 2 LOB: 0 BB: 0 P: 23	R: 0 E: 0 K: 0 S: 9 H: 0 LOB: 0 BB: 0 P: 14	R: 2 E: 1 K: 1 S: 18 H: 2 LOB: 2 BB: 1 P: 32	R: 1 E: 0 K: 0 S: 10 H: 2 LOB: 0 BB: 0 P: 13	R: 0 E: 0 K: 0 S: 6 H: 0 LOB: 0 BB: 0 P: 10	R: 0 E: 0 K: 0 S: 7 H: 0 LOB: 0 BB: 0 P: 13	R: 0 E: 0 K: 0 S: 8 H: 1 LOB: 1 BB: 0 P: 15	R: 1 E: 0 K: 2 S: 17 H: 2 LOB: 1 BB: 0 P: 21	R: 0 E: 0 K: 3 S: 12 H: 0 LOB: 0 BB: 0 P: 15	1B: 4 2B: 2 3B: 1 HR: 2	SF: 0 SAC: 0 DP: 1 HBP: 0			WP: 0 PB: 0 SB: 2 CS: 0	PA: 37		

PITCHER		IP	WLS	BF	H	R	ER	SO	BB	IBB	HBP	BLK	WP	HR	S	P	ERA	WHIP
37 Henderson Alvarez III, R ERA: 4.36	(1, 1)	5.0	W	22	6	5	3	2	1	0	0	0	0	1	60	92	5.40	1.400
54 Jason Frasor, R ERA: 3.81	(6, 1)	1.0	H	3	0	0	0	0	0	0	0	0	0	0	7	13	0.00	0.000
48 Francisco Cordero, R ERA: 4.75	(7, 1)	1.0		4	1	0	0	0	0	0	0	0	0	0	8	15	0.00	1.000
38 Darren Oliver, L ERA: 1.71	(8, 1)	1.0		5	2	1	1	2	0	0	0	0	0	1	17	21	9.00	2.000
44 Casey Janssen, R ERA: 2.51	(9, 1)	1.0	S	3	0	0	0	3	0	0	0	0	0	0	12	15	0.00	0.000

PITCHER	IP	WLS	BF	H	R	ER	SO	BB	IBB	HBP	BLK	WP	HR	S	P	ERA	WHIP

BOTTOM

Toronto Blue Jays @ Boston Red Sox

Fenway Park, Boston, MA

Mon Jun 25 2012, 7:12 PM - 12:09 AM EDT

Att. 37,208 - Cloudy - 72 F

livebaseballscorecards.com

AB	36
R	6
H	9
RBI	5
BB	1
SO	7
LOB	8

Toronto Blue Jays @ Boston Red Sox

Fenway Park, Boston, MA

Tue Jun 26 2012, 7:14 PM - 10:13 PM EDT

Att. 37,755 - Cloudy - 69 F

TOP

livebaseballscorecards.com

Batter	1	2	3	4	5	6	7	8	9	AB	R	H	RBI	BB	SO	LOB
13 Brett Lawrie, R (1, 5) OBP: 0.341, SLG: 0.427	C FF 90 B FF 89 C FC 90 F SI 91 B SL 82 F FF 91 B SL 82 F FF 92 X FF 90 3-2 28 FC6 10 1B 2B	B SI 90 D SL 80 F FC 90 F FC 90 X FC 89 2-2 ③ FC5-4 1-2f			B CU 72 B SL 80 C SI 91 X FF 92 2-1 ② G5-3		S SL 85 X CU 76 0-1 ② G5-3			4	1	1	0	0	0	2
28 Colby Rasmus, L (1, 8) OBP: 0.322, SLG: 0.495	B SL 78 D SL 79 B FF 91 C FF 89 X SI 90 3-1 FC6 10 E 10 1B 2-3		B FF 89 F SI 91 X FS 80 1-1 ① G3-4		F FS 80 B SL 81 B SI 92 B FF 92 F FF 91 T FF 91 3-2 ③ K		C SL 81 C SL 82 F SL 83 B FF 97 B FF 98 B FF 96 C SL 82 3-3 ③ K 2-3			4	0	0	0	0	2	2
19 José Bautista, R (1, 9) OBP: 0.353, SLG: 0.530	B FC 89 F FC 88 B SL 80 B FC 88 F FF 90 X FC 90 3-2 ① P2		B FC 91 C FC 91 B SL 82 F FC 91 X SL 82 2-2 ② G5-3			C FC 91 X FC 90 0-1 ① F7		B FF 93 C FF 94 F FF 94 B FF 94 B FF 95 S FF 94 3-3 ① K		4	0	0	0	0	1	2
10 Edwin Encarnación, R (1, 10) OBP: 0.361, SLG: 0.572	X SL 79 0-0 E5 1-3 3-H 1B		B FF 93 S FC 92 B CH 82 C SL 82 B SI 93 S SL 82 3-3 ③ K			B SL 81 C FC 91 B SI 92 B FC 91 B FC 91 4-1 5 1B BB		T FF 95 F FF 96 B FF 96 B CU 79 C FF 96 2-3 ② K		3	0	1	1	1	2	0
2 Kelly Johnson, L (1, 4) OBP: 0.325, SLG: 0.369	B FF 91 X FC 90 1-0 ② F7			C FF 91 B FF 90 B FS 81 F FC 91 C SI 92 2-3 ① K		B FF 90 F FF 90 B SL 78 X FC 88 2-1 ② F7		X FF 94 0-0 ③ G3		4	0	0	0	0	1	3
5 Yunel Escobar, R (1, 6) OBP: 0.303, SLG: 0.329	X SI 90 0-0 ③ L1			B FF 93 X FC 91 1-0 ② F8		B SL 80 F FC 90 B SI 90 B CU 82 S FF 88 1 SAFE F SI 89 F FC 90 X FC 89 3-2 11 FC6-4 1-3 1B			C CU 78 B FF 93 X FF 94 1-1 ① F9	4	0	1	0	0	0	2
11 Rajai Davis, R (1, 7) OBP: 0.338, SLG: 0.439		C FF 90 B SL 79 S SL 80 F FC 91 F FC 88 X FF 93 1-2 26 1B 1B		C SL 81 X FC 90 0-1 1B		C CU 75 X CU 76 0-1 ③ FC6-4 1-2f			B FF 92 X FC 91 1-0 ② P4	4	0	2	0	0	0	2
26 Adam Lind, L (1, 3) OBP: 0.277, SLG: 0.317		1 SAFE B FF 91 B SL 78 F FC 88 1 SAFE X SL 81 2-1 ① 13 FC5-4 1-2 1B		B FC 89 1 SAFE X FF 89 1-0 ③ F7			B SL 85 S SL 85 X FF 90 1-1 28 PB 6 SH1 1B		B FF 94 B FF 95 C CU 78 F FF 96 F FC 92 F CU 80 X CH 84 2-2 ③ P5	4	0	2	0	0	0	1
6 Jeff Mathis, R (1, 2) OBP: 0.246, SLG: 0.383		C FF 92 F FC 88 B FF 91 S SL 81 1-3 ② K			S FF 90 F FC 91 S SL 82 0-3 ① K		X SL 85 0-0 ① SH1 1-2			2	0	0	0	0	2	1
Inning Stats	R: 1 E: 1 K: 0 S: 14 H: 2 LOB: 2 BB: 0 P: 24	R: 0 E: 0 K: 1 S: 13 H: 2 LOB: 1 BB: 0 P: 19	R: 0 E: 0 K: 1 S: 8 H: 0 LOB: 0 BB: 0 P: 14	R: 0 E: 0 K: 1 S: 7 H: 1 LOB: 1 BB: 0 P: 11	R: 0 E: 0 K: 2 S: 8 H: 0 LOB: 0 BB: 0 P: 13	R: 0 E: 0 K: 0 S: 12 H: 1 LOB: 2 BB: 1 P: 21	R: 0 E: 0 K: 1 S: 9 H: 1 LOB: 1 BB: 0 P: 13	R: 0 E: 0 K: 2 S: 7 H: 0 LOB: 0 BB: 0 P: 12	R: 0 E: 0 K: 0 S: 8 H: 0 LOB: 0 BB: 0 P: 12	1B: 6 2B: 1 3B: 0 HR: 0 SF: 0 SAC: 1 DP: 0 HBP: 0						

	AB	33
	R	1
	H	7
	RBI	1
	BB	1
	SO	8
	LOB	15

PITCHER		IP	WLS	BF	H	R	ER	SO	BB	IBB	HBP	BLK	WP	HR	S	P	ERA	WHIP
18 Daisuke Matsuzaka, R ERA: 4.91	(1, 1)	5.2		24	6	1	1	5	1	0	0	0	0	0	60	100	1.59	1.235
48 Scott Atchison, R ERA: 1.33	(6, 1)	1.0		4	1	0	0	0	0	0	0	0	0	0	7	8	0.00	1.000
30 Andrew Miller, L ERA: 2.12	(7, 1)	0.1	W	1	0	0	0	1	0	0	0	0	0	0	4	7	0.00	0.000
44 Vicente Padilla, R ERA: 3.86	(8, 1)	1.0	H	3	0	0	0	2	0	0	0	0	0	0	7	12	0.00	0.000
91 Alfredo Aceves, R ERA: 4.3	(9, 1)	1.0		3	0	0	0	0	0	0	0	0	0	0	8	12	0.00	0.000

PITCHER		IP	WLS	BF	H	R	ER	SO	BB	IBB	HBP	BLK	WP	HR	S	P	ERA	WHIP

BOTTOM

Toronto Blue Jays @ Boston Red Sox

Fenway Park, Boston, MA

Tue Jun 26 2012, 7:14 PM - 10:13 PM EDT

Att. 37,755 - Cloudy - 69 F

livebaseballscorecards.com

Batter	1	2	3	4	5	6	7	8	9	AB	R	H	RBI	BB	SO	LOB
3 Mike Aviles, R (1, 6) OBP: 0.284, SLG: 0.419	C FF 85 B FF 89 B FF 87 X FF 88 2-1 1B		B FF 89 C FF 89 F SI 87 B FF 90 B SI 82 X FF 88 3-2 ③ G4-3			C SI 86 B FF 87 X FF 87 1-1 ① F9	B SL 78 S SI 88 F SI 89 B SL 79 B SL 79 B SI 89 4-2 15 1B 1-2 2-3 BB			3	0	1	0	1	0	0
15 Dustin Pedroia, R (1, 4) OBP: 0.331, SLG: 0.406	C FF 87 F FF 89 X SI 88 0-2 ① F7			B FF 86 B FF 87 C FF 86 X SI 86 2-1 ① G5-3		B FF 88 B SI 86 B FF 86 B FF 87 4-0 34 2B BB	C SI 90 X SI 89 0-1 ③ 1-3 2-H 3-H 1B			3	0	1	2	1	0	1
34 David Ortiz, L (1, 10) OBP: 0.393, SLG: 0.618	X FF 88 0-0 ② F7			B FF 88 B FF 87 C FF 87 X FF 87 2-1 ② G5-3		B FF 86 C FF 86 S SL 79 X SL 78 1-2 ② 1-H 2B		B CU 74 B SI 87 X FF 88 3-0 7 1B 28 2B 2B		4	1	2	0	0	0	1
7 Cody Ross, R (1, 9) OBP: 0.344, SLG: 0.571	C FF 89 B FF 88 B FF 87 1 SAFE F FF 88 F FF 89 1 SAFE F FF 88 C FF 89 2-3 ③ K			C SI 82 B SI 84 X FF 88 1-1 ③ G4-3		S SI 82 B FC 85 B FF 86 F SI 86 B SI 82 X SI 85 3-2 ③ G6-3		X SI 87 0-0 28 2B 64 SF9 2-3 1B		4	1	1	0	0	1	2
28 Adrián González, L (1, 3) OBP: 0.321, SLG: 0.412		B FF 87 B FF 87 X FF 88 2-0 ① G6-3			X FF 87 0-0 2B		B FF 92 F FF 93 F FF 93 B CH 87 X SL 82 2-2 ① G4-3	B CH 81 B FF 87 X SI 87 2-0 64 SF9 1-3 3-H 2B		4	0	2	1	0	0	0
64 Will Middlebrooks, R (1, 5) OBP: 0.354, SLG: 0.570		C FF 88 F SI 87 C FF 88 0-3 ② K			B CH 81 F FF 86 B FF 86 X CH 81 2-1 ① G6-3		C FF 93 B FF 94 B FF 94 B FF 94 X SL 84 3-1 ② F9	C CU 76 D CU 75 B FF 89 F FF 91 D CU 77 X FF 90 3-2 ① SF9 2-3 3-H		3	0	0	1	0	1	1
39 Jarrod Saltalamacchia, S (1, 2) OBP: 0.301, SLG: 0.539		C FF 90 B FF 88 X FF 87 1-1 ③ F8			B FF 86 F FF 86 B FF 88 B SI 85 S SI 82 F SL 80 F SI 82 X FF 87 3-2 ② G5-3		B CH 88 X FF 93 1-0 HR	S CU 74 F FF 91 D CU 75 B CU 77 S CU 77 2-3 ② K		4	1	1	1	0	1	2
54 Darnell McDonald, R (1, 7) OBP: 0.301, SLG: 0.370 55 Ryan Kalish, L (7, PH) OBP: 0.310, SLG: 0.296 (8, 8)			C FF 87 X FF 89 0-1 ① G5-3		F SI 82 S FF 86 B SL 80 B FF 88 B FF 87 B SI 86 4-2 BB		M CH 86 S SL 85 X SL 86 0-2 3 BB 15 1B 2B	B SI 91 X FF 90 1-0 ③ F8		1 2	0 1	0 1	0 0	1 0	0 0	0 1
23 Brent Lillibridge, R (1, 8) OBP: 0.225, SLG: 0.185 66 Daniel Nava, S (7, PH) OBP: 0.441, SLG: 0.496 (8, 7)			X FF 88 0-0 ② G4-3		D CH 81 X CH 79 1-0 ③ P4		B CH 82 H FF 88 2-0 3 BB 15 1B HBP			2 0	0 1	0 0	0 0	0 0	0 0	2 0
Inning Stats	R: 0 E: 0 K: 1 S: 11 H: 1 LOB: 1 BB: 0 P: 15	R: 0 E: 0 K: 1 S: 6 H: 0 LOB: 0 BB: 0 P: 9	R: 0 E: 0 K: 0 S: 6 H: 0 LOB: 0 BB: 0 P: 9	R: 0 E: 0 K: 0 S: 6 H: 0 LOB: 0 BB: 0 P: 11	R: 0 E: 0 K: 0 S: 11 H: 1 LOB: 2 BB: 1 P: 21	R: 0 E: 0 K: 0 S: 8 H: 1 LOB: 1 BB: 1 P: 17	R: 3 E: 0 K: 0 S: 13 H: 3 LOB: 2 BB: 1 P: 25	R: 2 E: 0 K: 1 S: 10 H: 3 LOB: 1 BB: 0 P: 21		1B: 3 2B: 5 3B: 0 HR: 1 SF: 1 SAC: 0 DP: 0 HBP: 1						

	AB	R	H	RBI	BB	SO	LOB
AB	30						
R	5						
H	9						
RBI	5						
BB	3						
SO	3						
LOB	10						

WP: 0 PB: 0 SB: 0 CS: 0 PA: 35

PITCHER		IP	WLS	BF	H	R	ER	SO	BB	IBB	HBP	BLK	WP	HR	S	P	ERA	WHIP
32 Aaron Laffey, L ERA: 1.8	(1, 1)	6.0		22	3	0	0	2	2	0	0	0	0	0	48	82	0.00	0.833
54 Jason Frasor, R ERA: 4.03	(7, 1)	0.2	B	3	1	1	1	0	0	0	0	0	0	1	6	12	13.50	1.500
47 Luis Perez, L ERA: 3.53	(7, 1)	0.0	L	1	1	0	0	0	0	0	0	0	0	0	3	3	∞	∞
49 David Pauley, R ERA: 5.68	(7, 1)	0.1		6	4	4	4	0	1	0	1	0	0	0	7	18	108.00	15.000
57 Scott Richmond, R ERA:	(8, 1)	1.0		3	0	0	0	1	0	0	0	0	0	0	7	13	0.00	0.000

PITCHER	IP	WLS	BF	H	R	ER	SO	BB	IBB	HBP	BLK	WP	HR	S	P	ERA	WHIP

Batter	1	2	3	4	5	6	7	8	9	AB	R	H	RBI	BB	SO	LOB
13 Brett Lawrie, R (1, 5) OBP: 0.340, SLG: 0.428	F FF 93 C FF 93 B FF 92 X FF 94 1-2 28 1B 2B	X CU 73 0-0 ② G1-3	B CH 84 X CH 84 1-0 ① F8	C FF 93 D FF 93 B FF 92 X FF 93 2-1 ③ L9						4	1	1	0	0	0	1
28 Colby Rasmus, L (1, 8) OBP: 0.321, SLG: 0.491	S FF 94 F FF 95 X CU 76 0-2 19 FC5-4 2-H 1B	S FF 90 S FF 91 F FF 90 B FF 94 S FC 92 1-3 ③ K	B FF 92 B FF 92 B FF 91 C FF 89 X FF 90 3-1 ② F8					X FF 93 0-0 ① G4-3		4	0	1	1	0	1	0
19 José Bautista, R (1, 9) OBP: 0.355, SLG: 0.544	C FF 92 X CH 86 0-1 ① FC5-4 1-2f		B CU 73 B FF 90 C FC 89 F CH 84 B FC 90 X FF 93 3-2 HR	C FF 93 F CU 76 B FF 93 X CH 85 1-2 E9 10 HR 2B				C FC 94 X FC 91 0-1 ② G1-3		4	2	2	1	0	0	1
10 Edwin Encarnación, R (1, 3) OBP: 0.359, SLG: 0.579	C CU 75 B CH 87 B FF 92 X FF 93 2-1 ② F8		B FF 94 C SI 92 F SI 92 X CH 87 1-2 ① L8	B FF 90 B FF 93 C FF 92 X CH 86 2-1 3-H HR				C FC 82 B KC 82 B KC 81 F FC 92 X KC 83 2-2 ③ P6		4	1	1	2	0	0	1
8 Ben Francisco, R (1, 10) OBP: 0.302, SLG: 0.350 2 Kelly Johnson, L (9, PH) OBP: 0.324, SLG: 0.368	B FF 94 C SI 93 S CH 86 X CH 83 1-2 ③ G6-3		B CH 86 X CH 86 1-0 ② G5-3	B FF 94 C FF 94 X FC 91 1-1 1B					C FF 88 X CH 82 0-1 ① F9	3 1	0 0	1 0	0 0	0 0	0 0	1 0
5 Yunel Escobar, R (1, 6) OBP: 0.299, SLG: 0.324		B FF 91 B SI 90 F FF 91 X SI 91 2-1 ① G6-3	B CH 87 X CH 86 1-0 ③ G1-3			B CH 84 B FF 93 C FF 94 B SI 92 X FF 93 3-1 ③ F9			B FF 89 B FF 87 B FF 87 C SL 88 X FF 88 3-1 ② P4	4	0	0	0	0	0	1
11 Rajai Davis, R (1, 7) OBP: 0.329, SLG: 0.427		C FF 94 F FF 93 S CU 76 0-3 ② K		C FF 90 X CH 84 0-1 ① G6-3			X FF 91 0-0 ① G5-3		B FF 89 C FF 88 X SL 87 1-1 ③ G3-1	4	0	0	0	0	1	0
9 J.P. Arencibia, R (1, 2) OBP: 0.261, SLG: 0.405		B FF 94 X SI 92 1-0 ③ L9		C CU 73 F CH 86 B CH 84 S FF 90 1-3 ② K			B FF 92 C FF 91 S FC 90 B FF 90 S FF 93 2-3 ② K			3	0	0	0	0	2	0
17 Omar Vizquel, S (1, 4) OBP: 0.266, SLG: 0.230			B FF 91 C FF 92 B CU 74 C FF 92 X SI 94 2-2 ① G6-3	B CU 74 F FF 93 X CH 87 1-1 ③ G5-3			C FF 93 F FF 92 F FF 90 B FF 92 B FF 92 B FC 88 X FF 93 3-2 1B			3	0	1	0	0	0	0
Inning Stats	R: 1 E: 0 K: 0 S: 13 H: 2 LOB: 1 BB: 0 P: 17	R: 0 E: 0 K: 1 S: 6 H: 0 LOB: 0 BB: 0 P: 9	R: 0 E: 0 K: 1 S: 8 H: 0 LOB: 0 BB: 0 P: 11	R: 1 E: 0 K: 0 S: 8 H: 1 LOB: 0 BB: 0 P: 14	R: 0 E: 0 K: 1 S: 7 H: 0 LOB: 0 BB: 0 P: 9	R: 2 E: 1 K: 0 S: 12 H: 3 LOB: 1 BB: 0 P: 23	R: 0 E: 0 K: 1 S: 10 H: 1 LOB: 1 BB: 0 P: 17	R: 0 E: 0 K: 0 S: 6 H: 0 LOB: 0 BB: 0 P: 8	R: 0 E: 0 K: 0 S: 6 H: 0 LOB: 0 BB: 0 P: 10	1B: 3 2B: 2 3B: 0 HR: 2 SF: 0 SAC: 0 DP: 0 HBP: 0						

TOP

Toronto Blue Jays @ Boston Red Sox

Fenway Park, Boston, MA

Wed Jun 27 2012, 1:38 PM - 4:16 PM EDT

Att. 37,744 - Partly Cloudy - 75 F

livebaseballscorecards.com

AB	34
R	4
H	7
RBI	4
BB	0
SO	4
LOB	5

PITCHER		IP	WLS	BF	H	R	ER	SO	BB	IBB	HBP	BLK	WP	HR	S	P	ERA	WHIP
31 Jon Lester, L ERA: 4.53	(1, 1)	7.0	W	28	7	4	4	4	0	0	0	0	0	2	64	100	5.14	1.000
37 Mark Melancon, R ERA: 12.0	(8, 1)	1.0		3	0	0	0	0	0	0	0	0	0	0	6	8	0.00	0.000
59 Clayton Mortensen, R ERA: 1.2	(9, 1)	1.0		3	0	0	0	0	0	0	0	0	0	0	6	10	0.00	0.000

PITCHER	IP	WLS	BF	H	R	ER	SO	BB	IBB	HBP	BLK	WP	HR	S	P	ERA	WHIP

Batter	1	2	3	4	5	6	7	8	9	AB	R	H	RBI	BB	SO	LOB
66 Daniel Nava, S (1, 7) OBP: 0.433, SLG: 0.480	B SI 91 B FF 90 B FF 92 B FF 91 4-0 15 2B BB B SI 91 C CH 84 C SI 91 X SI 92 2-1 G5-3 ③		X SI 91 0-0 G6-3 ②	C FC 92 S CH 86 D CH 86 C FC 91 1-3 K ③			X SI 93 0-0 F7 ②			4	1	0	0	1	1	6
15 Dustin Pedroia, R (1, 4) OBP: 0.329, SLG: 0.406	B CH 82 B SI 91 C FF 91 C SI 91 D CH 84 1 SAFE X SI 92 3-2 7 1B 28 FC3 1-H 2B	C SI 90 B SI 92 F SI 92 X CU 78 1-2 G6-3 ①	B CU 76 F CH 83 D SI 92 S CH 82 B SI 92 S CH 83 3-3 K ③		S FF 93 X SI 93 0-1 F9 ①		C SI 95 X SL 85 0-1 G5-3 ③			5	1	1	1	0	1	2
34 David Ortiz, L (1, 10) OBP: 0.399, SLG: 0.628	B CU 77 D SI 92 B FF 92 B SI 94 4-0 28 FC3 7 1B 28 E BB	B FF 92 B FF 92 B FF 92 C SI 91 B CH 82 4-1 7 BB 28 1B BB		F SI 89 B CU 76 B FF 90 S FF 91 F CU 78 F FF 92 B CU 77 B CH 80 4-2 7 2B 28 1B BB	C CH 87 X FF 92 0-1 HR			B SI 94 F SL 86 F SI 94 S SL 86 1-3 K ①		2	4	1	1	3	1	0
7 Cody Ross, R (1, 9) OBP: 0.353, SLG: 0.578 55 Ryan Kalish, L (6, 8) OBP: 0.300, SLG: 0.286	B SI 90 B CH 82 C SI 92 X CH 84 2-1 28 E 64 G5-3 1-2 2-3 1B	B SI 91 S FF 92 B SI 92 B SI 90 B FF 90 4-1 28 1B 1-2 BB		C CH 82 X SI 91 0-1 28 1B 3 2B 1-3 2B	B CU 76 B SI 94 S FC 91 F FC 92 S CU 75 2-3 K ②			C SI 95 X SI 94 0-1 G5-3 ②		3 1	2 0	2 0	0 0	1 0	1 0	0 0
28 Adrián González, L (1, 3) OBP: 0.322, SLG: 0.412	B SI 93 F FF 94 F SI 93 X CU 79 1-2 FC3 64 G5-3 3 1B 1-3 2-H 3-H	F SI 90 X SI 91 0-1 1-2 2-H 1B ②		F FC 91 S FC 91 F CU 74 X FC 92 0-2 3 2B 2-3 3-H 1B	B SI 95 B CH 87 C SI 94 S SI 94 B FC 92 C FC 92 3-3 K ③			C FF 93 F SI 95 T FF 94 0-2 K ③		5	1	2	3	0	2	1
64 Will Middlebrooks, R (1, 5) OBP: 0.345, SLG: 0.555	C FF 94 X SI 93 0-1 G5-3 ① 2-3 3-H	C CH 85 S CH 85 F CH 83 F CU 78 X CH 80 0-2 G5-3 ③		C SI 93 D SL 84 F FC 90 C FC 90 1-3 K ①		B SL 85 B SI 91 C SI 93 X SI 94 2-1 G4-3 ①				4	0	0	1	0	1	4
3 Mike Aviles, R (1, 6) OBP: 0.287, SLG: 0.423	C FF 93 X FF 92 0-1 54 S 54 1B 3-H 1B		X SI 90 0-0 G6-3 ①	C SL 85 F CU 74 D SL 81 X FC 90 1-2 1-3 3-H 2B		B FF 94 B FC 90 B SI 93 C FF 90 C FF 90 X SI 92 3-2 G6-3 ②				4	1	2	2	0	0	0
54 Darnell McDonald, R (1, 8) OBP: 0.309, SLG: 0.369 (6, 9)	C CH 83 F CH 85 B CU 78 F SI 92 B CH 84 B SI 93 F CH 84 X FF 93 3-2 10 G1-4-3 1-H 1B		B SI 92 B FF 91 B FF 91 C SI 91 D SI 92 4-1 10 2B BB	F FC 91 S CU 73 B SL 82 S CU 74 1-3 K ②		C SI 94 X SI 92 0-1 G5-3 ③				3	0	1	1	1	1	2
10 Kelly Shoppach, R (1, 2) OBP: 0.364, SLG: 0.540	B FF 92 F SI 91 1 SAFE F CH 84 D CH 84 X SI 92 2-2 G1-4-3 ② 1-2		B CH 82 F SI 90 X SI 92 1-1 1-3 2B	B FC 92 F FF 93 B SL 83 S FC 90 B CU 74 F FC 91 B FC 91 4-2 BB			B SI 93 F FF 93 F SI 92 S CH 86 1-3 K ①			3	0	1	0	1	1	1
Inning Stats	R: 6 E: 1 K: 0 S: 22 H: 4 LOB: 1 BB: 2 P: 43	R: 1 E: 0 K: 0 S: 12 H: 1 LOB: 1 BB: 2 P: 21	R: 0 E: 0 K: 1 S: 8 H: 1 LOB: 2 BB: 1 P: 16	R: 2 E: 0 K: 3 S: 25 H: 3 LOB: 3 BB: 2 P: 37	R: 1 E: 0 K: 2 S: 10 H: 1 LOB: 0 BB: 0 P: 15	R: 0 E: 0 K: 0 S: 7 H: 0 LOB: 0 BB: 0 P: 12	R: 0 E: 0 K: 1 S: 6 H: 0 LOB: 0 BB: 0 P: 7	R: 0 E: 0 K: 2 S: 8 H: 0 LOB: 0 BB: 0 P: 9			1B: 5 2B: 4 3B: 0 HR: 1 SF: 0 SAC: 0 DP: 0 HBP: 0				WP: 0 PB: 0 SB: 1 CS: 0 PA: 41		

PITCHER		IP	WLS	BF	H	R	ER	SO	BB	IBB	HBP	BLK	WP	HR	S	P	ERA	WHIP
24 Ricky Romero, L ERA: 4.94	(1, 1)	3.0	L	22	7	9	8	1	6	0	0	0	0	0	48	90	24.00	4.333
20 Jesse Chavez, R ERA: 7.56	(4, 1)	3.0		13	3	1	1	5	1	0	0	0	0	1	36	54	3.00	1.333
47 Luis Perez, L ERA: 3.35	(7, 1)	2.0		6	0	0	0	3	0	0	0	0	0	0	14	16	0.00	0.000

PITCHER	IP	WLS	BF	H	R	ER	SO	BB	IBB	HBP	BLK	WP	HR	S	P	ERA	WHIP

BOTTOM

Toronto Blue Jays @ Boston Red Sox

Fenway Park, Boston, MA

Wed Jun 27 2012, 1:38 PM - 4:16 PM EDT

Att. 37,744 - Partly Cloudy - 75 F

livebaseballscorecards.com

AB	34
R	10
H	10
RBI	9
BB	7
SO	9
LOB	16

Batter	1	2	3	4	5	6	7	8	9	AB	R	H	RBI	BB	SO	LOB
27 Mike Trout, R (1, 7) OBP: 0.402, SLG: 0.543	C FF 88 S SL 82 X SL 82 0-2 ① F8		C CH 83 S CU 78 B FF 91 X SL 83 1-2 1B	C CH 82 C CU 79 S FF 90 0-3 ③ K		B CU 77 B SL 85 3 SAFE C CU 78 B CU 78 X CH 80 3-1 3-H HR		B SI 89 C SI 89 B CH 84 B CH 82 X SI 89 3-1 ② G4-3		5	1	2	2	0	1	2
48 Torii Hunter, R (1, 9) OBP: 0.343, SLG: 0.437	C CU 79 X CH 84 0-1 ② L6		B FF 88 1 SAFE 1 SAFE B CH 81 1 SAFE C CU 77 X CU 78 2-1 ③ F9		C SI 85 B FF 87 B FF 89 F CU 80 X FF 89 2-2 ① G4-3	C FF 92 X SL 84 0-1 ② G6-3		F SI 89 S CH 83 F FF 89 S SL 75 0-3 ③ K		5	0	0	0	0	1	1
5 Albert Pujols, R (1, 3) OBP: 0.332, SLG: 0.461	B FF 89 C FF 88 S CH 84 S CU 82 1-3 ③ K			C SI 87 X CH 81 0-1 44 HR 2B	C CU 79 X FF 89 0-1 47 1B 2B	B FF 93 B FF 93 F SL 84 X FF 93 2-1 1B			F FF 92 F FF 93 B SL 87 B FF 93 F CU 78 B FC 91 X FF 93 3-2 44 WP 44 3B 1B	5	3	4	0	0	1	0
44 Mark Trumbo, R (1, 10) OBP: 0.366, SLG: 0.625		C CU 79 B SL 85 F SL 85 X CU 79 1-2 ① G6-3		X FF 88 0-0 2-H HR	C CU 77 X SL 84 0-1 ② L9	S FF 93 F FF 94 S SL 84 0-3 ③ K			C SL 86 B FF 93 S SL 80 X SL 86 1-2 1-H 3B	5	1	2	3	0	1	2
47 Howie Kendrick, R (1, 4) OBP: 0.307, SLG: 0.380		B SI 88 C CU 79 X FF 89 1-1 ② F7		B CU 78 F CH 83 B SI 88 F CU 79 B FF 89 D CU 78 4-2 2 SH1-4 6 1B 25 SF8 BB	F CH 81 X SL 84 0-1 2-H 1B		S SL 83 B SL 84 B FF 91 S SL 85 F FF 91 B SL 87 S SL 85 3-3 ① K		F SI 92 B FF 93 F SL 86 X CU 77 1-2 ① G6-3	4	1	1	1	1	1	1
6 Alberto Callaspo, S (1, 5) OBP: 0.337, SLG: 0.384		B FF 88 X FF 89 1-0 HR		X CH 82 0-0 25 SF8 2 SH1-4 1-2 1B	C FF 89 F CH 84 S FF 89 0-3 ③ K		C CH 84 F FF 92 B SL 85 B CH 84 B CU 77 B FF 93 4-2 46 PO 2 1B BB		C FC 91 F FC 91 D SL 86 S FC 91 1-3 ② K	4	1	2	1	1	2	2
2 Erick Aybar, S (1, 6) OBP: 0.289, SLG: 0.341		B CU 78 S SL 85 F CH 82 C CU 80 1-3 ③ K		X CH 82 0-0 ① SH1-4 1-2 2-3		X CU 76 0-0 E1 25 2B 1B	S CH 82 B CH 85 X FF 92 1-1 1-2 1B		C CU 76 X FC 90 0-1 ③ G4-3	4	1	2	0	0	1	1
25 Peter Bourjos, R (1, 8) OBP: 0.291, SLG: 0.368			C SI 87 S CH 81 B FF 90 C CU 79 1-3 ① K	B CH 83 B SL 86 X SL 85 2-0 ② SF8 2-3 3-H		B CH 80 X CH 79 1-0 46 SH5-4 27 HR 2-H 2B	C SL 86 F SL 86 S SL 87 0-3 ② K			3	1	1	2	0	2	2
46 Bobby Wilson, R (1, 2) OBP: 0.245, SLG: 0.204			C CU 78 F SL 86 B CU 80 S FF 89 1-3 ② K	B CH 82 B FF 87 B CH 82 B FF 89 4-0 BB		X SI 87 0-0 ① SH5-4 2-3	B SL 86 C FF 92 2 SAFE 1-1 ③ PO 2-3	C SI 89 X FF 88 0-1 ① P4		2	0	0	0	1	1	0
Inning Stats	R: 0 E: 0 K: 1 S: 8 H: 0 LOB: 0 BB: 0 P: 9	R: 1 E: 0 K: 1 S: 9 H: 1 LOB: 0 BB: 0 P: 13	R: 0 E: 0 K: 2 S: 11 H: 1 LOB: 1 BB: 0 P: 16	R: 3 E: 0 K: 1 S: 11 H: 3 LOB: 2 BB: 2 P: 21	R: 1 E: 0 K: 1 S: 12 H: 2 LOB: 1 BB: 0 P: 14	R: 3 E: 1 K: 1 S: 12 H: 4 LOB: 1 BB: 0 P: 18	R: 0 E: 0 K: 2 S: 12 H: 1 LOB: 1 BB: 1 P: 21	R: 0 E: 0 K: 1 S: 8 H: 0 LOB: 0 BB: 0 P: 11	R: 1 E: 0 K: 1 S: 15 H: 2 LOB: 1 BB: 0 P: 21	1B: 7 2B: 3 3B: 1 HR: 3 SF: 1 SAC: 2 DP: 0 HBP: 0	WP: 1 PB: 0 SB: 0 CS: 0 PA: 44					

TOP

Los Angeles Angels @ Toronto Blue Jays

Rogers Centre, Toronto, ON

Thu Jun 28 2012, 7:08 PM - 10:23 PM EDT

Att. 24,668 - Clear - 73 F

livebaseballscorecards.com

AB	37
R	9
H	14
RBI	9
BB	3
SO	11
LOB	11

PITCHER		IP	WLS	BF	H	R	ER	SO	BB	IBB	HBP	BLK	WP	HR	S	P	ERA	WHIP
27 Brett Cecil, L ERA: 6.06	(1, 1)	5.1	L	28	10	8	8	6	2	0	0	0	0	3	56	82	13.50	2.250
54 Jason Frasor, R ERA: 3.94	(6, 1)	0.2		3	1	0	0	1	0	0	0	0	0	0	7	9	0.00	1.500
48 Francisco Cordero, R ERA: 4.6	(7, 1)	1.0		4	1	0	0	2	1	0	0	0	0	0	12	21	0.00	2.000
38 Darren Oliver, L ERA: 1.65	(8, 1)	1.0		3	0	0	0	1	0	0	0	0	0	0	8	11	0.00	0.000
44 Casey Janssen, R ERA: 2.73	(9, 1)	1.0		5	2	1	1	1	0	0	0	0	1	0	15	21	9.00	2.000

PITCHER	IP	WLS	BF	H	R	ER	SO	BB	IBB	HBP	BLK	WP	HR	S	P	ERA	WHIP

Batter	1	2	3	4	5	6	7	8	9	AB	R	H	RBI	BB	SO	LOB
13 Brett Lawrie, R (1, 5) OBP: 0.341, SLG: 0.427	B FC 86 C FF 89 X FC 84 1-1 G6-3		F FF 90 B FS 84 F FC 85 X FS 84 1-2 G5-3		B FC 85 B FC 83 X FC 84 2-0 P3		C FF 93 B FF 93 X FF 94 1-1 28 FC6-4 1B 2-H		C SI 96 F FF 95 B FF 95 F FF 96 F SI 96 F SL 82 F SL 83 X FF 96 1-2 19 BB 1B 1-2	5	0	2	1	0	0	1
28 Colby Rasmus, L (1, 8) OBP: 0.319, SLG: 0.486	C KC 76 C FF 89 F FS 84 X FS 83 0-2 G4-3		C KC 78 F FC 85 C FF 89 0-3 K		F FF 89 X FS 84 0-1 19 HR 1B 1-2		F FF 93 F FF 93 X CU 77 0-2 FC6-4 19 E 19 S 19 FC6-2 1-2f		F FF 95 S FF 95 F FF 95 F SI 96 S FF 96 0-3 K	5	1	1	0	0	2	3
19 José Bautista, R (1, 9) OBP: 0.355, SLG: 0.550 (9, 3)	B FC 85 B FF 90 C FC 86 B FF 90 X FF 90 3-1 P6		B FF 90 C FC 84 X FF 90 1-1 F9		B FC 85 B FC 86 C FC 86 B FF 90 F FC 85 F FF 91 X FF 91 3-2 HR 1-H 2-H		B FF 94 B FF 94 C FF 95 S FF 95 X FF 95 2-2 FC6-2 1-H		B SI 96 B SI 96 2 SAFE S SI 95 F SI 96 F FF 96 F SI 96 B SI 96 B SL 85 4-2 10 G6-4-3 BB 1-2 2-3	4	1	1	3	1	0	1
10 Edwin Encarnación, R (1, 10) OBP: 0.360, SLG: 0.574		C FF 90 B FS 84 B FS 84 F FC 85 B FF 90 B FF 91 4-2 2 2B 5 G6-3 BB	C FC 85 B FF 89 F FC 86 B FS 84 F FF 90 X FF 90 2-2 5 1B 11 SF8 1B	C FC 86 S FC 86 B FC 87 B FC 87 X FC 84 2-2 F8		B FF 94 1 SAFE B SI 94 1 SAFE B FF 93 1 SAFE C FF 93 1 SAFE F FF 94 3-2 X SI 84 G4-3		C SI 96 S SI 96 F FF 97 X SL 84 0-2 G6-4-3 1-2f	4	2	1	0	1	0	4
2 Kelly Johnson, L (1, 4) OBP: 0.323, SLG: 0.370		C FF 89 X FS 83 0-1 2B 1-3	C FF 89 S FF 88 B FF 89 X FF 90 1-2 P5	X KC 76 0-0 F7				C SI 88 S CU 74 B CU 75 B SI 90 X SI 89 2-2 G3-1		4	0	1	0	0	0	1
5 Yunel Escobar, R (1, 6) OBP: 0.299, SLG: 0.323		B FF 87 B FC 86 X FC 87 2-0 G6-3 3-H	X FC 86 0-0 1-3 1B			C FC 84 X FF 88 0-1 G6-3		C SI 88 B SI 90 F CU 75 F SI 90 S CU 75 1-3 K		4	0	1	1	0	1	1
11 Rajai Davis, R (1, 7) OBP: 0.327, SLG: 0.425 (9, 9)		C FC 86 B FF 90 S FC 85 F FC 85 F FC 84 F FC 86 X FF 90 1-2 F8	B FC 86 X FF 89 1-0 SF8 3-H			B FC 83 F FC 85 B FF 88 B FC 84 C FF 88 S FC 85 3-3 K		B SI 88 B SI 89 X SI 89 2-0 9 S 1B	3	0	1	1	0	1	1
26 Adam Lind, L (1, 3) OBP: 0.271, SLG: 0.310 9 J.P. Arencibia, R (8, PH) OBP: 0.260, SLG: 0.403 8 Ben Francisco, R (9, 7) OBP: 0.302, SLG: 0.350		2 SAFE C KC 78 B FS 84 X FS 84 1-1 G1-3	1 SAFE C FF 88 F FF 88 B FF 89 C FF 89 1-3 K			X KC 76 0-0 F8		1 SAFE P PO 90 B SI 94 1 SAFE 1 SAFE F SI 95 S FF 95 C FF 95 2-3 K 1-2		3 1 0	0 0 0	0 0 0	0 0 0	1 1 0	2 1 0	2 1 0
6 Jeff Mathis, R (1, 2) OBP: 0.290, SLG: 0.484			B FC 84 X FC 86 1-0 HR	S SI 88 X FS 84 0-1 28 1B 19 HR 1B			C SI 92 S SL 86 X SL 87 0-2 13 1B 2B		X FF 93 0-0 19 BB 13 1B 1B	4	3	4	1	0	0	0
Inning Stats	R: 0 E: 0 K: 0 S: 8 H: 0 LOB: 0 BB: 0 P: 12	R: 1 E: 0 K: 0 S: 13 H: 1 LOB: 1 BB: 1 P: 21	R: 1 E: 0 K: 1 S: 9 H: 1 LOB: 0 BB: 0 P: 12	R: 1 E: 0 K: 1 S: 12 H: 2 LOB: 1 BB: 0 P: 17	R: 3 E: 0 K: 0 S: 13 H: 3 LOB: 0 BB: 0 P: 20	R: 0 E: 0 K: 1 S: 6 H: 0 LOB: 0 BB: 0 P: 9	R: 1 E: 0 K: 0 S: 14 H: 2 LOB: 1 BB: 0 P: 20	R: 0 E: 0 K: 2 S: 12 H: 1 LOB: 1 BB: 0 P: 18	R: 0 E: 0 K: 1 S: 21 H: 2 LOB: 2 BB: 1 P: 26	1B: 8 2B: 2 3B: 0 HR: 2	SF: 1 SAC: 0 DP: 1 HBP: 0		WP: 0 PB: 0 SB: 2 CS: 0	PA: 40			

PITCHER		IP	WLS	BF	H	R	ER	SO	BB	IBB	HBP	BLK	WP	HR	S	P	ERA	WHIP
24 Dan Haren, R ERA: 4.53	(1, 1)	6.0	W	26	7	6	6	3	1	0	0	0	0	2	61	91	9.00	1.333
32 LaTroy Hawkins, R ERA: 1.17	(7, 1)	1.0	H	5	2	1	1	0	0	0	0	0	0	0	14	20	9.00	2.000
37 Scott Downs, L ERA: 0.35	(8, 1)	0.2	H	3	1	0	0	1	0	0	0	0	0	0	8	13	0.00	1.500
49 Ernesto Frieri, R ERA: 0.77	(8, 1)	1.1	S	6	2	0	0	2	1	0	0	0	0	0	25	31	0.00	2.250

PITCHER	IP	WLS	BF	H	R	ER	SO	BB	IBB	HBP	BLK	WP	HR	S	P	ERA	WHIP

BOTTOM

Los Angeles Angels @ Toronto Blue Jays

Rogers Centre, Toronto, ON

Thu Jun 28 2012, 7:08 PM - 10:23 PM EDT

Att. 24,668 - Clear - 73 F

livebaseballscorecards.com

AB	37
R	7
H	12
RBI	7
BB	2
SO	6
LOB	15

Batter	1	2	3	4	5	6	7	8	9	AB	R	H	RBI	BB	SO	LOB
27 Mike Trout, R (1, 8) OBP: 0.398, SLG: 0.535	C SI 89 X CU 74 0-1 ① G1-3		C SI 88 D CH 81 D CU 73 B CH 81 F SI 90 F CH 81 1 SAFE X SL 83 3-2 48 1B 48 S 1-3 1B		B CH 81 F CH 79 B FF 91 C CU 71 F FF 91 S CU 77 2-3 ② K		B FF 91 B SL 80 C FF 89 S FF 91 F CU 77 T FF 92 2-2 ① K		C FF 93 C CU 78 B FF 93 S FF 93 1-3 ③ K	5	0	1	0	0	3	0
48 Torii Hunter, R (1, 9) OBP: 0.350, SLG: 0.442	B SI 90 S SI 90 C SI 91 B SL 82 F SL 82 B FF 91 X CH 82 3-2 ② G4-3		1 SAFE S FF 88 F FF 89 F SI 90 X SL 82 0-2 1-3 3-H 1B		X SL 80 0-0 5 2B 1B		C FF 91 X FF 90 0-1 5 1B 1B			4	1	3	1	0	0	0
5 Albert Pujols, R (1, 3) OBP: 0.334, SLG: 0.465	B SI 89 B CU 74 S CH 82 X FF 90 2-1 ③ F9		S CU 74 F FF 89 1 SAFE S SL 83 0-3 ② K		B CH 80 B CU 74 B SL 80 1 SAFE C SI 88 X CH 79 3-1 1-H 2B		1 SAFE C FF 92 F FF 93 1 SAFE 1 SAFE X FF 93 0-2 8 G4-6-3 1-3 1B			4	0	2	1	0	1	2
8 Kendrys Morales, S (1, 10) OBP: 0.322, SLG: 0.427		C SI 88 B SL 82 S SL 81 X FF 90 1-2 2B	B CH 81 F CH 81 1 SAFE B FF 90 F CU 72 F SL 83 F SL 82 S SL 83 2-3 ③ K		S CH 79 F FF 88 D SL 83 B CU 77 X SL 84 2-2 ③ G6-3		D CH 84 B CH 83 X CH 83 2-0 ② ③ G4-6-3 1-2f			4	0	1	0	0	1	5
44 Mark Trumbo, R (1, 7) OBP: 0.365, SLG: 0.620		B CU 73 C SL 79 T FF 90 2 SAFE F SL 82 S SL 82 1-3 ① K	B SI 87 X SL 80 1-0 47 1B 6 G1-3 2 SF8 1B			C FF 92 X SI 93 0-1 ① G6-3		F SL 75 F FF 87 F FF 88 B SL 74 F FF 87 F SL 75 F FF 87 X FF 89 1-2 ① G6-3		4	1	1	0	0	1	1
6 Alberto Callaspo, S (1, 5) OBP: 0.335, SLG: 0.381		B CH 78 X CH 80 1-0 ② L3	C FF 88 1 SAFE B FF 89 X CU 75 1-1 ① G1-3 1-2			B SI 93 F FF 92 C CU 81 B CU 80 X CU 79 2-2 ② G4-3		B FF 87 C FF 88 B CH 83 X FF 87 2-1 47 G5-4-3 1B		4	0	1	0	0	0	2
47 Howie Kendrick, R (1, 4) OBP: 0.307, SLG: 0.378		B FF 90 F SL 81 B CU 74 B CH 81 S CH 81 S SL 82 3-3 ③ K	B SI 89 X SI 90 1-0 41 CS 2-3 1B			B CU 81 C CU 79 B FF 92 B CU 80 X FF 91 3-1 ③ F9		C SL 75 B FF 87 1 SAFE S SL 74 F SL 74 B FF 88 F SL 74 B FF 89 X SL 75 3-2 ② ③ G5-4-3 1-2f		4	0	1	0	0	1	2
2 Erick Aybar, S (1, 6) OBP: 0.288, SLG: 0.341			C FF 88 X FF 90 0-1 ① G5-3	B CU 75 X FF 90 1-0 ② SF8 3-H			X FF 91 0-0 41 HR 1B		B FF 92 C FF 91 B FF 93 B FF 92 C FF 92 X FC 91 3-2 ① G4-3	3	1	1	1	0	0	0
41 John Hester, R (1, 2) OBP: 0.364, SLG: 0.458 13 Maicer Izturis, S (9, PH) OBP: 0.309, SLG: 0.257			B CU 75 C SI 90 B CH 79 B CH 82 B SI 90 4-1 27 1B 48 1B BB	1 SAFE B FF 88 1 SAFE C CH 80 1-1 ③ CS 1-2	B SI 88 B SI 87 F FF 88 B CH 79 F FF 88 C SL 82 3-3 ① K		1 SAFE B SI 89 B FF 89 1 SAFE X FF 90 2-0 1-H HR		B FC 90 C FF 92 C FF 93 B FF 93 S FF 92 2-3 ② K	2 1	2 0	1 0	2 0	1 0	1 1	0 0
Inning Stats	R: 0 E: 0 K: 0 S: 8 H: 0 LOB: 0 BB: 0 P: 13	R: 0 E: 0 K: 2 S: 11 H: 1 LOB: 1 BB: 0 P: 17	R: 1 E: 0 K: 2 S: 19 H: 2 LOB: 2 BB: 1 P: 28	R: 1 E: 0 K: 0 S: 6 H: 2 LOB: 0 BB: 0 P: 11	R: 1 E: 0 K: 2 S: 13 H: 2 LOB: 1 BB: 0 P: 23	R: 0 E: 0 K: 0 S: 7 H: 0 LOB: 0 BB: 0 P: 12	R: 2 E: 0 K: 1 S: 12 H: 4 LOB: 1 BB: 0 P: 18	R: 0 E: 0 K: 0 S: 14 H: 1 LOB: 0 BB: 0 P: 20	R: 0 E: 0 K: 2 S: 9 H: 0 LOB: 0 BB: 0 P: 15	1B: 9 2B: 2 3B: 0 HR: 1 SF: 1 SAC: 0 DP: 2 HBP: 0						

PITCHER		IP	WLS	BF	H	R	ER	SO	BB	IBB	HBP	BLK	WP	HR	S	P	ERA	WHIP
33 Carlos Villanueva, R ERA: 3.52	(1, 1)	5.0		22	7	3	3	6	1	0	0	0	0	0	57	92	5.40	1.600
57 Scott Richmond, R ERA: 7.71	(6, 1)	1.1	B	7	3	2	2	1	0	0	0	0	0	1	15	24	13.50	2.250
48 Francisco Cordero, R ERA: 4.5	(7, 1)	0.2	W	2	1	0	0	0	0	0	0	0	0	0	4	6	0.00	1.500
38 Darren Oliver, L ERA: 1.59	(8, 1)	1.0	H	3	1	0	0	0	0	0	0	0	0	0	14	20	0.00	1.000
44 Casey Janssen, R ERA: 2.64	(9, 1)	1.0	S	3	0	0	0	2	0	0	0	0	0	0	9	15	0.00	0.000

PITCHER	IP	WLS	BF	H	R	ER	SO	BB	IBB	HBP	BLK	WP	HR	S	P	ERA	WHIP

TOP

Los Angeles Angels @ Toronto Blue Jays

Rogers Centre, Toronto, ON

Fri Jun 29 2012, 7:10 PM - 10:21 PM EDT

Att. 24,538 - Partly Cloudy - 88 F

livebaseballscorecards.com

AB	35
R	5
H	12
RBI	5
BB	1
SO	9
LOB	12

WP: 0	PA: 38		
PB: 0			
SB: 1			
CS: 1			

BOTTOM

Los Angeles Angels @ Toronto Blue Jays

Rogers Centre, Toronto, ON

Fri Jun 29 2012, 7:10 PM - 10:21 PM EDT

Att. 24,538 - Partly Cloudy - 88 F

livebaseballscorecards.com

Batter	1	2	3	4	5	6	7	8	9	AB	R	H	RBI	BB	SO	LOB
13 Brett Lawrie, R (1, 5) OBP: 0.335, SLG: 0.420	X FF 92 0-0 ① G4-3		B FF 91 C SL 83 X SL 82 1-1 ② F8	B SL 85 B SL 82 F SL 84 F SL 84 B FF 93 F SL 83 X FF 93 3-2 ③ G6-3		X SL 78 0-0 ②③ L5-3 1-1		B CH 79 S CH 80 X SI 87 1-1 ① G5-3		5	0	0	0	0	0	3
28 Colby Rasmus, L (1, 8) OBP: 0.314, SLG: 0.477	B FF 91 C FF 91 X FF 92 1-1 ② P5		S SL 80 X FF 92 0-1 ③ L3		X FF 90 0-0 ① G4-3		F FF 98 S FF 95 B FF 97 B SL 85 S FF 96 2-3 ① K	F CU 62 S SI 87 B SI 87 F SL 78 B SL 78 B SL 79 S CH 80 3-3 ② K		5	0	0	0	0	2	1
19 José Bautista, R (1, 9) OBP: 0.356, SLG: 0.550	B SI 93 B FF 92 C FF 92 B SL 84 C FF 92 B FF 92 4-2 BB			C SL 80 B FF 92 X FF 92 1-1 10 1B 2B	B FF 92 B SL 82 S SL 83 B SL 82 C FF 92 S SL 84 3-3 ② K		B FF 98 C FF 97 S SL 87 B SL 83 B SL 86 X FF 97 3-2 ② P6	B CH 80 B CH 81 S CH 82 C CH 82 B FF 90 S CH 80 3-3 ③ K		4	1	1	0	1	2	1
10 Edwin Encarnación, R (1, 10) OBP: 0.365, SLG: 0.575	C FF 91 B FF 91 F SL 84 1 SAFE B FF 92 B SL 84 X SL 85 3-2 ③ F9			C SL 84 X FF 93 0-1 2 SH2-3 5 1B 2-H 1B	B FF 92 C FF 92 H FF 93 2-1 5 E 2 S 5 E5 HBP		B FF 98 F FF 97 F FF 98 F SL 85 B SL 86 B FF 97 X FF 97 3-2 2 S 5 2B 1B			3	2	2	1	0	0	1
2 Kelly Johnson, L (1, 4) OBP: 0.326, SLG: 0.369		B SI 91 F FF 90 X CH 84 1-1 ① G3-1		X CH 84 0-0 ① SH2-3 2-3	B FF 92 B FF 91 B FF 91 C FF 89 S CH 86 D SL 83 4-2 5 E5 1-2 BB		F FF 96 B FF 96 F FF 97 B FF 97 B FF 98 F FF 97 F FF 98 B FF 97 4-2 5 2B 1-2 BB			1	0	0	0	2	0	0
5 Yunel Escobar, R (1, 6) OBP: 0.304, SLG: 0.332		C FF 92 X FF 91 0-1 1B		B FF 92 B SL 83 X FF 93 2-0 11 2B 26 HR 1B 3-H	B SL 83 F SL 84 X SL 84 1-1 ③ E5 1-2 2-H		F FF 97 D SL 89 X FF 98 1-1 1-3 2-H 2B			4	1	3	2	0	0	2
11 Rajai Davis, R (1, 7) OBP: 0.331, SLG: 0.433		L SL 81 X FF 91 0-1 ② F8		B FF 92 T SL 82 X FF 93 1-1 26 HR 1-3 2B		X FF 91 0-0 26 S 1B	T SL 87 B FF 97 B SL 86 S SL 86 X SL 83 2-2 ③ F7			4	1	2	0	0	0	3
26 Adam Lind, L (1, 3) OBP: 0.285, SLG: 0.364		B FF 91 C FF 92 F FF 92 F SL 85 D FF 92 C FF 93 2-3 ③ K		D SL 83 X SL 82 1-0 2-H 3-H HR		1 SAFE P PO 87 2 SAFE B FF 90 B FF 91 C FF 92 B FF 92 4-1 13 L5-3 1-3 BB		B FF 89 B FF 90 C SI 89 C FF 90 B FF 90 F FF 90 F FF 91 X FF 90 3-2 HR		3	2	2	4	1	1	1
9 J.P. Arencibia, R (1, 2) OBP: 0.259, SLG: 0.404			C FF 89 B SL 80 X SL 80 1-1 ① P4	B FF 92 X SL 82 1-0 ② F8		S SL 78 B SI 87 S SL 78 F SL 78 S SI 88 1-3 ① K		C CH 81 B CU 69 B FF 89 X CH 81 2-1 2B		4	0	1	0	0	1	2
Inning Stats	R: 0 E: 0 K: 0 S: 8 H: 0 LOB: 1 BB: 1 P: 16	R: 0 E: 0 K: 1 S: 10 H: 1 LOB: 1 BB: 0 P: 13	R: 0 E: 0 K: 0 S: 6 H: 0 LOB: 0 BB: 0 P: 8	R: 5 E: 0 K: 0 S: 14 H: 5 LOB: 0 BB: 0 P: 23	R: 0 E: 1 K: 1 S: 9 H: 0 LOB: 2 BB: 1 P: 19	R: 0 E: 0 K: 1 S: 8 H: 1 LOB: 1 BB: 1 P: 12	R: 1 E: 0 K: 1 S: 19 H: 2 LOB: 2 BB: 1 P: 34	R: 1 E: 0 K: 2 S: 16 H: 2 LOB: 1 BB: 0 P: 28		1B: 5 2B: 5 3B: 0 HR: 2 SF: 0 SAC: 1 DP: 1 HBP: 1				WP: 0 PB: 0 SB: 4 CS: 0 PA: 39		

	AB	33
	R	7
	H	11
	RBI	7
	BB	4
	SO	6
	LOB	14

PITCHER		IP	WLS	BF	H	R	ER	SO	BB	IBB	HBP	BLK	WP	HR	S	P	ERA	WHIP
54 Ervin Santana, R ERA: 5.12	(1, 1)	5.0		26	7	5	5	2	3	0	1	0	0	1	50	85	9.00	2.000
52 David Carpenter, R ERA: 4.44	(6, 1)	1.0		2	0	0	0	1	0	0	0	0	0	0	5	6	0.00	0.000
51 Jordan Walden, R ERA: 3.0	(7, 1)	1.0	L	6	2	1	1	1	1	0	0	0	0	0	19	34	9.00	3.000
21 Hisanori Takahashi, L ERA: 4.33	(8, 1)	1.0		5	2	1	1	2	0	0	0	0	0	1	16	28	9.00	2.000

PITCHER	IP	WLS	BF	H	R	ER	SO	BB	IBB	HBP	BLK	WP	HR	S	P	ERA	WHIP

Batter	1	2	3	4	5	6	7	8	9	AB	R	H	RBI	BB	SO	LOB
27 Mike Trout, R (1, 7) OBP: 0.391, SLG: 0.526	C FF 97 X SI 94 0-1 ① G6-3		C CH 86 B CH 85 B FF 93 B SI 92 C SI 93 F FF 93 S FF 95 3-3 ① K		C FF 91 X FF 88 0-1 ② FC6-4 1-2f			B FF 91 B FF 92 S FF 90 F SI 93 B SL 85 F SL 84 X SL 83 3-2 ① P2		4	0	0	0	0	1	2
13 Maicer Izturis, S (1, 4) OBP: 0.313, SLG: 0.270	C FF 97 X FF 95 0-1 8 1B 1B		C FF 94 B SI 94 X SI 92 1-1 1-H 2B		X SI 91 0-0 ③ G1			B FF 92 X FF 92 1-0 ② F9		4	0	2	1	0	0	1
5 Albert Pujols, R (1, 10) OBP: 0.330, SLG: 0.458	X FF 93 0-0 ② L7		B FF 88 T SI 95 X SI 92 1-1 ② F8			C CH 85 B CH 87 F FF 91 X FF 93 1-2 ① G4-3		C SI 93 F SL 83 B FF 92 B SL 86 X SI 93 2-2 ③ L8		4	0	0	0	0	0	2
8 Kendrys Morales, S (1, 3) OBP: 0.325, SLG: 0.429 41 John Hester, R (9, PR) OBP: 0.364, SLG: 0.458	X FF 94 0-0 1-2 1B		B CH 87 S CH 87 C CH 86 X FF 96 1-2 ③ G1-3			C SI 91 B SI 91 B CH 85 F CH 85 B SI 94 X CH 85 3-2 ② G3			C SI 89 F SL 79 X CU 76 0-2 6 L9 44 1B 18 1B 1B	4 0	0 1	2 0	0 0	0 0	0 0	1 0
44 Mark Trumbo, R (1, 9) OBP: 0.363, SLG: 0.614	B FF 88 F SI 89 X FF 96 1-1 ③ G1			C FF 91 X SI 92 0-1 ① P6		X CH 86 0-0 ③ F8			C SI 90 X SI 90 0-1 18 1B 1-2 1B	4	0	1	0	0	0	2
6 Alberto Callaspo, S (1, 5) OBP: 0.329, SLG: 0.373		X CH 86 0-0 ① G4-3		C CH 86 X CH 86 0-1 ② G3			C CH 85 B SI 90 S CH 85 B SL 85 X SI 91 2-2 ① G6-3		B CH 84 C SI 89 F SI 90 B CH 83 B SI 90 X SI 89 3-2 ① L9 2-3	4	0	0	0	0	0	2
25 Peter Bourjos, R (1, 8) OBP: 0.290, SLG: 0.364		C FF 97 B FF 89 C CH 88 B FF 88 C FF 94 2-3 ② K		L CH 86 C FF 95 B FF 89 X FF 95 1-2 ③ G3			C SI 93 S FF 90 F CH 87 X SL 84 0-2 46 G5-3 18 1B 1B		F SL 80 B SL 80 C SI 89 X SI 90 1-2 ② P6	4	0	1	0	0	1	2
18 Andrew Romine, S (1, 6) OBP: 0.600, SLG: 0.600		B FF 96 B CH 86 F SI 93 C FF 96 C FF 95 2-3 ③ K			C CH 88 X CH 81 0-1 27 FC6-4 1B		B FF 89 X SI 91 1-0 1-2 1B		F X SI 90 0-1 1-3 3-H 1B	4	0	3	1	0	1	0
46 Bobby Wilson, R (1, 2) OBP: 0.245, SLG: 0.206			C FF 94 B SL 83 X FF 93 1-1 13 2B 1B		B CH 87 F SI 92 X CH 84 1-1 ① F7		S CH 85 X SI 91 0-1 ②③ G5-3 2-3f		C SI 89 B SL 80 B SL 80 F SI 90 B SL 80 X SI 90 3-2 ③ G5-3	4	1	1	0	0	0	5
Inning Stats	R: 0 E: 0 K: 0 S: 8 H: 2 LOB: 2 BB: 0 P: 9	R: 0 E: 0 K: 2 S: 7 H: 0 LOB: 0 BB: 0 P: 11	R: 1 E: 0 K: 1 S: 13 H: 2 LOB: 0 BB: 0 P: 20	R: 0 E: 0 K: 0 S: 7 H: 0 LOB: 0 BB: 0 P: 8	R: 0 E: 0 K: 0 S: 7 H: 1 LOB: 1 BB: 0 P: 8	R: 0 E: 0 K: 0 S: 7 H: 0 LOB: 0 BB: 0 P: 11	R: 0 E: 0 K: 0 S: 10 H: 2 LOB: 1 BB: 0 P: 13	R: 0 E: 0 K: 0 S: 8 H: 0 LOB: 0 BB: 0 P: 14	R: 1 E: 0 K: 0 S: 16 H: 3 LOB: 2 BB: 0 P: 23	1B: 9 2B: 1 3B: 0 HR: 0 SF: 0 SAC: 0 DP: 1 HBP: 0						

PITCHER		IP	WLS	BF	H	R	ER	SO	BB	IBB	HBP	BLK	WP	HR	S	P	ERA	WHIP
37 Henderson Alvarez III, R ERA: 4.15	(1, 1)	7.0	W	27	7	1	1	3	0	0	0	0	0	0	59	80	1.29	1.000
47 Luis Perez, L ERA: 3.26	(8, 1)	1.0		3	0	0	0	0	0	0	0	0	0	0	8	14	0.00	0.000
49 David Pauley, R ERA: 5.93	(9, 1)	1.0		6	3	1	1	0	0	0	0	0	0	0	16	23	9.00	3.000

PITCHER	IP	WLS	BF	H	R	ER	SO	BB	IBB	HBP	BLK	WP	HR	S	P	ERA	WHIP

TOP

Los Angeles Angels @ Toronto Blue Jays

Rogers Centre, Toronto, ON

Sat Jun 30 2012, 1:09 PM - 3:52 PM EDT

Att. 29,287 - Sunny - 77 F

livebaseballscorecards.com

AB	36
R	2
H	10
RBI	2
BB	0
SO	3
LOB	17

WP: 0 PA: 36
PB: 0
SB: 0
CS: 0

BOTTOM

Los Angeles Angels @ Toronto Blue Jays

Rogers Centre, Toronto, ON

Sat Jun 30 2012, 1:09 PM - 3:52 PM EDT

Att. 29,287 - Sunny - 77 F

livebaseballscorecards.com

Batter	1	2	3	4	5	6	7	8	9	AB	R	H	RBI	BB	SO	LOB
13 Brett Lawrie, R (1, 5) OBP: 0.341, SLG: 0.438 17 Omar Vizquel, S (7, 5) OBP: 0.262, SLG: 0.226	C FF 95 X SI 95 0-1 28 FC6 19 G6-4-3 2B	B FF 94 X FF 93 1-0 E8 1-H 28 2B		B SL 87 C SL 84 F SI 94 X CU 76 1-2 28 FC3-6 1B	B SI 87 X SI 86 1-0 1-H 2-H HR		B SI 89 X SI 87 1-0 ③ P5			4 1	3 0	3 0	3 0	0 0	0 0	0 0
28 Colby Rasmus, L (1, 8) OBP: 0.312, SLG: 0.476	X SI 94 0-0 FC6 19 G6-4-3 2-3	1 SAFE C SI 93 1 SAFE F CH 85 F FF 94 B CU 75 1 SAFE 1 SAFE B SI 94 2-2 X CH 86 19 1B 1-H 2B		X SI 93 0-0 ① FC3-6 2 BB 19 BB 1-2f	B SI 87 B SI 87 X SI 87 2-0 ② P2			B SI 88 C SI 89 B CH 80 F SI 90 B SI 90 X SI 89 3-2 ① F8		5	1	1	1	0	0	2
19 José Bautista, R (1, 9) OBP: 0.359, SLG: 0.549 8 Ben Francisco, R (5, PH) OBP: 0.289, SLG: 0.333 (6, 7)	B FF 94 X SI 95 1-0 ① ② G6-4-3 1-2f 3-H	B SL 87 S SI 94 X SL 85 1-1 10 10 1B 10 E 2-H 1B		B SI 95 F SI 93 B SI 92 B SI 96 B FF 95 4-1 2 BB 1-2 BB	F SI 88 S SL 78 S SL 77 0-3 ③ K			B SI 90 X FF 89 1-0 ② G5-3		2 2	1 0	1 0	1 0	1 0	0 1	1 0
10 Edwin Encarnación, R (1, 3) OBP: 0.365, SLG: 0.570	B SL 88 F SI 96 B SL 86 B SI 97 X SI 96 3-1 G5-3	F FF 95 C SI 95 X CH 86 ③ 0-2 E7 2 3B 1-H 1B		C FF 95 F SL 86 B FF 94 F SI 94 D CU 75 F SI 94 2 SAFE F FF 94 C SL 85 2-3 ② K	C SI 87 B SL 78 B SL 77 X SI 87 2-1 ① F7			C SL 79 B SL 78 B SL 79 C SI 88 B SL 77 F SI 89 B SI 90 4-2 BB		4	1	1	0	1	1	2
2 Kelly Johnson, L (1, 4) OBP: 0.333, SLG: 0.383	B SI 94 F CH 86 X FF 95 1-1 5 HR 2B B SI 94 X SI 94 1-1 3-H 3B			B SI 93 S SI 93 B CH 84 B SI 92 B SI 93 4-1 1-2 2-3 BB	B SI 87 B SI 88 B SI 88 C SI 88 B SI 89 4-1 5 FC5-4 BB			F FF 89 C F SL 79 S CH 80 0-3 ③ K		3	1	2	1	2	1	1
5 Yunel Escobar, R (1, 6) OBP: 0.304, SLG: 0.341	B FF 94 X FF 94 1-0 2-H HR C SI 96 F SL 99 C SI 77 S FF 94 0-3 ③ K			B FF 93 X FF 94 1-0 ③ L8	C SI 89 B SL 79 C SI 89 X SL 79 1-2 ② FC5-4 11 FC6-4 1-2f					4	1	1	2	0	1	5
11 Rajai Davis, R (1, 7) OBP: 0.323, SLG: 0.422 (6, 9)	B SL 86 B CH 86 X SI 95 2-0 ① P5	B SI 93 S CH 86 B SL 85 B FF 94 C FF 94 X FF 94 3-2 ① P2			B CH 84 B SI 92 F FF 92 F FF 93 X SI 93 2-2 ① P5	X SI 90 0-0 ③ FC6-4 1-2f				4	0	0	0	0	0	1
26 Adam Lind, L (1, 10) OBP: 0.284, SLG: 0.356	C SI 95 B CH 87 X SI 95 1-1 ② L8	B CH 86 X CH 85 1-0 ② F8			B SI 93 B SI 93 F SI 93 B SI 94 B SI 92 4-1 9 BB 13 HR BB		C FF 88 B CH 80 X SI 89 1-1 ① G4-3			3	1	0	0	1	0	0
9 J.P. Arencibia, R (1, 2) OBP: 0.263, SLG: 0.404	C SL 88 F SI 95 X SL 88 0-2 13 PB 13 E 1B	S FF 95 S SL 85 B FF 95 F SI 94 C CU 76 1-3 ③ K			B SI 92 B SL 85 B SI 92 B FF 91 4-0 13 HR 1-2 BB		B SI 88 C SI 89 F SL 79 S SL 80 1-3 ② K			3	2	1	0	1	2	0
Inning Stats	R: 1 E: 0 K: 0 S: 6 H: 1 LOB: 0 BB: 0 P: 10	R: 7 E: 2 K: 1 S: 25 H: 7 LOB: 1 BB: 0 P: 35	R: 0 E: 0 K: 1 S: 8 H: 0 LOB: 0 BB: 0 P: 13	R: 0 E: 0 K: 1 S: 13 H: 1 LOB: 3 BB: 2 P: 25	R: 3 E: 0 K: 1 S: 9 H: 1 LOB: 0 BB: 2 P: 22	R: 0 E: 0 K: 0 S: 7 H: 0 LOB: 1 BB: 0 P: 14	R: 0 E: 0 K: 1 S: 6 H: 0 LOB: 0 BB: 0 P: 9	R: 0 E: 0 K: 1 S: 11 H: 0 LOB: 1 BB: 1 P: 19		1B: 4 2B: 3 3B: 1 HR: 2 SF: 0 SAC: 0 DP: 1 HBP: 0						

PITCHER		IP	WLS	BF	H	R	ER	SO	BB	IBB	HBP	BLK	WP	HR	S	P	ERA	WHIP
43 Garrett Richards, R ERA: 2.81	(1, 1)	4.1	L	27	9	10	5	3	4	0	0	0	0	1	56	97	10.38	3.000
52 David Carpenter, R ERA: 4.18	(5, 1)	3.2		14	1	1	1	3	2	0	0	0	0	1	29	50	2.46	0.818

PITCHER	IP	WLS	BF	H	R	ER	SO	BB	IBB	HBP	BLK	WP	HR	S	P	ERA	WHIP

AB	35
R	11
H	10
RBI	8
BB	6
SO	6
LOB	12

WP: 0 PA: 41
PB: 1
SB: 0
CS: 0

Los Angeles Angels @ Toronto Blue Jays

Rogers Centre, Toronto, ON

Sun Jul 01 2012, 3:13 PM - 6:38 PM EDT

Att. 34,853 - Partly Cloudy - 77 F

TOP

livebaseballscorecards.com

Batter	1	2	3	4	5	6	7	8	9	AB	R	H	RBI	BB	SO	LOB
27 Mike Trout, R (1, 8) (8, 7) OBP: 0.395, SLG: 0.542	C FC 85 B FC 87 S FC 86 F FF 86 F FF 87 B FF 87 F FF 87 X FC 87 2-2 5 E 2B		B CH 79 F FF 86 S FC 86 F FC 88 B SI 86 F FC 86 X CH 80 2-2 ② F9 2-3		B SI 84 B SI 83 C FF 85 S FF 84 F FF 87 F FC 87 C FF 86 2-3 ③ K			F C B FF 95 B X SL 84 2-2 HR	B CU 74 B SI 92 B SI 93 B SI 93 4-0 5 1B 25 1B 1-2 BB	4	3	2	1	1	1	1
48 Torii Hunter, R (1, 9) OBP: 0.343, SLG: 0.434	L FF 87 B SI 86 S FC 87 B FF 88 F FF 87 F FF 86 B CH 81 X SI 86 3-2 ① G5-3		F FF 87 B SI 87 B FF 86 F FF 87 F FF 88 S FF 81 2-3 ③ K			C SI 83 S B B X 2-2 ① F9		B F B X 2-1 ① P2	B SI 91 C SI 92 X SI 92 1-1 ① SF8 2-3 3-H	4	0	0	1	0	1	2
5 Albert Pujols, R (1, 3) OBP: 0.331, SLG: 0.458	B FF 88 B FF 87 C FF 87 X SI 87 2-1 ② F9 2-H			B CH 79 C SI 84 F SI 85 B SI 88 F FF 84 F SI 86 B SI 82 S FC 85 3-3 ① K		B SI 86 B SI 86 F SI 83 S FF 87 S FC 85 2-3 ② K		B B SL 86 X SL 86 2-0 44 HR 1B	P PO 86 X FC 90 1-0 8 WP 25 1B 8 FC3-6 1-2 3-H 1B	5	2	2	1	0	2	0
44 Mark Trumbo, R (1, 7) OBP: 0.361, SLG: 0.620 25 Peter Bourjos, R (8, 8) OBP: 0.295, SLG: 0.370	C SI 88 B SI 84 T FF 87 X FF 87 1-2 ③ G6-3			X SI 87 0-0 ② F8		C FC 84 S FF 86 B FF 88 X CH 81 1-2 ③ G1-3		C B X FF 93 1-1 1-H HR	C FF 92 F FF 91 B CU 77 X SL 81 1-2 8 FC3-6 1-2 2-H 1B	4 1	1 0	1 1	2 1	0 0	0 0	0 0
8 Kendrys Morales, S (1, 10) OBP: 0.322, SLG: 0.428		C SI 86 B SI 88 X SI 85 1-1 ① G6-3		B CH 81 X SI 85 1-0 ③ G5-3			C B B FF 91 S S SL 84 2-3 ① K	B B B FF 93 F FF 93 X CH 84 3-1 2B	B SI 92 C SI 92 F SI 92 B CU 79 X SI 92 2-2 ② FC3-6 6 E 47 1B 1-2f 2-H	5	0	1	1	0	1	1
47 Howie Kendrick, R (1, 4) OBP: 0.312, SLG: 0.382		X SI 86 0-0 ② G3			B SI 84 B SI 85 S FF 85 F FC 85 X FF 81 2-2 6 HR 1B		C T X CH 84 0-2 ② 2 BB 1B	X 0-0 ② P3	B FF 92 B CU 80 C SI 92 X SI 92 2-1 6 E 1-2 1B	5	1	3	0	0	0	1
6 Alberto Callaspo, S (1, 5) OBP: 0.326, SLG: 0.384		B SI 87 B CH 81 B FF 87 C FF 84 X FF 87 3-1 ③ G5-3			X SI 85 0-0 1-H HR		X 0-0 ② F8	B CH 87 C CH 86 B SI 93 C SI 93 D CU 76 F FC 90 F FC 90 C FC 90 3-3 ③ K	B CU 76 C SI 92 F SI 92 B CU 82 X CU 78 2-2 E1 1-2 2-3	5	1	1	2	0	1	4
2 Erick Aybar, S (1, 6) OBP: 0.294, SLG: 0.347			X SI 84 0-0 27 F9 2B		X SI 84 0-0 ① G6-3		B F S 1 SAFE D 1 SAFE B B SL 84 4-2 1-2 BB		C SI 86 F CH 86 F CU 73 X FC 91 0-2 41 E 41 FC1 48 SF8 1B X SI 92 0-0 P6	4	1	2	0	1	0	3
41 John Hester, R (1, 2) OBP: 0.343, SLG: 0.429			B FC 86 X FF 85 1-0 ① G1-3		B SI 87 C FC 84 B SI 84 B SI 84 X FC 84 3-1 ② F8		C B FF 92 S FF 92 S 1-3 ③ K		X SI 91 0-0 FC1 48 SF8 27 BB 5 1B 1-3	4	1	0	0	0	1	4

Inning Stats	1	2	3	4	5	6	7	8	9	1B: 7	SF: 1	WP: 1	PA: 44
	R: 1 E: 1 K: 0 S: 16 H: 1 LOB: 0 BB: 0 P: 24	R: 0 E: 0 K: 0 S: 5 H: 0 LOB: 0 BB: 0 P: 9	R: 0 E: 0 K: 1 S: 11 H: 1 LOB: 1 BB: 0 P: 16	R: 0 E: 0 K: 1 S: 7 H: 0 LOB: 0 BB: 0 P: 11	R: 2 E: 0 K: 1 S: 12 H: 2 LOB: 0 BB: 0 P: 19	R: 0 E: 0 K: 1 S: 9 H: 0 LOB: 0 BB: 0 P: 14	R: 0 E: 0 K: 2 S: 12 H: 1 LOB: 2 BB: 1 P: 19	R: 3 E: 0 K: 1 S: 16 H: 4 LOB: 1 BB: 0 P: 29	R: 4 E: 2 K: 0 S: 21 H: 4 LOB: 3 BB: 1 P: 33	2B: 3 3B: 0 HR: 3	SAC: 0 DP: 0 HBP: 0	PB: 0 SB: 0 CS: 0	

PITCHER		IP	WLS	BF	H	R	ER	SO	BB	IBB	HBP	BLK	WP	HR	S	P	ERA	WHIP
32 Aaron Laffey, L ERA: 2.14	(1, 1)	6.0		22	4	3	2	4	0	0	0	0	0	1	60	93	3.00	0.667
47 Luis Perez, L ERA: 3.18	(7, 1)	1.0		5	1	0	0	2	1	0	0	0	0	0	12	19	0.00	2.000
48 Francisco Cordero, R ERA: 5.29	(8, 1)	0.1	L	5	4	3	3	0	0	0	0	0	0	2	10	20	81.00	12.000
20 Jesse Chavez, R ERA: 8.15	(8, 1)	1.0		7	2	4	2	1	1	0	0	0	0	0	15	23	18.00	3.000
57 Scott Richmond, R ERA: 6.0	(9, 1)	0.2		5	2	0	0	0	0	0	0	0	1	0	12	19	0.00	3.000

PITCHER	IP	WLS	BF	H	R	ER	SO	BB	IBB	HBP	BLK	WP	HR	S	P	ERA	WHIP

AB	41
R	10
H	13
RBI	9
BB	2
SO	7
LOB	16

Batter	1	2	3	4	5	6	7	8	9	AB	R	H	RBI	BB	SO	LOB
13 Brett Lawrie, R (1, 5) OBP: 0.338, SLG: 0.434	C FF 93 F FF 94 F CU 80 B SI 94 F CU 81 X FF 94 1-2 **G1-3** ①		X FF 92 0-0 **G5-3** ③			B B F FF 92 F FF 90 D CU 78 X CU 78 3-2 19 FC4 28 BB 19 E 1B **1-2**	F SI 90 X 0-1 **G6-3** ③		F FF 96 B FF 96 B SL 87 B FF 96 X FF 95 3-1 **P4** ②	5	1	1	0	0	0	2
28 Colby Rasmus, L (1, 8) OBP: 0.320, SLG: 0.486	B FF 94 B SL 85 C FF 94 B FF 94 B FF 94 4-1 19 L6-3 BB			B FF 91 S CU 78 S SI 91 H SI 93 2-2 5 CS 19 G1 HBP		B SL 83 B SI 91 B FC 88 C FF 90 B FF 91 4-1 19 E 5 F9-2 **1-2** **2-3** BB		C SI 94 B SI 94 S SI 94 S SI 94 1-3 **K** ① **1-H** **2-H**	C FF 97 X FF 96 0-1 HR	2	1	1	3	2	1	0
19 José Bautista, R (1, 10) OBP: 0.356, SLG: 0.543	B SI 94 S FF 92 S CH 85 B SI 94 1 SAFE F SL 86 D FF 88 X CH 87 3-2 **L6-3** ② ③ **1-1**			C CU 78 B FC 89 S CU 78 F FF 92 1 SAFE X CH 84 1-2 **G1** ① **1-2**		F FC 89 X SI 91 0-1 **FC4** **1-3** **2-H** **3-H**		B FF 95 C SI 93 B SL 79 C SL 79 F SI 96 F FF 95 F FF 95 F SI 96 X FF 95 2-2 E5 5 F9 1B	C FF 96 B SL 88 B FF 96 F FF 96 S SL 87 2-3 **K** ③	5	0	1	1	0	1	3
10 Edwin Encarnación, R (1, 3) (7, 7) OBP: 0.373, SLG: 0.572		B FF 92 B CU 80 F SI 93 T SL 86 B CU 81 X SI 93 3-2 1B ①		B FC 88 B CH 86 D CH 86 C FC 89 2 SAFE B FC 88 4-1 5 CS BB		B B CU 76 D B CH 84 4-0 **BB**		H SI 95 1-0 5 E HBP		1	0	1	0	2	0	0
5 Yunel Escobar, R (1, 6) OBP: 0.303, SLG: 0.340		B FF 93 B CH 86 X SI 92 2-0 1B		B SL 84 S SI 92 S CU 78 B SL 85 S CU 79 2-3 **K** ② ③ **1-2** **2-3**		B SL 86 F FF 90 D CU 76 X FF 90 2-1 **F9-2** ① ② **3-H**		C SI 94 B FF 94 F SI 95 X SL 82 1-2 **F9** ② **1-2** **2-3**		4	0	1	0	0	1	7
8 Ben Francisco, R (1, 7) OBP: 0.277, SLG: 0.318 26 Adam Lind, L (6, PH) (7, 3) OBP: 0.280, SLG: 0.351		B CU 80 C SI 92 F FF 90 T SI 92 1-2 **K** ②			B FC 88 B FC 88 C SI 92 X SI 92 2-1 **G6-3** ①	B FF 92 C FF 92 F CH 87 2 SAFE F X 1-2 **G4-3** ③		C SL 79 F SL 79 B FF 95 S FF 94 1-3 **K** ③		2	0	0	0	0	1	1
										2	0	0	0	0	1	4
11 Rajai Davis, R (1, 9) OBP: 0.322, SLG: 0.414		F CU 78 X CH 88 0-1 **P4** ③			B FF 91 L B CU 80 B CH 86 F FF 91 S CU 78 3-3 **K** ②	B C F F CU 74 F B FC 85 F FC 87 F FF 90 X FF 87 2-2 **P3** ①			B FF 95 B FF 94 B FF 95 B FF 94 4-0 17 BB 28 HR BB	3	1	0	0	1	1	1
9 J.P. Arencibia, R (1, 2) OBP: 0.263, SLG: 0.414			B SI 91 S SL 85 X CU 79 1-1 **F8** ①		B CH 84 B FC 88 C B SL 86 F FF 92 X SL 84 3-2 **F8** ③		X FC 86 0-0 **HR**		C FF 96 F FF 96 D SL 85 S SL 88 1-3 **K** ①	4	1	1	1	0	1	1
17 Omar Vizquel, S (1, 4) OBP: 0.275, SLG: 0.219			B X CH 86 1-0 **L7** ②			B CU 76 B B C C B FF 90 4-2 28 BB 13 1B 19 FC4 BB	C SI 90 F CU 76 X FF 88 0-2 **P6** ②		B FF 95 B FF 95 B FF 95 C FF 95 B FF 96 4-1 **1-2** 28 HR BB	2	2	0	0	2	0	0
Inning Stats	R: 0 E: 0 K: 0 S: 10 H: 0 LOB: 0 BB: 1 P: 18	R: 0 E: 0 K: 1 S: 9 H: 2 LOB: 1 BB: 0 P: 15	R: 0 E: 0 K: 0 S: 4 H: 0 LOB: 0 BB: 0 P: 6	R: 0 E: 0 K: 1 S: 10 H: 0 LOB: 1 BB: 1 P: 19	R: 0 E: 0 K: 1 S: 8 H: 0 LOB: 0 BB: 0 P: 16	R: 2 E: 1 K: 0 S: 14 H: 1 LOB: 3 BB: 3 P: 32	R: 1 E: 0 K: 0 S: 13 H: 1 LOB: 0 BB: 0 P: 15	R: 0 E: 2 K: 2 S: 16 H: 1 LOB: 2 BB: 0 P: 22	R: 3 E: 0 K: 2 S: 11 H: 1 LOB: 0 BB: 2 P: 25	1B: 4 2B: 2 3B: 0 HR: 2 SF: 0 SAC: 0 DP: 2 HBP: 2							WP: 0 PB: 0 SB: 0 CS: 2 PA: 39

PITCHER		IP	WLS	BF	H	R	ER	SO	BB	IBB	HBP	BLK	WP	HR	S	P	ERA	WHIP
33 C.J. Wilson, L ERA: 2.33	(1, 1)	5.0		22	3	2	1	3	5	0	1	0	0	0	49	97	1.80	1.600
32 LaTroy Hawkins, R ERA: 1.1	(6, 1)	1.0	H	2	0	0	0	0	0	0	0	0	0	0	6	9	0.00	0.000
55 Jason Isringhausen, R ERA: 2.57	(7, 1)	1.0	W	4	1	1	1	0	0	0	0	0	0	1	13	15	9.00	1.000
49 Ernesto Frieri, R ERA: 0.75	(8, 1)	1.0	H	5	1	0	0	2	0	0	1	0	0	0	16	22	0.00	1.000
51 Jordan Walden, R ERA: 3.96	(9, 1)	1.0		6	1	3	3	2	2	0	0	0	0	1	11	25	27.00	3.000

PITCHER	IP	WLS	BF	H	R	ER	SO	BB	IBB	HBP	BLK	WP	HR	S	P	ERA	WHIP

BOTTOM

Los Angeles Angels @ Toronto Blue Jays

Rogers Centre, Toronto, ON

Sun Jul 01 2012, 3:13 PM - 6:38 PM EDT

Att. 34,853 - Partly Cloudy - 77 F

livebaseballscorecards.com

AB	30
R	6
H	6
RBI	5
BB	7
SO	7
LOB	19

Batter	1	2	3	4	5	6	7	8	9	AB	R	H	RBI	BB	SO	LOB
4 Alex Gordon, L (1, 7) OBP: 0.370, SLG: 0.421	C FF 91 F FF 90 X CU 77 0-2 G4-3	1 SAFE 1 SAFE B FF 92 C CU 76 F FF 92 B CU 77 X CU 77 2-2 G6-3		B FF 91 X CU 75 1-0 16 L9-6 35 WP 2-3 3-H 1B		C FF 90 1 SAFE S FF 90 B CU 79 S FF 92 1-3 1-2 K		S CH 82 B CH 84 B FF 88 F CH 84 F SL 80 F FF 89 B CH 84 X CH 83 3-2 1B		5	0	2	1	0	1	2
2 Alcides Escobar, R (1, 6) OBP: 0.354, SLG: 0.415	C FF 93 X SI 92 0-1 35 G4-3 1B		C FF 92 S CU 76 F CU 77 B FF 93 B CH 86 X CU 76 2-2 G6-3	B FF 90 C SI 92 F FF 92 1 SAFE D CU 75 S FF 93 2-3 K			B FF 89 B CH 79 B FF 90 C SI 90 B SI 88 4-1 35 2B 11 1B BB	F SL 80 C SI 91 X SI 90 0-2 L5		4	1	1	0	1	1	3
35 Eric Hosmer, L (1, 3) OBP: 0.304, SLG: 0.389	C FF 92 1 SAFE T FF 93 X CU 78 0-2 G4-3 1-2		B CU 77 B FF 92 X FF 92 2-0 16 G5-3 11 2B 1B	B FF 91 B SI 92 B CU 75 S FC 92 D CU 77 4-1 1-2 3-H BB			C FF 91 1 SAFE 1 SAFE F CU 76 1 SAFE D CU 77 X FF 91 1-2 11 1B 8 HR 1-3 2B	B SI 90 S CH 84 C SI 90 F CU 76 S CH 83 1-3 K		4	2	2	0	1	1	2
16 Billy Butler, R (1, 10) OBP: 0.363, SLG: 0.505	D CH 84 D CH 84 X FF 91 2-0 P4		S SI 90 B SI 91 X CU 76 1-1 G5-3 1-2	B CH 83 F CH 82 S SI 91 B FF 91 D CU 79 F CH 81 X CU 74 3-2 L9-6 2-2			S SL 80 F SL 80 F FF 90 F CU 77 F SI 90 H CH 83 1-2 11 1B 8 HR HBP	B SL 80 B SI 89 X CH 84 2-0 F7		4	1	0	0	0	0	5
11 Yuniesky Betancourt, R (1, 4) OBP: 0.291, SLG: 0.440		B FF 90 C SI 92 S CH 84 B CH 84 S CH 85 2-3 K	B CH 82 C FF 90 X FF 91 1-1 8 2B 2-H 2B		B FF 89 B SI 90 X FF 90 2-0 G6-3		F SL 82 B SI 91 F SL 81 D SL 78 X SL 80 2-2 8 HR 1-2 2-3 3-H 1B		B SI 88 S SI 88 F SI 88 B SL 80 X SI 89 2-2 F9	5	2	2	2	0	1	0
8 Mike Moustakas, L (1, 5) OBP: 0.332, SLG: 0.485		B FF 92 C CU 75 C CU 76 S FF 94 1-3 K	C CU 75 B CU 77 X FF 91 1-1 2-H 2B		B FF 90 C CU 73 X CU 77 1-1 G3		X SI 90 0-0 1-H 2-H 3-H HR		C CH 83 S CH 83 X CH 83 0-2 G5-3	5	1	2	5	0	1	0
21 Jeff Francoeur, R (1, 9) OBP: 0.292, SLG: 0.382		B SI 92 S CH 83 B SI 91 B FC 92 B FF 92 4-1 13 HR BB	X CH 83 0-0 L8		B FF 89 X FF 91 1-0 G4-3		X SL 82 0-0 P4		X SL 79 0-0 F7	4	1	0	0	1	0	1
13 Salvador Perez, R (1, 2) OBP: 0.379, SLG: 0.793		X FF 91 0-0 1-H HR		C FF 90 B CH 84 S CH 83 F CH 82 F CU 76 X CH 84 1-2 30 2B 4 1B 1B		C FF 90 X FC 91 0-1 F9	B SI 90 S SL 81 X FF 89 1-1 G5-3			4	2	2	2	0	0	0
30 Jason Bourgeois, R (1, 8) OBP: 0.387, SLG: 0.393 1 Jarrod Dyson, L (7, PH) OBP: 0.308, SLG: 0.292 (7, 8)		B FF 91 X SI 91 1-0 1B		X FF 90 0-0 4 1B 35 WP 1-3 2B		B FF 89 B CH 79 X FF 89 2-0 4 CS 1B	X CH 83 0-0 G4-3			3 1	1 0	3 0	0 0	0 0	0 0	0 0
Inning Stats	R: 0 E: 0 K: 0 S: 9 H: 1 LOB: 1 BB: 0 P: 11	R: 2 E: 0 K: 2 S: 12 H: 2 LOB: 1 BB: 1 P: 22	R: 2 E: 0 K: 0 S: 12 H: 3 LOB: 1 BB: 0 P: 19	R: 2 E: 0 K: 1 S: 15 H: 3 LOB: 1 BB: 1 P: 26	R: 0 E: 0 K: 0 S: 4 H: 0 LOB: 0 BB: 0 P: 8	R: 0 E: 0 K: 1 S: 6 H: 1 LOB: 0 BB: 0 P: 9	R: 5 E: 0 K: 0 S: 17 H: 3 LOB: 0 BB: 1 P: 26	R: 0 E: 0 K: 1 S: 13 H: 1 LOB: 1 BB: 0 P: 19	R: 0 E: 0 K: 0 S: 7 H: 0 LOB: 0 BB: 0 P: 9	1B: 8 2B: 5 3B: 0 HR: 2 SF: 0 SAC: 0 DP: 1 HBP: 1						

PITCHER		IP	WLS	BF	H	R	ER	SO	BB	IBB	HBP	BLK	WP	HR	S	P	ERA	WHIP
24 Ricky Romero, L ERA: 5.35	(1, 1)	6.0	L	30	11	8	8	4	3	0	0	0	1	1	62	104	12.00	2.333
49 David Pauley, R ERA: 6.48	(7, 1)	3.0		13	3	3	3	1	0	0	1	0	0	1	33	45	9.00	1.000

PITCHER	IP	WLS	BF	H	R	ER	SO	BB	IBB	HBP	BLK	WP	HR	S	P	ERA	WHIP

TOP

Kansas City Royals @ Toronto Blue Jays

Rogers Centre, Toronto, ON

Mon Jul 02 2012, 7:10 PM - 9:45 PM EDT

Att. 17,127 - Partly Cloudy - 77 F

livebaseballscorecards.com

AB	39
R	11
H	14
RBI	10
BB	3
SO	5
LOB	13

WP: 1 PA: 43
PB: 0
SB: 0
CS: 1

BOTTOM

Kansas City Royals @ Toronto Blue Jays

Rogers Centre, Toronto, ON

Mon Jul 02 2012, 7:10 PM - 9:45 PM EDT

Att. 17,127 - Partly Cloudy - 77 F

livebaseballscorecards.com

Batter	1	2	3	4	5	6	7	8	9	AB	R	H	RBI	BB	SO	LOB
13 Brett Lawrie, R (1, 5) OBP: 0.337, SLG: 0.435	B FF 89 X FF 89 1-0 28 F8 5 G4-3 2B		B FF 90 C SL 85 B CU 79 X SL 86 2-1 ① G4-3		S CU 80 B CU 79 F SL 86 B FF 90 B SL 86 S SL 87 3-3 ② K		C CU 79 F CH 84 F FF 91 F FF 89 F SL 85 F CU 82 S FF 91 0-3 ③ K			4	1	1	0	0	2	1
28 Colby Rasmus, L (1, 8) OBP: 0.319, SLG: 0.493	B FF 90 F SL 88 B SL 87 X CU 80 2-1 ① F8 2-3		B SL 87 C FF 91 B SL 87 X FF 92 2-1 ② F9		B CU 79 B SI 91 B FF 91 C FF 90 X FF 90 3-1 HR			C SI 98 S CH 89 S CH 87 0-3 ① K		4	1	1	1	0	1	1
19 José Bautista, R (1, 9) OBP: 0.361, SLG: 0.555	D CH 84 B SL 86 B CH 84 B SI 89 4-0 5 G4-3 10 HBP BB		C CH 84 F CU 81 B FF 91 X CH 85 1-2 HR		F FF 90 F SL 88 X SL 87 0-2 ③ F8			B FF 101 B SI 99 B CH 88 C FF 99 F FF 98 X CH 89 3-2 1B		3	1	2	1	1	0	0
10 Edwin Encarnación, R (1, 10) OBP: 0.375, SLG: 0.569	H CU 79 1-0 5 G4-3 1-2 HBP		B SL 87 C FF 91 B SL 87 X CH 84 2-1 1B			C CU 78 B CU 80 F FF 90 B SL 84 X CU 80 2-2 ① F9		D CU 84 F SI 100 C CU 83 D CH 88 F CH 87 X CU 80 2-2 ② P3		3	0	1	0	0	0	1
5 Yunel Escobar, R (1, 6) OBP: 0.299, SLG: 0.335	C SL 86 B FF 91 X SL 87 1-1 ② G4-3 1-2 2-3 3-H		C SL 88 X CU 82 0-1 ③ G4-3			C CH 84 X CH 83 0-1 ② L8		B SI 100 X FF 99 1-0 ③ G5-3		4	0	0	1	0	0	4
2 Kelly Johnson, L (1, 4) OBP: 0.332, SLG: 0.379	X FF 92 0-0 ③ L7			C FF 90 B SL 86 S FF 89 B SL 86 B FF 90 B FF 91 4-2 11 G6-4-3 BB		C FF 90 F SL 87 B CU 81 X FF 91 1-2 ③ F9			X FF 93 0-0 ① G4-3	3	0	0	0	1	0	2
11 Rajai Davis, R (1, 7) OBP: 0.320, SLG: 0.410		B FF 90 X FF 89 1-0 ① F8		L SL 87 S SL 87 X FF 90 0-2 ①② G6-4-3 1-2f			B SL 87 F FF 88 S SL 85 X CU 81 1-2 26 FC3-6 1B		C FF 94 S CH 83 X CU 75 0-2 ② G5-3	4	0	1	0	0	0	1
26 Adam Lind, L (1, 3) OBP: 0.273, SLG: 0.341		C FF 91 B FF 90 X CU 81 1-1 ② G4-3		B FF 91 B FF 91 B FF 90 C FF 89 C FF 90 X FF 91 3-2 ③ L8			C FF 90 X CU 80 0-1 ① FC3-6 1-2f		F FF 94 B CU 73 F CH 83 B FF 94 C FF 93 2-3 ③ K	4	0	0	0	0	1	1
9 J.P. Arencibia, R (1, 2) OBP: 0.260, SLG: 0.409		C SL 84 F SL 85 F CU 80 X CH 85 0-2 ③ P3			B SL 86 B SI 91 X FF 92 2-0 ① L5		F CU 79 F CH 83 B FF 91 X SL 86 1-2 ② P3			3	0	0	0	0	0	1

	AB	32
	R	3
	H	6
	RBI	3
	BB	2
	SO	4
	LOB	12

Inning Stats	1	2	3	4	5	6	7	8	9
	R: 1 E: 0 K: 0 S: 6 H: 1 LOB: 2 BB: 1 P: 15	R: 0 E: 0 K: 0 S: 7 H: 0 LOB: 0 BB: 0 P: 9	R: 1 E: 0 K: 0 S: 11 H: 2 LOB: 1 BB: 0 P: 18	R: 0 E: 0 K: 0 S: 8 H: 0 LOB: 0 BB: 1 P: 15	R: 1 E: 0 K: 1 S: 9 H: 1 LOB: 0 BB: 0 P: 17	R: 0 E: 0 K: 0 S: 8 H: 0 LOB: 0 BB: 0 P: 11	R: 0 E: 0 K: 1 S: 15 H: 1 LOB: 1 BB: 0 P: 17	R: 0 E: 0 K: 1 S: 11 H: 1 LOB: 1 BB: 0 P: 17	R: 0 E: 0 K: 1 S: 7 H: 0 LOB: 0 BB: 0 P: 9

	1B: 3	SF: 0	WP: 0	PA: 35
	2B: 1	SAC: 0	PB: 0	
	3B: 0	DP: 1	SB: 0	
	HR: 2	HBP: 1	CS: 0	

PITCHER		IP	WLS	BF	H	R	ER	SO	BB	IBB	HBP	BLK	WP	HR	S	P	ERA	WHIP
61 Everett Teaford, L ERA: 4.7	(1, 1)	7.0	W	28	5	3	3	2	2	0	1	0	0	2	64	102	3.86	1.000
40 Kelvin Herrera, R ERA: 3.0	(8, 1)	1.0		4	1	0	0	1	0	0	0	0	0	0	11	17	0.00	1.000
55 Tim Collins, L ERA: 3.26	(9, 1)	1.0		3	0	0	0	1	0	0	0	0	0	0	7	9	0.00	0.000

PITCHER	IP	WLS	BF	H	R	ER	SO	BB	IBB	HBP	BLK	WP	HR	S	P	ERA	WHIP

Batter	1	2	3	4	5	6	7	8	9	AB	R	H	RBI	BB	SO	LOB
4 Alex Gordon, L (1, 7) OBP: 0.366, SLG: 0.417	B FF 89 C FF 89 C SL 81 F FF 88 F CU 80 B CU 82 S SL 82 2-3 **K** ①		F FF 88 B FF 89 X SL 81 1-1 **SF8** ① 3-H		B CU 76 X FF 87 1-0 **P6** ②			C FF 89 C FF 89 F SL 78 S SL 77 0-3 **K** ①		3	0	0	1	0	2	1
2 Alcides Escobar, R (1, 6) OBP: 0.349, SLG: 0.409	C FF 89 S SL 84 B FF 90 F SL 86 X SI 88 1-2 **G5-3** ②		B SI 88 F SL 84 X FF 90 1-1 **P4** ②		B CH 80 B CH 80 C SL 86 X FF 88 2-1 **F9** ③			X FF 88 0-0 **G5-3** ②		4	0	0	0	0	0	1
35 Eric Hosmer, L (1, 3) OBP: 0.301, SLG: 0.383	C FF 89 B CU 79 F CU 78 X SL 82 1-2 **F8** ③		B SL 81 B FF 88 C CU 79 B FF 87 S SL 81 F CU 81 C FF 90 3-3 **K** ③			C CU 78 B CH 86 B CU 75 B FF 87 X SI 85 3-1 **F7** ①		C FF 89 L SI 89 D SL 76 F SL 75 S SL 75 1-3 **K2-3** ③ 2-3		4	0	0	0	0	2	1
16 Billy Butler, R (1, 10) OBP: 0.361, SLG: 0.500		B CU 75 C FF 88 B SI 86 B SL 84 X SI 89 3-1 **F8** ①		B CU 76 B CH 80 F SI 88 B FF 89 C CU 76 F CH 82 B SI 89 4-2 21 FC5 11 1B **BB**		C SI 86 F SL 80 X CH 81 0-2 **G5-3** ②			C FF 93 T FF 93 S FF 92 0-3 **K** ①	3	0	0	0	1	1	0
11 Yuniesky Betancourt, R (1, 4) OBP: 0.290, SLG: 0.434		C FF 87 S CU 78 B FF 89 F CU 78 F CH 82 X SI 88 1-2 **P5** ②		B FF 86 C FF 87 X CH 81 1-1 21 FC5 **1-2** 1B		C SI 86 F CU 77 B CU 80 F CH 82 F FF 88 X CH 82 1-2 **G5-3** ③			S FF 92 B FF 91 X FC 91 1-1 **F8** ②	4	0	1	0	0	0	0
8 Mike Moustakas, L (1, 5) OBP: 0.331, SLG: 0.486		C CU 78 F CU 76 B FF 89 B CU 80 X SL 83 2-2 **P3** ③		S SL 80 B CU 79 F SL 78 S SL 81 1-3 **K** ①			B CU 76 X SI 86 1-0 21 G5-3 13 F9-2 2B		X FC 90 0-0 **G4-1** ③	4	0	1	0	0	1	2
21 Jeff Francoeur, R (1, 9) OBP: 0.292, SLG: 0.382			B CU 76 C FF 86 B CH 81 X CU 76 2-1 13 1B 30 3B 1B	C CH 82 B SL 84 F FF 88 X SI 89 1-2 **FC5** ② **1-2** **2-3f**			C SL 83 B FF 93 F FF 94 F SL 84 X FF 95 1-2 **G5-3** ① 2-3		3	1	1	0	0	0	3
13 Salvador Perez, R (1, 2) OBP: 0.375, SLG: 0.750			B CH 85 X SI 86 1-0 30 3B **1-2** 1B	X CH 82 0-0 **G6-3** ③			F FF 94 X CH 88 0-1 **F9-2** ② ③ 3-H		3	1	1	0	0	0	3
30 Jason Bourgeois, R (1, 8) OBP: 0.394, SLG: 0.467 1 Jarrod Dyson, L (7, 8) OBP: 0.312, SLG: 0.301			C CH 81 B CH 81 F FF 87 X CU 76 1-2 4 SF8 **1-H** **2-H** 3B		C SI 86 X CH 79 0-1 **F8** ①			C FF 89 X SL 76 0-1 35 S 2B		2 1	1 0	2 1	0 0	0 0	0 0	0 0
Inning Stats	R: 0 E: 0 K: 1 S: 12 H: 0 LOB: 0 BB: 0 P: 16	R: 0 E: 0 K: 0 S: 10 H: 0 LOB: 0 BB: 0 P: 16	R: 3 E: 0 K: 1 S: 14 H: 3 LOB: 0 BB: 0 P: 23	R: 0 E: 0 K: 1 S: 12 H: 1 LOB: 2 BB: 1 P: 19	R: 0 E: 0 K: 0 S: 5 H: 0 LOB: 0 BB: 0 P: 8	R: 0 E: 0 K: 0 S: 10 H: 0 LOB: 0 BB: 0 P: 14	R: 0 E: 0 K: 0 S: 7 H: 1 LOB: 0 BB: 0 P: 9	R: 0 E: 0 K: 2 S: 11 H: 1 LOB: 1 BB: 0 P: 12	R: 0 E: 0 K: 1 S: 6 H: 0 LOB: 0 BB: 0 P: 7	1B: 3 2B: 3 3B: 1 HR: 0 SF: 1 SAC: 0 DP: 1 HBP: 0						

PITCHER		IP	WLS	BF	H	R	ER	SO	BB	IBB	HBP	BLK	WP	HR	S	P	ERA	WHIP
27 Brett Cecil, L ERA: 5.64	(1, 1)	6.0	W	24	5	3	3	3	1	0	0	0	0	0	64	98	4.50	1.000
54 Jason Frasor, R ERA: 3.82	(7, 1)	1.0	H	2	0	0	0	0	0	0	0	0	0	0	6	7	0.00	0.000
38 Darren Oliver, L ERA: 1.53	(8, 1)	1.0	H	4	1	0	0	2	0	0	0	0	0	0	11	12	0.00	1.000
44 Casey Janssen, R ERA: 2.56	(9, 1)	1.0	S	3	0	0	0	1	0	0	0	0	0	0	6	7	0.00	0.000

PITCHER	IP	WLS	BF	H	R	ER	SO	BB	IBB	HBP	BLK	WP	HR	S	P	ERA	WHIP

TOP

Kansas City Royals @ Toronto Blue Jays

Rogers Centre, Toronto, ON

Tue Jul 03 2012, 7:10 PM - 9:37 PM EDT

Att. 15,516 - Roof Closed - 68 F

livebaseballscorecards.com

AB	31
R	3
H	6
RBI	3
BB	1
SO	6
LOB	11

WP: 0	PA: 33					
PB: 0						
SB: 1						
CS: 0						

BOTTOM

Batter	1	2	3	4	5	6	7	8	9	AB	R	H	RBI	BB	SO	LOB
13 Brett Lawrie, R (1, 5) OBP: 0.339, SLG: 0.435	C SI 92 B SL 84 F SI 93 X SL 86 1-2 G1-3 ①			C SL 84 2-1 B SI 92 B SL 86 X SI 92 19 28 F8 7B 10 1B 1B X SL 86 0-0 1-3 1B		B FF 94 D SL 82 X FF 95 2-0 P3 ②				4	1	2	0	0	0	1
28 Colby Rasmus, L (1, 8) OBP: 0.321, SLG: 0.492	B SI 93 C CH 87 B SL 87 C CH 87 B SL 84 X SI 93 3-2 F8 ②			C SI 93 0-1 X CH 86 5 1B 10 1B 11 1-2 1B 1B B CH 87 1-1 ③ S CH 86 X CH 86 G4-3		C SL 82 D SL 86 B SL 82 B FF 97 B SL 84 4-1 BB				3	1	1	0	1	0	2
19 José Bautista, R (1, 9) OBP: 0.360, SLG: 0.551	X SI 93 0-0 F8 ③			B SL 86 B SI 94 X SI 93 2-0 F8 ① 2-3	F SI 92 C SL 83 X SL 84 0-2 5 2 FC5 1B 1B	C SL 84 B FF 96 C FF 96 F FF 97 C SL 84 1-3 K ③				4	0	1	0	0	1	4
10 Edwin Encarnación, R (1, 3) OBP: 0.379, SLG: 0.570		C SI 91 B SL 81 X SI 92 1-1 5 G4-6-3 1B		D SL 85 F SI 94 F SI 94 X SL 86 1-2 5 1B 11 1B 1-2 1B 3-H	B SI 92 C SL 84 B SL 84 1 SAFE X SI 92 2-1 L7 ①		B SL 84 B SL 84 C FF 94 B FF 96 F FF 94 F FF 96 B FF 96 4-2 2 G4-6-3 BB			3	1	2	1	1	0	1
2 Kelly Johnson, L (1, 4) OBP: 0.331, SLG: 0.377		B SI 92 F SI 93 S CH 86 B SL 83 X SL 85 2-2 P6 ①		C SI 93 F SI 94 S SL 85 0-3 K ②	1 SAFE X SI 92 0-0 5 FC5 1-2 1B		X FF 96 0-0 G4-6-3 ①② 1-2f			4	0	1	0	0	1	4
5 Yunel Escobar, R (1, 6) OBP: 0.299, SLG: 0.334		X SI 92 0-0 G4-6-3 ②③ 1-2f		X SI 92 0-0 11 1B 26 HR 1-2 1B 2-3	D SL 85 B SI 92 X SI 93 2-0 FC5 ② 11 FC5-4 1-2 2-3f		B FF 96 C FF 95 F SL 86 F SL 84 F SL 84 S FF 96 1-3 K ③			4	1	1	0	0	1	3
11 Rajai Davis, R (1, 7) OBP: 0.324, SLG: 0.412			X SI 92 0-0 6 CS 1B	B SI 92 X SI 92 1-0 26 HR 1-3 2-H 3-H 1B	F SI 92 B SL 84 D SI 93 X SL 83 2-1 FC5-4 ③ 1-2f			C FF 91 X SL 81 0-1 P4 ①		4	1	2	2	0	0	2
26 Adam Lind, L (1, 10) OBP: 0.278, SLG: 0.366			B SI 91 S CH 86 1 SAFE 1 SAFE F SI 91 1 SAFE F SL 84 1 SAFE B CH 86 2-3 S SI 83 K ①	B SI 92 F CH 87 X SL 85 1-1 HR 2-H 3-H		C SI 91 F SI 90 X SL 80 0-2 6 WP 1B		B FF 93 B FF 94 X FF 92 2-0 G3 ②		4	1	2	3	0	1	1
6 Jeff Mathis, R (1, 2) OBP: 0.288, SLG: 0.471			C SI 92 1 SAFE S SL 85 S SL 85 0-3 K ②③ 1-2	T SI 92 X SI 92 0-1 13 1B 1B		M SL 83 B SI 91 X SL 82 1-1 L8 ① 1-2		B FF 94 S CH 83 S SL 82 F FF 95 S SL 84 1-3 K ③		4	0	1	0	0	2	2
Inning Stats	R: 0 E: 0 K: 0 S: 7 H: 0 LOB: 0 BB: 0 P: 11	R: 0 E: 0 K: 0 S: 6 H: 1 LOB: 0 BB: 0 P: 9	R: 0 E: 0 K: 2 S: 8 H: 1 LOB: 0 BB: 0 P: 10	R: 6 E: 0 K: 1 S: 20 H: 8 LOB: 2 BB: 0 P: 28	R: 0 E: 0 K: 0 S: 9 H: 2 LOB: 2 BB: 0 P: 15	R: 0 E: 0 K: 1 S: 11 H: 1 LOB: 2 BB: 1 P: 19	R: 0 E: 0 K: 1 S: 9 H: 0 LOB: 0 BB: 1 P: 14	R: 0 E: 0 K: 1 S: 7 H: 0 LOB: 0 BB: 0 P: 10		1B: 12 2B: 0 3B: 0 HR: 1 SF: 0 SAC: 0 DP: 2 HBP: 0						

PITCHER		IP	WLS	BF	H	R	ER	SO	BB	IBB	HBP	BLK	WP	HR	S	P	ERA	WHIP
32 Vin Mazzaro, R ERA: 5.7	(1, 1)	5.1	L	27	13	6	6	3	0	0	0	0	1	1	55	79	10.12	2.438
56 Greg Holland, R ERA: 3.86	(6, 1)	1.2		6	0	0	0	2	2	0	0	0	0	0	15	27	0.00	1.200
50 Jose Mijares, L ERA: 1.69	(8, 1)	1.0		3	0	0	0	1	0	0	0	0	0	0	7	10	0.00	0.000

PITCHER	IP	WLS	BF	H	R	ER	SO	BB	IBB	HBP	BLK	WP	HR	S	P	ERA	WHIP

Kansas City Royals @ Toronto Blue Jays

Rogers Centre, Toronto, ON

Tue Jul 03 2012, 7:10 PM - 9:37 PM EDT

Att. 15,516 - Roof Closed - 68 F

livebaseballscorecards.com

AB	34
R	6
H	13
RBI	6
BB	2
SO	6
LOB	20

WP: 1 PA: 36
PB: 0
SB: 0
CS: 1

Kansas City Royals @ Toronto Blue Jays

Rogers Centre, Toronto, ON

Wed Jul 04 2012, 7:10 PM - 9:54 PM EDT

Att. 17,831 - Clear - 91 F

livebaseballscorecards.com

TOP

Batter	1	2	3	4	5	6	7	8	9	AB	R	H	RBI	BB	SO	LOB
4 Alex Gordon, L (1, 7) OBP: 0.362, SLG: 0.411	T FF 88 B FF 89 F FF 90 S FF 90 1-3 ① K		C FF 89 X CH 82 0-1 ② F8			B FF 89 C FF 90 L CU 76 B SL 83 F FF 90 X CH 83 2-2 ② G6-3		C SL 76 X SI 89 0-1 ② G4-3		4	0	0	0	0	1	1
2 Alcides Escobar, R (1, 6) OBP: 0.351, SLG: 0.410	B FF 88 X FF 89 1-0 ② F8		B FF 89 X CH 82 1-0 ③ G6-3			C SL 79 B CU 74 B SI 90 L CH 80 F CU 77 F FF 91 F SL 83 B CH 84 X SL 83 3-2 1B		B FF 87 F FF 88 S SL 74 B FF 88 X FF 87 2-2 1B		4	0	2	0	0	0	1
35 Eric Hosmer, L (1, 3) OBP: 0.297, SLG: 0.378	S FF 89 B SL 83 S FF 90 F FF 91 S SL 83 1-3 ③ K			C CH 80 F FF 89 T FF 90 0-2 ① K		C FF 89 S SL 82 1 SAFE 1 SAFE F SL 83 1 SAFE F FF 91 P PO 85 S SL 84 1-3 ③ K		C FF 89 X SL 75 0-1 ③ F8		4	0	0	0	0	3	2
16 Billy Butler, R (1, 10) OBP: 0.360, SLG: 0.495		B SL 79 C SL 80 C CH 81 B FF 90 X SL 82 2-2 ① L8		B SI 88 C FF 89 F SI 90 X CU 72 1-2 ② F8			B FF 92 B FF 93 F FF 93 B FF 93 B FF 93 4-1 11 G4-6-3 BB		B SI 91 X FF 92 1-0 ① F9	3	0	0	0	1	0	0
11 Yuniesky Betancourt, R (1, 4) OBP: 0.283, SLG: 0.423		B FF 89 C FF 90 F FF 90 B SL 83 X CH 82 2-2 ② G1-3		F SL 80 X CU 75 0-1 ③ G6-3			B SL 84 C FF 93 X FF 92 1-1 ①② G4-6-3 1-2f		C FF 92 B CU 76 X FF 92 1-1 ② F9	4	0	0	0	0	0	1
8 Mike Moustakas, L (1, 5) OBP: 0.333, SLG: 0.489		C CU 71 B FF 90 X CH 79 1-1 21 S 2B			B FF 87 C FF 88 X CU 74 1-1 ① L3		X CH 86 0-0 21 3B 1B		F FC 90 S CU 77 B FF 92 F CU 78 X FF 92 1-2 ③ G5-3	4	1	2	0	0	0	0
21 Jeff Francoeur, R (1, 9) OBP: 0.295, SLG: 0.391		F FF 89 B FF 90 F CH 82 D CU 74 S SL 82 2-3 ③ K 2-3			B FF 89 C CH 81 B CH 82 S FF 90 X FF 91 2-2 13 G6-4-3 1B		X CH 87 0-0 1-H 3B			3	0	2	1	0	1	1
13 Salvador Perez, R (1, 2) OBP: 0.371, SLG: 0.714			B FF 88 B CH 78 F CH 80 X FF 89 2-1 E8 1B		B CU 71 C SL 80 X SL 82 1-1 ②③ G6-4-3 1-2f		B FF 93 D SL 84 C FF 93 F FF 93 S FF 93 2-3 ③ K			3	0	1	0	0	1	2
1 Jarrod Dyson, L (1, 8) OBP: 0.309, SLG: 0.297 30 Jason Bourgeois, R (8, PH) OBP: 0.382, SLG: 0.452 (8, 8)			L CH 79 L CH 81 B SL 83 S SL 84 1-3 ① K			C CH 78 S FF 89 S SL 83 0-3 ① K		C SI 89 B FF 87 X FF 87 1-1 ① G5-3		2 1	0 0	0 0	0 0	0 0	2 0	1 0
Inning Stats	R: 0 E: 0 K: 2 S: 8 H: 0 LOB: 0 BB: 0 P: 11	R: 0 E: 0 K: 1 S: 11 H: 1 LOB: 1 BB: 0 P: 18	R: 0 E: 1 K: 1 S: 8 H: 1 LOB: 1 BB: 0 P: 12	R: 0 E: 0 K: 1 S: 8 H: 0 LOB: 0 BB: 0 P: 9	R: 0 E: 0 K: 0 S: 7 H: 1 LOB: 0 BB: 0 P: 11	R: 0 E: 0 K: 2 S: 19 H: 1 LOB: 1 BB: 0 P: 24	R: 1 E: 0 K: 1 S: 8 H: 2 LOB: 1 BB: 1 P: 15	R: 0 E: 0 K: 0 S: 9 H: 1 LOB: 1 BB: 0 P: 12	R: 0 E: 0 K: 0 S: 7 H: 0 LOB: 0 BB: 0 P: 10	1B: 5 2B: 1 3B: 1 HR: 0	SF: 0 SAC: 0 DP: 2 HBP: 0	WP: 0 PB: 0 SB: 1 CS: 0	PA: 33			

	AB	32
	R	1
	H	7
	RBI	1
	BB	1
	SO	8
	LOB	9

PITCHER		IP	WLS	BF	H	R	ER	SO	BB	IBB	HBP	BLK	WP	HR	S	P	ERA	WHIP
33 Carlos Villanueva, R ERA: 3.05	(1, 1)	6.0	W	21	4	0	0	7	0	0	0	0	0	0	61	85	0.00	0.667
54 Jason Frasor, R ERA: 3.98	(7, 1)	1.0	H	5	2	1	1	1	1	0	0	0	0	0	8	15	9.00	3.000
38 Darren Oliver, L ERA: 1.48	(8, 1)	1.0	H	4	1	0	0	0	0	0	0	0	0	0	9	12	0.00	1.000
44 Casey Janssen, R ERA: 2.48	(9, 1)	1.0	S	3	0	0	0	0	0	0	0	0	0	0	7	10	0.00	0.000

PITCHER	IP	WLS	BF	H	R	ER	SO	BB	IBB	HBP	BLK	WP	HR	S	P	ERA	WHIP

Batter	1	2	3	4	5	6	7	8	9	AB	R	H	RBI	BB	SO	LOB
13 Brett Lawrie, R (1, 5) OBP: 0.340, SLG: 0.435	B FF 90 B FF 91 B SI 91 C FF 91 S FF 90 S SI 92 3-3 ① K	B SI 92 X SI 92 1-0 1-2 28 BB 1B		C CU 76 F SI 91 B FF 93 F SL 81 F SI 92 F CH 79 S SL 83 1-3 ② K		B FF 93 1 SAFE S SI 93 D SL 82 F SI 93 C SL 81 2-3 ③ K		B SL 82 F SI 90 X FF 90 1-1 1B		5	0	2	0	0	3	1
28 Colby Rasmus, L (1, 8) OBP: 0.322, SLG: 0.489	C SI 92 X FF 93 0-1 ② L5	B CH 82 S CH 83 S FF 93 F CH 80 D SL 81 D SL 82 B SL 82 4-2 1-2 2-3 BB		F CH 78 B FF 92 F CH 78 B FF 92 S SL 81 2-3 ③ K			C CH 89 B CU 81 X CH 87 1-1 10 F8 19 F7 5 1B 1B	C SL 78 F CH 81 D CH 84 B FF 89 B SL 80 C SL 80 3-3 ③ K		4	1	1	0	1	2	1
19 José Bautista, R (1, 9) OBP: 0.361, SLG: 0.550	C FF 92 B FF 92 X SI 93 1-1 10 1B 1B	B SI 94 B SI 94 F FF 92 S FF 93 F SL 82 S SL 83 2-3 ③ K			C CU 70 B SI 92 B CH 77 B FF 92 X FF 92 3-1 1B		F FF 100 F SI 100 B FF 98 B SI 96 F CH 85 F FF 98 F FF 99 X CH 84 2-2 ① F7 1-2			4	0	2	0	0	1	4
10 Edwin Encarnación, R (1, 3) OBP: 0.381, SLG: 0.569	C SI 92 X SL 79 0-1 0-1 1B	F SI 90 F SI 92 B FF 93 F FF 92 B SL 81 X SL 82 2-2 26 2B 5 SF8 1B			B SI 93 X SI 92 1-0 ① F9		X CU 82 0-0 ② F8 2-3			4	1	2	0	0	0	2
26 Adam Lind, L (1, 10) OBP: 0.284, SLG: 0.372	C SI 92 B FF 92 F SI 93 S SL 82 1-3 ③ K		X SI 93 0-0 5 SF8 11 SF7 1-3 2B		1 SAFE S CH 79 B SI 92 F CH 81 S SL 83 1-3 ② K		D CH 89 C CH 88 B FF 100 C CH 86 F SI 99 B SI 100 B CH 88 4-2 5 1B BB			3	1	1	0	1	2	3
5 Yunel Escobar, R (1, 6) OBP: 0.298, SLG: 0.334		C SI 91 X SI 92 0-1 ① G5-3	X FF 92 0-0 ① SF8 2-3 3-H		X FF 93 0-0 ③ G4-3		C CU 82 B FF 99 X FF 98 1-1 11 FC5-4 1-2 3-H 1B			3	0	1	2	0	0	1
11 Rajai Davis, R (1, 7) OBP: 0.322, SLG: 0.423		X FF 91 0-0 2 SF9 3B	B SL 81 X SL 80 1-0 ② SF7 3-H			B CU 70 C CU 72 B CH 76 F SI 91 S SL 83 2-3 ① K2-3	S CH 87 B CH 88 X SI 97 1-1 ③ FC5-4 1-2f			3	1	1	1	0	1	2
2 Kelly Johnson, L (1, 4) OBP: 0.330, SLG: 0.376		B FF 92 B SI 93 X SI 93 2-0 ② SF9 3-H	S CH 81 F FF 93 F FF 93 B SL 82 B SL 83 S CH 82 2-3 ③ K			B CH 79 B SI 91 C SI 93 X FF 92 2-1 1B		B SI 90 C SI 90 B SL 80 B CH 82 C SI 91 S SI 91 3-3 ① K		3	0	1	1	0	2	0
9 J.P. Arencibia, R (1, 2) OBP: 0.260, SLG: 0.406		F FF 92 B SI 94 X SL 80 1-1 28 BB 13 1B 1B		B CH 78 X SI 91 1-0 ① F9		F FF 93 1 SAFE B SL 80 F FF 93 X SL 83 1-2 ② F8		C SI 92 B SL 82 F SL 80 S SL 82 1-3 ② K		4	0	1	0	0	1	1
Inning Stats	R: 0 E: 0 K: 2 S: 12 H: 2 LOB: 2 BB: 0 P: 17	R: 1 E: 0 K: 1 S: 14 H: 3 LOB: 3 BB: 1 P: 24	R: 2 E: 0 K: 1 S: 11 H: 2 LOB: 0 BB: 0 P: 16	R: 0 E: 0 K: 2 S: 10 H: 0 LOB: 0 BB: 0 P: 14	R: 0 E: 0 K: 1 S: 7 H: 1 LOB: 1 BB: 0 P: 12	R: 0 E: 0 K: 2 S: 11 H: 1 LOB: 1 BB: 0 P: 18	R: 1 E: 0 K: 0 S: 16 H: 2 LOB: 2 BB: 1 P: 25	R: 0 E: 0 K: 3 S: 11 H: 1 LOB: 1 BB: 0 P: 19		1B: 10 2B: 1 3B: 1 HR: 0 SF: 3 SAC: 0 DP: 0 HBP: 0				WP: 0 PB: 0 SB: 0 CS: 0 PA: 38		

PITCHER	IP	WLS	BF	H	R	ER	SO	BB	IBB	HBP	BLK	WP	HR	S	P	ERA	WHIP
39 Luis Mendoza, R (1, 1) ERA: 4.5	6.0	L	28	9	3	3	9	1	0	0	0	0	0	65	101	4.50	1.667
40 Kelvin Herrera, R (7, 1) ERA: 3.14	1.0		6	2	1	1	0	1	0	0	0	0	0	16	25	9.00	3.000
31 Louis Coleman, R (8, 1) ERA: 4.7	1.0		4	1	0	0	3	0	0	0	0	0	0	11	19	0.00	1.000

PITCHER	IP	WLS	BF	H	R	ER	SO	BB	IBB	HBP	BLK	WP	HR	S	P	ERA	WHIP

BOTTOM

Kansas City Royals @ Toronto Blue Jays

Rogers Centre, Toronto, ON

Wed Jul 04 2012, 7:10 PM - 9:54 PM EDT

Att. 17,831 - Clear - 91 F

livebaseballscorecards.com

AB	33
R	4
H	12
RBI	4
BB	2
SO	12
LOB	15

Batter	1	2	3	4	5	6	7	8	9	AB	R	H	RBI	BB	SO	LOB
4 Alex Gordon, L (1, 7) OBP: 0.364, SLG: 0.411	C FF 97 F FF 96 C SI 94 0-3 K		B FF 92 B SI 91 B SI 92 C SI 92 B SI 92 4-1 35 1B 2 1B 16 1B BB	B FF 92 X FF 93 1-0 2 2B 1B		C SI 93 C SI 94 B FF 92 F FF 92 X SL 85 1-2 F7 ③		X CH 85 0-0 35 1B 1-2 2-3 3-H 1B	X SI 91 0-0 F9 ③	5	1	2	1	1	1	3
2 Alcides Escobar, R (1, 6) OBP: 0.352, SLG: 0.413	S FF 92 B CH 88 S CH 87 B FF 92 B SI 93 S CH 87 3-3 K ②		F FF 96 B SI 94 X SI 96 1-1 16 1B 35 1B 16 E 1-2 2-3 3-H 1B	C FF 92 B SI 91 B SL 81 1 SAFE 1 SAFE F SI 91 B FF 93 X FF 90 3-2 1-3 2B			B SI 93 B FF 92 C SI 92 X FF 93 2-1 G6-3 ①	F FF 93 B FF 94 F FF 93 T FF 94 1-2 K ②		5	1	2	1	0	2	3
35 Eric Hosmer, L (1, 3) OBP: 0.298, SLG: 0.378	B FF 97 C SI 94 X FF 95 1-1 G6-3 ③		S SI 95 F SI 89 B FF 97 X CH 88 1-2 16 E 8 SF8 1-2 2-3 3-H 1B	X FF 94 0-0 G3-1 ③			X SI 93 0-0 G4-3 ②	D SL 86 F FF 93 X SL 88 1-1 1-2 2-H 3-H 1B		5	1	2	3	0	0	2
16 Billy Butler, R (1, 10) OBP: 0.360, SLG: 0.492		C FF 91 B SI 92 B SI 93 C CH 86 C SL 84 2-3 K ①	B FF 97 B CH 88 X SI 93 2-0 E5 11 BB 1-3 2-H 3-H 1B		B CH 86 C FF 91 X SI 93 1-1 G6-3 ①		B SI 93 B SI 89 B SI 87 B SI 90 4-0 11 S BB	X SL 82 0-0 L9 ③		4	0	1	1	1	1	2
11 Yuniesky Betancourt, R (1, 4) OBP: 0.287, SLG: 0.438		B CH 84 X FF 94 1-0 G5-3 ②	B SL 81 F CH 87 F CH 88 B CH 87 B SI 94 F CH 86 B CH 86 4-2 1-2 BB		X SI 92 0-0 G6-3 ②		C SI 91 F SI 92 B CU 73 F SI 93 B SI 93 S SI 90 2-3 1-2 K ③		B SI 89 X FF 89 1-0 HR	4	1	1	1	1	1	1
8 Mike Moustakas, L (1, 5) OBP: 0.331, SLG: 0.486		C FF 96 B FF 95 F FF 94 B SI 95 X FF 94 2-2 F8 ③	F SI 94 B FF 95 F FF 91 X SL 83 1-2 SF8 ② 3-H		F SI 93 B FF 94 T SI 92 S SI 94 1-3 K ③			F FF 90 B CU 78 B CU 78 X FF 92 2-1 13 1B 21 1B 1 FC4-2 1B	B SL 85 S CH 84 X CH 85 1-1 G1-3 ①	4	0	1	1	0	1	0
21 Jeff Francoeur, R (1, 9) OBP: 0.294, SLG: 0.388			G5-3 ① G5-3 ③			C FF 91 C FF 93 F FF 91 F CH 87 B SL 86 X SI 92 1-2 G6-3 ①		S SL 86 X SL 86 0-1 1 FC4-2 13 1B 4 1B 1-2 1B	B SL 84 B SI 90 F SI 91 F CH 84 B CH 86 S SL 85 3-3 K ②	5	1	1	0	0	1	2
13 Salvador Perez, R (1, 2) OBP: 0.425, SLG: 0.725			C FF 95 X SI 94 0-1 1 2B 2 1B 1B	C CH 86 X CH 84 0-1 G6-3 ①		C FF 94 F FF 94 X SI 96 0-2 1B		X SL 85 0-0 4 1B 1 FC4-2 1-2 2-3 1B	B SI 91 X CH 84 1-0 1 2B 1B	5	2	4	0	0	0	0
1 Jarrod Dyson, L (1, 8) OBP: 0.311, SLG: 0.310			C FF 94 F CH 86 F FF 94 B SI 94 X CH 85 1-2 2 1B 35 1B 1-3 2B	X SI 93 0-0 G6-3 ②		C SL 82 X SL 82 0-1 F8 ②		C CH 85 S SL 87 F SL 86 F SL 88 X FF 95 0-2 FC4-2 ① 4 1B 35 1B 1-2 2-3 3-Hf	L CH 84 X SL 83 0-1 1-3 2B	5	2	2	0	0	0	4
Inning Stats	R: 0 E: 0 K: 2 S: 8 H: 0 LOB: 0 BB: 0 P: 12	R: 0 E: 0 K: 1 S: 7 H: 0 LOB: 0 BB: 0 P: 12	R: 5 E: 1 K: 0 S: 24 H: 5 LOB: 2 BB: 2 P: 41	R: 0 E: 0 K: 0 S: 8 H: 2 LOB: 2 BB: 0 P: 12	R: 0 E: 0 K: 1 S: 6 H: 0 LOB: 0 BB: 0 P: 8	R: 0 E: 0 K: 0 S: 14 H: 1 LOB: 1 BB: 0 P: 16	R: 0 E: 0 K: 1 S: 7 H: 0 LOB: 1 BB: 1 P: 15	R: 3 E: 0 K: 1 S: 17 H: 5 LOB: 2 BB: 0 P: 21	R: 1 E: 0 K: 1 S: 10 H: 3 LOB: 2 BB: 0 P: 16	1B: 12 2B: 3 3B: 0 HR: 1 SF: 1 SAC: 0 DP: 0 HBP: 0						

PITCHER		IP	WLS	BF	H	R	ER	SO	BB	IBB	HBP	BLK	WP	HR	S	P	ERA	WHIP
37 Henderson Alvarez III, R ERA: 4.36	(1, 1)	5.1	L	26	8	5	5	4	2	0	0	0	0	0	61	94	8.44	1.875
47 Luis Perez, L ERA: 3.07	(6, 1)	1.1		4	0	0	0	0	0	0	0	0	0	0	9	12	0.00	0.000
35 Sam Dyson, R ERA:	(7, 1)	0.1		2	0	0	0	1	1	0	0	0	0	0	4	10	0.00	3.000
48 Francisco Cordero, R ERA: 6.0	(8, 1)	0.2		7	5	3	3	1	0	0	0	0	0	0	16	20	40.50	7.500
39 Drew Carpenter, R ERA: 6.75	(8, 1)	1.1		7	3	1	1	1	0	0	0	0	0	1	11	17	6.75	2.250

PITCHER	IP	WLS	BF	H	R	ER	SO	BB	IBB	HBP	BLK	WP	HR	S	P	ERA	WHIP

TOP

Kansas City Royals @ Toronto Blue Jays

Rogers Centre, Toronto, ON

Thu Jul 05 2012, 7:09 PM - 10:24 PM EDT

Att. 20,598 - Partly Cloudy - 75 F

livebaseballscorecards.com

AB	42
R	9
H	16
RBI	8
BB	3
SO	7
LOB	17

WP: 0 PA: 46
PB: 0
SB: 1
CS: 0

BOTTOM

Kansas City Royals @ Toronto Blue Jays

Rogers Centre, Toronto, ON

Thu Jul 05 2012, 7:09 PM - 10:24 PM EDT

Att. 20,598 - Partly Cloudy - 75 F

livebaseballscorecards.com

Batter	1	2	3	4	5	6	7	8	9	AB	R	H	RBI	BB	SO	LOB
13 Brett Lawrie, R (1, 5) OBP: 0.335, SLG: 0.428	C FF 92 B SI 92 X KC 78 1-1 G4-3 ①		F FF 94 X SI 94 0-1 G5-3 ①		F SI 92 B SI 92 S SI 93 B SL 86 B SI 93 1 SAFE F SI 93 X SL 86 3-2 F8 ②		B FF 96 F FF 94 F FF 95 B SL 86 C SL 86 2-3 K ②		C FF 95 C FF 97 X FF 98 0-2 G3-1 ①	5	0	0	0	0	1	1
28 Colby Rasmus, L (1, 8) OBP: 0.326, SLG: 0.492	B FF 94 C CH 88 F FF 94 B FF 95 F CH 87 F SI 94 F KC 80 X FC 90 2-2 19 G4-3 2B		B KC 79 B SI 94 S FC 89 B CH 87 F FF 95 B KC 81 4-2 10 FC6-4 BB		C CH 86 B FF 94 X KC 79 1-1 E3 1-2		C SL 84 B FS 88 X SL 85 1-1 P6 ③		B SI 94 B SI 94 C SI 94 C SI 96 F FF 98 X SL 89 2-2 19 L5-3 1B	4	0	2	0	1	0	1
19 José Bautista, R (1, 9) OBP: 0.356, SLG: 0.541	F FF 94 X SI 94 0-1 G4-3 ② 2-3		S FC 88 X FF 92 0-1 F7 ②		C FC 86 S SL 87 2 SAFE B FC 89 S FF 94 1-3 K ③			C SL 85 B FF 94 B SI 93 X SL 85 2-1 G5-3 ①	B SI 96 B SL 87 B FF 94 C SI 94 X SI 95 3-1 L5-3 ②③ 1-1	5	0	0	0	0	1	5
10 Edwin Encarnación, R (1, 3) OBP: 0.379, SLG: 0.564	C SI 94 X SI 94 0-1 G5-3 ③		B SI 93 B SI 93 B KC 80 C SI 93 X FF 94 3-1 FC6-4 ③ 1-2f			C FF 93 B CU 74 C CU 74 F FF 93 B CH 82 B FF 93 X FF 92 3-2 F9 ①		B SI 94 B SI 94 B SI 95 B FF 93 4-0 26 1B 5 1B BB		3	1	0	0	1	0	2
26 Adam Lind, L (1, 10) OBP: 0.283, SLG: 0.369		B SI 93 B FF 94 S FF 93 B SI 89 X FF 94 3-1 P5 ①		C KC 77 F FF 93 B SI 94 F KC 80 F FF 94 F CH 86 T FC 88 1-2 K ①		C CU 75 F FF 93 F FF 94 S CU 76 0-3 K ②		C SI 93 X SI 94 0-1 11 G5-3 5 1B 8 3B 1-2 1B		4	1	1	0	0	2	0
5 Yunel Escobar, R (1, 6) OBP: 0.303, SLG: 0.341		B KC 79 F SI 93 F FF 94 X FF 96 1-2 F9 ②		C FC 90 X SI 94 0-1 11 L4-6 2B		B CH 83 B FF 93 C FF 93 B FF 92 C FF 93 F FF 93 B FC 93 4-2 BB		B SI 94 D SL 86 C SI 94 X SI 94 2-1 11 G5-3 8 3B 1-2 2-H 1B		3	1	2	1	1	0	0
11 Rajai Davis, R (1, 7) OBP: 0.316, SLG: 0.413		X KC 79 0-0 G1-3 ③		M KC 79 X SI 94 0-1 L4-6 ②③ 2-2		S CH 83 C CU 75 S FF 92 0-3 K ③		B SL 85 S SL 86 B SL 84 X SI 94 2-1 G5-3 ② 1-2 2-3		4	0	0	0	0	1	4
2 Kelly Johnson, L (1, 4) OBP: 0.330, SLG: 0.379 8 Ben Francisco, R (8, PH) OBP: 0.292, SLG: 0.378 17 Omar Vizquel, S (9, 4) OBP: 0.275, SLG: 0.219			B SI 92 B FF 93 X FF 93 2-0 9 HR 2B		B FF 93 C CH 86 S SI 93 F KC 80 B FF 94 T FF 94 2-2 K ①		X FF 91 0-0 G6-3 ①	C FF 94 B SL 82 X FF 93 1-1 2-H 3-H 3B		3 1 0	1 0 0	1 1 0	0 2 0	0 0 0	1 0 0	0 0 0
9 J.P. Arencibia, R (1, 2) OBP: 0.264, SLG: 0.432			S FC 88 B KC 78 F SI 93 B FF 95 B SL 85 X SL 85 3-2 2-H HR		B FF 95 F FF 94 S SI 94 X FF 93 1-2 E6 28 E		S FF 91 X CH 83 0-1 HR	S FF 98 C FF 98 B FF 98 X CH 88 1-2 G5-3 ③		4	2	2	3	0	0	1

Inning Stats	1	2	3	4	5	6	7	8	9
	R: 0 E: 0 K: 0 S: 12 H: 1 LOB: 1 BB: 0 P: 15	R: 0 E: 0 K: 0 S: 6 H: 0 LOB: 0 BB: 0 P: 10	R: 2 E: 0 K: 0 S: 12 H: 2 LOB: 1 BB: 1 P: 24	R: 0 E: 0 K: 1 S: 10 H: 1 LOB: 0 BB: 0 P: 11	R: 0 E: 2 K: 2 S: 16 H: 0 LOB: 2 BB: 0 P: 24	R: 0 E: 0 K: 2 S: 14 H: 0 LOB: 1 BB: 1 P: 21	R: 1 E: 0 K: 1 S: 8 H: 1 LOB: 0 BB: 0 P: 11	R: 3 E: 0 K: 0 S: 13 H: 3 LOB: 1 BB: 1 P: 25	R: 0 E: 0 K: 0 S: 9 H: 1 LOB: 0 BB: 0 P: 14

AB	36
R	6
H	9
RBI	6
BB	3
SO	6
LOB	14

		1B: 3 2B: 5 3B: 1 HR: 2	SF: 0 SAC: 0 DP: 2 HBP: 0	WP: 0 PB: 0 SB: 0 CS: 0	PA: 39

PITCHER		IP	WLS	BF	H	R	ER	SO	BB	IBB	HBP	BLK	WP	HR	S	P	ERA	WHIP
44 Luke Hochevar, R ERA: 5.14	(1, 1)	5.0	W	21	4	2	2	3	1	0	0	0	0	1	56	84	3.60	1.000
55 Tim Collins, L ERA: 3.38	(6, 1)	1.1	H	6	1	1	1	2	1	0	0	0	0	1	17	24	6.75	1.500
56 Greg Holland, R ERA: 3.77	(7, 1)	0.2	H	2	0	0	0	1	0	0	0	0	0	0	5	8	0.00	0.000
43 Aaron Crow, R ERA: 4.04	(8, 1)	0.2		5	2	3	3	0	1	0	0	0	0	0	8	18	40.50	4.500
50 Jose Mijares, L ERA: 1.69	(8, 1)	0.0		1	1	0	0	0	0	0	0	0	0	0	2	3	∞	∞

PITCHER		IP	WLS	BF	H	R	ER	SO	BB	IBB	HBP	BLK	WP	HR	S	P	ERA	WHIP
40 Kelvin Herrera, R ERA: 3.12	(8, 1)	0.1	H	1	0	0	0	0	0	0	0	0	0	0	3	4	0.00	0.000
51 Jonathan Broxton, R ERA: 1.99	(9, 1)	1.0	S	3	1	0	0	0	0	0	0	0	0	0	9	14	0.00	1.000

Toronto Blue Jays @ Chicago White Sox

U.S. Cellular Field, Chicago, IL

Fri Jul 06 2012, 8:11 PM - 10:40 PM EDT

Att. 27,129 - Clear - 91 F

TOP

livebaseballscorecards.com

Batter	1	2	3	4	5	6	7	8	9	AB	R	H	RBI	BB	SO	LOB
13 Brett Lawrie, R (1, 5) OBP: 0.334, SLG: 0.426	C FF 89 C SI 91 B SL 82 X FC 86 1-2 19 1B 1B		F CU 80 F CU 80 X FF 92 0-2 E4 19 BB		B CU 82 C CU 82 C CU 80 B CU 80 T FF 91 2-2 ① K			C FF 90 X FF 91 0-1 ① F8		4	0	1	0	0	1	0
28 Colby Rasmus, L (1, 8) OBP: 0.323, SLG: 0.486	X SI 92 0-0 ① F8		B FF 92 D CH 84 X FF 91 2-0 ① P6		B FF 92 C CU 78 B CH 84 X FF 92 2-1 ② G4-3			B SI 78 F FF 95 B SI 95 F SI 94 F SL 80 S SL 80 2-3 ② K		4	0	0	0	0	1	2
19 José Bautista, R (1, 9) OBP: 0.358, SLG: 0.539	F SI 92 C FC 86 X CU 82 0-2 10 CS 1-2 1B		D CU 82 B SL 85 C CU 81 B CU 78 B CU 80 4-1 1-2 BB		S CH 84 B CU 82 F CU 80 B FF 92 B CU 79 F CU 80 S CH 84 3-3 ③ K			C SL 80 B FF 94 S SL 80 C SL 80 1-3 ③ K		3	0	1	0	1	2	0
10 Edwin Encarnación, R (1, 3) OBP: 0.380, SLG: 0.561	B SI 92 C SI 92 B FF 92 F SI 92 B FF 94 C SL 85 3-3 ② ③ 1-2 K		F FF 91 F FF 91 B CU 81 B CH 85 X FF 91 2-2 ② F9			C CU 79 B SI 90 F CH 82 X SI 92 1-2 5 L4-3 1B			B FF 94 B FF 95 B FF 95 C FF 94 F FF 95 F FF 96 B FF 95 4-2 26 1B 5 SF8 BB	3	1	1	0	1	1	4
26 Adam Lind, L (1, 10) OBP: 0.288, SLG: 0.392 8 Ben Francisco, R (9, PR) OBP: 0.292, SLG: 0.378		B FF 89 B FF 90 B CH 83 C FF 88 X FF 90 3-1 HR	C SI 92 F FF 90 S CU 79 0-3 ③ K			S CH 84 C SI 92 F FF 91 S CU 79 0-3 ① K			C FF 94 X FF 95 0-1 11 G6-4-3 1-3 1B	4 0	1 0	2 0	1 0	0 0	2 0	3 0
5 Yunel Escobar, R (1, 6) OBP: 0.300, SLG: 0.337		C FF 92 X SL 85 0-1 ① G6-3		B CU 80 B CU 80 B CU 80 C SI 90 X FF 90 3-1 ① F8		B FF 91 C SI 91 X SI 92 1-1 ② ③ 1-2 L4-3			B FF 95 X FF 93 1-0 ① 3-H SF8	3	0	0	1	0	0	1
11 Rajai Davis, R (1, 7) OBP: 0.309, SLG: 0.403		C FF 92 S SI 92 B CU 82 S CU 82 1-3 ② K		B CU 81 B CU 81 F SL 83 X SI 90 2-1 ② B5-3			B FF 89 B CU 80 X FF 89 2-0 ① P5		S SI 96 F FF 95 F CH 82 X FF 96 0-2 ② ③ 1-2f G6-4-3	4	0	0	0	0	1	1
2 Kelly Johnson, L (1, 4) OBP: 0.333, SLG: 0.380		C FF 92 B FF 91 F SI 92 B FF 92 F CH 85 B CH 84 B CH 84 4-2 BB		T FF 91 C SL 85 B CU 78 F FF 91 B FF 91 X CU 79 2-2 1B			B CU 79 X CH 83 1-0 ② G4-3			2	0	1	0	1	0	0
9 J.P. Arencibia, R (1, 2) OBP: 0.261, SLG: 0.427		C CU 82 C SI 92 B SI 92 D SL 82 X CU 81 2-2 ③ P6		F SI 92 S CU 81 B SI 92 C SI 92 1-3 ③ K			S FF 91 B FF 91 B CU 80 F SL 85 B CH 85 X CH 85 3-2 ③ F9			3	0	0	0	0	1	2

	AB	30
	R	2
	H	6
	RBI	2
	BB	3
	SO	9
	LOB	13

Inning Stats	1	2	3	4	5	6	7	8	9	1B: 5	SF: 1	WP: 0	PA: 34
	R: 0 E: 0 K: 1 S: 10 H: 2 LOB: 2 BB: 0 P: 14	R: 1 E: 0 K: 1 S: 13 H: 1 LOB: 1 BB: 1 P: 23	R: 0 E: 1 K: 1 S: 11 H: 0 LOB: 2 BB: 1 P: 19	R: 0 E: 0 K: 1 S: 11 H: 1 LOB: 1 BB: 0 P: 19	R: 0 E: 0 K: 2 S: 9 H: 0 LOB: 0 BB: 0 P: 16	R: 0 E: 0 K: 1 S: 9 H: 1 LOB: 0 BB: 0 P: 11	R: 0 E: 0 K: 0 S: 5 H: 0 LOB: 0 BB: 0 P: 11	R: 0 E: 0 K: 2 S: 9 H: 0 LOB: 0 BB: 0 P: 12	R: 1 E: 0 K: 0 S: 10 H: 1 LOB: 1 BB: 1 P: 15	2B: 2 3B: 0 HR: 1	SAC: 0 DP: 3 HBP: 0	PB: 0 SB: 0 CS: 1	

PITCHER		IP	WLS	BF	H	R	ER	SO	BB	IBB	HBP	BLK	WP	HR	S	P	ERA	WHIP
44 Jake Peavy, R ERA: 2.85	(1, 1)	7.1	W	28	5	1	1	7	2	0	0	0	0	1	70	115	1.23	0.955
37 Matt Thornton, L ERA: 3.0	(8, 1)	0.2	H	2	0	0	0	2	0	0	0	0	0	0	7	10	0.00	0.000
43 Addison Reed, R ERA: 4.06	(9, 1)	1.0	S	4	1	1	1	0	1	0	0	0	0	0	10	15	9.00	2.000

PITCHER	IP	WLS	BF	H	R	ER	SO	BB	IBB	HBP	BLK	WP	HR	S	P	ERA	WHIP

Toronto Blue Jays @ Chicago White Sox

U.S. Cellular Field, Chicago, IL

Fri Jul 06 2012, 8:11 PM - 10:40 PM EDT

Att. 27,129 - Clear - 91 F

livebaseballscorecards.com

BOTTOM

Batter	1	2	3	4	5	6	7	8	9	AB	R	H	RBI	BB	SO	LOB
30 Alejandro De Aza, L (1, 8) OBP: 0.355, SLG: 0.406	C FF 86 F SI 88 B FF 88 X FF 87 1-2 ① L5		C SL 74 B SI 85 B SI 85 S SI 85 F SI 87 X SI 86 2-2 ② G1-3		B SL 76 B FC 85 F SI 85 X SI 86 2-1 ① F8 2-3		F SI 96 C CU 75 X FC 92 0-2 ② G4-3			4	0	0	0	0	0	1
20 Kevin Youkilis, R (1, 5) OBP: 0.327, SLG: 0.399	B FF 86 B SI 85 B FC 86 B FF 85 4-0 14 1B BB		B CH 80 B SI 85 C FF 85 S FF 85 X FC 86 2-2 ③ L7		B SI 86 F SI 85 B SI 86 F FC 86 X FC 86 2-2 3-H 1B		B SL 85 B SI 96 B SI 95 C SI 93 X SI 95 3-1 ③ G6-3			3	0	1	1	1	0	0
44 Adam Dunn, L (1, 10) OBP: 0.358, SLG: 0.510	F FC 86 C SI 86 B SI 86 B SL 80 F FF 86 C SI 88 2-3 ② K			X SI 86 0-0 ① G3	S SI 86 F SI 85 B SL 78 F FF 87 B SI 86 S FF 87 2-3 ② K			C SI 94 F SI 96 F CU 75 B FC 90 C FC 91 1-3 ① K		4	0	0	0	0	3	2
14 Paul Konerko, R (1, 3) OBP: 0.409, SLG: 0.540	F SI 86 B CH 81 X SI 86 1-1 1-2 1B			C SI 86 B FF 85 B SI 86 C SI 87 X FC 86 2-2 ② G5-3	B SI 85 X CH 78 1-0 ③ L5			X FC 92 0-0 51 G3 1B		4	0	2	0	0	0	1
51 Alex Rios, R (1, 9) OBP: 0.348, SLG: 0.508	C FC 86 X FC 87 0-1 ③ F8			B SI 86 C SI 85 F CH 80 B FF 89 F SI 86 X FF 87 2-2 1B		F SI 84 B SI 85 B FC 85 X FC 84 2-1 ① P3		X SI 94 0-0 ② G3 1-2		4	0	1	0	0	0	3
12 A.J. Pierzynski, L (1, 2) OBP: 0.337, SLG: 0.533		X FC 84 0-0 ① F8		C FF 85 X FF 86 0-1 ③ G4-3		X SL 75 0-0 HR		I IN 71 I IN 74 I IN 74 I IN 75 4-0 IBB		3	1	1	1	1	0	1
24 Dayan Viciedo, R (1, 7) OBP: 0.297, SLG: 0.442		C FF 86 F FF 87 S FC 86 0-3 ② K			F FC 84 B SI 85 X FF 85 1-1 10 E 2B	X SI 86 0-0 ② G6-3		X SI 93 0-0 ③ F8		4	1	1	0	0	1	2
10 Alexei Ramirez, R (1, 6) OBP: 0.282, SLG: 0.330		B FF 85 B FF 84 X SI 84 2-0 ③ G5-3			X SI 85 0-0 E7 15 E 2-H 1B	C SI 86 X SI 82 0-1 15 CS 1B				3	1	2	1	0	0	0
15 Gordon Beckham, R (1, 4) OBP: 0.289, SLG: 0.380			B SI 84 F SI 84 F FF 86 S FF 86 1-3 ① K		X SI 86 0-0 E5 30 F8 20 1B 3-H 1B	D FF 85 B SI 83 C SI 84 1 SAFE 1 SAFE B FF 85 3-1 ③ CS 1-2	T SI 93 X SI 94 0-1 ① F9			3	1	1	1	0	1	0
Inning Stats	R: 0 E: 0 K: 1 S: 11 H: 1 LOB: 2 BB: 1 P: 19	R: 0 E: 0 K: 1 S: 5 H: 0 LOB: 0 BB: 0 P: 7	R: 0 E: 0 K: 1 S: 10 H: 0 LOB: 0 BB: 0 P: 15	R: 0 E: 0 K: 0 S: 10 H: 1 LOB: 1 BB: 0 P: 14	R: 3 E: 2 K: 1 S: 14 H: 4 LOB: 1 BB: 0 P: 22	R: 1 E: 0 K: 0 S: 7 H: 2 LOB: 0 BB: 0 P: 12	R: 0 E: 0 K: 0 S: 7 H: 0 LOB: 0 BB: 0 P: 10	R: 0 E: 0 K: 1 S: 7 H: 1 LOB: 2 BB: 1 P: 12		1B: 7 2B: 1 3B: 0 HR: 1 SF: 0 SAC: 0 DP: 0 HBP: 0				WP: 0 PB: 0 SB: 0 CS: 1 PA: 35		

	AB	32
	R	4
	H	9
	RBI	4
	BB	2
	SO	5
	LOB	10

PITCHER		IP	WLS	BF	H	R	ER	SO	BB	IBB	HBP	BLK	WP	HR	S	P	ERA	WHIP
32 Aaron Laffey, L ERA: 2.67	(1, 1)	6.0	L	26	8	4	3	4	1	0	0	0	0	1	57	89	4.50	1.500
20 Jesse Chavez, R ERA: 7.32	(7, 1)	2.0		8	1	0	0	1	0	1	0	0	0	0	14	22	0.00	0.500

PITCHER	IP	WLS	BF	H	R	ER	SO	BB	IBB	HBP	BLK	WP	HR	S	P	ERA	WHIP

Toronto Blue Jays @ Chicago White Sox

U.S. Cellular Field, Chicago, IL

Sat Jul 07 2012, 4:11 PM - 6:36 PM EDT

Att. 25,399 - Partly Cloudy - 75 F

TOP

livebaseballscorecards.com

Batter	1	2	3	4	5	6	7	8	9	AB	R	H	RBI	BB	SO	LOB
13 Brett Lawrie, R (1, 5) OBP: 0.334, SLG: 0.425	F SI 94 X SI 94 0-1 1B		C CU 81 B CH 89 S FC 87 B FF 92 S CU 82 2-3 ③ K			B SI 91 F FC 84 B SI 90 X SI 91 2-1 ①② G6-4-3 1-2f		F FF 94 X SL 80 0-1 ③ F8		3	0	1	0	0	1	1
2 Kelly Johnson, L (6, 4) OBP: 0.332, SLG: 0.379										1	0	0	0	0	0	0
28 Colby Rasmus, L (1, 8) OBP: 0.322, SLG: 0.481	B FF 92 B FC 86 1 SAFE C SI 94 S FC 86 1 SAFE D FC 87 F FC 86 S FC 85 3-3 ① K			B CH 86 X CH 87 1-0 ① F7		B CU 80 F CH 87 B FC 86 F FC 88 F FC 85 B CH 86 B FC 85 4-2 19 FC5-4 BB			B SI 94 C FF 95 S FF 95 S FF 95 1-3 ① K	3	0	0	0	1	2	1
19 José Bautista, R (1, 9) OBP: 0.357, SLG: 0.538	C CU 81 B FC 86 B SI 93 C FC 87 B CU 81 X FC 86 3-2 ② F8			C FC 86 B SI 92 B CH 88 B CH 88 X FC 85 3-1 ② G1-3		C CH 89 X CU 80 0-1 ③ FC5-4 1-2f			F FF 95 X FF 95 0-1 ② 2B	4	0	1	0	0	0	2
10 Edwin Encarnación, R (1, 10) OBP: 0.382, SLG: 0.559	B SI 94 B FC 86 X FC 88 2-0 ③ G6-3			B SI 93 B FF 92 B CH 89 C FF 93 B FC 86 4-1 26 S BB			X FF 92 0-0 5 1B 1B		C FF 96 B SL 83 C FF 96 B SL 82 B SL 82 C FF 96 3-3 ③ K	3	0	1	0	1	1	1
26 Adam Lind, L (1, 3) OBP: 0.283, SLG: 0.385		C CU 79 F SI 92 B SI 89 X CH 88 1-2 ① G6-3		B SI 94 B CH 87 B FC 88 C SI 94 F CH 90 X CU 81 3-2 ③ F8 1-2			F CU 80 B CH 85 F FC 86 X CU 80 1-2 ① F8			3	0	0	0	0	0	2
5 Yunel Escobar, R (1, 6) OBP: 0.300, SLG: 0.337		C FF 91 B FF 93 X FF 93 1-1 ② F9			C FC 85 B FF 92 S CH 86 S FC 85 1-3 ① K		D FC 86 X FC 84 1-0 11 G6-4-3 1-2 1B			3	0	1	0	0	1	0
11 Rajai Davis, R (1, 7) OBP: 0.304, SLG: 0.397		B SI 94 S FC 87 C CH 88 F FF 94 B CH 88 X FC 86 2-2 ③ G5-3			B SI 92 X FC 85 1-0 ② P3		X FC 87 0-0 ②③ G6-4-3 1-2f			3	0	0	0	0	0	2
17 Omar Vizquel, S (1, 4) OBP: 0.264, SLG: 0.209 (6, 5)			L FF 91 X CH 84 0-1 ① L6		B FF 90 C FF 91 C FF 92 B CH 87 X CU 78 2-2 ③ G4-3			B CH 89 C SI 90 F FC 84 X CU 80 1-2 ① L7		3	0	0	0	0	0	0
9 J.P. Arencibia, R (1, 2) OBP: 0.261, SLG: 0.426			F FF 93 X FC 86 0-1 ② P3			C FC 82 X CU 78 0-1 13 G6-4-3 1B		S SI 91 F FF 92 B FC 85 X FC 86 1-2 ② G1-3		3	0	1	0	0	0	0
Inning Stats	R: 0 E: 0 K: 1 S: 10 H: 1 LOB: 1 BB: 0 P: 18	R: 0 E: 0 K: 0 S: 9 H: 0 LOB: 0 BB: 0 P: 13	R: 0 E: 0 K: 1 S: 7 H: 0 LOB: 0 BB: 0 P: 9	R: 0 E: 0 K: 0 S: 7 H: 0 LOB: 1 BB: 1 P: 18	R: 0 E: 0 K: 1 S: 7 H: 0 LOB: 0 BB: 0 P: 11	R: 0 E: 0 K: 0 S: 9 H: 1 LOB: 1 BB: 1 P: 15	R: 0 E: 0 K: 0 S: 6 H: 2 LOB: 1 BB: 0 P: 8	R: 0 E: 0 K: 0 S: 8 H: 0 LOB: 0 BB: 0 P: 10	R: 0 E: 0 K: 2 S: 8 H: 1 LOB: 0 BB: 0 P: 12	1B: 4 2B: 1 3B: 0 HR: 0 SF: 0 SAC: 0 DP: 2 HBP: 0						

	AB	29
	R	0
	H	5
	RBI	0
	BB	2
	SO	5
	LOB	9

	WP: 0	PA: 31
	PB: 0	
	SB: 1	
	CS: 0	

PITCHER		IP	WLS	BF	H	R	ER	SO	BB	IBB	HBP	BLK	WP	HR	S	P	ERA	WHIP
34 Gavin Floyd, R ERA: 4.54	(1, 1)	7.2	W	27	4	0	0	3	2	0	0	0	0	0	61	100	0.00	0.783
37 Matt Thornton, L ERA: 2.89	(8, 1)	1.1	S	4	1	0	0	2	0	0	0	0	0	0	10	14	0.00	0.750

PITCHER	IP	WLS	BF	H	R	ER	SO	BB	IBB	HBP	BLK	WP	HR	S	P	ERA	WHIP

Batter	1	2	3	4	5	6	7	8	9	AB	R	H	RBI	BB	SO	LOB
30 Alejandro De Aza, L (1, 8) OBP: 0.351, SLG: 0.401	C FF 89 S FF 92 F FF 92 X CU 78 0-2 G3-1 ①		B FF 91 B FF 92 S FF 90 C FF 92 F FF 93 X FF 91 2-2 G6-3 ②		C FF 90 D CU 77 F FF 91 D CU 78 X FF 92 2-2 F7 ②		C FF 94 B SI 94 F SI 94 B FF 92 S SL 82 2-3 K ③			4	0	0	0	0	1	1
20 Kevin Youkilis, R (1, 5) OBP: 0.330, SLG: 0.414	B FF 90 B FF 91 C FF 92 B CH 82 F FF 91 B FF 92 4-2 44 1B BB		B FF 91 C FF 92 C CU 75 F FC 91 F CU 78 B CH 86 B FC 92 X CH 80 3-2 G4-3 ③		B FF 90 C FF 92 X FF 91 1-1 2-H HR			C SI 88 F FF 89 X FF 88 0-2 G3 ①		3	1	1	2	1	0	0
44 Adam Dunn, L (1, 10) OBP: 0.359, SLG: 0.509	B FF 92 X FF 92 1-0 51 FC6-4 1-3 1B			B SI 89 F FF 89 B FF 92 B CU 76 F FC 92 B CU 76 4-2 51 G6-4-3 14 1B BB	X FF 92 0-0 F8 ③			B FF 89 F FF 89 T SI 90 S SL 79 1-3 K ②		3	0	1	0	1	1	0
14 Paul Konerko, R (1, 3) OBP: 0.407, SLG: 0.535	S CH 84 S CH 84 F CH 83 D CU 79 D CH 85 B FF 93 F CH 83 T CH 84 3-2 K ②			C FF 91 X SI 89 0-1 51 G6-4-3 1-2 1B		C FF 88 X FF 90 0-1 P4 ①		B SL 76 B SL 75 C SI 89 B SL 77 F FF 88 X SI 89 3-2 G5-3 ③		4	0	1	0	0	1	2
51 Alex Rios, R (1, 9) OBP: 0.348, SLG: 0.505	C FC 92 F FF 94 B FF 94 F CH 84 D CH 85 X FF 94 2-2 FC6-4 ③ 1-2f			B FF 92 B FF 91 2 SAFE C FF 93 X FF 93 2-1 G6-4-3 ①② 1-2f 2-3		B FF 90 B CH 83 C FF 90 B CH 84 F FF 89 F FF 90 B CH 83 4-2 12 FC1-6 BB				2	0	0	0	1	0	4
12 A.J. Pierzynski, L (1, 2) OBP: 0.337, SLG: 0.529		C FF 91 C FF 91 B FF 92 B CU 80 F CU 78 B FF 94 X FF 93 3-2 F7 ①		C FF 93 H FF 92 1-1 24 FC6-4 HBP		1 SAFE F FF 91 B CU 74 1 SAFE F FF 91 F CU 78 1 SAFE X FF 92 1-2 FC1-6 ② 1-2f				2	0	0	0	0	0	1
24 Dayan Viciedo, R (1, 7) OBP: 0.294, SLG: 0.437		X FF 92 0-0 G5-3 ②		B FF 93 F FF 93 X CU 78 1-1 FC6-4 ③ 1-2f		C FF 93 X FF 91 0-1 G5-3 ③				3	0	0	0	0	0	3
10 Alexei Ramirez, R (1, 6) OBP: 0.283, SLG: 0.330		C CH 83 F CH 85 X CU 77 0-2 F7 ③			C FF 91 B FF 91 B FF 90 X FF 89 2-1 5 SH5-3 20 HR 1B		B SL 82 X FF 92 1-0 F9 ①			3	1	1	0	0	0	0
5 Orlando Hudson, S (1, 4) OBP: 0.253, SLG: 0.300			B FF 90 B CU 79 C FF 90 F FF 91 F FF 91 S FF 92 2-3 K ①		B FF 91 X FF 90 1-0 SH5-3 ① 1-2		B CH 80 S FF 92 S SI 92 B FF 93 B FF 93 F FF 94 X FF 93 3-2 G4-3 ②			2	0	0	0	0	1	0
Inning Stats	R: 0 E: 0 K: 1 S: 16 H: 1 LOB: 2 BB: 1 P: 26	R: 0 E: 0 K: 0 S: 8 H: 0 LOB: 0 BB: 0 P: 11	R: 0 E: 0 K: 1 S: 13 H: 0 LOB: 0 BB: 0 P: 20	R: 0 E: 0 K: 0 S: 9 H: 1 LOB: 2 BB: 1 P: 17	R: 2 E: 0 K: 0 S: 9 H: 2 LOB: 0 BB: 0 P: 15	R: 0 E: 0 K: 0 S: 11 H: 0 LOB: 1 BB: 1 P: 16	R: 0 E: 0 K: 1 S: 8 H: 0 LOB: 0 BB: 0 P: 14	R: 0 E: 0 K: 1 S: 9 H: 0 LOB: 0 BB: 0 P: 13		1B: 3 2B: 0 3B: 0 HR: 1 SF: 0 SAC: 1 DP: 1 HBP: 1				WP: 0 PB: 0 SB: 0 CS: 0 PA: 31		

PITCHER		IP	WLS	BF	H	R	ER	SO	BB	IBB	HBP	BLK	WP	HR	S	P	ERA	WHIP
24 Ricky Romero, L ERA: 5.22	(1, 1)	6.0	L	25	4	2	2	2	3	0	1	0	0	1	66	105	3.00	1.167
54 Jason Frasor, R ERA: 3.86	(7, 1)	1.0		3	0	0	0	1	0	0	0	0	0	0	8	14	0.00	0.000
38 Darren Oliver, L ERA: 1.44	(8, 1)	1.0		3	0	0	0	1	0	0	0	0	0	0	9	13	0.00	0.000

PITCHER	IP	WLS	BF	H	R	ER	SO	BB	IBB	HBP	BLK	WP	HR	S	P	ERA	WHIP

BOTTOM

Toronto Blue Jays @ Chicago White Sox

U.S. Cellular Field, Chicago, IL

Sat Jul 07 2012, 4:11 PM - 6:36 PM EDT

Att. 25,399 - Partly Cloudy - 75 F

livebaseballscorecards.com

AB	26
R	2
H	4
RBI	2
BB	3
SO	4
LOB	11

Toronto Blue Jays @ Chicago White Sox

U.S. Cellular Field, Chicago, IL

Sun Jul 08 2012, 2:13 PM - 6:00 PM EDT

Att. 27,190 - Partly Cloudy - 75 F

TOP

livebaseballscorecards.com

Batter	1	2	3	4	5	6	7	8	9	AB	R	H	RBI	BB	SO	LOB
11 Rajai Davis, R (1, 7) OBP: 0.310, SLG: 0.390	B SI 88 C SI 88 B SI 87 S SL 81 B SL 82 B SL 82 4-2 28 HR BB	L SI 88 D SL 82 X CU 74 1-1 ② F7		C SL 84 B FF 95 B FF 95 C FF 94 T CU 77 2-2 ① K		B FF 94 F SL 83 B FF 93 B FF 91 B FF 92 4-1 28 S 28 WP BB	B FC 87 C SI 92 F SI 92 X FC 86 1-2 ② G3 2-3		H SI 91 1-0 28 S HBP	3	2	0	0	2	1	2
28 Colby Rasmus, L (1, 8) OBP: 0.328, SLG: 0.494	F SI 88 1 SAFE X SI 88 0-1 1-H HR	C SL 80 X SL 78 0-1 2-H 2B		C CU 75 X FF 95 0-1 ② F7		B FF 89 D SL 81 1 SAFE C SL 85 C SL 81 B SL 79 B SL 82 4-2 19 2B 1-H BB	B FC 87 B SI 91 B CH 83 C FF 92 B SI 92 4-1 BB		C SI 90 1 SAFE S SI 90 B SI 91 F SI 92 S FC 86 1-3 ③ K 1-2	4	2	2	3	2	1	1
19 José Bautista, R (1, 9) OBP: 0.360, SLG: 0.540	B SI 90 C SL 82 B CU 76 B SL 81 C FF 90 F CH 82 B SI 90 4-2 10 HR BB	C CU 76 C SL 80 D CU 74 B SL 80 B FF 88 S SL 80 3-3 ③ K		B FF 95 C SL 83 C SL 85 B CU 78 B FF 95 B CU 78 4-2 BB		B SI 98 C SI 97 1 SAFE F SL 88 F SI 100 F SL 88 B SI 99 X SL 88 2-2 26 2B 1-H 2B	B SI 92 B CH 85 F FF 94 B SI 92 S FF 92 F SI 94 X SI 93 3-2 ③ P6			3	2	1	1	2	1	3
10 Edwin Encarnación, R (1, 3) OBP: 0.382, SLG: 0.565	B SI 87 X SI 89 1-0 1-H HR		C FF 87 B SI 86 B SL 81 B SI 86 F SL 80 X SL 80 3-2 ① F8	C FF 93 S FF 94 F FF 93 F CU 78 B FF 94 X CU 78 1-2 ③ L6		B SI 98 C SI 98 F SI 98 F SL 88 B SI 98 F CH 88 B SL 88 B SI 98 4-2 26 2B 5 FC6-2 BB		C SI 92 F CH 82 X SC 72 0-2 ① L9		4	1	1	2	1	0	1
26 Adam Lind, L (1, 10) OBP: 0.287, SLG: 0.388	B CU 77 B SI 89 C CH 84 F SL 82 B SI 90 X CH 84 3-2 ① G4-3		B SL 81 X CH 83 1-0 ② G1-3		C FF 93 B SL 84 F FF 92 F CU 77 X CU 78 1-2 ① F7	C SI 98 F CU 81 F SI 99 B SL 87 F SI 98 X SL 87 1-2 1-3 2-H 2B		C FF 92 B CU 77 B SI 93 B SI 93 C FF 92 F SI 93 B SI 93 4-2 BB		4	0	1	1	1	0	0
5 Yunel Escobar, R (1, 6) OBP: 0.299, SLG: 0.335	B SI 89 S SL 82 F SI 88 S CU 76 1-3 ② K		C SI 90 F SI 89 B FF 88 B CU 77 X FF 88 2-2 2 HR 1B		C SL 83 F FF 93 B CU 79 X FF 94 1-2 ② F9	F SI 97 F SI 98 X SL 88 0-2 ② FC6-2 3-H		X FF 91 0-0 ② F8		5	1	1	0	0	1	3
2 Kelly Johnson, L (1, 4) OBP: 0.333, SLG: 0.387	S SL 82 B CU 76 X CH 82 1-1 ③ G1-3		1 SAFE D CH 82 C SL 80 S SL 80 1 SAFE B SI 87 X SL 78 2-2 1-H HR		B FF 94 B CU 76 S FF 94 B CH 86 S FF 93 B FF 95 4-2 BB	C SI 97 B SI 98 B CU 81 B SI 98 C CH 88 F CH 89 X SI 98 3-2 ③ G3-1		B FF 91 C SI 91 B FF 91 S FF 91 B FF 92 X SI 92 3-2 ③ G3-1		4	1	1	2	1	0	3
17 Omar Vizquel, S (1, 5) OBP: 0.260, SLG: 0.208		C SI 87 B SL 80 X CH 81 1-1 6 S 28 2B 1B	C CU 76 C SI 88 S SI 87 0-3 ③ K		X FF 93 0-0 ③ G4-3		C FF 90 S CH 82 B SI 92 S SC 74 1-3 ① K		F SI 89 X CH 81 0-1 ① L8	5	1	1	0	0	2	1
6 Jeff Mathis, R (1, 2) OBP: 0.295, SLG: 0.521		S SL 80 D SL 80 C SL 80 B CU 76 S SL 81 2-3 ① K 1-2		B FF 94 S SL 85 B FF 94 S SL 85 X SL 85 3-2 HR		X FF 90 0-0 ① P3	C SI 93 B FC 88 F CH 84 B FC 88 F SI 93 B SC 75 F SI 94 X CH 84 3-2 11 G3 2B		B FF 91 C SI 90 B FF 92 X CH 82 2-1 ② F9	5	1	2	1	0	1	1
Inning Stats	R: 4 H: 2 E: 0 LOB: 0 K: 1 BB: 2 S: 16 P: 30	R: 1 H: 2 E: 0 LOB: 1 K: 2 BB: 0 S: 12 P: 19	R: 2 H: 2 E: 0 LOB: 0 K: 1 BB: 0 S: 13 P: 21	R: 1 H: 1 E: 0 LOB: 1 K: 1 BB: 1 S: 15 P: 25	R: 0 H: 0 E: 0 LOB: 1 K: 0 BB: 1 S: 10 P: 16	R: 3 H: 2 E: 0 LOB: 2 K: 0 BB: 3 S: 25 P: 43	R: 0 H: 1 E: 0 LOB: 2 K: 1 BB: 1 S: 16 P: 28	R: 0 H: 0 E: 0 LOB: 1 K: 0 BB: 1 S: 10 P: 17	R: 0 H: 0 E: 0 LOB: 1 K: 1 BB: 0 S: 8 P: 12	1B: 2 SF: 0 2B: 4 SAC: 0 3B: 0 DP: 0 HR: 4 HBP: 1						

	AB	37
	R	11
	H	10
	RBI	10
	BB	9
	SO	7
	LOB	15

WP: 1 PA: 47
PB: 0
SB: 4
CS: 0

PITCHER		IP	WLS	BF	H	R	ER	SO	BB	IBB	HBP	BLK	WP	HR	S	P	ERA	WHIP
39 Dylan Axelrod, R ERA: 6.59	(1, 1)	3.0	L	17	6	7	7	4	2	0	0	0	0	3	41	70	21.00	2.667
48 Brian Omogrosso, R ERA: 6.75	(4, 1)	2.1		11	1	2	2	1	3	0	0	0	0	1	27	47	7.71	1.714
52 Leyson Septimo, L ERA: 2.7	(6, 1)	0.0		1	0	0	0	0	1	0	0	0	1	0	2	6	∞	∞
65 Nate Jones, R ERA: 3.03	(6, 1)	0.2		5	2	2	2	0	1	0	0	0	0	0	21	31	27.00	4.500
53 Héctor Santiago, L ERA: 4.15	(7, 1)	3.0		13	1	0	0	2	2	0	1	0	0	0	34	57	0.00	1.000

PITCHER	IP	WLS	BF	H	R	ER	SO	BB	IBB	HBP	BLK	WP	HR	S	P	ERA	WHIP

Batter	1	2	3	4	5	6	7	8	9	AB	R	H	RBI	BB	SO	LOB
30 Alejandro De Aza, L (1, 8) OBP: 0.351, SLG: 0.401	C SI 87 S CU 78 B CU 80 X FF 89 1-2 51 HR 2B		B FF 88 B CU 78 B SI 88 C FF 88 X FF 88 3-1 ① F9		B FF 88 C FF 88 B CU 81 H SI 88 3-1 20 1B 44 FC4-6 HBP	B SI 94 X SI 94 1-0 ① FC4 1-2f 20 2B	C FF 93 D CH 87 S FF 93 B FF 92 C FF 93 2-3 ③		F FF 91 S FC 91 B FC 90 S CU 77 1-3 ③ K	5	3	1	0	0	2	5
20 Kevin Youkilis, R (1, 5) OBP: 0.341, SLG: 0.426	B SI 88 B CH 82 C CU 82 B SL 86 B SL 85 4-1 51 HR BB		C SI 89 X CH 82 0-1 ② P3		C FF 88 C CU 78 X SI 88 0-2 44 FC4-6 1-3 1B	C SI 94 X SL 84 0-1 1-H 2B		F SI 88 B CH 82 B CH 81 X FF 88 2-1 1B		4	1	3	1	1	0	0
44 Adam Dunn, L (1, 3) OBP: 0.357, SLG: 0.502	F CU 82 C FF 89 B CU 79 F CU 80 S CU 83 1-3 ① K		F FF 88 B FF 88 B CU 83 B FF 88 C FF 89 F CU 82 B CU 80 4-2 14 BB BB		B FF 89 X CH 89 1-0 ① FC4-6 14 E 51 2B 1-2f 3-H	B SI 94 B SI 94 S SI 94 B SI 94 C SI 95 S SL 84 3-3 ② K		C FF 89 B SI 90 B FF 89 F FF 89 C FF 90 2-3 ① K		4	1	0	1	1	3	5
14 Paul Konerko, R (1, 10) OBP: 0.404, SLG: 0.528	B CH 82 2 SAFE X FF 89 1-0 ② F4		B FF 89 B FF 90 B CH 83 B FF 89 4-0 1-2 BB		D CU 78 B FF 90 C CH 83 B FF 89 F FF 89 F CH 82 X CH 82 3-2 FC5 51 2B 10 3B 1-2	X SI 94 0-0 ③ G6-3		C FF 92 C FF 93 B FF 92 S CU 77 1-3 ② K		4	1	0	0	1	1	5
51 Alex Rios, R (1, 9) OBP: 0.352, SLG: 0.522	B CU 78 T CH 82 B CH 82 B FF 90 F CU 84 F CU 80 X SL 83 3-2 1-H 2-H HR		C CH 81 C FF 89 S CH 83 0-3 ③ K		D CH 82 X FF 90 1-0 10 3B 1-3 2-H 2B		B SI 94 B FF 94 C SI 94 C SI 94 F FF 94 X FF 94 2-2 10 1B 24 SF7 2B	B FF 92 C FC 91 C FF 92 F FF 93 D CU 78 X CU 77 2-2 ③ F8		5	3	3	4	0	1	3
10 Alexei Ramirez, R (1, 6) OBP: 0.287, SLG: 0.341	B FF 90 X CH 83 1-0 ③ P4			B SI 87 B SI 88 X CH 88 2-0 ① P4	X SI 93 0-0 2-H 3-H 3B	B SI 94 C SI 93 S SL 85 F SL 84 B FF 93 F SL 86 X SI 94 2-2 12 BLK 2-3 1B			C FC 91 S FF 92 F FF 91 X SI 92 0-2 15 1B 1B	5	0	3	2	0	0	0
24 Dayan Viciedo, R (1, 7) OBP: 0.296, SLG: 0.442		C CU 76 X CH 81 0-1 17 G6-4-3 1B		C SI 89 X FF 89 0-1 2B	F SI 96 B SL 86 B SL 84 F SI 96 T FC 91 2-2 ② K		B FF 93 C FF 93 X FF 93 1-1 ① SF7 3-H		F SI 92 S CU 78 S CU 77 0-3 ① K	4	0	2	1	0	2	2
17 Tyler Flowers, R (1, 2) OBP: 0.250, SLG: 0.295 12 A.J. Pierzynski, L (7, PH) OBP: 0.338, SLG: 0.527 (8, 2)		F FF 88 X CU 77 0-1 ① ② G6-4-3 1-2f		S CH 80 S FF 89 B CH 82 B CU 77 S SI 90 2-3 ② K	S FF 96 B SI 96 S SI 95 S SI 96 1-3 ③ K		B FF 93 F FF 93 B FF 93 B I 4-1 1-2 IBB		B FF 92 X FC 90 1-0 ② P6	3 1	0 0	0 0	0 0	0 1	2 0	3 1
15 Gordon Beckham, R (1, 4) OBP: 0.291, SLG: 0.380		C FF 88 S FF 90 S FF 91 0-3 ③ K		B FF 90 C CU 78 S CH 82 F CH 82 B FF 90 S FF 91 2-3 ③ K		B FF 92 C FF 92 F FF 94 X SL 84 1-2 30 FC4 1B	F FF 93 S SL 84 B SI 94 C SI 93 1-3 ② K		F FC 90 T FC 92 D CU 78 D SL 85 X FC 89 2-2 1-2 1B	5	0	2	0	0	3	3
Inning Stats	R: 3 E: 0 K: 1 S: 14 H: 2 LOB: 0 BB: 1 P: 25	R: 0 E: 0 K: 1 S: 7 H: 1 LOB: 0 BB: 0 P: 7	R: 0 E: 0 K: 1 S: 10 H: 0 LOB: 2 BB: 2 P: 21	R: 0 E: 0 K: 2 S: 10 H: 1 LOB: 1 BB: 0 P: 16	R: 4 E: 1 K: 2 S: 17 H: 3 LOB: 1 BB: 0 P: 28	R: 1 E: 0 K: 1 S: 10 H: 2 LOB: 1 BB: 0 P: 15	R: 1 E: 0 K: 2 S: 18 H: 2 LOB: 2 BB: 1 P: 30	R: 0 E: 0 K: 2 S: 12 H: 1 LOB: 1 BB: 0 P: 19	R: 0 E: 0 K: 2 S: 14 H: 2 LOB: 2 BB: 0 P: 18	1B: 7 2B: 5 3B: 1 HR: 1 SF: 1 SAC: 0 DP: 1 HBP: 1						WP: 0 PB: 0 SB: 0 CS: 0 PA: 46	

PITCHER		IP	WLS	BF	H	R	ER	SO	BB	IBB	HBP	BLK	WP	HR	S	P	ERA	WHIP
27 Brett Cecil, L ERA: 6.75	(1, 1)	4.1		23	6	7	6	5	3	0	1	0	0	1	51	87	12.46	2.077
20 Jesse Chavez, R ERA: 7.08	(5, 1)	0.2		3	1	0	0	2	0	0	0	0	0	0	7	10	0.00	1.500
47 Luis Perez, L ERA: 3.43	(6, 1)	1.0		7	4	2	2	1	0	0	0	0	0	0	19	28	18.00	4.000
54 Jason Frasor, R ERA: 3.74	(7, 1)	1.0	W	4	0	0	0	2	0	1	0	1	0	0	9	17	0.00	0.000
38 Darren Oliver, L ERA: 1.42	(8, 1)	0.1	H	2	1	0	0	1	0	0	0	0	0	0	5	9	0.00	3.000

PITCHER		IP	WLS	BF	H	R	ER	SO	BB	IBB	HBP	BLK	WP	HR	S	P	ERA	WHIP
44 Casey Janssen, R ERA: 2.36	(8, 1)	1.2	S	7	2	0	0	3	0	0	0	0	0	0	21	28	0.00	1.200

BOTTOM

Toronto Blue Jays @ Chicago White Sox

U.S. Cellular Field, Chicago, IL

Sun Jul 08 2012, 2:13 PM - 6:00 PM EDT

Att. 27,190 - Partly Cloudy - 75 F

livebaseballscorecards.com

AB	40
R	9
H	14
RBI	9
BB	4
SO	14
LOB	27

Batter	1	2	3	4	5	6	7	8	9	AB	R	H	RBI	BB	SO	LOB
17 Shin-Soo Choo, L (1, 9) OBP: 0.380, SLG: 0.486	B FF 91 B FF 89 C FF 92 S FF 92 F FF 93 X FF 93 2-2 ① L7		X FF 91 0-0 ① F8		C FF 90 B CU 76 B FF 92 X FF 91 2-1 ② G1-3		C SL 85 B FF 94 F FF 95 F CH 86 F FF 96 F SL 85 X FF 95 1-2 ② G6-3 2-3		4	0	0	0	0	0	1
13 Asdrúbal Cabrera, S (1, 6) OBP: 0.360, SLG: 0.461	F FF 93 F FF 93 B CH 86 T CU 77 1-2 ② K		B FF 91 C FF 92 C SI 91 B FF 93 S CU 77 2-3 ② K		B CH 82 X FF 90 1-0 ③ G5-3		C SL 85 B CH 88 C FF 94 B FF 94 F FF 94 B FF 94 F FF 94 X FF 94 3-2 ③ P3			4	0	0	0	0	2	1
22 Jason Kipnis, L (1, 4) OBP: 0.347, SLG: 0.417	B CU 76 B FF 94 F FF 91 X FF 92 2-1 ③ P5		B FF 93 C FF 91 B FF 92 S FF 91 S CU 78 2-3 ③ K2-3			B FF 89 B FF 88 B CH 86 B FF 87 4-0 48 CS BB		C SL 76 F SL 77 B FF 89 B SL 77 F SL 77 F FF 89 B FF 88 B FF 88 4-2 48 G5-6-3 BB		2	0	0	0	2	1	0
48 Travis Hafner, L (1, 10) OBP: 0.367, SLG: 0.444		C FF 92 X CU 76 0-1 HR	F FF 91 F FF 92 C FF 93 0-3 ① K			S CH 87 B FF 91 1 SAFE B FF 88 S FF 89 F FF 90 B CU 77 X FF 92 3-2 ①② P6 1-2		1 SAFE F FF 89 X FF 90 0-1 ①② G5-6-3 1-2f		4	1	1	1	0	1	2
41 Carlos Santana, S (1, 3) OBP: 0.344, SLG: 0.337 35 Casey Kotchman, L (8, 3) OBP: 0.299, SLG: 0.372		B FF 91 X FF 92 1-0 ① G6-3	B FF 92 C CH 83 B CH 83 B FF 92 B FF 91 4-1 23 2B BB			B FF 89 B FF 87 B FF 88 C CH 86 F CH 85 F CH 78 X CH 87 3-2 23 1B 1B		B FF 88 B FF 89 C FF 89 B SL 75 B FF 88 4-1 23 CS BB		2 0	0 0	1 0	0 0	2 0	0 0	0 0
23 Michael Brantley, L (1, 8) OBP: 0.339, SLG: 0.416		C FF 92 B FF 92 X CH 83 1-1 6 FC4-6 1B	B FF 91 C FF 90 F FF 92 X FF 93 1-2 1-3 2B			B CH 86 X CH 85 1-0 1-2 1B		C SL 76 0-1 ③ CS 1-2	B FC 90 C FF 91 B CU 74 C FF 92 C FC 89 2-3 ① K	4	0	3	0	0	1	0
6 Lou Marson, R (1, 2) OBP: 0.393, SLG: 0.400		C FF 92 C FF 92 X FF 93 0-2 ② FC4-6 33 1B 1-2f	F FF 92 B FF 93 F FF 93 F FF 93 D CU 77 B FF 93 S FF 92 3-3 ② K			B FF 87 X CH 85 1-0 ③ G1-3			B FC 92 C SI 92 X FF 92 1-1 1B	4	0	1	0	0	1	5
33 Johnny Damon, L (1, 7) OBP: 0.291, SLG: 0.349 2 Aaron Cunningham, R (7, 7) OBP: 0.263, SLG: 0.267		B FF 92 X FF 92 1-0 1-2 1B	X FF 93 0-0 ③ G6-3				B FF 92 C FF 92 B FF 93 B FF 93 X FF 94 3-1 17 G6-3 9 S 1B		1 SAFE B FC 90 S FF 91 F CU 77 C FC 90 1-3 ② K	3 1	0 0	2 0	0 0	0 0	0 1	2 1
9 Jack Hannahan, L (1, 5) OBP: 0.311, SLG: 0.346		B FF 93 C FF 93 F FF 93 B FF 95 S FF 94 2-3 ③ K			B FF 90 B FF 89 B FF 89 C FF 90 X FF 90 3-1 ① F8		F FF 93 L FF 94 S FF 95 0-3 ① K 1-2		C FC 92 1 SAFE X FF 92 0-1 ③ G6-3	4	0	0	0	0	2	4

Inning Stats	1	2	3	4	5	6	7	8	9
	R: 0 E: 0 K: 1 S: 9	R: 1 E: 0 K: 1 S: 12	R: 0 E: 0 K: 2 S: 7	R: 0 E: 0 K: 2 S: 12	R: 0 E: 0 K: 0 S: 5	R: 0 E: 0 K: 0 S: 10	R: 0 E: 0 K: 1 S: 16	R: 0 E: 0 K: 0 S: 8	R: 0 E: 0 K: 2 S: 10
	H: 0 LOB: 0 BB: 0 P: 14	H: 3 LOB: 2 BB: 0 P: 17	H: 0 LOB: 0 BB: 0 P: 11	H: 1 LOB: 2 BB: 1 P: 20	H: 0 LOB: 0 BB: 0 P: 11	H: 2 LOB: 2 BB: 1 P: 22	H: 1 LOB: 1 BB: 0 P: 23	H: 0 LOB: 0 BB: 2 P: 16	H: 1 LOB: 1 BB: 0 P: 14

1B: 6 SF: 0
2B: 1 SAC: 0
3B: 0 DP: 1
HR: 1 HBP: 0

WP: 0 PA: 37
PB: 0
SB: 1
CS: 2

PITCHER	IP	WLS	BF	H	R	ER	SO	BB	IBB	HBP	BLK	WP	HR	S	P	ERA	WHIP
24 Ricky Romero, L (1, 1) ERA: 5.03	6.0	L	25	6	1	1	6	2	0	0	0	0	1	55	95	1.50	1.333
54 Jason Frasor, R (7, 1) ERA: 3.63	1.0		4	1	0	0	1	0	0	0	0	0	0	16	23	0.00	1.000
38 Darren Oliver, L (8, 1) ERA: 1.38	1.0		3	0	0	0	0	2	0	0	0	0	0	8	16	0.00	2.000
44 Casey Janssen, R (9, 1) ERA: 2.29	1.0		4	1	0	0	2	0	0	0	0	0	0	10	14	0.00	1.000

PITCHER	IP	WLS	BF	H	R	ER	SO	BB	IBB	HBP	BLK	WP	HR	S	P	ERA	WHIP

TOP

Cleveland Indians @ Toronto Blue Jays

Rogers Centre, Toronto, ON

Fri Jul 13 2012, 7:10 PM - 9:48 PM EDT

Att. 32,308 - Overcast - 79 F

livebaseballscorecards.com

AB	32
R	1
H	8
RBI	1
BB	4
SO	9
LOB	16

Cleveland Indians @ Toronto Blue Jays

Rogers Centre, Toronto, ON

Fri Jul 13 2012, 7:10 PM - 9:48 PM EDT

Att. 32,308 - Overcast - 79 F

livebaseballscorecards.com

BOTTOM

Batter	1	2	3	4	5	6	7	8	9	AB	R	H	RBI	BB	SO	LOB
13 Brett Lawrie, R (1, 5) OBP: 0.331, SLG: 0.420	X SI 95 0-0 ① G6-3			C SL 79 B SI 92 F FF 95 X SI 94 1-2 ① G5-3		F SI 91 B SI 91 X SI 88 1-1 ② G5-3 1-2		B FF 93 S FF 93 B FF 93 S FF 94 C FF 94 2-3 ③ K		4	0	0	0	0	1	1
28 Colby Rasmus, L (1, 8) OBP: 0.324, SLG: 0.488	C SI 95 B SI 92 C SI 94 B SI 97 F SI 95 X SI 94 2-2 ② G3-1			C SL 79 B SL 82 S SI 91 F SI 94 F SI 95 B SI 92 X SI 93 2-2 ② G3-1		B SI 90 C SI 89 B SI 91 C SL 80 D SI 92 F SL 79 X SI 93 3-2 ③ P5			X FF 96 0-0 ① F8	4	0	0	0	0	0	1
19 José Bautista, R (1, 9) OBP: 0.356, SLG: 0.533	B FF 96 C SI 97 B FF 97 S FF 96 B SI 96 S FF 95 3-3 ③ K			F SI 93 S SL 86 B SL 87 B SL 85 B SI 94 F SI 92 X SI 92 3-2 ③ G5-3			C SI 90 B SI 91 S SI 88 X SI 92 1-2 ① L8		T SI 96 S SL 86 B FF 94 B FF 96 X SL 86 2-2 ② G6-3	4	0	0	0	0	1	0
10 Edwin Encarnación, R (1, 3) OBP: 0.381, SLG: 0.559		C SI 95 C SI 95 F SL 84 X SI 96 0-2 ① F8			B SI 88 F SI 91 B SI 92 X SI 91 2-1 ① G5-3		B SL 80 B SI 89 S CH 86 B SI 91 F CH 86 B SI 88 4-2 26 1B BB		S SL 86 B SL 86 F FF 95 B FF 95 B SL 85 S SL 86 3-3 ③ K	3	0	0	0	1	1	0
26 Adam Lind, L (1, 10) OBP: 0.293, SLG: 0.393 8 Ben Francisco, R (7, PR) OBP: 0.292, SLG: 0.378 (8, 10)		B SI 95 F SI 92 X SI 93 1-1 5 G6-4-3 1B			B SI 92 C SL 81 C SL 83 B SL 84 S SI 95 2-3 ② K		X SI 88 0-0 2 FC6 1-2 1B			3	0	2	0	0	1	0
5 Yunel Escobar, R (1, 6) OBP: 0.299, SLG: 0.335		B SI 92 F SI 92 F SI 92 F SL 84 B SL 84 X SI 93 2-2 ②③ G6-4-3 1-2f			C SI 91 B SI 91 X SI 90 1-1 2 WP 1B		F SI 93 S SI 92 F SI 91 C SL 85 0-3 ② K			0	0	0	0	0	0	0
2 Kelly Johnson, L (1, 4) OBP: 0.333, SLG: 0.387			B SI 90 B SI 94 X SI 92 2-0 11 G4-3 1B		B SI 91 S SL 82 X SI 92 1-1 ③ G4-3 1-2		X SI 89 0-0 ③ FC6 1-2f			3	0	1	0	0	0	3
11 Rajai Davis, R (1, 7) OBP: 0.305, SLG: 0.384			C SI 92 X SI 94 0-1 ①② G4-3 1-2f			C SL 76 B SI 90 B SI 94 B SI 93 F SI 89 F SI 88 S SI 93 3-3 ① K		B FF 93 X FF 93 1-0 ① F9		3	0	0	0	0	1	1
9 J.P. Arencibia, R (1, 2) OBP: 0.262, SLG: 0.425			C SI 95 B SI 91 B SI 93 F SI 94 S SI 96 2-3 ③ K			X SI 94 0-0 13 G5-3 1B		F SL 81 F SI 94 B SL 82 F FF 94 B SI 94 B FF 93 T FF 93 3-2 ② K		3	0	1	0	0	2	0

Inning Stats	1	2	3	4	5	6	7	8	9	1B	SF	WP	PA
R:	0	0	0	0	0	0	0	0	0	5	0	1	31
E:	0	0	0	0	0	0	0	0	0	2B:	0	SAC:	0	PB:	0
K:	1	0	1	0	1	1	1	2	1	3B:	0	DP:	2	SB:	0
S:	8	10	6	12	9	11	11	8	7	HR:	0	HBP:	0	CS:	0
H:	0	1	1	0	1	1	1	0	0				
LOB:	0	0	0	0	1	1	2	0	0				
BB:	0	0	0	0	0	0	1	0	0				
P:	13	13	10	18	15	18	16	14	12				

	AB	30
	R	0
	H	5
	RBI	0
	BB	1
	SO	8
	LOB	9

PITCHER		IP	WLS	BF	H	R	ER	SO	BB	IBB	HBP	BLK	WP	HR	S	P	ERA	WHIP
63 Justin Masterson, R ERA: 4.14	(1, 1)	7.0	W	25	5	0	0	5	1	0	0	0	1	0	67	103	0.00	0.857
52 Vinnie Pestano, R ERA: 1.7	(8, 1)	1.0	H	3	0	0	0	2	0	0	0	0	0	0	8	14	0.00	0.000
54 Chris Perez, R ERA: 3.24	(9, 1)	1.0	S	3	0	0	0	1	0	0	0	0	0	0	7	12	0.00	0.000

PITCHER	IP	WLS	BF	H	R	ER	SO	BB	IBB	HBP	BLK	WP	HR	S	P	ERA	WHIP

Cleveland Indians @ Toronto Blue Jays

Rogers Centre, Toronto, ON

Sat Jul 14 2012, 1:09 PM - 4:24 PM EDT

Att. 32,517 - Sunny - 79 F

TOP

livebaseballscorecards.com

Batter	1	2	3	4	5	6	7	8	9	AB	R	H	RBI	BB	SO	LOB
17 Shin-Soo Choo, L (1, 9) OBP: 0.380, SLG: 0.486	G4-3			BB		G4-3		K		4	0	1	0	1	1	0
13 Asdrúbal Cabrera, S (1, 6) OBP: 0.358, SLG: 0.455	P4		K	P3			F9	48 DI, 22 BB, 48 1B, BB		4	1	0	0	1	1	3
22 Jason Kipnis, L (1, 4) OBP: 0.347, SLG: 0.415	K		F7		47 1B, 23 1B, 1B		G6-3	48 1B, BB		4	0	1	0	1	1	1
4 Jose Lopez, R (1, 5) OBP: 0.289, SLG: 0.418 48 Travis Hafner, L (8, PH) OBP: 0.370, SLG: 0.447 9 Jack Hannahan, L (8, PR) OBP: 0.311, SLG: 0.346 (8, 5)		47 HBP, 23 1B, 41 BB, 1B	FC5		P5		G4-3	1-2 2-H		4 1 0	1 0 0	1 1 0	0 1 0	0 0 0	0 0 0	2 0 0
41 Carlos Santana, S (1, 10) OBP: 0.345, SLG: 0.333		47 HBP, 23 1B, 35 G6-4-3, BB		G6-3	K			23 HR, BB	F9	3	2	0	0	2	1	3
23 Michael Brantley, L (1, 8) OBP: 0.346, SLG: 0.429		35 G6-4-3, 47 HBP, 1B		47 HR, BB	47 1B, 1B			1-H HR	P6	4	2	3	2	1	0	0
47 Shelley Duncan, R (1, 7) OBP: 0.332, SLG: 0.451		35 G6-4-3, HBP		1-H HR	1-2 2-H 1B			35 HR, 1B	F7	4	2	3	3	0	0	0
35 Casey Kotchman, L (1, 3) OBP: 0.298, SLG: 0.380		G6-4-3		P6		G3		1-H HR	G5-3	5	1	1	2	0	0	2
6 Lou Marson, R (1, 2) OBP: 0.388, SLG: 0.394		K		17 BB, 1B		G3		G6-3		4	0	1	0	0	1	1
Inning Stats	R: 0 E: 0 K: 1 S: 9 H: 0 LOB: 0 BB: 0 P: 13	R: 2 E: 0 K: 1 S: 14 H: 2 LOB: 1 BB: 1 P: 24	R: 0 E: 0 K: 1 S: 12 H: 1 LOB: 1 BB: 0 P: 17	R: 2 E: 0 K: 0 S: 10 H: 2 LOB: 2 BB: 2 P: 25	R: 0 E: 0 K: 1 S: 10 H: 3 LOB: 2 BB: 0 P: 14	R: 0 E: 0 K: 0 S: 8 H: 0 LOB: 0 BB: 0 P: 11	R: 0 E: 0 K: 0 S: 7 H: 0 LOB: 0 BB: 0 P: 10	R: 5 E: 0 K: 1 S: 28 H: 4 LOB: 2 BB: 3 P: 50	R: 0 E: 0 K: 0 S: 5 H: 0 LOB: 0 BB: 0 P: 8	1B: 8 2B: 1 3B: 0 HR: 3 SF: 0 SAC: 0 DP: 1 HBP: 1							WP: 0 PB: 0 SB: 0 CS: 0 PA: 44

	AB	37
	R	9
	H	12
	RBI	8
	BB	6
	SO	5
	LOB	12

PITCHER	IP	WLS	BF	H	R	ER	SO	BB	IBB	HBP	BLK	WP	HR	S	P	ERA	WHIP
32 Aaron Laffey, L (1, 1) ERA: 3.38	5.0	W	25	8	4	4	4	3	0	1	0	0	1	55	93	7.20	2.200
62 Aaron Loup, L (6, 1) ERA:	2.0		6	0	0	0	0	0	0	0	0	0	0	15	21	0.00	0.000
20 Jesse Chavez, R (8, 1) ERA: 8.85	0.0		4	3	4	4	0	1	0	0	0	0	2	9	16	∞	∞
39 Drew Carpenter, R (8, 1) ERA: 9.0	0.2	H	4	0	0	0	1	2	0	0	0	0	0	12	25	0.00	3.000
44 Casey Janssen, R (8, 1) ERA: 2.21	1.1	S	5	1	1	1	0	0	0	0	0	0	0	12	17	6.75	0.750

PITCHER	IP	WLS	BF	H	R	ER	SO	BB	IBB	HBP	BLK	WP	HR	S	P	ERA	WHIP

Batter	1	2	3	4	5	6	7	8	9	AB	R	H	RBI	BB	SO	LOB
13 Brett Lawrie, R (1, 5) OBP: 0.334, SLG: 0.424	C FF 90 X FF 92 0-1 ① G5-3	B FF 92 D FF 92 F FF 92 C CU 79 B SL 86 B FS 86 4-2 1-2 BB	X SI 92 0-0 28 S 26 1B 2B 2-H	B SI 92 B SL 83 B SI 90 C FF 90 C SL 80 X SL 83 3-2 ③ G4-3			F FF 96 B CU 84 X SI 97 1-1 1B			4	1	2	1	1	0	1
28 Colby Rasmus, L (1, 8) OBP: 0.322, SLG: 0.482	B SI 91 B FF 90 C FF 91 B FS 84 B SI 91 4-1 10 F9 19 BB 26 2B BB	C SL 84 S FS 85 S FF 93 0-3 ③ K	C SL 83 C SL 84 S SL 83 0-3 ② K 2-3		B FF 91 F CH 84 B CH 84 X FF 91 2-1 ① L6		C CU 84 S CU 84 D CU 83 X FF 97 1-2 ① F8			4	1	0	0	1	2	4
19 José Bautista, R (1, 9) OBP: 0.359, SLG: 0.534	B FF 92 B SL 82 S SI 93 B SI 88 C FF 94 F FS 85 B SI 93 4-2 1-2 BB	B FS 85 1-2 10 HR 2B C SL 82 4-2 10 BB 26 1B BB			C FF 92 B FF 92 B FC 91 C FF 92 X FF 92 2-2 ② F9		C FF 97 D SL 89 B CU 84 X FC 96 2-1 ② P3			3	3	1	0	2	0	1
10 Edwin Encarnación, R (1, 3) OBP: 0.384, SLG: 0.578	D SL 82 X FF 94 1-0 ② F9 2-3	B SL 82 3-1 2-H HR C FF 92 4-2 26 1B 1-2 BB			F FF 90 B FF 92 C CH 83 X CH 84 1-2 HR		F FF 97 C SL 88 S FF 96 0-3 ③ K			4	2	2	3	1	1	3
26 Adam Lind, L (1, 10) OBP: 0.306, SLG: 0.411	C SL 84 X SL 84 0-1 1-H 3-H 2B	B FF 92 1-0 X SI 92 5 HR 1B B SL 81 2-2 1-3 2-H 3-H 1B			C FF 92 B FF 90 F CH 84 X FF 92 1-2 1B			B CU 81 B SI 97 C FF 96 F FF 96 X CU 84 2-2 ① G1-3-1		5	1	4	4	0	0	0
5 Yunel Escobar, R (1, 6) OBP: 0.298, SLG: 0.342	B FF 92 X FF 93 1-0 ③ P3	B SL 82 1-0 X FF 92 1-H HR B FF 92 2-3 ③ K			C FF 92 C FF 91 B FF 91 X FC 92 1-2 ③ G1-3			S CU 85 S SL 89 F FF 96 B SL 90 F FF 96 X SL 89 1-2 ② F8		5	1	1	2	0	1	4
2 Kelly Johnson, L (1, 4) OBP: 0.334, SLG: 0.388		B FF 90 B FF 90 B FF 91 B FF 89 4-0 13 S BB	B FS 84 X SI 91 1-0 11 S 9 2B 2B	B SL 83 B FF 91 F SI 90 B FF 91 X FF 91 3-1 ① P3	C FF 90 F FF 91 B CH 84 B FF 91 X FF 90 2-2 ① G4-3			B CU 83 F FF 97 B FF 96 C CU 83 F SL 88 B SL 88 F CU 84 X FF 97 3-2 ③ P5		4	1	1	0	1	0	0
11 Rajai Davis, R (1, 7) OBP: 0.300, SLG: 0.376		C FF 90 B FS 84 1 SAFE B SL 83 X FF 91 2-1 ① F9	B SL 83 F FF 92 B SL 84 F FF 91 B CU 77 S SL 80 3-3 ① K 2-3	S SL 84 B SL 84 X SI 91 1-1 ② P4	C FF 90 X FF 91 0-1 ② G6-3					4	0	0	0	0	1	2
9 J.P. Arencibia, R (1, 2) OBP: 0.266, SLG: 0.434		B FF 91 X SL 81 1-0 ② P4	B SI 93 B FF 91 C SI 92 X CU 78 2-1 13 2B 3-H 2B	B SI 92 F SL 82 B SL 82 S SL 82 F SI 91 F SL 83 X FF 91 2-2 2B	B FF 91 F CH 84 X CH 83 1-1 ③ F7					4	1	2	1	0	0	1
Inning Stats	R: 2 E: 0 K: 0 S: 10 H: 1 LOB: 1 BB: 2 P: 20	R: 0 E: 0 K: 1 S: 8 H: 0 LOB: 2 BB: 2 P: 19	R: 8 E: 0 K: 3 S: 31 H: 8 LOB: 2 BB: 2 P: 55	R: 0 E: 0 K: 0 S: 12 H: 1 LOB: 1 BB: 0 P: 21	R: 1 E: 0 K: 0 S: 14 H: 2 LOB: 1 BB: 0 P: 21		R: 0 E: 0 K: 0 S: 7 H: 0 LOB: 0 BB: 0 P: 10	R: 0 E: 0 K: 1 S: 10 H: 1 LOB: 1 BB: 0 P: 14	R: 0 E: 0 K: 0 S: 13 H: 0 LOB: 0 BB: 0 P: 19	1B: 4 2B: 6 3B: 0 HR: 3	SF: 0 SAC: 0 DP: 0 HBP: 0		WP: 0 PB: 0 SB: 3 CS: 0	PA: 43			

PITCHER		IP	WLS	BF	H	R	ER	SO	BB	IBB	HBP	BLK	WP	HR	S	P	ERA	WHIP
30 Ubaldo Jiménez, R ERA: 5.09	(1, 1)	2.1	L	18	7	8	8	2	4	0	0	0	0	2	31	64	30.86	4.714
51 Scott Barnes, L ERA: 8.31	(3, 1)	1.2		10	3	2	2	2	2	0	0	0	0	0	30	51	10.80	3.000
57 Jeremy Accardo, R ERA: 3.55	(5, 1)	2.0		8	2	1	1	0	0	0	0	0	0	1	21	31	4.50	1.000
32 Esmil Rogers, R ERA: 5.71	(7, 1)	2.0		7	1	0	0	1	0	0	0	0	0	0	23	33	0.00	0.500

PITCHER	IP	WLS	BF	H	R	ER	SO	BB	IBB	HBP	BLK	WP	HR	S	P	ERA	WHIP

BOTTOM

Cleveland Indians @ Toronto Blue Jays

Rogers Centre, Toronto, ON

Sat Jul 14 2012, 1:09 PM - 4:24 PM EDT

Att. 32,517 - Sunny - 79 F

livebaseballscorecards.com

AB	37
R	11
H	13
RBI	11
BB	6
SO	5
LOB	16

Batter	1	2	3	4	5	6	7	8	9	AB	R	H	RBI	BB	SO	LOB
17 Shin-Soo Choo, L (1, 9) OBP: 0.379, SLG: 0.483	F FF 88 C FF 89 B FF 90 S SL 83 1-3 ① K		B FF 88 X CH 80 1-0 ① G3		B FF 87 C SI 88 1 SAFE 1 SAFE B SL 80 F FF 88 S CH 83 2-3 ① K		B SL 84 X FF 94 1-0 1B			4	0	1	0	0	2	1
13 Asdrúbal Cabrera, S (1, 6) OBP: 0.357, SLG: 0.453	X FF 89 0-0 22 WP 1B		C CH 80 B FF 88 F SL 81 F SL 84 B FF 90 T FF 91 2-2 ② K		D CU 73 B SI 88 S SI 88 S CH 79 X FF 90 2-2 ②③ G3-6 1-2f		D FF 94 C FF 93 B FF 93 B FF 93 F FF 93 X SL 83 3-2 ③ G1			4	0	1	0	0	1	2
22 Jason Kipnis, L (1, 4) OBP: 0.346, SLG: 0.411	1 SAFE C CH 80 T SI 89 D CU 74 B SL 82 1 SAFE B CH 80 B SL 83 4-2 BB 1-2		B CU 70 X CH 81 1-0 ③ L1			B SI 87 C FF 88 F FF 89 B FF 89 F SL 82 B SI 90 X CH 81 3-2 ① G4-3		C FF 88 X SI 88 0-1 ① L6		3	0	0	0	1	0	0
48 Travis Hafner, L (1, 10) OBP: 0.363, SLG: 0.436	C SI 88 B SL 82 B SI 88 B CH 82 X SI 89 3-1 ② F7			C FF 87 S FF 87 B FF 89 B SL 83 X SL 82 2-2 ① G4-3		F CH 80 S SL 81 S FF 90 0-3 ② K		B FF 89 X FF 89 1-0 ② P3		4	0	0	0	0	1	2
41 Carlos Santana, S (1, 2) OBP: 0.347, SLG: 0.333	B CH 80 B CU 73 C CH 82 B CU 74 S CH 81 S SL 83 3-3 ③ K			B SL 81 X CH 80 1-0 35 BB 1B		B CU 70 B FF 86 F CH 81 B CU 72 B FF 88 4-1 23 BB BB		C SI 90 X FF 88 0-1 ③ F8		3	0	1	0	1	1	2
23 Michael Brantley, L (1, 8) OBP: 0.350, SLG: 0.437		C SI 88 C FF 89 B FF 90 X CU 76 1-2 35 F9 2B		B CH 78 1 SAFE X FF 87 1-0 ② P6		B SI 88 B CH 80 D FF 86 C SL 85 B SI 86 4-1 1-2 BB			C FF 88 B SL 76 B SL 75 X FF 88 2-1 2B	3	0	2	0	1	0	1
35 Casey Kotchman, L (1, 3) OBP: 0.297, SLG: 0.375		C FF 87 X SL 81 0-1 ① F9 2-3		B SI 88 B FF 88 1 SAFE F CH 79 B SL 81 B FF 87 4-1 1-2 BB		C FF 88 C FF 90 B FF 89 D SL 84 F FF 90 S SL 82 2-3 ③ K			B FF 90 B SI 88 X FF 89 2-0 ① G5-3	3	0	0	0	1	1	4
33 Johnny Damon, L (1, 7) OBP: 0.286, SLG: 0.343 47 Shelley Duncan, R (9, PH) OBP: 0.330, SLG: 0.448		B FF 88 B CH 82 X FF 89 2-0 ② P4		C FF 88 S CU 73 S SL 84 0-3 ③ K2-3			C FF 93 X SL 84 0-1 ① F9		F FF 88 S FF 88 X FF 88 0-2 ② G6-3	3 1	0 0	0 0	0 0	0 0	1 0	3 1
9 Jack Hannahan, L (1, 5) OBP: 0.311, SLG: 0.342 4 Jose Lopez, R (9, PH) OBP: 0.287, SLG: 0.416		S FF 89 T SI 89 S SL 83 0-3 ③ K2-3			B FF 88 B SI 87 B FF 88 C SL 85 B CH 80 4-1 13 G3-6 BB		C FF 94 F FF 94 B FF 94 S FF 93 1-3 ② K		B FF 87 B SL 75 F FF 88 B FF 88 X SI 89 3-1 ③ G6-3	2 1	0 0	0 0	0 0	1 0	2 0	1 1
Inning Stats	R: 0 E: 0 K: 2 S: 11 H: 1 LOB: 2 BB: 1 P: 22	R: 0 E: 0 K: 1 S: 9 H: 1 LOB: 1 BB: 0 P: 12	R: 0 E: 0 K: 1 S: 6 H: 0 LOB: 0 BB: 0 P: 10	R: 0 E: 0 K: 1 S: 9 H: 1 LOB: 2 BB: 1 P: 17	R: 0 E: 0 K: 1 S: 7 H: 0 LOB: 0 BB: 1 P: 15	R: 0 E: 0 K: 2 S: 13 H: 0 LOB: 2 BB: 2 P: 26	R: 0 E: 0 K: 1 S: 9 H: 1 LOB: 1 BB: 0 P: 14	R: 0 E: 0 K: 0 S: 5 H: 0 LOB: 0 BB: 0 P: 6	R: 0 E: 0 K: 0 S: 8 H: 1 LOB: 1 BB: 0 P: 15	1B: 3 2B: 2 3B: 0 HR: 0 SF: 0 SAC: 0 DP: 1 HBP: 0						

PITCHER		IP	WLS	BF	H	R	ER	SO	BB	IBB	HBP	BLK	WP	HR	S	P	ERA	WHIP
33 Carlos Villanueva, R ERA: 2.68	(1, 1)	6.0	W	25	3	0	0	8	5	0	0	0	1	0	55	102	0.00	1.333
54 Jason Frasor, R ERA: 3.53	(7, 1)	1.0	H	4	1	0	0	1	0	0	0	0	0	0	9	14	0.00	1.000
38 Darren Oliver, L ERA: 1.3	(8, 1)	2.0	S	7	1	0	0	0	0	0	0	0	0	0	13	21	0.00	0.500

PITCHER	IP	WLS	BF	H	R	ER	SO	BB	IBB	HBP	BLK	WP	HR	S	P	ERA	WHIP

TOP

Cleveland Indians @ Toronto Blue Jays

Rogers Centre, Toronto, ON

Sun Jul 15 2012, 1:10 PM - 3:51 PM EDT

Att. 26,407 - Roof Closed - 68 F

livebaseballscorecards.com

AB	31
R	0
H	5
RBI	0
BB	5
SO	9
LOB	18

WP: 1	PA: 36		
PB: 0			
SB: 0			
CS: 0			

Batter	1	2	3	4	5	6	7	8	9	AB	R	H	RBI	BB	SO	LOB
13 Brett Lawrie, R (1, 5) OBP: 0.331, SLG: 0.419	F FC 86 B SI 86 F SI 86 T SL 79 1-2 ① **K**		C SI 89 C SI 88 X SI 88 0-2 ② **G5-3** 1-2		B SI 86 C SI 86 F SI 86 B SI 87 F SL 81 B SL 81 F SI 86 X SI 87 3-2 ① **G6-3**			C SL 78 F SI 88 X SL 78 0-2 ① **P6**		4	0	0	0	0	1	1
28 Colby Rasmus, L (1, 8) OBP: 0.322, SLG: 0.479	B SI 87 C SL 79 T CH 82 B SL 79 B SI 88 X CH 83 3-2 ② **G3**		B CH 83 F SI 88 B CH 84 C SL 80 F CH 84 X SI 89 2-2 19 1B 26 BB 2-H **1B**		B SI 87 F CH 83 B SI 88 S SL 81 B SL 81 X SI 87 3-2 ② **L8**			C SI 90 B SI 91 B SI 91 X SI 91 2-1 ② **F9**		4	1	1	1	0	0	0
19 José Bautista, R (1, 9) OBP: 0.361, SLG: 0.537	B SI 89 B CH 83 X SI 88 2-0 ③ **G5-3**		X SI 88 0-0 26 BB 10 S 1-3 **1B**		B SI 88 B CH 82 B SI 88 C SI 88 F SL 79 S SL 80 3-3 ③ **K**			C SI 91 F SI 90 B FF 91 F SL 78 B SI 89 B SI 90 X SI 90 3-2 **2B**		4	0	2	0	0	1	0
10 Edwin Encarnación, R (1, 3) OBP: 0.385, SLG: 0.574		C SI 87 B SI 88 X SL 80 1-1 ① **F8**	B SL 80 B SL 81 B SL 80 B SI 88 4-0 26 BB 1-2 **BB**			S SL 78 B SI 86 B CH 81 B SL 79 B SI 86 4-1 26 G4-6-3 **BB**		B SL 79 B SI 88 C SL 78 F SL 78 F SI 89 F SI 90 B SI 89 F SL 78 X SI 89 3-2 ③ **G5-3**		2	0	0	0	2	0	1
26 Adam Lind, L (1, 10) OBP: 0.307, SLG: 0.406		C SI 88 X CH 84 0-1 ② **G1-3**	D CH 82 B SI 86 B SI 88 B SI 87 4-0 1-2 2-3 3-H **BB**			B SI 86 X CH 82 1-0 ① ② **G4-6-3** 1-2f				2	0	0	1	1	0	1
5 Yunel Escobar, R (1, 6) OBP: 0.295, SLG: 0.339		C SI 89 S SI 88 B SI 88 X SI 88 1-2 ③ **G6-3**	C SI 87 S SL 81 S SL 81 0-3 ③ **K**			C SL 79 B SI 86 X SI 86 1-1 ③ **G5-3**				3	0	0	0	0	1	3
2 Kelly Johnson, L (1, 4) OBP: 0.334, SLG: 0.386			B SI 88 B CH 82 B SI 86 B SI 86 4-0 8 E 8 S 9 1B **BB**	X SI 86 0-0 ① **L7**			B SL 78 F FF 89 S SI 88 B SI 89 B FF 89 S SI 89 3-3 ① **K**			2	1	0	0	1	1	0
8 Ben Francisco, R (1, 7) OBP: 0.294, SLG: 0.396 11 Rajai Davis, R (7, PR) OBP: 0.300, SLG: 0.376 (8, 7)			S SI 87 F SL 78 F SI 86 D CH 83 D CH 82 B SL 80 F SI 88 S CH 83 3-3 ① **K** 1-3	B SI 86 B SI 86 T SI 85 F SI 86 B SI 86 S SI 87 3-3 ② **K**			C SL 78 S SL 79 B SI 91 B SI 90 X SI 89 2-2 9 CS **2B**			3 0	0 0	1 0	0 0	0 0	2 0	1 0
9 J.P. Arencibia, R (1, 2) OBP: 0.266, SLG: 0.432			F SI 88 D CH 84 B SI 88 X CH 84 2-1 13 G5-3 28 1B 3-H **1B**	C SI 86 X SL 80 0-1 ③ **F8**			B SL 79 B SL 79 B SI 89 C SI 88 F SI 88 S SI 88 3-3 ② ③ **K** 2-3			3	1	1	1	0	1	1
Inning Stats	R: 0 E: 0 K: 1 S: 7 H: 0 LOB: 0 BB: 0 P: 13	R: 0 E: 0 K: 0 S: 7 H: 0 LOB: 0 BB: 0 P: 9	R: 3 E: 0 K: 2 S: 18 H: 3 LOB: 3 BB: 3 P: 37	R: 0 E: 0 K: 1 S: 6 H: 0 LOB: 0 BB: 0 P: 9	R: 0 E: 0 K: 1 S: 11 H: 0 LOB: 0 BB: 0 P: 20	R: 0 E: 0 K: 0 S: 4 H: 0 LOB: 0 BB: 1 P: 10	R: 0 E: 0 K: 2 S: 9 H: 1 LOB: 1 BB: 0 P: 17	R: 0 E: 0 K: 0 S: 15 H: 1 LOB: 1 BB: 0 P: 23		1B: 3 2B: 2 3B: 0 HR: 0 SF: 0 SAC: 0 DP: 1 HBP: 0						

PITCHER		IP	WLS	BF	H	R	ER	SO	BB	IBB	HBP	BLK	WP	HR	S	P	ERA	WHIP
26 Derek Lowe, R ERA: 4.43	(1, 1)	6.0	L	24	3	3	3	5	4	0	0	0	0	0	53	98	4.50	1.167
38 Joe Smith, R ERA: 2.97	(7, 1)	2.0		7	2	0	0	2	0	0	0	0	0	0	24	40	0.00	1.000

PITCHER	IP	WLS	BF	H	R	ER	SO	BB	IBB	HBP	BLK	WP	HR	S	P	ERA	WHIP

BOTTOM

Cleveland Indians @ Toronto Blue Jays

Rogers Centre, Toronto, ON

Sun Jul 15 2012, 1:10 PM - 3:51 PM EDT

Att. 26,407 - Roof Closed - 68 F

livebaseballscorecards.com

AB	27
R	3
H	5
RBI	3
BB	4
SO	7
LOB	8

WP: 0 PA: 31
PB: 0
SB: 2
CS: 1

Batter	1	2	3	4	5	6	7	8	9	AB	R	H	RBI	BB	SO	LOB
13 Brett Lawrie, R (1, 5) OBP: 0.326, SLG: 0.413	X FF 92 0-0 ① G3-1		B KC 74 C KC 74 B FF 92 B KC 76 X FF 92 3-1 ② G1-3		B KC 74 D FF 91 C FF 91 C FF 92 X FF 92 2-2 ③ F7		C FF 90 F KC 75 X FF 92 0-2 ③ P4		B SL 82 B FC 90 B FF 90 C FF 92 X FF 90 3-1 ② P3	5	0	0	0	0	0	4
28 Colby Rasmus, L (1, 8) OBP: 0.317, SLG: 0.472	B FF 92 B FF 92 C FF 92 B CH 85 C FF 93 S FF 93 3-3 ② K		B KC 76 B FF 93 X FF 93 2-0 ③ G3			C KC 72 X FF 90 0-1 ① F9		B FC 90 C FC 91 X FC 91 1-1 ① G3-4-1	C SL 84 B SL 82 B SL 82 F SI 92 C SL 84 2-3 ③ K 1-2	5	0	0	0	0	2	2
19 José Bautista, R (1, 9) OBP: 0.360, SLG: 0.534 8 Ben Francisco, R (8, PH) OBP: 0.308, SLG: 0.396 (8, 9)	C FF 94 B FF 94 C KC 75 F FF 94 B KC 77 B KC 76 X FF 94 3-2 ③ F8			B KC 73 C KC 74 S FF 91 B KC 75 F FF 92 X FF 93 2-2 ① F9		B FF 92 C KC 72 F FF 91 B KC 74 B KC 76 B KC 74 4-2 10 2B BB		B FC 91 B FC 93 F FF 93 B FC 91 F FC 89 B FC 91 4-2 BB		2	1	0	0	1	0	0
										0	0	0	0	1	0	0
10 Edwin Encarnación, R (1, 3) OBP: 0.386, SLG: 0.579		C FF 92 B FF 91 B FF 92 C KC 74 B FF 93 X FF 93 3-2 11 FC5 2B		B FF 91 B FF 92 C FF 92 B FF 93 X FF 92 3-1 ② L7		F KC 73 X FF 92 0-1 26 WP 1-H 2B		B FC 92 C KC 80 X FC 91 1-1 ② L7		4	0	2	1	0	0	1
26 Adam Lind, L (1, 10) OBP: 0.311, SLG: 0.422		B FF 93 B CH 85 B FF 93 B FF 94 4-0 11 FC5 BB		B FF 93 F FF 92 B FF 93 B CH 84 X FF 92 3-1 HR		C FF 91 C FF 92 S CH 83 0-3 ② K 2-3		B FC 93 C FC 92 B FC 93 F FC 94 X FC 94 2-2 ③ G4-3		3	1	1	1	1	1	2
5 Yunel Escobar, R (1, 6) OBP: 0.292, SLG: 0.335		X FF 93 0-0 ① F9		C FF 94 B FF 94 C KC 74 B FF 92 T KC 77 2-2 ③ K		C KC 75 F FF 93 B KC 76 B FF 91 D KC 78 X FF 93 3-2 ③ F9			C SI 88 S SI 88 S SL 81 0-3 ① K	4	0	0	0	0	2	3
2 Kelly Johnson, L (1, 4) OBP: 0.333, SLG: 0.382		F FF 92 S FF 93 B FF 93 F FF 93 X KC 76 1-2 ② L9	B KC 74 X CH 82 1-0 ① G3				X CH 81 0-0 ① P5		B SI 88 B SI 88 B SI 88 C SI 89 F SI 88 F SI 89 B SL 83 4-2 9 1B 11 1B 9 E BB	3	1	0	0	1	0	2
11 Rajai Davis, R (1, 7) OBP: 0.303, SLG: 0.383		F FF 93 S KC 77 X KC 77 0-2 ③ FC5 1-2 2-3f	C KC 75 B KC 76 F FF 92 S KC 76 1-3 ② K2-3			X KC 71 0-0 9 F9 2B			B SI 88 S SI 88 F SI 88 D SL 82 X SI 87 2-2 9 E 1-2 1B	4	0	2	0	0	1	2
9 J.P. Arencibia, R (1, 2) OBP: 0.270, SLG: 0.431			B FF 92 F FF 91 S FF 92 X FF 92 1-2 ① F8	B KC 74 B KC 75 B FF 92 B FF 91 4-0 BB		X FF 90 0-0 ② F9 2-3			C FF 90 X SL 81 0-1 E7 28 DI 1-3 2-H 1B	3	0	1	0	1	0	1

TOP

Toronto Blue Jays @ New York Yankees

Yankee Stadium, Bronx, NY

Mon Jul 16 2012, 7:08 PM - 10:13 PM EDT

Att. 42,819 - Partly Cloudy - 89 F

livebaseballscorecards.com

	AB	R	H	RBI	BB	SO	LOB
	33	3	6	2	5	6	17

Inning Stats	1	2	3	4	5	6	7	8	9	1B	SF	WP	PA
R	0	0	0	1	0	1	0	0	1	2	0	1	38
E	0	0	0	0	0	0	0	0	1	2B	SAC	PB
K	1	0	0	1	1	1	0	0	2	3	0	0
S	8	11	6	11	7	12	6	9	16	3B	DP	SB
H	0	1	0	1	0	1	1	0	2	0	0	0
LOB	0	2	0	0	1	1	1	1	2	HR	HBP	CS
BB	0	1	0	0	1	1	0	1	1	1	0	0
P	14	19	12	21	15	19	6	17	27			

PITCHER	IP	WLS	BF	H	R	ER	SO	BB	IBB	HBP	BLK	WP	HR	S	P	ERA	WHIP
65 Phil Hughes, R (1, 1) ERA: 4.22	7.0		28	4	2	2	4	3	0	0	0	1	1	61	106	2.57	1.000
30 David Robertson, R (8, 1) ERA: 2.36	1.0	W	4	0	0	0	0	1	0	0	0	0	0	9	17	0.00	1.000
38 Cody Eppley, R (9, 1) ERA: 2.45	0.1		3	1	1	0	1	1	0	0	0	0	0	9	15	0.00	6.000
29 Rafael Soriano, R (9, 1) ERA: 1.49	0.2	S	3	1	0	0	1	0	0	0	0	0	0	7	12	0.00	1.500

PITCHER	IP	WLS	BF	H	R	ER	SO	BB	IBB	HBP	BLK	WP	HR	S	P	ERA	WHIP

BOTTOM

Toronto Blue Jays @ New York Yankees

Yankee Stadium, Bronx, NY

Mon Jul 16 2012, 7:08 PM - 10:13 PM EDT

Att. 42,819 - Partly Cloudy - 89 F

livebaseballscorecards.com

Batter	1	2	3	4	5	6	7	8	9	AB	R	H	RBI	BB	SO	LOB
2 Derek Jeter, R (1, 6) OBP: 0.351, SLG: 0.407	X FF 94 0-0 ① G1-3	C CH 87 C FF 95 B SI 94 B FF 94 C FF 94 2-3 ③ K			C SI 91 B FF 92 F FF 91 X FF 91 1-2 ① F9		B FF 94 F SL 84 X FF 94 1-1 ③ G6-3			4	0	0	0	0	1	0
14 Curtis Granderson, L (1, 8) OBP: 0.354, SLG: 0.518	B FF 93 B CH 88 X SI 93 2-0 25 BB 24 BB 1B		B FF 90 C SI 92 F FF 92 B FF 94 S FF 90 2-3 ① K		B CH 87 C CH 86 S CH 86 B FF 93 F CH 87 F CH 88 F FF 93 F FF 91 S FF 88 2-3 ② K			B SL 75 C SI 92 X SI 93 1-1 ① G5-3		4	0	1	0	0	2	0
13 Alex Rodriguez, R (1, 10) OBP: 0.357, SLG: 0.447	C SI 93 X FF 94 0-1 ② P3		X SI 93 0-0 24 2B 2B		B SL 84 B CH 88 B FF 93 S FF 93 C SI 93 S CH 88 3-3 ③ K			C SI 94 S SI 94 B SI 95 X SI 94 1-2 24 1B 24 PB 27 HR 1B		4	2	2	0	0	1	1
24 Robinson Canó, L (1, 4) OBP: 0.382, SLG: 0.587	B CH 86 F FF 94 1 SAFE S SI 92 D FF 89 B FF 92 B CH 87 4-2 25 BB 1-2 BB		C FF 93 B FF 89 B FF 89 X SI 93 2-1 2-H 2B			B CH 86 F SI 90 X CH 86 1-1 ① L4		B SI 94 B SI 94 C SI 94 B SI 94 X SI 94 3-1 25 HBP 27 HR 1-3 1B		3	1	2	1	1	0	0
25 Mark Teixeira, S (1, 3) OBP: 0.337, SLG: 0.494	B SI 94 B FF 93 C SI 94 F FF 94 F CH 88 B CH 87 F FF 95 F SI 95 B FF 96 4-2 1-2 2-3 BB		C CH 85 B FF 90 F CH 86 X FF 94 1-2 ② F9			B FF 89 F SI 91 B SI 90 B SI 92 B FF 91 4-1 33 1B BB		B SL 83 B FF 93 F FF 94 S FF 93 H SL 83 3-2 27 HR 1-2 HBP		1	1	0	0	2	0	1
33 Nick Swisher, S (1, 9) OBP: 0.342, SLG: 0.471	C SI 94 B FF 95 C FF 95 C SI 95 1-3 ③ K		B CH 86 B CH 86 B FF 91 C FF 92 F FF 93 F SI 93 X CH 87 3-2 ③ F7			X SI 92 0-0 27 G4-6-3 1-2 1B		F FF 94 C FF 94 B FF 94 B FF 93 F SL 83 F FF 94 B FF 93 C SL 80 3-3 ② K		4	0	1	0	0	2	7
27 Raul Ibanez, L (1, 7) OBP: 0.303, SLG: 0.463 45 Dewayne Wise, L (9, 7) OBP: 0.288, SLG: 0.520		B FF 92 F FF 91 B SI 92 B SI 91 B SI 92 4-1 12 G6-3 BB	B SI 91 B FF 90 X FF 92 2-0 ① G1-3			B SI 92 X CH 86 1-0 ② ③ G4-6-3 1-2f		B FF 93 F FF 93 B FF 93 B FF 92 X FF 93 3-1 1-H 2-H 3-H HR		3 0	1 0	1 0	4 0	1 0	0 0	2 0
12 Eric Chavez, L (1, 5) OBP: 0.338, SLG: 0.511		F CH 83 B CH 87 S SI 92 X CH 87 1-2 ① ② G6-3 1-2f	C FF 90 C FF 91 T FF 89 0-2 ② K				F FF 92 B FS 83 X FS 84 1-1 ① F8	B CH 85 B CH 84 C FF 92 F FF 93 F SL 82 B FF 93 B FF 92 4-2 BB		3	0	0	0	1	1	1
55 Russell Martin, R (1, 2) OBP: 0.298, SLG: 0.353		B SI 93 B CH 88 C FF 94 F FF 92 F SL 83 B SI 93 F FF 92 X FF 94 3-2 HR	X FF 92 0-0 ③ G6-3				S SL 84 C SL 86 S SL 84 0-3 ② K	X FF 89 0-0 ③ F7		4	1	1	1	0	1	1
Inning Stats	R: 0 E: 0 K: 1 S: 14 H: 1 LOB: 3 BB: 2 P: 25	R: 1 E: 0 K: 1 S: 12 H: 1 LOB: 0 BB: 1 P: 22	R: 1 E: 0 K: 1 S: 13 H: 2 LOB: 1 BB: 0 P: 21	R: 0 E: 0 K: 1 S: 5 H: 0 LOB: 0 BB: 0 P: 7	R: 0 E: 0 K: 2 S: 13 H: 0 LOB: 0 BB: 0 P: 19	R: 0 E: 0 K: 0 S: 5 H: 1 LOB: 1 BB: 1 P: 11	R: 0 E: 0 K: 1 S: 7 H: 0 LOB: 0 BB: 0 P: 9	R: 4 E: 0 K: 1 S: 20 H: 3 LOB: 1 BB: 1 P: 38		1B: 4 2B: 2 3B: 0 HR: 2	SF: 0 SAC: 0 DP: 2 HBP: 1					

	AB	30
	R	6
	H	8
	RBI	6
	BB	5
	SO	8
	LOB	13

WP: 0 PB: 1 SB: 0 CS: 0 PA: 36

PITCHER		IP	WLS	BF	H	R	ER	SO	BB	IBB	HBP	BLK	WP	HR	S	P	ERA	WHIP
37 Henderson Alvarez III, R ERA: 4.29	(1, 1)	6.0		25	5	2	2	6	4	0	0	0	0	1	62	105	3.00	1.500
58 Chad Beck, R ERA: 2.84	(7, 1)	1.0		3	0	0	0	1	0	0	0	0	0	0	7	9	0.00	0.000
62 Aaron Loup, L ERA: 7.71	(8, 1)	0.1	L	3	2	2	2	0	0	0	0	0	0	0	7	12	54.00	6.000
54 Jason Frasor, R ERA: 4.0	(8, 1)	0.1		4	1	2	2	1	1	0	1	0	0	1	12	25	54.00	6.000
48 Francisco Cordero, R ERA: 5.94	(8, 1)	0.1		1	0	0	0	0	0	0	0	0	0	0	1	1	0.00	0.000

PITCHER	IP	WLS	BF	H	R	ER	SO	BB	IBB	HBP	BLK	WP	HR	S	P	ERA	WHIP

Batter	1	2	3	4	5	6	7	8	9	AB	R	H	RBI	BB	SO	LOB
11 Rajai Davis, R (1, 7) OBP: 0.302, SLG: 0.386	C FF 91 C FF 91 X SL 79 0-2 ① L4		B CU 76 F FF 93 B SL 82 X FF 92 2-1 28 S 2B			C SI 92 X SL 81 0-1 ① F7		F SI 94 X SI 94 0-1 ① F8 2-3		4	0	1	0	0	0	1
28 Colby Rasmus, L (1, 8) OBP: 0.314, SLG: 0.468	B FF 92 C CU 78 F FF 92 F SL 80 F SL 78 S SL 79 1-3 ② K		C SL 81 B FF 94 S SL 81 S SL 81 1-3 ③ K 2-3			C SI 92 F FF 94 F SL 81 B SL 81 S SL 80 1-3 ② K		B SI 95 X SI 93 1-0 ② SF7 3-H		3	0	0	1	0	3	1
13 Brett Lawrie, R (1, 5) OBP: 0.325, SLG: 0.409	B FF 92 C CH 85 T FF 92 F FF 93 F SL 79 F FF 93 S FF 92 1-3 ③ K			S CU 77 S CH 87 B FF 94 X CH 88 1-2 ① F8		C SI 93 B FF 93 B SL 80 B FF 94 F SI 93 B CH 87 4-2 BB		B SI 94 B SI 93 F SI 93 F SI 92 F SL 85 S SL 85 2-3 ③ K		3	0	0	0	1	2	0
10 Edwin Encarnación, R (1, 3) OBP: 0.387, SLG: 0.585		S SI 91 X FF 92 0-1 2B		C SL 82 F FF 94 B SL 80 B SL 81 X CH 87 2-2 ② F9		C SI 92 S SL 80 B SI 92 F FF 93 1 SAFE F SL 80 C FF 94 1-3 ③ K			B SI 94 C SI 93 B SI 93 F SI 92 B SL 86 X SI 93 3-2 26 G3-1 2B	4	0	2	0	0	1	1
26 Adam Lind, L (1, 10) OBP: 0.315, SLG: 0.424		C SI 91 X SI 91 0-1 ① L5		B SL 82 C SL 81 C FF 94 X SL 81 1-2 5 FC5-4 1B			C SL 80 X FF 92 0-1 43 G6-3 5 SH2-3 1B		B SI 94 B SI 94 B SI 93 C SI 92 X SI 92 3-1 ① G3-1 2-3	4	0	2	0	0	0	2
5 Yunel Escobar, R (1, 6) OBP: 0.293, SLG: 0.333		B SI 91 X CH 86 1-0 ② P3		C SL 80 F FF 93 B FF 94 X SL 79 1-2 ③ FC5-4 1-2f			X SI 85 0-0 ① SH2-3 1-2		B SI 94 B SI 94 B SI 94 C SI 94 B SI 93 4-1 43 1B BB	2	0	0	0	1	0	2
8 Ben Francisco, R (1, 9) OBP: 0.296, SLG: 0.380 43 Anthony Gose, L (7, PH) OBP: 0.500, SLG: 0.500 (7, 9)		C SL 81 X FF 93 0-1 ③ F8			C FF 92 F CH 86 B FF 94 C SL 79 1-3 ① K		B SL 82 S SL 83 B SL 84 X SL 84 2-1 ② G6-3 2-3		B SI 84 X FF 86 1-0 9 L3 1B 1-2	2 2	0 0	0 1	0 0	0 0	1 0	1 1
2 Kelly Johnson, L (1, 4) OBP: 0.331, SLG: 0.378 9 J.P. Arencibia, R (9, PH) OBP: 0.269, SLG: 0.430			L FF 92 X SI 92 0-1 ① G4-3		B SI 93 B SL 81 C SL 80 F SI 94 X SL 80 2-2 ② F8		C FF 93 S SL 84 X SL 84 0-2 ③ G4-3		C FF 90 C FF 92 F FF 93 F FC 92 X FF 93 0-2 ② ③ L3 1-1	3 1	0 0	0 0	0 0	0 0	0 0	1 3
6 Jeff Mathis, R (1, 2) OBP: 0.296, SLG: 0.526			F FF 93 F SI 92 X FF 93 0-2 ② F8		B SL 80 C CH 86 X SI 93 1-1 ③ G4-3			C SI 95 C SI 93 F SL 89 X SL 85 0-2 11 F8 28 SF7 2B		3	1	1	0	0	0	0
Inning Stats	R: 0 H: 0 E: 0 LOB: 0 K: 2 BB: 0 S: 14 P: 16	R: 0 H: 1 E: 0 LOB: 1 K: 0 BB: 0 S: 7 P: 8	R: 0 H: 1 E: 0 LOB: 1 K: 1 BB: 0 S: 10 P: 13	R: 0 H: 1 E: 0 LOB: 1 K: 0 BB: 0 S: 12 P: 17	R: 0 H: 0 E: 0 LOB: 0 K: 1 BB: 0 S: 8 P: 12	R: 0 H: 0 E: 0 LOB: 1 K: 2 BB: 1 S: 13 P: 19	R: 0 H: 1 E: 0 LOB: 1 K: 0 BB: 0 S: 8 P: 10	R: 1 H: 1 E: 0 LOB: 0 K: 1 BB: 0 S: 11 P: 14	R: 0 H: 2 E: 0 LOB: 2 K: 0 BB: 1 S: 12 P: 23	1B: 3 SF: 1 2B: 5 SAC: 1 3B: 0 DP: 1 HR: 0 HBP: 0						

TOP

Toronto Blue Jays @ New York Yankees

Yankee Stadium, Bronx, NY

Tue Jul 17 2012, 7:08 PM - 10:15 PM EDT

Att. 44,975 - Partly Cloudy - 95 F

livebaseballscorecards.com

AB	31
R	1
H	7
RBI	1
BB	2
SO	7
LOB	13

WP: 0 PA: 35
PB: 0
SB: 1
CS: 0

PITCHER		IP	WLS	BF	H	R	ER	SO	BB	IBB	HBP	BLK	WP	HR	S	P	ERA	WHIP
52 CC Sabathia, L ERA: 3.27	(1, 1)	6.0	W	23	4	0	0	6	1	0	0	0	0	0	66	87	0.00	0.833
38 Cody Eppley, R ERA: 2.42	(7, 1)	0.1	H	1	0	0	0	0	0	0	0	0	0	0	1	1	0.00	0.000
48 Boone Logan, L ERA: 3.62	(7, 1)	0.2	H	2	0	0	0	0	0	0	0	0	0	0	5	7	0.00	0.000
40 Chad Qualls, R ERA: 4.97	(8, 1)	1.1		7	2	1	1	1	1	0	0	0	0	0	17	30	6.75	2.250
39 Clay Rapada, L ERA: 2.55	(9, 1)	0.0		1	1	0	0	0	0	0	0	0	0	0	1	2	∞	∞

PITCHER		IP	WLS	BF	H	R	ER	SO	BB	IBB	HBP	BLK	WP	HR	S	P	ERA	WHIP
29 Rafael Soriano, R ERA: 1.46	(9, 1)	0.2	S	1	0	0	0	0	0	0	0	0	0	0	5	5	0.00	0.000

Batter	1	2	3	4	5	6	7	8	9	AB	R	H	RBI	BB	SO	LOB
2 Derek Jeter, R (1, 6) OBP: 0.353, SLG: 0.411	B CH 83 B SI 87 X FF 89 2-0 1B	B SI 89 B CH 83 C FF 89 X SI 88 2-1 ③ G6-3		C FF 90 B SL 86 F SL 85 S CU 79 1-3 ③ K			C SI 93 X SI 94 0-1 14 1B 13 FC4-5 3-H 2B			4	1	2	1	0	1	2
14 Curtis Granderson, L (1, 8) OBP: 0.353, SLG: 0.514	B CU 77 C CU 78 S SL 86 F CU 79 B FF 91 F SL 86 X SL 86 2-2 ① L9		B SI 87 C SL 85 L CU 79 S CU 80 1-3 ① K2-3		C CU 77 S SL 84 X CU 79 0-2 ① G4-3		X SI 95 0-0 13 FC4-5 25 BB 2-3 1B			4	0	1	0	0	1	1
25 Mark Teixeira, S (1, 3) OBP: 0.339, SLG: 0.495	C SI 89 F SI 89 C CU 79 0-3 ② K		C CH 83 C SI 88 B CU 79 F CU 80 B FF 90 X CH 84 2-2 2B		C CU 76 B SL 85 F FF 88 B CU 80 X FF 89 2-2 ② G5-3		D CH 82 B SI 93 F SI 91 B CH 82 B SI 91 4-1 13 FC4-5 1-2 BB			3	0	1	0	1	1	1
13 Alex Rodriguez, R (1, 10) OBP: 0.353, SLG: 0.442	D SI 89 B CH 83 X FF 89 2-0 ③ G5-3		S SL 85 B CU 80 F CU 80 B FF 89 X SL 87 2-2 ② L8		B CH 81 B SI 89 C CU 80 F SL 85 F FF 90 B CU 80 X SL 85 3-2 ③ F8		X SI 94 0-0 ① FC4-5 33 FC6-4 1-2 2-3f 3-H			4	0	0	1	0	0	4
24 Robinson Canó, L (1, 4) OBP: 0.381, SLG: 0.583		C SL 84 F CU 79 X CU 80 0-2 33 BB 22 HR 1B	X SL 84 0-0 ③ G6-3			C SL 83 F CU 78 F CU 79 B SL 84 X SL 84 1-2 ① L9	F SI 91 X SL 77 0-1 ② L8			4	1	1	0	0	0	3
33 Nick Swisher, S (1, 9) OBP: 0.344, SLG: 0.467		B SI 87 B SI 88 C CU 77 C CH 83 D CU 79 B CU 77 4-2 22 HR 1-2 BB		B CH 81 B SI 87 B CU 78 C FF 88 F SI 87 B CU 80 4-2 17 1B BB		F SI 88 C CU 78 B CU 79 B SL 85 S CU 80 2-3 ② K	D CH 82 B SI 91 F SI 90 S SI 93 X SI 93 2-2 ③ FC6-4 1-2f			2	1	0	0	2	1	2
22 Andruw Jones, R (1, 7) OBP: 0.318, SLG: 0.537 45 Dewayne Wise, L (8, PH) OBP: 0.283, SLG: 0.510 (9, 7)		C FF 89 B CU 80 B SI 88 X CH 84 2-1 1-H 2-H HR		B SI 88 X SL 86 1-0 ① F8		C FF 87 F SL 84 B FF 89 B CU 81 S CU 80 2-3 ③ K		X FF 90 0-0 ① P6		3 1	1 0	1 0	3 0	0 0	1 0	1 0
17 Jayson Nix, R (1, 5) OBP: 0.296, SLG: 0.427		C SI 88 C CU 79 X FF 90 0-2 19 CS 2B		F CH 82 X SI 88 0-1 1-2 1B			B SI 93 C SI 91 X SI 93 1-1 19 E 1B	C SL 82 S SL 84 F SL 84 B CU 78 C FF 92 1-3 ② K		4	1	3	0	0	1	0
19 Chris Stewart, R (1, 2) OBP: 0.277, SLG: 0.303		B FF 90 B FF 89 C FF 89 X FF 90 2-1 ①② F7 2-3		B CU 78 C CH 82 2 SAFE B SL 86 C FF 89 F CU 79 B FF 90 X FF 90 3-2 ② P3			1 SAFE L SI 91 F SI 92 X SI 94 0-2 E7 2 2B 1-H 2B	B FF 92 C CU 77 S SL 85 B FF 93 F SL 85 B CU 77 X SL 85 3-2 ③ F8		4	1	1	1	0	0	3
Inning Stats	R: 0 E: 0 K: 1 S: 11 H: 1 LOB: 1 BB: 0 P: 17	R: 3 E: 0 K: 0 S: 14 H: 3 LOB: 0 BB: 1 P: 24	R: 0 E: 0 K: 1 S: 11 H: 1 LOB: 1 BB: 0 P: 16	R: 0 E: 0 K: 1 S: 12 H: 1 LOB: 2 BB: 1 P: 21	R: 0 E: 0 K: 0 S: 10 H: 0 LOB: 0 BB: 0 P: 15	R: 0 E: 0 K: 2 S: 10 H: 0 LOB: 0 BB: 0 P: 15	R: 3 E: 1 K: 0 S: 15 H: 4 LOB: 2 BB: 1 P: 22	R: 0 E: 0 K: 1 S: 9 H: 0 LOB: 0 BB: 0 P: 13		1B: 5 2B: 4 3B: 0 HR: 1	SF: 0 SAC: 0 DP: 0 HBP: 0			WP: 0 PB: 0 SB: 0 CS: 1	PA: 36	

PITCHER		IP	WLS	BF	H	R	ER	SO	BB	IBB	HBP	BLK	WP	HR	S	P	ERA	WHIP
27 Brett Cecil, L ERA: 6.34	(1, 1)	6.0	L	25	6	3	3	5	2	0	0	0	0	1	68	108	4.50	1.333
35 Sam Dyson, R ERA: 40.5	(7, 1)	0.1		6	4	3	3	0	1	0	0	0	0	0	10	15	81.00	15.000
62 Aaron Loup, L ERA: 6.0	(7, 1)	0.2		2	0	0	0	0	0	0	0	0	0	0	5	7	0.00	0.000
48 Francisco Cordero, R ERA: 5.77	(8, 1)	1.0		3	0	0	0	1	0	0	0	0	0	0	9	13	0.00	0.000

PITCHER	IP	WLS	BF	H	R	ER	SO	BB	IBB	HBP	BLK	WP	HR	S	P	ERA	WHIP

BOTTOM

Toronto Blue Jays @ New York Yankees

Yankee Stadium, Bronx, NY

Tue Jul 17 2012, 7:08 PM - 10:15 PM EDT

Att. 44,975 - Partly Cloudy - 95 F

livebaseballscorecards.com

AB	33
R	6
H	10
RBI	6
BB	3
SO	6
LOB	17

Batter	1	2	3	4	5	6	7	8	9	AB	R	H	RBI	BB	SO	LOB
43 Anthony Gose, L (1, 9) OBP: 0.200, SLG: 0.200	B SI 90 C SI 90 B SL 82 S SI 91 F SI 91 F SI 92 F FS 86 S FS 87 2-3 **K** ①		X SL 84 0-0 G4-3 ②			L SI 92 B FS 86 B FF 91 F SI 92 C SI 92 2-3 **K** ①				3	0	0	0	0	2	0
13 Brett Lawrie, R (1, 5) OBP: 0.324, SLG: 0.407 5 Yunel Escobar, R (3, 6) OBP: 0.294, SLG: 0.335	X SI 93 0-0 E5 28 G4-3		B SI 94 X SL 86 1-0 G5-3 ③			B SI 95 C SI 94 S SI 94 B SL 85 F SI 94 X SI 94 2-2 1B				2 1	0 0	0 1	0 0	0 0	0 0	0 0
28 Colby Rasmus, L (1, 8) OBP: 0.311, SLG: 0.464	C FF 91 F FF 92 X FS 86 0-2 G4-3 ② 2-3			F FF 91 B FS 87 F FF 92 X FS 88 1-2 G3 ①		F FS 85 B FF 93 X FF 91 1-1 P5 ②				3	0	0	0	0	0	2
10 Edwin Encarnación, R (1, 3) OBP: 0.384, SLG: 0.579	B SI 93 C SI 93 X SI 94 1-1 F7 ③			B FS 86 F SL 84 X SL 85 1-1 F9 ②		F SI 95 B SI 94 B SI 95 C SL 85 B SI 94 X SI 95 3-2 G5-3 ③				3	0	0	0	0	0	2
26 Adam Lind, L (1, 10) OBP: 0.310, SLG: 0.417		C SI 90 S FS 86 S FS 86 0-3 **K** ①		B SI 94 C SI 94 S FS 87 F FF 94 X FS 87 1-2 G6-3 ③			X SI 91 0-0 G4-3 ①			3	0	0	0	0	1	0
9 J.P. Arencibia, R (1, 2) OBP: 0.273, SLG: 0.436		B SI 93 F SI 93 F SI 93 F FS 86 B FS 88 S SL 85 2-3 **K** ②			C SL 81 F SI 92 B SL 85 X SI 94 1-2 2B		C SI 92 B FF 94 F SL 85 X FF 94 1-2 11 FC5-4 2 HBP 1B			3	0	2	0	0	1	0
2 Kelly Johnson, L (1, 4) OBP: 0.333, SLG: 0.379		S FF 92 F FF 92 B FS 88 X FS 87 1-2 1B			C SL 83 D FS 87 B SI 91 F SI 93 B FF 92 F SL 84 X SI 92 3-2 L7 ①		H FF 93 1-0 11 FC5-4 1-2 HBP			2	0	1	0	0	0	1
11 Rajai Davis, R (1, 7) OBP: 0.298, SLG: 0.380		C SL 84 F SI 93 D SL 86 D SL 86 S SL 85 2-3 **K** ③			X SI 93 0-0 P3 ②		M SI 92 S SI 94 D SL 86 F SL 86 F SL 84 F SI 94 B SI 94 X SI 93 2-2 FC5-4 ② 1-2f 2-3			3	0	0	0	0	1	4
17 Omar Vizquel, S (1, 6) OBP: 0.250, SLG: 0.200 (3, 5)			C SI 90 S FS 86 B FS 87 F SI 93 B FS 88 X SI 93 2-2 G1-3 ①		C SI 94 F FF 92 F FS 87 X FF 93 0-2 G4-3 ③		F SI 95 1 SAFE F SI 95 F SI 94 X FS 87 0-2 P4 ③			3	0	0	0	0	0	3
Inning Stats	R: 0 E: 1 K: 1 S: 12 H: 0 LOB: 1 BB: 0 P: 15	R: 0 E: 0 K: 3 S: 13 H: 1 LOB: 1 BB: 0 P: 18	R: 0 E: 0 K: 0 S: 6 H: 0 LOB: 0 BB: 0 P: 9	R: 0 E: 0 K: 0 S: 9 H: 0 LOB: 0 BB: 0 P: 12	R: 0 E: 0 K: 0 S: 12 H: 1 LOB: 1 BB: 0 P: 16	R: 0 E: 0 K: 1 S: 12 H: 1 LOB: 1 BB: 0 P: 20	R: 0 E: 0 K: 0 S: 14 H: 1 LOB: 2 BB: 0 P: 18			1B: 3 2B: 1 3B: 0 HR: 0 SF: 0 SAC: 0 DP: 0 HBP: 1				WP: 0 PB: 0 SB: 0 CS: 0 PA: 27		

PITCHER		IP	WLS	BF	H	R	ER	SO	BB	IBB	HBP	BLK	WP	HR	S	P	ERA	WHIP
18 Hiroki Kuroda, R ERA: 3.46	(1, 1)	7.0	W	27	4	0	0	5	0	0	1	0	0	0	78	108	0.00	0.571

PITCHER	IP	WLS	BF	H	R	ER	SO	BB	IBB	HBP	BLK	WP	HR	S	P	ERA	WHIP

TOP

Toronto Blue Jays @ New York Yankees

Yankee Stadium, Bronx, NY

Wed Jul 18 2012, 1:59 PM - 6:13 PM EDT

Att. 45,986 - Partly Cloudy - 94 F

livebaseballscorecards.com

AB	26
R	0
H	4
RBI	0
BB	0
SO	5
LOB	12

Batter	1	2	3	4	5	6	7	8	9	AB	R	H	RBI	BB	SO	LOB
2 Derek Jeter, R (1, 10) OBP: 0.357, SLG: 0.415	B FF 88 X FF 88 1-0 33 1B 2B	B FF 92 X CH 82 1-0 ②③ G6-4-3 1-2f		F FF 92 B FF 92 F CH 83 D CU 78 F FF 92 F CU 76 B FF 91 D CH 85 4-2 33 G5-4-3 BB		C FF 91 X FF 91 0-1 1-2 1B				3	1	2	0	1	0	1
33 Nick Swisher, S (1, 9) OBP: 0.343, SLG: 0.464	B FF 91 S FF 90 X FF 92 1-1 25 HR 2-H 1B		B CH 81 B SI 90 C FF 91 B CH 81 F FF 91 C FF 90 3-3 ① K	B FF 89 X FF 92 1-0 ②③ G5-4-3 1-2f		D CH 81 F FF 90 F FF 90 F CU 77 C FF 89 1-3 ③ K				4	1	1	1	0	2	5
25 Mark Teixeira, S (1, 3) OBP: 0.341, SLG: 0.506	C SI 90 S FF 92 B CH 86 B SI 92 X CH 83 2-2 1-H HR		C CU 73 F FF 92 F CU 75 B SI 91 B CU 78 X FF 91 2-2 1B		B FF 88 B SI 90 B FF 89 C FF 88 X FF 89 3-1 ① G5-3		0-0 1B			4	1	2	2	0	0	0
13 Alex Rodriguez, R (1, 5) OBP: 0.350, SLG: 0.438	C FF 92 B FF 92 S FF 92 X FF 92 1-2 ① G4-3		C CH 82 X FF 92 0-1 ② F9		X FF 90 0-0 ② G5-3					3	0	0	0	0	0	1
24 Robinson Canó, L (1, 4) OBP: 0.380, SLG: 0.584	B FF 90 F SI 88 X FF 92 1-1 22 1B 2B		B SI 93 X SI 90 1-0 ③ L8		C FF 91 B FF 91 B CH 84 B FF 91 S FF 93 F FF 92 X FF 92 3-2 ③ G3					3	1	1	0	0	0	1
22 Andruw Jones, R (1, 7) OBP: 0.318, SLG: 0.533	B SI 91 S FF 91 X FF 92 1-1 17 FC5-4 2-H 1B			X FC 91 0-0 ① G5-3		X FF 88 0-0 ① P6				3	0	1	1	0	0	0
17 Jayson Nix, R (1, 6) OBP: 0.310, SLG: 0.449	X CH 83 0-0 ② FC5-4 55 CS 1-2f			B FF 90 X CH 80 1-0 45 2B 2B		B FF 88 F SI 88 B CU 74 X FF 89 2-1 55 G5-3 45 1B 1B				3	2	2	0	0	0	1
55 Russell Martin, R (1, 2) OBP: 0.302, SLG: 0.355	S CH 84 D CH 84 F FF 92 D CU 76 1 SAFE 2-2 ③ CS 1-2	F FF 90 X FF 91 0-1 2 G6-4-3 1B		B FF 91 D CH 84 B CH 83 F FF 89 F FF 92 D CU 76 4-2 45 2B BB		1 SAFE B FF 90 B CH 81 X FF 91 2-0 ② G5-3 1-2				2	0	1	0	1	0	1
45 Dewayne Wise, L (1, 8) OBP: 0.304, SLG: 0.537		C FF 91 X FF 90 0-1 ① F7		C FF 92 X CU 76 0-1 1-3 2-H 2B		X FF 92 0-0 2 1B 2-H 1B				3	0	2	2	0	0	1
Inning Stats	R: 4 H: 5 E: 0 LOB: 0 K: 0 BB: 0 S: 16 P: 25	R: 0 H: 1 E: 0 LOB: 0 K: 0 BB: 0 S: 5 P: 6	R: 0 H: 1 E: 0 LOB: 1 K: 1 BB: 0 S: 10 P: 16	R: 1 H: 2 E: 0 LOB: 2 K: 0 BB: 2 S: 11 P: 21	R: 0 H: 0 E: 0 LOB: 0 K: 0 BB: 0 S: 7 P: 13	R: 1 H: 3 E: 0 LOB: 2 K: 1 BB: 0 S: 11 P: 16	R: 0 H: 0 E: 0 LOB: 0 K: 0 BB: 0 S: 0 P: 0			1B: 7 SF: 0 2B: 4 SAC: 0 3B: 0 DP: 2 HR: 1 HBP: 0						

PITCHER		IP	WLS	BF	H	R	ER	SO	BB	IBB	HBP	BLK	WP	HR	S	P	ERA	WHIP
24 Ricky Romero, L ERA: 5.22	(1, 1)	6.0	L	29	12	6	6	2	2	0	0	0	0	1	60	97	9.00	2.333
58 Chad Beck, R ERA: 2.84	(7, 1)	0.0		1	0	0	0	0	0	0	0	0	0	0	0	0	∞	∞

PITCHER	IP	WLS	BF	H	R	ER	SO	BB	IBB	HBP	BLK	WP	HR	S	P	ERA	WHIP

BOTTOM

Toronto Blue Jays @ New York Yankees

Yankee Stadium, Bronx, NY

Wed Jul 18 2012, 1:59 PM - 6:13 PM EDT

Att. 45,986 - Partly Cloudy - 94 F

livebaseballscorecards.com

AB	28
R	6
H	12
RBI	6
BB	2
SO	2
LOB	11

WP: 0	PA: 31		
PB: 0			
SB: 0			
CS: 1			

Batter	1	2	3	4	5	6	7	8	9	AB	R	H	RBI	BB	SO	LOB
43 Anthony Gose, L (1, 9) OBP: 0.300, SLG: 0.125	C FF 92 F SI 92 B FF 92 T SI 93 1-2 ① **K**	C CU 74 S CH 88 B FC 87 B FC 89 D CU 78 B CU 76 4-2 28 2B **BB**		L SI 92 B CH 87 S CH 88 B FF 92 F SI 91 X FC 89 2-2 ③ **G4-3**			C FF 94 C SL 80 B SL 83 B SL 83 F FF 95 C FF 97 2-3 ① **K**		B FF 92 B FF 92 B FF 92 C FF 91 B FF 91 4-1 **BB**	3	1	0	0	2	2	0
28 Colby Rasmus, L (1, 8) OBP: 0.313, SLG: 0.471	F FF 92 F FC 91 X CU 77 0-2 10 FC5 **3B**	X SI 92 0-0 1-H 3-H **2B**			B SI 92 C SI 91 C SI 91 B FF 91 S CH 85 2-3 ① **K**		B SL 83 S SL 82 S SL 82 X SL 84 1-2 ② **G4-3**		F FO 82 X FO 84 0-1 ② ③ **L9-6** 2-2	5	1	2	2	0	1	2
10 Edwin Encarnación, R (1, 3) OBP: 0.385, SLG: 0.577	C SI 92 F FC 89 X SI 92 0-2 FC5 26 1B 9 1B 3-H	B CU 79 B CU 74 B SI 92 B FF 93 4-0 **BB**			B FF 91 C FC 89 X SI 91 1-1 **E5** 26 1B **1B**		C SL 83 B SI 95 S FF 95 B SI 96 B SL 84 F FF 96 X SL 84 3-2 ③ **F9**			3	2	1	1	1	0	0
26 Adam Lind, L (1, 10) OBP: 0.314, SLG: 0.418	B CU 74 C SI 92 X CH 87 1-1 9 1B 1-3 **1B**	B CH 86 X CH 88 1-0 ③ **G4-3**			B FC 89 X CH 86 1-0 9 G5-4-3 2-H **1B**			C FC 92 F FC 92 B FC 94 C FC 92 1-3 ① **K**		4	0	2	1	0	1	2
9 J.P. Arencibia, R (1, 2) OBP: 0.276, SLG: 0.435	F FC 89 X FC 89 0-1 2 G1-6-3 1-2 3-H **1B**		F SI 92 S CU 73 B CU 77 F SI 92 B CU 77 X CU 79 2-2 ① **G1-3**		B FC 88 F FC 87 1 SAFE X FF 92 1-1 ② ③ **G5-4-3** 1-2f			S FC 94 S FC 93 B KC 84 F KC 82 B FC 93 B KC 83 B FF 92 4-2 2 G4-6-3 **BB**		3	0	1	1	1	0	1
2 Kelly Johnson, L (1, 4) OBP: 0.330, SLG: 0.374	B SI 92 X SI 91 1-0 ② ③ **G1-6-3** 1-2f		X SI 91 0-0 ② **F8**			C CU 70 F FC 88 B CU 78 B SI 92 S CH 85 2-3 ① **K**		C FC 91 1 SAFE X KC 79 0-1 ② ③ **G4-6-3** 1-2f		4	0	0	0	0	1	3
5 Yunel Escobar, R (1, 6) OBP: 0.294, SLG: 0.337		B SI 91 X SI 92 1-0 45 G4-3 28 2B **2B**	C SI 93 T FC 90 B FC 88 S SI 92 1-3 ③ **K**			C CU 73 B CU 79 X SI 92 1-1 ② **G4-3**			C KC 81 B KC 82 B FC 92 S FC 90 B FF 92 X FC 93 3-2 ① **G4-3**	4	1	1	0	0	1	0
45 Travis Snider, L (1, 7) OBP: 0.500, SLG: 0.667		X CH 87 0-0 ① **G4-3** 2-3		C FC 89 F FC 89 B FF 91 F CH 87 F FC 90 C FF 92 1-3 ① **K**		C FF 92 B SI 92 B FF 91 B FC 90 F SI 92 F SI 92 F FF 92 B SI 92 4-2 68 FC5-4 **BB**			B FC 92 C KC 81 B KC 82 X FF 93 2-1 68 2B **2B**	3	1	1	0	1	1	1
68 Yan Gomes, R (1, 5) OBP: 0.271, SLG: 0.476		C CU 74 B CU 78 F CU 77 S FC 89 1-3 ② **K**		S FC 89 S FC 90 B SI 91 B CU 78 S CU 78 2-3 ② **K**		F CU 74 1 SAFE 1 SAFE X CH 84 0-1 ③ **FC5-4** 1-2f			B KC 81 B FC 90 S FC 91 X FC 92 2-1 28 L9-6 2-H **2B**	4	0	1	1	0	2	2
Inning Stats	R: 2 E: 0 K: 1 S: 14 H: 3 LOB: 1 BB: 0 P: 17	R: 2 E: 0 K: 1 S: 9 H: 2 LOB: 2 BB: 2 P: 20	R: 0 E: 0 K: 1 S: 8 H: 0 LOB: 0 BB: 0 P: 11	R: 0 E: 0 K: 2 S: 12 H: 0 LOB: 0 BB: 0 P: 17	R: 1 E: 1 K: 1 S: 8 H: 2 LOB: 0 BB: 0 P: 13	R: 0 E: 0 K: 1 S: 11 H: 0 LOB: 1 BB: 1 P: 18	R: 0 E: 0 K: 1 S: 11 H: 0 LOB: 0 BB: 0 P: 17	R: 0 E: 0 K: 1 S: 8 H: 0 LOB: 0 BB: 1 P: 13	R: 1 E: 0 K: 0 S: 10 H: 2 LOB: 1 BB: 1 P: 21	1B: 4 2B: 5 3B: 1 HR: 0 SF: 0 SAC: 0 DP: 4 HBP: 0						

PITCHER	IP	WLS	BF	H	R	ER	SO	BB	IBB	HBP	BLK	WP	HR	S	P	ERA	WHIP
19 Josh Beckett, R (1, 1) ERA: 4.53	6.0	L	27	7	5	4	7	3	0	0	0	0	0	62	96	6.00	1.667
30 Andrew Miller, L (7, 1) ERA: 2.78	1.0		3	0	0	0	1	0	0	0	0	0	0	11	17	0.00	0.000
37 Mark Melancon, R (8, 1) ERA: 5.95	1.1		7	2	1	1	1	2	0	0	0	0	0	16	32	6.75	3.000
63 Junichi Tazawa, R (9, 1) ERA: 0.79	0.2		1	0	0	0	0	0	0	0	0	0	0	2	2	0.00	0.000

PITCHER	IP	WLS	BF	H	R	ER	SO	BB	IBB	HBP	BLK	WP	HR	S	P	ERA	WHIP

TOP

Toronto Blue Jays @ Boston Red Sox

Fenway Park, Boston, MA

Fri Jul 20 2012, 7:12 PM - 10:12 PM EDT

Att. 38,093 - Cloudy - 69 F

livebaseballscorecards.com

AB	33
R	6
H	9
RBI	6
BB	5
SO	9
LOB	11

Batter	1	2	3	4	5	6	7	8	9	AB	R	H	RBI	BB	SO	LOB
2 Jacoby Ellsbury, L (1, 8) OBP: 0.323, SLG: 0.361	C FF 86 X SI 86 0-1 ① F8		B FF 87 X FF 88 1-0 1-2 1B		B FF 86 C SI 87 X CH 79 1-1 ③ G3		X FF 87 0-0 ③ P5			4	0	1	0	0	0	3
13 Carl Crawford, L (1, 7) OBP: 0.450, SLG: 0.389	C FF 86 F FF 89 X FF 88 0-2 1B		D FF 86 F FF 87 X FC 84 1-1 ② F9 2-3			B FF 86 C FF 86 F SI 84 S SI 86 1-3 ① K		C FF 90 X SI 89 0-1 ① G4-3		4	0	1	0	0	1	2
15 Dustin Pedroia, R (1, 4) OBP: 0.325, SLG: 0.396	B SI 85 F FF 88 X FF 86 1-1 ② F9		C FF 88 B SI 86 X FF 85 1-1 ③ F9			X SI 86 0-0 7 FC5-4 1B		C SI 89 B FF 89 F FF 89 B FF 89 X FF 90 2-2 ② P6		4	0	1	0	0	0	3
28 Adrián González, L (1, 3) OBP: 0.337, SLG: 0.435	C FF 87 B SI 86 1 SAFE B SI 87 B FF 87 X FF 86 3-1 ③ G4-3			B SI 85 X SI 84 1-0 ① L7		C FF 88 B FF 86 X SI 86 1-1 ② F9		C SL 78 F SI 90 B SI 90 S SL 75 1-3 ③ K		4	0	0	0	0	1	2
7 Cody Ross, R (1, 9) OBP: 0.346, SLG: 0.564		C SI 86 B SI 86 C FF 87 X FF 88 1-2 ① G1-3		C FF 88 B SI 87 B SI 86 F FF 86 F FF 89 B SI 87 F FF 86 X FF 89 3-2 64 G6-4-3 1B		1 SAFE X FF 87 0-0 ③ FC5-4 1-2f			B FC 92 S FC 91 C FF 92 F FC 91 B FC 91 S CU 76 2-3 ① K2-3	4	0	1	0	0	1	1
64 Will Middlebrooks, R (1, 5) OBP: 0.323, SLG: 0.512		B FF 87 X SI 86 1-0 ② L4		B FF 86 X CH 80 1-0 ②③ G6-4-3 1-2f			B SI 87 C FF 87 X FF 88 1-1 23 FC6-4 10 1B 1B		B FC 91 C FC 88 B FF 92 F SL 84 F FC 89 F CU 75 B FF 92 F FC 89 X FC 91 3-2 66 WP 66 DI 3 FC6-4 1B	4	1	2	0	0	0	1
10 Kelly Shoppach, R (1, 2) OBP: 0.358, SLG: 0.528 66 Daniel Nava, S (9, PH) OBP: 0.382, SLG: 0.416		B SI 87 X SI 87 1-0 ③ G6-3			B FF 84 C SI 85 F FF 87 X SI 87 1-2 23 G5-3 1B		B SI 85 X SI 84 1-0 23 FC6-4 1-2 1B		S FC 91 B FC 90 B FC 90 D CU 75 B FC 90 4-1 3 FC6-4 1-3 BB	3 0	0 0	2 0	0 0	0 1	0 0	0 0
3 Mike Aviles, R (1, 6) OBP: 0.286, SLG: 0.410			B FF 88 C FF 87 C FF 89 B FF 90 X FF 89 2-2 13 F9 2 1B 1B		C FF 87 B SI 86 S FF 86 B SI 84 T FF 85 2-2 ① K		C FF 85 B FF 81 F CH 80 C SI 85 1-3 ① K		B FF 92 X FC 90 1-0 ② FC6-4 1-2f 3-H	4	0	1	1	0	2	4
23 Pedro Ciriaco, R (1, 10) OBP: 0.381, SLG: 0.488 39 Jarrod Saltalamacchia, C (6, PH) OBP: 0.281, SLG: 0.488			L SI 86 S FF 85 S FF 86 0-3 ① K		B FF 87 B FF 86 C FF 87 X FF 86 2-1 ② G5-3 1-2		B FF 86 M SI 85 F FF 86 X FF 86 1-2 ② FC6-4 1-2f 2-3		F FC 90 F FF 91 F CU 77 B CU 74 S CU 75 1-3 ③ K	3 1	0 0	0 0	0 0	0 0	1 1	4 1
Inning Stats	R: 0 E: 0 K: 0 S: 9 H: 1 LOB: 1 BB: 0 P: 13	R: 0 E: 0 K: 0 S: 5 H: 0 LOB: 0 BB: 0 P: 8	R: 0 E: 0 K: 1 S: 11 H: 2 LOB: 2 BB: 0 P: 16	R: 0 E: 0 K: 0 S: 7 H: 1 LOB: 0 BB: 0 P: 12	R: 0 E: 0 K: 1 S: 10 H: 1 LOB: 1 BB: 0 P: 16	R: 0 E: 0 K: 1 S: 7 H: 1 LOB: 1 BB: 0 P: 9	R: 0 E: 0 K: 1 S: 10 H: 2 LOB: 2 BB: 0 P: 14	R: 0 E: 0 K: 1 S: 8 H: 0 LOB: 0 BB: 0 P: 11	R: 1 E: 0 K: 2 S: 16 H: 1 LOB: 1 BB: 1 P: 27	1B: 9 2B: 0 3B: 0 HR: 0 SF: 0 SAC: 0 DP: 1 HBP: 0						WP: 1 PB: 0 SB: 0 CS: 0 PA: 36	

PITCHER		IP	WLS	BF	H	R	ER	SO	BB	IBB	HBP	BLK	WP	HR	S	P	ERA	WHIP
32 Aaron Laffey, L ERA: 2.77	(1, 1)	7.0	W	28	8	0	0	4	0	0	0	0	0	0	59	88	0.00	1.143
38 Darren Oliver, L ERA: 1.26	(8, 1)	1.0		3	0	0	0	1	0	0	0	0	0	0	8	11	0.00	0.000
44 Casey Janssen, R ERA: 2.39	(9, 1)	1.0		5	1	1	1	2	1	0	0	0	1	0	16	27	9.00	2.000

PITCHER	IP	WLS	BF	H	R	ER	SO	BB	IBB	HBP	BLK	WP	HR	S	P	ERA	WHIP

BOTTOM

Toronto Blue Jays @ Boston Red Sox

Fenway Park, Boston, MA

Fri Jul 20 2012, 7:12 PM - 10:12 PM EDT

Att. 38,093 - Cloudy - 69 F

livebaseballscorecards.com

AB	35
R	1
H	9
RBI	1
BB	1
SO	7
LOB	21

Batter	1	2	3	4	5	6	7	8	9	AB	R	H	RBI	BB	SO	LOB
43 Anthony Gose, L (1, 9) OBP: 0.231, SLG: 0.091 11 Rajai Davis, R (7, PH) OBP: 0.305, SLG: 0.388 (7, 9)	C SI 89 F SI 90 X SI 91 0-2 G4-3		C SI 92 F SI 92 T SI 92 0-2 K			B SI 89 X SI 89 1-0 B1-3	C CU 72 B CH 82 B SI 94 1 SAFE B CH 85 B FF 94 4-1 13 S 13 1B 1-2 BB		S FF 91 B SL 80 F FF 93 B FO 86 B FF 93 F FF 93 X FF 94 3-2 13 SH3-4 28 FC4 2B	3 1	0 2	0 1	0 0	0 1	1 0	3 0
13 Brett Lawrie, R (1, 5) OBP: 0.323, SLG: 0.406	C SI 90 B SI 91 X SI 91 1-1 G3-1		X SI 91 0-0 SF9 2-3 3-H			C SI 88 F SI 89 F SI 90 F SL 87 B SL 89 X SI 86 1-2 G1-3	B SL 88 C SI 95 C SL 86 B SI 95 F SI 95 B SI 95 F SI 95 F SI 94 X SI 95 3-2 10 BB 1-H 2-H 1B		X FO 83 0-0 SH3-4 2-3	3	0	1	3	0	0	0
28 Colby Rasmus, L (1, 8) OBP: 0.314, SLG: 0.467	B SI 91 X SI 91 1-0 G6-3		B SI 91 B SI 89 F SI 90 1 SAFE B SI 90 1 SAFE X SI 90 3-1 F8			S CU 76 B SI 90 B SI 89 B SI 89 B SI 90 4-1 10 HR BB	I IN 73 I IN 76 I IN 78 I IN 73 4-0 10 BB IBB		F FO 86 F FO 88 X FO 88 0-2 FC4 10 BB 3-H	3	1	0	1	2	0	2
10 Edwin Encarnación, R (1, 3) OBP: 0.388, SLG: 0.584		C SI 89 B SI 90 X SI 90 1-1 G5-3		X SI 89 0-0 P6		S SI 90 1 SAFE B SI 90 F SI 90 B SL 89 X SI 91 2-2 1-H HR	2 SAFE C SL 89 B SL 89 B SL 88 B SI 95 B SI 96 4-1 1-2 2-3 BB		B FF 92 B FO 84 B FF 93 C FF 93 B FF 92 4-1 26 G4-6-3 1-2 BB	3	1	1	2	2	0	0
26 Adam Lind, L (1, 10) OBP: 0.306, SLG: 0.407		C SI 90 B SI 90 F SI 90 B SI 91 X SI 91 2-2 G4-3		B SI 88 C SI 88 X SI 89 1-1 G1-3		B SI 90 B SI 90 F SI 88 B SI 89 X SI 90 3-1 G3-1	C SL 80 S SL 82 S SL 82 0-3 K		B FO 84 C FF 93 X FO 84 1-1 G4-6-3 1-2f	5	0	0	0	0	1	5
9 J.P. Arencibia, R (1, 2) OBP: 0.276, SLG: 0.443		C SI 91 C SI 91 B SL 88 F SI 91 B CU 78 F SI 91 B SI 91 X SI 90 3-2 G5-3		B SI 88 B SI 88 F SI 88 X FF 90 2-1 G6-3			X SI 88 0-0 HR	B FF 93 C FF 94 C SI 94 B FF 95 S FF 95 2-3 K		4	1	1	1	0	1	0
2 Kelly Johnson, L (1, 4) OBP: 0.329, SLG: 0.376			C FF 89 X SL 87 0-1 45 1B 13 SF9 2B		C SI 89 B SI 89 S SI 90 B SI 90 X SI 90 2-2 L6		C SI 89 B SI 90 X SI 89 1-1 G4-3	C EP 53 B FF 94 X FF 94 1-1 F7		4	1	1	0	0	0	0
5 Yunel Escobar, R (1, 6) OBP: 0.294, SLG: 0.339			C SI 90 X SI 89 0-1 E6 13 SF9 45 1B		B FF 90 F SI 90 X SI 90 1-1 G5-3		B SI 89 X SI 89 1-0 E5 13 S 11 BB 13 1B	C FF 94 B FF 94 X FF 95 1-1 2B		4	1	1	0	0	0	1
45 Travis Snider, L (1, 7) OBP: 0.375, SLG: 0.429			B SI 91 X SI 90 1-0 1-2 2-3 1B		F SI 90 X CU 77 0-1 G3-1		B FF 91 S FF 92 1 SAFE F FF 93 F CH 82 C FF 94 1-3 K	C CU 74 F FS 86 B FF 93 B FF 94 S FF 94 2-3 K		4	0	1	0	0	2	2
Inning Stats	R: 0 E: 0 K: 0 S: 6 H: 0 LOB: 0 BB: 0 P: 8	R: 0 E: 0 K: 0 S: 10 H: 0 LOB: 0 BB: 0 P: 16	R: 1 E: 1 K: 1 S: 11 H: 2 LOB: 2 BB: 0 P: 15	R: 0 E: 0 K: 0 S: 5 H: 0 LOB: 0 BB: 0 P: 8	R: 0 E: 0 K: 0 S: 7 H: 0 LOB: 0 BB: 0 P: 10	R: 2 E: 0 K: 0 S: 12 H: 1 LOB: 0 BB: 1 P: 23	R: 3 E: 1 K: 2 S: 19 H: 2 LOB: 3 BB: 3 P: 37	R: 0 E: 0 K: 2 S: 10 H: 1 LOB: 1 BB: 0 P: 16	R: 1 E: 0 K: 0 S: 11 H: 1 LOB: 1 BB: 1 P: 19	1B: 2 2B: 3 3B: 0 HR: 2 SF: 1 SAC: 1 DP: 1 HBP: 0	WP: 0 PB: 0 SB: 2 CS: 0 PA: 41					

TOP

Toronto Blue Jays @ Boston Red Sox

Fenway Park, Boston, MA

Sat Jul 21 2012, 7:23 PM - 10:26 PM EDT

Att. 38,170 - Partly Cloudy - 72 F

livebaseballscorecards.com

AB	34
R	7
H	7
RBI	7
BB	5
SO	5
LOB	13

PITCHER		IP	WLS	BF	H	R	ER	SO	BB	IBB	HBP	BLK	WP	HR	S	P	ERA	WHIP
35 Aaron Cook, R ERA: 3.5	(1, 1)	6.1	L	26	4	5	4	1	1	0	0	0	0	2	55	86	5.68	0.789
46 Franklin Morales, L ERA: 3.25	(7, 1)	0.1		2	0	0	0	1	1	0	0	0	0	0	5	10	0.00	3.000
32 Matt Albers, R ERA: 2.21	(7, 1)	0.0		3	1	1	0	0	1	1	0	0	0	0	7	18	∞	∞
30 Andrew Miller, L ERA: 2.74	(7, 1)	0.1		1	0	0	0	1	0	0	0	0	0	0	3	3	0.00	0.000
44 Vicente Padilla, R ERA: 3.6	(8, 1)	1.0		4	1	0	0	2	0	0	0	0	0	0	10	16	0.00	1.000

PITCHER		IP	WLS	BF	H	R	ER	SO	BB	IBB	HBP	BLK	WP	HR	S	P	ERA	WHIP
63 Junichi Tazawa, R ERA: 1.46	(9, 1)	1.0		5	1	1	1	0	1	0	0	0	0	0	11	19	9.00	2.000

Toronto Blue Jays @ Boston Red Sox

Fenway Park, Boston, MA

Sat Jul 21 2012, 7:23 PM - 10:26 PM EDT

Att. 38,170 - Partly Cloudy - 72 F

livebaseballscorecards.com

BOTTOM

Batter	1	2	3	4	5	6	7	8	9	AB	R	H	RBI	BB	SO	LOB
66 Daniel Nava, S (1, 9) OBP: 0.380, SLG: 0.410	B FF 86 C FF 86 F FF 88 S SL 82 1-3 ① K	1 SAFE 1 SAFE P PO 84 C FF 88 B CU 72 B FF 88 S CH 80 C FF 89 3-3 ③ K 1-2			B CH 79 D FF 87 1 SAFE B SL 79 1 SAFE C SL 86 B FF 88 4-1 1-2 BB			C FF 88 B FF 88 X FF 88 1-1 ① F8		3	0	0	0	1	2	1
13 Carl Crawford, L (1, 7) OBP: 0.375, SLG: 0.318	C CH 79 S FF 90 S FF 90 0-3 ② K		B FF 88 F FF 88 X CH 80 1-1 ① F7		X FF 89 0-0 ② L7			B SL 77 C SL 75 S FF 89 B SL 76 S SL 75 2-3 ② K		4	0	0	0	0	2	2
15 Dustin Pedroia, R (1, 4) OBP: 0.324, SLG: 0.394	C FF 90 X EP 65 0-1 ③ G5-3		B SL 80 C CH 80 F CH 82 B SL 84 X FF 90 2-2 ② F8		B CU 76 F CU 69 F FF 90 F CU 77 F SL 83 X FF 90 1-2 ③ G6-3			C SI 89 B SI 88 B FF 88 F SL 76 X FF 88 2-2 1B		4	0	1	0	0	0	2
28 Adrián González, L (1, 3) OBP: 0.336, SLG: 0.433		C FF 87 X FF 88 0-1 7 2B 39 HR 1B	F CU 71 F CH 82 B FF 89 B FF 90 B SL 83 F CH 81 X CH 82 3-2 ③ G5-3			F SL 78 F FF 89 B SL 82 X CH 82 1-2 ① G5-3		C SI 88 B SI 89 1 SAFE 1 SAFE X SI 89 1-1 ③ G3		4	1	1	0	0	0	1
7 Cody Ross, R (1, 10) OBP: 0.349, SLG: 0.565		F FF 89 B CU 73 B SL 78 X SL 80 2-1 1-3 39 HR 2B		B SL 78 B SL 80 B FF 88 C FF 88 B CH 80 4-1 64 L6-4 39 WP BB		C FF 90 B CU 76 B CU 75 S SL 80 F FF 91 X SL 82 2-2 ② G3			C FF 92 B CU 78 F CU 78 B FF 91 B CU 80 C FF 92 3-3 ① K	3	1	1	0	1	1	0
39 Jarrod Saltalamacchia, S (1, 2) OBP: 0.280, SLG: 0.496		F SL 82 F FF 90 D SL 83 X SL 83 1-2 2-H 3-H HR		L SL 78 B CU 76 B CH 80 C CH 81 D SL 84 C FF 90 3-3 ① K 1-2		C CU 71 B FF 91 F CU 75 B FF 90 X SL 82 2-2 ③ G4-3			X FF 92 0-0 ② F7	4	1	1	3	0	1	1
64 Will Middlebrooks, R (1, 5) OBP: 0.317, SLG: 0.502		B FF 89 C SL 80 B FF 90 S SL 82 F SL 83 X CH 81 2-2 ① G6-3		S SL 81 B SL 81 B FF 90 S SL 83 X FF 91 2-2 ②③ L6-4 2-2			B FF 88 C FF 86 C SL 79 S SL 83 1-3 ① K		C FF 93 B FF 92 B SL 89 X FC 91 2-1 ③ G1-3	4	0	0	0	0	1	1
12 Ryan Sweeney, L (1, 8) OBP: 0.312, SLG: 0.381		C FF 88 X CU 76 0-1 ② F8			B FF 88 C CH 80 X CH 80 1-1 ① F7			C FF 90 B SI 91 X CH 84 1-1 ② G4-3		3	0	0	0	0	0	0
23 Pedro Ciriaco, R (1, 6) OBP: 0.378, SLG: 0.477		C FF 89 X CH 82 0-1 E6 66 S			X SL 80 0-0 66 BB 1B			C FF 91 X CH 84 0-1 ③ G6-3		3	0	1	0	0	0	0
Inning Stats	R: 0 E: 0 K: 2 S: 8 H: 0 LOB: 0 BB: 0 P: 9	R: 3 E: 1 K: 1 S: 19 H: 3 LOB: 1 BB: 0 P: 26	R: 0 E: 0 K: 0 S: 9 H: 0 LOB: 0 BB: 0 P: 15	R: 0 E: 0 K: 1 S: 7 H: 0 LOB: 0 BB: 1 P: 16	R: 0 E: 0 K: 0 S: 10 H: 1 LOB: 2 BB: 1 P: 16	R: 0 E: 0 K: 0 S: 10 H: 0 LOB: 0 BB: 0 P: 15	R: 0 E: 0 K: 1 S: 7 H: 0 LOB: 0 BB: 0 P: 9	R: 0 E: 0 K: 1 S: 10 H: 1 LOB: 1 BB: 0 P: 16	R: 0 E: 0 K: 1 S: 6 H: 0 LOB: 0 BB: 0 P: 11	1B: 3 2B: 2 3B: 0 HR: 1 SF: 0 SAC: 0 DP: 1 HBP: 0						

	AB	32
	R	3
	H	5
	RBI	3
	BB	2
	SO	7
	LOB	8

PITCHER		IP	WLS	BF	H	R	ER	SO	BB	IBB	HBP	BLK	WP	HR	S	P	ERA	WHIP
33 Carlos Villanueva, R ERA: 2.86	(1, 1)	6.1	W	25	4	3	3	5	2	0	0	0	1	1	66	101	4.26	0.947
48 J.A. Happ, L ERA: 4.8	(7, 1)	0.2	H	2	0	0	0	0	0	0	0	0	0	0	4	5	0.00	0.000
38 Darren Oliver, L ERA: 1.23	(8, 1)	1.0	H	4	1	0	0	1	0	0	0	0	0	0	10	16	0.00	1.000
31 Brandon Lyon, R ERA: 3.16	(9, 1)	1.0		3	0	0	0	1	0	0	0	0	0	0	6	11	0.00	0.000

PITCHER	IP	WLS	BF	H	R	ER	SO	BB	IBB	HBP	BLK	WP	HR	S	P	ERA	WHIP

Toronto Blue Jays @ Boston Red Sox

Fenway Park, Boston, MA

Sun Jul 22 2012, 1:37 PM - 5:05 PM EDT

Att. 37,737 - Partly Cloudy - 84 F

TOP

livebaseballscorecards.com

Batter	1	2	3	4	5	6	7	8	9	AB	R	H	RBI	BB	SO	LOB
13 Brett Lawrie, R (1, 5) OBP: 0.326, SLG: 0.415	X FF 94 0-0 HR	B SI 92 F FF 92 B FF 91 B FF 92 B FF 92 4-1 5 SH5-3 9 HR BB	C FC 91 B SI 94 B SI 92 X SI 92 2-1 ②③ G6-4-3 1-2f		F FF 93 X FF 93 0-1 ②③ G5-4-3 1-2f			B FC 92 B FC 93 C FF 93 X KC 79 2-1 5 28 1-2 1B 1B	F FF 92 C FS 85 B CU 84 X FF 94 1-2 ② P6	5	3	2	1	1	0	2
5 Yunel Escobar, R (1, 6) OBP: 0.300, SLG: 0.343	F FF 95 B FF 94 B FF 95 B FF 94 B FF 93 4-1 28 1B 10 2B BB	C SI 93 X FF 92 0-1 ① SH5-3 1-2		B CU 74 C CU 73 X FF 93 1-1 10 BB 1B		S FF 92 S CU 73 C FF 94 0-3 ① K		X FF 92 0-0 28 1B 10 SF9 1-2 2-3 1B	C CU 80 B FF 94 X CU 82 1-1 1B	4	2	3	0	1	1	0
28 Colby Rasmus, L (1, 8) OBP: 0.314, SLG: 0.465	X FF 95 0-0 10 2B 9 G4-3 1-2 1B	X FF 92 0-0 ② F7		B FF 92 S FF 90 X FC 90 1-1 ① L8		C CU 74 B FO 88 F FF 94 F FF 94 F FO 89 X FF 96 1-2 ② G3		F FC 92 B FC 92 F KC 81 X FC 93 1-2 11 1B 26 1B 45 SF7 1-3 2-H 3-H 1B	F FF 95 B CU 81 S FF 93 B FF 95 F CU 82 S FS 86 2-3 ③ K	6	2	2	2	0	1	3
10 Edwin Encarnación, R (1, 3) OBP: 0.391, SLG: 0.586	B SI 94 B SI 94 X SI 93 2-0 9 G4-3 11 2B 1-3 2-H 2B	B SI 94 B FF 95 F SI 94 F FF 95 B CH 87 B FF 92 4-2 9 HR BB		B FF 90 B SI 92 D SI 92 C FF 92 D SI 92 4-1 9 G6-4-3 1-2 BB		C CU 75 F SL 85 B CU 76 C FF 94 1-3 ③ K		X KC 81 0-0 ① SF9 3-H		2	2	1	2	2	1	0
9 J.P. Arencibia, R (1, 10) OBP: 0.276, SLG: 0.451 26 Adam Lind, L (8, PH) OBP: 0.310, SLG: 0.411 (8, 10)	T SI 94 S FF 95 B FF 95 B FF 93 F FF 93 X FF 92 2-2 ① G4-3 2-3 3-H	C SI 94 X CH 86 0-1 1-H 2-H HR		B FF 92 S FF 91 B FC 91 B FF 90 T SI 90 F FF 93 X FF 92 3-2 ②③ G6-4-3 1-2f			B CU 72 F FF 92 B FF 92 S FF 92 B CU 74 F FF 94 S FO 86 3-3 ① K	F FF 94 X FS 86 0-1 11 1B 1-2 1B	4 1	1 0	1 1	4 0	0 0	1 0	3 0
11 Rajai Davis, R (1, 9) OBP: 0.316, SLG: 0.415	D CU 79 F FF 96 X FF 93 1-1 45 WP 6 SH2-4 3-H 2B	B FF 95 F FF 91 B CH 87 B FF 94 C FF 94 X FF 94 3-2 HR			C SI 90 B CU 75 F CU 75 B FF 92 B CU 74 F FF 93 B FF 89 4-2 45 HR BB		F CU 74 C FF 94 B FO 88 F FO 86 B FO 88 S FF 94 2-3 ② K	X SL 89 0-0 1-2 2-3 1B	4	3	3	2	1	1	0
45 Travis Snider, L (1, 7) OBP: 0.385, SLG: 0.727	B FF 95 S FF 95 F FF 92 B FF 91 F FF 94 S CU 78 2-3 K 6 SH2-4 2-3	S FF 96 C CU 79 B CU 78 S FF 92 1-3 ③ K			B FF 92 X FF 92 1-0 1-H HR		S FF 94 S FO 88 B FF 96 B FO 88 F FO 87 X FF 95 2-2 1B	B SI 95 X SI 94 1-0 ② SF7 3-H		4	1	2	3	0	2	1
6 Jeff Mathis, R (1, 2) OBP: 0.294, SLG: 0.513	D SI 93 X SI 94 1-0 ② SH2-4 1-2 3-H		F FF 92 B FF 94 B CU 77 F SI 93 X FF 90 2-2 13 G6-4-3 1B		B FF 93 S FF 92 F FO 85 X FO 88 1-2 ① F7		B FF 92 S FF 92 S FF 93 S FF 94 1-3 ③ K	S CU 81 B SI 96 C SI 96 B CU 82 X SI 94 2-2 ③ G6-3		4	0	1	1	0	1	3
17 Omar Vizquel, S (1, 4) OBP: 0.259, SLG: 0.213	C FF 94 X FF 92 0-1 ③ F9		F SI 93 T CH 87 X CU 77 0-2 ① P6		B FO 84 B FF 94 X FF 93 2-0 13 G5-4-3 1B			L FF 93 B FC 93 F FC 93 B FC 93 X FC 93 2-2 5 1B 13 1B 28 1B 1B	B FF 93 F FC 90 T CU 80 X CU 82 1-2 ① G4-3	5	1	2	0	0	0	2
Inning Stats	R: 5 E: 0 K: 1 S: 17 H: 4 LOB: 1 BB: 1 P: 29	R: 4 E: 0 K: 1 S: 14 H: 2 LOB: 0 BB: 2 P: 26	R: 0 E: 0 K: 0 S: 8 H: 1 LOB: 0 BB: 0 P: 12	R: 0 E: 0 K: 0 S: 9 H: 1 LOB: 1 BB: 1 P: 18	R: 2 E: 0 K: 0 S: 10 H: 2 LOB: 0 BB: 1 P: 18	R: 0 E: 0 K: 2 S: 11 H: 0 LOB: 0 BB: 0 P: 13	R: 0 E: 0 K: 3 S: 15 H: 1 LOB: 1 BB: 0 P: 23	R: 4 E: 0 K: 0 S: 17 H: 6 LOB: 2 BB: 0 P: 25	R: 0 E: 0 K: 1 S: 12 H: 1 LOB: 1 BB: 0 P: 17	1B: 12 2B: 2 3B: 0 HR: 4 SF: 2 SAC: 2 DP: 3 HBP: 0	WP: 1 PB: 0 SB: 0 CS: 0 PA: 48					

	AB	39
	R	15
	H	18
	RBI	15
	BB	5
	SO	8
	LOB	14

PITCHER		IP	WLS	BF	H	R	ER	SO	BB	IBB	HBP	BLK	WP	HR	S	P	ERA	WHIP
31 Jon Lester, L ERA: 5.46	(1, 1)	4.0	L	25	9	11	11	2	5	0	0	0	1	4	52	94	24.75	3.500
63 Junichi Tazawa, R ERA: 1.17	(5, 1)	3.0		10	2	0	0	5	0	0	0	0	0	0	32	45	0.00	0.667
37 Mark Melancon, R ERA: 7.65	(8, 1)	0.1		6	5	4	4	0	0	0	0	0	0	0	12	17	108.00	15.000
32 Matt Albers, R ERA: 2.17	(8, 1)	0.2		3	1	0	0	0	0	0	0	0	0	0	5	8	0.00	1.500
91 Alfredo Aceves, R ERA: 3.88	(9, 1)	1.0		4	1	0	0	1	0	0	0	0	0	0	12	17	0.00	1.000

PITCHER	IP	WLS	BF	H	R	ER	SO	BB	IBB	HBP	BLK	WP	HR	S	P	ERA	WHIP

BOTTOM

Toronto Blue Jays @ Boston Red Sox

Fenway Park, Boston, MA

Sun Jul 22 2012, 1:37 PM - 5:05 PM EDT

Att. 37,737 - Partly Cloudy - 84 F

livebaseballscorecards.com

Batter	1	2	3	4	5	6	7	8	9	AB	R	H	RBI	BB	SO	LOB
2 Jacoby Ellsbury, L (1, 8) OBP: 0.329, SLG: 0.409	C FF 94 F FF 93 X FF 93 0-2 15 1B 66 G5-3 28 HR 1B		C FF 93 B SI 92 C CH 86 F SI 88 B FF 96 F FF 94 F SL 88 B FF 95 F FF 94 3-3 ① K		B FF 90 C FF 89 B FF 92 X FF 91 2-1 HR	C SI 92 B SL 79 X SI 94 1-1 ③ G3			C FF 92 B CH 85 C FF 92 X FF 88 1-2 ③ L9	5	2	2	1	0	1	1
66 Daniel Nava, S (1, 7) OBP: 0.373, SLG: 0.401	B FF 92 B FF 91 B FF 92 C FF 91 F FF 92 X FF 93 3-2 ① G5-3 1-2		B FF 95 X FF 94 1-0 ② G4-3		X FF 91 0-0 ① G5-3		B SI 92 F SI 93 B SL 78 C SI 94 B SI 94 S SI 94 3-3 ① K			4	0	0	0	0	1	1
15 Dustin Pedroia, R (1, 4) OBP: 0.323, SLG: 0.393	B CH 89 C FF 93 X FF 92 1-1 28 HR 2-3 1B		C FF 94 C CH 88 F SL 86 B CH 89 X FF 89 1-2 ③ G4-3		B FF 96 B FF 93 X FF 92 2-0 ② P2		C SI 95 C SL 79 B SL 80 X SI 95 1-2 ② G4-3			4	1	1	0	0	0	0
28 Adrián González, L (1, 3) OBP: 0.337, SLG: 0.442	F FF 93 F FF 94 X SI 94 0-2 1-H 3-H HR			B FF 92 X FF 92 1-0 39 1B 3 SF9 1B	B FF 95 B CH 87 X FF 92 2-0 ③ F7		C SI 94 X SI 94 0-1 ③ G6-3			4	2	2	3	0	0	0
7 Cody Ross, R (1, 10) OBP: 0.343, SLG: 0.556	F FF 96 C SL 82 F FF 94 B SL 86 X FF 95 1-2 ② G1-3			B FF 91 F CH 85 D FF 93 C FF 93 F FF 92 F FF 95 X CH 86 2-2 ① P6	C FF 93 X SL 80 0-1 ① F7			C SI 92 B SL 77 X SI 92 1-1 ① F8		4	0	0	0	0	0	1
39 Jarrod Saltalamacchia, S (1, 2) OBP: 0.280, SLG: 0.492	B CH 85 B FF 94 B FF 94 C FF 95 C FF 93 C FF 95 3-3 ③ K			B FF 93 X FF 93 1-0 3 SF9 12 BB 1-3 1B	B SL 86 B SL 86 X SI 92 2-0 ② P6			B SI 92 X SI 92 1-0 ② G6-3		4	0	1	0	0	1	0
12 Ryan Sweeney, L (1, 9) OBP: 0.317, SLG: 0.387 23 Pedro Ciriaco, R (8, PH) OBP: 0.370, SLG: 0.467 (9, 9)		C FF 94 B SL 86 F FF 94 X SL 87 1-2 ① F7		B SL 88 B CH 88 C FF 94 F SI 94 B FF 95 F SL 87 B CH 87 4-2 1-2 BB	C FF 95 F FF 96 B FF 96 X CH 80 1-2 3 2B 2B			S SI 93 F SI 93 B SI 94 S SL 79 1-3 ③ K		2 1 1 0 1 0 0 1 0 0 0 0 1 0						
3 Mike Aviles, R (1, 6) OBP: 0.286, SLG: 0.412		C SL 80 X SL 84 0-1 ② F7		B FF 92 C FF 94 C SI 94 X CH 88 1-2 ② SF9 2-3 3-H	F FF 92 X SL 86 0-1 5 1B 2-H 2B				C FF 91 X SL 84 0-1 ① F9	3	1	1	2	0	0	0
5 Nick Punto, S (1, 5) OBP: 0.315, SLG: 0.286		C FF 96 B FF 96 B SI 95 F FF 94 B FF 97 X FF 93 3-2 ③ G6-3		B FF 94 B CH 87 X SI 91 2-0 ③ G4-3	B FF 95 C FF 94 B FF 94 B FF 94 C FF 93 X FF 94 3-2 2-H 1B				C FF 92 B FF 92 C FF 92 S FF 87 1-3 ② K	4	0	1	1	0	1	2
Inning Stats	R: 3 H: 3 E: 0 LOB: 0 K: 1 BB: 0 S: 18 P: 26	R: 0 H: 0 E: 0 LOB: 0 K: 0 BB: 0 S: 8 P: 12	R: 0 H: 0 E: 0 LOB: 0 K: 1 BB: 0 S: 14 P: 19	R: 1 H: 2 E: 0 LOB: 2 K: 0 BB: 1 S: 14 P: 25	R: 1 H: 1 E: 0 LOB: 0 K: 0 BB: 0 S: 5 P: 11	R: 2 H: 3 E: 0 LOB: 1 K: 0 BB: 0 S: 13 P: 20	R: 0 H: 0 E: 0 LOB: 0 K: 1 BB: 0 S: 8 P: 12	R: 0 H: 0 E: 0 LOB: 0 K: 1 BB: 0 S: 6 P: 9	R: 0 H: 0 E: 0 LOB: 0 K: 1 BB: 0 S: 8 P: 10	1B: 5 SF: 1 2B: 2 SAC: 0 3B: 0 DP: 0 HR: 2 HBP: 0						

	AB	35
	R	7
	H	9
	RBI	7
	BB	1
	SO	5
	LOB	5

PITCHER		IP	WLS	BF	H	R	ER	SO	BB	IBB	HBP	BLK	WP	HR	S	P	ERA	WHIP
37 Henderson Alvarez III, R ERA: 4.61	(1, 1)	5.2	W	26	8	7	7	2	1	0	0	0	0	2	67	104	11.12	1.588
58 Chad Beck, R ERA: 2.84	(6, 1)	0.0		1	1	0	0	0	0	0	0	0	0	0	3	6	∞	∞
62 Aaron Loup, L ERA: 3.38	(6, 1)	2.1		7	0	0	0	2	0	0	0	0	0	0	16	24	0.00	0.000
39 Drew Carpenter, R ERA: 6.0	(9, 1)	1.0		3	0	0	0	1	0	0	0	0	0	0	8	10	0.00	0.000

PITCHER	IP	WLS	BF	H	R	ER	SO	BB	IBB	HBP	BLK	WP	HR	S	P	ERA	WHIP

Batter	1	2	3	4	5	6	7	8	9	AB	R	H	RBI	BB	SO	LOB
4 Coco Crisp, S (1, 8) OBP: 0.307, SLG: 0.332	F FF 89 S CU 80 B CU 82 B CH 83 X FF 88 2-2 ① F9		C SL 83 T CH 84 F SL 84 B CH 80 B SI 89 F CU 79 S SL 85 2-3 ① K		1 SAFE S SL 83 F SL 84 1 SAFE 1 SAFE X SL 83 0-2 ②③ G6-4-3 1-2f		X CH 83 0-0 16 S 52 1B 3-H 2B		C SI 89 B FF 90 S SL 83 F FF 91 B SL 84 C CH 83 2-3 ② K	5	1	1	1	0	2	1
31 Jonny Gomes, R (1, 10) OBP: 0.372, SLG: 0.476	C SI 88 F SL 84 B CU 80 S CH 84 1-3 ② K		C FF 89 S CU 78 B FF 89 X CU 79 1-2 16 G1-6-3 1B			B SL 85 B CU 78 C FF 88 B SL 83 C FF 88 C SI 88 3-3 ① K	B FF 91 C FF 90 B SI 91 B SL 83 S CH 83 B SL 83 4-2 16 S 52 1B BB		B SI 91 C FF 90 B SI 91 B FF 92 X FF 91 3-1 ③ F9	4	1	1	0	1	2	0
16 Josh Reddick, L (1, 9) OBP: 0.351, SLG: 0.527	S SL 85 S CU 80 B SL 85 B FF 90 B CU 81 X FF 86 3-2 ③ G5-3		C SL 83 B SL 83 X SI 89 1-1 ②③ G1-6-3 1-2f			B FF 89 S SL 85 B SL 80 X SL 82 2-1 1B	C SL 83 B SL 84 B FF 92 D SL 85 B FF 90 4-1 52 1B 52 1B 1-2 2-3 BB			3	1	1	0	1	0	1
52 Yoenis Cespedes, R (1, 7) OBP: 0.356, SLG: 0.525		C SI 87 S CH 80 S CH 80 0-3 ① K		S CH 78 F SL 84 B FF 88 B CH 80 S CH 81 2-3 ① K		B SL 82 1 SAFE S SL 84 B CH 82 1 SAFE F CH 79 B SL 87 C CU 79 3-3 ② K	C CH 83 B FF 91 B CH 84 B SI 92 S CH 84 X CH 83 3-2 1-H 2-H 3-H 1B			4	0	1	3	0	3	1
22 Chris Carter, R (1, 3) OBP: 0.396, SLG: 0.675		S CH 79 B CH 85 X CH 84 1-1 ② P6		B FF 87 B CH 81 B SL 84 B SL 86 4-0 BB		1 SAFE F SL 83 B CH 79 S CH 81 S CH 81 1-3 ③ K	B SI 91 C SI 91 X FF 91 1-1 ③ F9			3	0	0	0	1	1	2
7 Brandon Inge, R (1, 5) OBP: 0.258, SLG: 0.376		B CU 78 C SL 84 X CU 79 1-1 36 HR 1B		B SL 84 C SL 83 B FF 87 X SL 83 2-1 ② F8			C FF 94 B FF 94 S SL 85 S FF 94 1-3 ① K	C FF 90 B SL 83 F FF 90 X SL 84 1-2 ① F7		4	1	1	0	0	1	1
36 Derek Norris, R (1, 2) OBP: 0.257, SLG: 0.328		X SI 87 0-0 1-H HR		B CH 82 X CH 82 1-0 ③ G6-3			B SL 84 C SL 85 B SL 86 B FF 94 C SL 84 F FF 95 F FF 94 X SL 86 3-2 ② G1-3	B FF 90 B FF 89 C SI 90 X FF 92 2-2 ② F9		4	1	1	2	0	0	1
18 Brandon Hicks, R (1, 6) OBP: 0.227, SLG: 0.341		B SI 88 B CH 81 C FF 88 B SL 84 F FF 88 B CH 84 4-2 19 FC5-4 BB			B FF 87 S CU 76 C SL 82 T CU 79 1-2 ① K		T FF 94 B SL 84 X SL 86 1-1 19 3B 2B	C FF 88 F FF 91 F FF 91 T CH 82 0-2 ③ K		3	1	1	0	1	2	0
19 Jemile Weeks, S (1, 4) OBP: 0.303, SLG: 0.305		B SL 85 C CU 78 F FF 88 1 SAFE F CU 77 X FF 88 1-2 ③ FC5-4 1-2f			B FF 88 X FF 88 1-0 4 G6-4-3 1B		B SI 92 X FF 92 1-0 4 2B 2-H 3B		C FF 88 B SL 84 B FF 89 X FF 88 2-1 ① P4	4	1	2	1	0	0	1
Inning Stats	R: 0 E: 0 K: 1 S: 9 H: 0 LOB: 0 BB: 0 P: 15	R: 2 E: 0 K: 1 S: 14 H: 2 LOB: 1 BB: 1 P: 21	R: 0 E: 0 K: 1 S: 10 H: 1 LOB: 0 BB: 0 P: 14	R: 0 E: 0 K: 1 S: 6 H: 0 LOB: 1 BB: 1 P: 15	R: 0 E: 0 K: 1 S: 7 H: 1 LOB: 0 BB: 0 P: 9	R: 0 E: 0 K: 3 S: 11 H: 1 LOB: 1 BB: 0 P: 20	R: 5 E: 0 K: 1 S: 20 H: 4 LOB: 1 BB: 2 P: 38	R: 0 E: 0 K: 1 S: 10 H: 0 LOB: 0 BB: 0 P: 13	R: 0 E: 0 K: 1 S: 8 H: 0 LOB: 0 BB: 0 P: 15	1B: 5 2B: 2 3B: 1 HR: 1 SF: 0 SAC: 0 DP: 2 HBP: 0	WP: 0 PB: 0 SB: 2 CS: 0 PA: 38					

PITCHER		IP	WLS	BF	H	R	ER	SO	BB	IBB	HBP	BLK	WP	HR	S	P	ERA	WHIP
27 Brett Cecil, L ERA: 5.82	(1, 1)	6.0	L	23	5	2	2	8	2	0	0	0	0	1	57	94	3.00	1.167
58 Chad Beck, R ERA: 5.14	(7, 1)	0.2		4	2	2	2	1	0	0	0	0	0	0	11	17	27.00	3.000
48 J.A. Happ, L ERA: 4.95	(7, 1)	2.1		11	2	3	3	2	2	0	0	0	0	0	27	49	11.57	1.714

PITCHER	IP	WLS	BF	H	R	ER	SO	BB	IBB	HBP	BLK	WP	HR	S	P	ERA	WHIP

TOP

Oakland Athletics @ Toronto Blue Jays

Rogers Centre, Toronto, ON

Tue Jul 24 2012, 7:11 PM - 10:09 PM EDT

Att. 25,686 - Clear - 79 F

livebaseballscorecards.com

AB	34
R	7
H	9
RBI	7
BB	4
SO	11
LOB	8

BOTTOM

Oakland Athletics @ Toronto Blue Jays

Rogers Centre, Toronto, ON

Tue Jul 24 2012, 7:11 PM - 10:09 PM EDT

Att. 25,686 - Clear - 79 F

livebaseballscorecards.com

Batter	1	2	3	4	5	6	7	8	9	AB	R	H	RBI	BB	SO	LOB
13 Brett Lawrie, R (1, 5) OBP: 0.330, SLG: 0.421	X SI 89 0-0 28 F9-5 28 WP 1B		C CH 82 X CH 81 0-1 ② F7		B SI 91 X CH 81 1-0 1B			C CU 73 F FF 91 X CU 73 0-2 2B		4	0	3	0	0	0	0
28 Colby Rasmus, L (1, 8) OBP: 0.313, SLG: 0.461	1 SAFE B FC 85 B FC 86 T SI 89 X FC 86 2-1 ①② F9-5 1-3		F SI 92 C CH 81 B CU 76 F FC 81 H SI 92 2-2 10 WP HBP		1 SAFE B CU 72 B SI 90 F SL 81 S SI 91 X CU 71 2-2 ③ P6			C FF 92 C CU 72 C FF 91 0-3 ② K		3	0	0	0	0	1	3
10 Edwin Encarnación, R (1, 3) OBP: 0.389, SLG: 0.581	C SI 91 F FC 86 C CU 76 0-3 ③ K		C SI 91 B CU 76 1 SAFE B SI 91 B SL 88 B SI 89 4-1 1-2 BB			F CH 80 B SI 90 B CU 76 S SI 91 F SI 90 S FC 87 2-3 ① K		X CU 73 0-0 L5		3	0	0	0	1	2	1
26 Adam Lind, L (1, 10) OBP: 0.304, SLG: 0.402		B SI 89 B FC 87 B SI 90 C SI 90 X SI 89 3-1 ① G4-3	B SI 90 F SI 90 X CU 74 1-1 ③ G3-1			C FC 85 C SI 90 B CU 75 C CU 74 1-3 ② K			B FF 92 C FF 91 F FF 92 X CU 73 1-2 ① F7	4	0	0	0	0	1	2
9 J.P. Arencibia, R (1, 2) OBP: 0.279, SLG: 0.466		B SI 90 B FC 84 F SI 89 B FC 86 X SI 87 3-1 2B		C SI 90 B SI 89 C SI 90 C CU 76 1-3 ① K		F SI 90 S FC 84 F SI 90 S CU 74 0-3 ③ K			B SL 83 C FF 92 B FF 92 F FF 91 B CU 72 F FF 92 F FF 92 F FF 92 F FF 93 3-2 X SL 83 HR	4	1	2	1	0	2	0
2 Kelly Johnson, L (1, 4) OBP: 0.328, SLG: 0.374		C CU 74 B SI 90 F FC 85 B SI 90 S CU 75 2-3 ② K		B SI 90 C SI 90 S CU 73 X SI 91 1-2 5 G5-4-3 1B			C FC 88 F SL 82 B SI 90 F FC 84 C CU 75 1-3 ① K		C FF 92 B FF 93 X FF 92 1-1 ② P1	4	0	1	0	0	2	1
5 Yunel Escobar, R (1, 6) OBP: 0.299, SLG: 0.342		C SI 91 X CH 80 0-1 ③ P6		B SI 90 1 SAFE B CH 85 C SI 89 1 SAFE B CH 81 X SI 89 3-1 ②③ G5-4-3 1-2f			X SI 88 0-0 ② F7		C FF 93 B FF 92 X FF 93 1-1 1B	4	0	1	0	0	0	2
45 Travis Snider, L (1, 7) OBP: 0.353, SLG: 0.800			F SI 90 C CU 75 F CU 77 X FC 84 0-2 HR		B CU 71 S SI 88 F SI 90 X CU 76 1-2 ① G3-1		B SI 89 F SI 89 C CU 73 F CU 75 F CU 73 S SI 91 1-3 ③ K		C FF 93 B FF 93 S FF 93 S FF 93 1-3 ③ K	4	1	1	1	0	2	1
11 Rajai Davis, R (1, 9) OBP: 0.311, SLG: 0.409			X CU 75 0-0 ① L3		B CH 80 X SI 89 1-0 ② G6-3			B CU 72 B FF 91 C FF 89 F FF 89 F CU 73 F FF 91 F FF 90 C FF 91 2-3 ① K		3	0	0	0	0	1	0
Inning Stats	R: 0 E: 0 K: 1 S: 6 H: 1 LOB: 0 BB: 0 P: 8	R: 0 E: 0 K: 1 S: 9 H: 1 LOB: 1 BB: 0 P: 17	R: 1 E: 0 K: 0 S: 13 H: 1 LOB: 2 BB: 1 P: 20	R: 0 E: 0 K: 1 S: 8 H: 1 LOB: 0 BB: 0 P: 13	R: 0 E: 0 K: 0 S: 8 H: 1 LOB: 1 BB: 0 P: 13	R: 0 E: 0 K: 3 S: 11 H: 0 LOB: 0 BB: 0 P: 14	R: 0 E: 0 K: 2 S: 10 H: 0 LOB: 0 BB: 0 P: 12	R: 0 E: 0 K: 2 S: 13 H: 1 LOB: 1 BB: 0 P: 15	R: 1 E: 0 K: 1 S: 17 H: 2 LOB: 1 BB: 0 P: 24	1B: 4 2B: 3 3B: 0 HR: 2 SF: 0 SAC: 0 DP: 2 HBP: 1						

	AB	33
	R	2
	H	8
	RBI	2
	BB	1
	SO	11
	LOB	10

WP: 2 PA: 35
PB: 0
SB: 0
CS: 0

PITCHER		IP	WLS	BF	H	R	ER	SO	BB	IBB	HBP	BLK	WP	HR	S	P	ERA	WHIP
54 Travis Blackley, L ERA: 3.15	(1, 1)	7.0	W	26	5	1	1	8	1	0	1	0	2	1	65	97	1.29	0.857
58 Evan Scribner, R ERA:	(8, 1)	1.0		4	1	0	0	2	0	0	0	0	0	0	13	15	0.00	1.000
53 Jim Miller, R ERA: 2.3	(9, 1)	1.0		5	2	1	1	1	0	0	0	0	0	1	17	24	9.00	2.000

PITCHER	IP	WLS	BF	H	R	ER	SO	BB	IBB	HBP	BLK	WP	HR	S	P	ERA	WHIP

Oakland Athletics @ Toronto Blue Jays

Rogers Centre, Toronto, ON

Wed Jul 25 2012, 7:08 PM - 10:21 PM EDT

Att. 23,948 - Roof Closed - 68 F

TOP

livebaseballscorecards.com

Batter	1	2	3	4	5	6	7	8	9	AB	R	H	RBI	BB	SO	LOB
4 Coco Crisp, S (1, 8) OBP: 0.312, SLG: 0.360	F9	E7, 31 1B, 16 2B; 1-2 2-H; 1B	HR		HR		F9		F9	6	3	3	2	0	0	1
31 Jonny Gomes, R (1, 7) 37 Brandon Moss, L (9, PH) OBP: 0.383, SLG: 0.479 OBP: 0.322, SLG: 0.609 (9, 9)	52 2B; BB	16 2B, 22 BB; 1-2 2-H; 1B	16 FC4-6; BB		K2-3			15 FC5-4; 1B	3-H; 1B	3 1	2 0	2 1	1 1	2 0	1 0	0 0
16 Josh Reddick, L (1, 9) OBP: 0.350, SLG: 0.527 15 Seth Smith, L (8, PH) OBP: 0.353, SLG: 0.446 (8, 9) (9, 7)	P3	22 BB, 7 2B; 1-3 2-H; 2B	FC4-6; 1-2f		P5			FC5-4; 52 E; 1-2f	P6	4 2	1 1	1 0	1 0	0 0	0 0	2 2
52 Yoenis Cespedes, R (1, 10) OBP: 0.361, SLG: 0.533	7 S; 1-H; 2B	22 BB, 7 2B; IBB	K			P3		E4, 22 G6-3; 1-H; 2B		4	2	2	2	1	1	1
22 Chris Carter, R (1, 3) OBP: 0.415, SLG: 0.721	BB	7 2B, 36 1B; 1-2 2-3 3-H; BB	L6			HR		G6-3; 3-H		3	2	1	3	2	0	1
7 Brandon Inge, R (1, 5) OBP: 0.257, SLG: 0.377 28 Eric Sogard, L (8, 5) OBP: 0.195, SLG: 0.269	G6-3; 2-3	36 1B, 18 G5-3; 1-3 2-H 3-H; 2B	P5			K		P3		5 0	1 0	1 0	2 0	0 0	1 0	2 0
36 Derek Norris, R (1, 2) OBP: 0.280, SLG: 0.353	4 1B, 18 WP, 4 E; BB 18 G5-3; 1B	F8			F8				1-1; 18 2B; 2B	4	2	2	1	1	0	0
18 Brandon Hicks, R (1, 6) OBP: 0.224, SLG: 0.348	K; 1-2 G5-3; 1-2 3-H	K					K		19 G4-3, 37 1B; 2-H; 2B	5	1	1	2	0	3	2
19 Jemile Weeks, S (1, 4) OBP: 0.302, SLG: 0.301	4 E, 31 1B; BB G3-1		K				G4-3		G4-3; 2-3	4	1	0	0	1	1	2
Inning Stats	R: 1 H: 1 E: 0 LOB: 2 K: 0 BB: 2 S: 14 P: 26	R: 8 H: 5 E: 1 LOB: 1 K: 1 BB: 4 S: 35 P: 60	R: 1 H: 1 E: 0 LOB: 1 K: 1 BB: 1 S: 14 P: 25	R: 0 H: 0 E: 0 LOB: 0 K: 1 BB: 0 S: 6 P: 11	R: 1 H: 1 E: 0 LOB: 0 K: 2 BB: 0 S: 8 P: 13	R: 1 H: 1 E: 0 LOB: 0 K: 1 BB: 0 S: 11 P: 18	R: 0 H: 0 E: 0 LOB: 0 K: 1 BB: 0 S: 6 P: 10	R: 2 H: 2 E: 1 LOB: 0 K: 0 BB: 0 S: 11 P: 17	R: 2 H: 3 E: 0 LOB: 1 K: 0 BB: 0 S: 12 P: 21	1B: 5 SF: 0 2B: 6 SAC: 0 3B: 0 DP: 0 HR: 3 HBP: 0						

	AB	41
	R	16
	H	14
	RBI	15
	BB	7
	SO	7
	LOB	13

WP: 1 PA: 48
PB: 0
SB: 1
CS: 0

PITCHER		IP	WLS	BF	H	R	ER	SO	BB	IBB	HBP	BLK	WP	HR	S	P	ERA	WHIP
24 Ricky Romero, L ERA: 5.75	(1, 1)	1.1	L	14	4	8	8	1	5	1	0	0	1	0	34	66	54.00	6.750
58 Chad Beck, R ERA: 5.87	(2, 1)	0.2		4	2	1	1	0	0	0	0	0	0	0	15	20	13.50	3.000
39 Drew Carpenter, R ERA: 6.43	(3, 1)	4.0		16	3	3	3	5	1	0	0	0	0	3	39	67	6.75	1.000
62 Aaron Loup, L ERA: 3.68	(7, 1)	2.0		8	2	2	1	1	0	0	0	0	0	0	17	27	4.50	1.000
6 Jeff Mathis, R ERA: 9.0	(9, 1)	1.0		6	3	2	2	0	0	0	0	0	0	0	12	21	18.00	3.000

PITCHER		IP	WLS	BF	H	R	ER	SO	BB	IBB	HBP	BLK	WP	HR	S	P	ERA	WHIP

BOTTOM

Oakland Athletics @ Toronto Blue Jays

Rogers Centre, Toronto, ON

Wed Jul 25 2012, 7:08 PM - 10:21 PM EDT

Att. 23,948 - Roof Closed - 68 F

livebaseballscorecards.com

Batter	1	2	3	4	5	6	7	8	9	AB	R	H	RBI	BB	SO	LOB
13 Brett Lawrie, R (1, 5) OBP: 0.329, SLG: 0.419	B FF 90 F FF 90 F CU 70 X FF 92 1-2 ① G6-3		X SL 86 0-0 ③ G6-3		C FF 89 F FF 88 B SL 86 F FF 90 X CU 68 1-2 1-2 1B			X SI 94 0-0 ① G6-3 2-3		4	0	1	0	0	0	1
28 Colby Rasmus, L (1, 8) OBP: 0.311, SLG: 0.457 11 Rajai Davis, R (8, PH) OBP: 0.314, SLG: 0.409 (9, 8)	C FF 91 S CH 82 B FF 91 F CU 69 S FF 92 1-3 ② K			C FF 88 B CU 67 B FF 90 F CH 80 B FF 91 S FF 91 3-3 ① K	S FF 90 B FF 89 B CH 80 X FF 91 2-1 ③ P6			B SL 86 B SI 94 F SL 86 B FF 93 S FF 93 B FF 94 4-2 BB		3 0	0 0	0 0	0 0	2 1	2 0	2 0
10 Edwin Encarnación, R (1, 3) OBP: 0.392, SLG: 0.584 68 Yan Gomes, R (8, PH) OBP: 0.265, SLG: 0.465 (9, 2)	B FF 91 B FF 91 C FF 91 C CU 70 B FF 92 F FF 93 B FF 92 4-2 BB			B FF 89 C SL 85 X CU 68 1-1 2B		B FF 88 F FF 88 B FF 88 S SL 84 F FF 90 F CU 68 F CU 67 S FF 91 2-3 ① K		C FF 92 F SL 86 F SL 86 F FF 94 B SL 87 F FF 94 B FF 94 F SL 84 S CU 75 2-3 ② K		2 1	0 0	1 0	0 0	1 0	1 1	0 2
26 Adam Lind, L (1, 10) OBP: 0.298, SLG: 0.394 (9, 3)	C FF 91 B CH 83 B FF 91 F CH 82 F FF 92 F CU 69 B CH 81 S FF 92 3-3 ③ K			B CH 80 F FF 91 B FF 88 C FF 89 S CU 67 2-3 ② K		C CH 80 B FF 90 X CU 70 1-1 ② G1-3		S FF 93 S FF 93 S FF 94 0-3 ③ K		4	0	0	0	0	3	4
9 J.P. Arencibia, R (1, 2) OBP: 0.279, SLG: 0.466 6 Jeff Mathis, R (2, PH) OBP: 0.303, SLG: 0.506 (3, 2) (9, 1)		B FF 90 F FF 89 F FF 90 B CU 68 S SL 84 2-3 ① K		B SL 85 B FF 89 S SL 85 S CU 68 B FF 92 B SL 85 4-2 BB		C CU 68 B SL 84 X CU 68 1-1 ③ F7			B SI 90 X FF 91 1-0 17 FC4-6 1B	0 3	0 0	0 1	0 0	0 1	0 1	0 0
2 Kelly Johnson, L (1, 4) OBP: 0.325, SLG: 0.370		C FF 91 C FF 90 B CH 81 B FF 91 F FF 91 X CH 81 2-2 ② F8		S CH 81 F FF 90 D CU 68 S CH 81 1-3 ③ K			F SI 88 F SL 83 B CU 71 S CU 73 1-3 ① K		X FF 92 0-0 ① F8	4	0	0	0	0	2	3
45 Travis Snider, L (1, 7) OBP: 0.286, SLG: 0.632		B FF 90 X CH 80 1-0 ③ F9			S FF 90 B FF 89 F FF 90 B FF 90 F FF 89 F FF 90 B CU 68 F FF 90 T FF 91 3-2 ① K		C SI 91 C CU 71 B SI 88 B SI 88 S CU 72 2-3 ② K		B CU 71 F FF 93 F FF 93 F FF 94 F FF 93 F SI 93 X FF 94 1-2 ② P3	4	0	0	0	0	2	1
17 Omar Vizquel, S (1, 6) OBP: 0.258, SLG: 0.214			B FF 89 F FF 90 B CU 68 X FF 90 2-1 ① P2		X FF 90 0-0 13 1B 1B		F SI 89 X SL 84 0-1 ③ F7		C FF 94 B SL 84 X SL 84 1-1 ③ FC4-6 1-2f	4	0	1	0	0	0	1
43 Anthony Gose, L (1, 9) OBP: 0.250, SLG: 0.214			C FF 90 X SL 85 0-1 ② G4-3		S CH 79 F CU 67 S CU 67 0-3 ② K			B SI 92 X FF 92 1-0 13 G6-3 2B		3	0	1	0	0	1	1

	AB	R	H	RBI	BB	SO	LOB
	32	0	5	0	3	13	15

Inning Stats	1	2	3	4	5	6	7	8	9	1B	SF	WP	PA
R:	0	0	0	0	0	0	0	0	0	3	0	0	35
E:	0	0	0	0	0	0	0	0	0	2B: 2	SAC: 0	PB: 0	
K:	2	1	0	3	2	1	2	1	0	3B: 0	DP: 0	SB: 0	
S:	15	8	5	13	16	10	8	14	10	HR: 0	HBP: 0	CS: 0	
H:	0	0	0	1	2	0	0	1	1				
LOB:	1	0	0	2	2	0	0	2	1				
BB:	1	0	1	2	0	0	0	0	0				
P:	24	13	7	24	22	14	11	21	13				

PITCHER		IP	WLS	BF	H	R	ER	SO	BB	IBB	HBP	BLK	WP	HR	S	P	ERA	WHIP
64 A.J. Griffin, R ERA: 2.25	(1, 1)	6.0	W	23	3	0	0	9	2	0	0	0	0	0	67	104	0.00	0.833
13 Jerry Blevins, L ERA: 2.4	(7, 1)	1.0		3	0	0	0	2	0	0	0	0	0	0	8	11	0.00	0.000
53 Jim Miller, R ERA: 2.15	(8, 1)	2.0		9	2	0	0	2	1	0	0	0	0	0	24	34	0.00	1.500

PITCHER	IP	WLS	BF	H	R	ER	SO	BB	IBB	HBP	BLK	WP	HR	S	P	ERA	WHIP

Batter	1	2	3	4	5	6	7	8	9	AB	R	H	RBI	BB	SO	LOB
4 Coco Crisp, S (1, 8) OBP: 0.314, SLG: 0.363	F FF 87 B FF 88 F FF 86 B FF 89 X FC 86 2-2 ① G1-3		B CH 80 B SI 88 S SI 86 B SI 88 C FF 86 F FF 86 F FF 88 F FC 86 B SI 86 4-2 BB		C SI 85 X CH 80 0-1 16 FC4-6 1-3 2B		C CU 78 F FC 89 S CU 79 0-3 ② K			3	0	1	0	1	1	0
31 Jonny Gomes, R (1, 9) OBP: 0.380, SLG: 0.471	B FF 88 B FF 87 C SI 87 C FF 87 X FF 89 2-2 ② G6-3		**C FF 87** **C CH 79** **1 SAFE** **1 SAFE** **B FF 88** **F CH 80** **B SI 86** 1 SAFE 1 SAFE 2-2 ③ 1 SAFE X SI 82 F9		B SI 86 B FF 86 B CH 81 B SI 84 4-0 16 FC4-6 BB		C FF 91 C FF 92 C FC 90 0-3 ③ K			3	0	0	0	1	1	1
16 Josh Reddick, L (1, 10) OBP: 0.349, SLG: 0.532	B FF 89 C FF 88 X FF 85 1-1 HR			C FF 89 F FF 88 B SL 77 F SL 73 B FF 87 B FF 87 F FF 88 F FC 86 X FF 88 3-2 ① L7	B SI 88 C SL 74 X SL 76 1-1 ② FC4-6 52 FC5-4 **1-2f** **2-3** **3-H**			B FF 89 S FF 88 X SI 89 1-1 ① F9		4	1	1	2	0	0	2
52 Yoenis Cespedes, R (1, 7) OBP: 0.359, SLG: 0.528	B FF 87 X FF 87 1-0 ③ G5-3			B CH 80 X CH 79 1-0 7 HR 1B	B FC 86 B CH 79 X FF 85 2-0 ③ FC5-4 **1-2f**			C SI 89 B SI 89 S SI 88 X SL 75 1-2 ② F8		4	1	1	0	0	0	2
22 Chris Carter, R (1, 3) OBP: 0.386, SLG: 0.660		F FF 85 C FF 85 B SI 81 B FF 88 F FF 88 S FF 87 2-3 ① K		F **CH 78** C **SI 86** 1 SAFE S SI 83 1 SAFE 0-3 ② K		S SI 84 B SL 73 X FF 85 1-1 ① G5-3		S FF 89 B FF 88 F FF 88 C FF 88 1-3 ③ K		4	0	0	0	0	3	1
7 Brandon Inge, R (1, 5) OBP: 0.257, SLG: 0.387		C FF 88 C FF 88 B SI 87 B SI 82 F FC 87 B FF 86 X FF 87 3-2 ② F8		B CH 78 X SI 84 1-0 1-H HR	C SL 74 T FF 88 B SL 78 S SI 84 1-3 ② K				F FF 91 B SL 86 B FC 90 F FF 92 F FF 92 S FF 93 2-3 ① K	4	1	1	2	0	2	0
8 Kurt Suzuki, R (1, 2) OBP: 0.247, SLG: 0.273 15 Seth Smith, L (9, PH) OBP: 0.351, SLG: 0.444		C FF 88 X FF 88 0-1 ③ F9		B FF 86 B SI 86 C FF 87 X FC 84 2-1 ③ G5-3	C SL 75 B FF 88 X FF 87 1-1 1B				F FF 91 S FC 90 F CU 76 F FF 90 F FF 92 B FF 91 F CU 76 B CU 77 X FC 90 2-2 ② F8	3 1	0 0	1 0	0 0	0 0	0 0	0 0
18 Brandon Hicks, R (1, 6) OBP: 0.212, SLG: 0.327 37 Brandon Moss, L (9, PH) OBP: 0.320, SLG: 0.604			B FF 87 T SI 86 C FF 87 B CH 80 S FF 86 2-3 ① K		X CH 80 0-0 ① G1-3	B FC 89 F FC 89 C CU 78 1 SAFE S CU 78 1-3 ③ K			B SI 91 F FC 90 B FF 92 S FC 90 B FC 90 X FC 90 3-2 ③ F8	3 1	0 0	0 0	0 0	0 0	2 0	1 0
19 Jemile Weeks, S (1, 4) OBP: 0.302, SLG: 0.300			B FF 87 B FF 87 C FF 86 S SI 85 X FF 87 2-2 ② G3-1		C SI 86 B CH 80 B FF 87 F FF 85 F FF 86 B CH 79 F SI 85 F FF 88 B FC 84 4-2 4 2B 16 FC4-6 BB		B FF 90 C SI 90 B FC 87 B FC 88 C SI 90 F SI 90 X SI 91 3-2 ① G6-3			2	1	0	0	1	0	0
Inning Stats	R: 1 E: 0 K: 0 S: 9 H: 1 LOB: 0 BB: 0 P: 15	R: 0 E: 0 K: 1 S: 10 H: 0 LOB: 0 BB: 0 P: 15	R: 0 E: 0 K: 1 S: 15 H: 0 LOB: 1 BB: 1 P: 25	R: 2 E: 0 K: 1 S: 13 H: 2 LOB: 0 BB: 0 P: 20	R: 1 E: 0 K: 0 S: 11 H: 1 LOB: 2 BB: 2 P: 22	R: 0 E: 0 K: 2 S: 10 H: 1 LOB: 1 BB: 0 P: 14	R: 0 E: 0 K: 2 S: 10 H: 0 LOB: 0 BB: 0 P: 13	R: 0 E: 0 K: 1 S: 8 H: 0 LOB: 0 BB: 0 P: 11	R: 0 E: 0 K: 1 S: 14 H: 0 LOB: 0 BB: 0 P: 21	1B: 2 2B: 1 3B: 0 HR: 2 SF: 0 SAC: 0 DP: 0 HBP: 0						

PITCHER		IP	WLS	BF	H	R	ER	SO	BB	IBB	HBP	BLK	WP	HR	S	P	ERA	WHIP
32 Aaron Laffey, L ERA: 3.22	(1, 1)	5.2		25	5	4	4	4	3	0	0	0	0	2	65	107	6.35	1.412
31 Brandon Lyon, R ERA: 3.05	(6, 1)	1.1	W	4	0	0	0	3	0	0	0	0	0	0	13	17	0.00	0.000
38 Darren Oliver, L ERA: 1.19	(8, 1)	1.0	H	3	0	0	0	1	0	0	0	0	0	0	8	11	0.00	0.000
44 Casey Janssen, R ERA: 2.33	(9, 1)	1.0		3	0	0	0	1	0	0	0	0	0	0	14	21	0.00	0.000

PITCHER	IP	WLS	BF	H	R	ER	SO	BB	IBB	HBP	BLK	WP	HR	S	P	ERA	WHIP

Oakland Athletics @ Toronto Blue Jays

Rogers Centre, Toronto, ON

Thu Jul 26 2012, 12:40 PM - 3:17 PM EDT

Att. 39,003 - Roof Closed - 68 F

TOP

livebaseballscorecards.com

AB	32
R	4
H	5
RBI	4
BB	3
SO	9
LOB	7

WP: 0 PB: 0 SB: 0 CS: 0 PA: 35

BOTTOM

Oakland Athletics @ Toronto Blue Jays

Rogers Centre, Toronto, ON

Thu Jul 26 2012, 12:40 PM - 3:17 PM EDT

Att. 39,003 - Roof Closed - 68 F

Batter	1	2	3	4	5	6	7	8	9	AB	R	H	RBI	BB	SO	LOB
11 Rajai Davis, R (1, 9) OBP: 0.313, SLG: 0.406	C FC 86 S CH 80 B CH 81 B FF 88 X FF 88 2-2 ① G6-3			C FF 86 X FF 86 0-1 13 1B; 10 HR; 1B	X CH 79 0-0 ③ F9		F CH 80 F CU 76 C FF 88 0-3 ③ K			4	1	1	0	0	1	1
28 Colby Rasmus, L (1, 8) OBP: 0.310, SLG: 0.455	C FC 86 C FF 86 B FF 88 S CH 80 1-3 ② K			B FF 86 X FC 85 1-0 ① L8		C FF 87 B FC 84 X FF 87 1-1 10 WP; 13 1B; 45 1B; 1B		B FF 92 C FF 92 C FF 94 B SI 95 X FF 94 2-2 ① F7		4	1	1	0	0	1	1
13 Brett Lawrie, R (1, 5) OBP: 0.333, SLG: 0.421	B CH 82 B FF 88 C FF 88 X FF 89 2-1 ③ F9			1 SAFE X CH 80 0-0 10 HR; 1-3 1B		X FF 88 0-0 10 WP; 45 E; 1-2 1B		B FF 94 B FF 93 B FF 93 B FF 93 4-0 10 1B; 45 2B; BB		3	3	2	0	1	0	0
10 Edwin Encarnación, R (1, 10) OBP: 0.393, SLG: 0.591		C FF 86 B FF 87 X FF 87 1-1 ① F9		C FF 88 B CH 81 D CH 81 C FC 86 X FC 85 2-2 1-H; 3-H; HR		B FF 88 F CU 78 B CH 81 C FF 88 B FF 88 F CH 78 C FF 89 3-3 ① K; 1-2; 2-3		X FF 92 0-0 45 2B; 68 SF8; 1-3 1B		4	2	2	3	0	1	2
45 Travis Snider, L (1, 7) OBP: 0.320, SLG: 0.652		B CU 74 C FF 88 F FF 87 S CU 76 1-3 ② K2-3		C CU 76 B FF 88 B FF 88 C FF 86 B FF 88 S FC 86 3-3 ② K		F FF 88 X FF 89 0-1 ② E1; 2-H; 3-H; 1B		B FF 91 X FF 93 1-0 68 SF8; 2; 2B; 1-3; 3-H; 2B		4	1	2	2	0	2	0
68 Yan Gomes, R (1, 3) OBP: 0.245, SLG: 0.435		S CH 81 S CH 79 X CH 80 0-2 ③ G5-3		B CU 76 C FF 88 B FF 88 X CH 80 2-1 ③ F7		X CH 80 0-0 ③ F8		D CH 82 X FF 93 1-0 ② SF8; 2-3; 3-H		3	0	0	1	0	0	0
2 Kelly Johnson, L (1, 4) OBP: 0.326, SLG: 0.383			F FF 86 S FC 84 C FF 87 0-3 ① K		X FC 84 0-0 ① B1-3		F CH 84 B FF 88 F CU 76 B FC 86 F CH 79 X CU 77 2-2 HR	F FF 92 C FF 94 X FF 94 0-2 6 2B; 3-H; 2B		4	2	2	2	0	1	0
6 Jeff Mathis, R (1, 2) OBP: 0.312, SLG: 0.517			X CU 76 0-0 ② F8		B CH 79 B FF 88 X FF 87 2-0 1B		S CH 81 S CH 81 B CH 79 X FF 88 1-2 ① F9	D CU 72 B FF 90 X FF 90 2-0 2-H; 2B		4	0	2	1	0	0	0
17 Omar Vizquel, S (1, 6) OBP: 0.247, SLG: 0.205			C FF 86 F CH 80 B FF 86 S CH 79 1-3 ③ K		1 SAFE X CH 80 0-0 ② G2		C FF 87 X CU 76 0-1 ② G6-3	F FF 90 X FF 91 0-1 ③ F7		4	0	0	0	0	1	2
Inning Stats	R: 0 H: 0 E: 0 LOB: 0 K: 1 BB: 0 S: 8 P: 13	R: 0 H: 0 E: 0 LOB: 0 K: 1 BB: 0 S: 8 P: 10	R: 0 H: 0 E: 0 LOB: 0 K: 2 BB: 0 S: 7 P: 8	R: 3 H: 3 E: 0 LOB: 0 K: 1 BB: 0 S: 12 P: 20	R: 0 H: 1 E: 0 LOB: 1 K: 0 BB: 0 S: 4 P: 6	R: 2 H: 3 E: 1 LOB: 0 K: 1 BB: 0 S: 10 P: 14	R: 1 H: 1 E: 0 LOB: 0 K: 1 BB: 0 S: 12 P: 15	R: 4 H: 4 E: 0 LOB: 1 K: 0 BB: 1 S: 12 P: 22		1B: 7 SF: 1 2B: 3 SAC: 0 3B: 0 DP: 0 HR: 2 HBP: 0						

livebaseballscorecards.com

AB	34
R	10
H	12
RBI	9
BB	1
SO	7
LOB	6

WP: 1 PA: 36
PB: 0
SB: 0
CS: 0

PITCHER		IP	WLS	BF	H	R	ER	SO	BB	IBB	HBP	BLK	WP	HR	S	P	ERA	WHIP
57 Tommy Milone, L ERA: 3.51	(1, 1)	7.0	L	28	8	6	5	7	0	0	0	0	1	2	61	86	6.43	1.143
62 Sean Doolittle, L ERA: 3.6	(8, 1)	0.2		6	3	4	4	0	1	0	0	0	0	0	9	17	54.00	6.000
58 Evan Scribner, R ERA:	(8, 1)	0.1		2	1	0	0	0	0	0	0	0	0	0	3	5	0.00	3.000

PITCHER	IP	WLS	BF	H	R	ER	SO	BB	IBB	HBP	BLK	WP	HR	S	P	ERA	WHIP

Detroit Tigers @ Toronto Blue Jays

Rogers Centre, Toronto, ON

Fri Jul 27 2012, 7:10 PM - 10:00 PM EDT

Att. 33,962 - Cloudy - 75 F

TOP

livebaseballscorecards.com

Batter	1	2	3	4	5	6	7	8	9	AB	R	H	RBI	BB	SO	LOB
14 Austin Jackson, R (1, 8) OBP: 0.397, SLG: 0.503	F7	F9			L7		K		G6-3	5	0	0	0	0	1	2
52 Quintin Berry, L (1, 7) OBP: 0.371, SLG: 0.393	F8		28 HBP 1B		1B		K			4	0	2	0	0	1	1
24 Miguel Cabrera, R (1, 5) OBP: 0.385, SLG: 0.585	HR		F8		L9			28 1B 2B		4	2	2	1	0	0	2
28 Prince Fielder, L (1, 3) OBP: 0.396, SLG: 0.503	HR		21 G5-4-3 1-2 HBP			K		2-H 1B		3	1	2	2	0	1	0
21 Delmon Young, R (1, 10) OBP: 0.298, SLG: 0.406	BB		G5-4-3 1-2f			26 FC4-6 1B		P5		3	0	1	0	1	0	3
26 Brennan Boesch, L (1, 9) OBP: 0.281, SLG: 0.391	K			G3		FC4-6 1-2f		K		4	0	0	0	0	2	3
27 Jhonny Peralta, R (1, 6) OBP: 0.332, SLG: 0.399		K		K		G6-3		K		4	0	0	0	0	3	2
13 Alex Avila, L (1, 2) OBP: 0.345, SLG: 0.386		BB		F7			G1-3		F9	3	0	0	0	1	0	0
4 Omar Infante, R (1, 4) OBP: 0.307, SLG: 0.430		L8			F7		1B		K	4	0	1	0	0	1	1
Inning Stats	R: 2 E: 0 K: 1 S: 17 H: 2 LOB: 1 BB: 1 P: 29	R: 0 E: 0 K: 1 S: 17 H: 0 LOB: 1 BB: 1 P: 27	R: 0 E: 0 K: 0 S: 6 H: 1 LOB: 1 BB: 0 P: 10	R: 0 E: 0 K: 1 S: 10 H: 0 LOB: 0 BB: 0 P: 17	R: 0 E: 0 K: 0 S: 10 H: 1 LOB: 1 BB: 0 P: 16	R: 0 E: 0 K: 1 S: 9 H: 1 LOB: 1 BB: 0 P: 14	R: 0 E: 0 K: 2 S: 13 H: 1 LOB: 1 BB: 0 P: 20	R: 1 E: 0 K: 2 S: 12 H: 2 LOB: 1 BB: 0 P: 21	R: 0 E: 0 K: 1 S: 8 H: 0 LOB: 0 BB: 0 P: 11	1B: 5 2B: 1 3B: 0 HR: 2	SF: 0 SAC: 0 DP: 1 HBP: 1						

AB	34
R	3
H	8
RBI	3
BB	2
SO	9
LOB	14

WP: 0 PB: 0 SB: 0 CS: 0 PA: 37

PITCHER		IP	WLS	BF	H	R	ER	SO	BB	IBB	HBP	BLK	WP	HR	S	P	ERA	WHIP
33 Carlos Villanueva, R (1, 1) ERA: 2.92		5.0	W	21	4	2	2	3	2	0	1	0	0	2	60	99	3.60	1.200
62 Aaron Loup, L (6, 1) ERA: 3.12		1.1	H	5	1	0	0	1	0	0	0	0	0	0	14	22	0.00	0.750
31 Brandon Lyon, R (7, 1) ERA: 3.0		0.2	H	3	1	0	0	2	0	0	0	0	0	0	8	12	0.00	1.500
38 Darren Oliver, L (8, 1) ERA: 1.4		1.0		5	2	1	1	2	0	0	0	0	0	0	12	21	9.00	2.000
44 Casey Janssen, R (9, 1) ERA: 2.27		1.0		3	0	0	0	1	0	0	0	0	0	0	8	11	0.00	0.000

PITCHER	IP	WLS	BF	H	R	ER	SO	BB	IBB	HBP	BLK	WP	HR	S	P	ERA	WHIP

Batter	1	2	3	4	5	6	7	8	9	AB	R	H	RBI	BB	SO	LOB
13 Brett Lawrie, R (1, 5) OBP: 0.333, SLG: 0.425	F SI 92 X SI 94 0-1 ① G5-3		X CU 81 0-0 ② L6	D SL 86 1 SAFE C CH 84 T SI 92 F CH 84 F SL 84 X FF 93 1-2 ③ F9 1-2			B FF 94 F FF 93 C FF 94 F FF 95 X SL 82 1-2 17 3B 3B			4	1	1	0	0	0	1
17 Omar Vizquel, S (1, 6) OBP: 0.258, SLG: 0.250	C SI 92 B CU 79 F FF 94 X SL 85 1-2 10 1B 2B		B SI 93 X SI 92 1-0 ③ F8		C SI 90 F CH 82 B CU 78 X SI 91 1-2 ① G6-3		B FF 92 P PO 78 X FF 91 2-0 3-H 3B			4	1	2	1	0	0	0
28 Colby Rasmus, L (1, 8) OBP: 0.310, SLG: 0.453	X FF 94 0-0 ② G1-3			B CH 84 X SI 92 1-0 10 FC6-4 1B	B CH 82 S CH 83 X SL 86 1-1 ② G4-3		B FF 92 B CU 78 B FC 91 S FC 92 X FC 92 3-1 ② F7			4	0	1	0	0	0	2
10 Edwin Encarnación, R (1, 10) OBP: 0.391, SLG: 0.587	D SI 94 C SL 86 X SL 86 1-1 2-H 1B			B SI 91 X SI 92 1-0 ① FC6-4 45 BB 2 BB 6 2B 1-2f	B SI 90 C CH 83 B SL 80 X SI 92 2-1 ③ G6-3		B FF 94 S SL 82 S SL 82 F SL 82 X FF 94 1-2 ③ F8			4	1	1	1	0	0	2
2 Kelly Johnson, L (1, 4) OBP: 0.328, SLG: 0.383	C SI 93 B CH 83 S CH 84 D CH 85 X SI 95 2-2 ③ G6-3			B CH 85 B CH 84 B SI 93 C SI 93 S SI 94 F FF 94 F SI 93 B SI 94 4-2 45 BB 6 2B 1-2 BB		B CH 82 X SI 89 1-0 45 G4-3 68 SH1-3 1B		X FF 90 0-0 ① F8		3	1	1	0	1	0	1
68 Yan Gomes, R (1, 3) OBP: 0.232, SLG: 0.408		C SI 91 F SI 92 X SL 85 0-2 ① G5-3		T SI 93 F SI 93 F SI 93 F SI 93 S FF 94 0-3 ② K		L SI 89 1 SAFE X SI 89 0-1 ① SH1-3 1-2		B FF 90 C FF 90 S CH 84 B CH 86 X SL 83 2-2 E4 45 HR		3	1	0	0	0	1	2
45 Travis Snider, L (1, 7) OBP: 0.345, SLG: 0.731		B SL 79 X SI 94 1-0 ② G3-1		B FF 94 B FF 94 B CH 86 C SI 92 D CH 86 4-1 6 2B 1-2 2-3 BB		B SI 91 B SI 90 B SI 92 X SI 90 3-0 ② G4-3 2-3		B SL 84 1 SAFE X FF 90 1-0 1-H HR		3	2	1	2	1	0	1
6 Jeff Mathis, R (1, 2) OBP: 0.309, SLG: 0.516		B FF 94 B SL 85 T SI 93 X FF 93 2-1 ③ G6-3		B SI 93 X SL 86 1-0 43 1B 1-H 2-H 3-H 2B		B SI 91 F SI 91 X CH 83 1-1 ③ P5		X FF 90 0-0 ② P6		4	1	1	3	0	0	1
43 Anthony Gose, L (1, 9) OBP: 0.250, SLG: 0.222			M SI 92 T FF 93 F SI 93 X FF 94 0-2 ① G4-3	B SI 93 S FF 93 B SI 92 S CH 84 F CH 84 X SI 92 2-2 13 S 2-H 1B			C FC 92 F FF 92 B FF 94 B FF 92 F FC 91 B FF 91 X FF 91 3-2 ① L7	F FF 90 B CU 78 S SL 83 S SL 82 1-3 ③ K		4	0	1	1	0	1	0
Inning Stats	R: 1 E: 0 K: 0 S: 11 H: 2 LOB: 1 BB: 0 P: 15	R: 0 E: 0 K: 0 S: 6 H: 0 LOB: 0 BB: 0 P: 9	R: 0 E: 0 K: 0 S: 6 H: 0 LOB: 0 BB: 0 P: 7	R: 4 E: 0 K: 1 S: 22 H: 3 LOB: 1 BB: 2 P: 36	R: 0 E: 0 K: 0 S: 7 H: 0 LOB: 0 BB: 0 P: 11	R: 0 E: 0 K: 0 S: 6 H: 1 LOB: 1 BB: 0 P: 11	R: 1 E: 0 K: 0 S: 16 H: 2 LOB: 1 BB: 0 P: 25	R: 2 E: 1 K: 1 S: 9 H: 1 LOB: 0 BB: 0 P: 13		1B: 4 2B: 2 3B: 2 HR: 1 SF: 0 SAC: 1 DP: 0 HBP: 0						

PITCHER		IP	WLS	BF	H	R	ER	SO	BB	IBB	HBP	BLK	WP	HR	S	P	ERA	WHIP
21 Rick Porcello, R ERA: 4.56	(1, 1)	6.0	L	26	6	5	5	1	2	0	0	0	0	0	58	89	7.50	1.333
20 Octavio Dotel, R ERA: 3.51	(7, 1)	1.0		5	2	1	1	0	0	0	0	0	0	0	16	25	9.00	2.000
64 Duane Below, L ERA: 3.4	(8, 1)	1.0		5	1	2	1	1	0	0	0	0	0	1	9	13	9.00	1.000

PITCHER	IP	WLS	BF	H	R	ER	SO	BB	IBB	HBP	BLK	WP	HR	S	P	ERA	WHIP

BOTTOM

Detroit Tigers @ Toronto Blue Jays

Rogers Centre, Toronto, ON

Fri Jul 27 2012, 7:10 PM - 10:00 PM EDT

Att. 33,962 - Cloudy - 75 F

livebaseballscorecards.com

AB	33
R	8
H	9
RBI	8
BB	2
SO	2
LOB	10

Batter	1	2	3	4	5	6	7	8	9	AB	R	H	RBI	BB	SO	LOB
14 Austin Jackson, R (1, 8) OBP: 0.398, SLG: 0.502	C FF 97 S FF 94 B FF 97 X SL 84 1-2 ① L5		X FF 96 0-0 ① 52 G1-6-3 1B		B FF 93 C SL 84 X SL 88 1-1 ③ G5-3			C FF 91 B SL 86 B FF 92 B FF 91 B FF 91 4-1 ① 24 G5-4-3 BB		3	0	1	0	1	0	0
52 Quintin Berry, L (1, 7) OBP: 0.366, SLG: 0.387 25 Ryan Raburn, R (8, PH) OBP: 0.226, SLG: 0.254 (8, 7)	B FF 96 B CH 85 B FF 94 C FF 93 X FF 93 3-1 ② G3		D CH 86 1 SAFE 1 SAFE D SI 92 X FF 93 2-0 ②③ G1-6-3 1-2f			X FF 91 0-0 ① B1-3		C FF 91 1 SAFE X FF 91 0-1 ① F8		3 1	0 0	0 0	0 0	0 0	0 0	1 1
24 Miguel Cabrera, R (1, 5) OBP: 0.387, SLG: 0.584	X FF 96 0-0 1B			B SL 83 S SL 85 S FF 96 F FF 95 B FF 96 X FF 95 2-2 ① G6-3		B FF 92 B FF 94 C SI 92 B SL 86 B FF 94 4-1 28 BB BB		F FF 92 B FF 92 F FF 92 X SL 86 1-2 ②③ G5-4-3 1-2f		3	0	1	0	1	0	1
28 Prince Fielder, L (1, 3) OBP: 0.394, SLG: 0.499	C FF 96 S FF 95 F FF 95 X SL 86 0-2 ③ F7			B SI 95 X FF 92 1-0 ② G1-3		B FF 91 B SI 93 B FF 93 C SI 92 B SI 91 4-1 1-2 BB			F FF 91 C FF 91 B SL 86 F FF 92 B SL 85 X FF 92 3-2 ① G4-3	3	0	0	0	1	0	1
21 Delmon Young, R (1, 10) OBP: 0.298, SLG: 0.404		B FF 94 F SI 94 B FF 89 B FF 93 X SI 94 3-1 ① F8		F SL 86 F SI 93 B FF 95 X SL 86 1-2 26 2B 1B		C SI 94 B FF 94 X FF 94 1-1 ② F9			S CH 84 B FF 94 B SL 85 F FF 93 S FF 93 2-3 ② K	4	1	1	0	0	1	2
26 Brennan Boesch, L (1, 9) OBP: 0.283, SLG: 0.395		C CH 88 B FF 95 F FF 95 B FF 96 X CH 88 2-2 1B		B SI 91 F FF 93 S FF 94 B FF 94 X SI 94 2-2 1-H 2B		D CH 87 B FF 93 C SI 92 X SI 94 2-1 ③ F7			X FF 91 0-0 ③ P4	4	0	2	1	0	0	2
27 Jhonny Peralta, R (1, 6) OBP: 0.330, SLG: 0.395		B SI 93 F SI 91 1 SAFE S SI 92 1 SAFE D FF 89 X SL 87 2-2 ② F9		D CH 85 C FF 91 B FF 92 F FF 93 B FF 94 S FF 93 3-3 ③ K			S FF 91 B FF 91 C SL 84 C SI 92 1-3 ① K			3	0	0	0	0	2	2
13 Alex Avila, L (1, 2) OBP: 0.341, SLG: 0.381		B FF 93 C SI 93 F SI 94 C FF 94 1-3 ③ K			B CH 85 C FF 91 X FF 93 1-1 ① G6-3		C SI 92 F SI 93 X FF 94 0-2 ② G3			3	0	0	0	0	1	1
4 Omar Infante, R (1, 4) OBP: 0.305, SLG: 0.426			C FF 94 B FF 95 F FF 89 F FF 93 B FF 93 F CH 87 S SI 95 2-3 ① K		B FF 92 F FF 93 F FF 94 X FF 95 1-2 ② F9		B SL 82 X FF 92 1-0 ③ G5-3			3	0	0	0	0	1	0
Inning Stats	R: 0 E: 0 K: 0 S: 10 H: 1 LOB: 1 BB: 0 P: 14	R: 0 E: 0 K: 1 S: 11 H: 1 LOB: 1 BB: 0 P: 19	R: 0 E: 0 K: 1 S: 7 H: 1 LOB: 0 BB: 0 P: 11	R: 1 E: 0 K: 1 S: 14 H: 2 LOB: 1 BB: 0 P: 23	R: 0 E: 0 K: 0 S: 7 H: 0 LOB: 0 BB: 0 P: 10	R: 0 E: 0 K: 0 S: 7 H: 0 LOB: 2 BB: 2 P: 18	R: 0 E: 0 K: 1 S: 7 H: 0 LOB: 0 BB: 0 P: 9	R: 0 E: 0 K: 0 S: 6 H: 0 LOB: 0 BB: 1 P: 11	R: 0 E: 0 K: 1 S: 8 H: 0 LOB: 0 BB: 0 P: 13	1B: 4 2B: 1 3B: 0 HR: 0	SF: 0 SAC: 0 DP: 2 HBP: 0	WP: 0 PB: 0 SB: 0 CS: 0	PA: 33			

PITCHER		IP	WLS	BF	H	R	ER	SO	BB	IBB	HBP	BLK	WP	HR	S	P	ERA	WHIP
37 Henderson Alvarez III, R ERA: 4.43	(1, 1)	7.0	W	27	5	1	1	4	2	0	0	0	0	0	63	104	1.29	1.000
48 J.A. Happ, L ERA: 4.86	(8, 1)	2.0		6	0	0	0	1	1	0	0	0	0	0	14	24	0.00	0.500

PITCHER	IP	WLS	BF	H	R	ER	SO	BB	IBB	HBP	BLK	WP	HR	S	P	ERA	WHIP

TOP

Detroit Tigers @ Toronto Blue Jays

Rogers Centre, Toronto, ON

Sat Jul 28 2012, 1:10 PM - 3:44 PM EDT

Att. 41,832 - Partly Cloudy - 77 F

livebaseballscorecards.com

AB	30
R	1
H	5
RBI	1
BB	3
SO	5
LOB	11

BOTTOM

Detroit Tigers @ Toronto Blue Jays

Rogers Centre, Toronto, ON

Sat Jul 28 2012, 1:10 PM - 3:44 PM EDT

Att. 41,832 - Partly Cloudy - 77 F

livebaseballscorecards.com

Batter	1	2	3	4	5	6	7	8	9	AB	R	H	RBI	BB	SO	LOB
11 Rajai Davis, R (1, 9) OBP: 0.311, SLG: 0.406	F FF 93 F FF 94 F SL 88 S FS 87 0-3 ① K		X CU 80 0-0 ① FC1-5 28 S 1-2 2-3f		C CU 78 B FS 87 X SI 92 1-1 ① G6-3		X FS 86 0-0 28 S 28 HR 2B	B SI 93 S CH 84 B SL 81 F FF 94 F SL 81 F FF 93 F CH 85 S SI 94 2-3 ③ K		5	1	1	0	0	2	3
28 Colby Rasmus, L (1, 10) OBP: 0.312, SLG: 0.463	B FF 93 S FS 88 L FF 94 S SL 88 1-3 ② K		C SL 86 S FS 87 B FS 88 B SL 87 B FF 93 X FS 87 3-2 ② SF8 1-2 2-H		C CU 79 L FF 93 X SI 94 0-2 13 FC5-4 1B		B FF 92 B SL 85 X FF 92 2-0 2-H HR			3	1	2	3	0	1	0
13 Brett Lawrie, R (1, 5) OBP: 0.334, SLG: 0.428	X FF 96 0-0 2B		S SL 88 X FF 92 0-1 ③ L8		B SL 87 1 SAFE S SI 93 S FS 86 F FF 94 F CU 78 X CU 82 1-2 ② FC5-4 10 S 1-2f		B SL 89 S SL 87 X FF 97 1-1 45 F8 10 WP 1B			4	0	2	0	0	0	2
10 Edwin Encarnación, R (1, 3) OBP: 0.395, SLG: 0.595	S CU 79 X SL 87 0-1 ③ L9			C FF 94 B SI 88 X FF 94 1-1 HR	B CU 80 B SI 94 C FS 86 F FF 93 1 SAFE 1 SAFE D SL 88 F FS 85 B FF 94 4-2 1-2 BB		B FF 98 D FF 98 B SL 89 B FF 98 4-0 5 CS 1-2 BB			2	1	1	1	2	0	1
45 Travis Snider, L (1, 7) OBP: 0.303, SLG: 0.633		C FF 92 C CU 80 X FF 95 0-2 ① G6-3		B CU 78 B FF 92 C FS 88 S FF 92 X SL 87 2-2 ① G3	F FS 86 B FF 94 X CU 78 1-1 ③ L3		C FF 97 B FF 97 F SL 88 F FF 98 F FF 98 X SI 97 1-2 ① F8 2-3			4	0	0	0	0	0	4
5 Yunel Escobar, R (1, 6) OBP: 0.299, SLG: 0.350		B FF 95 F FC 90 S FS 88 X SL 87 1-2 ② F8		B FF 93 X FF 93 1-0 ② F9		X FF 90 0-0 HR	T FF 97 B FF 98 S SL 88 X SL 87 1-2 ② ③ G5-3 1-2			4	1	1	1	0	0	2
2 Kelly Johnson, L (1, 4) OBP: 0.327, SLG: 0.379		C FF 94 X SI 88 0-1 ③ G1-3		B FF 94 B CH 88 B SI 93 B FF 93 4-0 68 BB BB		F FF 92 B CU 80 F SI 93 F SL 86 X FS 85 1-2 ① P6		C SL 80 X SL 81 0-1 ① G4-3		3	0	0	0	1	0	0
68 Yan Gomes, R (1, 2) OBP: 0.267, SLG: 0.442			F FF 93 X SI 94 0-1 11 FC1-5 43 1B 1B	B SL 86 1 SAFE S SL 87 D SL 88 D SI 88 B FF 94 4-1 1-2 BB		S CU 77 X SL 86 0-1 ② P6		B FF 94 B CH 85 X SI 94 2-0 2B		3	0	2	0	1	0	0
43 Anthony Gose, L (1, 8) OBP: 0.250, SLG: 0.227			1 SAFE X FF 94 0-0 28 WP 11 FC1-5 28 SF8 1-2 1B	S FS 86 F FF 94 F SL 87 B SL 88 X FS 86 1-2 ③ G1-3		L FS 86 B FF 91 B CU 80 F FS 85 B FF 94 S FS 86 3-3 ③ K		S SL 80 D SL 81 S SL 81 B SL 82 S FF 94 2-3 ② K		4	1	1	0	0	2	3
Inning Stats	R: 0 E: 0 K: 2 S: 10 H: 1 LOB: 1 BB: 0 P: 11	R: 0 E: 0 K: 0 S: 8 H: 0 LOB: 0 BB: 0 P: 9	R: 1 E: 0 K: 0 S: 9 H: 2 LOB: 1 BB: 0 P: 12	R: 1 E: 0 K: 0 S: 11 H: 1 LOB: 2 BB: 2 P: 24	R: 0 E: 0 K: 0 S: 15 H: 1 LOB: 2 BB: 1 P: 22	R: 1 E: 0 K: 1 S: 10 H: 1 LOB: 0 BB: 0 P: 14	R: 2 E: 0 K: 0 S: 12 H: 3 LOB: 1 BB: 1 P: 21	R: 0 E: 0 K: 2 S: 12 H: 1 LOB: 1 BB: 0 P: 18		1B: 4 2B: 3 3B: 0 HR: 3 SF: 1 SAC: 0 DP: 0 HBP: 0						

	AB	32
	R	5
	H	10
	RBI	5
	BB	4
	SO	5
	LOB	15

WP: 2 PA: 37
PB: 0
SB: 3
CS: 1

PITCHER		IP	WLS	BF	H	R	ER	SO	BB	IBB	HBP	BLK	WP	HR	S	P	ERA	WHIP
19 Aníbal Sánchez, R ERA: 4.11	(1, 1)	6.0	L	29	8	5	5	3	3	0	0	0	1	3	65	96	7.50	1.833
60 Brayan Villarreal, R ERA: 1.36	(7, 1)	1.0		4	1	0	0	0	1	0	0	0	1	0	10	17	0.00	2.000
40 Phil Coke, L ERA: 3.02	(8, 1)	1.0		4	1	0	0	2	0	0	0	0	0	0	12	18	0.00	1.000

PITCHER	IP	WLS	BF	H	R	ER	SO	BB	IBB	HBP	BLK	WP	HR	S	P	ERA	WHIP

TOP

Detroit Tigers @ Toronto Blue Jays

Rogers Centre, Toronto, ON

Sun Jul 29 2012, 1:09 PM - 3:42 PM EDT

Att. 35,975 - Sunny - 75 F

livebaseballscorecards.com

Batter	1	2	3	4	5	6	7	8	9	AB	R	H	RBI	BB	SO	LOB
14 Austin Jackson, R (1, 8) OBP: 0.402, SLG: 0.502	C FF 89 B CH 84 X CU 82 1-1 ① F9	B CU 80 B FF 91 C FF 90 C FF 90 B CU 82 B FF 92 4-2 BB			C CU 78 F CH 81 X SL 84 0-2 4 1B 1B		F FF 90 B CU 81 B FF 89 B CH 84 C SL 88 F FF 90 B FF 90 4-2 4 CS BB			2	0	1	0	2	0	0
4 Omar Infante, R (1, 4) OBP: 0.304, SLG: 0.424	C FF 89 F FF 91 F SL 87 S CU 81 0-3 ② K	X FF 90 0-0 ③ L8			1 SAFE X FF 88 0-0 1-2 1B		1 SAFE 1 SAFE B FF 91 1 SAFE B FF 90 2-0 ③ CS 1-2	C FF 91 X SL 80 0-1 ① G5-3		4	0	1	0	0	1	1
24 Miguel Cabrera, R (1, 5) OBP: 0.385, SLG: 0.579	C FF 90 S CU 80 B FF 90 B CU 77 B FF 90 B SL 83 4-2 BB		C FF 88 S CH 82 X SL 85 0-2 ① G6-3		D CH 82 F FF 88 F SL 84 S FF 89 1-3 ② K			S FF 92 B SL 80 X SI 93 1-1 ② F9		3	0	0	0	1	1	2
28 Prince Fielder, L (1, 3) OBP: 0.391, SLG: 0.493	B FF 90 X FF 89 1-0 ③ P5		B SL 85 F FF 89 B CU 79 X FF 89 2-1 ② F7		X SL 84 0-0 ③ P5			C FF 92 X FF 92 0-1 ③ G6-3		4	0	0	0	0	0	3
21 Delmon Young, R (1, 10) OBP: 0.297, SLG: 0.401		B CU 78 B SI 88 B FF 89 C FF 88 C FF 90 F FF 90 B FF 91 4-2 25 2B 27 HR BB	B CH 84 X CH 85 1-0 ③ G5-3			C CU 77 X CH 82 0-1 ① G5-3			B SL 80 S FF 88 B SL 80 S FF 89 X FF 91 2-2 ① F8	3	1	0	0	1	0	0
25 Ryan Raburn, R (1, 7) OBP: 0.226, SLG: 0.259		C CH 82 B CU 79 B FF 89 F CH 84 X FF 90 2-2 1-3 27 HR 2B		S FF 88 B CH 84 B FF 89 F FF 89 F SL 84 S FF 89 2-3 ① K		B FF 87 C FF 88 X CU 79 1-1 ② F8			F FF 91 S FF 91 F FF 92 S SL 80 0-3 ② K2-3	4	1	1	0	0	2	0
27 Jhonny Peralta, R (1, 6) OBP: 0.331, SLG: 0.415		F CH 82 F SL 87 F FF 89 F CU 81 D CU 81 F CU 81 B FF 90 B CH 84 X CU 81 3-2 2-H 3-H HR		B SL 85 F FF 89 X FF 89 1-1 ② F8		C CH 82 F FF 88 B FF 89 F FF 90 X CH 84 1-2 ③ G5-3			C FF 92 B SL 80 F FF 92 X SL 81 1-2 HR	4	2	2	4	0	0	0
26 Brennan Boesch, L (1, 9) OBP: 0.281, SLG: 0.392 32 Don Kelly, L (7, 9) OBP: 0.267, SLG: 0.243		C FF 90 S SL 85 S SL 85 0-3 ① K		B FF 90 C CU 80 F FF 90 S FF 90 1-3 ③ K			C SL 82 C CU 79 S SL 83 0-3 ① K		B FF 89 S FF 90 S SL 83 B CU 78 F FF 90 F FF 91 X SL 83 2-2 ③ P6	3 1	0 0	0 0	0 0	0 0	3 0	0 0
9 Gerald Laird, R (1, 2) OBP: 0.352, SLG: 0.400		C FF 90 B CH 84 C FF 91 F CU 81 S FF 90 1-3 ② K			C FF 87 X FF 88 0-1 ① P3		S FF 88 F FF 90 B FF 89 B CU 80 X FF 90 2-2 ② G3			3	0	0	0	0	1	0

	AB	31
	R	4
	H	5
	RBI	4
	BB	4
	SO	8
	LOB	6

Inning Stats	1	2	3	4	5	6	7	8	9
	R: 0 E: 0 K: 1 S: 9	R: 3 E: 0 K: 2 S: 22	R: 0 E: 0 K: 0 S: 6	R: 0 E: 0 K: 2 S: 9	R: 0 E: 0 K: 1 S: 10	R: 0 E: 0 K: 0 S: 8	R: 0 E: 0 K: 1 S: 9	R: 0 E: 0 K: 0 S: 6	R: 1 E: 0 K: 1 S: 15
	H: 0 LOB: 1 BB: 1 P: 15	H: 2 LOB: 1 BB: 2 P: 36	H: 0 LOB: 0 BB: 0 P: 9	H: 0 LOB: 0 BB: 0 P: 13	H: 2 LOB: 2 BB: 0 P: 11	H: 0 LOB: 0 BB: 0 P: 10	H: 0 LOB: 0 BB: 1 P: 17	H: 0 LOB: 0 BB: 0 P: 7	H: 1 LOB: 0 BB: 0 P: 20

	1B: 2	SF: 0	WP: 0	PA: 36
	2B: 1	SAC: 0	PB: 0	
	3B: 0	DP: 0	SB: 0	
	HR: 2	HBP: 0	CS: 1	

PITCHER		IP	WLS	BF	H	R	ER	SO	BB	IBB	HBP	BLK	WP	HR	S	P	ERA	WHIP
27 Brett Cecil, L ERA: 5.56	(1, 1)	6.2	L	28	4	3	3	7	4	0	0	0	0	1	73	109	4.05	1.200
34 Joel Carreno, R ERA: 6.35	(7, 1)	2.0		6	1	1	1	1	0	0	0	0	0	1	16	22	4.50	0.500
46 Evan Crawford, L ERA: 6.75	(9, 1)	0.1		1	0	0	0	0	0	0	0	0	0	0	5	7	0.00	0.000

PITCHER	IP	WLS	BF	H	R	ER	SO	BB	IBB	HBP	BLK	WP	HR	S	P	ERA	WHIP

BOTTOM

Detroit Tigers @ Toronto Blue Jays

Rogers Centre, Toronto, ON

Sun Jul 29 2012, 1:09 PM - 3:42 PM EDT

Att. 35,975 - Sunny - 75 F

livebaseballscorecards.com

Batter	1	2	3	4	5	6	7	8	9	AB	R	H	RBI	BB	SO	LOB
11 Rajai Davis, R (1, 10) OBP: 0.314, SLG: 0.407	B CH 85 X SI 87 1-0 28 E 28 S 28 G5-3 1B		B FC 85 X SI 92 1-0 28 1B 1B		B CU 73 1 SAFE X FC 83 1-0 ① F7		C SI 86 X CU 75 0-1 ② F8			4	1	2	0	0	0	1
28 Colby Rasmus, L (1, 8) OBP: 0.311, SLG: 0.460	C SI 87 B CU 72 S CU 74 B CU 74 B FC 83 X CU 76 3-2 ① G5-3 1-H		C FF 91 B FC 84 1 SAFE B FF 90 F CU 76 1 SAFE X CH 82 2-2 1-2 1B		C CU 74 F FC 83 1 SAFE X FC 84 0-2 ② P5		C CU 74 B FF 90 C SI 90 S CU 76 1-3 ③ K			4	0	1	1	0	1	1
13 Brett Lawrie, R (1, 5) OBP: 0.333, SLG: 0.425	C FC 84 X SI 90 0-1 ② G4-3		2 SAFE X CU 75 0-0 ③ P5		C SI 88 B SI 89 B FF 89 B FC 82 B CU 76 4-1 1-2 BB			B FC 84 X SI 89 1-0 ① G1-3		3	0	0	0	1	0	2
10 Edwin Encarnación, R (1, 3) OBP: 0.393, SLG: 0.592	B SI 89 X FC 85 1-0 ③ G5-3			C SI 88 B SI 88 X FC 87 1-1 ① F9	B FC 84 B FF 88 X SI 90 2-0 ③ G5-3			C CU 76 B CU 75 B FC 85 X CU 76 2-1 45 FC2-6 1B		4	0	1	0	0	0	2
45 Travis Snider, L (1, 7) OBP: 0.270, SLG: 0.559		F SI 88 B CH 82 C CU 75 C SI 88 1-3 ① K	F CH 83 F SI 91 C CU 77 0-3 ② K		X SI 88 0-0 ① P6			S CH 81 C CU 74 F FC 85 B SI 90 X FC 84 1-2 ② FC2-6 1-2f		4	0	0	0	0	2	1
5 Yunel Escobar, R (1, 6) OBP: 0.301, SLG: 0.349		C SI 89 B FF 88 X FF 91 1-1 ② G5-3	B CU 76 C FC 85 B SI 91 B SI 91 B CU 78 4-1 2 1B BB		C SI 90 X SI 90 0-1 1B			C CU 76 S CU 75 S FC 85 0-3 ③ K		3	0	1	0	1	1	1
2 Kelly Johnson, L (1, 4) OBP: 0.327, SLG: 0.378		B SI 90 B FC 86 B FF 89 C SI 88 F SI 89 C CU 76 3-3 ③ K	B CU 74 C CU 75 1 SAFE B CH 82 X FF 90 2-1 1-2 1B		X CU 74 0-0 ② F9				C FF 91 F FS 83 B FS 84 F FF 96 B FF 94 S FS 84 2-3 ① K	4	0	1	0	0	2	1
6 Jeff Mathis, R (1, 2) OBP: 0.297, SLG: 0.495			C SI 88 F SI 88 B CU 76 F SI 91 S FC 86 1-3 ① K	C SI 90 F SI 89 B SI 90 D CH 83 X FC 86 2-2 ③ G3	1 SAFE F SI 89 S CU 75 S CU 75 0-3 ③ K				C FF 92 B S FF 93 S FF 95 1-3 ② K	4	0	0	0	0	3	3
43 Anthony Gose, L (1, 9) OBP: 0.250, SLG: 0.231			F SI 89 B FC 86 S CH 82 B SI 91 S CU 77 2-3 ② K		L CH 81 X SI 89 0-1 13 S 1B		S CU 73 B CU 74 S CH 81 C CU 75 1-3 ① K		C FF 95 B FS 84 F FF 94 F FF 95 X FF 96 1-2 ③ G6-3	4	0	1	0	0	2	0

Inning Stats	1	2	3	4	5	6	7	8	9
	R: 1 E: 0 K: 0 S: 7	R: 0 E: 0 K: 2 S: 8	R: 0 E: 0 K: 2 S: 12	R: 0 E: 0 K: 1 S: 11	R: 0 E: 0 K: 0 S: 8	R: 0 E: 0 K: 1 S: 7	R: 0 E: 0 K: 2 S: 8	R: 0 E: 0 K: 1 S: 10	R: 0 E: 0 K: 2 S: 11
	H: 1 LOB: 0 BB: 0 P: 12	H: 0 LOB: 0 BB: 0 P: 13	H: 2 LOB: 2 BB: 0 P: 18	H: 1 LOB: 2 BB: 1 P: 20	H: 1 LOB: 2 BB: 1 P: 15	H: 1 LOB: 1 BB: 0 P: 7	H: 0 LOB: 0 BB: 0 P: 10	H: 1 LOB: 1 BB: 0 P: 14	H: 0 LOB: 0 BB: 0 P: 15

	AB	34
	R	1
	H	7
	RBI	1
	BB	2
	SO	11
	LOB	12

	1B: 7	SF: 0	WP: 0	PA: 36
	2B: 0	SAC: 0	PB: 0	
	3B: 0	DP: 0	SB: 2	
	HR: 0	HBP: 0	CS: 0	

PITCHER	IP	WLS	BF	H	R	ER	SO	BB	IBB	HBP	BLK	WP	HR	S	P	ERA	WHIP
58 Doug Fister, R (1, 1) ERA: 3.77	8.0	W	33	7	1	1	9	2	0	0	0	0	0	71	109	1.12	1.125
46 Jose Valverde, R (9, 1) ERA: 3.8	1.0	S	3	0	0	0	2	0	0	0	0	0	0	11	15	0.00	0.000

PITCHER	IP	WLS	BF	H	R	ER	SO	BB	IBB	HBP	BLK	WP	HR	S	P	ERA	WHIP

Batter	1	2	3	4	5	6	7	8	9	AB	R	H	RBI	BB	SO	LOB
11 Rajai Davis, R (1, 10) OBP: 0.313, SLG: 0.418	B FF 89 S FF 89 F SL 81 B FS 85 B FF 91 X FF 91 3-2 HR		B SL 82 B FF 91 C FS 90 F FF 90 S SL 84 2-3 ① K		1 SAFE C SI 90 C SI 90 F SI 92 S SL 82 0-3 ① K		L SL 81 F SL 82 D SI 88 F FS 87 S FS 85 1-3 ③ K			4	1	1	1	0	3	2
28 Colby Rasmus, L (1, 8) OBP: 0.308, SLG: 0.455	C FF 90 C SL 81 S FS 85 0-3 ① K		X FF 90 0-0 ② F9		1 SAFE X SI 90 0-0 ② F8			C CU 71 X SL 81 0-1 ① G4-1		4	0	0	0	0	1	1
13 Brett Lawrie, R (1, 5) OBP: 0.330, SLG: 0.420	F FF 91 F SL 83 F FS 86 C FF 92 0-3 ② K		C FF 91 S CU 74 S FS 88 0-3 ③ K		B FF 91 1 SAFE S SL 83 1-1 ③ CS 1-2	F FF 90 F SI 88 S FS 87 0-3 ① K		S SL 82 S CU 72 C FF 90 0-3 ② K		4	0	0	0	0	4	0
10 Edwin Encarnación, R (1, 3) OBP: 0.390, SLG: 0.585	C FF 92 B SL 83 F FS 88 X FS 86 1-2 ③ G4-3			C SL 82 F CU 72 B FS 88 C FF 93 1-3 ① K		C CU 73 C SI 90 B SL 84 X SL 81 1-2 ② F7		F SI 90 C CU 72 B FS 86 X FF 93 1-2 ③ F8		4	0	0	0	0	1	0
Travis Snider, L (1, 7) OBP: 0.300, SLG: 0.556 68 Yan Gomes, R (7, 7) OBP: 0.262, SLG: 0.434		S FF 89 B SI 89 B FS 86 F SI 89 F SL 84 S FS 88 2-3 ① K		C CU 75 F SI 91 B FS 88 B SL 79 B FS 87 B FF 91 4-2 5 1B BB		F SI 90 B SL 83 X SL 85 1-1 1B			C SI 90 C SL 83 S SL 82 0-3 ① K	2 1	0 0	1 0	0 0	1 0	1 1	0 0
5 Yunel Escobar, R (1, 6) OBP: 0.303, SLG: 0.349		B SI 91 S SL 84 B SL 82 B SI 91 B FF 92 4-1 2 E 6 FC5-2 BB		B SI 90 X SL 85 1-0 1-2 1B		1 SAFE B SI 90 F SI 90 B SI 91 S SL 83 S FS 86 2-3 ③ K			B SI 90 B SI 90 C SI 91 C SL 84 S CU 81 2-3 ② K	3	0	1	0	1	2	1
2 Kelly Johnson, L (1, 4) OBP: 0.328, SLG: 0.380		X SI 90 0-0 E1 6 FC5-2 1-3		C FF 92 F SL 83 S FF 93 0-3 ② K			X FF 88 0-0 2B		B SI 93 B SI 91 B SI 90 B SI 91 4-0 30 DI BB	3	0	1	0	1	1	3
6 Jeff Mathis, R (1, 2) OBP: 0.288, SLG: 0.480 30 David Cooper, L (9, PH) OBP: 0.329, SLG: 0.424		L SI 90 B SL 84 X SI 91 1-1 ② FC5-2 1-2 3-H		X SI 93 0-0 ③ G4-3			B SL 82 X FS 87 1-0 ① F7		C SL 83 S SL 84 X SI 91 0-2 ③ G6-3 1-2	3 1	0 0	0 0	0 0	0 0	0 0	5 1
43 Anthony Gose, L (1, 9) OBP: 0.258, SLG: 0.214		X FF 92 0-0 ③ G3-1			B FF 88 F FF 90 F CU 74 B FF 92 F FS 87 F FF 92 B FS 86 B SI 92 4-2 13 CS BB		C CU 72 S FS 86 B FF 91 S FS 86 1-3 ② K			2	0	0	0	1	1	3
Inning Stats	R: 1 E: 0 K: 2 S: 13 H: 1 LOB: 0 BB: 0 P: 17	R: 0 E: 1 K: 1 S: 9 H: 0 LOB: 2 BB: 1 P: 16	R: 0 E: 0 K: 2 S: 7 H: 0 LOB: 0 BB: 0 P: 9	R: 0 E: 0 K: 2 S: 10 H: 1 LOB: 2 BB: 1 P: 16	R: 0 E: 0 K: 1 S: 10 H: 0 LOB: 0 BB: 1 P: 15	R: 0 E: 0 K: 2 S: 11 H: 1 LOB: 1 BB: 0 P: 15	R: 0 E: 0 K: 2 S: 9 H: 1 LOB: 1 BB: 0 P: 12	R: 0 E: 0 K: 1 S: 8 H: 0 LOB: 0 BB: 0 P: 9	R: 0 E: 0 K: 2 S: 9 H: 0 LOB: 1 BB: 1 P: 15	1B: 2 2B: 1 3B: 0 HR: 1 SF: 0 SAC: 0 DP: 0 HBP: 0						

TOP

Toronto Blue Jays @ Seattle Mariners

Safeco Field, Seattle, WA

Mon Jul 30 2012, 7:12 PM - 9:55 PM PDT

Att. 22,443 - Cloudy - 67 F

livebaseballscorecards.com

AB	31
R	1
H	4
RBI	1
BB	4
SO	15
LOB	16

PITCHER		IP	WLS	BF	H	R	ER	SO	BB	IBB	HBP	BLK	WP	HR	S	P	ERA	WHIP
18 Hisashi Iwakuma, R ERA: 4.1	(1, 1)	8.0	W	31	4	1	1	13	3	0	0	0	0	1	77	109	1.12	0.875
53 Josh Kinney, R ERA: 2.35	(9, 1)	0.2	H	3	0	0	0	2	1	0	0	0	0	0	6	12	0.00	1.500
44 Lucas Luetge, L ERA: 1.86	(9, 1)	0.1	S	1	0	0	0	0	0	0	0	0	0	0	3	3	0.00	0.000

PITCHER	IP	WLS	BF	H	R	ER	SO	BB	IBB	HBP	BLK	WP	HR	S	P	ERA	WHIP

BOTTOM

Toronto Blue Jays @ Seattle Mariners

Safeco Field, Seattle, WA

Mon Jul 30 2012, 7:12 PM - 9:55 PM PDT

Att. 22,443 - Cloudy - 67 F

livebaseballscorecards.com

Batter	1	2	3	4	5	6	7	8	9	AB	R	H	RBI	BB	SO	LOB
13 Dustin Ackley, L (1, 4) OBP: 0.305, SLG: 0.324	F FF 92 B FF 93 C FF 92 F FF 92 X CU 80 1-2 55 1B 27 G4-6-3 2B	C FF 93 C FF 95 B FF 94 F FF 93 F FF 94 1 SAFE 1 SAFE F FF 94 B CU 78 2-3 ③ C CU 77 1-2 K			B FF 92 F FF 94 X FF 94 1-1 ② L7		C SI 93 B SL 80 S SI 93 C SI 93 1-3 ② K			4	1	1	0	0	2	2
55 Michael Saunders, L (1, 8) OBP: 0.316, SLG: 0.422	X FF 93 0-0 27 G4-6-3 63 1B 15 1B 2-3 1B		F FF 91 C FF 94 B FF 92 X FF 94 1-2 ① G5-3		F SI 94 B FF 92 B FF 92 X FF 93 2-1 2-H 2B		C SI 93 F SL 79 B SL 80 B SI 93 S SI 92 2-3 ③ K			4	1	2	1	0	1	0
63 Jesus Montero, R (1, 2) OBP: 0.309, SLG: 0.402	1 SAFE C FF 93 B FF 94 B FF 93 1 SAFE D CH 85 1 SAFE X FF 94 3-2 27 G4-6-3 1-2 1B		F FF 93 B CH 84 S CH 82 S FF 92 1-3 ② K		B FF 92 D CH 83 D CH 81 B FF 94 4-0 BB			B SL 83 X SI 91 1-0 ① L5		3	0	1	0	1	1	0
27 John Jaso, L (1, 10) OBP: 0.389, SLG: 0.467	D SI 94 C FF 93 X FF 93 1-1 ① ② G4-6-3 1-2f 2-3 3-H		F FF 94 B FF 95 F FF 93 C FF 95 1-3 ③ K		X FF 94 0-0 ③ F8			B FF 91 B SI 90 C FF 90 B FF 91 B SI 90 4-1 33 WP 33 S BB		3	0	0	0	1	1	4
15 Kyle Seager, L (1, 5) OBP: 0.313, SLG: 0.408	X FF 94 0-0 33 CS 3-H 1B			C FF 90 F FF 93 B CU 77 B FF 93 X FF 94 2-2 ① L8		C CU 74 S CH 82 B FF 93 B CU 77 X CH 80 2-2 33 G5-4-3 1B		C CH 83 X FF 90 0-1 ② P5		4	0	2	1	0	0	1
33 Casper Wells, R (1, 7) OBP: 0.317, SLG: 0.407	1 SAFE 0-0 ③ CS 1-2	C FF 92 B SI 92 B FF 93 B FF 92 X FF 92 3-1 ① G4-3		X SI 92 0-0 ② F8		D CH 82 F FF 90 F FF 90 B FF 93 X SI 92 2-2 ① ② G5-4-3 1-2f		B SL 83 C SL 82 C FF 91 B SL 85 F CH 86 B CH 87 F FF 92 D CH 85 4-2 20 FC4-6 1-3 BB		3	0	0	0	1	0	1
20 Mike Carp, L (1, 3) OBP: 0.312, SLG: 0.393		C FF 93 S CU 80 B CU 80 F FF 94 X CU 79 1-2 26 PB 4 WP 26 E 1B		C FF 94 C FF 92 F FC 94 B FF 95 S CU 79 1-3 ③ K2-3		B FF 92 B SI 92 B FF 91 B FF 89 4-0 BB		B FF 89 1 SAFE X SI 90 1-0 ③ FC4-6 1-2f		3	1	1	0	1	1	2
4 Carlos Peguero, L (1, 9) OBP: 0.167, SLG: 0.293		C FF 93 C FF 94 B FF 94 B CU 78 S CU 77 2-3 ② K 1-2			S SI 92 S FF 93 B FF 93 S FF 95 1-3 ① K	C CU 74 F CU 78 D CU 78 B FF 94 B FF 94 S CU 77 3-3 ③ K				3	0	0	0	0	3	2
26 Brendan Ryan, R (1, 6) OBP: 0.288, SLG: 0.292		B CH 83 B FF 90 X SI 92 2-0 E5 13 S 2-H			X FF 92 0-0 55 2B 2B		B SI 92 C SI 93 X SI 93 1-1 ① L4			3	1	1	0	0	0	0
Inning Stats	R: 2 E: 0 K: 0 S: 11 H: 4 LOB: 0 BB: 0 P: 16	R: 1 E: 1 K: 2 S: 16 H: 1 LOB: 1 BB: 0 P: 26	R: 0 E: 0 K: 2 S: 9 H: 0 LOB: 0 BB: 0 P: 12	R: 0 E: 0 K: 1 S: 8 H: 0 LOB: 0 BB: 0 P: 11	R: 1 E: 0 K: 1 S: 9 H: 2 LOB: 2 BB: 1 P: 17	R: 0 E: 0 K: 1 S: 9 H: 1 LOB: 1 BB: 1 P: 20	R: 0 E: 0 K: 2 S: 8 H: 0 LOB: 0 BB: 0 P: 12	R: 0 E: 0 K: 0 S: 9 H: 0 LOB: 2 BB: 2 P: 19		1B: 5 2B: 3 3B: 0 HR: 0 SF: 0 SAC: 0 DP: 2 HBP: 0				WP: 2 PB: 1 SB: 2 CS: 1 PA: 35		

	AB	30
	R	4
	H	8
	RBI	2
	BB	4
	SO	9
	LOB	12

PITCHER		IP	WLS	BF	H	R	ER	SO	BB	IBB	HBP	BLK	WP	HR	S	P	ERA	WHIP
24 Ricky Romero, L ERA: 5.69	(1, 1)	6.0	L	26	8	4	3	7	2	0	0	0	1	0	62	102	4.50	1.667
62 Aaron Loup, L ERA: 2.79	(7, 1)	1.0		3	0	0	0	2	0	0	0	0	0	0	8	12	0.00	0.000
39 Drew Carpenter, R ERA: 5.63	(8, 1)	1.0		5	0	0	0	0	2	0	0	0	1	0	9	19	0.00	2.000

PITCHER	IP	WLS	BF	H	R	ER	SO	BB	IBB	HBP	BLK	WP	HR	S	P	ERA	WHIP

Batter	1	2	3	4	5	6	7	8	9	AB	R	H	RBI	BB	SO	LOB
13 Brett Lawrie, R (1, 5) OBP: 0.332, SLG: 0.424	C SI 87 B SI 88 C SI 89 C FF 89 1-3 ① K		B SI 88 B FF 88 F CH 80 X FF 89 2-1 28 G3 1-H 2-H 2B		F CH 80 X CH 80 0-1 ③ G1-3			B FF 92 F FF 93 S SL 82 X FF 94 1-2 10 WP 1B		4	0	2	2	0	1	0
28 Colby Rasmus, L (1, 8) OBP: 0.305, SLG: 0.451	S SI 88 S SI 85 B FC 85 S CH 81 1-3 ② K		F SI 88 B FF 85 F SI 89 X FC 84 1-2 ② G3 2-3			X FC 83 0-0 ① F9		D FF 95 C FF 92 B CH 86 1 SAFE B SL 84 1 SAFE X FF 94 3-1 ① P3		4	0	0	0	0	1	2
10 Edwin Encarnación, R (1, 10) OBP: 0.388, SLG: 0.580	B CH 81 C FF 88 B FF 85 S SI 89 B FF 89 S CH 81 3-3 ③ K		B SI 88 B SI 89 B CH 81 B SI 89 4-0 BB			C CH 79 B SI 87 B SI 88 S SI 87 B FF 88 X CH 81 3-2 ② F7		B FF 95 C FF 94 F FF 95 B SL 87 X SL 86 2-2 ② P6 1-3		3	0	0	0	1	1	1
30 David Cooper, L (1, 3) OBP: 0.311, SLG: 0.400		C FC 83 B CH 80 C SI 87 X FF 89 1-2 ① F7	B FF 89 X SI 89 1-0 ③ G4-3			B FC 83 C SI 87 C FC 84 S CH 80 1-3 ③ K		D FF 94 B FF 94 C FF 93 F SL 86 F SL 86 B FF 94 S 3-3 ③ K		4	0	0	0	0	2	3
5 Yunel Escobar, R (1, 6) OBP: 0.302, SLG: 0.348		F SI 87 B SI 89 B FF 89 B CH 80 C FF 88 X SI 89 3-2 ② G5-3		X SI 87 0-0 ① L5			B CH 79 X SI 87 1-0 2 FC3-6 1B		C SI 92 S SL 84 B SL 81 S SL 82 1-3 ① K	4	0	1	0	0	1	0
2 Kelly Johnson, L (1, 4) OBP: 0.325, SLG: 0.376		B FF 88 F FF 88 F SI 89 F FF 89 F FF 85 F CH 82 F FF 88 X FC 85 1-2 ③ F8		B SI 88 B FC 84 C SI 88 X SI 88 2-1 ② G3			X FF 87 0-0 ① FC3-6 11 1B 1-2f		C SI 92 F SI 91 S SL 83 0-3 ② K	4	0	0	0	0	1	1
11 Rajai Davis, R (1, 7) OBP: 0.312, SLG: 0.415			F FC 86 C CH 79 F CH 80 F FF 88 B SI 88 X SI 87 1-2 ① F8	F SI 88 B FF 88 C SI 88 F FF 88 X CH 80 1-2 ③ P4			X FF 86 0-0 1-2 1B		F SI 91 B SL 82 C SL 83 F SL 82 S SL 82 1-3 ③ K	4	0	1	0	0	1	0
6 Jeff Mathis, R (1, 2) OBP: 0.290, SLG: 0.475			S CH 80 S SI 87 X SI 88 0-2 14 1B 13 2B 1B	C FC 86 X SI 86 0-1 ① P5			B CH 79 F CH 79 X FF 88 1-1 ② F8			3	1	1	0	0	0	2
14 Moisés Sierra, R (1, 9) OBP: 0.333, SLG: 0.333			B CH 80 F SI 87 B FF 88 C FF 88 F FF 87 F CH 79 X CH 81 2-2 1-2 13 2B 1B	B FF 87 S CH 80 X SI 88 1-1 ② G6-3			B CH 80 C FF 89 F SI 85 B FF 89 F SI 89 X FF 90 2-2 ③ F8			3	1	1	0	0	0	2
Inning Stats	R: 0 E: 0 K: 3 S: 9 H: 0 LOB: 0 BB: 0 P: 14	R: 0 E: 0 K: 0 S: 13 H: 0 LOB: 0 BB: 0 P: 18	R: 2 E: 0 K: 0 S: 19 H: 3 LOB: 2 BB: 1 P: 30	R: 0 E: 0 K: 0 S: 7 H: 0 LOB: 0 BB: 0 P: 10	R: 0 E: 0 K: 0 S: 6 H: 0 LOB: 0 BB: 0 P: 7	R: 0 E: 0 K: 1 S: 7 H: 0 LOB: 0 BB: 0 P: 11	R: 0 E: 0 K: 0 S: 9 H: 2 LOB: 2 BB: 0 P: 13	R: 0 E: 0 K: 1 S: 12 H: 1 LOB: 1 BB: 0 P: 21	R: 0 E: 0 K: 3 S: 10 H: 0 LOB: 0 BB: 0 P: 12	1B: 5 2B: 1 3B: 0 HR: 0 SF: 0 SAC: 0 DP: 0 HBP: 0						

PITCHER		IP	WLS	BF	H	R	ER	SO	BB	IBB	HBP	BLK	WP	HR	S	P	ERA	WHIP
38 Jason Vargas, L ERA: 3.71	(1, 1)	7.0	W	27	5	2	2	4	1	0	0	0	0	0	70	103	2.57	0.857
23 Shawn Kelley, R ERA: 3.64	(8, 1)	1.0		4	1	0	0	1	0	0	0	0	1	0	12	21	0.00	1.000
53 Josh Kinney, R ERA: 2.08	(9, 1)	1.0		3	0	0	0	3	0	0	0	0	0	0	10	12	0.00	0.000

PITCHER	IP	WLS	BF	H	R	ER	SO	BB	IBB	HBP	BLK	WP	HR	S	P	ERA	WHIP

TOP

Toronto Blue Jays @ Seattle Mariners

Safeco Field, Seattle, WA

Tue Jul 31 2012, 7:11 PM - 10:04 PM PDT

Att. 21,434 - Partly Cloudy - 70 F

livebaseballscorecards.com

AB	33
R	2
H	6
RBI	2
BB	1
SO	8
LOB	11

WP: 1 PA: 34
PB: 0
SB: 0
CS: 0

Batter	1	2	3	4	5	6	7	8	9	AB	R	H	RBI	BB	SO	LOB
13 Dustin Ackley, L (1, 4) OBP: 0.304, SLG: 0.330	X FF 86 0-0 HR	C SI 87 X SI 84 0-1 ② FC3-6 1-2f 3-H		1 SAFE B SI 85 C SI 85 B FF 87 C FC 86 1 SAFE X SL 80 2-2 ② FC1-4-6 33 CS 1-2f 3-H		B FF 90 B SI 91 B FF 90 C SI 90 X SI 90 3-1 E4 55 S		B FF 88 C FF 87 D CH 82 B FF 88 F FF 88 X SL 83 3-2 ② P5		5	1	1	3	0	0	4
33 Casper Wells, R (1, 9) OBP: 0.315, SLG: 0.399	X SI 88 0-0 ① G6-3	X CH 80 0-0 ③ F7		1 SAFE B FF 85 1 SAFE 1 SAFE F SI 86 F FF 85 1 SAFE 1 SAFE 1 SAFE 1-2 ③ CS 1-2	F SI 86 S FF 86 B SL 78 B FC 85 B SI 85 F SI 83 B FC 85 4-2 55 FC4-6 BB	1 SAFE B FC 89 B FC 88 X FF 89 2-0 ② P6		C FF 88 B SL 82 F FF 87 X CH 83 1-2 ③ FC6-4 1-2f		4	0	0	0	1	0	4
55 Michael Saunders, L (1, 8) OBP: 0.313, SLG: 0.417	C SI 88 B FF 88 X FF 87 1-1 ② F7		C SL 74 B SI 88 B FF 87 X FC 84 2-1 ① G3-1		X FC 84 0-0 ① FC4-6 15 1B 30 1B 1-2f	B SI 90 1 SAFE B FF 90 B SI 90 C SI 90 F FC 89 F FF 90 S FF 89 3-3 ③ K 1-2				4	1	0	0	0	1	2
63 Jesus Montero, R (1, 10) OBP: 0.309, SLG: 0.400	X SI 86 0-0 ③ G6-3		B SI 86 B CH 80 C SI 84 X FC 86 2-1 15 BB 1B		C FF 85 F SI 85 B FF 86 X CH 79 1-2 ② F8		B SI 96 X FF 94 1-0 ① P4			4	0	1	0	0	0	1
15 Kyle Seager, L (1, 5) OBP: 0.317, SLG: 0.410		F FF 85 B SI 86 B FF 88 X FF 86 2-1 ① L3	B SI 84 B SI 86 B SI 86 B FF 86 4-0 20 G6-4-3 1-2 BB		B FF 86 B CH 77 1 SAFE X SI 86 2-0 20 HBP 30 1B 1-3 1B		C CH 87 B FF 94 B FF 96 S FF 95 F FF 96 F FF 95 X CH 86 2-2 20 CS 1B			3	1	2	0	1	0	0
20 Mike Carp, L (1, 3) OBP: 0.318, SLG: 0.391		C FF 89 C FC 86 B FF 90 X SI 86 1-2 30 2B 12 1B 1B	B FC 87 F SI 82 B SI 86 F SL 76 D SI 86 X SI 86 3-2 ②③ G6-4-3 1-2f		1 SAFE H SI 86 1-0 30 1B 1-2 HBP		C FF 95 S FF 95 F CH 88 F FF 96 B CH 86 B CH 87 B FF 93 1 SAFE S CH 87 3-3 ②③ K 1-2			3	1	1	0	0	1	3
30 Miguel Olivo, R (1, 2) OBP: 0.222, SLG: 0.344		X FF 86 0-0 12 1B 26 1B 1-3 2B		B SI 84 X CH 80 1-0 ① G6-3	C FF 90 X FC 88 0-1 1-2 2-H 3-H 1B			S SL 83 S SL 83 F SL 83 S SL 84 0-3 ① K		4	1	2	2	0	1	0
12 Trayvon Robinson, S (1, 7) OBP: 0.455, SLG: 0.600		X CH 80 0-0 26 1B 13 FC3-6 2-3 3-H 1B		B FC 87 S FC 87 F FF 86 X SL 76 1-2 26 1B 13 FC1-4-6 2B	C CU 78 F FF 90 S CU 78 0-3 ③ K			B FF 90 F FF 90 B CH 85 B FF 90 B FF 90 4-1 26 1B BB		3	2	2	1	1	1	2
26 Brendan Ryan, R (1, 6) OBP: 0.294, SLG: 0.299		C FF 87 B FF 86 D CH 80 F SI 87 X FF 88 2-2 13 FC3-6 2-3 3-H 1B		B FC 85 F FC 86 X SI 86 1-1 13 FC1-4-6 2-3 1B		C CU 79 B FF 89 B FF 89 C FF 90 B FF 92 C FF 91 3-3 ① K		F FF 88 F SL 82 F CH 83 X SL 82 0-2 33 FC6-4 1-2 1B		4	0	3	1	0	1	0
Inning Stats	R: 1 E: 0 K: 0 S: 5 H: 1 LOB: 0 BB: 0 P: 6	R: 3 E: 0 K: 0 S: 13 H: 4 LOB: 1 BB: 0 P: 18	R: 0 E: 0 K: 0 S: 7 H: 1 LOB: 1 BB: 1 P: 18	R: 1 E: 0 K: 0 S: 11 H: 2 LOB: 0 BB: 0 P: 17	R: 2 E: 0 K: 1 S: 13 H: 2 LOB: 2 BB: 1 P: 21	R: 0 E: 1 K: 2 S: 10 H: 0 LOB: 1 BB: 0 P: 21	R: 0 E: 0 K: 1 S: 11 H: 1 LOB: 1 BB: 0 P: 17	R: 0 E: 0 K: 1 S: 15 H: 1 LOB: 2 BB: 1 P: 23		1B: 9 2B: 3 3B: 0 HR: 1	SF: 0 SAC: 0 DP: 2 HBP: 1		WP: 0 PB: 0 SB: 1 CS: 2	PA: 39	

BOTTOM

Toronto Blue Jays @ Seattle Mariners

Safeco Field, Seattle, WA

Tue Jul 31 2012, 7:11 PM - 10:04 PM PDT

Att. 21,434 - Partly Cloudy - 70 F

livebaseballscorecards.com

AB	34
R	7
H	12
RBI	7
BB	3
SO	5
LOB	16

PITCHER		IP	WLS	BF	H	R	ER	SO	BB	IBB	HBP	BLK	WP	HR	S	P	ERA	WHIP
32 Aaron Laffey, L ERA: 4.2	(1, 1)	4.2	L	24	9	7	7	0	2	0	1	0	0	1	44	75	13.50	2.357
31 Brandon Lyon, R ERA: 2.9	(5, 1)	1.1		6	1	0	0	3	0	0	0	0	0	0	15	26	0.00	0.750
50 Steve Delabar, R ERA: 4.06	(7, 1)	1.0		3	1	0	0	1	0	0	0	0	0	0	11	17	0.00	1.000
39 Drew Carpenter, R ERA: 5.0	(8, 1)	1.0		5	1	0	0	1	1	0	0	0	0	0	15	23	0.00	2.000

PITCHER	IP	WLS	BF	H	R	ER	SO	BB	IBB	HBP	BLK	WP	HR	S	P	ERA	WHIP

Toronto Blue Jays @ Seattle Mariners

Safeco Field, Seattle, WA

Wed Aug 01 2012, 7:11 PM - 9:31 PM PDT

Att. 22,537 - Clear - 70 F

TOP

livebaseballscorecards.com

Batter	1	2	3	4	5	6	7	8	9	AB	R	H	RBI	BB	SO	LOB
13 Brett Lawrie, R (1, 5) OBP: 0.329, SLG: 0.419	X FF 91 0-0 ① L9		C SL 76 B SL 79 X SL 76 1-1 ③ P5		F SL 80 2 SAFE F SI 91 X SL 81 0-2 ② F9			B SL 80 B SL 80 C SL 80 X SI 91 2-1 ② G6-3		4	0	0	0	0	0	2
28 Colby Rasmus, L (1, 8) OBP: 0.307, SLG: 0.459	X SI 91 0-0 HR			C SL 78 F SL 78 B FF 91 B SL 79 F SL 78 X SL 79 2-2 10 G5-4-3 1B	C SL 82 F SI 92 F FF 92 B FF 91 2 SAFE 1-2 ③ CS 2-3	F SI 91 B SI 91 B FF 90 C SL 80 B SI 92 X SI 92 3-2 ① F7		B SL 82 M SL 83 C SI 90 F SL 83 C SI 90 1-3 ③ K		4	1	2	1	0	1	0
10 Edwin Encarnación, R (1, 10) OBP: 0.385, SLG: 0.574	F FF 91 C SL 78 F SI 93 X SL 79 0-2 ② G5-3			B SL 80 1 SAFE C SI 90 X FF 91 1-1 ①② G5-4-3 1-2f		C SL 79 X SI 91 0-1 ② G6-3			B FF 97 S FF 98 B FF 97 C CU 79 X CU 80 2-2 ① F7	4	0	0	0	0	0	1
2 Kelly Johnson, L (1, 4) OBP: 0.324, SLG: 0.383	S SI 92 B SI 93 X SI 92 1-1 ③ F8			B FF 91 X FF 91 1-0 HR		C SL 79 B SL 80 S FF 92 T FF 92 1-2 ③ K			B FF 98 B FF 96 B FF 96 C FF 97 X FF 98 3-1 ② G4-3	4	1	1	1	0	1	0
5 Yunel Escobar, R (1, 6) OBP: 0.300, SLG: 0.345		X SL 77 0-0 ① G6-3		B SL 80 S SL 80 X SI 91 1-1 ③ P4			C SL 78 C SI 92 C SI 91 0-3 ① K		B FF 98 F FF 98 F FF 99 F CU 80 F FF 98 F CU 80 B CU 81 X FF 98 2-2 ③ G4-3	4	0	0	0	0	1	0
30 David Cooper, L (1, 3) OBP: 0.312, SLG: 0.411		B SI 90 F SL 78 F SI 92 B SI 91 S SI 90 2-3 ② K			F SI 89 C SI 90 X SL 80 0-2 11 1B 6 SF8 2B		C SL 82 X CH 84 0-1 ② L4			3	1	1	0	0	1	0
11 Rajai Davis, R (1, 7) OBP: 0.316, SLG: 0.422		C SL 79 X FF 92 0-1 ③ G5-3			M SL 80 D SL 80 F FF 90 B SI 90 X SI 92 2-2 28 CS 43 1B 2-3 1B		X SL 82 0-0 2B			3	0	2	0	0	0	0
6 Jeff Mathis, R (1, 2) OBP: 0.282, SLG: 0.466			S FF 89 X SL 78 0-1 ① P6		F FF 89 X SI 90 0-1 ① SF8 3-H		C SL 80 X SL 80 0-1 ③ P3			2	0	0	1	0	0	1
43 Anthony Gose, L (1, 9) OBP: 0.265, SLG: 0.226			X FF 90 0-0 ② L7		1 SAFE X FF 90 0-0 1-2 1B			C FF 90 M FF 89 S FF 90 0-3 ① K		3	0	1	0	0	1	0
Inning Stats	R: 1 E: 0 K: 0 S: 8 H: 1 LOB: 0 BB: 0 P: 9	R: 0 E: 0 K: 1 S: 6 H: 0 LOB: 0 BB: 0 P: 8	R: 0 E: 0 K: 0 S: 5 H: 0 LOB: 0 BB: 0 P: 6	R: 1 E: 0 K: 0 S: 9 H: 2 LOB: 0 BB: 0 P: 14	R: 1 E: 0 K: 0 S: 15 H: 3 LOB: 1 BB: 0 P: 18	R: 0 E: 0 K: 1 S: 8 H: 0 LOB: 0 BB: 0 P: 12	R: 0 E: 0 K: 1 S: 8 H: 1 LOB: 1 BB: 0 P: 8	R: 0 E: 0 K: 2 S: 9 H: 0 LOB: 0 BB: 0 P: 12	R: 0 E: 0 K: 0 S: 11 H: 0 LOB: 0 BB: 0 P: 18	1B: 3 2B: 2 3B: 0 HR: 2 SF: 1 SAC: 0 DP: 1 HBP: 0						

	AB	31
	R	3
	H	7
	RBI	3
	BB	0
	SO	5
	LOB	4

PITCHER		IP	WLS	BF	H	R	ER	SO	BB	IBB	HBP	BLK	WP	HR	S	P	ERA	WHIP
49 Blake Beavan, R ERA: 5.06	(1, 1)	7.2	W	28	7	3	3	4	0	0	0	0	0	2	64	82	3.52	0.913
44 Lucas Luetge, L ERA: 1.84	(8, 1)	0.1	H	1	0	0	0	1	0	0	0	0	0	0	4	5	0.00	0.000
54 Tom Wilhelmsen, R ERA: 2.47	(9, 1)	1.0	S	3	0	0	0	0	0	0	0	0	0	0	11	18	0.00	0.000

PITCHER	IP	WLS	BF	H	R	ER	SO	BB	IBB	HBP	BLK	WP	HR	S	P	ERA	WHIP

Batter	1	2	3	4	5	6	7	8	9	AB	R	H	RBI	BB	SO	LOB
13 Dustin Ackley, L (1, 4) OBP: 0.306, SLG: 0.332	C FF 89 X FF 88 0-1 ① P6			C CH 79 B CU 74 B FF 90 X CH 81 2-1 55 1B 63 G4-6-3 1B		C CU 71 B FF 89 B FF 89 X CH 81 2-1 ① F7	B SI 92 B SI 93 B SI 92 C SI 92 C SI 92 X SI 93 3-2 2-H 1B			4	1	2	1	0	0	0
55 Michael Saunders, L (1, 8) OBP: 0.315, SLG: 0.421	B FF 90 S CH 80 X FF 90 1-1 ② G3			B FF 89 C CH 79 X CU 73 1-1 63 G4-6-3 1-3 1B		X CH 80 0-0 63 G6-3 27 1B 2B	1 SAFE C FF 93 1 SAFE X FF 94 0-1 ③ F8			4	1	2	0	0	0	1
63 Jesus Montero, R (1, 10) OBP: 0.305, SLG: 0.395	C FF 91 B CH 82 X SL 84 1-1 ③ F8			B FF 90 1 SAFE C FF 90 X CH 81 1-1 ① ② G4-6-3 1-2f 3-H		S SL 81 B FF 90 2 SAFE S SL 82 F SL 83 X FF 90 1-2 ② G6-3 2-3		X FF 93 0-0 ① G6-3		4	0	0	0	0	0	2
27 John Jaso, L (1, 2) OBP: 0.386, SLG: 0.462		C FF 88 C CU 73 B SL 82 F CH 83 S SL 84 1-3 ① K		C CH 80 F CU 76 T FF 91 0-2 ③ K		B CU 75 X FF 90 1-0 15 1B 3-H 1B		B FF 95 X FF 94 1-0 ② G3-1		4	0	1	1	0	2	0
15 Kyle Seager, L (1, 5) OBP: 0.316, SLG: 0.408		C CH 80 C FF 90 X SL 84 0-2 ② F8			C FF 88 T FF 89 F FF 91 F SL 82 S SL 78 0-3 ① K	F CH 79 1 SAFE X FF 89 0-1 33 FC6-4 1-3 1B		B FF 93 X FF 94 1-0 ③ P5		4	0	1	0	0	1	0
33 Casper Wells, R (1, 9) OBP: 0.310, SLG: 0.393		C FF 90 X CU 75 0-1 ③ F8			C FF 90 C FF 90 S SL 83 0-3 ② K	1 SAFE B CU 73 B CU 73 X CH 81 2-0 ③ FC6-4 1-2f				3	0	0	0	0	1	2
20 Mike Carp, L (1, 3) OBP: 0.318, SLG: 0.389			B FF 88 C FF 90 B FF 90 C CH 81 B FF 91 X CH 83 3-2 ① F8		B CH 80 C CH 81 F FF 91 F SL 84 X CU 78 1-2 10 HR 1B		C SI 92 B SL 79 S SL 79 X SL 79 1-2 ① G4-3			3	1	1	0	0	0	0
10 Eric Thames, L (1, 7) OBP: 0.288, SLG: 0.384			C FF 90 B FF 90 X CH 83 1-1 ② G4-3		C CH 81 S CH 81 B FF 90 X SL 82 1-2 1-H HR		B SI 92 F SI 93 B SL 80 F SI 93 B SI 93 F SI 92 F SI 92 F SI 94 X SI 92 3-2 ② F7			3	1	1	2	0	0	0
26 Brendan Ryan, R (1, 6) OBP: 0.294, SLG: 0.302			F FF 90 B CU 77 B FF 90 S CH 83 S SL 80 2-3 ③ K		F FF 89 F FF 91 B SL 83 B CH 82 S SL 83 2-3 ③ K		B SI 93 X SI 92 1-0 13 PB 13 1B 2B			3	1	1	0	0	2	0
Inning Stats	R: 0 E: 0 K: 0 S: 6 H: 0 LOB: 0 BB: 0 P: 8	R: 0 E: 0 K: 1 S: 9 H: 0 LOB: 0 BB: 0 P: 10	R: 0 E: 0 K: 1 S: 8 H: 0 LOB: 0 BB: 0 P: 14	R: 1 E: 0 K: 1 S: 9 H: 2 LOB: 0 BB: 0 P: 13	R: 2 E: 0 K: 3 S: 18 H: 2 LOB: 0 BB: 0 P: 22	R: 1 E: 0 K: 0 S: 11 H: 3 LOB: 2 BB: 0 P: 17	R: 1 E: 0 K: 0 S: 15 H: 2 LOB: 1 BB: 0 P: 23	R: 0 E: 0 K: 0 S: 3 H: 0 LOB: 0 BB: 0 P: 5		1B: 6 2B: 2 3B: 0 HR: 1 SF: 0 SAC: 0 DP: 1 HBP: 0				WP: 0 PB: 1 SB: 0 CS: 0	PA: 32	

PITCHER		IP	WLS	BF	H	R	ER	SO	BB	IBB	HBP	BLK	WP	HR	S	P	ERA	WHIP
33 Carlos Villanueva, R ERA: 3.19	(1, 1)	6.0	L	24	7	4	4	6	0	0	0	0	0	1	61	84	6.00	1.167
62 Aaron Loup, L ERA: 3.48	(7, 1)	0.2		4	2	1	1	0	0	0	0	0	0	0	13	21	13.50	3.000
49 Brad Lincoln, R ERA: 2.67	(7, 1)	1.1		4	0	0	0	0	0	0	0	0	0	0	5	7	0.00	0.000

PITCHER	IP	WLS	BF	H	R	ER	SO	BB	IBB	HBP	BLK	WP	HR	S	P	ERA	WHIP

BOTTOM

Toronto Blue Jays @ Seattle Mariners

Safeco Field, Seattle, WA

Wed Aug 01 2012, 7:11 PM - 9:31 PM PDT

Att. 22,537 - Clear - 70 F

livebaseballscorecards.com

AB	32
R	5
H	9
RBI	4
BB	0
SO	6
LOB	5

Batter	1	2	3	4	5	6	7	8	9	AB	R	H	RBI	BB	SO	LOB
13 Brett Lawrie, R (1, 5) OBP: 0.327, SLG: 0.417	C SI 88 B SI 89 X SI 88 1-1 ① P3		C SI 90 F SI 88 B FF 93 F SI 90 X SI 90 1-2 ③ G4-3		B SI 87 X FF 88 1-0 ③ F9		C SI 90 F FF 93 X FF 93 0-2 ③ F9		B FF 95 C FF 94 F FF 93 X FF 95 1-2 28 FC4 1-3 1B	5	0	1	0	0	0	1
28 Colby Rasmus, L (1, 8) OBP: 0.308, SLG: 0.458	X SI 88 0-0 1B			B SI 87 X CH 81 1-0 5 1B 1B		B SI 88 B SI 88 C SI 88 S SI 91 F FF 91 X FF 92 2-2 ① F8		B SI 87 X SI 89 1-0 ① F9	B SI 94 C SI 94 X SI 94 1-1 ③ FC4 1-2f	5	0	2	0	0	0	2
10 Edwin Encarnación, R (1, 10) OBP: 0.386, SLG: 0.573	F SI 86 F SI 87 X CH 80 0-2 ② F9			C SI 87 X SI 86 0-1 ① P3		S SI 89 B SI 90 X SI 89 1-1 5 1B 1B		C SI 88 B FF 91 B SL 80 F SI 88 B SI 90 X SI 88 3-2 1B		4	0	2	0	0	0	2
2 Kelly Johnson, L (1, 4) OBP: 0.321, SLG: 0.379	S SI 86 B SI 87 F SI 87 X FF 91 1-2 ③ L7			X SI 88 0-0 ② F8		F SI 88 S SI 89 X SI 89 0-2 ② F8		C SI 89 S SL 80 S SL 80 0-3 ② K		4	0	0	0	0	1	4
5 Yunel Escobar, R (1, 6) OBP: 0.301, SLG: 0.346		X FF 90 0-0 ① G6-3		B SI 86 B SI 86 B SI 86 C SI 86 X SI 86 3-1 1-2 1B		B SI 87 C SI 86 B SI 88 X SI 87 2-1 30 BB 1-3 1B		X SI 87 0-0 ③ G6-3		4	0	2	0	0	0	1
30 David Cooper, L (1, 3) OBP: 0.321, SLG: 0.421		C SI 88 F SI 88 S FF 92 0-3 ② K		X FF 92 0-0 ③ F8		F SI 90 B SI 92 B SI 90 B SI 89 B SI 89 4-1 1-2 BB			B FF 90 C FF 91 F CU 77 X FF 93 1-2 11 1B 14 FC4-6 2B	3	1	1	0	1	1	2
11 Rajai Davis, R (1, 7) OBP: 0.315, SLG: 0.419		C FF 90 F FF 92 X SI 90 0-2 ③ G4-3			X SI 87 0-0 ① G5-3	C SI 91 X FF 92 0-1 ③ G3			B FF 91 C FF 92 F SI 92 B FF 92 X FF 91 2-2 14 FC4-6 2-3 1B	4	0	1	0	0	0	3
68 Yan Gomes, R (1, 2) OBP: 0.246, SLG: 0.404			B SI 87 C SI 89 B SI 88 C SI 89 B SI 89 F SI 88 X SI 89 3-2 ① G5-3		C SI 87 F FF 92 B FF 93 C SI 90 1-3 ② K		B FF 90 B SI 89 X SI 88 2-0 ① G5-3		C CH 82 F FF 92 F SI 92 F SI 93 S FF 92 0-3 ① K	4	0	0	0	0	2	2
43 Anthony Gose, L (1, 9) OBP: 0.270, SLG: 0.235 14 Moisés Sierra, R (9, PH) OBP: 0.250, SLG: 0.250			B FF 92 F FF 89 X SI 88 1-1 ② G3		C SI 90 F FF 92 X FF 93 0-2 1B		X SI 89 0-0 ② F8		B FF 93 B SL 82 1 SAFE F FF 94 X FF 94 2-1 ② FC4-6 13 1B 1-2f 3-H	3 1	0 0	1 0	0 1	0 0	0 0	0 1
Inning Stats	R: 0 E: 0 K: 0 S: 9 H: 1 LOB: 1 BB: 0 P: 11	R: 0 E: 0 K: 1 S: 7 H: 0 LOB: 0 BB: 0 P: 7	R: 0 E: 0 K: 0 S: 10 H: 0 LOB: 0 BB: 0 P: 15	R: 0 E: 0 K: 0 S: 7 H: 2 LOB: 2 BB: 0 P: 11	R: 0 E: 0 K: 1 S: 8 H: 1 LOB: 1 BB: 0 P: 10	R: 0 E: 0 K: 0 S: 14 H: 2 LOB: 3 BB: 1 P: 23	R: 0 E: 0 K: 0 S: 5 H: 0 LOB: 0 BB: 0 P: 7	R: 0 E: 0 K: 1 S: 8 H: 1 LOB: 1 BB: 0 P: 12	R: 1 E: 0 K: 1 S: 18 H: 3 LOB: 2 BB: 0 P: 25	1B: 9 2B: 1 3B: 0 HR: 0 SF: 0 SAC: 0 DP: 0 HBP: 0						

PITCHER		IP	WLS	BF	H	R	ER	SO	BB	IBB	HBP	BLK	WP	HR	S	P	ERA	WHIP
21 Bartolo Colon, R ERA: 3.55	(1, 1)	8.0	W	32	7	0	0	3	1	0	0	0	0	0	68	96	0.00	1.000
62 Sean Doolittle, L ERA: 4.43	(9, 1)	0.1		3	2	1	1	1	0	0	0	0	0	0	11	14	27.00	6.000
48 Ryan Cook, R ERA: 1.79	(9, 1)	0.2	S	3	1	0	0	0	0	0	0	0	0	0	7	11	0.00	1.500

PITCHER	IP	WLS	BF	H	R	ER	SO	BB	IBB	HBP	BLK	WP	HR	S	P	ERA	WHIP

TOP

Toronto Blue Jays @ Oakland Athletics

Oakland Coliseum, Oakland, CA

Thu Aug 02 2012, 7:08 PM - 9:55 PM PDT

Att. 10,823 - Partly Cloudy - 63 F

livebaseballscorecards.com

AB	37
R	1
H	10
RBI	1
BB	1
SO	4
LOB	18

Batter	1	2	3	4	5	6	7	8	9	AB	R	H	RBI	BB	SO	LOB
4 Coco Crisp, S (1, 8) OBP: 0.312, SLG: 0.367	C CH 84 B CH 80 X FF 89 1-1 G3 ①		B FF 89 B FF 90 1 SAFE B FF 91 C SI 91 C CH 84 X FF 92 3-2 L9 ① 1-3		B CH 82 B CH 84 C SI 90 C FF 92 B SI 93 F SI 92 X FF 91 3-2 3B	C FF 94 B CH 85 B CH 86 C FF 93 B CH 86 F FF 92 X FF 94 3-2 F8 ③		C CH 82 C FF 91 X SL 85 0-2 G6-3 ①		5	0	1	0	0	0	4
15 Seth Smith, L (1, 10) OBP: 0.342, SLG: 0.424 22 Chris Carter, R (7, PH) OBP: 0.407, SLG: 0.643 (8, 10)	C CH 86 X CH 87 0-1 G4-3 ②		F CH 86 B SI 92 B CH 86 F SI 92 X CH 87 2-2 16 HR 1B 3-H		B SI 92 X SL 80 1-0 G1-3 ①		B SI 87 B FF 88 F FF 88 B CH 81 C FF 88 B FF 89 4-2 37 1B 52 BB 7 1B BB	S FF 92 C SI 92 F FF 92 S FF 93 0-3 K ②		3 1	1 1	1 0	1 0	0 1	0 1	1 1
16 Josh Reddick, L (1, 9) OBP: 0.337, SLG: 0.519	B CH 88 C SI 90 F FF 90 X SI 92 1-2 1B		B FF 93 X SI 92 1-0 1-H HR		I IN 72 I IN 73 I IN 75 I IN 72 4-0 52 BB IBB		S FF 88 S SL 82 F SL 84 S FF 88 0-3 K ①	B FF 91 C FF 91 S FF 91 B SL 86 B FF 92 S FF 92 3-3 K ③		4	1	2	2	1	2	2
52 Yoenis Cespedes, R (1, 7) OBP: 0.368, SLG: 0.529	B FF 91 C SL 82 1 SAFE X FF 90 1-1 G6-3 ③		B FF 93 S SL 81 B CH 87 B SI 92 F SL 82 B FF 91 4-2 BB		C SI 92 F SI 93 D SL 83 B FF 92 D SL 83 1 SAFE 1 SAFE B FF 94 4-2 37 G1-6-3 1-2 BB		S CH 83 D CH 83 1 SAFE C SI 90 D CH 83 F FF 91 F SI 90 F SL 84 1 SAFE 4-2 7 1B 37 1B 1-2 BB			1	0	0	0	3	0	1
37 Brandon Moss, L (1, 3) OBP: 0.312, SLG: 0.543		B CH 87 C CH 84 X FF 90 1-1 G3 ①	D SI 90 F FF 93 F SI 92 X CH 85 1-2 F9 ②		B SI 92 X FF 92 1-0 G1-6-3 ②③ 1-2f		C FF 90 X SL 84 0-1 7 1B 1-2 2-3 1B			4	0	1	0	0	0	4
7 Brandon Inge, R (1, 5) OBP: 0.266, SLG: 0.390		C SI 91 X FF 92 0-1 F9 ② C SL 83 D FF 91 B SI 92 X FF 90 2-1 F8 ③				B FF 89 B CH 88 B CH 89 B CH 88 4-0 14 WP BB	S SI 91 B SL 86 X FF 92 1-1 1-2 2-3 3-H 1B			3	0	1	1	1	0	1
14 George Kottaras, L (1, 2) OBP: 0.402, SLG: 0.348	C SI 90 C FF 93 B FF 94 F CH 85 B SI 92 B CH 86 F FF 91 B SI 92 4-2 BB		F FF 90 X FF 93 0-1 F7 ①			C FF 92 F CH 85 B FF 93 B CH 84 S CH 87 2-3 K ① 1-2	B SL 84 B FF 91 C FF 92 C SL 84 C FF 92 2-3 K ②			3	0	0	0	1	2	4
17 Adam Rosales, R (1, 6) OBP: 0.378, SLG: 0.148	B CH 89 C SL 80 B SL 83 C SI 92 S SI 91 2-3 K ③		F FF 94 X FF 93 1-0 G6-3 ②			F FF 93 F FF 93 F CH 87 B CH 84 B CH 84 B FF 94 B CH 85 F CH 85 B FF 93 4-2 BB	D FF 91 B FF 90 X FF 90 2-0 F8 ③			3	0	0	0	1	1	4
28 Eric Sogard, L (1, 4) OBP: 0.220, SLG: 0.295			C CH 88 B FF 89 X SI 89 1-1 4 L9 4 WP 15 1B 1B	B FF 92 B SI 94 F FF 93 B FF 92 X SI 92 3-1 F8 ③		C FF 94 B CH 86 X FF 94 1-1 F8 ②		L FF 88 C FF 90 F FF 91 B SL 84 X FF 90 1-2 2B		4	1	2	0	0	0	2
Inning Stats	R: 0 E: 0 K: 0 S: 9 H: 1 LOB: 1 BB: 0 P: 12	R: 0 E: 0 K: 1 S: 11 H: 0 LOB: 1 BB: 1 P: 18	R: 3 E: 0 K: 0 S: 16 H: 3 LOB: 1 BB: 1 P: 30	R: 0 E: 0 K: 0 S: 5 H: 0 LOB: 0 BB: 0 P: 9	R: 0 E: 0 K: 0 S: 8 H: 1 LOB: 2 BB: 2 P: 21	R: 0 E: 0 K: 1 S: 13 H: 0 LOB: 2 BB: 2 P: 27	R: 1 E: 0 K: 2 S: 20 H: 2 LOB: 3 BB: 2 P: 33	R: 0 E: 0 K: 2 S: 14 H: 1 LOB: 1 BB: 0 P: 18		1B: 5 2B: 1 3B: 1 HR: 1 SF: 0 SAC: 0 DP: 1 HBP: 0						

PITCHER		IP	WLS	BF	H	R	ER	SO	BB	IBB	HBP	BLK	WP	HR	S	P	ERA	WHIP
37 Henderson Alvarez III, R ERA: 4.47	(1, 1)	5.0	L	24	5	3	3	1	4	1	0	0	1	1	49	94	5.40	1.800
50 Steve Delabar, R ERA: 3.96	(6, 1)	1.0		4	0	0	0	1	1	0	0	0	1	0	13	23	0.00	1.000
48 J.A. Happ, L ERA: 4.85	(7, 1)	2.0		11	3	1	1	4	2	0	0	0	0	0	34	51	4.50	2.500

PITCHER	IP	WLS	BF	H	R	ER	SO	BB	IBB	HBP	BLK	WP	HR	S	P	ERA	WHIP

BOTTOM

Toronto Blue Jays @ Oakland Athletics

Oakland Coliseum, Oakland, CA

Thu Aug 02 2012, 7:08 PM - 9:55 PM PDT

Att. 10,823 - Partly Cloudy - 63 F

livebaseballscorecards.com

AB	31
R	4
H	8
RBI	4
BB	8
SO	6
LOB	24

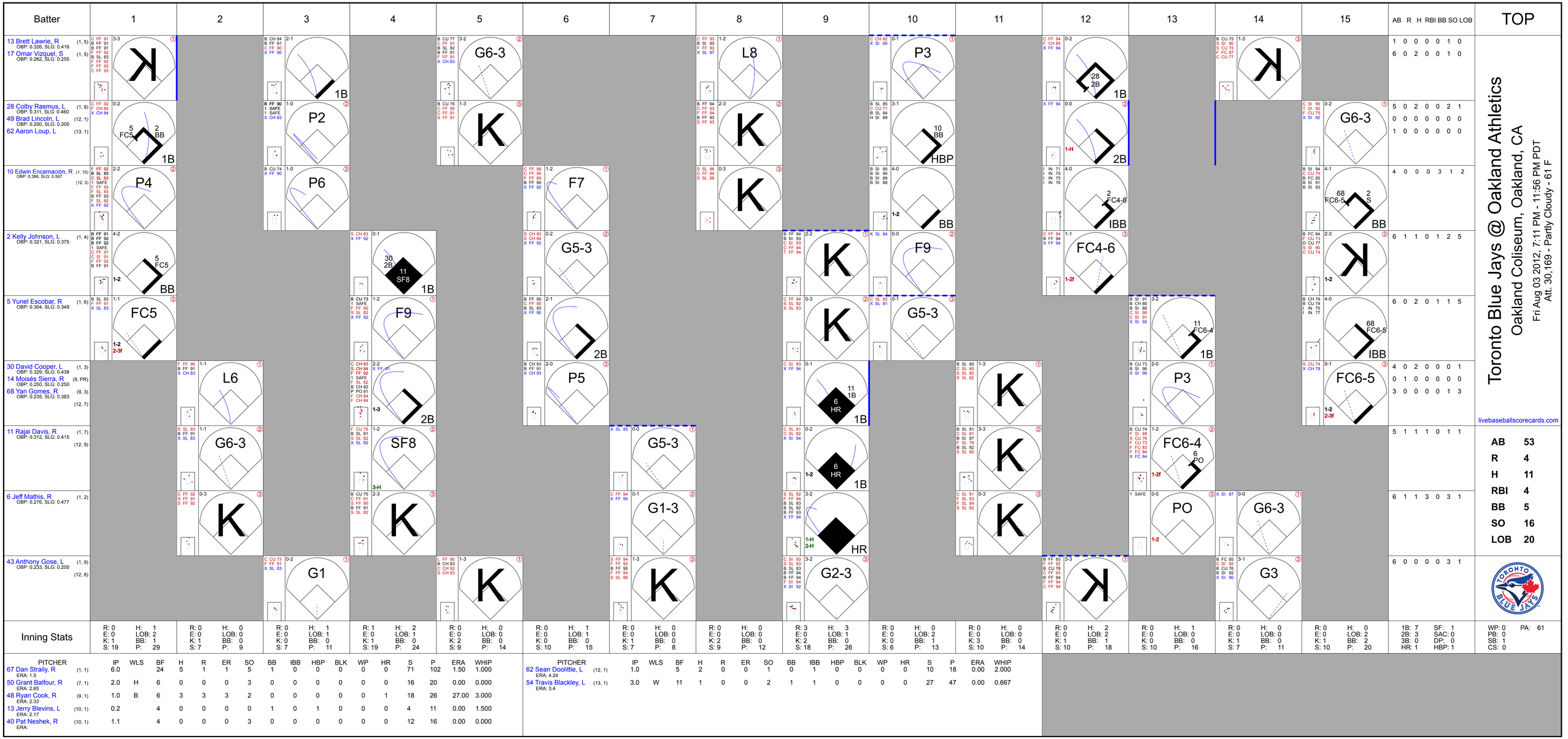

PITCHER		IP	WLS	BF	H	R	ER	SO	BB	IBB	HBP	BLK	WP	HR	S	P	ERA	WHIP
67 Dan Straily, R ERA: 1.5	(1, 1)	6.0		24	5	1	1	5	1	0	0	0	0	0	71	102	1.50	1.000
50 Grant Balfour, R ERA: 2.65	(7, 1)	2.0	H	6	0	0	0	3	0	0	0	0	0	0	16	20	0.00	0.000
48 Ryan Cook, R ERA: 2.33	(9, 1)	1.0	B	6	3	3	3	2	0	0	0	0	0	1	18	26	27.00	3.000
13 Jerry Blevins, L ERA: 2.17	(10, 1)	0.2		4	0	0	0	0	1	0	1	0	0	0	4	11	0.00	1.500
40 Pat Neshek, R ERA:	(10, 1)	1.1		4	0	0	0	3	0	0	0	0	0	0	12	16	0.00	0.000

PITCHER		IP	WLS	BF	H	R	ER	SO	BB	IBB	HBP	BLK	WP	HR	S	P	ERA	WHIP
62 Sean Doolittle, L ERA: 4.24	(12, 1)	1.0		5	2	0	0	1	0	0	0	0	0	0	10	18	0.00	2.000
54 Travis Blackley, L ERA: 3.4	(13, 1)	3.0	W	11	1	0	0	2	1	1	0	0	0	0	27	47	0.00	0.667

1B: 7 SF: 1
2B: 3 SAC: 0
3B: 0 DP: 0
HR: 1 HBP: 1

WP: 0 PA: 61
PB: 0
SB: 1
CS: 0

Toronto Blue Jays @ Oakland Athletics

Oakland Coliseum, Oakland, CA

Fri Aug 03 2012, 7:11 PM - 11:56 PM PDT

Att. 30,169 - Partly Cloudy - 61 F

livebaseballscorecards.com

BOTTOM

Batter	1	2	3	4	5	6	7	8	9	10	11	12	13	14	15	AB	R	H	RBI	BB	SO	LOB
4 Coco Crisp, S (1, 8) OBP: 0.315, SLG: 0.367	F SL 83 X SL 82 0-1 31 G6-4-3 1B		B CU 76 X CH 64 1-0 G1-3 ②		B CH 85 X CH 80 1-0 FC5-4 31 1B 16 SF8-2-6 ① 1-2f			F FF 88 B SI 88 F FF 86 B FF 87 F FF 86 F SL 74 F FF 86 X FF 87 2-2 E8 16 S 1B		1 SAFE C CU 82 C FF 94 1 SAFE B FF 92 P PO 85 1 SAFE D CU 83 B FF 92 4-2 31 WP BB 1-2		F FF 92 X FF 92 0-1 G4-3 ③			S SI 90 B SI 91 X SI 91 1-1 SF8 ① 3-H	5	1	2	1	1	0	1
31 Jonny Gomes, R (1, 10) OBP: 0.382, SLG: 0.468	B CH 87 C FF 87 X FF 88 1-1 G6-4-3 ① ② 1-2f		S SI 87 S CU 77 X FF 89 0-2 HR		B CH 76 B CH 80 D SL 85 1 SAFE C FF 89 X FF 88 3-1 16 SF8-2-6 1-3 1B			F FF 86 X FF 86 0-1 G5-3 ①		B FF 92 F FF 92 B CU 84 B CU 82 B FF 93 4-1 1-2 2-3 BB			C FF 93 S FF 94 C FF 95 0-3 ①			5	1	2	1	1	1	2
16 Josh Reddick, L (1, 9) OBP: 0.337, SLG: 0.518	B CH 88 X SL 85 1-0 G3 ③		B SL 82 F SL 86 X SL 86 1-1 1B		B SL 88 C CU 77 X CU 78 1-1 SF8-2-6 ② ③ 1-2 3-H			B FF 88 C SL 76 X SI 88 1-1 F8 ② 2-3		B SI 90 F FF 91 F CU 80 B FF 92 C CU 82 2-3 ②			C SI 90 X SI 90 1-1 22 S 1B			5	0	2	1	0	1	4
52 Yoenis Cespedes, R (1, 7) OBP: 0.370, SLG: 0.531		X FF 88 0-0 22 BB 7 1B 1B	B SI 89 X CH 82 1-0 G4-3 ③			F SL 87 X CU 77 0-1 7 CS 22 S 1B		C FF 89 B FC 90 B FF 91 C FF 89 B FC 88 F FC 89 F FC 88 C FF 89 3-3 ③		D CU 81 C CU 81 X CU 81 1-1 G6-3 ③			C SI 91 F SI 90 F SI 91 S SL 78 1-3 ②			3	1	2	0	0	0	1
23 Michael Taylor, R (8, PH) (9, 7)																1	0	0	0	0	1	1
37 Brandon Moss, L (10, PH) (11, 7)																2	0	0	0	0	1	4
22 Chris Carter, R (1, 3) OBP: 0.402, SLG: 0.653		S SL 83 C SL 83 D SL 84 B CH 83 F SL 82 B CH 83 B FF 88 4-2 36 FC4-6 7 1B 1-2 BB		B CH 80 B CU 75 C SL 80 X SL 81 2-1 HR		C FF 87 B FC 87 F FF 89 1 SAFE D CU 77 C FC 88 2-3 ③ 1-2			B FC 88 B FF 90 F FF 91 X FC 89 2-1 F9 ①		B FF 93 X FF 93 1-0 F7 ①		C SI 91 B SI 91 F SI 91 B SL 77 1 SAFE C SI 91 2-3 ③ 1-2			5	1	1	1	1	2	2
7 Brandon Inge, R (1, 5) OBP: 0.264, SLG: 0.385		C SL 82 S SL 85 X SL 84 0-2 36 FC4-6 1-2 2-H 1B		F FF 87 C SL 81 C CU 77 0-3 ①		F FC 88 C SI 88 F CU 76 S CU 77 0-3 ② ③ 2-3			B FC 90 C FF 90 F FF 91 F FF 91 B CU 77 B FC 89 X FF 91 3-2 P3 ②		F FF 94 C CU 82 X CU 82 0-2 G6-3 ②		G SI 89 B SI 89 C SI 90 X SL 76 1-2 G5-3 ①			6	0	1	1	0	2	1
36 Derek Norris, R (1, 2) OBP: 0.256, SLG: 0.313	B CH 84 C CH 83 B FF 90 D CH 85 X FF 90 3-1 FC4-6 17 G6-4-3 ① 1-2f 2-3		B CH 81 T CU 77 B CH 82 B SI 87 C CU 78 X FF 89 3-2 17 CS 1B			C CU 76 S FC 88 S CU 77 0-3 ①		B CU 75 C FF 91 F FF 91 B CU 76 B CU 76 C FC 88 3-3 ③		B FF 93 S FF 93 X FF 93 1-1 L8 ③			X SI 90 0-0 G6-3 ②			6	0	1	0	0	2	2
17 Adam Rosales, R (1, 6) OBP: 0.350, SLG: 0.133	X FF 89 0-0 G6-4-3 ② ③ 1-2f		B SL 82 1 SAFE X SL 81 1-0 L5 ② ③ 1-2			C FC 89 X FC 88 0-1 G3-1 ②				C FF 92 S FF 93 S CU 83 0-3 ①		X FF 91 0-0 G4-3 ①		C SI 90 C SI 91 B SL 78 B SI 91 C SI 90 2-3 ③		3	0	0	0	0	0	3
28 Eric Sogard, L (10, PH) OBP: 0.214, SLG: 0.286 (11, 6)						B SI 90 B SI 89 B SI 90 C FF 89 X SI 89 3-1 G3-1 ③				B FF 94 S FF 92 B FF 93 X FF 94 2-1 31 WP 4 BB 1B		C CU 80 X CH 83 0-1 G4-3 ②				3	0	0	0	0	2	0
19 Jemile Weeks, S (1, 4) OBP: 0.304, SLG: 0.305			B FF 87 C FF 88 B SI 87 X SL 83 2-1 P3 ①		B SL 87 C SI 86 X CH 86 1-1 4 FC5-4 1B										C SI 88 X SI 89 0-1 4 SF8 3B	6	1	3	0	0	0	0
Inning Stats	R: 0 E: 0 K: 0 S: 5 H: 1 LOB: 0 BB: 0 P: 7	R: 1 E: 0 K: 0 S: 10 H: 2 LOB: 1 BB: 1 P: 17	R: 1 E: 0 K: 0 S: 9 H: 2 LOB: 1 BB: 0 P: 14	R: 1 E: 0 K: 1 S: 9 H: 2 LOB: 0 BB: 0 P: 15	R: 1 E: 0 K: 0 S: 7 H: 2 LOB: 0 BB: 0 P: 13	R: 0 E: 0 K: 2 S: 9 H: 1 LOB: 0 BB: 0 P: 11	R: 0 E: 0 K: 1 S: 7 H: 0 LOB: 0 BB: 0 P: 10	R: 0 E: 1 K: 1 S: 15 H: 1 LOB: 1 BB: 0 P: 21	R: 0 E: 0 K: 1 S: 9 H: 0 LOB: 0 BB: 0 P: 17	R: 0 E: 0 K: 2 S: 14 H: 1 LOB: 3 BB: 2 P: 26	R: 0 E: 0 K: 0 S: 6 H: 0 LOB: 0 BB: 0 P: 8	R: 0 E: 0 K: 0 S: 5 H: 0 LOB: 0 BB: 0 P: 5	R: 0 E: 0 K: 3 S: 11 H: 1 LOB: 1 BB: 0 P: 15	R: 0 E: 0 K: 1 S: 8 H: 0 LOB: 0 BB: 0 P: 11	R: 1 E: 0 K: 0 S: 4 H: 1 LOB: 0 BB: 0 P: 5	1B: 11 2B: 1 3B: 1 HR: 2	SF: 2 SAC: 0 DP: 3 HBP: 0	WP: 1 PB: 0 SB: 3 CS: 2	PA: 55			

AB	50
R	5
H	14
RBI	5
BB	3
SO	12
LOB	21

PITCHER	IP	WLS	BF	H	R	ER	SO	BB	IBB	HBP	BLK	WP	HR	S	P	ERA	WHIP
27 Brett Cecil, L (1, 1) ERA: 5.72	5.0		21	9	4	4	1	1	0	0	0	0	2	40	66	7.20	2.000
31 Brandon Lyon, R (6, 1) ERA: 2.76	2.0		6	1	0	0	3	0	0	0	0	0	0	16	21	0.00	0.500
38 Darren Oliver, L (8, 1) ERA: 1.37	0.2		3	1	0	0	0	0	0	0	0	0	0	10	13	0.00	1.500
44 Casey Janssen, R (8, 1) ERA: 2.2	1.1		4	0	0	0	2	0	0	0	0	0	0	14	25	0.00	0.000
49 Brad Lincoln, R (10, 1) ERA: 2.53	3.1		13	1	0	0	3	2	0	0	0	1	0	28	42	0.00	0.900

PITCHER	IP	WLS	BF	H	R	ER	SO	BB	IBB	HBP	BLK	WP	HR	S	P	ERA	WHIP
49 Brad Lincoln, R (12, 1) ERA: 2.53	3.1		13	1	0	0	3	2	0	0	0	1	0	28	42	0.00	0.900
62 Aaron Loup, L (13, 1) ERA: 3.65	2.0	L	8	2	1	1	3	0	0	0	0	0	0	20	28	4.50	1.000

Toronto Blue Jays @ Oakland Athletics

Oakland Coliseum, Oakland, CA

Sat Aug 04 2012, 1:11 PM - 4:45 PM PDT

Att. 17,121 - Cloudy - 62 F

livebaseballscorecards.com

Batter	1	2	3	4	5	6	7	8	9	10	11	AB	R	H	RBI	BB	SO	LOB
5 Yunel Escobar, R (1, 6) OBP: 0.302, SLG: 0.347	B FF 87 B FF 87 C FF 89 F FF 89 B FF 87 F FF 89 F FF 88 X FF 86 3-2 1B		B SL 87 S CH 82 C FF 92 B SL 87 X SI 92 2-2 ② G6-3		F FF 92 B FF 93 B CH 86 C SI 92 X FF 93 2-2 ③ G5-3			C SL 87 B FF 93 B FF 90 S FF 93 X FF 93 2-2 ② F9		B CH 83 S CH 82 C SI 91 S SL 83 1-3 ② K		5	0	1	0	0	1	2
2 Kelly Johnson, L (1, 4) OBP: 0.317, SLG: 0.370	C CH 84 X CH 77 0-1 ① F8		C SL 84 C FF 93 B SI 91 B SL 86 S SL 84 2-3 ③ K			C SI 91 B SI 90 F SI 91 B FF 93 B FF 92 S SI 90 3-3 ① K		F FF 92 X CH 87 0-1 ③ G3		F SL 85 F SI 90 S SI 91 0-3 ③ K		5	0	0	0	0	3	3
10 Edwin Encarnación, R (1, 3) OBP: 0.387, SLG: 0.565	D CH 81 F FF 88 B CU 65 D FF 85 X SL 81 3-1 ② F7			C SI 91 C CH 85 B FF 93 X CH 86 1-2 11 1B 30 G5-3 1B		C SL 82 B SL 83 B SL 83 S SL 80 B SL 84 X SL 79 3-2 ② G4-3			X FF 94 0-0 ① P3		C SL 83 X SI 89 0-1 6 S 11 S 6 E 1B	5	1	2	0	0	0	1
30 David Cooper, L (1, 10) OBP: 0.322, SLG: 0.459	C CH 84 B FF 85 B CH 77 X CH 77 2-1 ③ P4			D SL 86 1 SAFE 1 SAFE C FF 92 B FF 91 X FF 91 2-1 ① G5-3 1-2		X SI 89 0-0 ③ F9			B FF 95 C SI 94 X CH 86 1-1 HR		1 SAFE C SI 90 M CU 72 1 SAFE X SI 90 0-2 ① L5	5	1	1	1	0	0	3
11 Rajai Davis, R (1, 7) OBP: 0.313, SLG: 0.412		C CH 83 B SL 81 F CU 66 B FF 87 X SL 80 2-2 ① G3		X CH 85 0-0 68 S 2-3 1B			B SI 87 C SL 85 B SL 83 C SL 80 F SL 82 F SL 82 F SL 82 F SL 82 X SI 87 2-2 ① L9		B FF 94 C FF 94 C SL 83 X SL 84 1-2 ② P3		S CH 81 1 SAFE B SL 83 D CH 83 B SI 91 D CH 82 4-1 6 S 14 2B 1-2 BB	4	1	1	0	1	0	0
68 Yan Gomes, R (1, 2) 6 Jeff Mathis, R (9, PH) (9, 2) OBP: 0.239, SLG: 0.371 OBP: 0.271, SLG: 0.468		B CH 83 S SL 80 C CH 83 F SL 79 B CH 83 X SL 79 2-2 ② F8		B SI 93 B CH 85 1 SAFE F CH 86 C FF 94 F SL 88 B FF 95 X CH 85 3-2 ② F9 1-2			B SL 81 B SL 81 B SI 87 B SI 88 4-0 43 FC4-6 BB		S SL 82 C SL 82 T FF 95 X SL 82 0-2 ③ F8		F CH 80 F SI 90 B SI 89 B SL 80 D SL 82 2 SAFE S CH 80 3-3 ② K 1-3 2-H	2 2	0 0	0 0	0 0	1 1	0 0	2 1
14 Moisés Sierra, R (1, 9) OBP: 0.444, SLG: 0.556		C CH 81 B CH 82 S SI 90 B CH 83 X FF 91 2-2 43 2B 1B		B SI 92 D CH 87 S SL 88 B FF 94 S CH 86 X CH 86 3-2 ③ G5-3			C SL 82 S SL 84 S SL 84 0-3 ② K			X SI 89 0-0 43 SH5-4 1B	X SL 83 0-0 43 1B 3-H 2B	5	0	3	1	0	1	3
43 Anthony Gose, L (1, 8) OBP: 0.255, SLG: 0.250		X FF 91 0-0 ③ 1-H 2B			B SL 84 S FF 92 S SI 92 B SL 86 B FF 92 X FF 94 3-2 ① P6 F SL 86 C FF 93 S FF 93 0-3 ② K		C SI 88 B CH 72 B CH 71 X SI 87 2-1 ③ FC4-6 1-2f			L SI 88 1 SAFE X SI 89 0-1 ① SH5-4 1-2	B CU 71 F SI 90 C CU 73 X SI 90 1-2 ③ 2-H 1B	4	0	2	0	0	0	1
3 Adeiny Hechavarría, R (1, 5)			C SI 90 B CH 83 B FF 92 F SI 92 B SL 87 F FF 92 F FF 92 T CH 82 3-2 ① K					B FF 93 B FF 93 C FF 93 F FF 93 B SL 87 X FF 91 3-2 ① P6		B CU 70 B SI 90 B SI 89 B SI 90 4-0 BB		3	0	0	0	1	2	0

Inning Stats	1	2	3	4	5	6	7	8	9	10	11
	R: 0 H: 1 E: 0 LOB: 1 K: 0 BB: 0 S: 11 P: 19	R: 0 H: 2 E: 0 LOB: 2 K: 0 BB: 0 S: 11 P: 17	R: 0 H: 0 E: 0 LOB: 0 K: 2 BB: 0 S: 11 P: 18	R: 0 H: 2 E: 0 LOB: 2 K: 0 BB: 0 S: 13 P: 22	R: 0 H: 0 E: 0 LOB: 0 K: 1 BB: 0 S: 9 P: 14	R: 0 H: 0 E: 0 LOB: 1 K: 1 BB: 1 S: 7 P: 13	R: 0 H: 0 E: 0 LOB: 1 K: 1 BB: 1 S: 12 P: 20	R: 0 H: 0 E: 0 LOB: 0 K: 0 BB: 0 S: 8 P: 13	R: 1 H: 1 E: 0 LOB: 0 K: 0 BB: 0 S: 10 P: 12	R: 0 H: 1 E: 0 LOB: 2 K: 2 BB: 1 S: 9 P: 14	R: 2 H: 3 E: 1 LOB: 2 K: 1 BB: 1 S: 13 P: 21

1B: 7	SF: 0	WP: 0 PA: 44
2B: 2	SAC: 1	PB: 0
3B: 0	DP: 0	SB: 5
HR: 1	HBP: 0	CS: 0

PITCHER		IP	WLS	BF	H	R	ER	SO	BB	IBB	HBP	BLK	WP	HR	S	P	ERA	WHIP
64 A.J. Griffin, R ERA: 2.42	(1, 1)	1.2		6	1	0	0	0	0	0	0	0	0	0	18	30	0.00	0.600
77 Jordan Norberto, L ERA: 2.7	(2, 1)	3.2		14	4	0	0	4	0	0	0	0	0	0	40	66	0.00	1.091
40 Pat Neshek, R ERA:	(6, 1)	1.2	H	6	0	0	0	1	1	0	0	0	0	0	16	27	0.00	0.600
50 Grant Balfour, R ERA: 2.6	(8, 1)	1.0	H	3	0	0	0	0	0	0	0	0	0	0	8	13	0.00	0.000
48 Ryan Cook, R ERA: 2.47	(9, 1)	1.0	B	4	1	1	1	0	0	0	0	0	0	1	10	12	9.00	1.000

PITCHER		IP	WLS	BF	H	R	ER	SO	BB	IBB	HBP	BLK	WP	HR	S	P	ERA	WHIP
13 Jerry Blevins, L ERA: 2.45	(10, 1)	2.0	L	11	4	2	2	3	2	0	0	0	0	0	22	35	9.00	3.000

TOP	
AB	40
R	3
H	10
RBI	2
BB	3
SO	8
LOB	16

Toronto Blue Jays @ Oakland Athletics

Oakland Coliseum, Oakland, CA

Sat Aug 04 2012, 1:11 PM - 4:45 PM PDT

Att. 17,121 - Cloudy - 62 F

livebaseballscorecards.com

Batter	1	2	3	4	5	6	7	8	9	10	11	AB	R	H	RBI	BB	SO	LOB
19 Jemile Weeks, S (1, 4) OBP: 0.305, SLG: 0.305	C FF 89 S SI 90 B SI 92 B FF 92 B SI 88 X FF 89 3-2 F8 ①		C FF 91 C CH 83 S CH 85 0-3 K ①		B FF 92 B FF 91 B FF 90 B FF 90 4-0 1-2 2-3 BB			C FF 94 C FF 95 F FF 94 B FF 94 F CH 88 C FF 94 1-3 K ①		B SI 91 C SI 93 X CH 86 1-1 1-2 4 BB 1B		4	0	1	0	1	2	1
23 Michael Taylor, R (1, 9) OBP: 0.143, SLG: 0.190 4 Coco Crisp, S (10, PH) OBP: 0.317, SLG: 0.367 (11, 8)	C FF 89 X FF 90 0-1 G6-3 ②		B FF 92 1 SAFE B CH 80 X FF 92 2-0 1-2f G6-4-3 ②③		C SI 88 B FF 91 F CH 83 F CU 77 S FF 92 1-3 K ③			C CH 87 F FF 95 B FF 95 F FF 94 F CH 87 F FF 94 B CH 89 B CH 85 F CH 84 3-3 K ②		B CU 73 F CH 85 B FF 92 B SI 93 S SI 94 B SI 94 4-2 1-2 2-3 BB		4	0	0	0	0	2	4
												0	0	0	0	1	0	0
16 Josh Reddick, L (1, 8) OBP: 0.333, SLG: 0.511 (11, 9)	X FF 92 0-0 F9 ③			C SI 91 S CU 76 B CU 78 B CU 77 F FF 92 X FF 92 2-2 F7 ①		B FF 90 B FF 89 F FF 88 X FF 91 2-1 P6 ①		F FF 95 F FF 94 B FF 94 B CH 88 F FF 94 S CH 87 2-3 K ③		F SI 92 L SI 94 C FC 91 0-3 K ③		5	0	0	0	0	2	3
22 Chris Carter, R (1, 3) OBP: 0.406, SLG: 0.636 52 Yoenis Cespedes, R (9, PR) OBP: 0.370, SLG: 0.531 37 Brandon Moss, L (10, 3) OBP: 0.306, SLG: 0.531		B FF 90 F FF 90 B CH 82 C SI 92 B FF 90 F FF 90 F FF 90 B FF 90 4-2 7 FC1-4 BB		B FF 90 F FF 92 C CU 74 B CU 77 C FF 91 2-3 K ②		X FF 92 0-0 P3 ②			B FF 93 B CH 86 B FF 93 C FF 93 B FF 94 4-1 7 G6-3 BB		B FF 87 F FF 86 C SL 74 B SL 73 B SL 75 X FF 87 3-2 F8 ①	2	0	0	0	2	1	0
												0	0	0	0	0	0	0
												1	0	0	0	0	0	0
31 Jonny Gomes, R (1, 7) OBP: 0.374, SLG: 0.455		C FF 89 B SI 89 X CH 82 1-1 L6 ①		B FF 90 C SI 90 B CH 82 F FF 91 X FF 91 2-2 F9 ③		C FF 91 X SI 92 0-1 G5-3 ③			D FF 93 1 SAFE F FF 93 S CH 86 1 SAFE B CH 86 X CH 87 2-2 F8 ①		C SI 87 C SI 88 F FF 86 F FF 87 S SL 74 0-3 K ②	5	0	0	0	0	1	2
7 Brandon Inge, R (1, 5) OBP: 0.260, SLG: 0.379		1 SAFE X SI 88 0-0 1-2f FC1-4 36 WP 36 2B ②			B SI 90 B SI 89 X FF 90 2-0 G6-3 ①		F CH 86 B FF 90 B FF 87 F FF 89 F SI 90 S CH 81 2-3 K ①		C FF 88 B CU 75 X FF 91 1-1 1-2f G6-3 ②③		F SI 87 B SI 87 X FF 87 1-1 F7 ③	5	1	0	0	0	1	2
36 Derek Norris, R (1, 10) OBP: 0.266, SLG: 0.326		F FF 91 B FF 92 X SI 90 1-1 1-H 2B			B FF 91 X FF 92 1-0 G5-3 ②		C FF 90 B CU 73 S FF 90 B FF 91 B FF 88 B CH 87 4-2 14 WP BB			B FC 91 B FF 94 B SI 93 C FF 94 S FF 93 F FF 94 X FF 95 3-2 L8 ①		3	0	1	1	1	0	0
14 George Kottaras, L (1, 2) OBP: 0.405, SLG: 0.347		C SI 90 F CU 75 B FF 92 X CU 76 1-2 G3-1 ③			C FF 92 X FF 91 0-1 19 BB 17 BB 1B		C FF 89 F FF 92 B CU 78 S FF 93 1-3 1-2 K ②			B SI 94 C CH 87 B SI 94 B FF 94 F SI 94 F FF 94 B FF 94 4-2 4 BB 19 1B BB		3	0	1	0	1	1	2
17 Adam Rosales, R (1, 6) OBP: 0.372, SLG: 0.156 28 Eric Sogard, L (10, PH) OBP: 0.212, SLG: 0.283 (11, 6)			C FF 88 F SI 89 X FF 91 0-2 23 G6-4-3 1B		D FF 93 B FF 93 B FF 92 C FF 90 C FF 92 B FF 92 4-2 1-2 19 BB BB		X FF 88 0-0 F9 ③			1 SAFE L FF 92 X SI 93 0-1 F8 ②		2	0	1	0	1	0	1
												1	0	0	0	0	0	1
Inning Stats	R: 0 H: 0 E: 0 LOB: 0 K: 0 BB: 0 S: 6 P: 9	R: 1 H: 1 E: 0 LOB: 1 K: 0 BB: 1 S: 12 P: 19	R: 0 H: 1 E: 0 LOB: 0 K: 1 BB: 0 S: 7 P: 9	R: 0 H: 0 E: 0 LOB: 0 K: 1 BB: 0 S: 10 P: 16	R: 0 H: 1 E: 0 LOB: 3 K: 1 BB: 2 S: 10 P: 22	R: 0 H: 0 E: 0 LOB: 0 K: 0 BB: 0 S: 5 P: 7	R: 0 H: 0 E: 0 LOB: 1 K: 2 BB: 1 S: 10 P: 17	R: 0 H: 0 E: 0 LOB: 0 K: 3 BB: 0 S: 17 P: 23	R: 0 H: 0 E: 0 LOB: 1 K: 0 BB: 1 S: 6 P: 13	R: 0 H: 1 E: 0 LOB: 3 K: 1 BB: 2 S: 16 P: 28	R: 0 H: 0 E: 0 LOB: 0 K: 1 BB: 0 S: 10 P: 14							

PITCHER	IP	WLS	BF	H	R	ER	SO	BB	IBB	HBP	BLK	WP	HR	S	P	ERA	WHIP
24 Ricky Romero, L (1, 1) ERA: 5.47	7.0		27	3	1	1	5	4	0	0	0	2	0	60	99	1.29	1.000
50 Steve Delabar, R (8, 1) ERA: 3.83	1.1		5	0	0	0	3	1	0	0	0	0	0	21	33	0.00	0.750
44 Casey Janssen, R (9, 1) ERA: 2.16	0.2		1	0	0	0	0	0	0	0	0	0	0	2	3	0.00	0.000
20 Jesse Chavez, R (10, 1) ERA: 8.44	1.0	W	6	1	0	0	1	2	0	0	0	0	0	16	28	0.00	3.000
38 Darren Oliver, L (11, 1) ERA: 1.34	1.0	S	3	0	0	0	1	0	0	0	0	0	0	10	14	0.00	0.000

PITCHER	IP	WLS	BF	H	R	ER	SO	BB	IBB	HBP	BLK	WP	HR	S	P	ERA	WHIP

AB	35
R	1
H	4
RBI	1
BB	7
SO	10
LOB	16

1B: 3	SF: 0	WP: 2	PA: 42
2B: 1	SAC: 0	PB: 0	
3B: 0	DP: 2	SB: 0	
HR: 0	HBP: 0	CS: 0	

Toronto Blue Jays @ Oakland Athletics

Oakland Coliseum, Oakland, CA

Sun Aug 05 2012, 1:10 PM - 4:05 PM PDT

Att. 18,308 - Overcast - 63 F

livebaseballscorecards.com

Batter	1	2	3	4	5	6	7	8	9	AB	R	H	RBI	BB	SO	LOB
11 Rajai Davis, R (1, 7) OBP: 0.315, SLG: 0.416	B SI 85 B FF 85 B FF 86 C FF 86 X FF 86 3-1 43 SH2-3 2B		C FC 84 F FF 87 F FF 87 F FC 85 S CH 80 0-3 ③ K2-3		X CH 80 0-0 43 2B 5 1B 1B	1 SAFE F FF 87 D CH 81 X FF 88 1-1 ③ P3		S CU 72 X CU 72 0-1 ③ P3		5	2	2	0	0	1	3
43 Anthony Gose, L (1, 8) OBP: 0.275, SLG: 0.292	X SI 87 0-0 ① SH2-3 2-H			S FF 86 B FC 84 B FC 86 S FC 84 B CH 81 F CH 80 X FF 86 3-2 10 HR 1B	1 SAFE B FF 87 X FC 86 1-0 5 1B 1-3 2B		X FF 90 0-0 ① G3		M SI 96 B SI 96 B SL 85 F SI 94 B SL 86 C SI 95 3-3 ① K	4	2	2	1	0	1	0
10 Edwin Encarnación, R (1, 10) OBP: 0.389, SLG: 0.574	B FF 87 C FF 87 B CH 82 B FF 88 X SI 89 3-1 ② G1-3			C FF 88 1 SAFE F CH 81 P PO 77 F FF 88 X FF 88 1-2 1-H HR	I IN 61 I IN 60 I IN 61 I IN 62 4-0 5 1B 2 1B IBB		C FF 90 B FF 90 F FF 89 X CU 72 1-2 2B		B SI 96 X SI 95 1-0 ② G5-3	4	2	2	2	1	0	0
5 Yunel Escobar, R (1, 6) OBP: 0.301, SLG: 0.345	B FF 87 S CH 82 X FF 87 1-1 ③ G6-3			B CU 77 B CH 82 X FF 87 2-0 ① F9	C CH 79 B FF 87 F CH 81 F FF 87 X FF 87 1-2 2 1B 1-2 2-H 3-H 1B		B FF 90 X FF 88 1-0 ② P6		B CH 88 F SI 95 F SI 95 B SI 96 X SL 85 2-2 ③ F8	5	0	1	2	0	0	1
2 Kelly Johnson, L (1, 4) OBP: 0.321, SLG: 0.373		T FC 84 B FF 86 F CU 76 F FF 87 F CH 80 H FC 85 2-2 6 CS HBP		X FF 88 0-0 1B	C FC 85 B FF 88 F CH 81 X FF 87 1-2 1-2 2-H 1B		C FF 90 T CU 72 S FF 89 0-3 ③ K			3	0	2	1	0	1	1
6 Jeff Mathis, R (1, 2) OBP: 0.262, SLG: 0.452		1 SAFE B FF 86 F CH 81 1 SAFE 1 SAFE S FF 87 F FF 88 B FF 86 F CH 81 2-2 ①② X FF 86 P3 1-2		F FF 87 X FF 87 0-1 ② P3	S FF 86 S CH 82 T CH 82 0-2 ③ K			C FF 88 B FF 88 B CU 70 X CU 71 2-1 ① G6-3		4	0	0	0	0	1	4
68 Yan Gomes, R (1, 3) OBP: 0.227, SLG: 0.348 (8, 5)		B CU 76 C FF 87 S CH 82 S FC 85 1-3 ③ K		S CH 81 1 SAFE B CH 81 1 SAFE S FF 87 D CH 80 1 SAFE F FF 86 F FF 87 2-3 ③ 1 SAFE S CH 80 K		C CH 80 B FF 85 X FC 85 1-1 ① G6-3		X FF 90 0-0 ② P6		4	0	0	0	0	2	1
14 Moisés Sierra, R (1, 9) OBP: 0.462, SLG: 0.538			X FF 85 0-0 ① F7		X CH 80 0-0 ① G5-3	C FF 87 B FF 86 S CH 81 B FF 86 X CH 80 2-2 3 FC5-4 1B		C CU 70 X FF 90 0-1 30 1B 1B		4	0	2	0	0	0	0
3 Adeiny Hechavarría, R (1, 5) 30 David Cooper, L (8, PH) OBP: 0.330, SLG: 0.465 (8, 3)			B FF 86 S FF 86 F CH 80 B FF 86 X CH 78 2-2 ② F7		C FF 85 S FF 86 B CH 82 X FC 84 1-2 ② F9	S FF 86 F FF 87 B FF 87 1 SAFE F FC 85 X CH 80 1-2 ② FC5-4 1-2f		1 SAFE C FF 90 1 SAFE F FF 88 P PO 86 X FF 90 1-2 1-3 1B		3 1	0 0	0 1	0 0	0 0	0 0	1 0
Inning Stats	R: 1 E: 0 K: 0 S: 7 H: 1 LOB: 0 BB: 0 P: 14	R: 0 E: 0 K: 1 S: 12 H: 0 LOB: 0 BB: 0 P: 17	R: 0 E: 0 K: 1 S: 9 H: 0 LOB: 0 BB: 0 P: 11	R: 2 E: 0 K: 1 S: 18 H: 3 LOB: 1 BB: 0 P: 25	R: 3 E: 0 K: 1 S: 16 H: 4 LOB: 2 BB: 1 P: 24	R: 0 E: 0 K: 0 S: 11 H: 1 LOB: 1 BB: 0 P: 16	R: 0 E: 0 K: 1 S: 8 H: 1 LOB: 1 BB: 0 P: 10	R: 0 E: 0 K: 0 S: 11 H: 2 LOB: 2 BB: 0 P: 13	R: 0 E: 0 K: 1 S: 7 H: 0 LOB: 0 BB: 0 P: 13	1B: 8 2B: 3 3B: 0 HR: 1 SF: 0 SAC: 1 DP: 0 HBP: 1	WP: 0 PB: 0 SB: 0 CS: 1 PA: 40					

PITCHER		IP	WLS	BF	H	R	ER	SO	BB	IBB	HBP	BLK	WP	HR	S	P	ERA	WHIP
57 Tommy Milone, L ERA: 3.91	(1, 1)	6.0	L	28	9	6	6	4	0	1	1	0	0	1	73	107	9.00	1.500
58 Evan Scribner, R ERA: 1.69	(7, 1)	2.0		9	3	0	0	1	0	0	0	0	0	0	19	23	0.00	1.500
65 Pedro Figueroa, L ERA: 1.38	(9, 1)	1.0		3	0	0	0	1	0	0	0	0	0	0	7	13	0.00	0.000

PITCHER	IP	WLS	BF	H	R	ER	SO	BB	IBB	HBP	BLK	WP	HR	S	P	ERA	WHIP

AB	37
R	6
H	12
RBI	6
BB	1
SO	6
LOB	11

Batter	1	2	3	4	5	6	7	8	9	AB	R	H	RBI	BB	SO	LOB
4 Coco Crisp, S (1, 8) OBP: 0.316, SLG: 0.369	B SI 84 B SI 84 C FF 83 F SI 84 B FF 86 S FF 83 3-3 ① K		L SI 85 1 SAFE X CH 80 0-1 ① F8		B CH 78 C SI 84 F SI 86 F SI 84 B CH 80 X SI 86 2-2 ② F9		S CU 78 X CU 78 0-1 2-H 2B			4	0	1	1	0	1	1
31 Jonny Gomes, R (1, 7) OBP: 0.376, SLG: 0.462	C FF 85 F SI 83 X SL 75 0-2 ② P6		X FF 86 0-0 16 HR 1-3 1B		X FF 85 0-0 2B		C FF 90 B FF 90 B CU 79 F FC 90 D CU 79 S CU 78 3-3 ③ K			4	1	2	0	0	1	1
16 Josh Reddick, L (1, 9) OBP: 0.333, SLG: 0.516	C FF 86 B FF 87 F SL 75 F SI 84 F FF 82 S FF 86 1-3 ③ K		S SL 78 F FF 86 F SL 79 X FF 86 0-2 1-H 3-H HR		C FF 86 C FF 87 T FF 88 0-2 ③ K			C SI 91 B SI 91 X SI 92 1-1 ① G4-3		4	1	1	3	0	2	1
52 Yoenis Cespedes, R (1, 10) OBP: 0.366, SLG: 0.523		B SI 83 C CH 79 X SI 83 1-1 ① L8	C FF 84 F FF 84 X SI 82 0-2 ② G6-3			S FC 84 B SI 83 B CH 78 F SI 83 F CH 80 B SI 86 F SI 85 F SI 84 F FF 85 3-2 X FC 84 ① F8		X SI 91 0-0 ② F8		4	0	0	0	0	0	0
22 Chris Carter, R (1, 3) OBP: 0.400, SLG: 0.613		C SI 84 B CH 80 B SI 85 B FF 84 X SI 84 3-1 ② F9	C CH 81 S FF 86 F FF 85 X SL 78 0-2 ③ F8			B SI 86 X SI 85 1-0 ② F7		B SI 91 B SI 91 B SI 90 C SI 91 B SI 91 4-1 BB		3	0	0	0	1	0	0
7 Brandon Inge, R (1, 5) OBP: 0.263, SLG: 0.380		B SL 80 F FC 84 F SI 86 B SL 75 X FF 85 2-2 36 2B 1B		C CH 78 B SI 86 B FF 83 B FF 85 S SI 84 F SI 84 X FC 84 3-2 36 G5-4-3 1B		F SI 83 B CH 78 S FC 84 X FC 84 1-2 ③ G6-3		B CH 85 B FF 94 C FF 93 C FF 93 S FF 94 2-3 ③ K		4	1	2	0	0	1	1
36 Derek Norris, R (1, 2) OBP: 0.265, SLG: 0.333		C SI 84 F FF 83 B FF 85 B FF 86 X CH 80 2-2 1-H 2B		X SI 85 0-0 ① ② G5-4-3 1-2f			C FC 89 F CU 78 C CU 78 0-3 ① K		F FC 89 B FF 92 F FF 91 F CU 75 F CU 76 S SL 85 1-3 ① K	4	0	1	1	0	2	1
17 Adam Rosales, R (1, 6) OBP: 0.370, SLG: 0.200 37 Brandon Moss, L (9, PH) OBP: 0.310, SLG: 0.531 28 Eric Sogard, L (9, PR) OBP: 0.212, SLG: 0.283		C FF 84 B FC 84 F SI 85 S FF 84 1-3 ③ K	C FF 84 X CH 80 0-1 ③ F8				B SI 91 F FF 89 X FC 88 1-1 4 2B 2B		B FF 92 B FC 92 B FF 91 B FF 92 4-0 19 L5-3 BB	3 0 0	1 0 0	1 0 0	0 0 0	0 1 0	1 0 0	1 0 0
19 Jemile Weeks, S (1, 4) OBP: 0.304, SLG: 0.302			B FF 84 B SI 84 B FF 85 B FF 83 4-0 31 1B 16 HR BB		C SI 82 B SI 87 C SI 85 X CH 79 1-2 ① G4-3		C SI 90 B SI 90 F FF 91 F CU 78 S CU 79 1-3 ② K		C FF 92 C FF 92 B FC 91 F FF 92 X FC 90 1-2 ② ③ 1-1 L5-3	3	1	0	0	1	1	2
Inning Stats	R: 0 E: 0 K: 2 S: 11 H: 0 LOB: 0 BB: 0 P: 15	R: 1 E: 0 K: 1 S: 13 H: 2 LOB: 1 BB: 0 P: 22	R: 3 E: 0 K: 0 S: 14 H: 2 LOB: 0 BB: 1 P: 18	R: 0 E: 0 K: 0 S: 7 H: 1 LOB: 0 BB: 0 P: 10	R: 0 E: 0 K: 1 S: 11 H: 1 LOB: 1 BB: 0 P: 14	R: 0 E: 0 K: 0 S: 11 H: 0 LOB: 0 BB: 0 P: 16	R: 1 E: 0 K: 3 S: 14 H: 2 LOB: 0 BB: 0 P: 19	R: 0 E: 0 K: 1 S: 7 H: 0 LOB: 1 BB: 1 P: 14	R: 0 E: 0 K: 1 S: 9 H: 0 LOB: 1 BB: 1 P: 15	1B: 3 2B: 5 3B: 0 HR: 1	SF: 0 SAC: 0 DP: 2 HBP: 0	WP: 0 PB: 0 SB: 0 CS: 0	PA: 36			

PITCHER		IP	WLS	BF	H	R	ER	SO	BB	IBB	HBP	BLK	WP	HR	S	P	ERA	WHIP
32 Aaron Laffey, L ERA: 4.39	(1, 1)	6.0	W	24	6	4	4	4	1	0	0	0	0	1	67	95	6.00	1.167
31 Brandon Lyon, R ERA: 2.91	(7, 1)	1.0	H	5	2	1	1	3	0	0	0	0	0	0	14	19	9.00	2.000
62 Aaron Loup, L ERA: 3.46	(8, 1)	0.2	H	3	0	0	0	0	1	0	0	0	0	0	4	9	0.00	1.500
50 Steve Delabar, R ERA: 3.79	(8, 1)	0.1	H	1	0	0	0	1	0	0	0	0	0	0	3	5	0.00	0.000
44 Casey Janssen, R ERA: 2.11	(9, 1)	1.0	S	3	0	0	0	1	1	0	0	0	0	0	9	15	0.00	1.000

PITCHER	IP	WLS	BF	H	R	ER	SO	BB	IBB	HBP	BLK	WP	HR	S	P	ERA	WHIP

BOTTOM

Toronto Blue Jays @ Oakland Athletics

Oakland Coliseum, Oakland, CA

Sun Aug 05 2012, 1:10 PM - 4:05 PM PDT

Att. 18,308 - Overcast - 63 F

livebaseballscorecards.com

AB	33
R	5
H	8
RBI	5
BB	3
SO	9
LOB	8

Batter	1	2	3	4	5	6	7	8	9	AB	R	H	RBI	BB	SO	LOB
11 Rajai Davis, R (1, 7) OBP: 0.310, SLG: 0.409	B FF 93 B FF 92 X FF 94 2-0 ① F9		1 SAFE 1 SAFE C FC 90 M FF 93 1 SAFE B CH 88 D CH 86 X FF 94 2-2 ③ FC6-4 1-2f			B FC 90 X FC 89 1-0 ② G6-3			B FF 94 C SI 94 B SI 96 C CH 81 F CH 79 S CH 81 2-3 ① K	4	0	0	0	0	1	1
28 Colby Rasmus, L (1, 8) OBP: 0.315, SLG: 0.469	F FF 93 S FC 92 B CH 85 S CH 86 1-3 ② K			B CH 86 F FC 90 S KC 80 B KC 80 B FC 90 X CH 86 3-2 HR		C KC 78 B KC 79 F FF 93 B FF 93 B FF 92 B FF 93 4-2 BB			C FF 98 X FF 98 0-1 10 WP 1B	3	1	2	1	1	1	0
10 Edwin Encarnación, R (1, 3) OBP: 0.385, SLG: 0.568	B SI 93 C FC 92 B FF 93 X FF 92 2-1 ③ G5-3			F FF 92 F FF 92 B CH 86 S FC 89 1-3 ① K		C SI 91 F FC 89 B KC 79 F FC 89 B CH 86 X SI 91 3-2 ③ F7			F FF 97 C FF 99 B FF 98 B CH 84 X CH 84 2-2 ② G5-3 1-2	4	0	0	0	0	1	2
5 Yunel Escobar, R (1, 6) OBP: 0.301, SLG: 0.342		F FF 93 B SI 92 C FF 92 B CH 86 X FC 91 2-2 ① P3		B SI 92 X FC 89 1-0 ② G6-3			B FF 91 F FC 87 B KC 79 M FF 90 H FC 88 3-2 14 G6-4-3 HBP		C FF 97 B CH 82 B SI 99 S CH 85 X SI 99 2-2 ③ G3	3	0	0	0	0	0	1
30 David Cooper, L (1, 10) OBP: 0.319, SLG: 0.449		B FF 93 F FF 92 X FC 90 1-1 ② L4		B SI 93 X FF 92 1-0 ③ F8			C CH 86 1 SAFE C SI 90 1 SAFE S FC 87 0-3 ① K			3	0	0	0	0	1	1
14 Moisés Sierra, R (1, 9) OBP: 0.375, SLG: 0.438		B FF 93 X FF 92 1-0 ③ G5-3			B KC 77 F FF 91 S CH 85 F CH 86 B CH 85 F FF 94 B CH 87 F CH 86 X FC 90 3-2 ① F8		C FC 88 X KC 79 0-1 ②③ G6-4-3 1-2f			3	0	0	0	0	0	1
2 Kelly Johnson, L (1, 4) OBP: 0.319, SLG: 0.370			B FF 94 B SI 92 X CH 85 1-1 ① L9		B FF 93 B SI 92 S FF 92 B FC 88 F FC 90 X FF 93 3-2 ② L7			F FF 92 S KC 80 F KC 79 B CH 86 S FC 87 1-3 ① K		3	0	0	0	0	1	0
6 Jeff Mathis, R (1, 2) OBP: 0.256, SLG: 0.441			F FF 93 S CH 85 B CH 86 B FF 94 F CH 86 X FC 90 2-2 ② P2		B FF 91 S FF 91 B KC 80 X FF 91 2-1 ③ P4			B FC 88 B FF 91 C FF 90 F FF 91 S FF 92 2-3 ② K		3	0	0	0	0	1	0
3 Adeiny Hechavarría, R (1, 5) OBP: 0.200, SLG: 0.111			C FF 93 B FF 94 B CH 86 X FF 94 2-1 11 FC6-4 1B			S FF 92 B CH 85 F CH 86 B KC 80 B FF 92 C FF 93 3-3 ① K		B FC 87 B FC 90 X FF 89 2-0 ③ G5-3		3	0	1	0	0	1	0
Inning Stats	R: 0 E: 0 K: 1 S: 6 H: 0 LOB: 0 BB: 0 P: 11	R: 0 E: 0 K: 0 S: 6 H: 0 LOB: 0 BB: 0 P: 10	R: 0 E: 0 K: 0 S: 11 H: 1 LOB: 1 BB: 0 P: 18	R: 1 E: 0 K: 1 S: 8 H: 1 LOB: 0 BB: 0 P: 14	R: 0 E: 0 K: 0 S: 11 H: 0 LOB: 0 BB: 0 P: 19	R: 0 E: 0 K: 1 S: 10 H: 0 LOB: 1 BB: 1 P: 21	R: 0 E: 0 K: 1 S: 7 H: 0 LOB: 0 BB: 0 P: 10	R: 0 E: 0 K: 2 S: 8 H: 0 LOB: 0 BB: 0 P: 13	R: 0 E: 0 K: 1 S: 12 H: 1 LOB: 1 BB: 0 P: 18	1B: 2 2B: 0 3B: 0 HR: 1 SF: 0 SAC: 0 DP: 1 HBP: 1						

PITCHER	IP	WLS	BF	H	R	ER	SO	BB	IBB	HBP	BLK	WP	HR	S	P	ERA	WHIP
33 James Shields, R (1, 1) ERA: 4.08	8.0	W	27	2	1	1	6	1	0	1	0	0	1	67	116	1.12	0.375
56 Fernando Rodney, R (9, 1) ERA: 0.7	1.0	S	4	1	0	0	1	0	0	0	0	1	0	12	18	0.00	1.000

PITCHER	IP	WLS	BF	H	R	ER	SO	BB	IBB	HBP	BLK	WP	HR	S	P	ERA	WHIP

TOP

Toronto Blue Jays @ Tampa Bay Rays

Tropicana Field, St. Petersburg, FL

Tue Aug 07 2012, 7:11 PM - 9:46 PM EDT

Att. 13,823 - Dome - 72 F

livebaseballscorecards.com

AB	29
R	1
H	3
RBI	1
BB	1
SO	7
LOB	6

WP: 1	PA: 31
PB: 0	
SB: 0	
CS: 0	

Toronto Blue Jays @ Tampa Bay Rays

Tropicana Field, St. Petersburg, FL

Tue Aug 07 2012, 7:11 PM - 9:46 PM EDT

Att. 13,823 - Dome - 72 F

livebaseballscorecards.com

BOTTOM

Batter	1	2	3	4	5	6	7	8	9	AB	R	H	RBI	BB	SO	LOB
8 Desmond Jennings, R (1, 7) OBP: 0.303, SLG: 0.368	F9		2 3 SF9 1B		18 2B 2B		SH1-3			3	2	2	0	0	0	0
2 B.J. Upton, R (1, 8) OBP: 0.300, SLG: 0.377	K		3 SF9 7 SF7 1-3 2B		K		F9			4	1	1	0	0	2	2
18 Ben Zobrist, S (1, 9) OBP: 0.371, SLG: 0.443	K		BB		2-H 2B		K			3	0	1	1	1	2	1
3 Evan Longoria, R (1, 10) OBP: 0.426, SLG: 0.553 5 Sam Fuld, L (8, PR) OBP: 0.367, SLG: 0.414 (9, 10)		G1-3	SF9 2-3 3-H		K			19 FC3-6 1B		3 0	0 0	1 0	1 0	0 0	1 0	1 0
7 Jeff Keppinger, R (1, 3) OBP: 0.371, SLG: 0.421 23 Carlos Pena, L (7, 3) OBP: 0.322, SLG: 0.358		P3	SF7 3-H		G6-3			L7		2 1	0 0	0 0	1 0	0 0	0 0	1 1
19 Ryan Roberts, R (1, 5) OBP: 0.301, SLG: 0.340		1 1B 2B	F9			K		FC3-6 1-2f		4	1	1	0	0	1	2
1 Sean Rodríguez, R (1, 4) OBP: 0.268, SLG: 0.321	59 2B 2-H 1B		G5-3			L1		F8		4	0	1	1	0	0	1
59 Jose Lobaton, S (1, 2) OBP: 0.340, SLG: 0.317	1-3 2B		F7			P6				3	0	1	0	0	0	0
9 Elliot Johnson, S (1, 6) OBP: 0.315, SLG: 0.344	K		K					8 SH1-3 1B		3	0	1	0	0	2	2
Inning Stats	R: 0 H: 0 E: 0 LOB: 0 K: 2 BB: 0 S: 9 P: 15	R: 1 H: 3 E: 0 LOB: 2 K: 1 BB: 0 S: 15 P: 23	R: 2 H: 2 E: 0 LOB: 1 K: 0 BB: 1 S: 12 P: 24	R: 0 H: 0 E: 0 LOB: 0 K: 1 BB: 0 S: 8 P: 12	R: 1 H: 2 E: 0 LOB: 1 K: 2 BB: 0 S: 10 P: 17	R: 0 H: 0 E: 0 LOB: 0 K: 1 BB: 0 S: 8 P: 13	R: 0 H: 1 E: 0 LOB: 1 K: 1 BB: 0 S: 12 P: 16	R: 0 H: 1 E: 0 LOB: 1 K: 0 BB: 0 S: 10 P: 12		1B: 4 SF: 2 2B: 5 SAC: 1 3B: 0 DP: 0 HR: 0 HBP: 0						

	AB	30
	R	4
	H	9
	RBI	4
	BB	1
	SO	8
	LOB	11

WP: 0 PA: 34
PB: 0
SB: 0
CS: 0

PITCHER		IP	WLS	BF	H	R	ER	SO	BB	IBB	HBP	BLK	WP	HR	S	P	ERA	WHIP
48 J.A. Happ, L ERA: 4.98	(1, 1)	4.1	L	21	7	4	4	5	1	0	0	0	0	0	49	82	8.31	1.846
31 Brandon Lyon, R ERA: 2.86	(5, 1)	0.2		2	0	0	0	1	0	0	0	0	0	0	5	9	0.00	0.000
64 Chad Jenkins, R ERA:	(6, 1)	3.0		11	2	0	0	2	0	0	0	0	0	0	30	41	0.00	0.667

PITCHER	IP	WLS	BF	H	R	ER	SO	BB	IBB	HBP	BLK	WP	HR	S	P	ERA	WHIP

Batter	1	2	3	4	5	6	7	8	9	AB	R	H	RBI	BB	SO	LOB
11 Rajai Davis, R (1, 7) OBP: 0.310, SLG: 0.405	C FF 90 X KC 80 0-1 ① G4-3		F KC 80 B SI 90 B SI 91 F CH 85 F CH 85 H CH 85 3-2 28 1B 10 SF7 HBP		1 SAFE 1 SAFE X KC 78 0-0 ①② G6-4-3 1-2f			C CU 77 F FS 81 B FS 82 S FF 90 1-3 ① K		3	1	0	0	0	1	1
28 Colby Rasmus, L (1, 8) OBP: 0.314, SLG: 0.467	C FF 90 F SI 90 B CH 85 X CH 86 1-2 ② G4-3		F KC 76 C FF 91 B FF 90 X CH 86 1-2 5 1B 1-3 1B		C KC 80 C KC 80 S FF 91 0-3 ③ K			B CU 78 C CU 78 S FS 81 S FF 90 1-3 ② K		4	0	1	0	0	2	0
10 Edwin Encarnación, R (1, 10) OBP: 0.384, SLG: 0.567	B FF 90 F SI 90 B CH 85 F CH 86 F FF 92 X FF 91 2-2 5 FC5-4 1B		B SI 90 C KC 79 X SI 91 1-1 ② SF7 3-H			B KC 81 X FF 91 1-0 ① P3		C FF 91 B FF 90 S CU 79 B FF 91 C FF 90 2-3 ③ K		3	0	1	1	0	1	0
5 Yunel Escobar, R (1, 6) OBP: 0.300, SLG: 0.341	B FF 90 C CH 83 X FF 90 1-1 ③ FC5-4 1-2f		1 SAFE B CH 86 1 SAFE B KC 79 F CH 85 C KC 78 F CH 85 B SI 89 X CH 85 3-2 1-3 1B			B KC 79 C KC 80 C FF 91 F CH 86 X FF 91 1-2 ② F8			X SI 95 0-0 ① F9	4	0	1	0	0	0	1
30 David Cooper, L (1, 3) OBP: 0.316, SLG: 0.473		F FF 90 X CH 84 0-1 ① G5-3	C KC 78 X CH 85 0-1 ③ F8			C SI 91 B CH 86 B FF 91 X CH 85 2-1 ③ G1-3			C FF 94 X FF 97 0-1 HR	4	1	1	1	0	0	2
2 Kelly Johnson, L (1, 4) OBP: 0.318, SLG: 0.371		B KC 77 C SI 90 B KC 80 C CH 84 B FF 91 X CH 85 3-2 ② G3-1		C FF 89 F KC 79 B FF 90 B FF 91 F CH 84 F KC 80 S CH 85 2-3 ① K			B SI 90 B FF 91 C FF 88 X SI 89 2-1 6 SH5-3 2B		B SI 96 S CH 81 X FF 98 1-1 ② P6	4	0	1	0	0	1	0
6 Jeff Mathis, R (1, 2) OBP: 0.258, SLG: 0.438		F FF 90 S FF 90 X CH 86 0-2 1B	C KC 79 B CH 86 B KC 81 F CH 84 S FF 92 2-3 ② K				C KC 78 X KC 78 0-1 ① SH5-3 2-3	C CH 80 C FF 98 X CH 82 0-2 ③ L6		3	0	1	0	0	1	0
43 Anthony Gose, L (1, 9) OBP: 0.259, SLG: 0.275		X FF 89 0-0 ③ F7	C KC 78 F FF 92 S CH 85 0-3 ③ K				C FF 91 S KC 81 D FF 92 S CH 88 1-3 ② K			3	0	0	0	0	2	2
3 Adeiny Hechavarría, R (1, 5) OBP: 0.231, SLG: 0.091			C KC 78 B KC 80 S CH 85 B SI 91 C CH 85 2-3 ① K		F SI 91 B CH 86 C KC 79 H FF 91 2-2 11 G6-4-3 HBP		F SI 91 F FF 87 F FF 92 S CH 86 0-3 ③ K			2	0	0	0	0	2	1
Inning Stats	R: 0 E: 0 K: 0 S: 11 H: 1 LOB: 1 BB: 0 P: 15	R: 0 E: 0 K: 0 S: 9 H: 1 LOB: 1 BB: 0 P: 12	R: 1 E: 0 K: 1 S: 17 H: 2 LOB: 2 BB: 0 P: 27	R: 0 E: 0 K: 3 S: 11 H: 0 LOB: 0 BB: 0 P: 15	R: 0 E: 0 K: 1 S: 6 H: 0 LOB: 0 BB: 0 P: 8	R: 0 E: 0 K: 0 S: 7 H: 0 LOB: 0 BB: 0 P: 11	R: 0 E: 0 K: 2 S: 11 H: 1 LOB: 1 BB: 0 P: 14	R: 0 E: 0 K: 3 S: 9 H: 0 LOB: 0 BB: 0 P: 13	R: 1 E: 0 K: 0 S: 8 H: 1 LOB: 0 BB: 0 P: 9	1B: 4 2B: 1 3B: 0 HR: 1 SF: 1 SAC: 1 DP: 1 HBP: 2						

PITCHER		IP	WLS	BF	H	R	ER	SO	BB	IBB	HBP	BLK	WP	HR	S	P	ERA	WHIP
53 Alex Cobb, R ERA: 4.32	(1, 1)	7.0	W	27	5	1	1	7	0	0	2	0	0	0	72	102	1.29	0.714
62 Joel Peralta, R ERA: 3.72	(8, 1)	1.0	H	3	0	0	0	3	0	0	0	0	0	0	9	13	0.00	0.000
56 Fernando Rodney, R ERA: 0.85	(9, 1)	1.0	S	4	1	1	1	0	0	0	0	0	0	1	8	9	9.00	1.000

PITCHER	IP	WLS	BF	H	R	ER	SO	BB	IBB	HBP	BLK	WP	HR	S	P	ERA	WHIP

TOP

Toronto Blue Jays @ Tampa Bay Rays

Tropicana Field, St. Petersburg, FL

Wed Aug 08 2012, 7:13 PM - 9:54 PM EDT

Att. 13,441 - Dome - 72 F

livebaseballscorecards.com

AB	30
R	2
H	6
RBI	2
BB	0
SO	10
LOB	7

BOTTOM

Toronto Blue Jays @ Tampa Bay Rays

Tropicana Field, St. Petersburg, FL

Wed Aug 08 2012, 7:13 PM - 9:54 PM EDT

Att. 13,441 - Dome - 72 F

livebaseballscorecards.com

Batter	1	2	3	4	5	6	7	8	9	AB	R	H	RBI	BB	SO	LOB
8 Desmond Jennings, R (1, 7) OBP: 0.303, SLG: 0.369	C FF 88 F FF 88 S FF 90 0-3 ① K		B SL 79 C CH 79 S FF 90 B FF 90 B SL 81 X FF 91 3-2 2 2B 2B	1 SAFE X FF 89 0-0 ① F8			S FF 93 C FF 94 B FF 96 S FF 93 1-3 ① K			4	1	1	0	0	2	1
2 B.J. Upton, R (1, 8) OBP: 0.300, SLG: 0.379	B FF 89 B FF 89 X CH 82 2-0 E5 3 S		C FF 88 F FF 89 X FF 90 0-2 20 1B 3 G6-4-3 2B 2-H	B FF 88 S CH 82 S FF 89 C CH 82 1-3 ② K 1-2			S FF 95 B SL 86 S FF 94 B FF 95 X FF 94 2-2 ② P4			4	1	1	1	0	1	1
20 Matt Joyce, L (1, 9) OBP: 0.371, SLG: 0.471	X FF 87 0-0 ② P4		B SL 81 X CH 81 1-0 3 G6-4-3 1B 2-3	C FF 89 X CU 76 0-1 ③ F9			C CH 86 B FF 95 F FF 94 B CH 87 S CH 88 2-3 ③ K			4	0	1	0	0	1	2
3 Evan Longoria, R (1, 10) OBP: 0.410, SLG: 0.528	B FF 89 1 SAFE C FF 88 C CH 81 1 SAFE B CU 75 B SL 80 S SL 81 3-3 ③ K 1-2		S CU 72 X FF 90 0-1 ① ② G6-4-3 1-2f 3-H	B FF 88 B SL 80 B FF 89 C FF 87 C CH 79 C CU 74 3-3 ① K				B FF 94 C FF 94 F CU 84 S CU 84 1-3 ① K		4	0	0	0	0	3	2
18 Ben Zobrist, S (1, 4) OBP: 0.375, SLG: 0.444		B FF 88 B FF 87 B FF 88 B FF 89 4-0 7 FC6-4 BB	B CU 71 C SL 81 B FF 89 F CU 73 B SL 82 B CH 82 4-2 23 BB 7 1B BB		F CH 80 B FF 90 X CU 73 1-1 ② G3			B FF 93 B CU 84 C FF 93 X FF 94 2-1 7 FC6-4 1B		2	1	1	0	2	0	0
23 Carlos Pena, L (1, 3) OBP: 0.321, SLG: 0.355		B FF 87 B CH 80 C FF 89 X FF 89 2-1 ① F8	1 SAFE D CH 79 B CH 81 B CH 80 B FF 88 4-0 7 1B 1-2 BB		B SI 89 B CH 82 C CH 81 X CH 82 2-1 ③ B1-3			C FF 94 S FF 94 1 SAFE F CU 83 F FF 94 1 SAFE B CU 84 D CU 82 X FF 94 2-2 ② F8		3	0	0	0	1	0	2
7 Jeff Keppinger, R (1, 5) OBP: 0.369, SLG: 0.418 9 Elliot Johnson, S (9, 6) OBP: 0.315, SLG: 0.344		C CU 72 1 SAFE 1 SAFE C SI 90 X FF 89 0-2 ② FC6-4 28 1B 1-2f	B CU 74 B FF 89 C FF 88 C CU 74 B CU 77 X SL 82 3-2 1-3 2-H 1B			S SL 80 F FF 90 F SL 82 X FF 90 0-2 ① P3		C FF 94 X FF 95 0-1 ③ FC6-4 1-2f	4 0	0 0	1 0	1 0	0 0	0 0	2 0
28 José Molina, R (1, 2) OBP: 0.247, SLG: 0.296		X SL 79 0-0 1-2 1B	B FF 89 X SL 81 1-0 ③ F7			F FF 90 B SL 83 S CH 82 B SL 83 F CU 74 F FF 92 F FF 91 F CH 82 S SL 83 2-3 ② K			3	0	1	0	0	1	2
1 Sean Rodríguez, R (1, 6) OBP: 0.269, SLG: 0.321 (9, 5)		B SL 83 F SL 80 C FF 90 S SL 82 1-3 ③ K		F FF 87 B FF 89 F FF 88 X FF 89 1-2 2 BLK 1B		B SL 79 B SL 80 B CH 79 F SL 86 S FF 90 S FF 91 3-3 ③ K			3	0	1	0	0	2	2
Inning Stats	R: 0 E: 1 K: 2 S: 8 H: 0 LOB: 1 BB: 0 P: 13	R: 0 E: 0 K: 1 S: 9 H: 1 LOB: 2 BB: 1 P: 16	R: 3 E: 0 K: 0 S: 15 H: 4 LOB: 2 BB: 2 P: 31	R: 0 E: 0 K: 1 S: 9 H: 1 LOB: 1 BB: 0 P: 11	R: 0 E: 0 K: 1 S: 7 H: 0 LOB: 0 BB: 0 P: 13	R: 0 E: 0 K: 2 S: 14 H: 0 LOB: 0 BB: 0 P: 19	R: 0 E: 0 K: 2 S: 9 H: 0 LOB: 0 BB: 0 P: 14	R: 0 E: 0 K: 1 S: 12 H: 1 LOB: 1 BB: 0 P: 17		1B: 5 2B: 2 3B: 0 HR: 0 SF: 0 SAC: 0 DP: 1 HBP: 0				WP: 0 PB: 0 SB: 1 CS: 0 PA: 34		

	AB	31
	R	3
	H	7
	RBI	2
	BB	3
	SO	10
	LOB	14

PITCHER		IP	WLS	BF	H	R	ER	SO	BB	IBB	HBP	BLK	WP	HR	S	P	ERA	WHIP
33 Carlos Villanueva, R ERA: 3.3	(1, 1)	6.0	L	27	6	3	3	7	3	0	0	1	0	0	62	103	4.50	1.500
50 Steve Delabar, R ERA: 3.7	(7, 1)	1.0		3	0	0	0	2	0	0	0	0	0	0	9	14	0.00	0.000
49 Brad Lincoln, R ERA: 2.49	(8, 1)	1.0		4	1	0	0	1	0	0	0	0	0	0	12	17	0.00	1.000

PITCHER	IP	WLS	BF	H	R	ER	SO	BB	IBB	HBP	BLK	WP	HR	S	P	ERA	WHIP

Batter	1	2	3	4	5	6	7	8	9	AB	R	H	RBI	BB	SO	LOB
11 Rajai Davis, R (1, 7) OBP: 0.312, SLG: 0.408	B FF 92 S SI 92 B SI 93 C SI 94 X SI 94 2-2 10 S 5 BLK 2B		C CH 82 C CH 83 B FF 93 F CH 84 X KC 81 1-2 ① F8			B FF 92 F SI 94 F KC 81 F KC 80 S CH 83 1-3 ① K		H SI 84 1-0 28 DI HBP		3	1	1	0	0	1	0
28 Colby Rasmus, L (1, 8) OBP: 0.311, SLG: 0.462	B SI 93 C FF 93 F FF 93 C KC 82 1-3 ① K		S KC 82 X KC 79 0-1 ② P2			F SI 94 F FF 94 S KC 82 0-3 ② K		C KC 79 C SI 87 S KC 80 0-3 ③ K2-3 1-2		4	0	0	0	0	3	2
10 Edwin Encarnación, R (1, 3) OBP: 0.385, SLG: 0.564	B KC 80 C SI 94 F KC 82 B FF 93 B SI 95 B FF 94 4-2 5 S 5 BLK 5 FC5-2 2-3 BB		B KC 82 B CH 85 B SI 93 C SI 92 X FF 93 3-1 ③ P3			B FF 95 S CH 84 B SI 94 B KC 81 B SI 94 4-1 5 FC6-4 BB			B FF 92 C FF 92 B SI 91 S SI 92 B FC 91 F FF 94 F FF 95 X FF 96 3-2 ① F8	2	0	0	0	2	0	0
5 Yunel Escobar, R (1, 6) OBP: 0.298, SLG: 0.338	C SI 94 1 SAFE B CH 83 B CH 85 F FF 94 B SI 93 X CH 84 3-2 ② FC5-2 1-H 3-H			X FF 91 0-0 ① B1-3		B SI 94 C CH 85 C SI 94 X KC 80 1-2 ③ FC6-4 1-2f			B FF 93 S FF 93 X SI 93 1-1 ② G4-3	4	0	0	0	0	0	2
30 David Cooper, L (1, 10) OBP: 0.314, SLG: 0.474	B FF 92 B FF 93 1 SAFE B SI 93 C FF 94 C SI 94 X SI 93 3-2 ③ F7			C FF 93 B KC 82 B KC 82 F SI 93 C SI 94 2-3 ② K			S FF 92 B SI 91 X SL 84 1-1 ① F7		C FC 90 F KC 80 F FC 89 F SI 94 B FF 94 B FC 90 X FF 95 2-2 2B	4	0	1	0	0	1	1
14 Moisés Sierra, R (1, 9) OBP: 0.350, SLG: 0.400		F SI 91 F CH 84 B KC 80 B CH 84 B FF 93 F FF 93 F FF 94 X CH 85 3-2 6 S 1B		S CH 83 B FF 94 B FF 94 X CH 84 2-1 ③ G5-3			X SI 94 0-0 ② G5-3		B FF 94 C FF 94 F KC 82 X FC 89 1-2 ③ G4-3	4	0	1	0	0	0	1
6 Jeff Mathis, R (1, 2) OBP: 0.252, SLG: 0.427		1 SAFE S SI 94 C SI 94 B SI 92 X FF 93 1-2 ① P4 1-2			B SI 90 B FF 92 B FF 93 C SI 93 X FF 93 3-1 ① G5-3		C SI 92 B SL 88 B SL 82 F CH 89 B FF 95 X CH 90 3-2 ③ G6-3			3	0	0	0	0	0	1
17 Omar Vizquel, S (1, 4) OBP: 0.255, SLG: 0.248		C SI 93 B FF 93 B FF 93 B FF 93 X SI 93 3-1 ② F7			C FF 92 B CH 85 X CH 85 1-1 ② F7			C SI 86 B SI 85 B KC 78 C SI 85 F KC 79 B KC 78 X SI 86 3-2 ① G5-3		3	0	0	0	0	0	1
3 Adeiny Hechavarría, R (1, 5) OBP: 0.188, SLG: 0.071		C KC 80 S FF 93 S FF 94 0-3 ③ K			B SI 92 S SI 94 C KC 82 B FF 94 S SI 94 2-3 ③ K			B KC 78 B KC 77 B SI 86 C SI 85 X SI 86 3-1 ② F8		3	0	0	0	0	2	1
Inning Stats	R: 1 H: 1 E: 0 LOB: 1 K: 1 BB: 1 S: 14 P: 27	R: 0 H: 1 E: 0 LOB: 1 K: 1 BB: 0 S: 13 P: 20	R: 0 H: 0 E: 0 LOB: 0 K: 0 BB: 0 S: 8 P: 12	R: 0 H: 0 E: 0 LOB: 0 K: 1 BB: 0 S: 6 P: 10	R: 0 H: 0 E: 0 LOB: 0 K: 1 BB: 0 S: 7 P: 13	R: 0 H: 0 E: 0 LOB: 1 K: 2 BB: 1 S: 11 P: 17	R: 0 H: 0 E: 0 LOB: 0 K: 0 BB: 0 S: 6 P: 10	R: 0 H: 0 E: 0 LOB: 1 K: 1 BB: 0 S: 9 P: 16	R: 0 H: 1 E: 0 LOB: 1 K: 0 BB: 0 S: 15 P: 22	1B: 1 SF: 0 2B: 2 SAC: 0 3B: 0 DP: 0 HR: 0 HBP: 1						

TOP

Toronto Blue Jays @ Tampa Bay Rays

Tropicana Field, St. Petersburg, FL

Thu Aug 09 2012, 1:13 PM - 4:05 PM EDT

Att. 23,462 - Dome - 72 F

livebaseballscorecards.com

AB	30
R	1
H	3
RBI	0
BB	2
SO	7
LOB	9

WP: 0 PA: 33
PB: 0
SB: 3
CS: 0

PITCHER		IP	WLS	BF	H	R	ER	SO	BB	IBB	HBP	BLK	WP	HR	S	P	ERA	WHIP
55 Matt Moore, L ERA: 3.73	(1, 1)	6.0	W	22	2	1	1	6	2	0	0	1	0	0	59	99	1.50	0.667
43 Kyle Farnsworth, R ERA: 4.63	(7, 1)	1.0		3	0	0	0	0	0	0	0	0	0	0	6	10	0.00	0.000
39 J.P. Howell, L ERA: 2.93	(8, 1)	1.0		4	0	0	0	1	0	0	1	0	0	0	9	16	0.00	0.000
40 Wade Davis, R ERA: 2.54	(9, 1)	1.0		4	1	0	0	0	0	0	0	0	0	0	15	22	0.00	1.000

PITCHER	IP	WLS	BF	H	R	ER	SO	BB	IBB	HBP	BLK	WP	HR	S	P	ERA	WHIP

Batter	1	2	3	4	5	6	7	8	9	AB	R	H	RBI	BB	SO	LOB
5 Sam Fuld, L (1, 7) OBP: 0.343, SLG: 0.364	C FF 92 X FF 93 0-1 G4-3 ①	B FF 93 B FF 94 F FF 93 B FF 93 B FF 94 4-1 2 FC6-4 BB 1-2 2-3		X FF 94 0-0 B4-3 ①	B SI 92 C SI 92 C SI 92 F SL 78 X SI 93 1-2 G6-3 ③			B FF 91 B FC 90 C FC 90 C FC 90 F FC 89 F FC 91 F FC 89 B FC 91 F FC 89 3-3 K ① F FC 90 C FC 88		4	0	0	0	1	1	1
2 B.J. Upton, R (1, 8) OBP: 0.299, SLG: 0.376	B FF 93 X SL 82 1-0 G6-3 ②	X FF 95 0-0 FC6-4 ② 1-2f 2-3 3-H		X FF 92 0-0 3 BLK 3 1B 1B		C SI 91 X SI 92 0-1 P6 ①		C FC 91 S CU 75 B FC 90 X FC 91 1-2 G6-3 ②		5	1	1	1	0	0	2
20 Matt Joyce, L (1, 9) OBP: 0.372, SLG: 0.468	B FF 93 B CH 86 X FF 94 2-0 1B	B SL 86 C CH 85 B SL 85 F FF 94 1 SAFE 1 SAFE X SL 86 2-2 P3 ③		C FF 91 B SL 80 X FF 91 1-1 L7 ②		B SL 78 B SI 92 X SI 91 2-0 G5-3 ②		S FF 91 B FF 91 H FF 92 2-1 3 2B HBP		4	1	1	0	0	0	3
3 Evan Longoria, R (1, 10) OBP: 0.418, SLG: 0.543 1 Sean Rodríguez, R (8, PR) OBP: 0.269, SLG: 0.321 (9, 4)	F FF 93 F FF 93 T FF 94 0-2 K ③	C SL 83 X FF 94 0-1 23 BB 18 1B 7 FC5-2 1B	C FF 93 1 SAFE B SL 82 F SL 83 F FF 95 F FF 94 F SL 84 F FF 94 X SL 84 1-2 1-H 1B		B SI 92 F SI 92 F SI 93 B SL 79 X SI 93 2-2 E7		B FC 89 C FC 89 S FF 91 D CU 76 X FC 91 2-2 1-H 2B		5 0	0 0	3 0	2 0	0 0	1 0	1 0
18 Ben Zobrist, S (1, 6) OBP: 0.373, SLG: 0.440 (8, 4) 40 Wade Davis, R (9, 1) OBP: 0.500, SLG: 0.500		C FF 92 X FF 94 0-1 E3 7 1B 23 G4-3 59 1B	C FF 93 X FF 93 0-1 7 FC5-2 23 BB 19 1B 1-2 1B	C CH 86 C FF 95 B FF 95 F CH 86 F FF 94 B SL 84 F FF 96 B CU 73 C FF 94 3-3 K ③		C SI 93 B SL 77 B SI 93 X SI 92 2-1 G6-3 ③		B FC 89 F FC 89 B CU 74 S FC 88 B FC 91 F FC 89 S CU 75 3-3 K ③		5 0	2 0	1 0	0 0	0 0	2 0	3 0
23 Carlos Pena, L (1, 3) OBP: 0.323, SLG: 0.355		B FF 92 B FF 92 X FF 92 2-0 G4-3 ① 1-2	C FF 93 S FF 93 B FF 95 B SL 84 B SL 83 B FF 93 4-2 19 1B 7 FC5-2 BB 1-2 2-3		B FF 91 B FF 93 S FF 93 X FF 94 2-1 7 1B 59 1B 1B		C SL 76 X SI 89 0-1 B2-3 ①			3	1	1	0	1	0	1
7 Jeff Keppinger, R (1, 5) OBP: 0.375, SLG: 0.424 9 Elliot Johnson, S (7, PR) OBP: 0.315, SLG: 0.344 (8, 6)		C SI 93 X FF 92 0-1 19 BB 59 1B 1B 2-3	X FF 96 0-0 FC5-2 ① 19 1B 1-2 2-3 3-Hf		C FF 93 X FF 92 0-1 59 1B 1B 1-2		B FF 89 C FF 89 X SI 89 1-1 1B			4 0	1 0	3 0	0 0	0 0	0 0	3 0
19 Ryan Roberts, R (1, 4) OBP: 0.304, SLG: 0.340 (8, 5)		1 SAFE B FF 94 B SL 83 B FF 93 B FF 94 4-0 5 BB 59 1B 2 FC6-4 BB 1-2	X FF 96 0-0 59 G4-6-3 1-2 2-3 3-H 1B		D SL 80 X FF 93 1-0 F7 ①		F FF 89 X FF 88 0-1 P3 ②			3	1	1	1	1	0	3
59 Jose Lobaton, S (1, 2) OBP: 0.344, SLG: 0.323		X FF 94 0-0 2 FC6-4 5 BB 1-2 2-H 3-H 1B	B SL 88 F FF 96 D SL 86 X FF 96 2-1 G4-6-3 ②③ 1-2f		B CH 84 F FF 93 B FF 95 X FF 93 2-1 ② 1-3 2-H 1B		C FF 88 B SI 88 B SI 89 X FF 89 2-1 F7 ③			4	0	2	3	0	0	4
Inning Stats	R: 0 E: 0 K: 1 S: 7 H: 1 LOB: 1 BB: 0 P: 10	R: 3 E: 1 K: 0 S: 11 H: 2 LOB: 2 BB: 2 P: 23	R: 1 E: 0 K: 0 S: 10 H: 3 LOB: 2 BB: 1 P: 16	R: 1 E: 0 K: 1 S: 17 H: 2 LOB: 1 BB: 0 P: 22	R: 1 E: 0 K: 0 S: 11 H: 3 LOB: 1 BB: 0 P: 17	R: 0 E: 1 K: 0 S: 8 H: 0 LOB: 1 BB: 0 P: 14	R: 0 E: 0 K: 0 S: 8 H: 1 LOB: 1 BB: 0 P: 11	R: 1 E: 0 K: 2 S: 19 H: 1 LOB: 1 BB: 0 P: 30		1B: 12 2B: 1 3B: 0 HR: 0	SF: 0 SAC: 0 DP: 1 HBP: 1			WP: 0 PB: 0 SB: 0 CS: 0	PA: 41	

PITCHER		IP	WLS	BF	H	R	ER	SO	BB	IBB	HBP	BLK	WP	HR	S	P	ERA	WHIP
37 Henderson Alvarez III, R ERA: 4.58	(1, 1)	4.2	L	27	11	6	4	2	3	0	0	1	0	0	52	83	7.71	3.000
62 Aaron Loup, L ERA: 3.14	(5, 1)	1.1		5	0	0	0	0	0	0	0	0	0	0	12	19	0.00	0.000
38 Darren Oliver, L ERA: 1.31	(7, 1)	1.0		4	1	0	0	0	0	0	0	0	0	0	8	11	0.00	1.000
44 Casey Janssen, R ERA: 2.27	(8, 1)	1.0		5	1	1	1	2	0	0	1	0	0	0	19	30	9.00	1.000

PITCHER	IP	WLS	BF	H	R	ER	SO	BB	IBB	HBP	BLK	WP	HR	S	P	ERA	WHIP

BOTTOM

Toronto Blue Jays @ Tampa Bay Rays

Tropicana Field, St. Petersburg, FL

Thu Aug 09 2012, 1:13 PM - 4:05 PM EDT

Att. 23,462 - Dome - 72 F

livebaseballscorecards.com

AB	37
R	7
H	13
RBI	7
BB	3
SO	4
LOB	21

Batter	1	2	3	4	5	6	7	8	9	AB	R	H	RBI	BB	SO	LOB
2 Derek Jeter, R (1, 6) OBP: 0.356, SLG: 0.410	B FF 92 B FF 92 B FF 89 C FF 91 F FF 91 X FF 91 3-2 G6-3	X FF 92 0-0 FC6-4 1-2f		X FF 92 0-0 33 FC5 1-2 1B			B FF 90 S FC 90 B FF 91 F FF 92 X FF 93 2-2 G6-3		C FF 94 X FF 94 0-1 33 2B 1B	5	1	2	0	0	0	2
33 Nick Swisher, S (1, 9) OBP: 0.346, SLG: 0.460 (8, 3)	B FF 93 F FF 92 C FF 93 X CU 76 1-2 G5-3		C FF 87 B CU 73 B CH 86 B CH 86 F CH 86 X FF 88 3-2 25 G6-3 24 E 1B	B CU 73 C FF 92 B CU 74 X FF 92 2-1 FC5 1-2 2-3f			C SI 89 B CU 76 X CU 73 1-1 F8		B FF 93 F FF 94 D SL 82 1 SAFE X FF 94 2-1 25 F9 27 1B 1-H 2B	5	2	2	1	0	0	2
25 Mark Teixeira, S (1, 10) OBP: 0.337, SLG: 0.491	B FF 94 C FF 92 X FF 92 1-1 L7		D SI 92 C FF 88 B SI 88 X CH 87 2-1 G6-3 1-2		B CU 74 F FF 91 S SI 90 X SI 92 1-2 G5-3			X FF 94 0-0 HR	C FF 95 C SL 82 D SL 83 F SL 82 F FF 94 B SL 82 B SL 80 X FF 94 3-2 F9 2-3	5	1	1	1	0	0	2
24 Robinson Canó, L (1, 4) OBP: 0.375, SLG: 0.558		B FF 90 B FF 90 B FF 91 C FF 90 S FF 90 X FF 91 3-2 17 SH 22 BB 17 E 1B	B FF 90 X FF 89 1-0 E9 2-H 1B		F FF 91 X CU 77 0-1 G4-3			F FF 96 B FF 95 X CH 87 1-1 G4-3	B SL 83 B FF 94 B FF 93 I IN 55 4-0 55 HBP 27 1B 31 2B IBB	4	2	2	1	1	0	0
22 Andruw Jones, R (1, 7) OBP: 0.300, SLG: 0.470 27 Raul Ibanez, L (9, PH) OBP: 0.309, SLG: 0.469 (9, 7)		B SI 91 B SI 91 B FF 91 C FF 90 D SI 92 4-1 17 E 31 FC4-6 1-2 BB	C CU 74 S SI 90 D CU 76 S FF 91 1-3 K		X FF 91 0-0 P4			B SL 84 B FF 95 B FF 94 C FF 94 F FF 94 F CH 85 X CH 87 3-2 G5-3	X SL 80 0-0 55 HBP 31 2B 1-2 3-H 1B	3 1	1 1	0 1	0 1	1 0	1 0	1 0
17 Jayson Nix, R (1, 5) OBP: 0.306, SLG: 0.452		X SI 89 0-0 SH 31 FC4-6 55 BB 1-3 2-H	B CU 72 X FF 90 1-0 F9			B FF 89 C FF 90 B CH 81 T FF 91 B FF 91 X FF 91 3-2 G6-3		B SL 85 F FF 94 X SL 86 1-1 55 1B 31 1B 1B	C FF 94 B FF 94 S FF 94 S FF 94 1-3 K	4	1	1	0	0	1	3
55 Russell Martin, R (1, 2) OBP: 0.316, SLG: 0.377		B FF 91 B FF 90 B FF 92 D FF 92 4-0 31 FC4-6 1-2 BB	B FF 89 S FF 89 X FF 88 1-1 G6-3			X FF 93 0-0 F9		F FF 94 X SL 83 0-1 31 1B 1-3 1B	S FF 94 C FF 94 B SL 83 H SL 81 2-2 31 2B 1-2 2-3 HBP	3	1	1	0	1	0	0
31 Ichiro Suzuki, L (1, 8) OBP: 0.290, SLG: 0.356 (8, 9)		C FF 92 B FF 92 F CU 75 X CU 77 1-2 FC4-6 2 FC6-4 1-2f 2-3 3-H	C FF 90 X FF 92 0-1 G6-3			B FF 92 C FF 91 C FF 92 F FF 95 F FF 93 X CU 78 1-2 G4-3		C FF 94 B FF 94 B FF 94 B FF 93 X FF 93 3-1 2-H 3-H 1B	B FF 94 X FF 94 1-0 1-3 2-H 3-H 2B	5	0	2	5	0	0	2
45 Casey McGehee, R (1, 3) OBP: 0.297, SLG: 0.372 14 Curtis Granderson, L (8, 8) OBP: 0.337, SLG: 0.493		1 SAFE 1 SAFE F FF 92 S FF 93 C CU 78 0-3 K	B FF 90 B FF 89 B FF 90 B FF 91 4-0 33 FC5 2 1B BB				X FF 91 0-0 G6-3	B FF 94 1 SAFE F FF 93 B CH 84 1 SAFE 1 SAFE X FF 93 2-1 F9	B CU 83 F FF 94 D CU 84 T FF 94 X CH 85 2-2 G4-3	3 1	0 0	0 0	0 0	1 0	1 0	3 2
Inning Stats	R: 0 E: 0 K: 0 S: 8 H: 0 LOB: 0 BB: 0 P: 13	R: 2 E: 1 K: 1 S: 12 H: 1 LOB: 2 BB: 2 P: 24	R: 1 E: 1 K: 1 S: 10 H: 2 LOB: 1 BB: 0 P: 18	R: 0 E: 0 K: 0 S: 7 H: 1 LOB: 2 BB: 1 P: 14	R: 0 E: 0 K: 0 S: 6 H: 0 LOB: 0 BB: 0 P: 7	R: 0 E: 0 K: 0 S: 9 H: 0 LOB: 0 BB: 0 P: 13	R: 0 E: 0 K: 0 S: 6 H: 0 LOB: 0 BB: 0 P: 9	R: 3 E: 0 K: 0 S: 15 H: 4 LOB: 1 BB: 0 P: 25	R: 4 E: 0 K: 1 S: 19 H: 4 LOB: 2 BB: 1 P: 34	1B: 9 2B: 2 3B: 0 HR: 1 SF: 0 SAC: 1 DP: 0 HBP: 1						

PITCHER		IP	WLS	BF	H	R	ER	SO	BB	IBB	HBP	BLK	WP	HR	S	P	ERA	WHIP
24 Ricky Romero, L ERA: 5.39	(1, 1)	7.0	L	29	4	3	3	2	3	0	0	0	0	0	58	98	3.86	1.000
50 Steve Delabar, R ERA: 4.25	(8, 1)	1.0		7	4	3	3	0	0	0	0	0	0	1	15	25	27.00	4.000
39 David Carpenter, R ERA: 7.12	(9, 1)	0.2		7	3	4	4	1	0	1	1	0	0	0	15	27	54.00	4.500
49 Brad Lincoln, R ERA: 2.48	(9, 1)	0.1		2	1	0	0	0	0	0	0	0	0	0	4	7	0.00	3.000

PITCHER	IP	WLS	BF	H	R	ER	SO	BB	IBB	HBP	BLK	WP	HR	S	P	ERA	WHIP

TOP

New York Yankees @ Toronto Blue Jays

Rogers Centre, Toronto, ON

Fri Aug 10 2012, 7:10 PM - 10:16 PM EDT

Att. 41,610 - Roof Closed - 68 F

livebaseballscorecards.com

AB	39
R	10
H	12
RBI	9
BB	4
SO	3
LOB	17

BOTTOM

New York Yankees @ Toronto Blue Jays

Rogers Centre, Toronto, ON

Fri Aug 10 2012, 7:10 PM - 10:16 PM EDT

Att. 41,610 - Roof Closed - 68 F

livebaseballscorecards.com

Batter	1	2	3	4	5	6	7	8	9	AB	R	H	RBI	BB	SO	LOB
11 Rajai Davis, R (1, 7) OBP: 0.311, SLG: 0.403	X SI 86 0-0 ① G6-3		B CU 68 M FS 78 B SL 80 X SL 76 2-1 ② P6		F SL 77 B SI 86 F SL 80 X SL 80 1-2 ② L7			C FC 90 B FC 92 B FC 92 F FC 92 B FF 92 B FC 92 4-2 28 G6-3 BB 1-3		3	0	0	0	1	0	0
28 Colby Rasmus, L (1, 8) OBP: 0.311, SLG: 0.460 14 Moisés Sierra, R (9, 9) OBP: 0.350, SLG: 0.400	F SI 86 C SL 80 X FS 77 0-2 10 G5-3 1B		F CH 80 B FS 80 F FS 82 X CH 80 1-2 ③ F8		B SI 88 X FS 80 1-0 ③ L4			1 SAFE F FC 92 X FC 93 0-1 ① ② G6-3 1-2f 3-H		4 0	0 0	1 0	0 0	0 0	0 0	1 0
10 Edwin Encarnación, R (1, 3) OBP: 0.382, SLG: 0.558	C SI 86 B SI 86 D SL 78 F SI 87 1 SAFE D SL 79 X SL 80 3-2 ② G5-3 1-2			C SL 79 B FS 76 X SL 78 1-1 ① F9		X SI 88 0-0 ① G5-3		B KC 80 C KC 81 B KC 82 C FC 92 B FF 93 X FC 91 3-2 ③ P3		4	0	0	0	0	0	1
5 Yunel Escobar, R (1, 6) OBP: 0.297, SLG: 0.337	C SL 78 B SI 87 B SL 81 D SL 80 C SL 79 S SL 77 3-3 ③ K			B SI 88 X SI 88 1-0 30 1B 2 2B 1B		X SI 88 0-0 ② G5-3			C SI 86 B CH 79 B SI 86 X SI 86 2-1 ① G1-3	4	1	1	0	0	1	1
30 David Cooper, L (1, 10) OBP: 0.321, SLG: 0.475		B FS 78 B SI 85 C FS 79 F CH 78 X SL 81 2-2 ① F8		B SL 79 X SL 81 1-0 2 2B 1-2 1B		B SI 88 X CH 80 1-0 ③ F9			C SI 86 B SI 86 C SI 85 B SL 77 F SL 76 X SL 75 2-2 68 1B 68 BLK 6 1B	4	1	2	0	0	0	0
2 Kelly Johnson, L (1, 4) OBP: 0.320, SLG: 0.383		B SI 87 S CH 79 X SI 87 1-1 HR		B CH 80 X SL 81 1-0 ① 1-3 2-H 2B			C SL 80 S SL 81 X SL 81 0-2 ① F8		B SI 85 C SI 84 F SI 86 F SI 89 F SL 75 S SL 76 1-3 ② K	4	1	2	2	0	1	1
17 Omar Vizquel, S (1, 5) OBP: 0.250, SLG: 0.243 68 Yan Gomes, R (7, PH) OBP: 0.234, SLG: 0.353 (8, 5)	B SL 80 C SI 86 F SL 80 B FS 79 X FS 83 2-2 ② F7			B FS 80 C SI 87 B CH 79 F SI 87 D SL 79 S CH 79 3-3 ② K			C SL 82 F SL 82 B FF 94 F SL 81 B SL 82 B SL 83 C SL 82 3-3 ② K		C SI 85 C SL 79 X SI 88 0-2 6 1B 1-3 1B	2 2	0 0	0 1	0 0	0 0	1 1	2 0
6 Jeff Mathis, R (1, 2) OBP: 0.252, SLG: 0.422	C CU 68 S SL 78 S SL 79 0-3 ③ K			D FS 80 X SL 79 1-0 ③ G1-3			B SL 87 S FF 95 C FF 96 B FF 97 X SL 87 2-2 ③ P4		C SI 87 F SI 87 B SI 87 B SI 88 B SI 88 F SI 87 X SI 87 3-2 1-3 3-H 1B	4	0	1	1	0	1	2
43 Anthony Gose, L (1, 9) OBP: 0.259, SLG: 0.273 (9, 8)			L SL 76 B SL 79 F CH 77 F SL 77 X CH 81 1-2 ① G4-3		C CU 69 S FS 80 B CH 80 F SL 81 F SL 80 S CH 82 1-3 ① K			B FF 93 F FF 94 B FF 95 S SL 86 F SL 87 F SL 87 X FF 95 2-2 11 S 28 G6-3 1B	B SI 87 B SI 88 C SI 88 F SI 87 S SI 88 2-3 ③ K	4	1	1	0	0	2	2

	AB	35
	R	4
	H	9
	RBI	3
	BB	1
	SO	7
	LOB	10

Inning Stats	1	2	3	4	5	6	7	8	9	1B: 7	SF: 0	WP: 0	PA: 36
	R: 0 E: 0 K: 1 S: 10	R: 1 E: 0 K: 1 S: 11	R: 0 E: 0 K: 0 S: 9	R: 1 E: 0 K: 1 S: 9	R: 0 E: 0 K: 1 S: 9	R: 0 E: 0 K: 0 S: 3	R: 0 E: 0 K: 1 S: 10	R: 1 E: 0 K: 0 S: 12	R: 1 E: 0 K: 2 S: 21	2B: 1 3B: 0 HR: 1	SAC: 0 DP: 1 HBP: 0	PB: 0 SB: 2 CS: 0	
	H: 1 LOB: 1 BB: 0 P: 16	H: 1 LOB: 0 BB: 0 P: 16	H: 0 LOB: 0 BB: 0 P: 13	H: 3 LOB: 2 BB: 0 P: 17	H: 0 LOB: 0 BB: 0 P: 12	H: 0 LOB: 0 BB: 0 P: 4	H: 0 LOB: 0 BB: 0 P: 15	H: 1 LOB: 0 BB: 1 P: 21	H: 3 LOB: 2 BB: 0 P: 31				

PITCHER		IP	WLS	BF	H	R	ER	SO	BB	IBB	HBP	BLK	WP	HR	S	P	ERA	WHIP
36 Freddy Garcia, R ERA: 4.85	(1, 1)	6.0	W	23	5	2	2	4	0	0	0	0	0	1	51	78	3.00	0.833
48 Boone Logan, L ERA: 3.46	(7, 1)	0.2	H	2	0	0	0	1	0	0	0	0	0	0	7	10	0.00	0.000
62 Joba Chamberlain, R ERA: 8.31	(7, 1)	0.1	H	2	1	1	1	0	0	0	0	0	0	0	8	12	27.00	3.000
30 David Robertson, R ERA: 2.63	(8, 1)	1.0		3	0	0	0	0	1	0	0	0	0	0	7	14	0.00	1.000
39 Clay Rapada, L ERA: 2.87	(9, 1)	0.2		4	2	1	1	1	0	0	0	1	0	0	14	19	13.50	3.000

PITCHER		IP	WLS	BF	H	R	ER	SO	BB	IBB	HBP	BLK	WP	HR	S	P	ERA	WHIP
38 Cody Eppley, R ERA: 3.16	(9, 1)	0.1		2	1	0	0	1	0	0	0	0	0	0	7	12	0.00	3.000

Batter	1	2	3	4	5	6	7	8	9	AB	R	H	RBI	BB	SO	LOB
2 Derek Jeter, R (1, 10) OBP: 0.356, SLG: 0.412	B FF 85 F FF 86 B FF 88 F SI 84 B FC 85 S FC 82 3-3 ① **K**		X SI 87 0-0 **1B**	X FF 87 0-0 ③ **G4-3**		S FC 86 X CH 81 0-1 **2-H** **2B**			C SI 90 B SI 90 F CU 79 B SI 90 X CU 78 2-2 ① **G5-3**	5	0	2	1	0	1	1
33 Nick Swisher, S (1, 9) OBP: 0.344, SLG: 0.455	B FF 87 B FC 87 X FF 85 2-0 ② **G5-3**		C FF 87 F FC 85 D SI 87 C FC 85 1-3 ③ **K**		C SL 71 F FC 84 B CH 81 F FC 89 B CH 79 X FC 84 2-2 ① **P3**	B FF 86 F SI 84 D SI 85 B SI 84 B SI 84 4-1 **BB**			C SI 91 B SI 91 S CU 79 S CU 78 1-3 ② **K**	4	0	0	0	1	2	1
25 Mark Teixeira, S (1, 3) OBP: 0.340, SLG: 0.490	C FF 88 B SI 87 B FF 86 X SI 86 2-1 ③ **G5-3**			B FF 86 X FF 85 1-0 **22 BB 17 1B 1B**	B CH 80 B CH 80 B SI 85 B FF 85 4-0 **24 BB BB**	B SL 76 C SI 90 B SL 76 S SI 91 B SI 91 X SI 92 3-2 ③ **G5-3**			B FF 92 B CU 77 C CU 75 F CH 84 B CU 79 B FF 92 4-2 **BB**	3	1	1	0	2	0	2
24 Robinson Canó, L (1, 4) OBP: 0.373, SLG: 0.553		B FF 85 C FF 87 X FF 87 1-1 ① **G5-3**		F SI 84 B SI 85 S FF 85 X SL 76 1-2 ① **F8**	F FF 86 S SI 84 B FF 87 D FF 86 B SI 86 F FC 83 B FF 85 4-2 **1-2** **BB**		B SI 91 X SI 91 1-0 ① **G6-3**		C FF 90 F CH 85 B CU 77 C SI 92 1-3 ③ **K**	4	0	0	0	1	1	2
22 Andruw Jones, R (1, 7) OBP: 0.299, SLG: 0.462 31 Ichiro Suzuki, L (9, 7) OBP: 0.290, SLG: 0.356		B FF 87 C SI 85 F FF 86 B SL 76 X FF 89 2-2 ② **F8**		B SI 86 B FF 88 B FC 85 C FF 85 B SI 84 4-1 **17 1B 45 HR 1-2 BB**	B CH 80 X SI 84 1-0 ② **F3**		C CH 81 C SI 92 S SL 79 0-3 ② **K**			3 0	1 0	0 0	0 0	1 0	1 0	2 0
14 Curtis Granderson, L (1, 8) OBP: 0.336, SLG: 0.490		C FF 90 B SI 87 H FF 87 2-1 **17 FC5-4 HBP**		C FC 84 B FF 86 X SI 86 1-1 ② **F5**	X SI 84 0-0 ③ **G3**		B SL 78 B SI 92 B SI 92 S SI 91 X SI 91 3-1 ③ **F8**			3	0	0	0	0	0	4
17 Jayson Nix, R (1, 6) OBP: 0.304, SLG: 0.444		B FF 85 X FF 87 1-0 ③ **FC5-4 1-2f**		B SI 87 F SI 86 X SI 87 1-1 **45 HR 1-3 2-H 1B**		X FC 83 0-0 ① **G5-3**		B SI 90 C SI 91 F SI 91 F SL 85 X SI 92 1-2 ① **G5-3**		4	1	1	1	0	0	1
45 Casey McGehee, R (1, 5) OBP: 0.300, SLG: 0.388			C FF 88 F FC 84 X FC 87 0-2 ① **G6-3**	F FC 84 B SI 82 X FF 89 1-1 **1-H 3-H HR**		B SI 83 C FF 86 X CH 79 1-1 **2 2B 2B**		X SL 84 0-0 ② **F7**		4	2	2	3	0	0	0
19 Chris Stewart, R (1, 2) OBP: 0.294, SLG: 0.357			C FC 86 B FF 89 F SI 86 X FC 85 1-2 ② **F7**	B FF 87 S SI 86 S CH 81 B FC 84 X FF 87 2-2 **2B**		L SI 86 B FF 84 X FF 89 1-1 ② **P6**		B SI 91 X SI 91 1-0 ③ **P5**		4	0	1	0	0	0	1
Inning Stats	R: 0 E: 0 K: 1 S: 6 H: 0 LOB: 0 BB: 0 P: 13	R: 0 E: 0 K: 0 S: 7 H: 0 LOB: 1 BB: 0 P: 13	R: 0 E: 0 K: 1 S: 10 H: 1 LOB: 1 BB: 0 P: 12	R: 4 E: 0 K: 0 S: 15 H: 4 LOB: 1 BB: 1 P: 26	R: 0 E: 0 K: 0 S: 9 H: 0 LOB: 2 BB: 2 P: 20	R: 1 E: 0 K: 0 S: 11 H: 2 LOB: 2 BB: 1 P: 20	R: 0 E: 0 K: 1 S: 6 H: 0 LOB: 0 BB: 0 P: 10	R: 0 E: 0 K: 0 S: 6 H: 0 LOB: 0 BB: 0 P: 8	R: 0 E: 0 K: 2 S: 11 H: 0 LOB: 1 BB: 1 P: 19	1B: 3 2B: 3 3B: 0 HR: 1 SF: 0 SAC: 0 DP: 0 HBP: 1						

PITCHER	IP	WLS	BF	H	R	ER	SO	BB	IBB	HBP	BLK	WP	HR	S	P	ERA	WHIP
32 Aaron Laffey, L (1, 1) ERA: 4.72	5.2	L	29	7	5	5	2	4	0	1	0	0	1	55	98	7.94	1.941
62 Aaron Loup, L (6, 1) ERA: 2.87	1.1		4	0	0	0	1	0	0	0	0	0	0	9	16	0.00	0.000
64 Chad Jenkins, R (8, 1) ERA:	1.0		3	0	0	0	0	0	0	0	0	0	0	6	8	0.00	0.000
31 Brandon Lyon, R (9, 1) ERA: 2.8	1.0		4	0	0	0	2	1	0	0	0	0	0	11	19	0.00	1.000

PITCHER	IP	WLS	BF	H	R	ER	SO	BB	IBB	HBP	BLK	WP	HR	S	P	ERA	WHIP

TOP

New York Yankees @ Toronto Blue Jays

Rogers Centre, Toronto, ON

Sat Aug 11 2012, 1:10 PM - 3:55 PM EDT

Att. 45,582 - Roof Closed - 68 F

livebaseballscorecards.com

AB	34
R	5
H	7
RBI	5
BB	5
SO	5
LOB	14

BOTTOM

Batter	1	2	3	4	5	6	7	8	9	AB	R	H	RBI	BB	SO	LOB
11 Rajai Davis, R (1, 7) OBP: 0.314, SLG: 0.408	C SI 94 F FF 93 S SL 88 0-3 ① **K**			B CU 79 X FF 92 1-0 43 BLK 10 1B **1B**	X SL 89 0-0 ③ **G3**			C CU 79 S SL 88 B SL 88 B SL 88 X SL 88 2-2 10 S 10 1B **2B**		4	2	2	0	0	1	1
43 Anthony Gose, L (1, 8) OBP: 0.242, SLG: 0.254	C CU 80 B SI 93 S CU 80 B SL 89 S CU 82 2-3 ② **K**			B CU 80 B CU 80 1 SAFE L FF 93 1 SAFE S CU 83 2 SAFE S CU 83 2-3 ① **K** **1-2**		C CU 79 B SI 93 B FF 93 C CU 80 C CU 82 2-3 ① **K**		S CU 80 B SI 93 S CU 81 F CU 83 S SI 94 1-3 ① **K**		4	0	0	0	0	4	2
10 Edwin Encarnación, R (1, 10) OBP: 0.385, SLG: 0.559	B FF 95 C FF 95 X FF 94 1-1 ③ **F8**			C CU 82 X FF 94 0-1 5 HBP **2-H** **1B**		B FF 93 B FF 95 C CU 80 B SI 94 B SI 94 4-1 30 FC3-6 5 HBP **BB**		S SL 87 B SI 95 C CU 82 D SL 90 F CU 83 X SI 96 3-2 17 G4-6-3 **2-H** **1B**		3	0	2	2	1	0	0
5 Yunel Escobar, R (1, 6) OBP: 0.300, SLG: 0.337 17 Omar Vizquel, S (8, PH) OBP: 0.248, SLG: 0.240 (9, 5)		X SI 93 0-0 ① **F8**		1 SAFE C CU 80 C FF 95 H SI 92 1-2 **1-2** **HBP**		B FF 90 C CU 80 H FF 93 2-1 30 FC3-6 **1-2** **HBP**		X FC 91 0-0 ② ③ **G4-6-3** **1-2f**		1 1	0 0	0 0	0 0	0 0	0 0	0 1
30 David Cooper, L (1, 3) OBP: 0.309, SLG: 0.457		C SI 93 X SI 93 0-1 ② **L6**		C CU 81 B CH 88 F FF 95 D CU 84 B SI 95 S CU 82 3-3 ② **K**		C SI 94 X CU 81 0-1 ② **FC3-6** **1-2f** **2-3**			B SI 91 B FF 92 C FF 91 B FF 90 X FF 91 3-1 ① **F7**	4	0	0	0	0	1	4
14 Moisés Sierra, R (1, 9) OBP: 0.292, SLG: 0.333		C SI 93 C CU 80 B SL 89 B CU 82 S SL 89 2-3 ③ **K**		B CU 81 C CU 82 X FF 96 1-1 ③ **G3**		C CU 81 B SI 96 X CU 81 1-1 ③ **G4-3**			B FF 92 C FF 92 B SL 83 F FF 92 S FF 92 2-3 ② **K**	4	0	0	0	0	2	4
2 Kelly Johnson, L (1, 4) OBP: 0.319, SLG: 0.381			C CU 80 B SI 92 B SI 92 F SI 93 S CU 81 2-3 ① **K**		B FF 93 B FF 92 X FF 92 2-0 **1B**		C CU 78 C CU 81 B CU 82 B CU 80 C CU 82 2-3 ① **K**		B SL 84 B SI 94 B FF 92 C FF 90 X FF 94 3-1 ③ **G4-3**	4	0	1	0	0	2	0
68 Yan Gomes, R (1, 2) OBP: 0.225, SLG: 0.338			B CU 80 B CU 80 X SI 94 2-0 ② **L8**		C CU 80 B SL 88 F FF 94 S SL 89 1-3 ① **K**		S FF 93 B CU 81 X CU 80 1-1 ② **G5-3**			3	0	0	0	0	1	1
3 Adeiny Hechavarría, R (1, 5) OBP: 0.158, SLG: 0.059 (9, 6)			X SI 93 0-0 ③ **G6-3**		1 SAFE C CU 80 X FF 93 0-1 ② **L7**		B FF 93 C CU 80 X FF 94 1-1 ③ **F8**			3	0	0	0	0	0	1
Inning Stats	R: 0 E: 0 K: 2 S: 8 H: 0 LOB: 0 BB: 0 P: 11	R: 0 E: 0 K: 1 S: 6 H: 0 LOB: 0 BB: 0 P: 8	R: 0 E: 0 K: 1 S: 5 H: 0 LOB: 0 BB: 0 P: 9	R: 1 E: 0 K: 2 S: 13 H: 2 LOB: 2 BB: 0 P: 21	R: 0 E: 0 K: 1 S: 7 H: 1 LOB: 1 BB: 0 P: 10	R: 0 E: 0 K: 1 S: 9 H: 0 LOB: 2 BB: 1 P: 18	R: 0 E: 0 K: 1 S: 7 H: 0 LOB: 0 BB: 0 P: 11	R: 1 E: 0 K: 1 S: 12 H: 2 LOB: 0 BB: 0 P: 18	R: 0 E: 0 K: 1 S: 7 H: 0 LOB: 0 BB: 0 P: 15	1B: 4 2B: 1 3B: 0 HR: 0	SF: 0 SAC: 0 DP: 1 HBP: 2	WP: 0 PB: 0 SB: 1 CS: 0	PA: 34				

PITCHER	IP	WLS	BF	H	R	ER	SO	BB	IBB	HBP	BLK	WP	HR	S	P	ERA	WHIP
47 Iván Nova, R (1, 1) ERA: 4.7	7.1	W	30	5	2	2	10	1	0	2	1	0	0	66	105	2.46	0.818
30 David Robertson, R (8, 1) ERA: 2.58	0.2	H	1	0	0	0	0	0	0	0	0	0	0	1	1	0.00	0.000
29 Rafael Soriano, R (9, 1) ERA: 1.75	1.0	S	3	0	0	0	1	0	0	0	0	0	0	7	15	0.00	0.000

PITCHER	IP	WLS	BF	H	R	ER	SO	BB	IBB	HBP	BLK	WP	HR	S	P	ERA	WHIP

New York Yankees @ Toronto Blue Jays

Rogers Centre, Toronto, ON

Sat Aug 11 2012, 1:10 PM - 3:55 PM EDT

Att. 45,582 - Roof Closed - 68 F

livebaseballscorecards.com

AB	31
R	2
H	5
RBI	2
BB	1
SO	11
LOB	14

Batter	1	2	3	4	5	6	7	8	9	AB	R	H	RBI	BB	SO	LOB
2 Derek Jeter, R (1, 6) OBP: 0.359, SLG: 0.422	T FF 89 B SI 90 T SI 89 X SI 91 1-2 33 G5-4-3 1B			S FF 90 S SL 84 B FF 91 X SL 86 1-2 ① G5-3		X FF 90 0-0 HR	B FF 93 C FF 94 X FF 94 1-1 2-H 33 1B 2B		C FF 92 F FF 93 X SL 86 0-2 ② L4	5	2	3	2	0	0	0
33 Nick Swisher, S (1, 9) OBP: 0.345, SLG: 0.454	B SI 91 C SI 91 F FF 91 F CU 76 X SL 85 1-2 ① ② G5-4-3 1-2f			F FF 91 X CU 77 0-1 ② F8		B CH 83 X SI 90 1-0 24 HR 1B	C CU 83 X CU 83 0-1 2-H 25 2B 1B		T SI 93 X FC 90 0-1 ③ F8	5	1	2	1	0	0	1
25 Mark Teixeira, S (1, 3) OBP: 0.339, SLG: 0.490	C SI 91 F CU 75 X SL 83 0-2 ③ G5-3			B CH 84 B FF 91 F CH 84 X FF 91 2-1 ③ F9		B CH 83 F FF 90 D FF 87 B SI 91 F SI 91 X SI 93 3-2 ② F8	C SI 88 X FF 88 0-1 22 FC5 1-3 2B			4	0	1	0	0	0	1
24 Robinson Canó, L (1, 10) OBP: 0.374, SLG: 0.558		B FF 88 C SL 84 C SL 83 X CU 77 1-2 ① L8			B FF 90 B FF 89 B FF 88 C FF 89 S SL 83 X SL 84 3-2 ① G5-3	X SL 85 0-0 1-H HR	H SI 89 1-0 22 FC5 HBP			3	1	1	2	0	0	0
22 Andruw Jones, R (1, 7) OBP: 0.298, SLG: 0.463		B CU 73 B FF 88 C FF 89 X FF 90 2-1 ② G3			F SI 90 X SL 84 0-1 14 WP 45 2B 2B	B FF 93 B FF 92 B FF 92 C FF 93 F FF 92 X FF 94 3-2 ③ P2	C FF 89 B SI 90 X SI 89 1-1 ③ FC5 1-2 2-3f			4	1	1	0	0	0	3
14 Curtis Granderson, L (1, 8) OBP: 0.335, SLG: 0.487		B CU 74 S SL 85 S SL 84 B SL 84 B FF 91 X SL 85 3-2 ③ G4-3			C SL 84 B CU 76 S SL 85 B SL 85 D SL 85 S SL 83 3-3 ② K 2-3		C FF 92 X CU 82 0-1 17 2B 55 G4-3 1B	C SL 77 S FF 88 S SL 77 0-3 ① K		4	1	1	0	0	2	1
45 Casey McGehee, R (1, 5) OBP: 0.299, SLG: 0.390			C CU 74 B SI 89 B SI 90 X FF 90 2-1 ① F9		X SL 84 0-0 3-H 2B		B FF 93 B FF 94 X FF 93 2-0 ① F7	B FF 90 C FF 90 C FF 88 B FF 89 F FF 89 C FF 88 2-3 ② K		4	0	1	1	0	1	1
55 Russell Martin, R (1, 2) OBP: 0.312, SLG: 0.371			B SI 90 S SL 84 C SL 84 B SL 86 X FF 91 2-2 ② F8		C SI 90 B SI 91 B CH 83 C FF 91 B FF 92 S FF 92 3-3 ③ K		B FF 94 X FF 94 1-0 ② G4-3 1-2	C SL 76 B SL 75 X SI 88 1-1 ③ G4-3		4	0	0	0	0	1	2
17 Jayson Nix, R (1, 4) OBP: 0.305, SLG: 0.450 31 Ichiro Suzuki, L (9, PH) OBP: 0.289, SLG: 0.355			B FF 90 B CH 83 F SI 91 S FF 91 S FF 92 2-3 ③ K			B FF 90 C FF 90 F FF 90 B FF 92 F FF 90 F SL 83 S FF 92 2-3 ① K	C FF 92 C CU 83 F CU 84 B FF 94 X FF 94 1-2 2 2B 2-H 2B		B FF 90 F FF 90 B FC 91 X FC 90 2-1 ① L4	3 1	1 0	1 0	1 0	0 0	2 0	0 0
Inning Stats	R: 0 E: 0 K: 0 S: 10 H: 1 LOB: 0 BB: 0 P: 12	R: 0 E: 0 K: 0 S: 8 H: 0 LOB: 0 BB: 0 P: 14	R: 0 E: 0 K: 1 S: 8 H: 0 LOB: 0 BB: 0 P: 14	R: 0 E: 0 K: 0 S: 7 H: 0 LOB: 0 BB: 0 P: 10	R: 1 E: 0 K: 2 S: 12 H: 2 LOB: 1 BB: 0 P: 21	R: 3 E: 0 K: 1 S: 14 H: 3 LOB: 0 BB: 0 P: 23	R: 3 E: 0 K: 0 S: 16 H: 5 LOB: 3 BB: 0 P: 23	R: 0 E: 0 K: 2 S: 9 H: 0 LOB: 0 BB: 0 P: 12	R: 0 E: 0 K: 0 S: 7 H: 0 LOB: 0 BB: 0 P: 9	1B: 4 2B: 5 3B: 0 HR: 2 SF: 0 SAC: 0 DP: 1 HBP: 1						

PITCHER		IP	WLS	BF	H	R	ER	SO	BB	IBB	HBP	BLK	WP	HR	S	P	ERA	WHIP
48 J.A. Happ, L ERA: 5.04	(1, 1)	5.2	W	22	6	4	4	4	0	0	0	0	1	2	56	88	6.35	1.059
49 Brad Lincoln, R ERA: 2.85	(6, 1)	1.0		7	4	3	3	0	0	0	0	0	0	0	15	23	27.00	4.000
38 Darren Oliver, L ERA: 1.27	(7, 1)	1.1	H	6	1	0	0	2	0	0	1	0	0	0	13	18	0.00	0.750
44 Casey Janssen, R ERA: 2.22	(9, 1)	1.0	S	3	0	0	0	0	0	0	0	0	0	0	7	9	0.00	0.000

PITCHER	IP	WLS	BF	H	R	ER	SO	BB	IBB	HBP	BLK	WP	HR	S	P	ERA	WHIP

TOP

New York Yankees @ Toronto Blue Jays

Rogers Centre, Toronto, ON

Sun Aug 12 2012, 1:09 PM - 3:57 PM EDT
Att. 43,924 - Roof Closed - 68 F

livebaseballscorecards.com

AB	37
R	7
H	11
RBI	7
BB	0
SO	6
LOB	9

WP: 1	PA: 38		
PB: 0			
SB: 0			
CS: 0			

BOTTOM

New York Yankees @ Toronto Blue Jays

Rogers Centre, Toronto, ON

Sun Aug 12 2012, 1:09 PM - 3:57 PM EDT

Att. 43,924 - Roof Closed - 68 F

livebaseballscorecards.com

Batter	1	2	3	4	5	6	7	8	9	AB	R	H	RBI	BB	SO	LOB
11 Rajai Davis, R (1, 7) OBP: 0.315, SLG: 0.415	X FF 91 0-0 ① G4-3		C FF 91 S FF 92 F FF 92 F KC 78 S FF 92 0-3 ① K	B FF 91 B KC 78 X FF 92 2-0 18 S 1-H 3-H 18 1B 2B	B FS 88 F SI 96 S FS 88 B FS 88 X FS 89 2-2 1-H 2-H 3-H 2B			B SI 87 F SI 88 B SL 82 X SI 88 2-1 ① G1-3		5	1	2	5	0	1	0
18 Mike McCoy, R (1, 4) (8, 6) OBP: 0.357, SLG: 0.308	B FF 92 C FF 91 B KC 74 F FF 91 F FF 92 C FF 92 2-3 ② K		B FF 93 B FF 92 X FF 93 2-0 ② G5-3	B KC 76 D KC 76 B FF 91 C FF 91 F FF 91 X FF 92 3-2 2-H 10 HR 1B	C SI 94 X FF 95 0-1 ③ F9			B SI 88 B SI 88 C SI 89 C SI 89 S SI 89 2-3 ② K		5	1	1	1	0	2	1
10 Edwin Encarnación, R (1, 10) OBP: 0.389, SLG: 0.571	C KC 75 X FF 92 0-1 30 1B 2B		C FF 93 C FF 92 B KC 78 X FF 94 1-2 30 PB 1B	B FF 91 C SL 78 X KC 77 1-1 1-H HR		X SI 94 0-0 ① F9		B SI 89 B SI 88 F SI 89 F SI 90 F SI 87 B SI 89 B SI 88 4-2 30 1B BB		4	2	3	2	1	0	0
30 David Cooper, L (1, 3) OBP: 0.313, SLG: 0.455	C FF 93 X FF 92 0-1 2-H 14 1B 1B		1 SAFE B CH 84 X CH 84 1-0 ③ F7 1-2	F CH 83 X FF 91 0-1 ③ G4-3		C FF 94 B CU 79 X CU 80 1-1 ② G3-1		B SI 85 1 SAFE X SI 85 1-0 1-2 1B		5	0	2	1	0	0	1
14 Moisés Sierra, R (1, 9) OBP: 0.345, SLG: 0.379	C KC 76 B KC 76 S FF 93 X FF 92 1-2 1-2 1B			C KC 74 B FF 92 X FF 91 1-1 6 2B 1B	C FF 94 S FS 87 B FS 88 F FS 88 X FF 95 1-2 6 FC4-6 1B	S FS 89 F CU 81 X FS 87 0-2 G4-3		D CU 81 S SL 87 S SL 87 D SL 88 B SL 87 X SL 87 3-2 ③ F8		5	1	3	0	0	0	2
6 Jeff Mathis, R (1, 2) OBP: 0.252, SLG: 0.424	C FF 92 C FF 92 X SL 79 0-2 ③ F8			B KC 76 1 SAFE X FF 91 1-0 68 F9 11 2B 2B	X FF 94 0-0 ① FC4-6 3 1B 68 BB 11 2B 1-2f		S SI 89 X SI 88 0-1 ① G4-3			4	2	1	1	0	0	3
68 Yan Gomes, R (1, 5) OBP: 0.238, SLG: 0.338			B KC 74 C KC 75 F FF 92 F FF 91 B KC 78 X KC 76 2-2 ① F7	B KC 76 F KC 76 X FF 93 1-1 ① F9 2-3	B FF 95 B FF 94 B FS 87 C FF 93 B FS 88 4-1 3 1B 11 2B 1-2 BB		X SI 88 0-0 1B			3	1	1	0	1	0	1
43 Anthony Gose, L (1, 8) OBP: 0.242, SLG: 0.242			F FF 92 B KC 75 F FF 91 B SL 80 B FF 93 X FF 92 3-2 ② L9	B KC 76 D KC 76 B CH 83 B FF 92 4-0 11 2B BB	B FS 87 F FS 88 B FS 90 B FF 95 F FF 94 F FF 96 C FF 95 3-3 ② K		B SI 88 F SI 87 B SI 88 S SI 88 B SI 88 S SI 87 3-3 ② K			3	1	0	0	1	2	3
3 Adeiny Hechavarría, R (1, 6) OBP: 0.182, SLG: 0.100 2 Kelly Johnson, L (7, PH) (8, 4) OBP: 0.318, SLG: 0.380			C FF 93 F FF 93 B FF 93 S SL 79 1-3 ③ K	1 SAFE F FF 91 S KC 78 D KC 78 F FF 92 D KC 78 S FF 93 2-3 ② K	C FS 89 F SI 97 X FS 90 0-2 1-2 2-3 11 2B 1B		B SI 88 B SI 87 S SI 88 F SI 88 F CH 81 C SI 87 2-3 ③ K			3 1	1 0	1 0	0 0	0 0	2 1	2 1

Inning Stats	1	2	3	4	5	6	7	8	9
	R: 1 H: 3 E: 0 LOB: 2 K: 1 BB: 0 S: 15 P: 18		R: 0 H: 0 E: 0 LOB: 0 K: 1 BB: 0 S: 10 P: 16	R: 0 H: 1 E: 0 LOB: 1 K: 1 BB: 0 S: 10 P: 14	R: 6 H: 5 E: 0 LOB: 0 K: 1 BB: 1 S: 17 P: 32	R: 3 H: 3 E: 0 LOB: 1 K: 1 BB: 1 S: 18 P: 28	R: 0 H: 0 E: 0 LOB: 0 K: 0 BB: 0 S: 6 P: 7	R: 0 H: 1 E: 0 LOB: 0 K: 2 BB: 0 S: 10 P: 15	R: 0 H: 1 E: 0 LOB: 2 K: 1 BB: 1 S: 12 P: 24	

1B: 9	SF: 0
2B: 4	SAC: 0
3B: 0	DP: 0
HR: 1	HBP: 0

WP: 0 PA: 41
PB: 1
SB: 1
CS: 0

PITCHER		IP	WLS	BF	H	R	ER	SO	BB	IBB	HBP	BLK	WP	HR	S	P	ERA	WHIP
65 Phil Hughes, R ERA: 4.44	(1, 1)	4.0	L	22	9	7	7	4	1	0	0	0	0	1	52	80	15.75	2.500
53 Ryota Igarashi, R ERA: 18.0	(5, 1)	2.0		10	3	3	3	1	1	0	0	0	0	0	24	35	13.50	2.000
38 Cody Eppley, R ERA: 3.0	(7, 1)	1.2		7	1	0	0	3	1	0	0	0	0	0	18	31	0.00	1.200
39 Clay Rapada, L ERA: 2.87	(8, 1)	0.0		1	1	0	0	0	0	0	0	0	0	0	1	2	∞	∞
62 Joba Chamberlain, R ERA: 7.71	(8, 1)	0.1		1	0	0	0	0	0	0	0	0	0	0	3	6	0.00	0.000

PITCHER	IP	WLS	BF	H	R	ER	SO	BB	IBB	HBP	BLK	WP	HR	S	P	ERA	WHIP

Batter	1	2	3	4	5	6	7	8	9	10	11	AB	R	H	RBI	BB	SO	LOB
30 Alejandro De Aza, L (1, 8) OBP: 0.347, SLG: 0.402	C FF 86 B FF 88 B FF 88 F FF 89 S CU 77 2-3 K		C CU 68 C SI 91 S SL 82 0-3 K		D SI 89 C CH 79 X CU 74 1-1 F7			S FC 87 L FC 90 F CU 78 B CU 78 B FF 90 S CU 77 2-3 K		C FF 95 T CH 89 B CH 88 S CH 87 1-3 K 1-2		5	0	0	0	0	4	2
20 Kevin Youkilis, R (1, 5) OBP: 0.341, SLG: 0.433	B FF 89 B FF 90 B FF 90 B FF 87 4-0 51 FC5-4 BB			B FF 88 C FF 86 B CH 82 X FF 88 2-1 F7		C FF 89 B EP 61 B CH 81 F CH 80 F SL 80 S SL 82 2-3 K		C FF 91 B FC 89 B FF 90 X FF 91 2-1 F9			F FF 94 F CH 83 S CH 86 0-3 K	4	0	0	0	1	2	0
44 Adam Dunn, L (1, 3) OBP: 0.340, SLG: 0.488	X FF 89 0-0 F9			C FF 88 B SL 82 B SI 90 F FF 90 B SL 82 X FF 91 3-2 HR		S SI 90 F EP 56 X FF 90 0-2 51 FC5-4 1B			X FF 90 0-0 HR		B CH 84 X CH 86 1-0 G3-1	5	2	3	2	0	0	1
51 Alex Rios, R (1, 9) OBP: 0.344, SLG: 0.533	C FF 88 D SL 81 X CH 82 1-1 FC5-4 1-2f			B CH 81 C CH 81 B SI 90 C SL 81 B CU 73 F SL 83 F CH 83 S SI 90 3-3 K		X CH 79 0-0 FC5-4 12 S 1-2f			C FF 93 X FF 92 0-1 G6-3		C FF 95 B SL 84 S FF 95 B FF 94 C FF 96 2-3 K	5	0	0	0	0	2	2
12 A.J. Pierzynski, L (1, 10) OBP: 0.349, SLG: 0.556		S SI 89 B CU 72 S CH 82 B SI 91 X CU 75 2-2 P4		X CH 80 0-0 1B		B FF 90 F CU 74 F CU 74 S SL 83 1-3 K 1-2			B FF 92 S CU 77 F CU 76 F CU 76 X CU 77 1-2 F9			4	0	1	0	0	1	1
10 Alexei Ramirez, R (1, 6) OBP: 0.283, SLG: 0.353		C SI 90 F SL 82 B SL 82 X CU 75 1-2 F8		D SL 82 X SL 79 1-0 P2			X SL 81 0-0 P5		S SL 87 X SL 86 0-1 24 CS 1B			4	0	1	0	0	0	1
24 Dayan Viciedo, R (1, 7) OBP: 0.286, SLG: 0.424		B SI 90 X CH 83 1-0 G6-3		B SI 89 X SL 80 1-0 P4			C SL 80 X CU 76 0-1 17 CS 1B		C FF 92 B FF 91 1 SAFE S CU 77 D CU 77 1 SAFE F CU 76 F FF 91 B SL 85 3-2 CS 1-2	F FF 94 C CH 85 S CH 86 0-3 K		4	0	1	0	0	1	0
17 Tyler Flowers, R (1, 2) OBP: 0.284, SLG: 0.360		B FF 87 F FF 88 C CU 74 S SL 82 1-3 K		X CH 79 0-0 1B			C SI 88 B SI 90 B CH 80 C SL 81 B SL 82 S CH 81 3-3 K 1-2			B FF 95 C FF 95 B SI 95 S FF 95 B FF 96 S CH 86 3-3 K 30 WP		4	0	1	0	0	3	1
15 Gordon Beckham, R (1, 4) OBP: 0.279, SLG: 0.357		C FF 90 C SI 90 T FF 90 0-2 K		X SI 88 0-0 P4				C FF 90 F FC 88 B CU 78 B FC 89 S FF 91 2-3 K		F FF 96 C CH 86 S CH 86 0-3 K		4	0	0	0	0	3	2
Inning Stats	R: 0 E: 0 K: 1 S: 6 H: 0 LOB: 1 BB: 1 P: 13	R: 0 E: 0 K: 0 S: 7 H: 0 LOB: 0 BB: 0 P: 11	R: 0 E: 0 K: 3 S: 9 H: 0 LOB: 0 BB: 0 P: 10	R: 1 E: 0 K: 1 S: 12 H: 2 LOB: 1 BB: 0 P: 21	R: 0 E: 0 K: 0 S: 5 H: 1 LOB: 1 BB: 0 P: 7	R: 0 E: 0 K: 2 S: 11 H: 1 LOB: 1 BB: 0 P: 14	R: 0 E: 0 K: 1 S: 6 H: 1 LOB: 1 BB: 0 P: 9	R: 0 E: 0 K: 2 S: 9 H: 0 LOB: 0 BB: 0 P: 15	R: 1 E: 0 K: 0 S: 13 H: 2 LOB: 0 BB: 0 P: 17	R: 0 E: 0 K: 4 S: 12 H: 0 LOB: 1 BB: 0 P: 16	R: 0 E: 0 K: 2 S: 7 H: 0 LOB: 0 BB: 0 P: 10							

PITCHER		IP	WLS	BF	H	R	ER	SO	BB	IBB	HBP	BLK	WP	HR	S	P	ERA	WHIP
33 Carlos Villanueva, R ERA: 3.12	(1, 1)	7.0		26	5	1	1	8	1	0	0	0	0	1	56	85	1.29	0.857
31 Brandon Lyon, R ERA: 2.74	(8, 1)	1.0	H	3	0	0	0	2	0	0	0	0	0	0	9	15	0.00	0.000
44 Casey Janssen, R ERA: 2.36	(9, 1)	1.0	B	4	2	1	1	0	0	0	0	0	0	1	13	17	9.00	2.000
50 Steve Delabar, R ERA: 4.06	(10, 1)	2.0	W	7	0	0	0	6	0	0	0	0	1	0	19	26	0.00	0.000

PITCHER	IP	WLS	BF	H	R	ER	SO	BB	IBB	HBP	BLK	WP	HR	S	P	ERA	WHIP

TOP

Chicago White Sox @ Toronto Blue Jays

Rogers Centre, Toronto, ON

Mon Aug 13 2012, 7:10 PM - 10:14 PM EDT

Att. 16,828 - Cloudy - 73 F

livebaseballscorecards.com

AB	39
R	2
H	7
RBI	2
BB	1
SO	16
LOB	10

1B: 5	SF: 0	WP: 1	PA: 41
2B: 1	SAC: 0	PB: 1	
3B: 0	DP: 1	SB: 1	
HR: 2	HBP: 0	CS: 2	

Batter	1	2	3	4	5	6	7	8	9	10	11	AB	R	H	RBI	BB	SO	LOB
11 Rajai Davis, R (1, 7) OBP: 0.310, SLG: 0.408	X FF 88 0-0 ① F7		1 SAFE B SL 84 C SL 84 1 SAFE 1 SAFE X SI 89 1-1 ② F9		F FF 90 P PO 86 X CH 86 1-1 ② G2			C SL 82 B FF 88 F CU 80 B SI 90 B FF 90 X FF 89 3-2 ① P6		1 SAFE C FF 93 1 SAFE P PO 84 1-1 ③ CS 1-2	X SL 84 0-0 ① P6	5	0	0	0	0	0	2
2 Kelly Johnson, L (1, 4) OBP: 0.319, SLG: 0.378	C SI 88 F SI 90 B FF 90 F CH 83 S FC 85 1-3 ② K		C CH 82 1 SAFE S SL 84 B FF 90 H SL 85 2-2 ③ 10 1B 10 1B 1-2 HBP		B SL 84 B CH 84 S CH 85 S FC 84 F CH 85 X FC 85 2-2 ③ F9 1-2			C FF 89 B CH 82 B FF 89 S CH 81 S SL 83 2-3 ② K			B FF 94 B FF 94 B FF 93 B FF 95 4-0 10 1B 30 1B BB	3	1	0	0	1	2	1
10 Edwin Encarnación, R (1, 10) OBP: 0.390, SLG: 0.569	C FF 89 B FF 91 X FF 89 1-1 ③ F9		S FC 86 F FF 90 B FF 91 F FF 91 X FC 86 1-2 ③ 1-H 2-H 1B			C CH 84 B SL 83 F FF 89 X CH 82 1-2 ① G1-3		S SL 83 B CH 83 F FF 90 B FF 90 F FF 89 S CH 82 2-3 ③ K			F SL 87 F SI 98 1 SAFE D SL 90 B SL 90 X SI 98 2-2 30 1B 1-3 1B	5	0	2	1	0	1	0
30 David Cooper, L (1, 3) OBP: 0.317, SLG: 0.452		C FF 88 X SI 90 0-1 ① 1B		C FF 88 F SL 85 S CU 79 0-3 ① K2-3		X SL 84 0-0 ② G5-3			C SI 90 B SI 90 B CH 83 X SI 91 2-1 ① G4-3		B SI 98 B CH 90 S SL 88 B SI 98 F SL 87 X SL 88 3-2 1-2 3-H 1B	5	0	2	1	0	1	0
5 Yunel Escobar, R (1, 6) OBP: 0.297, SLG: 0.333		C SI 89 X FF 90 0-1 ② F9		C SL 84 B FC 84 B CU 81 C FF 89 X SL 85 2-2 ② F9		F FF 89 C FF 90 F FF 90 B SL 83 S FF 90 1-3 ③ K			C SL 84 S FF 91 B CH 85 B SI 92 S CU 77 2-3 ② K			4	0	0	0	0	2	0
14 Moisés Sierra, R (1, 9) OBP: 0.394, SLG: 0.500		C SI 91 B FF 91 F CU 82 F FF 91 X CU 80 1-2 1B		B SL 84 C FF 90 B FF 90 B CH 82 F FF 89 F SI 90 F FF 90 F FF 90 B FF 90 4-2 BB			F FF 89 B FF 89 X CH 82 1-1 HR		C SI 91 S SI 92 B CH 86 C SI 92 1-3 ③ K			3	1	2	1	1	1	0
17 Omar Vizquel, S (1, 5) OBP: 0.248, SLG: 0.241		C FF 89 F FF 91 F CU 79 X CU 79 0-2 ③ F9		F FC 85 C FF 90 F CU 78 F FF 91 S CH 82 0-3 ③ K			B CH 82 B CH 81 C FF 87 C CH 86 X CH 81 2-2 6 G4-3 1B			B SL 84 X FF 94 1-0 ① L9	4	0	1	0	0	1	2
6 Jeff Mathis, R (1, 2) OBP: 0.252, SLG: 0.415			F FF 89 S FC 85 B SL 85 F SL 85 B FF 91 X SL 85 2-2 ① G5-3		C CH 81 B SL 84 B FF 89 B CH 82 C SI 88 B SI 89 4-2 43 FC1-6 BB		X CH 84 0-0 ①② G4-3 1-2f			C SL 84 B FF 94 F FF 93 B CU 73 F FF 93 X SL 84 2-2 ② P3	3	0	0	0	1	0	1
43 Anthony Gose, L (1, 8) OBP: 0.257, SLG: 0.234			B CH 83 B CH 83 C FF 89 H SL 84 3-1 2 HBP 10 1B HBP		C SL 84 X FC 86 0-1 ① FC1-6 2 S 1-2f		C SI 89 B SL 84 C CU 79 X CU 78 1-2 ③ G4-3			C FF 93 B CU 72 B FF 94 B CH 84 C SL 84 F FF 94 B SL 83 4-2 11 CS BB	2	1	0	0	1	0	1
Inning Stats	R: 0 E: 0 K: 1 S: 7 H: 0 LOB: 0 BB: 0 P: 9	R: 0 E: 0 K: 0 S: 12 H: 2 LOB: 1 BB: 0 P: 13	R: 1 E: 0 K: 0 S: 13 H: 1 LOB: 1 BB: 0 P: 22	R: 0 E: 0 K: 2 S: 16 H: 0 LOB: 1 BB: 1 P: 22	R: 0 E: 0 K: 0 S: 11 H: 0 LOB: 1 BB: 1 P: 17	R: 0 E: 0 K: 1 S: 8 H: 0 LOB: 0 BB: 0 P: 10	R: 1 E: 0 K: 0 S: 9 H: 2 LOB: 0 BB: 0 P: 13	R: 0 E: 0 K: 2 S: 11 H: 0 LOB: 0 BB: 0 P: 18	R: 0 E: 0 K: 2 S: 8 H: 0 LOB: 0 BB: 0 P: 13	R: 0 E: 0 K: 0 S: 10 H: 0 LOB: 0 BB: 1 P: 17	R: 1 E: 0 K: 0 S: 7 H: 2 LOB: 2 BB: 1 P: 16	1B: 6 2B: 0 3B: 0 HR: 1	SF: 0 SAC: 0 DP: 1 HBP: 2	WP: 0 PB: 0 SB: 1 CS: 1	PA: 41			

PITCHER		IP	WLS	BF	H	R	ER	SO	BB	IBB	HBP	BLK	WP	HR	S	P	ERA	WHIP
44 Jake Peavy, R ERA: 3.04	(1, 1)	8.0		30	5	2	2	6	2	0	2	0	0	1	87	124	2.25	0.875
39 Brett Myers, R ERA: 2.81	(9, 1)	1.0		3	0	0	0	2	0	0	0	0	0	0	8	13	0.00	0.000
26 Jesse Crain, R ERA: 1.99	(10, 1)	1.1		4	0	0	0	0	1	0	0	0	0	0	11	18	0.00	0.750
52 Leyson Septimo, L ERA: 6.0	(11, 1)	0.0	L	1	0	0	0	0	1	0	0	0	0	0	0	4	∞	∞
65 Nate Jones, R ERA: 3.35	(11, 1)	0.0		2	2	1	1	0	0	0	0	0	0	0	6	11	∞	∞

PITCHER	IP	WLS	BF	H	R	ER	SO	BB	IBB	HBP	BLK	WP	HR	S	P	ERA	WHIP

BOTTOM

Chicago White Sox @ Toronto Blue Jays

Rogers Centre, Toronto, ON

Mon Aug 13 2012, 7:10 PM - 10:14 PM EDT

Att. 16,828 - Cloudy - 73 F

livebaseballscorecards.com

AB	34
R	3
H	7
RBI	3
BB	4
SO	8
LOB	7

Batter	1	2	3	4	5	6	7	8	9	AB	R	H	RBI	BB	SO	LOB
30 Alejandro De Aza, L (1, 8) OBP: 0.346, SLG: 0.401	C FF 96 B FF 95 B FF 92 X FF 93 2-1 G4-3		F FF 96 X SL 83 0-1 F7 2-3		X CH 87 0-0 28 1B 51 E 1-2 3-H 1B			C SI 90 B SL 78 F SI 92 X SL 80 1-2 L5		4	1	1	1	0	0	2
28 Dewayne Wise, L (1, 7) OBP: 0.296, SLG: 0.478	C SI 95 B FF 88 X SI 94 1-1 G4-3		B FF 96 F FF 95 D CH 89 B FF 95 S CH 89 X CH 88 3-2 G4-3		X FF 94 0-0 1-3 2-H 1B			B SI 92 C SI 93 B SL 80 B SI 93 C SI 92 X SI 92 3-2 G1-3		4	0	1	1	0	0	2
51 Alex Rios, R (1, 9) OBP: 0.341, SLG: 0.528	C FF 96 X SI 96 0-1 G4-3			B FF 95 X FF 94 1-0 G5-3	C FF 96 F FF 95 D SL 83 F SI 96 D SI 95 F SL 85 1 SAFE F FF 90 S FF 96 2-3 K 1-1 3-H			C SI 93 C SI 93 B SI 93 S SL 80 1-3 K		4	0	0	0	0	2	1
44 Adam Dunn, L (1, 3) OBP: 0.339, SLG: 0.485		C SI 93 X SI 92 0-1 12 G6-3 1B		C FF 94 X FF 95 0-1 G5-3		X FF 92 0-0 G4-3			B SI 90 C SI 92 X SI 92 1-1 G4-3	4	0	1	0	0	0	0
20 Kevin Youkilis, R (1, 5) OBP: 0.340, SLG: 0.430		C FF 95 B FF 95 X FF 95 1-1 P5		C FF 95 F FF 90 F FF 95 B FF 96 B SL 86 C FF 95 2-3 K		C SL 82 B SL 81 X FF 93 1-1 12 FC3-6 1B			C SI 91 B SI 91 X SI 91 1-1 G5-3	4	0	1	0	0	1	1
12 A.J. Pierzynski, L (1, 2) OBP: 0.348, SLG: 0.553		B FF 95 X FF 95 1-0 G6-3 1-2f			B FF 96 B FF 89 F SI 94 F SI 94 B FF 95 F FF 89 X FF 95 3-2 15 F9 24 1B 30 1B 1B	X FF 93 0-0 FC3-6 1-2f			C SI 92 X SI 93 0-1 L6	4	1	1	0	0	0	2
10 Alexei Ramirez, R (1, 6) OBP: 0.281, SLG: 0.350			X FF 94 0-0 G5-3		B FF 94 X SI 94 1-0 L4		C SL 80 F SL 81 B SL 83 F FF 94 F FF 92 B SI 94 X FF 94 2-2 G6-3			3	0	0	0	0	0	1
24 Dayan Viciedo, R (1, 10) OBP: 0.289, SLG: 0.426			B FF 95 X FF 96 1-0 30 F7 15 E 1B		B FF 94 F SL 84 X FF 94 1-1 30 1B 28 1B 1-2 1B		C SI 94 C SL 86 B FF 93 X SL 83 1-2 L7			3	1	2	0	0	0	0
15 Gordon Beckham, R (1, 4) OBP: 0.277, SLG: 0.354			C FF 96 1 SAFE C SL 80 B FF 95 B FF 94 X FF 95 2-2 E1 1-2		X FF 94 0-0 F9 2-3		C SI 93 C SI 95 X SI 95 0-2 G4-3			3	0	0	0	0	0	3
Inning Stats	R: 0 E: 0 K: 0 S: 6 H: 0 LOB: 0 BB: 0 P: 9	R: 0 E: 0 K: 0 S: 5 H: 1 LOB: 0 BB: 0 P: 7	R: 0 E: 1 K: 0 S: 10 H: 1 LOB: 2 BB: 0 P: 16	R: 0 E: 0 K: 1 S: 7 H: 0 LOB: 0 BB: 0 P: 10	R: 3 E: 1 K: 1 S: 16 H: 4 LOB: 1 BB: 0 P: 23	R: 0 E: 0 K: 0 S: 4 H: 1 LOB: 1 BB: 0 P: 5	R: 0 E: 0 K: 0 S: 11 H: 0 LOB: 0 BB: 0 P: 14	R: 0 E: 0 K: 1 S: 9 H: 0 LOB: 0 BB: 0 P: 14	R: 0 E: 0 K: 0 S: 6 H: 0 LOB: 0 BB: 0 P: 8	1B: 7 2B: 0 3B: 0 HR: 0 SF: 0 SAC: 0 DP: 1 HBP: 0						

PITCHER		IP	WLS	BF	H	R	ER	SO	BB	IBB	HBP	BLK	WP	HR	S	P	ERA	WHIP
37 Henderson Alvarez III, R ERA: 4.48	(1, 1)	7.0	L	27	7	3	2	2	0	0	0	0	0	0	59	84	2.57	1.000
62 Aaron Loup, L ERA: 2.65	(8, 1)	1.1		4	0	0	0	1	0	0	0	0	0	0	11	17	0.00	0.000
64 Chad Jenkins, R ERA:	(9, 1)	0.2		2	0	0	0	0	0	0	0	0	0	0	4	5	0.00	0.000

PITCHER	IP	WLS	BF	H	R	ER	SO	BB	IBB	HBP	BLK	WP	HR	S	P	ERA	WHIP

TOP

Chicago White Sox @ Toronto Blue Jays

Rogers Centre, Toronto, ON

Tue Aug 14 2012, 7:10 PM - 9:40 PM EDT

Att. 18,919 - Partly Cloudy - 70 F

livebaseballscorecards.com

AB	33
R	3
H	7
RBI	2
BB	0
SO	3
LOB	12

WP: 0 PA: 33
PB: 0
SB: 0
CS: 0

BOTTOM

Chicago White Sox @ Toronto Blue Jays

Rogers Centre, Toronto, ON

Tue Aug 14 2012, 7:10 PM - 9:40 PM EDT

Att. 18,919 - Partly Cloudy - 70 F

livebaseballscorecards.com

Batter	1	2	3	4	5	6	7	8	9	AB	R	H	RBI	BB	SO	LOB
11 Rajai Davis, R (1, 7) OBP: 0.318, SLG: 0.416	B FF 91 C FF 91 X FF 90 1-1 18 FC2-6 1B		S FF 89 S CH 84 B CH 85 X SL 88 1-2 18 S 18 G6-3 2B		D CH 85 X FF 91 1-0 10 L5-4 18 S 2-3 1B		B SL 87 B FF 90 B FF 87 C FF 89 B SL 87 4-1 BB		1 SAFE C FF 94 X FF 94 0-1 ② P3	4	1	3	0	1	0	1
18 Mike McCoy, R (1, 8) OBP: 0.316, SLG: 0.235 (9, 4)	B FF 92 1 SAFE 1 SAFE X FF 91 1-0 ① FC2-6 10 1B 5 1B 1-2f		2 SAFE B FF 89 C FF 90 2 SAFE B FF 91 F SL 89 B CU 79 X SL 88 3-2 ① G6-3 2-H		1 SAFE B SL 88 C FF 89 L FF 89 B FF 90 B SL 88 D CU 80 4-2 1-2 BB		B FF 89 S SL 87 B FF 90 X FF 89 2-1 ② F8		B FF 95 X FF 94 1-0 ③ L9	4	1	0	1	1	0	4
10 Edwin Encarnación, R (1, 10) OBP: 0.388, SLG: 0.566	B FF 91 B SL 89 C FF 89 C FF 92 1 SAFE 1 SAFE X FF 92 2-2 5 1B 1-2 1B		B CU 79 X SL 88 1-0 ② G6-3		F SL 88 B SL 88 X FF 90 1-1 ②③ L5-4 2-2		B SI 91 C SI 91 X SI 90 1-1 ③ L8			4	0	1	0	0	0	5
30 David Cooper, L (1, 3) OBP: 0.315, SLG: 0.454 43 Anthony Gose, L (8, PR) OBP: 0.257, SLG: 0.234 (9, 8)	B FF 92 B FF 90 X FF 90 2-0 ② F7		B SL 89 B SL 88 C FF 89 B SL 88 X FF 90 3-1 ③ P5			C FF 90 S CU 77 B CU 77 B CU 78 C FF 87 2-3 ① K		B SL 82 X FF 94 1-0 68 S 2B		4 0	0 0	1 0	0 0	0 0	1 0	2 0
5 Yunel Escobar, R (1, 6) OBP: 0.297, SLG: 0.333	F FF 90 B CU 80 X CU 80 1-1 1-2 2-H 1B			X SL 87 0-0 ① G1-3		X FF 90 0-0 ② G5-3		F FF 95 X FF 95 0-1 ① L9		4	0	1	1	0	0	1
14 Moisés Sierra, R (1, 9) OBP: 0.378, SLG: 0.472	F FF 91 B FF 89 S SL 89 X FF 91 1-2 ③ G5-3			C FF 90 F FF 91 F SL 88 S CU 78 0-3 ② K2-3		B FF 90 X SL 88 1-0 1B		F FF 95 B FF 95 X FF 96 1-1 ② L4-3		4	0	1	0	0	1	3
2 Kelly Johnson, L (1, 4) OBP: 0.317, SLG: 0.375 68 Yan Gomes, R (8, PH) OBP: 0.235, SLG: 0.333 (9, 3)		F FF 91 B FF 90 X CU 80 1-1 ① P6		X SL 86 0-0 ③ G3-1		F FF 90 S SL 86 1 SAFE B FF 89 F FF 91 1 SAFE S SL 87 1-3 ③ K		C SL 85 B FF 94 C FF 94 S FF 95 1-3 ③ K 2-3		3 1	0 0	0 0	0 0	0 0	1 1	1 1
6 Jeff Mathis, R (1, 2) OBP: 0.252, SLG: 0.410		C CU 79 F FF 91 S SL 88 0-3 ② K		C SL 87 X SL 86 0-1 11 1B 3 SH1-3 1B		B CU 82 X SL 87 1-0 ① F8		X FF 94 0-0 ① F9		4	0	1	0	0	1	0
3 Adeiny Hechavarría, R (1, 5) OBP: 0.208, SLG: 0.182 28 Colby Rasmus, L (9, PH) OBP: 0.312, SLG: 0.462 17 Omar Vizquel, S (9, PR) OBP: 0.248, SLG: 0.241		C FF 90 B SI 92 F CH 88 F CU 78 F SL 88 F SL 89 B FF 90 F SL 89 X CU 79 2-2 ③ F8		1 SAFE B FF 90 C SL 87 X FF 90 1-1 ① SH1-3 1-2		B CH 82 S SL 87 S CU 80 B CU 77 F SL 86 B CH 82 X CH 87 3-2 2B		F FF 93 B FF 93 B FF 93 X FF 93 2-1 1B		2 1 0	0 0 0	1 1 0	0 0 0	0 0 0	0 0 0	0 0 0
Inning Stats	R: 1 H: 3 E: 0 LOB: 2 K: 0 BB: 0 S: 12 P: 20	R: 0 H: 0 E: 0 LOB: 0 K: 1 BB: 0 S: 12 P: 15	R: 1 H: 1 E: 0 LOB: 0 K: 0 BB: 0 S: 9 P: 17	R: 0 H: 0 E: 0 LOB: 0 K: 1 BB: 0 S: 6 P: 6	R: 0 H: 2 E: 0 LOB: 2 K: 0 BB: 1 S: 9 P: 16	R: 0 H: 1 E: 0 LOB: 1 K: 2 BB: 0 S: 9 P: 13	R: 0 H: 1 E: 0 LOB: 2 K: 0 BB: 1 S: 10 P: 21	R: 0 H: 1 E: 0 LOB: 2 K: 1 BB: 0 S: 8 P: 11	R: 0 H: 1 E: 0 LOB: 1 K: 0 BB: 0 S: 6 P: 9	1B: 7 2B: 4 3B: 0 HR: 0	SF: 0 SAC: 1 DP: 1 HBP: 0					PA: 38	

PITCHER	IP	WLS	BF	H	R	ER	SO	BB	IBB	HBP	BLK	WP	HR	S	P	ERA	WHIP
62 Jose Quintana, L (1, 1) ERA: 2.77	6.2	W	29	8	2	2	4	2	0	0	0	0	0	65	105	2.70	1.500
39 Brett Myers, R (7, 1) ERA: 2.79	0.1	H	1	0	0	0	0	0	0	0	0	0	0	2	3	0.00	0.000
37 Matt Thornton, L (8, 1) ERA: 3.65	0.2	H	3	1	0	0	0	0	0	0	0	0	0	5	7	0.00	1.500
43 Addison Reed, R (8, 1) ERA: 3.83	1.1	S	5	1	0	0	1	0	0	0	0	0	0	9	13	0.00	0.750

PITCHER	IP	WLS	BF	H	R	ER	SO	BB	IBB	HBP	BLK	WP	HR	S	P	ERA	WHIP

AB	35
R	2
H	10
RBI	2
BB	2
SO	5
LOB	18

Batter	1	2	3	4	5	6	7	8	9	AB	R	H	RBI	BB	SO	LOB
30 Alejandro De Aza, L (1, 8) OBP: 0.346, SLG: 0.398	H FF 91 1-0 20 CS HBP	C FF 93 1 SAFE B CU 76 S CU 76 S CU 77 1-3 ② K		B FF 91 X FF 92 1-0 ① F8			B CU 74 B FF 89 B FF 89 C FF 89 B CH 86 4-1 20 HBP 44 HR BB	F FF 93 F FF 95 S CU 85 0-3 ② K		3	1	0	0	1	2	3
20 Kevin Youkilis, R (1, 5) OBP: 0.341, SLG: 0.428	D FF 92 B FF 92 1 SAFE C SI 93 F FF 91 X FF 94 2-2 ① 1-2 1B	C FF 94 D CH 85 S FF 94 B CU 77 B FF 94 X FF 94 3-2 ③ F9		S SI 90 X FF 91 0-1 ② F9			1 SAFE B FF 91 1 SAFE 1 SAFE H FF 90 2-0 1-2 44 HR HBP	C CU 83 C CU 83 T FF 94 0-2 ③ K		4	1	1	0	0	1	3
44 Adam Dunn, L (1, 3) OBP: 0.338, SLG: 0.489	B FF 93 S FF 93 S FC 93 C FF 93 1-3 ② K		F FF 91 B SI 94 B FF 93 B SI 92 X FF 94 3-1 ① G1-3	C FF 92 S FF 92 F CU 76 X FF 94 0-2 ③ G3			B FF 94 B CU 83 X FF 93 2-0 1-H 2-H HR		X SI 90 0-0 ① P6	5	1	1	3	0	1	2
51 Alex Rios, R (1, 9) OBP: 0.340, SLG: 0.526	B FF 93 X FF 92 1-0 ③ L8		C FF 92 C CU 76 B CU 77 X FF 92 1-2 12 F8 2B		C CU 73 B CU 77 X SI 90 1-1 ① F9		C CU 82 F FF 94 B CU 84 X CU 84 1-2 ① G5-3		C SI 91 X SI 92 0-1 ② G3	5	0	1	0	0	0	1
12 A.J. Pierzynski, L (1, 2) OBP: 0.348, SLG: 0.553		B FF 90 B FF 92 B FF 92 C FF 93 X FF 91 3-1 24 1B 10 1B 28 1B 1B	F FF 93 X CU 77 0-1 ② F8 2-3		X CU 76 0-0 ② G3		X CH 86 0-0 24 HR 2B		C SI 91 B SI 92 F FF 90 X SI 90 1-2 ③ G1-3	5	2	2	0	0	0	1
10 Alexei Ramirez, R (1, 6) OBP: 0.281, SLG: 0.349		C FF 91 B FF 94 X FF 93 1-1 24 1B 28 1B 1-2 1B	S CU 75 S CU 78 B CU 76 S CU 78 1-3 ③ K		F CU 75 X CU 76 0-1 ③ G6-3		B FF 94 D CU 84 C FF 94 F CU 84 X CU 84 2-2 ② F7			4	1	1	0	0	1	2
24 Dayan Viciedo, R (1, 10) OBP: 0.293, SLG: 0.436		C FF 93 X SI 94 0-1 5 L9 28 1B 1-2 2-3 1B		B CH 82 F SI 90 F FF 92 F CU 78 B CU 76 B FF 93 F CH 79 B FF 92 4-2 28 HR BB		B SI 89 X CH 82 1-0 ① L8	B FF 94 B FF 94 D CU 84 S FF 94 X FF 95 3-1 2-H HR			3	2	2	2	1	0	0
28 Dewayne Wise, L (1, 7) OBP: 0.307, SLG: 0.521		X FF 94 0-0 1-2 2-H 3-H 1B		B FF 92 X FF 90 1-0 1-H HR		B CU 74 C FF 90 S CU 76 B CU 77 S FF 94 2-3 ② K	C FF 95 F CH 87 B CU 85 F CU 84 C FF 94 1-3 ③ K			4	1	2	4	0	2	0
5 Orlando Hudson, S (1, 4) OBP: 0.252, SLG: 0.296 15 Gordon Beckham, R (6, PH) OBP: 0.276, SLG: 0.353 (6, 4)		X FF 92 0-0 ① L9 2-3		C FF 93 S CH 84 B CH 82 X FF 92 1-2 1B		B SI 91 S CH 81 F CH 82 B CU 77 F FF 92 B FF 90 C FF 88 3-3 ③ K		F FF 93 F FF 94 B FF 94 X CU 84 1-2 ① G3-1		2 2	0 0	1 0	0 0	0 0	0 1	2 0
Inning Stats	R: 0 E: 0 K: 1 S: 7 H: 1 LOB: 1 BB: 0 P: 12	R: 2 E: 0 K: 1 S: 14 H: 4 LOB: 2 BB: 0 P: 22	R: 0 E: 0 K: 1 S: 10 H: 1 LOB: 1 BB: 0 P: 15	R: 2 E: 0 K: 0 S: 15 H: 2 LOB: 1 BB: 1 P: 22	R: 0 E: 0 K: 0 S: 5 H: 0 LOB: 0 BB: 0 P: 6	R: 0 E: 0 K: 2 S: 8 H: 0 LOB: 0 BB: 0 P: 14	R: 5 E: 0 K: 1 S: 15 H: 3 LOB: 0 BB: 1 P: 30	R: 0 E: 0 K: 2 S: 9 H: 0 LOB: 0 BB: 0 P: 10	R: 0 E: 0 K: 0 S: 6 H: 0 LOB: 0 BB: 0 P: 7	1B: 6 2B: 2 3B: 0 HR: 3 SF: 0 SAC: 0 DP: 0 HBP: 2						

PITCHER		IP	WLS	BF	H	R	ER	SO	BB	IBB	HBP	BLK	WP	HR	S	P	ERA	WHIP
24 Ricky Romero, L ERA: 5.53	(1, 1)	6.0	L	29	8	6	6	5	2	0	2	0	0	1	60	98	9.00	1.667
49 Brad Lincoln, R ERA: 3.16	(7, 1)	2.0		9	3	3	3	3	0	0	0	0	0	2	23	33	13.50	1.500
64 Chad Jenkins, R ERA:	(9, 1)	1.0		3	0	0	0	0	0	0	0	0	0	0	6	7	0.00	0.000

PITCHER	IP	WLS	BF	H	R	ER	SO	BB	IBB	HBP	BLK	WP	HR	S	P	ERA	WHIP

TOP

Chicago White Sox @ Toronto Blue Jays

Rogers Centre, Toronto, ON

Wed Aug 15 2012, 7:08 PM - 9:47 PM EDT
Att. 20,119 - Partly Cloudy - 73 F

livebaseballscorecards.com

AB	37
R	9
H	11
RBI	9
BB	2
SO	8
LOB	14

WP: 0 PB: 0 SB: 0 CS: 1 PA: 41

BOTTOM

Batter	1	2	3	4	5	6	7	8	9	AB	R	H	RBI	BB	SO	LOB
11 Rajai Davis, R (1, 9) OBP: 0.316, SLG: 0.411	B FF 92 F FF 92 T FC 87 S FC 88 1-3 K ①		C SI 92 C CU 81 X FC 86 0-2 F9 ②		S FC 87 B FC 86 S FC 87 B FC 87 F FC 87 D FC 84 F FC 87 C FC 88 3-3 K ② 1-3 2-H		B SI 93 B CH 85 S FF 93 C FF 92 F CU 79 B CU 80 B FF 93 4-2 BB		B FF 92 C FF 91 X FF 92 1-1 G1-3 ②	4	0	0	0	1	2	1
28 Colby Rasmus, L (1, 10) OBP: 0.309, SLG: 0.456	F SI 94 B FC 88 S CH 87 C CU 80 1-3 K ②		B FF 89 S CH 86 B CU 81 F CH 88 F CU 80 T CU 80 2-2 K ③		C CU 79 S CU 80 X CU 81 0-2 G1-3 ③		S FF 91 S CU 78 F CU 78 S CU 79 0-3 K ②		F FF 92 C FF 92 B FF 92 F CH 87 S SL 82 1-3 K2-3 ③	5	0	0	0	0	4	2
10 Edwin Encarnación, R (1, 7) OBP: 0.387, SLG: 0.563	C SI 93 B FF 93 B FF 92 S FC 89 X FF 94 2-2 G6-3 ③			C FC 85 B CU 80 B FF 91 B FC 86 X FF 92 3-1 P4 ①		C FC 86 B CU 80 B CU 80 B CH 88 X CU 80 2-2 30 2B 2 HR 1B	C SI 93 B SI 93 X SI 93 1-1 F7 ③			4	1	1	0	0	0	1
30 David Cooper, L (1, 3) OBP: 0.320, SLG: 0.463		C FF 90 B FF 91 X FC 85 1-1 17 1B 1B		F FF 92 C CU 80 B CU 80 F CU 80 B FF 93 B FC 88 F SI 92 T CH 88 3-2 K ②		X SI 92 0-0 1-3 2 HR 2B		C SI 91 C CU 79 X CU 79 0-2 E1		4	1	2	0	0	1	0
5 Yunel Escobar, R (1, 6) OBP: 0.296, SLG: 0.332		B FC 86 X FF 90 1-0 F8 ①		C SI 93 S SI 91 B FC 86 B FC 86 X FF 92 2-2 2 FC4-6 1B		S FC 88 S SI 93 S SI 93 0-3 K ①		X SI 93 0-0 F9 ①		4	0	1	0	0	1	4
2 Kelly Johnson, L (1, 4) OBP: 0.316, SLG: 0.381		C SI 91 B FF 91 C CH 85 X FF 91 1-2 F7 ②		B CH 85 F FC 85 B FC 87 X CH 86 2-1 FC4-6 ③ 1-2f		X FC 87 0-0 2-H 3-H HR		B CU 76 T FF 92 F SI 93 B FF 94 F CU 79 S CU 78 2-3 K ②		4	1	1	3	0	1	3
17 Omar Vizquel, S (1, 5) OBP: 0.256, SLG: 0.250		X SI 93 0-0 1-2 1B			C FF 90 X CH 87 0-1 11 S 6 G4-3 11 E 1B	C FC 86 X CU 80 0-1 L8 ②		X FF 93 0-0 F8 ③		4	1	2	0	0	0	1
6 Jeff Mathis, R (1, 2) OBP: 0.252, SLG: 0.427		S FC 89 B FC 87 B FC 86 S FC 87 S FC 87 2-3 K ③			C SI 92 X FC 88 0-1 G4-3 ① 1-2	S FF 92 F FF 92 S FC 86 0-3 K ③			C FF 92 C CH 84 B CU 79 B CU 80 X SL 83 2-2 HR	4	1	1	1	0	2	3
43 Anthony Gose, L (1, 8) OBP: 0.257, SLG: 0.235			B SI 91 X FC 85 1-0 G4-3 ①		X FC 87 0-0 11 S 1B		C FF 92 C CU 78 S CU 78 0-3 K ①		B FF 91 C FF 92 B CU 78 C FF 92 C FF 92 2-3 K ①	4	0	1	0	0	2	0
Inning Stats	R: 0 E: 0 K: 2 S: 9 H: 0 LOB: 0 BB: 0 P: 13	R: 0 E: 0 K: 1 S: 10 H: 2 LOB: 2 BB: 0 P: 15	R: 0 E: 0 K: 1 S: 8 H: 0 LOB: 0 BB: 0 P: 11	R: 0 E: 0 K: 1 S: 12 H: 1 LOB: 1 BB: 0 P: 22	R: 1 E: 1 K: 1 S: 13 H: 2 LOB: 1 BB: 0 P: 16	R: 3 E: 0 K: 2 S: 13 H: 3 LOB: 0 BB: 0 P: 15	R: 0 E: 0 K: 2 S: 12 H: 0 LOB: 1 BB: 1 P: 17	R: 0 E: 1 K: 1 S: 9 H: 0 LOB: 1 BB: 0 P: 11	R: 1 E: 0 K: 2 S: 12 H: 1 LOB: 0 BB: 0 P: 18	1B: 6 2B: 1 3B: 0 HR: 2 SF: 0 SAC: 0 DP: 0 HBP: 0						

PITCHER		IP	WLS	BF	H	R	ER	SO	BB	IBB	HBP	BLK	WP	HR	S	P	ERA	WHIP
34 Gavin Floyd, R ERA: 4.43	(1, 1)	6.0	W	26	8	4	3	8	0	0	0	0	0	1	65	92	4.50	1.333
46 Donnie Veal, L ERA:	(7, 1)	2.0		8	0	0	0	3	1	0	0	0	0	0	21	28	0.00	0.500
41 Philip Humber, R ERA: 5.9	(9, 1)	1.0		4	1	1	1	2	0	0	0	0	0	1	12	18	9.00	1.000

PITCHER	IP	WLS	BF	H	R	ER	SO	BB	IBB	HBP	BLK	WP	HR	S	P	ERA	WHIP

Chicago White Sox @ Toronto Blue Jays

Rogers Centre, Toronto, ON

Wed Aug 15 2012, 7:08 PM - 9:47 PM EDT

Att. 20,119 - Partly Cloudy - 73 F

livebaseballscorecards.com

AB	37
R	5
H	9
RBI	4
BB	1
SO	13
LOB	15

WP: 0	PA: 38		
PB: 0			
SB: 3			
CS: 0			

Batter	1	2	3	4	5	6	7	8	9	AB	R	H	RBI	BB	SO	LOB
28 Dewayne Wise, L (1, 8) OBP: 0.300, SLG: 0.538	B FF 86 F FF 88 B SI 84 X FC 88 2-1 F9 ①		B FC 84 B SI 85 B FF 86 C FF 84 X FF 86 3-1 HR		B FC 86 C FC 83 C FF 86 F SL 78 B FC 85 S FC 85 2-3 K ②			C SL 76 C SL 76 F SL 75 X FF 88 0-2 P5 ① X FC 89 0-0 G3 ③		5	1	1	1	0	1	0
20 Kevin Youkilis, R (1, 5) OBP: 0.343, SLG: 0.429	B FC 88 C SI 84 X SI 87 1-1 51 FC6-4 44 BB 1B		B FF 83 C SI 81 S SI 84 C FC 83 1-3 K ②		C FC 84 F FF 88 X SI 85 0-2 F7 ③			C SI 88 X FF 87 0-1 44 WP 51 HR 1B		4	1	2	0	0	1	0
44 Adam Dunn, L (1, 3) OBP: 0.339, SLG: 0.487	1 SAFE C FC 87 S FC 84 B FF 86 D FF 84 B FC 84 B FF 88 4-2 51 FC6-4 1-2 BB		S SL 74 B SI 86 F SI 85 C FF 90 1-3 K ③			F SI 84 B FC 83 S FC 82 C FC 84 1-3 K ①		F FF 89 B FF 88 F SI 87 B FF 88 B SL 75 F SL 75 B FF 89 4-2 51 HR 1-2 BB		2	1	0	0	2	2	0
51 Alex Rios, R (1, 9) OBP: 0.339, SLG: 0.530	B FF 87 B FC 83 B SI 86 C FF 86 X SI 86 3-1 FC6-4 1-2f 2-3 ②			C SL 74 X FF 84 0-1 F7 ①		B SL 72 B SI 83 B SI 85 X FF 86 3-0 L8 ②		B FF 89 S SI 89 X FF 88 1-1 1-H 2-H HR		4	1	1	3	0	0	2
12 A.J. Pierzynski, L (1, 10) OBP: 0.345, SLG: 0.547	D SL 77 F FF 83 F FC 83 X SL 78 1-2 F8 ③			B SI 84 B FF 88 X FF 88 2-0 G3-1 ②		C FC 85 F FF 90 B FF 91 F FF 91 B FC 82 X SI 84 2-2 G5-3 ③		B SL 75 F SL 75 F FF 88 B SL 74 X FF 88 2-2 G5-3 ②		4	0	0	0	0	0	2
10 Alexei Ramirez, R (1, 6) OBP: 0.281, SLG: 0.355		B FC 85 L FC 85 B FC 84 X FF 86 2-1 G5-3 ①		B SI 85 F FC 84 B CH 81 B FC 87 F SI 84 X FC 85 3-2 F8 ③			X SL 82 0-0 G3-1 ①	B FF 88 B FC 88 F FF 90 F FF 90 X CU 77 2-2 HR		4	1	1	1	0	0	0
24 Dayan Viciedo, R (1, 7) OBP: 0.295, SLG: 0.443		B SI 86 B FF 85 X FF 81 2-0 G5-3 ②			B SI 85 S CH 80 X SI 82 1-1 HR		C FF 95 B CH 86 F FF 95 B FF 94 B CH 86 B CH 86 4-2 BB	C FF 91 F FF 89 B CU 79 B FC 85 B FC 89 C FF 91 3-3 K ③		3	1	1	1	1	1	0
17 Tyler Flowers, R (1, 2) OBP: 0.283, SLG: 0.385		B FF 87 B CH 80 X FC 82 2-0 G5-3 ③			B FF 88 X FF 81 1-0 HR		B FF 94 C FF 95 S FF 96 F FF 96 X CH 85 1-2 P4 ②		C FF 92 F SL 84 C FF 91 0-3 K ①	4	1	1	1	0	1	1
66 Ray Olmedo, S (1, 4) OBP: 0.182, SLG: 0.182			C FF 84 B SI 85 B CH 80 C FF 86 S SI 83 2-3 K ①		B SI 87 X FC 83 1-0 B1-3 ①		C FF 95 S FF 95 B FF 96 X FF 95 1-2 F7 ③		C SI 91 X SI 91 0-1 G1-3 ②	4	0	0	0	0	1	1
Inning Stats	R: 0 E: 0 K: 0 S: 11 H: 1 LOB: 2 BB: 1 P: 22	R: 0 E: 0 K: 0 S: 4 H: 0 LOB: 0 BB: 0 P: 10	R: 1 E: 0 K: 3 S: 11 H: 1 LOB: 0 BB: 0 P: 18	R: 0 E: 0 K: 0 S: 6 H: 0 LOB: 0 BB: 0 P: 11	R: 2 E: 0 K: 1 S: 11 H: 2 LOB: 0 BB: 0 P: 16	R: 0 E: 0 K: 1 S: 8 H: 0 LOB: 0 BB: 0 P: 14	R: 0 E: 0 K: 0 S: 10 H: 0 LOB: 1 BB: 1 P: 16	R: 4 E: 0 K: 1 S: 20 H: 3 LOB: 0 BB: 1 P: 32	R: 0 E: 0 K: 1 S: 6 H: 0 LOB: 0 BB: 0 P: 6	1B: 2 2B: 0 3B: 0 HR: 5 SF: 0 SAC: 0 DP: 0 HBP: 0						

PITCHER	IP	WLS	BF	H	R	ER	SO	BB	IBB	HBP	BLK	WP	HR	S	P	ERA	WHIP
32 Aaron Laffey, L (1, 1) ERA: 4.7	6.0	L	23	4	3	3	5	1	0	0	0	0	3	51	91	4.50	0.833
50 Steve Delabar, R (7, 1) ERA: 3.97	1.0		4	0	0	0	0	1	0	0	0	0	0	10	16	0.00	1.000
38 Darren Oliver, L (8, 1) ERA: 1.87	0.2		5	2	3	3	0	1	0	0	0	1	1	14	21	40.50	4.500
31 Brandon Lyon, R (8, 1) ERA: 2.91	0.1		2	1	1	1	1	0	0	0	0	0	1	6	11	27.00	3.000
44 Casey Janssen, R (9, 1) ERA: 2.31	1.0		3	0	0	0	1	0	0	0	0	0	0	6	6	0.00	0.000

PITCHER	IP	WLS	BF	H	R	ER	SO	BB	IBB	HBP	BLK	WP	HR	S	P	ERA	WHIP

TOP

Chicago White Sox @ Toronto Blue Jays

Rogers Centre, Toronto, ON

Thu Aug 16 2012, 7:08 PM - 9:45 PM EDT

Att. 19,855 - Partly Cloudy - 77 F

livebaseballscorecards.com

AB	34
R	7
H	7
RBI	7
BB	3
SO	7
LOB	6

WP: 1 PA: 37
PB: 0
SB: 0
CS: 0

Batter	1	2	3	4	5	6	7	8	9	AB	R	H	RBI	BB	SO	LOB
11 Rajai Davis, R (1, 7) OBP: 0.315, SLG: 0.412	C SI 92 X FF 92 0-1 ① F9		X CH 85 0-0 ① F7			L CH 85 F SL 86 B SL 84 F SL 87 S SL 89 1-3 ① K		C FF 93 F SL 86 X CU 76 0-2 2B		4	0	1	0	0	1	0
18 Mike McCoy, R (1, 8) OBP: 0.261, SLG: 0.190	B FF 92 C SI 93 S CH 87 X FF 95 1-2 ② F8		C SI 93 C CH 88 B SL 88 B CH 87 C SL 87 2-3 ② K			B SI 94 C CH 87 S CH 87 X SL 87 1-2 ② G5-3		B FF 92 X FF 92 1-0 ③ F9		4	0	0	0	0	1	1
28 Colby Rasmus, L (1, 10) OBP: 0.306, SLG: 0.452	X FF 93 0-0 ③ G3-1		B SL 89 S SL 87 B FF 95 B SL 89 X SL 88 3-1 ③ P4			B SL 89 X SL 85 1-0 ③ G5-3			C FF 92 S CU 81 B CU 81 S CU 81 1-3 ① K	4	0	0	0	0	1	0
5 Yunel Escobar, R (1, 6) OBP: 0.296, SLG: 0.329		X SI 92 0-0 ① F9	B CH 85 C CH 86 F SL 86 B SL 86 B CH 87 F SL 86 X SL 86 3-2 ① G6-3				B CH 85 B SI 92 B CH 84 C SI 94 B SI 93 4-1 30 FC4-6 BB		B FF 92 C FF 92 F FF 92 X CU 81 1-2 ② F9	3	0	0	0	1	0	0
30 David Cooper, L (1, 3) OBP: 0.321, SLG: 0.460 43 Anthony Gose, L (7, PR) OBP: 0.257, SLG: 0.235 68 Yan Gomes, R (8, 3) OBP: 0.233, SLG: 0.329		B FF 92 B FF 93 S SL 86 X SI 93 2-1 14 HR 1B	B SL 87 B SL 88 C FF 95 S SL 89 S SL 89 2-3 ② K				L SL 86 C FF 94 1 SAFE F SL 89 1 SAFE 1 SAFE B SL 87 D SL 90 F SL 89 2-2 ① FC4-6 14 S 1-2f		C FF 92 S SL 86 S SL 82 0-3 ③ K	3 0 1	1 0 0	1 0 0	0 0 0	0 0 0	1 0 1	1 0 0
14 Moisés Sierra, R (1, 9) OBP: 0.375, SLG: 0.538		X FF 94 0-0 1-H HR	S CH 88 S CH 88 X SL 87 0-2 ③ G5-3				1 SAFE C CH 84 1 SAFE 1 SAFE C SL 85 1 SAFE F FF 93 B FF 94 B CU 72 2-2 ② K 1-2			3	1	1	2	0	1	1
2 Kelly Johnson, L (1, 4) OBP: 0.314, SLG: 0.378		C SL 88 S SL 87 C SL 86 0-3 ② K			C SI 94 S SL 90 F SL 88 X SL 88 0-2 ① G6-3		B FF 94 B SL 85 B CH 82 C FF 94 X CU 72 3-1 ③ F8			3	0	0	0	0	1	2
6 Jeff Mathis, R (1, 2) OBP: 0.260, SLG: 0.432		B SL 86 F SI 95 X CH 89 1-1 1B			B CH 87 C FF 93 S CH 88 B CH 89 S SL 88 2-3 ② K			C SL 84 B SI 92 X SL 85 1-1 17 G4-6-3 1B		3	0	2	0	0	1	0
3 Adeiny Hechavarría, R (1, 5) OBP: 0.192, SLG: 0.167 17 Omar Vizquel, S (8, PH) OBP: 0.254, SLG: 0.248 (9, 5)		F SI 94 S CH 88 B FF 94 F SL 86 X SL 87 1-2 ③ G5-3			C CH 86 S SL 88 F FF 96 S CH 88 0-3 ③ K			B SI 92 X SI 91 1-0 ①② G4-6-3 1-2f		2 1	0 0	0 0	0 0	0 0	1 0	1 1
Inning Stats	R: 0 E: 0 K: 0 S: 6 H: 0 LOB: 0 BB: 0 P: 7	R: 2 E: 0 K: 1 S: 13 H: 3 LOB: 1 BB: 0 P: 17	R: 0 E: 0 K: 1 S: 6 H: 0 LOB: 0 BB: 0 P: 11	R: 0 E: 0 K: 1 S: 10 H: 0 LOB: 0 BB: 0 P: 15	R: 0 E: 0 K: 2 S: 11 H: 0 LOB: 0 BB: 0 P: 13	R: 0 E: 0 K: 1 S: 8 H: 0 LOB: 0 BB: 0 P: 11	R: 0 E: 0 K: 1 S: 13 H: 0 LOB: 2 BB: 1 P: 24	R: 0 E: 0 K: 0 S: 7 H: 2 LOB: 1 BB: 0 P: 10	R: 0 E: 0 K: 2 S: 9 H: 0 LOB: 0 BB: 0 P: 11	1B: 3 2B: 1 3B: 0 HR: 1 SF: 0 SAC: 0 DP: 1 HBP: 0						

PITCHER		IP	WLS	BF	H	R	ER	SO	BB	IBB	HBP	BLK	WP	HR	S	P	ERA	WHIP
58 Francisco Liriano, L ERA: 5.22	(1, 1)	6.1	W	23	3	2	2	6	1	0	0	0	0	1	60	86	2.84	0.632
26 Jesse Crain, R ERA: 1.95	(7, 1)	0.2	H	2	0	0	0	1	0	0	0	0	0	0	7	12	0.00	0.000
39 Brett Myers, R ERA: 2.72	(8, 1)	1.0		4	2	0	0	0	0	0	0	0	0	0	7	10	0.00	2.000
41 Philip Humber, R ERA: 5.84	(9, 1)	1.0		3	0	0	0	2	0	0	0	0	0	0	9	11	0.00	0.000

PITCHER	IP	WLS	BF	H	R	ER	SO	BB	IBB	HBP	BLK	WP	HR	S	P	ERA	WHIP

BOTTOM

Chicago White Sox @ Toronto Blue Jays

Rogers Centre, Toronto, ON

Thu Aug 16 2012, 7:08 PM - 9:45 PM EDT

Att. 19,855 - Partly Cloudy - 77 F

livebaseballscorecards.com

AB	31
R	2
H	5
RBI	2
BB	1
SO	9
LOB	7

WP: 0	PB: 0	SB: 1	CS: 0
PA: 32			

Batter	1	2	3	4	5	6	7	8	9	AB	R	H	RBI	BB	SO	LOB
5 Ian Kinsler, R (1, 4) OBP: 0.335, SLG: 0.427	B FF 91 B FF 90 B FF 90 C FF 90 S FF 90 S FF 91 3-3 **K** ①			C SI 91 B FF 91 T FF 91 B FF 92 F FF 92 B FF 91 F FF 91 F FF 92 B FF 92 4-2 32 G3 BB		C FF 90 C SL 84 B FF 91 F FF 90 F SL 82 B SL 83 F FF 91 F FF 90 F FF 91 2-2 F9 ① X SI 92	X FF 89 0-0 FC6-4 ③ 1-2f			3	0	0	0	1	1	3
1 Elvis Andrus, R (1, 6) OBP: 0.366, SLG: 0.394	C FF 91 X CH 85 0-1 G6-3 ②			B FF 90 B FF 90 1 SAFE C FF 89 1 SAFE S FF 90 F FF 92 S SL 84 2-3 **K** ①		B CH 82 T CH 83 F FF 92 B FF 92 B FF 90 X FF 91 3-2 F9 ②		C FF 88 B SI 90 C FC 87 S CU 77 1-3 **K** ①		4	0	0	0	0	2	1
32 Josh Hamilton, L (1, 7) (7, 8) OBP: 0.357, SLG: 0.593	B SL 86 X FF 91 1-0 L6 ③			1 SAFE T FF 91 X SL 85 0-1 G3 ② 1-2		S CU 77 S CU 80 X CU 79 0-2 G5-3 ③		B SL 79 F SI 91 S SL 79 B SL 80 S SL 79 2-3 K2-3 ②		4	0	0	0	0	1	1
29 Adrián Beltré, R (1, 10) OBP: 0.341, SLG: 0.482		B FF 90 S FF 90 F FF 90 B FF 86 S FF 90 2-3 **K** ①		B FF 91 X CH 84 1-0 P4 ③			B FF 93 T FF 94 B FF 94 B FF 93 B FF 93 4-1 7 1B 9 E BB	B CU 82 X FF 94 1-0 1B		3	1	1	0	1	1	1
10 Michael Young, R (1, 3) OBP: 0.302, SLG: 0.342		C FF 89 B CH 84 F CH 84 S FF 92 1-3 **K** ②			F FF 90 X CU 77 0-1 8 SH1-4 7 1B 23 G4-3 1B		X FF 94 0-0 F9 ①	X FF 94 0-0 G4-3 ③		4	1	1	0	0	1	2
7 David Murphy, L (1, 9) (7, 7) OBP: 0.382, SLG: 0.476		B FF 91 B FF 90 B FF 90 C FF 90 F FF 91 F FF 91 S FF 92 3-3 **K** ③			F FF 90 D SL 85 C FF 91 X FF 92 1-2 23 G4-3 8 SH1-4 1B		C CH 86 B FF 95 B FF 95 S FF 94 D CH 87 F CH 86 X CH 85 3-2 9 E 17 BB 1-3 1B		C SI 91 C FF 93 S FF 92 0-3 **K** ①	4	0	2	0	0	2	0
8 Geovany Soto, R (1, 2) OBP: 0.275, SLG: 0.333			C FF 90 C CU 76 B CU 75 C FF 91 1-3 **K** ①		L FF 91 B FF 90 X CH 83 1-1 SH1-4 ① 1-2 2-3		1 SAFE S FF 93 B FF 94 S CH 86 S CH 87 1-3 **K** ②		C FC 90 B FF 92 B FC 90 B FF 93 X FF 93 3-1 F8 ②	3	0	0	0	0	2	2
23 Craig Gentry, R (1, 8) OBP: 0.388, SLG: 0.406 17 Nelson Cruz, R (7, PH) (7, 9) OBP: 0.329, SLG: 0.462			B FF 91 B FF 90 F FF 90 F FF 90 F CH 84 C FF 93 2-3 **K** ②		F FF 92 B SL 85 X SL 84 1-1 G4-3 ② 2-3 3-H		B FF 95 B FF 94 1 SAFE B FF 94 C FF 94 B FF 94 4-1 9 E BB 1-2		S FC 90 B FF 94 X CU 76 1-1 G4-3 ③	2 1	0 0	0 0	1 0	0 1	1 0	1 0
9 Mike Olt, R (1, 5) OBP: 0.333, SLG: 0.278			C SI 92 B CU 79 B FF 91 B FF 90 C FF 90 S FF 92 3-3 **K** ③		C FF 92 F FF 91 B FF 91 F FF 92 X SL 84 1-2 F7 ③		S CH 86 D CH 88 B FF 95 S CH 87 D CH 88 X CH 86 3-2 E5 5 FC6-4 1-2 2-3 3-H			3	0	0	0	0	1	3

TOP

Texas Rangers @ Toronto Blue Jays

Rogers Centre, Toronto, ON

Fri Aug 17 2012, 7:09 PM - 9:50 PM EDT

Att. 26,816 - Partly Cloudy - 73 F

livebaseballscorecards.com

AB	31
R	2
H	4
RBI	1
BB	3
SO	12
LOB	14

Inning Stats	1	2	3	4	5	6	7	8	9			
	R: 0 E: 0 K: 1 S: 6	H: 0 LOB: 0 BB: 0 P: 10	R: 0 E: 0 K: 3 S: 10	H: 0 LOB: 0 BB: 0 P: 16	R: 0 E: 0 K: 3 S: 10	H: 0 LOB: 0 BB: 0 P: 16	R: 0 E: 0 K: 1 S: 12	H: 0 LOB: 1 BB: 1 P: 19	R: 1 E: 0 K: 0 S: 13	H: 2 LOB: 1 BB: 0 P: 17	R: 0 E: 0 K: 0 S: 15	H: 0 LOB: 0 BB: 0 P: 20
	R: 1 E: 1 K: 1 S: 14	H: 1 LOB: 3 BB: 2 P: 29	R: 0 E: 0 K: 2 S: 8	H: 1 LOB: 1 BB: 0 P: 12	R: 0 E: 0 K: 1 S: 7	H: 0 LOB: 0 BB: 0 P: 11	1B: 4 2B: 0 3B: 0 HR: 0	SF: 0 SAC: 1 DP: 0 HBP: 0	WP: 0 PB: 0 SB: 0 CS: 0	PA: 35		

PITCHER		IP	WLS	BF	H	R	ER	SO	BB	IBB	HBP	BLK	WP	HR	S	P	ERA	WHIP
48 J.A. Happ, L ERA: 4.88	(1, 1)	6.0	W	21	2	1	1	8	1	0	0	0	0	0	66	98	1.50	0.500
50 Steve Delabar, R ERA: 3.91	(7, 1)	0.2	H	6	1	1	0	1	2	0	0	0	0	0	13	28	0.00	4.500
31 Brandon Lyon, R ERA: 2.87	(7, 1)	0.2	H	2	0	0	0	1	0	0	0	0	0	0	4	5	0.00	0.000
62 Aaron Loup, L ERA: 2.6	(8, 1)	0.1	H	1	0	0	0	1	0	0	0	0	0	0	3	5	0.00	0.000
49 Brad Lincoln, R ERA: 3.15	(8, 1)	0.1	H	2	1	0	0	0	0	0	0	0	0	0	2	3	0.00	3.000

PITCHER		IP	WLS	BF	H	R	ER	SO	BB	IBB	HBP	BLK	WP	HR	S	P	ERA	WHIP
44 Casey Janssen, R ERA: 2.27	(9, 1)	1.0	S	3	0	0	0	1	0	0	0	0	0	0	7	11	0.00	0.000

Texas Rangers @ Toronto Blue Jays

Rogers Centre, Toronto, ON

Fri Aug 17 2012, 7:09 PM - 9:50 PM EDT

Att. 26,816 - Partly Cloudy - 73 F

livebaseballscorecards.com

BOTTOM

Batter	1	2	3	4	5	6	7	8	9	AB	R	H	RBI	BB	SO	LOB
11 Rajai Davis, R (1, 7) OBP: 0.315, SLG: 0.410	B FF 90 C FC 86 S CU 71 X ST 77 1-2 G5-3 ①		C SI 93 C SI 91 S ST 85 0-3 1-2 K ①		B CU 72 X FC 87 1-0 2 S 3-H 1B			S SL 84 C SL 85 F SI 99 X SL 85 0-2 F7 ②		4	0	1	1	0	1	1
2 Kelly Johnson, L (1, 4) OBP: 0.316, SLG: 0.380 18 Mike McCoy, R (8, PR) OBP: 0.261, SLG: 0.190 (9, 4)	B FC 88 B FC 89 B SI 92 C FF 90 B FC 86 4-1 10 HR BB		F FC 91 X FC 92 0-1 2-3 G3-1 ②		1 SAFE P PO 91 1 SAFE L FF 90 B FF 88 S FC 88 S ST 81 2-3 1-3 K ③			S FF 98 S SL 85 X FF 98 0-2 2B		3 0	1 0	1 0	0 0	1 0	1 0	2 0
10 Edwin Encarnación, R (1, 10) OBP: 0.388, SLG: 0.568	C SI 90 B FC 92 1 SAFE X ST 83 1-1 1-H HR		C FC 91 C FC 91 B FF 94 F FC 86 B SI 95 F FC 92 B ST 85 S SI 94 3-3 K ③			B SI 89 X SI 90 1-0 G1-3 ①		I IN 76 I IN 75 I IN 76 I IN 75 4-0 30 FC4-6 IBB		3	1	1	2	1	1	1
30 David Cooper, L (1, 3) OBP: 0.311, SLG: 0.446	C FF 93 B CU 74 X FC 90 1-1 G3-1 ②			B FF 89 F FS 87 B CU 71 B FC 87 C FF 91 F ST 82 S ST 81 3-3 K ①		B FF 90 C FF 90 B CU 70 X FC 89 2-1 G6-3 ②		C FF 98 X SL 85 0-1 1-2f FC4-6 ③		4	0	0	0	0	1	2
5 Yunel Escobar, R (1, 6) OBP: 0.294, SLG: 0.327	C FF 93 S FF 92 S ST 82 0-3 K ③			C FC 90 X SI 94 0-1 G4-3 ②		B CU 70 F SI 90 B FF 93 X SI 91 2-1 P4 ③				3	0	0	0	0	1	0
14 Moisés Sierra, R (1, 9) OBP: 0.349, SLG: 0.500		B CU 74 B FF 91 S FF 91 S FF 90 F FF 95 S FF 92 2-3 K ①		C ST 82 B CU 67 T FF 91 B SI 94 X ST 79 2-2 P6 ③			B SI 88 B FF 90 F FF 90 S FF 90 X ST 82 2-2 G1-3 ①			3	0	0	0	0	1	0
17 Omar Vizquel, S (1, 5) OBP: 0.248, SLG: 0.241		B FF 93 B FC 89 C FF 90 F FC 88 F ST 85 F ST 83 X FF 93 2-2 L3 ②			C FF 90 X CU 68 0-1 F8 ①		B CU 71 C FF 90 S FC 88 F ST 79 F FC 90 B SI 93 B SI 92 S ST 81 3-3 K ②			3	0	0	0	0	1	0
6 Jeff Mathis, R (1, 2) OBP: 0.255, SLG: 0.423		C FF 92 C CU 70 C FF 93 0-3 K ③			B FF 91 F FF 90 B CU 69 F FF 90 B SI 94 S ST 81 3-3 K ②		S FC 90 B FC 91 C FF 93 B CU 66 S FF 92 2-3 K ③			3	0	0	0	0	3	0
43 Anthony Gose, L (1, 8) OBP: 0.273, SLG: 0.271			C CU 72 C CU 68 B FF 92 B ST 83 B FF 94 H ST 83 4-2 2 G3-1 11 S HBP		C CU 73 B CU 68 B SI 93 X FC 88 2-1 11 1B 3B			F SI 96 B FF 97 C FF 98 C SL 85 1-3 K ①		2	1	1	0	0	1	0
Inning Stats	R: 2 E: 0 K: 1 S: 11 H: 1 LOB: 0 BB: 1 P: 18	R: 0 E: 0 K: 2 S: 12 H: 0 LOB: 0 BB: 0 P: 16	R: 0 E: 0 K: 2 S: 12 H: 0 LOB: 1 BB: 0 P: 19	R: 0 E: 0 K: 1 S: 9 H: 0 LOB: 0 BB: 0 P: 14	R: 1 E: 0 K: 2 S: 12 H: 2 LOB: 1 BB: 0 P: 19	R: 0 E: 0 K: 0 S: 5 H: 0 LOB: 0 BB: 0 P: 10	R: 0 E: 0 K: 2 S: 11 H: 0 LOB: 0 BB: 0 P: 18	R: 0 E: 0 K: 1 S: 12 H: 1 LOB: 2 BB: 1 P: 17		1B: 1 2B: 1 3B: 1 HR: 1	SF: 0 SAC: 0 DP: 0 HBP: 1		WP: 0 PB: 0 SB: 3 CS: 0	PA: 31		

	AB	28
	R	3
	H	4
	RBI	3
	BB	2
	SO	11
	LOB	6

PITCHER		IP	WLS	BF	H	R	ER	SO	BB	IBB	HBP	BLK	WP	HR	S	P	ERA	WHIP
11 Yu Darvish, R ERA: 4.51	(1, 1)	7.0	L	26	3	3	3	10	1	0	1	0	0	1	72	114	3.86	0.571
41 Alexi Ogando, R ERA: 2.88	(8, 1)	1.0		5	1	0	0	1	0	1	0	0	0	0	12	17	0.00	1.000

PITCHER	IP	WLS	BF	H	R	ER	SO	BB	IBB	HBP	BLK	WP	HR	S	P	ERA	WHIP

Batter	1	2	3	4	5	6	7	8	9	AB	R	H	RBI	BB	SO	LOB
5 Ian Kinsler, R (1, 4) OBP: 0.333, SLG: 0.424	C FF 89 F FF 89 X SI 91 0-2 ① L1			B SI 88 X CH 79 1-0 ① F7		C SI 89 B CH 83 C CU 72 B SL 83 S CH 83 2-3 ② K		B FF 90 C SI 90 B FF 91 X SI 88 2-1 ③ L4 2-3		4	0	0	0	0	1	1
10 Michael Young, R (1, 6) OBP: 0.301, SLG: 0.340 1 Elvis Andrus, R (9, 6) OBP: 0.366, SLG: 0.394	B FF 90 C CH 81 C SI 91 S CH 84 1-3 ② K2-3			X CU 72 0-0 ② G5-3		C SL 81 B CH 84 B CH 84 C CH 83 F SI 90 B SI 91 B SL 80 4-2 32 FC6 BB			B SI 89 X SI 90 1-0 ① G5-3	3 0	0 0	0 0	0 0	1 0	1 0	0 0
32 Josh Hamilton, L (1, 7) OBP: 0.354, SLG: 0.587	F SI 90 F EP 63 F SL 83 B FF 91 F SL 84 B SL 83 B FF 85 F SL 83 X CU 70 3-2 ③ F8			B CH 82 B CH 82 B FF 89 C CH 81 S CU 74 F SI 91 X CU 74 3-2 ③ F9		S SL 82 B SI 90 1 SAFE 1 SAFE B CU 74 S CU 75 F SL 82 X CH 82 2-2 ③ FC6 1-2f			F FF 88 C FF 90 X FF 88 0-2 ② L7	4	0	0	0	0	0	1
29 Adrián Beltré, R (1, 5) OBP: 0.342, SLG: 0.484		C SL 81 C SI 90 B FF 90 X FF 90 1-2 ① F8			C SI 88 B SL 82 X CH 82 1-1 17 HR 2B		X SI 88 0-0 7 FC4-6 1B		B FF 89 F SI 89 B FF 88 C FF 88 X FF 88 2-2 ③ P3	4	1	2	0	0	0	0
17 Nelson Cruz, R (1, 10) OBP: 0.329, SLG: 0.468		F SI 90 X CH 84 0-1 ② G1-3			X CH 82 0-0 2-H HR		B SI 88 C SI 88 F SI 89 B CH 83 S SL 80 2-3 ① K			3	1	1	2	0	1	1
7 David Murphy, L (1, 9) OBP: 0.379, SLG: 0.471		C SI 89 B FF 90 B CH 81 F CH 84 F SI 91 B SL 84 X CH 84 3-2 ③ G4-3			X FF 88 0-0 ① F8		B SI 90 X SI 92 1-0 ② FC4-6 18 CS 1-2f			3	0	0	0	0	0	1
18 Mitch Moreland, L (1, 3) OBP: 0.343, SLG: 0.512			B SI 87 F FF 88 X CU 72 1-1 23 FC5-4 1B		C CH 81 C SI 90 S SL 84 0-3 ② K		C SI 92 F SI 91 1 SAFE 0-2 ③ CS 1-2	B SI 90 X SI 89 1-0 5 PB 23 E 1B		3	0	2	0	0	1	0
23 Craig Gentry, R (1, 8) OBP: 0.382, SLG: 0.400			X SI 88 0-0 ① FC5-4 15 CS 1-2f		C FF 88 F FF 90 B SL 82 B SL 83 X CU 75 2-2 ③ P4			B SI 89 X SI 89 1-0 ① B1 1-2		3	0	0	0	0	0	2
15 Luis Martinez, R (1, 2) 27 Leonys Martin, L (8, PH) OBP: 0.244, SLG: 0.395 8 Geovany Soto, R (8, 2) OBP: 0.275, SLG: 0.333			C SI 88 1 SAFE 1 SAFE B SL 80 1 SAFE P PO 85 X CH 81 2-1 ②③ G6-3 1-2			F SL 80 X FF 90 0-1 ① G4-3		B SI 91 F SI 91 B SL 82 S FF 91 S SI 92 2-3 ② K		2 1 0	0 0 0	0 0 0	0 0 0	0 1 0	0 1 0	1 1 0
Inning Stats	R: 0 E: 0 K: 1 S: 12 H: 0 LOB: 0 BB: 0 P: 16	R: 0 E: 0 K: 0 S: 9 H: 0 LOB: 0 BB: 0 P: 13	R: 0 E: 0 K: 0 S: 6 H: 1 LOB: 0 BB: 0 P: 8	R: 0 E: 0 K: 0 S: 6 H: 0 LOB: 0 BB: 0 P: 10	R: 2 E: 0 K: 1 S: 10 H: 2 LOB: 0 BB: 0 P: 13	R: 0 E: 0 K: 1 S: 12 H: 0 LOB: 1 BB: 1 P: 20	R: 0 E: 0 K: 1 S: 7 H: 1 LOB: 0 BB: 0 P: 10	R: 0 E: 1 K: 1 S: 7 H: 1 LOB: 1 BB: 0 P: 13	R: 0 E: 0 K: 0 S: 7 H: 0 LOB: 0 BB: 0 P: 10	1B: 3 2B: 1 3B: 0 HR: 1	SF: 0 SAC: 0 DP: 0 HBP: 0			WP: 0 PB: 1 SB: 0 CS: 2	PA: 32	

TOP

Texas Rangers @ Toronto Blue Jays

Rogers Centre, Toronto, ON

Sat Aug 18 2012, 1:10 PM - 3:56 PM EDT

Att. 30,033 - Sunny - 68 F

livebaseballscorecards.com

AB	30
R	2
H	5
RBI	2
BB	1
SO	5
LOB	8

PITCHER		IP	WLS	BF	H	R	ER	SO	BB	IBB	HBP	BLK	WP	HR	S	P	ERA	WHIP
33 Carlos Villanueva, R ERA: 3.1	(1, 1)	6.1	L	23	4	2	2	4	1	0	0	0	0	1	59	86	2.84	0.789
62 Aaron Loup, L ERA: 2.5	(7, 1)	0.2		2	1	0	0	0	0	0	0	0	0	0	4	6	0.00	1.500
64 Chad Jenkins, R ERA:	(8, 1)	1.1		4	0	0	0	1	0	0	0	0	0	0	7	13	0.00	0.000
38 Darren Oliver, L ERA: 1.84	(9, 1)	0.2		2	0	0	0	0	0	0	0	0	0	0	6	8	0.00	0.000

PITCHER	IP	WLS	BF	H	R	ER	SO	BB	IBB	HBP	BLK	WP	HR	S	P	ERA	WHIP

Texas Rangers @ Toronto Blue Jays

Rogers Centre, Toronto, ON

Sat Aug 18 2012, 1:10 PM - 3:56 PM EDT

Att. 30,033 - Sunny - 68 F

BOTTOM

Batter	1	2	3	4	5	6	7	8	9	AB	R	H	RBI	BB	SO	LOB
11 Rajai Davis, R (1, 7) OBP: 0.313, SLG: 0.406	C SI 91 F SI 91 S CU 73 0-3 ① K		1 SAFE F FF 91 C FC 83 D CU 71 S CU 71 1-3 ② K		X FF 90 0-0 ② B5		C CU 83 D CU 84 B CU 81 L FF 95 X CU 83 2-2 2-3 28 S 1B		B CU 82 F FF 94 S FF 96 B CH 83 B FF 96 C FF 96 3-3 ② K	5	0	1	0	0	3	2
28 Colby Rasmus, L (1, 8) OBP: 0.303, SLG: 0.447	X SI 93 0-0 ② G3		X SI 92 0-0 ③ G4-3		B FF 91 B FF 90 F FF 91 B FC 90 X FF 92 3-1 ③ P5		B FF 96 B FF 95 B CU 80 C FF 95 X FF 96 3-1 1-2 ① P5		B FF 95 C FF 95 S CH 84 B CU 80 X SL 88 2-2 ③ G4-3	5	0	0	0	0	0	4
10 Edwin Encarnación, R (1, 10) OBP: 0.389, SLG: 0.565	B FF 93 F SI 92 B FF 92 S CH 83 B CH 82 X CH 81 3-2 ③ G6-3			H CU 69 1-0 30 BLK HBP		B FF 92 B FC 92 C FF 92 S FC 91 B FF 93 S FF 93 3-3 ① K	I IN 72 I IN 73 I IN 74 I IN 73 4-0 IBB			2	0	0	0	1	1	0
30 David Cooper, L (1, 3) OBP: 0.309, SLG: 0.440		B SI 90 X CH 82 1-0 ① F7		C FF 92 F FC 85 F CU 70 B EP 61 X SI 91 1-2 ① L5 1-2		B SL 86 C FF 93 X FC 94 1-1 6 1B 5 1B 1B	C SL 83 S SI 96 B SL 86 F SI 96 B SL 85 X SI 97 2-2 ② F7			4	0	1	0	0	0	4
5 Yunel Escobar, R (1, 6) OBP: 0.294, SLG: 0.327 18 Mike McCoy, R (8, 5) OBP: 0.261, SLG: 0.190		C SI 92 C SI 92 F CU 72 C SI 93 0-3 ② K		C FF 92 F SI 91 D CH 82 F FF 94 F CU 71 F FF 92 F SI 93 D CH 84 X FF 93 2-2 ② F9		C FC 91 X FC 91 0-1 1-2 6 1B 1B	C SI 97 X SI 96 0-1 ③ F8			4 0	0 0	1 0	0 0	0 0	1 0	4 0
2 Kelly Johnson, L (1, 4) OBP: 0.315, SLG: 0.377		S FF 93 S SI 92 F CU 71 B SI 91 S FF 93 1-3 ③ K		B SI 93 B FF 91 B CH 84 B CH 81 4-0 BB		F SL 86 F FF 92 F SL 86 C FF 94 0-3 ② K		C SL 88 X CU 79 0-1 ① G3		3	0	0	0	1	2	2
6 Jeff Mathis, R (1, 2) OBP: 0.255, SLG: 0.418			B SI 92 X FF 91 1-0 ① G4-3	B CU 69 F SI 92 S FC 84 S FC 83 1-3 ③ K		B FF 94 X FF 92 1-0 1-2 2-3 1B		B FF 93 X FF 92 1-0 ② P6		4	0	1	0	0	1	2
43 Anthony Gose, L (1, 9) OBP: 0.284, SLG: 0.274			B CU 70 B SI 90 B SI 90 B FF 90 4-0 3 BLK 3 3 S 3 1B BB		X FF 88 0-0 3 SH5-3 1B	B SL 87 S FF 92 F FF 92 F FC 94 B FF 94 F FF 91 F FF 94 B FF 94 F FF 92 3-3 ③ K S FF 93		X SL 87 0-0 ③ B1-3		3	1	1	0	1	1	3
3 Adeiny Hechavarría, R (1, 5) OBP: 0.241, SLG: 0.259 (8, 6)			B FF 90 1 SAFE B CH 80 C FF 91 X SI 90 2-1 1-H 1B		X FF 90 0-0 ① SH5-3 1-2		B CU 77 B FF 97 X FF 96 2-0 11 1B 2B		B FF 94 F FF 93 F SL 89 B CU 81 S FF 96 2-3 ① K	3	0	2	1	0	1	0

| Inning Stats | | |

Batter	1	2	3	4	5	6	7	8	9	AB	R	H	RBI	BB	SO	LOB
5 Ian Kinsler, R (1, 4) OBP: 0.333, SLG: 0.423	B FF 95 X FF 95 1-0 ① F7		X SL 88 0-0 1-3 2B		C FF 93 0-1 ③ P3 C CU 85 1-1 ③ G1-3		B CH 85 X FF 96 1-0 ② F8		B FF 92 B SI 93 S FF 91 B FF 92 C SI 91 B FF 92 4-2 1 1B BB	5	0	1	0	1	0	3
1 Elvis Andrus, R (1, 6) OBP: 0.369, SLG: 0.397	C FF 96 F FF 96 F FF 95 B FF 96 F SL 89 X FF 96 1-2 32 G5-6-3 1B		F SL 96 S SL 86 B FF 97 B SL 87 S FF 96 2-3 ① K		C SL 82 B FF 95 B FF 95 X FF 94 2-1 32 2B 1B	B FF 94 B CU 82 B FF 95 C FF 93 X FF 95 3-1 32 FC6-4 1B	F CH 88 B FF 95 F CH 86 B FF 96 T FF 94 2-2 ③ K		F SL 81 B FF 92 B FF 92 X SL 81 2-1 1-2 1B	6	1	4	0	0	2	3
32 Josh Hamilton, L (1, 8) OBP: 0.353, SLG: 0.586 23 Craig Gentry, R (8, PH) OBP: 0.379, SLG: 0.396 (8, 8)	X SI 92 0-0 ②③ G5-6-3 1-2f		F SI 94 F FF 97 B FF 96 B FF 96 F SL 84 B SL 86 S SL 85 3-3 ② K		X SI 92 0-0 1-H 17 1B 2B	X CH 88 0-0 ① FC6-4 1-2f 17 2B 10 2B		B CU 78 F FF 90 X FC 89 1-1 ① G6-3	X SI 91 0-0 ③ G5-3	4 2	2 0	1 0	1 0	0 0	1 0	4 2
29 Adrián Beltré, R (1, 10) OBP: 0.341, SLG: 0.480		C FF 95 S FF 96 B FF 96 F SL 81 X FF 94 1-2 ① F8	X SI 95 0-0 ③ G5-3		B FF 96 D SL 85 B SI 92 B FF 94 4-0 17 1B 10 HR BB	X CU 85 0-0 ② F7		C FF 90 B FF 88 B CU 79 S FF 91 X CU 78 2-2 ② P4		4	1	0	0	1	0	3
17 Nelson Cruz, R (1, 9) OBP: 0.333, SLG: 0.471 27 Leonys Martin, L (8, PH) OBP: 0.262, SLG: 0.395 (8, 7)		B SL 87 B FF 95 B FF 93 B FF 95 4-0 10 G6-3 BB	C SL 84 B FF 94 X FF 93 1-1 ① G1-3		F FF 94 C SL 86 B SL 86 F SL 86 F FF 95 B SL 88 X FF 95 2-2 1-2 2-H 10 HR 1B	C FF 97 C CU 86 X FF 97 1-1 1-3 10 2B 2B		S SI 92 B SI 92 F SI 87 B CU 79 B CU 77 B SI 90 4-2 BB		3 0	2 0	2 0	1 0	1 1	0 0	0 0
10 Michael Young, R (1, 5) OBP: 0.304, SLG: 0.351 9 Mike Olt, R (8, 5) OBP: 0.333, SLG: 0.278		C SI 94 B FF 95 X FF 94 1-1 ②③ G6-3 1-2f	B SL 82 S FF 92 F SI 93 F SL 85 X FF 94 1-2 7 2B 1B		X FF 92 0-0 1-H 2-H HR	B CU 84 C CU 84 B FF 96 X CU 84 2-1 2-H 3-H 2B		C FC 89 B SI 91 X CU 78 1-1 ③ F8		5 0	2 0	3 0	5 0	0 0	0 0	2 0
7 David Murphy, L (1, 7) OBP: 0.385, SLG: 0.490 (8, 9)			C FF 91 X CH 86 0-1 8 1B 2B	X FF 90 0-0 ② 1-H 2B	B CH 86 C CH 86 B SI 94 B FF 88 B SI 94 4-1 8 1B BB	F CH 88 B CU 85 C CH 87 X CU 85 1-2 ③ G4-3			B SI 90 S SI 89 X SI 91 1-1 HR	4 2	2 0	3 0	2 0	1 0	0 0	1 0
8 Geovany Soto, R (1, 2) OBP: 0.282, SLG: 0.339			C SI 91 X FF 94 0-1 2-H 18 1B 1B	X FF 96 0-0 1B	X FF 92 0-0 1-2 1B		C FF 95 F FF 94 B FF 94 B FF 94 S CH 85 2-3 ① K		B SL 82 X SI 93 1-0 ① G5-3	5 1	1 0	3 0	1 0	0 0	1 0	0 0
18 Mitch Moreland, L (1, 3) OBP: 0.345, SLG: 0.514			2 SAFE B SI 94 C SI 93 X CH 89 1-1 5 2B 2-H 1B	B SI 94 F FF 93 B SL 84 C FF 93 F FF 90 F FF 95 F SL 86 S FF 95 2-3 ③ K	F CH 86 S CU 84 F CU 85 B FF 95 S CU 85 1-3 ② K		B FF 97 B CH 85 F FF 94 X CH 86 2-1 2B		C SI 92 X CH 85 0-1 ② P6	5 1	0 0	2 0	1 0	0 0	2 0	3 0
Inning Stats	R: 0 E: 0 K: 0 S: 7 H: 1 LOB: 0 BB: 0 P: 9	R: 0 E: 0 K: 0 S: 6 H: 0 LOB: 0 BB: 1 P: 12	R: 2 E: 0 K: 2 S: 15 H: 4 LOB: 2 BB: 0 P: 21	R: 1 E: 0 K: 1 S: 14 H: 3 LOB: 1 BB: 0 P: 18	R: 5 E: 0 K: 1 S: 19 H: 5 LOB: 2 BB: 2 P: 33	R: 2 E: 0 K: 0 S: 11 H: 3 LOB: 1 BB: 0 P: 18	R: 0 E: 0 K: 2 S: 9 H: 1 LOB: 1 BB: 0 P: 16	R: 0 E: 0 K: 0 S: 9 H: 0 LOB: 1 BB: 1 P: 17	R: 1 E: 0 K: 0 S: 10 H: 2 LOB: 2 BB: 1 P: 18	1B: 10 2B: 7 3B: 0 HR: 2 SF: 0 SAC: 0 DP: 2 HBP: 0						

PITCHER		IP	WLS	BF	H	R	ER	SO	BB	IBB	HBP	BLK	WP	HR	S	P	ERA	WHIP
37 Henderson Alvarez III, R ERA: 4.84	(1, 1)	4.1	L	25	12	8	8	3	3	0	0	0	0	1	54	84	16.61	3.462
49 Brad Lincoln, R ERA: 3.33	(5, 1)	1.2		9	4	2	2	1	0	0	0	0	0	0	18	27	10.80	2.400
50 Steve Delabar, R ERA: 3.83	(7, 1)	1.0		4	1	0	0	2	0	0	0	0	0	0	9	16	0.00	1.000
31 Brandon Lyon, R ERA: 2.81	(8, 1)	1.0		4	0	0	0	0	1	0	0	0	0	0	9	17	0.00	1.000
64 Chad Jenkins, R ERA: 1.13	(9, 1)	1.0		6	2	1	1	0	1	0	0	0	0	1	10	18	9.00	3.000

PITCHER	IP	WLS	BF	H	R	ER	SO	BB	IBB	HBP	BLK	WP	HR	S	P	ERA	WHIP

TOP

Texas Rangers @ Toronto Blue Jays

Rogers Centre, Toronto, ON

Sun Aug 19 2012, 1:09 PM - 3:42 PM EDT

Att. 35,701 - Partly Cloudy - 68 F

livebaseballscorecards.com

AB	43
R	11
H	19
RBI	11
BB	5
SO	6
LOB	21

WP: 0 PB: 0 SB: 0 CS: 0 PA: 48

Batter	1	2	3	4	5	6	7	8	9	AB	R	H	RBI	BB	SO	LOB
11 Rajai Davis, R (1, 7) OBP: 0.310, SLG: 0.402 43 Anthony Gose, L (9, PH) OBP: 0.280, SLG: 0.270	X FF 90 0-0 G6-3		B CU 77 S CU 78 C CH 83 S FF 92 1-3 K			C SI 89 X CU 79 0-1 L7			X FF 94 0-0 G4-3	3 1	0 0	0 0	0 0	0 0	1 0	0 0
28 Colby Rasmus, L (1, 8) OBP: 0.300, SLG: 0.442	B SI 91 C FF 91 X CU 79 1-1 G6-3		T SI 92 B FC 88 F FC 85 B SI 93 B CU 80 X SI 94 3-2 G4-3			F SI 90 X CU 80 0-1 G3			F FF 94 X FF 94 0-1 F7	4	0	0	0	0	0	0
10 Edwin Encarnación, R (1, 3) OBP: 0.386, SLG: 0.560	C FF 93 X FF 92 0-1 F8			T SI 89 B FF 92 F FF 91 B CU 82 X FF 92 2-2 G6-3		B SI 92 B FC 86 X SI 92 2-0 F9			B FF 95 C FF 94 B FF 94 F SL 85 B FF 95 F FF 94 F FF 95 X SL 86 3-2 G5-3	4	0	0	0	0	0	0
5 Yunel Escobar, R (1, 6) OBP: 0.294, SLG: 0.327		X SI 90 0-0 6 SH5-3 14 BB 18 G5-3 1B		C CU 77 B FF 93 C CH 84 B CU 82 F SI 93 B SI 93 X CH 85 3-2 G6-3			B FF 90 C SI 91 S CU 79 F SI 92 X SI 92 1-2 F8			3	1	1	0	0	0	0
14 Moisés Sierra, R (1, 9) OBP: 0.348, SLG: 0.477		B FF 92 B SI 89 D SI 91 C FF 91 1 SAFE B SI 92 4-1 18 G5-3 6 SH5-3 1-2 BB		C FC 87 B SI 93 F SI 93 C SI 93 1-3 K			F FF 94 F CH 84 S CU 82 0-3 K			2	0	0	0	0	1	0
6 Jeff Mathis, R (1, 10) OBP: 0.252, SLG: 0.413		X FF 91 0-0 SH5-3 1-2 2-3			C FF 88 F CU 76 C SI 91 0-3 K		C FF 92 B CH 83 X FF 93 1-1 F7			2	0	0	0	0	1	0
18 Mike McCoy, R (1, 5) OBP: 0.269, SLG: 0.333		B FF 93 B FF 91 X FC 88 2-0 G5-3 2-3 3-H			B FF 90 X FF 91 1-0 HR			C SI 89 X CU 82 0-1 F8		3	1	1	2	0	0	1
68 Yan Gomes, R (1, 2) OBP: 0.225, SLG: 0.316		B FF 93 B FC 87 S SI 92 B SI 93 F FF 93 F SI 93 S CH 84 3-3 K			F SI 91 C CU 79 X FF 93 0-2 G6-3			F FF 90 C FC 86 S CU 82 0-3 K2-3		3	0	0	0	0	2	1
3 Adeiny Hechavarría, R (1, 4) OBP: 0.219, SLG: 0.233			C SI 88 S CU 81 B FF 90 T CH 83 1-2 K		B SI 92 C FC 86 X CU 81 1-1 G6-3			B SI 93 F FC 84 X CH 84 1-1 G5-3		3	0	0	0	0	1	0
Inning Stats	R: 0 E: 0 K: 0 S: 5 H: 0 LOB: 0 BB: 0 P: 6	R: 1 E: 0 K: 1 S: 8 H: 1 LOB: 1 BB: 1 P: 17	R: 0 E: 0 K: 2 S: 9 H: 0 LOB: 0 BB: 0 P: 14	R: 0 E: 0 K: 1 S: 10 H: 0 LOB: 0 BB: 0 P: 16	R: 1 E: 0 K: 1 S: 9 H: 1 LOB: 0 BB: 0 P: 11	R: 0 E: 0 K: 0 S: 5 H: 0 LOB: 0 BB: 0 P: 7	R: 0 E: 0 K: 1 S: 9 H: 0 LOB: 0 BB: 0 P: 11	R: 0 E: 0 K: 1 S: 7 H: 0 LOB: 0 BB: 0 P: 8	R: 0 E: 0 K: 0 S: 8 H: 0 LOB: 0 BB: 0 P: 11	1B: 1 2B: 0 3B: 0 HR: 1 SF: 0 SAC: 1 DP: 0 HBP: 0						WP: 0 PB: 0 SB: 0 CS: 0 PA: 30

PITCHER		IP	WLS	BF	H	R	ER	SO	BB	IBB	HBP	BLK	WP	HR	S	P	ERA	WHIP
54 Matt Harrison, L ERA: 3.19	(1, 1)	8.0	W	27	2	2	2	7	1	0	0	0	0	1	62	90	2.25	0.375
57 Mark Lowe, R ERA: 2.12	(9, 1)	1.0		3	0	0	0	0	0	0	0	0	0	0	8	11	0.00	0.000

PITCHER	IP	WLS	BF	H	R	ER	SO	BB	IBB	HBP	BLK	WP	HR	S	P	ERA	WHIP

BOTTOM

Texas Rangers @ Toronto Blue Jays

Rogers Centre, Toronto, ON

Sun Aug 19 2012, 1:09 PM - 3:42 PM EDT

Att. 35,701 - Partly Cloudy - 68 F

livebaseballscorecards.com

AB	28
R	2
H	2
RBI	2
BB	1
SO	7
LOB	2

Toronto Blue Jays @ Detroit Tigers

Comerica Park, Detroit, MI

Tue Aug 21 2012, 7:06 PM - 10:01 PM EDT

Att. 39,499 - Cloudy - 68 F

TOP

livebaseballscorecards.com

Batter	1	2	3	4	5	6	7	8	9	AB	R	H	RBI	BB	SO	LOB
11 Rajai Davis, R (1, 7) OBP: 0.311, SLG: 0.400	C FF 93 C FF 94 B SL 88 X SL 87 1-2 ① P6		S SL 88 C SL 88 B SL 89 B FF 97 X SL 86 2-2 ② F7		C FF 94 X FF 95 0-1 1B			C FF 92 B FF 94 X FF 92 1-1 ① G6-3	H FF 93 1-0 HBP	4	0	1	0	0	0	0
28 Colby Rasmus, L (1, 8) OBP: 0.299, SLG: 0.438	B FF 95 F FF 94 X FF 96 1-1 ② F8		C CH 88 B SL 84 B FF 95 B CH 87 B FF 95 4-1 BB		1 SAFE C CH 87 X FF 94 0-1 ③ F8			B FC 93 F FF 92 F FF 92 B FF 92 S CU 77 2-3 ② K	B FS 83 B FF 92 C FF 91 X FF 92 2-1 ② F8	4	0	0	0	1	1	3
10 Edwin Encarnación, R (1, 10) OBP: 0.386, SLG: 0.565	C FF 94 X FF 96 0-1 ③ F8		C FF 96 S FF 96 S FF 99 0-3 ③ K			C SL 86 B SL 88 X FF 94 1-1 HR		F FF 93 B SL 84 B FF 93 C FF 93 X FF 94 2-2 30 2B 1B	C FF 94 S FS 84 S FS 85 0-3 ③ K	5	2	2	1	0	2	3
30 David Cooper, L (1, 3) OBP: 0.322, SLG: 0.464		B FF 93 C FF 94 B FF 96 B CH 85 X FF 96 3-1 2B		B FF 93 F CH 87 B SI 95 S FF 95 F FF 96 B CH 88 C CH 87 3-3 ① K		B FF 92 C CH 84 B SL 85 X FF 92 2-1 5 G6-4-3 1B		C FF 92 C FC 92 D CU 80 B CU 78 F FF 93 F FF 93 F FF 93 X SL 81 2-2 1-H 5 1B 2B		4	1	3	1	0	1	0
5 Yunel Escobar, R (1, 6) OBP: 0.293, SLG: 0.326		F FF 95 X SL 88 0-1 ① G6-3		B SL 88 B SL 87 X FF 94 2-0 ② F8		S SL 87 B SL 90 C SL 86 1 SAFE B FF 93 F CH 86 X FF 97 2-2 ①② G6-4-3 1-2f		F FF 93 F FF 94 X FF 94 0-2 2-H 14 1B 1B		4	0	1	1	0	0	2
2 Kelly Johnson, L (1, 4) 14 Moisés Sierra, R (8, PH) OBP: 0.362, SLG: 0.489 18 Mike McCoy, R (8, PR) OBP: 0.269, SLG: 0.333 (8, 4)		B SL 84 C SL 84 S FF 96 B FF 98 B FF 95 S CH 88 3-3 ② K		B FF 96 C FF 96 B CH 88 F CH 88 F FF 97 X FF 95 2-2 1B		B CH 87 S CH 87 C CH 88 B SL 85 S FF 96 2-3 ③ K		C SL 79 B SI 93 X SI 93 1-1 1-2 1B		3 1 0	0 0 0	1 1 0	0 0 0	0 0 0	2 0 0	1 0 0
17 Omar Vizquel, S (1, 5) OBP: 0.248, SLG: 0.235		B SL 86 B FF 95 C FF 97 C FF 97 B FF 98 F FF 97 B FF 97 4-2 BB		C FF 95 F FF 94 B FF 98 S CH 87 1-3 ③ K			B FF 92 B FF 93 F FF 94 B FF 94 X SI 94 3-1 ① L8	X FF 95 0-0 ③ P5		3	0	0	0	1	1	3
6 Jeff Mathis, R (1, 2) OBP: 0.251, SLG: 0.415		X SL 88 0-0 ③ G6-3			B FF 94 S FF 95 X FF 96 1-1 ① G6-3		B FF 94 S SL 86 S FF 94 B SL 87 X SL 86 2-2 ② L5		F FF 91 B FF 92 B FF 93 F FF 93 F FS 82 B FF 93 F FF 93 X FF 92 3-2 2B	4	0	1	0	0	0	2
43 Anthony Gose, L (1, 9) OBP: 0.267, SLG: 0.256			C FF 94 S CH 87 B CH 88 S FF 95 1-3 ① K		B SI 95 B CH 87 C FF 95 F FF 95 S SL 86 2-3 ② K		B FF 94 B FF 94 F FF 95 F FF 95 C FF 97 2-3 ③ K		B FF 93 S FF 92 B FF 94 B FF 92 X FF 93 3-1 ① P6	4	0	0	0	0	3	1
Inning Stats	R: 0 E: 0 K: 0 S: 7 H: 0 LOB: 0 BB: 0 P: 9	R: 0 E: 0 K: 1 S: 11 H: 1 LOB: 2 BB: 1 P: 21	R: 0 E: 0 K: 2 S: 10 H: 0 LOB: 1 BB: 1 P: 17	R: 0 E: 0 K: 2 S: 12 H: 1 LOB: 1 BB: 0 P: 20	R: 0 E: 0 K: 1 S: 9 H: 1 LOB: 1 BB: 0 P: 12	R: 1 E: 0 K: 1 S: 11 H: 2 LOB: 0 BB: 0 P: 18	R: 0 E: 0 K: 1 S: 8 H: 0 LOB: 0 BB: 0 P: 15	R: 2 E: 0 K: 1 S: 20 H: 4 LOB: 2 BB: 0 P: 28	R: 0 E: 0 K: 1 S: 12 H: 1 LOB: 1 BB: 0 P: 21	1B: 6 2B: 3 3B: 0 HR: 1 SF: 0 SAC: 0 DP: 1 HBP: 1						

PITCHER		IP	WLS	BF	H	R	ER	SO	BB	IBB	HBP	BLK	WP	HR	S	P	ERA	WHIP
37 Max Scherzer, R ERA: 4.27	(1, 1)	7.0	W	27	5	1	1	8	2	0	0	0	0	1	68	112	1.29	1.000
20 Octavio Dotel, R ERA: 3.32	(8, 1)	0.2		5	3	2	2	1	0	0	0	0	0	0	17	24	27.00	4.500
40 Phil Coke, L ERA: 3.78	(8, 1)	0.0		1	1	0	0	0	0	0	0	0	0	0	2	3	∞	∞
53 Joaquín Benoit, R ERA: 3.31	(8, 1)	0.1	H	1	0	0	0	0	0	0	0	0	0	0	1	1	0.00	0.000
46 Jose Valverde, R ERA: 3.55	(9, 1)	1.0	S	5	1	0	0	1	0	0	1	0	0	0	12	21	0.00	1.000

PITCHER	IP	WLS	BF	H	R	ER	SO	BB	IBB	HBP	BLK	WP	HR	S	P	ERA	WHIP

AB	36
R	3
H	10
RBI	3
BB	2
SO	10
LOB	15

WP: 0	PA: 39		
PB: 0			
SB: 0			
CS: 0			

BOTTOM

Toronto Blue Jays @ Detroit Tigers

Comerica Park, Detroit, MI

Tue Aug 21 2012, 7:06 PM - 10:01 PM EDT

Att. 39,499 - Cloudy - 68 F

livebaseballscorecards.com

Batter	1	2	3	4	5	6	7	8	9	AB	R	H	RBI	BB	SO	LOB
14 Austin Jackson, R (1, 8) OBP: 0.395, SLG: 0.508	C SI 90 X SI 91 0-1 E5 24 G3 21 BB 1B	X SI 90 0-0 24 G6-4-3 4 BB 1-2 2-3 1B		C FF 91 B CU 75 F FF 90 B CU 76 F CH 81 X FF 91 2-2 2B		F FF 91 C CU 75 B CU 76 B FF 92 X FF 90 2-2 ① FC5-2 28 BB 4 1B 1-2 2-3 3-Hf		X FF 89 0-0 ① G6-3		5	1	3	0	0	0	3
4 Omar Infante, R (1, 4) OBP: 0.310, SLG: 0.448	B FF 92 X SI 91 1-0 ① G6-3	B CH 84 B FF 92 B SI 92 B SI 91 4-0 24 G6-4-3 1-2 2-3 3-H BB		B CH 82 S CH 80 X FF 90 1-1 ③ G5-3		B FF 88 X CH 81 1-0 28 BB 1-2 2-3 3-H 1B		C FF 90 B CU 78 X FF 89 1-1 ② F9		4	0	1	2	1	0	2
24 Miguel Cabrera, R (1, 5) OBP: 0.393, SLG: 0.587	B CU 75 X SI 91 1-0 ② G3 2-3	C FF 91 D CH 86 X FF 91 1-1 ① ② G6-4-3 1-2f 2-3 3-H			B SI 89 B CH 81 C FF 90 X CH 82 2-1 ① G1-6-3	X FF 93 0-0 ② SF8 3-H		S CU 78 B SI 90 X FC 90 1-1 ③ G6-3		4	0	0	1	0	0	3
28 Prince Fielder, L (1, 3) OBP: 0.406, SLG: 0.518	B FF 92 B CU 76 B CU 75 B FF 92 4-0 21 BB 27 BB BB	F SI 92 F FF 92 X FF 94 0-2 ③ L8			F FF 92 S CU 74 X FF 94 0-2 2B	B FF 95 D CH 86 F FF 93 B CH 86 F SI 93 B CH 86 4-2 1-2 2-3 BB				2	0	1	0	2	0	1
27 Jhonny Peralta, R (1, 6) OBP: 0.325, SLG: 0.415	S SI 90 C FF 94 D CU 77 D SI 92 F SI 93 F CH 83 B FC 93 D SI 93 4-2 21 BB 1-2 BB	F FF 88 F FF 90 X SI 91 0-2 ① G5-3			C CH 81 X FF 92 0-1 ② F9	B FF 95 B FF 93 F FF 94 S FF 94 F FF 96 X CU 85 2-2 ③ F9				3	0	0	0	1	0	4
21 Delmon Young, R (1, 10) OBP: 0.301, SLG: 0.405	B FF 91 D SI 91 B FF 91 B FF 89 4-0 1-2 2-3 3-H BB	X FF 90 0-0 18 G4-6-3 1B			F CU 74 F FF 93 B CH 84 X CH 83 1-2 ③ G5-3		C CU 81 S CU 83 F CU 84 X CU 83 0-2 52 SH1-3 1B			3	0	2	1	1	0	1
18 Jeff Baker, R (1, 9) OBP: 0.294, SLG: 0.428 52 Quintin Berry, L (7, 7) OBP: 0.354, SLG: 0.376	C FF 91 F CH 83 X CU 76 0-2 ③ F7	C FF 90 F FF 90 X FF 92 0-2 ② ③ G4-6-3 1-2f				B SI 89 B CH 81 F FF 88 B FF 90 B FF 89 4-1 12 E 14 FC5-2 BB	X SI 91 0-0 ① SH1-3 1-2			2 0	0 0	0 0	0 0	1 0	0 0	4 0
12 Andy Dirks, L (1, 7) OBP: 0.388, SLG: 0.508 (7, 9)		B FF 89 B FF 88 B SI 90 B FF 90 4-0 14 1B 9 BB 4 BB BB		F FC 88 B CU 73 B FF 90 X FF 89 2-1 ① F8		1 SAFE X FF 91 0-0 E7 14 FC5-2 4 1B 1-3 1B	B SI 91 F SI 92 X SI 92 1-1 ② G5-3			3	2	1	0	1	0	1
9 Gerald Laird, R (1, 2) OBP: 0.348, SLG: 0.394		B FF 90 D FF 91 C FF 91 C FF 90 F CH 84 1 SAFE B CH 83 B FF 90 4-2 4 BB 14 1B 24 G6-4-3 1-2 BB		F FF 90 B SI 91 X SI 87 1-1 ② G5-3		B CH 83 B SI 92 B SI 91 C FF 92 B SI 93 4-1 4 1B 14 FC5-2 24 SF8 BB	B SI 91 B SI 90 C SI 91 X SI 91 2-1 ③ F9			2	2	0	0	2	0	1
Inning Stats	R: 1 E: 1 K: 0 S: 11 H: 1 LOB: 3 BB: 3 P: 25	R: 2 E: 0 K: 0 S: 9 H: 1 LOB: 1 BB: 3 P: 22	R: 0 E: 0 K: 0 S: 7 H: 1 LOB: 0 BB: 0 P: 7	R: 0 E: 0 K: 0 S: 10 H: 1 LOB: 1 BB: 0 P: 16	R: 0 E: 0 K: 0 S: 10 H: 1 LOB: 1 BB: 0 P: 13	R: 2 E: 1 K: 0 S: 14 H: 2 LOB: 3 BB: 3 P: 31	R: 0 E: 0 K: 0 S: 9 H: 1 LOB: 1 BB: 0 P: 12	R: 0 E: 0 K: 0 S: 5 H: 0 LOB: 0 BB: 0 P: 7		1B: 6 2B: 2 3B: 0 HR: 0 SF: 1 SAC: 1 DP: 2 HBP: 0			WP: 0 PB: 0 SB: 0 CS: 0 PA: 39		

	AB	28
	R	5
	H	8
	RBI	4
	BB	9
	SO	0
	LOB	20

PITCHER		IP	WLS	BF	H	R	ER	SO	BB	IBB	HBP	BLK	WP	HR	S	P	ERA	WHIP
24 Ricky Romero, L ERA: 5.63	(1, 1)	5.1	L	29	7	5	5	0	8	0	0	0	0	0	54	101	8.44	2.812
49 Brad Lincoln, R ERA: 3.3	(6, 1)	0.2		4	1	0	0	0	1	0	0	0	0	0	11	17	0.00	3.000
62 Aaron Loup, L ERA: 2.37	(7, 1)	1.0		3	0	0	0	0	0	0	0	0	0	0	5	8	0.00	0.000
31 Brandon Lyon, R ERA: 2.76	(8, 1)	1.0		3	0	0	0	0	0	0	0	0	0	0	5	7	0.00	0.000

PITCHER	IP	WLS	BF	H	R	ER	SO	BB	IBB	HBP	BLK	WP	HR	S	P	ERA	WHIP

Batter	1	2	3	4	5	6	7	8	9	AB	R	H	RBI	BB	SO	LOB
11 Rajai Davis, R (1, 7) OBP: 0.311, SLG: 0.396	B FF 90 X FF 90 1-0 ① G4-3		C CU 80 B FS 84 B CU 80 X FF 93 2-1 ② F9			B SI 91 B CU 80 B SL 85 B FF 90 4-0 10 E 28 S 10 E BB	C FF 98 X FF 98 0-1 ③ G4-3		B FF 92 C FF 92 1-1 ③ CS 1-2	3	1	0	0	1	0	1
28 Colby Rasmus, L (1, 8) OBP: 0.297, SLG: 0.434	C FF 92 B CU 79 F SI 93 F SL 87 F FF 93 B FS 85 S FS 84 2-3 ② K		X FF 92 0-0 ③ G4-3			C FF 93 S SL 86 S FS 84 0-3 ① K 1-2		B CH 82 S CH 82 S FF 96 S CH 85 1-3 ① K		4	0	0	0	0	3	1
10 Edwin Encarnación, R (1, 10) OBP: 0.387, SLG: 0.564	B FF 92 C FF 93 S FS 85 F FC 90 B SI 95 X FS 81 2-2 ③ F7			C CU 78 C FF 90 X FF 94 0-2 ① F9		2 SAFE B SL 89 B FS 82 B SL 87 X FF 93 3-0 E7 2-H 1B		B FF 95 B CH 84 S SL 88 B CH 86 B SL 88 4-1 14 E BB		3	0	1	1	1	0	0
30 David Cooper, L (1, 3) OBP: 0.324, SLG: 0.464 6 Jeff Mathis, R (6, PH) OBP: 0.249, SLG: 0.410 (6, 2)		B SI 90 C FC 91 B CU 77 B FF 92 X FF 91 3-1 ① G3-1		B FS 86 X FS 86 1-0 8 FC6-4 1B		B SL 86 X FF 92 1-0 ② P2		B SL 87 1 SAFE C FF 95 F CH 83 S CH 85 1-3 ② K		2 2	0 0	1 0	0 0	0 0	0 1	0 2
14 Moisés Sierra, R (1, 9) OBP: 0.373, SLG: 0.510 43 Anthony Gose, L (8, PR) OBP: 0.267, SLG: 0.256 (8, 9)		C SI 91 X CU 78 0-1 2B		X FF 94 0-0 ② L7		B SL 86 S SL 86 S FS 82 S FS 80 1-3 ③ K		C SL 88 C CH 86 B CH 86 B SI 96 X CH 87 2-2 E9 1-3 1B		4 0	0 0	2 0	0 0	0 0	1 0	2 0
8 Yorvit Torrealba, R (1, 2) OBP: 0.306, SLG: 0.341 (6, 3)		B FC 93 B FF 92 B FF 94 F FF 92 S FF 94 B FF 92 4-2 BB		F FF 93 B CU 78 X SL 86 1-1 ③ FC6-4 1-2f			C SL 84 B SL 86 X FF 92 1-1 18 1B 3 SF9 1B	B FF 96 F SL 89 X FF 96 1-1 ③ F8		3	1	1	0	1	0	3
2 Kelly Johnson, L (1, 4) OBP: 0.313, SLG: 0.373		C FS 86 X FS 85 0-1 ② F8	B FF 91 S FF 90 B FF 92 C FF 90 X CU 80 2-2 ① F7				B CU 79 C SI 92 S FS 84 S FS 86 1-3 ① K		B FF 89 F FF 91 F FF 91 X FS 82 1-2 ① L9	4	0	0	0	0	1	3
18 Mike McCoy, R (1, 5) OBP: 0.267, SLG: 0.321		C SL 87 B SL 88 C SL 86 B FF 94 B FF 95 X SL 87 3-2 ③ G4-3	C SL 86 S FS 84 B FF 94 F FF 94 F FF 93 B SL 89 S SL 89 2-3 ② K				B FF 94 F FF 92 X SL 87 1-1 3 SF9 3 S 1-3 1B		C FF 93 X FF 92 0-1 ② P4	4	0	1	0	0	1	2
3 Adeiny Hechavarría, R (1, 6) OBP: 0.200, SLG: 0.219 17 Omar Vizquel, S (9, PH) OBP: 0.254, SLG: 0.242			C FF 91 F FS 86 B FF 94 X SL 88 1-2 ① G1-3	C CU 79 S FF 94 S FF 94 0-3 ③ K			S SL 85 B SI 93 B FF 90 F SL 87 X FF 94 2-2 ② SF9 1-3 3-H		B FF 93 B FF 90 C FF 92 F FF 92 X FF 94 2-2 11 CS 1B	2 1	0 0	0 1	1 0	0 0	1 0	0 0
Inning Stats	R: 0 E: 0 K: 1 S: 10 H: 0 LOB: 0 BB: 0 P: 15	R: 0 E: 0 K: 0 S: 11 H: 1 LOB: 2 BB: 1 P: 21	R: 0 E: 0 K: 0 S: 6 H: 0 LOB: 0 BB: 0 P: 9	R: 0 E: 0 K: 0 S: 7 H: 1 LOB: 1 BB: 0 P: 9	R: 0 E: 0 K: 2 S: 11 H: 0 LOB: 0 BB: 0 P: 15	R: 1 E: 2 K: 2 S: 8 H: 1 LOB: 1 BB: 1 P: 17	R: 1 E: 0 K: 1 S: 12 H: 2 LOB: 1 BB: 0 P: 17	R: 0 E: 1 K: 2 S: 12 H: 1 LOB: 2 BB: 1 P: 21	R: 0 E: 0 K: 0 S: 9 H: 1 LOB: 0 BB: 0 P: 13	1B: 6 2B: 1 3B: 0 HR: 0 SF: 1 SAC: 0 DP: 0 HBP: 0						

PITCHER		IP	WLS	BF	H	R	ER	SO	BB	IBB	HBP	BLK	WP	HR	S	P	ERA	WHIP
19 Aníbal Sánchez, R ERA: 4.38	(1, 1)	6.2	W	27	5	2	1	6	2	0	0	0	0	0	63	101	1.35	1.050
60 Brayan Villarreal, R ERA: 2.27	(7, 1)	0.1	H	1	0	0	0	0	0	0	0	0	0	0	2	2	0.00	0.000
53 Joaquín Benoit, R ERA: 3.25	(8, 1)	1.0	H	5	1	0	0	2	1	0	0	0	0	0	12	21	0.00	2.000
46 Jose Valverde, R ERA: 3.48	(9, 1)	1.0	S	3	1	0	0	0	0	0	0	0	0	0	9	13	0.00	1.000

PITCHER	IP	WLS	BF	H	R	ER	SO	BB	IBB	HBP	BLK	WP	HR	S	P	ERA	WHIP

TOP

Toronto Blue Jays @ Detroit Tigers

Comerica Park, Detroit, MI

Wed Aug 22 2012, 7:07 PM - 11:02 PM EDT

Att. 37,225 - Clear - 78 F

livebaseballscorecards.com

AB	32
R	2
H	7
RBI	2
BB	3
SO	8
LOB	14

WP: 0	PA: 37
PB: 0	
SB: 2	
CS: 1	

BOTTOM

Toronto Blue Jays @ Detroit Tigers

Comerica Park, Detroit, MI

Wed Aug 22 2012, 7:07 PM - 11:02 PM EDT

Att. 37,225 - Clear - 78 F

livebaseballscorecards.com

Batter	1	2	3	4	5	6	7	8	9	AB	R	H	RBI	BB	SO	LOB
14 Austin Jackson, R (1, 8) OBP: 0.391, SLG: 0.503	C FF 88 C FF 87 B FF 86 S FF 84 1-3 ① K			F SL 74 F FC 82 F SI 84 X FF 88 0-2 ① G5-3		B SI 85 B SI 84 B FF 86 C FF 84 S FF 81 X SI 82 3-2 E6 4 SH1-3 28 1B	C FF 94 F CH 86 S FF 95 0-3 ② K			4	1	0	0	0	2	2
4 Omar Infante, R (1, 4) OBP: 0.310, SLG: 0.452	B FF 88 C FF 89 C FF 89 X FF 90 1-2 ② G5-3			B FF 87 C FF 83 B SI 83 F FC 88 X FF 84 2-2 24 WP 3B		X SI 86 0-0 ① SH1-3 1-2	F FF 95 S CH 86 F CH 87 S FF 95 0-3 ③ K			3	1	1	0	0	1	2
24 Miguel Cabrera, R (1, 5) OBP: 0.394, SLG: 0.584	B FF 88 C FF 89 B FF 88 X SI 84 2-1 ③ G5-3			F FF 88 F FF 89 F FC 86 D SI 88 B FF 84 B CH 81 F FF 83 B FF 88 4-2 28 G4-6-3 3-H BB		I IN 63 I IN 58 I IN 51 I IN 53 4-0 27 FC6-4 28 1B IBB		F FF 92 X FF 91 0-1 ① F9		2	0	0	0	2	0	0
28 Prince Fielder, L (1, 3) OBP: 0.406, SLG: 0.517		X FF 85 0-0 ① F7		B SI 86 X SI 86 1-0 ②③ G4-6-3 1-2f		C FC 85 B SL 76 B FC 84 X SI 87 2-1 27 FC6-4 1-2 2-H 1B		B FF 92 B FF 90 B FF 90 C FF 93 B FC 90 4-1 BB		3	0	1	1	1	0	1
27 Jhonny Peralta, R (1, 6) OBP: 0.322, SLG: 0.411		B FF 86 B CH 80 X FF 86 2-0 ② G6-3			F CH 80 B FF 88 B FF 87 B FC 82 X SI 85 3-1 ① F7	C SI 87 B SI 87 F FF 85 B SI 85 X SI 85 2-2 ② FC6-4 1-2f 2-3		B SL 86 F FC 90 B FF 91 F FF 90 F FF 89 S CU 75 2-3 ② K		4	0	0	0	0	1	3
21 Delmon Young, R (1, 10) OBP: 0.300, SLG: 0.403		C SI 84 B SI 87 F FF 88 X SI 83 1-2 ③ G4-3			S FF 82 B FF 88 X FF 88 1-1 12 G4-3 18 1B 1B	B SI 85 X FF 85 1-0 ③ G5-3		S SL 84 F FF 91 S CU 76 0-3 ③ K		4	1	1	0	0	1	3
12 Andy Dirks, L (1, 7) OBP: 0.392, SLG: 0.508 (8, 9)			C FC 87 B FF 86 B FF 86 B FC 81 B FF 83 4-1 18 G1-6-3 BB		D FF 89 X SI 85 1-0 ② G4-3 1-2		X FF 88 0-0 13 BB 1B			2	0	1	0	1	0	1
18 Jeff Baker, R (1, 9) 52 Quintin Berry, L (7, PH) OBP: 0.352, SLG: 0.374 (8, 7)			C FF 87 1 SAFE X FF 86 0-1 ①② G1-6-3 1-2f		B SI 87 B SI 88 B FF 83 C FF 82 F FC 85 X FF 87 3-2 2-H 1B		1 SAFE L FF 94 M CH 87 B CH 87 S FF 94 1-3 ① K			2 1	0 0	1 0	1 0	0 0	0 1	1 1
13 Alex Avila, L (1, 2) OBP: 0.354, SLG: 0.399			B SL 72 C FF 85 S FF 89 S SI 87 1-3 ③ K		X SI 86 0-0 ③ G3-1		B FF 96 1 SAFE B FF 94 S FF 93 S CH 87 B FF 95 F CH 87 1 SAFE F CH 86 4-2 F FF 94 1 SAFE F FF 94 B CH 87 1-2 BB		2	0	0	0	1	1	1
Inning Stats	R: 0 E: 0 K: 1 S: 8 H: 0 LOB: 0 BB: 0 P: 12	R: 0 E: 0 K: 0 S: 5 H: 0 LOB: 0 BB: 0 P: 8	R: 0 E: 0 K: 1 S: 6 H: 0 LOB: 0 BB: 1 P: 11	R: 1 E: 0 K: 0 S: 12 H: 1 LOB: 0 BB: 1 P: 19	R: 1 E: 0 K: 0 S: 9 H: 2 LOB: 1 BB: 0 P: 17	R: 1 E: 1 K: 0 S: 10 H: 1 LOB: 2 BB: 1 P: 22	R: 0 E: 0 K: 3 S: 17 H: 1 LOB: 2 BB: 1 P: 22	R: 0 E: 0 K: 2 S: 10 H: 0 LOB: 1 BB: 1 P: 16		1B: 4 2B: 0 3B: 1 HR: 0	SF: 0 SAC: 1 DP: 2 HBP: 0			WP: 1 PB: 0 SB: 0 CS: 0	PA: 33	

	AB	27
	R	3
	H	5
	RBI	2
	BB	5
	SO	7
	LOB	15

PITCHER		IP	WLS	BF	H	R	ER	SO	BB	IBB	HBP	BLK	WP	HR	S	P	ERA	WHIP
32 Aaron Laffey, L ERA: 4.56	(1, 1)	6.0	L	25	5	3	2	2	2	1	0	0	1	0	51	90	3.00	1.167
50 Steve Delabar, R ERA: 3.75	(7, 1)	1.0		4	0	0	0	3	1	0	0	0	0	0	16	21	0.00	1.000
44 Casey Janssen, R ERA: 2.22	(8, 1)	1.0		4	0	0	0	2	1	0	0	0	0	0	10	16	0.00	1.000

PITCHER	IP	WLS	BF	H	R	ER	SO	BB	IBB	HBP	BLK	WP	HR	S	P	ERA	WHIP

Batter	1	2	3	4	5	6	7	8	9	10	11	AB	R	H	RBI	BB	SO	LOB
11 Rajai Davis, R (1, 7) OBP: 0.312, SLG: 0.394	C FF 93 S SL 83 S SL 84 0-3 ① K		X FF 95 0-0 ③ F9			F FF 94 B FF 94 S CH 86 B SL 86 F CU 79 H CH 87 3-2 28 CS HBP		S SL 86 X SL 84 0-1 10 FC6-4 1B 1-2		S SL 83 C SL 83 F SL 82 B FF 95 X FF 95 1-2 ③ F9 2-3		4	0	1	0	0	1	1
28 Colby Rasmus, L (1, 8) OBP: 0.300, SLG: 0.434	B FF 94 B CH 86 B FF 94 B FF 94 4-0 BB			S CH 83 X FF 93 0-1 10 HR 1B		B CH 86 B CH 86 B CH 85 B FF 93 4-0 ① BB 1-2		B CH 87 S FF 98 C FF 99 S SL 88 1-3 ② K			B FF 95 C FF 95 S FF 95 B SI 95 B SL 82 S FF 95 3-3 ① K	3	1	1	0	2	2	2
10 Edwin Encarnación, R (1, 3) OBP: 0.385, SLG: 0.566	X FF 96 0-0 ② F7			1 SAFE F FF 93 D CH 85 C SL 83 1 SAFE X CU 80 1-2 1-H HR		F FF 98 S SL 87 C FF 100 0-3 ② K		C SL 88 B FF 100 X FF 100 1-1 ③ FC6-4 1-2f			B SI 95 B SI 94 C FF 94 F FF 94 F FF 95 F CH 85 X SL 88 2-2 ② P6	5	1	1	2	0	1	4
2 Kelly Johnson, L (1, 4) OBP: 0.310, SLG: 0.369	1 SAFE X FF 93 0-0 ③ F8			X FF 92 0-0 ① F9		B CH 89 T CH 87 S FF 98 B CU 80 B FF 98 F CH 88 F FF 98 C FF 97 3-3 ③ K			S CH 84 T CH 85 B CH 87 B CU 81 S CH 87 2-3 ① K		S CH 82 F FF 94 X CH 85 0-2 ③ G4-3	5	0	0	0	0	2	2
14 Moisés Sierra, R (1, 10) OBP: 0.345, SLG: 0.472		B FF 90 C CU 79 X FF 93 1-1 ① F8		B SL 83 X FF 96 1-0 ② G5-3			B CU 77 S FF 96 C FF 96 B CU 81 B SL 85 S SL 86 3-3 ① K		B FF 99 S SL 87 B SL 83 C SL 86 F FF 99 X SL 87 2-2 ② F9			4	0	0	0	0	1	0
17 Omar Vizquel, S (1, 5) OBP: 0.246, SLG: 0.234		B FF 92 X FF 93 1-0 ② P3		B FF 94 C CH 87 B CU 76 F FF 96 X CU 78 2-2 ③ F8			C FF 97 F CH 87 F FF 96 S SL 86 0-3 ② K2-3		B FF 98 X CH 87 1-0 ③ G1-4-3			4	0	0	0	0	1	0
6 Jeff Mathis, R (1, 2) OBP: 0.249, SLG: 0.406 18 Mike McCoy, R (10, PR) OBP: 0.267, SLG: 0.321 8 Yorvit Torrealba, R (10, 2) OBP: 0.306, SLG: 0.341		B FF 91 X FF 91 1-0 ③ P2			F FF 94 S CU 79 S SL 84 0-3 ① K2-3		C FF 97 S CU 81 B FF 99 C FF 98 1-3 ③ K			B FF 93 T FF 93 B FF 91 X FF 90 2-1 11 S 3 SH1-3 1B		4 0 0	0 0 0	1 0 0	0 0 0	0 0 0	2 0 0	0 0 0
3 Adeiny Hechavarría, R (1, 6) OBP: 0.211, SLG: 0.229			C FF 92 F FF 93 C CU 78 0-3 ① K		S SL 84 X FF 96 0-1 ② F9			F FF 96 S FF 96 X SL 87 0-2 11 1B 1B			C FF 91 X FC 93 0-1 ① SH1-3 1-2	3	0	1	0	0	1	0
43 Anthony Gose, L (1, 9) OBP: 0.256, SLG: 0.244			F FF 93 B FF 93 S CH 84 B CU 77 S CH 86 2-3 ② K		B FF 96 B FF 96 X FF 96 2-0 ③ L8			L CH 88 B FF 98 C CH 86 D CU 82 F FF 99 F FF 98 B CH 89 1 SAFE C CH 88 3-3 ① K			X FF 92 0-0 ② F8		4	0	0	0	0	2	2
Inning Stats	R: 0 H: 0 E: 0 LOB: 1 K: 1 BB: 1 S: 5 P: 9	R: 0 H: 0 E: 0 LOB: 0 K: 0 BB: 0 S: 4 P: 7	R: 0 H: 0 E: 0 LOB: 0 K: 2 BB: 0 S: 7 P: 9	R: 2 H: 2 E: 0 LOB: 0 K: 0 BB: 0 S: 10 P: 14	R: 0 H: 0 E: 0 LOB: 0 K: 1 BB: 0 S: 6 P: 8	R: 0 H: 0 E: 0 LOB: 1 K: 2 BB: 1 S: 11 P: 21	R: 0 H: 0 E: 0 LOB: 0 K: 3 BB: 0 S: 10 P: 14	R: 0 H: 2 E: 0 LOB: 2 K: 2 BB: 0 S: 15 P: 20	R: 0 H: 0 E: 0 LOB: 0 K: 1 BB: 0 S: 8 P: 13	R: 0 H: 1 E: 0 LOB: 2 K: 0 BB: 0 S: 9 P: 12	R: 0 H: 0 E: 0 LOB: 0 K: 1 BB: 0 S: 11 P: 16	1B: 4 SF: 0 2B: 0 SAC: 1 3B: 0 DP: 0 HR: 1 HBP: 1						WP: 0 PA: 40 PB: 0 SB: 1 CS: 1

PITCHER		IP	WLS	BF	H	R	ER	SO	BB	IBB	HBP	BLK	WP	HR	S	P	ERA	WHIP
35 Justin Verlander, R ERA: 2.5	(1, 1)	9.0		33	4	2	2	12	2	0	1	0	0	1	76	115	2.00	0.667
20 Octavio Dotel, R ERA: 3.25	(10, 1)	1.0		4	1	0	0	0	0	0	0	0	0	0	9	12	0.00	1.000
40 Phil Coke, L ERA: 3.75	(11, 1)	0.1		1	0	0	0	1	0	0	0	0	0	0	3	6	0.00	0.000
53 Joaquín Benoit, R ERA: 3.21	(11, 1)	0.2	W	2	0	0	0	0	0	0	0	0	0	0	8	10	0.00	0.000

PITCHER	IP	WLS	BF	H	R	ER	SO	BB	IBB	HBP	BLK	WP	HR	S	P	ERA	WHIP

TOP

Toronto Blue Jays @ Detroit Tigers

Comerica Park, Detroit, MI

Thu Aug 23 2012, 1:07 PM - 4:31 PM EDT

Att. 39,910 - Sunny - 81 F

livebaseballscorecards.com

AB	36
R	2
H	5
RBI	2
BB	2
SO	13
LOB	11

Batter	1	2	3	4	5	6	7	8	9	10	11	AB	R	H	RBI	BB	SO	LOB
14 Austin Jackson, R (1, 8) OBP: 0.393, SLG: 0.502	F FF 88 B FF 90 F CH 81 S FF 93 1-3 K ①		S SI 91 S FF 93 B FF 93 F SL 84 B FF 92 1 SAFE 1 SAFE F FF 93 S SL 84 2-3 K ③			B FF 90 B FF 90 F FF 89 F FF 90 B FF 92 B FF 90 4-2 39 FC6-4 BB		X FF 90 0-0 26 1B 28 WP 1-2 1B		B SI 92 X SI 92 1-0 4 1B 1B		4	1	2	0	1	2	1
4 Omar Infante, R (1, 4) OBP: 0.311, SLG: 0.451	C SI 90 X FF 91 0-1 F9 ②			C FF 90 B SL 84 B CH 82 C FF 91 F SL 84 X FF 92 2-2 39 P3-4 1B		C FF 91 F SL 82 B FF 91 S FF 93 1-3 K ②		C CU 80 D CU 79 X FF 93 1-1 F8 ②		1 SAFE B SI 93 X SI 92 1-0 28 FC6 1-2 1B		5	0	2	0	0	1	3
24 Miguel Cabrera, R (1, 5) OBP: 0.393, SLG: 0.583 39 Ramon Santiago, S (2, 5) OBP: 0.293, SLG: 0.282 26 Brennan Boesch, L (8, PH) OBP: 0.287, SLG: 0.383 (9, 9)	C FF 92 B SL 83 X FF 90 1-1 L9 ③			B FF 90 X FF 91 1-0 P3-4 1-1f ① ②		F FF 91 X FF 91 0-1 FC6-4 1-2f ③		X SI 89 0-0 27 FC5 28 WP 1-3 2-H 1B		C SI 93 F SI 93 B SL 80 B SL 81 F SL 81 B SI 93 C SI 94 3-3 K ②		1 2 2	0 0 0	0 0 1	0 0 1	0 0 0	0 0 1	0 2 2
28 Prince Fielder, L (1, 3) OBP: 0.404, SLG: 0.512		C FF 90 S CU 76 S CU 77 0-3 K ①		C FF 92 B SL 86 C FF 92 F SL 85 X FF 92 1-2 G6-3 ③			C FF 91 B CU 74 B FF 91 X FF 91 2-1 F7 ①	B SI 89 B SL 76 B SL 76 B FF 88 4-0 27 FC5 1-2 3-H BB		S SL 80 X SI 94 0-1 FC6 ③ 1-2f		4	0	0	0	1	1	2
27 Jhonny Peralta, R (1, 6) OBP: 0.325, SLG: 0.412		B FF 90 F FF 91 B SL 85 F SI 91 B FF 93 B FF 91 4-2 21 G6-4-3 BB	B SL 81 F FF 89 S FF 90 F FF 91 X CU 75 1-2 L7 ①				C FF 91 X SI 93 0-1 1B	C SI 89 C SI 89 X FF 89 0-2 FC5 ③ 1-2 2-3f			B SI 91 F SI 92 B SI 90 F SI 91 X SI 91 2-2 21 FC5-4 1B	4	0	2	0	1	0	2
21 Delmon Young, R (1, 10) OBP: 0.299, SLG: 0.401 52 Quintin Berry, L (11, PR) OBP: 0.352, SLG: 0.374		C SL 84 B FF 91 F SL 83 X CU 74 1-2 G6-4-3 ② ③ 1-2f			X SL 82 0-0 1B		S SL 84 X SL 85 0-1 P3 ②		C FF 95 B FF 95 B FF 95 F FF 95 X CU 85 2-2 G4-3 ①		F FF 91 X SI 91 0-1 FC5-4 ① 18 S 13 1B 1-2f	5 0	0 1	1 0	0 0	0 0	0 0	3 0
18 Jeff Baker, R (1, 9) OBP: 0.294, SLG: 0.418 (9, 5)			C FF 89 T CH 82 S SL 84 0-3 K ①		S FF 91 C FF 93 S FF 92 0-3 K ②		C FF 92 B FF 92 B FF 91 F FF 91 S FF 93 2-3 K ③		X FF 96 0-0 L9 ②		P PO 87 1 SAFE 1 SAFE B SI 89 B SI 91 B SI 90 4-0 13 1B 1-2 BB	4	0	0	0	1	3	2
12 Andy Dirks, L (1, 7) OBP: 0.388, SLG: 0.500			C SL 85 B FF 91 B SL 83 B FF 90 C SL 83 F FF 90 X SL 84 3-2 1B		D FF 93 1 SAFE X FF 91 1-0 P2 ③			F FF 91 S CU 74 B FF 91 B FF 91 B FF 91 X FF 91 3-2 F7 ①	B SI 90 X SI 91 1-0 F8 ③		C FF 90 S SI 90 S SI 90 0-3 K ②	5	0	1	0	0	1	3
13 Alex Avila, L (1, 2) OBP: 0.355, SLG: 0.397			1 SAFE B FF 90 B SL 82 X FF 91 2-0 F7 ②			S SL 84 X FF 90 0-1 F7 ①		F FF 91 B SL 83 S FF 92 B SL 85 F FF 93 B SL 86 B FF 93 4-2 14 1B 26 1B BB		C SI 92 B SL 80 C SL 79 S SI 93 1-3 K ①	B SI 90 X SI 90 1-0 1-2 2-H 1B	4	1	1	1	1	1	1
Inning Stats	R: 0 E: 0 K: 1 S: 7 H: 0 LOB: 0 BB: 0 P: 9	R: 0 E: 0 K: 1 S: 8 H: 0 LOB: 0 BB: 1 P: 13	R: 0 E: 0 K: 2 S: 13 H: 1 LOB: 1 BB: 0 P: 20	R: 0 E: 0 K: 0 S: 9 H: 1 LOB: 0 BB: 0 P: 13	R: 0 E: 0 K: 1 S: 9 H: 1 LOB: 1 BB: 0 P: 11	R: 0 E: 0 K: 1 S: 9 H: 0 LOB: 1 BB: 1 P: 14	R: 0 E: 0 K: 1 S: 9 H: 1 LOB: 1 BB: 0 P: 13	R: 2 E: 0 K: 0 S: 13 H: 2 LOB: 2 BB: 2 P: 25	R: 0 E: 0 K: 0 S: 5 H: 0 LOB: 0 BB: 0 P: 8	R: 0 E: 0 K: 2 S: 11 H: 2 LOB: 2 BB: 0 P: 17	R: 1 E: 0 K: 1 S: 10 H: 2 LOB: 2 BB: 1 P: 16	1B: 10 2B: 1 3B: 0 HR: 0 SF: 0 SAC: 0 DP: 2 HBP: 0						

PITCHER		IP	WLS	BF	H	R	ER	SO	BB	IBB	HBP	BLK	WP	HR	S	P	ERA	WHIP
48 J.A. Happ, L ERA: 4.68	(1, 1)	7.1		27	4	1	1	7	3	0	0	0	0	0	70	106	1.23	0.955
31 Brandon Lyon, R ERA: 2.92	(8, 1)	0.1	H	2	1	0	0	0	0	0	0	0	0	0	3	4	0.00	3.000
38 Darren Oliver, L ERA: 1.83	(8, 1)	0.1	B	3	1	1	1	0	1	0	0	0	1	0	4	8	27.00	6.000
49 Brad Lincoln, R ERA: 3.27	(9, 1)	0.2		2	0	0	0	0	0	0	0	0	0	0	4	6	0.00	0.000
62 Aaron Loup, L ERA: 2.21	(9, 1)	1.1		6	2	0	0	2	0	0	0	0	0	0	12	19	0.00	1.500

PITCHER		IP	WLS	BF	H	R	ER	SO	BB	IBB	HBP	BLK	WP	HR	S	P	ERA	WHIP
64 Chad Jenkins, R ERA: 2.08	(11, 1)	0.2	L	5	2	1	1	1	1	0	0	0	0	0	10	16	13.50	4.500

BOTTOM

Toronto Blue Jays @ Detroit Tigers

Comerica Park, Detroit, MI

Thu Aug 23 2012, 1:07 PM - 4:31 PM EDT

Att. 39,910 - Sunny - 81 F

livebaseballscorecards.com

AB	40
R	3
H	10
RBI	2
BB	5
SO	10
LOB	21

WP: 1		PA:	45
PB: 0			
SB: 1			
CS: 0			

Batter	1	2	3	4	5	6	7	8	9	AB	R	H	RBI	BB	SO	LOB
11 Rajai Davis, R (1, 7) OBP: 0.310, SLG: 0.394	F FF 91 B SI 91 B SI 91 F FF 92 X SI 91 2-2 G6-3		B SL 78 B SI 91 C SI 92 X SI 91 2-1 G4-3		B SL 81 X CH 85 1-0 P4		D SI 91 B SL 78 F SL 79 X SL 78 2-1 1-3 3-H 2B		B CU 79 B SI 93 B SI 93 C SI 93 X SI 93 3-1 G6-3	5	0	1	1	0	0	0
28 Colby Rasmus, L (1, 8) OBP: 0.297, SLG: 0.429	C FF 92 C SL 80 B SI 92 S SL 81 1-3 K		C SL 79 S SL 82 C SI 93 0-3 K			B FF 91 X SI 93 1-0 G4-3	C SL 86 C FF 92 C FF 92 0-3 K		C SI 94 S CU 80 S CU 81 0-3 K	5	0	0	0	0	4	2
19 José Bautista, R (1, 9) OBP: 0.357, SLG: 0.527	C FF 92 B FF 92 B SL 81 C SI 92 F FF 92 S CH 86 2-3 K		C CH 87 B SI 93 B CH 87 X CH 87 2-1 F7			B CH 86 C SL 80 B FF 92 X SI 94 1-2 G6-3		C SL 78 S SI 96 B SI 97 C SI 97 1-3 K		4	0	0	0	0	2	0
10 Edwin Encarnación, R (1, 3) OBP: 0.388, SLG: 0.569		B FF 90 C FF 91 B SL 79 B SI 91 X FF 91 3-1 2 1B 2B		H SL 80 1-0 2 FC6-4 HBP		B SI 92 B CH 85 X SI 93 2-0 1B		B SI 97 S SI 96 B SI 97 S SL 84 F SI 97 B SI 97 X SL 84 3-2 G5-3		3	1	2	0	0	0	0
2 Kelly Johnson, L (1, 4) OBP: 0.311, SLG: 0.369		B FF 93 B SL 79 X SI 93 2-0 18 G5-3 2-H 1B		B SL 79 C SI 92 X SI 92 1-1 FC6-4 18 WP 14 G4-3 1-2f		1 SAFE C SI 91 X SI 94 0-1 G4-3		B SL 79 B SI 97 F SL 82 B SI 96 B SI 96 4-1 BB		3	0	1	1	1	0	2
14 Moisés Sierra, R (1, 10) OBP: 0.322, SLG: 0.439		C FF 93 C SI 93 F SI 94 1 SAFE S SL 82 0-3 K		C SI 92 X SI 92 0-1 G4-3 1-2			C FF 89 B SI 89 C FF 91 B SL 82 B SI 92 X FF 91 3-2 G6-3	S SI 96 F SI 97 B SL 83 C SL 82 1-3 K		4	0	0	0	0	2	3
18 Mike McCoy, R (1, 5) OBP: 0.294, SLG: 0.323		F FF 91 D SI 92 X CH 87 1-1 G5-3 1-2		B SL 82 B CH 84 B SI 93 C FF 93 X SI 93 3-1 G4-3 2-3			B FF 91 B FF 90 C FF 90 B FF 90 F SI 91 B SI 92 4-2 3 1B 11 2B BB		B SI 93 B SI 94 C FF 92 X FF 95 2-1 6 HR 1B	3	2	1	0	1	0	2
6 Jeff Mathis, R (1, 2) OBP: 0.254, SLG: 0.423		B SI 92 F SI 92 S SL 82 B SL 82 B FF 94 F CH 86 B SI 93 4-2 BB			B SI 90 C FF 92 X SL 79 1-1 G4-3		F SI 92 1 SAFE C FF 91 B SL 81 F CH 85 S SL 84 1-3 K		B SI 95 C FF 93 B SL 81 B SI 93 C FF 93 X SI 92 3-2 1-H HR	3	1	1	2	1	1	1
3 Adeiny Hechavarría, R (1, 6) OBP: 0.214, SLG: 0.231		B SI 93 X FF 92 1-0 F9			B FF 92 B FF 92 B FF 90 C FF 91 F FF 92 S FF 92 3-3 K		X FF 92 0-0 11 2B 1-3 1B		C SI 92 C CU 78 B SI 94 C SI 93 1-3 K	4	0	1	0	0	2	2

Toronto Blue Jays @ Baltimore Orioles

Oriole Park at Camden Yards, Baltimore, MD

Fri Aug 24 2012, 7:11 PM - 10:03 PM EDT
Att. 25,754 - Partly Cloudy - 84 F

TOP

livebaseballscorecards.com

AB	34
R	4
H	7
RBI	4
BB	3
SO	11
LOB	12

Inning Stats	1	2	3	4	5	6	7	8	9	1B: 4	SF: 0	WP: 1	PA: 38
	R: 0 E: 0 K: 2 S: 10 H: 0 LOB: 0 BB: 0 P: 15	R: 1 E: 0 K: 1 S: 13 H: 2 LOB: 2 BB: 1 P: 24	R: 0 E: 0 K: 1 S: 7 H: 0 LOB: 0 BB: 0 P: 11	R: 0 E: 0 K: 0 S: 6 H: 0 LOB: 1 BB: 0 P: 11	R: 0 E: 0 K: 1 S: 6 H: 0 LOB: 0 BB: 0 P: 11	R: 0 E: 0 K: 0 S: 7 H: 1 LOB: 1 BB: 0 P: 11	R: 1 E: 0 K: 2 S: 15 H: 2 LOB: 2 BB: 1 P: 25	R: 0 E: 0 K: 2 S: 11 H: 0 LOB: 1 BB: 1 P: 20	R: 2 E: 0 K: 2 S: 13 H: 2 LOB: 0 BB: 0 P: 22	2B: 2 3B: 0 HR: 1 SAC: 0 DP: 0 HBP: 1	PB: 0 SB: 0 CS: 0		

PITCHER		IP	WLS	BF	H	R	ER	SO	BB	IBB	HBP	BLK	WP	HR	S	P	ERA	WHIP
53 Zack Britton, L ERA: 5.59	(1, 1)	6.2	W	27	4	2	2	6	2	0	1	0	1	0	59	101	2.70	0.900
56 Darren O'Day, R ERA: 2.49	(7, 1)	0.0		1	1	0	0	0	0	0	0	0	0	0	2	4	∞	∞
17 Brian Matusz, L ERA: 5.4	(7, 1)	0.1	H	1	0	0	0	1	0	0	0	0	0	0	3	3	0.00	0.000
47 Pedro Strop, R ERA: 1.43	(8, 1)	1.0		4	0	0	0	2	1	0	0	0	0	0	11	20	0.00	1.000
27 Matt Lindstrom, R ERA: 2.72	(9, 1)	0.0		2	2	2	2	0	0	0	0	0	0	1	5	10	∞	∞

PITCHER		IP	WLS	BF	H	R	ER	SO	BB	IBB	HBP	BLK	WP	HR	S	P	ERA	WHIP
43 Jim Johnson, R ERA: 3.02	(9, 1)	1.0	S	3	0	0	0	2	0	0	0	0	0	0	8	12	0.00	0.000

Batter	1	2	3	4	5	6	7	8	9	AB	R	H	RBI	BB	SO	LOB
21 Nick Markakis, L (1, 9) OBP: 0.356, SLG: 0.478	C FF 86 C FF 88 B FF 89 F SL 81 B FF 90 F CH 82 F SL 80 X SL 81 2-2 ① F9		X CH 77 0-0 ① G4-3		B CU 69 C CH 82 X SI 89 1-1 ③ F8		B CH 84 X CH 85 1-0 ② SF8 3-H			3	0	0	1	0	0	0
2 J.J. Hardy, R (1, 6) OBP: 0.275, SLG: 0.375	C FF 85 X SI 88 0-1 2B		C FF 88 B CH 82 B CH 82 B CH 81 C CH 81 F CU 73 X SL 81 3-2 ② G5-3			C CU 77 B SL 80 C FF 89 B CU 75 B CH 81 F CU 71 X SI 89 3-2 ① P3	C FF 94 X FF 93 0-1 9 BB 1B			4	0	2	0	0	0	0
9 Nate McLouth, L (1, 7) OBP: 0.269, SLG: 0.303	C FF 88 B FF 89 B CH 82 F CH 80 F CU 72 C SL 81 2-3 ② K		B CU 71 B FF 89 C FF 88 X SL 82 2-1 ③ G6-3			F SI 90 B SI 91 B CU 74 X CH 82 2-1 10 2B 32 SF8 1B	C SI 94 D FF 94 B CH 86 S CH 85 B CH 85 D FF 94 4-2 1-2 BB			3	1	1	0	1	1	1
10 Adam Jones, R (1, 8) OBP: 0.338, SLG: 0.509	F SI 89 B SL 81 B SL 80 C SI 89 D CH 83 F SL 81 F CH 83 B CU 71 4-2 BB			B SL 80 F SL 80 S FF 88 B CH 82 F CU 74 C FF 90 2-3 ① K		B FF 89 B CH 79 X SI 88 2-0 19 HR 2B 1-3	S FF 94 2 SAFE T FF 94 S CH 85 0-3 ③ K			3	1	1	0	1	2	2
32 Matt Wieters, S (1, 2) OBP: 0.314, SLG: 0.415	C FF 88 D CH 83 S SL 80 B SL 81 X FF 90 2-2 ③ F7			X CH 78 0-0 ② G3		B FF 89 B CH 82 S FF 88 X CH 81 2-1 ② SF8 3-H		C FF 93 C FF 94 S CU 85 0-3 ① K		3	0	0	1	0	1	2
19 Chris Davis, L (1, 10) OBP: 0.304, SLG: 0.462		X FF 86 0-0 HR		C FF 90 B EP 52 B CH 80 F CH 81 X CU 74 2-2 HR		S FF 94 X FF 95 0-1 2-H HR		F FF 93 S CH 87 B FF 94 S CU 84 1-3 ② K		4	3	3	4	0	1	0
12 Mark Reynolds, R (1, 3) OBP: 0.334, SLG: 0.399		C FF 88 B FF 88 S CH 80 B SL 81 F CH 81 B SL 82 X CH 81 3-2 ① P6		B SL 80 B SL 80 C CH 81 S CH 81 B FF 91 X SL 78 3-2 ③ L6		B FF 94 B CH 86 C FF 95 S FF 95 B CH 86 F FF 94 S CH 85 3-3 ③ K		B FF 95 B FF 95 S FF 94 B FF 96 D FF 95 4-1 11 BB BB		3	0	0	0	1	1	0
3 Ryan Flaherty, L (1, 4) OBP: 0.244, SLG: 0.308 11 Robert Andino, R (7, PR) OBP: 0.286, SLG: 0.304 (8, 4)		X FF 88 0-0 ② F9			C SI 88 B SI 89 X CH 81 1-1 ① G3-1		B CH 82 F FF 92 S CH 84 X CH 85 1-2 13 G6-3 13 WP 21 SF8 1B	B FF 94 B CU 82 B FF 94 C FF 93 B FF 94 4-1 1-2 BB		3 0	0 1	1 0	0 0	0 1	0 0	0 0
13 Manny Machado, R (1, 5) OBP: 0.255, SLG: 0.560		S FF 88 B FF 89 S CU 74 S SL 83 1-3 ③ K			B SL 79 C CH 79 C SI 85 B SL 82 C CU 76 2-3 ② K		B FF 94 C FF 94 F CH 85 F SL 84 X CH 85 1-2 ① G6-3 1-3	X CU 82 0-0 ③ F8		4	0	0	0	0	2	3
Inning Stats	R: 0 E: 0 K: 1 S: 19 H: 1 LOB: 2 BB: 1 P: 29	R: 1 E: 0 K: 1 S: 9 H: 1 LOB: 0 BB: 0 P: 13	R: 0 E: 0 K: 0 S: 7 H: 0 LOB: 0 BB: 0 P: 12	R: 1 E: 0 K: 1 S: 11 H: 1 LOB: 0 BB: 0 P: 18	R: 0 E: 0 K: 1 S: 7 H: 0 LOB: 0 BB: 0 P: 11	R: 3 E: 0 K: 1 S: 15 H: 3 LOB: 0 BB: 0 P: 27	R: 1 E: 0 K: 1 S: 15 H: 2 LOB: 2 BB: 1 P: 22	R: 0 E: 0 K: 2 S: 9 H: 0 LOB: 2 BB: 2 P: 18								

BOTTOM

Toronto Blue Jays @ Baltimore Orioles

Oriole Park at Camden Yards, Baltimore, MD

Fri Aug 24 2012, 7:11 PM - 10:03 PM EDT

Att. 25,754 - Partly Cloudy - 84 F

livebaseballscorecards.com

AB	30
R	6
H	8
RBI	6
BB	4
SO	8
LOB	8

Inning Stats	1B: 3 2B: 2 3B: 0 HR: 3	SF: 2 SAC: 0 DP: 0 HBP: 0	WP: 1 PB: 0 SB: 0 CS: 0	PA: 36

PITCHER	IP	WLS	BF	H	R	ER	SO	BB	IBB	HBP	BLK	WP	HR	S	P	ERA	WHIP
33 Carlos Villanueva, R (1, 1) ERA: 3.3	5.2	L	23	5	4	4	4	1	0	0	0	0	2	62	101	6.35	1.059
50 Steve Delabar, R (6, 1) ERA: 4.01	1.1		8	3	2	2	2	1	0	0	0	1	1	21	31	13.50	3.000
49 Brad Lincoln, R (8, 1) ERA: 3.22	1.0		5	0	0	0	2	2	0	0	0	0	0	9	18	0.00	2.000

PITCHER	IP	WLS	BF	H	R	ER	SO	BB	IBB	HBP	BLK	WP	HR	S	P	ERA	WHIP

Toronto Blue Jays @ Baltimore Orioles

Oriole Park at Camden Yards, Baltimore, MD

Sat Aug 25 2012, 7:13 PM - 9:53 PM EDT

Att. 25,082 - Overcast - 77 F

livebaseballscorecards.com

Batter	1	2	3	4	5	6	7	8	9	AB	R	H	RBI	BB	SO	LOB
11 Rajai Davis, R (1, 7) OBP: 0.310, SLG: 0.393	S FF 88 B FF 88 B FF 88 X FF 88 2-1 G6-3		C FF 88 B FF 88 X FF 88 1-1 18 CS 1B			C SL 75 C FF 87 B CU 67 F FF 88 X FF 88 1-2 F7		X FF 91 0-0 G6-3		4	0	1	0	0	0	1
18 Mike McCoy, R (1, 8) (3, 9) OBP: 0.289, SLG: 0.314	C FF 88 X FF 89 0-1 19 CS 1B		1 SAFE C FF 87 1 SAFE 1 SAFE B SL 79 B CU 67 B FF 89 F FF 88 X FF 89 3-2 F8 1-2			B SL 77 C FF 85 C FF 87 F FF 88 B CU 68 C FF 88 2-3 K		C SL 86 B SL 85 B FF 92 C CU 78 F FF 92 B FF 90 X CU 74 3-2 G6-3		4	0	1	0	0	1	2
19 José Bautista, R (1, 9) OBP: 0.358, SLG: 0.527 28 Colby Rasmus, L (3, 8) OBP: 0.295, SLG: 0.426	1 SAFE B CU 67 F FF 87 B FF 87 1 SAFE B SL 79 C SL 78 F CH 77 D CH 78 4-2 1-2 10 HR BB			S FF 87 C FF 88 B CH 77 B CH 76 C FF 90 2-3 K		B CH 77 B FF 87 C FF 87 B FF 88 S FF 88 T FF 87 3-2 K			C FF 90 B CU 81 F FF 90 S FF 90 1-3 K	0 3	1 0	0 0	0 0	1 3	0 0	0 0
10 Edwin Encarnación, R (1, 3) OBP: 0.389, SLG: 0.574	B FF 88 B FF 89 C SL 77 1 SAFE F FF 88 F FF 90 F FF 89 X CH 77 2-2 1-H HR			B CU 66 B FF 87 B CU 65 C SL 77 B FF 88 4-1 BB			B CH 86 B SI 90 F SI 92 X SL 81 2-1 G1-3		B CU 81 B FF 91 C FC 87 F CU 79 T FF 91 2-2 K	3	1	1	2	1	1	0
2 Kelly Johnson, L (1, 4) OBP: 0.309, SLG: 0.365	B CU 68 C FF 89 B CH 79 X FF 89 2-1 F8			B FF 86 C SL 85 F CH 77 B FF 85 X FF 88 2-2 F9			C CH 82 B SI 92 X CH 85 1-1 G6-3		C FF 92 S FS 83 B FF 92 F FS 83 F FF 92 B FS 83 C FC 89 2-3 K	4	0	0	0	0	1	1
5 Yunel Escobar, R (1, 6) OBP: 0.294, SLG: 0.328		B SL 78 B FF 88 C FF 88 F FF 88 S FF 88 2-3 K		X FF 87 0-0 F8			X FF 91 0-0 2B			3	0	1	0	0	1	1
14 Moisés Sierra, R (1, 10) OBP: 0.306, SLG: 0.417		C FF 89 T SL 79 T FF 90 0-2 K			S SL 77 B FF 88 S CU 68 B FF 87 S FF 88 2-3 K		B SL 84 S SI 90 C SI 91 S FF 91 1-3 K			3	0	0	0	0	3	1
17 Omar Vizquel, S (1, 5) OBP: 0.256, SLG: 0.252		C FF 88 B CU 69 C FF 89 B FF 90 X FF 89 2-2 F7			C FF 86 B CU 67 C FF 86 B CH 77 X FF 87 2-2 6 CS 1B			C SI 90 X SI 91 0-1 2B		3	0	2	0	0	0	0
6 Jeff Mathis, R (1, 2) OBP: 0.250, SLG: 0.415			C FF 86 C FF 87 X CU 68 0-2 G5-3		F FF 84 B FF 87 B FF 86 1 SAFE B SL 76 F FF 86 S FF 89 3-3 1-2 K			F FF 90 B SI 91 F SL 85 X CH 88 1-2 P4		3	0	0	0	0	1	2
Inning Stats	R: 2 E: 0 K: 0 S: 14 H: 2 LOB: 0 BB: 1 P: 24	R: 0 E: 0 K: 2 S: 9 H: 0 LOB: 0 BB: 0 P: 13	R: 0 E: 0 K: 0 S: 8 H: 1 LOB: 0 BB: 0 P: 12	R: 0 E: 0 K: 1 S: 8 H: 0 LOB: 1 BB: 1 P: 16	R: 0 E: 0 K: 2 S: 9 H: 1 LOB: 0 BB: 0 P: 16	R: 0 E: 0 K: 2 S: 11 H: 0 LOB: 0 BB: 0 P: 17	R: 0 E: 0 K: 1 S: 8 H: 1 LOB: 1 BB: 0 P: 12	R: 0 E: 0 K: 0 S: 10 H: 1 LOB: 1 BB: 0 P: 14	R: 0 E: 0 K: 3 S: 11 H: 0 LOB: 0 BB: 0 P: 16	1B: 3 2B: 2 3B: 0 HR: 1	SF: 0 SAC: 0 DP: 0 HBP: 0					

	AB	30
	R	2
	H	6
	RBI	2
	BB	2
	SO	11
	LOB	8

WP: 0 PA: 32
PB: 0
SB: 0
CS: 3

PITCHER		IP	WLS	BF	H	R	ER	SO	BB	IBB	HBP	BLK	WP	HR	S	P	ERA	WHIP
52 Steve Johnson, R ERA: 3.18	(1, 1)	6.0	W	21	4	2	2	7	2	0	0	0	0	1	59	98	3.00	1.000
38 Luis Ayala, R ERA: 2.77	(7, 1)	2.0		8	2	0	0	1	0	0	0	0	0	0	18	26	0.00	1.000
63 Kevin Gregg, R ERA: 4.24	(9, 1)	1.0		3	0	0	0	3	0	0	0	0	0	0	11	16	0.00	0.000

PITCHER	IP	WLS	BF	H	R	ER	SO	BB	IBB	HBP	BLK	WP	HR	S	P	ERA	WHIP

BOTTOM

Toronto Blue Jays @ Baltimore Orioles

Oriole Park at Camden Yards, Baltimore, MD

Sat Aug 25 2012, 7:13 PM - 9:53 PM EDT

Att. 25,082 - Overcast - 77 F

livebaseballscorecards.com

Batter	1	2	3	4	5	6	7	8	9	AB	R	H	RBI	BB	SO	LOB
21 Nick Markakis, L (1, 9) OBP: 0.357, SLG: 0.477	B FF 90 F FF 92 F FF 94 B SL 87 F SL 88 X FF 95 2-2 ① P5		B FF 93 B FF 93 X FF 93 2-0 10 FC6 2 1B 10 E 1B		B KC 76 B FF 92 C FF 92 B FF 94 X FF 93 3-1 2 2B 10 1B 1B	B FF 90 B FF 90 X SI 89 2-0 ① L7 1-2	B SL 85 F FF 90 X SL 83 1-1 ② P6			5	2	2	0	0	0	2
2 J.J. Hardy, R (1, 6) OBP: 0.278, SLG: 0.385	C FF 93 C FF 92 S FF 97 0-3 ② K		C FC 94 B FF 94 D SL 87 F SL 89 X SL 90 2-2 10 E 32 SF8 1-2 1B		C SL 86 X FF 93 0-1 10 1B 1-3 2B	B FF 90 B FF 90 C SI 89 X SI 89 2-1 2-H HR	B FF 89 D SL 82 C SL 87 F FF 88 F SL 83 X SL 83 2-2 ③ FC5-4 1-2f			5	3	3	2	0	1	1
9 Nate McLouth, L (1, 7) OBP: 0.267, SLG: 0.293	C FF 94 B KC 80 C FF 94 C FF 95 1-3 ③ K		L FS 86 B FS 84 X FF 94 1-1 ① B2		D SL 88 D SL 89 F FF 96 F FF 95 F SL 89 S SL 90 2-3 ① K	B CH 81 B FF 91 B SI 90 B SI 89 4-0 32 E 32 S 32 1B BB		F SI 88 B CH 82 X CH 83 1-1 ① L8		4	1	0	0	1	2	4
10 Adam Jones, R (1, 8) OBP: 0.337, SLG: 0.506		X FF 93 0-0 ① P6	C SL 88 X SL 88 0-1 FC6 32 SF8 1-3 2-H		F FF 94 F FF 94 X SL 88 0-2 12 BB 19 1B 2-H 3-H 1B	C SI 89 X FF 90 0-1 ② F8		X FF 89 0-0 ② P6		5	0	1	2	0	0	2
32 Matt Wieters, S (1, 2) OBP: 0.313, SLG: 0.413		C FF 94 B FS 84 S FS 85 F FF 96 S SL 88 1-3 ② K	X FF 95 0-0 ② SF8 1-2 3-H		C FF 93 1 SAFE 1 SAFE B FF 94 1 SAFE B FS 85 C FF 93 S SL 88 2-3 ② K	C SI 91 F FF 91 B FF 91 X SI 91 1-2 1-H 1B		B CH 86 C FF 91 S SL 84 1-3 ③ K		4	0	1	2	0	3	1
19 Chris Davis, L (1, 10) OBP: 0.306, SLG: 0.461		F FF 96 B FF 96 B SL 90 S FF 97 B FF 97 H SL 90 4-2 3 BB 12 1B HBP	S FC 94 C FF 96 S SL 90 0-3 ③ K		F SI 90 B SI 90 X SI 91 1-1 12 BB 1-2 1B	X SI 91 0-0 ③ F7				3	0	1	0	0	1	2
12 Mark Reynolds, R (1, 3) OBP: 0.339, SLG: 0.401		B FF 94 C FF 94 X FF 96 1-1 3 BB 1-2 1B	C FF 92 F SL 86 B SL 89 B FF 96 B SL 88 F FF 95 X SL 89 3-2 ① F8		F SI 91 B FF 91 B FF 90 B SI 88 B FF 90 4-1 1-2 2-3 BB		X SI 90 0-0 3 1B 13 1B 1B			3	1	2	0	1	0	0
3 Ryan Flaherty, L (1, 4) OBP: 0.252, SLG: 0.309 11 Robert Andino, R (8, 4) OBP: 0.286, SLG: 0.304		B FS 85 B FS 86 S FF 96 D FF 95 F FF 95 B SL 90 4-2 1-2 2-3 BB	B KC 80 X FC 94 1-0 ② F8		C SI 89 X FF 91 0-1 ③ P5		S SI 91 X SI 89 0-1 ① 1-3 1B			3 0	0 0	1 0	0 0	1 0	0 0	3 0
13 Manny Machado, R (1, 5) OBP: 0.273, SLG: 0.556		S FF 97 B SL 90 F FF 97 B FF 96 S FF 97 2-3 ③ K	B SL 88 X FF 94 1-0 ③ F8			B FF 90 L SI 90 X SL 83 1-1 21 PB 2 HR 1B	B SI 91 F SI 90 B FF 90 F SI 89 X SL 83 2-2 2 FC5-4 3-H 1B			4	1	2	1	0	1	3
Inning Stats	R: 0 E: 0 K: 2 S: 10 H: 0 LOB: 0 BB: 0 P: 13	R: 0 E: 0 K: 2 S: 14 H: 1 LOB: 3 BB: 1 P: 26	R: 2 E: 1 K: 1 S: 12 H: 2 LOB: 1 BB: 0 P: 17	R: 0 E: 0 K: 0 S: 6 H: 0 LOB: 0 BB: 0 P: 11	R: 2 E: 0 K: 2 S: 19 H: 4 LOB: 3 BB: 1 P: 31	R: 3 E: 0 K: 0 S: 11 H: 3 LOB: 1 BB: 1 P: 21	R: 1 E: 0 K: 0 S: 12 H: 3 LOB: 1 BB: 0 P: 17	R: 0 E: 0 K: 1 S: 6 H: 0 LOB: 0 BB: 0 P: 8		1B: 11 2B: 1 3B: 0 HR: 1 SF: 1 SAC: 0 DP: 0 HBP: 1					WP: 0 PB: 1 SB: 1 CS: 0 PA: 41	

	AB	36
	R	8
	H	13
	RBI	7
	BB	3
	SO	8
	LOB	18

PITCHER		IP	WLS	BF	H	R	ER	SO	BB	IBB	HBP	BLK	WP	HR	S	P	ERA	WHIP
23 Brandon Morrow, R ERA: 3.06	(1, 1)	4.2	L	23	6	4	2	7	1	0	1	0	0	0	56	88	3.86	1.500
62 Aaron Loup, L ERA: 2.21	(5, 1)	0.0		1	1	0	0	0	0	0	0	0	0	0	2	3	∞	∞
64 Chad Jenkins, R ERA: 4.5	(5, 1)	3.1		17	6	4	4	1	2	0	0	0	0	1	32	53	10.80	2.400

PITCHER	IP	WLS	BF	H	R	ER	SO	BB	IBB	HBP	BLK	WP	HR	S	P	ERA	WHIP

Toronto Blue Jays @ New York Yankees

Yankee Stadium, Bronx, NY

Mon Aug 27 2012, 7:10 PM - 10:53 PM EDT

Att. 42,962 - Cloudy - 78 F

livebaseballscorecards.com

TOP

Batter	1	2	3	4	5	6	7	8	9	10	11	AB	R	H	RBI	BB	SO	LOB
11 Rajai Davis, R (1, 7) OBP: 0.307, SLG: 0.388	C FF 90 X KC 80 0-1 ① F8		F SL 88 F SI 90 X SL 88 0-2 ② FC4-6 1-2f		B SI 90 S SL 87 X SI 90 1-1 ③ G6-3		C SI 87 C SI 85 1 SAFE S SL 82 0-3 ③ K		C SL 84 F SL 85 X SL 85 0-2 28 HR 1-3 1B		C SI 88 X SL 81 0-1 ③ P5	6	1	1	0	0	1	3
28 Colby Rasmus, L (1, 8) OBP: 0.296, SLG: 0.432	F SI 90 B CH 84 F SL 88 C SI 92 1-3 ② K		B SL 87 1 SAFE F SI 90 1 SAFE 1 SAFE F CH 83 B SL 88 C SI 92 2-3 ③ K			S KC 79 X KC 78 0-1 1B		B FF 93 X FC 94 1-0 ① L8	B SL 84 X SL 85 1-0 1-H 3-H HR			5	1	2	3	0	2	1
10 Edwin Encarnación, R (1, 3) OBP: 0.385, SLG: 0.568	C KC 81 X SL 87 0-1 ③ F8			B SI 89 C SI 92 F SI 91 X SL 89 1-2 ① G4-3		C SL 87 B SL 88 F SL 88 S SI 92 1-3 ① K		C FC 93 F FC 93 X FC 94 0-2 ② F8	B SL 82 C FF 92 B FF 92 F FF 93 B FF 94 S SL 86 3-3 ③ K			5	0	0	0	0	2	1
26 Adam Lind, L (1, 10) OBP: 0.300, SLG: 0.409		C SI 90 B SL 87 X CH 84 1-1 HR		B SI 91 B SL 87 B SI 91 C SI 91 X FF 91 3-1 ② L7		B SL 88 B SI 91 X SI 91 2-0 ② F8		X FC 94 0-0 5 1B 1B		C SI 86 S SL 76 B SL 78 B FF 88 S SL 78 2-3 ① K		5	1	2	1	0	1	1
5 Yunel Escobar, R (1, 6) OBP: 0.293, SLG: 0.327		X FF 90 0-0 ① L8		X SL 87 0-0 ③ G5-3		C FF 91 B SI 91 1 SAFE F FF 91 B KC 80 S SI 92 2-3 ③ K		B FC 94 X FC 93 1-0 1-2 1B		C SL 81 X SI 88 0-1 ② G6-3		5	0	1	0	0	1	1
2 Kelly Johnson, L (1, 4) OBP: 0.308, SLG: 0.362		S KC 80 C SL 88 F KC 80 S SI 91 0-3 ② K			B CH 82 B SL 86 B CH 82 B SI 88 4-0 8 HR BB	C SI 90 B SL 86 S KC 81 B SI 91 F KC 81 X SL 86 2-2 ① G3		B FC 94 F FC 95 S FC 93 B FC 92 S FC 94 2-3 ③ K		S SI 88 F CH 84 B SI 89 X SI 90 1-2 ③ F7		4	1	0	0	1	2	2
8 Yorvit Torrealba, R (1, 2) OBP: 0.314, SLG: 0.367 18 Mike McCoy, R (11, PR) OBP: 0.289, SLG: 0.314 6 Jeff Mathis, R (11, 2) OBP: 0.250, SLG: 0.415		B FF 90 C FF 91 F KC 80 S KC 82 1-3 ③ K			B SL 88 B SI 89 C FF 89 X SL 88 2-1 1-H HR	C FF 91 X KC 80 0-1 14 G1-3 3 1B 1B			B FF 94 C FF 92 B SL 85 F FF 93 B SL 85 F FF 93 S SL 84 3-3 ① K		B SI 87 X SI 88 1-0 14 E 3 G5-3 1B	5 0 0	2 1 0	3 0 0	2 0 0	0 0 0	2 0 0	0 0 0
14 Moisés Sierra, R (1, 9) OBP: 0.299, SLG: 0.400			B SL 88 S KC 81 B SI 91 C SL 88 B KC 82 X SL 88 3-2 ① G1-3		F KC 80 X SI 91 0-1 ① G4-3	B SI 86 C SI 86 C SI 87 X SI 87 1-2 ② G1-3 1-2			B SL 86 F SL 94 X FF 92 1-1 11 1B 28 HR 1B		1 SAFE 1 SAFE 1 SAFE L SI 86 ↑ SAFE B SI 87 B SI 87 S SL 81 S SL 81 2-3 ① K 1-3	5	1	1	0	0	1	2
3 Adeiny Hechavarría, R (1, 5) OBP: 0.234, SLG: 0.250			C KC 80 T FF 92 F KC 81 B SL 88 B SL 89 X KC 83 2-2 11 FC4-6 1B		C FF 90 S KC 81 T KC 79 0-2 ② K	T SI 87 X SI 87 0-1 2-H 1B			B SL 84 F SL 83 X SL 84 1-1 ② P4		C SL 82 X SL 82 0-1 ② G5-3 3-H	5	0	2	2	0	1	2
Inning Stats	R: 0 E: 0 K: 1 S: 7 H: 0 LOB: 0 BB: 0 P: 8	R: 1 E: 0 K: 2 S: 10 H: 1 LOB: 0 BB: 0 P: 12	R: 0 E: 0 K: 1 S: 13 H: 1 LOB: 1 BB: 0 P: 20	R: 0 E: 0 K: 0 S: 6 H: 0 LOB: 0 BB: 0 P: 10	R: 2 E: 0 K: 1 S: 9 H: 1 LOB: 0 BB: 1 P: 16	R: 0 E: 0 K: 2 S: 9 H: 1 LOB: 1 BB: 0 P: 14	R: 1 E: 0 K: 1 S: 14 H: 2 LOB: 1 BB: 0 P: 17	R: 0 E: 0 K: 1 S: 9 H: 2 LOB: 2 BB: 0 P: 13	R: 3 E: 0 K: 2 S: 15 H: 3 LOB: 0 BB: 0 P: 24	R: 0 E: 0 K: 1 S: 8 H: 0 LOB: 0 BB: 0 P: 11	R: 1 E: 1 K: 1 S: 8 H: 1 LOB: 1 BB: 0 P: 11	1B: 9 2B: 0 3B: 0 HR: 3	SF: 0 SAC: 0 DP: 0 HBP: 0					

	AB	45
	R	8
	H	12
	RBI	8
	BB	1
	SO	13
	LOB	13

WP: 0 PB: 0 SB: 0 CS: 0 PA: 46

PITCHER	IP	WLS	BF	H	R	ER	SO	BB	IBB	HBP	BLK	WP	HR	S	P	ERA	WHIP
41 David Phelps, R (1, 1) ERA: 2.96	6.1		25	5	4	4	7	1	0	0	0	0	2	60	88	5.68	0.947
38 Cody Eppley, R (7, 1) ERA: 3.34	0.2	H	3	1	0	0	1	0	0	0	0	0	0	8	9	0.00	1.500
30 David Robertson, R (8, 1) ERA: 2.23	1.0	H	5	2	0	0	1	0	0	0	0	0	0	9	13	0.00	2.000
29 Rafael Soriano, R (9, 1) ERA: 2.05	1.0	B	6	3	3	3	2	0	0	0	0	0	1	15	24	27.00	3.000
39 Clay Rapada, L (10, 1) ERA: 2.94	0.1		1	0	0	0	1	0	0	0	0	0	0	3	5	0.00	0.000

PITCHER	IP	WLS	BF	H	R	ER	SO	BB	IBB	HBP	BLK	WP	HR	S	P	ERA	WHIP
34 Derek Lowe, R (10, 1) ERA: 5.27	1.2	L	6	1	1	1	0	1	0	0	0	0	0	0	13	17	0.00	0.600

Batter	1	2	3	4	5	6	7	8	9	10	11	AB	R	H	RBI	BB	SO	LOB
2 Derek Jeter, R (1, 6) OBP: 0.363, SLG: 0.451	C FF 96 B FF 96 F FF 95 B FF 96 X FF 95 2-2 G6-3 ①		X SL 80 0-0 F8 ②		B SI 85 S SI 84 B FF 86 B FF 82 B FF 88 F FF 81 B SI 85 4-2 33 HR BB	F CH 79 B FF 88 B FF 88 F FC 82 B FF 86 X FF 87 3-2 G1-3 ③			C FF 92 X FC 89 0-1 HR		C FF 87 F FF 87 X FF 88 0-2 FC4-6 ② 1-2f	5	2	1	1	1	0	1
33 Nick Swisher, S (1, 10) OBP: 0.359, SLG: 0.494	C FF 94 B FF 89 F FF 89 X FF 96 1-2 G3 ②		B FF 94 B CH 84 B FF 92 F FF 92 X FF 95 3-1 G4-3 ③		B SI 85 C FC 83 B FF 84 X FC 83 2-1 1-H HR		B FF 93 B CH 86 F FF 93 F FF 94 B FF 94 S CH 87 3-3 K ①		B SI 90 F FF 91 C CU 74 S CU 74 1-3 K ①		C FF 89 B FF 88 S SL 78 B FF 88 1 SAFE B SL 76 C SL 75 3-3 K ③	6	1	1	2	0	3	1
24 Robinson Canó, L (1, 4) OBP: 0.376, SLG: 0.553	B FF 94 C CH 87 B FF 96 B FF 96 X FF 94 3-1 HR	B FF 91 C CH 86 C SL 88 B FF 94 X FF 94 2-2 HR	C FF 89 X FC 82 0-1 G6-3 ①				F CH 87 F CH 87 B FF 94 B FF 95 B CH 86 B CH 85 4-2 BB		B FF 92 F CU 74 B SI 91 F FC 89 X CU 75 2-2 G3-1 ②			4	2	2	2	1	0	0
25 Mark Teixeira, S (1, 3) OBP: 0.335, SLG: 0.478 17 Jayson Nix, R (5, 5) OBP: 0.289, SLG: 0.403	B SI 93 C FF 95 X FF 93 1-1 L7 ③	B FF 92 F CH 87 B FF 93 B CH 86 B CH 87 4-1 55 1B 12 1B BB			B SL 75 B SI 86 C FF 87 C FC 82 B FF 89 F FC 82 B FF 87 4-2 12 BB BB		F FF 94 S FF 94 X FF 94 0-2 F9 ②		B FF 91 C FC 90 S FF 91 B CU 75 S CU 75 2-3 K ③			1 2	1 0	0 0	0 0	1 1	0 1	0 1
14 Curtis Granderson, L (1, 8) OBP: 0.330, SLG: 0.482		B FF 92 B SI 93 S CH 87 F FF 94 B CH 86 X CH 87 3-2 G4-3 ①		F FF 92 B CH 84 C FF 92 F FF 94 X CH 87 1-2 F8 ①	X SI 82 0-0 F8 ②		C SI 92 X SI 93 0-1 F8 ③			C SL 76 B SL 76 F FF 89 S SL 77 F FF 87 B FF 88 S SL 75 3-3 K ①		5	0	0	0	0	1	3
12 Eric Chavez, L (1, 5) (5, 3) OBP: 0.353, SLG: 0.511		X SL 82 0-0 1B		B CH 87 B CH 88 C SI 94 X SI 93 2-1 55 1B 27 FC4-6 1-2 1B	B FF 87 D FF 83 B FF 88 C FF 86 B FF 85 4-1 1-2 BB			C SL 77 B SI 92 B SI 92 C SL 78 X SL 80 2-2 22 G1-3 55 SH1-3 1B		B FF 88 C FF 88 F FF 88 C FF 88 1-3 K ②		4	1	3	0	1	1	0
55 Russell Martin, R (1, 2) OBP: 0.301, SLG: 0.365		X FF 94 0-0 L9 ②		B FF 95 S FF 93 D SI 94 X FF 94 2-1 27 FC4-6 1-3 2-H 1B	B FF 87 B FF 86 C FC 83 X FC 84 2-1 L9 ③			1 SAFE X FF 92 0-0 SH1-3 ① 1-2		C FF 87 B FF 87 C FF 89 F FF 87 F FF 87 X FF 87 1-2 G6-3 ③		4	0	1	1	0	0	3
27 Raul Ibanez, L (1, 7) OBP: 0.304, SLG: 0.437 22 Andruw Jones, R (6, PH) OBP: 0.293, SLG: 0.444 (7, 9)		C SI 92 F FF 93 S FF 88 0-3 K ③		C SI 82 X SI 84 0-1 FC4-6 ② 1-2f 3-H		C SL 73 X FF 88 0-1 F9 ①		B FF 95 B CU 82 B CU 83 C FF 94 X FF 95 3-1 G1-3 ② 2-3			X SI 89 0-0 F9 ①	2 3	0 0	0 0	1 0	0 0	1 0	2 1
31 Ichiro Suzuki, L (1, 9) OBP: 0.293, SLG: 0.370 (7, 7)			B FF 90 X FF 91 1-0 L9 ①	L SI 83 S SI 87 X SI 86 0-2 G5-3 ③		C FF 88 X SL 80 0-1 G1-3 ②		B FF 96 F FF 95 X FF 96 1-1 G6-3 ③			B SL 77 B FF 88 S FF 87 C SL 74 B SL 76 B FF 87 4-2 2 FC4-6 BB	4	0	0	0	1	0	2
Inning Stats	R: 1 H: 1 E: 0 LOB: 0 K: 0 BB: 0 S: 10 P: 17	R: 0 H: 1 E: 0 LOB: 1 K: 1 BB: 0 S: 8 P: 11	R: 0 H: 0 E: 0 LOB: 0 K: 0 BB: 0 S: 4 P: 8	R: 3 H: 3 E: 0 LOB: 1 K: 0 BB: 1 S: 17 P: 28	R: 2 H: 1 E: 0 LOB: 2 K: 0 BB: 3 S: 14 P: 30	R: 0 H: 0 E: 0 LOB: 0 K: 0 BB: 0 S: 7 P: 10	R: 0 H: 0 E: 0 LOB: 1 K: 1 BB: 1 S: 10 P: 17	R: 0 H: 1 E: 0 LOB: 1 K: 0 BB: 0 S: 8 P: 14	R: 1 H: 1 E: 0 LOB: 0 K: 2 BB: 0 S: 11 P: 16	R: 0 H: 0 E: 0 LOB: 0 K: 2 BB: 0 S: 12 P: 17	R: 0 H: 0 E: 0 LOB: 1 K: 1 BB: 1 S: 9 P: 16	1B: 4 SF: 0 2B: 0 SAC: 1 3B: 0 DP: 0 HR: 4 HBP: 0						

PITCHER		IP	WLS	BF	H	R	ER	SO	BB	IBB	HBP	BLK	WP	HR	S	P	ERA	WHIP
37 Henderson Alvarez III, R ERA: 4.97	(1, 1)	3.1		16	5	4	4	1	1	0	0	0	0	2	34	59	10.80	1.800
32 Aaron Laffey, L ERA: 4.64	(4, 1)	2.2		12	1	2	2	0	3	0	0	0	0	1	26	45	6.75	1.500
50 Steve Delabar, R ERA: 3.96	(7, 1)	0.2		3	0	0	0	1	1	0	0	0	0	0	8	15	0.00	1.500
62 Aaron Loup, L ERA: 2.18	(7, 1)	0.1		2	1	0	0	0	0	0	0	0	0	0	5	7	0.00	3.000
49 Brad Lincoln, R ERA: 3.18	(8, 1)	1.0		3	0	0	0	0	0	0	0	0	0	0	5	9	0.00	0.000

PITCHER		IP	WLS	BF	H	R	ER	SO	BB	IBB	HBP	BLK	WP	HR	S	P	ERA	WHIP
44 Casey Janssen, R ERA: 2.36	(9, 1)	1.0	B	4	1	1	1	2	0	0	0	0	0	1	11	16	9.00	1.000
38 Darren Oliver, L ERA: 1.75	(10, 1)	2.0	W	7	0	0	0	3	1	0	0	0	0	0	21	33	0.00	0.500

BOTTOM

Toronto Blue Jays @ New York Yankees

Yankee Stadium, Bronx, NY

Mon Aug 27 2012, 7:10 PM - 10:53 PM EDT

Att. 42,962 - Cloudy - 78 F

livebaseballscorecards.com

AB	40
R	7
H	8
RBI	7
BB	6
SO	7
LOB	14

WP: 0	PA: 47		
PB: 0			
SB: 0			
CS: 0			

Batter	1	2	3	4	5	6	7	8	9	AB	R	H	RBI	BB	SO	LOB
11 Rajai Davis, R (1, 7) OBP: 0.309, SLG: 0.386	S FF 92 F FF 92 B FF 91 B FF 93 B FF 92 F FF 92 F FF 92 B FF 93 4-2 28 CS BB		B FF 92 1 SAFE T SL 82 1 SAFE H FF 90 2-1 1-2 HBP		F FF 92 X SL 80 0-1 ③ F9			X FC 90 0-0 ① G3		2	0	0	0	1	0	0
28 Colby Rasmus, L (1, 8) OBP: 0.296, SLG: 0.430	F FF 92 B FF 92 1 SAFE F FF 91 B CH 83 S FF 92 2-3 ①② K 1-2		S CH 83 S FF 91 F FF 92 F CH 84 F CH 84 X FF 93 0-2 ③ P5			F FF 90 F FF 90 B FF 90 B FF 90 B CH 84 B FF 91 4-2 26 F9 10 BB 5 L4-5 BB		C FC 92 X FC 92 0-1 ② F8		3	0	0	0	1	1	3
10 Edwin Encarnación, R (1, 3) OBP: 0.384, SLG: 0.564	B FF 92 C FF 92 X KC 75 1-1 ③ G5-3			F FF 90 X FF 90 0-1 ① F8		B KC 74 B SL 79 B SL 78 C FF 91 B SL 80 4-1 1-2 BB		C FC 91 X FC 92 0-1 ③ G3		3	0	0	0	1	0	0
26 Adam Lind, L (1, 10) OBP: 0.295, SLG: 0.401		C FF 90 B FF 91 C FF 91 B FF 92 F FF 92 B CH 84 F FF 93 X CH 85 3-2 ① P3		C FF 90 X FF 91 0-1 ② P5		F FF 91 F CH 84 F FF 92 X CH 85 0-2 ① F9 2-3			C SI 94 B SI 95 S SI 94 B SI 95 S SL 85 2-3 ① K	4	0	0	0	0	1	2
5 Yunel Escobar, R (1, 6) OBP: 0.292, SLG: 0.328		F FF 92 C FF 92 X KC 74 0-2 ② G5-3		C FF 90 B FF 90 X FF 91 1-1 2B		X FF 92 0-0 ②③ L4-5 3-3			B FF 95 B FF 95 X FF 94 2-0 ② G6-3	4	0	1	0	0	0	2
8 Yorvit Torrealba, R (1, 2) OBP: 0.307, SLG: 0.358		B FF 93 B KC 74 C FF 92 C FF 92 F FF 93 B KC 75 F FF 92 S SL 82 3-3 ③ K		B KC 73 D KC 75 B KC 74 S FF 91 C FF 92 C FF 92 3-3 ③ K			B KC 71 X SL 78 1-0 ① G6-3		S SL 87 C FF 96 S SL 87 0-3 ③ K	4	0	0	0	0	3	1
18 Mike McCoy, R (1, 4) OBP: 0.268, SLG: 0.289			C FF 91 B KC 73 X FF 91 1-1 ① F7		X FF 90 0-0 ① P5		C FF 91 B FF 91 C FF 92 B FF 92 B SL 80 X FF 91 3-2 ② F7			3	0	0	0	0	0	0
14 Moisés Sierra, R (1, 9) OBP: 0.314, SLG: 0.412			C FF 91 X KC 73 0-1 11 HBP 1B		C FF 91 T FF 91 B SL 82 F FF 92 B FF 91 X SL 79 2-2 ② F9		X FF 91 0-0 1B			3	0	2	0	0	0	0
3 Adeiny Hechavarría, R (1, 5) OBP: 0.240, SLG: 0.319			C FF 92 B FF 92 F FF 92 1 SAFE S FF 91 1-3 ② K		S FF 92 F FF 92 F SL 80 F FF 92 B KC 76 X FF 92 1-2 HR		1 SAFE C FF 90 B SL 81 1 SAFE F FF 91 1 SAFE S SL 80 1-3 ③ K			3	1	1	1	0	2	2
Inning Stats	R: 0 E: 0 K: 1 S: 9 H: 0 LOB: 0 BB: 1 P: 16	R: 0 E: 0 K: 1 S: 13 H: 0 LOB: 0 BB: 0 P: 19	R: 0 E: 0 K: 1 S: 14 H: 1 LOB: 2 BB: 0 P: 18	R: 0 E: 0 K: 1 S: 9 H: 1 LOB: 1 BB: 0 P: 13	R: 1 E: 0 K: 0 S: 12 H: 1 LOB: 0 BB: 0 P: 15	R: 0 E: 0 K: 0 S: 8 H: 0 LOB: 1 BB: 2 P: 16	R: 0 E: 0 K: 1 S: 8 H: 1 LOB: 1 BB: 0 P: 13	R: 0 E: 0 K: 0 S: 5 H: 0 LOB: 0 BB: 0 P: 5	R: 0 E: 0 K: 2 S: 7 H: 0 LOB: 0 BB: 0 P: 11	1B: 2 2B: 2 3B: 0 HR: 1 SF: 0 SAC: 0 DP: 1 HBP: 1						

PITCHER		IP	WLS	BF	H	R	ER	SO	BB	IBB	HBP	BLK	WP	HR	S	P	ERA	WHIP
65 Phil Hughes, R ERA: 4.02	(1, 1)	7.0	W	27	4	1	1	5	3	0	1	0	0	1	73	110	1.29	1.000
30 David Robertson, R ERA: 2.18	(8, 1)	1.0	H	3	0	0	0	0	0	0	0	0	0	0	5	5	0.00	0.000
29 Rafael Soriano, R ERA: 2.01	(9, 1)	1.0	S	3	0	0	0	2	0	0	0	0	0	0	7	11	0.00	0.000

PITCHER	IP	WLS	BF	H	R	ER	SO	BB	IBB	HBP	BLK	WP	HR	S	P	ERA	WHIP

TOP

Toronto Blue Jays @ New York Yankees

Yankee Stadium, Bronx, NY

Tue Aug 28 2012, 7:10 PM - 9:37 PM EDT

Att. 42,472 - Clear - 83 F

livebaseballscorecards.com

AB	29
R	1
H	4
RBI	1
BB	3
SO	7
LOB	10

PA: 33

WP: 0
PB: 0
SB: 0
CS: 1

Batter	1	2	3	4	5	6	7	8	9	AB	R	H	RBI	BB	SO	LOB
2 Derek Jeter, R (1, 6) OBP: 0.363, SLG: 0.450	B SI 89 S FF 89 X FF 91 1-1 33 CS 1B		F FF 91 S CH 83 D CH 84 X CH 83 1-2 ② F8 2-3		F FF 91 S FF 92 S FF 91 0-3 ② K 1-2			B FF 91 C FC 89 B FF 90 S FF 90 B FF 91 X FF 91 3-2 ① F9		4	0	1	0	0	1	3
33 Nick Swisher, S (1, 3) OBP: 0.360, SLG: 0.493	C FF 91 B SI 92 B CH 84 F CH 81 1 SAFE B FF 92 S CH 83 3-3 ①② K 1-2		S FF 93 F FF 92 B FF 93 D CH 84 X FF 94 2-2 24 FC4-6 1-2 3-H 1B		B CH 80 F FF 92 D CH 81 B CH 82 B FF 92 4-1 BB			C CU 77 C FF 91 B CU 78 B FF 87 S CU 78 2-3 ② K		3	0	1	1	1	2	1
24 Robinson Canó, L (1, 4) OBP: 0.373, SLG: 0.549	B FF 91 X FF 91 1-0 ③ L4		B FF 93 B FF 94 X FF 93 2-0 ③ FC4-6 1-2f		D CU 75 B FF 92 X FF 91 2-0 ③ G4-3			B SI 92 C CU 77 X FF 87 1-1 ③ F7		4	0	0	0	0	0	4
43 Steve Pearce, R (1, 10) OBP: 0.333, SLG: 0.390		C FF 91 F FF 92 F FF 93 S CH 86 0-3 ① K	B SI 90 B FF 91 B FF 90 C FF 90 T FF 90 B CH 77 4-2 55 G4-3 55 WP 14 SF8 BB			C FF 89 X CH 81 0-1 ① F8				2	1	0	0	1	1	0
55 Russell Martin, R (1, 2) OBP: 0.299, SLG: 0.362		F FF 92 S CH 85 B CH 84 S CH 86 1-3 ② K2-3	F FF 89 F FF 92 B CH 83 X FF 92 1-2 ① G4-3 1-3			X FF 88 0-0 ② F8				3	0	0	0	0	1	1
14 Curtis Granderson, L (1, 8) OBP: 0.328, SLG: 0.480		F FF 93 C CU 75 B FF 93 X CU 76 1-2 ③ F8	B SI 91 C CU 75 X FF 93 1-1 ② SF8 3-H			B FF 89 C FF 88 C CU 73 S CU 78 1-3 ③ K				2	0	0	1	0	1	0
22 Andruw Jones, R (1, 9) OBP: 0.289, SLG: 0.437			S FF 90 B FF 91 B CH 83 S CH 81 S FF 92 2-3 ① K	B CH 84 C FF 92 S FF 91 X FF 92 1-2 ③ G5-3			C CH 80 B CH 84 B CH 82 S FF 91 B FF 90 F FF 89 X FF 89 3-2 ① P6			3	0	0	0	0	1	0
17 Jayson Nix, R (1, 5) OBP: 0.297, SLG: 0.409			F CU 73 B SI 92 B CH 79 S FF 91 F FF 92 X FF 92 2-2 2 F8 31 1B 33 1B 1B		X FF 88 0-0 2 S 1B		B FF 90 F FF 89 B FF 92 C FF 90 F FF 92 X CH 81 2-2 ② F8			3	1	2	0	0	0	0
31 Ichiro Suzuki, L (1, 7) OBP: 0.293, SLG: 0.369			C FF 93 F FF 91 B FF 94 F SI 92 1 SAFE X FF 93 1-2 33 1B 1-2 1B		L FF 88 S FF 92 B SI 91 1 SAFE X FF 92 1-2 ① P5		C FF 92 X CU 78 0-1 ③ L6			3	0	1	0	0	0	1
Inning Stats	R: 0 E: 0 K: 1 S: 6 H: 1 LOB: 0 BB: 0 P: 11	R: 0 E: 0 K: 2 S: 10 H: 0 LOB: 0 BB: 0 P: 12	R: 1 E: 0 K: 1 S: 18 H: 3 LOB: 2 BB: 0 P: 28	R: 1 E: 0 K: 0 S: 10 H: 0 LOB: 0 BB: 1 P: 17	R: 0 E: 0 K: 1 S: 9 H: 1 LOB: 2 BB: 1 P: 16	R: 0 E: 0 K: 1 S: 6 H: 0 LOB: 0 BB: 0 P: 7	R: 0 E: 0 K: 0 S: 10 H: 0 LOB: 0 BB: 0 P: 15	R: 0 E: 0 K: 1 S: 8 H: 0 LOB: 0 BB: 0 P: 14		1B: 5 2B: 1 3B: 0 HR: 0 SF: 1 SAC: 0 DP: 1 HBP: 0						

PITCHER		IP	WLS	BF	H	R	ER	SO	BB	IBB	HBP	BLK	WP	HR	S	P	ERA	WHIP
24 Ricky Romero, L ERA: 5.5	(1, 1)	7.0	L	27	5	2	2	6	2	0	0	0	1	0	69	106	2.57	1.000
31 Brandon Lyon, R ERA: 2.86	(8, 1)	1.0		3	0	0	0	1	0	0	0	0	0	0	8	14	0.00	0.000

PITCHER	IP	WLS	BF	H	R	ER	SO	BB	IBB	HBP	BLK	WP	HR	S	P	ERA	WHIP

BOTTOM

Toronto Blue Jays @ New York Yankees

Yankee Stadium, Bronx, NY

Tue Aug 28 2012, 7:10 PM - 9:37 PM EDT

Att. 42,472 - Clear - 83 F

livebaseballscorecards.com

AB	27
R	2
H	5
RBI	2
BB	2
SO	7
LOB	10

WP: 1 PA: 30
PB: 0
SB: 1
CS: 1

Toronto Blue Jays @ New York Yankees

Yankee Stadium, Bronx, NY

Wed Aug 29 2012, 1:09 PM - 4:47 PM EDT

Att. 46,010 - Sunny - 76 F

TOP

livebaseballscorecards.com

Batter	1	2	3	4	5	6	7	8	9	AB	R	H	RBI	BB	SO	LOB
11 Rajai Davis, R (1, 7) OBP: 0.308, SLG: 0.383	X FF 91 0-0 ① G6-3		L SL 79 M CH 86 B FF 92 X CH 87 1-2 10 1B 18 FC5-2 1-2 2-3 1B		B SL 81 X CH 86 1-0 ① L6	B FF 91 F SL 83 F FF 91 D SL 81 S SL 83 2-3 ③ K2-3			C SI 86 B SL 82 B SI 87 X SI 87 2-1 ① G5-3	5	1	1	0	0	1	2
18 Mike McCoy, R (1, 8) OBP: 0.239, SLG: 0.256 (8, 9)	C FF 90 X SI 91 0-1 ② G3		C SL 82 F SL 82 X FF 94 0-2 ① ② FC5-2 10 1B 26 1B 1-2 2-3 3-H		X FF 93 0-0 ② B4-3		B FF 91 X CH 86 1-0 ① G5-3		S SI 87 B SI 88 S SI 88 X SI 88 1-2 E5 26 BB 5 2B	5	2	0	0	0	0	3
10 Edwin Encarnación, R (1, 10) OBP: 0.384, SLG: 0.561	S SI 91 X SI 92 0-1 E6 26 WP		B SL 83 B SL 83 D CH 88 X FF 93 3-0 26 1B 5 2B 1-3 2-H 1B		C SI 93 B FF 93 C SL 82 B FF 93 S SL 82 2-3 ③ K		B CH 86 S SI 92 F FF 94 B SL 82 X SL 82 2-2 ② F7		I IN 73 I IN 72 I IN 73 I IN 73 4-0 26 BB 5 2B IBB	4	2	1	1	1	1	0
26 Adam Lind, L (1, 3) OBP: 0.302, SLG: 0.403	C FF 92 F FF 90 B SL 81 S SL 81 1-3 ③ K 1-2		B SI 94 B SI 92 S SL 82 X SI 93 2-1 5 2B 1-3 3-H 1B			C SL 81 F SI 91 X SL 81 0-2 5 HR 1B	X FF 94 0-0 ③ F7		C SI 85 B SI 87 S SL 78 B SL 77 F SL 76 B FF 87 B SL 77 4-2 5 2B 1-2 2-3 BB	4	1	2	1	1	1	1
5 Yunel Escobar, R (1, 6) OBP: 0.297, SLG: 0.346		C SI 91 S CH 87 B CH 87 S SL 82 1-3 ① K	B SL 82 X CH 86 1-0 1-3 3-H 2B			D SI 90 B FF 91 C FF 91 1 SAFE L SL 81 B SL 83 1 SAFE 1 SAFE X SL 81 3-2 1-H HR		C SI 87 F SL 80 X SI 87 0-2 2 1B 6 SH5-3 2B	C SL 86 D SL 87 B FF 94 F CU 84 X FF 95 2-2 1-3 2-H 3-H 2B	5	2	4	5	0	1	0
2 Kelly Johnson, L (1, 4) OBP: 0.310, SLG: 0.363		X FF 93 0-0 ② F7	S SL 82 S SL 81 S SL 82 0-3 ③ K			C SL 81 B SI 92 S SI 92 X SL 82 1-2 3 1B 1B		X SI 88 0-0 6 SH5-3 2-3 1B	F CU 77 H FF 93 1-1 HBP	4	0	2	0	0	1	2
14 Moisés Sierra, R (1, 9) OBP: 0.301, SLG: 0.394 28 Colby Rasmus, L (8, PH) OBP: 0.295, SLG: 0.428 (8, 8)		C CU 78 B CH 87 B FF 93 F CH 87 X SL 82 2-2 ③ G1-4-3		S FF 91 F FF 93 S SL 81 0-3 ① K		C CH 86 C FF 92 B FF 92 D SL 82 S SL 82 2-3 ① K		1 SAFE C FF 92 B FF 90 S SL 82 1 SAFE B SL 82 B SL 82 S SL 82 3-3 ① K	B CU 79 X FF 93 1-0 ② P2	3 2	0 0	0 0	0 0	2 1	1 5
6 Jeff Mathis, R (1, 2) OBP: 0.250, SLG: 0.411			B FF 92 C FF 93 X SI 92 1-1 11 1B 3 E 18 FC5-2 1B	B CH 86 B CH 85 C FF 94 X CH 87 2-1 ② F7		B FF 92 C SI 90 S SL 81 1 SAFE S SL 81 1-3 ② K		1 SAFE X SI 87 0-0 ② SH5-3 1-2 3-H	F FF 95 T FF 96 B FF 96 S SL 86 1-3 ③ K	4	0	1	1	0	2	4
3 Adeiny Hechavarría, R (1, 5) OBP: 0.241, SLG: 0.314			C FF 93 X CH 87 0-1 FC5 18 FC5-2 11 1B 1-2	C CU 78 X SI 92 0-1 G6-3		C SL 81 B SI 92 X CH 87 1-1 1-2 1B		B SI 87 F SI 87 X SL 81 1-1 ③ P3		4	0	1	0	0	0	2

Inning Stats																								
	R: 0	H: 0	R: 0	H: 0	R: 3	H: 5	R: 0	H: 0	R: 0	H: 0	R: 2	H: 4	R: 0	H: 0	R: 1	H: 2	R: 2	H: 1	1B: 8	SF: 0	WP: 1	PA: 44
	E: 1	LOB: 1	E: 0	LOB: 0	E: 1	LOB: 2	E: 0	LOB: 0	E: 0	LOB: 0	E: 0	LOB: 2	E: 0	LOB: 0	E: 1	LOB: 1	E: 1	LOB: 3	2B: 3	SAC: 1	PB: 0	
	K: 1	BB: 0	K: 1	BB: 0	K: 1	BB: 0	K: 1	BB: 0	K: 3	BB: 0	K: 0	BB: 0	K: 1	BB: 0	K: 16	BB: 2	3B: 0	DP: 1	SB: 0	
	S: 8	P: 9	S: 7	P: 10	S: 17	P: 25	S: 7	P: 9	S: 5	P: 8	S: 20	P: 30	S: 5	P: 8	S: 10	P: 14	S: 16	P: 32	HR: 1	HBP: 1	CS: 0	

AB	40
R	8
H	12
RBI	8
BB	2
SO	10
LOB	20

PITCHER		IP	WLS	BF	H	R	ER	SO	BB	IBB	HBP	BLK	WP	HR	S	P	ERA	WHIP
52 CC Sabathia, L ERA: 3.4	(1, 1)	7.0	L	31	9	5	2	8	0	0	0	0	1	1	69	99	2.57	1.286
34 Derek Lowe, R ERA: 5.34	(8, 1)	0.0		2	2	1	1	0	0	0	0	0	0	0	4	4	∞	∞
48 Boone Logan, L ERA: 3.89	(8, 1)	0.1		1	0	0	0	1	0	0	0	0	0	0	3	6	0.00	0.000
38 Cody Eppley, R ERA: 3.5	(8, 1)	1.0		5	0	2	1	0	0	1	0	0	0	0	8	16	9.00	0.000
39 Clay Rapada, L ERA: 2.94	(9, 1)	0.0		1	0	0	0	0	1	0	0	0	0	0	3	7	∞	∞

PITCHER		IP	WLS	BF	H	R	ER	SO	BB	IBB	HBP	BLK	WP	HR	S	P	ERA	WHIP
62 Joba Chamberlain, R ERA: 8.59	(9, 1)	0.2		4	1	0	0	1	0	0	1	0	0	0	8	13	0.00	1.500

BOTTOM

Toronto Blue Jays @ New York Yankees

Yankee Stadium, Bronx, NY

Wed Aug 29 2012, 1:09 PM - 4:47 PM EDT

Att. 46,010 - Sunny - 76 F

livebaseballscorecards.com

Batter	1	2	3	4	5	6	7	8	9	AB	R	H	RBI	BB	SO	LOB
2 Derek Jeter, R (1, 6) OBP: 0.363, SLG: 0.448	C FF 89 T FF 91 X FF 92 0-2 24 G3-1 33 BB 22 1B 1B	F FF 90 B FF 91 B FF 90 X SL 82 2-1 ① L6 I IN 61 I IN 67 I IN 64 I IN 64 4-0 IBB	B FF 94 S CH 88 D FF 95 C CH 87 S CH 88 2-3 ③ K	B FC 88 B FC 90 B FC 88 C FC 88 C CU 77 F FC 88 F CU 78 X CU 77 3-2 ③ F9		4	1	1	0	1	1	2
33 Nick Swisher, S (1, 3) OBP: 0.360, SLG: 0.489	C FF 92 B SL 84 B SL 84 B FF 92 C FF 92 B FF 93 4-2 22 1B 24 G3-1 14 FC4-6 1-2 BB	B FF 90 B SL 82 B FF 90 B SI 90 4-0 14 WP 22 BB 14 2B BB	B CH 82 S FF 93 C FF 93 S FF 93 1-3 ② K	X FF 94 0-0 ① F8	B FF 89 X FF 90 1-0 ① G3-1	3	2	0	0	2	1	3
24 Robinson Canó, L (1, 4) OBP: 0.371, SLG: 0.547	C FF 92 D CU 78 F CU 76 D CU 78 X SL 84 2-2 ① G3-1 1-2 2-3	F SL 84 B FF 92 S FF 91 F CU 78 S SL 85 1-3 ② K	C SL 84 D CU 78 C FF 92 S FF 93 1-3 ③ K	C FF 95 X CH 86 0-1 2B	C FF 91 S SI 90 S FF 91 0-3 ② K	5	0	1	0	0	3	6
22 Andruw Jones, R (1, 9) OBP: 0.291, SLG: 0.433	C FF 91 D CU 78 C FF 92 F FF 93 B SL 84 X FF 93 2-2 14 FC4-6 2-3 3-H 1B	B FF 92 B FF 91 B FF 92 B FF 91 4-0 14 WP 14 2B 1-2 BB	B FF 90 C SL 82 X FF 90 1-1 ① P6	B SI 94 B FF 94 C FF 94 2 SAFE F FF 94 D CH 88 S CH 86 3-3 ② K	B FF 92 C FF 89 B FF 92 B FF 92 X FF 91 3-1 ③ P6	4	1	1	1	1	1	1
14 Curtis Granderson, L (1, 8) OBP: 0.327, SLG: 0.481	C SL 84 1 SAFE X CU 76 0-1 ② FC4-6 1-2f 3-H	B SL 85 F SL 85 B FF 92 D CU 77 S SL 86 X SL 85 3-2 1-H 2-H 2B	C SL 83 X FF 90 0-1 ② F8	C SL 77 C SL 78 F SL 80 X SL 80 0-2 ③ G3-1		4	0	1	3	0	0	2
43 Steve Pearce, R (1, 10) OBP: 0.327, SLG: 0.381 27 Raul Ibanez, L (8, PH) OBP: 0.306, SLG: 0.442 (9, 10)	X FF 91 0-0 ③ P4	C CH 83 B CH 82 S FF 91 X CH 84 1-2 ③ G1-3	B FF 92 B CH 83 X FF 91 2-0 ③ G6-3			B SI 90 C SI 90 B FC 88 X SI 90 2-1 55 2B 2B		3 1	0 1	0 1	0 0	0 0	0 0	2 0
17 Jayson Nix, R (1, 5) OBP: 0.304, SLG: 0.417 55 Russell Martin, R (7, 2) OBP: 0.301, SLG: 0.367		C FF 90 B CH 84 S CH 83 B CH 86 C FF 92 2-3 ① K	S FF 90 B FF 90 B SI 90 C FF 90 F SL 82 B FF 91 F FF 91 B FF 90 4-2 31 2B BB	C FF 94 B SL 86 B FF 94 F FF 95 F CH 86 B FF 95 F FF 96 X CH 87 3-2 12 G3-1 2B	S FF 88 F CU 77 D CU 79 F CU 76 B FC 88 F FC 89 X CU 76 2-2 2-H 2B	2 1	0 0	1 1	0 1	1 0	1 0	0 0
31 Ichiro Suzuki, L (1, 7) OBP: 0.293, SLG: 0.370		C FF 90 B FF 91 B SL 85 F FF 91 S FF 91 2-3 ② K	B FF 91 1 SAFE C FF 91 L FF 91 X CU 77 1-2 1-3 2B	F FF 95 C FF 96 S FF 96 0-3 ① K	L SI 90 L FC 88 X CU 77 0-2 ① F8	4	0	1	0	0	2	2
19 Chris Stewart, R (1, 2) OBP: 0.277, SLG: 0.333 12 Eric Chavez, L (6, PH) OBP: 0.350, SLG: 0.507 (7, 5)		B FF 90 C CH 82 B CH 81 B FF 90 S FF 90 F FF 91 S FF 91 3-3 ③ K	X FF 92 0-0 ① P2	X CH 88 0-0 ② G3-1 2-3	C CU 77 B FC 89 F CU 77 D CU 78 B CU 76 F CU 78 S CU 77 3-3 ② K	2 2	0 0	0 0	0 0	0 0	1 1	2 2
Inning Stats	R: 2 H: 2 E: 0 LOB: 1 K: 0 BB: 1 S: 15 P: 23	R: 0 H: 0 E: 0 LOB: 0 K: 3 BB: 0 S: 10 P: 17	R: 2 H: 1 E: 0 LOB: 1 K: 1 BB: 2 S: 12 P: 27	R: 0 H: 1 E: 0 LOB: 3 K: 2 BB: 2 S: 14 P: 25	R: 0 H: 0 E: 0 LOB: 0 K: 0 BB: 0 S: 5 P: 8	R: 0 H: 1 E: 0 LOB: 1 K: 2 BB: 0 S: 12 P: 17	R: 0 H: 1 E: 0 LOB: 1 K: 1 BB: 0 S: 10 P: 13	R: 1 H: 2 E: 0 LOB: 1 K: 1 BB: 0 S: 19 P: 29	R: 0 H: 0 E: 0 LOB: 0 K: 1 BB: 0 S: 6 P: 10	1B: 2 SF: 0 2B: 6 SAC: 0 3B: 0 DP: 0 HR: 0 HBP: 0						WP: 1 PA: 40 PB: 0 SB: 0 CS: 0

	AB	35
	R	5
	H	8
	RBI	5
	BB	5
	SO	11
	LOB	22

PITCHER		IP	WLS	BF	H	R	ER	SO	BB	IBB	HBP	BLK	WP	HR	S	P	ERA	WHIP
48 J.A. Happ, L ERA: 4.77	(1, 1)	5.0	W	24	4	4	4	6	4	1	0	0	1	0	56	100	7.20	1.600
50 Steve Delabar, R ERA: 3.83	(6, 1)	1.2	H	7	2	0	0	3	0	0	0	0	0	0	18	26	0.00	1.200
62 Aaron Loup, L ERA: 2.14	(7, 1)	0.1	H	1	0	0	0	0	0	0	0	0	0	0	4	4	0.00	0.000
31 Brandon Lyon, R ERA: 2.98	(8, 1)	1.0	H	5	2	1	1	1	0	0	0	0	0	0	19	29	9.00	2.000
44 Casey Janssen, R ERA: 2.31	(9, 1)	1.0	S	3	0	0	0	1	0	0	0	0	0	0	6	10	0.00	0.000

PITCHER	IP	WLS	BF	H	R	ER	SO	BB	IBB	HBP	BLK	WP	HR	S	P	ERA	WHIP

Batter	1	2	3	4	5	6	7	8	9	AB	R	H	RBI	BB	SO	LOB
8 Desmond Jennings, R (1, 7) OBP: 0.313, SLG: 0.389	X FF 87 0-0 ① P6		C FF 88 B CH 82 B SI 90 T CH 82 B SL 83 C CH 82 3-3 ② K		C CH 82 B SL 84 X FF 89 1-1 ③ L7			B FF 95 B FF 93 F FF 94 F FF 95 X CU 84 2-2 ③ G4-3		4	0	0	0	0	1	2
2 B.J. Upton, R (1, 8) OBP: 0.297, SLG: 0.413	C FF 89 B SI 88 X CH 81 1-1 ② F7		S SL 82 B FF 89 C SI 90 B SI 86 C SL 83 2-3 ③ K			T FF 86 B CH 81 S CH 81 X FF 90 1-2 ① F8			S FF 92 F FF 92 B FF 91 S SL 86 1-3 ① K	4	0	0	0	0	2	0
18 Ben Zobrist, S (1, 6) OBP: 0.376, SLG: 0.469	B SI 87 B SI 88 B SI 88 C FF 88 B CH 83 4-1 3 CS BB			B CU 70 C CH 80 F SI 89 B SL 82 F CU 76 C SI 90 2-3 ① K		F CH 82 B SI 90 F CU 76 B CH 84 X SL 78 2-2 3 G6-4-3 1B			B FF 90 C FF 93 F FF 92 X CU 77 1-2 ② F9	3	0	1	0	1	1	0
3 Evan Longoria, R (1, 5) OBP: 0.370, SLG: 0.509	C SI 88 1 SAFE B CH 81 C CH 81 F FF 89 1 SAFE B CU 76 1 SAFE B SL 80 3-2 ③ CS 1-2	B SI 87 C SI 88 T SI 88 X CU 76 1-2 7 SH5-3 20 1B 1B		C CH 80 B FF 90 F FF 91 S SL 78 0-3 ② K		F SI 88 F SL 83 X SI 91 0-2 ②③ G6-4-3 1-2f			B FF 92 X FF 92 1-0 ③ F9	4	0	1	0	0	1	1
20 Matt Joyce, L (1, 10) OBP: 0.353, SLG: 0.449 19 Ryan Roberts, R (7, PH) OBP: 0.303, SLG: 0.345 (7, 10)		B SI 87 S SI 87 F SI 89 B SL 82 F CH 82 X FF 89 2-2 7 SH5-3 1-2 1B		C CH 82 B FF 90 X FF 87 1-1 ③ F7			C SL 74 F SI 88 C FF 87 0-3 ① K			2 1	0 0	1 0	0 0	0 0	0 1	0 0
7 Jeff Keppinger, R (1, 4) OBP: 0.377, SLG: 0.447		X FF 87 0-0 ① SH5-3 1-2 2-3			C CH 83 B EP 64 B CU 74 S CH 82 B SI 91 X SI 91 3-2 59 1B 1B		C FF 89 B FF 88 B FF 88 X FF 87 2-1 ② F8			2	0	1	0	0	0	0
30 Luke Scott, L (1, 3) OBP: 0.280, SLG: 0.440		C CU 72 C CU 76 D SL 82 F SL 83 D SL 84 X SI 90 2-2 ② P2			C SI 87 B FF 89 F CH 80 F SL 82 F CU 76 F SI 90 1 SAFE S SL 82 1-3 ① K		C SL 76 F SI 88 S SL 75 0-3 ③ K			3	0	0	0	0	2	3
59 Jose Lobaton, S (1, 2) OBP: 0.328, SLG: 0.322		C CH 80 S CU 77 C CH 84 0-3 ③ K			B FF 88 X CH 80 1-0 1-2 1B			S FF 94 C FF 95 F FF 96 B FF 94 B CU 86 S CU 86 2-3 ① K2-3		3	0	1	0	0	2	2
5 Sam Fuld, L (1, 9) OBP: 0.347, SLG: 0.400			C FF 86 C SI 87 B FF 89 S SL 82 1-3 ① K		X FF 88 0-0 ② F7			B FF 95 C FF 94 F FF 95 B CU 84 B FF 96 X FF 95 3-2 ② F9		3	0	0	0	0	1	2
Inning Stats	R: 0 E: 0 K: 0 S: 7 H: 0 LOB: 0 BB: 1 P: 15	R: 0 E: 0 K: 1 S: 15 H: 2 LOB: 2 BB: 0 P: 20	R: 0 E: 0 K: 3 S: 9 H: 0 LOB: 0 BB: 0 P: 15	R: 0 E: 0 K: 2 S: 10 H: 0 LOB: 0 BB: 0 P: 13	R: 0 E: 0 K: 1 S: 13 H: 2 LOB: 2 BB: 0 P: 19	R: 0 E: 0 K: 0 S: 9 H: 1 LOB: 0 BB: 0 P: 12	R: 0 E: 0 K: 2 S: 8 H: 0 LOB: 0 BB: 0 P: 10	R: 0 E: 0 K: 1 S: 10 H: 0 LOB: 0 BB: 0 P: 17	R: 0 E: 0 K: 1 S: 7 H: 0 LOB: 0 BB: 0 P: 10	1B: 5 2B: 0 3B: 0 HR: 0 SF: 0 SAC: 1 DP: 1 HBP: 0						

PITCHER		IP	WLS	BF	H	R	ER	SO	BB	IBB	HBP	BLK	WP	HR	S	P	ERA	WHIP
33 Carlos Villanueva, R ERA: 3.1	(1, 1)	6.0	W	22	5	0	0	7	1	0	0	0	0	0	63	94	0.00	1.000
38 Darren Oliver, L ERA: 1.71	(7, 1)	1.0	H	3	0	0	0	2	0	0	0	0	0	0	8	10	0.00	0.000
49 Brad Lincoln, R ERA: 3.13	(8, 1)	1.0	H	3	0	0	0	1	0	0	0	0	0	0	10	17	0.00	0.000
44 Casey Janssen, R ERA: 2.26	(9, 1)	1.0	S	3	0	0	0	1	0	0	0	0	0	0	7	10	0.00	0.000

PITCHER	IP	WLS	BF	H	R	ER	SO	BB	IBB	HBP	BLK	WP	HR	S	P	ERA	WHIP

TOP

Tampa Bay Rays @ Toronto Blue Jays

Rogers Centre, Toronto, ON

Thu Aug 30 2012, 7:10 PM - 9:44 PM EDT

Att. 22,711 - Clear - 77 F

livebaseballscorecards.com

AB	29
R	0
H	5
RBI	0
BB	1
SO	11
LOB	10

WP: 0	PA: 32				
PB: 0					
SB: 0					
CS: 1					

Tampa Bay Rays @ Toronto Blue Jays

Rogers Centre, Toronto, ON

Thu Aug 30 2012, 7:10 PM - 9:44 PM EDT

Att. 22,711 - Clear - 77 F

BOTTOM

livebaseballscorecards.com

Batter	1	2	3	4	5	6	7	8	9	AB	R	H	RBI	BB	SO	LOB
11 Rajai Davis, R (1, 7) OBP: 0.307, SLG: 0.382	C FF 95 F KC 84 B FF 96 B KC 84 F CH 84 C FF 96 2-3 ① K	B FF 94 C FF 95 B FF 92 X FF 94 2-1 1B	B CH 84 B FF 95 B FF 92 C FF 92 C FF 92 X FF 94 3-2 ③ F9	B FF 93 C SI 94 B FF 94 S FF 94 B FF 95 S FF 95 3-3 ① K						4	0	1	0	0	2	0
28 Colby Rasmus, L (1, 8) OBP: 0.292, SLG: 0.424	C FF 96 X KC 85 0-1 ② G1-3	C KC 82 S KC 84 X FF 96 0-2 ③ F8			C FF 94 B CH 81 F KC 83 S KC 83 1-3 ① K		S KC 83 X FF 93 0-1 ② P3			4	0	0	0	0	1	1
10 Edwin Encarnación, R (1, 3) OBP: 0.383, SLG: 0.558	B CH 84 C CH 84 B CH 86 F FF 96 B KC 85 B CH 84 4-2 5 BB 26 1B 2 2B BB	F KC 83 C FF 96 S KC 85 0-3 ① K			B FF 95 B FF 95 F FF 95 C KC 83 X KC 82 2-2 ② F8		C FF 95 B SI 94 C FC 92 B KC 84 S FF 96 2-3 ③ K			3	1	0	0	1	2	0
26 Adam Lind, L (1, 10) OBP: 0.301, SLG: 0.400	D FF 96 C FF 96 B FF 95 X FF 96 2-1 5 BB 2 2B 1-2 1B	B FF 96 B KC 82 B FF 96 C FF 96 X FF 95 3-1 ② F7			B FF 94 X FF 95 1-0 ③ G4-3			C SI 87 B SI 87 X KC 80 1-1 ① P4		4	1	1	0	0	0	0
5 Yunel Escobar, R (1, 6) OBP: 0.301, SLG: 0.348	D FF 95 B CH 84 B FF 95 D FF 95 4-0 2 2B 1-2 2-3 BB	B FF 95 B FF 94 X FF 95 2-0 2 1B 1B				C KC 81 B FF 94 S CH 82 S KC 83 1-3 ① K		B SI 88 S CH 82 B SI 88 B KC 80 X SI 87 3-1 2 1B 1B		3	0	2	0	1	1	0
2 Kelly Johnson, L (1, 4) OBP: 0.314, SLG: 0.369	B FF 95 X FF 95 1-0 1-3 2-H 3-H 2B	C KC 83 X FF 95 0-1 14 FC5-4 1-3 1B				C KC 82 S KC 83 B FF 95 B FF 95 B KC 84 X FF 95 3-2 ② G4-3		B KC 82 B KC 80 C SI 88 F CH 83 1 SAFE X SI 88 2-2 ② 14 BB 1-2 1B		4	0	3	2	0	0	0
14 Moisés Sierra, R (1, 9) OBP: 0.312, SLG: 0.392	B CH 82 F FF 95 D KC 84 F FF 95 C FF 95 2-3 ③ K	1 SAFE 1 SAFE X KC 82 0-0 ③ FC5-4 1-2f				F FF 95 B KC 81 X CH 85 1-1 6 BB 1B		C SI 89 B SI 89 B SI 88 F SI 89 F SI 89 B SI 89 B SI 89 4-2 1-2 BB		3	0	1	0	1	1	4
6 Jeff Mathis, R (1, 2) OBP: 0.250, SLG: 0.404		C FF 93 F FF 95 S KC 83 0-3 ① K		S CH 82 B CH 83 X FF 94 1-1 ① F8		B KC 81 C KC 83 B CH 76 B FF 94 B FF 94 4-1 1-2 BB		T SI 88 S SL 81 B SL 80 B SI 89 C SI 90 2-3 ③ K		3	0	0	0	1	2	2
3 Adeiny Hechavarría, R (1, 5) OBP: 0.228, SLG: 0.296		F FF 94 X FF 94 0-1 ② F9		T FF 92 F FF 95 S FF 95 0-3 ② K		F FF 92 X FF 93 0-1 ③ G6-3				3	0	0	0	0	1	2
Inning Stats	R: 2 E: 0 K: 2 S: 14 H: 2 LOB: 2 BB: 2 P: 29	R: 0 E: 0 K: 1 S: 10 H: 1 LOB: 1 BB: 0 P: 12	R: 0 E: 0 K: 1 S: 9 H: 2 LOB: 2 BB: 0 P: 14	R: 0 E: 0 K: 1 S: 8 H: 0 LOB: 0 BB: 0 P: 12	R: 0 E: 0 K: 1 S: 7 H: 0 LOB: 0 BB: 0 P: 11	R: 0 E: 0 K: 2 S: 11 H: 1 LOB: 2 BB: 1 P: 20	R: 0 E: 0 K: 2 S: 8 H: 0 LOB: 0 BB: 0 P: 13	R: 0 E: 0 K: 1 S: 13 H: 2 LOB: 2 BB: 1 P: 25		1B: 7 2B: 1 3B: 0 HR: 0 SF: 0 SAC: 0 DP: 0 HBP: 0						

	AB	31
	R	2
	H	8
	RBI	2
	BB	4
	SO	10
	LOB	9

WP: 0 PB: 0 SB: 0 CS: 0 PA: 35

PITCHER		IP	WLS	BF	H	R	ER	SO	BB	IBB	HBP	BLK	WP	HR	S	P	ERA	WHIP
55 Matt Moore, L ERA: 3.58	(1, 1)	6.0	L	27	6	2	2	7	3	0	0	0	0	0	59	98	3.00	1.500
40 Wade Davis, R ERA: 2.43	(7, 1)	1.0		3	0	0	0	2	0	0	0	0	0	0	8	13	0.00	0.000
39 J.P. Howell, L ERA: 2.53	(8, 1)	0.2		3	2	0	0	0	0	0	0	0	0	0	7	13	0.00	3.000
31 Burke Badenhop, R ERA: 3.02	(8, 1)	0.1		2	0	0	0	1	1	0	0	0	0	0	6	12	0.00	3.000

PITCHER	IP	WLS	BF	H	R	ER	SO	BB	IBB	HBP	BLK	WP	HR	S	P	ERA	WHIP

Batter	1	2	3	4	5	6	7	8	9	AB	R	H	RBI	BB	SO	LOB
8 Desmond Jennings, R (1, 7) OBP: 0.315, SLG: 0.400	C FF 90 F FF 91 F FF 95 X FF 95 0-2 F8		C SL 83 B FF 91 X FF 93 1-1 HR		B SL 85 B FS 82 B FF 93 C FF 93 X FF 94 3-1 F7		B SL 86 C SL 87 B SL 87 B FF 94 S SL 86 X SL 87 3-2 2B			4	1	2	1	0	0	0
2 B.J. Upton, R (1, 8) OBP: 0.299, SLG: 0.414	S FF 94 B FF 95 X FF 94 1-1 18 G5-3 1B		B FF 92 S SL 85 X FF 92 1-1 1B		S FF 94 B FF 95 B FF 95 S SL 86 S SL 87 2-3 K		B CH 86 X CH 85 1-0 G4-3			4	0	2	0	0	1	1
18 Ben Zobrist, S (1, 6) OBP: 0.374, SLG: 0.465	B FF 92 S FS 85 X FF 94 1-1 G5-3 1-2		C FS 84 B FS 84 X FF 91 1-1 P5		C KC 79 B KC 80 X KC 77 1-1 G4-3			S CH 85 S CH 87 B CH 87 F FF 95 F CH 87 B FF 95 S CH 87 2-3 K		4	0	0	0	0	1	2
3 Evan Longoria, R (1, 5) OBP: 0.362, SLG: 0.497	C FF 93 F FF 93 X SL 90 0-2 G5-3		1 SAFE C SL 86 D SL 86 X FF 94 1-1 P2			C FF 91 X FF 91 0-1 F8		B SI 94 S CH 86 S CH 87 B CH 88 S FF 94 2-3 K		4	0	0	0	0	1	2
20 Matt Joyce, L (1, 9) OBP: 0.352, SLG: 0.444		B KC 80 B FS 83 S FF 91 B FF 93 B FF 93 4-1 7 1B 19 1B BB	1 SAFE X FS 85 0-0 B1-3			C KC 80 F FF 92 B SL 89 F SL 88 S FF 97 1-3 K		B CH 87 B CH 86 S CH 86 S FF 94 B CH 85 S CH 87 3-3 K		3	0	0	0	1	2	1
7 Jeff Keppinger, R (1, 3) OBP: 0.382, SLG: 0.455 9 Elliot Johnson, S (9, PR) OBP: 0.312, SLG: 0.348		**B FF 92** **1 SAFE** 1 SAFE 1 SAFE S FF 92 X FF 92 1-1 19 1B **1-2** 1B	C FF 90 B KC 78 B KC 79 B FF 93 X FF 93 3-1 F8			C FF 94 X FS 85 0-1 2B			C FF 92 B SL 87 B SI 93 X FF 90 2-1 30 F7 23 1B 1B	4 0	0 0	3 0	0 0	0 0	0 0	0 0
30 Luke Scott, L (1, 10) OBP: 0.276, SLG: 0.433		B KC 80 B FF 93 F FF 94 X FS 85 2-1 F7	B FF 93 B FS 86 S FF 94 S FF 94 S FF 96 2-3 K			B FF 96 B KC 80 C KC 78 C KC 79 S SL 88 2-3 K			F FF 90 X FC 90 0-1 F7 1-2	4	0	0	0	0	2	4
19 Ryan Roberts, R (1, 4) OBP: 0.305, SLG: 0.349		S SL 88 X SL 87 0-1 1-2 2-H 1B	C SL 86 B SI 94 F FF 94 X SL 89 1-2 2B				S SL 86 X FF 91 0-1 G3-1		C CU 76 S CU 76 F CU 76 C SI 92 0-3 K	4	0	2	0	0	1	2
28 José Molina, R (1, 2) OBP: 0.270, SLG: 0.308 23 Carlos Pena, L (9, PH) OBP: 0.319, SLG: 0.341		C FF 94 B SI 92 F FF 95 B FF 98 F FF 96 B SL 90 S SI 91 3-3 K	F FF 95 X FF 94 0-1 P3				C SL 85 B FF 93 C FF 94 X FF 96 1-2 G4-3		C CU 76 B CU 76 X FF 90 1-1 2-H 1B	3 1	0 0	0 1	0 0	0 0	1 0	3 0
Inning Stats	R: 0 E: 0 K: 0 S: 11 H: 1 LOB: 1 BB: 0 P: 13	R: 0 E: 0 K: 1 S: 11 H: 2 LOB: 2 BB: 1 P: 21	R: 1 E: 0 K: 0 S: 9 H: 2 LOB: 1 BB: 0 P: 13	R: 0 E: 0 K: 1 S: 10 H: 1 LOB: 1 BB: 0 P: 16	R: 0 E: 0 K: 1 S: 7 H: 0 LOB: 0 BB: 0 P: 13	R: 0 E: 0 K: 2 S: 11 H: 1 LOB: 1 BB: 0 P: 14	R: 0 E: 0 K: 0 S: 9 H: 1 LOB: 1 BB: 0 P: 14	R: 0 E: 0 K: 3 S: 11 H: 0 LOB: 0 BB: 0 P: 18	R: 0 E: 0 K: 1 S: 10 H: 2 LOB: 2 BB: 0 P: 13	1B: 6 2B: 3 3B: 0 HR: 1	SF: 0 SAC: 0 DP: 0 HBP: 0					WP: 0 PB: 0 SB: 0 CS: 0	PA: 36

PITCHER		IP	WLS	BF	H	R	ER	SO	BB	IBB	HBP	BLK	WP	HR	S	P	ERA	WHIP
23 Brandon Morrow, R ERA: 2.93	(1, 1)	6.2	W	28	8	1	1	5	1	0	0	0	0	1	67	102	1.35	1.350
50 Steve Delabar, R ERA: 3.74	(7, 1)	1.1	H	4	0	0	0	3	0	0	0	0	0	0	12	20	0.00	0.000
44 Casey Janssen, R ERA: 2.22	(9, 1)	1.0	S	4	2	0	0	1	0	0	0	0	0	0	10	13	0.00	2.000

PITCHER	IP	WLS	BF	H	R	ER	SO	BB	IBB	HBP	BLK	WP	HR	S	P	ERA	WHIP

TOP

Tampa Bay Rays @ Toronto Blue Jays

Rogers Centre, Toronto, ON

Fri Aug 31 2012, 7:10 PM - 9:36 PM EDT

Att. 20,158 - Clear - 88 F

livebaseballscorecards.com

AB	35
R	1
H	10
RBI	1
BB	1
SO	9
LOB	15

Tampa Bay Rays @ Toronto Blue Jays

Rogers Centre, Toronto, ON

Fri Aug 31 2012, 7:10 PM - 9:36 PM EDT

Att. 20,158 - Clear - 88 F

livebaseballscorecards.com

BOTTOM

Batter	1	2	3	4	5	6	7	8	9	AB	R	H	RBI	BB	SO	LOB
11 Rajai Davis, R (1, 7) OBP: 0.305, SLG: 0.378	C SI 91 B SI 91 S SI 93 X CU 79 1-2 ① F8		C SI 92 X CU 78 0-1 ③ G6-3			B SI 91 F FF 91 S CH 80 B SI 92 F CU 79 S CH 80 2-3 ② K				3	0	0	0	0	1	0
28 Colby Rasmus, L (1, 8) OBP: 0.291, SLG: 0.421	F SI 93 B FF 93 S CH 81 C SI 94 1-3 ② K			B CH 78 X SI 92 1-0 ① F7		B SI 91 F SI 91 F FF 92 B SI 93 B FF 93 X CH 80 3-2 ③ P5				3	0	0	0	0	1	0
10 Edwin Encarnación, R (1, 10) OBP: 0.385, SLG: 0.565	F FF 93 B FF 92 X SI 91 1-1 ③ F7			B CU 78 X SI 93 1-0 HR			C SI 89 F CU 78 B CU 79 X FF 92 1-2 1B			3	1	2	1	0	0	0
26 Adam Lind, L (1, 3) OBP: 0.301, SLG: 0.399		B SI 91 C SI 92 B CU 76 C SI 92 B CH 80 F CH 80 X FF 92 3-2 ① L8		C SI 90 B FF 92 B SI 91 F CU 77 B SI 93 X CU 78 3-2 5 G6-4-3 1B			1 SAFE C FF 93 B FF 94 B FF 95 F SI 94 1 SAFE C FF 95 2-3 ① K			3	0	1	0	0	1	1
5 Yunel Escobar, R (1, 6) OBP: 0.299, SLG: 0.346		B SI 92 F SI 92 X CH 79 1-1 ② F7		B SI 92 X SI 92 1-0 ②③ G6-4-3 1-2f			C FF 94 B SI 95 F FF 95 X FF 96 1-2 ② F9			3	0	0	0	0	0	2
2 Kelly Johnson, L (1, 4) OBP: 0.314, SLG: 0.367		F SI 92 B SI 93 F CU 76 X SI 92 1-2 ③ F8			B CH 79 F CH 79 B FF 92 B SI 91 B SI 92 4-1 14 G6-3 BB		F FF 94 X FF 95 0-1 ③ G6-3			2	0	0	0	1	0	1
14 Moisés Sierra, R (1, 9) OBP: 0.313, SLG: 0.429			S CH 78 B CH 78 X CH 78 1-1 HR		B SI 92 X FF 92 1-0 ①② G6-3 1-2f			B SL 88 B SL 87 S SI 92 B SI 91 S SI 90 X FF 95 3-2 ① F9		3	1	1	1	0	0	1
6 Jeff Mathis, R (1, 2) OBP: 0.246, SLG: 0.398			S CH 80 X SI 92 0-1 ① L6		B FF 91 X CH 81 1-0 ③ G3			F SL 88 S FF 95 X FF 96 0-2 ② P6		3	0	0	0	0	0	0
18 Mike McCoy, R (1, 5) OBP: 0.224, SLG: 0.239			F SI 91 C SI 92 B SI 92 X CU 79 1-2 ② G5-3			X FF 90 0-0 ① F9		C SL 88 X FC 90 0-1 ③ G1-3		3	0	0	0	0	0	0
Inning Stats	R: 0 E: 0 K: 1 S: 8 H: 0 LOB: 0 BB: 0 P: 11	R: 0 E: 0 K: 0 S: 9 H: 0 LOB: 0 BB: 0 P: 14	R: 1 E: 0 K: 0 S: 9 H: 1 LOB: 0 BB: 0 P: 11	R: 1 E: 0 K: 0 S: 6 H: 2 LOB: 0 BB: 0 P: 12	R: 0 E: 0 K: 0 S: 3 H: 0 LOB: 0 BB: 1 P: 9	R: 0 E: 0 K: 1 S: 8 H: 0 LOB: 0 BB: 0 P: 13	R: 0 E: 0 K: 1 S: 11 H: 1 LOB: 1 BB: 0 P: 15	R: 0 E: 0 K: 0 S: 8 H: 0 LOB: 0 BB: 0 P: 11		1B: 2 2B: 0 3B: 0 HR: 2 SF: 0 SAC: 0 DP: 2 HBP: 0						

	AB	26
	R	2
	H	4
	RBI	2
	BB	1
	SO	3
	LOB	5

WP: 0 PA: 27
PB: 0
SB: 0
CS: 0

PITCHER		IP	WLS	BF	H	R	ER	SO	BB	IBB	HBP	BLK	WP	HR	S	P	ERA	WHIP
58 Jeremy Hellickson, R ERA: 3.41	(1, 1)	6.0	L	21	4	2	2	2	1	0	0	0	0	2	46	74	3.00	0.833
57 Jake McGee, L ERA: 2.11	(7, 1)	1.0		3	0	0	0	1	0	0	0	0	0	0	8	11	0.00	0.000
43 Kyle Farnsworth, R ERA: 2.7	(8, 1)	1.0		3	0	0	0	0	0	0	0	0	0	0	8	11	0.00	0.000

PITCHER	IP	WLS	BF	H	R	ER	SO	BB	IBB	HBP	BLK	WP	HR	S	P	ERA	WHIP

Tampa Bay Rays @ Toronto Blue Jays

Rogers Centre, Toronto, ON

Sat Sep 01 2012, 1:08 PM - 4:22 PM EDT

Att. 20,478 - Sunny - 73 F

TOP

livebaseballscorecards.com

Batter	1	2	3	4	5	6	7	8	9	AB	R	H	RBI	BB	SO	LOB
8 Desmond Jennings, R (1, 7) OBP: 0.313, SLG: 0.398	B FF 95 X FF 94 1-0 ① G6-3		B FF 96 F FF 94 X SI 94 1-1 2 FC6-4 1B 1-2		C SL 80 B FF 92 X CH 86 1-1 ① G6-3		B SL 79 C CH 83 B SL 80 S SI 92 C SI 94 2-3 ② K		B FF 89 C FF 89 C FF 90 X CU 79 1-2 ③ F7	5	0	1	0	0	1	0
2 B.J. Upton, R (1, 8) OBP: 0.300, SLG: 0.417	B FF 96 X FF 96 1-0 ② F8		C CH 87 S FF 95 X FF 94 0-2 ② FC6-4 18 2B 20 2B 1-2f 2-3		F SL 84 S CH 86 B CH 86 X FF 95 1-2 2B		X FF 94 0-0 18 S 1B			4	1	2	0	0	0	2
18 Ben Zobrist, S (1, 6) OBP: 0.375, SLG: 0.466	B FF 96 B CH 88 B SI 94 C FF 95 X FF 94 3-1 ③ G5-3		B CH 86 C SI 94 X CH 88 1-1 20 2B 1-3 3-H 2B		B CH 86 2 SAFE D SI 93 B CH 87 C FF 94 B SI 95 4-1 3 G5-4-3 BB		C FF 93 B CH 87 S CH 88 F FF 95 S CU 86 1-3 ③ K 1-2			3	1	1	1	1	1	1
3 Evan Longoria, R (1, 10) OBP: 0.365, SLG: 0.491		B FF 94 B CH 87 B FF 95 C FF 94 B SI 94 4-1 7 G6-4-3 BB	D FF 95 B FF 95 B FF 95 D FF 94 4-0 20 2B BB		S SI 94 C SI 92 X SI 93 0-2 ② ③ G5-4-3 1-2f			B CU 84 B CU 82 X FF 94 2-0 ① G5-3		2	0	0	0	2	0	2
20 Matt Joyce, L (1, 9) OBP: 0.354, SLG: 0.457		B SI 94 C CH 88 B SI 94 S SI 94 F SI 95 F CH 87 C FF 96 2-3 ① K	C FF 95 X FF 90 0-1 2B 1-3 2-H 3-H			C SL 77 F SI 91 X SL 80 0-2 ① F8		X CH 88 0-0 HR		4	1	2	3	0	1	1
7 Jeff Keppinger, R (1, 5) OBP: 0.380, SLG: 0.452		X FF 96 0-0 ② ③ G6-4-3 1-2f	B FF 96 B SL 84 C FF 94 S FF 88 F CH 86 B SI 93 X CH 89 3-2 ③ G6-3			B SI 92 X SI 92 1-0 1B		X FF 95 0-0 ② F9		4	0	1	0	0	0	3
23 Carlos Pena, L (1, 3) OBP: 0.317, SLG: 0.338			C FF 93 B CH 87 B CH 88 B CH 88 X FF 93 3-1 ① G4-3	X FF 92 0-0 ① G3		F SL 78 B SI 92 B SI 91 C SI 92 S SI 93 2-3 ② K		S FF 95 F FF 95 B CU 86 B FF 96 F FF 95 F CU 84 B CU 86 T CU 85 3-2 ③ K		4	0	0	0	0	2	1
19 Ryan Roberts, R (1, 4) OBP: 0.305, SLG: 0.356			C SL 84 C SL 84 X SL 86 0-2 HR	B FF 94 B SL 88 F FF 92 X FF 95 2-1 ② G6-3		F SI 93 B SI 94 B CH 83 1 SAFE B SI 92 S CH 84 X SI 92 3-2 ③ G5-3			B FF 88 X 1-0 ① P4	4	1	1	1	0	0	1
59 Jose Lobaton, S (1, 2) OBP: 0.328, SLG: 0.318 13 Ben Francisco, R (9, PH) OBP: 0.290, SLG: 0.368 28 José Molina, R (9, 2) OBP: 0.270, SLG: 0.308			B FF 96 B FF 96 B SI 94 C FF 94 F SI 95 F FF 95 F CH 87 B FF 96 4-2 2 8 FC6-4 18 2B 1B BB	F FF 94 F FF 96 B FF 91 B SI 95 B FF 94 C FF 94 3-3 ③ K			C SI 92 B CH 84 C CH 83 T SI 92 1-2 ① K		B S CU 78 X CU 78 1-1 ② P3	2 1 0	1 0 0	0 0 0	0 0 0	1 0 0	2 0 0	0 0 0
Inning Stats	R: 0 E: 0 K: 0 S: 4 H: 0 LOB: 0 BB: 0 P: 9	R: 0 E: 0 K: 1 S: 7 H: 0 LOB: 0 BB: 1 P: 13	R: 4 E: 0 K: 0 S: 22 H: 4 LOB: 2 BB: 2 P: 38	R: 0 E: 0 K: 1 S: 6 H: 0 LOB: 0 BB: 0 P: 11	R: 0 E: 0 K: 0 S: 9 H: 1 LOB: 1 BB: 1 P: 15	R: 0 E: 0 K: 1 S: 10 H: 1 LOB: 1 BB: 0 P: 16	R: 0 E: 0 K: 3 S: 11 H: 1 LOB: 1 BB: 0 P: 15	R: 1 E: 0 K: 1 S: 8 H: 1 LOB: 0 BB: 0 P: 13	R: 0 E: 0 K: 0 S: 6 H: 0 LOB: 0 BB: 0 P: 9	1B: 3 2B: 3 3B: 0 HR: 2 SF: 0 SAC: 0 DP: 2 HBP: 0						

	AB	33
	R	5
	H	8
	RBI	5
	BB	4
	SO	7
	LOB	11

PITCHER		IP	WLS	BF	H	R	ER	SO	BB	IBB	HBP	BLK	WP	HR	S	P	ERA	WHIP	PITCHER	IP	WLS	BF	H	R	ER	SO	BB	IBB	HBP	BLK	WP	HR	S	P	ERA	WHIP
37 Henderson Alvarez III, R ERA: 5.04	(1, 1)	5.0	L	22	5	4	4	2	4	0	0	0	0	1	48	86	7.20	1.800																	
62 Aaron Loup, L ERA: 1.99	(6, 1)	1.2		6	1	0	0	3	0	0	0	0	0	0	16	25	0.00	0.600																	
49 Brad Lincoln, R ERA: 3.2	(7, 1)	1.1		6	2	1	1	2	0	0	0	0	0	1	13	19	6.75	1.500																	
31 Brandon Lyon, R ERA: 2.92	(9, 1)	1.0		3	0	0	0	0	0	0	0	0	0	0	6	9	0.00	0.000																	

WP: 0	PA: 37		
PB: 0			
SB: 1			
CS: 0			

BOTTOM

Tampa Bay Rays @ Toronto Blue Jays

Rogers Centre, Toronto, ON

Sat Sep 01 2012, 1:08 PM - 4:22 PM EDT

Att. 20,478 - Sunny - 73 F

livebaseballscorecards.com

Batter	1	2	3	4	5	6	7	8	9	AB	R	H	RBI	BB	SO	LOB
11 Rajai Davis, R (1, 7) OBP: 0.306, SLG: 0.377	C FF 90 B SI 92 T SI 92 B FC 87 S SI 93 2-3 K ①			B SL 80 F SI 87 B FF 86 F SI 88 X SI 87 2-2 F9 ①	B KC 82 C KC 82 B FF 94 F FF 94 F KC 83 B FF 96 B KC 83 4-2 10 CS 28 S BB			C FF 90 C FF 90 X FS 83 0-2 26 1B 10 BB 2-3 1B	C CH 84 B SI 100 B SI 99 X CH 88 2-1 F8 ②	4	1	1	0	1	1	1
28 Colby Rasmus, L (1, 8) OBP: 0.294, SLG: 0.421	X SI 93 0-0 F7 ②			B SI 83 B CH 82 C KC 75 B KC 75 B SI 84 4-1 10 HR BB	1 SAFE C FF 95 C FC 92 B FF 95 D KC 82 F SI 96 D KC 85 B FF 97 4-2 10 CS 1-2 BB			C CU 80 B FS 83 C FS 82 F FS 83 B FF 91 F S FS 84 2-3 K ①	B SI 100 X SI 100 1-0 2-H 1B ③	3	1	1	0	2	1	2
10 Edwin Encarnación, R (1, 3) OBP: 0.386, SLG: 0.570	B SI 93 B SI 92 F FF 90 C FC 87 F SI 94 B CU 80 X SI 93 3-2 G6-3 ③			1 SAFE S CH 80 B SI 85 1 SAFE T SI 85 D KC 78 B CH 79 X CH 80 3-2 1-H HR	B SI 93 S FF 95 B FF 96 2-1 CS ③ 1-2 2-3	X SI 93 0-0 F8 ①		C FS 82 F FF 91 B FF 90 F FF 91 F FS 82 B FS 84 B D 4-2 26 1B 1-2 BB		3	1	1	2	1	0	0
26 Adam Lind, L (1, 10) OBP: 0.300, SLG: 0.396 18 Mike McCoy, R (8, PR) OBP: 0.224, SLG: 0.239 (9, 10)		B FF 92 B FF 91 C FC 90 S SI 91 F FC 92 F FC 87 B CH 85 F SI 92 X FF 91 3-2 G4-3 ①		B SI 87 X SI 85 1-0 G3 ②		C KC 82 X KC 82 0-1 G4-3 ②		F CU 81 X FS 84 0-1 1-3 2-H 3-H 8 BB 1B		4 0 0	0 0	1 0	2 0	0 0	0 0	0 0
8 Yorvit Torrealba, R (1, 2) OBP: 0.311, SLG: 0.358		B SI 90 C SL 83 B SI 90 B FC 88 F FF 90 C SI 92 3-3 K ②		B SI 87 C KC 76 B SI 87 S CH 80 X KC 79 2-2 2 BB 1B		B KC 83 C FF 94 X KC 83 1-1 G4-3 ③		B B B C SI 98 B SI 98 4-1 1-2 BB		3	0	1	0	1	1	0
2 Kelly Johnson, L (1, 4) OBP: 0.314, SLG: 0.365		F SI 90 C CU 77 B SL 84 S CU 76 1-3 K ③		B KC 80 B KC 79 B FF 88 B SI 88 4-0 1-2 BB			S SL 87 C FF 96 B FF 97 F FF 96 S FF 96 1-3 K ①	B SI 98 C B SI 100 F S SI 99 2-3 K ②		3	0	0	0	1	3	3
14 Moisés Sierra, R (1, 9) OBP: 0.298, SLG: 0.407			B SI 87 S FF 88 C SL 81 B CU 75 S SI 89 2-3 K ①	F FF 94 B FF 95 F FF 95 X FC 89 1-2 G1-4-3 ③			F FF 96 F FF 96 S FS 97 0-3 K ②	T SI 99 B SI 98 B SI 94 S CH 84 S 2-3 K ③		4	0	0	0	0	3	5
17 Omar Vizquel, S (1, 5) OBP: 0.263, SLG: 0.254			C SI 90 X FC 87 0-1 3 G1-6-3 1B		B KC 75 B FF 90 C FF 92 X FF 94 2-1 F8 ①		B FF 97 F FF 96 C FF 96 X FF 96 1-2 G5-3 ③		B B B C B SI 96 4-1 3 SH1-4 28 1B BB	3	0	1	0	1	0	0
3 Adeiny Hechavarría, R (1, 6) OBP: 0.233, SLG: 0.316			X SI 88 0-0 G1-6-3 ② ③ 1-2f		C FF 94 X FF 94 0-1 F8 ②			C FF 89 S CU 79 X FS 82 0-2 11 1B 26 1B 2B	B X 1-0 SH1-4 ① 1-2	3	1	1	0	0	0	1
Inning Stats	R: 0 E: 0 K: 1 S: 8 H: 0 LOB: 0 BB: 0 P: 13	R: 0 E: 0 K: 2 S: 12 H: 0 LOB: 0 BB: 0 P: 19	R: 0 E: 0 K: 1 S: 6 H: 1 LOB: 0 BB: 0 P: 8	R: 2 E: 0 K: 0 S: 14 H: 2 LOB: 2 BB: 2 P: 31	R: 0 E: 0 K: 0 S: 11 H: 0 LOB: 1 BB: 2 P: 23	R: 0 E: 0 K: 0 S: 5 H: 0 LOB: 0 BB: 0 P: 6	R: 0 E: 0 K: 2 S: 10 H: 0 LOB: 0 BB: 0 P: 12	R: 2 E: 0 K: 3 S: 24 H: 3 LOB: 3 BB: 2 P: 38	R: 0 E: 0 K: 0 S: 5 H: 1 LOB: 2 BB: 1 P: 13	1B: 5 2B: 1 3B: 0 HR: 1	SF: 0 SAC: 1 DP: 1 HBP: 0						

	AB	30
	R	4
	H	7
	RBI	4
	BB	7
	SO	9
	LOB	12

PITCHER		IP	WLS	BF	H	R	ER	SO	BB	IBB	HBP	BLK	WP	HR	S	P	ERA	WHIP
34 Jeff Niemann, R ERA: 3.08	(1, 1)	3.1		10	1	0	0	4	0	0	0	0	0	0	29	45	0.00	0.300
39 J.P. Howell, L ERA: 2.89	(4, 1)	0.1		5	2	2	2	0	2	0	0	0	0	1	8	22	54.00	12.000
40 Wade Davis, R ERA: 2.33	(4, 1)	2.1	W	8	0	0	0	0	2	0	0	0	0	0	19	33	0.00	0.857
57 Jake McGee, L ERA: 2.06	(7, 1)	1.0	H	3	0	0	0	2	0	0	0	0	0	0	10	12	0.00	0.000
62 Joel Peralta, R ERA: 3.76	(8, 1)	0.1	H	5	3	2	2	1	1	0	0	0	0	0	17	23	54.00	12.000

PITCHER		IP	WLS	BF	H	R	ER	SO	BB	IBB	HBP	BLK	WP	HR	S	P	ERA	WHIP
56 Fernando Rodney, R ERA: 0.73	(8, 1)	1.2	S	7	1	0	0	2	2	0	0	0	0	0	12	28	0.00	1.800

WP: 0	PA: 39																	
PB: 0																		
SB: 1																		
CS: 2																		

Tampa Bay Rays @ Toronto Blue Jays

Rogers Centre, Toronto, ON

Sun Sep 02 2012, 1:10 PM - 4:06 PM EDT

Att. 18,568 - Sunny - 72 F

TOP

livebaseballscorecards.com

Batter	1	2	3	4	5	6	7	8	9	AB	R	H	RBI	BB	SO	LOB
8 Desmond Jennings, R (1, 7) OBP: 0.317, SLG: 0.401 5 Sam Fuld, L (6, 8) OBP: 0.351, SLG: 0.403	B FF 90 C FF 89 F FF 90 B CH 84 X CH 83 2-2 18 S 2 3 2B SH4-3 1B	X SI 92 0-0 2 1B 18 1B 1-2 3-H 1B	C SL 84 C SL 84 X SL 84 0-2 ③ P4		C SI 91 B SL 84 S SI 91 X SL 84 1-2 2 FC5-4 1B		B FF 88 B FC 84 C FF 87 F FF 87 X FF 88 2-2 ① F7		C SI 88 X SI 87 0-1 24 G6-3 1-2 1B	4 2 3 1 0 0 0 2 0 1 0 0 0 1					
2 B.J. Upton, R (1, 8) OBP: 0.300, SLG: 0.416 9 Elliot Johnson, S (6, 5) OBP: 0.310, SLG: 0.345	X FF 91 0-0 ① SH4-3 1-2	F FF 93 X CH 82 0-1 3 F7 18 1B 7 G5-3 1-2 2-3 1B		C SI 90 F SL 85 S SL 84 0-3 ① K	C SI 90 X SI 92 0-1 ② FC5-4 18 1B 1-2f		B SI 88 B FF 88 X SI 84 2-0 ② FC6-5 24 1B 1-3		F FF 86 B SI 86 D CH 80 S FC 86 B FF 88 X FC 83 3-2 ① F9 2-3	3 1 1 0 0 1 1 2 0 0 0 0 0 3					
18 Ben Zobrist, S (1, 6) OBP: 0.375, SLG: 0.466 24 Rich Thompson, L (6, 7) OBP: 0.190, SLG: 0.105	B FF 91 C FF 92 B FF 93 F FF 92 B CU 77 X CH 82 3-2 ② F9 2-3	B CU 73 C CU 74 X FF 93 1-1 3 F7 1-2 2-H 3-H 1B		S SI 90 B SI 92 X CH 82 1-1 ② G1-3	X SI 90 0-0 1-2 1B		X FC 84 0-0 1-2 1B		B FF 88 B SI 87 S FC 86 X FF 85 2-1 ② ③ G6-3 1-2f	4 0 2 2 0 0 1 2 0 1 0 0 0 2					
3 Evan Longoria, R (1, 5) OBP: 0.367, SLG: 0.503 15 Reid Brignac, L (6, 6) OBP: 0.158, SLG: 0.111	B FF 93 S FF 93 X FF 92 1-1 3-H 2B	X SI 90 0-0 ① F7 1-2 2-3		C SL 84 B FF 91 B SL 83 C SL 83 X FF 92 2-2 7 1B 13 2B 2B	C SI 91 B SI 90 B SL 84 X SL 84 2-1 ③ P6		C FF 88 B FF 88 B FC 83 B FF 86 F FF 90 S FC 84 3-3 ③ K			4 1 2 1 0 0 4 1 0 0 0 0 1 2					
7 Jeff Keppinger, R (1, 10) OBP: 0.379, SLG: 0.451 30 Luke Scott, L (6, PH) OBP: 0.274, SLG: 0.430 (6, 10)	B FF 92 F CH 82 X FF 93 1-1 ③ G6-3	X SI 91 0-0 ② G5-3 3-H		B SI 91 S FF 91 F SI 92 X SL 84 1-2 13 2B 2-3 1B		S FF 91 S SI 92 S SI 91 0-3 ① K		B FF 88 X FF 84 1-0 ① P2		3 0 1 1 0 0 2 2 0 0 0 0 1 0						
13 Ben Francisco, R (1, 9) OBP: 0.300, SLG: 0.400	C FF 91 1-2 C FF 91 B CH 84 X FF 93 HR C SI 91 F FF 92 C SL 83 0-3 ② K			B SI 91 B SL 82 F SI 90 F SL 84 X SI 90 2-2 1-3 3-H 2B		X SL 82 0-0 ② F8		B CH 82 B B FF 85 C FF 86 C FC 84 B FF 85 4-2 BB		4 1 2 2 1 1 1						
23 Carlos Pena, L (1, 3) OBP: 0.321, SLG: 0.347	B FF 93 S FF 93 B CU 74 B CU 74 F FF 93 B FF 95 4-2 19 2B 28 1B BB	X SI 90 0-0 HR	B SI 92 B FF 91 B SL 81 I IN 69 4-0 IBB		X SL 77 0-0 1B			C SI 86 S FF 88 C FF 89 0-3 ② K		3 2 2 1 2 1 1						
19 Ryan Roberts, R (1, 4) OBP: 0.303, SLG: 0.357	B FF 91 C CH 80 B FF 93 1 SAFE X FF 92 2-1 28 1B 8 1B 1-3 2B	C SL 84 X SI 92 0-1 ① G6-3	X SI 92 0-0 ③ P4		X SI 91 0-0 ③ F8			C SI 86 F FF 85 S FF 87 0-3 ③ K		5 1 1 0 0 1 5						
28 José Molina, R (1, 2) OBP: 0.274, SLG: 0.308 16 Chris Gimenez, R (8, 2) OBP: 0.247, SLG: 0.217	F FF 93 B FF 92 D CH 82 F CH 83 X FF 94 2-2 2 1B 8 1B 18 1B 2-3 3-H 1B	B SI 92 B SI 91 X SI 90 2-0 ② G5-3			X SL 82 0-0 ① G5-3		B SI 85 C FC 82 C FF 87 F SL 77 B SI 82 F FC 85 F FF 89 B SL 80 B FF 89 4-2 9 FC6-5 9 WP BB		C FF 85 C CH 79 X SI 87 0-2 9 F9 5 1B 1B	3 1 1 1 1 0 0 1 0 1 0 0 0 0					
Inning Stats	R: 1 E: 0 K: 0 S: 11 H: 2 LOB: 1 BB: 0 P: 18	R: 6 E: 0 K: 1 S: 20 H: 6 LOB: 1 BB: 1 P: 30	R: 1 E: 0 K: 0 S: 7 H: 1 LOB: 0 BB: 0 P: 9	R: 1 E: 0 K: 1 S: 15 H: 3 LOB: 3 BB: 1 P: 25	R: 0 E: 0 K: 0 S: 9 H: 2 LOB: 2 BB: 0 P: 12	R: 0 E: 0 K: 1 S: 6 H: 1 LOB: 1 BB: 0 P: 6	R: 0 E: 0 K: 1 S: 13 H: 1 LOB: 2 BB: 1 P: 24	R: 0 E: 0 K: 2 S: 9 H: 0 LOB: 1 BB: 1 P: 14	R: 0 E: 0 K: 0 S: 10 H: 2 LOB: 1 BB: 0 P: 15	1B: 12 2B: 4 3B: 0 HR: 2 SF: 0 SAC: 1 DP: 1 HBP: 0						

	AB	43
	R	9
	H	18
	RBI	9
	BB	4
	SO	6
	LOB	23

WP: 1 PA: 48
PB: 0
SB: 1
CS: 0

PITCHER		IP	WLS	BF	H	R	ER	SO	BB	IBB	HBP	BLK	WP	HR	S	P	ERA	WHIP
24 Ricky Romero, L ERA: 5.85	(1, 1)	1.0	L	12	8	7	7	0	1	0	0	0	0	1	26	43	63.00	9.000
64 Chad Jenkins, R ERA: 4.24	(2, 1)	5.0		23	7	2	2	3	0	1	0	0	0	1	42	57	3.60	1.400
32 Aaron Laffey, L ERA: 4.46	(7, 1)	3.0		13	3	0	0	3	2	0	0	0	1	0	32	53	0.00	1.667

PITCHER	IP	WLS	BF	H	R	ER	SO	BB	IBB	HBP	BLK	WP	HR	S	P	ERA	WHIP

Batter	1	2	3	4	5	6	7	8	9	AB	R	H	RBI	BB	SO	LOB
11 Rajai Davis, R (1, 7) OBP: 0.305, SLG: 0.372	B FF 94 B FF 94 C FF 94 F FF 95 S FC 90 2-3 K ①		C FF 96 F FF 95 C FF 96 0-3 K ①		X FF 94 0-0 G1-3 ①		B CH 84 B CH 84 B FF 94 C SI 94 B FF 95 4-1 10 SF3 28 1B 26 1B 1-2 BB		C SI 94 B CH 86 F CH 86 X FF 94 1-2 G4-3 ②	4	1	0	0	1	2	0
28 Colby Rasmus, L (1, 8) OBP: 0.297, SLG: 0.421	C SI 96 B FC 89 X FC 86 1-1 P3 ②		H FF 96 1-0 HBP		C SI 94 B FC 87 F FC 86 B FC 88 B FF 96 X SI 96 3-2 P6 ②		X FF 94 0-0 26 1B 1-2 2-3 1B		F SI 93 X FF 93 0-1 10 HR 1B	4	1	2	0	0	0	0
10 Edwin Encarnación, R (1, 10) OBP: 0.384, SLG: 0.574	C FF 97 B FF 97 B FF 97 C FC 90 X FF 97 2-2 F9 ③		B FF 97 X FF 98 1-0 L7 ②		C KC 79 C CH 84 S FC 91 0-3 K ③		B FF 96 F FC 90 F FC 91 X CH 86 1-2 SF3 ② 2-3 3-H		C X FF 93 0-1 1-H HR	4	1	1	3	0	1	1
26 Adam Lind, L (1, 3) OBP: 0.302, SLG: 0.394		C FF 94 B SI 95 B SI 95 T FF 94 B FF 96 B SI 95 4-2 14 G5-3 5 BB BB	C FF 98 C FF 98 S SI 99 0-3 K ③			B FF 94 C SI 94 X FF 95 1-1 P3 ①	F FF 97 S FF 97 X SI 98 0-2 5 FC6-4 1-3 3-H 1B		X FF 93 0-0 F8 ③	4	0	1	1	1	1	1
5 Yunel Escobar, R (1, 6) OBP: 0.301, SLG: 0.346		B FF 96 B FF 95 B FF 94 C FF 95 F FF 95 B FC 89 4-2 14 G5-3 1-2 BB		F FF 94 F FF 95 F KC 78 F FF 96 B FF 96 C FC 91 1-3 K ①		B FF 95 X FF 94 1-0 8 G1-3 1B	C SI 91 S FF 89 X SI 91 0-2 FC6-4 ③ 1-2f			3	0	1	0	1	1	2
8 Yorvit Torrealba, R (1, 2) OBP: 0.310, SLG: 0.356		C FF 96 B CH 85 X CH 85 1-1 F7 ①		F FC 90 X KC 78 0-1 18 2B 1B		C FF 95 S FC 90 B FF 96 X CH 86 1-2 G1-3 ② 1-2		X SI 89 0-0 G6-3 ①		4	0	1	0	0	0	3
14 Moisés Sierra, R (1, 9) OBP: 0.284, SLG: 0.388		C FF 96 B FF 97 X FC 90 1-1 G5-3 ② 1-2 2-3		C SI 96 B FF 97 X CH 85 1-1 F9 ②		X FC 90 0-0 G6-3 ③		C SI 90 B SI 90 F SI 89 S SL 80 1-3 K ②		4	0	0	0	0	1	4
18 Mike McCoy, R (1, 4) OBP: 0.245, SLG: 0.265		C SI 96 B SI 96 C FC 90 F FF 97 B FF 98 B FC 92 F FC 92 B SI 96 4-2 BB		B FF 96 C FF 96 B FF 96 B CH 85 X SI 95 3-1 1-3 2B			C SI 92 X CH 82 0-1 P3 ① B SI 90 X SI 89 1-0 G5-3 ③			3	0	1	0	1	0	0
3 Adeiny Hechavarría, R (1, 5) OBP: 0.234, SLG: 0.311		T FF 96 B FF 97 X FC 91 1-1 G6-3 ③		X SI 97 0-0 G4-3 ③			B SI 92 X FF 93 1-0 28 1B 11 BB 10 SF3 1B		C SI 91 F FF 94 B SI 93 B CU 73 X SI 93 2-2 G5-3 ①	4	1	1	0	0	0	5
Inning Stats	R: 0 E: 0 K: 1 S: 8 H: 0 LOB: 0 BB: 0 P: 13	R: 0 E: 0 K: 0 S: 14 H: 0 LOB: 3 BB: 3 P: 29	R: 0 E: 0 K: 2 S: 7 H: 0 LOB: 1 BB: 0 P: 9	R: 0 E: 0 K: 1 S: 12 H: 2 LOB: 2 BB: 0 P: 17	R: 0 E: 0 K: 1 S: 7 H: 0 LOB: 0 BB: 0 P: 10	R: 0 E: 0 K: 0 S: 7 H: 1 LOB: 1 BB: 0 P: 10	R: 2 E: 0 K: 0 S: 14 H: 3 LOB: 2 BB: 1 P: 20	R: 0 E: 0 K: 1 S: 5 H: 0 LOB: 0 BB: 0 P: 7	R: 2 E: 0 K: 0 S: 11 H: 2 LOB: 0 BB: 0 P: 14	1B: 6 2B: 1 3B: 0 HR: 1 SF: 1 SAC: 0 DP: 0 HBP: 1						

PITCHER		IP	WLS	BF	H	R	ER	SO	BB	IBB	HBP	BLK	WP	HR	S	P	ERA	WHIP
14 David Price, L ERA: 2.54	(1, 1)	6.2	W	31	6	2	2	5	4	0	1	0	0	0	66	105	2.70	1.500
31 Burke Badenhop, R ERA: 2.95	(7, 1)	1.1		4	0	0	0	1	0	0	0	0	0	0	8	10	0.00	0.000
27 Cesár Ramos, L ERA: 2.1	(9, 1)	1.0		5	2	2	2	0	0	0	0	0	0	1	11	14	18.00	2.000

PITCHER	IP	WLS	BF	H	R	ER	SO	BB	IBB	HBP	BLK	WP	HR	S	P	ERA	WHIP

BOTTOM

Tampa Bay Rays @ Toronto Blue Jays

Rogers Centre, Toronto, ON

Sun Sep 02 2012, 1:10 PM - 4:06 PM EDT

Att. 18,568 - Sunny - 72 F

livebaseballscorecards.com

AB	34
R	4
H	8
RBI	4
BB	4
SO	6
LOB	16

WP: 0	PA: 40		
PB: 0			
SB: 0			
CS: 0			

Baltimore Orioles @ Toronto Blue Jays

Rogers Centre, Toronto, ON

Mon Sep 03 2012, 1:08 PM - 4:00 PM EDT

Att. 17,220 - Sunny - 73 F

TOP

livebaseballscorecards.com

Batter	1	2	3	4	5	6	7	8	9	AB	R	H	RBI	BB	SO	LOB
21 Nick Markakis, L (1, 9) OBP: 0.367, SLG: 0.478	C FF 90 H SI 90 1-1 32 BB HBP		B FF 90 B SL 82 X SL 83 2-0 ① G3-1		B FF 91 D SL 84 B FF 91 C FF 91 C FF 92 X FF 92 3-2 2 2B 1-H 2B	I IN 76 I IN 80 I IN 81 I IN 80 4-0 2 G5-4-3 IBB		C FF 92 F FC 88 X CU 80 0-2 ② L7		3	1	1	1	1	0	2
2 J.J. Hardy, R (1, 6) OBP: 0.276, SLG: 0.384	C FF 90 X FF 90 0-1 ① F9		X FF 90 0-0 ② P3		C CH 81 B FF 92 B CH 82 X CH 82 2-1 10 1B 2-H 2B	B FF 94 B CU 83 C FF 94 F FF 95 X CU 84 2-2 ②③ G5-4-3 1-2f		C FF 91 C CU 82 B FF 92 X CU 81 1-2 1-3 2-H 1B		5	0	2	2	0	0	4
10 Adam Jones, R (1, 8) OBP: 0.331, SLG: 0.498	F FF 90 F CH 83 S FF 91 0-3 ② K		B FF 91 X CH 82 1-0 32 BB 1B		F FF 92 X SL 84 0-1 12 S 2-3 1B		F FF 94 F CH 86 B FF 96 F CH 85 F FF 94 F CH 86 X CH 86 1-2 ① G5-3	X SI 91 0-0 ③ G4-3		5	0	2	0	0	1	3
32 Matt Wieters, S (1, 2) OBP: 0.320, SLG: 0.416	B FF 92 F SL 83 D FF 92 B FF 93 S FF 92 B FF 93 4-2 1-2 BB		B FF 90 B FF 91 C FF 92 B FF 91 1 SAFE F FF 91 F CH 84 F SL 82 B SL 85 4-2 1-2 BB		B FF 92 T CH 83 C FF 92 S FF 92 1-3 ① K		X FF 96 0-0 ② L8		B FF 90 X FF 90 1-0 51 BB 9 1B 1B	3	0	1	0	2	1	2
12 Mark Reynolds, R (1, 3) OBP: 0.347, SLG: 0.429	D FF 93 S CH 84 D SL 85 C FF 93 D CU 78 C FF 94 3-3 ③ K		F FF 92 F CH 82 S FF 94 0-3 ③ K		B FF 93 C FF 93 S FF 92 B FF 94 B FF 94 S FF 94 3-3 ② K 1-2		F FF 95 B FF 96 B CH 86 C FF 95 B FF 96 F CH 83 F CH 86 B SI 94 4-2 13 FC5-4 BB		B CH 83 B FF 90 C FF 89 X FF 90 2-1 ① F9	4	0	0	0	1	3	7
13 Manny Machado, R (1, 5) OBP: 0.279, SLG: 0.482		X FF 89 0-0 9 SH1-3 3B		B SL 81 X CH 82 1-0 E3 51 K	C CH 83 D CH 83 B FF 93 S FF 92 F FF 94 F FF 94 B FF 94 S FF 94 3-3 ③ K		S FF 95 B FF 96 C FF 95 B FF 95 X CH 86 2-2 ③ FC5-4 1-2f		X FC 86 0-0 ② P3	5	1	1	0	0	1	4
9 Nate McLouth, L (1, 7) OBP: 0.292, SLG: 0.318		X SL 82 0-0 ① SH1-3 3-H		C FF 91 B FF 91 C FF 90 S FF 92 1-3 ① K		B FF 90 B SL 82 X FF 89 2-0 11 SH1-4 2B		F FF 92 H SI 92 1-1 11 BB 2 1B HBP	B FC 85 S FC 87 B CU 79 S FC 87 X FC 86 2-2 51 BB 1-2 1B	3	1	2	1	0	1	1
51 Lew Ford, R (1, 10) OBP: 0.240, SLG: 0.370		C FF 91 B CH 83 X CH 83 1-1 ② G3		S FF 91 B CH 82 1 SAFE F CH 83 S FF 93 1-3 ②③ K 1-2		F FF 94 B CU 82 B FF 93 B FF 95 B FF 94 4-1 11 SH1-4 BB		X FF 92 0-0 ① P6	B FF 90 C FF 90 F FF 90 F FF 92 F FC 87 B FF 90 B FF 92 B SI 91 4-2 1-2 2-3 BB	3	0	0	0	2	1	2
11 Robert Andino, R (1, 4) OBP: 0.295, SLG: 0.306		B FF 90 C FF 90 S CH 82 B FF 93 T FF 93 2-2 ③ K			F FF 91 F FF 91 B CU 77 B SL 86 B FF 92 X FF 92 3-2 21 2B 1B	B FF 94 C FF 93 X FF 93 1-1 ① SH1-4 1-2 2-3		B FF 91 B SI 90 B SI 91 C FF 92 B FF 92 4-1 2 1B 1-2 BB	X FF 90 0-0 ③ F8	3	1	1	0	1	1	3

	AB	R	H	RBI	BB	SO	LOB
	34	4	10	4	7	9	28

Inning Stats	1	2	3	4	5	6	7	8	9	1B: 6 SF: 0	WP: 0 PA: 45
	R: 0 H: 0 E: 0 LOB: 2 K: 2 BB: 1 S: 11 P: 19	R: 1 H: 1 E: 0 LOB: 0 K: 1 BB: 0 S: 7 P: 10	R: 0 H: 1 E: 0 LOB: 2 K: 1 BB: 1 S: 10 P: 17	R: 0 H: 0 E: 1 LOB: 0 K: 2 BB: 0 S: 7 P: 10	R: 2 H: 4 E: 0 LOB: 2 K: 3 BB: 0 S: 21 P: 36	R: 0 H: 1 E: 0 LOB: 2 K: 0 BB: 2 S: 7 P: 20	R: 0 H: 0 E: 0 LOB: 1 K: 0 BB: 1 S: 14 P: 21	R: 1 H: 1 E: 0 LOB: 2 K: 0 BB: 1 S: 10 P: 16	R: 0 H: 2 E: 0 LOB: 3 K: 0 BB: 1 S: 12 P: 21	2B: 3 SAC: 2 3B: 1 DP: 1 HR: 0 HBP: 2	PB: 0 SB: 1 CS: 0

PITCHER		IP	WLS	BF	H	R	ER	SO	BB	IBB	HBP	BLK	WP	HR	S	P	ERA	WHIP
48 J.A. Happ, L ERA: 4.79	(1, 1)	5.0	L	25	7	3	3	9	2	0	1	0	0	0	57	95	5.40	1.800
49 Brad Lincoln, R ERA: 3.16	(6, 1)	1.0		4	0	0	0	0	1	1	0	0	0	0	6	17	0.00	1.000
50 Steve Delabar, R ERA: 3.67	(7, 1)	1.0		4	0	0	0	0	1	0	0	0	0	0	14	21	0.00	1.000
27 Brett Cecil, L ERA: 5.68	(8, 1)	2.0		12	3	1	1	0	2	0	1	0	0	0	22	37	4.50	2.500

PITCHER	IP	WLS	BF	H	R	ER	SO	BB	IBB	HBP	BLK	WP	HR	S	P	ERA	WHIP

Batter	1	2	3	4	5	6	7	8	9	AB	R	H	RBI	BB	SO	LOB
11 Rajai Davis, R (1, 7) OBP: 0.304, SLG: 0.369	B FF 88 F FF 89 F CH 81 B SI 90 B FF 91 X FF 90 3-2 ① P4			F CH 79 B FF 90 F CH 79 B FF 91 S FF 91 2-3 ① K		D CH 80 B CH 79 B SI 90 B FF 88 4-0 1-2 BB		S SL 83 C FF 98 B SL 84 F SI 98 C SI 98 1-3 ② K		3	0	0	0	1	2	0
28 Colby Rasmus, L (1, 8) OBP: 0.294, SLG: 0.418	B FF 89 F FF 89 F CU 77 B CU 78 X FF 92 2-2 ② G6-3			B CU 71 B CU 77 C FF 91 X FF 91 2-1 ② F7		C SI 90 F SI 91 B CU 76 S CU 77 1-3 ③ K		X SI 96 0-0 ③ G4-3		4	0	0	0	0	1	2
10 Edwin Encarnación, R (1, 3) OBP: 0.383, SLG: 0.570	C FF 92 B FF 91 B SI 91 C CU 75 X FF 92 2-2 ③ G1-3			B SI 90 B FF 91 X CH 82 2-0 ③ F8			C CU 72 C FF 90 B FF 91 B FF 92 F FF 92 B SI 93 B CH 83 4-2 5 FC5 26 1B BB		C SI 96 B CU 79 C SI 94 B CU 80 B SI 96 S SI 96 3-3 ① K	3	0	0	0	1	1	0
26 Adam Lind, L (1, 10) OBP: 0.302, SLG: 0.391		B CU 73 C FF 89 C CU 77 X CU 77 1-2 ① L4			B CU 73 B SI 88 B FF 88 C FF 88 C SI 89 F FF 90 F FF 90 X FF 89 3-2 ① F8		B FF 89 B CU 76 C SI 89 X SI 90 2-1 2 1B 5 FC5 1-2 1B		C SI 96 B SI 94 X SI 96 1-1 ② F7	4	0	1	0	0	0	0
5 Yunel Escobar, R (1, 6) OBP: 0.298, SLG: 0.343		F FF 91 X FF 91 0-1 ② B5-3			B SI 90 C FF 90 X FF 90 1-1 ② F8		B FF 90 B SI 92 C SI 90 B FF 91 X SI 91 3-1 ① FC5 2 1B 1-2 2-3f		C CU 80 X SI 95 0-1 ③ G6-3	4	0	0	0	0	0	2
2 Kelly Johnson, L (1, 4) OBP: 0.314, SLG: 0.365		B FF 91 C SI 90 C CU 75 B SI 90 X SI 92 2-2 ③ P5			B CU 75 C SI 91 C CU 77 B FF 91 X SI 90 2-2 ③ F8		X SI 89 0-0 1-2 2-3 1B			3	0	1	0	0	0	0
14 Moisés Sierra, R (1, 9) OBP: 0.275, SLG: 0.375			X FF 89 0-0 ① F8			B SI 89 X SI 89 1-0 ① F8	B SL 83 B SI 90 B SI 90 C SI 90 S SI 91 T SI 92 3-2 ② K			3	0	0	0	0	1	3
6 Jeff Mathis, R (1, 2) OBP: 0.242, SLG: 0.391			C FF 90 F SI 90 B FF 90 F FF 91 X CH 81 1-2 ② F7			C SI 89 F FF 90 X SI 90 0-2 ② G4-3	B CU 81 X SL 85 1-0 ③ F8			3	0	0	0	0	0	3
3 Adeiny Hechavarría, R (1, 5) OBP: 0.239, SLG: 0.313			X FF 92 0-0 ③ F8			C SI 90 X CH 82 0-1 11 BB 1B		C FF 96 B SL 84 S SL 83 C SI 98 1-3 ① K		3	0	1	0	0	1	0
Inning Stats	R: 0 E: 0 K: 0 S: 9 H: 0 LOB: 0 BB: 0 P: 16	R: 0 E: 0 K: 0 S: 8 H: 0 LOB: 0 BB: 0 P: 11	R: 0 E: 0 K: 0 S: 6 H: 0 LOB: 0 BB: 0 P: 7	R: 0 E: 0 K: 1 S: 6 H: 0 LOB: 0 BB: 0 P: 12	R: 0 E: 0 K: 0 S: 10 H: 0 LOB: 0 BB: 0 P: 16	R: 0 E: 0 K: 1 S: 9 H: 1 LOB: 2 BB: 1 P: 15	R: 0 E: 0 K: 1 S: 12 H: 2 LOB: 3 BB: 1 P: 25	R: 0 E: 0 K: 2 S: 8 H: 0 LOB: 0 BB: 0 P: 10	R: 0 E: 0 K: 1 S: 7 H: 0 LOB: 0 BB: 0 P: 11	1B: 3 2B: 0 3B: 0 HR: 0	SF: 0 SAC: 0 DP: 0 HBP: 0			WP: 0 PB: 0 SB: 0 CS: 0	PA: 32		

PITCHER		IP	WLS	BF	H	R	ER	SO	BB	IBB	HBP	BLK	WP	HR	S	P	ERA	WHIP
48 Joe Saunders, L ERA: 4.26	(1, 1)	6.1	W	24	3	0	0	2	2	0	0	0	0	0	56	94	0.00	0.789
38 Luis Ayala, R ERA: 2.64	(7, 1)	0.2	H	2	0	0	0	1	0	0	0	0	0	0	4	8	0.00	0.000
47 Pedro Strop, R ERA: 1.83	(8, 1)	1.0		3	0	0	0	2	0	0	0	0	0	0	8	10	0.00	0.000
43 Jim Johnson, R ERA: 2.88	(9, 1)	1.0		3	0	0	0	1	0	0	0	0	0	0	7	11	0.00	0.000

PITCHER	IP	WLS	BF	H	R	ER	SO	BB	IBB	HBP	BLK	WP	HR	S	P	ERA	WHIP

BOTTOM

Baltimore Orioles @ Toronto Blue Jays

Rogers Centre, Toronto, ON

Mon Sep 03 2012, 1:08 PM - 4:00 PM EDT

Att. 17,220 - Sunny - 73 F

livebaseballscorecards.com

AB	30
R	0
H	3
RBI	0
BB	2
SO	6
LOB	10

Baltimore Orioles @ Toronto Blue Jays

Rogers Centre, Toronto, ON

Tue Sep 04 2012, 7:10 PM - 9:57 PM EDT

Att. 13,556 - Roof Closed - 68 F

TOP

livebaseballscorecards.com

Batter	1	2	3	4	5	6	7	8	9	AB	R	H	RBI	BB	SO	LOB
21 Nick Markakis, L (1, 9) OBP: 0.369, SLG: 0.484 51 Lew Ford, R (8, PR) OBP: 0.240, SLG: 0.370 (8, 9)	C FF 87 C SI 89 F FF 90 S SL 82 0-3 K ①			C CU 70 B CH 81 X CH 81 1-1 F9 ①		F SI 88 X CU 76 0-1 2 2B 9 SF8 1B	C SI 91 X SL 77 0-1 2 1B 2B 3-H	B FF 94 X SI 93 1-0 9 1B 1-3 2-H 2B		5 2 3 1 0 1 0 0 0 0 0 0 0 0						
2 J.J. Hardy, R (1, 6) OBP: 0.277, SLG: 0.386 6 Steve Tolleson, R (9, 6) OBP: 0.232, SLG: 0.323	C FF 88 B CH 82 F SI 90 F SL 78 C FF 90 1-3 K ②			B FF 88 X CH 80 1-0 G6-3 ②		C SI 87 B SI 90 1 SAFE F CH 81 B SL 82 X CH 82 2-2 9 SF8 1-3 2B	C SI 91 X CH 82 0-1 2-H 1B	B SL 86 F SL 85 D SL 85 C FF 94 F FF 95 X FF 95 2-2 E1 9 1B		5 0 2 1 0 1 2 0 0 0 0 0 0 0						
9 Nate McLouth, L (1, 7) OBP: 0.289, SLG: 0.316 (8, 8)	B SI 89 B SI 90 B FF 89 C FF 86 X FF 90 3-1 L9 ③			C FF 88 B EP 61 B CU 75 X SI 89 2-1 P3 ③		F FF 86 X FF 90 0-1 SF8 ① 2-3 3-H	B SI 91 C SI 91 C SI 91 B SL 80 F SI 92 B SL 79 X SI 93 3-2 F7 ③	C SL 84 F SL 85 B FF 94 X FF 95 1-2 10 G5-4-3 1-2 2-3 3-H 1B		4 0 1 2 0 0 1						
10 Adam Jones, R (1, 8) OBP: 0.332, SLG: 0.499 70 Xavier Avery, L (8, 7) OBP: 0.317, SLG: 0.356		B SI 87 B CH 79 X CH 82 2-0 G6-3 ①			C SL 79 F SI 88 X FF 90 0-2 12 HR 2B	B SI 89 B CH 82 F FF 87 F CH 81 F SL 83 F FF 90 S CH 83 2-3 K ②		C SI 90 B SI 92 X SI 90 1-1 32 1B 19 2B 1B X FF 94 0-0 G5-4-3 1-2f		5 2 2 0 0 1 4 0 0 0 0 0 0 0						
32 Matt Wieters, S (1, 2) OBP: 0.319, SLG: 0.414 31 Taylor Teagarden, R (9, PH) OBP: 0.171, SLG: 0.333 (9, 2)		B FF 88 X FF 88 1-0 F8 ②			F FF 87 X CU 75 0-1 F9 ①	D CH 83 S CH 82 C SI 89 X SL 82 1-2 F9 ③		B SI 92 X SI 90 1-0 19 2B 12 1B 1-2 1B	C FF 86 B FF 86 F FF 88 B CU 77 B FF 88 X FF 87 3-2 G6-3 ①	4 1 1 0 0 0 2 1 0 0 0 0 0 0						
19 Chris Davis, L (1, 10) OBP: 0.314, SLG: 0.462		C FF 88 B CH 82 B FF 90 B CH 82 F CH 82 C FF 91 3-3 K ③			C SI 89 B SI 89 B FF 88 B CH 83 D CH 83 4-1 12 HR BB		X CH 78 0-0 13 2B 11 SF7 1B	B SI 92 B SI 90 C SI 90 B SI 90 X SI 91 3-1 12 1B 13 1B 1-3 2-H 2B	B FF 88 X SI 88 1-0 13 1B 1B	4 3 3 1 1 1 0							
12 Mark Reynolds, R (1, 3) OBP: 0.351, SLG: 0.441 24 Wilson Betemit, S (9, PH) OBP: 0.325, SLG: 0.426 (9, 3)			F SI 87 X SI 88 0-1 13 G5-4-3 1B		B SL 82 X CH 81 1-0 1-H 2-H HR	F SI 89 F CH 81 B SL 81 S CH 83 1-3 K ①	B FF 92 S FF 93 B FF 94 X FF 95 2-1 13 1B 21 2B 2-3 3-H 1B	B SI 90 B CH 85 X SI 90 2-0 F7 ②	4 2 3 4 0 1 1 1 0 0 0 0 0 1						
13 Manny Machado, R (1, 5) OBP: 0.297, SLG: 0.500			X SI 88 0-0 ① ② G5-4-3 1-2f		B FF 89 F CH 82 C CU 76 X SL 81 1-2 G5-3 ②	F CH 80 X SI 88 0-1 11 SF7 21 BLK 1-3 2B	C SL 83 F FF 94 X FF 95 0-2 21 2B 9 1B 1-2 3-H 1B	B FF 88 B FF 87 X FF 90 2-0 1-2 1B	5 2 3 1 0 0 1						
11 Robert Andino, R (1, 4) OBP: 0.291, SLG: 0.302 3 Ryan Flaherty, L (9, 4) OBP: 0.252, SLG: 0.309			B FF 88 B FF 88 C CH 79 F SI 89 S SL 83 2-3 K ③		C SL 79 C SI 89 B FF 91 X SL 83 1-2 L7 ③	X CU 75 0-0 SF7 ② 2-3 3-H	C FF 95 X FF 95 0-1 F3 ①	B FF 88 X FF 90 1-0 F8 ③	4 0 0 1 0 1 4 0 0 0 0 0 0 0						
Inning Stats	R: 0 E: 0 K: 2 S: 10 H: 0 LOB: 0 BB: 0 P: 14	R: 0 E: 0 K: 1 S: 5 H: 0 LOB: 0 BB: 0 P: 11	R: 0 E: 0 K: 1 S: 6 H: 1 LOB: 0 BB: 0 P: 8	R: 0 E: 0 K: 0 S: 5 H: 0 LOB: 0 BB: 0 P: 9	R: 3 E: 0 K: 0 S: 13 H: 2 LOB: 0 BB: 1 P: 20	R: 1 E: 0 K: 1 S: 15 H: 2 LOB: 1 BB: 0 P: 20	R: 3 E: 0 K: 1 S: 15 H: 4 LOB: 1 BB: 0 P: 19	R: 5 E: 1 K: 0 S: 21 H: 7 LOB: 2 BB: 0 P: 32	R: 0 E: 0 K: 0 S: 7 H: 2 LOB: 2 BB: 0 P: 16	1B: 11 2B: 6 3B: 0 HR: 1 SF: 2 SAC: 0 DP: 2 HBP: 0							

	AB	42
	R	12
	H	18
	RBI	11
	BB	1
	SO	6
	LOB	16

WP: 0 PB: 0 SB: 0 CS: 0 PA: 45

PITCHER		IP	WLS	BF	H	R	ER	SO	BB	IBB	HBP	BLK	WP	HR	S	P	ERA	WHIP
33 Carlos Villanueva, R ERA: 3.42	(1, 1)	6.2	L	27	7	6	6	6	1	0	0	0	0	1	61	90	8.10	1.200
62 Aaron Loup, L ERA: 3.52	(7, 1)	0.1		6	5	4	4	0	0	0	0	1	0	0	13	21	108.00	15.000
58 Chad Beck, R ERA: 7.27	(8, 1)	1.0		7	4	2	2	0	0	0	0	0	0	0	16	22	18.00	4.000
31 Brandon Lyon, R ERA: 2.87	(9, 1)	1.0		5	2	0	0	0	0	0	0	0	0	0	7	16	0.00	2.000

PITCHER	IP	WLS	BF	H	R	ER	SO	BB	IBB	HBP	BLK	WP	HR	S	P	ERA	WHIP

Batter	1	2	3	4	5	6	7	8	9	AB	R	H	RBI	BB	SO	LOB
11 Rajai Davis, R (1, 7) OBP: 0.304, SLG: 0.369	B SI 89 B FF 90 C FF 90 B FF 90 X FF 91 3-1 28 FC1-6 1B		L FF 92 1 SAFE B FF 92 X SI 92 1-1 ① G2-3 1-2		B CH 84 B FF 91 S SL 91 B SI 91 C FF 91 X FF 91 3-2 ② L8			F FF 90 X CU 80 0-1 ① F7		3	0	1	0	0	0	1
8 Anthony Gose, L (8, PH) (9, 7) OBP: 0.253, SLG: 0.241										1	0	0	0	0	0	0
28 Colby Rasmus, L (1, 8) OBP: 0.292, SLG: 0.414	1 SAFE X FF 91 0-0 ① FC1-6 1-2f		B SL 81 S SL 81 C SI 93 B SI 92 X SL 83 2-2 ② P4		F FF 93 F FF 92 X SI 94 0-2 ③ G4-3			C CU 80 S FF 92 F FF 92 S FS 82 0-3 ② K2-3		4	0	0	0	0	1	2
10 Edwin Encarnación, R (1, 10) OBP: 0.382, SLG: 0.566	B FF 91 C FF 91 D SI 91 X SI 92 2-1 ② F9		I IN 73 I IN 77 I IN 77 I IN 78 4-0 IBB			C SL 76 B CH 87 B CH 84 S SI 90 B FF 91 C SL 79 3-3 ① K		X SI 91 0-0 ③ G6-3		3	0	0	0	1	1	1
26 Adam Lind, L (1, 3) OBP: 0.298, SLG: 0.386 8 Yorvit Torrealba, R (9, PH) OBP: 0.308, SLG: 0.354	C FF 92 B SL 80 B SI 92 S SL 80 F SI 93 F SI 92 S SL 82 2-3 ③ K		C FF 92 B SI 94 C SI 93 X SL 83 1-2 ③ P6			X SL 79 0-0 ② F9			C SI 89 C FF 90 B SL 80 B FF 91 B FF 91 S FF 90 3-3 ① K	3	0	0	0	0	1	3
										1	0	0	0	0	1	0
5 Yunel Escobar, R (1, 6) OBP: 0.298, SLG: 0.342		B FF 90 B FF 91 C FF 90 B SI 91 F SI 90 X SI 92 3-2 14 G5-3 1B		F FF 91 B SL 80 C FF 92 B SL 82 B SI 92 S SI 92 3-3 ① K		B FF 91 B FF 90 F SL 91 C SL 79 X SI 92 2-2 ③ G6-3			X FF 91 0-0 ② G4-3	4	0	1	0	0	1	0
2 Kelly Johnson, L (1, 4) OBP: 0.313, SLG: 0.362		C FF 92 B SI 92 F SL 80 C SI 91 1-3 ① K		C SL 80 S SL 82 F SL 81 B SL 82 S FF 93 1-3 ② K			B CH 87 C SL 78 B SI 90 B SL 79 S FF 91 B FF 91 4-2 14 G4-3 BB		C FF 91 F SL 77 B SI 91 F FF 90 F SL 80 F FF 92 B FF 91 F FF 92 X FF 90 2-2 ③ G4-3	3	0	0	0	1	2	1
14 Moisés Sierra, R (1, 9) OBP: 0.277, SLG: 0.385		B FF 93 X FF 93 1-0 ② G5-3 1-2		B FF 93 S SI 91 X FF 93 1-1 2B			B FF 89 X SI 90 1-0 ① G4-3 1-2			3	0	1	0	0	0	2
6 Jeff Mathis, R (1, 2) OBP: 0.239, SLG: 0.385		F FF 94 C FF 92 S SI 93 0-3 ③ K		B FF 93 X SI 93 1-0 ③ G6-3			B SL 78 C SI 90 F CH 85 B CH 87 S SI 92 2-3 ② K			3	0	0	0	0	2	3
3 Adeiny Hechavarría, R (1, 5) OBP: 0.243, SLG: 0.313			C FF 88 X SI 89 0-1 11 G2-3 1B		C FF 89 B FF 90 F SI 91 X SL 80 1-2 ① G6-3		B SI 91 F SI 91 C SL 80 S SL 82 1-3 ③ K			3	0	1	0	0	1	1
Inning Stats	R: 0 E: 0 K: 1 S: 10 H: 1 LOB: 1 BB: 0 P: 17	R: 0 E: 0 K: 2 S: 10 H: 1 LOB: 1 BB: 0 P: 15	R: 0 E: 0 K: 0 S: 10 H: 1 LOB: 2 BB: 1 P: 18	R: 0 E: 0 K: 2 S: 10 H: 1 LOB: 1 BB: 0 P: 16	R: 0 E: 0 K: 0 S: 9 H: 0 LOB: 0 BB: 0 P: 13	R: 0 E: 0 K: 1 S: 7 H: 0 LOB: 0 BB: 0 P: 12	R: 0 E: 0 K: 2 S: 9 H: 0 LOB: 1 BB: 1 P: 17	R: 0 E: 0 K: 1 S: 7 H: 0 LOB: 0 BB: 0 P: 7	R: 0 E: 0 K: 1 S: 11 H: 0 LOB: 0 BB: 0 P: 16	1B: 3 2B: 1 3B: 0 HR: 0 SF: 0 SAC: 0 DP: 0 HBP: 0						

WP: 0 PA: 33
PB: 0
SB: 0
CS: 0

PITCHER		IP	WLS	BF	H	R	ER	SO	BB	IBB	HBP	BLK	WP	HR	S	P	ERA	WHIP
53 Zack Britton, L ERA: 4.15	(1, 1)	7.0	W	27	4	0	0	8	1	1	0	0	0	0	65	108	0.00	0.714
63 Kevin Gregg, R ERA: 4.22	(8, 1)	1.0		3	0	0	0	1	0	0	0	0	0	0	7	7	0.00	0.000
58 Zach Phillips, L ERA: 10.8	(9, 1)	1.0		3	0	0	0	1	0	0	0	0	0	0	11	16	0.00	0.000

PITCHER	IP	WLS	BF	H	R	ER	SO	BB	IBB	HBP	BLK	WP	HR	S	P	ERA	WHIP

BOTTOM

Baltimore Orioles @ Toronto Blue Jays

Rogers Centre, Toronto, ON

Tue Sep 04 2012, 7:10 PM - 9:57 PM EDT

Att. 13,556 - Roof Closed - 68 F

livebaseballscorecards.com

AB	31
R	0
H	4
RBI	0
BB	2
SO	10
LOB	14

Batter	1	2	3	4	5	6	7	8	9	AB	R	H	RBI	BB	SO	LOB
21 Nick Markakis, L (1, 9) OBP: 0.366, SLG: 0.479	B FF 92 C FF 92 B KC 80 X FS 84 2-1 G3-1 ①	B FF 96 C FS 86 B FF 96 X KC 82 2-1 G4-3 ③			B FF 93 C FF 94 B FF 93 F SL 87 B FF 96 F KC 78 F FF 95 F FF 95 X FS 84 3-2 F7 ②			B SL 75 X SL 74 1-0 F7 ①		4	0	0	0	0	0	4
2 J.J. Hardy, R (1, 6) OBP: 0.277, SLG: 0.384	C FF 92 B FF 92 X FF 93 1-1 P6 ②		C SL 86 F FF 92 X SL 90 0-2 F8 ①		B FF 96 B SL 88 C FF 95 X FF 95 2-1 G4-3 ③			B FF 88 B FF 87 B SI 87 C FF 86 1 SAFE B FF 87 4-1 51 G5-4-3 1-2 BB		3	0	0	0	1	0	1
9 Nate McLouth, L (1, 7) OBP: 0.284, SLG: 0.310 51 Lew Ford, R (8, PH) OBP: 0.235, SLG: 0.362 (8, 7)	C KC 82 C FF 95 S FF 95 0-3 K ③		C FF 93 X KC 81 0-1 F8 ②			B KC 76 B FS 82 C FF 92 B FF 93 C FS 83 S FS 84 3-3 K ①		B SL 75 C SL 75 B FF 87 F FF 86 B FF 88 F FF 87 F FF 88 F FF 88 X FF 88 3-2 G5-4-3 ②③ 1-2f		3 1	0 0	0 0	0 0	0 0	2 0	0 2
10 Adam Jones, R (1, 8) OBP: 0.334, SLG: 0.506		B FF 93 B FF 93 S SL 88 X FF 95 2-1 HR	C SL 88 S SL 89 B SL 89 S SL 89 1-3 K ③			C FF 94 X FF 93 0-1 32 G4-6-3 1B			B FF 91 B FF 91 C FF 91 B FF 91 B FC 90 4-1 32 FC4-6 BB	3	1	2	1	1	1	0
32 Matt Wieters, S (1, 2) OBP: 0.319, SLG: 0.411		C FF 93 B FF 94 B FS 84 B KC 80 F FF 94 B SL 89 4-2 35 BB 19 BB 13 G4-3 BB		B KC 78 S FS 83 B FF 94 X FS 84 2-1 G4-3 ①		X FF 93 0-0 G4-6-3 ②③ 1-2f			X SI 91 0-0 FC4-6 ① 1-2f 12 HR	3	2	0	0	1	0	2
19 Chris Davis, L (1, 10) OBP: 0.313, SLG: 0.459		S FF 93 B FF 94 B FF 95 B FS 86 F FF 95 F FF 96 B FF 96 4-2 13 G4-3 35 BB 1-2 BB		B KC 79 C FF 94 T FF 93 B FF 97 S SL 89 2-3 K ②			C FF 95 S FF 95 B FF 95 F CH 87 F CH 86 F FF 95 C CH 87 1-3 K ①		B SI 92 F SI 91 C FF 92 S CU 76 1-3 K ②	3	0	0	0	1	3	1
12 Mark Reynolds, R (1, 3) OBP: 0.350, SLG: 0.447		S FF 95 S FF 96 F FF 97 C FF 97 0-3 K ①		B SL 88 X FF 95 1-0 G2-3 ③			B FF 94 F FF 95 S FF 95 B FF 96 F CH 87 S CH 86 2-3 K ②		X FF 92 0-0 1-H HR	4	1	1	2	0	2	2
35 Omar Quintanilla, L (1, 4) OBP: 0.315, SLG: 0.370		B KC 81 B KC 80 B FF 95 B FF 95 4-0 13 G4-3 1-2 2-3 BB		C FF 90 B KC 77 B KC 78 F FF 92 S FF 95 2-3 K ①			C CH 86 X CH 86 0-1 F8 ③		B CU 75 C FF 92 S FC 91 B CU 76 C FC 89 2-3 K ③	3	0	0	0	1	2	0
13 Manny Machado, R (1, 5) OBP: 0.309, SLG: 0.516		X FF 97 0-0 G4-3 ② 1-2 2-3 3-H		C SL 84 B SL 88 B SL 89 B FF 94 X FF 93 3-1 2B				B FF 94 C FF 92 X FF 93 1-1 2 BB 1B		3	0	2	1	0	0	2
Inning Stats	R: 0 E: 0 K: 1 S: 7 H: 0 LOB: 0 BB: 0 P: 10	R: 2 E: 0 K: 1 S: 14 H: 1 LOB: 2 BB: 3 P: 30	R: 0 E: 0 K: 1 S: 8 H: 0 LOB: 0 BB: 0 P: 9	R: 0 E: 0 K: 1 S: 6 H: 0 LOB: 0 BB: 0 P: 11	R: 0 E: 0 K: 1 S: 13 H: 1 LOB: 1 BB: 0 P: 23	R: 0 E: 0 K: 1 S: 6 H: 1 LOB: 0 BB: 0 P: 9	R: 0 E: 0 K: 2 S: 12 H: 0 LOB: 0 BB: 0 P: 15	R: 0 E: 0 K: 0 S: 10 H: 1 LOB: 1 BB: 1 P: 19	R: 2 E: 0 K: 2 S: 9 H: 1 LOB: 0 BB: 1 P: 16	1B: 2 2B: 1 3B: 0 HR: 2 SF: 0 SAC: 0 DP: 2 HBP: 0						

PITCHER		IP	WLS	BF	H	R	ER	SO	BB	IBB	HBP	BLK	WP	HR	S	P	ERA	WHIP
23 Brandon Morrow, R ERA: 2.94	(1, 1)	6.0		23	3	2	2	6	3	0	0	0	0	1	54	92	3.00	1.000
50 Steve Delabar, R ERA: 3.6	(7, 1)	1.0	W	4	1	0	0	2	0	0	0	0	0	0	14	18	0.00	1.000
38 Darren Oliver, L ERA: 1.68	(8, 1)	1.0		3	0	0	0	0	1	0	0	0	0	0	8	16	0.00	1.000
44 Casey Janssen, R ERA: 2.52	(9, 1)	1.0		5	1	2	2	2	1	0	0	0	0	1	9	16	18.00	2.000

PITCHER	IP	WLS	BF	H	R	ER	SO	BB	IBB	HBP	BLK	WP	HR	S	P	ERA	WHIP

TOP

Baltimore Orioles @ Toronto Blue Jays

Rogers Centre, Toronto, ON

Wed Sep 05 2012, 7:08 PM - 9:53 PM EDT

Att. 14,458 - Cloudy - 75 F

livebaseballscorecards.com

AB	30
R	4
H	5
RBI	4
BB	5
SO	10
LOB	14

WP: 0 PA: 35
PB: 0
SB: 0
CS: 0

Batter	1	2	3	4	5	6	7	8	9	AB	R	H	RBI	BB	SO	LOB
11 Rajai Davis, R (1, 7) OBP: 0.306, SLG: 0.379	B FF 89 C SL 83 S FF 90 X FF 92 1-2 ① F9		X SL 84 0-0 HR		B FF 92 X FF 91 1-0 ③ G6-3		B SI 88 X FF 90 1-0 E8 1-H 2-H 3-H 1B			4	1	2	3	0	0	1
28 Colby Rasmus, L (1, 8) OBP: 0.290, SLG: 0.411	C FF 91 C CU 77 F SI 91 X FF 92 0-2 ② F7		C CU 77 S CH 83 S CH 82 0-3 ② K			S CH 81 X FF 90 0-1 ① F8	S FF 91 S FF 91 S FF 91 0-3 ② K			4	0	0	0	0	2	1
10 Edwin Encarnación, R (1, 3) OBP: 0.381, SLG: 0.563	C SL 84 B SI 90 X SI 91 1-1 ③ F7		C FF 92 X CU 78 0-1 ③ F9			C CU 78 X SI 90 0-1 ② F8	I IN 73 I IN 75 I IN 73 I IN 74 4-0 IBB			3	0	0	0	1	0	0
26 Adam Lind, L (1, 10) OBP: 0.297, SLG: 0.384		B FF 88 C FF 89 C SI 90 X CH 81 1-2 2 2B 1B		C CU 75 B CH 82 F SI 91 F SL 86 B SI 90 F FF 92 B FF 92 C SL 88 3-3 ① K		C FF 91 S SI 91 B FF 92 B SL 85 B CH 82 X CH 81 3-2 ③ G5-3	B FF 93 S FF 91 F FF 92 D SL 86 F FC 92 S SL 85 2-3 ③ K			4	1	1	0	0	2	2
5 Yunel Escobar, R (1, 6) OBP: 0.298, SLG: 0.344		B FF 89 X SL 84 1-0 ① F9		C SL 85 F SI 92 X FF 92 0-2 ② G4-3			X SI 90 0-0 2 1B 3 1B 2B	C CU 79 F FF 96 B FF 96 X FF 94 1-2 ① G5-3		4	1	1	0	0	0	1
2 Kelly Johnson, L (1, 4) OBP: 0.315, SLG: 0.366		X SI 89 0-0 1-H 2B		F CU 78 F FF 91 B FF 91 B SL 85 S CH 82 2-3 ③ K			L CU 76 X FF 88 0-1 8 1B 3 1B 11 1B 2-3 1B	F CU 77 S CH 87 X FF 96 0-2 ② G4-3		4	1	2	1	0	1	0
8 Yorvit Torrealba, R (1, 2) OBP: 0.302, SLG: 0.346		X SL 86 0-0 ② G6-3			C FF 90 F CU 77 X FF 91 0-2 ① G4-3		B SL 84 F SI 91 B SI 91 B SL 85 1 SAFE F FF 90 F SI 91 1 SAFE F FF 91 3-2 ① P3	C FF 96 F FF 97 B FF 98 F FF 98 F FF 97 B FF 92 X FF 95 2-2 ③ G1-3		4	0	0	0	0	0	3
3 Adeiny Hechavarría, R (1, 5) OBP: 0.247, SLG: 0.314		C FF 91 B FF 91 F SL 85 F FF 91 F CU 78 B SI 92 B FF 92 F FF 92 X CU 78 3-2 ③ G5-3			F SL 87 C FF 92 B FF 91 B SL 86 C FF 92 2-3 ② K		B FF 90 X SL 84 1-0 8 1B 11 1B 1-2 3-H 1B			3	1	1	1	0	1	1
8 Anthony Gose, L (1, 9) OBP: 0.266, SLG: 0.279			L FF 89 F FF 90 B SI 90 X CH 82 1-2 ① G1-3		B CU 78 C CH 82 B FF 91 S CH 81 B SI 92 X FF 92 3-2 3B		F SL 84 C CH 86 B SI 89 F SI 91 X FF 90 1-2 11 1B 11 E 1-2 2-3 1B			3	1	2	0	0	0	0
Inning Stats	R: 0 E: 0 K: 0 S: 9 H: 0 LOB: 0 BB: 0 P: 11	R: 1 E: 0 K: 0 S: 12 H: 2 LOB: 1 BB: 0 P: 17	R: 1 E: 0 K: 1 S: 9 H: 1 LOB: 0 BB: 0 P: 10	R: 0 E: 0 K: 2 S: 11 H: 0 LOB: 0 BB: 0 P: 16	R: 0 E: 0 K: 1 S: 10 H: 1 LOB: 1 BB: 0 P: 16	R: 0 E: 0 K: 0 S: 7 H: 0 LOB: 0 BB: 0 P: 10	R: 4 E: 1 K: 2 S: 22 H: 5 LOB: 2 BB: 1 P: 34	R: 0 E: 0 K: 0 S: 11 H: 0 LOB: 0 BB: 0 P: 14		1B: 5 2B: 2 3B: 1 HR: 1 SF: 0 SAC: 0 DP: 0 HBP: 0				WP: 0 PB: 0 SB: 0 CS: 0 PA: 34		

PITCHER	IP	WLS	BF	H	R	ER	SO	BB	IBB	HBP	BLK	WP	HR	S	P	ERA	WHIP
50 Miguel González, R (1, 1) ERA: 3.62	6.1	L	26	7	5	5	4	0	0	0	0	0	1	68	94	7.11	1.105
38 Luis Ayala, R (7, 1) ERA: 2.64	0.0		2	2	1	0	0	0	0	0	0	0	0	5	7	∞	∞
17 Brian Matusz, L (7, 1) ERA: 5.22	0.2		3	0	0	0	2	0	1	0	0	0	0	7	13	0.00	0.000
29 Tommy Hunter, R (8, 1) ERA: 5.9	1.0		3	0	0	0	0	0	0	0	0	0	0	11	14	0.00	0.000

PITCHER	IP	WLS	BF	H	R	ER	SO	BB	IBB	HBP	BLK	WP	HR	S	P	ERA	WHIP

BOTTOM

Baltimore Orioles @ Toronto Blue Jays

Rogers Centre, Toronto, ON

Wed Sep 05 2012, 7:08 PM - 9:53 PM EDT

Att. 14,458 - Cloudy - 75 F

livebaseballscorecards.com

AB	33
R	6
H	9
RBI	5
BB	1
SO	6
LOB	9

Batter	1	2	3	4	5	6	7	8	9	AB	R	H	RBI	BB	SO	LOB
13 Brett Lawrie, R (1, 5) OBP: 0.325, SLG: 0.415	B FF 94 C FF 93 X SI 93 1-1 28 G4-3 10 SF8 2B		B CU 74 B CH 83 B CH 84 C FF 91 X FF 91 3-1 ① L4	F SI 92 B FF 92 F CH 83 F FF 93 S CU 76 1-3 ③ K			S FF 94 X FF 95 0-1 ① G6-3		B SL 83 F FF 94 B SL 84 F SL 83 X FF 94 2-2 ② FC4-2-5-4 28 HR 3-H	5	2	1	0	0	1	3
28 Colby Rasmus, L (1, 8) OBP: 0.291, SLG: 0.421	C CU 75 S SI 94 B CU 78 B FF 93 X SI 94 2-2 ① G4-3 2-3		F SI 92 C CU 76 S CH 82 0-3 ② K		F SI 92 X CH 82 0-1 5 1B 3B		S CH 87 B CH 89 C SL 85 S SL 88 1-3 ② K		F FF 93 S SL 82 B SL 81 B FF 92 X SL 83 2-2 2-H HR	5	2	2	2	0	2	1
10 Edwin Encarnación, R (1, 3) OBP: 0.381, SLG: 0.568	F SI 94 X FF 94 0-1 ② SF8 3-H		B SI 93 S CH 84 F CU 75 F CU 75 X CH 83 1-2 HR		C SL 85 X SL 85 0-1 ① L4		B SL 88 B SL 88 B FF 97 B FF 96 4-0 BB		C SL 81 B FF 92 F SL 83 B FF 94 F FF 92 B CH 88 S FF 94 3-3 ③ K	3	1	1	2	1	1	2
5 Yunel Escobar, R (1, 6) OBP: 0.299, SLG: 0.345	B FF 93 C CU 77 X FF 95 1-1 1B		B FF 93 X SI 92 1-0 ③ G5-3		B SL 86 S CH 83 B SL 87 X SL 85 2-1 3-H 1B		B FF 95 B FF 95 C FF 96 X FF 95 2-1 ③ G5-3			4	0	2	1	0	0	1
26 Adam Lind, L (1, 10) OBP: 0.293, SLG: 0.378	B FF 94 F FF 94 F FF 93 B CU 76 X SI 94 2-2 ③ P6			B CU 72 C CH 83 B CU 75 C FF 93 X FF 93 2-2 ① F8	B CH 84 S CH 83 1 SAFE B FF 89 F CH 83 1 SAFE S SL 85 2-3 ② K			C SI 90 S CU 74 X CU 75 0-2 ① G4-3		4	0	0	0	0	1	2
9 J.P. Arencibia, R (1, 2) OBP: 0.275, SLG: 0.460		F FF 91 F FF 92 F CU 76 F CU 78 S FF 93 0-3 ① K		C CH 85 B FF 93 C CU 75 X FF 94 1-2 ② F9	X CH 83 0-0 ③ G5-3			X SI 91 0-0 ② G6-3		4	0	0	0	0	1	1
2 Kelly Johnson, L (1, 4) OBP: 0.314, SLG: 0.363		C SI 91 X CU 77 0-1 ② G4-3		C CU 76 B CH 84 F SI 92 F CU 76 B FF 93 B CH 85 B SI 93 4-2 14 HR BB	B SL 86 B CH 83 F FF 88 F CH 83 F FF 89 B FF 87 T CH 81 3-2 ① K			C CU 76 S SL 85 B SL 85 F CU 75 X CU 75 1-2 ③ F9		3	1	0	0	1	1	0
14 Moisés Sierra, R (1, 9) OBP: 0.296, SLG: 0.419 8 Anthony Gose, L (9, PR) OBP: 0.266, SLG: 0.279 (9, 9)		C CU 75 B CH 82 B CH 82 S CH 83 B FF 92 B CH 82 4-2 BB		S SI 92 B CH 84 D CU 76 B SI 90 X FF 90 3-1 1-H HR	B FF 87 B SL 86 B CH 83 C FF 90 S CH 84 C CH 84 3-3 ② K				B FF 94 B FF 93 B FF 93 B FF 94 4-0 11 S 13 FC4-2-5-4 BB	2 0	1 0	1 0	2 0	2 0	1 0	0 0
11 Rajai Davis, R (1, 7) OBP: 0.306, SLG: 0.377		C FF 91 B CU 76 B CU 75 T SI 91 S CU 75 2-3 ③ K		C CU 76 B CU 76 F SI 92 B CU 77 X FF 92 2-2 E5 1B	C FF 91 B SL 86 B SL 86 S CH 82 F FF 90 F SL 86 C CH 83 2-3 ③ K				C FF 94 C SL 82 B SL 83 S SL 84 1-3 ① K2-3 1-3	4	0	1	0	0	3	2
Inning Stats	R: 1 E: 0 K: 0 S: 12 H: 2 LOB: 1 BB: 0 P: 18	R: 0 E: 0 K: 2 S: 12 H: 0 LOB: 1 BB: 1 P: 18	R: 1 E: 0 K: 1 S: 10 H: 1 LOB: 0 BB: 0 P: 15	R: 2 E: 1 K: 1 S: 18 H: 2 LOB: 1 BB: 1 P: 31	R: 1 E: 0 K: 1 S: 10 H: 2 LOB: 1 BB: 0 P: 14	R: 0 E: 0 K: 3 S: 12 H: 0 LOB: 0 BB: 0 P: 20	R: 0 E: 0 K: 1 S: 7 H: 0 LOB: 1 BB: 1 P: 14	R: 0 E: 0 K: 0 S: 8 H: 0 LOB: 0 BB: 0 P: 9	R: 2 E: 0 K: 2 S: 13 H: 1 LOB: 1 BB: 1 P: 25	1B: 3 2B: 1 3B: 1 HR: 3 SF: 1 SAC: 0 DP: 0 HBP: 0						

TOP

Toronto Blue Jays @ Boston Red Sox

Fenway Park, Boston, MA

Fri Sep 07 2012, 8:29 PM - 11:36 PM EDT

Att. 37,156 - Cloudy - 77 F

livebaseballscorecards.com

AB	34
R	7
H	8
RBI	7
BB	4
SO	11
LOB	12

WP: 0 PA: 39
PB: 0
SB: 2
CS: 0

PITCHER		IP	WLS	BF	H	R	ER	SO	BB	IBB	HBP	BLK	WP	HR	S	P	ERA	WHIP
35 Felix Doubront, L ERA: 5.21	(1, 1)	4.0	L	20	6	5	5	4	2	0	0	0	0	2	54	84	11.25	2.000
59 Clayton Mortensen, R ERA: 2.12	(5, 1)	2.0		7	1	0	0	4	0	0	0	0	0	0	20	32	0.00	0.500
Chris Carpenter, R ERA:	(7, 1)	1.0		4	0	0	0	1	1	0	0	0	0	0	7	14	0.00	1.000
53 Rich Hill, L ERA: 2.25	(8, 1)	1.0		3	0	0	0	0	0	0	0	0	0	0	8	9	0.00	0.000
51 Daniel Bard, R ERA: 5.59	(9, 1)	1.0		5	1	2	2	2	1	0	0	0	0	1	13	25	18.00	2.000

PITCHER		IP	WLS	BF	H	R	ER	SO	BB	IBB	HBP	BLK	WP	HR	S	P	ERA	WHIP

Batter	1	2	3	4	5	6	7	8	9	AB	R	H	RBI	BB	SO	LOB
26 Scott Podsednik, L (1, 7) OBP: 0.346, SLG: 0.383	C FF 95 X FF 95 0-1 G6-3 ①		B FF 95 X FF 95 1-0 15 FC6-4 1B		B SI 91 C FF 92 B CH 85 X FF 93 2-1 1-3 15 FC5-4 1B		X SI 88 0-0 F7-4-3 ② ③ 1-1		B FF 89 F FC 86 F FF 90 S FC 89 1-3 K ③	5	0	2	0	0	1	1
15 Dustin Pedroia, R (1, 4) OBP: 0.347, SLG: 0.449	B FF 95 C FF 95 F FF 95 F FF 95 F FF 89 X FF 91 1-2 E6 7 FC6-4		B FF 94 X FF 94 1-0 FC6-4 ② 1-2f		B CH 87 C FF 94 B CH 87 1 SAFE X FF 93 2-1 FC5-4 ② 1-2f 3-H			C FF 94 B CH 85 B FF 94 B CH 85 X FF 95 3-1 HR		4	1	1	2	0	0	2
2 Jacoby Ellsbury, L (1, 8) OBP: 0.300, SLG: 0.354	B FF 95 1 SAFE C FF 96 B FF 97 S FF 95 F FF 95 F FF 90 1 SAFE X CH 87 2-2 F7 ②		C SI 93 C FF 94 1 SAFE F FF 93 X FF 94 0-2 G4-3 ③		B FF 93 F FF 94 F CH 87 C FF 94 1-3 K ③			B CH 86 C FF 95 F FF 96 S CH 88 1-3 K ①		4	0	0	0	0	2	3
7 Cody Ross, R (1, 9) OBP: 0.342, SLG: 0.513	C FF 96 B CH 87 F FF 88 X FF 97 1-2 FC6-4 ③ 1-2f			C FF 94 B FF 93 B FF 93 X FF 93 2-1 22 G4-3 2B		C CH 86 F FF 90 B FF 88 X CH 88 1-2 G6-3 ①		B FF 94 B FF 95 F FF 94 B SL 85 B FF 94 4-1 22 G4-6-3 BB		3	0	1	0	1	0	1
22 James Loney, L (1, 3) OBP: 0.301, SLG: 0.348		B FF 96 X FF 96 1-0 G3 ①		C FF 94 X FF 94 0-1 G4-3 ① 2-3		X FF 93 0-0 G6-3 ②		B CH 86 X CH 86 1-0 G4-6-3 ② ③ 1-2f		4	0	0	0	0	0	2
39 Jarrod Saltalamacchia, S (1, 2) OBP: 0.285, SLG: 0.459 20 Ryan Lavarnway, R (8, 2) OBP: 0.224, SLG: 0.244		C FF 94 B FF 94 X FF 96 1-1 F7 ②		X FF 94 0-0 F7 ②		C CH 87 B FF 89 X FF 93 1-1 F7 ③			C FF 90 F FF 91 F FC 88 B CU 78 X FC 89 1-2 G6-3 ①	3 1	0 0	0 0	0 0	0 0	0 0	1 0
3 Mike Aviles, R (1, 6) OBP: 0.286, SLG: 0.392		C FF 97 C FF 95 B FF 96 B FF 89 B FF 90 F FF 95 B FF 95 4-2 BB		B FF 96 B FF 95 B FF 94 C FF 91 C SI 94 X FF 95 3-2 G4-3 ③			B FF 92 X FF 93 1-0 P6 ①		C FC 90 B CU 78 B FC 91 B FC 87 B FC 89 4-1 50 S 50 HR BB	2	1	0	0	2	0	1
23 Pedro Ciriaco, R (1, 5) OBP: 0.322, SLG: 0.415		C FF 94 X CH 85 0-1 P6 ③			B FF 91 F FF 91 F FF 92 X FF 92 1-2 G5-3 ①		B FF 95 B FF 93 B FF 92 C FF 91 F FF 93 F FF 93 B FF 94 4-2 50 S 50 1B BB		X FF 91 0-0 F7 ②	3	1	0	0	1	0	2
55 Ryan Kalish, L (1, 10) OBP: 0.260, SLG: 0.256 50 Mauro Gomez, R (7, PH) OBP: 0.348, SLG: 0.460 (8, 10)			C FF 94 B FF 94 X FF 93 1-1 G4-3 ①		X FF 94 0-0 26 1B 15 FC5-4 1B		C FF 89 B FF 88 X FF 87 1-1 1-H 26 F7-4-3 1B		B FC 90 B FC 90 F FC 88 F FC 88 X CU 77 2-2 1-H HR	2 2	1 1	1 2	0 3	0 0	0 0	0 0
Inning Stats	R: 0 E: 1 K: 0 S: 15 H: 0 LOB: 1 BB: 0 P: 19	R: 0 E: 0 K: 0 S: 8 H: 0 LOB: 1 BB: 1 P: 14	R: 0 E: 0 K: 0 S: 8 H: 1 LOB: 1 BB: 0 P: 11	R: 0 E: 0 K: 0 S: 8 H: 1 LOB: 1 BB: 0 P: 13	R: 1 E: 0 K: 1 S: 11 H: 2 LOB: 1 BB: 0 P: 17	R: 0 E: 0 K: 0 S: 6 H: 0 LOB: 0 BB: 0 P: 8	R: 1 E: 0 K: 0 S: 7 H: 1 LOB: 0 BB: 1 P: 13	R: 1 E: 0 K: 1 S: 7 H: 1 LOB: 0 BB: 1 P: 16	R: 2 E: 0 K: 1 S: 12 H: 1 LOB: 0 BB: 1 P: 20	1B: 4 2B: 2 3B: 0 HR: 2	SF: 0 SAC: 0 DP: 2 HBP: 0	WP: 0 PB: 0 SB: 2 CS: 0	PA: 37				

PITCHER		IP	WLS	BF	H	R	ER	SO	BB	IBB	HBP	BLK	WP	HR	S	P	ERA	WHIP
37 Henderson Alvarez III, R ERA: 4.95	(1, 1)	6.1	W	26	4	2	2	1	2	0	0	0	0	0	60	91	2.84	0.947
38 Darren Oliver, L ERA: 1.65	(7, 1)	0.2		2	1	0	0	0	0	0	0	0	0	0	3	4	0.00	1.500
50 Steve Delabar, R ERA: 3.7	(8, 1)	1.0	H	4	1	1	1	1	1	0	0	0	0	1	7	16	9.00	2.000
31 Brandon Lyon, R ERA: 3.15	(9, 1)	1.0		5	1	2	2	1	1	0	0	0	0	1	12	20	18.00	2.000

PITCHER	IP	WLS	BF	H	R	ER	SO	BB	IBB	HBP	BLK	WP	HR	S	P	ERA	WHIP

BOTTOM

Toronto Blue Jays @ Boston Red Sox

Fenway Park, Boston, MA

Fri Sep 07 2012, 8:29 PM - 11:36 PM EDT

Att. 37,156 - Cloudy - 77 F

livebaseballscorecards.com

AB	33
R	5
H	7
RBI	5
BB	4
SO	3
LOB	13

Batter	1	2	3	4	5	6	7	8	9	AB	R	H	RBI	BB	SO	LOB
11 Rajai Davis, R (1, 7) OBP: 0.302, SLG: 0.373	C FF 90 F FC 89 F FF 91 B SL 80 S SL 80 1-3 **K** ①	D FF 90 1 SAFE B FC 88 C SL 81 F SL 81 X SL 82 2-2 **SF8** ① 1-H		B FF 92 C FF 91 X CU 79 1-1 **G4-3** ③			B FC 92 X FC 94 1-0 **G3-1** ③		X FF 94 0-0 **F8** ①	4	0	0	1	0	1	0
28 Colby Rasmus, L (1, 8) OBP: 0.292, SLG: 0.421	F FF 92 S FC 90 F FF 93 X FC 91 0-2 **G3-1** ②	X FC 90 0-0 10 F8-3 1B			T FF 93 C FF 94 S SL 84 0-3 **K** ①			B EP 49 X FF 90 1-0 10 1B 26 1B 1B	F FC 90 F FC 88 B FF 93 C CU 78 1-3 **K** ②	5	1	2	0	0	2	0
10 Edwin Encarnación, R (1, 10) OBP: 0.382, SLG: 0.565	B FC 91 B FF 93 B FF 93 C FC 91 B SL 80 4-1 BB	X FF 93 0-0 **F8-3** ②③ 1-1			C SL 83 B FF 95 B SL 82 T FF 94 X FF 95 3-2 **F9** ②			X FF 90 0-0 5 FC5-4 26 1B 1-3 1B	X FC 89 0-0 **L7** ③	4	0	1	0	1	0	1
26 Adam Lind, L (1, 3) OBP: 0.296, SLG: 0.380	C FF 91 B FS 80 B FF 92 F FF 92 T FC 90 2-2 **K** ③		B CU 76 F CU 80 F FF 92 X FF 92 1-2 2 FC5-4 1B		X SL 84 0-0 **L9** ③			B FF 91 S FF 91 F FF 92 X FF 93 1-2 5 FC5-4 1B 3-H		4	0	2	1	0	1	1
5 Yunel Escobar, R (1, 6) OBP: 0.299, SLG: 0.350		X FF 90 0-0 HR	X FF 91 0-0 **F8** ①			S FC 92 F KC 82 S FC 96 0-3 **K** ①		B FF 92 F SI 92 B FF 92 X SI 92 2-1 **FC5-4** 2 S ①② 1-2 2-3		4	1	1	1	0	1	3
2 Kelly Johnson, L (1, 4) OBP: 0.314, SLG: 0.362		C FF 90 X FS 79 0-1 9 HBP 3 2B 1B	D CU 79 C CU 82 B CU 83 F FF 93 X FF 94 2-2 **FC5-4** ② 1-2f			F FF 95 B FC 93 S FC 93 X FC 94 1-2 **G5-3** ②		B FF 91 B FS 83 S FS 84 F SL 84 B SL 86 S CU 75 3-3 **K** ③ 1-2		4	1	1	0	0	1	2
9 J.P. Arencibia, R (1, 2) OBP: 0.278, SLG: 0.458		B FC 88 1 SAFE D FF 89 F FF 90 D FC 90 H FF 89 4-1 3 2B 8 1B HBP 1-2	B FF 93 F FF 92 S FF 91 B FF 92 X CU 80 2-2 **G5-3** ③			T FC 95 B FF 94 F FF 94 B FC 93 S KC 82 2-3 **K** ③			B FF 95 X FF 95 1-0 3 BLK 8 HR 1B	3	2	1	0	0	1	1
3 Adeiny Hechavarría, R (1, 5) OBP: 0.260, SLG: 0.329		F SI 90 F FC 88 B SL 79 B SL 81 X SI 90 2-2 8 1B 2B 1-3 2-H		B CU 75 B FC 87 F FF 91 C CU 78 F FF 91 B FC 89 F CU 78 F FF 94 F CH 84 3-3 **K** ①			B FC 93 F FC 94 B FC 93 F FC 92 B KC 81 X FC 92 3-2 **G6-3** ①		B FC 89 C FC 89 B FF 94 S FF 93 F FC 89 B CU 80 F CU 80 F FF 94 F FF 93 4-2 B FC 87 8 HR BB 1-2	3	2	1	1	1	1	0
8 Anthony Gose, L (1, 9) OBP: 0.276, SLG: 0.322		B SL 78 S FC 88 B FC 89 X FF 92 2-1 11 E 11 S 11 SF8 1B 2-H 3-H		C FF 92 B FC 90 C CU 78 F FF 93 B FF 92 F FF 93 S CU 83 2-3 **K** ②			B FF 93 C FC 92 B FC 92 F FF 93 B KC 82 S FF 92 3-3 **K** ②		X FF 93 0-0 1-H 2-H HR	4	2	2	5	0	2	0
Inning Stats	R: 0 E: 0 K: 2 S: 12 H: 0 LOB: 1 BB: 1 P: 19	R: 5 E: 0 K: 0 S: 14 H: 5 LOB: 0 BB: 0 P: 24	R: 0 E: 0 K: 0 S: 10 H: 1 LOB: 1 BB: 0 P: 15	R: 0 E: 0 K: 2 S: 15 H: 0 LOB: 0 BB: 0 P: 21	R: 0 E: 0 K: 1 S: 7 H: 0 LOB: 0 BB: 0 P: 10	R: 0 E: 0 K: 2 S: 9 H: 0 LOB: 0 BB: 0 P: 12	R: 0 E: 0 K: 1 S: 7 H: 0 LOB: 0 BB: 0 P: 14	R: 1 E: 0 K: 1 S: 10 H: 3 LOB: 1 BB: 0 P: 17	R: 3 E: 0 K: 1 S: 13 H: 2 LOB: 0 BB: 1 P: 19	1B: 8 2B: 2 3B: 0 HR: 2 SF: 1 SAC: 0 DP: 2 HBP: 1						

PITCHER		IP	WLS	BF	H	R	ER	SO	BB	IBB	HBP	BLK	WP	HR	S	P	ERA	WHIP
18 Daisuke Matsuzaka, R ERA: 7.2	(1, 1)	1.1	L	11	5	5	5	2	1	0	1	0	0	1	25	42	33.75	4.500
91 Alfredo Aceves, R ERA: 4.48	(2, 1)	2.2		8	1	0	0	2	0	0	0	0	0	0	26	37	0.00	0.375
30 Andrew Miller, L ERA: 3.38	(5, 1)	1.0		3	0	0	0	1	0	0	0	0	0	0	7	10	0.00	0.000
37 Mark Melancon, R ERA: 7.11	(6, 1)	2.0		6	0	0	0	3	0	0	0	0	0	0	16	26	0.00	0.000
44 Vicente Padilla, R ERA: 4.47	(8, 1)	1.0		5	3	1	1	1	0	0	0	0	0	0	10	17	9.00	3.000

PITCHER		IP	WLS	BF	H	R	ER	SO	BB	IBB	HBP	BLK	WP	HR	S	P	ERA	WHIP
40 Andrew Bailey, R ERA: 4.7	(9, 1)	1.0		6	2	3	3	1	1	0	0	1	0	1	13	19	27.00	3.000

TOP

Toronto Blue Jays @ Boston Red Sox

Fenway Park, Boston, MA

Sat Sep 08 2012, 7:12 PM - 12:09 AM EDT

Att. 37,107 - Cloudy - 77 F

livebaseballscorecards.com

AB	35
R	9
H	11
RBI	9
BB	2
SO	10
LOB	8

BOTTOM

Batter	1	2	3	4	5	6	7	8	9	AB	R	H	RBI	BB	SO	LOB
23 Pedro Ciriaco, R (1, 5) OBP: 0.321, SLG: 0.411	C FF 86 X SI 85 0-1 G1-3		B FF 88 X FF 87 1-0 F8		X FF 85 0-0 3-H 1B			X SI 90 0-0 1-2 B1-3		4	0	1	1	0	0	1
2 Jacoby Ellsbury, L (1, 8) OBP: 0.300, SLG: 0.353	B FF 87 B SI 83 C FF 85 L FF 85 S FF 86 2-3 K			C SI 86 X SI 88 0-1 7 HBP 1B	B FF 83 B C FF 93 B FF 93 1 SAFE F FF 93 X FF 94 3-2 G4-3			B FF 91 B FC 86 C FF 91 C FC 87 F CU 82 T FF 91 2-2 K		4	0	1	0	0	2	2
15 Dustin Pedroia, R (1, 4) OBP: 0.344, SLG: 0.445	B FF 88 C FF 87 B FF 87 X FF 88 2-1 F8			B SI 84 X SI 84 1-0 P3		B FF 93 B FF 92 C FF 93 F FF 93 F CU 84 T FF 95 2-2 K		B CH 87 C FF 92 D CH 87 X FF 92 2-1 G5-3		4	0	0	0	0	1	2
7 Cody Ross, R (1, 9) OBP: 0.341, SLG: 0.509		B FF 87 B SI 87 C SI 87 B FF 88 X SI 86 3-1 G6-3		B SI 86 C SI 85 H FF 86 2-1 50 G6-4-3 1-2 HBP		C CU 81 F FF 95 B CU 85 X CU 84 1-2 G5-3			B FF 92 C FF 92 S CH 86 B FF 93 F CH 86 B FF 93 F FF 93 F SL 84 S FF 93 3-3 K	3	0	0	0	0	1	0
50 Mauro Gomez, R (1, 3) OBP: 0.342, SLG: 0.448		C FF 88 F SI 86 B FF 87 B FF 87 S FF 89 2-3 K		X FF 85 0-0 G6-4-3 1-2f		B FF 94 F FF 94 B FF 94 B FF 93 F FF 93 F FF 94 C CU 81 3-3 K			F CH 87 C FF 92 F FF 92 B SL 83 X CH 86 1-2 20 DI 1B	4	0	1	0	0	2	2
20 Ryan Lavarnway, R (1, 2) OBP: 0.236, SLG: 0.238		C FF 90 F SI 86 B FF 87 B FF 90 F FF 89 B FF 87 B FF 87 4-2 BB			F FF 83 B FF 85 B SI 84 B FF 87 B FF 86 4-1 3 1B 26 1B BB		F FF 93 B FF 92 B FF 92 C FF 94 S CU 83 2-3 K2-3		C FF 93 X FF 93 0-1 G6-3 1-2	2	1	0	0	2	1	1
3 Mike Aviles, R (1, 10) OBP: 0.285, SLG: 0.391		C SI 87 B FF 87 B FF 87 X SI 85 2-1 F9		C SI 86 B SI 85 X SI 84 1-1 26 1B 23 1B 1-2 1B		B CU 82 B FF 94 X FF 93 2-0 P3		C FF 93 B FF 93 B FF 93 F FF 93 S CH 87 2-3 K		4	1	1	0	0	1	2
26 Scott Podsednik, L (1, 7) OBP: 0.346, SLG: 0.382			B FF 87 X FF 86 1-0 G3		B FF 84 B FF 84 B SI 85 C FF 85 X FF 84 3-1 10 P3 1-3 2-H 1B		C FF 93 X FF 93 0-1 G4-3			3	0	1	1	0	0	0
10 Jose Iglesias, R (1, 6) OBP: 0.167, SLG: 0.136			L FF 88 X FF 87 0-1 G4-3		F FF 85 1 SAFE X FF 85 0-1 P3 1-1f			B SI 90 C SI 91 B CH 86 X FF 92 2-1 23 B1-3 1B		3	0	1	0	0	0	2
Inning Stats	R: 0 E: 0 K: 1 S: 7 H: 0 LOB: 0 BB: 0 P: 11	R: 0 E: 0 K: 1 S: 10 H: 0 LOB: 1 BB: 1 P: 21	R: 0 E: 0 K: 0 S: 4 H: 0 LOB: 0 BB: 0 P: 6	R: 0 E: 0 K: 0 S: 5 H: 1 LOB: 1 BB: 0 P: 8	R: 2 E: 0 K: 0 S: 11 H: 3 LOB: 1 BB: 1 P: 22	R: 0 E: 0 K: 2 S: 11 H: 0 LOB: 0 BB: 0 P: 17	R: 0 E: 0 K: 1 S: 6 H: 0 LOB: 0 BB: 0 P: 10	R: 0 E: 0 K: 1 S: 9 H: 1 LOB: 1 BB: 0 P: 15	R: 0 E: 0 K: 2 S: 15 H: 1 LOB: 1 BB: 0 P: 21	1B: 6 2B: 1 3B: 0 HR: 0		SF: 0 SAC: 0 DP: 2 HBP: 1		WP: 0 PB: 0 SB: 0 CS: 0		PA: 34

PITCHER		IP	WLS	BF	H	R	ER	SO	BB	IBB	HBP	BLK	WP	HR	S	P	ERA	WHIP
32 Aaron Laffey, L ERA: 4.43	(1, 1)	4.2		19	4	2	2	2	2	0	1	0	0	0	34	62	3.86	1.286
49 Brad Lincoln, R ERA: 3.06	(5, 1)	2.1	W	7	0	0	0	3	0	0	0	0	0	0	20	33	0.00	0.000
27 Brett Cecil, L ERA: 5.6	(8, 1)	0.2		3	1	0	0	1	0	0	0	0	0	0	7	11	0.00	1.500
54 Jason Frasor, R ERA: 3.86	(8, 1)	1.1		5	1	0	0	2	0	0	0	0	0	0	17	25	0.00	0.750

PITCHER	IP	WLS	BF	H	R	ER	SO	BB	IBB	HBP	BLK	WP	HR	S	P	ERA	WHIP

Toronto Blue Jays @ Boston Red Sox

Fenway Park, Boston, MA

Sat Sep 08 2012, 7:12 PM - 12:09 AM EDT

Att. 37,107 - Cloudy - 77 F

livebaseballscorecards.com

AB	31
R	2
H	6
RBI	2
BB	2
SO	8
LOB	12

Batter	1	2	3	4	5	6	7	8	9	AB	R	H	RBI	BB	SO	LOB
13 Brett Lawrie, R (1, 5) OBP: 0.323, SLG: 0.413	B FF 92 F FF 91 B SI 91 X FC 88 2-1 ① F8		X CU 75 0-0 ① 28 SH2-3 1B		B CH 82 S CH 80 X FC 90 1-1 ① F9			C CH 79 C FF 91 B FC 89 X CU 76 1-2 ① G5-3	F FF 94 F FO 86 S FO 87 0-3 ③ K	5	0	1	0	0	1	3
28 Colby Rasmus, L (1, 8) OBP: 0.290, SLG: 0.418	S CH 79 C CU 77 F FF 92 F FF 92 B FS 85 F CU 78 X CH 80 1-2 ② G5-3		1 SAFE X FC 88 0-0 ② SH2-3 1-2		B FS 85 S FC 90 X CH 80 1-1 ② P5			B CU 78 C CU 78 X CH 81 1-1 ② G3		3	0	0	0	0	0	0
10 Edwin Encarnación, R (1, 10) OBP: 0.381, SLG: 0.561	B FC 89 C CH 79 B SI 91 B CH 80 B FC 90 4-1 ③ 26 FC6 BB		B FC 88 X FF 92 1-0 ③ L6		C FF 93 X FS 85 0-1 ③ F8			C FC 89 S CH 81 B FF 93 B CH 80 B FF 92 X CH 79 3-2 ③ G1-3		3	0	0	0	1	0	1
26 Adam Lind, L (1, 3) OBP: 0.292, SLG: 0.373	C SI 90 X CU 76 0-1 ③ FC6 1-2f			F CH 79 S FS 84 S CU 76 0-3 ① K		B FC 88 S FS 84 B FS 85 F SI 93 X FF 91 2-2 ① F8			F FC 87 B FS 83 S CU 76 X FC 89 1-2 ① G3	4	0	0	0	0	1	1
11 Rajai Davis, R (1, 7) OBP: 0.306, SLG: 0.376		B FF 92 C FF 90 S CH 81 B FF 93 B FC 88 F SI 91 F FC 88 B FF 90 4-2 8 FC3-6 BB		B FF 91 C FF 92 B SI 92 X FF 92 2-1 8 1B 6 1B 1B		C FF 92 S CH 81 S CH 82 0-3 ② K			S CH 79 B CU 79 X CH 79 1-1 8 1B 17 SF7 8 S 1B	3	2	2	0	1	1	0
8 Anthony Gose, L (1, 9) OBP: 0.284, SLG: 0.330		X FC 88 0-0 ① FC3-6 1-2f		1 SAFE 1 SAFE 1 SAFE C SI 91 1 SAFE B FS 84 B FC 88 X SI 92 2-1 6 1B 17 SF7 1-3 1B		B FC 89 C CH 80 X FF 92 1-1 ③ F7			1 SAFE 1 SAFE 1 SAFE C FC 86 B CH 77 D CH 81 F FF 90 D CU 74 X FC 87 3-2 17 SF7 2 S 1-3 1B	4	1	2	0	0	0	1
6 Jeff Mathis, R (1, 2) OBP: 0.240, SLG: 0.384 2 Kelly Johnson, L (9, PH) OBP: 0.315, SLG: 0.362 8 Yorvit Torrealba, R (9, 2) OBP: 0.302, SLG: 0.346		1 SAFE S FC 87 C CU 74 1 SAFE 1 SAFE F FF 91 S CH 82 0-3 ② K		X FC 88 0-0 17 SF7 3 1B 1-3 3-H 1B			S C CU 78 B FF 92 B FC 89 T CH 80 2-2 ① K		B FC 89 1 SAFE D CH 79 S FF 92 4-1 3 S 1-2 IBB	3 0 0	1 0 0	1 0 0	1 0 0	0 1 0	2 0 0	1 0 0
17 Omar Vizquel, S (1, 4) OBP: 0.255, SLG: 0.250		1 SAFE S FC 88 F SI 91 F FF 92 X FC 88 0-2 ③ L7		S CU 76 X CU 77 0-1 ② SF7 1-2 3-H			B FF 93 B FC 88 F FF 91 F FC 88 X FF 93 2-2 ② F7		C CU 75 F FC 88 X FC 89 0-2 ② SF7 2-3 3-H	2	0	0	2	0	0	1
3 Adeiny Hechavarría, R (1, 6) OBP: 0.272, SLG: 0.329			C FF 91 X CU 76 0-1 ① G5-3	F FC 89 X CU 77 0-1 ③ 1 2-H 1B			X FF 92 0-0 ③ G6-3		S FF 93 C FO 87 D FO 89 B FF 96 B FF 96 D FF 95 4-2 1-2 BB	3	0	1	1	1	0	0
Inning Stats	R: 0 E: 0 K: 0 S: 11 H: 0 LOB: 1 BB: 1 P: 18	R: 0 E: 0 K: 1 S: 13 H: 0 LOB: 1 BB: 1 P: 17	R: 0 E: 0 K: 0 S: 5 H: 1 LOB: 1 BB: 0 P: 6	R: 3 E: 0 K: 1 S: 12 H: 4 LOB: 1 BB: 0 P: 16	R: 0 E: 0 K: 0 S: 6 H: 0 LOB: 0 BB: 0 P: 8	R: 0 E: 0 K: 1 S: 8 H: 0 LOB: 0 BB: 0 P: 11	R: 0 E: 0 K: 1 S: 7 H: 0 LOB: 0 BB: 0 P: 11	R: 0 E: 0 K: 0 S: 8 H: 0 LOB: 0 BB: 0 P: 13	R: 1 E: 0 K: 1 S: 17 H: 2 LOB: 3 BB: 2 P: 30	1B: 7 2B: 0 3B: 0 HR: 0 SF: 2 SAC: 1 DP: 0 HBP: 0						

PITCHER		IP	WLS	BF	H	R	ER	SO	BB	IBB	HBP	BLK	WP	HR	S	P	ERA	WHIP
11 Clay Buchholz, R ERA: 4.46	(1, 1)	8.2	L	35	7	4	4	4	2	1	0	0	0	0	82	121	4.15	1.038
36 Junichi Tazawa, R ERA: 1.62	(9, 1)	0.1		2	0	0	0	1	1	0	0	0	0	0	5	9	0.00	3.000

PITCHER		IP	WLS	BF	H	R	ER	SO	BB	IBB	HBP	BLK	WP	HR	S	P	ERA	WHIP

TOP

Toronto Blue Jays @ Boston Red Sox

Fenway Park, Boston, MA

Sun Sep 09 2012, 1:39 PM - 4:40 PM EDT

Att. 37,226 - Cloudy - 67 F

livebaseballscorecards.com

AB	30
R	4
H	7
RBI	4
BB	4
SO	5
LOB	8

WP: 0	PA: 37		
PB: 0			
SB: 3			
CS: 0			

BOTTOM

Toronto Blue Jays @ Boston Red Sox

Fenway Park, Boston, MA

Sun Sep 09 2012, 1:39 PM - 4:40 PM EDT

Att. 37,226 - Cloudy - 67 F

livebaseballscorecards.com

Batter	1	2	3	4	5	6	7	8	9	AB	R	H	RBI	BB	SO	LOB
55 Ryan Kalish, L (1, 9) OBP: 0.273, SLG: 0.261 29 Daniel Nava, S (8, PH) OBP: 0.368, SLG: 0.390 (9, 9)	C SL 84 B FF 88 X CH 80 1-1 15 FC5-3 26 SH1-3 1B		S FF 88 T FF 89 C FF 89 0-3 ① K		B SI 89 S FF 89 B CU 75 B CH 81 B FF 90 4-1 26 PO BB			F SI 91 B SI 93 B SI 91 B SI 92 F SI 92 X SI 92 3-2 ① G6-3		2 1	0 0	1 0	0 0	1 0	1 0	0 0
26 Scott Podsednik, L (1, 7) OBP: 0.340, SLG: 0.374	X FF 86 0-0 ① SH1-3 1-2		C FF 88 C SI 88 B SL 83 B SI 88 F FF 90 B SI 90 F FF 90 X FF 89 3-2 ② F7		1 SAFE B FF 86 B FF 87 C SL 80 B SI 88 1 SAFE 3-1 ③ PO 1-2	B FF 88 X FF 87 1-0 ① B3		C SI 92 C SI 92 X SL 80 0-2 ② P5		3	0	0	0	0	0	0
15 Dustin Pedroia, R (1, 4) OBP: 0.346, SLG: 0.452	B FF 88 B FF 88 X SI 88 2-0 ②③ FC5-3 2-3		C SI 88 B EP 67 X CH 81 1-1 22 FC4-6 1B			C SI 88 X SL 83 0-1 HR		B FC 89 B FF 89 B FF 89 F FF 88 X FF 87 3-1 ③ G6-3		4	1	2	1	0	0	1
22 James Loney, L (1, 3) OBP: 0.300, SLG: 0.347 56 Iván De Jesús Jr., R (9, PR) OBP: 0.308, SLG: 0.343		B FF 86 F CH 79 C SI 87 F SL 79 F SL 81 F FF 90 F SL 82 C SI 88 1-3 ① K	T CH 80 B FF 88 F CU 74 1 SAFE D SL 82 X CH 83 2-2 ③ FC4-6 1-2f			F SI 88 F SI 89 X SL 83 0-2 ② G4-3			B CU 74 X FF 90 1-0 1B	4 0	0 0	1 0	0 0	0 0	1 0	1 0
7 Cody Ross, R (1, 10) OBP: 0.345, SLG: 0.513		F FF 88 B EP 63 B SL 80 S CH 81 B SL 82 F SI 88 B CH 80 4-2 2 HR BB		C FF 87 X CU 71 0-1 3 G6-4-3 1B		B CH 80 B FF 88 S FF 90 S SL 82 F FF 90 X SL 84 2-2 2B			C FF 90 F SL 85 F FF 90 D CU 75 B FC 91 1 SAFE B SL 84 C CU 76 3-3 ① K	3	1	2	0	1	1	1
2 Jacoby Ellsbury, L (1, 8) OBP: 0.299, SLG: 0.363		F FF 88 B CU 71 B CH 80 X CH 81 2-1 1-H HR		B FF 87 B FF 87 B SL 80 C FF 86 F FF 87 1 SAFE X FF 87 3-2 ① P4		X CU 75 0-0 ③ G3			X FF 90 0-0 ② F8	4	1	1	2	0	0	3
3 Mike Aviles, R (1, 6) OBP: 0.283, SLG: 0.388		B SI 87 X SL 79 1-0 ② G5-3		X SI 89 0-0 ②③ G6-4-3 1-2f			B FF 92 F FF 94 S CH 86 X SL 86 1-2 ① G5-3		C FF 90 B CU 76 X CU 75 1-1 ③ P2	4	0	0	0	0	0	2
20 Ryan Lavarnway, R (1, 2) OBP: 0.239, SLG: 0.253		B CU 78 B FF 88 B SI 87 C FF 85 X SI 88 3-1 2B			C FF 87 B FF 88 S CH 80 B SL 82 F CH 80 B SL 82 X CH 81 3-2 ① F8		T FF 96 B FF 95 T FF 94 X CH 86 1-2 ② G6-3			3	0	1	0	0	0	0
23 Pedro Ciriaco, R (1, 5) OBP: 0.316, SLG: 0.404		C SL 79 B FF 88 X CH 83 1-1 ③ P5			B SL 80 C FF 89 X CH 82 1-1 ② B1-3		F CH 87 F CH 86 B FF 95 F FF 95 S FF 94 1-3 ③ K			3	0	0	0	0	1	1
Inning Stats	R: 0 E: 0 K: 0 S: 4 H: 1 LOB: 0 BB: 0 P: 7	R: 2 E: 0 K: 1 S: 17 H: 2 LOB: 1 BB: 1 P: 29	R: 0 E: 0 K: 1 S: 13 H: 1 LOB: 1 BB: 0 P: 19	R: 0 E: 0 K: 0 S: 6 H: 1 LOB: 0 BB: 0 P: 9	R: 0 E: 0 K: 0 S: 8 H: 0 LOB: 0 BB: 1 P: 19	R: 1 E: 0 K: 0 S: 11 H: 2 LOB: 1 BB: 0 P: 14	R: 0 E: 0 K: 1 S: 10 H: 0 LOB: 0 BB: 0 P: 13	R: 0 E: 0 K: 0 S: 8 H: 0 LOB: 0 BB: 0 P: 14	R: 0 E: 0 K: 1 S: 8 H: 1 LOB: 1 BB: 0 P: 13	1B: 4 2B: 3 3B: 0 HR: 2	SF: 0 SAC: 1 DP: 2 HBP: 0						

	AB	31
	R	3
	H	8
	RBI	3
	BB	2
	SO	4
	LOB	9

PITCHER		IP	WLS	BF	H	R	ER	SO	BB	IBB	HBP	BLK	WP	HR	S	P	ERA	WHIP
33 Carlos Villanueva, R ERA: 3.48	(1, 1)	6.0		24	7	3	3	2	2	0	0	0	0	2	59	97	4.50	1.500
50 Steve Delabar, R ERA: 3.63	(7, 1)	1.0		3	0	0	0	1	0	0	0	0	0	0	10	13	0.00	0.000
62 Aaron Loup, L ERA: 3.42	(8, 1)	0.2		2	0	0	0	0	0	0	0	0	0	0	6	9	0.00	0.000
31 Brandon Lyon, R ERA: 3.13	(8, 1)	0.1	W	1	0	0	0	0	0	0	0	0	0	0	2	5	0.00	0.000
44 Casey Janssen, R ERA: 2.47	(9, 1)	1.0	S	4	1	0	0	1	0	0	0	0	0	0	8	13	0.00	1.000

PITCHER	IP	WLS	BF	H	R	ER	SO	BB	IBB	HBP	BLK	WP	HR	S	P	ERA	WHIP

WP: 0 PB: 0 SB: 0 CS: 0 PA: 35

Batter	1	2	3	4	5	6	7	8	9	AB	R	H	RBI	BB	SO	LOB
13 Dustin Ackley, L (1, 4) OBP: 0.298, SLG: 0.330	B FF 90 C FF 92 F FF 92 F FF 95 X SL 90 1-2 21 1B 15 1B 2B	C FF 92 B FF 93 X FF 93 1-1 ③ G4-3		C FF 89 D FS 82 F FS 86 F FS 87 F FS 86 F FF 95 X FS 86 1-2 ② G3 1-2 2-3		C CU 80 X FC 86 0-1 21 G5-4-3 2-3 1B			C CH 86 B CH 87 X FF 93 1-1 ② F9	5	1	2	0	0	0	2
21 Franklin Gutierrez, R (1, 8) OBP: 0.333, SLG: 0.438	X FF 92 0-0 27 FC3-6 15 1B 55 1B 2-3 1B		B FF 92 C FF 90 X SL 83 1-1 ① L6	S SL 86 C SL 87 F SL 88 X SL 89 0-2 ③ G6-3		B FC 86 B SI 89 B FF 90 X FF 90 3-0 ②③ G5-4-3 1-2f			C FF 93 B FF 93 C FF 93 F FF 93 B SL 85 X FF 92 2-2 2B	5	1	2	0	0	0	4
15 Kyle Seager, L (1, 5) OBP: 0.315, SLG: 0.416	B FF 93 F FF 94 F FF 94 1 SAFE B SL 88 F SL 87 X FF 96 2-2 27 FC3-6 1-2 3-H 1B		B FF 93 X FS 84 1-0 27 WP 27 1B 2B	B FS 88 B FS 88 C SI 90 X FF 91 2-1 HR			C FF 89 B FC 86 F FF 90 B CU 81 X CU 82 2-2 ① G6-3		X FF 94 0-0 ③ F8	5	2	3	2	0	0	1
27 John Jaso, L (1, 10) OBP: 0.392, SLG: 0.449	B FS 85 F FF 94 S FS 86 B FS 86 X SL 88 2-2 ① FC3-6 63 BB 55 1B 1-2f 2-3		C FF 90 F SL 85 B SL 87 F SL 87 B FF 94 X FF 96 2-2 63 1B 2-H 1B	B FS 81 B FF 92 C FF 91 X FS 84 2-1 ① G4-3			B CU 80 L FF 90 X SI 90 1-1 ② P4			4	0	1	1	0	0	2
63 Jesus Montero, R (1, 2) OBP: 0.304, SLG: 0.404	D SL 88 B FF 92 B FF 93 B FF 94 4-0 55 1B 1-2 BB		C SL 85 B FF 91 F FF 93 X SL 88 1-2 ② 1-3 1B	B FF 89 C FS 82 X FF 92 1-1 ② F9			B FF 94 X FF 93 1-0 ③ G6-3			3	0	1	0	1	0	0
55 Michael Saunders, L (1, 7) OBP: 0.302, SLG: 0.420	F FS 86 X FF 96 0-1 ② 1-2 2-H 3-H 1B		F FS 85 B FF 94 B FF 93 F FS 84 F SL 88 D FS 86 S SL 88 3-3 ③ K	B SL 85 X FF 91 1-0 2B				B CH 86 C FF 94 C FF 95 X CH 87 1-2 ① G4-3		4	0	2	1	0	1	1
10 Eric Thames, L (1, 9) OBP: 0.279, SLG: 0.390 33 Casper Wells, R (9, 9) OBP: 0.287, SLG: 0.381	B FS 86 F FF 97 S FF 96 C FF 95 1-3 ③ K			B FS 81 F FF 92 B FF 93 F FS 83 B FF 95 S FS 84 3-3 ① K	F FC 86 F CU 79 F FF 90 S FC 85 0-3 ③ K			B FF 95 B FF 94 X FF 94 2-0 ② F8		4 0	0 0	0 0	0 0	3 0	3 0
20 Mike Carp, L (1, 3) OBP: 0.316, SLG: 0.353		B FF 89 C FS 82 X FF 93 1-1 ① L9	S FF 92 X SL 86 0-1 13 G3 26 1B 1B		X FC 84 0-0 13 1B 26 SH1-3 1B			C CH 87 F CH 88 F FF 96 S FF 96 0-3 ③ K		4	0	2	0	0	1	0
26 Brendan Ryan, R (1, 6) OBP: 0.284, SLG: 0.276		C SL 84 S KC 82 S SL 85 0-3 ② K	C FF 90 C FF 89 X FF 90 0-2 13 G3 1-2 1B		L CU 78 X CU 79 0-1 ① SH1-3 1-2				F FF 93 F FF 93 B FF 93 X FF 94 1-2 ① G4-3	3	0	1	0	0	1	0
Inning Stats	R: 2 E: 0 K: 1 S: 17 H: 4 LOB: 2 BB: 1 P: 27	R: 0 E: 0 K: 1 S: 7 H: 0 LOB: 0 BB: 0 P: 9	R: 1 E: 0 K: 1 S: 14 H: 3 LOB: 1 BB: 0 P: 22	R: 0 E: 0 K: 1 S: 18 H: 2 LOB: 2 BB: 0 P: 22	R: 1 E: 0 K: 1 S: 11 H: 2 LOB: 1 BB: 0 P: 17	R: 0 E: 0 K: 0 S: 6 H: 2 LOB: 1 BB: 0 P: 9	R: 0 E: 0 K: 0 S: 6 H: 0 LOB: 0 BB: 0 P: 10	R: 0 E: 0 K: 1 S: 8 H: 0 LOB: 0 BB: 0 P: 11	R: 0 E: 0 K: 0 S: 10 H: 1 LOB: 1 BB: 0 P: 14	1B: 9 2B: 4 3B: 0 HR: 1 SF: 0 SAC: 1 DP: 1 HBP: 0						

TOP

Seattle Mariners @ Toronto Blue Jays

Rogers Centre, Toronto, ON

Tue Sep 11 2012, 7:10 PM - 9:57 PM EDT

Att. 12,935 - Clear - 72 F

livebaseballscorecards.com

AB	37
R	4
H	14
RBI	4
BB	1
SO	6
LOB	13

PITCHER		IP	WLS	BF	H	R	ER	SO	BB	IBB	HBP	BLK	WP	HR	S	P	ERA	WHIP
23 Brandon Morrow, R ERA: 3.16	(1, 1)	4.2	L	24	11	4	4	4	1	0	0	0	1	1	63	93	7.71	2.571
27 Brett Cecil, L ERA: 5.4	(5, 1)	2.0		7	2	0	0	1	0	0	0	0	0	0	15	21	0.00	1.000
49 Brad Lincoln, R ERA: 3.01	(7, 1)	1.1		4	0	0	0	1	0	0	0	0	0	0	9	13	0.00	0.000
54 Jason Frasor, R ERA: 3.76	(9, 1)	1.0		4	1	0	0	0	0	0	0	0	0	0	10	14	0.00	1.000

PITCHER	IP	WLS	BF	H	R	ER	SO	BB	IBB	HBP	BLK	WP	HR	S	P	ERA	WHIP

Batter	1	2	3	4	5	6	7	8	9	AB	R	H	RBI	BB	SO	LOB
13 Brett Lawrie, R (1, 5) OBP: 0.323, SLG: 0.411	C FF 92 F FF 92 X SL 84 0-2 ① P4		B SL 84 F SI 93 F SL 84 1 SAFE X SL 83 1-2 28 SF9 1-3 1B		B SI 93 B FF 91 X FF 92 2-0 ② F9		X SL 82 0-0 ③ F8			4	0	1	0	0	0	2
28 Colby Rasmus, L (1, 8) OBP: 0.292, SLG: 0.422	X FF 93 0-0 26 1B 5 1B 1B		F SI 93 X CH 82 0-1 ① SF9 1-2 3-H		X SI 94 0-0 ③ F7			L CU 76 C CU 76 B FF 89 X CU 78 1-2 10 F8 14 G4-3 2B		3	2	2	1	0	0	0
10 Edwin Encarnación, R (1, 10) OBP: 0.378, SLG: 0.557	F SI 94 F SI 93 S SL 84 0-3 ② K		S SL 83 C SL 84 X FF 93 0-2 ② P2			B FF 92 F SL 84 B SL 87 S SL 83 X FF 93 2-2 ① L4		X SL 82 0-0 ① F8 2-3		4	0	0	0	0	1	3
26 Adam Lind, L (1, 3) OBP: 0.292, SLG: 0.373 14 Moisés Sierra, R (8, PH) OBP: 0.293, SLG: 0.415 68 Yan Gomes, R (9, 3) OBP: 0.225, SLG: 0.316	B SI 93 F SI 94 1 SAFE B FF 93 X SI 93 2-1 5 1B 1-2 1B		F CH 84 D CH 84 X SI 93 1-1 ③ F7			B SI 93 F SI 93 F FF 93 S CH 84 1-3 ② K		C SL 85 D CU 74 C SL 83 B SL 84 X SL 84 2-2 ② G4-3 3-H		3 1 0	0 0 0	1 0 0	0 1 0	0 0 0	1 0 0	1 0 0
5 Yunel Escobar, R (1, 6) OBP: 0.300, SLG: 0.353	C SL 85 X FF 93 0-1 ③ 1-3 2-H 1B			B SL 84 B SL 83 F SI 92 X SI 92 2-1 2B		B SI 93 B SL 85 F SI 92 X SL 84 2-1 ③ F9		C SL 89 S FF 96 S FF 98 0-3 ③ K		4	0	2	1	0	1	0
2 Kelly Johnson, L (1, 4) OBP: 0.313, SLG: 0.359		C SI 92 X CH 82 0-1 ① L7		F SI 92 B SI 92 S CH 82 F SI 92 S CH 82 1-3 ① K			F SI 93 X CU 78 0-1 E8		B FF 97 X FF 96 1-0 ① G4-3	4	0	0	0	0	1	1
9 J.P. Arencibia, R (1, 2) OBP: 0.274, SLG: 0.452		C SL 84 S SL 84 S SL 84 0-3 ② K		S SI 93 F SL 84 D SL 84 F CH 83 B SL 84 F FF 94 X SL 83 2-2 ② P4			C SL 83 D SL 82 F FF 92 X SL 83 1-2 ① G6-3		X SI 98 0-0 ② P4	4	0	0	0	0	1	2
11 Rajai Davis, R (1, 7) OBP: 0.306, SLG: 0.374		C SI 94 T SI 93 X SL 86 0-2 ③ P4		X SL 83 0-0 ③ G6-3			B SI 93 S SL 83 C SL 83 B SL 84 F FF 92 F SI 93 S SL 83 2-3 ② K		F FF 97 X CU 78 0-1 8 S 1B	4	0	1	0	0	1	2
8 Anthony Gose, L (1, 9) OBP: 0.292, SLG: 0.330			X SI 90 0-0 13 1B 28 SF9 1B		B FF 92 S SI 92 F CH 82 S CH 83 1-3 ① K		B SI 93 B CH 80 B CH 81 B SI 92 4-0 BB		1 SAFE C FF 96 X FF 97 0-1 ③ G6-3 1-2	3	1	1	0	1	1	1
Inning Stats	R: 1 E: 0 K: 1 S: 11 H: 3 LOB: 2 BB: 0 P: 13	R: 0 E: 0 K: 1 S: 8 H: 0 LOB: 0 BB: 0 P: 8	R: 1 E: 0 K: 0 S: 11 H: 2 LOB: 1 BB: 0 P: 13	R: 0 E: 0 K: 1 S: 12 H: 1 LOB: 1 BB: 0 P: 17	R: 0 E: 0 K: 1 S: 5 H: 0 LOB: 0 BB: 0 P: 8	R: 0 E: 0 K: 1 S: 8 H: 0 LOB: 0 BB: 0 P: 13	R: 0 E: 1 K: 1 S: 11 H: 0 LOB: 2 BB: 1 P: 18	R: 1 E: 0 K: 1 S: 10 H: 1 LOB: 0 BB: 0 P: 13	R: 0 E: 0 K: 0 S: 6 H: 1 LOB: 1 BB: 0 P: 7	1B: 6 2B: 2 3B: 0 HR: 0 SF: 1 SAC: 0 DP: 0 HBP: 0						

PITCHER	IP	WLS	BF	H	R	ER	SO	BB	IBB	HBP	BLK	WP	HR	S	P	ERA	WHIP
50 Erasmo Ramírez, R (1, 1) ERA: 3.49	7.0	W	28	6	2	2	6	1	0	0	0	0	0	66	90	2.57	1.000
41 Charlie Furbush, L (8, 1) ERA: 2.44	0.0		1	1	1	1	0	0	0	0	0	0	0	3	4	∞	∞
53 Josh Kinney, R (8, 1) ERA: 3.8	0.1	H	1	0	0	0	0	0	0	0	0	0	0	1	1	0.00	0.000
44 Lucas Luetge, L (8, 1) ERA: 3.11	0.1	H	1	0	0	0	0	0	0	0	0	0	0	3	5	0.00	0.000
46 Stephen Pryor, R (8, 1) ERA: 2.87	0.1	H	1	0	0	0	1	0	0	0	0	0	0	3	3	0.00	0.000

PITCHER	IP	WLS	BF	H	R	ER	SO	BB	IBB	HBP	BLK	WP	HR	S	P	ERA	WHIP
54 Tom Wilhelmsen, R (9, 1) ERA: 2.54	1.0	S	4	1	0	0	0	0	0	0	0	0	0	6	7	0.00	1.000

BOTTOM

Seattle Mariners @ Toronto Blue Jays

Rogers Centre, Toronto, ON

Tue Sep 11 2012, 7:10 PM - 9:57 PM EDT

Att. 12,935 - Clear - 72 F

livebaseballscorecards.com

AB	34
R	3
H	8
RBI	3
BB	1
SO	7
LOB	12

Batter	1	2	3	4	5	6	7	8	9	AB	R	H	RBI	BB	SO	LOB
13 Dustin Ackley, L (1, 4) OBP: 0.298, SLG: 0.331	B SI 90 B FF 91 C FF 91 X FF 90 2-1 ① F7	C FF 92 B FF 92 B SI 91 1 SAFE B FF 92 X FF 93 3-1 ③ F9		C CU 75 X FC 92 0-1 21 1B 1-3 2B		X FF 94 0-0 ① G3		B SL 73 F SL 74 B FF 87 S SL 74 B FF 86 B SL 74 4-2 BB		4	1	1	0	1	0	2
21 Franklin Gutierrez, R (1, 8) OBP: 0.337, SLG: 0.430	B FF 92 C CH 83 S CH 84 S CH 84 1-3 ② K		B FF 89 B FF 90 B FF 90 C FF 90 F FF 90 B CH 80 4-2 63 G6-3 15 1B BB	S FF 90 F FF 91 D CH 84 X CU 77 1-2 2-H 3-H 1B		C FF 95 B FF 94 B CH 86 B CH 87 S FF 95 C FF 95 3-3 ② K		1 SAFE C FF 88 B FF 87 1 SAFE 1 SAFE F FF 87 B FF 87 1 SAFE S SL 74 2-3 ③ K		4	0	1	2	1	3	1
15 Kyle Seager, L (1, 5) OBP: 0.317, SLG: 0.420	C FF 92 B FC 91 B FF 92 X FF 92 2-1 1B		X FF 90 0-0 63 G6-3 1-2 1B	C CU 75 X FF 91 0-1 ③ G4-3		B FF 95 C CH 87 F FF 95 B CH 88 X CH 88 2-2 ③ G3			C FC 90 X SI 91 0-1 55 G4-3 2B	5	0	3	0	0	0	1
63 Jesus Montero, R (1, 10) OBP: 0.303, SLG: 0.400	1 SAFE C CH 82 S CH 84 1 SAFE S CU 75 0-3 ③ K		B FF 90 X CH 81 1-0 ① G6-3 1-2f 2-3 ②		B CH 87 B CH 80 B FF 88 B FC 88 4-0 20 BB 55 1B BB		C FF 89 B SI 90 X FF 87 1-1 ① G1-3		C SI 91 X FF 92 0-1 ① L8	4	0	0	0	1	1	4
55 Michael Saunders, L (1, 9) OBP: 0.305, SLG: 0.420		C FF 91 S CU 75 B CU 77 F CU 78 B FF 92 B CU 76 X FC 92 3-2 ① G5-3	D CU 76 C FF 92 S FF 93 B CU 78 B CU 77 D CU 76 4-2 30 S BB		B FC 89 B FC 90 B FF 88 C FF 88 X FF 88 3-1 20 BB 1-2 1B		B SI 90 B FC 87 B SI 89 B SI 90 4-0 BB		B FF 91 X FF 91 1-0 ② G4-3 2-3	3	0	1	0	2	0	1
30 Miguel Olivo, R (1, 2) OBP: 0.227, SLG: 0.361		B CH 83 X FC 91 1-0 HR	S CH 83 X CH 84 0-1 ③ L8 1-2		B CH 86 S CH 87 L CH 87 D CH 87 S CH 87 2-3 ① K		1 SAFE X FC 86 0-0 ② P6		B CU 76 B FF 90 B SI 92 C SI 92 C FF 92 S CU 76 3-3 ③ K	5	1	1	1	0	2	6
20 Mike Carp, L (1, 3) OBP: 0.320, SLG: 0.353 17 Justin Smoak, S (9, 3) OBP: 0.258, SLG: 0.312		B FF 93 X FF 91 1-0 12 1B 1B	C FF 89 B SI 90 B FF 90 B FF 91 C FF 91 F FF 90 X FF 89 3-2 ① G4-3		B CH 86 D SI 96 S CH 86 B CH 88 B CH 88 4-1 1-2 2-3 BB		B FC 87 1 SAFE 1 SAFE 1 SAFE X FC 87 1-0 ③ G5-3			3 0	0 0	1 0	0 0	1 0	0 0	1 0
12 Trayvon Robinson, S (1, 7) OBP: 0.301, SLG: 0.339 33 Casper Wells, R (9, 7) OBP: 0.287, SLG: 0.381		B FF 90 C CH 81 X CU 74 1-1 1-2 1B	S FF 91 B FF 91 X CH 82 1-1 ② G5-3		S FF 95 D CH 88 C CH 86 D CH 88 F FF 94 C CH 86 2-3 ② K			S FF 87 X FF 86 0-1 ① F9		4 0	0 0	1 0	0 0	0 0	1 0	3 0
26 Brendan Ryan, R (1, 6) OBP: 0.284, SLG: 0.274		S FC 91 F FF 92 F CU 76 S CU 75 0-3 ② K	B CH 81 S CH 82 B FF 89 B CH 81 B FC 88 4-1 13 2B 21 1B BB		F CH 87 D CH 87 F FF 95 S FF 96 1-3 ③ K			B SI 88 F FF 86 F FF 87 B SL 75 S SL 74 2-3 ② K		3	1	0	0	1	3	5

Inning Stats	1	2	3	4	5	6	7	8	9
	R: 0 E: 0 K: 2 S: 10	H: 1 LOB: 1 BB: 0 P: 15	R: 1 E: 0 K: 1 S: 14	H: 3 LOB: 2 BB: 0 P: 23	R: 0 E: 0 K: 0 S: 8	H: 1 LOB: 2 BB: 2 P: 17	R: 2 E: 0 K: 0 S: 14	H: 2 LOB: 1 BB: 1 P: 23	R: 0 E: 0 K: 3 S: 13	H: 1 LOB: 3 BB: 2 P: 29	R: 0 E: 0 K: 1 S: 7	H: 0 LOB: 0 BB: 0 P: 12	R: 0 E: 0 K: 0 S: 4	H: 0 LOB: 1 BB: 1 P: 10	R: 0 E: 0 K: 2 S: 10	H: 0 LOB: 1 BB: 1 P: 18	R: 0 E: 0 K: 1 S: 8	H: 1 LOB: 1 BB: 0 P: 12

	1B: 6	SF: 0	WP: 0	PA: 42
	2B: 2	SAC: 0	PB: 0	
	3B: 0	DP: 1	SB: 1	
	HR: 1	HBP: 0	CS: 0	

PITCHER		IP	WLS	BF	H	R	ER	SO	BB	IBB	HBP	BLK	WP	HR	S	P	ERA	WHIP
24 Ricky Romero, L ERA: 5.87	(1, 1)	4.0	L	23	8	3	3	3	4	0	0	0	0	1	48	87	6.75	3.000
50 Steve Delabar, R ERA: 3.51	(5, 1)	2.0		7	0	0	0	4	1	0	0	0	0	0	18	32	0.00	0.500
31 Brandon Lyon, R ERA: 3.07	(7, 1)	1.0		4	0	0	0	0	1	0	0	0	0	0	4	10	0.00	1.000
38 Darren Oliver, L ERA: 1.62	(8, 1)	1.0		4	0	0	0	2	1	0	0	0	0	0	10	18	0.00	1.000
44 Casey Janssen, R ERA: 2.43	(9, 1)	1.0		4	1	0	0	1	0	0	0	0	0	0	8	12	0.00	1.000

PITCHER	IP	WLS	BF	H	R	ER	SO	BB	IBB	HBP	BLK	WP	HR	S	P	ERA	WHIP

TOP

Seattle Mariners @ Toronto Blue Jays

Rogers Centre, Toronto, ON

Wed Sep 12 2012, 7:09 PM - 10:03 PM EDT

Att. 13,519 - Clear - 73 F

livebaseballscorecards.com

AB	35
R	3
H	9
RBI	3
BB	7
SO	10
LOB	24

Batter	1	2	3	4	5	6	7	8	9	AB	R	H	RBI	BB	SO	LOB
13 Brett Lawrie, R (1, 5) OBP: 0.322, SLG: 0.408	X FF 88 0-0 ① G4-3			B CH 84 F CH 85 B SI 87 B SL 81 F FC 87 S FF 89 3-3 ① K		B FF 92 B FF 92 B FF 91 B FF 92 4-0 10 G5-4-3 BB			C FF 96 B CU 78 F FF 97 F CU 78 C CU 79 1-3 ① K	3	0	0	0	1	2	0
28 Colby Rasmus, L (1, 8) OBP: 0.292, SLG: 0.419	X FC 87 0-0 ② F7			B FF 88 B FF 88 B SI 89 B FF 88 4-0 10 HR BB		X FF 91 0-0 ① P5			C FF 97 B CH 89 S CU 78 F FF 97 F CU 79 S CU 79 1-3 ② K	3	1	0	0	1	1	1
10 Edwin Encarnación, R (1, 3) OBP: 0.379, SLG: 0.562	C FC 87 C FF 88 B FF 89 B FF 90 X SL 84 2-2 ③ G6-3			C SI 90 C SL 85 F FF 91 X FF 90 0-2 1-H HR		1 SAFE D FF 92 X SL 83 1-0 ②③ G5-4-3 1-2f			B FF 98 B FF 97 B FF 96 C FF 94 C CU 77 D CU 79 4-2 BB	3	1	1	2	1	0	1
5 Yunel Escobar, R (1, 6) OBP: 0.298, SLG: 0.351		C SL 86 B CH 78 B SI 88 X SL 83 2-1 ① P5		B FF 88 F SI 88 X CH 82 1-1 ② G5-3			F SL 84 C FF 94 B FF 95 B SL 85 S SL 84 2-3 ① K		F FF 97 X CU 77 0-1 ③ F8	4	0	0	0	0	1	1
26 Adam Lind, L (1, 10) OBP: 0.293, SLG: 0.374 11 Rajai Davis, R (7, PH) OBP: 0.305, SLG: 0.373 (8, 10)		C SL 87 F FF 88 B SI 91 X CH 81 1-2 ② F8		B CH 82 B SI 89 S SL 82 X SL 84 2-1 1B			C FF 92 X SL 78 0-1 ② F9			2 1	0 0	1 0	0 0	0 0	0 0	0 0
9 J.P. Arencibia, R (1, 2) OBP: 0.272, SLG: 0.447		C FF 89 B FC 90 F SL 83 B SI 90 X CH 83 2-2 ③ F7		B FF 89 B FF 88 B SL 84 C SI 88 F FF 89 S SL 83 3-3 ③ K			C SL 81 B SL 82 S SI 91 T SL 82 1-2 ③ K			3	0	0	0	0	2	1
14 Moisés Sierra, R (1, 9) OBP: 0.284, SLG: 0.402			B SL 85 X SL 86 1-0 ① F8	C SL 79 C SI 86 B SL 81 B SL 81 X SI 87 2-2 ① G4-3				C SL 82 B SI 90 F SL 81 F SL 81 S SL 81 1-3 ① K		3	0	0	0	0	1	0
8 Anthony Gose, L (1, 7) OBP: 0.284, SLG: 0.320			X SL 85 0-0 ② F7	C CH 85 B FF 88 F SI 88 C SI 89 1-3 ② K				B SI 91 B SL 84 C SI 91 S SL 85 X CU 79 2-2 ② G6-3		3	0	0	0	0	1	0
3 Adeiny Hechavarría, R (1, 4) OBP: 0.262, SLG: 0.316			C SL 85 B FC 89 X SL 84 1-1 ③ G5-3	T FF 89 F SI 91 B FC 90 X CU 71 1-2 ③ P6				C SI 91 F SL 82 F SL 81 B SL 80 F SI 91 B CU 80 C SI 91 2-3 ③ K		3	0	0	0	0	1	0
Inning Stats	R: 0 E: 0 K: 0 S: 5 H: 0 LOB: 0 BB: 0 P: 7	R: 0 E: 0 K: 0 S: 8 H: 0 LOB: 0 BB: 0 P: 13	R: 0 E: 0 K: 0 S: 4 H: 0 LOB: 0 BB: 0 P: 6	R: 2 E: 0 K: 2 S: 14 H: 2 LOB: 1 BB: 1 P: 27	R: 0 E: 0 K: 1 S: 9 H: 0 LOB: 0 BB: 0 P: 13	R: 0 E: 0 K: 0 S: 2 H: 0 LOB: 0 BB: 1 P: 7	R: 0 E: 0 K: 2 S: 8 H: 0 LOB: 0 BB: 0 P: 11	R: 0 E: 0 K: 2 S: 12 H: 0 LOB: 0 BB: 0 P: 17	R: 0 E: 0 K: 2 S: 13 H: 0 LOB: 1 BB: 1 P: 19	1B: 1 2B: 0 3B: 0 HR: 1 SF: 0 SAC: 0 DP: 1 HBP: 0						

PITCHER	IP	WLS	BF	H	R	ER	SO	BB	IBB	HBP	BLK	WP	HR	S	P	ERA	WHIP
25 Kevin Millwood, R (1, 1) ERA: 4.25	5.0	W	18	2	2	2	3	1	0	0	0	0	1	40	66	3.60	0.600
23 Shawn Kelley, R (6, 1) ERA: 3.05	1.1	H	4	0	0	0	1	1	0	0	0	0	0	5	12	0.00	0.750
36 Oliver Pérez, L (7, 1) ERA: 1.54	0.1	H	1	0	0	0	0	0	0	0	0	0	0	2	2	0.00	0.000
53 Josh Kinney, R (7, 1) ERA: 3.6	1.1	H	4	0	0	0	3	0	0	0	0	0	0	15	21	0.00	0.000
54 Tom Wilhelmsen, R (9, 1) ERA: 2.5	1.0	S	4	0	0	0	2	1	0	0	0	0	0	13	19	0.00	1.000

PITCHER	IP	WLS	BF	H	R	ER	SO	BB	IBB	HBP	BLK	WP	HR	S	P	ERA	WHIP

BOTTOM

Seattle Mariners @ Toronto Blue Jays

Rogers Centre, Toronto, ON

Wed Sep 12 2012, 7:09 PM - 10:03 PM EDT

Att. 13,519 - Clear - 73 F

livebaseballscorecards.com

AB	28
R	2
H	2
RBI	2
BB	3
SO	9
LOB	4

WP: 0 PA: 31
PB: 0
SB: 0
CS: 0

Batter	1	2	3	4	5	6	7	8	9	AB	R	H	RBI	BB	SO	LOB
13 Dustin Ackley, L (1, 4) OBP: 0.300, SLG: 0.337 61 Munenori Kawasaki, L (7, 4) OBP: 0.255, SLG: 0.204	B FF 95 C FF 94 X FF 93 1-1 ① F8		C SI 94 B FF 90 F FF 96 F FF 94 B SL 85 F FF 89 X FF 95 2-2 ① G4-3		B FF 97 C FF 95 F FF 91 B FF 96 F FF 95 B FF 91 B SI 90 4-2 21 FC5-4 BB		B SI 94 B SI 93 F SI 94 X FF 95 2-1 HR		C SI 92 D SI 93 X SI 93 1-1 ③ G6-3	3 1	1 0	1 0	1 0	1 0	0 0	0 1
21 Franklin Gutierrez, R (1, 8) OBP: 0.324, SLG: 0.412 33 Casper Wells, R (7, 8) OBP: 0.287, SLG: 0.381	C FF 97 F FF 96 X SI 96 0-2 ② G3		F FF 94 C FF 95 B SL 87 B SL 83 F SI 94 X FF 89 2-2 ② G5-3		C FF 95 B FF 97 X FF 95 1-1 ③ FC5-4 1-2f		C SI 94 X SI 94 0-1 ③ L8			4 0	0 0	0 0	0 0	0 0	0 0	1 0
15 Kyle Seager, L (1, 5) OBP: 0.317, SLG: 0.419 16 Alex Liddi, R (6, 5) OBP: 0.294, SLG: 0.376	B FF 96 C SI 94 B SL 89 S FF 94 F FF 96 X FF 96 2-2 ③ G4-3		F FF 90 B FF 96 X FF 94 1-1 27 FC4-6 1B			F FF 95 B FF 90 F FF 89 X FF 95 1-2 ① G4-3		X FF 95 0-0 27 G4-3 2B		3 1	0 0	1 1	0 0	0 0	0 0	0 0
27 John Jaso, L (1, 2) OBP: 0.394, SLG: 0.447		B FF 94 B FF 94 B SI 95 B FF 93 4-0 39 G5-3 17 1B 4 2B BB	F CH 86 X FF 94 0-1 ③ FC4-6 1-2f			C FF 95 F FF 95 B FF 95 F FF 91 X FF 95 1-2 55 FC3-6 1B		F FF 95 F CH 87 B FF 94 D CU 83 B FF 96 X FF 96 3-2 ① G4-3 2-3		3	1	1	0	1	0	2
55 Michael Saunders, L (1, 7) OBP: 0.303, SLG: 0.417 12 Trayvon Robinson, S (6, 7) OBP: 0.298, SLG: 0.336		C SI 95 F FF 95 B FF 97 B FF 96 S FF 90 2-3 ① K	C SI 94 B SL 87 S FF 90 C FF 90 1-3 ① K			C SI 94 B SI 96 X SI 88 1-1 ② FC3-6 17 BB 1-2f		C CH 88 F FF 95 S CU 86 0-3 ② K		3 1	0 0	0 0	0 0	0 0	2 1	2 1
17 Justin Smoak, S (1, 3) OBP: 0.260, SLG: 0.312		B FF 96 C FF 96 X FF 95 1-1 39 G5-3 4 2B 1-2 1B	X FF 95 0-0 ② G4-3			B SI 94 S FF 88 C FF 96 B FF 96 F SI 90 B FF 96 D SI 89 4-2 1-2 BB		C CU 85 B FF 96 X FF 95 1-1 ③ G5-3		3	1	1	0	1	0	1
39 Luis Jimenez, L (1, 10) OBP: 0.200, SLG: 0.111		C FF 96 X FF 90 0-1 ② G5-3 1-2 2-3	S SI 96 B SI 96 X FF 96 1-1 ③ G1-3			S FF 89 F FF 95 B FF 94 D FF 90 X SI 95 2-2 ③ G3-1			S SI 93 X SI 93 0-1 ① G4-3	4	0	0	0	0	0	4
4 Carlos Peguero, L (1, 9) OBP: 0.189, SLG: 0.365		B FF 96 X FF 89 1-0 2-H 3-H 2B			B FF 95 B FF 94 C SI 94 S FF 90 B FF 91 X CH 89 3-2 ① G3		F FF 89 B FF 95 F SI 93 B SL 87 X SI 94 2-2 ① G4-3		C SI 93 S SL 80 X SL 82 0-2 ② G3-1	4	0	1	2	0	0	0
26 Brendan Ryan, R (1, 6) OBP: 0.283, SLG: 0.272 1 Carlos Triunfel, R (6, 6) OBP: 0.333, SLG: 0.667		X FF 96 0-0 ③ G1-3			X FF 96 0-0 ② P2		X FF 96 0-0 ② G6-3		B SI 92 X SI 93 1-0 2B	2 2	0 0	0 1	0 0	0 0	0 0	1 0
Inning Stats	R: 0 E: 0 K: 0 S: 9 H: 0 LOB: 0 BB: 0 P: 12	R: 2 E: 0 K: 1 S: 9 H: 2 LOB: 1 BB: 1 P: 17	R: 0 E: 0 K: 0 S: 13 H: 1 LOB: 1 BB: 0 P: 18	R: 0 E: 0 K: 1 S: 6 H: 0 LOB: 0 BB: 0 P: 8	R: 0 E: 0 K: 0 S: 9 H: 0 LOB: 1 BB: 1 P: 17	R: 0 E: 0 K: 0 S: 15 H: 1 LOB: 2 BB: 1 P: 24	R: 1 E: 0 K: 0 S: 8 H: 1 LOB: 0 BB: 0 P: 12	R: 0 E: 0 K: 1 S: 9 H: 1 LOB: 1 BB: 0 P: 13	R: 0 E: 0 K: 0 S: 8 H: 1 LOB: 1 BB: 0 P: 10	1B: 3 2B: 3 3B: 0 HR: 1	SF: 0 SAC: 0 DP: 0 HBP: 0					WP: 0 PB: 0 SB: 0 CS: 0	PA: 37

PITCHER	IP	WLS	BF	H	R	ER	SO	BB	IBB	HBP	BLK	WP	HR	S	P	ERA	WHIP
37 Henderson Alvarez III, R (1, 1) ERA: 4.91	7.0	W	29	5	3	3	2	3	0	0	0	0	1	69	108	3.86	1.143
49 Brad Lincoln, R (8, 1) ERA: 2.98	1.0		4	1	0	0	1	0	0	0	0	0	0	9	13	0.00	1.000
62 Aaron Loup, L (9, 1) ERA: 3.28	1.0		4	1	0	0	0	0	0	0	0	0	0	8	10	0.00	1.000

PITCHER	IP	WLS	BF	H	R	ER	SO	BB	IBB	HBP	BLK	WP	HR	S	P	ERA	WHIP

TOP

Seattle Mariners @ Toronto Blue Jays

Rogers Centre, Toronto, ON

Thu Sep 13 2012, 7:10 PM - 9:48 PM EDT

Att. 13,756 - Partly Cloudy - 73 F

livebaseballscorecards.com

AB	34
R	3
H	7
RBI	3
BB	3
SO	3
LOB	13

Batter	1	2	3	4	5	6	7	8	9	AB	R	H	RBI	BB	SO	LOB
13 Brett Lawrie, R (1, 5) OBP: 0.321, SLG: 0.406	C FF 92 F FF 93 B FF 94 X SL 86 1-2 ① G6-3		C SL 85 X SL 85 0-1 ① G6-3	T CU 82 S CH 90 B CH 90 F SI 91 X FF 94 1-2 28 WP 10 HR 1B 2-H 3-H	C KC 84 S KC 82 S KC 82 0-3 ③ K			B SI 93 C SL 86 X SL 86 1-1 ①② G4-6-3 1-2f 2-3		5	1	1	2	0	1	3
28 Colby Rasmus, L (1, 8) OBP: 0.295, SLG: 0.421 14 Moisés Sierra, R (7, 9) OBP: 0.282, SLG: 0.398	C SI 94 B CH 90 F SI 94 F FF 94 X CU 83 1-2 10 G5-3 26 HR 1B		C CU 81 B CH 89 X FF 93 1-1 10 HBP 1B	1 SAFE B CH 88 C CH 89 B CH 89 C CU 81 B SL 86 B CH 89 4-2 10 HR BB 1-2		C FF 97 B KC 83 C FF 97 B FF 98 F FF 99 S CH 89 2-3 ① K		B SL 86 X SL 86 1-0 ③ F8	3 1	2 0	2 0	0 0	1 0	1 0	0 1
10 Edwin Encarnación, R (1, 10) OBP: 0.380, SLG: 0.566	C FC 94 X SI 94 0-1 ② G5-3 1-2		1 SAFE C SL 85 B SL 87 1 SAFE B CH 89 F SI 94 F SI 94 H CH 90 3-2 HBP 1-2	B SI 93 S SL 86 F SI 94 X CH 90 1-2 HR 1-H 2-H		C FF 98 B FF 97 F KC 81 F KC 84 B FF 98 F FF 98 F FF 98 X CH 88 2-2 ② F8				3	1	1	3	0	0	1
26 Adam Lind, L (1, 3) OBP: 0.296, SLG: 0.391	B FF 94 D FF 94 S CH 90 F CH 90 X FF 93 2-2 HR 2-H		F CH 90 S CH 90 S SL 84 0-3 ② K	B SI 93 C FF 93 B FF 93 C SI 94 F CU 83 X FF 94 2-2 2B		B FF 98 B FF 97 F FF 98 F KC 82 X CH 89 2-2 ③ G5-3				4	1	2	2	0	1	2
5 Yunel Escobar, R (1, 6) OBP: 0.296, SLG: 0.348 3 Adeiny Hechavarría, R (8, 6) OBP: 0.262, SLG: 0.316	X FF 94 0-0 ③ L9		B CU 82 B CU 82 C SL 86 S SL 87 S CH 91 2-3 ③ K	B SL 85 B FF 93 S SI 92 F CU 81 B CH 89 X SI 92 3-2 ③ G4-3			B FF 94 B SL 87 C SL 86 X SL 87 2-1 ① L8			4 0	0 0	0 0	0 0	0 0	1 0	3 0
2 Kelly Johnson, L (1, 4) OBP: 0.313, SLG: 0.359 17 Omar Vizquel, S (7, 4) OBP: 0.254, SLG: 0.248		B FC 91 C CH 91 X SI 92 1-1 ① G6-3		B FF 92 S SL 84 S CH 89 B CH 90 T FF 94 2-2 ① K	C FF 97 B FF 99 B FF 98 B FF 97 F FF 98 X FF 99 3-2 6 S 11 S 6 1B 1B		C FF 94 F SI 94 F FF 89 S FF 90 0-3 ② K			3 1	1 0	1 0	0 0	0 0	1 1	0 0
11 Rajai Davis, R (1, 7) OBP: 0.305, SLG: 0.372		C SL 84 C SL 85 S CU 82 0-3 ② K		C FF 95 B SI 93 B CU 83 C SI 93 B CH 90 X SL 86 3-2 6 S 6 1B 1B	B FF 98 C FF 98 S FF 99 B FF 97 X FF 97 2-2 ① G5-3 1-2		C FF 94 S SL 87 B FF 95 F CH 88 F SL 87 B CH 87 X SL 87 2-2 ③ F8			4	0	1	0	0	1	1
6 Jeff Mathis, R (1, 2) OBP: 0.255, SLG: 0.402		B SI 93 X FF 92 1-0 2B		B SL 85 1 SAFE 1 SAFE C SL 85 X SL 85 1-1 ② 8 2B 13 1B 1B 1-H	C FF 98 X FF 100 0-1 2-H 1B			C SI 94 X SL 86 0-1 13 G4-6-3 8 BB 1B		4	1	4	1	0	0	0
8 Anthony Gose, L (1, 9) OBP: 0.292, SLG: 0.330 (7, 8)		C FF 93 S CH 90 F CH 90 X FF 94 0-2 ③ F7		X FC 93 0-0 13 1B 2B 1-3	T FF 97 1 SAFE C FF 96 S FF 98 0-3 ② K			F FF 93 B CH 85 B CH 84 F FF 93 B FF 93 B SI 93 4-2 13 G4-6-3 BB 1-2		3	1	1	0	1	1	2
Inning Stats	R: 2 E: 0 K: 0 S: 13 H: 2 LOB: 0 BB: 0 P: 17	R: 0 E: 0 K: 1 S: 10 H: 1 LOB: 1 BB: 0 P: 12	R: 0 E: 0 K: 2 S: 13 H: 1 LOB: 2 BB: 0 P: 19	R: 5 E: 0 K: 1 S: 25 H: 6 LOB: 1 BB: 1 P: 42	R: 1 E: 0 K: 2 S: 14 H: 2 LOB: 1 BB: 0 P: 19	R: 0 E: 0 K: 1 S: 13 H: 0 LOB: 0 BB: 0 P: 19	R: 0 E: 0 K: 1 S: 11 H: 0 LOB: 0 BB: 0 P: 15	R: 0 E: 0 K: 0 S: 7 H: 1 LOB: 1 BB: 1 P: 13		1B: 8 2B: 3 3B: 0 HR: 2 SF: 0 SAC: 0 DP: 1 HBP: 1				WP: 1 PB: 0 SB: 3 CS: 0 PA: 38		

BOTTOM

Seattle Mariners @ Toronto Blue Jays

Rogers Centre, Toronto, ON

Thu Sep 13 2012, 7:10 PM - 9:48 PM EDT

Att. 13,756 - Partly Cloudy - 73 F

livebaseballscorecards.com

AB	35
R	8
H	13
RBI	8
BB	2
SO	8
LOB	13

PITCHER		IP	WLS	BF	H	R	ER	SO	BB	IBB	HBP	BLK	WP	HR	S	P	ERA	WHIP
34 Félix Hernández, R ERA: 2.92	(1, 1)	4.0	L	23	10	7	7	4	1	0	1	0	1	2	61	90	15.75	2.750
58 Carter Capps, R ERA: 4.11	(5, 1)	2.0		8	2	1	1	3	0	0	0	0	0	0	27	38	4.50	1.000
45 Hector Noesí, R ERA: 5.54	(7, 1)	2.0		7	1	0	0	1	1	0	0	0	0	0	18	28	0.00	1.000

PITCHER	IP	WLS	BF	H	R	ER	SO	BB	IBB	HBP	BLK	WP	HR	S	P	ERA	WHIP

Boston Red Sox @ Toronto Blue Jays

Rogers Centre, Toronto, ON

Fri Sep 14 2012, 7:09 PM - 10:51 PM EDT

Att. 21,888 - Roof Closed - 68 F

TOP

livebaseballscorecards.com

Batter	1	2	3	4	5	6	7	8	9	AB	R	H	RBI	BB	SO	LOB
23 Pedro Ciriaco, R (1, 5) OBP: 0.313, SLG: 0.406	G6-3		3 S 2 1B 1B	G5-3		SH1-3		K2-3		4	0	1	0	0	1	2
2 Jacoby Ellsbury, L (1, 8) OBP: 0.307, SLG: 0.371	G1-3		3 S 1B		G6-3	F7			7 1B 50 3B 1B	5	1	2	0	0	0	1
3 Mike Aviles, R (1, 4) OBP: 0.283, SLG: 0.387	F8		F9		50 FC5 7 G2-3 29 1B 1B	F9			F9	5	1	1	0	0	0	4
7 Cody Ross, R (1, 9) OBP: 0.341, SLG: 0.502		G5-3		50 1B 20 HR BB	G2-3		K		50 3B 1B	4	2	1	0	1	1	1
50 Mauro Gomez, R (1, 10) OBP: 0.346, SLG: 0.459		20 G1-4-3 BB		20 HR 1B	FC5 20 BB 29 1B		K		20 SF7 3B	4	3	2	2	1	1	1
20 Ryan Lavarnway, R (1, 2) OBP: 0.235, SLG: 0.275		G1-4-3		HR	29 1B BB		G6-3		SF7	3	1	1	4	1	0	1
29 Daniel Nava, S (1, 7) OBP: 0.364, SLG: 0.388		G1-3		G5-3	1B			22 FC4-6 1B	G5-3	5	0	2	2	0	0	1
22 James Loney, L (1, 3) OBP: 0.296, SLG: 0.343			K	F9	L1			FC4-6 10 FC5-4		4	0	0	0	0	1	3
10 Jose Iglesias, R (1, 6) OBP: 0.200, SLG: 0.115			P3	BB		23 SH1-3 HBP		FC5-4 23 E 23 S		2	0	0	0	1	0	1

	AB	36
	R	8
	H	10
	RBI	8
	BB	4
	SO	4
	LOB	15

Inning Stats																		
	R: 0	H: 0	R: 0	H: 0	R: 0	H: 2	R: 3	H: 2	R: 2	H: 2	R: 0	H: 0	R: 0	H: 0	R: 0	H: 1	R: 3	H: 3
	E: 0	LOB: 0	E: 0	LOB: 1	E: 0	LOB: 2	E: 0	LOB: 1	E: 0	LOB: 2	E: 0	LOB: 0	E: 0	LOB: 0	E: 0	LOB: 1	E: 0	LOB: 0
	K: 0	BB: 0	K: 0	BB: 1	K: 1	BB: 0	K: 0	BB: 2	K: 0	BB: 1	K: 0	BB: 0	K: 2	BB: 0	K: 1	BB: 0	K: 0	BB: 0
	S: 8	P: 11	S: 8	P: 19	S: 8	P: 10	S: 11	P: 24	S: 17	P: 25	S: 6	P: 8	S: 7	P: 11	S: 11	P: 15	S: 13	P: 18

	1B: 8	SF: 1	WP: 0	PA: 43
	2B: 0	SAC: 1	PB: 0	
	3B: 1	DP: 0	SB: 3	
	HR: 1	HBP: 1	CS: 0	

PITCHER		IP	WLS	BF	H	R	ER	SO	BB	IBB	HBP	BLK	WP	HR	S	P	ERA	WHIP
32 Aaron Laffey, L ERA: 4.55	(1, 1)	3.2		18	4	3	3	1	3	0	0	0	0	1	33	60	7.36	1.909
64 Chad Jenkins, R ERA: 4.91	(4, 1)	1.1		8	2	2	2	0	1	0	0	0	0	0	19	29	13.50	2.250
54 Jason Frasor, R ERA: 3.57	(6, 1)	2.0		7	0	0	0	2	0	0	1	0	0	0	13	19	0.00	0.000
38 Darren Oliver, L ERA: 1.76	(8, 1)	1.0	L	5	2	1	1	1	0	0	0	0	0	0	12	16	9.00	2.000
44 Casey Janssen, R ERA: 2.7	(9, 1)	1.0		5	2	2	2	0	0	0	0	0	0	0	12	17	18.00	2.000

PITCHER	IP	WLS	BF	H	R	ER	SO	BB	IBB	HBP	BLK	WP	HR	S	P	ERA	WHIP

Batter	1	2	3	4	5	6	7	8	9	AB	R	H	RBI	BB	SO	LOB
11 Rajai Davis, R (1, 7) OBP: 0.303, SLG: 0.370	C FF 89 X FF 87 0-1 G6-3 ①		L FF 90 B FC 88 L FF 90 D SL 82 C FF 93 2-3 K ①		C FF 91 F SI 90 S SI 92 0-3 K ②		C FF 96 B CU 77 S FO 88 S FF 91 1-3 K ③		C FF 94 X FC 89 0-1 28 DI 1B	5	0	1	0	0	3	2
28 Colby Rasmus, L (1, 8) OBP: 0.296, SLG: 0.419	B FF 90 S SI 90 X SI 88 1-1 G3 ②		B FS 84 B FS 84 B SI 92 C SI 93 F FF 91 B FS 84 4-2 13 WP 26 G4-6-3 1-2 2-3 BB		F SI 90 X FF 90 0-1 G3 ③			C FF 92 B FF 92 B FF 94 F FF 94 B SL 86 X FF 94 3-2 13 2B 1B	B FF 94 C FF 94 F FC 87 C CU 79 1-3 K ③ 1-2	4	2	1	0	1	1	1
13 Brett Lawrie, R (1, 5) OBP: 0.325, SLG: 0.410	C SI 90 C SL 81 B FS 85 B FC 90 F SI 92 X FC 89 2-2 1B ③		F FC 90 F SI 92 B FF 94 B FS 86 B FF 95 B FF 91 4-2 26 G4-6-3 1-3 2-H 3-H BB			C FF 89 C SL 81 B FS 86 X FF 93 1-2 G6-3 ①		1 SAFE C FF 92 B FF 90 1 SAFE B FF 91 L FF 90 F SL 83 F FF 93 F FF 94 2-2 X CU 76 5 FC6-5 1-H 2B		3	0	2	1	1	0	0
26 Adam Lind, L (1, 3) OBP: 0.299, SLG: 0.405		B SI 91 F FF 91 B FS 78 F FF 91 F SL 82 X FC 90 2-2 5 G6-3 2B	B FF 92 B FF 92 1 SAFE F FS 83 X SI 93 2-1 G4-6-3 ② 1-2 3-H			F FS 76 C FF 90 B SI 92 B SI 90 B FC 90 F SI 92 F SL 82 X FC 90 3-2 5 1B 3B		F FF 93 X FF 93 0-1 L7 ①		4	1	2	1	0	0	2
5 Yunel Escobar, R (1, 6) OBP: 0.296, SLG: 0.347		B FC 89 B SI 91 B SI 91 C SI 90 X SI 91 3-1 G6-3 ① 2-3	S SL 81 C FF 93 B FS 82 B FF 92 F SL 83 F FF 94 S FS 86 2-3 K ③			B SL 87 B CU 77 F CH 82 B SL 86 F CH 83 F SL 86 X FF 89 3-2 2 S 1B 3-H		B SI 93 X SI 93 1-0 FC6-5 2 WP 2-3 ②		4	0	1	1	0	1	3
2 Kelly Johnson, L (1, 4) OBP: 0.312, SLG: 0.357	C FS 80 F FF 91 X FS 85 0-2 G3 ②			F FF 89 F FC 87 B FS 84 B SI 89 X SL 82 2-2 F9 ①		B FF 88 B FF 88 F CH 80 F SL 84 1 SAFE F SL 86 B FF 88 S SL 84 3-3 K ② 1-2		C SI 93 S SL 85 F FF 96 B SL 88 B SL 88 B SL 86 I 4-2 IBB 1-2		3	0	0	0	1	1	2
9 J.P. Arencibia, R (1, 2) OBP: 0.268, SLG: 0.441	F FF 91 B FF 93 C SL 82 D FS 86 C FF 93 2-3 K ③			C FF 90 S SI 93 F SI 93 S FS 83 0-3 K ②		C SL 85 B FF 89 D SL 86 F CH 82 B SL 87 X CH 80 3-2 P5 ③		F SI 94 C SL 86 B SI 96 F SL 87 B SI 95 X SI 96 2-2 F8 ③		4	0	0	0	0	2	4
14 Moisés Sierra, R (1, 10) OBP: 0.280, SLG: 0.386			B SL 79 H SI 90 2-0 28 BB 8 BB 13 WP HBP	B FF 90 X FF 93 1-0 L9 ③			B FF 94 B FF 93 C FF 93 F FF 93 X FF 95 2-2 G3 ①		X FF 94 0-0 P4 ①	3	1	0	0	0	0	0
8 Anthony Gose, L (1, 9) OBP: 0.291, SLG: 0.321			B FS 77 F SI 90 C FF 89 B SL 79 D SL 80 F FF 90 B FF 91 4-2 28 BB 13 WP 1-2 BB		C FF 90 B FS 78 X SI 92 1-1 G4-3 ①		B FO 87 F FF 94 F FF 95 S FF 95 1-3 K ②		C FF 95 B CU 80 B FF 94 F FF 94 S FC 90 2-3 K ②	3	1	0	0	1	2	0
Inning Stats	R: 0 E: 0 K: 0 S: 8 H: 1 LOB: 1 BB: 0 P: 11	R: 0 E: 0 K: 1 S: 12 H: 1 LOB: 1 BB: 0 P: 19	R: 3 E: 0 K: 2 S: 17 H: 0 LOB: 1 BB: 3 P: 37	R: 0 E: 0 K: 1 S: 8 H: 0 LOB: 0 BB: 0 P: 11	R: 0 E: 0 K: 1 S: 7 H: 0 LOB: 0 BB: 0 P: 8	R: 1 E: 0 K: 1 S: 19 H: 2 LOB: 1 BB: 0 P: 32	R: 0 E: 0 K: 2 S: 9 H: 0 LOB: 0 BB: 0 P: 13	R: 1 E: 0 K: 0 S: 19 H: 2 LOB: 2 BB: 1 P: 31	R: 0 E: 0 K: 2 S: 9 H: 1 LOB: 1 BB: 0 P: 12	1B: 4 2B: 2 3B: 1 HR: 0 SF: 0 SAC: 0 DP: 0 HBP: 1						

PITCHER		IP	WLS	BF	H	R	ER	SO	BB	IBB	HBP	BLK	WP	HR	S	P	ERA	WHIP
18 Daisuke Matsuzaka, R ERA: 7.14	(1, 1)	5.1		22	3	4	4	5	3	0	1	0	1	0	60	98	6.75	1.125
59 Clayton Mortensen, R ERA: 2.08	(6, 1)	0.2	H	3	1	0	0	1	0	0	0	0	0	0	11	20	0.00	1.500
36 Junichi Tazawa, R ERA: 1.47	(7, 1)	1.0	H	3	0	0	0	2	0	0	0	0	0	0	9	13	0.00	0.000
44 Vicente Padilla, R ERA: 4.6	(8, 1)	0.1	B	3	2	1	1	0	0	0	0	0	0	0	11	16	27.00	6.000
Chris Carpenter, R ERA:	(8, 1)	0.2	W	3	0	0	0	0	0	1	0	0	1	0	8	15	0.00	0.000

PITCHER		IP	WLS	BF	H	R	ER	SO	BB	IBB	HBP	BLK	WP	HR	S	P	ERA	WHIP
40 Andrew Bailey, R ERA: 3.72	(9, 1)	1.0	S	4	1	0	0	2	0	0	0	0	0	0	9	12	0.00	1.000

BOTTOM

Boston Red Sox @ Toronto Blue Jays

Rogers Centre, Toronto, ON

Fri Sep 14 2012, 7:09 PM - 10:51 PM EDT

Att. 21,888 - Roof Closed - 68 F

livebaseballscorecards.com

AB	33
R	5
H	7
RBI	3
BB	4
SO	10
LOB	14

WP: 3 PA: 38
PB: 0
SB: 1
CS: 0

Batter	1	2	3	4	5	6	7	8	9	AB	R	H	RBI	BB	SO	LOB
2 Jacoby Ellsbury, L (1, 8) OBP: 0.309, SLG: 0.367	B FF 87 C FF 87 X SL 81 1-1 F9		C CU 71 X SI 90 0-1 F7		C SI 90 X SI 90 0-1 F8			B SI 92 1 SAFE L SI 91 1 SAFE B SI 92 B SI 92 D SI 90 4-1 29 SH3-4 1-2 BB	B FF 91 F FF 93 C FF 93 B FF 93 B FF 93 F FF 92 B FC 88 4-2 2-3 BB	3	0	0	0	2	0	0
29 Daniel Nava, S (1, 7) OBP: 0.358, SLG: 0.381	C FF 89 C CU 74 S SL 82 0-3 K			C FF 89 C SI 89 S FF 90 0-3 K		C CH 78 S CH 80 X SL 82 0-2 P6		B SI 93 L SI 91 X SI 91 1-1 SH3-4 1-2 2-3	C FF 92 B CH 84 C CU 81 S FF 93 1-3 K	4	0	0	0	0	3	2
15 Dustin Pedroia, R (1, 4) OBP: 0.349, SLG: 0.461	B FF 90 X CH 81 1-0 F9			C SI 88 B EP 67 X CH 81 1-1 F8		B EP 66 C EP 67 S SI 90 S FF 90 1-3 K		C CH 85 C FF 95 B FF 95 F CH 86 B FF 95 B SI 95 B CH 87 4-2 BB		3	0	0	0	1	1	0
7 Cody Ross, R (1, 9) OBP: 0.342, SLG: 0.508		C SI 87 B SI 88 B CU 70 X SI 88 2-1 HR		B FF 90 B CU 73 F CH 82 S CU 74 F FF 90 B SL 82 B CH 82 4-2 22 1B 39 1B BB		F CH 81 F CH 84 B FF 90 S SL 84 1-3 K		B FF 95 B CH 85 B SI 95 C FF 95 F FF 95 S CH 87 3-3 K		3	2	1	1	1	2	3
22 James Loney, L (1, 3) OBP: 0.298, SLG: 0.344		B FF 88 B FF 87 X CH 81 2-0 F9		C SI 88 X EP 67 0-1 39 1B 1-3 1B			B CH 79 B CH 80 F FF 87 X CH 80 2-1 20 F8 39 G5-3 1B	F FF 95 B FF 94 X CH 85 1-1 P4		4	0	2	0	0	0	3
39 Jarrod Saltalamacchia, S (1, 2) OBP: 0.292, SLG: 0.478		C CU 71 X SI 90 0-1 G5-3		X CH 82 0-0 1-3 3-H 1B			B CH 80 F FF 89 F SI 90 F SL 82 X CH 82 1-2 G5-3 1-2		B CH 85 S CH 86 F FF 95 F FF 94 X CH 87 1-2 3 F8 23 2B	4	1	2	1	0	0	1
20 Ryan Lavarnway, R (1, 10) OBP: 0.226, SLG: 0.263		C FF 89 C FF 90 S CH 82 0-3 K		B SI 89 C CH 82 X SI 90 1-1 G4-3			B FF 90 X CH 82 1-0 F8 2-3		F FF 94 L FF 93 B FF 92 F FF 94 F FF 94 F CH 86 B SI 94 S CH 86 2-3 K	4	0	0	0	0	2	4
3 Mike Aviles, R (1, 6) OBP: 0.281, SLG: 0.384			C FF 88 X SL 80 0-1 L9		B CU 71 B CH 79 B CH 80 C FF 88 X FF 89 3-1 P6		C FF 90 B CH 84 S SL 83 S FF 91 1-3 K		D CH 86 B FF 93 F CH 85 D CH 84 X CH 85 3-1 F8 2-3	4	0	0	0	0	1	2
23 Pedro Ciriaco, R (1, 5) OBP: 0.317, SLG: 0.410			B FF 89 F SI 90 F CH 82 X SL 82 1-2 P6		X CH 81 0-0 F7			B CU 73 S CH 80 B SI 90 B SI 88 C CH 80 D SL 84 4-2 29 SH3-4 2 BB BB	B FF 94 F FF 94 B FF 94 X CH 86 2-1 2 S 3-H 2B	3	0	1	1	1	0	0
Inning Stats	R: 0 E: 0 K: 1 S: 6 H: 0 LOB: 0 BB: 0 P: 8	R: 1 E: 0 K: 1 S: 8 H: 1 LOB: 0 BB: 0 P: 12	R: 0 E: 0 K: 0 S: 7 H: 0 LOB: 0 BB: 0 P: 8	R: 1 E: 0 K: 1 S: 13 H: 2 LOB: 2 BB: 1 P: 19	R: 0 E: 0 K: 0 S: 5 H: 0 LOB: 0 BB: 0 P: 8	R: 0 E: 0 K: 2 S: 9 H: 0 LOB: 0 BB: 0 P: 11	R: 0 E: 0 K: 1 S: 10 H: 1 LOB: 1 BB: 0 P: 15	R: 0 E: 0 K: 1 S: 13 H: 0 LOB: 3 BB: 3 P: 30	R: 1 E: 0 K: 2 S: 20 H: 2 LOB: 2 BB: 1 P: 33	1B: 3 2B: 2 3B: 0 HR: 1 SF: 0 SAC: 1 DP: 0 HBP: 0				WP: 0 PB: 0 SB: 1 CS: 0		PA: 38	

PITCHER		IP	WLS	BF	H	R	ER	SO	BB	IBB	HBP	BLK	WP	HR	S	P	ERA	WHIP
33 Carlos Villanueva, R ERA: 3.42	(1, 1)	7.0		27	4	2	2	6	2	0	0	0	0	1	60	87	2.57	0.857
62 Aaron Loup, L ERA: 3.24	(8, 1)	0.1		2	0	0	0	0	1	0	0	0	0	0	3	8	0.00	3.000
50 Steve Delabar, R ERA: 3.58	(8, 1)	1.1	L	7	2	1	1	2	1	0	0	0	0	0	22	38	6.75	2.250
27 Brett Cecil, L ERA: 5.37	(9, 1)	0.1		2	0	0	0	1	1	0	0	0	0	0	6	11	0.00	3.000

PITCHER	IP	WLS	BF	H	R	ER	SO	BB	IBB	HBP	BLK	WP	HR	S	P	ERA	WHIP

TOP

Boston Red Sox @ Toronto Blue Jays

Rogers Centre, Toronto, ON

Sat Sep 15 2012, 1:10 PM - 4:18 PM EDT

Att. 27,325 - Partly Cloudy - 63 F

livebaseballscorecards.com

AB	32
R	3
H	6
RBI	3
BB	5
SO	9
LOB	15

Batter	1	2	3	4	5	6	7	8	9	AB	R	H	RBI	BB	SO	LOB
11 Rajai Davis, R (1, 7) OBP: 0.300, SLG: 0.365	C FF 92 F FF 91 X CH 81 0-2 ① F8	X CH 80 0-0 ③ F7			1 SAFE 1 SAFE 1 SAFE B FF 90 B CU 76 C CU 75 X FF 93 2-1 E5 (26 E, 13 SH1) 1-2		B SI 92 F CH 80 F FC 89 S CU 80 1-3 ② K		C FF 93 F FF 94 S CU 80 0-3 ③ K2-3	5	0	0	0	0	2	4
13 Brett Lawrie, R (1, 5) OBP: 0.325, SLG: 0.408	C CH 79 F FC 90 S FF 92 0-3 ② K		B SI 93 F FC 88 X FS 84 1-1 ① F8		X FF 93 0-0 ① SH1 1-2 2-3		F FF 92 B SI 92 B FC 90 S CH 82 B FF 93 F FC 90 B FF 93 4-2 BB			2	0	0	0	1	1	0
10 Edwin Encarnación, R (1, 10) OBP: 0.382, SLG: 0.565	B FF 92 B SI 91 S FC 89 B FF 92 B FC 90 4-1 BB (26 2B, 5 1B)		B CU 77 B CU 78 C FC 89 B CH 80 B FF 93 4-1 BB		I IN 68 I IN 67 I IN 67 I IN 63 4-0 IBB (26 E)		1 SAFE X FF 89 0-0 ③ G5-3			1	1	0	0	3	0	1
26 Adam Lind, L (1, 3) OBP: 0.299, SLG: 0.408	C FF 92 X FS 84 0-1 1-3 5 1B 2B		B CH 81 F FC 89 F CU 77 C SI 93 1-3 ② K		B SI 93 B FS 86 F SI 92 X FF 94 2-1 ② SF8 1-2 2-3 3-H			B SI 89 C SL 82 B SL 84 C SL 84 F FF 93 X SL 85 2-2 ① G4-3		3	0	1	1	0	1	1
5 Yunel Escobar, R (1, 6) OBP: 0.295, SLG: 0.346	C FF 90 X FF 92 0-1 2-H 3-H 1B		F FF 92 F FF 92 B CU 77 B FC 90 F FC 90 X FS 85 2-2 ③ F8		B CU 79 B CH 81 X FF 92 2-0 ③ G4-3			C CH 80 B SL 85 X SI 92 1-1 ② G4-3		4	0	1	1	0	0	3
2 Kelly Johnson, L (1, 4) OBP: 0.312, SLG: 0.354		T FF 92 B FS 85 F CH 80 B FF 89 B SI 92 F FF 92 B SI 92 4-2 BB (14 1B)	B CU 74 C CU 74 C SI 93 X FC 90 1-2 ① G1-3		X SI 92 0-0 ① G4-3			F FF 91 B SL 84 S CU 76 C FF 92 1-3 ③ K		3	0	0	0	1	1	0
8 Yorvit Torrealba, R (1, 2) OBP: 0.297, SLG: 0.339		1 SAFE F FF 92 F FF 91 X CH 80 0-2 ① P3	B CU 76 S CH 81 B CU 78 X FF 92 2-1 ② G6-3		B CH 84 C FF 92 X FF 92 1-1 ② F7				B FF 95 B FF 94 C FF 94 X FF 95 2-1 ① P3	4	0	0	0	0	0	1
14 Moisés Sierra, R (1, 9) OBP: 0.282, SLG: 0.385 28 Colby Rasmus, L (9, PH) OBP: 0.295, SLG: 0.419		1 SAFE 1 SAFE C FC 88 B CH 80 X FF 89 1-1 1-3 1B	B FF 93 S CU 77 B FF 92 C FC 88 S CU 79 2-3 ③ K		C FF 94 C SI 93 C SI 93 0-3 ③ K				B CU 79 C CU 80 C FF 94 C FF 94 1-3 ② K	3 1	0 0	1 0	0 0	0 0	2 1	0 0
8 Anthony Gose, L (1, 8) OBP: 0.298, SLG: 0.327		1 SAFE B FF 92 B CH 79 B FC 89 C FF 92 C FF 93 X SI 92 3-2 ② L7			C FS 84 B CU 76 F FF 93 B CU 77 X FS 84 2-2 (13 SH1, 11 S, 26 SF8) 1B		B FF 92 F SI 91 C FF 93 F FF 92 X CH 82 1-2 ① G3-1		B FF 93 B FC 88 C FF 93 B FF 94 F FF 93 X FF 94 3-2 1B	4	1	2	0	0	0	2
Inning Stats	R: 1 E: 0 K: 1 S: 11 H: 2 LOB: 2 BB: 1 P: 15	R: 0 E: 0 K: 0 S: 12 H: 1 LOB: 2 BB: 1 P: 20	R: 0 E: 0 K: 1 S: 10 H: 0 LOB: 1 BB: 1 P: 18	R: 0 E: 0 K: 1 S: 8 H: 0 LOB: 0 BB: 0 P: 13	R: 1 E: 2 K: 0 S: 9 H: 1 LOB: 2 BB: 1 P: 21	R: 0 E: 0 K: 1 S: 6 H: 0 LOB: 0 BB: 0 P: 7	R: 0 E: 0 K: 1 S: 11 H: 0 LOB: 1 BB: 1 P: 17	R: 0 E: 0 K: 1 S: 9 H: 0 LOB: 0 BB: 0 P: 13	R: 0 E: 0 K: 2 S: 11 H: 1 LOB: 1 BB: 0 P: 17	1B: 4 2B: 1 3B: 0 HR: 0 SF: 1 SAC: 1 DP: 0 HBP: 0						

PITCHER		IP	WLS	BF	H	R	ER	SO	BB	IBB	HBP	BLK	WP	HR	S	P	ERA	WHIP
11 Clay Buchholz, R ERA: 4.33	(1, 1)	7.0		30	4	2	1	5	4	1	0	0	0	0	67	111	1.29	1.143
32 Craig Breslow, L ERA: 2.91	(8, 1)	1.0	W	3	0	0	0	1	0	0	0	0	0	0	9	13	0.00	0.000
40 Andrew Bailey, R ERA: 3.38	(9, 1)	1.0	S	4	1	0	0	2	0	0	0	0	0	0	11	17	0.00	1.000

PITCHER	IP	WLS	BF	H	R	ER	SO	BB	IBB	HBP	BLK	WP	HR	S	P	ERA	WHIP

BOTTOM

Boston Red Sox @ Toronto Blue Jays

Rogers Centre, Toronto, ON

Sat Sep 15 2012, 1:10 PM - 4:18 PM EDT

Att. 27,325 - Partly Cloudy - 63 F

livebaseballscorecards.com

AB	30
R	2
H	5
RBI	2
BB	5
SO	8
LOB	12

1B: 4	SF: 1	WP: 0	PA: 37
2B: 1	SAC: 1	PB: 0	
3B: 0	DP: 0	SB: 1	
HR: 0	HBP: 0	CS: 0	

Boston Red Sox @ Toronto Blue Jays

Rogers Centre, Toronto, ON

Sun Sep 16 2012, 1:08 PM - 3:49 PM EDT

Att. 21,698 - Sunny - 63 F

TOP

livebaseballscorecards.com

Batter	1	2	3	4	5	6	7	8	9	AB	R	H	RBI	BB	SO	LOB
26 Scott Podsednik, L (1, 7) OBP: 0.324, SLG: 0.352	B FF 91 C FF 91 X FF 91 1-1 G5-3		B FS 89 B FF 91 F FF 90 B FF 90 X FF 91 3-1 F8		F FF 91 B SL 86 X FS 85 1-1 G4-3			C FF 87 F FF 86 X FF 86 0-2 P6		3	0	0	0	0	0	0
50 Mauro Gomez, R (8, PH) OBP: 0.341, SLG: 0.453										1	0	0	0	0	0	0
55 Ryan Kalish, L (8, 7) OBP: 0.272, SLG: 0.260										0	0	0	0	0	0	0
15 Dustin Pedroia, R (1, 4) OBP: 0.351, SLG: 0.461	B FF 91 C FF 91 S SI 93 F FF 95 B SL 88 B SL 86 F FF 95 X FF 94 3-2 2 BB 1B		C KC 79 B KC 77 S SL 87 B SL 88 F FF 95 F FS 85 S FS 83 2-3 K		B FF 94 B FF 95 F FF 92 B SL 86 F FF 93 F FF 95 X SL 89 3-2 G1-6-3			B SI 88 C SI 88 X FF 88 1-1 2 1B 1B		4	0	2	0	0	1	0
2 Jacoby Ellsbury, L (1, 8) OBP: 0.311, SLG: 0.367	B FS 86 D FF 92 B FF 93 C FF 92 B FF 92 4-1 1-2 BB		B FF 93 S FS 84 F FF 94 F FS 86 B FF 95 X FF 95 2-2 F9			C FS 82 F FS 83 X SL 88 0-2 F7		X FF 87 0-0 7 G6-3 1B 1-3		3	0	1	0	1	0	0
7 Cody Ross, R (1, 9) OBP: 0.341, SLG: 0.506	C FF 93 C FF 94 D SL 90 B FF 95 C FF 95 2-3 K			F SL 85 F FF 92 B FF 94 X FS 85 1-2 39 1B 1B		B FF 93 F FF 93 X KC 77 1-1 F8		X SI 88 0-0 G6-3 1-2f		4	0	1	0	0	1	4
22 James Loney, L (1, 3) OBP: 0.295, SLG: 0.341	C FF 93 F FF 93 F FF 95 D SL 88 X FF 94 1-2 P6			B FS 84 B FF 92 B FF 90 C FF 91 X FF 91 3-1 F8		X FF 94 0-0 L7			B FF 92 F FF 92 F FF 92 X FF 91 1-2 G5-3	4	0	0	0	0	0	3
39 Jarrod Saltalamacchia, C (1, 10) OBP: 0.291, SLG: 0.476		C FF 90 X FF 90 0-1 F7		S SL 87 C SL 85 1 SAFE X SL 87 0-2 1-2 1B			S CH 82 F CU 83 B SI 88 F FF 91 S CU 82 1-3 K		C FF 92 S FF 93 B FF 93 S CU 77 1-3 K	4	0	1	0	0	2	0
20 Ryan Lavarnway, R (1, 2) OBP: 0.227, SLG: 0.273		B FF 92 B FF 91 C FF 90 X FF 91 2-1 2B		C FF 93 X SL 86 0-1 F9			C FF 90 S FC 89 X FF 89 0-2 F8		C FF 92 X FF 93 0-1 F9	4	0	1	0	0	0	2
23 Pedro Ciriaco, R (1, 5) OBP: 0.317, SLG: 0.409		B FF 91 D SL 86 F FF 92 X FF 92 2-1 P4		D SL 88 S FF 94 S SL 87 F SL 89 F FF 97 D SL 88 X SL 89 2-2 P3			S FC 89 X FF 89 0-1 29 S 1B			3	0	1	0	0	0	3
10 Jose Iglesias, R (1, 6) OBP: 0.188, SLG: 0.107 29 Daniel Nava, S (7, PH) OBP: 0.357, SLG: 0.379 3 Mike Aviles, R (7, 6) OBP: 0.281, SLG: 0.384		C FF 93 B FF 92 F FF 93 D SL 89 S FF 95 2-3 K			C FF 90 B FF 92 B FF 91 F FF 92 X SL 87 2-2 F9		1 SAFE B SI 88 C FF 88 1 SAFE F FC 87 D CU 76 X CU 75 2-2 1-2 G1-3			2	0	0	0	0	1	1
										1	0	0	0	0	0	1
										0	0	0	0	0	0	0

	AB	33
	R	0
	H	7
	RBI	0
	BB	1
	SO	5
	LOB	14

Inning Stats	1	2	3	4	5	6	7	8	9
	R: 0 E: 0 K: 1 S: 15 H: 1 LOB: 2 BB: 1 P: 26	R: 0 E: 0 K: 1 S: 9 H: 1 LOB: 1 BB: 0 P: 15	R: 0 E: 0 K: 1 S: 11 H: 0 LOB: 0 BB: 0 P: 18	R: 0 E: 0 K: 0 S: 15 H: 2 LOB: 2 BB: 0 P: 21	R: 0 E: 0 K: 0 S: 9 H: 0 LOB: 0 BB: 0 P: 15	R: 0 E: 0 K: 0 S: 6 H: 0 LOB: 0 BB: 0 P: 7	R: 0 E: 0 K: 1 S: 12 H: 1 LOB: 1 BB: 0 P: 15	R: 0 E: 0 K: 0 S: 7 H: 2 LOB: 1 BB: 0 P: 8	R: 0 E: 0 K: 1 S: 8 H: 0 LOB: 0 BB: 0 P: 10

	1B: 6	SF: 0	WP: 0	PA: 34
	2B: 1	SAC: 0	PB: 0	
	3B: 0	DP: 1	SB: 1	
	HR: 0	HBP: 0	CS: 0	

PITCHER		IP	WLS	BF	H	R	ER	SO	BB	IBB	HBP	BLK	WP	HR	S	P	ERA	WHIP
23 Brandon Morrow, R ERA: 2.98	(1, 1)	6.0		23	4	0	0	3	1	0	0	0	0	0	65	102	0.00	0.833
27 Brett Cecil, L ERA: 5.34	(7, 1)	0.1		1	0	0	0	1	0	0	0	0	0	0	4	5	0.00	0.000
31 Brandon Lyon, R ERA: 3.04	(7, 1)	0.2	W	3	1	0	0	0	0	0	0	0	0	0	8	10	0.00	1.500
38 Darren Oliver, L ERA: 1.73	(8, 1)	1.0	H	4	2	0	0	0	0	0	0	0	0	0	7	8	0.00	2.000
44 Casey Janssen, R ERA: 2.65	(9, 1)	1.0		3	0	0	0	1	0	0	0	0	0	0	8	10	0.00	0.000

PITCHER	IP	WLS	BF	H	R	ER	SO	BB	IBB	HBP	BLK	WP	HR	S	P	ERA	WHIP

BOTTOM

Boston Red Sox @ Toronto Blue Jays

Rogers Centre, Toronto, ON

Sun Sep 16 2012, 1:08 PM - 3:49 PM EDT

Att. 21,698 - Sunny - 63 F

livebaseballscorecards.com

Batter	1	2	3	4	5	6	7	8	9	AB	R	H	RBI	BB	SO	LOB
13 Brett Lawrie, R (1, 5) OBP: 0.324, SLG: 0.409	B FF 92 C FF 92 B FF 92 C FF 92 F FC 90 B FF 93 F FC 91 X FC 90 3-2 G6-3 ①		X FF 91 0-0 P3 ③			B FF 91 C FC 92 B FC 90 F FF 93 S FF 94 2-3 K ①		X SI 92 0-0 28 E 2B		4	1	1	0	0	1	1
28 Colby Rasmus, L (1, 8) OBP: 0.295, SLG: 0.417	C FF 94 B CU 76 F FC 90 X CU 77 1-2 G4-3 ②			B FC 89 X FC 89 1-0 F7 ①		X FF 93 0-0 F7 ②		X FF 93 0-0 E7 26 FC4-6 14 1B 2-H 1B		4	1	1	1	0	0	0
9 J.P. Arencibia, R (1, 2) OBP: 0.268, SLG: 0.437	B FF 94 F FF 94 X FC 90 1-1 F8 ③			C FF 92 B CH 87 X FC 90 1-1 P3 ②		B FF 94 C FF 93 B CU 76 B FF 94 S FF 94 S FC 91 3-3 K ③		B SL 81 B FF 93 B FF 91 B FF 93 4-0 26 FC4-6 BB		3	0	0	0	1	1	0
26 Adam Lind, L (1, 3) OBP: 0.295, SLG: 0.401		C FF 92 B FF 89 F FF 92 X CU 76 1-2 G3-1 ①		B FF 93 C FF 93 X FF 94 1-1 G1-3 ③			X FF 91 0-0 F7 ①	C FF 94 F SL 83 X SL 84 0-2 FC4-6 11 FC5-4 14 1B 1-2f 2-3 ①		4	0	0	0	0	0	2
14 Moisés Sierra, R (1, 9) OBP: 0.289, SLG: 0.383		C FC 90 B CU 75 B FF 93 S FC 89 X FC 90 2-2 G5-3 ②			F FF 92 B FC 90 F FF 90 B FF 93 B FF 93 F FC 89 B FC 90 4-2 68 E BB		B FC 92 C FF 91 B FF 91 B FF 89 B FC 90 C FF 92 3-3 K ②	C SL 86 X SL 85 0-1 11 FC5-4 1-2 3-H 1B		3	0	1	1	1	1	0
68 Yan Gomes, R (1, 10) OBP: 0.228, SLG: 0.317 11 Rajai Davis, R (7, PR) OBP: 0.299, SLG: 0.364 (8, 10)		C FF 94 S FF 94 S FC 92 0-3 K ③			L FF 93 X FC 90 0-1 FC1 8 FC6-4 1-2		X FF 92 0-0 17 S 17 1B 1B	C FF 90 X CU 78 0-1 FC5-4 1-2f 2-3 ②		3 1	0 1	1 0	0 0	0 0	1 0	1 2
17 Omar Vizquel, S (1, 4) OBP: 0.260, SLG: 0.263			F FF 92 B CH 85 F FF 93 X FC 90 1-2 8 G4-3 2B		C FC 91 F CH 87 F FC 91 S FF 94 0-3 K ①		B FF 93 B FF 93 F FF 93 X CU 76 2-1 3 HR 1-H 1B	C FF 90 C FF 91 F FF 91 X CU 78 0-2 G3 ③		4	1	2	1	0	1	4
3 Adeiny Hechavarría, R (1, 6) OBP: 0.264, SLG: 0.354			B FC 92 C FF 94 X CU 77 1-1 G6-3 ①		F FF 91 B FF 92 S FF 93 F FC 91 F CU 76 S FF 94 1-3 K ②		X FC 91 0-0 1-H HR			3	1	1	2	0	1	3
8 Anthony Gose, L (1, 7) OBP: 0.290, SLG: 0.319			C FF 94 B CU 77 C FF 92 X CU 78 1-2 G4-3 ② 2-3		B CU 76 B FC 92 C FF 94 X FF 95 2-1 FC6-4 ③ 1-2f		B FF 91 C FF 92 F FC 90 F FC 88 B CU 76 S FC 87 2-3 K2-3 ③			3	0	0	0	0	1	4

Inning Stats																					
	R: 0	H: 0	R: 0	H: 0	R: 0	H: 1	R: 0	H: 0	R: 0	H: 0	R: 0	H: 0	R: 3	H: 3	R: 2	H: 3	1B: 4	SF: 0	WP: 0	PA: 34	
	E: 0	LOB: 0	E: 0	LOB: 0	E: 0	LOB: 1	E: 0	LOB: 0	E: 1	LOB: 2	E: 0	LOB: 0	E: 0	LOB: 1	E: 1	LOB: 2	2B: 2	SAC: 0	PB: 0		
	K: 0	BB: 0	K: 1	BB: 0	K: 0	BB: 0	K: 0	BB: 0	K: 2	BB: 1	K: 2	BB: 0	K: 2	BB: 0	K: 0	BB: 1	3B: 0	DP: 0	SB: 1		
	S: 10	P: 15	S: 9	P: 12	S: 9	P: 12	S: 5	P: 8	S: 16	P: 23	S: 7	P: 12	S: 12	P: 19	S: 13	P: 17	HR: 1	HBP: 0	CS: 0		

PITCHER		IP	WLS	BF	H	R	ER	SO	BB	IBB	HBP	BLK	WP	HR	S	P	ERA	WHIP
31 Jon Lester, L ERA: 4.95	(1, 1)	7.0	L	27	4	3	3	7	1	0	0	0	0	1	68	101	3.86	0.714
51 Daniel Bard, R ERA: 5.9	(8, 1)	0.0		3	2	2	2	0	1	0	0	0	0	0	2	6	∞	∞
30 Andrew Miller, L ERA: 3.29	(8, 1)	0.1		1	0	0	0	0	0	0	0	0	0	0	3	3	0.00	0.000
48 Scott Atchison, R ERA: 1.74	(8, 1)	0.2		3	1	0	0	0	0	0	0	0	0	0	8	8	0.00	1.500

PITCHER	IP	WLS	BF	H	R	ER	SO	BB	IBB	HBP	BLK	WP	HR	S	P	ERA	WHIP

AB	32
R	5
H	7
RBI	5
BB	2
SO	7
LOB	17

Batter	1	2	3	4	5	6	7	8	9	AB	R	H	RBI	BB	SO	LOB
11 Rajai Davis, R (1, 9) OBP: 0.298, SLG: 0.362	C FF 88 C FF 88 B SI 90 S SL 84 1-3 ① **K**		B SI 87 B FF 88 C SI 88 F SI 86 B SL 82 F FC 88 F FF 88 X FF 88 3-2 13 E 13 E 1B		S CH 78 F SL 80 B FC 86 C SL 79 1-3 ① **K**		D SL 86 X SL 86 1-0 ② **L8**	B FF 93 C FF 94 B FF 93 C FF 93 X SL 84 2-2 ③ **L7**		5	0	1	0	0	2	4
28 Colby Rasmus, L (1, 8) OBP: 0.294, SLG: 0.414	B CU 75 C CU 75 B SI 89 B SI 90 B FF 89 4-1 **BB**		B SI 88 1 SAFE C CU 75 1 SAFE X SL 81 1-1 ① **F9**		B SI 86 X SI 88 1-0 ② **G4-3**		C FF 93 S SI 93 X SL 82 0-2 ③ **F8**		B FF 94 C FF 93 F FF 92 B SL 84 S FF 93 2-3 ① **K**	4	0	0	0	1	1	2
13 Brett Lawrie, R (1, 5) OBP: 0.323, SLG: 0.409	C CU 74 B SI 90 1 SAFE X CH 82 1-1 ② **L7**		C CU 74 D CH 81 X SI 88 1-1 **E3** 26 G4-3 **1-3**		X CH 78 0-0 ③ **G6-3**			B FC 89 X FC 90 1-0 26 1B 2 1B 2B	C FF 93 X SL 83 0-1 ② **G1-3**	5	1	1	0	0	0	2
26 Adam Lind, L (1, 3) OBP: 0.297, SLG: 0.403 18 Mike McCoy, R (8, PR) OBP: 0.245, SLG: 0.265 9 J.P. Arencibia, R (8, 2) OBP: 0.267, SLG: 0.436	C FF 90 X FF 90 0-1 ③ **F8**		S SL 80 X SI 88 0-1 ② ③ **G4-3** **1-2f**			C SI 86 B SI 87 X FF 85 1-1 **1B**		C FC 91 S FC 92 F FC 92 B FC 93 B FC 92 F FC 93 X CH 86 2-2 2 1B 17 2B 1B **2-3**	C FF 93 S FF 93 B SL 86 S FF 94 1-3 ③ **K**	4 0 1	0 1 0	2 0 0	0 0 0	0 0 0	0 0 1	3 0 0
6 Jeff Mathis, R (1, 2) OBP: 0.251, SLG: 0.396 2 Kelly Johnson, L (8, PH) OBP: 0.313, SLG: 0.356 (8, 4)		C FF 87 B FF 87 S CH 80 B FC 85 F SI 89 B SL 81 X FF 88 3-2 ① **G4-3**	C SI 88 B FF 86 F CH 80 T SL 82 1-2 ① **K**		X SI 88 0-0 ① **L8**		C FC 91 F FC 92 B FC 94 X FC 93 1-2 17 2B 1B **1-2** **3-H**		3 1	0 0	0 1	0 1	0 0	1 0	1 0
14 Moisés Sierra, R (1, 10) OBP: 0.297, SLG: 0.382		B CU 73 C CU 74 B FF 88 B FF 89 C FF 87 B FF 88 4-2 **3 1B BB**	X FC 88 0-0 **3 FC3-6 17 1B 1B**		B SL 80 S SL 82 C SI 88 D SL 81 X SI 88 2-2 ② **F8**		C FC 91 B FC 92 D KC 82 F FC 91 C FC 90 2-3 ① **K**		3	0	1	0	1	1	3
17 Omar Vizquel, S (1, 4) OBP: 0.267, SLG: 0.277 (8, 3)		X FF 88 0-0 ② **F9**	B CH 78 X SI 87 1-0 3 FC3-6 **1-2** **1B**		B SL 81 F SI 87 D SL 82 X SI 89 2-1 ③ **F8**			B FC 92 X FC 91 1-0 **1-3** **2-H** **2B**		4	0	2	1	0	0	2
3 Adeiny Hechavarría, R (1, 6) OBP: 0.275, SLG: 0.372		1 SAFE C FF 88 B CH 81 X CH 80 1-1 **1-3** **1B**	B CU 73 X CH 78 1-0 ② **FC3-6** 8 FC6-4 **1-2f** **2-3**				B FF 94 X FF 94 1-0 **2B**	C KC 80 F KC 80 B FC 92 D KC 82 B FC 92 C FC 93 3-3 ② **K**		4	0	2	0	0	1	5
8 Anthony Gose, L (1, 7) OBP: 0.289, SLG: 0.310		C CU 76 B SI 89 B SL 83 L SL 83 1 SAFE D SL 83 F SL 80 X SL 80 3-2 ③ **G3**	C FF 88 B SL 81 F SL 81 D SL 80 X FC 87 2-2 ③ **FC6-4** **1-2f**				X FF 93 0-0 ① **B5**	D SL 84 B FF 92 C SL 81 S FF 93 F FF 94 B SL 83 B FF 94 4-2 **BB**		3	0	0	0	1	0	5
Inning Stats	R: 0 E: 0 K: 1 S: 8 H: 0 LOB: 1 BB: 1 P: 14	R: 0 E: 0 K: 0 S: 13 H: 1 LOB: 2 BB: 1 P: 24	R: 0 E: 1 K: 0 S: 11 H: 1 LOB: 1 BB: 0 P: 16	R: 0 E: 0 K: 1 S: 9 H: 2 LOB: 2 BB: 0 P: 14	R: 0 E: 0 K: 1 S: 5 H: 0 LOB: 0 BB: 0 P: 7	R: 0 E: 0 K: 0 S: 8 H: 1 LOB: 1 BB: 0 P: 13	R: 0 E: 0 K: 0 S: 6 H: 1 LOB: 1 BB: 0 P: 8	R: 2 E: 0 K: 2 S: 22 H: 4 LOB: 3 BB: 1 P: 38	R: 0 E: 0 K: 2 S: 8 H: 0 LOB: 0 BB: 0 P: 11	1B: 7 2B: 3 3B: 0 HR: 0 SF: 0 SAC: 0 DP: 1 HBP: 0						

PITCHER		IP	WLS	BF	H	R	ER	SO	BB	IBB	HBP	BLK	WP	HR	S	P	ERA	WHIP
46 Andy Pettitte, L ERA: 2.97	(1, 1)	5.0	W	21	4	0	0	3	2	0	0	0	0	0	46	75	0.00	1.200
39 Clay Rapada, L ERA: 2.78	(6, 1)	0.0		1	1	0	0	0	0	0	0	0	0	0	2	3	∞	∞
34 Derek Lowe, R ERA: 5.41	(6, 1)	1.0	H	3	0	0	0	0	0	0	0	0	0	0	6	10	0.00	0.000
62 Joba Chamberlain, R ERA: 5.74	(7, 1)	0.2	H	3	1	0	0	0	0	0	0	0	0	0	3	5	0.00	1.500
48 Boone Logan, L ERA: 3.96	(7, 1)	0.1	H	1	0	0	0	0	0	0	0	0	0	0	3	3	0.00	0.000

PITCHER		IP	WLS	BF	H	R	ER	SO	BB	IBB	HBP	BLK	WP	HR	S	P	ERA	WHIP
30 David Robertson, R ERA: 2.98	(8, 1)	0.2	H	6	4	2	2	2	0	0	0	0	0	0	16	26	27.00	6.000
29 Rafael Soriano, R ERA: 2.02	(8, 1)	1.1	S	5	0	0	0	2	1	0	0	0	0	0	14	23	0.00	0.750

TOP

Toronto Blue Jays @ New York Yankees

Yankee Stadium, Bronx, NY

Wed Sep 19 2012, 1:10 PM - 3:49 PM EDT

Att. 39,859 - Partly Cloudy - 67 F

livebaseballscorecards.com

AB	37
R	2
H	10
RBI	2
BB	3
SO	7
LOB	27

TORONTO BLUE JAYS

PA:	40					
WP:	0					
PB:	0					
SB:	0					
CS:	0					

Batter	1	2	3	4	5	6	7	8	9	AB	R	H	RBI	BB	SO	LOB
31 Ichiro Suzuki, L (1, 7) (9, 9) OBP: 0.298, SLG: 0.372	B FF 92 X SI 94 1-0 33 1B 24 2B 1B		X FF 93 0-0 1B		C FF 90 C FF 95 B FF 95 C SI 94 1-3 ③ K			C SL 74 X SI 89 0-1 33 1B 2B		4	2	3	0	0	1	0
33 Nick Swisher, S (1, 3) OBP: 0.345, SLG: 0.450	B SI 94 F FF 93 B SI 94 F FF 94 B SI 89 X SI 94 3-2 24 2B 13 G3 1-3 1B		B FF 91 X FF 95 1-0 ① F7			B FF 93 S FF 88 F FF 92 B FF 94 X SI 93 2-2 ① F8		B FF 88 F FF 88 B SL 74 B SL 74 C FF 88 X FF 89 3-2 2-H 1B		4	1	2	1	0	0	1
24 Robinson Canó, L (1, 4) OBP: 0.370, SLG: 0.538	D FF 95 X FF 90 1-0 13 G3 14 SF8 1-3 3-H 2B		S SI 93 1 SAFE T FF 90 S FF 90 0-3 ② K			B FF 89 C FF 90 F FF 90 B SL 86 F FF 89 X FF 89 2-2 13 A1 A2 DB 1B		1 SAFE C SL 74 S SL 75 F FF 88 X SL 74 0-2 ③ G3		4	1	2	1	0	1	2
13 Alex Rodriguez, R (1, 10) OBP: 0.354, SLG: 0.454	C FF 96 X FF 96 0-1 ① G3 2-3 3-H		B FF 95 B SI 94 B SI 93 C SI 94 S FF 89 C CH 89 3-3 ③ K			F SI 93 S FF 94 B SI 95 D FF 88 B FF 94 C SI 94 3-3 ②③ K2 1-2f				3	0	0	1	0	2	3
14 Curtis Granderson, L (1, 8) OBP: 0.321, SLG: 0.492	C SI 91 S FF 96 X FF 91 0-2 ② SF8 3-H			C SL 86 S FF 93 F SI 93 B SI 94 F SL 85 X FF 89 1-2 ① L9			B SL 83 T SI 92 C SI 92 S SI 93 1-3 ① K			2	0	0	1	0	1	0
55 Russell Martin, R (1, 2) OBP: 0.309, SLG: 0.385	F FF 97 B FF 91 F FF 95 S FF 90 1-3 ③ K			B SL 84 C FF 90 S SI 95 X FF 95 1-2 ② G4-3			S SL 81 X SI 94 0-1 ② G4-3			3	0	0	0	0	1	0
12 Eric Chavez, L (1, 5) OBP: 0.337, SLG: 0.479		C SI 93 C FF 94 B FF 93 X FF 90 1-2 ① F9		C FF 95 S FF 95 B FF 94 S FF 95 1-3 ③ K			X SI 89 0-0 ③ G3			3	0	0	0	0	1	0
27 Raul Ibanez, L (1, 9) OBP: 0.294, SLG: 0.415 22 Andruw Jones, R (8, PH) OBP: 0.292, SLG: 0.397 60 Chris Dickerson, L (9, 7) OBP: 0.400, SLG: 0.625		C SI 95 B FF 95 X FF 95 1-1 ② G4-3			X SI 93 0-0 ① F7			X FF 89 0-0 ① P3		2 1 0	0 0 0	0 0 0	0 0 0	0 0 0	0 0 0	0 0 0
26 Eduardo Núñez, R (1, 6) OBP: 0.338, SLG: 0.394		C SL 90 X FF 96 0-1 ③ F9			B FF 95 C FF 88 C FF 93 F SL 83 B FF 93 F FF 94 X FF 90 2-2 ② G6-3			C FF 88 F FF 89 X SL 74 0-2 ② P4		3	0	0	0	0	0	0
Inning Stats	R: 3 E: 0 K: 1 S: 13 H: 3 LOB: 0 BB: 0 P: 19	R: 0 E: 0 K: 0 S: 7 H: 0 LOB: 0 BB: 0 P: 9	R: 0 E: 0 K: 2 S: 8 H: 1 LOB: 1 BB: 0 P: 12	R: 0 E: 0 K: 1 S: 11 H: 0 LOB: 0 BB: 0 P: 14	R: 0 E: 0 K: 1 S: 9 H: 0 LOB: 0 BB: 0 P: 12	R: 0 E: 0 K: 1 S: 10 H: 1 LOB: 1 BB: 0 P: 17	R: 0 E: 0 K: 1 S: 6 H: 0 LOB: 0 BB: 0 P: 7	R: 1 E: 0 K: 0 S: 13 H: 2 LOB: 1 BB: 0 P: 16		1B: 5 2B: 3 3B: 0 HR: 0 SF: 1 SAC: 0 DP: 1 HBP: 0					

PITCHER		IP	WLS	BF	H	R	ER	SO	BB	IBB	HBP	BLK	WP	HR	S	P	ERA	WHIP
37 Henderson Alvarez III, R ERA: 4.87	(1, 1)	7.0	L	25	5	3	3	7	0	0	0	0	0	0	64	90	3.86	0.714
38 Darren Oliver, L ERA: 1.87	(8, 1)	1.0		5	2	1	1	0	0	0	0	0	0	0	13	16	9.00	2.000

PITCHER	IP	WLS	BF	H	R	ER	SO	BB	IBB	HBP	BLK	WP	HR	S	P	ERA	WHIP

BOTTOM

Toronto Blue Jays @ New York Yankees

Yankee Stadium, Bronx, NY

Wed Sep 19 2012, 1:10 PM - 3:49 PM EDT

Att. 39,859 - Partly Cloudy - 67 F

livebaseballscorecards.com

AB	29
R	4
H	7
RBI	4
BB	0
SO	7
LOB	6

Batter	1	2	3	4	5	6	7	8	9	AB	R	H	RBI	BB	SO	LOB
11 Rajai Davis, R (1, 9) (7, 7) OBP: 0.297, SLG: 0.361	C FF 90 B FF 90 X FF 90 1-1 ① F9		B SI 88 C KC 80 B SI 89 X FF 90 2-1 28 CS 1B			C KC 80 B SI 89 X SL 86 1-1 ① G5-3		L SL 80 C FF 92 S SL 82 0-3 ① K		4	0	1	0	0	1	0
28 Colby Rasmus, L (1, 8) OBP: 0.292, SLG: 0.411	B FF 90 C FF 89 C SL 88 X SI 91 1-2 ② F7		B SL 87 B SI 91 C KC 82 X SI 90 2-1 ①② P6 1-2			B CH 83 F SI 90 C SL 88 F SI 90 S KC 81 1-3 ② K		F FF 94 F FF 93 B SL 84 F SL 84 S SI 94 1-3 ② K		4	0	0	0	0	2	1
13 Brett Lawrie, R (1, 5) OBP: 0.320, SLG: 0.405	B FF 90 C SI 91 X KC 82 1-1 ③ F9		B SI 90 B SI 91 X FF 92 2-0 ③ L9			C SL 88 X SI 91 0-1 ③ G6-3		C SI 87 B SI 88 S SI 88 B SL 82 S SI 89 2-3 ③ K		4	0	0	0	0	1	0
26 Adam Lind, L (1, 10) OBP: 0.293, SLG: 0.397		C SI 89 B SI 89 X SL 88 1-1 ① F8		F SI 88 B SI 90 F CH 84 F SI 92 S KC 82 1-3 ① K			B KC 79 B CH 82 X KC 80 2-0 ① G6-3		B SI 91 F FF 93 X FF 93 1-1 ① F9	4	0	0	0	0	1	0
9 J.P. Arencibia, R (1, 2) OBP: 0.268, SLG: 0.433 18 Mike McCoy, R (7, PR) OBP: 0.245, SLG: 0.265 6 Jeff Mathis, R (7, 2) OBP: 0.250, SLG: 0.394		C SI 90 F FF 89 B FF 91 B FF 92 F SI 91 B KC 83 F FF 92 B SL 89 4-2 2 BB 3 1B BB		S KC 82 B FF 92 X FF 92 1-1 ② F9			F FF 89 B SI 89 F FF 90 X KC 81 1-2 E6 3 BB 68 1B		X SL 84 0-0 ② P6	2 0 1	1 0 0	0 0 0	0 0 0	1 0 0	0 0 0	0 0 0
2 Kelly Johnson, L (1, 4) OBP: 0.313, SLG: 0.354		B KC 82 B FF 92 C SI 91 C SI 91 1 SAFE B FF 91 1 SAFE B SI 92 4-2 3 1B 1-2 BB		S CH 84 B SI 91 F SI 89 B SL 88 F SI 91 F CH 84 B SI 92 S KC 82 3-3 ③ K			B SI 89 B SL 86 D KC 81 C SI 88 X FF 90 3-1 ② F7		S SL 84 T FF 93 F FF 94 B SL 86 S SL 84 1-3 ③ K	3	0	0	0	1	2	1
68 Yan Gomes, R (1, 3) OBP: 0.232, SLG: 0.318		B KC 82 C KC 82 B FF 92 B FF 92 C FF 92 S KC 83 3-3 ② K			X FF 90 0-0 ① F8		X KC 80 0-0 3 BB 1-2 1B			3	0	1	0	0	1	2
3 Adeiny Hechavarría, R (1, 6) OBP: 0.287, SLG: 0.375		F KC 82 C FF 92 F KC 82 F SL 88 B FF 92 D KC 82 F SI 92 X KC 84 2-2 1-3 2-H 1B			C FF 90 F FF 91 B SL 87 X FF 90 1-2 ② L8		B SL 87 B FF 91 D KC 82 B FF 90 4-0 1-2 2-3 BB			2	0	1	1	1	0	0
8 Anthony Gose, L (1, 7) OBP: 0.285, SLG: 0.305 14 Moisés Sierra, R (7, PH) OBP: 0.294, SLG: 0.378 (7, 9)		D KC 81 F FF 90 C SI 92 S KC 82 1-3 ③ K			B SI 91 B KC 82 B SI 90 C SI 90 S KC 80 C KC 81 3-3 ③ K		B SL 83 X FF 95 1-0 ③ G4-3			2 1	0 0	0 0	0 0	0 0	2 0	2 3
Inning Stats	R: 0 E: 0 K: 0 S: 7 H: 0 LOB: 0 BB: 0 P: 10	R: 1 E: 0 K: 2 S: 20 H: 1 LOB: 2 BB: 2 P: 35	R: 0 E: 0 K: 0 S: 5 H: 1 LOB: 0 BB: 0 P: 11	R: 0 E: 0 K: 2 S: 11 H: 0 LOB: 0 BB: 0 P: 16	R: 0 E: 0 K: 1 S: 7 H: 0 LOB: 0 BB: 0 P: 11	R: 0 E: 0 K: 1 S: 8 H: 0 LOB: 0 BB: 0 P: 10	R: 0 E: 1 K: 0 S: 8 H: 1 LOB: 3 BB: 1 P: 19	R: 0 E: 0 K: 3 S: 10 H: 0 LOB: 0 BB: 0 P: 13	R: 0 E: 0 K: 1 S: 7 H: 0 LOB: 0 BB: 0 P: 9	1B: 3 2B: 0 3B: 0 HR: 0	SF: 0 SAC: 0 DP: 0 HBP: 0			WP: 0 PB: 0 SB: 0 CS: 1	PA: 33		

PITCHER		IP	WLS	BF	H	R	ER	SO	BB	IBB	HBP	BLK	WP	HR	S	P	ERA	WHIP
41 David Phelps, R ERA: 3.24	(1, 1)	6.2		26	3	1	1	6	3	0	0	0	0	0	65	110	1.35	0.900
48 Boone Logan, L ERA: 3.88	(7, 1)	1.0		3	0	0	0	2	0	0	0	0	0	0	8	10	0.00	0.000
38 Cody Eppley, R ERA: 3.59	(8, 1)	0.1	W	1	0	0	0	1	0	0	0	0	0	0	3	5	0.00	0.000
29 Rafael Soriano, R ERA: 1.99	(9, 1)	1.0	S	3	0	0	0	1	0	0	0	0	0	0	7	9	0.00	0.000

PITCHER	IP	WLS	BF	H	R	ER	SO	BB	IBB	HBP	BLK	WP	HR	S	P	ERA	WHIP

TOP

Toronto Blue Jays @ New York Yankees

Yankee Stadium, Bronx, NY

Wed Sep 19 2012, 7:09 PM - 10:15 PM EDT

Att. 39,997 - Partly Cloudy - 67 F

livebaseballscorecards.com

AB	30
R	1
H	3
RBI	1
BB	3
SO	10
LOB	9

BOTTOM

Toronto Blue Jays @ New York Yankees

Yankee Stadium, Bronx, NY

Wed Sep 19 2012, 7:09 PM - 10:15 PM EDT

Att. 39,997 - Partly Cloudy - 67 F

livebaseballscorecards.com

Batter	1	2	3	4	5	6	7	8	9	AB	R	H	RBI	BB	SO	LOB
2 Derek Jeter, R (1, 6) OBP: 0.366, SLG: 0.443	X FF 91 0-0 24 F9 33 BB 1B	C CH 84 F CH 84 D CU 77 S CH 84 1-3 ③ K			X FF 90 0-0 ① G1-3	X CH 81 0-0 ③ G5-3		B CU 76 B FC 86 C FC 87 S CU 75 D CU 77 B FC 88 4-2 1-2 BB		4	0	1	0	1	1	4
33 Nick Swisher, S (1, 9) (9, 3) OBP: 0.347, SLG: 0.449	B FF 92 B SI 92 F FF 91 1 SAFE S SI 93 B SI 92 B FF 93 4-2 13 G6-4-3 1-2 BB		C SI 90 B CH 85 F FF 92 B CU 77 B CH 84 B FF 91 4-2 24 G4-3 BB		C FF 91 X FF 91 0-1 24 1B 1B		S FF 95 B FF 95 T FF 95 F FF 94 B CH 88 S CH 87 2-3 ① K	C CU 74 B FC 88 S CU 76 S CU 76 1-3 ③ K		3	0	1	0	2	2	3
24 Robinson Canó, L (1, 10) OBP: 0.369, SLG: 0.535	X SI 90 0-0 ① F9 2-3		C CU 75 D CU 77 F FF 90 X CU 77 1-2 ① G4-3 1-2		B FF 92 F FF 91 X CU 75 1-1 1-2 1B		S FF 96 B FF 96 X CH 89 1-1 ② G3			4	0	1	0	0	0	3
13 Alex Rodriguez, R (1, 5) OBP: 0.351, SLG: 0.450	S CH 84 S CH 85 D CH 85 X FF 94 1-2 ②③ G6-4-3 1-2f		B FF 92 C CH 80 F FF 92 F CH 83 B FF 92 S CH 82 2-3 ② K		B CH 83 S CH 80 F FF 93 S CU 76 1-3 ② K		S FF 95 S FF 96 B CH 88 B FF 96 C CH 87 2-3 ③ K			4	0	0	0	0	3	5
14 Curtis Granderson, L (1, 8) OBP: 0.321, SLG: 0.489		C FF 91 X FF 93 0-1 ① F7	S CU 76 D CU 76 F FF 90 D CU 76 C CU 75 2-3 ③ K		B SI 90 B CU 76 F SI 90 C SI 91 D CU 77 S CU 75 3-3 ③ K			B CH 88 S CH 87 B CH 89 C FF 95 B FF 94 B CH 86 4-2 43 S 17 SH1-3 31 1B BB		3	1	0	0	1	2	3
17 Jayson Nix, R (1, 4) OBP: 0.302, SLG: 0.388		B FF 93 B FF 93 B FF 93 B FF 91 4-0 45 S 31 1B BB		X FF 90 0-0 ① G5-3		B SI 88 C FF 91 X SI 90 1-1 ① L5		1 SAFE X CH 86 0-0 ① SH1-3 1-2		2	0	0	0	1	0	0
45 Casey McGehee, R (1, 3) OBP: 0.286, SLG: 0.364 27 Raul Ibanez, L (8, PH) OBP: 0.294, SLG: 0.415 43 Steve Pearce, R (8, PH) OBP: 0.328, SLG: 0.377 60 Chris Dickerson, L (9, 7) OBP: 0.400, SLG: 0.625		B FF 92 F FF 91 S CH 85 D CH 85 F CH 84 F FF 94 1 SAFE 1 SAFE 1 SAFE 4-2 B CU 76 B CH 83 31 1B 19 2B 1-2 BB		B SI 91 C FF 92 B SI 90 B CH 82 X FF 91 3-1 ② G5-3		B SI 90 F FF 91 X CH 82 1-1 ② G5-3		B SL 74 B SL 76 C SI 92 F SI 93 S SL 80 2-3 ② K 2-3		2 0 1 0	1 0 0 0	0 0 0 0	0 0 0 0	1 0 0 0	0 0 1 0	0 0 1 0
31 Ichiro Suzuki, L (1, 7) (9, 9) OBP: 0.302, SLG: 0.378		L FF 93 X FF 94 0-1 ② 19 2B 1-2 2-H 1B		X FF 92 0-0 2B		X CU 75 0-0 19 S 1B		F SL 79 B SL 81 X SI 94 1-1 19 S 3-H 1B		4	0	4	1	0	0	0
19 Chris Stewart, R (1, 2) OBP: 0.292, SLG: 0.331		B FF 93 B FF 91 C FF 91 B FF 92 C FF 91 F FF 92 X FF 93 3-2 1-3 2-H 2B		X SI 91 0-0 ③ G1-3		B FF 92 1 SAFE F FF 90 C CU 76 F CU 77 D CH 82 D CH 81 B CU 77 4-2 1-3 BB		B FF 89 B FF 90 1 SAFE B FF 90 B FF 89 4-0 2 S 1-3 BB		2	0	1	1	2	0	1
Inning Stats	R: 0 H: 1 E: 0 LOB: 1 K: 0 BB: 1 S: 7 P: 12	R: 1 H: 2 E: 0 LOB: 2 K: 1 BB: 2 S: 15 P: 27	R: 0 H: 0 E: 0 LOB: 1 K: 2 BB: 1 S: 12 P: 21	R: 0 H: 1 E: 0 LOB: 1 K: 0 BB: 0 S: 5 P: 8	R: 0 H: 2 E: 0 LOB: 2 K: 2 BB: 0 S: 11 P: 16	R: 0 H: 1 E: 0 LOB: 2 K: 0 BB: 1 S: 9 P: 15	R: 0 H: 0 E: 0 LOB: 0 K: 2 BB: 0 S: 9 P: 14	R: 1 H: 1 E: 0 LOB: 3 K: 2 BB: 3 S: 13 P: 29		1B: 6 SF: 0 2B: 2 SAC: 1 3B: 0 DP: 1 HR: 0 HBP: 0						

	AB	29
	R	2
	H	8
	RBI	2
	BB	8
	SO	9
	LOB	20

PITCHER		IP	WLS	BF	H	R	ER	SO	BB	IBB	HBP	BLK	WP	HR	S	P	ERA	WHIP
24 Ricky Romero, L ERA: 5.72	(1, 1)	6.0		28	7	1	1	5	5	0	0	0	0	0	59	99	1.50	2.000
50 Steve Delabar, R ERA: 3.65	(7, 1)	1.1	L	5	0	1	1	2	1	0	0	0	0	0	12	21	6.75	0.750
62 Aaron Loup, L ERA: 3.2	(8, 1)	0.1		2	1	0	0	1	0	0	0	0	0	0	5	8	0.00	3.000
31 Brandon Lyon, R ERA: 3.02	(8, 1)	0.1		3	0	0	0	1	2	0	0	0	0	0	5	14	0.00	6.000

PITCHER	IP	WLS	BF	H	R	ER	SO	BB	IBB	HBP	BLK	WP	HR	S	P	ERA	WHIP

WP: 0 PA: 38
PB: 0
SB: 7
CS: 0

Toronto Blue Jays @ New York Yankees

Yankee Stadium, Bronx, NY

Thu Sep 20 2012, 7:10 PM - 10:49 PM EDT

Att. 40,511 - Cloudy - 65 F

livebaseballscorecards.com

Batter	1	2	3	4	5	6	7	8	9	AB	R	H	RBI	BB	SO	LOB
13 Brett Lawrie, R (1, 5) OBP: 0.319, SLG: 0.403	T FF 94 C FF 92 F FF 93 B SL 84 B FC 85 B FF 92 T FF 94 3-2 K ①		F FF 91 B FF 92 1 SAFE X SL 82 1-1 G1-3 ① 1-2	S FF 91 C FF 92 B SL 80 B SL 80 B FF 91 C SL 79 3-3 K ③		C SL 82 X SI 89 0-1 FC4-6 ② 1-2f 2-3		D SL 87 D SL 87 F FF 95 X FF 96 2-1 18 FC6-4 2-3 3-H 1B		5	0	1	1	0	2	4
28 Colby Rasmus, L (1, 8) OBP: 0.292, SLG: 0.409 18 Mike McCoy, R (7, 7) OBP: 0.241, SLG: 0.260	C FF 93 X FF 93 0-1 L3 ②		F FF 92 B CH 85 B CH 84 F CH 85 F SL 82 H SL 81 3-2 10 1B 14 HBP HBP ② 2-3		C FF 90 C SL 80 B FF 90 B SL 79 X SL 82 2-2 F9 ①	C SI 88 C SI 88 F SI 89 S SL 82 0-3 K ③		B FF 96 X FF 95 1-0 FC6-4 10 1B ② 1-2f 3-H		3 1	1 0	0 0	0 1	0 0	1 0	2 1
10 Edwin Encarnación, R (1, 10) OBP: 0.384, SLG: 0.565	C FF 93 B FF 94 B SL 83 C FF 93 B FC 84 S FF 93 3-3 K ③		S FF 92 B FF 93 B SL 80 F SL 80 1 SAFE X FF 92 2-2 14 HBP 26 BB 1-3 1B		B KC 73 C SI 90 X FF 91 1-1 F7 ②		B SI 87 B SL 80 B SI 86 C SI 86 B SI 87 4-1 26 G4-6-3 BB	C SL 88 B FF 95 1 SAFE F FF 96 B FF 96 X CU 83 2-2 1-2 1B		4	0	2	0	1	1	0
26 Adam Lind, L (1, 3) OBP: 0.298, SLG: 0.400		B FF 92 C FF 92 X FF 92 1-1 2 2B 2B	B FF 92 B CH 84 C CH 84 B FF 93 B CH 84 4-1 14 HBP 1-2 BB		C CH 83 F FF 92 F SL 82 B FF 92 F SL 82 B SL 80 B FF 92 F FF 92 F CH 84 4-2 D SL 83 14 HR BB		D SI 88 B SI 87 C SI 87 F SI 87 B SI 85 X SI 88 3-2 G4-6-3 ①② 1-2f	T SL 87 C FF 94 D SL 88 X SL 89 1-2 F9 ③		3	2	1	0	2	0	3
14 Moisés Sierra, R (1, 9) OBP: 0.298, SLG: 0.400		C KC 76 F FF 92 S SL 83 0-3 K ①	S SL 82 H FF 92 1-1 1-2 2-3 3-H HBP		X FF 92 0-0 1-H HR		B SL 81 F SI 87 B SL 81 S SI 88 C SI 88 2-3 ③		C FC 90 T FC 92 S KC 80 0-3 K ①	4	1	1	3	0	3	1
2 Kelly Johnson, L (1, 4) OBP: 0.313, SLG: 0.362		X FF 92 0-0 2-H 2B	B CH 84 S FF 91 B CH 84 C FF 92 S SL 82 2-3 K ③		B CH 83 F CH 83 X FF 92 1-1 G3-1 ③			X CH 80 0-0 HR	B KC 79 C FC 91 T FC 92 B FC 93 S KC 80 2-3 K ②	5	1	2	2	0	2	3
9 J.P. Arencibia, R (1, 2) OBP: 0.267, SLG: 0.429		C FF 93 S FF 93 F FF 93 D FF 93 T FF 93 1-2 K ②	F FF 90 C SL 78 S SL 81 0-3 K ①	B SI 87 X SI 88 1-0 G6-3 ①	X FF 87 0-0 8 2B 13 1B 1B	C FC 91 C FC 91 B FC 92 S FC 92 1-3 K ③	5	1	1	0	0	3	1
3 Adeiny Hechavarría, R (1, 6) OBP: 0.286, SLG: 0.370		B FF 93 F SL 81 F FF 93 D SL 84 X SL 81 2-2 G5-3 ③	B SL 80 F SL 81 F FF 92 S FF 92 1-3 K	C SI 88 B SI 88 B SI 88 F SI 88 B SL 81 X SI 87 3-2 13 FC4-6 8 PB 1B	B CU 73 C SI 87 F CU 75 F SL 77 D CU 75 B SL 77 S FC 87 3-3 K ①		4	0	1	0	0	2	2
8 Anthony Gose, L (1, 7) OBP: 0.299, SLG: 0.317 (7, 8)			B FF 90 F CH 84 B FF 91 B FF 90 B FF 91 4-1 28 CS 13 G1-3 BB	B FF 90 C CH 83 C FF 91 S SL 80 1-3 K ②	B SI 88 B SI 88 B SI 86 C SI 88 C SI 87 F SI 87 B SI 88 4-2 13 FC4-6 1-2 BB	C CU 73 C FF 88 D CU 76 B FF 88 D CU 74 X FF 87 3-2 13 1B 18 FC6-4 1-3 2B		2	1	1	0	2	1	1

Inning Stats	1	2	3	4	5	6	7	8	9
	R: 0 E: 0 K: 2 S: 9	R: 1 E: 0 K: 2 S: 13	R: 1 E: 0 K: 1 S: 14	R: 0 E: 0 K: 4 S: 12	R: 2 E: 0 K: 0 S: 14	R: 0 E: 0 K: 1 S: 13	R: 0 E: 0 K: 1 S: 7	R: 3 E: 0 K: 1 S: 18	R: 0 E: 0 K: 3 S: 9
	H: 0 LOB: 0 BB: 0 P: 15	H: 2 LOB: 1 BB: 0 P: 17	H: 1 LOB: 3 BB: 2 P: 31	H: 0 LOB: 1 BB: 0 P: 17	H: 1 LOB: 0 BB: 1 P: 22	H: 1 LOB: 2 BB: 1 P: 21	H: 0 LOB: 0 BB: 1 P: 16	H: 5 LOB: 2 BB: 0 P: 30	H: 0 LOB: 0 BB: 0 P: 12

1B: 5	SF: 0
2B: 3	SAC: 0
3B: 0	DP: 1
HR: 2	HBP: 2

WP: 0	PA: 43
PB: 2	
SB: 0	
CS: 1	

AB	36
R	7
H	10
RBI	7
BB	5
SO	15
LOB	18

PITCHER		IP	WLS	BF	H	R	ER	SO	BB	IBB	HBP	BLK	WP	HR	S	P	ERA	WHIP
65 Phil Hughes, R ERA: 4.05	(1, 1)	5.0	W	24	4	4	4	9	3	0	2	0	0	1	62	102	7.20	1.400
34 Derek Lowe, R ERA: 5.33	(6, 1)	2.0		8	1	0	0	2	2	0	0	0	0	0	20	37	0.00	1.500
53 Cory Wade, R ERA: 6.51	(8, 1)	0.1		4	3	3	3	1	0	0	0	0	0	1	9	15	81.00	9.000
62 Joba Chamberlain, R ERA: 5.51	(8, 1)	0.2		4	2	0	0	0	0	0	0	0	0	0	9	15	0.00	3.000
30 David Robertson, R ERA: 2.93	(9, 1)	1.0	S	3	0	0	0	3	0	0	0	0	0	0	9	12	0.00	0.000

PITCHER		IP	WLS	BF	H	R	ER	SO	BB	IBB	HBP	BLK	WP	HR	S	P	ERA	WHIP

BOTTOM

Batter	1	2	3	4	5	6	7	8	9	AB	R	H	RBI	BB	SO	LOB
2 Derek Jeter, R (1, 6) OBP: 0.367, SLG: 0.443	C FF 86 B FF 87 X SI 85 1-1 L9 ①		F FC 84 B FC 84 X CH 78 1-1 SH1-3 ① 1-2	F FF 94 C CU 84 F CU 84 X CU 85 0-2 33 HR 1B 1-2 2-3 3-H	B CU 79 X SI 90 1-0 1B 2-H		X FF 91 0-0 F8 ③			4	1	2	2	0	0	0
33 Nick Swisher, S (1, 9) (7, 3) OBP: 0.348, SLG: 0.454	C FF 88 C FF 88 B FF 89 F FF 89 S FF 89 1-3 K ②		B FF 86 F FF 86 B SI 82 B FF 85 C FF 85 C FF 83 3-3 K ②	B CH 86 F FF 95 B CU 84 X FF 96 2-1 HR 1-H 2-H 3-H	C FF 90 B CH 82 B CU 78 C CU 80 B CH 89 S SI 90 3-3 K ③			B SL 81 B FF 90 B FF 90 B FF 88 4-0 BB		4	1	1	4	1	3	2
24 Robinson Canó, L (1, 4) OBP: 0.368, SLG: 0.532	L FF 86 B FF 87 F SI 85 B FC 87 F FF 90 X SI 86 2-2 L4 ③		D SI 86 B FF 86 B SI 85 B SI 85 4-0 BB	C FF 94 C FF 95 F FF 95 X CU 86 0-2 G4-3 ①		F FF 91 B FF 92 X FF 92 1-1 G6-3 ①		C FF 88 S SL 82 F SL 82 F SL 82 S SL 80 0-3 K ①		4	0	0	0	1	1	1
13 Alex Rodriguez, R (1, 10) OBP: 0.350, SLG: 0.447		B X 1-0 P4 ①	B FF 85 T FF 85 F FF 87 D CH 81 F FF 84 X FC 82 2-2 F9 ③	C CU 83 B FF 95 X CU 84 1-1 G1-3 ②		S CH 86 X FF 93 0-1 14 WP 55 WP 1B		B FF 90 B FF 89 B SL 80 S FF 87 F FF 89 C SL 80 3-3 K ②		5	0	1	0	0	1	3
55 Russell Martin, R (1, 2) OBP: 0.311, SLG: 0.382		T FF 86 B FF 86 B SI 82 B SI 86 B FF 84 4-1 BB	B FF 64 4-2 14 E 14 S 31 2B BB B CU 83 1-3 K ③ S FF 84 S FF 85 B FF 84 B CU 84 C CU 84 F FF 83 C FF 84 B CH 80 F FF 84 F SI 86 F FF 85			T FF 94 S FF 94 B FF 94 S CH 86 1-3 K ② 1-2		B FF 91 S SL 81 T SL 81 B SL 81 B FF 91 S SL 82 3-3 K ③		3	1	0	0	2	3	2
14 Curtis Granderson, L (1, 8) OBP: 0.322, SLG: 0.490	C FF 85 B SL 77 F FF 84 D SL 79 S FF 85 2-3 K ②		S FF 83 S FF 85 B FF 84 B SL 74 F FF 85 X FC 83 2-2 E4 45 BB 31 2B 1-3	B FF 91 B CH 86 F FF 91 X FF 91 2-1 31 G4-3 17 2B 2B		B FF 94 B SL 82 B FF 93 C FF 93 S SL 82 B SL 82 4-2 BB 2-3				3	2	1	0	1	1	2
45 Casey McGehee, R (1, 3) OBP: 0.286, SLG: 0.361 60 Chris Dickerson, L (7, 7) OBP: 0.400, SLG: 0.625	F FF 86 X CH 80 0-1 P4 ③		B SI 87 B FF 87 D FF 85 C SI 86 B FF 86 4-1 31 2B 2 1B BB 1-2	X FF 90 0-0 P3 ①		C FF 93 B FF 94 B FF 94 X FF 94 2-1 F9 ③				3 0	1 0	0 0	0 0	1 0	0 0	4 0
31 Ichiro Suzuki, L (1, 7) (7, 9) OBP: 0.304, SLG: 0.386			B FF 86 C SI 85 X FF 86 1-1 HR	B FF 84 S FC 84 F FF 84 F FF 84 B SL 73 X FC 82 2-2 2 1B 33 HR 2B 1-3 2-H 3-H	B FF 92 B CU 82 B FF 91 X FF 91 3-0 G4-3 ② 2-3		C FF 91 S SL 82 B SL 83 B FF 92 S SL 81 2-3 K ①			4	2	2	3	0	1	1
17 Jayson Nix, R (1, 5) OBP: 0.311, SLG: 0.395			B FF 86 B FF 86 C SI 87 B SI 86 S FF 84 F FF 86 F FF 86 F FF 87 B SI 83 4-2 2 SH1-3 BB	B FF 95 B FF 94 C FF 94 C FF 94 B FF 95 B FF 95 4-2 2 1B 33 HR BB	S FF 90 S FF 91 F FF 92 X FF 91 0-2 2 1B 2B 3-H		C FF 93 F FF 92 B SL 83 B SL 82 S SL 81 2-3 K ②			2	2	1	1	2	1	0
Inning Stats	R: 0 E: 0 K: 1 S: 10 H: 0 LOB: 0 BB: 0 P: 14	R: 0 E: 0 K: 1 S: 7 H: 0 LOB: 1 BB: 1 P: 14	R: 1 E: 0 K: 1 S: 16 H: 1 LOB: 2 BB: 2 P: 31	R: 7 E: 1 K: 1 S: 32 H: 3 LOB: 0 BB: 3 P: 52	R: 2 E: 0 K: 1 S: 12 H: 3 LOB: 1 BB: 0 P: 21	R: 0 E: 0 K: 1 S: 11 H: 1 LOB: 2 BB: 1 P: 19	R: 0 E: 0 K: 2 S: 7 H: 0 LOB: 0 BB: 0 P: 11	R: 0 E: 0 K: 3 S: 11 H: 0 LOB: 1 BB: 1 P: 21		1B: 3 2B: 3 3B: 0 HR: 2 SF: 0 SAC: 1 DP: 0 HBP: 0					WP: 2 PB: 0 SB: 1 CS: 0 PA: 41	

PITCHER		IP	WLS	BF	H	R	ER	SO	BB	IBB	HBP	BLK	WP	HR	S	P	ERA	WHIP
32 Aaron Laffey, L ERA: 4.8	(1, 1)	3.0	L	17	2	5	4	3	5	0	0	0	0	1	48	86	12.00	2.333
49 Brad Lincoln, R ERA: 3.27	(4, 1)	1.0		6	2	3	3	1	1	0	0	0	0	1	17	25	27.00	3.000
27 Brett Cecil, L ERA: 5.56	(5, 1)	1.0		6	3	2	2	1	0	0	0	0	0	0	12	21	18.00	3.000
54 Jason Frasor, R ERA: 3.48	(6, 1)	1.0		5	1	0	0	1	1	0	0	0	2	0	11	19	0.00	2.000
34 Joel Carreno, R ERA: 5.68	(7, 1)	2.0		7	0	0	0	5	1	0	0	0	0	0	18	32	0.00	0.500

PITCHER	IP	WLS	BF	H	R	ER	SO	BB	IBB	HBP	BLK	WP	HR	S	P	ERA	WHIP

Toronto Blue Jays @ New York Yankees

Yankee Stadium, Bronx, NY

Thu Sep 20 2012, 7:10 PM - 10:49 PM EDT

Att. 40,511 - Cloudy - 65 F

livebaseballscorecards.com

AB	32
R	10
H	8
RBI	10
BB	8
SO	11
LOB	15

Batter	1	2	3	4	5	6	7	8	9	AB	R	H	RBI	BB	SO	LOB
13 Brett Lawrie, R (1, 5) OBP: 0.319, SLG: 0.402	B FF 94 B FF 94 F FF 93 C FF 93 C CH 87 2-3 ① K		C FF 95 S CH 86 B FF 95 X FF 95 1-2 ② F9		B KC 81 F CH 86 B FF 93 X FC 90 2-1 1-2 1B			C FF 90 B SL 81 S SL 81 S FS 84 1-3 ① K		3	0	1	0	0	1	0
18 Mike McCoy, R (7, 5) OBP: 0.236, SLG: 0.255										1	0	0	0	0	1	0
28 Colby Rasmus, L (1, 8) OBP: 0.293, SLG: 0.409	X FC 92 0-0 1B		F CH 87 B KC 83 B KC 79 F SI 93 B SI 94 S CH 88 3-3 ③ K		C KC 82 D KC 81 B CH 87 X CH 87 2-1 ③ G4-3			T FF 91 B FF 91 B FS 85 X SI 92 2-1 5 1B 68 2B 1B		4	1	2	0	0	1	2
10 Edwin Encarnación, R (1, 10) OBP: 0.385, SLG: 0.564	C SI 93 F SI 93 S CH 89 1 SAFE 0-3 ② K			B SI 92 B KC 81 F FF 93 F FF 93 B CH 86 B CH 87 4-2 BB		C KC 80 B FC 90 B CH 87 X KC 81 2-2 1B		B SL 79 C FF 91 B SI 92 X FF 91 2-1 68 2B 1-2 1B		2	0	1	0	1	1	1
5 Yunel Escobar, R (8, PH) OBP: 0.297, SLG: 0.348										1	0	1	0	0	0	0
(8, 10)																
26 Adam Lind, L (1, 3) OBP: 0.295, SLG: 0.396	C SI 93 C SI 94 X FC 92 0-2 ③ G4-3			X SI 93 0-0 ① L6		C CH 87 X FC 90 0-1 ① F7		C SI 91 X SL 82 0-1 1-3 2-H 2B		3	0	0	0	0	0	3
68 Yan Gomes, R (7, 3) OBP: 0.240, SLG: 0.337										1	0	1	1	0	0	0
9 J.P. Arencibia, R (1, 2) OBP: 0.263, SLG: 0.424		C FF 94 S FF 92 B CH 86 B CH 87 S CH 86 2-3 ① K		B FC 91 F CH 86 X SI 93 1-1 ② P4		S CH 86 F CH 92 C CH 87 0-3 ② K		S SL 82 S SL 83 D FS 84 D SL 83 B FF 92 X FF 91 3-2 ② P3		4	0	0	0	0	2	4
2 Kelly Johnson, L (1, 4) OBP: 0.313, SLG: 0.361		B FF 94 B CH 86 B FF 94 C FF 94 F FF 95 X FF 94 3-2 3 FC6-4 1B		C FF 94 S CH 86 S CH 87 0-3 ③ K		B FC 91 C FF 92 S CH 86 S CH 86 1-3 ③ K		C SL 78 B FF 91 B FS 83 S SL 77 F FS 84 F FF 92 F SL 79 X FF 91 2-2 ③ F9		4	0	1	0	0	2	4
11 Rajai Davis, R (1, 9) OBP: 0.297, SLG: 0.360		B FF 93 C FF 93 1 SAFE C KC 83 X FC 91 1-2 ② F9			C FF 93 C KC 82 F CH 85 B FF 94 B KC 81 F CH 86 S FF 94 2-3 ① K		C FF 93 B KC 79 F FF 93 X CH 87 1-2 3 G6-4-3 1B		F FF 92 C FF 93 T FF 93 0-2 ① K	4	0	1	0	0	2	1
3 Adeiny Hechavarría, R (1, 6) OBP: 0.284, SLG: 0.365		1 SAFE X FF 93 0-0 ③ FC6-4 1-2f			C FF 93 X CH 86 0-1 13 1B 1B		C FF 91 D FC 90 S CH 85 X FC 90 1-2 ①② G6-4-3 1-2f		B FC 94 C FC 92 X SL 80 1-1 ② G5-3	4	0	1	0	0	0	2
8 Anthony Gose, L (1, 7) OBP: 0.290, SLG: 0.306			C SI 92 B KC 80 S CH 86 B FF 94 X CH 86 2-2 ① G4-3		C SI 92 1 SAFE C KC 82 B CH 87 F FC 90 X SI 94 1-2 ② L7		B FF 94 C CH 86 C FF 95 B FC 90 S FF 94 2-3 ③ K		X FC 93 0-0 ③ L7	4	0	0	0	0	1	1
Inning Stats	R: 0 E: 0 K: 2 S: 10 H: 1 LOB: 1 BB: 0 P: 12	R: 0 E: 0 K: 1 S: 10 H: 1 LOB: 1 BB: 0 P: 16	R: 0 E: 0 K: 1 S: 9 H: 0 LOB: 0 BB: 0 P: 15	R: 0 E: 0 K: 1 S: 8 H: 0 LOB: 1 BB: 1 P: 13	R: 0 E: 0 K: 1 S: 15 H: 2 LOB: 2 BB: 0 P: 22	R: 0 E: 0 K: 2 S: 11 H: 1 LOB: 1 BB: 0 P: 14	R: 0 E: 0 K: 1 S: 9 H: 1 LOB: 0 BB: 0 P: 13	R: 1 E: 0 K: 1 S: 18 H: 3 LOB: 2 BB: 0 P: 28	R: 0 E: 0 K: 1 S: 6 H: 0 LOB: 0 BB: 0 P: 7	1B: 8 2B: 1 3B: 0 HR: 0 SF: 0 SAC: 0 DP: 1 HBP: 0						

PITCHER		IP	WLS	BF	H	R	ER	SO	BB	IBB	HBP	BLK	WP	HR	S	P	ERA	WHIP
33 James Shields, R ERA: 3.65	(1, 1)	7.0	W	27	6	0	0	9	1	0	0	0	0	0	72	105	0.00	1.000
47 Brandon Gomes, R ERA: 5.4	(8, 1)	1.0		6	3	1	1	1	0	0	0	0	0	0	18	28	9.00	3.000
49 Dane De La Rosa, R ERA: 12.6	(9, 1)	1.0		3	0	0	0	1	0	0	0	0	0	0	6	7	0.00	0.000

PITCHER	IP	WLS	BF	H	R	ER	SO	BB	IBB	HBP	BLK	WP	HR	S	P	ERA	WHIP

TOP

Toronto Blue Jays @ Tampa Bay Rays

Tropicana Field, St. Petersburg, FL

Fri Sep 21 2012, 7:12 PM - 10:07 PM EDT

Att. 14,187 - Dome - 72 F

livebaseballscorecards.com

AB	35
R	1
H	9
RBI	1
BB	1
SO	11
LOB	18

WP: 0 PA: 36
PB: 0
SB: 0
CS: 0

Batter	1	2	3	4	5	6	7	8	9	AB	R	H	RBI	BB	SO	LOB
8 Desmond Jennings, R (1, 7) OBP: 0.317, SLG: 0.394 9 Elliot Johnson, S (8, 6) OBP: 0.305, SLG: 0.351	C FF 86 B FF 87 X CH 77 1-1 ① F7	F FF 87 B SL 80 B CH 80 T FF 88 B SL 82 F CH 80 X SL 79 3-2 ① G1-3	X FF 96 0-0 ③ P4		C SL 87 B SL 88 X FF 93 1-1 ② G5-3	C SL 85 C FF 92 S SL 84 0-3 ③ K				5 0	0 0	0 0	0 0	0 0	1 0	4 0
2 B.J. Upton, R (1, 8) OBP: 0.302, SLG: 0.449 24 Rich Thompson, L (7, 8) OBP: 0.167, SLG: 0.091	S FF 87 F CH 78 B FF 89 B SL 83 X SL 81 2-2 ② G4-3	X SL 80 0-0 ② L6		X FF 94 0-0 3 G6-4-3 7 1B 2B	B FF 94 C SL 87 X FF 93 1-1 ③ G5-3		B SI 93 C SI 94 X SI 93 1-1 ① G1-3			4 1	1 0	1 0	0 0	0 0	0 0	1 0
18 Ben Zobrist, S (1, 6) OBP: 0.372, SLG: 0.465 13 Ben Francisco, R (7, PH) OBP: 0.289, SLG: 0.381 (8, 7)	C FF 88 B FF 89 B FF 90 X CH 80 2-1 HR	B CU 70 X FF 88 1-0 ③ P3		B FF 96 C FF 95 B FF 92 B FF 94 B FF 93 4-1 3 G6-4-3 BB		B FF 95 C FF 94 B FF 95 B FF 95 C FF 94 X FF 95 3-2 3 2B 20 G3 1B	B SI 93 B SL 79 X SI 93 2-0 ② F9			3 1	2 0	2 0	1 0	1 0	0 0	0 0
3 Evan Longoria, R (1, 5) OBP: 0.360, SLG: 0.491 19 Ryan Roberts, R (7, 4) OBP: 0.300, SLG: 0.354	C FF 88 B FF 88 B CU 75 B CU 73 S SL 81 X FF 90 3-2 1B	C SL 80 F FF 88 X FF 88 0-2 7 1B 20 BB 30 2B 1B	B FF 95 X FF 95 1-0 ① ② G6-4-3 1-2f 2-3		C FF 95 B FF 95 B FF 95 X FF 94 2-1 20 G3 30 2B 2B 1-3	B SI 94 X SI 93 1-0 2B				4 1	2 0	3 1	0 0	0 0	0 0	2 0
20 Matt Joyce, L (1, 9) OBP: 0.351, SLG: 0.430	B FF 88 B CH 79 B FF 88 X FF 86 3-0 ③ L7		B CH 79 B CH 79 B FF 87 D FF 86 4-0 7 1B 30 2B BB 1-2	F FF 95 B FS 88 B FS 88 B FF 96 B FF 93 4-1 7 1B BB		C FF 94 B SL 86 X FF 95 1-1 ① G3 2-3 3-H	C SI 94 F SL 79 B SL 82 F SI 94 B SI 80 F SI 94 B SI 95 T SI 94 3-2 ③ K			3 0	1 0	0 0	1 0	2 0	1 0	3 0
7 Jeff Keppinger, R (1, 4) OBP: 0.369, SLG: 0.433 15 Reid Brignac, L (7, 5) OBP: 0.136, SLG: 0.095		X FF 87 0-0 30 WP 23 3B 1B	X CU 73 0-0 30 2B 1-2 2-3 1B	C FF 95 B FF 96 B FF 94 X FF 94 2-1 1-2 3-H 1B		C SL 86 D SL 86 B FF 94 B SL 86 B FF 94 4-1 30 2B BB		C SI 91 B FF 92 X FC 91 1-1 ① F8		3 1	2 0	3 0	1 0	1 0	0 0	0 0
30 Luke Scott, L (1, 10) OBP: 0.280, SLG: 0.437		C FF 87 B FF 88 F CU 72 D SL 82 B FF 88 D CH 83 4-2 23 3B 1-2 BB	B FF 89 F FF 88 X FF 89 1-1 ③ 1-3 2-H 3-H 2B	C FF 94 B FF 95 X FF 94 1-1 G4-3		B FF 94 S FF 93 C FF 94 X FF 94 1-2 23 1B 28 FC3-6 1-H 3-H 2B		F FF 93 F CU 76 C FF 92 0-3 ② K		4 0	2 0	2 0	4 0	1 0	1 0	2 0
23 Carlos Pena, L (1, 3) OBP: 0.334, SLG: 0.357		C FF 87 X FF 88 0-1 28 HR 1-H 2-H 3B	F CU 73 F FF 88 F SL 82 F SL 81 D CH 83 D CU 76 X FF 89 2-2 ① P5		C SL 87 F FF 94 B FF 93 B FF 95 X SL 87 2-2 ① P2	X FF 94 0-0 28 FC3-6 2-3 1B		F CU 75 S CU 76 S CU 77 0-3 ③ K		5 0	1 0	2 0	2 0	0 0	1 0	2 0
28 José Molina, R (1, 2) OBP: 0.275, SLG: 0.333 26 Stephen Vogt, L (8, 2)		X SL 81 0-0 3-H HR	C FF 94 F FF 95 S SL 89 0-3 ② K		B FF 94 B SL 86 B SL 86 C SL 89 X FF 94 3-1 2B	C SL 84 S SL 86 B SL 84 X FF 93 1-2 ② FC3-6 1-2f 3-H				4 0	1 0	2 0	3 0	0 0	1 0	3 0
Inning Stats	R: 1 E: 0 K: 0 S: 11 H: 2 LOB: 1 BB: 0 P: 22	R: 4 E: 0 K: 0 S: 12 H: 3 LOB: 0 BB: 1 P: 20	R: 2 E: 0 K: 1 S: 15 H: 3 LOB: 2 BB: 1 P: 22	R: 1 E: 0 K: 0 S: 8 H: 2 LOB: 2 BB: 2 P: 20	R: 0 E: 0 K: 0 S: 9 H: 1 LOB: 1 BB: 0 P: 16	R: 4 E: 0 K: 1 S: 18 H: 4 LOB: 1 BB: 1 P: 30	R: 0 E: 0 K: 1 S: 9 H: 1 LOB: 1 BB: 0 P: 16	R: 0 E: 0 K: 2 S: 8 H: 0 LOB: 0 BB: 0 P: 9		1B: 7 2B: 6 3B: 1 HR: 2 SF: 0 SAC: 0 DP: 1 HBP: 0				

PITCHER		IP	WLS	BF	H	R	ER	SO	BB	IBB	HBP	BLK	WP	HR	S	P	ERA	WHIP
33 Carlos Villanueva, R ERA: 3.88	(1, 1)	2.1	L	17	8	7	7	0	2	0	0	0	1	2	34	60	27.00	4.286
58 Chad Beck, R ERA: 6.35	(3, 1)	2.2		12	3	1	1	1	2	0	0	0	0	0	21	40	3.38	1.875
39 David Carpenter, R ERA: 8.04	(6, 1)	1.0		8	4	4	4	1	1	0	0	0	0	0	18	30	36.00	5.000
62 Aaron Loup, L ERA: 3.08	(7, 1)	1.0		4	1	0	0	1	0	0	0	0	0	0	9	16	0.00	1.000
44 Casey Janssen, R ERA: 2.61	(8, 1)	1.0		3	0	0	0	2	0	0	0	0	0	0	8	9	0.00	0.000

PITCHER	IP	WLS	BF	H	R	ER	SO	BB	IBB	HBP	BLK	WP	HR	S	P	ERA	WHIP

BOTTOM

Toronto Blue Jays @ Tampa Bay Rays

Tropicana Field, St. Petersburg, FL

Fri Sep 21 2012, 7:12 PM - 10:07 PM EDT

Att. 14,187 - Dome - 72 F

livebaseballscorecards.com

AB	39
R	12
H	16
RBI	12
BB	5
SO	5
LOB	17

Toronto Blue Jays @ Tampa Bay Rays

Tropicana Field, St. Petersburg, FL

Sat Sep 22 2012, 7:13 PM - 10:37 PM EDT

Att. 15,699 - Dome - 72 F

TOP

livebaseballscorecards.com

Batter	1	2	3	4	5	6	7	8	9	AB	R	H	RBI	BB	SO	LOB
13 Brett Lawrie, R (1, 5) OBP: 0.322, SLG: 0.405	B SI 92 B CH 82 B FF 94 C FF 92 S FF 94 F FF 94 B FF 94 4-2 11 2B 10 1B BB		C SI 92 F CH 84 X KC 83 0-2 ① G5-3		F FF 94 X SI 96 0-1 26 3B 1-3 1B		S FF 93 X FF 95 0-1 2B	B FS 81 B FS 81 S FF 89 F FF 90 X FF 90 2-2 ③ P4		4	2	2	0	1	0	1
11 Rajai Davis, R (1, 7) OBP: 0.300, SLG: 0.364	B FF 91 B FF 93 X SI 91 2-0 10 1B 26 SF8 1-3 2B		S SI 94 B FF 94 B FF 92 X CH 84 2-1 10 S 1B		C SI 95 F SI 95 S FF 95 0-3 ① K		S FF 94 F KC 83 B FF 96 F FC 90 B FF 95 B FC 89 F FF 97 B FF 96 4-2 5 FC3-6 BB		X SI 95 0-0 ① G5-3	4	1	2	0	1	1	2
10 Edwin Encarnación, R (1, 10) OBP: 0.386, SLG: 0.562	C FF 94 B KC 83 B SI 94 X FF 93 2-1 14 FC6-4 2-3 3-H 1B		1 SAFE 1 SAFE 1 SAFE B CH 85 C SI 92 1 SAFE F FF 91 B KC 85 I IN 76 4-2 I IN 78 5 FC5-4 1-2 IBB		C SI 96 B SI 96 X SI 97 1-1 ② P3		S FF 96 F SI 94 S FF 96 0-3 ① K		C CH 81 X SI 97 0-1 ② G5-3	4	0	1	1	1	1	4
26 Adam Lind, L (1, 3) OBP: 0.294, SLG: 0.401	S FF 94 X SI 92 0-1 ① SF8 3-H		C SI 93 X FF 93 0-1 ② F8		B FF 96 X SI 95 1-0 1-H 3-H 3B		B FC 91 C FC 90 X FC 92 1-1 ② P5		B SI 96 X CH 80 1-0 ③ G3-1	4	0	1	3	0	0	4
5 Yunel Escobar, R (1, 6) OBP: 0.294, SLG: 0.345	C CH 82 X FF 92 0-1 ② L9		X SI 90 0-0 ③ FC5-4 1-2f		B FF 96 X SI 96 1-0 ③ F9		B FC 90 S SI 93 B FF 95 X FC 90 2-1 ③ FC3-6 1-2f			4	0	0	0	0	0	6
14 Moisés Sierra, R (1, 9) OBP: 0.297, SLG: 0.403	B FF 92 B FF 90 F FF 95 1 SAFE F SI 93 X CH 83 2-2 ③ FC6-4 1-2f			B SI 89 C SI 88 X SI 90 1-1 ① G6-3		C FF 94 C SL 88 T SL 84 0-2 ① K		F FF 90 B FF 90 B CU 79 F FF 91 B FF 91 X FF 90 3-2 3 1B 2B		4	1	1	0	0	1	1
6 Jeff Mathis, R (1, 2) OBP: 0.250, SLG: 0.391 68 Yan Gomes, R (8, 2) OBP: 0.240, SLG: 0.337		C FF 93 F SI 94 S KC 83 0-3 ① K2-3		B SI 90 X SI 88 1-0 ② G4-3		B SL 88 B FF 94 B FF 92 C FF 93 S FF 94 X SI 91 3-2 3 FC6-4 1B		C FF 90 B CU 79 F CU 78 B FF 90 D FS 82 S FF 91 3-3 ① K		4 0	0 0	1 0	0 0	0 0	2 0	1 0
3 Adeiny Hechavarría, R (1, 4) OBP: 0.283, SLG: 0.360		F SI 94 B CH 81 B CH 81 B SI 93 X SI 94 3-1 ② F8		C SI 89 C SI 90 B SL 81 F SL 82 C SI 91 1-3 ③ K		F SI 92 1 SAFE F SL 88 1 SAFE F FF 95 D SL 87 X SL 88 1-2 ② FC6-4 1-2f		X CU 77 0-0 8 FC4-6 2-H 1B	4	0	1	1	0	1	1
8 Anthony Gose, L (1, 8) OBP: 0.289, SLG: 0.305		C SI 93 C SI 94 B SI 94 C SI 94 1-3 ③ K			X SI 94 0-0 13 1B 26 3B 1B		C SL 89 F FF 94 B SI 95 B SI 94 S SL 89 2-3 ③ K		B CU 77 C CU 78 T FF 90 X FS 81 1-2 ② FC4-6 1-2f	4	1	1	0	0	2	2
Inning Stats	R: 2 E: 0 K: 0 S: 13 H: 2 LOB: 1 BB: 1 P: 23	R: 0 E: 0 K: 2 S: 8 H: 0 LOB: 0 BB: 0 P: 12	R: 0 E: 0 K: 0 S: 10 H: 1 LOB: 2 BB: 1 P: 16	R: 0 E: 0 K: 1 S: 7 H: 0 LOB: 0 BB: 0 P: 10	R: 2 E: 0 K: 1 S: 10 H: 3 LOB: 1 BB: 0 P: 13	R: 0 E: 0 K: 2 S: 13 H: 1 LOB: 1 BB: 0 P: 19	R: 0 E: 0 K: 1 S: 13 H: 1 LOB: 2 BB: 1 P: 20	R: 1 E: 0 K: 1 S: 13 H: 2 LOB: 1 BB: 0 P: 22	R: 0 E: 0 K: 0 S: 4 H: 0 LOB: 0 BB: 0 P: 5	1B: 6 2B: 3 3B: 1 HR: 0 SF: 1 SAC: 0 DP: 0 HBP: 0						

PITCHER		IP	WLS	BF	H	R	ER	SO	BB	IBB	HBP	BLK	WP	HR	S	P	ERA	WHIP
55 Matt Moore, L ERA: 3.92	(1, 1)	2.2		13	3	2	2	2	1	1	0	0	0	0	30	50	6.75	1.500
31 Burke Badenhop, R ERA: 3.03	(3, 1)	1.1	W	4	0	0	0	1	0	0	0	0	0	0	8	11	0.00	0.000
57 Jake McGee, L ERA: 2.1	(5, 1)	1.0	H	6	3	2	2	1	0	0	0	0	0	0	10	13	18.00	3.000
43 Kyle Farnsworth, R ERA: 3.16	(6, 1)	1.0		4	1	0	0	2	0	0	0	0	0	0	13	19	0.00	1.000
40 Wade Davis, R ERA: 2.57	(7, 1)	1.0		5	1	0	0	1	1	0	0	0	0	0	13	20	0.00	2.000
62 Joel Peralta, R ERA: 3.75	(8, 1)	1.0		5	2	1	1	1	0	0	0	0	0	0	13	22	9.00	2.000
56 Fernando Rodney, R ERA: 0.65	(9, 1)	1.0		3	0	0	0	0	0	0	0	0	0	0	4	5	0.00	0.000

AB	36
R	5
H	10
RBI	5
BB	3
SO	8
LOB	22

WP: 0	PA: 40		
PB: 0			
SB: 1			
CS: 0			

BOTTOM

Toronto Blue Jays @ Tampa Bay Rays

Tropicana Field, St. Petersburg, FL

Sat Sep 22 2012, 7:13 PM - 10:37 PM EDT

Att. 15,699 - Dome - 72 F

livebaseballscorecards.com

Batter	1	2	3	4	5	6	7	8	9	AB	R	H	RBI	BB	SO	LOB
8 Desmond Jennings, R (1, 7) OBP: 0.324, SLG: 0.404	C FF 90 B KC 77 C KC 77 B SL 86 X KC 78 2-2 18 BB 2 BB 13 BB 1B	D SL 86 B FF 93 C FF 93 F FF 93 B KC 80 B FF 94 4-2 3 HR 1-2 BB		B SL 86 X FF 92 1-0 HR	C CU 84 B CU 84 C FF 95 X CU 84 1-2 2 HR 1B	B CU 82 B CH 87 F SI 93 B FF 92 B SI 92 4-1 2 FC5 1-2 BB				3	4	3	1	2	0	0
62 Joel Peralta, R (8, 1)										0	0	0	0	0	0	0
56 Fernando Rodney, R (9, 1)										0	0	0	0	0	0	0
2 B.J. Upton, R (1, 8) OBP: 0.303, SLG: 0.453	F FF 92 B FF 93 F FF 93 B SL 87 B SL 88 1 SAFE F FF 95 B SL 88 4-2 13 BB 18 BB 1-2 BB	D SL 86 F FF 94 X FF 93 1-1 P3 ②		C FF 92 F FS 82 B FF 92 B FF 93 B FS 84 F FF 94 X KC 78 3-2 F9 ②	B FF 95 C FF 94 B CU 86 X FF 94 2-1 1-H HR	B CH 83 B CU 82 F FF 91 S SI 91 X CU 81 2-2 FC5 ③ 1-2 2-3f				4	1	1	2	1	0	4
9 Elliot Johnson, S (8, 6) OBP: 0.305, SLG: 0.351										0	0	0	0	0	0	0
3 Evan Longoria, R (1, 5) OBP: 0.361, SLG: 0.500	B FC 94 B SL 86 X FF 94 2-0 F8 ①	B KC 78 X FF 93 1-0 1-H 2-H HR		C FF 93 B FF 92 B FS 84 C FF 94 X FF 94 2-2 P3 ③	C CU 85 B CU 84 B CU 84 C FF 95 B CU 86 B CU 84 4-2 18 WP 7 1B BB		C FF 93 B CH 87 C CH 86 F FF 94 B FF 93 F FF 94 F CH 87 X FF 93 2-2 F9 ①			4	1	1	3	1	0	2
24 Rich Thompson, L (8, 8) OBP: 0.167, SLG: 0.091										0	0	0	0	0	0	0
7 Jeff Keppinger, R (1, 3) OBP: 0.373, SLG: 0.439	C FF 94 F FF 93 D SL 88 C FF 95 1-3 K ②	C FF 91 X FF 95 0-1 1B			X FF 94 13 2B 2B		S CH 88 C CH 87 B FF 93 B CH 87 B FF 93 X CH 86 3-2 F7 ②			4	1	3	0	0	1	2
23 Carlos Pena, L (7, PH) OBP: 0.334, SLG: 0.356						18 WP 1-2 1B				1	0	0	0	0	0	0
(8, 3)																
18 Ben Zobrist, S (1, 6) OBP: 0.372, SLG: 0.463	C KC 81 C FF 95 D SL 88 B FF 95 B SL 89 F FF 96 B SL 88 4-2 13 BB 1-2 2-3 BB	B SL 83 F FF 94 C FS 84 B SL 83 B FF 94 X FF 93 3-2 G3 ③			B CU 83 C FF 95 X FF 96 1-1 P6 ③		F FF 93 B CH 87 B FF 93 S FF 93 X FF 94 2-2 2B			2	0	0	0	2	0	2
30 Luke Scott, L (7, PH) OBP: 0.282, SLG: 0.443						B CU 76 C CU 76 B CU 77 B CU 77 F CU 77 D CU 77 4-2 1-2 2-3 BB				1	0	1	0	0	0	0
15 Reid Brignac, L (8, 5) OBP: 0.136, SLG: 0.095										0	0	0	0	0	0	0
13 Ben Francisco, R (1, 10) OBP: 0.292, SLG: 0.383	D SL 88 S SL 89 B SL 89 C FF 96 B SL 89 B FF 96 4-2 1-2 2-3 3-H BB	C FF 90 B FF 92 B KC 80 B FF 92 X FF 91 3-1 P6 ①			B CU 84 C CU 85 X FF 96 1-1 20 G4-3 2-H 19 1B 2B		C FF 94 X CH 86 0-1 P3 ③			4	1	1	2	1	0	4
(8, 7)						X CU 78 1-0 F9 ③										
20 Matt Joyce, L (1, 9) OBP: 0.347, SLG: 0.424	B FF 96 B FF 95 C FF 94 B FF 96 F FF 96 X FF 95 3-2 F7 ③	C KC 78 B FS 82 X FF 93 1-1 G3 ②			X CH 87 0-0 G4-3 ② 2-3	C CU 80 F CU 81 X FF 92 0-2 P5 ①		B FF 91 F CU 91 B SL 81 B SL 81 C FF 90 F SL 82 X SL 81 3-2 F8 ①		5	0	0	0	0	0	4
19 Ryan Roberts, R (1, 4) OBP: 0.301, SLG: 0.357		C FF 91 C FF 91 X SL 88 0-2 G6-3 ①	C SL 84 C KC 81 S FF 93 0-3 K ③		X CU 84 0-0 28 HR 3-H 1B	B CU 82 B CH 86 B SI 92 C FF 92 F FF 92 F FF 93 F FF 91 X FF 92 3-2 F8 ②		B FF 91 C SL 82 F SL 82 X SL 83 1-2 16 L6-4 2B		5	1	2	1	0	1	0
28 José Molina, R (1, 2) OBP: 0.283, SLG: 0.352		C FF 92 B FF 92 F FF 92 F FC 94 F FF 92 B SL 88 F FF 95 F KC 80 X FF 94 2-2 8 BB 3 HR 1B		B SL 89 X FF 91 1-0 G5-3 ①	B FF 94 B FF 94 F FF 95 1 SAFE B FF 93 X FF 94 3-1 1-H HR	B SI 92 C FF 92 S CH 82 F FF 93 F CU 83 B FF 92 X SI 92 2-2 2 FC5 8 BB 1B		B SL 81 C FF 89 X SL 81 1-1 L6-4 2-2 ② ③		4	2	3	2	0	0	0
16 Chris Gimenez, R (8, 2) OBP: 0.272, SLG: 0.256										1	0	0	0	0	0	1
Inning Stats	R: 1 E: 0 K: 1 S: 18 H: 1 LOB: 3 BB: 3 P: 38	R: 3 E: 0 K: 0 S: 20 H: 3 LOB: 1 BB: 1 P: 31	R: 0 E: 0 K: 1 S: 7 H: 0 LOB: 0 BB: 0 P: 11	R: 1 E: 0 K: 0 S: 9 H: 1 LOB: 0 BB: 0 P: 16	R: 6 E: 0 K: 0 S: 22 H: 7 LOB: 3 BB: 2 P: 42	R: 0 E: 0 K: 0 S: 17 H: 1 LOB: 2 BB: 1 P: 28	R: 0 E: 0 K: 0 S: 14 H: 1 LOB: 1 BB: 0 P: 21	R: 0 E: 0 K: 0 S: 9 H: 1 LOB: 0 BB: 0 P: 14		1B: 7 2B: 5 3B: 0 HR: 4 SF: 0 SAC: 0 DP: 1 HBP: 0					WP: 1 PB: 0 SB: 0 CS: 0 PA: 45	

	AB	38
	R	11
	H	15
	RBI	11
	BB	7
	SO	2
	LOB	19

PITCHER		IP	WLS	BF	H	R	ER	SO	BB	IBB	HBP	BLK	WP	HR	S	P	ERA	WHIP
23 Brandon Morrow, R ERA: 3.28	(1, 1)	4.0	L	21	5	5	5	2	4	0	0	0	0	2	54	96	11.25	2.250
49 Brad Lincoln, R ERA: 3.89	(5, 1)	0.2		9	6	6	6	0	1	0	0	0	0	2	17	29	81.00	10.500
31 Brandon Lyon, R ERA: 3.0	(5, 1)	0.1		3	1	0	0	0	1	0	0	0	1	0	5	13	0.00	6.000
27 Brett Cecil, L ERA: 5.46	(6, 1)	1.0		5	1	0	0	0	1	0	0	0	0	0	17	28	0.00	2.000
54 Jason Frasor, R ERA: 3.4	(7, 1)	1.0		4	1	0	0	0	0	0	0	0	0	0	14	21	0.00	1.000

PITCHER		IP	WLS	BF	H	R	ER	SO	BB	IBB	HBP	BLK	WP	HR	S	P	ERA	WHIP
34 Joel Carreno, R ERA: 5.4	(8, 1)	1.0		3	1	0	0	0	0	0	0	0	0	0	9	14	0.00	1.000

Batter	1	2	3	4	5	6	7	8	9	AB	R	H	RBI	BB	SO	LOB
13 Brett Lawrie, R (1, 5) OBP: 0.319, SLG: 0.402	F FF 90 F CH 78 B FF 92 B CU 78 X FF 91 2-2 ① L3		C CU 75 B FF 91 B CU 78 B CH 80 F FF 92 X CU 76 3-2 ② G5-3		F FF 88 F CU 77 F FF 92 B CH 79 D CU 80 F SI 92 S SI 93 2-3 ③ K 1-2		F SI 91 X SI 91 0-1 ② F8 2-3			4	0	0	0	0	1	3
28 Colby Rasmus, L (1, 8) OBP: 0.291, SLG: 0.406	C CH 78 B CU 78 C CU 72 S CU 79 1-3 ② K		X FF 92 0-0 ③ G3-1			B FC 88 B FF 92 C FC 88 L CU 77 F FF 92 F CU 78 B FC 89 F CU 76 C FF 93 3-3 ① K	X SI 86 0-0 ③ G1-3			4	0	0	0	0	2	1
10 Edwin Encarnación, R (1, 10) OBP: 0.385, SLG: 0.559	C FF 91 B FF 90 F SI 91 B CU 78 X CU 76 2-2 ③ G5-3			C CH 79 X CU 79 0-1 ① G5-3		B SI 91 C FC 89 X FF 91 1-1 ① 5 BB 26 BB 1B		C FF 90 B FS 83 F FF 90 X FF 91 1-2 ① F9		4	0	1	0	0	0	0
26 Adam Lind, L (1, 3) OBP: 0.293, SLG: 0.397		C FF 90 F CU 76 B CU 78 S CH 78 1-3 ① K		F CU 74 X FC 90 0-1 ② G3-1		F SI 92 B FC 90 B FF 91 F CU 78 B CH 80 B CH 80 4-2 5 BB 1-2 BB		C FF 89 B FF 90 C CU 79 X FS 82 1-2 ② G6-3		3	0	0	0	1	1	0
9 J.P. Arencibia, R (1, 2) OBP: 0.260, SLG: 0.418		B CH 78 S CH 79 F CH 80 F FF 91 B CU 78 S CH 78 2-3 ② K		B FF 92 X SI 91 1-0 ③ G5-3		F FF 92 B CU 78 F FF 93 B CH 79 F SI 93 B SI 91 X SI 91 3-2 ② F9		B FS 83 C CU 78 B FF 90 F FF 90 S FF 89 2-3 ③ K		4	0	0	0	0	2	2
5 Yunel Escobar, R (1, 6) OBP: 0.299, SLG: 0.349		B FF 91 B CH 78 B FF 92 C FF 92 X FF 91 3-1 2 1B 1B			F CH 78 X FF 91 0-1 8 1B 2 SH1-3 1B	B CU 77 S SI 91 B CU 79 B CH 81 B SI 93 4-1 1-2 2-3 BB			B SI 95 B FF 95 C SI 92 X SI 94 2-1 8 FC5-4 1B	3	0	3	0	1	0	0
2 Kelly Johnson, L (1, 4) OBP: 0.313, SLG: 0.361		B CH 78 X FF 91 1-0 14 FC5-4 1-2 1B			X SI 89 0-0 ① SH1-3 1-2	F SI 94 F SI 96 F SI 96 F SI 97 C SI 97 0-3 ③ K			C SI 97 X CH 82 0-1 ① F7	3	0	1	0	0	1	4
14 Moisés Sierra, R (1, 9) OBP: 0.288, SLG: 0.390		C CU 76 C CU 79 X CU 78 0-2 ③ FC5-4 1-2f			S CH 79 B CU 79 S FF 92 D CU 78 S CH 79 2-3 ② K		C SL 86 B SL 81 F SI 92 F FF 94 X FF 95 1-2 ① G4-3		B SI 96 C SI 96 B CH 81 S SI 96 F SI 96 S CH 83 2-3 ② K	4	0	0	0	0	2	4
8 Anthony Gose, L (1, 7) OBP: 0.295, SLG: 0.318			C FF 91 X CH 79 0-1 ① G5-3		X FF 92 0-0 13 WP 2-3 1B		B SL 87 B SL 86 X CH 89 2-0 13 F8 2B		B CH 82 C SI 97 F CH 80 X SI 98 1-2 ③ FC5-4 1-2f	4	0	2	0	0	0	1
Inning Stats	R: 0 E: 0 K: 1 S: 9 H: 0 LOB: 0 BB: 0 P: 14	R: 0 E: 0 K: 2 S: 13 H: 2 LOB: 2 BB: 0 P: 20	R: 0 E: 0 K: 0 S: 6 H: 0 LOB: 0 BB: 0 P: 9	R: 0 E: 0 K: 0 S: 5 H: 0 LOB: 0 BB: 0 P: 6	R: 0 E: 0 K: 2 S: 12 H: 2 LOB: 2 BB: 0 P: 16	R: 0 E: 0 K: 2 S: 20 H: 1 LOB: 3 BB: 2 P: 35	R: 0 E: 0 K: 0 S: 8 H: 1 LOB: 1 BB: 0 P: 11	R: 0 E: 0 K: 1 S: 9 H: 0 LOB: 0 BB: 0 P: 13	R: 0 E: 0 K: 1 S: 11 H: 1 LOB: 1 BB: 0 P: 16	1B: 6 2B: 1 3B: 0 HR: 0 SF: 0 SAC: 1 DP: 0 HBP: 0						

PITCHER		IP	WLS	BF	H	R	ER	SO	BB	IBB	HBP	BLK	WP	HR	S	P	ERA	WHIP
58 Jeremy Hellickson, R ERA: 3.2	(1, 1)	5.2	W	24	5	0	0	6	2	0	0	0	1	0	60	95	0.00	1.235
57 Jake McGee, L ERA: 2.09	(6, 1)	0.1	H	1	0	0	0	1	0	0	0	0	0	0	5	5	0.00	0.000
43 Kyle Farnsworth, R ERA: 3.08	(7, 1)	0.2	H	3	1	0	0	0	0	0	0	0	0	0	7	10	0.00	1.500
39 J.P. Howell, L ERA: 3.06	(7, 1)	0.1	H	1	0	0	0	0	0	0	0	0	0	0	1	1	0.00	0.000
62 Joel Peralta, R ERA: 3.69	(8, 1)	1.0	H	3	0	0	0	1	0	0	0	0	0	0	9	13	0.00	0.000

PITCHER		IP	WLS	BF	H	R	ER	SO	BB	IBB	HBP	BLK	WP	HR	S	P	ERA	WHIP
56 Fernando Rodney, R ERA: 0.64	(9, 1)	1.0	S	4	1	0	0	1	0	0	0	0	0	0	11	16	0.00	1.000

TOP

Toronto Blue Jays @ Tampa Bay Rays

Tropicana Field, St. Petersburg, FL

Sun Sep 23 2012, 1:43 PM - 4:42 PM EDT

Att. 18,985 - Dome - 72 F

livebaseballscorecards.com

AB	33
R	0
H	7
RBI	0
BB	2
SO	9
LOB	15

Toronto Blue Jays @ Tampa Bay Rays

Tropicana Field, St. Petersburg, FL

Sun Sep 23 2012, 1:43 PM - 4:42 PM EDT

Att. 18,985 - Dome - 72 F

livebaseballscorecards.com

BOTTOM

Batter	1	2	3	4	5	6	7	8	9	AB	R	H	RBI	BB	SO	LOB
8 Desmond Jennings, R (1, 7) OBP: 0.325, SLG: 0.404	F8		2 G6-4-3 HBP			K		3 2B 18 S 1B		3	1	1	0	0	1	0
2 B.J. Upton, R (1, 8) OBP: 0.303, SLG: 0.457	HR		G6-4-3 1-2f			F9		L8		4	1	1	1	0	0	2
18 Ben Zobrist, S (1, 6) OBP: 0.375, SLG: 0.463	BB			K		3 1B 1B		3 2B IBB 1-2		2	1	1	0	2	1	0
3 Evan Longoria, R (1, 5) OBP: 0.363, SLG: 0.504	K			K		1-2 1B		1-H 2-H 2B		4	0	2	2	0	2	1
30 Luke Scott, L (1, 10) OBP: 0.279, SLG: 0.438 13 Ben Francisco, R (8, PH) OBP: 0.290, SLG: 0.381 (9, 10)	F8			F7		K		K		3 1	0 0	0 0	0 0	0 0	1 1	3 1
7 Jeff Keppinger, R (1, 4) OBP: 0.370, SLG: 0.435 19 Ryan Roberts, R (8, 4) OBP: 0.300, SLG: 0.356		F8	G5-3				K	G5-3		3 1	0 0	0 0	0 0	0 0	1 0	0 1
20 Matt Joyce, L (1, 9) OBP: 0.347, SLG: 0.426		L5			2B		L9			3	0	1	0	0	0	0
23 Carlos Pena, L (1, 3) OBP: 0.334, SLG: 0.356		P4			K		1B			3	0	1	0	0	1	1
26 Stephen Vogt, L (1, 2) 28 José Molina, R (7, 2) OBP: 0.281, SLG: 0.351			G5-3		F8		K			2 1	0 0	0 0	0 0	0 0	0 1	1 1
Inning Stats	R: 1 H: 1 E: 0 LOB: 1 K: 1 BB: 1 S: 12 P: 22	R: 0 H: 0 E: 0 LOB: 0 K: 0 BB: 0 S: 6 P: 10	R: 0 H: 0 E: 0 LOB: 0 K: 0 BB: 0 S: 5 P: 9	R: 0 H: 0 E: 0 LOB: 0 K: 2 BB: 0 S: 8 P: 12	R: 0 H: 1 E: 0 LOB: 1 K: 1 BB: 0 S: 10 P: 13	R: 0 H: 2 E: 0 LOB: 2 K: 2 BB: 0 S: 14 P: 19	R: 0 H: 1 E: 0 LOB: 1 K: 2 BB: 0 S: 13 P: 16	R: 2 H: 2 E: 0 LOB: 1 K: 1 BB: 1 S: 14 P: 23		1B: 4 SF: 0 2B: 2 SAC: 0 3B: 0 DP: 1 HR: 1 HBP: 1						

	AB	30
	R	3
	H	7
	RBI	3
	BB	2
	SO	9
	LOB	11

WP: 0 PA: 33
PB: 0
SB: 1
CS: 0

PITCHER		IP	WLS	BF	H	R	ER	SO	BB	IBB	HBP	BLK	WP	HR	S	P	ERA	WHIP
64 Chad Jenkins, R ERA: 4.24	(1, 1)	5.0	L	18	2	1	1	4	1	0	1	0	0	1	41	66	1.80	0.600
50 Steve Delabar, R ERA: 3.57	(6, 1)	1.1		6	2	0	0	3	0	0	0	0	0	0	17	23	0.00	1.500
38 Darren Oliver, L ERA: 1.84	(7, 1)	0.2		3	1	0	0	1	0	0	0	0	0	0	10	12	0.00	1.500
31 Brandon Lyon, R ERA: 3.3	(8, 1)	0.1		4	2	2	2	0	0	1	0	0	0	0	8	17	54.00	6.000
62 Aaron Loup, L ERA: 3.0	(8, 1)	0.2		2	0	0	0	1	0	0	0	0	0	0	6	6	0.00	0.000

PITCHER	IP	WLS	BF	H	R	ER	SO	BB	IBB	HBP	BLK	WP	HR	S	P	ERA	WHIP

Toronto Blue Jays @ Baltimore Orioles

Oriole Park at Camden Yards, Baltimore, MD

Mon Sep 24 2012, 4:09 PM - 6:52 PM EDT

Clear - 66 F

TOP

livebaseballscorecards.com

Batter	1	2	3	4	5	6	7	8	9	AB	R	H	RBI	BB	SO	LOB
13 Brett Lawrie, R (1, 5) OBP: 0.320, SLG: 0.401	B FF 87 B FF 88 S FF 89 B FF 90 B FF 89 4-1 26 G3 28 BB BB		X CU 66 0-0 28 BB 1B		C FF 86 F CH 78 X FF 88 0-2 ① F9			F FF 96 B FF 97 F FF 95 F FF 92 B FC 91 F FF 96 F FF 98 F FC 91 F FF 97 2-3 C FC 84 ① K		3	0	1	0	1	1	0
28 Colby Rasmus, L (1, 8) OBP: 0.293, SLG: 0.405	C FF 88 L CU 69 F CH 79 B FF 91 B FF 91 B FF 90 B FF 90 4-2 26 G3 1-2 BB		1 SAFE B CH 78 B SL 85 B FF 87 C FF 86 S CH 78 B FF 89 4-2 1-2 BB		B SL 78 X CH 76 1-0 ② F8			B CU 82 B CU 80 B SI 95 C FF 95 C FF 96 S FF 97 3-3 ② K		2	0	0	0	2	1	0
10 Edwin Encarnación, R (1, 10) OBP: 0.384, SLG: 0.557	S CU 69 B FF 90 C FF 90 S FF 91 1-3 ① K		S FF 89 F FF 89 B FF 89 B FF 89 F CH 76 F FF 89 F FF 90 S CU 67 2-3 ② K		B FF 89 C CH 76 B FF 90 B CU 68 S FF 88 C FF 90 3-3 ③ K			F FF 96 F CU 81 X FC 92 0-2 26 1B 11 2B 1B		4	1	1	0	0	3	4
26 Adam Lind, L (1, 3) OBP: 0.296, SLG: 0.398	C FF 89 B FF 90 C CH 81 F FF 90 X CU 69 1-2 ② G3 1-2 2-3		S CU 66 X CU 69 0-1 ③ G1-3			B SL 80 B SI 89 C SI 87 X SL 81 2-1 11 G6-4-3 1B		C FF 95 C FF 96 X FF 92 0-2 11 2B 1-2 1B		4	0	2	0	0	0	4
11 Rajai Davis, R (1, 9) OBP: 0.300, SLG: 0.365	S FF 89 C FF 90 X FF 90 0-2 ③ P6			B CU 66 B FF 87 C FF 88 S FF 88 F FF 89 S CU 68 2-3 ① K		C SI 87 B SL 82 X SI 88 1-1 ①② G6-4-3 1-2f		S FF 92 C FF 96 B FF 98 B FF 97 X FF 96 2-2 1-3 2-H 2B		4	0	1	1	0	1	3
2 Kelly Johnson, L (1, 4)		B CU 67 C FF 88 B CH 78 F CH 78 F FF 90 F FF 89 F CU 70 X FF 90 2-2 ① G3		C FF 88 X CU 67 0-1 3 1B		B SI 89 B SI 88 B SL 82 C SI 88 X SI 87 3-1 ③ F8		C SL 78 S FF 87 B FF 88 S FF 86 1-3 ③ K		4	0	1	0	0	1	2
3 Adeiny Hechavarría, R (1, 6) OBP: 0.284, SLG: 0.359 9 J.P. Arencibia, R (7, 2) OBP: 0.263, SLG: 0.420		B FF 90 X SL 80 1-0 ② F7		B FF 87 B FF 86 C FF 86 F FF 87 X CU 68 2-2 1-2 1B			B FF 97 X FF 97 1-0 ① L9		C SI 94 B CU 80 X SI 93 1-1 5 G6-4-3 1B	3 1	0 0	1 1	0 0	0 0	0 0	0 0
6 Jeff Mathis, R (1, 2) OBP: 0.248, SLG: 0.387 5 Yunel Escobar, R (7, PH) OBP: 0.298, SLG: 0.347 (7, 6)		C SL 80 B CU 70 S FF 89 F FF 91 B FF 90 S FF 90 2-3 ③ K		B FF 86 D CH 78 B FF 88 C FF 87 F FF 87 X FF 87 3-2 ② F5			B FC 83 C FC 83 S FF 97 B FF 98 F FF 98 B FF 97 C FF 98 3-3 ② K		C SI 95 X SI 93 0-1 ①② G6-4-3 1-2f	2 2	0 0	0 0	0 0	0 0	1 1	2 1
8 Anthony Gose, L (1, 7) OBP: 0.287, SLG: 0.309			B FF 88 C FF 88 B CH 77 C FF 89 C FF 89 2-3 ① K	B CH 80 B CH 80 F FF 88 X FF 88 2-1 ③ L8			B CU 81 X FF 96 1-0 ③ G3-1	B SI 94 C SI 96 B SI 94 S SI 94 F SI 95 S CH 90 2-3 ③ K		4	0	0	0	0	2	2

Inning Stats												
	R: 0 E: 0 K: 1 S: 14	H: 0 LOB: 2 BB: 2 P: 24	R: 0 E: 0 K: 1 S: 11	H: 0 LOB: 0 BB: 0 P: 16	R: 0 E: 0 K: 2 S: 14	H: 1 LOB: 2 BB: 1 P: 22	R: 0 E: 0 K: 1 S: 14	H: 2 LOB: 2 BB: 0 P: 23	R: 0 E: 0 K: 1 S: 7	H: 0 LOB: 0 BB: 0 P: 11	R: 0 E: 0 K: 0 S: 6	H: 1 LOB: 0 BB: 0 P: 12
	R: 0 E: 0 K: 1 S: 6	H: 0 LOB: 0 BB: 0 P: 11	R: 1 E: 0 K: 3 S: 23	H: 3 LOB: 2 BB: 0 P: 31	R: 0 E: 0 K: 1 S: 8	H: 1 LOB: 0 BB: 0 P: 11	1B: 7 2B: 1 3B: 0 HR: 0	SF: 0 SAC: 0 DP: 2 HBP: 0	WP: 0 PB: 0 SB: 0 CS: 0	PA: 36		

PITCHER		IP	WLS	BF	H	R	ER	SO	BB	IBB	HBP	BLK	WP	HR	S	P	ERA	WHIP
52 Steve Johnson, R ERA: 1.62	(1, 1)	5.0	W	21	3	0	0	6	3	0	0	0	0	0	60	96	0.00	1.200
40 Troy Patton, L ERA: 2.5	(6, 1)	1.0	H	3	1	0	0	0	0	0	0	0	0	0	6	12	0.00	1.000
29 Tommy Hunter, R ERA: 5.58	(7, 1)	1.2		8	3	1	1	3	0	0	0	0	0	0	26	38	5.40	1.800
56 Darren O'Day, R ERA: 2.35	(8, 1)	0.1	H	1	0	0	0	1	0	0	0	0	0	0	3	4	0.00	0.000
43 Jim Johnson, R ERA: 2.6	(9, 1)	1.0	S	3	1	0	0	1	0	0	0	0	0	0	8	11	0.00	1.000

PITCHER	IP	WLS	BF	H	R	ER	SO	BB	IBB	HBP	BLK	WP	HR	S	P	ERA	WHIP

BOTTOM

Toronto Blue Jays @ Baltimore Orioles

Oriole Park at Camden Yards, Baltimore, MD

Mon Sep 24 2012, 4:09 PM - 6:52 PM EDT

Clear - 66 F

livebaseballscorecards.com

Batter	1	2	3	4	5	6	7	8	9	AB	R	H	RBI	BB	SO	LOB
9 Nate McLouth, L (1, 7) OBP: 0.310, SLG: 0.356	B FF 92 F FF 92 F FF 94 B FF 88 S FF 89 2-3 ① K		C CH 87 B FF 94 X SI 92 1-1 2 G6-4-3 1B		C SI 94 F CH 89 C SI 94 0-3 ② K		B CU 81 X FF 92 1-0 19 WP 19 S 1B			4	0	2	0	0	2	0
2 J.J. Hardy, R (1, 6) OBP: 0.277, SLG: 0.385	C FF 95 B FF 94 X FF 94 1-1 ② G4-3		C FF 93 B CH 87 X SI 92 1-1 ②③ G6-4-3 1-2f		C FF 93 X FF 94 0-1 19 1B 1B		C FF 92 B FF 93 C FF 92 C FF 93 1-3 ② K			4	0	1	0	0	1	2
19 Chris Davis, L (1, 9) OBP: 0.321, SLG: 0.466 27 Endy Chavez, L (8, 9) OBP: 0.242, SLG: 0.286	B SI 93 F FF 94 S FF 89 S FF 90 1-3 ③ K			B FF 92 B FF 94 S CH 87 B SI 94 C FF 89 F SI 90 B FF 88 4-2 10 HR BB	X SI 94 0-0 ③ 1-3 1B		S CH 88 F FF 93 B FF 93 B CH 87 S FF 93 2-3 ③ K 1-3			3 0	1 0	1 0	0 0	1 0	2 0	1 0
10 Adam Jones, R (1, 8) OBP: 0.340, SLG: 0.518		B FF 93 X FF 92 1-0 32 G4-3 1B		B FF 89 C SI 94 X CH 89 1-1 1-H HR		C SI 93 F FF 93 B FF 94 X FF 93 1-2 32 2B 12 G6-4-3 1B		B SL 85 F FF 92 F SL 86 F SL 88 X FF 94 1-2 25 CS 32 S 1B		4	2	4	2	0	0	0
32 Matt Wieters, S (1, 2) OBP: 0.332, SLG: 0.441		B SI 92 F FF 91 X CH 88 1-1 ① G4-3 1-2		B SI 93 C SI 92 C SI 94 X FF 90 1-2 ① G3		X CH 86 0-0 12 G6-4-3 1-3 2B		B SI 91 1 SAFE 1 SAFE S SI 91 F SI 92 D FS 85 F SL 85 F SL 85 1 SAFE 2-3 ① K 1-2		4	0	1	0	0	1	2
25 Jim Thome, L (1, 10) OBP: 0.348, SLG: 0.450		B FF 93 B CH 88 B FF 94 B SI 94 4-0 BB		B SI 94 F SI 94 B FF 94 B FF 89 X FF 93 3-1 ② G3		I IN 78 I IN 90 I IN 90 I IN 91 4-0 12 G6-4-3 IBB		F SI 92 X FF 92 0-1 ②③ G4-3 2-3		2	0	0	0	2	0	1
12 Mark Reynolds, R (1, 3) OBP: 0.344, SLG: 0.442		S SI 93 B FF 94 C FF 93 S FF 90 1-3 ② K		B SL 78 S FF 94 C FF 94 B FF 94 S FF 90 2-3 ③ K		B SI 94 B FF 91 F FF 93 F FF 89 X FF 90 2-2 ①② G6-4-3 1-2f 2-3 3-H				3	0	0	0	0	2	4
3 Ryan Flaherty, L (1, 4) OBP: 0.273, SLG: 0.361 11 Robert Andino, R (9, 4) OBP: 0.285, SLG: 0.305		B FF 93 B FF 95 F FF 94 B FF 89 C FF 95 S SI 89 3-3 ③ K			B FF 92 X FF 93 1-0 HR	B CU 80 C CU 80 X SI 91 1-1 ③ G4-3				3 0	1 0	1 0	1 0	0 0	1 0	3 0
13 Manny Machado, R (1, 5) OBP: 0.278, SLG: 0.415			F SI 92 B FF 93 X SL 84 1-1 ① F9		C FF 94 B FF 90 X FF 94 1-1 ① G5-3		B FF 90 F FF 91 X CU 79 1-1 ① F9			3	0	0	0	0	0	0
Inning Stats	R: 0 E: 0 K: 2 S: 8 H: 0 LOB: 0 BB: 0 P: 12	R: 0 E: 0 K: 2 S: 9 H: 1 LOB: 2 BB: 1 P: 19	R: 0 E: 0 K: 0 S: 6 H: 1 LOB: 0 BB: 0 P: 9	R: 2 E: 0 K: 1 S: 13 H: 1 LOB: 0 BB: 1 P: 24	R: 1 E: 0 K: 1 S: 9 H: 3 LOB: 2 BB: 0 P: 11	R: 1 E: 0 K: 0 S: 9 H: 2 LOB: 1 BB: 1 P: 17	R: 0 E: 0 K: 2 S: 9 H: 1 LOB: 1 BB: 0 P: 14	R: 0 E: 0 K: 1 S: 12 H: 1 LOB: 0 BB: 0 P: 15		1B: 7 2B: 1 3B: 0 HR: 2 SF: 0 SAC: 0 DP: 2 HBP: 0				WP: 1 PB: 0 SB: 2 CS: 1 PA: 33		

	AB	30
	R	4
	H	10
	RBI	3
	BB	3
	SO	9
	LOB	13

PITCHER		IP	WLS	BF	H	R	ER	SO	BB	IBB	HBP	BLK	WP	HR	S	P	ERA	WHIP
37 Henderson Alvarez III, R ERA: 4.91	(1, 1)	5.2	L	25	8	4	4	6	2	1	0	0	0	2	52	89	6.35	1.765
27 Brett Cecil, L ERA: 5.4	(6, 1)	0.2		3	1	0	0	0	0	0	0	0	0	0	5	8	0.00	1.500
54 Jason Frasor, R ERA: 3.35	(7, 1)	0.2		2	0	0	0	2	0	0	0	0	1	0	6	9	0.00	0.000
58 Chad Beck, R ERA: 5.84	(8, 1)	1.0		3	1	0	0	1	0	0	0	0	0	0	12	15	0.00	1.000

PITCHER		IP	WLS	BF	H	R	ER	SO	BB	IBB	HBP	BLK	WP	HR	S	P	ERA	WHIP

Toronto Blue Jays @ Baltimore Orioles

Oriole Park at Camden Yards, Baltimore, MD

Mon Sep 24 2012, 7:35 PM - 10:49 PM EDT

Att. 31,015 - Clear - 65 F

livebaseballscorecards.com

Batter	1	2	3	4	5	6	7	8	9	AB	R	H	RBI	BB	SO	LOB
13 Brett Lawrie, R (1, 5) OBP: 0.319, SLG: 0.398	B FF 91 B FF 89 F FF 90 B SI 90 B FF 90 4-1 10 HR BB	1 SAFE F CH 83 F FF 91 F FF 90 1 SAFE F SL 78 1 SAFE F FF 89 B SI 90 1-3 S CH 83 K		B CH 84 F FF 90 X FF 90 1-1 G6-3 2-3		C FF 96 T SI 96 F SI 96 B CU 82 S SL 90 1-3 K		C SL 82 F SI 95 S SL 83 0-3 K		4	1	0	0	1	3	4
11 Rajai Davis, R (1, 7) OBP: 0.300, SLG: 0.365 28 Colby Rasmus, L (6, PH) OBP: 0.292, SLG: 0.403 (6, 8)	B FF 90 1 SAFE F FF 90 1 SAFE F SI 90 C FF 90 1-3 K	X CH 84 0-0 1-2 1B		C SL 76 B FF 91 X CH 85 1-1 F8		C SL 95 S SI 95 S CU 82 0-3 K		B SI 96 F SI 97 C SL 82 B CH 88 B SL 81 X SL 81 3-2 F9		3 2	0 0	1 0	0 0	0 0	1 1	2 2
10 Edwin Encarnación, R (1, 10) OBP: 0.385, SLG: 0.562	F FF 90 X FF 89 0-1 1-H HR	C CH 84 B FF 91 B FF 91 X SL 77 2-1 F9			C SL 78 X CH 84 0-1 G5-3		B FF 94 B SL 87 B SI 94 C FF 92 F SL 89 F SL 90 B SI 94 4-2 26 1B 5 1B 14 FC3-2 BB	B SL 82 C SI 96 C SI 95 B CH 90 B SL 82 X SI 97 3-2 1B		4	1	2	2	1	0	2
5 Yunel Escobar, R (1, 6) OBP: 0.298, SLG: 0.346	C SL 81 B SI 91 B CH 85 F SI 90 B SL 80 X SI 91 3-2 F9		B FF 89 C FF 89 F SL 77 F FF 90 B FF 90 X CH 83 2-2 F9		F SI 90 X FF 90 0-1 F8		X SI 94 0-0 14 FC3-2 26 1B 9 HR 1-2 1B	F SI 97 F SI 96 F SL 82 F SI 94 F SL 82 X SI 96 0-2 G6-3		5	1	1	0	0	0	1
68 Yan Gomes, R (1, 3) OBP: 0.242, SLG: 0.330 26 Adam Lind, L (7, PH) OBP: 0.297, SLG: 0.399 (7, 3)	B FF 93 X FF 91 1-0 F8		H FF 92 1-0 17 FC4-6 HBP		B SI 90 C CH 83 B CH 84 X FF 91 2-1 G5-3		F SI 94 D CH 89 X SL 87 1-1 14 FC3-2 9 HR 1-2 2-3 1B		C SI 87 S SL 78 F SI 88 C SL 78 0-3	2 2	0 1	0 1	0 0	0 1	0 0	0 0
14 Moisés Sierra, R (1, 9) OBP: 0.292, SLG: 0.414		C FF 90 B CH 84 X FF 91 1-1 17 2B 9 SF9 1B	C FF 91 F CH 85 S CH 85 0-3			B FF 90 X CH 84 1-0 HR	F FF 92 F SL 88 D CU 80 B CU 80 X SI 94 2-2 FC3-2 9 HR 1-2 2-3 3-Hf		B SI 88 S CH 80 S CH 82 S FF 88 1-3	5	3	2	1	0	2	4
17 Omar Vizquel, S (1, 4) OBP: 0.271, SLG: 0.288		C FF 90 B SL 78 1 SAFE X FF 90 1-1 9 SF9 8 1B 1-3 2B	B SL 76 S SI 90 T SI 90 D SI 91 X CH 84 2-2 FC4-6 1-2f			C SI 91 X SL 78 0-1 9 1B 1B	X SL 88 0-0 F6		X SI 89 0-0 G6-3	5	1	2	0	0	0	4
9 J.P. Arencibia, R (1, 2) OBP: 0.268, SLG: 0.435		B SI 89 S CH 82 D CH 83 X FF 90 2-1 SF9 2-3 3-H		B SL 76 X SI 89 1-0 13 G6-3 8 SH5-3 1B		1 SAFE F FF 90 S CH 84 B FF 90 X CH 84 1-2 1-3 1B	C SL 87 B CU 80 B SI 94 X SL 86 2-1 1-H 2-H 3-H HR			3	1	3	5	0	0	0
8 Anthony Gose, L (1, 8) OBP: 0.288, SLG: 0.309 (6, 7)		X FF 89 0-0 11 1B 3-H 1B		X SL 78 0-0 SH5-3 1-2		B FF 94 F FF 95 D CU 81 C SI 95 C CU 82 2-3	C FF 94 B CH 88 F FF 95 S CU 80 1-3			3	0	1	1	0	2	2
Inning Stats	R: 2 E: 0 K: 1 S: 10 H: 1 LOB: 0 BB: 1 P: 19	R: 2 E: 0 K: 1 S: 16 H: 4 LOB: 2 BB: 0 P: 23	R: 0 E: 0 K: 1 S: 10 H: 0 LOB: 1 BB: 0 P: 15	R: 0 E: 0 K: 0 S: 6 H: 1 LOB: 1 BB: 0 P: 9	R: 0 E: 0 K: 0 S: 6 H: 0 LOB: 0 BB: 0 P: 8	R: 1 E: 0 K: 3 S: 16 H: 3 LOB: 2 BB: 0 P: 21	R: 4 E: 0 K: 1 S: 15 H: 3 LOB: 0 BB: 1 P: 25	R: 0 E: 0 K: 1 S: 15 H: 1 LOB: 1 BB: 0 P: 21	R: 0 E: 0 K: 2 S: 8 H: 0 LOB: 0 BB: 0 P: 9	1B: 9 2B: 1 3B: 0 HR: 3 SF: 1 SAC: 1 DP: 0 HBP: 1						

AB	38
R	9
H	13
RBI	9
BB	2
SO	10
LOB	21

WP: 0 PB: 0 SB: 0 CS: 0 PA: 43

PITCHER		IP	WLS	BF	H	R	ER	SO	BB	IBB	HBP	BLK	WP	HR	S	P	ERA	WHIP
16 Wei-Yin Chen, L ERA: 4.11	(1, 1)	5.0	L	26	9	5	5	3	1	0	1	0	0	2	54	82	9.00	2.000
34 Jake Arrieta, R ERA: 6.18	(6, 1)	2.0		10	3	4	4	4	1	0	0	0	0	1	25	38	18.00	2.000
47 Pedro Strop, R ERA: 2.33	(8, 1)	1.0		4	1	0	0	1	0	0	0	0	0	0	15	21	0.00	1.000
58 Zach Phillips, L ERA: 6.0	(9, 1)	1.0		3	0	0	0	2	0	0	0	0	0	0	8	9	0.00	0.000

PITCHER	IP	WLS	BF	H	R	ER	SO	BB	IBB	HBP	BLK	WP	HR	S	P	ERA	WHIP

Batter	1	2	3	4	5	6	7	8	9	AB	R	H	RBI	BB	SO	LOB
9 Nate McLouth, L (1, 7) OBP: 0.319, SLG: 0.370	B FF 88 B FF 90 B SI 89 B FF 90 4-0 2 G4-3 BB	F FF 93 S CU 75 H CU 76 1-2 1-2 HBP			B FF 91 X FF 92 1-0 HR	C CU 75 D CU 76 B SI 92 F SI 91 D CU 79 B SI 92 4-2 2 1B 1-2 BB		B SI 92 B SI 92 B SI 92 C SI 92 C SI 92 X SI 92 3-2 ③ L5		2	1	1	1	2	0	0
2 J.J. Hardy, R (1, 6) OBP: 0.277, SLG: 0.385	D SI 90 ① C FF 90 ② B SI 90 B FF 90 C FF 91 1 SAFE F FF 90 1 SAFE X FF 91 3-2 G4-3 1-2f	F SI 91 ① D SI 91 F CH 82 D CU 77 X CU 78 2-2 ③ F8			C SI 91 C SI 92 B SI 91 S CU 78 1-3 ① K2-3	X FF 93 0-0 1-2 2-3 3-H 1B			B FF 90 C FF 91 F FF 92 X FF 91 1-2 19 1B 10 1B 12 G6-4-3 1B	5	1	2	1	0	1	4
10 Adam Jones, R (1, 8) OBP: 0.341, SLG: 0.519	C SI 91 B SI 91 X FF 93 1-1 ③ P4		C FF 91 S CU 76 D CH 83 B FF 93 F CU 76 X CH 83 2-2 ① G4-3		B CH 85 X SI 91 1-0 19 K2-3 2B	F CU 81 F FF 94 B FF 94 D CU 86 S CU 86 2-3 ① K			C FF 91 B FF 91 X FF 91 1-1 12 G6-4-3 19 1B 1-2 1B	5	0	2	0	0	1	3
19 Chris Davis, L (1, 10) OBP: 0.322, SLG: 0.465		X FF 89 0-0 ① G3	S SI 92 S SI 93 X SI 92 0-2 12 G6-4-3 1B		F FF 93 F FF 91 S CU 78 0-3 ② K2-3 2-3	X CH 87 0-0 ②③ F7-2 3-H			S FC 89 F FC 90 B FF 91 B FF 92 X CU 76 2-2 12 G6-4-3 1-2 2-3 1B	5	0	2	0	0	1	4
12 Mark Reynolds, R (1, 3) OBP: 0.344, SLG: 0.441		B SI 90 F CH 81 B CH 84 X SI 91 2-1 27 SH5-3 11 1B 13 1B 1B	D CH 83 C SI 92 F CH 82 D CU 76 D SI 93 X CH 81 3-2 ②③ G6-4-3 1-2f		D CU 77 C FF 93 C CU 77 B CU 77 B CU 75 B CU 76 4-2 13 BB BB		S FF 91 B CU 80 C CU 80 T FF 93 1-2 ① K	X FC 90 0-0 ①② G6-4-3 1-2f 2-3 3-H	4	1	1	0	1	1	3
13 Manny Machado, R (1, 5) OBP: 0.282, SLG: 0.411		X SI 91 0-0 27 SH5-3 11 1B 1-2 1B		X SI 91 0-0 ① G5-3	D CH 80 D CH 82 B FF 92 F FF 90 D CH 83 4-1 1-2 BB		C CU 80 X CU 82 0-1 ② P3		C FC 90 S CU 74 T FF 92 0-2 ③ K	4	1	1	0	1	1	1
27 Endy Chavez, L (1, 9) OBP: 0.238, SLG: 0.280		C FF 91 X SI 92 0-1 ② SH5-3 1-2 2-3		B FF 92 B SI 90 X FF 91 2-0 ② F7	B SI 90 X SI 90 1-0 ③ G1		C FF 93 B FF 94 C FF 93 S CU 84 1-3 ③ K			3	0	0	0	0	1	3
11 Robert Andino, R (1, 4) OBP: 0.287, SLG: 0.310		S CH 81 D CH 83 S CH 82 X CH 81 1-2 31 E 31 S 2-H 3-H 1B		B SI 88 C SI 90 B CH 83 X SI 90 2-1 E5		B SI 90 B FF 89 X FF 88 2-0 31 1B 2 1B 2B		B SI 91 B CH 82 C SI 92 B SI 91 X SI 92 3-1 ① G5-3		4	1	2	2	0	0	0
31 Taylor Teagarden, R (1, 2) OBP: 0.207, SLG: 0.315		1 SAFE B FF 91 X CH 81 1-0 E1 9 HBP 1-3		B CH 80 F CH 79 F SI 91 1 SAFE 1 SAFE D CU 78 B CH 83 F CH 82 F FF 92 3-3 ③ S FF 92 K		B FF 91 B FF 90 B FF 90 C FF 90 X FF 89 3-1 2 1B 9 BB 19 F7-2 2-3 1B		B SI 91 B SI 92 C SI 92 S SI 93 X SI 93 2-2 ② P3		4	0	1	0	0	1	2
Inning Stats	R: 0 E: 0 K: 0 S: 6 H: 0 LOB: 0 BB: 1 P: 14	R: 2 E: 1 K: 0 S: 15 H: 3 LOB: 3 BB: 0 P: 22	R: 0 E: 0 K: 0 S: 10 H: 1 LOB: 0 BB: 0 P: 15	R: 0 E: 1 K: 1 S: 9 H: 0 LOB: 1 BB: 0 P: 16	R: 1 E: 0 K: 2 S: 12 H: 2 LOB: 3 BB: 2 P: 24	R: 1 E: 0 K: 1 S: 10 H: 3 LOB: 2 BB: 1 P: 21	R: 0 E: 0 K: 2 S: 8 H: 0 LOB: 0 BB: 0 P: 10	R: 0 E: 0 K: 0 S: 8 H: 0 LOB: 0 BB: 0 P: 16	R: 1 E: 0 K: 1 S: 12 H: 3 LOB: 1 BB: 0 P: 16	1B: 9 2B: 3 3B: 0 HR: 1 SF: 0 SAC: 1 DP: 4 HBP: 1						

BOTTOM

Toronto Blue Jays @ Baltimore Orioles

Oriole Park at Camden Yards, Baltimore, MD

Mon Sep 24 2012, 7:35 PM - 10:49 PM EDT

Att. 31,015 - Clear - 65 F

livebaseballscorecards.com

AB	36
R	5
H	12
RBI	4
BB	4
SO	7
LOB	20

WP: 0 PA: 42
PB: 0
SB: 1
CS: 0

PITCHER		IP	WLS	BF	H	R	ER	SO	BB	IBB	HBP	BLK	WP	HR	S	P	ERA	WHIP
24 Ricky Romero, L ERA: 5.76	(1, 1)	5.0	W	28	8	4	4	3	4	0	1	0	0	1	57	105	7.20	2.400
49 Brad Lincoln, R ERA: 3.8	(6, 1)	2.0	H	6	1	0	0	3	0	0	0	0	0	0	13	17	0.00	0.500
62 Aaron Loup, L ERA: 2.89	(8, 1)	1.0		3	0	0	0	0	0	0	0	0	0	0	8	16	0.00	0.000
44 Casey Janssen, R ERA: 2.72	(9, 1)	1.0		5	3	1	1	1	0	0	0	0	0	0	12	16	9.00	3.000

PITCHER	IP	WLS	BF	H	R	ER	SO	BB	IBB	HBP	BLK	WP	HR	S	P	ERA	WHIP

Toronto Blue Jays @ Baltimore Orioles

Oriole Park at Camden Yards, Baltimore, MD

Tue Sep 25 2012, 7:10 PM - 9:54 PM EDT

Att. 30,205 - Clear - 72 F

livebaseballscorecards.com

Batter	1	2	3	4	5	6	7	8	9	AB	R	H	RBI	BB	SO	LOB
13 Brett Lawrie, R (1, 5) OBP: 0.318, SLG: 0.396	B FF 85 F SI 86 X SI 85 1-1 5 1B 68 1B 1B		B FF 87 C CU 72 B FF 88 X SI 87 2-1 ① G6-3		X CH 79 0-0 ② F8		F CH 79 X FF 86 0-1 ① F9		F FF 92 X CH 86 0-1 ① F9	5	1	1	0	0	0	4
28 Colby Rasmus, L (1, 8) OBP: 0.291, SLG: 0.401	1 SAFE B FF 84 C CU 73 X SI 85 1-1 ① P6		B CU 74 C CU 73 X SI 87 1-1 ② G4-3		C SI 86 S CU 76 F CU 75 B SI 87 B CU 75 X CU 76 2-2 ③ G3-1		C SI 86 B SI 85 X CU 75 1-1 10 1B 1-3 2-H 1B		B FF 93 B FF 93 B CH 85 X FF 92 3-0 ②③ G6-3 1-2f	5	0	1	1	0	0	3
10 Edwin Encarnación, R (1, 10) OBP: 0.385, SLG: 0.560	B CU 72 C FF 85 X CH 78 1-1 ② L6		X CH 80 0-0 ③ F9		B SI 87 B SI 86 S SI 86 X SI 85 2-1 ① L4		B FF 89 B SI 90 C SL 86 X SL 85 2-1 ② 1-3 3-H 1B			4	0	1	1	0	0	1
5 Yunel Escobar, R (1, 6) OBP: 0.299, SLG: 0.347	1 SAFE 1 SAFE C CU 71 B SI 86 B SI 87 X SI 87 2-1 11 1B 68 1B 1-2 1B			B FF 86 X SI 85 1-0 ① L9		C SI 88 F SI 87 B CU 73 F SI 88 X SI 87 1-2 11 FC4-6 68 1B 1B	B FF 90 X FF 91 1-0 ③ L8			4	0	2	0	0	0	1
68 Yan Gomes, R (1, 3) OBP: 0.252, SLG: 0.337	F FF 88 S FF 89 D CU 76 X FF 89 1-2 11 1B 1-2 2-H 1B			X FF 85 0-0 ② G5-3		B CH 80 X FF 89 1-0 11 FC4-6 1-2 1B		B SL 84 F SL 83 T FF 89 S FF 91 1-3 ① K		4	0	2	1	0	1	0
11 Rajai Davis, R (1, 9) OBP: 0.302, SLG: 0.366	C FF 88 B FF 88 B SI 87 F CH 79 F FF 89 D CU 75 X FF 90 3-2 ③ 1-2 2-3 1B			C FF 86 B SI 85 B SI 86 C FF 88 X SI 87 2-2 3 2B 1B		X FF 90 0-0 ② FC4-6 1-2f 2-3		B SL 86 F SI 91 C FF 90 S FF 90 1-3 ② K		4	1	2	0	0	1	2
3 Adeiny Hechavarría, R (1, 4) OBP: 0.283, SLG: 0.364		T FF 86 B SI 86 X SI 85 1-1 ① G1-3		B SI 85 B SI 86 C SI 85 1 SAFE B CH 79 S FF 86 X CH 79 3-2 1-H 2B		B SI 87 X SI 87 1-0 ③ F9		X SL 86 0-0 ③ F9		4	0	1	1	0	0	2
9 J.P. Arencibia, R (1, 2) OBP: 0.274, SLG: 0.437		B FF 86 S SI 86 F CH 86 X SI 86 1-2 8 G1-6-3 1B		S CH 79 S FF 89 S CU 75 0-3 ③ K			C CH 76 X SI 85 0-1 8 SH 28 1B 1B		B FF 95 C FF 94 B CU 74 S FF 93 B FF 94 F FF 95 F FF 95 B SL 86 4-2 8 1B BB	3	1	2	0	1	1	1
8 Anthony Gose, L (1, 7) OBP: 0.288, SLG: 0.310		B FF 87 B CU 73 F SI 85 X CU 76 2-1 ②③ G1-6-3 1-2f			B CU 71 B CU 72 C SI 84 C SI 86 C SI 87 2-3 ① K		X CH 82 0-0 SH 28 1B 10 1B 1-2		C FF 95 B FF 94 B FF 94 S CH 86 F CH 87 F FF 94 B SL 84 X CH 86 3-2 28 G6-3 1-2 1B	3	1	1	0	0	1	1

| Inning Stats | | |

BOTTOM

Toronto Blue Jays @ Baltimore Orioles

Oriole Park at Camden Yards, Baltimore, MD

Tue Sep 25 2012, 7:10 PM - 9:54 PM EDT

Att. 30,205 - Clear - 72 F

livebaseballscorecards.com

Batter	1	2	3	4	5	6	7	8	9	AB	R	H	RBI	BB	SO	LOB
9 Nate McLouth, L (1, 7) OBP: 0.315, SLG: 0.364	B FF 81 X FF 83 1-0 G2-3 ①		B SI 84 X CH 77 1-0 B1-3 ②			B CH 81 B CH 81 B SI 82 C FF 82 C SI 83 X SI 83 3-2 F8 ①		B SL 74 B SL 77 C FF 86 F FF 86 X FF 86 2-2 F7 ①		4	0	0	0	0	0	0
2 J.J. Hardy, R (1, 6) OBP: 0.279, SLG: 0.386	B FF 83 C SI 82 X SI 82 1-1 32 1B 1B		C FF 84 F FF 84 B SI 87 X CH 79 1-2 10 FC6-4 1B			B CH 79 C SI 84 B SI 83 B CH 78 C SI 86 X SI 82 3-2 F7 ②		C SI 88 B SI 87 S SL 73 B FF 86 F SL 74 X FF 87 2-2 G6-3 ②		4	0	2	0	0	0	0
10 Adam Jones, R (1, 8) OBP: 0.340, SLG: 0.517	X FF 82 0-0 P4 ②		C SI 84 B FF 85 S FF 83 B FF 84 X SI 86 2-2 FC6-4 ③ 1-2f			B CH 81 C SI 84 X FF 85 1-1 1B		C FF 86 B FF 87 B SL 74 S SL 74 B FF 87 S SL 73 3-3 K ③		4	0	1	0	0	1	2
32 Matt Wieters, S (1, 2) OBP: 0.333, SLG: 0.442	C FF 84 B SI 83 X CH 77 1-1 1-2 1B			C FF 82 S SI 83 B SI 83 X FF 86 1-2 12 G6-4-3 1B		D CH 86 C CH 84 F FF 94 B FF 96 X CH 87 2-2 G3 ③			C FF 92 X CH 87 0-1 G2-3 ①	4	0	2	0	0	0	1
12 Mark Reynolds, R (1, 3) OBP: 0.342, SLG: 0.436	B SI 84 S SI 83 B FF 84 X FF 83 2-1 G5-3 ③			X SI 83 0-0 G6-4-3 ①② 1-2f			B FF 93 F FF 93 X SL 89 1-1 P6 ①		B FF 93 X CU 76 1-0 E6 25 DI 13 BB	4	0	0	0	0	0	3
19 Chris Davis, L (1, 9) OBP: 0.321, SLG: 0.465		C FF 84 X FF 82 0-1 G6-3 ①		X FF 85 0-0 G4-3 ③			S CH 86 S FF 94 B CH 88 B FF 94 F CH 86 X CH 86 2-2 2B		X FC 90 0-0 P6 ②	4	0	1	0	0	0	1
13 Manny Machado, R (1, 5) OBP: 0.287, SLG: 0.406		C FF 82 X CH 78 0-1 G6-3 ②			B SI 82 S CH 76 X FF 83 1-1 G5-3 ①		S CH 87 S CH 87 D CH 89 B CH 85 B FF 94 F CH 87 B CH 86 4-2 BB		B FC 90 B FF 92 T FF 92 B FF 92 F FC 90 B SL 88 4-2 25 BB 1-2 BB	2	0	0	0	2	0	0
6 Steve Tolleson, R (1, 10) OBP: 0.227, SLG: 0.310 25 Jim Thome, L (7, PH) OBP: 0.350, SLG: 0.447 (8, 10) 71 L.J. Hoes, R (9, PR)		B FF 83 C SI 83 X CH 79 1-1 G6-3 ③		B FF 82 C SI 82 X CH 78 1-1 F8 ②			C FF 87 S CU 82 S CU 82 0-3 K ②		B FC 88 B FC 90 B FC 90 C FF 90 B FC 90 4-1 1-2 2-3 BB	2 1 0	0 0 0	0 0 0	0 1 0	0 1 0	0 1 0	0 2 0
11 Robert Andino, R (1, 4) OBP: 0.286, SLG: 0.308 3 Ryan Flaherty, L (7, PH) OBP: 0.269, SLG: 0.356 (8, 4)			C SI 83 B SI 83 S CH 76 X FF 85 1-2 G6-3 ①		B FF 83 X FF 83 1-0 P4 ③		X FC 88 0-0 G3 ③		X FF 91 0-0 F8 ③	2 2	0 0	0 0	0 0	0 0	0 0	0 5

Inning Stats	1	2	3	4	5	6	7	8	9
	R: 0 E: 0 K: 0 S: 8 H: 2 LOB: 2 BB: 0 P: 13	R: 0 E: 0 K: 0 S: 6 H: 0 LOB: 0 BB: 0 P: 7	R: 0 E: 0 K: 0 S: 10 H: 1 LOB: 1 BB: 0 P: 15	R: 0 K: 0 S: 5 H: 1 LOB: 0 BB: 0 P: 6	R: 0 E: 0 K: 0 S: 5 H: 0 LOB: 0 BB: 0 P: 8	R: 0 E: 0 K: 0 S: 11 H: 1 LOB: 1 BB: 0 P: 20	R: 0 E: 0 K: 1 S: 13 H: 1 LOB: 2 BB: 1 P: 20	R: 0 E: 0 K: 1 S: 10 H: 0 LOB: 0 BB: 0 P: 17	R: 0 E: 1 K: 0 S: 8 H: 0 LOB: 3 BB: 2 P: 17

AB	33
R	0
H	6
RBI	0
BB	3
SO	2
LOB	14

1B: 5 SF: 0
2B: 1 SAC: 0
3B: 0 DP: 1
HR: 0 HBP: 0

WP: 0 PA: 36
PB: 0
SB: 0
CS: 0

PITCHER		IP	WLS	BF	H	R	ER	SO	BB	IBB	HBP	BLK	WP	HR	S	P	ERA	WHIP
32 Aaron Laffey, L ERA: 4.52	(1, 1)	5.2	W	21	5	0	0	0	0	0	0	0	0	0	42	64	0.00	0.882
50 Steve Delabar, R ERA: 3.53	(6, 1)	0.2	H	4	1	0	0	0	1	0	0	0	0	0	12	21	0.00	3.000
27 Brett Cecil, L ERA: 5.37	(7, 1)	0.1	H	1	0	0	0	1	0	0	0	0	0	0	3	3	0.00	0.000
31 Brandon Lyon, R ERA: 3.28	(7, 1)	0.1	H	1	0	0	0	0	0	0	0	0	0	0	1	1	0.00	0.000
38 Darren Oliver, L ERA: 1.81	(8, 1)	1.0		3	0	0	0	1	0	0	0	0	0	0	10	17	0.00	0.000

PITCHER		IP	WLS	BF	H	R	ER	SO	BB	IBB	HBP	BLK	WP	HR	S	P	ERA	WHIP
44 Casey Janssen, R ERA: 2.67	(9, 1)	1.0		6	0	0	0	0	2	0	0	0	0	0	8	17	0.00	2.000

Toronto Blue Jays @ Baltimore Orioles

Oriole Park at Camden Yards, Baltimore, MD

Wed Sep 26 2012, 7:10 PM - 9:56 PM EDT

Att. 26,513 - Partly Cloudy - 81 F

TOP

livebaseballscorecards.com

Batter	1	2	3	4	5	6	7	8	9	AB	R	H	RBI	BB	SO	LOB
13 Brett Lawrie, R (1, 5) OBP: 0.315, SLG: 0.392	S FF 90 F FF 91 F CH 83 X FF 91 0-2 L4		F FF 91 S CH 82 B CH 82 F CH 81 F SI 92 F CH 81 F SI 91 X FF 91 1-2 P2		X CH 81 0-0 F7			C CU 79 C FF 91 B CH 85 F CH 86 S FF 93 1-3 K		4	0	0	0	0	1	2
28 Colby Rasmus, L (1, 8) OBP: 0.289, SLG: 0.399 18 Mike McCoy, R (8, PH) OBP: 0.232, SLG: 0.250 (8, 7)	C FF 92 B CH 83 C FF 91 B CH 84 X CH 82 2-2 F9		S FF 91 B FF 91 F FF 92 B FF 92 F CH 83 S FF 92 2-3 K		S CU 79 F CU 80 B FF 92 B FF 91 F CU 79 X CU 79 2-2 F9			X FF 91 0-0 G5-3		3 1	0 0	0 0	0 0	0 0	1 0	2 0
10 Edwin Encarnación, R (1, 10) OBP: 0.384, SLG: 0.563	C SL 87 B FF 91 F FF 91 B FF 92 X FF 92 2-2 HR			C CU 77 F SI 91 X SL 86 0-2 F7		C FF 91 X CH 84 0-1 F8			X FF 95 0-0 F9	4	1	1	1	0	0	0
5 Yunel Escobar, R (1, 6) OBP: 0.297, SLG: 0.345 3 Adeiny Hechavarría, R (9, PH) OBP: 0.289, SLG: 0.370	C FF 92 X SL 87 0-1 G6-3			F SL 87 X SI 92 0-1 G6-3		B FF 92 F FF 92 C FF 92 B FF 92 B SL 86 X SI 92 3-2 G6-3			C FF 96 F FF 97 X FC 84 0-2 26 1B	3 1	0 0	0 1	0 0	0 0	0 0	0 0
26 Adam Lind, L (1, 3) OBP: 0.303, SLG: 0.403		C FF 90 C FF 91 X FF 92 0-2 11 FC4-6 1B		F CU 77 B FF 92 X CH 83 1-1 11 FC6-4 1B		X CU 77 0-0 G4-3			F FF 96 X CU 81 0-1 14 G6-4-3 1-3 1B	4	0	3	0	0	0	0
11 Rajai Davis, R (1, 9) OBP: 0.300, SLG: 0.363 14 Moisés Sierra, R (9, PH) OBP: 0.290, SLG: 0.411		C FF 90 X SL 86 0-1 FC4-6 17 CS 1-2f		C SL 85 C FF 91 B SL 87 F SI 92 X SL 87 1-2 FC6-4 1-2f			C CU 77 B SL 87 X SI 92 1-1 G6-3		B FF 96 X FF 95 1-0 G6-4-3 1-2f	3 1	0 0	0 0	0 0	0 0	0 0	2 2
17 Omar Vizquel, S (1, 4) OBP: 0.266, SLG: 0.282		C SI 91 1 SAFE C CU 77 B FF 92 X FF 92 1-2 L7 1-2			C SI 91 B FF 91 X CU 79 1-1 L6		C CU 77 F FF 91 X FF 91 0-2 G4-3			3	0	0	0	0	0	1
9 J.P. Arencibia, R (1, 2) OBP: 0.277, SLG: 0.440			S SL 85 B SL 85 B FF 91 B SL 87 B FF 91 4-1 8 G3 BB		B FF 91 C CU 80 S FF 92 X SI 91 1-2 8 1B 2B		F FF 90 B SL 84 C CH 82 X SI 91 1-2 G5-3			2	1	1	0	1	0	0
8 Anthony Gose, L (1, 7) OBP: 0.289, SLG: 0.310 (8, 8)			B FF 91 B SI 90 F FF 91 X CU 78 2-1 G3 1-2		B CU 78 X CU 78 1-0 2-H 1B			B FC 91 F FF 91 F FF 92 F FF 92 F SL 84 B FF 93 S FF 92 2-3 K		3	0	1	1	0	1	1

	AB	32
	R	2
	H	7
	RBI	2
	BB	1
	SO	3
	LOB	10

Inning Stats																																		
	R: 1	E: 0	K: 0	S: 12	H: 1	LOB: 0	BB: 0	P: 16	R: 0	E: 0	K: 0	S: 8	H: 1	LOB: 0	BB: 0	P: 9	R: 0	E: 0	K: 1	S: 14	H: 0	LOB: 1	BB: 1	P: 23	R: 0	E: 0	K: 0	S: 11	H: 1	LOB: 1	BB: 0	P: 13
	R: 1	E: 0	K: 0	S: 11	H: 2	LOB: 1	BB: 0	P: 16	R: 0	E: 0	K: 0	S: 6	H: 0	LOB: 0	BB: 0	P: 9	R: 0	E: 0	K: 0	S: 8	H: 0	LOB: 0	BB: 0	P: 10	R: 0	E: 0	K: 2	S: 10	H: 0	LOB: 0	BB: 0	P: 13
	R: 0	E: 0	K: 0	S: 7	H: 2	LOB: 1	BB: 0	P: 8	1B: 5	2B: 1	3B: 0	HR: 1	SF: 0	SAC: 0	DP: 1	HBP: 0	WP: 0	PB: 0	SB: 0	CS: 1	PA: 33												

PITCHER		IP	WLS	BF	H	R	ER	SO	BB	IBB	HBP	BLK	WP	HR	S	P	ERA	WHIP
50 Miguel González, R ERA: 3.45	(1, 1)	7.0	W	26	5	2	2	1	1	0	0	0	0	1	70	96	2.57	0.857
17 Brian Matusz, L ERA: 4.93	(8, 1)	1.0		3	0	0	0	2	0	0	0	0	0	0	10	13	0.00	0.000
29 Tommy Hunter, R ERA: 5.54	(9, 1)	1.0		4	2	0	0	0	0	0	0	0	0	0	7	8	0.00	2.000

PITCHER	IP	WLS	BF	H	R	ER	SO	BB	IBB	HBP	BLK	WP	HR	S	P	ERA	WHIP

Batter	1	2	3	4	5	6	7	8	9	AB	R	H	RBI	BB	SO	LOB
9 Nate McLouth, L (1, 7) OBP: 0.317, SLG: 0.379 71 L.J. Hoes, R (8, PH) (9, 7)	C FF 87 C FF 89 B SL 82 B FF 91 F SL 82 X SI 91 2-2 HR		B CH 83 X CH 81 1-0 ③ G4-3		B FF 88 C FF 89 X FF 90 1-1 2 1B 19 HR 1B	B SI 91 F SI 89 X SL 81 1-1 ③ F8		C FF 94 B FF 93 S FF 94 X SL 84 1-2 ② G6-3		4 1	2 0	2 0	1 0	0 0	0 0	1 0
2 J.J. Hardy, R (1, 6) OBP: 0.282, SLG: 0.388 35 Omar Quintanilla, L (8, PH) OBP: 0.312, SLG: 0.361 (9, 6)	B FF 90 B FF 91 B FF 89 C FF 88 B FF 90 4-1 19 G6-3 BB			C FF 86 B FF 90 B SL 82 X CH 82 2-1 ① F8	1 SAFE X FF 86 0-0 19 HR 1-2 1B		B FF 91 X FF 91 1-0 19 HR 1B	C FF 93 C FF 94 S FF 94 0-3 ③ K		3 1	2 0	2 0	0 0	1 0	0 1	0 0
19 Chris Davis, L (1, 9) OBP: 0.323, SLG: 0.478 27 Endy Chavez, L (8, 9) OBP: 0.238, SLG: 0.280	S FF 89 D CH 84 X FF 89 1-1 ① ② G6-3 1-2f			F CH 83 B FF 90 F FF 90 B FF 91 S SL 83 2-3 ② K	F CH 81 C SL 82 X SL 82 0-2 1-H 2-H HR		F SL 86 S SL 86 D SL 86 F SL 85 B FF 93 F SL 85 B FF 93 X SL 87 3-2 1-H HR			4 0	2 0	2 0	5 0	0 0	1 0	1 0
10 Adam Jones, R (1, 8) OBP: 0.340, SLG: 0.517 70 Xavier Avery, L (9, 8) OBP: 0.305, SLG: 0.340	S SL 82 F SI 89 F CH 83 S FF 90 0-3 ③ K			X FF 89 0-0 32 WP 2B	B SI 89 F SI 89 B FF 89 S FC 88 S SI 90 2-3 ③ K		C SL 85 S FF 92 S SL 86 0-3 ① K			4 0	0 0	1 0	0 0	0 0	3 0	0 0
32 Matt Wieters, S (1, 2) OBP: 0.333, SLG: 0.439		C CH 77 C FF 88 F FF 89 B SL 82 S SL 83 1-3 ① K		B CU 72 F CH 81 S SI 90 B SL 82 S SL 83 2-3 ③ K2-3 2-3		B FF 92 B FF 91 F FF 90 C SL 81 B SL 83 B SL 81 4-2 12 HR BB	C FS 85 F FF 91 X FF 93 0-2 E5 25 G4-6-3			3 1	1 0	0 0	0 1	1 2	2 1	1 0
25 Jim Thome, L (1, 10) OBP: 0.347, SLG: 0.462		C FF 89 B CH 83 B FF 90 F CH 84 F FF 92 B SL 83 S SL 83 3-3 ② K			X CH 79 0-0 HR	S FF 90 C SL 80 B SL 81 S FF 91 1-3 ① K	D SI 93 S FS 85 X FF 92 1-1 ② ③ G4-6-3 1-2f			4 1	1 1	1 1	1 0	0 2	2 2	2 2
12 Mark Reynolds, R (1, 3) OBP: 0.341, SLG: 0.442		S FF 90 X FF 91 0-1 ③ F8			C SL 80 B FF 90 S CH 81 B SL 81 B FF 90 X SL 81 3-2 ① F9	X FF 92 0-0 1-H HR		B SL 82 S FF 94 B FF 94 B FF 94 X FF 94 3-1 E5 13 HR		4 2	1 2	2 0	1 0	2 0	0 0	0 0
3 Ryan Flaherty, L (1, 4) OBP: 0.270, SLG: 0.355 11 Robert Andino, R (7, 4) OBP: 0.285, SLG: 0.307			C CU 70 C CH 78 B SL 83 F SL 82 F FF 91 B SL 83 B SI 90 F CH 82 X FF 92 3-2 ① F7		B CH 80 F SL 80 B CH 80 F CH 80 S SL 83 2-3 ② K	B FF 92 B FF 91 C FF 91 B FF 91 F SL 82 X SI 91 3-2 1B		B FF 94 S FF 94 C FF 94 S SL 84 1-3 ① K		3 1	0 0	1 0	0 0	0 0	1 1	0 1
13 Manny Machado, R (1, 5) OBP: 0.291, SLG: 0.443			S SL 79 B FF 91 B CU 73 S CH 80 S FF 92 2-3 ② K		L CH 80 B FF 90 B CH 83 X SL 81 2-1 HR	C SL 81 S SL 80 F SL 80 F FF 91 F FF 91 D SL 81 X SL 82 1-2 ② F8		B FF 95 C FF 94 X SL 84 1-1 2-H HR		4 2	2 2	2 3	3 0	0 1	1 1	1 1
Inning Stats	R: 1 E: 0 K: 1 S: 11 H: 1 LOB: 0 BB: 1 P: 18	R: 0 E: 0 K: 2 S: 10 H: 0 LOB: 0 BB: 0 P: 14	R: 0 E: 0 K: 1 S: 10 H: 0 LOB: 0 BB: 0 P: 16	R: 0 E: 0 K: 2 S: 9 H: 1 LOB: 1 BB: 0 P: 15	R: 5 E: 0 K: 2 S: 18 H: 5 LOB: 0 BB: 0 P: 28	R: 2 E: 0 K: 1 S: 18 H: 2 LOB: 1 BB: 1 P: 28	R: 2 E: 1 K: 1 S: 14 H: 2 LOB: 0 BB: 0 P: 19	R: 2 E: 1 K: 2 S: 13 H: 1 LOB: 0 BB: 0 P: 19								

BOTTOM

Toronto Blue Jays @ Baltimore Orioles

Oriole Park at Camden Yards, Baltimore, MD

Wed Sep 26 2012, 7:10 PM - 9:56 PM EDT

Att. 26,513 - Partly Cloudy - 81 F

livebaseballscorecards.com

AB	36
R	12
H	12
RBI	12
BB	2
SO	12
LOB	7

PITCHER		IP	WLS	BF	H	R	ER	SO	BB	IBB	HBP	BLK	WP	HR	S	P	ERA	WHIP
33 Carlos Villanueva, R ERA: 4.16	(1, 1)	4.2	L	21	7	6	6	7	1	0	0	0	1	4	55	86	11.57	1.714
31 Brandon Lyon, R ERA: 3.26	(5, 1)	0.1		1	0	0	0	1	0	0	0	0	0	0	3	5	0.00	0.000
34 Joel Carreno, R ERA: 6.0	(6, 1)	1.0		6	2	2	2	1	1	0	0	0	0	1	18	28	18.00	3.000
58 Chad Beck, R ERA: 6.75	(7, 1)	1.0		5	2	2	2	1	0	0	0	0	0	1	14	19	18.00	2.000
39 David Carpenter, R ERA: 8.07	(8, 1)	1.0		5	1	2	1	2	0	0	0	0	0	1	13	19	9.00	1.000

PITCHER	IP	WLS	BF	H	R	ER	SO	BB	IBB	HBP	BLK	WP	HR	S	P	ERA	WHIP

Batter	1	2	3	4	5	6	7	8	9	AB	R	H	RBI	BB	SO	LOB
2 Derek Jeter, R (1, 6) OBP: 0.365, SLG: 0.433	C FF 91 B SI 90 C FF 92 F FF 94 X SL 89 1-2 ① G4-3		X SL 89 0-0 ② F9			B FF 90 F FF 91 B FF 91 B FF 92 F SL 88 B FF 92 4-2 BB		B FF 95 X FF 96 1-0 ② F9		3	0	0	0	1	0	0
31 Ichiro Suzuki, L (1, 9) OBP: 0.307, SLG: 0.389	F FF 93 S FS 84 X FS 86 0-2 ② G4-3		C FS 86 B FF 94 B KC 79 F FS 83 X FS 87 2-2 ③ G6-3			C FF 92 C FF 92 D FS 86 X FS 85 1-2 ② F8		X CH 87 0-0 ③ G1-3		4	0	0	0	0	0	1
13 Alex Rodriguez, R (1, 10) OBP: 0.349, SLG: 0.434	B FF 92 B SL 88 B FF 93 B FF 92 4-0 BB			C SL 90 S FF 92 C FF 95 0-3 ① K		B FF 89 S FS 81 B SL 90 X FS 82 2-1 ③ F8			F FF 88 S FF 87 F FF 86 F FF 87 F SL 74 F SL 74 H FF 88 1-2 24 1B HBP	2	0	0	0	1	1	1
24 Robinson Canó, L (1, 4) OBP: 0.369, SLG: 0.527	C FS 83 T FS 84 D SL 88 X FS 85 1-2 ③ G6-3			C FF 94 F SL 89 F FF 95 X FS 87 0-2 33 F7-4-3 1B			B FS 83 X FS 82 1-0 2B		B FF 88 B SL 75 F FF 88 F SL 74 F FF 87 F FF 88 B SI 89 F SL 74 X SI 88 3-2 1-2 1B	4	0	3	0	0	0	1
33 Nick Swisher, S (1, 3) OBP: 0.350, SLG: 0.464		C FF 92 C FF 91 B FS 85 X FF 95 1-2 ① G4-3		D FS 84 S SL 89 X FS 84 1-1 ②③ F7-4-3 1-2			B SL 87 B FF 92 S SL 89 D KC 79 C SL 89 B FS 83 4-2 BB		C FF 88 C SI 88 X FF 88 0-2 ① F9	3	0	0	0	1	0	3
14 Curtis Granderson, L (1, 8) OBP: 0.316, SLG: 0.481		X FS 84 0-0 ② G3-1			C SL 88 B SL 90 X KC 79 1-1 ① P4		C FS 85 F SL 90 T SL 88 0-2 ① K		S SL 76 B FF 88 X SL 76 1-1 ② F8	4	0	0	0	0	1	4
55 Russell Martin, R (1, 2) OBP: 0.310, SLG: 0.393		X FF 91 0-0 2B			B SL 88 C SL 90 C FS 84 B SL 88 X FF 94 2-2 27 G3-6 1B		B SL 88 B SL 89 C FF 94 X FF 95 2-1 ② F9		B FF 87 B FF 87 C FF 87 D SL 75 C FF 87 F FF 87 X FF 88 3-2 ③ F7	4	0	2	0	0	0	4
27 Raul Ibanez, L (1, 7) OBP: 0.304, SLG: 0.448		C KC 79 S FF 93 S FF 93 0-3 ③ K			C FS 85 F FF 94 X FS 86 0-2 ②③ G3-6 1-2f		C FF 93 F SL 89 B SL 88 F SL 88 F FF 94 X FF 94 1-2 ③ F9			3	0	0	0	0	1	4
17 Jayson Nix, R (1, 5) OBP: 0.306, SLG: 0.384			B FF 91 B FF 92 S FF 90 X SL 89 2-1 ① G5-3			B SL 89 C FF 90 B SL 87 B FF 92 X SL 88 3-1 ① P3		F FF 94 B FF 94 S FF 95 B CU 85 C CU 83 2-3 ① K		3	0	0	0	0	1	0
Inning Stats	R: 0 E: 0 K: 0 S: 10 H: 0 LOB: 1 BB: 1 P: 16	R: 0 E: 0 K: 1 S: 8 H: 1 LOB: 1 BB: 0 P: 9	R: 0 E: 0 K: 0 S: 6 H: 0 LOB: 0 BB: 0 P: 10	R: 0 E: 0 K: 1 S: 9 H: 1 LOB: 0 BB: 0 P: 10	R: 0 E: 0 K: 0 S: 8 H: 1 LOB: 0 BB: 0 P: 11	R: 0 E: 0 K: 0 S: 9 H: 0 LOB: 1 BB: 1 P: 19	R: 0 E: 0 K: 1 S: 13 H: 1 LOB: 2 BB: 1 P: 21	R: 0 E: 0 K: 1 S: 5 H: 0 LOB: 0 BB: 0 P: 8	R: 0 E: 0 K: 0 S: 21 H: 1 LOB: 2 BB: 0 P: 29	1B: 3 2B: 3 3B: 0 HR: 0 SF: 0 SAC: 0 DP: 2 HBP: 1						

TOP

New York Yankees @ Toronto Blue Jays

Rogers Centre, Toronto, ON

Thu Sep 27 2012, 7:09 PM - 9:44 PM EDT

Att. 23,060 - Roof Closed - 68 F

livebaseballscorecards.com

AB	30
R	0
H	5
RBI	0
BB	3
SO	4
LOB	18

WP: 0 PA: 34
PB: 0
SB: 0
CS: 0

PITCHER		IP	WLS	BF	H	R	ER	SO	BB	IBB	HBP	BLK	WP	HR	S	P	ERA	WHIP
23 Brandon Morrow, R ERA: 3.09	(1, 1)	7.0	W	26	4	0	0	3	3	0	0	0	0	0	63	96	0.00	1.000
49 Brad Lincoln, R ERA: 3.75	(8, 1)	1.0		3	0	0	0	1	0	0	0	0	0	0	5	8	0.00	0.000
38 Darren Oliver, L ERA: 1.78	(9, 1)	1.0		5	1	0	0	0	0	0	1	0	0	0	21	29	0.00	1.000

PITCHER	IP	WLS	BF	H	R	ER	SO	BB	IBB	HBP	BLK	WP	HR	S	P	ERA	WHIP

BOTTOM

Batter	1	2	3	4	5	6	7	8	9	AB	R	H	RBI	BB	SO	LOB
13 Brett Lawrie, R (1, 5) OBP: 0.317, SLG: 0.400	C FF 93 F CU 80 B CU 81 X SL 86 1-2 ① G6-3		1 SAFE X FF 93 0-0 1-H HR		S CU 79 1 SAFE B SI 93 P PO 86 S SL 88 1 SAFE X CU 81 2-2 ① G6-3 1-2		B SL 82 X SI 88 1-0 10 WP, 28 1B, 10 G6-3 1B			4	2	2	2	0	0	1
28 Colby Rasmus, L (1, 8) OBP: 0.291, SLG: 0.400	B FF 94 B CU 80 X FF 93 2-0 ② G6-3		B CU 80 S FF 94 F FF 93 C CU 81 1-3 ② K		C FF 93 X FF 93 0-1 10 2B 2-3 1B		X SI 88 0-0 10 G6-3, 10 WP 1-2 1B			4	1	2	0	0	1	0
10 Edwin Encarnación, R (1, 10) OBP: 0.386, SLG: 0.567	C FF 93 F FF 92 B CU 81 X FF 95 1-2 1B		C FF 94 F SL 86 B FF 93 X CH 87 1-2 1B		B SL 88 C FF 92 X SL 86 1-1 5 G5-3 1-H 3-H 2B		C SI 89 D SL 82 S SL 83 B SL 82 B SI 89 X SL 83 3-2 ② G6-3 1-3 2-H			4	0	3	3	0	0	1
5 Yunel Escobar, R (1, 6) OBP: 0.295, SLG: 0.343	X SI 93 0-0 ③ L6		B CU 81 S CU 80 B SI 94 S CU 79 B CU 81 X CU 81 3-2 ③ F9		B CU 81 S CU 81 C FF 93 B CU 83 D CU 83 X SI 95 3-2 ② G5-3 2-3		C SI 88 S SL 82 F SL 82 B SI 89 B SL 83 X SI 88 2-2 ③ L9			4	0	0	0	0	0	4
26 Adam Lind, L (1, 3) OBP: 0.299, SLG: 0.398		C SI 94 X FF 93 0-1 ① F7		F FF 92 X CU 81 0-1 ① G3	X SL 76 0-0 ③ P4			C FF 91 C FF 92 F FS 87 B FF 92 F FS 83 X FF 92 1-2 ① G5-3		4	0	0	0	0	0	1
9 J.P. Arencibia, R (1, 2) OBP: 0.280, SLG: 0.450		C SI 93 F CU 79 S CU 82 0-3 ② K		C CU 78 B SL 86 F FF 94 B FF 94 X CU 81 2-2 ② F9		F SI 88 X SI 87 0-1 14 L3 1B		X FF 92 0-0 HR		4	1	2	1	0	1	0
2 Kelly Johnson, L (1, 4) OBP: 0.312, SLG: 0.358		C FF 93 F FF 93 S CU 82 0-3 ③ K		B CU 79 C CU 80 B FF 92 B CH 86 B FF 93 4-1 14 FC6-4 BB		C SI 87 B SI 88 B SI 89 X SI 88 2-1 ① F7		S FS 86 B FS 85 B FF 91 B FF 91 C FF 91 S SL 82 3-3 ② K		3	0	0	0	1	2	1
14 Moisés Sierra, R (1, 9) OBP: 0.289, SLG: 0.402			B CU 79 F FF 92 C CU 80 S CU 82 1-3 ① K	F FF 94 X CU 81 0-1 ③ FC6-4 1-2f		X SI 89 0-0 ② ③ L3 1-1		B FS 82 B FS 83 F FF 91 B FF 91 S SL 82 D SL 81 4-2 8 FC4-6 BB		3	0	0	0	1	1	2
8 Anthony Gose, L (1, 7) OBP: 0.294, SLG: 0.311			F FF 94 F FF 93 B FF 94 B CU 81 B CU 80 B CU 80 4-2 13 HR BB		C CU 80 X FF 91 0-1 28 1B, 13 G6-3, 10 2B 1B		B SI 88 S SI 88 B SI 88 X SI 89 2-1 ① G4-3	S FF 91 C FF 92 D FS 83 D FS 86 X FF 92 2-2 ③ FC4-6 1-2f		3	2	1	0	1	0	1
Inning Stats	R: 0 E: 0 K: 0 S: 8 H: 1 LOB: 1 BB: 0 P: 12	R: 0 E: 0 K: 2 S: 8 H: 0 LOB: 0 BB: 0 P: 8	R: 2 E: 0 K: 2 S: 15 H: 2 LOB: 1 BB: 1 P: 25	R: 0 E: 0 K: 0 S: 8 H: 0 LOB: 1 BB: 1 P: 14	R: 2 E: 0 K: 0 S: 14 H: 3 LOB: 1 BB: 0 P: 19	R: 0 E: 0 K: 0 S: 5 H: 1 LOB: 0 BB: 0 P: 7	R: 1 E: 0 K: 0 S: 11 H: 2 LOB: 1 BB: 0 P: 19	R: 1 E: 0 K: 1 S: 14 H: 1 LOB: 1 BB: 1 P: 24		1B: 7 2B: 2 3B: 0 HR: 2 SF: 0 SAC: 0 DP: 1 HBP: 0						

PITCHER		IP	WLS	BF	H	R	ER	SO	BB	IBB	HBP	BLK	WP	HR	S	P	ERA	WHIP
47 Iván Nova, R ERA: 5.02	(1, 1)	4.2	L	22	6	4	4	4	2	0	0	0	0	1	52	77	7.71	1.714
39 Clay Rapada, L ERA: 2.84	(5, 1)	0.1		1	0	0	0	0	0	0	0	0	0	0	1	1	0.00	0.000
34 Derek Lowe, R ERA: 5.24	(6, 1)	2.0		8	3	1	1	0	0	0	0	0	1	0	16	26	4.50	1.500
35 David Aardsma, R ERA: 9.0	(8, 1)	1.0		5	1	1	1	1	1	0	0	0	0	1	14	24	9.00	2.000

PITCHER	IP	WLS	BF	H	R	ER	SO	BB	IBB	HBP	BLK	WP	HR	S	P	ERA	WHIP

New York Yankees @ Toronto Blue Jays

Rogers Centre, Toronto, ON

Thu Sep 27 2012, 7:09 PM - 9:44 PM EDT

Att. 23,060 - Roof Closed - 68 F

livebaseballscorecards.com

AB	33
R	6
H	10
RBI	6
BB	3
SO	5
LOB	11

WP: 1 PA: 36
PB: 0
SB: 0
CS: 0

New York Yankees @ Toronto Blue Jays

Rogers Centre, Toronto, ON

Fri Sep 28 2012, 7:09 PM - 10:51 PM EDT

Att. 25,785 - Partly Cloudy - 55 F

livebaseballscorecards.com

TOP

Batter	1	2	3	4	5	6	7	8	9	AB	R	H	RBI	BB	SO	LOB
2 Derek Jeter, R (1, 6) OBP: 0.363, SLG: 0.430	B SI 92 B SI 91 B SI 92 C SI 90 F SI 91 S SI 93 3-3 **K** ①	C CH 84 B SI 93 S CH 84 B SI 94 X CH 86 2-2 **G6-4-3** ①② 1-2f 2-3 3-H			C FF 89 X CU 79 0-1 **F7** ①	C FF 92 X FF 93 0-1 31 1B 1-3 1B		C FF 93 X SL 86 0-1 **G5-3** ①	X SI 87 0-0 **G5-3** ③	6	0	1	0	0	1	2
31 Ichiro Suzuki, L (1, 9) OBP: 0.308, SLG: 0.391 11 Brett Gardner, L (9, 7) OBP: 0.424, SLG: 0.393	C SI 92 C FF 92 B CH 87 F SI 92 X CH 83 1-2 **G4-3** ② 0-1 **G5-3** ③	F SI 92 X CH 84			B FF 91 X CU 80 1-0 **G4-3** ②	B FF 92 X FF 93 1-0 13 FC6-4 1-2 1B 3-H		T FF 93 B FS 88 B SI 94 F SI 93 F SI 95 X FF 93 2-2 24 S 24 1B 2B		5 0	1 0	2 0	1 0	0 0	0 0	1 0
13 Alex Rodriguez, R (1, 5) OBP: 0.347, SLG: 0.431	B SI 93 X SI 91 1-0 24 1B 33 2B 1B	F SI 90 X SI 92 0-1 **L4** ①			B CU 80 B SI 91 C SI 90 X FC 87 2-1 **G6-3** ③	F FF 92 B FF 92 B SL 83 C SL 82 X SL 84 2-2 **FC6-4** ③ 1-2f		B SL 86 S FF 94 F FF 95 X SL 89 1-2 **P4** ②		5	1	1	0	0	0	3
24 Robinson Canó, L (1, 4) OBP: 0.371, SLG: 0.526	C SI 93 X CH 84 0-1 33 2B 1-2 1B	F FF 91 B FF 92 X CH 84 1-1 **F7** ②				H SI 89 1-0 33 1B 55 HR HBP	C SI 93 F SI 92 F SL 83 X SL 83 0-2 **G6-3** ①	B SI 92 X SI 92 1-0 2-H 1B		4	2	2	1	0	0	0
33 Nick Swisher, S (1, 3) OBP: 0.352, SLG: 0.466	C SI 94 X FF 93 0-1 1-H 2-H 2B	B SL 86 F CH 81 S CH 83 B CH 86 B SL 85 F SI 91 S CH 82 3-3 **K** ③				D FF 89 C FF 90 D CU 80 X FC 88 2-1 55 HR 1-2 1B	B SL 83 C SL 83 B SL 84 B SI 94 C SL 83 B SL 82 4-2 14 2B 27 FC4-2-5 BB	B SI 92 C SI 91 B SI 93 B SI 92 X SI 92 3-1 **F7** ③		4	2	2	2	1	1	1
14 Curtis Granderson, L (1, 8) OBP: 0.317, SLG: 0.481	C CH 85 D CH 85 X SI 93 1-1 **L1** ③			B SL 84 B CH 81 F SI 91 B SI 91 B FF 90 4-1 27 FC3-6 BB		B FC 87 B FC 85 S FF 91 L FF 92 S CU 81 2-3 **K** ① 3-2 27 FC4-2-5 1-3 2B	B SI 93 F SI 93 B SL 83 T SI 93 B SI 93 X SI 93		B SI 86 S SI 87 C CU 76 1-2 **G4-3** ①	4	0	1	0	1	1	3
27 Raul Ibanez, L (1, 7) OBP: 0.303, SLG: 0.446 60 Chris Dickerson, L (8, 7) OBP: 0.467, SLG: 0.833 (9, 9)		B SI 91 F FF 92 S CH 83 X CH 83 1-2 12 BB 2 G6-4-3 55 BB 1B		B SI 90 1 SAFE X SI 91 1-0 **FC3-6** ① 55 G5-3 1-2f		B FC 88 C FF 92 B FF 92 S FC 88 D CU 81 F FF 92 S FC 86 3-3 **K** ② 1-1 **FC4-2-5** ② 55 E 2-3 3-H	B SL 83 C SL 84 X FF 94		B SI 88 B SI 87 F FF 87 B SI 86 B SI 86 4-1 55 G1-3 12 HR BB	4 0	1 1	1 0	1 0	0 1	1 0	4 0
55 Russell Martin, R (1, 2) OBP: 0.313, SLG: 0.401		L CH 84 B SI 92 M CH 85 1 SAFE F CH 85 B SI 93 B CH 84 B CH 81 4-2 2 G6-4-3 12 BB 1-2 BB		C SL 86 D CH 85 B SL 86 X SI 92 2-1 **G5-3** ② 1-2		C SL 84 D CH 87 F FF 93 D CH 88 D SL 84 X SL 84 3-2 1-H 2-H HR	C FF 92 B FF 93 F FF 93 F FF 93 D SL 84 B SL 84 F SL 83 X FF 91 3-2 **E1** 1-3 1B		B CU 75 C SI 86 1 SAFE F SI 87 F SI 88 X CU 76 1-2 **G1-3** ② 1-2	4	1	2	3	1	0	2
12 Eric Chavez, L (1, 10) OBP: 0.348, SLG: 0.493		B SI 92 B CH 82 F SI 90 B SI 91 F SI 92 B SI 91 4-2 2 G6-4-3 1-2 2-3 BB		B CU 78 X FC 86 1-0 **G1-3** ③		B FF 93 C FF 94 B CH 86 F FF 93 B FF 92 F FF 93 B FF 92 4-2 2 1B 31 1B BB	C SI 93 F FF 92 B SL 86 X SI 94 1-2 **F7** ③		B SI 87 D CH 82 F SI 86 F SI 87 F CH 81 X CH 81 2-2 2-H HR	3	2	1	2	2	0	3
Inning Stats	R: 2 E: 0 K: 1 S: 14 H: 3 LOB: 1 BB: 0 P: 20	R: 1 E: 0 K: 0 S: 13 H: 1 LOB: 1 BB: 2 P: 24	R: 0 E: 0 K: 1 S: 8 H: 0 LOB: 0 BB: 0 P: 12	R: 0 E: 0 K: 0 S: 5 H: 0 LOB: 1 BB: 1 P: 13	R: 0 E: 0 K: 0 S: 5 H: 0 LOB: 0 BB: 0 P: 8	R: 4 E: 0 K: 2 S: 21 H: 4 LOB: 2 BB: 1 P: 39	R: 1 E: 1 K: 0 S: 20 H: 2 LOB: 2 BB: 1 P: 32	R: 1 E: 0 K: 0 S: 12 H: 2 LOB: 1 BB: 0 P: 19	R: 2 E: 0 K: 0 S: 13 H: 1 LOB: 0 BB: 1 P: 21	1B: 8 2B: 3 3B: 0 HR: 2 SF: 0 SAC: 0 DP: 1 HBP: 1						

	AB	39
	R	11
	H	13
	RBI	10
	BB	6
	SO	4
	LOB	19

WP: 0 PB: 0 SB: 1 CS: 0 PA: 46

PITCHER		IP	WLS	BF	H	R	ER	SO	BB	IBB	HBP	BLK	WP	HR	S	P	ERA	WHIP
64 Chad Jenkins, R ERA: 4.67	(1, 1)	3.2	L	17	4	3	3	2	3	0	0	0	0	0	39	67	7.36	1.909
27 Brett Cecil, L ERA: 5.49	(4, 1)	2.0		8	1	2	2	2	0	0	1	0	0	0	15	27	9.00	0.500
54 Jason Frasor, R ERA: 3.77	(6, 1)	0.0		4	3	2	2	0	1	0	0	0	0	1	9	17	∞	∞
34 Joel Carreno, R ERA: 6.14	(6, 1)	1.0		6	2	1	1	0	1	0	0	0	0	0	20	33	9.00	3.000
58 Chad Beck, R ERA: 6.91	(7, 1)	1.0		4	1	1	1	0	0	0	0	0	0	0	12	16	9.00	1.000

PITCHER		IP	WLS	BF	H	R	ER	SO	BB	IBB	HBP	BLK	WP	HR	S	P	ERA	WHIP
62 Aaron Loup, L ERA: 2.86	(8, 1)	0.1		2	1	0	0	0	0	0	0	0	0	0	3	7	0.00	3.000
20 Bobby Korecky, R ERA: 18.0	(9, 1)	1.0		5	1	2	2	0	1	0	0	0	0	1	13	21	18.00	2.000

BOTTOM

New York Yankees @ Toronto Blue Jays

Rogers Centre, Toronto, ON

Fri Sep 28 2012, 7:09 PM - 10:51 PM EDT

Att. 25,785 - Partly Cloudy - 55 F

livebaseballscorecards.com

Batter	1	2	3	4	5	6	7	8	9	AB	R	H	RBI	BB	SO	LOB
13 Brett Lawrie, R (1, 5) OBP: 0.320, SLG: 0.401	B SI 91 S SL 84 X SL 84 1-1 28 FC3-6 2B	B SL 85 B SL 84 B SL 85 B SI 94 4-0 BB		D SI 95 S SL 86 S SL 85 S SL 86 1-3 ③ K		X KC 80 0-0 ③ F9		D KC 81 B FC 91 B FC 89 B FC 90 4-0 BB		3	0	1	0	2	1	2
28 Colby Rasmus, L (1, 8) OBP: 0.290, SLG: 0.404	B FF 92 X SL 84 1-0 ① FC3-6 9 1B 2-3	F FF 94 S SI 93 F FF 93 F SI 94 B FS 88 C SI 94 1-3 ③ K			C SL 84 B FS 87 X SI 92 1-1 HR		F SI 88 C SL 87 B KC 78 S KC 79 1-3 ① K2-3	C FC 92 F FC 92 B KC 78 S KC 81 1-3 ③ K		5	1	1	1	0	3	6
10 Edwin Encarnación, R (1, 10) OBP: 0.386, SLG: 0.563	B SI 93 X SI 93 1-0 ② P4		S FS 85 B SI 93 B SL 86 B SL 84 C SL 84 X SL 84 3-2 ① F8		C SL 86 B SL 85 B SL 85 B SI 93 B SI 93 4-1 26 G4-6-3 BB		B SL 86 C FF 90 B FF 90 C SI 91 F SL 88 B FF 92 B KC 82 4-2 26 HR BB		B SI 87 F SI 88 B SI 87 B SI 87 F SI 88 X SI 88 3-2 ① G5-3	3	1	0	0	2	0	1
9 J.P. Arencibia, R (1, 2) OBP: 0.279, SLG: 0.446	C FS 84 X SI 93 0-1 1-2 1B		B SI 94 B SL 84 C SL 84 B SI 93 X SI 93 3-1 ② G5-3		C SI 94 S SI 94 S SL 86 0-3 ① K		B FF 91 F FF 90 B FF 90 F SL 87 B FF 92 F SI 91 X SI 92 3-2 ② P3		S SI 89 C SI 88 S SL 83 0-3 ② K	5	0	1	0	0	2	2
26 Adam Lind, L (1, 3) OBP: 0.304, SLG: 0.409	F SI 94 B FS 86 F SI 93 F FS 88 D FS 88 X SI 93 2-2 ③ G3		C SL 80 B FS 87 F SI 94 B SI 92 X SI 94 2-2 1B		S SI 92 B SI 94 X FS 88 1-1 ②③ G4-6-3 1-2f		B SI 90 D KC 82 C FF 90 X FF 91 2-1 1-H HR		B SL 82 C SL 82 B SI 93 B SL 82 F SI 92 F SL 82 B SL 84 4-2 5 FC6 BB	4	1	2	2	1	0	3
5 Yunel Escobar, R (1, 6) OBP: 0.295, SLG: 0.343		C SL 84 B SL 84 X SI 92 1-1 2 WP 2 K2-5-2 2B	C SI 93 B FS 86 X SI 94 1-1 ③ G4-3			C SI 93 X SL 82 0-1 ① P4	F FF 90 X SI 90 0-1 ③ F8		X FF 92 0-0 ③ FC6 1-2f	5	0	1	0	0	0	2
2 Kelly Johnson, L (1, 4) OBP: 0.312, SLG: 0.359		F SL 80 S FS 86 F FF 92 B FS 86 F FS 85 B FS 87 F SI 93 S FS 84 3 SAFE 2-3 ①② K2-5-2		B SL 81 C SI 93 F SL 85 B SI 92 B SI 93 X SI 93 3-2 ① G3		C SI 92 B FS 86 X SL 83 1-1 11 1B 8 FC6-4 2B		C FC 90 B FC 90 F FC 91 B KC 81 F FC 92 B FC 91 X FC 91 3-2 ① G4-3		4	1	1	0	0	1	1
11 Rajai Davis, R (1, 9) OBP: 0.306, SLG: 0.372		B SI 93 F SL 84 X SI 93 1-1 8 2B 1B		F SI 92 X SI 94 0-1 8 F8 2B		B SL 85 S SI 92 C FS 84 X SL 84 1-2 8 FC6-4 2-3 1B		B KC 81 X FC 90 1-0 8 G3 1B		4	0	4	0	0	0	0
8 Anthony Gose, L (1, 7) OBP: 0.293, SLG: 0.316		B SL 82 B SL 82 F SI 91 X SI 92 2-1 1-3 2B		X SL 85 0-0 ② F8 2-3		X KC 80 0-0 ② FC6-4 1-2f 3-H		B FC 91 B FC 90 X FC 91 2-0 ② G3 1-2		4	0	1	1	0	0	3
Inning Stats	R: 0 E: 0 K: 0 S: 10 H: 2 LOB: 2 BB: 0 P: 15	R: 0 E: 0 K: 2 S: 17 H: 3 LOB: 3 BB: 1 P: 28	R: 0 E: 0 K: 0 S: 10 H: 1 LOB: 1 BB: 0 P: 19	R: 0 E: 0 K: 1 S: 9 H: 1 LOB: 1 BB: 0 P: 13	R: 1 E: 0 K: 1 S: 8 H: 1 LOB: 0 BB: 1 P: 14	R: 1 E: 0 K: 0 S: 9 H: 2 LOB: 1 BB: 0 P: 11	R: 2 E: 0 K: 1 S: 14 H: 1 LOB: 0 BB: 1 P: 24	R: 0 E: 0 K: 1 S: 9 H: 1 LOB: 2 BB: 1 P: 20	R: 0 E: 0 K: 1 S: 10 H: 0 LOB: 1 BB: 1 P: 17	1B: 5 2B: 6 3B: 0 HR: 2 SF: 0 SAC: 0 DP: 2 HBP: 0	WP: 1 PB: 0 SB: 0 CS: 0 PA: 42					

	AB	37
	R	4
	H	12
	RBI	4
	BB	5
	SO	7
	LOB	20

PITCHER		IP	WLS	BF	H	R	ER	SO	BB	IBB	HBP	BLK	WP	HR	S	P	ERA	WHIP
18 Hiroki Kuroda, R ERA: 3.34	(1, 1)	5.1	W	26	10	2	2	4	2	0	0	0	1	1	61	98	3.38	2.250
41 David Phelps, R ERA: 3.34	(6, 1)	1.2		7	1	2	2	1	1	0	0	0	0	1	16	26	10.80	1.200
30 David Robertson, R ERA: 2.79	(8, 1)	1.0		5	1	0	0	1	1	0	0	0	0	0	9	20	0.00	2.000
38 Cody Eppley, R ERA: 3.4	(9, 1)	0.2		2	0	0	0	1	0	0	0	0	0	0	6	9	0.00	0.000
29 Rafael Soriano, R ERA: 2.09	(9, 1)	0.1		2	0	0	0	0	1	0	0	0	0	0	4	8	0.00	3.000

PITCHER	IP	WLS	BF	H	R	ER	SO	BB	IBB	HBP	BLK	WP	HR	S	P	ERA	WHIP

Batter	1	2	3	4	5	6	7	8	9	AB	R	H	RBI	BB	SO	LOB
2 Derek Jeter, R (1, 10) (6, 6) OBP: 0.362, SLG: 0.429	B FF 91 X FF 88 1-0 13 BB 31 1B 24 SF7 1B	C FF 92 C FF 92 S CH 81 0-3 ② K		C SI 88 L SI 87 X SI 87 0-2 ① FC6-4 31 FC4-6 1-2f		B SI 87 F SI 88 X SL 80 1-1 ③ G6-3			B FF 93 S FF 93 X CU 76 1-1 ② P4	5	1	1	0	0	1	2
31 Ichiro Suzuki, L (1, 7) (5, 9) OBP: 0.310, SLG: 0.393	B SI 91 F FF 92 F FF 93 B CU 77 X CH 82 2-2 33 1B 13 BB 14 SF8 1B 1-2	X FF 92 0-0 ③ P5		B SI 87 B SI 88 X SI 88 2-0 ② FC4-6 13 FC6-4 1-2f			B CU 80 B FF 92 X FF 92 2-0 24 CS 1B		C CU 74 B FF 92 C CU 74 X FC 90 1-2 1B	5	1	3	0	0	0	2
13 Alex Rodriguez, R (1, 5) OBP: 0.348, SLG: 0.429	D FF 92 F FF 92 B CH 83 D CH 83 B FF 93 4-1 33 1B 1-2 2-3 BB		S FF 90 B FF 92 B FF 91 B FC 89 B FF 89 4-1 33 1B 24 1B BB	1 SAFE S SI 87 B SI 87 B SI 88 X SI 87 2-1 FC6-4 1-2f			B FF 93 B FF 93 F FF 94 F FF 94 F CU 82 C FF 94 2-3 ① K		X FF 92 0-0 ③ F8	3	0	0	0	2	1	3
24 Robinson Canó, L (1, 4) OBP: 0.371, SLG: 0.527	B CU 74 B FF 92 F FF 92 C FF 92 X CU 75 2-2 ① SF7 3-H		F SI 90 X CU 76 0-1 33 1B 1-2 1B		B SI 88 X SI 88 1-0 E1 14 FC3-6 33 BB		C SL 77 1 SAFE B SL 79 F SI 92 B SL 79 1 SAFE 1 SAFE 1 SAFE X SI 92 2-2 ② 1-2 1B			3	0	2	1	0	0	0
33 Nick Swisher, S (1, 3) OBP: 0.355, SLG: 0.467	F FF 92 F CH 83 X CU 77 0-2 1-2 2-3 1B		B FF 92 B FF 92 C FF 90 X FF 90 2-1 1-2 2-3 1B		C SI 87 B CH 75 B SI 88 B SI 88 F SI 88 B SI 88 4-2 14 FC3-6 1-2 BB		X SI 92 0-0 ③ F9			3	0	2	0	1	0	1
14 Curtis Granderson, L (1, 8) OBP: 0.315, SLG: 0.478	B CU 75 X FF 92 1-0 ② SF8 3-H		C FF 93 B FF 94 C CU 75 D CU 78 X FF 94 2-2 ① P6		C CH 80 B SI 87 X SI 88 1-1 ① FC3-6 27 G3-6-3 1-2f 2-3			C CH 87 S CH 87 S CH 88 0-3 ① K		3	0	0	1	0	1	5
22 Andruw Jones, R (1, 9) OBP: 0.295, SLG: 0.409 27 Raul Ibanez, L (5, PH) (5, 7) OBP: 0.302, SLG: 0.444 11 Brett Gardner, L (8, PR) (8, 7) OBP: 0.424, SLG: 0.393	C CH 84 F CH 84 S CH 82 0-3 ③ K		S FF 93 B CH 82 S SI 91 D CH 82 B FF 87 S FF 88 3-3 ② K		B SI 87 B SI 87 X SI 88 2-0 ② ③ G3-6-3 1-2f			B FF 96 C FF 95 F CH 88 X CH 89 1-2 E3 12 CS		2 2 0	0 0 0	0 0 0	0 0 0	2 0 0	5 2 0	0 0 0
26 Eduardo Núñez, R (1, 6) OBP: 0.312, SLG: 0.361 46 Andy Pettitte, L (6, 1) OBP: 0.250, SLG: 0.250 62 Joba Chamberlain, R (6, 1) 12 Eric Chavez, L (8, PH) OBP: 0.346, SLG: 0.491 38 Cody Eppley, R (8, 1) 48 Boone Logan, R (8, 1) 30 David Robertson, R (8, 1)		C FF 91 C FF 90 B FC 90 B CH 84 F CH 82 X FF 91 2-2 19 WP 1B	X FF 87 0-0 ③ L4			C SI 88 F SI 88 F SL 80 B CH 83 B SI 89 X SI 88 2-2 ① L8		B FF 95 1 SAFE S FF 94 S FF 95 S FF 95 1-3 ② ③ K 1-2		3 0 0 0 1 0 0 0	0 0 0 0 0 0 0 0	1 0 0 0 0 0 0 0	0 0 0 0 0 0 0 0	0 0 0 0 1 0 0 0	0 0 0 0 1 0 0 0	3 0 0 0 1 0 0 0
19 Chris Stewart, R (1, 2) OBP: 0.292, SLG: 0.319 55 Russell Martin, R (9, PH) OBP: 0.313, SLG: 0.400		L FF 90 1 SAFE S CH 83 D CH 82 1 SAFE D FF 93 X CH 81 2-2 ① P3 1-2		B SI 88 C SI 87 B SI 88 C SI 88 B SI 89 B SI 88 4-2 2 FC6-4 BB		X SI 88 0-0 ② G5-3			C FF 93 C FF 93 B CU 77 B FF 92 C FF 93 2-3 ① K	2 1	0 0	0 0	0 0	1 0	0 1	1 0

TOP

New York Yankees @ Toronto Blue Jays

Rogers Centre, Toronto, ON

Sat Sep 29 2012, 1:09 PM - 4:03 PM EDT

Att. 36,139 - Partly Cloudy - 59 F

livebaseballscorecards.com

AB	33
R	2
H	9
RBI	2
BB	4
SO	7
LOB	25

Inning Stats	1	2	3	4	5	6	7	8	9
	R: 2 E: 0 K: 1 S: 15	R: 0 E: 0 K: 1 S: 11	R: 0 E: 0 K: 1 S: 12	R: 0 E: 0 K: 0 S: 8	R: 0 E: 1 K: 0 S: 6	R: 0 E: 0 K: 0 S: 7	R: 0 E: 0 K: 1 S: 9	R: 0 E: 1 K: 2 S: 9	R: 0 E: 0 K: 1 S: 9
	H: 3 LOB: 2 BB: 1 P: 25	H: 1 LOB: 1 BB: 0 P: 15	H: 2 LOB: 3 BB: 1 P: 23	H: 0 LOB: 1 BB: 1 P: 16	H: 0 LOB: 1 BB: 1 P: 14	H: 0 LOB: 0 BB: 0 P: 10	H: 2 LOB: 1 BB: 0 P: 15	H: 0 LOB: 1 BB: 0 P: 11	H: 1 LOB: 1 BB: 0 P: 13

| | | |

BOTTOM

New York Yankees @ Toronto Blue Jays

Rogers Centre, Toronto, ON

Sat Sep 29 2012, 1:09 PM - 4:03 PM EDT

Att. 36,139 - Partly Cloudy - 59 F

livebaseballscorecards.com

Batter	1	2	3	4	5	6	7	8	9	AB	R	H	RBI	BB	SO	LOB
13 Brett Lawrie, R (1, 5) OBP: 0.319, SLG: 0.399	C FC 88 T FC 88 B SL 83 S SL 82 1-3 ① K		C CU 75 S CH 81 B SI 89 B SL 82 C FC 89 2-3 ② K		B CH 80 B CH 79 C CU 74 F CH 79 D SL 83 D SL 80 4-2 11 1B BB		C CU 80 S SL 88 B SL 88 C FF 96 1-3 ② K			3	0	0	0	1	3	0
11 Rajai Davis, R (1, 7) OBP: 0.310, SLG: 0.382	C FF 89 F FC 88 B FC 88 F SL 80 F FC 90 B SL 84 B SI 90 X SL 83 3-2 HR		C CU 74 B SI 89 X FC 89 1-1 1B		1 SAFE X CH 80 0-0 1-2 3-H 1B		C FF 96 F SL 89 F FF 97 S SL 84 0-3 ③ K			4	1	3	2	0	1	0
10 Edwin Encarnación, R (1, 10) OBP: 0.384, SLG: 0.559	C FF 90 C FF 89 B FC 91 B SL 83 F FC 91 T SL 82 2-2 ② K		F CU 74 1 SAFE F FC 89 1 SAFE B FC 90 B SL 82 C FC 89 2-3 ③ K		B SI 89 B SL 81 C SL 82 F FF 89 B SL 81 X CH 81 3-2 ③ G5-3			C SI 87 X SI 87 0-1 ① F9		4	0	0	0	0	2	3
5 Yunel Escobar, R (1, 6) OBP: 0.296, SLG: 0.343	B CU 74 B CU 74 X FC 88 2-0 ③ G5-3			X SI 86 0-0 ① F9		B CU 72 C CU 72 B FF 87 B FF 87 B FC 88 4-1 6 F8 68 1B 3 2B BB		X SI 88 0-0 14 L5-4 26 BB 1B		3	1	1	0	1	0	0
68 Yan Gomes, R (1, 3) OBP: 0.264, SLG: 0.340 26 Adam Lind, L (8, PH) OBP: 0.306, SLG: 0.409 (9, 3)		S CU 75 B FF 87 C CH 79 B FC 87 B FC 88 B SL 82 4-2 6 G2-3 BB		B FC 87 C SI 87 X CH 79 1-1 ② F8		1 SAFE X CU 74 0-0 1-2 3 2B 1B		C SL 81 B FF 93 B SL 82 B SL 81 C FF 94 B SL 82 4-2 1-2 BB		2 0	0 0	1 0	0 0	1 1	0 0	0 0
14 Moisés Sierra, R (1, 9) OBP: 0.281, SLG: 0.390	C CU 74 X FC 89 0-1 ① F7			C FC 88 X FF 88 0-1 ③ F8		C SL 78 X SL 80 0-1 ① F8		C FC 92 X FC 90 0-1 ②③ L5-4 2-2		4	0	0	0	0	0	5
6 Jeff Mathis, R (1, 2) OBP: 0.249, SLG: 0.391	F SI 89 F FF 90 D SL 82 F SL 83 X CH 80 1-2 ② G2-3 1-2				C CU 73 B CH 81 F CH 80 B FC 88 X FC 88 2-2 3 G4-3 11 1B 2B	F SL 78 D CH 82 X CH 80 1-1 ② F8 2-3				3	1	1	0	0	0	3
3 Adeiny Hechavarría, R (1, 4) OBP: 0.291, SLG: 0.378	B CU 74 C SI 88 D SL 81 X CH 81 2-1 ③ G5-3				B CU 76 X SL 82 1-0 ① G4-3 2-3	F SL 87 B FF 96 X FF 96 1-1 ③ 1-3 3-H 2B				3	0	1	1	0	0	2
8 Anthony Gose, L (1, 8) OBP: 0.288, SLG: 0.310			C FF 88 B SI 88 B SL 82 X SL 80 2-1 ① P2		C CU 75 X SL 82 0-1 ② F8		S CU 80 B FF 95 B CU 82 F SL 86 F FF 95 C CU 83 2-3 ① K			3	0	0	0	0	1	1
Inning Stats	R: 1 E: 0 K: 2 S: 13 H: 1 LOB: 0 BB: 0 P: 21	R: 0 E: 0 K: 0 S: 10 H: 0 LOB: 1 BB: 1 P: 17	R: 0 E: 0 K: 2 S: 10 H: 1 LOB: 1 BB: 0 P: 17	R: 0 E: 0 K: 0 S: 5 H: 0 LOB: 0 BB: 0 P: 6	R: 1 E: 0 K: 0 S: 12 H: 2 LOB: 2 BB: 1 P: 22	R: 1 E: 0 K: 0 S: 8 H: 2 LOB: 2 BB: 1 P: 14	R: 0 E: 0 K: 3 S: 11 H: 0 LOB: 0 BB: 0 P: 14	R: 0 E: 0 K: 0 S: 7 H: 1 LOB: 1 BB: 1 P: 11		1B: 4 2B: 3 3B: 0 HR: 1 SF: 0 SAC: 0 DP: 1 HBP: 0					

	AB	29
	R	3
	H	7
	RBI	3
	BB	4
	SO	7
	LOB	14

WP: 0 PB: 0 SB: 0 CS: 0 PA: 33

PITCHER		IP	WLS	BF	H	R	ER	SO	BB	IBB	HBP	BLK	WP	HR	S	P	ERA	WHIP
46 Andy Pettitte, L ERA: 2.87	(1, 1)	5.2	L	25	5	3	3	4	3	0	0	0	0	1	56	94	4.76	1.412
46 Andy Pettitte, L ERA: 2.87	(6, 1)	5.2	L	25	5	3	3	4	3	0	0	0	0	1	56	94	4.76	1.412
62 Joba Chamberlain, R ERA: 4.58	(6, 1)	1.1		4	1	0	0	3	0	0	0	0	0	0	13	17	0.00	0.750
38 Cody Eppley, R ERA: 3.38	(8, 1)	0.1		2	1	0	0	0	0	0	0	0	0	0	3	3	0.00	3.000
48 Boone Logan, L ERA: 3.83	(8, 1)	0.0		1	0	0	0	0	1	0	0	0	0	0	2	6	∞	∞

PITCHER		IP	WLS	BF	H	R	ER	SO	BB	IBB	HBP	BLK	WP	HR	S	P	ERA	WHIP
30 David Robertson, R ERA: 2.76	(8, 1)	0.2		1	0	0	0	0	0	0	0	0	0	0	2	2	0.00	0.000

New York Yankees @ Toronto Blue Jays

Rogers Centre, Toronto, ON

Sun Sep 30 2012, 1:11 PM - 4:34 PM EDT

Att. 31,418 - Roof Closed - 68 F

livebaseballscorecards.com

Batter	1	2	3	4	5	6	7	8	9	AB	R	H	RBI	BB	SO	LOB
2 Derek Jeter, R (1, 6) OBP: 0.364, SLG: 0.431	C FF 98 F FF 97 B FF 95 F FF 93 F FF 93 B FF 96 T FF 92 2-2 ① **K**		X FF 89 0-0 ① **F9**		B FF 94 F FF 95 F FF 96 B FF 95 X FF 91 2-2 **1B**		B CH 86 X FF 95 1-0 **24 2B** **2B** 1-3	C FF 89 B SI 90 D CU 77 X FF 90 2-1 **1B** 2-H		5	1	3	1	0	1	0
31 Ichiro Suzuki, L (1, 9) OBP: 0.309, SLG: 0.392	X FF 97 0-0 **1B**		B SI 94 B CH 88 X SI 94 2-0 ② **G4-3**		X FF 94 0-0 ② **L6**		S FF 95 X CH 87 0-1 ① **SF8** 3-H	S SI 88 B FF 88 X CU 74 1-1 ③ **F8**		4	0	1	1	0	0	3
13 Alex Rodriguez, R (1, 5) OBP: 0.350, SLG: 0.429	S SI 96 B FF 97 X SI 95 1-1 ② **P6**		B FF 94 B FF 94 C FF 94 X FF 94 2-1 **24 E** **1B**		C FF 90 B FF 95 S FF 94 X FF 90 1-2 ③ **L6**		F FF 95 S CH 87 D CH 89 D CH 89 F FF 95 F CH 86 D CH 88 B FF 95 4-2 **24 2B 33 WP** **BB**		F FF 92 C FF 93 X CH 87 0-2 **33 BB 24 1B 14 1B** **1B**	4	2	2	0	1	0	2
24 Robinson Canó, L (1, 4) OBP: 0.373, SLG: 0.531	B FF 96 B FF 91 X FF 94 2-0 ③ **G4-3**		F SI 94 1 SAFE B FF 89 F FF 88 X FF 95 1-2 **E5** 1-3			B SI 92 C FF 92 X SI 94 1-1 **33 1B 14 WP** **2B** 2-2 **33 WP 33 L6-5** **2B** 1-3 2-H	B CH 87 S CH 87 S CH 88 F CH 88 F FF 95 B SI 96 X CH 87		X FF 93 0-0 **33 BB 14 1B** **1B** 1-2	5	2	3	1	0	0	2
33 Nick Swisher, S (1, 3) OBP: 0.355, SLG: 0.466		B FF 92 C FF 94 B CH 89 S FF 90 C FF 96 2-3 ① **K**	B FF 89 X FF 90 1-0 ③ **G5-3**			F CH 88 B FF 90 F CH 89 B FF 94 X FF 95 2-2 **27 G3 14 WP** **1B** 2-3	C SI 92 B SI 92 B SL 79 F SI 91 B SI 92 X SI 93 3-2 ② ③ **L6-5** 2-H 3-H		B FF 93 F FF 93 B CH 86 B FF 93 F FF 94 B FF 93 4-2 **14 1B** **BB** 1-2 2-3	4	0	1	0	1	1	3
14 Curtis Granderson, L (1, 8) OBP: 0.315, SLG: 0.477		C SI 90 X FF 95 0-1 ② **G4-3**		B FF 89 F FF 94 X FF 95 1-1 ① **G4-3**		C FF 89 B FF 90 F FF 89 B SL 84 X SI 90 2-2 ① **G1-3** 1-2 3-H		B SL 76 B SL 74 B FF 88 C FF 88 B FF 87 4-1 **55 SH5-4 27 1B 26 SF9** **BB**	C FF 93 X FF 94 0-1 **1B** 1-3 2-H 3-H	4	1	1	2	1	0	1
27 Raul Ibanez, L (1, 7) OBP: 0.304, SLG: 0.444 11 Brett Gardner, L (8, PR) OBP: 0.424, SLG: 0.393 (8, 7) 60 Chris Dickerson, L (9, PH) OBP: 0.438, SLG: 0.769 (9, 7)		B FF 95 B FF 95 C SI 93 B FF 94 X SI 94 3-1 **1B**	B FF 94 X FF 95 1-0 ② **G6-3**			D FF 91 C FF 94 X SI 90 1-1 ② **G3** 2-3		1 SAFE S FF 88 1 SAFE X FF 88 0-1 **55 SH5-4 2 1B** **1B** 1-2	C FF 93 C FF 93 X FF 93 0-2 ① **P6**	4 0 1	0 1 0	2 0 0	0 0 0	0 0 0	0 0 0	1 0 2
55 Russell Martin, R (1, 2) OBP: 0.310, SLG: 0.397		F SI 94 B FF 89 F SI 94 X FF 96 1-2 ③ **G4-3**	B FF 92 F SI 94 F FF 96 F FF 91 S FF 92 1-3 ③ **K**			C FF 96 C FF 97 S FF 90 0-3 ③ **K**		X FF 88 0-0 ① **SH5-4** 1-2 2-3	S CH 86 B FF 93 F FF 93 F FF 93 C FF 92 1-3 ② **K**	4	0	0	0	0	3	4
12 Eric Chavez, L (1, 10) OBP: 0.347, SLG: 0.502 26 Eduardo Núñez, R (7, PH) OBP: 0.313, SLG: 0.365 (7, 10)			X FF 92 0-0 **HR**		C FF 92 S FF 93 X FF 95 0-2 ① **G1-3**		C FF 90 F CU 82 B CU 82 X CU 80 1-2 **2 2B 31 SF8** **1B**	X FF 87 0-0 ② **SF9** 3-H	F FF 91 F SL 87 B FF 95 X SL 88 1-2 ③ **G6-3**	2 2	1 1	1 1	1 1	0 0	0 0	0 2
Inning Stats	R: 0 E: 0 K: 1 S: 9 H: 1 LOB: 1 BB: 0 P: 14	R: 0 E: 0 K: 1 S: 10 H: 1 LOB: 1 BB: 0 P: 16	R: 1 E: 1 K: 0 S: 9 H: 2 LOB: 2 BB: 0 P: 15	R: 0 E: 0 K: 1 S: 7 H: 0 LOB: 0 BB: 0 P: 10	R: 0 E: 0 K: 0 S: 10 H: 1 LOB: 1 BB: 0 P: 13	R: 1 E: 0 K: 1 S: 13 H: 2 LOB: 1 BB: 0 P: 19	R: 3 E: 0 K: 0 S: 18 H: 3 LOB: 0 BB: 1 P: 29	R: 2 E: 0 K: 0 S: 9 H: 2 LOB: 2 BB: 1 P: 16	R: 2 E: 0 K: 1 S: 18 H: 3 LOB: 2 BB: 1 P: 24	1B: 11 2B: 4 3B: 0 HR: 1 SF: 2 SAC: 1 DP: 1 HBP: 0						

TOP

AB	39
R	9
H	15
RBI	7
BB	3
SO	5
LOB	20

WP: 2 PB: 0 SB: 0 CS: 0 PA: 45

PITCHER		IP	WLS	BF	H	R	ER	SO	BB	IBB	HBP	BLK	WP	HR	S	P	ERA	WHIP
37 Henderson Alvarez III, R ERA: 4.85	(1, 1)	6.0		26	7	2	2	4	0	0	0	0	1	1	58	87	3.00	1.167
27 Brett Cecil, L ERA: 5.64	(7, 1)	0.0		1	1	1	1	0	0	0	0	0	0	0	3	4	∞	∞
50 Steve Delabar, R ERA: 3.74	(7, 1)	0.1	H	4	2	1	1	0	1	0	0	0	0	0	12	19	27.00	9.000
62 Aaron Loup, L ERA: 2.73	(7, 1)	0.2	B	1	0	1	1	0	0	0	0	0	1	0	3	6	13.50	0.000
38 Darren Oliver, L ERA: 2.1	(8, 1)	0.0	L	2	1	2	2	0	1	0	0	0	0	0	3	7	∞	∞
31 Brandon Lyon, R ERA: 3.2	(8, 1)	1.0		4	1	0	0	0	0	0	0	0	0	0	6	9	0.00	1.000
54 Jason Frasor, R ERA: 4.12	(9, 1)	0.2		6	3	2	2	1	1	0	0	0	0	0	15	20	27.00	6.000
58 Chad Beck, R ERA: 6.75	(9, 1)	0.1		1	0	0	0	0	0	0	0	0	0	0	3	4	0.00	0.000

BOTTOM

Batter	1	2	3	4	5	6	7	8	9	AB	R	H	RBI	BB	SO	LOB
13 Brett Lawrie, R (1, 5) OBP: 0.322, SLG: 0.407	C FF 91 X SI 92 0-1 ① L9	X KC 75 0-0 1-3 1B			F FF 91 1 SAFE B FF 91 X SL 80 1-1 1-H HR	C SL 82 B SL 83 B SL 83 B SI 89 X SI 88 3-1 ③ G6-3			C FF 91 X SL 83 0-1 28 BB, 11 1B, 5 G6-4-3 1B	5	2	3	2	0	0	0
11 Rajai Davis, R (1, 7) OBP: 0.311, SLG: 0.382	C FF 92 X SL 83 0-1 10 BB, 5 2B 1B	F FF 92 B FF 91 F FF 92 X SL 84 1-2 ③ F8			C FF 92 F FF 92 S SL 81 0-3 ① K		C SL 80 B SL 81 X SI 86 1-1 ① G1-3		B FF 91 C FF 90 X FF 90 1-1 5 G6-4-3, 28 BB 1-2 1B	5	1	2	0	0	1	2
10 Edwin Encarnación, R (1, 10) OBP: 0.384, SLG: 0.557 28 Colby Rasmus, L (7, PH) OBP: 0.291, SLG: 0.403 (8, 10)	C SL 80 1 SAFE B FF 92 1 SAFE B FF 92 B SL 83 C SL 81 B FF 92 4-2 5 2B, 26 SF8 1-2 BB	B FF 92 C CH 84 C SL 81 X FF 92 1-2 ① F9			C FF 91 B CH 85 C FF 92 X FF 91 1-2 ② G4-3		S FF 92 B FF 94 F FF 94 F SL 83 F SL 82 B SL 81 F FF 94 B FF 95 F FF 96 3-3 S SL 82 ② K		F SI 94 B FF 94 B FF 94 B FF 94 B FF 93 4-1 5 G6-4-3 1-2 2-3 BB	2	1	0	0	1	0	0
5 Yunel Escobar, R (1, 6) OBP: 0.298, SLG: 0.346	B FF 94 X SI 92 1-0 26 SF8 1-3 2-H 2B	B FF 92 X SL 83 1-0 ② F8			X FF 91 0-0 26 1B, 14 1B 1B		S SL 79 B FF 93 B SL 82 B FF 94 C SL 82 B SL 83 4-2 BB		C SL 85 X SL 85 0-1 ① ② G6-4-3 1-2f 2-3 3-H	4	1	2	1	1	0	2
26 Adam Lind, L (1, 3) OBP: 0.304, SLG: 0.407	C KC 76 B FF 92 F FF 91 F SL 82 X SL 81 1-2 ② SF8 2-3 3-H	C FF 92 B CH 85 X FF 92 1-1 ③ F7			B CH 83 F CH 84 S SI 91 F CH 84 B FF 91 F FF 91 F FF 92 1 SAFE X CH 84 2-2 14 1B 1-3 1B		F FF 94 B SI 95 B FF 94 X FF 94 2-1 ③ F8		B FF 94 B SL 84 C FF 94 B SL 85 X FF 94 3-1 ③ G4-3	4	0	1	1	0	0	2
14 Moisés Sierra, R (1, 9) OBP: 0.280, SLG: 0.386	B KC 75 S SL 84 B SL 83 D SL 83 S SL 84 X SL 83 3-2 ③ G6-3			B KC 72 F FF 91 C SL 82 F SL 81 B SL 83 S FF 92 2-3 ① K	F SL 80 B FF 90 B FF 90 X SL 80 2-1 1-3 3-H 1B			C FC 91 S FF 92 S KC 80 0-3 ① K		4	0	1	1	0	2	1
9 J.P. Arencibia, R (1, 2) OBP: 0.278, SLG: 0.442		S FF 92 B FF 92 B FF 92 B FF 92 F FF 92 X SL 84 3-2 ① P3		C FF 92 B FF 92 F FF 92 B SL 83 X FF 93 2-2 ② F8	S SL 82 X SI 87 0-1 ③ F7			S FC 92 B KC 81 F FC 91 B FC 91 B FC 92 B FC 91 4-2 BB		3	0	0	0	1	0	2
3 Adeiny Hechavarría, R (1, 4) OBP: 0.281, SLG: 0.365		C KC 76 S FF 93 S FF 92 0-3 ② K		C FF 92 B FF 92 B SL 84 S FF 92 B FF 92 S FF 92 3-3 ③ K		S SL 82 X SL 82 0-1 ① G4-3		X FC 91 0-0 ② F9		4	0	0	0	0	2	1
8 Anthony Gose, L (1, 8) OBP: 0.293, SLG: 0.310		B KC 75 B FF 92 B CH 86 C FF 91 B FF 93 4-1 13 1B BB			S FF 91 X FF 91 0-1 13 HR 1B	X SL 82 0-0 ② G3		C FC 92 S KC 82 F KC 81 C KC 79 0-3 ③ K		3	1	1	0	1	1	1
Inning Stats	R: 2 E: 0 K: 0 S: 14 H: 2 LOB: 1 BB: 1 P: 23	R: 0 E: 0 K: 1 S: 11 H: 1 LOB: 2 BB: 1 P: 19	R: 0 E: 0 K: 0 S: 6 H: 0 LOB: 0 BB: 0 P: 9	R: 0 E: 0 K: 2 S: 10 H: 0 LOB: 0 BB: 0 P: 17	R: 3 E: 0 K: 1 S: 21 H: 5 LOB: 2 BB: 0 P: 27	R: 0 E: 0 K: 0 S: 5 H: 0 LOB: 0 BB: 0 P: 8	R: 0 E: 0 K: 1 S: 13 H: 0 LOB: 1 BB: 1 P: 23	R: 0 E: 0 K: 2 S: 10 H: 0 LOB: 1 BB: 1 P: 14	R: 1 E: 0 K: 0 S: 9 H: 2 LOB: 1 BB: 1 P: 17	1B: 8 2B: 1 3B: 0 HR: 1 SF: 1 SAC: 0 DP: 1 HBP: 0						

PITCHER	IP	WLS	BF	H	R	ER	SO	BB	IBB	HBP	BLK	WP	HR	S	P	ERA	WHIP
65 Phil Hughes, R (1, 1) ERA: 4.19	4.2		24	8	5	5	4	2	0	0	0	0	1	60	93	9.64	2.143
34 Derek Lowe, R (5, 1) ERA: 5.18	1.2		5	0	0	0	0	0	0	0	0	0	0	9	13	0.00	0.000
48 Boone Logan, L (7, 1) ERA: 3.79	0.2	W	3	0	0	0	1	1	0	0	0	0	0	11	20	0.00	1.500
30 David Robertson, R (8, 1) ERA: 2.72	1.0	H	4	0	0	0	2	1	0	0	0	0	0	10	14	0.00	1.000
29 Rafael Soriano, R (9, 1) ERA: 2.19	1.0		5	2	1	1	0	1	0	0	0	0	0	9	17	9.00	3.000

PITCHER	IP	WLS	BF	H	R	ER	SO	BB	IBB	HBP	BLK	WP	HR	S	P	ERA	WHIP

New York Yankees @ Toronto Blue Jays

Rogers Centre, Toronto, ON

Sun Sep 30 2012, 1:11 PM - 4:34 PM EDT

Att. 31,418 - Roof Closed - 68 F

livebaseballscorecards.com

AB	35
R	6
H	10
RBI	5
BB	5
SO	7
LOB	11

WP: 0	PA: 41		
PB: 0			
SB: 0			
CS: 0			

TOP

Minnesota Twins @ Toronto Blue Jays

Rogers Centre, Toronto, ON

Mon Oct 01 2012, 7:08 PM - 10:21 PM EDT

Att. 12,359 - Roof Closed - 68 F

livebaseballscorecards.com

Batter	1	2	3	4	5	6	7	8	9	10	AB	R	H	RBI	BB	SO	LOB
11 Ben Revere, L (1, 8) (8, 9) OBP: 0.327, SLG: 0.336	B FF 85 C FF 83 F FF 85 X SI 84 1-2 8 L6-3 1B		B FC 82 B FC 82 X FF 83 2-0 ① G3		C FF 86 X SL 71 0-1 ① G5-3		C FF 90 B CU 81 B CU 82 X FF 92 2-1 8 S 8 1B 1B		C FF 92 B FF 93 F FF 91 S CU 75 1-3 ① K		5	1	2	0	0	1	0
8 Jamey Carroll, R (1, 4) (9, 5) OBP: 0.343, SLG: 0.317	C FF 83 X SI 84 0-1 ① ② L6-3 1-1		C FF 84 X FC 82 0-1 27 1B 24 2B 2B		B FF 82 X SI 82 1-0 E6 7 1B 1B		1 SAFE 1 SAFE B SI 91 F FF 90 B SI 92 F FF 92 B FC 88 X FF 92 3-2 27 FC6-4 1-H 1B		B FF 93 C FF 92 S FF 92 C CU 76 1-3 ② K		5	2	3	1	0	1	1
7 Joe Mauer, L (1, 10) OBP: 0.416, SLG: 0.450	C FF 84 C FF 86 B FF 85 X SL 73 1-2 ③ G1		X FF 84 0-0 ② F7		B FC 83 C FF 87 B FF 82 X FC 82 2-1 27 G1-6-3 2-H 1B		B FF 90 C FC 88 C FC 88 S CU 82 1-3 ① K		C FF 92 X SI 92 0-1 ③ G1-3		5	0	1	1	0	1	2
27 Chris Parmelee, L (1, 3) OBP: 0.302, SLG: 0.397		C SI 85 H SI 83 1-1 24 HR HBP	B FF 84 B FC 83 B FF 86 C FF 84 X FF 84 3-1 24 2B 2-3 1B		B SI 85 S FC 82 B FF 83 B SI 83 X FC 82 3-1 ② ③ G1-6-3 1-2f		1 SAFE 1 SAFE B FC 88 X FC 88 1-0 ② FC6-4 1-2f			C CU 75 X FF 90 0-1 22 FC2-5 2B	4	1	2	0	0	0	2
24 Trevor Plouffe, R (1, 5) OBP: 0.301, SLG: 0.457 12 Alexi Casilla, S (9, 4) OBP: 0.279, SLG: 0.315		X FF 82 0-0 1-H HR	B CH 80 C CH 79 B FC 86 B SI 85 X FF 84 3-1 1-3 3-H 2B			B FF 93 B FF 93 B FF 92 C FF 92 F SL 85 B SL 87 4-2 22 1B BB	B CU 81 B FF 93 C FF 94 B FF 94 1 SAFE F FF 94 F FF 94 S CU 83 3-3 ③ K			L SI 89 H CU 76 1-1 2 BB 22 FC2-5 HBP	3 0	1 0	2 0	3 0	1 0	1 0	1 0
22 Matt Carson, R (1, 9) (8, 7) OBP: 0.246, SLG: 0.241		B FF 84 S SI 82 B SI 83 X SI 83 2-1 ① F8	B CH 80 X SI 84 1-0 ③ G1-3			X FF 91 0-0 25 FC4-6 1-2 1B		C FF 93 B CU 81 C CU 80 T FF 94 1-2 ① K		X FC 88 0-0 ① FC2-5 2 BB 1-2 2-3f	5	0	1	0	0	1	4
23 Chris Herrmann, L (1, 7) OBP: 0.133, SLG: 0.071 2 Denard Span, L (8, 8) OBP: 0.344, SLG: 0.390		C FF 85 S FC 82 X FF 85 0-2 ② L8		B FF 86 X FF 85 1-0 ① G4-3		B FS 91 X FF 92 1-0 ① F9		B FF 93 C FF 93 B CH 87 B CH 87 B FF 94 4-1 BB		D CU 75 B SI 90 F CU 75 B SI 90 C CU 77 B CU 78 4-2 1-2 2-3 BB	3 0	0 0	0 0	0 0	1 1	0 0	2 0
41 Drew Butera, R (1, 2) OBP: 0.277, SLG: 0.287		C SI 86 X FC 83 0-1 2B		B FF 85 X SI 83 1-0 ② P4		F SL 86 B SL 86 F FF 93 B FS 88 X SL 87 2-2 ② P3		F FF 94 S FF 94 B CU 84 C FF 95 1-3 ② K		X FC 89 0-0 ② F4	5	0	1	0	0	1	6
25 Pedro Florimón, S (1, 6) OBP: 0.278, SLG: 0.313		D CH 80 B SI 85 X SI 83 2-0 ③ G6-3		C SI 83 X SI 82 0-1 ③ F9		X FF 94 0-0 ③ FC4-6 1-2f		C FF 94 B FF 94 C CH 87 S CU 86 1-3 ③ K		C CU 76 S CU 76 C CU 77 0-3 ③ K	5	0	0	0	0	2	7
Inning Stats	R: 0 E: 0 K: 0 S: 8 H: 1 LOB: 0 BB: 0 P: 10	R: 2 E: 0 K: 0 S: 10 H: 2 LOB: 1 BB: 0 P: 15	R: 1 E: 0 K: 0 S: 9 H: 3 LOB: 2 BB: 0 P: 18	R: 0 E: 0 K: 0 S: 4 H: 0 LOB: 0 BB: 0 P: 6	R: 1 E: 1 K: 0 S: 7 H: 2 LOB: 0 BB: 0 P: 13	R: 0 E: 0 K: 0 S: 8 H: 1 LOB: 2 BB: 1 P: 15	R: 1 E: 0 K: 2 S: 13 H: 2 LOB: 1 BB: 0 P: 23	R: 0 E: 0 K: 3 S: 10 H: 0 LOB: 1 BB: 1 P: 17	R: 0 E: 0 K: 2 S: 8 H: 0 LOB: 0 BB: 0 P: 10	R: 0 E: 0 K: 1 S: 10 H: 1 LOB: 3 BB: 1 P: 15	1B: 7 2B: 5 3B: 0 HR: 1	SF: 0 SAC: 0 DP: 2 HBP: 2	WP: 0 PB: 0 SB: 1 CS: 0	PA: 45			

	AB	40
	R	5
	H	12
	RBI	5
	BB	3
	SO	8
	LOB	25

PITCHER		IP	WLS	BF	H	R	ER	SO	BB	IBB	HBP	BLK	WP	HR	S	P	ERA	WHIP
32 Aaron Laffey, L ERA: 4.56	(1, 1)	5.0		22	8	4	3	0	0	0	1	0	0	1	38	62	5.40	1.600
58 Chad Beck, R ERA: 6.32	(6, 1)	1.0		5	1	0	0	0	1	0	0	0	0	0	8	15	0.00	2.000
27 Brett Cecil, L ERA: 5.72	(7, 1)	0.2		4	2	1	1	1	0	0	0	0	0	0	9	16	13.50	3.000
49 Brad Lincoln, R ERA: 3.68	(7, 1)	1.1		5	0	0	0	4	1	0	0	0	0	0	14	24	0.00	0.750
44 Casey Janssen, R ERA: 2.59	(9, 1)	1.0		3	0	0	0	2	0	0	0	0	0	0	8	10	0.00	0.000

PITCHER		IP	WLS	BF	H	R	ER	SO	BB	IBB	HBP	BLK	WP	HR	S	P	ERA	WHIP
31 Brandon Lyon, R ERA: 3.15	(10, 1)	1.0	W	6	1	0	0	1	1	0	1	0	0	0	10	15	0.00	2.000

Batter	1	2	3	4	5	6	7	8	9	10	AB	R	H	RBI	BB	SO	LOB
11 Rajai Davis, R (1, 9) (10, 7) OBP: 0.310, SLG: 0.380	C SI 89 X CU 75 0-1 13 F8 28 P2 26 1B 1B		B CU 78 F SI 90 B SI 92 B CU 78 C SI 92 X SI 92 3-2 ① G6-3		B SI 90 F CU 74 B CH 82 F CH 81 B CU 78 F SI 92 X SI 91 3-2 ② G1-3		F SI 94 S SL 85 B SL 87 F SI 95 F SI 94 F SL 85 B SL 86 S SL 87 2-3 ① K	C CH 89 C FF 94 F FF 95 S FF 94 0-3 ③ K			5	1	1	0	0	2	2
28 Colby Rasmus, L (1, 8) OBP: 0.289, SLG: 0.400 14 Moisés Sierra, R (9, PH) OBP: 0.278, SLG: 0.383 (10, 9)	X SI 89 0-0 ① P2 1-2		C CU 74 X CH 84 0-1 ② F8		B SI 88 S CH 81 X SI 89 1-1 ③ P3		C SL 86 F SI 95 B SI 94 C SL 87 1-3 ② K		C FF 95 F FF 96 C FF 95 0-3 ① K		4 1	0 0	0 0	0 0	0 0	1 1	1 0
13 Brett Lawrie, R (1, 5) OBP: 0.324, SLG: 0.408	X CU 75 0-0 ② F8 2-3		B CU 80 B SI 92 X SI 91 2-0 ② 26 1B 1B			B CH 77 B SI 89 S SI 89 S CU 74 B CU 78 F SI 90 B SI 91 4-2 5 SH1-3 26 1B 3 FC5-2 BB	X FF 94 0-0 26 2B 1B		C SL 85 B SL 86 F FF 96 F SL 85 S SL 86 1-3 ② K		4	1	2	0	1	1	1
26 Adam Lind, L (1, 3) OBP: 0.312, SLG: 0.418 18 Mike McCoy, R (7, PR) OBP: 0.232, SLG: 0.250 68 Yan Gomes, R (8, 3) OBP: 0.271, SLG: 0.379	C CH 84 B SI 91 X CH 84 1-1 5 BB 3-H 1B		B SI 90 F SI 87 B SI 90 1 SAFE B SI 90 X CH 83 3-1 1-3 1B			X SI 89 0-0 3 FC5-2 5 SH1-3 6 2B 1-2 1B	C SL 82 D SL 82 C SL 81 D SL 81 B SL 82 X SL 81 3-2 1-H 2B		B FF 96 X FF 95 1-0 HR		4 0 1	1 0 1	4 0 1	2 0 1	0 0 0	0 0 0	0 0 0
5 Yunel Escobar, R (1, 10) OBP: 0.298, SLG: 0.344	B SI 90 B SI 90 B SI 91 C SI 91 F SI 90 B SI 92 4-2 1-2 BB		C CU 78 B CU 78 X CU 75 1-1 ③ G1-3			X CU 74 0-0 ① SH1-3 1-2 2-3	C SL 89 B FF 94 S FF 94 S FF 94 1-3 ③ K		C SL 85 C FF 96 S SL 86 0-3 ③ K		3	0	0	0	1	2	3
2 Kelly Johnson, L (1, 4) OBP: 0.313, SLG: 0.359 17 Omar Vizquel, S (10, PH) OBP: 0.264, SLG: 0.280	S CU 75 X CU 76 0-1 ③ P3			S CH 80 S CH 81 B CH 81 F CH 84 B SI 89 F CH 84 B CU 77 F CH 85 X CH 85 3-2 ① G5-3		B CU 76 D CH 82 C CH 80 B CH 81 B CH 82 4-1 3 FC5-2 6 2B BB		C CH 86 B FF 93 B CH 88 B SI 91 X FF 92 3-1 8 S 3 SH1-4 1B	C SI 91 F CH 84 X CH 86 0-2 ① G6-3		3 1	1 0	1 0	0 0	1 0	0 0	2 0
3 Adeiny Hechavarría, R (1, 6) OBP: 0.280, SLG: 0.361		C SI 90 X CU 78 0-1 ① P5		C CU 75 F CU 77 B CU 79 B CU 77 X SI 91 2-2 ② F8		C CU 77 X CU 79 0-1 ② FC5-2 6 2B 1-2 2-3 3-Hf	X FF 92 0-0 ① SH1-4 1-2		F CU 74 X SI 92 0-1 9 WP 8 1B 1B		4	1	1	0	0	0	3
6 Jeff Mathis, R (1, 2) OBP: 0.249, SLG: 0.393 9 J.P. Arencibia, R (10, PH) OBP: 0.277, SLG: 0.441		C SI 91 B CU 76 S CU 79 B SI 91 B CU 79 T SI 93 3-2 ② K		C SI 91 S CH 81 B CH 82 X CU 79 1-2 ③ G6-3		X CU 77 0-0 1-3 2-H 3-H 2B	S CH 88 S CH 88 S CH 88 0-3 ② K		T CH 86 F FF 92 1 SAFE F FF 93 F SL 85 B FF 93 S SL 84 1-3 ② K 1-2		4 1	0 0	1 0	2 0	0 0	2 1	1 1
8 Anthony Gose, L (1, 7) (10, 8) OBP: 0.296, SLG: 0.309		C CH 82 X SI 91 0-1 ③ F8			C CH 86 B CU 76 B CH 81 B SI 87 X SI 87 3-1 ① F8	C FF 93 B SL 85 B SL 86 B SL 85 C SL 82 C FF 94 3-3 ③ K	S CH 88 C CH 88 B FF 94 D CH 88 D CH 88 F CH 88 B FF 95 4-2 2-3 BB		S SL 84 B SL 85 S SI 91 X SL 85 1-2 2-H 1B		4	0	1	1	1	1	2
Inning Stats	R: 1 H: 2 E: 0 LOB: 2 K: 0 BB: 1 S: 10 P: 15	R: 0 H: 0 E: 0 LOB: 0 K: 1 BB: 0 S: 7 P: 10	R: 0 H: 2 E: 0 LOB: 2 K: 0 BB: 0 S: 10 P: 19	R: 0 H: 0 E: 0 LOB: 0 K: 0 BB: 0 S: 12 P: 18	R: 0 H: 0 E: 0 LOB: 0 K: 0 BB: 0 S: 8 P: 15	R: 2 H: 2 E: 0 LOB: 2 K: 1 BB: 2 S: 12 P: 23	R: 1 H: 2 E: 0 LOB: 1 K: 3 BB: 0 S: 16 P: 23	R: 0 H: 1 E: 0 LOB: 2 K: 2 BB: 1 S: 13 P: 20	R: 1 H: 1 E: 0 LOB: 0 K: 3 BB: 0 S: 11 P: 13	R: 1 H: 2 E: 0 LOB: 1 K: 1 BB: 0 S: 13 P: 15	1B: 9 2B: 2 3B: 0 HR: 1	SF: 0 SAC: 2 DP: 0 HBP: 0	WP: 1 PB: 0 SB: 1 CS: 0	PA: 45				

PITCHER		IP	WLS	BF	H	R	ER	SO	BB	IBB	HBP	BLK	WP	HR	S	P	ERA	WHIP
59 Esmerling Vasquez, R ERA: 5.68	(1, 1)	5.2		26	6	3	3	1	3	0	0	0	0	0	56	94	4.76	1.588
31 Alex Burnett, R ERA: 3.62	(6, 1)	1.0	H	4	1	1	1	3	0	0	0	0	0	0	13	19	9.00	1.000
64 Tyler Robertson, L ERA: 5.4	(7, 1)	0.0		1	1	0	0	0	0	0	0	0	0	0	3	6	∞	∞
50 Casey Fien, R ERA: 2.08	(7, 1)	0.1	H	1	0	0	0	1	0	0	0	0	0	0	3	4	0.00	0.000
61 Jared Burton, R ERA: 2.18	(8, 1)	1.0	H	5	1	0	0	2	1	0	0	0	0	0	13	20	0.00	2.000

PITCHER		IP	WLS	BF	H	R	ER	SO	BB	IBB	HBP	BLK	WP	HR	S	P	ERA	WHIP
15 Glen Perkins, L ERA: 2.56	(9, 1)	1.0	B	4	1	1	1	3	0	0	0	0	0	1	11	13	9.00	1.000
52 Brian Duensing, L ERA: 5.12	(10, 1)	0.2	L	4	2	1	1	1	0	0	0	0	1	0	13	15	13.50	3.000

Minnesota Twins @ Toronto Blue Jays

Rogers Centre, Toronto, ON

Mon Oct 01 2012, 7:08 PM - 10:21 PM EDT

Att. 12,359 - Roof Closed - 68 F

BOTTOM

livebaseballscorecards.com

AB	39
R	6
H	12
RBI	6
BB	4
SO	11
LOB	16

Minnesota Twins @ Toronto Blue Jays

Rogers Centre, Toronto, ON

Tue Oct 02 2012, 7:08 PM - 9:40 PM EDT

Att. 13,930 - Roof Closed - 68 F

TOP

livebaseballscorecards.com

Batter	1	2	3	4	5	6	7	8	9	AB	R	H	RBI	BB	SO	LOB
2 Denard Span, L (1, 8) OBP: 0.345, SLG: 0.398	F8			2B		HR		F7		4	1	2	2	0	0	0
11 Ben Revere, L (1, 9) OBP: 0.330, SLG: 0.339	7 G4-6-3 1B			G2-3		27 CS 1B		27 CS 1B		4	0	3	0	0	0	1
7 Joe Mauer, L (1, 10) OBP: 0.415, SLG: 0.448	G4-6-3 1-2f			27 G6-4-3 BB		K		F8		3	0	0	0	1	1	3
27 Chris Parmelee, L (1, 3) OBP: 0.296, SLG: 0.388		F8		G6-4-3 1-2f		G5-3 1-2		CS 1-2	K	4	0	0	0	0	1	3
24 Trevor Plouffe, R (1, 5) OBP: 0.301, SLG: 0.457		F7			G5-3		23 G4-3 12 2B 2B		P4	4	1	1	0	0	0	0
22 Matt Carson, R (1, 7) OBP: 0.262, SLG: 0.258 19 Darin Mastroianni, R (9, PR) OBP: 0.328, SLG: 0.350		K2-3			1B		G6-3		1B	4 0	0 0	2 0	0 0	0 0	1 0	1 0
23 Chris Herrmann, L (1, 2) OBP: 0.105, SLG: 0.056			G3-1		K		G4-3 2-3		G6-3	4	0	0	0	0	1	3
12 Alexi Casilla, S (1, 4) OBP: 0.280, SLG: 0.319			G5-3		G3		2B 3-H			3	0	1	1	0	0	1
5 Eduardo Escobar, S (1, 6) OBP: 0.286, SLG: 0.268			G3			2 HR 1B	G4-3			3	1	1	0	0	0	1

	AB	33
	R	3
	H	10
	RBI	3
	BB	1
	SO	4
	LOB	13

Inning Stats																																		
	R: 0	E: 0	K: 0	S: 5	H: 1	LOB: 0	BB: 0	P: 9	R: 0	E: 0	K: 1	S: 12	H: 0	LOB: 0	BB: 0	P: 17	R: 0	E: 0	K: 0	S: 5	H: 0	LOB: 0	BB: 0	P: 7	R: 0	E: 0	K: 0	S: 11	H: 1	LOB: 1	BB: 1	P: 18
	R: 0	E: 0	K: 1	S: 12	H: 1	LOB: 0	BB: 0	P: 20	R: 2	E: 0	K: 1	S: 10	H: 3	LOB: 0	BB: 0	P: 12	R: 1	E: 0	K: 0	S: 13	H: 2	LOB: 1	BB: 0	P: 18	R: 0	E: 0	K: 0	S: 9	H: 1	LOB: 0	BB: 0	P: 13
	R: 0	E: 0	K: 1	S: 10	H: 1	LOB: 1	BB: 0	P: 13	1B: 6	2B: 3	3B: 0	HR: 1	SF: 0	SAC: 0	DP: 2	HBP: 0	WP: 0	PB: 0	SB: 0	CS: 2	PA: 35														

PITCHER		IP	WLS	BF	H	R	ER	SO	BB	IBB	HBP	BLK	WP	HR	S	P	ERA	WHIP
64 Chad Jenkins, R ERA: 4.5	(1, 1)	5.0	W	19	5	2	2	2	1	0	0	0	0	1	48	74	3.60	1.200
62 Aaron Loup, L ERA: 2.64	(6, 1)	1.0	H	3	1	0	0	1	0	0	0	0	0	0	7	9	0.00	1.000
50 Steve Delabar, R ERA: 3.82	(7, 1)	1.0	H	5	2	1	1	0	0	0	0	0	0	0	13	18	9.00	2.000
38 Darren Oliver, L ERA: 2.06	(8, 1)	1.0	H	3	1	0	0	0	0	0	0	0	0	0	9	13	0.00	1.000
44 Casey Janssen, R ERA: 2.54	(9, 1)	1.0	S	4	1	0	0	1	0	0	0	0	0	0	10	13	0.00	1.000

PITCHER	IP	WLS	BF	H	R	ER	SO	BB	IBB	HBP	BLK	WP	HR	S	P	ERA	WHIP

Batter	1	2	3	4	5	6	7	8	9	AB	R	H	RBI	BB	SO	LOB
11 Rajai Davis, R (1, 7) OBP: 0.309, SLG: 0.379	B SI 91 B SI 91 F FF 91 F FF 94 X FF 93 2-2 P4		F SL 81 C SL 82 B FF 92 X SI 92 1-2 5 G6-4-3 1-3 3-H 1B		B SI 89 1 SAFE 1 SAFE X SL 80 1-0 G6-3 1-3			C FC 89 F SI 94 X SL 86 0-2 L1-3		4	0	1	1	0	0	1
5 Yunel Escobar, R (1, 6) OBP: 0.300, SLG: 0.344	C SI 93 B SL 82 X SI 93 1-1 P3		X SI 92 0-0 G6-4-3 1-2f		X SI 90 0-0 1B 3-H			C SL 85 B FC 91 B SI 93 B SL 86 B SI 93 4-1 13 FC6-4 BB		3	0	1	1	1	0	2
13 Brett Lawrie, R (1, 5) OBP: 0.326, SLG: 0.407	S SL 82 X SL 82 0-1 G5-3			B SI 92 B SL 82 B SI 91 C SI 90 C SL 82 F FF 93 B SI 93 4-2 26 G1-6-3 BB		B SI 90 C SI 90 F SI 89 X FF 88 1-2 E5 1B		C SI 91 X FC 89 0-1 FC6-4 26 F 1-2f		3	0	1	0	1	0	1
26 Adam Lind, L (1, 3) OBP: 0.311, SLG: 0.414		B SI 92 B SI 92 B SI 92 C SI 90 X SI 93 3-1 F7		B SI 90 X SI 90 1-0 G1-6-3 1-2f		B FF 88 B SI 89 D SI 90 B SI 89 4-0 2 G4-6-3 BB		B SL 82 B SI 86 B SI 86 C FF 87 C SI 87 X SL 83 3-2 E1 1-2		3	0	0	0	1	0	2
9 J.P. Arencibia, R (1, 2) OBP: 0.277, SLG: 0.439		B SI 94 C SL 82 B SI 94 B SI 94 F SI 93 C SI 94 3-3 K		X SL 82 0-0 2 HR 1B		D SI 89 S SI 89 B SI 90 X SI 90 2-1 F8		C SL 88 B SL 89 F FF 94 X FF 92 1-2 F8		4	1	1	0	0	1	4
2 Kelly Johnson, L (1, 10) OBP: 0.313, SLG: 0.365		B SI 93 B CH 84 C SI 94 C SI 94 C SI 94 2-3 K		B CH 81 S SI 91 B SI 92 S SI 92 B SI 93 F SI 92 F SI 92 X FF 93 3-2 1-H HR		B FF 90 X SI 89 1-0 G4-6-3 1-2f				3	1	1	2	0	1	2
3 Adeiny Hechavarría, R (1, 4) OBP: 0.281, SLG: 0.369			X SL 81 0-0 14 G6-3 11 1B 2B	C SI 94 X SI 94 0-1 L8			F SL 80 X SI 90 0-1 G4-3			3	1	1	0	0	0	0
14 Moisés Sierra, R (1, 9) OBP: 0.273, SLG: 0.375			X SI 92 0-0 G6-3 2-3		S SL 82 F SL 83 X SI 92 0-2 G5-3		F SI 90 B SL 81 X FF 89 1-1 G4-3			3	0	0	0	0	0	1
8 Anthony Gose, L (1, 8) OBP: 0.302, SLG: 0.307			B SI 94 B SI 91 B SI 92 C SI 90 F SI 92 B SI 92 4-2 11 1B BB		B SL 79 B SI 91 B SI 91 B SI 90 4-0 11 G6-3 5 1B BB		C SI 88 C FF 89 X FF 89 0-2 G6-3			1	1	0	0	2	0	0
Inning Stats	R: 0 E: 0 K: 0 S: 7 H: 0 LOB: 0 BB: 0 P: 10	R: 0 E: 0 K: 2 S: 8 H: 0 LOB: 0 BB: 0 P: 16	R: 1 E: 0 K: 0 S: 8 H: 2 LOB: 1 BB: 1 P: 13	R: 2 E: 0 K: 0 S: 12 H: 2 LOB: 0 BB: 1 P: 20	R: 1 E: 0 K: 0 S: 5 H: 1 LOB: 1 BB: 1 P: 10	R: 0 E: 1 K: 0 S: 6 H: 1 LOB: 1 BB: 1 P: 14	R: 0 E: 0 K: 0 S: 7 H: 0 LOB: 0 BB: 0 P: 8	R: 0 E: 1 K: 0 S: 12 H: 0 LOB: 2 BB: 1 P: 20		1B: 4 2B: 1 3B: 0 HR: 1 SF: 0 SAC: 0 DP: 3 HBP: 0					WP: 0 PB: 0 SB: 0 CS: 0 PA: 32	

PITCHER	IP	WLS	BF	H	R	ER	SO	BB	IBB	HBP	BLK	WP	HR	S	P	ERA	WHIP
51 Anthony Swarzak, R (1, 1) ERA: 5.03	5.0	L	20	5	4	4	2	3	0	0	0	0	1	40	69	7.20	1.600
57 Kyle Waldrop, R (6, 1) ERA: 2.53	2.0		7	1	0	0	0	1	0	0	0	0	0	13	22	0.00	1.000
67 Luis Perdomo, R (8, 1) ERA: 3.38	0.2		3	0	0	0	0	1	0	0	0	0	0	6	10	0.00	1.500
64 Tyler Robertson, L (8, 1) ERA: 5.4	0.0		1	0	0	0	0	0	0	0	0	0	0	3	6	∞	∞
50 Casey Fien, R (8, 1) ERA: 2.06	0.1		1	0	0	0	0	0	0	0	0	0	0	3	4	0.00	0.000

PITCHER	IP	WLS	BF	H	R	ER	SO	BB	IBB	HBP	BLK	WP	HR	S	P	ERA	WHIP

BOTTOM

Minnesota Twins @ Toronto Blue Jays

Rogers Centre, Toronto, ON

Tue Oct 02 2012, 7:08 PM - 9:40 PM EDT

Att. 13,930 - Roof Closed - 68 F

livebaseballscorecards.com

AB	27
R	4
H	6
RBI	4
BB	5
SO	2
LOB	13

Batter	1	2	3	4	5	6	7	8	9	AB	R	H	RBI	BB	SO	LOB
2 Denard Span, L (1, 8) OBP: 0.342, SLG: 0.395	C FF 91 F FF 94 C FF 96 0-3 ① K		B FF 91 C FS 84 B FS 84 F FF 95 X SL 88 2-2 ③ F9		B KC 78 F FF 92 X FF 94 1-1 ③ G3			B FS 81 F SI 92 L FF 93 F SL 88 F SL 86 X FF 95 1-2 ① L4		4	0	0	0	0	1	0
11 Ben Revere, L (1, 9) OBP: 0.333, SLG: 0.342	C FF 92 X FF 95 0-1 7 FC4-6 1B			B FF 89 C SL 88 B FS 83 B FF 92 F FF 92 X FF 92 3-2 24 BB 7 BB 22 FC5-4 1B		B FF 91 X FF 92 1-0 24 FC5-4 7 BB 1B		C FF 93 F SL 86 S SL 88 0-3 ② K		4	1	3	0	0	1	0
7 Joe Mauer, L (1, 10) OBP: 0.416, SLG: 0.446	C FF 92 B FF 94 F FF 94 B FF 94 1 SAFE X FS 85 2-2 ② FC4-6 1-2f			C FF 92 B FF 92 B SL 90 D FS 84 F FF 93 D FF 95 4-2 22 FC5-4 24 BB 1-2 BB		1 SAFE B FF 90 B FF 91 F FF 92 B FF 92 B FF 91 4-1 24 FC5-4 1-2 BB		X FF 93 0-0 ③ F7		2	0	0	0	2	0	1
27 Chris Parmelee, L (1, 3) OBP: 0.290, SLG: 0.380	B FF 94 C FS 85 B FF 96 F FF 94 F FF 96 C FF 95 2-3 ③ K			C FF 94 T FF 95 B FF 96 C FF 95 1-3 ① K		C FS 83 S FF 94 C FF 96 0-3 ① K			F SI 90 X SI 90 0-1 ① G3	4	0	0	0	0	3	5
24 Trevor Plouffe, R (1, 5) OBP: 0.301, SLG: 0.455 12 Alexi Casilla, S (6, PR) OBP: 0.282, SLG: 0.321 (6, 4)		C FF 92 C SL 88 F FF 96 S SL 89 0-3 ① K		B FF 91 B SL 90 B FF 94 B FF 95 4-0 22 FC5-4 1-2 2-3 BB		X SL 88 0-0 ② FC5-4 22 S 1-2f 2-3			X SI 90 0-0 1B	2 1	0 0	0 1	0 0	1 0	1 0	2 0
22 Matt Carson, R (1, 7) OBP: 0.246, SLG: 0.242		C FF 94 S SL 89 S SL 90 0-3 ② K		S FF 96 B SL 88 X FF 96 1-1 ② FC5-4 1-2f 2-3 3-H		S FF 94 B FF 95 S SL 88 B SL 88 S SL 88 2-3 ③ K 1-2			F FF 88 X FC 87 0-1 ② F9	4	0	0	1	0	2	5
5 Eduardo Escobar, S (1, 4) OBP: 0.278, SLG: 0.260 (6, 5)		B FF 94 F FF 93 F FF 94 T SL 89 1-2 ③ K		B FF 94 F FF 93 F FF 94 T FF 95 1-2 ③ K			F FF 91 S SL 85 T SL 86 0-2 ① K		F SI 88 B SI 89 X SI 88 1-1 ③ G4-3	4	0	0	0	0	3	3
41 Drew Butera, R (1, 2) OBP: 0.270, SLG: 0.279			F FF 93 B KC 78 S FF 94 B FF 97 F FF 98 F SL 88 X SL 88 2-2 ① P6		B FF 91 F FF 91 B FS 82 X FF 92 2-1 ① P3		S FF 93 B FF 93 X FF 93 1-1 ② P6			3	0	0	0	0	0	0
25 Pedro Florimón, S (1, 6) OBP: 0.272, SLG: 0.307			C FF 93 X SL 90 0-1 ② G4-3		B FS 83 X FF 93 1-0 ② G6-3		X FF 94 0-0 ③ G4-3			3	0	0	0	0	0	0
Inning Stats	R: 0 E: 0 K: 2 S: 12 H: 1 LOB: 1 BB: 0 P: 16	R: 0 E: 0 K: 3 S: 10 H: 0 LOB: 0 BB: 0 P: 11	R: 0 E: 0 K: 0 S: 10 H: 0 LOB: 0 BB: 0 P: 14	R: 1 E: 0 K: 2 S: 13 H: 1 LOB: 2 BB: 2 P: 27	R: 0 E: 0 K: 0 S: 5 H: 0 LOB: 0 BB: 0 P: 9	R: 0 E: 0 K: 2 S: 9 H: 1 LOB: 3 BB: 1 P: 16	R: 0 E: 0 K: 1 S: 6 H: 0 LOB: 0 BB: 0 P: 7	R: 0 E: 0 K: 1 S: 9 H: 0 LOB: 0 BB: 0 P: 10	R: 0 E: 0 K: 0 S: 7 H: 1 LOB: 1 BB: 0 P: 8	1B: 4 2B: 0 3B: 0 HR: 0 SF: 0 SAC: 0 DP: 0 HBP: 0						

PITCHER		IP	WLS	BF	H	R	ER	SO	BB	IBB	HBP	BLK	WP	HR	S	P	ERA	WHIP
23 Brandon Morrow, R ERA: 2.96	(1, 1)	8.0	W	30	3	1	1	11	3	0	0	0	0	0	74	110	1.12	0.750
31 Brandon Lyon, R ERA: 3.1	(9, 1)	1.0	S	4	1	0	0	0	0	0	0	0	0	0	7	8	0.00	1.000

PITCHER	IP	WLS	BF	H	R	ER	SO	BB	IBB	HBP	BLK	WP	HR	S	P	ERA	WHIP

TOP

Minnesota Twins @ Toronto Blue Jays

Rogers Centre, Toronto, ON

Wed Oct 03 2012, 7:08 PM - 9:28 PM EDT

Att. 19,769 - Roof Closed - 68 F

livebaseballscorecards.com

AB	31
R	1
H	4
RBI	1
BB	3
SO	11
LOB	16

WP: 0 PB: 0 SB: 1 CS: 0 PA: 34

BOTTOM

Minnesota Twins @ Toronto Blue Jays

Rogers Centre, Toronto, ON

Wed Oct 03 2012, 7:08 PM - 9:28 PM EDT

Att. 19,769 - Roof Closed - 68 F

livebaseballscorecards.com

Batter	1	2	3	4	5	6	7	8	9	AB	R	H	RBI	BB	SO	LOB
11 Rajai Davis, R (1, 7) OBP: 0.309, SLG: 0.378	C FF 88 F CU 80 X CU 81 0-2 ① G1-3		C CU 81 B FF 90 X CU 82 1-1 3 S 3 1B 1B 3-H		F CH 84 D CH 84 B FF 90 B FF 90 X CH 85 3-1 ③ F9			C SL 83 F FF 92 X SI 93 0-2 ② F9		4	1	1	1	0	0	1
3 Adeiny Hechavarría, R (1, 4) (9, 6) OBP: 0.280, SLG: 0.365	X FF 88 0-0 ② F9		B FF 90 S CU 83 1 SAFE C CU 81 X CU 81 1-2 1-H 1B			X SI 94 0-0 ① G5-3		F SI 91 B SL 84 X SL 86 1-1 ③ P6		4	0	1	1	0	0	0
13 Brett Lawrie, R (1, 5) OBP: 0.324, SLG: 0.405	C FF 89 B FF 89 C FF 88 B CU 82 S CU 82 2-3 ③ K		B FF 90 B CH 84 D FF 90 X FF 89 3-0 ③ G5-3			B SL 86 T SL 85 F SI 94 B SL 86 F SI 94 S FF 94 2-3 ② K				3	0	0	0	0	2	1
26 Adam Lind, L (1, 10) OBP: 0.314, SLG: 0.414		C FF 88 B CU 81 B CU 81 F FF 90 F FF 90 B CU 82 B FF 90 4-2 68 G1-4-3 BB		C CU 80 B FF 88 B FF 89 X FF 89 2-1 68 G4-6-3 1B		B CU 76 B SI 92 C SI 91 T SI 93 X SI 94 2-2 ③ G3-1				2	0	1	0	1	0	0
68 Yan Gomes, R (1, 3) OBP: 0.264, SLG: 0.367		C FF 90 D CU 81 F FF 90 B FF 88 X FF 89 2-2 ① ② G1-4-3 1-2f		C FF 89 S CH 83 X FF 90 0-2 ① ② G4-6-3 1-2f			X FF 94 0-0 ① G6-3			3	0	0	0	0	0	2
9 J.P. Arencibia, R (1, 2) OBP: 0.275, SLG: 0.435		C CU 82 B FF 89 B FF 90 S CU 82 S CU 82 2-3 ③ K		S CH 83 B CH 84 F FF 89 B CH 84 B FF 90 F FF 90 X CU 82 3-2 ③ F8			C SI 96 F SL 86 S SI 93 0-3 ② K			3	0	0	0	0	2	0
17 Omar Vizquel, S (1, 6) OBP: 0.265, SLG: 0.281 18 Mike McCoy, R (9, 4) OBP: 0.232, SLG: 0.250			F FF 88 S CH 83 F CH 84 S CU 82 0-3 ① K		C FF 88 B FF 89 X CH 82 1-1 ① F7		B SI 93 X SI 91 1-0 1B			3 0	0 0	1 0	0 0	0 0	1 0	0 0
14 Moisés Sierra, R (1, 9) OBP: 0.274, SLG: 0.374			F FF 89 S CH 83 B CH 84 B FF 89 X CU 81 2-2 ② L6		B CH 83 F FF 90 S CH 84 X CU 82 1-2 8 G5-3 8 WP 1B		C SI 94 C SL 85 T FF 95 0-2 ③ K			3	0	1	0	0	1	1
8 Anthony Gose, L (1, 8) OBP: 0.303, SLG: 0.319			C FF 89 X FF 90 0-1 11 1B 3B		B FF 90 1 SAFE 1 SAFE C CU 82 S CU 82 B CU 82 B CU 83 X FF 89 3-2 ② G5-3 1-3			B SI 91 B CH 85 C SI 89 F SL 84 B SL 85 X SL 82 3-2 ① G3-1		3	1	1	0	0	0	1
Inning Stats	R: 0 E: 0 K: 1 S: 7 H: 0 LOB: 0 BB: 0 P: 9	R: 0 E: 0 K: 1 S: 9 H: 0 LOB: 0 BB: 1 P: 17	R: 2 E: 0 K: 1 S: 15 H: 3 LOB: 1 BB: 0 P: 22	R: 0 E: 0 K: 0 S: 9 H: 1 LOB: 0 BB: 0 P: 14	R: 0 E: 0 K: 0 S: 10 H: 1 LOB: 1 BB: 0 P: 18	R: 0 E: 0 K: 1 S: 8 H: 0 LOB: 0 BB: 0 P: 12	R: 0 E: 0 K: 2 S: 8 H: 1 LOB: 1 BB: 0 P: 9	R: 0 E: 0 K: 0 S: 8 H: 0 LOB: 0 BB: 0 P: 12		1B: 5 2B: 0 3B: 1 HR: 0 SF: 0 SAC: 0 DP: 2 HBP: 0						

	AB	28
	R	2
	H	6
	RBI	2
	BB	1
	SO	6
	LOB	6

PITCHER		IP	WLS	BF	H	R	ER	SO	BB	IBB	HBP	BLK	WP	HR	S	P	ERA	WHIP
58 Scott Diamond, L ERA: 3.54	(1, 1)	5.0	L	19	5	2	2	3	1	0	0	0	1	0	50	80	3.60	1.200
31 Alex Burnett, R ERA: 3.52	(6, 1)	2.0		7	1	0	0	3	0	0	0	0	0	0	16	21	0.00	0.500
67 Luis Perdomo, R ERA: 3.18	(8, 1)	1.0		3	0	0	0	0	0	0	0	0	0	0	8	12	0.00	0.000

PITCHER	IP	WLS	BF	H	R	ER	SO	BB	IBB	HBP	BLK	WP	HR	S	P	ERA	WHIP

WP: 1 PA: 29
PB: 0
SB: 1
CS: 0