

Toronto Blue Jays - 2012

Batter	1	2	3	4	5	6	7	8	9	AB	R	H	RBI	BB	SO	LOB	TOP				
31 Jose Tabata, R (1,9) 49 Brandon Boggs, S (5,9) ERA: 9.00	G5-3		G6-3		F8			G5-3		2	0	0	0	0	0	0					
12 Clint Barnes, R (1,6) 5 Josh Harrison, R (5,6) ERA: 5.00	K		L7			HBP		BB		2	0	0	0	0	1	0					
18 Neil Walker, S (1,4) 10 Anderson Hernandez, S (5,4) ERA: 5.00	E5			L3		F7		FC4-6		2	0	0	0	0	0	0					
14 Casey McGehee, R (1,3) 19 Nick Evans, R (5,3) ERA: 5.00	G5-3			G6-3		K		K		2	0	0	0	0	1	2					
36 Yamaico Navarro, R (1,5) 75 Jeremy Farrell, R (5,5) ERA: 5.00		E6		F8					K	2	0	0	0	0	0	0					
2 Nate McLouth, L (1,8) 64 Starling Marte, R (5,8) OBP: 0.500, SLG: 1.000		BB				HBP		F9	2B	0	0	0	0	1	0	0					
41 Jake Fox, R (1,10) 65 Matt Hague, R (9,PH)						HBP				3	0	0	0	0	1	3					
62 Gorkys Hernández, R (1,7) 73 Robbie Grossman, S (5,7) OBP: 0.500, SLG: 0.500						1B		G4-3		2	1	1	0	0	1	1					
55 Michael McKenry, R (1,2) 68 Eric Fryer, R (5,2) OBP: 0.500, SLG: 0.500						1B		G5-3		2	0	1	1	0	1	0					
Inning Stats	R: 0 E: 1 K: 1 S: 6	H: 0 LOB: 1 BB: 0 P: 6	R: 0 E: 1 K: 1 S: 5	H: 0 LOB: 1 BB: 1 P: 9	R: 0 E: 0 K: 1 S: 5	H: 0 LOB: 0 BB: 0 P: 5	R: 0 E: 0 K: 0 S: 3	H: 0 LOB: 0 BB: 0 P: 3	R: 1 E: 0 K: 0 S: 4	H: 2 LOB: 1 BB: 0 P: 6	R: 0 E: 0 K: 1 S: 5	H: 0 LOB: 2 BB: 1 P: 10	R: 0 E: 0 K: 1 S: 5	H: 0 LOB: 1 BB: 0 P: 5	R: 0 E: 0 K: 1 S: 6	H: 1 LOB: 1 BB: 0 P: 6	1B: 2 2B: 1 3B: 0 HR: 0	SF: 0 SAC: 0 DP: 2 HBP: 2	WP: 2 PB: 0 SB: 2 CS: 0	PA: 35	
PITCHER	IP WLS BF H R ER SO BB IBB HBP BLK WP HR S P ERA WHIP	IP WLS BF H R ER SO BB IBB HBP BLK WP HR S P ERA WHIP	IP WLS BF H R ER SO BB IBB HBP BLK WP HR S P ERA WHIP	IP WLS BF H R ER SO BB IBB HBP BLK WP HR S P ERA WHIP	IP WLS BF H R ER SO BB IBB HBP BLK WP HR S P ERA WHIP	IP WLS BF H R ER SO BB IBB HBP BLK WP HR S P ERA WHIP	IP WLS BF H R ER SO BB IBB HBP BLK WP HR S P ERA WHIP	IP WLS BF H R ER SO BB IBB HBP BLK WP HR S P ERA WHIP	IP WLS BF H R ER SO BB IBB HBP BLK WP HR S P ERA WHIP	IP WLS BF H R ER SO BB IBB HBP BLK WP HR S P ERA WHIP	IP WLS BF H R ER SO BB IBB HBP BLK WP HR S P ERA WHIP	IP WLS BF H R ER SO BB IBB HBP BLK WP HR S P ERA WHIP	IP WLS BF H R ER SO BB IBB HBP BLK WP HR S P ERA WHIP	IP WLS BF H R ER SO BB IBB HBP BLK WP HR S P ERA WHIP	IP WLS BF H R ER SO BB IBB HBP BLK WP HR S P ERA WHIP	IP WLS BF H R ER SO BB IBB HBP BLK WP HR S P ERA WHIP	IP WLS BF H R ER SO BB IBB HBP BLK WP HR S P ERA WHIP	IP WLS BF H R ER SO BB IBB HBP BLK WP HR S P ERA WHIP	IP WLS BF H R ER SO BB IBB HBP BLK WP HR S P ERA WHIP	IP WLS BF H R ER SO BB IBB HBP BLK WP HR S P ERA WHIP	IP WLS BF H R ER SO BB IBB HBP BLK WP HR S P ERA WHIP

Pittsburgh Pirates @ Toronto Blue Jays
Florida Auto Exchange Stadium, Dunedin, FL
Sat Mar 03 2012, 1:06 PM - 3:34 PM EST
Att: 4,059 - Partly Cloudy - 83 F

AB	30
R	1
H	3
RBI	1
BB	3
SO	7
LOB	14



Batter	1	2	3	4	5	6	7	8	9	AB	R	H	RBI	BB	SO	LOB	BOTTOM			
5 Yunel Escobar, R (1,6) 17 Omar Vizquel, S (6,6) ERA: 5.00	G6-3		L7		K	P3		K		3	0	0	0	0	1	0				
2 Kelly Johnson, L (1,4) 18 Mike McCoy, R (6,4) ERA: 5.00	G4-3		F7		K					3	0	0	0	0	1	0				
19 José Bautista, R (1,9) 74 Moisés Sierra, R (6,PR) OBP: 1.000, SLG: 1.000			K			HBP		1B		3	0	1	0	0	2	0				
26 Adam Lind, L (1,3) 66 Mike McDade, S (7,3) ERA: 5.00		BB		L4		F8		F7		2	1	0	0	1	0	1				
10 Edwin Encarnación, R (1,10) 8 Ben Francisco, R (6,PR) OBP: 0.667, SLG: 0.500		1B		L8		HBP		1B		2	1	1	0	0	0	0				
28 Colby Rasmus, L (1,8) 43 Anthony Gose, L (7,8) ERA: 5.00										2	0	0	0	1	1	4				
13 Brett Lawrie, R (1,5) 62 Jonathan Diaz, R (6,PR) ERA: 5.00										3	0	2	4	0	0	1				
14 Eric Thames, L (1,7) 45 Travis Snider, L (7,7) OBP: 0.667, SLG: 1.667										3	1	2	2	0	0	1				
9 J.P. Arencibia, R (1,2) 68 Yan Gomes, R (6,2) OBP: 0.500, SLG: 0.500										2	0	0	0	0	1	1				
Inning Stats	R: 0 E: 0 K: 1 S: 5	H: 2 LOB: 1 BB: 1 P: 10	R: 0 E: 0 K: 1 S: 5	H: 0 LOB: 0 BB: 0 P: 5	R: 0 E: 0 K: 0 S: 3	H: 0 LOB: 1 BB: 1 P: 7	R: 1 E: 0 K: 3 S: 10	H: 1 LOB: 0 BB: 0 P: 10	R: 3 E: 0 K: 1 S: 9	H: 4 LOB: 2 BB: 0 P: 10	R: 1 E: 0 K: 1 S: 7	H: 2 LOB: 2 BB: 0 P: 8	R: 0 E: 0 K: 2 S: 7	H: 0 LOB: 0 BB: 0 P: 7	1B: 6 2B: 2 3B: 0 HR: 1	SF: 0 SAC: 0 DP: 0 HBP: 2	WP: 0 PB: 0 SB: 1 CS: 0	PA: 37		
PITCHER	IP WLS BF H R ER SO BB IBB HBP BLK WP HR S P ERA WHIP	IP WLS BF H R ER SO BB IBB HBP BLK WP HR S P ERA WHIP	IP WLS BF H R ER SO BB IBB HBP BLK WP HR S P ERA WHIP	IP WLS BF H R ER SO BB IBB HBP BLK WP HR S P ERA WHIP	IP WLS BF H R ER SO BB IBB HBP BLK WP HR S P ERA WHIP	IP WLS BF H R ER SO BB IBB HBP BLK WP HR S P ERA WHIP	IP WLS BF H R ER SO BB IBB HBP BLK WP HR S P ERA WHIP	IP WLS BF H R ER SO BB IBB HBP BLK WP HR S P ERA WHIP	IP WLS BF H R ER SO BB IBB HBP BLK WP HR S P ERA WHIP	IP WLS BF H R ER SO BB IBB HBP BLK WP HR S P ERA WHIP	IP WLS BF H R ER SO BB IBB HBP BLK WP HR S P ERA WHIP	IP WLS BF H R ER SO BB IBB HBP BLK WP HR S P ERA WHIP	IP WLS BF H R ER SO BB IBB HBP BLK WP HR S P ERA WHIP	IP WLS BF H R ER SO BB IBB HBP BLK WP HR S P ERA WHIP	IP WLS BF H R ER SO BB IBB HBP BLK WP HR S P ERA WHIP	IP WLS BF H R ER SO BB IBB HBP BLK WP HR S P ERA WHIP	IP WLS BF H R ER SO BB IBB HBP BLK WP HR S P ERA WHIP	IP WLS BF H R ER SO BB IBB HBP BLK WP HR S P ERA WHIP	IP WLS BF H R ER SO BB IBB HBP BLK WP HR S P ERA WHIP	IP WLS BF H R ER SO BB IBB HBP BLK WP HR S P ERA WHIP

Pittsburgh Pirates @ Toronto Blue Jays
Florida Auto Exchange Stadium, Dunedin, FL
Sat Mar 03 2012, 1:06 PM - 3:34 PM EST
Att: 4,059 - Partly Cloudy - 83 F

AB	33
R	7
H	9
RBI	7
BB	2
SO	9
LOB	16



Batter	1	2	3	4	5	6	7	8	9	AB	R	H	RBI	BB	SO	LOB	TOP								
11 Jimmy Rollins, S (1,6) 13 Freddy Galvis, S (5,6) OBP: 0.500, SLG: 0.333 OBP: 0.273, SLG: 0.500	G5-3		10 BB 8 1B		G5-3		G4-3		10 E 2B	2	1	0	0	1	0	0	Philadelphia Phillies @ Toronto Blue Jays Florida Auto Exchange Stadium, Dunedin, FL Tue Mar 06 2012, 1:10 PM - 3:45 PM EST Att.: 5,055 - Sunny - 74 F livebaseballscorecards.com								
10 Juan Pierre, L (1,7) OBP: 0.500, SLG: 0.375	B2-3		8 1B 24 SF8		G4-3			22 2B 16 SF9	E4	4	2	1	0	1	0	0									
8 Shane Victorino, S (1,8) 22 Scott Podsednik, L (5,8) OBP: 0.500, SLG: 0.714	G4-3		15 E 1B		B1-3			16 SF9	G4-3	3	1	1	2	0	0	0									
24 Ty Wigginton, R (1,3) 28 Kevin Frandsen, R (5,3) OBP: 0.200, SLG: 0.429 OBP: 0.222, SLG: 0.500		15 G4-3 2B	SF8			K		G5-3		1	0	1	1	0	0	0									
15 John Mayberry Jr., R (1,9) 16 Luis Montanez, R (5,9) OBP: 0.333, SLG: 0.444 OBP: 0.333, SLG: 1.000	G4-3		3-H		G4-3			SF9		2	0	1	1	0	0	1									
19 Laynce Nix, L (1,10)	G4-3		1-H			HBP		G3		1	0	0	0	0	1	2									
29 Hector Luna, R (1,5) 4 Pete Orr, L (5,5)	G1-3				G6-3			L3		2	0	0	0	0	0	1									
51 Carlos Ruiz, R (1,2) 77 Tuffy Gosewisch, R (5,2) OBP: 1.000, SLG: 1.000 OBP: 0.400, SLG: 0.400			10 BB 8 1B 11 BB					G6-3		2	1	2	0	0	0	0									
7 Michael Martinez, S (1,4) 74 César Hernández, S (5,4)			P6		F9			G4-1		2	0	0	0	0	0	2									
										2	0	0	0	0	1	1									
Inning Stats	R: 0 E: 0 K: 0 S: 3	H: 0 LOB: 0 BB: 0 P: 3	R: 0 E: 0 K: 0 S: 4	H: 1 LOB: 1 BB: 0 P: 4	R: 4 E: 1 K: 0 S: 5	H: 3 LOB: 1 BB: 2 P: 14	R: 0 E: 0 K: 1 S: 6	H: 1 LOB: 1 BB: 0 P: 6	R: 0 E: 0 K: 0 S: 3	H: 0 LOB: 0 BB: 0 P: 3	R: 0 E: 0 K: 0 S: 5	H: 0 LOB: 0 BB: 0 P: 6	R: 0 E: 0 K: 1 S: 5	H: 0 LOB: 0 BB: 0 P: 3	R: 1 E: 0 K: 0 S: 5	H: 2 LOB: 1 BB: 0 P: 5	R: 2 E: 1 K: 1 S: 8	H: 2 LOB: 1 BB: 0 P: 8	1B: 6 2B: 3 3B: 0 HR: 0	SF: 2 SAC: 0 DP: 0 HBP: 1	WP: 0 PB: 0 SB: 1 CS: 0	PA: 39			
PITCHER	IP	WLS	BF	H	R	ER	SO	BB	IBB	HBP	BLK	WP	HR	S	P	ERA	WHIP								
24 Ricky Romero, L (1,1) ERA: 2.0	2.0		7	1	0	0	0	0	0	0	0	0	0	7	7	0.00	0.500								
47 Rick Van Den Hurk, R (3,1) ERA: 27.0	1.0	L	7	3	4	3	0	2	0	0	0	0	0	5	14	27.00	5.000								
70 Chad Jenkins, R (4,1) ERA:	2.0		7	1	0	0	1	0	0	0	0	0	0	9	9	0.00	0.500								
47 Luis Perez, L (6,1) ERA:	2.0		7	0	0	0	1	0	0	1	0	0	0	8	9	0.00	0.000								
20 Jesse Chavez, R (8,1) ERA: 4.5	1.0		5	2	1	1	0	0	0	0	0	0	0	5	5	9.00	2.000								

Batter	1	2	3	4	5	6	7	8	9	AB	R	H	RBI	BB	SO	LOB	BOTTOM								
5 Yunel Escobar, R (1,6) 17 Omar Vizquel, S (6,6) OBP: 0.333, SLG: 0.333	G6-3		G6-3		G6-3					3	0	0	0	0	0	1	Philadelphia Phillies @ Toronto Blue Jays Florida Auto Exchange Stadium, Dunedin, FL Tue Mar 06 2012, 1:10 PM - 3:45 PM EST Att.: 5,055 - Sunny - 74 F livebaseballscorecards.com								
2 Kelly Johnson, L (1,4) 39 Brian Boccock, R (7,4)						K		F8		3	0	2	0	0	1	0									
19 José Bautista, R (1,9) 8 Ben Francisco, R (6, PR) OBP: 0.333, SLG: 0.500 OBP: 0.333, SLG: 0.400	G5-4-3		F8					F8		3	0	1	0	0	0	2									
26 Adam Lind, L (1,3) 30 David Cooper, L (7,3) OBP: 0.250, SLG: 0.250		13 2B BB			F8			F9		2	0	0	0	1	0	1									
10 Edwin Encarnación, R (1,10) 74 Moisés Sierra, R (9, PH) OBP: 0.333, SLG: 0.375 OBP: 0.286, SLG: 0.429		P5			G5-3			G5-3		3	0	0	0	0	0	2									
13 Brett Lawrie, R (1,5) 25 Chris Woodward, R (7, PR) OBP: 0.596, SLG: 0.889 OBP: 1.000, SLG: 1.000						K				1	0	0	0	0	1	0									
45 Travis Snider, L (1,7) 43 Anthony Gose, L (8,8) OBP: 0.250, SLG: 0.375 OBP: 0.200, SLG: 0.200										3	0	0	0	0	3	3									
9 J.P. Arencibia, R (1,2) 31 Brian Jeroloman, L (7,2)										1	0	0	0	0	1	1									
11 Rajai Davis, R (1,8) 14 Eric Thames, L (8,7) OBP: 0.600, SLG: 0.500 OBP: 0.286, SLG: 0.714										2	0	0	0	0	0	2									
										1	0	0	0	0	0	0									
Inning Stats	R: 0 E: 0 K: 0 S: 3	H: 1 LOB: 2 BB: 0 P: 3	R: 0 E: 0 K: 1 S: 6	H: 1 LOB: 1 BB: 1 P: 10	R: 0 E: 0 K: 1 S: 6	H: 1 LOB: 1 BB: 0 P: 6	R: 0 E: 0 K: 1 S: 5	H: 0 LOB: 0 BB: 0 P: 5	R: 0 E: 0 K: 1 S: 6	H: 1 LOB: 1 BB: 0 P: 6	R: 0 E: 0 K: 1 S: 6	H: 1 LOB: 1 BB: 0 P: 6	R: 0 E: 0 K: 1 S: 5	H: 1 LOB: 1 BB: 0 P: 5	R: 0 E: 0 K: 0 S: 4	H: 1 LOB: 1 BB: 0 P: 4	R: 0 E: 0 K: 2 S: 7	H: 0 LOB: 1 BB: 1 P: 11	1B: 4 2B: 3 3B: 1 HR: 0	SF: 0 SAC: 0 DP: 2 HBP: 0	WP: 0 PB: 0 SB: 0 CS: 1	PA: 34			
PITCHER	IP	WLS	BF	H	R	ER	SO	BB	IBB	HBP	BLK	WP	HR	S	P	ERA	WHIP								
33 Cliff Lee, L (1,1) ERA: 2.0	2.0	W	8	2	0	0	0	1	0	0	0	0	0	0	13	0.00	1.500								
Kyle Kendrick, R (3,1) ERA:	2.0		7	1	0	0	2	0	0	0	0	0	0	11	11	0.00	0.500								
65 Jeremy Horst, L (5,1) ERA:	1.0		4	1	0	0	1	0	0	0	0	0	0	6	6	0.00	1.000								
44 Michael Schwimer, R (6,1) ERA:	1.0		4	1	0	0	1	0	0	0	0	0	0	6	6	0.00	1.000								
66 JC Ramirez, R (7,1) ERA:	1.0		3	1	0	0	1	0	0	0	0	0	0	5	5	0.00	1.000								
46 Raul Valdes, L (8,1) ERA:	1.0		4	1	0	0	0	1	0	0	0	0	0	7	11	0.00	1.000								
63 Jake Diekmann, L (9,1) ERA:	1.0		4	0	0	0	2	1	0	0	0	0	0	7	11	0.00	1.000								



Batter	1	2	3	4	5	6	7	8	9	AB	R	H	RBI	BB	SO	LOB	TOP					
5 Yonel Escobar, R OBP: 0.111, SLG: 0.111 1 Luis Valbuena, L OBP: 0.714, SLG: 1.333	L4		F8		45 HR	2B		HR		3	0	1	1	0	0	0	Toronto Blue Jays @ Pittsburgh Pirates McKechnie Field, Bradenton, FL Wed Mar 07 2012, 1:07 PM - 4:04 PM EST Att. 4,446 - Partly Cloudy - 81 F					
45 Travis Snider, L OBP: 0.250, SLG: 0.583 Michael Crouse, R	F9		P6		HR	G4-3		K		4	1	1	2	0	0	1						
15 Travis d'Amaud, R OBP: 0.143, SLG: 0.286 71 A.J. Jimenez, R OBP: 0.500, SLG: 0.500	K			F9	26 2B		G5-3			3	1	1	0	0	1	0						
26 Adam Lind, L OBP: 0.333, SLG: 0.286 68 Yan Gomes, R OBP: 0.400, SLG: 1.000		G4-3		P5	74 WP	2B		K		3	0	1	1	0	0	0						
30 David Cooper, L OBP: 0.357, SLG: 0.273			74 2B	1B		F7		G4-3		3	1	1	0	1	0	3						
11 Rajai Davis, R OBP: 0.500, SLG: 0.429 81 Jake Marisnick, R OBP: 0.500, SLG: 0.500				11 1B	11 WP	BB				3	0	1	0	0	0	3						
74 Moisés Sierra, R OBP: 0.333, SLG: 0.455				74 S		1B				2	1	1	0	0	0	0						
18 Mike McCoy, R OBP: 0.429, SLG: 0.500 62 Jonathan Diaz, R OBP: 0.333, SLG: 0.500										3	0	1	0	0	0	5						
39 Brian Bocoock, R OBP: 0.500, SLG: 0.750 Kellen Sweeney, L										1	0	0	0	0	1	1						
										1	0	0	0	0	1	1						
Inning Stats	R: 0 E: 0 K: 1 S: 5	H: 0 LOB: 0 BB: 0 P: 5	R: 0 E: 0 K: 0 S: 5	H: 2 LOB: 2 BB: 0 P: 5	R: 0 E: 0 K: 0 S: 3	H: 0 LOB: 0 BB: 0 P: 3	R: 0 E: 0 K: 0 S: 4	H: 1 LOB: 3 BB: 2 P: 14	R: 4 E: 0 K: 0 S: 9	H: 5 LOB: 2 BB: 0 P: 12	R: 0 E: 0 K: 0 S: 4	H: 2 LOB: 1 BB: 0 P: 5	R: 3 E: 0 K: 2 S: 11	H: 3 LOB: 1 BB: 0 P: 14	R: 1 E: 0 K: 2 S: 11	H: 2 LOB: 1 BB: 0 P: 14	R: 0 E: 0 K: 1 S: 5	H: 0 LOB: 0 BB: 0 P: 5	1B: 5 2B: 6 3B: 1 HR: 3	SF: 0 SAC: 0 DP: 0 HBP: 1	WP: 2 PB: 0 SB: 1 CS: 1	PA: 44
PITCHER	IP WLS BF H R ER SO BB IBB HBP BLK WP HR S P ERA WHIP																					
27 Jeff Karstens, R ERA: 18.0	3.0 11 2 0 0 1 0 0 0 0 0 0 0 13 13 0.00 0.667																					
32 Brad Lincoln, R ERA: 18.0	1.0 1 6 4 4 0 2 0 0 0 0 1 1 10 22 36.00 8.000																					
Jumbo Diaz, R ERA: 13.5	1.0 3 0 0 0 0 0 0 0 0 0 1 0 3 4 0.00 0.000																					
37 Jeff Locke, L ERA: 21.6	2.0 L 11 5 3 3 2 0 0 1 0 0 0 1 15 19 13.50 2.500																					
47 Evan Meek, R ERA: 9.00	1.0 5 2 1 1 2 0 0 0 0 0 0 1 11 14 9.00 2.000																					

Batter	1	2	3	4	5	6	7	8	9	AB	R	H	RBI	BB	SO	LOB	BOTTOM	
7 Alex Presley, L OBP: 0.556, SLG: 0.778 49 Brandon Boggs, S	K				G5-3					3	0	1	1	0	1	0	Toronto Blue Jays @ Pittsburgh Pirates McKechnie Field, Bradenton, FL Wed Mar 07 2012, 1:07 PM - 4:04 PM EST Att. 4,446 - Partly Cloudy - 81 F	
31 Jose Tabata, R OBP: 0.250, SLG: 0.250 64 Starling Marte, R OBP: 0.727, SLG: 1.091	G6-3									3	0	1	0	0	0	0		
22 Andrew McCutchen, R OBP: 0.333, SLG: 0.975 65 Matt Hague, R OBP: 0.400, SLG: 0.700	G6-3									3	0	0	0	0	1	2		
46 Garrett Jones, L OBP: 0.363, SLG: 0.714 37 Jeff Locke, L 41 Jake Fox, R OBP: 0.125, SLG: 0.125 47 Evan Meek, R 39 Jason Grilli, R 71 Tony Sanchez, R OBP: 0.067, SLG: 0.000	K									3	1	1	1	0	2	1		
24 Pedro Alvarez, L OBP: 0.250, SLG: 0.625 73 Robbie Grossman, R OBP: 0.222, SLG: 0.125 19 Nick Evans, R OBP: 0.125, SLG: 0.500										3	1	2	1	0	1	0		
12 Clint Barmes, R OBP: 0.429, SLG: 0.571 10 Anderson Hernandez, S OBP: 0.333, SLG: 0.333										2	1	1	0	0	0	0		
5 Josh Harrison, R OBP: 0.357, SLG: 1.500 69 Jordy Mercer, R OBP: 0.250, SLG: 0.286										2	1	2	1	0	0	0		
55 Michael McKenry, R OBP: 0.286, SLG: 0.167 68 Eric Fryer, R OBP: 0.400, SLG: 0.400										2	0	0	0	0	2	2		
27 Jeff Karstens, R 32 Brad Lincoln, L Jumbo Diaz, R 2 Nate McLouth, L OBP: 0.625, SLG: 0.667										1	0	0	0	0	0	0		
										2	0	1	0	0	2	2		
Inning Stats	R: 0 E: 0 K: 1 S: 5	H: 4 LOB: 2 BB: 1 P: 17	R: 1 E: 0 K: 1 S: 8	H: 1 LOB: 0 BB: 0 P: 10	R: 0 E: 0 K: 0 S: 4	H: 1 LOB: 1 BB: 0 P: 4	R: 0 E: 0 K: 0 S: 6	H: 2 LOB: 2 BB: 0 P: 5	R: 2 E: 0 K: 0 S: 4	H: 1 LOB: 0 BB: 1 P: 8	R: 0 E: 0 K: 0 S: 3	H: 0 LOB: 0 BB: 0 P: 3	R: 0 E: 0 K: 1 S: 7	H: 2 LOB: 2 BB: 0 P: 7	1B: 6 2B: 3 3B: 0 HR: 3	SF: 0 SAC: 1 DP: 0 HBP: 0	WP: 0 PB: 1 SB: 1 CS: 0	PA: 40
PITCHER	IP WLS BF H R ER SO BB IBB HBP BLK WP HR S P ERA WHIP																	
4 Kyle Drabek, R ERA: 9.0	2.0 8 2 1 1 1 0 0 0 0 0 0 1 12 14 4.50 1.000																	
69 Drew Hutchison, R ERA: 4.5	2.0 W 9 3 0 0 1 0 0 0 0 0 0 0 11 12 0.00 1.500																	
72 Deck McGuire, R ERA: 6.0	2.0 H 8 1 2 2 0 1 0 0 0 0 0 1 7 11 9.00 1.000																	
56 Robert Coello, R ERA: 9.0	1.0 S 5 2 0 0 1 0 0 0 0 0 0 0 7 7 0.00 2.000																	

Batter	1	2	3	4	5	6	7	8	9	AB	R	H	RBI	BB	SO	LOB	TOP								
11 Rajai Davis, R OBP: 0.545, SLG: 0.500 43 Anthony Gose, L OBP: 0.400, SLG: 0.500	0-0 14 S 14 2B 1B	0-0 P3	0-0 13 G5-3 10 2B 1-2 1B	0-0 13 G5-3 10 2B 1-2 1B	0-0 14 CS 14 1B	0-0 81 G6-3 14 2B	0-0 G3	3 2 2 0 0 0 1 3 0 2 0 0 0 0																	
14 Eric Thames, L OBP: 0.375, SLG: 0.571 81 Jake Marisnick, R OBP: 0.250, SLG: 0.250	1-0 13 2B 2B		0-0 G4-3	4-0 10 2B 13 G5-3 2-3 BB	4-0 10 2B 13 G5-3 2-3 BB	4-0 25 F7 30 2B 1-2 BB	0-0 G6-3	2 2 1 1 2 0 0 1 1 0 0 0 0 1																	
13 Brett Lawrie, R OBP: 0.329, SLG: 0.750 25 Chris Woodward, R OBP: 0.400, SLG: 0.250 Kellen Sweeney, L	0-0 30 S 2H 2B		4-0 10 F8 30 1B BB	0-0 10 F8 30 1B BB	0-0 G5-3	0-0 F7	0-3 K	2 1 1 2 1 0 2 2 0 0 0 0 1 2 0 0 0 0 0 0 0																	
10 Edwin Encarnación, R OBP: 0.357, SLG: 0.462 66 Mike McDade, S	0-0 F7		0-0 F8	0-0 F8	0-0 F8	4-0 30 2B 2H 2B	0-3 K	3 0 1 2 0 0 2 1 1 0 0 1 1 1																	
30 David Cooper, L OBP: 0.444, SLG: 0.429 85 Chris Hawkins, L	4-0 15 G4-3 2-3 BB		0-0 15 BB 2H 1B	0-0 15 BB 2H 1B	0-0 G3-1	0-0 15 HR 2B	0-3 K	3 1 2 3 1 0 1 1 0 0 0 0 1 0																	
15 Travis d'Arnaud, R OBP: 0.273, SLG: 0.600 68 Yan Gomes, R OBP: 0.333, SLG: 0.833	0-0 G4-3 1-2 BB		4-0 1-2 BB	4-0 1-2 BB	0-3 K	2-0 2H HR	0-3 K	3 1 1 2 1 1 2 1 0 0 0 0 1 0																	
74 Moisés Sierra, R Michael Crouse, R		0-0 3 G6-3 62 SH2-3 1B	0-3 K	0-3 K	0-3 K	0-0 62 1B 1B	0-3 K	4 0 2 0 0 2 2 1 0 0 0 0 1 0																	
62 Jonathan Diaz, R OBP: 0.333, SLG: 0.444 67 Ryan Goins, L OBP: 0.333, SLG: 0.200		0-0 SH2-3 1-2		0-0 G5-3	0-0 F8	0-0 3 FC6-4 1B	0-3 K	3 0 1 0 0 0 0 1 0 0 0 0 1 0																	
3 Adeiny Hechavarria, R OBP: 0.417, SLG: 0.727 80 Andy Burns, R		0-0 G6-3 2-3		0-0 14 BB 13 G6-3 11 1B 1B		HR FC6-4	0-0 G3	4 2 2 1 0 0 3 1 0 0 0 0 0 0																	
Inning Stats	R: 2 E: 0 K: 0 S: 5	H: 3 LOB: 1 BB: 1 P: 10	R: 0 E: 0 K: 0 S: 4	H: 1 LOB: 1 BB: 0 P: 4	R: 1 E: 0 K: 1 S: 6	H: 1 LOB: 2 BB: 2 P: 14	R: 3 E: 0 K: 0 S: 6	H: 3 LOB: 1 BB: 1 P: 10	R: 0 E: 0 K: 2 S: 7	H: 0 LOB: 0 BB: 0 P: 7	R: 5 E: 0 K: 0 S: 8	H: 6 LOB: 2 BB: 2 P: 19	R: 0 E: 0 K: 2 S: 8	H: 1 LOB: 1 BB: 0 P: 8	R: 0 E: 0 K: 3 S: 9	H: 0 LOB: 0 BB: 0 P: 9	R: 0 E: 0 K: 1 S: 5	H: 0 LOB: 0 BB: 0 P: 5	1B: 8 2B: 5 3B: 0 HR: 2	SF: 0 SAC: 1 DP: 1 HBP: 0	WP: 0 PB: 0 SB: 2 CS: 1	PA: 46			
PITCHER	IP WLS BF H R ER SO BB IBB HBP BLK WP HR S P ERA WHIP	IP WLS BF H R ER SO BB IBB HBP BLK WP HR S P ERA WHIP	IP WLS BF H R ER SO BB IBB HBP BLK WP HR S P ERA WHIP	IP WLS BF H R ER SO BB IBB HBP BLK WP HR S P ERA WHIP	IP WLS BF H R ER SO BB IBB HBP BLK WP HR S P ERA WHIP	IP WLS BF H R ER SO BB IBB HBP BLK WP HR S P ERA WHIP	IP WLS BF H R ER SO BB IBB HBP BLK WP HR S P ERA WHIP	IP WLS BF H R ER SO BB IBB HBP BLK WP HR S P ERA WHIP	IP WLS BF H R ER SO BB IBB HBP BLK WP HR S P ERA WHIP	IP WLS BF H R ER SO BB IBB HBP BLK WP HR S P ERA WHIP	IP WLS BF H R ER SO BB IBB HBP BLK WP HR S P ERA WHIP	IP WLS BF H R ER SO BB IBB HBP BLK WP HR S P ERA WHIP	IP WLS BF H R ER SO BB IBB HBP BLK WP HR S P ERA WHIP	IP WLS BF H R ER SO BB IBB HBP BLK WP HR S P ERA WHIP	IP WLS BF H R ER SO BB IBB HBP BLK WP HR S P ERA WHIP	IP WLS BF H R ER SO BB IBB HBP BLK WP HR S P ERA WHIP	IP WLS BF H R ER SO BB IBB HBP BLK WP HR S P ERA WHIP	IP WLS BF H R ER SO BB IBB HBP BLK WP HR S P ERA WHIP	IP WLS BF H R ER SO BB IBB HBP BLK WP HR S P ERA WHIP	IP WLS BF H R ER SO BB IBB HBP BLK WP HR S P ERA WHIP	IP WLS BF H R ER SO BB IBB HBP BLK WP HR S P ERA WHIP	IP WLS BF H R ER SO BB IBB HBP BLK WP HR S P ERA WHIP	IP WLS BF H R ER SO BB IBB HBP BLK WP HR S P ERA WHIP	IP WLS BF H R ER SO BB IBB HBP BLK WP HR S P ERA WHIP	IP WLS BF H R ER SO BB IBB HBP BLK WP HR S P ERA WHIP

Toronto Blue Jays @ Houston Astros
Osceola County Stadium, Kissimmee, FL
Fri Mar 09 2012, 1:05 PM - 3:58 PM EST
Att: 3,029 - Cloudy - 79 F

AB 39
R 11
H 15
RBI 11
BB 6
SO 9
LOB 17



Batter	1	2	3	4	5	6	7	8	9	AB	R	H	RBI	BB	SO	LOB	BOTTOM									
1 Jordan Schafer, L OBP: 0.417, SLG: 0.583 95 Brandon Barnes, R OBP: 0.200, SLG: 0.200	0-3 K		0-3 K		0-0 F8 2-3 3			0-0 94 1B 1B		3 0 0 0 0 2 1 1 0 1 0 0 0 0																
11 Jason Bourgeois, R OBP: 0.308, SLG: 0.333 94 George Springer, R OBP: 0.286, SLG: 0.167	0-0 L4		0-0 G5-3		0-0 G1-3			0-0 46 G6-4-3 1B		3 0 0 0 0 0 1 1 0 1 0 0 0 0																
14 J.D. Martinez, R OBP: 0.365, SLG: 0.909 46 Scott Moore, L OBP: 0.571, SLG: 0.250	0-3 K			0-3 K		0-0 F9		0-0 G6-4-3 1-2 2		3 0 0 0 0 2 0 1 0 0 0 0 0 2																
45 Carlos Lee, R OBP: 0.222, SLG: 0.222 29 Brett Wallace, L OBP: 0.273, SLG: 0.111		0-0 F8		0-0 4 FC5-4 1B		0-3 K		0-0 G3-1		3 0 1 0 0 1 0 1 0 0 0 0 0 0																
19 Brian Bogusevic, L OBP: 0.333, SLG: 0.111 75 Jon Singleton, L OBP: 0.167, SLG: 0.167		0-3 K		0-0 K		0-0 F7		0-0 E6		3 0 0 0 0 2 1 1 0 0 0 0 0 0																
4 Jed Lowrie, S OBP: 0.482, SLG: 0.500 77 Jake Goebbert, L		4-0 15 2B BB		0-0 FC5-4 1-2			4-0 38 L3 BB	0-3 K		1 1 0 0 1 0 1 1 0 0 0 1 1 1																
15 Jason Castro, L OBP: 0.455, SLG: 0.500 22 Carlos Corporán, S OBP: 0.167, SLG: 0.167		0-0 1H 2B		0-0 F7			0-3 K	0-0 L3		2 0 1 1 0 0 0 2 0 0 0 0 1 2																
38 Jimmy Paredes, S OBP: 0.250, SLG: 0.500 12 Brian Bixler, R OBP: 0.500, SLG: 0.750		0-0 F9		0-0 27 2B 2B			0-0 L3			3 1 1 0 0 0 2 0 0 0 0 0 0 0																
27 Jose Altuve, R OBP: 0.308, SLG: 0.385 76 Jonathan Villar, S			0-3 K		0-0 1 F8 2H 2B			0-3 K		2 0 1 1 0 1 0 1 0 0 0 0 1 0																
Inning Stats	R: 0 E: 0 K: 2 S: 7	H: 0 LOB: 0 BB: 0 P: 7	R: 1 E: 0 K: 1 S: 6	H: 1 LOB: 1 BB: 1 P: 10	R: 0 E: 0 K: 2 S: 7	H: 0 LOB: 0 BB: 0 P: 7	R: 0 E: 0 K: 2 S: 8	H: 1 LOB: 1 BB: 0 P: 8	R: 1 E: 0 K: 0 S: 5	H: 2 LOB: 1 BB: 0 P: 5	R: 0 E: 0 K: 1 S: 5	H: 0 LOB: 0 BB: 0 P: 5	R: 0 E: 0 K: 1 S: 4	H: 0 LOB: 0 BB: 1 P: 8	R: 0 E: 0 K: 1 S: 6	H: 2 LOB: 1 BB: 0 P: 6	R: 0 E: 1 K: 1 S: 6	H: 0 LOB: 1 BB: 0 P: 6	1B: 3 2B: 4 3B: 0 HR: 0	SF: 0 SAC: 0 DP: 2 HBP: 0	WP: 0 PB: 0 SB: 0 CS: 0	PA: 34				
PITCHER	IP WLS BF H R ER SO BB IBB HBP BLK WP HR S P ERA WHIP	IP WLS BF H R ER SO BB IBB HBP BLK WP HR S P ERA WHIP	IP WLS BF H R ER SO BB IBB HBP BLK WP HR S P ERA WHIP	IP WLS BF H R ER SO BB IBB HBP BLK WP HR S P ERA WHIP	IP WLS BF H R ER SO BB IBB HBP BLK WP HR S P ERA WHIP	IP WLS BF H R ER SO BB IBB HBP BLK WP HR S P ERA WHIP	IP WLS BF H R ER SO BB IBB HBP BLK WP HR S P ERA WHIP	IP WLS BF H R ER SO BB IBB HBP BLK WP HR S P ERA WHIP	IP WLS BF H R ER SO BB IBB HBP BLK WP HR S P ERA WHIP	IP WLS BF H R ER SO BB IBB HBP BLK WP HR S P ERA WHIP	IP WLS BF H R ER SO BB IBB HBP BLK WP HR S P ERA WHIP	IP WLS BF H R ER SO BB IBB HBP BLK WP HR S P ERA WHIP	IP WLS BF H R ER SO BB IBB HBP BLK WP HR S P ERA WHIP	IP WLS BF H R ER SO BB IBB HBP BLK WP HR S P ERA WHIP	IP WLS BF H R ER SO BB IBB HBP BLK WP HR S P ERA WHIP	IP WLS BF H R ER SO BB IBB HBP BLK WP HR S P ERA WHIP	IP WLS BF H R ER SO BB IBB HBP BLK WP HR S P ERA WHIP	IP WLS BF H R ER SO BB IBB HBP BLK WP HR S P ERA WHIP	IP WLS BF H R ER SO BB IBB HBP BLK WP HR S P ERA WHIP	IP WLS BF H R ER SO BB IBB HBP BLK WP HR S P ERA WHIP	IP WLS BF H R ER SO BB IBB HBP BLK WP HR S P ERA WHIP	IP WLS BF H R ER SO BB IBB HBP BLK WP HR S P ERA WHIP	IP WLS BF H R ER SO BB IBB HBP BLK WP HR S P ERA WHIP	IP WLS BF H R ER SO BB IBB HBP BLK WP HR S P ERA WHIP	IP WLS BF H R ER SO BB IBB HBP BLK WP HR S P ERA WHIP	IP WLS BF H R ER SO BB IBB HBP BLK WP HR S P ERA WHIP

Toronto Blue Jays @ Houston Astros
Osceola County Stadium, Kissimmee, FL
Fri Mar 09 2012, 1:05 PM - 3:58 PM EST
Att: 3,029 - Cloudy - 79 F

AB 32
R 2
H 6
RBI 2
BB 2
SO 11
LOB 11



Batter	1	2	3	4	5	6	7	8	9	AB	R	H	RBI	BB	SO	LOB	TOP								
1 Jordan Schafer, L (1, 8) 94 George Springer, R (5, 8) OBP: 0.333, SLG: 0.467 OBP: 0.375, SLG: 0.286	G4-3		G4-3		G4-3			G1-6-3 50 G1-6-3 13 E 97 BLK 1B		3	0	0	0	0	0	1									
16 Matt Downs, R (1, 4) 13 Diory Hernandez, R (6, 4) OBP: 0.417, SLG: 0.667 OBP: 0.125, SLG: 0.125	F8				G5-3 18 G5-3 14 1B		K	FC5 50 G1-6-3 1-2		3	0	1	0	0	1	0									
14 J.D. Martinez, R (1, 7) 50 Fernando Martinez, L (6, 7) OBP: 0.375, SLG: 0.786 OBP: 0.308, SLG: 0.583	K				G5-3 18 G5-3 1-2		L7	G1-6-3 1-2 2-3		3	0	1	0	0	1	0									
18 Chris Snyder, R (1, 2) 93 Delino DeShields, R (6, PR) 97 Chris Wallace, R (6, 2) OBP: 0.455, SLG: 1.100 OBP: 0.500, SLG: 0.500		G1-3			G5-3 1-2 2-3			G1-3 3-H		3	0	1	0	0	0	2									
9 Jack Cust, L (1, 10)		E4 23 1B			K					3	0	0	0	1	1	2									
23 Chris Johnson, R (1, 3) 75 Jon Singleton, L (6, 3) OBP: 0.286, SLG: 0.571 OBP: 0.286, SLG: 0.429					K					3	0	1	0	0	1	4									
29 Brett Wallace, L (1, 5) 3 Joe Thurston, L (7, 5) OBP: 0.214, SLG: 0.083 OBP: 0.222, SLG: 0.444					K					3	0	1	1	0	0	0									
9 Marwin Gonzalez, S (1, 6) 12 Brian Bixler, R (7, 6) OBP: 0.154, SLG: 0.083 OBP: 0.425, SLG: 0.600					G4-6-3 1-2					3	0	0	0	0	0	0									
47 Brad Snyder, L (1, 9) 95 Brandon Barnes, R (7, 9) OBP: 0.308, SLG: 0.500 OBP: 0.167, SLG: 0.167					G5-3					3	0	0	0	0	0	0									
					K					3	0	1	0	0	1	0									
										3	0	1	0	0	0	1									
Inning Stats	R: 0 E: 0 K: 1 S: 6	H: 0 LOB: 0 BB: 0 P: 6	R: 0 E: 1 K: 0 S: 4	H: 1 LOB: 1 BB: 0 P: 4	R: 0 E: 0 K: 1 S: 5	H: 0 LOB: 0 BB: 0 P: 5	R: 0 E: 0 K: 2 S: 9	H: 2 LOB: 2 BB: 0 P: 9	R: 0 E: 0 K: 1 S: 4	H: 1 LOB: 1 BB: 0 P: 4	R: 0 E: 0 K: 1 S: 6	H: 1 LOB: 2 BB: 1 P: 10	R: 0 E: 0 K: 0 S: 3	H: 0 LOB: 0 BB: 0 P: 3	R: 1 E: 1 K: 0 S: 4	H: 1 LOB: 0 BB: 0 P: 4	R: 1 E: 0 K: 1 S: 7	H: 2 LOB: 1 BB: 0 P: 7	1B: 5 2B: 3 3B: 0 HR: 0	SF: 0 SAC: 0 DP: 2 HBP: 0	WP: 0 PB: 0 SB: 0 CS: 0	PA: 36			
PITCHER	IP	WLS	BF	H	R	ER	SO	BB	IBB	HBP	BLK	WP	HR	S	P	ERA	WHIP								
29 Dustin McGowan, R (1, 1) 32 Aaron Laffey, L (6, 1) 48 Francisco Cordero, R (7, 1) 44 Casey Janssen, R (8, 1) 33 Carlos Villanueva, R (8, 1) ERA: 1.8	2.0	W	12	3	0	0	3	0	0	0	0	0	0	10	10	0.00	0.500								
	1.0		5	1	0	0	1	1	0	0	0	0	0	6	10	0.00	2.000								
	1.0		3	0	0	0	0	0	0	0	0	0	0	3	3	0.00	0.000								
	1.0		4	1	1	0	0	0	0	0	1	0	0	4	4	0.00	1.000								
	1.0		5	2	1	1	1	0	0	0	0	0	0	7	7	9.00	2.000								

Houston Astros @ Toronto Blue Jays
 Florida Auto Exchange Stadium, Dunedin, FL
 Sat Mar 10 2012, 1:09 PM - 3:20 PM EST
 Att. 2,815 - Overcast - 66 F

AB	35
R	2
H	8
RBI	1
BB	1
SO	6
LOB	16



Batter	1	2	3	4	5	6	7	8	9	AB	R	H	RBI	BB	SO	LOB	BOTTOM									
5 Yunel Escobar, R (1, 6) 1 Luis Valbuena, L (7, PR) OBP: 0.250, SLG: 0.200 OBP: 0.500, SLG: 0.889	G6-3 2 G6-3 BB		G3	L6				G1-6-3 17 1B 30 1B		3	0	1	0	1	0	1										
2 Kelly Johnson, L (1, 4) 17 Omar Vizquel, S (6, 4) OBP: 0.286, SLG: 0.385 OBP: 0.571, SLG: 0.500	G6-3 1-2		G4-3		G3-1			G3-2-5 30 1B 18 1-2		3	0	0	0	0	2	0										
19 José Bautista, R (1, 9) 11 Rajai Davis, R (6, 9) OBP: 0.533, SLG: 1.000 OBP: 0.500, SLG: 0.455	P6							F9		3	2	2	3	0	0	0										
26 Adam Lind, L (1, 3) 30 David Cooper, L (7, 3) OBP: 0.467, SLG: 0.538 OBP: 0.474, SLG: 0.467										3	0	2	0	0	0	0										
10 Edwin Encarnación, R (1, 5) 18 Mike McCoy, R (6, 5) OBP: 0.353, SLG: 0.438 OBP: 0.364, SLG: 0.400										1	0	1	1	0	0	0										
28 Colby Rasmus, L (1, 8) 43 Anthony Gose, L (7, 8) OBP: 0.333, SLG: 0.250 OBP: 0.384, SLG: 0.455										3	0	0	0	0	2	3										
9 J.P. Arencibia, R (1, 2) 71 A.J. Jimenez, R (7, 2) OBP: 0.143, SLG: 0.308 OBP: 0.500, SLG: 0.333										1	0	0	0	0	0	0										
45 Travis Snider, L (1, 7) 81 Jake Marisnick, R (6, PR) OBP: 0.333, SLG: 0.882 OBP: 0.200, SLG: 0.200										2	1	1	1	1	0	2										
6 Jeff Mathis, R (1, 10) OBP: 0.333, SLG: 0.250										1	0	0	0	0	0	0										
										4	1	1	0	0	1	1										
Inning Stats	R: 0 E: 0 K: 0 S: 2	H: 0 LOB: 0 BB: 1 P: 6	R: 0 E: 1 K: 1 S: 7	H: 1 LOB: 2 BB: 0 P: 7	R: 2 E: 0 K: 1 S: 10	H: 4 LOB: 2 BB: 0 P: 11	R: 1 E: 0 K: 0 S: 5	H: 1 LOB: 0 BB: 0 P: 5	R: 1 E: 0 K: 0 S: 4	H: 1 LOB: 0 BB: 0 P: 4	R: 0 E: 0 K: 0 S: 3	H: 0 LOB: 1 BB: 1 P: 7	R: 1 E: 0 K: 1 S: 8	H: 3 LOB: 2 BB: 0 P: 8	R: 0 E: 0 K: 1 S: 5	H: 0 LOB: 0 BB: 0 P: 5	R: 0 E: 0 K: 1 S: 5	H: 0 LOB: 0 BB: 0 P: 5	1B: 7 2B: 0 3B: 0 HR: 3	SF: 0 SAC: 0 DP: 1 HBP: 0	WP: 0 PB: 0 SB: 0 CS: 0	PA: 36				
PITCHER	IP	WLS	BF	H	R	ER	SO	BB	IBB	HBP	BLK	WP	HR	S	P	ERA	WHIP									
21 Zach Duke, L (1, 1) 41 Jordan Lyles, R (5, 1) ERA: 5.14 ERA: 6.0	4.0	L	19	6	3	3	2	1	0	0	0	0	0	1	20	24	6.75	1.750								
	4.0		17	4	2	2	2	1	0	0	0	0	0	1	20	24	4.50	1.250								

Houston Astros @ Toronto Blue Jays
 Florida Auto Exchange Stadium, Dunedin, FL
 Sat Mar 10 2012, 1:09 PM - 3:20 PM EST
 Att. 2,815 - Overcast - 66 F


AB	34
R	5
H	10
RBI	5
BB	2
SO	4
LOB	17




Batter	1	2	3	4	5	6	7	8	9	AB	R	H	RBI	BB	SO	LOB	TOP										
1 Tyler Pastornicky, R OBP: 0.148, SLG: 0.115										4	1	1	0	0	0	2	Atlanta Braves @ Toronto Blue Jays Florida Auto Exchange Stadium, Dunedin, FL Sun Mar 11 2012, 1:08 PM - 3:42 PM EDT Att: 3,205 - Sunny - 77 F										
22 Jason Heyward, L OBP: 0.227, SLG: 0.238 91 Matt Lipka, R										4	0	0	1	0	2	3											
16 Brian McCann, L OBP: 0.300, SLG: 0.235 69 Evan Gattis, R OBP: 0.500, SLG: 0.600										3	0	0	0	0	1	1											
26 Dan Uggla, R OBP: 0.450, SLG: 0.625 90 Elmer Reyes, R OBP: 1.000, SLG: 2.000										3	0	1	0	0	1	0											
20 Eric Hinske, L OBP: 0.333, SLG: 0.600 81 William Beckwith, L										3	1	1	1	0	0	1											
23 Matt Diaz, R OBP: 0.273, SLG: 0.250 79 Todd Cunningham, S(7.7)										3	0	0	0	0	2	0											
74 Jordan Parraz, R OBP: 0.385, SLG: 0.333										4	0	0	0	0	2	0											
73 Joey Terdoslavich, S OBP: 0.353, SLG: 0.438										4	0	0	0	0	2	0											
68 Christian Bethancourt, R(1.2) OBP: 0.273, SLG: 0.444 76 Matt Kennelly, R (8.2)										3	2	3	0	0	0	0											
Inning Stats	R: 0 E: 1 K: 1 S: 5	H: 0 LOB: 0 BB: 0 P: 7	R: 0 E: 0 K: 2 S: 7	H: 0 LOB: 0 BB: 0 P: 7	R: 0 E: 0 K: 1 S: 6	H: 1 LOB: 1 BB: 0 P: 6	R: 0 E: 0 K: 1 S: 6	H: 1 LOB: 1 BB: 0 P: 6	R: 0 E: 0 K: 3 S: 9	H: 0 LOB: 0 BB: 0 P: 9	R: 1 E: 0 K: 0 S: 4	H: 1 LOB: 0 BB: 0 P: 4	R: 1 E: 0 K: 0 S: 5	H: 1 LOB: 0 BB: 0 P: 5	R: 3 E: 0 K: 2 S: 11	H: 4 LOB: 2 BB: 1 P: 15	R: 0 E: 0 K: 1 S: 5	H: 0 LOB: 0 BB: 0 P: 5	1B: 4 2B: 3 3B: 0 HR: 1	SF: 0 SAC: 0 DP: 0 HBP: 0	WP: 0 PB: 0 SB: 1 CS: 1	PA: 36					
PITCHER	IP	WLS	BF	H	R	ER	SO	BB	IBB	HBP	BLK	WP	HR	S	P	ERA	WHIP										
24 Ricky Romero, L ERA: 3.00	3.0		10	2	1	0	4	0	0	0	0	0	0	18	20	0.00	0.333										
70 Chad Jenkins, R ERA: 1.5	3.0	W	11	2	1	1	4	0	0	0	0	0	0	19	19	3.00	0.667										
38 Darren Oliver, L ERA: 12.0	1.0		4	1	1	1	0	0	0	0	0	0	1	5	5	9.00	1.000										
54 Jason Frasor, R ERA: 9.0	1.0		8	4	3	3	2	1	0	0	0	0	0	11	15	27.00	5.000										
59 Jim Hoey, R ERA:	1.0		3	0	0	0	1	0	0	0	0	0	0	5	5	0.00	0.000										

Batter	1	2	3	4	5	6	7	8	9	AB	R	H	RBI	BB	SO	LOB	BOTTOM										
5 Yunel Escobar, R OBP: 0.278, SLG: 0.294 3 Adeiny Hechavarría, R OBP: 0.333, SLG: 0.371										2	0	1	0	0	1	0	Atlanta Braves @ Toronto Blue Jays Florida Auto Exchange Stadium, Dunedin, FL Sun Mar 11 2012, 1:08 PM - 3:42 PM EDT Att: 3,205 - Sunny - 77 F										
8 Ben Francisco, R OBP: 0.250, SLG: 0.250 10 Edwin Encarnación, R OBP: 0.388, SLG: 0.412										2	1	0	0	1	0	1											
19 José Bautista, R OBP: 0.500, SLG: 0.933 John Tolisano, S										3	0	1	1	0	1	1											
26 Adam Lind, L OBP: 0.444, SLG: 0.500 66 Mike McDade, S										3	1	1	0	0	0	2											
13 Brett Lawrie, R OBP: 0.600, SLG: 0.842 17 Omar Vizquel, S OBP: 0.556, SLG: 0.625 59 Jim Hoey, R										3	1	3	1	0	0	0											
2 Kelly Johnson, L OBP: 0.294, SLG: 0.333 62 Jonathan Diaz, R OBP: 0.400, SLG: 0.700										2	1	1	1	0	0	1											
9 J.P. Arencibia, R OBP: 0.176, SLG: 0.375 71 A.J. Jimenez, R OBP: 0.600, SLG: 0.500										2	0	0	0	1	1	3											
28 Colby Rasmus, L OBP: 0.278, SLG: 0.214 18 Mike McCoy, R OBP: 0.333, SLG: 0.364										3	1	1	1	0	0	0											
14 Eric Thames, L OBP: 0.368, SLG: 0.529 Michael Crouse, R										2	0	0	1	0	1	2											
Inning Stats	R: 0 E: 0 K: 1 S: 6	H: 1 LOB: 1 BB: 0 P: 6	R: 0 E: 0 K: 2 S: 9	H: 1 LOB: 2 BB: 1 P: 13	R: 0 E: 0 K: 1 S: 5	H: 0 LOB: 0 BB: 0 P: 5	R: 3 E: 0 K: 1 S: 9	H: 4 LOB: 1 BB: 0 P: 9	R: 2 E: 0 K: 0 S: 5	H: 2 LOB: 2 BB: 1 P: 9	R: 0 E: 0 K: 2 S: 7	H: 0 LOB: 0 BB: 0 P: 7	R: 4 E: 2 K: 0 S: 6	H: 3 LOB: 2 BB: 2 P: 16	R: 0 E: 0 K: 1 S: 5	H: 0 LOB: 1 BB: 1 P: 9	1B: 5 2B: 5 3B: 1 HR: 0	SF: 1 SAC: 0 DP: 1 HBP: 1	WP: 1 PB: 0 SB: 0 CS: 0	PA: 41							
PITCHER	IP	WLS	BF	H	R	ER	SO	BB	IBB	HBP	BLK	WP	HR	S	P	ERA	WHIP										
77 Sean Gilmartin, L ERA:	2.0		10	4	3	3	2	0	0	0	0	0	0	14	14	13.50	2.000										
62 Todd Redmond, R ERA: 9.0	2.0	L	10	4	3	3	2	0	0	0	0	0	0	12	16	9.00	1.500										
57 Jairo Asencio, R ERA: 5.4	0.1		8	3	4	4	0	2	0	1	0	0	0	5	15	108.00	15.000										
64 Jaye Chapman, R ERA: 16.2	1.2		5	0	0	0	1	1	0	0	0	0	0	6	10	0.00	0.600										



Batter	1	2	3	4	5	6	7	8	9	AB R H RBI BB SO LOB	TOP																								
												<p>Toronto Blue Jays @ Atlanta Braves Champion Stadium, Lake Buena Vista, FL Sun Mar 11 2012, 1:05 PM EDT</p> <p>livebaseballscorecards.com</p> <p>AB 0 R 0 H 0 RBI 0 BB 0 SO 0 LOB 0</p> 																							
Inning Stats											1B: 0 SF: 0 WP: 0 PA: 0 2B: 0 SAC: 0 FB: 0 3B: 0 DP: 0 SB: 0 HR: 0 HBP: 0 CS: 0																								
PITCHER	IP	WLS	BF	H	R	ER	SO	BB	IBB	HBP	BLK	WP	HR	S	P	ERA	WHIP	PITCHER	IP	WLS	BF	H	R	ER	SO	BB	IBB	HBP	BLK	WP	HR	S	P	ERA	WHIP

Batter	1	2	3	4	5	6	7	8	9	AB R H RBI BB SO LOB	BOTTOM																								
												<p>Toronto Blue Jays @ Atlanta Braves Champion Stadium, Lake Buena Vista, FL Sun Mar 11 2012, 1:05 PM EDT</p> <p>livebaseballscorecards.com</p> <p>AB 0 R 0 H 0 RBI 0 BB 0 SO 0 LOB 0</p> 																							
Inning Stats											1B: 0 SF: 0 WP: 0 PA: 0 2B: 0 SAC: 0 FB: 0 3B: 0 DP: 0 SB: 0 HR: 0 HBP: 0 CS: 0																								
PITCHER	IP	WLS	BF	H	R	ER	SO	BB	IBB	HBP	BLK	WP	HR	S	P	ERA	WHIP	PITCHER	IP	WLS	BF	H	R	ER	SO	BB	IBB	HBP	BLK	WP	HR	S	P	ERA	WHIP

Batter	1	2	3	4	5	6	7	8	9	AB	R	H	RBI	BB	SO	LOB	TOP					
9 Endy Chavez, L (1, 7) OBP: 0.467, SLG: 0.462 70 Xavier Avery, L (6, 8) OBP: 0.278, SLG: 0.294			G4-3			G3-6		F9		3	0	1	0	0	0	1	<p>Baltimore Orioles @ Toronto Blue Jays Florida Auto Exchange Stadium, Dunedin, FL Mon Mar 12, 2012, 1:07 PM - 3:28 PM EDT Att. 4,221 - Partly Cloudy - 73 F</p>					
11 Robert Andino, R (1, 4) OBP: 0.313, SLG: 0.286 72 Caleb Joseph, R (6, 2) OBP: 0.500, SLG: 0.667 26 Gabriel Lino, R (8, 2)	SH5-3		G5-3					F8		1	0	0	0	1	0	0						
36 Nick Johnson, L (1, 10) OBP: 0.375, SLG: 0.167 91 Travis Adair, L (9, FH)	E6					F8				3	0	0	0	0	1	2						
51 Joe Mahoney, L (1, 3) OBP: 0.167, SLG: 0.167 85 Manny Machado, R (7, 6) OBP: 0.143, SLG: 0.143	K					G4-3				3	1	1	0	0	1	2						
13 Jai Miller, R (1, 8) OBP: 0.294, SLG: 0.375 90 Cory Aldridge, L (7, 7)	G4-3					G5-3				3	0	0	0	0	1	3						
3 Ryan Flaherty, L (1, 6) OBP: 0.316, SLG: 0.444										3	0	1	1	0	1	0						
68 Steve Tolleson, R (1, 5) OBP: 0.333, SLG: 0.364 86 Buck Britton, L (7, 5)										3	0	0	0	0	2	1						
80 Scott Beerer, R (1, 9) OBP: 0.250, SLG: 0.250 92 Jeff Larish, L (7, 3)										3	0	0	0	0	0	1						
60 John Hester, R (1, 2) 54 Matt Antonelli, R (6, 4) OBP: 0.571, SLG: 0.333										1	0	0	0	0	0	0						
										1	0	0	0	0	0	0						
Inning Stats	R: 0 E: 1 K: 1 S: 8	H: 1 LOB: 2 BB: 0 P: 8	R: 0 E: 0 K: 1 S: 5	H: 0 LOB: 0 BB: 0 P: 5	R: 0 E: 0 K: 0 S: 3	H: 0 LOB: 0 BB: 0 P: 3	R: 0 E: 0 K: 0 S: 3	H: 0 LOB: 0 BB: 0 P: 3	R: 0 E: 0 K: 1 S: 5	H: 0 LOB: 0 BB: 0 P: 5	R: 0 E: 0 K: 1 S: 4	H: 0 LOB: 1 BB: 1 P: 9	R: 1 E: 0 K: 2 S: 9	H: 2 LOB: 1 BB: 0 P: 10	R: 0 E: 0 K: 0 S: 3	H: 0 LOB: 0 BB: 0 P: 3	R: 0 E: 0 K: 1 S: 5	H: 0 LOB: 0 BB: 0 P: 5	1B: 2 2B: 1 3B: 0 HR: 0	SF: 0 SAC: 1 DP: 1 HBP: 1	WP: 1 PB: 0 SB: 0 CS: 0	PA: 32
PITCHER	IP WLS BF H R ER SO BB IBB HBP BLK WP HR S P ERA WHIP																					
23 Brandon Morrow, R (1, 1) ERA: 1.8	3.0 W 11 1 0 0 2 0 0 0 0 0 0 0 16 16 0.00 0.333																					
48 Francisco Cordero, R (4, 1) ERA: 4.5	1.0 H 3 0 0 0 1 0 0 0 0 0 0 0 3 3 0.00 0.000																					
44 Casey Janssen, R (5, 1) ERA: 4.5	1.0 3 0 0 0 1 0 0 0 0 0 0 0 5 5 0.00 0.000																					
69 Drew Hutchison, R (6, 1) ERA: 4.5	2.0 9 2 1 1 3 1 0 1 0 1 0 13 19 4.50 1.500																					
72 Deck McGuire, R (8, 1) ERA: 4.5	2.0 S 6 0 0 0 1 0 0 0 0 0 0 0 8 8 0.00 0.000																					

Batter	1	2	3	4	5	6	7	8	9	AB	R	H	RBI	BB	SO	LOB	BOTTOM			
5 Yunel Escobar, R (1, 6) OBP: 0.286, SLG: 0.263 1 Luis Valbuena, L (4, FR) OBP: 0.455, SLG: 0.800	F8		E6			P6				2	0	0	1	0	0	0	<p>Baltimore Orioles @ Toronto Blue Jays Florida Auto Exchange Stadium, Dunedin, FL Mon Mar 12, 2012, 1:07 PM - 3:28 PM EDT Att. 4,221 - Partly Cloudy - 73 F</p>			
17 Omar Vizquel, S (1, 5) OBP: 0.500, SLG: 0.545 25 Chris Woodward, R (4, FR) OBP: 0.333, SLG: 0.200	F9		G5-3							3	0	1	2	0	0	1				
8 Ben Francisco, R (1, 7) OBP: 0.235, SLG: 0.200 30 David Cooper, L (5, 3) OBP: 0.450, SLG: 0.438	G4-3		L8							3	0	0	0	0	3					
10 Edwin Encarnación, R (1, 3) OBP: 0.304, SLG: 0.333										4	0	0	0	0	3	1				
2 Kelly Johnson, L (1, 4) OBP: 0.350, SLG: 0.353 62 Jonathan Diaz, R (6, 4) OBP: 0.364, SLG: 0.636										2	2	1	0	1	1	0				
11 Rajai Davis, R (1, 9) OBP: 0.400, SLG: 0.357 74 Moisés Sierra, R (5, FR) OBP: 0.353, SLG: 0.438										3	0	0	0	0	0	2				
28 Colby Rasmus, L (1, 8) OBP: 0.333, SLG: 0.313 43 Anthony Gose, L (6, 8) OBP: 0.333, SLG: 0.417										2	1	1	1	1	0	1				
45 Travis Snider, L (1, 10) OBP: 0.381, SLG: 0.842										2	1	1	1	1	1	0				
6 Jeff Mathis, R (1, 2) OBP: 0.250, SLG: 0.182 15 Travis d'Arnaud, R (7, 2) OBP: 0.273, SLG: 0.600										3	0	0	0	0	2	4				
										0	0	0	0	0	0	0				
Inning Stats	R: 0 E: 0 K: 0 S: 3	H: 0 LOB: 0 BB: 0 P: 3	R: 1 E: 1 K: 1 S: 7	H: 2 LOB: 1 BB: 1 P: 12	R: 0 E: 1 K: 1 S: 6	H: 0 LOB: 1 BB: 0 P: 6	R: 3 E: 0 K: 0 S: 5	H: 2 LOB: 2 BB: 3 P: 17	R: 0 E: 0 K: 2 S: 8	H: 0 LOB: 1 BB: 0 P: 8	R: 0 E: 0 K: 2 S: 7	H: 0 LOB: 0 BB: 0 P: 7	R: 0 E: 0 K: 1 S: 5	H: 0 LOB: 0 BB: 0 P: 5	R: 0 E: 0 K: 0 S: 3	H: 0 LOB: 0 BB: 0 P: 3	1B: 3 2B: 1 3B: 0 HR: 0	SF: 0 SAC: 0 DP: 0 HBP: 0	WP: 0 PB: 0 SB: 1 CS: 0	PA: 34
PITCHER	IP WLS BF H R ER SO BB IBB HBP BLK WP HR S P ERA WHIP																			
16 Wei-Yin Chen, L (1, 1) ERA: 1.8	3.0 L 13 2 1 1 2 1 0 0 0 0 0 0 16 21 3.00 1.000																			
59 Armando Galarraga, R (4, 1) ERA: 6.75	2.0 12 2 3 3 2 3 0 0 0 0 0 0 13 25 13.50 2.500																			
79 Jon Link, R (6, 1) ERA: 7.0	1.0 3 0 0 0 2 0 0 0 0 0 0 0 7 7 0.00 0.000																			
48 Pat Neshek, R (7, 1) ERA: 7.0	1.0 3 0 0 0 1 0 0 0 0 0 0 0 5 5 0.00 0.000																			
95 Stu Pomeranz, R (8, 1) ERA: 8.0	1.0 3 0 0 0 0 0 0 0 0 0 0 0 3 3 0.00 0.000																			

AB	29
R	1
H	3
RBI	1
BB	1
SO	7
LOB	10



AB	30
R	4
H	4
RBI	4
BB	4
SO	7
LOB	12



Batter	1	2	3	4	5	6	7	8	9	AB	R	H	RBI	BB	SO	LOB	TOP								
2 Derek Jeter, R (1,6) 74 Doug Bernier, R (6,6) OBP: 0.350, SLG: 0.278 OBP: 0.357, SLG: 0.462	G4-3		1B		G5-3		2B		K	3	1	1	0	0	0	1	New York Yankees @ Toronto Blue Jays Florida Auto Exchange Stadium, Dunedin, FL Wed Mar 14, 2012, 1:07 PM - 3:59 PM EDT Att: 5,509 - Sunny - 77 F livebaseballscorecards.com								
14 Curtis Granderson, L (1,8) 38 Dewayne Wise, L (6,PR) OBP: 0.350, SLG: 0.694 OBP: 0.462, SLG: 0.615	K		2B			2B	1B		1B	3	0	2	1	0	1	0									
24 Robinson Cano, L (1,4) 82 Corban Joseph, L (6,4) OBP: 0.200, SLG: 0.167 OBP: 0.231, SLG: 0.231	G4-3		G4-3			BB	K		1B	2	0	0	0	1	0	1									
13 Alex Rodriguez, R (1,10) 89 Kyle Higashioka, R (6,PR) OBP: 0.429, SLG: 0.611 OBP: 0.200, SLG: 0.290		F7		G6-3		FC5-4	G5-3		K	3	0	0	0	0	0	2									
25 Mark Teixeira, S (1,3) 68 Brandon Laird, R (6,3) OBP: 0.350, SLG: 0.235 OBP: 0.200, SLG: 0.143		1B		G4-3		L3			K	3	0	1	0	0	0	3									
27 Raul Ibanez, L (1,7) 67 Colin Curtis, L (7,7) OBP: 0.083, SLG: 0.125 OBP: 0.250, SLG: 0.500		K		G4-3			G3-1		G3	3	0	0	0	0	1	1									
33 Nick Swisher, S (1,9) 73 Cole Garner, R (5,9) OBP: 0.600, SLG: 1.143		K		G4-3					2B	2	0	0	0	0	1	1									
12 Eric Chavez, L (1,5) 60 Jayson Nix, R (6,5) OBP: 0.167, SLG: 0.222 OBP: 0.316, SLG: 0.389			1B		K		1B		K	2	1	1	0	0	1	1									
17 Francisco Cervelli, R (1,2) 90 Gary Sanchez, R (6,2) OBP: 0.250, SLG: 0.333 OBP: 0.429, SLG: 0.429			G6-4-3		2B		FC5		G6-3	2	0	1	0	0	0	1									
										2	1	0	0	0	0	2									
Inning Stats	R: 0 E: 0 K: 1 S: 5	H: 0 LOB: 0 BB: 0 P: 5	R: 0 E: 0 K: 2 S: 8	H: 1 LOB: 1 BB: 0 P: 8	R: 1 E: 0 K: 0 S: 5	H: 3 LOB: 1 BB: 0 P: 5	R: 0 E: 0 K: 0 S: 3	H: 0 LOB: 0 BB: 0 P: 3	R: 0 E: 0 K: 1 S: 6	H: 1 LOB: 1 BB: 0 P: 6	R: 0 E: 0 K: 0 S: 3	H: 1 LOB: 3 BB: 1 P: 7	R: 4 E: 1 K: 1 S: 9	H: 3 LOB: 1 BB: 1 P: 13	R: 0 E: 0 K: 2 S: 8	H: 1 LOB: 1 BB: 0 P: 8	R: 0 E: 0 K: 2 S: 9	H: 2 LOB: 2 BB: 0 P: 9	1B: 7 2B: 8 3B: 0 HR: 0	SF: 0 SAC: 0 DP: 2 HBP: 0	WP: 0 PB: 0 SB: 0 CS: 0	PA: 40			
PITCHER	IP	WLS	BF	H	R	ER	SO	BB	IBB	HBP	BLK	WP	HR	S	P	ERA	WHIP								
37 Henderson Alvarez III, R (1,1) ERA: 3.0	3.0		12	4	1	1	3	0	0	0	0	0	0	18	18	3.00	1.333								
33 Carlos Villanueva, R (4,1) ERA: 2.0	2.0	W	7	1	0	0	1	0	0	0	0	0	0	9	9	0.00	0.500								
54 Jason Frasor, R (6,1) ERA: 6.75	1.0		4	1	0	0	0	1	0	0	0	0	0	3	7	0.00	2.000								
34 Joel Carreno, R (7,1) ERA: 5.4	2.0		12	4	4	3	3	1	0	0	0	0	0	17	21	13.50	2.500								
59 Jim Hoey, R (9,1) ERA: 0.00	1.0	S	5	2	0	0	2	0	0	0	0	0	0	9	9	0.00	2.000								

Batter	1	2	3	4	5	6	7	8	9	AB	R	H	RBI	BB	SO	LOB	BOTTOM									
5 Yunel Escobar, R (1,6) 17 Omar Vizquel, S (6,6) OBP: 0.292, SLG: 0.238 OBP: 0.429, SLG: 0.462	F9		G6-3		BB				G3	2	1	0	0	1	0	0	New York Yankees @ Toronto Blue Jays Florida Auto Exchange Stadium, Dunedin, FL Wed Mar 14, 2012, 1:07 PM - 3:59 PM EDT Att: 5,509 - Sunny - 77 F livebaseballscorecards.com									
2 Kelly Johnson, L (1,4) 43 Anthony Gose, L (6,8) OBP: 0.348, SLG: 0.350 OBP: 0.287, SLG: 0.333	K		1B		K		G4-3			3	0	1	0	0	2	1										
19 Jose Bautista, R (1,9) 8 Ben Francisco, R (6,9) OBP: 0.476, SLG: 0.824 OBP: 0.222, SLG: 0.188	P6		BB		F7		G6-3			2	0	0	0	1	0	1										
26 Adam Lind, L (1,3) 1 Luis Valbuena, L (6,PR) OBP: 0.429, SLG: 0.444 OBP: 0.395, SLG: 0.667		G3-1		P2		BB			G4-3	2	0	0	0	1	0	2										
10 Edwin Encarnación, R (1,7) Michael Crouse, R (6,7) OBP: 0.385, SLG: 0.667		HR			1B		HR			3	3	3	4	0	0	0										
13 Brett Lawrie, R (1,5) 25 Chris Woodward, R (6,5) OBP: 0.609, SLG: 0.955 OBP: 0.429, SLG: 0.200					HR					1	0	0	0	0	0	0										
28 Colby Rasmus, L (1,8) 66 Mike McDade, S (6,3) OBP: 0.333, SLG: 0.111										0	0	0	0	0	0	0										
9 J.P. Arencibia, R (1,10) 15 Travis d'Arnaud, R (8,PH) OBP: 0.200, SLG: 0.526 OBP: 0.250, SLG: 0.533										3	1	1	2	0	1	2										
6 Jeff Mathis, R (1,2) 71 A.J. Jimenez, R (7,2) OBP: 0.200, SLG: 0.143 OBP: 0.500, SLG: 0.400										1	0	0	0	0	1	2										
Inning Stats	R: 0 E: 0 K: 1 S: 5	H: 0 LOB: 0 BB: 0 P: 5	R: 1 E: 0 K: 1 S: 8	H: 2 LOB: 1 BB: 0 P: 10	R: 0 E: 0 K: 1 S: 6	H: 1 LOB: 2 BB: 1 P: 10	R: 2 E: 0 K: 2 S: 9	H: 2 LOB: 0 BB: 0 P: 9	R: 4 E: 0 K: 1 S: 9	H: 3 LOB: 1 BB: 2 P: 19	R: 0 E: 0 K: 1 S: 5	H: 0 LOB: 0 BB: 0 P: 5	R: 0 E: 0 K: 1 S: 5	H: 0 LOB: 0 BB: 0 P: 5	R: 0 E: 0 K: 2 S: 7	H: 0 LOB: 2 BB: 0 P: 9		1B: 3 2B: 1 3B: 1 HR: 3	SF: 0 SAC: 0 DP: 0 HBP: 2	WP: 0 PB: 0 SB: 2 CS: 0	PA: 37					
PITCHER	IP	WLS	BF	H	R	ER	SO	BB	IBB	HBP	BLK	WP	HR	S	P	ERA	WHIP									
36 Freddy Garcia, R (1,1) ERA: 4.5	3.0	L	14	4	2	2	3	1	0	0	0	0	0	1	20	26	6.00	1.667								
53 Cory Wade, R (4,1) ERA: 4.5	1.0		4	1	1	1	2	0	0	0	0	0	0	1	8	8	9.00	1.000								
85 Manny Bañuelos, L (5,1) ERA: 7.2	1.0		8	3	4	4	1	2	0	0	0	0	0	1	9	19	36.00	5.000								
78 D.J. Mitchell, R (6,1) ERA: 0.00	3.0		11	0	0	0	4	0	0	2	0	0	0	0	17	19	0.00	0.000								



Batter	1	2	3	4	5	6	7	8	9	AB	R	H	RBI	BB	SO	LOB	TOP			
8 Desmond Jennings, R OBP: 0.421, SLG: 0.353 60 Matt Mangini, L OBP: 0.397, SLG: 0.346	4-1 BB 3 G6-3			4-0 BB 3 S BB		0-0 P5		0-3 K		1 0 0 0 2 0 2 1 0 0 0 0 0 1 1							Tampa Bay Rays @ Toronto Blue Jays Florida Auto Exchange Stadium, Dunedin, FL Fri Mar 16 2012, 1:08 PM - 3:40 PM EDT Att.: 5,541 - Sunny - 75 F			
1 Sean Rodriguez, R OBP: 0.400, SLG: 0.385 38 Isaias Velasquez, R	0-3 K			0-3 K		0-3 K		0-0 F8	0-0 F8	3 0 0 0 0 0 3 4 1 0 0 0 0 0 0 0										
3 Evan Longoria, R 67 Cody Rogers, L	0-0 G6-3			0-1 P2		0-0 F8		0-3 K	0-3 K	3 0 0 0 0 0 0 4 1 0 0 0 0 0 1 0										
18 Ben Zobrist, S OBP: 0.318, SLG: 0.316 10 Will Rhymes, L OBP: 0.172, SLG: 0.111		0-0 P6		0-3 K		0-3 K		0-0 K	0-0 G4-3	3 0 0 0 0 0 2 1 1 0 0 0 0 0 0 0										
28 José Molina, R OBP: 0.235, SLG: 0.188 26 Stephen Vogt, L OBP: 0.406, SLG: 0.517		0-0 G5-3				0-0 G6-3		0-0 F7		2 0 0 0 0 0 0 0 1 0 0 0 0 0 0 0										
9 Elliot Johnson, S OBP: 0.250, SLG: 0.160 29 Tim Beckham, R OBP: 0.120, SLG: 0.043		0-0 G4-3				0-0 G4-3		0-0 L8		2 0 0 0 0 0 0 0 1 0 0 0 0 0 0 0										
21 Jose Lobaton, S OBP: 0.250, SLG: 0.263			0-0 G1-3			0-3 K		0-0 P5		3 0 0 0 0 0 1 0										
11 Brandon Guyer, R OBP: 0.167, SLG: 0.167 45 Jeff Salazar, L OBP: 0.409, SLG: 0.500				0-3 K				0-0 E4	0-0 E4	2 0 1 0 0 0 1 0 1 0 0 0 0 0 0 0										
63 Chris Gimenez, R OBP: 0.250, SLG: 0.286 Robi Estrada, S			0-0 G6-3					0-0 G6-3	0-1 G6-3	3 0 1 0 0 0 0 1 0 0 0 0 0 0 0 0										
Inning Stats	R: 0 E: 0 K: 1 S: 5	H: 0 LOB: 0 BB: 1 P: 9	R: 0 E: 0 K: 0 S: 3	H: 0 LOB: 0 BB: 0 P: 3	R: 0 E: 0 K: 1 S: 5	H: 0 LOB: 0 BB: 0 P: 5	R: 0 E: 0 K: 2 S: 8	H: 0 LOB: 1 BB: 1 P: 12	R: 0 E: 0 K: 1 S: 5	H: 2 LOB: 2 BB: 0 P: 7	R: 0 E: 0 K: 1 S: 5	H: 0 LOB: 0 BB: 0 P: 5	R: 0 E: 1 K: 1 S: 7	H: 0 LOB: 1 BB: 0 P: 7	R: 0 E: 0 K: 1 S: 5	H: 0 LOB: 0 BB: 0 P: 5		1B: 2 2B: 0 3B: 0 HR: 0	SF: 0 SAC: 0 DP: 1 HBP: 0	WP: 0 PB: 0 SB: 2 CS: 0
PITCHER	IP WLS BF H R ER SO BB IBB HBP BLK WP HR S P ERA WHIP	IP WLS BF H R ER SO BB IBB HBP BLK WP HR S P ERA WHIP	IP WLS BF H R ER SO BB IBB HBP BLK WP HR S P ERA WHIP	IP WLS BF H R ER SO BB IBB HBP BLK WP HR S P ERA WHIP	IP WLS BF H R ER SO BB IBB HBP BLK WP HR S P ERA WHIP	IP WLS BF H R ER SO BB IBB HBP BLK WP HR S P ERA WHIP	IP WLS BF H R ER SO BB IBB HBP BLK WP HR S P ERA WHIP	IP WLS BF H R ER SO BB IBB HBP BLK WP HR S P ERA WHIP	IP WLS BF H R ER SO BB IBB HBP BLK WP HR S P ERA WHIP	IP WLS BF H R ER SO BB IBB HBP BLK WP HR S P ERA WHIP	IP WLS BF H R ER SO BB IBB HBP BLK WP HR S P ERA WHIP	IP WLS BF H R ER SO BB IBB HBP BLK WP HR S P ERA WHIP	IP WLS BF H R ER SO BB IBB HBP BLK WP HR S P ERA WHIP	IP WLS BF H R ER SO BB IBB HBP BLK WP HR S P ERA WHIP	IP WLS BF H R ER SO BB IBB HBP BLK WP HR S P ERA WHIP	IP WLS BF H R ER SO BB IBB HBP BLK WP HR S P ERA WHIP	IP WLS BF H R ER SO BB IBB HBP BLK WP HR S P ERA WHIP			

AB	29
R	0
H	2
RBI	0
BB	2
SO	9
LOB	13



Batter	1	2	3	4	5	6	7	8	9	AB	R	H	RBI	BB	SO	LOB	BOTTOM			
5 Yunel Escobar, R OBP: 0.333, SLG: 0.333 1 Luis Valbuena, L OBP: 0.278, SLG: 0.471	0-0 G6-3		0-0 2 G3 19 SF8 2B	0-0 2-3 1B		0-0 F7		0-0 G4-3		3 1 2 0 0 0 0 0 2 0 0 0 0 0 0 2							Tampa Bay Rays @ Toronto Blue Jays Florida Auto Exchange Stadium, Dunedin, FL Fri Mar 16 2012, 1:08 PM - 3:40 PM EDT Att.: 5,541 - Sunny - 75 F			
2 Kelly Johnson, L OBP: 0.308, SLG: 0.304 17 Omar Vizquel, S OBP: 0.400, SLG: 0.429	0-3 K		0-0 G3	0-3 K		0-0 G3				3 0 0 0 0 0 2 3 1 0 0 0 0 0 0 0										
19 José Bautista, R OBP: 0.458, SLG: 0.789 8 Ben Francisco, R OBP: 0.211, SLG: 0.176	0-0 1B		0-0 SF8	0-3 K			0-0 F8			2 0 1 1 0 1 0 2 1 0 0 0 0 0 0 0										
26 Adam Lind, L OBP: 0.375, SLG: 0.381 66 Mike McDade, S OBP: 0.296, SLG: 0.191	0-0 G3		0-0 E5		0-3 K		0-0 F8			3 0 0 0 0 0 1 1 1 0 0 0 0 0 0 0										
10 Edwin Encarnación, R OBP: 0.345, SLG: 0.593 30 David Cooper, L OBP: 0.350, SLG: 0.417		0-0 F7	0-0 G6-3		0-3 K		0-0 P5			3 0 0 0 0 0 1 1 1 0 0 0 0 0 0 0										
13 Brett Lawrie, R OBP: 0.625, SLG: 0.957 62 Jonathan Diaz, R OBP: 0.500, SLG: 0.632		0-0 28 S 9 1B		0-0 28 1B				0-0 G6-3		1 1 1 0 0 0 0 0 2 1 1 0 1 0 0 0										
28 Colby Rasmus, L OBP: 0.333, SLG: 0.318 18 Mike McCoy, R OBP: 0.316, SLG: 0.353	1-3 K		0-0 9 1B	0-0 45 1B		0-0 F7		0-0 E5		3 1 1 0 0 0 1 2 1 0 0 0 0 0 0 0										
9 J.P. Arencibia, R OBP: 0.261, SLG: 0.545 68 Yan Gomes, R OBP: 0.444, SLG: 0.889	0-0 1B		0-0 45 1B	0-0 45 1B		0-0 G5-3		0-0 1B		3 0 2 2 0 0 0 0 1 0 1 0 0 0 0 0										
45 Travis Snider, L OBP: 0.375, SLG: 0.833 81 Jake Marisnick, R OBP: 0.250, SLG: 0.625	0-3 K		0-0 1-2 2H	0-0 1-2 2H		1-2 HR		0-3 K		3 1 2 1 0 1 1 1 1 0 0 0 0 0 1 2										
Inning Stats	R: 0 E: 0 K: 1 S: 6	H: 1 LOB: 1 BB: 0 P: 6	R: 1 E: 0 K: 2 S: 9	H: 2 LOB: 1 BB: 0 P: 10	R: 1 E: 0 K: 0 S: 5	H: 1 LOB: 1 BB: 0 P: 5	R: 2 E: 0 K: 2 S: 11	H: 5 LOB: 2 BB: 0 P: 11	R: 0 E: 0 K: 2 S: 7	H: 0 LOB: 1 BB: 1 P: 11	R: 1 E: 0 K: 0 S: 6	H: 1 LOB: 0 BB: 0 P: 7	R: 0 E: 0 K: 0 S: 3	H: 0 LOB: 0 BB: 0 P: 3	R: 0 E: 1 K: 1 S: 7	H: 1 LOB: 2 BB: 0 P: 7		1B: 9 2B: 1 3B: 0 HR: 1	SF: 1 SAC: 0 DP: 0 HBP: 0	WP: 0 PB: 0 SB: 1 CS: 0
PITCHER	IP WLS BF H R ER SO BB IBB HBP BLK WP HR S P ERA WHIP	IP WLS BF H R ER SO BB IBB HBP BLK WP HR S P ERA WHIP	IP WLS BF H R ER SO BB IBB HBP BLK WP HR S P ERA WHIP	IP WLS BF H R ER SO BB IBB HBP BLK WP HR S P ERA WHIP	IP WLS BF H R ER SO BB IBB HBP BLK WP HR S P ERA WHIP	IP WLS BF H R ER SO BB IBB HBP BLK WP HR S P ERA WHIP	IP WLS BF H R ER SO BB IBB HBP BLK WP HR S P ERA WHIP	IP WLS BF H R ER SO BB IBB HBP BLK WP HR S P ERA WHIP	IP WLS BF H R ER SO BB IBB HBP BLK WP HR S P ERA WHIP	IP WLS BF H R ER SO BB IBB HBP BLK WP HR S P ERA WHIP	IP WLS BF H R ER SO BB IBB HBP BLK WP HR S P ERA WHIP	IP WLS BF H R ER SO BB IBB HBP BLK WP HR S P ERA WHIP	IP WLS BF H R ER SO BB IBB HBP BLK WP HR S P ERA WHIP	IP WLS BF H R ER SO BB IBB HBP BLK WP HR S P ERA WHIP	IP WLS BF H R ER SO BB IBB HBP BLK WP HR S P ERA WHIP	IP WLS BF H R ER SO BB IBB HBP BLK WP HR S P ERA WHIP	IP WLS BF H R ER SO BB IBB HBP BLK WP HR S P ERA WHIP			

AB	35
R	5
H	11
RBI	4
BB	1
SO	8
LOB	14



Batter	1	2	3	4	5	6	7	8	9	AB	R	H	RBI	BB	SO	LOB	TOP										
11 Rajai Davis, R OBP: 0.280, SLG: 0.250 Michael Crouse, R (6, 9)	0-3 K		0-0 E3 P3-6			0-0 F7		0-0 G2-3		3	0	0	1	0	1	0											
45 Travis Snider, L OBP: 0.371, SLG: 0.781 Marcus Knecht, R OBP: 0.500, SLG: 0.500	4-0 BB		0-3 K			0-3 K			0-0 F8	2	0	0	0	1	2	1											
Travis d'Arnaud, R OBP: 0.217, SLG: 0.381 71 A.J. Jimenez, R OBP: 0.500, SLG: 0.571	0-3 K		0-0 P3-6			0-0 F7			0-0 2B 30 WP 30 1B	3	0	0	0	0	1	2											
30 David Cooper, L OBP: 0.375, SLG: 0.393	0-0 CS	0-0 E4 FC3-6 1B				0-0 F8		0-0 G4-3	1-0 1B 2B	4	1	1	1	0	0	0											
Mike McDade, S OBP: 0.333, SLG: 0.143		0-0 1B FC3-6				0-3 K		0-0 L8	4-0 1B 2B BB	3	0	1	0	1	1	0											
1 Luis Valbuena, L OBP: 0.273, SLG: 0.476		0-0 FC3-6				0-0 L7		0-0 G5-3	0-0 2B 1-3 2-H	4	0	1	1	0	0	2											
62 Jonathan Diaz, R OBP: 0.478, SLG: 0.591 31 Ruben Gotay, S OBP: 0.333, SLG: 0.333		0-3 K				0-0 F8		0-0 1B 25 WP	0-3 K	3	0	1	0	0	1	2											
25 Chris Woodward, R OBP: 0.250, SLG: 0.100		0-3 K				0-3 K		1-3 K	0-0 P3	4	0	0	0	0	3	5											
43 Anthony Gose, L OBP: 0.318, SLG: 0.455			0-0 3B 11 E			0-0 G1		0-0 G5-3		3	1	1	0	0	0	1											
Inning Stats	R: 0 E: 0 K: 2 S: 6	H: 0 LOB: 0 BB: 1 P: 10	R: 0 E: 1 K: 2 S: 9	H: 1 LOB: 2 BB: 0 P: 9	R: 1 E: 1 K: 1 S: 6	H: 1 LOB: 0 BB: 0 P: 6	R: 0 E: 0 K: 1 S: 5	H: 0 LOB: 0 BB: 0 P: 5	R: 0 E: 0 K: 1 S: 5	H: 0 LOB: 0 BB: 0 P: 5	R: 0 E: 0 K: 0 S: 3	H: 0 LOB: 0 BB: 0 P: 3	R: 0 E: 0 K: 1 S: 6	H: 1 LOB: 1 BB: 0 P: 7	R: 2 E: 0 K: 1 S: 8	H: 3 LOB: 2 BB: 1 P: 13	1B: 3 2B: 3 3B: 1 HR: 0	SF: 0 SAC: 0 DP: 1 HBP: 0	WP: 2 PB: 0 SB: 0 CS: 1	PA: 36							
PITCHER	IP	WLS	BF	H	R	ER	SO	BB	IBB	HBP	BLK	WP	HR	S	P	ERA	WHIP										
37 Brandon Beachy, R ERA: 6.0	4.0	W	15	2	1	1	6	1	0	0	0	0	0	26	30	2.25	0.750										
50 Cristhian Martinez, R ERA: 1.13	2.0	H	6	0	0	0	2	0	0	0	0	0	0	10	10	0.00	0.000										
53 Cory Gearrin, R ERA: 4.5	1.0	H	3	0	0	0	0	0	0	0	0	0	0	3	3	0.00	1.000										
72 Adam Russell, R ERA: 4.5	1.0		4	1	0	0	1	0	0	0	0	1	0	6	7	0.00	1.000										
38 Anthony Varvaro, R ERA: 9.53	1.0		7	3	2	2	1	1	0	0	0	1	0	8	13	18.00	4.000										

Toronto Blue Jays @ Atlanta Braves
Champion Stadium, Lake Buena Vista, FL
Sat Mar 17 2012, 1:08 PM - 3:31 PM EDT
Att: 6,382 - Sunny - 78 F

AB 33
R 3
H 6
RBI 3
BB 2
SO 10
LOB 16



Batter	1	2	3	4	5	6	7	8	9	AB	R	H	RBI	BB	SO	LOB	BOTTOM										
24 Michael Bourn, L OBP: 0.308, SLG: 0.432 91 Keenan Wiley, L (8, 8)	0-0 16 SF8 16 E 1 G4-3 1B		0-0 2-3 1B			0-3 K		1-0 G3		4	1	2	0	0	1	1											
1 Tyler Pastornicky, R OBP: 0.158, SLG: 0.139	0-0 G4-3		0-0 SF9			0-0 F8		0-0 75 CS 1B		3	0	1	2	0	0	1											
16 Brian McCann, L OBP: 0.406, SLG: 0.346 75 José Yépez, R OBP: 0.428, SLG: 0.571	0-0 SF8 2-H		0-0 F9			0-0 F9		0-0 26 HR 1B	0-0 CS 90 G6-3 2B	2	1	1	1	0	0	1											
26 Dan Uggla, R OBP: 0.417, SLG: 0.793 90 Ozzie Chavez, S (7, 4)	0-0 F9					0-0 G5-3		2-1 HR	0-0 G6-3 2-3	3	1	1	2	0	0	0											
10 Chipper Jones, S OBP: 0.304, SLG: 0.200 97 Edward Salcedo, R (7, 5)		0-3 K				0-0 74 1B 1B		0-0 74 G6-4-3 1B	0-3 K	3	0	2	0	0	1	0											
20 Eric Hinske, L OBP: 0.250, SLG: 0.357		0-0 G3-1				0-3 K		0-0 F7	0-0 G6-3	4	0	0	0	0	1	3											
74 Jordan Parraz, R OBP: 0.500, SLG: 0.684		0-0 G6-3				0-0 1B		0-0 G6-4-3 1-2	0-0 1B	3	0	1	0	0	0	1											
68 Christian Bethancourt, R OBP: 0.375, SLG: 0.714 69 Evan Gattis, R OBP: 0.444, SLG: 0.500			0-0 24 1B 17 SH1-3 1 SF9 1B			0-3 K		0-0 17 FC5-4 1B		3	1	2	0	0	1	2											
17 Jose Constanza, L OBP: 0.238, SLG: 0.200			0-0 SH1-3			0-0 L8		0-0 FC5-4 24 G3 24 S 1B		2	1	0	0	0	0	1											
Inning Stats	R: 1 E: 1 K: 0 S: 4	H: 1 LOB: 0 BB: 0 P: 4	R: 0 E: 0 K: 1 S: 5	H: 0 LOB: 0 BB: 0 P: 5	R: 1 E: 0 K: 0 S: 5	H: 2 LOB: 1 BB: 0 P: 5	R: 0 E: 0 K: 2 S: 9	H: 2 LOB: 2 BB: 0 P: 9	R: 0 E: 0 K: 1 S: 5	H: 0 LOB: 0 BB: 0 P: 5	R: 2 E: 0 K: 0 S: 6	H: 3 LOB: 0 BB: 0 P: 8	R: 1 E: 0 K: 0 S: 5	H: 2 LOB: 0 BB: 0 P: 6	R: 0 E: 0 K: 1 S: 6	H: 1 LOB: 1 BB: 0 P: 6	1B: 9 2B: 1 3B: 0 HR: 1	SF: 2 SAC: 1 DP: 1 HBP: 0	WP: 0 PB: 0 SB: 1 CS: 1	PA: 34							
PITCHER	IP	WLS	BF	H	R	ER	SO	BB	IBB	HBP	BLK	WP	HR	S	P	ERA	WHIP										
69 Drew Hutchison, R ERA: 3.86	3.0	L	12	3	2	1	1	0	0	0	0	0	0	14	14	3.00	1.000										
72 Deck McGuire, R ERA: 2.57	3.0		13	5	2	2	3	0	0	0	0	0	1	20	22	6.00	1.667										
20 Jesse Chavez, R ERA: 3.6	1.0		4	2	1	1	0	0	0	0	0	0	0	5	6	9.00	2.000										
56 Robert Coello, R ERA: 3.6	1.0		4	1	0	0	1	0	0	0	0	0	0	6	6	0.00	1.000										

Toronto Blue Jays @ Atlanta Braves
Champion Stadium, Lake Buena Vista, FL
Sat Mar 17 2012, 1:08 PM - 3:31 PM EDT
Att: 6,382 - Sunny - 78 F

AB 30
R 5
H 11
RBI 5
BB 0
SO 5
LOB 12



Batter	1	2	3	4	5	6	7	8	9	AB	R	H	RBI	BB	SO	LOB	TOP					
11 Jimmy Rollins, S OBP: 0.351, SLG: 0.455 28 Kevin Frandsen, R OBP: 0.286, SLG: 0.345	P4		1B		G6-3			L5	G4-6-3	3	0	1	0	0	0	0	Philadelphia Phillies @ Toronto Blue Jays Florida Auto Exchange Stadium, Dunedin, FL Sun Mar 18 2012, 1:08 PM - 3:48 PM EDT Att: 5,514 - Sunny - 75 F livebaseballscorecards.com					
8 Shane Victorino, S OBP: 0.278, SLG: 0.457 22 Scott Podsednik, L OBP: 0.450, SLG: 0.514	3B		1B		FC5-4			1B		3	1	2	0	0	0	1						
3 Hunter Pence, R OBP: 0.286, SLG: 0.463 10 Juan Pierre, L OBP: 0.371, SLG: 0.267	1B				F7			1B		3	0	1	1	0	1	2						
24 Ty Wigginton, R OBP: 0.333, SLG: 0.310 4 Pete Orr, L OBP: 0.343, SLG: 0.367	P6				L5			F7		3	0	0	0	0	0	2						
15 John Mayberry Jr., R OBP: 0.250, SLG: 0.268	F8				F8			FC6-4		4	0	0	0	0	0	4						
16 Luis Montanez, R OBP: 0.452, SLG: 0.655					G6-3					4	1	3	0	0	0	0						
29 Hector Luna, R OBP: 0.364, SLG: 0.567	L9				F9			K		4	0	1	0	0	1	2						
31 Erik Kratz, R OBP: 0.313, SLG: 0.313	K				F8			K		4	0	1	0	0	2	2						
7 Michael Martinez, S OBP: 0.375, SLG: 0.483					K			G4-6-3		4	0	1	1	0	1	2						
Inning Stats	R: 1 E: 0 K: 0 S: 5	H: 2 LOB: 1 BB: 0 P: 5	R: 0 E: 0 K: 1 S: 5	H: 0 LOB: 0 BB: 0 P: 5	R: 0 E: 0 K: 1 S: 6	H: 1 LOB: 1 BB: 0 P: 7	R: 0 E: 0 K: 0 S: 4	H: 1 LOB: 1 BB: 0 P: 4	R: 0 E: 0 K: 1 S: 3	H: 0 LOB: 0 BB: 0 P: 3	R: 0 E: 0 K: 1 S: 6	H: 1 LOB: 1 BB: 0 P: 6	R: 0 E: 0 K: 1 S: 6	H: 2 LOB: 1 BB: 0 P: 6	R: 0 E: 0 K: 0 S: 5	H: 2 LOB: 2 BB: 0 P: 5	R: 1 E: 0 K: 1 S: 7	H: 3 LOB: 1 BB: 0 P: 7	1B: 10 2B: 1 3B: 1 HR: 0	SF: 0 SAC: 0 DP: 2 HBP: 0	WP: 0 PB: 0 SB: 1 CS: 0	PA: 37
PITCHER	IP WLS BF H R ER SO BB IBB HBP BLK WP HR S P ERA WHIP																					
27 Brett Cecil, L ERA: 0.9	(1, 1) 4.0 W 16 4 1 1 1 2 0 0 0 0 0 0 0 20 21 2.25 1.000																					
33 Carlos Villanueva, R ERA: 4.5	(5, 1) 2.0 7 1 0 0 1 0 0 0 0 0 0 0 9 9 0.00 0.500																					
54 Jason Frasor, R ERA: 4.5	(7, 1) 1.0 4 2 0 0 1 0 0 0 0 0 0 0 6 6 0.00 2.000																					
44 Casey Janssen, R ERA: 1.8	(8, 1) 1.0 5 2 0 0 0 0 0 0 0 0 0 0 5 5 0.00 2.000																					
48 Francisco Cordero, R ERA: 1.8	(9, 1) 1.0 5 3 1 1 1 1 0 0 0 0 0 0 0 7 7 9.00 3.000																					

Batter	1	2	3	4	5	6	7	8	9	AB	R	H	RBI	BB	SO	LOB	BOTTOM			
5 Yonel Escobar, R OBP: 0.355, SLG: 0.429 62 Jonathan Diaz, R OBP: 0.500, SLG: 0.609	F8		2B	K		2B		1B		4	1	2	2	0	1	1	Philadelphia Phillies @ Toronto Blue Jays Florida Auto Exchange Stadium, Dunedin, FL Sun Mar 18 2012, 1:08 PM - 3:48 PM EDT Att: 5,514 - Sunny - 75 F livebaseballscorecards.com			
17 Omar Vizquel, S OBP: 0.426, SLG: 0.450 39 Brian Boccock, R OBP: 0.600, SLG: 0.909	P4		1B	G4-3		1B		BB		3	0	1	0	0	0	1				
19 José Bautista, R OBP: 0.429, SLG: 0.826 1 Luis Valbuena, L OBP: 0.261, SLG: 0.455	F9		G5-3		L7	HR		F8		4	1	1	3	0	0	1				
26 Adam Lind, L OBP: 0.321, SLG: 0.320 30 David Cooper, L OBP: 0.364, SLG: 0.379	G3-1		F9		E4	F7		K		4	0	0	0	0	0	3				
10 Edwin Encarnación, R OBP: 0.314, SLG: 0.545 14 Eric Thames, L OBP: 0.353, SLG: 0.516	2B		F8		F8	F7		K		3	0	1	0	0	0	1				
8 Ben Francisco, R OBP: 0.259, SLG: 0.240	F8		1B	G6-3		1B		K		4	1	2	0	0	0	2				
11 Rajai Davis, R OBP: 0.321, SLG: 0.296 43 Anthony Gose, L OBP: 0.304, SLG: 0.435	G5-3		1B	1B		1B		K		3	1	2	0	0	0	1				
18 Mike McCoy, R OBP: 0.280, SLG: 0.304	F9		1B	E3		1B		K		4	1	1	1	0	1	2				
68 Yan Gomes, R OBP: 0.500, SLG: 0.929 71 A.J. Jimenez, R OBP: 0.444, SLG: 0.500	2B		2B	1B		2B		K		3	2	3	3	0	0	0				
Inning Stats	R: 0 E: 0 K: 0 S: 3	H: 0 LOB: 0 BB: 0 P: 3	R: 0 E: 0 K: 0 S: 4	H: 1 LOB: 1 BB: 0 P: 4	R: 2 E: 0 K: 0 S: 6	H: 3 LOB: 1 BB: 0 P: 6	R: 3 E: 1 K: 1 S: 9	H: 4 LOB: 1 BB: 0 P: 10	R: 0 E: 0 K: 0 S: 4	H: 0 LOB: 1 BB: 0 P: 5	R: 5 E: 0 K: 2 S: 10	H: 5 LOB: 2 BB: 0 P: 12	R: 0 E: 0 K: 2 S: 8	H: 1 LOB: 1 BB: 0 P: 8	R: 0 E: 0 K: 2 S: 8	H: 1 LOB: 2 BB: 1 P: 12	1B: 9 2B: 5 3B: 0 HR: 1	SF: 0 SAC: 0 DP: 0 HBP: 0	WP: 2 PB: 0 SB: 2 CS: 0	PA: 41
PITCHER	IP WLS BF H R ER SO BB IBB HBP BLK WP HR S P ERA WHIP																			
35 Cole Hamels, L ERA: 3.88	(1, 1) 3.1 L 18 8 5 4 0 0 0 0 0 0 1 0 8 9 10.80 2.400																			
50 Chad Qualls, R ERA: 6.35	(4, 1) 1.2 6 0 0 0 1 0 0 0 0 0 1 0 8 9 0.00 0.000																			
52 Jose Contreras, R ERA: 108.0	(6, 1) 0.1 5 4 5 5 1 0 0 0 0 0 1 0 7 9 135.00 12.000																			
57 David Herndon, R ERA: 2.57	(6, 1) 1.2 7 2 0 0 2 0 0 0 0 0 0 1 11 11 0.00 1.200																			
37 Antonio Bastardo, L ERA: 1.8	(8, 1) 1.0 5 1 0 0 2 1 0 0 0 0 0 0 8 12 0.00 2.000																			

Batter	1	2	3	4	5	6	7	8	9	AB	R	H	RBI	BB	SO	LOB	TOP										
11 Rajai Davis, R OBP: 0.290, SLG: 0.267 43 Anthony Gose, L OBP: 0.346, SLG: 0.417	G3	L4			G6-3			26 S, 1 S, BB	E1 39 1B	3	0	0	0	0	0	2											
17 Omar Vizquel, S OBP: 0.456, SLG: 0.522 1 Luis Valbuena, L OBP: 0.269, SLG: 0.440	1B		F7		2B			L7	G3	3	0	2	0	0	0	0											
9 J.P. Arencibia, R OBP: 0.290, SLG: 0.790 39 Brian Bocoock, R OBP: 0.611, SLG: 0.846	L7		HR		F9			L8	1B	3	1	1	1	0	0	2											
26 Adam Lind, L OBP: 0.313, SLG: 0.286 25 Chris Woodward, R OBP: 0.231, SLG: 0.091	K		P6		L9			1-1, 2-3, 3-H	F9	3	0	0	0	0	1	1											
8 Ben Francisco, R OBP: 0.226, SLG: 0.207		G6-3	P4		G4-3			L6		4	0	0	0	0	0	2											
45 Travis Snider, L OBP: 0.395, SLG: 0.769 36 Ricardo Naita, L OBP: 0.333, SLG: 0.333	68 2B			4-0, 30 G6-3, BB	F9				68 1B, 68 WP, 62 SF7	2	1	1	0	1	0	0											
68 Yan Gomes, R OBP: 0.474, SLG: 0.842	2B		F7		K				62 SF7, 30 BB, 43 E	4	1	2	1	0	1	1											
30 David Cooper, L OBP: 0.390, SLG: 0.412			G6-3		F7				43 E, 62 SF7, 39 1B	2	1	0	0	2	0	1											
18 Mike McCoy, R OBP: 0.241, SLG: 0.259 62 Jonathan Diaz, R OBP: 0.481, SLG: 0.600	K				G1-3				1-2, 2-3, 3-H	3	0	0	0	0	1	2											
Inning Stats	R: 0 E: 0 K: 1 S: 6	H: 1 LOB: 1 BB: 0 P: 6	R: 1 E: 0 K: 1 S: 8	H: 2 LOB: 2 BB: 1 P: 12	R: 1 E: 0 K: 0 S: 4	H: 1 LOB: 0 BB: 0 P: 6	R: 0 E: 0 K: 0 S: 2	H: 0 LOB: 0 BB: 1 P: 6	R: 0 E: 0 K: 0 S: 4	H: 1 LOB: 1 BB: 0 P: 4	R: 0 E: 0 K: 0 S: 3	H: 0 LOB: 0 BB: 0 P: 3	R: 0 E: 0 K: 0 S: 5	H: 0 LOB: 2 BB: 1 P: 10	R: 4 E: 1 K: 0 S: 7	H: 3 LOB: 1 BB: 1 P: 12	1B: 4 2B: 3 3B: 0 HR: 1	SF: 1 SAC: 0 DP: 1 HBP: 1	WP: 1 PB: 0 SB: 2 CS: 0	PA: 40							
PITCHER	IP	WLS	BF	H	R	ER	SO	BB	IBB	HBP	BLK	WP	HR	S	P	ERA	WHIP										
29 Tommy Hunter, R ERA: 3.6	5.0		21	5	2	2	2	2	0	0	0	0	1	24	34	3.60	1.400										
36 Luis Ayala, R ERA: 2.25	1.0		3	0	0	0	0	0	0	0	0	0	0	3	3	0.00	0.000										
27 Matt Lindstrom, R ERA: 3.6	1.0	H	3	0	0	0	1	0	0	0	0	0	0	5	5	0.00	0.000										
40 Troy Patton, L ERA: 3.38	1.0	H	5	0	0	0	0	1	0	1	0	0	0	4	10	0.00	1.000										
47 Pedro Strop, R ERA: 3.38	0.1	L	5	2	4	1	0	1	0	0	0	1	0	4	9	27.00	9.000										
PITCHER	IP	WLS	BF	H	R	ER	SO	BB	IBB	HBP	BLK	WP	HR	S	P	ERA	WHIP										
95 Stu Pomeranz, R ERA: 1.69	0.2		3	1	0	0	0	0	0	0	0	0	0	3	3	0.00	1.500										

Toronto Blue Jays @ Baltimore Orioles
Ed Smith Stadium, Sarasota, FL
Wed Mar 21, 2012, 1:11 PM - 3:55 PM EDT
Att: 6,243 - Partly Cloudy - 83 F

AB 34
R 6
H 8
RBI 5
BB 4
SO 3
LOB 17



Batter	1	2	3	4	5	6	7	8	9	AB	R	H	RBI	BB	SO	LOB	BOTTOM										
9 Endy Chavez, L OBP: 0.548, SLG: 0.643 3 Ryan Flaherty, L OBP: 0.314, SLG: 0.438	10 1B, 24 BB		2 1B, 24 SF7		2 1B		P4		K	2	2	2	0	1	0	0											
2 J.J. Hardy, R OBP: 0.412, SLG: 0.448 68 Steve Tolleson, R OBP: 0.360, SLG: 0.318	K		1-3		24 G5-4, 1B		F8			3	0	2	0	0	1	1											
24 Wilson Betemit, S OBP: 0.243, SLG: 0.161 80 Scott Beener, R OBP: 0.320, SLG: 0.320	10 1B, 32 FC1		SF7		G5-4-3			G4-3		1	0	0	1	1	0	2											
10 Adam Jones, R OBP: 0.364, SLG: 0.548 54 Matt Antonelli, R OBP: 0.406, SLG: 0.290	32 FC1, 32 S		K		HR			F9		3	1	2	2	0	1	1											
32 Matt Wieters, S OBP: 0.194, SLG: 0.214 28 Ronny Paulino, R OBP: 0.263, SLG: 0.278	FC1		G3		G4-3			P4		1	0	0	0	0	0	0											
12 Mark Reynolds, R OBP: 0.364, SLG: 0.280 86 Buck Britton, L OBP: 0.600, SLG: 0.600	F8				F8			G5-3		3	0	0	0	0	0	2											
14 Nolan Reimold, R OBP: 0.259, SLG: 0.250 90 Glynn Davis, R	K				G1-3				K	3	0	1	0	0	1	0											
19 Chris Davis, L OBP: 0.278, SLG: 0.429 60 John Hester, R OBP: 0.750, SLG: 0.667	F9		G3		G3			K		3	0	0	0	0	1	1											
11 Robert Andino, R OBP: 0.306, SLG: 0.323 89 John Ruettiger, L OBP: 0.750, SLG: 0.667	P6				G5-3			G6-3		3	0	0	0	0	0	0											
Inning Stats	R: 1 E: 0 K: 1 S: 8	H: 2 LOB: 2 BB: 1 P: 13	R: 0 E: 0 K: 1 S: 5	H: 0 LOB: 0 BB: 0 P: 5	R: 1 E: 0 K: 1 S: 6	H: 1 LOB: 1 BB: 1 P: 10	R: 0 E: 0 K: 0 S: 3	H: 0 LOB: 0 BB: 0 P: 3	R: 0 E: 0 K: 0 S: 4	H: 2 LOB: 2 BB: 0 P: 4	R: 1 E: 0 K: 1 S: 7	H: 2 LOB: 1 BB: 0 P: 7	R: 0 E: 0 K: 0 S: 3	H: 0 LOB: 0 BB: 0 P: 3	R: 0 E: 0 K: 3 S: 11	H: 2 LOB: 2 BB: 0 P: 11	1B: 7 2B: 1 3B: 0 HR: 1	SF: 1 SAC: 0 DP: 1 HBP: 0	WP: 0 PB: 0 SB: 1 CS: 0	PA: 37							
PITCHER	IP	WLS	BF	H	R	ER	SO	BB	IBB	HBP	BLK	WP	HR	S	P	ERA	WHIP										
4 Kyle Drabek, R ERA: 4.82	3.1		15	3	2	2	3	2	0	0	0	0	0	20	29	5.40	1.500										
47 Luis Perez, L ERA: 4.82	1.2		6	2	0	0	0	0	0	0	0	0	0	6	6	0.00	1.200										
48 Francisco Cordero, R ERA: 3.0	1.0		5	2	1	1	1	0	0	0	0	0	1	7	7	9.00	2.000										
44 Casey Janssen, R ERA: 3.0	1.0		3	0	0	0	0	0	0	0	0	0	0	3	3	0.00	0.000										
59 Jim Hoey, R ERA: 3.0	1.0	W	3	0	0	0	0	0	0	0	0	0	0	3	3	0.00	0.000										
PITCHER	IP	WLS	BF	H	R	ER	SO	BB	IBB	HBP	BLK	WP	HR	S	P	ERA	WHIP										
3 Ronald Uviedo, R ERA: 3.0	1.0		5	2	0	0	3	0	0	0	0	0	0	11	11	0.00	2.000										

Toronto Blue Jays @ Baltimore Orioles
Ed Smith Stadium, Sarasota, FL
Wed Mar 21, 2012, 1:11 PM - 3:55 PM EDT
Att: 6,243 - Partly Cloudy - 83 F

AB 34
R 3
H 9
RBI 3
BB 2
SO 7
LOB 14



Batter	1	2	3	4	5	6	7	8	9	AB	R	H	RBI	BB	SO	LOB	TOP				
11 Jimmy Rollins, S OBP: 0.318, SLG: 0.410 11 Miguel Abreu, R OBP: 0.333, SLG: 0.333	P6		G4-3			E9 8 S 1B		G5-3		3	0	1	0	0	0	0	Philadelphia Phillies @ Toronto Blue Jays Florida Auto Exchange Stadium, Dunedin, FL Thu Mar 22 2012, 1:07 PM - 3:14 PM EDT Att: 5,509 - Partly Cloudy - 79 F livebaseballscorecards.com				
8 Shane Victorino, S OBP: 0.296, SLG: 0.429 22 Scott Podsednik, L OBP: 0.452, SLG: 0.514	P6		P6			K		K		3	0	0	0	0	1	1					
3 Hunter Pence, R OBP: 0.288, SLG: 0.451 16 Luis Montanez, R OBP: 0.405, SLG: 0.559	G6-3			K		G5-3		K		3	0	0	0	0	1	1					
24 Ty Wigington, R OBP: 0.333, SLG: 0.316 4 Pete Orr, L OBP: 0.351, SLG: 0.375		F7		F8			P1		P5	3	0	0	0	0	0	0					
19 Laynce Nix, L OBP: 0.387, SLG: 0.208 22 Derrick Mitchell, R OBP: 0.333, SLG: 0.333			15 BB BB		G4-3		G4-3		P4	2	0	0	0	1	0	0					
15 John Mayberry Jr., R OBP: 0.283, SLG: 0.306 29 Hector Luna, R OBP: 0.343, SLG: 0.531			10 FC6-4 BB			G5-3		51 BB 1B		2	0	1	0	1	0	0					
51 Carlos Ruiz, R OBP: 0.313, SLG: 0.652 77 Tuffy Gosewisch, R OBP: 0.313, SLG: 0.333		F9				10 FC3-6 1B			1-3 1B	3	0	2	0	0	0	2					
10 Juan Pierre, L OBP: 0.350, SLG: 0.257		FC6-4				FC3-6 13 CS 1-2		L7		3	0	0	0	0	0	5					
13 Freddy Galvis, S OBP: 0.283, SLG: 0.447			G3-1		CS		P6		G1-3	3	0	0	0	0	0	0					
Inning Stats	R: 0 E: 0 K: 0 S: 3	H: 0 LOB: 0 BB: 0 P: 3	R: 0 E: 0 K: 0 S: 3	H: 0 LOB: 2 BB: 2 P: 11	R: 0 E: 0 K: 0 S: 3	H: 0 LOB: 0 BB: 0 P: 3	R: 0 E: 0 K: 1 S: 5	H: 1 LOB: 0 BB: 0 P: 3	R: 0 E: 1 K: 1 S: 6	H: 1 LOB: 1 BB: 0 P: 6	R: 0 E: 0 K: 0 S: 5	H: 2 LOB: 2 BB: 0 P: 5	R: 0 E: 0 K: 1 S: 5	H: 0 LOB: 0 BB: 0 P: 5	R: 0 E: 0 K: 1 S: 5	H: 0 LOB: 0 BB: 0 P: 5		1B: 4 2B: 0 3B: 0 HR: 0	SF: 0 SAC: 0 DP: 0 HBP: 0	WP: 0 PB: 0 SB: 1 CS: 1	PA: 33
PITCHER	IP WLS BF H R ER SO BB IBB HBP BLK WP HR S P ERA WHIP	IP WLS BF H R ER SO BB IBB HBP BLK WP HR S P ERA WHIP	IP WLS BF H R ER SO BB IBB HBP BLK WP HR S P ERA WHIP	IP WLS BF H R ER SO BB IBB HBP BLK WP HR S P ERA WHIP	IP WLS BF H R ER SO BB IBB HBP BLK WP HR S P ERA WHIP	IP WLS BF H R ER SO BB IBB HBP BLK WP HR S P ERA WHIP	IP WLS BF H R ER SO BB IBB HBP BLK WP HR S P ERA WHIP	IP WLS BF H R ER SO BB IBB HBP BLK WP HR S P ERA WHIP	IP WLS BF H R ER SO BB IBB HBP BLK WP HR S P ERA WHIP	IP WLS BF H R ER SO BB IBB HBP BLK WP HR S P ERA WHIP	IP WLS BF H R ER SO BB IBB HBP BLK WP HR S P ERA WHIP	IP WLS BF H R ER SO BB IBB HBP BLK WP HR S P ERA WHIP	IP WLS BF H R ER SO BB IBB HBP BLK WP HR S P ERA WHIP	IP WLS BF H R ER SO BB IBB HBP BLK WP HR S P ERA WHIP	IP WLS BF H R ER SO BB IBB HBP BLK WP HR S P ERA WHIP	IP WLS BF H R ER SO BB IBB HBP BLK WP HR S P ERA WHIP	IP WLS BF H R ER SO BB IBB HBP BLK WP HR S P ERA WHIP	IP WLS BF H R ER SO BB IBB HBP BLK WP HR S P ERA WHIP	IP WLS BF H R ER SO BB IBB HBP BLK WP HR S P ERA WHIP	IP WLS BF H R ER SO BB IBB HBP BLK WP HR S P ERA WHIP	IP WLS BF H R ER SO BB IBB HBP BLK WP HR S P ERA WHIP

Batter	1	2	3	4	5	6	7	8	9	AB	R	H	RBI	BB	SO	LOB	BOTTOM				
2 Kelly Johnson, L OBP: 0.351, SLG: 0.412 62 Jonathan Diaz, R OBP: 0.481, SLG: 0.600	19 BB 1B		F8			5 CS 1B		1-H 2B		4	0	3	1	0	0	0	Philadelphia Phillies @ Toronto Blue Jays Florida Auto Exchange Stadium, Dunedin, FL Thu Mar 22 2012, 1:07 PM - 3:14 PM EDT Att: 5,509 - Partly Cloudy - 79 F livebaseballscorecards.com				
5 Yunel Escobar, R OBP: 0.316, SLG: 0.353 17 Omar Vizquel, S OBP: 0.440, SLG: 0.500	K		F8		1 SAFE CS	L4		F8		3	0	0	0	0	1	1					
19 José Bautista, R OBP: 0.400, SLG: 0.767 18 Mike McCoy, R OBP: 0.233, SLG: 0.250	1-3 2B			26 S 26 BB 1B		G5-3		F8		3	1	2	0	0	0	0					
26 Adam Lind, L OBP: 0.314, SLG: 0.290 30 David Cooper, L OBP: 0.390, SLG: 0.412	K			2H 1B		F7				3	0	1	1	0	1	2					
10 Edwin Encarnación, R OBP: 0.310, SLG: 0.525 39 Brian Boscov, R OBP: 0.611, SLG: 0.846	K					F8		G5-3		3	0	0	0	0	1	3					
14 Eric Thames, L OBP: 0.381, SLG: 0.486 36 Ricardo Naita, L OBP: 0.333, SLG: 0.333		F7				P5		K		3	0	0	0	0	1	1					
9 J.P. Arencibia, R OBP: 0.265, SLG: 0.636 67 Ryan Goins, L OBP: 0.333, SLG: 0.200			K			G4-3		G6-3		3	0	0	0	0	1	1					
28 Colby Rasmus, L OBP: 0.308, SLG: 0.250 43 Anthony Gose, L OBP: 0.346, SLG: 0.417			K				K		F8	3	0	0	0	0	2	0					
8 Ben Francisco, R OBP: 0.212, SLG: 0.194 45 Travis Snider, L OBP: 0.388, SLG: 0.750			G6-3			K		E8 2 BB 2B		2	0	0	0	0	1	0					
Inning Stats	R: 0 E: 0 K: 3 S: 11	H: 2 LOB: 2 BB: 0 P: 12	R: 0 E: 0 K: 2 S: 7	H: 0 LOB: 0 BB: 0 P: 7	R: 0 E: 0 K: 0 S: 3	H: 0 LOB: 0 BB: 0 P: 3	R: 1 E: 0 K: 0 S: 6	H: 2 LOB: 1 BB: 0 P: 6	R: 0 E: 0 K: 2 S: 7	H: 1 LOB: 0 BB: 0 P: 7	R: 0 E: 0 K: 0 S: 3	H: 0 LOB: 0 BB: 0 P: 3	R: 0 E: 0 K: 1 S: 5	H: 0 LOB: 0 BB: 0 P: 5	R: 1 E: 1 K: 0 S: 5	H: 1 LOB: 1 BB: 0 P: 5		1B: 3 2B: 3 3B: 0 HR: 0	SF: 0 SAC: 0 DP: 0 HBP: 0	WP: 0 PB: 0 SB: 2 CS: 1	PA: 31
PITCHER	IP WLS BF H R ER SO BB IBB HBP BLK WP HR S P ERA WHIP	IP WLS BF H R ER SO BB IBB HBP BLK WP HR S P ERA WHIP	IP WLS BF H R ER SO BB IBB HBP BLK WP HR S P ERA WHIP	IP WLS BF H R ER SO BB IBB HBP BLK WP HR S P ERA WHIP	IP WLS BF H R ER SO BB IBB HBP BLK WP HR S P ERA WHIP	IP WLS BF H R ER SO BB IBB HBP BLK WP HR S P ERA WHIP	IP WLS BF H R ER SO BB IBB HBP BLK WP HR S P ERA WHIP	IP WLS BF H R ER SO BB IBB HBP BLK WP HR S P ERA WHIP	IP WLS BF H R ER SO BB IBB HBP BLK WP HR S P ERA WHIP	IP WLS BF H R ER SO BB IBB HBP BLK WP HR S P ERA WHIP	IP WLS BF H R ER SO BB IBB HBP BLK WP HR S P ERA WHIP	IP WLS BF H R ER SO BB IBB HBP BLK WP HR S P ERA WHIP	IP WLS BF H R ER SO BB IBB HBP BLK WP HR S P ERA WHIP	IP WLS BF H R ER SO BB IBB HBP BLK WP HR S P ERA WHIP	IP WLS BF H R ER SO BB IBB HBP BLK WP HR S P ERA WHIP	IP WLS BF H R ER SO BB IBB HBP BLK WP HR S P ERA WHIP	IP WLS BF H R ER SO BB IBB HBP BLK WP HR S P ERA WHIP	IP WLS BF H R ER SO BB IBB HBP BLK WP HR S P ERA WHIP	IP WLS BF H R ER SO BB IBB HBP BLK WP HR S P ERA WHIP	IP WLS BF H R ER SO BB IBB HBP BLK WP HR S P ERA WHIP	IP WLS BF H R ER SO BB IBB HBP BLK WP HR S P ERA WHIP



Batter	1	2	3	4	5	6	7	8	9	AB	R	H	RBI	BB	SO	LOB	TOP											
11 Rajai Davis, R OBP: 0.286, SLG: 0.265 John Tolisano, S (7.9)	F8		G5-3		F8		F8		F8	4	0	1	0	0	0	1	Toronto Blue Jays @ Tampa Bay Rays Charlotte Sports Park, Port Charlotte, FL Fri Mar 23 2012, 7:15 PM - 10:35 PM EDT Att: 5,982 - Partly Cloudy - 82 F											
45 Travis Snider, L OBP: 0.375, SLG: 0.698 36 Ricardo Nanita, L OBP: 0.500, SLG: 0.500	G1-3		K		G1-3		1B		1B	3	0	0	0	1	1													
8 Ben Francisco, R OBP: 0.206, SLG: 0.188 43 Anthony Gose, L OBP: 0.310, SLG: 0.370	G5-3		K		K		K		SH1-3	1	0	0	0	0	0													
10 Edwin Encarnación, R OBP: 0.356, SLG: 0.610 30 Brian Boccia, R OBP: 0.650, SLG: 0.846		HR			BB		BB		BB	1	1	1	1	2	0													
14 Eric Thames, L OBP: 0.378, SLG: 0.500 31 Brian Jeroloman, L OBP: 0.286, SLG: 0.429		K			FC4-6		BB		BB	3	0	1	0	0	1													
30 David Cooper, L OBP: 0.378, SLG: 0.395 25 Chris Woodward, R OBP: 0.286, SLG: 0.091		1B			F9		2B		1B	4	0	1	1	0	1													
6 Jeff Mathis, R OBP: 0.167 68 Yan Gomes, R OBP: 0.476, SLG: 0.857		1B			G5-3		K		BB	3	0	1	0	0	1													
1 Luis Valbuena, L OBP: 0.241, SLG: 0.393 18 Mike McCoy, R OBP: 0.250, SLG: 0.241		P6			G3-1		K		F9	3	0	0	0	0	1													
62 Jonathan Diaz, R OBP: 0.500, SLG: 0.593 31 Ruben Gotay, S OBP: 0.250, SLG: 0.250		K					BB		BB	2	1	1	0	1	1													
Inning Stats	R: 0 E: 0 K: 0 S: 3	H: 0 LOB: 0 BB: 0 P: 3	R: 1 E: 0 K: 2 S: 10	H: 3 LOB: 2 BB: 0 P: 11	R: 0 E: 0 K: 2 S: 7	H: 0 LOB: 0 BB: 0 P: 7	R: 0 E: 0 K: 0 S: 3	H: 0 LOB: 1 BB: 1 P: 7	R: 0 E: 0 K: 0 S: 4	H: 1 LOB: 1 BB: 0 P: 4	R: 1 E: 0 K: 2 S: 8	H: 1 LOB: 2 BB: 1 P: 12	R: 1 E: 0 K: 2 S: 8	H: 1 LOB: 3 BB: 3 P: 20	R: 0 E: 0 K: 2 S: 7	H: 0 LOB: 1 BB: 1 P: 11		R: 4 E: 0 K: 0 S: 6	H: 3 LOB: 1 BB: 2 P: 14	1B: 6 2B: 2 3B: 0 HR: 1	SF: 0 SAC: 1 DP: 0 HBP: 0	WP: 0 PB: 1 SB: 0 CS: 0	PA: 44					
PITCHER	IP	WLS	BF	H	R	ER	SO	BB	IBB	HBP	BLK	WP	HR	S	P	ERA		WHIP										
14 David Price, L ERA: 4.5	5.1		23	5	2	2	5	2	0	0	0	0	1	31	40	3.38		1.312										
56 Fernando Rodney, R ERA: 3.38	1.1	H	8	1	1	1	3	3	0	0	0	0	0	11	23	6.75	3.000											
62 Joel Peralta, R ERA: 1.69	1.1	H	5	0	0	0	2	1	0	0	0	0	0	8	12	0.00	0.750											
73 Jhonny Nunez, R ERA: 10.8	1.0	L	8	3	4	4	0	2	0	0	0	0	0	6	14	36.00	5.000											

AB	35
R	7
H	9
RBI	7
BB	8
SO	10
LOB	21



Batter	1	2	3	4	5	6	7	8	9	AB	R	H	RBI	BB	SO	LOB	BOTTOM											
1 Sean Rodriguez, R OBP: 0.370, SLG: 0.238 45 Jeff Salazar, L OBP: 0.467, SLG: 0.500	BB	BB								2	2	0	0	2	1	1	Toronto Blue Jays @ Tampa Bay Rays Charlotte Sports Park, Port Charlotte, FL Fri Mar 23 2012, 7:15 PM - 10:35 PM EDT Att: 5,982 - Partly Cloudy - 82 F											
18 Ben Zobrist, S OBP: 0.306, SLG: 0.233 60 Matt Mangini, L OBP: 0.385, SLG: 0.343	BB	BB								2	0	0	1	2	1	1												
3 Evan Longoria, R OBP: 0.227, SLG: 0.316 63 Chris Gimenez, R OBP: 0.263, SLG: 0.250										4	0	1	2	0	3													
7 Jeff Keppinger, R OBP: 0.405, SLG: 0.412 65 Brad Coon, L OBP: 0.323, SLG: 0.308										4	0	2	1	0	0	2												
23 Carlos Pena, L OBP: 0.273, SLG: 0.185 36 Craig Albemaz, R (8.2)										4	0	0	0	0	1	5												
30 Luke Scott, L OBP: 0.208, SLG: 0.348										4	0	0	0	0	1	3												
20 Matt Joyce, L OBP: 0.306, SLG: 0.500 9 Elliot Johnson, S OBP: 0.225, SLG: 0.189										2	0	1	0	1	0	0												
28 José Molina, R OBP: 0.259, SLG: 0.269 10 Will Rhymes, L OBP: 0.214, SLG: 0.256										1	0	0	0	0	0	0												
5 Sam Fuld, L OBP: 0.357, SLG: 0.217 68 Jesús Feliciano, L OBP: 0.341, SLG: 0.361										1	1	0	0	1	1	1												
Inning Stats	R: 1 E: 0 K: 2 S: 8	H: 1 LOB: 2 BB: 2 P: 16	R: 3 E: 0 K: 0 S: 5	H: 2 LOB: 3 BB: 3 P: 17	R: 0 E: 0 K: 2 S: 8	H: 1 LOB: 1 BB: 0 P: 8	R: 0 E: 0 K: 3 S: 9	H: 0 LOB: 0 BB: 0 P: 9	R: 0 E: 0 K: 0 S: 4	H: 1 LOB: 2 BB: 1 P: 9	R: 0 E: 0 K: 1 S: 6	H: 1 LOB: 1 BB: 0 P: 6	R: 0 E: 0 K: 0 S: 3	H: 0 LOB: 0 BB: 0 P: 3	R: 1 E: 1 K: 0 S: 4	H: 1 LOB: 1 BB: 1 P: 8		R: 0 E: 0 K: 0 S: 3	H: 0 LOB: 0 BB: 0 P: 3	1B: 7 2B: 1 3B: 0 HR: 0	SF: 0 SAC: 0 DP: 1 HBP: 0	WP: 2 PB: 0 SB: 0 CS: 0	PA: 41					
PITCHER	IP	WLS	BF	H	R	ER	SO	BB	IBB	HBP	BLK	WP	HR	S	P	ERA		WHIP										
27 Brett Cecil, L ERA: 3.55	2.2		17	4	4	4	3	5	0	0	0	0	0	18	38	13.50		3.375										
50 Drew Carpenter, R ERA: 1.23	1.1		4	0	0	0	4	0	0	0	0	0	0	12	12	0.00	0.000											
20 Jesse Chavez, R ERA: 2.57	1.0		5	1	0	0	0	1	0	0	0	1	0	4	9	0.00	2.000											
69 Drew Hutchison, R ERA: 3.27	4.0	W	15	2	1	1	1	1	0	0	0	0	0	16	20	2.25	0.750											

AB	34
R	5
H	7
RBI	5
BB	7
SO	8
LOB	22



Batter	1	2	3	4	5	6	7	8	9	AB	R	H	RBI	BB	SO	LOB	TOP								
1 Tyler Pastornicky, R OBP: 0.236, SLG: 0.245 80 Nick Ahmed, R	G3		F8			2B		G5-3		4	0	1	0	0	0	0	<p>Atlanta Braves @ Toronto Blue Jays</p> <p>Florida Auto Exchange Stadium, Dunedin, FL</p> <p>Sat Mar 24 2012, 1:09 PM - 3:36 PM EDT</p> <p>Att: 5,509 - Partly Cloudy - 81 F</p>								
14 Martin Prado, R OBP: 0.433, SLG: 0.472 88 Phil Gosselin, R	K			G6-3		K			1B	4	0	1	0	0	2	1									
16 Brian McCann, L OBP: 0.383, SLG: 0.385 74 Jordan Parraz, R OBP: 0.441, SLG: 0.581	G4-3			G4-3				G6-3		2	0	0	0	1	0	0									
5 Freddie Freeman, L OBP: 0.246, SLG: 0.291 86 Brandon Drury, R		1B		E4		F9				3	0	1	0	0	0	2									
20 Eric Hinske, L OBP: 0.292, SLG: 0.381 7 J.C. Boscan, R OBP: 0.368, SLG: 0.313	F7			F8				G3		3	0	0	0	0	0	2									
22 Jason Heyward, L OBP: 0.222, SLG: 0.317 79 Mycal Jones, R	K				G3			G3-1		3	0	0	0	0	1	1									
8 David Ross, R OBP: 0.185 17 Jose Constanza, L OBP: 0.161, SLG: 0.133	F9				K			FC6-4		2	0	0	0	1	1	1									
23 Matt Diaz, R OBP: 0.244, SLG: 0.286 30 Luis Durango, S OBP: 0.577, SLG: 0.476			F8		G6-3			FC6-4		3	0	0	0	0	0	1									
11 Josh Wilson, R OBP: 0.231, SLG: 0.200	K					K		P4		3	0	0	0	0	2	0									
Inning Stats	R: 0 E: 0 K: 1 S: 5	H: 0 LOB: 0 BB: 0 P: 5	R: 0 E: 0 K: 1 S: 6	H: 1 LOB: 1 BB: 0 P: 6	R: 0 E: 0 K: 1 S: 5	H: 0 LOB: 0 BB: 0 P: 5	R: 0 E: 1 K: 0 S: 4	H: 0 LOB: 1 BB: 0 P: 4	R: 0 E: 0 K: 1 S: 5	H: 0 LOB: 0 BB: 0 P: 5	R: 0 E: 0 K: 2 S: 8	H: 1 LOB: 2 BB: 1 P: 12	R: 0 E: 0 K: 0 S: 3	H: 0 LOB: 1 BB: 1 P: 7	R: 0 E: 0 K: 0 S: 4	H: 1 LOB: 0 BB: 0 P: 4		R: 0 E: 0 K: 1 S: 5	H: 0 LOB: 0 BB: 0 P: 5	1B: 2 2B: 1 3B: 0 HR: 0	SF: 0 SAC: 0 DP: 0 HBP: 0	WP: 0 PB: 0 SB: 0 CS: 0	PA: 33		
PITCHER	IP	WLS	BF	H	R	ER	SO	BB	IBB	HBP	BLK	WP	HR	S	P	ERA	WHIP								
37 Henderson Alvarez III, R ERA: 1.64	5.0	W	17	1	0	0	4	0	0	0	0	0	0	8	25	0.00	0.200								
21 Sergio Santos, R ERA:	1.0		5	1	0	0	2	1	0	0	0	0	0	0	12	0.00	2.000								
38 Darren Oliver, L ERA: 7.2	1.0		4	0	0	0	0	1	0	0	0	0	0	3	7	0.00	1.000								
44 Casey Janssen, R ERA:	1.0		4	1	0	0	0	0	0	0	0	0	0	4	4	0.00	1.000								
48 Francisco Cordero, R ERA: 2.57	1.0		3	0	0	0	1	0	0	0	0	0	0	5	5	0.00	0.000								

Batter	1	2	3	4	5	6	7	8	9	AB	R	H	RBI	BB	SO	LOB	BOTTOM								
2 Kelly Johnson, L OBP: 0.366, SLG: 0.432 1 Luis Valbuena, L OBP: 0.233, SLG: 0.379	K		G4-3	G3-1		BB				3	1	1	3	1	1	1	<p>Atlanta Braves @ Toronto Blue Jays</p> <p>Florida Auto Exchange Stadium, Dunedin, FL</p> <p>Sat Mar 24 2012, 1:09 PM - 3:36 PM EDT</p> <p>Att: 5,509 - Partly Cloudy - 81 F</p>								
5 Yunel Escobar, R OBP: 0.333, SLG: 0.351 62 Jonathan Diaz, R OBP: 0.484, SLG: 0.571		1B	HR	K		K		K		3	1	1	0	1	2	2									
19 Jose Bautista, R OBP: 0.385, SLG: 0.735 Marcus Knecht, R OBP: 0.333, SLG: 0.333	F9		P6	G3-1		FC4-6		K		4	0	1	1	0	0	4									
26 Adam Lind, L OBP: 0.359, SLG: 0.471 30 David Cooper, L OBP: 0.370, SLG: 0.385	F8		HR	3B		BB		G6-3		3	2	2	4	1	0	1									
14 Eric Thames, L OBP: 0.396, SLG: 0.535 36 Ricardo Nanita, L OBP: 0.400, SLG: 0.400	K		1B	2B		FC4-6				3	0	2	1	0	1	0									
28 Colby Rasmus, L OBP: 0.302, SLG: 0.250 18 Mike McCoy, R OBP: 0.250, SLG: 0.241		1B	K	G4-3		L3				4	0	1	0	0	1	5									
9 J.P. Arencibia, R OBP: 0.283, SLG: 0.595 68 Yan Gomes, R OBP: 0.476, SLG: 0.857	L7			1B	P3			G4-3		4	1	1	0	0	0	1									
45 Travis Snider, L OBP: 0.353, SLG: 0.652 6 Jeff Mathis, R OBP: 0.231, SLG: 0.167	K		FC4	K						3	1	0	0	0	2	2									
17 Omar Vizquel, S OBP: 0.448, SLG: 0.500 25 Chris Woodward, R OBP: 0.288, SLG: 0.091			HR	1B	P6			K		4	2	2	0	0	1	1									
Inning Stats	R: 0 E: 0 K: 1 S: 6	H: 1 LOB: 1 BB: 0 P: 6	R: 0 E: 0 K: 2 S: 8	H: 1 LOB: 1 BB: 0 P: 8	R: 3 E: 0 K: 1 S: 10	H: 3 LOB: 1 BB: 1 P: 17	R: 5 E: 1 K: 1 S: 11	H: 5 LOB: 1 BB: 0 P: 12	R: 0 E: 0 K: 1 S: 5	H: 0 LOB: 0 BB: 0 P: 5	R: 1 E: 0 K: 0 S: 6	H: 1 LOB: 3 BB: 2 P: 14	R: 0 E: 0 K: 2 S: 7	H: 0 LOB: 1 BB: 1 P: 11	R: 0 E: 0 K: 2 S: 7	H: 0 LOB: 0 BB: 0 P: 7		R: 0 E: 0 K: 1 S: 5	H: 0 LOB: 0 BB: 0 P: 5	1B: 6 2B: 3 3B: 1 HR: 1	SF: 0 SAC: 0 DP: 0 HBP: 0	WP: 2 PB: 0 SB: 0 CS: 0	PA: 40		
PITCHER	IP	WLS	BF	H	R	ER	SO	BB	IBB	HBP	BLK	WP	HR	S	P	ERA	WHIP								
40 Randall Delgado, R ERA: 7.84	4.0	L	24	10	8	5	5	1	0	0	0	0	0	11	19	4.50	1.500								
50 Cristhian Martinez, R ERA: 1.5	2.0		9	1	1	1	2	2	0	0	0	0	0	7	11	0.00	1.000								
53 Cory Gearin, R ERA:	1.0		4	0	0	0	2	1	0	0	0	0	0	7	7	0.00	0.000								
99 Jose Lugo, L ERA: 4.5	1.0		3	0	0	0	2	0	0	0	0	0	0	7	7	0.00	0.000								



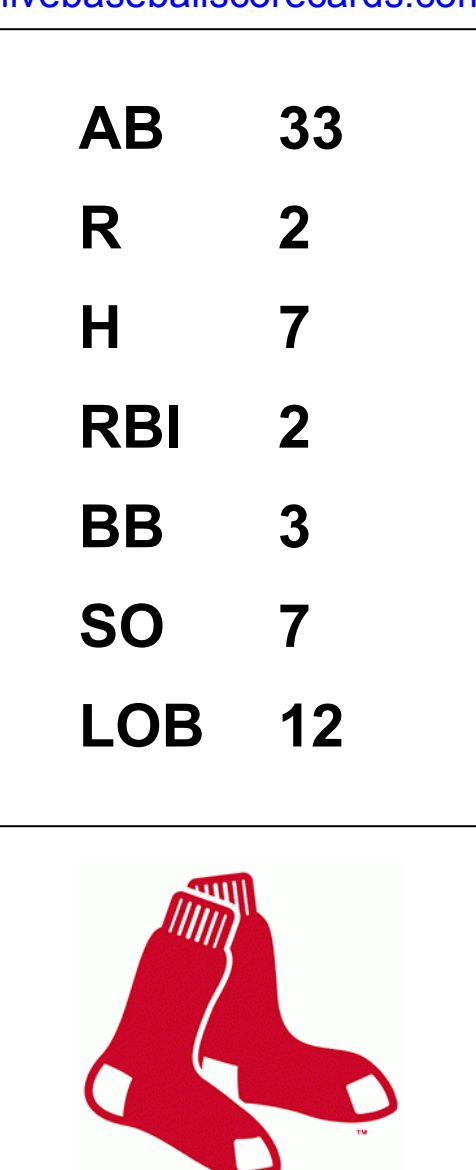
Batter	1	2	3	4	5	6	7	8	9	AB	R	H	RBI	BB	SO	LOB	TOP					
2 Kelly Johnson, L (1,4) 1 Luis Valbuena, L (6,4) OBP: 0.404, SLG: 0.500 OBP: 0.235, SLG: 0.344										3	1	2	1	0	1	0	Toronto Blue Jays @ New York Yankees George M. Steinbrenner Field, Tampa, FL Tue Mar 27 2012, 7:08 PM - 9:50 PM EDT Att: 11,045 - Clear - 77 F livebaseballscorecards.com					
5 Yonel Escobar, R (1,6) 17 Omar Vizquel, S (8,6) OBP: 0.306, SLG: 0.318 OBP: 0.448, SLG: 0.500										4	0	0	1	0	0	1						
19 José Bautista, R (1,9) 18 Mike McCoy, R (8,9) OBP: 0.349, SLG: 0.625 OBP: 0.235, SLG: 0.226										4	0	0	0	0	1	1						
10 Edwin Encarnación, R (1,3) 25 Chris Woodward, R (8, PR) OBP: 0.250, SLG: 0.077 S: (8,3)										4	0	0	0	0	1	1						
14 Eric Thames, L (1,7) 11 Rajai Davis, R (7,8) OBP: 0.358, SLG: 0.479 OBP: 0.342, SLG: 0.306										3	0	0	0	0	0	0						
13 Brett Lawrie, R (1,5) 62 Jonathan Diaz, R (6,5) OBP: 0.586, SLG: 0.964 OBP: 0.471, SLG: 0.548										3	1	2	0	0	0	0						
9 J.P. Arencibia, R (1,2) 6 Jeff Mathis, R (6,2) OBP: 0.224, SLG: 0.564 OBP: 0.267, SLG: 0.154										2	0	0	0	0	0	2						
28 Colby Rasmus, L (1,8) 36 Ricardo Naitza, L (7,7) OBP: 0.292, SLG: 0.244 OBP: 0.375, SLG: 0.375										3	0	1	1	0	1	2						
68 Yan Gomes, R (1,10) 31 Brian Jeroloman, L (9, PH) OBP: 0.423, SLG: 0.769 OBP: 0.250, SLG: 0.375										3	1	1	0	0	2	2						
										1	0	0	0	0	1	0						
Inning Stats	R: 1 E: 0 K: 1 S: 6	H: 1 LOB: 0 BB: 0 P: 6	R: 0 E: 0 K: 1 S: 6	H: 1 LOB: 1 BB: 0 P: 6	R: 1 E: 0 K: 1 S: 7	H: 2 LOB: 1 BB: 0 P: 7	R: 1 E: 0 K: 1 S: 7	H: 2 LOB: 1 BB: 0 P: 7	R: 0 E: 0 K: 0 S: 5	H: 0 LOB: 0 BB: 0 P: 5	R: 0 E: 0 K: 0 S: 3	H: 0 LOB: 0 BB: 0 P: 3	R: 0 E: 0 K: 1 S: 5	H: 0 LOB: 1 BB: 1 P: 10	R: 1 E: 0 K: 0 S: 5	H: 1 LOB: 3 BB: 1 P: 9	R: 0 E: 0 K: 1 S: 5	H: 0 LOB: 0 BB: 0 P: 5	1B: 3 2B: 2 HR: 0	SF: 0 SAC: 0 HBP: 0	WP: 1 PB: 0 CS: 0	PA: 37
PITCHER	IP WLS BF H R ER SO BB IBB HBP BLK WP HR S P ERA WHIP																					
52 CC Sabathia, L (1,1) ERA: 4.5	6.0 L 24 6 3 3 5 0 0 0 0 0 0 0 34 34 4.50 1.000																					
30 David Robertson, R (7,1) ERA: 3.0	1.0 4 0 0 0 1 1 0 0 0 0 1 0 5 10 0.00 1.000																					
76 Cesar Cabral, L (8,1) ERA: 1.74	1.0 6 1 1 0 0 1 0 0 0 0 0 0 5 9 0.00 2.000																					
39 Clay Rapada, L (9,1) ERA:	1.0 3 0 0 0 1 0 0 0 0 0 0 0 5 5 0.00 0.000																					

Batter	1	2	3	4	5	6	7	8	9	AB	R	H	RBI	BB	SO	LOB	BOTTOM					
2 Derek Jeter, R (1,6) 66 Gustavo Molina, R (8,2) OBP: 0.379, SLG: 0.481 OBP: 0.462, SLG: 0.692										4	0	1	0	0	1	2	Toronto Blue Jays @ New York Yankees George M. Steinbrenner Field, Tampa, FL Tue Mar 27 2012, 7:08 PM - 9:50 PM EDT Att: 11,045 - Clear - 77 F livebaseballscorecards.com					
25 Mark Teixeira, S (1,3) 91 Jorge Vazquez, R (6,3) OBP: 0.400, SLG: 0.378 OBP: 0.200, SLG: 0.136										3	0	1	0	0	0	1						
24 Robinson Cano, L (1,4) 40 Bill Hall, R (7,4) OBP: 0.224, SLG: 0.348 OBP: 0.342, SLG: 0.323										3	0	0	0	0	0	2						
13 Alex Rodriguez, R (1,5) 60 Jayson Nix, R (8,5) OBP: 0.409, SLG: 0.568 OBP: 0.313, SLG: 0.310										3	0	1	0	0	1	0						
27 Raul Ibanez, L (1,10) 81 Jeff Farnham, R (8, PH) OBP: 0.133, SLG: 0.167										2	0	0	0	1	2	0						
55 Russell Martin, R (1,2) 41 Chris Dickerson, L (7, PR) OBP: 0.289, SLG: 0.225 OBP: 0.300, SLG: 0.231										2	0	1	0	1	0	2						
22 Andruw Jones, R (1,9) 26 Eduardo Núñez, R (8,6) OBP: 0.289, SLG: 0.225 OBP: 0.400, SLG: 0.500										3	0	1	0	0	2	3						
11 Brett Gardner, L (1,8) 38 Dewayne Wise, L (8,8) OBP: 0.319, SLG: 0.293 OBP: 0.433, SLG: 0.552										1	1	1	1	0	0	0						
64 Justin Maxwell, R (1,7) OBP: 0.432, SLG: 0.515										3	0	2	1	0	0	2						
										4	0	0	1	0	1	1						
Inning Stats	R: 0 E: 0 K: 0 S: 3	H: 1 LOB: 0 BB: 0 P: 3	R: 0 E: 0 K: 2 S: 8	H: 2 LOB: 2 BB: 1 P: 12	R: 0 E: 0 K: 2 S: 8	H: 1 LOB: 1 BB: 0 P: 8	R: 0 E: 0 K: 1 S: 6	H: 1 LOB: 2 BB: 1 P: 10	R: 0 E: 0 K: 0 S: 3	H: 0 LOB: 0 BB: 0 P: 3	R: 0 E: 0 K: 1 S: 5	H: 0 LOB: 0 BB: 0 P: 5	R: 1 E: 0 K: 1 S: 7	H: 2 LOB: 2 BB: 0 P: 9	R: 0 E: 0 K: 1 S: 5	H: 0 LOB: 1 BB: 1 P: 9	R: 2 E: 1 K: 1 S: 6	H: 1 LOB: 0 BB: 0 P: 8	1B: 6 2B: 2 HR: 0	SF: 0 SAC: 0 HBP: 1	WP: 1 PB: 0 CS: 0	PA: 37
PITCHER	IP WLS BF H R ER SO BB IBB HBP BLK WP HR S P ERA WHIP																					
4 Kyle Drabek, R (1,1) ERA: 3.14	5.0 W 20 5 2 0 0 5 2 0 0 0 0 0 28 36 0.00 1.400																					
44 Casey Janssen, R (6,1) ERA:	1.0 H 3 0 0 0 1 0 0 0 0 0 0 0 5 5 0.00 0.000																					
48 Francisco Cordero, R (7,1) ERA: 3.38	1.0 H 5 2 1 1 1 1 0 0 0 0 0 0 7 9 9.00 2.000																					
21 Sergio Santos, R (8,1) ERA:	1.0 H 4 0 0 0 1 1 0 0 0 0 0 0 5 9 0.00 1.000																					
67 Aaron Loup, L (9,1) ERA: 9.0	1.0 S 5 1 2 1 1 0 0 0 1 0 1 0 6 8 9.00 1.000																					

Batter	1	2	3	4	5	6	7	8	9	AB	R	H	RBI	BB	SO	LOB	TOP								
43 Anthony Gose, L (1, 8) OBP: 0.303, SLG: 0.333	F7		FC6-4			E5		85 S 68 S BB		3	2	0	0	1	0	1	Toronto Blue Jays @ Boston Red Sox JetBlue Park, Ft. Myers, FL Thu Mar 29 2012, 1:38 PM - 4:31 PM EDT Att: 9,712 - Partly Cloudy - 81 F								
11 Rajai Davis, R (1, 9) John Tolisano, S (7, 9) OBP: 0.429, SLG: 0.333	F9			68 G5-4-3 14 E BB		14 S 14 B BB		F9		1	1	0	0	2	0	0									
14 Eric Thames, L (1, 7) 85 Chris Hawkins, L (7, 7)	K			FC4 68 G5-4-3		1 CS 1 B		F8		3	0	1	2	0	1	1									
68 Yan Gomes, R (1, 3) OBP: 0.382, SLG: 0.676		6 G6-4-3 1 B		G5-4-3		F9		K		4	0	1	0	0	1	3									
1 Luis Valbuena, L (1, 6) 67 Ryan Goins, L (7, 4) OBP: 0.200, SLG: 0.297 OBP: 0.429, SLG: 0.333	P6			K		CS		F7		3	0	0	0	0	1	2									
6 Jeff Mathis, R (1, 2) Kellen Sweeney, L (7, PR) OBP: 0.250, SLG: 0.250	G6-4-3					F9		62 1 B		3	0	1	0	0	0	1									
36 Ricardo Nanita, L (1, 10) 31 Ruben Gotay, S (9, PH) OBP: 0.200, SLG: 0.200			43 FC6-4 1 B			F9		F7		3	0	1	0	0	0	1									
62 Jonathan Diaz, R (1, 4) OBP: 0.462, SLG: 0.514			K			K		1-2 1 B		3	0	1	0	0	2	1									
25 Chris Woodward, R (1, 5) OBP: 0.238, SLG: 0.167			F8			G6-3		F9		3	0	0	0	0	0	3									
Inning Stats	R: 0 E: 0 K: 1 S: 5	H: 0 LOB: 0 BB: 0 P: 5	R: 0 E: 0 K: 0 S: 3	H: 1 LOB: 0 BB: 0 P: 3	R: 0 E: 0 K: 1 S: 6	H: 1 LOB: 1 BB: 0 P: 6	R: 0 E: 1 K: 1 S: 5	H: 0 LOB: 1 BB: 1 P: 9	R: 0 E: 0 K: 1 S: 5	H: 0 LOB: 0 BB: 0 P: 5	R: 2 E: 1 K: 0 S: 6	H: 1 LOB: 0 BB: 1 P: 11	R: 0 E: 0 K: 0 S: 5	H: 2 LOB: 2 BB: 0 P: 5	R: 1 E: 0 K: 1 S: 7	H: 0 LOB: 0 BB: 1 P: 11		R: 0 E: 0 K: 0 S: 3	H: 1 LOB: 0 BB: 0 P: 3	1B: 6 2B: 1 3B: 0 HR: 0	SF: 0 SAC: 0 DP: 3 HBP: 0	WP: 0 PB: 0 SB: 4 CS: 1	PA: 35		
PITCHER	IP	WLS	BF	H	R	ER	SO	BB	IBB	HBP	BLK	WP	HR	S	P	ERA	WHIP								
91 Alfredo Aceves, R (1, 1) ERA: 5.5	6.0		22	3	2	1	4	2	0	0	0	0	0	30	39	1.50	0.833								
78 Justin Thomas, L (7, 1) ERA: 4.92	2.0	L	9	2	1	1	1	1	0	0	0	0	0	12	16	4.50	1.500								
64 Michael Bowden, R (9, 1) ERA: 2.0	1.0		3	1	0	0	0	0	0	0	0	0	0	3	3	0.00	1.000								

Batter	1	2	3	4	5	6	7	8	9	AB	R	H	RBI	BB	SO	LOB	BOTTOM									
2 Jacoby Ellsbury, L (1, 8) OBP: 0.261, SLG: 0.435	G4-3		G6-3		G3-1		F8			4	0	0	0	0	0	1	Toronto Blue Jays @ Boston Red Sox JetBlue Park, Ft. Myers, FL Thu Mar 29 2012, 1:38 PM - 4:31 PM EDT Att: 9,712 - Partly Cloudy - 81 F									
16 Jason Repko, R (8, 8) OBP: 0.326, SLG: 0.316									K	1	0	0	0	0	1	1										
15 Dustin Pedroia, R (1, 4) OBP: 0.362, SLG: 0.524	K		28 2B 1 B		G6-3		1-2 BB			3	0	1	0	1	1	0										
94 Ryan Dent, R (7, PR) OBP: 0.222, SLG: 0.125										0	0	0	0	0	0	0										
28 Adrián González, L (1, 3) OBP: 0.366, SLG: 0.444	G4-3				K		G6-3			4	0	1	0	0	1	2										
72 Mauro Gomez, R (8, 3) OBP: 0.333, SLG: 0.733										0	0	0	0	0	0	0										
20 Kevin Youkilis, R (1, 5) OBP: 0.359, SLG: 0.226		F9				K		G4-3		2	0	0	0	0	1	0										
77 Pedro Ciriaco, R (7, 5) OBP: 0.432, SLG: 0.639										1	0	0	0	0	0	0										
34 David Ortiz, L (1, 10) OBP: 0.261, SLG: 0.500	G6-3		G4-3			HR		G5-3		3	1	1	1	0	0	3										
60 Ryan Lavarnway, R (8, PH) OBP: 0.487, SLG: 0.500										1	0	0	0	0	0	0										
54 Darrell McDonald, R (1, 7) OBP: 0.514, SLG: 0.844		12 S 2B BB			K			G6-3		2	1	0	0	2	1	0										
94 Ronald Bernudez, R (9, 7) OBP: 0.667, SLG: 0.667						12 G5-4-3 BB				0	0	0	0	0	0	0										
12 Ryan Sweeney, L (1, 9) OBP: 0.212, SLG: 0.250					G4-3					3	0	1	1	0	0	1										
66 Shannon Wilkerson, R (8, 9) OBP: 0.429, SLG: 0.571		1-H 2B				G5-4-3				1	0	0	0	0	1	0										
10 Kelly Shoppach, R (1, 2) OBP: 0.333, SLG: 0.360										2	0	1	0	0	0	1										
39 Jarrod Saltalamacchia, R (7, 2) OBP: 0.387, SLG: 0.481										2	0	2	0	0	0	0										
3 Mike Aviles, R (1, 6) OBP: 0.294, SLG: 0.471					F9					3	0	0	0	0	0	2										
71 Nate Spears, L (7, PR) OBP: 0.422, SLG: 0.447					F8					1	0	0	0	0	1	1										
Inning Stats	R: 0 E: 0 K: 1 S: 5	H: 0 LOB: 0 BB: 0 P: 5	R: 1 E: 0 K: 0 S: 5	H: 1 LOB: 1 BB: 1 P: 9	R: 0 E: 0 K: 0 S: 5	H: 2 LOB: 3 BB: 0 P: 6	R: 0 E: 0 K: 1 S: 6	H: 1 LOB: 1 BB: 0 P: 6	R: 0 E: 0 K: 1 S: 5	H: 0 LOB: 0 BB: 0 P: 5	R: 1 E: 0 K: 0 S: 6	H: 1 LOB: 0 BB: 1 P: 10	R: 0 E: 0 K: 0 S: 4	H: 1 LOB: 2 BB: 1 P: 8	R: 0 E: 0 K: 0 S: 3	H: 0 LOB: 0 BB: 0 P: 3	R: 0 E: 0 K: 3 S: 10	H: 1 LOB: 1 BB: 0 P: 10	1B: 3 2B: 3 3B: 0 HR: 1	SF: 0 SAC: 0 DP: 1 HBP: 1	WP: 0 PB: 0 SB: 1 CS: 0	PA: 37				
PITCHER	IP	WLS	BF	H	R	ER	SO	BB	IBB	HBP	BLK	WP	HR	S	P	ERA	WHIP									
69 Drew Hutchison, R (1, 1) ERA: 3.0	4.0		18	4	1	1	2	1	0	0	0	0	0	1	11	15	4.50	1.000								
47 Luis Perez, L (5, 1) ERA: 0.68	2.0		7	1	1	1	2	1	0	0	0	0	0	1	11	15	4.50	1.000								
50 Drew Carpenter, R (7, 1) ERA: 1.08	1.0	W	5	1	0	0	0	1	0	0	0	0	0	4	8	0.00	2.000									
59 Jim Hoey, R (8, 1) ERA:	1.0	H	3	0	0	0	0	0	0	0	0	0	0	3	3	0.00	0.000									
56 Robert Coello, R (9, 1) ERA: 2.57	1.0	S	4	1	0	0	3	0	0	0	0	0	0	10	10	0.00	1.000									

AB	31
R	3
H	6
RBI	2
BB	3
SO	5
LOB	16



Batter	1	2	3	4	5	6	7	8	9	AB	R	H	RBI	BB	SO	LOB	TOP			
11 Ben Revere, L (1,9) 99 Mark Dolenc, R (6,PH) (6,9)	G4-3		G6-3			G3			P1	3	1	1	1	0	0	0	Minnesota Twins @ Toronto Blue Jays Florida Auto Exchange Stadium, Dunedin, FL Fri Mar 30 2012, 1:10 PM - 3:49 PM EDT Att: 2,795 - Sunny - 81 F			
8 Jamey Carroll, R (1,6) 95 James Beresford, L (7,6)	1B		F7			1B			L7	4	0	2	1	0	1	0				
22 Danny Valencia, R (1,5) Debinson Romero, R (7,5)	L5			P6	P5				P4	4	0	0	0	0	0	2				
27 Chris Parmelee, L (1,3)	G6-3			1B		HR			BB	3	1	2	1	1	0	1				
26 Brian Dinkelman, L (1,7)		E3		P3		2B			G5-3	4	1	1	0	0	0	2				
5 J.R. Towles, R (1,2) OBP: 0.360, SLG: 0.591		G5-4-3		K		2B			G5-3	3	0	1	0	1	1	1				
Jairo Perez, R (1,10) 79 Josmil Pinto, R (8,PH) (8,10)		BB		K		1B			F7	3	0	0	0	0	1	4				
Aaron Hicks, S (1,8) OBP: 0.400, SLG: 0.800		G5-4-3				2B			K	4	1	2	1	0	1	2				
83 Ray Chang, R (1,4) OBP: 0.333, SLG: 0.333				K		P3			L5	4	0	0	0	0	1	3				
						P3														
Inning Stats	R: 0 E: 1 K: 0 S: 5	H: 1 LOB: 1 BB: 0 P: 5	R: 0 E: 1 K: 1 S: 5	H: 0 LOB: 1 BB: 1 P: 9	R: 0 E: 0 K: 1 S: 5	H: 0 LOB: 0 BB: 0 P: 5	R: 0 E: 0 K: 1 S: 6	H: 1 LOB: 1 BB: 0 P: 6	R: 2 E: 0 K: 0 S: 9	H: 3 LOB: 1 BB: 0 P: 6	R: 2 E: 0 K: 0 S: 9	H: 4 LOB: 2 BB: 0 P: 12	R: 0 E: 0 K: 1 S: 5	H: 0 LOB: 1 BB: 1 P: 9	R: 0 E: 0 K: 0 S: 3	H: 0 LOB: 0 BB: 0 P: 3	1B: 4 2B: 3 3B: 1 HR: 1	SF: 0 SAC: 0 DP: 1 HBP: 0	WP: 0 PB: 0 SB: 0 CS: 0	PA: 38
PITCHER	IP WLS BF H R ER SO BB IBB HBP BLK WP HR S P ERA WHIP																			
32 Aaron Laffey, L (1,1) ERA: 5.4	5.0 L 24 8 4 4 3 1 0 0 0 0 0 1 32 39 7.20 1.800																			
44 Casey Janssen, R (6,1) ERA: 9.0	1.1 5 1 0 0 1 0 0 0 0 0 0 0 7 7 0.00 0.750																			
Bobby Korecky, R (7,1) ERA: 3.0	0.2 3 0 0 0 0 1 0 0 0 0 0 0 2 6 0.00 1.500																			
48 Francisco Cordero, R (8,1) ERA: 3.0	1.0 3 0 0 0 1 0 0 0 0 0 0 0 5 5 0.00 0.000																			
21 Sergio Santos, R (9,1) ERA: 0.000	1.0 3 0 0 0 0 0 0 0 0 0 0 0 3 3 0.00 0.000																			

Batter	1	2	3	4	5	6	7	8	9	AB	R	H	RBI	BB	SO	LOB	BOTTOM			
5 Yunel Escobar, R (1,6) OBP: 0.315, SLG: 0.327	G6-3		FC6-4							3	0	1	0	0	0	1	Minnesota Twins @ Toronto Blue Jays Florida Auto Exchange Stadium, Dunedin, FL Fri Mar 30 2012, 1:10 PM - 3:49 PM EDT Att: 2,795 - Sunny - 81 F			
17 Omar Vizquel, S (8,6)			1-2			2B			BB	1	0	1	0	0	0	0				
2 Kelly Johnson, L (1,4) OBP: 0.385, SLG: 0.447	F8			G1-3		F8			K	3	0	0	0	0	1	1				
62 Jonathan Diaz, R (8,4) OBP: 0.450, SLG: 0.500						1-2				1	0	0	0	0	1	1				
19 José Bautista, R (1,9) OBP: 0.353, SLG: 0.622	G1					F7				3	0	1	0	0	0	1				
John Tollisano, S (8,9) OBP: 0.500, SLG: 0.333						1B			BB	0	0	0	0	1	0	0				
10 Edwin Encarnación, R (1,3) OBP: 0.333, SLG: 0.547		G5-3								3	0	0	0	0	2	1				
68 Yan Gomes, R (8,3) OBP: 0.371, SLG: 0.657										1	0	0	0	0	0	2				
13 Brett Lawrie, R (1,5) OBP: 0.559, SLG: 0.879	F9									3	0	1	0	0	0	1				
1 Luis Valbuena, L (7,FR) OBP: 0.195, SLG: 0.289				FC6-4		2B			G6-3	1	0	0	0	0	0	0				
28 Colby Rasmus, L (1,8) OBP: 0.283, SLG: 0.239										3	0	1	0	0	1	0				
75 Danny Peralta, L (7,FR) OBP: 0.500, SLG: 2.000	K								HR	1	1	1	1	0	0	0				
9 J.P. Arencibia, R (1,2) OBP: 0.355, SLG: 0.543										3	0	0	0	0	0	2				
71 A.J. Jimenez, R (9,2) OBP: 0.400, SLG: 0.444				F8		G6-3			K	1	0	0	0	0	1	0				
11 Rajai Davis, R (1,7) OBP: 0.348, SLG: 0.286				L9		G5-3				4	0	1	0	0	0	2				
6 Jeff Mathis, R (1,10) OBP: 0.270, SLG: 0.156										3	0	0	0	1	2	1				
Inning Stats	R: 0 E: 0 K: 0 S: 3	H: 0 LOB: 0 BB: 0 P: 3	R: 0 E: 0 K: 1 S: 5	H: 0 LOB: 0 BB: 0 P: 5	R: 0 E: 0 K: 0 S: 3	H: 0 LOB: 1 BB: 1 P: 7	R: 0 E: 0 K: 1 S: 6	H: 1 LOB: 1 BB: 0 P: 6	R: 0 E: 0 K: 0 S: 3	H: 0 LOB: 0 BB: 0 P: 3	R: 0 E: 0 K: 0 S: 4	H: 1 LOB: 1 BB: 0 P: 4	R: 0 E: 0 K: 2 S: 8	H: 2 LOB: 2 BB: 1 P: 12	R: 1 E: 0 K: 2 S: 9	H: 2 LOB: 1 BB: 0 P: 10	1B: 6 2B: 0 3B: 0 HR: 1	SF: 0 SAC: 0 DP: 0 HBP: 0	WP: 0 PB: 0 SB: 0 CS: 0	PA: 36
PITCHER	IP WLS BF H R ER SO BB IBB HBP BLK WP HR S P ERA WHIP																			
62 Liam Hendriks, R (1,1) ERA: 1.8	5.0 W 17 1 0 0 2 1 0 0 0 0 0 0 4 4 0.00 1.000																			
66 Brendan Wise, R (6,1) ERA: 7.88	1.0 4 1 0 0 0 0 0 0 0 0 0 0 4 4 0.00 2.000																			
Bobby Lanigan, R (7,1) ERA: 0.000	1.0 5 2 0 0 1 0 0 0 0 0 0 0 7 7 0.00 2.000																			
96 Daniel Turpen, R (8,1) ERA: 0.000	1.0 5 1 0 0 2 1 0 0 0 0 0 0 8 12 0.00 2.000																			
39 Anthony Slama, R (9,1) ERA: 9.0	1.0 5 2 1 1 2 0 0 0 0 0 0 1 9 10 9.00 2.000																			

AB	36
R	4
H	9
RBI	4
BB	2
SO	5
LOB	17



AB	34
R	1
H	7
RBI	1
BB	2
SO	7
LOB	13



Batter	1	2	3	4	5	6	7	8	9	AB	R	H	RBI	BB	SO	LOB	TOP																	
7 Alex Presley, L (1,7) OBP: 0.385, SLG: 0.475	G3-1		F8							2	0	0	0	0	0	0	Pittsburgh Pirates @ Toronto Blue Jays Florida Auto Exchange Stadium, Dunedin, FL Sun Apr 01 2012, 1:10 PM - 3:28 PM EDT Att: 2,652 - Cloudy - 80 F livebaseballscorecards.com																	
2 Nate McLouth, L (5,7) OBP: 0.481, SLG: 0.600						1B		HR		2	1	2	2	0	0																			
31 Jose Tabata, R (1,9) OBP: 0.328, SLG: 0.355										3	0	2	0	0	0	1																		
5 Josh Harrison, R (7,4) OBP: 0.408, SLG: 0.558	1B							F8		1	0	0	0	0	0	1																		
22 Andrew McCutchen, R (1,8) OBP: 0.390, SLG: 0.533										3	0	0	0	0	1	3																		
73 Robbie Grossman, S (7,8) OBP: 0.176, SLG: 0.125	K									1	0	0	0	0	0	0																		
18 Neil Walker, S (1,4) OBP: 0.255, SLG: 0.309										3	0	0	0	0	0	2																		
Andrew Lambo, L (7,9)	F7									1	0	0	0	0	0	0																		
46 Garrett Jones, L (1,3) OBP: 0.271, SLG: 0.482										3	0	0	0	0	1	1																		
57 Kris Johnson, L (7,1)	L3									0	0	0	0	0	0	0																		
65 Matt Hague, R (9,PH) OBP: 0.385, SLG: 0.808										1	1	1	1	0	0	0																		
36 Kyle Cofield, R (9,1)										0	0	0	0	0	0	0																		
24 Pedro Alvarez, L (1,5) OBP: 0.192, SLG: 0.300										4	0	1	0	0	1	0																		
12 Clint Barmes, R (1,6) OBP: 0.373, SLG: 0.426										2	0	1	0	0	0	0																		
36 Yamaico Navarro, R (7,6)	P3									2	0	0	0	0	0	1																		
55 Michael McKenry, R (1,2) OBP: 0.278, SLG: 0.324										3	0	1	0	0	0	1																		
70 Brock Holt, L (8,FR)										0	1	0	0	0	0	0																		
68 Eric Fryer, R (8,2) OBP: 0.407, SLG: 0.435										0	0	0	0	0	0	0																		
27 Jeff Karstens, R (1,1)										1	0	0	0	0	1	0																		
57 Daniel Moskos, R (5,1)										0	0	0	0	0	0	0																		
75 Jeremy Farrell, R (6,PH) OBP: 0.500, SLG: 0.333										1	0	0	0	0	0	0																		
56 Tim Alderson, R (6,1)										0	0	0	0	0	0	0																		
14 Casey McGehee, R (7,3) OBP: 0.373, SLG: 0.491										1	0	0	0	0	0	1																		
Inning Stats	R: 0 E: 0 K: 1 S: 6	H: 1 LOB: 1 BB: 0 P: 7	R: 0 E: 0 K: 1 S: 5	H: 0 LOB: 0 BB: 0 P: 5	R: 0 E: 0 K: 1 S: 5	H: 0 LOB: 0 BB: 0 P: 5	R: 0 E: 1 K: 1 S: 6	H: 1 LOB: 1 BB: 0 P: 6	R: 0 E: 0 K: 0 S: 3	H: 1 LOB: 0 BB: 0 P: 4	R: 0 E: 0 K: 0 S: 4	H: 1 LOB: 1 BB: 0 P: 4	R: 0 E: 0 K: 0 S: 3	H: 0 LOB: 0 BB: 0 P: 3	R: 2 E: 0 K: 0 S: 6	H: 2 LOB: 1 BB: 0 P: 6	R: 1 E: 0 K: 0 S: 5	H: 2 LOB: 1 BB: 0 P: 5	1B: 6 2B: 0 3B: 0 HR: 2	SF: 0 SAC: 0 DP: 0 HBP: 0	WP: 0 PB: 0 SB: 0 CS: 1	PA: 34												
PITCHER	IP WLS BF H R ER SO BB IBB HBP BLK WP HR S P ERA WHIP																																	
23 Brandon Morrow, R (1,1) ERA: 0.52	4.0	14	2	0	0	4	0	0	0	0	0	0	0	0	22	23	0.00	0.500																
44 Casey Janssen, R (5,1) ERA: 0.43	1.0	3	1	0	0	0	0	0	0	0	0	0	0	0	3	4	0.00	1.000																
38 Darren Oliver, L (6,1) ERA: 2.7	1.0	4	1	0	0	0	0	0	0	0	0	0	0	4	4	0.00	1.000																	
48 Francisco Cordero, R (7,1) ERA: 2.9	1.0	3	0	0	0	0	0	0	0	0	0	0	0	3	3	0.00	0.000																	
50 Drew Carpenter, R (8,1) ERA: 2.88	1.0	5	2	2	2	0	0	0	0	0	0	0	0	1	6	6	18.00	2.000																
PITCHER	IP WLS BF H R ER SO BB IBB HBP BLK WP HR S P ERA WHIP																																	
59 Jim Hoey, R (9,1) ERA: 1.0	1.0	5	2	1	1	0	0	0	0	0	0	0	0	1	5	5	9.00	2.000																

Batter	1	2	3	4	5	6	7	8	9	AB	R	H	RBI	BB	SO	LOB	BOTTOM																	
5 Yunel Escobar, R (1,6) OBP: 0.306, SLG: 0.304	G6-3									4	0	0	0	0	0	1	Pittsburgh Pirates @ Toronto Blue Jays Florida Auto Exchange Stadium, Dunedin, FL Sun Apr 01 2012, 1:10 PM - 3:28 PM EDT Att: 2,652 - Cloudy - 80 F livebaseballscorecards.com																	
31 Ruben Gotay, S (9,4) OBP: 0.200, SLG: 0.200										0	0	0	0	0	0	0																		
2 Kelly Johnson, L (1,4) OBP: 0.387, SLG: 0.444										4	1	2	0	0	1	0																		
Kellen Sweeney, L (8,FR) OBP: 0.250, SLG: 0.250	G3									0	0	0	0	0	0	0																		
19 Jose Bautista, R (1,9) OBP: 0.345, SLG: 0.635										4	0	1	0	0	0	2																		
75 Danny Peralta, L (9,9)										0	0	0	0	0	0	0																		
10 Edwin Encarnación, R (1,10) OBP: 0.359, SLG: 0.610										3	0	2	1	0	1	1																		
36 Ricardo Nantia, L (8,PH) OBP: 0.267, SLG: 0.286	K									1	0	0	0	0	0	1																		
26 Adam Lind, L (1,3) OBP: 0.409, SLG: 0.595										1	0	0	0	1	0	0																		
68 Yan Gomes, R (4,FR) OBP: 0.333, SLG: 0.590	F8									2	0	0	0	0	1	1																		
13 Brett Lawrie, R (1,5) OBP: 0.550, SLG: 0.821										3	0	1	0	0	0	1																		
1 Luis Valbuena, L (8,5) OBP: 0.209, SLG: 0.375										1	0	0	0	0	0	0																		
14 Eric Thames, L (1,7) OBP: 0.394, SLG: 0.533										4	0	2	0	0	1	1																		
9 J.P. Arencibia, R (1,2) OBP: 0.250, SLG: 0.529										2	0	1	0	0	0	0																		
6 Jeff Mathis, R (6,2) OBP: 0.256, SLG: 0.184										2	0	0	0	0	1	2																		
2B Colby Rasmus, L (1,8) OBP: 0.254, SLG: 0.212										3	0	0	0	0	1	2																		
11 Rajai Davis, R (8,8) OBP: 0.362, SLG: 0.286										0	0	0	0	0	0	0																		
Inning Stats	R: 0 E: 0 K: 1 S: 6	H: 1 LOB: 1 BB: 0 P: 6	R: 0 E: 0 K: 0 S: 3	H: 1 LOB: 0 BB: 0 P: 3	R: 0 E: 0 K: 0 S: 3	H: 0 LOB: 0 BB: 0 P: 3	R: 1 E: 0 K: 0 S: 4	H: 2 LOB: 1 BB: 1 P: 8	R: 0 E: 0 K: 2 S: 8	H: 1 LOB: 1 BB: 0 P: 8	R: 0 E: 0 K: 1 S: 6	H: 1 LOB: 1 BB: 0 P: 6	R: 0 E: 0 K: 0 S: 4	H: 1 LOB: 1 BB: 0 P: 4	R: 0 E: 0 K: 0 S: 4	H: 1 LOB: 1 BB: 0 P: 4	1B: 6 2B: 3 3B: 0 HR: 0	SF: 0 SAC: 0 DP: 1 HBP: 0	WP: 0 PB: 0 SB: 0 CS: 1	PA: 35														
PITCHER	IP WLS BF H R ER SO BB IBB HBP BLK WP HR S P ERA WHIP																																	
27 Jeff Karstens, R (1,1) ERA: 2.12	4.0	15	4	1	1	1	1	0	0	0	0	0	0	0	8	8	0.00	1.000																
57 Daniel Moskos, L (5,1) ERA: 1.0	1.0	4	1	0	0	2	0	0	0	0	0	0	0	8	8	0.00	1.000																	
56 Tim Alderson, R (6,1) ERA: 1.0	1.0	4	1	0	0	2	0	0	0	0	0	0	0	8	8	0.00	1.000																	
57 Kris Johnson, L (7,1) ERA: 1.0	2.0	8	2	0	0	1	0	0	0	0	0	0	0	10	10	0.00	1.000																	
36 Kyle Cofield, R (9,1) ERA: 1.0	1.0	4	1	0	0	0	0	0	0	0	0	0	0	4	4	0.00	1.000																	

Batter	1	2	3	4	5	6	7	8	9	AB	R	H	RBI	BB	SO	LOB	TOP					
11 Rajai Davis, R OBP: 0.360, SLG: 0.279 81 Jonathan Jones, R OBP: 1.000, SLG: 2.000	G4-3		BB						G4-3	1	0	0	1	1	0	0	Toronto Blue Jays @ Detroit Tigers Joker Marchant Stadium, Lakeland, FL Mon Apr 02 2012, 1:09 PM - 3:54 PM EDT Att: 9,476 - Partly Cloudy - 72 F					
17 Omar Vizquel, S OBP: 0.432, SLG: 0.556 85 Shane Oltz, L (7, PH)	P4		K						G4-3	3	1	1	2	0	1	1						
8 Ben Francisco, R OBP: 0.216, SLG: 0.200 Michael Crouse, R OBP: 0.375, SLG: 0.167	F9								G4-3	3	0	1	0	0	0	0						
26 Adam Lind, L OBP: 0.383, SLG: 0.550 79 Jon Talley, L (7, 3)	G4-3								G4-3	3	0	0	0	0	1	1						
14 Eric Thames, L OBP: 0.382, SLG: 0.516 81 Jake Marisnick, R OBP: 0.182, SLG: 0.455	F8								K	2	0	0	0	0	1	0						
6 Jeff Mathis, R OBP: 0.281, SLG: 0.175 67 Sean Ochinko, R (7, 2)	E5								K	2	0	0	0	0	2	1						
1 Luis Valbuena, L OBP: 0.349, SLG: 0.349 18 Ryan Schimpf, L (7, 4)	F8								K	2	1	0	0	1	0	0						
Marcus Knecht, R OBP: 0.500, SLG: 1.000 Dalton Pompey, S (9, PH)									K	3	2	1	0	1	0	1						
82 Kevin Ahrens, R OBP: 0.333, SLG: 0.333 78 Kevin Nolan, R OBP: 1.000, SLG: 1.000	F8								E6	3	1	1	1	0	1	0						
Inning Stats	R: 0 E: 0 K: 0 S: 3	H: 0 LOB: 0 BB: 0 P: 4	R: 0 E: 0 K: 0 S: 4	H: 0 LOB: 1 BB: 0 P: 4	R: 0 E: 0 K: 2 S: 7	H: 0 LOB: 1 BB: 1 P: 11	R: 0 E: 0 K: 1 S: 5	H: 1 LOB: 0 BB: 0 P: 5	R: 4 E: 0 K: 0 S: 6	H: 3 LOB: 0 BB: 1 P: 10	R: 0 E: 0 K: 2 S: 7	H: 0 LOB: 1 BB: 0 P: 7	R: 1 E: 0 K: 1 S: 7	H: 2 LOB: 1 BB: 0 P: 8	R: 0 E: 0 K: 2 S: 8	H: 1 LOB: 1 BB: 0 P: 9		R: 3 E: 1 K: 2 S: 9	H: 2 LOB: 1 BB: 2 P: 18	1B: 6 2B: 0 3B: 1 HR: 2	SF: 1 SAC: 0 DP: 1 HBP: 0	WP: 0 PB: 0 SB: 0 CS: 0
PITCHER	IP WLS BF H R ER SO BB IBB HBP BLK WP HR S P ERA WHIP																					
80 Drew Smyly, L ERA: 4.0	5.1 W 22 4 4 4 4 2 0 0 0 0 0 1 28 37 6.75 1.125																					
40 Phil Coke, L ERA: 3.68	0.2 2 0 0 0 1 0 0 0 0 0 0 0 4 4 0.00 0.000																					
20 Octavio Dotel, R ERA: 1.64	1.0 5 2 1 1 1 0 0 0 0 0 0 1 7 8 9.00 2.000																					
31 Collin Balester, R ERA: 2.63	1.2 10 3 3 3 3 2 0 0 0 0 0 0 14 23 16.20 3.000																					
55 Daniel Schlereth, L ERA: 1.54	0.1 S 1 0 0 0 1 0 0 0 0 0 0 0 3 4 0.00 0.000																					

AB	35
R	8
H	9
RBI	8
BB	4
SO	10
LOB	10



Batter	1	2	3	4	5	6	7	8	9	AB	R	H	RBI	BB	SO	LOB	BOTTOM			
14 Austin Jackson, R OBP: 0.372, SLG: 0.418 36 Clete Thomas, L OBP: 0.231, SLG: 0.410	F9		K						L6	4	1	2	1	0	1	1	Toronto Blue Jays @ Detroit Tigers Joker Marchant Stadium, Lakeland, FL Mon Apr 02 2012, 1:09 PM - 3:54 PM EDT Att: 9,476 - Partly Cloudy - 72 F			
26 Brennan Boesch, L OBP: 0.315, SLG: 0.623 24 Tyler Collins, L OBP: 0.600, SLG: 0.875									G3	4	2	3	2	0	0	1				
24 Miguel Cabrera, R OBP: 0.460, SLG: 0.581 29 Danny Worth, R OBP: 0.391, SLG: 0.513	G5-3		FC6-4						F9	4	1	1	0	0	0	4				
28 Prince Fielder, L OBP: 0.344, SLG: 0.526 32 Don Kelly, L OBP: 0.375, SLG: 0.444	E4								G6-3	4	2	1	3	0	0	1				
21 Delmon Young, R OBP: 0.397, SLG: 0.783 12 Andy Dirks, L OBP: 0.475, SLG: 0.481									G4-3	4	1	3	2	0	0	0				
25 Ryan Raburn, R OBP: 0.333, SLG: 0.679	G4-3								F9	1	0	1	2	0	0	0				
27 Jhonny Peralta, R OBP: 0.333, SLG: 0.443 29 Dixon Machado, R OBP: 0.417, SLG: 0.583	G1-3								G6-3	4	0	0	0	0	1	3				
13 Alex Avila, L OBP: 0.323, SLG: 0.327 9 Gerald Laird, R OBP: 0.314, SLG: 0.313									P5	3	1	2	0	0	0	0				
39 Ramon Santiago, S OBP: 0.321, SLG: 0.391 67 David Gonzalez, S (8, 4)									F8	0	0	0	0	1	0	0				
Inning Stats	R: 2 E: 1 K: 0 S: 6	H: 2 LOB: 1 BB: 0 P: 6	R: 7 E: 0 K: 0 S: 11	H: 7 LOB: 0 BB: 1 P: 17	R: 0 E: 0 K: 1 S: 7	H: 2 LOB: 2 BB: 0 P: 7	R: 0 E: 0 K: 0 S: 3	H: 0 LOB: 0 BB: 0 P: 3	R: 0 E: 0 K: 0 S: 3	H: 0 LOB: 0 BB: 0 P: 3	R: 0 E: 1 K: 0 S: 4	H: 1 LOB: 1 BB: 0 P: 5	R: 0 E: 0 K: 2 S: 8	H: 1 LOB: 2 BB: 1 P: 13	R: 2 E: 0 K: 1 S: 8	H: 3 LOB: 1 BB: 0 P: 8		1B: 11 2B: 3 3B: 0 HR: 2	SF: 0 SAC: 0 DP: 1 HBP: 0	WP: 0 PB: 0 SB: 3 CS: 0
PITCHER	IP WLS BF H R ER SO BB IBB HBP BLK WP HR S P ERA WHIP																			
27 Brett Cecil, L ERA: 6.48	4.0 L 24 11 9 7 1 1 0 0 0 0 0 0 7 8 15.75 3.000																			
47 Luis Perez, L ERA: 0.59	2.0 7 1 0 0 0 0 0 0 0 0 0 0 7 8 0.00 0.500																			
Danny Barnes, R ERA:	1.0 5 1 0 0 2 1 0 0 0 0 0 0 8 13 0.00 2.000																			
50 Dustin Antolin, R ERA: 18.0	1.0 6 3 2 2 1 0 0 0 0 0 0 0 8 8 18.00 3.000																			



Batter	1	2	3	4	5	6	7	8	9	AB	R	H	RBI	BB	SO	LOB	TOP			
14 Austin Jackson, R OBP: 0.354, SLG: 0.400 36 Clete Thomas, L OBP: 0.227, SLG: 0.403	F9	G5-3		F9		SF8		FC1-2 24 E 24 FC4		3	0	0	1	0	0	1	Detroit Tigers @ Toronto Blue Jays Florida Auto Exchange Stadium, Dunedin, FL Tue Apr 03 2012, 12:12 PM - 3:15 PM EDT Att: 5,171 - Sunny - 77 F			
26 Brennan Boesch, L OBP: 0.312, SLG: 0.616 24 Tyler Collins, L OBP: 0.545, SLG: 0.778		G5-3		G6-3		F8		FC4 29 G5-4-3		4	1	1	0	0	0	3				
24 Miguel Cabrera, R OBP: 0.491, SLG: 0.652 29 Danny Worth, R OBP: 0.396, SLG: 0.585					G5-3			G5-4-3		3	1	2	2	0	0	0				
28 Prince Fielder, L OBP: 0.358, SLG: 0.525 32 Don Kelly, L OBP: 0.377, SLG: 0.446							L6			2	0	1	0	1	0	1				
21 Delmon Young, R OBP: 0.394, SLG: 0.762 43 Daniel Fields, L OBP: 0.444, SLG: 0.500										2	1	1	0	0	0	0				
13 Alex Avila, L OBP: 0.323, SLG: 0.316 9 Gerald Laird, R OBP: 0.351, SLG: 0.333										2	0	0	0	1	1	3				
27 Jhonny Peralta, R OBP: 0.333, SLG: 0.439 29 Dixon Machado, R OBP: 0.357, SLG: 0.500										2	0	0	0	1	1	0				
12 Andy Dirks, L OBP: 0.485, SLG: 0.518										3	0	1	0	0	0	2				
25 Ryan Raburn, R OBP: 0.333, SLG: 0.661 25 Corey Jones, L OBP: 0.286, SLG: 0.286										2	1	0	0	0	0	1				
Inning Stats	R: 2 E: 0 K: 0 S: 7	H: 4 LOB: 2 BB: 0 P: 7	R: 1 E: 0 K: 0 S: 4	H: 1 LOB: 0 BB: 0 P: 4	R: 0 E: 0 K: 0 S: 5	H: 2 LOB: 2 BB: 1 P: 9	R: 0 E: 0 K: 0 S: 4	H: 1 LOB: 1 BB: 1 P: 4	R: 0 E: 1 K: 0 S: 5	H: 0 LOB: 2 BB: 1 P: 8	R: 1 E: 0 K: 1 S: 7	H: 1 LOB: 1 BB: 1 P: 12	R: 1 E: 2 K: 0 S: 5	H: 1 LOB: 1 BB: 0 P: 5	R: 2 E: 0 K: 0 S: 5	H: 3 LOB: 0 BB: 0 P: 5		1B: 8 2B: 1 3B: 2 HR: 2	SF: 1 SAC: 0 DP: 2 HBP: 0	WP: 0 PB: 0 SB: 1 CS: 0
PITCHER	IP WLS BF H R ER SO BB IBB HBP BLK WP HR S P ERA WHIP																			
37 Henderson Alvarez III, R ERA: 3.0 4 Kyle Drabek, R ERA: 3.72	4.0 W 20 8 3 3 0 1 0 0 0 0 1 20 24 6.75 2.250																			
37 Henderson Alvarez III, R ERA: 3.0 4 Kyle Drabek, R ERA: 3.72	5.0 S 24 5 5 3 2 3 0 0 0 0 0 1 26 39 5.40 1.600																			

AB 39
R 8
H 13
RBI 8
BB 4
SO 2
LOB 22



Batter	1	2	3	4	5	6	7	8	9	AB	R	H	RBI	BB	SO	LOB	BOTTOM			
5 Yunel Escobar, R OBP: 0.308, SLG: 0.305 17 Omar Vizquel, S OBP: 0.410, SLG: 0.526 85 Shane Opitz, L		G5-3		K	F8		G6-3			3	1	1	0	0	1	2	Detroit Tigers @ Toronto Blue Jays Florida Auto Exchange Stadium, Dunedin, FL Tue Apr 03 2012, 12:12 PM - 3:15 PM EDT Att: 5,171 - Sunny - 77 F			
2 Kelly Johnson, L OBP: 0.381, SLG: 0.446 18 Ryan Schimpf, L OBP: 1.000, SLG: 4.000										2	0	1	1	1	0	1				
13 Brett Lawrie, R OBP: 0.535, SLG: 0.810 82 Kevin Ahrens, R OBP: 0.400, SLG: 1.000										3	0	1	0	0	1	2				
26 Adam Lind, L OBP: 0.400, SLG: 0.581 79 Jon Talley, L										3	0	2	1	0	1	2				
10 Edwin Encarnación, R OBP: 0.343, SLG: 0.581 81 Jonathan Jones, R OBP: 0.750, SLG: 1.250										2	0	1	0	0	1	0				
14 Eric Thames, L OBP: 0.408, SLG: 0.578 Dalton Pompey, S										2	2	2	1	1	0	0				
9 J.P. Arencibia, R OBP: 0.259, SLG: 0.528 6 Jeff Mathis, R OBP: 0.265, SLG: 0.186										2	1	1	0	0	0	0				
28 Colby Rasmus, L OBP: 0.274, SLG: 0.241 81 Jake Marisnick, R OBP: 0.154, SLG: 0.385										3	1	1	0	0	1	2				
11 Rajai Davis, R OBP: 0.377, SLG: 0.289 Michael Crouse, R OBP: 0.444, SLG: 0.429										2	0	1	1	1	0	1				
Inning Stats	R: 1 E: 0 K: 1 S: 7	H: 2 LOB: 1 BB: 0 P: 8	R: 3 E: 1 K: 1 S: 9	H: 4 LOB: 2 BB: 1 P: 13	R: 1 E: 0 K: 1 S: 7	H: 1 LOB: 0 BB: 0 P: 8	R: 0 E: 0 K: 1 S: 5	H: 1 LOB: 1 BB: 1 P: 9	R: 0 E: 0 K: 0 S: 9	H: 5 LOB: 1 BB: 2 P: 25	R: 0 E: 1 K: 1 S: 6	H: 0 LOB: 1 BB: 0 P: 6	R: 1 E: 0 K: 2 S: 8	H: 1 LOB: 1 BB: 0 P: 8	R: 0 E: 0 K: 2 S: 8	H: 1 LOB: 1 BB: 0 P: 8		1B: 8 2B: 4 3B: 0 HR: 3	SF: 0 SAC: 0 DP: 0 HBP: 1	WP: 1 PB: 0 SB: 0 CS: 1
PITCHER	IP WLS BF H R ER SO BB IBB HBP BLK WP HR S P ERA WHIP																			
37 Max Scherzer, R ERA: 5.76 49 Luis Marte, R ERA: 2.77 29 Zach Samuels, R ERA: 18.0 47 Matt Crouse, L ERA: 3.38 29 Patrick Cooper, R ERA:	4.1 L 26 11 9 7 4 0 1 0 0 0 0 0 0 4 14.54 3.231																			
37 Max Scherzer, R ERA: 5.76 49 Luis Marte, R ERA: 2.77 29 Zach Samuels, R ERA: 18.0 47 Matt Crouse, L ERA: 3.38 29 Patrick Cooper, R ERA:	1.0 6 2 3 3 1 0 0 0 0 0 2 9 14 27.00 2.000																			
37 Max Scherzer, R ERA: 5.76 49 Luis Marte, R ERA: 2.77 29 Zach Samuels, R ERA: 18.0 47 Matt Crouse, L ERA: 3.38 29 Patrick Cooper, R ERA:	1.2 7 1 1 1 0 0 0 0 1 0 0 0 6 7 5.40 0.600																			
37 Max Scherzer, R ERA: 5.76 49 Luis Marte, R ERA: 2.77 29 Zach Samuels, R ERA: 18.0 47 Matt Crouse, L ERA: 3.38 29 Patrick Cooper, R ERA:	1.0 4 1 0 0 2 0 0 0 0 0 0 0 8 8 0.00 1.000																			

AB 39
R 13
H 15
RBI 12
BB 4
SO 7
LOB 22



Batter	1	2	3	4	5	6	7	8	9	10	11	12	AB	R	H	RBI	BB	SO	LOB	TOP										
5 Yonel Escobar, R OBP: 0.143, SLG: 0.214	G6-3			G4-3		F9		G4-3		G5-3		G4-3	6	0	0	0	0	0	2											
2 Kelly Johnson, L OBP: 0.500, SLG: 0.600	F8			F7							L4	1B	5	2	2	2	1	0	0											
19 José Bautista, R OBP: 0.538, SLG: 0.750	G5-3			L8									4	0	0	0	1	0	1											
26 Adam Lind, L OBP: 0.300, SLG: 0.250		P4			L7								5	1	0	0	1	1	3											
10 Edwin Encarnación, R OBP: 0.250, SLG: 0.417			F7		P6								5	1	1	0	0	1	3											
13 Brett Lawrie, R OBP: 0.333, SLG: 0.273			K										5	1	3	2	0	2	0											
14 Eric Thames, L ERA: 4.5			F8										3	0	0	0	0	0	1											
11 Rajai Davis, R OBP: 0.200, SLG: 0.400				F8		G4-3		G4-3					2	1	1	2	0	0	2											
9 J.P. Arencibia, R OBP: 0.083, SLG: 0.333							G5-3						5	0	0	0	0	3	1											
28 Colby Rasmus, R OBP: 0.167, SLG: 0.091													4	1	1	1	1	1	0											
Inning Stats	R: 0 E: 0 K: 0 S: 7	H: 0 LOB: 0 BB: 12	R: 0 E: 0 K: 1 S: 7	H: 0 LOB: 0 BB: 11	R: 0 E: 0 K: 1 S: 6	H: 0 LOB: 0 BB: 10	R: 0 E: 0 K: 0 S: 11	H: 0 LOB: 0 BB: 17	R: 0 E: 0 K: 1 S: 8	H: 0 LOB: 0 BB: 14	R: 2 E: 0 K: 0 S: 11	H: 1 LOB: 1 BB: 20	R: 0 E: 0 K: 2 S: 7	H: 0 LOB: 0 BB: 10	R: 1 E: 0 K: 1 S: 18	H: 2 LOB: 2 BB: 29	R: 0 E: 0 K: 0 S: 7	H: 0 LOB: 0 BB: 10	R: 0 E: 0 K: 1 S: 8	H: 0 LOB: 0 BB: 10	R: 4 E: 0 K: 1 S: 26	H: 5 LOB: 2 BB: 43	1B: 5 2B: 2 3B: 0 HR: 1	SF: 0 SAC: 0 DP: 0 HBP: 1	WP: 1 PB: 0 SB: 0 CS: 0	PA: 49				
PITCHER	IP WLS BF H R ER SO BB IBB HBP BLK WP HR S P ERA WHIP	30 Ubaldo Jiménez, R ERA: 2.57	38 Joe Smith, R ERA:	52 Vinnie Pestano, R ERA: 4.5	53 Rafael Perez, L ERA:	54 Chris Perez, R ERA: 16.2	49 Tony Sipp, L ERA: 21.6	44 Dan Wheeler, R ERA:	IP WLS BF H R ER SO BB IBB HBP BLK WP HR S P ERA WHIP	40 Tony Sipp, L ERA: 21.6	44 Dan Wheeler, R ERA:	IP WLS BF H R ER SO BB IBB HBP BLK WP HR S P ERA WHIP	40 Tony Sipp, L ERA: 21.6	44 Dan Wheeler, R ERA:	IP WLS BF H R ER SO BB IBB HBP BLK WP HR S P ERA WHIP	40 Tony Sipp, L ERA: 21.6	44 Dan Wheeler, R ERA:	IP WLS BF H R ER SO BB IBB HBP BLK WP HR S P ERA WHIP	40 Tony Sipp, L ERA: 21.6	44 Dan Wheeler, R ERA:	IP WLS BF H R ER SO BB IBB HBP BLK WP HR S P ERA WHIP	40 Tony Sipp, L ERA: 21.6	44 Dan Wheeler, R ERA:	IP WLS BF H R ER SO BB IBB HBP BLK WP HR S P ERA WHIP	40 Tony Sipp, L ERA: 21.6	44 Dan Wheeler, R ERA:	IP WLS BF H R ER SO BB IBB HBP BLK WP HR S P ERA WHIP	40 Tony Sipp, L ERA: 21.6	44 Dan Wheeler, R ERA:	IP WLS BF H R ER SO BB IBB HBP BLK WP HR S P ERA WHIP

Toronto Blue Jays @ Cleveland Indians
Progressive Field, Cleveland, OH
SatApr 07 2012, 1:09 PM - 4:46 PM EDT
Att. 18,842 - Sunny - 48 F

AB 44
R 7
H 8
RBI 7
SO 8
LOB 13



Batter	1	2	3	4	5	6	7	8	9	10	11	12	AB	R	H	RBI	BB	SO	LOB	BOTTOM								
23 Michael Brantley, L OBP: 0.167, SLG: 0.162	K		G6-3			G4-3						G4-3	5	0	0	0	0	1	0									
13 Asdróbal Cabrera, S OBP: 0.333, SLG: 0.545				F9		F8							4	2	2	1	1	0	0									
17 Shin-Soo Choo, L OBP: 0.333, SLG: 0.111					F8								5	0	0	0	0	0	2									
41 Carlos Santana, S OBP: 0.417, SLG: 0.125					F9								4	0	1	0	1	0	0									
48 Travis Hafner, L OBP: 0.222, SLG: 0.222													5	0	1	1	0	1	1									
47 Shelley Duncan, R OBP: 0.375, SLG: 0.333													4	0	0	0	1	1	3									
35 Casey Kotchman, L OBP: 0.273, SLG: 0.444													5	1	0	0	0	1	3									
22 Jason Kipnis, L OBP: 0.273, SLG: 0.444													4	1	1	2	0	0	0									
9 Jack Hannahan, L OBP: 0.200, SLG: 0.500													4	0	0	0	0	1	0									
Inning Stats	R: 0 E: 0 K: 1 S: 8	H: 0 LOB: 1 BB: 16	R: 0 E: 0 K: 0 S: 10	H: 0 LOB: 1 BB: 18	R: 0 E: 0 K: 0 S: 10	H: 0 LOB: 0 BB: 13	R: 0 E: 0 K: 0 S: 7	H: 0 LOB: 0 BB: 10	R: 2 E: 1 K: 1 S: 17	H: 1 LOB: 0 BB: 26	R: 0 E: 0 K: 1 S: 8	H: 0 LOB: 0 BB: 13	R: 0 E: 0 K: 0 S: 6	H: 0 LOB: 0 BB: 10	R: 1 E: 0 K: 0 S: 8	H: 1 LOB: 0 BB: 12	R: 0 E: 0 K: 2 S: 9	H: 0 LOB: 0 BB: 15	R: 0 E: 0 K: 0 S: 9	H: 0 LOB: 0 BB: 16	R: 1 E: 0 K: 0 S: 17	H: 3 LOB: 2 BB: 30	1B: 3 2B: 0 3B: 0 HR: 2	SF: 0 SAC: 0 DP: 1 HBP: 0	WP: 0 PB: 0 SB: 0 CS: 0	PA: 43		
PITCHER	IP WLS BF H R ER SO BB IBB HBP BLK WP HR S P ERA WHIP	23 Brandon Morrow, R ERA: 1.0	38 Darren Oliver, L ERA:	21 Sergio Santos, R ERA: 5.4	44 Casey Janssen, R ERA:	48 Francisco Cordero, R ERA: 4.5	IP WLS BF H R ER SO BB IBB HBP BLK WP HR S P ERA WHIP	IP WLS BF H R ER SO BB IBB HBP BLK WP HR S P ERA WHIP	IP WLS BF H R ER SO BB IBB HBP BLK WP HR S P ERA WHIP	IP WLS BF H R ER SO BB IBB HBP BLK WP HR S P ERA WHIP	IP WLS BF H R ER SO BB IBB HBP BLK WP HR S P ERA WHIP	IP WLS BF H R ER SO BB IBB HBP BLK WP HR S P ERA WHIP	IP WLS BF H R ER SO BB IBB HBP BLK WP HR S P ERA WHIP	IP WLS BF H R ER SO BB IBB HBP BLK WP HR S P ERA WHIP	IP WLS BF H R ER SO BB IBB HBP BLK WP HR S P ERA WHIP	IP WLS BF H R ER SO BB IBB HBP BLK WP HR S P ERA WHIP	IP WLS BF H R ER SO BB IBB HBP BLK WP HR S P ERA WHIP	IP WLS BF H R ER SO BB IBB HBP BLK WP HR S P ERA WHIP	IP WLS BF H R ER SO BB IBB HBP BLK WP HR S P ERA WHIP	IP WLS BF H R ER SO BB IBB HBP BLK WP HR S P ERA WHIP	IP WLS BF H R ER SO BB IBB HBP BLK WP HR S P ERA WHIP	IP WLS BF H R ER SO BB IBB HBP BLK WP HR S P ERA WHIP	IP WLS BF H R ER SO BB IBB HBP BLK WP HR S P ERA WHIP	IP WLS BF H R ER SO BB IBB HBP BLK WP HR S P ERA WHIP	IP WLS BF H R ER SO BB IBB HBP BLK WP HR S P ERA WHIP	IP WLS BF H R ER SO BB IBB HBP BLK WP HR S P ERA WHIP	IP WLS BF H R ER SO BB IBB HBP BLK WP HR S P ERA WHIP	IP WLS BF H R ER SO BB IBB HBP BLK WP HR S P ERA WHIP

Toronto Blue Jays @ Cleveland Indians
Progressive Field, Cleveland, OH
SatApr 07 2012, 1:09 PM - 4:46 PM EDT
Att. 18,842 - Sunny - 48 F

AB 40
R 4
H 5
RBI 4
SO 5
LOB 9



Batter	1	2	3	4	5	6	7	8	9	AB	R	H	RBI	BB	SO	LOB	TOP				
5 Yuliel Escobar, R OBP: 0.105, SLG: 0.158	G6-3		G6-3		G6-3			K	K	5	0	0	0	0	2	3					
2 Kelly Johnson, L OBP: 0.526, SLG: 0.571	G3-1				G4-3			1B	BB	4	2	2	0	1	0	1					
19 José Bautista, R OBP: 0.500, SLG: 0.583					F8			1B	P6	4	0	1	0	1	0	4					
26 Adam Lind, L OBP: 0.357, SLG: 0.333	G4-3				FC5			1B		4	1	2	1	0	0	2					
11 Rajai Davis, R OBP: 0.250, SLG: 0.400								1B		0	0	0	0	0	0	0					
10 Edwin Encarnación, R OBP: 0.250, SLG: 0.438	G6-3							1B		4	0	1	1	0	1	3					
13 Brett Lawrie, R OBP: 0.250, SLG: 0.214	F8				SF9			1B		3	0	0	1	0	1	3					
14 Eric Thames, L OBP: 0.250, SLG: 0.182	G1-3				G4-3					4	0	2	0	0	0	1					
28 Colby Rasmus, L OBP: 0.125, SLG: 0.067					F7			G4-6-3	F7	4	0	0	0	0	0	2					
6 Jeff Mathis, R OBP: 0.333, SLG: 0.667					K			G2-3	FC6	3	0	1	0	0	1	0					
8 Ben Francisco, R										1	0	0	0	0	0	1					
Inning Stats	R: 0 E: 0 K: 0 S: 8	H: 0 LOB: 1 BB: 1 P: 16	R: 0 E: 0 K: 0 S: 8	H: 0 LOB: 3 BB: 0 P: 11	R: 0 E: 0 K: 1 S: 9	H: 0 LOB: 0 BB: 0 P: 13	R: 2 E: 1 K: 0 S: 14	H: 2 LOB: 1 BB: 0 P: 18	R: 0 E: 0 K: 0 S: 10	H: 1 LOB: 1 BB: 0 P: 16	R: 0 E: 0 K: 0 S: 5	H: 1 LOB: 0 BB: 0 P: 9	R: 1 E: 0 K: 3 S: 20	H: 3 LOB: 2 BB: 0 P: 29	R: 0 E: 1 K: 1 S: 20	H: 1 LOB: 3 BB: 1 P: 28	1B: 7 2B: 2 3B: 0 HR: 0	SF: 1 SAC: 0 DP: 1 HBP: 0	WP: 0 PB: 0 SB: 0 CS: 0	PA: 39	
PITCHER	IP	WLS	BF	H	R	ER	SO	BB	IBB	HBP	BLK	WP	HR	S	P	ERA	WHIP				
26 Derek Lowe, R ERA: 3.0	7.0	W	27	5	2	0	1	1	0	0	0	0	0	61	95	0.00	0.857				
36 Joe Smith, R ERA: 3.0	0.1	H	4	3	1	1	1	0	0	0	0	0	0	12	18	27.00	9.000				
52 Vinnie Pestano, R ERA: 3.38	0.2	H	2	0	0	0	2	0	0	0	0	0	0	8	11	0.00	0.000				
54 Chris Perez, R ERA: 10.13	1.0	S	6	1	0	0	1	1	0	0	0	0	0	20	28	0.00	2.000				

Toronto Blue Jays @ Cleveland Indians
Progressive Field, Cleveland, OH
Sun Apr 08 2012, 1:06 PM - 3:56 PM EDT
Att: 10,518 - Overcast - 51 F

AB	36
R	3
H	9
RBI	3
BB	2
SO	5
LOB	20



Batter	1	2	3	4	5	6	7	8	9	AB	R	H	RBI	BB	SO	LOB	BOTTOM				
23 Michael Brantley, L OBP: 0.250, SLG: 0.154	G6-3							FC6		2	0	0	0	2	0	1					
13 Adrián Cabrerá, S OBP: 0.250, SLG: 0.460	G3		G4-3		G5-3			K		4	0	0	0	0	1	6					
17 Shin-Soo Choo, L OBP: 0.313, SLG: 0.154	K				G4-3			FC3-6		4	1	1	0	0	1	2					
41 Carlos Santana, S OBP: 0.438, SLG: 0.750								G4-3		4	2	2	3	0	1	2					
48 Travis Hafner, L OBP: 0.385, SLG: 0.200										1	0	0	0	3	0	0					
16 Jason Donald, R										0	0	0	0	0	0	0					
47 Shelley Duncan, R OBP: 0.273, SLG: 0.222										3	0	0	0	0	1	2					
2 Aaron Cunningham, R										1	0	0	0	0	1	1					
35 Casey Kotchman, L OBP: 0.063, SLG: 0.063										4	1	1	0	0	0	2					
22 Jason Kipnis, L OBP: 0.267, SLG: 0.385										4	0	1	0	0	0	2					
9 Jack Hannahan, L OBP: 0.308, SLG: 0.500										2	0	1	1	1	0	1					
Inning Stats	R: 0 E: 0 K: 1 S: 6	H: 3 LOB: 3 BB: 2 P: 39	R: 2 E: 0 K: 1 S: 7	H: 3 LOB: 2 BB: 1 P: 12	R: 0 E: 0 K: 0 S: 6	H: 1 LOB: 0 BB: 0 P: 9	R: 2 E: 0 K: 0 S: 8	H: 2 LOB: 0 BB: 1 P: 17	R: 0 E: 0 K: 0 S: 9	H: 0 LOB: 0 BB: 0 P: 13	R: 0 E: 1 K: 1 S: 13	H: 0 LOB: 2 BB: 1 P: 22	R: 0 E: 0 K: 1 S: 12	H: 0 LOB: 2 BB: 1 P: 23	1B: 4 2B: 0 3B: 0 HR: 2	SF: 0 SAC: 0 DP: 1 HBP: 0	WP: 0 PB: 0 SB: 1 CS: 1	PA: 35			
PITCHER	IP	WLS	BF	H	R	ER	SO	BB	IBB	HBP	BLK	WP	HR	S	P	ERA	WHIP				
34 Joel Carreno, R ERA: 6.0	6.0	L	26	6	4	4	3	4	0	0	0	0	0	2	57	6.00	1.667				
33 Carlos Villanueva, R ERA: 6.0	1.0		5	0	0	0	1	1	0	0	0	0	0	13	22	0.00	1.000				
54 Jason Frasor, R ERA: 6.0	1.0		4	0	0	0	1	1	0	0	0	0	0	12	23	0.00	1.000				

Toronto Blue Jays @ Cleveland Indians
Progressive Field, Cleveland, OH
Sun Apr 08 2012, 1:06 PM - 3:56 PM EDT
Att: 10,518 - Overcast - 51 F


AB	29
R	4
H	6
RBI	4
BB	6
SO	5
LOB	19



Batter	1	2	3	4	5	6	7	8	9	AB	R	H	RBI	BB	SO	LOB	TOP										
2 Jacoby Ellsbury, L OBP: 0.217, SLG: 0.150	G5-3		G4-3			15 2B 28 SF9 BB	P6		15 1B 28 2B BB	3	2	0	0	2	0	2											
15 Dustin Pedroia, R OBP: 0.417, SLG: 0.636	K		G6-3			28 SF9 2B		20 1B	28 2B 1B	5	0	3	0	0	1	0											
28 Adrián González, L OBP: 0.375, SLG: 0.526	P5			G5-3		SF9		L8		4	0	1	3	0	0	1											
34 David Ortiz, L OBP: 0.409, SLG: 0.474		K		F7		20 SF9 BB		F7	K	4	0	0	0	1	2	3											
20 Kevin Youkilis, R OBP: 0.125, SLG: 0.188				G6-3		G6-4-3				4	0	2	0	0	0	2											
12 Ryan Sweeney, L OBP: 0.500, SLG: 0.667					G4-3					3	0	1	0	1	1	2											
7 Cody Ross, R OBP: 0.278, SLG: 0.250										4	0	1	0	0	3	3	AB 34 R 3 H 9 RBI 3 BB 5 SO 9 LOB 19										
39 Jarrod Saltalamacchia, R OBP: 0.200, SLG: 0.154										3	0	0	0	1	2	3											
5 Nick Punto, S OBP: 0.364, SLG: 0.500										4	1	1	0	0	0	3											
Inning Stats	R: 0 E: 0 K: 1 S: 6	H: 0 LOB: 0 BB: 0 P: 8	R: 0 E: 0 K: 3 S: 14	H: 1 LOB: 2 BB: 1 P: 27	R: 0 E: 0 K: 0 S: 6	H: 0 LOB: 0 BB: 0 P: 11	R: 0 E: 0 K: 0 S: 7	H: 0 LOB: 0 BB: 0 P: 11	R: 0 E: 0 K: 1 S: 11	H: 1 LOB: 1 BB: 0 P: 15	R: 1 E: 0 K: 0 S: 10	H: 1 LOB: 2 BB: 1 P: 24	R: 0 E: 0 K: 1 S: 13	H: 1 LOB: 2 BB: 1 P: 23	R: 0 E: 0 K: 1 S: 15	H: 2 LOB: 2 BB: 0 P: 22	R: 2 E: 0 K: 3 S: 20	H: 3 LOB: 2 BB: 1 P: 31	1B: 4 2B: 5 3B: 0 HR: 0	SF: 1 SAC: 0 DP: 1 HBP: 0	WP: 0 PB: 0 SB: 0 CS: 0	PA: 40					
PITCHER	IP	WLS	BF	H	R	ER	SO	BB	IBB	HBP	BLK	WP	HR	S	P	ERA	WHIP										
4 Kyle Drabek, R ERA: 1.69	5.1	W	22	3	1	1	4	3	0	0	0	0	0	51	91	1.69	1.125										
54 Jason Frasor, R ERA:	1.1	H	5	1	0	0	1	1	0	0	0	0	0	14	25	0.00	1.500										
47 Luis Perez, L ERA:	1.1		6	2	0	0	1	0	0	0	0	0	0	17	25	0.00	1.500										
44 Casey Janssen, R ERA: 4.5	1.0		7	3	2	2	3	1	0	0	0	0	0	20	31	18.00	4.000										

Boston Red Sox @ Toronto Blue Jays
Rogers Centre, Toronto, ON
Tue Apr 10 2012, 7:09 PM - 10:27 PM EDT
Att: 26,351 - Roof Closed - 68 F


livebaseballscorecards.com



Batter	1	2	3	4	5	6	7	8	9	AB	R	H	RBI	BB	SO	LOB	BOTTOM										
5 Yunel Escobar, R OBP: 0.214, SLG: 0.222	26 1B 10 1B 1B		26 1B 2 1B 1B						F8	5	2	2	0	0	1	2											
2 Kelly Johnson, L OBP: 0.481, SLG: 0.476	P6		26 1B 13 1B 1B		L4	G3				4	1	1	0	0	0	2											
19 José Bautista, R OBP: 0.346, SLG: 0.350	F9		K							4	0	0	0	0	3	3											
26 Adam Lind, L OBP: 0.318, SLG: 0.350	10 1B 2B		13 1B 1B		G6-3			P6		4	0	2	1	0	0	0											
10 Edwin Encarnación, R OBP: 0.333, SLG: 0.565	13 S 1B		F8							3	2	2	2	1	0	2											
13 Brett Lawrie, R OBP: 0.292, SLG: 0.273	K									4	1	2	1	0	1	2											
14 Eric Thames, L OBP: 0.278, SLG: 0.188		G6-3								3	1	1	0	1	1	2	AB 34 R 7 H 11 RBI 7 BB 2 SO 9 LOB 15										
9 J.P. Arencibia, R OBP: 0.150, SLG: 0.263		K			G5-3					4	0	1	2	0	2	1											
2B Colby Rasmus, L OBP: 0.130, SLG: 0.190		G3				F7				3	0	0	1	0	1	1											
Inning Stats	R: 1 E: 0 K: 1 S: 14	H: 3 LOB: 2 BB: 0 P: 20	R: 0 E: 0 K: 1 S: 7	H: 0 LOB: 0 BB: 0 P: 9	R: 2 E: 0 K: 2 S: 18	H: 4 LOB: 2 BB: 0 P: 28	R: 0 E: 0 K: 1 S: 8	H: 0 LOB: 0 BB: 0 P: 9	R: 0 E: 0 K: 1 S: 12	H: 0 LOB: 0 BB: 0 P: 18	R: 3 E: 0 K: 0 S: 15	H: 2 LOB: 1 BB: 2 P: 30	R: 1 E: 0 K: 1 S: 11	H: 1 LOB: 0 BB: 0 P: 16	R: 0 E: 0 K: 2 S: 12	H: 1 LOB: 1 BB: 0 P: 14	1B: 9 2B: 1 3B: 0 HR: 1	SF: 1 SAC: 0 DP: 0 HBP: 0	WP: 0 PB: 0 SB: 3 CS: 0	PA: 37							
PITCHER	IP	WLS	BF	H	R	ER	SO	BB	IBB	HBP	BLK	WP	HR	S	P	ERA	WHIP										
51 Daniel Bard, R ERA: 9.0	5.0	L	24	8	5	5	6	1	0	0	0	0	0	65	96	9.00	1.800										
50 Justin Thomas, L ERA: 6.75	1.0		5	1	1	1	0	1	0	0	0	0	0	9	18	9.00	2.000										
64 Michael Bowden, R ERA: 3.0	2.0		8	2	1	1	3	0	0	0	0	0	1	23	30	4.50	1.000										

Boston Red Sox @ Toronto Blue Jays
Rogers Centre, Toronto, ON
Tue Apr 10 2012, 7:09 PM - 10:27 PM EDT
Att: 26,351 - Roof Closed - 68 F

livebaseballscorecards.com



Batter	1	2	3	4	5	6	7	8	9	AB	R	H	RBI	BB	SO	LOB	TOP										
14 Nolan Reimold, R OBP: 0.308, SLG: 0.500 9 Endy Chavez, L OBP: 0.222, SLG: 0.125										5	3	3	1	0	1	0											
2 J.J. Hardy, R OBP: 0.242, SLG: 0.367										5	0	0	0	0	1	2											
21 Nick Markakis, L OBP: 0.419, SLG: 0.667										3	2	2	1	0	0	0											
10 Adam Jones, R OBP: 0.400, SLG: 0.643										4	1	3	2	0	1	2											
32 Matt Wieters, S OBP: 0.448, SLG: 0.625										2	0	0	0	2	0	1											
24 Wilson Betemit, S OBP: 0.200, SLG: 0.300										4	0	1	2	0	0	2											
12 Mark Reynolds, R OBP: 0.280, SLG: 0.238										4	0	0	0	0	3	4											
19 Chris Davis, L OBP: 0.211, SLG: 0.263										4	0	0	0	0	1	1											
11 Robert Andino, R OBP: 0.333, SLG: 0.538										4	1	1	1	0	0	0											
Inning Stats	R: 1 E: 0 K: 0 S: 12	H: 2 LOB: 1 BB: 0 P: 16	R: 0 E: 0 K: 1 S: 10	H: 0 LOB: 1 BB: 1 P: 17	R: 0 E: 0 K: 0 S: 6	H: 0 LOB: 0 BB: 0 P: 12	R: 1 E: 0 K: 0 S: 10	H: 2 LOB: 1 BB: 0 P: 13	R: 1 E: 0 K: 2 S: 11	H: 1 LOB: 0 BB: 0 P: 13	R: 1 E: 0 K: 0 S: 9	H: 1 LOB: 0 BB: 0 P: 15	R: 0 E: 0 K: 1 S: 13	H: 0 LOB: 0 BB: 0 P: 18	R: 2 E: 0 K: 3 S: 16	H: 3 LOB: 2 BB: 1 P: 28	R: 1 E: 0 K: 0 S: 5	H: 1 LOB: 0 BB: 0 P: 10	1B: 5 2B: 2 HR: 3	SF: 1 SAC: 0 HBP: 0	WP: 0 PB: 0 SB: 1 CS: 0	PA: 38					
PITCHER	IP	WLS	BF	H	R	ER	SO	BB	IBB	HBP	BLK	WP	HR	S	P	ERA	WHIP										
23 Brandon Morrow, R ERA: 2.57	7.0		27	6	4	4	4	1	0	0	0	0	2	71	104	5.14	1.000										
54 Jason Frasor, R ERA: 2.45	0.1	H	2	1	1	1	1	0	0	0	0	0	0	5	7	27.00	3.000										
38 Darren Oliver, L ERA: 2.7	0.1	L	4	2	1	1	1	1	0	0	0	0	0	8	17	27.00	9.000										
44 Casey Janssen, R ERA: 5.06	1.1		5	1	1	1	1	0	0	0	0	0	1	8	14	6.75	0.750										

Baltimore Orioles @ Toronto Blue Jays
Rogers Centre, Toronto, ON
Fri Apr 13 2012, 7:09 PM - 9:48 PM EDT
Att: 21,988 - Roof Closed - 68 F

AB 35
R 7
H 10
RBI 7
BB 2
SO 7
LOB 12



Batter	1	2	3	4	5	6	7	8	9	AB	R	H	RBI	BB	SO	LOB	BOTTOM										
5 Yunel Escobar, R OBP: 0.216, SLG: 0.314										5	1	1	1	0	0	3											
2 Kelly Johnson, L OBP: 0.429, SLG: 0.500										4	1	1	1	0	2	1											
19 José Bautista, R OBP: 0.333, SLG: 0.308										3	1	1	0	1	1	0											
26 Adam Lind, L OBP: 0.308, SLG: 0.304										3	0	0	0	1	0	1											
10 Edwin Encarnación, R OBP: 0.290, SLG: 0.567										4	1	1	1	0	0	2											
14 Eric Thames, L OBP: 0.292, SLG: 0.227										3	0	1	0	0	0	1											
11 Rajai Davis, R OBP: 0.273, SLG: 0.500										1	0	0	0	0	0	0											
13 Brett Lawrie, R OBP: 0.258, SLG: 0.241										4	0	1	0	0	0	3											
28 Colby Rasmus, L OBP: 0.185, SLG: 0.333										3	1	1	1	1	0	1											
9 J.P. Arencibia, R OBP: 0.154, SLG: 0.208										2	0	0	0	0	0	0											
8 Ben Francisco, R										0	0	0	0	0	0	0											
Inning Stats	R: 1 E: 0 K: 0 S: 6	H: 1 LOB: 0 BB: 1 P: 10	R: 0 E: 0 K: 0 S: 9	H: 0 LOB: 0 BB: 0 P: 13	R: 0 E: 0 K: 0 S: 9	H: 0 LOB: 0 BB: 0 P: 11	R: 1 E: 2 K: 0 S: 11	H: 1 LOB: 2 BB: 0 P: 15	R: 2 E: 0 K: 2 S: 11	H: 2 LOB: 0 BB: 0 P: 15	R: 1 E: 0 K: 0 S: 8	H: 2 LOB: 0 BB: 0 P: 14	R: 0 E: 0 K: 1 S: 9	H: 0 LOB: 1 BB: 1 P: 16	R: 0 E: 0 K: 0 S: 9	H: 0 LOB: 0 BB: 1 P: 16	R: 0 E: 0 K: 0 S: 8	H: 1 LOB: 2 BB: 0 P: 12	1B: 3 2B: 0 3B: 0 HR: 4	SF: 0 SAC: 1 HBP: 1	WP: 0 PB: 0 SB: 0 CS: 0	PA: 37					
PITCHER	IP	WLS	BF	H	R	ER	SO	BB	IBB	HBP	BLK	WP	HR	S	P	ERA	WHIP										
29 Tommy Hunter, R ERA: 2.77	6.0		26	6	5	4	2	2	0	0	0	0	0	7	10	6.00	1.333										
56 Darren O'Day, R ERA: 3.86	1.0	W	3	0	0	0	1	0	0	0	0	0	0	7	10	0.00	0.000										
47 Pedro Strop, R ERA: 1.8	1.0	H	3	0	0	0	0	1	0	0	0	0	0	9	16	0.00	1.000										
43 Jim Johnson, R ERA:	1.0	S	5	1	0	0	0	0	0	1	0	0	0	8	12	0.00	1.000										

Baltimore Orioles @ Toronto Blue Jays
Rogers Centre, Toronto, ON
Fri Apr 13 2012, 7:09 PM - 9:48 PM EDT
Att: 21,988 - Roof Closed - 68 F

AB 32
R 5
H 7
RBI 4
BB 3
SO 3
LOB 12




Batter	1	2	3	4	5	6	7	8	9	AB	R	H	RBI	BB	SO	LOB	TOP				
14 Nolan Reimold, R OBP: 0.323, SLG: 0.613 9 Endy Chavez, L OBP: 0.222, SLG: 0.125	G6-3			F8			F9		HR	5	1	2	2	0	0	0					
2 J.J. Hardy, R OBP: 0.263, SLG: 0.353	1B			HBP		L8	F8		K	4	1	1	0	0	1	1					
21 Nick Markakis, L OBP: 0.389, SLG: 0.571	BB		L7			G1-3	G6-3		G1-3	4	0	0	0	1	0	3					
10 Adam Jones, R OBP: 0.412, SLG: 0.613	HBP		F8			1B			G5-3	3	0	1	0	0	0	2					
32 Matt Wieters, S OBP: 0.394, SLG: 0.536	FC6-4		G6-3			G1-3			G4-3	4	0	0	1	0	0	5					
24 Wilson Betemit, S OBP: 0.288, SLG: 0.417	G3								HR	4	1	1	1	0	1	2					
12 Mark Reynolds, R OBP: 0.276, SLG: 0.240	K								P3	4	1	1	0	0	1	0					
19 Chris Davis, L OBP: 0.304, SLG: 0.478 3 Ryan Flaherty, L OBP: 0.288, SLG: 0.417	G3								HR	4	1	3	2	0	0	0					
11 Robert Andino, R OBP: 0.290, SLG: 0.467	G5-3								K	4	0	0	0	0	1	2					
Inning Stats	R: 1 H: 1 E: 0 K: 0 S: 11	L: 1 BB: 1 P: 23	R: 0 H: 0 E: 0 K: 1 S: 10	L: 0 BB: 0 P: 14	R: 0 H: 1 E: 0 K: 0 S: 8	L: 1 BB: 0 P: 11	R: 2 H: 2 E: 0 K: 1 S: 10	L: 2 BB: 0 P: 15	R: 0 H: 1 E: 0 K: 0 S: 5	L: 1 BB: 0 P: 9	R: 0 H: 0 E: 0 K: 0 S: 8	L: 0 BB: 0 P: 13	R: 1 H: 1 E: 0 K: 0 S: 9	L: 1 BB: 0 P: 17	R: 2 H: 2 E: 0 K: 2 S: 10	L: 2 BB: 1 P: 17	1B: 5 2B: 1 3B: 0 HR: 3	SF: 0 SAC: 0 DP: 0 HBP: 2	WP: 0 PB: 0 SB: 0 CS: 0	PA: 39	
PITCHER	IP	WLS	BF	H	R	ER	SO	BB	IBB	HBP	BLK	WP	HR	S	P	ERA	WHIP				
37 Henderson Alvarez III, R ERA: 2.77	7.0		30	6	3	3	2	1	0	2	0	0	1	60	97	3.86	1.000				
44 Casey Janssen, R ERA: 5.68	1.0	B	4	1	1	1	0	0	0	0	0	0	1	9	17	9.00	1.000				
48 Francisco Cordero, R ERA: 6.75	1.0	L	5	2	2	2	0	0	0	0	0	0	1	10	17	18.00	2.000				

Baltimore Orioles @ Toronto Blue Jays
Rogers Centre, Toronto, ON
Sat Apr 14 2012, 4:09 PM - 7:05 PM EDT
Att: 28,355 - Roof Closed - 68 F

livebaseballscorecards.com

AB 36
R 6
H 9
RBI 6
BB 1
SO 4
LOB 15




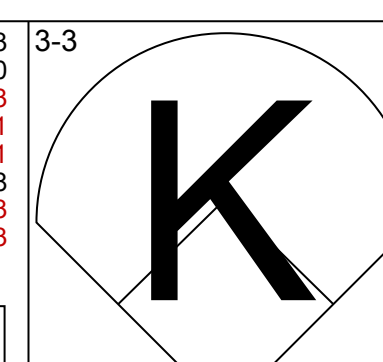
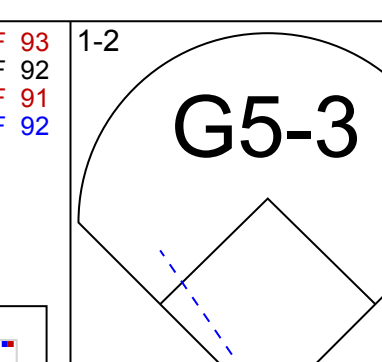
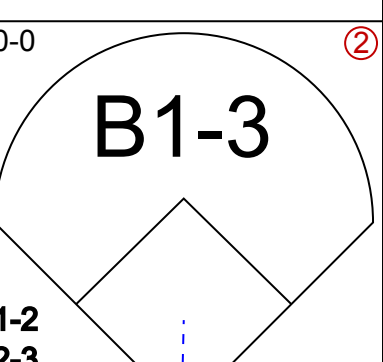
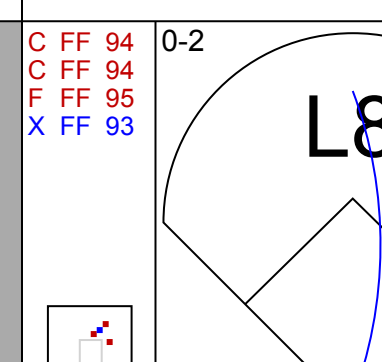
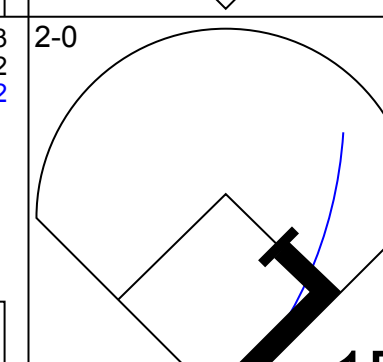
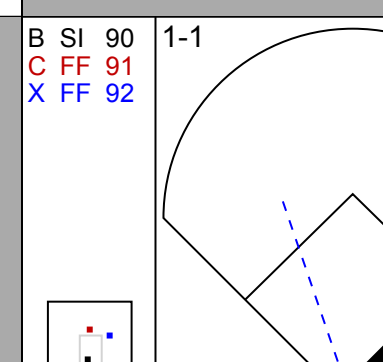
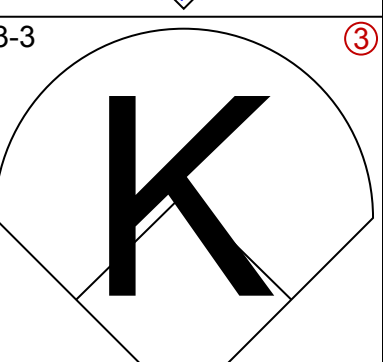
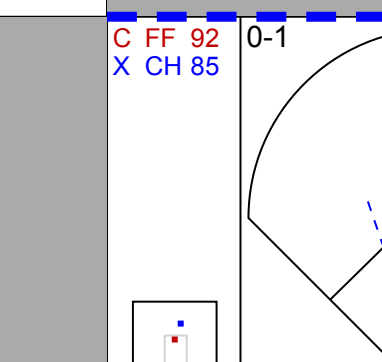
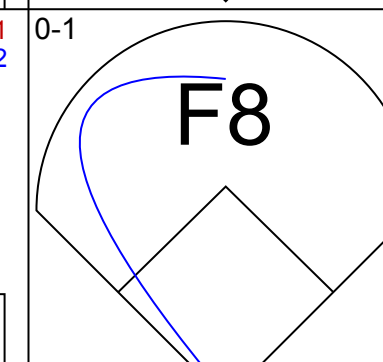
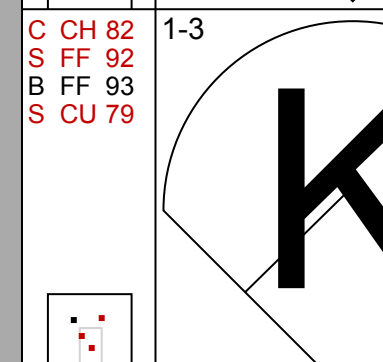
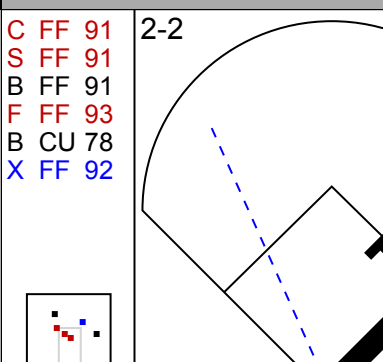

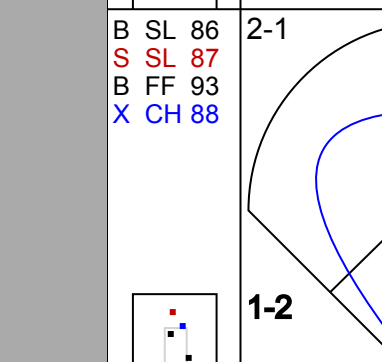
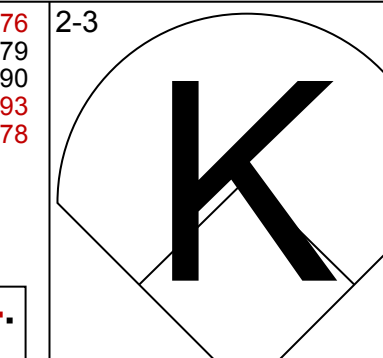
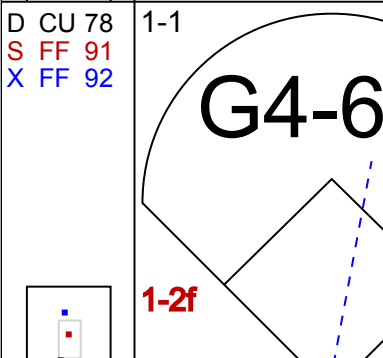
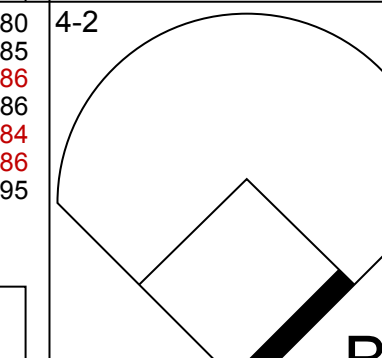
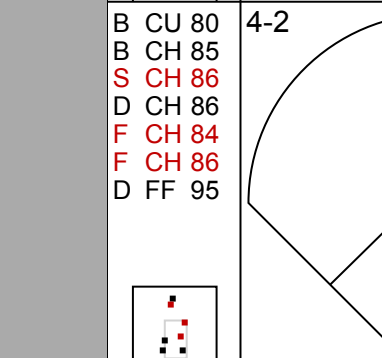
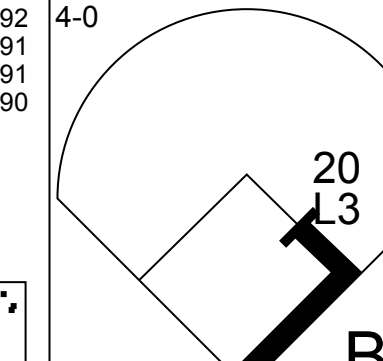
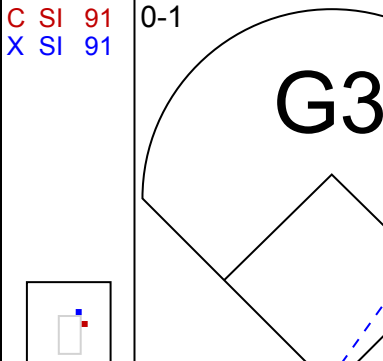
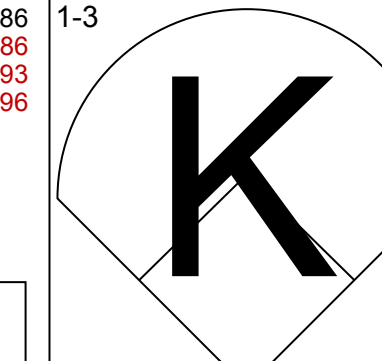
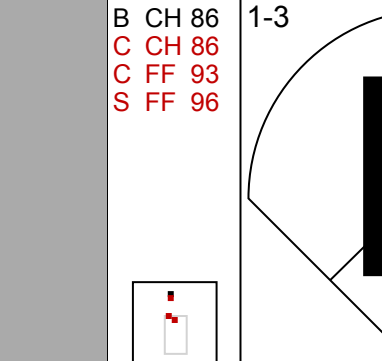
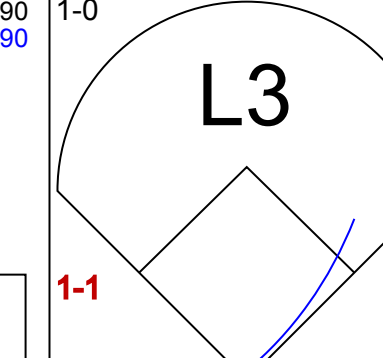
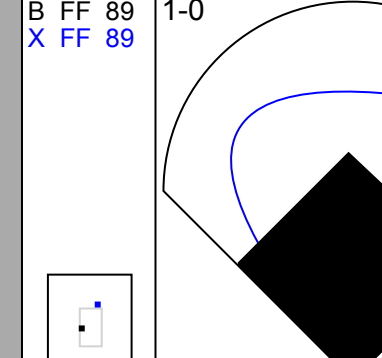
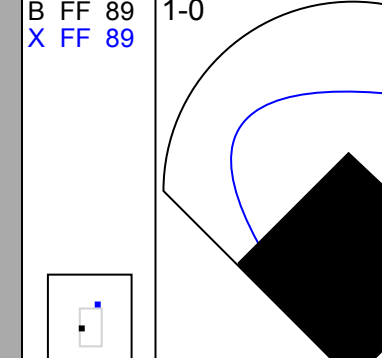
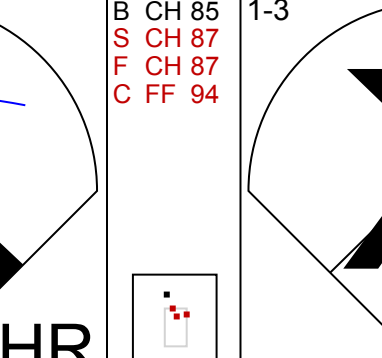
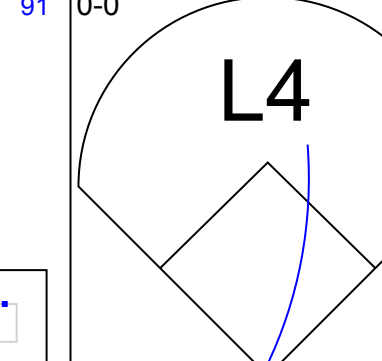

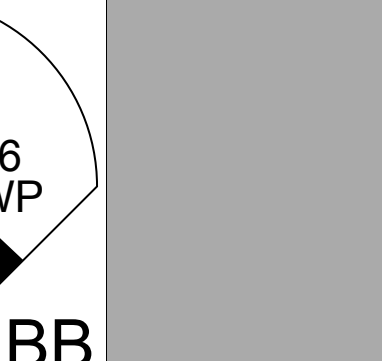
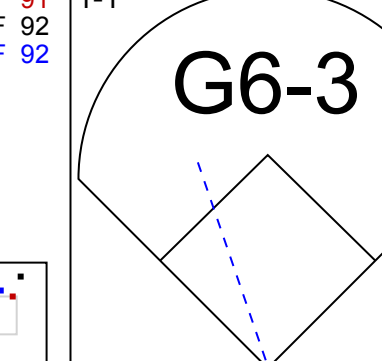
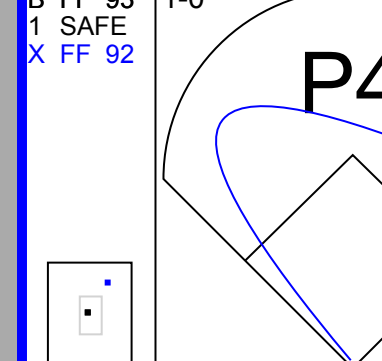
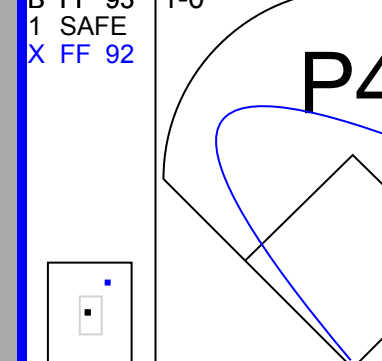
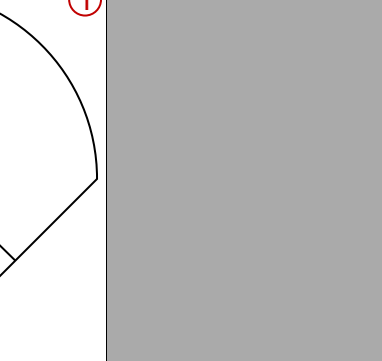
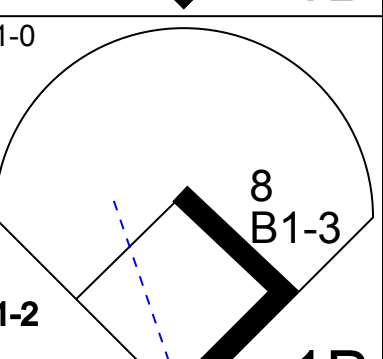
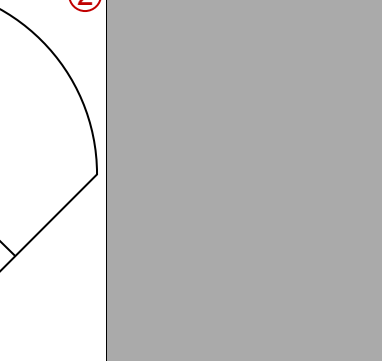
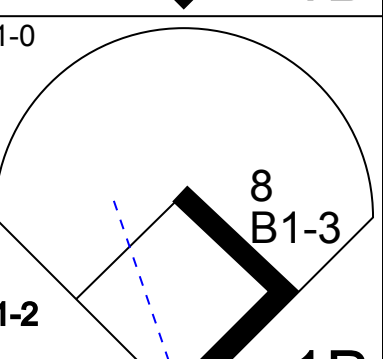
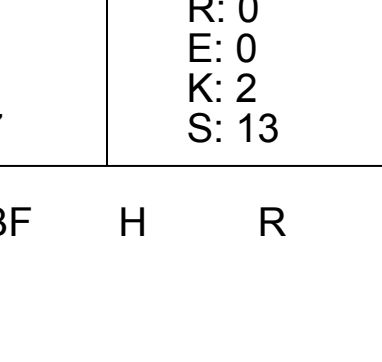
Batter	1	2	3	4	5	6	7	8	9	AB	R	H	RBI	BB	SO	LOB	BOTTOM				
5 Yunel Escobar, R OBP: 0.214, SLG: 0.282	F9						L9		G4-3	4	0	0	0	1	0	0					
2 Kelly Johnson, L OBP: 0.410, SLG: 0.563	HR						G3		G4-3	4	1	1	1	0	1	3					
19 José Bautista, R OBP: 0.324, SLG: 0.300	1B						G6-3		G3-1	4	0	1	0	0	0	0					
26 Adam Lind, L OBP: 0.300, SLG: 0.333	K						10 SF8		K	4	1	1	0	0	2	1					
10 Edwin Encarnación, R OBP: 0.286, SLG: 0.529	F9						E5		1B	4	1	1	0	0	0	2					
14 Eric Thames, L OBP: 0.286, SLG: 0.292 11 Rajai Davis, R OBP: 0.250, SLG: 0.455	G4-3						SF8		F8	2	1	1	1	0	0	0					
13 Brett Lawrie, R OBP: 0.314, SLG: 0.281	2B						9 CS		G6-3	3	0	2	0	1	0	1					
28 Colby Rasmus, L OBP: 0.258, SLG: 0.393	1B						K		G6-4	4	0	3	2	0	1	1					
9 J.P. Arencibia, R OBP: 0.133, SLG: 0.179	FC6-4						CS		G6-4-3	4	0	0	0	0	1	5					
Inning Stats	R: 1 H: 2 E: 0 K: 1 S: 16	L: 2 BB: 0 P: 27	R: 1 H: 3 E: 0 K: 0 S: 17	L: 3 BB: 1 P: 29	R: 0 H: 0 E: 0 K: 0 S: 9	L: 0 BB: 0 P: 15	R: 0 H: 1 E: 0 K: 1 S: 10	L: 1 BB: 0 P: 14	R: 0 H: 0 E: 0 K: 0 S: 8	L: 0 BB: 0 P: 12	R: 2 H: 2 E: 0 K: 1 S: 18	L: 2 BB: 1 P: 27	R: 0 H: 0 E: 0 K: 1 S: 18	L: 1 BB: 0 P: 27	R: 0 H: 1 E: 0 K: 0 S: 9	L: 0 BB: 0 P: 15	1B: 7 2B: 2 3B: 0 HR: 1	SF: 1 SAC: 0 DP: 1 HBP: 0	WP: 0 PB: 0 SB: 1 CS: 2	PA: 39	
PITCHER	IP	WLS	BF	H	R	ER	SO	BB	IBB	HBP	BLK	WP	HR	S	P	ERA	WHIP				
39 Jason Hammel, R ERA: 2.08	5.0		20	6	2	2	3	1	0	0	0	0	0	18	27	0.00	3.000				
27 Matt Lindstrom, R ERA: 2.7	1.0	B	7	2	2	0	1	1	0	0	0	0	0	5	6	0.00	0.000				
56 Darren O'Day, R ERA: 2.7	1.0	W	4	1	0	0	1	0	0	0	0	0	0	18	27	0.00	1.000				
38 Luis Ayala, R ERA: 2.7	1.0	S	3	1	0	0	0	0	0	0	0	0	0	9	15	0.00	1.000				

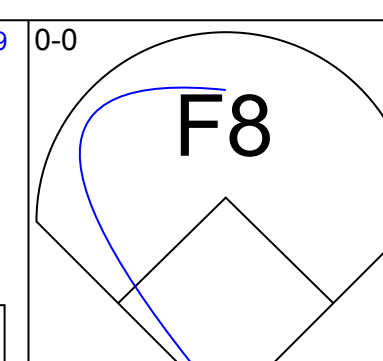
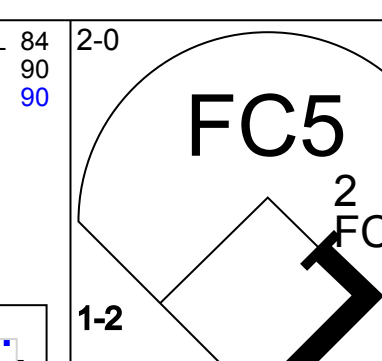
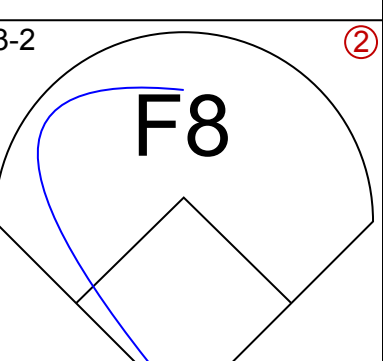
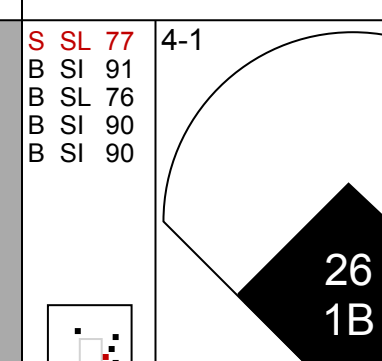
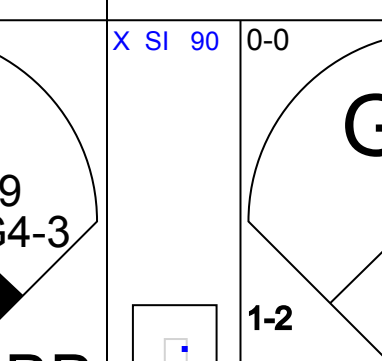
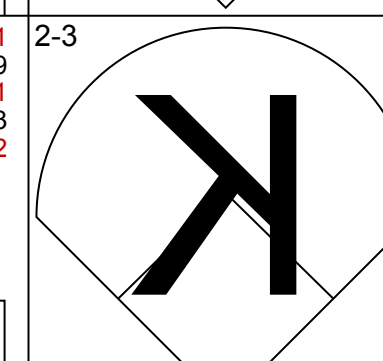
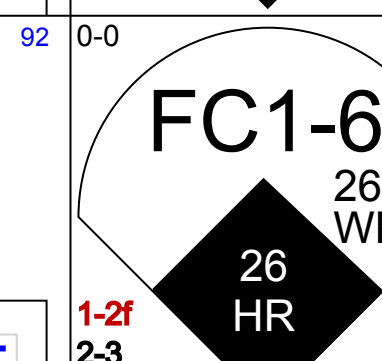
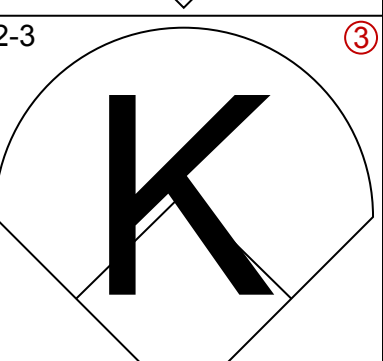
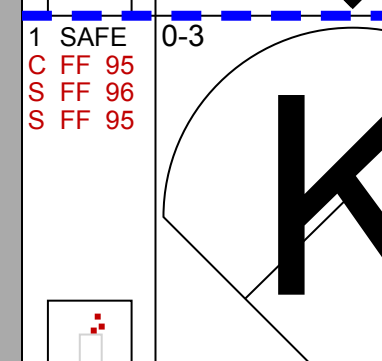
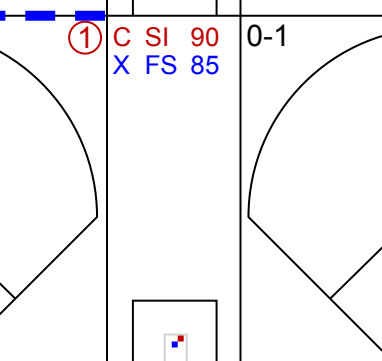
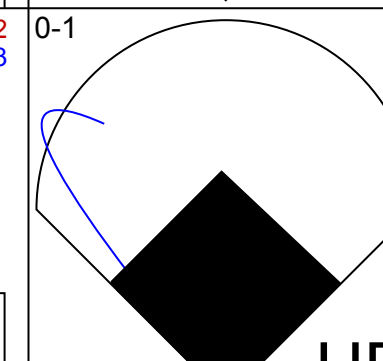
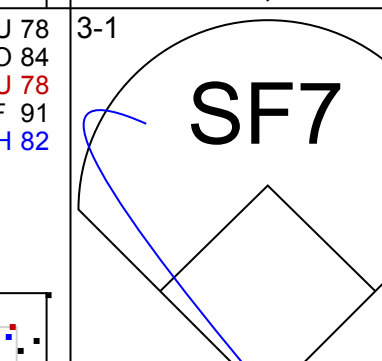

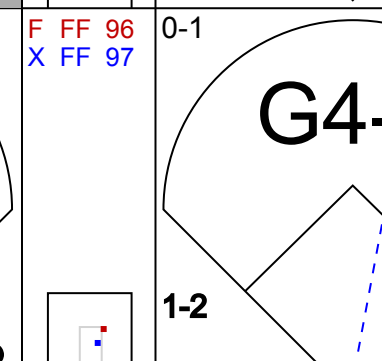
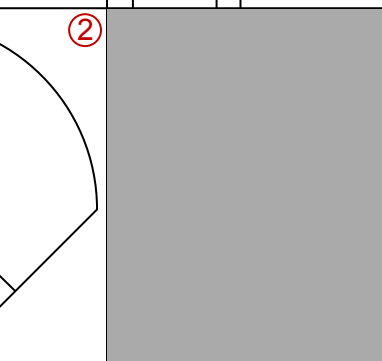
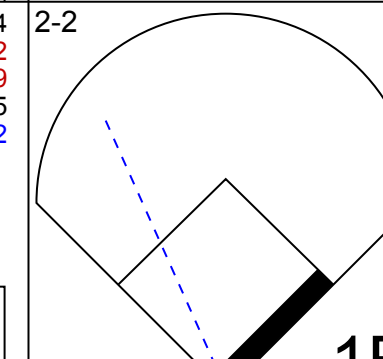
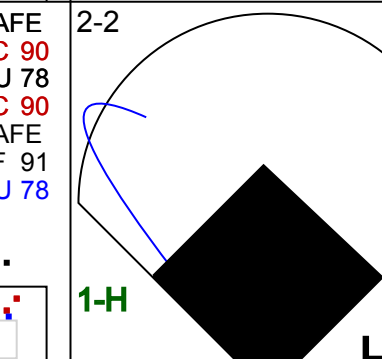

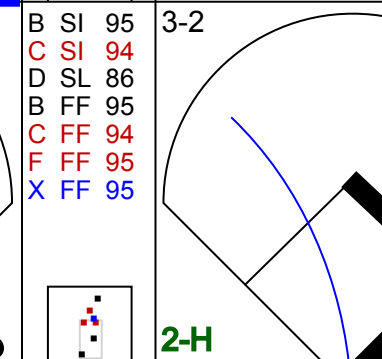
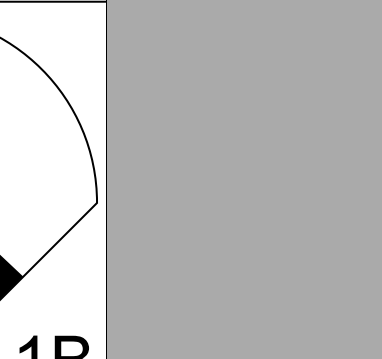
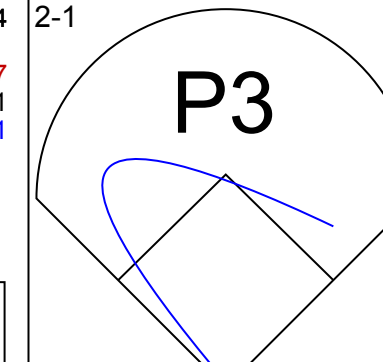
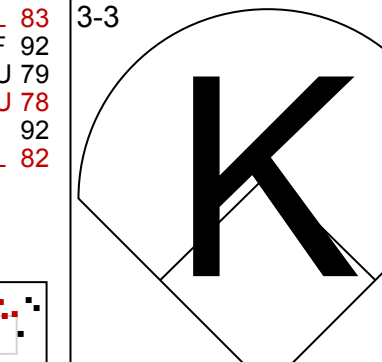

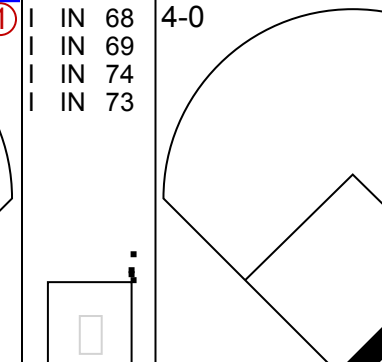
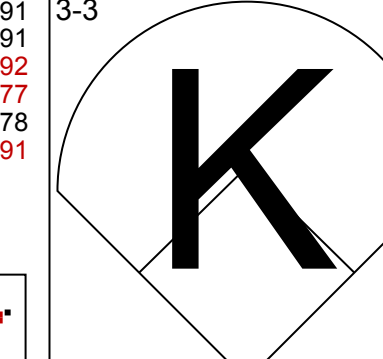
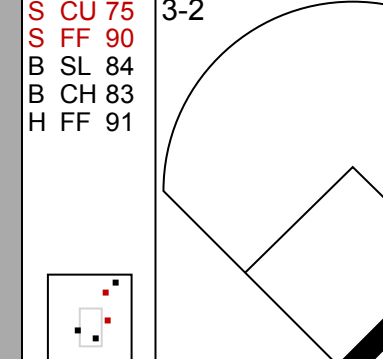

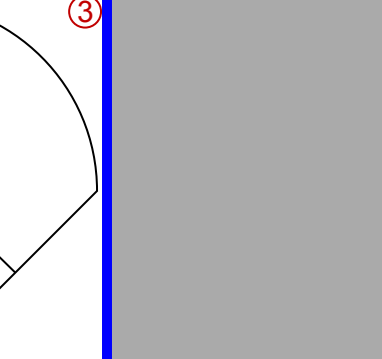
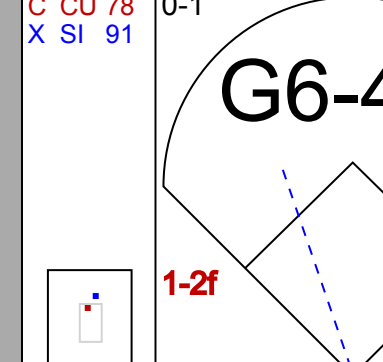

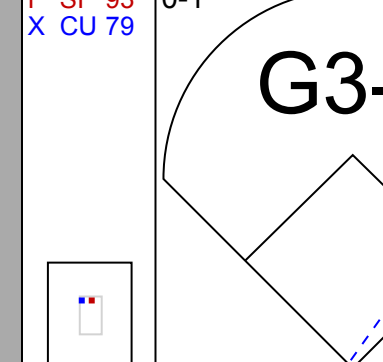


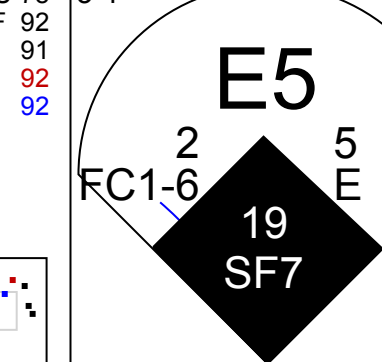
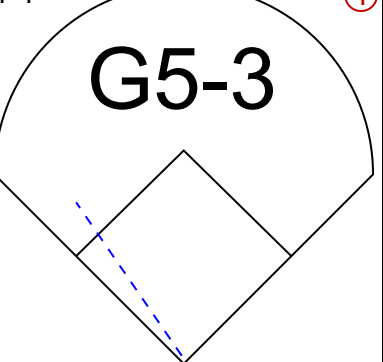
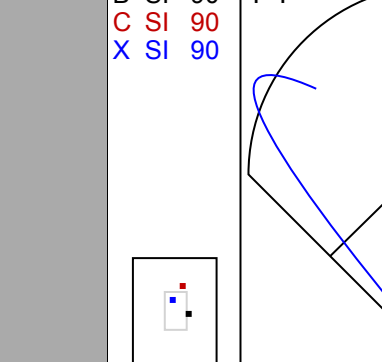
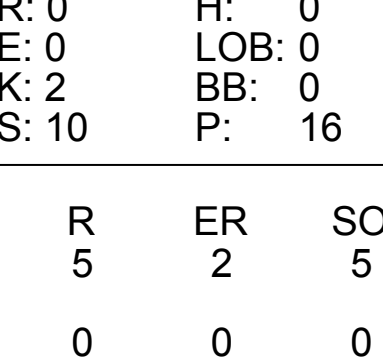
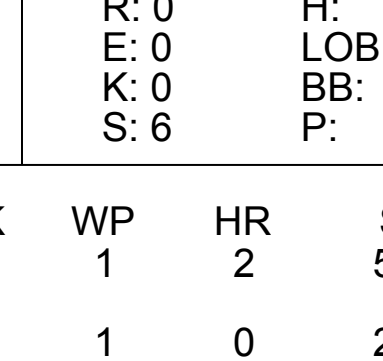
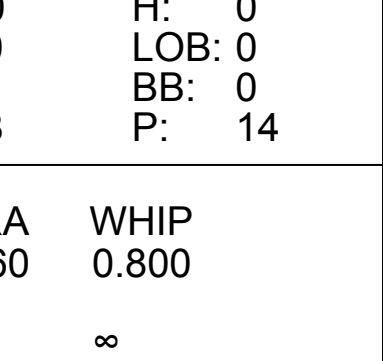
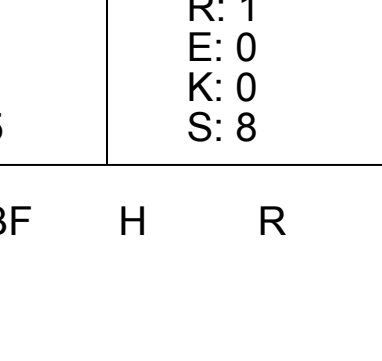

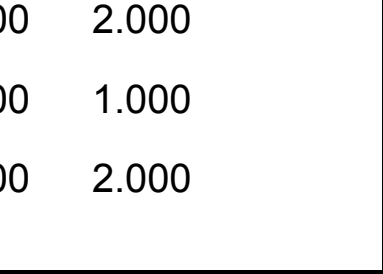


Baltimore Orioles @ Toronto Blue Jays
Rogers Centre, Toronto, ON
Sat Apr 14 2012, 4:09 PM - 7:05 PM EDT
Att: 28,355 - Roof Closed - 68 F

livebaseballscorecards.com

AB 34
R 4
H 10
RBI 4
BB 2
SO 5
LOB 14



Batter	1	2	3	4	5	6	7	8	9	AB	R	H	RBI	BB	SO	LOB	TOP		
8 Desmond Jennings, R OBP: 0.306, SLG: 0.273										4	0	0	0	0	1	5	Tampa Bay Rays @ Toronto Blue Jays Rogers Centre, Toronto, ON Tue Apr 17 2012, 7:10 PM - 10:14 PM EDT Att: 15,331 - Roof Closed - 68 F		
23 Carlos Pena, L OBP: 0.490, SLG: 0.707										4	0	3	0	0	1	2			
3 Evan Longoria, R OBP: 0.396, SLG: 0.463										4	0	1	0	0	1	2			
30 Luke Scott, L OBP: 0.375, SLG: 0.682										3	0	0	0	1	1	2			
18 Ben Zobrist, S OBP: 0.370, SLG: 0.378										3	0	0	0	1	1	2			
20 Matt Joyce, L OBP: 0.350, SLG: 0.500										4	2	2	1	0	1	3			
1 Sean Rodriguez, R OBP: 0.313, SLG: 0.185										2	1	0	0	2	1	0			
15 Reid Brignac, L OBP: 0.188, SLG: 0.133										2	0	1	1	0	0	0			
26 Stephen Vogt, L OBP: 0.370, SLG: 0.389										1	0	1	0	0	0	0			
16 Chris Gimenez, R OBP: 0.500, SLG: 0.625										4	0	2	1	0	1	2			
Inning Stats	R: 0 E: 0 K: 1 S: 8	H: 1 LOB: 0 BB: 0 P: 13	R: 0 E: 0 K: 1 S: 4	H: 0 LOB: 0 BB: 1 P: 11	R: 0 E: 0 K: 0 S: 9	H: 1 LOB: 0 BB: 0 P: 13	R: 0 E: 0 K: 1 S: 7	H: 1 LOB: 0 BB: 0 P: 12	R: 2 E: 1 K: 1 S: 12	H: 3 LOB: 2 BB: 1 P: 25	R: 0 E: 0 K: 0 S: 8	H: 1 LOB: 0 BB: 0 P: 11	R: 1 E: 0 K: 1 S: 10	H: 1 LOB: 1 BB: 1 P: 17	R: 0 E: 0 K: 2 S: 13	H: 1 LOB: 2 BB: 0 P: 21	1B: 8 2B: 2 HR: 1	SF: 0 SAC: 0 DP: 4 HBP: 0	WP: 2 PA: 36
PITCHER	IP WLS BF H R ER SO BB IBB HBP BLK WP HR S P ERA WHIP																		
24 Ricky Romero, L ERA: 3.72	(1, 1) 6.0 W 25 8 3 3 4 3 0 0 0 0 1 50 92 4.50 1.833																		
54 Jason Frasor, R ERA: 1.93	(7, 1) 1.0 H 3 0 0 0 1 0 0 0 0 0 1 0 8 10 0.00 0.000																		
48 Francisco Cordero, R ERA: 5.4	(8, 1) 1.0 H 5 1 0 0 2 1 0 0 0 0 1 0 13 21 0.00 2.000																		
21 Sergio Santos, R ERA: 9.0	(9, 1) 1.0 3 1 0 0 1 0 0 0 0 0 0 0 8 10 0.00 1.000																		

Batter	1	2	3	4	5	6	7	8	9	AB	R	H	RBI	BB	SO	LOB	BOTTOM		
5 Yuliel Escobar, R OBP: 0.250, SLG: 0.313										4	1	0	0	1	0	2	Tampa Bay Rays @ Toronto Blue Jays Rogers Centre, Toronto, ON Tue Apr 17 2012, 7:10 PM - 10:14 PM EDT Att: 15,331 - Roof Closed - 68 F		
2 Kelly Johnson, L OBP: 0.347, SLG: 0.476										5	1	0	0	0	3	4			
19 José Bautista, R OBP: 0.348, SLG: 0.417										2	2	1	2	1	0	1			
26 Adam Lind, L OBP: 0.382, SLG: 0.500										3	1	3	3	1	0	0			
10 Edwin Encarnación, R OBP: 0.318, SLG: 0.585										3	0	0	0	1	2	3			
14 Eric Thames, L OBP: 0.333, SLG: 0.308										2	0	1	0	0	1	0			
8 Ben Francisco, R OBP: 0.333, SLG: 0.375										1	0	0	0	0	1	2			
11 Rajai Davis, R OBP: 0.313, SLG: 0.385										0	0	0	0	0	0	0			
13 Brett Lawrie, R OBP: 0.341, SLG: 0.450										4	1	1	1	0	1	3			
28 Colby Rasmus, L OBP: 0.256, SLG: 0.343										3	0	1	0	1	0	0			
9 J.P. Arocibia, R OBP: 0.118, SLG: 0.156										4	1	0	0	0	1	4			
Inning Stats	R: 1 E: 0 K: 1 S: 11	H: 2 LOB: 1 BB: 0 P: 17	R: 0 E: 0 K: 2 S: 10	H: 0 LOB: 0 BB: 0 P: 16	R: 3 E: 0 K: 1 S: 13	H: 1 LOB: 0 BB: 0 P: 25	R: 0 E: 0 K: 0 S: 6	H: 0 LOB: 0 BB: 0 P: 9	R: 0 E: 0 K: 1 S: 8	H: 0 LOB: 0 BB: 0 P: 14	R: 1 E: 1 K: 2 S: 17	H: 1 LOB: 3 BB: 3 P: 38	R: 1 E: 0 K: 2 S: 13	H: 1 LOB: 2 BB: 2 P: 25	R: 1 E: 0 K: 0 S: 8	H: 2 LOB: 1 BB: 0 P: 13	1B: 4 2B: 0 3B: 0 HR: 3	SF: 1 SAC: 0 DP: 1 HBP: 1	WP: 2 PA: 38
PITCHER	IP WLS BF H R ER SO BB IBB HBP BLK WP HR S P ERA WHIP																		
34 Jeff Niemann, R ERA: 4.5	(1, 1) 5.0 L 21 5 0 0 2 1 0 0 0 0 1 0 2 6																		
39 J.P. Howell, L ERA: 7.1	(6, 1) 0.0 1 0 0 0 0 1 0 0 0 0 1 0 2 6																		
47 Brandon Gomes, R ERA: 9.0	(6, 1) 1.0 6 1 1 1 2 1 1 0 0 0 0 0 14 31 9.00 2.000																		
57 Jake McGee, L ERA: 6.75	(7, 1) 1.0 5 1 0 0 2 0 1 0 0 0 0 0 12 20 0.00 1.000																		
31 Burke Badenhop, R ERA: 7.2	(8, 1) 1.0 5 2 1 1 0 0 0 0 0 0 0 1 8 13 9.00 2.000																		

AB	32
R	3
H	10
RBI	3
BB	4
SO	8
LOB	19

AB	31
R	7
H	7
RBI	6
BB	5
SO	9
LOB	19



Batter	1	2	3	4	5	6	7	8	9	AB	R	H	RBI	BB	SO	LOB	TOP						
5 Yuneel Escobar, R OBP: 0.296, SLG: 0.323	G1-3		G5-3	2 BB		G4-3		G4-3		5	0	1	1	0	0	1	Toronto Blue Jays @ Kansas City Royals Kauffman Stadium, Kansas City, MO Sat Apr 21 2012, 6:12 PM - 9:14 PM CDT Att: 27,804 - Clear - 68 F						
2 Kelly Johnson, L OBP: 0.353, SLG: 0.393	G5-4-3			BB				K		2	0	1	0	3	1	0							
19 José Bautista, R OBP: 0.354, SLG: 0.340	G5-4-3		F7	L4-3		F9		G4-3		5	0	0	0	0	0	7							
26 Adam Lind, L OBP: 0.308, SLG: 0.404		G6-3				G4-3		G1-3		5	1	1	0	0	0	0							
14 Eric Thames, L OBP: 0.318, SLG: 0.308		G6-3				P6				4	1	1	0	1	1	1							
10 Edwin Encarnación, R OBP: 0.366, SLG: 0.621						P5				5	2	3	3	0	1	0							
13 Brett Lawrie, R OBP: 0.311, SLG: 0.386										4	2	2	0	0	0	1							
28 Colby Rasmus, L OBP: 0.321, SLG: 0.510										4	3	3	4	0	0	0							
9 J.P. Arencibia, R OBP: 0.222, SLG: 0.302										4	0	2	1	0	0	0							
Inning Stats	R: 0 E: 0 K: 0 S: 7	H: 1 LOB: 0 BB: 0 P: 11	R: 0 E: 0 K: 0 S: 12	H: 2 LOB: 1 BB: 0 P: 15	R: 0 E: 0 K: 0 S: 6	H: 1 LOB: 2 BB: 1 P: 11	R: 4 E: 0 K: 0 S: 14	H: 6 LOB: 2 BB: 1 P: 22	R: 0 E: 0 K: 0 S: 7	H: 0 LOB: 0 BB: 0 P: 14	R: 2 E: 0 K: 0 S: 20	H: 2 LOB: 1 BB: 1 P: 34	R: 3 E: 0 K: 0 S: 15	H: 2 LOB: 0 BB: 1 P: 26	R: 0 E: 0 K: 2 S: 9	H: 0 LOB: 0 BB: 0 P: 15	1B: 8 2B: 4 3B: 0 HR: 3	SF: 0 SAC: 0 DP: 2 HBP: 0	WP: 0 PB: 0 SB: 0 CS: 1	PA: 42			
PITCHER	IP WLS BF H R ER SO BB IBB HBP BLK WP HR S P ERA WHIP																						
39 Luis Mendoza, R ERA: 6.92	3.1		19	10	4	4	0	1	0	0	0	0	0	0	0	0	0	0	0	34	50	10.80	3.300
61 Everett Teaford, L ERA: 3.89	3.0	L	13	2	3	3	0	3	0	0	0	0	0	1	37	69	9.00	1.667					
40 Kelvin Herrera, R ERA: 5.4	1.2		7	2	2	2	1	0	0	0	0	0	2	21	32	10.80	1.200						
55 Tim Collins, L ERA: 4.15	1.0		3	0	0	0	2	0	0	0	0	0	0	9	15	0.00	0.000						

Batter	1	2	3	4	5	6	7	8	9	AB	R	H	RBI	BB	SO	LOB	BOTTOM							
11 Yuniesky Betancourt, R OBP: 0.389, SLG: 0.500	F9									5	0	2	1	0	1	4	Toronto Blue Jays @ Kansas City Royals Kauffman Stadium, Kansas City, MO Sat Apr 21 2012, 6:12 PM - 9:14 PM CDT Att: 27,804 - Clear - 68 F							
4 Alex Gordon, L OBP: 0.302, SLG: 0.333										4	2	2	1	1	1	3								
16 Billy Butler, R OBP: 0.379, SLG: 0.556										3	0	0	0	0	1	3								
35 Eric Hosmer, L OBP: 0.270, SLG: 0.375										4	1	1	2	0	1	2								
21 Jeff Francoeur, R OBP: 0.281, SLG: 0.302										4	0	0	0	0	0	0								
27 Brayan Peña, S OBP: 0.333, SLG: 0.435										4	0	0	0	0	0	0								
8 Mike Moustakas, L OBP: 0.288, SLG: 0.458										2	0	0	0	2	0	0								
2 Alcides Escobar, R OBP: 0.339, SLG: 0.472										4	1	4	0	0	0	0								
12 Mitch Maier, L OBP: 0.370, SLG: 0.455										3	1	1	1	1	2	4								
Inning Stats	R: 1 E: 0 K: 2 S: 11	H: 1 LOB: 0 BB: 0 P: 15	R: 0 E: 0 K: 1 S: 9	H: 1 LOB: 2 BB: 1 P: 18	R: 0 E: 0 K: 1 S: 7	H: 1 LOB: 1 BB: 0 P: 14	R: 0 E: 0 K: 0 S: 10	H: 0 LOB: 0 BB: 0 P: 13	R: 4 E: 0 K: 0 S: 12	H: 4 LOB: 0 BB: 1 P: 28	R: 0 E: 0 K: 1 S: 10	H: 1 LOB: 2 BB: 1 P: 16	R: 0 E: 0 K: 0 S: 8	H: 1 LOB: 0 BB: 0 P: 11	R: 0 E: 0 K: 0 S: 7	H: 0 LOB: 0 BB: 0 P: 8	R: 0 E: 0 K: 1 S: 12	H: 1 LOB: 1 BB: 1 P: 21	1B: 5 2B: 2 3B: 1 HR: 2	SF: 0 SAC: 0 DP: 4 HBP: 1	WP: 0 PB: 0 SB: 0 CS: 0	PA: 38		
PITCHER	IP WLS BF H R ER SO BB IBB HBP BLK WP HR S P ERA WHIP																							
36 Drew Hutchison, R ERA: 8.44	5.1		26	8	5	5	4	3	0	1	0	0	0	0	0	0	0	0	0	2	55	99	8.44	2.062
38 Darren Oliver, L ERA: 1.8	1.2	H	5	1	0	0	1	0	0	0	0	0	0	12	16	0.00	0.600							
33 Carlos Villanueva, R ERA: 7.11	2.0		7	1	0	0	1	1	0	0	0	0	0	19	29	0.00	1.000							

Batter	1	2	3	4	5	6	7	8	9	AB	R	H	RBI	BB	SO	LOB	TOP					
5 Yuliel Escobar, R OBP: 0.303, SLG: 0.329	F9		G4-3			G6-3				5	1	2	1	0	0	0	Toronto Blue Jays @ Kansas City Royals Kauffman Stadium, Kansas City, MO Sun Apr 22 2012, 1:12 PM - 4:19 PM CDT Att: 26,891 - Partly Cloudy - 58 F					
17 Omar Vizquel, S OBP: 0.222, SLG: 0.125	FC6-4 BB		K			F7		F9	G3	4	0	0	0	1	1	4						
19 José Bautista, R OBP: 0.388, SLG: 0.346	FC6-4 BB								G1-5-3	2	1	1	1	3	0	0						
10 Edwin Encarnación, R OBP: 0.368, SLG: 0.613	FC6-4		F8					F9		4	0	1	0	1	0	4						
28 Colby Rasmus, L OBP: 0.311, SLG: 0.473	K									4	0	0	0	1	3	6						
13 Brett Lawrie, R OBP: 0.318, SLG: 0.377	K									4	1	1	2	1	1	2						
8 Ben Francisco, R OBP: 0.304, SLG: 0.400	E5									2	0	1	0	0	0	0						
26 Adam Lind, L OBP: 0.291, SLG: 0.380	G3									3	0	0	0	0	0	5						
11 Rajai Davis, R OBP: 0.304, SLG: 0.400	G3									3	1	1	0	0	0	1						
14 Eric Thames, L OBP: 0.311, SLG: 0.300	F7									1	0	0	0	0	0	1						
9 J.P. Arencibia, R OBP: 0.245, SLG: 0.304										3	1	1	0	1	1	1						
Inning Stats	R: 0 E: 0 K: 1 S: 12	H: 0 LOB: 2 BB: 2 P: 25	R: 0 E: 1 K: 1 S: 12	H: 0 LOB: 1 BB: 0 P: 14	R: 0 E: 0 K: 1 S: 11	H: 0 LOB: 1 BB: 1 P: 19	R: 0 E: 0 K: 1 S: 12	H: 1 LOB: 0 BB: 0 P: 19	R: 4 E: 0 K: 1 S: 24	H: 4 LOB: 2 BB: 2 P: 42	R: 0 E: 0 K: 1 S: 11	H: 0 LOB: 0 BB: 0 P: 18	R: 0 E: 0 K: 0 S: 16	H: 0 LOB: 1 BB: 1 P: 24	R: 1 E: 0 K: 0 S: 11	H: 2 LOB: 2 BB: 1 P: 16	R: 0 E: 0 K: 0 S: 8	H: 1 LOB: 2 BB: 1 P: 17	1B: 6 2B: 2 3B: 0 HR: 0	SF: 0 SAC: 0 DP: 0 HBP: 0	WP: 0 PB: 0 SB: 4 CS: 1	PA: 44
PITCHER	IP WLS BF H R ER SO BB IBB HBP BLK WP HR S P ERA WHIP																					
23 Danny Duffy, L ERA: 3.63	4.2 L 24 5 4 4 5 4 1 0 0 0 0 0 66 113 7.71 1.929																					
31 Louis Coleman, R ERA: 4.29	2.0 7 0 0 0 1 1 0 0 0 0 0 30 46 0.00 0.500																					
50 Jose Mijares, L ERA: 3.86	0.2 3 0 1 1 0 1 0 0 0 0 0 6 10 13.50 1.500																					
41 Jeremy Jeffress, R ERA: 3.38	1.0 7 3 0 0 0 1 0 0 0 0 0 12 20 0.00 4.000																					
43 Aaron Crow, R ERA: 3.38	0.2 2 0 0 0 0 0 0 0 0 0 0 3 5 0.00 0.000																					

AB	35
R	5
H	8
RBI	4
BB	8
SO	6
LOB	24



Batter	1	2	3	4	5	6	7	8	9	AB	R	H	RBI	BB	SO	LOB	BOTTOM					
30 Jason Bourgeois, R OBP: 0.267, SLG: 0.286	G5-3									3	0	0	0	1	0	1	Toronto Blue Jays @ Kansas City Royals Kauffman Stadium, Kansas City, MO Sun Apr 22 2012, 1:12 PM - 4:19 PM CDT Att: 26,891 - Partly Cloudy - 58 F					
4 Alex Gordon, L OBP: 0.299, SLG: 0.328	G6-4-3 BB		K							4	0	1	0	0	1	3						
16 Billy Butler, R OBP: 0.355, SLG: 0.517	G6-4-3									4	0	0	0	0	1	2						
35 Eric Hosmer, L OBP: 0.269, SLG: 0.367	G5-3		G1-3							4	0	1	0	0	0	0						
11 Yuniesky Betancourt, R OBP: 0.375, SLG: 0.459	G5-3		F8							3	1	0	0	1	1	1						
21 Jeff Francoeur, R OBP: 0.295, SLG: 0.333	F7									4	1	2	0	0	0	1						
8 Mike Moustakas, L OBP: 0.321, SLG: 0.500	K2-3									4	1	3	1	0	1	1						
33 Humberto Quintero, R OBP: 0.394, SLG: 0.444	K									2	0	0	0	1	1	1						
27 Brayan Peña, S OBP: 0.320, SLG: 0.417	K									1	0	0	0	0	0	2						
2 Alcides Escobar, R OBP: 0.322, SLG: 0.446	F8									3	0	0	1	0	0	2						
Inning Stats	R: 0 E: 0 K: 0 S: 7	H: 1 LOB: 0 BB: 0 P: 10	R: 0 E: 0 K: 1 S: 9	H: 1 LOB: 1 BB: 0 P: 14	R: 0 E: 0 K: 2 S: 9	H: 0 LOB: 1 BB: 1 P: 15	R: 0 E: 0 K: 0 S: 10	H: 0 LOB: 0 BB: 0 P: 16	R: 2 E: 1 K: 0 S: 10	H: 2 LOB: 1 BB: 1 P: 20	R: 0 E: 0 K: 1 S: 6	H: 0 LOB: 0 BB: 0 P: 8	R: 0 E: 0 K: 0 S: 8	H: 1 LOB: 1 BB: 0 P: 11	R: 0 E: 1 K: 1 S: 8	H: 0 LOB: 0 BB: 0 P: 10	R: 1 E: 0 K: 0 S: 14	H: 2 LOB: 1 BB: 1 P: 22	1B: 5 2B: 2 3B: 0 HR: 0	SF: 0 SAC: 0 DP: 2 HBP: 0	WP: 0 PB: 0 SB: 2 CS: 1	PA: 35
PITCHER	IP WLS BF H R ER SO BB IBB HBP BLK WP HR S P ERA WHIP																					
24 Ricky Romero, L ERA: 3.29	8.0 W 30 5 2 2 2 2 0 0 0 0 0 67 104 2.25 0.875																					
48 Francisco Cordero, R ERA: 5.14	1.0 S 5 2 1 1 0 1 0 0 0 0 0 0 14 22 9.00 3.000																					

AB	32
R	3
H	7
RBI	2
BB	3
SO	5
LOB	14



Batter	1	2	3	4	5	6	7	8	9	AB	R	H	RBI	BB	SO	LOB	TOP									
5 Yuliel Escobar, R OBP: 0.288, SLG: 0.311	G6-3		G5-3		G6-3		FC6-4			4	0	0	0	0	0	2	Toronto Blue Jays @ Kansas City Royals Kauffman Stadium, Kansas City, MO Mon Apr 23 2012, 7:12 PM - 9:42 PM CDT Att. 13,267 - Clear - 65 F									
2 Kelly Johnson, L OBP: 0.375, SLG: 0.448	HR		G6-4-3			19 HR		K		2	2	1	1	2	1	0										
19 José Bautista, R OBP: 0.378, SLG: 0.393	P6		G6-4-3			HR		G5-3		4	1	1	2	0	0	1										
10 Edwin Encarnación, R OBP: 0.347, SLG: 0.576	G1-3					K		G5-3		4	0	0	0	0	1	0										
13 Brett Lawrie, R OBP: 0.329, SLG: 0.415		26 1B				F7		F8		4	1	2	0	0	0	0										
11 Rajai Davis, R OBP: 0.296, SLG: 0.375	G6-3					K		F7		4	0	1	1	0	1	1										
26 Adam Lind, L OBP: 0.288, SLG: 0.370						G5-3				4	0	1	0	0	0	1										
9 J.P. Arencibia, R OBP: 0.245, SLG: 0.300	L5					K				4	0	1	0	0	1	2										
28 Colby Rasmus, L OBP: 0.313, SLG: 0.483	F7					5 WP		FC4-6		3	0	1	0	0	0	3										
Inning Stats	R: 1 H: 1 E: 0 K: 0 S: 11	L: 1 LOB: 0 BB: 0 P: 19	R: 0 H: 2 E: 0 K: 0 S: 11	L: 2 LOB: 2 BB: 0 P: 19	R: 0 H: 0 E: 0 K: 1 S: 8	L: 0 LOB: 0 BB: 1 P: 13	R: 0 H: 0 E: 0 K: 1 S: 9	L: 0 LOB: 0 BB: 0 P: 11	R: 0 H: 1 E: 0 K: 1 S: 10	L: 1 LOB: 0 BB: 0 P: 14	R: 2 H: 1 E: 0 K: 1 S: 11	L: 1 LOB: 0 BB: 1 P: 21	R: 0 H: 1 E: 0 K: 0 S: 8	L: 1 LOB: 1 BB: 0 P: 9	R: 0 H: 0 E: 0 K: 1 S: 9	L: 0 LOB: 0 BB: 0 P: 13	R: 1 H: 2 E: 0 K: 0 S: 10	L: 2 LOB: 0 BB: 0 P: 13	1B: 4 2B: 1 3B: 1 HR: 2	SF: 0 SAC: 0 DP: 1 HBP: 0	WP: 1 PB: 0 SB: 0 CS: 0	PA: 35				
PITCHER	IP	WLS	BF	H	R	ER	SO	BB	IBB	HBP	BLK	WP	HR	S	P	ERA	WHIP									
52 Bruce Chen, L ERA: 2.52	(1, 1)	7.0	L	28	6	3	3	3	2	0	0	0	1	2	68	106	3.86	1.143								
43 Aaron Crow, R ERA: 3.0	(8, 1)	1.0		3	0	0	0	1	0	0	0	0	0	0	9	13	0.00	0.000								
51 Jonathan Broxton, R ERA: 3.18	(9, 1)	1.0		4	2	1	1	0	0	0	0	0	0	0	10	13	9.00	2.000								



Batter	1	2	3	4	5	6	7	8	9	AB	R	H	RBI	BB	SO	LOB	BOTTOM									
17 Chris Getz, L OBP: 0.296, SLG: 0.444	G5-3		SH1-3		P2		2B			3	0	1	0	0	0	2	Toronto Blue Jays @ Kansas City Royals Kauffman Stadium, Kansas City, MO Mon Apr 23 2012, 7:12 PM - 9:42 PM CDT Att. 13,267 - Clear - 65 F									
4 Alex Gordon, L OBP: 0.282, SLG: 0.306	G3-1		K		F8		G6-3			4	0	0	0	0	1	5										
16 Billy Butler, R OBP: 0.333, SLG: 0.484	F8		G5-3				G6-3			4	0	0	0	0	0	1										
35 Eric Hosmer, L OBP: 0.282, SLG: 0.422	HR		K		E1		G4-3			4	1	2	1	0	1	0										
21 Jeff Francoeur, R OBP: 0.292, SLG: 0.328	G4-3		G6-3		F8		G4-3			4	0	1	0	0	0	1										
8 Mike Moustakas, L OBP: 0.333, SLG: 0.518	2B		G6-3		G6-3		G6-3			4	0	2	0	0	0	2										
27 Brayan Peña, S OBP: 0.310, SLG: 0.429	K				FC1-5		G5-3			4	0	1	0	0	1	2										
12 Mitch Maier, L OBP: 0.323, SLG: 0.385	G4-3				FC1-5		P4			4	0	0	0	0	0	2										
2 Alcides Escobar, R OBP: 0.355, SLG: 0.483	SH1-3						17 2B			2	0	2	0	1	0	0										
Inning Stats	R: 0 H: 0 E: 0 K: 0 S: 8	L: 0 LOB: 0 BB: 0 P: 13	R: 1 H: 2 E: 0 K: 1 S: 15	L: 2 LOB: 1 BB: 0 P: 22	R: 0 H: 1 E: 0 K: 1 S: 8	L: 1 LOB: 0 BB: 0 P: 10	R: 0 H: 1 E: 0 K: 1 S: 9	L: 0 LOB: 0 BB: 0 P: 14	R: 0 H: 2 E: 0 K: 0 S: 12	L: 2 LOB: 2 BB: 0 P: 16	R: 0 H: 1 E: 0 K: 0 S: 11	L: 1 LOB: 1 BB: 0 P: 16	R: 0 H: 1 E: 0 K: 0 S: 7	L: 1 LOB: 2 BB: 1 P: 14	R: 0 H: 0 E: 0 K: 0 S: 6	L: 0 LOB: 0 BB: 0 P: 8	R: 0 H: 1 E: 0 K: 0 S: 11	L: 1 LOB: 0 BB: 0 P: 16	1B: 4 2B: 4 3B: 0 HR: 1	SF: 0 SAC: 1 DP: 2 HBP: 0	WP: 0 PB: 1 SB: 0 CS: 0	PA: 35				
PITCHER	IP	WLS	BF	H	R	ER	SO	BB	IBB	HBP	BLK	WP	HR	S	P	ERA	WHIP									
23 Brandon Morrow, R ERA: 3.71	(1, 1)	6.2	W	27	7	1	1	0	0	0	0	0	0	0	66	100	1.35	1.200								
47 Luis Perez, L ERA: 4.5	(7, 1)	1.1	H	5	1	0	0	0	0	0	0	0	0	10	13	0.00	0.750									
48 Francisco Cordero, R ERA: 4.5	(9, 1)	1.0	S	3	1	0	0	0	0	0	0	0	0	11	16	0.00	1.000									



Batter	1	2	3	4	5	6	7	8	9	AB	R	H	RBI	BB	SO	LOB	TOP										
5 Yuliel Escobar, R OBP: 0.274, SLG: 0.295										4	0	0	0	0	1	1	Toronto Blue Jays @ Baltimore Orioles Oriole Park at Camden Yards, Baltimore, MD Tue Apr 24 2012, 7:10 PM - 9:30 PM EDT Att: 11,058 - Partly Cloudy - 60 F										
2 Kelly Johnson, L OBP: 0.395, SLG: 0.459										3	0	2	0	1	0	0											
19 José Bautista, R OBP: 0.359, SLG: 0.367										4	0	0	0	0	1	3											
10 Edwin Encarnación, R OBP: 0.329, SLG: 0.543										4	0	0	0	0	0	2											
26 Adam Lind, L OBP: 0.286, SLG: 0.351										3	0	0	0	1	1	1											
13 Brett Lawrie, R OBP: 0.338, SLG: 0.412										3	0	1	0	1	0	1											
28 Colby Rasmus, L OBP: 0.294, SLG: 0.452										4	0	0	0	0	1	3											
14 Eric Thames, L OBP: 0.327, SLG: 0.386										4	1	2	1	0	1	1											
6 Jeff Mathis, R OBP: 0.429, SLG: 0.750										2	0	0	0	1	1	1											
Inning Stats	R: 0 E: 0 K: 1 S: 14	H: 0 LOB: 0 BB: 0 P: 20	R: 0 E: 0 K: 0 S: 11	H: 0 LOB: 1 BB: 1 P: 18	R: 1 E: 0 K: 1 S: 16	H: 2 LOB: 1 BB: 0 P: 23	R: 0 E: 0 K: 1 S: 9	H: 1 LOB: 1 BB: 0 P: 13	R: 0 E: 0 K: 0 S: 4	H: 0 LOB: 0 BB: 1 P: 9	R: 0 E: 0 K: 0 S: 12	H: 0 LOB: 1 BB: 1 P: 20	R: 0 E: 0 K: 1 S: 9	H: 1 LOB: 1 BB: 0 P: 12	R: 0 E: 0 K: 0 S: 10	H: 1 LOB: 1 BB: 0 P: 16	R: 0 E: 0 K: 2 S: 10	H: 0 LOB: 1 BB: 1 P: 18	1B: 4 2B: 0 3B: 0 HR: 1	SF: 0 SAC: 0 DP: 1 HBP: 0	WP: 0 PB: 0 SB: 0 CS: 0	PA: 35					
PITCHER	IP	WLS	BF	H	R	ER	SO	BB	IBB	HBP	BLK	WP	HR	S	P	ERA	WHIP										
29 Tommy Hunter, R ERA: 4.74	6.0	W	23	3	1	1	3	3	0	0	0	0	1	66	103	1.50	1.000										
40 Troy Patton, L ERA: 4.5	0.2	H	3	1	0	0	0	0	0	0	0	0	0	6	8	0.00	1.500										
56 Darren O'Day, R ERA: 1.13	0.1	H	1	0	0	0	1	0	0	0	0	0	0	3	4	0.00	0.000										
38 Luis Ayala, R ERA: 2.45	1.0	S	4	0	0	0	0	0	0	0	0	0	0	10	16	0.00	1.000										
47 Pedro Strop, R ERA: 2.45	1.0	S	4	0	0	0	2	1	0	0	0	0	0	10	18	0.00	1.000										

Batter	1	2	3	4	5	6	7	8	9	AB	R	H	RBI	BB	SO	LOB	BOTTOM										
9 Endy Chavez, L OBP: 0.229, SLG: 0.188										4	1	1	0	0	0	0	Toronto Blue Jays @ Baltimore Orioles Oriole Park at Camden Yards, Baltimore, MD Tue Apr 24 2012, 7:10 PM - 9:30 PM EDT Att: 11,058 - Partly Cloudy - 60 F										
2 J.J. Hardy, R OBP: 0.280, SLG: 0.338										4	0	1	0	0	1	0											
21 Nick Markakis, L OBP: 0.320, SLG: 0.385										3	0	0	0	1	1	0											
10 Adam Jones, R OBP: 0.333, SLG: 0.609										3	0	1	0	0	0	2											
32 Matt Wieters, S OBP: 0.379, SLG: 0.667										3	1	1	1	0	0	2											
19 Chris Davis, L OBP: 0.304, SLG: 0.426										3	0	0	0	0	0	0											
24 Wilson Betemit, S OBP: 0.238, SLG: 0.350										2	0	1	0	1	0	0											
3 Ryan Flaherty, L										2	0	0	0	0	0	1											
11 Robert Andino, R OBP: 0.333, SLG: 0.433										3	0	0	0	0	0	2											
Inning Stats	R: 1 E: 0 K: 0 S: 9	H: 2 LOB: 1 BB: 1 P: 18	R: 0 E: 0 K: 0 S: 7	H: 0 LOB: 1 BB: 1 P: 13	R: 0 E: 0 K: 0 S: 5	H: 0 LOB: 0 BB: 0 P: 7	R: 1 E: 0 K: 0 S: 5	H: 1 LOB: 0 BB: 0 P: 9	R: 0 E: 0 K: 0 S: 7	H: 0 LOB: 0 BB: 0 P: 10	R: 0 E: 0 K: 0 S: 11	H: 1 LOB: 1 BB: 0 P: 16	R: 0 E: 0 K: 0 S: 14	H: 1 LOB: 1 BB: 0 P: 19	R: 0 E: 0 K: 2 S: 9	H: 0 LOB: 0 BB: 0 P: 15	R: 0 E: 0 K: 2 S: 9	H: 0 LOB: 0 BB: 0 P: 18	1B: 3 2B: 1 3B: 0 HR: 1	SF: 0 SAC: 1 DP: 1 HBP: 0	WP: 0 PB: 0 SB: 0 CS: 0	PA: 30					
PITCHER	IP	WLS	BF	H	R	ER	SO	BB	IBB	HBP	BLK	WP	HR	S	P	ERA	WHIP										
37 Henderson Alvarez III, R ERA: 4.1	7.0	L	27	5	2	2	0	2	0	0	0	0	0	9	15	0.00	0.000										
44 Casey Janssen, R ERA: 4.91	1.0		3	0	0	0	2	0	0	0	0	0	0	9	15	0.00	0.000										

AB 31
R 1
H 5
RBI 1
BB 4
SO 6
LOB 13

AB 27
R 2
H 5
RBI 1
BB 2
SO 2
LOB 7

Batter	1	2	3	4	5	6	7	8	9	AB	R	H	RBI	BB	SO	LOB	TOP								
9 Chone Figgins, S OBP: 0.294, SLG: 0.329										4	0	0	0	0	0	3									
13 Dustin Ackley, L OBP: 0.305, SLG: 0.345										4	0	0	0	0	1	0									
51 Ichiro Suzuki, L OBP: 0.313, SLG: 0.391										4	0	2	0	0	0	0									
17 Justin Smoak, S OBP: 0.238, SLG: 0.320										4	0	0	0	0	2	2									
15 Kyle Seager, L OBP: 0.292, SLG: 0.422 61 Munenori Kawasaki, L (9, PH) OBP: 0.304, SLG: 0.200										3	0	2	0	0	1	0									
63 Jesus Montero, R OBP: 0.275, SLG: 0.395 27 John Jaso, L (9, PH) OBP: 0.333, SLG: 0.643										3	0	0	0	0	2	3									
55 Michael Saunders, L OBP: 0.339, SLG: 0.506										4	0	1	0	0	2	2									
30 Miguel Olivo, R OBP: 0.200, SLG: 0.247										4	0	1	0	0	2	3									
26 Brendan Ryan, R OBP: 0.290, SLG: 0.268										3	0	0	0	0	2	3									
Inning Stats	R: 0 E: 0 K: 1 S: 11	H: 1 LOB: 1 BB: 0 P: 16	R: 0 E: 0 K: 2 S: 11	H: 1 LOB: 1 BB: 0 P: 20	R: 0 E: 0 K: 1 S: 8	H: 0 LOB: 0 BB: 0 P: 13	R: 0 E: 0 K: 1 S: 13	H: 0 LOB: 0 BB: 0 P: 19	R: 0 E: 1 K: 2 S: 12	H: 1 LOB: 2 BB: 0 P: 17	R: 0 E: 0 K: 2 S: 11	H: 2 LOB: 2 BB: 0 P: 19	R: 0 E: 0 K: 1 S: 13	H: 1 LOB: 1 BB: 0 P: 18	R: 0 E: 0 K: 1 S: 8	H: 0 LOB: 0 BB: 1 P: 12	R: 0 E: 0 K: 2 S: 9	H: 0 LOB: 1 BB: 1 P: 20	1B: 4 2B: 2 3B: 0 HR: 0	SF: 0 SAC: 0 DP: 0 HBP: 0	WP: 0 PB: 0 SB: 0 CS: 0	PA: 35			
PITCHER	IP	WLS	BF	H	R	ER	SO	BB	IBB	HBP	BLK	WP	HR	S	P	ERA	WHIP								
23 Brandon Morrow, R ERA: 3.03	6.0	W	24	5	0	0	9	0	0	0	0	0	0	66	104	0.00	0.833								
54 Jason Frasier, R ERA: 5.19	1.0	H	4	1	0	0	1	0	0	0	0	0	0	13	18	0.00	1.000								
38 Darren Oliver, L ERA: 2.25	1.0	H	3	0	0	0	1	0	0	0	0	0	0	8	12	0.00	0.000								
33 Carlos Villanueva, R ERA: 5.63	1.0		4	0	0	0	2	1	0	0	0	0	0	9	20	0.00	1.000								

Seattle Mariners @ Toronto Blue Jays
Rogers Centre, Toronto, ON
Sat Apr 28 2012, 4:10 PM - 6:53 PM EDT
Att: 30,765 - Roof Closed - 68 F

AB 34
R 0
H 6
RBI 0
BB 1
SO 13
LOB 17



Batter	1	2	3	4	5	6	7	8	9	AB	R	H	RBI	BB	SO	LOB	BOTTOM								
5 Yuliel Escobar, R OBP: 0.270, SLG: 0.280										4	1	1	0	0	0	2									
2 Kelly Johnson, L OBP: 0.371, SLG: 0.419										4	2	2	0	0	1	0									
19 José Bautista, R OBP: 0.337, SLG: 0.333										4	2	1	1	0	0	1									
26 Adam Lind, L OBP: 0.325, SLG: 0.368										3	1	2	1	1	0	0									
10 Edwin Encarnación, R (1, 10) OBP: 0.333, SLG: 0.605										3	1	2	5	0	0	1									
14 Eric Thames, L OBP: 0.369, SLG: 0.448										2	0	0	0	2	2	0									
13 Brett Lawrie, R OBP: 0.330, SLG: 0.381										4	0	1	0	0	1	2									
28 Colby Rasmus, L OBP: 0.280, SLG: 0.440										4	0	0	0	0	2	3									
9 J.P. Arencibia, R OBP: 0.242, SLG: 0.295										3	0	1	0	0	0	1									
Inning Stats	R: 0 E: 0 K: 0 S: 4	H: 0 LOB: 0 BB: 0 P: 7	R: 0 E: 0 K: 1 S: 9	H: 1 LOB: 2 BB: 1 P: 18	R: 3 E: 1 K: 0 S: 14	H: 3 LOB: 0 BB: 0 P: 22	R: 0 E: 0 K: 2 S: 10	H: 0 LOB: 0 BB: 0 P: 17	R: 0 E: 0 K: 1 S: 7	H: 1 LOB: 0 BB: 0 P: 9	R: 0 E: 0 K: 0 S: 7	H: 1 LOB: 1 BB: 1 P: 12	R: 0 E: 0 K: 0 S: 9	H: 1 LOB: 0 BB: 0 P: 16	R: 4 E: 0 K: 2 S: 14	H: 3 LOB: 0 BB: 1 P: 22	1B: 6 2B: 4 3B: 0 HR: 1	SF: 1 SAC: 0 DP: 2 HBP: 0	WP: 0 PB: 0 SB: 0 CS: 1	PA: 35					
PITCHER	IP	WLS	BF	H	R	ER	SO	BB	IBB	HBP	BLK	WP	HR	S	P	ERA	WHIP								
25 Kevin Millwood, R ERA: 5.24	7.0	L	28	7	3	1	4	2	0	0	0	0	1	60	101	1.29	1.286								
18 Hisashi Iwakuma, R ERA: 9.0	1.0		7	3	4	4	2	0	1	0	0	0	1	14	22	36.00	3.000								

Seattle Mariners @ Toronto Blue Jays
Rogers Centre, Toronto, ON
Sat Apr 28 2012, 4:10 PM - 6:53 PM EDT
Att: 30,765 - Roof Closed - 68 F

AB 31
R 7
H 10
RBI 7
BB 3
SO 6
LOB 10



Batter	1	2	3	4	5	6	7	8	9	AB	R	H	RBI	BB	SO	LOB	TOP									
9 Chone Figgins, S OBP: 0.292, SLG: 0.363										4	1	1	1	0	1	3										
13 Dustin Ackley, L OBP: 0.303, SLG: 0.348										5	0	1	0	0	0	2										
51 Ichiro Suzuki, L OBP: 0.300, SLG: 0.375										4	0	0	0	0	0	2										
16 Alex Liddi, R OBP: 0.333, SLG: 0.486										4	0	0	0	0	0	1										
15 Kyle Seager, L OBP: 0.290, SLG: 0.426										4	0	1	0	0	0	1										
55 Michael Saunders, L OBP: 0.347, SLG: 0.515										3	0	1	0	1	0	0										
30 Miguel Olivo, R OBP: 0.215, SLG: 0.299										4	1	2	1	0	1	3	AB 34									
27 John Jaso, L OBP: 0.368, SLG: 0.647										3	0	1	0	1	0	3	R 2									
61 Munenori Kawasaki, L OBP: 0.333, SLG: 0.217										3	0	1	0	1	0	3	H 8									
																	RBI 2									
																	BB 3									
																	SO 2									
																	LOB 18									
Inning Stats	R: 1 H: 2 E: 0 K: 0 S: 12	H: 2 LOB: 1 BB: 0 P: 16	R: 0 H: 1 E: 0 K: 0 S: 6	H: 1 LOB: 2 BB: 1 P: 14	R: 0 H: 0 E: 0 K: 0 S: 5	H: 0 LOB: 0 BB: 0 P: 7	R: 0 H: 1 E: 0 K: 0 S: 11	H: 1 LOB: 2 BB: 1 P: 21	R: 0 H: 0 E: 0 K: 1 S: 4	H: 0 LOB: 0 BB: 0 P: 7	R: 0 H: 1 E: 0 K: 1 S: 12	H: 1 LOB: 2 BB: 0 P: 22	R: 0 H: 1 E: 0 K: 0 S: 11	H: 0 LOB: 0 BB: 0 P: 14	R: 0 H: 0 E: 0 K: 0 S: 6	H: 0 LOB: 0 BB: 0 P: 9	R: 1 H: 2 E: 0 K: 1 S: 11	H: 2 LOB: 1 BB: 0 P: 19	1B: 2 2B: 4 3B: 0 HR: 2	SF: 0 SAC: 1 DP: 0 HBP: 0	WP: 1 PB: 0 SB: 1 CS: 0	PA: 38				
PITCHER	IP WLS BF H R ER SO BB IBB HBP BLK WP HR S P ERA WHIP	IP WLS BF H R ER SO BB IBB HBP BLK WP HR S P ERA WHIP	IP WLS BF H R ER SO BB IBB HBP BLK WP HR S P ERA WHIP	IP WLS BF H R ER SO BB IBB HBP BLK WP HR S P ERA WHIP	IP WLS BF H R ER SO BB IBB HBP BLK WP HR S P ERA WHIP	IP WLS BF H R ER SO BB IBB HBP BLK WP HR S P ERA WHIP	IP WLS BF H R ER SO BB IBB HBP BLK WP HR S P ERA WHIP	IP WLS BF H R ER SO BB IBB HBP BLK WP HR S P ERA WHIP	IP WLS BF H R ER SO BB IBB HBP BLK WP HR S P ERA WHIP	IP WLS BF H R ER SO BB IBB HBP BLK WP HR S P ERA WHIP	IP WLS BF H R ER SO BB IBB HBP BLK WP HR S P ERA WHIP	IP WLS BF H R ER SO BB IBB HBP BLK WP HR S P ERA WHIP	IP WLS BF H R ER SO BB IBB HBP BLK WP HR S P ERA WHIP	IP WLS BF H R ER SO BB IBB HBP BLK WP HR S P ERA WHIP	IP WLS BF H R ER SO BB IBB HBP BLK WP HR S P ERA WHIP	IP WLS BF H R ER SO BB IBB HBP BLK WP HR S P ERA WHIP	IP WLS BF H R ER SO BB IBB HBP BLK WP HR S P ERA WHIP	IP WLS BF H R ER SO BB IBB HBP BLK WP HR S P ERA WHIP	IP WLS BF H R ER SO BB IBB HBP BLK WP HR S P ERA WHIP	IP WLS BF H R ER SO BB IBB HBP BLK WP HR S P ERA WHIP	IP WLS BF H R ER SO BB IBB HBP BLK WP HR S P ERA WHIP	IP WLS BF H R ER SO BB IBB HBP BLK WP HR S P ERA WHIP	IP WLS BF H R ER SO BB IBB HBP BLK WP HR S P ERA WHIP	IP WLS BF H R ER SO BB IBB HBP BLK WP HR S P ERA WHIP		
37 Henderson Alvarez III, R ERA: 3.62	6.0 W 27 6 1 1 1 3 0 0 0 0 0 1 52 90 1.50 1.500	6.0 W 27 6 1 1 1 3 0 0 0 0 0 1 52 90 1.50 1.500	6.0 W 27 6 1 1 1 3 0 0 0 0 0 1 52 90 1.50 1.500	6.0 W 27 6 1 1 1 3 0 0 0 0 0 1 52 90 1.50 1.500	6.0 W 27 6 1 1 1 3 0 0 0 0 0 1 52 90 1.50 1.500	6.0 W 27 6 1 1 1 3 0 0 0 0 0 1 52 90 1.50 1.500	6.0 W 27 6 1 1 1 3 0 0 0 0 0 1 52 90 1.50 1.500	6.0 W 27 6 1 1 1 3 0 0 0 0 0 1 52 90 1.50 1.500	6.0 W 27 6 1 1 1 3 0 0 0 0 0 1 52 90 1.50 1.500	6.0 W 27 6 1 1 1 3 0 0 0 0 0 1 52 90 1.50 1.500	6.0 W 27 6 1 1 1 3 0 0 0 0 0 1 52 90 1.50 1.500	6.0 W 27 6 1 1 1 3 0 0 0 0 0 1 52 90 1.50 1.500	6.0 W 27 6 1 1 1 3 0 0 0 0 0 1 52 90 1.50 1.500	6.0 W 27 6 1 1 1 3 0 0 0 0 0 1 52 90 1.50 1.500	6.0 W 27 6 1 1 1 3 0 0 0 0 0 1 52 90 1.50 1.500	6.0 W 27 6 1 1 1 3 0 0 0 0 0 1 52 90 1.50 1.500	6.0 W 27 6 1 1 1 3 0 0 0 0 0 1 52 90 1.50 1.500	6.0 W 27 6 1 1 1 3 0 0 0 0 0 1 52 90 1.50 1.500	6.0 W 27 6 1 1 1 3 0 0 0 0 0 1 52 90 1.50 1.500	6.0 W 27 6 1 1 1 3 0 0 0 0 0 1 52 90 1.50 1.500	6.0 W 27 6 1 1 1 3 0 0 0 0 0 1 52 90 1.50 1.500	6.0 W 27 6 1 1 1 3 0 0 0 0 0 1 52 90 1.50 1.500	6.0 W 27 6 1 1 1 3 0 0 0 0 0 1 52 90 1.50 1.500	6.0 W 27 6 1 1 1 3 0 0 0 0 0 1 52 90 1.50 1.500		
46 Evan Crawford, L ERA: 5.79	1.0 H 3 0 0 0 0 0 0 0 0 0 0 0 6 9 0.00 0.000	1.0 H 3 0 0 0 0 0 0 0 0 0 0 0 0 6 9 0.00 0.000	1.0 H 3 0 0 0 0 0 0 0 0 0 0 0 0 6 9 0.00 0.000	1.0 H 3 0 0 0 0 0 0 0 0 0 0 0 0 6 9 0.00 0.000	1.0 H 3 0 0 0 0 0 0 0 0 0 0 0 0 6 9 0.00 0.000	1.0 H 3 0 0 0 0 0 0 0 0 0 0 0 0 6 9 0.00 0.000	1.0 H 3 0 0 0 0 0 0 0 0 0 0 0 0 6 9 0.00 0.000	1.0 H 3 0 0 0 0 0 0 0 0 0 0 0 0 6 9 0.00 0.000	1.0 H 3 0 0 0 0 0 0 0 0 0 0 0 0 6 9 0.00 0.000	1.0 H 3 0 0 0 0 0 0 0 0 0 0 0 0 6 9 0.00 0.000	1.0 H 3 0 0 0 0 0 0 0 0 0 0 0 0 6 9 0.00 0.000	1.0 H 3 0 0 0 0 0 0 0 0 0 0 0 0 6 9 0.00 0.000	1.0 H 3 0 0 0 0 0 0 0 0 0 0 0 0 6 9 0.00 0.000	1.0 H 3 0 0 0 0 0 0 0 0 0 0 0 0 6 9 0.00 0.000	1.0 H 3 0 0 0 0 0 0 0 0 0 0 0 0 6 9 0.00 0.000	1.0 H 3 0 0 0 0 0 0 0 0 0 0 0 0 6 9 0.00 0.000	1.0 H 3 0 0 0 0 0 0 0 0 0 0 0 0 6 9 0.00 0.000	1.0 H 3 0 0 0 0 0 0 0 0 0 0 0 0 6 9 0.00 0.000	1.0 H 3 0 0 0 0 0 0 0 0 0 0 0 0 6 9 0.00 0.000	1.0 H 3 0 0 0 0 0 0 0 0 0 0 0 0 6 9 0.00 0.000	1.0 H 3 0 0 0 0 0 0 0 0 0 0 0 0 6 9 0.00 0.000	1.0 H 3 0 0 0 0 0 0 0 0 0 0 0 0 6 9 0.00 0.000	1.0 H 3 0 0 0 0 0 0 0 0 0 0 0 0 6 9 0.00 0.000	1.0 H 3 0 0 0 0 0 0 0 0 0 0 0 0 6 9 0.00 0.000		
44 Casey Janssen, R ERA: 5.79	1.0 H 3 0 0 0 0 0 0 0 0 0 0 0 6 9 0.00 0.000	1.0 H 3 0 0 0 0 0 0 0 0 0 0 0 0 6 9 0.00 0.000	1.0 H 3 0 0 0 0 0 0 0 0 0 0 0 0 6 9 0.00 0.000	1.0 H 3 0 0 0 0 0 0 0 0 0 0 0 0 6 9 0.00 0.000	1.0 H 3 0 0 0 0 0 0 0 0 0 0 0 0 6 9 0.00 0.000	1.0 H 3 0 0 0 0 0 0 0 0 0 0 0 0 6 9 0.00 0.000	1.0 H 3 0 0 0 0 0 0 0 0 0 0 0 0 6 9 0.00 0.000	1.0 H 3 0 0 0 0 0 0 0 0 0 0 0 0 6 9 0.00 0.000	1.0 H 3 0 0 0 0 0 0 0 0 0 0 0 0 6 9 0.00 0.000	1.0 H 3 0 0 0 0 0 0 0 0 0 0 0 0 6 9 0.00 0.000	1.0 H 3 0 0 0 0 0 0 0 0 0 0 0 0 6 9 0.00 0.000	1.0 H 3 0 0 0 0 0 0 0 0 0 0 0 0 6 9 0.00 0.000	1.0 H 3 0 0 0 0 0 0 0 0 0 0 0 0 6 9 0.00 0.000	1.0 H 3 0 0 0 0 0 0 0 0 0 0 0 0 6 9 0.00 0.000	1.0 H 3 0 0 0 0 0 0 0 0 0 0 0 0 6 9 0.00 0.000	1.0 H 3 0 0 0 0 0 0 0 0 0 0 0 0 6 9 0.00 0.000	1.0 H 3 0 0 0 0 0 0 0 0 0 0 0 0 6 9 0.00 0.000	1.0 H 3 0 0 0 0 0 0 0 0 0 0 0 0 6 9 0.00 0.000	1.0 H 3 0 0 0 0 0 0 0 0 0 0 0 0 6 9 0.00 0.000	1.0 H 3 0 0 0 0 0 0 0 0 0 0 0 0 6 9 0.00 0.000	1.0 H 3 0 0 0 0 0 0 0 0 0 0 0 0 6 9 0.00 0.000	1.0 H 3 0 0 0 0 0 0 0 0 0 0 0 0 6 9 0.00 0.000	1.0 H 3 0 0 0 0 0 0 0 0 0 0 0 0 6 9 0.00 0.000	1.0 H 3 0 0 0 0 0 0 0 0 0 0 0 0 6 9 0.00 0.000	1.0 H 3 0 0 0 0 0 0 0 0 0 0 0 0 6 9 0.00 0.000	
48 Francisco Cordero, R ERA: 5.4	1.0 5 2 1 1 1 0 0 0 0 0 1 1 11 19 9.00 2.000	1.0 5 2 1 1 1 0 0 0 0 0 1 1 11 19 9.00 2.000	1.0 5 2 1 1 1 0 0 0 0 0 1 1 11 19 9.00 2.000	1.0 5 2 1 1 1 0 0 0 0 0 1 1 11 19 9.00 2.000	1.0 5 2 1 1 1 0 0 0 0 0 1 1 11 19 9.00 2.000	1.0 5 2 1 1 1 0 0 0 0 0 1 1 11 19 9.00 2.000	1.0 5 2 1 1 1 0 0 0 0 0 1 1 11 19 9.00 2.000	1.0 5 2 1 1 1 0 0 0 0 0 1 1 11 19 9.00 2.000	1.0 5 2 1 1 1 0 0 0 0 0 1 1 11 19 9.00 2.000	1.0 5 2 1 1 1 0 0 0 0 0 1 1 11 19 9.00 2.000	1.0 5 2 1 1 1 0 0 0 0 0 1 1 11 19 9.00 2.000	1.0 5 2 1 1 1 0 0 0 0 0 1 1 11 19 9.00 2.000	1.0 5 2 1 1 1 0 0 0 0 0 1 1 11 19 9.00 2.000	1.0 5 2 1 1 1 0 0 0 0 0 1 1 11 19 9.00 2.000	1.0 5 2 1 1 1 0 0 0 0 0 1 1 11 19 9.00 2.000	1.0 5 2 1 1 1 0 0 0 0 0 1 1 11 19 9.00 2.000	1.0 5 2 1 1 1 0 0 0 0 0 1 1 11 19 9.00 2.000	1.0 5 2 1 1 1 0 0 0 0 0 1 1 11 19 9.00 2.000	1.0 5 2 1 1 1 0 0 0 0 0 1 1 11 19 9.00 2.000	1.0 5 2 1 1 1 0 0 0 0 0 1 1 11 19 9.00 2.000	1.0 5 2 1 1 1 0 0 0 0 0 1 1 11 19 9.00 2.000	1.0 5 2 1 1 1 0 0 0 0 0 1 1 11 19 9.00 2.000	1.0 5 2 1 1 1 0 0 0 0 0 1 1 11 19 9.00 2.000	1.0 5 2 1 1 1 0 0 0 0 0 1 1 11 19 9.00 2.000	1.0 5 2 1 1 1 0 0 0 0 0 1 1 11 19 9.00 2.000	1.0 5 2 1 1 1 0 0 0 0 0 1 1 11 19 9.00 2.000

Seattle Mariners @ Toronto Blue Jays
Rogers Centre, Toronto, ON
Sun Apr 29 2012, 1:09 PM - 3:43 PM EDT
Att: 22,320 - Roof Closed - 68 F


livebaseballscores.com

AB 34
R 2
H 8
RBI 2
BB 3
SO 2
LOB 18

Batter	1	2	3	4	5	6	7	8	9	AB	R	H	RBI	BB	SO	LOB	BOTTOM
5 Yunel Escobar, R OBP: 0.267, SLG: 0.286										5	0	1	0	0	0	1	
2 Kelly Johnson, L OBP: 0.376, SLG: 0.416										3	0	1	1	1	1	1	
19 José Bautista, R OBP: 0.333, SLG: 0.329										4	1	1	0	0	0	2	
26 Adam Lind, L OBP: 0.309, SLG: 0.347										4	0	0	0	0	1	2	
10 Edwin Encarnación, R OBP: 0.361, SLG: 0.644										1	2	1	1	2	0	0	
14 Eric Thames, L OBP: 0.388, SLG: 0.459										3	0	1	0	0	0	1	
11 Rajai Davis, R OBP: 0.290, SLG: 0.333										0	1	0	0	1	0	0	
8 Ben Francisco, R OBP: 0.296, SLG: 0.308										0	0	0	0	0	0	0	
13 Brett Lawrie, R OBP: 0.326, SLG: 0.386										4	1	1	2	0	1	3	
28 Colby Rasmus, L OBP: 0.279, SLG: 0.430										4	1	1	0	0	2	2	
6 Jeff Mathis, R OBP: 0.389, SLG: 0.813										4	1	1	2	0	1	1	
Inning Stats	R: 0 H: 0 E: 0 K: 0 S: 11	H: 0 LOB: 1 BB: 1 P: 21	R: 0 H: 0 E: 0 K: 2 S: 9	H: 0 LOB: 1 BB: 1 P: 19	R: 0 H: 0 E: 0 K: 0 S: 8	H: 0 LOB: 0 BB: 0 P: 15	R: 0 H: 1 E: 0 K: 0 S: 11	H: 1 LOB: 2 BB: 1 P: 22	R: 1 H: 2 E: 0 K: 1 S: 12	H: 2 LOB: 1 BB: 0 P: 20	R: 1 H: 1 E: 0 K: 1 S: 9	H: 1 LOB: 0 BB: 0 P: 14	R: 0 H: 1 E: 0 K: 1 S: 11	H: 1 LOB: 0 BB: 0 P: 18			

Batter	1	2	3	4	5	6	7	8	9	AB	R	H	RBI	BB	SO	LOB	TOP						
5 Ian Kinsler, R OBP: 0.400, SLG: 0.574										3	1	1	0	2	1	0	Texas Rangers @ Toronto Blue Jays Rogers Centre, Toronto, ON Mon Apr 30 2012, 7:10 PM - 10:08 PM EDT Att: 21,945 - Roof Closed - 68 F						
1 Elvis Andrus, R OBP: 0.343, SLG: 0.368										5	0	2	1	0	1	1							
10 Michael Young, R OBP: 0.362, SLG: 0.427										4	0	1	0	1	1	3							
29 Adrian Beltré, R OBP: 0.356, SLG: 0.543										5	1	3	0	0	0	3							
21 Brandon Snyder, R OBP: 0.395, SLG: 0.417										0	0	0	0	0	0	0							
7 David Murphy, L OBP: 0.324, SLG: 0.433										4	0	0	0	1	2	4							
17 Nelson Cruz, R OBP: 0.309, SLG: 0.382										4	0	1	1	0	2	4							
25 Mike Napoli, R OBP: 0.338, SLG: 0.571										4	0	0	0	0	1	2							
18 Mitch Moreland, L OBP: 0.310, SLG: 0.442										3	1	1	1	0	1	1							
23 Craig Gentry, R OBP: 0.313, SLG: 0.419										4	1	1	1	0	2	1							
Inning Stats	R: 0 E: 0 K: 2 S: 9	H: 0 LOB: 0 BB: 0 P: 15	R: 1 E: 0 K: 0 S: 12	H: 2 LOB: 1 BB: 0 P: 20	R: 1 E: 0 K: 1 S: 8	H: 1 LOB: 1 BB: 1 P: 14	R: 0 E: 0 K: 3 S: 9	H: 0 LOB: 0 BB: 0 P: 14	R: 0 E: 0 K: 2 S: 15	H: 1 LOB: 2 BB: 1 P: 27	R: 0 E: 0 K: 0 S: 6	H: 1 LOB: 1 BB: 0 P: 14	R: 2 E: 0 K: 2 S: 24	H: 3 LOB: 3 BB: 2 P: 39	R: 0 E: 0 K: 0 S: 6	H: 0 LOB: 0 BB: 0 P: 11	R: 0 E: 0 K: 1 S: 14	H: 2 LOB: 2 BB: 0 P: 20	1B: 4 2B: 4 3B: 0 HR: 2	SF: 0 SAC: 0 DP: 1 HBP: 1	WP: 0 PB: 0 SB: 0 CS: 1	PA: 41	
PITCHER	IP WLS BF H R ER SO BB IBB HBP BLK WP HR S P ERA WHIP	IP WLS BF H R ER SO BB IBB HBP BLK WP HR S P ERA WHIP	IP WLS BF H R ER SO BB IBB HBP BLK WP HR S P ERA WHIP	IP WLS BF H R ER SO BB IBB HBP BLK WP HR S P ERA WHIP	IP WLS BF H R ER SO BB IBB HBP BLK WP HR S P ERA WHIP	IP WLS BF H R ER SO BB IBB HBP BLK WP HR S P ERA WHIP	IP WLS BF H R ER SO BB IBB HBP BLK WP HR S P ERA WHIP	IP WLS BF H R ER SO BB IBB HBP BLK WP HR S P ERA WHIP	IP WLS BF H R ER SO BB IBB HBP BLK WP HR S P ERA WHIP	IP WLS BF H R ER SO BB IBB HBP BLK WP HR S P ERA WHIP	IP WLS BF H R ER SO BB IBB HBP BLK WP HR S P ERA WHIP	IP WLS BF H R ER SO BB IBB HBP BLK WP HR S P ERA WHIP	IP WLS BF H R ER SO BB IBB HBP BLK WP HR S P ERA WHIP	IP WLS BF H R ER SO BB IBB HBP BLK WP HR S P ERA WHIP	IP WLS BF H R ER SO BB IBB HBP BLK WP HR S P ERA WHIP	IP WLS BF H R ER SO BB IBB HBP BLK WP HR S P ERA WHIP	IP WLS BF H R ER SO BB IBB HBP BLK WP HR S P ERA WHIP	IP WLS BF H R ER SO BB IBB HBP BLK WP HR S P ERA WHIP	IP WLS BF H R ER SO BB IBB HBP BLK WP HR S P ERA WHIP	IP WLS BF H R ER SO BB IBB HBP BLK WP HR S P ERA WHIP	IP WLS BF H R ER SO BB IBB HBP BLK WP HR S P ERA WHIP	IP WLS BF H R ER SO BB IBB HBP BLK WP HR S P ERA WHIP	IP WLS BF H R ER SO BB IBB HBP BLK WP HR S P ERA WHIP

AB	36
R	4
H	10
RBI	4
BB	4
SO	11
LOB	19



Batter	1	2	3	4	5	6	7	8	9	AB	R	H	RBI	BB	SO	LOB	BOTTOM						
5 Yunel Escobar, R OBP: 0.257, SLG: 0.275										4	0	0	0	0	2	0	Texas Rangers @ Toronto Blue Jays Rogers Centre, Toronto, ON Mon Apr 30 2012, 7:10 PM - 10:08 PM EDT Att: 21,945 - Roof Closed - 68 F						
2 Kelly Johnson, L OBP: 0.381, SLG: 0.395										4	0	0	0	0	2	0							
19 José Bautista, R OBP: 0.320, SLG: 0.313										4	0	0	0	0	1	0							
26 Adam Lind, L OBP: 0.306, SLG: 0.333										3	0	0	0	1	0	0							
10 Edwin Encarnación, R OBP: 0.376, SLG: 0.678										3	1	2	1	0	1	0							
14 Eric Thames, L OBP: 0.381, SLG: 0.446										4	0	1	0	0	0	3							
13 Brett Lawrie, R OBP: 0.327, SLG: 0.378										2	0	0	0	1	1	3							
28 Colby Rasmus, L OBP: 0.281, SLG: 0.427										3	0	1	0	0	2	4							
9 J.P. Arencibia, R OBP: 0.232, SLG: 0.281										3	0	0	0	0	1	3							
Inning Stats	R: 0 E: 0 K: 2 S: 9	H: 0 LOB: 0 BB: 0 P: 14	R: 0 E: 0 K: 2 S: 11	H: 0 LOB: 2 BB: 1 P: 21	R: 0 E: 0 K: 2 S: 8	H: 0 LOB: 0 BB: 0 P: 11	R: 1 E: 0 K: 1 S: 9	H: 2 LOB: 1 BB: 0 P: 10	R: 0 E: 0 K: 1 S: 8	H: 1 LOB: 0 BB: 0 P: 12	R: 0 E: 0 K: 0 S: 8	H: 0 LOB: 0 BB: 0 P: 12	R: 0 E: 0 K: 1 S: 9	H: 1 LOB: 2 BB: 1 P: 17	R: 0 E: 0 K: 0 S: 8	H: 0 LOB: 0 BB: 0 P: 9	R: 0 E: 0 K: 1 S: 9	H: 0 LOB: 0 BB: 0 P: 10	1B: 3 2B: 0 3B: 0 HR: 1	SF: 0 SAC: 0 DP: 1 HBP: 1	WP: 0 PB: 0 SB: 0 CS: 0	PA: 33	
PITCHER	IP WLS BF H R ER SO BB IBB HBP BLK WP HR S P ERA WHIP	IP WLS BF H R ER SO BB IBB HBP BLK WP HR S P ERA WHIP	IP WLS BF H R ER SO BB IBB HBP BLK WP HR S P ERA WHIP	IP WLS BF H R ER SO BB IBB HBP BLK WP HR S P ERA WHIP	IP WLS BF H R ER SO BB IBB HBP BLK WP HR S P ERA WHIP	IP WLS BF H R ER SO BB IBB HBP BLK WP HR S P ERA WHIP	IP WLS BF H R ER SO BB IBB HBP BLK WP HR S P ERA WHIP	IP WLS BF H R ER SO BB IBB HBP BLK WP HR S P ERA WHIP	IP WLS BF H R ER SO BB IBB HBP BLK WP HR S P ERA WHIP	IP WLS BF H R ER SO BB IBB HBP BLK WP HR S P ERA WHIP	IP WLS BF H R ER SO BB IBB HBP BLK WP HR S P ERA WHIP	IP WLS BF H R ER SO BB IBB HBP BLK WP HR S P ERA WHIP	IP WLS BF H R ER SO BB IBB HBP BLK WP HR S P ERA WHIP	IP WLS BF H R ER SO BB IBB HBP BLK WP HR S P ERA WHIP	IP WLS BF H R ER SO BB IBB HBP BLK WP HR S P ERA WHIP	IP WLS BF H R ER SO BB IBB HBP BLK WP HR S P ERA WHIP	IP WLS BF H R ER SO BB IBB HBP BLK WP HR S P ERA WHIP	IP WLS BF H R ER SO BB IBB HBP BLK WP HR S P ERA WHIP	IP WLS BF H R ER SO BB IBB HBP BLK WP HR S P ERA WHIP	IP WLS BF H R ER SO BB IBB HBP BLK WP HR S P ERA WHIP	IP WLS BF H R ER SO BB IBB HBP BLK WP HR S P ERA WHIP	IP WLS BF H R ER SO BB IBB HBP BLK WP HR S P ERA WHIP	IP WLS BF H R ER SO BB IBB HBP BLK WP HR S P ERA WHIP

AB	30
R	1
H	4
RBI	1
BB	2
SO	10
LOB	13



Batter	1	2	3	4	5	6	7	8	9	AB	R	H	RBI	BB	SO	LOB	TOP					
2 Kelly Johnson, L OBP: 0.391, SLG: 0.473										3	1	2	0	1	1	0	Toronto Blue Jays @ Los Angeles Angels Angel Stadium of Anaheim, Anaheim, CA Thu May 03 2012, 7:08 PM - 9:19 PM PDT Att: 28,359 - Partly Cloudy - 66 F					
5 Yunel Escobar, R OBP: 0.279, SLG: 0.322										4	1	2	0	0	0	1						
19 José Bautista, R OBP: 0.310, SLG: 0.323										4	0	0	0	0	2	4						
26 Adam Lind, L OBP: 0.280, SLG: 0.301										4	0	0	0	0	3	4						
10 Edwin Encarnación, R OBP: 0.363, SLG: 0.653										4	0	0	0	0	0	2						
14 Eric Thames, L OBP: 0.333, SLG: 0.408										4	0	0	0	0	1	1						
13 Brett Lawrie, R OBP: 0.336, SLG: 0.406										3	1	2	0	1	0	0						
28 Colby Rasmus, L OBP: 0.278, SLG: 0.404										4	1	1	0	0	0	2						
9 J.P. Arencibia, R OBP: 0.250, SLG: 0.352										3	1	1	3	0	0	0						
Inning Stats	R: 0 E: 0 K: 1 S: 8	H: 0 LOB: 0 BB: 0 P: 10	R: 0 E: 0 K: 1 S: 8	H: 0 LOB: 0 BB: 0 P: 12	R: 3 E: 0 K: 0 S: 9	H: 4 LOB: 0 BB: 0 P: 14	R: 0 E: 0 K: 1 S: 9	H: 0 LOB: 0 BB: 0 P: 13	R: 0 E: 0 K: 0 S: 10	H: 0 LOB: 0 BB: 0 P: 15	R: 2 E: 1 K: 2 S: 19	H: 1 LOB: 1 BB: 1 P: 29	R: 0 E: 0 K: 0 S: 4	H: 0 LOB: 0 BB: 1 P: 8	R: 0 E: 0 K: 2 S: 15	H: 2 LOB: 2 BB: 0 P: 19	R: 0 E: 0 K: 0 S: 5	H: 1 LOB: 0 BB: 0 P: 8	1B: 7 2B: 0 3B: 0 HR: 1	SF: 0 SAC: 0 DP: 3 HBP: 0	WP: 0 PB: 0 SB: 0 CS: 0	PA: 35
PITCHER	IP WLS BF H R ER SO BB IBB HBP BLK WP HR S P ERA WHIP																					
24 Dan Haren, R ERA: 3.43	7.0 L 27 5 5 3 5 2 0 0 0 0 0 1 67 101 3.86 1.000																					
51 Jordan Walden, R ERA: 8.75	1.0 5 2 0 0 2 0 0 0 0 0 0 0 15 19 0.00 2.000																					
52 David Carpenter, R ERA: 3.52	1.0 3 1 0 0 0 0 0 0 0 0 0 0 5 8 0.00 1.000																					

AB	33
R	5
H	8
RBI	3
BB	2
SO	7
LOB	14



Batter	1	2	3	4	5	6	7	8	9	AB	R	H	RBI	BB	SO	LOB	BOTTOM					
27 Mike Trout, R OBP: 0.300, SLG: 0.278										4	0	2	0	0	1	1	Toronto Blue Jays @ Los Angeles Angels Angel Stadium of Anaheim, Anaheim, CA Thu May 03 2012, 7:08 PM - 9:19 PM PDT Att: 28,359 - Partly Cloudy - 66 F					
10 Vernon Wells, R OBP: 0.237, SLG: 0.396										3	0	0	0	0	0	2						
5 Albert Pujols, R OBP: 0.245, SLG: 0.279										3	0	0	0	0	0	1						
8 Kendrys Morales, S OBP: 0.342, SLG: 0.440										3	0	0	0	0	1	0						
48 Torii Hunter, R OBP: 0.369, SLG: 0.479										3	0	0	0	0	1	0						
47 Howie Kendrick, R OBP: 0.309, SLG: 0.511										3	0	0	0	0	2	0						
44 Mark Trumbo, R OBP: 0.355, SLG: 0.526										3	0	1	0	0	1	0						
2 Erick Aybar, S OBP: 0.240, SLG: 0.250										3	0	0	0	0	0	1						
46 Bobby Wilson, R OBP: 0.300, SLG: 0.176										2	0	0	0	0	1	0						
13 Maicer Izturis, S OBP: 0.367, SLG: 0.293										1	0	0	0	0	1	1						
Inning Stats	R: 0 E: 0 K: 0 S: 6	H: 1 LOB: 0 BB: 0 P: 9	R: 0 E: 0 K: 2 S: 9	H: 0 LOB: 0 BB: 0 P: 13	R: 0 E: 0 K: 1 S: 7	H: 0 LOB: 0 BB: 0 P: 10	R: 0 E: 0 K: 0 S: 6	H: 1 LOB: 0 BB: 0 P: 10	R: 0 E: 0 K: 1 S: 6	H: 0 LOB: 0 BB: 0 P: 12	R: 0 E: 0 K: 1 S: 10	H: 0 LOB: 0 BB: 0 P: 12	R: 0 E: 0 K: 0 S: 6	H: 0 LOB: 0 BB: 0 P: 8	R: 0 E: 0 K: 1 S: 8	H: 0 LOB: 0 BB: 0 P: 11	R: 0 E: 0 K: 2 S: 13	H: 1 LOB: 1 BB: 0 P: 17	1B: 2 2B: 1 3B: 0 HR: 0	SF: 0 SAC: 0 DP: 2 HBP: 0	WP: 0 PB: 0 SB: 0 CS: 0	PA: 28
PITCHER	IP WLS BF H R ER SO BB IBB HBP BLK WP HR S P ERA WHIP																					
23 Brandon Morrow, R ERA: 2.38	9.0 W 28 3 0 0 8 0 0 0 0 0 0 0 75 102 0.00 0.333																					

AB	28
R	0
H	3
RBI	0
BB	0
SO	8
LOB	6




Batter	1	2	3	4	5	6	7	8	9	AB	R	H	RBI	BB	SO	LOB	TOP																			
2 Kelly Johnson, L OBP: 0.370, SLG: 0.440 17 Omar Vizquel, S OBP: 0.167, SLG: 0.091	G4-3			G4-3 1B		K		K		4	1	1	0	0	2	1	Toronto Blue Jays @ Los Angeles Angels Angel Stadium of Anaheim, Anaheim, CA Sat May 05 2012, 6:08 PM - 9:02 PM PDT Att: 39,018 - Clear - 68 F																			
5 Yunel Escobar, R OBP: 0.292, SLG: 0.336	K			G4-3				1B		3	0	1	0	1	1																					
19 José Bautista, R OBP: 0.315, SLG: 0.350	K			1B		F7		K		4	0	1	1	0	2	3																				
10 Edwin Encarnación, R OBP: 0.347, SLG: 0.611		BB		P4		F8		F7		3	0	0	0	1	0	4																				
26 Adam Lind, L OBP: 0.287, SLG: 0.333	G4-6-3			K						3	1	1	1	1	1	2																				
13 Brett Lawrie, R OBP: 0.331, SLG: 0.404	G4-3									4	0	2	0	0	1	1																				
11 Rajai Davis, R OBP: 0.278, SLG: 0.313 14 Eric Thames, L OBP: 0.326, SLG: 0.395				G6-3		K2-3				3	0	0	0	0	1	2																				
28 Colby Rasmus, L OBP: 0.267, SLG: 0.375	K			F8		F8		K		4	0	0	0	0	3	2																				
9 J.P. Arencibia, R OBP: 0.253, SLG: 0.342	F8							F8		2	0	0	0	1	0	1																				
Inning Stats	R: 0 H: 0 E: 0 K: 2 S: 8	H: 0 LOB: 0 BB: 0 P: 13	R: 0 H: 0 E: 0 K: 0 S: 6	H: 0 LOB: 0 BB: 0 P: 14	R: 0 H: 0 E: 0 K: 1 S: 6	H: 0 LOB: 0 BB: 0 P: 9	R: 1 H: 2 E: 0 K: 1 S: 13	H: 2 LOB: 1 BB: 0 P: 20	R: 0 H: 1 E: 0 K: 1 S: 7	H: 1 LOB: 0 BB: 0 P: 8	R: 0 H: 0 E: 0 K: 1 S: 8	H: 0 LOB: 2 BB: 2 P: 17	R: 1 H: 2 E: 0 K: 1 S: 8	H: 2 LOB: 1 BB: 0 P: 10	R: 0 H: 1 E: 0 K: 2 S: 8	H: 1 LOB: 1 BB: 1 P: 12		R: 0 H: 0 E: 0 K: 3 S: 13	H: 0 LOB: 1 BB: 1 P: 21	1B: 4 2B: 1 3B: 0 HR: 1	SF: 0 SAC: 0 DP: 1 HBP: 0	WP: 0 PB: 0 SB: 1 CS: 1	PA: 35													
PITCHER	IP	WLS	BF	H	R	ER	SO	BB	IBB	HBP	BLK	WP	HR	S	P	ERA	WHIP	PITCHER	IP	WLS	BF	H	R	ER	SO	BB	IBB	HBP	BLK	WP	HR	S	P	ERA	WHIP	
33 C.J. Wilson, L ERA: 2.61 49 Ernesto Frieri, R ERA: 2.13	8.0	W	31	6	2	2	9	3	0	0	0	0	1	64	103	2.25	1.125																			

Batter	1	2	3	4	5	6	7	8	9	AB	R	H	RBI	BB	SO	LOB	BOTTOM																		
27 Mike Trout, R OBP: 0.276, SLG: 0.423	K	FC6-4				HR		SF8		4	2	2	2	0	1	1	Toronto Blue Jays @ Los Angeles Angels Angel Stadium of Anaheim, Anaheim, CA Sat May 05 2012, 6:08 PM - 9:02 PM PDT Att: 39,018 - Clear - 68 F																		
6 Alberto Callaspo, S OBP: 0.256, SLG: 0.212	G4-3					HR		E1		4	0	2	1	1	0	1																			
48 Toni Hunter, R OBP: 0.366, SLG: 0.455	BB			G6-4-3		BB		K		4	0	0	0	1	1	6																			
8 Kendrys Morales, S OBP: 0.352, SLG: 0.440 25 Peter Bourjos, R OBP: 0.255, SLG: 0.280	BB			L5		E3		F9		5	0	3	1	0	0	1																			
47 Howie Kendrick, R OBP: 0.295, SLG: 0.480	BB					E3		1B		0	0	0	0	0	0	0																			
44 Mark Trumbo, R OBP: 0.397, SLG: 0.547	G6-3			B1-3		F9		K		5	0	0	0	0	1	9																			
10 Vernon Wells, R OBP: 0.258, SLG: 0.409	G6-3			BB				HR		4	1	2	1	1	0	3																			
2 Erick Aybar, S OBP: 0.243, SLG: 0.263	K2-3			G6-3		G6-3		F7		2	2	1	0	2	0	1																			
46 Bobby Wilson, R OBP: 0.308, SLG: 0.217	1B			G6-3		G6-3		B2-3		4	1	1	0	0	1	4																			
Inning Stats	R: 0 H: 1 E: 0 K: 1 S: 10	H: 2 LOB: 1 BB: 0 P: 18	R: 0 H: 1 E: 0 K: 0 S: 5	H: 1 LOB: 0 BB: 0 P: 8	R: 0 H: 0 E: 0 K: 0 S: 7	H: 0 LOB: 2 BB: 2 P: 16	R: 1 H: 1 E: 1 K: 0 S: 12	H: 1 LOB: 2 BB: 1 P: 25	R: 3 H: 4 E: 0 K: 2 S: 18	H: 4 LOB: 3 BB: 1 P: 30	R: 0 H: 1 E: 0 K: 0 S: 6	H: 1 LOB: 0 BB: 0 P: 9	R: 1 H: 3 E: 1 K: 0 S: 8	H: 3 LOB: 2 BB: 0 P: 14	1B: 9 2B: 2 3B: 0 HR: 2	SF: 1 SAC: 0 DP: 3 HBP: 0		WP: 2 PB: 0 SB: 0 CS: 0	PA: 42																
PITCHER	IP	WLS	BF	H	R	ER	SO	BB	IBB	HBP	BLK	WP	HR	S	P	ERA	WHIP	PITCHER	IP	WLS	BF	H	R	ER	SO	BB	IBB	HBP	BLK	WP	HR	S	P	ERA	WHIP
4 Kyle Drabek, R ERA: 3.34 54 Jason Frasor, R ERA: 4.22 34 Joel Carreno, R ERA: 5.4 47 Luis Perez, L ERA: 2.3	5.0	L	27	5	1	0	2	5	0	0	0	0	0	12	18	0.00	1.000																		

AB	31
R	2
H	6
RBI	2
BB	4
SO	12
LOB	18



AB	36
R	6
H	13
RBI	6
BB	5
SO	4
LOB	27



Batter	1	2	3	4	5	6	7	8	9	AB	R	H	RBI	BB	SO	LOB	TOP										
2 Kelly Johnson, L (1,4) OBP: 0.374, SLG: 0.442										4	0	2	1	0	1	3	Toronto Blue Jays @ Los Angeles Angels Angel Stadium of Anaheim, Anaheim, CA Sun May 06 2012, 12:37 PM - 3:29 PM PDT Att: 37,548 - Sunny - 71 F										
14 Eric Thames, L (1,7) OBP: 0.323, SLG: 0.388										4	0	1	1	0	2	5											
19 José Bautista, R (1,9) OBP: 0.313, SLG: 0.356										4	1	1	0	0	1	4											
26 Adam Lind, L (1,10) OBP: 0.286, SLG: 0.323										3	0	0	0	1	0	1											
11 Rajai Davis, R (8, PR) OBP: 0.276, SLG: 0.313										0	0	0	0	0	0	0											
10 Edwin Encarnación, R (1,3) OBP: 0.336, SLG: 0.595										3	0	0	1	0	0	1											
13 Brett Lawrie, R (1,5) OBP: 0.328, SLG: 0.393										3	0	0	0	1	2	1											
28 Colby Rasmus, L (1,8) OBP: 0.266, SLG: 0.370										4	0	1	0	0	0	1											
9 J.P. Arencibia, R (1,2) OBP: 0.277, SLG: 0.364										4	2	3	0	0	0	1											
6 Jeff Mathis, R (9, PR) OBP: 0.400, SLG: 0.650										0	0	0	0	0	0	0											
17 Omar Vizquel, S (1,6) OBP: 0.188, SLG: 0.133										4	0	1	0	0	0	3											
Inning Stats	R: 0 E: 0 K: 1 S: 6	H: 1 LOB: 0 BB: 0 P: 9	R: 0 E: 0 K: 0 S: 6	H: 0 LOB: 1 BB: 1 P: 16	R: 1 E: 0 K: 0 S: 7	H: 2 LOB: 1 BB: 0 P: 9	R: 0 E: 0 K: 0 S: 6	H: 0 LOB: 0 BB: 0 P: 10	R: 0 E: 0 K: 2 S: 11	H: 2 LOB: 2 BB: 0 P: 19	R: 1 E: 0 K: 1 S: 6	H: 1 LOB: 0 BB: 0 P: 8	R: 1 E: 0 K: 1 S: 13	H: 2 LOB: 2 BB: 0 P: 23	R: 0 E: 0 K: 1 S: 10	H: 0 LOB: 1 BB: 1 P: 16	R: 0 E: 0 K: 0 S: 6	H: 1 LOB: 1 BB: 0 P: 7	1B: 8 2B: 3 3B: 0 HR: 0	SF: 1 SAC: 0 DP: 3 HBP: 0	WP: 0 PB: 0 SB: 0 CS: 0	PA: 36					
PITCHER	IP	WLS	BF	H	R	ER	SO	BB	IBB	HBP	BLK	WP	HR	S	P	ERA	WHIP										
57 Jerome Williams, R (1,1) ERA: 3.38	6.2	W	29	8	3	2	4	1	0	0	0	0	0	51	88	2.70	1.350										
52 David Carpenter, R (7,1) ERA: 3.35	0.1	H	1	0	0	0	1	0	0	0	0	0	0	4	6	0.00	0.000										
49 Ernesto Frieri, R (8,1) ERA: 1.98	1.0	H	3	0	0	0	1	1	0	0	0	0	0	10	16	0.00	1.000										
37 Scott Downs, L (9,1) ERA:	0.1	H	2	1	0	0	0	0	0	0	0	0	0	4	5	0.00	3.000										
32 LaTroy Hawkins, R (9,1) ERA: 1.08	0.2	S	1	0	0	0	0	0	0	0	0	0	0	2	2	0.00	0.000										


Batter	1	2	3	4	5	6	7	8	9	AB	R	H	RBI	BB	SO	LOB	BOTTOM										
27 Mike Trout, R (1,8) OBP: 0.273, SLG: 0.433										4	1	1	0	0	3	0	Toronto Blue Jays @ Los Angeles Angels Angel Stadium of Anaheim, Anaheim, CA Sun May 06 2012, 12:37 PM - 3:29 PM PDT Att: 37,548 - Sunny - 71 F										
13 Maicer Izturis, S (1,4) OBP: 0.368, SLG: 0.327										4	1	2	0	0	0	1											
5 Albert Pujols, R (1,3) OBP: 0.237, SLG: 0.295										4	1	1	2	0	1	2											
8 Kendrys Morales, S (1,10) OBP: 0.348, SLG: 0.432										4	1	1	0	0	1	1											
44 Mark Trumbo, R (1,9) OBP: 0.370, SLG: 0.552										3	0	2	1	0	0	0											
48 Torii Hunter, R (8,9) OBP: 0.363, SLG: 0.451										1	0	0	0	0	1	0											
10 Vernon Wells, R (1,7) OBP: 0.257, SLG: 0.412										4	0	1	0	0	1	3											
6 Alberto Callaspo, S (1,5) OBP: 0.271, SLG: 0.232										4	0	2	1	0	0	1											
2 Erick Aybar, S (1,6) OBP: 0.236, SLG: 0.255										3	0	0	0	0	0	4											
17 Chris Iannetta, R (1,2) OBP: 0.310, SLG: 0.419										3	0	0	0	0	2	2											
Inning Stats	R: 0 E: 0 K: 1 S: 7	H: 0 LOB: 0 BB: 0 P: 10	R: 0 E: 0 K: 1 S: 13	H: 1 LOB: 1 BB: 0 P: 21	R: 0 E: 0 K: 2 S: 7	H: 0 LOB: 0 BB: 0 P: 9	R: 2 E: 0 K: 1 S: 14	H: 4 LOB: 2 BB: 0 P: 22	R: 2 E: 0 K: 1 S: 11	H: 2 LOB: 0 BB: 0 P: 18	R: 0 E: 0 K: 0 S: 11	H: 2 LOB: 2 BB: 0 P: 15	R: 0 E: 0 K: 1 S: 10	H: 1 LOB: 1 BB: 0 P: 15	R: 0 E: 0 K: 2 S: 11	H: 0 LOB: 0 BB: 0 P: 14	1B: 7 2B: 2 3B: 0 HR: 1	SF: 0 SAC: 0 DP: 0 HBP: 0	WP: 0 PB: 0 SB: 1 CS: 0	PA: 34							
PITCHER	IP	WLS	BF	H	R	ER	SO	BB	IBB	HBP	BLK	WP	HR	S	P	ERA	WHIP										
36 Drew Hutchison, R (1,1) ERA: 6.65	5.1	L	24	8	4	4	6	0	0	0	0	0	0	4	4	0.00	3.000										
38 Darren Oliver, L (6,1) ERA: 2.16	0.1		2	1	0	0	0	0	0	0	0	0	0	4	4	0.00	3.000										
54 Jason Frasor, R (6,1) ERA: 4.05	0.1		1	0	0	0	0	0	0	0	0	0	0	3	4	0.00	0.000										
44 Casey Janssen, R (7,1) ERA: 5.23	1.0		4	1	0	0	1	0	0	0	1	0	0	10	15	0.00	1.000										
33 Carlos Villanueva, R (8,1) ERA: 4.22	1.0		3	0	0	0	2	0	0	0	0	0	0	11	14	0.00	0.000										



Batter	1	2	3	4	5	6	7	8	9	AB R H RBI BB SO LOB	TOP								
2 Kelly Johnson, L OBP: 0.383, SLG: 0.472	1-0 F7		2-2 HR		2-1 F8		4-2 BB		1-1 1B	4 1 2 3 1 0 0	Toronto Blue Jays @ Oakland Athletics Oakland Coliseum, Oakland, CA Tue May 08 2012, 7:08 PM - 10:07 PM PDT Att: 10,784 - Clear - 65 F								
5 Yunel Escobar, R OBP: 0.296, SLG: 0.328	4-1 BB		4-0 BB		0-0 L9		1-0 F9		1-2 FC6-4	3 0 0 0 2 0 4									
19 José Bautista, R OBP: 0.318, SLG: 0.355	4-2 BB		0-0 F7		1-0 FC4-6		2-2 F7			3 0 1 0 1 0 1									
26 Adam Lind, L OBP: 0.275, SLG: 0.309	1-1 G3		0-0 F9		2-0 FC4-6		3-3 K			4 0 0 0 0 1 3									
10 Edwin Encarnación, R OBP: 0.326, SLG: 0.574	1-0 G6-3		0-0 P5		0-2 F8		1-0 G5-3			4 0 0 0 0 0 0									
14 Eric Thames, L OBP: 0.320, SLG: 0.404	3-2 G4-3		1-3 K		1-3 K		3-2 2B			4 0 1 0 0 2 0									
11 Rajai Davis, R OBP: 0.278, SLG: 0.313	2-1 G4-3		0-1 K		2-2 P4		1-1 G4-3			0 1 0 0 0 0 0									
13 Brett Lawrie, R OBP: 0.325, SLG: 0.397	2-1 G4-3		4-1 L4-3		3-3 K		4-0 2B			4 0 1 0 0 0 1									
28 Colby Rasmus, L OBP: 0.274, SLG: 0.363	3-1 L4-3		4-1 BB		3-3 K		4-0 IBB			2 0 0 0 2 1 0									
9 J.P. Arencibia, R OBP: 0.279, SLG: 0.375	2-1 2 HR		1-2 F8		0-0 P4		3-1 B5			3 1 1 0 0 0 2									
17 Omar Vizquel, S OBP: 0.176, SLG: 0.125										1 0 0 0 0 0 2									
6 Jeff Mathis, R OBP: 0.400, SLG: 0.650										0 0 0 0 0 0 0									
Inning Stats	R: 0 H: 0 E: 0 K: 0 S: 8	H: 0 LOB: 1 BB: 2 P: 18	R: 0 H: 0 E: 0 K: 0 S: 7	H: 0 LOB: 0 BB: 13	R: 2 H: 2 E: 0 K: 0 S: 9	H: 2 LOB: 1 BB: 1 P: 20	R: 0 H: 1 E: 0 K: 1 S: 10	H: 1 LOB: 2 BB: 1 P: 16	R: 0 H: 0 E: 0 K: 1 S: 9	H: 0 LOB: 0 BB: 0 P: 12	R: 0 H: 0 E: 0 K: 1 S: 8	H: 0 LOB: 1 BB: 1 P: 16	R: 0 H: 0 E: 0 K: 1 S: 7	H: 0 LOB: 0 BB: 0 P: 13	R: 1 H: 2 E: 0 K: 0 S: 14	H: 2 LOB: 3 BB: 1 P: 27	1B: 2 2B: 2 3B: 1 HR: 1	SF: 0 SAC: 0 DP: 0 HBP: 0	WP: 0 PA: 38 PB: 0 SB: 1 CS: 0
PITCHER	IP WLS BF H R ER SO BB IBB HBP BLK WP HR S P ERA WHIP											IP WLS BF H R ER SO BB IBB HBP BLK WP HR S P ERA WHIP							
11 Jarrod Parker, R ERA: 1.8	(1, 1) 7.0 29 4 2 2 3 5 0 0 0 0 1 56 105 2.57 1.286																		
48 Ryan Cook, R ERA:	(8, 1) 1.0 3 0 0 0 1 0 0 0 0 0 0 7 13 0.00 0.000																		
50 Grant Balfour, R ERA: 4.7	(9, 1) 1.0 W 6 2 1 1 0 0 1 0 0 0 0 0 14 27 9.00 2.000																		

livebaseballscores.com


AB 32
R 3
H 6
RBI 3
BB 6
SO 4
LOB 13



Batter	1	2	3	4	5	6	7	8	9	AB R H RBI BB SO LOB	BOTTOM								
19 Jemile Weeks, S OBP: 0.260, SLG: 0.304	0-0 1B		0-0 F8		4-0 2S		1-0 2B		0-0 SH5-4	3 1 2 0 1 0 0	Toronto Blue Jays @ Oakland Athletics Oakland Coliseum, Oakland, CA Tue May 08 2012, 7:08 PM - 10:07 PM PDT Att: 10,784 - Clear - 65 F								
2 Cliff Pennington, S OBP: 0.294, SLG: 0.295	0-1 SH1-3		2-1 L7		3-3 K		0-1 G3-1		2-1 3B	4 1 1 1 0 1 3									
16 Josh Reddick, L OBP: 0.312, SLG: 0.487	3-2 K		1-0 E3		2-1 HR		4-2 BB		4-0 IBB	3 2 1 2 2 1 1									
31 Jonny Gomes, R OBP: 0.418, SLG: 0.585	4-0 BB		1-0 1B		4-1 BB		0-1 F9		4-0 IBB	2 1 1 0 3 0 1									
7 Brandon Inge, R OBP: 0.208, SLG: 0.375	2-1 G6-3		0-3 K		1-3 K		2-2 G5-4-3		1-0 HR	5 1 1 4 0 2 6									
15 Seth Smith, L OBP: 0.360, SLG: 0.310	0-1 G4-3		2-2 1B		2-1 F7		0-2 F8			4 0 1 0 0 0 1									
8 Kurt Suzuki, R OBP: 0.295, SLG: 0.299	4-0 BB		2-2 F9		1-2 F9		0-0 G6-3			3 0 0 0 1 0 1									
10 Daric Barton, L OBP: 0.338, SLG: 0.350	3-2 FC4-6		2-0 FC4-6		4-2 BB		0-3 K			3 0 0 0 1 1 2									
23 Michael Taylor, R OBP: 0.250, SLG: 0.333	0-3 K		0-3 K		1-3 K		2-2 SH5-4			4 1 1 0 0 3 3									
Inning Stats	R: 0 H: 1 E: 1 K: 1 S: 9	H: 0 LOB: 1 BB: 1 P: 18	R: 0 H: 1 E: 1 K: 1 S: 8	H: 0 LOB: 0 BB: 1	R: 0 H: 1 E: 1 K: 1 S: 12	H: 1 LOB: 1 BB: 0 P: 18	R: 2 H: 1 E: 0 K: 2 S: 12	H: 1 LOB: 2 BB: 1 P: 28	R: 0 H: 1 E: 0 K: 1 S: 12	H: 1 LOB: 0 BB: 1 P: 19		R: 0 H: 0 E: 0 K: 1 S: 7	H: 0 LOB: 0 BB: 1 P: 13	R: 0 H: 0 E: 0 K: 1 S: 8	H: 0 LOB: 0 BB: 0 P: 8	R: 5 H: 3 E: 0 K: 0 S: 8	H: 3 LOB: 2 BB: 2 P: 21	1B: 4 2B: 2 3B: 0 HR: 2	SF: 0 SAC: 2 DP: 1 HBP: 0
PITCHER	IP WLS BF H R ER SO BB IBB HBP BLK WP HR S P ERA WHIP											IP WLS BF H R ER SO BB IBB HBP BLK WP HR S P ERA WHIP							
24 Ricky Romero, L ERA: 3.56	(1, 1) 6.0 29 5 2 2 7 5 0 0 0 0 1 61 110 3.00 1.667																		
54 Jason Frasor, R ERA: 3.75	(7, 1) 1.0 3 0 0 0 0 1 0 0 0 0 0 7 13 0.00 1.000																		
38 Darren Oliver, L ERA: 1.93	(8, 1) 1.0 3 0 0 0 1 0 0 0 0 0 0 8 8 0.00 0.000																		
48 Francisco Cordero, R ERA: 9.53	(9, 1) 0.1 L 6 3 5 5 0 0 2 0 0 0 0 1 8 21 135.00 9.000																		

livebaseballscores.com

AB 31
R 7
H 8
RBI 7
BB 8
SO 8
LOB 18



Batter	1	2	3	4	5	6	7	8	9	AB R H RBI BB SO LOB	TOP											
2 Kelly Johnson, L OBP: 0.383, SLG: 0.459										3 0 0 0 2 1 0	<p>Toronto Blue Jays @ Oakland Athletics Oakland Coliseum, Oakland, CA Wed May 09 2012, 12:40 PM - 3:39 PM PDT Att. 14,815 - Sunny - 63 F</p>											
5 Yunel Escobar, R OBP: 0.295, SLG: 0.320										3 0 0 0 1 0 2												
19 José Bautista, R OBP: 0.316, SLG: 0.345										3 0 0 0 1 0 2												
10 Edwin Encarnación, R OBP: 0.323, SLG: 0.588										4 1 1 1 0 1 3												
14 Eric Thames, L OBP: 0.317, SLG: 0.398										4 1 1 0 0 1 2												
11 Rajai Davis, R OBP: 0.278, SLG: 0.313										0 0 0 0 0 0 0												
13 Brett Lawrie, R OBP: 0.323, SLG: 0.400										4 1 1 0 0 0 1												
28 Colby Rasmus, L OBP: 0.274, SLG: 0.358										4 0 1 1 0 2 1												
26 Adam Lind, L OBP: 0.283, SLG: 0.347										4 1 2 2 0 0 1												
9 J.P. Arencibia, R OBP: 0.278, SLG: 0.405										4 1 1 1 0 1 1												
Inning Stats	R: 0 E: 0 K: 2 S: 14	H: 0 LOB: 2 BB: 2 P: 26	R: 0 E: 0 K: 0 S: 10	H: 1 LOB: 1 BB: 0 P: 16	R: 0 E: 0 K: 0 S: 6	H: 0 LOB: 1 BB: 1 P: 10	R: 2 E: 0 K: 1 S: 10	H: 2 LOB: 0 BB: 0 P: 16	R: 0 E: 0 K: 0 S: 5	H: 0 LOB: 0 BB: 0 P: 7	R: 1 E: 0 K: 0 S: 11	H: 2 LOB: 1 BB: 0 P: 15	R: 1 E: 0 K: 1 S: 11	H: 1 LOB: 0 BB: 1 P: 18	R: 1 E: 0 K: 1 S: 9	H: 1 LOB: 0 BB: 0 P: 16	R: 0 E: 0 K: 1 S: 6	H: 0 LOB: 0 BB: 0 P: 11	1B: 3 2B: 1 3B: 0 HR: 3	SF: 0 SAC: 0 DP: 1 HBP: 0	WP: 0 PB: 0 SB: 1 CS: 0	PA: 37
PITCHER	IP WLS BF H R ER SO BB IBB HBP BLK WP HR S P ERA WHIP											IP WLS BF H R ER SO BB IBB HBP BLK WP HR S P ERA WHIP										
66 Tyson Ross, R ERA: 7.71	(1, 1) 5.2 L 25 5 3 3 3 3 0 0 0 0 0 1 55 88 4.76 1.412											(1, 1) 5.2 L 25 5 3 3 3 3 0 0 0 0 0 1 55 88 4.76 1.412										
65 Pedro Figueroa, L ERA: 1.5	(6, 1) 1.1 5 1 1 1 1 1 0 0 0 0 0 1 12 20 6.75 1.500											(6, 1) 1.1 5 1 1 1 1 1 0 0 0 0 0 1 12 20 6.75 1.500										
13 Jerry Blevins, L ERA: 1.93	(8, 1) 1.1 5 1 1 1 1 1 0 0 0 0 0 1 10 19 6.75 0.750											(8, 1) 1.1 5 1 1 1 1 1 0 0 0 0 0 1 10 19 6.75 0.750										
53 Jim Miller, R ERA: 1.42	(9, 1) 0.2 2 0 0 0 1 0 0 0 0 0 0 0 5 8 0.00 0.000											(9, 1) 0.2 2 0 0 0 1 0 0 0 0 0 0 0 5 8 0.00 0.000										

Batter	1	2	3	4	5	6	7	8	9	AB R H RBI BB SO LOB	BOTTOM											
19 Jemile Weeks, S OBP: 0.266, SLG: 0.308										5 0 2 0 0 1 1	<p>Toronto Blue Jays @ Oakland Athletics Oakland Coliseum, Oakland, CA Wed May 09 2012, 12:40 PM - 3:39 PM PDT Att. 14,815 - Sunny - 63 F</p>											
2 Cliff Pennington, S OBP: 0.268, SLG: 0.296										3 1 1 0 2 2 1												
16 Josh Reddick, L OBP: 0.315, SLG: 0.479										4 0 1 1 1 1 3												
31 Jonny Gomes, R OBP: 0.408, SLG: 0.561										4 0 1 1 0 1 5												
15 Seth Smith, L OBP: 0.355, SLG: 0.297										3 0 0 0 1 1 4												
25 Kila Ka'aihue, L OBP: 0.329, SLG: 0.328										4 0 0 0 0 1 3												
7 Brandon Inge, R OBP: 0.228, SLG: 0.404										4 0 2 0 0 2 0												
10 Daric Barton, L OBP: 0.320, SLG: 0.328										4 0 0 0 0 3 2												
26 Anthony Recker, R OBP: 0.308, SLG: 0.227										3 1 0 0 1 2 1												
Inning Stats	R: 0 E: 0 K: 1 S: 12	H: 1 LOB: 3 BB: 2 P: 24	R: 0 E: 0 K: 2 S: 11	H: 0 LOB: 0 BB: 0 P: 13	R: 0 E: 0 K: 1 S: 11	H: 1 LOB: 1 BB: 0 P: 17	R: 0 E: 0 K: 2 S: 11	H: 1 LOB: 0 BB: 0 P: 18	R: 1 E: 0 K: 2 S: 17	H: 1 LOB: 2 BB: 2 P: 32	R: 0 E: 0 K: 2 S: 7	H: 0 LOB: 0 BB: 0 P: 10	R: 1 E: 0 K: 1 S: 16	H: 2 LOB: 1 BB: 1 P: 29	R: 0 E: 0 K: 2 S: 10	H: 1 LOB: 0 BB: 0 P: 16	R: 0 E: 0 K: 1 S: 10	H: 0 LOB: 0 BB: 0 P: 15	1B: 6 2B: 1 3B: 0 HR: 0	SF: 0 SAC: 0 DP: 0 HBP: 0	WP: 0 PB: 0 SB: 2 CS: 0	PA: 39
PITCHER	IP WLS BF H R ER SO BB IBB HBP BLK WP HR S P ERA WHIP											IP WLS BF H R ER SO BB IBB HBP BLK WP HR S P ERA WHIP										
23 Brandon Morrow, R ERA: 2.27	(1, 1) 6.0 W 26 4 1 1 1 0 1 0 0 0 0 0 0 12 23 27.00 9.000											(1, 1) 6.0 W 26 4 1 1 1 0 1 0 0 0 0 0 0 12 23 27.00 9.000										
47 Luis Perez, L ERA: 2.81	(7, 1) 0.1 H 4 2 1 1 0 1 0 0 0 0 0 0 0 14 22 0.00 0.600											(7, 1) 0.1 H 4 2 1 1 0 1 0 0 0 0 0 0 0 14 22 0.00 0.600										
33 Carlos Villanueva, R ERA: 3.65	(7, 1) 1.2 H 6 1 0 0 3 0 0 0 0 0 0 0 0 10 15 0.00 0.000											(7, 1) 1.2 H 6 1 0 0 3 0 0 0 0 0 0 0 0 10 15 0.00 0.000										
44 Casey Janssen, R ERA: 4.76	(9, 1) 1.0 S 3 0 0 0 1 0 0 0 0 0 0 0 0 10 15 0.00 0.000											(9, 1) 1.0 S 3 0 0 0 1 0 0 0 0 0 0 0 0 10 15 0.00 0.000										

AB 33
R 5
H 7
RBI 5
BB 4
SO 6
LOB 13



AB 34
R 2
H 7
RBI 2
BB 5
SO 14
LOB 20



Batter	1	2	3	4	5	6	7	8	9	AB	R	H	RBI	BB	SO	LOB	TOP					
2 Kelly Johnson, L OBP: 0.377, SLG: 0.448										5	1	1	0	0	2	1						
5 Yunel Escobar, R OBP: 0.319, SLG: 0.341										4	3	4	0	1	0	0						
19 José Bautista, R OBP: 0.319, SLG: 0.336										3	0	0	0	1	1	4						
10 Edwin Encarnación, R OBP: 0.326, SLG: 0.577										4	1	1	2	1	1	2						
14 Eric Thames, L OBP: 0.302, SLG: 0.381										4	0	0	1	0	2	4						
13 Brett Lawrie, R OBP: 0.328, SLG: 0.403										4	1	2	2	0	1	0						
28 Colby Rasmus, L OBP: 0.289, SLG: 0.376										3	0	2	1	1	0	2						
26 Adam Lind, L OBP: 0.274, SLG: 0.333										4	0	0	0	0	1	3						
9 J.P. Arencibia, R OBP: 0.266, SLG: 0.386										4	0	0	0	0	1	2						
Inning Stats	R: 2 H: 2 K: 1 S: 10	H: 2 LOB: 2 BB: 2 P: 25	R: 0 H: 0 K: 0 S: 6	H: 0 LOB: 0 BB: 0 P: 8	R: 3 H: 3 K: 1 S: 17	LOB: 3 BB: 0 P: 28	R: 1 H: 2 K: 0 S: 14	H: 2 LOB: 2 BB: 1 P: 25	R: 0 H: 1 K: 1 S: 7	LOB: 1 BB: 0 P: 11	R: 0 H: 1 K: 1 S: 7	H: 1 LOB: 0 BB: 0 P: 9	R: 0 H: 0 K: 1 S: 9	LOB: 0 BB: 0 P: 14	R: 0 H: 0 K: 3 S: 12	LOB: 1 BB: 1 P: 17	R: 0 H: 1 K: 1 S: 9	LOB: 0 BB: 0 P: 14	1B: 9 2B: 1 3B: 0 HR: 0	SF: 1 SAC: 0 DP: 0 HBP: 1	WP: 2 PB: 2 SB: 1 CS: 1	PA: 41
PITCHER	IP WLS BF H R ER SO BB IBB HBP BLK WP HR S P ERA WHIP																					
21 Jason Marquis, R ERA: 6.26	4.0 L 23 7 6 5 2 3 0 0 1 0 1 0 47 86 11.25 2.500																					
51 Anthony Swarzak, R ERA: 5.13	3.0 10 2 0 0 3 0 0 0 0 0 0 23 34 0.00 0.667																					
15 Glen Perkins, L ERA: 5.11	1.0 4 0 0 0 3 1 0 0 0 0 0 12 17 0.00 1.000																					
60 Jeff Gray, R ERA: 1.98	1.0 4 1 0 0 1 0 0 0 0 1 0 9 14 0.00 1.000																					

Toronto Blue Jays @ Minnesota Twins
Target Field, Minneapolis, MN
Thu May 10 2012, 7:12 PM - 9:56 PM CDT
Att: 31,438 - Clear - 73 F

livebaseballscores.com

AB 35
R 6
H 10
RBI 6
BB 4
SO 9
LOB 18

Batter	1	2	3	4	5	6	7	8	9	AB	R	H	RBI	BB	SO	LOB	BOTTOM					
2 Denard Span, L OBP: 0.351, SLG: 0.364										3	0	1	0	1	0	0						
20 Brian Dozier, R OBP: 0.294, SLG: 0.250										4	0	1	0	0	1	2						
7 Joe Mauer, L OBP: 0.372, SLG: 0.360										3	0	0	0	1	1	2						
16 Josh Willingham, R OBP: 0.421, SLG: 0.646										3	1	1	1	1	1	1						
18 Ryan Doumit, S OBP: 0.277, SLG: 0.424										4	0	0	0	0	0	1						
24 Trevor Plouffe, R OBP: 0.298, SLG: 0.234										4	0	1	0	0	2	0						
25 Erik Komatsu, L OBP: 0.295, SLG: 0.211										3	0	2	0	0	0	2						
19 Darin Mastroianni, R OBP: 0.277, SLG: 0.336										3	0	0	0	0	0	1						
12 Alexi Casilla, S OBP: 0.277, SLG: 0.300										3	1	1	0	0	1	1						
Inning Stats	R: 0 H: 1 K: 0 S: 12	H: 1 LOB: 1 BB: 1 P: 21	R: 0 H: 1 K: 0 S: 7	H: 1 LOB: 0 BB: 0 P: 10	R: 1 H: 1 K: 0 S: 12	H: 1 LOB: 1 BB: 1 P: 20	R: 0 H: 1 K: 0 S: 10	H: 1 LOB: 0 BB: 1 P: 16	R: 0 H: 0 K: 1 S: 9	LOB: 0 BB: 0 P: 11	R: 1 H: 2 K: 0 S: 7	H: 2 LOB: 0 BB: 0 P: 10	R: 0 H: 1 K: 1 S: 10	LOB: 1 BB: 0 P: 13	R: 0 H: 0 K: 2 S: 9	LOB: 0 BB: 0 P: 10	R: 0 H: 0 K: 2 S: 10	LOB: 0 BB: 0 P: 14	1B: 6 2B: 0 3B: 0 HR: 1	SF: 0 SAC: 0 DP: 3 HBP: 0	WP: 0 PB: 0 SB: 0 CS: 0	PA: 33
PITCHER	IP WLS BF H R ER SO BB IBB HBP BLK WP HR S P ERA WHIP																					
37 Henderson Alvarez III, R ERA: 2.61	7.0 W 27 7 2 1 2 3 0 0 0 0 0 9 10 1.29 1.429																					
47 Luis Perez, L ERA: 2.65	1.0 3 0 0 0 2 0 0 0 0 0 0 9 10 0.00 0.000																					
54 Jason Frasor, R ERA: 3.46	1.0 3 0 0 0 2 0 0 0 0 0 0 10 14 0.00 0.000																					

Toronto Blue Jays @ Minnesota Twins
Target Field, Minneapolis, MN
Thu May 10 2012, 7:12 PM - 9:56 PM CDT
Att: 31,438 - Clear - 73 F

livebaseballscores.com

AB 30
R 2
H 7
RBI 1
BB 3
SO 6
LOB 10

Batter	1	2	3	4	5	6	7	8	9	AB	R	H	RBI	BB	SO	LOB	TOP											
2 Kelly Johnson, L OBP: 0.371, SLG: 0.438	G1-3		FC1-6		K		K		G6-3	5	0	1	0	0	2	3	Toronto Blue Jays @ Minnesota Twins Target Field, Minneapolis, MN Fri May 11 2012, 9:02 PM - 12:18 AM CDT Att: 33,387 - Rain - 51 F											
5 Yunel Escobar, R OBP: 0.309, SLG: 0.328	K		G1-4-3		FC6		P3		G6-3	5	0	0	0	0	1	4												
19 José Bautista, R OBP: 0.322, SLG: 0.390	HR				G5-3		G6-3		P5	5	2	2	2	0	0	1												
10 Edwin Encarnación, R OBP: 0.331, SLG: 0.595	G5-3				K		HR		HR	3	2	1	1	1	1	0												
14 Eric Thames, L OBP: 0.318, SLG: 0.420	G1-3				13 BB		HR		28 G3-6	3	2	2	2	1	0	0												
13 Brett Lawrie, R OBP: 0.341, SLG: 0.414	G1-3				28 BB		HR		28 G3-6	4	0	3	0	0	0	0												
28 Colby Rasmus, L OBP: 0.288, SLG: 0.372	F9				1B		1B		1B	4	0	1	1	0	0	3												
26 Adam Lind, L OBP: 0.275, SLG: 0.327										2	0	0	0	1	1	1												
8 Ben Francisco, R OBP: 0.308, SLG: 0.353										1	0	0	0	0	0	1												
9 J.P. Arencibia, R OBP: 0.265, SLG: 0.380										4	0	1	0	0	0	2												
Inning Stats	R: 1 E: 0 K: 1 S: 10	H: 1 LOB: 0 BB: 0 P: 17	R: 0 E: 0 K: 0 S: 6	H: 0 LOB: 0 BB: 0 P: 9	R: 0 E: 0 K: 0 S: 5	H: 1 LOB: 1 BB: 1 P: 9	R: 1 E: 0 K: 1 S: 14	H: 2 LOB: 2 BB: 1 P: 24	R: 0 E: 1 K: 1 S: 8	H: 0 LOB: 0 BB: 0 P: 12	R: 3 E: 0 K: 1 S: 16	H: 3 LOB: 1 BB: 1 P: 25	R: 0 E: 0 K: 1 S: 7	H: 0 LOB: 0 BB: 0 P: 12	R: 1 E: 0 K: 0 S: 12	H: 3 LOB: 1 BB: 0 P: 17	R: 0 E: 0 K: 0 S: 7	H: 1 LOB: 0 BB: 0 P: 12	1B: 7 2B: 0 3B: 0 HR: 4	SF: 0 SAC: 0 DP: 2 HBP: 0	WP: 1 PB: 0 SB: 0 CS: 0	PA: 39						
PITCHER	IP	WLS	BF	H	R	ER	SO	BB	IBB	HBP	BLK	WP	HR	S	P	ERA	WHIP											
53 Nick Blackburn, R ERA: 7.18	5.0	W	23	6	5	5	3	3	0	0	0	0	0	3	47	81	9.00	1.800										
31 Alex Burnett, R ERA: 2.99	1.0	H	4	1	0	0	1	0	0	0	0	0	0	12	15	0.00	1.000											
61 Jared Burton, R ERA: 2.08	1.0	H	3	0	0	0	1	0	0	0	0	0	0	7	12	0.00	0.000											
15 Glen Perkins, L ERA: 5.4	1.0	H	5	3	1	1	0	0	0	0	0	0	1	12	17	9.00	3.000											
55 Matt Capps, R ERA: 3.75	1.0	S	4	1	0	0	0	0	0	0	0	1	0	7	12	0.00	1.000											

AB	36
R	6
H	11
RBI	6
BB	3
SO	5
LOB	15



Batter	1	2	3	4	5	6	7	8	9	AB	R	H	RBI	BB	SO	LOB	BOTTOM										
2 Denard Span, L OBP: 0.360, SLG: 0.376	16 BB					L5		P6		4	2	2	0	1	0	0	Toronto Blue Jays @ Minnesota Twins Target Field, Minneapolis, MN Fri May 11 2012, 9:02 PM - 12:18 AM CDT Att: 33,387 - Rain - 51 F										
20 Brian Dozier, R OBP: 0.227, SLG: 0.190	G5-3				K2-3		B1-3		P6	5	0	0	0	0	2	4											
7 Joe Mauer, L OBP: 0.388, SLG: 0.363	16 BB				16 WP				G6-3	2	2	1	0	3	0	0											
16 Josh Willingham, R OBP: 0.424, SLG: 0.646	18 BB				G6-3				K	3	1	1	1	1	1	2											
18 Ryan Doumit, S OBP: 0.295, SLG: 0.426										2	1	1	2	2	1	1											
25 Erik Komatsu, L OBP: 0.295, SLG: 0.211					K					0	1	0	0	0	0	0											
24 Trevor Plouffe, R OBP: 0.279, SLG: 0.216	K2-3				G5-3				F7	4	0	0	0	0	2	7											
27 Chris Parmelee, L OBP: 0.262, SLG: 0.286	G4-3				G6-3				F7	3	0	0	1	1	0	4											
19 Darin Mastroianni, R OBP: 0.286, SLG: 0.286										4	0	2	3	0	1	0											
8 Jamey Carroll, R OBP: 0.310, SLG: 0.257					G4-3				G6-3	3	0	0	0	1	0	4											
Inning Stats	R: 2 E: 0 K: 1 S: 15	H: 1 LOB: 2 BB: 3 P: 33	R: 0 E: 0 K: 2 S: 19	H: 1 LOB: 1 BB: 1 P: 29	R: 0 E: 0 K: 1 S: 13	H: 1 LOB: 1 BB: 0 P: 22	R: 0 E: 0 K: 0 S: 8	H: 0 LOB: 0 BB: 0 P: 13	R: 4 E: 0 K: 2 S: 20	H: 3 LOB: 2 BB: 3 P: 40	R: 0 E: 0 K: 1 S: 10	H: 0 LOB: 1 BB: 1 P: 18	R: 1 E: 0 K: 0 S: 7	H: 1 LOB: 2 BB: 1 P: 12	R: 0 E: 0 K: 0 S: 5	H: 0 LOB: 0 BB: 0 P: 7	1B: 5 2B: 2 3B: 0 HR: 0	SF: 0 SAC: 0 DP: 0 HBP: 0	WP: 2 PB: 0 SB: 0 CS: 1	PA: 39							
PITCHER	IP	WLS	BF	H	R	ER	SO	BB	IBB	HBP	BLK	WP	HR	S	P	ERA	WHIP										
4 Kyle Drabek, R ERA: 3.66	4.1	L	20	4	3	3	5	4	0	0	0	1	0	13	28	40.50	6.000										
33 Carlos Villanueva, R ERA: 5.54	0.2		7	2	3	3	1	2	1	0	0	0	0	17	30	4.50	1.500										
34 Joel Carreno, R ERA: 5.23	2.0		9	1	1	1	1	2	0	0	0	0	0	5	7	0.00	0.000										
38 Darren Oliver, L ERA: 1.74	1.0		3	0	0	0	0	0	0	0	0	0	0	5	7	0.00	0.000										

AB	30
R	7
H	7
RBI	7
BB	9
SO	7
LOB	22



Batter	1	2	3	4	5	6	7	8	9	AB	R	H	RBI	BB	SO	LOB	TOP					
2 Kelly Johnson, L OBP: 0.367, SLG: 0.432	G4-3		G4-3			G1-6-3		K		4	0	1	0	0	1	1	Toronto Blue Jays @ Minnesota Twins Target Field, Minneapolis, MN Sat May 12 2012, 6:12 PM - 9:00 PM CDT Att: 38,820 - Clear - 69 F					
5 Yunel Escobar, R OBP: 0.307, SLG: 0.326	G5-4-3			G1-3		G1-6-3		G6-3		4	0	1	0	0	0	1						
19 José Bautista, R OBP: 0.327, SLG: 0.418	G5-4-3			G5-3		HR				4	1	2	1	0	0	1						
10 Edwin Encarnación, R OBP: 0.322, SLG: 0.577		K		K		P3		K		4	0	0	0	0	3	1						
14 Eric Thames, L OBP: 0.307, SLG: 0.404	G4-3			K						4	0	0	0	0	2	1						
11 Rajai Davis, R OBP: 0.278, SLG: 0.313								K		0	0	0	0	0	0	0						
13 Brett Lawrie, R OBP: 0.333, SLG: 0.405	F9			G6-3				G4-3		3	0	0	0	0	0	0						
28 Colby Rasmus, L OBP: 0.297, SLG: 0.388						26 1B		F7		3	1	2	0	0	0	0						
26 Adam Lind, L OBP: 0.276, SLG: 0.327				K				G6-3		3	0	1	1	0	1	1						
6 Jeff Mathis, R OBP: 0.357, SLG: 0.565	F9							K		3	0	0	0	0	2	2						
Inning Stats	R: 0 E: 0 K: 0 S: 9	H: 1 LOB: 0 BB: 0 P: 14	R: 0 E: 0 K: 1 S: 11	H: 0 LOB: 0 BB: 0 P: 18	R: 0 E: 0 K: 1 S: 10	H: 1 LOB: 1 BB: 0 P: 16	R: 0 E: 0 K: 1 S: 7	H: 0 LOB: 0 BB: 0 P: 8	R: 1 E: 0 K: 2 S: 13	H: 2 LOB: 1 BB: 0 P: 21	R: 1 E: 0 K: 0 S: 11	H: 2 LOB: 0 BB: 0 P: 16	R: 0 E: 0 K: 0 S: 5	H: 0 LOB: 0 BB: 0 P: 7	R: 0 E: 0 K: 2 S: 13	H: 0 LOB: 0 BB: 0 P: 15	R: 0 E: 0 K: 2 S: 11	H: 1 LOB: 1 BB: 0 P: 14	1B: 5 2B: 1 3B: 0 HR: 1	SF: 0 SAC: 0 DP: 2 HBP: 0	WP: 0 PB: 0 SB: 0 CS: 0	PA: 32
PITCHER	IP WLS BF H R ER SO BB IBB HBP BLK WP HR S P ERA WHIP	IP WLS BF H R ER SO BB IBB HBP BLK WP HR S P ERA WHIP															IP WLS BF H R ER SO BB IBB HBP BLK WP HR S P ERA WHIP					
39 P.J. Walters, R ERA: 3.0	6.0	L	22	6	2	2	5	0	0	0	0	0	0	0	0	0	0	1	61	93	3.00	1.000
52 Brian Duensing, L ERA: 2.16	2.0		6	0	0	0	2	0	0	0	0	0	0	0	0	0	0	0	18	22	0.00	0.000
60 Jeff Gray, R ERA: 1.84	1.0		4	1	0	0	2	0	0	0	0	0	0	0	0	0	0	0	11	14	0.00	1.000

AB	32
R	2
H	7
RBI	2
BB	0
SO	9
LOB	8

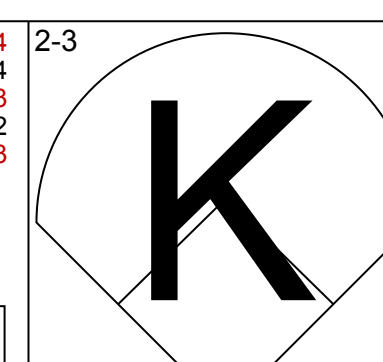
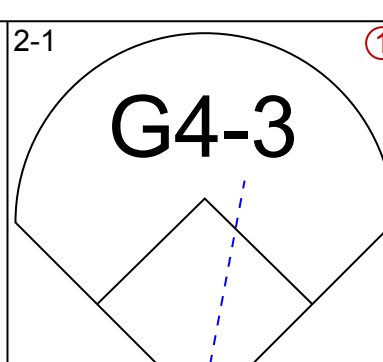
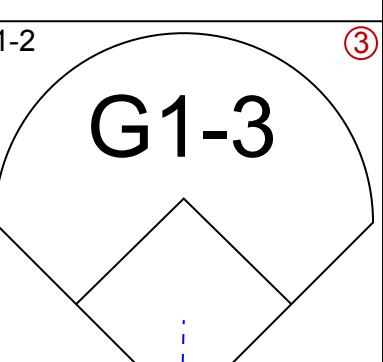
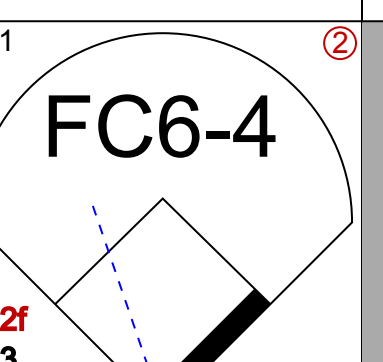
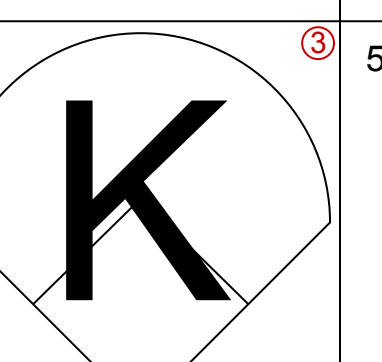
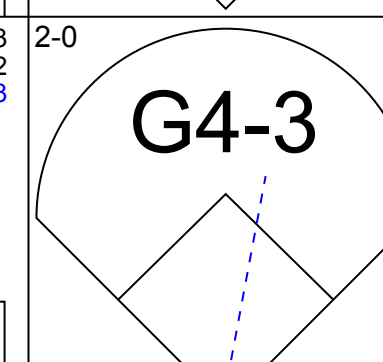
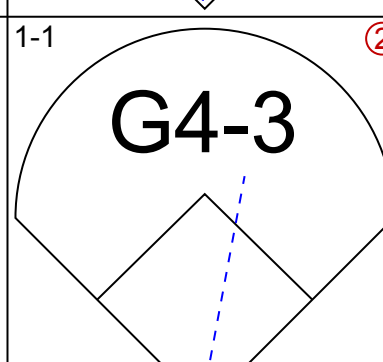
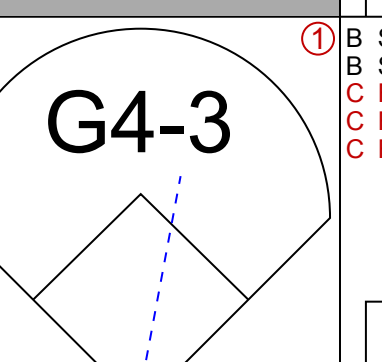
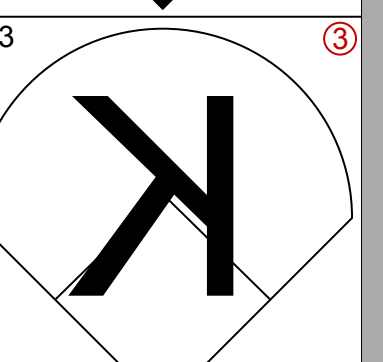
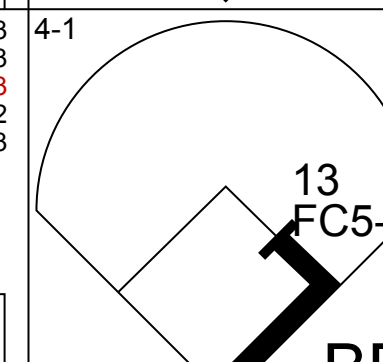
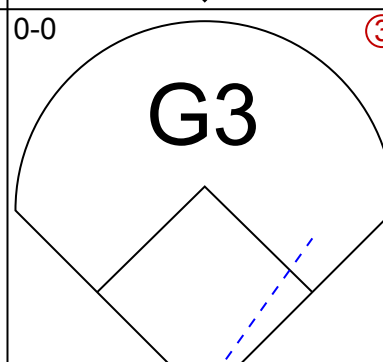
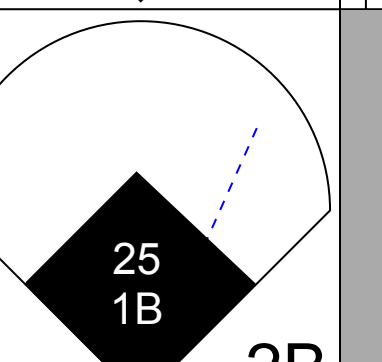

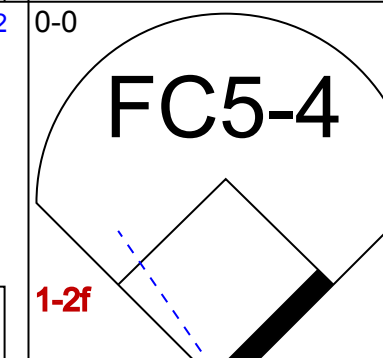
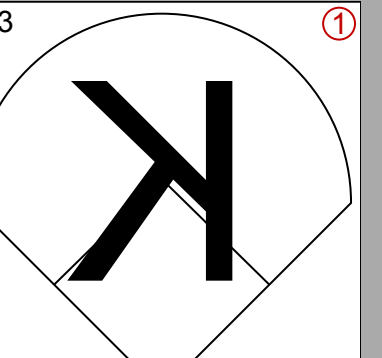
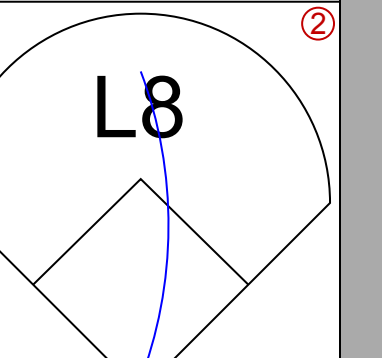
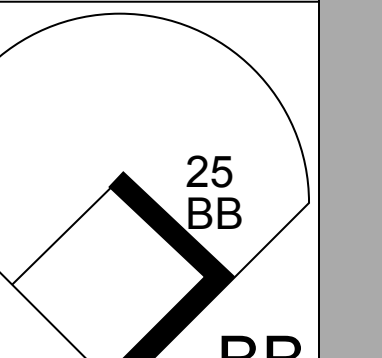
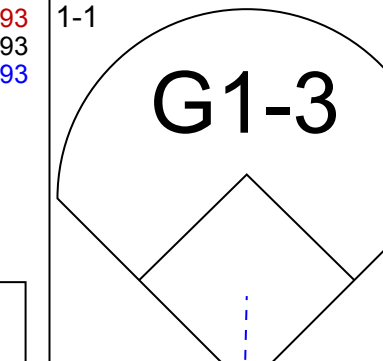
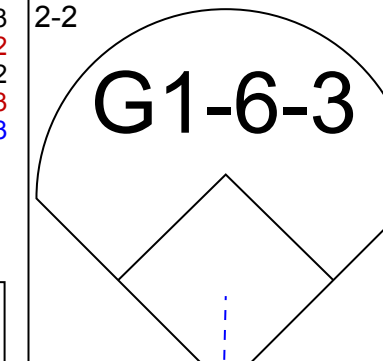
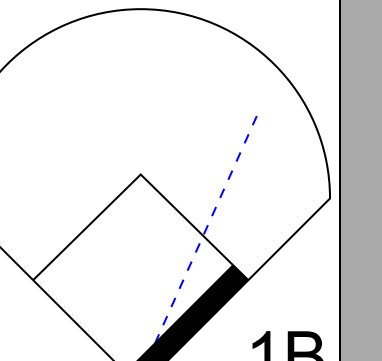
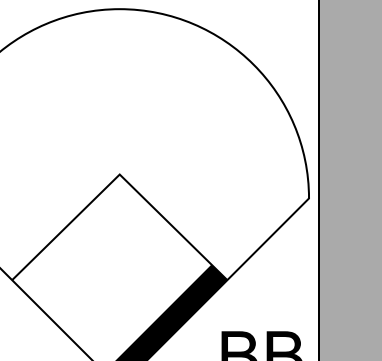
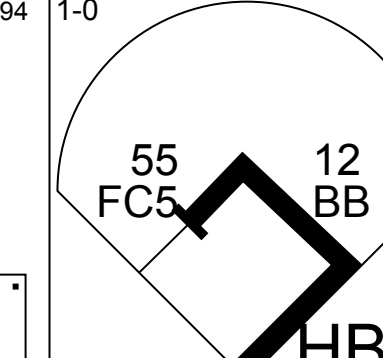
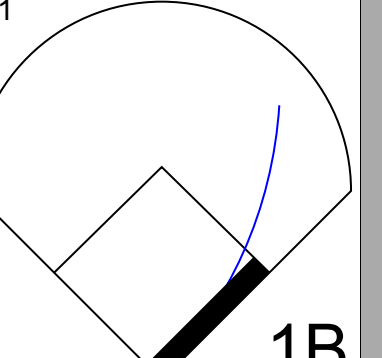
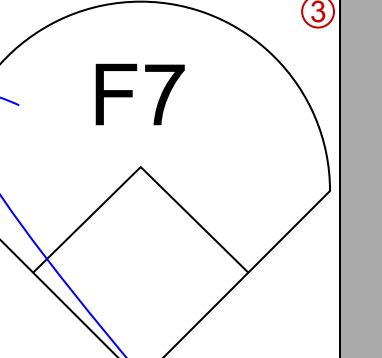
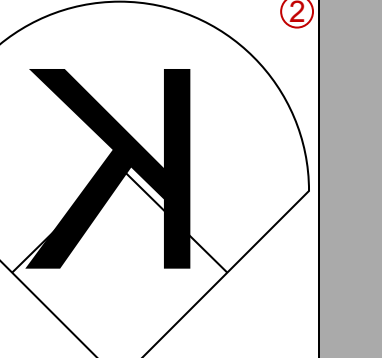
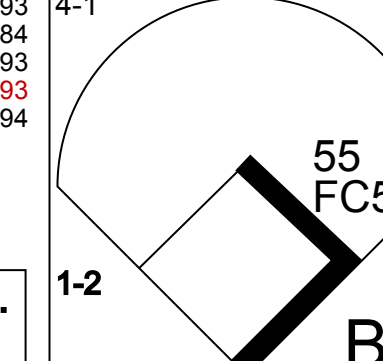
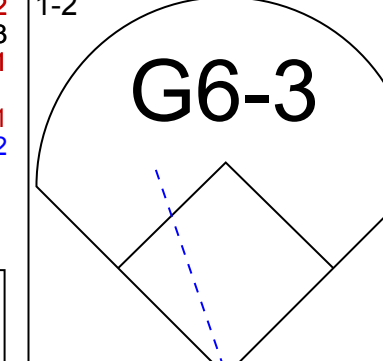
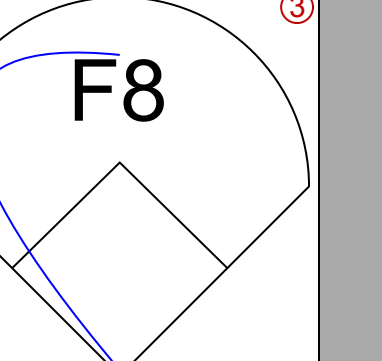
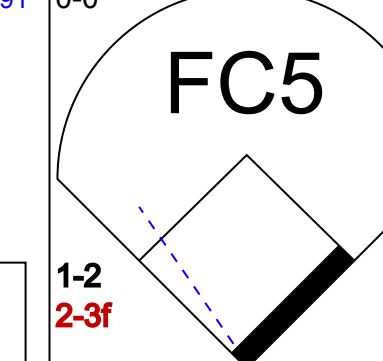
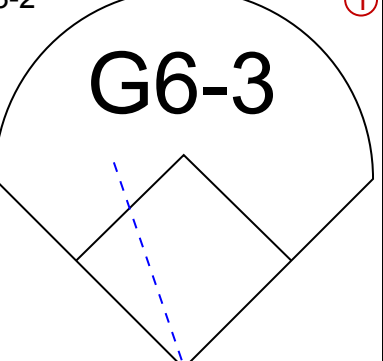
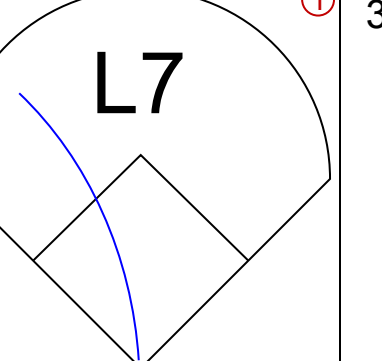

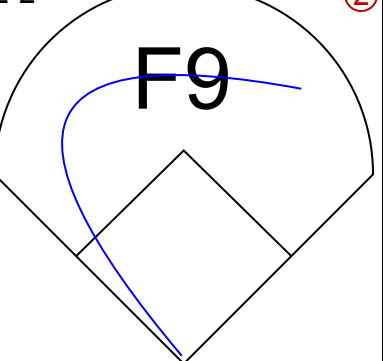
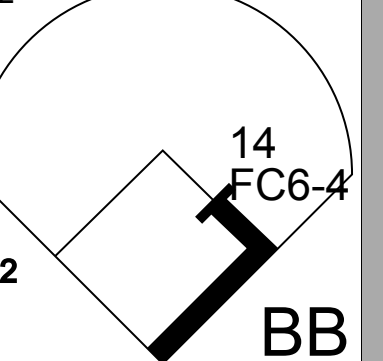
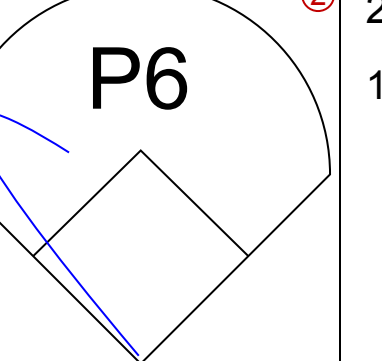


Batter	1	2	3	4	5	6	7	8	9	AB	R	H	RBI	BB	SO	LOB	BOTTOM					
2 Denard Span, L OBP: 0.355, SLG: 0.364	G4-3		G6-3		L7				L7	4	0	0	0	1	0	0	Toronto Blue Jays @ Minnesota Twins Target Field, Minneapolis, MN Sat May 12 2012, 6:12 PM - 9:00 PM CDT Att: 38,820 - Clear - 69 F					
20 Brian Dozier, R OBP: 0.299, SLG: 0.280	F8			18 BB	7 1B		G4-3	G6-3		4	1	2	0	0	0	2						
7 Joe Mauer, L OBP: 0.391, SLG: 0.376	G6-3			24 BB	18 BB		G4-3			4	0	2	0	0	0	1						
16 Josh Willingham, R OBP: 0.418, SLG: 0.627		G6-3		K				F9		3	0	0	0	1	1	3						
18 Ryan Doumit, S OBP: 0.303, SLG: 0.417										2	0	0	0	2	2	2						
25 Erik Komatsu, L OBP: 0.295, SLG: 0.211		K			24 BB		K			0	0	0	0	0	0	0						
24 Trevor Plouffe, R OBP: 0.277, SLG: 0.204										3	0	0	1	1	1	4						
27 Chris Parmelee, L ERA: 5.53										3	0	0	0	0	0	3						
12 Alexi Casilla, S OBP: 0.274, SLG: 0.296			F8		G6-3			P7		1	0	0	0	0	1	2						
19 Darin Mastroianni, R OBP: 0.273, SLG: 0.200										3	0	0	0	1	1	0						
8 Jamey Carroll, R OBP: 0.308, SLG: 0.256			F9-3							4	0	1	0	0	1	1						
Inning Stats	R: 0 E: 0 K: 0 S: 9	H: 0 LOB: 0 BB: 0 P: 16	R: 0 E: 0 K: 2 S: 7	H: 0 LOB: 0 BB: 0 P: 10	R: 0 E: 0 K: 0 S: 8	H: 0 LOB: 1 BB: 1 P: 14	R: 1 E: 0 K: 1 S: 16	H: 2 LOB: 2 BB: 2 P: 27	R: 0 E: 0 K: 0 S: 5	H: 0 LOB: 0 BB: 0 P: 9	R: 0 E: 0 K: 1 S: 12	H: 1 LOB: 2 BB: 1 P: 21	R: 0 E: 0 K: 1 S: 16	H: 1 LOB: 2 BB: 1 P: 28	R: 0 E: 0 K: 1 S: 11	H: 1 LOB: 2 BB: 1 P: 15	R: 0 E: 0 K: 1 S: 8	H: 0 LOB: 0 BB: 0 P: 12	1B: 3 2B: 3 3B: 0 HR: 0	SF: 0 SAC: 0 DP: 1 HBP: 0	WP: 1 PB: 0 SB: 0 CS: 0	PA: 37
PITCHER	IP WLS BF H R ER SO BB IBB HBP BLK WP HR S P ERA WHIP	IP WLS BF H R ER SO BB IBB HBP BLK WP HR S P ERA WHIP															IP WLS BF H R ER SO BB IBB HBP BLK WP HR S P ERA WHIP					
36 Drew Hutchison, R ERA: 5.53	6.0	W	24	3	1	1	4	4	0	0	0	0	0	0	0	0	0	0	57	97	1.50	1.167
48 Francisco Cordero, R ERA: 8.76	1.0	H	5	1	0	0	1	1	0	0	0	0	0	0	0	0	0	0	16	28	0.00	2.000
54 Jason Frasor, R ERA: 3.26	0.2	H	4	1	0	0	0	1	0	0	0	0	0	0	0	0	0	0	7	11	0.00	3.000
47 Luis Perez, L ERA: 2.6	0.1	H	1	0	0	0	1	0	0	0	0	0	0	0	0	0	0	0	4	4	0.00	0.000
44 Casey Janssen, R ERA: 4.38	1.0	S	3	0	0	0	1	0	0	0	0	0	0	0	0	0	0	0	8	12	0.00	0.000

AB	31
R	1
H	5
RBI	1
BB	6
SO	7
LOB	18




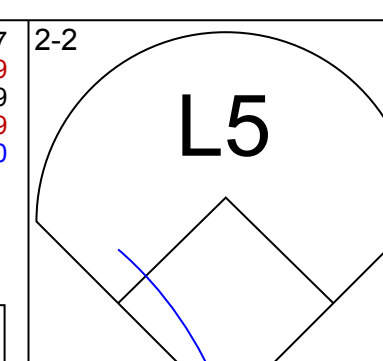
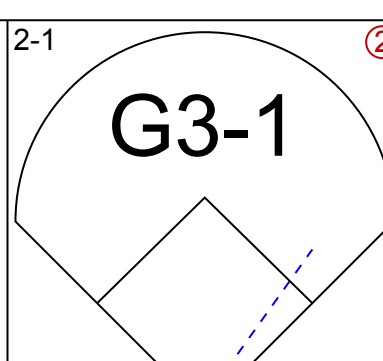
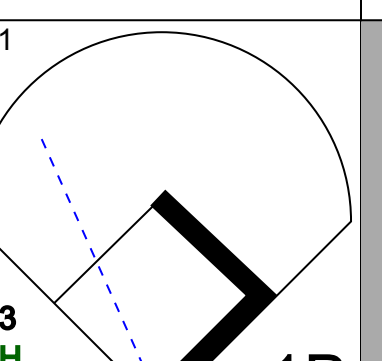
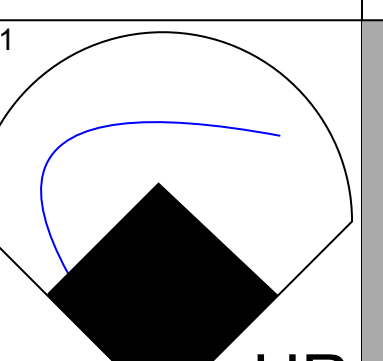
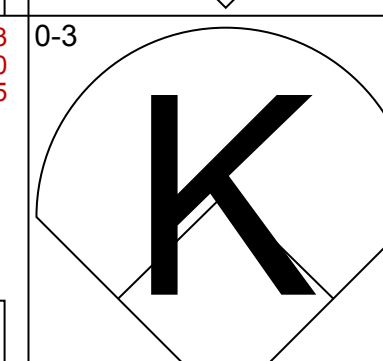
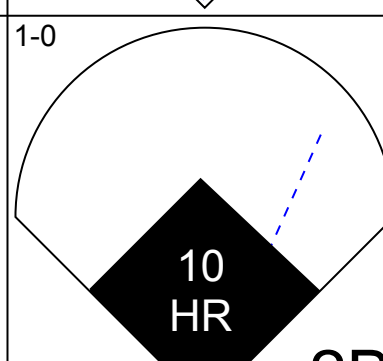
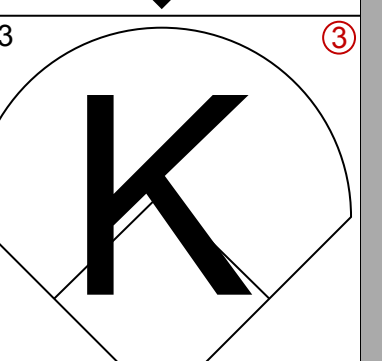
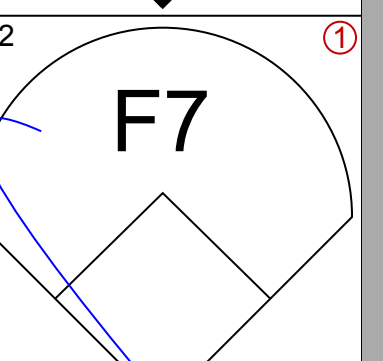
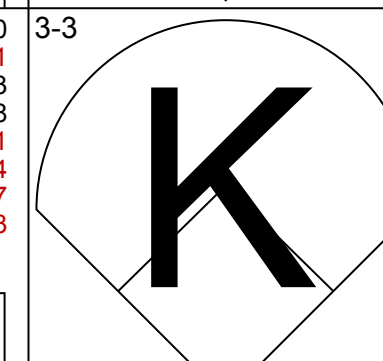
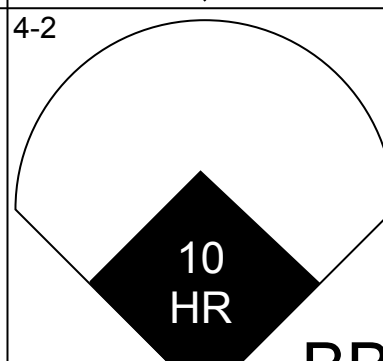

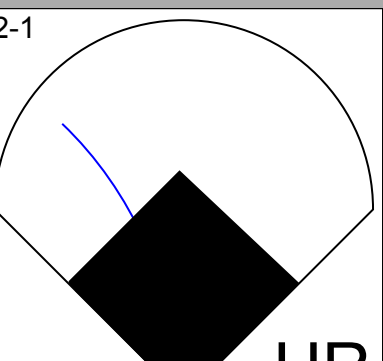
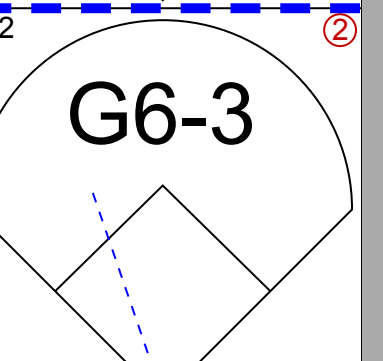
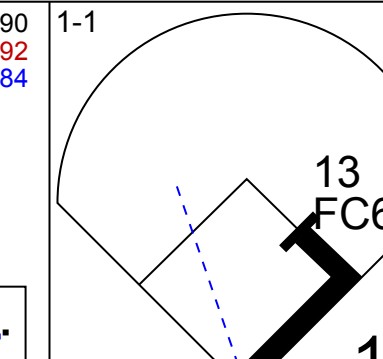
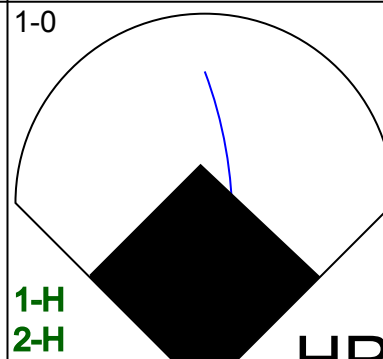
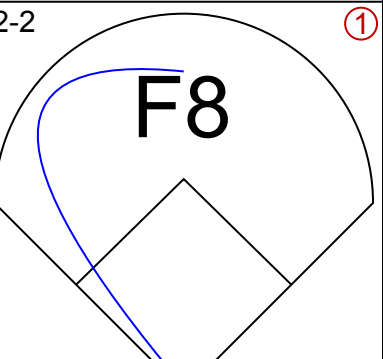
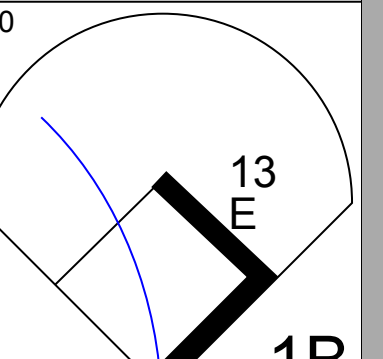
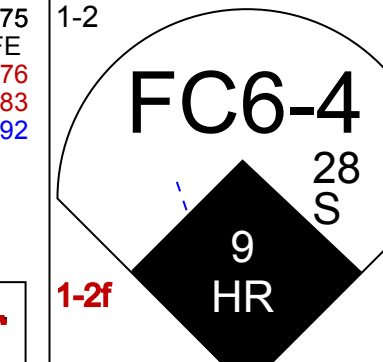
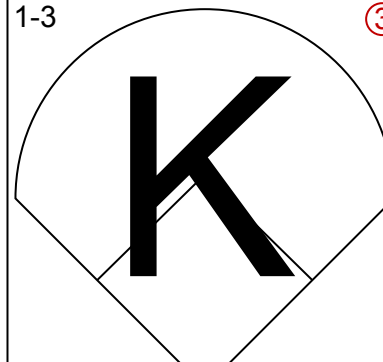

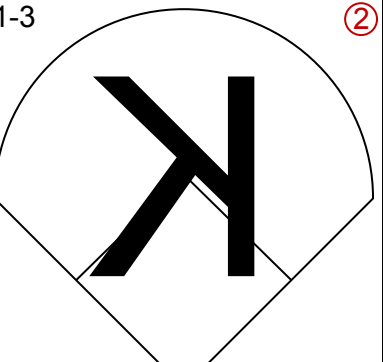
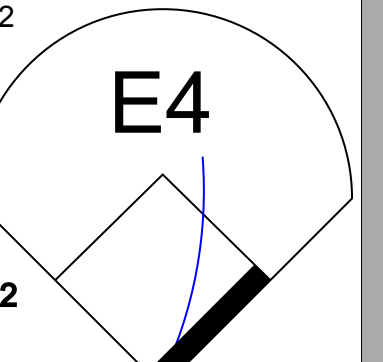

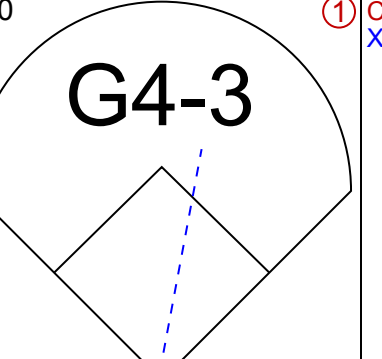
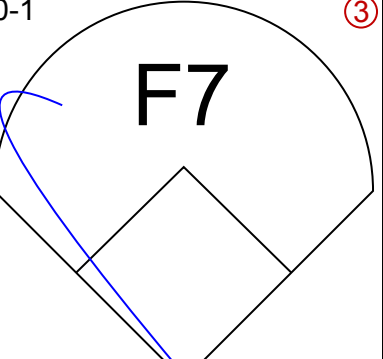
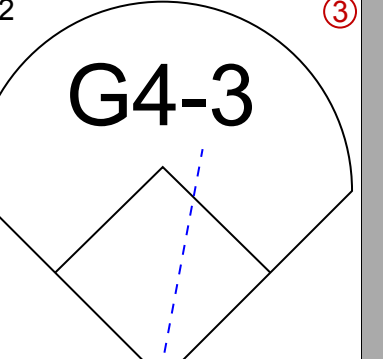

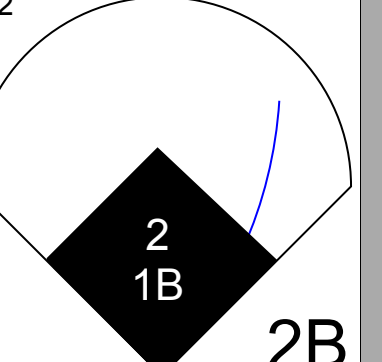



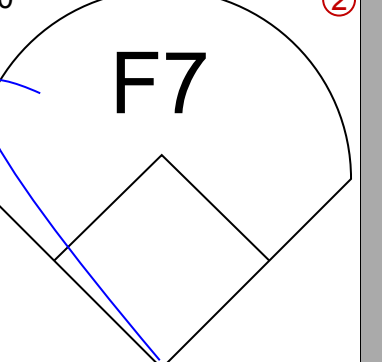



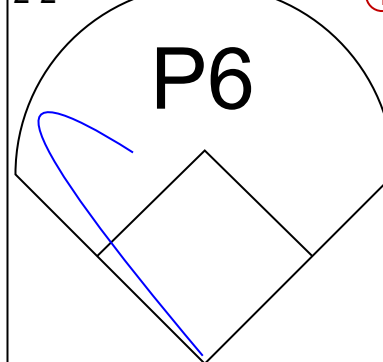
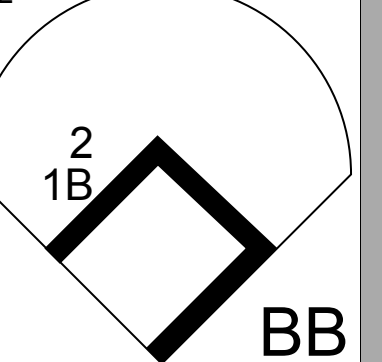
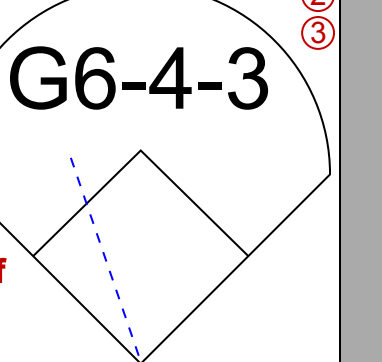

Batter	1	2	3	4	5	6	7	8	9	AB	R	H	RBI	BB	SO	LOB	TOP										
18 Ben Zobrist, S OBP: 0.385, SLG: 0.500	F7		2B		2B		G4-3		F7	5	0	3	1	0	0	1	Tampa Bay Rays @ Toronto Blue Jays Rogers Centre, Toronto, ON Tue May 15 2012, 7:08 PM - 9:44 PM EDT Att: 15,612 - Clear - 73 F										
2 B.J. Upton, R OBP: 0.330, SLG: 0.390	P3		1B		G3		G4-3		CS	4	0	1	0	0	0	3											
20 Matt Joyce, L OBP: 0.371, SLG: 0.547	E1				G3		K2-3			4	0	2	0	0	1	1											
23 Carlos Pena, L OBP: 0.364, SLG: 0.391	G4-3				K		G5-4-3		1B	4	0	1	0	0	1	2											
30 Luke Scott, L OBP: 0.282, SLG: 0.482	G5-3				E5		L7		FC4-6	4	0	0	0	0	0	1											
1 Sean Rodriguez, R OBP: 0.298, SLG: 0.349	G6-3				G6-3		HR		FC6-4	4	1	1	1	0	0	2											
10 Will Rhymes, L OBP: 0.304, SLG: 0.318	G3-1				G3		HR		P4	4	2	2	0	0	0	1											
28 José Molina, R OBP: 0.243, SLG: 0.348	G4-3				G4-3		FC6		K	4	1	0	0	0	1	2											
9 Elliot Johnson, S OBP: 0.373, SLG: 0.424	G4-3				G3		E7		CS	4	0	2	0	0	0	1											
Inning Stats	R: 0 H: 1 E: 1 K: 0 S: 9	H: 1 LOB: 1 BB: 0 P: 11	R: 0 H: 0 E: 0 K: 0 S: 5	H: 0 LOB: 0 BB: 0 P: 7	R: 0 H: 2 E: 0 K: 0 S: 9	H: 2 LOB: 2 BB: 0 P: 13	R: 0 H: 0 E: 1 K: 1 S: 9	H: 0 LOB: 1 BB: 0 P: 11	R: 1 H: 2 E: 0 K: 0 S: 11	H: 2 LOB: 1 BB: 0 P: 18	R: 0 H: 1 E: 0 K: 0 S: 5	H: 1 LOB: 0 BB: 0 P: 8	R: 3 H: 4 E: 2 K: 1 S: 16	H: 4 LOB: 1 BB: 0 P: 23	R: 0 H: 1 E: 0 K: 0 S: 8	H: 1 LOB: 1 BB: 0 P: 12		R: 0 H: 1 E: 0 K: 1 S: 9	H: 1 LOB: 0 BB: 0 P: 11	1B: 9 2B: 2 3B: 0 HR: 1	SF: 0 SAC: 0 DP: 2 HBP: 0	WP: 1 PB: 0 SB: 0 CS: 1	PA: 38				
PITCHER	IP	WLS	BF	H	R	ER	SO	BB	IBB	HBP	BLK	WP	HR	S	P	ERA	WHIP										
37 Henderson Alvarez III, R ERA: 2.62	6.2	L	29	10	4	2	1	0	0	0	0	1	1	60	86	2.70	1.500										
38 Darren Oliver, L ERA: 1.5	7.1		0.2	3	1	0	0	0	0	0	0	0	0	8	11	0.00	1.500										
54 Jason Frasor, R ERA: 3.14	8.1		0.2	2	0	0	0	0	0	0	0	0	0	4	6	0.00	0.000										
44 Casey Janssen, R ERA: 4.05	9.1		1.0	3	1	0	0	1	0	0	0	0	0	9	11	0.00	1.000										
PITCHER	IP	WLS	BF	H	R	ER	SO	BB	IBB	HBP	BLK	WP	HR	S	P	ERA	WHIP										
37 Henderson Alvarez III, R ERA: 2.62	6.2	L	29	10	4	2	1	0	0	0	0	1	1	60	86	2.70	1.500										
38 Darren Oliver, L ERA: 1.5	7.1		0.2	3	1	0	0	0	0	0	0	0	0	8	11	0.00	1.500										
54 Jason Frasor, R ERA: 3.14	8.1		0.2	2	0	0	0	0	0	0	0	0	0	4	6	0.00	0.000										
44 Casey Janssen, R ERA: 4.05	9.1		1.0	3	1	0	0	1	0	0	0	0	0	9	11	0.00	1.000										
Batter	1	2	3	4	5	6	7	8	9	AB	R	H	RBI	BB	SO	LOB	BOTTOM										
2 Kelly Johnson, L OBP: 0.360, SLG: 0.417	FC9-6		K		G3		G4-3			4	0	1	0	0	1	2	Tampa Bay Rays @ Toronto Blue Jays Rogers Centre, Toronto, ON Tue May 15 2012, 7:08 PM - 9:44 PM EDT Att: 15,612 - Clear - 73 F										
5 Yunel Escobar, R OBP: 0.291, SLG: 0.307	FC9-6		G5-3		G6-3		F9			4	0	0	0	0	0	2											
19 José Bautista, R OBP: 0.321, SLG: 0.398	F8		HR		K		P3			4	1	1	1	0	1	1											
10 Edwin Encarnación, R OBP: 0.329, SLG: 0.589	K		HR		K		F7			4	1	1	2	0	2	1											
8 Ben Francisco, R OBP: 0.269, SLG: 0.250	G6-3		K		G6-3		K			3	0	0	0	0	1	0											
14 Eric Thames, L OBP: 0.308, SLG: 0.394	G6-3		K		G6-3		K			1	0	0	0	0	1	0											
13 Brett Lawrie, R OBP: 0.333, SLG: 0.394	HR		HR		G5-3		K			3	0	1	0	0	1	0											
28 Colby Rasmus, L OBP: 0.281, SLG: 0.357	G4-3		G1-3		G4-3		G3-1			4	0	0	0	0	0	2											
6 Jeff Mathis, R OBP: 0.323, SLG: 0.500	F9		P3		P3		K			3	0	0	0	0	1	2											
11 Rajai Davis, R OBP: 0.333, SLG: 0.395	E6		G5-3		G5-3		2B			3	1	2	0	0	0	1											
Inning Stats	R: 0 H: 1 E: 0 K: 1 S: 15	H: 1 LOB: 1 BB: 0 P: 23	R: 0 H: 1 E: 0 K: 0 S: 9	H: 1 LOB: 0 BB: 0 P: 16	R: 3 H: 3 E: 1 K: 2 S: 14	H: 3 LOB: 0 BB: 0 P: 23	R: 0 H: 0 E: 0 K: 0 S: 9	H: 0 LOB: 1 BB: 0 P: 11	R: 0 H: 0 E: 0 K: 1 S: 6	H: 0 LOB: 0 BB: 0 P: 10	R: 0 H: 0 E: 0 K: 1 S: 7	H: 0 LOB: 0 BB: 0 P: 13	R: 0 H: 1 E: 0 K: 1 S: 10	H: 1 LOB: 1 BB: 0 P: 16	R: 0 H: 0 E: 0 K: 0 S: 4	H: 0 LOB: 0 BB: 0 P: 10	R: 0 H: 0 E: 0 K: 2 S: 7	H: 0 LOB: 0 BB: 0 P: 10	1B: 4 2B: 1 3B: 0 HR: 1	SF: 0 SAC: 0 DP: 0 HBP: 1	WP: 0 PB: 0 SB: 2 CS: 0	PA: 34					
PITCHER	IP	WLS	BF	H	R	ER	SO	BB	IBB	HBP	BLK	WP	HR	S	P	ERA	WHIP										
14 David Price, L ERA: 3.1	7.0	W	28	6	3	3	6	0	0	0	0	0	0	4	12	3.86	0.857										
62 Joel Peralta, R ERA: 5.74	1.0	H	3	0	0	0	0	0	0	0	0	0	0	4	10	0.00	0.000										
56 Fernando Rodney, R ERA: 0.51	1.0	S	3	0	0	0	2	0	0	0	0	0	0	7	10	0.00	0.000										

Batter	1	2	3	4	5	6	7	8	9	AB	R	H	RBI	BB	SO	LOB	TOP					
14 Curtis Granderson, L (1, 8) OBP: 0.339, SLG: 0.559										5	0	0	0	0	2	2						
33 Nick Swisher, S (1, 9) OBP: 0.321, SLG: 0.525										4	0	0	0	0	1	2						
24 Robinson Cano, L (1, 4) OBP: 0.348, SLG: 0.456										3	1	1	0	1	1	0						
13 Alex Rodriguez, R (1, 5) OBP: 0.384, SLG: 0.412										3	0	0	0	1	1	2						
25 Mark Teixeira, S (1, 3)										3	0	1	1	1	0	0						
27 Raul Ibanez, L (1, 7) OBP: 0.330, SLG: 0.537										3	0	1	0	0	1	3						
12 Eric Chavez, L (1, 10) 22 Andruw Jones, R (8, PH) OBP: 0.311, SLG: 0.472										2	0	0	0	1	1	1						
55 Russell Martin, R (1, 2) OBP: 0.330, SLG: 0.301										3	0	0	0	1	0	2						
17 Jayson Nix, R (1, 6) 45 Dewayne Wise, L (9, PH) OBP: 0.231, SLG: 0.250										2	0	0	0	1	1	2						
Inning Stats	R: 0 E: 0 K: 1 S: 6	H: 0 LOB: 1 BB: 1 P: 14	R: 0 E: 0 K: 1 S: 7	H: 0 LOB: 2 BB: 1 P: 14	R: 0 E: 0 K: 0 S: 5	H: 0 LOB: 0 BB: 0 P: 8	R: 0 E: 0 K: 1 S: 12	H: 1 LOB: 1 BB: 0 P: 19	R: 0 E: 0 K: 0 S: 10	H: 0 LOB: 0 BB: 0 P: 16	R: 1 E: 0 K: 0 S: 10	H: 2 LOB: 1 BB: 0 P: 20	R: 0 E: 0 K: 2 S: 10	H: 0 LOB: 2 BB: 2 P: 22	R: 0 E: 0 K: 2 S: 11	H: 0 LOB: 2 BB: 2 P: 22	R: 0 E: 0 K: 1 S: 5	H: 0 LOB: 0 BB: 0 P: 7	1B: 2 2B: 1 3B: 0 HR: 0	SF: 0 SAC: 0 DP: 0 HBP: 1	WP: 0 PB: 0 SB: 0 CS: 0	PA: 37
PITCHER	IP	WLS	BF	H	R	ER	SO	BB	IBB	HBP	BLK	WP	HR	S	P	ERA	WHIP					
4 Kyle Drabek, R (1, 1) ERA: 3.3	7.0	W	29	3	1	1	5	4	0	1	0	0	0	60	113	1.29	1.000					
47 Luis Perez, L (8, 1) ERA: 2.33	1.0		5	0	0	0	2	2	0	0	0	0	0	11	22	0.00	2.000					
48 Francisco Cordero, R (9, 1) ERA: 7.53	1.0		3	0	0	0	1	0	0	0	0	0	0	5	7	0.00	0.000					

New York Yankees @ Toronto Blue Jays
Rogers Centre, Toronto, ON
Wed May 16 2012, 7:09 PM - 9:53 PM EDT
Att: 28,915 - Roof Closed - 68 F

AB 30
R 1
H 3
RBI 1
BB 6
SO 8
LOB 16



Batter	1	2	3	4	5	6	7	8	9	AB	R	H	RBI	BB	SO	LOB	BOTTOM					
2 Kelly Johnson, L (1, 4) OBP: 0.364, SLG: 0.441										4	1	2	2	0	0	0						
14 Eric Thames, L (1, 7) OBP: 0.306, SLG: 0.398										4	1	1	0	0	2	2						
19 José Bautista, R (1, 9) OBP: 0.325, SLG: 0.419										3	2	1	1	1	1	0						
10 Edwin Encarnación, R (1, 3) OBP: 0.340, SLG: 0.614										4	1	3	3	0	0	0						
13 Brett Lawrie, R (1, 5) OBP: 0.325, SLG: 0.384										4	1	0	0	0	2	2						
28 Colby Rasmus, L (1, 8) OBP: 0.273, SLG: 0.346										4	0	0	0	0	1	3						
9 J.P. Arencibia, R (1, 2) OBP: 0.282, SLG: 0.417										4	2	3	2	0	1	0						
26 Adam Lind, L (1, 10) OBP: 0.273, SLG: 0.314										4	0	1	0	0	1	2						
17 Omar Vizquel, S (1, 6) OBP: 0.190, SLG: 0.105										3	0	0	0	1	0	2						
Inning Stats	R: 0 E: 0 K: 2 S: 11	H: 0 LOB: 0 BB: 0 P: 16	R: 2 E: 0 K: 1 S: 14	H: 2 LOB: 0 BB: 0 P: 21	R: 3 E: 0 K: 1 S: 13	H: 2 LOB: 1 BB: 1 P: 24	R: 1 E: 0 K: 1 S: 12	H: 2 LOB: 2 BB: 1 P: 21	R: 1 E: 0 K: 1 S: 10	H: 1 LOB: 0 BB: 0 P: 15	R: 0 E: 0 K: 1 S: 7	H: 1 LOB: 0 BB: 0 P: 9	R: 1 E: 1 K: 0 S: 17	H: 2 LOB: 2 BB: 0 P: 24	R: 0 E: 0 K: 1 S: 11	H: 1 LOB: 0 BB: 0 P: 17	1B: 5 2B: 2 3B: 0 HR: 4	SF: 0 SAC: 0 DP: 2 HBP: 0	WP: 0 PB: 0 SB: 1 CS: 0	PA: 36		
PITCHER	IP	WLS	BF	H	R	ER	SO	BB	IBB	HBP	BLK	WP	HR	S	P	ERA	WHIP					
18 Hiroki Kuroda, R (1, 1) ERA: 4.5	5.0	L	25	8	7	7	6	2	0	0	0	0	3	62	101	12.60	2.000					
39 Clay Rapada, L (6, 1) ERA: 3.97	1.1		4	1	1	1	1	0	0	0	0	0	1	10	10	6.75	0.750					
38 Cody Eppley, R (7, 1) ERA: 3.68	1.2		7	2	0	0	1	0	0	0	0	0	0	23	36	0.00	1.200					

New York Yankees @ Toronto Blue Jays
Rogers Centre, Toronto, ON
Wed May 16 2012, 7:09 PM - 9:53 PM EDT
Att: 28,915 - Roof Closed - 68 F

AB 34
R 8
H 11
RBI 8
BB 2
SO 8
LOB 11



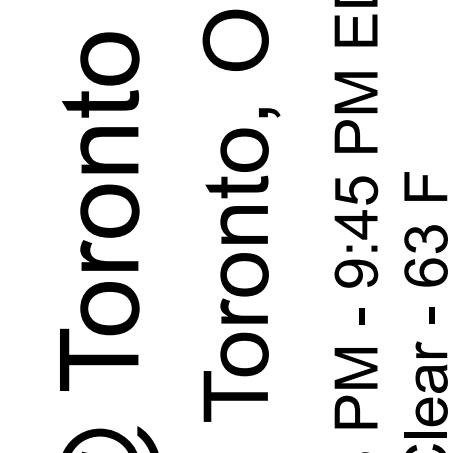
Batter	1	2	3	4	5	6	7	8	9	AB	R	H	RBI	BB	SO	LOB	TOP										
2 Derek Jeter, R OBP: 0.409, SLG: 0.516	B1-3		K				G6-3			4	0	1	0	0	1	0	New York Yankees @ Toronto Blue Jays Rogers Centre, Toronto, ON Thu May 17 2012, 7:08 PM - 9:45 PM EDT Att: 31,266 - Clear - 63 F										
14 Curtis Granderson, L OBP: 0.349, SLG: 0.569	24 BB		2B				K			3	1	2	0	1	1	0											
24 Robinson Cano, L OBP: 0.352, SLG: 0.461	1-H 2B		BB				L9			3	0	1	1	1	0	2											
25 Mark Teixeira, S OBP: 0.283, SLG: 0.386	K		F9				P5			4	0	0	0	0	1	5											
27 Raul Ibanez, L OBP: 0.327, SLG: 0.520	G4-3						F7			3	0	0	0	1	0	1											
33 Nick Swisher, S OBP: 0.318, SLG: 0.512	F7						G1-3			3	0	0	0	1	0	0											
12 Eric Chavez, L OBP: 0.308, SLG: 0.521	G6-3						G4-3			4	0	1	0	0	0	2											
22 Andruw Jones, R OBP: 0.292, SLG: 0.439	F7						P3			4	0	0	0	0	2	2											
55 Russell Martin, R OBP: 0.322, SLG: 0.292	G6-3						G3			3	0	0	0	0	0	0											
Inning Stats	R: 1 H: 1 E: 0 K: 1 S: 10	H: 1 LOB: 1 BB: 1 P: 17	R: 0 H: 0 E: 0 K: 0 S: 11	LOB: 0 BB: 0 P: 14	R: 0 H: 1 E: 0 K: 1 S: 11	LOB: 2 BB: 1 P: 19	R: 0 H: 0 E: 0 K: 1 S: 10	H: 0 LOB: 1 BB: 0 P: 20	R: 0 H: 2 E: 0 K: 0 S: 9	H: 2 LOB: 2 BB: 0 P: 13	R: 0 H: 1 E: 0 K: 0 S: 7	LOB: 1 BB: 0 P: 12	R: 0 H: 0 E: 0 K: 1 S: 8	LOB: 0 BB: 0 P: 15	R: 0 H: 0 E: 0 K: 0 S: 5	LOB: 0 BB: 0 P: 7		R: 0 H: 0 E: 0 K: 1 S: 7	LOB: 0 BB: 0 P: 9	1B: 2 2B: 3 HR: 0	SF: 0 SAC: 0 DP: 1 HBP: 0	WP: 0 PB: 0 SB: 0 CS: 0	PA: 35				
PITCHER	IP	WLS	BF	H	R	ER	SO	BB	IBB	HBP	BLK	WP	HR	S	P	ERA	WHIP										
36 Drew Hutchison, R ERA: 4.81	6.0	W	26	5	1	1	3	4	0	0	0	0	0	58	95	1.50	1.500										
54 Jason Frasor, R ERA: 2.93	1.0	H	3	0	0	0	1	0	0	0	0	0	0	8	15	0.00	0.000										
38 Darren Oliver, L ERA: 1.38	1.0	H	3	0	0	0	0	0	0	0	0	0	0	5	7	0.00	0.000										
44 Casey Janssen, R ERA: 3.77	1.0	S	3	0	0	0	1	0	0	0	0	0	0	7	9	0.00	0.000										

Batter	1	2	3	4	5	6	7	8	9	AB	R	H	RBI	BB	SO	LOB	BOTTOM										
2 Kelly Johnson, L OBP: 0.361, SLG: 0.432	5 BB		F7				P4			3	0	0	0	1	0	6	New York Yankees @ Toronto Blue Jays Rogers Centre, Toronto, ON Thu May 17 2012, 7:08 PM - 9:45 PM EDT Att: 31,266 - Clear - 63 F										
5 Yunel Escobar, R OBP: 0.296, SLG: 0.312	1B		19 HR				L4			4	1	2	0	0	1	2											
19 José Bautista, R OBP: 0.329, SLG: 0.443	K		HR				K			4	2	2	2	0	2	2											
10 Edwin Encarnación, R OBP: 0.331, SLG: 0.597	K		F8				P3			4	0	0	0	0	1	3											
9 J.P. Arencibia, R OBP: 0.281, SLG: 0.439	P3		P3				K			4	1	1	2	0	1	2											
8 Ben Francisco, R OBP: 0.267, SLG: 0.286	F9		F7				G5-3			4	0	1	0	0	0	0											
28 Colby Rasmus, L OBP: 0.272, SLG: 0.538	11 BB		F9				G1-3			3	0	0	0	1	0	1											
68 Yan Gomes, R OBP: 0.667, SLG: 0.667	K		11 BB				L8			3	0	2	0	0	1	1											
17 Omar Vizquel, S OBP: 0.192, SLG: 0.100	K		11 BB				FC1-2			1	0	0	0	0	0	0											
11 Rajai Davis, R OBP: 0.326, SLG: 0.405	E6						P3			4	0	1	0	0	0	3											
Inning Stats	R: 0 H: 1 E: 0 K: 2 S: 11	H: 0 LOB: 2 BB: 1 P: 20	R: 0 H: 0 E: 1 K: 1 S: 14	LOB: 1 BB: 1 P: 22	R: 2 H: 2 E: 0 K: 0 S: 13	H: 2 LOB: 0 BB: 0 P: 22	R: 0 H: 2 E: 0 K: 0 S: 13	H: 2 LOB: 2 BB: 0 P: 16	R: 0 H: 0 E: 0 K: 2 S: 10	H: 0 LOB: 0 BB: 0 P: 19	R: 0 H: 2 E: 0 K: 0 S: 9	LOB: 2 BB: 0 P: 15	R: 2 H: 2 E: 0 K: 1 S: 11	LOB: 0 BB: 0 P: 15	R: 0 H: 0 E: 0 K: 0 S: 6	LOB: 0 BB: 0 P: 9	1B: 5 2B: 2 HR: 2	SF: 0 SAC: 0 DP: 0 HBP: 0	WP: 0 PB: 0 SB: 0 CS: 0	PA: 36							
PITCHER	IP	WLS	BF	H	R	ER	SO	BB	IBB	HBP	BLK	WP	HR	S	P	ERA	WHIP										
65 Phil Hughes, R ERA: 5.23	5.1	L	26	7	2	2	5	2	0	0	0	0	0	66	107	3.38	1.688										
53 Cory Wade, R ERA: 2.41	1.2		7	2	2	2	1	0	0	0	0	0	1	15	22	10.80	1.200										
36 Freddy Garcia, R ERA: 8.27	1.0		3	0	0	0	0	0	0	0	0	0	0	6	9	0.00	0.000										

AB	31
R	1
H	5
RBI	1
BB	4
SO	5
LOB	12



AB	34
R	4
H	9
RBI	4
BB	2
SO	6
LOB	20



Batter	1	2	3	4	5	6	7	8	9	AB	R	H	RBI	BB	SO	LOB	TOP								
56 Andres Torres, S OBP: 0.368, SLG: 0.323	G5-3		G1-6-3		F9			G5-3		2	1	0	0	3	0	1	New York Mets @ Toronto Blue Jays Rogers Centre, Toronto, ON Fri May 18 2012, 7:09 PM - 10:02 PM EDT Att: 26,772 - Partly Cloudy - 59 F								
2 Justin Turner, R OBP: 0.288, SLG: 0.275	L4		G1-6-3		G4-6-3			G5-3		4	1	0	0	0	0	3									
5 David Wright, R OBP: 0.517, SLG: 0.622 1 Jordany Valdespin, L OBP: 0.143, SLG: 0.250			F7				G1-3	F8		3	0	1	0	0	0	0									
21 Lucas Duda, L OBP: 0.357, SLG: 0.400 4 Mike Nickeas, R OBP: 0.277, SLG: 0.220					K			K		3	1	0	0	1	3	1									
28 Daniel Murphy, L OBP: 0.377, SLG: 0.409								K		3	1	1	1	1	1	2									
12 Scott Hairston, R OBP: 0.304, SLG: 0.486								K		3	1	2	3	1	1	0									
9 Kirk Nieuwenhuis, L OBP: 0.354, SLG: 0.389								K		4	0	0	0	0	2	4									
16 Rob Johnson, R OBP: 0.385, SLG: 0.273										3	0	0	1	1	0	3									
13 Ronny Cedeno, R OBP: 0.364, SLG: 0.314										3	0	0	0	1	1	2									
Inning Stats	R: 0 E: 0 K: 1 S: 14	H: 1 LOB: 1 BB: 0 P: 20	R: 1 E: 0 K: 1 S: 9	H: 1 LOB: 1 BB: 1 P: 19	R: 0 E: 0 K: 0 S: 6	H: 0 LOB: 0 BB: 1 P: 12	R: 0 E: 0 K: 2 S: 11	H: 1 LOB: 2 BB: 1 P: 18	R: 0 E: 0 K: 0 S: 7	H: 0 LOB: 0 BB: 1 P: 14	R: 0 E: 0 K: 2 S: 13	H: 0 LOB: 0 BB: 2 P: 16	R: 0 E: 0 K: 1 S: 8	H: 0 LOB: 1 BB: 1 P: 15	R: 4 E: 0 K: 1 S: 13	H: 1 LOB: 0 BB: 2 P: 31		R: 0 E: 0 K: 0 S: 8	H: 0 LOB: 1 BB: 1 P: 16	1B: 0 2B: 3 HR: 1	SF: 0 SAC: 0 DP: 2 HBP: 1	WP: 0 PB: 0 SB: 0 CS: 0	PA: 38		
PITCHER	IP	WLS	BF	H	R	ER	SO	BB	IBB	HBP	BLK	WP	HR	S	P	ERA	WHIP								
24 Ricky Romero, L ERA: 3.64	6.0	W	23	3	1	1	6	4	0	0	0	0	0	60	95	1.50	1.167								
33 Carlos Villanueva, R ERA: 5.4	1.0		4	0	0	0	1	1	0	0	0	0	0	8	19	0.00	1.000								
46 Evan Crawford, L ERA: 6.75	0.1		3	0	2	2	0	1	0	1	0	0	0	4	13	54.00	3.000								
47 Luis Perez, L ERA: 3.15	0.2		4	1	2	2	1	1	0	0	0	0	1	9	18	27.00	3.000								
48 Francisco Cordero, R ERA: 7.04	1.0		4	0	0	0	0	1	0	0	0	0	0	8	16	0.00	1.000								

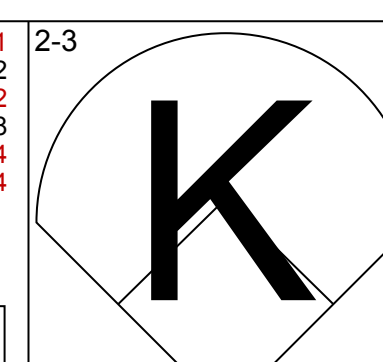
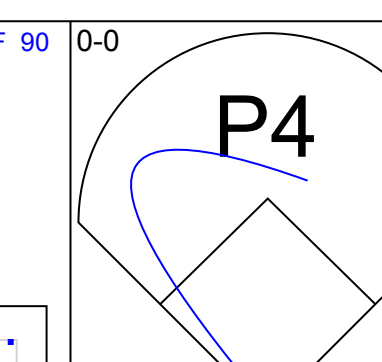
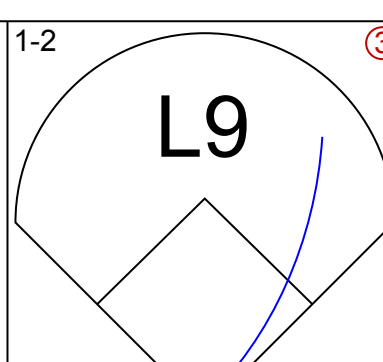
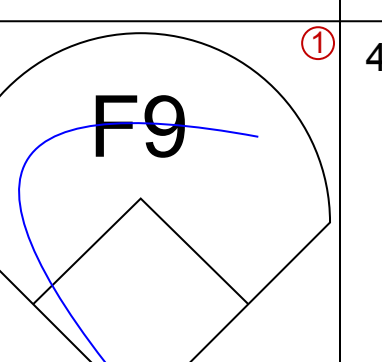

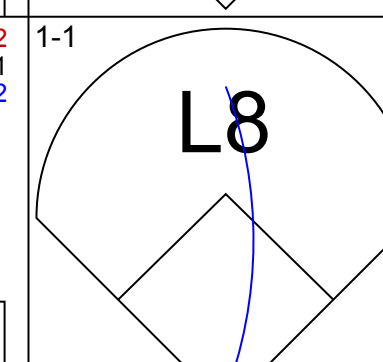
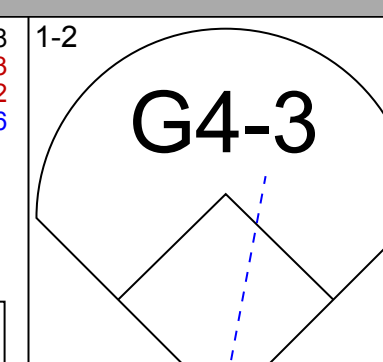
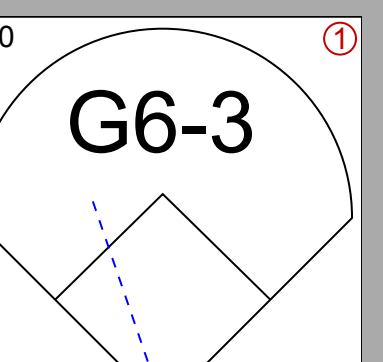
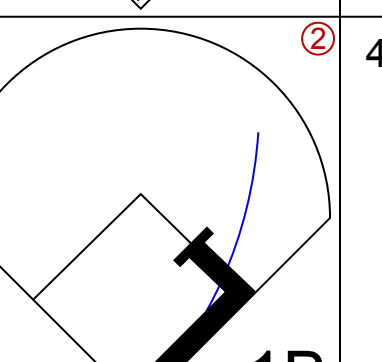
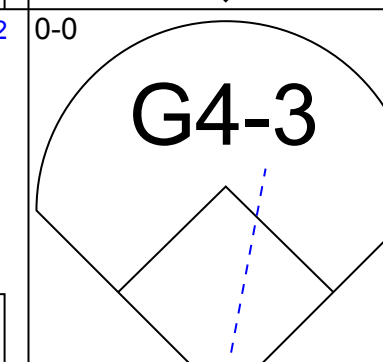
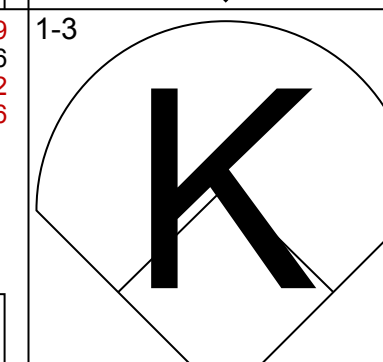
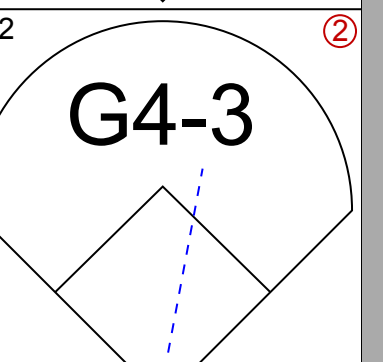
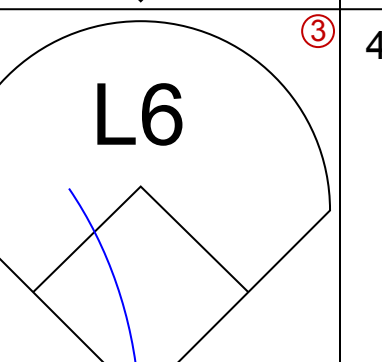
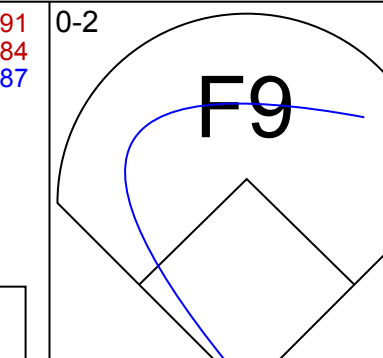
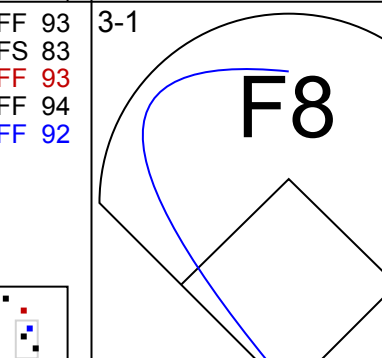
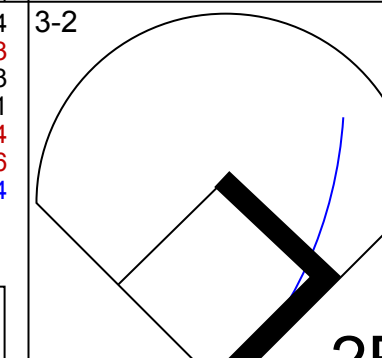
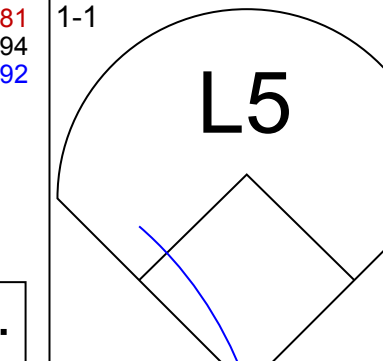
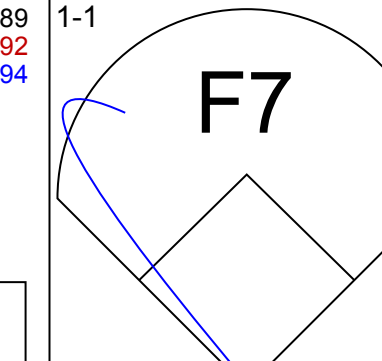
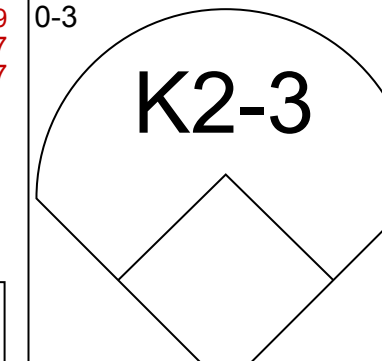
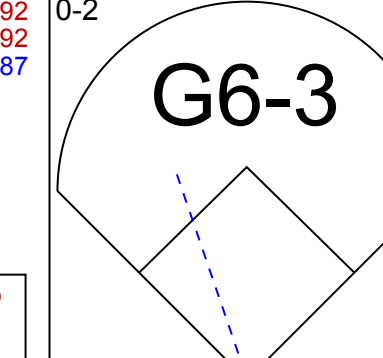
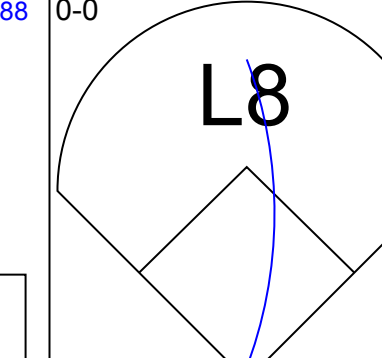
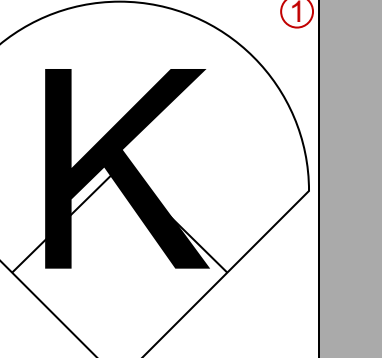
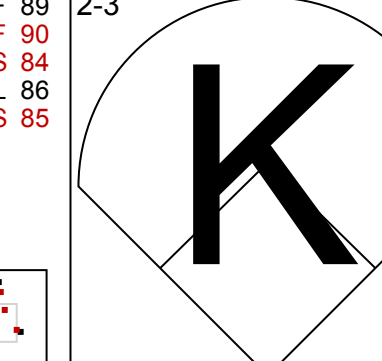
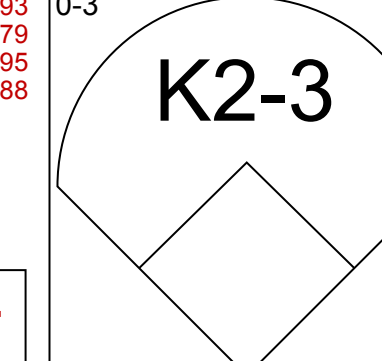
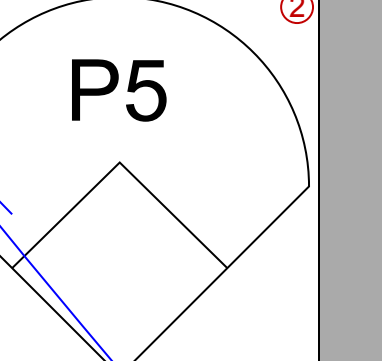
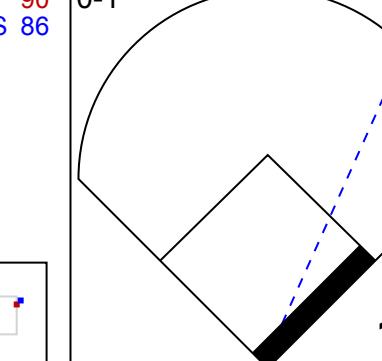
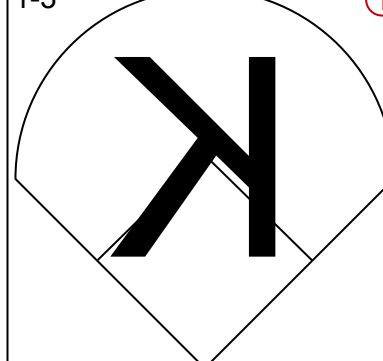
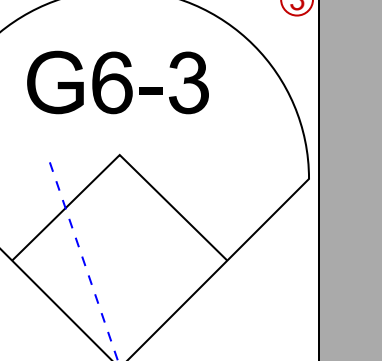
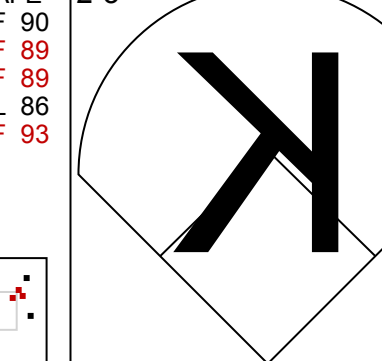
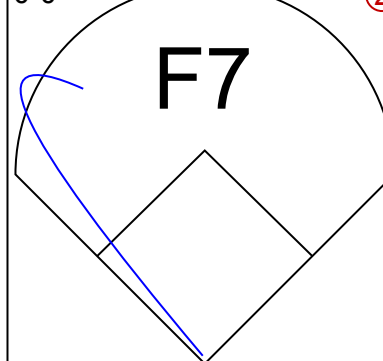
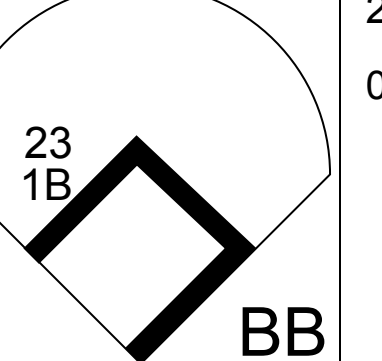
AB	29
R	5
H	4
RBI	5
BB	8
SO	8
LOB	18

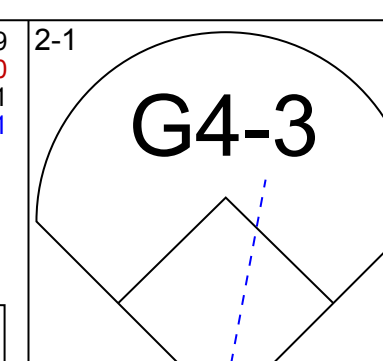
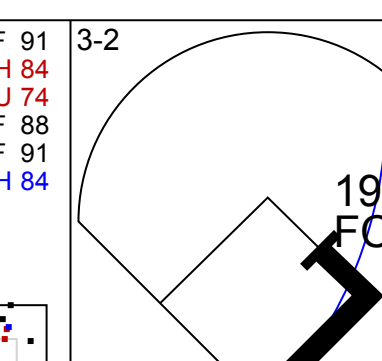
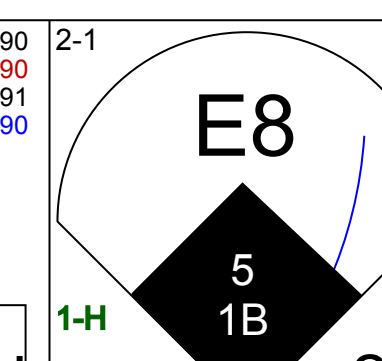
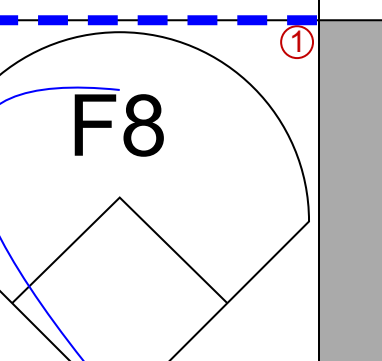

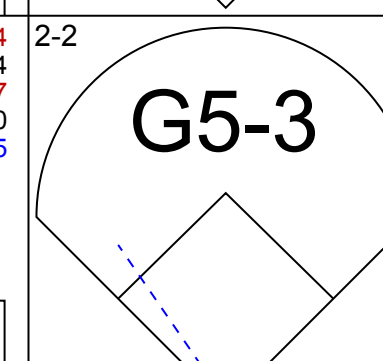
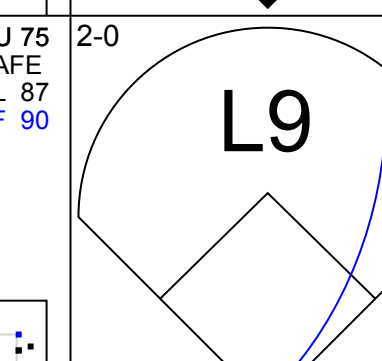
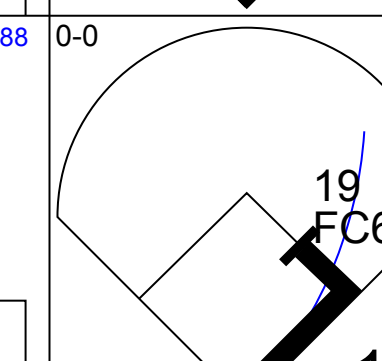
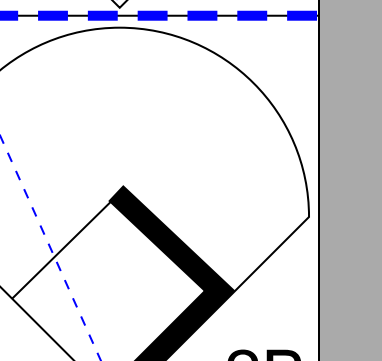
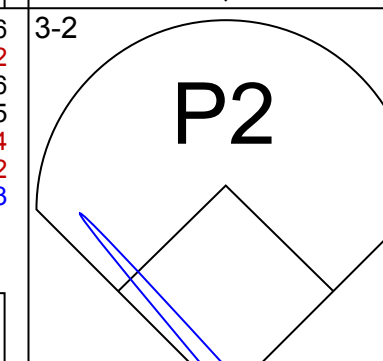
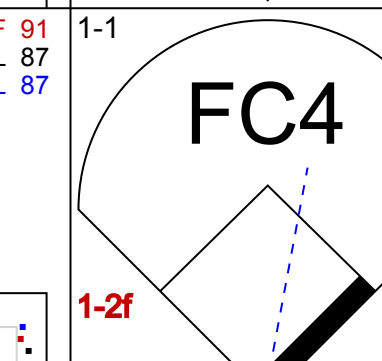
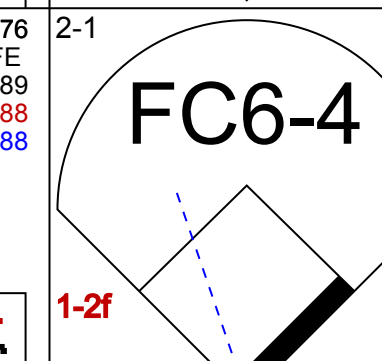
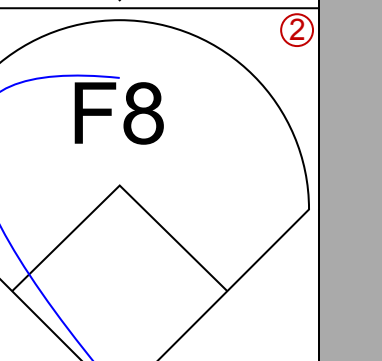
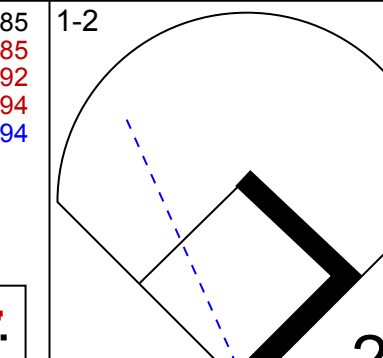
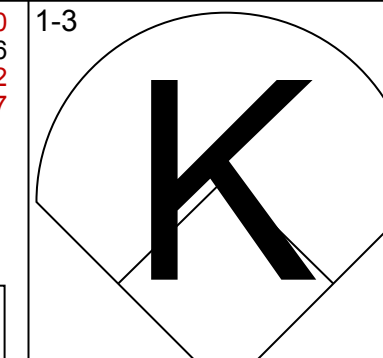
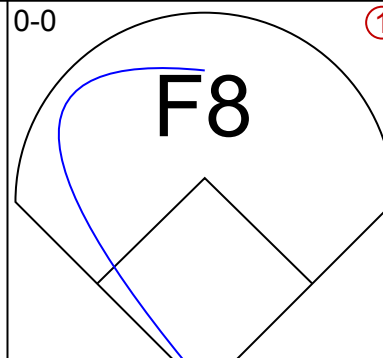

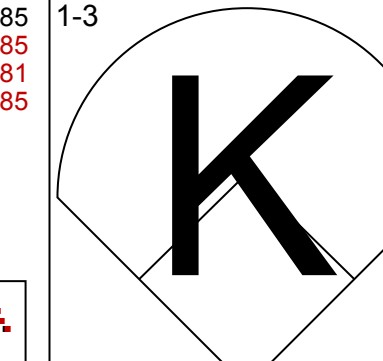
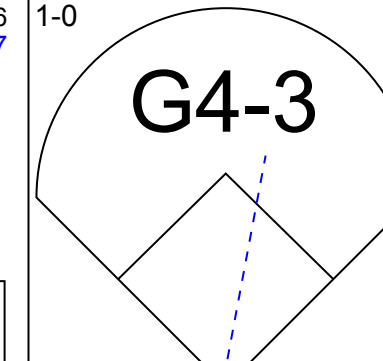
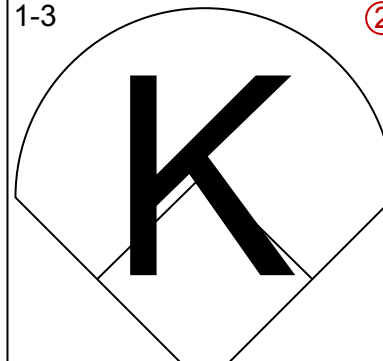
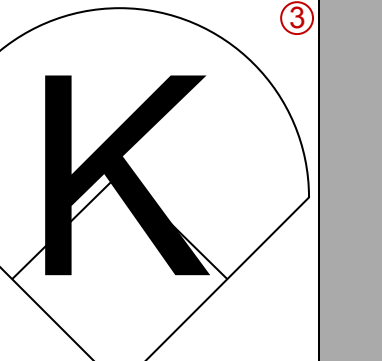
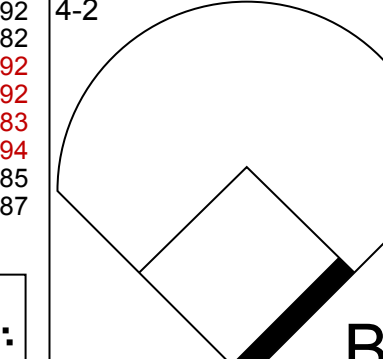
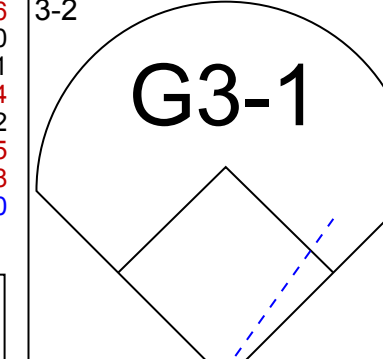
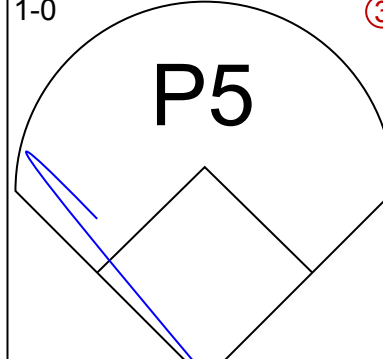
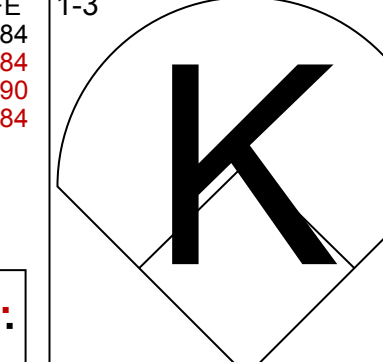
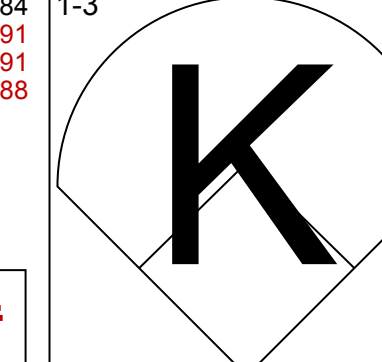

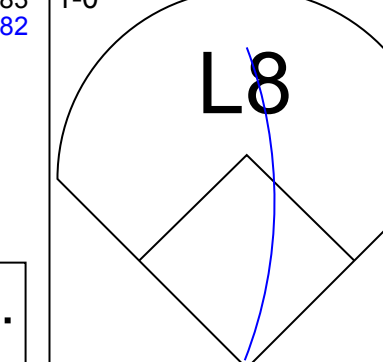
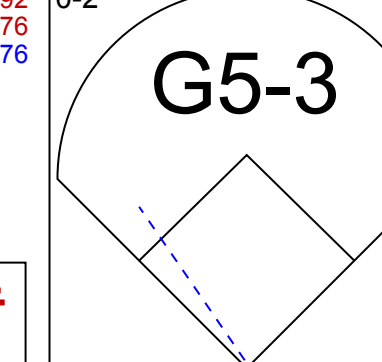
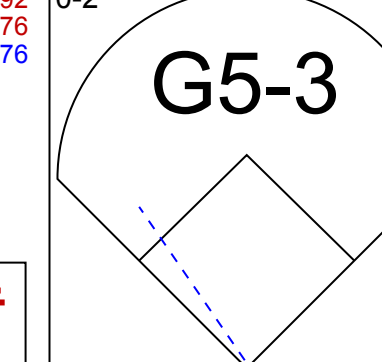

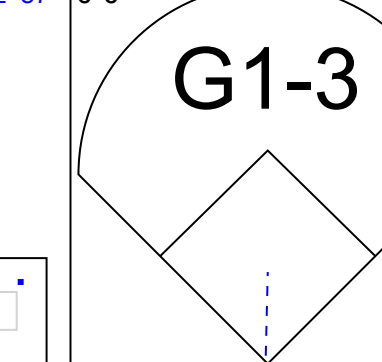
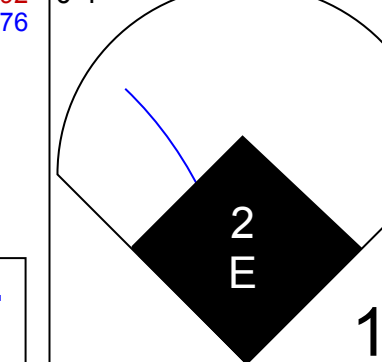



Batter	1	2	3	4	5	6	7	8	9	AB	R	H	RBI	BB	SO	LOB	BOTTOM								
2 Kelly Johnson, L OBP: 0.364, SLG: 0.426 17 Omar Vizquel, S OBP: 0.174, SLG: 0.095			F7		K			F8		2	2	0	0	2	1	0	New York Mets @ Toronto Blue Jays Rogers Centre, Toronto, ON Fri May 18 2012, 7:09 PM - 10:02 PM EDT Att: 26,772 - Partly Cloudy - 59 F								
5 Yunel Escobar, R OBP: 0.299, SLG: 0.315								G6-3		5	2	2	0	0	1	1									
19 José Bautista, R OBP: 0.333, SLG: 0.441 28 Colby Rasmus, L OBP: 0.277, SLG: 0.338										3	1	1	1	1	2	2									
10 Edwin Encarnación, R OBP: 0.333, SLG: 0.586										3	1	0	0	2	1	4									
9 J.P. Arencibia, R OBP: 0.294, SLG: 0.500										5	3	3	6	0	1	1									
8 Ben Francisco, R OBP: 0.257, SLG: 0.273										5	0	1	0	0	0	2									
14 Eric Thames, L OBP: 0.310, SLG: 0.398										5	1	2	1	0	3	1									
68 Yan Gomes, R OBP: 0.571, SLG: 1.200										2	2	1	2	1	1	1									
11 Rajai Davis, R OBP: 0.340, SLG: 0.543										4	2	2	4	0	1	1									
Inning Stats	R: 3 E: 0 K: 3 S: 15	H: 3 LOB: 1 BB: 1 P: 26	R: 2 E: 0 K: 2 S: 17	H: 2 LOB: 1 BB: 1 P: 30	R: 3 E: 0 K: 1 S: 12	H: 3 LOB: 0 BB: 0 P: 21	R: 0 E: 0 K: 2 S: 11	H: 0 LOB: 1 BB: 1 P: 19	R: 2 E: 0 K: 2 S: 14	H: 1 LOB: 0 BB: 1 P: 23	R: 4 E: 0 K: 0 S: 14	H: 3 LOB: 1 BB: 2 P: 28	R: 0 E: 0 K: 0 S: 10	H: 0 LOB: 1 BB: 1 P: 21	R: 0 E: 0 K: 1 S: 7	H: 0 LOB: 0 BB: 0 P: 10		1B: 7 2B: 0 3B: 0 HR: 5	SF: 1 SAC: 0 DP: 0 HBP: 0	WP: 0 PB: 0 SB: 2 CS: 0	PA: 43				
PITCHER	IP	WLS	BF	H	R	ER	SO	BB	IBB	HBP	BLK	WP	HR	S	P	ERA	WHIP								
49 Jonathon Niese, L ERA: 4.85	3.0		19	8	8	8	6	2	0	0	0	0	1	29	55	22.50	3.000								
46 Manny Acosta, R ERA: 10.53	2.0		12	2	5	5	4	4	0	0	0	0	0	10	15	9.00	2.000								
52 Ramon E Ramirez, R ERA: 4.3	1.0		5	2	1	1	0	0	0	0	0	0	0	10	21	0.00	1.000								
73 Robert Carson, L ERA	1.0		4	0	0	0	0	1	0	0	0	0	0	10	21	0.00	1.000								
16 Rob Johnson, R ERA	1.0		3	0	0	0	1	0	0	0	0	0	0	7	10	0.00	0.000								

AB	35
R	14
H	12
RBI	14
BB	7
SO	11
LOB	13



Batter	1	2	3	4	5	6	7	8	9	AB	R	H	RBI	BB	SO	LOB	TOP			
56 Andres Torres, S (1,8) OBP: 0.350, SLG: 0.303										4	0	0	0	0	1	2	<p>New York Mets @ Toronto Blue Jays Rogers Centre, Toronto, ON Sat May 19 2012, 1:09 PM - 3:19 PM EDT Att: 34,962 - Sunny - 63 F</p> <p>livebaseballscores.com</p> <p>AB 29 R 0 H 3 RBI 0 BB 1 SO 8 LOB 5</p> 			
23 Mike Baxter, L (1,10) OBP: 0.419, SLG: 0.514										4	0	1	0	0	0	0				
28 Daniel Murphy, L (1,4) OBP: 0.368, SLG: 0.399										4	0	0	0	0	1	1				
21 Lucas Duda, L (1,9) OBP: 0.356, SLG: 0.406										3	0	1	0	0	0	0				
29 Ike Davis, L (1,3) OBP: 0.220, SLG: 0.298										3	0	0	0	0	1	1				
2 Justin Turner, R (1,5) OBP: 0.254, SLG: 0.259										3	0	0	0	0	1	0				
9 Kirk Nieuwenhuis, L (1,7) OBP: 0.347, SLG: 0.381										3	0	0	0	0	2	0				
13 Ronny Cedeno, R (1,6) OBP: 0.362, SLG: 0.316										3	0	1	0	0	1	0				
4 Mike Nickeas, R (1,2) OBP: 0.265, SLG: 0.209										2	0	0	0	0	1	1				
12 Scott Hairston, R (9,PH) OBP: 0.313, SLG: 0.486										0	0	0	0	1	0	0				
Inning Stats	R: 0 E: 0 K: 1 S: 7	H: 0 LOB: 0 BB: 0 P: 10	R: 0 E: 0 K: 0 S: 8	H: 0 LOB: 0 BB: 0 P: 9	R: 0 E: 0 K: 2 S: 9	H: 1 LOB: 1 BB: 0 P: 13	R: 0 E: 0 K: 1 S: 8	H: 0 LOB: 0 BB: 0 P: 13	R: 0 E: 0 K: 1 S: 7	H: 0 LOB: 0 BB: 0 P: 8	R: 0 E: 0 K: 1 S: 12	H: 0 LOB: 1 BB: 0 P: 16	R: 0 E: 0 K: 1 S: 12	H: 0 LOB: 0 BB: 0 P: 15	R: 0 E: 0 K: 0 S: 6	H: 1 LOB: 1 BB: 1 P: 14	1B: 2 2B: 1 3B: 0 HR: 0	SF: 0 SAC: 0 DP: 0 HBP: 0	WP: 0 PB: 0 SB: 0 CS: 0	PA: 30
PITCHER 23 Brandon Morrow, R (1,1) ERA: 2.63	IP: 9.0 WLS: W BF: 30 H: 3 R: 0 ER: 0 SO: 8 BB: 1 IBB: 0 HBP: 0 BLK: 0 WP: 0 HR: 0 S: 76 P: 107 ERA: 0.00 WHIP: 0.444																			

Batter	1	2	3	4	5	6	7	8	9	AB	R	H	RBI	BB	SO	LOB	BOTTOM			
2 Kelly Johnson, L (1,4) OBP: 0.367, SLG: 0.434										4	1	2	1	0	0	0	<p>New York Mets @ Toronto Blue Jays Rogers Centre, Toronto, ON Sat May 19 2012, 1:09 PM - 3:19 PM EDT Att: 34,962 - Sunny - 63 F</p> <p>livebaseballscores.com</p> <p>AB 30 R 2 H 6 RBI 2 BB 2 SO 8 LOB 11</p> 			
5 Yunel Escobar, R (1,6) OBP: 0.303, SLG: 0.325										4	0	2	1	0	0	1				
19 José Bautista, R (1,9) OBP: 0.326, SLG: 0.429										4	0	0	0	0	0	3				
10 Edwin Encarnación, R (1,3) OBP: 0.337, SLG: 0.587										3	0	1	0	1	1	0				
9 J.P. Arencibia, R (1,10) OBP: 0.285, SLG: 0.483										4	0	0	0	0	3	3				
14 Eric Thames, L (1,7) OBP: 0.311, SLG: 0.392										2	0	0	0	1	0	0				
11 Rajai Davis, R (1,8) OBP: 0.321, SLG: 0.510										3	0	0	0	0	3	2				
68 Yan Gomes, R (1,5) OBP: 0.400, SLG: 0.750										3	0	0	0	0	0	2				
17 Omar Vizquel, S (8,5) OBP: 0.174, SLG: 0.095										0	0	0	0	0	0	0				
6 Jeff Mathis, R (1,2) OBP: 0.324, SLG: 0.483										3	1	1	0	0	1	0				
Inning Stats	R: 0 E: 0 K: 0 S: 9	H: 0 LOB: 0 BB: 0 P: 16	R: 0 E: 0 K: 2 S: 15	H: 1 LOB: 2 BB: 1 P: 23	R: 0 E: 0 K: 0 S: 7	H: 1 LOB: 1 BB: 0 P: 13	R: 0 E: 0 K: 1 S: 9	H: 0 LOB: 0 BB: 0 P: 14	R: 2 E: 1 K: 1 S: 13	H: 3 LOB: 1 BB: 0 P: 18	R: 0 E: 0 K: 1 S: 5	H: 0 LOB: 0 BB: 0 P: 7	R: 0 E: 0 K: 2 S: 9	H: 0 LOB: 0 BB: 0 P: 13	R: 0 E: 0 K: 1 S: 12	H: 1 LOB: 2 BB: 1 P: 22	1B: 3 2B: 3 3B: 0 HR: 0	SF: 0 SAC: 0 DP: 0 HBP: 0	WP: 0 PB: 0 SB: 0 CS: 0	PA: 32
PITCHER 47 Miguel Batista, R (1,1) ERA: 3.95 53 Jeremy Hefner, R (3,1) ERA: 2.25 40 Tim Lincecum, L (8,1) ERA: 3.18 60 Jon Rauch, R (8,1) ERA: 4.15	IP: 5.0 WLS: L BF: 19 H: 4 R: 2 ER: 2 SO: 5 BB: 0 IBB: 0 HBP: 0 BLK: 0 WP: 0 HR: 0 S: 24 P: 65 ERA: 3.60 WHIP: 0.800																			

Batter	1	2	3	4	5	6	7	8	9	AB	R	H	RBI	BB	SO	LOB	TOP				
56 Andres Torres, S OBP: 0.341, SLG: 0.286										4	1	0	0	1	1	4					
23 Mike Baxter, L OBP: 0.436, SLG: 0.610										4	2	3	1	1	0	0					
5 David Wright, R OBP: 0.513, SLG: 0.626										4	1	2	2	1	2	4					
21 Lucas Duda, L OBP: 0.351, SLG: 0.394										4	1	0	0	1	1	4					
28 Daniel Murphy, L OBP: 0.364, SLG: 0.393										5	0	1	1	0	1	3					
9 Kirk Nieuwenhuis, L OBP: 0.356, SLG: 0.387										3	0	1	1	2	1	1					
29 Ike Davis, L OBP: 0.221, SLG: 0.304										4	0	1	1	0	0	3					
12 Scott Hairston, R OBP: 0.309, SLG: 0.480										1	0	0	0	1	2						
2 Justin Turner, R OBP: 0.254, SLG: 0.259										0	0	0	0	0	0						
13 Ronny Cedeno, R OBP: 0.365, SLG: 0.326										5	1	2	0	0	1	4					
16 Rob Johnson, R OBP: 0.412, SLG: 0.400										4	0	2	0	0	1	1					
Inning Stats	R: 3 E: 0 K: 1 S: 16	H: 3 LOB: 1 BB: 1 P: 25	R: 1 E: 0 K: 1 S: 11	H: 2 LOB: 1 BB: 0 P: 18	R: 0 E: 0 K: 1 S: 7	H: 0 LOB: 0 BB: 0 P: 13	R: 0 E: 0 K: 0 S: 7	H: 1 LOB: 1 BB: 0 P: 7	R: 2 E: 0 K: 1 S: 19	H: 3 LOB: 2 BB: 1 P: 27	R: 0 E: 0 K: 1 S: 7	H: 0 LOB: 0 BB: 0 P: 12	R: 0 E: 0 K: 1 S: 12	H: 3 LOB: 3 BB: 1 P: 21	R: 0 E: 0 K: 2 S: 12	H: 0 LOB: 2 BB: 2 P: 21	1B: 6 2B: 5 3B: 1 HR: 0	SF: 0 SAC: 0 DP: 0 HBP: 0	WP: 0 PB: 1 SB: 0 CS: 0	PA: 44	
PITCHER	IP WLS BF H R ER SO BB IBB HBP BLK WP HR S P ERA WHIP	5.0 L 26 9 6 6 3 2 0 0 0 0 0 60 90 10.80 2.200	6.1 2.0 7 0 0 0 2 1 0 0 0 0 0 19 34 0.00 0.500	8.1 1.0 6 3 0 0 2 1 0 0 0 0 0 12 21 0.00 4.000	9.1 0.2 4 0 0 0 1 2 0 0 0 0 0 8 18 0.00 3.000	9.1 0.1 1 0 0 0 1 0 0 0 0 0 0 3 3 0.00 0.000															

New York Mets @ Toronto Blue Jays
Rogers Centre, Toronto, ON
Sun May 20 2012, 1:08 PM - 4:23 PM EDT
Att: 41,867 - Sunny - 79 F

AB 38
R 6
H 12
RBI 6
BB 6
SO 9
LOB 26



Batter	1	2	3	4	5	6	7	8	9	AB	R	H	RBI	BB	SO	LOB	BOTTOM					
2 Kelly Johnson, L OBP: 0.363, SLG: 0.427										5	0	1	0	0	2	5						
5 Yunel Escobar, R OBP: 0.306, SLG: 0.320										3	0	0	0	2	0	3						
19 José Bautista, R OBP: 0.333, SLG: 0.454										5	1	3	2	0	1	3						
10 Edwin Encarnación, R OBP: 0.328, SLG: 0.569										5	0	0	0	0	2	5						
9 J.P. Arencibia, R OBP: 0.289, SLG: 0.488										5	1	2	0	0	1	4						
14 Eric Thames, L OBP: 0.307, SLG: 0.392										5	1	1	1	0	2	3						
8 Ben Francisco, R OBP: 0.270, SLG: 0.285											1	1	0	0	1	0	0					
11 Rajai Davis, R OBP: 0.309, SLG: 0.490											3	0	1	1	0	1						
28 Colby Rasmus, L OBP: 0.283, SLG: 0.338											3	0	1	1	0	1						
68 Yan Gomes, R OBP: 0.500, SLG: 0.700											2	1	1	1	1	1						
Inning Stats	R: 0 E: 1 K: 2 S: 14	H: 1 LOB: 2 BB: 1 P: 23	R: 1 E: 0 K: 0 S: 9	H: 1 LOB: 2 BB: 2 P: 19	R: 1 E: 0 K: 1 S: 8	H: 1 LOB: 0 BB: 0 P: 16	R: 0 E: 0 K: 1 S: 8	H: 0 LOB: 1 BB: 1 P: 17	R: 0 E: 0 K: 0 S: 6	H: 1 LOB: 0 BB: 0 P: 10	R: 0 E: 0 K: 1 S: 12	H: 1 LOB: 1 BB: 0 P: 16	R: 1 E: 0 K: 1 S: 12	H: 3 LOB: 1 BB: 0 P: 14	R: 2 E: 0 K: 1 S: 14	H: 3 LOB: 2 BB: 0 P: 22	R: 0 E: 0 K: 3 S: 15	H: 1 LOB: 2 BB: 1 P: 25	1B: 6 2B: 2 3B: 0 HR: 1	SF: 0 SAC: 0 DP: 1 HBP: 1	WP: 0 PB: 0 SB: 0 CS: 0	PA: 42
PITCHER	IP WLS BF H R ER SO BB IBB HBP BLK WP HR S P ERA WHIP	6.2 W 30 6 3 3 3 4 0 0 0 0 0 0 13 19 4.05 1.350	7.1 1.0 H 6 3 2 1 0 0 0 0 0 0 0 0 13 19 18.00 3.000	8.1 0.1 H 1 0 0 0 0 0 0 0 0 0 0 0 3 5 0.00 0.000	9.1 1.0 S 5 1 0 0 3 1 0 0 0 0 0 0 15 25 0.00 2.000																	

New York Mets @ Toronto Blue Jays
Rogers Centre, Toronto, ON
Sun May 20 2012, 1:08 PM - 4:23 PM EDT
Att: 41,867 - Sunny - 79 F

AB 36
R 5
H 9
RBI 5
BB 5
SO 10
LOB 27



Batter	1	2	3	4	5	6	7	8	9	AB	R	H	RBI	BB	SO	LOB	TOP									
2 Kelly Johnson, L OBP: 0.360, SLG: 0.421	G6-3		SF9			P3		IBB		2	1	0	1	1	0	0	Toronto Blue Jays @ Tampa Bay Rays Tropicana Field, St. Petersburg, FL Mon May 21 2012, 7:12 PM - 10:25 PM EDT Att: 10,844 - Dome - 72 F									
5 Yunel Escobar, R OBP: 0.310, SLG: 0.341	G5-3		1B			HR		E1		4	2	2	1	0	0	2										
19 José Bautista, R OBP: 0.326, SLG: 0.442	G5-3		K			G5-3		FC5		4	0	0	1	0	1	2										
10 Edwin Encarnación, R OBP: 0.326, SLG: 0.561		1B			P5			FC5-4		4	0	1	1	0	0	1										
9 J.P. Arencibia, R OBP: 0.295, SLG: 0.488	FC5-4							K		4	1	2	0	0	1	2										
14 Eric Thames, L OBP: 0.307, SLG: 0.391																										
11 Rajai Davis, R OBP: 0.304, SLG: 0.481																										
13 Brett Lawrie, R OBP: 0.317, SLG: 0.373																										
28 Colby Rasmus, L OBP: 0.288, SLG: 0.357																										
6 Jeff Mathis, R OBP: 0.297, SLG: 0.438																										
Inning Stats	R: 0 H: 0 E: 0 K: 0 S: 7	H: 0 LOB: 0 BB: 0 P: 9	R: 1 H: 2 E: 1 K: 0 S: 8	H: 2 LOB: 0 BB: 0 P: 11	R: 1 H: 2 E: 0 K: 1 S: 16	H: 2 LOB: 1 BB: 0 P: 23	R: 0 H: 1 E: 0 K: 0 S: 10	H: 1 LOB: 0 BB: 0 P: 15	R: 0 H: 0 E: 0 K: 1 S: 6	H: 0 LOB: 0 BB: 0 P: 9	R: 1 H: 1 E: 0 K: 0 S: 9	H: 1 LOB: 0 BB: 0 P: 15	R: 0 H: 1 E: 0 K: 0 S: 9	H: 1 LOB: 1 BB: 0 P: 15	R: 3 H: 2 E: 2 K: 2 S: 18	H: 1 LOB: 1 BB: 0 P: 27	R: 0 H: 0 E: 0 K: 1 S: 12	H: 0 LOB: 0 BB: 0 P: 16	1B: 5 2B: 2 HR: 1	SF: 1 SAC: 0 DP: 2 HBP: 0	WP: 0 PB: 0 SB: 0 CS: 0	PA: 35				
PITCHER	IP	WLS	BF	H	R	ER	SO	BB	IBB	HBP	BLK	WP	HR	S	P	ERA	WHIP									
58 Jeremy Hellickson, R ERA: 2.73	(1, 1)	7.1	L	28	8	5	2	3	0	1	0	0	0	1	70	108	2.46	1.091								
31 Burke Badenhop, R ERA: 4.35	(8, 1)	0.2		4	0	1	0	1	0	0	0	0	0	13	16	0.00	0.000									
27 César Ramos, L ERA: 1.5	(9, 1)	1.0		3	0	0	0	1	0	0	0	0	0	12	16	0.00	0.000									

Batter	1	2	3	4	5	6	7	8	9	AB	R	H	RBI	BB	SO	LOB	BOTTOM								
18 Ben Zobrist, S OBP: 0.357, SLG: 0.439	G4-3	G3		L7					F9	5	0	1	0	0	0	3	Toronto Blue Jays @ Tampa Bay Rays Tropicana Field, St. Petersburg, FL Mon May 21 2012, 7:12 PM - 10:25 PM EDT Att: 10,844 - Dome - 72 F								
2 B.J. Upton, R OBP: 0.348, SLG: 0.424	HR		P5	FC5-4						4	1	1	1	0	1	2									
20 Matt Joyce, L OBP: 0.395, SLG: 0.550	BB					G4-3				2	1	0	0	2	1	1									
23 Carlos Peña, L OBP: 0.353, SLG: 0.353	F7		K							3	0	0	0	1	2	2									
30 Luke Scott, L OBP: 0.295, SLG: 0.451	E1			G3						3	0	0	0	1	0	2									
1 Sean Rodriguez, R OBP: 0.303, SLG: 0.372	K									4	0	1	1	0	1	3									
10 Will Rhymes, L OBP: 0.323, SLG: 0.298			K		F7					4	0	2	0	0	1	2									
9 Elliot Johnson, S OBP: 0.344, SLG: 0.363		G3-1				F9				4	0	0	0	0	1	2									
2B José Molina, R OBP: 0.247, SLG: 0.311										2	0	0	0	2	0	1									
Inning Stats	R: 1 H: 1 E: 1 K: 1 S: 13	H: 1 LOB: 2 BB: 1 P: 25	R: 0 H: 0 E: 0 K: 1 S: 13	H: 0 LOB: 1 BB: 1 P: 22	R: 1 H: 1 E: 0 K: 1 S: 13	H: 1 LOB: 2 BB: 2 P: 28	R: 0 H: 0 E: 0 K: 0 S: 9	H: 0 LOB: 1 BB: 1 P: 18	R: 0 H: 1 E: 0 K: 0 S: 7	H: 1 LOB: 0 BB: 0 P: 10	R: 0 H: 1 E: 0 K: 2 S: 11	H: 1 LOB: 0 BB: 0 P: 15	R: 0 H: 0 E: 0 K: 1 S: 6	H: 0 LOB: 0 BB: 0 P: 10	R: 0 H: 1 E: 0 K: 1 S: 9	H: 1 LOB: 1 BB: 0 P: 15		1B: 4 2B: 0 3B: 0 HR: 1	SF: 0 SAC: 0 DP: 1 HBP: 0	WP: 3 PB: 0 SB: 0 CS: 1	PA: 37				
PITCHER	IP	WLS	BF	H	R	ER	SO	BB	IBB	HBP	BLK	WP	HR	S	P	ERA	WHIP								
4 Kyle Drabek, R ERA: 3.27	(1, 1)	6.0	W	27	3	2	2	3	6	0	0	0	0	64	118	3.00	1.500								
54 Jason Frasor, R ERA: 2.76	(7, 1)	1.0	H	3	1	0	0	2	0	0	0	0	0	11	15	0.00	1.000								
48 Francisco Cordero, R ERA: 0.49	(8, 1)	1.0		3	0	0	0	1	0	0	0	0	0	6	10	0.00	0.000								
44 Casey Janssen, R ERA: 3.52	(9, 1)	1.0		4	1	0	0	1	0	0	0	0	0	9	15	0.00	1.000								

Batter	1	2	3	4	5	6	7	8	9	AB R H RBI BB SO LOB	TOP												
2 Kelly Johnson, L (1,4) OBP: 0.356, SLG: 0.411	K2-3		K				P5		K	4 1 0 0 1 3 0	Toronto Blue Jays @ Tampa Bay Rays Tropicana Field, St. Petersburg, FL Tue May 22 2012, 7:13 PM - 10:16 PM EDT Att: 12,307 - Dome - 72 F livebaseballscores.com												
5 Yunel Escobar, R (1,6) OBP: 0.313, SLG: 0.339	G6-3						P3		K	4 1 1 0 1 1 0													
19 José Bautista, R (1,9) OBP: 0.330, SLG: 0.450			F9							4 1 3 2 0 0 1													
10 Edwin Encarnación, R (1,10) OBP: 0.330, SLG: 0.557										3 0 1 0 1 0 0													
9 J.P. Arencibia, R (1,2) OBP: 0.287, SLG: 0.473	K									4 0 0 0 0 1 5													
13 Brett Lawrie, R (1,5) OBP: 0.315, SLG: 0.370	K		K							4 0 1 0 0 2 0													
28 Colby Rasmus, L (1,8) OBP: 0.288, SLG: 0.350	G3									3 0 0 0 1 1 1													
68 Yan Gomes, R (1,3) OBP: 0.444, SLG: 0.786	G1-3									4 1 1 1 0 0 2													
11 Rajai Davis, R (1,7) OBP: 0.293, SLG: 0.463			K							2 1 0 0 0 1 1													
14 Eric Thames, L (6,PH) OBP: 0.303, SLG: 0.385										2 0 0 0 0 1 0													
Inning Stats	R: 0 E: 0 K: 2 S: 16	H: 1 LOB: 2 BB: 1 P: 23	R: 0 E: 0 K: 1 S: 8	H: 0 LOB: 0 BB: 0 P: 10	R: 0 E: 0 K: 2 S: 8	H: 1 LOB: 1 BB: 0 P: 11	R: 0 E: 0 K: 1 S: 10	H: 0 LOB: 0 BB: 0 P: 14	R: 4 E: 1 K: 0 S: 22	H: 1 LOB: 1 BB: 3 P: 45	R: 1 E: 0 K: 1 S: 8	H: 1 LOB: 0 BB: 0 P: 10	R: 0 E: 0 K: 0 S: 12	H: 2 LOB: 2 BB: 0 P: 17	R: 0 E: 0 K: 1 S: 7	H: 1 LOB: 0 BB: 0 P: 9	R: 0 E: 0 K: 2 S: 8	H: 0 LOB: 0 BB: 0 P: 13	1B: 6 2B: 1 3B: 0 HR: 1	SF: 0 SAC: 0 DP: 1 HBP: 0	WP: 0 PB: 0 SB: 2 CS: 0	PA: 38	
PITCHER	IP WLS BF H R ER SO BB IBB HBP BLK WP HR S P ERA WHIP											PITCHER	IP WLS BF H R ER SO BB IBB HBP BLK WP HR S P ERA WHIP										
55 Matt Moore, L (1,1) ERA: 5.07	4.2		22	3	4	2	6	4	0	0	0	0	0	0	60	97	3.86	1.500					
31 Burke Badenhop, R (5,1) ERA: 4.23	0.1		1	0	0	0	0	0	0	0	0	0	0	4	6	0.00	0.000						
40 Wade Davis, R (6,1) ERA: 2.11	2.0	W	9	3	1	1	1	0	0	0	0	0	0	1	20	27	4.50	1.500					
62 Joel Peralta, R (8,1) ERA: 4.82	1.0	H	3	1	0	0	1	0	0	0	0	0	0	7	9	0.00	1.000						
56 Fernando Rodney, R (9,1) ERA: 0.44	1.0	S	3	0	0	0	2	0	0	0	0	0	0	8	13	0.00	0.000						

Batter	1	2	3	4	5	6	7	8	9	AB R H RBI BB SO LOB	BOTTOM													
23 Carlos Pena, L (1,3) OBP: 0.354, SLG: 0.373	G6-3		K							5 1 2 3 0 1 2	Toronto Blue Jays @ Tampa Bay Rays Tropicana Field, St. Petersburg, FL Tue May 22 2012, 7:13 PM - 10:16 PM EDT Att: 12,307 - Dome - 72 F livebaseballscores.com													
2 B.J. Upton, R (1,8) OBP: 0.350, SLG: 0.462	G4-3		P4							5 1 2 1 0 0 2														
20 Matt Joyce, L (1,7) OBP: 0.391, SLG: 0.538	G4-3									3 0 0 0 0 0 1														
18 Ben Zobrist, S (1,9) OBP: 0.355, SLG: 0.434	K		F9							4 1 1 0 0 1 3														
30 Luke Scott, L (1,10) OBP: 0.301, SLG: 0.482										4 2 2 1 0 0 1														
1 Sean Rodriguez, R (1,5) OBP: 0.301, SLG: 0.368	F7									4 0 1 0 0 0 2														
44 Drew Sutton, S (1,4) OBP: 0.500, SLG: 0.750	K									4 1 2 1 0 1 1														
16 Chris Gimenez, R (1,2) OBP: 0.258, SLG: 0.237	L4									4 1 1 2 0 0 0														
9 Elliot Johnson, S (1,6) OBP: 0.362, SLG: 0.393										4 1 3 0 0 0 0														
Inning Stats	R: 0 E: 0 K: 1 S: 13	H: 1 LOB: 1 BB: 0 P: 21	R: 1 E: 0 K: 0 S: 10	H: 1 LOB: 0 BB: 0 P: 15	R: 0 E: 0 K: 1 S: 10	H: 1 LOB: 2 BB: 0 P: 17	R: 5 E: 0 K: 0 S: 18	H: 4 LOB: 0 BB: 0 P: 33	R: 1 E: 0 K: 0 S: 10	H: 3 LOB: 2 BB: 0 P: 18		R: 1 E: 0 K: 0 S: 8	H: 2 LOB: 0 BB: 0 P: 12	R: 0 E: 0 K: 0 S: 8	H: 1 LOB: 1 BB: 0 P: 11	R: 0 E: 0 K: 0 S: 7	H: 1 LOB: 1 BB: 0 P: 11	1B: 7 2B: 4 3B: 0 HR: 3	SF: 0 SAC: 0 DP: 0 HBP: 1	WP: 1 PB: 0 SB: 1 CS: 1	PA: 38			
PITCHER	IP WLS BF H R ER SO BB IBB HBP BLK WP HR S P ERA WHIP											PITCHER	IP WLS BF H R ER SO BB IBB HBP BLK WP HR S P ERA WHIP											
36 Drew Hutchison, R (1,1) ERA: 5.73	4.0	L	21	7	6	3	0	0	0	0	0	0	0	1	2	51	86	13.50	1.750					
46 Evan Crawford, L (5,1) ERA: 7.36	2.0		9	5	2	2	0	0	0	0	0	0	0	1	18	30	9.00	2.500						
47 Luis Perez, L (7,1) ERA: 2.74	1.0		4	1	0	0	0	0	0	0	0	0	0	8	11	0.00	1.000							
33 Carlos Villanueva, R (8,1) ERA: 4.76	1.0		4	1	0	0	0	0	0	0	0	0	0	7	11	0.00	1.000							

Batter	1	2	3	4	5	6	7	8	9	10	11	AB	R	H	RBI	BB	SO	LOB	TOP																			
2 Kelly Johnson, L OBP: 0.352, SLG: 0.411	(1,4) K		(1,3) K		(2,3) K		(1,3) K		(0,2) 2B			5	0	1	0	0	4	2																				
17 Omar Vizquel, S OBP: 0.174, SLG: 0.095	(9,4) K											0	0	0	0	0	0	0																				
5 Yunel Escobar, R OBP: 0.310, SLG: 0.335	(1,6) G1-3		(3,2) K		(1,2) K				(0,0) G3		(3) G5-3	5	0	1	0	0	1	2																				
19 José Bautista, R OBP: 0.337, SLG: 0.473	(1,9) HR		(1,2) G1-3						(1,2) 10 HR		(1) P5	5	2	2	1	0	0	1																				
10 Edwin Encarnación, R OBP: 0.337, SLG: 0.573	(1,10) BB				(1,2) F8				(2,1) 2H		(2) G3-1	4	1	2	2	1	0	0																				
9 J.P. Arencibia, R OBP: 0.277, SLG: 0.455	(1,2) K		(0,3) K		(0,3) K				(0,3) K		(3) K2-3	5	0	0	0	0	4	2																				
14 Eric Thames, L OBP: 0.289, SLG: 0.376			(1,3) K		(2,2) G3-1				(0,1) 13 FC4-6		(1,2) G1-3	5	0	1	0	0	2	1																				
13 Brett Lawrie, R OBP: 0.312, SLG: 0.365			(1,1) G4-3						(1,1) G5-3		(2) K	5	1	1	0	0	1	1																				
28 Colby Rasmus, L OBP: 0.291, SLG: 0.365			(0,0) 1B		(2,2) FC3				(3,2) 3B		(3) K	5	0	2	0	0	1	1																				
68 Yan Gomes, R OBP: 0.364, SLG: 0.647			(0,3) K		(0,0) SF8				(0,0) G5-3		(1,0) F7	3	0	0	1	0	1	2																				
Inning Stats	R: 1 E: 0 K: 2 S: 16	H: 1 LOB: 1 BB: 1 P: 25	R: 0 E: 0 K: 2 S: 9	H: 1 LOB: 1 BB: 0 P: 11	R: 0 E: 0 K: 1 S: 11	H: 1 LOB: 0 BB: 0 P: 15	R: 0 E: 0 K: 1 S: 9	H: 0 LOB: 0 BB: 0 P: 12	R: 1 E: 1 K: 2 S: 11	H: 1 LOB: 1 BB: 0 P: 14	R: 0 E: 0 K: 1 S: 12	H: 1 LOB: 1 BB: 0 P: 17	R: 2 E: 0 K: 1 S: 16	H: 3 LOB: 1 BB: 0 P: 20	R: 0 E: 0 K: 0 S: 6	H: 1 LOB: 1 BB: 0 P: 7	R: 0 E: 0 K: 2 S: 11	H: 0 LOB: 0 BB: 0 P: 14	1B: 5 2B: 2 3B: 1 HR: 2	SF: 1 SAC: 0 DP: 0 HBP: 0	WP: 0 PB: 0 SB: 1 CS: 0	PA: 44																
PITCHER	IP: 7.1 WLS: 3 BF: 30 H: 7 R: 3 ER: 1 SO: 10 BB: 1 IBB: 0 HBP: 0 BLK: 0 WP: 0 HR: 1 S: 81 P: 110 ERA: 2.46 WHIP: 1.091																																					
33 James Shields, R ERA: 3.63	(1,1)																																					
62 Joel Peralta, R ERA: 5.12	(8,1)	0.2	B	4	2	1	1	1	0	0	0	0	0	0	1	10	13	13.50	3.000																			
56 Fernando Rodney, R ERA: 0.4	(9,1)	2.0	7	1	0	0	1	0	0	0	0	0	0	0	0	17	25	0.00	0.500																			
57 Jake McGee, L ERA: 1.84	(11,1)	1.0	W	3	0	0	0	2	0	0	0	0	0	0	0	11	14	0.00	0.000																			

Toronto Blue Jays @ Tampa Bay Rays
Tropicana Field, St. Petersburg, FL
Wed May 23 2012, 1:12 PM - 5:07 PM EDT
Att: 11,471 - Dome - 72 F

livebaseballscores.com

AB 42
R 4
H 10
RBI 4
BB 1
SO 14
LOB 12



Batter	1	2	3	4	5	6	7	8	9	10	11	AB	R	H	RBI	BB	SO	LOB	BOTTOM																	
23 Carlos Pena, L OBP: 0.364, SLG: 0.379	(1,3) 2B	(1,2) CS	(1,0) 2B		(1,3) K		(0,0) FC4-2		(4,2) 2B		(1,3) K	3	2	1	0	2	2	1																		
2 B.J. Upton, R OBP: 0.367, SLG: 0.482	(1,8) K		(2,0) K		(3,3) K		(2,1) FC4-2		(0,1) BB		(2,2) 2B	6	1	3	1	0	2	3																		
20 Matt Joyce, L OBP: 0.391, SLG: 0.526	(1,9) 2B		(1,1) G3		(2,1) P5		(4,0) BB		(3,3) K		(2) K	3	1	0	1	2	1	3																		
44 Drew Sutton, S OBP: 0.556, SLG: 0.750	(1,5) 2B		(4,0) 30 FC4-6		(2,3) G6-3		(2,3) K		(3,2) K		(2) 1B	4	0	2	2	1	1	3																		
30 Luke Scott, L OBP: 0.310, SLG: 0.479	(1,10) G3		(2,1) FC4-6		(2,1) BB		(4,2) 9 SH3-4		(1,2) BB		(4,2) BB	3	0	1	1	2	0	2																		
9 Elliot Johnson, S OBP: 0.357, SLG: 0.379	(1,6) K2-3		(1,3) K		(2,3) K		(4,2) BB		(0,1) SH3-4		(1) K	3	0	0	0	1	3	3																		
10 Will Rhymes, L OBP: 0.318, SLG: 0.283	(1,4) BB		(4,1) 24 FC3-6		(0,1) G6-3		(2,2) G3		(3,2) F8		(2) F8	3	0	0	0	1	0	2																		
1 Sean Rodriguez, R OBP: 0.299, SLG: 0.366	(10, PH)											1	0	0	0	0	0	1																		
16 Chris Gimenez, R OBP: 0.262, SLG: 0.230	(1,2) K		(0,3) K		(0,0) B5		(4,0) 23 2B		(3,2) F8		(3) K	2	0	0	0	1	1	1																		
26 Stephen Vogt, L OBP: 0.244, SLG: 0.307	(8, PH)											1	0	0	0	0	0	1																		
24 Rich Thompson, L OBP: 0.231, SLG: 0.091	(1,7) FC3-6		(0,2) 23 CS		(1,3) K		(1,3) K		(2,2) G1-3		(2) 2B	4	1	0	0	0	2	2																		
Inning Stats	R: 2 E: 0 K: 2 S: 15	H: 1 LOB: 1 BB: 2 P: 27	R: 0 E: 0 K: 1 S: 7	H: 0 LOB: 0 BB: 1 P: 11	R: 2 E: 0 K: 1 S: 8	H: 1 LOB: 1 BB: 2 P: 20	R: 0 E: 0 K: 1 S: 6	H: 0 LOB: 0 BB: 0 P: 7	R: 0 E: 0 K: 0 S: 10	H: 1 LOB: 1 BB: 2 P: 21	R: 0 E: 0 K: 2 S: 9	H: 1 LOB: 3 BB: 2 P: 22	R: 0 E: 0 K: 0 S: 13	H: 1 LOB: 1 BB: 0 P: 20	R: 0 E: 0 K: 1 S: 18	H: 2 LOB: 2 BB: 1 P: 30	R: 0 E: 0 K: 2 S: 14	H: 0 LOB: 1 BB: 1 P: 23	R: 1 E: 0 K: 1 S: 8	H: 1 LOB: 1 BB: 0 P: 13	1B: 3 2B: 4 3B: 0 HR: 0	SF: 0 SAC: 1 DP: 0 HBP: 2	WP: 0 PB: 0 SB: 1 CS: 1	PA: 48												
PITCHER	IP: 6.0 WLS: 3 BF: 26 H: 2 R: 4 ER: 4 SO: 7 BB: 7 IBB: 0 HBP: 1 BLK: 0 WP: 0 HR: 0 S: 55 P: 105 ERA: 6.00 WHIP: 1.500																																			
24 Ricky Romero, L ERA: 3.86	(1,1)																																			
54 Jason Frasor, R ERA: 2.05	(7,1)	0.2	3	1	0	0	1	0	0	0	0	0	0	6	9	0.00	1.500																			
47 Luis Perez, L ERA: 2.7	(7,1)	0.1	2	0	0	0	1	0	0	0	0	0	0	3	9	0.00	3.000																			
48 Francisco Cordero, R ERA: 6.11	(8,1)	1.0	4	1	0	0	0	0	0	0	0	0	0	13	20	0.00	1.000																			
44 Casey Janssen, R ERA: 3.31	(9,1)	1.0	5	2	0	0	1	1	0	0	0	0	0	18	30	0.00	3.000																			

Toronto Blue Jays @ Tampa Bay Rays
Tropicana Field, St. Petersburg, FL
Wed May 23 2012, 1:12 PM - 5:07 PM EDT
Att: 11,471 - Dome - 72 F

livebaseballscores.com

AB 34
R 5
H 7
RBI 5
BB 10
SO 13
LOB 23



Batter	1	2	3	4	5	6	7	8	9	10	11	12	13	AB	R	H	RBI	BB	SO	LOB	TOP				
5 Yonel Escobar, R OBP: 0.260, SLG: 0.337														7	0	2	0	0	1	3					
28 Colby Rasmus, L OBP: 0.290, SLG: 0.360														6	1	1	2	1	2	6					
19 José Bautista, R OBP: 0.335, SLG: 0.469														6	1	2	0	0	2	4					
10 Edwin Encarnación, R OBP: 0.338, SLG: 0.575														6	0	1	0	0	1	5					
9 J.P. Arencibia, R OBP: 0.267, SLG: 0.434														6	0	1	1	0	2	2					
14 Eric Thames, L OBP: 0.296, SLG: 0.379														5	1	1	0	0	0	1					
11 Rajai Davis, R OBP: 0.290, SLG: 0.439														1	0	0	0	0	0	0					
13 Brett Lawrie, R OBP: 0.311, SLG: 0.361														6	2	2	0	0	1	1					
30 David Cooper, L OBP: 0.333, SLG: 0.333														5	1	2	1	0	1	1					
66 Yan Gomes, R OBP: 0.296, SLG: 0.500														1	0	0	0	0	1	1					
17 Omar Vizquel, S OBP: 0.233, SLG: 0.179														6	1	3	2	0	0	1					
Inning Stats	R: 0 E: 0 K: 1 S: 11	H: 1 LOB: 1 BB: 0 P: 15	R: 0 E: 0 K: 1 S: 10	H: 1 LOB: 1 BB: 0 P: 17	R: 0 E: 0 K: 2 S: 16	H: 2 LOB: 2 BB: 0 P: 23	R: 0 E: 0 K: 1 S: 10	H: 0 LOB: 0 BB: 0 P: 13	R: 2 E: 0 K: 1 S: 13	H: 3 LOB: 1 BB: 0 P: 20	R: 1 E: 0 K: 0 S: 6	H: 2 LOB: 0 BB: 0 P: 9	R: 0 E: 0 K: 1 S: 11	H: 0 LOB: 0 BB: 0 P: 15	R: 0 E: 0 K: 1 S: 13	H: 1 LOB: 2 BB: 1 P: 23	R: 2 E: 1 K: 1 S: 20	H: 2 LOB: 1 BB: 0 P: 26	1B: 12 2B: 2 3B: 0 HR: 1	SF: 0 SAC: 0 DP: 1 HBP: 0	W/P: 0 PB: 1 SB: 1 CS: 0	PA: 56			
PITCHER	IP ERA: 3.58	WLS BF: 27	H ER: 4	R ER: 4	ER SO: 6	BB IBB: 0	HBP BLK: 0	BLK W/P: 0	W/P HR: 1	S P: 67	P ERA: 6.75	WHIP 1.875	PITCHER	IP ERA: 1.85	WLS BF: 9	H ER: 3	R ER: 2	ER SO: 2	BB IBB: 0	HBP BLK: 0	BLK W/P: 0	W/P HR: 0	S P: 26	P ERA: 0.00	WHIP 2.400
48 Colby Lewis, R ERA: 3.58	5.1	27	4	4	6	0	0	0	1	67	97	1.875	28 Robbie Ross Jr., L ERA: 1.85	1.2	9	3	2	0	2	1	0	0	40	0.00	2.400
41 Alexi Ogando, R ERA: 1.35	1.2	6	2	1	1	0	0	0	0	9	13	5.40	22 Yoshinori Tateyama, R ERA: 2.7	0.1	2	0	0	0	0	0	0	0	7	0.00	0.000
37 Mike Adams, R ERA: 2.08	1.0	3	0	0	0	0	0	0	0	7	9	0.00													
36 Joe Nathan, R ERA: 2.29	1.0	3	0	0	0	0	0	0	0	8	13	0.00													
19 Koji Uehara, R ERA: 1.04	2.0	6	0	0	0	0	0	0	0	17	22	0.00													

Toronto Blue Jays @ Texas Rangers
Rangers Ballpark in Arlington, Arlington, TX
Sat May 26 2012, 3:11 PM - 7:47 PM EDT
Att. 47,430 - Partly Cloudy - 91 F

AB 55
R 7
H 15
RBI 6
BB 1
SO 11
LOB 25



Batter	1	2	3	4	5	6	7	8	9	10	11	12	13	AB	R	H	RBI	BB	SO	LOB	BOTTOM				
5 Ian Kinsler, R OBP: 0.359, SLG: 0.454														5	2	2	0	1	0	4					
1 Elvis Andrus, R OBP: 0.366, SLG: 0.407														4	2	1	1	1	0	1					
32 Josh Hamilton, L OBP: 0.431, SLG: 0.771														6	1	2	3	1	1	3					
29 Adrian Beltré, R OBP: 0.339, SLG: 0.542														5	0	2	1	0	0	3					
10 Michael Young, R OBP: 0.296, SLG: 0.366														6	0	1	0	0	0	6					
7 David Murphy, L OBP: 0.341, SLG: 0.442														2	0	1	0	1	0	0					
23 Craig Gentry, R OBP: 0.359, SLG: 0.394														2	0	0	0	0	0	3					
17 Nelson Cruz, R OBP: 0.323, SLG: 0.429														6	1	1	1	0	2	6					
8 Yorvit Torrealba, R OBP: 0.299, SLG: 0.351														5	1	1	1	1	1	2					
18 Mitch Moreland, L OBP: 0.364, SLG: 0.582														4	1	3	1	0	0	0					
25 Mike Napoli, R OBP: 0.321, SLG: 0.430														2	0	0	0	0	1	3					
Inning Stats	R: 2 E: 0 K: 0 S: 12	H: 1 LOB: 0 BB: 0 P: 15	R: 0 E: 1 K: 1 S: 9	H: 2 LOB: 1 BB: 0 P: 11	R: 0 E: 0 K: 0 S: 10	H: 1 LOB: 0 BB: 0 P: 14	R: 0 E: 0 K: 0 S: 5	H: 0 LOB: 0 BB: 0 P: 7	R: 3 E: 0 K: 0 S: 13	H: 3 LOB: 0 BB: 0 P: 22	R: 0 E: 0 K: 1 S: 11	H: 1 LOB: 2 BB: 1 P: 16	R: 0 E: 0 K: 0 S: 8	H: 0 LOB: 1 BB: 0 P: 20	R: 0 E: 0 K: 0 S: 12	H: 1 LOB: 1 BB: 0 P: 9	R: 0 E: 0 K: 0 S: 16	H: 1 LOB: 2 BB: 1 P: 22	R: 3 E: 0 K: 0 S: 9	H: 2 LOB: 0 BB: 0 P: 16	1B: 8 2B: 2 3B: 0 HR: 4	SF: 1 SAC: 2 DP: 2 HBP: 2	W/P: 1 PB: 1 SB: 1 CS: 0	PA: 57	
PITCHER	IP ERA: 3.98	WLS BF: 27	H ER: 5	R ER: 4	ER SO: 1	BB IBB: 1	HBP BLK: 0	BLK W/P: 0	W/P HR: 3	S P: 57	P ERA: 6.35	WHIP 1.765	PITCHER	IP ERA: 36.0	WLS BF: 2	H ER: 1	R ER: 2	ER SO: 0	BB IBB: 1	HBP BLK: 0	BLK W/P: 0	W/P HR: 0	S P: 5	P ERA: ∞	WHIP ∞
37 Henderson Alvarez III, R ERA: 3.98	5.2	27	5	4	1	1	0	0	3	57	84	6.35	56 Ryota Igarashi, R ERA: 36.0	0.0	2	1	2	0	1	0	0	11	∞	∞	
47 Luis Perez, L ERA: 2.65	1.1	6	1	0	0	1	0	0	0	16	23	0.00	54 Jason Frasor, R ERA: 5.0	0.0	1	1	1	0	0	0	0	4	5	∞	∞
48 Francisco Cordero, R ERA: 5.79	1.0	3	0	0	0	0	0	0	0	8	15	0.00													
44 Casey Janssen, R ERA: 3.0	1.2	8	0	0	0	1	0	1	2	0	17	30	0.00												
38 Darren Oliver, L ERA: 1.58	2.1	10	2	0	0	1	0	0	0	25	37	0.00													

Toronto Blue Jays @ Texas Rangers
Rangers Ballpark in Arlington, Arlington, TX
Sat May 26 2012, 3:11 PM - 7:47 PM EDT
Att. 47,430 - Partly Cloudy - 91 F

AB 47
R 8
H 14
RBI 8
BB 5
SO 5
LOB 31



Batter	1	2	3	4	5	6	7	8	9	AB	R	H	RBI	BB	SO	LOB	TOP	
13 Xavier Avery, L (1, 7) OBP: 0.299, SLG: 0.317 36 Nick Johnson, L (9, PH) OBP: 0.293, SLG: 0.408											3	0	0	0	1	3	3	
2 J.J. Hardy, R (1, 6) OBP: 0.310, SLG: 0.477											3	0	0	0	1	1	1	
21 Nick Markakis, L (1, 9) OBP: 0.336, SLG: 0.454											4	0	0	0	0	0	3	
10 Adam Jones, R (1, 8) OBP: 0.347, SLG: 0.588											4	1	1	0	0	1	0	
32 Matt Wieters, S (1, 2) OBP: 0.320, SLG: 0.440											4	1	1	0	0	1	0	
24 Wilson Betemit, S (1, 5) OBP: 0.301, SLG: 0.415											4	0	1	1	0	1	0	
19 Chris Davis, L (1, 3) OBP: 0.343, SLG: 0.510											3	0	1	0	0	2	2	
12 Mark Reynolds, R (1, 10) OBP: 0.339, SLG: 0.359											3	0	2	1	1	0	0	
11 Robert Andino, R (1, 4) OBP: 0.319, SLG: 0.358											3	0	1	0	1	1	4	
Inning Stats	R: 0 E: 0 K: 2 S: 10	H: 0 LOB: 0 BB: 0 P: 17	R: 0 E: 0 K: 1 S: 8	H: 0 LOB: 0 BB: 0 P: 13	R: 0 E: 0 K: 1 S: 9	H: 1 LOB: 3 BB: 3 P: 24	R: 0 E: 0 K: 1 S: 9	H: 0 LOB: 0 BB: 0 P: 13	R: 0 E: 0 K: 2 S: 10	H: 1 LOB: 2 BB: 0 P: 18	R: 0 E: 0 K: 0 S: 7	H: 0 LOB: 0 BB: 0 P: 15	R: 2 E: 0 K: 1 S: 21	H: 4 LOB: 2 BB: 0 P: 30	1B: 6 2B: 1 3B: 0 HR: 0	SF: 0 SAC: 0 DP: 1 HBP: 1	WP: 0 PA: 37 PB: 0 SB: 0 CS: 2	
PITCHER	IP: 7.0 WLS: W BF: 27 ERA: 4.84	WLS: 3 BF: 0 ERA: 2.45	H: 3 R: 0 ER: 0 SO: 1 BB: 0 IBB: 0 HBP: 0 BLK: 0	H: 0 R: 0 ER: 2 SO: 1 BB: 0 IBB: 0 HBP: 0 BLK: 0	H: 0 R: 0 ER: 0 SO: 0 BB: 0 IBB: 0 HBP: 0 BLK: 0	H: 0 R: 0 ER: 17 SO: 26 BB: 4 IBB: 0 HBP: 0 BLK: 0	IP: 0.0 WLS: 0 BF: 65 ERA: 0.00	WLS: 15 BF: 15 ERA: 12.000	IP: 0.0 WLS: S BF: 2 ERA: 2.89	IP: 1.1 WLS: 0 BF: 9 ERA: 8.18	IP: 1.0 WLS: 0 BF: 11 ERA: 11.00	IP: 1.0 WLS: 0 BF: 11 ERA: 11.00	IP: 1.0 WLS: 0 BF: 11 ERA: 11.00	IP: 1.0 WLS: 0 BF: 11 ERA: 11.00	IP: 1.0 WLS: 0 BF: 11 ERA: 11.00	IP: 1.0 WLS: 0 BF: 11 ERA: 11.00	IP: 1.0 WLS: 0 BF: 11 ERA: 11.00	IP: 1.0 WLS: 0 BF: 11 ERA: 11.00

Baltimore Orioles @ Toronto Blue Jays
Rogers Centre, Toronto, ON
Mon May 28 2012, 7:10 PM - 9:56 PM EDT
Att: 16,575 - Partly Cloudy - 73 F

AB 32
R 2
H 7
RBI 2
BB 4
SO 10
LOB 15




Batter	1	2	3	4	5	6	7	8	9	AB	R	H	RBI	BB	SO	LOB	BOTTOM	
2 Kelly Johnson, L (1, 4) OBP: 0.360, SLG: 0.446											4	2	3	3	0	0	1	
28 Colby Rasmus, L (1, 8) OBP: 0.303, SLG: 0.413											4	0	2	1	0	0	2	
19 José Bautista, R (1, 9) OBP: 0.326, SLG: 0.448											4	1	0	0	0	0	3	
10 Edwin Encarnación, R (1, 10) OBP: 0.335, SLG: 0.579											4	1	1	2	0	0	1	
14 Eric Thames, L (1, 7) OBP: 0.288, SLG: 0.365											4	0	1	0	0	1	0	
13 Brett Lawrie, R (1, 5) OBP: 0.314, SLG: 0.364											4	0	1	0	0	0	2	
30 David Cooper, L (1, 3) OBP: 0.286, SLG: 0.286											4	1	2	0	0	1	1	
6 Jeff Mathis, R (1, 2) OBP: 0.293, SLG: 0.417											4	0	1	0	0	1	2	
17 Omar Vizquel, S (1, 6) OBP: 0.270, SLG: 0.206											3	1	1	0	0	0	0	
Inning Stats	R: 1 E: 0 K: 0 S: 17	H: 3 LOB: 2 BB: 0 P: 26	R: 1 E: 0 K: 0 S: 9	H: 2 LOB: 1 BB: 0 P: 13	R: 2 E: 1 K: 0 S: 14	H: 2 LOB: 1 BB: 0 P: 20	R: 2 E: 0 K: 0 S: 12	H: 3 LOB: 0 BB: 0 P: 22	R: 0 E: 0 K: 2 S: 8	H: 1 LOB: 1 BB: 0 P: 13	R: 0 E: 0 K: 0 S: 14	H: 1 LOB: 0 BB: 0 P: 20	R: 0 E: 0 K: 1 S: 10	H: 0 LOB: 0 BB: 0 P: 16	1B: 8 2B: 2 3B: 0 HR: 2	SF: 0 SAC: 1 DP: 1 HBP: 0	WP: 0 PA: 36 PB: 0 SB: 0 CS: 0	
PITCHER	IP: 3.0 WLS: L BF: 19 ERA: 5.99	WLS: 14 BF: 3 ERA: 3.06	H: 6 R: 0 ER: 0 SO: 2 BB: 0 IBB: 0 HBP: 0 BLK: 0	H: 0 R: 0 ER: 0 SO: 1 BB: 0 IBB: 0 HBP: 0 BLK: 0	H: 0 R: 0 ER: 33 SO: 50 BB: 0 IBB: 0 HBP: 0 BLK: 0	H: 0 R: 0 ER: 10 SO: 16 BB: 0 IBB: 0 HBP: 0 BLK: 0	IP: 0.0 WLS: 0 BF: 2 ERA: 15.00	WLS: 45 BF: 33 ERA: 0.00	IP: 0.0 WLS: 10 BF: 16 ERA: 0.000	IP: 1.1 WLS: 0 BF: 9 ERA: 8.18	IP: 1.0 WLS: 0 BF: 11 ERA: 11.00	IP: 1.0 WLS: 0 BF: 11 ERA: 11.00	IP: 1.0 WLS: 0 BF: 11 ERA: 11.00	IP: 1.0 WLS: 0 BF: 11 ERA: 11.00	IP: 1.0 WLS: 0 BF: 11 ERA: 11.00	IP: 1.0 WLS: 0 BF: 11 ERA: 11.00	IP: 1.0 WLS: 0 BF: 11 ERA: 11.00	IP: 1.0 WLS: 0 BF: 11 ERA: 11.00

Baltimore Orioles @ Toronto Blue Jays
Rogers Centre, Toronto, ON
Mon May 28 2012, 7:10 PM - 9:56 PM EDT
Att: 16,575 - Partly Cloudy - 73 F

AB 35
R 6
H 12
RBI 6
BB 0
SO 3
LOB 12



Batter	1	2	3	4	5	6	7	8	9	AB	R	H	RBI	BB	SO	LOB	TOP					
11 Robert Andino, R OBP: 0.316, SLG: 0.354	G5-3		K				K	K		5	0	1	0	0	3	3	<p>Baltimore Orioles @ Toronto Blue Jays Rogers Centre, Toronto, ON Tue May 29 2012, 7:08 PM - 10:19 PM EDT Att: 17,352 - Partly Cloudy - 80 F</p> <p>livebaseballscorecards.com</p>					
2 J.J. Hardy, R OBP: 0.306, SLG: 0.471	G1-6-3		F7				K			5	1	1	0	0	1	3						
21 Nick Markakis, L OBP: 0.333, SLG: 0.452	K									5	0	1	0	0	1	1						
10 Adam Jones, R OBP: 0.362, SLG: 0.624		HR								3	3	3	3	2	0	0						
32 Matt Wieters, S OBP: 0.322, SLG: 0.438 28 Ronny Paulino, R OBP: 0.333, SLG: 0.424		HBP								1	0	0	0	0	0	1						
12 Mark Reynolds, R OBP: 0.342, SLG: 0.354	G6-3									3	1	2	0	0	0	3						
19 Chris Davis, L OBP: 0.351, SLG: 0.531	K									4	0	1	1	1	1	3						
24 Wilson Betemit, S OBP: 0.291, SLG: 0.400	F9									5	1	3	2	0	1	3						
6 Steve Tolleson, R OBP: 0.320, SLG: 0.500 9 Endy Chavez, L OBP: 0.172, SLG: 0.164	G5-3									3	0	1	0	0	1	1	<p>AB 40 R 6 H 13 RBI 6 BB 3 SO 11 LOB 26</p> 					
										1	0	0	0	0	0	2						
Inning Stats	R: 0 E: 0 K: 1 S: 9	H: 0 LOB: 0 BB: 0 P: 14	R: 1 E: 0 K: 1 S: 13	H: 1 LOB: 1 BB: 0 P: 18	R: 0 E: 0 K: 1 S: 5	H: 0 LOB: 0 BB: 0 P: 8	R: 0 E: 0 K: 1 S: 12	H: 0 LOB: 1 BB: 1 P: 21	R: 0 E: 0 K: 2 S: 15	H: 2 LOB: 2 BB: 0 P: 23	R: 3 E: 0 K: 1 S: 12	H: 3 LOB: 3 BB: 0 P: 17	R: 0 E: 0 K: 2 S: 12	H: 2 LOB: 3 BB: 1 P: 21	R: 0 E: 0 K: 2 S: 15	H: 2 LOB: 2 BB: 0 P: 20	R: 2 E: 0 K: 0 S: 15	H: 3 LOB: 2 BB: 1 P: 28	1B: 7 2B: 3 3B: 0 HR: 3	SF: 0 SAC: 0 DP: 0 HBP: 1	WP: 0 PB: 0 SB: 1 CS: 0	PA: 44
PITCHER	IP WLS BF H R ER SO BB IBB HBP BLK WP HR S P ERA WHIP																					
24 Ricky Romero, L ERA: 4.04	6.0 W 26 6 4 4 7 1 0 1 0 0 2 66 101 6.00 1.167																					
54 Jason Frasor, R ERA: 4.74	7.1 1.0 6 2 0 0 2 1 0 0 0 0 0 12 21 0.00 3.000																					
38 Darren Oliver, L ERA: 1.53	8.1 0.1 3 2 0 0 1 0 0 0 0 0 0 7 8 0.00 6.000																					
48 Francisco Cordero, R ERA: 6.41	8.1 0.2 H 2 0 0 0 1 0 0 0 0 0 0 8 12 0.00 0.000																					
44 Casey Janssen, R ERA: 3.86	9.1 1.0 7 3 2 2 0 1 0 0 0 0 1 15 28 18.00 4.000																					

Batter	1	2	3	4	5	6	7	8	9	AB	R	H	RBI	BB	SO	LOB	BOTTOM					
2 Kelly Johnson, L OBP: 0.351, SLG: 0.433	G4-3		K					K		5	0	0	0	0	4	6	<p>Baltimore Orioles @ Toronto Blue Jays Rogers Centre, Toronto, ON Tue May 29 2012, 7:08 PM - 10:19 PM EDT Att: 17,352 - Partly Cloudy - 80 F</p> <p>livebaseballscorecards.com</p>					
5 Yunel Escobar, R OBP: 0.306, SLG: 0.330	K		G5-3					G4-3		5	0	0	1	0	1	3						
19 José Bautista, R OBP: 0.329, SLG: 0.452	K		P6							3	1	1	0	1	1	1						
10 Edwin Encarnación, R OBP: 0.333, SLG: 0.570		G5-3								3	1	0	0	1	0	1						
28 Colby Rasmus, L OBP: 0.302, SLG: 0.415		G4-3								4	1	1	0	0	2	3						
9 J.P. Arencibia, R OBP: 0.272, SLG: 0.467		L8								3	1	0	0	1	1	2						
13 Brett Lawrie, R OBP: 0.323, SLG: 0.378										4	3	3	3	0	0	0						
30 David Cooper, L OBP: 0.333, SLG: 0.333										4	1	2	1	0	1	1						
11 Raiji Davis, R OBP: 0.309, SLG: 0.444										4	0	3	2	0	0	0						
Inning Stats	R: 0 E: 0 K: 2 S: 8	H: 0 LOB: 0 BB: 0 P: 14	R: 0 E: 0 K: 0 S: 9	H: 0 LOB: 0 BB: 0 P: 15	R: 2 E: 1 K: 1 S: 16	H: 3 LOB: 1 BB: 0 P: 25	R: 3 E: 2 K: 1 S: 14	H: 3 LOB: 2 BB: 1 P: 23	R: 3 E: 0 K: 3 S: 22	H: 3 LOB: 2 BB: 2 P: 35	R: 0 E: 0 K: 1 S: 11	H: 1 LOB: 1 BB: 0 P: 15	R: 0 E: 0 K: 1 S: 9	H: 0 LOB: 0 BB: 0 P: 13	R: 0 E: 0 K: 1 S: 12	H: 0 LOB: 0 BB: 0 P: 17	R: 0 E: 0 K: 1 S: 12	H: 0 LOB: 0 BB: 0 P: 17	1B: 7 2B: 3 3B: 0 HR: 0	SF: 0 SAC: 0 DP: 0 HBP: 0	WP: 0 PB: 0 SB: 0 CS: 0	PA: 38
PITCHER	IP WLS BF H R ER SO BB IBB HBP BLK WP HR S P ERA WHIP																					
34 Jake Arrieta, R ERA: 5.37	4.1 L 23 4 1 1 5 0 0 0 0 0 0 41 54 2.70 1.200																					
50 Miguel González, R ERA: 2.7	3.1 14 4 1 1 5 0 0 0 0 0 0 41 54 2.70 1.200																					
38 Luis Ayala, R ERA: 1.82	8.1 0.1 1 0 0 0 0 0 0 0 0 0 4 7 0.00 0.000																					

Batter	1	2	3	4	5	6	7	8	9	AB	R	H	RBI	BB	SO	LOB	TOP											
9 Endy Chavez, L OBP: 0.162, SLG: 0.154	F7	K			F8			K		4	0	0	0	0	2	2	Baltimore Orioles @ Toronto Blue Jays Rogers Centre, Toronto, ON Wed May 30 2012, 7:09 PM - 9:35 PM EDT Att: 17,754 - Cloudy - 68 F											
2 J.J. Hardy, R OBP: 0.307, SLG: 0.466	F8		G4-3 1B		G4-3	G4-3		G6-3		4	0	1	0	0	0	0												
19 Chris Davis, L OBP: 0.348, SLG: 0.521	F8		F8		F8	K		L4		3	0	0	0	1	1													
10 Adam Jones, R OBP: 0.365, SLG: 0.618	FC5-4		G4-6-3		G4-6-3	HBP		BB		2	0	0	0	1	0	2												
32 Matt Wieters, S OBP: 0.316, SLG: 0.427		P5			K	K		G3-6		4	0	0	0	0	2	2												
12 Mark Reynolds, R OBP: 0.335, SLG: 0.343		24 1B 3 BB			K	K		K		3	1	0	0	1	3	0												
24 Wilson Betemit, S OBP: 0.298, SLG: 0.406		3 1B			K					3	0	2	0	0	1	0												
3 Ryan Flaherty, L OBP: 0.182, SLG: 0.212		1B			P5			F9		3	0	1	1	0	0	1												
11 Robert Andino, R OBP: 0.311, SLG: 0.348	F8				K			P3		3	0	0	0	0	1	3												
Inning Stats	R: 0 H: 0 E: 0 K: 0 S: 12	H: 0 LOB: 1 BB: 1 P: 18	R: 1 H: 2 E: 0 K: 1 S: 11	H: 2 LOB: 2 BB: 1 P: 18	R: 0 H: 1 E: 0 K: 0 S: 5	LOB: 0 BB: 0 P: 8	R: 0 H: 0 E: 0 K: 3 S: 10	LOB: 0 BB: 0 P: 18	R: 0 H: 0 E: 0 K: 1 S: 7	LOB: 0 BB: 0 P: 9	R: 0 H: 1 E: 0 K: 2 S: 13	LOB: 1 BB: 0 P: 17	R: 0 H: 0 E: 0 K: 1 S: 11	LOB: 0 BB: 0 P: 15	R: 0 H: 0 E: 0 K: 1 S: 7	LOB: 0 BB: 1 P: 10		R: 0 H: 0 E: 0 K: 1 S: 6	LOB: 0 BB: 1 P: 11	1B: 4 2B: 0 3B: 0 HR: 0	SF: 0 SAC: 0 DP: 2 HBP: 1	WP: 0 PB: 0 SB: 0 CS: 0	PA: 33					
PITCHER	IP	WLS	BF	H	R	ER	SO	BB	IBB	HBP	BLK	WP	HR	S	P	ERA	WHIP											
23 Brandon Morrow, R ERA: 3.28	(1, 1)	6.1	W	25	4	1	1	8	2	0	1	0	0	0	63	94	1.42	0.947										
33 Carlos Villanueva, R ERA: 4.5	(7, 1)	0.2	H	2	0	0	0	0	0	0	0	0	0	0	6	9	0.00	0.000										
48 Francisco Cordero, R ERA: 6.1	(8, 1)	1.0	H	3	0	0	0	1	0	0	0	0	0	7	10	0.00	0.000											
44 Casey Janssen, R ERA: 3.48	(9, 1)	1.0	S	3	0	0	0	1	1	0	0	0	0	6	11	0.00	1.000											

Batter	1	2	3	4	5	6	7	8	9	AB	R	H	RBI	BB	SO	LOB	BOTTOM											
5 Yunel Escobar, R OBP: 0.300, SLG: 0.324	G4-3		G4-3		G4-3			F9		4	0	0	0	0	0	0	Baltimore Orioles @ Toronto Blue Jays Rogers Centre, Toronto, ON Wed May 30 2012, 7:09 PM - 9:35 PM EDT Att: 17,754 - Cloudy - 68 F											
28 Colby Rasmus, L OBP: 0.301, SLG: 0.429	F7		K		HR			K		4	1	1	1	0	2	0												
19 José Bautista, R OBP: 0.332, SLG: 0.447	G6-3				F8					2	0	0	0	2	0	0												
10 Edwin Encarnación, R OBP: 0.336, SLG: 0.584		HR	P5					F8		4	1	2	1	0	0	2												
13 Brett Lawrie, R OBP: 0.321, SLG: 0.391	G1-3				HR			P4		4	1	1	1	0	1	1												
30 David Cooper, L OBP: 0.394, SLG: 0.381					F8					3	0	1	0	1	0	0												
9 J.P. Arencibia, R OBP: 0.272, SLG: 0.461	K				17 1B			F8		4	0	1	0	0	2	2												
17 Omar Vizquel, S OBP: 0.293, SLG: 0.237	K				11 G6-4-3					4	0	2	0	0	1	2												
11 Rajai Davis, R OBP: 0.310, SLG: 0.485			HR		G6-4-3			K		3	1	1	1	0	1	3												
Inning Stats	R: 0 H: 0 E: 0 K: 0 S: 6	H: 0 LOB: 0 BB: 0 P: 10	R: 1 H: 2 E: 0 K: 2 S: 15	H: 2 LOB: 0 BB: 0 P: 20	R: 1 H: 1 E: 0 K: 1 S: 11	LOB: 1 BB: 1 P: 22	R: 1 H: 3 E: 0 K: 0 S: 10	LOB: 1 BB: 0 P: 17	R: 1 H: 2 E: 0 K: 0 S: 9	LOB: 1 BB: 0 P: 10	R: 0 H: 1 E: 0 K: 1 S: 11	LOB: 1 BB: 0 P: 15	R: 0 H: 0 E: 0 K: 1 S: 6	LOB: 0 BB: 1 P: 12	R: 0 H: 0 E: 0 K: 2 S: 12	LOB: 1 BB: 1 P: 18		R: 0 H: 0 E: 0 K: 1 S: 8	LOB: 0 BB: 1 P: 18	1B: 4 2B: 1 3B: 0 HR: 4	SF: 0 SAC: 0 DP: 1 HBP: 0	WP: 0 PB: 0 SB: 1 CS: 0	PA: 35					
PITCHER	IP	WLS	BF	H	R	ER	SO	BB	IBB	HBP	BLK	WP	HR	S	P	ERA	WHIP											
39 Jason Hammel, R ERA: 3.06	(1, 1)	6.2	L	30	9	4	4	5	2	0	0	0	0	0	105	165	5.40	1.650										
56 Darren O'Day, R ERA: 1.75	(7, 1)	0.1		1	0	0	0	0	0	0	0	0	0	1	1	0.00	0.000											
47 Pedro Strop, R ERA: 1.35	(8, 1)	1.0		4	0	0	0	2	1	0	0	0	0	12	18	0.00	1.000											

Batter	1	2	3	4	5	6	7	8	9	AB	R	H	RBI	BB	SO	LOB	TOP								
26 Scott Podsednik, L OBP: 0.370, SLG: 0.556	G6-3		F7				G6-3			4	0	1	0	0	0	1	Boston Red Sox @ Toronto Blue Jays Rogers Centre, Toronto, ON Sun Jun 03 2012, 1:08 PM - 4:01 PM EDT Att: 41,925 - Roof Closed - 68 F								
66 Daniel Nava, S OBP: 0.434, SLG: 0.600	F7		FC2-6				G1-3			3	0	0	0	1	0	1									
28 Adrián González, L OBP: 0.322, SLG: 0.417			G6-3							4	0	1	0	0	0	3									
34 David Ortiz, L OBP: 0.391, SLG: 0.596	F8									4	0	0	0	0	2	1									
20 Kevin Youkilis, R OBP: 0.322, SLG: 0.402										3	0	0	0	0	2	0									
12 Ryan Sweeney, L OBP: 0.346, SLG: 0.438	F7									4	0	0	0	0	1	1									
3 Mike Aviles, R OBP: 0.283, SLG: 0.434										4	0	2	0	0	0	0									
5 Nick Punto, S OBP: 0.292, SLG: 0.262	G4-3									4	0	1	0	0	0	3									
10 Kelly Shoppach, R OBP: 0.382, SLG: 0.538										2	1	1	1	0	1	0									
39 Jarrod Saltalamacchia, R OBP: 0.358, SLG: 0.559										1	0	0	0	0	0	1									
Inning Stats	R: 0 E: 0 K: 0 S: 9	H: 1 LOB: 1 BB: 0 P: 15	R: 0 E: 0 K: 1 S: 7	H: 1 LOB: 1 BB: 0 P: 13	R: 0 E: 0 K: 0 S: 11	H: 0 LOB: 1 BB: 0 P: 17	R: 0 E: 0 K: 2 S: 11	H: 0 LOB: 0 BB: 0 P: 18	R: 1 E: 0 K: 0 S: 12	H: 2 LOB: 2 BB: 1 P: 21	R: 0 E: 0 K: 1 S: 10	H: 1 LOB: 2 BB: 0 P: 14	R: 0 E: 0 K: 1 S: 9	H: 0 LOB: 0 BB: 0 P: 11	R: 0 E: 0 K: 1 S: 7	H: 0 LOB: 0 BB: 0 P: 11	R: 0 E: 0 K: 0 S: 15	H: 1 LOB: 1 BB: 0 P: 22	1B: 4 2B: 1 3B: 0 HR: 1	SF: 0 SAC: 0 DP: 0 HBP: 2	WP: 0 PB: 0 SB: 3 CS: 0	PA: 36			
PITCHER	IP	WLS	BF	H	R	ER	SO	BB	IBB	HBP	BLK	WP	HR	S	P	ERA	WHIP								
36 Drew Hutchison, R ERA: 4.35	7.0	W	29	5	1	1	5	1	0	2	0	0	1	69	109	1.29	0.857								
38 Darron Oliver, L ERA: 1.93	0.2		2	0	0	0	1	0	0	0	0	0	0	6	9	0.00	0.000								
48 Francisco Cordero, R ERA: 5.62	0.1		1	0	0	0	0	0	0	0	0	0	0	1	2	0.00	0.000								
44 Casey Janssen, R ERA: 3.32	1.0		4	1	0	0	0	0	0	0	0	0	0	15	22	0.00	1.000								

AB	33
R	1
H	6
RBI	1
BB	1
SO	6
LOB	11



Batter	1	2	3	4	5	6	7	8	9	AB	R	H	RBI	BB	SO	LOB	BOTTOM								
2 Kelly Johnson, L OBP: 0.344, SLG: 0.417										3	1	0	0	1	2	2	Boston Red Sox @ Toronto Blue Jays Rogers Centre, Toronto, ON Sun Jun 03 2012, 1:08 PM - 4:01 PM EDT Att: 41,925 - Roof Closed - 68 F								
5 Yunel Escobar, R OBP: 0.306, SLG: 0.336										2	1	1	0	1	0	0									
19 José Bautista, R OBP: 0.332, SLG: 0.467										3	1	1	4	1	0	1									
10 Edwin Encarnación, R OBP: 0.348, SLG: 0.578										0	0	0	1	1	0	0									
6 Jeff Mathis, R OBP: 0.298, SLG: 0.476										2	0	0	0	0	2	0									
30 David Cooper, L OBP: 0.353, SLG: 0.515										4	0	2	0	0	0	4									
13 Brett Lawrie, R OBP: 0.317, SLG: 0.383										4	0	2	0	0	0	0									
28 Colby Rasmus, L OBP: 0.298, SLG: 0.411										3	1	0	0	1	0	2									
9 J.P. Arencibia, R OBP: 0.265, SLG: 0.441										3	1	0	0	1	2	2									
11 Rajai Davis, R OBP: 0.305, SLG: 0.440										3	0	0	0	0	2	3									
Inning Stats	R: 3 E: 0 K: 0 S: 12	H: 1 LOB: 0 BB: 3 P: 28	R: 2 E: 0 K: 2 S: 15	H: 0 LOB: 3 BB: 3 P: 30	R: 0 E: 1 K: 2 S: 8	H: 0 LOB: 1 BB: 0 P: 11	R: 0 E: 0 K: 1 S: 11	H: 0 LOB: 0 BB: 0 P: 13	R: 0 E: 0 K: 1 S: 10	H: 2 LOB: 1 BB: 0 P: 18	R: 0 E: 0 K: 0 S: 4	H: 0 LOB: 0 BB: 0 P: 7	R: 0 E: 0 K: 1 S: 6	H: 1 LOB: 0 BB: 0 P: 8	R: 0 E: 0 K: 1 S: 13	H: 2 LOB: 1 BB: 0 P: 18	1B: 4 2B: 1 3B: 0 HR: 1	SF: 0 SAC: 0 DP: 2 HBP: 2	WP: 0 PB: 0 SB: 2 CS: 1	PA: 35					
PITCHER	IP	WLS	BF	H	R	ER	SO	BB	IBB	HBP	BLK	WP	HR	S	P	ERA	WHIP								
51 Daniel Bard, R ERA: 5.24	1.2	L	13	1	0	5	2	6	0	2	0	0	1	24	55	27.00	4.200								
46 Franklin Morales, L ERA: 3.45	4.1		15	2	0	0	4	0	0	0	0	0	0	36	52	0.00	0.462								
48 Scott Atchison, R ERA: 0.96	1.0		3	1	0	0	1	0	0	0	0	0	0	6	8	0.00	1.000								
53 Rich Hill, L ERA: 2.84	1.0		4	2	0	0	1	0	0	0	0	0	0	13	18	0.00	2.000								

AB	27
R	5
H	6
RBI	5
BB	6
SO	8
LOB	14



Batter	1	2	3	4	5	6	7	8	9	AB	R	H	RBI	BB	SO	LOB	TOP					
13 Brett Lawrie, R OBP: 0.321, SLG: 0.388										5	0	1	0	0	0	5	Toronto Blue Jays @ Chicago White Sox U.S. Cellular Field, Chicago, IL Wed Jun 06 2012, 8:10 PM - 11:00 PM EDT Att: 25,672 - Clear - 66 F					
28 Colby Rasmus, L OBP: 0.316, SLG: 0.443										4	0	1	1	0	0	3						
19 José Bautista, R OBP: 0.335, SLG: 0.476										4	1	1	1	1	1	4						
9 J.P. Arencibia, R OBP: 0.307, SLG: 0.433										5	0	2	0	0	2	1						
5 Yuliel Escobar, R OBP: 0.307, SLG: 0.333										4	0	1	0	0	0	2						
2 Kelly Johnson, L OBP: 0.348, SLG: 0.412										3	0	1	0	1	1	0						
68 Yan Gomes, R OBP: 0.258, SLG: 0.423										4	0	0	0	0	1	4						
30 David Cooper, L OBP: 0.395, SLG: 0.585										4	0	3	0	0	0	0						
18 Mike McCoy, R OBP: 0.311, SLG: 0.470										4	2	3	2	0	0	1						
11 Rajai Davis, R OBP: 0.311, SLG: 0.470										4	2	3	2	0	0	1						
Inning Stats	R: 0 E: 0 K: 0 S: 8	H: 1 LOB: 0 BB: 0 P: 11	R: 0 E: 0 K: 0 S: 10	H: 1 LOB: 1 BB: 1 P: 16	R: 0 E: 0 K: 0 S: 11	H: 1 LOB: 1 BB: 0 P: 17	R: 0 E: 0 K: 0 S: 13	H: 2 LOB: 2 BB: 0 P: 22	R: 1 E: 0 K: 0 S: 7	H: 2 LOB: 1 BB: 0 P: 10	R: 1 E: 0 K: 1 S: 10	H: 2 LOB: 0 BB: 0 P: 16	R: 0 E: 1 K: 2 S: 13	H: 2 LOB: 3 BB: 0 P: 20	R: 0 E: 1 K: 1 S: 15	H: 0 LOB: 1 BB: 0 P: 19	R: 2 E: 0 K: 1 S: 19	H: 2 LOB: 1 BB: 1 P: 31	1B: 11 3B: 0 HR: 2	SF: 0 SAC: 0 DP: 2 HBP: 1	WP: 1 PB: 0 CS: 2	PA: 41
PITCHER	IP WLS BF H R ER SO BB IBB HBP BLK WP HR S P ERA WHIP																					
62 Jose Quintana, L ERA: 2.05	6.0	L	24	9	2	2	1	1	0	0	0	0	1	1	59	12	3.00	1.667				
65 Nate Jones, R ERA: 1.57	0.2		4	2	0	0	1	0	0	0	0	0	0	0	7	2	3.00	3.000				
77 Will Ohman, L ERA: 5.4	0.0		1	0	0	0	0	0	0	1	0	0	0	0	2	3	∞	∞				
26 Jesse Crain, R ERA: 2.08	1.1		5	0	0	0	2	0	0	0	0	0	0	0	19	24	0.00	0.000				
53 Héctor Santiago, L ERA: 4.35	1.0		6	2	2	2	1	1	0	0	0	0	0	1	19	31	18.00	3.000				
Batter	1	2	3	4	5	6	7	8	9	AB	R	H	RBI	BB	SO	LOB	BOTTOM					
30 Alejandro De Aza, L OBP: 0.379, SLG: 0.423										3	0	0	0	1	1	0	Toronto Blue Jays @ Chicago White Sox U.S. Cellular Field, Chicago, IL Wed Jun 06 2012, 8:10 PM - 11:00 PM EDT Att: 25,672 - Clear - 66 F					
15 Gordon Beckham, R OBP: 0.282, SLG: 0.391										4	0	0	0	0	0	1						
44 Adam Dunn, L OBP: 0.371, SLG: 0.546										3	0	0	0	1	0	0						
24 Dayan Viciedo, R OBP: 0.292, SLG: 0.481										4	0	0	0	0	2	3						
51 Alex Rios, R OBP: 0.338, SLG: 0.436										3	0	0	0	0	1	1						
12 A.J. Pierzynski, L OBP: 0.352, SLG: 0.534										3	0	2	0	0	0	0						
18 Brent Lillibridge, R OBP: 0.259, SLG: 0.212										0	0	0	0	0	0	0						
10 Alexei Ramirez, R OBP: 0.237, SLG: 0.276										3	0	0	0	0	0	2						
17 Tyler Flowers, R OBP: 0.286, SLG: 0.421										3	0	0	0	0	1	1						
5 Orlando Hudson, S OBP: 0.264, SLG: 0.299										3	0	0	0	0	0	0						
Inning Stats	R: 0 E: 0 K: 1 S: 8	H: 0 LOB: 0 BB: 0 P: 14	R: 0 E: 0 K: 1 S: 11	H: 1 LOB: 0 BB: 0 P: 14	R: 0 E: 0 K: 1 S: 7	H: 0 LOB: 0 BB: 0 P: 13	R: 0 E: 0 K: 0 S: 6	H: 0 LOB: 0 BB: 0 P: 10	R: 0 E: 0 K: 0 S: 10	H: 0 LOB: 0 BB: 0 P: 13	R: 0 E: 0 K: 0 S: 9	H: 0 LOB: 1 BB: 0 P: 10	R: 0 E: 1 K: 1 S: 15	H: 1 LOB: 1 BB: 0 P: 8	R: 0 E: 0 K: 1 S: 12	H: 0 LOB: 2 BB: 2 P: 23	1B: 2 2B: 0 3B: 0 HR: 0	SF: 0 SAC: 0 DP: 0 HBP: 0	WP: 0 PB: 0 CS: 1	PA: 31		
PITCHER	IP WLS BF H R ER SO BB IBB HBP BLK WP HR S P ERA WHIP																					
23 Brandon Morrow, R ERA: 2.9	9.0	W	31	2	0	0	5	2	0	0	0	0	0	0	78	119	0.00	0.444				


Batter	1	2	3	4	5	6	7	8	9	AB	R	H	RBI	BB	SO	LOB	TOP			
13 Brett Lawrie, R (1,5) OBP: 0.323, SLG: 0.386	F9	E6		K			BB		G4-3	4	0	1	0	1	1	1	Toronto Blue Jays @ Chicago White Sox U.S. Cellular Field, Chicago, IL Thu Jun 07 2012, 8:13 PM - 11:03 PM EDT Att: 25,743 - Clear - 72 F			
28 Colby Rasmus, L (1,8) OBP: 0.314, SLG: 0.437	P4	FC3-6							P6	5	0	1	0	0	1	3				
19 José Bautista, R (1,9) OBP: 0.336, SLG: 0.476			F9		P6		L5			4	0	1	0	1	0	4				
2 Kelly Johnson, L (1,10) OBP: 0.349, SLG: 0.409	K			G4-3						4	0	1	0	1	2	2				
30 David Cooper, L (1,3) OBP: 0.404, SLG: 0.568					P5					3	1	1	0	0	0	2				
5 Yonel Escobar, R (1,6) OBP: 0.310, SLG: 0.341										4	1	2	0	0	0	2				
9 J.P. Arencibia, R (1,2) OBP: 0.272, SLG: 0.428										2	1	0	0	2	1	1				
17 Omar Vizquel, S (1,4) OBP: 0.245, SLG: 0.196										4	0	0	0	0	2	5				
18 Mike McCoy, R (1,7) OBP: 0.333, SLG: 0.333										3	0	1	2	0	0	1				
68 Yan Gomes, R (8,PH) OBP: 0.250, SLG: 0.407										1	0	0	0	0	0	1				
Inning Stats	R: 0 H: 0 E: 0 K: 1 S: 11	H: 0 BB: 1 P: 19	R: 3 H: 4 E: 1 K: 1 S: 21	H: 4 BB: 1 P: 33	R: 0 H: 0 E: 0 K: 0 S: 7	H: 0 BB: 0 P: 8	R: 0 H: 0 E: 0 K: 1 S: 11	H: 0 BB: 1 P: 18	R: 0 H: 1 E: 0 K: 1 S: 10	H: 0 BB: 0 P: 13	R: 0 H: 1 E: 0 K: 1 S: 13	H: 1 BB: 1 P: 21	R: 0 H: 1 E: 0 K: 1 S: 8	H: 1 BB: 0 P: 13	R: 0 H: 1 E: 0 K: 1 S: 10	H: 1 BB: 0 P: 14	1B: 6 2B: 2 3B: 0 HR: 0	SF: 0 SAC: 0 DP: 0 HBP: 1	WP: 0 PB: 0 SB: 0 CS: 0	PA: 40
PITCHER	IP WLS BF H R ER SO BB IBB HBP BLK WP HR S P ERA WHIP	IP WLS BF H R ER SO BB IBB HBP BLK WP HR S P ERA WHIP	IP WLS BF H R ER SO BB IBB HBP BLK WP HR S P ERA WHIP	IP WLS BF H R ER SO BB IBB HBP BLK WP HR S P ERA WHIP	IP WLS BF H R ER SO BB IBB HBP BLK WP HR S P ERA WHIP	IP WLS BF H R ER SO BB IBB HBP BLK WP HR S P ERA WHIP	IP WLS BF H R ER SO BB IBB HBP BLK WP HR S P ERA WHIP	IP WLS BF H R ER SO BB IBB HBP BLK WP HR S P ERA WHIP	IP WLS BF H R ER SO BB IBB HBP BLK WP HR S P ERA WHIP	IP WLS BF H R ER SO BB IBB HBP BLK WP HR S P ERA WHIP	IP WLS BF H R ER SO BB IBB HBP BLK WP HR S P ERA WHIP	IP WLS BF H R ER SO BB IBB HBP BLK WP HR S P ERA WHIP	IP WLS BF H R ER SO BB IBB HBP BLK WP HR S P ERA WHIP	IP WLS BF H R ER SO BB IBB HBP BLK WP HR S P ERA WHIP	IP WLS BF H R ER SO BB IBB HBP BLK WP HR S P ERA WHIP	IP WLS BF H R ER SO BB IBB HBP BLK WP HR S P ERA WHIP	IP WLS BF H R ER SO BB IBB HBP BLK WP HR S P ERA WHIP			

AB	34
R	3
H	8
RBI	2
BB	5
SO	7
LOB	22



Batter	1	2	3	4	5	6	7	8	9	AB	R	H	RBI	BB	SO	LOB	BOTTOM					
30 Alejandro De Aza, L (1,8) OBP: 0.381, SLG: 0.421	L8		P5							3	0	1	0	1	0	0	Toronto Blue Jays @ Chicago White Sox U.S. Cellular Field, Chicago, IL Thu Jun 07 2012, 8:13 PM - 11:03 PM EDT Att: 25,743 - Clear - 72 F					
15 Gordon Beckham, R (1,4) OBP: 0.280, SLG: 0.395				G6-3						4	0	1	0	0	0	3						
44 Adam Dunn, L (1,3) OBP: 0.365, SLG: 0.535										4	1	0	0	0	2	1						
14 Paul Konerko, R (1,10) OBP: 0.451, SLG: 0.618										3	1	2	0	1	0	0						
7 Jordan Danks, L (8,PR) (9,10)										0	0	0	0	0	0	0						
51 Alex Rios, R (1,9) OBP: 0.341, SLG: 0.452										4	1	2	3	0	0	1						
12 A.J. Pierzynski, L (1,2) OBP: 0.345, SLG: 0.522										4	0	0	0	0	0	2						
24 Dayan Viciedo, R (1,7) OBP: 0.291, SLG: 0.476										4	1	1	0	0	1	0						
10 Alexei Ramirez, R (1,6) OBP: 0.232, SLG: 0.271										4	0	0	0	0	0	1						
5 Orlando Hudson, S (1,5) OBP: 0.269, SLG: 0.304										4	0	2	1	0	0	0						
Inning Stats	R: 1 H: 3 E: 0 K: 0 S: 14	H: 3 LOB: 2 BB: 0 P: 22	R: 0 H: 0 E: 0 K: 1 S: 10	H: 0 LOB: 0 BB: 0 P: 13	R: 0 H: 0 E: 0 K: 1 S: 8	H: 0 LOB: 0 BB: 0 P: 12	R: 0 H: 0 E: 0 K: 0 S: 6	H: 0 LOB: 0 BB: 0 P: 10	R: 0 H: 1 E: 0 K: 0 S: 10	H: 1 LOB: 2 BB: 1 P: 21	R: 2 H: 2 E: 0 K: 0 S: 9	H: 2 LOB: 1 BB: 0 P: 15	R: 0 H: 1 E: 0 K: 1 S: 12	H: 1 LOB: 1 BB: 0 P: 15	R: 0 H: 0 E: 0 K: 1 S: 8	H: 0 LOB: 1 BB: 1 P: 15	R: 1 H: 2 E: 0 K: 0 S: 8	H: 2 LOB: 1 BB: 0 P: 12	1B: 8 2B: 1 3B: 0 HR: 1	SF: 0 SAC: 0 DP: 1 HBP: 0	WP: 1 PB: 1 SB: 0 CS: 0	PA: 36
PITCHER	IP WLS BF H R ER SO BB IBB HBP BLK WP HR S P ERA WHIP	IP WLS BF H R ER SO BB IBB HBP BLK WP HR S P ERA WHIP	IP WLS BF H R ER SO BB IBB HBP BLK WP HR S P ERA WHIP	IP WLS BF H R ER SO BB IBB HBP BLK WP HR S P ERA WHIP	IP WLS BF H R ER SO BB IBB HBP BLK WP HR S P ERA WHIP	IP WLS BF H R ER SO BB IBB HBP BLK WP HR S P ERA WHIP	IP WLS BF H R ER SO BB IBB HBP BLK WP HR S P ERA WHIP	IP WLS BF H R ER SO BB IBB HBP BLK WP HR S P ERA WHIP	IP WLS BF H R ER SO BB IBB HBP BLK WP HR S P ERA WHIP	IP WLS BF H R ER SO BB IBB HBP BLK WP HR S P ERA WHIP	IP WLS BF H R ER SO BB IBB HBP BLK WP HR S P ERA WHIP	IP WLS BF H R ER SO BB IBB HBP BLK WP HR S P ERA WHIP	IP WLS BF H R ER SO BB IBB HBP BLK WP HR S P ERA WHIP	IP WLS BF H R ER SO BB IBB HBP BLK WP HR S P ERA WHIP	IP WLS BF H R ER SO BB IBB HBP BLK WP HR S P ERA WHIP	IP WLS BF H R ER SO BB IBB HBP BLK WP HR S P ERA WHIP	IP WLS BF H R ER SO BB IBB HBP BLK WP HR S P ERA WHIP					

AB	34
R	4
H	9
RBI	4
SO	3
LOB	8



Batter	1	2	3	4	5	6	7	8	9	10	AB	R	H	RBI	BB	SO	LOB	TOP																																																																																																								
13 Brett Lawrie, R OBP: 0.325, SLG: 0.380	F9		G4-3		BB		FC6-4		K		3	0	0	0	2	1	1																																																																																																									
28 Colby Rasmus, L OBP: 0.307, SLG: 0.426	G5-3		F7		F8		K		F7		5	0	0	0	0	1	3																																																																																																									
19 José Bautista, R OBP: 0.337, SLG: 0.486			K				FC6-4				4	1	1	1	1	1	1																																																																																																									
10 Edwin Encarnación, R OBP: 0.353, SLG: 0.552	L4		G4-3				HR		G5-3		4	2	2	0	1	0	1																																																																																																									
2 Kelly Johnson, L OBP: 0.350, SLG: 0.406							1B				4	0	1	0	1	2	2																																																																																																									
5 Yunel Escobar, R OBP: 0.309, SLG: 0.336			K				BB		K		3	0	0	1	1	2	2																																																																																																									
9 J.P. Arencibia, R OBP: 0.266, SLG: 0.418			K				FC6-5		G5-3		4	0	0	1	0	2	3																																																																																																									
11 Rajai Davis, R OBP: 0.319, SLG: 0.465			IBB				F7		F9		3	0	1	0	1	0	1																																																																																																									
4 Kyle Drabek, R ERA: 4.64			K				G1-3		G5-3		2	0	0	0	0	0	0																																																																																																									
37 Brandon Beachy, R ERA: 1.98	<table border="1"> <thead> <tr> <th>PITCHER</th> <th>IP</th> <th>WLS</th> <th>BF</th> <th>H</th> <th>R</th> <th>ER</th> <th>SO</th> <th>BB</th> <th>IBB</th> <th>HBP</th> <th>BLK</th> <th>WP</th> <th>HR</th> <th>S</th> <th>P</th> <th>ERA</th> <th>WHIP</th> </tr> </thead> <tbody> <tr> <td>37 Brandon Beachy, R (1.1)</td> <td>5.0</td> <td></td> <td>23</td> <td>3</td> <td>2</td> <td>2</td> <td>6</td> <td>4</td> <td>1</td> <td>0</td> <td>0</td> <td>1</td> <td>1</td> <td>62</td> <td>108</td> <td>3.60</td> <td>1.400</td> </tr> <tr> <td>32 Chad Durbin, R (6.1)</td> <td>1.0</td> <td></td> <td>3</td> <td>0</td> <td>0</td> <td>0</td> <td>0</td> <td>0</td> <td>0</td> <td>0</td> <td>0</td> <td>0</td> <td>0</td> <td>6</td> <td>8</td> <td>0.00</td> <td>0.000</td> </tr> <tr> <td>39 Jonny Venters, L (7.1)</td> <td>1.0</td> <td>H</td> <td>4</td> <td>0</td> <td>0</td> <td>0</td> <td>1</td> <td>1</td> <td>0</td> <td>0</td> <td>0</td> <td>0</td> <td>0</td> <td>7</td> <td>12</td> <td>0.00</td> <td>1.000</td> </tr> <tr> <td>34 Eric O'Flaherty, L (8.1)</td> <td>1.0</td> <td>B</td> <td>4</td> <td>1</td> <td>1</td> <td>1</td> <td>0</td> <td>0</td> <td>0</td> <td>0</td> <td>0</td> <td>0</td> <td>0</td> <td>11</td> <td>20</td> <td>9.00</td> <td>1.000</td> </tr> <tr> <td>46 Craig Kimbrel, R (9.1)</td> <td>1.0</td> <td></td> <td>4</td> <td>1</td> <td>0</td> <td>0</td> <td>2</td> <td>0</td> <td>0</td> <td>0</td> <td>0</td> <td>0</td> <td>0</td> <td>12</td> <td>15</td> <td>0.00</td> <td>1.000</td> </tr> </tbody> </table>										PITCHER	IP	WLS	BF	H	R	ER	SO	BB	IBB	HBP	BLK	WP	HR	S	P	ERA	WHIP	37 Brandon Beachy, R (1.1)	5.0		23	3	2	2	6	4	1	0	0	1	1	62	108	3.60	1.400	32 Chad Durbin, R (6.1)	1.0		3	0	0	0	0	0	0	0	0	0	0	6	8	0.00	0.000	39 Jonny Venters, L (7.1)	1.0	H	4	0	0	0	1	1	0	0	0	0	0	7	12	0.00	1.000	34 Eric O'Flaherty, L (8.1)	1.0	B	4	1	1	1	0	0	0	0	0	0	0	11	20	9.00	1.000	46 Craig Kimbrel, R (9.1)	1.0		4	1	0	0	2	0	0	0	0	0	0	12	15	0.00	1.000	1B: 3	SF: 0	WP: 1	PA: 42
PITCHER	IP	WLS	BF	H	R	ER	SO	BB	IBB	HBP	BLK	WP	HR	S	P	ERA	WHIP																																																																																																									
37 Brandon Beachy, R (1.1)	5.0		23	3	2	2	6	4	1	0	0	1	1	62	108	3.60	1.400																																																																																																									
32 Chad Durbin, R (6.1)	1.0		3	0	0	0	0	0	0	0	0	0	0	6	8	0.00	0.000																																																																																																									
39 Jonny Venters, L (7.1)	1.0	H	4	0	0	0	1	1	0	0	0	0	0	7	12	0.00	1.000																																																																																																									
34 Eric O'Flaherty, L (8.1)	1.0	B	4	1	1	1	0	0	0	0	0	0	0	11	20	9.00	1.000																																																																																																									
46 Craig Kimbrel, R (9.1)	1.0		4	1	0	0	2	0	0	0	0	0	0	12	15	0.00	1.000																																																																																																									
Inning Stats	R: 0 E: 0 K: 0 S: 11	H: 0 LOB: 1 BB: 1 P: 15	R: 0 E: 0 K: 3 S: 13	H: 1 LOB: 2 BB: 1 P: 25	R: 0 E: 0 K: 1 S: 9	H: 0 LOB: 0 BB: 0 P: 14	R: 0 E: 0 K: 2 S: 13	H: 0 LOB: 1 BB: 1 P: 21	R: 0 E: 0 K: 0 S: 11	H: 0 LOB: 1 BB: 1 P: 20	R: 2 E: 0 K: 0 S: 11	H: 2 LOB: 1 BB: 1 P: 21	R: 0 E: 0 K: 1 S: 7	H: 0 LOB: 1 BB: 1 P: 12	R: 1 E: 0 K: 2 S: 11	H: 1 LOB: 0 BB: 0 P: 20	R: 0 E: 0 K: 2 S: 12	H: 1 LOB: 1 BB: 0 P: 15	R: 0 E: 0 K: 2 S: 13	H: 0 LOB: 1 BB: 1 P: 19	1B: 3 2B: 1 3B: 0 HR: 1	SF: 0 SAC: 1 DP: 0 HBP: 0	WP: 1 PB: 0 SB: 3 CS: 0																																																																																																			

Toronto Blue Jays @ Atlanta Braves
Turner Field, Atlanta, GA
Fri Jun 08 2012, 7:37 PM - 11:30 PM EDT
Att. 42,488 - Partly Cloudy - 84 F

AB	34
R	3
H	5
RBI	3
BB	7
SO	11
LOB	17



Batter	1	2	3	4	5	6	7	8	9	10	AB	R	H	RBI	BB	SO	LOB	BOTTOM																																																	
24 Michael Bourn, L OBP: 0.362, SLG: 0.456	14 CS		26 BB		G4-3		G6-3		G3		5	0	3	0	0	0	0																																																		
14 Martin Prado, R OBP: 0.394, SLG: 0.486	16 CS		G1-3		G6-3		G6-3		26 WP		5	0	2	0	0	0	3																																																		
16 Brian McCann, L OBP: 0.324, SLG: 0.402	G4-6-3		26 BB		G1-3		26 BB		K		3	0	0	0	2	1	2																																																		
26 Dan Uggla, R OBP: 0.364, SLG: 0.473			20 G1-3		BB		22 BB		BB		1	1	0	1	4	1	1																																																		
22 Jason Heyward, L OBP: 0.335, SLG: 0.449			F7		F7		P5		K		5	2	2	1	0	0	7																																																		
20 Eric Hinske, L OBP: 0.302, SLG: 0.278			G1-3		G3		F8		K		2	0	0	0	0	0	1																																																		
23 Matt Diaz, R OBP: 0.274, SLG: 0.371							17 BLK		SH1-4		1	0	0	0	0	0	1																																																		
25 Juan Francisco, L OBP: 0.290, SLG: 0.446											0	0	0	0	0	0	0																																																		
34 Eric O'Flaherty, L ERA: 4.5											0	0	0	0	0	0	0																																																		
46 Craig Kimbrel, R ERA: 1.9											0	0	0	0	0	0	0																																																		
50 Christian Martinez, R ERA: 3.64											0	0	0	0	0	0	0																																																		
2 Jack Wilson, R ERA: 1.9											0	0	0	0	0	0	0																																																		
19 Andrelton Simmons, R OBP: 0.375, SLG: 0.429			P3		G5-3		17 BLK		G6-3		4	0	0	0	1	0	1																																																		
37 Brandon Beachy, R OBP: 0.250, SLG: 0.231											2	1	2	0	0	0	0																																																		
32 Chad Durbin, R (6.1)											0	0	0	0	0	0	0																																																		
8 David Ross, R OBP: 0.339, SLG: 0.429			24 BB						K		0	0	0	0	0	0	0																																																		
5 Freddie Freeman, L OBP: 0.300, SLG: 0.444			26 BB						K		2	0	0	0	0	2	2																																																		
17 Jose Constanza, L OBP: 0.207, SLG: 0.241			F8		G6-3		F7		G4-3		4	0	0	0	0	0	3																																																		
Inning Stats	R: 0 E: 0 K: 0 S: 10	H: 2 LOB: 0 BB: 0 P: 18	R: 0 E: 0 K: 0 S: 9	H: 0 LOB: 1 BB: 1 P: 19	R: 1 E: 0 K: 0 S: 16	H: 2 LOB: 3 BB: 2 P: 31	R: 0 E: 0 K: 0 S: 9	H: 1 LOB: 1 BB: 0 P: 16	R: 0 E: 0 K: 0 S: 6	H: 0 LOB: 0 BB: 0 P: 9	R: 2 E: 0 K: 1 S: 18	H: 1 LOB: 1 BB: 2 P: 34	R: 0 E: 0 K: 1 S: 11	H: 1 LOB: 3 BB: 2 P: 24	R: 0 E: 0 K: 2 S: 12	H: 0 LOB: 0 BB: 0 P: 11	R: 0 E: 0 K: 2 S: 12	H: 1 LOB: 1 BB: 0 P: 19	R: 1 E: 1 K: 5 S: 0	H: 1 LOB: 0 BB: 0 P: 7	1B: 4 2B: 5 3B: 0 HR: 0	SF: 0 SAC: 1 DP: 0 HBP: 0	WP: 1 PB: 0 SB: 1 CS: 1																																												
PITCHER	IP	WLS	BF	H	R	ER	SO	BB	IBB	HBP	BLK	WP	HR	S	P	ERA	WHIP																																																		
4 Kyle Drabek, R (1.1)	5.0		23	6	3	3	0	4	0	0	0	0	0	56	105	5.40	2.000																																																		
47 Luis Pérez, L (6.1)	0.1		0	0	0	0	0	1	0	0	0	0	0	4	11	0.00	3.000																																																		
58 Chad Beck, R (6.1)	0.2		2	0	0	0	1	0	0	0	1	0	0	8	11	0.00	0.000																																																		
33 Carlos Villanueva, R (7.1)	1.0		6	1	0	0	1	1	1	0	0	0	0	11	24	0.00	2.000																																																		
38 Darren Oliver, L (8.1)	1.0		3	0	0	0	1	0	0	0	0	0	0	7	11	0.00	0.000																																																		
54 Jason Frasor, R ERA: 4.23	<table border="1"> <thead> <tr> <th>PITCHER</th> <th>IP</th> <th>WLS</th> <th>BF</th> <th>H</th> <th>R</th> <th>ER</th> <th>SO</th> <th>BB</th> <th>IBB</th> <th>HBP</th> <th>BLK</th> <th>WP</th> <th>HR</th> <th>S</th> <th>P</th> <th>ERA</th> <th>WHIP</th> </tr> </thead> <tbody> <tr> <td>54 Jason Frasor, R (9.1)</td> <td>1.0</td> <td></td> <td>4</td> <td>1</td> <td>0</td> <td>0</td> <td>2</td> <td>0</td> <td>0</td> <td>0</td> <td>0</td> <td>0</td> <td>0</td> <td>0</td> <td>5</td> <td>7</td> <td>0.00</td> <td>1.000</td> </tr> <tr> <td>48 Francisco Cordero, R (10.1)</td> <td>0.1</td> <td>L</td> <td>3</td> <td>1</td> <td>1</td> <td>0</td> <td>0</td> <td>0</td> <td>0</td> <td>0</td> <td>0</td> <td>0</td> <td>0</td> <td>0</td> <td>0</td> <td>0.00</td> <td>3.000</td> </tr> </tbody> </table>										PITCHER	IP	WLS	BF	H	R	ER	SO	BB	IBB	HBP	BLK	WP	HR	S	P	ERA	WHIP	54 Jason Frasor, R (9.1)	1.0		4	1	0	0	2	0	0	0	0	0	0	0	5	7	0.00	1.000	48 Francisco Cordero, R (10.1)	0.1	L	3	1	1	0	0	0	0	0	0	0	0	0	0	0.00	3.000	AB	35
PITCHER	IP	WLS	BF	H	R	ER	SO	BB	IBB	HBP	BLK	WP	HR	S	P	ERA	WHIP																																																		
54 Jason Frasor, R (9.1)	1.0		4	1	0	0	2	0	0	0	0	0	0	0	5	7	0.00	1.000																																																	
48 Francisco Cordero, R (10.1)	0.1	L	3	1	1	0	0	0	0	0	0	0	0	0	0	0.00	3.000																																																		
R	4																																																																		
H	9																																																																		
RBI	2																																																																		
BB	7																																																																		
SO	5																																																																		
LOB	24																																																																		

Toronto Blue Jays @ Atlanta Braves
Turner Field, Atlanta, GA
Fri Jun 08 2012, 7:37 PM - 11:30 PM EDT
Att. 42,488 - Partly Cloudy - 84 F

AB	35
R	4
H	9
RBI	2
BB	7
SO	5
LOB	24



Batter	1	2	3	4	5	6	7	8	9	AB	R	H	RBI	BB	SO	LOB	TOP										
13 Brett Lawrie, R OBP: 0.319, SLG: 0.373	G6-3		G6-3			P3		F8		4	0	0	0	0	0	0	Toronto Blue Jays @ Atlanta Braves Turner Field, Atlanta, GA Sat Jun 09 2012, 4:08 PM - 6:41 PM EDT Att: 32,819 - Partly Cloudy - 86 F										
28 Colby Rasmus, L OBP: 0.306, SLG: 0.423	K			G4-3		19 HR		G1-3		4	1	1	0	0	1	0											
19 José Bautista, R OBP: 0.340, SLG: 0.498				F8		HR		F8		3	1	1	2	1	0	0											
10 Edwin Encarnación, R OBP: 0.351, SLG: 0.575	P6			G5-3		1B		K		4	0	1	0	0	1	1											
2 Kelly Johnson, L OBP: 0.348, SLG: 0.403		11 CS		G4-3		F7		G4-3		4	0	1	0	0	0	1											
5 Ynel Escobar, R OBP: 0.310, SLG: 0.336	F9			F9		11 WP		F9		3	0	1	0	0	0	1											
11 Rajai Davis, R OBP: 0.313, SLG: 0.455	F9			K				F9		2	0	0	0	0	1	2											
18 Mike McCoy, R OBP: 0.250, SLG: 0.250	F9			K				F9		1	0	0	0	0	0	0											
47 Luis Perez, L	F9			K				F9		0	0	0	0	0	0	0											
6 Jeff Mathis, R OBP: 0.280, SLG: 0.444			K					F9		3	0	0	0	0	1	1											
36 Drew Hutchison, L			G6-3			G1-3		K		2	0	0	0	0	0	0											
68 Yan Gomes, R OBP: 0.235, SLG: 0.379			G6-3			G1-3		K		1	0	0	0	0	1	0											
Inning Stats	R: 0 E: 0 K: 1 S: 9	H: 0 LOB: 1 BB: 1 P: 17	R: 0 E: 0 K: 0 S: 6	H: 1 LOB: 0 BB: 0 P: 9	R: 0 E: 0 K: 1 S: 7	H: 0 LOB: 0 BB: 0 P: 12	R: 0 E: 0 K: 0 S: 5	H: 0 LOB: 0 BB: 0 P: 6	R: 0 E: 0 K: 1 S: 11	H: 1 LOB: 1 BB: 0 P: 16	R: 2 E: 0 K: 0 S: 14	H: 3 LOB: 1 BB: 0 P: 22	R: 0 E: 0 K: 0 S: 10	H: 0 LOB: 0 BB: 0 P: 15	R: 0 E: 0 K: 1 S: 8	H: 0 LOB: 0 BB: 0 P: 14	R: 0 E: 0 K: 1 S: 8	H: 0 LOB: 0 BB: 0 P: 12	1B: 4 2B: 0 3B: 0 HR: 1	SF: 0 SAC: 0 DP: 0 HBP: 0	WP: 1 SB: 0 CS: 1	PA: 32					
PITCHER	IP	WLS	BF	H	R	ER	SO	BB	IBB	HBP	BLK	WP	HR	S	P	ERA	WHIP										
48 Tommy Hanson, R ERA: 3.55	8.0	W	29	5	2	2	4	1	0	0	0	1	1	70	111	2.25	0.750										
46 Craig Kimbrel, R ERA: 1.57	1.0	S	3	0	0	0	1	0	0	0	0	0	0	8	12	0.00	0.000										

Batter	1	2	3	4	5	6	7	8	9	AB	R	H	RBI	BB	SO	LOB	BOTTOM										
24 Michael Bourn, L OBP: 0.368, SLG: 0.464	14 G3		16 HR		G3-1		14 G4-3			4	1	3	1	0	0	0	Toronto Blue Jays @ Atlanta Braves Turner Field, Atlanta, GA Sat Jun 09 2012, 4:08 PM - 6:41 PM EDT Att: 32,819 - Partly Cloudy - 86 F										
14 Martín Prado, R OBP: 0.388, SLG: 0.477	G3		F8		G4-3		G4-3			4	0	0	0	0	3												
16 Brian McCann, L OBP: 0.323, SLG: 0.395	K		26 HR		K		G3-1			3	1	0	0	1	2	2											
26 Dan Uggla, R OBP: 0.386, SLG: 0.486	P6		HR		K					3	1	1	3	1	1	1											
22 Jason Heyward, L OBP: 0.329, SLG: 0.440	K		K		F7		K			4	0	0	0	0	3	1											
5 Freddie Freeman, L OBP: 0.299, SLG: 0.440					G1-3		G5-3			4	0	1	0	0	1	1											
19 Andrelton Simmons, R OBP: 0.357, SLG: 0.520	F8				G5-3		HR			4	1	1	1	0	0	2											
17 Jose Constanza, L OBP: 0.250, SLG: 0.281	K						48 SH3			3	1	2	0	0	1	1											
48 Tommy Hanson, R OBP: 0.091, SLG: 0.048			K		G5-3		SH3			2	0	0	0	0	1	1											
46 Craig Kimbrel, R			K		G5-3					0	0	0	0	0	0	0											
Inning Stats	R: 0 E: 0 K: 1 S: 12	H: 1 LOB: 1 BB: 0 P: 21	R: 0 E: 0 K: 2 S: 8	H: 1 LOB: 0 BB: 0 P: 11	R: 3 E: 0 K: 2 S: 13	H: 2 LOB: 0 BB: 1 P: 21	R: 0 E: 0 K: 0 S: 10	H: 1 LOB: 0 BB: 0 P: 14	R: 0 E: 0 K: 1 S: 8	H: 0 LOB: 0 BB: 0 P: 14	R: 0 E: 0 K: 1 S: 10	H: 0 LOB: 0 BB: 0 P: 15	R: 2 E: 0 K: 0 S: 10	H: 3 LOB: 1 BB: 0 P: 15	R: 0 E: 0 K: 2 S: 9	H: 0 LOB: 1 BB: 1 P: 16	1B: 5 2B: 1 3B: 0 HR: 2	SF: 0 SAC: 1 DP: 0 HBP: 0	WP: 0 SB: 1 CS: 0	PA: 34							
PITCHER	IP	WLS	BF	H	R	ER	SO	BB	IBB	HBP	BLK	WP	HR	S	P	ERA	WHIP										
36 Drew Hutchison, R ERA: 4.66	6.1	L	27	7	5	5	7	1	0	0	0	0	0	13	24	0.00	1.263										
47 Luis Perez, L ERA: 3.07	1.2		7	1	0	0	2	1	0	0	0	0	0	13	24	0.00	1.200										

AB	31
R	2
H	5
RBI	2
BB	1
SO	5
LOB	6



AB	31
R	5
H	8
RBI	5
BB	2
SO	9
LOB	12



Batter	1	2	3	4	5	6	7	8	9	AB	R	H	RBI	BB	SO	LOB	TOP										
1 Steve Lombardozzi, S OBP: 0.349, SLG: 0.588										4	0	1	0	0	0	0	<p>Washington Nationals @ Toronto Blue Jays Rogers Centre, Toronto, ON Tue Jun 12 2012, 7:08 PM - 10:00 PM EDT Att: 22,538 - Clear - 77 F</p>										
34 Bryce Harper, L OBP: 0.390, SLG: 0.553										4	1	3	1	0	0	2											
11 Ryan Zimmerman, R OBP: 0.312, SLG: 0.342										4	0	0	0	0	2	4											
25 Adam LaRoche, L OBP: 0.346, SLG: 0.502										4	1	1	0	0	1	1											
38 Michael Morse, R OBP: 0.250, SLG: 0.275										4	0	1	0	0	0	1											
20 Ian Desmond, R OBP: 0.292, SLG: 0.434										3	0	0	0	1	1	2											
8 Danny Espinosa, S OBP: 0.282, SLG: 0.395										4	1	2	2	0	1	1											
24 Rick Ankiel, L OBP: 0.282, SLG: 0.406										4	0	0	0	0	1	2											
23 Jhonatan Solano, R OBP: 0.400, SLG: 0.800										3	1	2	1	0	0	0											
Inning Stats	R: 0 H: 1 E: 0 K: 0 S: 15	H: 1 LOB: 1 BB: 0 P: 20	R: 0 H: 2 E: 0 K: 1 S: 11	H: 2 LOB: 1 BB: 0 P: 15	R: 1 H: 1 E: 0 K: 1 S: 10	H: 1 LOB: 0 BB: 0 P: 13	R: 2 H: 2 E: 0 K: 1 S: 11	H: 2 LOB: 0 BB: 0 P: 18	R: 0 H: 2 E: 0 K: 0 S: 8	H: 0 LOB: 0 BB: 0 P: 6	R: 1 H: 1 E: 0 K: 0 S: 11	H: 1 LOB: 0 BB: 0 P: 16	R: 0 H: 1 E: 0 K: 2 S: 7	H: 1 LOB: 0 BB: 0 P: 11	R: 0 H: 0 E: 0 K: 1 S: 18	H: 0 LOB: 1 BB: 1 P: 30	1B: 5 2B: 2 3B: 0 HR: 3	SF: 0 SAC: 0 DP: 2 HBP: 0	WP: 0 PB: 0 SB: 1 CS: 1	PA: 35							
PITCHER	IP	WLS	BF	H	R	ER	SO	BB	IBB	HBP	BLK	WP	HR	S	P	ERA	WHIP										
37 Henderson Alvarez III, R ERA: 3.87	7.0	L	28	9	4	4	3	0	0	0	0	0	3	71	101	5.14	1.286										
38 Darren Oliver, L ERA: 1.64	1.0		3	1	0	0	2	0	0	0	0	0	0	7	11	0.00	1.000										
54 Jason Frasor, R ERA: 3.97	0.2		3	0	0	0	1	1	0	0	0	0	0	13	22	0.00	1.500										
46 Evan Crawford, L ERA: 7.04	0.1		1	0	0	0	0	0	0	0	0	0	0	5	8	0.00	0.000										

Batter	1	2	3	4	5	6	7	8	9	AB	R	H	RBI	BB	SO	LOB	BOTTOM										
13 Brett Lawrie, R OBP: 0.328, SLG: 0.384										3	1	1	0	1	1	0	<p>Washington Nationals @ Toronto Blue Jays Rogers Centre, Toronto, ON Tue Jun 12 2012, 7:08 PM - 10:00 PM EDT Att: 22,538 - Clear - 77 F</p>										
28 Colby Rasmus, L OBP: 0.309, SLG: 0.450										4	0	1	0	0	0	2											
19 José Bautista, R OBP: 0.349, SLG: 0.509										2	1	2	2	2	0	0											
10 Edwin Encarnación, R OBP: 0.349, SLG: 0.569										4	0	0	0	0	1	5											
2 Kelly Johnson, L OBP: 0.342, SLG: 0.402										4	0	1	0	0	1	0											
5 Yunel Escobar, R OBP: 0.302, SLG: 0.324										4	0	0	0	0	0	1											
30 David Cooper, L OBP: 0.351, SLG: 0.472										2	0	0	0	1	0	0											
9 J.P. Arencibia, R OBP: 0.288, SLG: 0.411										1	0	0	0	0	0	0											
11 Rajai Davis, R OBP: 0.305, SLG: 0.427										3	0	0	0	1	3	0											
6 Jeff Mathis, R OBP: 0.264, SLG: 0.417										3	0	0	0	0	2	2											
17 Omar Vizquel, S OBP: 0.255, SLG: 0.208										1	0	0	0	0	0	0											
Inning Stats	R: 0 H: 1 E: 0 K: 0 S: 6	H: 0 LOB: 0 BB: 0 P: 15	R: 0 H: 1 E: 0 K: 3 S: 15	H: 1 LOB: 3 BB: 1 P: 27	R: 0 H: 0 E: 0 K: 2 S: 8	H: 0 LOB: 2 BB: 2 P: 19	R: 2 H: 2 E: 0 K: 0 S: 12	H: 2 LOB: 1 BB: 1 P: 22	R: 0 H: 0 E: 0 K: 1 S: 6	H: 0 LOB: 0 BB: 0 P: 6	R: 0 H: 1 E: 0 K: 0 S: 12	H: 1 LOB: 1 BB: 0 P: 22	R: 0 H: 0 E: 0 K: 0 S: 4	H: 0 LOB: 0 BB: 0 P: 6	R: 0 H: 0 E: 0 K: 2 S: 9	H: 0 LOB: 0 BB: 0 P: 14	1B: 3 2B: 1 3B: 0 HR: 1	SF: 0 SAC: 0 DP: 0 HBP: 1	WP: 1 PB: 0 SB: 1 CS: 1	PA: 37							
PITCHER	IP	WLS	BF	H	R	ER	SO	BB	IBB	HBP	BLK	WP	HR	S	P	ERA	WHIP										
40 Chien-Ming Wang, R ERA: 4.67	5.0	W	24	4	2	2	5	5	0	0	0	0	0	10	15	0.00	0.000										
48 Ross Detwiler, L ERA: 3.07	1.2	H	5	0	0	0	1	0	0	0	0	0	0	8	13	0.00	3.000										
35 Craig Stammen, R ERA: 1.78	0.1	H	2	1	0	0	0	0	0	0	0	0	0	4	6	0.00	0.000										
17 Sean Burnett, L ERA: 1.29	1.0	H	3	0	0	0	0	0	0	0	0	0	0	9	14	0.00	0.000										
36 Tyler Clippard, R ERA: 2.22	1.0	S	3	0	0	0	2	0	0	0	0	0	0	9	14	0.00	0.000										

AB	34
R	4
H	10
RBI	4
BB	1
SO	6
LOB	13



AB	31
R	2
H	5
RBI	2
BB	5
SO	8
LOB	10



livebaseballscores.com

livebaseballscores.com

Batter	1	2	3	4	5	6	7	8	9	AB	R	H	RBI	BB	SO	LOB	TOP																		
11 Jimmy Rollins, S OBP: 0.302, SLG: 0.365	G4-3		G3-1				G4-1		F8	5	0	1	0	0	0	2	Philadelphia Phillies @ Toronto Blue Jays Rogers Centre, Toronto, ON Fri Jun 15 2012, 7:09 PM - 9:55 PM EDT Att: 28,266 - Clear - 70 F																		
10 Juan Pierre, L OBP: 0.363, SLG: 0.372	K		G3				F7		23 S 1B	4	0	1	0	0	1	1																			
3 Hunter Pence, R OBP: 0.351, SLG: 0.481							F9		L4	3	0	1	0	1	0	2																			
25 Jim Thome, L OBP: 0.382, SLG: 0.511	G5-3								L8	3	0	0	0	1	1	2																			
8 Shane Victorino, S OBP: 0.318, SLG: 0.405		F8	P2						23 S HBP	3	0	0	0	0	1	2																			
51 Carlos Ruiz, R OBP: 0.424, SLG: 0.578 23 Brian Schneider, L OBP: 0.265, SLG: 0.379					18 G3-6 BB					2	0	1	0	1	1	0																			
24 Ty Wigginton, R OBP: 0.321, SLG: 0.402										1	0	0	0	0	1	2																			
18 Mike Fontenot, L OBP: 0.396, SLG: 0.417										2	0	1	0	1	1	0																			
7 Michael Martinez, S OBP: 0.296, SLG: 0.211 27 Placido Polanco, R OBP: 0.306, SLG: 0.358									27 FC6-4 1B	4	0	1	0	0	1	3																			
										2	0	0	0	1	1	2																			
Inning Stats	R: 0 E: 0 K: 1 S: 8	H: 0 LOB: 1 BB: 1 P: 14	R: 0 E: 0 K: 0 S: 12	H: 1 LOB: 2 BB: 1 P: 24	R: 0 E: 0 K: 0 S: 14	H: 1 LOB: 2 BB: 1 P: 21	R: 0 E: 0 K: 1 S: 9	H: 0 LOB: 0 BB: 1 P: 14	R: 0 E: 0 K: 1 S: 10	H: 1 LOB: 1 BB: 0 P: 15	R: 0 E: 0 K: 3 S: 13	H: 0 LOB: 1 BB: 1 P: 16	R: 0 E: 0 K: 1 S: 14	H: 0 LOB: 1 BB: 1 P: 23	R: 0 E: 0 K: 1 S: 12	H: 1 LOB: 2 BB: 0 P: 18	R: 0 E: 0 K: 0 S: 9	H: 1 LOB: 1 BB: 0 P: 12	1B: 3 2B: 2 3B: 0 HR: 0	SF: 0 SAC: 0 DP: 1 HBP: 1	WP: 0 PB: 0 SB: 3 CS: 0	PA: 37													
PITCHER	IP	WLS	BF	H	R	ER	SO	BB	IBB	HBP	BLK	WP	HR	S	P	ERA	WHIP	PITCHER	IP	WLS	BF	H	R	ER	SO	BB	IBB	HBP	BLK	WP	HR	S	P	ERA	WHIP
36 Drew Hutchison, R ERA: 4.8	(1, 1)	0.2	2	0	0	0	1	0	0	0	0	0	0	4	6	0.00	0.000	44 Casey Janssen, R ERA: 2.92	(9, 1)	1.0	4	1	0	0	0	0	0	0	0	0	9	12	0.00	1.000	
32 Aaron Laffey, L ERA: 4.15	(1, 1)	1.1	7	1	0	0	1	2	0	0	0	0	0	16	32	0.00	1.250																		
33 Carlos Villanueva, R ERA: 3.48	(3, 1)	4.0	W 15	2	0	0	5	2	0	0	0	0	0	46	66	0.00	1.000																		
54 Jason Frasor, R ERA: 3.8	(7, 1)	1.0	H 4	0	0	0	1	1	0	0	0	0	0	14	23	0.00	1.000																		
38 Darren Oliver, L ERA: 1.57	(8, 1)	1.0	H 5	1	0	0	1	0	0	1	0	0	0	12	18	0.00	1.000																		

AB	31
R	0
H	5
RBI	0
BB	5
SO	8
LOB	18



Batter	1	2	3	4	5	6	7	8	9	AB	R	H	RBI	BB	SO	LOB	BOTTOM																		
13 Brett Lawrie, R OBP: 0.329, SLG: 0.392	G5-3									4	0	2	1	0	0	1	Philadelphia Phillies @ Toronto Blue Jays Rogers Centre, Toronto, ON Fri Jun 15 2012, 7:09 PM - 9:55 PM EDT Att: 28,266 - Clear - 70 F																		
28 Colby Rasmus, L OBP: 0.303, SLG: 0.443	L8									4	0	0	0	0	2	3																			
19 José Bautista, R OBP: 0.354, SLG: 0.517										3	1	1	0	1	0	0																			
10 Edwin Encarnación, R OBP: 0.344, SLG: 0.554	CS	G1-3								3	1	0	0	0	1	0																			
2 Kelly Johnson, L OBP: 0.345, SLG: 0.403										3	0	2	0	0	1	1																			
5 Yunel Escobar, R OBP: 0.298, SLG: 0.319										3	0	0	1	0	0	2																			
30 David Cooper, L OBP: 0.313, SLG: 0.417										3	0	0	0	0	1	0																			
9 J.P. Arencibia, R OBP: 0.259, SLG: 0.396										3	0	0	0	0	1	0																			
11 Raiji Davis, R OBP: 0.324, SLG: 0.465										2	1	1	0	1	0	0																			
										2	1	1	0	1	0	0																			
Inning Stats	R: 0 E: 0 K: 0 S: 8	H: 0 LOB: 0 BB: 1 P: 15	R: 0 E: 0 K: 0 S: 7	H: 1 LOB: 0 BB: 0 P: 12	R: 1 E: 0 K: 1 S: 10	H: 2 LOB: 1 BB: 0 P: 16	R: 2 E: 1 K: 2 S: 14	H: 1 LOB: 0 BB: 0 P: 21	R: 0 E: 0 K: 1 S: 9	H: 0 LOB: 1 BB: 1 P: 16	R: 0 E: 0 K: 1 S: 10	H: 1 LOB: 1 BB: 0 P: 12	R: 0 E: 0 K: 0 S: 7	H: 0 LOB: 0 BB: 0 P: 13	R: 0 E: 0 K: 1 S: 8	H: 1 LOB: 0 BB: 0 P: 15	R: 0 E: 0 K: 0 S: 9	H: 1 LOB: 1 BB: 0 P: 12	1B: 3 2B: 4 3B: 0 HR: 0	SF: 0 SAC: 0 DP: 2 HBP: 0	WP: 0 PB: 1 SB: 1 CS: 2	PA: 31													
PITCHER	IP	WLS	BF	H	R	ER	SO	BB	IBB	HBP	BLK	WP	HR	S	P	ERA	WHIP	PITCHER	IP	WLS	BF	H	R	ER	SO	BB	IBB	HBP	BLK	WP	HR	S	P	ERA	WHIP
49 Vance Worley, R ERA: 2.8	(1, 1)	7.0	L 27	5	3	1	5	2	0	0	0	0	0	65	105	1.29	1.000																		
44 Michael Schwimer, R ERA: 5.11	(8, 1)	1.0	3	1	0	0	1	0	0	0	0	0	0	8	15	0.00	1.000																		


AB	28
R	3
H	6
RBI	2
BB	2
SO	6
LOB	7



Batter	1	2	3	4	5	6	7	8	9	10	AB	R	H	RBI	BB	SO	LOB	TOP					
11 Jimmy Rollins, S OBP: 0.307, SLG: 0.370	G1-3	1B		27 CS		P5		2B			4	0	2	1	1	0	2	Philadelphia Phillies @ Toronto Blue Jays Rogers Centre, Toronto, ON Sat Jun 16 2012, 1:09 PM - 4:23 PM EDT Att. 42,070 - Partly Cloudy - 75 F					
27 Placido Polanco, R OBP: 0.308, SLG: 0.364	2B	FC6-4		BB				F7			5	1	2	0	0	1	6						
3 Hunter Pence, R OBP: 0.348, SLG: 0.479	2B		G5-3		G5-3		F9		K		5	0	1	1	0	1	1						
25 Jim Thome, L OBP: 0.350, SLG: 0.462	K		G5-3		G4-3		K		G1-3		5	0	0	0	0	2	2						
8 Shane Victorino, S OBP: 0.287, SLG: 0.401	G4-3		F9		F9		P6		G5-3		5	1	1	0	0	0	2						
24 Ty Wigginton, R OBP: 0.318, SLG: 0.397	F8		15 HR		K		K		F8		5	1	1	0	0	2	0						
15 John Mayberry Jr., R OBP: 0.257, SLG: 0.354	L8		HR		F7		K		K		5	1	1	3	0	2	0						
23 Brian Schneider, L OBP: 0.301, SLG: 0.373	HBP		G6-3		HBP		7 BB		18 S		1	1	0	0	2	0	0						
10 Juan Pierre, L OBP: 0.363, SLG: 0.372	HBP		G5-3		E5		11 BB		F7		3	0	1	0	1	0	1						
31 Erik Kratz, R OBP: 0.250, SLG: 1.000	HBP										1	0	0	0	0	0	1						
7 Michael Martinez, S OBP: 0.320, SLG: 0.227	1B										1B: 5	SF: 0	WP: 0	PA: 45									
18 Mike Fontenot, L OBP: 0.389, SLG: 0.408	1B										2B: 3	SAC: 0	PB: 0										
											3B: 0	DP: 0	SB: 1										
											HR: 1	HBP: 2	CS: 1										
Inning Stats	R: 1 E: 0 K: 1 S: 15	H: 2 LOB: 1 BB: 0 P: 24	R: 0 E: 0 K: 0 S: 13	H: 2 LOB: 3 BB: 0 P: 18	R: 3 E: 0 K: 0 S: 13	H: 3 LOB: 0 BB: 1 P: 21	R: 0 E: 0 K: 1 S: 7	H: 0 LOB: 0 BB: 0 P: 14	R: 0 E: 0 K: 0 S: 6	H: 0 LOB: 0 BB: 0 P: 8	R: 0 E: 1 K: 1 S: 14	H: 0 LOB: 2 BB: 0 P: 23	R: 0 E: 0 K: 1 S: 9	H: 1 LOB: 1 BB: 0 P: 9	R: 1 E: 0 K: 2 S: 15	H: 1 LOB: 2 BB: 2 P: 25	R: 0 E: 0 K: 1 S: 7	H: 0 LOB: 0 BB: 0 P: 10	R: 0 E: 0 K: 1 S: 8	H: 0 LOB: 2 BB: 1 P: 17	1B: 5 2B: 3 3B: 0 HR: 1	SF: 0 SAC: 0 DP: 0 HBP: 2	WP: 0 PB: 0 SB: 1 CS: 1
PITCHER	IP 6.0	WLS 28	BF 7	H 4	R 4	ER 4	SO 3	BB 1	IBB 0	HBP 2	BLK 0	WP 0	HR 1	S 68	P 108	ERA 6.00	WHIP 1.333						
24 Ricky Romero, L ERA: 4.28	2.0	10	2	1	1	3	2	0	0	0	0	0	0	24	34	4.50	2.000						
56 Robert Coello, R ERA: 2.25	1.0	3	0	0	0	1	0	0	0	0	0	0	0	7	10	0.00	0.000						
44 Casey Janssen, R ERA: 2.81	1.0	W	4	0	0	0	1	1	0	0	0	0	0	8	17	0.00	1.000						
48 Francisco Cordero, R ERA: 5.47																							

Batter	1	2	3	4	5	6	7	8	9	10	AB	R	H	RBI	BB	SO	LOB	BOTTOM					
13 Brett Lawrie, R OBP: 0.331, SLG: 0.393	L9		28 1B		P4		1B				5	0	2	0	0	0	3	Philadelphia Phillies @ Toronto Blue Jays Rogers Centre, Toronto, ON Sat Jun 16 2012, 1:09 PM - 4:23 PM EDT Att. 42,070 - Partly Cloudy - 75 F					
28 Colby Rasmus, L OBP: 0.305, SLG: 0.443	F7		10 CS		1B		G1-3		K		5	0	2	1	0	1	1						
19 José Bautista, R OBP: 0.351, SLG: 0.508	P3		1B		1B				F8		4	1	0	0	1	0	3						
10 Edwin Encarnación, R OBP: 0.345, SLG: 0.549	K		CS		F8		K		E6		4	1	1	0	1	2	0						
2 Kelly Johnson, L OBP: 0.346, SLG: 0.403	G4-3		3H		G4-3		5 1B		1B		5	1	2	0	0	0	1						
5 Yunel Escobar, R OBP: 0.307, SLG: 0.337	HR		68 2B		68 2B		G6-4-3		P4		4	2	3	1	1	0	1						
68 Yan Gomes, R OBP: 0.282, SLG: 0.529	K		11 BB		G6-4-3		9 2B		F7		3	0	1	0	0	1	2						
30 David Cooper, L OBP: 0.323, SLG: 0.426			18 BLK		2B		1B		G5-3		1	0	1	0	0	0	0						
18 Mike McCoy, R OBP: 0.333, SLG: 0.333			11 BB		2B		1B		K		1	0	0	0	0	0	1						
9 J.P. Arencibia, R OBP: 0.257, SLG: 0.396	G6-3		28 1B		F7		F7		K		5	0	1	1	0	1	3						
11 Rajai Davis, R OBP: 0.328, SLG: 0.462	1B		13 1B		B5-3		L4		F7		5	1	2	1	0	0	3						
Inning Stats	R: 0 E: 0 K: 0 S: 6	H: 0 LOB: 0 BB: 0 P: 7	R: 1 E: 0 K: 2 S: 9	H: 1 LOB: 0 BB: 0 P: 11	R: 1 E: 0 K: 0 S: 10	H: 3 LOB: 1 BB: 0 P: 15	R: 0 E: 0 K: 0 S: 8	H: 2 LOB: 2 BB: 0 P: 13	R: 0 E: 0 K: 0 S: 8	H: 1 LOB: 1 BB: 0 P: 10	R: 0 E: 0 K: 1 S: 12	H: 2 LOB: 1 BB: 0 P: 16	R: 0 E: 0 K: 0 S: 11	H: 1 LOB: 1 BB: 0 P: 13	R: 3 E: 1 K: 0 S: 12	H: 4 LOB: 3 BB: 1 P: 20	R: 0 E: 0 K: 1 S: 12	H: 0 LOB: 1 BB: 0 P: 24	R: 1 E: 0 K: 1 S: 10	H: 1 LOB: 1 BB: 1 P: 17	1B: 12 2B: 2 3B: 0 HR: 1	SF: 0 SAC: 0 DP: 0 HBP: 0	WP: 0 PB: 0 SB: 1 CS: 1
PITCHER	IP 7.0	WLS 5	BF 12	H 5	R 5	ER 5	SO 3	BB 1	IBB 0	HBP 0	BLK 0	WP 0	HR 1	S 69	P 94	ERA 6.43	WHIP 1.857						
33 Cliff Lee, L ERA: 3.48	1.0	B	5	2	0	0	0	0	0	0	0	0	0	9	11	0.00	2.000						
50 Chad Qualls, R ERA: 4.39	1.0		4	0	0	0	1	1	0	0	0	0	0	12	24	0.00	1.000						
44 Michael Schwimer, R ERA: 4.73	0.2	L	4	1	1	1	1	1	0	0	0	0	0	10	17	13.50	3.000						
56 Jose Savery, L ERA: 4.43																							

AB	39
R	5
H	9
RBI	5
BB	4
SO	8
LOB	15



AB	42
R	6
H	15
RBI	4
BB	3
SO	5
LOB	18



Batter	1	2	3	4	5	6	7	8	9	AB	R	H	RBI	BB	SO	LOB	TOP											
13 Brett Lawrie, R OBP: 0.336, SLG: 0.424										5	1	2	2	0	1	0	Toronto Blue Jays @ Milwaukee Brewers Miller Park, Milwaukee, WI Tue Jun 19 2012, 7:10 PM - 10:56 PM CDT Att: 36,334 - Clear - 94 F											
28 Colby Rasmus, L OBP: 0.319, SLG: 0.486										5	2	2	2	0	0	1												
19 José Bautista, R OBP: 0.356, SLG: 0.537										4	3	2	2	1	0	0												
10 Edwin Encarnación, R OBP: 0.347, SLG: 0.563										5	2	2	1	0	1	0												
2 Kelly Johnson, L OBP: 0.337, SLG: 0.390										5	0	0	0	0	2	1												
5 Yunel Escobar, R OBP: 0.303, SLG: 0.332										5	1	2	1	0	0	0												
11 Rajai Davis, R OBP: 0.303, SLG: 0.440										3	0	0	0	1	2	2												
9 J.P. Arencibia, R OBP: 0.263, SLG: 0.402										4	1	3	1	0	1	0												
23 Jesse Chavez, R ERA: 4.68										8	0	0	0	0	0	0												
33 Carlos Villanueva, R ERA: 4.45										8	0	0	0	0	0	0												
Inning Stats	R: 0 E: 0 K: 0 S: 5	H: 1 LOB: 0 BB: 0 P: 9	R: 0 E: 0 K: 0 S: 6	H: 0 LOB: 0 BB: 0 P: 10	R: 2 E: 0 K: 1 S: 14	H: 2 LOB: 3 BB: 0 P: 23	R: 0 E: 0 K: 1 S: 9	H: 0 LOB: 0 BB: 0 P: 15	R: 0 E: 0 K: 0 S: 11	H: 1 LOB: 1 BB: 0 P: 18	R: 4 E: 0 K: 0 S: 21	H: 5 LOB: 2 BB: 1 P: 40	R: 2 E: 1 K: 2 S: 18	H: 2 LOB: 2 BB: 1 P: 35	R: 0 E: 0 K: 2 S: 8	H: 0 LOB: 0 BB: 0 P: 13	R: 2 E: 0 K: 1 S: 13	H: 2 LOB: 0 BB: 0 P: 25	1B: 6 2B: 1 3B: 0 HR: 6	SF: 0 SAC: 1 DP: 1 HBP: 0	WP: 2 PB: 0 SB: 0 CS: 0	PA: 42						
PITCHER	IP	WLS	BF	H	R	ER	SO	BB	IBB	HBP	BLK	WP	HR	S	P	ERA	WHIP											
63 Tyler Thornburg, R ERA: 8.44	(1.1)		5.1	22	7	5	5	2	0	0	0	0	0	4	55	93	8.44	1.312										
48 Tim Lillard, R ERA: 4.45	(6.1)		0.2	5	2	1	1	0	1	0	0	0	0	11	22	13.50	4.500											
26 Manny Parra, L ERA: 4.68	(7.1)	H	1.0	7	2	2	2	2	1	0	0	0	2	18	35	18.00	3.000											
57 Francisco Rodriguez, R ERA: 3.9	(8.1)	H	1.0	3	0	0	0	2	0	0	0	0	0	8	13	0.00	0.000											
59 John Axford, R ERA: 5.27	(9.1)	L	1.0	5	2	2	2	1	0	0	0	0	2	13	25	18.00	2.000											
Batter	1	2	3	4	5	6	7	8	9	AB	R	H	RBI	BB	SO	LOB	BOTTOM											
7 Norichika Aoki, L OBP: 0.339, SLG: 0.425										5	0	0	0	0	2	5	Toronto Blue Jays @ Milwaukee Brewers Miller Park, Milwaukee, WI Tue Jun 19 2012, 7:10 PM - 10:56 PM CDT Att: 36,334 - Clear - 94 F											
27 Carlos Gómez, R OBP: 0.320, SLG: 0.416										4	2	1	1	1	2	2												
8 Ryan Braun, R OBP: 0.395, SLG: 0.608										3	2	1	1	2	0	0												
16 Aramis Ramirez, R OBP: 0.340, SLG: 0.478										3	2	1	4	2	0	1												
1 Corey Hart, R OBP: 0.310, SLG: 0.490										4	0	0	1	0	3	1												
23 Rickie Weeks Jr., R OBP: 0.316, SLG: 0.503										4	0	1	1	1	3	0												
12 Martín Maldonado, R OBP: 0.297, SLG: 0.421										4	0	0	1	1	1	2												
29 Edwin Maysonet, R OBP: 0.297, SLG: 0.350										4	1	2	0	0	1	3												
21 Cody Ransom, R OBP: 0.323, SLG: 0.400										1	0	1	0	0	0	0												
63 Tyler Thornburg, R ERA: 8.44	(1.1)									2	1	1	0	0	1	0												
48 Tim Lillard, R ERA: 4.45	(6.1)									0	0	0	0	0	0	0												
2 Nyjer Morgan, L ERA: 3.24	(6. PH)									1	1	1	0	0	0	0												
26 Manny Parra, L ERA: 4.68	(7.1)									0	0	0	0	0	0	0												
9 George Kontaras, L ERA: 0.44	(7. PH)									1	0	1	0	0	0	0												
57 Francisco Rodriguez, R ERA: 3.9	(8.1)									0	0	0	0	0	0	0												
59 John Axford, R ERA: 5.27	(9.1)									0	0	0	0	0	0	0												
5 Taylor Green, R ERA: 0.375	(9. PH)									1	0	0	0	0	0	1												
Inning Stats	R: 0 E: 0 K: 2 S: 12	H: 1 LOB: 1 BB: 0 P: 20	R: 0 E: 0 K: 2 S: 9	H: 0 LOB: 0 BB: 0 P: 12	R: 4 E: 0 K: 1 S: 28	H: 2 LOB: 3 BB: 4 P: 52	R: 0 E: 0 K: 2 S: 8	H: 0 LOB: 0 BB: 0 P: 9	R: 0 E: 0 K: 1 S: 14	H: 1 LOB: 2 BB: 1 P: 23	R: 5 E: 0 K: 3 S: 21	H: 3 LOB: 0 BB: 2 P: 32	R: 0 E: 0 K: 0 S: 9	H: 2 LOB: 2 BB: 0 P: 14	R: 0 E: 0 K: 1 S: 10	H: 0 LOB: 0 BB: 0 P: 15	R: 0 E: 0 K: 1 S: 12	H: 1 LOB: 1 BB: 0 P: 17	1B: 5 2B: 4 3B: 0 HR: 1	SF: 0 SAC: 0 DP: 0 HBP: 1	WP: 0 PB: 0 SB: 0 CS: 0	PA: 45						
PITCHER	IP	WLS	BF	H	R	ER	SO	BB	IBB	HBP	BLK	WP	HR	S	P	ERA	WHIP											
20 Jesse Chavez, R ERA: 8.22	(1.1)		2.2	16	3	4	4	4	4	0	1	0	0	46	80	13.50	2.625											
33 Carlos Villanueva, R ERA: 3.24	(3.1)		2.1	9	1	0	0	4	1	0	0	0	0	25	36	0.00	0.857											
56 Robert Coello, R ERA: 0.44	(6.1)	H	0.1	4	2	3	3	1	1	0	0	0	0	10	15	81.00	9.000											
54 Jason Frasor, R ERA: 4.26	(6.1)	B	0.2	4	1	2	2	2	1	0	0	0	1	11	17	27.00	3.000											
48 Francisco Cordero, R ERA: 5.08	(7.1)		1.0	5	2	0	0	0	0	0	0	0	0	9	14	0.00	2.000											
PITCHER	IP	WLS	BF	H	R	ER	SO	BB	IBB	HBP	BLK	WP	HR	S	P	ERA	WHIP											
38 Darren Oliver, L ERA: 1.48	(8.1)		1.0	W	3	0	0	0	0	0	0	0	0	10	15	0.00	0.000											
44 Casey Janssen, R ERA: 2.7	(9.1)	S	1.0	4	1	0	0	1	0	0	0	0	0	12	17	0.00	1.000											

Batter	1	2	3	4	5	6	7	8	9	AB	R	H	RBI	BB	SO	LOB	TOP										
13 Brett Lawrie, R OBP: 0.335, SLG: 0.419 5 Yuliel Escobar, R OBP: 0.302, SLG: 0.331	G4-3		G5-3		G4-3		G6-3			3	1	0	0	1	0	2	Toronto Blue Jays @ Milwaukee Brewers Miller Park, Milwaukee, WI Wed Jun 20 2012, 1:11 PM - 4:14 PM CDT Att: 33,077 - Sunny - 89 F										
28 Colby Rasmus, L OBP: 0.320, SLG: 0.486	K		K			FC3-6	10 HBP	2B	K	4	0	1	1	1	3	0											
19 José Bautista, R OBP: 0.353, SLG: 0.528	K			G5-3		K	10 HBP		G4-3	4	0	0	0	1	2	1											
10 Edwin Encarnación, R OBP: 0.351, SLG: 0.574		HR		F8		FC3-6	1B	1-2	K	4	1	2	2	0	1	0											
2 Kelly Johnson, L OBP: 0.336, SLG: 0.388		G4-3		K		FC3-6	K			4	0	1	0	0	2	5											
6 Jeff Mathis, R OBP: 0.271, SLG: 0.426	SH1-3								G6-3	3	0	1	0	0	1	2											
17 Omar Vizquel, S OBP: 0.267, SLG: 0.228	G4-3									4	0	1	0	0	0	2											
11 Rajai Davis, R OBP: 0.328, SLG: 0.442	G6-3									4	0	2	0	0	1	1											
34 Joel Carreno, R 32 Aaron Laffey, L 30 David Cooper, L 47 Luis Pérez, L 9 J.P. Arencibia, R 54 Jason Frasor, R	G4-3									1	0	0	0	0	0	0											
Inning Stats	R: 0 E: 0 K: 2 S: 8	H: 0 LOB: 0 BB: 0 P: 13	R: 1 E: 0 K: 0 S: 9	H: 2 LOB: 1 BB: 1 P: 16	R: 0 E: 0 K: 1 S: 7	H: 0 LOB: 0 BB: 0 P: 11	R: 0 E: 0 K: 1 S: 8	H: 0 LOB: 0 BB: 0 P: 14	R: 0 E: 0 K: 0 S: 12	H: 2 LOB: 2 BB: 0 P: 14	R: 0 E: 0 K: 2 S: 13	H: 1 LOB: 2 BB: 1 P: 25	R: 2 E: 0 K: 2 S: 14	H: 2 LOB: 3 BB: 2 P: 31	R: 0 E: 0 K: 1 S: 8	H: 2 LOB: 2 BB: 0 P: 11		R: 0 E: 0 K: 2 S: 10	H: 0 LOB: 0 BB: 0 P: 17	1B: 7 2B: 1 3B: 0 HR: 1	SF: 0 SAC: 1 DP: 0 HBP: 1	WP: 0 PB: 0 SB: 0 CS: 0	PA: 40				
PITCHER	IP	WLS	BF	H	R	ER	SO	BB	IBB	HBP	BLK	WP	HR	S	P	ERA	WHIP										
49 Yovani Gallardo, R ERA: 4.22	6.2	W	29	7	3	3	7	2	0	0	0	0	1	67	113	4.05	1.350										
48 Tim Lillard, R ERA: 4.29	1.1	H	8	2	0	0	2	1	0	1	0	0	0	12	22	0.00	2.250										
64 Mike Fiers, R ERA: 3.46	1.0		3	0	0	0	2	0	0	0	0	0	0	10	17	0.00	0.000										

Batter	1	2	3	4	5	6	7	8	9	AB	R	H	RBI	BB	SO	LOB	BOTTOM										
27 Carlos Gómez, R OBP: 0.323, SLG: 0.436	K				2B		K		K	4	2	1	2	1	3	1	Toronto Blue Jays @ Milwaukee Brewers Miller Park, Milwaukee, WI Wed Jun 20 2012, 1:11 PM - 4:14 PM CDT Att: 33,077 - Sunny - 89 F										
2 Nyjer Morgan, L OBP: 0.307, SLG: 0.304	K	HR			1B		1B			4	1	2	1	0	1	0											
8 Ryan Braun, R OBP: 0.400, SLG: 0.627	F7									4	1	3	2	0	0	0											
7 Norichika Aoki, L OBP: 0.339, SLG: 0.425			2B							0	0	0	0	0	0	0											
16 Aramis Ramirez, R OBP: 0.338, SLG: 0.479	G6-3		F9		F5		HR			4	0	1	0	0	0	3											
1 Corey Hart, R OBP: 0.312, SLG: 0.500		HR		BB	L3-6		L9			3	1	1	1	1	0	3											
23 Rickie Weeks Jr., R OBP: 0.311, SLG: 0.298	K		P4			G5-3	P4			4	0	0	0	0	1	3											
21 Cody Ransom, R OBP: 0.321, SLG: 0.390		HR		G4-3		K		G6-3		3	1	0	0	1	1	0											
12 Martín Maldonado, R OBP: 0.324, SLG: 0.508		HR		P3				2B		4	1	3	2	0	0	0											
49 Yovani Gallardo, R OBP: 0.103, SLG: 0.138					F9					3	1	1	0	0	0	1											
48 Tim Lillard, R 9 George Kottaras, L 64 Mike Fiers, R		HR				F8		K		0	0	0	0	0	0	0											
Inning Stats	R: 0 E: 0 K: 2 S: 10	H: 0 LOB: 0 BB: 0 P: 12	R: 5 E: 0 K: 1 S: 17	H: 4 LOB: 1 BB: 1 P: 30	R: 0 E: 0 K: 0 S: 12	H: 1 LOB: 2 BB: 1 P: 22	R: 0 E: 0 K: 0 S: 9	H: 0 LOB: 0 BB: 0 P: 15	R: 1 E: 0 K: 0 S: 8	H: 2 LOB: 1 BB: 1 P: 16	R: 0 E: 0 K: 1 S: 8	H: 1 LOB: 1 BB: 0 P: 12	R: 2 E: 0 K: 1 S: 16	H: 3 LOB: 1 BB: 0 P: 23	R: 0 E: 0 K: 2 S: 20	H: 1 LOB: 1 BB: 0 P: 27	1B: 4 2B: 5 3B: 0 HR: 4	SF: 0 SAC: 0 DP: 1 HBP: 0	WP: 0 PB: 0 SB: 3 CS: 0	PA: 37							
PITCHER	IP	WLS	BF	H	R	ER	SO	BB	IBB	HBP	BLK	WP	HR	S	P	ERA	WHIP										
34 Joel Carreno, R ERA: 6.6	3.0	L	16	3	1	1	1	1	0	0	0	0	0	25	64	3.00	1.333										
32 Aaron Laffey, L ERA: 3.0	3.0		12	3	1	1	1	1	0	0	0	0	1	16	23	18.00	3.000										
47 Luis Pérez, L ERA: 3.28	1.0		6	3	2	2	1	0	0	0	0	0	0	20	27	0.00	1.000										
54 Jason Frasor, R ERA: 4.1	1.0		4	1	0	0	2	0	0	0	0	0	0	20	27	0.00	1.000										

Batter	1	2	3	4	5	6	7	8	9	AB	R	H	RBI	BB	SO	LOB	TOP					
13 Brett Lawrie, R OBP: 0.342, SLG: 0.430										5	4	3	0	1	1	0						
28 Colby Rasmus, L OBP: 0.318, SLG: 0.478										4	1	0	1	1	0	2						
19 José Bautista, R OBP: 0.360, SLG: 0.542										3	3	2	3	2	1	0						
56 Robert Coello, R										0	0	0	0	0	0	0						
49 David Pauley, R										0	0	0	0	0	0	0						
10 Edwin Encarnación, R OBP: 0.355, SLG: 0.571										3	1	1	1	1	0	0						
2 Kelly Johnson, L OBP: 0.333, SLG: 0.387										3	1	1	3	0	1	0						
5 Yonel Escobar, R OBP: 0.301, SLG: 0.327										3	0	0	1	1	0	2						
11 Rajai Davis, R OBP: 0.331, SLG: 0.448										5	1	2	1	0	1	2						
9 J.P. Arencibia, R OBP: 0.265, SLG: 0.402										4	0	1	2	1	2	0						
24 Ricky Romero, R OBP: 0.200, SLG: 0.200										4	1	1	0	0	2	3						
18 Mike McCoy, R OBP: 0.375, SLG: 0.375										1	0	0	0	0	0	0						
Inning Stats	R: 1 E: 0 K: 1 S: 9	H: 1 LOB: 0 BB: 0 P: 15	R: 0 E: 0 K: 1 S: 12	H: 1 LOB: 2 BB: 1 P: 21	R: 2 E: 0 K: 1 S: 16	H: 3 LOB: 2 BB: 1 P: 26	R: 3 E: 0 K: 0 S: 18	H: 2 LOB: 2 BB: 3 P: 33	R: 0 E: 0 K: 2 S: 9	H: 0 LOB: 0 BB: 0 P: 14	R: 5 E: 0 K: 0 S: 11	H: 3 LOB: 1 BB: 2 P: 20	R: 1 E: 0 K: 1 S: 13	H: 1 LOB: 0 BB: 0 P: 17	R: 0 E: 0 K: 1 S: 10	H: 0 LOB: 0 BB: 0 P: 12	R: 0 E: 0 K: 1 S: 5	H: 0 LOB: 0 BB: 0 P: 8	1B: 7 2B: 2 3B: 1 HR: 1	SF: 3 SAC: 0 DP: 0 HBP: 1	WP: 0 PB: 0 SB: 2 CS: 0	PA: 46
PITCHER	IP WLS BF H R ER SO BB IBB HBP BLK WP HR S P ERA WHIP																					
19 Anibal Sánchez, R ERA: 3.94	3.1 L 21 7 6 6 3 3 1 0 0 0 0 0 45 80 16.20 3.000																					
57 Chad Gaudin, R ERA: 4.79	1.2 6 0 0 0 2 1 0 0 0 0 0 19 29 0.00 0.600																					
58 Ryan Webb, R ERA: 5.01	2.0 13 4 6 6 1 2 0 0 0 0 0 1 24 37 27.00 3.000																					
40 Mike Dunn, L ERA: 8.49	1.0 3 0 0 0 1 0 0 0 0 0 0 0 10 12 0.00 0.000																					
21 Heath Bell, R ERA: 5.47	1.0 3 0 0 0 1 0 0 0 0 0 0 0 5 8 0.00 0.000																					

Toronto Blue Jays @ Miami Marlins
Marlins Park, Miami, FL
Fri Jun 22 2012, 7:11 PM - 10:12 PM EDT
Att: 22,387 - Roof Closed - 73 F

AB	35
R	12
H	11
RBI	12
BB	7
SO	8
LOB	9



Batter	1	2	3	4	5	6	7	8	9	AB	R	H	RBI	BB	SO	LOB	BOTTOM			
7 José Reyes, S OBP: 0.348, SLG: 0.385										4	0	1	0	1	1	3				
2 Hanley Ramirez, R OBP: 0.332, SLG: 0.443										4	0	2	1	1	0	0				
27 Giancarlo Stanton, R OBP: 0.351, SLG: 0.535										5	1	1	1	0	3	6				
20 Justin Ruggiano, R OBP: 0.429, SLG: 0.750										3	1	1	0	2	0	4				
12 Omar Infante, R OBP: 0.316, SLG: 0.464										4	1	1	2	0	0	2				
26 Austin Kearns, R OBP: 0.338, SLG: 0.471										4	0	0	0	0	2	2				
15 Gaby Sanchez, R OBP: 0.240, SLG: 0.298										4	2	3	1	0	0	0				
14 John Buck, R OBP: 0.296, SLG: 0.287										3	0	0	0	1	1	1				
19 Anibal Sánchez, R OBP: 0.265, SLG: 0.330										0	0	0	0	0	0	0				
57 Chad Gaudin, R										0	0	0	0	0	0	0				
17 Dnovan Solano, R										0	0	0	0	0	0	2				
58 Ryan Webb, R										0	0	0	0	0	0	0				
5 Logan Morrison, L										0	0	0	0	0	0	0				
40 Mike Dunn, L										0	0	0	0	0	0	0				
21 Heath Bell, R										0	0	0	0	0	0	0				
29 Greg Dobbs, R										0	0	0	0	0	0	0				
Inning Stats	R: 0 E: 0 K: 1 S: 5	H: 0 LOB: 0 BB: 0 P: 8	R: 0 E: 0 K: 1 S: 8	H: 0 LOB: 1 BB: 1 P: 14	R: 0 E: 0 K: 0 S: 7	H: 1 LOB: 1 BB: 0 P: 7	R: 1 E: 0 K: 0 S: 9	H: 2 LOB: 1 BB: 0 P: 13	R: 1 E: 0 K: 2 S: 15	H: 2 LOB: 2 BB: 1 P: 26	R: 2 E: 0 K: 0 S: 12	H: 1 LOB: 0 BB: 1 P: 21	R: 0 E: 0 K: 1 S: 10	H: 1 LOB: 0 BB: 0 P: 14	R: 1 E: 0 K: 2 S: 10	H: 1 LOB: 2 BB: 1 P: 18	1B: 5 2B: 1 3B: 0 HR: 3	SF: 0 SAC: 1 DP: 0 HBP: 0	WP: 1 PB: 0 SB: 0 CS: 1	PA: 40
PITCHER	IP WLS BF H R ER SO BB IBB HBP BLK WP HR S P ERA WHIP																			
24 Ricky Romero, L ERA: 4.34	7.0 W 31 7 4 4 5 4 0 0 0 0 0 1 2 67 5.14 1.571																			
56 Robert Coello, R ERA: 8.53	1.0 4 1 1 1 2 0 0 0 0 0 0 1 10 14 9.00 1.000																			
49 David Pauley, R ERA: 3.97	1.0 5 1 0 0 0 1 0 0 0 0 0 0 10 18 0.00 2.000																			

Toronto Blue Jays @ Miami Marlins
Marlins Park, Miami, FL
Fri Jun 22 2012, 7:11 PM - 10:12 PM EDT
Att: 22,387 - Roof Closed - 73 F

AB	34
R	5
H	9
RBI	5
BB	5
SO	7
LOB	20



Batter	1	2	3	4	5	6	7	8	9	AB	R	H	RBI	BB	SO	LOB	TOP							
13 Brett Lawrie, R OBP: 0.342, SLG: 0.425										5	1	2	0	0	0	0								
28 Colby Rasmus, L OBP: 0.327, SLG: 0.502										5	2	3	3	0	0	0								
19 José Bautista, R OBP: 0.357, SLG: 0.538										5	2	1	2	0	1	2								
10 Edwin Encarnación, R OBP: 0.359, SLG: 0.575										4	1	2	1	1	0	0								
2 Kelly Johnson, L OBP: 0.329, SLG: 0.375										3	0	0	0	1	0	3								
5 Yonel Escobar, R OBP: 0.304, SLG: 0.330										4	0	2	0	0	0	1								
11 Rajai Davis, R OBP: 0.333, SLG: 0.437										4	0	0	1	0	1	3								
8 Ben Francisco, R OBP: 0.300, SLG: 0.351										3	2	2	0	0	0	0								
26 Adam Lind, L OBP: 0.271, SLG: 0.311										1	0	0	0	0	0	0								
9 J.P. Arencibia, R OBP: 0.264, SLG: 0.410										4	1	1	2	0	1	1								
Inning Stats	R: 4 H: 4 E: 0 K: 0 S: 16	LOB: 0 BB: 0 P: 27	R: 1 H: 3 E: 0 K: 0 S: 6	H: 3 LOB: 1 BB: 0 P: 9	R: 0 H: 0 E: 0 K: 0 S: 7	LOB: 2 BB: 0 P: 11	R: 0 H: 0 E: 0 K: 0 S: 6	H: 0 LOB: 0 BB: 0 P: 9	R: 0 H: 0 E: 0 K: 1 S: 7	LOB: 1 BB: 1 P: 12	R: 2 H: 2 E: 0 K: 1 S: 9	H: 2 LOB: 0 BB: 0 P: 15	R: 2 H: 2 E: 0 K: 0 S: 13	H: 2 LOB: 1 BB: 1 P: 22	R: 0 H: 0 E: 0 K: 1 S: 8	H: 0 LOB: 0 BB: 0 P: 10	R: 0 H: 0 E: 0 K: 0 S: 9	H: 0 LOB: 0 BB: 0 P: 13	1B: 7 2B: 3 3B: 0 HR: 3	SF: 0 SAC: 0 DP: 1 HBP: 0	WP: 0 PB: 0 SB: 2 CS: 2	PA: 41		
PITCHER	IP WLS BF H R ER SO BB IBB HBP BLK WP HR S P ERA WHIP	IP WLS BF H R ER SO BB IBB HBP BLK WP HR S P ERA WHIP	IP WLS BF H R ER SO BB IBB HBP BLK WP HR S P ERA WHIP	IP WLS BF H R ER SO BB IBB HBP BLK WP HR S P ERA WHIP	IP WLS BF H R ER SO BB IBB HBP BLK WP HR S P ERA WHIP	IP WLS BF H R ER SO BB IBB HBP BLK WP HR S P ERA WHIP	IP WLS BF H R ER SO BB IBB HBP BLK WP HR S P ERA WHIP	IP WLS BF H R ER SO BB IBB HBP BLK WP HR S P ERA WHIP	IP WLS BF H R ER SO BB IBB HBP BLK WP HR S P ERA WHIP	IP WLS BF H R ER SO BB IBB HBP BLK WP HR S P ERA WHIP	IP WLS BF H R ER SO BB IBB HBP BLK WP HR S P ERA WHIP	IP WLS BF H R ER SO BB IBB HBP BLK WP HR S P ERA WHIP	IP WLS BF H R ER SO BB IBB HBP BLK WP HR S P ERA WHIP	IP WLS BF H R ER SO BB IBB HBP BLK WP HR S P ERA WHIP	IP WLS BF H R ER SO BB IBB HBP BLK WP HR S P ERA WHIP	IP WLS BF H R ER SO BB IBB HBP BLK WP HR S P ERA WHIP	IP WLS BF H R ER SO BB IBB HBP BLK WP HR S P ERA WHIP	IP WLS BF H R ER SO BB IBB HBP BLK WP HR S P ERA WHIP	IP WLS BF H R ER SO BB IBB HBP BLK WP HR S P ERA WHIP	IP WLS BF H R ER SO BB IBB HBP BLK WP HR S P ERA WHIP	IP WLS BF H R ER SO BB IBB HBP BLK WP HR S P ERA WHIP	IP WLS BF H R ER SO BB IBB HBP BLK WP HR S P ERA WHIP	IP WLS BF H R ER SO BB IBB HBP BLK WP HR S P ERA WHIP	IP WLS BF H R ER SO BB IBB HBP BLK WP HR S P ERA WHIP

Toronto Blue Jays @ Boston Red Sox
Fenway Park, Boston, MA
Mon Jun 25 2012, 7:12 PM - 12:09 AM EDT
Att: 37,208 - Cloudy - 72 F

AB	38
R	9
H	13
RBI	9
BB	2
SO	3
LOB	10



Batter	1	2	3	4	5	6	7	8	9	AB	R	H	RBI	BB	SO	LOB	BOTTOM							
66 Daniel Nava, S OBP: 0.437, SLG: 0.496										5	0	0	0	0	2	1								
15 Dustin Pedroia, R OBP: 0.329, SLG: 0.407										4	2	2	0	0	0	1								
34 David Ortiz, L OBP: 0.391, SLG: 0.612										3	3	2	3	1	0	0								
39 Jarrod Saltalamacchia, R OBP: 0.302, SLG: 0.529										4	0	0	0	0	2	1								
28 Adrián González, L OBP: 0.319, SLG: 0.404										4	0	1	1	0	0	0								
64 Will Middlebrooks, R OBP: 0.333, SLG: 0.551										4	0	1	0	0	0	2								
7 Cody Ross, R ERA: 4.38										4	1	1	0	0	1	1								
23 Brent Lillibridge, R OBP: 0.232, SLG: 0.190										0	0	0	0	0	0	0								
55 Ryan Kalish, L OBP: 0.296, SLG: 0.240										4	0	2	1	0	1	0								
5 Nick Punto, S OBP: 0.319, SLG: 0.276										4	0	0	0	0	1	2								
Inning Stats	R: 2 H: 2 E: 0 K: 1 S: 17	H: 2 LOB: 0 BB: 0 P: 23	R: 0 H: 0 E: 0 K: 0 S: 9	H: 0 LOB: 0 BB: 0 P: 14	R: 2 H: 2 E: 1 K: 1 S: 18	H: 2 LOB: 2 BB: 1 P: 32	R: 1 H: 2 E: 0 K: 0 S: 10	H: 2 LOB: 0 BB: 0 P: 13	R: 0 H: 0 E: 0 K: 0 S: 6	H: 0 LOB: 0 BB: 0 P: 10	R: 0 H: 0 E: 0 K: 0 S: 7	H: 0 LOB: 0 BB: 0 P: 13	R: 0 H: 1 E: 0 K: 0 S: 8	H: 1 LOB: 1 BB: 0 P: 15	R: 1 H: 2 E: 0 K: 2 S: 17	H: 2 LOB: 0 BB: 0 P: 21	R: 0 H: 0 E: 0 K: 3 S: 12	H: 0 LOB: 0 BB: 0 P: 15	1B: 4 2B: 2 3B: 1 HR: 2	SF: 0 SAC: 0 DP: 1 HBP: 0	WP: 0 PB: 0 SB: 2 CS: 0	PA: 37		
PITCHER	IP WLS BF H R ER SO BB IBB HBP BLK WP HR S P ERA WHIP	IP WLS BF H R ER SO BB IBB HBP BLK WP HR S P ERA WHIP	IP WLS BF H R ER SO BB IBB HBP BLK WP HR S P ERA WHIP	IP WLS BF H R ER SO BB IBB HBP BLK WP HR S P ERA WHIP	IP WLS BF H R ER SO BB IBB HBP BLK WP HR S P ERA WHIP	IP WLS BF H R ER SO BB IBB HBP BLK WP HR S P ERA WHIP	IP WLS BF H R ER SO BB IBB HBP BLK WP HR S P ERA WHIP	IP WLS BF H R ER SO BB IBB HBP BLK WP HR S P ERA WHIP	IP WLS BF H R ER SO BB IBB HBP BLK WP HR S P ERA WHIP	IP WLS BF H R ER SO BB IBB HBP BLK WP HR S P ERA WHIP	IP WLS BF H R ER SO BB IBB HBP BLK WP HR S P ERA WHIP	IP WLS BF H R ER SO BB IBB HBP BLK WP HR S P ERA WHIP	IP WLS BF H R ER SO BB IBB HBP BLK WP HR S P ERA WHIP	IP WLS BF H R ER SO BB IBB HBP BLK WP HR S P ERA WHIP	IP WLS BF H R ER SO BB IBB HBP BLK WP HR S P ERA WHIP	IP WLS BF H R ER SO BB IBB HBP BLK WP HR S P ERA WHIP	IP WLS BF H R ER SO BB IBB HBP BLK WP HR S P ERA WHIP	IP WLS BF H R ER SO BB IBB HBP BLK WP HR S P ERA WHIP	IP WLS BF H R ER SO BB IBB HBP BLK WP HR S P ERA WHIP	IP WLS BF H R ER SO BB IBB HBP BLK WP HR S P ERA WHIP	IP WLS BF H R ER SO BB IBB HBP BLK WP HR S P ERA WHIP	IP WLS BF H R ER SO BB IBB HBP BLK WP HR S P ERA WHIP	IP WLS BF H R ER SO BB IBB HBP BLK WP HR S P ERA WHIP	IP WLS BF H R ER SO BB IBB HBP BLK WP HR S P ERA WHIP

Toronto Blue Jays @ Boston Red Sox
Fenway Park, Boston, MA
Mon Jun 25 2012, 7:12 PM - 12:09 AM EDT
Att: 37,208 - Cloudy - 72 F

AB	36
R	6
H	9
RBI	5
BB	1
SO	7
LOB	8



Batter	1	2	3	4	5	6	7	8	9	AB	R	H	RBI	BB	SO	LOB	TOP																	
13 Brett Lawrie, R (1,5) OBP: 0.341, SLG: 0.427										4	1	1	0	0	0	2	Toronto Blue Jays @ Boston Red Sox Fenway Park, Boston, MA Tue Jun 26 2012, 7:14 PM - 10:13 PM EDT Att: 37,755 - Cloudy - 69 F																	
28 Colby Rasmus, L (1,8) OBP: 0.322, SLG: 0.495										4	0	0	0	0	2	2																		
19 José Bautista, R (1,9) OBP: 0.353, SLG: 0.530										4	0	0	0	0	1	2																		
10 Edwin Encarnación, R (1,10) OBP: 0.361, SLG: 0.572										3	0	1	1	1	2	0																		
2 Kelly Johnson, L (1,4) OBP: 0.325, SLG: 0.369										4	0	0	0	0	1	3																		
5 Yonel Escobar, R (1,6) OBP: 0.303, SLG: 0.329										4	0	1	0	0	0	2																		
11 Rajai Davis, R (1,7) OBP: 0.338, SLG: 0.439										4	0	2	0	0	0	2																		
26 Adam Lind, L (1,3) OBP: 0.277, SLG: 0.317										4	0	2	0	0	0	1																		
6 Jeff Mathis, R (1,2) OBP: 0.246, SLG: 0.383										2	0	0	0	0	2	1																		
Inning Stats	R: 1 E: 1 K: 0 S: 14	H: 2 LOB: 2 BB: 0 P: 24	R: 0 E: 0 K: 1 S: 13	H: 2 LOB: 1 BB: 0 P: 19	R: 0 E: 0 K: 1 S: 8	H: 0 LOB: 0 BB: 0 P: 14	R: 0 E: 0 K: 2 S: 8	H: 1 LOB: 1 BB: 0 P: 11	R: 0 E: 0 K: 0 S: 12	H: 1 LOB: 2 BB: 1 P: 21	R: 0 E: 0 K: 1 S: 9	H: 0 LOB: 0 BB: 0 P: 13	R: 0 E: 0 K: 2 S: 7	H: 0 LOB: 0 BB: 0 P: 12	R: 0 E: 0 K: 0 S: 8	H: 0 LOB: 0 BB: 0 P: 12	1B: 6 2B: 1 3B: 0 HR: 0	SF: 0 SAC: 1 DP: 0 HBP: 0	WP: 0 PB: 1 SB: 0 CS: 0	PA: 35														
PITCHER	IP WLS BF H R ER SO BB IBB HBP BLK WP HR S P ERA WHIP																																	
18 Daisuke Matsuzaka, R (1,1) ERA: 4.91	5.2	24	6	1	1	5	1	0	0	0	0	0	0	0	60	100	1.59	1.235																
48 Scott Atchison, R (6,1) ERA: 1.33	1.0	4	1	0	0	0	0	0	0	0	0	0	0	0	7	8	0.00	1.000																
30 Andrew Miller, L (7,1) ERA: 2.12	0.1	W	1	0	0	0	0	0	0	0	0	0	0	4	7	0.00	0.000																	
44 Vicente Padilla, R (8,1) ERA: 3.86	1.0	H	3	0	0	2	0	0	0	0	0	0	0	7	12	0.00	0.000																	
91 Alfredo Aceves, R (9,1) ERA: 4.3	1.0		3	0	0	0	0	0	0	0	0	0	0	8	12	0.00	0.000																	

AB 33
R 1
H 7
RBI 1
BB 1
SO 8
LOB 15



Batter	1	2	3	4	5	6	7	8	9	AB	R	H	RBI	BB	SO	LOB	BOTTOM																	
3 Mike Aviles, R (1,6) OBP: 0.284, SLG: 0.419										3	0	1	0	1	0	0	Toronto Blue Jays @ Boston Red Sox Fenway Park, Boston, MA Tue Jun 26 2012, 7:14 PM - 10:13 PM EDT Att: 37,755 - Cloudy - 69 F																	
15 Dustin Pedroia, R (1,4) OBP: 0.331, SLG: 0.406										3	0	1	2	1	0	1																		
34 David Ortiz, L (1,10) OBP: 0.393, SLG: 0.618										4	1	2	0	0	0	1																		
7 Cody Ross, R (1,9) OBP: 0.344, SLG: 0.571										4	1	1	0	0	1	2																		
28 Adrián González, L (1,3) OBP: 0.321, SLG: 0.412										4	0	2	1	0	0	0																		
64 Will Middlebrooks, R (1,5) OBP: 0.334, SLG: 0.570										3	0	0	1	0	1	1																		
39 Jarrod Saltalamacchia, R (1,2) OBP: 0.301, SLG: 0.539										4	1	1	1	0	1	2																		
54 Darnell McDonald, R (1,7) OBP: 0.225, SLG: 0.185										1	0	0	0	1	0	0																		
55 Ryan Klesch, L (7,PH) OBP: 0.310, SLG: 0.296										2	1	1	0	0	0	1																		
23 Brent Lillibridge, R (1,8) OBP: 0.225, SLG: 0.185										2	0	0	0	0	0	2																		
66 Daniel Nava, S (7,PH) OBP: 0.441, SLG: 0.496										0	1	0	0	0	0	0																		
Inning Stats	R: 0 E: 0 K: 1 S: 11	H: 1 LOB: 1 BB: 0 P: 15	R: 0 E: 0 K: 1 S: 6	H: 0 LOB: 0 BB: 0 P: 9	R: 0 E: 0 K: 0 S: 6	H: 0 LOB: 0 BB: 0 P: 9	R: 0 E: 0 K: 0 S: 6	H: 0 LOB: 0 BB: 0 P: 11	R: 0 E: 0 K: 0 S: 8	H: 1 LOB: 2 BB: 1 P: 21	R: 3 E: 0 K: 0 S: 13	H: 3 LOB: 2 BB: 1 P: 25	R: 2 E: 0 K: 1 S: 10	H: 3 LOB: 1 BB: 0 P: 21	1B: 3 2B: 5 3B: 0 HR: 1	SF: 1 SAC: 0 DP: 0 HBP: 1	WP: 0 PB: 0 SB: 0 CS: 0	PA: 35																
PITCHER	IP WLS BF H R ER SO BB IBB HBP BLK WP HR S P ERA WHIP																																	
32 Aaron Laffey, L (1,1) ERA: 1.8	6.0	22	3	0	0	2	2	0	0	0	0	0	0	0	48	82	0.00	0.833																
54 Jason Frasor, R (7,1) ERA: 4.03	0.2	B	3	1	1	1	0	0	0	0	0	0	0	1	6	12	13.50	1.500																
47 Luis Perez, L (7,1) ERA: 3.53	0.0	L	1	1	0	0	0	0	0	0	0	0	0	3	3	∞	∞																	
49 David Pauley, R (7,1) ERA: 5.88	0.1		6	4	4	4	0	1	0	1	0	0	0	7	18	108.00	15.000																	
57 Scott Richmond, R (8,1) ERA:	1.0		3	0	0	0	1	0	0	0	0	0	0	7	13	0.00	0.000																	

AB 30
R 5
H 9
RBI 5
BB 3
SO 3
LOB 10



Batter	1	2	3	4	5	6	7	8	9	AB	R	H	RBI	BB	SO	LOB	TOP					
13 Brett Lawrie, R OBP: 0.340, SLG: 0.428										4	1	1	0	0	0	1						
28 Colby Rasmus, L OBP: 0.321, SLG: 0.491										4	0	1	1	0	1	0						
19 José Bautista, R OBP: 0.355, SLG: 0.544										4	2	2	1	0	0	1						
10 Edwin Encarnación, R OBP: 0.359, SLG: 0.579										4	1	1	2	0	0	1						
8 Ben Francisco, R OBP: 0.302, SLG: 0.350 2 Kelly Johnson, L OBP: 0.324, SLG: 0.368										3	0	1	0	0	0	1						
5 Yunel Escobar, R OBP: 0.299, SLG: 0.324										4	0	0	0	0	0	1						
11 Rajai Davis, R OBP: 0.329, SLG: 0.427										4	0	0	0	0	1	0						
9 J.P. Arencibia, R OBP: 0.261, SLG: 0.405										3	0	0	0	0	2	0						
17 Omar Vizquel, S OBP: 0.266, SLG: 0.230										3	0	1	0	0	0	0						
Inning Stats	R: 1 H: 2 E: 0 K: 0 S: 13	H: 2 LOB: 1 BB: 0 P: 17	R: 0 H: 0 E: 0 K: 1 S: 6	H: 0 LOB: 0 BB: 0 P: 9	R: 0 H: 0 E: 0 K: 1 S: 8	H: 0 LOB: 0 BB: 0 P: 11	R: 1 H: 1 E: 0 K: 0 S: 8	H: 1 LOB: 0 BB: 0 P: 14	R: 0 H: 0 E: 0 K: 1 S: 7	H: 0 LOB: 0 BB: 0 P: 9	R: 2 H: 3 E: 1 K: 0 S: 12	H: 3 LOB: 1 BB: 0 P: 23	R: 0 H: 1 E: 0 K: 1 S: 10	H: 1 LOB: 0 BB: 0 P: 17	R: 0 H: 0 E: 0 K: 0 S: 6	H: 0 LOB: 0 BB: 0 P: 8	R: 0 H: 0 E: 0 K: 0 S: 6	H: 0 LOB: 0 BB: 0 P: 10	1B: 3 2B: 2 3B: 0 HR: 2	SF: 0 SAC: 0 DP: 0 HBP: 0	WP: 0 PB: 0 SB: 0 CS: 0	PA: 34
PITCHER	IP WLS BF H R ER SO BB IBB HBP BLK WP HR S P ERA WHIP																					
31 Jon Lester, L ERA: 4.53	(1, 1) 7.0 W 28 7 4 4 4 0 0 0 0 0 2 64 100 5.14 1.000																					
37 Mark Melancon, R ERA: 12.0	(8, 1) 1.0 3 0 0 0 0 0 0 0 0 0 0 6 8 0.00 0.000																					
59 Clayton Mortensen, R ERA: 1.2	(9, 1) 1.0 3 0 0 0 0 0 0 0 0 0 0 6 10 0.00 0.000																					

Toronto Blue Jays @ Boston Red Sox
Fenway Park, Boston, MA
Wed Jun 27 2012, 1:38 PM - 4:16 PM EDT
Att: 37,744 - Partly Cloudy - 75 F

AB 34
R 4
H 7
RBI 4
BB 0
SO 4
LOB 5



Batter	1	2	3	4	5	6	7	8	9	AB	R	H	RBI	BB	SO	LOB	BOTTOM			
66 Daniel Nava, S OBP: 0.433, SLG: 0.480										4	1	0	0	1	1	6				
15 Dustin Pedroia, R OBP: 0.329, SLG: 0.406										5	1	1	1	0	1	2				
34 David Ortiz, L OBP: 0.399, SLG: 0.628										2	4	1	1	3	1	0				
7 Cody Ross, R OBP: 0.353, SLG: 0.578 55 Ryan Kalish, L OBP: 0.300, SLG: 0.286										3	2	2	0	1	1	0				
28 Adrián González, L OBP: 0.322, SLG: 0.412										5	1	2	3	0	2	1				
64 Will Middlebrooks, R OBP: 0.345, SLG: 0.555										4	0	0	1	0	1	4				
3 Mike Aviles, R OBP: 0.287, SLG: 0.423										4	1	2	2	0	0	0				
54 Danell McDonald, R OBP: 0.309, SLG: 0.369										3	0	1	1	1	1	2				
10 Kelly Shoppach, R OBP: 0.364, SLG: 0.540										3	0	1	0	1	1	1				
Inning Stats	R: 6 H: 4 E: 1 K: 0 S: 22	H: 1 LOB: 1 BB: 2 P: 21	R: 0 H: 1 E: 0 K: 1 S: 8	H: 1 LOB: 2 BB: 1 P: 16	R: 2 H: 3 E: 0 K: 3 S: 25	H: 3 LOB: 3 BB: 2 P: 37	R: 1 H: 1 E: 0 K: 2 S: 10	H: 1 LOB: 0 BB: 0 P: 15	R: 0 H: 0 E: 0 K: 0 S: 7	H: 0 LOB: 0 BB: 0 P: 12	R: 0 H: 0 E: 0 K: 1 S: 6	H: 0 LOB: 0 BB: 0 P: 7	R: 0 H: 0 E: 0 K: 2 S: 8	H: 0 LOB: 0 BB: 0 P: 9	R: 0 H: 0 E: 0 K: 0 S: 6	H: 0 LOB: 0 BB: 0 P: 10	1B: 5 2B: 4 3B: 0 HR: 1	SF: 0 SAC: 0 DP: 0 HBP: 0	WP: 0 PB: 0 SB: 1 CS: 0	PA: 41
PITCHER	IP WLS BF H R ER SO BB IBB HBP BLK WP HR S P ERA WHIP																			
24 Ricky Romero, L ERA: 4.94	(1, 1) 3.0 L 22 7 9 8 1 6 0 0 0 0 0 1 36 54 3.00 1.333																			
20 Jesse Chavez, R ERA: 7.59	(4, 1) 3.0 13 3 1 1 5 1 0 0 0 0 0 1 36 54 3.00 1.333																			
47 Luis Perez, L ERA: 3.35	(7, 1) 2.0 6 0 0 0 3 0 0 0 0 0 0 0 14 16 0.00 0.000																			

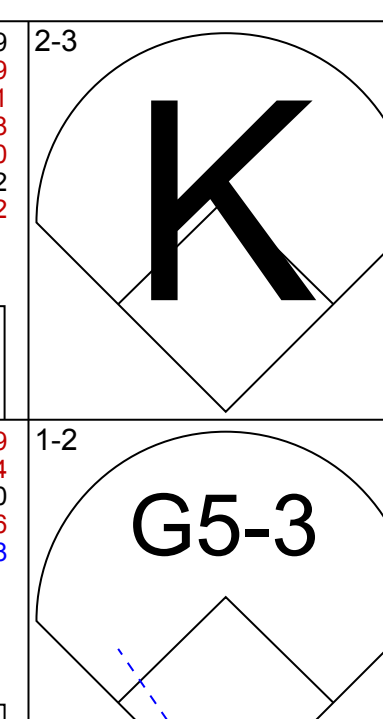
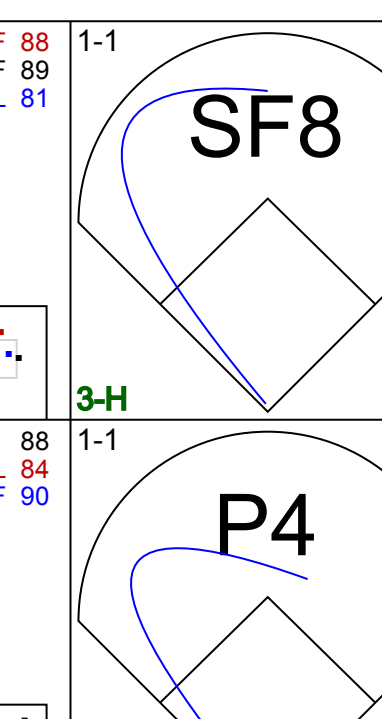
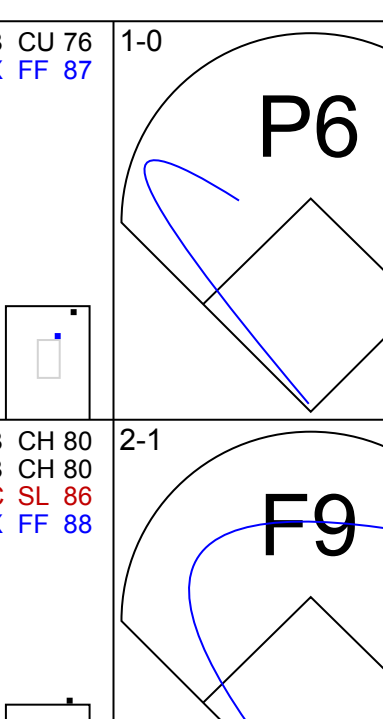
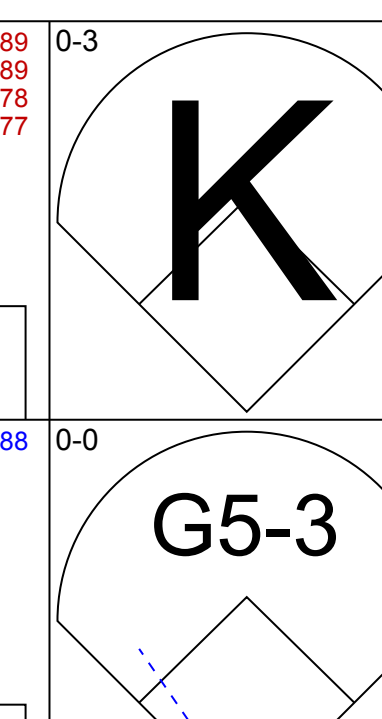
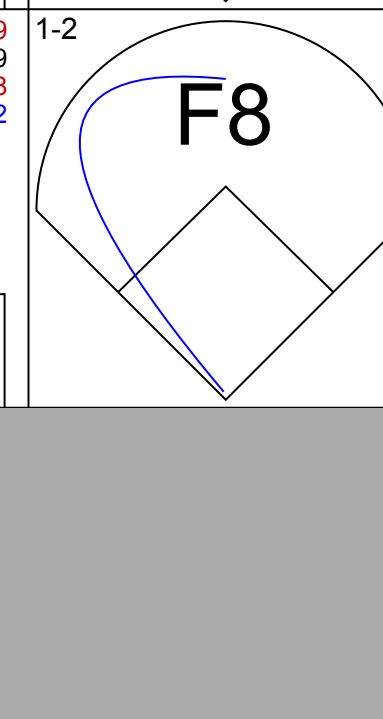
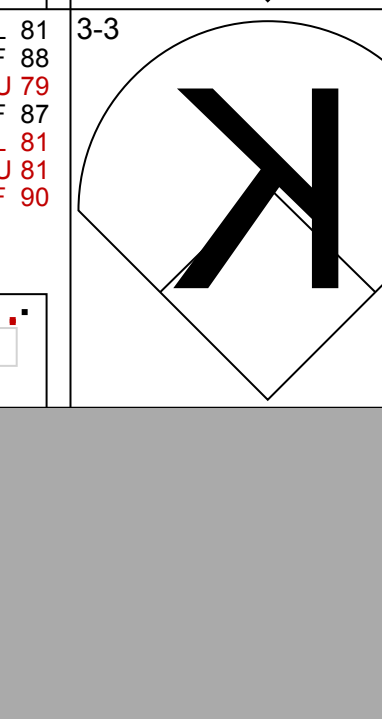

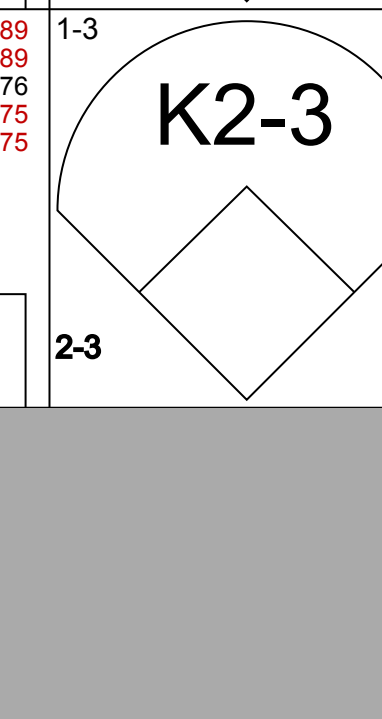




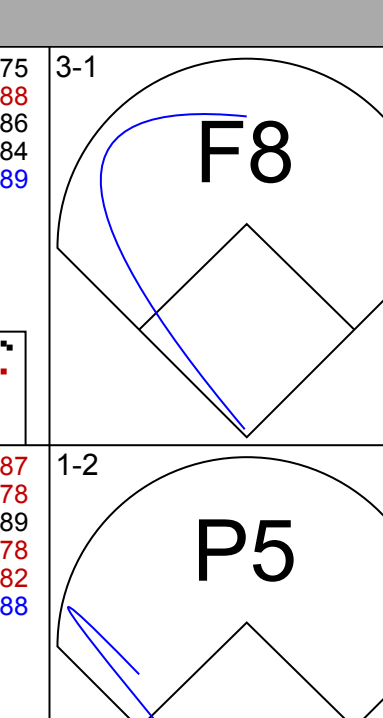
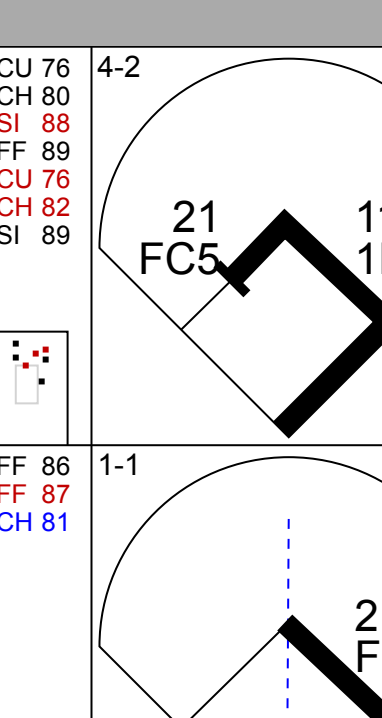
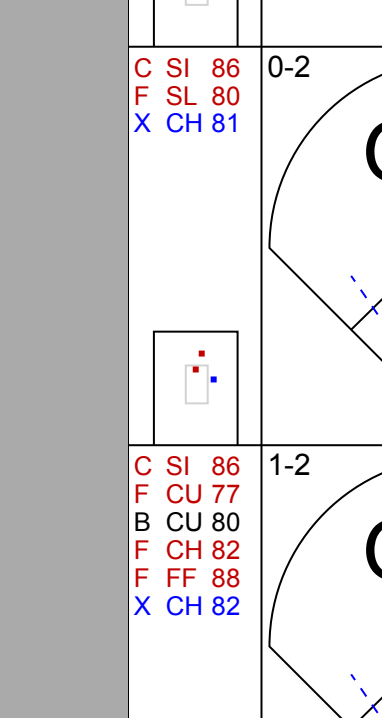
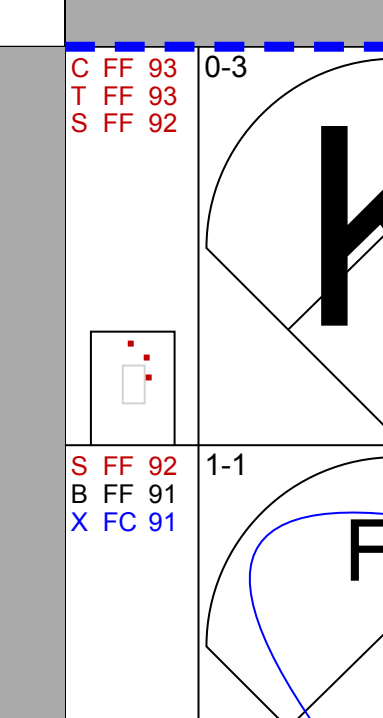
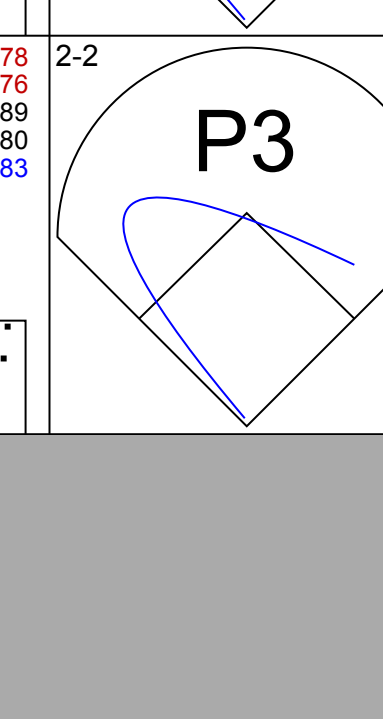
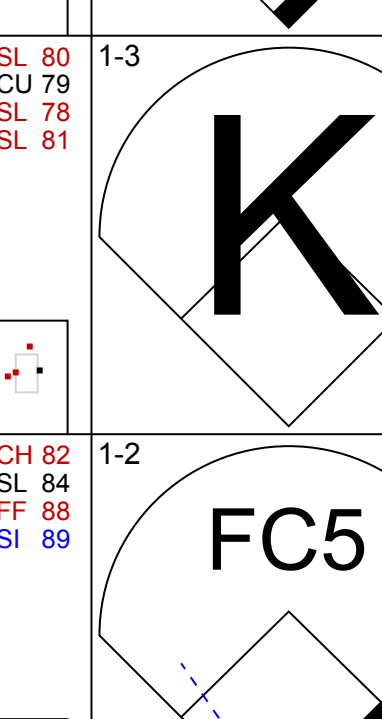

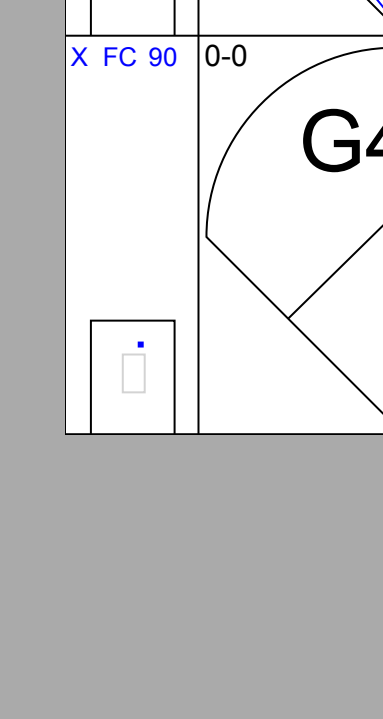

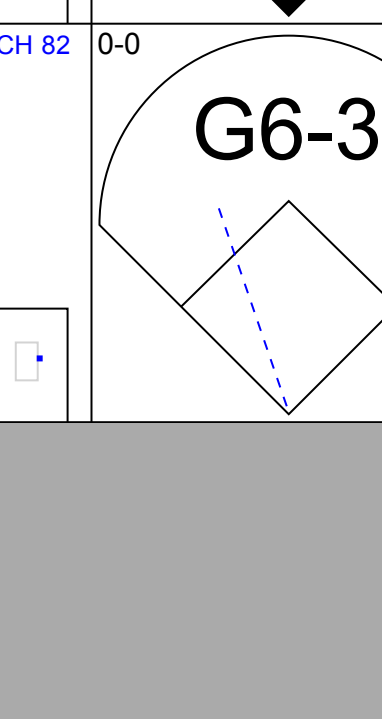
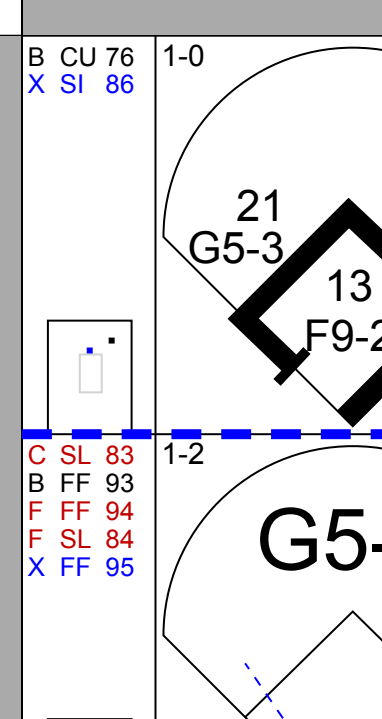
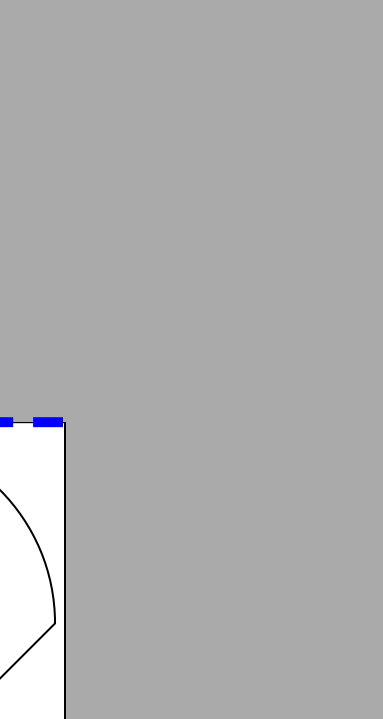
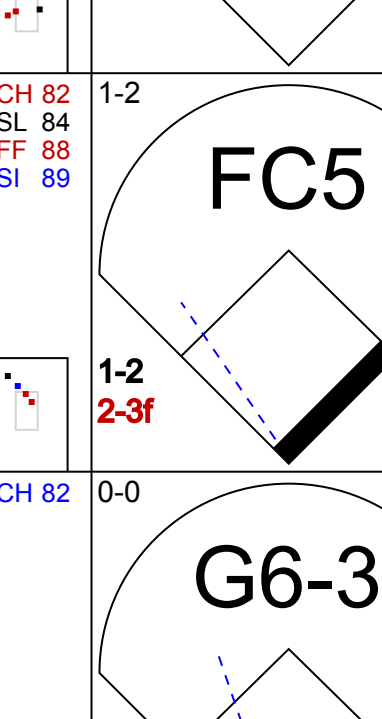


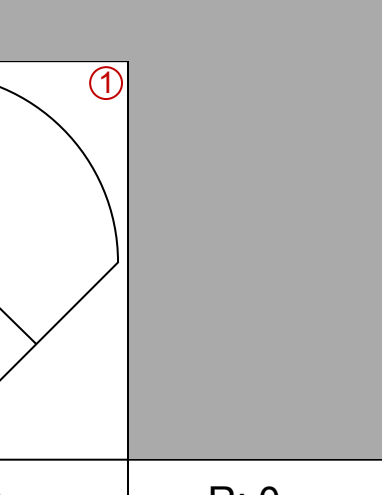
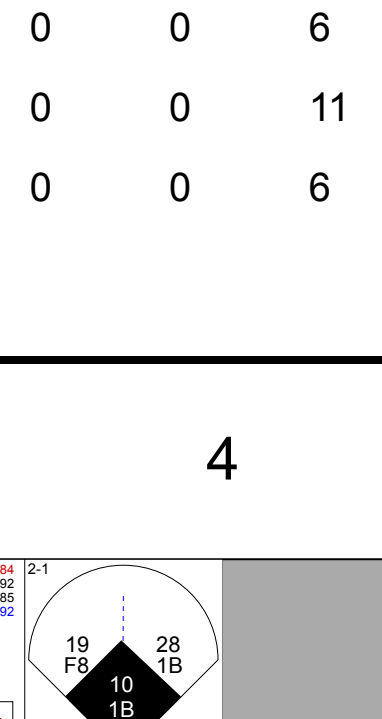
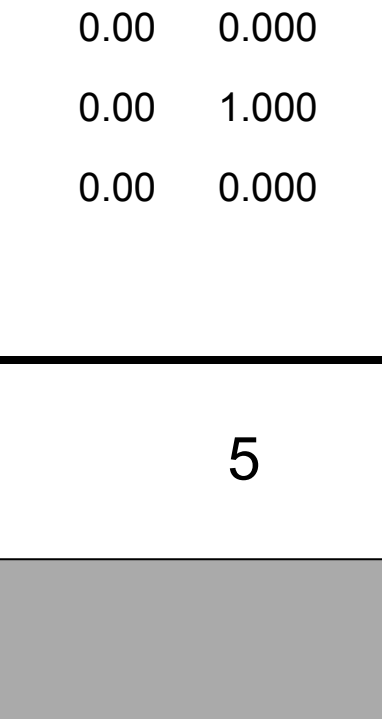
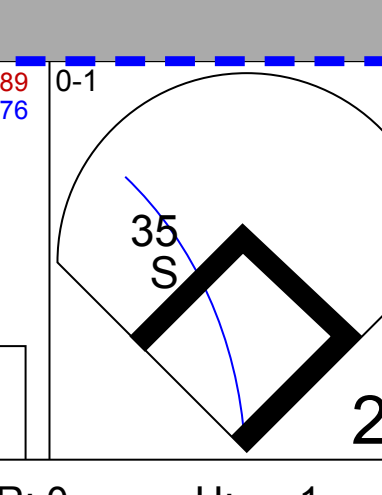
Toronto Blue Jays @ Boston Red Sox
Fenway Park, Boston, MA
Wed Jun 27 2012, 1:38 PM - 4:16 PM EDT
Att: 37,744 - Partly Cloudy - 75 F

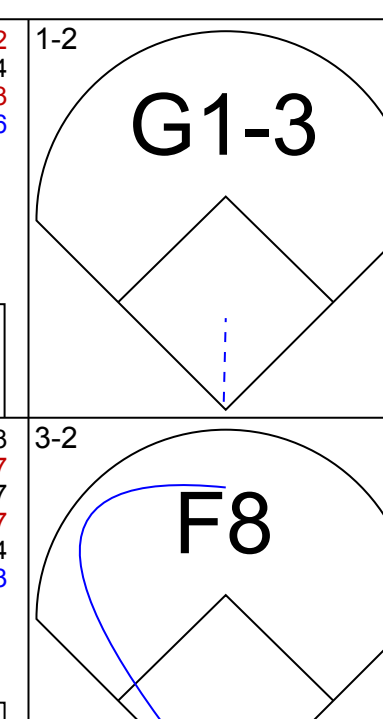

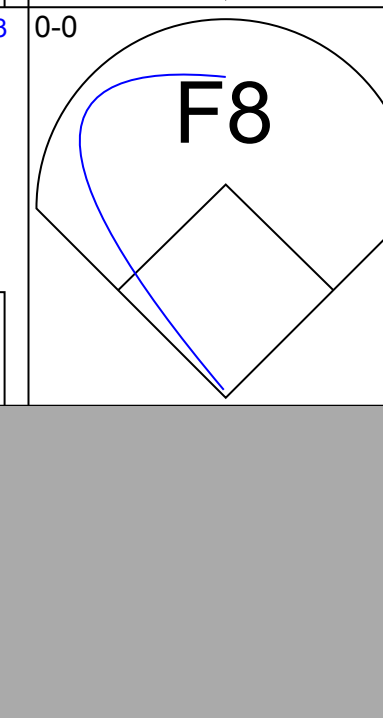
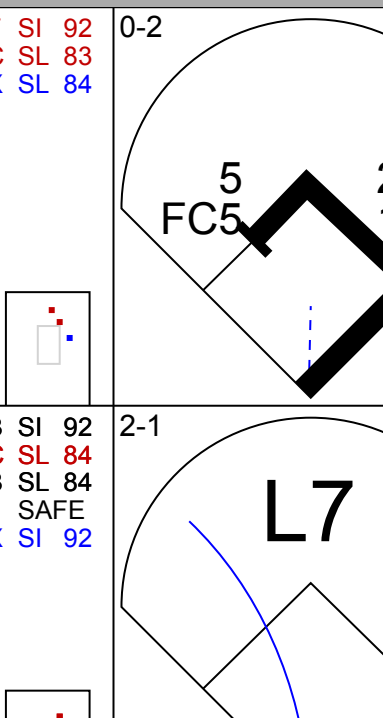


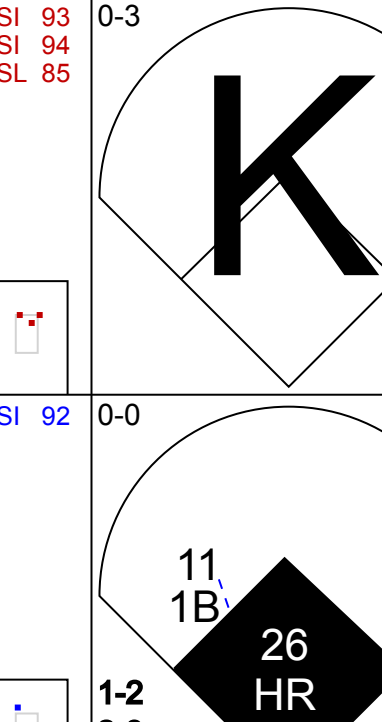

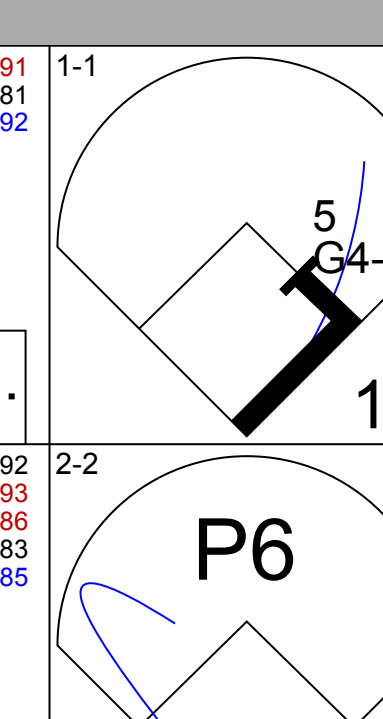
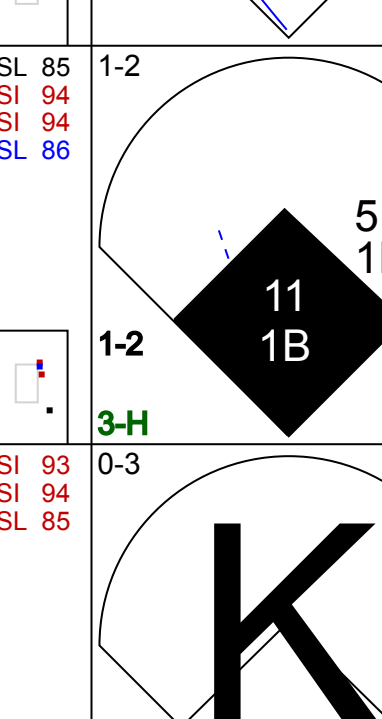
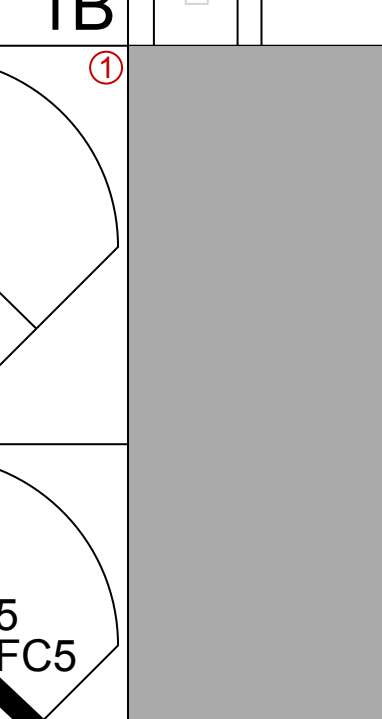

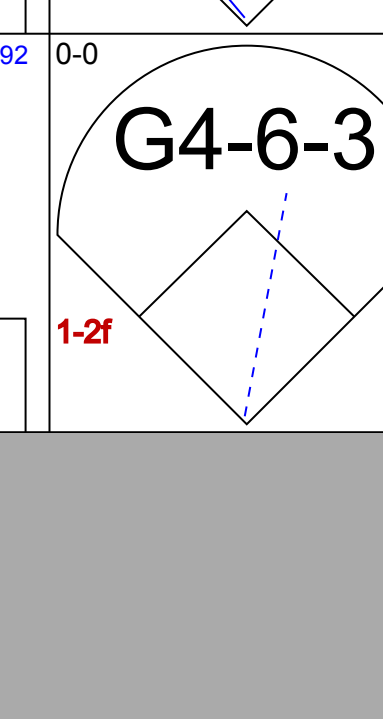
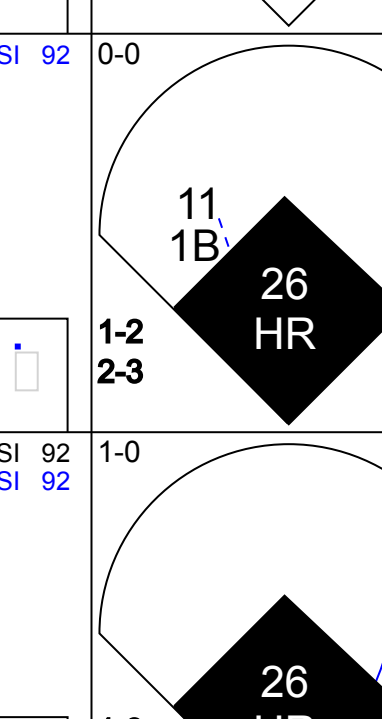
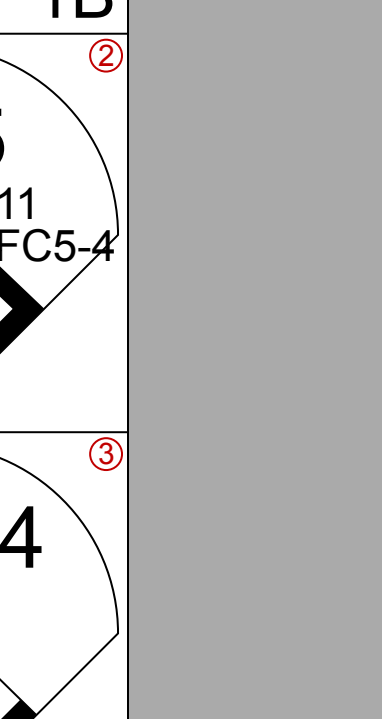
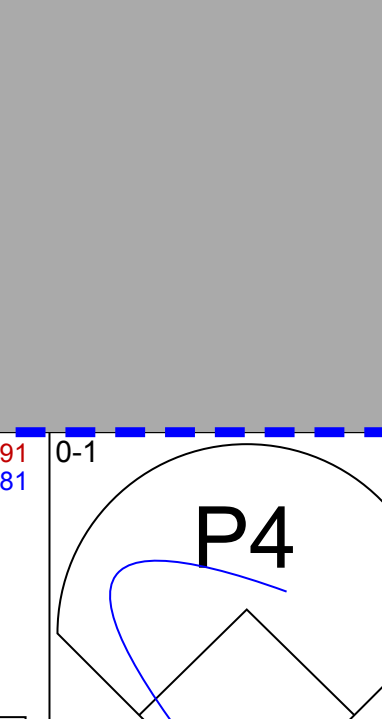

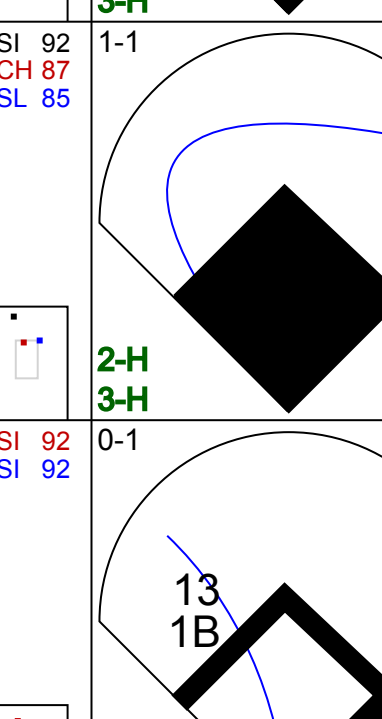
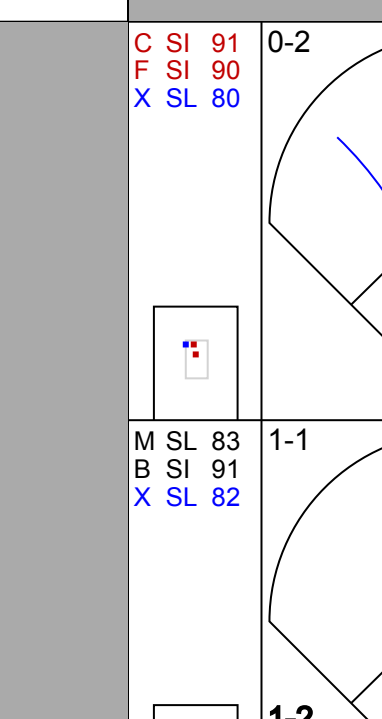
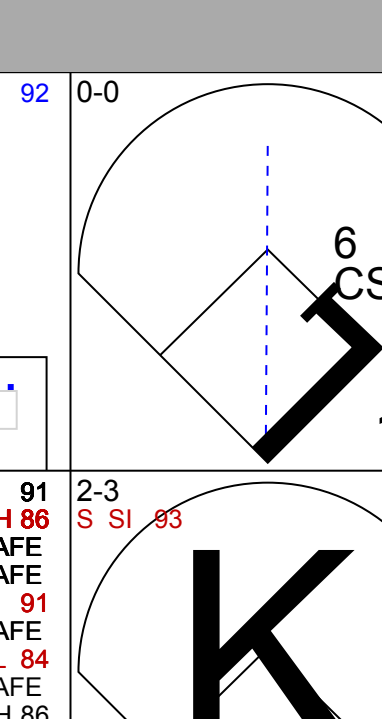
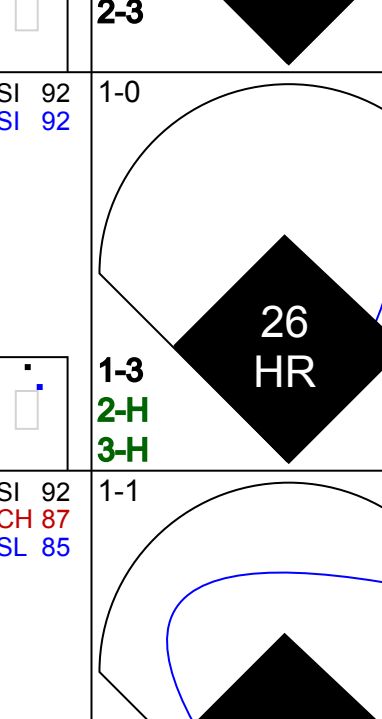
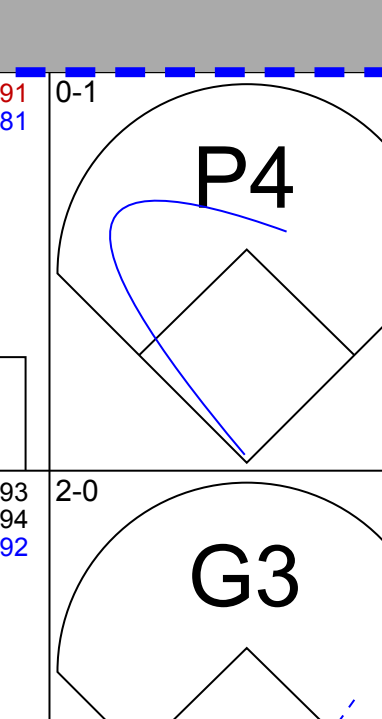
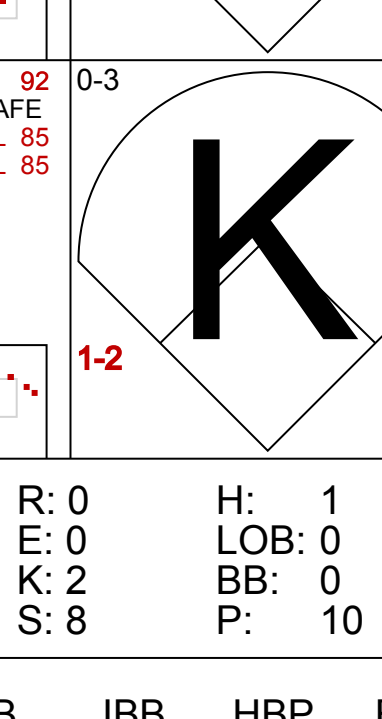
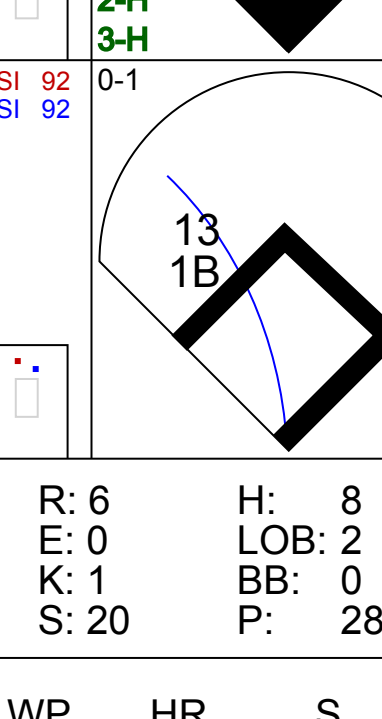
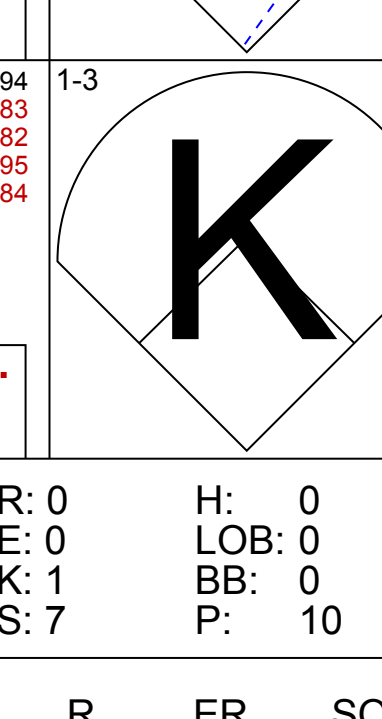



AB 34
R 10
H 10
RBI 9
BB 7
SO 9
LOB 16



Batter	1	2	3	4	5	6	7	8	9	AB	R	H	RBI	BB	SO	LOB	TOP										
27 Mike Trout, R OBP: 0.398, SLG: 0.535	G1-3		K		K		K		K	5	0	1	0	0	3	0	Los Angeles Angels @ Toronto Blue Jays Rogers Centre, Toronto, ON Fri Jun 29 2012, 7:10 PM - 10:21 PM EDT Att: 24,538 - Partly Cloudy - 88 F										
48 Toni Hunter, R OBP: 0.350, SLG: 0.442	G4-3		K		K		K		K	4	1	3	1	0	0	0											
5 Albert Pujols, R OBP: 0.334, SLG: 0.465	F9		K		K		K		K	4	0	2	1	0	1	2											
8 Kendrys Morales, S OBP: 0.322, SLG: 0.427			K		K		K		K	4	0	1	0	0	1	5											
44 Mark Trumbo, R OBP: 0.365, SLG: 0.620	K		K		K		K		K	4	1	1	0	0	1	1											
6 Alberto Callaspo, S OBP: 0.335, SLG: 0.381	L3		K		K		K		K	4	0	1	0	0	0	2											
47 Howie Kendrick, R OBP: 0.307, SLG: 0.378	K		K		K		K		K	4	0	1	0	0	1	2											
2 Erick Aybar, S OBP: 0.288, SLG: 0.341			K		K		K		K	3	1	1	1	0	0	0											
41 John Hester, R OBP: 0.364, SLG: 0.458			K		K		K		K	2	2	1	2	1	1	0											
13 Maicer Izturis, S OBP: 0.309, SLG: 0.257			K		K		K		K	1	0	0	0	0	1	0											
Inning Stats	R: 0 E: 0 K: 0 S: 8	H: 0 LOB: 0 BB: 0 P: 13	R: 0 E: 0 K: 2 S: 11	H: 1 LOB: 1 BB: 0 P: 17	R: 1 E: 0 K: 2 S: 19	H: 2 LOB: 2 BB: 1 P: 28	R: 1 E: 0 K: 0 S: 6	H: 2 LOB: 0 BB: 0 P: 11	R: 1 E: 0 K: 2 S: 13	H: 2 LOB: 1 BB: 0 P: 23	R: 0 E: 0 K: 0 S: 7	H: 0 LOB: 0 BB: 0 P: 12	R: 2 E: 0 K: 1 S: 12	H: 4 LOB: 1 BB: 0 P: 18	R: 0 E: 0 K: 0 S: 14	H: 1 LOB: 0 BB: 0 P: 20	R: 0 E: 0 K: 2 S: 9	H: 0 LOB: 0 BB: 0 P: 15	1B: 9 2B: 2 3B: 0 HR: 1	SF: 1 SAC: 0 DP: 2 HBP: 0	WP: 0 PB: 0 SB: 1 CS: 1	PA: 38					
PITCHER	IP	WLS	BF	H	R	ER	SO	BB	IBB	HBP	BLK	WP	HR	S	P	ERA	WHIP										
33 Carlos Villanueva, R ERA: 3.52	5.0		22	7	3	3	6	1	0	0	0	0	0	57	92	5.40	1.600										
57 Scott Richmond, R ERA: 7.71	1.1	B	7	3	2	2	1	0	0	0	0	0	1	15	24	13.50	2.250										
48 Francisco Cordero, R ERA: 4.5	0.2	W	2	1	0	0	0	0	0	0	0	0	0	4	6	0.00	1.500										
38 Darren Oliver, L ERA: 1.59	1.0	H	3	1	0	0	0	0	0	0	0	0	0	14	20	0.00	1.000										
44 Casey Janssen, R ERA: 2.84	1.0	S	3	0	0	0	2	0	0	0	0	0	0	9	15	0.00	0.000										

Batter	1	2	3	4	5	6	7	8	9	AB	R	H	RBI	BB	SO	LOB	BOTTOM										
13 Brett Lawrie, R OBP: 0.335, SLG: 0.420	G4-3		F8		G6-3		L5-3		G5-3	5	0	0	0	0	0	3	Los Angeles Angels @ Toronto Blue Jays Rogers Centre, Toronto, ON Fri Jun 29 2012, 7:10 PM - 10:21 PM EDT Att: 24,538 - Partly Cloudy - 88 F										
28 Colby Rasmus, L OBP: 0.314, SLG: 0.477	P5		L3		G4-3		K		K	5	0	0	0	0	2	1											
19 José Bautista, R OBP: 0.356, SLG: 0.550			BB		K		P6		K	4	1	1	0	1	2	1											
10 Edwin Encarnación, R OBP: 0.365, SLG: 0.575	F9		BB		K		K		K	3	2	2	1	0	0	1											
2 Kelly Johnson, L OBP: 0.326, SLG: 0.369	G3-1		BB		K		K		K	1	0	0	0	2	0	0											
5 Yunel Escobar, R OBP: 0.304, SLG: 0.332			BB		K		K		K	4	1	3	2	0	0	2											
11 Rajai Davis, R OBP: 0.331, SLG: 0.433	F8		BB		K		K		K	4	1	2	0	0	0	3											
26 Adam Lind, L OBP: 0.285, SLG: 0.364	K		BB		K		K		K	3	2	2	4	1	1	1											
9 J.P. Arencibia, R OBP: 0.259, SLG: 0.404	P4		F8		K		K		K	4	0	1	0	0	1	2											
Inning Stats	R: 0 E: 0 K: 0 S: 8	H: 0 LOB: 1 BB: 1 P: 16	R: 0 E: 0 K: 1 S: 10	H: 1 LOB: 0 BB: 0 P: 13	R: 0 E: 0 K: 0 S: 6	H: 0 LOB: 0 BB: 0 P: 8	R: 5 E: 0 K: 0 S: 14	H: 5 LOB: 0 BB: 0 P: 23	R: 0 E: 1 K: 1 S: 9	H: 0 LOB: 2 BB: 1 P: 19	R: 0 E: 0 K: 1 S: 8	H: 1 LOB: 1 BB: 1 P: 12	R: 1 E: 0 K: 0 S: 19	H: 2 LOB: 2 BB: 1 P: 34	R: 1 E: 0 K: 2 S: 16	H: 2 LOB: 1 BB: 0 P: 28	1B: 5 2B: 5 3B: 0 HR: 2	SF: 0 SAC: 1 DP: 1 HBP: 1	WP: 0 PB: 0 SB: 4 CS: 0	PA: 39							
PITCHER	IP	WLS	BF	H	R	ER	SO	BB	IBB	HBP	BLK	WP	HR	S	P	ERA	WHIP										
54 Ervin Santana, R ERA: 5.12	5.0		26	7	5	5	2	3	0	1	0	0	1	50	85	9.00	2.000										
52 David Carpenter, R ERA: 4.44	1.0		2	0	0	0	1	0	0	0	0	0	0	5	6	0.00	0.000										
51 Jordan Walden, R ERA: 3.0	1.0	L	6	2	1	1	1	1	0	0	0	0	0	19	34	9.00	3.000										
21 Hisanori Takahashi, L ERA: 4.33	1.0		5	2	1	1	2	0	0	0	0	0	1	16	28	9.00	2.000										

Batter	1	2	3	4	5	6	7	8	9	AB	R	H	RBI	BB	SO	LOB	TOP					
4 Alex Gordon, L (1,7) OBP: 0.366, SLG: 0.417										3	0	0	1	0	2	1	Kansas City Royals @ Toronto Blue Jays Rogers Centre, Toronto, ON Tue Jul 03 2012, 7:10 PM - 9:37 PM EDT Att: 15,516 - Roof Closed - 68 F					
2 Alcides Escobar, R (1,6) OBP: 0.349, SLG: 0.409										4	0	0	0	0	0	1						
35 Eric Hosmer, L (1,3) OBP: 0.301, SLG: 0.383										4	0	0	0	0	2	1						
16 Billy Butler, R (1,10) OBP: 0.361, SLG: 0.500										3	0	0	0	1	1	0						
11 Yuniesky Betancourt, R (1,4) OBP: 0.290, SLG: 0.434										4	0	1	0	0	0	0						
8 Mike Moustakas, L (1,5) OBP: 0.331, SLG: 0.486										4	0	1	0	0	1	2						
21 Jeff Francoeur, R (1,9) OBP: 0.292, SLG: 0.382										3	1	1	0	0	0	3						
13 Salvador Perez, R (1,2) OBP: 0.375, SLG: 0.750										3	1	1	0	0	0	3						
30 Jason Bourgeois, R (1,8) OBP: 0.394, SLG: 0.467										2	1	1	2	0	0	0						
1 Jarrod Dyson, L (7,8) OBP: 0.312, SLG: 0.301										1	0	1	0	0	0	0						
Inning Stats	R: 0 E: 0 K: 1 S: 12	H: 0 LOB: 0 BB: 0 P: 16	R: 0 E: 0 K: 0 S: 10	H: 0 LOB: 0 BB: 0 P: 16	R: 3 E: 0 K: 1 S: 14	H: 3 LOB: 0 BB: 0 P: 23	R: 0 E: 0 K: 1 S: 12	H: 1 LOB: 2 BB: 1 P: 19	R: 0 E: 0 K: 0 S: 5	H: 0 LOB: 0 BB: 0 P: 8	R: 0 E: 0 K: 0 S: 10	H: 0 LOB: 0 BB: 0 P: 14	R: 0 E: 0 K: 0 S: 7	H: 1 LOB: 0 BB: 0 P: 9	R: 0 E: 0 K: 2 S: 11	H: 1 LOB: 1 BB: 0 P: 12	R: 0 E: 0 K: 1 S: 6	H: 0 LOB: 0 BB: 0 P: 7	1B: 3 2B: 3 3B: 1 HR: 0	SF: 1 SAC: 0 DP: 1 HBP: 0	WP: 0 PB: 0 SB: 1 CS: 0	PA: 33
PITCHER	IP WLS BF H R ER SO BB IBB HBP BLK WP HR S P ERA WHIP																					
27 Brett Cecil, L (1,1) ERA: 5.64	6.0 W 24 5 3 3 3 1 0 0 0 0 0 0 64 98 4.50 1.000																					
54 Jason Frasor, R (7,1) ERA: 3.92	1.0 H 2 0 0 0 0 0 0 0 0 0 0 0 6 7 0.00 0.000																					
38 Darren Oliver, L (8,1) ERA: 1.53	1.0 H 4 1 0 0 2 0 0 0 0 0 0 0 11 12 0.00 1.000																					
44 Casey Janssen, R (9,1) ERA: 2.96	1.0 S 3 0 0 0 1 0 0 0 0 0 0 0 6 7 0.00 0.000																					

Batter	1	2	3	4	5	6	7	8	9	AB	R	H	RBI	BB	SO	LOB	BOTTOM			
13 Brett Lawrie, R (1,5) OBP: 0.339, SLG: 0.435										4	1	2	0	0	0	1	Kansas City Royals @ Toronto Blue Jays Rogers Centre, Toronto, ON Tue Jul 03 2012, 7:10 PM - 9:37 PM EDT Att: 15,516 - Roof Closed - 68 F			
28 Colby Rasmus, L (1,8) OBP: 0.321, SLG: 0.492										3	1	1	0	1	0	2				
19 José Bautista, R (1,9) OBP: 0.360, SLG: 0.551										4	0	1	0	0	1	4				
10 Edwin Encarnación, R (1,3) OBP: 0.379, SLG: 0.570										3	1	2	1	1	0	1				
2 Kelly Johnson, L (1,4) OBP: 0.331, SLG: 0.377										4	0	1	0	0	1	4				
5 Yunel Escobar, R (1,6) OBP: 0.299, SLG: 0.334										4	1	1	0	0	1	3				
11 Rajai Davis, R (1,7) OBP: 0.324, SLG: 0.412										4	1	2	2	0	0	2				
26 Adam Lind, L (1,10) OBP: 0.278, SLG: 0.366										4	1	2	3	0	1	1				
6 Jeff Mathis, R (1,2) OBP: 0.288, SLG: 0.471										4	0	1	0	0	2	2				
Inning Stats	R: 0 E: 0 K: 0 S: 7	H: 0 LOB: 0 BB: 0 P: 11	R: 0 E: 0 K: 0 S: 6	H: 1 LOB: 0 BB: 0 P: 9	R: 0 E: 0 K: 2 S: 8	H: 1 LOB: 0 BB: 0 P: 10	R: 6 E: 0 K: 1 S: 20	H: 8 LOB: 2 BB: 0 P: 28	R: 0 E: 0 K: 0 S: 9	H: 2 LOB: 2 BB: 0 P: 15	R: 0 E: 0 K: 1 S: 11	H: 1 LOB: 1 BB: 1 P: 19	R: 0 E: 0 K: 1 S: 9	H: 0 LOB: 0 BB: 1 P: 14	R: 0 E: 0 K: 1 S: 7	H: 0 LOB: 0 BB: 0 P: 10		1B: 12 2B: 0 3B: 0 HR: 1	SF: 0 SAC: 0 DP: 2 HBP: 0	WP: 1 PB: 0 SB: 0 CS: 1
PITCHER	IP WLS BF H R ER SO BB IBB HBP BLK WP HR S P ERA WHIP																			
32 Vin Mazzaro, R (1,1) ERA: 5.7	5.1 L 27 13 6 6 3 0 0 0 0 0 0 0 1 55 79 10.12 2.438																			
56 Greg Holland, R (6,1) ERA: 3.66	1.2 6 0 0 0 2 2 0 0 0 0 0 0 15 27 0.00 1.200																			
50 Jose Mijares, L (8,1) ERA: 1.69	1.0 3 0 0 0 1 0 0 0 0 0 0 0 7 10 0.00 0.000																			

Batter	1	2	3	4	5	6	7	8	9	AB	R	H	RBI	BB	SO	LOB	TOP										
4 Alex Gordon, L OBP: 0.362, SLG: 0.411										4	0	0	0	0	1	1	Kansas City Royals @ Toronto Blue Jays Rogers Centre, Toronto, ON Wed Jul 04 2012, 7:10 PM - 9:54 PM EDT Att: 17,831 - Clear - 91 F										
2 Alcides Escobar, R OBP: 0.351, SLG: 0.410										4	0	2	0	0	0	1											
35 Eric Hosmer, L OBP: 0.297, SLG: 0.378										4	0	0	0	0	3	2											
16 Billy Butler, R OBP: 0.360, SLG: 0.495										3	0	0	0	1	0	0											
11 Yuniesky Betancourt, R OBP: 0.283, SLG: 0.423										4	0	0	0	0	0	1											
8 Mike Moustakas, L OBP: 0.333, SLG: 0.489										4	1	2	0	0	0	0											
21 Jeff Francoeur, R OBP: 0.295, SLG: 0.391										3	0	2	1	0	1	1											
13 Salvador Perez, R OBP: 0.371, SLG: 0.714										3	0	1	0	0	1	2											
1 Jarrod Dyson, L OBP: 0.309, SLG: 0.297										2	0	0	0	0	2	1											
30 Jason Bourgeois, R OBP: 0.382, SLG: 0.452										1	0	0	0	0	0	0											
Inning Stats	R: 0 E: 0 K: 2 S: 8	H: 0 LOB: 0 BB: 0 P: 11	R: 0 E: 0 K: 1 S: 11	H: 1 LOB: 1 BB: 0 P: 18	R: 0 E: 1 K: 1 S: 8	H: 1 LOB: 1 BB: 0 P: 12	R: 0 E: 0 K: 1 S: 8	H: 0 LOB: 0 BB: 0 P: 9	R: 0 E: 0 K: 0 S: 7	H: 1 LOB: 0 BB: 0 P: 11	R: 0 E: 0 K: 2 S: 19	H: 1 LOB: 1 BB: 0 P: 24	R: 1 E: 0 K: 1 S: 8	H: 2 LOB: 1 BB: 1 P: 15	R: 0 E: 0 K: 0 S: 9	H: 1 LOB: 0 BB: 0 P: 12	R: 0 E: 0 K: 0 S: 7	H: 0 LOB: 0 BB: 0 P: 10	1B: 5 2B: 1 3B: 1 HR: 0	SF: 0 SAC: 0 DP: 2 HBP: 0	WP: 0 PB: 0 SB: 1 CS: 0	PA: 33					
PITCHER	IP	WLS	BF	H	R	ER	SO	BB	IBB	HBP	BLK	WP	HR	S	P	ERA	WHIP										
33 Carlos Villanueva, R ERA: 3.05	6.0	W	21	4	0	0	7	0	0	0	0	0	0	61	85	0.00	0.667										
54 Jason Frasor, R ERA: 3.98	1.0	H	5	2	1	1	1	1	0	0	0	0	0	8	15	9.00	3.000										
38 Darren Oliver, L ERA: 1.48	1.0	H	4	1	0	0	0	0	0	0	0	0	0	9	12	0.00	1.000										
44 Casey Janssen, R ERA: 2.48	1.0	S	3	0	0	0	0	0	0	0	0	0	0	7	10	0.00	0.000										

Batter	1	2	3	4	5	6	7	8	9	AB	R	H	RBI	BB	SO	LOB	BOTTOM										
13 Brett Lawrie, R OBP: 0.340, SLG: 0.435										5	0	2	0	0	3	1	Kansas City Royals @ Toronto Blue Jays Rogers Centre, Toronto, ON Wed Jul 04 2012, 7:10 PM - 9:54 PM EDT Att: 17,831 - Clear - 91 F										
28 Colby Rasmus, L OBP: 0.322, SLG: 0.489										4	1	1	0	1	2	1											
19 José Bautista, R OBP: 0.361, SLG: 0.550										4	0	2	0	0	1	4											
10 Edwin Encarnación, R OBP: 0.381, SLG: 0.569										4	1	2	0	0	0	2											
26 Adam Lind, L OBP: 0.284, SLG: 0.372										3	1	1	0	1	2	3											
5 Yunel Escobar, R OBP: 0.298, SLG: 0.334										3	0	1	2	0	0	1											
11 Rajai Davis, R OBP: 0.322, SLG: 0.423										3	1	1	1	0	1	2											
2 Kelly Johnson, L OBP: 0.330, SLG: 0.376										3	0	1	1	0	2	0											
9 J.P. Arencibia, R OBP: 0.260, SLG: 0.406										4	0	1	0	0	1	1											
Inning Stats	R: 0 E: 0 K: 2 S: 12	H: 2 LOB: 2 BB: 0 P: 17	R: 1 E: 0 K: 1 S: 14	H: 3 LOB: 3 BB: 1 P: 24	R: 2 E: 0 K: 1 S: 11	H: 2 LOB: 0 BB: 0 P: 16	R: 0 E: 0 K: 2 S: 10	H: 0 LOB: 0 BB: 0 P: 14	R: 0 E: 0 K: 1 S: 7	H: 1 LOB: 1 BB: 0 P: 12	R: 0 E: 0 K: 2 S: 11	H: 1 LOB: 1 BB: 0 P: 18	R: 1 E: 0 K: 0 S: 16	H: 2 LOB: 2 BB: 1 P: 25	R: 0 E: 0 K: 3 S: 11	H: 1 LOB: 1 BB: 0 P: 19	R: 0 E: 0 K: 0 S: 7	H: 0 LOB: 0 BB: 0 P: 10	1B: 10 2B: 1 3B: 1 HR: 0	SF: 3 SAC: 0 DP: 0 HBP: 0	WP: 0 PB: 0 SB: 0 CS: 0	PA: 38					
PITCHER	IP	WLS	BF	H	R	ER	SO	BB	IBB	HBP	BLK	WP	HR	S	P	ERA	WHIP										
39 Luis Mendoza, R ERA: 4.5	6.0	L	28	9	3	3	9	1	0	0	0	0	0	65	101	4.50	1.667										
40 Kelvin Herrera, R ERA: 3.14	1.0		6	2	1	1	0	1	0	0	0	0	0	16	25	9.00	3.000										
31 Louis Coleman, R ERA: 4.7	1.0		4	1	0	0	3	0	0	0	0	0	0	11	19	0.00	1.000										



Batter	1	2	3	4	5	6	7	8	9	AB	R	H	RBI	BB	SO	LOB	TOP					
13 Brett Lawrie, R OBP: 0.334, SLG: 0.425										3	0	1	0	0	1	1	Toronto Blue Jays @ Chicago White Sox U.S. Cellular Field, Chicago, IL Sat Jul 07 2012, 4:11 PM - 6:36 PM EDT Att: 25,399 - Partly Cloudy - 75 F					
2 Kelly Johnson, L OBP: 0.332, SLG: 0.379										1	0	0	0	0	0							
28 Colby Rasmus, L OBP: 0.322, SLG: 0.481										3	0	0	0	1	2	1						
19 José Bautista, R OBP: 0.357, SLG: 0.538										4	0	1	0	0	0	2						
10 Edwin Encarnación, R OBP: 0.382, SLG: 0.559										3	0	1	0	1	1	1						
26 Adam Lind, L OBP: 0.283, SLG: 0.385										3	0	0	0	0	0	2						
5 Yuliel Escobar, R OBP: 0.300, SLG: 0.337										3	0	1	0	0	1	0						
11 Rajai Davis, R OBP: 0.304, SLG: 0.397										3	0	0	0	0	0	2						
17 Omar Vizquel, S OBP: 0.264, SLG: 0.209										3	0	0	0	0	0	0						
9 J.P. Arencibia, R OBP: 0.261, SLG: 0.426										3	0	1	0	0	0	0						
Inning Stats	R: 0 E: 0 K: 1 S: 10	H: 1 LOB: 1 BB: 0 P: 18	R: 0 E: 0 K: 0 S: 9	H: 0 LOB: 0 BB: 0 P: 13	R: 0 E: 0 K: 1 S: 7	H: 0 LOB: 0 BB: 0 P: 9	R: 0 E: 0 K: 0 S: 7	H: 0 LOB: 1 BB: 1 P: 18	R: 0 E: 0 K: 1 S: 7	H: 0 LOB: 0 BB: 0 P: 11	R: 0 E: 0 K: 0 S: 9	H: 1 LOB: 1 BB: 1 P: 15	R: 0 E: 0 K: 0 S: 6	H: 2 LOB: 1 BB: 0 P: 8	R: 0 E: 0 K: 0 S: 8	H: 0 LOB: 0 BB: 0 P: 10	R: 0 E: 0 K: 2 S: 8	H: 1 LOB: 0 BB: 0 P: 12	1B: 4 2B: 1 3B: 0 HR: 0	SF: 0 SAC: 0 DP: 2 HBP: 0	WP: 0 PB: 0 SB: 1 CS: 0	PA: 31
PITCHER	IP: 7.2 ERA: 4.54	WLS: W BF: 27	H: 4 R: 0 ER: 0 SO: 3	R: 0 LOB: 0 BB: 0 P: 13	BB: 2 IBB: 0 HBP: 0 BLK: 0	IBB: 0 HBP: 0 BLK: 0	WP: 0 HR: 0 S: 61 P: 100	ERA: 0.00 WHIP: 0.783	PITCHER	IP: 8.1 ERA: 2.89	WLS: S BF: 4	H: 1 R: 0 ER: 0 SO: 2	R: 0 LOB: 0 BB: 0 P: 18	BB: 0 IBB: 0 HBP: 0 BLK: 0	IBB: 0 HBP: 0 BLK: 0	WP: 0 HR: 10 S: 14 P: 100	ERA: 0.00 WHIP: 0.750					

Batter	1	2	3	4	5	6	7	8	9	AB	R	H	RBI	BB	SO	LOB	BOTTOM			
30 Alejandro De Aza, L OBP: 0.351, SLG: 0.401										4	0	0	0	0	1	1	Toronto Blue Jays @ Chicago White Sox U.S. Cellular Field, Chicago, IL Sat Jul 07 2012, 4:11 PM - 6:36 PM EDT Att: 25,399 - Partly Cloudy - 75 F			
20 Kevin Youkilis, R OBP: 0.330, SLG: 0.414										3	1	1	2	1	0	0				
44 Adam Dunn, L OBP: 0.359, SLG: 0.509										3	0	1	0	1	1	0				
14 Paul Konerko, R OBP: 0.407, SLG: 0.535										4	0	1	0	0	1	2				
51 Alex Rios, R OBP: 0.348, SLG: 0.505									2	0	0	0	1	0	4					
12 A.J. Pierzynski, L OBP: 0.337, SLG: 0.529									2	0	0	0	0	0	1					
24 Dayan Viciedo, R OBP: 0.294, SLG: 0.437									3	0	0	0	0	0	3					
10 Alexei Ramirez, R OBP: 0.283, SLG: 0.330										3	1	1	0	0	0	0				
5 Orlando Hudson, S OBP: 0.253, SLG: 0.300										2	0	0	0	0	1	0				
Inning Stats	R: 0 E: 0 K: 1 S: 16	H: 1 LOB: 2 BB: 1 P: 26	R: 0 E: 0 K: 0 S: 8	H: 0 LOB: 0 BB: 0 P: 11	R: 0 E: 0 K: 1 S: 13	H: 0 LOB: 0 BB: 0 P: 20	R: 0 E: 0 K: 0 S: 9	H: 1 LOB: 2 BB: 1 P: 17	R: 2 E: 0 K: 0 S: 9	H: 2 LOB: 0 BB: 0 P: 15	R: 0 E: 0 K: 0 S: 11	H: 0 LOB: 1 BB: 1 P: 16	R: 0 E: 0 K: 1 S: 8	H: 0 LOB: 0 BB: 0 P: 14	R: 0 E: 0 K: 1 S: 9	H: 0 LOB: 0 BB: 0 P: 13		1B: 3 2B: 0 3B: 0 HR: 1	SF: 0 SAC: 1 DP: 1 HBP: 1	WP: 0 PB: 0 SB: 0 CS: 0
PITCHER	IP: 6.0 ERA: 5.22	WLS: L BF: 25	H: 4 R: 2 ER: 2 SO: 2	R: 2 LOB: 0 BB: 0 P: 11	BB: 3 IBB: 0 HBP: 0 BLK: 0	IBB: 0 HBP: 0 BLK: 0	WP: 0 HR: 1 S: 66 P: 105	ERA: 3.00 WHIP: 1.167	PITCHER	IP: 7.1 ERA: 3.95	WLS: 3 BF: 3	H: 0 R: 0 ER: 0 SO: 1	R: 0 LOB: 0 BB: 0 P: 11	BB: 0 IBB: 0 HBP: 0 BLK: 0	IBB: 0 HBP: 0 BLK: 0	WP: 0 HR: 8 S: 14 P: 100	ERA: 0.00 WHIP: 0.000			
38 Darren Oliver, L ERA: 1.44	IP: 1.0 BF: 3	H: 0 R: 0 ER: 0 SO: 1	R: 0 LOB: 0 BB: 0 P: 1	BB: 0 IBB: 0 HBP: 0 BLK: 0	IBB: 0 HBP: 0 BLK: 0	WP: 0 HR: 9 S: 13 P: 100	ERA: 0.00 WHIP: 0.000													

AB	29
R	0
H	5
RBI	0
BB	2
SO	5
LOB	9

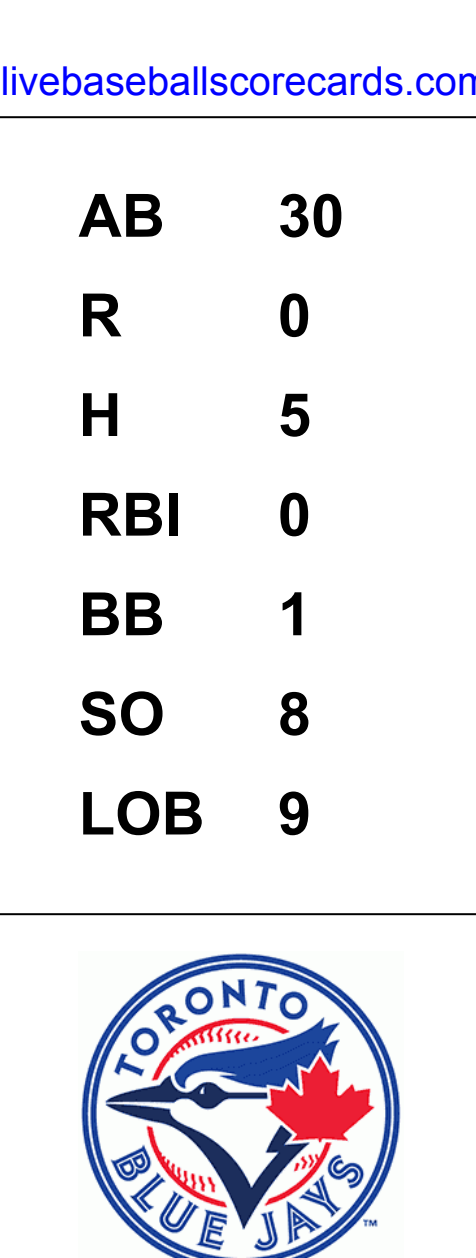


AB	26
R	2
H	4
RBI	2
BB	3
SO	4
LOB	11



Batter	1	2	3	4	5	6	7	8	9	AB	R	H	RBI	BB	SO	LOB	TOP					
17 Shin-Soo Choo, L (1,9) OBP: 0.380, SLG: 0.486	L7		F8		G1-3		G6-3			4	0	0	0	0	0	1	Cleveland Indians @ Toronto Blue Jays Rogers Centre, Toronto, ON Fri Jul 13 2012, 7:10 PM - 9:48 PM EDT Att: 32,308 - Overcast - 79 F					
13 Asdrúbal Cabrera, S (1,6) OBP: 0.360, SLG: 0.461	K		K		G5-3		P3			4	0	0	0	0	2	1						
22 Jason Kipnis, L (1,4) OBP: 0.347, SLG: 0.417	P5		K2-3							2	0	0	0	2	1	0						
48 Travis Hafner, L (1,10) OBP: 0.367, SLG: 0.444		HR								4	1	1	1	0	1	2						
41 Carlos Santana, S (1,3) OBP: 0.344, SLG: 0.337	G6-3									2	0	1	0	2	0	0						
35 Casey Kotchman, L (8,3) OBP: 0.299, SLG: 0.372					23 2B					0	0	0	0	0	0	0						
23 Michael Brantley, L (1,8) OBP: 0.339, SLG: 0.416										4	0	3	0	0	1	0						
6 Lou Marson, R (1,2) OBP: 0.393, SLG: 0.400	FC4-6									4	0	1	0	0	1	5						
33 Johnny Damon, L (1,7) OBP: 0.291, SLG: 0.349										3	0	2	0	0	0	2						
2 Aaron Cunningham, R (7,7) OBP: 0.263, SLG: 0.267										1	0	0	0	0	1	1						
9 Jack Hannahan, L (1,5) OBP: 0.311, SLG: 0.346										4	0	0	0	0	2	4						
Inning Stats	R: 0 E: 0 K: 1 S: 9	H: 0 LOB: 0 BB: 0 P: 14	R: 1 E: 0 K: 1 S: 12	H: 3 LOB: 2 BB: 0 P: 17	R: 0 E: 0 K: 2 S: 7	H: 0 LOB: 0 BB: 0 P: 11	R: 0 E: 0 K: 2 S: 12	H: 1 LOB: 1 BB: 1 P: 20	R: 0 E: 0 K: 0 S: 10	H: 2 LOB: 2 BB: 1 P: 22	R: 0 E: 0 K: 1 S: 16	H: 1 LOB: 1 BB: 0 P: 23	R: 0 E: 0 K: 0 S: 8	H: 0 LOB: 0 BB: 2 P: 16	R: 0 E: 0 K: 2 S: 10	H: 1 LOB: 1 BB: 0 P: 14	1B: 6 2B: 1 3B: 0 HR: 1	SF: 0 SAC: 0 DP: 1 HBP: 0	WP: 0 PB: 0 SB: 1 CS: 2	PA: 37		
PITCHER	IP WLS BF H R ER SO BB IBB HBP BLK WP HR S P ERA WHIP	IP WLS BF H R ER SO BB IBB HBP BLK WP HR S P ERA WHIP	IP WLS BF H R ER SO BB IBB HBP BLK WP HR S P ERA WHIP	IP WLS BF H R ER SO BB IBB HBP BLK WP HR S P ERA WHIP	IP WLS BF H R ER SO BB IBB HBP BLK WP HR S P ERA WHIP	IP WLS BF H R ER SO BB IBB HBP BLK WP HR S P ERA WHIP	IP WLS BF H R ER SO BB IBB HBP BLK WP HR S P ERA WHIP	IP WLS BF H R ER SO BB IBB HBP BLK WP HR S P ERA WHIP	IP WLS BF H R ER SO BB IBB HBP BLK WP HR S P ERA WHIP	IP WLS BF H R ER SO BB IBB HBP BLK WP HR S P ERA WHIP	IP WLS BF H R ER SO BB IBB HBP BLK WP HR S P ERA WHIP	IP WLS BF H R ER SO BB IBB HBP BLK WP HR S P ERA WHIP	IP WLS BF H R ER SO BB IBB HBP BLK WP HR S P ERA WHIP	IP WLS BF H R ER SO BB IBB HBP BLK WP HR S P ERA WHIP	IP WLS BF H R ER SO BB IBB HBP BLK WP HR S P ERA WHIP	IP WLS BF H R ER SO BB IBB HBP BLK WP HR S P ERA WHIP	IP WLS BF H R ER SO BB IBB HBP BLK WP HR S P ERA WHIP	IP WLS BF H R ER SO BB IBB HBP BLK WP HR S P ERA WHIP				
24 Ricky Romero, L (1,1) ERA: 5.03	6.0	L	25	6	1	1	6	2	0	0	0	0	0	0	0	0	1	55	95	1.50	1.333	
54 Jason Frasor, R (7,1) ERA: 3.53	1.0		4	1	0	0	1	0	0	0	0	0	0	0	0	0	0	16	23	0.00	1.000	
38 Darren Oliver, L (8,1) ERA: 1.38	1.0		3	0	0	0	0	2	0	0	0	0	0	0	0	0	0	8	16	0.00	2.000	
44 Casey Janssen, R (9,1) ERA: 2.29	1.0		4	1	0	0	2	0	0	0	0	0	0	0	0	0	0	10	14	0.00	1.000	
Batter	1	2	3	4	5	6	7	8	9	AB	R	H	RBI	BB	SO	LOB	Cleveland Indians @ Toronto Blue Jays Rogers Centre, Toronto, ON Fri Jul 13 2012, 7:10 PM - 9:48 PM EDT Att: 32,308 - Overcast - 79 F					
13 Brett Lawrie, R (1,5) OBP: 0.331, SLG: 0.420	G6-3				G5-3		G5-3			4	0	0	0	0	1	1						
28 Colby Rasmus, L (1,8) OBP: 0.324, SLG: 0.488	G3-1				G3-1		P5			4	0	0	0	0	0	1						
19 José Bautista, R (1,9) OBP: 0.356, SLG: 0.533	K				G5-3		L8			4	0	0	0	0	1	0						
10 Edwin Encarnación, R (1,3) OBP: 0.381, SLG: 0.559		F8			G5-3					3	0	0	0	1	1	0						
26 Adam Lind, L (1,10) OBP: 0.293, SLG: 0.393										3	0	2	0	0	1	0						
8 Ben Francisco, R (7, PR) OBP: 0.292, SLG: 0.378					K					0	0	0	0	0	0	0						
5 Yunel Escobar, R (1,6) OBP: 0.299, SLG: 0.335										3	0	1	0	0	1	3						
2 Kelly Johnson, L (1,4) OBP: 0.333, SLG: 0.387										3	0	1	0	0	0	3						
11 Rajai Davis, R (1,7) OBP: 0.305, SLG: 0.384										3	0	0	0	0	1	1						
9 J.P. Arencibia, R (1,2) OBP: 0.262, SLG: 0.425										3	0	1	0	0	2	0						
Inning Stats	R: 0 E: 0 K: 1 S: 8	H: 0 LOB: 0 BB: 0 P: 13	R: 0 E: 0 K: 0 S: 10	H: 1 LOB: 0 BB: 0 P: 13	R: 0 E: 0 K: 1 S: 6	H: 1 LOB: 0 BB: 0 P: 10	R: 0 E: 0 K: 0 S: 12	H: 0 LOB: 0 BB: 0 P: 18	R: 0 E: 0 K: 1 S: 9	H: 1 LOB: 1 BB: 0 P: 15	R: 0 E: 0 K: 1 S: 11	H: 1 LOB: 1 BB: 0 P: 18	R: 0 E: 0 K: 1 S: 11	H: 0 LOB: 2 BB: 1 P: 16	R: 0 E: 0 K: 2 S: 8	H: 0 LOB: 0 BB: 0 P: 14	R: 0 E: 0 K: 1 S: 7	H: 0 LOB: 0 BB: 0 P: 12	1B: 5 2B: 0 3B: 0 HR: 0	SF: 0 SAC: 0 DP: 2 HBP: 0	WP: 1 PB: 0 SB: 0 CS: 0	PA: 31
PITCHER	IP WLS BF H R ER SO BB IBB HBP BLK WP HR S P ERA WHIP	IP WLS BF H R ER SO BB IBB HBP BLK WP HR S P ERA WHIP	IP WLS BF H R ER SO BB IBB HBP BLK WP HR S P ERA WHIP	IP WLS BF H R ER SO BB IBB HBP BLK WP HR S P ERA WHIP	IP WLS BF H R ER SO BB IBB HBP BLK WP HR S P ERA WHIP	IP WLS BF H R ER SO BB IBB HBP BLK WP HR S P ERA WHIP	IP WLS BF H R ER SO BB IBB HBP BLK WP HR S P ERA WHIP	IP WLS BF H R ER SO BB IBB HBP BLK WP HR S P ERA WHIP	IP WLS BF H R ER SO BB IBB HBP BLK WP HR S P ERA WHIP	IP WLS BF H R ER SO BB IBB HBP BLK WP HR S P ERA WHIP	IP WLS BF H R ER SO BB IBB HBP BLK WP HR S P ERA WHIP	IP WLS BF H R ER SO BB IBB HBP BLK WP HR S P ERA WHIP	IP WLS BF H R ER SO BB IBB HBP BLK WP HR S P ERA WHIP	IP WLS BF H R ER SO BB IBB HBP BLK WP HR S P ERA WHIP	IP WLS BF H R ER SO BB IBB HBP BLK WP HR S P ERA WHIP	IP WLS BF H R ER SO BB IBB HBP BLK WP HR S P ERA WHIP	IP WLS BF H R ER SO BB IBB HBP BLK WP HR S P ERA WHIP	IP WLS BF H R ER SO BB IBB HBP BLK WP HR S P ERA WHIP				
63 Justin Masterson, R (1,1) ERA: 4.14	7.0	W	25	5	0	0	5	1	0	0	0	0	0	0	0	0	0	0	67	103	0.00	0.857
52 Vinnie Pestano, R (8,1) ERA: 1.7	1.0	H	3	0	0	0	2	0	0	0	0	0	0	0	0	0	0	8	14	0.00	0.000	
54 Chris Perez, R (9,1) ERA: 3.24	1.0	S	3	0	0	0	1	0	0	0	0	0	0	0	0	0	0	7	12	0.00	0.000	

livebaseballscorecards.com



Batter	1	2	3	4	5	6	7	8	9	AB	R	H	RBI	BB	SO	LOB	TOP										
17 Shin-Soo Choo, L (1.9) OBP: 0.380, SLG: 0.486	G4-3		FC5			G4-3		K		4	0	1	0	1	1	0											
13 Adrián Cabrera, S (1.6) OBP: 0.356, SLG: 0.455	P4		K			P3		F9		4	1	0	0	1	1	3											
22 Jason Kipnis, L (1.4) OBP: 0.347, SLG: 0.415	K		F7					G6-3		4	0	1	0	1	1	1											
4 Jose Lopez, R (1.5) OBP: 0.289, SLG: 0.418										4	1	1	0	0	0	2											
48 Travis Hafner, L (8, PH) OBP: 0.370, SLG: 0.447										1	0	1	1	0	0	0											
9 Jack Hannahan, L (8, PR) OBP: 0.311, SLG: 0.346										0	0	0	0	0	0	0											
41 Carlos Santana, S (1.10) OBP: 0.345, SLG: 0.333										3	2	0	0	2	1	3											
23 Michael Brantley, L (1.8) OBP: 0.346, SLG: 0.429										4	2	3	2	1	0	0											
47 Shelley Duncan, R (1.7) OBP: 0.332, SLG: 0.451										4	2	3	3	0	0	0											
35 Casey Kotchman, L (1.3) OBP: 0.298, SLG: 0.380										5	1	1	2	0	0	2											
6 Lou Marson, R (1.2) OBP: 0.388, SLG: 0.394										4	0	1	0	0	1	1											
Inning Stats	R: 0 E: 0 K: 1 S: 9	H: 0 LOB: 0 BB: 0 P: 13	R: 2 E: 0 K: 1 S: 14	H: 2 LOB: 1 BB: 1 P: 24	R: 0 E: 0 K: 1 S: 12	H: 1 LOB: 1 BB: 0 P: 17	R: 2 E: 0 K: 0 S: 10	H: 2 LOB: 2 BB: 2 P: 25	R: 0 E: 0 K: 0 S: 8	H: 0 LOB: 0 BB: 0 P: 11	R: 0 E: 0 K: 0 S: 7	H: 0 LOB: 0 BB: 0 P: 10	R: 5 E: 0 K: 1 S: 28	H: 4 LOB: 2 BB: 3 P: 50	R: 0 E: 0 K: 0 S: 5	H: 0 LOB: 0 BB: 0 P: 8	1B: 8 2B: 1 3B: 0 HR: 3	SF: 0 SAC: 0 DP: 1 HBP: 1	WP: 0 PB: 0 SB: 0 CS: 0	PA: 44							
PITCHER	IP	WLS	BF	H	R	ER	SO	BB	IBB	HBP	BLK	WP	HR	S	P	ERA	WHIP										
32 Aaron Laffey, L (1.1) ERA: 3.38	5.0	W	25	8	4	4	4	3	0	1	0	0	1	55	93	7.20	2.200										
62 Aaron Loup, L (6.1) ERA:	2.0		6	0	0	0	0	0	0	0	0	0	0	15	21	0.00	0.000										
20 Jesse Chavez, R (8.1) ERA: 8.85	0.0		4	3	4	4	0	1	0	0	0	0	2	9	16	∞	∞										
39 Drew Carpenter, R (8.1) ERA: 9.0	0.2	H	4	0	0	0	1	2	0	0	0	0	0	12	25	0.00	3.000										
44 Casey Janssen, R (8.1) ERA: 2.21	1.1	S	5	1	1	1	0	0	0	0	0	0	0	12	17	6.75	0.750										
Batter	1	2	3	4	5	6	7	8	9	AB	R	H	RBI	BB	SO	LOB	BOTTOM										
13 Brett Lawrie, R (1.5) OBP: 0.334, SLG: 0.424	G5-3		28 S			G4-3				4	1	2	1	1	0	1											
28 Colby Rasmus, L (1.8) OBP: 0.322, SLG: 0.482	F9		K			L6		F8		4	1	0	0	1	2	4											
19 José Bautista, R (1.9) OBP: 0.359, SLG: 0.534								F9		3	3	1	0	2	0	1											
10 Edwin Encarnación, R (1.3) OBP: 0.384, SLG: 0.578	F9									4	2	2	3	1	1	3											
26 Adam Lind, L (1.10) OBP: 0.306, SLG: 0.411										5	1	4	4	0	0	0											
5 Yunel Escobar, R (1.6) OBP: 0.298, SLG: 0.342	P3									5	1	1	2	0	1	4											
2 Kelly Johnson, L (1.4) OBP: 0.334, SLG: 0.388										4	1	1	0	1	0	0											
11 Rajai Davis, R (1.7) OBP: 0.300, SLG: 0.376										4	0	0	0	0	1	2											
9 J.P. Arencibia, R (1.2) OBP: 0.266, SLG: 0.434										4	1	2	1	0	0	1											
Inning Stats	R: 2 E: 0 K: 0 S: 10	H: 1 LOB: 1 BB: 2 P: 20	R: 0 E: 0 K: 1 S: 8	H: 0 LOB: 2 BB: 2 P: 19	R: 8 E: 0 K: 3 S: 31	H: 8 LOB: 2 BB: 2 P: 55	R: 0 E: 0 K: 0 S: 12	H: 1 LOB: 1 BB: 0 P: 21	R: 1 E: 0 K: 0 S: 14	H: 2 LOB: 1 BB: 0 P: 21	R: 0 E: 0 K: 0 S: 7	H: 0 LOB: 0 BB: 0 P: 10	R: 0 E: 0 K: 1 S: 10	H: 1 LOB: 0 BB: 0 P: 14	R: 0 E: 0 K: 0 S: 13	H: 0 LOB: 0 BB: 0 P: 19	1B: 4 2B: 6 3B: 0 HR: 3	SF: 0 SAC: 0 DP: 0 HBP: 0	WP: 0 PB: 0 SB: 3 CS: 0	PA: 43							
PITCHER	IP	WLS	BF	H	R	ER	SO	BB	IBB	HBP	BLK	WP	HR	S	P	ERA	WHIP										
30 Ubaldo Jiménez, R (1.1) ERA: 5.09	2.1	L	18	7	8	8	2	4	0	0	0	0	0	30	64	30.86	4.714										
51 Scott Barnes, L (3.1) ERA: 8.31	1.2		10	3	2	2	2	2	0	0	0	0	0	30	51	10.80	3.000										
57 Jeremy Accardo, R (5.1) ERA: 3.55	2.0		8	2	1	1	0	0	0	0	0	0	1	21	31	4.50	1.000										
32 Esmil Rogers, R (7.1) ERA: 5.71	2.0		7	1	0	0	1	0	0	0	0	0	0	23	33	0.00	0.500										

Cleveland Indians @ Toronto Blue Jays
Rogers Centre, Toronto, ON
Sat Jul 14 2012, 1:09 PM - 4:24 PM EDT
Att: 32,517 - Sunny - 79 F

AB 37
R 9
H 12
RBI 8
BB 6
SO 5
LOB 12



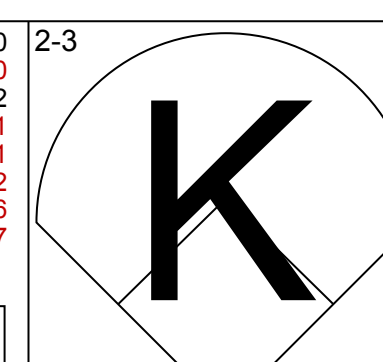
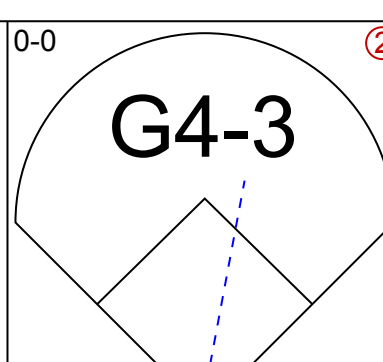
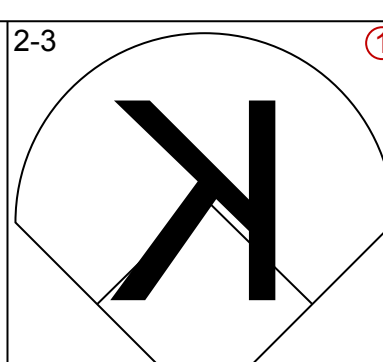
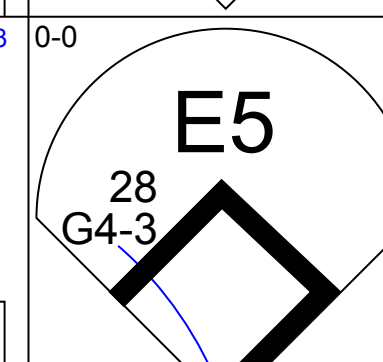
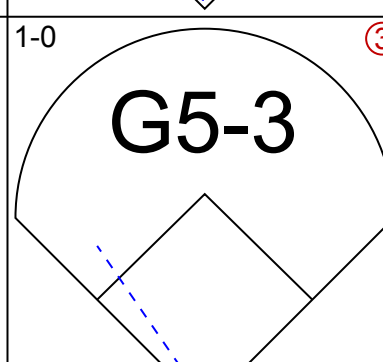
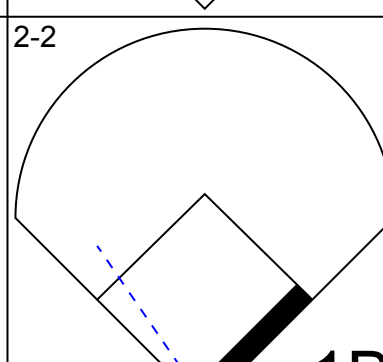
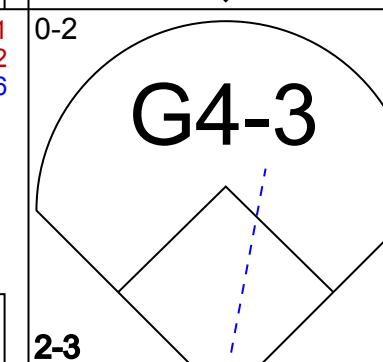
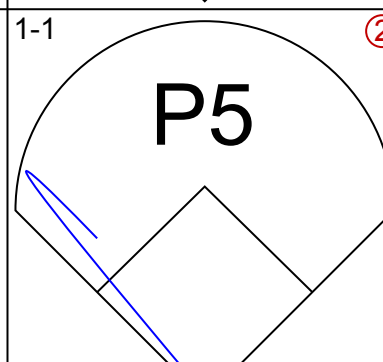
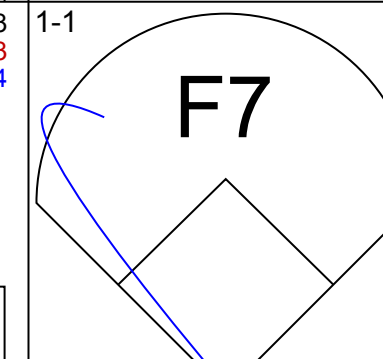
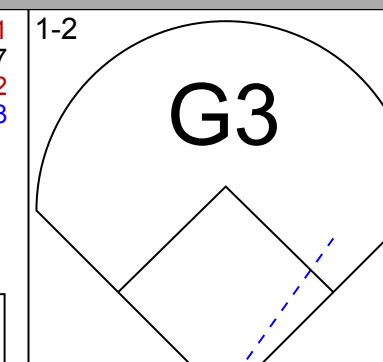

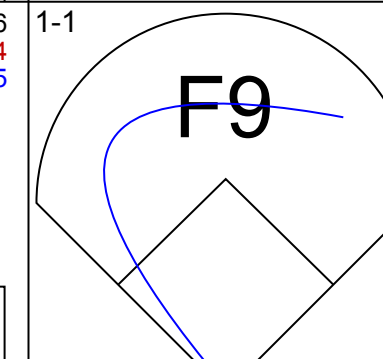
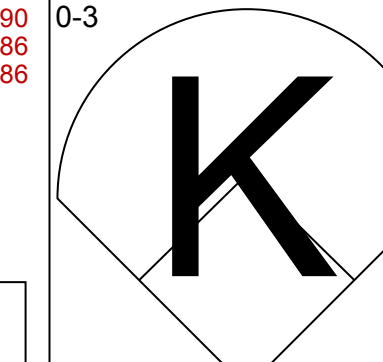
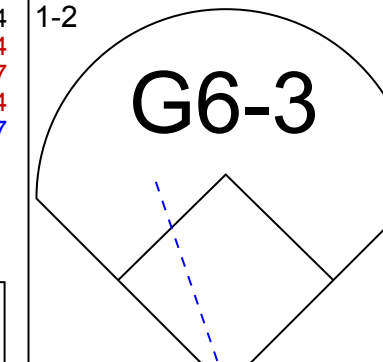
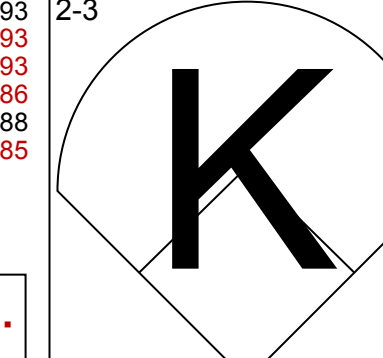
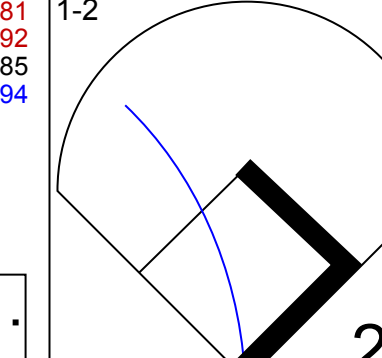
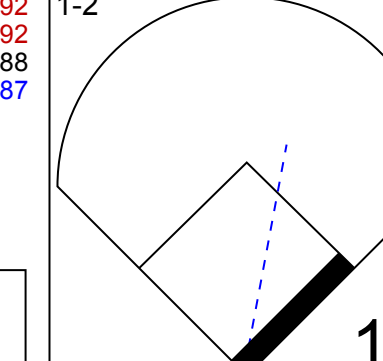
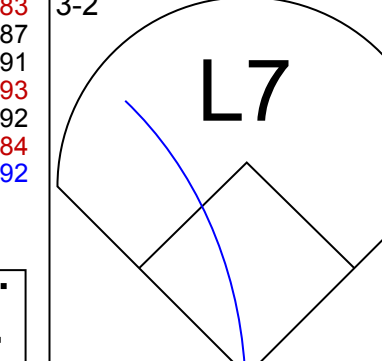
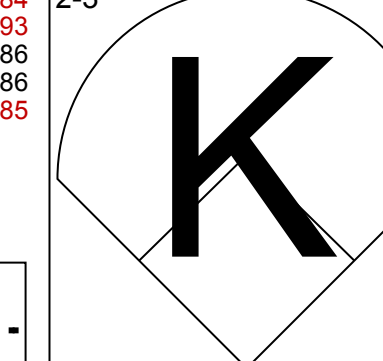
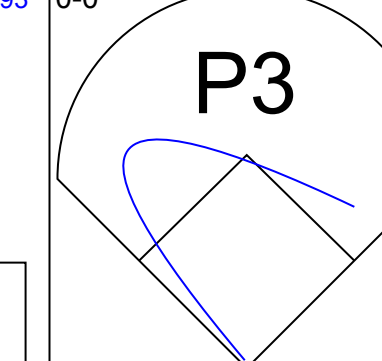
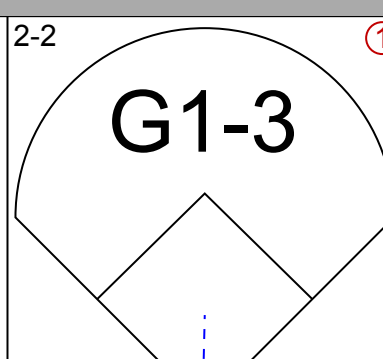
Cleveland Indians @ Toronto Blue Jays
Rogers Centre, Toronto, ON
Sat Jul 14 2012, 1:09 PM - 4:24 PM EDT
Att: 32,517 - Sunny - 79 F

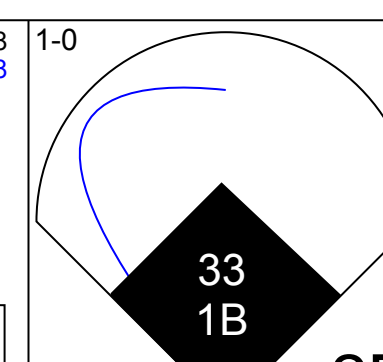
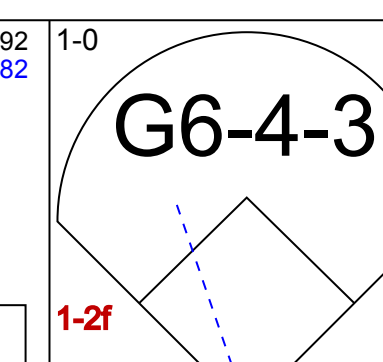
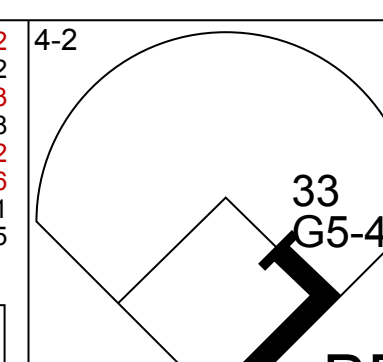
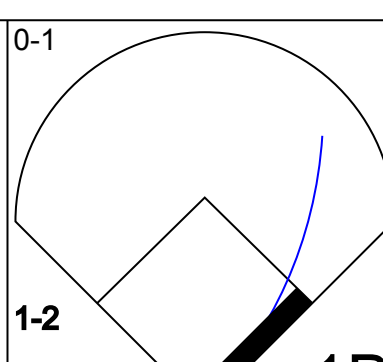
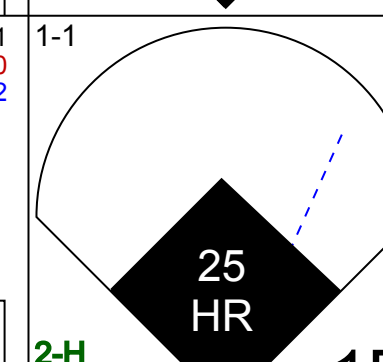
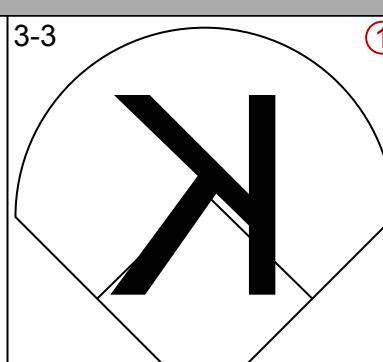
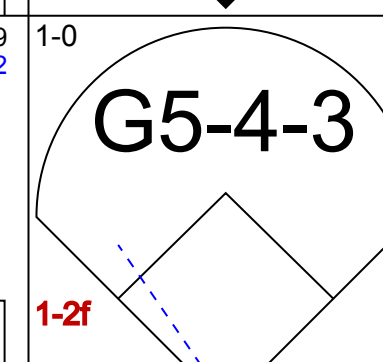
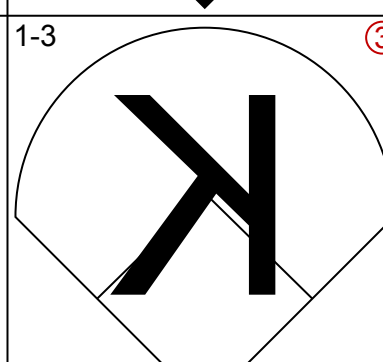
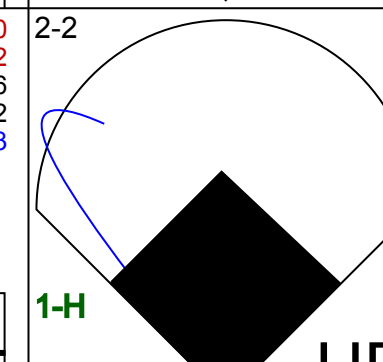
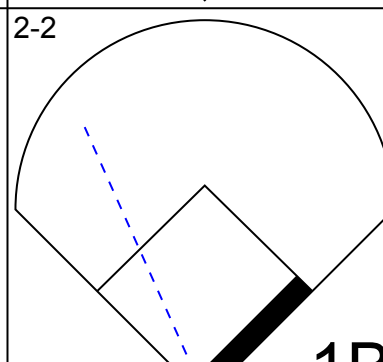
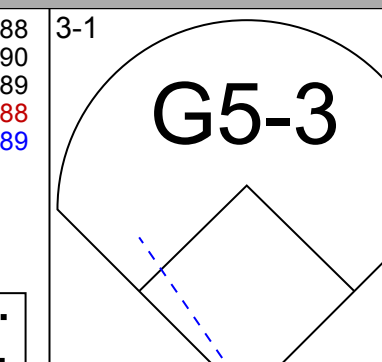
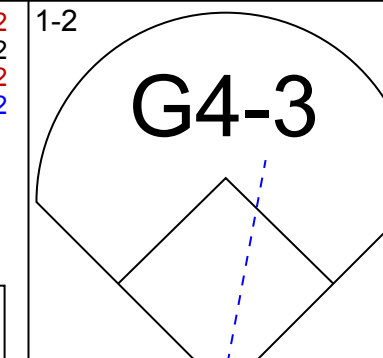
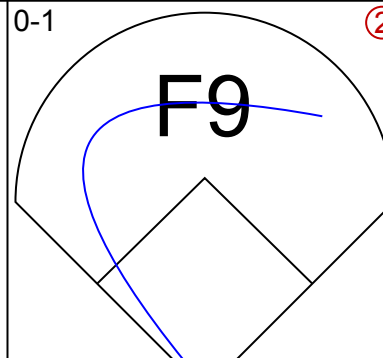
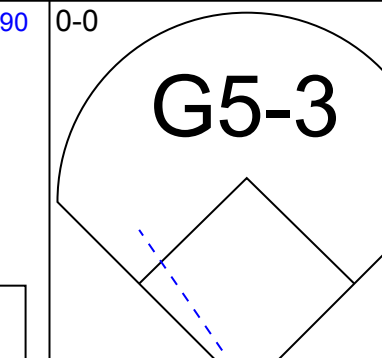
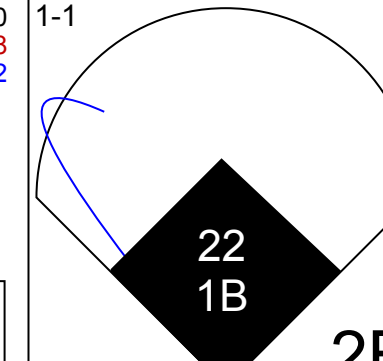
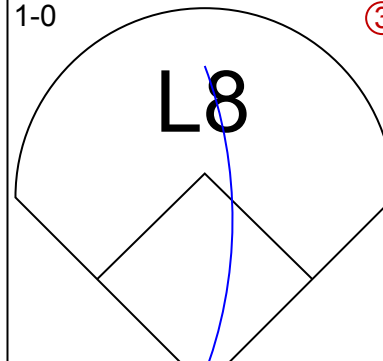
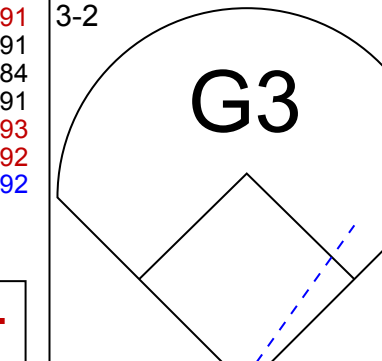
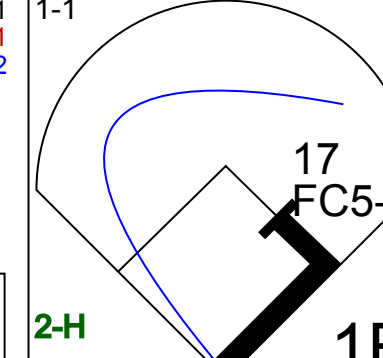
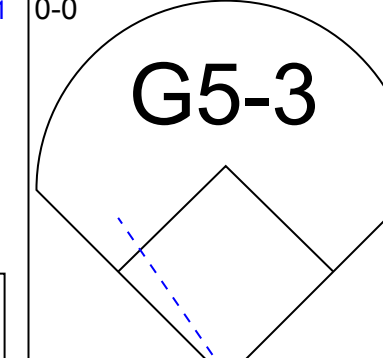
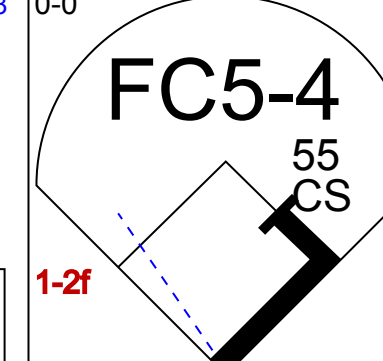
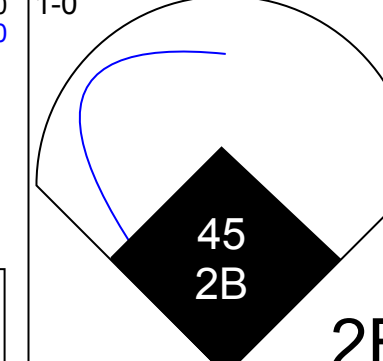
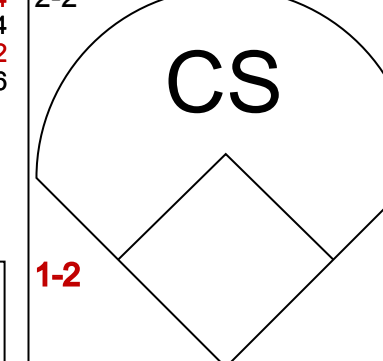
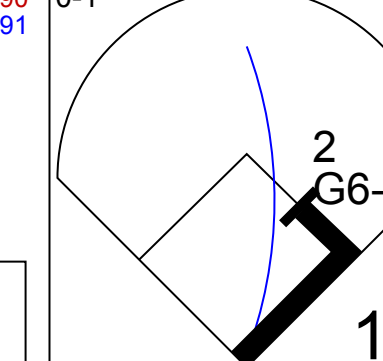
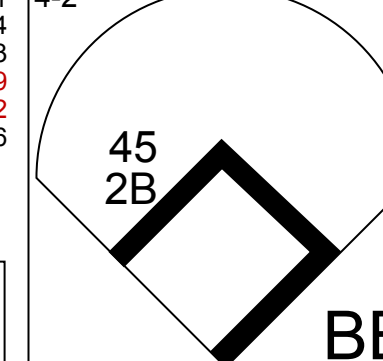

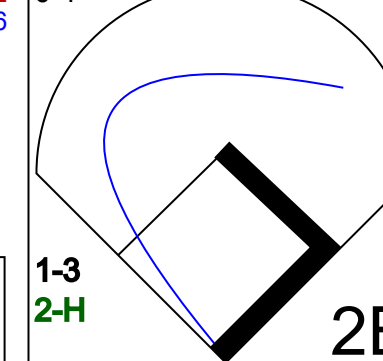
AB 37
R 11
H 13
RBI 11
BB 6
SO 5
LOB 16



Batter	1	2	3	4	5	6	7	8	9	AB	R	H	RBI	BB	SO	LOB	TOP										
13 Brett Lawrie, R OBP: 0.326, SLG: 0.413	G3-1		G1-3		F7		P4		P3	5	0	0	0	0	0	4	<p>Toronto Blue Jays @ New York Yankees Yankee Stadium, Bronx, NY Mon Jul 16 2012, 7:08 PM - 10:13 PM EDT Att: 42,819 - Partly Cloudy - 89 F</p> <p>livebaseballscorecards.com</p>										
28 Colby Rasmus, L OBP: 0.317, SLG: 0.472	K		G3			F9		G3-4-1	K	5	0	0	0	0	2	2											
19 Jose Bautista, R OBP: 0.360, SLG: 0.534	F8				F9					2	1	0	0	1	0	0											
8 Ben Francisco, R OBP: 0.308, SLG: 0.396						10 2B				0	0	0	0	1	0	0											
10 Edwin Encarnación, R OBP: 0.386, SLG: 0.579					L7					4	0	2	1	0	0	1											
26 Adam Lind, L OBP: 0.311, SLG: 0.422						26 WP			L7	3	1	1	1	1	1	2											
5 Yunel Escobar, R OBP: 0.292, SLG: 0.335									G4-3	4	0	0	0	0	2	3											
2 Kelly Johnson, L OBP: 0.333, SLG: 0.382										3	1	0	0	1	0	2											
11 Rajai Davis, R OBP: 0.303, SLG: 0.383										4	0	2	0	0	1	2											
9 J.P. Arencibia, R OBP: 0.270, SLG: 0.431										3	0	1	0	1	0	1											
Inning Stats	R: 0 E: 0 K: 1 S: 8	H: 0 LOB: 0 BB: 0 P: 14	R: 0 E: 0 K: 0 S: 11	H: 1 LOB: 2 BB: 1 P: 19	R: 0 E: 0 K: 0 S: 6	H: 0 LOB: 0 BB: 0 P: 12	R: 1 E: 0 K: 1 S: 11	H: 1 LOB: 0 BB: 0 P: 21	R: 0 E: 0 K: 1 S: 7	H: 0 LOB: 1 BB: 1 P: 15	R: 1 E: 0 K: 1 S: 12	H: 1 LOB: 1 BB: 0 P: 19	R: 0 E: 0 K: 0 S: 6	H: 1 LOB: 1 BB: 0 P: 6	R: 0 E: 0 K: 0 S: 9	H: 0 LOB: 1 BB: 1 P: 17	R: 1 E: 1 K: 2 S: 16	H: 2 LOB: 2 BB: 1 P: 27	1B: 2 2B: 3 3B: 0 HR: 1	SF: 0 SAC: 0 DP: 0 HBP: 0	WP: 1 PB: 0 SB: 0 CS: 0	PA: 38					
PITCHER	IP	WLS	BF	H	R	ER	SO	BB	IBB	HBP	BLK	WP	HR	S	P	ERA	WHIP										
65 Phil Hughes, R ERA: 4.22	7.0		28	4	2	2	4	3	0	0	0	1	1	61	106	2.57	1.000										
30 David Robertson, R ERA: 2.35	1.0	W	4	0	0	0	0	1	0	0	0	0	0	9	17	0.00	1.000										
38 Cody Eppley, R ERA: 2.45	0.1		3	1	1	0	1	1	0	0	0	0	0	9	15	0.00	6.000										
29 Rafael Soriano, R ERA: 1.49	0.2	S	3	1	0	0	1	0	0	0	0	0	0	7	12	0.00	1.500										

Batter	1	2	3	4	5	6	7	8	9	AB	R	H	RBI	BB	SO	LOB	BOTTOM										
2 Derek Jeter, R OBP: 0.351, SLG: 0.407	G1-3				F9		G6-3			4	0	0	0	0	1	0	<p>Toronto Blue Jays @ New York Yankees Yankee Stadium, Bronx, NY Mon Jul 16 2012, 7:08 PM - 10:13 PM EDT Att: 42,819 - Partly Cloudy - 89 F</p> <p>livebaseballscorecards.com</p>										
14 Curtis Granderson, L OBP: 0.354, SLG: 0.519										4	0	1	0	0	2	0											
13 Alex Rodriguez, R OBP: 0.357, SLG: 0.447										4	2	2	0	0	1	1											
24 Robinson Canó, L OBP: 0.382, SLG: 0.587										3	1	2	1	1	0	0											
25 Mark Teixeira, S OBP: 0.337, SLG: 0.494										1	1	0	0	2	0	1											
33 Nick Swisher, S OBP: 0.342, SLG: 0.471										4	0	1	0	0	2	7											
27 Raul Ibanez, L ERA: 4.25										3	1	1	4	1	0	2											
45 Dewayne Wise, L OBP: 0.288, SLG: 0.520										0	0	0	0	0	0	0											
12 Eric Chavez, L OBP: 0.338, SLG: 0.511										3	0	0	0	1	1	1											
55 Russell Martin, R OBP: 0.298, SLG: 0.353										4	1	1	1	0	1	1											
Inning Stats	R: 0 E: 0 K: 1 S: 14	H: 1 LOB: 3 BB: 2 P: 25	R: 1 E: 0 K: 1 S: 12	H: 1 LOB: 1 BB: 1 P: 22	R: 1 E: 0 K: 1 S: 13	H: 2 LOB: 1 BB: 0 P: 21	R: 0 E: 0 K: 1 S: 5	H: 0 LOB: 0 BB: 0 P: 7	R: 0 E: 0 K: 2 S: 13	H: 0 LOB: 0 BB: 0 P: 19	R: 0 E: 0 K: 0 S: 5	H: 1 LOB: 1 BB: 1 P: 11	R: 0 E: 0 K: 1 S: 7	H: 0 LOB: 0 BB: 0 P: 9	R: 4 E: 0 K: 1 S: 20	H: 3 LOB: 1 BB: 1 P: 38	1B: 4 2B: 2 3B: 0 HR: 2	SF: 0 SAC: 0 DP: 2 HBP: 1	WP: 0 PB: 1 SB: 0 CS: 0	PA: 36							
PITCHER	IP	WLS	BF	H	R	ER	SO	BB	IBB	HBP	BLK	WP	HR	S	P	ERA	WHIP										
37 Henderson Alvarez III, R ERA: 2.84	6.0		25	5	2	2	6	4	0	0	0	0	0	7	9	0.00	0.000										
62 Aaron Loup, L ERA: 7.71	0.1	L	3	2	2	2	0	0	0	0	0	0	0	7	12	54.00	6.000										
54 Jason Frasor, R ERA: 4.0	0.1		4	1	2	2	1	1	0	1	0	0	1	12	25	54.00	6.000										
48 Francisco Cordero, R ERA: 5.94	0.1		1	0	0	0	0	0	0	0	0	0	0	1	1	0.00	0.000										

Batter	1	2	3	4	5	6	7	8	9	AB	R	H	RBI	BB	SO	LOB	TOP	
43 Anthony Gose, L (1, 9) OBP: 0.200, SLG: 0.200										3	0	0	0	0	2	0	<p>Toronto Blue Jays @ New York Yankees</p> <p>Yankee Stadium, Bronx, NY</p> <p>Wed Jul 18 2012, 1:59 PM - 6:13 PM EDT</p> <p>Att: 45,986 - Partly Cloudy - 94 F</p> <p>livebaseballscorecards.com</p>	
13 Brett Lawrie, R (1, 5) OBP: 0.324, SLG: 0.407										2	0	0	0	0	0	0		
5 Yuliel Escobar, R (3, 6) OBP: 0.294, SLG: 0.335										1	0	1	0	0	0	0		
28 Colby Rasmus, L (1, 8) OBP: 0.311, SLG: 0.464										3	0	0	0	0	2			
10 Edwin Encarnación, R (1, 3) OBP: 0.384, SLG: 0.579										3	0	0	0	0	2			
26 Adam Lind, L (1, 10) OBP: 0.310, SLG: 0.417										3	0	0	0	0	1	0		
9 J.P. Arencibia, R (1, 2) OBP: 0.273, SLG: 0.436										3	0	2	0	0	1	0		
2 Kelly Johnson, L (1, 4) OBP: 0.333, SLG: 0.379										2	0	1	0	0	0	1		
11 Rajai Davis, R (1, 7) OBP: 0.298, SLG: 0.380										3	0	0	0	0	1	4		
17 Omar Vizquel, S (1, 6) (3, 5)										3	0	0	0	0	0	3		
Inning Stats	R: 0 H: 0 E: 1 K: 1 S: 12	H: 0 LOB: 1 BB: 0 P: 15	R: 0 H: 1 E: 0 K: 3 S: 13	H: 1 LOB: 1 BB: 0 P: 18	R: 0 H: 0 E: 0 K: 0 S: 6	H: 0 LOB: 0 BB: 0 P: 9	R: 0 H: 0 E: 0 K: 0 S: 9	H: 0 LOB: 1 BB: 0 P: 12	R: 0 H: 1 E: 0 K: 0 S: 12	H: 1 LOB: 1 BB: 0 P: 16	R: 0 H: 1 E: 0 K: 1 S: 12	H: 1 LOB: 2 BB: 0 P: 20	R: 0 H: 1 E: 0 K: 0 S: 14	H: 1 LOB: 0 BB: 0 P: 18	1B: 3 2B: 1 3B: 0 HR: 0	SF: 0 SAC: 0 DP: 0 HBP: 1	WP: 0 PB: 0 SB: 0 CS: 0	PA: 27
PITCHER 18 Hiroki Kuroda, R (1, 1) ERA: 3.46	IP: 7.0 WLS: W BF: 27 H: 4 R: 0 ER: 0 SO: 5 BB: 0 IBB: 0 HBP: 1 BLK: 0 WP: 0 HR: 0 S: 78 P: 108 ERA: 0.00 WHIP: 0.571																	

Batter	1	2	3	4	5	6	7	8	9	AB	R	H	RBI	BB	SO	LOB	BOTTOM	
2 Derek Jeter, R (1, 10) OBP: 0.357, SLG: 0.415										3	1	2	0	1	0	1	<p>Toronto Blue Jays @ New York Yankees</p> <p>Yankee Stadium, Bronx, NY</p> <p>Wed Jul 18 2012, 1:59 PM - 6:13 PM EDT</p> <p>Att: 45,986 - Partly Cloudy - 94 F</p> <p>livebaseballscorecards.com</p>	
33 Nick Swisher, S (1, 9) OBP: 0.343, SLG: 0.464										4	1	1	1	0	2	5		
25 Mark Teixeira, S (1, 3) OBP: 0.341, SLG: 0.506										4	1	2	2	0	0	0		
13 Alex Rodriguez, R (1, 5) OBP: 0.350, SLG: 0.438										3	0	0	0	0	0	1		
24 Robinson Canó, L (1, 4) OBP: 0.380, SLG: 0.584										3	1	1	0	0	0	1		
22 Andruw Jones, R (1, 7) OBP: 0.318, SLG: 0.533										3	0	1	1	0	0	0		
17 Jayson Nix, R (1, 6) OBP: 0.310, SLG: 0.449										3	2	2	0	0	0	1		
55 Russell Martin, R (1, 2) OBP: 0.302, SLG: 0.355										2	0	1	0	1	0	1		
45 Dewayne Wise, L (1, 8) OBP: 0.304, SLG: 0.537										3	0	2	2	0	0	1		
Inning Stats	R: 4 H: 5 E: 0 K: 0 S: 16	H: 5 LOB: 0 BB: 0 P: 25	R: 0 H: 1 E: 0 K: 0 S: 5	H: 1 LOB: 0 BB: 0 P: 6	R: 0 H: 1 E: 0 K: 1 S: 10	H: 1 LOB: 1 BB: 0 P: 16	R: 1 H: 2 E: 0 K: 0 S: 11	H: 2 LOB: 2 BB: 2 P: 21	R: 0 H: 0 E: 0 K: 0 S: 7	H: 0 LOB: 0 BB: 0 P: 13	R: 1 H: 3 E: 0 K: 1 S: 11	H: 3 LOB: 0 BB: 0 P: 16	R: 0 H: 0 E: 0 K: 0 S: 0	H: 0 LOB: 0 BB: 0 P: 0	1B: 7 2B: 4 3B: 0 HR: 1	SF: 0 SAC: 0 DP: 2 HBP: 0	WP: 0 PB: 0 SB: 0 CS: 1	PA: 31
PITCHER 24 Ricky Romero, L (1, 1) ERA: 5.22	IP: 6.0 WLS: L BF: 29 H: 12 R: 6 ER: 6 SO: 2 BB: 2 IBB: 0 HBP: 0 BLK: 0 WP: 0 HR: 1 S: 60 P: 97 ERA: 9.00 WHIP: 2.333																	
58 Chad Beck, R (7, 1) ERA: 2.84	IP: 0.0 WLS: 1 BF: 1 H: 0 R: 0 ER: 0 SO: 0 BB: 0 IBB: 0 HBP: 0 BLK: 0 WP: 0 HR: 0 S: 0 P: 0 ERA: ∞ WHIP: ∞																	

Toronto Blue Jays @ New York Yankees


Yankee Stadium, Bronx, NY

Wed Jul 18 2012, 1:59 PM - 6:13 PM EDT

Att: 45,986 - Partly Cloudy - 94 F

livebaseballscorecards.com

AB 26
R 0
H 4
RBI 0
BB 0
SO 5
LOB 12



Toronto Blue Jays @ New York Yankees


Yankee Stadium, Bronx, NY

Wed Jul 18 2012, 1:59 PM - 6:13 PM EDT

Att: 45,986 - Partly Cloudy - 94 F

livebaseballscorecards.com

AB 28
R 6
H 12
RBI 6
BB 2
SO 2
LOB 11



Batter	1	2	3	4	5	6	7	8	9	AB	R	H	RBI	BB	SO	LOB	TOP					
43 Anthony Gose, L (1,9) OBP: 0.231, SLG: 0.091 11 Rajai Davis, R (7,PH) OBP: 0.305, SLG: 0.388	G4-3		K			B1-3			SH3-4 2B	3	0	0	0	1	3		Toronto Blue Jays @ Boston Red Sox Fenway Park, Boston, MA Sat Jul 21 2012, 7:23 PM - 10:26 PM EDT Att: 38,170 - Partly Cloudy - 72 F					
13 Brett Lawrie, R (1,5) OBP: 0.323, SLG: 0.406	G3-1		SF9			G1-3			SH3-4	3	0	1	3	0	0							
28 Colby Rasmus, L (1,8) OBP: 0.314, SLG: 0.467	G6-3		F8			10 HR			FC4	3	1	0	1	2	0	2						
10 Edwin Encarnación, R (1,3) OBP: 0.388, SLG: 0.584	G5-3		P6			10 HR			FC4	3	1	1	2	2	0	0						
26 Adam Lind, L (1,10) OBP: 0.306, SLG: 0.407	G4-3		G1-3			G3-1			G4-6-3	5	0	0	0	1	5							
9 J.P. Arencibia, R (1,2) OBP: 0.276, SLG: 0.443	G5-3		G6-3						G4-6-3	4	1	1	1	0	1	0						
2 Kelly Johnson, L (1,4) OBP: 0.329, SLG: 0.376			45 1B 13 SF9			L6			G4-3	4	1	1	0	0	0	0						
5 Yunel Escobar, R (1,6) OBP: 0.294, SLG: 0.339			13 SF9 45 1B			G5-3			F7	4	1	1	0	0	0	1						
45 Travis Snider, L (1,7) OBP: 0.375, SLG: 0.429			1-2 2-3			G3-1			K	4	0	1	0	0	2	2						
Inning Stats	R: 0 E: 0 K: 0 S: 6	H: 0 LOB: 0 BB: 0 P: 8	R: 0 E: 0 K: 0 S: 10	H: 0 LOB: 0 BB: 0 P: 16	R: 1 E: 1 K: 1 S: 11	H: 2 LOB: 2 BB: 0 P: 15	R: 0 E: 0 K: 0 S: 5	H: 0 LOB: 0 BB: 0 P: 8	R: 0 E: 0 K: 0 S: 7	H: 0 LOB: 0 BB: 0 P: 10	R: 2 E: 0 K: 0 S: 12	H: 1 LOB: 0 BB: 0 P: 23	R: 3 E: 1 K: 2 S: 19	H: 2 LOB: 3 BB: 3 P: 37	R: 0 E: 0 K: 2 S: 10	H: 1 LOB: 0 BB: 0 P: 16		R: 1 E: 0 K: 0 S: 11	H: 1 LOB: 1 BB: 0 P: 19	1B: 2 2B: 3 3B: 0 HR: 2	SF: 1 SAC: 1 DP: 1 HBP: 0	WP: 0 PB: 0 SB: 2 CS: 0
PITCHER	IP	WLS	BF	H	R	ER	SO	BB	IBB	HBP	BLK	WP	HR	S	P	ERA	WHIP			ERA	WHIP	
35 Aaron Cook, R (1,1) ERA: 3.5	6.1	L	26	4	5	4	1	1	0	0	0	0	2	55	86	5.68	0.789			9.00	2.000	
46 Franklin Morales, L (7,1) ERA: 3.25	0.1		2	0	0	0	1	1	0	0	0	0	0	5	10	0.00	3.000					
32 Matt Albers, R (7,1) ERA: 2.21	0.0		3	1	1	0	0	1	1	0	0	0	0	7	18	∞	∞					
30 Andrew Miller, L (7,1) ERA: 2.74	0.1		1	0	0	0	1	0	0	0	0	0	0	3	3	0.00	0.000					
44 Vicente Padilla, R (8,1) ERA: 3.6	1.0		4	1	0	0	2	0	0	0	0	0	0	10	16	0.00	1.000					
63 Junichi Tazawa, R (9,1) ERA: 1.46	1.0		5	1	1	1	0	1	0	0	0	0	0	11	19	9.00	2.000					

AB 34
R 7
H 7
RBI 7
BB 5
SO 5
LOB 13



Batter	1	2	3	4	5	6	7	8	9	AB	R	H	RBI	BB	SO	LOB	BOTTOM					
66 Daniel Nava, S (1,9) OBP: 0.380, SLG: 0.410	K	K						F8		3	0	0	0	1	2	1	Toronto Blue Jays @ Boston Red Sox Fenway Park, Boston, MA Sat Jul 21 2012, 7:23 PM - 10:26 PM EDT Att: 38,170 - Partly Cloudy - 72 F					
13 Carl Crawford, L (1,7) OBP: 0.375, SLG: 0.318	K		F7					K		4	0	0	0	0	2	2						
15 Dustin Pedroia, R (1,4) OBP: 0.324, SLG: 0.394	G5-3		F8							4	0	1	0	0	0	2						
28 Adrián González, L (1,3) OBP: 0.336, SLG: 0.433		7 HR 2B	G5-3			G5-3		G3		4	1	1	0	0	0	1						
7 Cody Ross, R (1,10) OBP: 0.349, SLG: 0.565		39 HR 2B				G3			K	3	1	1	0	1	1	0						
39 Jarrod Saltalamacchia, R (1,2) OBP: 0.290, SLG: 0.498		HR				G4-3			F7	4	1	1	3	0	1	1						
64 Will Middlebrooks, R (1,5) OBP: 0.317, SLG: 0.502		G6-3				L6-4			G1-3	4	0	0	0	0	1	1						
12 Ryan Sweeney, L (1,8) OBP: 0.312, SLG: 0.381		F8				F7			G4-3	3	0	0	0	0	0	0						
23 Pedro Ciriaco, R (1,6) OBP: 0.378, SLG: 0.477		E6				G6-3			G6-3	3	0	1	0	0	0	0						
Inning Stats	R: 0 E: 0 K: 2 S: 8	H: 3 LOB: 1 BB: 0 P: 9	R: 3 E: 1 K: 1 S: 19	H: 3 LOB: 0 BB: 0 P: 26	R: 0 E: 0 K: 0 S: 9	H: 0 LOB: 0 BB: 0 P: 15	R: 0 E: 0 K: 1 S: 7	H: 0 LOB: 0 BB: 1 P: 16	R: 0 E: 0 K: 0 S: 10	H: 1 LOB: 2 BB: 1 P: 16	R: 0 E: 0 K: 0 S: 10	H: 0 LOB: 0 BB: 0 P: 15	R: 0 E: 0 K: 1 S: 7	H: 0 LOB: 0 BB: 0 P: 9	R: 0 E: 0 K: 1 S: 10	H: 1 LOB: 1 BB: 0 P: 16		R: 0 E: 0 K: 1 S: 6	H: 0 LOB: 0 BB: 0 P: 11	1B: 3 2B: 2 3B: 0 HR: 1	SF: 0 SAC: 0 DP: 1 HBP: 0	WP: 1 PB: 0 SB: 1 CS: 0
PITCHER	IP	WLS	BF	H	R	ER	SO	BB	IBB	HBP	BLK	WP	HR	S	P	ERA	WHIP			ERA	WHIP	
33 Carlos Villanueva, R (1,1) ERA: 2.86	6.1	W	25	4	3	3	5	2	0	0	0	0	0	4	5	4.26	0.947					
48 J.A. Happ, L (7,1) ERA: 4.8	0.2	H	2	0	0	0	0	0	0	0	0	0	0	4	5	0.00	0.000					
38 Darren Oliver, L (8,1) ERA: 1.23	1.0	H	4	1	0	0	1	0	0	0	0	0	0	10	16	0.00	1.000					
31 Brandon Lyon, R (9,1) ERA: 3.16	1.0		3	0	0	0	1	0	0	0	0	0	0	6	11	0.00	0.000					

AB 32
R 3
H 5
RBI 3
BB 2
SO 7
LOB 8



Batter	1	2	3	4	5	6	7	8	9	AB	R	H	RBI	BB	SO	LOB	TOP						
13 Brett Lawrie, R OBP: 0.326, SLG: 0.415										5	3	2	1	1	0	2							
5 Yunel Escobar, R OBP: 0.300, SLG: 0.343										4	2	3	0	1	1	0							
28 Colby Rasmus, L OBP: 0.314, SLG: 0.465										6	2	2	2	0	1	3							
10 Edwin Encarnación, R OBP: 0.391, SLG: 0.586										2	2	1	2	2	1	0							
9 J.P. Arencibia, R OBP: 0.276, SLG: 0.451										4	1	1	4	0	1	3							
26 Adam Lind, L OBP: 0.310, SLG: 0.411										1	0	1	0	0	0	0							
11 Rajai Davis, R OBP: 0.316, SLG: 0.415										4	3	3	2	1	1	0							
45 Travis Snider, L OBP: 0.385, SLG: 0.727										4	1	2	3	0	2	1							
6 Jeff Mathis, R OBP: 0.294, SLG: 0.513										4	0	1	1	0	1	3							
17 Omar Vizquel, S OBP: 0.259, SLG: 0.213										5	1	2	0	0	0	2							
Inning Stats	R: 5 H: 4 E: 0 K: 1 S: 17	H: 4 R: 1 LOB: 1 BB: 1 P: 29	R: 4 H: 2 E: 0 K: 1 S: 14	H: 2 R: 0 LOB: 0 BB: 2 P: 26	R: 0 H: 1 E: 0 K: 0 S: 8	H: 1 R: 0 LOB: 0 BB: 0 P: 12	R: 0 H: 1 E: 0 K: 0 S: 9	H: 0 R: 0 LOB: 0 BB: 1 P: 18	R: 2 H: 2 E: 0 K: 2 S: 10	H: 2 R: 0 LOB: 0 BB: 0 P: 18	R: 0 H: 0 E: 0 K: 2 S: 11	H: 0 R: 0 LOB: 0 BB: 0 P: 13	R: 0 H: 1 E: 0 K: 3 S: 15	H: 1 R: 0 LOB: 0 BB: 0 P: 23	R: 4 H: 6 E: 0 K: 0 S: 17	H: 6 R: 0 LOB: 2 BB: 0 P: 25	R: 0 H: 1 E: 0 K: 1 S: 12	H: 1 R: 0 LOB: 1 BB: 0 P: 17	1B: 12 2B: 2 HR: 4	SF: 2 SAC: 2 HBP: 0	WP: 1 PB: 0 SB: 0 CS: 0	PA: 48	
PITCHER	IP WLS BF H R ER SO BB IBB HBP BLK WP HR S P ERA WHIP	IP WLS BF H R ER SO BB IBB HBP BLK WP HR S P ERA WHIP	IP WLS BF H R ER SO BB IBB HBP BLK WP HR S P ERA WHIP	IP WLS BF H R ER SO BB IBB HBP BLK WP HR S P ERA WHIP	IP WLS BF H R ER SO BB IBB HBP BLK WP HR S P ERA WHIP	IP WLS BF H R ER SO BB IBB HBP BLK WP HR S P ERA WHIP	IP WLS BF H R ER SO BB IBB HBP BLK WP HR S P ERA WHIP	IP WLS BF H R ER SO BB IBB HBP BLK WP HR S P ERA WHIP	IP WLS BF H R ER SO BB IBB HBP BLK WP HR S P ERA WHIP	IP WLS BF H R ER SO BB IBB HBP BLK WP HR S P ERA WHIP	IP WLS BF H R ER SO BB IBB HBP BLK WP HR S P ERA WHIP	IP WLS BF H R ER SO BB IBB HBP BLK WP HR S P ERA WHIP	IP WLS BF H R ER SO BB IBB HBP BLK WP HR S P ERA WHIP	IP WLS BF H R ER SO BB IBB HBP BLK WP HR S P ERA WHIP	IP WLS BF H R ER SO BB IBB HBP BLK WP HR S P ERA WHIP	IP WLS BF H R ER SO BB IBB HBP BLK WP HR S P ERA WHIP	IP WLS BF H R ER SO BB IBB HBP BLK WP HR S P ERA WHIP	IP WLS BF H R ER SO BB IBB HBP BLK WP HR S P ERA WHIP	IP WLS BF H R ER SO BB IBB HBP BLK WP HR S P ERA WHIP	IP WLS BF H R ER SO BB IBB HBP BLK WP HR S P ERA WHIP	IP WLS BF H R ER SO BB IBB HBP BLK WP HR S P ERA WHIP	IP WLS BF H R ER SO BB IBB HBP BLK WP HR S P ERA WHIP	IP WLS BF H R ER SO BB IBB HBP BLK WP HR S P ERA WHIP

Toronto Blue Jays @ Boston Red Sox
Fenway Park, Boston, MA
Sun Jul 22 2012, 1:37 PM - 5:05 PM EDT
Att: 37,737 - Partly Cloudy - 84 F

AB	39
R	15
H	18
RBI	15
BB	5
SO	8
LOB	14





Batter	1	2	3	4	5	6	7	8	9	AB	R	H	RBI	BB	SO	LOB	BOTTOM						
2 Jacoby Ellsbury, L OBP: 0.329, SLG: 0.409										5	2	2	1	0	1	1							
66 Daniel Nava, S OBP: 0.373, SLG: 0.401										4	0	0	0	0	1	1							
15 Dustin Pedroia, R OBP: 0.323, SLG: 0.393										4	1	1	0	0	0	0							
28 Adrián González, L OBP: 0.337, SLG: 0.442										4	2	2	3	0	0	0							
7 Cody Ross, R OBP: 0.343, SLG: 0.556										4	0	0	0	0	0	1							
39 Jarrod Saltalamacchia, R OBP: 0.290, SLG: 0.452										4	0	1	0	0	1	0							
12 Ryan Sweeney, L OBP: 0.317, SLG: 0.387										2	1	1	0	1	0	0							
23 Pedro Ciriaco, R OBP: 0.370, SLG: 0.467										3	1	1	2	0	0	0							
3 Mike Aviles, R OBP: 0.286, SLG: 0.412										4	0	1	1	0	1	2							
5 Nick Punto, S OBP: 0.315, SLG: 0.286										4	0	1	1	0	1	2							
Inning Stats	R: 3 H: 3 E: 0 K: 1 S: 18	H: 3 R: 0 LOB: 0 BB: 0 P: 26	R: 0 H: 0 E: 0 K: 0 S: 8	H: 0 R: 0 LOB: 0 BB: 0 P: 12	R: 0 H: 0 E: 0 K: 1 S: 14	H: 0 R: 1 LOB: 2 BB: 1 P: 25	R: 0 H: 2 E: 0 K: 0 S: 14	H: 2 R: 0 LOB: 0 BB: 0 P: 19	R: 1 H: 1 E: 0 K: 0 S: 5	H: 1 R: 0 LOB: 0 BB: 0 P: 11	R: 2 H: 3 E: 0 K: 0 S: 13	H: 3 R: 0 LOB: 1 BB: 0 P: 20	R: 0 H: 0 E: 0 K: 1 S: 8	H: 0 R: 0 LOB: 0 BB: 0 P: 12	R: 0 H: 0 E: 0 K: 1 S: 6	H: 0 R: 0 LOB: 0 BB: 0 P: 9	R: 0 H: 0 E: 0 K: 1 S: 8	H: 0 R: 0 LOB: 0 BB: 0 P: 10	1B: 5 2B: 2 HR: 2	SF: 1 SAC: 0 HBP: 0	WP: 0 PB: 0 SB: 0 CS: 0	PA: 37	
PITCHER	IP WLS BF H R ER SO BB IBB HBP BLK WP HR S P ERA WHIP	IP WLS BF H R ER SO BB IBB HBP BLK WP HR S P ERA WHIP	IP WLS BF H R ER SO BB IBB HBP BLK WP HR S P ERA WHIP	IP WLS BF H R ER SO BB IBB HBP BLK WP HR S P ERA WHIP	IP WLS BF H R ER SO BB IBB HBP BLK WP HR S P ERA WHIP	IP WLS BF H R ER SO BB IBB HBP BLK WP HR S P ERA WHIP	IP WLS BF H R ER SO BB IBB HBP BLK WP HR S P ERA WHIP	IP WLS BF H R ER SO BB IBB HBP BLK WP HR S P ERA WHIP	IP WLS BF H R ER SO BB IBB HBP BLK WP HR S P ERA WHIP	IP WLS BF H R ER SO BB IBB HBP BLK WP HR S P ERA WHIP	IP WLS BF H R ER SO BB IBB HBP BLK WP HR S P ERA WHIP	IP WLS BF H R ER SO BB IBB HBP BLK WP HR S P ERA WHIP	IP WLS BF H R ER SO BB IBB HBP BLK WP HR S P ERA WHIP	IP WLS BF H R ER SO BB IBB HBP BLK WP HR S P ERA WHIP	IP WLS BF H R ER SO BB IBB HBP BLK WP HR S P ERA WHIP	IP WLS BF H R ER SO BB IBB HBP BLK WP HR S P ERA WHIP	IP WLS BF H R ER SO BB IBB HBP BLK WP HR S P ERA WHIP	IP WLS BF H R ER SO BB IBB HBP BLK WP HR S P ERA WHIP	IP WLS BF H R ER SO BB IBB HBP BLK WP HR S P ERA WHIP	IP WLS BF H R ER SO BB IBB HBP BLK WP HR S P ERA WHIP	IP WLS BF H R ER SO BB IBB HBP BLK WP HR S P ERA WHIP	IP WLS BF H R ER SO BB IBB HBP BLK WP HR S P ERA WHIP	IP WLS BF H R ER SO BB IBB HBP BLK WP HR S P ERA WHIP

Toronto Blue Jays @ Boston Red Sox
Fenway Park, Boston, MA
Sun Jul 22 2012, 1:37 PM - 5:05 PM EDT
Att: 37,737 - Partly Cloudy - 84 F

AB	35
R	7
H	9
RBI	7
BB	1
SO	5
LOB	5



Batter	1	2	3	4	5	6	7	8	9	AB R H RBI BB SO LOB	TOP											
4 Coco Crisp, S OBP: 0.307, SLG: 0.332	F FF 89 S CU 82 B CH 83 X FF 88		C SL 83 T CH 84 B CH 80 B SI 89 F CU 79 S SL 85		1 SAFE S SL 82 1 SAFE S SL 83		X CH 83		C SI 89 B FF 90 F FF 91 B SL 84 C CH 83	5 1 1 1 0 2 1	<p>Oakland Athletics @ Toronto Blue Jays</p> <p>Rogers Centre, Toronto, ON</p> <p>Tue Jul 24 2012, 7:11 PM - 10:09 PM EDT</p> <p>Att: 25,686 - Clear - 79 F</p> <p>livebaseballscorecards.com</p> <p>AB 34 R 7 H 9 RBI 7 BB 4 SO 11 LOB 8</p> 											
31 Jonny Gomes, R OBP: 0.372, SLG: 0.476	C SI 88 B SL 84 S CH 84		C FF 89 S CU 78 B FF 89 X CU 79		B SL 85 B CU 78 B SI 88 C SI 88		B FF 90 B SL 83 B SI 91 S CH 83		B SI 91 B SL 84 B FF 92 X FF 91	4 1 1 0 1 2 0												
16 Josh Reddick, L OBP: 0.351, SLG: 0.527	S SL 85 S CU 80 B SL 85 B CU 81 X FF 86		C SL 83 B SI 89 X SL 83		S SL 84 B FF 87 B CH 84 S CH 81		B FF 89 S SL 80 X SL 82		C SL 83 B SI 84 B FF 92 B SI 90	3 1 1 0 1 0 1												
52 Yoenis Cespedes, R (1, 7) OBP: 0.356, SLG: 0.525		S CH 87 S CH 80		S SL 85 B FF 88 B CH 80 S CH 81		B SL 82 1 SAFE S SL 84 B CH 82 1 SAFE F CH 79 S CH 81		C CH 83 B SI 92 B SL 84 B CH 84 S CH 84 X CH 83		4 0 1 3 0 3 1												
22 Chris Carter, R (1, 3) OBP: 0.396, SLG: 0.675		S CH 79 B CH 84 X CH 84		B FF 87 B CH 81 B SL 86		1 SAFE F SL 83 S CH 81 S CH 81		B SI 91 X FF 91		3 0 0 0 1 1 2												
7 Brandon Inge, R (1, 5) OBP: 0.286, SLG: 0.376		B CU 78 C SL 84 X CU 79		B SL 84 C SL 83 X SL 83		C FF 94 B SL 84 S SL 85 S FF 94		C FF 90 F FF 90 X SL 84		4 1 1 0 0 1 1												
36 Derek Norris, R (1, 2) OBP: 0.257, SLG: 0.328		X SI 87		B CH 82 X CH 82		B SL 84 B SL 85 B SL 84 C SL 84 F FF 94 X SL 86		B FF 89 B SI 89 C CU 91 X FF 92		4 1 1 2 0 0 1												
18 Brandon Hicks, R (1, 6) OBP: 0.227, SLG: 0.341		B SI 88 B CH 81 C FF 88 B SL 84 B CH 84		B FF 87 C SL 82 T CU 79		T FF 94 B SL 84 C SL 84 X SL 86		C FF 88 F FF 91 T CH 82		3 1 1 0 1 2 0												
19 Jemile Weeks, S (1, 4) OBP: 0.303, SLG: 0.305		B SL 85 C CU 79 F FF 88 F CU 77 X FF 88		B FF 88 X FF 88		B SI 92 X FF 92		B SI 92 X FF 92		4 1 2 1 0 0 1												
Inning Stats	R: 0 E: 0 K: 1 S: 9	H: 0 LOB: 0 BB: 0 P: 15	R: 2 E: 0 K: 1 S: 14	H: 2 LOB: 1 BB: 1 P: 21	R: 0 E: 0 K: 1 S: 10	H: 0 LOB: 1 BB: 1 P: 14	R: 0 E: 0 K: 1 S: 6	H: 0 LOB: 1 BB: 1 P: 15	R: 0 E: 0 K: 3 S: 11	H: 1 LOB: 0 BB: 0 P: 20		R: 5 E: 0 K: 1 S: 20	H: 4 LOB: 1 BB: 2 P: 38	R: 0 E: 0 K: 1 S: 10	H: 0 LOB: 0 BB: 0 P: 13	R: 0 E: 0 K: 1 S: 8	H: 0 LOB: 0 BB: 0 P: 15	1B: 5 2B: 2 HR: 1	SF: 0 SAC: 0 DP: 2 HBP: 0	WP: 0 PB: 0 SB: 2 CS: 0	PA: 38	
PITCHER	IP WLS BF H R ER SO BB IBB HBP BLK WP HR S P ERA WHIP											IP WLS BF H R ER SO BB IBB HBP BLK WP HR S P ERA WHIP										
27 Brett Cecil, L (1, 1) ERA: 5.82	6.0 L 23 5 2 2 8 2 0 0 0 0 1 57 94 3.00 1.167																					
58 Chad Beck, R (7, 1) ERA: 5.14	0.2 4 2 2 2 1 0 0 0 0 0 0 11 17 27.00 3.000																					
48 J.A. Happ, L (7, 1) ERA: 4.95	2.1 11 2 3 3 2 2 0 0 0 0 0 27 49 11.57 1.714																					

Batter	1	2	3	4	5	6	7	8	9	AB R H RBI BB SO LOB	BOTTOM											
13 Brett Lawrie, R (1, 5) OBP: 0.330, SLG: 0.421	X SI 89		C CH 82 X CH 81		B SI 91 X CH 81				C CU 73 F FF 91 X CU 73	4 0 3 0 0 0 0	<p>Oakland Athletics @ Toronto Blue Jays</p> <p>Rogers Centre, Toronto, ON</p> <p>Tue Jul 24 2012, 7:11 PM - 10:09 PM EDT</p> <p>Att: 25,686 - Clear - 79 F</p> <p>livebaseballscorecards.com</p> <p>AB 33 R 2 H 8 RBI 2 BB 1 SO 11 LOB 10</p> 											
28 Colby Rasmus, L (1, 8) OBP: 0.313, SLG: 0.461	1 SAFE B FC 85 B FC 86 T SI 89 X FC 86		F SI 92 C CH 81 B CU 76 F FC 81 H SI 92		1 SAFE B SI 92 B SI 81 X CU 71				C FF 92 C CU 72 C FF 91	3 0 0 0 0 1 3												
10 Edwin Encarnación, R (1, 3) OBP: 0.389, SLG: 0.591	C SI 91 F FC 86 C CU 78		C SI 91 B CU 76 1 SAFE B SI 88 B SI 88		F CH 80 B SI 90 B CU 76 S SI 91 S FC 87				X CU 73	3 0 0 0 1 2 1												
26 Adam Lind, L (1, 10) OBP: 0.304, SLG: 0.402		B SI 89 B SI 90 C SI 90 X SI 89		B SI 90 X CU 74		C FC 86 B SI 90 C CU 74			B FF 92 F FF 92 X CU 73	4 0 0 0 0 1 2												
9 J.P. Arencibia, R (1, 2) OBP: 0.279, SLG: 0.466		B SI 90 B FC 86 P SI 89 B FC 86 X SI 87		C SI 90 S SI 89 C CU 76		F SI 90 B SI 90 S CU 74			B SL 83 B FF 92 B SI 91 B CU 72 F FF 92 F FF 92 F FF 92	4 1 2 1 0 2 0												
2 Kelly Johnson, L (1, 4) OBP: 0.328, SLG: 0.374		C CU 74 B FC 85 B SI 90 S CU 75		B SI 90 C SI 90 X SI 91		B SI 90 C SI 90 X SI 91			C FF 92 B FF 93 X FF 92	4 0 1 0 0 2 1												
5 Yunel Escobar, R (1, 6) OBP: 0.299, SLG: 0.342		C SI 91 X CH 80		B SI 90 1 SAFE B CH 86 1 SAFE B CH 81 X SI 89		B SI 90 1 SAFE B CH 86 1 SAFE B CH 81 X SI 89			C FF 90 B FF 92 X FF 93	4 0 1 0 0 0 2												
45 Travis Snider, L (1, 7) OBP: 0.353, SLG: 0.800			F SI 90 F SI 90 X FC 84		B CU 71 F SI 88 X CU 76				C FF 88 F SI 90 F FC 84 C CU 75	4 1 1 1 0 2 1												
11 Rajai Davis, R (1, 9) OBP: 0.311, SLG: 0.409			X CU 75		B CH 80 X SI 89				B CU 72 F FF 89 F CU 73 F FF 91 C FF 91	3 0 0 0 0 1 0												
Inning Stats	R: 0 E: 0 K: 1 S: 6	H: 1 LOB: 0 BB: 0 P: 8	R: 0 E: 0 K: 1 S: 9	H: 1 LOB: 0 BB: 0 P: 17	R: 1 E: 0 K: 0 S: 13	H: 1 LOB: 2 BB: 1 P: 20	R: 0 E: 0 K: 1 S: 8	H: 1 LOB: 0 BB: 0 P: 13	R: 0 E: 0 K: 3 S: 11	H: 0 LOB: 0 BB: 0 P: 14		R: 0 E: 0 K: 2 S: 10	H: 0 LOB: 0 BB: 0 P: 12	R: 0 E: 0 K: 2 S: 13	H: 1 LOB: 1 BB: 0 P: 15	R: 1 E: 0 K: 1 S: 17	H: 2 LOB: 1 BB: 0 P: 24	1B: 4 2B: 3 HR: 2	SF: 0 SAC: 0 DP: 2 HBP: 1	WP: 2 PB: 0 SB: 0 CS: 0	PA: 35	
PITCHER	IP WLS BF H R ER SO BB IBB HBP BLK WP HR S P ERA WHIP											IP WLS BF H R ER SO BB IBB HBP BLK WP HR S P ERA WHIP										
54 Travis Blackley, L (1, 1) ERA: 3.15	7.0 W 26 5 1 1 8 1 0 0 0 0 0 65 97 1.29 0.857																					
58 Evan Scribner, R (8, 1) ERA	1.0 4 1 0 0 2 0 0 0 0 0 0 13 15 0.00 1.000																					
53 Jim Miller, R (9, 1) ERA: 2.3	1.0 5 2 1 1 1 0 0 0 0 0 0 1 17 24 9.00 2.000																					

Batter	1	2	3	4	5	6	7	8	9	AB	R	H	RBI	BB	SO	LOB	TOP										
4 Coco Crisp, S (1, 8) OBP: 0.314, SLG: 0.363	G1-3		BB		2B		K			3	0	1	0	1	1	0	Oakland Athletics @ Toronto Blue Jays Rogers Centre, Toronto, ON Thu Jul 26 2012, 12:40 PM - 3:17 PM EDT Att: 39,003 - Roof Closed - 68 F										
31 Jonny Gomes, R (1, 9) OBP: 0.360, SLG: 0.471	G6-3		F9		BB		K			3	0	0	0	1	1												
16 Josh Reddick, L (1, 10) OBP: 0.349, SLG: 0.532	HR			L7	FC4-6			F9		4	1	1	2	0	0	2											
52 Yoenis Cespedes, R (1, 7) OBP: 0.359, SLG: 0.528	G5-3			1B	FC5-4			F8		4	1	1	0	0	0	2											
22 Chris Carter, R (1, 3) OBP: 0.386, SLG: 0.660	K			K		G5-3		K		4	0	0	0	0	3	1											
7 Brandon Inge, R (1, 5) OBP: 0.257, SLG: 0.387	F8			HR		K			K	4	1	1	2	0	2	0											
8 Kurt Suzuki, R (1, 2) OBP: 0.247, SLG: 0.273	F9			G5-3					F8	3	0	1	0	0	0	0											
15 Seth Smith, L (9, PH) OBP: 0.351, SLG: 0.444										1	0	0	0	0	0	0											
18 Brandon Hicks, R (1, 6) OBP: 0.212, SLG: 0.327			K		G1-3				F8	3	0	0	0	0	2	1											
37 Brandon Moss, L (9, PH) OBP: 0.320, SLG: 0.694										1	0	0	0	0	0	0											
19 Jemile Weeks, S (1, 4) OBP: 0.302, SLG: 0.300	G3-1				BB				G6-3	2	1	0	0	1	0	0											
Inning Stats	R: 1 E: 0 K: 0 S: 9	H: 1 LOB: 0 BB: 0 P: 15	R: 0 E: 0 K: 1 S: 10	H: 0 LOB: 0 BB: 0 P: 15	R: 0 E: 0 K: 1 S: 15	H: 0 LOB: 1 BB: 1 P: 25	R: 2 E: 0 K: 1 S: 13	H: 2 LOB: 0 BB: 0 P: 20	R: 1 E: 0 K: 0 S: 11	H: 1 LOB: 2 BB: 2 P: 22	R: 0 E: 0 K: 2 S: 10	H: 1 LOB: 1 BB: 0 P: 14	R: 0 E: 0 K: 2 S: 10	H: 0 LOB: 0 BB: 0 P: 13	R: 0 E: 0 K: 1 S: 8	H: 0 LOB: 0 BB: 0 P: 11	R: 0 E: 0 K: 1 S: 14	H: 0 LOB: 0 BB: 0 P: 21	1B: 2 2B: 1 3B: 0 HR: 2	SF: 0 SAC: 0 DP: 0 HBP: 0	WP: 0 PB: 0 SB: 0 CS: 0	PA: 35					
PITCHER	IP	WLS	BF	H	R	ER	SO	BB	IBB	HBP	BLK	WP	HR	S	P	ERA	WHIP										
32 Aaron Laffey, L (1, 1) ERA: 3.22	5.2		25	5	4	4	4	3	0	0	0	0	2	65	107	6.35	1.412										
31 Brandon Lyon, R (6, 1) ERA: 3.05	1.1	W	4	0	0	0	3	0	0	0	0	0	0	13	17	0.00	0.000										
38 Darren Oliver, L (8, 1) ERA: 1.19	1.0	H	3	0	0	0	1	0	0	0	0	0	0	8	11	0.00	0.000										
44 Casey Janssen, R (9, 1) ERA: 2.33	1.0		3	0	0	0	1	0	0	0	0	0	0	14	21	0.00	0.000										

AB	32
R	4
H	5
RBI	4
BB	3
SO	9
LOB	7



Batter	1	2	3	4	5	6	7	8	9	AB	R	H	RBI	BB	SO	LOB	BOTTOM										
11 Rajai Davis, R (1, 9) OBP: 0.313, SLG: 0.406	G6-3			1B	F9					4	1	1	0	0	1	1	Oakland Athletics @ Toronto Blue Jays Rogers Centre, Toronto, ON Thu Jul 26 2012, 12:40 PM - 3:17 PM EDT Att: 39,003 - Roof Closed - 68 F										
28 Colby Rasmus, L (1, 8) OBP: 0.310, SLG: 0.455	K			L8				F7		4	1	1	0	0	1	1											
13 Brett Lawrie, R (1, 5) OBP: 0.333, SLG: 0.421	F9			1B						3	3	2	0	1	0	0											
10 Edwin Encarnación, R (1, 10) OBP: 0.383, SLG: 0.591	F9			HR						4	2	2	3	0	1	2											
45 Travis Snider, L (1, 7) OBP: 0.320, SLG: 0.652	K2-3			K						4	1	2	2	0	2	0											
68 Yan Gomes, R (1, 3) OBP: 0.245, SLG: 0.435	G5-3			F7						3	0	0	1	0	0	0											
2 Kelly Johnson, L (1, 4) OBP: 0.326, SLG: 0.383	K				B1-3					4	2	2	2	0	1	0											
6 Jeff Mathis, R (1, 2) OBP: 0.312, SLG: 0.517	F8									4	0	2	1	0	0	0											
17 Omar Vizquel, S (1, 6) OBP: 0.247, SLG: 0.205	K									4	0	0	0	0	1	2											
Inning Stats	R: 0 E: 0 K: 1 S: 8	H: 0 LOB: 0 BB: 0 P: 13	R: 0 E: 0 K: 1 S: 8	H: 0 LOB: 0 BB: 0 P: 10	R: 0 E: 0 K: 2 S: 7	H: 0 LOB: 0 BB: 0 P: 8	R: 3 E: 0 K: 1 S: 12	H: 3 LOB: 0 BB: 0 P: 20	R: 0 E: 0 K: 0 S: 4	H: 1 LOB: 1 BB: 0 P: 6	R: 2 E: 1 K: 1 S: 10	H: 3 LOB: 0 BB: 0 P: 14	R: 1 E: 0 K: 1 S: 12	H: 1 LOB: 0 BB: 0 P: 15	R: 4 E: 0 K: 0 S: 12	H: 4 LOB: 1 BB: 1 P: 22		1B: 7 2B: 3 3B: 0 HR: 2	SF: 1 SAC: 0 DP: 0 HBP: 0	WP: 1 PB: 0 SB: 0 CS: 0	PA: 36						
PITCHER	IP	WLS	BF	H	R	ER	SO	BB	IBB	HBP	BLK	WP	HR	S	P	ERA	WHIP										
57 Tommy Milone, L (1, 1) ERA: 3.51	7.0	L	28	8	6	5	7	0	0	0	0	1	2	61	86	6.43	1.143										
62 Sean Doolittle, L (8, 1) ERA: 3.6	0.2		6	3	4	4	0	1	0	0	0	0	0	9	17	54.00	6.000										
58 Evan Scribner, R (8, 1) ERA:	0.1		2	1	0	0	0	0	0	0	0	0	0	3	5	0.00	3.000										

AB	34
R	10
H	12
RBI	9
BB	1
SO	7
LOB	6



Batter	1	2	3	4	5	6	7	8	9	AB	R	H	RBI	BB	SO	LOB	TOP		
14 Austin Jackson, R OBP: 0.397, SLG: 0.503	F7	F9			L7		K		G6-3	5	0	0	0	0	1	2			
52 Quintin Berry, L OBP: 0.371, SLG: 0.393	F8			28 HBP 1B			K			4	0	2	0	0	1	1			
24 Miguel Cabrera, R OBP: 0.385, SLG: 0.585	HR			F8			L9		28 1B	4	2	2	1	0	0	2			
28 Prince Fielder, L OBP: 0.396, SLG: 0.503	HR			21 G5-4-3 HBP			K		2H 1B	3	1	2	2	0	1	0			
21 Delmon Young, R OBP: 0.298, SLG: 0.406				G5-4-3			26 FC4-6 1B		P5	3	0	1	0	1	0	3			
26 Brennan Boesch, L OBP: 0.281, SLG: 0.391	K				G3		FC4-6		K	4	0	0	0	0	2	3			
27 Jhonny Peralta, R OBP: 0.332, SLG: 0.399					K		G6-3		K	4	0	0	0	0	3	2			
13 Alex Avila, L OBP: 0.345, SLG: 0.386					F7		G1-3		F9	3	0	0	0	1	0	0			
4 Omar Infante, R OBP: 0.307, SLG: 0.430		L8			F7				K	4	0	1	0	0	1	1			
Inning Stats	R: 2 H: 2 E: 0 K: 1 S: 17	H: 2 BB: 1 P: 29	R: 0 H: 0 E: 0 K: 1 S: 17	H: 0 LOB: 1 BB: 1 P: 27	R: 0 H: 1 E: 0 K: 0 S: 6	H: 1 LOB: 0 BB: 0 P: 10	R: 0 H: 0 E: 0 K: 1 S: 10	H: 0 LOB: 0 BB: 0 P: 17	R: 0 H: 1 E: 0 K: 0 S: 10	H: 1 LOB: 1 BB: 0 P: 14	R: 0 H: 1 E: 0 K: 2 S: 13	H: 1 LOB: 1 BB: 0 P: 20	R: 1 H: 2 E: 0 K: 2 S: 12	H: 2 LOB: 1 BB: 0 P: 21	R: 0 H: 0 E: 0 K: 1 S: 8	H: 0 LOB: 0 BB: 0 P: 11	1B: 5 2B: 1 3B: 0 HR: 2	SF: 0 SAC: 0 DP: 1 HBP: 1	WP: 0 PA: 37 PB: 0 SB: 0 CS: 0
PITCHER	IP WLS BF H R ER SO BB IBB HBP BLK WP HR S P ERA WHIP	IP WLS BF H R ER SO BB IBB HBP BLK WP HR S P ERA WHIP	IP WLS BF H R ER SO BB IBB HBP BLK WP HR S P ERA WHIP	IP WLS BF H R ER SO BB IBB HBP BLK WP HR S P ERA WHIP	IP WLS BF H R ER SO BB IBB HBP BLK WP HR S P ERA WHIP	IP WLS BF H R ER SO BB IBB HBP BLK WP HR S P ERA WHIP	IP WLS BF H R ER SO BB IBB HBP BLK WP HR S P ERA WHIP	IP WLS BF H R ER SO BB IBB HBP BLK WP HR S P ERA WHIP	IP WLS BF H R ER SO BB IBB HBP BLK WP HR S P ERA WHIP	IP WLS BF H R ER SO BB IBB HBP BLK WP HR S P ERA WHIP	IP WLS BF H R ER SO BB IBB HBP BLK WP HR S P ERA WHIP	IP WLS BF H R ER SO BB IBB HBP BLK WP HR S P ERA WHIP	IP WLS BF H R ER SO BB IBB HBP BLK WP HR S P ERA WHIP	IP WLS BF H R ER SO BB IBB HBP BLK WP HR S P ERA WHIP	IP WLS BF H R ER SO BB IBB HBP BLK WP HR S P ERA WHIP	IP WLS BF H R ER SO BB IBB HBP BLK WP HR S P ERA WHIP	IP WLS BF H R ER SO BB IBB HBP BLK WP HR S P ERA WHIP	IP WLS BF H R ER SO BB IBB HBP BLK WP HR S P ERA WHIP	

Detroit Tigers @ Toronto Blue Jays
 Rogers Centre, Toronto, ON
 Fri Jul 27 2012, 7:10 PM - 10:00 PM EDT
 Att: 33,962 - Cloudy - 75 F

AB 34
 R 3
 H 8
 RBI 3
 BB 2
 SO 9
 LOB 14



Batter	1	2	3	4	5	6	7	8	9	AB	R	H	RBI	BB	SO	LOB	BOTTOM		
13 Brett Lawrie, R OBP: 0.333, SLG: 0.425	G5-3			L6						4	1	1	0	0	0	1			
17 Omar Vizquel, S OBP: 0.236, SLG: 0.250	10 1B			F8			G6-3			4	1	2	1	0	0	0			
28 Colby Rasmus, L OBP: 0.310, SLG: 0.453	G1-3				10 FC6-4 1B		G4-3		3H 3B	4	0	1	0	0	0	2			
10 Edwin Encarnación, R OBP: 0.391, SLG: 0.587					FC6-4 45 BB 6 2B		G6-3		F8	4	1	1	1	0	0	2			
2 Kelly Johnson, L OBP: 0.328, SLG: 0.383	G6-3				45 BB 6 2B				F8	3	1	1	0	1	0	1			
68 Yan Gomes, R OBP: 0.232, SLG: 0.408					SH1-3 45 G4-3 68 SH1-3 1B				E4 45 HR	3	1	0	0	0	1	2			
45 Travis Snider, L OBP: 0.346, SLG: 0.731	G3-1				6 2B		G4-3		HR	3	2	1	2	1	0	1			
6 Jeff Mathis, R OBP: 0.309, SLG: 0.516	G6-3				43 1B		P5		P6	4	1	1	3	0	0	1			
43 Anthony Gose, L OBP: 0.230, SLG: 0.222					13 S 1B		L7		K	4	0	1	1	0	1	0			
Inning Stats	R: 1 H: 2 E: 0 K: 0 S: 11	H: 2 LOB: 1 BB: 0 P: 15	R: 0 H: 0 E: 0 K: 0 S: 6	H: 0 LOB: 0 BB: 0 P: 9	R: 0 H: 0 E: 0 K: 0 S: 6	H: 0 LOB: 0 BB: 0 P: 7	R: 4 H: 3 E: 0 K: 1 S: 22	H: 3 LOB: 1 BB: 2 P: 36	R: 0 H: 0 E: 0 K: 0 S: 7	H: 1 LOB: 1 BB: 0 P: 11	R: 0 H: 1 E: 0 K: 0 S: 6	H: 1 LOB: 1 BB: 0 P: 11	R: 1 H: 2 E: 0 K: 0 S: 16	H: 2 LOB: 1 BB: 0 P: 25	R: 2 H: 1 E: 1 K: 1 S: 9	H: 1 LOB: 0 BB: 0 P: 13	1B: 4 2B: 2 3B: 0 HR: 1	SF: 0 SAC: 1 DP: 0 HBP: 0	WP: 0 PA: 36 PB: 0 SB: 1 CS: 0
PITCHER	IP WLS BF H R ER SO BB IBB HBP BLK WP HR S P ERA WHIP	IP WLS BF H R ER SO BB IBB HBP BLK WP HR S P ERA WHIP	IP WLS BF H R ER SO BB IBB HBP BLK WP HR S P ERA WHIP	IP WLS BF H R ER SO BB IBB HBP BLK WP HR S P ERA WHIP	IP WLS BF H R ER SO BB IBB HBP BLK WP HR S P ERA WHIP	IP WLS BF H R ER SO BB IBB HBP BLK WP HR S P ERA WHIP	IP WLS BF H R ER SO BB IBB HBP BLK WP HR S P ERA WHIP	IP WLS BF H R ER SO BB IBB HBP BLK WP HR S P ERA WHIP	IP WLS BF H R ER SO BB IBB HBP BLK WP HR S P ERA WHIP	IP WLS BF H R ER SO BB IBB HBP BLK WP HR S P ERA WHIP	IP WLS BF H R ER SO BB IBB HBP BLK WP HR S P ERA WHIP	IP WLS BF H R ER SO BB IBB HBP BLK WP HR S P ERA WHIP	IP WLS BF H R ER SO BB IBB HBP BLK WP HR S P ERA WHIP	IP WLS BF H R ER SO BB IBB HBP BLK WP HR S P ERA WHIP	IP WLS BF H R ER SO BB IBB HBP BLK WP HR S P ERA WHIP	IP WLS BF H R ER SO BB IBB HBP BLK WP HR S P ERA WHIP	IP WLS BF H R ER SO BB IBB HBP BLK WP HR S P ERA WHIP	IP WLS BF H R ER SO BB IBB HBP BLK WP HR S P ERA WHIP	

Detroit Tigers @ Toronto Blue Jays
 Rogers Centre, Toronto, ON
 Fri Jul 27 2012, 7:10 PM - 10:00 PM EDT
 Att: 33,962 - Cloudy - 75 F

AB 33
 R 8
 H 9
 RBI 8
 BB 2
 SO 2
 LOB 10



Batter	1	2	3	4	5	6	7	8	9	AB	R	H	RBI	BB	SO	LOB	TOP				
14 Austin Jackson, R OBP: 0.398, SLG: 0.502	L5		G1-6-3 1B		G5-3			G5-4-3 BB		3	0	1	0	1	0	0					
52 Quintin Berry, L OBP: 0.366, SLG: 0.387	G3		G1-6-3			B1-3		F8		3	0	0	0	0	0	1					
25 Ryan Raburn, R OBP: 0.226, SLG: 0.254										1	0	0	0	0	0	1					
24 Miguel Cabrera, R OBP: 0.387, SLG: 0.584								G5-4-3		3	0	1	0	1	0	1					
28 Prince Fielder, L OBP: 0.394, SLG: 0.499	F7									3	0	0	0	1	0	1					
21 Delmon Young, R OBP: 0.330, SLG: 0.404	F8									4	1	1	0	0	1	2					
26 Brennan Boesch, L OBP: 0.283, SLG: 0.395										4	0	2	1	0	0	2					
27 Jhonny Peralta, R OBP: 0.330, SLG: 0.395	F9									3	0	0	0	0	2	2					
13 Alex Avila, L OBP: 0.341, SLG: 0.381										3	0	0	0	0	1	1					
4 Omar Infante, R OBP: 0.305, SLG: 0.426										3	0	0	0	0	1	0					
Inning Stats	R: 0 H: 1 E: 0 K: 0 S: 10	H: 1 LOB: 1 BB: 0 P: 14	R: 0 H: 1 E: 0 K: 1 S: 11	H: 1 LOB: 1 BB: 0 P: 19	R: 0 H: 1 E: 0 K: 1 S: 7	H: 1 LOB: 0 BB: 0 P: 11	R: 1 H: 2 E: 0 K: 1 S: 14	H: 2 LOB: 1 BB: 0 P: 23	R: 0 H: 0 E: 0 K: 0 S: 7	H: 0 LOB: 2 BB: 2 P: 18	R: 0 H: 0 E: 0 K: 1 S: 7	H: 0 LOB: 0 BB: 0 P: 9	R: 0 H: 0 E: 0 K: 0 S: 6	H: 0 LOB: 0 BB: 1 P: 11	R: 0 H: 0 E: 0 K: 1 S: 8	H: 0 LOB: 0 BB: 0 P: 13	1B: 4 2B: 1 3B: 0 HR: 0	SF: 0 SAC: 0 DP: 2 HBP: 0	WP: 0 PB: 0 SB: 0 CS: 0	PA: 33	
PITCHER	IP	WLS	BF	H	R	ER	SO	BB	IBB	HBP	BLK	WP	HR	S	P	ERA	WHIP				
37 Henderson Alvarez III, R ERA: 4.43	7.0	W	27	5	1	1	4	2	0	0	0	0	0	63	104	1.29	1.000				
48 J.A. Happ, L ERA: 4.86	2.0		6	0	0	0	1	1	0	0	0	0	0	14	24	0.00	0.500				

Detroit Tigers @ Toronto Blue Jays
Rogers Centre, Toronto, ON
Sat Jul 28 2012, 1:10 PM - 3:44 PM EDT
Att: 41,832 - Partly Cloudy - 77 F

AB 30
R 1
H 5
RBI 1
BB 3
SO 5
LOB 11



Batter	1	2	3	4	5	6	7	8	9	AB	R	H	RBI	BB	SO	LOB	BOTTOM				
11 Rajai Davis, R OBP: 0.311, SLG: 0.406	K		FC1-5 28 S		G6-3			K		5	1	1	0	0	2	3					
28 Colby Rasmus, L OBP: 0.312, SLG: 0.463	K		SF8							3	1	2	3	0	1	0					
13 Brett Lawrie, R OBP: 0.334, SLG: 0.428										4	0	2	0	0	0	2					
10 Edwin Encarnación, R OBP: 0.395, SLG: 0.595	L9									2	1	1	1	2	0	1					
45 Travis Snider, L OBP: 0.303, SLG: 0.633										4	0	0	0	0	0	4					
5 Yunel Escobar, R OBP: 0.299, SLG: 0.350	F8									4	1	1	1	0	0	2					
2 Kelly Johnson, L OBP: 0.327, SLG: 0.379	G1-3									3	0	0	0	1	0	0					
68 Yan Gomes, R OBP: 0.267, SLG: 0.442										3	0	2	0	1	0	0					
43 Anthony Gose, L OBP: 0.250, SLG: 0.227										4	1	1	0	0	2	3					
Inning Stats	R: 0 H: 1 E: 0 K: 2 S: 10	H: 0 LOB: 0 BB: 0 P: 11	R: 0 H: 0 E: 0 K: 0 S: 8	H: 0 LOB: 0 BB: 0 P: 9	R: 1 H: 2 E: 0 K: 0 S: 9	H: 2 LOB: 1 BB: 0 P: 12	R: 1 H: 1 E: 0 K: 0 S: 11	H: 1 LOB: 2 BB: 2 P: 24	R: 0 H: 1 E: 0 K: 0 S: 15	H: 1 LOB: 0 BB: 1 P: 22	R: 1 H: 1 E: 0 K: 1 S: 10	H: 1 LOB: 0 BB: 0 P: 14	R: 2 H: 3 E: 0 K: 0 S: 12	H: 3 LOB: 1 BB: 1 P: 21	R: 0 H: 1 E: 0 K: 2 S: 12	H: 1 LOB: 1 BB: 0 P: 18	1B: 4 2B: 3 3B: 0 HR: 3	SF: 1 SAC: 0 DP: 0 HBP: 0	WP: 2 PB: 0 SB: 3 CS: 1	PA: 37	
PITCHER	IP	WLS	BF	H	R	ER	SO	BB	IBB	HBP	BLK	WP	HR	S	P	ERA	WHIP				
19 Anibal Sánchez, R ERA: 4.11	6.0	L	29	8	5	5	3	3	0	0	0	1	3	65	96	7.50	1.833				
60 Brayan Villarreal, R ERA: 1.36	1.0		4	1	0	0	0	1	0	0	0	0	0	10	17	0.00	2.000				
40 Phil Coke, L ERA: 9.02	1.0		4	1	0	0	2	0	0	0	0	0	0	12	18	0.00	1.000				

Detroit Tigers @ Toronto Blue Jays
Rogers Centre, Toronto, ON
Sat Jul 28 2012, 1:10 PM - 3:44 PM EDT
Att: 41,832 - Partly Cloudy - 77 F

AB 32
R 5
H 10
RBI 5
BB 4
SO 5
LOB 15



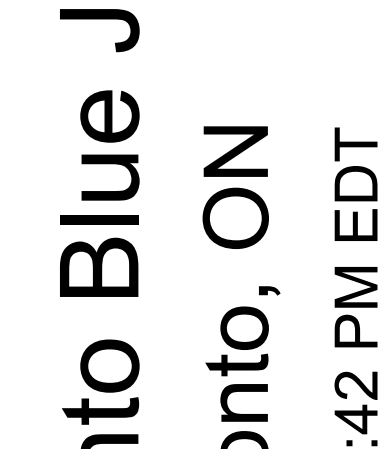
Batter	1	2	3	4	5	6	7	8	9	AB	R	H	RBI	BB	SO	LOB	TOP								
14 Austin Jackson, R OBP: 0.402, SLG: 0.502	F9	BB			1B		BB			2	0	1	0	2	0	0	Detroit Tigers @ Toronto Blue Jays Rogers Centre, Toronto, ON Sun Jul 29 2012, 1:09 PM - 3:42 PM EDT Att: 35,975 - Sunny - 75 F								
4 Omar Infante, R OBP: 0.394, SLG: 0.424	K	L8			1B		CS	G5-3		4	0	1	0	0	1	1									
24 Miguel Cabrera, R OBP: 0.385, SLG: 0.579	BB				K			F9		3	0	0	0	1	1	2									
28 Prince Fielder, L OBP: 0.391, SLG: 0.493	P5				P5			G6-3		4	0	0	0	0	0	3									
21 Delmon Young, R OBP: 0.297, SLG: 0.401					G5-3					3	1	0	0	1	0	0									
25 Ryan Raburn, R OBP: 0.226, SLG: 0.259					K			F8		4	1	1	0	0	2	0									
27 Jhonny Peralta, R OBP: 0.331, SLG: 0.415					F8			G5-3		4	2	2	4	0	0	0									
26 Brennan Boesch, L OBP: 0.281, SLG: 0.392					K					3	0	0	0	0	3	0									
32 Don Kelly, L OBP: 0.297, SLG: 0.243	K				K			K		1	0	0	0	0	0	0									
9 Gerald Laird, R OBP: 0.352, SLG: 0.400	K				P3			G3		3	0	0	0	0	1	0									
Inning Stats	R: 0 E: 0 K: 1 S: 9	H: 0 LOB: 1 BB: 1 P: 15	R: 3 E: 0 K: 2 S: 22	H: 2 LOB: 1 BB: 2 P: 36	R: 0 E: 0 K: 0 S: 6	H: 0 LOB: 0 BB: 0 P: 9	R: 0 E: 0 K: 2 S: 9	H: 0 LOB: 0 BB: 0 P: 13	R: 0 E: 0 K: 1 S: 10	H: 2 LOB: 2 BB: 0 P: 11	R: 0 E: 0 K: 0 S: 8	H: 0 LOB: 0 BB: 0 P: 10	R: 0 E: 0 K: 1 S: 9	H: 0 LOB: 1 BB: 1 P: 17	R: 0 E: 0 K: 0 S: 6	H: 0 LOB: 0 BB: 0 P: 7	R: 1 E: 0 K: 1 S: 15	H: 1 LOB: 0 BB: 0 P: 20	1B: 2 2B: 1 3B: 0 HR: 2	SF: 0 SAC: 0 DP: 0 HBP: 0	WP: 0 PB: 0 SB: 0 CS: 1	PA: 36			
PITCHER	IP	WLS	BF	H	R	ER	SO	BB	IBB	HBP	BLK	WP	HR	S	P	ERA	WHIP								
27 Brett Cecil, L ERA: 5.56	6.2	L	28	4	3	3	7	4	0	0	0	0	1	73	109	4.05	1.200								
34 Joel Carreno, R ERA: 6.35	2.0		6	1	1	1	1	0	0	0	0	0	1	16	22	4.50	0.500								
46 Evan Crawford, L ERA: 6.75	0.1		1	0	0	0	0	0	0	0	0	0	0	5	7	0.00	0.000								

Batter	1	2	3	4	5	6	7	8	9	AB	R	H	RBI	BB	SO	LOB	BOTTOM								
11 Rajai Davis, R OBP: 0.314, SLG: 0.407	28 E 28 S G6-3				F7		F8			4	1	2	0	0	0	1	Detroit Tigers @ Toronto Blue Jays Rogers Centre, Toronto, ON Sun Jul 29 2012, 1:09 PM - 3:42 PM EDT Att: 35,975 - Sunny - 75 F								
28 Colby Rasmus, L OBP: 0.311, SLG: 0.460	G5-3				P5		K			4	0	1	1	0	1	1									
13 Brett Lawrie, R OBP: 0.333, SLG: 0.425	G4-3				P5					3	0	0	0	1	0	2									
10 Edwin Encarnación, R OBP: 0.393, SLG: 0.592	G5-3				F9		G5-3			4	0	1	0	0	0	2									
45 Travis Snider, L OBP: 0.270, SLG: 0.559					K		P6			4	0	0	0	0	2	1									
5 Yunel Escobar, R OBP: 0.301, SLG: 0.349	G5-3				BB					3	0	1	0	1	1	1									
2 Kelly Johnson, L OBP: 0.327, SLG: 0.378					K					4	0	1	0	0	2	1									
6 Jeff Mathis, R OBP: 0.297, SLG: 0.495					K		K			4	0	0	0	0	3	3									
43 Anthony Gose, L OBP: 0.250, SLG: 0.231					K					4	0	1	0	0	2	0									
Inning Stats	R: 1 E: 0 K: 0 S: 7	H: 1 LOB: 0 BB: 0 P: 12	R: 0 E: 0 K: 2 S: 8	H: 0 LOB: 0 BB: 0 P: 13	R: 0 E: 0 K: 2 S: 12	H: 2 LOB: 2 BB: 0 P: 18	R: 0 E: 0 K: 1 S: 11	H: 1 LOB: 2 BB: 1 P: 20	R: 0 E: 0 K: 0 S: 8	H: 1 LOB: 2 BB: 1 P: 15	R: 0 E: 0 K: 1 S: 7	H: 1 LOB: 1 BB: 0 P: 7	R: 0 E: 0 K: 2 S: 8	H: 0 LOB: 0 BB: 0 P: 10	R: 0 E: 0 K: 1 S: 10	H: 1 LOB: 1 BB: 0 P: 14	R: 0 E: 0 K: 2 S: 11	H: 0 LOB: 0 BB: 0 P: 15	1B: 7 2B: 0 3B: 0 HR: 0	SF: 0 SAC: 0 DP: 0 HBP: 0	WP: 0 PB: 0 SB: 2 CS: 0	PA: 36			
PITCHER	IP	WLS	BF	H	R	ER	SO	BB	IBB	HBP	BLK	WP	HR	S	P	ERA	WHIP								
58 Doug Fister, R ERA: 3.77	8.0	W	33	7	1	1	9	2	0	0	0	0	0	71	109	1.12	1.125								
46 Jose Valverde, R ERA: 3.6	1.0	S	3	0	0	0	2	0	0	0	0	0	0	11	15	0.00	0.000								

AB	31
R	4
H	5
RBI	4
BB	4
SO	8
LOB	6



AB	34
R	1
H	7
RBI	1
BB	2
SO	11
LOB	12



Batter	1	2	3	4	5	6	7	8	9	AB	R	H	RBI	BB	SO	LOB	TOP			
11 Rajai Davis, R OBP: 0.313, SLG: 0.418										4	1	1	1	0	3	2	Toronto Blue Jays @ Seattle Mariners Safeco Field, Seattle, WA Mon Jul 30 2012, 7:12 PM - 9:55 PM PDT Att: 22,443 - Cloudy - 67 F			
28 Colby Rasmus, L OBP: 0.308, SLG: 0.455										4	0	0	0	0	1	1				
13 Brett Lawrie, R OBP: 0.320, SLG: 0.420										4	0	0	0	0	4	0				
10 Edwin Encarnación, R OBP: 0.390, SLG: 0.585										4	0	0	0	0	1	0				
Travis Snider, L OBP: 0.300, SLG: 0.556										2	0	1	0	1	1	0				
68 Yan Gomes, R OBP: 0.262, SLG: 0.434										1	0	0	0	0	1	0				
5 Yunel Escobar, R OBP: 0.303, SLG: 0.349										3	0	1	0	1	2	1				
2 Kelly Johnson, L OBP: 0.328, SLG: 0.380										3	0	1	0	1	1	3				
6 Jeff Mathis, R OBP: 0.288, SLG: 0.480										3	0	0	0	0	0	5				
30 David Cooper, L OBP: 0.329, SLG: 0.424										1	0	0	0	0	0	1				
43 Anthony Gose, L OBP: 0.258, SLG: 0.214										2	0	0	0	1	1	3				
Inning Stats	R: 1 H: 1 E: 0 K: 2 S: 13	H: 1 LOB: 0 BB: 0 P: 17	R: 0 H: 0 E: 1 K: 1 S: 9	H: 0 LOB: 2 BB: 1 P: 16	R: 0 H: 0 E: 0 K: 2 S: 7	H: 0 LOB: 0 BB: 0 P: 9	R: 0 H: 1 E: 0 K: 2 S: 10	H: 1 LOB: 2 BB: 1 P: 16	R: 0 H: 0 E: 0 K: 1 S: 10	H: 0 LOB: 0 BB: 0 P: 15	R: 0 H: 1 E: 0 K: 2 S: 11	H: 1 LOB: 1 BB: 0 P: 15	R: 0 H: 0 E: 0 K: 1 S: 8	H: 0 LOB: 0 BB: 1 P: 9	R: 0 H: 0 E: 0 K: 2 S: 9	H: 0 LOB: 1 BB: 1 P: 15	1B: 2 2B: 1 3B: 0 HR: 1	SF: 0 SAC: 0 DP: 0 HBP: 0	WP: 0 PB: 0 SB: 0 CS: 1	PA: 36
PITCHER	IP WLS BF H R ER SO BB IBB HBP BLK WP HR S P ERA WHIP	8.0 W 31 4 1 1 13 3 0 0 0 0 1 77 109 1.12 0.875	0.2 H 3 0 0 0 2 1 0 0 0 0 6 12 0.00 1.500	0.1 S 1 0 0 0 0 0 0 0 0 0 3 3 0.00 0.000	PITCHER															

Batter	1	2	3	4	5	6	7	8	9	AB	R	H	RBI	BB	SO	LOB	BOTTOM			
13 Dustin Ackley, L OBP: 0.305, SLG: 0.324										4	1	1	0	0	2	2	Toronto Blue Jays @ Seattle Mariners Safeco Field, Seattle, WA Mon Jul 30 2012, 7:12 PM - 9:55 PM PDT Att: 22,443 - Cloudy - 67 F			
55 Michael Saunders, L OBP: 0.316, SLG: 0.422										4	1	2	1	0	1	0				
63 Jesus Montero, R OBP: 0.309, SLG: 0.402										3	0	1	0	1	1	0				
27 John Jaso, L OBP: 0.389, SLG: 0.467										3	0	0	0	1	1	4				
15 Kyle Seager, L OBP: 0.313, SLG: 0.408										4	0	2	1	0	0	1				
33 Casper Wells, R OBP: 0.317, SLG: 0.407										3	0	0	0	1	0	1				
20 Mike Carp, L OBP: 0.312, SLG: 0.393										3	1	1	0	1	1	2				
4 Carlos Peguero, L OBP: 0.167, SLG: 0.293										3	0	0	0	0	3	2				
26 Brendan Ryan, R OBP: 0.288, SLG: 0.292										3	1	1	0	0	0	0				
Inning Stats	R: 2 H: 4 E: 0 K: 0 S: 11	H: 4 LOB: 0 BB: 0 P: 16	R: 1 H: 1 E: 1 K: 2 S: 16	H: 1 LOB: 1 BB: 0 P: 26	R: 0 H: 0 E: 0 K: 2 S: 9	H: 0 LOB: 0 BB: 0 P: 12	R: 0 H: 0 E: 0 K: 1 S: 8	H: 0 LOB: 0 BB: 0 P: 11	R: 1 H: 2 E: 0 K: 1 S: 9	H: 2 LOB: 2 BB: 1 P: 17	R: 0 H: 1 E: 0 K: 1 S: 9	H: 1 LOB: 1 BB: 1 P: 20	R: 0 H: 0 E: 0 K: 2 S: 8	H: 0 LOB: 0 BB: 0 P: 12	R: 0 H: 0 E: 0 K: 0 S: 9	H: 0 LOB: 2 BB: 2 P: 19		1B: 5 2B: 3 3B: 0 HR: 0	SF: 0 SAC: 0 DP: 2 HBP: 0	WP: 2 PB: 1 SB: 2 CS: 1
PITCHER	IP WLS BF H R ER SO BB IBB HBP BLK WP HR S P ERA WHIP	6.0 L 26 6 0 0 2 2 0 0 0 0 0 8 12 0.00 0.000	1.0 3 0 0 0 2 0 0 0 0 0 0 0 8 12 0.00 0.000	1.0 5 0 0 0 0 0 0 0 0 1 0 9 19 0.00 2.000	PITCHER															

Batter	1	2	3	4	5	6	7	8	9	AB	R	H	RBI	BB	SO	LOB	TOP										
13 Brett Lawrie, R OBP: 0.332, SLG: 0.424										4	0	2	2	0	1	0	Toronto Blue Jays @ Seattle Mariners Safeco Field, Seattle, WA Tue Jul 31 2012, 7:11 PM - 10:04 PM PDT Att: 21,434 - Partly Cloudy - 70 F										
28 Colby Rasmus, L OBP: 0.305, SLG: 0.451										4	0	0	0	0	1	2											
10 Edwin Encarnación, R OBP: 0.389, SLG: 0.590										3	0	0	0	1	1												
30 David Cooper, L OBP: 0.311, SLG: 0.400										4	0	0	0	0	2	3											
5 Yunel Escobar, R OBP: 0.302, SLG: 0.348										4	0	1	0	0	1	0											
2 Kelly Johnson, L OBP: 0.325, SLG: 0.376										4	0	0	0	0	1	1											
11 Rajai Davis, R OBP: 0.312, SLG: 0.415										4	0	1	0	0	1	0											
6 Jeff Mathis, R OBP: 0.290, SLG: 0.475										3	1	1	0	0	0	2											
14 Moisés Sierra, R OBP: 0.333, SLG: 0.333										3	1	1	0	0	0	2											
Inning Stats	R: 0 E: 0 K: 3 S: 9	H: 0 LOB: 0 BB: 0 P: 14	R: 0 E: 0 K: 0 S: 13	H: 0 LOB: 0 BB: 0 P: 18	R: 2 E: 0 K: 0 S: 19	H: 3 LOB: 2 BB: 1 P: 30	R: 0 E: 0 K: 0 S: 7	H: 0 LOB: 0 BB: 0 P: 10	R: 0 E: 0 K: 1 S: 6	H: 0 LOB: 0 BB: 0 P: 7	R: 0 E: 0 K: 1 S: 7	H: 0 LOB: 0 BB: 0 P: 11	R: 0 E: 0 K: 1 S: 9	H: 2 LOB: 2 BB: 0 P: 13	R: 0 E: 0 K: 1 S: 12	H: 1 LOB: 1 BB: 0 P: 21		R: 0 E: 0 K: 3 S: 10	H: 0 LOB: 0 BB: 0 P: 12	1B: 5 2B: 1 3B: 0 HR: 0	SF: 0 SAC: 0 DP: 0 HBP: 0	WP: 1 PB: 0 SB: 0 CS: 0	PA: 34				
PITCHER	IP	WLS	BF	H	R	ER	SO	BB	IBB	HBP	BLK	WP	HR	S	P	ERA	WHIP										
38 Jason Vargas, L ERA: 3.71	7.0	W	27	5	2	2	4	1	0	0	0	0	0	70	103	2.57	0.857										
23 Shawn Kelley, R ERA: 3.54	1.0		4	1	0	0	1	0	0	0	0	1	0	12	21	0.00	1.000										
53 Josh Kinney, R ERA: 2.08	1.0		3	0	0	0	3	0	0	0	0	0	0	10	12	0.00	0.000										

Batter	1	2	3	4	5	6	7	8	9	AB	R	H	RBI	BB	SO	LOB	BOTTOM										
13 Dustin Ackley, L OBP: 0.304, SLG: 0.330										5	1	1	3	0	0	4	Toronto Blue Jays @ Seattle Mariners Safeco Field, Seattle, WA Tue Jul 31 2012, 7:11 PM - 10:04 PM PDT Att: 21,434 - Partly Cloudy - 70 F										
33 Casper Wells, R OBP: 0.315, SLG: 0.399										4	0	0	0	1	0	4											
55 Michael Saunders, L OBP: 0.313, SLG: 0.417										4	1	0	0	0	1	2											
63 Jesus Montero, R OBP: 0.309, SLG: 0.400										4	0	1	0	0	0	1											
15 Kyle Seager, L OBP: 0.317, SLG: 0.410										3	1	2	0	1	0	0											
20 Mike Carp, L OBP: 0.318, SLG: 0.391										3	1	1	0	0	1	3											
30 Miguel Olivo, R OBP: 0.222, SLG: 0.344										4	1	2	2	0	1	0											
12 Trayvon Robinson, S OBP: 0.455, SLG: 0.600										3	2	2	1	1	1	2											
26 Brendan Ryan, R OBP: 0.294, SLG: 0.299										4	0	3	1	0	1	0											
Inning Stats	R: 1 E: 0 K: 0 S: 5	H: 1 LOB: 0 BB: 0 P: 6	R: 3 E: 0 K: 0 S: 13	H: 4 LOB: 1 BB: 0 P: 18	R: 0 E: 0 K: 0 S: 7	H: 1 LOB: 1 BB: 1 P: 18	R: 1 E: 0 K: 0 S: 11	H: 2 LOB: 0 BB: 0 P: 17	R: 2 E: 0 K: 1 S: 13	H: 2 LOB: 2 BB: 1 P: 21	R: 0 E: 1 K: 2 S: 10	H: 0 LOB: 1 BB: 0 P: 21	R: 0 E: 0 K: 1 S: 11	H: 1 LOB: 2 BB: 0 P: 17	R: 0 E: 0 K: 1 S: 15	H: 1 LOB: 2 BB: 1 P: 23		1B: 9 2B: 3 3B: 0 HR: 1	SF: 0 SAC: 0 DP: 2 HBP: 1	WP: 0 PB: 0 SB: 1 CS: 2	PA: 39						
PITCHER	IP	WLS	BF	H	R	ER	SO	BB	IBB	HBP	BLK	WP	HR	S	P	ERA	WHIP										
32 Aaron Laffey, L ERA: 4.2	4.2	L	24	9	7	7	0	2	0	1	0	0	1	44	75	13.50	2.357										
31 Brandon Lyon, R ERA: 2.9	1.1		6	1	0	0	3	0	0	0	0	0	0	15	26	0.00	0.750										
50 Steve Delabar, R ERA: 4.06	1.0		3	1	0	0	1	0	0	0	0	0	0	11	17	0.00	1.000										
39 Drew Carpenter, R ERA: 5.0	1.0		5	1	0	0	1	1	0	0	0	0	0	15	23	0.00	2.000										

Batter	1	2	3	4	5	6	7	8	9	AB	R	H	RBI	BB	SO	LOB	TOP					
13 Brett Lawrie, R OBP: 0.329, SLG: 0.419	L9		P5		F9			G6-3		4	0	0	0	0	0	2						
28 Colby Rasmus, L OBP: 0.307, SLG: 0.459	HR				CS		F7	K		4	1	2	1	0	1	0						
10 Edwin Encarnación, R OBP: 0.385, SLG: 0.574	G5-3		G5-4-3		G6-3		G6-3	F7		4	0	0	0	0	0	1						
2 Kelly Johnson, L OBP: 0.324, SLG: 0.383	F8		HR		K			G4-3		4	1	1	1	0	1	0						
5 Yunel Escobar, R OBP: 0.300, SLG: 0.345	G6-3		P4		K			G4-3		4	0	0	0	0	1	0						
30 David Cooper, L OBP: 0.312, SLG: 0.411	K				11 6 SF8 2B		L4			3	1	1	0	0	1	0						
11 Rajai Davis, R OBP: 0.316, SLG: 0.422	G5-3				28 CS 43 1B					3	0	2	0	0	0	0						
6 Jeff Mathis, R OBP: 0.282, SLG: 0.466			P6		SF8			P3		2	0	0	1	0	0	1						
43 Anthony Gose, L OBP: 0.285, SLG: 0.226	L7		L7					K		3	0	1	0	0	1	0						
Inning Stats	R: 1 E: 0 K: 0 S: 8	H: 1 LOB: 0 BB: 0 P: 9	R: 0 E: 0 K: 1 S: 6	H: 0 LOB: 0 BB: 0 P: 8	R: 0 E: 0 K: 0 S: 5	H: 0 LOB: 0 BB: 0 P: 6	R: 1 E: 0 K: 0 S: 9	H: 2 LOB: 0 BB: 0 P: 14	R: 1 E: 0 K: 0 S: 15	H: 3 LOB: 1 BB: 0 P: 18	R: 0 E: 0 K: 1 S: 8	H: 0 LOB: 0 BB: 0 P: 12	R: 0 E: 0 K: 1 S: 8	H: 1 LOB: 1 BB: 0 P: 8	R: 0 E: 0 K: 2 S: 9	H: 0 LOB: 0 BB: 0 P: 12	R: 0 E: 0 K: 0 S: 11	H: 0 LOB: 0 BB: 0 P: 18	1B: 3 2B: 2 3B: 0 HR: 2	SF: 1 SAC: 0 DP: 1 HBP: 0	WP: 0 PB: 0 SB: 0 CS: 1	PA: 33
PITCHER	IP	WLS	BF	H	R	ER	SO	BB	IBB	HBP	BLK	WP	HR	S	P	ERA	WHIP					
49 Blake Beavan, R ERA: 5.06	7.2	W	28	7	3	3	4	0	0	0	0	0	2	64	82	3.52	0.913					
44 Lucas Luetge, L ERA: 1.54	0.1	H	1	0	0	0	1	0	0	0	0	0	0	4	5	0.00	0.000					
54 Tom Wilhelmson, R ERA: 2.47	1.0	S	3	0	0	0	0	0	0	0	0	0	0	11	18	0.00	0.000					

Toronto Blue Jays @ Seattle Mariners
Safeco Field, Seattle, WA
Wed Aug 01 2012, 7:11 PM - 9:31 PM PDT
Att: 22,537 - Clear - 70 F

AB 31
R 3
H 7
RBI 3
BB 0
SO 5
LOB 4



Batter	1	2	3	4	5	6	7	8	9	AB	R	H	RBI	BB	SO	LOB	BOTTOM					
13 Dustin Ackley, L OBP: 0.306, SLG: 0.332	P6				55 1B 63 G4-6-3 1B		F7			4	1	2	1	0	0	0						
55 Michael Saunders, L OBP: 0.315, SLG: 0.421	G3				63 G4-6-3 1B		F8			4	1	2	0	0	0	1						
63 Jesus Montero, R OBP: 0.305, SLG: 0.395	F8				G4-6-3		G6-3			4	0	0	0	0	0	2						
27 John Jaso, L OBP: 0.386, SLG: 0.462	K				K		15 1B			4	0	1	1	0	2	0						
15 Kyle Seager, L OBP: 0.316, SLG: 0.408	F8				K		33 FC6-4 1B			4	0	1	0	0	1	0						
33 Casper Wells, R OBP: 0.310, SLG: 0.393	F8				K		FC6-4			3	0	0	0	0	1	2						
20 Mike Carp, L OBP: 0.318, SLG: 0.389	F8				10 HR 1B		G4-3			3	1	1	0	0	0	0						
10 Eric Thames, L OBP: 0.288, SLG: 0.384	G4-3				HR		F7			3	1	1	2	0	0	0						
26 Brendan Ryan, R OBP: 0.294, SLG: 0.302	K				K		13 PB 13 1B 2B			3	1	1	0	0	2	0						
Inning Stats	R: 0 E: 0 K: 0 S: 6	H: 0 LOB: 0 BB: 0 P: 8	R: 0 E: 0 K: 1 S: 9	H: 0 LOB: 0 BB: 0 P: 10	R: 0 E: 0 K: 1 S: 8	H: 0 LOB: 0 BB: 0 P: 14	R: 1 E: 0 K: 1 S: 9	H: 2 LOB: 0 BB: 0 P: 13	R: 2 E: 0 K: 3 S: 18	H: 2 LOB: 0 BB: 0 P: 22	R: 1 E: 0 K: 0 S: 11	H: 3 LOB: 2 BB: 0 P: 17	R: 1 E: 0 K: 0 S: 15	H: 2 LOB: 1 BB: 0 P: 23	R: 0 E: 0 K: 0 S: 3	H: 0 LOB: 0 BB: 0 P: 5	1B: 6 2B: 2 3B: 0 HR: 1	SF: 0 SAC: 0 DP: 1 HBP: 0	WP: 0 PB: 1 SB: 0 CS: 0	PA: 32		
PITCHER	IP	WLS	BF	H	R	ER	SO	BB	IBB	HBP	BLK	WP	HR	S	P	ERA	WHIP					
33 Carlos Villanueva, R ERA: 3.19	6.0	L	24	7	4	4	4	0	0	0	0	0	1	61	84	6.00	1.167					
62 Aaron Loup, L ERA: 3.48	0.2		4	2	1	1	0	0	0	0	0	0	0	13	21	13.50	3.000					
49 Brad Lincoln, R ERA: 2.67	1.1		4	0	0	0	0	0	0	0	0	0	0	5	7	0.00	0.000					

Toronto Blue Jays @ Seattle Mariners
Safeco Field, Seattle, WA
Wed Aug 01 2012, 7:11 PM - 9:31 PM PDT
Att: 22,537 - Clear - 70 F

AB 32
R 5
H 9
RBI 4
BB 0
SO 6
LOB 5



Batter	1	2	3	4	5	6	7	8	9	AB	R	H	RBI	BB	SO	LOB	TOP										
13 Brett Lawrie, R OBP: 0.327, SLG: 0.417										5	0	1	0	0	0	1											
28 Colby Rasmus, L OBP: 0.308, SLG: 0.458										5	0	2	0	0	0	2											
10 Edwin Encarnación, R OBP: 0.386, SLG: 0.573										4	0	2	0	0	0	2											
2 Kelly Johnson, L OBP: 0.321, SLG: 0.379										4	0	0	0	0	1	4											
5 Yunel Escobar, R OBP: 0.301, SLG: 0.346										4	0	2	0	0	0	1											
30 David Cooper, L OBP: 0.321, SLG: 0.421										3	1	1	0	1	1	2											
11 Rajai Davis, R OBP: 0.315, SLG: 0.419										4	0	1	0	0	0	3											
68 Yan Gomes, R OBP: 0.246, SLG: 0.404										4	0	0	0	0	2	2											
43 Anthony Gose, L OBP: 0.270, SLG: 0.235									3	0	1	0	0	0	0												
14 Moisés Sierra, R (9, PH) OBP: 0.250, SLG: 0.250										1	0	0	1	0	0	1											
Inning Stats	R: 0 H: 1 E: 0 K: 0 S: 9	H: 1 LOB: 1 BB: 0 P: 11	R: 0 H: 0 E: 0 K: 1 S: 7	H: 0 LOB: 0 BB: 0 P: 7	R: 0 H: 0 E: 0 K: 0 S: 10	H: 0 LOB: 0 BB: 0 P: 15	R: 0 H: 2 E: 0 K: 0 S: 7	H: 2 LOB: 2 BB: 0 P: 11	R: 0 H: 1 E: 0 K: 1 S: 8	H: 1 LOB: 1 BB: 0 P: 10	R: 0 H: 2 E: 0 K: 0 S: 14	H: 2 LOB: 3 BB: 1 P: 23	R: 0 H: 0 E: 0 K: 0 S: 5	H: 0 LOB: 0 BB: 0 P: 7	R: 0 H: 1 E: 0 K: 1 S: 8	H: 1 LOB: 1 BB: 0 P: 12	R: 1 H: 3 E: 0 K: 1 S: 18	H: 3 LOB: 2 BB: 0 P: 25	1B: 9 2B: 1 3B: 0 HR: 0	SF: 0 SAC: 0 DP: 0 HBP: 0	WP: 0 PB: 0 SB: 0 CS: 0	PA: 38					
PITCHER	IP	WLS	BF	H	R	ER	SO	BB	IBB	HBP	BLK	WP	HR	S	P	ERA	WHIP										
21 Bartolo Colon, R ERA: 3.55	8.0	W	32	7	0	0	3	1	0	0	0	0	0	68	96	0.00	1.000										
62 Sean Doolittle, L ERA: 4.43	0.1		3	2	1	1	1	0	0	0	0	0	0	11	14	27.00	6.000										
48 Ryan Cook, R ERA: 1.79	0.2	S	3	1	0	0	0	0	0	0	0	0	0	7	11	0.00	1.500										

Toronto Blue Jays @ Oakland Athletics
Oakland Coliseum, Oakland, CA
Thu Aug 02 2012, 7:08 PM - 9:55 PM PDT
Att: 10,823 - Partly Cloudy - 63 F

AB	37
R	1
H	10
RBI	1
BB	1
SO	4
LOB	18



Batter	1	2	3	4	5	6	7	8	9	AB	R	H	RBI	BB	SO	LOB	BOTTOM										
4 Coco Crisp, S OBP: 0.312, SLG: 0.367										5	0	1	0	0	0	4											
15 Seth Smith, L OBP: 0.342, SLG: 0.424										3	1	1	1	0	0	1											
22 Chris Carter, R (7, PH) (8, 10)										1	1	0	0	1	1	1											
16 Josh Reddick, L OBP: 0.337, SLG: 0.519										4	1	2	2	1	2	2											
52 Yoenis Cespedes, R (1, 7)										1	0	0	0	3	0	1											
37 Brandon Moss, L OBP: 0.312, SLG: 0.543										4	0	1	0	0	0	4											
7 Brandon Inge, R OBP: 0.266, SLG: 0.390										3	0	1	1	1	0	1											
14 George Kottaras, L OBP: 0.402, SLG: 0.348										3	0	0	0	1	2	4											
17 Adam Rosales, R OBP: 0.378, SLG: 0.148										3	0	0	0	1	1	4											
28 Eric Sogard, L OBP: 0.220, SLG: 0.295										4	1	2	0	0	0	2											
Inning Stats	R: 0 H: 1 E: 0 K: 0 S: 9	H: 0 LOB: 1 BB: 1 P: 12	R: 0 H: 0 E: 0 K: 1 S: 11	H: 0 LOB: 1 BB: 1 P: 18	R: 3 H: 3 E: 0 K: 0 S: 16	H: 3 LOB: 1 BB: 1 P: 30	R: 0 H: 0 E: 0 K: 0 S: 5	H: 0 LOB: 0 BB: 0 P: 9	R: 0 H: 1 E: 0 K: 0 S: 8	H: 1 LOB: 2 BB: 2 P: 21	R: 0 H: 0 E: 0 K: 1 S: 13	H: 0 LOB: 2 BB: 2 P: 27	R: 1 H: 2 E: 0 K: 0 S: 20	H: 2 LOB: 3 BB: 2 P: 33	R: 0 H: 1 E: 0 K: 2 S: 14	H: 1 LOB: 1 BB: 0 P: 18	1B: 5 2B: 1 3B: 1 HR: 1	SF: 0 SAC: 0 DP: 1 HBP: 0	WP: 2 PB: 0 SB: 0 CS: 0	PA: 39							
PITCHER	IP	WLS	BF	H	R	ER	SO	BB	IBB	HBP	BLK	WP	HR	S	P	ERA	WHIP										
37 Henderson Alvarez III, R (1, 1)	5.0	L	24	5	3	3	1	4	1	0	0	0	1	49	94	5.40	1.800										
50 Steve Delabar, R ERA: 3.96	1.0		4	0	0	0	1	1	0	0	0	1	0	13	23	0.00	1.000										
48 J.A. Happ, L ERA: 4.86	2.0		11	3	1	1	4	2	0	0	0	0	0	34	51	4.50	2.500										

Toronto Blue Jays @ Oakland Athletics
Oakland Coliseum, Oakland, CA
Thu Aug 02 2012, 7:08 PM - 9:55 PM PDT
Att: 10,823 - Partly Cloudy - 63 F

AB	31
R	4
H	8
RBI	4
BB	8
SO	6
LOB	24



Batter	1	2	3	4	5	6	7	8	9	10	11	AB	R	H	RBI	BB	SO	LOB	TOP	
5 Yunel Escobar, R OBP: 0.302, SLG: 0.347	(1, 6) B FF 87 C FF 89 F FF 87 B FF 87 F FF 89 F FF 89 F FF 89 X FF 86		(2) B SL 82 C CH 82 B FF 92 C SI 92 X SI 92		(3) F FF 92 B CH 86 C SI 92 X FF 93			(2) C SL 87 B FF 93 F FF 93 X FF 93			(2) B CH 83 C CH 82 B FF 91 C SI 91 X SI 91		5	0	1	0	0	1	2	
2 Kelly Johnson, L OBP: 0.317, SLG: 0.370	(1, 4) C CH 84 X CH 77		(3) C CH 84 B FF 93 C SI 91 X SI 91				(1) C SI 91 B SI 90 B FF 93 X SI 90				(3) F FF 92 B FF 90 X CH 87		5	0	0	0	0	3	3	
10 Edwin Encarnación, R OBP: 0.387, SLG: 0.565	(1, 3) D CH 81 B FF 86 B CH 77 X SL 81				(2) C SI 91 D CH 85 B FF 93 X CH 86								5	1	2	0	0	0	1	
30 David Cooper, L OBP: 0.322, SLG: 0.459	(1, 10) C CH 84 B FF 86 B CH 77 X CH 77				(1) D SL 86 1 SAFE 1 SAFE C FF 92 B FF 91 X FF 91								5	1	1	1	0	0	3	
11 Rajai Davis, R OBP: 0.313, SLG: 0.412			(1) C CH 83 B SL 81 F CU 86 X SL 80										4	1	1	0	1	0	0	
68 Yan Gomes, R OBP: 0.239, SLG: 0.371	(1, 2) B CH 83 C CH 83 F SL 79 B CH 83 X SL 79				(2) B SI 93 B CH 85 1 SAFE F CH 86 B FF 94 X SL 85								2	0	0	0	1	0	2	
6 Jeff Mathis, R OBP: 0.271, SLG: 0.468	(9, PH) (9, 2)				(1) B SI 93 B CH 85 1 SAFE F CH 86 B FF 94 X SL 85								2	0	0	0	0	1	1	
14 Moisés Sierra, R OBP: 0.444, SLG: 0.556	(1, 9) C CH 81 D CH 82 B CH 83 X FF 91				(1) B SI 92 D CH 87 B CH 83 X CH 86								5	0	3	1	0	1	3	
43 Anthony Gose, L OBP: 0.255, SLG: 0.250	(1, 8) X FF 91												4	0	2	0	0	0	1	
3 Adeiny Hechavarria, R OBP: 0.143, SLG: 0.190	(1, 5) C SI 90 B CH 83 B SI 92 F FF 92 X FF 91				(1) C SI 90 B CH 83 B SI 92 F FF 92 X FF 91								3	0	0	0	1	2	0	

Toronto Blue Jays @ Oakland Athletics
Oakland Coliseum, Oakland, CA
Sat Aug 04 2012, 1:11 PM - 4:45 PM PDT
Att: 17,121 - Cloudy - 62 F

AB 40
R 3
H 10
RBI 2
BB 3
SO 8
LOB 16



Inning Stats	R: 0	H: 1	E: 0	K: 0	S: 11	H: 1	LOB: 1	E: 0	K: 0	S: 11	R: 0	H: 2	E: 0	K: 0	S: 11	R: 0	H: 0	E: 0	K: 2	S: 11	R: 0	H: 2	E: 0	K: 0	S: 13	R: 0	H: 0	E: 0	K: 1	S: 9	R: 0	H: 0	E: 0	K: 1	S: 7	R: 0	H: 0	E: 0	K: 1	S: 7	R: 0	H: 0	E: 0	K: 1	S: 12	R: 0	H: 0	E: 0	K: 0	S: 8	R: 1	H: 1	E: 0	K: 0	S: 10	R: 0	H: 1	E: 0	K: 0	S: 9	R: 2	H: 3	E: 1	K: 1	S: 13	1B: 7	SF: 0	2B: 2	SAC: 1	3B: 0	DP: 0	HR: 1	HBP: 0	WP: 0	PA: 44
--------------	------	------	------	------	-------	------	--------	------	------	-------	------	------	------	------	-------	------	------	------	------	-------	------	------	------	------	-------	------	------	------	------	------	------	------	------	------	------	------	------	------	------	------	------	------	------	------	-------	------	------	------	------	------	------	------	------	------	-------	------	------	------	------	------	------	------	------	------	-------	-------	-------	-------	--------	-------	-------	-------	--------	-------	--------

PITCHER	IP	WLS	BF	H	R	ER	SO	BB	IBB	HBP	BLK	WP	HR	S	P	ERA	WHIP
64 A.J. Griffin, R ERA: 2.42	1.2		6	1	0	0	0	0	0	0	0	0	0	18	30	0.00	0.600
77 Jordan Norberto, L ERA: 2.7	3.2		14	4	0	0	4	0	0	0	0	0	0	40	66	0.00	1.091
40 Pat Neshek, R ERA: 2.7	1.2	H	6	0	0	0	1	1	0	0	0	0	0	16	27	0.00	0.600
50 Grant Balfour, R ERA: 2.6	1.0	H	3	0	0	0	0	0	0	0	0	0	0	8	13	0.00	0.000
48 Ryan Cook, R ERA: 2.47	1.0	B	4	1	1	1	0	0	0	0	0	0	1	10	12	9.00	1.000

Batter	1	2	3	4	5	6	7	8	9	10	11	AB	R	H	RBI	BB	SO	LOB	BOTTOM
19 Jemile Weeks, S OBP: 0.305, SLG: 0.305	(1, 4) C FF 89 B SI 90 B FF 92 B SI 88 X FF 89		(1) C FF 91 S CH 85									4	0	1	0	1	2	1	
23 Michael Taylor, R OBP: 0.317, SLG: 0.367	(1, 9) C FF 89 X FF 90											4	0	0	0	0	2	4	
4 Coco Crisp, S OBP: 0.317, SLG: 0.367	(10, PH) (11, 8)											0	0	0	0	1	0	0	
16 Josh Reddick, L OBP: 0.333, SLG: 0.511	(1, 8) (11, 9) X FF 92											5	0	0	0	0	2	3	
22 Chris Carter, R OBP: 0.406, SLG: 0.636	(1, 3) B FF 90 F FF 90 B CH 82 C SI 92 B FF 90 F FF 90 F FF 90 B CH 89 F FF 90											2	0	0	0	2	1	0	
52 Yoenis Cespedes, R OBP: 0.370, SLG: 0.531	(9, PR) (10, 3) F FF 90 B CH 89 F FF 90											0	0	0	0	0	0	0	
37 Brandon Moss, L OBP: 0.306, SLG: 0.531												1	0	0	0	0	0	0	
31 Jonny Gomes, R OBP: 0.374, SLG: 0.455	(1, 7) C FF 89 B SI 89 X CH 82											5	0	0	0	0	1	2	
7 Brandon Inge, R OBP: 0.260, SLG: 0.379	(1, 5) 1 SAFE X SI 88											5	1	0	0	0	1	2	
36 Derek Norris, R OBP: 0.266, SLG: 0.326	(1, 10) F FF 91 B CH 82 X SI 90											3	0	1	1	1	0	0	
14 George Kottaras, L OBP: 0.405, SLG: 0.347	(1, 2) C SI 90 B FF 92 X CU 76											3	0	1	0	1	1	2	
17 Adam Rosales, R OBP: 0.372, SLG: 0.156	(1, 6) C FF 88 F SI 89 X FF 91											2	0	1	0	1	0	1	
28 Eric Sogard, L OBP: 0.212, SLG: 0.283	(10, PH) (11, 6)											1	0	0	0	0	0	1	

Toronto Blue Jays @ Oakland Athletics
Oakland Coliseum, Oakland, CA
Sat Aug 04 2012, 1:11 PM - 4:45 PM PDT
Att: 17,121 - Cloudy - 62 F

AB 35
R 1
H 4
RBI 1
BB 7
SO 10
LOB 16



Inning Stats	R: 0	H: 0	E: 0	K: 0	S: 6	H: 1	LOB: 1	E: 0	K: 0	S: 12	R: 0	H: 1	E: 0	K: 0	S: 12	R: 0	H: 0	E: 0	K: 1	S: 7	R: 0	H: 0	E: 0	K: 1	S: 10	R: 0	H: 0	E: 0	K: 1	S: 10	R: 0	H: 0	E: 0	K: 3	S: 17	R: 0	H: 0	E: 0	K: 0	S: 6	R: 0	H: 0	E: 0	K: 0	S: 6	R: 0	H: 1	E: 0	K: 1	S: 16	R: 0	H: 0	E: 0	K: 1	S: 10	1B: 3	SF: 0	2B: 1	SAC: 0	3B: 0	DP: 2	HR: 0	HBP: 0	WP: 2	PA: 42
--------------	------	------	------	------	------	------	--------	------	------	-------	------	------	------	------	-------	------	------	------	------	------	------	------	------	------	-------	------	------	------	------	-------	------	------	------	------	-------	------	------	------	------	------	------	------	------	------	------	------	------	------	------	-------	------	------	------	------	-------	-------	-------	-------	--------	-------	-------	-------	--------	-------	--------


PITCHER	IP	WLS	BF	H	R	ER	SO	BB	IBB	HBP	BLK	WP	HR	S	P	ERA	WHIP
24 Ricky Romero, L ERA: 5.47	7.0		27	3	0	0	3	4	0	0	0	2	0	60	99	1.29	1.000
50 Steve Delabar, R ERA: 3.83	1.1		5	0	0	0	3	1	0	0	0	0	0	21	33	0.00	0.750
44 Casey Janssen, R ERA: 2.15	0.2		1	0	0	0	0	0	0	0	0	0	0	2	3	0.00	0.000
20 Jesse Chavez, R ERA: 8.44	1.0	W	6	1	0	0	1	2	0	0	0	0	0	16	28	0.00	3.000
38 Darren Oliver, L ERA: 1.34	1.0	S	3	0	0	0	1	0	0	0	0	0	0	10	14	0.00	0.000

Batter	1	2	3	4	5	6	7	8	9	AB	R	H	RBI	BB	SO	LOB	TOP	
11 Rajai Davis, R OBP: 0.315, SLG: 0.416	3-1 SH2-3 2B		0-3 K2-3		0-0 P3			0-1 P3		5	2	2	0	0	1	3		
43 Anthony Gose, L OBP: 0.275, SLG: 0.292	0-0 SH2-3 2H			3-2 10 HR 1B	1-0 5 1B 2B		0-0 G3		3-3 K	4	2	2	1	0	1	0		
10 Edwin Encarnación, R OBP: 0.389, SLG: 0.574	3-1 G1-3		1-2 HR	4-0 5 1B 1B		1-2 2B		1-0 G5-3		4	2	2	2	1	0	0		
5 Yunel Escobar, R OBP: 0.301, SLG: 0.345	1-1 G6-3		2-0 F9	1-2 2 1B 1B		1-0 P6		2-2 F8		5	0	1	2	0	0	1		
2 Kelly Johnson, L OBP: 0.321, SLG: 0.373	2-2 HBP		0-0 1B	1-2 1B		0-3 K				3	0	2	1	0	1	1		
6 Jeff Mathis, R OBP: 0.282, SLG: 0.452	2-2 P3		0-1 P3	2-2 K				2-1 G6-3		4	0	0	0	0	1	4		
68 Yan Gomes, R OBP: 0.227, SLG: 0.348	1-3 K		2-3 K		1-1 G6-3			0-0 P6		4	0	0	0	0	2	1		
14 Moisés Sierra, R OBP: 0.462, SLG: 0.538			0-0 F7		0-0 G5-3		2-2 FC5-4 1B		0-1 30 1B 1B	4	0	2	0	0	0	0		
3 Adeiny Hechavarria, R OBP: 0.330, SLG: 0.455			2-2 F7		1-2 F9		1-2 FC5-4 1B		1-3 1B	3	0	0	0	0	0	1		
30 David Cooper, L OBP: 0.330, SLG: 0.455										1	0	1	0	0	0	0		
Inning Stats	R: 1 H: 1 E: 0 K: 0 S: 7	L: 0 H: 0 E: 0 K: 1 S: 12	R: 0 H: 0 E: 0 K: 1 S: 9	R: 2 H: 3 E: 0 K: 1 S: 18	R: 3 H: 4 E: 0 K: 1 S: 16	R: 0 H: 1 E: 0 K: 0 S: 11	R: 0 H: 1 E: 0 K: 1 S: 8	R: 0 H: 2 E: 0 K: 0 S: 11	R: 0 H: 0 E: 0 K: 1 S: 7	1B: 8 2B: 3 3B: 0 HR: 1	SF: 0 SAC: 1 DP: 0 HBP: 1	WP: 0 PB: 0 SB: 0 CS: 1	PA: 40					
PITCHER	IP WLS BF H R ER SO BB IBB HBP BLK WP HR S P ERA WHIP	6.0 L 28 9 6 6 4 0 0 1 1 0 0 1 73 107 9.00 1.500	2.0 9 3 0 0 1 0 0 0 0 0 0 19 23 0.00 1.500	1.0 3 0 0 0 1 0 0 0 0 0 0 7 13 0.00 0.000														

Toronto Blue Jays @ Oakland Athletics
Oakland Coliseum, Oakland, CA
Sun Aug 05 2012, 1:10 PM - 4:05 PM PDT
Att: 18,308 - Overcast - 63 F

livebaseballscorecards.com

AB 37
R 6
H 12
RBI 6
BB 1
SO 6
LOB 11




Batter	1	2	3	4	5	6	7	8	9	AB	R	H	RBI	BB	SO	LOB	BOTTOM
4 Coco Crisp, S OBP: 0.316, SLG: 0.369	3-3 K		0-1 F8		2-2 F9		0-1 2B			4	0	1	1	0	1	1	
31 Jonny Gomes, R OBP: 0.376, SLG: 0.462	0-2 P6		0-0 16 HR 1B		0-0 2B		3-3 K			4	1	2	0	0	1	1	
16 Josh Reddick, L OBP: 0.333, SLG: 0.516	1-3 K		0-2 HR		0-2 K			1-1 G4-3		4	1	1	3	0	2	1	
52 Yoanis Cespedes, R OBP: 0.366, SLG: 0.523		1-1 L8	0-2 G6-3		3-2 F8			0-0 F8		4	0	0	0	0	0	0	
22 Chris Carter, R OBP: 0.400, SLG: 0.613		3-1 F9	0-2 F8		1-0 F7			4-1 BB		3	0	0	0	1	0	0	
7 Brandon Inge, R OBP: 0.263, SLG: 0.380		2-2 36 2B 1B		3-2 36 G5-4 1B		1-2 G6-3		2-3 K		4	1	2	0	0	1	1	
36 Derek Norris, R OBP: 0.265, SLG: 0.333		2-2 1H 2B		0-0 G5-4-3		0-3 K		1-3 K		4	0	1	1	0	2	1	
17 Adam Rosales, R OBP: 0.370, SLG: 0.200		1-3 K		0-1 F8				4-0 BB		3	1	1	0	0	1	1	
37 Brandon Moss, L OBP: 0.310, SLG: 0.531								1-3 19 L5-3 BB		0	0	0	0	1	0	0	
28 Eric Sogard, L OBP: 0.212, SLG: 0.283										0	0	0	0	0	0	0	
19 Jemile Weeks, S OBP: 0.304, SLG: 0.302			4-0 31 1B 16 HR BB		1-2 G4-3			1-2 L5-3 BB		3	1	0	0	1	1	2	
Inning Stats	R: 0 H: 0 E: 0 K: 2 S: 11	R: 1 H: 2 E: 0 K: 1 S: 13	R: 3 H: 2 E: 0 K: 0 S: 14	R: 0 H: 1 E: 0 K: 0 S: 7	R: 0 H: 1 E: 0 K: 1 S: 11	R: 0 H: 0 E: 0 K: 0 S: 11	R: 1 H: 2 E: 0 K: 3 S: 14	R: 0 H: 0 E: 0 K: 1 S: 7	R: 0 H: 0 E: 0 K: 1 S: 9	1B: 3 2B: 5 3B: 0 HR: 1	SF: 0 SAC: 0 DP: 2 HBP: 0	WP: 0 PB: 0 SB: 0 CS: 0	PA: 36				
PITCHER	IP WLS BF H R ER SO BB IBB HBP BLK WP HR S P ERA WHIP	6.0 W 24 6 4 4 4 1 0 0 0 0 0 14 19 6.00 1.167	1.0 H 5 2 1 1 3 0 0 0 0 0 0 4 9 9.00 2.000	0.2 H 3 0 0 0 0 1 0 0 0 0 0 3 5 0.00 1.500	0.1 H 1 0 0 0 1 0 0 0 0 0 0 3 5 0.00 0.000	3.79	1.0 S 3 0 0 0 1 1 0 0 0 0 9 15 0.00 1.000										

Toronto Blue Jays @ Oakland Athletics
Oakland Coliseum, Oakland, CA
Sun Aug 05 2012, 1:10 PM - 4:05 PM PDT
Att: 18,308 - Overcast - 63 F

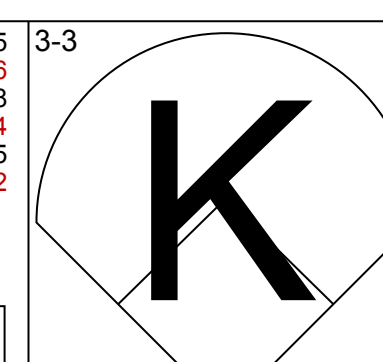
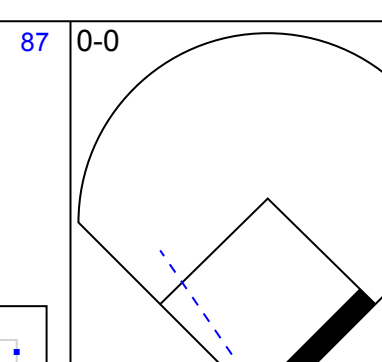
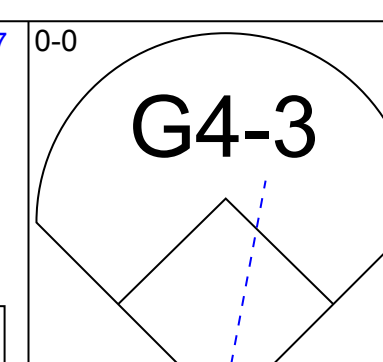
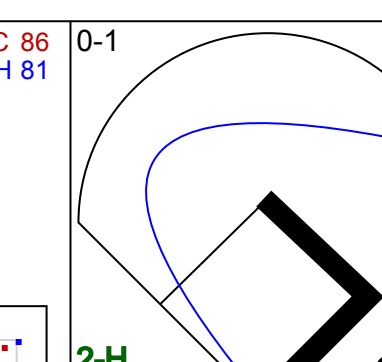
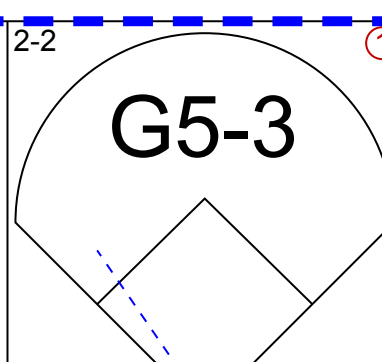
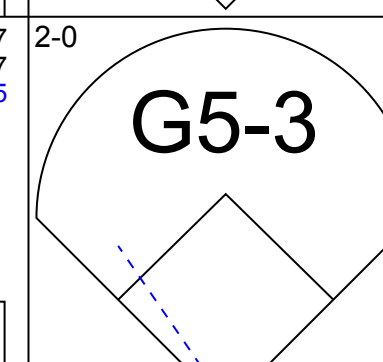
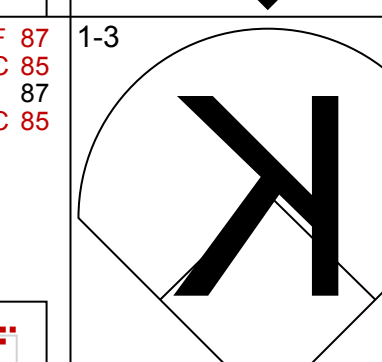
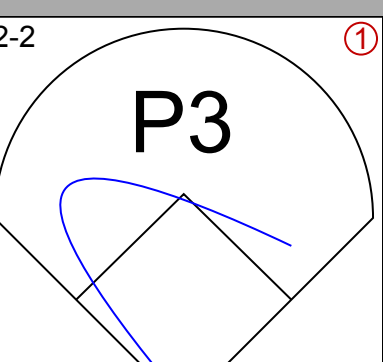
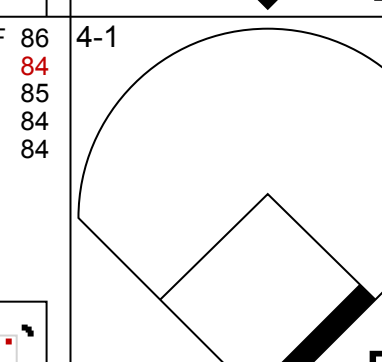
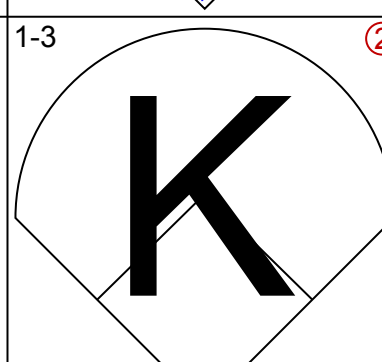
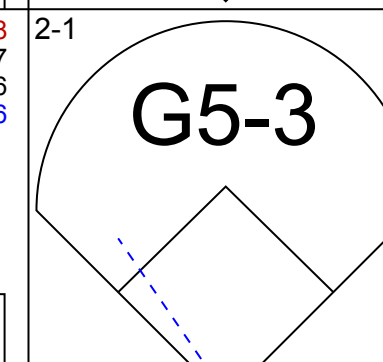
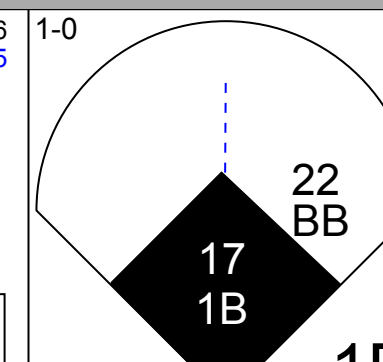
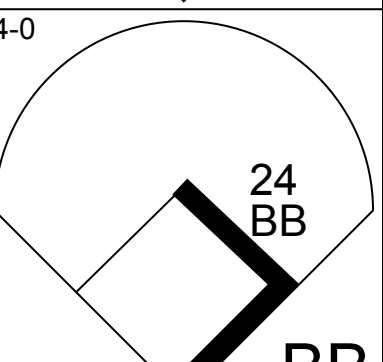
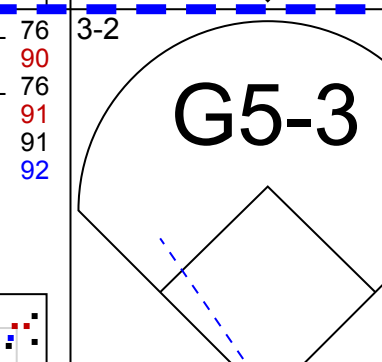
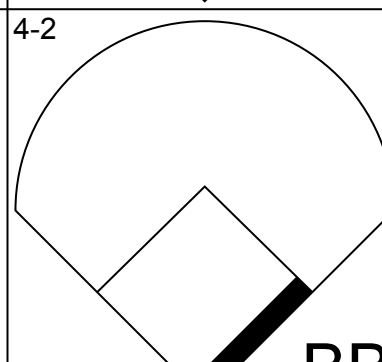
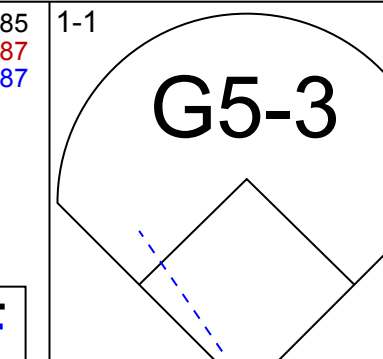
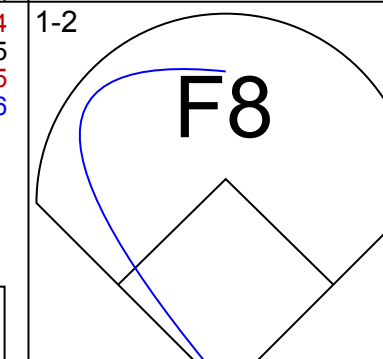
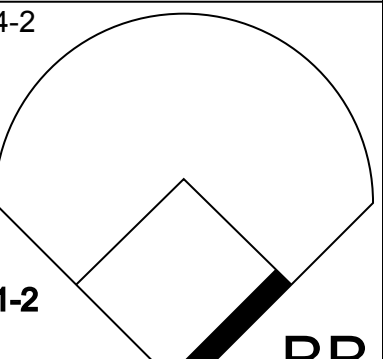
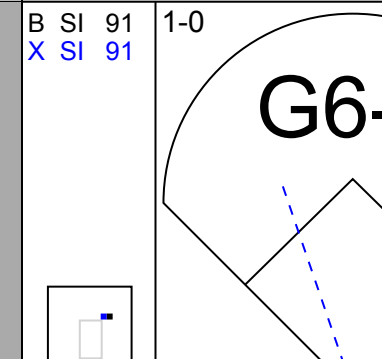
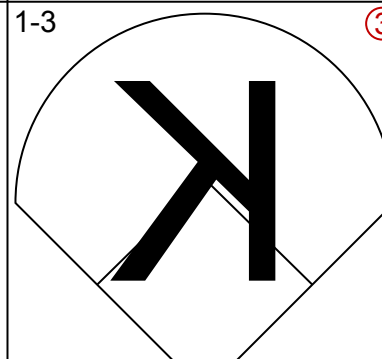
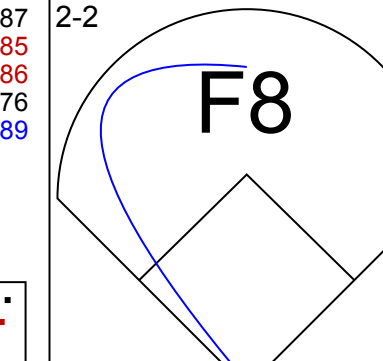
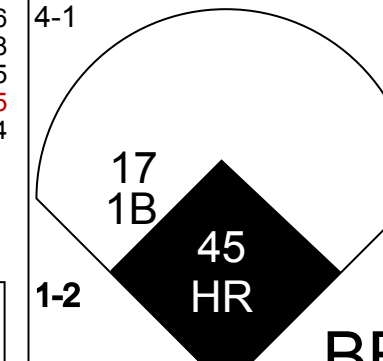
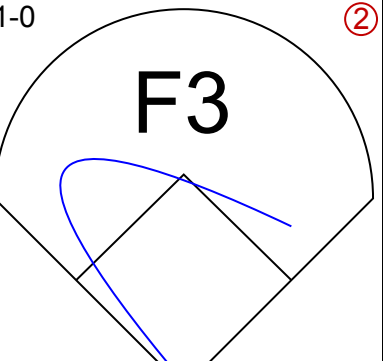

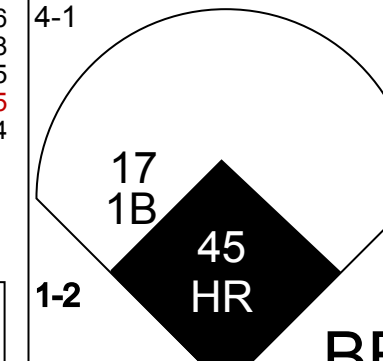
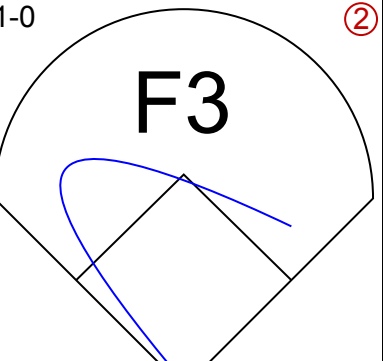
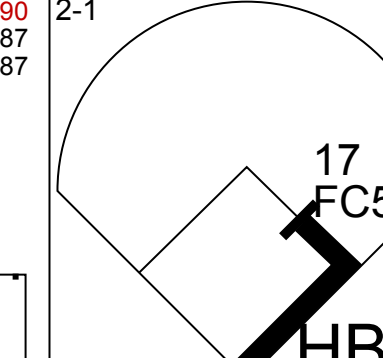
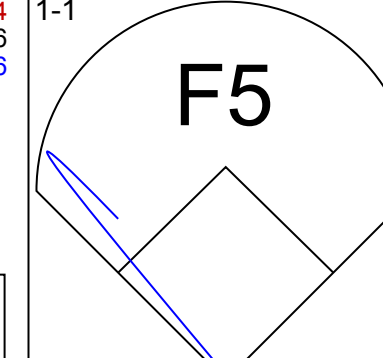
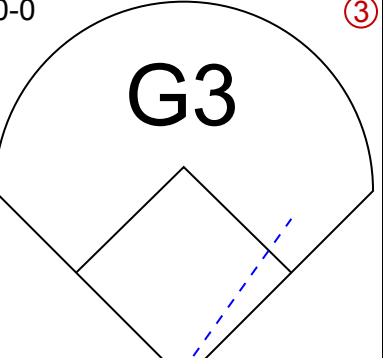
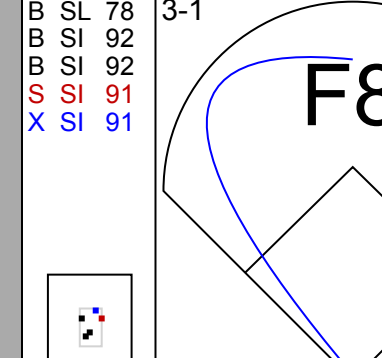
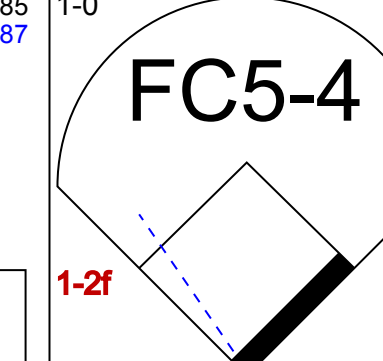
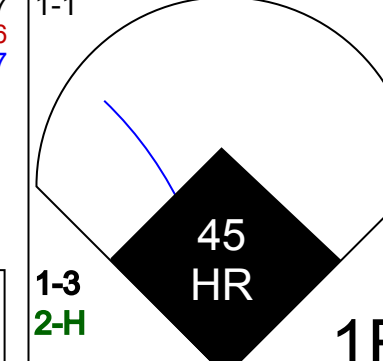
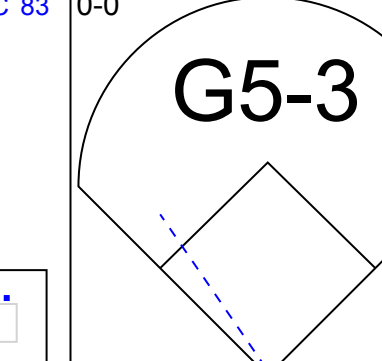
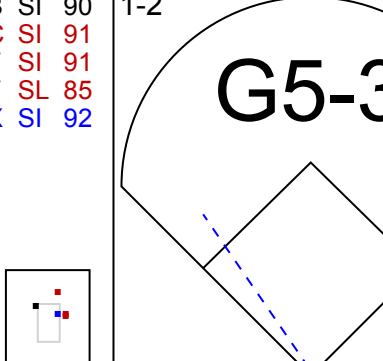
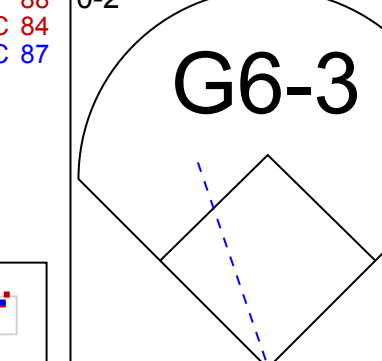
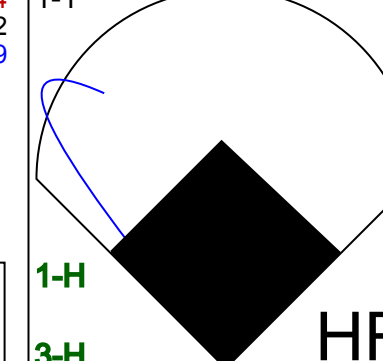
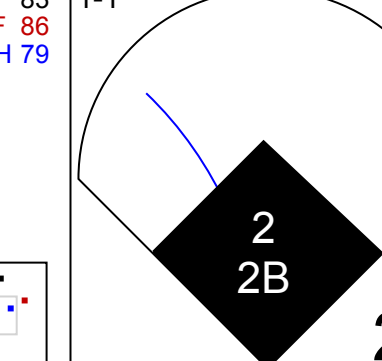
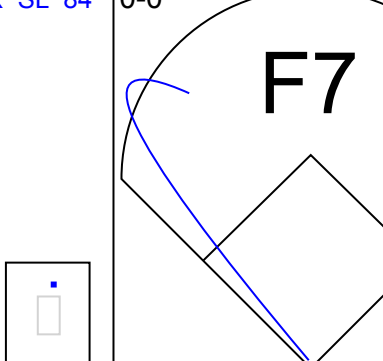
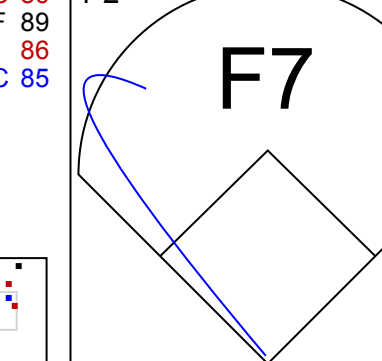
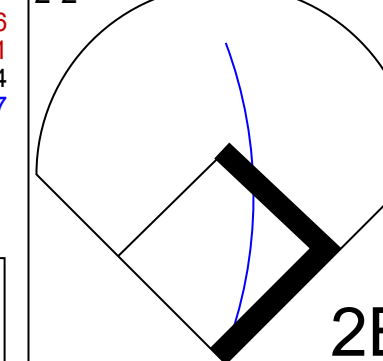
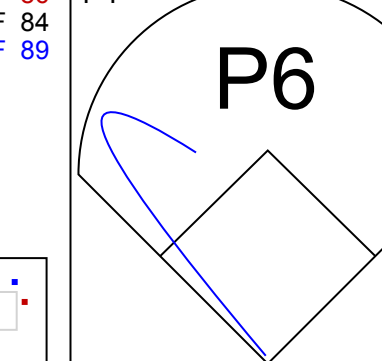
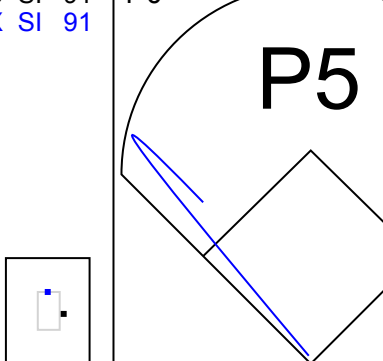
livebaseballscorecards.com

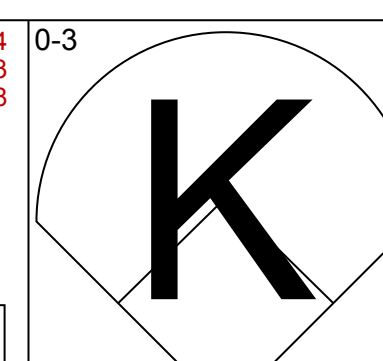
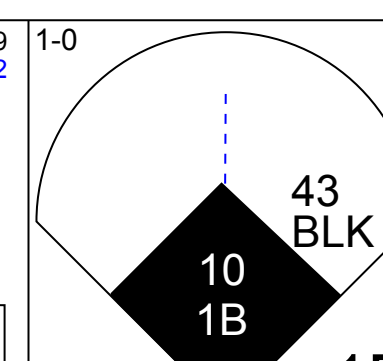
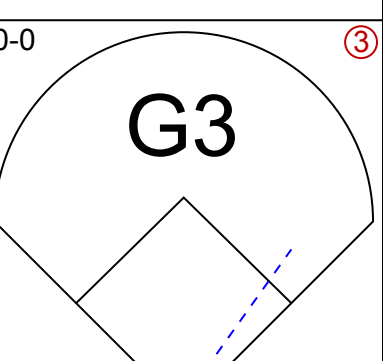
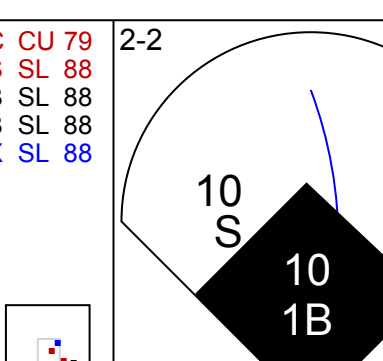
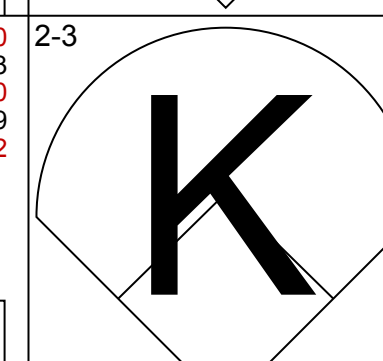
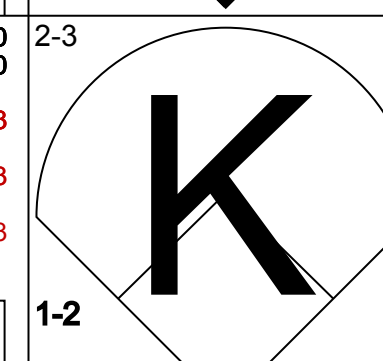
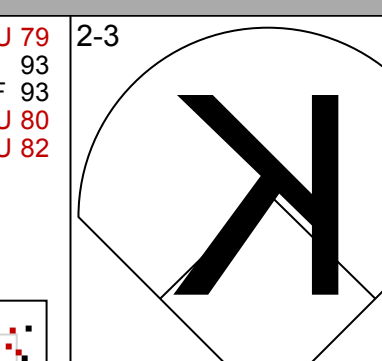
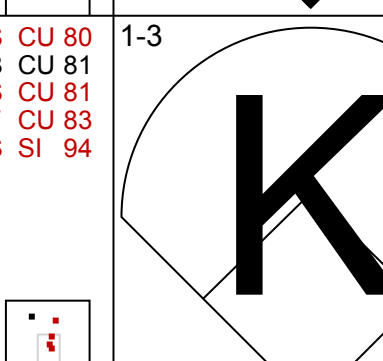
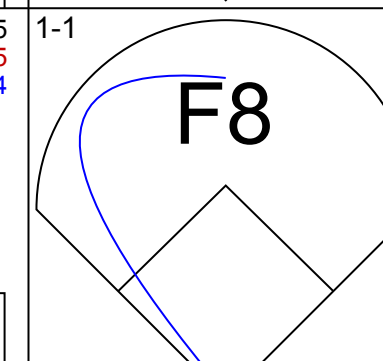
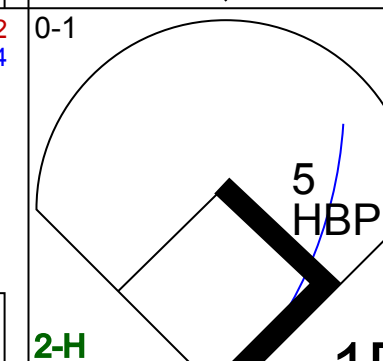

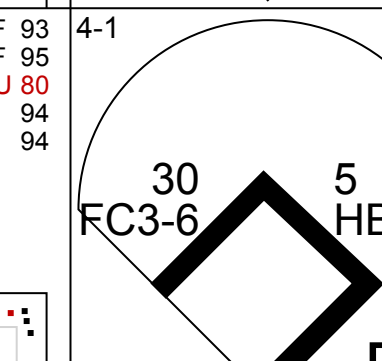
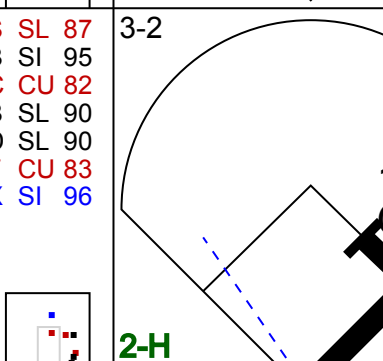
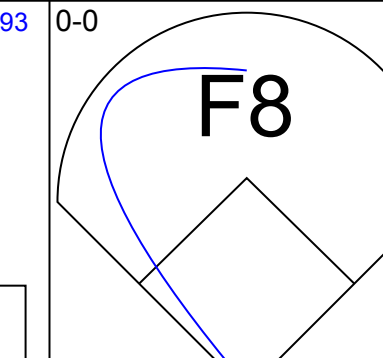
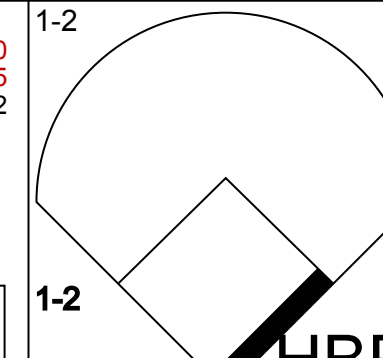
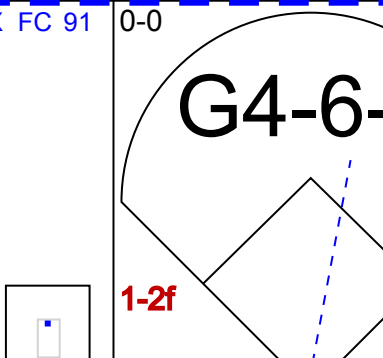
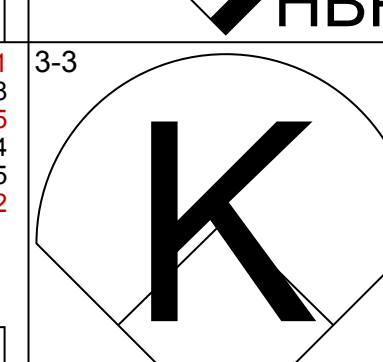
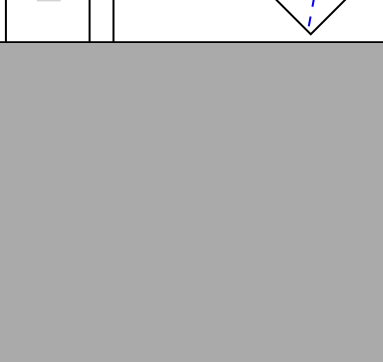
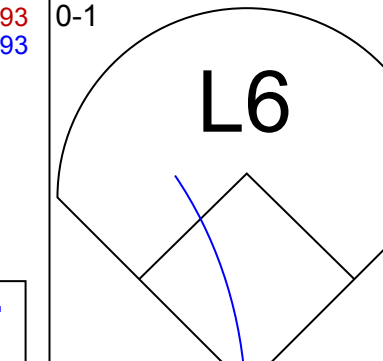
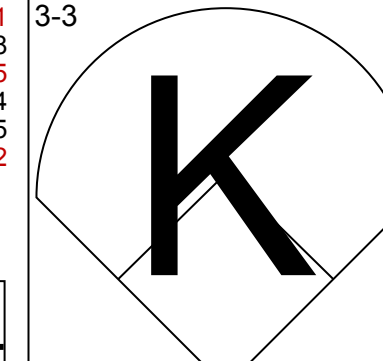
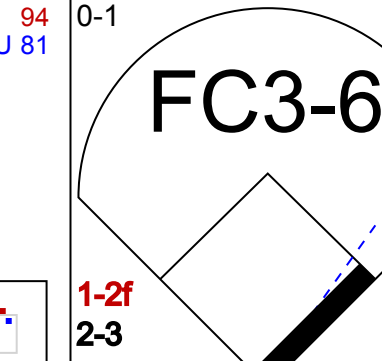
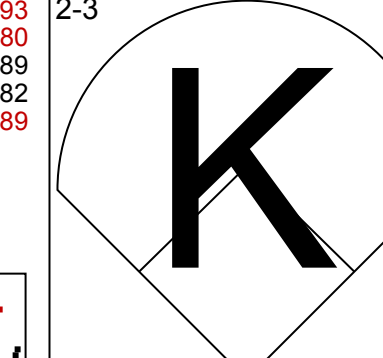
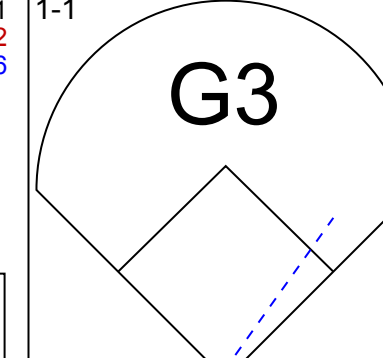
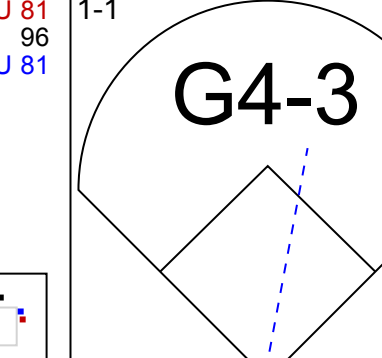

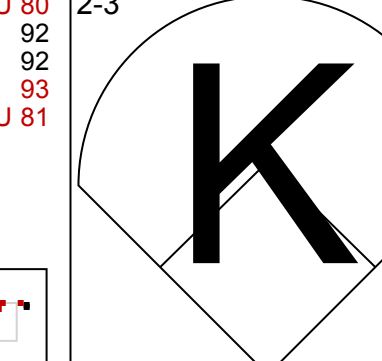
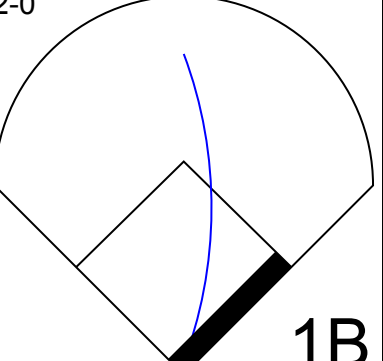

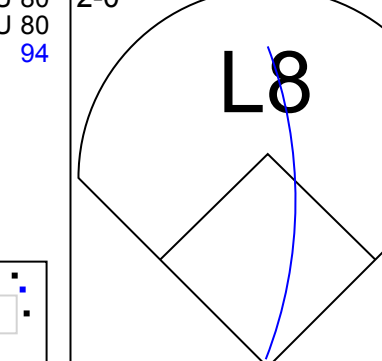
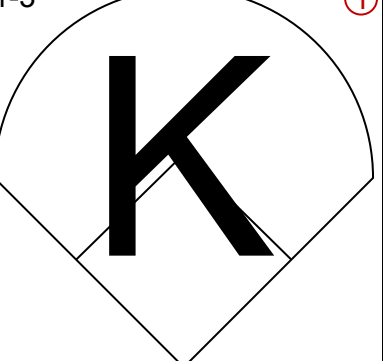
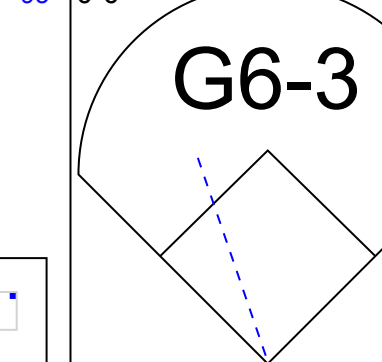
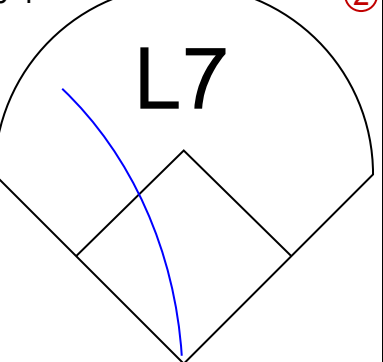

AB 33
R 5
H 8
RBI 5
BB 3
SO 9
LOB 8




Batter	1	2	3	4	5	6	7	8	9	AB	R	H	RBI	BB	SO	LOB	TOP			
11 Rajai Davis, R (1, 7) OBP: 0.310, SLG: 0.409	F9		FC6-4			G6-3			K	4	0	0	0	0	1	1	Toronto Blue Jays @ Tampa Bay Rays Tropicana Field, St. Petersburg, FL Tue Aug 07 2012, 7:11 PM - 9:46 PM EDT Att: 13,823 - Dome - 72 F			
28 Colby Rasmus, L (1, 8) OBP: 0.315, SLG: 0.469	K			HR		BB			1B	3	1	2	1	1	1	0				
10 Edwin Encarnación, R (1, 3) OBP: 0.385, SLG: 0.566	G5-3			K		F7			G5-3	4	0	0	0	0	1	2				
5 Yuliel Escobar, R (1, 6) OBP: 0.301, SLG: 0.342		P3		G6-3					G3	3	0	0	0	0	0	1				
30 David Cooper, L (1, 10) OBP: 0.319, SLG: 0.449		L4		F8					K	3	0	0	0	0	1	1				
14 Moisés Sierra, R (1, 9) OBP: 0.375, SLG: 0.438		G5-3			F8				G6-4-3	3	0	0	0	0	0	1				
2 Kelly Johnson, L (1, 4) OBP: 0.319, SLG: 0.370			L9		L7				K	3	0	0	0	0	1	0				
6 Jeff Mathis, R (1, 2) OBP: 0.256, SLG: 0.441			P2		P4				K	3	0	0	0	0	1	0				
3 Adeiny Hechavarria, R (1, 5) OBP: 0.200, SLG: 0.111									G5-3	3	0	1	0	0	1	0				
Inning Stats	R: 0 E: 0 K: 1 S: 6	H: 0 LOB: 0 BB: 0 P: 11	R: 0 E: 0 K: 0 S: 6	H: 0 LOB: 0 BB: 0 P: 10	R: 0 E: 0 K: 0 S: 11	H: 1 LOB: 1 BB: 0 P: 18	R: 1 E: 0 K: 1 S: 8	H: 1 LOB: 0 BB: 0 P: 14	R: 0 E: 0 K: 1 S: 10	H: 0 LOB: 1 BB: 0 P: 21	R: 0 E: 0 K: 1 S: 7	H: 0 LOB: 0 BB: 0 P: 10	R: 0 E: 0 K: 2 S: 8	H: 0 LOB: 0 BB: 0 P: 13	R: 0 E: 0 K: 1 S: 12	H: 1 LOB: 1 BB: 0 P: 18		1B: 2 2B: 0 3B: 0 HR: 1	SF: 0 SAC: 0 DP: 1 HBP: 1	WP: 1 PB: 0 SB: 0 CS: 0
PITCHER	IP WLS BF H R ER SO	IP WLS BF H R ER SO	IP WLS BF H R ER SO	IP WLS BF H R ER SO	IP WLS BF H R ER SO	IP WLS BF H R ER SO	IP WLS BF H R ER SO	IP WLS BF H R ER SO	IP WLS BF H R ER SO	IP WLS BF H R ER SO	IP WLS BF H R ER SO	IP WLS BF H R ER SO	IP WLS BF H R ER SO	IP WLS BF H R ER SO	IP WLS BF H R ER SO	IP WLS BF H R ER SO	ERA WHIP	ERA WHIP		
33 James Shields, R (1, 1) ERA: 4.08	8.0	W	27	2	1	1	6	1	0	0	0	0	0	0	0	0	0	1.12	0.375	
56 Fernando Rodney, R (9, 1) ERA: 0.7	1.0	S	4	1	0	0	1	0	0	0	0	0	0	0	0	0	1	0.00	1.000	

Batter	1	2	3	4	5	6	7	8	9	AB	R	H	RBI	BB	SO	LOB	BOTTOM			
8 Desmond Jennings, R (1, 7) OBP: 0.303, SLG: 0.388	F9		2B			2B			SH1-3	3	2	2	0	0	0	0	Toronto Blue Jays @ Tampa Bay Rays Tropicana Field, St. Petersburg, FL Tue Aug 07 2012, 7:11 PM - 9:46 PM EDT Att: 13,823 - Dome - 72 F			
2 B.J. Upton, R (1, 8) OBP: 0.300, SLG: 0.377	K		3B		K			F9	4	1	1	0	0	2	2					
18 Ben Zobrist, S (1, 9) OBP: 0.371, SLG: 0.443	K		BB		2B			K	3	0	1	1	1	2	1					
3 Evan Longoria, R (1, 10) OBP: 0.426, SLG: 0.553		G1-3		SF9		K			1B	3	0	1	1	0	1					
5 Sam Fuld, L (9, PR) OBP: 0.397, SLG: 0.414										0	0	0	0	0	0					
7 Jeff Keppinger, R (1, 3) OBP: 0.371, SLG: 0.421		P3		SF7		G6-3			L7	2	0	0	1	0	0					
23 Carlos Pena, L (7, 3) OBP: 0.322, SLG: 0.358										1	0	0	0	0	0					
19 Ryan Roberts, R (1, 5) OBP: 0.301, SLG: 0.340		1B		F9		K			FC3-6	4	1	1	0	0	1	2				
1 Sean Rodriguez, R (1, 4) OBP: 0.288, SLG: 0.321					G5-3				L1	4	0	1	1	0	0	1				
59 Jose Lobaton, S (1, 2) OBP: 0.340, SLG: 0.317					F7				P6	3	0	1	0	0	0	0				
9 Elliot Johnson, S (1, 6) OBP: 0.315, SLG: 0.344					K				8' SH1-3	3	0	1	0	0	2	2				
Inning Stats	R: 0 E: 0 K: 2 S: 9	H: 0 LOB: 0 BB: 0 P: 15	R: 1 E: 0 K: 1 S: 15	H: 3 LOB: 2 BB: 0 P: 23	R: 2 E: 0 K: 0 S: 12	H: 2 LOB: 1 BB: 1 P: 24	R: 0 E: 0 K: 1 S: 8	H: 0 LOB: 0 BB: 0 P: 12	R: 1 E: 0 K: 2 S: 10	H: 2 LOB: 1 BB: 0 P: 17	R: 0 E: 0 K: 1 S: 8	H: 0 LOB: 0 BB: 0 P: 13	R: 0 E: 0 K: 1 S: 12	H: 1 LOB: 1 BB: 0 P: 16	R: 0 E: 0 K: 0 S: 10	H: 1 LOB: 1 BB: 0 P: 12	1B: 4 2B: 5 3B: 0 HR: 0	SF: 2 SAC: 1 DP: 0 HBP: 0	WP: 0 PB: 0 SB: 0 CS: 0	PA: 34
PITCHER	IP WLS BF H R ER SO	IP WLS BF H R ER SO	IP WLS BF H R ER SO	IP WLS BF H R ER SO	IP WLS BF H R ER SO	IP WLS BF H R ER SO	IP WLS BF H R ER SO	IP WLS BF H R ER SO	IP WLS BF H R ER SO	IP WLS BF H R ER SO	IP WLS BF H R ER SO	IP WLS BF H R ER SO	IP WLS BF H R ER SO	IP WLS BF H R ER SO	IP WLS BF H R ER SO	IP WLS BF H R ER SO	ERA WHIP	ERA WHIP		
48 J.A. Happ, L (1, 1) ERA: 4.98	4.1	L	21	7	4	4	5	1	0	0	0	0	0	0	0	0	8.31	1.846		
31 Brandon Lyon, R (5, 1) ERA: 2.96	0.2		2	0	0	0	1	0	0	0	0	0	0	0	0	0	0.00	0.000		
64 Chad Jenkins, R (6, 1) ERA:	3.0		11	2	0	0	2	0	0	0	0	0	0	0	0	0	0.00	0.667		


Batter	1	2	3	4	5	6	7	8	9	AB	R	H	RBI	BB	SO	LOB	TOP					
2 Derek Jeter, R OBP: 0.356, SLG: 0.412										5	0	2	1	0	1	1	New York Yankees @ Toronto Blue Jays Rogers Centre, Toronto, ON Sat Aug 11 2012, 1:10 PM - 3:55 PM EDT Att. 45,582 - Roof Closed - 68 F					
33 Nick Swisher, S OBP: 0.344, SLG: 0.455										4	0	0	0	1	2	1						
25 Mark Teixeira, S OBP: 0.340, SLG: 0.490										3	1	1	0	2	0	2						
24 Robinson Cano, L OBP: 0.373, SLG: 0.553										4	0	0	0	1	1	2						
22 Andrew Jones, R OBP: 0.299, SLG: 0.462										3	1	0	0	1	1	2						
31 Ichiro Suzuki, L OBP: 0.290, SLG: 0.356										0	0	0	0	0	0	0						
14 Curtis Granderson, L OBP: 0.336, SLG: 0.490										3	0	0	0	0	0	4						
17 Jayson Nix, R OBP: 0.304, SLG: 0.444										4	1	1	1	0	0	1						
45 Casey McGehee, R OBP: 0.300, SLG: 0.388										4	2	2	3	0	0	0						
19 Chris Stewart, R OBP: 0.294, SLG: 0.357										4	0	1	0	0	0	1						
Inning Stats	R: 0 E: 0 K: 1 S: 6	H: 0 LOB: 0 BB: 0 P: 13	R: 0 E: 0 K: 0 S: 7	H: 0 LOB: 1 BB: 0 P: 13	R: 0 E: 0 K: 1 S: 10	H: 1 LOB: 1 BB: 0 P: 12	R: 4 E: 0 K: 0 S: 15	H: 4 LOB: 2 BB: 1 P: 26	R: 0 E: 0 K: 0 S: 9	H: 0 LOB: 2 BB: 2 P: 20	R: 1 E: 0 K: 0 S: 11	H: 2 LOB: 2 BB: 1 P: 20	R: 0 E: 0 K: 1 S: 6	H: 0 LOB: 0 BB: 0 P: 10	R: 0 E: 0 K: 0 S: 6	H: 0 LOB: 0 BB: 0 P: 8	R: 0 E: 0 K: 2 S: 11	H: 0 LOB: 1 BB: 1 P: 19	1B: 3 2B: 3 HR: 1	SF: 0 SAC: 0 DP: 0 HBP: 1	WP: 0 PB: 0 SB: 0 CS: 0	PA: 40
PITCHER	IP WLS BF H R ER SO BB IBB HBP BLK WP HR S P ERA WHIP																					
32 Aaron Laffey, L ERA: 4.72	(1, 1) 5.2 L 29 7 5 5 2 4 0 1 0 0 0 1 55 98 7.94 1.941																					
62 Aaron Loup, L ERA: 2.97	(6, 1) 1.1 4 0 0 0 1 0 0 0 0 0 0 0 9 16 0.00 0.000																					
64 Chad Jenkins, R ERA:	(8, 1) 1.0 3 0 0 0 0 0 0 0 0 0 0 0 6 8 0.00 0.000																					
31 Brandon Lyon, R ERA: 2.8	(9, 1) 1.0 4 0 0 0 2 1 0 0 0 0 0 0 11 19 0.00 1.000																					

Batter	1	2	3	4	5	6	7	8	9	AB	R	H	RBI	BB	SO	LOB	BOTTOM					
11 Rajai Davis, R OBP: 0.314, SLG: 0.408										4	2	2	0	0	1	1	New York Yankees @ Toronto Blue Jays Rogers Centre, Toronto, ON Sat Aug 11 2012, 1:10 PM - 3:55 PM EDT Att. 45,582 - Roof Closed - 68 F					
43 Anthony Gose, L OBP: 0.242, SLG: 0.254										4	0	0	0	0	4	2						
10 Edwin Encarnación, R OBP: 0.385, SLG: 0.599										3	0	2	2	1	0	0						
5 Yunel Escobar, R OBP: 0.300, SLG: 0.337										1	0	0	0	0	0	0						
17 Omar Vizquel, S OBP: 0.246, SLG: 0.240										1	0	0	0	0	0	1						
30 David Cooper, L OBP: 0.309, SLG: 0.457										4	0	0	0	0	1	4						
14 Moisés Sierra, R OBP: 0.292, SLG: 0.333										4	0	0	0	0	2	4						
2 Kelly Johnson, L OBP: 0.319, SLG: 0.381										4	0	1	0	0	2	0						
68 Yan Gomes, R OBP: 0.225, SLG: 0.338										3	0	0	0	0	1	1						
3 Adeiny Hechavarria, R OBP: 0.158, SLG: 0.059										3	0	0	0	0	0	1						
Inning Stats	R: 0 E: 0 K: 2 S: 8	H: 0 LOB: 0 BB: 0 P: 11	R: 0 E: 0 K: 1 S: 6	H: 0 LOB: 0 BB: 0 P: 8	R: 0 E: 0 K: 1 S: 5	H: 0 LOB: 0 BB: 0 P: 9	R: 1 E: 0 K: 2 S: 13	H: 2 LOB: 2 BB: 0 P: 21	R: 0 E: 0 K: 1 S: 7	H: 1 LOB: 1 BB: 0 P: 10	R: 0 E: 0 K: 1 S: 9	H: 0 LOB: 2 BB: 1 P: 18	R: 0 E: 0 K: 1 S: 7	H: 0 LOB: 0 BB: 0 P: 11	R: 1 E: 0 K: 1 S: 12	H: 2 LOB: 0 BB: 0 P: 18	R: 0 E: 0 K: 1 S: 7	H: 0 LOB: 0 BB: 0 P: 15	1B: 4 2B: 1 HR: 0	SF: 0 SAC: 0 DP: 1 HBP: 2	WP: 0 PB: 0 SB: 1 CS: 0	PA: 34
PITCHER	IP WLS BF H R ER SO BB IBB HBP BLK WP HR S P ERA WHIP																					
47 Iván Nova, R ERA: 4.7	(1, 1) 7.1 W 30 5 2 2 10 1 0 2 2 1 1 0 66 105 2.46 0.818																					
30 David Robertson, R ERA: 2.58	(8, 1) 0.2 H 1 0 0 0 0 0 0 0 0 0 0 1 1 0.00 0.000																					
29 Rafael Soriano, R ERA: 1.75	(9, 1) 1.0 S 3 0 0 0 1 0 0 0 0 0 0 0 7 15 0.00 0.000																					

livebaseballscores.com



livebaseballscores.com



Batter	1	2	3	4	5	6	7	8	9	AB R H RBI BB SO LOB	TOP									
2 Derek Jeter, R OBP: 0.359, SLG: 0.422										5 2 3 2 0 0 0	New York Yankees @ Toronto Blue Jays Rogers Centre, Toronto, ON Sun Aug 12 2012, 1:09 PM - 3:57 PM EDT Att. 43,924 - Roof Closed - 68 F									
33 Nick Swisher, S OBP: 0.345, SLG: 0.454										5 1 2 1 0 0 1										
25 Mark Teixeira, S OBP: 0.339, SLG: 0.490										4 0 1 0 0 0 1										
24 Robinson Cano, L OBP: 0.374, SLG: 0.558										3 1 1 2 0 0 0										
22 Andrew Jones, R OBP: 0.298, SLG: 0.463										4 1 1 0 0 0 3										
14 Curtis Granderson, L OBP: 0.335, SLG: 0.487										4 1 1 0 0 2 1										
45 Casey McGehee, R OBP: 0.299, SLG: 0.390										4 0 1 1 0 1 1										
55 Russell Martin, R OBP: 0.312, SLG: 0.371										4 0 0 0 0 1 2										
17 Jayson Nix, R OBP: 0.305, SLG: 0.450										3 1 1 1 0 2 0										
31 Ichiro Suzuki, L OBP: 0.289, SLG: 0.355										1 0 0 0 0 0 0										
Inning Stats	R: 0 E: 0 K: 10 S: 10	H: 1 LOB: 0 BB: 0 P: 12	R: 0 E: 0 K: 8 S: 8	H: 0 LOB: 0 BB: 0 P: 14	R: 0 E: 0 K: 11 S: 8	H: 0 LOB: 0 BB: 0 P: 14	R: 1 E: 0 K: 2 S: 12	H: 2 LOB: 1 BB: 0 P: 21	R: 3 E: 0 K: 1 S: 14	H: 3 LOB: 0 BB: 0 P: 23	R: 3 E: 0 K: 0 S: 16	H: 5 LOB: 3 BB: 0 P: 23	R: 0 E: 0 K: 2 S: 9	H: 0 LOB: 0 BB: 0 P: 12	R: 0 E: 0 K: 0 S: 7	H: 0 LOB: 0 BB: 0 P: 9	1B: 4 2B: 5 HR: 2	SF: 0 SAC: 0 DP: 1 HBP: 1	WP: 1 PB: 0 SB: 0 CS: 0	PA: 38
PITCHER	IP WLS BF H R ER SO BB IBB HBP BLK WP HR S P ERA WHIP											IP WLS BF H R ER SO BB IBB HBP BLK WP HR S P ERA WHIP								
48 J.A. Happ, L ERA: 5.04	5.2 W 22 6 4 4 4 0 0 0 0 1 2 56 88 6.35 1.059																			
49 Brad Lincoln, R ERA: 2.55	1.0 7 4 3 3 0 0 0 0 0 0 0 15 23 27.00 4.000																			
38 Darren Oliver, L ERA: 1.27	1.1 H 6 1 0 0 2 0 0 0 1 0 0 0 13 18 0.00 0.750																			
44 Casey Janssen, R ERA: 2.22	1.0 S 3 0 0 0 0 0 0 0 0 0 0 7 9 0.00 0.000																			

Batter	1	2	3	4	5	6	7	8	9	AB R H RBI BB SO LOB	BOTTOM									
11 Rajai Davis, R OBP: 0.315, SLG: 0.415										5 1 2 5 0 1 0	New York Yankees @ Toronto Blue Jays Rogers Centre, Toronto, ON Sun Aug 12 2012, 1:09 PM - 3:57 PM EDT Att. 43,924 - Roof Closed - 68 F									
18 Mike McCoy, R OBP: 0.357, SLG: 0.308										5 1 1 1 0 2 1										
10 Edwin Encarnación, R OBP: 0.389, SLG: 0.571										4 2 3 2 1 0 0										
30 David Cooper, L OBP: 0.313, SLG: 0.455										5 0 2 1 0 0 1										
14 Moisés Sierra, R OBP: 0.345, SLG: 0.379										5 1 3 0 0 0 2										
6 Jeff Mathis, R OBP: 0.252, SLG: 0.424										4 2 1 1 0 0 3										
68 Yan Gomes, R OBP: 0.238, SLG: 0.338										3 1 1 0 1 0 1										
43 Anthony Gose, L OBP: 0.242, SLG: 0.242										3 1 0 0 1 2 3										
3 Adeiny Hechavarria, R OBP: 0.182, SLG: 0.100										3 1 1 0 0 2 2										
2 Kelly Johnson, L OBP: 0.318, SLG: 0.380										1 0 0 0 0 1 1										
Inning Stats	R: 1 E: 0 K: 1 S: 15	H: 3 LOB: 2 BB: 0 P: 18	R: 0 E: 0 K: 1 S: 10	H: 0 LOB: 0 BB: 0 P: 16	R: 0 E: 0 K: 1 S: 10	H: 1 LOB: 1 BB: 0 P: 14	R: 6 E: 0 K: 1 S: 17	H: 5 LOB: 0 BB: 1 P: 32	R: 3 E: 0 K: 1 S: 18	H: 3 LOB: 1 BB: 1 P: 28	R: 0 E: 0 K: 0 S: 6	H: 0 LOB: 0 BB: 0 P: 7	R: 0 E: 0 K: 2 S: 10	H: 1 LOB: 1 BB: 0 P: 15	R: 0 E: 0 K: 1 S: 12	H: 1 LOB: 2 BB: 1 P: 24	1B: 9 2B: 4 HR: 1	SF: 0 SAC: 0 DP: 0 HBP: 0	WP: 0 PB: 1 SB: 1 CS: 0	PA: 41
PITCHER	IP WLS BF H R ER SO BB IBB HBP BLK WP HR S P ERA WHIP											IP WLS BF H R ER SO BB IBB HBP BLK WP HR S P ERA WHIP								
65 Phil Hughes, R ERA: 4.48	4.0 L 22 9 7 7 4 1 0 0 0 0 0 0 24 35 13.50 2.000																			
53 Ryota Igarashi, R ERA: 18.0	2.0 10 3 3 3 1 1 0 0 0 0 0 0 18 31 0.00 1.200																			
38 Cody Eppley, R ERA: 3.0	1.2 7 1 0 0 3 1 0 0 0 0 0 0 1 2 = =																			
39 Clay Rapada, L ERA: 2.87	0.0 1 1 0 0 0 0 0 0 0 0 0 0 0 3 6 0.00 0.000																			
62 Joba Chamberlain, R ERA: 7.71	0.1 1 0 0 0 0 0 0 0 0 0 0 0 0 3 6 0.00 0.000																			

AB	37
R	7
H	11
RBI	7
BB	0
SO	6
LOB	9




AB	38
R	10
H	14
RBI	10
BB	3
SO	8
LOB	14



Batter	1	2	3	4	5	6	7	8	9	10	11	AB	R	H	RBI	BB	SO	LOB	TOP																	
30 Alejandro De Aza, L OBP: 0.347, SLG: 0.402	(1, 8) C FF 86 2-3 B FF 88 F FF 89 S CU 77		(0, 3) C CU 68 0-3 C SI 91 S SL 82		(1, 1) O SI 89 1-1 C CH 79 X CU 74			(2, 3) S FC 87 2-3 L FC 90 B FC 91 B FF 90 S CU 77		(1, 3) C FF 95 1-3 T CH 89 S CH 88 S CH 87		5	0	0	0	0	4	2																		
20 Kevin Youkilis, R OBP: 0.341, SLG: 0.433	(1, 5) B FF 89 4-0 B FF 90 B FF 90 B FF 87			(2, 1) B FF 88 2-1 C CH 82 F FF 88 X CH 82			(1, 3) C FF 89 2-3 B EP 81 C CH 80 B CH 80 S SL 82			(2, 1) C FF 91 2-1 B FF 91 X FF 91		4	0	0	0	1	2	0																		
44 Adam Dunn, L OBP: 0.340, SLG: 0.488	(1, 3) X FF 89 0-0			(3, 2) C FF 88 3-2 B SL 82 B FF 90 B SL 82 X FF 91																																
51 Alex Rios, R OBP: 0.344, SLG: 0.533	(1, 9) C FF 88 1-1 C SL 81 X CH 82			(3, 3) B CH 81 3-3 B CH 90 C CU 73 C SL 83 F FF 90 S SI 91				(2, 2) C FF 82 0-1 X FF 82																												
12 A.J. Pierzynski, L OBP: 0.349, SLG: 0.556		(2, 2) S SI 89 2-2 B CU 72 B CH 82 B SI 91 X CU 75																																		
10 Alexei Ramirez, R OBP: 0.263, SLG: 0.353		(1, 2) C SI 90 1-2 F SL 82 B SI 90 X CU 75																																		
24 Dayan Viciedo, R OBP: 0.286, SLG: 0.424		(1, 0) B SI 90 1-0 X CH 83																																		
17 Tyler Flowers, R OBP: 0.284, SLG: 0.360			(1, 3) B FF 87 1-3 F FF 88 C CU 74 S SL 82																																	
15 Gordon Beckham, R OBP: 0.279, SLG: 0.357			(0, 2) C FF 90 0-2 T FF 90																																	
Inning Stats	R: 0 E: 0 K: 1 S: 6	H: 0 LOB: 1 BB: 1 P: 13	R: 0 E: 0 K: 0 S: 7	H: 0 LOB: 0 BB: 0 P: 11	R: 0 E: 0 K: 3 S: 9	H: 0 LOB: 0 BB: 0 P: 10	R: 1 E: 0 K: 1 S: 12	H: 2 LOB: 1 BB: 0 P: 21	R: 0 E: 0 K: 0 S: 5	H: 1 LOB: 1 BB: 0 P: 7	R: 0 E: 0 K: 2 S: 11	H: 1 LOB: 1 BB: 0 P: 14	R: 0 E: 0 K: 1 S: 6	H: 1 LOB: 1 BB: 0 P: 9	R: 0 E: 0 K: 2 S: 9	H: 0 LOB: 0 BB: 0 P: 15	R: 1 E: 0 K: 0 S: 13	H: 2 LOB: 0 BB: 0 P: 17	R: 0 E: 0 K: 0 S: 12	H: 0 LOB: 1 BB: 0 P: 16	R: 0 E: 0 K: 2 S: 7	H: 0 LOB: 0 BB: 0 P: 10	1B: 5 2B: 1 3B: 0 HR: 2	SF: 0 SAC: 0 DP: 1 HBP: 0	WP: 1 PB: 1 CS: 2	PA: 41										
PITCHER	IP 7.0	WLS 1.0	BF 26	H 5	R 1	ER 1	SO 8	BB 1	IBB 0	HBP 0	BLK 0	WP 0	HR 0	S 9	P 85	ERA 1.29	WHIP 0.857																			
33 Carlos Vilanueva, R ERA: 3.12	(1, 1)																																			
31 Brandon Lyon, R ERA: 2.74	(8, 1)	1.0	H 3	0	0	0	2	1	0	0	0	0	0	9	15	0.00	0.000																			
44 Casey Janssen, R ERA: 3.36	(9, 1)	1.0	B 4	2	1	1	0	0	0	0	0	0	1	13	17	9.00	2.000																			
50 Steve Delabar, R ERA: 4.06	(10, 1)	2.0	W 7	0	0	0	6	0	0	0	0	1	0	19	26	0.00	0.000																			

Chicago White Sox @ Toronto Blue Jays
Rogers Centre, Toronto, ON
Mon Aug 13 2012, 7:10 PM - 10:14 PM EDT
Att: 16,828 - Cloudy - 73 F

livebaseballscores.com

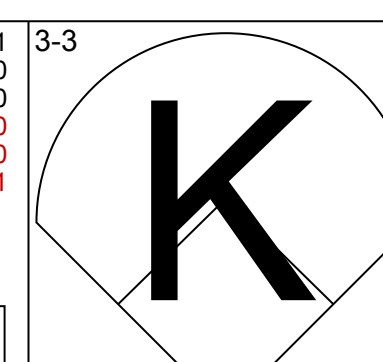
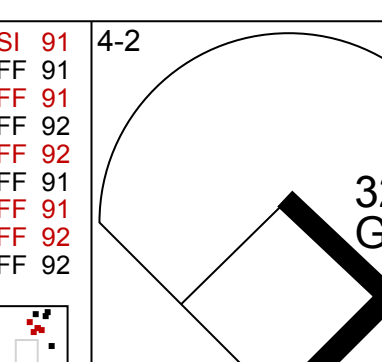
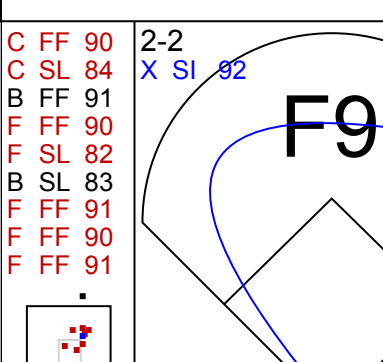
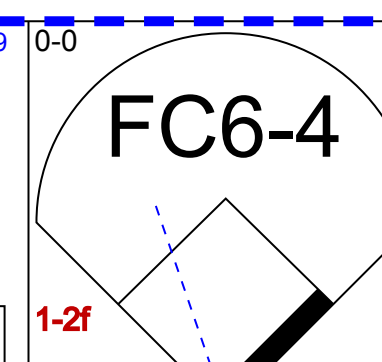
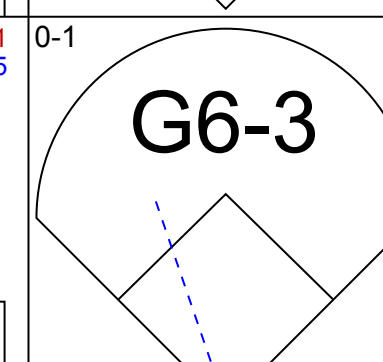
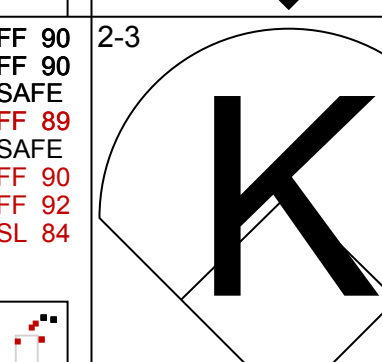
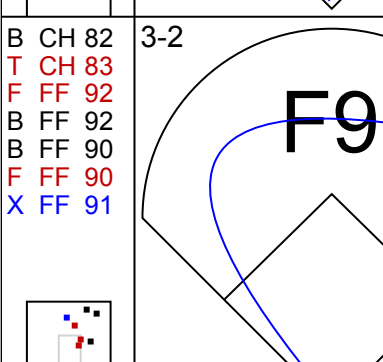
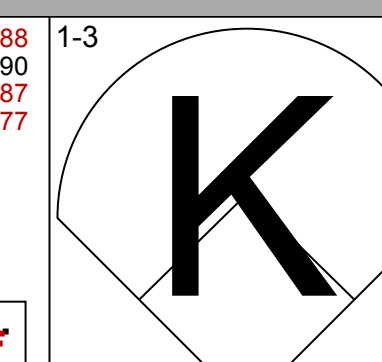
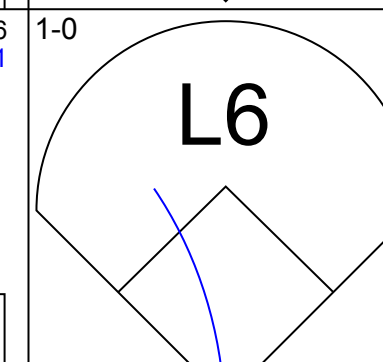
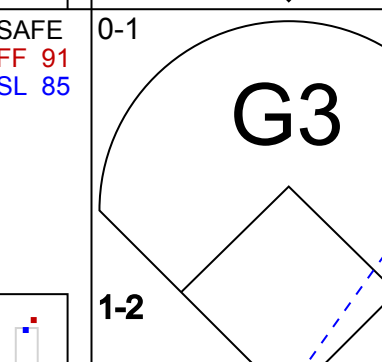
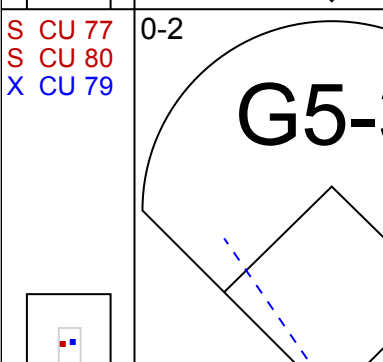
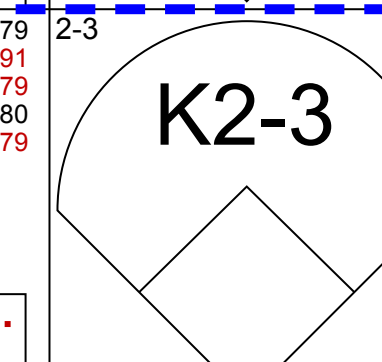
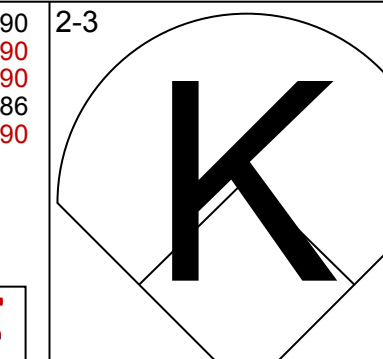
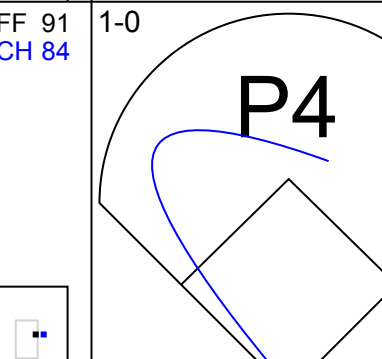
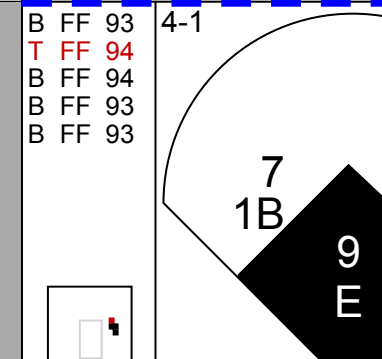
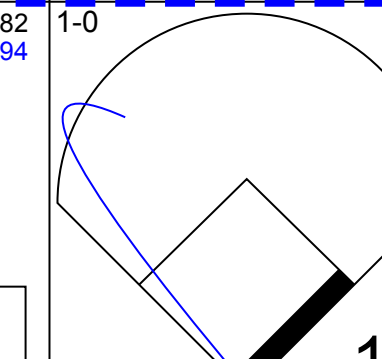
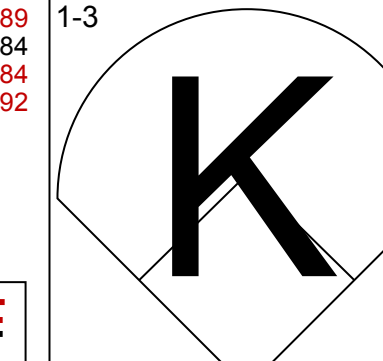
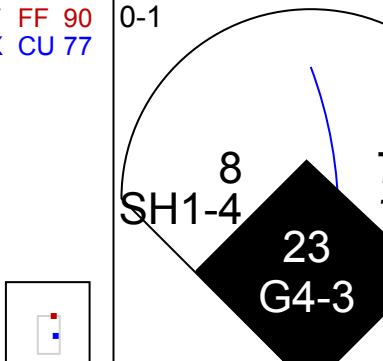
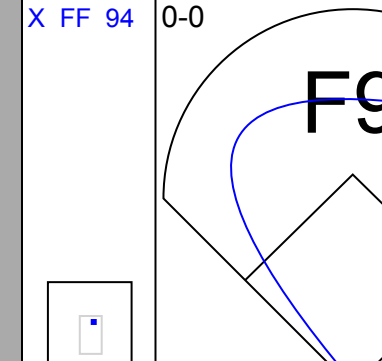
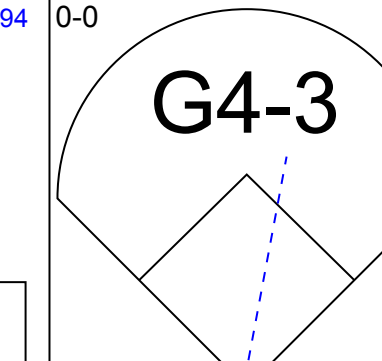
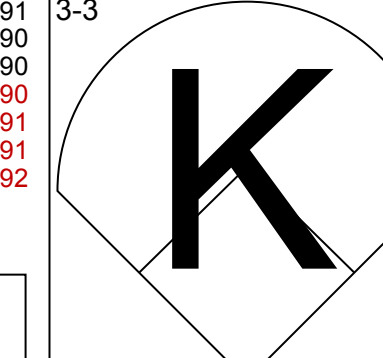
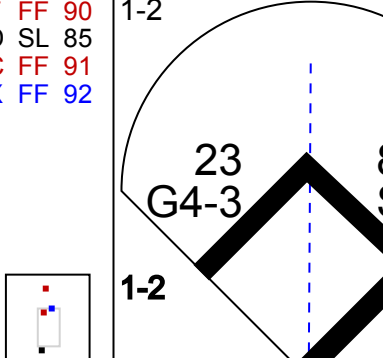
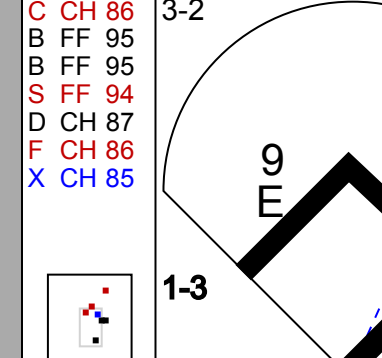
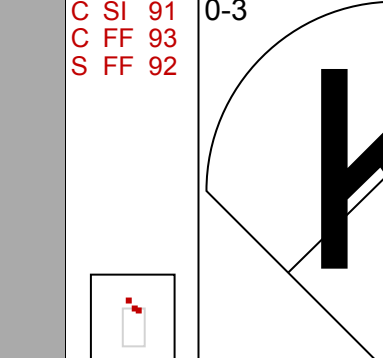
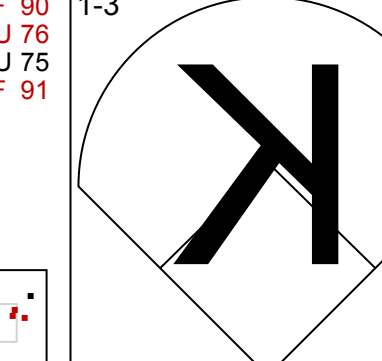
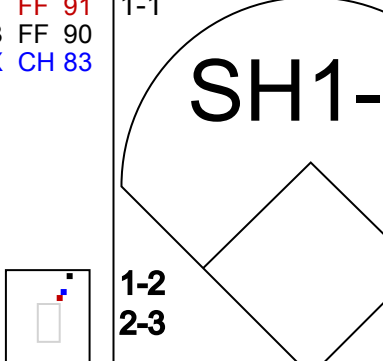
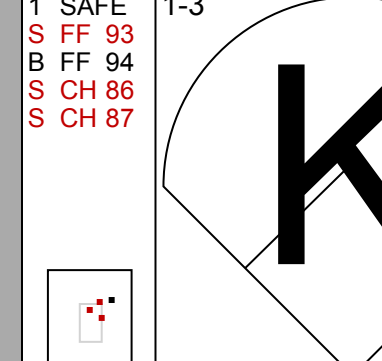
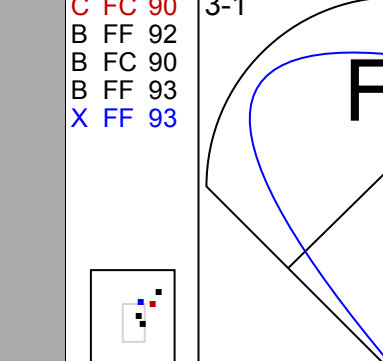
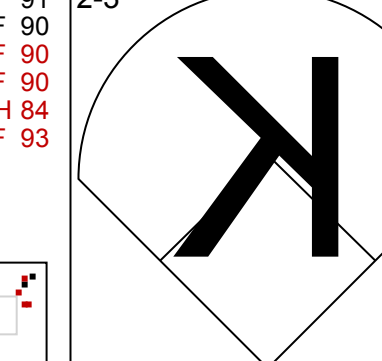
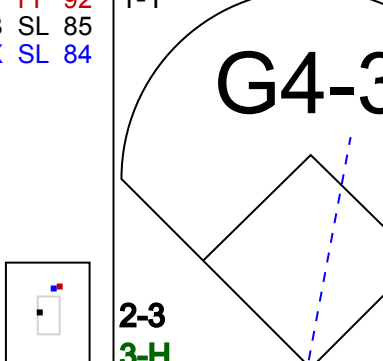
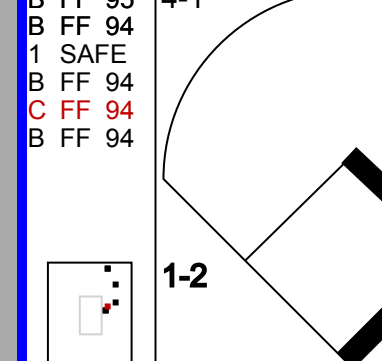
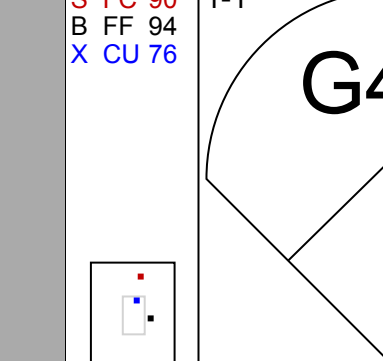
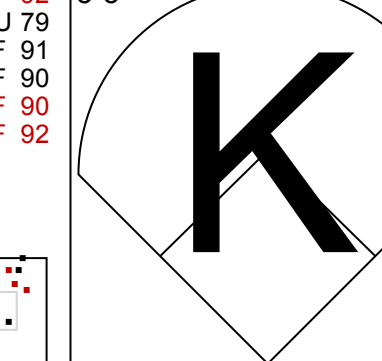
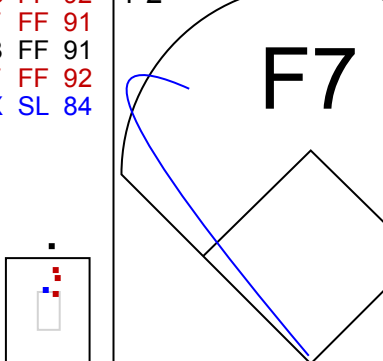
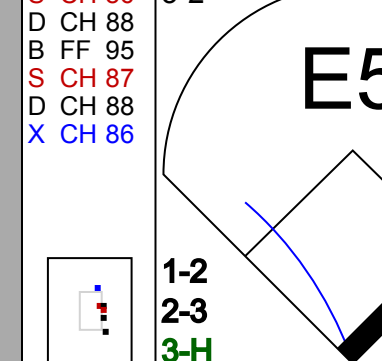
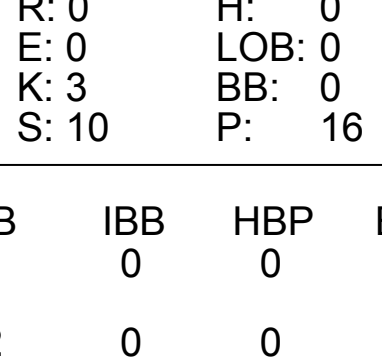


Batter	1	2	3	4	5	6	7	8	9	10	11	AB	R	H	RBI	BB	SO	LOB	BOTTOM								
11 Rajai Davis, R OBP: 0.310, SLG: 0.408	(1, 7) X FF 88 0-0		(1, 1) 1 SAFE B SL 84 1 SAFE C SL 84 1 SAFE X SI 89		(1, 1) F FF 90 1-1 P PO 89 X CH 86			(3, 2) C SL 82 3-2 B FF 88 B CH 80 B SI 90 F FF 89 S CH 81 S SL 85		(1, 1) 1 SAFE F FF 90 P PO 84	(3, 3) X SL 84 0-0	5	0	0	0	0	0	2									
2 Kelly Johnson, L OBP: 0.319, SLG: 0.376	(1, 4) C SI 88 1-3 F SI 90 F CH 83 S FC 85		(2, 2) C CH 82 2-2 1 SAFE S SL 84 B FF 90 H SL 85		(2, 2) B SL 84 2-2 B CH 84 C CH 85 F FC 84 F CH 85 X FC 85			(2, 3) C FF 89 2-3 B CH 80 B CH 80 S CH 81 S SL 85																			
10 Edwin Encarnación, R OBP: 0.300, SLG: 0.569	(1, 10) C FF 89 1-1 B FF 91 X FF 89		(1, 2) S FC 86 1-2 F FF 91 X FF 86			(1, 2) C CH 84 1-2 B SL 83 X CH 82																					
30 David Cooper, L OBP: 0.317, SLG: 0.452	(1, 3) C FF 88 0-1 X SI 90				(0, 3) C FF 88 0-3 C SI 90 S CU 79																						
5 Yunel Escobar, R OBP: 0.297, SLG: 0.333		(0, 1) C SI 89 0-1 X FF 90			(2, 2) C SL 84 2-2 B FC 84 C FF 90 X SL 85																						
14 Moisés Sierra, R OBP: 0.394, SLG: 0.500	(1, 9) C SI 91 1-2 B FF 91 F CU 82 F FF 91 X CU 80				(4, 2) B SL 84 4-2 B FF 90 B CH 82 F FF 90 F FF 90 F FF 90 F FF 90 B FF 90																						
17 Omar Vizquel, S OBP: 0.248, SLG: 0.241	(1, 5) C FF 89 0-2 F CU 79 X CU 79				(0, 3) F FC 85 0-3 C FF 90 C FF 90 S CH 82																						
6 Jeff Mathis, R OBP: 0.252, SLG: 0.415			(2, 2) F FF 89 2-2 S FC 86 B SL 85 B FF 91 X SL 85			(4, 2) C CH 81 4-2 B SL 84 B FF 89 B CH 82 C SI 88 B FF 88 B SI 89																					
43 Anthony Gose, L OBP: 0.297, SLG: 0.234			(3, 1) B CH 83 3-1 B CH 83 C FF 89 H SL 84			(0, 1) C SL 84 0-1 X FC 86																					
Inning Stats	R: 0 E: 0 K: 1 S: 7	H: 0 LOB: 0 BB: 0 P: 9	R: 0 E: 0 K: 0 S: 12	H: 2 LOB: 1 BB: 0 P: 13	R: 1 E: 0 K: 0 S: 13	H: 1 LOB: 1 BB: 0 P: 22	R: 0 E: 0 K: 2 S: 16	H: 0 LOB: 1 BB: 1 P: 22	R: 0 E: 0 K: 0 S: 11	H: 2 LOB: 0 BB: 0 P: 17	R: 0 E: 0 K: 1 S: 8	H: 2 LOB: 2 BB: 0 P: 13	R: 0 E: 0 K: 2 S: 11	H: 0 LOB: 0 BB: 0 P: 18	R: 0 E: 0 K: 2 S: 8	H: 0 LOB: 0 BB: 0 P: 13	R: 1 E: 0 K: 0 S: 10	H: 2 LOB: 0 BB: 1 P: 17	R: 1 E: 0 K: 0 S: 7	H: 2 LOB: 2 BB: 0 P: 16	1B: 6 2B: 0 3B: 0 HR: 1	SF: 0 SAC: 0 DP: 1 HBP: 2	WP: 0 PB: 0 CS: 1	PA: 41			
PITCHER	IP 8.0	WLS 1.0	BF 30	H 5	R 0	ER 2	SO 6	BB 2	IBB 0	HBP 2	BLK 0	WP 0	HR 1	S 87	P 124	ERA 2.25	WHIP 0.875										
44 Jake Peavy, R ERA: 3.04	(1, 1)																										
39 Brett Myers, R ERA: 2.81	(9, 1)	1.0	3	0	0	0	2	0	0	0	0	0	0	8	13	0.00	0.000										
26 Jesse Crain, R ERA: 1.95	(10, 1)	1.1	4	0	0	0	0	1	0	0	0	0	0	11	18	0.00	0.750										
52 Leyson Septimo, L ERA: 6.0	(11, 1)	0.0	L 1	0	0	0	0	1	0	0	0	0	0	0	4	∞	∞										
65 Nate Jones, R ERA: 3.35	(11, 1)	0.0	2	2	1	1	0	0	0	0	0	0	0	6	11	∞	∞										

Chicago White Sox @ Toronto Blue Jays
Rogers Centre, Toronto, ON
Mon Aug 13 2012, 7:10 PM - 10:14 PM EDT
Att: 16,828 - Cloudy - 73 F

livebaseballscores.com

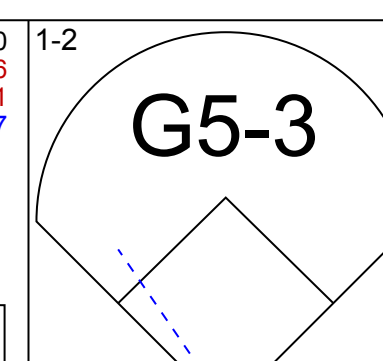
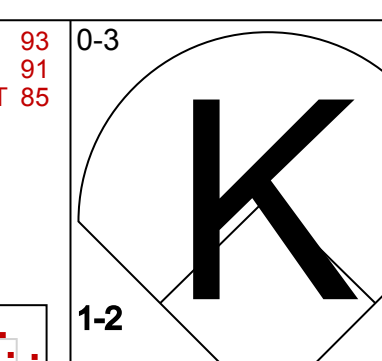
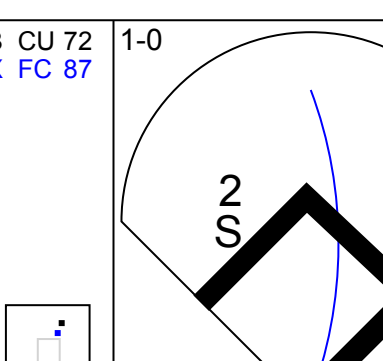
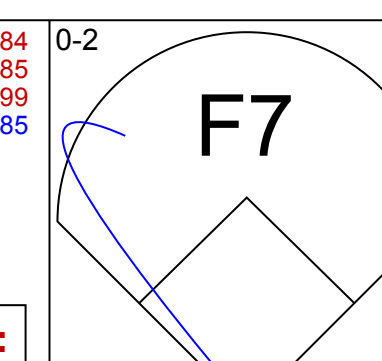
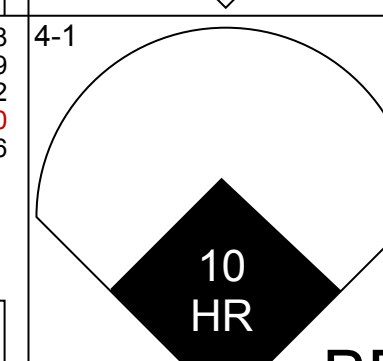
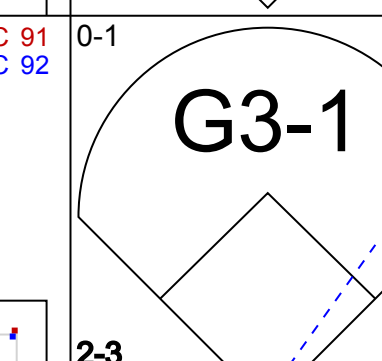
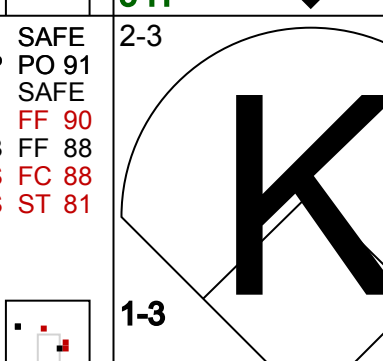
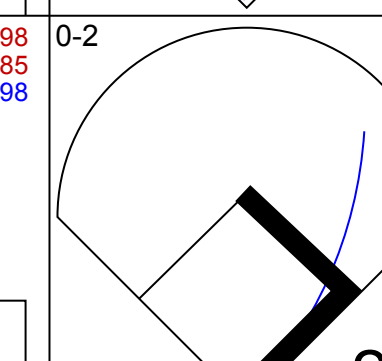
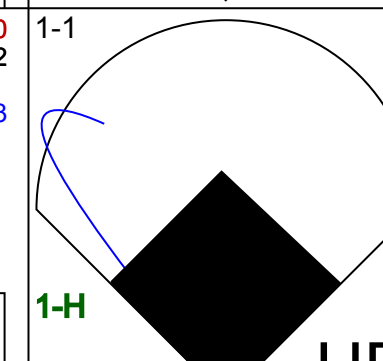
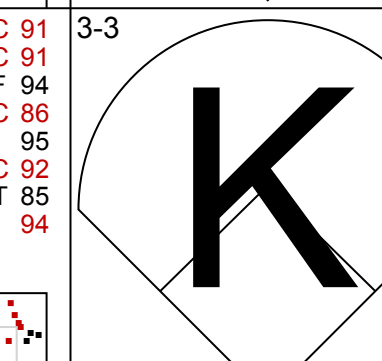
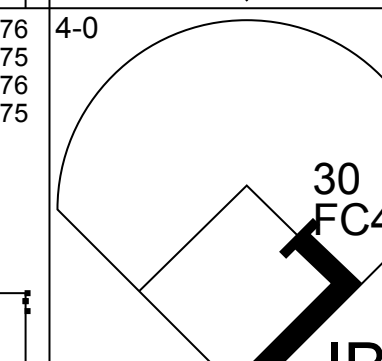
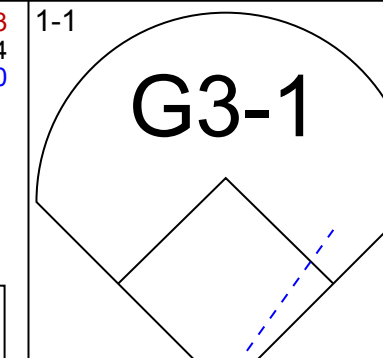

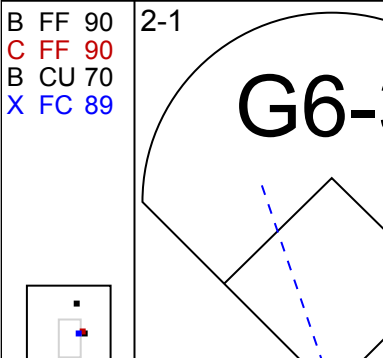
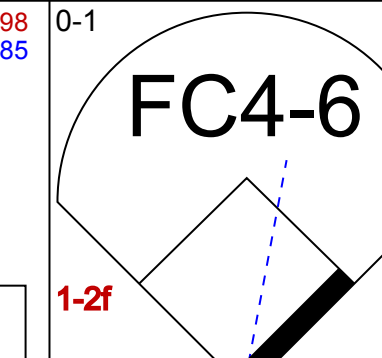
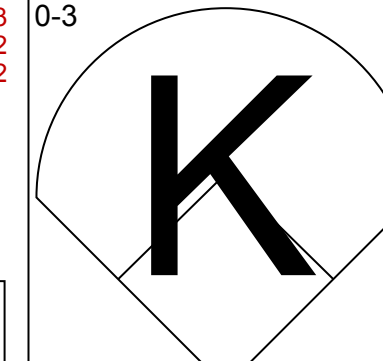
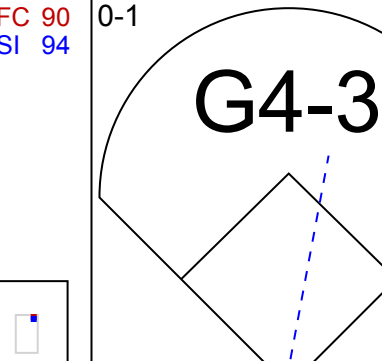
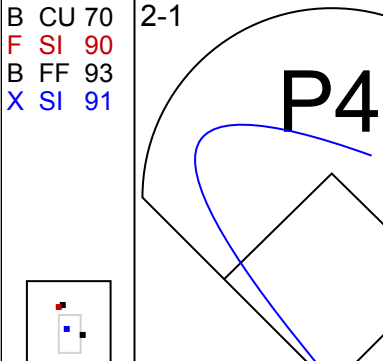


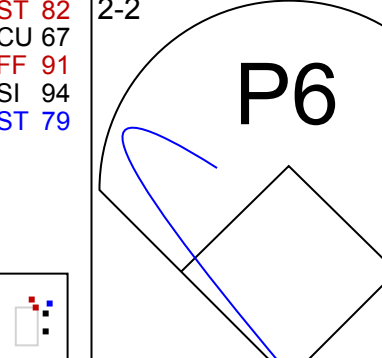

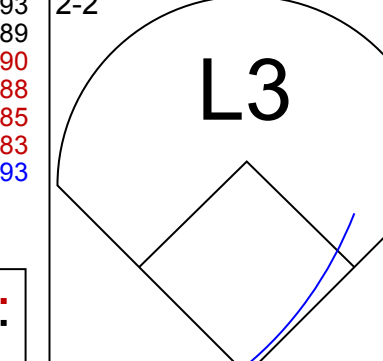

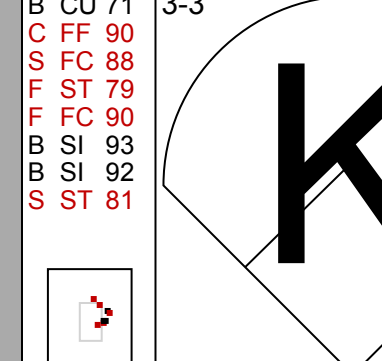
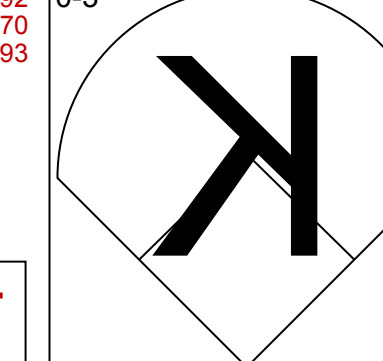
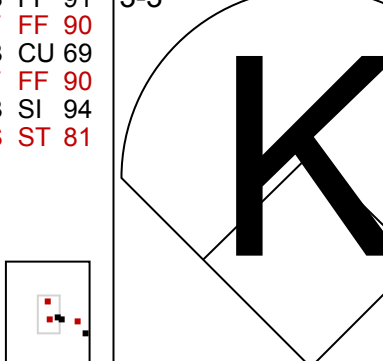
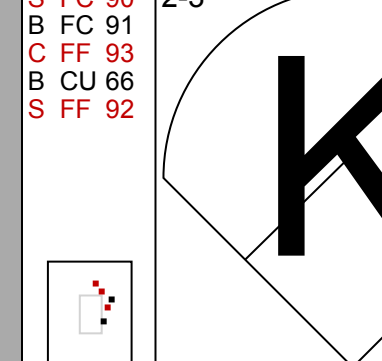

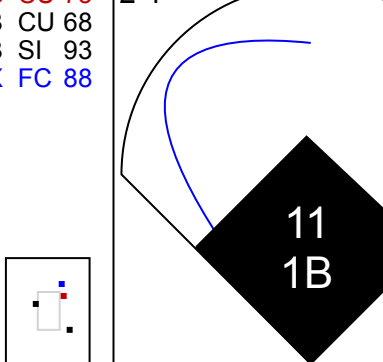

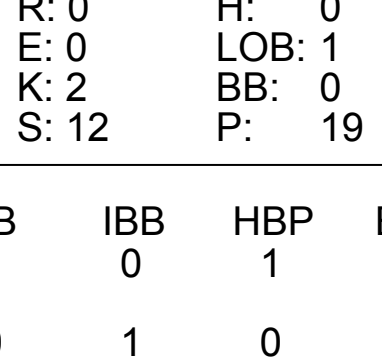
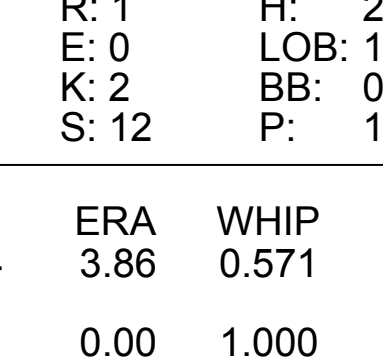
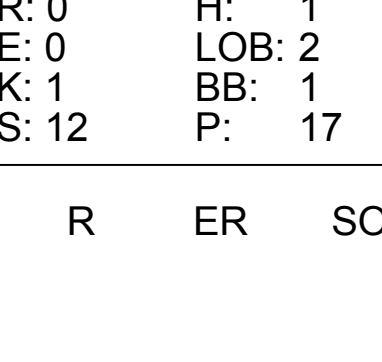


Batter	1	2	3	4	5	6	7	8	9	AB	R	H	RBI	BB	SO	LOB	TOP					
5 Ian Kinsler, R OBP: 0.335, SLG: 0.427										3	0	0	0	1	1	3						
1 Elvis Andrus, R OBP: 0.365, SLG: 0.394										4	0	0	0	0	2	1						
32 Josh Hamilton, L OBP: 0.357, SLG: 0.593										4	0	0	0	0	1	1						
29 Adrián Beltré, R OBP: 0.341, SLG: 0.482										3	1	1	0	1	1	1						
10 Michael Young, R OBP: 0.302, SLG: 0.342										4	1	1	0	0	1	2						
7 David Murphy, L OBP: 0.382, SLG: 0.476										4	0	2	0	0	2	0						
8 Geovany Soto, R OBP: 0.275, SLG: 0.333										3	0	0	0	0	2	2						
23 Craig Gentry, R OBP: 0.388, SLG: 0.406										2	0	0	1	0	1	1						
17 Nelson Cruz, R OBP: 0.329, SLG: 0.462										1	0	0	0	1	0	0						
9 Mike Olt, R OBP: 0.333, SLG: 0.278										3	0	0	0	0	1	3						
Inning Stats	R: 0 E: 0 K: 1 S: 6	H: 0 LOB: 0 BB: 0 P: 10	R: 0 E: 0 K: 3 S: 10	H: 0 LOB: 0 BB: 0 P: 16	R: 0 E: 0 K: 3 S: 10	H: 0 LOB: 1 BB: 0 P: 16	R: 0 E: 0 K: 1 S: 12	H: 0 LOB: 1 BB: 0 P: 19	R: 1 E: 0 K: 0 S: 13	H: 2 LOB: 1 BB: 0 P: 17	R: 0 E: 0 K: 0 S: 15	H: 0 LOB: 0 BB: 0 P: 20	R: 1 E: 1 K: 1 S: 14	H: 1 LOB: 3 BB: 2 P: 29	R: 0 E: 0 K: 2 S: 8	H: 1 LOB: 1 BB: 0 P: 12	R: 0 E: 0 K: 1 S: 7	H: 0 LOB: 0 BB: 0 P: 11	1B: 4 2B: 0 3B: 0 HR: 0	SF: 0 SAC: 1 DP: 0 HBP: 0	WP: 0 PB: 0 SB: 0 CS: 0	PA: 35
PITCHER	IP	WLS	BF	H	R	ER	SO	BB	IBB	HBP	BLK	WP	HR	S	P	ERA	WHIP					
48 J.A. Happ, L ERA: 4.88	6.0	W	21	2	1	1	8	1	0	0	0	0	0	66	98	1.50	0.500					
50 Steve Delabar, R ERA: 3.91	0.2	H	6	1	1	0	1	2	0	0	0	0	0	13	28	0.00	4.500					
31 Brandon Lyon, R ERA: 2.87	0.2	H	2	0	0	0	1	0	0	0	0	0	0	4	5	0.00	0.000					
62 Aaron Loup, L ERA: 2.6	0.1	H	1	0	0	0	1	0	0	0	0	0	0	3	5	0.00	0.000					
49 Brad Lincoln, R ERA: 3.15	0.1	H	2	1	0	0	0	0	0	0	0	0	0	2	3	0.00	3.000					
PITCHER	IP	WLS	BF	H	R	ER	SO	BB	IBB	HBP	BLK	WP	HR	S	P	ERA	WHIP					
44 Casey Janssen, R ERA: 2.27	1.0	S	3	0	0	0	1	0	0	0	0	0	0	7	11	0.00	0.000					

Texas Rangers @ Toronto Blue Jays
Rogers Centre, Toronto, ON
Fri Aug 17 2012, 7:09 PM - 9:50 PM EDT
Att: 26,816 - Partly Cloudy - 73 F

AB 31
R 2
H 4
RBI 1
BB 3
SO 12
LOB 14



Batter	1	2	3	4	5	6	7	8	9	AB	R	H	RBI	BB	SO	LOB	BOTTOM				
11 Rajai Davis, R OBP: 0.315, SLG: 0.410										4	0	1	1	0	1	1					
2 Kelly Johnson, L OBP: 0.316, SLG: 0.380										3	1	1	0	1	1	2					
18 Mike McCoy, R OBP: 0.261, SLG: 0.190										0	0	0	0	0	0	0					
10 Edwin Encarnación, R OBP: 0.389, SLG: 0.565										3	1	1	2	1	1	1					
30 David Cooper, L OBP: 0.311, SLG: 0.446										4	0	0	0	0	1	2					
5 Yunel Escobar, R OBP: 0.294, SLG: 0.327										3	0	0	0	0	1	0					
14 Moisés Sierra, R OBP: 0.349, SLG: 0.500										3	0	0	0	0	1	0					
17 Omar Vizquel, S OBP: 0.248, SLG: 0.241										3	0	0	0	0	1	0					
6 Jeff Mathis, R OBP: 0.255, SLG: 0.423										3	0	0	0	0	3	0					
43 Anthony Gose, L OBP: 0.273, SLG: 0.271										2	1	1	0	0	1	0					
Inning Stats	R: 2 E: 0 K: 1 S: 11	H: 1 LOB: 0 BB: 1 P: 18	R: 0 E: 0 K: 2 S: 12	H: 0 LOB: 0 BB: 0 P: 16	R: 0 E: 0 K: 2 S: 12	H: 0 LOB: 1 BB: 0 P: 19	R: 0 E: 0 K: 1 S: 9	H: 0 LOB: 0 BB: 0 P: 14	R: 1 E: 0 K: 2 S: 12	H: 2 LOB: 1 BB: 0 P: 19	R: 0 E: 0 K: 0 S: 5	H: 0 LOB: 0 BB: 0 P: 10	R: 0 E: 0 K: 2 S: 11	H: 0 LOB: 0 BB: 0 P: 18	R: 0 E: 0 K: 1 S: 12	H: 1 LOB: 2 BB: 1 P: 17	1B: 1 2B: 1 3B: 1 HR: 1	SF: 0 SAC: 0 DP: 0 HBP: 1	WP: 0 PB: 0 SB: 3 CS: 0	PA: 31	
PITCHER	IP	WLS	BF	H	R	ER	SO	BB	IBB	HBP	BLK	WP	HR	S	P	ERA	WHIP				
11 Yu Darvish, R ERA: 4.51	7.0	L	26	3	3	3	10	1	0	1	0	0	0	72	114	3.86	0.571				
41 Alexi Ogando, R ERA: 2.85	1.0		5	1	0	0	1	0	1	0	0	0	0	12	17	0.00	1.000				

Texas Rangers @ Toronto Blue Jays
Rogers Centre, Toronto, ON
Fri Aug 17 2012, 7:09 PM - 9:50 PM EDT
Att: 26,816 - Partly Cloudy - 73 F

AB 28
R 3
H 4
RBI 3
BB 2
SO 11
LOB 6




Batter	1	2	3	4	5	6	7	8	9	AB	R	H	RBI	BB	SO	LOB	TOP												
5 Ian Kinsler, R (1,4) OBP: 0.333, SLG: 0.424	L1			F7		K		L4		4	0	0	0	0	1	1	<p>Texas Rangers @ Toronto Blue Jays</p> <p>Rogers Centre, Toronto, ON</p> <p>Sat Aug 18 2012, 1:10 PM - 3:56 PM EDT</p> <p>Att: 30,033 - Sunny - 68 F</p>												
10 Michael Young, R (1,6) OBP: 0.301, SLG: 0.340	K2-3			G5-3				G5-3		3	0	0	0	1	1	0													
1 Elvis Andrus, R (9,6) OBP: 0.366, SLG: 0.394										0	0	0	0	0	0	0													
32 Josh Hamilton, L (1,7) OBP: 0.354, SLG: 0.587	F8			F9		FC6		L7		4	0	0	0	0	0	1													
29 Adrián Beltré, R (1,5) OBP: 0.342, SLG: 0.484		F8								4	1	2	0	0	0	0													
17 Nelson Cruz, R (1,10) OBP: 0.329, SLG: 0.468		G1-3								3	1	1	2	0	1	1													
7 David Murphy, L (1,9) OBP: 0.379, SLG: 0.471				G4-3						3	0	0	0	0	0	1													
18 Mitch Moreland, L (1,3) OBP: 0.343, SLG: 0.512						K		CS		3	0	2	0	0	1	0													
23 Craig Gentry, R (1,8) OBP: 0.382, SLG: 0.400										3	0	0	0	0	0	2													
15 Luis Martínez, R (1,2) OBP: 0.275, SLG: 0.333										2	0	0	0	0	0	1													
27 Leonys Martín, L (8,PH) OBP: 0.244, SLG: 0.395				G6-3						1	0	0	0	0	1	1													
8 Geovany Soto, R (8,2) OBP: 0.275, SLG: 0.333										0	0	0	0	0	0	0													
Inning Stats	R: 0 E: 0 K: 1 S: 12	H: 0 LOB: 0 BB: 0 P: 16	R: 0 E: 0 K: 0 S: 9	H: 0 LOB: 0 BB: 0 P: 13	R: 0 E: 0 K: 0 S: 6	H: 1 LOB: 0 BB: 0 P: 8	R: 0 E: 0 K: 0 S: 6	H: 0 LOB: 0 BB: 0 P: 10	R: 2 E: 0 K: 1 S: 10	H: 2 LOB: 0 BB: 0 P: 13	R: 0 E: 0 K: 1 S: 12	H: 0 LOB: 1 BB: 1 P: 20	R: 0 E: 1 K: 1 S: 7	H: 1 LOB: 1 BB: 0 P: 10	R: 0 E: 0 K: 0 S: 7	H: 0 LOB: 0 BB: 0 P: 10	1B: 3 2B: 1 3B: 0 HR: 1	SF: 0 SAC: 0 DP: 0 HBP: 0	WP: 0 PB: 1 SB: 0 CS: 2	PA: 32									
PITCHER	IP WLS BF H R ER SO	IP WLS BF H R ER SO	IP WLS BF H R ER SO	IP WLS BF H R ER SO	IP WLS BF H R ER SO	IP WLS BF H R ER SO	IP WLS BF H R ER SO	IP WLS BF H R ER SO	IP WLS BF H R ER SO	IP WLS BF H R ER SO	IP WLS BF H R ER SO	IP WLS BF H R ER SO	IP WLS BF H R ER SO	IP WLS BF H R ER SO	IP WLS BF H R ER SO	IP WLS BF H R ER SO	ERA WHIP	ERA WHIP	ERA WHIP	ERA WHIP	ERA WHIP	ERA WHIP	ERA WHIP	ERA WHIP	ERA WHIP	ERA WHIP			
33 Carlos Villanueva, R (1,1) ERA: 3.1	6.1	L	23	4	2	2	4	1	0	0	0	0	0	0	0	0	0	2.84	0.789										
62 Aaron Loup, L (7,1) ERA: 2.5	0.2		2	1	0	0	0	0	0	0	0	0	0	0	0	0	0	0.00	1.500										
64 Chad Jenkins, R (8,1) ERA: 1.84	1.1		4	0	0	0	1	0	0	0	0	0	0	0	0	0	0	0.00	0.000										
38 Darren Oliver, L (9,1) ERA: 1.84	0.2		2	0	0	0	0	0	0	0	0	0	0	0	0	0	0	0.00	0.000										

AB	30
R	2
H	5
RBI	2
BB	1
SO	5
LOB	8



Batter	1	2	3	4	5	6	7	8	9	AB	R	H	RBI	BB	SO	LOB	BOTTOM												
11 Rajai Davis, R (1,7) OBP: 0.313, SLG: 0.406	K			K		B5				5	0	1	0	0	3	2	<p>Texas Rangers @ Toronto Blue Jays</p> <p>Rogers Centre, Toronto, ON</p> <p>Sat Aug 18 2012, 1:10 PM - 3:56 PM EDT</p> <p>Att: 30,033 - Sunny - 68 F</p>												
28 Colby Rasmus, L (1,8) OBP: 0.303, SLG: 0.447	G3			G4-3		P5				5	0	0	0	0	0	4													
10 Edwin Encarnación, R (1,10) OBP: 0.389, SLG: 0.565	G6-3									2	0	0	0	1	1	0													
30 David Cooper, L (1,3) OBP: 0.309, SLG: 0.440		F7				L5				4	0	1	0	0	0	4													
5 Yunel Escobar, R (1,6) OBP: 0.294, SLG: 0.327										4	0	1	0	0	1	4													
18 Mike McCoy, R (8,5) OBP: 0.261, SLG: 0.190										0	0	0	0	0	0	0													
2 Kelly Johnson, L (1,4) OBP: 0.315, SLG: 0.377										3	0	0	0	1	2	2													
6 Jeff Mathis, R (1,2) OBP: 0.255, SLG: 0.418										4	0	1	0	0	1	2													
43 Anthony Gose, L (1,9) OBP: 0.284, SLG: 0.274										3	1	1	0	1	1	3													
3 Adeiny Hechavarria, R (1,5) OBP: 0.241, SLG: 0.259										3	0	2	1	0	1	0													
Inning Stats	R: 0 E: 0 K: 1 S: 7	H: 0 LOB: 0 BB: 0 P: 10	R: 0 E: 0 K: 2 S: 9	H: 0 LOB: 0 BB: 0 P: 11	R: 1 E: 0 K: 1 S: 7	H: 1 LOB: 1 BB: 1 P: 15	R: 0 E: 0 K: 1 S: 14	H: 0 LOB: 2 BB: 1 P: 23	R: 0 E: 0 K: 0 S: 5	H: 1 LOB: 0 BB: 0 P: 8	R: 0 E: 0 K: 3 S: 19	H: 3 LOB: 3 BB: 0 P: 27	R: 0 E: 0 K: 0 S: 12	H: 2 LOB: 3 BB: 1 P: 25	R: 0 E: 0 K: 0 S: 4	H: 0 LOB: 0 BB: 0 P: 5	R: 0 E: 0 K: 2 S: 9	H: 0 LOB: 0 BB: 0 P: 16	1B: 6 2B: 1 3B: 0 HR: 0	SF: 0 SAC: 1 DP: 0 HBP: 1	WP: 0 PB: 0 SB: 2 CS: 0	PA: 38							
PITCHER	IP WLS BF H R ER SO	IP WLS BF H R ER SO	IP WLS BF H R ER SO	IP WLS BF H R ER SO	IP WLS BF H R ER SO	IP WLS BF H R ER SO	IP WLS BF H R ER SO	IP WLS BF H R ER SO	IP WLS BF H R ER SO	IP WLS BF H R ER SO	IP WLS BF H R ER SO	IP WLS BF H R ER SO	IP WLS BF H R ER SO	IP WLS BF H R ER SO	IP WLS BF H R ER SO	IP WLS BF H R ER SO	ERA WHIP	ERA WHIP	ERA WHIP	ERA WHIP	ERA WHIP	ERA WHIP	ERA WHIP	ERA WHIP	ERA WHIP				
44 Roy Oswalt, R (1,1) ERA: 6.04	4.2		19	2	1	1	2	2	0	1	2	1	2	1	2	1	1.93	0.857											
28 Robbie Ross, Jr., L (5,1) ERA: 1.75	1.1		7	3	0	0	3	0	0	0	0	0	0	0	0	0	0.00	2.250											
52 Tanner Scheppers, R (7,1) ERA: 5.09	0.1		4	2	0	0	0	0	0	0	0	0	0	0	0	0	0.00	6.000											
50 Michael Kirkman, L (7,1) ERA: 4.44	0.2	W	2	0	0	0	0	0	0	0	0	0	0	0	0	0	0.00	0.000											
37 Mike Adams, R (8,1) ERA: 2.7	1.0	H	3	0	0	0	0	0	0	0	0	0	0	0	0	0	0.00	0.000											

AB	33
R	1
H	7
RBI	1
BB	3
SO	10
LOB	21



Batter	1	2	3	4	5	6	7	8	9	AB	R	H	RBI	BB	SO	LOB	TOP					
5 Ian Kinsler, R OBP: 0.333, SLG: 0.423										5	0	1	0	1	0	3	<p>Texas Rangers @ Toronto Blue Jays Rogers Centre, Toronto, ON Sun Aug 19 2012, 1:09 PM - 3:42 PM EDT Att: 35,701 - Partly Cloudy - 68 F</p> <p>AB 43 R 11 H 19 RBI 11 BB 5 SO 6 LOB 21</p>					
1 Elvis Andrus, R OBP: 0.389, SLG: 0.397										6	1	4	0	0	2	3						
32 Josh Hamilton, L OBP: 0.304, SLG: 0.596										4	2	1	1	0	1	4						
23 Craig Gentry, R OBP: 0.379, SLG: 0.396										2	0	0	0	0	0	2						
29 Adrián Beltré, R OBP: 0.341, SLG: 0.480										4	1	0	0	1	0	3						
17 Nelson Cruz, R OBP: 0.333, SLG: 0.471										3	2	2	1	1	0	0						
27 Leonys Martin, L OBP: 0.262, SLG: 0.395										0	0	0	0	1	0	0						
10 Michael Young, R OBP: 0.304, SLG: 0.351										5	2	3	5	0	0	2						
9 Mike Olt, R OBP: 0.333, SLG: 0.278										0	0	0	0	0	0	0						
7 David Murphy, L OBP: 0.385, SLG: 0.490										4	2	3	2	1	0	1						
8 Geovany Soto, R OBP: 0.282, SLG: 0.339										5	1	3	1	0	1	0						
18 Mitch Moreland, L OBP: 0.345, SLG: 0.514										5	0	2	1	0	2	3						
Inning Stats	R: 0 E: 0 K: 0 S: 7	H: 1 LOB: 0 BB: 0 P: 9	R: 0 E: 0 K: 0 S: 6	H: 0 LOB: 0 BB: 1 P: 12	R: 2 E: 0 K: 2 S: 15	H: 4 LOB: 2 BB: 0 P: 21	R: 1 E: 0 K: 1 S: 14	H: 3 LOB: 1 BB: 0 P: 18	R: 5 E: 0 K: 1 S: 19	H: 5 LOB: 2 BB: 2 P: 33	R: 2 E: 0 K: 0 S: 11	H: 3 LOB: 1 BB: 0 P: 18	R: 0 E: 0 K: 2 S: 9	H: 1 LOB: 1 BB: 0 P: 16	R: 0 E: 0 K: 0 S: 9	H: 0 LOB: 1 BB: 1 P: 17	R: 1 E: 0 K: 0 S: 10	H: 2 LOB: 2 BB: 1 P: 18	1B: 10 2B: 7 3B: 0 HR: 2	SF: 0 SAC: 0 DP: 2 HBP: 0	WP: 0 PB: 0 SB: 0 CS: 0	PA: 48
PITCHER	IP WLS BF H R ER SO BB IBB HBP BLK WP HR S P ERA WHIP																					
37 Henderson Alvarez III, R ERA: 4.84	4.1 L 25 12 8 3 3 0 0 0 0 0 1 54 84 16.61 3.462																					
49 Brad Lincoln, R ERA: 3.33	(5, 1) 1.2 9 4 2 2 1 0 0 0 0 0 0 18 27 10.80 2.400																					
50 Steve Delabar, R ERA: 3.93	(7, 1) 1.0 4 1 0 0 2 0 0 0 0 0 0 9 16 0.00 1.000																					
31 Brandon Lyon, R ERA: 2.81	(8, 1) 1.0 4 0 0 0 0 1 0 0 0 0 0 9 17 0.00 1.000																					
64 Chad Jenkins, R ERA: 1.13	(9, 1) 1.0 6 2 1 1 0 1 0 0 0 0 0 1 10 18 9.00 3.000																					

Batter	1	2	3	4	5	6	7	8	9	AB	R	H	RBI	BB	SO	LOB	BOTTOM					
11 Rajai Davis, R OBP: 0.310, SLG: 0.402										3	0	0	0	0	1	0	<p>Texas Rangers @ Toronto Blue Jays Rogers Centre, Toronto, ON Sun Aug 19 2012, 1:09 PM - 3:42 PM EDT Att: 35,701 - Partly Cloudy - 68 F</p> <p>AB 28 R 2 H 2 RBI 2 BB 1 SO 7 LOB 2</p>					
43 Anthony Gose, L OBP: 0.280, SLG: 0.270										4	0	0	0	0	0	0						
10 Edwin Encarnación, R OBP: 0.389, SLG: 0.590										4	0	0	0	0	0	0						
5 Yunel Escobar, R OBP: 0.294, SLG: 0.327										3	1	1	0	0	0	0						
14 Moisés Sierra, R OBP: 0.348, SLG: 0.477										2	0	0	0	1	2	0						
6 Jeff Mathis, R OBP: 0.252, SLG: 0.413										2	0	0	0	0	1	0						
18 Mike McCoy, R OBP: 0.269, SLG: 0.333										3	1	1	2	0	0	1						
68 Yan Gomes, R OBP: 0.225, SLG: 0.316										3	0	0	0	0	2	1						
3 Adeiny Hechavarria, R OBP: 0.219, SLG: 0.233										3	0	0	0	0	2	1						
Inning Stats	R: 0 E: 0 K: 0 S: 5	H: 0 LOB: 0 BB: 0 P: 6	R: 1 E: 0 K: 1 S: 8	H: 1 LOB: 1 BB: 1 P: 17	R: 0 E: 0 K: 2 S: 9	H: 0 LOB: 0 BB: 0 P: 14	R: 0 E: 0 K: 1 S: 10	H: 0 LOB: 0 BB: 0 P: 16	R: 1 E: 0 K: 1 S: 9	H: 1 LOB: 0 BB: 0 P: 11	R: 0 E: 0 K: 0 S: 5	H: 0 LOB: 0 BB: 0 P: 7	R: 0 E: 0 K: 1 S: 9	H: 0 LOB: 0 BB: 0 P: 11	R: 0 E: 0 K: 1 S: 7	H: 0 LOB: 0 BB: 0 P: 8	R: 0 E: 0 K: 0 S: 8	H: 0 LOB: 0 BB: 0 P: 11	1B: 1 2B: 0 3B: 0 HR: 1	SF: 0 SAC: 1 DP: 0 HBP: 0	WP: 0 PB: 0 SB: 0 CS: 0	PA: 30
PITCHER	IP WLS BF H R ER SO BB IBB HBP BLK WP HR S P ERA WHIP																					
54 Matt Harrison, L ERA: 3.19	(1, 1) 8.0 W 27 2 2 2 7 1 0 0 0 0 0 62 90 2.25 0.375																					
57 Mark Lowe, R ERA: 2.12	(9, 1) 1.0 3 0 0 0 0 0 0 0 0 0 0 8 11 0.00 0.000																					

Batter	1	2	3	4	5	6	7	8	9	AB	R	H	RBI	BB	SO	LOB	TOP										
11 Rajai Davis, R OBP: 0.310, SLG: 0.393	G6-3		1B			F7		G6-3		4	0	1	0	0	0	1	Toronto Blue Jays @ Baltimore Orioles Oriole Park at Camden Yards, Baltimore, MD Sat Aug 25 2012, 7:13 PM - 9:53 PM EDT Att: 25,082 - Overcast - 77 F										
18 Mike McCoy, R OBP: 0.289, SLG: 0.314	1B		F8			K		G6-3		4	0	1	0	0	1	2											
19 José Bautista, R OBP: 0.359, SLG: 0.527	1B					K				0	1	0	0	1	0	0											
28 Colby Rasmus, L OBP: 0.295, SLG: 0.426	10 HR					K				3	0	0	0	0	3	0											
10 Edwin Encarnación, R OBP: 0.389, SLG: 0.574	HR					BB				3	1	1	2	1	1	0											
2 Kelly Johnson, L OBP: 0.309, SLG: 0.365	F8					BB				4	0	0	0	0	1	1											
5 Yonel Escobar, R OBP: 0.294, SLG: 0.328						F8				3	0	1	0	0	1	1											
14 Moisés Sierra, R OBP: 0.306, SLG: 0.417										3	0	0	0	0	3	1											
17 Omar Vizquel, S OBP: 0.256, SLG: 0.252										3	0	2	0	0	0	0											
6 Jeff Mathis, R OBP: 0.250, SLG: 0.415										3	0	0	0	0	1	2											
Inning Stats	R: 2 H: 2 E: 0 K: 0 S: 14	H: 2 LOB: 0 BB: 1 P: 24	R: 0 H: 0 E: 0 K: 2 S: 9	H: 0 LOB: 0 BB: 0 P: 13	R: 0 H: 1 E: 0 K: 0 S: 8	H: 1 LOB: 0 BB: 0 P: 12	R: 0 H: 0 E: 0 K: 1 S: 8	H: 0 LOB: 1 BB: 1 P: 16	R: 0 H: 1 E: 0 K: 2 S: 9	H: 1 LOB: 0 BB: 0 P: 16	R: 0 H: 0 E: 0 K: 2 S: 11	H: 0 LOB: 0 BB: 0 P: 17	R: 0 H: 1 E: 0 K: 1 S: 8	H: 1 LOB: 1 BB: 0 P: 12	R: 0 H: 0 E: 0 K: 0 S: 10	H: 0 LOB: 0 BB: 0 P: 14	R: 0 H: 0 E: 0 K: 3 S: 11	H: 0 LOB: 0 BB: 0 P: 16	1B: 3 2B: 2 3B: 0 HR: 1	SF: 0 SAC: 0 DP: 0 HBP: 0	WP: 0 PB: 0 SB: 0 CS: 3	PA: 32					
PITCHER	IP	WLS	BF	H	R	ER	SO	BB	IBB	HBP	BLK	WP	HR	S	P	ERA	WHIP										
52 Steve Johnson, R ERA: 3.18	6.0	W	21	4	2	2	7	2	0	0	0	0	1	59	98	3.00	1.000										
38 Luis Ayala, R ERA: 2.77	2.0		8	2	0	0	1	0	0	0	0	0	0	18	26	0.00	1.000										
63 Kevin Gregg, R ERA: 4.24	1.0		3	0	0	0	3	0	0	0	0	0	0	11	16	0.00	0.000										

Batter	1	2	3	4	5	6	7	8	9	AB	R	H	RBI	BB	SO	LOB	BOTTOM										
21 Nick Markakis, L OBP: 0.357, SLG: 0.477	P5		10 FC6 2 1B 10 E			L7		P6		5	2	2	0	0	0	2	Toronto Blue Jays @ Baltimore Orioles Oriole Park at Camden Yards, Baltimore, MD Sat Aug 25 2012, 7:13 PM - 9:53 PM EDT Att: 25,082 - Overcast - 77 F										
2 J.J. Hardy, R OBP: 0.276, SLG: 0.385	K		10 E 32 SF8			10 1B 2B		FC5-4		5	3	3	2	0	1	1											
9 Nate McLouth, L OBP: 0.267, SLG: 0.293	K		B2			K		L8		4	1	0	0	1	2	4											
10 Adam Jones, R OBP: 0.337, SLG: 0.506						12 BB 19 1B		P6		5	0	1	2	0	0	2											
32 Matt Wieters, S OBP: 0.313, SLG: 0.413						2H 3H		K		4	0	1	2	0	3	1											
19 Chris Davis, L OBP: 0.276, SLG: 0.461						12 BB 1B		K		3	0	1	0	0	1	2											
12 Mark Reynolds, R OBP: 0.339, SLG: 0.491						F8		1B		3	1	2	0	1	0	0											
3 Ryan Flaherty, L OBP: 0.252, SLG: 0.309						F8		1B		3	0	1	0	1	0	3											
11 Robert Andino, R OBP: 0.286, SLG: 0.394						P5		1B		0	0	0	0	0	0	0											
13 Manny Machado, R OBP: 0.273, SLG: 0.556						F8		1B		4	1	2	1	0	1	3											
Inning Stats	R: 0 H: 0 E: 0 K: 2 S: 10	H: 1 LOB: 3 BB: 1 P: 26	R: 2 H: 2 E: 1 K: 1 S: 12	H: 2 LOB: 1 BB: 0 P: 17	R: 0 H: 0 E: 0 K: 0 S: 6	H: 0 LOB: 0 BB: 0 P: 11	R: 2 H: 4 E: 0 K: 2 S: 19	H: 3 LOB: 3 BB: 1 P: 31	R: 3 H: 3 E: 0 K: 0 S: 11	H: 3 LOB: 1 BB: 1 P: 21	R: 1 H: 3 E: 0 K: 0 S: 12	H: 3 LOB: 1 BB: 0 P: 17	R: 0 H: 0 E: 0 K: 1 S: 6	H: 0 LOB: 0 BB: 0 P: 8	1B: 11 2B: 1 3B: 0 HR: 1	SF: 1 SAC: 0 DP: 0 HBP: 1	WP: 0 PB: 1 SB: 1 CS: 0	PA: 41									
PITCHER	IP	WLS	BF	H	R	ER	SO	BB	IBB	HBP	BLK	WP	HR	S	P	ERA	WHIP										
23 Brandon Morrow, R ERA: 3.06	4.2	L	23	6	4	2	7	1	0	0	0	0	0	56	88	3.86	1.500										
62 Aaron Loup, L ERA: 2.51	0.0		1	1	0	0	0	0	0	0	0	0	0	2	3	∞	∞										
64 Chad Jenkins, R ERA: 4.5	3.1		17	6	4	4	1	2	0	0	0	0	1	32	53	10.80	2.400										

Toronto Blue Jays @ Baltimore Orioles
Oriole Park at Camden Yards, Baltimore, MD
Sat Aug 25 2012, 7:13 PM - 9:53 PM EDT
Att: 25,082 - Overcast - 77 F

AB 30
R 2
H 6
RBI 2
BB 2
SO 11
LOB 8



Toronto Blue Jays @ Baltimore Orioles
Oriole Park at Camden Yards, Baltimore, MD
Sat Aug 25 2012, 7:13 PM - 9:53 PM EDT
Att: 25,082 - Overcast - 77 F

AB 36
R 8
H 13
RBI 7
BB 3
SO 8
LOB 18



Batter	1	2	3	4	5	6	7	8	9	10	11	AB	R	H	RBI	BB	SO	LOB	TOP							
11 Rajai Davis, R OBP: 0.307, SLG: 0.388	F8		FC4-6		G6-3		K		2B HR		P5	6	1	1	0	0	1	3								
28 Colby Rasmus, L OBP: 0.296, SLG: 0.432	K		K					L8	HR			5	1	2	3	0	2	1								
10 Edwin Encarnación, R OBP: 0.385, SLG: 0.568	F8		G4-3		K			F8	K			5	0	0	0	0	2	1								
26 Adam Lind, L OBP: 0.300, SLG: 0.409	HR		L7		F8			5B	1B		K	5	1	2	1	0	1	1								
5 Yunel Escobar, R OBP: 0.293, SLG: 0.327	L8		G5-3		K			1B			G6-3	5	0	1	0	0	1	1								
2 Kelly Johnson, L OBP: 0.299, SLG: 0.362	K		K		8 HR			G3	K		F7	4	1	0	0	1	2	2								
8 Yorvit Torrealba, R OBP: 0.314, SLG: 0.387	K		K		HR			14 G1-3	1B		14 HR	5	2	3	2	0	2	0								
18 Mike McCoy, R OBP: 0.289, SLG: 0.314	K		K		HR			3 1B			3 G5-3	0	1	0	0	0	0	0								
6 Jeff Mathis, R OBP: 0.292, SLG: 0.415	K		K		HR			1B			1B	0	0	0	0	0	0	0								
14 Moisés Sierra, R OBP: 0.299, SLG: 0.400	G1-3		G4-3		G4-3			G1-3			K	5	1	1	0	0	1	2								
3 Adeiny Hechavarría, R OBP: 0.294, SLG: 0.259	K		K		K			2H	1B		P4	5	0	2	2	0	1	2								
Inning Stats	R: 0 E: 0 K: 1 S: 7	H: 0 LOB: 0 BB: 0 P: 8	R: 1 E: 0 K: 2 S: 10	H: 1 LOB: 0 BB: 0 P: 12	R: 0 E: 0 K: 1 S: 13	H: 1 LOB: 1 BB: 0 P: 20	R: 0 E: 0 K: 0 S: 6	H: 0 LOB: 0 BB: 0 P: 10	R: 2 E: 0 K: 1 S: 9	H: 1 LOB: 0 BB: 1 P: 16	R: 0 E: 0 K: 2 S: 9	H: 1 LOB: 1 BB: 0 P: 14	R: 1 E: 0 K: 1 S: 14	H: 2 LOB: 1 BB: 0 P: 17	R: 0 E: 0 K: 1 S: 9	H: 2 LOB: 2 BB: 0 P: 13	R: 3 E: 0 K: 2 S: 15	H: 3 LOB: 0 BB: 0 P: 24	R: 0 E: 0 K: 1 S: 8	H: 0 LOB: 0 BB: 0 P: 11	R: 1 E: 1 K: 1 S: 8	H: 1 LOB: 1 BB: 0 P: 11	1B: 9 2B: 0 3B: 0 HR: 3	SF: 0 SAC: 0 DP: 0 HBP: 0	WP: 0 PB: 0 SB: 0 CS: 0	PA: 46
PITCHER	41 David Phelps, R ERA: 2.96	IP: 6.1 WLS: 3 BF: 25	H: 5 R: 4 ER: 4 SO: 7	BB: 1 IBB: 0 HBP: 0 BLK: 0	WP: 0 HR: 2 S: 60 P: 88	ERA: 5.68 WHIP: 0.947	34 Derek Lowe, R ERA: 5.27	IP: 1.2 WLS: 0 BF: 6	H: 1 R: 1 ER: 0 SO: 1	BB: 0 IBB: 0 HBP: 0 BLK: 0	WP: 0 HR: 0 S: 13 P: 17	ERA: 0.00 WHIP: 0.600														

Toronto Blue Jays @ New York Yankees
Yankee Stadium, Bronx, NY
Mon Aug 27 2012, 7:10 PM - 10:53 PM EDT
Att: 42,962 - Cloudy - 78 F

livebaseballscorecards.com

AB 45
R 8
H 12
RBI 8
BB 1
SO 13
LOB 13



Batter	1	2	3	4	5	6	7	8	9	10	11	AB	R	H	RBI	BB	SO	LOB	BOTTOM							
2 Derek Jeter, R OBP: 0.363, SLG: 0.451	G6-3		F8		33 HR		G1-3		HR		FC4-6	5	2	1	1	1	0	1								
33 Nick Swisher, S OBP: 0.359, SLG: 0.494	G3		G4-3		HR		K		K		K	6	1	1	2	0	3	1								
24 Robinson Canó, L OBP: 0.376, SLG: 0.553	HR		G6-3		HR		G6-3		G3-1			4	2	2	2	1	0	0								
25 Mark Teixeira, S OBP: 0.335, SLG: 0.478	L7		HR		HR		F9		K			1	1	0	0	1	0	0								
17 Jayson Nix, R OBP: 0.299, SLG: 0.403	L7		12 1B		12 BB		F9		K			2	0	0	0	1	1	1								
14 Curtis Granderson, L OBP: 0.330, SLG: 0.492	G4-3		F8		F8		F8				K	5	0	0	0	0	1	3								
12 Eric Chavez, L OBP: 0.353, SLG: 0.511	1B		55 1B		27 FC4-6		1B		22 G1-3		55 SH1-3	4	1	3	0	1	1	0								
55 Russell Martin, R OBP: 0.301, SLG: 0.365	L9		L9		L9		SH1-3		G6-3			4	0	1	1	0	0	3								
27 Raul Ibanez, L OBP: 0.364, SLG: 0.437	K		FC4-6		F9		G1-3		G1-3		F9	2	0	0	1	0	1	2								
22 Andrew Jones, R OBP: 0.293, SLG: 0.444	K		FC4-6		G5-3		G1-3		G6-3			3	0	0	0	0	0	1								
31 Ichiro Suzuki, L OBP: 0.293, SLG: 0.370	L9		L9		G5-3		G1-3		G6-3		2 FC4-6	4	0	0	0	1	0	2								
Inning Stats	R: 1 E: 0 K: 0 S: 10	H: 1 LOB: 0 BB: 0 P: 17	R: 0 E: 0 K: 1 S: 8	H: 1 LOB: 1 BB: 0 P: 11	R: 0 E: 0 K: 0 S: 4	H: 0 LOB: 0 BB: 0 P: 8	R: 3 E: 0 K: 0 S: 17	H: 3 LOB: 1 BB: 1 P: 28	R: 2 E: 0 K: 0 S: 14	H: 1 LOB: 2 BB: 3 P: 30	R: 0 E: 0 K: 0 S: 7	H: 0 LOB: 1 BB: 0 P: 10	R: 0 E: 0 K: 1 S: 10	H: 0 LOB: 1 BB: 0 P: 17	R: 0 E: 0 K: 0 S: 8	H: 1 LOB: 1 BB: 0 P: 14	R: 1 E: 0 K: 2 S: 11	H: 1 LOB: 0 BB: 0 P: 16	R: 0 E: 0 K: 2 S: 12	H: 0 LOB: 0 BB: 0 P: 17	R: 0 E: 0 K: 1 S: 9	H: 0 LOB: 1 BB: 1 P: 16	1B: 4 2B: 0 3B: 0 HR: 4	SF: 0 SAC: 1 DP: 0 HBP: 0	WP: 0 PB: 0 SB: 0 CS: 0	PA: 47
PITCHER	37 Henderson Alvarez III, R ERA: 4.97	IP: 3.1 WLS: 2 BF: 16	H: 5 R: 4 ER: 4 SO: 1	BB: 1 IBB: 0 HBP: 0 BLK: 0	WP: 0 HR: 2 S: 34 P: 59	ERA: 10.80 WHIP: 1.800	44 Casey Janssen, R ERA: 2.36	IP: 1.0 WLS: 0 BF: 4	H: 1 R: 1 ER: 0 SO: 2	BB: 0 IBB: 0 HBP: 0 BLK: 0	WP: 0 HR: 1 S: 11 P: 16	ERA: 9.00 WHIP: 1.000	38 Darren Oliver, L ERA: 1.75	IP: 2.0 WLS: 3 BF: 7	H: 0 R: 0 ER: 0 SO: 3	BB: 0 IBB: 0 HBP: 0 BLK: 0	WP: 0 HR: 0 S: 21 P: 33	ERA: 0.00 WHIP: 0.500								

Toronto Blue Jays @ New York Yankees
Yankee Stadium, Bronx, NY
Mon Aug 27 2012, 7:10 PM - 10:53 PM EDT
Att: 42,962 - Cloudy - 78 F

livebaseballscorecards.com

AB 40
R 7
H 8
RBI 7
BB 6
SO 7
LOB 14



Batter	1	2	3	4	5	6	7	8	9	AB	R	H	RBI	BB	SO	LOB	TOP										
11 Rajai Davis, R OBP: 0.309, SLG: 0.386										2	0	0	0	1	0	0											
28 Colby Rasmus, L OBP: 0.296, SLG: 0.430										3	0	0	0	1	1	3											
10 Edwin Encarnación, R OBP: 0.394, SLG: 0.564										3	0	0	0	1	0	0											
26 Adam Lind, L OBP: 0.295, SLG: 0.401										4	0	0	0	0	1	2											
5 Yuliel Escobar, R OBP: 0.292, SLG: 0.328										4	0	1	0	0	0	2											
8 Yonni Torresalba, R OBP: 0.307, SLG: 0.358										4	0	0	0	0	3	1											
18 Mike McCoy, R OBP: 0.268, SLG: 0.289										3	0	0	0	0	0	0											
14 Moisés Sierra, R OBP: 0.314, SLG: 0.412										3	0	2	0	0	0	0											
3 Adeiny Hechavarria, R OBP: 0.240, SLG: 0.319										3	1	1	1	0	2	2											
Inning Stats	R: 0 E: 0 K: 1 S: 9	H: 0 LOB: 0 BB: 1 P: 16	R: 0 E: 0 K: 1 S: 13	H: 0 LOB: 0 BB: 0 P: 19	R: 0 E: 0 K: 1 S: 14	H: 1 LOB: 2 BB: 0 P: 18	R: 0 E: 0 K: 1 S: 9	H: 1 LOB: 1 BB: 0 P: 13	R: 1 E: 0 K: 0 S: 12	H: 1 LOB: 0 BB: 0 P: 15	R: 0 E: 0 K: 0 S: 8	H: 0 LOB: 1 BB: 2 P: 16	R: 0 E: 0 K: 1 S: 8	H: 1 LOB: 1 BB: 0 P: 13	R: 0 E: 0 K: 0 S: 5	H: 0 LOB: 0 BB: 0 P: 11	R: 0 E: 0 K: 2 S: 7	H: 0 LOB: 0 BB: 0 P: 11	1B: 2 2B: 2 3B: 0 HR: 1	SF: 0 SAC: 0 DP: 1 HBP: 1	WP: 0 PB: 0 SB: 0 CS: 1	PA: 33					
PITCHER	IP	WLS	BF	H	R	ER	SO	BB	IBB	HBP	BLK	WP	HR	S	P	ERA	WHIP										
65 Phil Hughes, R ERA: 4.02	7.0	W	27	4	1	1	5	3	0	1	0	0	1	73	110	1.29	1.000										
30 David Robertson, R ERA: 2.19	1.0	H	3	0	0	0	0	0	0	0	0	0	0	5	5	0.00	0.000										
29 Rafael Soriano, R ERA: 2.01	1.0	S	3	0	0	0	2	0	0	0	0	0	0	7	11	0.00	0.000										

Toronto Blue Jays @ New York Yankees
Yankee Stadium, Bronx, NY
Tue Aug 28 2012, 7:10 PM - 9:37 PM EDT
Att. 42,472 - Clear - 83 F

AB	29
R	1
H	4
RBI	1
BB	3
SO	7
LOB	10



Batter	1	2	3	4	5	6	7	8	9	AB	R	H	RBI	BB	SO	LOB	BOTTOM										
2 Derek Jeter, R OBP: 0.363, SLG: 0.450										4	0	1	0	0	1	3											
33 Nick Swisher, S OBP: 0.360, SLG: 0.493										3	0	1	1	1	2	1											
24 Robinson Canó, L OBP: 0.373, SLG: 0.549										4	0	0	0	0	0	4											
43 Steve Pearce, R OBP: 0.333, SLG: 0.390										2	1	0	0	1	1	0											
55 Russell Martin, R OBP: 0.299, SLG: 0.362										3	0	0	0	0	1	1											
14 Curtis Granderson, L OBP: 0.328, SLG: 0.480										2	0	0	1	0	1	0											
22 Andrew Jones, R OBP: 0.289, SLG: 0.437										3	0	0	0	0	1	0											
17 Jayson Nix, R OBP: 0.297, SLG: 0.409										3	1	2	0	0	0	0											
31 Ichiro Suzuki, L OBP: 0.293, SLG: 0.369										3	0	1	0	0	0	1											
Inning Stats	R: 0 E: 0 K: 1 S: 6	H: 1 LOB: 0 BB: 0 P: 11	R: 0 E: 0 K: 2 S: 10	H: 0 LOB: 0 BB: 0 P: 12	R: 1 E: 0 K: 1 S: 18	H: 3 LOB: 2 BB: 0 P: 28	R: 1 E: 0 K: 0 S: 10	H: 0 LOB: 0 BB: 1 P: 17	R: 0 E: 0 K: 1 S: 9	H: 1 LOB: 2 BB: 1 P: 16	R: 0 E: 0 K: 1 S: 6	H: 0 LOB: 0 BB: 0 P: 7	R: 0 E: 0 K: 0 S: 10	H: 0 LOB: 0 BB: 0 P: 15	R: 0 E: 0 K: 1 S: 8	H: 0 LOB: 0 BB: 0 P: 14	R: 0 E: 0 K: 1 S: 8	H: 0 LOB: 0 BB: 0 P: 14	1B: 5 2B: 1 3B: 0 HR: 0	SF: 1 SAC: 0 DP: 1 HBP: 0	WP: 1 PB: 0 SB: 1 CS: 1	PA: 30					
PITCHER	IP	WLS	BF	H	R	ER	SO	BB	IBB	HBP	BLK	WP	HR	S	P	ERA	WHIP										
24 Ricky Romero, L ERA: 5.5	7.0	L	27	5	2	2	6	2	0	0	0	1	0	69	106	2.57	1.000										
31 Brandon Lyon, R ERA: 2.86	1.0		3	0	0	0	1	0	0	0	0	0	0	8	14	0.00	0.000										

Toronto Blue Jays @ New York Yankees
Yankee Stadium, Bronx, NY
Tue Aug 28 2012, 7:10 PM - 9:37 PM EDT
Att. 42,472 - Clear - 83 F

AB	27
R	2
H	5
RBI	2
BB	2
SO	7
LOB	10



Batter	1	2	3	4	5	6	7	8	9	AB	R	H	RBI	BB	SO	LOB	TOP											
8 Desmond Jennings, R OBP: 0.313, SLG: 0.589										4	0	0	0	0	1	2	Tampa Bay Rays @ Toronto Blue Jays Rogers Centre, Toronto, ON Thu Aug 30 2012, 7:10 PM - 9:44 PM EDT Att: 22,711 - Clear - 77 F											
2 B.J. Upton, R OBP: 0.297, SLG: 0.413										4	0	0	0	0	2	0												
18 Ben Zobrist, S OBP: 0.376, SLG: 0.469										3	0	1	0	1	1	0												
3 Evan Longoria, R OBP: 0.370, SLG: 0.509										4	0	1	0	0	1	1												
20 Matt Joyce, L OBP: 0.353, SLG: 0.449										2	0	1	0	0	0	0												
19 Ryan Roberts, R OBP: 0.303, SLG: 0.345										1	0	0	0	0	1	0												
7 Jeff Keppinger, R OBP: 0.377, SLG: 0.447										2	0	1	0	0	0	0												
30 Luke Scott, L OBP: 0.280, SLG: 0.440										3	0	0	0	0	2	3												
59 Jose Lobaton, S OBP: 0.328, SLG: 0.322										3	0	1	0	0	2	2												
5 Sam Fuld, L OBP: 0.347, SLG: 0.400										3	0	0	0	0	1	2												
Inning Stats	R: 0 H: 0 E: 0 K: 0 S: 7	H: 0 LOB: 0 BB: 1 P: 15	R: 0 H: 2 E: 0 K: 1 S: 15	H: 2 LOB: 2 BB: 0 P: 20	R: 0 H: 0 E: 0 K: 3 S: 9	H: 0 LOB: 0 BB: 0 P: 15	R: 0 H: 0 E: 0 K: 2 S: 10	H: 0 LOB: 0 BB: 0 P: 13	R: 0 H: 2 E: 0 K: 1 S: 13	H: 2 LOB: 2 BB: 0 P: 19	R: 0 H: 1 E: 0 K: 0 S: 9	H: 1 LOB: 0 BB: 0 P: 12	R: 0 H: 0 E: 0 K: 2 S: 8	H: 0 LOB: 0 BB: 0 P: 10	R: 0 H: 0 E: 0 K: 1 S: 10	H: 0 LOB: 0 BB: 0 P: 17	R: 0 H: 0 E: 0 K: 1 S: 7	H: 0 LOB: 0 BB: 0 P: 10	1B: 5 2B: 0 3B: 0 HR: 0	SF: 0 SAC: 1 DP: 1 HBP: 0	WP: 0 PB: 0 SB: 0 CS: 1	PA: 32						
PITCHER	IP	WLS	BF	H	R	ER	SO	BB	IBB	HBP	BLK	WP	HR	S	P	ERA	WHIP											
33 Carlos Villanueva, R ERA: 3.1	(1, 1)	6.0	W	22	5	0	0	7	1	0	0	0	0	0	63	94	0.00	1.000										
38 Darron Oliver, L ERA: 1.71	(7, 1)	1.0	H	3	0	0	2	0	0	0	0	0	0	8	10	0.00	0.000											
49 Brad Lincoln, R ERA: 3.13	(8, 1)	1.0	H	3	0	0	0	1	0	0	0	0	0	10	17	0.00	0.000											
44 Casey Janssen, R ERA: 2.26	(9, 1)	1.0	S	3	0	0	0	1	0	0	0	0	0	7	10	0.00	0.000											

Batter	1	2	3	4	5	6	7	8	9	AB	R	H	RBI	BB	SO	LOB	BOTTOM											
11 Rajai Davis, R OBP: 0.307, SLG: 0.382										4	0	1	0	0	2	0	Tampa Bay Rays @ Toronto Blue Jays Rogers Centre, Toronto, ON Thu Aug 30 2012, 7:10 PM - 9:44 PM EDT Att: 22,711 - Clear - 77 F											
28 Colby Rasmus, L OBP: 0.292, SLG: 0.424										4	0	0	0	0	1	1												
10 Edwin Encarnación, R OBP: 0.383, SLG: 0.556										3	1	0	0	1	2	0												
26 Adam Lind, L OBP: 0.301, SLG: 0.400										4	1	1	0	0	0	0												
5 Yunel Escobar, R OBP: 0.301, SLG: 0.348										3	0	2	0	1	1	0												
2 Kelly Johnson, L OBP: 0.314, SLG: 0.369										4	0	3	2	0	0	0												
14 Moisés Sierra, R OBP: 0.312, SLG: 0.392										3	0	1	0	1	1	4												
6 Jeff Mathis, R OBP: 0.250, SLG: 0.404										3	0	0	0	1	2	2												
3 Adeiny Hechavarria, R OBP: 0.228, SLG: 0.296										3	0	0	0	0	1	2												
Inning Stats	R: 2 H: 2 E: 0 K: 2 S: 14	H: 2 LOB: 2 BB: 2 P: 29	R: 0 H: 1 E: 0 K: 1 S: 10	H: 1 LOB: 1 BB: 0 P: 12	R: 0 H: 2 E: 0 K: 1 S: 9	H: 2 LOB: 2 BB: 0 P: 14	R: 0 H: 0 E: 0 K: 1 S: 8	H: 0 LOB: 0 BB: 0 P: 12	R: 0 H: 1 E: 0 K: 1 S: 11	H: 1 LOB: 1 BB: 1 P: 20	R: 0 H: 0 E: 0 K: 2 S: 8	H: 0 LOB: 0 BB: 0 P: 13	R: 0 H: 2 E: 0 K: 1 S: 13	H: 2 LOB: 2 BB: 1 P: 25	R: 0 H: 0 E: 0 K: 1 S: 7	H: 0 LOB: 0 BB: 0 P: 10		1B: 7 2B: 1 3B: 0 HR: 0	SF: 0 SAC: 0 DP: 0 HBP: 0	WP: 0 PB: 0 SB: 0 CS: 0	PA: 35							
PITCHER	IP	WLS	BF	H	R	ER	SO	BB	IBB	HBP	BLK	WP	HR	S	P	ERA	WHIP											
55 Matt Moore, L ERA: 3.58	(1, 1)	6.0	L	27	6	2	2	7	3	0	0	0	0	0	59	98	3.00	1.500										
40 Wade Davis, R ERA: 2.53	(7, 1)	1.0		3	0	0	0	2	0	0	0	0	0	8	13	0.00	0.000											
39 J.P. Howell, L ERA: 2.53	(8, 1)	0.2		3	2	0	0	0	0	0	0	0	0	7	13	0.00	3.000											
31 Burke Badenhop, R ERA: 3.02	(8, 1)	0.1		2	0	0	0	1	1	0	0	0	0	6	12	0.00	3.000											

AB	29
R	0
H	5
RBI	0
BB	1
SO	11
LOB	10



AB	31
R	2
H	8
RBI	2
BB	4
SO	10
LOB	9



Batter	1	2	3	4	5	6	7	8	9	AB	R	H	RBI	BB	SO	LOB	TOP										
8 Desmond Jennings, R OBP: 0.315, SLG: 0.400										4	1	2	1	0	0	0	Tampa Bay Rays @ Toronto Blue Jays Rogers Centre, Toronto, ON Fri Aug 31 2012, 7:10 PM - 9:36 PM EDT Att: 20,158 - Clear - 88 F										
2 B.J. Upton, R OBP: 0.299, SLG: 0.414										4	0	2	0	0	1	1											
18 Ben Zobrist, S OBP: 0.374, SLG: 0.465										4	0	0	0	0	1	2											
3 Evan Longoria, R OBP: 0.362, SLG: 0.497										4	0	0	0	0	1	2											
20 Matt Joyce, L OBP: 0.322, SLG: 0.444										3	0	0	0	1	2	1											
7 Jeff Kempinger, R OBP: 0.382, SLG: 0.455										4	0	3	0	0	0	0											
9 Elliot Johnson, S OBP: 0.312, SLG: 0.348										0	0	0	0	0	0	0											
30 Luke Scott, L OBP: 0.276, SLG: 0.433										4	0	0	0	0	2	4											
19 Ryan Roberts, R OBP: 0.305, SLG: 0.349										4	0	2	0	0	1	2											
28 José Molina, R OBP: 0.270, SLG: 0.308										3	0	0	0	0	1	3											
23 Carlos Peña, L OBP: 0.319, SLG: 0.341										1	0	1	0	0	0	0											
Inning Stats	R: 0 E: 0 K: 0 S: 11	H: 1 LOB: 1 BB: 0 P: 13	R: 0 E: 0 K: 1 S: 11	H: 2 LOB: 2 BB: 1 P: 21	R: 1 E: 0 K: 0 S: 9	H: 2 LOB: 1 BB: 0 P: 13	R: 0 E: 0 K: 1 S: 10	H: 1 LOB: 0 BB: 0 P: 16	R: 0 E: 0 K: 2 S: 11	H: 0 LOB: 0 BB: 0 P: 13	R: 0 E: 0 K: 1 S: 7	H: 1 LOB: 1 BB: 0 P: 14	R: 0 E: 0 K: 3 S: 11	H: 0 LOB: 0 BB: 0 P: 18	R: 0 E: 0 K: 1 S: 10	H: 2 LOB: 2 BB: 0 P: 13	1B: 6 2B: 3 3B: 0 HR: 1	SF: 0 SAC: 0 DP: 0 HBP: 0	WP: 0 PB: 0 SB: 0 CS: 0	PA: 36							
PITCHER	IP	WLS	BF	H	R	ER	SO	BB	IBB	HBP	BLK	WP	HR	S	P	ERA	WHIP										
23 Brandon Morrow, R ERA: 2.93	6.2	W	28	8	1	1	5	1	0	0	0	0	1	67	102	1.35	1.350										
50 Steve Delabar, R ERA: 3.74	1.1	H	4	0	0	0	3	0	0	0	0	0	0	12	20	0.00	0.000										
44 Casey Janssen, R ERA: 2.22	1.0	S	4	2	0	0	1	0	0	0	0	0	0	10	13	0.00	2.000										

Batter	1	2	3	4	5	6	7	8	9	AB	R	H	RBI	BB	SO	LOB	BOTTOM										
11 Rajai Davis, R OBP: 0.305, SLG: 0.378										3	0	0	0	0	1	0	Tampa Bay Rays @ Toronto Blue Jays Rogers Centre, Toronto, ON Fri Aug 31 2012, 7:10 PM - 9:36 PM EDT Att: 20,158 - Clear - 88 F										
28 Colby Rasmus, L OBP: 0.291, SLG: 0.421										3	0	0	0	0	1	0											
10 Edwin Encarnación, R OBP: 0.385, SLG: 0.565										3	1	2	1	0	0	0											
26 Adam Lind, L OBP: 0.301, SLG: 0.399										3	0	1	0	0	1	1											
5 Yunel Escobar, R OBP: 0.299, SLG: 0.346										3	0	0	0	0	2	2											
2 Kelly Johnson, L OBP: 0.314, SLG: 0.367										2	0	0	0	1	0	1											
14 Moisés Sierra, R OBP: 0.313, SLG: 0.429										3	1	1	1	0	0	1											
6 Jeff Mathis, R OBP: 0.246, SLG: 0.398										3	0	0	0	0	0	0											
18 Mike McCoy, R OBP: 0.224, SLG: 0.239										3	0	0	0	0	0	0											
Inning Stats	R: 0 E: 0 K: 1 S: 8	H: 0 LOB: 0 BB: 0 P: 11	R: 0 E: 0 K: 0 S: 9	H: 0 LOB: 0 BB: 0 P: 14	R: 1 E: 0 K: 0 S: 9	H: 1 LOB: 0 BB: 0 P: 11	R: 1 E: 0 K: 0 S: 6	H: 2 LOB: 0 BB: 0 P: 12	R: 0 E: 0 K: 0 S: 3	H: 0 LOB: 0 BB: 1 P: 9	R: 0 E: 0 K: 1 S: 8	H: 0 LOB: 0 BB: 0 P: 13	R: 0 E: 0 K: 1 S: 11	H: 1 LOB: 1 BB: 0 P: 15	R: 0 E: 0 K: 0 S: 8	H: 0 LOB: 0 BB: 0 P: 11		1B: 2 2B: 0 3B: 0 HR: 2	SF: 0 SAC: 0 DP: 2 HBP: 0	WP: 0 PB: 0 SB: 0 CS: 0	PA: 27						
PITCHER	IP	WLS	BF	H	R	ER	SO	BB	IBB	HBP	BLK	WP	HR	S	P	ERA	WHIP										
58 Jeremy Hellickson, R ERA: 3.41	6.0	L	21	4	2	2	2	1	0	0	0	0	0	8	74	3.00	0.833										
57 Jake McGee, L ERA: 2.11	1.0		3	0	0	0	1	0	0	0	0	0	0	8	11	0.00	0.000										
43 Kyle Farnsworth, R ERA: 2.7	1.0		3	0	0	0	0	0	0	0	0	0	0	8	11	0.00	0.000										

AB	35
R	1
H	10
RBI	1
BB	1
SO	9
LOB	15



AB	26
R	2
H	4
RBI	2
BB	1
SO	3
LOB	5




Batter	1	2	3	4	5	6	7	8	9	AB	R	H	RBI	BB	SO	LOB	TOP							
8 Desmond Jennings, R OBP: 0.317, SLG: 0.481 5 Sam Fuld, L OBP: 0.351, SLG: 0.403										4	2	3	1	0	0	0								
2 B.J. Upton, R OBP: 0.300, SLG: 0.416 9 Elliot Johnson, S OBP: 0.310, SLG: 0.345										3	1	1	0	0	1	1								
18 Ben Zobrist, S OBP: 0.367, SLG: 0.503 24 Rich Thompson, L OBP: 0.190, SLG: 0.105										4	0	2	2	0	0	1								
3 Evan Longoria, R OBP: 0.367, SLG: 0.503 15 Reid Brignac, L OBP: 0.158, SLG: 0.111										4	1	2	1	0	0	4								
7 Jeff Keppinger, R OBP: 0.379, SLG: 0.451 30 Luke Scott, L OBP: 0.274, SLG: 0.430										3	0	1	1	0	0	2								
13 Ben Francisco, R OBP: 0.300, SLG: 0.400										4	1	2	2	1	1	1								
23 Carlos Pena, L OBP: 0.321, SLG: 0.347										3	2	2	1	2	1	1								
19 Ryan Roberts, R OBP: 0.303, SLG: 0.357										5	1	1	0	0	1	5								
28 José Molina, R OBP: 0.274, SLG: 0.308 16 Chris Gimenez, R OBP: 0.247, SLG: 0.217										3	1	1	1	1	0	0								
Inning Stats	R: 1 E: 0 K: 0 S: 11	H: 2 LOB: 1 BB: 0 P: 18	R: 6 E: 0 K: 1 S: 20	H: 6 LOB: 1 BB: 3 P: 30	R: 1 E: 0 K: 0 S: 7	H: 1 LOB: 0 BB: 0 P: 9	R: 1 E: 0 K: 1 S: 15	H: 3 LOB: 3 BB: 1 P: 25	R: 0 E: 0 K: 1 S: 9	H: 2 LOB: 0 BB: 0 P: 12	R: 0 E: 0 K: 1 S: 6	H: 1 LOB: 1 BB: 0 P: 6	R: 0 E: 0 K: 1 S: 13	H: 1 LOB: 2 BB: 1 P: 24	R: 0 E: 0 K: 2 S: 9	H: 0 LOB: 1 BB: 1 P: 14	R: 0 E: 0 K: 1 S: 10	H: 2 LOB: 1 BB: 0 P: 15	1B: 12 2B: 4 3B: 0 HR: 2	SF: 0 SAC: 1 DP: 1 HBP: 0	WP: 1 PB: 0 SB: 1 CS: 0	PA: 48		
PITCHER	IP WLS BF H R ER SO BB IBB HBP BLK WP HR S P ERA WHIP	IP WLS BF H R ER SO BB IBB HBP BLK WP HR S P ERA WHIP	IP WLS BF H R ER SO BB IBB HBP BLK WP HR S P ERA WHIP	IP WLS BF H R ER SO BB IBB HBP BLK WP HR S P ERA WHIP	IP WLS BF H R ER SO BB IBB HBP BLK WP HR S P ERA WHIP	IP WLS BF H R ER SO BB IBB HBP BLK WP HR S P ERA WHIP	IP WLS BF H R ER SO BB IBB HBP BLK WP HR S P ERA WHIP	IP WLS BF H R ER SO BB IBB HBP BLK WP HR S P ERA WHIP	IP WLS BF H R ER SO BB IBB HBP BLK WP HR S P ERA WHIP	IP WLS BF H R ER SO BB IBB HBP BLK WP HR S P ERA WHIP	IP WLS BF H R ER SO BB IBB HBP BLK WP HR S P ERA WHIP	IP WLS BF H R ER SO BB IBB HBP BLK WP HR S P ERA WHIP	IP WLS BF H R ER SO BB IBB HBP BLK WP HR S P ERA WHIP	IP WLS BF H R ER SO BB IBB HBP BLK WP HR S P ERA WHIP	IP WLS BF H R ER SO BB IBB HBP BLK WP HR S P ERA WHIP	IP WLS BF H R ER SO BB IBB HBP BLK WP HR S P ERA WHIP	IP WLS BF H R ER SO BB IBB HBP BLK WP HR S P ERA WHIP	IP WLS BF H R ER SO BB IBB HBP BLK WP HR S P ERA WHIP	IP WLS BF H R ER SO BB IBB HBP BLK WP HR S P ERA WHIP	IP WLS BF H R ER SO BB IBB HBP BLK WP HR S P ERA WHIP	IP WLS BF H R ER SO BB IBB HBP BLK WP HR S P ERA WHIP	IP WLS BF H R ER SO BB IBB HBP BLK WP HR S P ERA WHIP	IP WLS BF H R ER SO BB IBB HBP BLK WP HR S P ERA WHIP	IP WLS BF H R ER SO BB IBB HBP BLK WP HR S P ERA WHIP

Tampa Bay Rays @ Toronto Blue Jays
Rogers Centre, Toronto, ON
Sun Sep 02 2012, 1:10 PM - 4:06 PM EDT
Att: 18,568 - Sunny - 72 F

livebaseballscorecards.com

AB 43
R 9
H 18
RBI 9
BB 4
SO 6
LOB 23




Batter	1	2	3	4	5	6	7	8	9	AB	R	H	RBI	BB	SO	LOB	BOTTOM							
11 Rajai Davis, R OBP: 0.305, SLG: 0.372										4	1	0	0	1	2	0								
28 Colby Rasmus, L OBP: 0.297, SLG: 0.421										4	1	2	0	0	0	0								
10 Edwin Encarnación, R OBP: 0.384, SLG: 0.574										4	1	1	3	0	1	1								
26 Adam Lind, L OBP: 0.302, SLG: 0.394										4	0	1	1	1	1	1								
5 Yunel Escobar, R OBP: 0.301, SLG: 0.346											3	0	1	0	1	2								
8 Yovit Torresblat, R OBP: 0.310, SLG: 0.356											4	0	1	0	0	3								
14 Moisés Sierra, R OBP: 0.284, SLG: 0.388											4	0	0	0	1	4								
18 Mike McCoy, R OBP: 0.245, SLG: 0.265											3	0	1	0	1	0								
3 Adeiny Hechavarria, R OBP: 0.234, SLG: 0.311											4	1	1	0	0	5								
Inning Stats	R: 0 E: 0 K: 1 S: 8	H: 0 LOB: 0 BB: 0 P: 13	R: 0 E: 0 K: 0 S: 14	H: 0 LOB: 3 BB: 3 P: 29	R: 0 E: 0 K: 2 S: 7	H: 0 LOB: 1 BB: 0 P: 9	R: 0 E: 0 K: 1 S: 12	H: 2 LOB: 2 BB: 0 P: 17	R: 0 E: 0 K: 1 S: 7	H: 0 LOB: 0 BB: 0 P: 10	R: 0 E: 0 K: 0 S: 7	H: 1 LOB: 1 BB: 0 P: 10	R: 2 E: 0 K: 0 S: 14	H: 3 LOB: 2 BB: 1 P: 20	R: 0 E: 0 K: 1 S: 5	H: 0 LOB: 0 BB: 0 P: 7	R: 2 E: 0 K: 0 S: 11	H: 2 LOB: 0 BB: 0 P: 14	1B: 6 2B: 1 3B: 0 HR: 1	SF: 1 SAC: 0 DP: 0 HBP: 1	WP: 0 PB: 0 SB: 0 CS: 0	PA: 40		
PITCHER	IP WLS BF H R ER SO BB IBB HBP BLK WP HR S P ERA WHIP	IP WLS BF H R ER SO BB IBB HBP BLK WP HR S P ERA WHIP	IP WLS BF H R ER SO BB IBB HBP BLK WP HR S P ERA WHIP	IP WLS BF H R ER SO BB IBB HBP BLK WP HR S P ERA WHIP	IP WLS BF H R ER SO BB IBB HBP BLK WP HR S P ERA WHIP	IP WLS BF H R ER SO BB IBB HBP BLK WP HR S P ERA WHIP	IP WLS BF H R ER SO BB IBB HBP BLK WP HR S P ERA WHIP	IP WLS BF H R ER SO BB IBB HBP BLK WP HR S P ERA WHIP	IP WLS BF H R ER SO BB IBB HBP BLK WP HR S P ERA WHIP	IP WLS BF H R ER SO BB IBB HBP BLK WP HR S P ERA WHIP	IP WLS BF H R ER SO BB IBB HBP BLK WP HR S P ERA WHIP	IP WLS BF H R ER SO BB IBB HBP BLK WP HR S P ERA WHIP	IP WLS BF H R ER SO BB IBB HBP BLK WP HR S P ERA WHIP	IP WLS BF H R ER SO BB IBB HBP BLK WP HR S P ERA WHIP	IP WLS BF H R ER SO BB IBB HBP BLK WP HR S P ERA WHIP	IP WLS BF H R ER SO BB IBB HBP BLK WP HR S P ERA WHIP	IP WLS BF H R ER SO BB IBB HBP BLK WP HR S P ERA WHIP	IP WLS BF H R ER SO BB IBB HBP BLK WP HR S P ERA WHIP	IP WLS BF H R ER SO BB IBB HBP BLK WP HR S P ERA WHIP	IP WLS BF H R ER SO BB IBB HBP BLK WP HR S P ERA WHIP	IP WLS BF H R ER SO BB IBB HBP BLK WP HR S P ERA WHIP	IP WLS BF H R ER SO BB IBB HBP BLK WP HR S P ERA WHIP	IP WLS BF H R ER SO BB IBB HBP BLK WP HR S P ERA WHIP	IP WLS BF H R ER SO BB IBB HBP BLK WP HR S P ERA WHIP

Tampa Bay Rays @ Toronto Blue Jays
Rogers Centre, Toronto, ON
Sun Sep 02 2012, 1:10 PM - 4:06 PM EDT
Att: 18,568 - Sunny - 72 F

livebaseballscorecards.com

AB 34
R 4
H 8
RBI 4
BB 4
SO 6
LOB 16




Batter	1	2	3	4	5	6	7	8	9	AB	R	H	RBI	BB	SO	LOB	TOP								
13 Brett Lawrie, R (1.5) OBP: 0.325, SLG: 0.415										5	2	1	0	0	1	3									
28 Colby Rasmus, L (1.8) OBP: 0.291, SLG: 0.421										5	2	2	2	0	2	1									
10 Edwin Encarnación, R (1.3) OBP: 0.361, SLG: 0.566										3	1	1	2	1	1	2									
5 Yuliel Escobar, R (1.6) OBP: 0.299, SLG: 0.345										4	0	2	1	0	0	1									
26 Adam Lind, L (1.10) OBP: 0.293, SLG: 0.378										4	0	0	0	0	1	2									
9 J.P. Arencibia, R (1.2) OBP: 0.275, SLG: 0.460										4	0	0	0	0	1	1									
2 Kelly Johnson, L (1.4) OBP: 0.314, SLG: 0.363										3	1	0	0	1	1	0									
14 Moisés Sierra, R (1.9) OBP: 0.296, SLG: 0.419										2	1	1	2	2	1	0									
8 Anthony Gose, L (9. PR) OBP: 0.266, SLG: 0.279										0	0	0	0	0	0	0									
11 Rajai Davis, R (1.7) OBP: 0.306, SLG: 0.377										4	0	1	0	0	3	2									
Inning Stats	R: 1 H: 2 E: 0 K: 0 S: 12	H: 2 LOB: 1 BB: 0 P: 18	R: 0 H: 0 E: 0 K: 2 S: 12	H: 0 LOB: 1 BB: 1 P: 18	R: 1 H: 1 E: 0 K: 1 S: 10	H: 1 LOB: 0 BB: 0 P: 15	R: 2 H: 2 E: 1 K: 1 S: 18	H: 2 LOB: 1 BB: 1 P: 31	R: 1 H: 2 E: 0 K: 1 S: 10	H: 2 LOB: 1 BB: 0 P: 14	R: 0 H: 0 E: 0 K: 3 S: 12	H: 0 LOB: 0 BB: 20	R: 0 H: 0 E: 0 K: 1 S: 7	H: 0 LOB: 1 BB: 1 P: 14	R: 0 H: 0 E: 0 K: 0 S: 8	H: 0 LOB: 0 BB: 9	R: 2 H: 1 E: 0 K: 2 S: 13	H: 1 LOB: 1 BB: 1 P: 25	1B: 3 2B: 1 3B: 1 HR: 3	SF: 1 SAC: 0 DP: 0 HBP: 0	WP: 0 PB: 0 SB: 2 CS: 0	PA: 39			
PITCHER	IP	WLS	BF	H	R	ER	SO	BB	IBB	HBP	BLK	WP	HR	S	P	ERA	WHIP								
35 Felix Doubront, L (1.1) ERA: 5.21	4.0	L	20	6	5	5	4	2	0	0	0	0	2	54	84	11.25	2.000								
59 Clayton Mortensen, R (5.1) ERA: 2.12	2.0		7	1	0	0	4	0	0	0	0	0	0	20	32	0.00	0.500								
Chris Carpenter, R (7.1) ERA: 2.25	1.0		4	0	0	0	1	1	0	0	0	0	0	7	14	0.00	1.000								
53 Rich Hill, L (8.1) ERA: 2.25	1.0		3	0	0	0	0	0	0	0	0	0	0	8	9	0.00	0.000								
51 Daniel Bard, R (9.1) ERA: 5.99	1.0		5	1	2	2	2	1	0	0	0	0	1	13	25	18.00	2.000								

Toronto Blue Jays @ Boston Red Sox
Fenway Park, Boston, MA
Fri Sep 07 2012, 8:29 PM - 11:36 PM EDT
Att: 37,156 - Cloudy - 77 F

livebaseballscorecards.com

AB 34
R 7
H 8
RBI 7
BB 4
SO 11
LOB 12




Batter	1	2	3	4	5	6	7	8	9	AB	R	H	RBI	BB	SO	LOB	BOTTOM								
26 Scott Podsednik, L (1.7) OBP: 0.346, SLG: 0.383										5	0	2	0	0	1	1									
15 Dustin Pedroia, R (1.4) OBP: 0.347, SLG: 0.449										4	1	1	2	0	0	2									
2 Jacoby Ellsbury, L (1.8) OBP: 0.300, SLG: 0.354										4	0	0	0	0	2	3									
7 Cody Ross, R (1.9) OBP: 0.342, SLG: 0.513										3	0	1	0	1	0	1									
22 James Loney, L (1.3) OBP: 0.301, SLG: 0.348										4	0	0	0	0	0	2									
39 Jarrod Saltalamacchia, R (1.2) OBP: 0.285, SLG: 0.459										3	0	0	0	0	0	1									
20 Ryan Lavanway, R (8.2) OBP: 0.224, SLG: 0.244										2	1	0	0	2	0	1									
3 Mike Aviles, R (1.6) OBP: 0.286, SLG: 0.392										3	1	0	0	1	0	2									
23 Pedro Ciriaco, R (1.5) OBP: 0.322, SLG: 0.415										2	1	1	0	0	0	0									
55 Ryan Kalish, L (1.10) OBP: 0.260, SLG: 0.256										2	1	1	0	0	0	0									
50 Mauro Gomez, R (7. PH) OBP: 0.348, SLG: 0.460										2	1	2	3	0	0	0									
Inning Stats	R: 0 H: 0 E: 1 K: 0 S: 15	H: 0 LOB: 1 BB: 0 P: 19	R: 0 H: 0 E: 0 K: 0 S: 8	H: 0 LOB: 1 BB: 1 P: 14	R: 0 H: 1 E: 0 K: 0 S: 8	H: 1 LOB: 0 BB: 0 P: 11	R: 0 H: 1 E: 0 K: 0 S: 8	H: 1 LOB: 1 BB: 0 P: 13	R: 1 H: 2 E: 0 K: 1 S: 11	H: 2 LOB: 1 BB: 0 P: 17	R: 0 H: 0 E: 0 K: 0 S: 6	H: 0 LOB: 0 BB: 8	R: 1 H: 1 E: 0 K: 0 S: 7	H: 1 LOB: 0 BB: 1 P: 13	R: 1 H: 1 E: 0 K: 1 S: 7	H: 1 LOB: 0 BB: 1 P: 16	R: 2 H: 1 E: 0 K: 1 S: 12	H: 1 LOB: 0 BB: 1 P: 20	1B: 4 2B: 2 3B: 0 HR: 2	SF: 0 SAC: 0 DP: 2 HBP: 0	WP: 0 PB: 0 SB: 2 CS: 0	PA: 37			
PITCHER	IP	WLS	BF	H	R	ER	SO	BB	IBB	HBP	BLK	WP	HR	S	P	ERA	WHIP								
37 Henderson Alvarez III, R (1.1) ERA: 4.95	6.1	W	26	4	2	2	1	2	0	0	0	0	0	60	91	2.84	0.947								
38 Darren Oliver, L (7.1) ERA: 1.65	0.2		2	1	0	0	0	0	0	0	0	0	0	3	4	0.00	1.500								
50 Steve Delabar, R (8.1) ERA: 3.7	1.0	H	4	1	1	1	1	1	0	0	0	0	1	7	16	9.00	2.000								
31 Brandon Lyon, R (9.1) ERA: 3.15	1.0		5	1	2	2	1	1	0	0	0	0	1	12	20	18.00	2.000								

Toronto Blue Jays @ Boston Red Sox
Fenway Park, Boston, MA
Fri Sep 07 2012, 8:29 PM - 11:36 PM EDT
Att: 37,156 - Cloudy - 77 F

livebaseballscorecards.com

AB 33
R 5
H 7
RBI 5
BB 4
SO 3
LOB 13



Batter	1	2	3	4	5	6	7	8	9	AB	R	H	RBI	BB	SO	LOB	TOP					
13 Dustin Ackley, L OBP: 0.298, SLG: 0.330										5	1	2	0	0	0	2						
21 Franklin Gutierrez, R OBP: 0.333, SLG: 0.435										5	1	2	0	0	0	4						
15 Kyle Seager, L OBP: 0.315, SLG: 0.416										5	2	3	2	0	0	1						
27 John Jaso, L OBP: 0.392, SLG: 0.449										4	0	1	1	0	0	2						
63 Jesus Montero, R OBP: 0.304, SLG: 0.404										3	0	1	0	1	0	0						
55 Michael Saunders, L OBP: 0.302, SLG: 0.420										4	0	2	1	0	1	1						
10 Eric Thames, L OBP: 0.279, SLG: 0.390										4	0	0	0	0	3	3						
33 Casper Wells, R OBP: 0.287, SLG: 0.381										0	0	0	0	0	0	0						
20 Mike Carp, L OBP: 0.316, SLG: 0.353										4	0	2	0	0	1	0						
26 Brendan Ryan, R OBP: 0.284, SLG: 0.276										3	0	1	0	0	1	0						
Inning Stats	R: 2 H: 4 E: 0 K: 1 S: 17	LOB: 2 BB: 1 P: 27	R: 0 H: 0 E: 0 K: 1 S: 7	LOB: 0 BB: 0 P: 9	R: 1 H: 3 E: 0 K: 1 S: 14	LOB: 1 BB: 0 P: 22	R: 0 H: 2 E: 0 K: 1 S: 18	LOB: 2 BB: 0 P: 22	R: 1 H: 2 E: 0 K: 1 S: 11	LOB: 1 BB: 0 P: 17	R: 0 H: 2 E: 0 K: 0 S: 6	LOB: 1 BB: 0 P: 9	R: 0 H: 0 E: 0 K: 1 S: 6	LOB: 0 BB: 0 P: 10	R: 0 H: 0 E: 0 K: 1 S: 8	LOB: 0 BB: 0 P: 11	R: 0 H: 1 E: 0 K: 0 S: 10	LOB: 1 BB: 0 P: 14	1B: 9 2B: 4 3B: 0 HR: 1	SF: 0 SAC: 1 DP: 1 HBP: 0	WP: 1 PB: 0 SB: 0 CS: 0	PA: 39
PITCHER	IP WLS BF H R ER SO BB IBB HBP BLK WP HR S P ERA WHIP																					
23 Brandon Morrow, R ERA: 3.16	4.2 L 24 11 4 4 4 4 1 0 0 0 0 1 1 63 93 7.71 2.571																					
27 Brett Cecil, L ERA: 5.4	2.0 7 2 0 0 1 0 0 0 0 0 0 0 15 21 0.00 1.000																					
49 Brad Lincoln, R ERA: 3.01	1.1 4 0 0 0 1 0 0 0 0 0 0 0 9 13 0.00 0.000																					
54 Jason Frasor, R ERA: 3.76	1.0 4 1 0 0 0 0 0 0 0 0 0 0 10 14 0.00 1.000																					

Seattle Mariners @ Toronto Blue Jays
Rogers Centre, Toronto, ON
Tue Sep 11 2012, 7:10 PM - 9:57 PM EDT
Att. 12,935 - Clear - 72 F

AB	37
R	4
H	14
RBI	4
BB	1
SO	6
LOB	13



Batter	1	2	3	4	5	6	7	8	9	AB	R	H	RBI	BB	SO	LOB	BOTTOM					
13 Brett Lawrie, R OBP: 0.323, SLG: 0.411										4	0	1	0	0	0	2						
28 Colby Rasmus, L OBP: 0.292, SLG: 0.422										3	2	2	1	0	0	0						
10 Edwin Encarnación, R OBP: 0.378, SLG: 0.557										4	0	0	0	0	1	3						
26 Adam Lind, L OBP: 0.292, SLG: 0.373										3	0	1	0	0	1	1						
14 Moisés Sierra, R OBP: 0.293, SLG: 0.415										1	0	0	1	0	0	0						
68 Yan Gomes, R OBP: 0.225, SLG: 0.316										4	0	2	1	0	1	0						
5 Yunel Escobar, R OBP: 0.300, SLG: 0.353										4	0	0	0	0	1	1						
2 Kelly Johnson, L OBP: 0.313, SLG: 0.359										4	0	0	0	0	1	2						
9 J.P. Arencibia, R OBP: 0.274, SLG: 0.452										4	0	1	0	0	1	2						
11 Rajai Davis, R OBP: 0.306, SLG: 0.374										3	1	1	0	1	1	1						
8 Anthony Gose, L OBP: 0.292, SLG: 0.330										3	1	1	0	1	1	1						
Inning Stats	R: 1 H: 3 E: 0 K: 1 S: 11	H: 3 LOB: 2 BB: 0 P: 13	R: 0 H: 0 E: 0 K: 1 S: 8	H: 0 LOB: 0 BB: 0 P: 8	R: 1 H: 2 E: 0 K: 0 S: 11	H: 2 LOB: 1 BB: 0 P: 13	R: 0 H: 1 E: 0 K: 1 S: 12	LOB: 1 BB: 0 P: 17	R: 0 H: 0 E: 0 K: 1 S: 5	LOB: 0 BB: 0 P: 8	R: 0 H: 0 E: 0 K: 1 S: 8	LOB: 0 BB: 0 P: 13	R: 0 H: 0 E: 0 K: 1 S: 11	LOB: 0 BB: 1 P: 18	R: 1 H: 1 E: 0 K: 1 S: 10	LOB: 1 BB: 0 P: 13	R: 0 H: 1 E: 0 K: 0 S: 6	LOB: 1 BB: 0 P: 7	1B: 6 2B: 2 3B: 0 HR: 0	SF: 1 SAC: 0 DP: 0 HBP: 0	WP: 0 PB: 0 SB: 1 CS: 0	PA: 36
PITCHER	IP WLS BF H R ER SO BB IBB HBP BLK WP HR S P ERA WHIP																					
50 Erasmo Ramírez, R ERA: 3.49	7.0 W 28 6 2 2 2 0 1 0 0 0 0 0 0 66 90 2.57 1.000																					
41 Charlie Furbush, L ERA: 2.44	0.0 1 1 1 1 0 0 0 0 0 0 0 0 3 4 -- --																					
53 Josh Kinney, R ERA: 3.8	0.1 H 1 0 0 0 0 0 0 0 0 0 0 1 1 0.00 0.000																					
44 Lucas Luetge, L ERA: 3.11	0.1 H 1 0 0 0 0 0 0 0 0 0 0 3 5 0.00 0.000																					
46 Stephen Pryor, R ERA: 2.87	0.1 H 1 0 0 0 1 0 0 0 0 0 0 3 3 0.00 0.000																					

Seattle Mariners @ Toronto Blue Jays
Rogers Centre, Toronto, ON
Tue Sep 11 2012, 7:10 PM - 9:57 PM EDT
Att. 12,935 - Clear - 72 F

AB	34
R	3
H	8
RBI	3
BB	1
SO	7
LOB	12



Batter	1	2	3	4	5	6	7	8	9	AB	R	H	RBI	BB	SO	LOB	TOP										
13 Dustin Ackley, L (1,4) OBP: 0.298, SLG: 0.331	F7	F9		21 1B		G3		BB		4	1	1	0	1	0	2	Seattle Mariners @ Toronto Blue Jays Rogers Centre, Toronto, ON Wed Sep 12 2012, 7:09 PM - 10:03 PM EDT Att: 13,519 - Clear - 73 F										
21 Franklin Gutierrez, R (1,8) OBP: 0.337, SLG: 0.430	K		63 G6-3	15 1B		K		K		4	0	1	2	1	3	1											
15 Kyle Seager, L (1,5) OBP: 0.317, SLG: 0.420		1B		63 G6-3		G4-3		G3		5	0	3	0	0	0	1											
63 Jesus Montero, R (1,10) OBP: 0.303, SLG: 0.400	K			G6-3				G1-3		4	0	0	0	1	1	4											
55 Michael Saunders, L (1,9) OBP: 0.305, SLG: 0.420		G5-3		30 S					G4-3	3	0	1	0	2	0	1											
30 Miguel Olivo, R (1,2) OBP: 0.227, SLG: 0.361		HR		L8				P6		5	1	1	1	0	2	6											
20 Mike Carp, L (1,3) OBP: 0.320, SLG: 0.353				G4-3				G5-3		3	0	1	0	1	0	1											
17 Justin Smoak, S (9,3) OBP: 0.258, SLG: 0.312				12 1B						0	0	0	0	0	0	0											
12 Trayvon Robinson, S (1,7) OBP: 0.301, SLG: 0.339				G5-3				F9		4	0	1	0	0	1	3											
33 Casper Wells, R (9,7) OBP: 0.287, SLG: 0.381				1B				K		0	0	0	0	0	0	0											
26 Brendan Ryan, R (1,6) OBP: 0.284, SLG: 0.274		K		13 2B	21 1B			K		3	1	0	0	1	3	5											
Inning Stats	R: 0 E: 0 K: 2 S: 10	H: 1 LOB: 1 BB: 0 P: 15	R: 1 E: 0 K: 1 S: 14	H: 3 LOB: 2 BB: 0 P: 23	R: 0 E: 0 K: 0 S: 8	H: 1 LOB: 2 BB: 2 P: 17	R: 2 E: 0 K: 0 S: 14	H: 2 LOB: 1 BB: 1 P: 23	R: 0 E: 0 K: 3 S: 13	H: 1 LOB: 3 BB: 2 P: 29	R: 0 E: 0 K: 1 S: 7	H: 0 LOB: 0 BB: 0 P: 12	R: 0 E: 0 K: 0 S: 4	H: 0 LOB: 1 BB: 1 P: 10	R: 0 E: 0 K: 2 S: 10	H: 0 LOB: 1 BB: 1 P: 18	R: 0 E: 0 K: 1 S: 8	H: 1 LOB: 0 BB: 0 P: 12	1B: 6 2B: 2 3B: 0 HR: 1	SF: 0 SAC: 0 DP: 1 HBP: 0	WP: 0 PB: 0 SB: 1 CS: 0	PA: 42					
PITCHER	IP WLS BF H R ER SO BB IBB HBP BLK WP HR S P ERA WHIP	IP WLS BF H R ER SO BB IBB HBP BLK WP HR S P ERA WHIP	IP WLS BF H R ER SO BB IBB HBP BLK WP HR S P ERA WHIP	IP WLS BF H R ER SO BB IBB HBP BLK WP HR S P ERA WHIP	IP WLS BF H R ER SO BB IBB HBP BLK WP HR S P ERA WHIP	IP WLS BF H R ER SO BB IBB HBP BLK WP HR S P ERA WHIP	IP WLS BF H R ER SO BB IBB HBP BLK WP HR S P ERA WHIP	IP WLS BF H R ER SO BB IBB HBP BLK WP HR S P ERA WHIP	IP WLS BF H R ER SO BB IBB HBP BLK WP HR S P ERA WHIP	IP WLS BF H R ER SO BB IBB HBP BLK WP HR S P ERA WHIP	IP WLS BF H R ER SO BB IBB HBP BLK WP HR S P ERA WHIP	IP WLS BF H R ER SO BB IBB HBP BLK WP HR S P ERA WHIP	IP WLS BF H R ER SO BB IBB HBP BLK WP HR S P ERA WHIP	IP WLS BF H R ER SO BB IBB HBP BLK WP HR S P ERA WHIP	IP WLS BF H R ER SO BB IBB HBP BLK WP HR S P ERA WHIP	IP WLS BF H R ER SO BB IBB HBP BLK WP HR S P ERA WHIP	IP WLS BF H R ER SO BB IBB HBP BLK WP HR S P ERA WHIP	IP WLS BF H R ER SO BB IBB HBP BLK WP HR S P ERA WHIP	IP WLS BF H R ER SO BB IBB HBP BLK WP HR S P ERA WHIP	IP WLS BF H R ER SO BB IBB HBP BLK WP HR S P ERA WHIP	IP WLS BF H R ER SO BB IBB HBP BLK WP HR S P ERA WHIP	IP WLS BF H R ER SO BB IBB HBP BLK WP HR S P ERA WHIP	IP WLS BF H R ER SO BB IBB HBP BLK WP HR S P ERA WHIP	IP WLS BF H R ER SO BB IBB HBP BLK WP HR S P ERA WHIP	IP WLS BF H R ER SO BB IBB HBP BLK WP HR S P ERA WHIP	IP WLS BF H R ER SO BB IBB HBP BLK WP HR S P ERA WHIP	
13 Brett Lawrie, R (1,5) OBP: 0.322, SLG: 0.408	G4-3			K						3	0	0	0	1	2	0	Seattle Mariners @ Toronto Blue Jays Rogers Centre, Toronto, ON Wed Sep 12 2012, 7:09 PM - 10:03 PM EDT Att: 13,519 - Clear - 73 F										
28 Colby Rasmus, L (1,8) OBP: 0.292, SLG: 0.419	F7			10 HR		P5		K		3	1	0	0	1	1	1											
10 Edwin Encarnación, R (1,3) OBP: 0.379, SLG: 0.562	G6-3			HR		G5-4-3				3	1	1	2	1	0	1											
5 Yunel Escobar, R (1,6) OBP: 0.298, SLG: 0.351		P5		G5-3				K		4	0	0	0	0	1	1											
26 Adam Lind, L (1,10) OBP: 0.293, SLG: 0.374		F8				F9				2	0	1	0	0	0	0											
11 Rajai Davis, R (7,PH) OBP: 0.305, SLG: 0.373				1B						1	0	0	0	0	0	0											
9 J.P. Arencibia, R (1,2) OBP: 0.272, SLG: 0.447		F7		K				K		3	0	0	0	0	2	1											
14 Moisés Sierra, R (1,9) OBP: 0.284, SLG: 0.402				F8		G4-3		K		3	0	0	0	0	1	0											
8 Anthony Gose, L (1,7) OBP: 0.284, SLG: 0.320				F7		K		G6-3		3	0	0	0	0	1	0											
3 Adeiny Hechavarria, R (1,4) OBP: 0.262, SLG: 0.316				G5-3		P6		K		3	0	0	0	0	1	0											
Inning Stats	R: 0 E: 0 K: 0 S: 5	H: 0 LOB: 0 BB: 0 P: 7	R: 0 E: 0 K: 0 S: 8	H: 0 LOB: 0 BB: 0 P: 13	R: 0 E: 0 K: 0 S: 4	H: 0 LOB: 0 BB: 0 P: 6	R: 2 E: 0 K: 2 S: 14	H: 2 LOB: 1 BB: 1 P: 27	R: 0 E: 0 K: 1 S: 9	H: 0 LOB: 0 BB: 0 P: 13	R: 0 E: 0 K: 0 S: 2	H: 0 LOB: 0 BB: 1 P: 7	R: 0 E: 0 K: 2 S: 8	H: 0 LOB: 0 BB: 0 P: 11	R: 0 E: 0 K: 2 S: 12	H: 0 LOB: 0 BB: 0 P: 17	R: 0 E: 0 K: 2 S: 13	H: 0 LOB: 1 BB: 1 P: 19	1B: 1 2B: 0 3B: 0 HR: 1	SF: 0 SAC: 0 DP: 1 HBP: 0	WP: 0 PB: 0 SB: 0 CS: 0	PA: 31					
PITCHER	IP WLS BF H R ER SO BB IBB HBP BLK WP HR S P ERA WHIP	IP WLS BF H R ER SO BB IBB HBP BLK WP HR S P ERA WHIP	IP WLS BF H R ER SO BB IBB HBP BLK WP HR S P ERA WHIP	IP WLS BF H R ER SO BB IBB HBP BLK WP HR S P ERA WHIP	IP WLS BF H R ER SO BB IBB HBP BLK WP HR S P ERA WHIP	IP WLS BF H R ER SO BB IBB HBP BLK WP HR S P ERA WHIP	IP WLS BF H R ER SO BB IBB HBP BLK WP HR S P ERA WHIP	IP WLS BF H R ER SO BB IBB HBP BLK WP HR S P ERA WHIP	IP WLS BF H R ER SO BB IBB HBP BLK WP HR S P ERA WHIP	IP WLS BF H R ER SO BB IBB HBP BLK WP HR S P ERA WHIP	IP WLS BF H R ER SO BB IBB HBP BLK WP HR S P ERA WHIP	IP WLS BF H R ER SO BB IBB HBP BLK WP HR S P ERA WHIP	IP WLS BF H R ER SO BB IBB HBP BLK WP HR S P ERA WHIP	IP WLS BF H R ER SO BB IBB HBP BLK WP HR S P ERA WHIP	IP WLS BF H R ER SO BB IBB HBP BLK WP HR S P ERA WHIP	IP WLS BF H R ER SO BB IBB HBP BLK WP HR S P ERA WHIP	IP WLS BF H R ER SO BB IBB HBP BLK WP HR S P ERA WHIP	IP WLS BF H R ER SO BB IBB HBP BLK WP HR S P ERA WHIP	IP WLS BF H R ER SO BB IBB HBP BLK WP HR S P ERA WHIP	IP WLS BF H R ER SO BB IBB HBP BLK WP HR S P ERA WHIP	IP WLS BF H R ER SO BB IBB HBP BLK WP HR S P ERA WHIP	IP WLS BF H R ER SO BB IBB HBP BLK WP HR S P ERA WHIP	IP WLS BF H R ER SO BB IBB HBP BLK WP HR S P ERA WHIP	IP WLS BF H R ER SO BB IBB HBP BLK WP HR S P ERA WHIP	IP WLS BF H R ER SO BB IBB HBP BLK WP HR S P ERA WHIP	IP WLS BF H R ER SO BB IBB HBP BLK WP HR S P ERA WHIP	IP WLS BF H R ER SO BB IBB HBP BLK WP HR S P ERA WHIP
25 Kevin Millwood, R (1,1) ERA: 4.25	5.0	W	18	2	2	2	3	1	0	0	0	0	0	0	0	0	0										
23 Shawn Kelley, R (6,1) ERA: 3.05	1.1	H	4	0	0	0	1	1	0	0	0	0	0	0	5	12	0.00	0.750									
36 Oliver Pérez, L (7,1) ERA: 1.54	0.1	H	1	0	0	0	0	0	0	0	0	0	0	0	2	2	0.00	0.000									
53 Josh Kinney, R (7,1) ERA: 3.6	1.1	H	4	0	0	0	3	0	0	0	0	0	0	0	15	21	0.00	0.000									
54 Tom Wilhelmsen, R (9,1) ERA: 2.5	1.0	S	4	0	0	0	2	1	0	0	0	0	0	0	13	19	0.00	1.000									

Batter	1	2	3	4	5	6	7	8	9	AB	R	H	RBI	BB	SO	LOB	TOP				
23 Pedro Ciriaco, R OBP: 0.313, SLG: 0.406	G6-3		1B	G5-3		SH1-3		K2-3		4	0	1	0	0	1	2					
2 Jacoby Ellsbury, L OBP: 0.307, SLG: 0.371	G1-3		1B	G6-3		F7			1B	5	1	2	0	0	0	1					
3 Mike Aviles, R OBP: 0.283, SLG: 0.387	F8		F9			F9			F9	5	1	1	0	0	0	4					
7 Cody Ross, R OBP: 0.341, SLG: 0.502	G5-3		G5-3		G2-3		K		1B	4	2	1	0	1	1	1					
50 Mauro Gomez, R OBP: 0.346, SLG: 0.459	20 G1-4-3 BB		20 HR		FC5		K		1B	4	3	2	2	1	1	1					
20 Ryan Lavarnway, R OBP: 0.235, SLG: 0.275	G1-4-3		HR		29 1B		G6-3		SF7	3	1	1	4	1	0	1					
29 Daniel Nava, S OBP: 0.304, SLG: 0.388	G1-3		G5-3		1B				G5-3	5	0	2	2	0	0	1					
22 James Loney, L OBP: 0.296, SLG: 0.343			F9		L1					4	0	0	0	0	1	3					
10 Jose Iglesias, R OBP: 0.200, SLG: 0.115	P3				BB				FC5-4	2	0	0	0	0	1	0					
Inning Stats	R: 0 E: 0 K: 0 S: 8	H: 0 LOB: 0 BB: 0 P: 11	R: 0 E: 0 K: 0 S: 8	H: 0 LOB: 1 BB: 1 P: 19	R: 0 E: 0 K: 1 S: 8	H: 2 LOB: 2 BB: 0 P: 10	R: 3 E: 0 K: 0 S: 11	H: 2 LOB: 1 BB: 2 P: 24	R: 2 E: 0 K: 0 S: 17	H: 2 LOB: 1 BB: 1 P: 25	R: 0 E: 0 K: 2 S: 7	H: 0 LOB: 0 BB: 0 P: 11	R: 0 E: 0 K: 1 S: 11	H: 1 LOB: 1 BB: 0 P: 15	R: 3 E: 0 K: 0 S: 13	H: 3 LOB: 0 BB: 0 P: 18	1B: 8 2B: 0 3B: 1 HR: 1	SF: 1 SAC: 1 DP: 0 HBP: 0	WP: 0 PB: 0 SB: 3 CS: 0	PA: 43	
PITCHER	IP	WLS	BF	H	R	ER	SO	BB	IBB	HBP	BLK	WP	HR	S	P	ERA	WHIP				
32 Aaron Laffey, L ERA: 4.55	3.2		18	4	3	3	1	3	0	0	0	0	1	33	60	7.36	1.909				
64 Chad Jenkins, R ERA: 4.91	1.1		8	2	2	2	0	1	0	0	0	0	0	19	29	13.50	2.250				
54 Jason Frasor, R ERA: 3.57	2.0		7	0	0	0	2	0	0	1	0	0	0	13	19	9.00	2.000				
38 Darren Oliver, L ERA: 1.76	1.0	L	5	2	1	1	1	0	0	0	0	0	0	12	16	9.00	2.000				
44 Casey Janssen, R ERA: 2.7	1.0		5	2	2	2	0	0	0	0	0	0	0	12	17	18.00	2.000				

Boston Red Sox @ Toronto Blue Jays
Rogers Centre, Toronto, ON
Fri Sep 14 2012, 7:09 PM - 10:51 PM EDT
Att: 21,888 - Roof Closed - 68 F

AB	36
R	8
H	10
RBI	8
BB	4
SO	4
LOB	15



Batter	1	2	3	4	5	6	7	8	9	AB	R	H	RBI	BB	SO	LOB	BOTTOM				
11 Rajai Davis, R OBP: 0.303, SLG: 0.370	G6-3		K		K		K		28 DI	5	0	1	0	0	3	2					
28 Colby Rasmus, L OBP: 0.286, SLG: 0.419	G3		13 WP		G3				K	4	2	1	0	1	1	1					
13 Brett Lawrie, R OBP: 0.325, SLG: 0.410	1B		26 G4-6-3 BB		G6-3				FC6-5	3	0	2	1	1	0	0					
26 Adam Lind, L OBP: 0.299, SLG: 0.405	G6-3		G4-6-3		5 1B				L7	4	1	2	1	0	0	2					
5 Yunel Escobar, R OBP: 0.296, SLG: 0.347	G6-3		K						FC6-5	4	0	1	1	0	1	3					
2 Kelly Johnson, L OBP: 0.312, SLG: 0.357	G3		F9		K				IBB	3	0	0	0	1	1	2					
9 J.P. Arencibia, R OBP: 0.268, SLG: 0.441	K		K		P5				F8	4	0	0	0	0	2	4					
14 Moisés Sierra, R OBP: 0.280, SLG: 0.386	L9		28 BB		L9				P4	3	1	0	0	0	0	0					
8 Anthony Gose, L OBP: 0.291, SLG: 0.321	13 WP		13 WP		G4-3				K	3	1	0	0	1	2	0					
Inning Stats	R: 0 E: 0 K: 0 S: 8	H: 1 LOB: 1 BB: 0 P: 11	R: 0 E: 0 K: 1 S: 12	H: 1 LOB: 0 BB: 0 P: 19	R: 3 E: 0 K: 2 S: 17	H: 0 LOB: 1 BB: 3 P: 37	R: 0 E: 0 K: 1 S: 8	H: 0 LOB: 0 BB: 0 P: 11	R: 1 E: 0 K: 0 S: 19	H: 2 LOB: 1 BB: 0 P: 32	R: 0 E: 0 K: 2 S: 9	H: 0 LOB: 0 BB: 0 P: 13	R: 1 E: 0 K: 0 S: 19	H: 2 LOB: 2 BB: 1 P: 31	R: 0 E: 0 K: 2 S: 9	H: 1 LOB: 1 BB: 0 P: 12	1B: 4 2B: 2 3B: 1 HR: 0	SF: 0 SAC: 0 DP: 0 HBP: 1	WP: 3 PB: 0 SB: 1 CS: 0	PA: 38	
PITCHER	IP	WLS	BF	H	R	ER	SO	BB	IBB	HBP	BLK	WP	HR	S	P	ERA	WHIP				
18 Daisuke Matsuzaka, R ERA: 7.14	5.1		22	3	4	4	5	3	0	0	0	0	0	11	20	0.00	1.500				
59 Clayton Mortensen, R ERA: 2.08	0.2	H	3	1	0	0	1	0	0	0	0	0	0	9	13	0.00	0.000				
36 Junichi Tazawa, R ERA: 1.47	1.0	H	3	0	0	0	2	0	0	0	0	0	0	11	16	27.00	6.000				
44 Vicente Padilla, R ERA: 4.6	0.1	B	3	2	1	1	0	0	0	0	0	0	0	11	16	27.00	6.000				
Chris Carpenter, R ERA: 4.6	0.2	W	3	0	0	0	0	0	1	0	0	1	0	8	15	0.00	0.000				

Boston Red Sox @ Toronto Blue Jays
Rogers Centre, Toronto, ON
Fri Sep 14 2012, 7:09 PM - 10:51 PM EDT
Att: 21,888 - Roof Closed - 68 F

AB	33
R	5
H	7
RBI	3
BB	4
SO	10
LOB	14



Batter	1	2	3	4	5	6	7	8	9	AB	R	H	RBI	BB	SO	LOB	TOP								
2 Jacoby Ellsbury, L (1, 8) OBP: 0.309, SLG: 0.367	F9		F7		F8			SH3-4 BB	BB	3	0	0	0	2	0	0									
29 Daniel Nava, S (1, 7) OBP: 0.358, SLG: 0.381	K			K		P6		SH3-4 BB	K	4	0	0	0	0	3	2									
15 Dustin Pedroia, R (1, 4) OBP: 0.349, SLG: 0.461	F9			F8		K		BB		3	0	0	0	1	1	0									
7 Cody Ross, R (1, 9) OBP: 0.342, SLG: 0.508		HR		22 1B 39 1B		K		K		3	2	1	1	1	2	3									
22 James Loney, L (1, 3) OBP: 0.298, SLG: 0.344	F9			39 1B		20 1B 39 G5-3		P4		4	0	2	0	0	0	3									
39 Jarrod Saltalamacchia, R (1, 2) OBP: 0.262, SLG: 0.479	G5-3			1B		G5-3				4	1	2	1	0	0	1									
20 Ryan Lavarnway, R (1, 10) OBP: 0.226, SLG: 0.263	K			1B		F8				4	0	0	0	0	2	4									
3 Mike Aviles, R (1, 6) OBP: 0.281, SLG: 0.384			L9		P6		K		F8	4	0	0	0	0	1	2									
23 Pedro Ciriaco, R (1, 5) OBP: 0.317, SLG: 0.410	P6				F7			29 SH3-4 2 BB	2B	3	0	1	1	1	0	0									
Inning Stats	R: 0 E: 0 K: 1 S: 6	H: 0 LOB: 0 BB: 0 P: 8	R: 1 E: 0 K: 1 S: 8	H: 1 LOB: 0 BB: 0 P: 12	R: 0 E: 0 K: 0 S: 7	H: 0 LOB: 0 BB: 0 P: 8	R: 1 E: 0 K: 1 S: 13	H: 2 LOB: 2 BB: 1 P: 19	R: 0 E: 0 K: 0 S: 5	H: 0 LOB: 0 BB: 0 P: 8	R: 0 E: 0 K: 2 S: 9	H: 0 LOB: 0 BB: 0 P: 11	R: 0 E: 0 K: 1 S: 10	H: 1 LOB: 1 BB: 0 P: 15	R: 0 E: 0 K: 1 S: 13	H: 0 LOB: 3 BB: 3 P: 30	R: 1 E: 0 K: 2 S: 20	H: 2 LOB: 2 BB: 1 P: 33	1B: 3 2B: 2 3B: 0 HR: 1	SF: 0 SAC: 1 DP: 0 HBP: 0	WP: 0 PB: 0 SB: 1 CS: 0	PA: 38			
PITCHER	IP	WLS	BF	H	R	ER	SO	BB	IBB	HBP	BLK	WP	HR	S	P	ERA	WHIP								
33 Carlos Villanueva, R (1, 1) ERA: 3.42	7.0		27	4	2	2	6	2	0	0	0	0	1	60	87	2.57	0.857								
62 Aaron Loup, L (8, 1) ERA: 3.24	0.1		2	0	0	0	0	1	0	0	0	0	0	3	8	0.00	3.000								
50 Steve Delabar, R (8, 1) ERA: 3.58	1.1	L	7	2	1	1	2	1	0	0	0	0	0	22	38	6.75	2.250								
27 Brett Cecil, L (9, 1) ERA: 5.37	0.1		2	0	0	0	1	1	0	0	0	0	0	6	11	0.00	3.000								

Boston Red Sox @ Toronto Blue Jays
Rogers Centre, Toronto, ON
Sat Sep 15 2012, 1:10 PM - 4:18 PM EDT
Att: 27,325 - Partly Cloudy - 63 F

AB 32
R 3
H 6
RBI 3
BB 5
SO 9
LOB 15

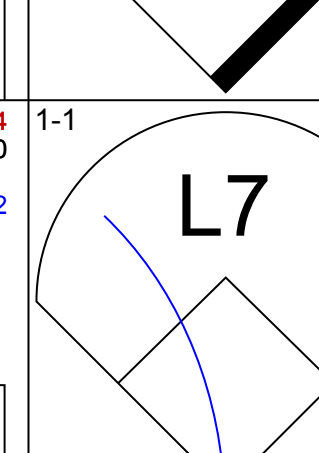
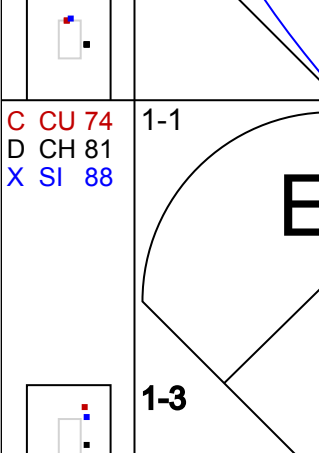
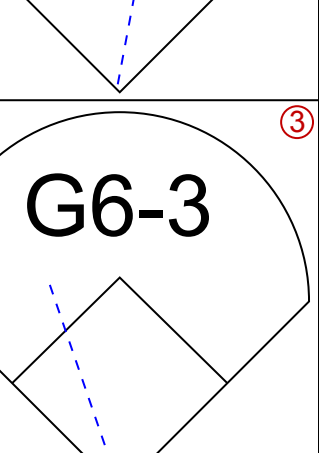
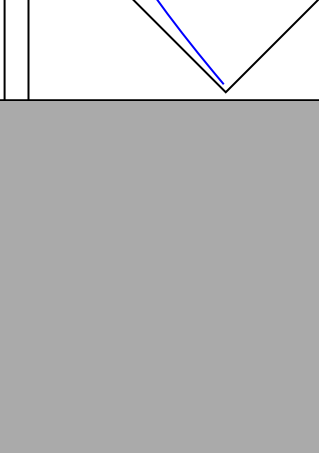
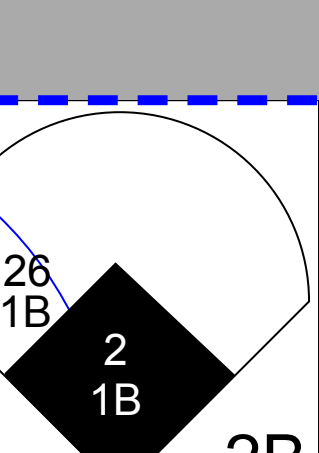
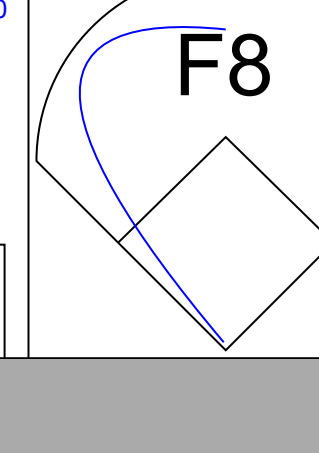
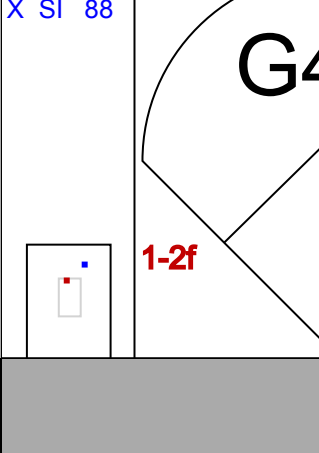


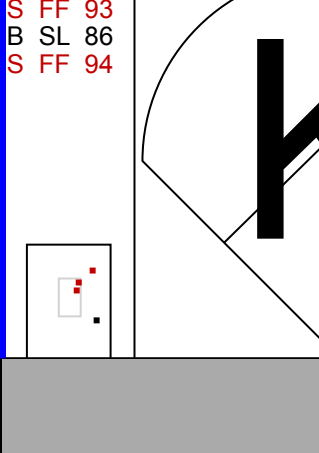



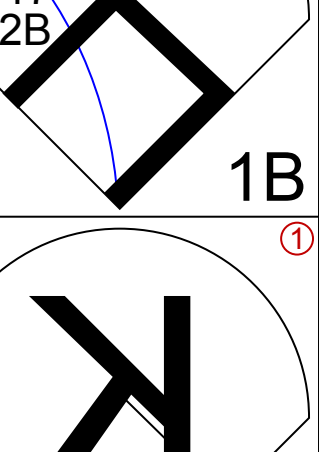



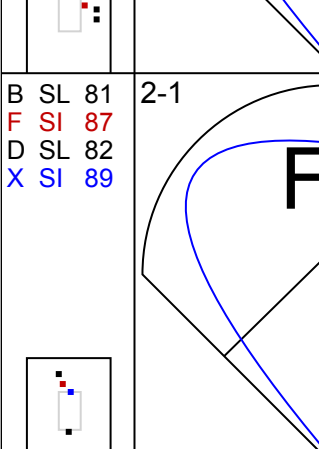
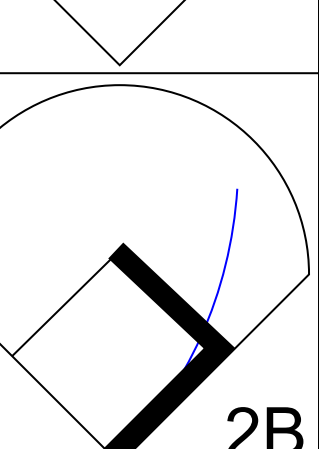



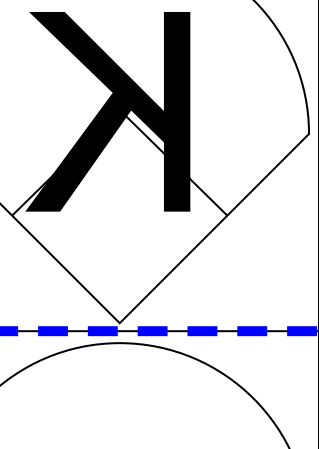
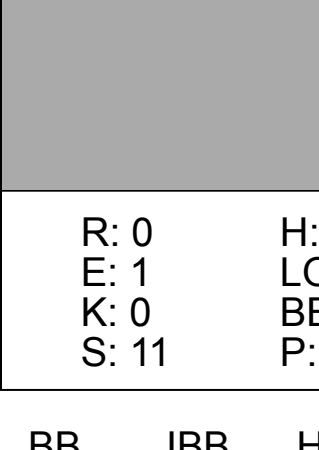
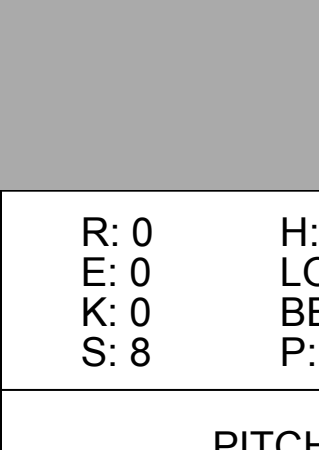
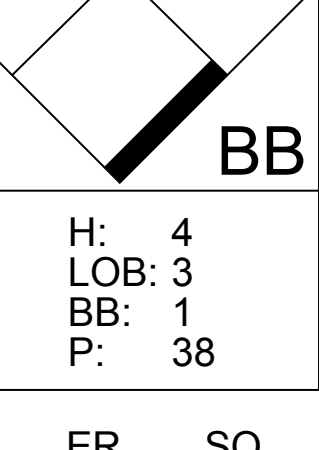
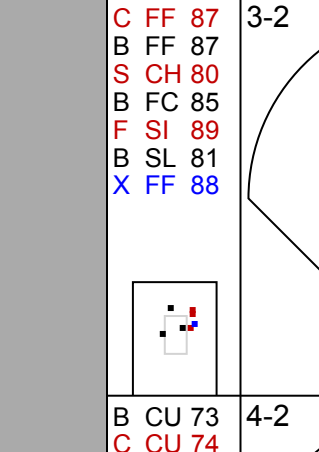
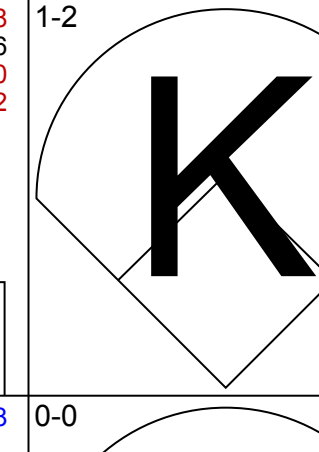
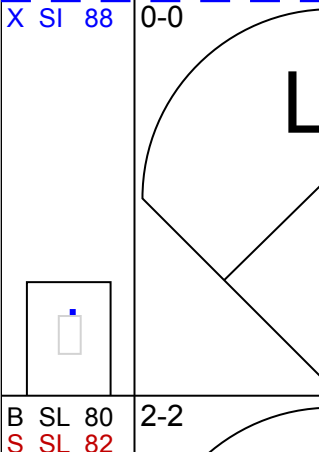
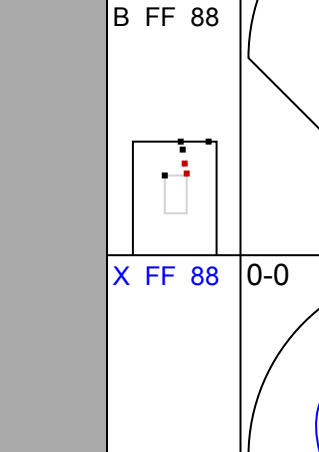
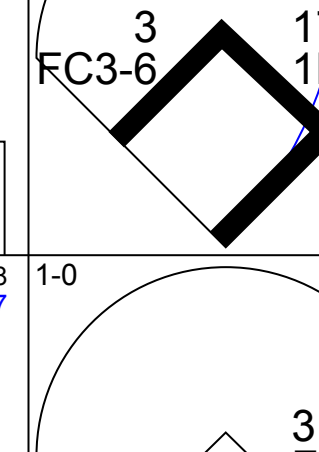
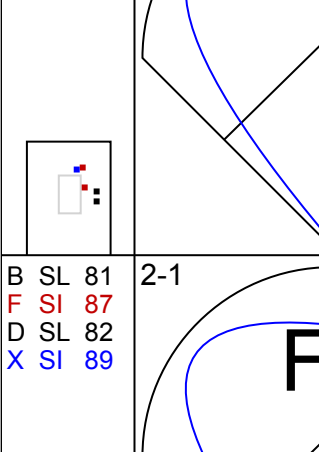
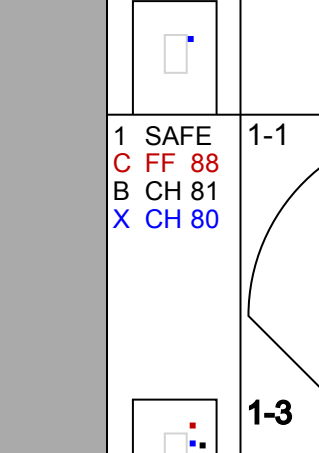
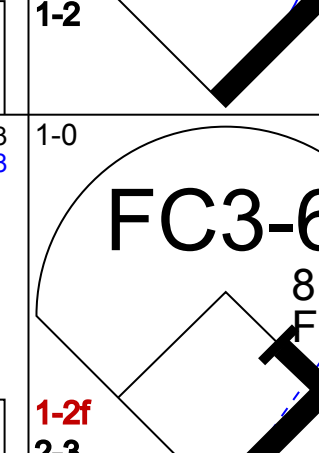
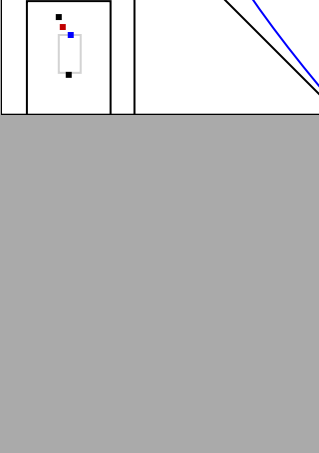
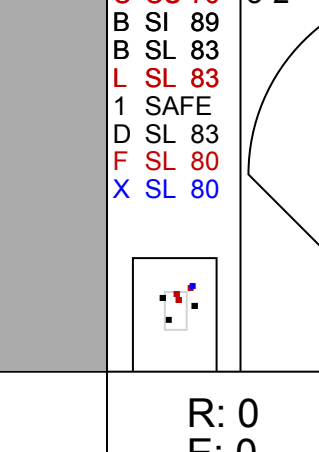
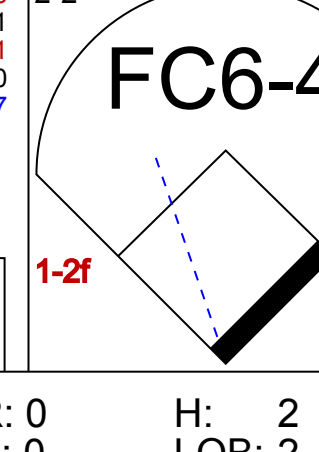

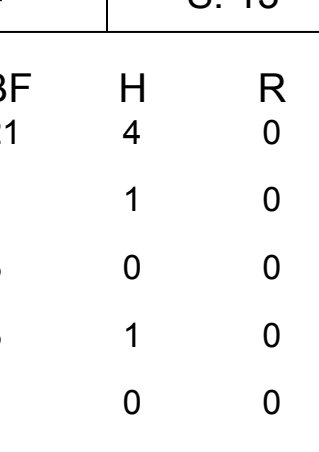
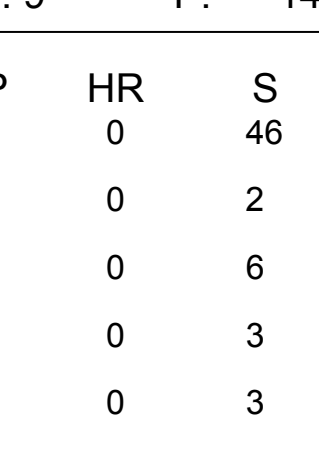
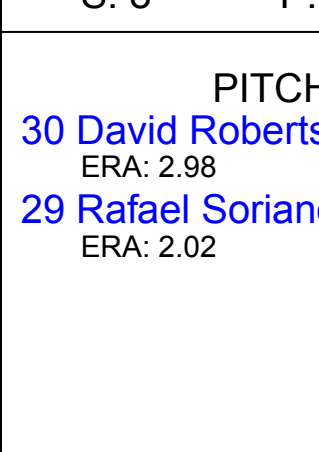
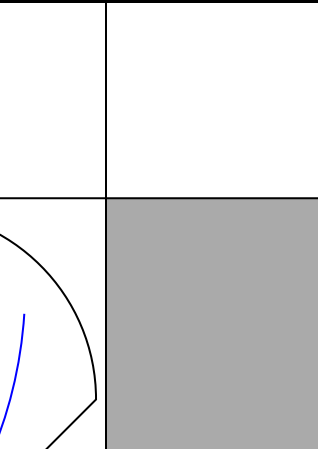

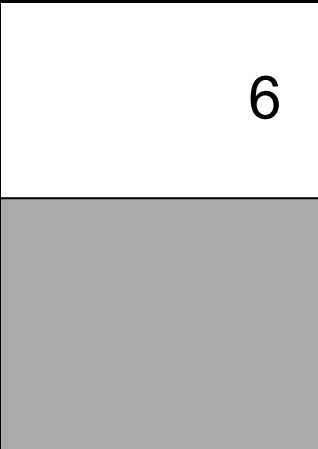


Batter	1	2	3	4	5	6	7	8	9	AB	R	H	RBI	BB	SO	LOB	BOTTOM								
11 Rajai Davis, R (1, 7) OBP: 0.300, SLG: 0.365	F8	F7			E5 26 E 13 SH1		K		K2-3	5	0	0	0	0	2	4									
13 Brett Lawrie, R (1, 5) OBP: 0.325, SLG: 0.408	K		F8		SH1		BB			2	0	0	0	1	1	0									
10 Edwin Encarnación, R (1, 10) OBP: 0.382, SLG: 0.595	26 2B 5 1B				26 E IBB		G5-3			1	1	0	0	3	0	1									
26 Adam Lind, L (1, 3) OBP: 0.299, SLG: 0.408	5 1B 2B		K		SF8		G4-3		G4-3	3	0	1	1	0	1	1									
5 Yunel Escobar, R (1, 6) OBP: 0.295, SLG: 0.346			F8		G4-3		G4-3		G4-3	4	0	1	1	0	0	3									
2 Kelly Johnson, L (1, 4) OBP: 0.312, SLG: 0.354			14 1B BB		G1-3		G4-3		K	3	0	0	0	1	1	0									
8 Yorvit Torrealba, R (1, 2) OBP: 0.297, SLG: 0.339	SAFE P3				G6-3		F7		P3	4	0	0	0	0	0	1									
14 Moisés Sierra, R (1, 9) OBP: 0.282, SLG: 0.385	SAFE 1B				K		K		K	3	0	1	0	0	2	0									
28 Colby Rasmus, L (9, PH) OBP: 0.256, SLG: 0.419										1	0	0	0	0	1	0									
8 Anthony Gose, L (1, 8) OBP: 0.298, SLG: 0.327	SAFE L7				13 SH1 26 SF8 11 S		G3-1		1B	4	1	2	0	0	0	2									
Inning Stats	R: 1 E: 0 K: 1 S: 11	H: 2 LOB: 1 BB: 1 P: 15	R: 0 E: 0 K: 0 S: 12	H: 1 LOB: 1 BB: 1 P: 20	R: 0 E: 0 K: 1 S: 10	H: 0 LOB: 1 BB: 1 P: 18	R: 0 E: 0 K: 1 S: 8	H: 0 LOB: 0 BB: 0 P: 13	R: 1 E: 0 K: 0 S: 9	H: 1 LOB: 2 BB: 1 P: 21	R: 0 E: 0 K: 1 S: 6	H: 0 LOB: 0 BB: 0 P: 7	R: 0 E: 0 K: 1 S: 11	H: 0 LOB: 1 BB: 1 P: 17	R: 0 E: 0 K: 1 S: 9	H: 0 LOB: 0 BB: 0 P: 13	R: 0 E: 0 K: 2 S: 11	H: 1 LOB: 1 BB: 0 P: 17	1B: 4 2B: 1 3B: 0 HR: 0	SF: 1 SAC: 1 DP: 0 HBP: 0	WP: 0 PB: 0 SB: 1 CS: 0	PA: 37			
PITCHER	IP	WLS	BF	H	R	ER	SO	BB	IBB	HBP	BLK	WP	HR	S	P	ERA	WHIP								
11 Clay Buchholz, R (1, 1) ERA: 4.33	7.0		30	4	2	1	5	4	0	0	0	0	0	67	11	1.29	1.143								
32 Craig Breslow, L (8, 1) ERA: 2.91	1.0	W	3	0	0	0	1	0	0	0	0	0	0	9	13	0.00	0.000								
40 Andrew Bailey, R (9, 1) ERA: 3.38	1.0	S	4	1	0	0	2	0	0	0	0	0	0	11	17	0.00	1.000								

Boston Red Sox @ Toronto Blue Jays
Rogers Centre, Toronto, ON
Sat Sep 15 2012, 1:10 PM - 4:18 PM EDT
Att: 27,325 - Partly Cloudy - 63 F

AB 30
R 2
H 5
RBI 2
BB 5
SO 8
LOB 12

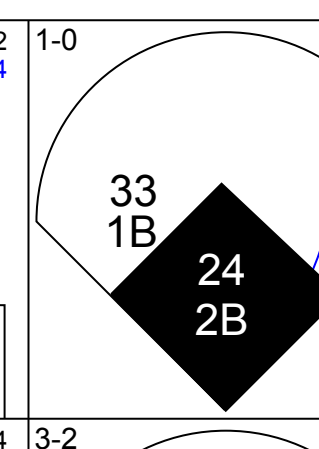
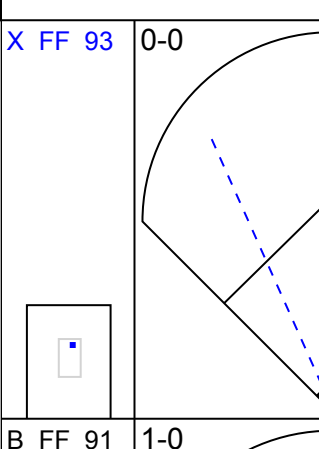

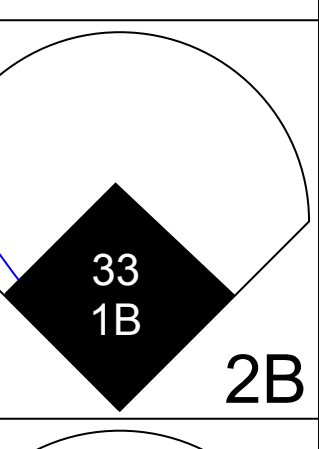
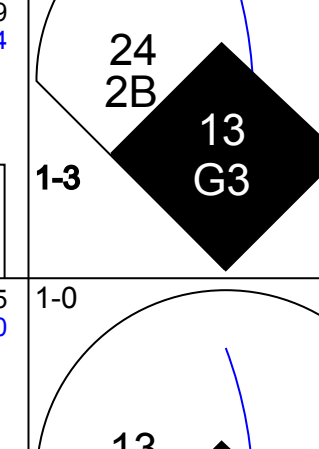
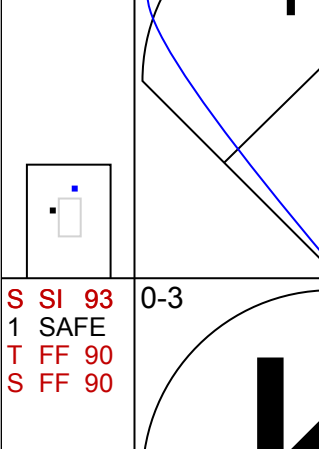

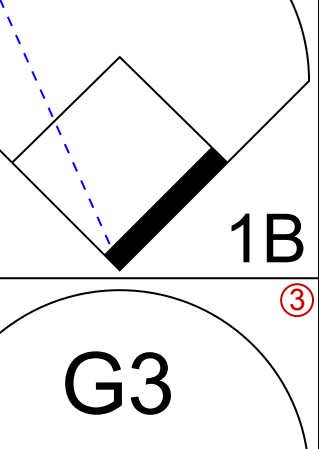
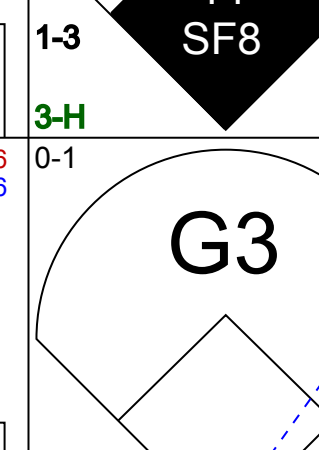
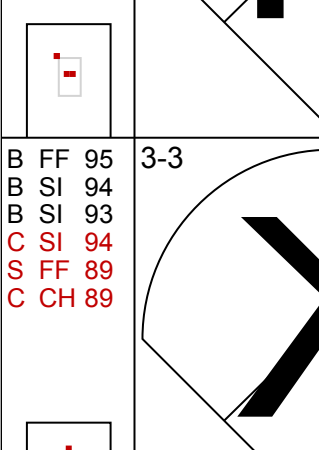

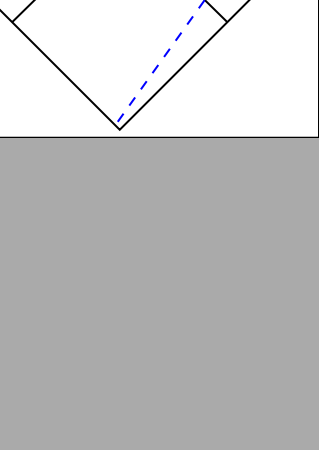
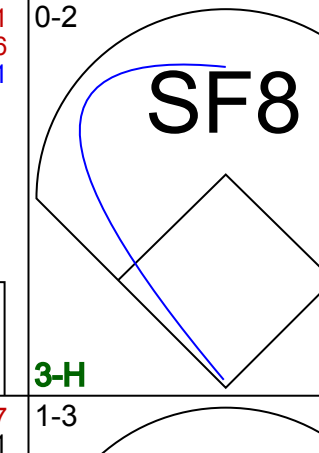



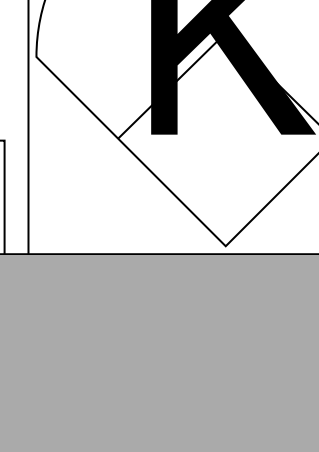





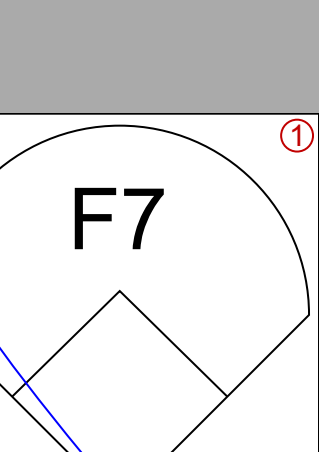
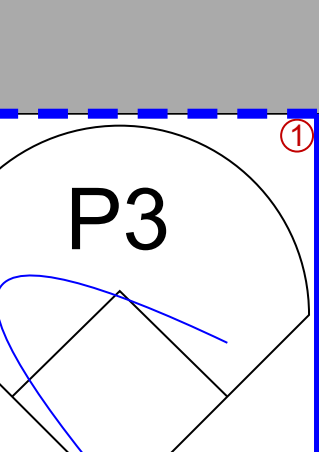
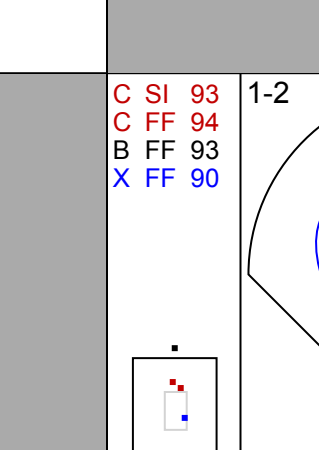
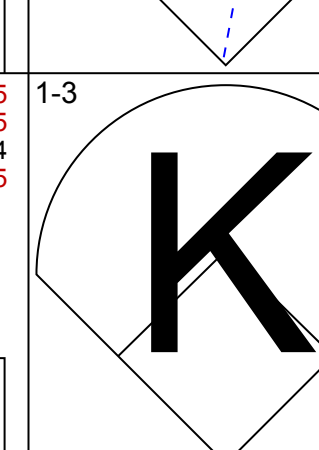

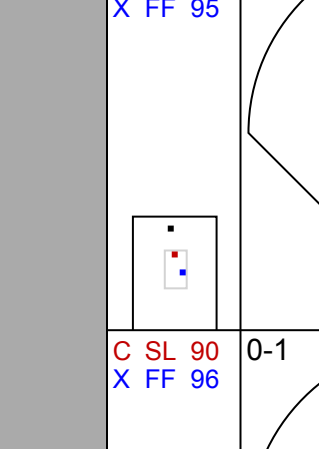


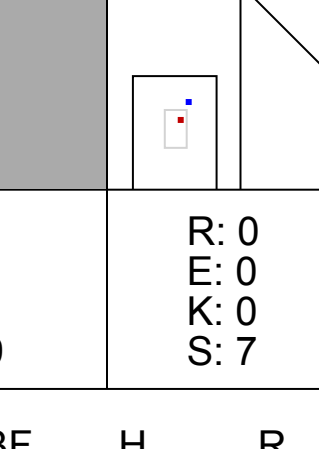
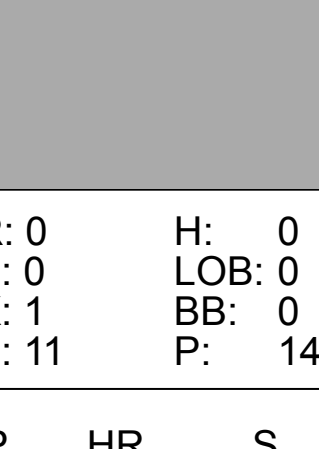
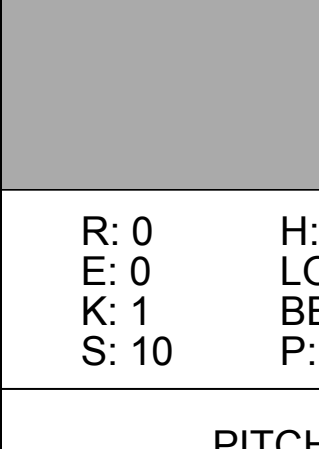





Batter	1	2	3	4	5	6	7	8	9	AB	R	H	RBI	BB	SO	LOB	TOP			
11 Rajai Davis, R OBP: 0.298, SLG: 0.362										5	0	1	0	0	2	4				
28 Colby Rasmus, L OBP: 0.294, SLG: 0.414										4	0	0	0	1	1	2				
13 Brett Lawrie, R OBP: 0.323, SLG: 0.409										5	1	1	0	0	0	2				
26 Adam Lind, L OBP: 0.297, SLG: 0.403										4	0	2	0	0	0	3				
18 Mike McCoy, R OBP: 0.245, SLG: 0.265										0	1	0	0	0	0	0				
9 J.P. Aencibia, R OBP: 0.267, SLG: 0.436										1	0	0	0	0	1	0				
6 Jeff Mathis, R OBP: 0.251, SLG: 0.396										3	0	0	0	0	1	1				
2 Kelly Johnson, L OBP: 0.313, SLG: 0.356										1	0	1	1	0	0	0				
14 Moisés Sierra, R OBP: 0.297, SLG: 0.382										3	0	1	0	1	1	3				
17 Omar Vizquel, S OBP: 0.267, SLG: 0.277										4	0	2	1	0	0	2				
3 Adeiny Hechavarria, R OBP: 0.275, SLG: 0.372										4	0	2	0	0	1	5				
8 Anthony Gose, L OBP: 0.289, SLG: 0.310										3	0	0	0	1	0	5				
Inning Stats	R: 0 E: 0 K: 1 S: 8	H: 0 LOB: 1 BB: 1 P: 14	R: 0 E: 0 K: 0 S: 13	H: 1 LOB: 2 BB: 1 P: 24	R: 0 E: 1 K: 0 S: 11	H: 1 LOB: 1 BB: 0 P: 16	R: 0 E: 0 K: 1 S: 9	H: 2 LOB: 2 BB: 0 P: 14	R: 0 E: 0 K: 1 S: 5	H: 1 LOB: 1 BB: 0 P: 13	R: 0 E: 0 K: 0 S: 6	H: 1 LOB: 1 BB: 0 P: 8	R: 2 E: 0 K: 2 S: 22	H: 4 LOB: 1 BB: 1 P: 38	R: 0 E: 0 K: 2 S: 8	H: 0 LOB: 0 BB: 0 P: 11	1B: 7 2B: 3 3B: 0 HR: 0	SF: 0 SAC: 0 DP: 1 HBP: 0	WP: 0 PB: 0 SB: 0 CS: 0	PA: 40
PITCHER	IP WLS BF H R ER SO	IP WLS BF H R ER SO	IP WLS BF H R ER SO	IP WLS BF H R ER SO	IP WLS BF H R ER SO	IP WLS BF H R ER SO	IP WLS BF H R ER SO	IP WLS BF H R ER SO	IP WLS BF H R ER SO	IP WLS BF H R ER SO	IP WLS BF H R ER SO	IP WLS BF H R ER SO	IP WLS BF H R ER SO	IP WLS BF H R ER SO	IP WLS BF H R ER SO	IP WLS BF H R ER SO	ERA WHIP	ERA WHIP	ERA WHIP	
46 Andy Pettitte, L ERA: 2.97	5.0 W 21 4 0 0 3	0.0 1 1 0 0 0	0.0 0 0 0 0 0	0.0 0 0 0 0 0	0.0 0 0 0 0 0	0.0 0 0 0 0 0	0.0 0 0 0 0 0	0.0 0 0 0 0 0	0.0 0 0 0 0 0	0.0 0 0 0 0 0	0.0 0 0 0 0 0	0.0 0 0 0 0 0	0.0 0 0 0 0 0	0.0 0 0 0 0 0	0.0 0 0 0 0 0	0.0 0 0 0 0 0	0.00 1.200	0.00 1.200	0.00 0.750	
39 Clayton Kershaw, L ERA: 2.78	0.0 1 1 0 0 0	1.0 H 3 0 0 0	0.2 H 3 1 0 0	0.1 H 1 0 0 0	0.2 H 3 1 0 0	0.1 H 1 0 0 0	0.2 H 3 1 0 0	0.1 H 1 0 0 0	0.2 H 3 1 0 0	0.1 H 1 0 0 0	0.2 H 3 1 0 0	0.1 H 1 0 0 0	0.2 H 3 1 0 0	0.1 H 1 0 0 0	0.2 H 3 1 0 0	0.1 H 1 0 0 0	0.00 0.000	0.00 0.000	0.00 0.750	
62 Joba Chamberlain, R ERA: 5.74	0.1 H 1 0 0 0	0.1 H 1 0 0 0	0.1 H 1 0 0 0	0.1 H 1 0 0 0	0.1 H 1 0 0 0	0.1 H 1 0 0 0	0.1 H 1 0 0 0	0.1 H 1 0 0 0	0.1 H 1 0 0 0	0.1 H 1 0 0 0	0.1 H 1 0 0 0	0.1 H 1 0 0 0	0.1 H 1 0 0 0	0.1 H 1 0 0 0	0.1 H 1 0 0 0	0.1 H 1 0 0 0	0.00 0.000	0.00 0.000	0.00 0.750	
48 Boone Logan, L ERA: 3.98	0.1 H 1 0 0 0	0.1 H 1 0 0 0	0.1 H 1 0 0 0	0.1 H 1 0 0 0	0.1 H 1 0 0 0	0.1 H 1 0 0 0	0.1 H 1 0 0 0	0.1 H 1 0 0 0	0.1 H 1 0 0 0	0.1 H 1 0 0 0	0.1 H 1 0 0 0	0.1 H 1 0 0 0	0.1 H 1 0 0 0	0.1 H 1 0 0 0	0.1 H 1 0 0 0	0.1 H 1 0 0 0	0.00 0.000	0.00 0.000	0.00 0.750	

Toronto Blue Jays @ New York Yankees
Yankee Stadium, Bronx, NY
Wed Sep 19, 2012, 1:10 PM - 3:49 PM EDT
Att: 39,859 - Partly Cloudy - 67 F

AB	37
R	2
H	10
RBI	2
BB	3
SO	7
LOB	27



Batter	1	2	3	4	5	6	7	8	9	AB	R	H	RBI	BB	SO	LOB	BOTTOM			
31 Ichiro Suzuki, L OBP: 0.298, SLG: 0.372										4	2	3	0	0	1	0				
33 Nick Swisher, S OBP: 0.345, SLG: 0.450										4	1	2	1	0	0	1				
24 Robinson Cano, L OBP: 0.370, SLG: 0.538										4	1	2	1	0	1	2				
13 Alex Rodriguez, R OBP: 0.354, SLG: 0.454										3	0	0	1	0	2	3				
14 Curtis Granderson, L OBP: 0.321, SLG: 0.492										2	0	0	1	0	1	0				
55 Russell Martin, R OBP: 0.309, SLG: 0.385										3	0	0	0	0	1	0				
12 Eric Chavez, L OBP: 0.337, SLG: 0.479										3	0	0	0	0	1	0				
27 Raul Ibanez, L OBP: 0.294, SLG: 0.415										2	0	0	0	0	0	0				
22 Andrew Jones, R OBP: 0.292, SLG: 0.397										1	0	0	0	0	0	0				
60 Chris Dickerson, L OBP: 0.400, SLG: 0.625										0	0	0	0	0	0	0				
26 Eduardo Núñez, R OBP: 0.338, SLG: 0.394										3	0	0	0	0	0	0				
Inning Stats	R: 3 E: 0 K: 1 S: 13	H: 3 LOB: 0 BB: 0 P: 19	R: 0 E: 0 K: 0 S: 7	H: 0 LOB: 0 BB: 0 P: 9	R: 0 E: 0 K: 2 S: 8	H: 1 LOB: 1 BB: 0 P: 12	R: 0 E: 0 K: 1 S: 11	H: 0 LOB: 0 BB: 0 P: 14	R: 0 E: 0 K: 1 S: 9	H: 0 LOB: 0 BB: 0 P: 12	R: 0 E: 0 K: 1 S: 10	H: 1 LOB: 1 BB: 0 P: 17	R: 0 E: 0 K: 1 S: 6	H: 0 LOB: 0 BB: 0 P: 7	R: 1 E: 0 K: 0 S: 13	H: 2 LOB: 1 BB: 0 P: 16	1B: 5 2B: 3 3B: 0 HR: 0	SF: 1 SAC: 0 DP: 1 HBP: 0	WP: 0 PB: 0 SB: 0 CS: 0	PA: 30
PITCHER	IP WLS BF H R ER SO	IP WLS BF H R ER SO	IP WLS BF H R ER SO	IP WLS BF H R ER SO	IP WLS BF H R ER SO	IP WLS BF H R ER SO	IP WLS BF H R ER SO	IP WLS BF H R ER SO	IP WLS BF H R ER SO	IP WLS BF H R ER SO	IP WLS BF H R ER SO	IP WLS BF H R ER SO	IP WLS BF H R ER SO	IP WLS BF H R ER SO	IP WLS BF H R ER SO	IP WLS BF H R ER SO	ERA WHIP	ERA WHIP	ERA WHIP	
37 Henderson Alvarez III, R ERA: 4.87	7.0 L 25 3 3 3	1.0 5 2 1 1 0	0.0 0 0 0 0	0.0 0 0 0 0	0.0 0 0 0 0	0.0 0 0 0 0	0.0 0 0 0 0	0.0 0 0 0 0	0.0 0 0 0 0	0.0 0 0 0 0	0.0 0 0 0 0	0.0 0 0 0 0	0.0 0 0 0 0	0.0 0 0 0 0	0.0 0 0 0 0	0.0 0 0 0 0	3.86 0.714	9.00 2.000	3.86 0.714	
38 Darren Oliver, L ERA: 1.87	1.0 5 2 1 1 0	0.0 0 0 0 0	0.0 0 0 0 0	0.0 0 0 0 0	0.0 0 0 0 0	0.0 0 0 0 0	0.0 0 0 0 0	0.0 0 0 0 0	0.0 0 0 0 0	0.0 0 0 0 0	0.0 0 0 0 0	0.0 0 0 0 0	0.0 0 0 0 0	0.0 0 0 0 0	0.0 0 0 0 0	0.0 0 0 0 0	0.00 0.000	0.00 0.000	0.00 0.750	

Toronto Blue Jays @ New York Yankees
Yankee Stadium, Bronx, NY
Wed Sep 19, 2012, 1:10 PM - 3:49 PM EDT
Att: 39,859 - Partly Cloudy - 67 F

AB	29
R	4
H	7
RBI	4
BB	0
SO	7
LOB	6




Batter	1	2	3	4	5	6	7	8	9	AB	R	H	RBI	BB	SO	LOB	TOP				
11 Rajai Davis, R OBP: 0.297, SLG: 0.361 (1, 9)	F9		28 CS 1B			G5-3		K		4	0	1	0	0	1	0	Toronto Blue Jays @ New York Yankees Yankee Stadium, Bronx, NY Wed Sep 19 2012, 7:09 PM - 10:15 PM EDT Att: 39,997 - Partly Cloudy - 67 F				
28 Colby Rasmus, L OBP: 0.292, SLG: 0.411 (1, 8)	F7		P6			K		K		4	0	0	0	0	2	1					
13 Brett Lawrie, R OBP: 0.320, SLG: 0.405 (1, 5)	F9		L9			G6-3		K		4	0	0	0	0	1	0					
26 Adam Lind, L OBP: 0.293, SLG: 0.397 (1, 10)	F8				K	G6-3		F9		4	0	0	0	0	1	0					
9 J.P. Arencibia, R OBP: 0.268, SLG: 0.433 18 Mike McCoy, R OBP: 0.245, SLG: 0.265 (7, PR)		2 BB 3 BB			F9	E6 3 BB 68 1B		P6		2	1	0	0	0	1	0					
6 Jeff Mathis, R OBP: 0.250, SLG: 0.394 (7, 2)										0	0	0	0	0	0	0					
2 Kelly Johnson, L OBP: 0.313, SLG: 0.354 (1, 4)		3 BB 1B			K	F7		K		3	0	0	0	1	2	1					
68 Yan Gomes, R OBP: 0.232, SLG: 0.318 (1, 3)										3	0	1	0	0	1	2					
3 Adeiny Hechavarria, R OBP: 0.287, SLG: 0.375 (1, 6)										2	0	1	1	1	0	0					
8 Anthony Gose, L OBP: 0.285, SLG: 0.305 14 Moisés Sierra, R OBP: 0.294, SLG: 0.378 (7, PH)										2	0	0	0	0	2	2					
Inning Stats	R: 0 E: 0 K: 0 S: 7	H: 0 LOB: 0 BB: 0 P: 10	R: 1 E: 0 K: 2 S: 20	H: 1 LOB: 2 BB: 2 P: 35	R: 0 E: 0 K: 0 S: 5	H: 1 LOB: 0 BB: 0 P: 11	R: 0 E: 0 K: 2 S: 11	H: 0 LOB: 0 BB: 0 P: 16	R: 0 E: 0 K: 1 S: 7	H: 0 LOB: 0 BB: 0 P: 11	R: 0 E: 0 K: 1 S: 8	H: 1 LOB: 3 BB: 1 P: 19	R: 0 E: 0 K: 3 S: 10	H: 0 LOB: 0 BB: 0 P: 13	R: 0 E: 0 K: 1 S: 7	H: 0 LOB: 0 BB: 0 P: 9	1B: 3 2B: 0 3B: 0 HR: 0	SF: 0 SAC: 0 DP: 0 HBP: 0	WP: 0 PB: 0 SB: 0 CS: 1	PA: 33	
PITCHER	IP	WLS	BF	H	R	ER	SO	BB	IBB	HBP	BLK	WP	HR	S	P	ERA	WHIP				
41 David Phelps, R ERA: 3.24 (1, 1)	6.2		26	3	1	1	6	3	0	0	0	0	0	65	110	1.35	0.900				
48 Boone Logan, L ERA: 3.89 (7, 1)	1.0		3	0	0	0	2	0	0	0	0	0	0	8	10	0.00	0.000				
38 Cody Eppley, R ERA: 3.59 (8, 1)	0.1	W	1	0	0	0	1	0	0	0	0	0	0	3	5	0.00	0.000				
29 Rafael Soriano, R ERA: 1.99 (9, 1)	1.0	S	3	0	0	0	1	0	0	0	0	0	0	7	9	0.00	0.000				

Batter	1	2	3	4	5	6	7	8	9	AB	R	H	RBI	BB	SO	LOB	BOTTOM				
2 Derek Jeter, R OBP: 0.366, SLG: 0.443 (1, 6)	24 F9 33 BB 1B	K			G1-3	G5-3				4	0	1	0	1	1	4	Toronto Blue Jays @ New York Yankees Yankee Stadium, Bronx, NY Wed Sep 19 2012, 7:09 PM - 10:15 PM EDT Att: 39,997 - Partly Cloudy - 67 F				
33 Nick Swisher, S OBP: 0.247, SLG: 0.449 (1, 9)										3	0	1	0	2	2	3					
24 Robinson Cano, L OBP: 0.369, SLG: 0.535 (1, 10)	F9		G4-3		G4-3					4	0	1	0	0	0	3					
13 Alex Rodriguez, R OBP: 0.351, SLG: 0.450 (1, 5)	G6-4-3		K		K					4	0	0	0	0	3	5					
14 Curtis Granderson, L OBP: 0.321, SLG: 0.489 (1, 8)		F7			K					3	1	0	0	1	2	3					
17 Jayson Nix, R OBP: 0.302, SLG: 0.388 (1, 4)					G5-3	L5		SH1-3		2	0	0	0	1	0	0					
45 Casey McGehee, R OBP: 0.266, SLG: 0.364 27 Raul Ibanez, L OBP: 0.294, SLG: 0.415 (8, PH)										2	1	0	0	1	0	0					
43 Steve Pearce, R OBP: 0.328, SLG: 0.377 60 Chris Dickerson, L OBP: 0.400, SLG: 0.625 (9, 7)										0	0	0	0	0	0	0					
31 Ichiro Suzuki, L OBP: 0.302, SLG: 0.378 (1, 7)										4	0	4	1	0	0	0					
19 Chris Stewart, R OBP: 0.292, SLG: 0.331 (1, 2)										2	0	1	1	2	0	1					
Inning Stats	R: 0 E: 0 K: 0 S: 7	H: 1 LOB: 1 BB: 1 P: 12	R: 1 E: 0 K: 1 S: 15	H: 2 LOB: 2 BB: 2 P: 27	R: 0 E: 0 K: 2 S: 12	H: 0 LOB: 1 BB: 1 P: 21	R: 0 E: 0 K: 0 S: 5	H: 1 LOB: 1 BB: 0 P: 8	R: 0 E: 0 K: 2 S: 11	H: 2 LOB: 2 BB: 0 P: 16	R: 0 E: 0 K: 0 S: 9	H: 1 LOB: 2 BB: 1 P: 15	R: 0 E: 0 K: 2 S: 9	H: 0 LOB: 0 BB: 0 P: 14	R: 1 E: 0 K: 2 S: 13	H: 1 LOB: 3 BB: 3 P: 29	1B: 6 2B: 2 3B: 0 HR: 0	SF: 0 SAC: 1 DP: 1 HBP: 0	WP: 0 PB: 0 SB: 7 CS: 0	PA: 38	
PITCHER	IP	WLS	BF	H	R	ER	SO	BB	IBB	HBP	BLK	WP	HR	S	P	ERA	WHIP				
24 Ricky Romero, L ERA: 5.72 (1, 1)	6.0		28	7	1	1	5	5	0	0	0	0	0	59	99	1.50	2.000				
50 Steve Delabar, R ERA: 3.65 (7, 1)	1.1	L	5	0	1	1	2	1	0	0	0	0	0	12	21	6.75	0.750				
62 Aaron Loup, L ERA: 3.2 (8, 1)	0.1		2	1	0	0	1	0	0	0	0	0	0	5	8	0.00	3.000				
31 Brandon Lyon, R ERA: 3.02 (8, 1)	0.1		3	0	0	0	1	2	0	0	0	0	0	5	14	0.00	6.000				

AB	30
R	1
H	3
RBI	1
BB	3
SO	10
LOB	9

AB	29
R	2
H	8
RBI	2
BB	8
SO	9
LOB	20



Batter	1	2	3	4	5	6	7	8	9	AB	R	H	RBI	BB	SO	LOB	TOP					
13 Brett Lawrie, R OBP: 0.318, SLG: 0.396										5	1	1	0	0	0	4	<p>Toronto Blue Jays @ Baltimore Orioles Oriole Park at Camden Yards, Baltimore, MD Tue Sep 25 2012, 7:10 PM - 9:54 PM EDT Att: 30,205 - Clear - 72 F</p> <p>livebaseballscores.com</p> <p>AB 36 R 4 H 13 RBI 4 BB 1 SO 4 LOB 15</p>					
28 Colby Rasmus, L OBP: 0.291, SLG: 0.401										5	0	1	1	0	0	3						
10 Edwin Encarnación, R OBP: 0.383, SLG: 0.560										4	0	1	1	0	0	1						
5 Yunel Escobar, R OBP: 0.299, SLG: 0.347										4	0	2	0	0	0	1						
68 Yan Gomes, R OBP: 0.252, SLG: 0.337										4	0	2	1	0	1	0						
11 Rajai Davis, R OBP: 0.302, SLG: 0.366										4	1	2	0	0	1	2						
3 Adeiny Hechavarria, R OBP: 0.283, SLG: 0.364										4	0	1	1	0	0	2						
9 J.P. Arencibia, R OBP: 0.274, SLG: 0.437										3	1	2	0	1	1	1						
8 Anthony Gose, L OBP: 0.288, SLG: 0.310									3	1	1	0	0	1	1							
Inning Stats	R: 1 H: 4 E: 0 K: 0 S: 15	H: 4 LOB: 2 BB: 0 P: 24	R: 0 H: 1 E: 0 K: 0 S: 7	H: 1 LOB: 0 BB: 0 P: 11	R: 0 H: 0 E: 0 K: 0 S: 5	H: 0 LOB: 0 BB: 0 P: 8	R: 1 H: 2 E: 0 K: 1 S: 11	H: 2 LOB: 1 BB: 0 P: 17	R: 0 H: 0 E: 0 K: 1 S: 8	H: 0 LOB: 0 BB: 0 P: 12	R: 0 H: 2 E: 0 K: 0 S: 9	H: 2 LOB: 2 BB: 0 P: 14	R: 2 H: 3 E: 1 K: 0 S: 10	H: 3 LOB: 1 BB: 0 P: 14	R: 0 H: 0 E: 0 K: 2 S: 7	H: 0 LOB: 0 BB: 0 P: 9	R: 0 H: 1 E: 0 K: 0 S: 12	H: 1 LOB: 1 BB: 1 P: 22	1B: 12 2B: 1 3B: 0 HR: 0	SF: 0 SAC: 1 DP: 2 HBP: 0	WP: 0 PB: 0 SB: 0 CS: 0	PA: 38
PITCHER	IP WLS BF	H R ER SO	BB IBB HBP BLK	WP HR S P	ERA WHIP	PITCHER	IP WLS BF	H R ER SO	BB IBB HBP BLK	WP HR S P	ERA WHIP											
48 Joe Saunders, L ERA: 4.09	(1, 1) 6.1 L 29	11 4 3 2	0 0 0 0	0 0 62 94	4.26 1.737	44 Casey Janssen, R ERA: 2.67	(9, 1) 1.0	6 0 0 0	2 0 0 0	0 0 8 17	0.00 2.000											
38 Luis Ayala, R ERA: 2.58	(7, 1) 1.2 5 1 0 0 2	0 0 0 0	0 0 10 15	0.00 0.600																		
49 Dylan Bundy, R ERA:	(9, 1) 1.0 4 1 0 0 0	1 0 0 0	0 0 12 22	0.00 2.000																		

Batter	1	2	3	4	5	6	7	8	9	AB	R	H	RBI	BB	SO	LOB	BOTTOM					
9 Nate McLouth, L OBP: 0.315, SLG: 0.364										4	0	0	0	0	0	0	<p>Toronto Blue Jays @ Baltimore Orioles Oriole Park at Camden Yards, Baltimore, MD Tue Sep 25 2012, 7:10 PM - 9:54 PM EDT Att: 30,205 - Clear - 72 F</p> <p>livebaseballscores.com</p> <p>AB 33 R 0 H 6 RBI 0 BB 3 SO 2 LOB 14</p>					
2 J.J. Hardy, R OBP: 0.276, SLG: 0.386										4	0	2	0	0	0	0						
10 Adam Jones, R OBP: 0.340, SLG: 0.517										4	0	1	0	0	1	2						
32 Matt Wieters, S OBP: 0.333, SLG: 0.442										4	0	2	0	0	0	1						
12 Mark Reynolds, R OBP: 0.342, SLG: 0.436										4	0	0	0	0	0	3						
19 Chris Davis, L OBP: 0.321, SLG: 0.465										4	0	1	0	0	0	1						
13 Manny Machado, R OBP: 0.287, SLG: 0.486										2	0	0	0	2	0	0						
6 Steve Tolleson, R OBP: 0.227, SLG: 0.310										2	0	0	0	0	0	0						
25 Jim Thome, L OBP: 0.350, SLG: 0.447										1	0	0	0	1	1	2						
71 L.J. Hoes, R										0	0	0	0	0	0	0						
11 Robert Andino, R OBP: 0.286, SLG: 0.308									2	0	0	0	0	0	0	0						
3 Ryan Flaherty, L OBP: 0.269, SLG: 0.356									2	0	0	0	0	0	0	5						
Inning Stats	R: 0 H: 2 E: 0 K: 0 S: 8	H: 2 LOB: 2 BB: 0 P: 13	R: 0 H: 0 E: 0 K: 0 S: 6	H: 0 LOB: 0 BB: 0 P: 7	R: 0 H: 1 E: 0 K: 0 S: 10	H: 1 LOB: 0 BB: 0 P: 15	R: 0 H: 1 E: 0 K: 0 S: 5	H: 1 LOB: 1 BB: 0 P: 6	R: 0 H: 0 E: 0 K: 0 S: 5	H: 0 LOB: 0 BB: 0 P: 8	R: 0 H: 1 E: 0 K: 0 S: 11	H: 1 LOB: 1 BB: 0 P: 20	R: 0 H: 1 E: 0 K: 1 S: 13	H: 1 LOB: 2 BB: 1 P: 20	R: 0 H: 0 E: 0 K: 1 S: 10	H: 0 LOB: 0 BB: 0 P: 17	R: 0 H: 0 E: 1 K: 0 S: 8	H: 0 LOB: 3 BB: 2 P: 17	1B: 5 2B: 1 3B: 0 HR: 0	SF: 0 SAC: 0 DP: 1 HBP: 0	WP: 0 PB: 0 SB: 0 CS: 0	PA: 36
PITCHER	IP WLS BF	H R ER SO	BB IBB HBP BLK	WP HR S P	ERA WHIP	PITCHER	IP WLS BF	H R ER SO	BB IBB HBP BLK	WP HR S P	ERA WHIP											
32 Aaron Laffey, L ERA: 4.52	(1, 1) 5.2 W 21	5 1 0 0	0 0 0 0	0 0 42 64	0.00 0.882	44 Casey Janssen, R ERA: 2.67	(9, 1) 1.0	6 0 0 0	2 0 0 0	0 0 8 17	0.00 2.000											
50 Steve Delabar, R ERA: 3.53	(6, 1) 0.2 H 4	1 0 0 0	1 0 0 0	0 0 12 21	0.00 3.000																	
27 Brett Cecil, L ERA: 5.37	(7, 1) 0.1 H 1	0 0 0 1	0 0 0 0	0 0 3 3	0.00 0.000																	
31 Brandon Lyon, R ERA: 3.28	(7, 1) 0.1 H 1	0 0 0 0	0 0 0 0	0 0 1 1	0.00 0.000																	
38 Darren Oliver, L ERA: 1.51	(8, 1) 1.0 3 0 0 0 1	0 0 0 1	0 0 0 0	0 0 10 17	0.00 0.000																	


Batter	1	2	3	4	5	6	7	8	9	AB	R	H	RBI	BB	SO	LOB	TOP			
13 Brett Lawrie, R OBP: 0.315, SLG: 0.392	L4		P2					K		4	0	0	0	0	1	2	Toronto Blue Jays @ Baltimore Orioles Oriole Park at Camden Yards, Baltimore, MD Wed Sep 26 2012, 7:10 PM - 9:56 PM EDT Att: 26,513 - Partly Cloudy - 81 F			
28 Colby Rasmus, L OBP: 0.289, SLG: 0.399	F9		K					G5-3		3	0	0	0	0	1	2				
18 Mike McCoy, R OBP: 0.232, SLG: 0.250	F9									1	0	0	0	0	0	0				
10 Edwin Encarnación, R OBP: 0.384, SLG: 0.563	HR									4	1	1	1	0	0	0				
5 Yunel Escobar, R OBP: 0.297, SLG: 0.345	G6-3									3	0	0	0	0	0	0				
3 Adonis Hecchavarria, R OBP: 0.289, SLG: 0.370	G6-3							26 1B		1	0	1	0	0	0	0				
26 Adam Lind, L OBP: 0.303, SLG: 0.403	11 FC4-6							14 G6-4-3		4	0	3	0	0	0	0				
11 Rajai Davis, R OBP: 0.300, SLG: 0.363	FC4-6							17 CS		3	0	0	0	0	0	2				
14 Moisés Sierra, R OBP: 0.290, SLG: 0.411	17 CS							G6-4-3		1	0	0	0	0	0	2				
17 Omar Vizquel, S OBP: 0.266, SLG: 0.282	L7									3	0	0	0	0	0	1				
9 J.P. Arencibia, R OBP: 0.277, SLG: 0.440										2	1	1	0	1	0	0				
8 Anthony Gose, L OBP: 0.289, SLG: 0.310	G3									3	0	1	1	0	1	1				
Inning Stats	R: 1 E: 0 K: 0 S: 12	H: 1 LOB: 0 BB: 0 P: 16	R: 0 E: 0 K: 0 S: 8	H: 1 LOB: 0 BB: 0 P: 9	R: 0 E: 0 K: 1 S: 14	H: 0 LOB: 1 BB: 1 P: 23	R: 0 E: 0 K: 0 S: 11	H: 1 LOB: 1 BB: 0 P: 13	R: 1 E: 0 K: 0 S: 11	H: 2 LOB: 1 BB: 0 P: 16	R: 0 E: 0 K: 0 S: 6	H: 0 LOB: 0 BB: 0 P: 9	R: 0 E: 0 K: 0 S: 8	H: 0 LOB: 0 BB: 0 P: 10	R: 0 E: 0 K: 2 S: 10	H: 2 LOB: 1 BB: 0 P: 13	1B: 5 2B: 1 3B: 0 HR: 1	SF: 0 SAC: 0 DP: 1 HBP: 0	WP: 0 PB: 0 SB: 0 CS: 1	PA: 33
PITCHER	IP WLS BF H R ER SO BB IBB HBP BLK WP HR S P ERA WHIP	7.0 W 26 5 2 2 1 1 0 0 0 0 1 70 96 2.57 0.857	1.0 3 0 0 0 2 0 0 0 0 0 0 0 10 13 0.00 0.000	1.0 4 2 0 0 0 0 0 0 0 0 0 0 7 8 0.00 2.000	PITCHER										IP WLS BF H R ER SO BB IBB HBP BLK WP HR S P ERA WHIP	4.2 L 21 7 6 6 7 1 0 0 0 0 4 55 86 11.57 1.714				

Batter	1	2	3	4	5	6	7	8	9	AB	R	H	RBI	BB	SO	LOB	BOTTOM			
9 Nate McLouth, L OBP: 0.317, SLG: 0.379	HR		G4-3					G6-3		4	2	2	1	0	0	1	Toronto Blue Jays @ Baltimore Orioles Oriole Park at Camden Yards, Baltimore, MD Wed Sep 26 2012, 7:10 PM - 9:56 PM EDT Att: 26,513 - Partly Cloudy - 81 F			
71 L.J. Hoes, R	HR									1	0	0	0	0	0	0				
2 J.J. Hardy, R OBP: 0.292, SLG: 0.388	19 G6-3									3	2	2	0	1	0	0				
35 Omar Quintanilla, L OBP: 0.312, SLG: 0.361	19 BB									1	0	0	0	0	1	0				
19 Chris Davis, L OBP: 0.323, SLG: 0.478	G6-3									4	2	2	5	0	1	1				
27 Andy Chavez, L OBP: 0.238, SLG: 0.280	1-2									0	0	0	0	0	0	0				
10 Adam Jones, R OBP: 0.340, SLG: 0.517	K									4	0	1	0	0	3	0				
70 Xavier Avery, L OBP: 0.305, SLG: 0.340	K									0	0	0	0	0	0	0				
32 Matt Wieters, S OBP: 0.333, SLG: 0.439										3	1	0	0	1	2	1				
25 Jim Thome, L OBP: 0.347, SLG: 0.462	K									4	1	1	1	0	2	2				
12 Mark Reynolds, R OBP: 0.341, SLG: 0.442	F8									4	2	1	2	0	0	0				
3 Ryan Flaherty, L OBP: 0.270, SLG: 0.355	F7									3	0	1	0	0	1	0				
11 Robert Andino, R OBP: 0.285, SLG: 0.397										1	0	0	0	0	1	1				
13 Manny Machado, R OBP: 0.291, SLG: 0.443	K									4	2	2	3	0	1	1				
Inning Stats	R: 1 E: 0 K: 1 S: 11	H: 1 LOB: 0 BB: 1 P: 18	R: 0 E: 0 K: 2 S: 10	H: 0 LOB: 0 BB: 0 P: 14	R: 0 E: 0 K: 1 S: 10	H: 0 LOB: 0 BB: 0 P: 16	R: 0 E: 0 K: 2 S: 9	H: 1 LOB: 1 BB: 0 P: 15	R: 5 E: 0 K: 2 S: 18	H: 5 LOB: 0 BB: 0 P: 28	R: 2 E: 0 K: 1 S: 18	H: 2 LOB: 1 BB: 1 P: 28	R: 2 E: 1 K: 1 S: 14	H: 2 LOB: 0 BB: 0 P: 19	R: 2 E: 1 K: 2 S: 13	H: 1 LOB: 0 BB: 0 P: 19	1B: 4 2B: 1 3B: 0 HR: 7	SF: 0 SAC: 0 DP: 2 HBP: 0	WP: 1 PB: 0 SB: 0 CS: 0	PA: 38
PITCHER	IP WLS BF H R ER SO BB IBB HBP BLK WP HR S P ERA WHIP	4.2 L 21 7 6 6 7 1 0 0 0 0 4 55 86 11.57 1.714	0.1 1 0 0 0 1 0 0 0 0 0 0 0 3 5 0.00 0.000	1.0 6 2 2 2 1 1 0 0 0 0 0 1 18 28 18.00 3.000	1.0 5 2 2 2 1 0 0 0 0 0 0 1 14 19 18.00 2.000	1.0 5 1 2 1 2 0 0 0 0 0 0 1 13 19 9.00 1.000	PITCHER										IP WLS BF H R ER SO BB IBB HBP BLK WP HR S P ERA WHIP	4.2 L 21 7 6 6 7 1 0 0 0 0 4 55 86 11.57 1.714		

AB	32
R	2
H	7
RBI	2
BB	1
SO	3
LOB	10



AB	36
R	12
H	12
RBI	12
BB	2
SO	12
LOB	7



Batter	1	2	3	4	5	6	7	8	9	AB	R	H	RBI	BB	SO	LOB	TOP										
2 Derek Jeter, R OBP: 0.365, SLG: 0.433	G4-3		F9			BB		F9		3	0	0	0	1	0	0	New York Yankees @ Toronto Blue Jays Rogers Centre, Toronto, ON Thu Sep 27 2012, 7:09 PM - 9:44 PM EDT Att: 23,060 - Roof Closed - 68 F										
31 Ichiro Suzuki, L OBP: 0.307, SLG: 0.389	G4-3		G6-3			F8		G1-3		4	0	0	0	0	0	1											
13 Alex Rodriguez, R OBP: 0.349, SLG: 0.434				K		F8			HBP	2	0	0	0	1	1												
24 Robinson Cano, L OBP: 0.369, SLG: 0.527	G6-3			F7-4-3					1B	4	0	3	0	0	0	1											
33 Nick Swisher, S OBP: 0.310, SLG: 0.464	G4-3			F7-4-3					F9	3	0	0	0	1	0	3											
14 Curtis Granderson, L OBP: 0.316, SLG: 0.481	G3-1				P4				F8	4	0	0	0	0	1	4											
55 Russell Martin, R OBP: 0.310, SLG: 0.393									F9	4	0	2	0	0	0	4											
27 Raul Ibanez, L OBP: 0.304, SLG: 0.448									F7	3	0	0	0	0	1	4											
17 Jayson Nix, R OBP: 0.306, SLG: 0.384			G5-3			P3			K	3	0	0	0	0	1	0											
Inning Stats	R: 0 E: 0 K: 0 S: 10	H: 0 LOB: 1 BB: 1 P: 16	R: 0 E: 0 K: 1 S: 8	H: 1 LOB: 1 BB: 0 P: 9	R: 0 E: 0 K: 1 S: 6	H: 0 LOB: 0 BB: 0 P: 10	R: 0 E: 0 K: 1 S: 9	H: 1 LOB: 0 BB: 0 P: 10	R: 0 E: 0 K: 0 S: 8	H: 0 LOB: 1 BB: 0 P: 11	R: 0 E: 0 K: 0 S: 9	H: 0 LOB: 1 BB: 1 P: 19	R: 0 E: 0 K: 1 S: 13	H: 1 LOB: 2 BB: 1 P: 21	R: 0 E: 0 K: 1 S: 5	H: 0 LOB: 0 BB: 0 P: 8	R: 0 E: 0 K: 0 S: 21	H: 1 LOB: 2 BB: 0 P: 29	1B: 3 2B: 3 3B: 0 HR: 0	SF: 0 SAC: 0 DP: 2 HBP: 1	WP: 0 PB: 0 SB: 0 CS: 0	PA: 34					
PITCHER	IP	WLS	BF	H	R	ER	SO	BB	IBB	HBP	BLK	WP	HR	S	P	ERA	WHIP										
23 Brandon Morrow, R ERA: 3.09	7.0	W	26	4	0	0	3	3	0	0	0	0	0	63	96	0.00	1.000										
49 Brad Lincoln, R ERA: 3.75	1.0		3	0	0	0	1	0	0	0	0	0	0	5	8	0.00	0.000										
38 Darren Oliver, L ERA: 1.78	1.0		5	1	0	0	0	0	0	1	0	0	0	21	29	0.00	1.000										

Batter	1	2	3	4	5	6	7	8	9	AB	R	H	RBI	BB	SO	LOB	BOTTOM										
13 Brett Lawrie, R OBP: 0.317, SLG: 0.400	G6-3		HR			G6-3				4	2	2	2	0	0	1	New York Yankees @ Toronto Blue Jays Rogers Centre, Toronto, ON Thu Sep 27 2012, 7:09 PM - 9:44 PM EDT Att: 23,060 - Roof Closed - 68 F										
28 Colby Rasmus, L OBP: 0.291, SLG: 0.400	G6-3		K			1B				4	1	2	0	0	1	0											
10 Edwin Encarnación, R OBP: 0.386, SLG: 0.567						1B				4	0	3	3	0	0	1											
5 Yunel Escobar, R OBP: 0.295, SLG: 0.343	L6		F9			2B				4	0	0	0	0	0	4											
26 Adam Lind, L OBP: 0.299, SLG: 0.398		F7		G3		P4				4	0	0	0	0	0	1											
9 J.P. Arencibia, R OBP: 0.280, SLG: 0.450		K		F9						4	1	2	1	0	1	0											
2 Kelly Johnson, L OBP: 0.312, SLG: 0.358		K				F7				3	0	0	0	1	2	1											
14 Moisés Sierra, R OBP: 0.289, SLG: 0.402			K		FC6-4					3	0	0	0	1	1	2											
8 Anthony Gose, L OBP: 0.294, SLG: 0.311					HR					3	2	1	0	1	0	1											
Inning Stats	R: 0 E: 0 K: 0 S: 8	H: 1 LOB: 0 BB: 0 P: 12	R: 0 E: 0 K: 2 S: 8	H: 0 LOB: 0 BB: 0 P: 8	R: 2 E: 0 K: 2 S: 15	H: 2 LOB: 1 BB: 1 P: 25	R: 0 E: 0 K: 0 S: 8	H: 0 LOB: 1 BB: 1 P: 14	R: 2 E: 0 K: 0 S: 14	H: 3 LOB: 1 BB: 0 P: 19	R: 0 E: 0 K: 0 S: 5	H: 1 LOB: 0 BB: 0 P: 7	R: 1 E: 0 K: 0 S: 11	H: 2 LOB: 1 BB: 0 P: 19	R: 1 E: 0 K: 1 S: 14	H: 1 LOB: 1 BB: 1 P: 24	1B: 7 2B: 2 3B: 0 HR: 2	SF: 0 SAC: 0 DP: 1 HBP: 0	WP: 1 PB: 0 SB: 0 CS: 0	PA: 36							
PITCHER	IP	WLS	BF	H	R	ER	SO	BB	IBB	HBP	BLK	WP	HR	S	P	ERA	WHIP										
47 Iván Nova, R ERA: 5.02	4.2	L	22	6	4	4	4	2	0	0	0	0	0	1	1	0.00	0.000										
39 Clay Rapada, L ERA: 2.94	0.1		1	0	0	0	0	0	0	0	0	0	0	1	1	0.00	0.000										
34 Derek Lowe, R ERA: 5.24	2.0		8	3	1	1	0	0	0	0	0	1	0	16	26	4.50	1.500										
35 David Aardsma, R ERA: 9.0	1.0		5	1	1	1	1	1	0	0	0	0	1	14	24	9.00	2.000										

AB	30
R	0
H	5
RBI	0
BB	3
SO	4
LOB	18

AB	33
R	6
H	10
RBI	6
BB	3
SO	5
LOB	11



Batter	1	2	3	4	5	6	7	8	9	10	AB	R	H	RBI	BB	SO	LOB	TOP									
11 Ben Revere, L (1.8) OBP: 0.327, SLG: 0.336 (8, 9)											5	1	2	0	0	1	0										
8 Jamey Carroll, R (1.4) OBP: 0.343, SLG: 0.317 (9, 5)											5	2	3	1	0	1	1										
7 Joe Mauer, L (1.10) OBP: 0.416, SLG: 0.450											5	0	1	1	0	1	2										
27 Chris Parmelee, L (1.3)											4	1	2	0	0	0	2										
24 Trevor Plouffe, R (1.5)											3	1	2	3	1	1	1										
12 Alexi Casilla, S (9.4) OBP: 0.279, SLG: 0.315											0	0	0	0	0	0	0										
22 Matt Carson, R (1.9) OBP: 0.246, SLG: 0.241 (8, 7)											5	0	1	0	0	1	4										
23 Chris Herrmann, L (1.7) OBP: 0.133, SLG: 0.071											3	0	0	0	1	0	2										
2 Denard Span, L (8.8) OBP: 0.344, SLG: 0.390											5	0	1	0	0	1	6										
41 Drew Butera, R (1.2) OBP: 0.277, SLG: 0.287											5	0	0	0	0	2	7										
25 Pedro Florimon, S (1.6) OBP: 0.278, SLG: 0.313											5	0	0	0	0	2	7										
Inning Stats	R: 0 E: 0 K: 0 S: 8	H: 1 LOB: 0 BB: 0 P: 10	R: 2 E: 0 K: 0 S: 10	H: 2 LOB: 1 BB: 0 P: 15	R: 1 E: 0 K: 0 S: 9	H: 3 LOB: 2 BB: 0 P: 18	R: 0 E: 0 K: 0 S: 4	H: 0 LOB: 0 BB: 0 P: 6	R: 1 E: 1 K: 0 S: 7	H: 2 LOB: 0 BB: 0 P: 13	R: 0 E: 0 K: 0 S: 8	H: 1 LOB: 2 BB: 1 P: 15	R: 1 E: 0 K: 2 S: 13	H: 2 LOB: 1 BB: 0 P: 23	R: 0 E: 0 K: 3 S: 10	H: 0 LOB: 1 BB: 1 P: 17	R: 0 E: 0 K: 2 S: 8	H: 0 LOB: 0 BB: 0 P: 10	R: 0 E: 0 K: 1 S: 10	H: 1 LOB: 3 BB: 1 P: 15	1B: 7 2B: 5 3B: 0 HR: 1	SF: 0 SAC: 0 DP: 2 HBP: 2	WP: 0 PB: 0 SB: 1 CS: 0	PA: 45			
PITCHER	IP 5.0	WLS 22	BF 8	H 4	R 3	ER 0	SO 0	BB 0	IBB 0	HBP 0	BLK 0	WP 0	HR 1	S 38	P 62	ERA 5.40	WHIP 1.600										
32 Aaron Laffey, L (1.1) ERA: 4.56																											
58 Chad Beck, R (6.1) ERA: 6.32																											
27 Brett Cecil, L (7.1) ERA: 5.72																											
49 Brad Lincoln, R (7.1) ERA: 3.68																											
44 Casey Janssen, R (9.1) ERA: 2.59																											

Minnesota Twins @ Toronto Blue Jays
Rogers Centre, Toronto, ON
Mon Oct 01 2012, 7:08 PM - 10:21 PM EDT
Att. 12,359 - Roof Closed - 68 F

AB 40
R 5
H 12
RBI 5
BB 3
SO 8
LOB 25



Batter	1	2	3	4	5	6	7	8	9	10	AB	R	H	RBI	BB	SO	LOB	BOTTOM								
11 Rajai Davis, R (1.9) OBP: 0.310, SLG: 0.380 (10, 7)											5	1	1	0	0	2	2									
28 Colby Rasmus, L (1.8) OBP: 0.298, SLG: 0.400											4	0	0	0	0	1	1									
14 Moisés Sierra, R (9, PH) OBP: 0.278, SLG: 0.383 (10, 9)											1	0	0	0	0	1	0									
13 Brett Lawrie, R (1.5) OBP: 0.324, SLG: 0.408											4	1	2	0	1	1	1									
26 Adam Lind, L (1.3) OBP: 0.312, SLG: 0.418											4	1	4	2	0	0	0									
18 Mike McCoy, R (7, PR) OBP: 0.232, SLG: 0.250											0	0	0	0	0	0	0									
68 Yan Gomes, R (8, 3) OBP: 0.271, SLG: 0.379											1	1	1	1	0	0	0									
5 Yunel Escobar, R (1.10) OBP: 0.296, SLG: 0.344											3	0	0	0	1	2	3									
2 Kelly Johnson, L (1.4) OBP: 0.313, SLG: 0.359											3	1	1	0	1	0	2									
17 Omar Vizquel, S (10, PH) OBP: 0.264, SLG: 0.280											1	0	0	0	0	1	1									
3 Adeiny Hechavarria, R (1.6) OBP: 0.280, SLG: 0.361											4	1	1	0	0	0	3									
6 Jeff Mathis, R (1.2) OBP: 0.249, SLG: 0.393											4	0	1	2	0	2	1									
9 J.P. Arencibia, R (10, PH) OBP: 0.277, SLG: 0.441											1	0	0	0	0	1	1									
8 Anthony Gose, L (1.7) OBP: 0.296, SLG: 0.309 (10, 8)											4	0	1	1	1	1	2									
Inning Stats	R: 1 E: 0 K: 0 S: 10	H: 2 LOB: 2 BB: 1 P: 15	R: 0 E: 0 K: 1 S: 7	H: 0 LOB: 0 BB: 0 P: 10	R: 0 E: 0 K: 0 S: 10	H: 2 LOB: 2 BB: 0 P: 19	R: 0 E: 0 K: 0 S: 12	H: 0 LOB: 0 BB: 0 P: 18	R: 0 E: 0 K: 0 S: 8	H: 0 LOB: 0 BB: 0 P: 15	R: 2 E: 0 K: 1 S: 12	H: 2 LOB: 2 BB: 2 P: 23	R: 1 E: 0 K: 3 S: 16	H: 2 LOB: 1 BB: 0 P: 23	R: 0 E: 0 K: 2 S: 13	H: 1 LOB: 2 BB: 1 P: 20	R: 1 E: 0 K: 3 S: 11	H: 1 LOB: 0 BB: 0 P: 13	R: 1 E: 0 K: 1 S: 13	H: 2 LOB: 1 BB: 0 P: 15	1B: 9 2B: 2 3B: 0 HR: 1	SF: 0 SAC: 2 DP: 0 HBP: 0	WP: 1 PB: 0 SB: 1 CS: 0	PA: 45		
PITCHER	IP 5.2	WLS 26	BF 6	H 3	R 3	ER 1	SO 3	BB 3	IBB 0	HBP 0	BLK 0	WP 0	HR 0	S 56	P 94	ERA 4.76	WHIP 1.000									
59 Esmerling Vasquez, R (1.1) ERA: 5.68																										
31 Alex Burnett, R (8.1) ERA: 3.62																										
64 Tyler Robertson, L (7.1) ERA: 3.4																										
50 Casey Fien, R (7.1) ERA: 2.08																										
61 Jared Burton, R (8.1) ERA: 2.15																										

Minnesota Twins @ Toronto Blue Jays
Rogers Centre, Toronto, ON
Mon Oct 01 2012, 7:08 PM - 10:21 PM EDT
Att. 12,359 - Roof Closed - 68 F

AB 39
R 6
H 12
RBI 6
BB 4
SO 11
LOB 16



Batter	1	2	3	4	5	6	7	8	9	AB	R	H	RBI	BB	SO	LOB	TOP											
2 Denard Span, L (1, 8) OBP: 0.345, SLG: 0.398	F8			2B		1-H HR		F7		4	1	2	2	0	0	0	Minnesota Twins @ Toronto Blue Jays Rogers Centre, Toronto, ON Tue Oct 02 2012, 7:08 PM - 9:40 PM EDT Att: 13,930 - Roof Closed - 68 F											
11 Ben Revers, L (1, 9) OBP: 0.330, SLG: 0.339	G4-6-3 1B			G2-3		27 CS 1B		27 CS 1B		4	0	3	0	0	0	1												
7 Joe Mauer, L (1, 10) OBP: 0.415, SLG: 0.448	G4-6-3			G6-4-3 BB		27 G6-4-3 BB		F8		3	0	0	0	1	1	3												
27 Chris Parmelee, L (1, 3) OBP: 0.296, SLG: 0.388	F8			G6-4-3		G5-3		CS		4	0	0	0	0	1	3												
24 Trevor Plouffe, R (1, 5) OBP: 0.301, SLG: 0.457	F7			G5-3		G4-3 2B		P4		4	1	1	0	0	0	0												
22 Matt Carson, R (1, 7) OBP: 0.292, SLG: 0.258 19 Darin Mastroianni, R (9, PR) OBP: 0.329, SLG: 0.350	K2-3			1B		G6-3		1B		4	0	2	0	0	1	1												
23 Chris Herrmann, L (1, 2) OBP: 0.105, SLG: 0.056	G3-1			G3		G4-3		G6-3		4	0	0	0	0	1	3												
12 Alexi Casilla, S (1, 4) OBP: 0.280, SLG: 0.319	G5-3			G3		G3		2B		3	0	1	1	0	0	1												
5 Eduardo Escobar, S (1, 6) OBP: 0.286, SLG: 0.268	G3			G3		2 HR 1B		G4-3		3	1	1	0	0	0	1												
Inning Stats	R: 0 E: 0 K: 0 S: 5	H: 1 LOB: 0 BB: 0 P: 9	R: 0 E: 0 K: 1 S: 12	H: 0 LOB: 0 BB: 0 P: 17	R: 0 E: 0 K: 0 S: 5	H: 0 LOB: 0 BB: 0 P: 7	R: 0 E: 0 K: 0 S: 11	H: 1 LOB: 1 BB: 1 P: 18	R: 0 E: 0 K: 1 S: 12	H: 1 LOB: 0 BB: 0 P: 20	R: 2 E: 0 K: 1 S: 10	H: 3 LOB: 0 BB: 0 P: 12	R: 1 E: 0 K: 0 S: 13	H: 2 LOB: 1 BB: 0 P: 18	R: 0 E: 0 K: 0 S: 9	H: 1 LOB: 1 BB: 0 P: 13		R: 0 E: 0 K: 1 S: 10	H: 1 LOB: 1 BB: 0 P: 13	1B: 6 2B: 3 3B: 0 HR: 1	SF: 0 SAC: 0 DP: 2 HBP: 0	WP: 0 PB: 0 SB: 0 CS: 2	PA: 35					
PITCHER	IP	WLS	BF	H	R	ER	SO	BB	IBB	HBP	BLK	WP	HR	S	P	ERA	WHIP											
64 Chad Jenkins, R (1, 1) ERA: 4.5	5.0	W	19	5	2	2	2	1	0	0	0	0	0	1	48	74	3.60	1.200										
62 Aaron Loup, L (6, 1) ERA: 2.54	1.0	H	3	1	0	0	1	0	0	0	0	0	0	7	9	0.00	1.000											
50 Steve Delabar, R (7, 1) ERA: 3.82	1.0	H	5	2	1	1	0	0	0	0	0	0	0	13	18	9.00	2.000											
38 Darren Oliver, L (8, 1) ERA: 2.06	1.0	H	3	1	0	0	0	0	0	0	0	0	0	9	13	0.00	1.000											
44 Casey Janssen, R (9, 1) ERA: 2.54	1.0	S	4	1	0	0	1	0	0	0	0	0	0	10	13	0.00	1.000											

Batter	1	2	3	4	5	6	7	8	9	AB	R	H	RBI	BB	SO	LOB	BOTTOM											
11 Rajai Davis, R (1, 7) OBP: 0.309, SLG: 0.379	P4			G6-4-3 1B		G6-3		L1-3		4	0	1	1	0	0	1	Minnesota Twins @ Toronto Blue Jays Rogers Centre, Toronto, ON Tue Oct 02 2012, 7:08 PM - 9:40 PM EDT Att: 13,930 - Roof Closed - 68 F											
5 Yunel Escobar, R (1, 6) OBP: 0.300, SLG: 0.344	P3			G6-4-3 1B		G6-3		FC6-4 BB		3	0	1	1	1	0	2												
13 Brett Lawrie, R (1, 5) OBP: 0.326, SLG: 0.407	G5-3			G1-6-3 BB		E5 1B		FC6-4 E		3	0	1	0	1	0	1												
26 Adam Lind, L (1, 3) OBP: 0.311, SLG: 0.414	F7			G1-6-3 1B		G4-6-3 BB		E1		3	0	0	0	1	0	2												
9 J.P. Arencibia, R (1, 2) OBP: 0.277, SLG: 0.439	K			2 HR 1B		F8		F8		4	1	1	0	0	1	4												
2 Kelly Johnson, L (1, 10) OBP: 0.313, SLG: 0.365	K			HR		G4-6-3		G4-3		3	1	1	2	0	1	2												
3 Adeiny Hechavarria, R (1, 4) OBP: 0.281, SLG: 0.369	G6-3			L8		G4-3		G4-3		3	1	1	0	0	0	0												
14 Moisés Sierra, R (1, 9) OBP: 0.273, SLG: 0.375	G6-3			G5-3		G4-3		G4-3		3	0	0	0	0	0	1												
8 Anthony Gose, L (1, 8) OBP: 0.302, SLG: 0.307	1B			1B		G6-3		G6-3		1	1	0	0	2	0	0												
Inning Stats	R: 0 E: 0 K: 0 S: 7	H: 0 LOB: 0 BB: 0 P: 10	R: 0 E: 0 K: 2 S: 8	H: 0 LOB: 0 BB: 0 P: 16	R: 1 E: 0 K: 0 S: 8	H: 2 LOB: 1 BB: 1 P: 13	R: 2 E: 0 K: 0 S: 12	H: 2 LOB: 0 BB: 1 P: 20	R: 1 E: 0 K: 0 S: 5	H: 1 LOB: 1 BB: 1 P: 10	R: 0 E: 1 K: 0 S: 6	H: 1 LOB: 1 BB: 1 P: 14	R: 0 E: 0 K: 0 S: 7	H: 0 LOB: 0 BB: 0 P: 8	R: 0 E: 1 K: 0 S: 12	H: 0 LOB: 2 BB: 1 P: 20		R: 0 E: 0 K: 0 S: 10	H: 0 LOB: 0 BB: 0 P: 10	1B: 4 2B: 1 3B: 0 HR: 1	SF: 0 SAC: 0 DP: 3 HBP: 0	WP: 0 PB: 0 SB: 0 CS: 0	PA: 32					
PITCHER	IP	WLS	BF	H	R	ER	SO	BB	IBB	HBP	BLK	WP	HR	S	P	ERA	WHIP											
51 Anthony Swarzak, R (1, 1) ERA: 5.03	5.0	L	20	5	4	4	2	3	0	0	0	0	0	1	40	69	7.20	1.600										
57 Kyle Waldrop, R (6, 1) ERA: 2.53	2.0	7	1	0	0	0	0	1	0	0	0	0	0	13	22	0.00	1.000											
67 Luis Perdomo, R (8, 1) ERA: 3.38	0.2	3	0	0	0	0	0	1	0	0	0	0	0	6	10	0.00	1.500											
64 Tyler Robertson, L (8, 1) ERA: 5.4	0.0	1	0	0	0	0	0	0	0	0	0	0	0	3	6	∞	∞											
50 Casey Fien, R (8, 1) ERA: 2.06	0.1	1	0	0	0	0	0	0	0	0	0	0	0	3	4	0.00	0.000											

AB 33
R 3
H 10
RBI 3
BB 1
SO 4
LOB 13



AB 27
R 4
H 6
RBI 4
BB 5
SO 2
LOB 13



Batter	1	2	3	4	5	6	7	8	9	AB	R	H	RBI	BB	SO	LOB	TOP			
2 Denard Span, L OBP: 0.342, SLG: 0.395										4	0	0	0	0	1	0	Minnesota Twins @ Toronto Blue Jays Rogers Centre, Toronto, ON Wed Oct 03 2012, 7:08 PM - 9:28 PM EDT Att: 19,769 - Roof Closed - 68 F			
11 Ben Revers, L OBP: 0.335, SLG: 0.342										4	1	3	0	0	1	0				
7 Joe Mauer, L OBP: 0.416, SLG: 0.446										2	0	0	0	2	0	1				
27 Chris Parmelee, L OBP: 0.290, SLG: 0.380										4	0	0	0	0	3	5				
24 Trevor Plouffe, R OBP: 0.301, SLG: 0.455										2	0	0	0	1	1	2				
12 Alexi Casilla, S OBP: 0.282, SLG: 0.321										1	0	1	0	0	0	0				
22 Matt Carson, R OBP: 0.246, SLG: 0.242										4	0	0	1	0	2	5				
5 Eduardo Escobar, S OBP: 0.278, SLG: 0.260										4	0	0	0	0	3	3				
41 Drew Butera, R OBP: 0.270, SLG: 0.279										3	0	0	0	0	0	0				
25 Pedro Florimón, S OBP: 0.272, SLG: 0.307										3	0	0	0	0	0	0				
Inning Stats	R: 0 H: 1 E: 0 K: 2 S: 12	H: 0 LOB: 1 BB: 0 P: 16	R: 0 H: 0 E: 0 K: 3 S: 10	H: 0 LOB: 0 BB: 0 P: 11	R: 0 H: 0 E: 0 K: 0 S: 10	H: 0 LOB: 0 BB: 0 P: 14	R: 1 H: 1 E: 0 K: 2 S: 13	H: 1 LOB: 2 BB: 1 P: 27	R: 0 H: 0 E: 0 K: 1 S: 9	H: 0 LOB: 0 BB: 0 P: 9	R: 0 H: 1 E: 0 K: 2 S: 9	H: 1 LOB: 3 BB: 1 P: 16	R: 0 H: 0 E: 0 K: 1 S: 6	H: 0 LOB: 0 BB: 0 P: 7	R: 0 H: 0 E: 0 K: 1 S: 9	H: 1 LOB: 1 BB: 0 P: 8	1B: 4 2B: 0 3B: 0 HR: 0	SF: 0 SAC: 0 DP: 0 HBP: 0	WP: 0 PB: 0 SB: 1 CS: 0	PA: 34
PITCHER	IP WLS BF H R ER SO BB IBB HBP BLK WP HR S P ERA WHIP																			
23 Brandon Morrow, R ERA: 2.96	8.0 W 30 3 1 1 11 3 0 0 0 0 0 74 110 1.12 0.750																			
31 Brandon Lyon, R ERA: 3.1	1.0 S 4 1 0 0 0 0 0 0 0 0 0 7 8 0.00 1.000																			
Batter	1	2	3	4	5	6	7	8	9	AB	R	H	RBI	BB	SO	LOB	BOTTOM			
11 Rajai Davis, R OBP: 0.309, SLG: 0.378										4	1	1	1	0	0	1	Minnesota Twins @ Toronto Blue Jays Rogers Centre, Toronto, ON Wed Oct 03 2012, 7:08 PM - 9:28 PM EDT Att: 19,769 - Roof Closed - 68 F			
3 Adayni Hachavarría, R OBP: 0.280, SLG: 0.365										4	0	1	1	0	0	0				
13 Brett Lawrie, R OBP: 0.324, SLG: 0.405										3	0	0	0	0	2	1				
26 Adam Lind, L OBP: 0.314, SLG: 0.414										2	0	1	0	1	0	0				
68 Yan Gomes, R OBP: 0.264, SLG: 0.367										3	0	0	0	0	0	2				
9 J.P. Arencibia, R OBP: 0.275, SLG: 0.435										3	0	0	0	0	2	0				
17 Omar Vizquel, S OBP: 0.265, SLG: 0.281										3	0	1	0	0	1	0				
18 Mike McCoy, R OBP: 0.232, SLG: 0.250										0	0	0	0	0	0	0				
14 Moisés Sierra, R OBP: 0.274, SLG: 0.374										3	0	1	0	0	1	1				
8 Anthony Gose, L OBP: 0.303, SLG: 0.319										3	1	1	0	0	0	1				
Inning Stats	R: 0 H: 0 E: 0 K: 1 S: 7	H: 0 LOB: 0 BB: 1 P: 9	R: 0 H: 0 E: 0 K: 1 S: 9	H: 0 LOB: 0 BB: 1 P: 17	R: 2 H: 3 E: 0 K: 1 S: 15	H: 3 LOB: 1 BB: 0 P: 22	R: 0 H: 1 E: 0 K: 0 S: 9	H: 1 LOB: 0 BB: 0 P: 14	R: 0 H: 1 E: 0 K: 0 S: 10	H: 1 LOB: 0 BB: 0 P: 18	R: 0 H: 0 E: 0 K: 1 S: 8	H: 0 LOB: 0 BB: 0 P: 12	R: 0 H: 1 E: 0 K: 2 S: 8	H: 1 LOB: 0 BB: 0 P: 9	R: 0 H: 0 E: 0 K: 0 S: 8	H: 0 LOB: 0 BB: 0 P: 12	1B: 5 2B: 0 3B: 1 HR: 0	SF: 0 SAC: 0 DP: 2 HBP: 0	WP: 1 PB: 0 SB: 1 CS: 0	PA: 29
PITCHER	IP WLS BF H R ER SO BB IBB HBP BLK WP HR S P ERA WHIP																			
58 Scott Diamond, L ERA: 3.54	5.0 L 19 5 2 2 3 1 0 0 0 0 0 50 80 3.60 1.200																			
31 Alex Burnett, R ERA: 3.52	2.0 7 1 0 0 3 0 0 0 0 0 0 16 21 0.00 0.500																			
67 Luis Perdomo, R ERA: 3.18	1.0 3 0 0 0 0 0 0 0 0 0 0 8 12 0.00 0.000																			