Toronto Blue Jays - 2013

Toronto Blue Jays @ Detroit Tigers

Joker Marchant Stadium, Lakeland, FL

Sat Feb 23 2013, 1:08 PM - 4:12 PM EST

Att. 8,025 - Cloudy - 85 F

TOP

livebaseballscorecards.com

Batter	1	2	3	4	5	6	7	8	9	AB	R	H	RBI	BB	SO	LOB
1 Emilio Bonifácio, S (1, 6) OBP: 0.333, SLG: 0.333 (4, 4)	P2		3 BB 13 1B 1B	P6		73 HR BB	G5-3		G6-3	3	1	1	0	0	0	0
18 Mike McCoy, R (6, PH) (6, 6) (7, 8)										1	1	0	0	1	0	1
37 Neil Wagner, R (8, 1)										0	0	0	0	0	0	0
76 Jack Murphy, S (9, PH)										1	0	0	0	0	0	2
60 Chad Beck, R (9, 1)										0	0	0	0	0	0	0
3 Maicer Izturis, S (1, 4) (4, 6)	G6-3		13 1B 26 SF8 BB		P5	1-H 2-H 3-H HR	G5-3			2	1	0	0	1	0	0
73 Lance Zawadzki, L (6, PH) OBP: 0.500, SLG: 2.000 (6, 4)										2	1	1	4	0	0	1
13 Brett Lawrie, R (1, 5) OBP: 0.667, SLG: 0.500	G4-3		30 BB 1B		26 2B BB	G6-3		P4		2	0	1	2	1	0	0
70 Andy LaRoche, R (6, PH) (6, 5)										2	0	0	0	0	0	0
26 Adam Lind, L (1, 3) OBP: 0.667, SLG: 1.500		8 1B 14 1B 1B	SF8		2B	F8		K		2	0	2	1	0	0	0
58 Luis Jimenez, L (6, PH) (6, 3)										2	0	0	0	0	1	0
9 J.P. Arencibia, R (1, 10)		K	F7		K		17 F8 15 BB 2 HR BB	F8		3	0	0	0	0	2	4
72 Adam Loewen, L (7, PH) (7, 10) (8, 9)										1	1	0	0	1	0	0
30 Josh Thole, L (1, 2)		L7	14 FC5-4 BB		K		2 HR BB		P4	2	0	0	0	1	1	3
15 Mike Nickeas, R (6, 2)										1	1	0	0	1	0	0
14 Moisés Sierra, R (1, 9) OBP: 0.500, SLG: 0.500		8 1B 1B	FC5-4			18 BB 8 BB 73 HR 1B	F8		K	2	0	1	0	0	0	2
17 Ryan Langerhans, L (6, PH) OBP: 0.333, SLG: 0.333 (6, 9) (8, 8)										3	1	1	0	0	1	2
8 Anthony Gose, L (1, 8) OBP: 0.667, SLG: 0.500				K		18 BB 73 HR BB	HR		67 1B BB	2	1	1	0	1	1	0
2 Ryan Goins, L (7, PH) OBP: 1.000, SLG: 4.000 (7, 6)										1	1	1	3	1	0	0
8 Ricardo Nanita, L (1, 7)			3 BB 1 1B 13 1B BB	L8	K		18 G5-3			1	1	0	0	1	0	0
67 Eugenio Velez, S (6, PH) OBP: 0.667, SLG: 0.667 (6, 7)										3	0	2	0	0	1	2

Inning Stats	R: 0 E: 0 K: 0 S: 3	H: 0 LOB: 0 BB: 0 P: 3	R: 0 E: 0 K: 1 S: 7	H: 3 LOB: 3 BB: 0 P: 7	R: 3 E: 0 K: 0 S: 5	H: 2 LOB: 2 BB: 3 P: 17	R: 0 E: 0 K: 1 S: 5	H: 0 LOB: 0 BB: 0 P: 5	R: 0 E: 0 K: 2 S: 8	H: 1 LOB: 2 BB: 1 P: 12
	R: 4 E: 0 K: 1 S: 7	H: 2 LOB: 0 BB: 2 P: 16	R: 3 E: 0 K: 0 S: 7	H: 2 LOB: 1 BB: 2 P: 15	R: 0 E: 0 K: 1 S: 5	H: 0 LOB: 0 BB: 0 P: 5	R: 0 E: 0 K: 1 S: 6	H: 1 LOB: 2 BB: 1 P: 10	1B: 8 2B: 1 3B: 0 HR: 2	SF: 1 SAC: 0 DP: 0 HBP: 0	WP: 0 PB: 0 SB: 0 CS: 0	PA: 46

PITCHER		IP	WLS	BF	H	R	ER	SO	BB	IBB	HBP	BLK	WP	HR	S	P	ERA	WHIP
19 Aníbal Sánchez, R ERA:	(1, 1)	2.0		8	3	0	0	1	0	0	0	0	0	0	10	10	0.00	1.500
66 Shawn Hill, R ERA: 27.0	(3, 1)	1.0	B	8	2	3	3	0	3	0	0	0	0	0	5	17	27.00	5.000
75 Michael Morrison, R ERA:	(4, 1)	1.0		3	0	0	0	1	0	0	0	0	0	0	5	5	0.00	0.000
43 Bruce Rondón, R ERA:	(5, 1)	1.0		5	1	0	0	2	1	0	0	0	0	0	8	12	0.00	2.000
76 Ryan Robowski, L ERA: 36.0	(6, 1)	1.0	L	7	2	4	4	1	2	0	0	0	0	1	7	16	36.00	4.000

PITCHER		IP	WLS	BF	H	R	ER	SO	BB	IBB	HBP	BLK	WP	HR	S	P	ERA	WHIP
44 Melvin Mercedes, R ERA: 27.0	(7, 1)	1.0		7	2	3	3	0	2	0	0	0	0	1	7	15	27.00	4.000
64 Duane Below, L ERA:	(8, 1)	1.0		3	0	0	0	1	0	0	0	0	0	0	5	5	0.00	0.000
63 Trevor Bell, R ERA:	(9, 1)	1.0		5	1	0	0	1	1	0	0	0	0	0	6	10	0.00	2.000

AB	36
R	10
H	11
RBI	10
BB	9
SO	7
LOB	17

Toronto Blue Jays @ Detroit Tigers

Joker Marchant Stadium, Lakeland, FL

Sat Feb 23 2013, 1:08 PM - 4:12 PM EST

Att. 8,025 - Cloudy - 85 F

BOTTOM

Batter	1	2	3	4	5	6	7	8	9	AB	R	H	RBI	BB	SO	LOB
14 Austin Jackson, R (1, 8) 74 Daniel Fields, L (6, 8)	F8	F9 2-3		G6-3 2-3			K		G6-3	3 2	0 0	0 0	0 0	0 0	0 1	3 0
48 Torii Hunter, R (1, 9) OBP: 0.333, SLG: 0.667 34 Avisaíl García, R (6, 9)	28 HR 2B	G4-3		G4-3			82 BB 68 E BB		K	3 1	1 0	1 0	0 0	0 1	0 1	3 0
24 Miguel Cabrera, R (1, 5) OBP: 0.167, SLG: 0.667 29 Danny Worth, R (6, 5)	G5-3		HR		F8		P4		K	3 2	1 0	1 0	1 0	0 0	0 1	1 1
28 Prince Fielder, L (1, 3) OBP: 0.500, SLG: 1.000 68 Matt Tuiasosopo, R (6, 3)	HR 2-H	F7		G4-3			FC6 82 BB 1-2			3 1	1 0	1 0	2 0	0 0	0 0	0 1
41 Victor Martinez, S (1, 10) OBP: 0.500, SLG: 0.250 82 Curt Casali, R (5, PR) (6, 10)	1B	E8		BB			1-2 2-3 BB			2 0	0 0	1 0	0 0	1 1	0 0	0 0
12 Andy Dirks, L (1, 7) 46 Jeff Kobernus, R (6, 7) OBP: 0.333, SLG: 1.000	K	K			P6		F9			3 1	0 0	0 0	0 0	0 0	2 0	3 3
27 Jhonny Peralta, R (1, 6) OBP: 0.250, SLG: 0.250 54 Dixon Machado, R (6, 6)	13 1B 1B	F8					K		G5-3	2 2	0 0	1 0	0 0	0 0	0 1	1 0
13 Alex Avila, L (1, 2) OBP: 0.500, SLG: 0.500 81 James McCann, R (6, 2)	14 F9 4 BB 1-3 1B			K			G6-3		G4-3	2 2	0 0	1 0	0 0	0 0	1 0	0 0
4 Omar Infante, R (1, 4) OBP: 0.400, SLG: 0.500 77 Eugenio Suárez, R (6, 4)	BB 1-2			14 G6-3 2B			G4-3		K	1 2	0 0	1 0	0 0	1 0	0 1	0 0
Inning Stats	R: 2 E: 0 K: 1 S: 10 H: 3 LOB: 1 BB: 0 P: 13	R: 0 E: 0 K: 0 S: 4 H: 2 LOB: 2 BB: 1 P: 8	R: 1 E: 1 K: 1 S: 8 H: 1 LOB: 1 BB: 0 P: 9	R: 0 E: 0 K: 1 S: 6 H: 1 LOB: 1 BB: 0 P: 6	R: 0 E: 0 K: 0 S: 3 H: 0 LOB: 1 BB: 1 P: 7	R: 0 E: 0 K: 1 S: 5 H: 0 LOB: 0 BB: 0 P: 5	R: 0 E: 1 K: 1 S: 6 H: 0 LOB: 3 BB: 2 P: 14	R: 0 E: 0 K: 1 S: 5 H: 0 LOB: 0 BB: 0 P: 5	R: 0 E: 0 K: 2 S: 7 H: 0 LOB: 0 BB: 0 P: 7	1B: 3 2B: 2 3B: 0 HR: 2 SF: 0 SAC: 0 DP: 0 HBP: 0						

livebaseballscorecards.com

AB	35
R	3
H	7
RBI	3
BB	4
SO	8
LOB	16

WP: 0 PB: 0 SB: 0 CS: 0 PA: 39

PITCHER		IP	WLS	BF	H	R	ER	SO	BB	IBB	HBP	BLK	WP	HR	S	P	ERA	WHIP
23 Brandon Morrow, R ERA: 18.0	(1, 1)	1.0		6	3	2	2	1	0	0	0	0	0	1	10	13	18.00	3.000
49 Brad Lincoln, R ERA:	(2, 1)	1.0		5	2	0	0	0	1	0	0	0	0	0	4	8	0.00	3.000
50 Steve Delabar, R ERA: 9.0	(3, 1)	1.0	B	5	1	1	1	1	0	0	0	0	0	1	8	9	9.00	1.000
32 Esmil Rogers, R ERA:	(4, 1)	1.0		4	1	0	0	1	0	0	0	0	0	0	6	6	0.00	1.000
54 Dave Bush, R ERA:	(5, 1)	2.0	W	7	0	0	0	1	1	0	0	0	0	0	8	12	0.00	0.500

PITCHER		IP	WLS	BF	H	R	ER	SO	BB	IBB	HBP	BLK	WP	HR	S	P	ERA	WHIP
34 Ramon Ortiz, R ERA:	(7, 1)	1.0		6	0	0	0	1	2	0	0	0	0	0	6	14	0.00	2.000
37 Neil Wagner, R ERA:	(8, 1)	1.0		3	0	0	0	1	0	0	0	0	0	0	5	5	0.00	0.000
60 Chad Beck, R ERA:	(9, 1)	1.0		3	0	0	0	2	0	0	0	0	0	0	7	7	0.00	0.000

Batter	1	2	3	4	5	6	7	8	9	AB	R	H	RBI	BB	SO	LOB
12 Alexi Casilla, S (1, 4) 74 Jose Gil, R (6, 2)	B S S S 1-3 K ①	S S S 0-3 K ②			C C C 0-3 K ②		X 0-0 G1-3 ① 1-2	X 0-0 G4-3 ③		3 0 0 0 0 3 3 2 0 0 0 0 0 3						
14 Nolan Reimold, R (1, 7) 6 Russ Canzler, R (5, 9) (6, 5)	X 0-0 G5-3 ②	X 0-0 P5 ③			C S S 0-3 K ③		X 0-0 F9 ② 2-3		X 0-0 F7 ①	3 0 0 0 0 1 3 2 0 0 0 0 0 1						
24 Wilson Betemit, S (1, 5) 69 Niuman Romero, S (6, 6)	X 0-0 F8 ③		X 0-0 F7 ①			S S T 0-2 K ① X	0-0 G5-3 ③		C C C 0-3 K ②	3 0 0 0 0 1 0 2 0 0 0 0 1 1						
36 Conor Jackson, R (1, 10) 25 Trayvon Robinson, S (8, PH) OBP: 0.500, SLG: 1.500 (8, 10)		X 0-0 F8 ① 1-2	X 0-0 F8 ②			C C C 0-3 K ②		X 0-0 72 2B 2B	X 0-0 G4-3 ③	3 0 0 0 0 1 0 2 1 1 0 0 0 0						
51 Lew Ford, R (1, 8) OBP: 0.667, SLG: 0.667 72 Jason Pridie, L (6, 9) OBP: 0.500, SLG: 1.000		X 0-0 28 HR 1B	X 0-0 G1-3 ③			X 0-0 28 S 28 1B 1B		X 0-0 71 E 58 1B 2-H 2B		3 2 2 0 0 0 0 1 1 1 1 0 0 0						
28 Steve Pearce, R (1, 9) OBP: 0.667, SLG: 1.667 (5, 7) 71 L.J. Hoes, R (6, PR) (6, 7)	S S X 0-2 1-H HR			X 0-0 G5-3 ①		B X 1-0 35 2B 1-H 1B		X 0-0 E6 58 1B 2-3		3 1 2 3 0 0 0 1 0 0 0 0 0 1						
35 Danny Valencia, R (1, 3) OBP: 0.667, SLG: 1.000 70 Xavier Avery, L (6, PR) (6, 8)	X 0-0 3 BB 31 1B 1B			X 0-0 F9 ②		B X 1-0 1-3 2B		S S S 0-3 K ①		3 0 2 0 0 0 0 1 0 0 0 0 1 2						
31 Taylor Teagarden, R (1, 2) OBP: 0.333, SLG: 0.333 45 Travis Ishikawa, L (6, 3)	X 0-0 3 BB 1-2 1B			S S S 0-3 K ③		X 0-0 F7 ③		S S S 0-3 K ②		3 0 1 0 0 1 3 1 0 0 0 0 1 2						
3 Ryan Flaherty, L (1, 6) 58 Yamaico Navarro, R (6, 4) OBP: 1.000, SLG: 1.500	B B B 4-0 1-2 2-3 BB				X 0-0 G4-3 ①		B B B 4-0 6 F9 74 G1-3 BB	X 0-0 1-2 3-H 1B		1 0 0 0 1 0 0 1 0 1 1 1 0 0						
Inning Stats	R: 0 H: 0 E: 0 LOB: 0 K: 1 BB: 0 S: 5 P: 6	R: 2 H: 4 E: 0 LOB: 3 K: 1 BB: 1 S: 11 P: 15	R: 0 H: 0 E: 0 LOB: 0 K: 0 BB: 0 S: 3 P: 3	R: 0 H: 0 E: 0 LOB: 0 K: 1 BB: 0 S: 5 P: 5	R: 0 H: 0 E: 0 LOB: 0 K: 2 BB: 0 S: 7 P: 7	R: 1 H: 3 E: 0 LOB: 3 K: 2 BB: 0 S: 10 P: 12	R: 0 H: 0 E: 0 LOB: 1 K: 0 BB: 1 S: 3 P: 7	R: 2 H: 3 E: 1 LOB: 2 K: 2 BB: 0 S: 11 P: 11	R: 0 H: 0 E: 0 LOB: 0 K: 1 BB: 0 S: 5 P: 5	1B: 6 SF: 0 2B: 3 SAC: 0 3B: 0 DP: 0 HR: 1 HBP: 0						

TOP

Baltimore Orioles @ Toronto Blue Jays

Florida Auto Exchange Stadium, Dunedin, FL

Sun Feb 24 2013, 1:06 PM - 4:03 PM EST

Att. 3,802 - Cloudy - 71 F

livebaseballscorecards.com

AB	38
R	5
H	10
RBI	5
BB	2
SO	10
LOB	19

WP: 0 PA: 40
PB: 0
SB: 1
CS: 0

PITCHER		IP	WLS	BF	H	R	ER	SO	BB	IBB	HBP	BLK	WP	HR	S	P	ERA	WHIP
56 Mark Buehrle, L ERA: 13.5	(1, 1)	1.1		8	4	2	2	1	0	0	0	0	0	1	12	13	13.50	3.000
16 Bobby Korecky, R ERA:	(2, 1)	0.2		3	0	0	0	1	1	0	0	0	0	0	4	8	0.00	1.500
21 Sergio Santos, R ERA:	(3, 1)	1.0		3	0	0	0	0	0	0	0	0	0	0	3	3	0.00	0.000
62 Aaron Loup, L ERA:	(4, 1)	1.0	H	3	0	0	0	1	0	0	0	0	0	0	5	5	0.00	0.000
33 Jeremy Jeffress, R ERA:	(5, 1)	1.0	H	3	0	0	0	2	0	0	0	0	0	0	7	7	0.00	0.000

PITCHER		IP	WLS	BF	H	R	ER	SO	BB	IBB	HBP	BLK	WP	HR	S	P	ERA	WHIP
64 Chad Jenkins, R ERA: 9.0	(6, 1)	1.0	B	6	3	1	1	2	0	0	0	0	0	0	10	12	9.00	3.000
51 Alex Hinshaw, L ERA:	(7, 1)	1.0		4	0	0	0	0	1	0	0	0	0	0	3	7	0.00	1.000
75 Tommy Hottovy, L ERA: 13.5	(8, 1)	0.2	L	6	3	2	1	2	0	0	0	0	0	0	10	10	13.50	4.500
77 Mickey Storey, R ERA:	(8, 1)	1.1		4	0	0	0	1	0	0	0	0	0	0	6	6	0.00	0.000

BOTTOM

Baltimore Orioles @ Toronto Blue Jays

Florida Auto Exchange Stadium, Dunedin, FL

Sun Feb 24 2013, 1:06 PM - 4:03 PM EST

Att. 3,802 - Cloudy - 71 F

livebaseballscorecards.com

Batter	1	2	3	4	5	6	7	8	9	AB	R	H	RBI	BB	SO	LOB
7 José Reyes, S (1, 6) OBP: 0.667, SLG: 0.500	G4-3		19 HR 3 G5-3 1B	3 G5-3 BB		K		K		2	1	1	0	1	0	0
2 Ryan Goins, L (6, 6) OBP: 0.500, SLG: 1.333										2	0	0	0	0	2	1
3 Maicer Izturis, S (1, 4)	G4-3		G5-3 1-2	G5-3 1-2 2-3		F7			K	3	0	0	0	0	0	3
59 Jim Negrych, L (6, 4)										2	0	0	0	0	1	0
19 José Bautista, R (1, 9) OBP: 0.333, SLG: 1.333	F9		HR 2-H	G5-3			F7		F7	3	1	1	2	0	0	2
8 Ricardo Nanita, L (5, 9)										2	0	0	0	0	0	0
10 Edwin Encarnación, R (1, 3) OBP: 0.333, SLG: 0.333		P4	F9		26 K2-3 26 WP 68 G3-2 1B		P2		15 1B BB	3	0	1	0	0	0	0
72 Adam Loewen, L (5, PR)										1	0	0	0	1	0	0
(6, 3)																
26 Adam Lind, L (1, 10) OBP: 0.500, SLG: 0.800		F8	9 2B 1B		K2-3 1-3		F7		1-2 1B	3	0	1	0	0	1	1
15 Mike Nickeas, R (7, PH) OBP: 0.500, SLG: 0.333										2	0	1	0	0	0	0
(8, 10)										0	0	0	0	0	0	0
71 Christian Lopes, R (9, PR)																
9 J.P. Arencibia, R (1, 2) OBP: 0.500, SLG: 0.600		28 BB 16 1B 1B	1-3 2B		28 BB HBP			68 2B 4 SF8 BB	G4-3	2	1	2	0	0	0	0
30 Josh Thole, L (6, 2)										1	1	0	0	1	0	2
28 Colby Rasmus, L (1, 8)		16 1B 1-2 BB	K		1-2 BB			F9		1	0	0	0	2	1	2
8 Michael Crouse, R (6, 7)										1	0	0	0	0	0	1
(8, 8)																
16 Mark DeRosa, R (1, 5) OBP: 1.000, SLG: 1.500		1-2 2-H 1B		3 G5-3 2B	G3-2 3-Hf			4 SF8 1-3 2B		2	0	2	1	0	0	0
68 Ryan Schimpf, L (4, PR) OBP: 0.500, SLG: 1.000										2	0	1	0	0	0	3
(5, 5)																
(8, 7)																
11 Rajai Davis, R (1, 7)		G5-3		G1-3		G5-3		SF8 2-3 3-H		3	0	0	0	0	0	3
(6, 8)																
4 Kevin Ahrens, R (8, 5)										0	0	0	1	0	0	0
Inning Stats	R: 0 E: 0 K: 0 S: 3 H: 0 LOB: 0 BB: 0 P: 3	R: 1 E: 0 K: 0 S: 5 H: 2 LOB: 2 BB: 1 P: 9	R: 2 E: 0 K: 1 S: 11 H: 4 LOB: 2 BB: 0 P: 12	R: 0 E: 0 K: 0 S: 4 H: 1 LOB: 2 BB: 1 P: 8	R: 0 E: 0 K: 1 S: 5 H: 1 LOB: 2 BB: 1 P: 11	R: 0 E: 0 K: 1 S: 5 H: 0 LOB: 0 BB: 0 P: 5	R: 0 E: 0 K: 0 S: 3 H: 0 LOB: 0 BB: 0 P: 3	R: 1 E: 0 K: 1 S: 6 H: 1 LOB: 1 BB: 1 P: 10	R: 0 E: 0 K: 1 S: 6 H: 1 LOB: 2 BB: 1 P: 10	1B: 6 2B: 3 3B: 0 HR: 1	SF: 1 SAC: 0 DP: 1 HBP: 1						

	AB	35
	R	4
	H	10
	RBI	4
	BB	5
	SO	5
	LOB	18

WP: 1 PB: 0 SB: 0 CS: 0 PA: 42

PITCHER		IP	WLS	BF	H	R	ER	SO	BB	IBB	HBP	BLK	WP	HR	S	P	ERA	WHIP
48 Jair Jurrjens, R ERA: 4.5	(1, 1)	2.0		9	2	1	1	0	1	0	0	0	0	0	8	12	4.50	1.500
40 Troy Patton, L ERA: 18.0	(3, 1)	1.0	B	7	4	2	2	1	0	0	0	0	0	1	11	12	18.00	4.000
54 Daniel McCutchen, R ERA:	(4, 1)	1.0		5	1	0	0	0	1	0	0	0	0	0	4	8	0.00	2.000
55 Daniel Schlereth, L ERA:	(5, 1)	1.0		5	1	0	0	1	1	0	1	0	1	0	5	11	0.00	2.000
65 Mike Belfiore, L ERA:	(6, 1)	2.0	W	6	0	0	0	1	0	0	0	0	0	0	8	8	0.00	0.000

PITCHER		IP	WLS	BF	H	R	ER	SO	BB	IBB	HBP	BLK	WP	HR	S	P	ERA	WHIP
75 Kevin Gausman, R ERA: 5.4	(8, 1)	1.2	H	8	1	1	1	2	2	0	0	0	0	0	10	18	5.40	1.800
91 Rob Delaney, R ERA:	(9, 1)	0.1	S	2	1	0	0	0	0	0	0	0	0	0	2	2	0.00	3.000

Batter	1	2	3	4	5	6	7	8	9	AB	R	H	RBI	BB	SO	LOB
8 Anthony Gose, L (1, 8) OBP: 0.429, SLG: 0.667	B C C C 1-3 ① K		X 0-0 ② 1 1B 3B		X 0-0 ② G6-3 1-2		C C C 0-3 ③ K			4	1	1	0	0	2	2
1 Emilio Bonifácio, S (1, 4) OBP: 0.286, SLG: 0.286	X 0-0 ② G3-1		X 0-0 ③ 3-H 1B		X 0-0 ③ G4-3			S S S 0-3 ① K		4	0	1	1	0	1	1
53 Melky Cabrera, S (1, 7) 14 Moisés Sierra, R (6, 7) OBP: 0.667, SLG: 0.667	C C C 0-3 ③ K		X 0-0 ③ F8			X 0-0 ① F9		X 0-0 69 2B 1B		3 1	0 1	0 1	0 0	0 0	1 0	1 0
13 Brett Lawrie, R (1, 10) OBP: 0.667, SLG: 0.750 69 Sean Ochinko, R (8, PH) OBP: 1.000, SLG: 2.000 (8, 10)		B H 2-0 58 PB HBP		X 0-0 2B		X 0-0 ② L3		X 0-0 ② 1-H 2B		2 1	0 0	1 1	0 1	0 0	0 0	0 0
58 Luis Jimenez, L (1, 3) OBP: 0.167, SLG: 0.167		B X 1-0 ① G6-3 1-2		X 0-0 ① F8		X 0-0 1B		S S S 0-3 ③ K		4	0	1	0	0	1	2
22 Henry Blanco, R (1, 2)		X 0-0 ② F9		C C C 0-3 ② K		X 0-0 ③ F7			X 0-0 ① F8	4	0	0	0	0	1	3
17 Ryan Langerhans, L (1, 9) OBP: 0.286, SLG: 0.286		X 0-0 ③ L7		S S S 0-3 ③ K			X 0-0 70 CS 1B		C C C 0-3 ② K	4	0	1	0	0	2	2
70 Andy LaRoche, R (1, 5)			S S S 0-3 ① K		X 0-0 ① G5-3		S S S 0-3 ① ② K 1-2		X 0-0 ③ G6-3	4	0	0	0	0	2	1
73 Lance Zawadzki, L (1, 6) OBP: 0.600, SLG: 1.400			X 0-0 ② G3-1		X 0-0 8 G6-3 1B		X 0-0 2B			3	0	2	0	0	0	0
Inning Stats	R: 0 E: 0 K: 2 S: 7 H: 0 LOB: 0 BB: 0 P: 8	R: 0 E: 0 K: 0 S: 3 H: 0 LOB: 1 BB: 0 P: 6	R: 1 E: 0 K: 1 S: 7 H: 2 LOB: 1 BB: 0 P: 7	R: 0 E: 0 K: 2 S: 8 H: 1 LOB: 1 BB: 0 P: 8	R: 0 E: 0 K: 0 S: 4 H: 1 LOB: 1 BB: 0 P: 4	R: 0 E: 0 K: 0 S: 4 H: 1 LOB: 1 BB: 0 P: 4	R: 0 E: 0 K: 2 S: 8 H: 2 LOB: 1 BB: 0 P: 8	R: 1 E: 0 K: 2 S: 8 H: 2 LOB: 0 BB: 0 P: 8	R: 0 E: 0 K: 1 S: 5 H: 0 LOB: 0 BB: 0 P: 5	1B: 5 2B: 4 3B: 1 HR: 0 SF: 0 SAC: 0 DP: 1 HBP: 1						

PITCHER		IP	WLS	BF	H	R	ER	SO	BB	IBB	HBP	BLK	WP	HR	S	P	ERA	WHIP
43 Adam Warren, R ERA:	(1, 1)	2.0		7	0	0	0	2	0	0	1	0	0	0	10	14	0.00	0.000
38 Cody Eppley, R ERA: 9.0	(3, 1)	1.0	L	5	2	1	1	1	0	0	0	0	0	0	7	7	9.00	2.000
54 Matt Daley, R ERA:	(4, 1)	1.0		4	1	0	0	2	0	0	0	0	0	0	8	8	0.00	1.000
74 Francisco Rondon, L ERA:	(5, 1)	1.1		5	1	0	0	0	0	0	0	0	0	0	5	5	0.00	0.750
89 Preston Claiborne, R ERA:	(6, 1)	1.2		7	3	0	0	2	0	0	0	0	0	0	11	11	0.00	1.800

PITCHER		IP	WLS	BF	H	R	ER	SO	BB	IBB	HBP	BLK	WP	HR	S	P	ERA	WHIP
88 Juan Cedeno, L ERA: 9.0	(8, 1)	1.0		4	2	1	1	2	0	0	0	0	0	0	8	8	9.00	2.000
43 Jim Miller, R ERA:	(9, 1)	1.0		3	0	0	0	1	0	0	0	0	0	0	5	5	0.00	0.000

TOP

Toronto Blue Jays @ New York Yankees

George M. Steinbrenner Field, Tampa, FL

Sun Feb 24 2013, 1:08 PM - 3:54 PM EST

Att. 10,184 - Partly Cloudy - 75 F

livebaseballscorecards.com

AB	34
R	2
H	9
RBI	2
BB	0
SO	10
LOB	12

WP: 0 PB: 1 SB: 0 CS: 1 PA: 35

Batter	1	2	3	4	5	6	7	8	9	AB	R	H	RBI	BB	SO	LOB
11 Brett Gardner, L (1, 8) OBP: 0.333, SLG: 0.333	0-0 31 FC6-4 1B	0-0 F7		0-3 K			0-0 17 E 17 1B 1B		0-0 F8	3	0	1	0	0	1	2
91 Adonis García, R (6, 8) OBP: 0.500, SLG: 0.500										2	0	1	0	0	0	0
31 Ichiro Suzuki, L (1, 9) OBP: 0.333, SLG: 0.333	0-0 FC6-4 14 HBP 25 1B 1-2f		0-0 95 1B 1B		0-0 G4-3		0-0 F8		0-0 17 S 1B	3	0	1	0	0	0	1
60 Thomas Neal, R (6, 9) OBP: 0.500, SLG: 0.500										2	0	1	0	0	0	1
24 Robinson Canó, L (1, 4) OBP: 0.333, SLG: 0.833	0-0 L7		0-0 F7		0-0 1B		0-0 E6 1-3 1B		4-0 1-2 BB	3	0	1	0	0	0	2
17 Jayson Nix, R (5, PR) OBP: 1.000, SLG: 1.000 (6, 4)										1	0	1	0	1	0	0
25 Mark Teixeira, S (1, 3) OBP: 0.167, SLG: 0.167	0-0 14 HBP 1-2 1B		0-3 K		0-3 K		0-0 F7		0-0 F7	3	0	1	0	0	2	2
96 Addison Maruszak, R (6, 3)										2	0	0	0	0	0	4
14 Curtis Granderson, L (1, 7)	2-0 1-2 2-3 HBP		0-0 1-2 1B		0-3 K			0-0 G4-3		0	0	0	0	0	0	0
95 Ronnier Mustelier, R (1, PR) OBP: 0.333, SLG: 0.333 (2, 7)										3	0	1	0	0	1	1
36 Kevin Youkilis, R (1, 5)	0-0 F9		0-0 L5			0-0 F8		0-0 G1-3		3	0	0	0	0	0	5
99 Rob Segedin, R (7, 5)										1	0	0	0	0	0	0
33 Travis Hafner, L (1, 10) OBP: 0.500, SLG: 1.000		0-3 K		0-0 26 G4-3 2B		0-0 G4-3		0-0 1B		2	0	1	0	0	1	0
80 Gary Sánchez, R (6, PH) OBP: 0.500, SLG: 0.500 (7, 10)										2	0	1	0	0	0	0
26 Eduardo Núñez, R (1, 6) OBP: 0.200, SLG: 0.400		0-0 G4-3		0-0 2-3 G4-3		0-0 F7		0-0 G4-3		2	0	0	0	0	0	1
90 Cito Culver, R (6, 6)										2	0	0	0	0	0	1
19 Chris Stewart, R (1, 2) OBP: 0.500, SLG: 0.500		0-0 1B		0-0 P4			0-3 K		0-0 P2	2	0	1	0	0	0	1
45 Bobby Wilson, R (6, 2)										2	0	0	0	0	1	0
Inning Stats	R: 0 E: 0 K: 0 S: 5 H: 2 LOB: 3 BB: 0 P: 7	R: 0 E: 0 K: 1 S: 6 H: 1 LOB: 1 BB: 0 P: 6	R: 0 E: 0 K: 1 S: 7 H: 2 LOB: 2 BB: 0 P: 7	R: 0 E: 0 K: 1 S: 6 H: 1 LOB: 1 BB: 0 P: 6	R: 0 E: 0 K: 2 S: 8 H: 1 LOB: 1 BB: 0 P: 8	R: 0 E: 0 K: 0 S: 3 H: 0 LOB: 0 BB: 0 P: 3	R: 0 E: 1 K: 1 S: 7 H: 2 LOB: 2 BB: 0 P: 7	R: 0 E: 0 K: 0 S: 4 H: 1 LOB: 1 BB: 0 P: 4	R: 0 E: 0 K: 0 S: 4 H: 1 LOB: 2 BB: 1 P: 8	1B: 10 2B: 1 3B: 0 HR: 0	SF: 0 SAC: 0 DP: 0 HBP: 1						

BOTTOM

Toronto Blue Jays @ New York Yankees

George M. Steinbrenner Field, Tampa, FL

Sun Feb 24 2013, 1:08 PM - 3:54 PM EST

Att. 10,184 - Partly Cloudy - 75 F

livebaseballscorecards.com

AB	38
R	0
H	11
RBI	0
BB	1
SO	6
LOB	21

PITCHER		IP	WLS	BF	H	R	ER	SO	BB	IBB	HBP	BLK	WP	HR	S	P	ERA	WHIP
48 J.A. Happ, L	(1, 1)	2.0	W	10	3	0	0	1	0	0	1	0	0	0	11	13	0.00	1.500
ERA:																		
27 Brett Cecil, L	(3, 1)	2.0	H	9	3	0	0	2	0	0	0	0	0	0	13	13	0.00	1.500
ERA:																		
52 Justin Germano, R	(5, 1)	2.0	H	7	1	0	0	2	0	0	0	0	0	0	11	11	0.00	0.500
ERA:																		
45 Claudio Vargas, R	(7, 1)	2.0	H	9	3	0	0	1	0	0	0	0	0	0	11	11	0.00	1.500
ERA:																		
66 Rich Thompson, R	(9, 1)	1.0	S	5	1	0	0	0	1	0	0	0	0	0	4	8	0.00	2.000
ERA:																		

PITCHER	IP	WLS	BF	H	R	ER	SO	BB	IBB	HBP	BLK	WP	HR	S	P	ERA	WHIP

Boston Red Sox @ Toronto Blue Jays

Florida Auto Exchange Stadium, Dunedin, FL

Mon Feb 25 2013, 1:09 PM - 3:48 PM EST

Att. 4,824 - Partly Cloudy - 75 F

TOP

livebaseballscorecards.com

Batter	1	2	3	4	5	6	7	8	9	AB	R	H	RBI	BB	SO	LOB
26 Brock Holt, L (1, 4) OBP: 0.375, SLG: 0.375 76 Jonathan Diaz, R (6, 4)	0-0 74 1B; 39 1B; 1B		0-0 F8 ①		0-0 74 CS; 1B		0-0 E6; 19 G6-4-3; 74 BB		0-3 K; 1-2 ②	3 1 2 0 0 0 0 2 0 0 0 0 1 1						
74 Jackie Bradley Jr., L (1, 8) OBP: 0.750, SLG: 0.833	0-0 39 1B; 35 WP; 1-2; 1B		1-0 16 1B; HBP		1 SAFE; 0-0 1-2 ②; 2B		B B B B; 4-0 19 G6-4-3; 1-2; BB		0-0 2-H; 1B	3 1 3 1 1 0 0						
16 Will Middlebrooks, R (1, 5) OBP: 0.400, SLG: 0.400 19 Ryan Dent, R (6, 5)	0-0 F7 ①		0-0 39 G4-6-3; 1-2; 1B		C C C; 0-3 K ③		0-0 G6-4-3 ①②; 1-2f; 2-3		0-0 F7 ③	3 0 1 0 0 1 3 2 0 0 0 0 0 3						
39 Jarrod Saltalamacchia, S (1, 2) OBP: 0.400, SLG: 0.600 61 Dan Butler, R (6, 2)	0-0 50 F9-5; 35 WP; 1-3; 2-H; 1B		0-0 G4-6-3 ②③; 1-2f			S S S; 0-3 K ①	0-0 F7 ③			3 0 1 1 0 1 2 1 0 0 0 0 0 1						
35 Lyle Overbay, L (1, 3) 18 Drew Hedman, L (6, 3)	B B B B; 4-0 1-2; 3-H; BB			S S S; 0-3 K ①		0-0 F7 ②		0-0 F7 ①		2 0 0 0 1 1 0 1 0 0 0 0 0 0						
50 Mauro Gomez, R (1, 10) OBP: 0.375, SLG: 0.500	0-0 F9-5 ②③; 2-3			0-0 E4		0-0 48 1B; 2B		S S S; 0-3 K ②		4 1 1 0 0 1 2						
48 Mitch Maier, L (1, 9) OBP: 0.429, SLG: 0.333 81 Justin Henry, L (6, 9)		0-0 23 G6-4-3; 1B		S S S; 0-3 K ②		0-0 75 E; 75 1B; 2-H; 1B		S S S; 0-3 K ③		3 0 2 1 0 1 1 1 0 0 0 0 1 0						
75 J.C. Linares, R (1, 7) OBP: 0.500, SLG: 0.500 80 Jeremy Hazelbaker, L (7, 7) OBP: 0.600, SLG: 0.750		0-0 F8 ①		0-0 F9 ③		0-0 E5; 1-3; 1B			0-0 76 S; 74 1B; 1B	3 0 1 0 0 0 2 1 1 1 0 0 0 0						
23 Pedro Ciriaco, R (1, 6) OBP: 0.167, SLG: 0.200 82 Deven Marrero, R (6, 6)		0-0 G6-4-3 ②③; 1-2f			0-0 G6-3 ①	0-0 P4 ③			S S S; 0-3 K ①	3 0 0 0 0 0 3 1 0 0 0 0 1 1						
Inning Stats	R: 2 E: 0 K: 0 S: 5 H: 3 LOB: 1 BB: 1 P: 9	R: 0 E: 0 K: 0 S: 3 H: 1 LOB: 0 BB: 0 P: 3	R: 0 E: 0 K: 0 S: 3 H: 1 LOB: 1 BB: 0 P: 4	R: 0 E: 1 K: 2 S: 8 H: 0 LOB: 1 BB: 0 P: 8	R: 0 E: 0 K: 1 S: 6 H: 2 LOB: 1 BB: 0 P: 6	R: 1 E: 1 K: 1 S: 8 H: 3 LOB: 2 BB: 0 P: 8	R: 0 E: 1 K: 0 S: 3 H: 0 LOB: 1 BB: 1 P: 7	R: 0 E: 0 K: 2 S: 7 H: 0 LOB: 0 BB: 0 P: 7	R: 1 E: 0 K: 2 S: 9 H: 2 LOB: 1 BB: 0 P: 9	1B: 10 2B: 3 3B: 0 HR: 0 SF: 0 SAC: 0 DP: 4 HBP: 1						

	AB	36
	R	4
	H	12
	RBI	3
	BB	2
	SO	8
	LOB	19

WP: 1 PB: 0 SB: 1 CS: 1 PA: 39

PITCHER		IP	WLS	BF	H	R	ER	SO	BB	IBB	HBP	BLK	WP	HR	S	P	ERA	WHIP
43 R.A. Dickey, R ERA: 9.0	(1, 1)	2.0	L	9	4	2	2	0	1	0	0	0	1	0	8	12	9.00	2.500
55 Josh Johnson, R ERA:	(3, 1)	2.0		8	1	0	0	2	0	0	1	0	0	0	11	12	0.00	0.500
38 Darren Oliver, L ERA:	(5, 1)	1.0		4	2	0	0	1	0	0	0	0	0	0	6	6	0.00	2.000
71 Sean Nolin, L ERA: 9.0	(6, 1)	1.0		6	3	1	1	1	0	0	0	0	0	0	8	8	9.00	3.000
74 John Stilson, R ERA:	(7, 1)	1.0		4	0	0	0	0	1	0	0	0	0	0	3	7	0.00	1.000
78 Tyson Brummett, R ERA:	(8, 1)	1.0		3	0	0	0	2	0	0	0	0	0	0	7	7	0.00	0.000
60 Chad Beck, R ERA: 4.5	(9, 1)	1.0		5	2	1	1	2	0	0	0	0	0	0	9	9	9.00	2.000

BOTTOM

Boston Red Sox @ Toronto Blue Jays

Florida Auto Exchange Stadium, Dunedin, FL

Mon Feb 25 2013, 1:09 PM - 3:48 PM EST

Att. 4,824 - Partly Cloudy - 75 F

livebaseballscorecards.com

Batter	1	2	3	4	5	6	7	8	9	AB	R	H	RBI	BB	SO	LOB
7 José Reyes, S (1, 6) OBP: 0.500, SLG: 0.400	G6-3		FC1-6 53 2B 1-3		53 G3-6-3 1-2 1B			F7		3	1	1	0	0	0	1
2 Ryan Goins, L (5, PR) (6, 6) OBP: 0.400, SLG: 1.000										1	0	0	0	0	0	0
53 Melky Cabrera, S (1, 7) OBP: 0.333, SLG: 0.667	19 F8 2B		1-H 2B		G3-6-3 1-2f			G6-3		3	0	2	1	0	0	2
8 Ricardo Nanita, L (6, 7)										1	0	0	0	0	0	0
19 José Bautista, R (1, 10) OBP: 0.167, SLG: 0.667	F8 2-3		K			G6-3		1B		3	0	0	0	0	1	2
16 Mark DeRosa, R (8, PH) (9, 10) OBP: 1.000, SLG: 1.333										1	0	1	0	0	0	0
10 Edwin Encarnación, R (1, 3) OBP: 0.333, SLG: 0.833	G1-3		K			3-1 HR		F8		3	1	1	1	0	1	2
58 Luis Jimenez, L (7, 3) OBP: 0.143, SLG: 0.143										1	0	0	0	0	0	1
9 J.P. Arencibia, R (1, 2) OBP: 0.375, SLG: 0.429		K		K		P3			68 FC3-6 BB	2	0	0	0	0	2	0
15 Mike Nickeas, R (6, 2) OBP: 0.500, SLG: 0.250										1	0	0	0	1	0	0
13 Brett Lawrie, R (1, 5) OBP: 0.500, SLG: 0.500		K		K		G5-3			FC3-6 72 DI 1-2f	2	0	0	0	0	2	0
68 Ryan Schimpf, L (6, 5) OBP: 0.250, SLG: 0.500										2	0	0	0	0	0	1
28 Colby Rasmus, L (1, 8) OBP: 0.600, SLG: 0.333				G4-3			F7		K	2	0	1	0	0	0	0
67 Eugenio Velez, S (7, 8) OBP: 0.400, SLG: 0.400		1B								2	0	0	0	0	1	1
14 Moisés Sierra, R (1, 9) OBP: 0.400, SLG: 0.400		K2-3			K		K		G6-3 1-2	2	0	0	0	0	2	1
72 Adam Loewen, L (6, 9)										2	0	0	0	0	1	1
73 Lance Zawadzki, L (1, 4) OBP: 0.714, SLG: 1.333			7 FC1-6 7 S 1B		7 1B BB		P4			1	0	1	0	1	0	0
59 Jim Negrych, L (6, 4)										1	0	0	0	0	0	0

	AB	33
	R	2
	H	7
	RBI	2
	BB	2
	SO	10
	LOB	12

Inning Stats	1	2	3	4	5	6	7	8	9
	R: 0 H: 1 E: 0 LOB: 1 K: 0 BB: 0 S: 4 P: 4	R: 0 H: 1 E: 0 LOB: 1 K: 3 BB: 0 S: 10 P: 10	R: 1 H: 2 E: 0 LOB: 1 K: 2 BB: 0 S: 10 P: 10	R: 0 H: 0 E: 0 LOB: 0 K: 2 BB: 0 S: 7 P: 7	R: 0 H: 1 E: 0 LOB: 2 K: 1 BB: 1 S: 5 P: 9	R: 1 H: 1 E: 0 LOB: 0 K: 0 BB: 0 S: 5 P: 8	R: 0 H: 0 E: 0 LOB: 0 K: 1 BB: 0 S: 5 P: 5	R: 0 H: 1 E: 0 LOB: 1 K: 0 BB: 0 S: 4 P: 4	R: 0 H: 0 E: 0 LOB: 1 K: 1 BB: 1 S: 5 P: 10

1B: 4	SF: 0	WP: 0	PA: 35
2B: 2	SAC: 0	PB: 0	
3B: 0	DP: 1	SB: 1	
HR: 1	HBP: 0	CS: 0	

PITCHER		IP	WLS	BF	H	R	ER	SO	BB	IBB	HBP	BLK	WP	HR	S	P	ERA	WHIP
67 Steven Wright, R ERA:	(1, 1)	2.0	W	8	2	0	0	3	0	0	0	0	0	0	14	14	0.00	1.000
64 Allen Webster, R ERA: 4.5	(3, 1)	2.0		8	2	1	1	4	0	0	0	0	0	0	17	17	4.50	1.000
37 Chris Carpenter, R ERA:	(5, 1)	1.0	H	4	1	0	0	1	1	0	0	0	0	0	5	9	0.00	2.000
31 J.D. Durbin, R ERA: 4.5	(6, 1)	2.0	H	7	1	1	1	1	0	0	0	0	0	1	10	13	4.50	0.500
60 Will Latimer, L ERA:	(8, 1)	2.0	S	8	1	0	0	1	1	0	0	0	0	0	9	14	0.00	1.000

PITCHER	IP	WLS	BF	H	R	ER	SO	BB	IBB	HBP	BLK	WP	HR	S	P	ERA	WHIP

TOP

Minnesota Twins @ Toronto Blue Jays

Florida Auto Exchange Stadium, Dunedin, FL

Tue Feb 26 2013, 1:08 PM - 4:07 PM EST

Att. 2,702 - Overcast - 68 F

livebaseballscorecards.com

Batter	1	2	3	4	5	6	7	8	9	AB	R	H	RBI	BB	SO	LOB
32 Aaron Hicks, S (1, 8) OBP: 0.286, SLG: 0.429 11 Clete Thomas, L (6, 9) OBP: 0.286, SLG: 0.286	F9	G5-3 1-2		19 1B 2B		7 BB 3-H 1B		G4-3	F9	4 2	1 0	2 0	1 0	0 0	0 0	2 2
19 Darin Mastroianni, R (1, 7) OBP: 0.250, SLG: 0.375 26 Brian Dinkelman, L (6, 7) OBP: 0.600, SLG: 0.333	G4-3		G6-3	33 CS 7 BB 2-H 1B		L4		84 2B BB		4 0	0 0	1 0	1 0	0 1	0 0	1 0
7 Joe Mauer, L (1, 2) OBP: 0.500, SLG: 0.167 84 Dan Rohlfing, R (6, 2) OBP: 0.250, SLG: 0.500	P2		33 2B 1B	BB 1-2		BB 1-2		0-0 1-3 2B		2 1	1 0	1 1	0 0	2 0	0 0	0 0
33 Justin Morneau, L (1, 3) OBP: 0.444, SLG: 0.667 13 Jeff Clement, L (6, 3)		24 FC6-4 1B	24 1B 1-H 2B	CS 2-3	G4-3	P5		L4		4 1	1 0	2 0	1 0	0 0	0 0	2 2
24 Trevor Plouffe, R (1, 5) OBP: 0.667, SLG: 0.500 80 Mark Sobolewski, R (5, 5)		FC6-4 12 HR 1-2f	55 G6-3 2-H 1B		55 G1-3 BB		K	G5-3		2 2	1 0	1 0	1 0	1 0	0 1	1 2
55 Chris Colabello, R (1, 10) OBP: 0.300, SLG: 0.400 44 Chris Herrmann, L (7, PH) (7, 10)		G4-3	G6-3 2-3		G1-3 1-2		G3-1		83 FC4-6 1B BB	3 1	0 0	0 0	0 0	0 1	0 0	3 0
12 Joe Benson, R (1, 9) OBP: 0.250, SLG: 0.571 (6, 8)		2-1 2-H HR	K		K		4-0 HR BB		K	4	2	1	2	1	3	3
2 Brian Dozier, R (1, 4) OBP: 0.429, SLG: 0.500 Eddie Rosario, L (6, 4) OBP: 0.667, SLG: 1.000		4-0 25 E BB	F9	25 G4-3 32 1B 2B		1-H HR		83 FC4-6 1-2 1B		2 2	1 1	1 2	0 2	1 0	0 0	0 0
25 Pedro Florimón, S (1, 6) OBP: 0.286, SLG: 0.333 83 Danny Santana, S (6, 6) OBP: 0.571, SLG: 0.250		E6 32 S 1-3	K	G4-3 2-3		G4-3		FC4-6 1-2f 2-3		3 2	0 0	0 0	0 0	0 0	1 0	2 2
Inning Stats	R: 0 E: 0 K: 0 S: 3 H: 0 LOB: 0 BB: 0 P: 3	R: 2 E: 2 K: 0 S: 7 H: 2 LOB: 2 BB: 1 P: 14	R: 2 E: 0 K: 1 S: 8 H: 3 LOB: 1 BB: 0 P: 8	R: 1 E: 0 K: 1 S: 6 H: 2 LOB: 1 BB: 1 P: 11	R: 0 E: 0 K: 1 S: 5 H: 0 LOB: 1 BB: 1 P: 9	R: 1 E: 0 K: 0 S: 5 H: 2 LOB: 2 BB: 1 P: 9	R: 2 E: 0 K: 1 S: 6 H: 1 LOB: 0 BB: 1 P: 10	R: 0 E: 0 K: 0 S: 4 H: 1 LOB: 2 BB: 1 P: 8	R: 0 E: 0 K: 1 S: 6 H: 1 LOB: 2 BB: 1 P: 10	1B: 6 2B: 4 3B: 0 HR: 2 SF: 0 SAC: 0 DP: 0 HBP: 0						WP: 0 PB: 0 SB: 1 CS: 1 PA: 47	

	AB	39
	R	8
	H	12
	RBI	8
	BB	7
	SO	5
	LOB	22

PITCHER		IP	WLS	BF	H	R	ER	SO	BB	IBB	HBP	BLK	WP	HR	S	P	ERA	WHIP
24 Ricky Romero, L ERA: 10.8	(1, 1)	1.2		8	2	2	2	0	1	0	0	0	0	1	8	14	10.80	1.800
57 Juan Pablo Perez, L ERA:	(2, 1)	0.1	H	2	0	0	0	0	0	0	0	0	0	0	2	3	0.00	0.000
50 Steve Delabar, R ERA: 16.2	(3, 1)	0.2	L	5	3	2	2	0	0	0	0	0	0	0	5	5	27.00	4.500
16 Bobby Korecky, R ERA:	(3, 1)	0.1		1	0	0	0	1	0	0	0	0	0	0	3	3	0.00	0.000
32 Esmil Rogers, R ERA: 4.5	(4, 1)	1.0		5	2	1	1	1	1	0	0	0	0	0	6	11	9.00	3.000

PITCHER		IP	WLS	BF	H	R	ER	SO	BB	IBB	HBP	BLK	WP	HR	S	P	ERA	WHIP
31 Michael Schwimer, R ERA:	(5, 1)	1.0		4	0	0	0	1	1	0	0	0	0	0	5	9	0.00	1.000
34 Ramon Ortiz, R ERA: 4.5	(6, 1)	1.0		6	2	1	1	0	1	0	0	0	0	0	5	9	9.00	3.000
54 Dave Bush, R ERA: 6.0	(7, 1)	1.0		5	1	2	2	1	1	0	0	0	0	1	6	10	18.00	2.000
37 Neil Wagner, R ERA:	(8, 1)	1.0		5	1	0	0	0	1	0	0	0	0	0	4	8	0.00	2.000
66 Rich Thompson, R ERA:	(9, 1)	1.0		5	1	0	0	1	1	0	0	0	0	0	6	10	0.00	2.000

BOTTOM

Batter	1	2	3	4	5	6	7	8	9	AB	R	H	RBI	BB	SO	LOB
1 Emilio Bonifácio, S (1, 6) OBP: 0.300, SLG: 0.400 73 Lance Zawadzki, L (6, 6) OBP: 0.750, SLG: 1.286	0-0 3 G4-3 11 1B 2B	0-0 ② F7		0-0 ③ FC4 1-2f			0-0 67 G4-6-3 1B			3 1	1 0	1 1	0 0	0 0	0 0	3 0
3 Maicer Izturis, S (1, 4) 67 Eugenio Velez, S (6, 4) OBP: 0.333, SLG: 0.333	0-0 ① G4-3 2-3	B 1-0 ③ G4-3 1-2			0-0 ① F8		0-0 ②③ G4-6-3 1-2f			3 1	0 0	0 0	0 0	0 0	0 0	2 1
11 Rajai Davis, R (1, 7) OBP: 0.333, SLG: 0.333 8 Ricardo Nanita, L (5, PR) (6, 7)	0-0 26 HR 3-H 1B		0-0 ① L8		0-0 26 G3-6-3 1B			0-0 ① F7		3 1	1 0	2 0	1 0	0 0	0 0	0 0
26 Adam Lind, L (1, 3) OBP: 0.444, SLG: 1.000 58 Luis Jimenez, L (6, 3) OBP: 0.125, SLG: 0.125	0-0 1-H HR		0-0 ② G4-3		0-0 ②③ G3-6-3 1-2f			0-0 ② G6-3		3 1	1 0	1 0	2 0	0 0	0 0	1 0
22 Henry Blanco, R (1, 2) OBP: 0.143, SLG: 0.143 30 Josh Thole, L (7, 2)	0-0 69 PB 1B		0-0 ③ P6			0-0 ① G5-3		0-0 ③ F8		3 1	0 0	1 0	0 0	0 0	0 0	0 0
17 Ryan Langerhans, L (1, 9) OBP: 0.222, SLG: 0.222 14 Moisés Sierra, R (6, 9) OBP: 0.286, SLG: 0.286 (8, 8)	S S C 0-3 ② K			S S S 0-3 ① K		0-0 ② G6-3			0-0 ① F7	2 2	0 0	0 0	0 0	0 0	2 0	1 0
69 Sean Ochinko, R (1, 10) OBP: 0.333, SLG: 0.667 6 A.J. Jimenez, R (6, PH) (7, 10)	B S S C 1-3 ③ K 1-2			0-0 ② G6-3		0-0 ③ G6-3			S S S 0-3 ② K	2 2	0 0	0 0	0 0	0 0	1 1	1 0
70 Andy LaRoche, R (1, 5) OBP: 0.222, SLG: 0.667 68 Ryan Schimpf, L (8, 5) OBP: 0.200, SLG: 0.400		0-0 ① F9		0-0 2B			0-0 HR		0-0 ③ G4-3	3 1	1 0	2 0	1 0	0 0	0 0	0 0
8 Anthony Gose, L (1, 8) OBP: 0.556, SLG: 0.714 72 Adam Loewen, L (7, PH) (8, 9)		0-0 3 S 1B		B B B B 4-0 1 FC4 BB			S S S 0-3 ① K			1 1	0 0	1 0	0 0	1 0	0 1	0 0
Inning Stats	R: 3 H: 4 E: 0 LOB: 1 K: 2 BB: 0 S: 11 P: 12	R: 0 H: 1 E: 0 LOB: 1 K: 0 BB: 0 S: 4 P: 5	R: 0 H: 0 E: 0 LOB: 0 K: 0 BB: 0 S: 3 P: 3	R: 0 H: 1 E: 0 LOB: 2 K: 1 BB: 1 S: 6 P: 10	R: 0 H: 1 E: 0 LOB: 1 K: 0 BB: 0 S: 3 P: 3	R: 0 H: 0 E: 0 LOB: 0 K: 0 BB: 0 S: 3 P: 3	R: 1 H: 2 E: 0 LOB: 0 K: 1 BB: 0 S: 6 P: 6	R: 0 H: 0 E: 0 LOB: 0 K: 0 BB: 0 S: 3 P: 3	R: 0 H: 0 E: 0 LOB: 0 K: 1 BB: 0 S: 5 P: 5	1B: 5 SF: 0 2B: 2 SAC: 0 3B: 0 DP: 2 HR: 2 HBP: 0						

PITCHER		IP	WLS	BF	H	R	ER	SO	BB	IBB	HBP	BLK	WP	HR	S	P	ERA	WHIP
37 Mike Pelfrey, R ERA: 16.2	(1, 1)	1.2		10	5	3	3	2	0	0	0	0	0	1	14	15	16.20	3.000
57 Ryan Pressly, R ERA:	(2, 1)	1.1	W	4	0	0	0	0	0	0	0	0	0	0	4	5	0.00	0.000
43 Tim Wood, R ERA:	(4, 1)	2.0	H	8	2	0	0	1	1	0	0	0	0	0	9	13	0.00	1.500
20 Josh Roenicke, R ERA: 4.5	(6, 1)	1.0	H	3	0	0	0	0	0	0	0	0	0	0	3	3	0.00	0.000
64 Tyler Robertson, L ERA: 13.5	(7, 1)	1.0		4	2	1	1	1	0	0	0	0	0	1	6	6	9.00	2.000
72 Michael Tonkin, R ERA:	(8, 1)	1.0		3	0	0	0	0	0	0	0	0	0	0	3	3	0.00	0.000
67 Luis Perdomo, R ERA:	(9, 1)	1.0		3	0	0	0	1	0	0	0	0	0	0	5	5	0.00	0.000

Minnesota Twins @ Toronto Blue Jays

Florida Auto Exchange Stadium, Dunedin, FL

Tue Feb 26 2013, 1:08 PM - 4:07 PM EST

Att. 2,702 - Overcast - 68 F

livebaseballscorecards.com

AB	34
R	4
H	9
RBI	4
BB	1
SO	5
LOB	9

WP: 0 PA: 35
PB: 1
SB: 1
CS: 0

Houston Astros @ Toronto Blue Jays

Florida Auto Exchange Stadium, Dunedin, FL

Wed Feb 27 2013, 1:08 PM - 4:17 PM EST

Att. 2,691 - Partly Cloudy - 65 F

TOP

livebaseballscorecards.com

Batter	1	2	3	4	5	6	7	8	9	AB	R	H	RBI	BB	SO	LOB
23 Tyler Greene, R (1, 6)	G6-3	K		G6-3 1-3		78 G4-6-3 1B	E6 1-2 2-3		4 FC6-4 1-3 2-H 1B	3	0	0	0	0	1	1
10 Jake Elmore, R (4, 6) OBP: 0.300, SLG: 0.400										2	0	1	0	0	0	2
(6, 4)																
74 Marc Krauss, L (9, PH) OBP: 0.714, SLG: 0.600										1	0	1	0	0	0	0
80 Chia-Jen Lo, R (9, 1)										0	0	0	0	0	0	0
78 Robbie Grossman, S (1, 7) OBP: 0.545, SLG: 0.800	14 1B 2B	K		BB		G4-6-3 1-2f	G4-3		K	3	1	1	0	1	1	1
38 Jimmy Paredes, S (6, 9) OBP: 0.100, SLG: 0.100										2	0	0	0	0	1	5
29 Brett Wallace, L (1, 3) OBP: 0.462, SLG: 0.750	14 E 14 1B 21 FC6-4 BB		14 CS 2B	F9		2 BB 1B		K	FC6-4 1-2f	2	1	1	0	1	0	1
4 Brandon Laird, R (4, 5) OBP: 0.500, SLG: 0.286										3	0	1	0	0	1	2
14 J.D. Martinez, R (1, 9) OBP: 0.300, SLG: 0.400	E7 1-3 2-H 1B		G1-3 2-3		21 2B 2B	BB 1-2		56 2B 1B		3	0	2	1	0	0	1
2 Brandon Barnes, R (5, PR) OBP: 0.400, SLG: 0.667										1	1	1	0	1	0	0
(5, 9)																
(6, 7)																
(7, 8)																
21 Fernando Martinez, L (1, 10) OBP: 0.286, SLG: 0.857	FC6-4 30 2B 1- 3-H		K		69 G3 75 HR 2-H 2B			F8		3	2	1	2	0	1	1
73 Jose Martinez, R (6, PH) OBP: 0.250, SLG: 0.250										2	0	0	0	0	1	3
(6, 10)																
(9, 4)																
30 Matt Dominguez, R (1, 5) OBP: 0.600, SLG: 1.125	22 2B 1-H 2B			22 2B 75 HR 1B	K		G6-3		1-3 2B	2	2	2	1	0	0	0
56 Nate Freiman, R (4, 3) OBP: 0.385, SLG: 0.538										3	0	1	0	0	1	1
22 Carlos Corporán, S (1, 2) OBP: 0.667, SLG: 1.000	2-H 2B			75 HR 1-3 2B	G3 2-3		10 E 75 HBP BB	K		2	1	2	1	0	0	0
69 René García, R (4, 2)										1	0	0	0	0	0	1
71 Chris Wallace, R (7, PH)										1	0	0	0	1	1	2
(7, 2)																
75 George Springer, R (1, 8) OBP: 0.667, SLG: 1.500	K			2-H 3-H HR	3-H HR		10 E 1-2 HBP		76 1B 74 1B HBP	3	2	2	5	0	1	1
8 Trevor Crowe, S (7, 7) OBP: 0.333, SLG: 0.625										0	0	0	0	0	0	0
79 Delino DeShields, R (1, 4) OBP: 0.167, SLG: 0.167		K		23 CS 23 WP 1B	G6-3		K		74 1B 1-2 1B	3	0	1	0	0	1	1
76 Jonathan Villar, S (6, 6) OBP: 0.273, SLG: 0.111										2	0	1	0	0	1	2

	AB	42
	R	10
	H	18
	RBI	10
	BB	4
	SO	11
	LOB	25

Inning Stats																								
	R: 4	H: 4	R: 0	H: 0	R: 0	H: 1	R: 3	H: 4	R: 3	H: 3	R: 0	H: 2	R: 0	H: 0	R: 0	H: 2	R: 0	H: 2	1B: 8	SF: 0	WP: 1	PA: 48
	E: 1	LOB: 1	E: 0	LOB: 0	E: 0	LOB: 0	E: 0	LOB: 1	E: 0	LOB: 1	E: 0	LOB: 2	E: 1	LOB: 3	E: 0	LOB: 2	E: 0	LOB: 2	2B: 8	SAC: 0	PB: 0	
	K: 1	BB: 1	K: 3	BB: 0	K: 1	BB: 0	K: 0	BB: 1	K: 1	BB: 0	K: 1	BB: 1	K: 1	BB: 1	K: 2	BB: 0	K: 1	BB: 0	3B: 0	DP: 1	SB: 0	
	S: 9	P: 14	S: 9	P: 9	S: 5	P: 6	S: 6	P: 12	S: 8	P: 8	S: 6	P: 10	S: 6	P: 11	S: 9	P: 9	S: 6	P: 7	HR: 2	HBP: 2	CS: 2	

PITCHER		IP	WLS	BF	H	R	ER	SO	BB	IBB	HBP	BLK	WP	HR	S	P	ERA	WHIP
49 Brad Lincoln, R ERA: 21.6	(1, 1)	0.2	L	6	3	4	4	0	1	0	0	0	0	0	5	10	54.00	6.000
81 Trystan Magnuson, R ERA:	(1, 1)	0.1		2	1	0	0	1	0	0	0	0	0	0	4	4	0.00	3.000
52 Justin Germano, R ERA:	(2, 1)	2.0		6	1	0	0	4	0	0	0	0	0	0	14	15	0.00	0.500
33 Jeremy Jeffress, R ERA: 13.5	(4, 1)	1.0		7	4	3	3	0	1	0	0	0	1	1	6	12	27.00	5.000
45 Claudio Vargas, R ERA: 9.0	(5, 1)	1.0		6	3	3	3	1	0	0	0	0	0	1	8	8	27.00	3.000

PITCHER		IP	WLS	BF	H	R	ER	SO	BB	IBB	HBP	BLK	WP	HR	S	P	ERA	WHIP
77 Mickey Storey, R ERA:	(6, 1)	1.0		5	2	0	0	1	1	0	0	0	0	0	6	10	0.00	3.000
51 Alex Hinshaw, L ERA:	(7, 1)	1.0		6	0	0	0	1	1	0	1	0	0	0	6	11	0.00	1.000
75 Tommy Hottovy, L ERA: 5.4	(8, 1)	1.0		5	2	0	0	2	0	0	0	0	0	0	9	9	0.00	2.000
78 Tyson Brummett, R ERA:	(9, 1)	1.0		5	2	0	0	1	0	0	1	0	0	0	6	7	0.00	2.000

BOTTOM

Houston Astros @ Toronto Blue Jays

Florida Auto Exchange Stadium, Dunedin, FL

Wed Feb 27 2013, 1:08 PM - 4:17 PM EST

Att. 2,691 - Partly Cloudy - 65 F

livebaseballscorecards.com

Batter	1	2	3	4	5	6	7	8	9	AB	R	H	RBI	BB	SO	LOB
7 José Reyes, S (1, 6) OBP: 0.667, SLG: 0.625 18 Mike McCoy, R (5, PR) (6, 6) (9, 5) 76 Jack Murphy, S (9, PH) OBP: 0.500, SLG: 1.000	53 CS 1B		19 FC5-4 53 1B 1B		53 G3 53 WP 1B		F8		2B	3 1 1	0 0 0	3 0 1	0 0 0	0 0 0	0 0 0	0 0 0
53 Melky Cabrera, S (1, 7) OBP: 0.333, SLG: 0.556 17 Ryan Langerhans, L (6, 7) OBP: 0.273, SLG: 0.200	K 1-2		19 FC5-4 1-2 1B		G3 1-3			14 FC6-4 BB	K	3 1	0 0	1 0	0 0	0 1	1 1	2 1
19 José Bautista, R (1, 9) OBP: 0.111, SLG: 0.444 14 Moisés Sierra, R (6, 9) OBP: 0.250, SLG: 0.250	F7		FC5-4 10 FC5-4 1-2f 2-3		G1-3			FC6-4 16 1B 70 1B 1-2f		3 1	0 0	0 0	0 0	0 0	0 0	4 1
10 Edwin Encarnación, R (1, 3) OBP: 0.222, SLG: 0.556 70 Andy LaRoche, R (7, 3) OBP: 0.300, SLG: 0.700		P1	FC5-4 1-2f			K		16 1B 1-2 1B		3 1	0 0	0 1	0 0	0 0	1 0	2 0
26 Adam Lind, L (1, 10) OBP: 0.500, SLG: 0.900 72 Adam Loewen, L (6, PR) (7, 10)		28 E6 28 E BB		G6-3		16 WP 1B		K		2 1	0 0	1 0	0 0	1 0	0 1	0 2
13 Brett Lawrie, R (1, 5) OBP: 0.400, SLG: 0.375 16 Mark DeRosa, R (6, 5) OBP: 0.800, SLG: 1.000 2 Ryan Goins, L (8, PR) OBP: 0.400, SLG: 1.000 (9, 6)	F8			K 28 BB		F8 1-2		1-2 2-3 1B		2 2 0	0 0 0	0 1 0	0 0 0	0 0 0	1 0 0	1 1 0
28 Colby Rasmus, L (1, 8) OBP: 0.500, SLG: 0.200 8 Anthony Gose, L (7, 8) OBP: 0.500, SLG: 0.625	E6 1-3			9 G5-4-3 1-2 BB		K		F7		2 1	0 0	0 0	0 0	1 0	1 0	3 3
9 J.P. Arencibia, R (1, 2) OBP: 0.400, SLG: 0.778 30 Josh Thole, L (6, 2)			HR	G5-4-3 1-2f			G4-3		K	2 2	1 0	1 0	1 0	0 0	0 1	2 0
1 Emilio Bonifácio, S (1, 4) OBP: 0.250, SLG: 0.333 73 Lance Zawadzki, L (6, 4) OBP: 0.667, SLG: 1.125 59 Jim Negrych, L (8, 4)			G3-1		G6-3		P5		G3	2 1 1	0 0 0	0 0 0	0 0 0	0 0 0	0 0 0	0 0 0
Inning Stats	R: 0 E: 0 K: 1 S: 5 H: 1 LOB: 0 BB: 0 P: 5	R: 0 E: 1 K: 0 S: 3 H: 0 LOB: 2 BB: 1 P: 7	R: 1 E: 0 K: 0 S: 6 H: 3 LOB: 2 BB: 0 P: 6	R: 0 E: 0 K: 1 S: 5 H: 0 LOB: 1 BB: 1 P: 9	R: 0 E: 0 K: 0 S: 4 H: 1 LOB: 2 BB: 0 P: 5	R: 0 E: 0 K: 2 S: 8 H: 1 LOB: 2 BB: 0 P: 9	R: 0 E: 0 K: 0 S: 3 H: 0 LOB: 0 BB: 0 P: 3	R: 0 E: 0 K: 1 S: 7 H: 2 LOB: 3 BB: 1 P: 11	R: 0 E: 0 K: 2 S: 8 H: 1 LOB: 1 BB: 0 P: 8	1B: 7 2B: 1 3B: 0 HR: 1	SF: 0 SAC: 0 DP: 1 HBP: 0					

	AB	35
	R	1
	H	9
	RBI	1
	BB	3
	SO	7
	LOB	22

WP: 2 PB: 1 SB: 0 CS: 1 PA: 38

PITCHER		IP	WLS	BF	H	R	ER	SO	BB	IBB	HBP	BLK	WP	HR	S	P	ERA	WHIP
36 Alex White, R	(1, 1)	2.0	W	7	1	0	0	1	1	0	0	0	0	0	8	12	0.00	1.000
ERA:																		
53 Wesley Wright, L	(3, 1)	1.0		6	3	1	1	0	0	0	0	0	0	1	6	6	9.00	3.000
ERA: 4.5																		
48 Jarred Cosart, R	(4, 1)	2.0		8	1	0	0	1	1	0	0	0	1	0	9	14	0.00	1.000
ERA:																		
55 Rhiner Cruz, R	(6, 1)	1.0		4	1	0	0	2	0	0	0	0	1	0	8	9	0.00	1.000
ERA:																		
68 José Cisnero, R	(7, 1)	1.2		7	1	0	0	1	1	0	0	0	0	0	8	12	0.00	1.200
ERA:																		

PITCHER		IP	WLS	BF	H	R	ER	SO	BB	IBB	HBP	BLK	WP	HR	S	P	ERA	WHIP
67 Jose Valdez, R	(8, 1)	0.1		2	1	0	0	0	0	0	0	0	0	0	2	2	0.00	3.000
ERA:																		
80 Chia-Jen Lo, R	(9, 1)	1.0		4	1	0	0	2	0	0	0	0	0	0	8	8	0.00	1.000
ERA:																		

Toronto Blue Jays @ New York Yankees

George M. Steinbrenner Field, Tampa, FL

Thu Feb 28 2013, 1:06 PM - 3:33 PM EST

Att. 7,964 - Sunny - 71 F

livebaseballscorecards.com

TOP

Batter	1	2	3	4	5	6	7	8	9	AB	R	H	RBI	BB	SO	LOB
7 José Reyes, S (1, 6) OBP: 0.583, SLG: 0.545	F8		53 S 1B			F8		79 WP 8 BB 1B		3	0	1	0	0	0	0
2 Ryan Goins, L (6, 6) OBP: 0.500, SLG: 1.000			1-2							1	0	1	0	0	0	0
53 Melky Cabrera, S (1, 7) OBP: 0.250, SLG: 0.417	G4-3		F8			F8		K		3	0	0	0	0	0	1
73 Lance Zawadzki, L (6, 7) OBP: 0.600, SLG: 1.000			1-2							1	0	0	0	0	1	1
19 José Bautista, R (1, 9) OBP: 0.167, SLG: 0.364	BB			F8		K		79 WP 1-2 BB		2	0	0	0	1	1	0
8 Ricardo Nanita, L (6, 9)										0	0	0	0	1	0	0
10 Edwin Encarnación, R (1, 3) OBP: 0.167, SLG: 0.417	K			G4-3			F9	1-2 2-3 BB		3	0	0	0	0	1	1
79 Lars Anderson, L (8, PH) (8, 3)										0	0	0	0	1	0	0
9 J.P. Arencibia, R (1, 10) OBP: 0.417, SLG: 0.727		11 G4-3 1B		K			K	K		2	0	1	0	0	1	0
58 Luis Jimenez, L (7, PH) OBP: 0.100, SLG: 0.100 (7, 10)										2	0	0	0	0	2	3
13 Brett Lawrie, R (1, 5) OBP: 0.417, SLG: 0.400		F9			11 FC3-6 1B		2-0 HR		F8	2	0	1	0	0	0	1
70 Andy LaRoche, R (6, 5) OBP: 0.333, SLG: 0.917										2	1	1	1	0	0	0
11 Rajai Davis, R (1, 8) OBP: 0.250, SLG: 0.250		G4-3 1-2f			FC3-6 1-2f		1B		P5	2	0	0	0	0	0	2
17 Ryan Langerhans, L (6, 8) OBP: 0.308, SLG: 0.250										2	0	1	0	0	0	0
22 Henry Blanco, R (1, 2) OBP: 0.111, SLG: 0.111			G5-3		F8		P3		K	2	0	0	0	0	0	1
15 Mike Nickeas, R (6, 2) OBP: 0.375, SLG: 0.167										2	0	0	0	0	1	1
3 Maicer Izturis, S (1, 4)			E6 7 CS		G3			G3-1		2	0	0	0	0	0	1
59 Jim Negrych, L (6, 4)										1	0	0	0	0	0	0
Inning Stats	R: 0 E: 0 K: 1 S: 5 H: 0 LOB: 1 BB: 1 P: 9	R: 0 E: 0 K: 0 S: 3 H: 1 LOB: 0 BB: 0 P: 3	R: 0 E: 1 K: 0 S: 5 H: 1 LOB: 1 BB: 0 P: 6	R: 0 E: 0 K: 1 S: 5 H: 0 LOB: 0 BB: 0 P: 5	R: 0 E: 0 K: 0 S: 4 H: 1 LOB: 1 BB: 0 P: 4	R: 0 E: 0 K: 1 S: 5 H: 0 LOB: 0 BB: 0 P: 5	R: 1 E: 0 K: 1 S: 7 H: 2 LOB: 1 BB: 0 P: 9	R: 0 E: 0 K: 2 S: 8 H: 1 LOB: 3 BB: 2 P: 16	R: 0 E: 0 K: 1 S: 5 H: 0 LOB: 0 BB: 0 P: 5	1B: 5 2B: 0 3B: 0 HR: 1 SF: 0 SAC: 0 DP: 1 HBP: 0							

AB	32
R	1
H	6
RBI	1
BB	3
SO	7
LOB	12

WP: 1 PB: 0 SB: 1 CS: 1 PA: 35

PITCHER		IP	WLS	BF	H	R	ER	SO	BB	IBB	HBP	BLK	WP	HR	S	P	ERA	WHIP
41 David Phelps, R ERA:	(1, 1)	3.0		11	2	0	0	1	1	0	0	0	0	0	13	18	0.00	1.000
34 David Aardsma, R ERA:	(4, 1)	1.0		3	0	0	0	1	0	0	0	0	0	0	5	5	0.00	0.000
99 Branden Pinder, R ERA:	(5, 1)	1.0		4	1	0	0	0	0	0	0	0	0	0	4	4	0.00	1.000
39 Clay Rapada, L ERA:	(6, 1)	1.0		3	0	0	0	1	0	0	0	0	0	0	5	5	0.00	0.000
82 Chase Whitley, R ERA: 3.86	(7, 1)	1.1	L	7	3	1	1	1	0	0	0	0	0	1	9	11	6.75	2.250
88 Juan Cedeno, L ERA: 3.38	(8, 1)	0.2		4	0	0	0	2	2	0	0	0	1	0	6	14	0.00	3.000
43 Jim Miller, R ERA: 3.0	(9, 1)	1.0		3	0	0	0	1	0	0	0	0	0	0	5	5	0.00	0.000

BOTTOM

Batter	1	2	3	4	5	6	7	8	9	AB	R	H	RBI	BB	SO	LOB
11 Brett Gardner, L (1, 8) OBP: 0.583, SLG: 0.727 92 Slade Heathcott, L (6, PR) OBP: 0.333, SLG: 0.200 (7, 8)	F7		P6			31 CS 1B		G4-6-3 1-2f		3	0	1	0	0	0	0
										1	0	0	0	0	0	1
31 Ichiro Suzuki, L (1, 9) OBP: 0.556, SLG: 0.556 95 Ronnier Mustelier, R (7, 9) OBP: 0.400, SLG: 0.400	1B		G4-3			B, 1-0, 1-2 G1-3			80 G6-4-3 1B	3	0	1	0	0	0	1
										1	0	1	0	0	0	0
25 Mark Teixeira, S (1, 3) OBP: 0.333, SLG: 0.364 98 Kyle Roller, L (7, 3) OBP: 0.200, SLG: 0.200	K			G4-3		1B			F9	3	0	1	0	0	1	1
										1	0	0	0	0	0	1
33 Travis Hafner, L (1, 10) OBP: 0.286, SLG: 0.429 80 Gary Sánchez, R (9, PH) OBP: 0.333, SLG: 0.333	G3-5-3			P6		F9			G6-4-3 1-2f	3	0	0	0	0	0	2
										1	0	0	0	0	0	1
54 Juan Rivera, R (1, 7) OBP: 0.455, SLG: 0.600 60 Thomas Neal, R (7, 7) OBP: 0.200, SLG: 0.200		2B		1B			G5-3			2	0	2	0	0	0	0
										1	0	0	0	0	0	0
19 Chris Stewart, R (1, 2) OBP: 0.400, SLG: 0.400 45 Bobby Wilson, R (3, 2) OBP: 0.167, SLG: 0.167		G6-3		K			G4-3			1	0	0	0	0	0	1
										2	0	0	0	0	1	1
12 Dan Johnson, L (1, 5) 99 Rob Segedin, R (7, 5)		F9			F8		G5-3			2	0	0	0	0	0	1
										1	0	0	0	0	0	0
97 José Pirela, R (1, 4) OBP: 0.500, SLG: 0.500		F9			G1-3			92 G4-6-3 1B		3	0	1	0	0	0	1
85 Gil Velazquez, R (1, 6) OBP: 0.286, SLG: 0.286 96 Addison Maruszak, R (7, 6)			K		G1-4-3			F8		2	0	0	0	0	1	0
										1	0	0	0	0	0	1
Inning Stats	R: 0 E: 0 K: 1 S: 6 H: 1 LOB: 1 BB: 0 P: 6	R: 0 E: 0 K: 0 S: 4 H: 1 LOB: 1 BB: 0 P: 4	R: 0 E: 0 K: 1 S: 5 H: 0 LOB: 0 BB: 0 P: 5	R: 0 E: 0 K: 1 S: 6 H: 1 LOB: 1 BB: 0 P: 6	R: 0 E: 0 K: 0 S: 3 H: 0 LOB: 0 BB: 0 P: 3	R: 0 E: 0 K: 0 S: 4 H: 2 LOB: 1 BB: 0 P: 5	R: 0 E: 0 K: 0 S: 3 H: 0 LOB: 0 BB: 0 P: 3	R: 0 E: 0 K: 0 S: 3 H: 1 LOB: 0 BB: 0 P: 3	R: 0 E: 0 K: 0 S: 3 H: 1 LOB: 0 BB: 0 P: 3	1B: 6 2B: 1 3B: 0 HR: 0 SF: 0 SAC: 0 DP: 2 HBP: 0						

PITCHER		IP	WLS	BF	H	R	ER	SO	BB	IBB	HBP	BLK	WP	HR	S	P	ERA	WHIP
23 Brandon Morrow, R ERA: 6.0	(1, 1)	2.0		8	2	0	0	1	0	0	0	0	0	0	10	10	0.00	1.000
48 J.A. Happ, L ERA:	(3, 1)	1.0		3	0	0	0	1	0	0	0	0	0	0	5	5	0.00	0.000
21 Sergio Santos, R ERA:	(4, 1)	1.0		4	1	0	0	1	0	0	0	0	0	0	6	6	0.00	1.000
62 Aaron Loup, L ERA:	(5, 1)	1.0		3	0	0	0	0	0	0	0	0	0	0	3	3	0.00	0.000
27 Brett Cecil, L ERA:	(6, 1)	1.0	W	4	2	0	0	0	0	0	0	0	0	0	4	5	0.00	2.000
46 Evan Crawford, L ERA:	(7, 1)	1.0	H	3	0	0	0	0	0	0	0	0	0	0	3	3	0.00	0.000
74 John Stilson, R ERA:	(8, 1)	1.0	H	3	1	0	0	0	0	0	0	0	0	0	3	3	0.00	1.000
60 Chad Beck, R ERA: 3.0	(9, 1)	1.0	S	3	1	0	0	0	0	0	0	0	0	0	3	3	0.00	1.000

Toronto Blue Jays @ New York Yankees

George M. Steinbrenner Field, Tampa, FL

Thu Feb 28 2013, 1:06 PM - 3:33 PM EST

Att. 7,964 - Sunny - 71 F

livebaseballscorecards.com

AB	31
R	0
H	7
RBI	0
BB	0
SO	3
LOB	12

WP: 0 PA: 31
PB: 0
SB: 0
CS: 1

Tampa Bay Rays @ Toronto Blue Jays

Florida Auto Exchange Stadium, Dunedin, FL

Fri Mar 01 2013, 1:07 PM - 3:46 PM EST

Att. 5,530 - Partly Cloudy - 61 F

TOP

livebaseballscorecards.com

Batter	1	2	3	4	5	6	7	8	9	AB	R	H	RBI	BB	SO	LOB
8 Desmond Jennings, R (1, 8) OBP: 0.636, SLG: 0.571 26 Stephen Vogt, L (5, 2) OBP: 0.273, SLG: 0.455	4-0 20 1B 64 FC6-4 BB	4-0 1-2 2-3 BB			0-0 1 S 1 SF9 1B		0-0 87 G6-3 2-H 2B		0-0 ② G1-3	1 2	2 0	1 1	0 1	2 0	0 0	0 0
1 Sean Rodríguez, R (1, 4) 87 Cole Figueroa, L (5, 5) OBP: 0.500, SLG: 0.750 68 Shawn O'Malley, S (9, PR) OBP: 0.167, SLG: 0.167	0-3 ① K	0-0 ③ F8			1-1 ① SF9 1-H		0-0 ① G6-3 2-3		0-0 2B	2 2 0	0 0 0	0 1 0	1 0 0	0 0 0	1 0 0	4 1 0
20 Matt Joyce, L (1, 7) OBP: 0.727, SLG: 0.857 40 Kevin Kiermaier, L (5, 8) OBP: 0.222, SLG: 0.250	0-0 64 FC6-4 1-3 1B	0-0 ① G5-3			4-0 64 CS BB		0-3 ② K2-3		0-3 ③ K	2 2	0 0	1 0	0 0	1 0	0 2	0 2
64 Shelley Duncan, R (1, 3) OBP: 0.250, SLG: 0.500 36 Hak-Ju Lee, L (5, 6) OBP: 0.333, SLG: 0.143	0-0 ② FC6-4 1-2f 3-H	0-0 ② F9			1-2 ② 1-2 HR		4-0 BB			3 0	1 0	1 0	2 0	0 1	0 0	1 0
15 Jack Cust, L (1, 10) OBP: 0.200, SLG: 0.200	0-0 ③ G4-3	0-0 ③ G5-3			0-3 ③ K		0-0 ③ G3-1			4	0	0	0	0	1	3
28 José Molina, R (1, 2) OBP: 0.333, SLG: 0.250 7 Mike Fontenot, L (5, 4) OBP: 0.364, SLG: 0.400	0-0 ① F8	0-0 ① P3			0-0 ① G3-1		0-0 ① B3			2 2	0 0	0 0	0 0	0 0	0 0	0 0
16 Chris Gimenez, R (1, 5) OBP: 0.400, SLG: 0.333 60 Wil Myers, R (5, 9) OBP: 0.308, SLG: 0.364	0-0 8 BB 10 1B 1B	0-3 ② K			0-0 E6 86 G4-6-3		0-0 ② L8			2 2	0 0	1 0	0 0	0 0	1 0	0 0
10 Brandon Guyer, R (1, 9) OBP: 0.500, SLG: 0.500 86 Leslie Anderson, L (5, 3) OBP: 0.500, SLG: 0.867	0-0 8 BB 1-2 1B	0-0 E4 1B			0-0 ② ③ G4-6-3 1-2f		0-0 ③ F9			2 2	0 0	2 0	0 0	0 0	0 0	0 1
29 Tim Beckham, R (1, 6) OBP: 0.200, SLG: 0.500 66 Jason Bourgeois, R (5, 7) OBP: 0.364, SLG: 0.400	0-3 ② K	0-0 ③ F7				0-0 26 2B 2B	0-3 ① K			2 2	0 1	0 1	0 0	0 0	1 1	3 0
Inning Stats	R: 1 E: 1 K: 1 S: 6 H: 1 LOB: 1 BB: 1 P: 10	R: 0 E: 0 K: 1 S: 7 H: 2 LOB: 3 BB: 1 P: 11	R: 0 E: 0 K: 0 S: 3 H: 0 LOB: 0 BB: 0 P: 3	R: 0 E: 1 K: 1 S: 6 H: 1 LOB: 1 BB: 0 P: 6	R: 2 E: 0 K: 1 S: 9 H: 2 LOB: 0 BB: 1 P: 15	R: 0 E: 1 K: 0 S: 3 H: 0 LOB: 0 BB: 0 P: 3	R: 1 E: 0 K: 1 S: 7 H: 2 LOB: 2 BB: 1 P: 11	R: 0 E: 0 K: 0 S: 3 H: 0 LOB: 0 BB: 0 P: 3	R: 0 E: 0 K: 2 S: 8 H: 1 LOB: 1 BB: 0 P: 8	1B: 5 2B: 3 3B: 0 HR: 1 SF: 1 SAC: 0 DP: 1 HBP: 0						

	AB	34
	R	4
	H	9
	RBI	4
	BB	4
	SO	7
	LOB	15

WP: 0 PB: 0 SB: 2 CS: 1 PA: 39

PITCHER		IP	WLS	BF	H	R	ER	SO	BB	IBB	HBP	BLK	WP	HR	S	P	ERA	WHIP
56 Mark Buehrle, L ERA: 8.1	(1, 1)	2.0		11	3	1	1	2	2	0	0	0	0	0	13	21	4.50	2.500
38 Darren Oliver, L ERA:	(3, 1)	1.0	H	3	0	0	0	0	0	0	0	0	0	0	3	3	0.00	0.000
31 Michael Schwimer, R ERA:	(4, 1)	1.0	H	4	1	0	0	1	0	0	0	0	0	0	6	6	0.00	1.000
71 Sean Nolin, L ERA: 13.5	(5, 1)	1.0	B	5	2	2	2	1	1	0	0	0	0	1	9	15	18.00	3.000
54 Dave Bush, R ERA: 4.5	(6, 1)	1.0	W	3	0	0	0	0	0	0	0	0	0	0	3	3	0.00	0.000

PITCHER		IP	WLS	BF	H	R	ER	SO	BB	IBB	HBP	BLK	WP	HR	S	P	ERA	WHIP
77 Mickey Storey, R ERA: 2.7	(7, 1)	1.0	H	6	2	1	1	1	1	0	0	0	0	0	7	11	9.00	3.000
57 Juan Pablo Perez, L ERA:	(8, 1)	1.0	H	3	0	0	0	0	0	0	0	0	0	0	3	3	0.00	0.000
37 Neil Wagner, R ERA:	(9, 1)	1.0	S	4	1	0	0	2	0	0	0	0	0	0	8	8	0.00	1.000

BOTTOM

Tampa Bay Rays @ Toronto Blue Jays

Florida Auto Exchange Stadium, Dunedin, FL

Fri Mar 01 2013, 1:07 PM - 3:46 PM EST

Att. 5,530 - Partly Cloudy - 61 F

livebaseballscorecards.com

Batter	1	2	3	4	5	6	7	8	9	AB	R	H	RBI	BB	SO	LOB
8 Anthony Gose, L (1, 8) OBP: 0.500, SLG: 0.583 18 Mike McCoy, R (8, 8)	0-0 3 CS 1 S 1B	0-0 ③ 1B			0-0 ② G5-3 2-3		0-0 ① L8			4	0	2	0	0	0	1
										0	0	0	0	0	0	0
1 Emilio Bonifácio, S (1, 4) OBP: 0.200, SLG: 0.267 68 Ryan Schimpf, L (7, 5) OBP: 0.333, SLG: 0.400	BSSS 1-3 ① K 1-2		0-0 ① P2		0-0 ③ P5		BBBB 4-0 73 BB BB			3	0	0	0	0	1	2
										0	0	0	0	1	0	0
3 Maicer Izturis, S (1, 6) 73 Lance Zawadzki, L (7, 6) OBP: 0.636, SLG: 1.000	BBBB 4-0 ② 2-3 BB		0-0 ② G6-3			0-0 ① G1-3	BBBB 4-0 30 G4-6-3 1-2 BB			2	0	0	0	1	0	0
										0	0	0	0	1	0	0
19 José Bautista, R (1, 10) OBP: 0.200, SLG: 0.308 30 Josh Thole, L (6, PR) (7, 10)	CCC 0-3 ③ K		0-0 ③ G5-3			BBBB 4-0 26 1B 70 1B BB	0-0 ②③ G4-6-3 1-2f			2	0	0	0	1	1	1
										1	1	0	0	0	0	2
26 Adam Lind, L (1, 3) OBP: 0.467, SLG: 0.769 79 Lars Anderson, L (6, PR) OBP: 1.000, SLG: 2.000 (7, 3)		0-0 ① L7		0-0 ① G6-3		0-0 70 1B 72 1B 1-3 1B		0-0 2B		3	0	1	0	0	0	0
										1	1	1	0	0	0	0
9 J.P. Arencibia, R (1, 2) OBP: 0.429, SLG: 0.692 6 A.J. Jimenez, R (5, 2)		0-0 13 HR 1B		0-0 ② P4		SSS 0-3 ② K		0-0 ① F8		2	1	1	0	0	0	0
										2	0	0	0	0	1	3
13 Brett Lawrie, R (1, 5) OBP: 0.429, SLG: 0.667 70 Andy LaRoche, R (5, 5) OBP: 0.357, SLG: 0.857 (7, 4)		0-0 1-H HR		SST 0-2 ③ K		0-0 72 1B 1-2 3-H 1B		0-0 ② F7		2	1	1	2	0	1	0
										2	0	1	1	0	0	1
14 Moisés Sierra, R (1, 9) OBP: 0.300, SLG: 0.400 72 Adam Loewen, L (6, 9) OBP: 0.300, SLG: 0.125	SSS 0-3 ② K				0-0 8 G5-3 2B	0-0 1-2 2-H 1B		0-0 ③ G4-3		2	0	1	0	0	1	0
										2	0	1	1	0	0	1
8 Ricardo Nanita, L (1, 7) OBP: 0.333, SLG: 0.571 67 Eugenio Velez, S (6, 7) OBP: 0.286, SLG: 0.286		0-0 HR			0-0 ① F8	0-0 ③ F7				2	1	1	1	0	0	1
										1	0	0	0	0	0	2

Inning Stats																				
	R: 0	H: 1	R: 3	H: 4	R: 0	H: 0	R: 0	H: 0	R: 0	H: 1	R: 2	H: 3	R: 0	H: 0	R: 0	H: 1	1B: 6	SF: 0	WP: 0	PA: 35
	E: 0	LOB: 1	E: 0	LOB: 1	E: 0	LOB: 0	E: 0	LOB: 0	E: 0	LOB: 1	E: 0	LOB: 2	E: 0	LOB: 1	E: 0	LOB: 1	2B: 2	SAC: 0	PB: 0	
	K: 2	BB: 1	K: 1	BB: 0	K: 0	BB: 0	K: 1	BB: 0	K: 0	BB: 1	K: 1	BB: 2	K: 0	BB: 0	K: 0	BB: 0	3B: 0	DP: 1	SB: 1	
	S: 7	P: 12	S: 8	P: 8	S: 3	P: 3	S: 5	P: 5	S: 4	P: 4	S: 8	P: 12	S: 2	P: 10	S: 4	P: 4	HR: 2	HBP: 0	CS: 1	

PITCHER	IP	WLS	BF	H	R	ER	SO	BB	IBB	HBP	BLK	WP	HR	S	P	ERA	WHIP
23 Jake Odorizzi, R (1, 1) ERA: 9.0	2.0		10	5	3	3	3	1	0	0	0	0	2	15	20	13.50	3.000
22 Chris Archer, R (3, 1) ERA:	3.0		10	1	0	0	1	0	0	0	0	0	0	12	12	0.00	0.333
31 Mike Montgomery, L (6, 1) ERA: 18.0	1.0	L	7	3	2	2	1	1	0	0	0	0	0	8	12	18.00	4.000
37 Alex Colomé, R (7, 1) ERA: 6.0	1.0		4	0	0	0	0	2	0	0	0	0	0	2	10	0.00	2.000
49 Dane De La Rosa, R (8, 1) ERA:	1.0		4	1	0	0	0	0	0	0	0	0	0	4	4	0.00	1.000

PITCHER	IP	WLS	BF	H	R	ER	SO	BB	IBB	HBP	BLK	WP	HR	S	P	ERA	WHIP

AB	31
R	5
H	10
RBI	5
BB	4
SO	5
LOB	14

Batter	1	2	3	4	5	6	7	8	9	AB	R	H	RBI	BB	SO	LOB
2 Ben Revere, L (1, 8) OBP: 0.350, SLG: 0.368	G1-3	E5			F9		G3		K 1-2	3	0	0	0	0	0	0
64 Tyson Gillies, L (6, 8) OBP: 0.111, SLG: 0.222										2	0	0	0	0	1	2
28 Kevin Frandsen, R (1, 4) OBP: 0.333, SLG: 0.611	10 2B 2B	G4-3			G4-3			G4-3		3	1	1	0	0	0	1
74 César Hernández, S (6, 4)										1	0	0	0	0	0	0
10 Michael Young, R (1, 5) OBP: 0.278, SLG: 0.250	6 HR 2B (2-H)		G5-3		G5-3			P6		3	1	1	1	0	0	0
4 Pete Orr, L (6, 5) OBP: 0.222, SLG: 0.556										1	0	0	0	0	0	0
6 Ryan Howard, L (1, 3) OBP: 0.458, SLG: 0.857	HR (2-H)		G4-3			K (SSC)		K (SSC)		3	1	1	2	0	1	0
24 Josh Fields, R (6, 3) OBP: 0.250, SLG: 0.250										1	0	0	0	0	1	0
9 Domonic Brown, L (1, 7) OBP: 0.565, SLG: 0.813	FC6-4 1B		F7			K (SCS)			31 HR 1B	3	0	1	0	0	1	0
71 Jermaine Mitchell, L (7, 7) OBP: 0.500, SLG: 1.000										1	1	1	0	0	0	0
19 Laynce Nix, L (1, 9) OBP: 0.143, SLG: 0.077	K (CSC)			G3		G4-3			P4	4	0	0	0	0	1	2
Carlos Ruiz, R (1, 2) OBP: 0.500, SLG: 0.778	FC6-4 (1-2f)			HR (CBBSBX 3-2)			BB (BBBB 4-0) 13 G5-3		HR (CSX 0-2) (1-H)	2	1	1	1	1	0	1
31 Erik Kratz, R (7, 2) OBP: 0.125, SLG: 0.500										1	1	1	2	0	0	0
15 John Mayberry Jr., R (1, 10) OBP: 0.300, SLG: 0.444		E8 13 L6-3		F8			K (SSC)		64 WP 1B	4	0	1	0	0	1	1
13 Freddy Galvis, S (1, 6) OBP: 0.294, SLG: 0.412		L6-3 (1-2) (1) (2)		K (SSC)			G5-3 (1-2) (2)		F9 (2)	3	0	0	0	0	1	2
7 Michael Martinez, S (7, 6)										1	0	0	0	0	0	1
Inning Stats	R: 3 E: 0 K: 1 S: 9 H: 4 LOB: 1 BB: 0 P: 9	R: 0 E: 2 K: 0 S: 4 H: 0 LOB: 1 BB: 0 P: 4	R: 0 E: 0 K: 0 S: 3 H: 0 LOB: 0 BB: 0 P: 3	R: 1 E: 0 K: 1 S: 8 H: 1 LOB: 0 BB: 0 P: 11	R: 0 E: 0 K: 0 S: 3 H: 0 LOB: 0 BB: 0 P: 3	R: 0 E: 0 K: 2 S: 7 H: 0 LOB: 0 BB: 0 P: 7	R: 0 E: 0 K: 1 S: 5 H: 0 LOB: 0 BB: 1 P: 9	R: 0 E: 0 K: 1 S: 5 H: 0 LOB: 0 BB: 0 P: 5	R: 2 E: 0 K: 1 S: 10 H: 3 LOB: 1 BB: 0 P: 11	1B: 3 2B: 3 3B: 0 HR: 3 SF: 0 SAC: 0 DP: 1 HBP: 0						

TOP

Philadelphia Phillies @ Toronto Blue Jays

Florida Auto Exchange Stadium, Dunedin, FL

Sat Mar 02 2013, 1:11 PM - 3:32 PM EST

Att. 5,185 - Partly Cloudy - 56 F

livebaseballscorecards.com

AB	36
R	6
H	8
RBI	6
BB	1
SO	7
LOB	10

WP: 1 PB: 0 SB: 0 CS: 0 PA: 37

PITCHER	IP	WLS	BF	H	R	ER	SO	BB	IBB	HBP	BLK	WP	HR	S	P	ERA	WHIP
43 R.A. Dickey, R (1, 1) ERA: 9.0	3.0		14	4	3	3	1	0	0	0	0	0	1	16	16	9.00	1.333
55 Josh Johnson, R (4, 1) ERA: 2.25	2.0	W	7	1	1	1	1	0	0	0	0	0	1	11	14	4.50	0.500
50 Steve Delabar, R (6, 1) ERA: 10.13	1.0		3	0	0	0	2	0	0	0	0	0	0	7	7	0.00	0.000
32 Esmil Rogers, R (7, 1) ERA: 3.0	1.0		4	0	0	0	1	1	0	0	0	0	0	5	9	0.00	1.000
33 Jeremy Jeffress, R (8, 1) ERA: 9.0	1.0		3	0	0	0	1	0	0	0	0	0	0	5	5	0.00	0.000

PITCHER	IP	WLS	BF	H	R	ER	SO	BB	IBB	HBP	BLK	WP	HR	S	P	ERA	WHIP
34 Ramon Ortiz, R (9, 1) ERA: 9.0	1.0		6	3	2	2	1	0	0	0	0	1	1	10	11	18.00	3.000

Batter	1	2	3	4	5	6	7	8	9	AB	R	H	RBI	BB	SO	LOB
7 José Reyes, S (1, 6) OBP: 0.667, SLG: 0.929	53 2B	11 FC4		2-H 3-H HR	G3		1-2 3-H G4-3			3	2	3	3	0	0	0
2 Ryan Goins, L (5, PH) (6, 6) OBP: 0.375, SLG: 0.714	2B	1B								2	0	0	1	0	0	2
11 Rajai Davis, R (1, 8) OBP: 0.273, SLG: 0.364	F9	1-2f FC4		2B		F7	K			3	0	1	0	0	0	2
72 Adam Loewen, L (6, 9) OBP: 0.250, SLG: 0.100										2	0	0	0	0	1	1
53 Melky Cabrera, S (1, 7) OBP: 0.267, SLG: 0.467	2-H 10 1B 2B		F8	P6		G3-1		K		3	1	1	1	0	0	1
17 Ryan Langerhans, L (6, 8) OBP: 0.267, SLG: 0.214										2	0	0	0	0	1	0
10 Edwin Encarnación, R (1, 3) OBP: 0.200, SLG: 0.400	2-H 1B		G1-3	F8		30 E 1B		K		3	0	1	1	0	0	1
58 Luis Jimenez, L (6, 3) OBP: 0.167, SLG: 0.167										2	1	1	0	0	1	0
9 J.P. Arencibia, R (1, 2) OBP: 0.412, SLG: 0.625	F7	K			13 FC5-4 1B	1-H E9 2B		P5		3	0	1	0	0	1	1
30 Josh Thole, L (6, 2) OBP: 0.273, SLG: 0.222										2	0	1	1	0	0	0
26 Adam Lind, L (1, 10) OBP: 0.444, SLG: 0.688	K			1 2B 13 G6-3 1B	P6	G6-3				3	1	1	0	0	1	2
15 Mike Nickeas, R (6, PH) (7, 10) OBP: 0.333, SLG: 0.143										1	0	0	0	0	0	1
13 Brett Lawrie, R (1, 5) OBP: 0.353, SLG: 0.533		P4		1-2 G6-3	1-2f FC5-4 14 2B		BB 59 FC3-6 2 G4-3 8 1B			3	0	0	0	0	0	2
68 Ryan Schimpf, L (5, PR) (6, 5) OBP: 0.429, SLG: 0.400										0	2	0	0	1	0	0
14 Moisés Sierra, R (1, 9) OBP: 0.385, SLG: 0.500		K		BB 1 2B 7 HR	1-H 59 1B 2B		1-2 59 FC3-6 1B			2	2	1	1	1	1	0
8 Ricardo Nanita, L (6, 7) OBP: 0.400, SLG: 0.625										1	0	1	0	0	0	0
1 Emilio Bonifácio, S (1, 4) OBP: 0.294, SLG: 0.588		HR		1-3 2-H 7 HR 2B	2-H 1B		1-2f 2-3 FC3-6 2 G4-3			2	2	2	2	0	0	0
59 Jim Negrych, L (5, PH) (6, 4) OBP: 0.143, SLG: 0.143										2	0	1	1	0	0	2
Inning Stats	R: 2 E: 0 K: 1 S: 8 H: 3 LOB: 1 BB: 0 P: 8	R: 1 E: 0 K: 1 S: 7 H: 2 LOB: 1 BB: 0 P: 7	R: 0 E: 0 K: 1 S: 5 H: 0 LOB: 0 BB: 0 P: 5	R: 4 E: 0 K: 0 S: 7 H: 4 LOB: 1 BB: 1 P: 11	R: 2 E: 0 K: 0 S: 6 H: 3 LOB: 1 BB: 0 P: 6	R: 1 E: 1 K: 0 S: 5 H: 2 LOB: 1 BB: 0 P: 5	R: 1 E: 0 K: 1 S: 6 H: 1 LOB: 1 BB: 1 P: 10	R: 0 E: 0 K: 2 S: 7 H: 0 LOB: 0 BB: 0 P: 7		1B: 7 2B: 6 3B: 0 HR: 2		SF: 0 SAC: 0 DP: 0 HBP: 0			WP: 0 PB: 0 SB: 0 CS: 0		PA: 41	

PITCHER		IP	WLS	BF	H	R	ER	SO	BB	IBB	HBP	BLK	WP	HR	S	P	ERA	WHIP
33 Cliff Lee, L ERA: 5.4	(1, 1)	3.0		14	5	3	3	3	0	0	0	0	0	1	20	20	9.00	1.667
50 Tyler Cloyd, R ERA: 13.5	(4, 1)	2.0	L	14	7	6	6	0	1	0	0	0	0	1	13	17	27.00	4.000
40 Michael Stutes, R ERA: 13.5	(6, 1)	1.0		5	2	1	1	0	0	0	0	0	0	0	5	5	9.00	2.000
77 Justin Friend, R ERA: 4.5	(7, 1)	1.0		5	1	1	1	1	1	0	0	0	0	0	6	10	9.00	2.000
45 Chad Durbin, R ERA:	(8, 1)	1.0		3	0	0	0	2	0	0	0	0	0	0	7	7	0.00	0.000

PITCHER	IP	WLS	BF	H	R	ER	SO	BB	IBB	HBP	BLK	WP	HR	S	P	ERA	WHIP

BOTTOM

Philadelphia Phillies @ Toronto Blue Jays

Florida Auto Exchange Stadium, Dunedin, FL

Sat Mar 02 2013, 1:11 PM - 3:32 PM EST

Att. 5,185 - Partly Cloudy - 56 F

livebaseballscorecards.com

AB	39
R	11
H	15
RBI	11
BB	2
SO	6
LOB	15

Batter	1	2	3	4	5	6	7	8	9	AB	R	H	RBI	BB	SO	LOB
8 Anthony Gose, L (1, 8) OBP: 0.444, SLG: 0.500	x 0-0 19 G3 53 1B 26 SF7 1B	x 0-0 E6 53 FC6-4 2-H		C C C 0-3 K ③			C C C 0-3 K ②		C C C 0-3 K ③	4	1	1	0	0	2	0
73 Lance Zawadzki, L (7, 6) OBP: 0.583, SLG: 0.900										1	0	0	0	0	1	1
53 Melky Cabrera, S (1, 10) OBP: 0.278, SLG: 0.444	x 0-0 26 SF7 19 G3 1-2 1B	x 0-0 ③ FC6-4 1-2f			x 0-0 ① G6-3		x 0-0 ③ G6-3			3	0	1	0	0	0	1
69 Sean Ochinko, R (7, PH) OBP: 0.250, SLG: 0.500										1	0	0	0	0	0	0
19 José Bautista, R (1, 9) OBP: 0.222, SLG: 0.500	x 0-0 ① G3 1-2 2-3		C B B S B X 3-2 HR		x 0-0 ② G5-3			B B B B 4-0 70 FC5-4 BB		3	1	1	1	0	0	2
17 Ryan Langerhans, L (5, 9) OBP: 0.313, SLG: 0.214										0	0	0	0	1	0	0
26 Adam Lind, L (1, 3) OBP: 0.429, SLG: 0.722	x 0-0 ② SF7 2-3 3-H		x 0-0 16 1B 1 F7-2 2B		x 0-0 ③ G6-3			x 0-0 ① FC5-4 1-2f		2	0	1	1	0	0	0
70 Andy LaRoche, R (5, 3) OBP: 0.333, SLG: 0.800										1	0	0	0	0	0	1
(6, 5)																
16 Mark DeRosa, R (1, 5) OBP: 0.750, SLG: 1.250	x 0-0 ③ G6-3		x 0-0 2-3 1B			x 0-0 HR		S S S 0-3 K ②		3	1	2	1	0	0	1
79 Lars Anderson, L (6, 3) OBP: 0.667, SLG: 1.000										1	0	0	0	0	1	1
11 Rajai Davis, R (1, 7) OBP: 0.214, SLG: 0.286		x 0-0 ① G5-3	x 0-0 ① F8			x 0-0 ① L6		C C C 0-3 K ③		3	0	0	0	0	0	2
68 Ryan Schimpf, L (6, 7) OBP: 0.375, SLG: 0.333										1	0	0	0	0	1	1
1 Emilio Bonifácio, S (1, 6) OBP: 0.316, SLG: 0.579		x 0-0 22 S 22 E 1B	x 0-0 ② ③ F7-2 3-H			x 0-0 ② G4-3			x 0-0 E6 15 G6-4-3	2	1	1	0	0	0	2
18 Mike McCoy, R (5, 6)										2	0	0	0	0	0	0
(7, 8)																
22 Henry Blanco, R (1, 2) OBP: 0.167, SLG: 0.250	B C X 1-1 1-H 8 E 2B		x 0-0 ① P4			S S S 0-3 K ③			x 0-0 ① ② G6-4-3 1-2f	3	1	1	0	0	1	0
15 Mike Nickeas, R (6, 2) OBP: 0.300, SLG: 0.125										1	0	0	0	0	0	1
3 Maicer Izturis, S (1, 4)		x 0-0 ② F8	x 0-0 ② P5				x 0-0 ① F8		B B B B 4-0 BB	3	0	0	0	0	0	1
67 Eugenio Velez, S (7, 4) OBP: 0.375, SLG: 0.286										0	0	0	0	1	0	0
Inning Stats	R: 1 E: 0 K: 0 S: 5 H: 2 LOB: 1 BB: 0 P: 5	R: 2 E: 1 K: 0 S: 7 H: 2 LOB: 1 BB: 0 P: 8	R: 1 E: 0 K: 0 S: 7 H: 3 LOB: 1 BB: 0 P: 10	R: 0 E: 0 K: 1 S: 5 H: 0 LOB: 0 BB: 0 P: 5	R: 0 E: 0 K: 0 S: 3 H: 0 LOB: 0 BB: 0 P: 3	R: 1 E: 0 K: 1 S: 6 H: 1 LOB: 0 BB: 0 P: 6	R: 0 E: 0 K: 1 S: 5 H: 0 LOB: 0 BB: 0 P: 5	R: 0 E: 0 K: 2 S: 7 H: 0 LOB: 1 BB: 1 P: 11	R: 0 E: 1 K: 1 S: 5 H: 0 LOB: 1 BB: 1 P: 9	1B: 4 2B: 3 3B: 0 HR: 2 SF: 1 SAC: 0 DP: 2 HBP: 0							

TOP

Toronto Blue Jays @ Philadelphia Phillies

Bright House Field, Clearwater, FL

Sun Mar 03 2013, 1:10 PM - 3:53 PM EST

Att. 6,989 - Cloudy - 52 F

livebaseballscorecards.com

AB	34
R	5
H	8
RBI	3
BB	2
SO	6
LOB	14

WP: 0 PB: 0 SB: 1 CS: 0 PA: 37

PITCHER		IP	WLS	BF	H	R	ER	SO	BB	IBB	HBP	BLK	WP	HR	S	P	ERA	WHIP
29 Aaron Cook, R ERA: 4.5	(1, 1)	4.0		19	7	4	3	1	0	0	0	0	0	1	24	28	6.75	1.750
79 Justin De Fratus, R ERA: 11.25	(5, 1)	1.0	W	3	0	0	0	0	0	0	0	0	0	0	3	3	0.00	0.000
59 Antonio Bastardo, L ERA: 3.0	(6, 1)	1.0	H	4	1	1	1	1	0	0	0	0	0	1	6	6	9.00	1.000
66 JC Ramírez, R ERA: 11.57	(7, 1)	1.1		5	0	0	0	1	1	0	0	0	0	0	6	10	0.00	0.750
55 Joe Savery, L ERA:	(8, 1)	1.2		6	0	0	0	3	1	0	0	0	0	0	11	15	0.00	0.600

PITCHER	IP	WLS	BF	H	R	ER	SO	BB	IBB	HBP	BLK	WP	HR	S	P	ERA	WHIP

BOTTOM

Toronto Blue Jays @ Philadelphia Phillies

Bright House Field, Clearwater, FL

Sun Mar 03 2013, 1:10 PM - 3:53 PM EST

Att. 6,989 - Cloudy - 52 F

livebaseballscorecards.com

Batter	1	2	3	4	5	6	7	8	9	AB	R	H	RBI	BB	SO	LOB
25 Yuniesky Betancourt, R (1, 6) OBP: 0.357, SLG: 0.429	G6-3		28 B; 1-H; 1B	G6-3; 1-2 2-3		28 2B; 1-H 2-H; 2B		F8		5	1	2	3	0	0	2
28 Kevin Frandsen, R (1, 5) OBP: 0.391, SLG: 0.727	26 WP; 3B		FC4-1 26 BB; 1-3		26 1B; 6 HR; BB	7 2B; 2-H; 2B		K 7 1B; 71 3B		4	4	2	1	1	1	1
26 Chase Utley, L (1, 4) OBP: 0.538, SLG: 0.500 7 Michael Martinez, S (6, 4) OBP: 0.286, SLG: 0.429	6 L4-3; 3-H; BB		BB		6 HR; 1-3; 1B	2-H; 2B		71 3B; 1-2; 1B		1 2	1 1	1 2	0 1	2 0	0 0	0 0
6 Ryan Howard, L (1, 3) OBP: 0.444, SLG: 0.917 71 Jermaine Mitchell, L (6, 7) OBP: 0.500, SLG: 1.167	L4-3; 1-1		K		2-H 3-H; HR	F7		18 G6-3; 1-H 2-H; 3B		3 2	1 1	1 1	3 2	0 0	1 0	3 1
18 Darin Ruf, R (1, 7) OBP: 0.217, SLG: 0.190 (6, 3)		K	G5-3	K	F7	G6-3; 3-H				5	0	0	1	0	2	1
9 Domonic Brown, L (1, 9) OBP: 0.519, SLG: 0.850 22 Derrick Mitchell, R (7, 9)	F9		HR	K	K	K		K		4 1	1 0	1 0	1 0	0 0	2 1	1 0
31 Erik Kratz, R (1, 2) OBP: 0.091, SLG: 0.364 12 Humberto Quintero, R (7, 2)	F9		G6-3	G5-3		G6-3				3 1	0 0	0 0	0 0	0 0	0 0	0 0
73 Tommy Joseph, R (1, 10) OBP: 0.375, SLG: 0.875		K2-3	25 WP; 2B		43 1B; 25 2B; 1B	P6				4	1	2	0	0	1	0
43 Ender Inciarte, L (1, 8) OBP: 0.700, SLG: 0.500		25 S; 25 1B; 1B	25 WP; HBP		1-2; 25 2B; 1B	K				3	2	2	0	0	1	0
Inning Stats	R: 1 E: 0 K: 0 S: 3 H: 1 LOB: 0 BB: 1 P: 7	R: 0 E: 0 K: 1 S: 5 H: 0 LOB: 0 BB: 0 P: 5	R: 1 E: 1 K: 2 S: 9 H: 2 LOB: 2 BB: 1 P: 14	R: 1 E: 0 K: 0 S: 7 H: 2 LOB: 2 BB: 0 P: 9	R: 3 E: 0 K: 2 S: 9 H: 2 LOB: 0 BB: 1 P: 14	R: 4 E: 0 K: 1 S: 10 H: 5 LOB: 1 BB: 0 P: 10	R: 0 E: 0 K: 1 S: 5 H: 0 LOB: 0 BB: 0 P: 5	R: 3 E: 0 K: 2 S: 10 H: 2 LOB: 0 BB: 0 P: 10		1B: 6 2B: 5 3B: 2 HR: 2	SF: 0 SAC: 0 DP: 1 HBP: 1						

	AB	38
	R	13
	H	14
	RBI	12
	BB	3
	SO	9
	LOB	9

WP: 3 PB: 0 SB: 1 CS: 0 PA: 42

PITCHER		IP	WLS	BF	H	R	ER	SO	BB	IBB	HBP	BLK	WP	HR	S	P	ERA	WHIP
24 Ricky Romero, L ERA: 7.36	(1, 1)	2.0		7	1	1	1	1	1	0	0	0	1	0	8	12	4.50	1.000
21 Sergio Santos, R ERA: 3.0	(3, 1)	1.0	H	6	2	1	1	2	1	0	0	0	0	0	9	14	9.00	3.000
62 Aaron Loup, L ERA: 3.0	(4, 1)	1.0	H	6	2	1	1	0	0	0	1	0	1	1	7	9	9.00	2.000
27 Brett Cecil, L ERA: 6.75	(5, 1)	1.0	L	6	2	3	3	2	1	0	0	0	0	1	9	14	27.00	3.000
52 Justin Germano, R ERA: 7.2	(6, 1)	1.0		8	5	4	4	1	0	0	0	0	0	0	10	10	36.00	5.000
45 Claudio Vargas, R ERA: 6.75	(7, 1)	1.0		3	0	0	0	1	0	0	0	0	0	0	5	5	0.00	0.000
51 Alex Hinshaw, L ERA: 9.0	(8, 1)	1.0		6	2	3	3	2	0	0	0	0	1	0	10	10	27.00	2.000

Batter	1	2	3	4	5	6	7	8	9	10	AB	R	H	RBI	BB	SO	LOB
12 Alexi Casilla, S (1, 6) OBP: 0.375, SLG: 0.400	0-0 14 L6-4 2B		0-0 1-2 1B		0-0 1-2 1B	S S C 0-3 K		0-0 1-2 1B			3	0	3	0	0	0	0
60 Chris Dickerson, L (6, PH) OBP: 0.583, SLG: 0.375 (6, 9)											2	0	1	0	0	1	0
13 Manny Machado, R (1, 5) OBP: 0.471, SLG: 0.500	S S C 0-3 K		0-0 F8-5 2-3		0-0 F8		0-0 70 BB 6 1B 1B	S S S 0-3 K			3	0	0	0	0	1	5
45 Travis Ishikawa, L (6, 3) OBP: 0.231, SLG: 0.167											2	0	1	0	0	1	2
14 Nolan Reimold, R (1, 10) OBP: 0.167, SLG: 0.364	0-0 L6-4 2-2		0-0 F8		S S C 0-3 K		0-0 70 BB 1-2 1B	0-0 F8			3	0	0	0	0	1	4
6 Russ Canzler, R (7, PH) OBP: 0.333, SLG: 0.231 (7, 10)											2	0	1	0	0	0	2
36 Conor Jackson, R (1, 3) OBP: 0.450, SLG: 1.000		0-0 28 HR 1B		0-0 28 FC1-6 2B		B S X 1-1 HR	0-0 F8		0-0 L6		3	2	3	1	0	0	0
3 Ryan Flaherty, L (6, 4) OBP: 0.294, SLG: 0.267											2	0	0	0	0	0	2
28 Steve Pearce, R (1, 9) OBP: 0.583, SLG: 1.455		0-0 1-H HR		0-0 FC1-6 2-3		B S X 1-1 HR	B B B B 4-0 1-2 2-3 BB		S S S 0-3 K		3	2	2	3	0	0	1
70 Xavier Avery, L (6, 8) OBP: 0.333, SLG: 0.125											1	0	0	0	1	1	0
51 Lew Ford, R (1, 7) OBP: 0.385, SLG: 0.385		0-0 71 G4-3 1B		0-0 L9		0-0 F8	0-0 P4		S S S 0-3 K		3	0	1	0	0	0	1
35 Danny Valencia, R (6, 5) OBP: 0.214, SLG: 0.286											2	0	0	0	0	1	3
58 Yamaico Navarro, R (1, 4) OBP: 0.500, SLG: 0.444		0-0 F8		0-0 P5		S S S 0-3 K	S S S 0-3 K			0-0 F8	3	0	0	0	0	1	2
25 Trayvon Robinson, S (6, 7) OBP: 0.235, SLG: 0.471											2	0	0	0	0	1	3
71 L.J. Hoes, R (1, 8) OBP: 0.300, SLG: 0.300		0-0 G4-3 1-2f			0-0 F8	0-0 59 HR 1B		B B B B 4-0 60 1B BB		S S S 0-3 K	3	1	1	0	0	0	1
69 Niuman Romero, S (6, 6) OBP: 0.250, SLG: 0.143											1	0	0	0	1	1	0
59 Luis Exposito, R (1, 2) OBP: 0.538, SLG: 0.818			0-0 13 F8-5 12 1B 1B		B B B B 4-0 12 1B BB	0-0 1-H HR		S S C 0-3 K		S S S 0-3 K	2	1	2	2	1	0	0
74 Jose Gil, R (6, 2)											2	0	0	0	0	2	1
Inning Stats	R: 0 E: 0 K: 1 S: 5 H: 1 LOB: 0 BB: 0 P: 5	R: 2 E: 0 K: 0 S: 5 H: 3 LOB: 0 BB: 0 P: 5	R: 0 E: 0 K: 0 S: 4 H: 2 LOB: 1 BB: 0 P: 4	R: 0 E: 0 K: 0 S: 4 H: 1 LOB: 1 BB: 0 P: 4	R: 0 E: 0 K: 1 S: 6 H: 1 LOB: 2 BB: 1 P: 10	R: 4 E: 0 K: 2 S: 13 H: 4 LOB: 0 BB: 0 P: 15	R: 0 E: 0 K: 1 S: 7 H: 2 LOB: 3 BB: 1 P: 11	R: 0 E: 0 K: 2 S: 8 H: 1 LOB: 2 BB: 1 P: 12	R: 0 E: 0 K: 2 S: 7 H: 0 LOB: 0 BB: 0 P: 7	R: 0 E: 0 K: 2 S: 7 H: 0 LOB: 0 BB: 0 P: 7						

PITCHER	IP	WLS	BF	H	R	ER	SO	BB	IBB	HBP	BLK	WP	HR	S	P	ERA	WHIP
48 J.A. Happ, L (1, 1) ERA: 3.0	3.0		12	6	2	2	1	0	0	0	0	0	1	14	14	6.00	2.000
38 Darren Oliver, L (4, 1) ERA:	1.0		4	1	0	0	0	0	0	0	0	0	0	4	4	0.00	1.000
50 Steve Delabar, R (5, 1) ERA: 7.36	1.0		5	1	0	0	1	1	0	0	0	0	0	6	10	0.00	2.000
32 Esmil Rogers, R (6, 1) ERA: 11.25	1.0	B	7	4	4	4	2	0	0	0	0	0	3	13	15	36.00	4.000
49 Brad Lincoln, R (7, 1) ERA: 13.5	1.0		6	2	0	0	1	1	0	0	0	0	0	7	11	0.00	3.000

PITCHER	IP	WLS	BF	H	R	ER	SO	BB	IBB	HBP	BLK	WP	HR	S	P	ERA	WHIP
33 Jeremy Jeffress, R (8, 1) ERA: 6.75	1.0		5	1	0	0	2	1	0	0	0	0	0	8	12	0.00	2.000
37 Neil Wagner, R (9, 1) ERA:	1.0		3	0	0	0	2	0	0	0	0	0	0	7	7	0.00	0.000
60 Chad Beck, R (10, 1) ERA: 2.25	1.0		3	0	0	0	2	0	0	0	0	0	0	7	7	0.00	0.000

TOP

Baltimore Orioles @ Toronto Blue Jays

Florida Auto Exchange Stadium, Dunedin, FL

Tue Mar 05 2013, 1:07 PM - 4:18 PM EST

Att. 5,150 - Partly Cloudy - 68 F

livebaseballscorecards.com

AB	42
R	6
H	15
RBI	6
BB	3
SO	11
LOB	27

1B: 9	SF: 0	WP: 0	PA: 45
2B: 4	SAC: 0	PB: 0	
3B: 0	DP: 3	SB: 0	
HR: 4	HBP: 0	CS: 0	

Baltimore Orioles @ Toronto Blue Jays

Florida Auto Exchange Stadium, Dunedin, FL

Tue Mar 05 2013, 1:07 PM - 4:18 PM EST

Att. 5,150 - Partly Cloudy - 68 F

livebaseballscorecards.com

Batter	1	2	3	4	5	6	7	8	9	10	AB	R	H	RBI	BB	SO	LOB
8 Anthony Gose, L (1, 8) OBP: 0.476, SLG: 0.471 17 Ryan Langerhans, L (6, 8) OBP: 0.389, SLG: 0.500	4-0 1 1B 1 S 53 G6-3 BB	0-3 ① K	4-0 1 3B BB	0-0 68 PB 59 1B 1B	1-1 HR						1 2	2 1	0 2	0 1	2 0	1 0	0 0
1 Emilio Bonifácio, S (1, 4) OBP: 0.364, SLG: 0.682 59 Jim Negrych, L (6, 4) OBP: 0.333, SLG: 0.333	1-0 53 S 1-3 1B	0-0 ② B2	0-0 53 1B 1-H 3B	0-0 68 PB 1-2 1B	0-0 68 BB 1B						3 2	1 0	2 2	1 0	0 0	0 0	0 0
53 Melky Cabrera, S (1, 7) OBP: 0.286, SLG: 0.429 68 Ryan Schimpf, L (6, 7) OBP: 0.400, SLG: 0.286	1-0 ① G6-3 1-2 3-H	0-0 ③ L8	0-0 19 1B 16 1B 3-H 1B	1-0 ① F8 1-2 2-3	4-0 1-2 BB						3 1	1 0	1 0	2 0	0 1	0 0	1 2
19 José Bautista, R (1, 9) OBP: 0.286, SLG: 0.500 67 Eugenio Velez, S (5, PR) OBP: 0.333, SLG: 0.250 (6, 9) 58 Luis Jimenez, L (9, PH) OBP: 0.154, SLG: 0.154 (10, 3)	0-3 ② K	4-0 30 G4-3 BB	0-0 16 1B 1-3 1B	0-3 ② K	0-0 ① F4						2 1 1	0 0 0	1 0 0	0 0 0	1 0 0	1 1 0	1 2 2
16 Mark DeRosa, R (1, 3) OBP: 0.636, SLG: 1.000 79 Lars Anderson, L (5, PR) OBP: 0.600, SLG: 0.667 (6, 3) (10, 9)	0-3 ③ K	0-0 ① F8	0-0 69 CS 1-2 3-H 1B	4-0 BB	0-0 ② F7						3 1	0 0	1 0	1 0	0 1	1 0	2 2
30 Josh Thole, L (1, 10) OBP: 0.231, SLG: 0.182 69 Sean Ochinko, R (5, PH) OBP: 0.286, SLG: 0.429 (6, 10)	0-0 ① G1-3	0-0 ② G4-3 1-2	1-0 ③ CS 1-2	0-0 73 G6-4-3 1B	0-3 ③ K		0-0 ③ G4-3				2 3	0 0	0 1	0 0	0 0	0 1	1 5
70 Andy LaRoche, R (1, 5) OBP: 0.353, SLG: 0.941 73 Lance Zawadzki, L (6, 5) OBP: 0.533, SLG: 0.769	0-0 HR	0-3 ③ K	0-0 ① G6-4-3 1-2f	0-0 15 G6-4-3 1B	0-3 ① K						2 3	1 0	1 1	1 0	0 0	1 1	1 1
22 Henry Blanco, R (1, 2) OBP: 0.214, SLG: 0.286 15 Mike Nickeas, R (6, PH) OBP: 0.308, SLG: 0.182 (7, 2)	0-0 ② P6	0-0 18 G6-4-3 1B	0-0 1B	0-0 ① G6-4-3 1-2f	0-0 ② G5-3						2 3	0 0	1 1	0 0	0 0	0 0	0 1
18 Mike McCoy, R (1, 6) 2 Ryan Goins, L (6, 6) OBP: 0.273, SLG: 0.500	0-0 ③ P5	0-0 ① G6-4-3 1-2f	0-3 ③ K	0-0 B1-3	0-0 ③ G3						2 3	0 0	0 0	0 0	0 1	0 1	1 1
Inning Stats	R: 1 H: 1 E: 0 LOB: 1 K: 2 BB: 1 S: 8 P: 14	R: 1 H: 1 E: 0 LOB: 0 K: 0 BB: 0 S: 4 P: 4	R: 0 H: 0 E: 0 LOB: 0 K: 1 BB: 0 S: 5 P: 5	R: 0 H: 0 E: 0 LOB: 1 K: 1 BB: 1 S: 5 P: 9	R: 3 H: 5 E: 0 LOB: 2 K: 0 BB: 1 S: 6 P: 11	R: 0 H: 2 E: 0 LOB: 1 K: 1 BB: 0 S: 6 P: 6	R: 0 H: 2 E: 0 LOB: 3 K: 2 BB: 1 S: 9 P: 14	R: 0 H: 1 E: 0 LOB: 0 K: 0 BB: 0 S: 3 P: 3	R: 1 H: 2 E: 0 LOB: 2 K: 0 BB: 1 S: 6 P: 11	R: 0 H: 0 E: 0 LOB: 0 K: 1 BB: 0 S: 5 P: 5	1B: 11 SF: 0 2B: 0 SAC: 0 3B: 1 DP: 3 HR: 2 HBP: 0						

PITCHER		IP	WLS	BF	H	R	ER	SO	BB	IBB	HBP	BLK	WP	HR	S	P	ERA	WHIP
52 Steve Johnson, R ERA: 3.6	(1, 1)	2.0		9	2	2	2	2	1	0	0	0	0	1	12	18	9.00	1.500
48 Jair Jurrjens, R ERA: 9.53	(3, 1)	2.2		14	5	3	3	2	2	0	0	0	0	0	16	24	10.12	2.625
65 Mike Belfiore, L ERA: 3.38	(5, 1)	1.1		4	2	0	0	1	0	0	0	0	0	0	6	7	0.00	1.500
75 Kevin Gausman, R ERA: 3.86	(7, 1)	1.0	H	6	2	0	0	2	1	0	0	0	0	0	9	14	0.00	3.000
64 Zach Clark, R ERA: 3.6	(8, 1)	1.0	B	6	3	1	1	0	1	0	0	0	0	1	6	11	9.00	4.000

PITCHER		IP	WLS	BF	H	R	ER	SO	BB	IBB	HBP	BLK	WP	HR	S	P	ERA	WHIP
91 Chris Petrini, L ERA:	(9, 1)	2.0		6	0	0	0	1	0	0	0	0	0	0	8	8	0.00	0.000

AB	40
R	6
H	14
RBI	6
BB	5
SO	8
LOB	23

WP: 0 PA: 46
PB: 1
SB: 2
CS: 1

Batter	1	2	3	4	5	6	7	8	9	AB	R	H	RBI	BB	SO	LOB
8 Anthony Gose, L (1, 8) OBP: 0.440, SLG: 0.400	K		G4-3			L3 1-1		BB 1-2		3	0	0	0	1	1	1
11 Rajai Davis, R (1, 7) 85 Kevin Pillar, R (6, 7) OBP: 0.176, SLG: 0.235	F7			G6-3		L4		K		3 1	0 0	0 0	0 0	0 1	0 1	0 2
3 Maicer Izturis, S (1, 4) 59 Jim Negrych, L (7, 4) OBP: 0.150, SLG: 0.056 OBP: 0.400, SLG: 0.700	K			P5			79 FC3-4-6 1B		HR	3 1	0 1	1 1	0 1	0 0	1 0	0 0
26 Adam Lind, L (1, 3) 79 Lars Anderson, L (6, 3) OBP: 0.478, SLG: 0.789 OBP: 0.571, SLG: 0.500		BB		2B			FC3-4-6 17 1B 1-2f		58 G4-3 68 E BB	1 1	0 0	1 0	0 0	1 1	0 0	0 1
70 Andy LaRoche, R (1, 5) 67 Eugenio Velez, S (7, 5) OBP: 0.300, SLG: 0.800 OBP: 0.300, SLG: 0.222		P2		G6-3			K		P6	3 1	0 0	0 0	0 0	0 0	1 0	3 1
17 Ryan Langerhans, L (1, 9) 68 Ryan Schimpf, L (7, 9) OBP: 0.381, SLG: 0.474 OBP: 0.364, SLG: 0.250		F7			P2		1B 1-3		E8 58 G4-3 1-2	3 1	0 0	1 0	0 0	0 0	0 0	1 1
58 Luis Jimenez, L (1, 10) OBP: 0.176, SLG: 0.176		P4			30 G4-6-3 1B			K 1-2	G4-3 1-2 2-3	4	0	1	0	0	1	3
30 Josh Thole, L (1, 2) 76 Jack Murphy, S (7, 2) OBP: 0.200, SLG: 0.154 OBP: 0.250, SLG: 0.500			K		G4-6-3 1-2f			K2-3	F8	2 2	0 0	0 0	0 0	0 1	1 2	1 2
73 Lance Zawadzki, L (1, 6) 2 Ryan Goins, L (6, 6) OBP: 0.529, SLG: 0.733 OBP: 0.333, SLG: 0.500			P5			8 L3 1B		8 BB BB		2 0	0 0	1 0	0 0	0 1	0 0	0 0

TOP

Toronto Blue Jays @ Detroit Tigers

Joker Marchant Stadium, Lakeland, FL

Wed Mar 06 2013, 1:09 PM - 3:41 PM EST
Att. 9,075 - Sunny - 65 F

livebaseballscorecards.com

AB	31
R	1
H	6
RBI	1
BB	4
SO	7
LOB	16

Inning Stats	1	2	3	4	5	6	7	8	9	1B: 4 SF: 0	WP: 0 PA: 35
	R: 0 H: 0 E: 0 LOB: 0 K: 2 BB: 0 S: 7 P: 7	R: 0 H: 0 E: 0 LOB: 1 K: 0 BB: 1 S: 3 P: 7	R: 0 H: 0 E: 0 LOB: 0 K: 1 BB: 0 S: 5 P: 5	R: 0 H: 1 E: 0 LOB: 1 K: 0 BB: 0 S: 4 P: 4	R: 0 H: 1 E: 0 LOB: 0 K: 0 BB: 0 S: 3 P: 3	R: 0 H: 1 E: 0 LOB: 0 K: 0 BB: 0 S: 3 P: 3	R: 0 H: 2 E: 0 LOB: 2 K: 1 BB: 0 S: 6 P: 6	R: 0 H: 0 E: 0 LOB: 2 K: 3 BB: 2 S: 9 P: 17	R: 1 H: 1 E: 1 LOB: 2 K: 0 BB: 1 S: 5 P: 11	2B: 2 SAC: 0 3B: 0 DP: 2 HR: 1 HBP: 0	PB: 0 SB: 0 CS: 0

PITCHER		IP	WLS	BF	H	R	ER	SO	BB	IBB	HBP	BLK	WP	HR	S	P	ERA	WHIP
35 Justin Verlander, R ERA: 1.0	(1, 1)	4.0	W	14	1	0	0	3	1	0	0	0	0	0	19	23	0.00	0.500
38 Darin Downs, L ERA:	(5, 1)	1.0	H	3	1	0	0	0	0	0	0	0	0	0	3	3	0.00	1.000
45 Casey Crosby, L ERA: 3.0	(6, 1)	1.0		3	1	0	0	0	0	0	0	0	0	0	3	3	0.00	1.000
40 Phil Coke, L ERA:	(7, 1)	1.0		4	2	0	0	1	0	0	0	0	0	0	6	6	0.00	2.000
62 Al Alburquerque, R ERA: 1.8	(8, 1)	1.0		5	0	0	0	3	2	0	0	0	0	0	9	17	0.00	2.000

PITCHER		IP	WLS	BF	H	R	ER	SO	BB	IBB	HBP	BLK	WP	HR	S	P	ERA	WHIP
49 Luis Marte, R ERA: 1.69	(9, 1)	0.1		4	1	1	1	0	1	0	0	0	0	1	3	9	27.00	6.000
71 Jose Alvarez, L ERA: 2.25	(9, 1)	0.2	S	2	0	0	0	0	0	0	0	0	0	0	2	2	0.00	0.000

Toronto Blue Jays @ Detroit Tigers

Joker Marchant Stadium, Lakeland, FL

Wed Mar 06 2013, 1:09 PM - 3:41 PM EST

Att. 9,075 - Sunny - 65 F

BOTTOM

livebaseballscorecards.com

Batter	1	2	3	4	5	6	7	8	9	AB	R	H	RBI	BB	SO	LOB
14 Austin Jackson, R (1, 8) OBP: 0.345, SLG: 0.375	F9		48 G4-3 2B	G5-3			13 G3-1 1B			3	0	1	0	0	0	1
34 Avisaíl García, R (6, 8) OBP: 0.304, SLG: 0.429										1	0	1	0	0	0	0
48 Torii Hunter, R (1, 9) OBP: 0.320, SLG: 0.435	41 E 41 BB 12 E HBP		G4-3 2-3		HR		K			2	2	1	1	0	0	1
26 Brennan Boesch, L (6, 9)										1	0	0	0	0	1	1
41 Victor Martinez, S (1, 10) OBP: 0.429, SLG: 0.500	E2 12 E 1-3 BB		K		12 FC3-6 BB		G3-1 1-2			0	0	0	0	1	0	0
13 Alex Avila, L (3, PH) OBP: 0.360, SLG: 0.125										2	0	0	0	1	1	2
(4, 10)																
28 Prince Fielder, L (1, 3) OBP: 0.417, SLG: 0.600	K		F9		K		K			3	0	0	0	0	2	4
68 Matt Tuiasosopo, R (6, 3) OBP: 0.063, SLG: 0.125										1	0	0	0	0	1	1
12 Andy Dirks, L (1, 7) OBP: 0.375, SLG: 0.400	E6 1-2 3-H			46 S 50 2B 2B	FC3-6 27 S 1-2f			G5-3		3	1	1	0	0	0	2
79 Nick Castellanos, R (5, PR) OBP: 0.500, SLG: 0.563										1	0	0	0	0	0	0
(6, 7)																
27 Jhonny Peralta, R (1, 6) OBP: 0.208, SLG: 0.217	K			K	K 1-2			F7		3	0	0	0	0	3	4
54 Dixon Machado, R (6, 6) OBP: 0.429, SLG: 0.714										1	0	0	0	0	0	0
46 Jeff Kobernus, R (1, 4) OBP: 0.286, SLG: 0.407		K		K 2-3		70 G4-6-3 1B		1B		2	0	0	0	0	2	1
18 Hernán Pérez, R (6, 4) OBP: 0.500, SLG: 0.500										2	0	2	0	0	0	0
29 Danny Worth, R (1, 5) OBP: 0.450, SLG: 0.400		G4-3		50 2B BB		G4-6-3 1-2f		F8		1	1	0	0	1	0	0
70 Argenis Diaz, R (6, 5) OBP: 0.438, SLG: 0.385										2	0	0	0	0	0	2
50 Bryan Holaday, R (1, 2) OBP: 0.200, SLG: 0.222		L5		1-H 3-H 2B		K				2	0	1	2	0	0	0
65 Brad Davis, R (6, 2)										1	0	0	0	0	1	0
Inning Stats	R: 1 E: 2 K: 2 S: 8 H: 0 LOB: 2 BB: 1 P: 13	R: 0 E: 0 K: 1 S: 5 H: 0 LOB: 0 BB: 0 P: 5	R: 0 E: 0 K: 1 S: 6 H: 1 LOB: 1 BB: 0 P: 6	R: 2 E: 0 K: 2 S: 9 H: 2 LOB: 1 BB: 1 P: 13	R: 1 E: 0 K: 2 S: 8 H: 1 LOB: 2 BB: 1 P: 15	R: 0 E: 0 K: 1 S: 5 H: 1 LOB: 0 BB: 0 P: 5	R: 0 E: 0 K: 2 S: 8 H: 1 LOB: 1 BB: 0 P: 8	R: 0 E: 0 K: 0 S: 4 H: 1 LOB: 1 BB: 0 P: 4		1B: 3 2B: 3 3B: 0 HR: 1 SF: 0 SAC: 0 DP: 1 HBP: 1						

	AB	31
	R	4
	H	7
	RBI	3
	BB	3
	SO	11
	LOB	19

WP: 0 PB: 0 SB: 2 CS: 0 PA: 35

PITCHER		IP	WLS	BF	H	R	ER	SO	BB	IBB	HBP	BLK	WP	HR	S	P	ERA	WHIP
23 Brandon Morrow, R ERA: 3.6	(1, 1)	2.0	L	10	1	1	0	3	1	0	1	0	0	0	14	19	0.00	1.000
27 Brett Cecil, L ERA: 7.5	(3, 1)	2.0		9	2	2	2	3	1	0	0	0	0	0	14	18	9.00	1.500
31 Michael Schwimer, R ERA: 3.0	(5, 1)	1.0		5	1	1	1	2	1	0	0	0	0	1	8	15	9.00	2.000
75 Tommy Hottovy, L ERA: 3.38	(6, 1)	1.0		3	1	0	0	1	0	0	0	0	0	0	5	5	0.00	1.000
62 Aaron Loup, L ERA: 2.25	(7, 1)	1.0		4	1	0	0	2	0	0	0	0	0	0	8	8	0.00	1.000

PITCHER		IP	WLS	BF	H	R	ER	SO	BB	IBB	HBP	BLK	WP	HR	S	P	ERA	WHIP
34 Ramon Ortiz, R ERA: 6.75	(8, 1)	1.0		4	1	0	0	0	0	0	0	0	0	0	4	4	0.00	1.000

Toronto Blue Jays @ Baltimore Orioles

Ed Smith Stadium, Sarasota, FL

Thu Mar 07 2013, 1:07 PM - 4:20 PM EST

Att. 7,465 - Sunny - 61 F

TOP

livebaseballscorecards.com

Batter	1	2	3	4	5	6	7	8	9	AB	R	H	RBI	BB	SO	LOB
1 Emilio Bonifácio, S (1, 4) OBP: 0.346, SLG: 0.615	K	L8		K		3 FC3-6 1B	2 1B 2B		G6-3	4	0	1	0	0	2	3
59 Jim Negrych, L (6, PR) OBP: 0.417, SLG: 0.750 (6, 4)				1-2		2-3	1-H 2-H		1-2	2	0	1	2	0	0	1
3 Maicer Izturis, S (1, 6)	53 1B 2B		16 BB 19 PB 1B		G6-3	FC3-6 53 G1-3			E2 73 G1-3 68 1B 15 WP BB	4	1	2	0	0	0	2
2 Ryan Goins, L (6, PR) OBP: 0.429, SLG: 0.545 (6, 6)						1-2f	2-3		2-H	1	1	1	0	1	0	0
53 Melky Cabrera, S (1, 8) OBP: 0.280, SLG: 0.400	19 FC6-5 19 WP 1B		F8		K	G1-3	G3		15 WP 73 G1-3 1B	4	0	1	2	0	1	2
68 Ryan Schimpf, L (6, 7) OBP: 0.385, SLG: 0.300	2-H					1-2 3-H			1-2	2	0	1	0	0	0	2
19 José Bautista, R (1, 9) OBP: 0.320, SLG: 0.450	FC6-5		16 BB		26 1B 16 1B BB	F9		G3-1	G1-3	2	1	0	0	2	0	3
73 Lance Zawadzki, L (6, 5) OBP: 0.474, SLG: 0.647	1-3		1-2						1-2 2-3	2	0	0	0	0	0	2
26 Adam Lind, L (1, 10) OBP: 0.462, SLG: 0.727	K		F9		16 1B		P6	79 2B BB	G6-3	3	0	1	0	0	1	3
15 Mike Nickeas, R (7, PH) OBP: 0.313, SLG: 0.154 (7, 10)					1-3 1B				2-3 3-H	2	1	0	0	1	0	1
16 Mark DeRosa, R (1, 5) OBP: 0.643, SLG: 0.923		K	BB		1-2 3-H 1B		69 FC4-6 79 1B 18 1B 1B	F8		2	0	1	1	1	1	0
85 Kevin Pillar, R (6, 9) OBP: 0.333, SLG: 0.333			1-2 2-3							2	1	1	0	0	0	1
79 Lars Anderson, L (1, 3) OBP: 0.500, SLG: 0.556		K	G4-3		G4-3		69 FC4-6			5	0	2	1	0	1	5
							1-2	1-H								
22 Henry Blanco, R (1, 2) OBP: 0.294, SLG: 0.529	67 1B			F9		HR	FC4-6 18 1B 59 2B	F8		3	1	2	1	0	0	0
69 Sean Ochinko, R (6, 2) OBP: 0.222, SLG: 0.333							1-2f 2-3			2	1	0	0	0	0	3
67 Eugenio Velez, S (1, 7) OBP: 0.462, SLG: 0.500				1 CS		1 1B 53 G1-3 2B	59 2B		2 E HBP	3	1	3	0	0	0	0
18 Kenny Wilson, R (6, 8) OBP: 1.000, SLG: 1.000	1-2						1-2 3-H		59 G6-3	1	2	1	1	0	0	0

AB	44
R	10
H	18
RBI	8
BB	5
SO	6
LOB	28

Inning Stats	1	2	3	4	5	6	7	8	9
	R: 1 E: 0 K: 2 S: 9	R: 0 E: 0 K: 2 S: 9	R: 0 E: 0 K: 0 S: 4	R: 0 E: 0 K: 1 S: 5	R: 1 E: 0 K: 1 S: 7	R: 2 E: 0 K: 0 S: 6	R: 3 E: 0 K: 0 S: 8	R: 1 E: 0 K: 0 S: 4	R: 2 E: 1 K: 0 S: 4
	H: 2 LOB: 1 BB: 0 P: 11	H: 2 LOB: 2 BB: 0 P: 9	H: 1 LOB: 3 BB: 2 P: 12	H: 1 LOB: 1 BB: 0 P: 5	H: 2 LOB: 2 BB: 1 P: 11	H: 3 LOB: 2 BB: 0 P: 6	H: 5 LOB: 2 BB: 0 P: 8	H: 1 LOB: 1 BB: 1 P: 8	H: 1 LOB: 1 BB: 1 P: 11

1B: 13	SF: 0
2B: 5	SAC: 0
3B: 0	DP: 1
HR: 1	HBP: 1

WP: 2	PA: 50
PB: 1	
SB: 0	
CS: 1	

PITCHER		IP	WLS	BF	H	R	ER	SO	BB	IBB	HBP	BLK	WP	HR	S	P	ERA	WHIP
39 Jason Hammel, R ERA: 2.08	(1, 1)	2.1		13	5	1	1	4	1	0	0	0	1	0	20	26	3.86	2.571
27 Mark Hendrickson, L ERA: 3.38	(3, 1)	0.2		3	0	0	0	0	1	0	0	0	0	0	2	6	0.00	1.500
85 Mike Wright Jr., R ERA: 5.14	(4, 1)	2.0		9	3	1	1	2	1	0	0	0	0	0	12	16	4.50	2.000
54 Daniel McCutchen, R ERA: 9.0	(6, 1)	1.2	B	12	7	5	5	0	0	0	0	0	0	1	12	12	27.00	4.200
66 T.J. McFarland, L ERA: 9.82	(7, 1)	1.1		7	2	1	1	0	1	0	0	0	0	0	6	10	6.75	2.250

PITCHER		IP	WLS	BF	H	R	ER	SO	BB	IBB	HBP	BLK	WP	HR	S	P	ERA	WHIP
61 Adam Russell, R ERA: 5.4	(9, 1)	1.0	W	6	1	2	2	0	1	0	1	0	1	0	4	11	18.00	2.000

BOTTOM

Toronto Blue Jays @ Baltimore Orioles

Ed Smith Stadium, Sarasota, FL

Thu Mar 07 2013, 1:07 PM - 4:20 PM EST

Att. 7,465 - Sunny - 61 F

livebaseballscorecards.com

Batter	1	2	3	4	5	6	7	8	9	AB	R	H	RBI	BB	SO	LOB
14 Nolan Reimold, R (1, 10) OBP: 0.250, SLG: 0.571 6 Russ Canzler, R (8, PH) OBP: 0.313, SLG: 0.214 (9, 10)	HR	BB	E6			G6-3		K		3 1	1 0	1 0	1 0	1 0	0 1	0 0
1 Brian Roberts, S (1, 4) OBP: 0.444, SLG: 0.706 45 Travis Ishikawa, L (7, 3) OBP: 0.214, SLG: 0.154	G4-3	G1-3	G4-3			K		K		4 1	0 0	0 0	0 0	0 0	1 1	2 0
36 Conor Jackson, R (1, 9) OBP: 0.391, SLG: 0.864 72 Jason Pridie, L (6, PH) OBP: 0.333, SLG: 0.786 (7, 9)	F7		F7	K		G4-3		E7		3 2	0 0	0 0	0 0	0 0	1 0	0 0
32 Matt Wieters, S (1, 2) OBP: 0.500, SLG: 0.800 59 Luis Exposito, R (7, 2) OBP: 0.533, SLG: 0.846	BB		1B	L4			2B	G5-3		2 2	1 1	1 1	0 0	1 0	0 0	0 1
19 Chris Davis, L (1, 3) OBP: 0.563, SLG: 0.800 58 Yamaico Navarro, R (7, 4) OBP: 0.571, SLG: 0.444	1B		2B	G4-3			BB		HBP	3 0	1 2	2 0	0 0	0 1	0 0	0 0
2 J.J. Hardy, R (1, 6) OBP: 0.250, SLG: 0.083 25 Trayvon Robinson, S (6, 7) OBP: 0.263, SLG: 0.526	BB		E7		F8		2B		K	2 2	1 0	0 1	0 2	1 0	0 1	0 1
9 Nate McLouth, L (1, 8) OBP: 0.353, SLG: 0.500 60 Chris Dickerson, L (6, 8) OBP: 0.571, SLG: 0.400	L1		1B		F8	K			HR	3 2	1 1	1 1	0 0	0 1	0 1	3 1
13 Manny Machado, R (1, 5) OBP: 0.450, SLG: 0.438 35 Danny Valencia, R (6, 5) OBP: 0.250, SLG: 0.267		P3	F7		BB		G4-6-3		F8	2 1	0 0	0 0	0 1	0 0	1 0	0 2
28 Steve Pearce, R (1, 7) OBP: 0.533, SLG: 1.286 3 Ryan Flaherty, L (6, 6) OBP: 0.316, SLG: 0.471		P3	2B		P6		G4-6-3		HR	3 2	1 1	1 1	1 3	0 0	0 0	1 2
Inning Stats	R: 1 E: 0 K: 0 S: 5 H: 2 LOB: 3 BB: 2 P: 14	R: 0 E: 0 K: 0 S: 3 H: 0 LOB: 1 BB: 1 P: 7	R: 5 E: 2 K: 0 S: 9 H: 4 LOB: 1 BB: 0 P: 9	R: 0 E: 0 K: 1 S: 5 H: 0 LOB: 0 BB: 0 P: 5	R: 0 E: 0 K: 0 S: 3 H: 0 LOB: 1 BB: 1 P: 7	R: 0 E: 0 K: 1 S: 5 H: 0 LOB: 0 BB: 0 P: 5	R: 2 E: 0 K: 1 S: 6 H: 2 LOB: 1 BB: 2 P: 15	R: 0 E: 1 K: 2 S: 8 H: 0 LOB: 1 BB: 0 P: 8	R: 3 E: 0 K: 1 S: 8 H: 2 LOB: 0 BB: 0 P: 13	1B: 4 2B: 4 3B: 0 HR: 2 SF: 0 SAC: 0 DP: 1 HBP: 1	WP: 0 PB: 1 SB: 1 CS: 0 PA: 45					

	AB	38
	R	11
	H	10
	RBI	7
	BB	6
	SO	6
	LOB	15

PITCHER		IP	WLS	BF	H	R	ER	SO	BB	IBB	HBP	BLK	WP	HR	S	P	ERA	WHIP
56 Mark Buehrle, L ERA: 6.75	(1, 1)	2.0		11	2	1	1	0	3	0	0	0	0	1	8	21	4.50	2.500
52 Justin Germano, R ERA: 7.71	(3, 1)	2.0		12	4	5	2	1	0	0	0	0	0	0	14	14	9.00	2.000
51 Alex Hinshaw, L ERA: 6.75	(5, 1)	1.0		4	0	0	0	0	1	0	0	0	0	0	3	7	0.00	1.000
45 Claudio Vargas, R ERA: 5.4	(6, 1)	1.0		3	0	0	0	1	0	0	0	0	0	0	5	5	0.00	0.000
46 Evan Crawford, L ERA: 13.5	(7, 1)	0.1	B	4	2	2	2	1	1	0	0	0	0	0	5	10	54.00	9.000

PITCHER		IP	WLS	BF	H	R	ER	SO	BB	IBB	HBP	BLK	WP	HR	S	P	ERA	WHIP
77 Mickey Storey, R ERA: 2.08	(7, 1)	1.0		3	0	0	0	1	1	0	0	0	0	0	4	8	0.00	1.000
57 Juan Pablo Perez, L ERA:	(8, 1)	0.2		3	0	0	0	1	0	0	0	0	0	0	5	5	0.00	0.000
37 Neil Wagner, R ERA: 5.79	(9, 1)	0.2	L	5	2	3	3	1	0	0	1	0	0	1	8	13	40.50	3.000

Batter	1	2	3	4	5	6	7	8	9	AB	R	H	RBI	BB	SO	LOB
8 Anthony Gose, L (1, 8) OBP: 0.483, SLG: 0.583 89 Brian Van Kirk, R (8, 9)	0-0 17 S 17 1B 1B		0-1 1-H HR		0-0 11 S 11 1B 2-3 1B		0-0 ② FC6-4 11 3B 1-2f		4-0 1-2 2-3 BB	4 0	4 0	3 0	2 0	0 1	0 0	1 0
11 Rajai Davis, R (1, 7) OBP: 0.238, SLG: 0.381 68 Ryan Schimpf, L (7, 7) OBP: 0.357, SLG: 0.300	0-0 ① L9		0-0 ② F9		0-1 ③ 1-H 3-H 1B		0-0 1-H 3B		0-0 ② SF9 3-H	4 0	0 0	2 0	3 1	0 0	0 0	1 0
17 Ryan Langerhans, L (1, 9) OBP: 0.385, SLG: 0.458 (8, 8)	0-1 70 G6-4-3 1-H 1B		0-3 ③ K			0-0 70 1B 1B	0-0 ③ G3-1		0-3 ③ K	5 0	0 0	2 0	1 0	0 0	2 0	3 0
70 Andy LaRoche, R (1, 5) OBP: 0.292, SLG: 0.708 87 Andy Burns, R (8, 5)	0-0 ②③ G6-4-3 1-2f			0-0 ① G5-3		0-0 1-2 1B		0-0 ① F8		4 0	0 0	1 0	0 0	0 0	0 0	1 0
58 Luis Jimenez, L (1, 3) OBP: 0.190, SLG: 0.238		0-0 30 L6 2B		0-3 ② K		0-3 ① K		0-0 ② F8		4 0	0 0	1 0	0 0	0 0	2 0	2 0
15 Mike Nickeas, R (1, 2) OBP: 0.250, SLG: 0.118 76 Jack Murphy, S (8, 2) OBP: 0.250, SLG: 0.500		0-0 ① L3		0-0 ③ G5-3		0-0 ② F7		0-0 ③ P4		4 0	0 0	0 0	0 0	0 0	0 0	3 0
30 Josh Thole, L (1, 10) OBP: 0.211, SLG: 0.176		0-0 ②③ L6 2-2			0-3 ① K	0-3 ③ K		0-0 89 BB 59 BB 68 SF9 1B		4 0	1 0	1 0	0 0	0 0	2 0	3 0
2 Ryan Goins, L (1, 6) OBP: 0.412, SLG: 0.462 73 Lance Zawadzki, L (8, 6) OBP: 0.450, SLG: 0.611			0-3 ① K		4-0 8 1B 59 G5-3 11 1B BB		0-0 ① G6-3		0-0 ① F7	2 1	1 0	0 0	0 0	1 0	1 0	0 1
59 Jim Negrych, L (1, 4) OBP: 0.500, SLG: 0.714			0-0 8 HR 1B		0-0 ② G5-3 1-2		4-0 8 FC6-4 BB		4-0 89 BB 1-2 BB	2 0	1 0	1 0	0 0	2 0	0 0	1 0
Inning Stats	R: 1 H: 2 E: 0 LOB: 0 K: 0 BB: 0 S: 5 P: 5	R: 0 H: 1 E: 0 LOB: 0 K: 0 BB: 0 S: 3 P: 3	R: 2 H: 2 E: 0 LOB: 0 K: 2 BB: 0 S: 10 P: 10	R: 0 H: 0 E: 0 LOB: 0 K: 1 BB: 0 S: 5 P: 5	R: 2 H: 2 E: 0 LOB: 1 K: 1 BB: 1 S: 7 P: 11	R: 0 H: 2 E: 0 LOB: 2 K: 2 BB: 0 S: 9 P: 9	R: 1 H: 1 E: 0 LOB: 1 K: 0 BB: 1 S: 4 P: 8	R: 0 H: 0 E: 0 LOB: 0 K: 0 BB: 0 S: 3 P: 3	R: 1 H: 1 E: 0 LOB: 2 K: 1 BB: 2 S: 6 P: 14	1B: 8 SF: 1 2B: 2 SAC: 0 3B: 1 DP: 2 HR: 1 HBP: 0						WP: 0 PA: 39 PB: 0 SB: 2 CS: 0	

PITCHER		IP	WLS	BF	H	R	ER	SO	BB	IBB	HBP	BLK	WP	HR	S	P	ERA	WHIP
54 Kris Medlen, R ERA: 4.0	(1, 1)	4.0	L	15	5	3	3	3	0	0	0	0	0	1	23	23	6.75	1.250
62 David Hale, R ERA: 3.86	(5, 1)	3.0		15	5	3	3	3	2	0	0	0	0	0	20	28	9.00	2.333
81 Gus Schlosser, R ERA: 1.8	(8, 1)	2.0		9	1	1	1	1	2	0	0	0	0	0	9	17	4.50	1.500

PITCHER	IP	WLS	BF	H	R	ER	SO	BB	IBB	HBP	BLK	WP	HR	S	P	ERA	WHIP

TOP

Toronto Blue Jays @ Atlanta Braves

Champion Stadium, Lake Buena Vista, FL

Fri Mar 08 2013, 1:12 PM - 3:25 PM EST

Att. 6,263 - Sunny - 66 F

livebaseballscorecards.com

AB	34
R	7
H	11
RBI	7
BB	4
SO	7
LOB	16

Batter	1	2	3	4	5	6	7	8	9	AB	R	H	RBI	BB	SO	LOB
22 Jason Heyward, L (1, 10) OBP: 0.226, SLG: 0.483	G6-3			K		G5-3			G5-3	3	0	0	0	0	1	0
85 Sean Kazmar Jr., R (9, PH)										1	0	0	0	0	0	0
74 Jordan Parraz, R (1, 9) OBP: 0.227, SLG: 0.381	G4-3			K			P3		G6-3	4	0	0	0	0	1	0
8 Justin Upton, R (1, 7) OBP: 0.323, SLG: 0.552	F9			K			K			3	0	0	0	0	2	0
95 David Rohm, R (8, 7)										0	0	0	0	0	0	0
2 B.J. Upton, R (1, 8) OBP: 0.323, SLG: 0.516		G6-3			58 E 23 G5-3 1B		K			3	1	1	0	0	1	0
91 Matt Lipka, R (8, 8)										0	0	0	0	0	0	0
58 Ernesto Mejia, R (1, 3) OBP: 0.333, SLG: 0.286		K			K 1-3			1B		3	0	1	0	0	2	1
23 Blake DeWitt, L (1, 4) OBP: 0.304, SLG: 0.350		G4-3			G5-3 3-H			F7		3	0	0	1	0	0	1
57 Christian Bethancourt, R (1, 2) OBP: 0.333, SLG: 0.300			K		F9			P4		2	0	0	0	0	1	0
66 Matt Kennelly, R (8, 2)										1	0	0	0	0	0	1
76 Joe Leonard, R (1, 5) OBP: 0.214, SLG: 0.286		F8				K		P2		3	0	0	0	0	1	1
75 Elmer Reyes, R (1, 6)		K				G4-3			F8	3	0	0	0	0	1	0
Inning Stats	R: 0 E: 0 K: 0 S: 3 H: 0 LOB: 0 BB: 0 P: 3	R: 0 E: 0 K: 1 S: 5 H: 0 LOB: 0 BB: 0 P: 5	R: 0 E: 0 K: 2 S: 7 H: 0 LOB: 0 BB: 0 P: 7	R: 0 E: 0 K: 3 S: 9 H: 0 LOB: 0 BB: 0 P: 9	R: 1 E: 0 K: 1 S: 6 H: 1 LOB: 0 BB: 0 P: 6	R: 0 E: 0 K: 1 S: 5 H: 0 LOB: 0 BB: 0 P: 5	R: 0 E: 0 K: 2 S: 7 H: 0 LOB: 0 BB: 0 P: 7	R: 0 E: 0 K: 0 S: 4 H: 1 LOB: 1 BB: 0 P: 4	R: 0 E: 0 K: 0 S: 3 H: 0 LOB: 0 BB: 0 P: 3	1B: 2 2B: 0 3B: 0 HR: 0	SF: 0 SAC: 0 DP: 0 HBP: 0						

PITCHER		IP	WLS	BF	H	R	ER	SO	BB	IBB	HBP	BLK	WP	HR	S	P	ERA	WHIP
55 Josh Johnson, R	(1, 1)	3.2	W	11	0	0	0	5	0	0	0	0	0	0	21	21	0.00	0.000
ERA: 1.17																		
33 Jeremy Jeffress, R	(4, 1)	2.1	H	8	1	1	0	3	0	0	0	0	0	0	14	14	0.00	0.429
ERA: 4.26																		
32 Esmil Rogers, R	(7, 1)	1.0		3	0	0	0	2	0	0	0	0	0	0	7	7	0.00	0.000
ERA: 9.0																		
50 Steve Delabar, R	(8, 1)	1.0		4	1	0	0	0	0	0	0	0	0	0	4	4	0.00	1.000
ERA: 5.79																		
78 Tyson Brummett, R	(9, 1)	1.0		3	0	0	0	0	0	0	0	0	0	0	3	3	0.00	0.000
ERA:																		

PITCHER	IP	WLS	BF	H	R	ER	SO	BB	IBB	HBP	BLK	WP	HR	S	P	ERA	WHIP

BOTTOM

Toronto Blue Jays @ Atlanta Braves

Champion Stadium, Lake Buena Vista, FL

Fri Mar 08 2013, 1:12 PM - 3:25 PM EST

Att. 6,263 - Sunny - 66 F

livebaseballscorecards.com

AB	29
R	1
H	2
RBI	1
BB	0
SO	10
LOB	4

1B: 2 2B: 0 3B: 0 HR: 0 SF: 0 SAC: 0 DP: 0 HBP: 0

WP: 0 PB: 0 SB: 0 CS: 0 PA: 29

Detroit Tigers @ Toronto Blue Jays

Florida Auto Exchange Stadium, Dunedin, FL

Sat Mar 09 2013, 1:10 PM - 3:53 PM EST

Att. 5,561 - Partly Cloudy - 70 F

livebaseballscorecards.com

Batter	1	2	3	4	5	6	7	8	9	AB	R	H	RBI	BB	SO	LOB
46 Jeff Kobernus, R (1, 7) OBP: 0.351, SLG: 0.412	BBBB 4-0 48 G5-4-3 BB	BBB 4-0 1-2 2-3 3-H BB		x 0-0 ③ G1-3			x 0-0 ① F9		x 0-0 79 1B 1-2 1B	3	0	1	0	2	0	2
48 Torii Hunter, R (1, 10) OBP: 0.258, SLG: 0.345 79 Nick Castellanos, R (9, PH) OBP: 0.565, SLG: 0.667	x 0-0 ①② G5-4-3 1-2f	x 0-0 ③ FC5 2-3f			x 0-0 ① G6-3		x 0-0 ② F9		x 0-0 1-2 2-3 1B	4 1	0 0	0 1	0 0	0 0	0 0	4 0
12 Andy Dirks, L (1, 8) OBP: 0.292, SLG: 0.435 74 Daniel Fields, L (7, 8)	SBX 1-1 HR		x 0-0 ① F7		x 0-0 ② G4-3		x 0-0 ③ F7		SSS 0-3 ① K	4 1	1 0	1 0	1 0	0 0	0 1	0 3
68 Matt Tuiasosopo, R (1, 5) OBP: 0.273, SLG: 0.263 32 Don Kelly, L (6, 5) OBP: 0.348, SLG: 0.550	x 0-0 ③ P4		BBBB 4-0 26 FC4-6 BB		BBBB 4-0 BB			x 0-0 ① G3	x 0-0 ② F7	1 2	0 0	0 0	0 0	2 0	0 0	0 3
26 Brennan Boesch, L (1, 9) OBP: 0.182, SLG: 0.100 72 Tyler Collins, L (8, 9) OBP: 0.423, SLG: 0.760		SSS 0-3 ① K	x 0-0 ② FC4-6 55 CS 1-2f		x 0-0 ③ G4-3			x 0-0 ② G4-3	x 0-0 ③ G3-1	4 1	0 0	0 0	0 0	1 0	2 3	
55 Brayan Peña, S (1, 3) OBP: 0.263, SLG: 0.500		x 0-0 13 2B 1B	B 1-0 ③ CS 1-2	x 0-0 ① P5		x 0-0 2B		x 0-0 E5 50 BB		4	0	2	0	0	0	0
13 Alex Avila, L (1, 2) OBP: 0.387, SLG: 0.238 50 Bryan Holaday, R (6, 2) OBP: 0.385, SLG: 0.455		x 0-0 ② 29 E 46 WP 1-H 2B		CCC 0-3 ② K		CCC 0-3 ① K		BBBB 4-0 1-2 BB		3 0	1 0	1 0	0 0	0 1	2 0	1 0
29 Danny Worth, R (1, 6) OBP: 0.500, SLG: 0.619 70 Argenis Diaz, R (6, 6) OBP: 0.450, SLG: 0.412		x 0-0 E6 46 WP 39 BB 2-3		x 0-0 2B		x 0-0 ② G5-3		SSS 0-3 ③ K		3 1	0 0	1 0	0 0	0 0	0 1	2 2
39 Ramon Santiago, S (1, 4) 67 Kevin Russo, R (5, 4) OBP: 0.348, SLG: 0.636		BBBB 4-0 48 FC5 46 WP 1-2 BB		BBBB 4-0 BB		x 0-0 ③ G6-3			x 0-0 79 1B 46 1B 1B	0 2	0 0	0 1	0 0	2 0	0 0	0 1
Inning Stats	R: 1 E: 0 K: 0 S: 4 H: 1 LOB: 0 BB: 1 P: 9	R: 1 E: 1 K: 1 S: 7 H: 2 LOB: 3 BB: 2 P: 15	R: 0 E: 0 K: 0 S: 2 H: 0 LOB: 0 BB: 1 P: 7	R: 0 E: 0 K: 1 S: 6 H: 1 LOB: 2 BB: 1 P: 10	R: 0 E: 0 K: 0 S: 3 H: 0 LOB: 1 BB: 1 P: 7	R: 0 E: 0 K: 1 S: 6 H: 1 LOB: 1 BB: 0 P: 6	R: 0 E: 0 K: 0 S: 3 H: 0 LOB: 0 BB: 0 P: 3	R: 0 E: 1 K: 1 S: 6 H: 0 LOB: 2 BB: 1 P: 10	R: 0 E: 0 K: 1 S: 8 H: 3 LOB: 3 BB: 0 P: 8	1B: 4 2B: 3 3B: 0 HR: 1 SF: 0 SAC: 0 DP: 1 HBP: 0						

TOP	
AB	34
R	2
H	8
RBI	1
BB	7
SO	5
LOB	23

WP: 1 PB: 0 SB: 0 CS: 1 PA: 42

PITCHER		IP	WLS	BF	H	R	ER	SO	BB	IBB	HBP	BLK	WP	HR	S	P	ERA	WHIP
24 Ricky Romero, L ERA: 6.35	(1, 1)	2.0		11	3	2	1	1	3	0	0	0	1	1	11	24	4.50	3.000
77 Mickey Storey, R ERA: 1.69	(3, 1)	1.0		3	0	0	0	0	1	0	0	0	0	0	2	7	0.00	1.000
54 Dave Bush, R ERA: 3.0	(4, 1)	2.0	W	9	1	0	0	1	2	0	0	0	0	0	9	17	0.00	1.500
62 Aaron Loup, L ERA: 1.8	(6, 1)	1.0	H	4	1	0	0	1	0	0	0	0	0	0	6	6	0.00	1.000
49 Brad Lincoln, R ERA: 9.82	(7, 1)	1.0	H	3	0	0	0	0	0	0	0	0	0	0	3	3	0.00	0.000
75 Tommy Hottovy, L ERA: 2.7	(8, 1)	0.2	H	4	0	0	0	0	1	0	0	0	0	0	3	7	0.00	1.500
37 Neil Wagner, R ERA: 5.4	(8, 1)	0.1	H	3	2	0	0	1	0	0	0	0	0	0	5	5	0.00	6.000
60 Chad Beck, R ERA: 1.8	(9, 1)	1.0	S	4	1	0	0	1	0	0	0	0	0	0	6	6	0.00	1.000

BOTTOM

Detroit Tigers @ Toronto Blue Jays

Florida Auto Exchange Stadium, Dunedin, FL

Sat Mar 09 2013, 1:10 PM - 3:53 PM EST

Att. 5,561 - Partly Cloudy - 70 F

livebaseballscorecards.com

Batter	1	2	3	4	5	6	7	8	9	AB	R	H	RBI	BB	SO	LOB
1 Emilio Bonifácio, S (1, 10) OBP: 0.345, SLG: 0.571 69 Sean Ochinko, R (7, PH) OBP: 0.300, SLG: 0.500 (8, 10)	C C C 0-3 ① K		C C C 0-3 ① K		B B B B 4-0 53 G4-3 28 S BB		X 0-0 85 G6-3 2B			2 0 0 0 1 2 0 1 0 1 0 0 0 0						
28 Colby Rasmus, L (1, 8) OBP: 0.455, SLG: 0.143 85 Kevin Pillar, R (6, 7) OBP: 0.250, SLG: 0.250 (7, 9)	X 0-0 ② P5		S S S 0-3 ② K		S B B B B 4-1 53 G4-3 1-2 BB		X 0-0 ② G6-3 2-3			2 0 0 0 1 1 0 1 0 0 0 0 0 1						
53 Melky Cabrera, S (1, 7) OBP: 0.286, SLG: 0.393 (6, 8) 68 Ryan Schimpf, L (7, 7) OBP: 0.333, SLG: 0.273	X 0-0 19 HR 1B		X 0-0 ③ G3		X 0-0 ① ② G4-3 1-2f 2-3		X 0-0 ③ P5			3 1 1 0 0 0 2 1 0 0 0 0 0 1						
19 José Bautista, R (1, 9) OBP: 0.357, SLG: 0.652 18 Kenny Wilson, R (6, 9) OBP: 0.667, SLG: 0.500 (7, 8)	B S S X 1-2 1-H HR			X 0-0 16 BB 3 1B 2B	X 0-0 ③ G6-3			X 0-0 ① L4		3 2 2 2 0 0 1 1 0 0 0 0 0 0						
26 Adam Lind, L (1, 3) OBP: 0.483, SLG: 0.696 79 Lars Anderson, L (6, PR) OBP: 0.462, SLG: 0.500 (7, 3)	X 0-0 ③ G1-6-3			B B B B 4-0 3 1B 16 BB 22 SF8 BB		B B B B 4-0 BB		X 0-0 ② P6		1 1 0 0 2 0 0 1 0 0 0 0 0 0						
16 Mark DeRosa, R (1, 5) OBP: 0.588, SLG: 0.800 67 Eugenio Velez, S (7, 5) OBP: 0.500, SLG: 0.615		X 0-0 ① F7		B B B B 4-0 22 SF8 3 1B 1-2 2-3 BB		S S T 0-2 ① K		X 0-0 2B		2 0 0 0 1 1 1 1 0 1 0 0 0 0						
3 Maicer Izturis, S (1, 4) OBP: 0.222, SLG: 0.200 59 Jim Negrych, L (7, 4) OBP: 0.471, SLG: 0.667		C C C 0-3 ② K		X 0-0 2 G5-4-3 1-2 2-3 3-H 1B		S S S 0-3 ② K		S S S 0-3 ③ K		3 0 1 1 0 2 1 1 0 0 0 0 1 1						
22 Henry Blanco, R (1, 2) OBP: 0.300, SLG: 0.526 30 Josh Thole, L (7, 2) OBP: 0.211, SLG: 0.176		X 0-0 1B		X 0-0 ① SF8 2-3 3-H		X 0-0 ③ G5-3				2 0 1 1 0 0 1 0 0 0 0 0 0 0						
2 Ryan Goins, L (1, 6) OBP: 0.368, SLG: 0.400 18 Mike McCoy, R (6, 6)		S S S 0-3 ③ K		X 0-0 ② ③ G5-4-3 1-2f			C C C 0-3 ① K			2 0 0 0 0 1 3 1 0 0 0 0 1 0						
Inning Stats	R: 2 E: 0 K: 1 S: 9 H: 2 LOB: 0 BB: 0 P: 10	R: 0 E: 0 K: 2 S: 8 H: 1 LOB: 1 BB: 0 P: 8	R: 0 E: 0 K: 2 S: 7 H: 0 LOB: 0 BB: 0 P: 7	R: 2 E: 0 K: 0 S: 4 H: 2 LOB: 1 BB: 2 P: 12	R: 0 E: 0 K: 0 S: 3 H: 0 LOB: 1 BB: 2 P: 11	R: 0 E: 0 K: 2 S: 7 H: 0 LOB: 1 BB: 1 P: 11	R: 0 E: 0 K: 1 S: 6 H: 1 LOB: 1 BB: 0 P: 6	R: 0 E: 0 K: 1 S: 6 H: 1 LOB: 1 BB: 0 P: 6		1B: 3 2B: 3 3B: 0 HR: 1	SF: 1 SAC: 0 DP: 2 HBP: 0		WP: 0 PB: 0 SB: 1 CS: 0	PA: 34			

	AB	28
	R	4
	H	7
	RBI	4
	BB	5
	SO	9
	LOB	12

PITCHER		IP	WLS	BF	H	R	ER	SO	BB	IBB	HBP	BLK	WP	HR	S	P	ERA	WHIP
58 Doug Fister, R ERA: 11.57	(1, 1)	3.0	L	15	4	4	4	5	2	0	0	0	0	1	25	34	12.00	2.000
63 Trevor Bell, R ERA: 4.76	(4, 1)	1.0		3	1	0	0	0	0	0	0	0	0	0	3	3	0.00	1.000
45 Casey Crosby, L ERA: 1.8	(5, 1)	2.0		8	0	0	0	2	3	0	0	0	0	0	10	22	0.00	1.500
62 Al Alburquerque, R ERA: 1.5	(7, 1)	1.0		4	1	0	0	1	0	0	0	0	0	0	6	6	0.00	1.000
38 Darin Downs, L ERA:	(8, 1)	1.0		4	1	0	0	1	0	0	0	0	0	0	6	6	0.00	1.000

PITCHER	IP	WLS	BF	H	R	ER	SO	BB	IBB	HBP	BLK	WP	HR	S	P	ERA	WHIP

Batter	1	2	3	4	5	6	7	8	9	AB	R	H	RBI	BB	SO	LOB
11 Brett Gardner, L (1, 7) OBP: 0.500, SLG: 0.481 79 Ramón Flores, L (7, 9) OBP: 0.308, SLG: 0.182 (8, 7)	B1-3		G5-3		36 BB / 17 E / 54 2B / BB	K			K	3 1	1 0	0 0	0 0	1 0	1 1	0 1
17 Jayson Nix, R (1, 6) OBP: 0.276, SLG: 0.222 96 Addison Maruszak, R (7, 6) OBP: 0.167, SLG: 0.278	F8		P6		E6 / 36 BB / 54 2B / 1-2		F9		F8	4 1	1 0	0 0	0 0	0 0	0 0	1 1
36 Kevin Youkilis, R (1, 5) OBP: 0.231, SLG: 0.182 95 Ronnier Mustelier, R (6, 5) OBP: 0.450, SLG: 0.647	54 1B / 2B		K		54 2B / 1-2 2-3 / BB		K			2 1	1 0	1 0	0 0	1 0	1 1	0 0
54 Juan Rivera, R (1, 3) OBP: 0.370, SLG: 0.500 94 Luke Murton, R (7, 3) OBP: 0.400, SLG: 0.333	2-3 / 1B			22 G3 / 29 BB / 1B	1-H 2-H 3-H / 2B		G5-3			4 0	0 0	3 0	3 0	0 0	0 0	0 0
29 Francisco Cervelli, R (1, 2) OBP: 0.348, SLG: 0.263 66 Austin Romine, R (7, 2) OBP: 0.250, SLG: 0.250	G6-3			22 G3 / 1-2 / BB	K			G4-3		2 1	0 0	0 0	0 0	1 0	1 0	3 0
22 Matt Diaz, R (1, 10) OBP: 0.227, SLG: 0.190 12 Dan Johnson, L (8, PH) OBP: 0.292, SLG: 0.056 (8, 10)		G1-3		G3 / 1-2 2-3	L4			92 FC4-6 / BB		3 0	0 0	0 0	0 0	0 1	0 0	3 0
63 Melky Mesa, R (1, 8) OBP: 0.276, SLG: 0.444 92 Slade Heathcott, L (7, 8) OBP: 0.333, SLG: 0.250		K		K	F7			FC4-6 / 78 PO / 1-2f		3 1	0 0	0 0	0 0	0 0	2 0	3 1
60 Thomas Neal, R (1, 9) OBP: 0.350, SLG: 0.500 78 Zoilo Almonte, S (7, 7) OBP: 0.211, SLG: 0.368 (8, 9)	1B			BB		G6-3		1 SAFE / PO / 1-2	F8	2 1	0 0	1 0	0 0	1 0	0 0	0 0
97 José Pirela, R (1, 4) OBP: 0.333, SLG: 0.389 77 Corban Joseph, L (6, 4) OBP: 0.273, SLG: 0.158	G4-3		G5-3			K			BB	3 0	0 0	0 0	0 1	0 0	1 0	4 0
Inning Stats	R: 0 E: 0 K: 0 S: 5 H: 2 LOB: 2 BB: 0 P: 5	R: 0 E: 0 K: 1 S: 6 H: 1 LOB: 1 BB: 0 P: 6	R: 0 E: 0 K: 1 S: 5 H: 0 LOB: 0 BB: 0 P: 5	R: 0 E: 0 K: 1 S: 6 H: 1 LOB: 3 BB: 2 P: 14	R: 3 E: 1 K: 1 S: 7 H: 1 LOB: 1 BB: 2 P: 15	R: 0 E: 0 K: 2 S: 7 H: 0 LOB: 0 BB: 0 P: 7	R: 0 E: 0 K: 1 S: 5 H: 0 LOB: 0 BB: 0 P: 5	R: 0 E: 0 K: 0 S: 2 H: 0 LOB: 0 BB: 1 P: 6	R: 0 E: 0 K: 1 S: 5 H: 0 LOB: 1 BB: 1 P: 9	1B: 3 2B: 2 3B: 0 HR: 0	SF: 0 SAC: 0 DP: 0 HBP: 0					

TOP

New York Yankees @ Toronto Blue Jays

Florida Auto Exchange Stadium, Dunedin, FL

Sun Mar 10 2013, 1:06 PM - 3:57 PM EDT

Att. 5,559 - Sunny - 73 F

livebaseballscorecards.com

AB	32
R	3
H	5
RBI	3
BB	6
SO	8
LOB	17

WP: 0 PB: 0 SB: 0 CS: 0 PA: 39

PITCHER		IP	WLS	BF	H	R	ER	SO	BB	IBB	HBP	BLK	WP	HR	S	P	ERA	WHIP
48 J.A. Happ, L ERA: 1.93	(1, 1)	3.1		15	4	0	0	2	1	0	0	0	0	0	18	22	0.00	1.500
27 Brett Cecil, L ERA: 8.59	(4, 1)	1.1	L	9	1	3	2	2	3	0	0	0	0	0	10	22	13.50	3.000
51 Alex Hinshaw, L ERA: 5.06	(5, 1)	1.1		4	0	0	0	2	0	0	0	0	0	0	8	8	0.00	0.000
34 Ramon Ortiz, R ERA: 4.5	(7, 1)	2.0		6	0	0	0	1	1	0	0	0	0	0	7	11	0.00	0.500
78 Tyson Brummett, R ERA:	(9, 1)	1.0		4	0	0	0	1	1	0	0	0	0	0	5	9	0.00	1.000

PITCHER	IP	WLS	BF	H	R	ER	SO	BB	IBB	HBP	BLK	WP	HR	S	P	ERA	WHIP

BOTTOM

Batter	1	2	3	4	5	6	7	8	9	AB	R	H	RBI	BB	SO	LOB
11 Rajai Davis, R (1, 7) OBP: 0.208, SLG: 0.333 17 Ryan Langerhans, L (6, 7) OBP: 0.370, SLG: 0.440 (7, 9)	F7		G5-3		K		G4-3			3	0	0	0	0	1	2
										1	0	0	0	0	0	2
1 Emilio Bonifácio, S (1, 4) OBP: 0.313, SLG: 0.516 59 Jim Negrych, L (7, 4) OBP: 0.444, SLG: 0.625	F8		G4-3			G1-3		F9		3	0	0	0	0	0	1
										1	0	0	0	0	0	0
28 Colby Rasmus, L (1, 10) OBP: 0.400, SLG: 0.182	F8			G1-3		19 G4-3 1B		K		4	0	1	0	0	1	0
19 José Bautista, R (1, 9) OBP: 0.323, SLG: 0.577 68 Ryan Schimpf, L (7, 7) OBP: 0.313, SLG: 0.250		P4		F7		G4-3 1-2		K		3	0	0	0	0	0	1
										1	0	0	0	0	1	0
53 Melky Cabrera, S (1, 8) OBP: 0.300, SLG: 0.433 8 Anthony Gose, L (6, 8) OBP: 0.484, SLG: 0.577		F7		2B		G1-3			70 1B	2	0	1	0	0	0	0
										2	0	1	0	0	0	1
26 Adam Lind, L (1, 3) OBP: 0.484, SLG: 0.680 58 Luis Jimenez, L (6, 3) OBP: 0.174, SLG: 0.217		1B		G1-3			F8		F8	2	0	1	0	0	0	1
										2	0	0	0	0	0	1
16 Mark DeRosa, R (1, 5) OBP: 0.526, SLG: 0.706 70 Andy LaRoche, R (6, 5) OBP: 0.308, SLG: 0.692	K				K		F9		1-2 1B	2	0	0	0	0	2	1
										2	0	1	0	0	0	0
30 Josh Thole, L (1, 2) OBP: 0.286, SLG: 0.222 15 Mike Nickeas, R (6, 2) OBP: 0.273, SLG: 0.158			18 G1-3 1B		4-0 18 SH1-3 BB		73 BB 1B		P5	1	0	1	0	1	0	0
										2	0	1	0	0	0	2
18 Mike McCoy, R (1, 6) 73 Lance Zawadzki, L (7, 6) OBP: 0.455, SLG: 0.579			G1-3 1-2		SH1-3 1-2		4-0 BB 1-2		P3	1	0	0	0	0	0	1
										1	0	0	0	1	0	2
Inning Stats	R: 0 H: 0 E: 0 LOB: 0 K: 0 BB: 0 S: 3 P: 3	R: 0 H: 1 E: 0 LOB: 1 K: 1 BB: 0 S: 6 P: 6	R: 0 H: 1 E: 0 LOB: 1 K: 0 BB: 0 S: 4 P: 4	R: 0 H: 1 E: 0 LOB: 1 K: 0 BB: 0 S: 4 P: 4	R: 0 H: 0 E: 0 LOB: 1 K: 2 BB: 1 S: 7 P: 11	R: 0 H: 1 E: 0 LOB: 1 K: 0 BB: 0 S: 4 P: 4	R: 0 H: 1 E: 0 LOB: 2 K: 0 BB: 1 S: 4 P: 8	R: 0 H: 0 E: 0 LOB: 0 K: 2 BB: 0 S: 7 P: 7	R: 0 H: 2 E: 0 LOB: 2 K: 0 BB: 0 S: 5 P: 5	1B: 6 SF: 0 2B: 1 SAC: 1 3B: 0 DP: 0 HR: 0 HBP: 0						

PITCHER	IP	WLS	BF	H	R	ER	SO	BB	IBB	HBP	BLK	WP	HR	S	P	ERA	WHIP
41 David Phelps, R (1, 1) ERA: 0.64	5.0	W	19	3	0	0	3	1	0	0	0	0	0	24	28	0.00	0.800
89 Preston Claiborne, R (6, 1) ERA:	0.2	H	3	1	0	0	0	0	0	0	0	0	0	3	3	0.00	1.500
53 Josh Spence, L (6, 1) ERA:	0.2	H	2	0	0	0	0	0	0	0	0	0	0	2	2	0.00	0.000
94 Mark Montgomery, R (7, 1) ERA: 4.91	0.1	H	3	1	0	0	0	1	0	0	0	0	0	2	6	0.00	6.000
96 Vidal Nuño, L (7, 1) ERA: 1.23	2.1	S	9	2	0	0	2	0	0	0	0	0	0	13	13	0.00	0.857

PITCHER	IP	WLS	BF	H	R	ER	SO	BB	IBB	HBP	BLK	WP	HR	S	P	ERA	WHIP

New York Yankees @ Toronto Blue Jays

Florida Auto Exchange Stadium, Dunedin, FL

Sun Mar 10 2013, 1:06 PM - 3:57 PM EDT

Att. 5,559 - Sunny - 73 F

livebaseballscorecards.com

AB	33
R	0
H	7
RBI	0
BB	2
SO	5
LOB	15

Batter	1	2	3	4	5	6	7	8	9	AB	R	H	RBI	BB	SO	LOB
8 Anthony Gose, L (1, 7) (6, 8) OBP: 0.457, SLG: 0.567	G5-3		G6-4-3 1-2f		K			2B		4	0	1	0	0	1	2
18 Kenny Wilson, R (8, PR) (8, 8) OBP: 0.667, SLG: 0.500										0	0	0	0	0	0	0
28 Colby Rasmus, L (1, 8) OBP: 0.333, SLG: 0.143	P5			K		F7		K		3	0	0	0	0	1	0
17 Ryan Langerhans, L (6, 9) OBP: 0.357, SLG: 0.423										1	0	0	0	0	1	1
19 José Bautista, R (1, 9) OBP: 0.324, SLG: 0.586	G4-3			58 G4-3 2B		F8		F9		3	0	1	0	0	0	0
68 Ryan Schimpf, L (6, 7) OBP: 0.294, SLG: 0.231						2B				1	0	0	0	0	0	1
58 Luis Jimenez, L (1, 10) OBP: 0.192, SLG: 0.269		G3-1		G4-3 2-3					E8 18 1B 79 1B	3	0	1	0	0	0	1
90 Brad Glenn, R (9, PH)										1	1	0	0	0	0	0
30 Josh Thole, L (1, 2) OBP: 0.250, SLG: 0.190		G4-3		G4-3		P5			K	3	0	0	0	0	0	2
69 Sean Ochinko, R (7, 2) OBP: 0.273, SLG: 0.455										1	0	0	0	0	1	1
70 Andy LaRoche, R (1, 5) OBP: 0.276, SLG: 0.621		L6			K		P3		79 1B 2-3 1B	3	0	0	0	0	1	0
18 Mike McCoy, R (7, 5) OBP: 0.200, SLG: 0.111										1	0	1	0	0	0	0
79 Lars Anderson, L (1, 3) OBP: 0.471, SLG: 0.571			F8		59 HR 2B		K		1-2 3-H 1B	4	1	2	1	0	1	0
2 Ryan Goins, L (1, 6) OBP: 0.381, SLG: 0.412			59 1B 1B		G1-3		G1-5-3		P5	2	0	1	0	0	0	1
73 Lance Zawadzki, L (6, 6) OBP: 0.417, SLG: 0.524										2	0	0	0	0	0	2
59 Jim Negrych, L (1, 4) OBP: 0.500, SLG: 0.833			8 G6-4-3 1-2 1B		2-1 2-H HR			G4-3	G3-1	2	1	2	2	0	0	0
67 Eugenio Velez, S (6, 4) OBP: 0.438, SLG: 0.533										2	0	0	0	0	0	2
Inning Stats	R: 0 E: 0 K: 0 S: 3 H: 0 LOB: 0 BB: 0 P: 3	R: 0 E: 0 K: 0 S: 3 H: 0 LOB: 0 BB: 0 P: 3	R: 0 E: 0 K: 0 S: 4 H: 2 LOB: 1 BB: 0 P: 4	R: 0 E: 0 K: 1 S: 6 H: 1 LOB: 1 BB: 0 P: 6	R: 2 E: 0 K: 2 S: 10 H: 2 LOB: 0 BB: 0 P: 12	R: 0 E: 0 K: 0 S: 4 H: 1 LOB: 1 BB: 0 P: 4	R: 0 E: 0 K: 1 S: 5 H: 0 LOB: 0 BB: 0 P: 5	R: 0 E: 0 K: 1 S: 6 H: 1 LOB: 1 BB: 0 P: 6	R: 1 E: 1 K: 1 S: 8 H: 2 LOB: 2 BB: 0 P: 8	1B: 4 2B: 4 3B: 0 HR: 1 SF: 0 SAC: 0 DP: 1 HBP: 0						

PITCHER	IP	WLS	BF	H	R	ER	SO	BB	IBB	HBP	BLK	WP	HR	S	P	ERA	WHIP
11 Clay Buchholz, R (1, 1) ERA:	4.0	W	14	3	0	0	1	0	0	0	0	0	0	16	16	0.00	0.750
30 Andrew Miller, L (5, 1) ERA: 3.6	1.0	H	5	2	2	2	2	0	0	0	0	0	1	10	12	18.00	2.000
40 Andrew Bailey, R (6, 1) ERA: 5.4	1.0	H	4	1	0	0	0	0	0	0	0	0	0	4	4	0.00	1.000
64 Allen Webster, R (7, 1) ERA: 1.64	3.0	S	13	3	1	0	3	0	0	0	0	0	0	19	19	0.00	1.000

PITCHER	IP	WLS	BF	H	R	ER	SO	BB	IBB	HBP	BLK	WP	HR	S	P	ERA	WHIP

TOP

Toronto Blue Jays @ Boston Red Sox

JetBlue Park, Ft. Myers, FL

Tue Mar 12 2013, 1:36 PM - 3:59 PM EDT

Att. 9,855 - Overcast - 71 F

livebaseballscorecards.com

AB	36
R	3
H	9
RBI	3
BB	0
SO	6
LOB	13

PA: 36

WP: 0
PB: 0
SB: 0
CS: 0

BOTTOM

Toronto Blue Jays @ Boston Red Sox

JetBlue Park, Ft. Myers, FL

Tue Mar 12 2013, 1:36 PM - 3:59 PM EDT

Att. 9,855 - Overcast - 71 F

livebaseballscorecards.com

Batter	1	2	3	4	5	6	7	8	9	AB	R	H	RBI	BB	SO	LOB
2 Jacoby Ellsbury, L (1, 8) OBP: 0.310, SLG: 0.240	G4-3		FC5-4 (29 1B; 15 1B) 1-2f	G6-3			BB (76 WP; 29 1B; 76 G6-3)			3	1	0	0	1	0	3
37 Mike Carp, L (7, PR) (8, 7) OBP: 0.280, SLG: 0.391										0	1	0	0	0	0	0
29 Daniel Nava, S (1, 9) (7, 7) OBP: 0.367, SLG: 0.308	K		1B (12 1B; 15 1B) 1-3		F8		1B (35 S; 76 WP; 35 SF8) 1-2			4	1	2	0	0	1	0
48 Mitch Maier, L (7, PR) (8, 9) OBP: 0.370, SLG: 0.304										0	1	0	0	0	0	0
15 Dustin Pedroia, R (1, 4) OBP: 0.414, SLG: 0.480	G5-3		1B (12 1B) 1-2 3-H		BB (12 2B)		G6-3 1-2 2-H			2	0	1	1	1	0	0
76 Jonathan Diaz, R (5, PR) (6, 4) OBP: 0.286, SLG: 0.176										1	0	0	1	0	0	1
12 Mike Napoli, R (1, 3) OBP: 0.500, SLG: 0.929		K	1B 1-3 2-H		2B 1-3		SF8 2-H			3	0	2	1	0	1	0
35 Lyle Overbay, L (5, PR) (6, 3) OBP: 0.357, SLG: 0.478										0	0	0	1	0	0	0
16 Will Middlebrooks, R (1, 5) OBP: 0.348, SLG: 0.450		G6-3		2B (25 1B)	BB (25 G4-6-3)		G4-3			2	1	1	0	1	0	0
26 Brock Holt, L (5, PR) (6, 5) OBP: 0.235, SLG: 0.219										1	0	0	0	0	0	1
25 Ryan Sweeney, L (1, 10) OBP: 0.424, SLG: 0.357								F9		3	0	2	1	0	0	3
50 Mauro Gomez, R (8, PH) (9, 10) OBP: 0.276, SLG: 0.200		2B		1B (20 1B) 2-H	G4-6-3 1-2f					1	0	0	0	0	0	0
5 Jonny Gomes, R (1, 7) OBP: 0.217, SLG: 0.391		G5-3		P4		G2-3		1B (70 G6-3)		3	0	0	0	0	0	2
74 Jackie Bradley Jr., L (7, 9) (8, 8) OBP: 0.629, SLG: 0.714										1	0	1	0	0	0	0
20 Ryan Lavarnway, R (1, 2) OBP: 0.200, SLG: 0.208			F9	1B 2-3		F8		G6-3 1-2f		3	0	1	0	0	0	0
70 Christian Vázquez, R (7, 2) OBP: 0.250, SLG: 0.267										1	0	0	0	0	0	1
23 Pedro Ciriaco, R (1, 6) OBP: 0.310, SLG: 0.393			1B (2 FC5-4)	F9		G6-3				3	0	1	0	0	0	2

AB	31
R	5
H	11
RBI	5
BB	3
SO	2
LOB	13

Inning Stats	1	2	3	4	5	6	7	8	9
	R: 0 E: 0 K: 1 S: 5	H: 0 LOB: 0 BB: 0 P: 5	R: 0 E: 0 K: 1 S: 6	H: 1 LOB: 1 BB: 0 P: 6	R: 2 E: 0 K: 0 S: 6	H: 4 LOB: 2 BB: 0 P: 6	R: 1 E: 0 K: 0 S: 6	H: 3 LOB: 2 BB: 0 P: 6	R: 0 E: 0 K: 0 S: 3	H: 1 LOB: 3 BB: 2 P: 11	R: 0 E: 0 K: 0 S: 3	H: 0 LOB: 0 BB: 0 P: 3	R: 2 E: 0 K: 0 S: 5	H: 1 LOB: 1 BB: 1 P: 10	R: 0 E: 0 K: 0 S: 3	H: 1 LOB: 0 BB: 0 P: 3			

| | | | | | | | | | |

Batter	1	2	3	4	5	6	7	8	9	10	AB	R	H	RBI	BB	SO	LOB
8 Anthony Gose, L (1, 8) OBP: 0.447, SLG: 0.531 18 Mike McCoy, R (6, 8) OBP: 0.231, SLG: 0.167	B B B B 4-0 1 1B 1 E BB	S S S 0-3 ③ K			S S S 0-3 ① K		X 0-0 85 FC5-4 69 E 59 S 1B		C C C 0-3 ① K	X 0-0 ③ G6-3	2 3	1 1	0 1	0 1	1 0	2 1	0 1
1 Emilio Bonifácio, S (1, 4) OBP: 0.343, SLG: 0.515 59 Jim Negrych, L (6, 4) OBP: 0.545, SLG: 0.833	X 0-0 E5 53 1B 53 S 26 1B 1-H 1B	B B B B 4-0 53 S BB			S S S 0-3 ② K	B B B 3-0 85 FC5-4 1-2 BB			B B B B 4-0 68 2B 85 FC6-2 BB		2 0	1 0	0 0	1 0	1 2	1 0	0 0
11 Rajai Davis, R (1, 9) OBP: 0.185, SLG: 0.296 68 Ryan Schimpf, L (6, 7) OBP: 0.316, SLG: 0.333	X 0-0 ① F7	X 0-0 ① F8			X 0-0 ③ G3		C C C 0-3 ① K		X 0-0 85 FC6-2 1-3 2B		3 2	0 0	0 1	0 0	0 1	0 1	2 2
53 Melky Cabrera, S (1, 7) OBP: 0.303, SLG: 0.424 85 Kevin Pillar, R (6, 9) OBP: 0.167, SLG: 0.167	B X 1-0 26 1B 1-3 1B	S S S 0-3 ② K 1-2				S S S 0-3 ① K	X 0-0 ② FC5-4 69 E 1-2f 2-3		X 0-0 ② FC6-2 69 BB 2-3 3-H		3 2	0 0	1 0	0 0	0 0	2 0	1 4
26 Adam Lind, L (1, 10) OBP: 0.500, SLG: 0.679 69 Sean Ochinko, R (6, PR) OBP: 0.308, SLG: 0.417 (6, 10)	X 0-0 1-2 3-H 1B	X 0-0 ③ F9				X 0-0 16 BB 15 1B 1B	X 0-0 E5 1-2 3-H		B B B B 4-0 1-2 BB		3 1	0 1	2 0	1 0	0 1	0 0	1 1
16 Mark DeRosa, R (1, 5) OBP: 0.500, SLG: 0.632 67 Eugenio Velez, S (6, PR) OBP: 0.389, SLG: 0.471 (6, 5)	X 0-0 ② F4	X 0-0 ① F8				B B B B 4-0 15 1B 1-2 BB	S S T 0-2 ③ K		X 0-0 ③ G3		2 2	0 0	0 0	0 0	1 0	0 1	2 5
70 Andy LaRoche, R (1, 3) OBP: 0.265, SLG: 0.588 Jon Talley, L (10, PR) (10, 3)	X 0-0 ③ G5-3	X 0-0 ② L5				S S T 0-2 ② K		S S S 0-3 ① K	X 0-0 2B		5 0	0 0	1 0	0 0	0 0	2 0	4 0
15 Mike Nickeas, R (1, 2) OBP: 0.346, SLG: 0.304 76 Jack Murphy, S (8, 2) OBP: 0.200, SLG: 0.400		X 0-0 ① G5-3		X 0-0 2B		X 0-0 1-2 2-H 1B		X 0-0 73 G4-3-6 1B	X 0-0 ① F7		4 1	0 0	3 0	1 0	0 0	0 1	0 1
3 Maicer Izturis, S (1, 6) OBP: 0.200, SLG: 0.179 73 Lance Zawadzki, L (6, 6) OBP: 0.385, SLG: 0.478		X 0-0 ② G1		X 0-0 ③ F9		X 0-0 ③ G4-3		X 0-0 ②③ G4-3-6 1-2f	S S S 0-3 ② K		3 2	0 0	0 0	0 0	0 0	0 1	3 2
Inning Stats	R: 2 H: 3 E: 1 LOB: 2 K: 0 BB: 1 S: 6 P: 11	R: 0 H: 0 E: 0 LOB: 0 K: 1 BB: 0 S: 5 P: 5	R: 0 H: 0 E: 0 LOB: 1 K: 1 BB: 1 S: 5 P: 9	R: 0 H: 1 E: 0 LOB: 1 K: 0 BB: 0 S: 4 P: 4	R: 0 H: 0 E: 0 LOB: 0 K: 2 BB: 0 S: 7 P: 7	R: 1 H: 2 E: 0 LOB: 2 K: 2 BB: 1 S: 9 P: 13	R: 1 H: 1 E: 1 LOB: 2 K: 2 BB: 1 S: 9 P: 12	R: 0 H: 1 E: 0 LOB: 0 K: 1 BB: 0 S: 5 P: 5	R: 0 H: 1 E: 0 LOB: 3 K: 1 BB: 2 S: 6 P: 14	R: 0 H: 1 E: 0 LOB: 1 K: 1 BB: 0 S: 6 P: 6	1B: 7 2B: 3 3B: 0 HR: 0	SF: 0 SAC: 0 DP: 1 HBP: 0						

PITCHER	IP	WLS	BF	H	R	ER	SO	BB	IBB	HBP	BLK	WP	HR	S	P	ERA	WHIP
53 James McDonald, R (1, 1) ERA: 4.4	5.1		23	5	3	3	5	2	0	0	0	0	0	31	40	5.06	1.312
35 Mark Melancon, R (6, 1) ERA: 1.5	1.0		7	2	1	0	2	2	0	0	0	0	0	9	16	0.00	4.000
32 Vin Mazzaro, R (7, 1) ERA: 4.05	1.2		6	1	0	0	2	0	0	0	0	0	0	10	10	0.00	0.600
48 Jared Hughes, R (9, 1) ERA:	1.0		6	1	0	0	1	2	0	0	0	0	0	6	14	0.00	3.000
77 Kyle Waldrop, R (10, 1) ERA:	1.0	W	4	1	0	0	1	0	0	0	0	0	0	6	6	0.00	1.000

PITCHER	IP	WLS	BF	H	R	ER	SO	BB	IBB	HBP	BLK	WP	HR	S	P	ERA	WHIP

TOP

Toronto Blue Jays @ Pittsburgh Pirates

McKechnie Field, Bradenton, FL

Wed Mar 13 2013, 1:13 PM - 4:40 PM EDT

Att. 8,439 - Sunny - 67 F

livebaseballscorecards.com

AB	40
R	4
H	10
RBI	2
BB	6
SO	11
LOB	29

1B: 7	SF: 0	WP: 0	PA: 46
2B: 3	SAC: 0	PB: 0	
3B: 0	DP: 1	SB: 3	
HR: 0	HBP: 0	CS: 0	

BOTTOM

Batter	1	2	3	4	5	6	7	8	9	10	AB	R	H	RBI	BB	SO	LOB
6 Starling Marte, R (1, 7) OBP: 0.448, SLG: 0.630 26 Felix Pie, L (7, 7) OBP: 0.345, SLG: 0.600	0-0 55 G1-6-3 1B		0-0 22 1B 3B		0-3 K		0-0 P2		1-1 HR	1-0 74 1B 1-2 HBP	3 2	1 1	2 1	0 1	0 0	1 0	0 0
55 Russell Martin, R (1, 2) OBP: 0.364, SLG: 0.294 35 Mark Melancon, R (6, 1) 32 Vin Mazzaro, R (7, 1) 48 Jared Hughes, R (9, 1) 73 Lucas May, R (9, PH) OBP: 0.444, SLG: 0.500 28 Dan Grovatt, L (9, PR) 77 Kyle Waldrop, R (10, 1) 74 Carlos Paulino, R (10, PH) OBP: 0.300, SLG: 0.222	0-0 G1-6-3 1-2		BBBB 4-0 22 1B 14 1B BB		0-0 1B		0-3 K		4-0 66 1B 7 G3 5 2B BB	0-0 1-2 2-H 1B	2 0 1 0 0 0 0 0 1	0 0 0 0 0 1 0 0 0	1 0 0 0 0 0 0 0 1	0 0 0 0 0 0 0 0 1	1 0 1 0 0 0 0 0 1	0 0 0 0 0 1 0 0 0	1 0 0 0 0 0 0 0 0
22 Andrew McCutchen, R (1, 8) OBP: 0.280, SLG: 0.318 7 Alex Presley, L (7, 8) OBP: 0.345, SLG: 0.308	0-0 F7		0-0 14 1B 1-2 3-H 1B		0-0 G5-3			0-0 43 E4 5 1B 1B	0-0 G3 1-2		3 2	0 1	1 1	1 0	0 0	0 0	2 1
14 Gaby Sanchez, R (1, 3) OBP: 0.393, SLG: 0.720 43 Jared Goedert, R (6, PR) OBP: 0.400, SLG: 0.476 (7, 3)	0-0 P3		0-0 1-2 2-H 1B			0-0 18 1B 1B		0-0 E8 5 1B 1-3	0-3 K		3 2	0 0	2 0	0 0	0 0	0 1	1 3
24 Pedro Alvarez, L (1, 5) OBP: 0.077, SLG: 0.120 66 Iván De Jesús Jr., R (7, 5) OBP: 0.348, SLG: 0.500		0-0 F7		0-0 L3		0-0 F8		0-3 K	0-0 5 2B 2-3 1B		3 2	0 0	0 1	0 0	0 0	0 1	1 2
18 Neil Walker, S (1, 4) OBP: 0.280, SLG: 0.227 5 Josh Harrison, R (7, 4) OBP: 0.320, SLG: 0.333		0-0 G6-3		0-0 F8		0-0 12 FC5-4 1-3 1B		0-0 1-3 3-H 1B	0-0 1-3 3-H 2B		3 2	0 0	1 2	0 2	0 0	0 0	0 0
23 Travis Snider, L (1, 9) OBP: 0.290, SLG: 0.346 31 Jose Tabata, R (7, 9) OBP: 0.286, SLG: 0.538		0-0 G5-3	BBBB 4-0 BB			0-3 K		0-2 K	0-0 G5-3		2 2	0 0	0 0	0 0	1 0	1 1	2 5
12 Clint Barmes, R (1, 6) OBP: 0.273, SLG: 0.400 10 Jordy Mercer, R (7, 6) OBP: 0.591, SLG: 0.571			0-0 P3		0-3 K	0-0 FC5-4 1-2f		BBBB 4-0 BB		1-0 59 FC2-6 HBP	3 0	0 0	0 0	0 0	0 1	1 0	3 0
53 James McDonald, L (1, 1) 59 Tony Sanchez, R (6, 2) OBP: 0.348, SLG: 0.444 Kelson Brown, R (10, PR)			0-0 G6-3		0-0 G6-3		0-0 G6-3	0-0 G4-3		0-0 FC2-6 26 HBP 74 1B 1-2f	2 3 0	0 0 1	0 0 0	0 0 0	0 0 0	0 0 0	0 4 0
Inning Stats	R: 0 H: 1 E: 0 LOB: 1 K: 0 BB: 0 S: 4 P: 4	R: 0 H: 0 E: 0 LOB: 0 K: 0 BB: 0 S: 3 P: 3	R: 1 H: 3 E: 0 LOB: 2 K: 0 BB: 1 S: 5 P: 9	R: 0 H: 0 E: 0 LOB: 1 K: 1 BB: 1 S: 5 P: 9	R: 0 H: 1 E: 0 LOB: 1 K: 1 BB: 0 S: 6 P: 6	R: 0 H: 2 E: 0 LOB: 2 K: 1 BB: 0 S: 7 P: 7	R: 0 H: 0 E: 0 LOB: 0 K: 1 BB: 0 S: 5 P: 5	R: 1 H: 2 E: 1 LOB: 3 K: 2 BB: 1 S: 10 P: 14	R: 2 H: 3 E: 0 LOB: 3 K: 1 BB: 1 S: 9 P: 14	R: 1 H: 1 E: 0 LOB: 2 K: 0 BB: 0 S: 2 P: 4	1B: 10 2B: 1 3B: 1 HR: 1	SF: 0 SAC: 0 DP: 0 HBP: 2	WP: 0 PB: 0 SB: 0 CS: 0	PA: 47			

PITCHER	IP	WLS	BF	H	R	ER	SO	BB	IBB	HBP	BLK	WP	HR	S	P	ERA	WHIP
56 Mark Buehrle, L (1, 1) ERA: 5.0	3.2		15	4	1	1	0	1	0	0	0	0	0	14	18	2.46	1.364
33 Jeremy Jeffress, R (4, 1) ERA: 3.38	1.2	H	8	2	0	0	2	1	0	0	0	0	0	11	15	0.00	1.800
50 Steve Delabar, R (6, 1) ERA: 5.06	0.2	H	3	1	0	0	1	0	0	0	0	0	0	5	5	0.00	1.500
62 Aaron Loup, L (7, 1) ERA: 1.5	1.0	H	3	0	0	0	1	0	0	0	0	0	0	5	5	0.00	0.000
37 Neil Wagner, R (8, 1) ERA: 4.76	0.2	H	5	2	1	0	2	0	0	0	0	0	0	9	9	0.00	3.000

PITCHER	IP	WLS	BF	H	R	ER	SO	BB	IBB	HBP	BLK	WP	HR	S	P	ERA	WHIP
78 Tyson Brummett, R (8, 1) ERA: 3.38	1.1	B	9	3	2	2	1	2	0	0	0	0	1	10	19	13.50	3.750
75 Tommy Hottovy, L (10, 1) ERA: 4.91	0.1	L	4	1	1	1	0	0	0	2	0	0	0	2	4	27.00	3.000

AB	41
R	5
H	13
RBI	5
BB	4
SO	7
LOB	25

Toronto Blue Jays @ Pittsburgh Pirates
McKechnie Field, Bradenton, FL
Wed Mar 13 2013, 1:13 PM - 4:40 PM EDT
Att. 8,439 - Sunny - 67 F

livebaseballscorecards.com

Batter	1	2	3	4	5	6	7	8	9	AB	R	H	RBI	BB	SO	LOB
11 Brett Gardner, L (1, 8) OBP: 0.447, SLG: 0.424	G6-3		E3 26 2B	K			K	K		3	0	0	0	0	1	1
63 Melky Mesa, R (5, 8) OBP: 0.231, SLG: 0.351										2	0	0	0	0	2	3
26 Eduardo Núñez, R (1, 6) OBP: 0.257, SLG: 0.226	G6-3		2B 1-3		G4-3		FC6-4 12 E1 1-2f		P3	2	0	1	0	0	0	0
93 Walter Ibarra, S (5, PH) (5, 6) OBP: 0.357, SLG: 0.357										3	0	0	0	0	0	1
36 Kevin Youkilis, R (1, 3) OBP: 0.318, SLG: 0.789	HR		K		3B 33 SF8		E3 1-3		HBP 22 WP	3	2	2	1	0	1	2
12 Dan Johnson, L (5, 3) OBP: 0.286, SLG: 0.048										1	0	0	0	0	0	1
33 Travis Hafner, L (1, 10) OBP: 0.280, SLG: 0.200	K		K		SF8 3-H		G6-3		G5-3 1-2	2	0	0	1	0	2	2
22 Matt Diaz, R (7, PH) (7, 10) OBP: 0.250, SLG: 0.192										2	0	0	0	0	0	3
40 Ben Francisco, R (1, 7) OBP: 0.484, SLG: 0.654		K		1B 17 2B	K			K	K	3	1	1	0	0	2	0
95 Ronnier Mustelier, R (6, 7) OBP: 0.370, SLG: 0.500										2	0	0	0	0	2	1
17 Jayson Nix, R (1, 5) OBP: 0.265, SLG: 0.250		P4		2B 60 FC5 1-H		BB 60 G4-3		BB 1B 97 2B		2	0	1	1	0	0	0
85 Gil Velazquez, R (4, 5) OBP: 0.471, SLG: 0.357										0	1	0	0	2	0	0
29 Francisco Cervelli, R (1, 2) OBP: 0.321, SLG: 0.250		E6		K		K		K		2	0	0	0	0	1	1
45 Bobby Wilson, R (5, 2) OBP: 0.235, SLG: 0.188										2	0	0	0	0	2	2
60 Thomas Neal, R (1, 9) OBP: 0.346, SLG: 0.458	K		FC5 2B 2-3			G4-3 1-2f		1B 97 2B 1-2		3	1	0	0	0	1	3
Zoilo Almonte, S (6, 9) OBP: 0.261, SLG: 0.364										1	0	1	0	0	0	0
Corban Joseph, L (1, 4) OBP: 0.290, SLG: 0.250		F7	2B 1-H				1B 93 FC6-4	2B 1-3 2-H		2	0	1	1	0	0	0
97 José Pirela, R (6, 4) OBP: 0.348, SLG: 0.435										2	0	2	1	0	0	0
Inning Stats	R: 1 E: 0 K: 1 S: 6 H: 1 LOB: 0 BB: 0 P: 8	R: 0 E: 1 K: 2 S: 8 H: 0 LOB: 1 BB: 0 P: 8	R: 0 E: 1 K: 2 S: 9 H: 1 LOB: 2 BB: 0 P: 9	R: 2 E: 0 K: 2 S: 10 H: 3 LOB: 1 BB: 0 P: 10	R: 1 E: 0 K: 1 S: 6 H: 1 LOB: 0 BB: 0 P: 6	R: 0 E: 0 K: 1 S: 4 H: 0 LOB: 0 BB: 1 P: 8	R: 0 E: 1 K: 1 S: 7 H: 1 LOB: 2 BB: 0 P: 7	R: 1 E: 0 K: 3 S: 11 H: 2 LOB: 2 BB: 1 P: 15	R: 0 E: 0 K: 1 S: 5 H: 0 LOB: 1 BB: 0 P: 8	1B: 3 2B: 4 3B: 1 HR: 1 SF: 1 SAC: 0 DP: 1 HBP: 1						

TOP

New York Yankees @ Toronto Blue Jays

Florida Auto Exchange Stadium, Dunedin, FL

Thu Mar 14 2013, 1:07 PM - 4:30 PM EDT

Att. 5,559 - Sunny - 61 F

livebaseballscorecards.com

AB	37
R	5
H	9
RBI	5
BB	2
SO	14
LOB	20

PITCHER		IP	WLS	BF	H	R	ER	SO	BB	IBB	HBP	BLK	WP	HR	S	P	ERA	WHIP
55 Josh Johnson, R ERA: 1.69	(1, 1)	3.0	W	13	2	1	1	5	0	0	0	0	0	1	23	25	3.00	0.667
32 Esmil Rogers, R ERA: 11.37	(4, 1)	1.1		8	4	3	3	2	0	0	0	0	0	0	12	12	20.25	3.000
27 Brett Cecil, L ERA: 6.3	(5, 1)	2.2		10	1	0	0	3	1	0	0	0	0	0	15	19	0.00	0.750
75 Tommy Hottovy, L ERA: 6.23	(8, 1)	0.2		5	2	1	1	2	1	0	0	0	0	0	8	12	13.50	4.500
77 Mickey Storey, R ERA: 1.59	(8, 1)	0.1		1	0	0	0	1	0	0	0	0	0	0	3	3	0.00	0.000

PITCHER		IP	WLS	BF	H	R	ER	SO	BB	IBB	HBP	BLK	WP	HR	S	P	ERA	WHIP
51 Alex Hinshaw, L ERA: 4.26	(9, 1)	1.0		4	0	0	0	1	0	0	1	0	1	0	5	8	0.00	0.000

WP: 1	PA: 41				
PB: 0					
SB: 0					
CS: 0					

BOTTOM

New York Yankees @ Toronto Blue Jays

Florida Auto Exchange Stadium, Dunedin, FL

Thu Mar 14 2013, 1:07 PM - 4:30 PM EDT

Att. 5,559 - Sunny - 61 F

livebaseballscorecards.com

Batter	1	2	3	4	5	6	7	8	9	AB	R	H	RBI	BB	SO	LOB
3 Maicer Izturis, S (1, 4)	BB	1B	E5		2B		K			3	3	2	5	1	0	1
59 Jim Negrych, L (5, PH) (6, 4)	2B									2	0	1	0	0	1	3
28 Colby Rasmus, L (1, 8)	BB	BB	F9		K		G6-3			2	3	0	0	3	1	3
67 Eugenio Velez, S (6, 9)										1	0	0	0	0	0	3
53 Melky Cabrera, S (1, 10)	2B	1B		BB	K			G6-3		3	2	3	4	0	0	0
69 Sean Ochinko, R (4, PH) (5, 10)	2B									2	1	0	0	1	1	1
19 José Bautista, R (1, 9)	P4	2B		1B		K		F7		4	0	2	2	0	1	3
68 Ryan Schimpf, L (4, PR) (5, 7)	K									2	0	0	0	0	1	0
26 Adam Lind, L (1, 3)	BB	F7		P6		P4		K		3	1	0	0	1	1	3
58 Luis Jimenez, L (6, 3)		K								2	0	0	0	0	1	0
16 Mark DeRosa, R (1, 5)	BB	BB	HR	1B		K				3	3	3	2	0	0	0
73 Lance Zawadzki, L (4, PH) (5, 5)	1B	1B								2	0	1	0	0	1	0
83 Shane Opitz, L (9, 5)										0	0	0	0	0	0	0
17 Ryan Langerhans, L (1, 7) (5, 9) (6, 8)	BB	K	SF8				G3-1 1B			2	2	1	1	2	1	0
82 Jonathan Jones, R (7, PR) (8, 8)										0	0	0	0	0	0	0
22 Henry Blanco, R (1, 2)	BB	BB	E4	K			FC4			2	2	0	1	2	1	2
30 Josh Thole, L (6, 2)										1	0	0	0	0	0	1
18 Mike McCoy, R (1, 6)	K	G5-3	P3		G6-3		G3-1			4	0	0	1	0	1	6
Ryan Goins, L (7, 6)										1	0	0	0	0	0	2

Inning Stats	1	2	3	4	5	6	7	8	9
	R: 9 E: 0 K: 2 S: 11	H: 4 LOB: 1 BB: 6 P: 36	R: 6 E: 0 K: 1 S: 9	H: 4 LOB: 1 BB: 3 P: 21	R: 1 E: 2 K: 1 S: 10	H: 1 LOB: 2 BB: 0 P: 13	R: 1 E: 0 K: 1 S: 7	H: 2 LOB: 2 BB: 1 P: 11	R: 0 E: 0 K: 2 S: 8	H: 1 LOB: 1 BB: 0 P: 8	R: 0 E: 0 K: 2 S: 7	H: 0 LOB: 0 BB: 0 P: 7	R: 0 E: 1 K: 1 S: 7	H: 1 LOB: 3 BB: 0 P: 7	R: 0 E: 0 K: 1 S: 5	H: 0 LOB: 0 BB: 0 P: 5

AB	39
R	17
H	13
RBI	16
BB	10
SO	11
LOB	28

		1B: 7	SF: 1	WP: 2	PA: 50
		2B: 5	SAC: 0	PB: 1	
		3B: 0	DP: 0	SB: 0	
		HR: 1	HBP: 0	CS: 0	

PITCHER		IP	WLS	BF	H	R	ER	SO	BB	IBB	HBP	BLK	WP	HR	S	P	ERA	WHIP
José Ramirez, R ERA: 5.79	(1, 1)	0.1	L	7	2	6	6	0	4	0	0	0	1	0	3	19	162.00	18.000
43 Adam Warren, R ERA: 11.32	(1, 1)	1.1		13	4	8	8	2	5	0	0	0	1	0	12	33	54.00	6.750
99 Branden Pinder, R ERA: 2.84	(2, 1)	1.1		9	3	2	2	2	0	0	0	0	0	1	15	18	13.50	2.250
89 Preston Claiborne, R ERA: 1.29	(4, 1)	2.0		10	3	1	1	3	1	0	0	0	0	0	15	19	4.50	2.000
53 Josh Spence, L ERA:	(6, 1)	2.0		8	1	0	0	3	0	0	0	0	0	0	14	14	0.00	0.500

PITCHER		IP	WLS	BF	H	R	ER	SO	BB	IBB	HBP	BLK	WP	HR	S	P	ERA	WHIP
92 Graham Stoneburner, R ERA:	(8, 1)	1.0		3	0	0	0	1	0	0	0	0	0	0	5	5	0.00	0.000

Toronto Blue Jays @ Detroit Tigers

Joker Marchant Stadium, Lakeland, FL

Fri Mar 15 2013, 1:09 PM - 3:51 PM EDT

Att. 9,441 - Sunny - 66 F

livebaseballscorecards.com

Batter	1	2	3	4	5	6	7	8	9	AB	R	H	RBI	BB	SO	LOB
8 Anthony Gose, L (1, 9) (6, 8) OBP: 0.429, SLG: 0.500 18 Mike McCoy, R (7, 9) OBP: 0.176, SLG: 0.125	C S C 0-3 ① K		X 0-0 ③ G3-1		X 0-0 ③ G5-3		X 0-0 1B			4 0 1 0 0 1 0 0 0 0 0 0 0 0						
1 Emilio Bonifácio, S (1, 4) OBP: 0.342, SLG: 0.528 59 Jim Negrych, L (7, PH) (7, 4) OBP: 0.520, SLG: 0.810	X 0-0 ② G1-3			X 0-0 11 F9 28 1B 2B		X 0-0 ① S S S F7	0-3 ③ K			3 1 1 0 0 0 0 1 0 0 0 0 1 1						
11 Rajai Davis, R (1, 7) OBP: 0.200, SLG: 0.333 67 Eugenio Velez, S (6, 7) OBP: 0.400, SLG: 0.444	X 0-0 ③ P6			X 0-0 ① F9 2-3		X 0-0 28 BLK 2B		H 1-0 70 CS HBP		3 0 1 0 0 0 1 0 0 0 0 0 0 0						
28 Colby Rasmus, L (1, 8) OBP: 0.385, SLG: 0.158 18 Kenny Wilson, R (6, 9) (7, 8) OBP: 0.500, SLG: 0.333		X 0-0 ① F7		X 0-0 58 1B 3-H 1B		S S S 0-3 ② K 2-3		X 0-0 ① F7		3 0 1 1 0 1 1 1 0 0 0 0 0 1						
70 Andy LaRoche, R (1, 5) (6, 3) OBP: 0.289, SLG: 0.649	B S S X 1-2 HR			S S S 0-3 ② K		B B B 4-0 58 BB BB		C X 0-1 ② ③ P5 1-2		3 1 1 1 1 1 2						
58 Luis Jimenez, L (1, 3) OBP: 0.226, SLG: 0.267 87 Andy Burns, R (6, PR) (6, 5)	X 0-0 ② G1-3			X 0-0 1-3 1B		B B B B 4-0 1-2 BB			C C C 0-3 ① K	2 0 1 0 1 0 0 1 0 0 0 0 1 0						
68 Ryan Schimpf, L (1, 10) OBP: 0.240, SLG: 0.238	S S S 0-3 ③ K			X 0-0 ③ P2		X 0-0 ③ F7			X 0-0 ② F7	4 0 0 0 0 1 5						
15 Mike Nickeas, R (1, 2) OBP: 0.310, SLG: 0.269 76 Jack Murphy, S (7, 2) OBP: 0.167, SLG: 0.333		S S S 0-3 ① K		X 0-0 ① F8		S S S 0-3 ① K			X 0-0 ③ F9	3 0 0 0 0 2 0 1 0 0 0 0 0 0						
73 Lance Zawadzki, L (1, 6) OBP: 0.355, SLG: 0.429		X 0-0 ② G5-3		X 0-0 ② G1-3		X 0-0 ② P5				3 0 0 0 0 0 0						
Inning Stats	R: 0 E: 0 K: 1 S: 5 H: 0 LOB: 0 BB: 0 P: 5	R: 1 E: 0 K: 1 S: 8 H: 1 LOB: 0 BB: 0 P: 9	R: 0 E: 0 K: 1 S: 5 H: 0 LOB: 0 BB: 0 P: 5	R: 1 E: 0 K: 1 S: 8 H: 3 LOB: 2 BB: 0 P: 8	R: 0 E: 0 K: 0 S: 3 H: 0 LOB: 0 BB: 0 P: 3	R: 0 E: 0 K: 1 S: 6 H: 1 LOB: 3 BB: 2 P: 14	R: 0 E: 0 K: 2 S: 8 H: 1 LOB: 1 BB: 0 P: 8	R: 0 E: 0 K: 0 S: 3 H: 0 LOB: 0 BB: 0 P: 4	R: 0 E: 0 K: 1 S: 5 H: 0 LOB: 0 BB: 0 P: 5	1B: 3 2B: 2 3B: 0 HR: 1 SF: 0 SAC: 0 DP: 0 HBP: 1							

TOP	
AB	32
R	2
H	6
RBI	2
BB	2
SO	8
LOB	11

WP: 0 PB: 0 SB: 0 CS: 1 PA: 35

PITCHER		IP	WLS	BF	H	R	ER	SO	BB	IBB	HBP	BLK	WP	HR	S	P	ERA	WHIP
21 Rick Porcello, R ERA: 2.5	(1, 1)	5.0	W	19	4	2	2	4	0	0	0	0	0	1	29	30	3.60	0.800
31 Kyle Lobstein, L ERA: 5.59	(6, 1)	1.0	H	6	1	0	0	1	2	0	0	1	0	0	6	14	0.00	3.000
53 Joaquín Benoit, R ERA: 2.25	(7, 1)	1.0	H	4	1	0	0	2	0	0	0	0	0	0	8	8	0.00	1.000
60 Brayan Villarreal, R ERA: 2.57	(8, 1)	1.0	H	3	0	0	0	0	0	0	1	0	0	0	3	4	0.00	0.000
62 Al Alburquerque, R ERA: 1.13	(9, 1)	1.0	S	3	0	0	0	1	0	0	0	0	0	0	5	5	0.00	0.000

PITCHER	IP	WLS	BF	H	R	ER	SO	BB	IBB	HBP	BLK	WP	HR	S	P	ERA	WHIP

Batter	1	2	3	4	5	6	7	8	9	AB	R	H	RBI	BB	SO	LOB
14 Austin Jackson, R (1, 8) OBP: 0.341, SLG: 0.429 68 Matt Tuiasosopo, R (7, 7) OBP: 0.364, SLG: 0.500	B B B 4-0 48 S 41 1B BB		x 0-0 48 E 2B		x 0-0 48 G6-3 3B		x 0-0 ②③ G5-4-3 1-2f			2 3 2 0 1 0 0 1 0 0 0 0 0 1						
48 Torii Hunter, R (1, 9) OBP: 0.250, SLG: 0.316 72 Tyler Collins, L (8, 9) OBP: 0.407, SLG: 0.731	S S S 0-3 ① K 1-2		x 0-0 E6 28 1B 2-H 1B		x 0-0 ② G6-3 3-H			C C C 0-3 ① K		3 0 1 1 0 1 1 1 0 0 0 0 1 0						
24 Miguel Cabrera, R (1, 5) OBP: 0.379, SLG: 0.704 29 Danny Worth, R (8, 5) OBP: 0.441, SLG: 0.500	B B B B 4-0 41 1B BB		C C C 0-3 ① K		x 0-0 28 2B 1B			x 0-0 ② G6-3		2 0 1 0 1 1 1 1 0 0 0 0 0 0						
28 Prince Fielder, L (1, 3) OBP: 0.471, SLG: 0.607 32 Don Kelly, L (8, 3) OBP: 0.400, SLG: 0.692	S S S 0-3 ② K		x 0-0 41 G6-4-3 1-2 1B		x 0-0 ③ 1-H 2B			x 0-0 ③ P4		3 0 2 0 0 1 2 1 0 0 0 0 0 0						
41 Victor Martinez, S (1, 10) OBP: 0.326, SLG: 0.316	x 0-0 ③ 1-3 2-H 1B		x 0-0 ②③ G6-4-3 1-2f			x 0-0 ① G3				3 0 1 1 0 0 2						
46 Jeff Kobernus, R (1, 7) OBP: 0.304, SLG: 0.333 (7, 8) 34 Avisaíl García, R (9, 8) OBP: 0.278, SLG: 0.333		x 0-0 ① G5-3		x 0-0 ① P4		x 0-0 ② F8				3 0 0 0 0 0 0 0 0 0 0 0 0 0						
27 Jhonny Peralta, R (1, 6) OBP: 0.216, SLG: 0.306 39 Ramon Santiago, S (7, 6) OBP: 0.600, SLG: 0.833	B B B S S S X 3-2 HR		x 0-0 ② F9			x 0-0 ③ G5-3				3 1 1 1 0 0 0 0 0 0 0 0 0 0						
55 Brayan Peña, S (1, 2) OBP: 0.259, SLG: 0.520 50 Bryan Holaday, R (7, 2) OBP: 0.278, SLG: 0.313		x 0-0 ② G4-3		x 0-0 ③ P2			x 0-0 ① G4-3			2 0 0 0 0 0 0 1 0 0 0 0 0 0						
4 Omar Infante, R (1, 4) OBP: 0.333, SLG: 0.400 70 Argenis Diaz, R (7, PH) OBP: 0.346, SLG: 0.304 (8, 4)		S S S 0-3 ③ K			x 0-0 ① P5		x 0-0 E6 68 G5-4-3			2 0 0 0 0 1 0 1 0 0 0 0 0 0						
Inning Stats	R: 1 H: 1 E: 0 LOB: 2 K: 2 BB: 2 S: 7 P: 15	R: 1 H: 1 E: 0 LOB: 0 K: 1 BB: 0 S: 8 P: 11	R: 1 H: 3 E: 1 LOB: 1 K: 1 BB: 0 S: 7 P: 7	R: 0 H: 0 E: 0 LOB: 0 K: 0 BB: 0 S: 3 P: 3	R: 1 H: 3 E: 0 LOB: 2 K: 0 BB: 0 S: 5 P: 5	R: 0 H: 0 E: 0 LOB: 0 K: 0 BB: 0 S: 3 P: 3	R: 0 H: 0 E: 1 LOB: 0 K: 0 BB: 0 S: 3 P: 3	R: 0 H: 0 E: 0 LOB: 0 K: 1 BB: 0 S: 5 P: 5		1B: 4 SF: 0 2B: 2 SAC: 0 3B: 1 DP: 2 HR: 1 HBP: 0						

PITCHER		IP	WLS	BF	H	R	ER	SO	BB	IBB	HBP	BLK	WP	HR	S	P	ERA	WHIP
24 Ricky Romero, L ERA: 7.27	(1, 1)	3.0	L	14	5	3	3	4	2	0	0	0	0	1	22	33	9.00	2.333
54 Dave Bush, R ERA: 3.38	(4, 1)	2.0		8	3	1	1	0	0	0	0	0	0	0	8	8	4.50	1.500
34 Ramon Ortiz, R ERA: 3.38	(6, 1)	2.0		6	0	0	0	0	0	0	0	0	0	0	6	6	0.00	0.000
57 Juan Pablo Perez, L ERA:	(8, 1)	1.0		3	0	0	0	1	0	0	0	0	0	0	5	5	0.00	0.000

PITCHER	IP	WLS	BF	H	R	ER	SO	BB	IBB	HBP	BLK	WP	HR	S	P	ERA	WHIP

BOTTOM

Toronto Blue Jays @ Detroit Tigers

Joker Marchant Stadium, Lakeland, FL

Fri Mar 15 2013, 1:09 PM - 3:51 PM EDT

Att. 9,441 - Sunny - 66 F

livebaseballscorecards.com

AB	29
R	4
H	8
RBI	3
BB	2
SO	5
LOB	7

Baltimore Orioles @ Toronto Blue Jays

Florida Auto Exchange Stadium, Dunedin, FL

Sat Mar 16 2013, 1:08 PM - 4:04 PM EDT

Att. 5,550 - Sunny - 71 F

TOP

livebaseballscorecards.com

Batter	1	2	3	4	5	6	7	8	9	AB	R	H	RBI	BB	SO	LOB
12 Alexi Casilla, S (1, 6) OBP: 0.323, SLG: 0.345 76 Luis Martinez, R (6, 2)	C C C 0-3 ① K		X 0-0 ① F9		X 0-0 ① G3		X 0-0 ③ G3-1		X 0-0 ③ G6-3	3 0 0 0 0 1 0 2 0 0 0 0 0 1						
51 Lew Ford, R (1, 8) OBP: 0.536, SLG: 0.846 3 Ryan Flaherty, L (6, 6) OBP: 0.333, SLG: 0.667	X 0-0 14 WP 14 G4-3 2B		X 0-0 14 WP 2B		X 0-0 ② P3			X 0-0 14 WP 45 G1-2-3 2B		3 1 2 0 0 0 0 1 0 1 0 0 0 0						
14 Nolan Reimold, R (1, 10) OBP: 0.259, SLG: 0.417	B X 1-0 ② G4-3 2-H		B S S S 1-3 ② K 2-3		X 0-0 ③ F8			B B B B 4-0 45 G1-2-3 60 S BB 2-3		3 0 0 1 1 1 1						
36 Conor Jackson, R (1, 3) OBP: 0.371, SLG: 0.667 60 Chris Dickerson, L (6, 8) OBP: 0.393, SLG: 0.391	X 0-0 ③ G1-3		X 0-0 ③ F7			X 0-0 ① F7		B B B B 4-0 45 G1-2-3 BB 1-2		3 0 0 0 0 0 1 0 0 0 0 1 0 0						
28 Steve Pearce, R (1, 9) OBP: 0.433, SLG: 0.846 45 Travis Ishikawa, L (6, 3) OBP: 0.259, SLG: 0.240		S S S 0-3 ① K		X 0-0 ① P4		X 0-0 ② 1B		X 0-0 ① ② G1-2-3 1-2 2-3 3-Hf		3 0 1 0 0 1 0 1 0 0 0 0 0 3						
31 Taylor Teagarden, R (1, 2) OBP: 0.250, SLG: 0.333 72 Jason Pridie, L (6, 9) OBP: 0.310, SLG: 0.571		X 0-0 35 2B 2B		S S S 0-3 ② K		X 0-0 ③ F9		X 0-0 ③ F9		3 1 1 0 0 1 0 1 0 0 0 0 0 2						
35 Danny Valencia, R (1, 5) OBP: 0.364, SLG: 0.321 25 Trayvon Robinson, S (7, 7) OBP: 0.281, SLG: 0.469		X 0-0 2-H 2B		B B B B 4-0 58 1B BB			X 0-0 1B		X 0-0 6 F8 81 SF7 2B	2 0 2 1 1 0 0 1 1 1 0 0 0 0						
58 Yamaico Navarro, R (1, 4) OBP: 0.433, SLG: 0.417 6 Russ Canzler, R (7, 5) OBP: 0.300, SLG: 0.222		S S S 0-3 ② K		X 0-0 1-2 1B			S S S 0-3 ① K		X 0-0 ① F8 2-3	3 0 1 0 0 2 2 1 0 0 0 0 0 1						
71 L.J. Hoes, R (1, 7) OBP: 0.304, SLG: 0.348 81 Buck Britton, L (7, 4) OBP: 0.143, SLG: 0.167		S S S 0-3 ③ K		X 0-0 ③ G1-4-3			S S S 0-3 ② K		X 0-0 ② SF7 3-H	3 0 0 0 0 2 4 0 0 0 1 0 0 0						
Inning Stats	R: 1 H: 1 E: 0 LOB: 0 K: 1 BB: 0 S: 6 P: 7	R: 1 H: 2 E: 0 LOB: 1 K: 3 BB: 0 S: 11 P: 11	R: 0 H: 1 E: 0 LOB: 1 K: 1 BB: 0 S: 6 P: 7	R: 0 H: 1 E: 0 LOB: 2 K: 1 BB: 1 S: 6 P: 10	R: 0 H: 0 E: 0 LOB: 0 K: 0 BB: 0 S: 3 P: 3	R: 0 H: 1 E: 0 LOB: 0 K: 0 BB: 0 S: 3 P: 3	R: 0 H: 1 E: 0 LOB: 1 K: 2 BB: 0 S: 8 P: 8	R: 0 H: 1 E: 0 LOB: 2 K: 0 BB: 2 S: 3 P: 11	R: 1 H: 1 E: 0 LOB: 0 K: 0 BB: 0 S: 4 P: 4	1B: 3 SF: 1 2B: 6 SAC: 0 3B: 0 DP: 1 HR: 0 HBP: 0							

PITCHER	IP	WLS	BF	H	R	ER	SO	BB	IBB	HBP	BLK	WP	HR	S	P	ERA	WHIP
48 J.A. Happ, L (1, 1) ERA: 2.77	3.2	L	15	4	2	2	6	0	0	0	0	2	0	27	29	4.91	1.091
37 Neil Wagner, R (4, 1) ERA: 4.5	0.1		3	1	0	0	0	1	0	0	0	0	0	2	6	0.00	6.000
21 Sergio Santos, R (5, 1) ERA: 2.25	1.0		3	0	0	0	0	0	0	0	0	0	0	3	3	0.00	0.000
50 Steve Delabar, R (6, 1) ERA: 4.26	1.0		3	1	0	0	0	0	0	0	0	0	0	3	3	0.00	1.000
62 Aaron Loup, L (7, 1) ERA: 1.29	1.0		4	1	0	0	2	0	0	0	0	0	0	8	8	0.00	1.000

PITCHER	IP	WLS	BF	H	R	ER	SO	BB	IBB	HBP	BLK	WP	HR	S	P	ERA	WHIP
33 Jeremy Jeffress, R (8, 1) ERA: 3.38	0.0		3	1	0	0	0	2	0	0	0	1	0	1	9	∞	∞
51 Alex Hinshaw, L (8, 1) ERA: 3.68	1.0		2	0	0	0	0	0	0	0	0	0	0	2	2	0.00	0.000
16 Bobby Korecky, R (9, 1) ERA: 4.5	1.0		4	1	1	1	0	0	0	0	0	0	0	4	4	9.00	1.000

AB	33
R	3
H	9
RBI	3
BB	3
SO	8
LOB	15

WP: 3 PA: 37
PB: 0
SB: 1
CS: 0

Baltimore Orioles @ Toronto Blue Jays

Florida Auto Exchange Stadium, Dunedin, FL

Sat Mar 16 2013, 1:08 PM - 4:04 PM EDT

Att. 5,550 - Sunny - 71 F

livebaseballscorecards.com

BOTTOM

Batter	1	2	3	4	5	6	7	8	9	AB	R	H	RBI	BB	SO	LOB
1 Emilio Bonifácio, S (1, 4) OBP: 0.317, SLG: 0.487	L6		G5-3		K		G4-3			3	0	0	0	0	1	3
18 Mike McCoy, R (7, 6) (9, 8) OBP: 0.167, SLG: 0.118										1	0	0	0	0	0	0
3 Maicer Izturis, S (1, 6) (7, 4) OBP: 0.289, SLG: 0.286	53 L4 1B			G4-6-3 1B	F9			K		4	0	2	0	0	1	2
59 Jim Negrych, L (9, 4) OBP: 0.520, SLG: 0.810										0	0	0	0	0	0	0
53 Melky Cabrera, S (1, 8) OBP: 0.325, SLG: 0.475	L4 1-1			G4-6-3 1-2f		G1-3		K		4	0	0	0	0	1	2
82 Peter Mooney, L (9, 6)										0	0	0	0	0	0	0
19 José Bautista, R (1, 9) OBP: 0.357, SLG: 0.571		F7		26 S BB		26 1B 16 SF9 BB		G6-3		2	1	0	0	2	0	0
68 Ryan Schimpf, L (9, 9) OBP: 0.240, SLG: 0.238										0	0	0	0	0	0	0
26 Adam Lind, L (1, 3) OBP: 0.488, SLG: 0.606		G3		1-2 BB		1-3 1B			G4-3	2	0	1	0	1	0	0
58 Luis Jimenez, L (9, 3) OBP: 0.219, SLG: 0.258										1	0	0	0	0	0	0
16 Mark DeRosa, R (1, 5) OBP: 0.500, SLG: 0.750	K		G4-3		SF9 3-H				K	2	0	0	1	0	1	2
73 Lance Zawadzki, L (8, 5) OBP: 0.344, SLG: 0.414										1	0	0	0	0	1	0
28 Colby Rasmus, L (1, 10) OBP: 0.333, SLG: 0.130		G1-3		E3 17 BB	K			G4-3		4	0	0	0	0	1	1
17 Ryan Langerhans, L (1, 7) OBP: 0.400, SLG: 0.414		P6					K			1	0	0	0	1	0	0
67 Eugenio Velez, S (7, PH) (8, 7) OBP: 0.381, SLG: 0.421				1-2 BB						1	0	0	0	0	1	0
22 Henry Blanco, R (1, 2) OBP: 0.346, SLG: 0.478					F4		G6-3			2	0	1	0	0	0	2
30 Josh Thole, L (7, 2) OBP: 0.231, SLG: 0.174		1B								1	0	0	0	0	0	0
Inning Stats	R: 0 E: 0 K: 0 S: 3 H: 1 LOB: 0 BB: 0 P: 3	R: 0 E: 0 K: 1 S: 5 H: 0 LOB: 0 BB: 0 P: 5	R: 0 E: 0 K: 0 S: 4 H: 1 LOB: 1 BB: 0 P: 4	R: 0 E: 0 K: 0 S: 3 H: 1 LOB: 2 BB: 2 P: 11	R: 0 E: 1 K: 1 S: 6 H: 0 LOB: 2 BB: 1 P: 10	R: 1 E: 0 K: 1 S: 6 H: 1 LOB: 1 BB: 1 P: 10	R: 0 E: 0 K: 1 S: 5 H: 0 LOB: 0 BB: 0 P: 5	R: 0 E: 0 K: 2 S: 7 H: 0 LOB: 0 BB: 0 P: 7	R: 0 E: 0 K: 1 S: 5 H: 0 LOB: 0 BB: 0 P: 5	1B: 4 2B: 1 3B: 0 HR: 0	SF: 1 SAC: 0 DP: 2 HBP: 0						

	AB	29
	R	1
	H	4
	RBI	1
	BB	4
	SO	7
	LOB	12

PITCHER		IP	WLS	BF	H	R	ER	SO	BB	IBB	HBP	BLK	WP	HR	S	P	ERA	WHIP
34 Jake Arrieta, R ERA: 2.38	(1, 1)	4.2	W	19	3	0	0	2	3	0	0	0	0	0	20	32	0.00	1.286
55 Daniel Schlereth, L ERA: 4.76	(5, 1)	1.1	H	6	1	1	1	1	1	0	0	0	0	0	7	11	6.75	1.500
61 Adam Russell, R ERA: 7.11	(7, 1)	1.0	H	3	0	0	0	1	0	0	0	0	0	0	5	5	0.00	0.000
40 Troy Patton, L ERA: 3.38	(8, 1)	1.2	H	5	0	0	0	3	0	0	0	0	0	0	11	11	0.00	0.000
54 Daniel McCutchen, R ERA: 8.44	(9, 1)	0.1	S	1	0	0	0	0	0	0	0	0	0	0	1	1	0.00	0.000

PITCHER	IP	WLS	BF	H	R	ER	SO	BB	IBB	HBP	BLK	WP	HR	S	P	ERA	WHIP

Toronto Blue Jays @ Houston Astros

Osceola County Stadium, Kissimmee, FL

Sun Mar 17 2013, 1:06 PM - 3:32 PM EDT

Att. 4,751 - Partly Cloudy - 74 F

TOP

livebaseballscorecards.com

Batter	1	2	3	4	5	6	7	8	9	AB	R	H	RBI	BB	SO	LOB
8 Anthony Gose, L (1, 8) OBP: 0.422, SLG: 0.486	B S S S 1-3 ① K		X 0-0 ① SF8 2-3 3-H			B B B B 4-0 11 G4-3 BB		S S S 0-3 ③ K		1	0	0	1	1	1	0
73 Lance Zawadzki, L (7, 6) OBP: 0.333, SLG: 0.400										1	0	0	0	0	1	1
11 Rajai Davis, R (1, 7) OBP: 0.182, SLG: 0.313	X 0-0 ② G6-3		X 0-0 ② SF7 3-H			X 0-0 ① ② G4-3 1-2f			S S S 0-3 ① K	2	0	0	1	0	0	1
68 Ryan Schimpf, L (7, 7) OBP: 0.231, SLG: 0.227										1	0	0	0	0	1	0
58 Luis Jimenez, L (1, 3) OBP: 0.222, SLG: 0.257	X 0-0 1B		S S S 0-3 ③ K			X 0-0 ③ P3			X 0-0 ② F7	4	0	1	0	0	1	0
70 Andy LaRoche, R (1, 5) OBP: 0.268, SLG: 0.600	X 0-0 ③ F9			X 0-0 ① F8			X 0-0 ① P5		X 0-0 ③ G5-3	3	0	0	0	0	0	1
67 Eugenio Velez, S (7, 5) OBP: 0.364, SLG: 0.400										1	0	0	0	0	0	0
17 Ryan Langerhans, L (1, 9) OBP: 0.368, SLG: 0.375		C C C 0-3 ① K		X 0-0 ② B3-1			S S S 0-3 ② K			3	0	0	0	0	2	0
82 Jonathan Jones, R (7, 8)										0	0	0	0	0	0	0
30 Josh Thole, L (1, 2) OBP: 0.207, SLG: 0.154	X 0-0 ② L7		S S S 0-3 ③ K				C C C 0-3 ③ K			3	0	0	0	0	2	0
90 Santiago Nessy, R (8, 2)										0	0	0	0	0	0	0
15 Mike Nickeas, R (1, 10) OBP: 0.313, SLG: 0.310	S S S 0-3 ③ K				X 0-0 ① F7			X 0-0 2B		3	0	1	0	0	1	0
59 Jim Negrych, L (1, 4) OBP: 0.556, SLG: 0.818			X 0-0 18 2B 8 SF8 1B		B B B B 4-0 18 G6-4-3 BB			X 0-0 ① P3		1	1	1	0	1	0	0
46 Marcus Knecht, R (8, PH) (8, 9)										1	0	0	0	0	0	1
18 Mike McCoy, R (1, 6) OBP: 0.190, SLG: 0.200			X 0-0 8 SF8 1-3 11 SF7 2B		X 0-0 ② ③ G6-4-3 1-2f			C C C 0-3 ② K		3	1	1	0	0	1	2
(7, 9)																
82 Jon Berti, R (8, 4)										0	0	0	0	0	0	0
Inning Stats	R: 0 E: 0 K: 1 S: 6 H: 1 LOB: 1 BB: 0 P: 7	R: 0 E: 0 K: 2 S: 7 H: 0 LOB: 0 BB: 0 P: 7	R: 2 E: 0 K: 1 S: 7 H: 2 LOB: 0 BB: 0 P: 7	R: 0 E: 0 K: 1 S: 5 H: 0 LOB: 0 BB: 0 P: 5	R: 0 E: 0 K: 0 S: 2 H: 0 LOB: 0 BB: 1 P: 6	R: 0 E: 0 K: 0 S: 2 H: 0 LOB: 0 BB: 1 P: 6	R: 0 E: 0 K: 2 S: 7 H: 0 LOB: 0 BB: 0 P: 7	R: 0 E: 0 K: 2 S: 8 H: 1 LOB: 1 BB: 0 P: 8	R: 0 E: 0 K: 1 S: 5 H: 0 LOB: 0 BB: 0 P: 5	1B: 2 2B: 2 3B: 0 HR: 0	SF: 2 SAC: 0 DP: 2 HBP: 0						

	AB	27
	R	2
	H	4
	RBI	2
	BB	2
	SO	10
	LOB	6

WP: 0 PB: 0 SB: 0 CS: 0 PA: 31

PITCHER		IP	WLS	BF	H	R	ER	SO	BB	IBB	HBP	BLK	WP	HR	S	P	ERA	WHIP
20 Bud Norris, R ERA: 5.52	(1, 1)	6.0	W	21	3	2	2	5	2	0	0	0	0	0	29	38	3.00	0.833
45 Erik Bedard, L ERA:	(7, 1)	3.0	S	10	1	0	0	5	0	0	0	0	0	0	20	20	0.00	0.333

PITCHER	IP	WLS	BF	H	R	ER	SO	BB	IBB	HBP	BLK	WP	HR	S	P	ERA	WHIP

BOTTOM

Toronto Blue Jays @ Houston Astros

Osceola County Stadium, Kissimmee, FL

Sun Mar 17 2013, 1:06 PM - 3:32 PM EDT

Att. 4,751 - Partly Cloudy - 74 F

livebaseballscorecards.com

Batter	1	2	3	4	5	6	7	8	9	AB	R	H	RBI	BB	SO	LOB
27 Jose Altuve, R (1, 4) OBP: 0.364, SLG: 0.415	BBBB 4-0 12 G3-1 46 1B 23 FC6-5-4 BB		x 0-0 ① G4-3		x 0-0 46 G3-6-3-6 1B	x 0-0 ③ G1-3		x 0-0 3-H 2B		3	1	1	0	1	0	1
10 Jake Elmore, R (7, 4) OBP: 0.267, SLG: 0.286										1	0	1	1	0	0	0
46 Rick Ankiel, L (1, 10) OBP: 0.471, SLG: 0.774	x 0-0 23 FC6-5-4 12 G3-1 1-2 1B		x 0-0 ② G4-3		x 0-0 ①② G3-6-3-6 1-2f		x 0-0 ① G5-3	x 0-0 ② F9		3	0	1	0	0	0	1
56 Nate Freiman, R (7, PH) OBP: 0.265, SLG: 0.412 (8, 10)										2	0	0	0	0	0	1
12 Carlos Pena, L (1, 3) OBP: 0.385, SLG: 0.636	x 0-0 ① G3-1 1-2 2-3		x 0-0 23 HR 2B		BBBB 4-0 23 HR BB		x 0-0 HR	SSS 0-3 ③ K		2	1	1	0	1	0	2
4 Brandon Laird, R (5, PR) OBP: 0.450, SLG: 0.735 (6, 3)										2	2	1	1	0	1	1
73 Jose Martinez, R (9, 3) OBP: 0.360, SLG: 0.500										0	0	0	0	0	0	0
23 Chris Carter, R (1, 7) OBP: 0.298, SLG: 0.548	x 0-0 ② FC6-5-4 44 E 2-3 3-H		CX 0-1 2-H HR		BBCX 2-1 1-H HR		x 0-0 ② G5-3			3	3	2	5	0	0	1
2 Brandon Barnes, R (6, 7) OBP: 0.370, SLG: 0.760 (9, 9)										1	0	0	0	0	0	0
44 Justin Maxwell, R (1, 8) OBP: 0.256, SLG: 0.472	x 0-0 E6 1-H 3B		x 0-0 2B		SSS 0-3 ③ K		BBBB 4-0 BB			3	1	2	1	1	1	1
15 Jason Castro, L (1, 2) OBP: 0.519, SLG: 1.000	x 0-0 ③ F8		x 0-0 ③ G4-3		B X 1-0 HR		x 0-0 ③ F8			3	1	1	1	0	0	1
6 Jason Jaramillo, S (7, 2) OBP: 0.450, SLG: 0.333										1	0	0	0	0	0	1
14 J.D. Martinez, R (1, 9) OBP: 0.293, SLG: 0.395		x 0-0 ① F9	x 0-0 ① P2		x 0-0 ① G5-3			SSX 0-2 23 E 2B		4	0	1	0	0	0	0
8 Trevor Crowe, S (8, PR) OBP: 0.375, SLG: 0.591 (9, 7)										0	1	0	0	0	0	0
30 Matt Dominguez, R (1, 5) OBP: 0.375, SLG: 0.607		x 0-0 ② F8	x 0-0 ② F9		x 0-0 ② G1-3			SSS 0-3 ① K		3	0	0	0	0	0	0
29 Brett Wallace, L (8, PH) OBP: 0.342, SLG: 0.571										1	0	0	0	0	1	1
9 Marwin Gonzalez, S (9, 5) OBP: 0.368, SLG: 0.412										0	0	0	0	0	0	0
23 Tyler Greene, R (1, 6) OBP: 0.326, SLG: 0.206		CCC 0-3 ③ K	x 0-0 ③ G1-3		x 0-0 1B			x 0-0 E8 10 2B 2-H		4	1	1	0	0	1	0
Inning Stats	R: 3 E: 1 K: 0 S: 5 H: 2 LOB: 0 BB: 1 P: 9	R: 0 E: 0 K: 1 S: 5 H: 0 LOB: 0 BB: 0 P: 5	R: 2 E: 0 K: 0 S: 7 H: 3 LOB: 1 BB: 0 P: 7	R: 0 E: 0 K: 0 S: 3 H: 0 LOB: 0 BB: 0 P: 3	R: 2 E: 0 K: 1 S: 7 H: 2 LOB: 1 BB: 1 P: 13	R: 1 E: 0 K: 0 S: 5 H: 2 LOB: 1 BB: 0 P: 6	R: 1 E: 0 K: 0 S: 4 H: 1 LOB: 1 BB: 1 P: 8	R: 2 E: 1 K: 2 S: 12 H: 2 LOB: 1 BB: 0 P: 12		1B: 3 2B: 4 3B: 1 HR: 4	SF: 0 SAC: 0 DP: 1 HBP: 0						

	AB	36
	R	11
	H	12
	RBI	9
	BB	3
	SO	4
	LOB	11

PITCHER	IP	WLS	BF	H	R	ER	SO	BB	IBB	HBP	BLK	WP	HR	S	P	ERA	WHIP
23 Brandon Morrow, R (1, 1) ERA: 7.45	4.2	L	22	7	7	6	1	2	0	0	0	0	2	24	34	11.57	1.929
27 Brett Cecil, L (5, 1) ERA: 6.35	1.1		6	2	1	1	1	0	0	0	0	0	1	8	9	6.75	1.500
45 Claudio Vargas, R (7, 1) ERA: 5.63	1.0		5	1	1	1	0	1	0	0	0	0	1	4	8	9.00	2.000
52 Justin Germano, R (8, 1) ERA: 7.36	1.0		6	2	2	1	2	0	0	0	0	0	0	12	12	9.00	2.000

PITCHER	IP	WLS	BF	H	R	ER	SO	BB	IBB	HBP	BLK	WP	HR	S	P	ERA	WHIP

WP: 0	PB: 0	SB: 0	CS: 0
PA: 39			

Batter	1	2	3	4	5	6	7	8	9	AB	R	H	RBI	BB	SO	LOB
27 Jose Altuve, R (1, 4) OBP: 0.396, SLG: 0.444	0-0 2 FC5-4 1B		0-0 2 HR 1B	0-0 ② F9		0-0 1-2 1B			0-0 44 FC6-4 1B	4	1	3	0	0	0	1
10 Jake Elmore, R (6, PR) OBP: 0.290, SLG: 0.310 (6, 4)										1	0	1	0	0	0	0
2 Brandon Barnes, R (1, 9) OBP: 0.344, SLG: 0.767	0-0 ① FC5-4 1-2f		0-1 1-H HR	0-0 ③ F8		0-0 ②③ L5-4 2-2			0-3 ① K	5	1	1	2	0	1	5
23 Chris Carter, R (1, 7) OBP: 0.320, SLG: 0.578	0-3 ② K		0-0 44 2B 2B		0-0 4 WP 15 HR 1B		0-3 ① K		0-0 ② P5	3	2	2	0	0	1	1
22 Carlos Corporán, S (5, 2) OBP: 0.333, SLG: 0.391										2	0	0	0	0	1	1
44 Justin Maxwell, R (1, 8) OBP: 0.250, SLG: 0.463	0-0 ③ G3		0-0 4 1B 2-H 2B		0-3 ① K		0-3 ② K		0-0 ③ FC6-4 1-2f	5	1	1	1	0	2	3
4 Brandon Laird, R (1, 3) OBP: 0.432, SLG: 0.684		0-3 ① K	0-0 15 G4-6-3 2-H 1B		0-3 ② K 1-2		0-3 ③ K			4	0	1	1	0	3	1
15 Jason Castro, L (1, 2) OBP: 0.533, SLG: 1.115	0-0 2B		0-0 ①② G4-6-3 1-2f		0-0 2-H HR			0-0 ① F7		3	1	2	2	0	0	1
8 Trevor Crowe, S (5, 7) OBP: 0.360, SLG: 0.565										1	0	0	0	0	0	0
56 Nate Freiman, R (1, 10) OBP: 0.278, SLG: 0.417	0-0 1B		0-0 ③ P3		0-0 ③ G3-1			0-3 ② K		2	0	1	0	0	0	0
6 Jason Jaramillo, S (5, PH) OBP: 0.409, SLG: 0.294 (5, 10)										2	0	0	0	0	1	0
30 Matt Dominguez, R (1, 5) OBP: 0.389, SLG: 0.581	0-3 ② K			4-0 BB		0-3 ① K		0-0 1B		3	0	1	0	1	2	2
9 Marwin Gonzalez, S (1, 6) OBP: 0.366, SLG: 0.389	0-0 ③ G4-3			0-3 ① K		4-0 2 L5-4 27 1B BB		0-0 ③ G4-3		2	0	0	0	1	1	3
23 Tyler Greene, R (6, 6) OBP: 0.318, SLG: 0.200										1	0	0	0	0	0	1
Inning Stats	R: 0 E: 0 K: 1 S: 6 H: 1 LOB: 1 BB: 0 P: 6	R: 0 E: 0 K: 2 S: 9 H: 2 LOB: 2 BB: 0 P: 9	R: 4 E: 0 K: 0 S: 8 H: 5 LOB: 0 BB: 0 P: 8	R: 0 E: 0 K: 1 S: 5 H: 0 LOB: 1 BB: 1 P: 9	R: 2 E: 0 K: 2 S: 9 H: 2 LOB: 0 BB: 0 P: 9	R: 0 E: 0 K: 1 S: 5 H: 1 LOB: 1 BB: 1 P: 9	R: 0 E: 0 K: 3 S: 9 H: 0 LOB: 0 BB: 0 P: 9	R: 0 E: 0 K: 1 S: 6 H: 1 LOB: 1 BB: 0 P: 6	R: 0 E: 0 K: 1 S: 6 H: 1 LOB: 1 BB: 0 P: 6	1B: 8 2B: 4 3B: 0 HR: 2 SF: 0 SAC: 0 DP: 2 HBP: 0						

TOP

Houston Astros @ Toronto Blue Jays

Florida Auto Exchange Stadium, Dunedin, FL

Tue Mar 19 2013, 1:07 PM - 4:00 PM EDT

Att. 4,705 - Partly Cloudy - 75 F

livebaseballscorecards.com

AB	38
R	6
H	13
RBI	6
BB	2
SO	12
LOB	19

PITCHER		IP	WLS	BF	H	R	ER	SO	BB	IBB	HBP	BLK	WP	HR	S	P	ERA	WHIP
56 Mark Buehrle, L ERA: 6.23	(1, 1)	4.0		20	8	4	4	4	1	0	0	0	0	1	28	32	9.00	2.250
21 Sergio Santos, R ERA: 5.4	(5, 1)	1.0	B	5	2	2	2	2	0	0	0	0	1	1	9	9	18.00	2.000
32 Esmil Rogers, R ERA: 8.64	(6, 1)	2.0	W	7	1	0	0	4	1	0	0	0	0	0	14	18	0.00	1.000
52 Justin Germano, R ERA: 6.23	(8, 1)	2.0	S	8	2	0	0	2	0	0	0	0	0	0	12	12	0.00	1.000

PITCHER	IP	WLS	BF	H	R	ER	SO	BB	IBB	HBP	BLK	WP	HR	S	P	ERA	WHIP

BOTTOM

Houston Astros @ Toronto Blue Jays

Florida Auto Exchange Stadium, Dunedin, FL

Tue Mar 19 2013, 1:07 PM - 4:00 PM EDT

Att. 4,705 - Partly Cloudy - 75 F

livebaseballscorecards.com

Batter	1	2	3	4	5	6	7	8	9	AB	R	H	RBI	BB	SO	LOB
1 Emilio Bonifácio, S (1, 10) OBP: 0.333, SLG: 0.476 67 Eugenio Velez, S (8, PH) OBP: 0.348, SLG: 0.381 (9, 10)	S S C 0-3 ① K		X 0-0 19 F9 53 1B 26 1B 1B	X 0-0 ① P6		B B B B 4-0 19 CS 53 S 19 1B BB		X 0-0 E5 8 S 17 HR		3 2 1 0 1 1 1 1 1 0 0 0 0 0						
53 Melky Cabrera, S (1, 7) OBP: 0.364, SLG: 0.558 8 Anthony Gose, L (6, PR) OBP: 0.413, SLG: 0.474 (7, 7) (8, 8)	B X 1-0 HR		X 0-0 26 1B 9 1B 1-2 1B	X 0-0 ② P5		B B B B 4-0 19 CS 1-2 BB		B S S S 1-3 ① K 1-2		3 2 2 1 1 0 1 1 0 0 0 0 1 1						
19 José Bautista, R (1, 9) OBP: 0.370, SLG: 0.641 17 Ryan Langerhans, L (6, PR) OBP: 0.385, SLG: 0.485 (7, 9)	X 0-0 ② G5-3		X 0-0 ① F9 2-3	B B X 2-0 1-H HR		B X 1-0 ② 1-2 2-H 1B		B B B S S S X 3-2 2-H HR		4 1 2 3 0 0 2 1 1 1 2 0 0 0						
26 Adam Lind, L (1, 3) OBP: 0.489, SLG: 0.595 58 Luis Jimenez, L (7, 3) OBP: 0.243, SLG: 0.278	X 0-0 ③ P4		X 0-0 9 1B 1-3 3-H 1B	X 0-0 9 WP 1B		S S S 0-3 ③ K		X 0-0 30 G4-6-3 1B		4 0 2 1 0 1 1 1 0 1 0 0 0 0						
9 J.P. Arencibia, R (1, 2) OBP: 0.400, SLG: 0.579 30 Josh Thole, L (7, 2) OBP: 0.226, SLG: 0.286		X 0-0 ① G4-3	X 0-0 16 HBP 1-3 3-H 1B	B X 1-0 ③ F9 1-2			B B B S S S X 3-2 HR	X 0-0 ② ③ G4-6-3 1-2f		3 0 1 1 0 0 1 2 1 1 1 0 0 1						
28 Colby Rasmus, L (1, 8) OBP: 0.382, SLG: 0.160 68 Ryan Schimpf, L (7, PR) OBP: 0.231, SLG: 0.227 (8, 7)		X 0-0 16 2B 3 G4-3 1B	X 0-0 ② P5		B B B B 4-0 3 L5-3 BB		H 1-0 HBP			2 1 1 0 1 0 2 0 0 0 0 0 0 0						
16 Mark DeRosa, R (1, 5) OBP: 0.516, SLG: 0.769 70 Andy LaRoche, R (6, 5) OBP: 0.262, SLG: 0.585		X 0-0 3 G4-3 1-3 2B	H 1-0 1-2 HBP		X 0-0 ① F9		S S S 0-3 ① K			2 0 1 0 0 0 1 1 0 0 0 0 1 1						
3 Maicer Izturis, S (1, 4) OBP: 0.268, SLG: 0.263 59 Jim Negrych, L (7, 4) OBP: 0.536, SLG: 0.783		X 0-0 ② G4-3 2-3 3-H	S S S 0-3 ③ K		X 0-0 ② ③ L5-3 1-1		X 0-0 ② F7			3 0 0 1 0 1 5 1 0 0 0 0 0 1						
18 Mike McCoy, R (1, 6) OBP: 0.200, SLG: 0.208		S S S 0-3 ③ K		X 0-0 19 HR 1B		X 0-0 ① P6	S S S 0-3 ③ K			4 1 1 0 0 2 2						
Inning Stats	R: 1 H: 1 E: 0 LOB: 0 K: 1 BB: 0 S: 6 P: 7	R: 1 H: 2 E: 0 LOB: 1 K: 1 BB: 0 S: 7 P: 7	R: 2 H: 4 E: 0 LOB: 3 K: 1 BB: 0 S: 9 P: 10	R: 2 H: 3 E: 0 LOB: 1 K: 0 BB: 0 S: 6 P: 9	R: 0 H: 0 E: 0 LOB: 0 K: 0 BB: 1 S: 2 P: 6	R: 1 H: 1 E: 0 LOB: 1 K: 1 BB: 2 S: 5 P: 14	R: 1 H: 1 E: 0 LOB: 1 K: 2 BB: 0 S: 10 P: 14	R: 2 H: 2 E: 1 LOB: 0 K: 1 BB: 0 S: 9 P: 13		1B: 9 SF: 0 2B: 2 SAC: 0 3B: 0 DP: 2 HR: 4 HBP: 2						

	AB	36
	R	10
	H	14
	RBI	10
	BB	3
	SO	7
	LOB	20

WP: 1 PA: 41
PB: 0
SB: 2
CS: 2

PITCHER		IP	WLS	BF	H	R	ER	SO	BB	IBB	HBP	BLK	WP	HR	S	P	ERA	WHIP
18 Jordan Lyles, R ERA: 17.74	(1, 1)	3.2		22	10	6	6	3	0	0	1	0	0	2	27	31	14.73	2.727
50 Josh Fields, R ERA: 4.05	(4, 1)	0.1		1	0	0	0	0	0	0	0	0	1	0	1	2	0.00	0.000
80 Chia-Jen Lo, R ERA: 2.35	(5, 1)	1.0		3	0	0	0	0	1	0	0	0	0	0	2	6	0.00	1.000
55 Rhiner Cruz, R ERA: 1.93	(6, 1)	1.0	L	5	1	1	1	1	2	0	0	0	0	0	5	14	9.00	3.000
39 John Ely, R ERA: 9.9	(7, 1)	2.0		10	3	3	2	3	0	0	1	0	0	2	19	27	9.00	1.500

PITCHER	IP	WLS	BF	H	R	ER	SO	BB	IBB	HBP	BLK	WP	HR	S	P	ERA	WHIP

Batter	1	2	3	4	5	6	7	8	9	AB	R	H	RBI	BB	SO	LOB
8 Anthony Gose, L (1, 8) OBP: 0.429, SLG: 0.462	BBBB 4-0 53 BB 1 1B 9 2B BB	0-0 ① SH5-3 2-3	BBBB 4-0 1 1B BB		SSS 0-3 ② K	X 0-0 ③ P6				1	1	0	0	2	1	2
85 Kevin Pillar, R (6, 8) OBP: 0.143, SLG: 0.143										1	0	0	0	0	0	1
1 Emilio Bonifácio, S (1, 4) OBP: 0.367, SLG: 0.565	X 0-0 53 BB 9 2B 1-2 1B	X 0-0 3-H HR	X 0-0 1-2 1B		X 0-0 E5 1-2 2-3			X 0-0 ① G6-3		4	2	3	2	0	0	2
59 Jim Negrych, L (6, 4) OBP: 0.517, SLG: 0.750										1	0	0	0	0	0	0
53 Melky Cabrera, S (1, 7) OBP: 0.383, SLG: 0.556	BBBB 4-0 9 2B 1-2 2-3 BB	X 0-0 9 2B 1B	X 0-0 ③ F8		X 0-0 ③ P2			SSS 0-3 ② K		2	1	1	0	1	0	2
68 Ryan Schimpf, L (4, 7) OBP: 0.214, SLG: 0.208										2	0	0	0	0	1	3
9 J.P. Arencibia, R (1, 2) OBP: 0.458, SLG: 0.696	X 0-0 70 1B 1-H 2-H 3-H 2B	X 0-0 1-3 2B		SSS 0-3 ① K		X 0-0 67 G4-6-3 1B		X 0-0 ③ F8		4	0	3	3	0	1	0
15 Mike Nickeas, R (6, 2) OBP: 0.303, SLG: 0.300										1	0	0	0	0	0	0
26 Adam Lind, L (1, 10) OBP: 0.458, SLG: 0.550	X 0-0 ① G5-3	X 0-0 ② G4-3		CCC 0-3 ② K		X 0-0 ①② G4-6-3 1-2f			X 0-0 ① G6-3	3	0	0	0	0	1	3
67 Eugenio Velez, S (6, PH) OBP: 0.320, SLG: 0.348										2	0	0	0	0	0	1
(6, 10)																
16 Mark DeRosa, R (1, 5) OBP: 0.500, SLG: 0.714	X 0-0 ② G5-3	BBBB 4-0 BB		X 0-0 ③ F9		CCC 0-3 ③ K			X 0-0 ② G3	2	0	0	0	1	0	1
18 Mike McCoy, R (4, 5) OBP: 0.185, SLG: 0.192										2	0	0	0	0	1	0
(7, 9)																
70 Andy LaRoche, R (1, 3) OBP: 0.277, SLG: 0.556	X 0-0 2-3 1B	X 0-0 ③ P3			H 1-0 1 E 3 BB HBP		X 0-0 ① F8		X 0-0 ③ G4-3	4	0	1	0	0	0	3
17 Ryan Langerhans, L (1, 9) OBP: 0.349, SLG: 0.432	SSS 0-3 ③ K	X 0-0 ① G4-3			CCC 0-3 ① K		SSS 0-3 ② K			4	0	0	0	0	3	3
82 Peter Mooney, L (7, 6)										0	0	0	0	0	0	0
3 Maicer Izturis, S (1, 6) OBP: 0.295, SLG: 0.300		X 0-0 8 SH5-3 1 HR 2B	X 0-0 ② G6-3		BBBB 4-0 1 E 1-2 BB	X 0-0 2B				2	1	1	0	1	0	0
73 Lance Zawadzki, L (6, 6) OBP: 0.353, SLG: 0.452										1	0	1	0	0	0	0
(7, 5)																
Inning Stats	R: 3 H: 3 E: 0 LOB: 2 K: 1 BB: 2 S: 8 P: 16	R: 2 H: 4 E: 0 LOB: 3 K: 0 BB: 1 S: 7 P: 11	R: 0 H: 1 E: 0 LOB: 2 K: 0 BB: 1 S: 4 P: 8	R: 0 H: 0 E: 0 LOB: 0 K: 2 BB: 0 S: 7 P: 7	R: 0 H: 0 E: 1 LOB: 3 K: 2 BB: 1 S: 8 P: 13	R: 0 H: 1 E: 0 LOB: 0 K: 1 BB: 0 S: 5 P: 5	R: 0 H: 1 E: 0 LOB: 1 K: 1 BB: 0 S: 6 P: 6	R: 0 H: 0 E: 0 LOB: 0 K: 1 BB: 0 S: 5 P: 5	R: 0 H: 0 E: 0 LOB: 0 K: 0 BB: 0 S: 3 P: 3	1B: 5 SF: 0 2B: 4 SAC: 1 3B: 0 DP: 1 HR: 1 HBP: 1						

PITCHER		IP	WLS	BF	H	R	ER	SO	BB	IBB	HBP	BLK	WP	HR	S	P	ERA	WHIP
53 Zack Britton, L ERA: 6.1	(1, 1)	1.2		14	7	5	5	1	2	0	0	0	0	1	14	22	27.00	5.400
Zech Zinicola, R ERA:	(2, 1)	1.1	W	7	1	0	0	0	2	0	0	0	0	0	5	13	0.00	2.250
56 Darren O'Day, R ERA:	(4, 1)	2.0	H	9	0	0	0	4	1	0	1	0	0	0	15	20	0.00	0.500
43 Jim Johnson, R ERA:	(6, 1)	1.0	H	3	1	0	0	1	0	0	0	0	0	0	5	5	0.00	1.000
66 T.J. McFarland, L ERA: 3.09	(7, 1)	3.0	S	10	1	0	0	2	0	0	0	0	0	0	14	14	0.00	0.333

PITCHER	IP	WLS	BF	H	R	ER	SO	BB	IBB	HBP	BLK	WP	HR	S	P	ERA	WHIP

TOP

Toronto Blue Jays @ Baltimore Orioles

Ed Smith Stadium, Sarasota, FL

Wed Mar 20 2013, 1:12 PM - 4:08 PM EDT

Att. 7,412 - Partly Cloudy - 72 F

livebaseballscorecards.com

AB	36
R	5
H	10
RBI	5
BB	5
SO	8
LOB	21

1B: 5 SF: 0
2B: 4 SAC: 1
3B: 0 DP: 1
HR: 1 HBP: 1

WP: 0 PA: 43
PB: 0
SB: 0
CS: 0

Batter	1	2	3	4	5	6	7	8	9	AB	R	H	RBI	BB	SO	LOB
9 Nate McLouth, L (1, 9) OBP: 0.316, SLG: 0.441 58 Yamaico Navarro, R (7, 4) OBP: 0.424, SLG: 0.407	F7	HR	1 1B, 1 S 2-3 1B			G4-3		K		4 1	1 0	2 0	1 0	0 0	0 1	0 0
1 Brian Roberts, S (1, 4) OBP: 0.425, SLG: 0.528 63 Chris Robinson, R (7, 2) OBP: 0.400, SLG: 0.333	10 G3 2B	10 WP BB	1-3 3-H 1B			K		1B		3 1	0 0	2 1	1 0	1 0	1 0	0 0
10 Adam Jones, R (1, 8) OBP: 0.143, SLG: 0.154 60 Chris Dickerson, L (5, 8) OBP: 0.441, SLG: 0.464	G3 2-3	1-2 HBP	G5-3			4-0 32 CS BB		G3		2 1	0 0	0 0	0 0	0 1	0 0	3 1
32 Matt Wieters, S (1, 2) OBP: 0.533, SLG: 0.885 36 Conor Jackson, R (7, 9) OBP: 0.400, SLG: 0.684	BB	K		G4-3		1-0 CS 1-2	K			2 1	0 0	0 0	0 0	1 0	1 1	2 0
19 Chris Davis, L (1, 3) OBP: 0.361, SLG: 0.529 45 Travis Ishikawa, L (8, 3) OBP: 0.226, SLG: 0.207	K		2-0 HR	G4-3			14 1B 1B			4 0	1 0	2 0	1 0	0 0	1 0	2 0
2 J.J. Hardy, R (1, 10) OBP: 0.182, SLG: 0.310		1-0 HR	0-3 K	0-3 K			0-0 F7			4	1	1	1	0	2	1
14 Nolan Reimold, R (1, 7) OBP: 0.324, SLG: 0.645 28 Steve Pearce, R (8, 7) OBP: 0.441, SLG: 0.897	0-0 HR	1-1 HR			0-3 K		0-0 1-2 1B			4 0	2 0	3 0	2 0	0 0	1 0	0 0
13 Manny Machado, R (1, 5) OBP: 0.375, SLG: 0.333 6 Russ Canzler, R (8, 5) OBP: 0.300, SLG: 0.222	F7	9 1B, 12 G3, 1 1B			P5		G4-3			4 0	1 0	1 0	0 0	0 0	0 0	2 0
12 Alexi Casilla, S (1, 6) OBP: 0.282, SLG: 0.297 3 Ryan Flaherty, L (9, 6) OBP: 0.350, SLG: 0.600	F7	G3 1-2			G4-3			G1-3		4 0	0 0	0 0	0 0	0 0	0 0	1 0
Inning Stats	R: 0 E: 0 K: 1 S: 6 H: 1 LOB: 2 BB: 1 P: 10	R: 3 E: 0 K: 1 S: 9 H: 3 LOB: 2 BB: 1 P: 17	R: 3 E: 0 K: 1 S: 11 H: 5 LOB: 2 BB: 0 P: 15	R: 0 E: 0 K: 1 S: 5 H: 0 LOB: 0 BB: 0 P: 5	R: 0 E: 0 K: 1 S: 5 H: 0 LOB: 0 BB: 0 P: 5	R: 0 E: 0 K: 1 S: 4 H: 0 LOB: 0 BB: 1 P: 9	R: 0 E: 0 K: 1 S: 7 H: 2 LOB: 2 BB: 0 P: 7	R: 0 E: 0 K: 1 S: 6 H: 1 LOB: 1 BB: 0 P: 6		1B: 6 2B: 1 3B: 0 HR: 5 SF: 0 SAC: 0 DP: 0 HBP: 1						

PITCHER		IP	WLS	BF	H	R	ER	SO	BB	IBB	HBP	BLK	WP	HR	S	P	ERA	WHIP
33 Jeremy Jeffress, R ERA: 5.4	(1, 1)	2.0		13	4	3	3	2	2	0	1	0	1	3	15	27	13.50	3.000
80 Guillermo Moscoso, R ERA: 12.0	(3, 1)	1.0	L	8	5	3	3	1	0	0	0	0	0	2	11	15	27.00	5.000
77 Mickey Storey, R ERA: 1.17	(4, 1)	2.0		6	0	0	0	2	0	0	0	0	0	0	10	10	0.00	0.000
54 Dave Bush, R ERA: 2.45	(6, 1)	3.0		12	3	0	0	3	1	0	0	0	0	0	17	22	0.00	1.333

PITCHER	IP	WLS	BF	H	R	ER	SO	BB	IBB	HBP	BLK	WP	HR	S	P	ERA	WHIP

BOTTOM

Toronto Blue Jays @ Baltimore Orioles

Ed Smith Stadium, Sarasota, FL

Wed Mar 20 2013, 1:12 PM - 4:08 PM EDT

Att. 7,412 - Partly Cloudy - 72 F

livebaseballscorecards.com

AB	35
R	6
H	12
RBI	6
BB	3
SO	8
LOB	12

Toronto Blue Jays @ Tampa Bay Rays

Charlotte Sports Park, Port Charlotte, FL

Thu Mar 21 2013, 1:09 PM - 3:46 PM EDT

Att. 5,876 - Sunny - 66 F

TOP

livebaseballscorecards.com

Batter	1	2	3	4	5	6	7	8	9	AB	R	H	RBI	BB	SO	LOB
8 Anthony Gose, L (1, 7) (7, 8) OBP: 0.396, SLG: 0.419	B1-3			G3		K		G3-6-3 1-2f		4	0	0	0	0	1	1
59 Jim Negrych, L (1, 4) OBP: 0.515, SLG: 0.750	19 G6-4-3 1B			G3		G6-3		2B		4	0	2	0	0	0	0
19 José Bautista, R (1, 9) OBP: 0.367, SLG: 0.690	G6-4-3 1-2f			G5-3			HR	K		3	1	1	1	0	0	1
68 Ryan Schimpf, L (7, 7) OBP: 0.207, SLG: 0.200										1	0	0	0	0	1	1
28 Colby Rasmus, L (1, 8) OBP: 0.378, SLG: 0.286		K			HR		G1		G4-3	3	1	1	1	0	1	0
18 Kenny Wilson, R (7, 9) OBP: 0.400, SLG: 0.250										1	0	0	0	0	0	0
30 Josh Thole, L (1, 10) OBP: 0.229, SLG: 0.281		G6-3			P6		G4-3		15 FC5-4 1B	4	0	1	0	0	0	0
22 Henry Blanco, R (1, 2) OBP: 0.357, SLG: 0.480		F7			58 FC4-6 1B			BB	FC5-4 1-2f 58 BB	2	0	1	0	0	0	0
15 Mike Nickeas, R (6, 2) OBP: 0.314, SLG: 0.290										1	0	0	0	1	0	1
58 Luis Jimenez, L (1, 3) OBP: 0.244, SLG: 0.256			G4-3		FC4-6 1-2f		F9		87 FC5-4 1-2 BB	3	0	0	0	1	0	2
67 Eugenio Velez, S (1, 5) OBP: 0.321, SLG: 0.462			G3		F8			HR	FC5-4 1-2f	3	1	1	1	0	0	1
87 Andy Burns, R (8, 5)										1	0	0	0	0	0	2
18 Mike McCoy, R (1, 6) OBP: 0.200, SLG: 0.207			F8			G6-3		8 G3-6-3 1B		3	0	1	0	0	0	0

AB	33
R	3
H	8
RBI	3
BB	2
SO	3
LOB	9

Inning Stats										
	R: 0 E: 0 K: 0 S: 3	H: 1 LOB: 0 BB: 0 P: 3	R: 0 E: 0 K: 1 S: 5	H: 0 LOB: 0 BB: 0 P: 5	R: 0 E: 0 K: 0 S: 3	H: 0 LOB: 0 BB: 0 P: 3	R: 0 E: 0 K: 0 S: 3	H: 0 LOB: 0 BB: 0 P: 3	R: 1 E: 0 K: 0 S: 5	H: 2 LOB: 1 BB: 0 P: 6
	R: 0 E: 0 K: 1 S: 5	H: 0 LOB: 0 BB: 0 P: 5	R: 1 E: 0 K: 0 S: 5	H: 1 LOB: 1 BB: 1 P: 11	R: 1 E: 0 K: 1 S: 7	H: 3 LOB: 1 BB: 0 P: 7	R: 0 E: 0 K: 0 S: 4	H: 1 LOB: 2 BB: 1 P: 8	1B: 4 2B: 1 3B: 0 HR: 3	SF: 0 SAC: 0 DP: 2 HBP: 0
	WP: 0 PB: 0 SB: 0 CS: 0	PA: 35								

PITCHER		IP	WLS	BF	H	R	ER	SO	BB	IBB	HBP	BLK	WP	HR	S	P	ERA	WHIP
40 Roberto Hernandez, R ERA: 3.0	(1, 1)	6.0		20	3	1	1	2	0	0	0	0	0	1	24	25	1.50	0.500
35 Jamey Wright, R ERA: 5.63	(7, 1)	1.0	L	5	1	1	1	0	1	0	0	0	0	1	5	11	9.00	2.000
62 Joel Peralta, R ERA: 1.5	(8, 1)	1.0		5	3	1	1	1	0	0	0	0	0	1	7	7	9.00	3.000
57 Jake McGee, L ERA: 5.68	(9, 1)	1.0		5	1	0	0	0	1	0	0	0	0	0	4	8	0.00	2.000

PITCHER		IP	WLS	BF	H	R	ER	SO	BB	IBB	HBP	BLK	WP	HR	S	P	ERA	WHIP

Toronto Blue Jays @ Tampa Bay Rays

Charlotte Sports Park, Port Charlotte, FL

Thu Mar 21 2013, 1:09 PM - 3:46 PM EDT

Att. 5,876 - Sunny - 66 F

livebaseballscorecards.com

BOTTOM

Batter	1	2	3	4	5	6	7	8	9	AB	R	H	RBI	BB	SO	LOB
8 Desmond Jennings, R (1, 8) OBP: 0.455, SLG: 0.371	P6		E5 (3 S, 20 BB)		G5-3		7 CS, 1B		K (1-2)	3	0	0	0	0	0	0
86 Leslie Anderson, L (7, 7) OBP: 0.457, SLG: 0.636										2	0	1	0	0	1	1
20 Matt Joyce, L (1, 7) OBP: 0.381, SLG: 0.371	G4-3		BBBB, 1-2, BB		SSS, K		CS, 1-2, K			2	0	0	0	1	1	0
7 Mike Fontenot, L (7, 6) OBP: 0.295, SLG: 0.216										1	0	0	0	0	1	1
3 Evan Longoria, R (1, 5) OBP: 0.417, SLG: 0.576	BBBB, BB		SS, K, 2-3			11 BB, 21 1B, 2B		G5-3		2	0	1	0	1	1	2
19 Ryan Roberts, R (6, PR) (7, 5) OBP: 0.190, SLG: 0.359										1	1	0	0	0	0	0
18 Ben Zobrist, S (1, 9) OBP: 0.269, SLG: 0.227	F7			BBBB, 21 1B, BB		BBBB, 21 1B, 11 BB, BB		1B		1	0	0	0	2	0	1
64 Shelley Duncan, R (7, 3) OBP: 0.270, SLG: 0.600										1	0	1	0	0	0	0
30 Luke Scott, L (1, 10) OBP: 0.367, SLG: 0.786		F9		SSS, K		P5		SSS, K		4	0	0	0	0	2	4
11 Yunel Escobar, R (1, 6) OBP: 0.275, SLG: 0.378		G6-3		F9		BBBB, 21 1B, 1-2, 2-3, BB		F9		2	0	0	0	1	0	1
1 Sean Rodríguez, R (7, 8) OBP: 0.239, SLG: 0.429										1	0	0	0	0	0	1
21 James Loney, L (1, 3) OBP: 0.325, SLG: 0.297		F7		1-3, 1B		59 G4-6-3, 1-2, 2-3, 3-H, 1B			G6-3	3	0	2	1	0	0	0
66 Jason Bourgeois, R (7, 9) OBP: 0.387, SLG: 0.333										1	0	0	0	0	0	0
59 Jose Lobaton, S (1, 2) OBP: 0.270, SLG: 0.188			SSS, K	CCC, K		G4-6-3, 1-2f			86 DI, 1B	4	0	1	0	0	2	5
24 Rich Thompson, L (9, PR) OBP: 0.222, SLG: 0.222										0	0	0	0	0	0	0
2 Kelly Johnson, L (1, 4) OBP: 0.256, SLG: 0.162			SSS, K		P6		G4-3		P2	3	0	0	0	0	1	0
87 Cole Figueroa, L (8, 4) OBP: 0.406, SLG: 0.500										1	0	0	0	0	0	1
Inning Stats	R: 0 E: 0 K: 0 S: 3 H: 0 LOB: 1 BB: 1 P: 7	R: 0 E: 0 K: 0 S: 3 H: 0 LOB: 0 BB: 0 P: 3	R: 0 E: 1 K: 3 S: 9 H: 0 LOB: 2 BB: 1 P: 13	R: 0 E: 0 K: 2 S: 8 H: 1 LOB: 2 BB: 1 P: 12	R: 0 E: 0 K: 1 S: 5 H: 0 LOB: 0 BB: 0 P: 5	R: 1 E: 0 K: 0 S: 4 H: 2 LOB: 2 BB: 2 P: 12	R: 0 E: 0 K: 1 S: 4 H: 1 LOB: 0 BB: 0 P: 4	R: 0 E: 0 K: 1 S: 6 H: 1 LOB: 1 BB: 0 P: 6	R: 0 E: 0 K: 1 S: 5 H: 1 LOB: 2 BB: 0 P: 5	1B: 5 2B: 1 3B: 0 HR: 0	SF: 0 SAC: 0 DP: 1 HBP: 0						

	AB	32
	R	1
	H	6
	RBI	1
	BB	5
	SO	9
	LOB	17

WP: 0 PB: 0 SB: 1 CS: 1 PA: 37

PITCHER		IP	WLS	BF	H	R	ER	SO	BB	IBB	HBP	BLK	WP	HR	S	P	ERA	WHIP
45 Claudio Vargas, R ERA: 4.22	(1, 1)	2.2		11	0	0	0	2	2	0	0	0	0	0	13	21	0.00	0.750
27 Brett Cecil, L ERA: 5.27	(3, 1)	2.1		9	1	0	0	4	1	0	0	0	0	0	15	19	0.00	0.857
34 Ramon Ortiz, R ERA: 3.27	(6, 1)	3.0	W	13	4	1	1	2	2	0	0	0	0	0	14	22	3.00	2.000
57 Juan Pablo Perez, L ERA:	(9, 1)	1.0	S	4	1	0	0	1	0	0	0	0	0	0	5	5	0.00	1.000

PITCHER	IP	WLS	BF	H	R	ER	SO	BB	IBB	HBP	BLK	WP	HR	S	P	ERA	WHIP

Batter	1	2	3	4	5	6	7	8	9	AB	R	H	RBI	BB	SO	LOB
26 Brock Holt, L (1, 4) OBP: 0.250, SLG: 0.265	F8		G4-3		G6-4-3 1-2f			K 2-3		4	0	0	0	0	1	3
97 Tony Thomas, R (8, 4) OBP: 0.500, SLG: 0.500										0	0	0	0	0	0	0
44 Drew Sutton, S (1, 5) OBP: 0.381, SLG: 0.265	K			F7		G6-3		K		4	0	0	0	0	2	1
74 Jackie Bradley Jr., L (1, 8) OBP: 0.525, SLG: 0.571 (7, 7)	2B			G3-1		K			F8	4	0	1	0	0	1	0
20 Ryan Lavarnway, R (1, 2) OBP: 0.205, SLG: 0.175	F9			35 HBP BB		F9			P4	2	0	0	0	1	0	1
Christian Vázquez, R (7, 2) OBP: 0.250, SLG: 0.222										1	0	0	0	0	0	0
35 Lyle Overbay, L (1, 3) OBP: 0.349, SLG: 0.371		F7		50 FC6-4 1-2 HBP			K		F7	2	0	0	0	0	1	0
97 Travis Shaw, L (7, 3)										1	0	0	0	0	0	0
50 Mauro Gomez, R (1, 10) OBP: 0.250, SLG: 0.209		G6-3		FC6-4 1-2f			K			3	0	0	0	0	1	2
37 Mike Carp, L (1, 7) OBP: 0.256, SLG: 0.306		P6			K		G4-3			3	0	0	0	0	1	0
80 Jeremy Hazelbaker, L (7, 8) OBP: 0.476, SLG: 0.500										0	0	0	0	0	0	0
Bryce Brentz, R (1, 9) OBP: 0.600, SLG: 1.500			G6-3		2B			26 WP 72 WP BB		2	0	1	0	1	0	0
72 Xander Bogaerts, R (1, 6) OBP: 0.400, SLG: 0.250			G6-3		26 G6-4-3 BB			K 1-2		2	0	0	0	1	1	1
76 Jonathan Diaz, R (8, 6) OBP: 0.357, SLG: 0.333										0	0	0	0	0	0	0
Inning Stats	R: 0 E: 0 K: 1 S: 6 H: 1 LOB: 1 BB: 0 P: 6	R: 0 E: 0 K: 0 S: 3 H: 0 LOB: 0 BB: 0 P: 3	R: 0 E: 0 K: 0 S: 3 H: 0 LOB: 0 BB: 0 P: 3	R: 0 E: 0 K: 0 S: 3 H: 0 LOB: 2 BB: 1 P: 8	R: 0 E: 0 K: 1 S: 5 H: 1 LOB: 1 BB: 1 P: 9	R: 0 E: 0 K: 1 S: 5 H: 0 LOB: 0 BB: 0 P: 5	R: 0 E: 0 K: 2 S: 7 H: 0 LOB: 0 BB: 0 P: 7	R: 0 E: 0 K: 3 S: 9 H: 0 LOB: 1 BB: 1 P: 14	R: 0 E: 0 K: 0 S: 3 H: 0 LOB: 0 BB: 0 P: 3	1B: 0 2B: 2 3B: 0 HR: 0 SF: 0 SAC: 0 DP: 1 HBP: 1						

PITCHER		IP	WLS	BF	H	R	ER	SO	BB	IBB	HBP	BLK	WP	HR	S	P	ERA	WHIP
48 J.A. Happ, L ERA: 1.89	(1, 1)	6.0		22	2	0	0	3	2	0	1	0	0	0	25	34	0.00	0.667
44 Casey Janssen, R ERA:	(7, 1)	1.0		3	0	0	0	2	0	0	0	0	0	0	7	7	0.00	0.000
21 Sergio Santos, R ERA: 4.5	(8, 1)	1.0	W	4	0	0	0	3	1	0	0	0	2	0	9	14	0.00	1.000
32 Esmil Rogers, R ERA: 7.71	(9, 1)	1.0	S	3	0	0	0	0	0	0	0	0	0	0	3	3	0.00	0.000

PITCHER	IP	WLS	BF	H	R	ER	SO	BB	IBB	HBP	BLK	WP	HR	S	P	ERA	WHIP

TOP

Boston Red Sox @ Toronto Blue Jays

Florida Auto Exchange Stadium, Dunedin, FL

Fri Mar 22 2013, 1:07 PM - 3:19 PM EDT
Att. 5,541 - Partly Cloudy - 70 F

livebaseballscorecards.com

AB	28
R	0
H	2
RBI	0
BB	3
SO	8
LOB	8

1B: 0	SF: 0	WP: 2	PA: 32
2B: 2	SAC: 0	PB: 0	
3B: 0	DP: 1	SB: 0	
HR: 0	HBP: 1	CS: 0	

BOTTOM

Boston Red Sox @ Toronto Blue Jays

Florida Auto Exchange Stadium, Dunedin, FL

Fri Mar 22 2013, 1:07 PM - 3:19 PM EDT

Att. 5,541 - Partly Cloudy - 70 F

Batter	1	2	3	4	5	6	7	8	9	AB	R	H	RBI	BB	SO	LOB
7 José Reyes, S (1, 6) OBP: 0.667, SLG: 0.867 85 Munenori Kawasaki, L (7, 6)	F7		BB 1 FC3-6			BB		F7		1 0 1 0	0 0 0 0	0 0 0 0	0 0 0 0	2 0 0 0	0 0 0 2	0 0
1 Emilio Bonifácio, S (1, 4) OBP: 0.346, SLG: 0.531 82 Jon Berti, R (7, 4)	K		FC3-6 53 S 1-2f			K		F9		3 0 1 0	0 0 0 0	0 0 0 0	0 0 0 0	0 2 0 0	0 3 0 2	
53 Melky Cabrera, S (1, 7) OBP: 0.380, SLG: 0.542 85 Kevin Pillar, R (7, 7) OBP: 0.125, SLG: 0.125	19 S 1B		F8 1-2			F8		E5 1-H 2-H		3 0 1 0	1 0 0 0	0 0 0 0	0 0 0 0	0 0 0 0	0 3 0 1	
19 José Bautista, R (1, 9) OBP: 0.346, SLG: 0.644 8 Anthony Gose, L (7, 9) OBP: 0.396, SLG: 0.419	K 1-2			K		G5-3				3 0 0 0	0 0 0 0	0 0 0 0	0 0 0 0	0 2 0 0	2 2 0 0	
26 Adam Lind, L (1, 10) OBP: 0.431, SLG: 0.512		G1-3		G4-3			F7			3 0	0 0	0 0	0 0	0 0	0 0	0
9 J.P. Arencibia, R (1, 2) OBP: 0.407, SLG: 0.615		K		K			P4			3 0	0 0	0 0	0 0	0 0	2 0	0
28 Colby Rasmus, L (1, 8) OBP: 0.375, SLG: 0.267		P6			BB 16 G6-4-3		K2-3			2 0	0 0	0 0	0 1	1 0	0	
16 Mark DeRosa, R (1, 3) OBP: 0.514, SLG: 0.742 72 Adam Loewen, L (8, PR) OBP: 0.250, SLG: 0.100 (9, 3)			2B 3 BLK		G6-4-3 1-2f			1B 3 85 E		3 0 0 1	2 0 0 0	0 0 0 0	0 0 0 0	0 0 0 0	1 0	
3 Maicer Izturis, S (1, 5) OBP: 0.298, SLG: 0.302 4 Kevin Ahrens, R (8, PR) (9, 5)			P4 2-3		G6-3			1B 85 E 85 E5 1-2		3 0 0 0	1 0 0 0	0 0 0 0	0 0 0 0	0 0 0 0	1 0	
Inning Stats	R: 0 E: 0 K: 2 S: 8 H: 1 LOB: 1 BB: 0 P: 9	R: 0 E: 0 K: 1 S: 5 H: 0 LOB: 0 BB: 0 P: 5	R: 0 E: 0 K: 0 S: 4 H: 1 LOB: 2 BB: 1 P: 9	R: 0 E: 0 K: 2 S: 7 H: 0 LOB: 0 BB: 0 P: 7	R: 0 E: 0 K: 0 S: 2 H: 0 LOB: 0 BB: 1 P: 6	R: 0 E: 0 K: 1 S: 5 H: 0 LOB: 1 BB: 1 P: 9	R: 0 E: 0 K: 1 S: 5 H: 0 LOB: 0 BB: 0 P: 5	R: 1 E: 1 K: 0 S: 5 H: 2 LOB: 2 BB: 0 P: 5		1B: 3 2B: 1 3B: 0 HR: 0 SF: 0 SAC: 0 DP: 1 HBP: 0						

livebaseballscorecards.com

AB	27
R	1
H	4
RBI	0
BB	3
SO	7
LOB	15

WP: 0 PA: 30
PB: 0
SB: 2
CS: 0

PITCHER		IP	WLS	BF	H	R	ER	SO	BB	IBB	HBP	BLK	WP	HR	S	P	ERA	WHIP
91 Alfredo Aceves, R ERA: 3.0	(1, 1)	5.0		18	2	0	0	5	2	0	0	1	0	0	26	36	0.00	0.800
78 Jose De La Torre, R ERA: 9.0	(6, 1)	2.0		7	0	0	0	2	1	0	0	0	0	0	10	14	0.00	0.500
31 J.D. Durbin, R ERA: 3.6	(8, 1)	1.0	L	5	2	1	0	0	0	0	0	0	0	0	5	5	0.00	2.000

PITCHER		IP	WLS	BF	H	R	ER	SO	BB	IBB	HBP	BLK	WP	HR	S	P	ERA	WHIP

Atlanta Braves @ Toronto Blue Jays

Florida Auto Exchange Stadium, Dunedin, FL

Sat Mar 23 2013, 1:07 PM - 3:41 PM EDT

Att. 5,521 - Partly Cloudy - 79 F

TOP

livebaseballscorecards.com

Batter	1	2	3	4	5	6	7	8	9	AB	R	H	RBI	BB	SO	LOB
2 B.J. Upton, R (1, 10) OBP: 0.364, SLG: 0.554 69 Braeden Schlehuber, R (9, PH) OBP: 0.250, SLG: 0.143 (9, 10)	P4	G6-3	7 1B 22 WP 1-2 2-3 1B	G6-3	BBBB 92 1B 97 HR 1-2 BB	4 0	1 1	1 0	0 0	0 1	0 0	0 0
7 Reed Johnson, R (1, 8) OBP: 0.245, SLG: 0.255 72 Todd Cunningham, S (5, 8) OBP: 0.333, SLG: 0.313	F9	F8	22 WP 8 1B 1-3 2-H 3-H 1B	SSS K	SSS K	3 2	1 0	1 0	2 0	0 0	0 2	0 2
22 Jason Heyward, L (1, 9) OBP: 0.286, SLG: 0.414 92 José Martínez, R (5, 9) OBP: 1.000, SLG: 1.000	G4-3	F8 BBBB 8 1B 1-3 3-H BB	97 HR 1-2 2-H 1B	2 2	0 1	0 2	0 1	1 0	0 0	0 0
8 Justin Upton, R (1, 7) OBP: 0.359, SLG: 0.610 95 David Rohm, R (5, 7)	23 E 2B	P5 1-2 3-H 1B	G5-3	CCC K	3 2	1 0	2 0	1 0	0 1	0 3
23 Chris Johnson, R (1, 3) OBP: 0.359, SLG: 0.540 97 Edward Salcedo, R (6, 5) OBP: 1.000, SLG: 4.000	F8 2-H	P6	G5-3	HR	BBCX 1-H 2-H HR	3 2	0 2	0 2	0 4	0 0	0 0	2 0
23 Blake DeWitt, L (1, 5) OBP: 0.295, SLG: 0.390 (6, 3)	SSS K2-3	P6 85 G4-3 2B	F8	2B	5 2	0 0	2 1	0 0	1 0	0 0
85 Sean Kazmar Jr., R (1, 4) OBP: 0.125, SLG: 0.250	2B	F8 G4-3 2-3	F8	F7	5 2	0 0	1 0	0 0	0 0	0 2
20 Matt Pagnozzi, R (1, 2) OBP: 0.379, SLG: 0.444 57 Christian Bethancourt, R (8, 2) OBP: 0.235, SLG: 0.200	G5-3	2 1B 14 1B 7 1B 1B CCC K	SSS K	4 0	1 0	1 0	0 0	0 0	2 0	2 0
14 Ramiro Pena, S (1, 6) OBP: 0.347, SLG: 0.310	CCC K	2 1B 7 1B 1-2 1B SSS K	BBBB 69 BB 92 1B BB	3	2	1	0	1	2	1
Inning Stats	R: 0 H: 0 E: 0 LOB: 0 K: 0 BB: 0 S: 3 P: 3	R: 1 H: 2 E: 1 LOB: 1 K: 1 BB: 0 S: 7 P: 7	R: 0 H: 0 E: 0 LOB: 0 K: 1 BB: 0 S: 5 P: 5	R: 0 H: 0 E: 0 LOB: 0 K: 0 BB: 0 S: 3 P: 3	R: 4 H: 5 E: 0 LOB: 2 K: 0 BB: 1 S: 8 P: 12	R: 0 H: 1 E: 0 LOB: 1 K: 2 BB: 0 S: 8 P: 8	R: 0 H: 1 E: 0 LOB: 1 K: 1 BB: 0 S: 6 P: 6	R: 1 H: 1 E: 0 LOB: 0 K: 1 BB: 0 S: 6 P: 6	R: 4 H: 3 E: 0 LOB: 1 K: 2 BB: 2 S: 11 P: 21	1B: 7 SF: 0 2B: 4 SAC: 0 3B: 0 DP: 0 HR: 2 HBP: 0						

AB	40
R	10
H	13
RBI	8
BB	3
SO	8
LOB	12

WP: 2 PB: 0 SB: 0 CS: 0 PA: 43

PITCHER		IP	WLS	BF	H	R	ER	SO	BB	IBB	HBP	BLK	WP	HR	S	P	ERA	WHIP
23 Brandon Morrow, R ERA: 7.8	(1, 1)	5.1		25	8	5	5	2	1	0	0	0	1	0	28	32	8.44	1.688
57 Juan Pablo Perez, L ERA:	(6, 1)	0.2		2	0	0	0	2	0	0	0	0	0	0	6	6	0.00	0.000
62 Aaron Loup, L ERA: 1.13	(7, 1)	1.0		4	1	0	0	1	0	0	0	0	0	0	6	6	0.00	1.000
32 Esmil Rogers, R ERA: 7.84	(8, 1)	1.0	L	4	1	1	1	1	0	0	0	0	0	1	6	6	9.00	1.000
83 Clint Everts, R ERA: 54.0	(9, 1)	0.2		7	3	4	4	2	2	0	0	0	0	1	10	20	54.00	7.500

PITCHER		IP	WLS	BF	H	R	ER	SO	BB	IBB	HBP	BLK	WP	HR	S	P	ERA	WHIP
60 Chad Beck, R ERA: 3.68	(9, 1)	0.1		1	0	0	0	0	0	0	0	0	0	0	1	1	0.00	0.000

BOTTOM

Atlanta Braves @ Toronto Blue Jays

Florida Auto Exchange Stadium, Dunedin, FL

Sat Mar 23 2013, 1:07 PM - 3:41 PM EDT

Att. 5,521 - Partly Cloudy - 79 F

Batter	1	2	3	4	5	6	7	8	9	AB	R	H	RBI	BB	SO	LOB
7 José Reyes, S (1, 6) OBP: 0.545, SLG: 0.684	F9	G5-3		F9		P4			F8	4	0	0	0	0	0	1
82 Peter Mooney, L (7, 6)										1	0	0	0	0	0	0
11 Rajai Davis, R (1, 10) OBP: 0.184, SLG: 0.378	HR		B5-3	K		G4-3			L4	5	1	1	1	0	1	0
53 Melky Cabrera, S (1, 7) OBP: 0.396, SLG: 0.627	2B		HR	K			G5-3		G5-3	3	1	2	1	0	1	0
90 Brad Glenn, R (7, 7)										2	0	0	0	0	0	0
19 José Bautista, R (1, 9) OBP: 0.364, SLG: 0.638	1B		BB		G3		1B			2	1	1	0	1	0	0
82 Jonathan Jones, R (7, 9) OBP: 1.000, SLG: 1.000										1	0	1	0	0	0	0
(8, 8)																
9 J.P. Arencibia, R (1, 2) OBP: 0.484, SLG: 0.759	BB		1B		HR		1B			3	2	3	1	1	0	0
30 Josh Thole, L (7, PR) OBP: 0.229, SLG: 0.281										0	0	0	0	0	0	0
(8, 2)																
26 Adam Lind, L (1, 3) OBP: 0.418, SLG: 0.478	G1-2-3		BB		F8		G5-4-3			3	0	0	0	1	0	5
16 Mark DeRosa, R (1, 5) OBP: 0.525, SLG: 0.735		1B	K		K			K		3	0	2	0	0	1	3
87 Andy Burns, R (7, 5)										1	0	0	0	0	1	0
3 Maicer Izturis, S (1, 4) OBP: 0.300, SLG: 0.304		G5-4-3	1B		FC6-4			F9		3	0	1	2	0	0	2
83 Shane Opitz, L (8, 4)										1	0	0	0	0	0	0
1 Emilio Bonifácio, S (1, 8) OBP: 0.345, SLG: 0.519		1B	P4			G4-3		K		3	0	1	0	0	0	2
46 Marcus Knecht, R (8, 9)										1	0	0	0	0	1	0
Inning Stats	R: 1 E: 0 K: 0 S: 7 H: 3 LOB: 2 BB: 1 P: 12	R: 0 E: 0 K: 0 S: 4 H: 2 LOB: 1 BB: 0 P: 4	R: 3 E: 0 K: 1 S: 8 H: 3 LOB: 2 BB: 2 P: 17	R: 0 E: 0 K: 2 S: 7 H: 0 LOB: 0 BB: 0 P: 7	R: 1 E: 0 K: 0 S: 7 H: 2 LOB: 1 BB: 0 P: 8	R: 0 E: 0 K: 0 S: 3 H: 0 LOB: 0 BB: 0 P: 3	R: 0 E: 0 K: 0 S: 4 H: 2 LOB: 2 BB: 0 P: 4	R: 0 E: 0 K: 2 S: 7 H: 0 LOB: 0 BB: 0 P: 7	R: 0 E: 0 K: 0 S: 3 H: 0 LOB: 0 BB: 0 P: 3	1B: 8 2B: 1 3B: 0 HR: 3 SF: 0 SAC: 0 DP: 3 HBP: 0	WP: 0 PB: 0 SB: 2 CS: 0 PA: 39					

livebaseballscorecards.com

	AB	36
	R	5
	H	12
	RBI	5
	BB	3
	SO	5
	LOB	13

PITCHER		IP	WLS	BF	H	R	ER	SO	BB	IBB	HBP	BLK	WP	HR	S	P	ERA	WHIP
71 Sean Gilmartin, L ERA: 7.62	(1, 1)	5.0		26	10	5	5	3	3	0	0	0	0	3	33	48	9.00	2.600
50 Cristhian Martinez, R ERA: 4.76	(6, 1)	3.0	W	10	2	0	0	2	0	0	0	0	0	0	14	14	0.00	0.667
79 Wirfin Obispo, R ERA:	(9, 1)	1.0		3	0	0	0	0	0	0	0	0	0	0	3	3	0.00	0.000

PITCHER	IP	WLS	BF	H	R	ER	SO	BB	IBB	HBP	BLK	WP	HR	S	P	ERA	WHIP

Batter	1	2	3	4	5	6	7	8	9	AB	R	H	RBI	BB	SO	LOB
8 Anthony Gose, L (1, 9) OBP: 0.404, SLG: 0.400 (7, 8) 46 Aaron Muñoz, R (9, PH)	F7		K	59 CS BB			11 1B BB		F8	2 1	0 0	0 0	0 0	2 0	1 0	0 0
59 Jim Negrych, L (1, 4) OBP: 0.474, SLG: 0.667	G4-3		28 BB 11 1B 1B	CS 1-2	G3-1		K		G3	5	0	1	0	0	1	1
11 Rajai Davis, R (1, 7) OBP: 0.238, SLG: 0.488 75 Chris Hawkins, L (7, 7)	G3		28 BB 1-2 1B		HR		1-2 1B			4 0	1 0	3 0	1 0	0 0	0 0	0 0
28 Colby Rasmus, L (1, 8) OBP: 0.364, SLG: 0.242 18 Kenny Wilson, R (7, 9) OBP: 0.400, SLG: 0.250		F8	1-2 2-3 BB		K		F8			3 0	0 0	0 0	0 0	1 0	1 0	2 0
30 Josh Thole, L (1, 2) OBP: 0.237, SLG: 0.286 69 Sean Ochinko, R (7, PH) OBP: 0.294, SLG: 0.333 (7, 2)		L9	G4-3		1B		G3			3 1	0 0	1 0	0 0	0 0	0 0	3 2
70 Andy LaRoche, R (1, 5) OBP: 0.294, SLG: 0.542	58 HR 1B			58 HR BB	P6			G4-3		3	2	1	0	1	0	1
58 Luis Jimenez, L (1, 3) OBP: 0.267, SLG: 0.419	1-H HR			1-H HR		K		F8		4	2	2	4	0	1	0
15 Mike Nickeas, R (1, 10) OBP: 0.297, SLG: 0.273 72 Adam Loewen, L (6, PH) OBP: 0.214, SLG: 0.083 (6, 10)	G5-3			F8		G4-3		G4-3		2 2	0 0	0 0	0 0	0 0	0 0	0 0
18 Mike McCoy, R (1, 6) OBP: 0.188, SLG: 0.194 85 Munenori Kawasaki, L (5, 6)			K	K		K			G1-3	2 2	0 0	0 0	0 0	0 0	2 1	0 0
Inning Stats	R: 0 E: 0 K: 0 S: 3 H: 0 LOB: 0 BB: 0 P: 4	R: 2 E: 0 K: 0 S: 7 H: 2 LOB: 0 BB: 0 P: 9	R: 0 E: 0 K: 2 S: 9 H: 2 LOB: 3 BB: 1 P: 13	R: 2 E: 0 K: 1 S: 7 H: 1 LOB: 0 BB: 2 P: 17	R: 1 E: 0 K: 1 S: 7 H: 2 LOB: 1 BB: 0 P: 8	R: 0 E: 0 K: 2 S: 7 H: 0 LOB: 0 BB: 0 P: 7	R: 0 E: 0 K: 1 S: 6 H: 1 LOB: 2 BB: 1 P: 10	R: 0 E: 0 K: 0 S: 3 H: 0 LOB: 0 BB: 0 P: 3	R: 0 E: 0 K: 0 S: 3 H: 0 LOB: 0 BB: 0 P: 4	1B: 5 2B: 0 3B: 0 HR: 3 SF: 0 SAC: 0 DP: 0 HBP: 0						

PITCHER		IP	WLS	BF	H	R	ER	SO	BB	IBB	HBP	BLK	WP	HR	S	P	ERA	WHIP
39 P.J. Walters, R ERA: 2.08	(1, 1)	3.0	W	15	4	3	3	2	2	0	0	0	0	1	19	30	9.00	2.000
52 Brian Duensing, L ERA: 4.85	(4, 1)	2.0		9	3	2	2	2	1	0	0	0	0	2	14	21	9.00	2.000
61 Jared Burton, R ERA: 3.52	(6, 1)	1.0		3	0	0	0	2	0	0	0	0	0	0	7	7	0.00	0.000
20 Josh Roenicke, R ERA: 5.4	(7, 1)	2.0		8	1	0	0	1	1	0	0	0	0	0	9	13	0.00	1.000
95 Bruce Pugh, R ERA:	(9, 1)	1.0		3	0	0	0	0	0	0	0	0	0	0	3	4	0.00	0.000

PITCHER	IP	WLS	BF	H	R	ER	SO	BB	IBB	HBP	BLK	WP	HR	S	P	ERA	WHIP

TOP

Toronto Blue Jays @ Minnesota Twins

Hammond Stadium, Fort Myers, FL

Sun Mar 24 2013, 1:10 PM - 4:11 PM EDT

Att. 7,312 - Overcast - 82 F

livebaseballscorecards.com

AB	34
R	5
H	8
RBI	5
BB	4
SO	7
LOB	9

WP: 0	PB: 0	SB: 0	CS: 1
PA: 39			

BOTTOM

Toronto Blue Jays @ Minnesota Twins

Hammond Stadium, Fort Myers, FL

Sun Mar 24 2013, 1:10 PM - 4:11 PM EDT

Att. 7,312 - Overcast - 82 F

livebaseballscorecards.com

Batter	1	2	3	4	5	6	7	8	9	AB	R	H	RBI	BB	SO	LOB
32 Aaron Hicks, S (1, 8) OBP: 0.397, SLG: 0.650 19 Darin Mastroianni, R (6, 8) OBP: 0.410, SLG: 0.500	7 HR; 2 1B; 1B	2 HR; 2B		1-2 2-H; 7 2B; 2 1B; 1B	2 G6-4-3; 1B		K			4 1	3 0	4 0	1 0	0 0	0 1	0 0
2 Brian Dozier, R (1, 4) OBP: 0.350, SLG: 0.463 8 Jamey Carroll, R (6, 4) OBP: 0.348, SLG: 0.310	1-2; 7 HR; 1B	2-H; HR		1-2 2-3; 7 2B; 1B	1-2f; G6-4-3		41 FC6-4; 1B			4 1	3 0	3 1	2 0	0 0	0 0	1 0
7 Joe Mauer, L (1, 2) OBP: 0.520, SLG: 0.600 41 Drew Butera, R (5, PH) OBP: 0.444, SLG: 0.688 (6, 2)	1-H 2-H; HR	F8		1-H 2-H 3-H; 33 HR; 2B	HR		1-2f; FC6-4			3 2	2 1	2 1	6 1	0 0	0 0	0 1
33 Justin Morneau, L (1, 3) OBP: 0.300, SLG: 0.590 84 Dan Rohlfing, R (6, 3) OBP: 0.367, SLG: 0.593	27 2B; 13 G4-3; BB	F9		2-H; HR	G6-3			G1-3		3 1	2 0	1 0	2 0	1 0	0 0	0 0
24 Trevor Plouffe, R (1, 5) OBP: 0.432, SLG: 0.500 1 Ray Olmedo, S (7, 5) OBP: 0.341, SLG: 0.514	F8	P6		13 WP; 48 1B; 2B		F7		G4-3		4 1	1 0	1 0	0 0	0 0	0 0	1 0
27 Chris Parmelee, L (1, 9) OBP: 0.357, SLG: 0.389	13 G4-3; 1-3; 2B	G4-3		L8		G1-3		F7		5	0	1	0	0	0	1
13 Jeff Clement, L (1, 10) OBP: 0.298, SLG: 0.244	G4-3; 2-3 3-H	G4-3		P6; 2-3		K				4	0	0	1	0	1	2
48 Brandon Boggs, S (1, 7) OBP: 0.241, SLG: 0.404	G3-1			25 BB; 32 1B; BB 25 BLK; 3-H; 1B		G4-3				3	1	1	1	1	0	2
25 Pedro Florimón, S (1, 6) OBP: 0.302, SLG: 0.255		G3-1		2 1B; 32 1B; 7 2B; 1-2; BB F7; 1-2			G6-3			3	1	0	0	1	0	1
Inning Stats	R: 4 E: 0 K: 0 S: 9 / H: 4 LOB: 1 BB: 1 P: 16	R: 2 E: 0 K: 0 S: 7 / H: 2 LOB: 0 BB: 0 P: 10	R: 0 E: 0 K: 0 S: 3 / H: 0 LOB: 0 BB: 0 P: 3	R: 7 E: 0 K: 0 S: 11 / H: 6 LOB: 1 BB: 2 P: 22	R: 1 E: 0 K: 0 S: 5 / H: 2 LOB: 0 BB: 0 P: 5	R: 0 E: 0 K: 1 S: 6 / H: 0 LOB: 1 BB: 0 P: 6	R: 0 E: 0 K: 1 S: 6 / H: 1 LOB: 1 BB: 0 P: 6	R: 0 E: 0 K: 0 S: 3 / H: 0 LOB: 0 BB: 0 P: 3		1B: 7 2B: 4 3B: 0 HR: 4	SF: 0 SAC: 0 DP: 1 HBP: 0					

	AB	39
	R	14
	H	15
	RBI	14
	BB	3
	SO	2
	LOB	9

WP: 2 PA: 42
PB: 0
SB: 0
CS: 0

PITCHER		IP	WLS	BF	H	R	ER	SO	BB	IBB	HBP	BLK	WP	HR	S	P	ERA	WHIP
54 Dave Bush, R ERA: 6.23	(1, 1)	2.0	L	13	6	6	6	0	1	0	0	0	0	2	16	26	27.00	3.500
33 Jeremy Jeffress, R ERA: 9.0	(3, 1)	1.0		8	3	5	5	0	2	0	0	0	0	0	6	14	45.00	5.000
80 Guillermo Moscoso, R ERA: 12.86	(4, 1)	1.0		6	3	2	2	0	0	0	0	1	1	1	8	11	18.00	3.000
78 Tyson Brummett, R ERA: 3.68	(5, 1)	2.0		8	2	1	1	1	0	0	0	0	1	1	11	11	4.50	1.000
62 Aaron Loup, L ERA: 1.0	(7, 1)	1.0		4	1	0	0	1	0	0	0	0	0	0	6	6	0.00	1.000

PITCHER		IP	WLS	BF	H	R	ER	SO	BB	IBB	HBP	BLK	WP	HR	S	P	ERA	WHIP
74 John Stilson, R ERA:	(8, 1)	1.0		3	0	0	0	0	0	0	0	0	0	0	3	3	0.00	0.000

Philadelphia Phillies @ Toronto Blue Jays

Florida Auto Exchange Stadium, Dunedin, FL

Mon Mar 25 2013, 1:07 PM - 3:38 PM EDT

Att. 5,519 - Sunny - 64 F

TOP

livebaseballscorecards.com

Batter	1	2	3	4	5	6	7	8	9	AB	R	H	RBI	BB	SO	LOB
11 Jimmy Rollins, S (1, 6) OBP: 0.452, SLG: 0.417	K		P6		1-2 1B			K	50 FC5 1-2 1B	3	0	1	0	0	1	0
13 Freddy Galvis, S (6, 6) OBP: 0.309, SLG: 0.545										2	0	1	0	0	1	0
2 Ben Revere, L (1, 8) OBP: 0.372, SLG: 0.397	26 FC4-6 1B		26 S BB		K			G4-3	FC5 1-2 2-3f	2	0	1	0	1	1	2
50 Leandro Castro, R (6, 8)										2	0	0	0	0	0	2
26 Chase Utley, L (1, 10) OBP: 0.377, SLG: 0.508	FC4-6 6 1B 1-2f		L8 1-2			K			P3	4	0	0	0	0	1	2
6 Ryan Howard, L (1, 3) OBP: 0.363, SLG: 0.685	1-3 1B			F8		G4-3			PB 4 1B 1B HBP	3	0	1	0	0	0	0
19 Laynce Nix, L (6, 3) OBP: 0.255, SLG: 0.308										0	1	0	0	0	0	0
10 Michael Young, R (1, 5) OBP: 0.307, SLG: 0.348	K			F9		F7			1B PB 28 2B 1-2 1B	3	0	0	0	0	1	2
4 Pete Orr, L (6, 5) OBP: 0.318, SLG: 0.682										1	1	1	0	0	0	0
9 Domonic Brown, L (1, 9) OBP: 0.414, SLG: 0.646		K		K			K		28 2B 31 1B 1-3 2-H 1B	3	0	0	0	0	3	0
Steve Susdorf, L (7, 9) OBP: 1.000, SLG: 1.000										1	1	1	1	0	0	0
15 John Mayberry Jr., R (1, 7) OBP: 0.250, SLG: 0.269		F9			F8		K		K	4	0	0	0	0	2	2
28 Kevin Frandsen, R (1, 4) OBP: 0.310, SLG: 0.518		G6-3			11 1B 1B		K		31 1B 1-3 3-H 2B	4	1	2	1	0	1	0
31 Erik Kratz, R (1, 2) OBP: 0.289, SLG: 0.568			K2-3		K			G6-3	50 FC5 13 1B 2-H 3-H 1B	4	0	1	2	0	2	1
Inning Stats	R: 0 E: 0 K: 2 S: 9 H: 2 LOB: 2 BB: 0 P: 10	R: 0 E: 0 K: 1 S: 5 H: 0 LOB: 0 BB: 0 P: 5	R: 0 E: 0 K: 1 S: 5 H: 0 LOB: 1 BB: 1 P: 10	R: 0 E: 0 K: 1 S: 5 H: 0 LOB: 0 BB: 0 P: 5	R: 0 E: 0 K: 2 S: 9 H: 2 LOB: 2 BB: 0 P: 9	R: 0 E: 0 K: 1 S: 5 H: 0 LOB: 0 BB: 0 P: 5	R: 0 E: 0 K: 3 S: 9 H: 0 LOB: 0 BB: 0 P: 9	R: 0 E: 0 K: 1 S: 5 H: 0 LOB: 0 BB: 0 P: 5	R: 4 E: 0 K: 1 S: 10 H: 5 LOB: 2 BB: 0 P: 13	1B: 8 2B: 1 3B: 0 HR: 0	SF: 0 SAC: 0 DP: 0 HBP: 1			WP: 0 PB: 1 SB: 1 CS: 0	PA: 38		

	AB	36
	R	4
	H	9
	RBI	4
	BB	1
	SO	13
	LOB	11

PITCHER		IP	WLS	BF	H	R	ER	SO	BB	IBB	HBP	BLK	WP	HR	S	P	ERA	WHIP
55 Josh Johnson, R ERA: 1.13	(1, 1)	5.1	W	21	4	0	0	8	1	0	0	0	0	0	36	42	0.00	0.938
38 Darren Oliver, L ERA:	(6, 1)	0.2		2	0	0	0	0	0	0	0	0	0	0	2	2	0.00	0.000
44 Casey Janssen, R ERA:	(7, 1)	1.0		3	0	0	0	3	0	0	0	0	0	0	9	9	0.00	0.000
27 Brett Cecil, L ERA: 7.04	(8, 1)	1.2		10	4	4	4	2	0	0	1	0	0	0	13	16	21.60	2.400
37 Neil Wagner, R ERA: 4.26	(9, 1)	0.1		2	1	0	0	0	0	0	0	0	0	0	2	2	0.00	3.000

PITCHER	IP	WLS	BF	H	R	ER	SO	BB	IBB	HBP	BLK	WP	HR	S	P	ERA	WHIP

BOTTOM

Philadelphia Phillies @ Toronto Blue Jays

Florida Auto Exchange Stadium, Dunedin, FL

Mon Mar 25 2013, 1:07 PM - 3:38 PM EDT

Att. 5,519 - Sunny - 64 F

livebaseballscorecards.com

Batter	1	2	3	4	5	6	7	8	9	AB	R	H	RBI	BB	SO	LOB
7 José Reyes, S (1, 6) OBP: 0.538, SLG: 0.739	G5-3	53 1B 3B 1-H 2-H	1-3 2-H 1B	G4-3			F8			4	1	2	3	0	0	2
82 Peter Mooney, L (7, 6)										1	0	0	0	0	0	0
53 Melky Cabrera, S (1, 7) OBP: 0.404, SLG: 0.673	L7	19 HBP 9 HR 1B 3-H	P6		BBBCX 3-1 HR		F8			4	2	2	2	0	0	2
90 Brad Glenn, R (7, 7)										1	0	0	0	0	0	0
19 José Bautista, R (1, 9) OBP: 0.373, SLG: 0.640	G4-3	BH 9 HR HBP 1-2		9 HR 2B	P4		G6-3			3	2	1	0	0	0	0
85 Kevin Pillar, R (7, 9) OBP: 0.111, SLG: 0.111										1	0	0	0	0	0	0
9 J.P. Arencibia, R (1, 2) OBP: 0.514, SLG: 0.970	16 1B 2B			2-H HR	G2-3			G6-3		4	3	3	5	0	0	0
15 Mike Nickeas, R (7, 2) OBP: 0.289, SLG: 0.265	1-H 2-H HR									1	0	0	0	0	0	0
26 Adam Lind, L (1, 3) OBP: 0.407, SLG: 0.460	P2			16 2B 28 G6-3 1B	SSS 0-3 K2-3			F7		4	1	1	0	0	1	1
72 Adam Loewen, L (7, 3) OBP: 0.200, SLG: 0.077	G4-3									1	0	0	0	0	0	0
16 Mark DeRosa, R (1, 5) OBP: 0.535, SLG: 0.757		28 BB 11 1B 1B 2-H	G4-3	1-3 2B		BBBB 4-0 BB		G6-3		3	1	2	1	0	0	0
3 Maicer Izturis, S (5, 5) OBP: 0.308, SLG: 0.298										1	0	0	0	1	0	0
28 Colby Rasmus, L (1, 8) OBP: 0.375, SLG: 0.250	BBBB 4-0 11 1B 7 3B BB 1-2	1 1B 7 1B 1B	G6-3 3-H			CCC 0-3 K				3	2	1	1	1	1	2
67 Eugenio Velez, S (7, 4) OBP: 0.321, SLG: 0.462										0	0	0	0	0	0	0
11 Rajai Davis, R (1, 10) OBP: 0.267, SLG: 0.500	7 3B 1B 1-2 2-H	F9				SSS 0-3 K				3	1	2	1	0	0	1
22 Henry Blanco, R (6, PH) OBP: 0.345, SLG: 0.462 (7, 10)				1B						1	0	0	0	0	1	1
1 Emilio Bonifácio, S (1, 4) OBP: 0.339, SLG: 0.500 (7, 8)	SSS 0-3 K	7 1B 1B 1-2		SSS 0-3 K		CCC 0-3 K				4	0	1	0	0	3	5
Inning Stats	R: 0 E: 0 K: 0 S: 3 H: 0 LOB: 0 BB: 0 P: 3	R: 8 E: 0 K: 1 S: 12 H: 6 LOB: 0 BB: 1 P: 18	R: 1 E: 0 K: 0 S: 6 H: 3 LOB: 2 BB: 0 P: 6	R: 3 E: 0 K: 1 S: 10 H: 5 LOB: 2 BB: 0 P: 10	R: 1 E: 0 K: 1 S: 7 H: 1 LOB: 0 BB: 0 P: 10	R: 0 E: 0 K: 3 S: 9 H: 0 LOB: 1 BB: 1 P: 13	R: 0 E: 0 K: 0 S: 3 H: 0 LOB: 0 BB: 0 P: 3	R: 0 E: 0 K: 0 S: 3 H: 0 LOB: 0 BB: 0 P: 3		1B: 8 2B: 3 3B: 1 HR: 3	SF: 0 SAC: 0 DP: 0 HBP: 1						

AB	39
R	13
H	15
RBI	13
BB	2
SO	6
LOB	14

WP: 0 PB: 0 SB: 0 CS: 0 PA: 42

PITCHER		IP	WLS	BF	H	R	ER	SO	BB	IBB	HBP	BLK	WP	HR	S	P	ERA	WHIP
27 John Lannan, L ERA: 8.5	(1, 1)	4.0	L	28	14	12	12	2	1	0	1	0	0	2	31	37	27.00	3.750
60 Zach Miner, R ERA: 9.0	(5, 1)	1.0		4	1	1	1	1	0	0	0	0	0	1	7	10	9.00	1.000
37 Mike Adams, R ERA: 1.29	(6, 1)	1.0		4	0	0	0	3	1	0	0	0	0	0	9	13	0.00	1.000
48 Phillippe Aumont, R ERA: 2.84	(7, 1)	1.0		3	0	0	0	0	0	0	0	0	0	0	3	3	0.00	0.000
75 Kyle Simon, R ERA: 4.5	(8, 1)	1.0		3	0	0	0	0	0	0	0	0	0	0	3	3	0.00	0.000

PITCHER	IP	WLS	BF	H	R	ER	SO	BB	IBB	HBP	BLK	WP	HR	S	P	ERA	WHIP

Batter	1	2	3	4	5	6	7	8	9	AB	R	H	RBI	BB	SO	LOB
6 Starling Marte, R (1, 7) OBP: 0.373, SLG: 0.481	C X 0-1 26 SH1-3 26 S 14 G6-3 1B	S S S 0-3 ③ K		X 0-0 E3 26 CS 2-3			B S S T 1-2 ② K 1-2			4	1	1	0	0	2	4
26 Felix Pie, L (1, 8) OBP: 0.423, SLG: 0.568 44 Tony Watson, L (7, 1) 35 Mark Melancon, R (8, 1)	B X 1-0 ① SH1-3 1-3		B B B B 4-0 14 BB 19 1B BB	1 SAFE 0-0 ③ CS 1-2 3-H	X 0-0 ① 1B		X 0-0 ③ G4-3			2 0 0	1 0 0	1 0 0	0 0 0	1 0 0	0 0 0	1 0 0
14 Gaby Sanchez, R (1, 3) OBP: 0.431, SLG: 0.683	X 0-0 ② G6-3 3-H		B B B B 4-0 19 1B 1-2 BB		X 0-0 ② G5-3			X 0-0 ① P6		3	0	0	1	1	0	0
24 Pedro Alvarez, L (1, 5) OBP: 0.220, SLG: 0.362	X 0-0 1B	S C S 0-3 ① K			S S S 0-3 ③ K			S S S 0-3 ② K		4	0	1	0	0	3	2
19 Michael McKenry, R (1, 2) OBP: 0.378, SLG: 0.447	X 0-0 ③ F7	X 0-0 46 L3 1-3 2-H 1B			S S X 0-2 ① P5			X 0-0 ③ F8		4	0	1	1	0	0	1
46 Garrett Jones, L (1, 9) OBP: 0.341, SLG: 0.371		X 0-0 17 L8 2B	X 0-0 ② ③ L3 1-1		X 0-0 ② L9			B B B B 4-0 10 G1-3 BB		3	0	1	0	1	0	2
10 Jordy Mercer, R (1, 4) OBP: 0.500, SLG: 0.467		B B B B 4-0 36 SH5-3 BB		X 0-0 ① G6-3	X 0-0 ③ P3			X 0-0 ① G1-3 1-2		3	0	0	0	1	0	1
17 John McDonald, R (1, 6) OBP: 0.325, SLG: 0.278 31 Jose Tabata, R (9, PH) OBP: 0.296, SLG: 0.440		X 0-0 ① L8 2-3		X 0-0 ② F7			X 0-0 ① P3	X 0-0 ② G1-3		3 1	0 0	0 0	0 0	0 0	0 0	2 1
36 Jonathan Sánchez, L (1, 1) OBP: 1.000, SLG: 2.000 98 Jhonathan Ramos, L (5, 1) 39 Jason Grilli, R (6, 1) 7 Alex Presley, L (7, PH) OBP: 0.400, SLG: 0.391 (7, 8)		X 0-0 ② SH5-3 1-2		X 0-0 6 E 26 CS 2B			B B B 4-0 6 S BB	X 0-0 ③ F7		1 0 0 1	1 0 0 0	1 0 0 0	0 0 0 0	0 0 0 1	0 0 0 0	0 0 0 1
Inning Stats	R: 1 E: 0 K: 0 S: 6 H: 2 LOB: 1 BB: 0 P: 7	R: 0 E: 0 K: 1 S: 6 H: 1 LOB: 2 BB: 1 P: 10	R: 1 E: 0 K: 1 S: 5 H: 1 LOB: 2 BB: 1 P: 13	R: 1 E: 1 K: 0 S: 4 H: 1 LOB: 0 BB: 0 P: 4	R: 0 E: 0 K: 1 S: 5 H: 1 LOB: 0 BB: 0 P: 5	R: 0 E: 0 K: 0 S: 5 H: 0 LOB: 0 BB: 0 P: 5	R: 0 E: 0 K: 1 S: 5 H: 0 LOB: 1 BB: 1 P: 10	R: 0 E: 0 K: 1 S: 5 H: 0 LOB: 0 BB: 0 P: 5	R: 0 E: 0 K: 0 S: 3 H: 0 LOB: 1 BB: 1 P: 7	1B: 4 2B: 3 3B: 0 HR: 0 SF: 0 SAC: 2 DP: 1 HBP: 0						

PITCHER	IP	WLS	BF	H	R	ER	SO	BB	IBB	HBP	BLK	WP	HR	S	P	ERA	WHIP
24 Ricky Romero, L (1, 1) ERA: 6.23	4.1	W	20	6	3	2	2	3	0	0	0	0	0	22	35	4.15	2.077
38 Darren Oliver, L (5, 1) ERA:	0.2	H	2	0	0	0	1	0	0	0	0	0	0	4	4	0.00	0.000
29 Dustin McGowan, R (6, 1) ERA:	1.0	H	3	0	0	0	0	0	0	0	0	0	0	5	5	0.00	0.000
67 Marcus Stroman, R (7, 1) ERA:	2.0	H	7	0	0	0	2	1	0	0	0	0	0	10	15	0.00	0.500
51 Alex Hinshaw, L (9, 1) ERA: 3.24	1.0	S	4	0	0	0	0	1	0	0	0	0	0	3	7	0.00	1.000

PITCHER	IP	WLS	BF	H	R	ER	SO	BB	IBB	HBP	BLK	WP	HR	S	P	ERA	WHIP

TOP

Pittsburgh Pirates @ Toronto Blue Jays

Florida Auto Exchange Stadium, Dunedin, FL

Tue Mar 26 2013, 1:08 PM - 3:54 PM EDT

Att. 5,130 - Sunny - 57 F

livebaseballscorecards.com

AB	29
R	3
H	6
RBI	2
BB	5
SO	5
LOB	15

WP: 0 PB: 0 SB: 2 CS: 2 PA: 37

BOTTOM

Pittsburgh Pirates @ Toronto Blue Jays

Florida Auto Exchange Stadium, Dunedin, FL

Tue Mar 26 2013, 1:08 PM - 3:54 PM EDT

Att. 5,130 - Sunny - 57 F

livebaseballscorecards.com

Batter	1	2	3	4	5	6	7	8	9	AB	R	H	RBI	BB	SO	LOB
7 José Reyes, S (1, 6) OBP: 0.517, SLG: 0.692 18 Kenny Wilson, R (6, 8) OBP: 0.333, SLG: 0.200	K	G4-3 1-2f		53 S 1B		F8				3 1	0 0	1 0	0 0	0 0	1 0	1 1
53 Melky Cabrera, S (1, 10) OBP: 0.400, SLG: 0.655 15 Mike Nickeas, R (7, PH) OBP: 0.282, SLG: 0.257 (8, 10)	19 BB 9 1B 1B	G2-3		K2-3 1-2			K			3 1	1 0	1 0	0 0	0 0	1 1	1 0
19 José Bautista, R (1, 9) OBP: 0.387, SLG: 0.627 8 Ricardo Nanita, L (6, 9) OBP: 0.364, SLG: 0.556	9 1B 16 SF9 1-2 BB	16 1B HBP	P4			L7				1 1	1 0	0 0	0 0	1 0	0 0	0 0
9 J.P. Arencibia, R (1, 2) OBP: 0.500, SLG: 0.917 22 Henry Blanco, R (6, 2) OBP: 0.333, SLG: 0.444	26 2B 1-3 2-H 1B	K	K		P5					3 1	1 0	1 0	1 0	0 0	2 0	1 0
16 Mark DeRosa, R (1, 5) OBP: 0.511, SLG: 0.725	SF9 3-H	1-3 1B	K			F9				3	0	1	1	0	1	0
26 Adam Lind, L (1, 3) OBP: 0.419, SLG: 0.547 58 Luis Jimenez, L (7, 3) OBP: 0.283, SLG: 0.419	1-H 2B	F8		HR		11 FC3-6 BB				3 0	1 0	2 0	2 0	0 1	0 0	2 0
11 Rajai Davis, R (1, 7) OBP: 0.265, SLG: 0.542	K		HR	F8		FC3-6 59 S 59 1B 1-2f				4	2	1	1	0	1	2
3 Maicer Izturis, S (1, 4) OBP: 0.291, SLG: 0.280 (6, 6) 59 Jim Negrych, L (7, 4) OBP: 0.487, SLG: 0.676		G4-3		P2		F7		89 FC6-4 1-H 1B		3 1	0 0	0 1	0 1	0 0	0 0	0 0
1 Emilio Bonifácio, S (1, 8) OBP: 0.355, SLG: 0.508 (6, 4) 89 Emilio Guerrero, R (6, PR) (7, 6)		7 G4-3 1B		K				FC6-4 1-2f		3 1	0 0	2 0	0 0	0 0	1 0	0 1
Inning Stats	R: 3 H: 3 E: 0 LOB: 1 K: 2 BB: 1 S: 10 P: 14	R: 0 H: 1 E: 0 LOB: 0 K: 0 BB: 0 S: 3 P: 3	R: 0 H: 1 E: 0 LOB: 2 K: 1 BB: 0 S: 6 P: 7	R: 1 H: 2 E: 0 LOB: 1 K: 2 BB: 0 S: 10 P: 13	R: 0 H: 0 E: 0 LOB: 0 K: 2 BB: 0 S: 7 P: 7	R: 1 H: 2 E: 0 LOB: 1 K: 0 BB: 0 S: 6 P: 6	R: 0 H: 0 E: 0 LOB: 0 K: 1 BB: 0 S: 5 P: 5	R: 1 H: 1 E: 0 LOB: 1 K: 0 BB: 1 S: 4 P: 9		1B: 7 SF: 1 2B: 1 SAC: 0 3B: 0 DP: 1 HR: 2 HBP: 1						WP: 0 PA: 36 PB: 0 SB: 2 CS: 0

PITCHER		IP	WLS	BF	H	R	ER	SO	BB	IBB	HBP	BLK	WP	HR	S	P	ERA	WHIP
36 Jonathan Sánchez, L ERA: 5.5	(1, 1)	4.2	L	22	7	4	4	6	1	0	1	0	0	1	33	41	7.71	1.714
98 Jhonathan Ramos, L ERA:	(5, 1)	0.1		1	0	0	0	1	0	0	0	0	0	0	3	3	0.00	0.000
39 Jason Grilli, R ERA: 4.5	(6, 1)	1.0		5	2	1	1	0	0	0	0	0	0	1	6	6	9.00	2.000
44 Tony Watson, L ERA: 13.5	(7, 1)	1.0		3	0	0	0	1	0	0	0	0	0	0	5	5	0.00	0.000
35 Mark Melancon, R ERA: 1.8	(8, 1)	1.0		5	1	1	1	0	1	0	0	0	0	0	4	9	9.00	2.000

PITCHER	IP	WLS	BF	H	R	ER	SO	BB	IBB	HBP	BLK	WP	HR	S	P	ERA	WHIP

Batter	1	2	3	4	5	6	7	8	9	AB	R	H	RBI	BB	SO	LOB
1 Emilio Bonifácio, S (1, 4) OBP: 0.338, SLG: 0.484	F8		G4-3			K		28 HR 87 E 1-2 2-3 1B	P3	3	0	0	0	0	1	1
84 John Tolisano, S (7, 4) OBP: 0.500, SLG: 0.500			1-2							2	1	1	0	0	0	1
11 Rajai Davis, R (1, 7) OBP: 0.269, SLG: 0.520	P3			F7		HBP		F9		2	0	0	0	0	0	0
82 Jonathan Jones, R (6, 7) OBP: 0.500, SLG: 0.500										1	0	0	0	0	0	3
3 Maicer Izturis, S (1, 5) OBP: 0.293, SLG: 0.302	G4-3			2B		F9		E4 1-2 2-3 3-H		3	0	1	0	0	0	1
87 Andy Burns, R (7, 5)								28 HR		1	1	0	1	0	0	2
26 Adam Lind, L (1, 3) OBP: 0.400, SLG: 0.518		F7		K			K	K		3	0	0	0	0	2	1
72 Adam Loewen, L (7, 3) OBP: 0.188, SLG: 0.071										1	0	0	0	0	1	3
28 Colby Rasmus, L (1, 8) OBP: 0.365, SLG: 0.325		K		P5			G1-6-3	1-H 2-H 3-H HR		4	1	1	4	0	1	1
22 Henry Blanco, R (1, 2) OBP: 0.294, SLG: 0.387		G6-3			P6		K	P2		4	0	0	0	0	1	0
76 Jack Murphy, S (9, 2) OBP: 0.167, SLG: 0.333										0	0	0	0	0	0	0
17 Ryan Langerhans, L (1, 9) OBP: 0.362, SLG: 0.425			G4-3		G6-3			15 E 15 1B 1B	BB	3	1	1	0	1	0	0
15 Mike Nickeas, R (1, 10) OBP: 0.279, SLG: 0.256			G5-3		F7			E8 1-H 84 1B 87 E 1B	F8	4	1	1	0	0	0	1
82 Peter Mooney, L (1, 6) OBP: 0.333, SLG: 0.200			1 S 1B			G3-1		87 E 84 1B 28 HR HBP	P6	3	1	1	0	0	0	1
Inning Stats	R: 0 E: 0 K: 0 S: 3 H: 0 LOB: 0 BB: 0 P: 4	R: 0 E: 0 K: 1 S: 5 H: 0 LOB: 0 BB: 0 P: 5	R: 0 E: 0 K: 0 S: 4 H: 1 LOB: 1 BB: 0 P: 5	R: 0 E: 0 K: 1 S: 6 H: 1 LOB: 1 BB: 0 P: 6	R: 0 E: 0 K: 0 S: 3 H: 0 LOB: 0 BB: 0 P: 3	R: 0 E: 0 K: 1 S: 5 H: 0 LOB: 1 BB: 0 P: 6	R: 0 E: 0 K: 2 S: 7 H: 0 LOB: 0 BB: 0 P: 7	R: 6 E: 2 K: 1 S: 11 H: 4 LOB: 0 BB: 0 P: 14	R: 0 E: 0 K: 0 S: 3 H: 0 LOB: 1 BB: 1 P: 7	1B: 4 2B: 1 3B: 0 HR: 1 SF: 0 SAC: 0 DP: 0 HBP: 2							

TOP

Toronto Blue Jays @ Tampa Bay Rays

Charlotte Sports Park, Port Charlotte, FL

Wed Mar 27 2013, 1:23 PM - 4:01 PM EDT

Att. 6,083 - Sunny - 57 F

livebaseballscorecards.com

AB	34
R	6
H	6
RBI	5
BB	1
SO	6
LOB	15

WP: 0 PB: 0 SB: 1 CS: 0 PA: 37

PITCHER	IP	WLS	BF	H	R	ER	SO	BB	IBB	HBP	BLK	WP	HR	S	P	ERA	WHIP
34 Jeff Niemann, R (1, 1) ERA: 2.92	6.0		21	2	0	0	3	0	0	1	0	0	0	26	29	0.00	0.333
56 Fernando Rodney, R (7, 1) ERA:	1.0	H	3	0	0	0	2	0	0	0	0	0	0	7	7	0.00	0.000
75 Kirby Yates, R (8, 1) ERA: 4.76	1.0	L	9	4	6	2	1	0	0	1	0	0	1	11	14	18.00	4.000
57 Jake McGee, L (9, 1) ERA: 4.91	1.0		4	0	0	0	0	1	0	0	0	0	0	3	7	0.00	1.000

PITCHER	IP	WLS	BF	H	R	ER	SO	BB	IBB	HBP	BLK	WP	HR	S	P	ERA	WHIP

BOTTOM

Batter	1	2	3	4	5	6	7	8	9	AB	R	H	RBI	BB	SO	LOB
8 Desmond Jennings, R (1, 8) OBP: 0.413, SLG: 0.377 63 Craig Albernaz, R (8, 2) OBP: 0.333, SLG: 0.333	F9		3 WP, 5 G1-3, 1B	K			K		P5	4 1	0 0	1 0	0 0	0 0	2 0	4 0
5 Sam Fuld, L (1, 7) OBP: 0.214, SLG: 0.357 2 Kelly Johnson, L (7, 4) OBP: 0.288, SLG: 0.146	G3-1		G1-3 1-2		F7		2-3 BB			3 0	0 0	0 0	0 0	0 1	0 0	1 0
3 Evan Longoria, R (1, 5) OBP: 0.429, SLG: 0.628 21 James Loney, L (7, 3) OBP: 0.294, SLG: 0.277	BB		2-3 BB		F8		K			1 1	0 0	0 0	0 0	0 0	2 1	0 1
18 Ben Zobrist, S (1, 9) OBP: 0.348, SLG: 0.463 (5, 6)	F9		K		BB			87 FC4-6, 1B		3	0	1	0	1	1	3
1 Sean Rodríguez, R (1, 3) OBP: 0.254, SLG: 0.364 87 Marty Gantt, R (7, 7)		11 3B, BB	K		L8			FC4-6 1-2f		2 1	1 0	0 0	0 0	1 0	1 0	3 1
11 Yunel Escobar, R (1, 6) OBP: 0.321, SLG: 0.442 20 Matt Joyce, L (4, PR) OBP: 0.362, SLG: 0.353 (5, 9)		1-H, 3B		59 G4-6-3, 1B		K		K		2 2	0 0	2 0	1 0	0 0	0 2	0 1
59 Jose Lobaton, S (1, 10) OBP: 0.277, SLG: 0.286		K2-3		G4-6-3 1-2f		K		K		4	0	0	0	0	3	3
28 José Molina, R (1, 2) OBP: 0.273, SLG: 0.158 76 Ismel Antunez, L (8, 8)		G4-3		19 2B, BB		G5-3			K	2 1	0 0	0 0	0 0	1 0	0 1	1 0
19 Ryan Roberts, R (1, 4) OBP: 0.220, SLG: 0.364 (7, 5)		G5-3		1-3, 2B			2 CS, 2B		G5-3	4	0	2	0	0	0	1
Inning Stats	R: 0 E: 0 K: 0 S: 3 H: 0 LOB: 1 BB: 1 P: 7	R: 1 E: 0 K: 1 S: 6 H: 1 LOB: 1 BB: 1 P: 10	R: 0 E: 0 K: 2 S: 8 H: 1 LOB: 2 BB: 1 P: 12	R: 0 E: 0 K: 1 S: 6 H: 2 LOB: 3 BB: 1 P: 10	R: 0 E: 0 K: 0 S: 3 H: 0 LOB: 1 BB: 1 P: 7	R: 0 E: 0 K: 2 S: 7 H: 0 LOB: 0 BB: 0 P: 7	R: 0 E: 0 K: 2 S: 8 H: 1 LOB: 1 BB: 1 P: 12	R: 0 E: 0 K: 2 S: 8 H: 1 LOB: 1 BB: 0 P: 8	R: 0 E: 0 K: 1 S: 5 H: 0 LOB: 0 BB: 0 P: 5	1B: 3 2B: 2 3B: 1 HR: 0	SF: 0 SAC: 0 DP: 1 HBP: 0				WP: 1 PB: 0 SB: 0 CS: 1	PA: 37	

PITCHER	IP	WLS	BF	H	R	ER	SO	BB	IBB	HBP	BLK	WP	HR	S	P	ERA	WHIP
48 J.A. Happ, L (1, 1) ERA: 1.9	4.2		21	4	1	1	4	4	0	0	0	1	0	25	41	1.93	1.714
32 Esmil Rogers, R (5, 1) ERA: 6.94	1.1		5	0	0	0	2	1	0	0	0	0	0	8	12	0.00	0.750
33 Jeremy Jeffress, R (7, 1) ERA: 8.25	1.0	W	4	1	0	0	2	1	0	0	0	0	0	8	12	0.00	2.000
62 Aaron Loup, L (8, 1) ERA: 0.9	1.0		4	1	0	0	2	0	0	0	0	0	0	8	8	0.00	1.000
60 Chad Beck, R (9, 1) ERA: 3.24	1.0		3	0	0	0	1	0	0	0	0	0	0	5	5	0.00	0.000

PITCHER	IP	WLS	BF	H	R	ER	SO	BB	IBB	HBP	BLK	WP	HR	S	P	ERA	WHIP

Toronto Blue Jays @ Tampa Bay Rays

Charlotte Sports Park, Port Charlotte, FL

Wed Mar 27 2013, 1:23 PM - 4:01 PM EDT

Att. 6,083 - Sunny - 57 F

livebaseballscorecards.com

AB	31
R	1
H	6
RBI	1
BB	6
SO	11
LOB	19

Batter	1	2	3	4	5	6	7	8	9	AB	R	H	RBI	BB	SO	LOB
7 José Reyes, S (1, 6) OBP: 0.531, SLG: 0.690	G4-3		19 CS 1B		8 1B		G5-3			3	0	2	0	0	0	0
18 Mike McCoy, R (6, 6) OBP: 0.182, SLG: 0.188										1	0	0	0	0	0	0
53 Melky Cabrera, S (1, 7) OBP: 0.387, SLG: 0.633	K		K		1-3 1B			F7		2	0	0	0	0	2	1
8 Ricardo Nanita, L (5, PH) OBP: 0.385, SLG: 0.545 (5, 7)										2	0	1	0	0	0	0
19 José Bautista, R (1, 9) OBP: 0.385, SLG: 0.630	G6-3		1-2 10 1B 2B		P2			G6-3		3	1	1	0	0	0	1
17 Ryan Langerhans, L (6, 9) OBP: 0.354, SLG: 0.415										1	0	0	0	0	0	0
10 Edwin Encarnación, R (1, 3) OBP: 0.222, SLG: 0.389		F8	2-H 26 1B		P3			K		3	1	1	1	0	0	1
70 Andy LaRoche, R (6, 3) OBP: 0.288, SLG: 0.531			1B							1	0	0	0	0	1	0
26 Adam Lind, L (1, 10) OBP: 0.418, SLG: 0.552		28 BB 2B	2-H 1B			K2-3			G4-3	2	0	2	1	0	0	0
72 Adam Loewen, L (6, PH) OBP: 0.167, SLG: 0.063 (6, 10)										2	0	0	0	0	1	0
9 J.P. Arencibia, R (1, 2) OBP: 0.488, SLG: 0.868		28 BB BB	P4			K			F7	2	0	0	0	1	1	1
15 Mike Nickeas, R (7, 2) OBP: 0.273, SLG: 0.250										1	0	0	0	0	0	0
28 Colby Rasmus, L (1, 8) OBP: 0.370, SLG: 0.317		1-2 2-3 BB	K			K2-3			F7	1	0	0	0	1	1	0
11 Rajai Davis, R (6, PH) OBP: 0.259, SLG: 0.500 (6, 8)										2	0	0	0	0	1	0
3 Maicer Izturis, S (1, 5) OBP: 0.300, SLG: 0.309		K	1 CS 1B				L6			2	0	1	0	0	1	3
16 Mark DeRosa, R (6, 5) OBP: 0.500, SLG: 0.707										1	0	0	0	0	0	0
1 Emilio Bonifácio, S (1, 4) OBP: 0.328, SLG: 0.469		K	1-2 K				K			2	0	0	0	0	2	4
67 Eugenio Velez, S (6, 4) OBP: 0.310, SLG: 0.444										1	0	0	0	0	1	0
Inning Stats	R: 0 E: 0 K: 1 S: 5 H: 0 LOB: 0 BB: 0 P: 5	R: 0 E: 0 K: 2 S: 8 H: 1 LOB: 3 BB: 2 P: 16	R: 2 E: 0 K: 1 S: 9 H: 4 LOB: 1 BB: 0 P: 9	R: 0 E: 0 K: 2 S: 8 H: 1 LOB: 0 BB: 0 P: 8	R: 0 E: 0 K: 0 S: 4 H: 2 LOB: 1 BB: 0 P: 4	R: 0 E: 0 K: 3 S: 9 H: 0 LOB: 0 BB: 0 P: 9	R: 0 E: 0 K: 1 S: 5 H: 0 LOB: 0 BB: 0 P: 5	R: 0 E: 0 K: 1 S: 5 H: 0 LOB: 0 BB: 0 P: 5	R: 0 E: 0 K: 0 S: 3 H: 0 LOB: 0 BB: 0 P: 3	1B: 6 2B: 2 3B: 0 HR: 0 SF: 0 SAC: 0 DP: 0 HBP: 0						

PITCHER		IP	WLS	BF	H	R	ER	SO	BB	IBB	HBP	BLK	WP	HR	S	P	ERA	WHIP
34 Roy Halladay, R ERA: 6.06	(1, 1)	4.1		20	8	2	2	6	2	0	0	0	0	0	32	40	4.15	2.308
54 Héctor Neris, R ERA:	(5, 1)	0.2		2	0	0	0	0	0	0	0	0	0	0	2	2	0.00	0.000
76 Cesar Jimenez, L ERA:	(6, 1)	1.0	W	3	0	0	0	3	0	0	0	0	0	0	9	9	0.00	0.000
48 Phillippe Aumont, R ERA: 2.45	(7, 1)	1.0	H	3	0	0	0	1	0	0	0	0	0	0	5	5	0.00	0.000
37 Mike Adams, R ERA: 1.13	(8, 1)	1.0	H	3	0	0	0	1	0	0	0	0	0	0	5	5	0.00	0.000

PITCHER		IP	WLS	BF	H	R	ER	SO	BB	IBB	HBP	BLK	WP	HR	S	P	ERA	WHIP
58 Jonathan Papelbon, R ERA: 8.64	(9, 1)	1.0		3	0	0	0	0	0	0	0	0	0	0	3	3	0.00	0.000

TOP

Toronto Blue Jays @ Philadelphia Phillies

Bright House Field, Clearwater, FL

Thu Mar 28 2013, 1:10 PM - 3:34 PM EDT

Att. 9,324 - Sunny - 65 F

livebaseballscorecards.com

AB	32
R	2
H	8
RBI	2
BB	2
SO	11
LOB	11

PA: 34

WP: 0
PB: 0
SB: 0
CS: 2

BOTTOM

Toronto Blue Jays @ Philadelphia Phillies

Bright House Field, Clearwater, FL

Thu Mar 28 2013, 1:10 PM - 3:34 PM EDT

Att. 9,324 - Sunny - 65 F

livebaseballscorecards.com

Batter	1	2	3	4	5	6	7	8	9	AB	R	H	RBI	BB	SO	LOB
2 Ben Revere, L (1, 8) OBP: 0.382, SLG: 0.398	1B		K			11 S 11 E 1B		F8		3	1	2	0	0	1	0
43 Ender Inciarte, L (7, 8) OBP: 0.364, SLG: 0.310										1	0	0	0	0	0	0
11 Jimmy Rollins, S (1, 6) OBP: 0.395, SLG: 0.355	P6			P6		E4 26 HR 1-H		F7		3	1	0	0	0	0	1
22 Derrick Mitchell, R (7, 7)										1	0	0	0	0	0	0
26 Chase Utley, L (1, 4) OBP: 0.368, SLG: 0.545	P6			G3		1-H HR		12 1B 2B		3	1	1	2	0	0	1
7 Michael Martinez, S (7, 5) OBP: 0.214, SLG: 0.357										1	1	1	0	0	0	0
6 Ryan Howard, L (1, 3) OBP: 0.368, SLG: 0.663	L3			9 1B		F9		19 HR 2-H 1B		3	0	1	0	0	0	1
48 Phillippe Aumont, L (7, 1)										0	0	0	0	0	0	0
12 Humberto Quintero, R (8, 2) OBP: 0.355, SLG: 0.357										1	1	1	1	0	0	0
9 Domonic Brown, L (1, 7) OBP: 0.430, SLG: 0.671		G3-1		1-2 1B		G5-3		19 HR BB		2	0	1	0	0	0	0
76 Cesar Jimenez, L (6, 1)										0	0	0	0	0	0	0
15 John Mayberry Jr., R (6, PH) OBP: 0.269, SLG: 0.282										1	1	0	0	1	0	0
(7, 3)																
19 Laynce Nix, L (1, 9) OBP: 0.250, SLG: 0.333		F7		F8		F8		1-H 2-H HR		4	1	1	3	0	0	2
13 Freddy Galvis, S (1, 5) OBP: 0.288, SLG: 0.526		G6-3	P6				G4-3	G4-3		4	0	0	0	0	0	0
(7, 6)																
31 Erik Kratz, R (1, 2) OBP: 0.293, SLG: 0.550			F7		4 G6-4-3 1B		F7			3	0	1	0	0	0	0
37 Mike Adams, R (8, 1)										0	0	0	0	0	0	0
58 Jonathan Papelbon, R (9, 1)										0	0	0	0	0	0	0
34 Roy Halladay, R (1, 1)			K		G6-4-3 1-2f		K2-3			1	0	0	0	0	1	0
54 Héctor Neris, R (5, 1)										0	0	0	0	0	0	0
4 Pete Orr, L (5, PH) OBP: 0.250, SLG: 0.500										2	0	0	0	0	1	1
(6, 7)																
(7, 4)																
Inning Stats	R: 0 E: 0 K: 0 S: 4 H: 1 LOB: 1 BB: 0 P: 4	R: 0 E: 0 K: 0 S: 3 H: 0 LOB: 0 BB: 0 P: 3	R: 0 E: 0 K: 2 S: 7 H: 0 LOB: 0 BB: 0 P: 7	R: 0 E: 0 K: 0 S: 5 H: 2 LOB: 2 BB: 0 P: 5	R: 0 E: 0 K: 0 S: 3 H: 1 LOB: 0 BB: 0 P: 3	R: 3 E: 1 K: 0 S: 6 H: 2 LOB: 0 BB: 0 P: 8	R: 0 E: 0 K: 1 S: 5 H: 0 LOB: 0 BB: 0 P: 5	R: 4 E: 0 K: 0 S: 7 H: 3 LOB: 0 BB: 1 P: 13		1B: 6 2B: 1 3B: 0 HR: 2	SF: 0 SAC: 0 DP: 1 HBP: 0						

PITCHER	IP	WLS	BF	H	R	ER	SO	BB	IBB	HBP	BLK	WP	HR	S	P	ERA	WHIP
23 Brandon Morrow, R (1, 1) ERA: 6.14	7.0	L	27	6	3	2	3	0	0	0	0	0	1	33	35	2.57	0.857
21 Sergio Santos, R (8, 1) ERA: 9.0	1.0		7	3	4	4	0	1	0	0	0	0	1	7	13	36.00	4.000

PITCHER	IP	WLS	BF	H	R	ER	SO	BB	IBB	HBP	BLK	WP	HR	S	P	ERA	WHIP

AB	33
R	7
H	9
RBI	6
BB	1
SO	3
LOB	6

WP: 0 PA: 34
PB: 0
SB: 1
CS: 0

Toronto Blue Jays @ Philadelphia Phillies

Citizens Bank Park, Philadelphia, PA

Fri Mar 29 2013, 7:12 PM - 9:17 PM EDT

Att. 32,164 - Cloudy - 52 F

TOP

livebaseballscorecards.com

Batter	1	2	3	4	5	6	7	8	9	AB	R	H	RBI	BB	SO	LOB
7 José Reyes, S (1, 6) OBP: 0.486, SLG: 0.625 18 Mike McCoy, R (7, 6) OBP: 0.176, SLG: 0.182	C FF 90 C CH 84 F SI 90 F CU 74 F FF 90 S FF 91 0-3 K		X FC 84 0-0 P4			C FF 88 F CH 82 B SL 82 F FF 89 B FF 89 X CH 82 2-2 G6-3		C SL 88 S SI 90 B SL 86 X CU 77 1-2 G5-3		3 0 0 0 0 1 0 1 0 0 0 0 0 0						
53 Melky Cabrera, S (1, 7) OBP: 0.369, SLG: 0.603 8 Ricardo Nanita, L (7, 7) OBP: 0.357, SLG: 0.500	B FF 90 B FF 90 F FF 90 S CH 84 X FF 90 2-2 P6			C FF 89 F CH 88 X FF 90 0-2 G4-3		C FF 89 B FF 90 F FF 88 F SL 82 X SL 80 1-2 F8		C SL 86 X SL 86 0-1 G1		3 0 0 0 0 0 0 1 0 0 0 0 0 0						
19 José Bautista, R (1, 9) OBP: 0.382, SLG: 0.632 17 Ryan Langerhans, L (7, 8) OBP: 0.347, SLG: 0.405	B CU 74 C CH 84 X FF 90 1-1 2B			X CH 83 0-0 F7		B FF 90 B FF 89 C CH 82 X CH 82 2-1 P3			B FS 90 X FS 90 1-0 F9	3 0 1 0 0 0 0 1 0 0 0 0 0 0						
10 Edwin Encarnación, R (1, 3) OBP: 0.238, SLG: 0.350 70 Andy LaRoche, R (7, 3) OBP: 0.283, SLG: 0.520	S FF 88 X FC 85 0-1 L5			C SI 89 C SI 89 S CU 73 0-3 K			B CH 82 B CH 80 B FF 87 C FF 87 B FF 87 4-1 3 1B BB		C SL 75 X SL 74 0-1 E5	2 0 0 0 1 1 1 1 0 0 0 0 0 0						
9 J.P. Arencibia, R (1, 2) OBP: 0.477, SLG: 0.902 15 Mike Nickeas, R (8, 2) OBP: 0.267, SLG: 0.244		C FF 89 S CU 73 S CU 73 0-3 K			X SI 92 0-0 HR		F FF 87 F FF 86 X FF 87 0-2 F9		X FS 90 0-0 P2	3 1 1 1 0 1 1 1 0 0 0 0 0 1						
16 Mark DeRosa, R (1, 5) OBP: 0.480, SLG: 0.674 3 Maicer Izturis, S (6, 5) OBP: 0.306, SLG: 0.316		C FF 90 C SI 90 F FF 90 B FF 89 B FF 90 S CH 84 2-3 K			F SI 93 C CU 79 B SI 93 F SI 92 B CU 78 X SI 94 2-2 G1-3		B FF 87 B FF 87 C FF 88 X FF 88 2-1 1-2 1B		B FS 85 X FS 85 1-0 G6-3	2 0 0 0 0 1 0 2 0 1 0 0 0 1						
11 Rajai Davis, R (1, 10) OBP: 0.250, SLG: 0.481 26 Adam Lind, L (7, PH) OBP: 0.412, SLG: 0.542 (7, 10)		C FF 90 X CU 72 0-1 G6-3			B CU 79 S CU 79 B SI 92 S SI 93 S CU 81 2-3 K2-3		C FF 88 F FF 88 D SL 81 F FF 88 F SL 79 S SL 81 1-3 K			2 0 0 0 0 1 0 1 0 0 0 0 1 2							
28 Colby Rasmus, L (1, 8) OBP: 0.368, SLG: 0.302 72 Adam Loewen, L (7, 9) OBP: 0.167, SLG: 0.063			F FF 88 S FC 86 F FF 89 B CU 74 B SI 90 B CH 83 C FC 84 3-3 K		B CU 82 B SI 92 C CU 78 B CU 78 B SI 93 4-1 1 FC4-6 BB		B SL 78 B SL 79 C FF 88 B FF 88 F FF 88 S SL 80 3-3 K			2 0 0 0 1 2 2 0 0 0 0 0 0 0							
1 Emilio Bonifácio, S (1, 4) OBP: 0.314, SLG: 0.448 67 Eugenio Velez, S (8, 4) OBP: 0.310, SLG: 0.444			C FF 90 B FC 84 B CH 83 F FF 88 B SI 90 X FF 89 3-2 F9		B SI 92 B SI 92 B SI 93 C SI 93 X SI 92 3-1 FC4-6 1-2f			F SI 90 C SL 86 S CH 81 0-3 K		3 0 0 0 0 1 1 0 0 0 0 0 0 0							
Inning Stats	R: 0 E: 0 K: 1 S: 13 H: 1 LOB: 1 BB: 0 P: 16	R: 0 E: 0 K: 2 S: 9 H: 0 LOB: 0 BB: 0 P: 11	R: 0 E: 0 K: 1 S: 8 H: 0 LOB: 0 BB: 0 P: 14	R: 0 E: 0 K: 1 S: 7 H: 0 LOB: 0 BB: 0 P: 7	R: 1 E: 0 K: 1 S: 11 H: 1 LOB: 1 BB: 1 P: 22	R: 0 E: 0 K: 0 S: 10 H: 0 LOB: 0 BB: 0 P: 15	R: 0 E: 0 K: 2 S: 14 H: 1 LOB: 2 BB: 1 P: 24	R: 0 E: 0 K: 1 S: 8 H: 0 LOB: 0 BB: 0 P: 9	R: 0 E: 1 K: 0 S: 5 H: 0 LOB: 1 BB: 0 P: 7	1B: 1 2B: 1 3B: 0 HR: 1 SF: 0 SAC: 0 DP: 0 HBP: 0							

| | | | | | | |

BOTTOM

Toronto Blue Jays @ Philadelphia Phillies

Citizens Bank Park, Philadelphia, PA

Fri Mar 29 2013, 7:12 PM - 9:17 PM EDT

Att. 32,164 - Cloudy - 52 F

livebaseballscorecards.com

Batter	1	2	3	4	5	6	7	8	9	AB	R	H	RBI	BB	SO	LOB
2 Ben Revere, L (1, 8) OBP: 0.366, SLG: 0.379	G4-3		L7			G4-3		G1-3		4	0	0	0	0	0	1
11 Jimmy Rollins, S (1, 6) OBP: 0.390, SLG: 0.353	G1-3		K			4 FC6 1B			K	3	0	1	0	0	1	0
13 Freddy Galvis, S (7, 6) OBP: 0.284, SLG: 0.519										1	0	0	0	0	1	0
26 Chase Utley, L (1, 4) OBP: 0.372, SLG: 0.544	6 1B 1B			G6-3		FC6 1-2f			K	2	0	1	0	0	0	0
4 Pete Orr, L (5, 4) OBP: 0.235, SLG: 0.471										2	0	0	0	0	1	1
6 Ryan Howard, L (1, 3) OBP: 0.367, SLG: 0.651	1-3 1B			G1-3			K		G6-3	3	0	1	0	0	1	0
19 Laynce Nix, L (8, 3) OBP: 0.246, SLG: 0.328										1	0	0	0	0	0	0
10 Michael Young, R (1, 5) OBP: 0.293, SLG: 0.347	P4			F9			K			3	0	0	0	0	1	2
7 Michael Martinez, S (8, 5) OBP: 0.214, SLG: 0.357										0	0	0	0	0	0	0
9 Domonic Brown, L (1, 7) OBP: 0.421, SLG: 0.655		K			K		G4-3			2	0	0	0	0	2	0
43 Ender Inciarte, L (6, 7) OBP: 0.353, SLG: 0.300										1	0	0	0	0	0	0
15 John Mayberry Jr., R (1, 9) OBP: 0.259, SLG: 0.270		K		G4-3				G6-3		3	0	0	0	0	1	0
31 Erik Kratz, R (1, 10) OBP: 0.295, SLG: 0.558		K		G3-1				2B		3	0	1	0	0	1	0
12 Humberto Quintero, R (1, 2) OBP: 0.333, SLG: 0.333			G5-3				K	K		2	0	0	0	0	1	0
39 Steven Lerud, L (7, 2) OBP: 0.391, SLG: 0.444										1	0	0	0	0	1	1

	AB	31
	R	0
	H	4
	RBI	0
	BB	0
	SO	11
	LOB	5

Inning Stats	1	2	3	4	5	6	7	8	9
	R: 0 E: 0 K: 0 S: 7	H: 2 LOB: 2 BB: 0 P: 12	R: 0 E: 0 K: 3 S: 10	H: 0 LOB: 0 BB: 0 P: 18	R: 0 E: 0 K: 1 S: 7	H: 0 LOB: 0 BB: 0 P: 10	R: 0 E: 0 K: 0 S: 5	H: 0 LOB: 0 BB: 0 P: 9	R: 0 E: 0 K: 1 S: 5	H: 0 LOB: 0 BB: 0 P: 9	R: 0 E: 0 K: 1 S: 12	H: 1 LOB: 1 BB: 0 P: 17	R: 0 E: 0 K: 2 S: 10	H: 0 LOB: 0 BB: 0 P: 14	R: 0 E: 0 K: 1 S: 11	H: 1 LOB: 1 BB: 0 P: 16	R: 0 E: 0 K: 2 S: 8	H: 0 LOB: 0 BB: 0 P: 8

	1B: 3	SF: 0	WP: 0	PA: 31
	2B: 1	SAC: 0	PB: 0	
	3B: 0	DP: 0	SB: 0	
	HR: 0	HBP: 0	CS: 0	

PITCHER		IP	WLS	BF	H	R	ER	SO	BB	IBB	HBP	BLK	WP	HR	S	P	ERA	WHIP
56 Mark Buehrle, L ERA: 4.5	(1, 1)	5.0	W	17	2	0	0	5	0	0	0	0	0	0	34	58	0.00	0.400
27 Brett Cecil, L ERA: 6.61	(6, 1)	1.0	H	4	1	0	0	1	0	0	0	0	0	0	12	17	0.00	1.000
62 Aaron Loup, L ERA: 0.82	(7, 1)	1.0	H	3	0	0	0	2	0	0	0	0	0	0	10	14	0.00	0.000
50 Steve Delabar, R ERA: 3.68	(8, 1)	1.0	H	4	1	0	0	1	0	0	0	0	0	0	11	16	0.00	1.000
57 Juan Pablo Perez, L ERA:	(9, 1)	1.0	S	3	0	0	0	2	0	0	0	0	0	0	8	8	0.00	0.000

PITCHER	IP	WLS	BF	H	R	ER	SO	BB	IBB	HBP	BLK	WP	HR	S	P	ERA	WHIP

TOP

Toronto Blue Jays @ Philadelphia Phillies

Citizens Bank Park, Philadelphia, PA

Sat Mar 30 2013, 1:06 PM - 3:58 PM EDT

Att. 40,811 - Partly Cloudy - 55 F

livebaseballscorecards.com

Batter	1	2	3	4	5	6	7	8	9	AB	R	H	RBI	BB	SO	LOB
7 José Reyes, S (1, 6) OBP: 0.462, SLG: 0.611 18 Mike McCoy, R (6, 6) OBP: 0.171, SLG: 0.176	F SI 90 X SI 90 0-1 ① F7		B CH 83 B SI 90 C SI 90 B CH 84 F SI 90 F FC 88 X CH 84 3-2 53 1B 1-H 2B	C SL 81 B FF 88 B CH 85 X CH 85 2-1 ② F8		B SL 82 C FF 90 S CH 85 F SL 80 T FF 90 1-2 ③ K		C SI 92 X SI 92 0-1 ③ P4		4	1	1	1	0	1	1
										1	0	0	0	0	0	2
53 Melky Cabrera, S (1, 7) OBP: 0.377, SLG: 0.591 11 Rajai Davis, R (7, PR) OBP: 0.263, SLG: 0.491 (7, 7) (8, 8)	C SI 90 B FC 87 B SI 91 F SI 90 S CH 84 2-3 ② K		B FC 86 B SI 90 X CH 84 2-0 19 BB 10 2B 2-H 1B	F SI 89 C SL 82 F FF 90 S CU 76 0-3 ③ K			C SI 87 B CH 79 B FC 85 B SI 88 B SI 87 4-1 19 CS BB		X SI 92 0-0 17 BB 15 2B 1B	3	1	1	1	1	2	1
										1	1	1	0	0	0	0
19 José Bautista, R (1, 9) OBP: 0.403, SLG: 0.683 17 Ryan Langerhans, L (7, 9) OBP: 0.360, SLG: 0.405	X SI 90 0-0 HR		B FC 85 C FC 86 B SI 91 B SI 89 S FC 85 B CH 84 4-2 10 2B 1-2 BB		B CH 84 X SI 90 1-0 10 2B 28 G4-3 1B		B FC 86 1 SAFE 1 SAFE C FC 86 C CU 74 B SI 89 X FA 88 2-2 ①② G6-3 1-2		D CH 81 C SI 90 B SI 91 1 SAFE F CH 82 B FF 93 B SI 92 4-2 15 2B 1-2 BB	3	3	2	1	1	0	1
										0	1	0	0	1	0	0
10 Edwin Encarnación, R (1, 10) OBP: 0.280, SLG: 0.458 15 Mike Nickeas, R (9, PH) OBP: 0.283, SLG: 0.286 (9, 10)	B SI 90 F CH 83 B CH 83 T SI 89 X SL 78 2-2 ③ G5-3		B SI 90 X SI 91 1-0 26 1B 1-H 2-H 2B		F SI 89 C FF 90 F CU 74 X FF 88 0-2 28 G4-3 1-3 2B		B CU 73 X FC 86 1-0 ③ G4-3		B SL 83 S SL 84 B SL 76 C SI 94 B CH 82 F SI 92 F SL 83 F SL 84 X SI 93 3-2 70 G4-3 72 1B 1-H 2-H 2B	4	0	2	2	0	0	1
										1	1	1	2	0	0	0
26 Adam Lind, L (1, 3) OBP: 0.417, SLG: 0.540 70 Andy LaRoche, R (8, PR) OBP: 0.278, SLG: 0.510 (8, 5)		C SI 89 B CH 82 S CH 82 X FC 87 1-2 ① G6-3	B CH 86 B SI 88 F FC 86 F FC 85 F CH 83 B SI 89 X SI 90 3-2 2-3 1B		D CU 75 F FF 90 X FF 89 1-1 ① P6			B SL 84 C FF 90 X FF 91 1-1 28 2B 1 SF8 1B	X SL 85 0-0 ① G4-3 2-3	4	0	2	0	0	0	2
										1	1	0	0	0	0	1
28 Colby Rasmus, L (1, 8) OBP: 0.361, SLG: 0.319 8 Ricardo Nanita, L (8, PR) OBP: 0.333, SLG: 0.462 (8, 7)		F SI 89 B SI 90 F FC 87 B CH 84 S CH 83 2-3 ② K	S CH 83 C CH 82 F SI 89 S CH 83 0-3 ② K		C SL 73 X SI 88 0-1 ② G4-3 2-3 3-H			X FF 92 0-0 1-3 2B	B CU 74 X CU 75 1-0 ② G3	4	0	1	1	0	2	3
										1	0	0	0	0	0	1
3 Maicer Izturis, S (1, 5) OBP: 0.288, SLG: 0.295 72 Adam Loewen, L (8, 3) OBP: 0.211, SLG: 0.118		C SI 90 C SI 91 X CH 84 0-2 ③ G1-3	B CH 83 C SI 89 B FC 86 S CH 83 F CH 82 S SI 89 2-3 ③ K		C FF 89 B SL 81 F SL 81 X CU 74 1-2 ③ F9			B FF 91 S SL 83 F SL 84 F FF 91 B SL 84 B SL 84 X FF 91 3-2 ① G4-3	B CH 81 B SI 93 B SI 90 C FF 89 C SI 90 X SI 90 3-2 22 WP 3-H 1B	4	0	0	0	0	1	6
										1	0	1	1	0	0	0
22 Henry Blanco, R (1, 2) OBP: 0.333, SLG: 0.400			X SI 89 0-0 7 2B 1B	B SI 88 X FF 89 1-0 1B		C CH 83 T SL 83 S SL 76 0-3 ① K		B SL 84 B FF 92 B SL 85 C FF 91 C FF 92 F SL 85 F FF 91 B FF 91 4-2 BB	F SI 91 B SL 78 S CH 81 B SI 93 S SL 84 2-3 ③ K 1-2	4	1	2	0	1	2	1
1 Emilio Bonifácio, S (1, 4) OBP: 0.297, SLG: 0.429 67 Eugenio Velez, S (8, 4) OBP: 0.310, SLG: 0.444			B SI 89 X CH 83 1-0 ① P6	S CH 84 F CH 84 F FF 90 F SL 84 D CU 74 S SI 89 1-3 ① K		B FF 89 C FF 88 C SL 82 B SL 77 B FF 89 C FF 89 3-3 ② K		B FF 92 S FF 92 T FF 92 F FF 93 X SL 85 1-2 ② SF8 3-H		3	0	0	1	0	2	2
										0	0	0	0	0	0	0

	AB	39
	R	10
	H	14
	RBI	10
	BB	4
	SO	10
	LOB	22

Inning Stats																								
	R: 1	H: 1	R: 0	H: 0	R: 4	H: 5	R: 0	H: 1	R: 1	H: 2	R: 0	H: 0	R: 0	H: 0	R: 1	H: 2	R: 3	H: 3	1B: 8	SF: 1	WP: 1	PA: 44		
	E: 0	LOB: 0	E: 0	LOB: 0	E: 0	LOB: 2	E: 0	LOB: 1	E: 0	LOB: 0	E: 0	LOB: 0	E: 0	LOB: 1	E: 0	LOB: 2	E: 0	LOB: 1	2B: 5	SAC: 0	PB: 0			
	K: 1	BB: 0	K: 1	BB: 0	K: 2	BB: 1	K: 2	BB: 0	K: 0	BB: 0	K: 3	BB: 1	K: 0	BB: 0	K: 0	BB: 1	K: 1	BB: 1	3B: 0	DP: 0	SB: 0			
	S: 9	P: 13	S: 9	P: 12	S: 22	P: 38	S: 12	P: 16	S: 12	P: 15	S: 10	P: 14	S: 5	P: 12	S: 17	P: 26	S: 17	P: 30	HR: 1	HBP: 0	CS: 1			

PITCHER		IP	WLS	BF	H	R	ER	SO	BB	IBB	HBP	BLK	WP	HR	S	P	ERA	WHIP
38 Kyle Kendrick, R	(1, 1)	3.0	L	16	6	5	5	4	1	0	0	0	0	1	40	63	15.00	2.333
ERA: 6.88																		
27 John Lannan, L	(4, 1)	3.0		12	3	1	1	5	0	0	0	0	0	0	34	45	3.00	1.000
ERA: 7.71																		
45 Chad Durbin, R	(7, 1)	1.0		3	0	0	0	0	1	0	0	0	0	0	5	12	0.00	1.000
ERA: 5.11																		
59 Antonio Bastardo, L	(8, 1)	0.2		5	2	1	1	0	1	0	0	0	0	0	15	24	13.50	4.500
ERA: 4.5																		
60 Zach Miner, R	(8, 1)	1.1		8	3	3	3	1	1	0	0	0	1	0	19	32	20.25	3.000
ERA: 9.39																		

PITCHER	IP	WLS	BF	H	R	ER	SO	BB	IBB	HBP	BLK	WP	HR	S	P	ERA	WHIP

Batter	1	2	3	4	5	6	7	8	9	AB	R	H	RBI	BB	SO	LOB
2 Ben Revere, L (1, 8) OBP: 0.368, SLG: 0.382	C FF 91 B SI 92 B CH 86 X SI 91 2-1 ① L7		F SI 92 1 SAFE B SI 91 F CH 86 X SL 85 1-2 11 1B 10 2B 1-2 1B		L FF 92 F FF 93 F FF 94 F CU 77 B SI 87 X SI 86 1-2 26 S 1B	C SL 81 C SL 83 S SL 86 0-3 ③ K			B FF 94 X FF 93 1-0 ③ P5	2	1	1	0	0	0	0
43 Ender Inciarte, L (4, 8) OBP: 0.351, SLG: 0.303										3	0	1	0	0	1	3
11 Jimmy Rollins, S (1, 6) OBP: 0.386, SLG: 0.351	B SI 92 B FF 93 X SI 92 2-0 ② F7		B SI 92 C SI 91 F SI 91 X CU 78 1-2 10 2B 1-2 2-3 1B		T SI 92 X FF 93 0-1 ① F7		B FF 94 F FF 94 F FF 93 X SL 84 1-2 ① G5-3			3	1	1	0	0	0	1
Carlos Ruiz, R (7, 2) OBP: 0.344, SLG: 0.346										1	0	0	0	0	0	0
26 Chase Utley, L (1, 4) OBP: 0.354, SLG: 0.521	C CU 77 B SI 92 B SI 93 X SI 92 2-1 ③ F7		C CH 86 X SI 92 0-1 ① SF7 3-H		B FF 94 1 SAFE 1 SAFE B SI 92 B SI 85 C SI 92 C SI 87 X SI 86 3-2 ② P5 1-2		C FF 94 B CH 90 S CH 87 C SL 85 1-3 ② K			3	0	0	1	0	1	1
4 Pete Orr, L (8, 4) OBP: 0.235, SLG: 0.471										0	0	0	0	0	0	0
6 Ryan Howard, L (1, 10) OBP: 0.351, SLG: 0.621		C CU 76 C SI 91 S SI 91 0-3 ① K	B SI 92 B CH 87 X SI 91 2-0 ② F7		C SI 88 X SI 88 0-1 ③ G4-3		S CH 87 C FF 95 F FF 93 S SL 85 0-3 ③ K			4	0	0	0	0	2	3
10 Michael Young, R (1, 5) OBP: 0.306, SLG: 0.372		C SI 93 B SI 93 B CH 86 B CH 85 F FF 92 X SI 93 3-2 ② G1-3	B SI 92 X SI 92 1-0 1-H 2-H 2B		B SI 95 B SI 94 X SI 94 2-0 15 19 FC6-4 1B			B C FF 92 B FF 94 F FF 94 X FF 92 2-2 ① F8		3	0	2	2	0	0	0
13 Freddy Galvis, S (7, 5) OBP: 0.280, SLG: 0.513										1	0	0	0	0	0	0
9 Domonic Brown, L (1, 7) OBP: 0.414, SLG: 0.633		B FF 92 B CH 87 B FF 92 C FF 91 F SI 93 B SI 94 4-2 BB	B CU 77 X CU 76 1-0 ③ G3-1		X SI 93 0-0 ① F7			C CH 85 B FF 93 X SL 82 1-1 ② G1-3		3	0	0	0	1	0	2
19 Laynce Nix, L (1, 9) OBP: 0.246, SLG: 0.323	X CH 86 0-0 ③ G3		C SI 90 F SI 91 F SI 91 B CU 82 B CU 78 F SL 83 F SL 82 F SI 92 F SI 92 3-2 ① F9 F CH 86 B CH 88 X SL 85		D SL 81 1 SAFE C SL 80 F SL 85 X SL 85 1-2 15 FC6-4 1-2 1B			F CH 84 B CU 81 X CU 82 1-1 ③ G4-3		4	0	1	0	0	0	1
15 John Mayberry Jr., R (1, 3) OBP: 0.259, SLG: 0.308			C SL 82 X CH 89 0-1 HR	B SI 94 B CH 84 F FF 91 F FF 92 B CU 75 S FF 92 3-3 ② K	B SL 81 X SL 82 1-0 ② FC6-4 31 BB 1-2f 2-3				C FF 92 X FF 93 0-1 ① G5-3	4	1	1	1	0	1	2
31 Erik Kratz, R (1, 2) OBP: 0.319, SLG: 0.545			B SI 92 F FF 92 B FF 92 F SL 85 B CH 87 B SI 93 4-2 11 1B 2 1B 26 SF7 BB	X FF 92 0-0 ③ F9	B SL 84 B SI 94 B SI 95 F SI 93 1 SAFE B FF 93 4-1 1-2 BB				S FF 93 C CU 81 B CH 84 X SL 86 1-2 ② L4	1	1	0	0	2	0	0
7 Michael Martinez, S (7, 6) OBP: 0.200, SLG: 0.333										1	0	0	0	0	0	0
Inning Stats	R: 0 E: 0 K: 0 S: 5 H: 0 LOB: 0 BB: 0 P: 11	R: 0 E: 0 K: 1 S: 9 H: 0 LOB: 1 BB: 1 P: 16	R: 4 E: 0 K: 0 S: 15 H: 4 LOB: 1 BB: 1 P: 25	R: 0 E: 0 K: 1 S: 13 H: 0 LOB: 0 BB: 0 P: 19	R: 0 E: 0 K: 0 S: 12 H: 1 LOB: 1 BB: 0 P: 16	R: 0 E: 0 K: 1 S: 10 H: 2 LOB: 3 BB: 1 P: 18	R: 0 E: 0 K: 2 S: 10 H: 0 LOB: 0 BB: 0 P: 12	R: 0 E: 0 K: 0 S: 7 H: 0 LOB: 0 BB: 0 P: 11	R: 0 E: 0 K: 0 S: 6 H: 0 LOB: 0 BB: 0 P: 8	1B: 5 2B: 1 3B: 0 HR: 1 SF: 1 SAC: 0 DP: 0 HBP: 0						

PITCHER		IP	WLS	BF	H	R	ER	SO	BB	IBB	HBP	BLK	WP	HR	S	P	ERA	WHIP
55 Josh Johnson, R ERA: 2.7	(1, 1)	4.0	W	18	4	4	4	2	2	0	0	0	0	1	42	71	9.00	1.500
33 Jeremy Jeffress, R ERA: 7.62	(5, 1)	1.0	H	4	1	0	0	0	0	0	0	0	0	0	12	16	0.00	1.000
32 Esmil Rogers, R ERA: 6.39	(6, 1)	1.0	H	6	2	0	0	1	1	0	0	0	0	0	10	18	0.00	3.000
21 Sergio Santos, R ERA: 7.88	(7, 1)	1.0	H	3	0	0	0	2	0	0	0	0	0	0	10	12	0.00	0.000
67 Marcus Stroman, R ERA:	(8, 1)	2.0	S	6	0	0	0	0	0	0	0	0	0	0	13	19	0.00	0.000

PITCHER	IP	WLS	BF	H	R	ER	SO	BB	IBB	HBP	BLK	WP	HR	S	P	ERA	WHIP

BOTTOM

Toronto Blue Jays @ Philadelphia Phillies

Citizens Bank Park, Philadelphia, PA

Sat Mar 30 2013, 1:06 PM - 3:58 PM EDT

Att. 40,811 - Partly Cloudy - 55 F

livebaseballscorecards.com

AB	33
R	4
H	7
RBI	4
BB	3
SO	5
LOB	13

Batter	1	2	3	4	5	6	7	8	9	AB	R	H	RBI	BB	SO	LOB
24 Michael Bourn, L (1, 8) OBP: 0.400, SLG: 0.400	B KN 75 B KN 74 X FF 82 2-0 ① G4-3	B KN 76 C KN 76 X KN 77 1-1 ③ G1-3			B KN 75 S KN 72 C KN 76 B KN 74 X KN 74 2-2 13 HR 1B		B SI 90 C SI 91 C SL 75 F SL 78 X SI 92 1-2 13 FC6-4 1B		X FC 90 0-0 ② G4-3	5	1	2	0	0	0	1
13 Asdrúbal Cabrera, S (1, 6) OBP: 0.400, SLG: 1.000	B KN 76 C KN 76 F KN 78 B KN 79 B KN 76 F KN 77 D KN 77 4-2 33 PB BB		C KN 74 B KN 77 F KN 76 B KN 78 B KN 78 X KN 75 3-2 ① G6-3		1 SAFE B KN 74 1 SAFE X KN 75 1-0 1-H HR		C SI 91 B SI 92 1 SAFE X SI 92 1-1 ① FC6-4 22 CS 1-2f		C SI 92 C CU 82 B SI 94 X SI 94 1-2 ③ F8	4	1	1	2	1	0	1
22 Jason Kipnis, L (1, 4)	C KN 77 B KN 78 S KN 76 S KN 79 1-3 ② K		B KN 76 C FF 83 B KN 77 X KN 76 2-1 ② G3		C KN 76 S KN 78 C KN 80 0-3 ① K		D SL 76 1 SAFE B SI 91 F SI 92 B SI 91 X SI 91 3-1 ②③ G3-1 1-2			4	0	0	0	0	2	2
33 Nick Swisher, S (1, 3)	B FF 84 B KN 75 C KN 78 F KN 78 B KN 79 F KN 76 X KN 78 3-2 ③ G3 1-2		B KN 77 B KN 78 S KN 76 X KN 76 2-1 ③ G4-3		C KN 78 C KN 80 C FF 83 0-3 ② K			C SI 91 B SI 91 B CH 82 X SI 90 2-1 ① G6-3		4	0	0	0	0	1	1
23 Michael Brantley, L (1, 7) OBP: 0.750, SLG: 0.500		C KN 74 X KN 78 0-1 8 PB 12 PB 8 G6-3 1B		C KN 76 C KN 78 F KN 80 B KN 80 S KN 79 1-3 ① K	F KN 77 B KN 79 C KN 79 B KN 80 F EP 66 B KN 78 B KN 76 4-2 BB			B SI 91 B SI 92 B SI 91 C SI 92 B SI 92 4-1 41 2B BB		2	1	1	0	2	1	0
41 Carlos Santana, S (1, 2) OBP: 0.500, SLG: 0.667		B KN 76 X KN 75 1-0 ① F8		B KN 77 F KN 76 B KN 77 B KN 75 C KN 73 B KN 75 4-2 8 1B 12 WP BB	X KN 75 0-0 ③ G3-1			X FF 96 0-0 1-3 2B		3	0	1	0	1	0	2
12 Mark Reynolds, R (1, 10)		B KN 76 B KN 77 B KN 76 C FF 83 F KN 74 B KN 76 4-2 8 PB 11 1B 1-2 BB		B KN 76 X KN 78 1-0 ② G6-3 1-2		B KN 77 S KN 76 S KN 78 X KN 78 1-2 ① P3		C FF 96 F SL 87 T SL 87 0-2 ② K		3	1	0	0	1	1	3
8 Lonnie Chisenhall, L (1, 5) OBP: 0.250, SLG: 0.250		B KN 77 B KN 74 S KN 76 X KN 75 2-1 ② G6-3 1-2 2-H		X KN 78 0-0 2-3 1B		C FF 82 B FF 80 F KN 77 X KN 73 1-2 ② G1-3		C FF 96 F FF 95 S SL 88 0-3 ③ K		4	0	1	1	0	1	3
11 Drew Stubbs, R (1, 9) OBP: 0.250, SLG: 0.250		B KN 78 X KN 78 1-0 2-H 1B		B KN 78 C KN 78 B KN 77 X KN 77 2-1 ③ L6		C KN 77 B KN 78 X KN 78 1-1 ③ P3			B SI 93 F FF 94 C FF 93 F SI 94 F FF 90 S CU 83 1-3 ① K	4	0	1	1	0	1	2
Inning Stats	R: 0 E: 0 K: 1 S: 11 H: 0 LOB: 1 BB: 1 P: 21	R: 2 E: 0 K: 0 S: 10 H: 2 LOB: 1 BB: 1 P: 19	R: 0 E: 0 K: 0 S: 7 H: 0 LOB: 0 BB: 0 P: 14	R: 0 E: 0 K: 1 S: 10 H: 1 LOB: 2 BB: 1 P: 18	R: 2 E: 0 K: 2 S: 14 H: 2 LOB: 1 BB: 1 P: 21	R: 0 E: 0 K: 0 S: 8 H: 0 LOB: 0 BB: 0 P: 11	R: 0 E: 0 K: 0 S: 8 H: 1 LOB: 0 BB: 0 P: 13	R: 0 E: 0 K: 2 S: 10 H: 1 LOB: 2 BB: 1 P: 16	R: 0 E: 0 K: 1 S: 9 H: 0 LOB: 0 BB: 0 P: 11	1B: 5 2B: 1 3B: 0 HR: 1	SF: 0 SAC: 0 DP: 0 HBP: 0	WP: 1 PB: 3 SB: 0 CS: 1	PA: 38			

PITCHER		IP	WLS	BF	H	R	ER	SO	BB	IBB	HBP	BLK	WP	HR	S	P	ERA	WHIP
43 R.A. Dickey, R ERA: 4.5	(1, 1)	6.0	L	27	5	4	3	4	4	0	0	0	1	1	60	104	4.50	1.500
62 Aaron Loup, L ERA:	(7, 1)	1.1		5	1	0	0	0	1	0	0	0	0	0	11	22	0.00	1.500
21 Sergio Santos, R ERA:	(8, 1)	0.2		3	1	0	0	2	0	0	0	0	0	0	7	7	0.00	1.500
27 Brett Cecil, L ERA:	(9, 1)	1.0		3	0	0	0	1	0	0	0	0	0	0	9	11	0.00	0.000

PITCHER	IP	WLS	BF	H	R	ER	SO	BB	IBB	HBP	BLK	WP	HR	S	P	ERA	WHIP

TOP

Cleveland Indians @ Toronto Blue Jays

Rogers Centre, Toronto, ON

Tue Apr 02 2013, 7:33 PM - 10:04 PM EDT

Att. 48,857 - Roof Closed - 68 F

livebaseballscorecards.com

AB	33
R	4
H	7
RBI	4
BB	5
SO	7
LOB	15

BOTTOM

Cleveland Indians @ Toronto Blue Jays

Rogers Centre, Toronto, ON

Tue Apr 02 2013, 7:33 PM - 10:04 PM EDT

Att. 48,857 - Roof Closed - 68 F

livebaseballscorecards.com

Batter	1	2	3	4	5	6	7	8	9	AB	R	H	RBI	BB	SO	LOB
7 José Reyes, S (1, 6)	B FF 92 B FF 92 B FF 90 B FF 91 4-0 53 L6-3 BB	C SL 80 F SL 84 B FF 97 X FF 95 1-2 ③ G3-1			X FF 92 0-0 ① F9			C FF 94 C SL 82 B SL 82 B SL 80 X FF 93 2-2 ① F9		3	0	0	0	1	0	2
53 Melky Cabrera, S (1, 7) OBP: 0.250, SLG: 0.250	B SI 90 C FF 91 C FF 94 F SL 83 F FF 96 1 SAFE X SI 93 1-2 ①② L6-3 1-1		B SL 79 X SI 90 1-0 E9 10 BB 26 G6-4-3 1B		C FF 93 X SL 83 0-1 ② P4			C FF 93 B FF 94 X SL 81 1-1 ② G3		4	1	1	0	0	0	1
19 José Bautista, R (1, 9) OBP: 0.500, SLG: 0.333	C SI 92 F SI 94 F FF 96 X SI 94 0-2 10 HBP 1B		B SL 91 B SL 84 B SI 92 C FF 95 C SL 84 B FF 94 4-2 26 G6-4-3 10 BB BB		C SL 85 B FF 94 B SL 83 B SI 89 C FF 93 F FF 92 C SL 80 3-3 ③ K			B FF 93 S FF 92 S SL 80 B FF 93 B FF 92 S FF 92 3-3 ③ K		3	0	1	0	1	2	0
10 Edwin Encarnación, R (1, 3)	H SI 90 1-0 1-2 HBP		B SL 81 F SI 90 C SI 90 B SL 85 F SI 91 B SL 85 B SI 90 4-2 26 G6-4-3 1-2 2-3 BB			F SI 89 C SL 84 B FF 95 X SI 91 1-2 ① G4-3			C SI 93 B SL 85 B SL 84 B SI 92 C FF 93 X FF 93 3-2 ① F9	2	0	0	0	1	0	0
26 Adam Lind, L (1, 10)	B SI 90 C FF 94 F FF 95 F SL 86 B FF 96 S FF 96 2-3 ③ K		F SI 89 B SI 92 X SI 92 1-1 ①② G6-4-3 1-2f 2-3 3-H			C FF 93 X SL 84 0-1 ② G3-1			C FF 93 B FF 93 F FF 93 B SL 86 B FF 93 F FF 92 X FF 94 3-2 ② F7	4	0	0	0	0	1	4
9 J.P. Arencibia, R (1, 2) OBP: 0.250, SLG: 0.500		C SI 91 S SL 82 B FF 95 S SI 94 1-3 ① K	C SL 81 S SI 90 B SI 93 B FF 94 B SI 90 C SI 90 3-3 ③ K			B SI 88 F FF 92 F SL 81 X SI 92 1-2 ③ F8			C FF 94 B SL 84 X FF 92 1-1 2B	4	0	1	0	0	2	1
28 Colby Rasmus, L (1, 8)		B SI 93 C FF 95 B SI 92 B SI 88 B FF 91 4-1 1 2B BB	B FF 92 C FF 92 F SL 81 S FF 95 1-3 ① K				L FF 91 F FF 91 B SL 84 C SL 84 1-3 ① K	C FF 93 C SL 84 S FF 94 0-3 ③ K		3	0	0	0	1	3	1
3 Maicer Izturis, S (1, 5)		B SI 88 B SI 88 C FF 90 F FF 91 B FF 91 X FF 91 3-2 ② F9			B FF 92 C FF 90 B FF 94 B SI 92 C FF 91 X FF 89 3-2 ② L9		B FF 90 X FF 91 1-0 ② F7			3	0	0	0	0	0	1
1 Emilio Bonifácio, S (1, 4) OBP: 0.333, SLG: 0.667		B SI 90 F FF 92 F FF 92 1 SAFE F SI 94 B SL 84 1 SAFE X SI 92 2-2 1-3 2B			C FF 94 B SL 83 X SL 80 1-1 ③ F8		C FF 91 X SL 84 0-1 ③ G4-3			3	0	1	0	0	0	0

| Inning Stats | | | |

Cleveland Indians @ Toronto Blue Jays

Rogers Centre, Toronto, ON

Wed Apr 03 2013, 7:09 PM - 10:30 PM EDT

Att. 24,619 - Roof Closed - 68 F

livebaseballscorecards.com

TOP

Batter	1	2	3	4	5	6	7	8	9	10	11	AB	R	H	RBI	BB	SO	LOB
24 Michael Bourn, L (1, 8) OBP: 0.364, SLG: 0.400	B FF 93 F FF 94 C FF 96 B SL 89 S SL 89 2-3 ① K		C SL 88 S FS 84 B FF 97 X FF 97 1-2 13 L9 23 1B 2B		C FF 91 B SL 85 B FS 82 F FF 93 X SL 86 2-2 ① F7		B FF 96 1 SAFE B FF 96 B FF 95 C FF 95 F FF 95 B FF 95 4-2 1-2 BB		C FF 96 B SL 85 B CU 84 X FF 96 2-1 ② G4-3		X FF 94 0-0 ③ G1-3	5	1	1	0	1	1	0
13 Asdrúbal Cabrera, S (1, 6) OBP: 0.300, SLG: 0.500	S FF 97 B FF 96 L FF 96 F FF 98 B SL 90 B FF 99 B SL 88 4-2 BB		X FS 85 0-0 ① L9 2-3		C SL 89 B SL 90 F FF 95 B SL 89 X SL 86 2-2 ② L4		F FF 96 B CH 88 F CH 88 F CH 88 X FF 96 1-2 ② F4		B CU 84 C CU 81 C FF 95 X SL 87 1-2 ③ L8			4	0	0	0	1	0	3
22 Jason Kipnis, L (1, 4)	B FF 96 B FS 85 C FS 84 B FF 95 S FF 95 F FF 96 X FF 96 3-2 ② F7		B FS 85 F SL 91 B FF 96 F FC 92 S SL 88 2-3 ② K		B FS 82 B SL 90 B FF 95 C FF 93 F SL 90 X SL 87 3-2 ③ G3		B CH 88 B CH 85 S FF 95 T FF 94 X CH 88 2-2 ③ G5-3			B FC 88 C FC 89 B FC 89 C FC 90 F FC 89 S CU 74 2-3 ① K		5	0	0	0	0	2	4
33 Nick Swisher, S (1, 3) OBP: 0.333, SLG: 0.143	B FF 96 B FF 95 C FF 95 B FF 96 X FF 96 3-1 ③ F7		B FC 92 B FS 85 B SL 90 B FF 96 4-0 23 1B BB			X FS 82 0-0 ① G3-1		C SI 88 B FF 88 B SL 74 B SL 75 B SI 88 4-1 41 FC5 23 1B BB		X FC 89 0-0 23 FC3-6 1B		3	0	1	0	2	0	1
23 Michael Brantley, L (1, 7) OBP: 0.778, SLG: 0.714		C FF 93 X FS 83 0-1 41 1B 1B	C FF 96 B FF 98 C FF 96 X FF 97 1-2 3-H 1B			B FF 92 X FS 81 1-0 41 1B 1B		X FF 89 0-0 41 E 1-2 1B		B SI 89 C FF 89 B CU 73 F FF 89 X FC 88 2-2 ② FC3-6 1-2f		5	1	4	1	0	0	1
41 Carlos Santana, S (1, 2) OBP: 0.444, SLG: 0.500		B FS 84 C FS 83 X FF 96 1-1 1-2 1B	F FC 92 B SL 86 C FS 83 S SL 89 1-3 ③ K			B FF 93 B FC 92 X FF 94 2-0 12 G1-4-3 1-2 1B		C SI 88 X SI 89 0-1 ① FC5 1-H 2-3f		C FC 90 B FC 88 X FC 90 1-1 ③ G6-3		5	0	2	0	0	1	4
12 Mark Reynolds, R (1, 10) OBP: 0.222, SLG: 0.500		S FF 94 S FF 96 C FF 95 0-3 ① K 1B		F FF 94 S FF 96 S SL 86 0-3 ① K		B SL 89 B FS 83 C SL 90 S SL 90 F SL 87 X SL 86 2-2 ②③ G1-4-3 1-2f		S FF 88 X FF 88 0-1 ② P4			C FF 95 S SL 88 F SL 86 B SL 87 X FF 96 1-2 HR	5	1	1	1	0	2	5
8 Lonnie Chisenhall, L (1, 5) OBP: 0.111, SLG: 0.111		S FF 97 B FF 97 F FF 97 T FF 96 1-2 ② K		B FC 91 S FF 95 F FF 96 T SL 86 1-2 ② K			C FF 96 B FF 97 F FF 96 F FF 96 F FF 97 B SL 88 S FF 96 2-3 ① K	C FF 89 F FF 88 F FF 88 X FF 89 0-2 ③ L9			X FF 94 0-0 ① F9	5	0	0	0	0	3	3
11 Drew Stubbs, R (1, 9) OBP: 0.222, SLG: 0.222		C FF 97 C FF 96 D SL 90 S SL 89 1-3 ③ K		F FF 96 B SL 88 X SL 88 1-1 ③ F8			S FF 96 S FF 97 X FF 96 0-2 24 S 1B		C FF 95 B FF 95 X SL 88 1-1 ① F8		S SL 87 B SL 86 B FF 94 S FF 94 B SL 86 C SL 86 3-3 ② K	5	0	1	0	0	2	2
Inning Stats	R: 0 E: 0 K: 1 S: 12 H: 0 LOB: 1 BB: 1 P: 24	R: 0 E: 0 K: 3 S: 13 H: 2 LOB: 2 BB: 0 P: 16	R: 1 E: 0 K: 2 S: 13 H: 2 LOB: 2 BB: 1 P: 22	R: 0 E: 0 K: 2 S: 8 H: 0 LOB: 0 BB: 0 P: 10	R: 0 E: 0 K: 0 S: 9 H: 0 LOB: 0 BB: 0 P: 16	R: 0 E: 0 K: 0 S: 7 H: 2 LOB: 1 BB: 0 P: 12	R: 0 E: 0 K: 1 S: 17 H: 1 LOB: 2 BB: 1 P: 26	R: 1 E: 1 K: 0 S: 10 H: 1 LOB: 1 BB: 1 P: 14	R: 0 E: 0 K: 0 S: 7 H: 0 LOB: 0 BB: 0 P: 11	R: 0 E: 0 K: 1 S: 10 H: 1 LOB: 1 BB: 0 P: 15	R: 1 E: 0 K: 1 S: 9 H: 1 LOB: 0 BB: 0 P: 13	1B: 8 2B: 1 3B: 0 HR: 1	SF: 0 SAC: 0 DP: 1 HBP: 0			WP: 0 PB: 0 SB: 1 CS: 0	PA: 46		

PITCHER	IP	WLS	BF	H	R	ER	SO	BB	IBB	HBP	BLK	WP	HR	S	P	ERA	WHIP
23 Brandon Morrow, R (1, 1) ERA: 1.5	6.0		25	6	1	1	8	2	0	0	0	0	0	62	100	1.50	1.333
50 Steve Delabar, R (7, 1) ERA:	1.0		5	1	0	0	1	1	0	0	0	0	0	17	26	0.00	2.000
38 Darren Oliver, L (8, 1) ERA:	1.0		5	1	1	0	0	1	0	0	0	0	0	10	14	0.00	2.000
32 Esmil Rogers, R (9, 1) ERA:	1.0		3	0	0	0	0	0	0	0	0	0	0	7	11	0.00	0.000
44 Casey Janssen, R (10, 1) ERA:	1.0		4	1	0	0	1	0	0	0	0	0	0	10	15	0.00	1.000

PITCHER	IP	WLS	BF	H	R	ER	SO	BB	IBB	HBP	BLK	WP	HR	S	P	ERA	WHIP
21 Sergio Santos, R (11, 1) ERA: 5.4	1.0	L	4	1	1	1	1	0	0	0	0	0	1	9	13	9.00	1.000

AB	42
R	3
H	10
RBI	2
BB	4
SO	11
LOB	23

Batter	1	2	3	4	5	6	7	8	9	10	11	AB	R	H	RBI	BB	SO	LOB
7 José Reyes, S (1, 6) OBP: 0.222, SLG: 0.125	B FF 89 X FF 89 1-0 53 FC3-6 1B		C FS 81 S SL 83 S FF 92 0-3 ② K			C SL 82 B SI 92 S FS 81 B FS 83 F SL 84 F FF 93 F FS 82 F CU 78 F FF 92 2-3 C FF 81 ① K		B SI 93 F FF 92 C SL 80 F FF 93 B SL 80 X SL 79 2-2 ③ F8		B SI 96 X SI 95 1-0 G3-1 ③		5	0	1	0	0	2	1
53 Melky Cabrera, S (1, 7) OBP: 0.222, SLG: 0.222	X SI 91 0-0 ① FC3-6 19 G4-6-3 1-2f		B FS 83 B FS 82 B SI 91 C FF 90 X SI 91 3-1 ③ F7			B FS 83 C SL 82 X SI 92 1-1 19 G4-6-3 1B			B FF 93 B FF 92 B FF 93 C FF 92 C FF 92 S FF 92 3-3 ① K		B SL 83 F FF 91 C SL 84 S SL 85 1-3 ① K	5	0	1	0	0	2	1
19 José Bautista, R (1, 9) OBP: 0.333, SLG: 0.625	C FF 92 C SL 84 B FF 95 F SL 83 F FF 94 D FS 85 X SI 95 2-2 ②③ G4-6-3 1-2f			C SL 84 X SL 83 0-1 ① F9		S FF 92 B FF 92 F FF 91 F FF 94 1 SAFE B SI 93 F SI 93 X FF 92 2-2 ②③ G4-6-3 1-2f			S SL 84 X SI 92 0-1 HR		C SL 84 C SL 84 X FF 92 0-2 ② G1-3	5	1	1	1	0	0	2
10 Edwin Encarnación, R (1, 3) OBP: 0.444, SLG: 0.167		C SI 91 B SL 84 B SL 82 S FF 94 X FF 94 2-2 ① P4		B FF 92 S FF 92 F SI 92 B FF 93 S FS 82 2-3 ② K			C FC 95 S FC 95 B FC 96 B FC 96 X FC 95 2-2 1B		F FF 93 B SL 84 S SL 83 F FF 93 B SL 85 B SL 83 D SL 83 4-2 BB		C SL 84 B SI 90 F SL 84 B SI 91 B SI 91 X SI 91 3-2 ③ G5-3	4	0	1	0	1	1	0
26 Adam Lind, L (1, 10)		B SI 93 B FS 84 X SI 91 2-0 ② G6-3		C FS 84 B SL 83 B SI 92 B FS 81 S SI 91 F SI 92 B SI 91 4-2 BB			C FC 95 X FC 93 0-1 ① F7		X FF 93 0-0 P6			3	0	0	0	1	0	2
9 J.P. Arencibia, R (1, 2) OBP: 0.250, SLG: 0.286		B SL 80 B FF 92 B SI 92 B FF 90 4-0 BB		B SL 82 C SI 93 F SL 83 B FS 85 B SI 93 C SL 82 3-3 ③ K			S FC 95 S FC 94 D SL 82 X FC 95 1-2 ② P3		B SL 83 S FF 92 B FF 92 X FF 92 2-1 ③ F8			3	0	0	0	1	1	3
28 Colby Rasmus, L (1, 8)		C FS 83 C SL 81 B FF 92 B SI 94 F SL 81 S FS 85 2-3 ③ K			X FS 81 0-0 ① G3		B FC 94 F FC 94 1 SAFE B FC 94 F FC 92 B FF 91 X FC 95 3-2 ③ F8			B SI 91 B SI 92 X SI 91 2-0 ① F9		4	0	0	0	0	1	2
3 Maicer Izturis, S (1, 5) OBP: 0.167, SLG: 0.667 16 Mark DeRosa, R (10, PH) (11, 5)			C SI 89 F FS 82 B SI 93 F FS 82 B FS 84 F SI 93 B SL 82 X SI 92 3-2 HR		B SI 90 B FS 81 C SI 90 F SI 91 F SL 84 B SI 93 X SI 91 3-2 ② L7			B SI 93 C FF 92 C SL 80 X SL 80 1-2 ① G3		B SI 92 C SI 91 B CU 74 C CU 76 B CU 75 B CU 74 4-2 BB		3	1	1	1	0	0	0
												0	0	0	0	1	0	0
1 Emilio Bonifácio, S (1, 4) OBP: 0.143, SLG: 0.286			L SI 90 B SL 82 S FS 83 B FS 84 F FF 92 C FF 93 2-3 ① K		C FS 82 S SL 83 B SL 85 F FF 93 X CU 77 1-2 ③ G4-3			M SI 93 B SL 78 B FF 93 F SI 93 C FF 93 2-3 ② K		B SI 92 S FF 91 S SI 92 F CU 76 F SI 92 S CU 76 1-3 ② K		4	0	0	0	0	3	1
Inning Stats	R: 0 E: 0 K: 0 S: 7 H: 1 LOB: 0 BB: 0 P: 10	R: 0 E: 0 K: 1 S: 8 H: 0 LOB: 1 BB: 1 P: 18	R: 1 E: 0 K: 2 S: 14 H: 1 LOB: 0 BB: 0 P: 22	R: 0 E: 0 K: 2 S: 11 H: 0 LOB: 1 BB: 1 P: 20	R: 0 E: 0 K: 0 S: 9 H: 0 LOB: 0 BB: 0 P: 13	R: 0 E: 0 K: 1 S: 15 H: 1 LOB: 0 BB: 0 P: 20	R: 0 E: 0 K: 0 S: 11 H: 1 LOB: 1 BB: 0 P: 17	R: 0 E: 0 K: 1 S: 10 H: 0 LOB: 0 BB: 0 P: 15	R: 1 E: 0 K: 1 S: 11 H: 1 LOB: 1 BB: 1 P: 20	R: 0 E: 0 K: 1 S: 9 H: 0 LOB: 1 BB: 1 P: 17	R: 0 E: 0 K: 1 S: 9 H: 0 LOB: 0 BB: 0 P: 13	1B: 3 2B: 0 3B: 0 HR: 2 SF: 0 SAC: 0 DP: 2 HBP: 0						

PITCHER		IP	WLS	BF	H	R	ER	SO	BB	IBB	HBP	BLK	WP	HR	P	S	ERA	WHIP
30 Ubaldo Jiménez, R ERA: 1.5	(1, 1)	6.0		21	3	1	1	6	2	0	0	0	0	1	103	64	1.50	0.833
27 Bryan Shaw, R ERA:	(7, 1)	1.0		4	1	0	0	0	0	0	0	0	0	0	17	11	0.00	1.000
52 Vinnie Pestano, R ERA:	(8, 1)	1.0	H	3	0	0	0	1	0	0	0	0	0	0	15	10	0.00	0.000
54 Chris Perez, R ERA: 4.5	(9, 1)	1.0	B	5	1	1	1	1	1	0	0	0	0	1	20	11	9.00	2.000
53 Rich Hill, L ERA:	(10, 1)	0.2		3	0	0	0	1	1	0	0	0	0	0	15	8	0.00	1.500

PITCHER		IP	WLS	BF	H	R	ER	SO	BB	IBB	HBP	BLK	WP	HR	P	S	ERA	WHIP
32 Matt Albers, R ERA:	(10, 1)	0.1	W	1	0	0	0	0	0	0	0	0	0	0	2	1	0.00	0.000
38 Joe Smith, R ERA:	(11, 1)	1.0	S	3	0	0	0	1	0	0	0	0	0	0	13	9	0.00	0.000

BOTTOM

Cleveland Indians @ Toronto Blue Jays

Rogers Centre, Toronto, ON

Wed Apr 03 2013, 7:09 PM - 10:30 PM EDT

Att. 24,619 - Roof Closed - 68 F

livebaseballscorecards.com

AB	36
R	2
H	5
RBI	2
BB	4
SO	10
LOB	12

WP: 0 PB: 0 SB: 0 CS: 0 PA: 40

Cleveland Indians @ Toronto Blue Jays

Rogers Centre, Toronto, ON

Thu Apr 04 2013, 7:08 PM - 9:56 PM EDT

Att. 19,515 - Roof Closed - 68 F

livebaseballscorecards.com

TOP

Batter	1	2	3	4	5	6	7	8	9	AB	R	H	RBI	BB	SO	LOB
24 Michael Bourn, L (1, 8) OBP: 0.438, SLG: 0.429	B FF 86 F SI 85 S FF 86 B SI 86 S SI 81 2-3 ① K		C FF 84 H SI 85 1-1 13 G5-3 HBP		B FC 81 L FF 85 1 SAFE F FC 80 X FF 86 1-2 22 G4-6-3 1-2 1B	B CH 89 S CH 88 X CH 88 1-1 2-3 1B		C SI 89 X SI 89 0-1 ② G3		4	0	2	0	0	1	0
13 Asdrúbal Cabrera, S (1, 6) OBP: 0.267, SLG: 0.462	T FF 87 F SI 84 B FC 81 F FF 87 S CH 81 1-3 ② K		X CH 78 0-0 ② G5-3 1-2		C FC 82 B FC 83 S CU 72 S CH 79 1-3 ① K	C CH 87 B FF 95 B FF 94 1 SAFE X CH 88 2-1 ③ G4-3		C FF 88 X FF 88 0-1 22 2B 2B		5	1	1	0	0	2	5
22 Jason Kipnis, L (1, 4) OBP: 0.143, SLG: 0.286	C SI 86 B CU 74 X SI 85 1-1 33 2B 2B		B FC 81 X FC 81 1-0 ③ G6-3		B FC 80 X CH 78 1-0 ②③ G4-6-3 1-2f		C SI 90 L SI 89 B SL 79 X SL 78 1-2 ① G4-3	C SI 89 B SL 78 X SI 89 1-1 23 1B 2-H 2B		5	1	2	1	0	0	3
33 Nick Swisher, S (1, 10) OBP: 0.500, SLG: 0.400	B SI 85 C SI 84 B CH 80 X CH 80 2-1 2-H 2B			B FF 85 X SI 86 1-0 ① F8		C FF 83 F CU 70 B FF 85 B FC 79 F CH 78 B FF 85 B FC 80 4-2 23 HBP 41 2B BB	B CH 83 B SI 90 B SI 91 C SI 92 F SI 90 X SI 92 3-2 41 1B 23 G1-3 12 1B 1B	C SL 76 B SL 76 B SI 89 B SL 77 D SI 89 4-1 23 1B BB		3	2	2	1	2	0	0
23 Michael Brantley, L (1, 7) OBP: 0.643, SLG: 0.545	D SI 86 C FF 87 F SI 87 B FF 87 X CH 81 2-2 ③ G3-1			C FF 85 X CU 73 0-1 ② G4-3		C FC 80 H FF 85 1-1 41 2B 8 2B 1-2 HBP	B SI 92 B SL 77 X SI 92 1-1 ② G1-3 1-2	C SI 89 B FF 88 C SL 76 X SL 76 1-2 1-2 2-3 1B		4	1	1	0	0	0	2
41 Carlos Santana, S (1, 2) OBP: 0.500, SLG: 0.846		C SI 84 B FF 82 B FF 84 X SI 84 2-1 ① G6-3		B FF 86 C FC 79 B CH 80 B CH 80 X SI 86 3-1 HR		C CH 80 B CH 79 S CU 72 D CH 79 X CU 72 2-2 8 2B 1-3 2-H 2B	B SI 92 C SI 92 X SI 92 1-1 12 1B 2-3 1B	C SL 75 X FF 88 0-1 ③ G4-3		5	2	3	2	0	0	3
12 Mark Reynolds, R (1, 3) OBP: 0.286, SLG: 0.692		B CH 78 X CH 80 1-0 ② G5-3		S CH 80 B SI 87 S CH 78 B FF 86 X CH 79 2-2 HR		X FF 82 0-0 ① P4 2-H	C SL 88 D SL 87 S SL 88 F SL 88 D SL 89 X SL 88 2-2 1-2 3-H 1B		C FF 90 S CU 74 B SL 84 S CU 75 1-3 ① K	5	1	2	2	0	1	2
8 Lonnie Chisenhall, L (1, 5) OBP: 0.143, SLG: 0.214		B FF 86 B SI 85 C FF 84 F FF 82 B FC 81 X FF 88 3-2 ③ F7		C FF 86 F FF 85 S FC 82 0-3 ③ K		S FC 80 X FF 86 0-1 24 1B 2-H 3-H 2B	S FF 95 C FF 95 S SL 87 0-3 ③ K		F FC 89 X FC 89 0-1 ② G5-3	5	0	1	2	0	2	2
11 Drew Stubbs, R (1, 9) OBP: 0.143, SLG: 0.143			X SI 84 0-0 ① G1-3		C CU 72 C FF 85 B FC 82 X FF 86 1-2 E5 24 1B	B SL 86 C FF 95 B CH 87 C FF 95 C SL 86 2-3 ② K		X SI 88 0-0 ① P4	C FF 91 C FC 89 B FC 91 F CU 74 B CU 75 S FC 89 2-3 ③ K	5	0	0	0	0	2	1
Inning Stats	R: 1 E: 0 K: 2 S: 14 H: 2 LOB: 1 BB: 0 P: 22	R: 0 E: 0 K: 0 S: 6 H: 0 LOB: 0 BB: 0 P: 12	R: 0 E: 0 K: 0 S: 4 H: 0 LOB: 1 BB: 0 P: 6	R: 2 E: 0 K: 1 S: 11 H: 2 LOB: 0 BB: 0 P: 17	R: 0 E: 1 K: 1 S: 10 H: 1 LOB: 1 BB: 0 P: 14	R: 3 E: 0 K: 1 S: 17 H: 3 LOB: 2 BB: 1 P: 29	R: 1 E: 0 K: 1 S: 17 H: 3 LOB: 3 BB: 0 P: 25	R: 1 E: 0 K: 0 S: 13 H: 3 LOB: 3 BB: 1 P: 19	R: 0 E: 0 K: 2 S: 9 H: 0 LOB: 0 BB: 0 P: 12	1B: 6 2B: 6 3B: 0 HR: 2	SF: 0 SAC: 0 DP: 1 HBP: 2						

AB	41
R	8
H	14
RBI	8
BB	2
SO	8
LOB	18

WP: 0 PB: 0 SB: 0 CS: 0 PA: 45

PITCHER		IP	WLS	BF	H	R	ER	SO	BB	IBB	HBP	BLK	WP	HR	S	P	ERA	WHIP
56 Mark Buehrle, L ERA: 10.13	(1, 1)	5.1		26	7	6	6	4	1	0	2	0	0	2	55	88	10.12	1.500
50 Steve Delabar, R ERA:	(6, 1)	0.2	W	3	1	0	0	1	0	0	0	0	0	0	7	12	0.00	1.500
62 Aaron Loup, L ERA: 4.5	(7, 1)	0.2	H	4	2	1	1	0	0	0	0	0	0	0	10	16	13.50	3.000
32 Esmil Rogers, R ERA:	(7, 1)	0.1	H	2	1	0	0	1	0	0	0	0	0	0	7	9	0.00	3.000
38 Darren Oliver, L ERA: 4.5	(8, 1)	1.0	H	7	3	1	1	0	1	0	0	0	0	0	13	19	9.00	4.000

PITCHER		IP	WLS	BF	H	R	ER	SO	BB	IBB	HBP	BLK	WP	HR	S	P	ERA	WHIP
44 Casey Janssen, R ERA:	(9, 1)	1.0	S	3	0	0	0	2	0	0	0	0	0	0	9	12	0.00	0.000

BOTTOM

Cleveland Indians @ Toronto Blue Jays

Rogers Centre, Toronto, ON

Thu Apr 04 2013, 7:08 PM - 9:56 PM EDT

Att. 19,515 - Roof Closed - 68 F

livebaseballscorecards.com

Batter	1	2	3	4	5	6	7	8	9	AB	R	H	RBI	BB	SO	LOB
7 José Reyes, S (1, 6) OBP: 0.357, SLG: 0.182	B FF 90 B FF 90 B FF 89 B FF 88 4-0 53 G5-3 19 HR BB	B SI 89 X FF 91 1-0 ③ G4-3			B SI 88 X CH 83 1-0 53 S 10 HR 1B	B FF 95 X FF 95 1-0 ② F7		C CU 83 B SI 95 B SI 95 B FF 95 B SI 94 4-1 53 BB 19 FC6-4 BB		3	3	1	0	2	0	2
53 Melky Cabrera, S (1, 7) OBP: 0.286, SLG: 0.167	C SI 89 B SI 90 X FF 89 1-1 ① G5-3 1-2	B CH 82 X CH 81 1-0 ① F8			1 SAFE B FF 91 C CU 77 B CH 83 F FF 90 B CU 78 B CU 77 4-2 10 HR 1-2 BB	C FF 96 X KC 85 0-1 E3 10 BB 19 WP 2-H		1 SAFE S SI 94 1 SAFE B SI 93 F SI 92 B FF 96 1 SAFE F CU 83 B SI 95 4-2 1 SAFE F FF 94 B SI 96 19 FC6-4 1-2 BB		3	1	0	0	2	0	1
19 José Bautista, R (1, 9) OBP: 0.357, SLG: 0.750 11 Rajai Davis, R (9, 9)	B SI 91 X FC 84 1-0 2-H HR	X FF 91 0-0 ② F8	X SI 90 0-0 ② L8		B KC 84 D KC 84 F FF 95 B KC 83 B FF 95 4-1 10 BB 1-2 BB			B SI 93 C SI 96 D CU 84 C SI 94 B CU 83 X SI 94 3-2 ② FC6-4 1-2f 2-H		4 0	1 0	1 0	3 0	1 0	0 0	3 0
10 Edwin Encarnación, R (1, 10) OBP: 0.429, SLG: 0.500	C FF 92 B FF 92 F SI 91 B SL 79 X SL 78 2-2 ② F9	C SI 89 X SI 90 0-1 ③ P3	B SI 91 B FF 90 X SI 90 2-0 1-H 2-H HR		B KC 82 B FF 95 B FF 94 B FF 95 4-0 1-2 2-3 BB			B SI 96 B SI 95 C SL 88 C SI 94 S SI 93 2-3 ③ K		4	1	1	3	1	1	1
26 Adam Lind, L (1, 3)	B SI 91 B SI 90 F FF 91 X CH 84 2-1 ③ G4-3			C FF 89 X CU 76 0-1 ① G3-1	B SI 90 F CU 78 C CU 77 B CH 84 X SI 91 2-2 ③ F8	C FF 94 F KC 84 F FF 96 B FF 95 X KC 84 1-2 ③ F8				4	0	0	0	0	0	3
9 J.P. Arencibia, R (1, 2) OBP: 0.417, SLG: 1.000		X FF 90 0-0 HR		X FC 84 0-0 16 FC6-4 1B		C CU 75 B FF 88 X SI 88 1-1 HR	B SI 95 X SL 88 1-0 E6 16 G6-4-3			4	2	3	2	0	0	0
16 Mark DeRosa, R (1, 5)		C FF 91 C CU 76 B CU 77 B CU 76 B CU 76 X FF 90 3-2 ① F8		B SI 89 B CU 75 C SI 90 X CU 77 2-1 ② FC6-4 1-2f		S FF 96 B FF 96 S FF 95 F FF 96 F FF 96 B FF 96 S KC 86 2-3 ① K2-3	X SI 94 0-0 ① ② G6-4-3 1-2f			4	0	0	0	0	1	2
28 Colby Rasmus, L (1, 8) OBP: 0.167, SLG: 0.364		B CH 84 T FF 90 S CH 83 X CU 78 1-2 ② G3		B CH 85 S CH 84 X SI 92 1-1 ③ F7		B FF 96 B FF 95 F FF 96 B KC 83 X FF 95 3-1 HR	B CH 82 B SI 94 C SI 95 X SI 94 2-1 ③ F8			4	1	1	1	0	0	1
1 Emilio Bonifácio, S (1, 4) OBP: 0.273, SLG: 0.455		X FF 89 0-0 1B			X FF 90 0-0 ① B5-3	X FF 96 0-0 53 E 2B		C FF 95 B CU 81 F SI 96 X CU 82 1-2 ① G4-3		4	1	2	0	0	0	0
Inning Stats	R: 2 E: 0 K: 0 S: 8 H: 1 LOB: 0 BB: 1 P: 18	R: 1 E: 0 K: 0 S: 9 H: 2 LOB: 1 BB: 0 P: 14	R: 0 E: 0 K: 0 S: 4 H: 0 LOB: 0 BB: 0 P: 5	R: 0 E: 0 K: 0 S: 7 H: 1 LOB: 1 BB: 0 P: 10	R: 3 E: 0 K: 0 S: 9 H: 2 LOB: 0 BB: 1 P: 18	R: 3 E: 1 K: 1 S: 18 H: 3 LOB: 3 BB: 2 P: 34	R: 0 E: 1 K: 0 S: 4 H: 0 LOB: 0 BB: 0 P: 7	R: 1 E: 0 K: 1 S: 14 H: 0 LOB: 1 BB: 2 P: 28		1B: 3 2B: 1 3B: 0 HR: 5 SF: 0 SAC: 0 DP: 1 HBP: 0						

	AB	34
	R	10
	H	9
	RBI	9
	BB	6
	SO	2
	LOB	13

WP: 1 PA: 40
PB: 0
SB: 1
CS: 0

PITCHER		IP	WLS	BF	H	R	ER	SO	BB	IBB	HBP	BLK	WP	HR	S	P	ERA	WHIP
39 Brett Myers, R ERA: 12.6	(1, 1)	5.0	L	24	7	7	7	0	2	0	0	0	0	4	39	68	12.60	1.800
37 Cody Allen, R ERA: 9.0	(6, 1)	1.0		8	2	2	1	1	2	0	0	0	1	1	16	31	9.00	4.000
32 Matt Albers, R ERA: 3.86	(7, 1)	2.0		8	0	1	1	1	2	0	0	0	0	0	18	35	4.50	1.000

PITCHER		IP	WLS	BF	H	R	ER	SO	BB	IBB	HBP	BLK	WP	HR	S	P	ERA	WHIP

Boston Red Sox @ Toronto Blue Jays

Rogers Centre, Toronto, ON

Fri Apr 05 2013, 7:09 PM - 10:43 PM EDT

Att. 45,328 - Roof Closed - 68 F

TOP

livebaseballscorecards.com

Batter	1	2	3	4	5	6	7	8	9	AB	R	H	RBI	BB	SO	LOB
2 Jacoby Ellsbury, L (1, 8) OBP: 0.333, SLG: 0.368	C FF 93 B FF 94 B SI 94 B FF 94 B FF 94 4-1 15 F9 29 1B BB	X SL 87 0-0 29 G6-4-3 1-2 2-3 3-H 1B		B FF 94 C FF 93 S FF 94 F FF 93 F CU 79 X FF 93 1-2 ② F4		B CH 91 B FF 91 B FF 92 C FF 92 S SL 88 3-3 ① K		C CU 81 F FC 89 F FF 93 B CU 82 F FF 90 S CU 83 1-3 ① K2-3	C KC 78 F FF 96 X KC 80 0-2 ② FC4-2 5 S 1-2 3-H	5	0	1	1	1	2	5
29 Daniel Nava, S (1, 10) OBP: 0.556, SLG: 0.571 5 Jonny Gomes, R (8, PH) OBP: 0.545, SLG: 0.500 (8, 10)	B FF 94 1 SAFE C SI 94 X FF 94 1-1 1-2 1B	B FF 92 S CU 80 X CU 80 1-1 ② ③ G6-4-3 1-2f		X FF 92 0-0 ③ L9		X FF 92 0-0 ② P4		C FF 95 B FF 95 B FF 95 B FF 96 B FF 96 4-1 15 2B 12 G5-3 BB	B KC 79 C CH 90 D KC 80 B FF 97 B FF 97 4-1 1-2 2-3 BB	4 0	0 1	1 0	0 0	0 2	0 0	6 0
15 Dustin Pedroia, R (1, 4) OBP: 0.429, SLG: 0.389	C FF 93 X SL 88 0-1 ① F9 2-3	B FF 93 B CU 79 X FF 93 2-0 ① F7			C FF 91 B FF 91 X CH 88 1-1 12 HR 1B	B CU 79 B SL 84 B FF 93 I IN 80 4-0 IBB		C CU 83 C CU 82 X FF 96 0-2 1-3 2B	B FF 96 C CH 90 B CH 92 X CH 91 2-1 ③ F7	5	1	2	0	1	0	5
12 Mike Napoli, R (1, 3) OBP: 0.158, SLG: 0.316	C SL 88 B SI 93 F SI 94 1 SAFE D SL 89 S FF 95 2-3 ② K	X SI 92 0-0 ② P3			D SL 88 S FF 92 X SI 93 1-1 1-H HR	B FF 93 B SL 83 F FF 94 B FF 94 F FF 94 C CU 78 3-3 ③ K		B FF 95 S SL 87 S FF 95 X SL 86 1-2 ② G5-3 3-H		5	1	1	3	0	2	5
39 Jarrod Saltalamacchia, S (1, 2) OBP: 0.467, SLG: 0.364	S SL 88 F FF 94 B FF 94 B SL 89 S CU 79 2-3 ③ K	B FF 92 X FF 93 1-0 ③ F7			L CH 88 S CU 78 0-3 ① K2-3		B SI 94 B FF 94 B FF 94 C FF 93 B SI 94 4-1 16 2B BB	C SL 85 S SL 85 D CU 82 B FF 96 S SL 85 2-3 ③ K		4	0	0	0	1	3	3
16 Will Middlebrooks, R (1, 5) OBP: 0.316, SLG: 0.471		X FF 93 0-0 ① P4		C FF 91 B FF 93 B FF 92 C SL 86 F CU 80 T FF 94 2-2 ① K	X SL 85 0-0 ② G4-3		B CU 83 C SI 93 C CU 82 X CU 83 1-2 1-3 2B		B KC 81 X FF 95 1-0 HR	5	1	2	1	0	1	0
18 Shane Victorino, S (1, 9) OBP: 0.400, SLG: 0.450		C FF 92 X FF 93 0-1 44 1B 2 1B 1B		B CH 88 B FF 93 B FF 92 C FF 93 X FF 93 3-1 E4 44 E 23 1B	B SI 92 C FF 92 F SL 86 B CU 80 B SL 84 X FF 94 3-2 1B		C FF 90 F FC 90 S CU 84 0-3 ① K2-3		C FF 96 C CH 90 S KC 82 0-3 ① K	5	2	2	0	0	2	2
44 Jackie Bradley Jr., L (1, 7) OBP: 0.421, SLG: 0.286		C FF 93 1 SAFE F FF 93 X SL 90 0-2 2 1B 10 HBP 1-3 1B		C FF 93 1 SAFE X FF 93 0-1 E4 23 1B 1-2	X FF 93 0-0 ③ G4-3		B CU 89 F SI 93 C FF 91 F CU 84 S FF 94 1-3 ② K		F FF 96 B FF 97 S FF 96 B FF 97 F KC 80 B FF 96 B FF 95 4-2 23 E 23 S 2 FC4-2 BB	4	0	1	0	1	1	4
10 Jose Iglesias, R (1, 6) OBP: 0.615, SLG: 0.667 23 Pedro Ciriaco, R (4, PH) OBP: 0.500, SLG: 0.750 (4, 6)		H FF 93 1-0 2 1B 1-2 HBP		D SL 86 S SL 86 S CU 78 D CU 78 X SL 84 2-2 1-2 2-H 1B		C FF 92 X FF 91 0-1 2B	C CU 82 F FC 89 S CU 84 0-3 ③ K		C FF 96 B FF 94 S CH 89 B CH 90 X FF 96 2-2 E4 5 S 2 FC4-2 1-3	0 4	0 0	0 2	0 1	0 0	0 1	0 3

	AB	41
	R	6
	H	12
	RBI	6
	BB	6
	SO	12
	LOB	33

Inning Stats										
	R: 0	H: 1	R: 1	H: 3	R: 0	H: 0	R: 1	H: 1	R: 2	H: 3
	E: 0	LOB: 2	E: 0	LOB: 2	E: 0	LOB: 0	E: 2	LOB: 2	E: 0	LOB: 1
	K: 2	BB: 1	K: 0	BB: 0	K: 0	BB: 0	K: 1	BB: 0	K: 1	BB: 0
	S: 11	P: 20	S: 9	P: 11	S: 3	P: 6	S: 17	P: 25	S: 12	P: 17

Inning Stats										
	R: 0	H: 1	R: 0	H: 1	R: 1	H: 1	R: 1	H: 1	1B: 7	SF: 0	WP: 0	PA: 48
	E: 0	LOB: 2	E: 0	LOB: 1	E: 1	LOB: 3	E: 1	LOB: 3	2B: 3	SAC: 0	PB: 0	
	K: 2	BB: 1	K: 3	BB: 1	K: 2	BB: 1	K: 1	BB: 2	3B: 0	DP: 1	SB: 3	
	S: 9	P: 19	S: 14	P: 20	S: 15	P: 23	S: 16	P: 29	HR: 2	HBP: 1	CS: 0	

PITCHER		IP	WLS	BF	H	R	ER	SO	BB	IBB	HBP	BLK	WP	HR	S	P	ERA	WHIP
55 Josh Johnson, R	(1, 1)	6.0		31	9	4	3	6	1	1	1	0	0	1	61	98	4.50	1.667
ERA: 4.5																		
27 Brett Cecil, L	(7, 1)	1.1		6	1	0	0	4	1	0	0	0	0	0	19	26	0.00	1.500
ERA:																		
32 Esmil Rogers, R	(8, 1)	0.2	L	4	1	1	1	1	1	0	0	0	0	0	10	17	13.50	3.000
ERA: 4.5																		
33 Jeremy Jeffress, R	(9, 1)	1.0		7	1	1	1	1	2	0	0	0	0	1	16	29	9.00	3.000
ERA: 9.0																		

PITCHER	IP	WLS	BF	H	R	ER	SO	BB	IBB	HBP	BLK	WP	HR	S	P	ERA	WHIP

Batter	1	2	3	4	5	6	7	8	9	AB	R	H	RBI	BB	SO	LOB
7 José Reyes, S (1, 6) OBP: 0.474, SLG: 0.688	C FF 91 B CH 84 X SI 90 1-1 53 WP 2B		B CU 75 X CH 85 1-0 53 FC6-4 1B		F SI 92 F FF 93 X CU 78 0-2 ① 1-H 2B		B FF 96 X FO 90 1-0 HR		B FF 97 B FF 98 B FF 98 C FF 98 X FF 98 3-1 ① P5	5	1	4	2	0	0	0
1 Emilio Bonifácio, S (1, 4) OBP: 0.250, SLG: 0.375	L FF 91 D CU 75 S CH 83 S FF 92 1-3 ① K		1 SAFE C FF 93 B CU 77 1 SAFE 1 SAFE S FF 92 S FF 92 1-3 ① K		S CU 76 X SI 92 0-1 1B		L FF 94 S FF 93 S FF 94 0-3 ② K		C FF 98 F FF 98 S FF 99 0-3 ② K	5	0	1	0	0	4	2
53 Melky Cabrera, S (1, 7) OBP: 0.316, SLG: 0.313	C CU 76 B FF 91 X FF 90 1-1 FC5 10 G5-4-3 2-3		F FF 93 B CU 75 X FF 92 1-1 ② FC6-4 1-2f		B FF 93 B CU 74 X SI 91 2-0 ② F9		C CU 73 C FF 94 X FO 90 0-2 3B		B FF 98 B FF 99 B FF 97 C FF 98 F FF 98 B FF 99 4-2 BB	4	0	1	0	1	0	3
10 Edwin Encarnación, R (1, 10) OBP: 0.316, SLG: 0.333	B SI 92 F SI 91 S CU 78 X CH 86 1-2 ②③ G5-4-3 1-2f		F CH 85 S FF 92 D CU 78 D CH 87 1 SAFE B FF 94 C FF 93 3-3 ③ K		C FF 92 B FF 93 F FF 93 S FF 94 1-3 ③ K		T FF 95 B SL 80 B FF 95 X SL 80 2-1 ③ F8		B FF 98 X FF 99 1-0 ③ G4-3	5	0	0	0	0	2	6
9 J.P. Arencibia, R (1, 2) OBP: 0.375, SLG: 0.867		C FF 92 B SI 92 F FF 94 B FF 91 F CH 86 F FF 92 X CU 77 2-2 ① P3	B CU 74 B FF 92 F FF 91 S CH 84 F FF 93 S FF 92 2-3 ① K		C CH 84 B SI 92 B FF 91 B FF 92 F FF 91 F CH 85 F FF 92 X CH 85 3-2 2B		F FC 88 B FF 97 S FF 96 B FF 97 S FF 97 2-3 ① K		4	0	1	0	0	2	0
11 Rajai Davis, R (1, 9) OBP: 0.500, SLG: 0.750		B FF 92 F FF 92 C FF 93 X CH 85 1-2 28 2B 16 SF9 1B	X SI 92 0-0 ② G4-3		L FS 80 B FS 80 L FS 80 T FF 89 1-2 ① K			F FC 87 B FC 88 X FC 86 1-1 26 F8 2B		4	1	2	0	0	1	1
28 Colby Rasmus, L (1, 8) OBP: 0.250, SLG: 0.429	X FF 92 0-0 1-3 2B		B FF 92 C FF 93 B FF 93 S CH 85 B FF 93 S CH 85 3-3 ③ K		C SL 86 S SL 86 B FF 89 S FS 82 1-3 ② K			C FC 88 B FF 96 S FF 96 B FF 96 B FF 95 B FF 95 4-2 BB		3	0	1	0	1	2	1
16 Mark DeRosa, R (1, 3) OBP: 0.286, SLG: 0.800 26 Adam Lind, L (6, PH) (7, 3)	D CU 77 C CU 76 X FF 93 1-1 ② SF9 3-H		F FF 92 B CU 77 B CH 83 X SI 91 2-1 HR	X FS 81 0-0 ③ F8				C FF 96 B CU 79 F FF 95 X FF 96 1-2 ② F8 2-3		1 2	1 0	1 0	2 0	0 0	0 0	0 3
3 Maicer Izturis, S (1, 5) OBP: 0.200, SLG: 0.500	B CH 86 F CH 84 F FF 92 X FF 92 1-2 ③ G1-3		C FF 91 B FF 92 B FF 92 B FF 91 X FF 91 3-1 7 2B 1B				B FF 95 C FF 92 B FO 90 X FF 94 2-1 ① F8	X FF 96 0-0 ③ F8		4	1	1	0	0	0	3
Inning Stats	R: 0 E: 0 K: 1 S: 10 H: 1 LOB: 1 BB: 0 P: 14	R: 1 E: 0 K: 0 S: 14 H: 2 LOB: 1 BB: 0 P: 19	R: 0 E: 0 K: 2 S: 9 H: 1 LOB: 1 BB: 0 P: 15	R: 0 E: 0 K: 2 S: 8 H: 0 LOB: 0 BB: 0 P: 13	R: 2 E: 0 K: 1 S: 13 H: 4 LOB: 1 BB: 0 P: 21	R: 0 E: 0 K: 2 S: 12 H: 1 LOB: 1 BB: 0 P: 17	R: 1 E: 0 K: 1 S: 11 H: 2 LOB: 1 BB: 0 P: 16	R: 0 E: 0 K: 1 S: 11 H: 1 LOB: 2 BB: 1 P: 19	R: 0 E: 0 K: 1 S: 8 H: 0 LOB: 1 BB: 1 P: 16	1B: 4 2B: 5 3B: 1 HR: 2 SF: 1 SAC: 0 DP: 1 HBP: 0						WP: 1 PB: 0 SB: 0 CS: 0 PA: 40

BOTTOM

Boston Red Sox @ Toronto Blue Jays

Rogers Centre, Toronto, ON

Fri Apr 05 2013, 7:09 PM - 10:43 PM EDT

Att. 45,328 - Roof Closed - 68 F

livebaseballscorecards.com

AB	37
R	4
H	12
RBI	4
BB	2
SO	11
LOB	19

PITCHER		IP	WLS	BF	H	R	ER	SO	BB	IBB	HBP	BLK	WP	HR	S	P	ERA	WHIP
22 Felix Doubront, L ERA: 5.4	(1, 1)	5.0		23	9	3	3	6	0	0	0	0	1	1	59	90	5.40	1.800
19 Koji Uehara, R ERA:	(6, 1)	1.0	H	3	0	0	0	2	0	0	0	0	0	0	7	9	0.00	0.000
36 Junichi Tazawa, R ERA: 3.0	(7, 1)	1.0	W	5	2	1	1	1	0	0	0	0	0	1	11	16	9.00	2.000
40 Andrew Bailey, R ERA:	(8, 1)	1.0	H	5	1	0	0	1	1	0	0	0	0	0	11	19	0.00	2.000
52 Joel Hanrahan, R ERA:	(9, 1)	1.0	S	4	0	0	0	1	1	0	0	0	0	0	8	16	0.00	1.000

PITCHER	IP	WLS	BF	H	R	ER	SO	BB	IBB	HBP	BLK	WP	HR	S	P	ERA	WHIP

Batter	1	2	3	4	5	6	7	8	9	AB	R	H	RBI	BB	SO	LOB
2 Jacoby Ellsbury, L (1, 8) OBP: 0.320, SLG: 0.391	C FF 91 C FF 92 B SL 86 B SL 86 B FF 92 X FF 92 3-2 12 S 2B		C SL 83 C SL 82 B CU 76 X FF 93 1-2 ② FC3-2 18 S 1-H			B FF 89 C SL 80 F SI 89 B CH 83 X SL 81 2-2 ① L7			C FF 95 B SL 86 F FF 96 B SL 86 B SL 86 X FF 95 3-2 ① G3	4	0	1	0	0	0	1
18 Shane Victorino, S (1, 9) OBP: 0.417, SLG: 0.409	B FF 92 S SI 91 F FF 92 F CU 77 X SL 84 1-2 ① P4		1 SAFE B SI 90 B CH 84 B SI 91 B SI 91 4-0 1-2 BB			B CH 84 B FF 91 C SI 90 F SL 80 F CU 74 B FF 91 B CH 83 4-2 15 CS BB			B FF 95 B FF 96 C FF 96 S FF 95 C SL 88 2-3 ② K	2	0	0	0	2	1	1
15 Dustin Pedroia, R (1, 4) OBP: 0.400, SLG: 0.364	C FF 92 D CU 77 B CH 85 S CH 84 S SI 94 2-3 ② K		C FF 91 F CH 84 F FF 93 B FF 93 B CH 85 B FF 93 X CH 84 3-2 ③ P5			B CH 86 S SL 86 S SL 86 S SL 87 1-3 ②③ K 1-2			B FF 94 X FF 95 1-0 1B	4	0	1	0	0	2	4
12 Mike Napoli, R (1, 3) OBP: 0.130, SLG: 0.261	B FF 93 C CH 86 B FF 92 B CH 86 C SI 92 C SI 93 3-3 ③ K 2-3			B FF 89 S FF 89 C FF 91 S FF 91 1-3 ① K			C FF 95 S FF 94 F SL 86 S FF 96 0-3 ① K		X FF 95 0-0 ③ F8	4	0	0	0	0	3	2
16 Will Middlebrooks, R (1, 5) OBP: 0.273, SLG: 0.400		B FF 89 C FF 89 B FF 89 S SI 89 B SI 90 X SI 89 3-2 ① F9		C SI 90 F SI 91 S CH 84 0-3 ② K			S CH 88 X FF 96 0-1 ② F9			3	0	0	0	0	1	0
5 Jonny Gomes, R (1, 10) OBP: 0.429, SLG: 0.364		C FF 91 C CH 85 F FF 92 X CU 76 0-2 ② G6-3		F SI 91 C SI 92 B FF 94 B SL 84 S CH 84 2-3 ③ K			C FF 97 B FF 96 X CH 87 1-1 ③ G6-3			3	0	0	0	0	1	0
3 David Ross, R (1, 2) OBP: 0.167, SLG: 0.167		C CH 84 X FF 92 0-1 ③ G6-3			F CH 82 S CH 83 X FF 89 0-2 ① F9			B SI 91 B SI 90 C SI 91 F SI 92 C SL 78 2-3 ① K		3	0	0	0	0	1	0
44 Jackie Bradley Jr., L (1, 7) OBP: 0.364, SLG: 0.235			C FF 88 B FF 89 S FF 89 B SI 91 B SL 82 S SI 89 3-3 ① K		C SL 81 B FF 91 F FF 90 B CU 76 X CH 84 2-2 ② G3			C SI 91 F SI 90 C SI 93 0-3 ② K		3	0	0	0	0	2	0
23 Pedro Ciriaco, R (1, 6) OBP: 0.429, SLG: 0.500			B CH 82 B SI 90 B FF 90 B FF 89 4-0 2 WP 2 FC3-2 BB		C SL 80 B CU 76 S CH 83 B FF 93 F SI 92 B CH 84 F CH 84 X FF 92 3-2 ③ L9			C SI 91 X SI 92 0-1 ③ G1-3		2	0	0	0	1	0	0
Inning Stats	R: 0 E: 0 K: 2 S: 13 H: 1 LOB: 1 BB: 0 P: 22	R: 0 E: 0 K: 0 S: 9 H: 0 LOB: 0 BB: 0 P: 12	R: 0 E: 0 K: 1 S: 10 H: 0 LOB: 2 BB: 2 P: 25	R: 0 E: 0 K: 3 S: 9 H: 0 LOB: 0 BB: 0 P: 12	R: 0 E: 0 K: 0 S: 11 H: 0 LOB: 0 BB: 0 P: 16	R: 0 E: 0 K: 1 S: 9 H: 0 LOB: 0 BB: 1 P: 16	R: 0 E: 0 K: 1 S: 8 H: 0 LOB: 0 BB: 0 P: 9	R: 0 E: 0 K: 2 S: 8 H: 0 LOB: 0 BB: 0 P: 10	R: 0 E: 0 K: 1 S: 8 H: 1 LOB: 1 BB: 0 P: 14	1B: 1 2B: 1 3B: 0 HR: 0 SF: 0 SAC: 0 DP: 0 HBP: 0						

PITCHER		IP	WLS	BF	H	R	ER	SO	BB	IBB	HBP	BLK	WP	HR	S	P	ERA	WHIP
48 J.A. Happ, L ERA:	(1, 1)	5.1	W	20	1	0	0	6	3	0	0	0	1	0	58	99	0.00	0.750
50 Steve Delabar, R ERA:	(6, 1)	1.2	H	4	0	0	0	2	0	0	0	0	0	0	11	13	0.00	0.000
62 Aaron Loup, L ERA: 3.0	(8, 1)	1.0		3	0	0	0	2	0	0	0	0	0	0	8	10	0.00	0.000
21 Sergio Santos, R ERA: 3.38	(9, 1)	1.0		4	1	0	0	1	0	0	0	0	0	0	8	14	0.00	1.000

PITCHER	IP	WLS	BF	H	R	ER	SO	BB	IBB	HBP	BLK	WP	HR	S	P	ERA	WHIP

TOP

Boston Red Sox @ Toronto Blue Jays

Rogers Centre, Toronto, ON

Sat Apr 06 2013, 1:08 PM - 3:44 PM EDT

Att. 45,797 - Roof Closed - 68 F

livebaseballscorecards.com

AB	28
R	0
H	2
RBI	0
BB	3
SO	11
LOB	8

WP: 1	PA: 31		
PB: 0			
SB: 2			
CS: 1			

BOTTOM

Boston Red Sox @ Toronto Blue Jays

Rogers Centre, Toronto, ON

Sat Apr 06 2013, 1:08 PM - 3:44 PM EDT

Att. 45,797 - Roof Closed - 68 F

livebaseballscorecards.com

Batter	1	2	3	4	5	6	7	8	9	AB	R	H	RBI	BB	SO	LOB
7 José Reyes, S (1, 6) OBP: 0.522, SLG: 0.684	B SI 92 C FF 92 X FF 92 1-1 11 S 1B		B FF 91 F FC 87 X FC 88 1-1 11 1B 1B		C CU 78 B FF 91 F FC 86 B FF 91 F CU 83 B FC 84 B CU 79 4-2 53 1B BB	F SI 90 F CU 82 S SL 82 0-3 ③ K				3	0	2	0	1	1	0
11 Rajai Davis, R (1, 9) OBP: 0.375, SLG: 0.500	B SI 92 C SI 92 F FF 92 B FF 93 B FC 88 C FC 89 3-3 ① K 1-2		1 SAFE 1 SAFE X FC 87 0-0 1-2 1B		B CU 79 C SI 92 1 SAFE F FS 87 X SI 92 1-2 ② F9		X CU 81 0-0 ① F9			4	0	1	0	0	1	2
53 Melky Cabrera, S (1, 7) OBP: 0.304, SLG: 0.300	F FC 88 B FF 93 B SI 94 C CU 81 B FF 93 F FC 89 F SI 92 X SI 92 3-2 ② G1-3		B CH 87 B FF 92 C CU 80 C FF 91 S CU 80 2-3 ③ K		1 SAFE X SI 93 0-0 1-2 1B		B FF 95 C CU 80 F FC 92 B FS 88 S CU 82 2-3 ② K			4	0	1	0	0	2	3
10 Edwin Encarnación, R (1, 3) OBP: 0.261, SLG: 0.263	B FF 93 F FF 92 F FF 92 S FC 84 1-3 ③ K			B CU 78 C FC 86 X CU 80 1-1 ① L9	C SI 94 X FF 95 0-1 ③ G4-3		C CU 81 C SL 85 C FC 90 0-3 ③ K			4	0	0	0	0	2	3
26 Adam Lind, L (1, 10) OBP: 0.167, SLG: 0.063		C SI 91 B FF 93 C FF 92 X FF 94 1-2 ① G1-3		C FF 91 X CH 87 0-1 9 HR 1B		B CH 80 B CH 80 B FS 88 C FS 88 B FS 88 4-1 16 S 28 HR BB		X FS 89 0-0 ① F7		3	2	1	0	1	0	0
9 J.P. Arencibia, R (1, 2) OBP: 0.400, SLG: 1.000		C CU 82 B CU 82 S FC 87 B SI 94 C FF 93 2-3 ② K		B FF 92 C FF 90 B SI 92 X FC 87 2-1 1-H HR		F CH 84 S CH 84 C FF 93 0-3 ① K		B FF 94 B SL 82 F FF 92 B FS 88 X FS 88 3-1 2B		4	1	2	2	0	2	1
16 Mark DeRosa, R (1, 5) OBP: 0.273, SLG: 0.500		C FF 92 B FC 88 S FC 87 S CU 82 1-3 ③ K		C CU 80 B FC 87 X FC 87 1-1 ② G1-3		S CU 80 B FF 93 B FF 92 F FF 92 D FS 88 B SI 93 4-2 28 HR 1-2 BB		B FF 94 C FS 87 S FF 96 D SL 84 C FS 87 2-3 ② K		3	1	0	0	1	2	1
28 Colby Rasmus, L (1, 8) OBP: 0.250, SLG: 0.556			C SI 91 F FC 87 S FF 93 0-3 ① K	S CU 79 C FF 93 S FF 92 0-3 ③ K		B FS 87 2 SAFE B FF 93 X FF 93 2-0 1-H 2-H HR		B FF 95 C CH 85 C SL 82 B FF 94 X CU 82 2-2 ③ G4-3		4	1	1	3	0	2	1
1 Emilio Bonifácio, S (1, 4) OBP: 0.211, SLG: 0.316			B SI 92 B FC 88 B FC 88 C SI 90 C SI 90 X FC 87 3-2 ② G3		C FF 89 F FC 86 C SI 90 0-3 ① K	B SI 93 F CU 79 X SI 93 1-1 ② F7				3	0	0	0	0	1	0
Inning Stats	R: 0 E: 0 K: 2 S: 13 H: 1 LOB: 1 BB: 0 P: 21	R: 0 E: 0 K: 2 S: 9 H: 0 LOB: 0 BB: 0 P: 13	R: 0 E: 0 K: 2 S: 12 H: 2 LOB: 2 BB: 0 P: 18	R: 2 E: 0 K: 1 S: 11 H: 2 LOB: 0 BB: 0 P: 15	R: 0 E: 0 K: 1 S: 12 H: 1 LOB: 2 BB: 1 P: 17	R: 3 E: 0 K: 2 S: 12 H: 1 LOB: 0 BB: 2 P: 23	R: 0 E: 0 K: 2 S: 7 H: 0 LOB: 0 BB: 0 P: 9	R: 0 E: 0 K: 1 S: 9 H: 1 LOB: 1 BB: 0 P: 16		1B: 5 2B: 1 3B: 0 HR: 2 SF: 0 SAC: 0 DP: 0 HBP: 0				WP: 0 PB: 0 SB: 2 CS: 0 PA: 35		

	AB	32
	R	5
	H	8
	RBI	5
	BB	3
	SO	13
	LOB	11

PITCHER		IP	WLS	BF	H	R	ER	SO	BB	IBB	HBP	BLK	WP	HR	S	P	ERA	WHIP
41 John Lackey, R ERA: 4.15	(1, 1)	4.1	L	18	5	2	2	8	0	0	0	0	0	1	48	70	4.15	1.154
91 Alfredo Aceves, R ERA: 10.38	(5, 1)	3.2		17	3	3	3	5	3	0	0	0	0	1	37	62	7.36	1.636

PITCHER	IP	WLS	BF	H	R	ER	SO	BB	IBB	HBP	BLK	WP	HR	S	P	ERA	WHIP

Batter	1	2	3	4	5	6	7	8	9	AB	R	H	RBI	BB	SO	LOB
2 Jacoby Ellsbury, L (1, 8) OBP: 0.355, SLG: 0.552	C KN 74 X KN 78 0-1 18 1B 15 1B 2B	1 SAFE F KN 75 B KN 77 F KN 76 X FF 83 1-2 ① P5		B KN 77 B KN 76 T KN 76 X KN 76 2-1 12 S 2-H 1B		B SI 87 X SI 87 1-0 ① F8		C CU 68 F FC 82 B CU 68 F SI 87 F CU 67 F FC 82 B FF 87 B SI 87 X SI 87 3-2 HR	C CU 83 C FF 91 S CU 84 0-3 ③ K	6	2	3	2	0	1	1
18 Shane Victorino, S (1, 9) OBP: 0.429, SLG: 0.400 37 Mike Carp, L (8, PH) (8, 3)	L KN 74 B KN 77 F KN 78 B KN 78 X KN 78 2-2 15 1B 12 2B 2-3 1B	1 SAFE B KN 73 C KN 75 F KN 78 S KN 78 1-3 ② K		B KN 78 B KN 73 C FF 82 B KN 75 B KN 75 4-1 12 S BB		C CU 69 S CU 68 X FC 82 0-2 ② G4-3		X SI 88 0-0 ① L6		3 1	1 0	1 0	0 0	1 0	1 0	1 0
15 Dustin Pedroia, R (1, 4) OBP: 0.433, SLG: 0.385 23 Pedro Ciriaco, R (8, 4) OBP: 0.429, SLG: 0.500	1 SAFE S FF 82 S KN 78 F KN 80 X KN 78 0-2 12 2B 1-2 3-H 1B	F KN 75 S KN 77 B KN 78 S KN 77 1-3 ③ K		C KN 75 F KN 79 S KN 79 0-3 ② K		B SI 87 C SI 87 C CU 70 X FC 83 1-2 1B		B SI 87 F FC 82 B CU 69 B CU 68 B SI 85 4-1 12 HR BB		4 0	2 0	2 0	1 0	1 0	2 0	3 0
12 Mike Napoli, R (1, 10) OBP: 0.179, SLG: 0.429	B KN 78 S KN 77 B KN 79 C KN 77 F FF 84 F KN 77 X KN 72 2-2 16 HR 1-H 2-H 2B		B KN 75 B KN 76 B KN 74 C FF 82 S FF 83 C FF 82 3-3 ① K	C KN 78 F KN 77 F KN 79 D KN 76 X KN 79 1-2 ③ G1-3 1-2 2-3		C SI 87 F SI 87 F CU 70 X SI 87 0-2 ③ F9		B FC 80 B SI 86 X SI 86 2-0 1-H HR		5	2	2	4	0	1	3
16 Will Middlebrooks, R (1, 5) OBP: 0.370, SLG: 0.880	X FF 84 0-0 2-H HR		B KN 74 X KN 76 1-0 29 PB 29 SF9 2B		B KN 74 B KN 75 B KN 74 C FF 82 S FF 82 X FF 83 3-2 HR		B FC 79 B FC 80 B SI 86 C SI 86 X FF 86 3-1 HR	X CU 69 0-0 ② F7		5	4	4	4	0	0	0
29 Daniel Nava, S (1, 3) OBP: 0.500, SLG: 0.800 (8, 9)	C KN 74 X KN 77 0-1 ① F7		B KN 78 C KN 77 F KN 78 X KN 79 1-2 ② SF9 2-H		B KN 74 B KN 72 X FF 81 2-0 ① L3		B CU 68 X SI 80 1-0 HR	B SI 92 B SI 92 B SI 93 B FF 92 4-0 BB		3	1	1	2	1	0	0
39 Jarrod Saltalamacchia, S (1, 2) OBP: 0.350, SLG: 0.250	C KN 78 X KN 75 0-1 ② L9		X KN 78 0-0 ③ F8		C KN 77 B KN 78 B KN 77 X KN 76 2-1 ② G5-3		C SI 87 B CU 69 C CU 69 F FC 81 C SI 88 1-3 ① K	C CU 81 X SI 93 0-1 ③ F9		5	0	0	0	0	1	1
44 Jackie Bradley Jr., L (1, 7) OBP: 0.333, SLG: 0.190	B KN 74 C KN 75 S KN 77 B KN 78 S KN 77 2-3 ③ K			X KN 71 0-0 ① G2-3	C KN 75 S EP 64 B KN 79 B KN 78 B KN 76 B KN 73 4-2 BB		C FF 87 X CU 69 0-1 ② G6-3		B CU 80 C FF 90 C CU 81 S FF 93 1-3 ① K	4	0	0	0	1	2	0
10 Jose Iglesias, R (1, 6) OBP: 0.556, SLG: 0.647		B KN 73 B KN 74 F FF 80 C FF 83 X KN 77 2-2 1B		B FF 83 B FF 82 F FF 83 B FF 83 X FF 80 3-1 2 1B 2B	F SI 86 B SI 87 X FC 81 1-1 ③ F9		C FC 80 X FC 82 0-1 ③ F7		B CU 82 C FF 92 B SI 93 B FF 93 C FF 91 S FF 92 3-3 ② K	5	1	2	0	0	1	1
Inning Stats	R: 5 E: 0 K: 1 S: 22 H: 5 LOB: 0 BB: 0 P: 28	R: 0 E: 0 K: 2 S: 12 H: 1 LOB: 1 BB: 0 P: 17	R: 1 E: 0 K: 1 S: 8 H: 1 LOB: 0 BB: 0 P: 13	R: 1 E: 0 K: 1 S: 13 H: 2 LOB: 2 BB: 1 P: 23	R: 1 E: 0 K: 0 S: 10 H: 1 LOB: 1 BB: 1 P: 22	R: 0 E: 0 K: 0 S: 11 H: 1 LOB: 1 BB: 0 P: 13	R: 2 E: 0 K: 1 S: 11 H: 2 LOB: 0 BB: 0 P: 16	R: 3 E: 0 K: 0 S: 12 H: 2 LOB: 1 BB: 2 P: 25	R: 0 E: 0 K: 3 S: 9 H: 0 LOB: 0 BB: 0 P: 13	1B: 5 2B: 4 3B: 0 HR: 6 SF: 1 SAC: 0 DP: 0 HBP: 0						

PITCHER		IP	WLS	BF	H	R	ER	SO	BB	IBB	HBP	BLK	WP	HR	S	P	ERA	WHIP
43 R.A. Dickey, R ERA: 8.44	(1, 1)	4.2	L	26	10	8	7	5	2	0	0	0	0	2	63	100	13.50	2.571
54 Dave Bush, R ERA: 15.0	(5, 1)	3.0		15	5	5	5	1	1	0	0	0	0	4	34	51	15.00	2.000
27 Brett Cecil, L ERA:	(8, 1)	1.1		5	0	0	0	3	1	0	0	0	0	0	11	19	0.00	0.750

PITCHER	IP	WLS	BF	H	R	ER	SO	BB	IBB	HBP	BLK	WP	HR	S	P	ERA	WHIP

TOP

Boston Red Sox @ Toronto Blue Jays

Rogers Centre, Toronto, ON

Sun Apr 07 2013, 1:09 PM - 3:52 PM EDT

Att. 41,168 - Roof Closed - 68 F

livebaseballscorecards.com

AB	41
R	13
H	15
RBI	13
BB	4
SO	9
LOB	10

1B: 5	SF: 1	WP: 0	PA: 46
2B: 4	SAC: 0	PB: 1	
3B: 0	DP: 0	SB: 2	
HR: 6	HBP: 0	CS: 0	

BOTTOM

Boston Red Sox @ Toronto Blue Jays

Rogers Centre, Toronto, ON

Sun Apr 07 2013, 1:09 PM - 3:52 PM EDT

Att. 41,168 - Roof Closed - 68 F

livebaseballscorecards.com

Batter	1	2	3	4	5	6	7	8	9	AB	R	H	RBI	BB	SO	LOB
7 José Reyes, S (1, 6) OBP: 0.519, SLG: 0.652	C FF 94 X FF 94 0-1 ① G4-3		B CU 74 X FC 92 1-0 11 FC5-4 1B		X FF 92 0-0 ② G5-3 1-2			C FF 92 S CH 83 X FF 91 0-2 11 FC6-4 1B		4	0	2	0	0	0	1
11 Rajai Davis, R (1, 9) OBP: 0.250, SLG: 0.333	C FF 95 F FF 91 S CU 78 0-3 ② K		B FF 92 X CH 85 1-0 ② FC5-4 1-2f		B FF 93 B FF 92 F FF 94 B CH 84 F FF 93 F FC 91 F FF 94 X FF 93 3-2 ③ F8			B SI 91 X SI 91 1-0 ① FC6-4 1-2f		4	0	0	0	0	1	3
53 Melky Cabrera, S (1, 7) OBP: 0.259, SLG: 0.250	B FF 94 F FF 94 X FF 92 1-1 ③ G6-3		B CU 76 X FF 93 1-0 ③ P3			C FF 92 F FF 91 B CU 75 X FF 93 1-2 ① P3		F SI 90 B SI 90 F CH 84 D FF 88 B FF 91 C SL 86 3-3 ② K		4	0	0	0	0	1	2
10 Edwin Encarnación, R (1, 3) OBP: 0.222, SLG: 0.217		C FF 92 C CU 74 S FC 91 0-3 ① K		B FC 90 B FF 92 X FF 92 2-0 ① G6-3		B FF 94 C CH 85 C FC 90 B CU 75 X CU 77 2-2 ② F7		S SL 88 F FF 92 S SL 85 0-3 ③ K		4	0	0	0	0	2	1
9 J.P. Arencibia, R (1, 10) OBP: 0.375, SLG: 0.870		X FF 94 0-0 3 1B 1B		C FF 93 F FC 91 S FF 95 0-3 ② K		C CU 74 B FF 94 B FF 94 B CH 85 X FF 94 3-1 ③ F9			B SI 90 B SI 91 F SI 90 C SL 86 S CH 83 2-3 ① K	4	0	1	0	0	2	0
16 Mark DeRosa, R (1, 5) OBP: 0.267, SLG: 0.364		B FF 94 X FF 93 1-0 ② F9		B FF 95 B CH 86 C FF 94 F FC 92 B FF 94 F FF 93 F FC 89 F FF 93 H FC 90 4-2 HBP			T FF 91 S CH 85 B FF 92 S FF 92 1-3 ① K		B SI 92 B SL 86 F SI 92 S SL 86 B SI 90 X SI 90 3-2 ② G6-3	3	0	0	0	0	1	1
3 Maicer Izturis, S (1, 4) OBP: 0.286, SLG: 0.500		B FF 94 X FF 94 1-0 1-2 1B		C CU 75 B CU 75 X FC 92 1-1 ③ G5-3			C FF 92 B CU 75 X FC 90 1-1 ② G4-3		S SI 91 B SL 86 B SL 86 X FF 91 2-1 1B	4	0	2	0	0	0	1
22 Henry Blanco, R (1, 2) OBP: 0.250, SLG: 0.250		S CU 76 S FC 93 F FF 94 S FF 92 0-3 ③ K			B FF 91 F FF 92 B FC 90 C CH 84 B SI 91 X FF 93 3-2 ① F8		B FF 93 B FF 92 F FF 93 F FC 89 X CH 85 2-2 1B		F SI 89 S SL 85 D SL 85 B SI 91 F CH 83 C SL 85 2-3 ③ K	4	0	1	0	0	2	3
1 Emilio Bonifácio, S (1, 8) OBP: 0.227, SLG: 0.318			B FF 93 C FF 92 B SI 93 S FF 93 F FC 91 C FC 89 2-3 ① K		S FF 93 C CH 85 B FF 94 F FC 90 X FC 90 1-2 7 G5-3 1B		B FF 92 F FC 91 C FF 93 X CU 77 1-2 ③ L4			3	0	1	0	0	1	1

Inning Stats	1	2	3	4	5	6	7	8	9
	R: 0 E: 0 K: 1 S: 7 H: 0 LOB: 0 BB: 0 P: 8	R: 0 E: 0 K: 2 S: 10 H: 2 LOB: 2 BB: 0 P: 12	R: 0 E: 0 K: 1 S: 7 H: 1 LOB: 1 BB: 0 P: 12	R: 0 E: 0 K: 1 S: 11 H: 0 LOB: 1 BB: 0 P: 18	R: 0 E: 0 K: 0 S: 13 H: 1 LOB: 1 BB: 0 P: 20	R: 0 E: 0 K: 0 S: 8 H: 0 LOB: 0 BB: 0 P: 14	R: 0 E: 0 K: 1 S: 11 H: 1 LOB: 1 BB: 0 P: 16	R: 0 E: 0 K: 2 S: 10 H: 1 LOB: 1 BB: 0 P: 14	R: 0 E: 0 K: 2 S: 12 H: 1 LOB: 1 BB: 0 P: 21

1B: 7 SF: 0 WP: 0 PA: 35
2B: 0 SAC: 0 PB: 0
3B: 0 DP: 0 SB: 0
HR: 0 HBP: 1 CS: 0

PITCHER		IP	WLS	BF	H	R	ER	SO	BB	IBB	HBP	BLK	WP	HR	S	P	ERA	WHIP
31 Jon Lester, L ERA: 1.5	(1, 1)	7.0	W	27	5	0	0	6	0	0	1	0	0	0	67	100	0.00	0.714
59 Clayton Mortensen, R ERA: 2.25	(8, 1)	2.0		8	2	0	0	4	0	0	0	0	0	0	22	35	0.00	1.000

PITCHER	IP	WLS	BF	H	R	ER	SO	BB	IBB	HBP	BLK	WP	HR	S	P	ERA	WHIP

AB	34
R	0
H	7
RBI	0
BB	0
SO	10
LOB	13

Batter	1	2	3	4	5	6	7	8	9	AB	R	H	RBI	BB	SO	LOB
7 José Reyes, S (1, 6) OBP: 0.516, SLG: 0.630	B FS 89 C SI 90 B SL 84 S FS 85 B FF 93 X FS 86 3-2 ① G5-3		X FS 86 0-0 53 G6-3 1B 3-H		C CU 78 B SL 84 F FS 85 B SL 83 B FF 92 X CU 78 3-2 53 S 53 1B 1B			X SI 87 0-0 ① B1		4	1	2	1	0	0	0
53 Melky Cabrera, S (1, 7) OBP: 0.323, SLG: 0.321	B FF 90 X SI 90 1-0 1B		C SI 91 F CU 78 B SI 92 F SI 93 X CH 77 1-2 ② G6-3 1-3		B FF 91 F FS 86 B FF 92 C FF 92 F SL 85 X SI 94 2-2 1-H 1B			C SI 88 B SI 89 F FC 83 X SI 90 1-2 10 FC5-4 1B		4	0	3	1	0	0	1
19 José Bautista, R (1, 10) OBP: 0.278, SLG: 0.563	1 SAFE C SI 92 F SI 90 F SL 85 X FS 83 0-2 ② L9		X FS 87 0-0 ③ F9		X CU 78 0-0 ③ G4-3			B SI 90 X SI 89 1-0 ② F8		4	0	0	0	0	0	4
10 Edwin Encarnación, R (1, 3) OBP: 0.194, SLG: 0.185	C CU 77 1 SAFE F SI 91 F SL 85 C SI 93 0-3 ③ K			C CU 76 F FS 84 B FF 92 F FF 91 B SL 86 B CH 79 X FS 83 3-2 ① F9		B FF 91 S FS 84 B FS 84 C FF 91 B SL 83 X FS 86 3-2 ① P4		C SI 92 B FF 93 B SL 86 C SL 84 X SL 85 2-2 ③ FC5-4 1-2f		4	0	0	0	0	1	2
9 J.P. Arencibia, R (1, 2) OBP: 0.321, SLG: 0.741		B FS 89 B FF 90 X FS 89 2-0 ① F7		S FF 92 C CU 78 B FF 92 B SI 93 B SL 83 F FF 92 S FS 86 3-3 ② K		C FF 91 B CU 79 F FS 86 S FF 92 1-3 ② K			C SI 93 B SI 94 S CH 83 F SI 94 F SL 86 B CH 85 B FF 94 S SL 89 3-3 ① K	4	0	0	0	0	3	0
28 Colby Rasmus, L (1, 8) OBP: 0.292, SLG: 0.667		B SI 90 S FS 84 S SL 86 F SL 84 T SI 93 1-2 ② K		B CU 77 S FS 85 B SL 83 B FF 92 B FS 84 4-1 BB		C SI 91 B CU 77 S SI 92 S FF 92 1-3 ③ K			F SI 95 B SI 94 B FF 94 X FF 94 2-1 HR	3	1	1	1	1	2	0
11 Rajai Davis, R (1, 9) OBP: 0.200, SLG: 0.267 26 Adam Lind, L (9, PH) OBP: 0.211, SLG: 0.176		F FF 91 B FF 92 B SL 86 F FS 86 F FF 93 B SL 86 F FS 86 S SL 84 3-3 ③ K		L SL 83 B FS 85 T FF 91 C FF 94 1-3 ③ K			B CH 82 S CU 82 C FF 90 F CU 78 X FF 92 1-2 ① F9		C SI 93 B CH 81 B CH 84 X CH 83 2-1 2B	3 1	0 0	0 1	0 0	0 0	2 0	1 0
3 Maicer Izturis, S (1, 5) OBP: 0.222, SLG: 0.389			B FS 89 C SI 90 B CU 79 B CU 79 X FF 91 3-1 ① G1-3		C FS 88 B SL 84 X FS 90 1-1 ① G1-3		B FF 91 X FF 91 1-0 ② G6-3		X SI 93 0-0 ② F8	4	0	0	0	0	0	1
1 Emilio Bonifácio, S (1, 4) OBP: 0.231, SLG: 0.385			B FF 90 X FS 85 1-0 7 1B 3B		C FS 87 B FF 91 B SL 84 S FF 91 C SI 93 2-3 ② K		B SI 91 C CU 76 X FF 91 1-1 ③ G6-3		S SI 91 S SI 93 X SI 94 0-2 ③ G5-3	4	1	1	0	0	1	1
Inning Stats	R: 0 E: 0 K: 1 S: 12 H: 1 LOB: 1 BB: 0 P: 16	R: 0 E: 0 K: 2 S: 10 H: 0 LOB: 0 BB: 0 P: 16	R: 1 E: 0 K: 0 S: 9 H: 2 LOB: 1 BB: 0 P: 14	R: 0 E: 0 K: 2 S: 12 H: 0 LOB: 1 BB: 1 P: 23	R: 1 E: 0 K: 1 S: 13 H: 2 LOB: 1 BB: 0 P: 21	R: 0 E: 0 K: 2 S: 9 H: 0 LOB: 0 BB: 0 P: 14	R: 0 E: 0 K: 0 S: 7 H: 0 LOB: 0 BB: 0 P: 10	R: 0 E: 0 K: 0 S: 8 H: 1 LOB: 1 BB: 0 P: 12	R: 1 E: 0 K: 1 S: 13 H: 2 LOB: 1 BB: 0 P: 20	1B: 5 2B: 1 3B: 1 HR: 1 SF: 0 SAC: 0 DP: 0 HBP: 0						

PITCHER		IP	WLS	BF	H	R	ER	SO	BB	IBB	HBP	BLK	WP	HR	S	P	ERA	WHIP
19 Aníbal Sánchez, R ERA: 1.5	(1, 1)	7.0	W	27	5	2	2	8	1	0	0	0	0	0	72	114	2.57	0.857
33 Drew Smyly, L ERA: 3.0	(8, 1)	0.2	H	3	1	0	0	0	0	0	0	0	0	0	5	7	0.00	1.500
62 Al Alburquerque, R ERA:	(8, 1)	0.1	H	1	0	0	0	0	0	0	0	0	0	0	3	5	0.00	0.000
53 Joaquín Benoit, R ERA: 4.15	(9, 1)	1.0		5	2	1	1	1	0	0	0	0	0	1	13	20	9.00	2.000

PITCHER	IP	WLS	BF	H	R	ER	SO	BB	IBB	HBP	BLK	WP	HR	S	P	ERA	WHIP

TOP

Toronto Blue Jays @ Detroit Tigers

Comerica Park, Detroit, MI

Tue Apr 09 2013, 1:11 PM - 4:05 PM EDT

Att. 28,979 - Cloudy - 48 F

livebaseballscorecards.com

AB	35
R	3
H	8
RBI	3
BB	1
SO	9
LOB	10

WP: 0	PA: 36					
PB: 0						
SB: 1						
CS: 0						

BOTTOM

Toronto Blue Jays @ Detroit Tigers

Comerica Park, Detroit, MI

Tue Apr 09 2013, 1:11 PM - 4:05 PM EDT

Att. 28,979 - Cloudy - 48 F

Batter	1	2	3	4	5	6	7	8	9	AB	R	H	RBI	BB	SO	LOB
14 Austin Jackson, R (1, 8) OBP: 0.441, SLG: 0.379	X FF 90 0-0 ① F7	B SL 90 F SL 89 C SL 87 B FF 95 F SL 86 D SL 88 F SL 89 X SL 88 3-2 ③ F9		C FF 94 B FF 93 X FF 94 1-1 48 1B, 24 HR 1B		B SI 93 X FF 94 1-0 ② F9		B SL 74 B SI 86 B FF 84 C FF 86 F FF 84 X FF 86 3-2 E5, 24 1B		5	2	1	0	0	0	1
48 Torii Hunter, R (1, 9) OBP: 0.424, SLG: 0.515	B FF 89 C SL 88 B SL 87 F FF 94 X FF 93 2-2 ② G6-3		X SL 89 0-0 24 1B 2B	C FF 93 F FF 94 X SL 86 0-2 1-2 24 HR 1B		C SL 85 C FF 93 B SL 85 B SL 85 X FF 94 2-2 1B		X FF 87 0-0 ① G5-3		5	1	3	0	0	0	1
24 Miguel Cabrera, R (1, 5) OBP: 0.469, SLG: 0.536	B FF 91 X FF 91 1-0 28 2B 1B		F FF 94 F FF 93 X FF 94 0-2 ① 13 BB, 12 BB 2-H 1B	D SL 89 B SL 90 F SL 90 B FF 93 X SL 90 3-1 1-H 2-H HR		F FF 93 X SL 84 0-2 ③ P4		B FF 86 F FF 85 F FF 85 X FF 86 1-2 28 1B, 18 2B 3-H 1B		5	3	4	4	0	0	1
28 Prince Fielder, L (1, 3) OBP: 0.367, SLG: 0.615	C FF 92 B SL 88 X FS 84 1-1 1-H 2B		C SL 88 B FF 94 B FF 94 X FS 85 2-1 ② F8	F FF 90 B FC 88 C CU 80 B FF 91 B CU 80 F FF 89 D CU 81 4-2 BB			B CU 78 C FF 93 B CU 79 B SL 85 F FF 94 B CU 79 4-2 13 1B, 12 1B BB	B SL 76 C FF 86 S SL 75 B FF 86 D SL 76 X SL 74 3-2 18 2B 1-2 1B		3	0	2	1	2	0	1
12 Andy Dirks, L (1, 10) OBP: 0.333, SLG: 0.188 18 Matt Tuiasosopo, R (8, PH) OBP: 0.667, SLG: 0.800 (9, 10)	C FF 94 C FF 94 F SL 87 F SL 88 B FF 95 F FS 84 X FF 96 1-2 ③ F7		B FS 86 1 SAFE B SI 93 F SL 90 B FS 83 B SL 89 4-1 13 BB 1-2 BB	X CU 81 0-0 ③ G4-3			B FF 92 C FF 92 C FF 93 F FF 93 X SL 84 1-2 13 1B 1B	B SL 75 X CH 73 1-0 1-3 2-H 2B		3 1	0 0	1 1	0 1	1 0	0 0	2 0
13 Alex Avila, L (1, 2) OBP: 0.292, SLG: 0.500		X FF 90 0-0 HR	F FF 94 C FS 84 D SL 88 D FS 86 D SL 88 B FS 85 4-2 1-2 2-3 BB		S FC 87 B FC 89 X FF 91 1-1 ① F8		B FF 94 B FF 93 X FF 93 2-0 1-2 2-3 1B	X CH 75 0-0 ② F7		4	1	2	1	1	0	2
27 Jhonny Peralta, R (1, 6) OBP: 0.231, SLG: 0.240		X FF 91 0-0 ① G6-3	C SL 90 F FF 95 X FF 96 0-2 ③ G4-3		B SI 90 B FF 92 X SI 91 2-0 ② F8		S SL 84 X SL 84 0-1 ① F4	B SL 78 F SL 75 B SI 89 S CH 74 S SL 78 2-3 ③ K		5	0	0	0	0	1	8
32 Don Kelly, L (1, 7) OBP: 0.167, SLG: 0.167		B FF 93 B FS 82 C FF 93 F FF 93 F FF 94 X FF 92 2-2 ② G4-3		B FF 92 C SL 88 B FF 92 C FF 92 X FF 92 2-2 ① P6	C CU 81 X CU 81 0-1 ③ G6-3		D CU 83 B FF 94 X FF 94 2-0 ② L8			4	0	0	0	0	0	3
4 Omar Infante, R (1, 4) OBP: 0.391, SLG: 0.364		B FF 94 B FF 91 C FF 94 B FF 95 X FF 94 3-1 1B		B SL 88 C FF 92 C FF 93 F FF 95 B SL 87 X FF 92 2-2 ② F7		X FF 93 0-0 ① F8	C SL 86 D CU 81 X SL 85 1-1 ③ G3			4	0	1	0	0	0	3
Inning Stats	R: 1 E: 0 K: 0 S: 13 H: 2 LOB: 1 BB: 0 P: 18	R: 1 E: 0 K: 0 S: 13 H: 2 LOB: 1 BB: 0 P: 21	R: 0 E: 0 K: 0 S: 12 H: 2 LOB: 3 BB: 2 P: 22	R: 3 E: 0 K: 0 S: 18 H: 3 LOB: 1 BB: 1 P: 30	R: 0 E: 0 K: 0 S: 5 H: 0 LOB: 0 BB: 0 P: 8	R: 0 E: 0 K: 0 S: 8 H: 1 LOB: 1 BB: 0 P: 11	R: 0 E: 0 K: 0 S: 12 H: 2 LOB: 3 BB: 1 P: 22	R: 2 E: 1 K: 1 S: 15 H: 3 LOB: 2 BB: 0 P: 25		1B: 10 2B: 3 3B: 0 HR: 2 SF: 0 SAC: 0 DP: 0 HBP: 0						WP: 0 PB: 0 SB: 0 CS: 0 PA: 43	

livebaseballscorecards.com

AB	39
R	7
H	15
RBI	7
BB	4
SO	1
LOB	22

PITCHER		IP	WLS	BF	H	R	ER	SO	BB	IBB	HBP	BLK	WP	HR	S	P	ERA	WHIP
23 Brandon Morrow, R ERA: 5.59	(1, 1)	3.2	L	21	9	5	5	0	2	0	0	0	0	2	52	83	12.27	3.000
27 Brett Cecil, L ERA:	(4, 1)	1.1		5	0	0	0	0	1	0	0	0	0	0	9	16	0.00	0.750
32 Esmil Rogers, R ERA: 2.25	(6, 1)	2.0		10	3	0	0	0	1	0	0	0	0	0	20	33	0.00	2.000
38 Darren Oliver, L ERA: 7.71	(8, 1)	0.1		4	2	2	1	0	0	0	0	0	0	0	10	17	27.00	6.000
35 Edgar Gonzalez, R ERA:	(8, 1)	0.2		3	1	0	0	1	0	0	0	0	0	0	5	8	0.00	1.500

PITCHER	IP	WLS	BF	H	R	ER	SO	BB	IBB	HBP	BLK	WP	HR	S	P	ERA	WHIP

TOP

Toronto Blue Jays @ Detroit Tigers

Comerica Park, Detroit, MI

Wed Apr 10 2013, 3:40 PM - 7:14 PM EDT

Att. 29,631 - Drizzle - 42 F

livebaseballscorecards.com

Batter	1	2	3	4	5	6	7	8	9	AB	R	H	RBI	BB	SO	LOB
7 José Reyes, S (1, 6) OBP: 0.472, SLG: 0.563	B FF 92 C SI 93 F SI 93 B CU 80 F FF 92 B CU 80 X SI 92 3-2 ① G3		B FF 90 T CH 83 F CU 80 B SI 91 F FF 90 F CU 79 S CH 83 2-3 ③ K		X CH 82 0-0 ③ G6-3		B CH 83 C SI 87 F FC 83 B SI 89 F FC 84 B SI 91 X FC 86 3-2 ① L5	B FF 89 F FF 88 F FF 89 B FF 91 B CU 75 X FF 87 3-2 19 S 53 BB 1B		5	0	1	0	0	1	1
53 Melky Cabrera, S (1, 7) OBP: 0.361, SLG: 0.344	B FF 92 S FF 92 C CU 79 B SI 92 X CU 80 2-2 ② G5-3			F SI 90 C SI 90 B CU 78 B SI 90 F CU 79 X SI 90 2-2 ① G1		B FF 89 F CH 80 F FF 89 B SI 90 B CU 78 X SI 88 3-2 19 1B 10 2B 1B	X CH 84 0-0 10 BB 19 WP 16 BB 1B	B FF 90 F CU 77 B FF 88 1 SAFE B FF 88 F FC 89 B FF 87 4-2 19 S 1-2 BB		4	2	2	0	1	0	0
19 José Bautista, R (1, 9) OBP: 0.304, SLG: 0.500	B FF 92 C SI 91 C SI 93 F FF 93 B CU 80 X CH 84 2-2 ③ F7			C CU 79 X SI 91 0-1 ② G1-3		X SI 89 0-0 10 2B 16 2B 1-2 1B	C FF 95 B FF 95 B SI 96 C FF 95 D FF 95 D FF 96 4-2 16 BB 9 2B 10 BB 1-2 BB	C FF 90 F FC 89 F FF 92 S SL 81 0-3 ② K 1-2 2-3		4	2	1	0	1	1	2
10 Edwin Encarnación, R (1, 10) OBP: 0.250, SLG: 0.290		C SI 92 B CU 78 X CU 78 1-1 ① G5-3		B SI 90 B SI 89 X SI 89 2-0 2B		B SI 90 X CU 78 1-0 16 2B 1-3 2-H 2B	C FF 96 B FF 96 F FF 96 F FF 96 D SL 87 B FF 96 B FF 95 4-2 16 BB 9 2B 1-2 2-3 BB	C SL 79 B FF 91 F FF 90 C FF 91 1-3 ③ K		4	2	2	1	1	1	2
26 Adam Lind, L (1, 3) OBP: 0.190, SLG: 0.158 16 Mark DeRosa, R (6, PH) OBP: 0.333, SLG: 0.462 (6, 3)		C SI 92 B SI 91 S SI 93 B SI 92 F CH 83 F CU 80 B SI 93 X SI 92 3-2 ② F7		C CU 78 B CU 79 F SI 90 B SI 91 X CH 82 2-2 ③ F8		C SI 88 X CH 83 0-1 9 F8 2H 3H 2B	C FF 96 B FF 96 S FF 96 B FF 96 B FF 95 B FF 96 4-2 9 2B 1-2 2-3 3-H BB		C SI 90 C SL 77 X SL 77 0-2 ① P6	2 2	0 1	0 1	0 3	0 1	0 0	1 0
9 J.P. Arencibia, R (1, 2) OBP: 0.333, SLG: 0.719		B CU 76 X SI 92 1-0 1B			B FF 88 C SI 88 B CU 79 S CH 82 B SI 90 F SI 90 X CH 82 3-2 ① P2	C SI 89 F FC 82 D FC 82 F CH 84 B SI 89 X FC 82 2-2 ① F8 2-3	F FF 88 X FF 89 0-1 1-H 2-H 3-H 2B		S CH 82 B SI 91 F CH 82 C FF 92 1-3 ② K	5	0	2	3	0	1	1
28 Colby Rasmus, L (1, 8) OBP: 0.276, SLG: 0.577		X CH 83 0-0 ③ G1-3			C CU 79 B CH 82 X SI 91 1-1 3 G1-4-3 1 2B 1B	B CU 74 C FC 83 S FC 85 F SI 90 F FC 84 D SI 91 S CU 75 2-3 ② K	B FF 90 S FF 91 F FF 88 C CU 76 1-3 ② K		C SL 79 S SL 79 S FF 92 0-3 ③ K	5	1	1	0	0	3	3
3 Maicer Izturis, S (1, 5) OBP: 0.273, SLG: 0.381			B SI 90 T SI 90 B SI 90 B FF 91 C SI 91 F SI 91 X SI 91 3-2 1 G6-3 1B		C SI 90 B CH 81 1 SAFE 1 SAFE X CU 78 1-1 ② G1-4-3 1-2	B SI 89 D CH 85 B SI 88 B SI 88 4-0 BB	B FF 89 C FF 91 X CU 76 1-1 ③ G6-3			3	0	1	0	1	0	2
1 Emilio Bonifácio, S (1, 4) OBP: 0.233, SLG: 0.400			C CH 82 B SI 91 C SI 90 B CU 80 X SI 91 2-2 ① ② G6-3 1-2f		D CH 82 X FF 90 1-0 2-H 2B	L CH 83 F SI 88 S FC 83 0-3 ③ K		C FF 89 X CU 75 0-1 ① G1-3		4	0	1	1	0	1	3
Inning Stats	R: 0 E: 0 K: 0 S: 11 H: 0 LOB: 0 BB: 0 P: 18	R: 0 E: 0 K: 0 S: 9 H: 1 LOB: 1 BB: 0 P: 14	R: 0 E: 0 K: 1 S: 12 H: 1 LOB: 0 BB: 0 P: 19	R: 0 E: 0 K: 0 S: 10 H: 1 LOB: 1 BB: 0 P: 16	R: 1 E: 0 K: 0 S: 10 H: 2 LOB: 1 BB: 0 P: 16	R: 3 E: 0 K: 2 S: 19 H: 4 LOB: 2 BB: 1 P: 31	R: 4 E: 0 K: 1 S: 19 H: 2 LOB: 1 BB: 3 P: 36	R: 0 E: 0 K: 2 S: 14 H: 1 LOB: 2 BB: 1 P: 22	R: 0 E: 0 K: 2 S: 9 H: 0 LOB: 0 BB: 0 P: 10	1B: 7 2B: 5 3B: 0 HR: 0 SF: 0 SAC: 0 DP: 1 HBP: 0						

AB	38
R	8
H	12
RBI	8
BB	5
SO	8
LOB	15

WP: 1 PA: 43
PB: 0
SB: 2
CS: 0

PITCHER		IP	WLS	BF	H	R	ER	SO	BB	IBB	HBP	BLK	WP	HR	S	P	ERA	WHIP
21 Rick Porcello, R ERA: 6.1	(1, 1)	5.0		22	8	4	4	1	0	0	0	0	0	0	57	92	7.20	1.600
38 Darin Downs, L ERA: 3.18	(6, 1)	1.1	H	7	2	1	1	2	1	0	0	0	0	0	19	30	6.75	2.250
60 Brayan Villarreal, R ERA: 54.0	(7, 1)	0.0	L	3	0	0	0	0	3	0	0	0	1	0	7	19	∞	∞
20 Octavio Dotel, R ERA: 5.4	(7, 1)	1.2	B	8	2	3	3	3	1	0	0	0	0	0	21	31	16.20	1.800
40 Phil Coke, L ERA: 10.13	(9, 1)	1.0		3	0	0	0	2	0	0	0	0	0	0	9	10	0.00	0.000

PITCHER		IP	WLS	BF	H	R	ER	SO	BB	IBB	HBP	BLK	WP	HR	S	P	ERA	WHIP

Batter	1	2	3	4	5	6	7	8	9	AB	R	H	RBI	BB	SO	LOB
14 Austin Jackson, R (1, 8) OBP: 0.436, SLG: 0.382	B SI 82 B SI 81 X SI 83 2-0 24 1B 28 FC6-4 1B	B SI 83 X SI 84 1-0 ③ F9			B CH 81 C FF 81 1 SAFE F SI 81 D CU 70 X CH 77 2-2 ① G2-3 1-2	B SI 89 C SI 89 F SI 90 B SI 91 F SI 90 X SI 92 2-2 28 1B 1B		B SI 86 X FF 85 1-0 ① G1-3		5	1	2	0	0	0	2
48 Torii Hunter, R (1, 9) OBP: 0.395, SLG: 0.474	C FF 83 S CH 77 B FF 84 F FF 81 B FF 84 F CH 78 C FF 84 2-3 ① K		B SI 82 X CH 81 1-0 ① P4		B CH 76 X SI 82 1-0 24 2B 41 BB 2-H 1B	B SI 90 1 SAFE X SI 90 1-0 ① F8		C SL 74 B FF 85 L SL 74 X FF 87 1-2 ② F8		5	1	1	1	0	1	2
24 Miguel Cabrera, R (1, 5) OBP: 0.459, SLG: 0.545	B SI 83 B CU 71 S CH 78 F CH 78 B SI 84 X CH 79 3-2 28 FC6-4 1-3 1B		C CH 77 C SI 84 B FF 85 B SI 83 X CH 78 2-2 ② L7		F FF 82 F CH 75 B CH 74 X FF 82 1-2 41 BB 12 BB 1-3 2B	B SI 89 F SI 92 B SL 77 F SI 92 B SL 78 X SI 92 3-2 ② L8		C FF 85 C FF 85 B FF 86 X FF 85 1-2 ③ G5-3		5	1	2	0	0	0	1
28 Prince Fielder, L (1, 3) OBP: 0.400, SLG: 0.586	B FF 85 F FF 85 B FC 81 F FF 84 D CH 78 X CU 72 3-2 ② FC6-4 1-2f 3-H		B FF 83 B SI 83 B FC 78 C FF 83 B FF 84 4-1 BB		I IN 72 I IN 73 I IN 71 I IN 72 4-0 12 BB 41 BB 27 1B IBB	B SI 91 B SL 78 B SI 90 C SI 90 X SI 91 3-1 1-2 1B			C FF 88 B FF 89 C FF 89 C FC 88 1-3 ① K	3	1	1	1	2	1	1
41 Victor Martinez, S (1, 10) OBP: 0.233, SLG: 0.120	B SI 83 C FF 84 B CH 78 B FF 84 X SI 84 3-1 ③ G1-3		B SI 82 C CH 78 F SI 83 B FF 84 F CH 77 B FF 83 X CH 79 3-2 ③ F8		C CH 84 B CH 86 B CH 87 B FF 96 B CH 86 4-1 27 1B 12 BB 1-2 2-3 3-H BB	B SI 90 B SI 91 B SI 91 F SI 90 C SI 91 F SI 92 X SI 92 3-2 ③ F7			B FF 88 C FF 88 C FF 89 C FF 89 1-3 ② K	4	0	0	1	1	1	4
18 Matt Tuiasosopo, R (1, 7) OBP: 0.500, SLG: 0.571 12 Andy Dirks, L (5, PH) OBP: 0.333, SLG: 0.167 (6, 7)		B SI 81 X SI 82 1-0 E4 13 27 1B G1-4-6-3 4 1B		B CH 80 C CH 81 C SI 81 B CH 77 X CH 77 2-2 ① F7	B FF 94 D CH 87 B FF 93 B FF 92 4-0 27 1B 1-2 2-3 3-H BB		B FC 88 X CU 78 1-0 ① G3		B FF 88 C FF 87 X FF 89 1-1 ③ L5	2 2	1 0	0 0	0 1	0 1	0 0	0 0
27 Jhonny Peralta, R (1, 6) OBP: 0.300, SLG: 0.310		C CH 77 B SI 82 F FC 78 B FF 84 X CU 71 2-2 13 G1-4-6-3 1-2 1B		C FF 82 B SI 81 F CH 80 S SI 83 1-3 ② K	C FF 92 X FF 93 0-1 1-2 2-3 3-H 1B		B CU 80 B SI 90 B FF 91 C SI 91 X SI 92 3-1 4 FC6-4 1B			4	0	3	1	0	1	0
13 Alex Avila, L (1, 2) OBP: 0.250, SLG: 0.423		C FF 84 S FF 84 X FF 85 0-2 ①② G1-4-6-3 1-2f 2-3		C CU 69 S FF 82 B CU 70 F FF 82 B CH 77 X FC 82 2-2 ③ G4-3	S CH 86 B FF 93 B CH 86 B FF 93 S FF 93 S FF 94 3-3 ② K		D CU 81 B FC 89 C SI 91 D CU 81 X SI 91 3-1 ② F9			4	0	0	0	0	1	6
4 Omar Infante, R (1, 4) OBP: 0.407, SLG: 0.385		C SI 83 B SI 84 X FF 81 1-1 3-H 1B			B FF 81 3-1 D CH 80 C CH 81 D CH 80 C FF 81 14 G2-3 48 1B 1B C FF 94 X FF 94 0-1 ③ P2		B SI 90 B FF 91 F SI 91 X SI 91 2-1 ③ FC6-4 1-2f			4	1	2	1	0	0	4
Inning Stats	R: 1 E: 0 K: 1 S: 14 H: 2 LOB: 1 BB: 0 P: 27	R: 1 E: 1 K: 0 S: 10 H: 2 LOB: 1 BB: 0 P: 15	R: 0 E: 0 K: 0 S: 9 H: 0 LOB: 1 BB: 1 P: 19	R: 0 E: 0 K: 1 S: 10 H: 0 LOB: 0 BB: 0 P: 15	R: 4 E: 0 K: 1 S: 17 H: 4 LOB: 3 BB: 3 P: 39	R: 0 E: 0 K: 0 S: 14 H: 2 LOB: 2 BB: 0 P: 26	R: 0 E: 0 K: 0 S: 7 H: 1 LOB: 1 BB: 0 P: 16	R: 0 E: 0 K: 0 S: 7 H: 0 LOB: 0 BB: 0 P: 10	R: 0 E: 0 K: 2 S: 8 H: 0 LOB: 0 BB: 0 P: 11	1B: 10 2B: 1 3B: 0 HR: 0 SF: 0 SAC: 0 DP: 1 HBP: 0						

PITCHER		IP	WLS	BF	H	R	ER	SO	BB	IBB	HBP	BLK	WP	HR	S	P	ERA	WHIP
56 Mark Buehrle, L ERA: 10.24	(1, 1)	4.1		22	7	6	5	2	1	1	0	0	0	0	52	96	10.38	1.846
50 Steve Delabar, R ERA:	(5, 1)	0.2		5	1	0	0	1	2	0	0	0	0	0	8	19	0.00	4.500
62 Aaron Loup, L ERA: 2.25	(6, 1)	1.0	W	5	2	0	0	0	0	0	0	0	0	0	14	26	0.00	2.000
27 Brett Cecil, L ERA:	(7, 1)	1.0	H	4	1	0	0	0	0	0	0	0	0	0	7	16	0.00	1.000
38 Darren Oliver, L ERA: 5.4	(8, 1)	1.0	H	3	0	0	0	0	0	0	0	0	0	0	7	10	0.00	0.000

PITCHER		IP	WLS	BF	H	R	ER	SO	BB	IBB	HBP	BLK	WP	HR	S	P	ERA	WHIP
44 Casey Janssen, R ERA:	(9, 1)	1.0	S	3	0	0	0	2	0	0	0	0	0	0	8	11	0.00	0.000

BOTTOM

Toronto Blue Jays @ Detroit Tigers

Comerica Park, Detroit, MI

Wed Apr 10 2013, 3:40 PM - 7:14 PM EDT

Att. 29,631 - Drizzle - 42 F

livebaseballscorecards.com

AB	38
R	6
H	11
RBI	6
BB	4
SO	5
LOB	20

Batter	1	2	3	4	5	6	7	8	9	AB	R	H	RBI	BB	SO	LOB
7 José Reyes, S (1, 6) OBP: 0.487, SLG: 0.559 1 Emilio Bonifácio, S (6, 4) OBP: 0.219, SLG: 0.375	B SI 86 X SI 88 1-0 G6-3		B CH 84 C SI 84 F SI 85 B FF 86 B SI 85 B SI 87 4-2 19 FC6-5 53 1B BB		C CH 83 B FF 84 X FC 84 1-1 53 G6-3 1B		B CU 72 F SI 85 X CU 71 1-1 P5		S SL 84 B FF 92 C SL 85 S SL 85 1-3 K	2 2	0 0	1 0	0 0	1 0	0 1	0 2
53 Melky Cabrera, S (1, 7) OBP: 0.375, SLG: 0.361	X SI 87 0-0 L7		C SI 85 B CH 79 B CH 81 1 SAFE B SI 87 X SI 85 3-1 19 FC6-5 10 1B 1-2 1B		B CH 83 F SI 85 D CU 72 S CH 78 X SI 86 2-2 G6-3 1-2			B CU 69 B SI 85 B SI 84 C CH 83 F CH 83 X SI 87 3-2 1B		4	0	2	0	0	0	1
19 José Bautista, R (1, 10) OBP: 0.308, SLG: 0.522 26 Adam Lind, L (8, PH) OBP: 0.182, SLG: 0.150 (8, 10)	B SI 89 C CU 73 X SI 88 1-1 2B		C SI 86 S SI 87 X SI 88 0-2 FC6-5 10 1B 1-2 2-3f		D CH 78 F SI 85 D CU 72 X SI 88 2-1 G5-3			C SI 86 S CU 72 D CU 71 F FF 87 B CH 76 B CH 78 X SI 85 3-2 F7		3 1	0 0	1 0	0 0	0 0	0 0	3 1
10 Edwin Encarnación, R (1, 3) OBP: 0.250, SLG: 0.286	X SI 87 0-0 F7		X SI 86 0-0 1-2 2-H 1B		C CH 79 B CH 78 C SI 85 D CU 72 X CU 72 2-2 P5			F SI 87 D CH 77 F FC 83 F CU 72 C FF 86 1-3 K		4	0	1	0	0	1	3
9 J.P. Arencibia, R (1, 2) OBP: 0.297, SLG: 0.639		X SI 85 0-0 P2	C CU 72 C CU 72 B FC 84 S SI 87 1-3 K			C SI 84 C CU 71 F CH 76 C CU 72 0-3 K		F SI 86 T SI 85 F SI 87 F CH 78 X FF 88 0-2 F9		4	0	0	0	0	2	3
11 Rajai Davis, R (1, 9) OBP: 0.263, SLG: 0.278		C SI 85 H SI 85 1-1 28 1B 28 S 16 SF9 HBP		C SI 84 B CU 72 F CH 78 X SI 87 1-2 28 G4-3 1B		F CH 76 C CU 71 B SI 86 S CU 72 1-3 K			C SI 91 S SL 84 B FF 92 X SL 84 1-2 L7	3	1	1	0	0	1	0
28 Colby Rasmus, L (1, 8) OBP: 0.303, SLG: 0.567		B SI 85 C SI 85 X CH 79 1-1 3 FC4-6 1-3 1B		1 SAFE X CH 79 0-0 G4-3 1-2		B CH 79 X SI 86 1-0 F8			C SL 83 X SI 93 0-1 22 BB 1B	4	0	2	0	0	0	1
16 Mark DeRosa, R (1, 5) OBP: 0.333, SLG: 0.467 22 Henry Blanco, R (9, PH) OBP: 0.400, SLG: 0.250		B SI 85 C SI 86 C SI 87 X SI 86 1-2 SF9 3-H		2 SAFE D SI 88 C CU 72 C CU 71 S CH 80 1-3 K			B CH 84 X SI 85 1-0 3 G6-4-3 1B		B SI 92 B FF 92 B SI 93 C SI 92 B FF 92 4-1 1-2 BB	2 0	0 0	1 0	1 0	0 1	1 0	1 0
3 Maicer Izturis, S (1, 4) OBP: 0.231, SLG: 0.320 (6, 6)		F SI 86 1 SAFE C SI 87 X CH 78 0-2 FC4-6 1-2f		C SI 87 X CU 72 0-1 G4-3			B SI 85 X SI 85 1-0 G6-4-3 1-2f		C SI 91 F SL 84 F FF 92 F SI 93 D SL 86 F SL 85 X SL 86 1-2 F7	4	0	0	0	0	0	5
Inning Stats	R: 0 E: 0 K: 0 S: 5 H: 1 LOB: 1 BB: 0 P: 7	R: 1 E: 0 K: 0 S: 10 H: 1 LOB: 1 BB: 0 P: 13	R: 0 E: 0 K: 1 S: 11 H: 2 LOB: 2 BB: 1 P: 19	R: 0 E: 0 K: 1 S: 9 H: 1 LOB: 1 BB: 0 P: 11	R: 0 E: 0 K: 0 S: 10 H: 1 LOB: 1 BB: 0 P: 17	R: 0 E: 0 K: 2 S: 8 H: 0 LOB: 0 BB: 0 P: 10	R: 0 E: 0 K: 0 S: 4 H: 1 LOB: 0 BB: 0 P: 7	R: 0 E: 0 K: 1 S: 16 H: 1 LOB: 1 BB: 0 P: 23	R: 0 E: 0 K: 1 S: 15 H: 1 LOB: 2 BB: 1 P: 22	1B: 8 2B: 1 3B: 0 HR: 0 SF: 1 SAC: 0 DP: 1 HBP: 1						

PITCHER	IP	WLS	BF	H	R	ER	SO	BB	IBB	HBP	BLK	WP	HR	S	P	ERA	WHIP
58 Doug Fister, R (1, 1) ERA: 2.77	8.0	W	32	8	1	1	5	1	0	1	0	0	0	73	107	1.12	1.125
62 Al Alburquerque, R (9, 1) ERA:	1.0		5	1	0	0	1	1	0	0	0	0	0	15	22	0.00	2.000

PITCHER	IP	WLS	BF	H	R	ER	SO	BB	IBB	HBP	BLK	WP	HR	S	P	ERA	WHIP

TOP

Toronto Blue Jays @ Detroit Tigers

Comerica Park, Detroit, MI

Thu Apr 11 2013, 1:08 PM - 4:08 PM EDT

Att. 28,781 - Drizzle - 35 F

livebaseballscorecards.com

AB	33
R	1
H	9
RBI	1
BB	2
SO	6
LOB	20

Batter	1	2	3	4	5	6	7	8	9	AB	R	H	RBI	BB	SO	LOB
14 Austin Jackson, R (1, 8) OBP: 0.444, SLG: 0.400	C CH 90 F CH 89 B CH 90 X SI 91 1-2 G5-3 ①	F CH 88 F CH 89 F CH 89 X CU 74 0-2 48 1B 1B 2-H		B SL 74 X SL 73 1-0 41 BB 24 G5-3 1B	X SL 84 0-0 FC5-2 ① 48 1B 28 2B 1-2 2-3 3-Hf		C FF 90 T FF 92 B FF 92 F FF 92 X SL 81 1-2 24 F9 28 SF7 48 HBP 1B	F FF 91 F FF 92 B FF 91 S CH 84 1-3 K ③		6	3	3	1	0	1	5
48 Torii Hunter, R (1, 9) OBP: 0.419, SLG: 0.476 32 Don Kelly, L (7, PR) OBP: 0.167, SLG: 0.167 (8, 9)	C FF 92 B CH 89 X CH 89 1-1 F8 ②	D CH 81 B CH 88 X SI 90 2-0 24 3B 1B 2-H		B SI 85 F SL 73 F CH 71 X SL 75 1-2 P5 ①	C FF 93 B SI 93 T SI 92 X FF 94 1-2 28 2B 1B 1-3 2-H 3-H		C FF 92 B CH 85 H CH 83 2-1 HBP 1-2			4 0	2 0	2 0	3 0	0 0	0 0	1 0
24 Miguel Cabrera, R (1, 5) OBP: 0.452, SLG: 0.568 39 Ramon Santiago, S (9, 5) OBP: 0.125, SLG: 0.125	C SI 91 B FF 91 S SL 84 B CH 86 B SI 91 B SL 82 4-2 41 S 28 BB 41 1B BB	B CH 88 1 SAFE T CH 88 X CH 88 1-1 28 1B 3B 1-H		B SI 87 C SI 87 X CH 68 1-1 G5-3 ② 1-2	B SI 94 S SL 84 B SI 92 F FF 93 F CU 80 S SL 84 2-3 K ②		B FF 92 X FF 92 1-0 F9 ① 2-3			4 0	2 0	1 0	1 0	1 0	1 0	5 0
28 Prince Fielder, L (1, 3) OBP: 0.450, SLG: 0.645 18 Matt Tuiasosopo, R (9, 3) OBP: 0.500, SLG: 0.571	C CH 90 C FF 90 B CH 90 B SL 83 D CU 77 B CH 90 4-2 12 WP 41 1B BB 1-2	F CH 83 D SL 84 X CH 84 1-1 1B 3-H		B SI 89 B CH 75 C CH 73 B CH 75 C CH 71 B SL 75 4-2 41 BB BB	B CU 81 X CU 82 1-0 2B 1-H 3-H		F FF 94 X FF 93 0-1 SF7 ② 3-H			2 0	0 0	2 0	4 0	2 0	0 0	0 0
41 Victor Martinez, S (1, 10) OBP: 0.257, SLG: 0.138	B CH 89 C CH 90 F SI 90 D SL 82 B CH 89 X CH 90 3-2 12 WP 1B 1-2 2-H	B FC 82 X SI 84 1-0 F8 ②		B SI 89 C SI 88 F SI 89 B CH 76 F SI 90 B SI 89 B CH 76 4-2 BB 1-2 2-3	B FF 93 X FF 92 1-0 F8 ③		F FF 92 F FF 94 F FF 92 F FF 93 X SL 84 0-2 F8 ③			4	0	1	1	1	0	3
12 Andy Dirks, L (1, 7) OBP: 0.310, SLG: 0.136	F CH 89 F CH 89 B CH 88 B SL 84 S SL 84 2-3 K ③ 1-2 2-3	B SI 86 S CH 74 S SI 87 T SI 88 1-2 K ③		F CH 75 X CH 76 0-1 G4-3 ③		B FF 92 B FF 91 B FF 91 C SI 92 B SI 92 4-1 4 27 1B BB FC6-4-5-4		S FF 91 F FF 92 X FF 94 0-2 P6 ①		4	0	0	0	1	2	6
27 Jhonny Peralta, R (1, 6) OBP: 0.371, SLG: 0.364		S CH 89 B CH 87 F CH 89 B SL 82 X CH 90 2-2 13 1B 4 SF7 1B	B SI 83 C SI 86 B SI 87 F SL 75 B SI 87 X CH 72 3-2 P3 ①		C SI 85 F SI 88 B SI 88 B SL 73 B SL 74 B SL 75 4-2 4 1B 13 1B 14 FC5-2 BB	F SI 92 C SL 85 B SI 92 X SL 84 1-2 4 FC6-4-5-4 1B 1-2		B CH 83 B FF 92 F FF 92 S FF 92 X FF 93 2-2 4 1B 1B		4	1	3	0	1	0	0
13 Alex Avila, L (1, 2) OBP: 0.273, SLG: 0.419		B CH 89 D CH 89 C CH 88 C CH 89 F CH 90 B CH 84 X CH 90 3-2 4 SF7 14 1B 1B 1-3	B CH 74 B CH 71 C CH 70 S CH 72 B SI 87 X CH 73 3-2 G4-3 ②		B SI 84 B SI 82 X CH 80 2-0 14 FC5-2 4 1B 48 1B 1B 1-2	B SI 93 B SI 94 S FF 93 F FF 93 F FF 94 S CU 83 2-3 K ①		C FF 91 B FF 92 C CH 85 B CH 85 S FF 92 2-3 K ②		5	2	2	0	0	2	3
4 Omar Infante, R (1, 4) OBP: 0.406, SLG: 0.400		X CU 76 0-0 SF7 ① 1-2 3-H	C SL 74 X SL 77 0-1 F9 ③		B FF 94 X SL 84 1-0 14 FC5-2 48 1B 1B 1-2 2-3	C SI 93 X CU 79 0-1 FC6-4-5-4 ② ③ 1-2 2-3		C FF 92 B FF 92 F FF 92 X FF 92 1-2 1B		4	1	2	1	0	0	2
Inning Stats	R: 1 E: 0 K: 1 S: 15 H: 1 LOB: 2 BB: 2 P: 30	R: 5 E: 0 K: 1 S: 21 H: 6 LOB: 1 BB: 0 P: 32	R: 0 E: 0 K: 0 S: 8 H: 0 LOB: 0 BB: 0 P: 14	R: 0 E: 0 K: 0 S: 13 H: 1 LOB: 3 BB: 2 P: 24	R: 4 E: 0 K: 1 S: 14 H: 4 LOB: 1 BB: 1 P: 26	R: 0 E: 0 K: 1 S: 10 H: 1 LOB: 1 BB: 1 P: 17	R: 1 E: 0 K: 0 S: 13 H: 1 LOB: 1 BB: 0 P: 17	R: 0 E: 0 K: 2 S: 15 H: 2 LOB: 2 BB: 0 P: 21		1B: 14 2B: 1 3B: 1 HR: 0 SF: 2 SAC: 0 DP: 1 HBP: 1			WP: 1 PB: 0 SB: 1 CS: 0 PA: 46		

PITCHER		IP	WLS	BF	H	R	ER	SO	BB	IBB	HBP	BLK	WP	HR	S	P	ERA	WHIP
55 Josh Johnson, R ERA: 11.05	(1, 1)	1.1	L	13	7	6	6	1	2	0	0	0	1	0	32	56	40.50	6.750
35 Edgar Gonzalez, R ERA: 5.4	(2, 1)	2.2		13	2	2	2	1	3	0	0	0	0	0	28	53	6.75	1.875
32 Esmil Rogers, R ERA: 4.5	(5, 1)	2.0		10	4	2	2	2	1	0	0	0	0	0	21	34	9.00	2.500
50 Steve Delabar, R ERA: 1.5	(7, 1)	2.0		10	3	1	1	2	0	0	1	0	0	0	28	38	4.50	1.500

PITCHER	IP	WLS	BF	H	R	ER	SO	BB	IBB	HBP	BLK	WP	HR	S	P	ERA	WHIP

BOTTOM

Toronto Blue Jays @ Detroit Tigers

Comerica Park, Detroit, MI

Thu Apr 11 2013, 1:08 PM - 4:08 PM EDT

Att. 28,781 - Drizzle - 35 F

livebaseballscorecards.com

AB	37
R	11
H	16
RBI	11
BB	6
SO	6
LOB	25

Batter	1	2	3	4	5	6	7	8	9	AB	R	H	RBI	BB	SO	LOB
7 José Reyes, S (1, 6) OBP: 0.465, SLG: 0.526	C SI 90 B CH 85 X FF 92 1-1 ① P5	X SL 80 0-0 ① G5-3		B SI 90 X SI 90 1-0 ③ G6-3		F SI 94 B KC 76 B KC 76 X SI 95 2-1 53 WP 2-H 3-H 1B			S FF 95 X CU 82 0-1 ① F9	4	0	1	2	0	0	0
11 Rajai Davis, R (6, PR) OBP: 0.250, SLG: 0.263 (6, 9)										1	0	0	0	0	0	0
53 Melky Cabrera, S (1, 7) OBP: 0.378, SLG: 0.350	B SI 92 B SI 93 X SI 92 2-0 19 E 19 S 9 1B 1B	C CU 80 B SI 92 B CU 81 X SI 92 2-1 ② G6-3			B FF 88 X SL 79 1-0 ① G4-3	1 SAFE F SI 94 C KC 78 B SI 95 B SL 86 B KC 75 F FF 94 B SI 95 4-2 1-2 2-3 BB			B CU 79 B SI 95 F SI 96 X CU 82 2-1 ② G6-3	4	1	1	0	1	0	0
19 José Bautista, R (1, 9) OBP: 0.258, SLG: 0.429 (6, 5)	F SI 92 B SL 84 S SL 82 D SL 82 B SL 83 S SI 92 3-3 ② K 1-3	X SI 91 0-0 ③ L5			B CU 78 C CU 79 B FF 90 F SL 82 T SL 82 2-2 ② K	B KC 77 B SL 84 B FF 94 F FF 95 F FC 88 T FC 89 3-2 ③ K			F FF 96 F SI 96 S CU 84 0-3 ③ K	5	0	0	0	0	4	4
10 Edwin Encarnación, R (1, 3) OBP: 0.250, SLG: 0.263	S SL 81 B SI 92 F SI 92 F FF 93 D SL 85 D SL 83 B SI 93 4-2 9 1B 26 2B BB		B SI 89 C SI 90 X SI 91 1-1 E5 9 G1-3 26 SF9		B SI 89 F CU 78 B SI 92 F SI 91 X SL 83 2-2 P4		C SI 94 B FC 90 B KC 80 F SI 94 F FC 90 B FC 91 S FF 94 3-3 ① K			3	2	0	0	1	1	0
9 J.P. Arencibia, R (1, 2) OBP: 0.293, SLG: 0.600	B SL 81 X SI 91 1-0 26 2B 1-3 3-H 1B		F FF 91 F SL 82 D SL 82 2 SAFE F SL 82 X FF 92 1-2 ① G1-3 2-3			X FF 89 0-0 ① F8	C FF 95 S KC 80 B FC 90 S KC 80 1-3 ② K			4	0	1	1	0	1	1
26 Adam Lind, L (1, 10) OBP: 0.231, SLG: 0.227	F FF 92 S SL 82 B SI 92 X SL 83 1-2 1-3 3-H 2B		B SI 91 X SL 80 1-0 ② SF9 3-H			B SI 89 B CU 78 C SI 90 B SL 81 B SI 90 4-1 16 2B BB	F KC 79 X KC 80 0-1 ③ G1-3			2	0	1	2	1	0	0
16 Mark DeRosa, R (1, 5) OBP: 0.320, SLG: 0.474 (6, 4)	X SI 92 0-0 ③ G6-3		X SI 89 0-0 ③ G6-3			F SI 89 B SI 90 P PO 84 B SL 80 X SI 90 3-1 ② 28 WP 1-H 1 2B 2B		B FF 93 B SI 95 S SI 95 F FC 92 X SI 95 2-2 ① F9		4	1	1	0	0	0	2
28 Colby Rasmus, L (1, 8) OBP: 0.324, SLG: 0.576		F SI 89 B SI 91 B CH 83 B CH 83 X SI 92 3-1 1 E 2B		X SI 89 0-0 ① F9		D CU 80 C CU 80 B SL 82 B SL 80 B SL 82 4-1 1 2B 7 1B 2-3 BB		C KC 79 B FF 94 F KC 80 B FF 94 S SI 95 2-3 ② K		3	2	1	0	1	1	0
1 Emilio Bonifácio, S (1, 4) OBP: 0.250, SLG: 0.444 (6, 6)		L SI 91 L SL 80 X SL 81 0-2 E2 2-H 2B		C FF 90 X CH 84 0-1 ② G4-3		F SL 81 B SI 90 F SL 82 F SI 92 X SL 82 1-2 7 1B 1-3 3-H 2B		F SI 95 S KC 79 B FF 94 F KC 79 C FC 90 1-3 ③ K		4	2	2	2	0	1	0
Inning Stats	R: 2 E: 1 K: 1 S: 14 H: 3 LOB: 2 BB: 1 P: 26	R: 2 E: 1 K: 0 S: 9 H: 2 LOB: 0 BB: 0 P: 14	R: 1 E: 1 K: 0 S: 8 H: 0 LOB: 0 BB: 0 P: 11	R: 0 E: 0 K: 0 S: 4 H: 0 LOB: 0 BB: 0 P: 5	R: 0 E: 0 K: 1 S: 7 H: 0 LOB: 0 BB: 0 P: 12	R: 3 E: 0 K: 1 S: 18 H: 3 LOB: 3 BB: 3 P: 38	R: 0 E: 0 K: 2 S: 9 H: 0 LOB: 0 BB: 0 P: 13	R: 0 E: 0 K: 2 S: 10 H: 0 LOB: 0 BB: 0 P: 15	R: 0 E: 0 K: 1 S: 7 H: 0 LOB: 0 BB: 0 P: 9	1B: 3 2B: 5 3B: 0 HR: 0	SF: 1 SAC: 0 DP: 0 HBP: 0			WP: 2 PB: 0 SB: 2 CS: 0	PA: 39		

PITCHER		IP	WLS	BF	H	R	ER	SO	BB	IBB	HBP	BLK	WP	HR	S	P	ERA	WHIP
39 Luis Mendoza, R ERA: 6.17	(1, 1)	5.2	L	27	7	8	7	2	3	0	0	0	1	0	52	89	11.12	1.765
44 Luke Hochevar, R ERA: 2.08	(6, 1)	2.1		9	1	0	0	5	1	0	0	0	1	0	27	45	0.00	0.857
27 Juan Gutierrez, R ERA: 8.1	(9, 1)	1.0		3	0	0	0	1	0	0	0	0	0	0	7	9	0.00	0.000

PITCHER	IP	WLS	BF	H	R	ER	SO	BB	IBB	HBP	BLK	WP	HR	S	P	ERA	WHIP

TOP

Toronto Blue Jays @ Kansas City Royals

Kauffman Stadium, Kansas City, MO

Fri Apr 12 2013, 7:12 PM - 10:07 PM CDT

Att. 13,049 - Partly Cloudy - 52 F

livebaseballscorecards.com

AB	34
R	8
H	8
RBI	7
BB	4
SO	8
LOB	7

Batter	1	2	3	4	5	6	7	8	9	AB	R	H	RBI	BB	SO	LOB
4 Alex Gordon, L (1, 7) OBP: 0.395, SLG: 0.537	C FF 90 B FF 90 F FF 90 B CU 76 F SL 82 X FF 92 2-2 16 BB 13 1B 1B	C FF 89 C FF 90 F FF 90 F FF 89 B SL 86 B FF 91 X CH 84 2-2 ② G1-3			1 SAFE B FF 91 C FF 90 B FF 90 C FF 89 S FF 90 2-3 ① K 1-2		C SL 75 X SI 91 0-1 ② G4-3			4	1	1	0	0	1	1
2 Alcides Escobar, R (1, 6) OBP: 0.349, SLG: 0.475	C FF 92 F FF 92 F SL 83 X CH 83 0-2 ① F9	X FF 90 0-0 ③ P2			C SL 82 B FF 90 C FF 91 B FF 91 X SL 84 2-2 2-H 2B		C SI 91 F SI 90 B SI 92 X SI 91 1-2 ③ G1-3			4	0	1	1	0	0	1
16 Billy Butler, R (1, 10) OBP: 0.395, SLG: 0.484	B FF 90 B CH 84 C FF 91 C CH 84 F FF 92 1 SAFE B CH 84 F FF 91 B FF 91 4-2 13 1B 6 1B 1-2 BB		B FF 89 F FF 89 X CU 75 1-1 ① G5-3		B FF 91 B CH 84 B CH 84 F FF 90 B CH 84 4-1 BB			C SI 89 F SL 74 F SI 91 C SI 91 0-3 ① K		2	1	0	0	2	1	0
13 Salvador Perez, R (1, 2) OBP: 0.279, SLG: 0.333	B CH 83 C CH 83 B FF 91 X CH 83 2-1 8 BB 6 1B 1-3 2-H 1B		C FF 89 S SI 90 F FF 92 F CH 84 B FF 92 B FF 89 F CU 76 T FF 90 2-2 ② K		C CH 83 B FF 90 B FF 91 X SL 83 2-1 ② F7			B SI 91 X SI 91 1-0 ② G5-3		4	1	1	1	0	1	2
8 Mike Moustakas, L (1, 5) OBP: 0.263, SLG: 0.235	C FF 90 B FF 89 F FF 91 F SL 83 B FF 91 D CU 77 B SL 81 4-2 6 1B 1-2 BB		B CU 74 F FF 89 X FF 90 1-1 ③ P5		C SI 90 F FF 90 X FF 91 0-2 ③ P5			S SI 90 B SL 77 C SL 75 F SL 77 X SI 91 1-2 ③ P5		3	0	0	0	1	0	2
21 Jeff Francoeur, R (1, 9) OBP: 0.275, SLG: 0.410	F FF 91 S FF 92 B FF 91 B FF 92 F CH 84 B FF 93 S FF 93 3-3 ② K		C FF 89 S FF 88 X CH 83 0-2 ① G1-3		B FF 94 F FF 93 B FF 95 S FF 95 X SL 85 2-2 ① P6			C SI 89 S SI 89 X SI 91 0-2 ① G4-3		4	0	0	0	0	1	3
6 Lorenzo Cain, R (1, 8) OBP: 0.361, SLG: 0.355	X FF 92 0-0 1-2 2-H 3-H 1B		C FF 90 B CH 83 B CH 82 B FF 89 C FF 90 X FF 92 3-2 ② G3-1		B SL 85 C FF 94 B FF 95 C FF 94 S FF 93 2-3 ② K			C SI 90 X SI 90 0-1 ② G6-3		4	0	1	2	0	1	0
24 Miguel Tejada, R (1, 3) OBP: 0.333, SLG: 0.375	B FF 92 C FF 90 F FF 91 X CH 84 1-2 ③ G1-3		B SI 90 S FF 88 S FF 90 F FF 91 B SI 91 F FF 91 F FF 91 T FF 91 2-2 ③ K		F FF 93 F FF 94 B SL 82 X SL 84 1-2 ③ F7			B SI 91 C SI 89 S SI 90 B SL 76 F SI 91 X SI 92 2-2 ③ G3-1		4	0	0	0	0	1	2
23 Elliot Johnson, S (1, 4) OBP: 0.333, SLG: 0.333		C FF 89 F FF 90 B FF 91 B FF 90 B FF 90 X FF 90 3-2 ① G4-3			C FF 88 X FF 89 0-1 4 S 2 2B 1B		B SI 89 X SI 90 1-0 ① F7			3	1	1	0	0	0	0
Inning Stats	R: 3 H: 3 E: 0 LOB: 2 K: 1 BB: 2 S: 25 P: 41	R: 0 H: 0 E: 0 LOB: 0 K: 0 BB: 0 S: 9 P: 14	R: 0 H: 0 E: 0 LOB: 0 K: 1 BB: 0 S: 10 P: 14	R: 0 H: 0 E: 0 LOB: 0 K: 1 BB: 0 S: 12 P: 17	R: 1 H: 2 E: 0 LOB: 2 K: 1 BB: 1 S: 14 P: 24	R: 0 H: 0 E: 0 LOB: 0 K: 1 BB: 0 S: 9 P: 14	R: 0 H: 0 E: 0 LOB: 0 K: 0 BB: 0 S: 6 P: 8	R: 0 H: 0 E: 0 LOB: 0 K: 1 BB: 0 S: 9 P: 11	R: 0 H: 0 E: 0 LOB: 0 K: 0 BB: 0 S: 9 P: 11	1B: 4 SF: 0 2B: 1 SAC: 0 3B: 0 DP: 0 HR: 0 HBP: 0						

PITCHER		IP	WLS	BF	H	R	ER	SO	BB	IBB	HBP	BLK	WP	HR	S	P	ERA	WHIP
48 J.A. Happ, L ERA: 3.48	(1, 1)	5.0	W	23	5	4	4	4	3	0	0	0	0	0	70	110	7.20	1.600
21 Sergio Santos, R ERA: 2.45	(6, 1)	1.0		3	0	0	0	1	0	0	0	0	0	0	9	14	0.00	0.000
62 Aaron Loup, L ERA: 1.29	(7, 1)	3.0	S	9	0	0	0	1	0	0	0	0	0	0	24	30	0.00	0.000

PITCHER	IP	WLS	BF	H	R	ER	SO	BB	IBB	HBP	BLK	WP	HR	S	P	ERA	WHIP

BOTTOM

Toronto Blue Jays @ Kansas City Royals

Kauffman Stadium, Kansas City, MO

Fri Apr 12 2013, 7:12 PM - 10:07 PM CDT

Att. 13,049 - Partly Cloudy - 52 F

livebaseballscorecards.com

AB	32
R	4
H	5
RBI	4
BB	3
SO	6
LOB	11

TOP

Toronto Blue Jays @ Kansas City Royals

Kauffman Stadium, Kansas City, MO

Sat Apr 13 2013, 6:12 PM - 8:39 PM CDT

Att. 21,960 - Clear - 63 F

livebaseballscorecards.com

Batter	1	2	3	4	5	6	7	8	9	AB	R	H	RBI	BB	SO	LOB
1 Emilio Bonifácio, S (1, 9) OBP: 0.225, SLG: 0.400	C FF 93 X FC 91 0-1 ① G4-3		X FC 89 0-0 ③ G3			1 SAFE L FC 89 D CH 85 M CH 84 L FC 89 1-3 ① K		B FF 92 C FC 86 S CH 85 B CH 85 X CH 86 2-2 ③ P5		4	0	0	0	0	1	1
53 Melky Cabrera, S (1, 7) OBP: 0.347, SLG: 0.318	B FF 94 X FF 90 1-0 ② G6-3			B FF 91 X CH 84 1-0 ① G3		X KC 82 0-0 ② G4-3 1-2			C FC 86 F KC 80 B CH 86 X FF 91 1-2 ① G4-3	4	0	0	0	0	0	1
19 José Bautista, R (1, 5) OBP: 0.286, SLG: 0.516	B FC 91 B CH 87 C SI 94 S KC 81 S KC 82 2-3 ③ K			C FC 88 B KC 80 X KC 82 1-1 ② G6-3		C FF 92 D KC 81 B KC 82 X KC 81 2-1 2-H HR			B FF 90 B SI 92 B FC 88 B SI 92 4-0 10 G5-4-3 BB	3	1	1	2	1	1	0
10 Edwin Encarnación, R (1, 10) OBP: 0.229, SLG: 0.238		X SI 93 0-0 ① G6-3		B FF 91 B SI 91 C FF 88 F FF 92 X CH 86 2-2 ③ G5-3		F FF 91 B SI 91 F SI 92 B KC 80 F FC 88 B CH 84 C FC 87 3-3 ③ K			F FF 92 1 SAFE F FC 85 B FF 93 X FC 86 1-2 ② ③ G5-4-3 1-2f	4	0	0	0	0	1	1
26 Adam Lind, L (1, 3) OBP: 0.207, SLG: 0.200		B FF 94 B CH 86 F FF 93 F FC 90 S CH 86 2-3 ② K			B FC 87 X CH 85 1-0 ① F9		B KC 78 B FC 86 C SI 91 F FC 87 X KC 83 2-2 ① G4-3			3	0	0	0	0	1	0
28 Colby Rasmus, L (1, 8) OBP: 0.300, SLG: 0.528		C KC 78 B FC 90 C CH 86 C FF 93 1-3 ③ K			S KC 80 B KC 79 S CH 86 S CH 85 1-3 ② K		X FC 88 0-0 ② P5			3	0	0	0	0	2	0
3 Maicer Izturis, S (1, 4) OBP: 0.276, SLG: 0.370			B FF 93 X FF 93 1-0 22 G4-3 66 SF9 2B		C FF 92 B KC 80 B KC 81 B SI 92 B FF 93 4-1 BB		C FF 92 X CH 86 0-1 ③ G4-3			2	1	1	0	1	0	0
22 Henry Blanco, R (1, 2) OBP: 0.250, SLG: 0.143			F FF 93 B KC 81 B KC 81 C FC 89 B CH 87 F CH 86 X FF 94 3-2 ① G4-3 2-3		X FC 88 0-0 ③ G4-3			C FF 92 C FC 88 B CH 82 B FC 86 X FF 90 3-2 ① F9		3	0	0	0	0	0	2
66 Munenori Kawasaki, L (1, 6)			C KC 81 B CH 86 D KC 82 F FC 91 D CH 87 X CH 86 3-2 ② SF9 3-H			C FF 91 B FF 94 F FF 91 B FC 89 B FC 89 F FF 92 B CH 86 4-2 19 WP 19 HR 53 G4-3 BB		C FF 91 L SI 92 B FC 88 X FC 86 1-2 ② F8		1	1	0	1	1	0	0
Inning Stats	R: 0 E: 0 K: 1 S: 6 H: 0 LOB: 0 BB: 0 P: 9	R: 0 E: 0 K: 2 S: 7 H: 0 LOB: 0 BB: 0 P: 10	R: 1 E: 0 K: 0 S: 9 H: 1 LOB: 0 BB: 0 P: 16	R: 0 E: 0 K: 0 S: 6 H: 0 LOB: 0 BB: 0 P: 10	R: 0 E: 0 K: 1 S: 6 H: 0 LOB: 1 BB: 1 P: 12	R: 2 E: 0 K: 2 S: 13 H: 1 LOB: 0 BB: 1 P: 23	R: 0 E: 0 K: 0 S: 6 H: 0 LOB: 0 BB: 0 P: 8	R: 0 E: 0 K: 0 S: 9 H: 0 LOB: 0 BB: 0 P: 15	R: 0 E: 0 K: 0 S: 6 H: 0 LOB: 0 BB: 1 P: 12	1B: 0 2B: 1 3B: 0 HR: 1 SF: 1 SAC: 0 DP: 1 HBP: 0					WP: 1 PB: 0 SB: 0 CS: 0	PA: 31

	AB	27
	R	3
	H	2
	RBI	3
	BB	3
	SO	6
	LOB	5

PITCHER	IP	WLS	BF	H	R	ER	SO	BB	IBB	HBP	BLK	WP	HR	S	P	ERA	WHIP
33 James Shields, R (1, 1) ERA: 3.43	9.0	L	31	2	3	3	6	3	0	0	0	1	1	68	115	3.00	0.556

PITCHER	IP	WLS	BF	H	R	ER	SO	BB	IBB	HBP	BLK	WP	HR	S	P	ERA	WHIP

Batter	1	2	3	4	5	6	7	8	9	AB	R	H	RBI	BB	SO	LOB
4 Alex Gordon, L (1, 7) OBP: 0.396, SLG: 0.522	B FF 81 F KN 73 C KN 75 S KN 78 1-3 **K** ①		X KN 74 0-0 2 G6-4-3 1B		B KN 76 F KN 77 F KN 78 F KN 78 B KN 79 X KN 73 2-2 **G3** ② 2-3		C FF 86 S SL 76 1 SAFE B FF 87 S SL 76 1-3 **K** ②		B FF 89 B CU 71 S FF 89 X FF 89 2-1 1-H 1B	5	0	2	1	0	2	2
2 Alcides Escobar, R (1, 6) OBP: 0.313, SLG: 0.422	X KN 75 0-0 **F8** ②		B KN 73 1 SAFE S KN 74 S KN 75 B KN 76 B KN 75 1 SAFE X KN 76 3-2 **G6-4-3** ①② 1-2f		L KN 74 C KN 76 F KN 78 F EP 65 X KN 78 0-2 **G1-3** ③		B FF 86 X FF 88 1-0 **F8** ③		C FF 88 B FF 90 X SI 90 1-1 **F9** ③	5	0	0	0	0	0	4
16 Billy Butler, R (1, 3) OBP: 0.429, SLG: 0.469	B FF 82 C KN 74 B KN 78 B KN 76 C KN 75 B KN 77 4-2 13 2B BB		B KN 79 B KN 77 B KN 75 B FF 82 4-0 13 FC6-4 BB			B FF 82 C FF 82 B KN 75 B KN 74 C FF 82 X FF 82 3-2 **F8** ①		B FF 94 B FF 93 S FF 94 B FF 92 B FF 94 4-1 BB		1	0	0	0	3	0	0
13 Salvador Perez, R (1, 2) OBP: 0.298, SLG: 0.370	B KN 74 X KN 75 1-0 1-3 2B		B KN 76 C KN 74 X KN 76 1-1 **FC6-4** ③ 1-2f			C KN 74 B KN 78 B KN 78 B FF 82 C FF 81 X KN 74 3-2 6 PB 1B		C FF 94 B FF 94 S FF 95 D SL 86 F SL 85 F FF 94 F FF 93 F SL 86 S SL 83 2-3 **K** ①		4	0	2	0	0	1	2
6 Lorenzo Cain, R (1, 10) OBP: 0.325, SLG: 0.314	C KN 77 F KN 78 X KN 78 0-2 **L4** ③			C FF 82 B KN 78 F KN 76 B KN 78 B KN 75 X KN 74 3-2 **G6-3** ①		C KN 76 F KN 78 S KN 77 0-3 **K** ② 1-2		D SL 84 B FF 92 C SL 90 X FF 93 2-1 **F8** ②		4	0	0	0	0	1	4
8 Mike Moustakas, L (1, 5) OBP: 0.238, SLG: 0.211		F KN 74 F KN 78 B KN 79 S KN 78 1-3 **K** ①		B KN 75 C KN 74 B KN 78 X KN 72 2-1 **F8** ②		B KN 73 X KN 76 1-0 **P6** ③		F FC 89 B FF 90 S CU 82 C FF 92 1-3 **K** ③		4	0	0	0	0	2	2
21 Jeff Francoeur, R (1, 9) OBP: 0.273, SLG: 0.381		S KN 76 S KN 77 B KN 78 H KN 79 2-2 HBP		B KN 77 S KN 77 S KN 77 X KN 79 1-2 **P3** ③			C KN 72 L KN 76 X KN 78 0-2 **F8** ①		C FF 90 C FC 90 S FF 90 0-3 **K** ①	3	0	0	0	0	1	0
1 Jarrod Dyson, L (1, 8) OBP: 0.222, SLG: 0.444		B FF 81 C KN 72 B KN 76 1 SAFE B KN 74 F FF 81 1 SAFE C KN 75 3-3 **K** ②			C FF 81 X KN 77 0-1 **L4** ①		S KN 70 S KN 77 X KN 78 0-2 17 S 17 1B 2B		B FF 89 C FF 90 X FF 89 1-1 **G3** ②	4	1	1	0	0	1	1
17 Chris Getz, L (1, 4) OBP: 0.303, SLG: 0.455		C KN 82 C KN 77 X KN 77 0-2 **P2** ③			C KN 74 B KN 77 X KN 76 1-1 4 G3 2B		C FF 86 X SI 88 0-1 2-H 1B		C FF 89 F FF 89 B CU 74 F FC 88 F FF 91 F SI 91 X CU 71 1-2 4 DI 4 1B 1B	4	1	3	1	0	0	1
Inning Stats	R: 0 E: 0 K: 1 S: 10 H: 1 LOB: 2 BB: 1 P: 16	R: 0 E: 0 K: 2 S: 11 H: 0 LOB: 1 BB: 0 P: 17	R: 0 E: 0 K: 0 S: 6 H: 1 LOB: 1 BB: 1 P: 14	R: 0 E: 0 K: 0 S: 8 H: 0 LOB: 0 BB: 0 P: 14	R: 0 E: 0 K: 0 S: 13 H: 1 LOB: 1 BB: 0 P: 16	R: 0 E: 0 K: 1 S: 10 H: 1 LOB: 1 BB: 0 P: 17	R: 1 E: 0 K: 1 S: 12 H: 2 LOB: 1 BB: 0 P: 14	R: 0 E: 0 K: 2 S: 13 H: 0 LOB: 1 BB: 1 P: 22	R: 1 E: 0 K: 1 S: 15 H: 2 LOB: 1 BB: 0 P: 20	1B: 5 2B: 3 3B: 0 HR: 0	SF: 0 SAC: 0 DP: 1 HBP: 1						

PITCHER		IP	WLS	BF	H	R	ER	SO	BB	IBB	HBP	BLK	WP	HR	S	P	ERA	WHIP
43 R.A. Dickey, R ERA: 5.82	(1, 1)	6.1	W	26	5	1	1	4	2	0	1	0	0	0	64	100	1.42	1.105
38 Darren Oliver, L ERA: 4.5	(7, 1)	0.2	H	3	1	0	0	1	0	0	0	0	0	0	6	8	0.00	1.500
21 Sergio Santos, R ERA: 2.08	(8, 1)	0.2	H	3	0	0	0	1	1	0	0	0	0	0	10	18	0.00	1.500
27 Brett Cecil, L ERA:	(8, 1)	0.1	H	1	0	0	0	1	0	0	0	0	0	0	3	4	0.00	0.000
44 Casey Janssen, R ERA: 2.25	(9, 1)	1.0	S	5	2	1	1	1	0	0	0	0	0	0	15	20	9.00	2.000

PITCHER	IP	WLS	BF	H	R	ER	SO	BB	IBB	HBP	BLK	WP	HR	S	P	ERA	WHIP

BOTTOM

Toronto Blue Jays @ Kansas City Royals

Kauffman Stadium, Kansas City, MO

Sat Apr 13 2013, 6:12 PM - 8:39 PM CDT

Att. 21,960 - Clear - 63 F

livebaseballscorecards.com

AB	34
R	2
H	8
RBI	2
BB	3
SO	8
LOB	16

WP: 0 PB: 1 SB: 1 CS: 0 PA: 38

Toronto Blue Jays @ Kansas City Royals

Kauffman Stadium, Kansas City, MO

Sun Apr 14 2013, 1:12 PM - 3:49 PM CDT

Att. 29,057 - Overcast - 75 F

livebaseballscorecards.com

TOP

Batter	1	2	3	4	5	6	7	8	9	AB	R	H	RBI	BB	SO	LOB
1 Emilio Bonifácio, S (1, 8) (9, 9) OBP: 0.227, SLG: 0.372	G6-3		BB		L9			G3-1		3	0	0	0	1	0	2
53 Melky Cabrera, S (1, 7) OBP: 0.358, SLG: 0.333	19 E 10 G5-3 19 1B 1B		F8		F7			10 BB 1B		4	1	2	0	0	0	4
19 José Bautista, R (1, 5) OBP: 0.282, SLG: 0.486	E8 10 G5-3 1-3 1B		G6-4-3 1-2f			G5-3		F8		4	0	1	0	0	0	3
10 Edwin Encarnación, R (1, 10) OBP: 0.250, SLG: 0.311	G5-3 2-3 3-H			F9		HR		BB 1-2		3	1	1	2	1	0	1
9 J.P. Arencibia, R (1, 2) OBP: 0.267, SLG: 0.545	F8			K2-3		F9		K2-3		4	0	0	0	0	2	3
26 Adam Lind, L (1, 3) OBP: 0.212, SLG: 0.207		3 G4-6-3 1B		K		G4-3			P6	4	0	1	0	0	1	0
11 Rajai Davis, R (1, 9) OBP: 0.261, SLG: 0.273		K			3 S 1B		F8		K	3	0	1	0	0	1	1
28 Colby Rasmus, L (9, PH) (9, 8) OBP: 0.293, SLG: 0.514										1	0	0	0	0	1	0
3 Maicer Izturis, S (1, 4) OBP: 0.242, SLG: 0.323		G4-6-3 1-2f			F7 1-2		L9		G1-3	4	0	0	0	0	0	2
66 Munenori Kawasaki, L (1, 6) OBP: 0.500, SLG: 0.333			53 F8 1 S 1B				G1-3			2	0	1	0	1	0	0

Inning Stats	R: 1 E: 1 K: 0 S: 14	H: 2 LOB: 1 BB: 0 P: 17	R: 0 E: 0 K: 1 S: 8	H: 1 LOB: 0 BB: 0 P: 10	R: 0 E: 0 K: 0 S: 9	H: 1 LOB: 1 BB: 1 P: 13	R: 0 E: 0 K: 2 S: 10	H: 0 LOB: 0 BB: 0 P: 13	R: 0 E: 0 K: 0 S: 9	H: 1 LOB: 2 BB: 1 P: 19	R: 1 E: 0 K: 0 S: 6	H: 1 LOB: 0 BB: 0 P: 7	R: 0 E: 0 K: 0 S: 8	H: 0 LOB: 0 BB: 0 P: 10	R: 0 E: 0 K: 1 S: 11	H: 1 LOB: 2 BB: 1 P: 20	R: 0 E: 0 K: 1 S: 13	H: 0 LOB: 0 BB: 0 P: 18	1B: 6 2B: 0 3B: 0 HR: 1	SF: 0 SAC: 0 DP: 2 HBP: 0	WP: 0 PB: 0 SB: 2 CS: 0	PA: 35

PITCHER	IP	WLS	BF	H	R	ER	SO	BB	IBB	HBP	BLK	WP	HR	S	P	ERA	WHIP
54 Ervin Santana, R (1, 1) ERA: 2.45	8.0		32	7	2	1	4	3	0	0	0	0	1	75	109	1.12	1.250
40 Kelvin Herrera, R (9, 1) ERA:	1.0	W	3	0	0	0	1	0	0	0	0	0	0	13	18	0.00	0.000

PITCHER	IP	WLS	BF	H	R	ER	SO	BB	IBB	HBP	BLK	WP	HR	S	P	ERA	WHIP

AB	32
R	2
H	7
RBI	2
BB	3
SO	5
LOB	16

BOTTOM

Toronto Blue Jays @ Kansas City Royals

Kauffman Stadium, Kansas City, MO

Sun Apr 14 2013, 1:12 PM - 3:49 PM CDT

Att. 29,057 - Overcast - 75 F

livebaseballscorecards.com

Batter	1	2	3	4	5	6	7	8	9	AB	R	H	RBI	BB	SO	LOB
4 Alex Gordon, L (1, 7) OBP: 0.396, SLG: 0.510	B FS 86 F FS 88 X FS 80 1-1 G3 ①		F FS 82 B FS 83 X SL 86 1-1 16 WP 1B		B KC 80 B FS 82 X FF 92 2-0 G4-3 ③		C FC 90 F SI 92 C FF 93 0-3 K ②		X SL 76 0-0 2-H 1B	5	0	2	1	0	1	1
2 Alcides Escobar, R (1, 6) OBP: 0.288, SLG: 0.396	B FF 88 B FF 88 F FF 89 F FF 89 B FF 91 X FF 92 3-2 F9 ②		B FF 92 C FF 94 X FF 94 1-1 SF9 ② 3-H			B FF 90 L SI 94 B SL 86 B FF 93 C FF 94 X FF 94 3-2 P3 ①	B FF 94 S FF 95 X FF 95 1-1 F8 ③			3	0	0	1	0	0	1
16 Billy Butler, R (1, 10) OBP: 0.435, SLG: 0.457	C FF 90 B FF 91 C FF 91 X FF 93 1-2 F8 ③		B FS 79 B FF 94 B SL 88 I IN 70 4-0 1-2 IBB			C FF 93 C KC 80 F SL 87 B SL 88 B FF 95 X FF 96 2-2 35 1B 6 1B		C FF 95 S FF 96 X FF 95 0-2 F9 ①		3	1	1	0	1	0	0
13 Salvador Perez, R (1, 2) OBP: 0.294, SLG: 0.360		C FF 90 T FF 90 F FF 92 F FF 91 B F FS 83 F FF 94 F FS 82 C SL 86 1-3 K ①	B FF 93 X FS 83 1-0 P4 ③			X FF 93 0-0 L7 ②		B CH 87 B FF 95 X FF 95 2-0 35 BB 1B		4	0	1	0	0	1	3
35 Eric Hosmer, L (1, 3) OBP: 0.400, SLG: 0.310		F FS 84 S FS 82 X FF 94 0-2 F7 ②		C FS 82 T FF 93 B FF 93 X FS 87 1-2 G4-3 ①		C KC 78 X FS 84 0-1 6 1B 1-2 1B		B CH 89 C FF 96 S FF 96 B FF 96 F FF 95 B FF 98 B FF 96 4-2 1-2 BB		3	0	1	0	1	0	0
6 Lorenzo Cain, R (1, 9) OBP: 0.341, SLG: 0.333		C SI 92 B FS 83 F FF 94 X SI 93 1-2 1B		F FF 92 F FF 93 C SI 94 0-3 K ②		C FF 93 F SL 86 X SL 88 0-2 1-3 2-H 1B		F FF 95 F FF 95 B FF 95 S CH 88 1-3 K ②		4	0	2	1	0	2	2
23 Elliot Johnson, S (1, 5) OBP: 0.200, SLG: 0.200		B FF 89 C FF 92 F FF 92 F FF 92 X FF 92 1-2 F8 ③		B FF 91 X FF 92 1-0 G4-3 ③		C FF 93 B SI 93 F FF 93 X FF 94 1-2 P6 ③		X FF 95 0-0 F7 ③		4	0	0	0	0	0	5
1 Jarrod Dyson, L (1, 8) OBP: 0.308, SLG: 0.615			C FF 90 B FS 82 B FF 91 X FF 91 2-1 2 SF9 3B		C KC 77 B KC 77 B FF 91 C FS 81 F FS 83 S SL 86 2-3 K ①		C CU 80 X FF 91 0-1 17 SH3-4 17 S 1B		B SL 74 B FF 86 C FF 87 X FF 87 2-1 F8 ①	4	1	2	0	0	1	0
17 Chris Getz, L (1, 4) OBP: 0.306, SLG: 0.472			B FF 92 X SI 91 1-0 P6 ①		B FF 92 B FF 93 X SI 93 2-0 G6-3 ②		1 SAFE B CU 80 1 SAFE B FF 92 B FF 90 C FF 91 X 3-1 1-3 SH3-4 ①		B FF 87 C FF 87 F FF 88 X FF 87 1-2 4 1B 2B	3	1	1	0	0	0	1
Inning Stats	R: 0 E: 0 K: 0 S: 8 H: 0 LOB: 0 BB: 0 P: 13	R: 0 E: 0 K: 1 S: 18 H: 1 LOB: 1 BB: 0 P: 21	R: 1 E: 0 K: 0 S: 8 H: 2 LOB: 2 BB: 1 P: 18	R: 0 E: 0 K: 1 S: 7 H: 0 LOB: 0 BB: 0 P: 9	R: 0 E: 0 K: 1 S: 6 H: 0 LOB: 0 BB: 0 P: 12	R: 1 E: 0 K: 0 S: 16 H: 3 LOB: 2 BB: 0 P: 22	R: 0 E: 0 K: 1 S: 9 H: 1 LOB: 1 BB: 0 P: 13	R: 0 E: 0 K: 1 S: 11 H: 1 LOB: 2 BB: 1 P: 18	R: 1 E: 0 K: 0 S: 6 H: 2 LOB: 1 BB: 0 P: 9	1B: 8 2B: 1 3B: 1 HR: 0 SF: 1 SAC: 1 DP: 0 HBP: 0						

	AB	33
	R	3
	H	10
	RBI	3
	BB	2
	SO	5
	LOB	13

WP: 1 PA: 37
PB: 0
SB: 1
CS: 0

PITCHER		IP	WLS	BF	H	R	ER	SO	BB	IBB	HBP	BLK	WP	HR	S	P	ERA	WHIP
23 Brandon Morrow, R ERA: 4.6	(1, 1)	6.0		25	6	2	2	3	0	1	0	0	1	0	63	95	3.00	1.000
27 Brett Cecil, L ERA:	(7, 1)	0.2		3	1	0	0	1	0	0	0	0	0	0	7	10	0.00	1.500
50 Steve Delabar, R ERA: 1.23	(7, 1)	1.1		6	1	0	0	1	1	0	0	0	0	0	13	21	0.00	1.500
38 Darren Oliver, L ERA: 6.23	(9, 1)	0.1	L	3	2	1	1	0	0	0	0	0	0	0	6	9	27.00	6.000

PITCHER	IP	WLS	BF	H	R	ER	SO	BB	IBB	HBP	BLK	WP	HR	S	P	ERA	WHIP

Batter	1	2	3	4	5	6	7	8	9	AB	R	H	RBI	BB	SO	LOB
30 Alejandro De Aza, L (1, 8) OBP: 0.286, SLG: 0.481	C FF 86 S FF 87 B FF 86 X FF 82 1-2 L7 ①	1 SAFE C FF 86 F SI 86 F CH 80 B FC 82 B FF 87 X SI 86 2-2 G4-3 ②③ 1-2			S FF 83 B FC 83 X FF 87 1-1 7 G6-4-3 1-2 1B		B CU 74 B FF 85 B SI 84 C FF 86 B FF 86 4-1 BB		C FF 91 C FF 92 B FF 91 S FF 90 1-3 K ②	4	0	1	0	1	1	1
7 Jeff Keppinger, R (1, 5) OBP: 0.212, SLG: 0.231	C FF 87 B FF 86 B SI 86 X FF 88 2-1 51 1B 14 1B 1B		F CH 79 B SI 86 C FF 83 X FC 81 1-2 G1-3 ①		C FC 81 X CH 80 0-1 G6-4-3 ①② 1-2f 2-3		X FF 95 0-0 F8 ②		C CU 74 B CU 76 F FC 90 B FF 92 X FF 92 2-2 G6-3 ③	5	1	1	0	0	0	3
51 Alex Rios, R (1, 9) OBP: 0.418, SLG: 0.660	B SI 86 X SI 86 1-0 14 1B 24 1B 1-2 1B		B CH 80 B FC 81 C FF 86 F FC 82 B CU 74 S SI 82 3-3 K ②		B SI 86 B CU 79 B CH 81 C FF 87 B SI 87 4-1 BB		D SL 86 X FF 94 1-0 F9 ③			3	1	1	0	1	1	1
14 Paul Konerko, R (1, 10) OBP: 0.280, SLG: 0.400	C CH 80 F FC 82 X CH 80 0-2 24 1B 1-2 2-H 1B		C FF 87 X FF 83 0-1 L7 ③		B FC 80 D CU 74 C FF 86 C FC 81 B FC 84 S CU 75 3-3 K ③			S SL 87 B CU 84 B CU 83 X FF 95 2-1 F8 ①		4	0	1	1	0	1	2
44 Adam Dunn, L (1, 3) OBP: 0.180, SLG: 0.277	X FC 82 0-0 F7 ②			B SI 84 B FC 81 C FF 82 B FC 82 B FF 86 F CU 76 S CH 80 3-3 K ①		B SI 84 C CH 79 B FF 82 B FC 82 F SI 86 X CH 81 3-2 G4-1 ①		C SL 75 B SI 92 H SI 91 2-1 24 2B 10 SF8 HBP		3	1	0	0	0	1	2
24 Dayan Viciedo, R (1, 7) OBP: 0.184, SLG: 0.368 28 Dewayne Wise, L (8, PR) OBP: 0.250, SLG: 0.250 (8, 7)	B FF 86 S FF 85 X FF 83 1-1 1-2 2-H 1B			X SI 84 0-0 F9 ②		B FC 82 F FC 82 F FF 86 X CH 80 1-2 1B		F SI 91 X SL 76 0-1 10 SF8 1-3 2B		4 0	0 0	3 0	1 0	0 0	0 0	0 0
10 Alexei Ramirez, R (1, 6) OBP: 0.320, SLG: 0.447	C SI 86 B SI 85 X CH 79 1-1 L6 ③			B FF 84 B FF 82 C CH 80 S FC 80 B SI 86 X FC 82 3-2 21 FC5-4 1B		X FF 82 0-0 P4 ②		C SI 92 X SI 93 0-1 SF8 ② 2-3 3-H		3	0	1	1	0	0	3
21 Tyler Flowers, R (1, 2) OBP: 0.225, SLG: 0.378		B FF 84 F SI 85 X FC 81 1-1 L6 ①		X SI 82 0-0 FC5-4 ③ 1-2f		B SI 85 B CH 79 B CH 79 X FF 85 3-0 F9 ③		F SI 92 C SI 92 S SI 93 0-3 K ③		4	0	0	0	0	1	4
1 Tyler Greene, R (1, 4) OBP: 0.667, SLG: 0.667 12 Conor Gillaspie, L (9, PH) OBP: 0.429, SLG: 0.571		B FF 87 B SI 84 X SI 84 2-0 30 G4-3 1B			C FF 85 B FF 83 X FF 85 1-1 7 G6-4-3 30 1B 1B		F FF 86 B CH 79 B CH 79 X FC 82 2-1 G5-3 ①		B FF 90 B FF 90 B FF 90 C FF 90 C FF 90 S FF 91 3-3 K ①	3 1	0 0	2 0	0 0	0 0	0 1	0 0
Inning Stats	R: 2 E: 0 K: 0 S: 14 H: 4 LOB: 2 BB: 0 P: 20	R: 0 E: 0 K: 0 S: 7 H: 1 LOB: 0 BB: 0 P: 12	R: 0 E: 0 K: 1 S: 8 H: 0 LOB: 0 BB: 0 P: 12	R: 0 E: 0 K: 1 S: 9 H: 1 LOB: 1 BB: 0 P: 15	R: 0 E: 0 K: 1 S: 10 H: 2 LOB: 2 BB: 1 P: 19	R: 0 E: 0 K: 0 S: 8 H: 1 LOB: 1 BB: 0 P: 15	R: 0 E: 0 K: 0 S: 5 H: 0 LOB: 1 BB: 1 P: 12	R: 1 E: 0 K: 1 S: 10 H: 1 LOB: 2 BB: 0 P: 14	R: 0 E: 0 K: 2 S: 9 H: 0 LOB: 0 BB: 0 P: 15	1B: 9 2B: 1 3B: 0 HR: 0 SF: 1 SAC: 0 DP: 1 HBP: 1						WP: 0 PB: 0 SB: 0 CS: 0 PA: 38

TOP

Chicago White Sox @ Toronto Blue Jays

Rogers Centre, Toronto, ON

Mon Apr 15 2013, 7:08 PM - 9:46 PM EDT

Att. 15,755 - Roof Closed - 68 F

livebaseballscorecards.com

AB	34
R	3
H	10
RBI	3
BB	2
SO	6
LOB	16

PITCHER		IP	WLS	BF	H	R	ER	SO	BB	IBB	HBP	BLK	WP	HR	S	P	ERA	WHIP
56 Mark Buehrle, L ERA: 7.31	(1, 1)	6.1	W	28	9	2	2	3	2	0	0	0	0	0	59	102	2.84	1.737
32 Esmil Rogers, R ERA: 3.86	(7, 1)	1.0	H	3	0	0	0	0	0	0	0	0	0	0	4	7	0.00	0.000
62 Aaron Loup, L ERA: 2.35	(8, 1)	0.2	H	4	1	1	1	1	0	0	1	0	0	0	8	10	13.50	1.500
44 Casey Janssen, R ERA: 1.8	(9, 1)	1.0	S	3	0	0	0	2	0	0	0	0	0	0	9	15	0.00	0.000

PITCHER	IP	WLS	BF	H	R	ER	SO	BB	IBB	HBP	BLK	WP	HR	S	P	ERA	WHIP

Batter	1	2	3	4	5	6	7	8	9	AB	R	H	RBI	BB	SO	LOB
1 Emilio Bonifácio, S (1, 9) OBP: 0.229, SLG: 0.391	C FF 92 F SI 94 F FF 94 X CU 81 0-2 53 PB 53 SF8 2B	C CU 81 B CH 87 B SI 93 X FF 93 2-1 ② B5		B FC 87 S FF 92 X CU 81 1-1 ② SF9 3-H		B CU 76 L SI 92 B SI 92 S SI 92 X SC 77 2-2 ② G6-3				3	1	1	1	0	0	0
53 Melky Cabrera, S (1, 7) OBP: 0.351, SLG: 0.320	B FF 89 B FF 92 F CH 85 S FF 94 X FF 94 2-2 ① SF8 2-H	F FF 93 X SI 93 0-1 ③ G5-3		B CH 88 B FC 87 B FC 86 B SI 91 4-0 BB		B FC 86 S SI 92 B CU 78 X FF 93 2-1 ③ L7				2	0	0	1	1	0	0
9 J.P. Arencibia, R (1, 2) OBP: 0.265, SLG: 0.583	F FF 92 B FC 88 S FC 87 B FF 93 X FC 88 2-2 HR		C CU 80 B FF 92 S CU 81 B FF 92 B CU 82 F CU 82 S FF 93 3-3 ① K	C FC 86 X SI 91 0-1 ③ P6			B FF 95 B SI 94 X FF 94 2-0 ① F8			4	1	1	1	0	1	1
10 Edwin Encarnación, R (1, 3) OBP: 0.286, SLG: 0.347	B FF 89 B SI 94 X FC 88 2-0 26 2B 1B		B FF 92 B SI 92 C CU 82 X FC 87 2-1 16 FC5-4 26 1B 1B		X FF 89 0-0 28 BB 26 BB 1B		F SI 94 B FF 95 S SI 94 X SL 89 1-2 ② F8			4	0	3	0	0	0	0
26 Adam Lind, L (1, 10) OBP: 0.270, SLG: 0.281	C CU 80 B FF 92 X CH 84 1-1 1-3 2B		X CU 81 0-0 16 FC5-4 1-2 1B		C FF 92 B FF 90 B FF 90 1 SAFE S FF 90 B FF 91 B CU 80 4-2 28 BB 1-2 BB		C SI 96 F SL 88 B FF 95 B FF 96 X SL 89 2-2 ③ G4-3			3	0	2	0	1	0	0
16 Mark DeRosa, R (1, 5) OBP: 0.276, SLG: 0.391	C CU 81 F SI 94 B SI 93 S FF 93 1-3 ② K		C SI 93 F CU 81 B FF 92 F SI 93 X CU 82 1-2 ② FC5-4 1-2f 2-3		C CU 80 S FF 91 D CU 81 S FC 87 1-3 ① K			B SI 94 S FF 95 B SI 94 X SL 87 2-1 ① G4-3		4	0	0	0	0	2	6
28 Colby Rasmus, L (1, 8) OBP: 0.311, SLG: 0.525	C CU 81 S CU 81 S CU 81 0-3 ③ K2-3		B FF 90 F FF 91 B FF 92 B CU 80 1 SAFE C CU 80 S CU 80 3-3 ③ K		B FF 92 B CU 79 B SI 92 C SI 92 B FC 87 4-1 3 G4-3 1-2 2-3 BB			B CU 78 F SI 92 B CU 78 X CU 77 2-1 2B		3	0	1	0	1	2	4
3 Maicer Izturis, S (1, 4) OBP: 0.243, SLG: 0.400		C FF 91 B FF 92 X FC 86 1-1 HR		C FF 90 F SI 91 B CU 81 B FF 92 C CU 81 2-3 ① K	F SI 92 F SI 93 X SI 90 0-2 ② ③ G4-3 1-2f			F CU 80 B SI 93 C CH 84 F SI 93 B CU 80 X SI 93 2-2 ② F9		4	1	1	1	0	1	4
66 Munenori Kawasaki, L (1, 6) OBP: 0.400, SLG: 0.571		B FF 93 C SI 94 B SI 92 F FF 93 F CU 81 X FF 94 2-2 ① G1-3		B FF 91 B SI 92 C SI 91 X FF 91 2-1 1 SF9 3B		B FC 86 B SI 90 C SI 91 X SI 91 2-1 ① G1-3		B CU 77 C SI 92 F SI 93 D CU 82 F SI 92 D CU 80 X CU 78 3-2 ③ G4-3		4	1	1	0	0	0	1
Inning Stats	R: 2 E: 0 K: 2 S: 19 H: 4 LOB: 2 BB: 0 P: 27	R: 1 E: 0 K: 0 S: 10 H: 1 LOB: 0 BB: 0 P: 15	R: 0 E: 0 K: 2 S: 14 H: 2 LOB: 2 BB: 0 P: 23	R: 1 E: 0 K: 1 S: 9 H: 1 LOB: 1 BB: 1 P: 18	R: 0 E: 0 K: 1 S: 10 H: 1 LOB: 2 BB: 2 P: 19	R: 0 E: 0 K: 0 S: 7 H: 0 LOB: 0 BB: 0 P: 13	R: 0 E: 0 K: 0 S: 7 H: 0 LOB: 0 BB: 0 P: 12	R: 0 E: 0 K: 0 S: 12 H: 1 LOB: 1 BB: 0 P: 21		1B: 4 2B: 3 3B: 1 HR: 2 SF: 2 SAC: 0 DP: 1 HBP: 0						

PITCHER	IP	WLS	BF	H	R	ER	SO	BB	IBB	HBP	BLK	WP	HR	S	P	ERA	WHIP
34 Gavin Floyd, R (1, 1) ERA: 6.32	4.1	L	25	9	4	4	6	3	0	0	0	0	2	59	99	8.31	2.769
53 Héctor Santiago, L (5, 1) ERA:	1.2		4	0	0	0	0	0	0	0	0	0	0	10	16	0.00	0.000
27 Matt Lindstrom, R (7, 1) ERA:	1.1		4	0	0	0	0	0	0	0	0	0	0	9	16	0.00	0.000
46 Donnie Veal, L (8, 1) ERA:	0.2		3	1	0	0	0	0	0	0	0	0	0	10	17	0.00	1.500

PITCHER	IP	WLS	BF	H	R	ER	SO	BB	IBB	HBP	BLK	WP	HR	S	P	ERA	WHIP

BOTTOM

Chicago White Sox @ Toronto Blue Jays

Rogers Centre, Toronto, ON

Mon Apr 15 2013, 7:08 PM - 9:46 PM EDT

Att. 15,755 - Roof Closed - 68 F

livebaseballscorecards.com

AB	31
R	4
H	10
RBI	4
BB	3
SO	6
LOB	16

WP: 0	PB: 1	SB: 0	CS: 0
PA: 36			

Batter	1	2	3	4	5	6	7	8	9	AB	R	H	RBI	BB	SO	LOB
30 Alejandro De Aza, L (1, 8) (9, 7) OBP: 0.262, SLG: 0.439	C FF 94 B FF 94 S CU 80 F FF 94 F CU 79 S SL 86 1-3 K		B FF 91 S CU 80 C FF 93 S SL 87 1-3 K2-3		S CU 80 X SL 86 0-1 L7			C FF 95 B FF 95 S FF 95 B FF 96 S SL 86 2-3 K	1 SAFE 1 SAFE S FF 87 B SI 87 X SI 87 1-1 G4-3	5	0	0	0	0	3	3
7 Jeff Keppinger, R (1, 4) (9, 3) OBP: 0.196, SLG: 0.214	B FF 95 X FF 94 1-0 F8		C CU 78 C FF 94 B FF 94 F FF 94 S SL 88 1-3 K2-3			C SL 83 B SL 84 C FF 93 B FF 92 S CU 78 2-3 K		F CH 88 X SL 86 0-1 G1-3		4	0	0	0	0	2	0
51 Alex Rios, R (1, 9) OBP: 0.407, SLG: 0.648	C FF 94 X SI 95 0-1 G5-3		C FF 94 B SL 84 B FF 94 X CU 81 2-1 2B			C SL 86 B FF 92 F FF 93 F FF 94 S SL 90 1-3 K		C SL 87 B SL 87 B FF 96 B CH 87 X FF 94 3-1 G5-3		4	0	1	0	0	1	0
44 Adam Dunn, L (1, 3) OBP: 0.185, SLG: 0.260 28 Dewayne Wise, L (9, PR) (9, 8) OBP: 0.250, SLG: 0.250		F FF 92 B FF 93 S SL 86 B FF 94 S CU 80 2-3 K	X FF 94 0-0 F7			C SL 86 B CU 80 B FF 94 X SL 83 2-1 G5-3			C CH 87 B CH 88 B FF 94 B FF 95 B FF 91 4-1 14 BB 24 2B BB	3 0	0 1	0 0	0 0	1 0	1 0	1 0
14 Paul Konerko, R (1, 10) OBP: 0.315, SLG: 0.479		F FF 95 X FF 94 0-1 10 1B 12 BB 38 WP 1B	B SL 83 C SL 87 F FF 93 X FF 93 1-2 L9				B SL 84 B CH 90 B FF 91 X FF 92 3-0 HR		1 SAFE B FF 94 B SL 85 C FF 93 S SL 86 D CH 89 B FF 95 4-2 24 2B 38 SF9 1-2 BB	3	3	2	1	1	0	0
12 Conor Gillaspie, L (1, 5) OBP: 0.406, SLG: 0.516		B FF 94 C CH 88 B FF 95 B FF 93 B FF 94 4-1 38 WP 10 1B 1-2 BB	C FF 94 B FF 94 X CH 88 1-1 G3-1				B CU 78 X FF 92 1-0 L6		F FF 94 S CH 88 S CH 88 0-3 K	3	0	0	0	1	1	2
24 Dayan Viciedo, R (1, 7) OBP: 0.190, SLG: 0.381 1 Tyler Greene, R (9, PR) (9, 4) OBP: 0.667, SLG: 0.667		C SL 85 B FF 93 F CU 79 D SL 86 F FF 94 S CU 79 2-3 K	X SI 94 0-0 G5-3				B SL 86 B SL 85 X CH 91 2-0 G5-3		C SL 84 B FF 94 F CH 88 B FF 95 D CH 88 X SL 85 3-2 38 SF9 1-3 2-H 2B	4 0	0 0	1 0	1 0	0 0	1 0	2 0
10 Alexei Ramirez, R (1, 6) OBP: 0.352, SLG: 0.449		B FF 93 S SL 84 B FF 94 D SL 88 X FF 94 3-1 38 WP 1-2 2-3 1B			F SI 91 X FF 92 0-1 F9		B SL 85 B CU 79 C FF 93 B FF 94 F FF 94 F SL 82 B CU 80 4-2 BB		I IN 81 I IN 82 I IN 81 I IN 82 4-0 IBB	2	0	1	0	2	0	0
38 Hector Gimenez, S (1, 2)		F FF 94 S CU 81 D CU 80 B SL 87 T FF 94 2-2 K 1-2 2-3 3-H			B SI 94 C SI 94 B SL 84 F FF 93 B CU 80 X FF 94 3-2 G4-3		C FF 94 1 SAFE B FF 92 S CU 79 F FF 93 D CU 80 B FF 93 X FF 93 3-2 F7		X FF 86 0-0 SF9 2-3 3-H	3	0	0	1	0	1	3
Inning Stats	R: 0 E: 0 K: 1 S: 8 H: 0 LOB: 0 BB: 0 P: 10	R: 1 E: 0 K: 3 S: 15 H: 2 LOB: 2 BB: 1 P: 28	R: 0 E: 0 K: 2 S: 10 H: 1 LOB: 1 BB: 0 P: 14	R: 0 E: 0 K: 0 S: 6 H: 0 LOB: 0 BB: 0 P: 8	R: 0 E: 0 K: 0 S: 7 H: 0 LOB: 0 BB: 0 P: 10	R: 0 E: 0 K: 2 S: 9 H: 0 LOB: 0 BB: 0 P: 14	R: 1 E: 0 K: 0 S: 10 H: 1 LOB: 1 BB: 1 P: 23	R: 0 E: 0 K: 1 S: 7 H: 0 LOB: 0 BB: 0 P: 12	R: 2 E: 0 K: 1 S: 12 H: 1 LOB: 3 BB: 3 P: 28	1B: 2 2B: 2 3B: 0 HR: 1 SF: 1 SAC: 0 DP: 0 HBP: 0						

PITCHER		IP	WLS	BF	H	R	ER	SO	BB	IBB	HBP	BLK	WP	HR	S	P	ERA	WHIP
55 Josh Johnson, R ERA: 6.91	(1, 1)	7.0		27	4	2	2	8	2	0	0	0	1	1	65	107	2.57	0.857
50 Steve Delabar, R ERA: 3.12	(8, 1)	1.1	L	8	1	2	2	2	2	1	0	0	0	0	16	36	13.50	2.250
38 Darren Oliver, L ERA: 5.4	(9, 1)	0.2		2	0	0	0	0	0	0	0	0	0	0	3	4	0.00	0.000

PITCHER	IP	WLS	BF	H	R	ER	SO	BB	IBB	HBP	BLK	WP	HR	S	P	ERA	WHIP

TOP

Chicago White Sox @ Toronto Blue Jays

Rogers Centre, Toronto, ON

Tue Apr 16 2013, 7:10 PM - 9:50 PM EDT

Att. 16,131 - Roof Closed - 68 F

livebaseballscorecards.com

AB	31
R	4
H	5
RBI	3
BB	5
SO	10
LOB	11

BOTTOM

Chicago White Sox @ Toronto Blue Jays

Rogers Centre, Toronto, ON

Tue Apr 16 2013, 7:10 PM - 9:50 PM EDT

Att. 16,131 - Roof Closed - 68 F

livebaseballscorecards.com

Batter	1	2	3	4	5	6	7	8	9	AB	R	H	RBI	BB	SO	LOB
1 Emilio Bonifácio, S (1, 9) (8, 8) OBP: 0.212, SLG: 0.360	C FF 87 C FF 90 B FF 87 S CU 75 1-3 ① K		C CU 75 S FF 90 S FF 90 0-3 ② K		1 SAFE C CU 75 1 SAFE B SL 82 1-1 ③ CS 1-2	L SL 83 B FF 89 X CU 75 1-1 ① L9		B FC 86 C FF 92 X CH 86 1-1 ① L1		4	0	0	0	0	2	0
53 Melky Cabrera, S (1, 7) OBP: 0.344, SLG: 0.315	B SI 88 S SI 89 S SL 84 B SL 83 X CU 75 2-2 9 FC1-6-4 1B		C FF 90 C SL 84 F FF 90 F CU 75 F SL 85 F SL 85 X FF 92 0-2 ③ G4-3			B CU 75 C CU 75 F SL 84 F FF 91 B FF 89 X SL 85 2-2 ② P5		C SI 94 C SI 95 F FF 96 F CH 86 B FF 96 X FF 96 1-2 ② P4		4	0	1	0	0	0	0
9 J.P. Arencibia, R (1, 2) OBP: 0.283, SLG: 0.635	C SI 87 X SL 82 0-1 ② FC1-6-4 1-2f			B CU 73 B SI 85 B FF 87 C FF 88 X SL 82 3-1 10 FC4-6 1B		B FF 89 F FF 88 F CU 76 X FF 88 1-2 HR		C SL 87 F SL 88 X SI 96 0-2 ③ P6		4	1	2	1	0	0	1
10 Edwin Encarnación, R (1, 10) OBP: 0.300, SLG: 0.358	B FF 88 B SL 84 F SL 82 B SI 87 F CH 81 X SL 80 3-2 ③ F8			C FF 88 X FF 88 0-1 ① FC4-6 26 FC4-6 1-2f		X SI 90 0-0 26 1B 1B			B SL 83 X FF 93 1-0 26 1B 13 SF8 1B	4	1	2	0	0	0	2
26 Adam Lind, L (1, 3) OBP: 0.293, SLG: 0.306		C FF 88 B SL 83 X SI 88 1-1 ① G4-3		X SL 83 0-0 ② FC4-6 1-2f		B SL 82 B SL 83 1 SAFE C SL 82 X SL 82 2-1 13 FC5-4 1B 1-2			S FF 94 B FF 94 X SL 85 1-1 1-3 1B	4	0	2	0	0	0	1
13 Brett Lawrie, R (1, 5)		S SL 82 B FF 87 C CU 75 C FF 91 1-3 ② K		D CU 75 X SL 83 1-0 ③ L6		B SI 89 B CH 82 F SL 79 X FF 89 2-1 ③ FC5-4 1-2f			C SL 84 X FF 94 0-1 ① SF8 3-H	3	0	0	1	0	1	3
28 Colby Rasmus, L (1, 8) OBP: 0.340, SLG: 0.619 11 Rajai Davis, R (7, PH) (8, 9) OBP: 0.240, SLG: 0.250		S SI 89 B CU 76 C CU 74 X SI 90 1-2 HR			C CU 75 B SI 90 S CU 75 X CU 74 1-2 3 L3 1B		C SI 92 B FF 94 S FC 87 B FC 88 S FF 94 2-3 ① K		S FF 93 B SL 85 T FF 93 F SL 84 F FF 94 X SL 86 1-2 ② L7	2 2	1 0	2 0	1 0	0 0	0 1	0 1
3 Maicer Izturis, S (1, 4) OBP: 0.220, SLG: 0.359		B SI 88 C SL 83 S CU 75 T CU 75 1-2 ③ K			X SI 87 0-0 ①② L3 1-1		C SI 94 S SI 96 X SI 96 0-2 ② F9		X FF 94 0-0 ③ F7	4	0	0	0	0	1	2
66 Munenori Kawasaki, L (1, 6) OBP: 0.385, SLG: 0.444			B SI 88 C FF 87 L CH 80 B SL 83 X SL 82 2-2 ① G4-3		B SL 83 C CH 82 C CH 81 F FF 90 B CU 74 B SI 89 D SI 88 4-2 1 CS BB		C SI 94 B FC 82 X SI 94 1-1 ③ G1-3			2	0	0	0	1	0	0
Inning Stats	R: 0 E: 0 K: 1 S: 11 H: 1 LOB: 1 BB: 0 P: 17	R: 1 E: 0 K: 2 S: 11 H: 1 LOB: 0 BB: 0 P: 15	R: 0 E: 0 K: 1 S: 14 H: 0 LOB: 0 BB: 0 P: 16	R: 0 E: 0 K: 0 S: 6 H: 1 LOB: 1 BB: 0 P: 10	R: 0 E: 0 K: 0 S: 8 H: 1 LOB: 0 BB: 1 P: 14	R: 1 E: 0 K: 0 S: 14 H: 3 LOB: 2 BB: 0 P: 22	R: 0 E: 0 K: 1 S: 8 H: 0 LOB: 0 BB: 0 P: 11	R: 0 E: 0 K: 0 S: 10 H: 0 LOB: 0 BB: 0 P: 12	R: 1 E: 0 K: 0 S: 11 H: 2 LOB: 1 BB: 0 P: 14	1B: 7 2B: 1 3B: 0 HR: 2 SF: 1 SAC: 0 DP: 1 HBP: 0						

	AB	33
	R	3
	H	9
	RBI	3
	BB	1
	SO	5
	LOB	10

WP: 0 PB: 0 SB: 0 CS: 1 PA: 36

PITCHER		IP	WLS	BF	H	R	ER	SO	BB	IBB	HBP	BLK	WP	HR	S	P	ERA	WHIP
33 Dylan Axelrod, R ERA: 4.7	(1, 1)	6.0		24	7	2	2	4	1	0	0	0	0	2	64	94	3.00	1.333
53 Héctor Santiago, L ERA:	(7, 1)	1.2		5	0	0	0	1	0	0	0	0	0	0	15	20	0.00	0.000
27 Matt Lindstrom, R ERA:	(8, 1)	0.1	W	1	0	0	0	0	0	0	0	0	0	0	3	3	0.00	0.000
43 Addison Reed, R ERA: 1.29	(9, 1)	1.0	S	5	2	1	1	0	0	0	0	0	0	0	11	14	9.00	2.000

PITCHER	IP	WLS	BF	H	R	ER	SO	BB	IBB	HBP	BLK	WP	HR	S	P	ERA	WHIP

Batter	1	2	3	4	5	6	7	8	9	AB	R	H	RBI	BB	SO	LOB
30 Alejandro De Aza, L (1, 8) OBP: 0.262, SLG: 0.426	C FF 91 X FF 91 0-1 ① F8		C SL 82 F FF 91 B CU 75 F SI 90 X SI 91 1-2 ① G4-3		S SI 90 F SL 81 B FF 91 B SL 80 X SI 90 2-2 ② P2		S CH 82 X CH 83 0-1 51 BB 1-2 2-3 1B		B CH 81 S SI 88 X SI 88 1-1 7 G4-6-3 1B	4	0	1	0	0	0	0
20 Jordan Danks, L (8, 8) OBP: 1.000, SLG: 1.000										1	0	1	0	0	0	0
7 Jeff Keppinger, R (1, 5) OBP: 0.180, SLG: 0.200	B SI 91 B SI 91 C FF 90 X SI 90 2-1 ② F8		B CH 84 F CH 84 X FF 90 1-1 ② F9		X SI 90 0-0 ③ F9		C SI 88 X SI 89 0-1 ① SF8 2-3 3-H		C SL 81 X SL 80 0-1 ①② G4-6-3 1-2f	4	0	0	1	0	0	1
51 Alex Rios, R (1, 9) OBP: 0.413, SLG: 0.684	X SI 91 0-0 ③ F9		B FF 90 C CH 83 F CH 82 X FF 90 1-2 ③ P3			B FF 89 C CH 82 X CH 82 1-1 HR	C SL 83 B FF 89 D SL 83 F SL 80 D SL 80 B SL 80 4-2 1-2 BB		X SI 89 0-0 ③ P5	3	1	1	1	1	0	0
28 Dewayne Wise, L (9, PH) OBP: 0.222, SLG: 0.222										1	0	0	0	0	0	0
(9, 9)																
14 Paul Konerko, R (1, 10) OBP: 0.310, SLG: 0.490		B FF 89 C SI 90 B CH 83 F SI 90 C FF 91 2-3 ① K		B CH 81 F FF 88 X FF 90 1-1 10 2B 2B		B SI 90 B FF 90 C FF 90 B FF 90 X SI 90 3-1 ① F9	C SH 82 S CH 82 X SL 82 0-2 ② SF8 3-H			3	1	1	1	0	1	0
44 Adam Dunn, L (1, 3) OBP: 0.172, SLG: 0.241		C FF 91 B FF 90 B SI 91 B FF 91 X SI 92 3-1 ② G4-3		S SI 90 B FF 90 C FF 91 F FF 91 D SL 83 B SL 82 S SI 92 3-3 ① K		C CU 74 S SL 84 B FF 91 F CU 75 F SI 91 X FF 92 1-2 ② G5-3	S SI 89 F CH 82 B SL 81 S CH 83 1-3 ③ K			4	0	0	0	0	2	3
24 Dayan Viciedo, R (1, 7) OBP: 0.217, SLG: 0.413		C SI 91 B FF 92 B CH 84 F SI 91 X CU 75 2-2 21 HR 2B		D FF 92 F FF 92 S SI 91 B FF 91 S FF 92 2-3 ② K		F SL 80 X SL 81 0-1 1B		X FF 89 0-0 ① F8		4	1	2	0	0	1	1
10 Alexei Ramirez, R (1, 6) OBP: 0.379, SLG: 0.481		B FF 91 B FF 91 B FF 91 C FF 90 F FF 90 B FF 92 4-2 21 HR BB		X SI 92 0-0 2-H 2B		B SL 80 X SL 80 1-0 ③ P5		C SI 89 F SI 88 X SI 86 0-2 1B		3	1	2	1	1	0	1
21 Tyler Flowers, R (1, 2) OBP: 0.250, SLG: 0.463		B CH 83 F FF 91 B FF 93 X SI 91 2-1 1-H 2-H HR		X SL 81 0-0 ③ F9			C SI 89 F SI 89 B SI 86 F SL 81 B SI 90 F SL 81 X SL 81 2-2 30 1B 1 1B 7 SF8 1B	F SI 89 B SI 89 B SL 82 F CH 83 S SL 81 2-3 ② K		4	2	2	3	0	1	2
1 Tyler Greene, R (1, 4) OBP: 0.429, SLG: 0.429		B FF 92 F SI 91 S FF 91 B FF 92 X CH 84 2-2 ③ F8			C FF 90 B SL 81 C FF 89 X FF 90 1-2 ① P5		F SI 88 X SI 89 0-1 7 SF8 30 1B 14 SF8 1-2 1B	S SL 80 X SL 81 0-1 ③ G5-3		4	1	1	0	0	0	1

Inning Stats																								
	R: 0	H: 0	R: 3	H: 2	R: 0	H: 0	R: 1	H: 2	R: 0	H: 0	R: 1	H: 2	R: 2	H: 3	R: 0	H: 1	R: 0	H: 1	1B: 6	SF: 2	WP: 0	PA: 39
	E: 0	LOB: 0	E: 0	LOB: 0	E: 0	LOB: 0	E: 0	LOB: 1	E: 0	LOB: 0	E: 0	LOB: 1	E: 0	LOB: 2	E: 0	LOB: 1	E: 0	LOB: 0	2B: 3	SAC: 0	PB: 0	
	K: 0	BB: 0	K: 1	BB: 1	K: 0	BB: 0	K: 0	BB: 0	K: 0	BB: 0	K: 0	BB: 0	K: 1	BB: 1	K: 1	BB: 0	K: 0	BB: 0	3B: 0	DP: 1	SB: 0	
	S: 5	P: 7	S: 15	P: 30	S: 9	P: 12	S: 11	P: 17	S: 7	P: 10	S: 12	P: 18	S: 19	P: 26	S: 9	P: 11	S: 5	P: 6	HR: 2	HBP: 0	CS: 0	

PITCHER		IP	WLS	BF	H	R	ER	SO	BB	IBB	HBP	BLK	WP	HR	S	P	ERA	WHIP
48 J.A. Happ, L ERA: 5.06	(1, 1)	5.2	L	24	6	5	5	3	1	0	0	0	0	2	58	92	7.94	1.235
34 Ramon Ortiz, R ERA: 5.4	(6, 1)	3.1		15	5	2	2	2	1	0	0	0	0	0	34	45	5.40	1.800

PITCHER	IP	WLS	BF	H	R	ER	SO	BB	IBB	HBP	BLK	WP	HR	S	P	ERA	WHIP

TOP

Chicago White Sox @ Toronto Blue Jays

Rogers Centre, Toronto, ON

Wed Apr 17 2013, 7:07 PM - 9:41 PM EDT

Att. 15,684 - Roof Closed - 68 F

livebaseballscorecards.com

AB	35
R	7
H	11
RBI	7
BB	2
SO	5
LOB	9

BOTTOM

Chicago White Sox @ Toronto Blue Jays

Rogers Centre, Toronto, ON

Wed Apr 17 2013, 7:07 PM - 9:41 PM EDT

Att. 15,684 - Roof Closed - 68 F

livebaseballscorecards.com

Batter	1	2	3	4	5	6	7	8	9	AB	R	H	RBI	BB	SO	LOB
11 Rajai Davis, R (1, 9) OBP: 0.276, SLG: 0.321	B FF 92 C FF 92 X SL 88 1-1 P3 ①		F CU 78 B CH 88 B FF 92 B SI 92 X CU 81 2-1 1-2 1B		X CU 79 0-0 1-3 2B		C SL 84 X CU 71 0-1 1-2f FC5-4 ③			4	0	2	0	0	0	1
53 Melky Cabrera, S (1, 7) OBP: 0.323, SLG: 0.293	C SI 93 S CH 86 B FF 92 X SI 92 1-2 P3 ②		C CU 81 B CH 88 F CU 82 B SL 87 F FF 94 S FF 93 2-3 K ③		X SL 85 0-0 G6-3 ③			F SL 84 B FF 94 F CH 84 F FF 94 X CH 83 1-2 G4-3 ①		4	0	0	0	0	1	4
9 J.P. Arencibia, R (1, 2) OBP: 0.263, SLG: 0.589	C SI 93 B FF 93 X CH 88 1-1 G4-3 ③			C CU 78 B SL 86 X FF 91 1-1 F8 ①		X CH 88 0-0 P3 ①		C FF 95 C CU 74 B FF 95 B SL 86 B FF 94 C SL 85 3-3 K ②		4	0	0	0	0	1	0
10 Edwin Encarnación, R (1, 3) OBP: 0.328, SLG: 0.375		C FF 91 X SL 87 0-1 G5-3 ①		C CU 79 F SI 91 B CU 79 X FF 92 1-2 1B		C CU 78 B FF 90 B FF 90 B SI 92 B CH 86 4-1 13 WP BB		C FF 94 B FF 94 S FF 94 B FF 95 F FF 95 X SL 84 2-2 1B		3	0	2	0	1	0	0
13 Brett Lawrie, R (1, 5)		C FF 92 F SL 87 B FF 94 S FF 94 1-3 K ②		C CU 79 S CU 80 B FF 91 F FF 92 S CU 80 1-3 K ②		C SI 90 F SL 85 B CU 79 X CU 79 1-2 F8 ② 1-2		C FF 94 B FF 95 B CU 73 S SL 84 S CU 73 2-3 K ③		4	0	0	0	0	3	3
28 Colby Rasmus, L (1, 8) OBP: 0.314, SLG: 0.565		B FF 92 S FF 93 F FF 93 B FF 93 F SL 87 S SI 92 2-3 K ③		B CU 81 S SL 87 B SL 87 B SL 87 C SL 87 S CU 81 3-3 K ③		C SL 85 C CU 80 B FF 90 F FF 92 S SL 85 1-3 K ③			F SI 90 B CU 78 C CU 77 F SI 91 S CU 78 1-3 K2-3 ①	4	0	0	0	0	4	2
16 Mark DeRosa, R (1, 10) OBP: 0.242, SLG: 0.333			B FF 92 F SI 91 F SL 87 X FF 92 1-2 P3 ①		B CU 79 C CU 79 S FF 91 S SI 91 1-3 K ①		C CH 88 B CH 88 S CU 78 X FF 90 1-2 P3 ①		S CU 78 B SI 92 S CH 83 F CU 78 B SI 92 X SI 94 2-2 L8 ②	4	0	0	0	0	1	0
3 Maicer Izturis, S (1, 4) OBP: 0.200, SLG: 0.326			C FF 92 X CU 80 0-1 G5-3 ②		X SI 91 0-0 G5-3 ②		B CU 76 C FF 90 B CH 89 X CH 89 2-1 F8 ②		X SI 93 0-0 G5-3 ③	4	0	0	0	0	0	0
66 Munenori Kawasaki, L (1, 6) OBP: 0.500, SLG: 0.545			B FF 92 C FF 92 C FF 92 F FF 92 F CU 80 X FF 93 1-2 11 1B 1B		C FF 92 B FF 92 B SL 88 C FF 92 B CU 81 F FF 91 F FF 91 F CU 80 F FF 90 4-2 F FF 91 B CU 78 11 2B BB		X FF 90 0-0 11 FC5-4 1B			2	0	2	0	1	0	0
Inning Stats	R: 0 E: 0 K: 0 S: 7 H: 0 LOB: 0 BB: 0 P: 10	R: 0 E: 0 K: 2 S: 9 H: 0 LOB: 0 BB: 0 P: 12	R: 0 E: 0 K: 1 S: 16 H: 2 LOB: 2 BB: 0 P: 22	R: 0 E: 0 K: 2 S: 12 H: 1 LOB: 1 BB: 0 P: 18	R: 0 E: 0 K: 1 S: 13 H: 1 LOB: 2 BB: 1 P: 18	R: 0 E: 0 K: 1 S: 9 H: 0 LOB: 1 BB: 1 P: 15	R: 0 E: 0 K: 0 S: 8 H: 1 LOB: 1 BB: 0 P: 11	R: 0 E: 0 K: 2 S: 14 H: 1 LOB: 1 BB: 0 P: 22	R: 0 E: 0 K: 1 S: 9 H: 0 LOB: 0 BB: 0 P: 12	1B: 5 2B: 1 3B: 0 HR: 0	SF: 0 SAC: 0 DP: 0 HBP: 0		WP: 1 PB: 0 SB: 0 CS: 0		PA: 35		

PITCHER	IP	WLS	BF	H	R	ER	SO	BB	IBB	HBP	BLK	WP	HR	S	P	ERA	WHIP
62 Jose Quintana, L (1, 1) ERA: 2.55	6.2	W	27	5	0	0	7	2	0	0	0	1	0	72	104	0.00	1.050
26 Jesse Crain, R (7, 1) ERA: 3.0	1.1		5	1	0	0	2	0	0	0	0	0	0	16	24	0.00	0.750
46 Donnie Veal, L (9, 1) ERA:	1.0		3	0	0	0	1	0	0	0	0	0	0	9	12	0.00	0.000

PITCHER	IP	WLS	BF	H	R	ER	SO	BB	IBB	HBP	BLK	WP	HR	S	P	ERA	WHIP

AB	33
R	0
H	6
RBI	0
BB	2
SO	10
LOB	10

Batter	1	2	3	4	5	6	7	8	9	AB	R	H	RBI	BB	SO	LOB
28 Dewayne Wise, L (1, 8) (8, 7) OBP: 0.154, SLG: 0.154	C KN 72 T KN 76 B KN 77 S KN 76 1-3 ① K			X KN 70 0-0 ① P2		C KN 69 F KN 74 S KN 75 0-3 ② K		B SL 76 C SL 77 B SI 92 F SI 92 B SI 94 F SI 93 X SI 94 3-2 ③ G1-3		4	0	0	0	0	2	1
7 Jeff Keppinger, R (1, 4) (8, 5) OBP: 0.169, SLG: 0.188	B KN 73 C FF 81 F KN 77 S KN 77 1-3 ② K			C KN 71 B KN 74 X KN 74 1-1 ② F7		X EP 68 0-0 ③ F7			B FC 90 B FC 90 C FC 89 C FC 89 X FC 91 2-2 ① L3	4	0	0	0	0	1	0
51 Alex Rios, R (1, 9) OBP: 0.403, SLG: 0.656	B KN 76 X KN 76 1-0 ③ G6-3			B KN 74 C KN 75 X KN 77 1-1 14 WP 1B			B CU 82 F FF 95 C FF 95 X FF 96 1-2 ① G6-3		B FC 89 X FF 91 1-0 ② F8	4	0	1	0	0	0	0
14 Paul Konerko, R (1, 10) OBP: 0.306, SLG: 0.463		C KN 71 B KN 75 F KN 74 B KN 78 F KN 75 F KN 77 F EP 65 S KN 77 2-3 ① K2-3		B KN 74 T KN 74 B KN 77 B KN 76 B KN 75 4-1 1-2 BB			C FF 95 B FF 96 B CU 83 X FF 95 2-1 ② F9		X FC 90 0-0 ③ G4-3	3	0	0	0	1	1	0
44 Adam Dunn, L (1, 3) OBP: 0.164, SLG: 0.228		C KN 74 B KN 75 S KN 75 X KN 78 1-2 ② L5-3		B KN 77 F KN 77 S KN 78 F KN 79 S KN 79 1-3 ③ K			B CU 82 C FF 96 B FF 96 F FF 96 X FF 95 2-2 ③ G3			3	0	0	0	0	1	2
24 Dayan Viciedo, R (1, 7) OBP: 0.229, SLG: 0.417 20 Jordan Danks, L (8, PH) OBP: 0.500, SLG: 0.500 (8, 8)		C KN 73 F KN 77 B KN 79 F EP 66 F KN 79 T KN 79 1-2 ③ K			B KN 72 S KN 73 B KN 76 X KN 74 2-1 10 G6-4-3 1B			B CU 82 T FF 95 C CU 84 F FF 96 S SL 87 1-3 ① K		2 1	0 0	1 0	0 0	0 0	1 1	0 0
10 Alexei Ramirez, R (1, 6) OBP: 0.377, SLG: 0.473			S KN 71 X KN 75 0-1 ① F8		B KN 74 1 SAFE X KN 72 1-0 ① ② G6-4-3 1-2f			T FF 96 F CU 84 F FF 95 B SL 87 F SL 86 X FF 96 1-2 21 2B 1B		3	1	1	0	0	0	1
12 Conor Gillaspie, L (1, 5) OBP: 0.382, SLG: 0.485 1 Tyler Greene, R (8, PH) OBP: 0.375, SLG: 0.375 (8, 4)			C KN 71 X KN 76 0-1 ② F7		X KN 74 0-0 ③ G4-3			F SI 91 X SI 92 0-1 ② F9		2 1	0 0	0 0	0 0	0 0	0 0	0 1
21 Tyler Flowers, R (1, 2) OBP: 0.255, SLG: 0.477			C KN 73 S KN 76 S KN 78 0-3 ③ K			X KN 69 0-0 ① P6		C CH 80 C SI 92 B SI 93 X SI 93 1-2 1-H 2B		3	0	1	1	0	1	0
Inning Stats	R: 0 E: 0 K: 2 S: 7 H: 0 LOB: 0 BB: 0 P: 10	R: 0 E: 0 K: 2 S: 14 H: 0 LOB: 0 BB: 0 P: 18	R: 0 E: 0 K: 1 S: 7 H: 0 LOB: 0 BB: 0 P: 7	R: 0 E: 0 K: 1 S: 10 H: 1 LOB: 2 BB: 1 P: 17	R: 0 E: 0 K: 0 S: 4 H: 1 LOB: 0 BB: 0 P: 7	R: 0 E: 0 K: 1 S: 5 H: 0 LOB: 0 BB: 0 P: 5	R: 0 E: 0 K: 0 S: 8 H: 0 LOB: 0 BB: 0 P: 13	R: 1 E: 0 K: 1 S: 18 H: 2 LOB: 1 BB: 0 P: 24	R: 0 E: 0 K: 0 S: 5 H: 0 LOB: 0 BB: 0 P: 8	1B: 3 2B: 1 3B: 0 HR: 0 SF: 0 SAC: 0 DP: 1 HBP: 0						

PITCHER		IP	WLS	BF	H	R	ER	SO	BB	IBB	HBP	BLK	WP	HR	S	P	ERA	WHIP
43 R.A. Dickey, R ERA: 4.3	(1, 1)	6.0	W	20	2	0	0	7	1	0	0	0	1	0	47	64	0.00	0.500
32 Esmil Rogers, R ERA: 4.32	(7, 1)	1.1	H	5	1	1	1	1	0	0	0	0	0	0	17	24	6.75	0.750
62 Aaron Loup, L ERA: 2.16	(8, 1)	0.2	H	3	1	0	0	0	0	0	0	0	0	0	9	13	0.00	1.500
44 Casey Janssen, R ERA: 1.5	(9, 1)	1.0	S	3	0	0	0	0	0	0	0	0	0	0	5	8	0.00	0.000

PITCHER	IP	WLS	BF	H	R	ER	SO	BB	IBB	HBP	BLK	WP	HR	S	P	ERA	WHIP

TOP

Chicago White Sox @ Toronto Blue Jays

Rogers Centre, Toronto, ON

Thu Apr 18 2013, 7:09 PM - 9:19 PM EDT

Att. 18,015 - Roof Closed - 68 F

livebaseballscorecards.com

AB	30
R	1
H	4
RBI	1
BB	1
SO	8
LOB	5

WP: 1 PA: 31
PB: 0
SB: 0
CS: 0

Batter	1	2	3	4	5	6	7	8	9	AB	R	H	RBI	BB	SO	LOB
11 Rajai Davis, R (1, 9) OBP: 0.303, SLG: 0.375	C SI 94 F SI 93 B SI 93 X SL 80 1-2 9 S 53 S 10 1B 1B	X SI 92 0-0 ① F8	C CH 82 C SI 93 1 SAFE B SI 92 B CH 82 1 SAFE F SI 93 1 SAFE F CH 83 2-2 F CH 87 F CH 82 X SI 93 53 K 1-H 2B	B SL 89 F SI 98 X SI 99 1-1 ② G4-3	4	1	2	1	0	0	0
53 Melky Cabrera, S (1, 7) OBP: 0.304, SLG: 0.274	B SI 94 S CH 82 1 SAFE F SI 94 1 SAFE B SI 94 B CH 83 S CH 84 3-3 ① K 1-2	B SI 89 L SI 92 B SL 79 S CH 84 F SI 94 X SI 93 2-2 ② F8	2 SAFE C SL 77 S SI 94 S SI 94 0-3 ②③ K 2-3	S SL 88 T SI 99 C SL 88 0-3 ③ K	4	0	0	0	0	3	2
9 J.P. Arencibia, R (1, 10) OBP: 0.250, SLG: 0.559	B SL 79 S SI 96 F SI 94 C SI 94 1-3 ② K 2-3	C SL 78 S SL 80 S SL 80 0-3 ③ K	X SI 94 0-0 ① G6-3	3	0	0	0	0	2	1
10 Edwin Encarnación, R (1, 3) OBP: 0.328, SLG: 0.373	C SL 80 X SI 95 0-1 13 S 1B 3-H	C SL 78 B CH 82 X SI 93 1-1 ① G4-3	B SI 94 X SI 92 1-0 ② G5-3	3	0	1	1	0	0	0
13 Brett Lawrie, R (1, 5)	C SI 96 F SI 95 B SL 80 T SI 95 1-2 ③ K 1-2	B SL 79 S SI 93 B SI 94 B SI 92 F SI 94 F SI 94 S CH 84 3-3 ② K	B SI 94 C SI 94 F SL 79 B CH 84 F SI 94 B SL 80 X CH 85 3-2 ③ G5-3	3	0	0	0	0	2	1
3 Maicer Izturis, S (1, 4) OBP: 0.208, SLG: 0.326	C SI 91 S SI 93 B CH 83 F SI 94 X SI 91 1-2 22 G6-4-3 1 BB 1B	C SL 78 C SI 95 X CH 85 0-2 ③ G6-3	B SI 92 X CH 82 1-0 ① G5-3	3	0	1	0	0	0	0
1 Emilio Bonifácio, S (1, 8) OBP: 0.236, SLG: 0.353 28 Colby Rasmus, L (8, 8) OBP: 0.314, SLG: 0.565	B SI 89 S SL 78 1 SAFE B CH 84 1 SAFE B SL 77 B SI 92 4-1 22 G6-4-3 1-2 BB	B SI 92 C CH 83 H SL 77 2-1 22 E 66 E HBP	B SI 91 F SI 92 F SI 93 F SL 80 B CH 83 X CH 84 2-2 ② P4	1 1 0 0 1 0 0 0 0 0 0 0 0 0						
22 Henry Blanco, R (1, 2) OBP: 0.182, SLG: 0.100	B SL 77 X SI 95 1-0 ①② G6-4-3 1-2f 2-3	1 SAFE B CH 85 F CH 84 B SL 79 S CH 84 X SL 81 2-2 ① L9 1-3	X CH 83 0-0 ③ G6-3	3	0	0	0	0	0	3
66 Munenori Kawasaki, L (1, 6) OBP: 0.421, SLG: 0.429	B SL 79 B SI 95 C CH 84 C CH 83 X SI 93 2-2 ③ G6-3	B SI 94 F SI 95 B SL 81 X CH 85 2-1 E3 11 2B 3-H	C SI 98 C SL 88 B SL 89 F SL 87 F SI 98 B SL 89 X CH 89 2-2 ① F7	3	1	0	1	0	0	1
Inning Stats	R: 1 E: 0 K: 3 S: 14 H: 2 LOB: 1 BB: 0 P: 20	R: 0 E: 0 K: 0 S: 9 H: 1 LOB: 1 BB: 1 P: 17	R: 0 E: 0 K: 1 S: 8 H: 0 LOB: 0 BB: 0 P: 10	R: 0 E: 0 K: 1 S: 9 H: 0 LOB: 0 BB: 0 P: 13	R: 2 E: 2 K: 1 S: 16 H: 1 LOB: 0 BB: 0 P: 24	R: 0 E: 0 K: 0 S: 6 H: 0 LOB: 0 BB: 0 P: 10	R: 0 E: 0 K: 0 S: 6 H: 0 LOB: 0 BB: 0 P: 9	R: 0 E: 0 K: 1 S: 10 H: 0 LOB: 0 BB: 0 P: 13		1B: 3 2B: 1 3B: 0 HR: 0	SF: 0 SAC: 0 DP: 1 HBP: 1			WP: 0 PB: 0 SB: 3 CS: 0	PA: 29	

PITCHER		IP	WLS	BF	H	R	ER	SO	BB	IBB	HBP	BLK	WP	HR	S	P	ERA	WHIP
49 Chris Sale, L ERA: 4.5	(1, 1)	7.0	L	26	4	3	2	6	1	0	1	0	0	0	68	103	2.57	0.714
65 Nate Jones, R ERA: 4.5	(8, 1)	1.0		3	0	0	0	1	0	0	0	0	0	0	10	13	0.00	0.000

PITCHER	IP	WLS	BF	H	R	ER	SO	BB	IBB	HBP	BLK	WP	HR	S	P	ERA	WHIP

BOTTOM

Chicago White Sox @ Toronto Blue Jays

Rogers Centre, Toronto, ON

Thu Apr 18 2013, 7:09 PM - 9:19 PM EDT

Att. 18,015 - Roof Closed - 68 F

livebaseballscorecards.com

AB	27
R	3
H	4
RBI	3
BB	1
SO	7
LOB	8

Batter	1	2	3	4	5	6	7	8	9	AB	R	H	RBI	BB	SO	LOB
11 Brett Gardner, L (1, 8) OBP: 0.324, SLG: 0.422	B SL 88 B SL 88 C FF 89 B SL 88 S FF 90 X SI 91 3-2 ① F9	B SL 84 B FF 93 B FF 93 B FF 91 4-0 BB		B KC 78 B FF 93 S FF 93 F SI 92 S FF 95 2-3 ② K		B SI 92 B CU 81 F FF 94 X FF 91 2-1 24 G4-3 2-H 3B		C FF 95 X CH 90 0-1 ① L8		4	1	1	1	1	1	1
24 Robinson Canó, L (1, 4) OBP: 0.382, SLG: 0.645	C FF 90 X SI 91 0-1 33 2B 2B	C SL 87 B FF 94 X FF 94 1-1 ③ F8		X FF 94 0-0 1B		T SI 92 B SI 93 X CU 82 1-1 ② G4-3 3-H		F CH 90 X CH 88 0-1 1-2 1B		5	1	3	1	0	0	2
36 Kevin Youkilis, R (1, 5) OBP: 0.369, SLG: 0.466	H FF 90 1-0 33 2B 12 G4-3 HBP		C FF 91 X SL 86 0-1 ① F9	C SL 87 C SL 86 D SL 89 F FF 95 S FF 97 1-3 ③ K		B FF 94 B CU 82 B FF 94 C FF 91 C SI 92 F CU 82 X FF 93 3-2 ③ F7		X FF 95 0-0 ② L9		4	1	0	0	0	1	3
33 Travis Hafner, L (1, 10) OBP: 0.440, SLG: 0.767	B FS 83 F FC 92 X FS 83 1-1 12 G4-3 1-3 2-H 2B		B SL 87 C FF 94 B SL 86 B FS 86 X FF 94 3-1 HR		B SL 90 B SL 83 B SL 82 C FF 93 X FC 93 3-1 ① P2		F SI 92 B CH 86 C FF 93 F SI 92 B CU 82 S FF 92 2-3 ① K	F FF 96 B FF 96 F FF 97 S CH 89 1-3 ③ K		5	1	2	2	0	2	2
12 Vernon Wells, R (1, 7) OBP: 0.377, SLG: 0.585	B FF 93 B FF 93 X FF 93 2-0 ② G4-3 2-3 3-H		C FS 85 X SI 96 0-1 31 2B 26 E 1B		X FF 94 0-0 ② G4-3		B SI 93 F FF 93 F CH 85 X SI 93 1-2 HR		X FF 88 0-0 ① L8	5	2	2	2	0	0	1
31 Ichiro Suzuki, L (1, 9) OBP: 0.269, SLG: 0.319	B FF 91 F FF 92 F FF 93 F FF 90 B FS 84 X FF 93 2-2 ③ G4-3		B FF 91 X SL 83 1-0 26 E 1-3 2B		C FF 93 F FF 94 X FF 97 0-2 ③ F7		B CU 80 C SI 89 B FC 88 B FF 92 X FF 90 3-1 ② L9		B FF 89 X FF 89 1-0 2B	5	1	2	0	0	0	1
26 Eduardo Núñez, R (1, 6) OBP: 0.293, SLG: 0.235		F SI 92 S SL 83 X SL 84 0-2 ① P2	B SL 87 B SL 86 C FS 84 S SL 87 X SL 87 2-2 ② F8 2-H 3-H			B FF 91 F FF 92 B FF 92 X FF 94 2-1 ① P4	B SI 93 B FF 92 B FF 92 C FF 91 B FF 92 4-1 BB		C FF 88 C SL 75 B FF 87 B FF 87 F SL 75 X FF 88 2-2 ② G6-3	4	0	0	0	1	0	1
55 Lyle Overbay, L (1, 3) OBP: 0.275, SLG: 0.420		X FF 91 0-0 ② F7	B FF 95 S SL 86 B FF 95 F SL 87 C FF 95 2-3 ③ K			X FF 93 0-0 HR	B CU 81 B CU 82 X SI 92 2-0 ③ P2		C FF 88 X FF 89 0-1 ③ G4-3	5	1	1	1	0	1	2
29 Francisco Cervelli, R (1, 2) OBP: 0.444, SLG: 0.568		B FF 90 B FF 92 F FF 92 B FF 92 X FF 91 3-1 2B		F FF 90 F SL 85 B FF 95 S SL 86 1-3 ① K		B SL 86 X SL 87 1-0 11 3B 2B		B FF 94 S FF 95 F FF 96 B FF 97 B SL 88 B FF 95 4-2 24 1B BB		3	1	2	0	1	1	0
Inning Stats	R: 2 H: 2 E: 0 LOB: 1 K: 0 BB: 0 S: 12 P: 21	R: 0 H: 1 E: 0 LOB: 2 K: 0 BB: 1 S: 8 P: 16	R: 3 H: 3 E: 1 LOB: 0 K: 1 BB: 0 S: 13 P: 21	R: 0 H: 1 E: 0 LOB: 1 K: 3 BB: 0 S: 11 P: 15	R: 0 H: 0 E: 0 LOB: 0 K: 0 BB: 0 S: 6 P: 9	R: 3 H: 3 E: 0 LOB: 0 K: 0 BB: 0 S: 12 P: 21	R: 1 H: 1 E: 0 LOB: 1 K: 1 BB: 1 S: 11 P: 23	R: 0 H: 1 E: 0 LOB: 2 K: 1 BB: 1 S: 10 P: 15	R: 0 H: 1 E: 0 LOB: 1 K: 0 BB: 0 S: 8 P: 11	1B: 3 SF: 0 2B: 6 SAC: 0 3B: 1 DP: 0 HR: 3 HBP: 1						

PITCHER		IP	WLS	BF	H	R	ER	SO	BB	IBB	HBP	BLK	WP	HR	S	P	ERA	WHIP
23 Brandon Morrow, R ERA: 5.57	(1, 1)	5.1	L	27	9	7	5	4	1	0	1	0	0	2	54	89	8.44	1.875
27 Brett Cecil, L ERA: 2.08	(6, 1)	1.2		8	2	2	2	1	1	0	0	0	0	1	19	37	10.80	1.800
50 Steve Delabar, R ERA: 2.79	(8, 1)	1.0		5	1	0	0	1	1	0	0	0	0	0	10	15	0.00	2.000
38 Darren Oliver, L ERA: 4.5	(9, 1)	1.0		4	1	0	0	0	0	0	0	0	0	0	8	11	0.00	1.000

PITCHER	IP	WLS	BF	H	R	ER	SO	BB	IBB	HBP	BLK	WP	HR	S	P	ERA	WHIP

TOP

New York Yankees @ Toronto Blue Jays

Rogers Centre, Toronto, ON

Fri Apr 19 2013, 7:09 PM - 9:45 PM EDT

Att. 40,028 - Roof Closed - 68 F

livebaseballscorecards.com

AB	40
R	9
H	13
RBI	7
BB	3
SO	6
LOB	13



BOTTOM

Batter	1	2	3	4	5	6	7	8	9	AB	R	H	RBI	BB	SO	LOB
11 Rajai Davis, R (1, 9) OBP: 0.306, SLG: 0.429 1 Emilio Bonifácio, S (8, PH) (9, 9) OBP: 0.232, SLG: 0.346	B FF 90 X FF 90 1-0 53 G4-3 3B		C CU 76 F FC 89 B SL 82 S SL 84 1-3 ② K			X CU 75 0-0 ② F8		C FF 92 B FF 92 B FF 92 B FF 92 C FF 92 S FF 92 3-3 ② K		3 1	1 0	1 0	0 0	0 0	1 1	0 0
53 Melky Cabrera, S (1, 7) OBP: 0.301, SLG: 0.273	B FF 90 X CU 74 1-0 ① G4-3 3-H		F CU 76 F FF 89 X SL 84 0-2 ③ G5-3			B FF 90 B SI 89 C SI 90 X FF 86 2-1 19 HR 1B		C SL 81 X FF 92 0-1 ③ F7		4	1	1	1	0	0	0
19 José Bautista, R (1, 10) OBP: 0.302, SLG: 0.553	B FF 91 C FF 90 B FC 86 B FF 92 B FF 91 4-1 10 L1-3 BB			C SI 88 B SL 85 X FF 90 1-1 ① F9		C CU 76 S SL 81 D SL 78 F SL 79 X FF 88 1-2 1-H HR			C SL 80 B FF 92 B FF 92 C SL 82 B SL 81 S SL 80 3-3 ① K	3	1	1	2	1	1	0
10 Edwin Encarnación, R (1, 3) OBP: 0.310, SLG: 0.349	C FF 91 B FF 89 B SL 83 B FF 91 S SL 84 X FF 92 3-2 ②③ L1-3 1-1			B FF 91 C CU 78 F SL 84 F FF 91 F SL 83 F SL 82 B FF 91 F CU 76 B SL 82 3-2 X FF 80 ② F8		C FF 89 B SL 80 B SI 89 X FF 88 2-1 ③ L5			B FF 91 C SL 80 F SL 82 F FF 93 X FF 95 1-2 ② F9	4	0	0	0	0	0	1
9 J.P. Arencibia, R (1, 2) OBP: 0.266, SLG: 0.603		B CU 75 X FF 90 1-0 ① G1-3		C FF 92 B SL 82 F SL 84 S FC 89 1-3 ③ K			B CU 73 F SL 78 X SL 78 1-2 1B		S SL 82 B FF 94 S SL 84 F FF 94 X SL 84 1-2 HR	4	1	2	1	0	1	0
13 Brett Lawrie, R (1, 5) OBP: 0.133, SLG: 0.143		B FF 90 F CU 75 C FF 90 B SL 82 X SL 80 2-2 1B			X CH 80 0-0 3 G1-6-3 1B		X CU 74 0-0 ① F9		S SL 83 B SL 83 B SL 86 X FF 93 2-1 ③ F9	4	0	2	0	0	0	1
28 Colby Rasmus, L (1, 8) OBP: 0.296, SLG: 0.531		S SL 84 F FF 90 B SL 83 S SL 82 1-3 ② K			S CU 76 C SL 84 D SL 80 X SL 80 1-2 ① P5		X SL 82 0-0 ② F8			3	0	0	0	0	1	3
3 Maicer Izturis, S (1, 4) OBP: 0.196, SLG: 0.306		C FC 88 C FF 90 S SL 83 0-3 ③ K			B CH 80 F FF 88 S CH 79 1 SAFE X SL 80 1-2 ②③ G1-6-3 1-2f		X CU 74 0-0 ③ L7			3	0	0	0	0	1	3
66 Munenori Kawasaki, L (1, 6) OBP: 0.364, SLG: 0.353			C FF 91 B SL 82 L SL 80 T SL 80 1-2 ① K			B FF 90 X SI 89 1-0 ① G5-3		X FF 88 0-0 ① G4-3		3	0	0	0	0	1	0
Inning Stats	R: 1 E: 0 K: 0 S: 6 H: 1 LOB: 0 BB: 1 P: 15	R: 0 E: 0 K: 2 S: 10 H: 1 LOB: 1 BB: 0 P: 14	R: 0 E: 0 K: 2 S: 9 H: 0 LOB: 0 BB: 0 P: 11	R: 0 E: 0 K: 1 S: 12 H: 0 LOB: 0 BB: 0 P: 17	R: 0 E: 0 K: 0 S: 7 H: 1 LOB: 0 BB: 0 P: 9	R: 2 E: 0 K: 0 S: 10 H: 2 LOB: 0 BB: 0 P: 16	R: 0 E: 0 K: 0 S: 6 H: 1 LOB: 1 BB: 0 P: 7	R: 0 E: 0 K: 1 S: 6 H: 0 LOB: 0 BB: 0 P: 9	R: 1 E: 0 K: 1 S: 13 H: 1 LOB: 0 BB: 0 P: 20	1B: 4 2B: 1 3B: 1 HR: 2 SF: 0 SAC: 0 DP: 2 HBP: 0						

PITCHER		IP	WLS	BF	H	R	ER	SO	BB	IBB	HBP	BLK	WP	HR	S	P	ERA	WHIP
46 Andy Pettitte, L ERA: 2.01	(1, 1)	7.1	W	27	6	3	3	5	1	0	0	0	0	1	61	90	3.68	0.955
27 Shawn Kelley, R ERA: 9.0	(8, 1)	1.2		6	1	1	1	2	0	0	0	0	0	1	18	28	5.40	0.600

PITCHER	IP	WLS	BF	H	R	ER	SO	BB	IBB	HBP	BLK	WP	HR	S	P	ERA	WHIP

New York Yankees @ Toronto Blue Jays

Rogers Centre, Toronto, ON

Fri Apr 19 2013, 7:09 PM - 9:45 PM EDT

Att. 40,028 - Roof Closed - 68 F

livebaseballscorecards.com

AB	32
R	4
H	7
RBI	4
BB	1
SO	7
LOB	8

WP: 0 PA: 33
PB: 0
SB: 0
CS: 0

Batter	1	2	3	4	5	6	7	8	9	10	11	AB	R	H	RBI	BB	SO	LOB
11 Brett Gardner, L (1, 8) OBP: 0.325, SLG: 0.429	C FF 84 B FF 85 F FC 81 B FF 86 X CH 80 2-2 ① G3-1	X FC 82 0-0 1B	X FF 84 0-0 1-3 36 E 2B	B FF 81 X CH 78 1-0 ① G3	B FC 89 C FF 90 B CU 73 F FC 90 B FC 89 X FC 90 3-2 ③ G3		C FF 95 B FF 96 S FF 95 S FF 96 1-3 ③ K	6	1	2	0	0	1	1
45 Ben Francisco, R (1, 10) OBP: 0.238, SLG: 0.111	C CU 73 B SI 84 S CH 79 B FF 85 S CU 73 2-3 ② K	X SI 84 0-0 ③ L8	C FC 81 B FF 83 C FF 82 D CU 74 B FC 82 C CU 76 3-3 ① K	B CU 70 C FC 79 B FF 82 C FC 82 X SI 85 2-2 ② G5-3			C SI 91 B SI 92 B SI 91 X SI 91 2-1 ① F7			5	0	0	0	0	2	3
24 Robinson Canó, L (1, 4) OBP: 0.384, SLG: 0.621	C FF 86 F FC 80 B CU 75 S FF 88 1-3 ③ K	X CU 73 0-0 31 1B 12 E 1B	I IN 74 I IN 74 I IN 74 I IN 75 4-0 12 1B 36 E IBB	B FF 85 B SI 84 F FC 80 X FF 86 2-1 ③ L4			C SI 90 F SI 91 F SI 94 X SI 93 0-2 ② G1-3			4	0	1	0	1	1	0
36 Kevin Youkilis, R (1, 3) OBP: 0.353, SLG: 0.443 55 Lyle Overbay, L (6, 3) OBP: 0.283, SLG: 0.442		B FF 84 F FC 82 F SI 85 S CH 80 1-3 ① K	B FC 82 B CH 80 C FF 85 F FC 83 S CU 74 2-3 ① K	S CH 80 X FF 83 0-1 E5 12 1B 1-2 2-H 3-H			S FF 95 X FF 95 0-1 12 G5-3 2B	B SL 76 F SI 92 F SL 78 X SI 93 1-2 ③ L5		3 2	0 0	0 1	0 0	0 0	2 0	2 0
12 Vernon Wells, R (1, 7) OBP: 0.394, SLG: 0.638		B FC 82 C SI 84 B SI 85 B SI 85 S FF 80 X SI 81 3-2 HR	C FF 85 F FF 86 B FF 85 F SI 82 X SI 86 1-2 FC6 31 1B 1-2	B SI 85 S CU 74 X SI 85 1-1 29 G4-6-3 1-2 2-3 1B			C FF 96 B FF 95 S FF 96 D SL 87 F FF 97 B FF 97 X SL 86 3-2 ① G5-3 2-3		B SI 89 X SI 90 1-0 29 1B 31 SH 1B		5	2	3	1	0	0	2
29 Francisco Cervelli, R (1, 2) OBP: 0.420, SLG: 0.524		B FF 85 C FC 82 B FC 81 X SI 85 2-1 ② L8	B CH 79 S CH 80 B FF 83 F CH 80 C CU 75 2-3 ② K	C SI 82 X FC 78 0-1 ② G4-6-3 1-2f			X FF 96 0-0 ② G6-3		B SI 91 X SI 92 1-0 31 SH 31 SH 1B 1-2	5	1	1	0	0	1	6
31 Ichiro Suzuki, L (1, 9) OBP: 0.268, SLG: 0.314		B FC 80 S FF 86 B FC 81 F FF 84 B SI 86 X FC 83 3-2 ③ F8	B SI 85 C FC 82 X SI 86 1-1 1-2 2-3 1B		C FF 85 X CH 78 0-1 ① F8		C FF 96 F FF 96 B FF 96 X SL 86 1-2 ③ G4-3		X SI 92 0-0 SH 26 SH1 1-H 2-H	4	0	1	0	0	0	1
26 Eduardo Núñez, R (1, 6) OBP: 0.267, SLG: 0.211			C FF 84 S FF 81 F FF 85 B SI 83 S CH 79 1-3 ① K	C SI 83 X CH 79 0-1 ③ P4	C SI 84 X CH 78 0-1 ② F8			X FC 89 0-0 ① G4-3	X FF 94 0-0 SH1 2-3	4	0	0	0	0	1	3
17 Jayson Nix, R (1, 5) OBP: 0.219, SLG: 0.276			C SI 86 B FF 87 S CU 74 F CH 79 F FC 82 F FF 84 F FF 87 X CU 74 1-2 ② G4-3	B SI 83 X SI 84 1-0 11 2B 36 E 1B	C CU 72 B CU 71 X CH 78 1-1 ③ L6			C FC 89 F FF 89 S SL 86 0-3 ② K	B FF 94 F FF 94 B SL 87 S FF 95 B CH 89 S FF 95 3-3 ② K	5	1	1	0	0	2	1
Inning Stats	R: 0 E: 0 K: 2 S: 9 H: 0 LOB: 0 BB: 0 P: 14	R: 1 E: 0 K: 1 S: 11 H: 1 LOB: 0 BB: 0 P: 20	R: 0 E: 0 K: 1 S: 13 H: 1 LOB: 1 BB: 0 P: 15	R: 0 E: 1 K: 2 S: 15 H: 2 LOB: 3 BB: 0 P: 21	R: 2 E: 1 K: 1 S: 11 H: 3 LOB: 2 BB: 1 P: 20	R: 0 E: 0 K: 0 S: 6 H: 0 LOB: 0 BB: 0 P: 7	R: 0 E: 0 K: 0 S: 6 H: 0 LOB: 0 BB: 0 P: 11	R: 0 E: 0 K: 0 S: 10 H: 1 LOB: 1 BB: 0 P: 14	R: 0 E: 0 K: 1 S: 7 H: 0 LOB: 0 BB: 0 P: 10	R: 0 E: 0 K: 0 S: 9 H: 0 LOB: 0 BB: 0 P: 12	R: 2 E: 1 K: 2 S: 10 H: 2 LOB: 1 BB: 0 P: 16	1B: 7 2B: 2 3B: 0 HR: 1	SF: 0 SAC: 2 DP: 1 HBP: 0		WP: 0 PB: 0 SB: 0 CS: 0		PA: 46		

PITCHER	IP	WLS	BF	H	R	ER	SO	BB	IBB	HBP	BLK	WP	HR	S	P	ERA	WHIP
56 Mark Buehrle, L (1, 1) ERA: 5.87	7.0		30	7	3	2	7	0	1	0	0	0	1	71	108	2.57	1.000
32 Esmil Rogers, R (8, 1) ERA: 3.86	1.0		4	1	0	0	0	0	0	0	0	0	0	10	14	0.00	1.000
44 Casey Janssen, R (9, 1) ERA: 1.29	1.0		3	0	0	0	1	0	0	0	0	0	0	7	10	0.00	0.000
62 Aaron Loup, L (10, 1) ERA: 1.93	1.0	L	6	2	2	0	0	0	0	0	0	0	0	12	17	0.00	2.000
50 Steve Delabar, R (11, 1) ERA: 2.53	1.0		3	0	0	0	2	0	0	0	0	0	0	7	11	0.00	0.000

PITCHER	IP	WLS	BF	H	R	ER	SO	BB	IBB	HBP	BLK	WP	HR	S	P	ERA	WHIP

TOP

New York Yankees @ Toronto Blue Jays

Rogers Centre, Toronto, ON

Sat Apr 20 2013, 1:07 PM - 4:30 PM EDT

Att. 46,095 - Roof Closed - 68 F

livebaseballscorecards.com

AB	43
R	5
H	10
RBI	1
BB	1
SO	10
LOB	19

Batter	1	2	3	4	5	6	7	8	9	10	11	AB	R	H	RBI	BB	SO	LOB
11 Rajai Davis, R (1, 9) OBP: 0.293, SLG: 0.400	F SI 89 B FS 85 B SI 88 F SI 90 X SL 83 2-2 G6-3 ①		X CU 77 0-0 G3 ③			X SI 90 0-0 G5-4-3 ①② 1-2f		C KC 83 F FC 92 X KC 83 0-2 53 S, 53 1B 1B 1-3 2-H		X SL 81 0-0 P5 ②		5	1	1	1	0	0	2
53 Melky Cabrera, S (1, 7) OBP: 0.308, SLG: 0.296	B SI 90 S FS 85 X SI 91 1-1 19 G5-3 2B			F SL 82 B SL 84 X SI 92 1-1 L4 ①		C CU 76 F SL 84 B FS 88 B SL 85 F SL 83 B SL 86 F SI 92 X SI 92 3-2 G4-3 ③		C FF 93 B FC 94 F FF 93 B FC 94 F FC 95 X FC 93 2-2 19 BB 1B 1-H 3-H		B SL 80 X SL 79 1-0 G3-1 ③		5	0	2	2	0	0	1
19 José Bautista, R (1, 10) OBP: 0.313, SLG: 0.548	B FS 85 B SI 90 S SL 83 X SI 91 2-1 G5-3 ② 2-3			C SI 92 S FS 86 B SI 88 S SL 85 1-3 K ②			C CU 74 F SI 93 B SI 93 B FS 87 S SL 85 2-3 K ①	B KC 81 B FC 93 F FF 93 B KC 81 C KC 81 B KC 81 4-2 BB 1-2			B FC 92 X FF 91 1-0 2B	4	0	1	0	1	2	1
10 Edwin Encarnación, R (1, 3) OBP: 0.303, SLG: 0.328	B SI 93 B SL 83 F SI 92 B SI 92 F SL 83 X SI 91 3-2 P6 ③			B SI 92 B FS 88 B SL 87 B SI 93 4-0 BB			B SL 83 S SI 92 B SL 84 X SI 92 2-1 G5-3 ②	C FC 93 B FC 94 B FC 95 S FC 93 1-3 K ③			F FC 92 X FC 91 0-1 L9 ①	4	0	0	0	1	1	4
9 J.P. Arencibia, R (1, 2) OBP: 0.246, SLG: 0.559		C CU 74 S FS 84 B FS 87 F SI 91 B FF 90 B SI 92 C SL 83 3-3 K ①		F SL 83 1 SAFE F FF 93 D FS 87 1 SAFE S FS 87 1-3 K ③			C SL 82 F SI 94 B FS 88 B FS 88 S FS 86 2-3 K ③		B FF 96 S SL 82 S FF 98 F FF 97 X FF 98 1-2 G5-3 ①		S FC 93 F FC 92 S FC 92 0-3 K ②	5	0	0	0	0	4	2
13 Brett Lawrie, R (1, 5) OBP: 0.100, SLG: 0.105		X FS 87 0-0 G6-3 ②		B CU 75 X SL 84 1-0 P5 ①				C CU 74 S SL 83 B SL 85 S SL 84 1-3 K ① S SL 88 S SL 89 B SL 90 B FF 98 B SL 84 S SL 88 3-3 K ②			C FC 92 S FC 92 C FC 92 0-3 K ③	5	0	0	0	0	3	1
28 Colby Rasmus, L (1, 8) OBP: 0.293, SLG: 0.509		S FS 86 B FF 90 B FS 87 C SL 84 F SI 91 B FS 87 S FS 86 3-3 K ③		B CU 74 B FS 86 B SI 90 C SI 90 X SI 90 3-1 F7 ②				C CU 75 B FS 86 B FS 86 C SL 82 X SI 92 2-2 26 BB, 11 1B 1B 3-3 K ②	C SL 81 C SL 83 B SL 80 B SL 82 F FF 96 B SL 82 F SL 81 S FF 96 3-3 K ③			4	1	1	0	0	2	0
3 Maicer Izturis, S (1, 4) OBP: 0.200, SLG: 0.302 (9, 6)			C SI 90 B SL 81 B SI 91 S SI 89 X FS 87 2-2 G6-3 ①	F SI 92 B FS 87 X SL 83 1-1 F7 ③				D FC 94 C FC 93 S FC 93 B KC 83 F FC 94 B FF 94 S FC 94 3-3 K ②		B FF 94 B FF 94 B FF 94 C SI 94 X FF 94 3-1 1 SH3-4 1B		4	0	1	0	0	1	1
66 Munenori Kawasaki, L (1, 6) OBP: 0.375, SLG: 0.368 26 Adam Lind, L (8, PH) OBP: 0.310, SLG: 0.306 1 Emilio Bonifácio, S (8, PR) OBP: 0.232, SLG: 0.346 (9, 4)			C SI 93 B FS 87 F SI 93 B SI 92 F SI 92 F FS 87 X SL 85 2-2 L5 ②			C SI 91 B FF 91 F SL 86 B SI 92 X SI 91 2-2 11 G5-4-3 1B		B FC 94 C FC 94 B FF 94 B FC 94 B FC 94 4-1 11 1B, 53 1B 1-2 BB		1 SAFE B FF 94 X FF 93 1-0 SH3-4 ① 1-2		2 0 0	0 0 1	1 0 0	0 0 0	0 1 0	0 0 0	0 0 0
Inning Stats	R: 0 E: 0 K: 0 S: 10 H: 1 LOB: 1 BB: 0 P: 18	R: 0 E: 0 K: 2 S: 9 H: 0 LOB: 0 BB: 0 P: 15	R: 0 E: 0 K: 0 S: 9 H: 0 LOB: 0 BB: 0 P: 13	R: 0 E: 0 K: 2 S: 8 H: 0 LOB: 1 BB: 1 P: 15	R: 0 E: 0 K: 0 S: 5 H: 0 LOB: 0 BB: 0 P: 10	R: 0 E: 0 K: 0 S: 9 H: 1 LOB: 0 BB: 0 P: 14	R: 0 E: 0 K: 2 S: 8 H: 0 LOB: 0 BB: 0 P: 14	R: 3 E: 0 K: 3 S: 23 H: 3 LOB: 2 BB: 2 P: 40	R: 0 E: 0 K: 2 S: 12 H: 0 LOB: 0 BB: 0 P: 19	R: 0 E: 0 K: 0 S: 5 H: 1 LOB: 1 BB: 0 P: 10	R: 0 E: 0 K: 2 S: 9 H: 1 LOB: 1 BB: 0 P: 10	1B: 5 2B: 2 3B: 0 HR: 0 SF: 0 SAC: 1 DP: 1 HBP: 0	WP: 0 PB: 0 SB: 1 CS: 0 PA: 42					

PITCHER		IP	WLS	BF	H	R	ER	SO	BB	IBB	HBP	BLK	WP	HR	S	P	ERA	WHIP
18 Hiroki Kuroda, R ERA: 2.35	(1, 1)	7.1		25	3	1	1	7	1	0	0	0	0	0	64	108	1.23	0.545
30 David Robertson, R ERA: 3.18	(8, 1)	0.2	B	6	2	2	2	2	2	0	0	0	0	0	17	31	27.00	6.000
62 Joba Chamberlain, R ERA: 5.68	(9, 1)	0.2		2	0	0	0	1	0	0	0	0	0	0	7	11	0.00	0.000
48 Boone Logan, L ERA: 1.69	(9, 1)	0.2		3	1	0	0	1	0	0	0	0	0	0	8	15	0.00	1.500
27 Shawn Kelley, R ERA: 8.22	(10, 1)	0.2	W	2	0	0	0	0	0	0	0	0	0	0	2	3	0.00	0.000

PITCHER		IP	WLS	BF	H	R	ER	SO	BB	IBB	HBP	BLK	WP	HR	S	P	ERA	WHIP
42 Mariano Rivera, R ERA: 1.5	(11, 1)	1.0	S	4	1	0	0	2	0	0	0	0	0	0	9	10	0.00	1.000

BOTTOM

New York Yankees @ Toronto Blue Jays

Rogers Centre, Toronto, ON

Sat Apr 20 2013, 1:07 PM - 4:30 PM EDT

Att. 46,095 - Roof Closed - 68 F

livebaseballscorecards.com

AB	38
R	3
H	7
RBI	3
BB	3
SO	13
LOB	12

Batter	1	2	3	4	5	6	7	8	9	AB	R	H	RBI	BB	SO	LOB
11 Brett Gardner, L (1, 8) OBP: 0.329, SLG: 0.432	X FF 93 0-0 24 FC4-6 1B		C FF 94 B FF 94 X FF 94 1-1 12 F8 12 S 1B		D CU 81 X SI 93 1-0 ① F7	C FF 90 C CU 81 F FF 93 F SI 93 X CU 82 0-2 ② SF9 3-H			C SI 89 C SI 88 X SL 77 0-2 ① G4-3	4	0	2	1	0	0	1
24 Robinson Canó, L (1, 4) OBP: 0.385, SLG: 0.620	1 SAFE 1 SAFE B FF 92 C FF 93 X FF 92 2-1 ① FC4-6 1-2f		F SL 85 1 SAFE 1 SAFE C FF 92 S FF 92 0-3 ① K		B SI 94 S CU 82 D SL 86 F FF 94 X SI 93 2-2 55 BB 12 1B 26 BB 1-2 1B	B FC 89 X SI 92 1-0 ③ G4-3			B FF 88 B SL 76 C SI 89 X FF 89 2-1 33 DI 2B	5	1	2	0	0	1	2
12 Vernon Wells, R (1, 7) OBP: 0.394, SLG: 0.619	X SI 92 0-0 ② F8		B FF 93 B SL 85 S FF 94 D SL 88 X FF 93 3-1 ② F8 1-3		B SI 93 S SL 87 D SL 83 X FF 92 2-1 26 BB 55 BB 1-2 2-3 1B		B SI 91 X FC 88 1-0 33 BLK 1B		B SL 74 C FF 89 S SL 74 F SL 75 B FF 89 B FF 88 X SL 74 3-2 ② G5-3	5	0	2	0	0	0	3
33 Travis Hafner, L (1, 10) OBP: 0.418, SLG: 0.702	B FF 93 C SL 86 C FF 94 S FF 94 1-3 ③ K		S CU 81 B SL 85 B FF 93 D CU 81 B SI 94 4-1 55 S BB		F FF 93 X SL 84 0-1 ② P2		B SI 90 B SI 91 C CU 83 C CU 82 S CU 82 2-3 ① K 1-2		B FF 88 C SL 75 X SL 75 1-1 ③ B1-3 2-3	4	0	0	0	1	2	6
55 Lyle Overbay, L (1, 3) OBP: 0.298, SLG: 0.436		S SL 86 B SL 86 X FF 94 1-1 26 SH1-3 1B	S CU 80 S CU 80 D SL 86 X CU 81 1-2 ③ G4-3 1-2		F FF 92 B SL 85 F FF 92 D CU 80 D CU 80 B CU 79 4-2 26 BB 1-2 2-3 3-H BB		C CU 81 S SI 91 S CU 83 0-3 ② K			3	0	1	1	1	1	3
26 Eduardo Núñez, R (1, 6) OBP: 0.271, SLG: 0.200		C SL 84 B SI 93 X FF 93 1-1 ① SH1-3 1-2		C SL 86 B CU 77 X FF 93 1-1 ① F9	B SL 88 B FF 92 B FF 93 B FF 93 4-0 31 FC4-6 1-2 2-3 3-H BB		C SL 87 B SL 88 X FF 97 1-1 ③ F8			2	0	0	1	1	0	1
31 Ichiro Suzuki, L (1, 9) OBP: 0.250, SLG: 0.291		C FF 94 B FF 93 F FF 94 F FF 94 T CU 80 1-2 ② K		C SI 93 B FF 94 C FF 93 C CU 80 F FF 94 X SL 87 1-2 ② G3	X FF 92 0-0 ③ FC4-6 1-2f			C FF 96 C FF 95 X FF 94 0-2 ① B1-3		4	0	0	0	0	1	4
17 Jayson Nix, R (1, 5) OBP: 0.250, SLG: 0.303		F FF 94 S SL 84 X CU 78 0-2 ③ F8		C FF 94 S FF 94 S FF 94 0-3 ③ K		X CH 89 0-0 19 SH5-3 19 WP 11 SF9 1B		F SL 88 B CU 84 B SL 86 X FF 96 2-1 19 G5-4-3 1B		4	1	2	0	0	1	1
19 Chris Stewart, R (1, 2) OBP: 0.353, SLG: 0.529			B FF 92 B FF 93 C FF 94 C FF 94 B SL 86 X FF 95 3-2 HR		B FF 92 B SI 92 X FF 93 2-0 12 1B 24 1B 55 BB 1B	1 SAFE C SL 84 B SL 82 X CH 90 1-1 ① SH5-3 1-3		B FF 97 B FF 95 C FF 97 F FF 96 F FF 97 B SL 88 X FF 97 3-2 ②③ G5-4-3 1-2f		3	2	2	1	0	0	1

Inning Stats																								
	R: 0	H: 1	R: 0	H: 1	R: 1	H: 2	R: 0	H: 0	R: 2	H: 3	R: 1	H: 1	R: 0	H: 1	R: 0	H: 1	R: 0	H: 1	1B: 9	SF: 1	WP: 1	PA: 40
	E: 0	LOB: 1	E: 0	LOB: 1	E: 0	LOB: 2	E: 0	LOB: 0	E: 0	LOB: 3	E: 0	LOB: 0	E: 0	LOB: 1	E: 0	LOB: 0	E: 0	LOB: 1	2B: 1	SAC: 2	PB: 0	
	K: 1	BB: 0	K: 1	BB: 0	K: 1	BB: 1	K: 1	BB: 0	K: 0	BB: 2	K: 0	BB: 0	K: 2	BB: 0	K: 0	BB: 0	K: 0	BB: 0	3B: 0	DP: 1	SB: 2	
	S: 7	P: 10	S: 11	P: 14	S: 14	P: 26	S: 10	P: 12	S: 12	P: 27	S: 9	P: 11	S: 9	P: 13	S: 9	P: 14	S: 11	P: 17	HR: 1	HBP: 0	CS: 0	

PITCHER		IP	WLS	BF	H	R	ER	SO	BB	IBB	HBP	BLK	WP	HR	S	P	ERA	WHIP
55 Josh Johnson, R ERA: 6.86	(1, 1)	5.1		27	8	4	4	4	3	0	0	0	1	1	57	93	6.75	2.062
27 Brett Cecil, L ERA: 1.8	(6, 1)	1.1	W	5	1	0	0	2	0	0	0	1	0	0	13	17	0.00	0.750
32 Esmil Rogers, R ERA: 3.38	(7, 1)	1.1	H	4	1	0	0	0	0	0	0	0	0	0	11	17	0.00	0.750
38 Darren Oliver, L ERA: 3.86	(9, 1)	1.0		4	1	0	0	0	0	0	0	0	0	0	11	17	0.00	1.000

PITCHER	IP	WLS	BF	H	R	ER	SO	BB	IBB	HBP	BLK	WP	HR	S	P	ERA	WHIP

TOP

New York Yankees @ Toronto Blue Jays

Rogers Centre, Toronto, ON

Sun Apr 21 2013, 1:08 PM - 4:23 PM EDT

Att. 45,575 - Roof Closed - 68 F

livebaseballscorecards.com

AB	34
R	4
H	11
RBI	4
BB	3
SO	6
LOB	22

Batter	1	2	3	4	5	6	7	8	9	AB	R	H	RBI	BB	SO	LOB
66 Munenori Kawasaki, L (1, 6) OBP: 0.345, SLG: 0.348	C FF 94 B FF 94 B CU 80 F SI 93 B CU 82 X SI 94 3-2 53 1B 10 FC4-6 1B	B CU 82 B CU 82 X SI 95 2-0 ② SF7 3-H			B FF 94 C SI 93 X SI 93 1-1 ① G6-3	C SL 85 B SI 91 C SI 91 D KC 81 T SI 92 2-2 ② K		C SL 86 C SI 90 C SI 91 0-3 ② K		4	1	1	1	0	2	1
53 Melky Cabrera, S (1, 7) OBP: 0.337, SLG: 0.320	B SI 95 D CU 80 F SI 95 1 SAFE F SI 95 X CU 82 2-2 10 FC4-6 1-3 1B	1 SAFE C CU 81 F SI 95 S SL 87 0-3 ③ K			X FF 94 0-0 19 CS 1B	C SI 92 B SI 92 X SL 88 1-1 19 FC6-4 2-H 1B		F SI 90 B SI 90 F SL 86 B KC 80 B SI 92 B SI 90 4-2 BB		4	0	3	1	1	1	1
19 José Bautista, R (1, 9) OBP: 0.321, SLG: 0.522	B CU 81 D SL 87 C CU 81 C FF 96 C CU 83 2-3 ① K		C FF 95 F FF 95 B SI 94 X SL 87 1-2 10 F7-4-3 1B		C CU 81 B CU 81 S CU 81 D CU 84 F CU 80 B FF 96 B CU 82 4-2 ② 1-2 BB	C KC 81 C SI 91 F FF 90 X KC 83 0-2 ③ FC6-4 1-2f		B FF 92 C SL 87 F KC 81 B KC 82 X SI 91 2-2 ③ F7		4	0	1	0	1	1	4
10 Edwin Encarnación, R (1, 3) OBP: 0.288, SLG: 0.310	B FF 94 C FF 94 1 SAFE X CU 83 1-1 ② FC4-6 1-2f 3-H		B FF 94 X FF 93 1-0 ①② F7-4-3 1-1		F FF 94 B FF 96 S CU 82 F FF 96 B CU 84 F CU 82 B SI 95 S FF 96 3-3 ③ K		X FF 90 0-0 ① F7			4	0	0	1	0	1	3
26 Adam Lind, L (1, 10) OBP: 0.370, SLG: 0.306	B SI 95 C SI 95 B CU 82 D SI 94 F SI 95 B CU 82 4-2 BB		B SI 94 B FF 92 B SI 94 C FF 94 B SI 93 4-1 BB			C CU 81 B SI 93 C FF 94 B CU 83 B FF 94 B FF 94 4-2 9 2B 28 1B BB	C SI 91 B FF 90 B SI 87 B SI 90 F SI 91 B SI 92 4-2 9 HR BB			0	2	0	0	4	0	0
9 J.P. Arencibia, R (1, 2) OBP: 0.260, SLG: 0.611	D CU 81 B FF 97 S FF 96 S FF 96 F CU 83 F FF 96 C SL 89 2-3 ③ K		X FF 95 0-0 ③ P3			C CU 80 S FF 94 B FF 95 B CU 82 X FF 93 2-2 28 1B 1-3 13 2B 2B	B FF 91 D KC 81 F SL 87 C FF 91 X FF 92 2-2 1-H HR			4	2	2	2	0	1	3
28 Colby Rasmus, L (1, 8) OBP: 0.323, SLG: 0.536		B CU 80 S SI 94 X FF 94 1-1 13 1B 66 SF7 2B		B CU 81 C CU 82 S CU 81 B CU 83 B FF 95 H CU 81 4-2 13 G5-4-3 HBP		C SL 79 B FF 95 B SL 82 S SL 81 X SL 82 2-2 13 2B 2-3 3-H 1B	C KC 80 B SI 91 C FF 91 B SI 91 S KC 81 2-3 ② K			3	2	2	1	0	1	0
13 Brett Lawrie, R (1, 5) OBP: 0.167, SLG: 0.217		C CU 81 X SI 95 0-1 3 FC1-6 2-3 1B		C FF 94 X SI 93 0-1 ①② G5-4-3 1-2f		B KC 80 S SL 88 B SI 91 X SI 91 2-1 53 1B 1-H 3-H 2B	C FF 91 B SL 86 F KC 81 B FF 91 X SL 86 2-2 ③ G4-3			4	1	2	2	0	0	1
3 Maicer Izturis, S (1, 4) OBP: 0.186, SLG: 0.281		B CU 82 X SI 95 1-0 ① FC1-6 1-2f		C FF 94 C SI 95 B SL 85 B CU 82 B SI 94 S FF 94 3-3 ③ K		C SI 91 L SL 88 B KC 82 F SI 92 X SI 93 1-2 ① L8		B KC 78 B CH 82 C FF 88 F CH 81 X KC 80 2-2 ① G3		4	0	0	0	0	1	3
Inning Stats	R: 1 H: 2 E: 1 LOB: 2 K: 2 BB: 1 S: 18 P: 32	R: 1 H: 2 E: 0 LOB: 1 K: 1 BB: 0 S: 9 P: 13	R: 0 H: 1 E: 0 LOB: 1 K: 0 BB: 1 S: 6 P: 12	R: 0 H: 0 E: 0 LOB: 0 K: 1 BB: 0 S: 7 P: 14	R: 0 H: 1 E: 0 LOB: 1 K: 1 BB: 1 S: 11 P: 19	R: 4 H: 4 E: 0 LOB: 1 K: 1 BB: 1 S: 23 P: 37	R: 2 H: 1 E: 0 LOB: 0 K: 1 BB: 1 S: 12 P: 22	R: 0 H: 0 E: 0 LOB: 1 K: 1 BB: 1 S: 11 P: 19		1B: 7 SF: 1 2B: 4 SAC: 0 3B: 0 DP: 2 HR: 1 HBP: 1						WP: 0 PA: 39 PB: 0 SB: 0 CS: 1	

BOTTOM

New York Yankees @ Toronto Blue Jays

Rogers Centre, Toronto, ON

Sun Apr 21 2013, 1:08 PM - 4:23 PM EDT

Att. 45,575 - Roof Closed - 68 F

livebaseballscorecards.com

AB	31
R	8
H	11
RBI	8
BB	6
SO	8
LOB	16

PITCHER		IP	WLS	BF	H	R	ER	SO	BB	IBB	HBP	BLK	WP	HR	S	P	ERA	WHIP
47 Iván Nova, R ERA: 6.14	(1, 1)	5.0		24	7	4	4	5	4	0	1	0	0	0	56	101	7.20	2.200
48 Boone Logan, L ERA: 3.38	(6, 1)	0.0	L	1	1	0	0	0	0	0	0	0	0	0	3	5	∞	∞
41 David Phelps, R ERA: 6.23	(6, 1)	3.0	B	14	3	4	4	3	2	0	0	0	0	1	38	62	12.00	1.667

PITCHER	IP	WLS	BF	H	R	ER	SO	BB	IBB	HBP	BLK	WP	HR	S	P	ERA	WHIP

Toronto Blue Jays @ Baltimore Orioles

Oriole Park at Camden Yards, Baltimore, MD

Mon Apr 22 2013, 7:12 PM - 10:04 PM EDT

Att. 11,168 - Partly Cloudy - 53 F

livebaseballscorecards.com

TOP

Batter	1	2	3	4	5	6	7	8	9	AB	R	H	RBI	BB	SO	LOB
66 Munenori Kawasaki, L (1, 6) OBP: 0.333, SLG: 0.308	B FC 90 C FC 89 B FC 89 B FF 89 C FF 91 X FF 90 3-2 G6-3		C FC 91 C KC 77 B FC 91 F FF 93 X KC 78 1-2 F8			B FF 91 1 SAFE F FF 92 X FC 91 1-1 G5-3 1-2		B SL 76 C SI 84 C SI 83 F FF 84 B SL 77 F SI 84 B SL 76 B SI 83 4-2 BB		3	0	0	0	1	0	1
53 Melky Cabrera, S (1, 7) OBP: 0.322, SLG: 0.304	C FF 92 B FC 91 B KC 76 X FF 92 2-1 G6-3			B KC 75 F FC 91 B FC 92 C FF 92 X KC 77 2-2 F8		F FF 91 C FF 91 B FF 91 X FC 91 1-2 F7		1 SAFE C SI 84 S FF 86 X FF 85 0-2 F9		4	0	0	0	0	0	2
19 José Bautista, R (1, 9) OBP: 0.298, SLG: 0.480	X FF 92 0-0 G5-3			B FC 92 B KC 78 C FF 92 B CH 84 X CH 84 3-1 G5-3			C CH 82 C FC 91 F FC 91 F FC 92 B SL 87 F FF 92 C KC 76 1-3 K	B FF 87 B SL 78 1 SAFE S SI 84 F SI 85 S SL 77 2-3 K		4	0	0	0	0	2	1
10 Edwin Encarnación, R (1, 3) OBP: 0.286, SLG: 0.307		C KC 74 F FC 91 B FC 90 S FC 91 1-3 K		C FF 93 X FC 93 0-1 F8			C SL 85 C KC 76 B FF 92 F FF 91 X CH 83 1-2 9 28 1B 1B	C SL 78 X SL 78 0-1 P6		4	1	1	0	0	1	1
26 Adam Lind, L (1, 10) OBP: 0.380, SLG: 0.308		C FC 92 C FF 91 X FF 90 0-2 9 BB 1B			B KC 76 F CH 82 B CH 83 B FF 91 B FC 92 4-1 28 G6-4-3 BB		S CH 83 B FC 93 F FC 92 C FC 92 1-3 K		C SI 92 F SI 92 B CU 80 X CU 79 1-2 F8	3	0	1	0	1	1	1
9 J.P. Arencibia, R (1, 2) OBP: 0.273, SLG: 0.600		B FC 92 B FF 91 F FF 92 B CH 83 F FC 91 B FC 91 4-2 28 G6-4-3 1-2 BB			D CH 83 S FC 92 B FC 92 X FC 91 2-1 P6		B SL 84 C FC 91 S FF 91 D KC 78 F FF 92 X FC 93 2-2 28 1B 1-2 1B		C SI 92 C CU 78 B SI 93 B SI 94 B SI 93 F SI 94 S SI 93 3-3 K	3	0	1	0	1	1	1
28 Colby Rasmus, L (1, 8) OBP: 0.318, SLG: 0.517		C CH 84 B FC 92 X FC 92 1-1 G6-4-3 1-2f			C FC 91 C FC 92 X FC 94 0-2 G6-4-3 1-2f		B FF 92 B CH 84 C FF 91 F CH 83 B FF 93 X FC 92 3-2 13 BB 1-3 2-H 1B		C SI 94 B SI 93 X SI 93 1-1 G3	4	0	1	1	0	0	3
13 Brett Lawrie, R (1, 5) OBP: 0.185, SLG: 0.200			X FF 91 0-0 F9			C FF 90 X CH 82 0-1 G6-3	B SI 84 C SL 77 B SL 77 B SI 83 B SL 78 4-1 1-2 BB			2	0	0	0	1	0	0
1 Emilio Bonifácio, S (1, 4) OBP: 0.237, SLG: 0.333			B FC 91 X FC 91 1-0 B6			C FF 90 B KC 77 B KC 76 S FC 92 B FF 92 F FF 92 B FC 92 4-2 66 G5-3 BB	F SL 78 C SI 84 B FF 84 B FF 85 S FF 84 2-3 K			2	0	0	0	1	1	3
Inning Stats	R: 0 E: 0 K: 0 S: 6 H: 0 LOB: 0 BB: 0 P: 11	R: 0 E: 0 K: 1 S: 10 H: 1 LOB: 1 BB: 1 P: 16	R: 0 E: 0 K: 0 S: 6 H: 0 LOB: 0 BB: 0 P: 8	R: 0 E: 0 K: 0 S: 7 H: 0 LOB: 0 BB: 0 P: 12	R: 0 E: 0 K: 0 S: 6 H: 0 LOB: 0 BB: 1 P: 12	R: 0 E: 0 K: 0 S: 10 H: 0 LOB: 1 BB: 1 P: 16	R: 1 E: 0 K: 3 S: 24 H: 3 LOB: 3 BB: 1 P: 38	R: 0 E: 0 K: 1 S: 12 H: 0 LOB: 1 BB: 1 P: 18	R: 0 E: 0 K: 1 S: 9 H: 0 LOB: 0 BB: 0 P: 14	1B: 4 2B: 0 3B: 0 HR: 0 SF: 0 SAC: 0 DP: 2 HBP: 0						

	AB	29
	R	1
	H	4
	RBI	1
	BB	5
	SO	6
	LOB	13

WP: 0 PA: 34
PB: 0
SB: 0
CS: 0

PITCHER		IP	WLS	BF	H	R	ER	SO	BB	IBB	HBP	BLK	WP	HR	S	P	ERA	WHIP
30 Chris Tillman, R ERA: 5.23	(1, 1)	6.2		25	4	1	1	3	3	0	0	0	0	0	65	103	1.35	1.050
56 Darren O'Day, R ERA: 0.9	(7, 1)	1.1		6	0	0	0	2	2	0	0	0	0	0	16	28	0.00	1.500
43 Jim Johnson, R ERA:	(9, 1)	1.0	W	3	0	0	0	1	0	0	0	0	0	0	9	14	0.00	0.000

PITCHER		IP	WLS	BF	H	R	ER	SO	BB	IBB	HBP	BLK	WP	HR	S	P	ERA	WHIP

Toronto Blue Jays @ Baltimore Orioles

Oriole Park at Camden Yards, Baltimore, MD

Mon Apr 22 2013, 7:12 PM - 10:04 PM EDT

Att. 11,168 - Partly Cloudy - 53 F

livebaseballscorecards.com

Batter	1	2	3	4	5	6	7	8	9	AB	R	H	RBI	BB	SO	LOB
21 Nick Markakis, L (1, 9) OBP: 0.372, SLG: 0.418	X FF 88 0-0 1B		B SI 89 C SI 89 C SI 89 F SI 90 B SL 83 S SI 90 2-3 ① K		B SI 90 F FF 90 B SI 89 X SI 91 2-1 ③ G3-4-3			S FF 93 X SL 84 0-1 ① L8	C SI 90 C SI 92 F SI 92 X SI 91 0-2 1-2 2-3 3-H 1B	5	0	2	1	0	1	1
13 Manny Machado, R (1, 5) OBP: 0.298, SLG: 0.392	F SI 88 B CH 82 F FF 88 1 SAFE F FF 89 D CU 74 B FF 88 C FF 90 3-3 ① K		C SI 89 S CU 75 B FF 90 B FF 89 F CU 74 F FF 90 S CH 82 2-3 ② K			C CH 81 S SI 88 B FF 90 B CH 82 X CH 81 2-2 32 PB 10 1B 19 SF9 1B		B FF 93 C FF 93 B FF 94 C FF 93 B FF 93 B FF 93 4-2 10 S BB		3	1	1	0	1	2	1
10 Adam Jones, R (1, 8) OBP: 0.383, SLG: 0.564	X CH 82 0-0 ② F8		B FF 89 X CH 82 1-0 ③ G5-3			B FF 88 1 SAFE B FF 89 C SI 90 T FF 89 F FF 90 1 SAFE X CU 74 2-2 19 SF9 32 PB 1-2 1B		B SL 84 1 SAFE S FF 93 F CH 88 D FF 95 F SL 86 F FF 94 F FF 95 B FF 93 3-3 F FF 92 S SL 86 1-2 ② K		4	0	1	0	0	1	2
32 Matt Wieters, S (1, 2) OBP: 0.300, SLG: 0.387	C SI 90 B SI 90 F FF 90 S CU 75 1-3 ③ K			B SI 89 B FF 88 F FF 88 F FF 89 B FF 89 X FF 90 3-2 ① F8		B CH 82 F FF 89 B FF 88 X FF 89 2-1 ① G6-3 1-2 2-3		B FF 93 F CH 86 B CH 86 S FF 93 S FF 94 2-3 ③ K		4	0	0	0	0	2	4
19 Chris Davis, L (1, 3) OBP: 0.474, SLG: 0.828		C SI 89 S SI 88 B FF 90 S SI 90 1-3 ① K		F SI 88 F SI 89 F SL 82 F SI 89 X CH 83 0-2 ② F8		X FF 88 0-0 ② SF9 2-3 3-H			H SI 88 1-0 12 E 2 SH1-4 21 1B HBP	2	1	0	1	0	1	0
2 J.J. Hardy, R (1, 6) OBP: 0.250, SLG: 0.377		B FF 89 B FF 88 B FF 89 C FF 89 B FF 88 4-1 28 HBP BB		C SI 88 X SI 89 0-1 ③ F9		C FF 90 F FF 90 B SI 90 X CH 83 1-2 ③ G1-5-3			L SI 90 B SI 90 X SI 90 1-1 ① SH1-4 1-2	2	0	0	0	1	0	1
28 Steve Pearce, R (1, 10) OBP: 0.240, SLG: 0.273		C CH 82 B SI 90 T FF 90 F SI 90 F CU 75 H FF 90 2-2 1-2 HBP			B SI 88 X FF 88 1-0 ① G4-3		B CH 87 B CH 81 B CH 87 C FF 88 B FF 87 4-1 14 G6-4-3 BB		C SI 90 B SI 90 X SI 90 1-1 ② P4	2	0	0	0	1	0	1
14 Nolan Reimold, R (1, 7) OBP: 0.298, SLG: 0.412		B FF 90 F CH 83 F CH 82 F SL 83 F SI 90 S CH 82 1-3 ② K			C CH 82 B CH 83 B SI 90 X FF 89 2-1 ② F8		S SL 83 T FF 93 D FF 94 X SL 84 1-2 ① ② G6-4-3 1-2f		I IN 78 I IN 77 I IN 79 I IN 77 4-0 21 1B 12 E IBB	3	0	0	0	1	1	3
12 Alexi Casilla, S (1, 4) OBP: 0.296, SLG: 0.346		B FF 90 X FF 89 1-0 ③ P3			B SI 90 C FF 90 B FF 89 B SI 90 C FF 89 X FF 89 3-2 1B		F FF 93 B SL 84 B FF 94 B FF 93 C FF 93 S FF 94 3-3 ③ K		B SI 90 B SI 90 C SI 90 X SI 92 2-1 1-2 2-3 E6 21 1B	4	0	1	0	0	1	4

Inning Stats																								
	R: 0	H: 1	R: 0	H: 0	R: 0	H: 0	R: 0	H: 0	R: 0	H: 1	R: 1	H: 2	R: 0	H: 0	R: 0	H: 0	R: 1	H: 1	1B: 5	SF: 1	WP: 0	PA: 37
	E: 0	LOB: 1	E: 0	LOB: 2	E: 0	LOB: 0	E: 0	LOB: 0	E: 0	LOB: 1	E: 0	LOB: 1	E: 0	LOB: 1	E: 0	LOB: 1	E: 1	LOB: 3	2B: 0	SAC: 1	PB: 1	
	K: 2	BB: 0	K: 2	BB: 1	K: 2	BB: 0	K: 0	BB: 0	K: 0	BB: 0	K: 0	BB: 0	K: 1	BB: 1	K: 2	BB: 1	K: 0	BB: 1	3B: 0	DP: 1	SB: 1	
	S: 9	P: 13	S: 14	P: 23	S: 10	P: 15	S: 10	P: 13	S: 8	P: 16	S: 13	P: 20	S: 7	P: 15	S: 14	P: 23	S: 10	P: 19	HR: 0	HBP: 2	CS: 0	

PITCHER		IP	WLS	BF	H	R	ER	SO	BB	IBB	HBP	BLK	WP	HR	S	P	ERA	WHIP
48 J.A. Happ, L ERA: 3.68	(1, 1)	6.0		25	4	1	0	6	2	0	1	0	0	0	65	105	0.00	1.000
50 Steve Delabar, R ERA: 2.13	(7, 1)	2.0		6	0	0	0	3	1	0	0	0	0	0	20	33	0.00	0.500
62 Aaron Loup, L ERA: 1.8	(9, 1)	0.2	L	6	1	1	0	0	0	1	1	0	0	0	10	19	0.00	1.500

PITCHER	IP	WLS	BF	H	R	ER	SO	BB	IBB	HBP	BLK	WP	HR	S	P	ERA	WHIP

AB	29
R	2
H	5
RBI	2
BB	4
SO	9
LOB	17

Batter	1	2	3	4	5	6	7	8	9	AB	R	H	RBI	BB	SO	LOB
66 Munenori Kawasaki, L (1, 6) OBP: 0.306, SLG: 0.276 16 Mark DeRosa, R (8, PH) OBP: 0.265, SLG: 0.333 (8, 4)	B FF 90 X SI 91 1-0 G6-3 ①		F FF 91 X SI 91 0-1 G6-4-3 ②③ 1-2f			C SI 90 B FF 90 B FF 91 B FF 90 C FF 90 X FF 90 3-2 G4-3 ②		B FF 89 S CH 82 F FF 90 B CH 84 B FF 91 B FF 91 4-2 19 G6-3 11 SH1-3 BB		3 0	0 0	0 0	0 0	0 1	0 0	2 0
26 Adam Lind, L (1, 10) OBP: 0.396, SLG: 0.317 11 Rajai Davis, R (8, PH) OBP: 0.293, SLG: 0.400 (8, 10)	B FF 91 C SI 90 S FF 91 B FF 92 X CH 84 2-2 G5-3 ②			C CH 83 X CH 83 0-1 19 G6-4-3 1B		C SI 91 F FF 92 B FF 91 B SI 90 B CU 81 B FF 91 4-2 19 BB 10 HR BB		L SI 95 X SL 81 0-1 SH1-3 ① 1-2		2 0	1 0	1 0	0 0	1 0	0 0	0 0
19 José Bautista, R (1, 9) OBP: 0.295, SLG: 0.453	C FF 91 B SL 84 B SL 83 X FF 92 2-1 P4 ③			C FF 91 B FF 91 X FF 91 1-1 G6-4-3 ①② 1-2f		C SL 82 B FF 90 F CH 80 F FF 91 B FF 91 F FF 90 B FF 90 B CH 80 4-2 10 HR 1-2 BB		X SI 96 0-0 G6-3 ② 2-3		3 1	1 0	0 0	0 1	1 0	0 2	2 0
10 Edwin Encarnación, R (1, 3) OBP: 0.307, SLG: 0.351		B CU 76 F FF 91 F FF 91 B SL 82 X FF 90 2-2 G6-3 ①		C FF 91 B FF 92 B CU 78 B SL 86 B FF 91 4-1 BB		X FF 91 0-0 1-H 2-H HR		B SL 82 B SI 97 B SI 96 B SI 95 4-0 BB		2 1	1 1	1 3	3 2	2 0	0 0	0 0
53 Melky Cabrera, S (1, 7) OBP: 0.319, SLG: 0.325		C FF 91 F CU 76 B CH 80 X FF 91 1-2 F8 ②		C FF 92 1 SAFE B FF 90 T FF 91 B FF 91 X SI 91 2-2 F8 ③		B CU 77 F FF 90 B SI 89 X SI 88 2-1 3B		B SI 96 B SI 96 C SL 82 F SI 96 B CH 88 C SL 82 3-3 K ③		4 0	0 1	1 0	0 0	0 1	1 3	3 3
13 Brett Lawrie, R (1, 5) OBP: 0.161, SLG: 0.172		C FF 91 C FF 91 S FF 92 0-3 K ③			B SL 83 S FF 90 F FF 90 F FF 91 B FF 91 S FF 91 2-3 K ①	S CH 80 F FF 90 F FF 90 X CH 81 0-2 L7 ③			X SI 92 0-0 G5-3 ①	4 0	0 0	0 0	0 0	0 2	2 1	1 1
28 Colby Rasmus, L (1, 8) OBP: 0.314, SLG: 0.516			C SI 90 F SI 90 B FF 90 X CH 82 1-2 22 1B 2B		F FF 91 F SI 91 B FF 90 S FF 90 1-3 K ②		C SL 86 F SL 85 C FF 91 0-3 K ①		C SI 93 S CU 80 B CU 80 F SI 94 S SI 95 1-3 K ②	4 0	1 0	0 0	0 0	3 3	0 0	0 0
3 Maicer Izturis, S (1, 4) OBP: 0.190, SLG: 0.279 (8, 6) 1 Emilio Bonifácio, S (9, PR) OBP: 0.237, SLG: 0.333			C FF 90 X CU 79 0-1 G3 ①		B CU 77 X FF 90 1-0 P6 ③		B FF 91 F FF 90 X CU 78 1-1 G5-3 ②		C SI 94 B SI 93 X SI 92 1-1 1B	4 0	0 0	1 0	0 0	0 0	0 0	1 0
22 Henry Blanco, R (1, 2) OBP: 0.231, SLG: 0.167 9 J.P. Arencibia, R (7, PH) OBP: 0.266, SLG: 0.584 (7, 2)			X SL 84 0-0 66 G6-4-3 2-3 1B			C FF 89 B FF 90 B FF 90 S FF 91 T FF 91 2-2 K ①	B FF 92 S FF 90 S FF 91 B FF 91 F FF 91 F FF 92 S SL 85 2-3 K ③		F FF 92 B SI 93 F SI 93 S SI 94 1-3 K ③	2 2	0 0	1 0	0 0	1 2	0 1	0 1
Inning Stats	R: 0 E: 0 K: 0 S: 6 H: 0 LOB: 0 BB: 0 P: 11	R: 0 E: 0 K: 1 S: 9 H: 0 LOB: 0 BB: 0 P: 12	R: 0 E: 0 K: 0 S: 8 H: 2 LOB: 1 BB: 0 P: 9	R: 0 E: 0 K: 0 S: 8 H: 1 LOB: 1 BB: 1 P: 15	R: 0 E: 0 K: 2 S: 8 H: 0 LOB: 0 BB: 0 P: 12	R: 3 E: 0 K: 1 S: 19 H: 2 LOB: 1 BB: 2 P: 34	R: 0 E: 0 K: 2 S: 11 H: 0 LOB: 0 BB: 0 P: 14	R: 0 E: 0 K: 1 S: 8 H: 0 LOB: 2 BB: 2 P: 19	R: 0 E: 0 K: 2 S: 10 H: 1 LOB: 1 BB: 0 P: 13	1B: 3 2B: 1 3B: 1 HR: 1	SF: 0 SAC: 1 DP: 2 HBP: 0					

PITCHER		IP	WLS	BF	H	R	ER	SO	BB	IBB	HBP	BLK	WP	HR	S	P	ERA	WHIP
50 Miguel González, R ERA: 4.13	(1, 1)	6.0	W	24	5	3	3	4	3	0	0	0	0	1	58	93	4.50	1.333
17 Brian Matusz, L ERA: 1.17	(7, 1)	1.0	H	4	0	0	0	2	1	0	0	0	0	0	13	20	0.00	1.000
47 Pedro Strop, R ERA: 8.22	(8, 1)	1.0	H	4	0	0	0	1	1	0	0	0	0	0	6	13	0.00	1.000
43 Jim Johnson, R ERA:	(9, 1)	1.0	S	4	1	0	0	2	0	0	0	0	0	0	10	13	0.00	1.000

PITCHER	IP	WLS	BF	H	R	ER	SO	BB	IBB	HBP	BLK	WP	HR	S	P	ERA	WHIP

TOP

Toronto Blue Jays @ Baltimore Orioles

Oriole Park at Camden Yards, Baltimore, MD

Tue Apr 23 2013, 7:09 PM - 9:37 PM EDT

Att. 13,272 - Clear - 58 F

livebaseballscorecards.com

AB	30
R	3
H	6
RBI	3
BB	5
SO	9
LOB	10

Batter	1	2	3	4	5	6	7	8	9	AB	R	H	RBI	BB	SO	LOB
9 Nate McLouth, L (1, 7) OBP: 0.394, SLG: 0.345	C KN 70 B KN 75 X KN 76 1-1 13 K 1B	B KN 73 B KN 72 B KN 73 C KN 79 B FF 80 4-1 21 PB 13 1B 1-2 2-3 BB			B KN 69 C KN 78 F KN 72 S KN 76 1-3 ① K		X FC 88 0-0 ① L4			3	0	1	0	1	1	0
13 Manny Machado, R (1, 5) OBP: 0.318, SLG: 0.415	B KN 71 C KN 71 B KN 74 S KN 73 1 SAFE B KN 72 1 SAFE T KN 74 3-2 ①② K 1-2	X FF 81 0-0 21 PB 1-2 2-H 3-H 1B			C KN 72 B KN 75 X KN 74 1-1 21 WP 2B		B CU 80 B SI 90 B FC 89 B FF 91 4-0 21 FC4-6 BB			3	0	2	2	1	1	1
21 Nick Markakis, L (1, 9) OBP: 0.367, SLG: 0.402	C KN 73 F KN 75 B KN 76 B EP 84 F KN 75 B KN 82 X KN 73 3-2 ③ F8	C KN 74 B KN 74 D KN 76 C KN 71 X KN 76 2-2 ③ G4-3 1-2 2-3			C KN 73 D KN 76 B KN 74 B KN 75 B KN 75 4-1 2-3 BB		F SI 91 X SI 92 0-1 ② FC4-6 10 WP 1-2f			3	0	0	0	1	0	3
10 Adam Jones, R (1, 8) OBP: 0.376, SLG: 0.549		B KN 72 X KN 71 1-0 E5 19 1B 32 1B 1B	C KN 73 B KN 76 F KN 75 B KN 76 F KN 75 S KN 77 2-3 ① K		B KN 75 F KN 74 F KN 75 X KN 76 1-2 ② P4		D SI 89 S CU 81 B CU 81 F SI 90 B SI 91 S CU 80 3-3 ③ K 1-2			4	1	1	0	0	2	3
19 Chris Davis, L (1, 3) OBP: 0.463, SLG: 0.794		B KN 74 T KN 74 F KN 74 X KN 76 1-2 3 BB 32 1B 14 SF8 2-3 1B	F KN 75 S KN 76 S KN 78 0-3 ② K		F KN 74 F KN 74 B KN 75 F KN 77 B KN 76 X KN 77 2-2 ③ F7			B SI 90 X FC 88 1-0 ① G4-3		4	1	1	0	0	1	2
32 Matt Wieters, S (1, 2) OBP: 0.311, SLG: 0.385		B KN 74 F KN 74 S KN 75 F KN 76 X KN 76 1-2 9 BB 3 BB 13 1B 1-2 3-H 1B	B KN 75 S KN 76 S KN 76 F KN 77 F KN 77 B KN 76 F KN 76 F KN 76 X KN 76 2-2 ③ F8			C KN 68 B KN 74 B EP 68 B KN 70 S EP 67 F KN 71 B KN 70 4-2 3 BB BB		C SL 85 F FF 95 B FF 94 B CU 83 B SL 85 S SL 84 3-3 ② K		3	1	1	1	1	1	0
2 J.J. Hardy, R (1, 6) OBP: 0.238, SLG: 0.356		B FF 81 F KN 73 X KN 76 1-1 ① F3	S KN 71 X KN 74 0-1 ① F9				C KN 70 F KN 72 F KN 74 F KN 73 X EP 64 0-2 ① F7	B SL 85 X FF 95 1-0 ③ L8		4	0	0	0	0	0	3
3 Ryan Flaherty, L (1, 4) OBP: 0.175, SLG: 0.167		B KN 74 B KN 75 B KN 73 C KN 78 D KN 72 4-1 9 BB 13 1B 1-2 2-3 BB	C KN 71 B KN 74 B KN 74 X KN 71 2-1 ② P5				D KN 73 B KN 72 B KN 78 S KN 75 D KN 71 4-1 14 G5-4-3 1-2 BB			1	1	0	0	2	0	0
14 Nolan Reimold, R (1, 10) OBP: 0.283, SLG: 0.396		B KN 74 X KN 72 1-0 ② SF8 3-H	F KN 71 B KN 76 X KN 74 1-1 ③ F7				D KN 73 D KN 72 F KN 72 X KN 73 2-1 ②③ G5-4-3 1-2f			2	0	0	1	0	0	2
Inning Stats	R: 0 E: 0 K: 1 S: 9 H: 1 LOB: 0 BB: 0 P: 16	R: 4 E: 1 K: 0 S: 17 H: 4 LOB: 2 BB: 2 P: 32	R: 0 E: 0 K: 2 S: 14 H: 0 LOB: 0 BB: 0 P: 18	R: 0 E: 0 K: 0 S: 6 H: 0 LOB: 0 BB: 0 P: 9	R: 0 E: 0 K: 1 S: 13 H: 1 LOB: 2 BB: 1 P: 22	R: 0 E: 0 K: 0 S: 11 H: 0 LOB: 1 BB: 2 P: 21	R: 0 E: 0 K: 1 S: 6 H: 0 LOB: 1 BB: 1 P: 13	R: 0 E: 0 K: 1 S: 5 H: 0 LOB: 0 BB: 0 P: 10		1B: 5 2B: 1 3B: 0 HR: 0 SF: 1 SAC: 0 DP: 1 HBP: 0		WP: 2 PB: 1 SB: 0 CS: 0 PA: 34		

BOTTOM

Toronto Blue Jays @ Baltimore Orioles

Oriole Park at Camden Yards, Baltimore, MD

Tue Apr 23 2013, 7:09 PM - 9:37 PM EDT

Att. 13,272 - Clear - 58 F

livebaseballscorecards.com

AB	27
R	4
H	6
RBI	4
BB	6
SO	6
LOB	14

PITCHER		IP	WLS	BF	H	R	ER	SO	BB	IBB	HBP	BLK	WP	HR	S	P	ERA	WHIP
43 R.A. Dickey, R ERA: 4.66	(1, 1)	6.0	L	27	6	4	4	4	5	0	0	0	1	0	70	118	6.00	1.833
27 Brett Cecil, L ERA: 1.59	(7, 1)	1.1		5	0	0	0	1	1	0	0	0	1	0	7	15	0.00	0.750
32 Esmil Rogers, R ERA: 3.18	(8, 1)	0.2		2	0	0	0	1	0	0	0	0	0	0	4	8	0.00	0.000

PITCHER	IP	WLS	BF	H	R	ER	SO	BB	IBB	HBP	BLK	WP	HR	S	P	ERA	WHIP

Batter	1	2	3	4	5	6	7	8	9	10	11	AB	R	H	RBI	BB	SO	LOB
11 Rajai Davis, R (1, 7) OBP: 0.277, SLG: 0.435	C SI 90 X SI 90 0-1 F9 ①		C CU 73 X SI 90 0-1 HR		C CU 76 S SL 85 S SL 87 0-3 K ②		X FC 91 0-0 P4 ③			1 SAFE X SL 80 0-0 P6 ①	B SI 91 F FF 90 X FF 92 1-1 FC4-6 ③ 1-2f	6	1	1	1	0	1	5
1 Emilio Bonifácio, S (1, 4) (9, 8) OBP: 0.219, SLG: 0.305	C SI 90 B CU 75 B SI 90 B SI 90 X FF 90 3-1 L9 ②		X SL 85 0-0 F7 ②		C CU 76 B CH 85 X SL 86 1-1 G3 ③			C SL 78 B FF 85 F SI 84 B SL 78 F SL 79 B FF 86 F SL 79 F FF 85 F FF 85 3-2 X SI 85 F7 ①		C SI 89 F SL 80 C SI 90 0-3 K ②		5	0	0	0	0	1	1
19 José Bautista, R (1, 9) OBP: 0.288, SLG: 0.483	B SI 90 C CU 76 B CH 84 X SI 91 2-1 G5-3 ③		C SL 85 X CH 84 0-1 G2-3 ③			X SI 90 0-0 HR		C SL 79 B FF 86 F SI 85 B FF 86 B SL 79 X SL 79 3-2 P2 ②		C CU 79 F SI 93 D CU 81 B CH 87 F SI 93 F CU 81 X SI 94 2-2 FC5-4 ③ 1-2f		5	1	1	1	0	0	1
10 Edwin Encarnación, R (1, 3) OBP: 0.312, SLG: 0.383		C FF 90 F CU 75 F SI 92 B SL 86 X CH 85 1-2 G5-3 ①		X SL 90 0-0 HR		B SL 86 B CH 85 C SL 85 B CU 76 F SI 90 X SL 86 3-2 F9 ①		B FF 88 F SL 79 B FF 86 B SI 85 B SL 78 4-1 BB			B SI 92 C SI 93 X CU 80 1-1 L7 ①	4	1	1	1	1	0	0
53 Melky Cabrera, S (1, 10) OBP: 0.313, SLG: 0.310		B FF 90 B SI 90 B SI 90 C SI 90 B SI 90 4-1 9 HR BB		B SI 89 C CU 76 X CH 84 1-1 G1-3 ①		C SI 91 B CU 76 B CH 85 B CH 85 X SI 91 3-1 G3-1 ②		X FF 85 0-0 F9 ③			C SI 93 X SI 94 0-1 G4-3 ②	4	1	0	0	1	0	1
9 J.P. Arencibia, R (1, 2) OBP: 0.286, SLG: 0.634		C FF 91 F SI 90 D CU 78 1 SAFE X SI 89 1-2 1-H HR		C CU 76 X CH 84 0-1 2B		B FC 89 F FF 96 X FC 90 1-1 G6-3 ③			B SL 78 C SL 78 F FF 85 F SL 79 F FF 85 B FF 86 F SI 84 B FF 85 C SL 78 3-3 K ①		C SI 93 B SI 92 F SI 93 X SI 95 1-2 13 HBP 66 1B 3 BB 1B	5	2	3	2	0	1	0
28 Colby Rasmus, L (1, 8) 16 Mark DeRosa, R (9, PH) 66 Munenori Kawasaki, L (9, 6) OBP: 0.324, SLG: 0.300	B CU 76 S SI 90 S CH 84 S CH 85 1-3 K ②		C SI 89 F CH 84 S CU 79 0-3 K ②				B CU 76 B SI 94 F FF 95 B CH 86 F FC 92 X FF 96 3-2 F9 ①		C SI 89 X CH 85 0-1 L5 ②		F SI 94 X SI 94 0-1 3 BB 13 HBP 1-2 1B	3	0	0	0	0	2	1
												1	0	0	0	0	0	0
												1	0	1	0	0	0	0
13 Brett Lawrie, R (1, 5) OBP: 0.194, SLG: 0.156	C FF 91 B CH 85 X CH 85 1-1 F8 ③		C CU 76 S SL 91 F FF 92 D CU 80 B FF 92 X CH 84 2-2 G6-3 ③				B FC 92 B FC 89 F FF 94 C FF 94 B FC 91 B FC 91 4-2 3 G5-3 BB		C SI 90 B CH 85 F SI 90 F SL 83 B SI 90 C SL 79 2-3 K ③		C SI 94 H SI 93 1-1 3 BB 1-2 2-3 HBP	3	0	0	0	1	1	1
3 Maicer Izturis, S (1, 6) (9, 4) OBP: 0.206, SLG: 0.277			C SI 89 X CH 82 0-1 F8 ①		C SL 85 B SI 90 C SL 85 X CH 85 1-2 G4-3 ①		B FF 95 X FC 90 1-0 G5-3 ② 1-2			X SI 89 0-0 19 FC5-4 1B	B SI 95 B SI 94 B SI 93 B SI 94 4-0 11 FC4-6 1-2 2-3 3-H BB	4	0	1	1	1	0	1
Inning Stats	R: 0 E: 0 K: 0 S: 6 H: 0 LOB: 0 BB: 0 P: 11	R: 2 E: 0 K: 1 S: 13 H: 1 LOB: 0 BB: 1 P: 21	R: 1 E: 0 K: 0 S: 7 H: 1 LOB: 0 BB: 0 P: 7	R: 1 E: 0 K: 1 S: 12 H: 2 LOB: 1 BB: 0 P: 15	R: 0 E: 0 K: 1 S: 8 H: 0 LOB: 0 BB: 0 P: 10	R: 1 E: 0 K: 0 S: 8 H: 1 LOB: 0 BB: 0 P: 15	R: 0 E: 0 K: 0 S: 7 H: 0 LOB: 1 BB: 1 P: 15	R: 0 E: 0 K: 0 S: 12 H: 0 LOB: 1 BB: 1 P: 22	R: 0 E: 0 K: 2 S: 12 H: 0 LOB: 0 BB: 0 P: 17	R: 0 E: 0 K: 1 S: 10 H: 1 LOB: 1 BB: 0 P: 12	R: 1 E: 0 K: 0 S: 12 H: 2 LOB: 3 BB: 1 P: 20	1B: 3 2B: 1 3B: 0 HR: 4 SF: 0 SAC: 0 DP: 0 HBP: 1	WP: 0 PB: 0 SB: 0 CS: 0 PA: 46					

PITCHER		IP	WLS	BF	H	R	ER	SO	BB	IBB	HBP	BLK	WP	HR	S	P	ERA	WHIP
60 Josh Stinson, R ERA: 7.94	(1, 1)	5.2		23	5	5	5	3	1	0	0	0	0	4	52	76	7.94	1.059
29 Tommy Hunter, R ERA: 2.53	(6, 1)	1.1		5	0	0	0	0	1	0	0	0	0	0	9	18	0.00	0.750
56 Darren O'Day, R ERA: 0.79	(8, 1)	1.1		5	0	0	0	1	1	0	0	0	0	0	18	31	0.00	0.750
40 Troy Patton, L ERA: 1.13	(9, 1)	1.1		5	1	0	0	2	0	0	0	0	0	0	11	13	0.00	0.750
43 Jim Johnson, R ERA: 0.75	(10, 1)	1.0	L	7	2	1	1	0	1	0	1	0	0	0	15	24	9.00	3.000

PITCHER		IP	WLS	BF	H	R	ER	SO	BB	IBB	HBP	BLK	WP	HR	S	P	ERA	WHIP
17 Brian Matusz, L ERA: 1.13	(11, 1)	0.1		1	0	0	0	0	0	0	0	0	0	0	2	3	0.00	0.000

TOP

Toronto Blue Jays @ Baltimore Orioles

Oriole Park at Camden Yards, Baltimore, MD

Wed Apr 24 2013, 12:37 PM - 4:01 PM EDT

Att. 14,981 - Sunny - 66 F

livebaseballscorecards.com

AB	41
R	6
H	8
RBI	6
BB	4
SO	6
LOB	11

Batter	1	2	3	4	5	6	7	8	9	10	11	AB	R	H	RBI	BB	SO	LOB
9 Nate McLouth, L (1, 7) OBP: 0.423, SLG: 0.379	C FS 88 C FS 88 F FF 91 B FF 91 B FS 82 B FS 82 X FF 91 3-2 10 2B 2B		B FF 93 C SL 85 B FF 94 B FF 93 B FF 92 4-1 13 E 21 FC4-6 BB		B SL 86 C FF 93 S SL 86 B SL 87 B FF 94 F SL 86 B FS 84 4-2 BB		C SI 90 F SL 76 B SL 78 B SI 92 X SI 91 2-2 13 S 13 3B 2-H 1B		C FF 87 F SI 87 B FF 88 B FF 88 B SL 75 F SL 75 X FF 87 3-2 ③ F7			3	3	2	1	2	0	1
13 Manny Machado, R (1, 5) OBP: 0.323, SLG: 0.437	C FF 90 B FF 91 C FF 90 X FF 92 1-2 ① G6-3		B SL 83 D FF 91 B FF 92 X FF 92 3-0 E5 21 FC4-6 1-3		B FF 94 X SL 85 1-0 ③ P4		C CH 80 C SI 91 B SI 91 D SL 79 B SI 92 X SI 92 3-2 1-H 3B			B SL 86 F FF 95 C FF 96 F FF 95 X SL 86 1-2 10 E 2 1B 1B		5	0	2	1	0	0	3
21 Nick Markakis, L (1, 9) OBP: 0.347, SLG: 0.379	B FF 90 B FF 91 C FS 82 X FF 93 2-1 ② F7		B FS 82 B FF 91 F FS 83 X FS 83 2-1 ② FC4-6 1-2f 3-H			B FF 91 C FF 92 B FF 93 F FF 93 X FF 94 2-2 ① G5-3	B SI 90 B SI 90 C SI 91 X SI 90 2-1 ③ G4-3			F FF 94 1 SAFE 1 SAFE S FF 94 X FF 95 0-2 ① P5		5	0	0	1	0	0	4
10 Adam Jones, R (1, 8) OBP: 0.367, SLG: 0.540	D SL 86 C FS 83 F FF 93 X FF 94 1-2 2-H 2B		B SL 86 C SL 85 T FF 94 F SL 86 X FS 82 1-2 ③ G5-3			B FF 93 B FS 82 X FF 95 2-0 ② F9		C SL 74 B SI 88 F SL 74 S FF 87 1-3 ① K		1 SAFE 1 SAFE 1 SAFE 1 SAFE X FF 95 0-0 E9 2 1B 1-2		5	0	1	1	0	1	2
19 Chris Davis, L (1, 3) OBP: 0.437, SLG: 0.740	F FF 93 B SL 85 F FF 91 S SL 86 1-3 ③ K			B FF 92 F FF 93 S FS 84 B SL 86 S FS 85 2-3 ① K		C FF 94 B FF 94 F FF 94 S FS 85 1-3 ③ K		X FF 88 0-0 ② F7		F FF 96 X SL 86 0-1 ② F8		5	0	0	0	0	3	3
2 J.J. Hardy, R (1, 6) OBP: 0.235, SLG: 0.346		B FF 90 B FF 92 X FF 92 2-0 ① F8		B FF 93 B SL 84 X FS 83 2-0 ② F7			C FF 92 X FF 93 0-1 ① F9	X SI 87 0-0 ③ G1-3		B FF 96 C FF 96 F FF 95 B SL 85 X SL 85 2-2 ③ 1-2 2-H 1B		5	0	1	0	0	0	0
14 Nolan Reimold, R (1, 10) OBP: 0.292, SLG: 0.386		S FF 91 X SL 83 0-1 ② P4		B SL 87 F FF 92 B FS 84 B SL 86 X FF 92 3-1 ③ P5			F FF 91 F SL 85 B FF 93 F SL 85 B FF 95 B FS 83 D FS 82 4-2 3 2B BB	X SI 88 0-0 31 G6-3 3 SH3-4 1B	B FF 89 C FC 87 S FC 88 B CU 74 C FC 87 2-3 ① K	4	1	1	0	1	1	0
3 Ryan Flaherty, L (1, 4) OBP: 0.182, SLG: 0.200		S FS 85 B FS 83 C FS 82 B SL 85 B FF 93 F FS 83 F FF 93 X FF 94 3-2 ③ G4-3			B FF 91 S FS 83 X SL 85 1-1 ① G4-3		B FF 93 D FS 84 C FF 92 C FF 92 X FF 94 2-2 1-H 9 1B 2B		B FF 87 X FF 88 1-0 ① SH3-4 1-2	B FC 89 D FC 89 X FC 88 1-1 ② F8	4	1	1	1	0	0	0
31 Taylor Teagarden, R (1, 2) 36 Chris Dickerson, L (11, PH) OBP: 0.222, SLG: 0.125			B FF 91 C FF 92 B FC 93 X FF 92 2-1 ① L5		C FF 94 S SL 86 T FF 95 0-2 ② K		X SI 88 0-0 ② F7		B SL 74 X SI 88 1-0 ② G6-3 2-3	C FC 89 B FF 90 S FC 88 B FC 88 F CU 73 S FF 90 2-3 ③ K	4 1	0 0	0 0	0 0	0 0	1 1	2 0
Inning Stats	R: 1 E: 0 K: 1 S: 15 H: 2 LOB: 1 BB: 0 P: 23	R: 0 E: 0 K: 0 S: 8 H: 0 LOB: 0 BB: 0 P: 13	R: 1 E: 1 K: 0 S: 10 H: 0 LOB: 1 BB: 1 P: 22	R: 0 E: 0 K: 1 S: 6 H: 0 LOB: 0 BB: 0 P: 13	R: 0 E: 0 K: 1 S: 9 H: 0 LOB: 1 BB: 1 P: 15	R: 0 E: 0 K: 1 S: 7 H: 0 LOB: 0 BB: 0 P: 12	R: 3 E: 0 K: 0 S: 17 H: 3 LOB: 1 BB: 1 P: 30	R: 0 E: 0 K: 1 S: 5 H: 0 LOB: 0 BB: 0 P: 6	R: 0 E: 0 K: 0 S: 7 H: 1 LOB: 1 BB: 0 P: 12	R: 0 E: 1 K: 0 S: 13 H: 2 LOB: 2 BB: 0 P: 16	R: 0 E: 0 K: 2 S: 9 H: 0 LOB: 0 BB: 0 P: 14	1B: 4 2B: 3 3B: 1 HR: 0	SF: 0 SAC: 1 DP: 0 HBP: 0	WP: 0 PB: 0 SB: 1 CS: 0	PA: 45			

PITCHER	IP	WLS	BF	H	R	ER	SO	BB	IBB	HBP	BLK	WP	HR	S	P	ERA	WHIP
23 Brandon Morrow, R (1, 1) ERA: 5.27	6.1		26	3	4	3	4	3	0	0	0	0	0	63	112	4.26	0.947
62 Aaron Loup, L (7, 1) ERA: 2.53	0.2	B	4	2	1	1	0	0	0	0	0	0	0	9	16	13.50	3.000
38 Darren Oliver, L (8, 1) ERA: 3.0	2.0		7	1	0	0	1	0	0	0	0	0	0	12	18	0.00	0.500
32 Esmil Rogers, R (10, 1) ERA: 2.92	1.0	W	5	2	0	0	0	0	0	0	0	0	0	13	16	0.00	2.000
44 Casey Janssen, R (11, 1) ERA: 1.13	1.0	S	3	0	0	0	2	0	0	0	0	0	0	9	14	0.00	0.000

PITCHER	IP	WLS	BF	H	R	ER	SO	BB	IBB	HBP	BLK	WP	HR	S	P	ERA	WHIP

BOTTOM

Toronto Blue Jays @ Baltimore Orioles

Oriole Park at Camden Yards, Baltimore, MD

Wed Apr 24 2013, 12:37 PM - 4:01 PM EDT

Att. 14,981 - Sunny - 66 F

livebaseballscorecards.com

AB	41
R	5
H	8
RBI	5
BB	3
SO	7
LOB	15

Batter	1	2	3	4	5	6	7	8	9	AB	R	H	RBI	BB	SO	LOB
11 Rajai Davis, R (1, 10) OBP: 0.275, SLG: 0.420	C SI 89 X SL 83 0-1 66 G4-3 1B	X SI 91 0-0 ② P4		C SL 82 B SI 91 F SI 91 X SI 92 1-2 ③ L3			1 SAFE X CU 79 0-0 ② F8			4	0	1	0	0	0	2
66 Munenori Kawasaki, L (1, 6) OBP: 0.317, SLG: 0.324	P PO 83 1 SAFE C SI 88 C SI 88 X SI 90 1-2 ①② G4-3 1-2f	B SI 89 B SI 91 X SI 89 2-0 2B			B SI 89 L SI 90 B SI 88 C SI 88 X SI 91 2-2 ① G5-3		X FF 93 0-0 ③ FC3-6 1-2f			4	0	1	0	0	0	2
19 José Bautista, R (1, 9) OBP: 0.286, SLG: 0.459	B CU 76 C SI 91 B SI 92 B SL 85 B SL 84 4-1 10 HR BB	B SL 84 B FS 87 F SI 92 C SI 91 S SL 85 2-3 ③ K			S SL 84 F SI 92 B SL 85 X SL 84 1-2 ② P4			B FC 92 B FC 90 X FC 92 2-0 ① G6-3		3	1	0	0	1	1	1
10 Edwin Encarnación, R (1, 3) OBP: 0.309, SLG: 0.412	X SI 91 0-0 1-H HR		C FF 91 B FS 87 C FS 84 B FS 87 X SI 90 2-2 ① G5-3		B SL 83 F SL 84 F SL 85 B FS 88 X SL 84 2-2 ③ F8			C FC 91 C FC 93 F FC 92 B KC 79 X FC 91 1-2 ② F7		4	1	1	2	0	0	0
53 Melky Cabrera, S (1, 7) OBP: 0.310, SLG: 0.308	B SI 91 B SI 91 F SI 91 X SI 91 2-1 9 1B 1B		C CU 75 B SI 91 F SL 84 X FS 86 1-2 ② F7			C SI 90 F FS 85 B FS 85 X FS 86 1-2 ① F7		C FC 93 B KC 80 F KC 81 F FC 93 B FC 93 C FC 93 2-3 ③ K		4	0	1	0	0	1	0
9 J.P. Arencibia, R (1, 2) OBP: 0.284, SLG: 0.616	S FS 84 B FF 91 X FS 86 1-1 1-2 1B		F SI 92 S SL 84 S SL 84 0-3 ③ K			B SL 84 F SL 84 B FF 91 F SL 83 B SL 84 X SL 83 3-2 ② F8			B FC 90 B FC 91 C FC 90 T FC 90 S FC 91 2-3 ① K	4	0	1	0	0	2	0
28 Colby Rasmus, L (1, 8) OBP: 0.286, SLG: 0.465	B FS 86 X SI 91 1-0 ③ P4			C CU 74 B FS 86 B FS 84 B SI 90 F SI 90 F SI 89 F SI 89 F SI 90 X SI 90 3-2 ① P5		B FS 83 F SL 82 S FS 85 B FS 87 S FS 84 2-3 ③ K			B FC 90 S FC 91 B FC 90 S FC 90 X FC 90 2-2 ② P4	4	0	0	0	0	1	2
13 Brett Lawrie, R (1, 5) OBP: 0.225, SLG: 0.278		B CU 75 B SI 90 B SI 90 C FF 89 X SI 90 3-1 HR		C SL 85 C SI 92 B SL 85 F SL 84 B SL 84 F SI 92 X SL 85 2-2 ② G3			C FF 96 B CU 82 X SL 87 1-1 66 FC3-6 1B		C FC 91 F FC 91 C FC 90 0-3 ③ K	4	1	2	1	0	1	0
3 Maicer Izturis, S (1, 4) OBP: 0.197, SLG: 0.265		C SI 90 B FF 89 X FS 86 1-1 ① G3		B SI 91 F SI 91 F FS 85 X SL 82 1-2 E3			C FF 94 B FF 95 1 SAFE C FF 93 F FF 96 X FF 96 1-2 ① L8			3	0	0	0	0	0	1

Inning Stats	1	2	3	4	5	6	7	8	9
	R: 2 E: 0 K: 0 S: 13	H: 4 LOB: 2 BB: 1 P: 21	R: 1 E: 0 K: 1 S: 9	H: 2 LOB: 1 BB: 0 P: 17	R: 0 E: 0 K: 1 S: 9	H: 0 LOB: 0 BB: 0 P: 12	R: 0 E: 1 K: 0 S: 17	H: 0 LOB: 1 BB: 0 P: 24	R: 0 E: 0 K: 0 S: 9	H: 0 LOB: 0 BB: 0 P: 14	R: 0 E: 0 K: 1 S: 9	H: 0 LOB: 0 BB: 0 P: 15	R: 0 E: 0 K: 0 S: 8	H: 1 LOB: 1 BB: 0 P: 10	R: 0 E: 0 K: 1 S: 9	H: 0 LOB: 0 BB: 0 P: 14	R: 0 E: 0 K: 2 S: 9	H: 0 LOB: 0 BB: 0 P: 13

1B: 4 SF: 0
2B: 1 SAC: 0
3B: 0 DP: 1
HR: 2 HBP: 0

WP: 0 PA: 35
PB: 0
SB: 0
CS: 0

PITCHER		IP	WLS	BF	H	R	ER	SO	BB	IBB	HBP	BLK	WP	HR	S	P	ERA	WHIP
18 Hiroki Kuroda, R ERA: 2.79	(1, 1)	6.0	W	25	6	3	3	3	1	0	0	0	0	2	66	103	4.50	1.167
62 Joba Chamberlain, R ERA: 4.91	(7, 1)	1.0	H	4	1	0	0	0	0	0	0	0	0	0	8	10	0.00	1.000
30 David Robertson, R ERA: 2.35	(8, 1)	1.0	H	3	0	0	0	1	0	0	0	0	0	0	9	14	0.00	0.000
42 Mariano Rivera, R ERA: 2.25	(9, 1)	1.0	S	3	0	0	0	2	0	0	0	0	0	0	9	13	0.00	0.000

PITCHER	IP	WLS	BF	H	R	ER	SO	BB	IBB	HBP	BLK	WP	HR	S	P	ERA	WHIP

TOP

Toronto Blue Jays @ New York Yankees

Yankee Stadium, Bronx, NY

Thu Apr 25 2013, 7:10 PM - 9:56 PM EDT
Att. 31,445 - Clear - 65 F

livebaseballscorecards.com

AB	34
R	3
H	7
RBI	3
BB	1
SO	6
LOB	8

BOTTOM

Toronto Blue Jays @ New York Yankees

Yankee Stadium, Bronx, NY

Thu Apr 25 2013, 7:10 PM - 9:56 PM EDT

Att. 31,445 - Clear - 65 F

livebaseballscorecards.com

Batter	1	2	3	4	5	6	7	8	9	AB	R	H	RBI	BB	SO	LOB
11 Brett Gardner, L (1, 8) OBP: 0.327, SLG: 0.391	B FF 81 B FF 82 C FF 82 F FF 83 S FF 82 2-3 K ①		F CH 78 F CU 74 1 SAFE X SI 84 0-2 1-2 24 HR 1B		D FF 81 C FF 80 1 SAFE X FF 83 1-1 F8 ①		B FF 94 B FF 93 B FF 93 C FF 92 F FF 93 F FF 93 B FF 93 4-2 45 1B BB			3	1	1	0	1	1	1
45 Ben Francisco, R (1, 10) OBP: 0.188, SLG: 0.103	C FF 82 B SI 82 S FC 79 C FF 80 1-3 K ②		B FC 80 C CU 73 F FF 82 X FF 85 1-2 F7 ②		1 SAFE F SI 83 1 SAFE F FF 84 B SI 84 B FF 80 F FC 81 D CH 79 1 SAFE 3-2 F CU 74 X CU 74 P3 ②		X FF 93 0-0 1-2 1B			4	0	1	0	0	1	3
24 Robinson Canó, L (1, 4) OBP: 0.372, SLG: 0.632	F FF 80 F CH 77 F FF 83 F CH 77 B FF 83 X FF 84 1-2 G5-3 ③		C SI 85 B FF 85 B SI 86 B SI 85 X FF 86 3-1 1-H 2-H HR		B FF 86 B FF 80 C FF 85 X FF 85 2-1 F8 ③		X SI 92 0-0 F8 ②			4	1	1	3	0	0	3
12 Vernon Wells, R (1, 7) OBP: 0.361, SLG: 0.587		C FF 81 B CU 74 X SI 83 1-1 HR	B FC 82 F FF 83 S CH 79 F CH 79 X FF 83 1-2 L7 ③			X SI 82 0-0 P4 ①	C FF 92 B SI 92 S CU 82 B FF 93 S CU 83 2-3 K2-3 ③			4	1	1	1	0	1	2
29 Francisco Cervelli, R (1, 2) OBP: 0.377, SLG: 0.500		C SI 84 B CH 78 X FC 81 1-1 F8 ①		C CU 71 F FF 81 B CH 77 F FF 80 B FF 84 F CU 75 B SI 85 X CH 79 3-2 HR		B FF 83 F FC 80 F FF 85 H FF 83 2-2 31 1B HBP		C CU 80 X CH 84 0-1 G6-3 ①		3	1	1	1	0	0	0
31 Ichiro Suzuki, L (1, 9) OBP: 0.278, SLG: 0.313		B FC 81 C FF 85 X SI 84 1-1 G3-1 ②		C FF 86 F CH 79 F FF 85 F FC 79 B CU 74 F SI 84 X CH 79 1-2 P6 ①		B FF 81 C FF 84 C FF 84 B FF 86 F FF 85 X FF 79 2-2 1-2 1B		X SI 91 0-0 26 S 1B		4	0	2	0	0	0	0
26 Eduardo Núñez, R (1, 6) OBP: 0.274, SLG: 0.192		B FF 84 X FF 82 1-0 G3 ③		C CH 78 B FF 82 X FF 84 1-1 G1-3 ②		F FF 93 X FF 93 0-1 F7 ②		B SI 91 D CU 81 1 SAFE 1 SAFE B SI 90 B FF 90 4-0 55 G4-6-3 1-2 BB		3	0	0	0	1	0	2
55 Lyle Overbay, L (1, 3) OBP: 0.254, SLG: 0.353			S FF 81 F FF 81 B FF 84 S CH 78 1-3 K ① B FC 82 X FF 86 1-0 F8 ③			X CU 83 0-0 G5-3 ③		X FC 89 0-0 G4-6-3 1-2f ②③		4	0	0	0	0	1	4
17 Jayson Nix, R (1, 5) OBP: 0.286, SLG: 0.326			C CH 78 B CH 77 X CU 74 1-1 11 1B 24 HR 1B		F CU 71 B SI 82 X CU 71 1-1 1B		C CH 84 X FF 93 0-1 F8 ①			3	1	2	0	0	0	0
Inning Stats	R: 0 E: 0 K: 2 S: 11 H: 0 LOB: 0 BB: 0 P: 15	R: 1 E: 0 K: 0 S: 7 H: 1 LOB: 0 BB: 0 P: 11	R: 3 E: 0 K: 1 S: 17 H: 3 LOB: 0 BB: 0 P: 24	R: 1 E: 0 K: 0 S: 14 H: 1 LOB: 0 BB: 0 P: 20	R: 0 E: 0 K: 0 S: 11 H: 1 LOB: 1 BB: 0 P: 18	R: 0 E: 0 K: 0 S: 10 H: 1 LOB: 2 BB: 0 P: 14	R: 0 E: 0 K: 1 S: 10 H: 1 LOB: 2 BB: 1 P: 16	R: 0 E: 0 K: 0 S: 4 H: 1 LOB: 1 BB: 1 P: 8		1B: 6 2B: 0 3B: 0 HR: 3 SF: 0 SAC: 0 DP: 1 HBP: 1						

	AB	32
	R	5
	H	9
	RBI	5
	BB	2
	SO	4
	LOB	15

PITCHER		IP	WLS	BF	H	R	ER	SO	BB	IBB	HBP	BLK	WP	HR	S	P	ERA	WHIP
56 Mark Buehrle, L ERA: 6.35	(1, 1)	5.1	L	24	7	5	5	3	0	0	1	0	0	3	67	99	8.44	1.312
49 Brad Lincoln, R ERA:	(6, 1)	1.0		5	1	0	0	0	1	0	0	0	0	0	9	13	0.00	2.000
27 Brett Cecil, L ERA: 1.38	(7, 1)	1.2		6	1	0	0	1	1	0	0	0	0	0	8	14	0.00	1.200

PITCHER	IP	WLS	BF	H	R	ER	SO	BB	IBB	HBP	BLK	WP	HR	S	P	ERA	WHIP

Batter	1	2	3	4	5	6	7	8	9	AB	R	H	RBI	BB	SO	LOB
11 Rajai Davis, R (1, 10) OBP: 0.286, SLG: 0.418	C FF 94 F SI 92 B CU 82 F FF 94 F FF 88 F CU 80 F FF 94 F FF 92 S CU 83 1-3 ① K		B CU 78 F FF 91 F SI 90 X CU 80 1-2 10 CS 28 1B 1-3 1B		C FF 90 B SI 89 F SL 84 F KC 79 B FF 89 C FF 92 2-3 ② K		S FF 95 F SL 88 X FF 96 0-2 ③ L3		F FC 90 X FF 91 0-1 1-2 2-3 1B	5	0	2	0	0	2	0
28 Colby Rasmus, L (1, 8) OBP: 0.293, SLG: 0.453	C CU 80 S SI 93 B CU 83 B SI 94 S FF 92 2-3 ② K		C SI 89 X KC 78 0-1 1-2 3-H 1B		B FF 90 B SI 90 B FF 90 C SI 88 B FF 88 4-1 BB			B FC 92 C FC 90 L FF 93 X FF 92 1-2 ① P5	B FC 92 B FC 91 C FC 90 S FC 91 F FC 90 S FC 90 2-3 ③ K	4	0	1	1	1	2	3
19 José Bautista, R (1, 9) OBP: 0.284, SLG: 0.492	C FF 94 F CU 82 B CU 82 B FF 94 F FF 93 X CU 81 2-2 ③ L8		2 SAFE C FF 90 D KC 80 D KC 81 F CH 82 B FF 91 S FF 92 3-3 ① K		C KC 80 F SI 90 B FF 92 B KC 82 B KC 81 F FF 92 S KC 81 3-3 ③ K			X FC 90 0-0 HR		4	1	1	1	0	2	3
10 Edwin Encarnación, R (1, 3) OBP: 0.317, SLG: 0.483		B FF 92 B FF 93 B SI 93 C FF 92 X SI 93 3-1 HR	C SL 85 B SI 90 F SL 85 B FF 92 2 SAFE B SL 85 S SL 85 3-3 ② ③ K 2-3			C KC 79 B FF 90 X SI 89 1-1 HR		F FC 92 F FF 91 X FC 92 0-2 ② G4-3		4	2	2	2	0	1	2
53 Melky Cabrera, S (1, 7) OBP: 0.308, SLG: 0.305		C FF 92 B SI 92 X FF 92 1-1 13 CS 1B		B KC 76 C SI 88 C SI 88 X SI 90 1-2 ① P2		C CH 83 B SI 89 F SL 85 S KC 80 1-3 ① K		X FC 94 0-0 ③ G6-3		4	0	1	0	0	1	0
9 J.P. Arencibia, R (1, 2) OBP: 0.272, SLG: 0.589		C FF 93 B CU 79 S CU 81 F FF 91 1 SAFE X SL 86 1-2 ① F8		F FF 89 C FF 90 B FF 90 B SL 85 F FF 91 B KC 82 S SL 85 3-3 ② K		B KC 81 S KC 80 B FF 90 S FF 91 B FF 90 C FF 92 3-3 ② K			F FC 91 F FC 91 B FC 89 B FC 89 F FC 90 X FC 89 2-2 ① L5	4	0	0	0	0	2	1
13 Brett Lawrie, R (1, 5) OBP: 0.273, SLG: 0.308		B CU 80 F FF 92 F SI 91 1 SAFE F CU 81 F SL 88 B FF 94 B CU 83 X FF 91 3-2 ② 3 PB 1-2 1B		B SL 85 C FF 90 B KC 80 B SL 84 C SL 84 B FF 91 4-2 BB		B FF 90 B KC 81 C FF 91 B SL 85 S FF 90 F SL 84 S FF 92 3-3 ③ K			F FC 91 B FC 91 S FC 91 X FC 91 1-2 11 1B 3 1B 1B	3	0	2	0	1	1	0
3 Maicer Izturis, S (1, 4) OBP: 0.200, SLG: 0.264 1 Emilio Bonifácio, S (9, PR) OBP: 0.219, SLG: 0.305		B FF 92 F CH 87 B SI 93 F FF 93 X CU 82 2-2 ③ G4-3 1-2		1 SAFE C FF 88 S CH 80 T FF 90 0-2 ③ K			B FF 93 F FF 93 X CU 78 1-1 ① G6-3		C FC 90 B FC 90 X FC 91 1-1 11 1B 1-2 1B	4 0	0 0	1 0	0 0	0 0	1 0	2 0
66 Munenori Kawasaki, L (1, 6) OBP: 0.311, SLG: 0.297			B SI 91 C FF 90 C FF 90 H CU 81 2-2 11 1B 28 1B HBP		B SI 87 B SI 90 C FF 88 S SI 89 X SI 90 2-2 ① L5		X FF 94 0-0 ② F9		B FC 91 S FC 90 F FC 90 B FC 90 S FC 89 2-3 ② K	3	1	0	0	0	1	2
Inning Stats	R: 0 E: 0 K: 2 S: 15 H: 0 LOB: 0 BB: 0 P: 20	R: 1 E: 0 K: 0 S: 16 H: 3 LOB: 1 BB: 0 P: 26	R: 1 E: 0 K: 2 S: 13 H: 2 LOB: 2 BB: 0 P: 22	R: 0 E: 0 K: 2 S: 12 H: 0 LOB: 1 BB: 1 P: 20	R: 0 E: 0 K: 2 S: 12 H: 0 LOB: 1 BB: 1 P: 23	R: 1 E: 0 K: 3 S: 12 H: 1 LOB: 0 BB: 0 P: 20	R: 0 E: 0 K: 0 S: 6 H: 0 LOB: 0 BB: 0 P: 7	R: 1 E: 0 K: 0 S: 8 H: 1 LOB: 0 BB: 0 P: 9	R: 0 E: 0 K: 2 S: 18 H: 3 LOB: 3 BB: 0 P: 26	1B: 7 2B: 1 3B: 0 HR: 3 SF: 0 SAC: 0 DP: 1 HBP: 1						

PITCHER		IP	WLS	BF	H	R	ER	SO	BB	IBB	HBP	BLK	WP	HR	S	P	ERA	WHIP
47 Iván Nova, R ERA: 6.48	(1, 1)	2.0		10	4	2	2	2	0	0	1	0	0	1	36	54	9.00	2.000
41 David Phelps, R ERA: 5.29	(3, 1)	4.0	W	15	2	1	1	9	2	0	0	0	0	1	44	77	2.25	1.000
62 Joba Chamberlain, R ERA: 4.32	(7, 1)	1.0	H	3	0	0	0	0	0	0	0	0	0	0	6	7	0.00	0.000
30 David Robertson, R ERA: 3.12	(8, 1)	1.0	H	4	1	1	1	0	0	0	0	0	0	1	8	9	9.00	1.000
42 Mariano Rivera, R ERA: 2.0	(9, 1)	1.0	S	6	3	0	0	2	0	0	0	0	0	0	18	26	0.00	3.000

PITCHER	IP	WLS	BF	H	R	ER	SO	BB	IBB	HBP	BLK	WP	HR	S	P	ERA	WHIP

TOP

Toronto Blue Jays @ New York Yankees

Yankee Stadium, Bronx, NY

Fri Apr 26 2013, 7:14 PM - 10:31 PM EDT

Att. 36,151 - Clear - 64 F

livebaseballscorecards.com

AB	35
R	4
H	10
RBI	4
BB	2
SO	13
LOB	13

BOTTOM

Toronto Blue Jays @ New York Yankees

Yankee Stadium, Bronx, NY

Fri Apr 26 2013, 7:14 PM - 10:31 PM EDT

Att. 36,151 - Clear - 64 F

livebaseballscorecards.com

Batter	1	2	3	4	5	6	7	8	9	AB	R	H	RBI	BB	SO	LOB
11 Brett Gardner, L (1, 8) OBP: 0.333, SLG: 0.422	B FF 86 C FF 87 B FF 85 B FF 87 X FF 86 3-1 ① F7		B FF 86 1 SAFE X FF 85 1-0 ① SH1-3 1-2	C FF 92 F FF 93 F FF 92 B CU 84 X FF 93 1-2 ① F7		C SI 90 B SI 89 F SI 90 B SI 92 F SI 90 F SI 92 B SL 77 B SI 91 4-2 1-2 BB		B SL 74 X FF 87 1-0 HR		3	1	1	1	1	0	1
17 Jayson Nix, R (1, 5) OBP: 0.296, SLG: 0.306	B FF 88 X SI 86 1-0 ② F9		B SI 86 B FF 86 B SI 84 B FF 88 4-0 19 BB 24 BB BB	C CU 81 B CU 82 S FF 93 S CU 83 1-3 ② K		B FF 94 B FF 95 C FF 95 S FF 96 S FF 96 2-3 ③ K		B FF 87 F SI 87 B SL 74 C FF 85 B FF 86 B FF 85 4-2 BB		3	0	0	0	2	2	3
24 Robinson Canó, L (1, 4) OBP: 0.374, SLG: 0.626	B FF 88 B FF 89 X FF 88 2-0 ③ G4-3		B FF 86 B FF 88 C FF 87 B FF 86 D FF 84 4-1 19 BB 1-2 2-3 BB	B SL 75 L SI 89 F SL 77 D SL 79 F SI 92 X SI 91 2-2 ③ G4-3			F FF 95 B FF 96 B FF 95 B FF 97 F FF 96 X SL 87 3-2 12 G4-3 26 PB 2B	X FF 87 0-0 ③ F7		4	1	1	0	1	0	2
12 Vernon Wells, R (1, 7) OBP: 0.368, SLG: 0.590		C SI 85 B FF 86 F SI 85 X FF 85 1-2 31 1B 19 BB 26 FC4-6 1B	D SI 85 D SI 85 C FF 86 B FF 86 F FF 86 F FF 86 X FF 86 3-2 ② SF7 3-H		B SI 91 C SI 90 B CH 80 X SI 93 2-1 19 G5-4-3 1B		B FF 96 X FF 95 1-0 ① G4-3 2-3			3	1	2	1	0	0	1
29 Francisco Cervelli, R (1, 2) OBP: 0.377, SLG: 0.500 19 Chris Stewart, R (1, 2) OBP: 0.360, SLG: 0.435		B SI 85 B FF 85 B SI 83 B FF 86 4-0 26 FC4-6 31 1B 1-2 BB	B FF 87 B FF 84 B SI 82 B FF 85 4-0 1-2 2-3 BB		B SI 90 C SI 92 B SI 91 X SI 92 2-1 ① ② G5-4-3 1-2f		C FF 95 F FF 94 F FF 96 D SL 88 F FF 95 F CH 89 F FF 95 S CH 86 1-3 ② K		0 0 0 0 0 0 0 2 0 0 0 2 1 2						
31 Ichiro Suzuki, L (1, 9) OBP: 0.289, SLG: 0.314		M FF 85 X FF 86 0-1 26 FC4-6 1-2 2-3 1B	B FF 91 F FF 91 F FF 92 B FF 94 S CH 84 2-3 ③ K		C SI 92 F SI 91 C SI 92 0-3 ③ K		I IN 79 I IN 78 I IN 80 I IN 79 4-0 26 PB IBB			3	0	1	0	1	2	3
26 Eduardo Núñez, R (1, 6) OBP: 0.273, SLG: 0.182		F FF 87 B FF 87 X FF 86 1-1 ① FC4-6 55 G5-4-3 1-2f 2-3 3-H	C FF 93 C FF 93 H FF 93 1-2 55 3B HBP		B SI 89 F SI 89 X SI 90 1-1 ① P3	B FF 94 B FF 94 F FF 93 F FF 94 B FF 96 C FF 94 3-3 ③ K 1-2 3-H			3	1	0	1	0	1	3
55 Lyle Overbay, L (1, 3) OBP: 0.253, SLG: 0.375		F SI 85 1 SAFE F FF 87 X FF 88 0-2 ② ③ G5-4-3 1-2f	B FF 92 1 SAFE 1 SAFE B CH 84 F FF 93 X FF 91 2-1 33 WP 1-H 3B		X SI 89 0-0 ② G4-3			C FF 88 B SL 75 X SL 75 1-1 ① F9	4	1	1	1	0	0	2
45 Ben Francisco, R (1, 10) OBP: 0.212, SLG: 0.103 33 Travis Hafner, L (4, PH) OBP: 0.429, SLG: 0.647 (5, 10)			C SI 85 C SI 85 B FF 88 F FF 84 B SI 84 B FF 86 B SI 84 4-2 24 BB 11 SH1-3 12 SF7 BB	B CH 85 B CH 86 B FF 92 B FF 92 4-0 3-H BB		B SI 89 C SI 90 B SL 76 S SI 90 B SI 92 F SI 92 B SI 92 4-2 11 BB BB		C FF 87 C FF 88 B FF 87 B FF 87 C SL 73 2-3 ② K		0 1 0 0 1 0 0 1 0 0 0 2 1 0						
Inning Stats	R: 0 E: 0 K: 0 S: 4 H: 0 LOB: 0 BB: 0 P: 10	R: 1 E: 0 K: 0 S: 10 H: 2 LOB: 1 BB: 1 P: 16	R: 1 E: 0 K: 1 S: 12 H: 0 LOB: 3 BB: 4 P: 34	R: 2 E: 0 K: 1 S: 15 H: 1 LOB: 1 BB: 1 P: 26	R: 0 E: 0 K: 1 S: 7 H: 1 LOB: 0 BB: 0 P: 11	R: 0 E: 0 K: 1 S: 13 H: 0 LOB: 2 BB: 2 P: 24	R: 1 E: 0 K: 2 S: 14 H: 1 LOB: 1 BB: 1 P: 26	R: 1 E: 0 K: 1 S: 9 H: 1 LOB: 1 BB: 1 P: 17		1B: 3 2B: 1 3B: 1 HR: 1 SF: 1 SAC: 1 DP: 2 HBP: 1						

	AB	26
	R	6
	H	6
	RBI	4
	BB	10
	SO	7
	LOB	17

WP: 1 PA: 39
PB: 1
SB: 0
CS: 0

PITCHER		IP	WLS	BF	H	R	ER	SO	BB	IBB	HBP	BLK	WP	HR	S	P	ERA	WHIP
37 Aaron Laffey, L ERA: 7.11	(1, 1)	2.2		14	2	2	2	0	5	0	0	0	0	0	23	55	6.75	2.625
49 Brad Lincoln, R ERA: 9.0	(3, 1)	1.0	L	6	1	2	2	2	1	0	1	0	1	0	14	25	18.00	2.000
62 Aaron Loup, L ERA: 2.13	(4, 1)	2.0		8	1	0	0	1	2	0	0	0	0	0	21	36	0.00	1.500
50 Steve Delabar, R ERA: 1.93	(6, 1)	1.1		6	1	1	0	3	0	1	0	0	0	0	17	31	0.00	0.750
38 Darren Oliver, L ERA: 3.6	(8, 1)	1.0		5	1	1	1	1	1	0	0	0	0	1	9	17	9.00	2.000

PITCHER	IP	WLS	BF	H	R	ER	SO	BB	IBB	HBP	BLK	WP	HR	S	P	ERA	WHIP

Toronto Blue Jays @ New York Yankees

Yankee Stadium, Bronx, NY

Sat Apr 27 2013, 4:10 PM - 7:02 PM EDT

Att. 40,258 - Sunny - 68 F

livebaseballscorecards.com

TOP

Batter	1	2	3	4	5	6	7	8	9	AB	R	H	RBI	BB	SO	LOB
11 Rajai Davis, R (1, 8) OBP: 0.279, SLG: 0.400	C FF 90 F FF 90 F FF 89 F CH 84 S SL 78 0-3 ① K	S CH 84 C FF 91 X FF 91 0-2 ② G6-3 2-3 3-H	C CU 74 S CH 83 X FF 90 0-2 53 1B 1B	B CH 82 X CH 83 1-0 ① G5-3	C SL 86 B FF 97 S FF 95 X SL 87 1-2 ② F9	5	0	1	1	0	1	3
53 Melky Cabrera, S (1, 7) OBP: 0.303, SLG: 0.300	B SI 89 F FF 88 B FF 89 B FF 89 X FF 89 3-1 ② P4	C SL 81 B FF 91 C FF 91 D SL 80 X SL 80 2-2 ③ G3	S FF 90 B SL 80 1 SAFE F SI 88 X SL 79 1-2 1-2 1B	B FF 90 B FF 90 F FF 90 S SI 88 F FF 91 S FF 91 2-3 ② K	C CU 80 F FF 96 B FF 96 F FF 95 F SL 87 X CU 82 1-2 ③ FC5 1-2 2-3f	5	0	1	0	0	1	3
19 José Bautista, R (1, 9) OBP: 0.282, SLG: 0.522	B SL 80 X FF 90 1-0 ③ F7	X FF 89 0-0 HR	C SL 80 B FF 90 X FF 90 1-1 ① F8	C FF 92 B SL 80 S SL 82 F SL 82 B FF 92 X SL 80 2-2 ③ F8	4	1	1	1	0	0	2
10 Edwin Encarnación, R (1, 3) OBP: 0.314, SLG: 0.473	S FF 89 B FF 89 B FF 90 B SI 89 F FF 90 X SL 80 3-2 ① F7	B CU 75 B CH 83 C FF 91 X CH 85 2-1 13 PB 9 G4-3 13 E 1B	C FF 90 X FF 91 0-1 ② F7	B CU 75 X FF 90 1-0 ① L8	4	1	1	0	0	0	2
9 J.P. Arencibia, R (1, 2) OBP: 0.260, SLG: 0.564	C FF 90 S SI 89 B FF 90 X CH 84 1-2 ② F7	X SI 89 0-0 ① G4-3 1-2	C SL 81 S FF 92 F FF 92 F FF 92 D SL 80 F FF 92 B FF 92 T FF 92 2-2 ③ K	B CH 83 X CH 84 1-0 ② G6-3	4	0	0	0	0	1	3
13 Brett Lawrie, R (1, 5) OBP: 0.271, SLG: 0.372	C FF 90 C SL 81 X FF 91 0-2 ③ F8	S SL 80 X FF 91 0-1 ② F9 2-H	B SI 89 C FF 91 F CH 85 B FF 91 X FF 92 2-2 HR	F FF 91 B SL 80 B CH 84 X CH 85 2-1 ③ P4	4	1	1	1	0	0	0
16 Mark DeRosa, R (1, 10) OBP: 0.263, SLG: 0.323 28 Colby Rasmus, L (9, PH) OBP: 0.289, SLG: 0.447	C FF 90 F FF 90 F SL 79 B FF 90 X SL 80 1-2 ① P6	X SI 89 0-0 3 1B 1B	C CU 75 X CH 84 0-1 ① G6-3	B CU 79 B FF 94 B FF 92 C FF 92 F FF 94 S SL 87 3-3 ① K	3	0	1	0	0	0	0
					1	0	0	0	0	1	0
3 Maicer Izturis, S (1, 6) OBP: 0.228, SLG: 0.289 66 Munenori Kawasaki, L (9, PR) OBP: 0.311, SLG: 0.297	C FF 90 B SI 90 F FF 90 X CH 84 1-2 1 2B 11 G6-3 1B	B SI 88 B CU 75 X FF 90 2-0 1-2 1B	C CU 75 X FF 90 0-1 ② G6-3	B FF 96 C FF 93 X FF 94 1-1 53 FC5 1 1B 1B	4	1	3	0	0	0	0
					0	0	0	0	0	0	0
1 Emilio Bonifácio, S (1, 4) OBP: 0.235, SLG: 0.333	X FF 89 0-0 11 G6-3 1-3 2B	C CH 84 X SL 80 0-1 ③ F8	F FF 89 F FF 90 B FF 88 B CU 77 S SL 79 2-3 ③ K	C FF 93 1 SAFE C FF 92 B FF 97 B FF 95 X SL 85 2-2 53 FC5 1-2 1B	4	0	2	0	0	1	2

	AB	38
	R	4
	H	11
	RBI	3
	BB	0
	SO	5
	LOB	15

Inning Stats																								
	R: 0	H: 0	R: 0	H: 0	R: 1	H: 2	R: 2	H: 4	R: 0	H: 2	R: 1	H: 1	R: 0	H: 0	R: 0	H: 0	R: 0	H: 2	1B: 8	SF: 0	WP: 0	PA: 38		
	E: 0	LOB: 0	E: 0	LOB: 0	E: 0	LOB: 1	E: 1	LOB: 2	E: 0	LOB: 2	E: 0	LOB: 0	E: 0	LOB: 0	E: 0	LOB: 0	E: 0	LOB: 2	2B: 1	SAC: 0	PB: 1			
	K: 1	BB: 0	K: 0	BB: 0	K: 0	BB: 0	K: 0	BB: 0	K: 1	BB: 0	K: 1	BB: 0	K: 1	BB: 0	K: 0	BB: 0	K: 1	BB: 0	3B: 0	DP: 0	SB: 0			
	S: 8	P: 12	S: 9	P: 13	S: 14	P: 18	S: 10	P: 14	S: 16	P: 20	S: 10	P: 14	S: 9	P: 14	S: 4	P: 8	S: 16	P: 24	HR: 2	HBP: 0	CS: 0			

PITCHER		IP	WLS	BF	H	R	ER	SO	BB	IBB	HBP	BLK	WP	HR	S	P	ERA	WHIP
52 CC Sabathia, L ERA: 3.35	(1, 1)	8.0	W	33	9	4	3	4	0	0	0	0	0	2	80	113	3.38	1.125
62 Joba Chamberlain, R ERA: 3.86	(9, 1)	1.0	S	5	2	0	0	1	0	0	0	0	0	0	16	24	0.00	2.000

PITCHER	IP	WLS	BF	H	R	ER	SO	BB	IBB	HBP	BLK	WP	HR	S	P	ERA	WHIP

Batter	1	2	3	4	5	6	7	8	9	AB	R	H	RBI	BB	SO	LOB
11 Brett Gardner, L (1, 8) OBP: 0.327, SLG: 0.411	B FF 89 C FF 89 C FF 90 B SL 85 F FF 90 B FF 90 T FF 90 3-2 ① **K**		C FF 88 B SL 84 X FF 88 1-1 ① **G6-3** B FF 90 C FF 90 1 SAFE B SL 82 T FF 91 X SI 92 2-2 **1-2** **1B**			C FF 91 B FF 91 C FF 91 S FF 93 1-3 ③ **K**		C FF 90 C FC 89 S CU 81 0-3 ③ **K2-3**		5	0	1	0	0	3	2
17 Jayson Nix, R (1, 5) OBP: 0.293, SLG: 0.302	F FF 90 X FF 90 0-1 12 F8 24 1B **1B**		X FF 89 0-0 ② **F8** X CH 81 0-0 ③ **L6**				C SL 86 F FF 96 B SL 86 F SL 86 X FF 95 1-2 ① **L9**			4	0	1	0	0	0	2
24 Robinson Canó, L (1, 4) OBP: 0.379, SLG: 0.632	B FF 90 B FF 90 B FF 90 C FF 91 1 SAFE C FF 91 F FF 92 F FF 91 X FF 92 3-2 36 FC5-4 **1-2** **1B**		B FF 90 F FF 90 C FF 91 B SL 85 F FF 90 F FF 91 F SL 84 S FF 90 2-3 ③ **K**		B FF 90 X SL 83 1-0 ① **F8**		B FF 97 B FF 96 X SL 86 2-0 12 1B **2B**			4	1	2	0	0	1	0
12 Vernon Wells, R (1, 7) OBP: 0.374, SLG: 0.580	C CH 82 S CH 83 X FF 91 0-2 ② **F8** **2-3**			B FF 89 C FF 89 B FF 89 B FF 90 B FF 89 4-1 36 BB 33 HR **BB**	X FF 90 0-0 ② **P4**		B SL 86 C SL 86 B CU 82 X FF 96 2-1 33 S 36 G5-3 33 3B **2-H** **1B**			3	2	1	1	1	0	2
36 Kevin Youkilis, R (1, 3) OBP: 0.347, SLG: 0.422	B CH 82 B FF 91 C FF 91 B FF 91 X FF 92 3-1 ③ **FC5-4** **1-2f**			D CH 82 B FF 89 B SI 90 B FF 89 4-0 33 HR **1-2** **BB**	B FF 88 B CH 81 C FF 89 F FF 90 C FF 89 2-3 ③ **K**		F FF 95 B FF 96 C SL 85 B FF 94 B FF 95 X SL 85 3-2 ② **G5-3** **1-2**			3	1	0	0	1	1	3
33 Travis Hafner, L (1, 10) OBP: 0.433, SLG: 0.727		F FF 90 F FF 90 F CH 82 X SL 84 0-2 ① **F7**		B FF 92 C FF 92 B FF 92 X FF 92 2-1 **1-H** **2-H** **HR**		S SL 82 B SL 82 X FF 90 1-1 ① **F8**	C SI 92 X CU 80 0-1 **2-H** **3B**			4	1	2	4	0	0	0
31 Ichiro Suzuki, L (1, 9) OBP: 0.300, SLG: 0.324		C FF 90 B SI 90 F FF 90 B FF 90 F FF 89 X FF 90 2-2 **1B**	X FF 91 0-0 ① **F9**			B FF 90 F FF 90 F SL 84 X FF 90 1-2 19 1B **1B**	D CU 82 B SI 91 C FC 88 D CU 81 S FC 88 F SI 91 X FC 87 3-2 ③ **G4-3**			4	0	2	0	0	0	1
26 Eduardo Núñez, R (1, 6) OBP: 0.271, SLG: 0.186		C FF 90 B FF 89 B CH 81 1 SAFE B FF 90 F FF 90 F FF 90 C FF 91 3-3 ② **K**	B SI 91 B CH 83 X FF 90 2-0 11 1B **1B**			B SL 81 X FF 89 1-0 ② **P3**		B CU 80 S CH 85 L CH 85 B CU 80 X SI 92 2-2 ① **L9**		4	0	1	0	0	1	2
19 Chris Stewart, R (1, 2) OBP: 0.345, SLG: 0.407		C FF 89 1 SAFE B SI 90 X FF 90 1-1 ③ **L6**	C CH 82 S CH 81 X CH 82 0-2 ② **F8**			X SI 90 0-0 **1-2** **1B**		C CH 86 X SI 90 0-1 ② **G5-3**		4	0	1	0	0	0	2
Inning Stats	R: 0 E: 0 K: 1 S: 16 H: 2 LOB: 2 BB: 0 P: 25	R: 0 E: 0 K: 1 S: 14 H: 1 LOB: 1 BB: 0 P: 20	R: 0 E: 0 K: 1 S: 9 H: 0 LOB: 0 BB: 0 P: 12	R: 3 E: 0 K: 0 S: 12 H: 3 LOB: 2 BB: 2 P: 26	R: 0 E: 0 K: 1 S: 5 H: 0 LOB: 0 BB: 0 P: 8	R: 0 E: 0 K: 1 S: 10 H: 2 LOB: 2 BB: 0 P: 14	R: 2 E: 0 K: 0 S: 16 H: 3 LOB: 1 BB: 0 P: 27	R: 0 E: 0 K: 1 S: 8 H: 0 LOB: 0 BB: 0 P: 10		1B: 8 2B: 1 3B: 1 HR: 1	SF: 0 SAC: 0 DP: 0 HBP: 0			WP: 0 PB: 0 SB: 1 CS: 0	PA: 37	

PITCHER		IP	WLS	BF	H	R	ER	SO	BB	IBB	HBP	BLK	WP	HR	S	P	ERA	WHIP
48 J.A. Happ, L ERA: 3.86	(1, 1)	6.0		28	8	3	3	5	2	0	0	0	0	1	66	105	4.50	1.667
32 Esmil Rogers, R ERA: 4.15	(7, 1)	0.2	L	4	2	2	2	0	0	0	0	0	0	0	10	18	27.00	3.000
27 Brett Cecil, L ERA: 1.26	(7, 1)	1.1		5	1	0	0	1	0	0	0	0	0	0	14	19	0.00	0.750

PITCHER	IP	WLS	BF	H	R	ER	SO	BB	IBB	HBP	BLK	WP	HR	S	P	ERA	WHIP

BOTTOM

Toronto Blue Jays @ New York Yankees

Yankee Stadium, Bronx, NY

Sat Apr 27 2013, 4:10 PM - 7:02 PM EDT

Att. 40,258 - Sunny - 68 F

livebaseballscorecards.com

AB	35
R	5
H	11
RBI	5
BB	2
SO	6
LOB	14

Toronto Blue Jays @ New York Yankees

Yankee Stadium, Bronx, NY

Sun Apr 28 2013, 1:10 PM - 3:39 PM EDT

Att. 36,872 - Sunny - 66 F

TOP

livebaseballscorecards.com

Batter	1	2	3	4	5	6	7	8	9	AB	R	H	RBI	BB	SO	LOB
13 Brett Lawrie, R (1, 5) OBP: 0.269, SLG: 0.362	B FF 91 S FF 92 C FF 92 F SL 82 S FF 93 1-3 ① K		1 SAFE B FF 93 S FF 92 1 SAFE 1 SAFE C FF 93 F FF 93 F FF 94 D SL 82 2-3 ③ S SL 82 K		C FF 93 F FF 92 B SL 82 B FF 92 X FF 91 2-2 1B		C FF 93 B FF 94 C SL 79 B SL 80 X FF 95 2-2 ② F8			4	0	1	0	0	2	1
28 Colby Rasmus, L (1, 8) OBP: 0.287, SLG: 0.438	B FF 92 C FF 92 B FF 93 B FF 93 X FF 92 3-1 ② L7			C KC 73 X FF 92 0-1 ① F9	S CH 83 F FF 92 1 SAFE F SL 81 B FF 92 B FF 92 1 SAFE X FF 91 2-2 ③ F8		X FF 94 0-0 1B			4	0	1	0	0	0	1
19 José Bautista, R (1, 9) OBP: 0.280, SLG: 0.521	F FF 94 S FF 93 F FF 93 S SL 82 0-3 ③ K			B FF 92 C KC 72 B FF 92 C SL 77 S FF 92 2-3 ② K	B KC 72 B CH 84 X FF 91 2-0 3 S 3 2B 2B		S FF 94 D SL 80 C SL 81 B FF 94 C FF 94 2-3 ③ K			4	1	1	0	0	3	1
10 Edwin Encarnación, R (1, 10) OBP: 0.312, SLG: 0.464		S FF 92 X FF 91 0-1 ① P4		C FF 92 B FF 93 F SL 80 X FF 92 1-2 53 1B 26 1B 1B	C FF 92 S FF 92 B FF 92 S SL 79 1-3 ① K			X FC 90 0-0 ① G6-3		4	1	1	0	0	1	1
53 Melky Cabrera, S (1, 7) OBP: 0.301, SLG: 0.298		C KC 74 B FF 91 B FF 92 C FF 91 F SL 82 F FF 93 B FF 93 X FF 93 3-2 ② G3		F FF 92 1 SAFE X FF 92 0-1 26 1B 1-2 1B	C FF 92 F FF 91 C SL 80 0-3 ② K			C FC 92 S KC 82 T FC 93 0-2 ② K		4	0	1	0	0	2	1
26 Adam Lind, L (1, 3) OBP: 0.404, SLG: 0.318		C FF 93 B FF 94 B KC 75 F FF 93 C SL 83 2-3 ③ K		B FF 92 C FF 92 F FF 93 F SL 80 X FF 93 1-2 1-3 2-H 1B	I IN 69 I IN 70 I IN 69 I IN 68 4-0 3 2B IBB			B KC 80 C FC 92 X FC 92 1-1 ③ G6-3		3	0	1	1	1	1	0
3 Maicer Izturis, S (1, 4) OBP: 0.229, SLG: 0.300			C FF 91 X FF 91 0-1 ① F8	X FF 94 0-0 ③ P4		B FF 91 X FF 92 1-0 1-3 2-H 2B			C FC 90 X FC 90 0-1 ① L7	4	0	1	1	0	0	2
22 Henry Blanco, R (1, 2) OBP: 0.188, SLG: 0.133 1 Emilio Bonifácio, S (9, PH) OBP: 0.232, SLG: 0.328			B FF 92 S FF 92 F FF 93 B FF 93 B FF 92 F FF 94 F FF 94 S FF 93 3-3 ② K		F FF 91 X FF 92 0-1 ① F9	F FF 93 S FF 92 B FF 92 F FF 91 S FF 92 1-3 ③ K			C FC 90 F FC 90 S FC 91 0-3 ② K	3 1	0 0	0 0	0 0	0 0	2 1	2 0
66 Munenori Kawasaki, L (1, 6) OBP: 0.313, SLG: 0.300 9 J.P. Arencibia, R (9, PH) OBP: 0.258, SLG: 0.558			C FF 93 C FF 94 B SL 81 B SL 82 B FF 94 X FF 94 3-2 1B		B KC 74 F FF 91 C FF 92 F SL 80 F FF 91 X FF 91 1-2 ② P4		B FF 93 C SI 94 F FF 93 B SL 78 B SL 79 F FF 94 C FF 95 3-3 ① K		S FC 93 F FC 92 B FC 92 B FC 91 X FC 91 2-2 ③ G3	3 1	0 0	1 0	0 0	0 0	1 0	0 0

Inning Stats																								
	R: 0	H: 0		R: 0	H: 0		R: 0	H: 1		R: 1	H: 3		R: 0	H: 1		R: 1	H: 2		R: 0	H: 1		R: 0	H: 0		1B: 6	SF: 0		WP: 0	PA: 36
	E: 0	LOB: 0		E: 0	LOB: 0		E: 0	LOB: 1		E: 0	LOB: 2		E: 0	LOB: 1		E: 0	LOB: 2		E: 0	LOB: 1		E: 0	LOB: 0		2B: 2	SAC: 0		PB: 0	
	K: 2	BB: 0		K: 1	BB: 0		K: 2	BB: 0		K: 1	BB: 2		K: 0	BB: 0		K: 3	BB: 1		K: 2	BB: 0		K: 1	BB: 0		3B: 0	DP: 0		SB: 1	
	S: 10	P: 14		S: 10	P: 15		S: 15	P: 23		S: 15	P: 19		S: 14	P: 19		S: 12	P: 21		S: 11	P: 18		S: 6	P: 7		HR: 0	HBP: 0		CS: 0	

PITCHER		IP	WLS	BF	H	R	ER	SO	BB	IBB	HBP	BLK	WP	HR	S	P	ERA	WHIP
65 Phil Hughes, R ERA: 4.67	(1, 1)	6.0		26	7	2	2	9	0	1	0	0	0	0	76	111	3.00	1.167
48 Boone Logan, L ERA: 2.84	(7, 1)	1.0	W	4	1	0	0	2	0	0	0	0	0	0	11	18	0.00	1.000
30 David Robertson, R ERA: 2.79	(8, 1)	1.0	H	3	0	0	0	1	0	0	0	0	0	0	6	7	0.00	0.000
42 Mariano Rivera, R ERA: 1.8	(9, 1)	1.0	S	3	0	0	0	1	0	0	0	0	0	0	8	10	0.00	0.000

PITCHER	IP	WLS	BF	H	R	ER	SO	BB	IBB	HBP	BLK	WP	HR	S	P	ERA	WHIP

Batter	1	2	3	4	5	6	7	8	9	AB	R	H	RBI	BB	SO	LOB
31 Ichiro Suzuki, L (1, 8) (8, 9) OBP: 0.298, SLG: 0.312	C KN 71 B KN 76 S KN 74 B KN 76 B KN 74 F KN 74 X KN 74 3-2 ① G5-3		B KN 72 X KN 73 1-0 ② L6			C KN 73 B KN 76 B KN 75 X KN 72 2-1 ① G1-3		B FF 95 B FF 96 B FF 95 C FF 94 B FF 94 4-1 12 F7 24 BB BB		3	0	0	0	1	0	0
24 Robinson Canó, L (1, 4) OBP: 0.374, SLG: 0.612	X KN 74 0-0 ② F7		C KN 72 F KN 76 X KN 77 0-2 ③ F8			B KN 76 X KN 75 1-0 ② P2		B FF 95 B FF 94 C FF 95 T FF 96 B FF 96 1 SAFE F FF 95 D FF 96 4-2 1-2 BB		3	0	0	0	1	0	0
12 Vernon Wells, R (1, 7) OBP: 0.358, SLG: 0.553	C KN 77 S KN 71 X KN 73 0-2 ③ G6-3			S KN 73 X KN 75 0-1 ① G6-3		B KN 75 F KN 74 F KN 75 C EP 64 1-3 ③ K		F FF 95 C FF 96 X FF 96 0-2 2-3 ② F7		4	0	0	0	0	1	2
33 Travis Hafner, L (1, 10) OBP: 0.423, SLG: 0.695		B EP 68 B KN 70 B KN 70 C KN 70 X KN 71 3-1 ① F8		B KN 74 B KN 74 F KN 74 F KN 75 B KN 76 X KN 76 3-2 ② P6			B KN 75 C KN 73 X KN 75 1-1 55 HR 1B	T FF 92 B FC 88 B FF 92 F FF 90 S FF 93 2-3 ③ K		4	1	1	0	0	1	2
22 Brennan Boesch, L (1, 9) 11 Brett Gardner, L (8, 8) OBP: 0.233, SLG: 0.533 OBP: 0.327, SLG: 0.411		F KN 69 B KN 72 F KN 71 X KN 74 1-2 HR		F KN 75 X KN 76 0-1 ③ F8			X KN 74 0-0 ① F9			3 0	1 0	1 0	1 0	0 0	0 0	1 0
17 Jayson Nix, R (1, 5) OBP: 0.279, SLG: 0.286		B KN 69 C KN 72 X KN 72 1-1 ② F7			B KN 73 X KN 72 1-0 ① G6-3		B KN 74 B KN 73 F KN 73 C KN 73 X KN 76 2-2 ② F8			3	0	0	0	0	0	1
55 Lyle Overbay, L (1, 3) OBP: 0.269, SLG: 0.427		C KN 69 C EP 64 B KN 75 F KN 72 B KN 68 X KN 74 2-2 1B			C KN 74 B KN 75 X KN 74 1-1 ② G4-3		F KN 75 B KN 76 X KN 75 1-1 1-H HR			3	1	2	2	0	0	0
26 Eduardo Núñez, R (1, 6) OBP: 0.274, SLG: 0.180		C KN 70 B KN 74 C KN 74 S KN 76 1-3 ③ K			B KN 73 B KN 74 C KN 72 S KN 75 B KN 76 B KN 74 4-2 BB		B KN 72 X KN 72 1-0 ③ F7			2	0	0	0	1	1	1
19 Chris Stewart, R (1, 2) OBP: 0.313, SLG: 0.367			C KN 70 B KN 73 F KN 74 B KN 75 S KN 74 2-3 ① K		1 SAFE B KN 75 B KN 75 C KN 75 1 SAFE B KN 74 C KN 75 S KN 76 3-3 ③ K			B FF 93 X FF 93 1-0 ① F7		3	0	0	0	0	2	1
Inning Stats	R: 0 E: 0 K: 0 S: 8 H: 0 LOB: 0 BB: 0 P: 11	R: 1 E: 0 K: 1 S: 14 H: 2 LOB: 1 BB: 0 P: 22	R: 0 E: 0 K: 1 S: 7 H: 0 LOB: 0 BB: 0 P: 10	R: 0 E: 0 K: 0 S: 7 H: 0 LOB: 0 BB: 0 P: 10	R: 0 E: 0 K: 1 S: 8 H: 0 LOB: 1 BB: 1 P: 17	R: 0 E: 0 K: 1 S: 6 H: 0 LOB: 0 BB: 0 P: 10	R: 2 E: 0 K: 0 S: 9 H: 2 LOB: 0 BB: 0 P: 14	R: 0 E: 0 K: 1 S: 11 H: 0 LOB: 2 BB: 2 P: 22		1B: 2 2B: 0 3B: 0 HR: 2 SF: 0 SAC: 0 DP: 0 HBP: 0						

PITCHER		IP	WLS	BF	H	R	ER	SO	BB	IBB	HBP	BLK	WP	HR	S	P	ERA	WHIP
43 R.A. Dickey, R ERA: 4.5	(1, 1)	7.0	L	26	4	3	3	4	1	0	0	0	0	2	59	94	3.86	0.714
50 Steve Delabar, R ERA: 1.84	(8, 1)	0.2		4	0	0	0	0	2	0	0	0	0	0	8	17	0.00	3.000
27 Brett Cecil, L ERA: 1.23	(8, 1)	0.1		1	0	0	0	1	0	0	0	0	0	0	3	5	0.00	0.000

PITCHER	IP	WLS	BF	H	R	ER	SO	BB	IBB	HBP	BLK	WP	HR	S	P	ERA	WHIP

BOTTOM

Toronto Blue Jays @ New York Yankees

Yankee Stadium, Bronx, NY

Sun Apr 28 2013, 1:10 PM - 3:39 PM EDT

Att. 36,872 - Sunny - 66 F

livebaseballscorecards.com

AB	28
R	3
H	4
RBI	3
BB	3
SO	5
LOB	8

Batter	1	2	3	4	5	6	7	8	9	AB	R	H	RBI	BB	SO	LOB
2 Jacoby Ellsbury, L (1, 8) OBP: 0.336, SLG: 0.416	B C FF 92 B FF 93 B FS 84 S FF 94 B FF 96 4-2 15 1B BB		C FF 94 B FS 85 B FF 96 B FS 84 B FF 94 4-1 BB		X FS 85 0-0 12 CS 15 1B 1-2 1B		C SI 88 B SL 77 C SL 76 X SI 91 1-2 29 E 29 FC6 34 2B 1B	C FF 89 C FF 90 1 SAFE B FF 89 D SL 76 F SL 76 X FF 88 2-2 ③ G1-3		3	1	2	0	2	0	1
29 Daniel Nava, S (1, 9) OBP: 0.385, SLG: 0.500	B FF 93 C FF 93 C FF 93 B SI 94 X FF 94 2-2 ① F8		B FF 94 B FF 94 C FF 95 X FF 95 2-1 ② F7		B FF 95 F SL 88 F FF 96 F SL 88 X SL 89 1-2 ① F8		X SI 90 0-0 FC6 15 BB 34 2B 1-3		B FF 89 C FF 90 C FF 91 X FF 92 1-2 ① G5-3	5	1	0	0	0	0	5
15 Dustin Pedroia, R (1, 4) OBP: 0.444, SLG: 0.398	C FF 93 B SI 92 X FS 86 1-1 1-2 1B		B FF 94 D SL 89 F SI 95 C FF 97 F FF 97 X SL 90 2-2 ③ L9		C FF 95 F FF 96 F FF 98 X SL 89 0-2 1-2 2-H 1B		B FF 95 F CH 87 B FF 96 B CH 87 F FF 95 B FF 96 4-2 34 2B 1-2 BB		B FF 90 F FC 91 F CU 74 B FF 92 B SL 86 X FC 90 3-2 ② G6-3	4	1	2	1	1	0	1
34 David Ortiz, L (1, 10) OBP: 0.513, SLG: 0.917	T FF 94 F SL 88 S SL 89 0-3 ② K			C FF 94 X SI 95 0-1 HR	B FS 83 S FS 84 S FS 84 S SL 90 1-3 ② K		D CH 87 F FF 96 B FF 96 B FF 95 X FF 95 3-1 1-H 2-H 3-H 2B		C FF 92 X FC 93 0-1 ③ F8	5	1	2	4	0	2	4
12 Mike Napoli, R (1, 3) OBP: 0.321, SLG: 0.529	C FF 95 S FF 95 F SL 88 D SL 90 F FF 97 F FF 95 B SL 90 F SL 90 F FF 99 2-3 ③ S FF 89 K			C SL 88 B SL 87 S SL 90 B SL 89 S FF 96 2-3 ① K	B FF 98 2 SAFE 1-0 ③ CS 2-3	C SI 88 B CH 79 C SI 90 B SL 78 C SI 92 2-3 ① K	B FF 95 S SL 86 B FF 96 C FF 94 F FF 96 D SL 88 S FF 95 3-3 ② K			4	0	0	0	0	4	3
37 Mike Carp, L (1, 7) OBP: 0.500, SLG: 0.958 5 Jonny Gomes, R (6, PH) OBP: 0.353, SLG: 0.317 (6, 7)		B FF 93 S FS 84 F FF 96 S SL 88 1-3 ① K		B FS 84 X SL 89 1-0 HR		C SI 90 B SI 91 F SI 91 F SI 91 B SI 92 X SI 92 2-2 HR	B FF 95 S CH 87 D SL 88 S FF 95 X FF 96 2-2 ③ F9			2 2	1 1	1 1	1 1	0 0	1 0	0 1
39 Jarrod Saltalamacchia, S (1, 2) OBP: 0.321, SLG: 0.435		C FF 95 B SI 96 T SL 88 S SL 88 1-3 ② K		B FF 95 B FF 94 B FF 95 C FF 92 B FF 94 4-1 16 G5-4-3 BB		C CH 79 F SI 91 B SL 78 X SI 92 1-2 ② G5-3		B SL 75 F SI 89 C FF 88 F SL 76 F SL 75 B FF 87 B FF 88 B SL 75 4-2 7 FC6-4 BB		2	0	0	0	2	1	0
16 Will Middlebrooks, R (1, 5) OBP: 0.223, SLG: 0.418		C FS 85 S SL 89 C SL 88 0-3 ③ K		X SL 87 0-0 ② ③ G5-4-3 1-2f		B CH 81 S SI 90 S CH 81 B CH 82 B SI 92 X CH 81 3-2 ③ F7		C SI 88 F FF 88 D SL 76 B FF 88 C FF 87 2-3 ① K		4	0	0	0	0	2	2
7 Stephen Drew, L (1, 6) OBP: 0.267, SLG: 0.250			B FF 93 C FF 95 B FF 96 B FF 95 X FF 95 3-1 ① G3		C FF 93 B FF 94 B FS 84 F FF 94 F SL 88 F FS 85 B SL 88 X FF 96 3-2 2 1B 15 1B 1B		B SI 88 S SI 88 F SI 90 S SL 77 1-3 ① K	1 SAFE B FF 89 B FF 89 D FF 89 C FF 88 F FF 89 X FF 88 3-2 ② FC6-4 1-2f		4	1	1	0	0	1	1
Inning Stats	R: 0 E: 0 K: 2 S: 18 H: 1 LOB: 2 BB: 1 P: 27	R: 0 E: 0 K: 3 S: 9 H: 0 LOB: 0 BB: 0 P: 11	R: 0 E: 0 K: 0 S: 9 H: 0 LOB: 1 BB: 1 P: 20	R: 2 E: 0 K: 1 S: 8 H: 2 LOB: 0 BB: 1 P: 15	R: 1 E: 0 K: 1 S: 17 H: 3 LOB: 1 BB: 0 P: 23	R: 1 E: 0 K: 1 S: 13 H: 1 LOB: 0 BB: 0 P: 21	R: 3 E: 1 K: 2 S: 18 H: 2 LOB: 1 BB: 1 P: 32	R: 0 E: 0 K: 1 S: 14 H: 0 LOB: 1 BB: 1 P: 25	R: 0 E: 0 K: 0 S: 8 H: 0 LOB: 0 BB: 0 P: 12	1B: 5 2B: 1 3B: 0 HR: 3	SF: 0 SAC: 0 DP: 1 HBP: 0						

PITCHER	IP	WLS	BF	H	R	ER	SO	BB	IBB	HBP	BLK	WP	HR	S	P	ERA	WHIP
23 Brandon Morrow, R (1, 1) ERA: 5.29	5.0		22	6	3	3	7	3	0	0	0	0	2	61	96	5.40	1.800
62 Aaron Loup, L (6, 1) ERA: 3.21	1.1	H	7	2	3	3	2	0	0	0	0	0	1	20	30	20.25	1.500
50 Steve Delabar, R (7, 1) ERA: 2.35	0.2	W	4	1	1	0	1	1	0	0	0	0	0	11	23	0.00	3.000
38 Darren Oliver, L (8, 1) ERA: 3.27	1.0	H	4	0	0	0	1	1	0	0	0	0	0	14	25	0.00	1.000
44 Casey Janssen, R (9, 1) ERA: 1.0	1.0	S	3	0	0	0	0	0	0	0	0	0	0	8	12	0.00	0.000

PITCHER	IP	WLS	BF	H	R	ER	SO	BB	IBB	HBP	BLK	WP	HR	S	P	ERA	WHIP

TOP

Boston Red Sox @ Toronto Blue Jays

Rogers Centre, Toronto, ON

Tue Apr 30 2013, 7:10 PM - 10:23 PM EDT

Att. 22,915 - Roof Closed - 68 F

livebaseballscorecards.com

AB	35
R	7
H	9
RBI	7
BB	5
SO	11
LOB	18

1B: 5 2B: 1 3B: 0 HR: 3 | SF: 0 SAC: 0 DP: 1 HBP: 0

WP: 0 PB: 0 SB: 0 CS: 1 | PA: 41

Batter	1	2	3	4	5	6	7	8	9	AB	R	H	RBI	BB	SO	LOB
13 Brett Lawrie, R (1, 5) OBP: 0.263, SLG: 0.346	B FF 92 F SI 91 X FF 92 1-1 G6-3 ①		B FF 90 B SI 92 X SI 91 2-0 19 BB 11 HBP 10 E 1B	X CU 77 0-0 G1-3 ③			B FF 94 S FF 94 C SL 80 X FF 96 1-2 F8 ① C SL 86 B FF 96 B FF 96 B SL 84 X FF 97 3-1 F8 ③		5	1	1	0	0	0	1
11 Rajai Davis, R (1, 10) OBP: 0.313, SLG: 0.410 26 Adam Lind, L (7, PH) OBP: 0.397, SLG: 0.311 (8, 10)	B FF 94 F FF 92 B CU 77 B FC 92 B FF 93 4-1 19 S 19 2B BB		B CU 77 H FF 93 2-0 19 BB 10 E 1-2 HBP		C FF 91 X CU 75 0-1 10 HR 1B		B FF 96 F FF 95 B CU 74 B FO 88 C FF 96 S FF 96 3-3 K ②			1 1	3 0	1 0	0 0	1 0	0 1	0 0
19 José Bautista, R (1, 9) OBP: 0.302, SLG: 0.533	B FF 93 X FF 92 1-0 1-H 2B		B FF 92 B FF 92 B FF 93 B FF 94 4-0 10 F8 10 E 9 2B 1-2 2-3 BB		1 SAFE 1 SAFE P PO 79 F FF 92 1 SAFE X FF 90 1-1 F7 ①		F FF 96 B SL 83 C FO 89 B FF 96 B SL 83 B FF 96 4-2 10 HR BB			2	2	1	1	2	0	1
10 Edwin Encarnación, R (1, 3) OBP: 0.319, SLG: 0.525	B FF 94 B FF 92 F FF 91 C FC 90 D CU 78 X SI 94 3-2 F8 ②		B CU 76 B FF 94 C FF 93 B FF 92 1 SAFE X FF 94 3-1 F8 ① 1-3 2-H 3-H		1 SAFE B FF 92 B FF 92 B FF 92 C FF 92 X FF 92 3-1 1-H HR		B FF 95 C FF 95 B FF 95 X FF 94 2-1 1-H HR			4	2	2	4	0	0	2
53 Melky Cabrera, S (1, 7) OBP: 0.291, SLG: 0.287	F FF 95 F CU 79 F FF 93 F FF 96 S FF 95 0-3 K ③		B CH 88 X FF 93 1-0 G4-3 ②		F FF 92 X CH 87 0-1 G6-3 ②		B CU 75 F FF 95 C SL 82 S FF 97 1-3 K ③			4	0	0	0	0	2	2
9 J.P. Arencibia, R (1, 2) OBP: 0.267, SLG: 0.566		C FF 94 C CU 76 B FC 92 B FF 95 X FC 91 2-2 G5-3 ① F FF 94 X FF 94 0-1 3-H 2B		B FF 93 F SI 92 S FF 94 B FF 92 B FC 91 X FF 94 3-2 G4-3 ③			F FF 96 X FF 97 0-1 3 SH1-4 28 1B 1B		4	1	2	1	0	0	0
3 Maicer Izturis, S (1, 6) OBP: 0.221, SLG: 0.289 (7, 4)		B FF 94 C FF 94 X CH 87 1-1 L8 ② B CU 77 C CU 76 B FF 94 S FF 94 X CU 77 2-2 P4 ③			B FF 91 B FF 90 X FF 90 2-0 F9 ①		X FF 95 0-0 SH1-4 ① 1-2		3	0	0	0	0	0	1
28 Colby Rasmus, L (1, 8) OBP: 0.297, SLG: 0.440		C FF 94 X FC 91 0-1 1B		C FF 93 F CU 74 B CU 75 F FC 90 S FF 93 1-3 K ①		F FC 89 B FC 91 B FF 90 F FC 90 S FF 94 2-3 K ②	B FF 96 B FF 97 C FF 96 F SL 86 B FF 97 X FF 98 3-2 66 G4-3 2-H 1B		4	0	2	1	0	2	0
1 Emilio Bonifácio, S (1, 4) OBP: 0.222, SLG: 0.313 66 Munenori Kawasaki, L (7, 6) OBP: 0.306, SLG: 0.293		B FF 93 S FF 93 F FF 91 C FF 94 1-3 K ③		B FF 94 C FF 94 F CU 78 F FF 93 S FF 92 1-3 K ②		F FF 93 B CH 86 F FF 94 B FC 92 X FF 94 2-2 G3-1 ③	1 SAFE B FF 96 F FF 97 X FF 97 1-1 G4-3 ② 1-2		3 1	0 0	0 0	0 0	0 0	2 0	1 1
Inning Stats	R: 1 E: 0 K: 1 S: 12 H: 1 LOB: 1 BB: 1 P: 21	R: 0 E: 0 K: 1 S: 10 H: 1 LOB: 1 BB: 0 P: 14	R: 3 E: 1 K: 0 S: 9 H: 2 LOB: 1 BB: 1 P: 23	R: 0 E: 0 K: 2 S: 9 H: 0 LOB: 0 BB: 0 P: 11	R: 2 E: 0 K: 0 S: 12 H: 2 LOB: 0 BB: 0 P: 18	R: 0 E: 0 K: 1 S: 7 H: 0 LOB: 0 BB: 0 P: 13	R: 2 E: 0 K: 2 S: 13 H: 1 LOB: 0 BB: 1 P: 24	R: 1 E: 0 K: 0 S: 10 H: 2 LOB: 1 BB: 0 P: 17		1B: 5 2B: 2 3B: 0 HR: 2	SF: 0 SAC: 1 DP: 0 HBP: 1			WP: 0 PB: 0 SB: 1 CS: 0	PA: 37	

PITCHER		IP	WLS	BF	H	R	ER	SO	BB	IBB	HBP	BLK	WP	HR	S	P	ERA	WHIP
31 Jon Lester, L ERA: 3.11	(1, 1)	6.0		27	6	6	5	5	2	0	1	0	0	1	59	100	7.50	1.333
36 Junichi Tazawa, R ERA: 2.84	(7, 1)	1.0	L	5	1	2	2	2	1	0	0	0	0	1	13	24	18.00	2.000
52 Joel Hanrahan, R ERA: 11.12	(8, 1)	1.0		5	2	1	1	0	0	0	0	0	0	0	10	17	9.00	2.000

PITCHER	IP	WLS	BF	H	R	ER	SO	BB	IBB	HBP	BLK	WP	HR	S	P	ERA	WHIP

BOTTOM

Boston Red Sox @ Toronto Blue Jays

Rogers Centre, Toronto, ON

Tue Apr 30 2013, 7:10 PM - 10:23 PM EDT

Att. 22,915 - Roof Closed - 68 F

livebaseballscorecards.com

AB	32
R	9
H	9
RBI	7
BB	3
SO	7
LOB	9

Boston Red Sox @ Toronto Blue Jays

Rogers Centre, Toronto, ON

Wed May 01 2013, 7:07 PM - 9:59 PM EDT

Att. 21,094 - Roof Closed - 68 F

TOP

livebaseballscorecards.com

Batter	1	2	3	4	5	6	7	8	9	AB	R	H	RBI	BB	SO	LOB
2 Jacoby Ellsbury, L (1, 8) OBP: 0.331, SLG: 0.407	B FF 84 X FF 84 1-0 15 E 1B		X FC 82 0-0 ① G1-4-3		C FF 86 F SI 85 S CH 80 0-3 ① K		X FF 85 0-0 ② L8	B SL 79 F CH 82 X CH 82 1-1 ② G4-3		5	0	1	0	0	1	2
5 Jonny Gomes, R (1, 7) OBP: 0.357, SLG: 0.295	B FF 85 C FC 80 S FF 82 1 SAFE F FF 86 X FF 82 1-2 ① F8		B SI 85 C SI 86 B FF 87 B FC 83 B FC 82 4-1 15 FC5-4 BB		C FC 79 S CU 72 B FF 86 X CU 72 1-2 ② F8		B FF 84 B FF 86 B FC 79 C FF 84 B FF 85 4-1 15 1B 34 WP BB	C SI 88 X SI 88 0-1 ③ G4-3		3	1	0	0	2	0	3
15 Dustin Pedroia, R (1, 4) OBP: 0.434, SLG: 0.388	B FF 85 1 SAFE X CH 80 1-0 ② F8 1-2		B FC 83 1 SAFE B CH 80 B SI 81 C FF 86 F SI 86 X SI 82 3-2 ② FC5-4 1-2f		B CH 78 F FC 78 B FF 85 X FF 85 2-1 ③ P5		B FF 94 F SL 91 C FF 92 D CU 82 B SL 89 F FC 92 X FF 96 3-2 34 WP 12 HR 1-3 1B		B SI 84 B CH 80 F SI 87 X CH 82 2-1 ① G6-3	5	1	1	0	0	0	2
34 David Ortiz, L (1, 10) OBP: 0.512, SLG: 0.897 37 Mike Carp, L (9, PH) OBP: 0.519, SLG: 1.080 (9, 3)	B FC 80 B SI 87 C FC 80 X SI 85 2-1 ③ F9		B FF 82 B FF 87 C SI 82 X CH 81 2-1 ③ G5-3			F FF 84 B CU 76 X CU 74 1-1 16 1B 2B	B CU 82 I IN 86 I IN 84 I IN 84 4-0 12 HR 1-2 3-H IBB		B SI 87 B SI 87 C SI 86 X SI 85 2-1 HR	3 1	1 1	1 1	0 1	1 0	0 0	2 0
12 Mike Napoli, R (1, 3) OBP: 0.342, SLG: 0.602 59 Clayton Mortensen, R (9, 1)		C FF 82 S FF 82 B CH 77 X FC 82 1-2 ① F8	B SI 83 B FF 87 X CH 78 1-1 HR			B FF 81 C FF 85 B FF 85 B FC 82 B SI 85 4-1 16 1B BB	B FF 96 B FC 92 D FF 96 X FF 95 3-0 1-H 2-H HR		B FF 89 B SI 87 X SI 87 2-0 29 1B 2B	4 0	3 0	3 0	4 0	1 0	0 0	0 0
29 Daniel Nava, S (1, 9) OBP: 0.385, SLG: 0.531		C FF 86 B FF 84 F CU 74 B FF 88 B FC 81 X FC 82 3-2 ② F9	C FF 83 B SI 87 X FC 81 1-1 HR			C FF 84 F FC 81 X CU 74 0-2 ① F8	C FF 95 B FF 95 X FF 92 1-1 ③ L4		C CH 81 S SI 87 B CH 84 F CU 72 F CU 73 X SI 87 1-2 7 1B 2-H 1B	5	1	2	2	0	0	2
16 Will Middlebrooks, R (1, 5) OBP: 0.241, SLG: 0.422		B FF 86 F CH 80 F CH 79 F FF 87 H CU 76 2-2 7 HR HBP	B SI 86 B SI 87 C FC 82 C FC 82 X CU 76 2-2 7 G4-6-3 1B			B FC 81 X CH 79 1-0 7 G4-6-3 1-2 2-3 1B		C CU 68 C SI 87 S CU 72 0-3 ① K	C SI 88 X CH 82 0-1 ② P4	4	1	2	0	0	1	1
7 Stephen Drew, L (1, 6) OBP: 0.292, SLG: 0.333		B FF 86 X FF 86 1-0 1-H HR	C FC 82 S CH 81 X FF 87 0-2 ① ② G4-6-3 1-2f			B FF 82 F FC 81 B CH 80 B CH 80 X FF 86 3-1 ② ③ G4-6-3 1-2f		B SI 86 X SI 87 1-0 3 2B 1B	X SI 88 0-0 1-2 1B	5	1	3	2	0	0	4
3 David Ross, R (1, 2) OBP: 0.257, SLG: 0.529		C CH 80 B SI 87 X CH 80 1-1 ③ F8	F FF 86 C FF 88 B FF 86 X FC 81 1-2 G5-3				B SI 85 S CH 79 S CU 73 X CH 78 1-2 ① G4-3	C SI 88 S SI 87 X CU 72 0-2 1-3 2B	C CU 72 X SI 87 0-1 ③ P4	5	0	1	0	0	0	2
Inning Stats	R: 0 E: 1 K: 0 S: 8 H: 1 LOB: 1 BB: 0 P: 13	R: 2 E: 0 K: 0 S: 12 H: 1 LOB: 0 BB: 0 P: 20	R: 0 E: 0 K: 0 S: 7 H: 0 LOB: 1 BB: 1 P: 16	R: 2 E: 0 K: 0 S: 13 H: 3 LOB: 0 BB: 0 P: 18	R: 0 E: 0 K: 1 S: 8 H: 0 LOB: 0 BB: 0 P: 11	R: 0 E: 0 K: 0 S: 9 H: 2 LOB: 2 BB: 1 P: 18	R: 4 E: 0 K: 0 S: 12 H: 2 LOB: 0 BB: 2 P: 28	R: 0 E: 0 K: 1 S: 11 H: 2 LOB: 2 BB: 0 P: 13	R: 2 E: 0 K: 0 S: 15 H: 4 LOB: 2 BB: 0 P: 22	1B: 7 2B: 3 3B: 0 HR: 5 SF: 0 SAC: 0 DP: 2 HBP: 1						

	AB	40
	R	10
	H	15
	RBI	9
	BB	4
	SO	2
	LOB	18

WP: 1 PA: 45
PB: 0
SB: 0
CS: 0

PITCHER		IP	WLS	BF	H	R	ER	SO	BB	IBB	HBP	BLK	WP	HR	S	P	ERA	WHIP
56 Mark Buehrle, L ERA: 6.43	(1, 1)	6.2	L	29	7	5	5	1	3	0	1	0	0	3	62	106	6.75	1.500
32 Esmil Rogers, R ERA: 6.08	(7, 1)	0.1		4	2	3	3	0	0	1	0	0	1	1	7	18	81.00	6.000
52 Justin Germano, R ERA: 9.0	(8, 1)	2.0		12	6	2	2	1	0	0	0	0	0	1	26	35	9.00	3.000

PITCHER	IP	WLS	BF	H	R	ER	SO	BB	IBB	HBP	BLK	WP	HR	S	P	ERA	WHIP

BOTTOM

Boston Red Sox @ Toronto Blue Jays

Rogers Centre, Toronto, ON

Wed May 01 2013, 7:07 PM - 9:59 PM EDT

Att. 21,094 - Roof Closed - 68 F

livebaseballscorecards.com

Batter	1	2	3	4	5	6	7	8	9	AB	R	H	RBI	BB	SO	LOB
13 Brett Lawrie, R (1, 5) OBP: 0.262, SLG: 0.375	B FF 93 C SI 93 B CH 81 X FC 90 2-1 ① G4-3		1 SAFE 1 SAFE B FC 89 C FF 94 1 SAFE D FF 89 C CU 80 F FF 94 C SI 95 2-3 ② K			B CU 78 B CU 79 C FF 93 F SI 94 F CH 81 X SI 93 2-2 ① G4-3		C FF 92 C SI 93 D CU 82 B FF 93 D FF 92 X SI 92 3-2 1-H 3B		4	0	1	1	0	1	1
28 Colby Rasmus, L (1, 8) OBP: 0.295, SLG: 0.425	F FC 90 F FC 90 B FF 94 B FC 90 B CH 81 B FF 94 4-2 BB		S CH 83 S CH 82 S CU 81 0-3 ③ K			X FF 94 0-0 ② P5		B SI 92 C CU 82 C CU 82 T FF 93 1-2 ② K		3	0	0	0	1	2	2
19 José Bautista, R (1, 9) OBP: 0.311, SLG: 0.519	1 SAFE C FC 90 B CU 80 C FF 94 B CU 81 C CU 81 2-3 ② K			B CU 80 B CH 81 C FF 92 B FF 94 B FC 88 4-1 BB		C FF 94 C FF 95 B CU 82 B CU 81 C SI 96 2-3 ③ K		B CU 82 B SI 91 B FF 92 C FF 92 F SI 91 B FF 92 4-2 BB		2	0	0	0	2	2	1
10 Edwin Encarnación, R (1, 3) OBP: 0.308, SLG: 0.505	S FC 91 X FC 91 0-1 ③ F9			B FF 94 C FC 89 D CU 81 1 SAFE B FF 95 C FC 89 S CU 81 3-3 ① K			C FF 94 X FS 82 0-1 ① F8	C SL 86 D SL 86 B SI 92 F CH 84 D CH 84 X SL 87 3-2 ③ G6-3		4	0	0	0	0	1	4
26 Adam Lind, L (1, 10) OBP: 0.403, SLG: 0.298		C FF 94 C CU 79 X CU 80 0-2 ① G5-3		C FF 93 B FF 91 B FF 94 X FF 95 2-1 ② F8			B FF 92 B FC 88 C SI 92 C FF 94 B FS 84 F FF 92 B FF 93 4-2 53 1B BB		B FF 91 B FF 90 B SI 91 C SI 89 B SI 89 4-1 16 G5-4-3 BB	2	0	0	0	2	0	1
53 Melky Cabrera, S (1, 7) OBP: 0.292, SLG: 0.288 16 Mark DeRosa, R (9, PH) OBP: 0.256, SLG: 0.313		C CU 79 F FC 90 X FC 90 0-2 ② G1-3		F SI 94 F CH 81 X SI 95 0-2 ③ F8			X CH 81 0-0 ② 1-3 1B		S SL 85 B SI 91 B CH 85 F SI 88 X SL 84 2-2 ① ② G5-4-3 1-2f	3 1	0 0	1 0	0 0	0 0	0 0	1 1
9 J.P. Arencibia, R (1, 2) OBP: 0.260, SLG: 0.549 22 Henry Blanco, R (9, PH) OBP: 0.176, SLG: 0.125		B FF 94 C FC 90 F FF 95 X SI 96 1-2 ③ G6-3			C FF 93 X FF 94 0-1 ① G6-3		S FS 83 S CH 81 C SI 94 0-3 ③ K		B SI 90 F FF 90 B SL 84 F SI 90 S SL 86 2-3 ③ K	3 1	0 0	0 0	0 0	1 1	1 0	1 0
3 Maicer Izturis, S (1, 4) OBP: 0.225, SLG: 0.291			B FF 94 C FF 93 F CU 79 B SI 94 F FF 94 B FC 90 F FF 93 S FF 92 3-3 ① K		B FF 93 C FF 94 X FC 90 1-1 ② G4-3			B SI 92 B SI 91 F FF 92 F SI 93 F SI 93 X SI 93 2-2 13 3B 1B		3	1	1	0	0	1	0
66 Munenori Kawasaki, L (1, 6) OBP: 0.308, SLG: 0.295			L FF 94 B FF 94 L CH 81 B CU 80 B CU 80 X CU 79 3-2 1B		C FF 94 C FC 90 S SI 95 0-3 ③ K			C SI 92 B CU 84 F CU 83 B CU 81 S FF 93 2-3 ① K		3	0	1	0	0	2	1
Inning Stats	R: 0 E: 0 K: 1 S: 9 H: 0 LOB: 1 BB: 1 P: 17	R: 0 E: 0 K: 0 S: 9 H: 0 LOB: 0 BB: 0 P: 10	R: 0 E: 0 K: 3 S: 15 H: 1 LOB: 1 BB: 0 P: 23	R: 0 E: 0 K: 1 S: 9 H: 0 LOB: 1 BB: 1 P: 18	R: 0 E: 0 K: 1 S: 7 H: 0 LOB: 0 BB: 0 P: 8	R: 0 E: 0 K: 1 S: 8 H: 0 LOB: 0 BB: 0 P: 12	R: 0 E: 0 K: 1 S: 9 H: 1 LOB: 1 BB: 1 P: 13	R: 1 E: 0 K: 2 S: 18 H: 2 LOB: 2 BB: 1 P: 33	R: 0 E: 0 K: 1 S: 7 H: 0 LOB: 0 BB: 1 P: 15	1B: 3 2B: 0 3B: 1 HR: 0	SF: 0 SAC: 0 DP: 1 HBP: 0			WP: 0 PB: 0 SB: 0 CS: 0	PA: 34		

	AB	29
	R	1
	H	4
	RBI	1
	BB	5
	SO	11
	LOB	13

PITCHER		IP	WLS	BF	H	R	ER	SO	BB	IBB	HBP	BLK	WP	HR	S	P	ERA	WHIP
11 Clay Buchholz, R ERA: 1.01	(1, 1)	7.0	W	25	2	0	0	8	3	0	0	0	0	0	66	101	0.00	0.714
63 Alex Wilson, R ERA: 1.35	(8, 1)	0.2		5	2	1	1	2	1	0	0	0	0	0	15	27	13.50	4.500
59 Clayton Mortensen, R ERA: 4.5	(8, 1)	1.1		4	0	0	0	1	1	0	0	0	0	0	10	21	0.00	0.750
59 Clayton Mortensen, R ERA: 4.5	(9, 1)	1.1		4	0	0	0	1	1	0	0	0	0	0	10	21	0.00	0.750

PITCHER	IP	WLS	BF	H	R	ER	SO	BB	IBB	HBP	BLK	WP	HR	S	P	ERA	WHIP

Boston Red Sox @ Toronto Blue Jays

Rogers Centre, Toronto, ON

Thu May 02 2013, 7:10 PM - 10:29 PM EDT

Att. 25,851 - Clear - 60 F

livebaseballscorecards.com

Batter	1	2	3	4	5	6	7	8	9	AB	R	H	RBI	BB	SO	LOB
2 Jacoby Ellsbury, L (1, 8) OBP: 0.333, SLG: 0.402	B FF 88 F FF 88 B FF 90 B FF 90 F FF 90 F FF 91 F SI 92 X FF 92 3-2 **F9** ①	C FF 92 B SL 86 F FF 92 B SI 92 F FF 93 B SI 93 X FF 92 3-2 **F8** ③		F FF 92 1 SAFE F SI 89 1 SAFE F SL 82 1 SAFE B FF 90 D CU 76 F FF 92 4-2 5 BB **BB** 1-2		F FF 94 B FF 96 X FF 95 1-1 5 G1-3 **1B** 2-H		X FC 89 0-0 **G2-3** ③		4	0	1	1	1	0	3
5 Jonny Gomes, R (1, 7) OBP: 0.377, SLG: 0.333	F SI 92 F FF 91 X FF 91 0-2 **F9** ②		X SI 89 0-0 15 F8 **2B**	B CH 82 B FF 91 D SI 92 B SI 91 4-0 15 FC6-4 **BB** 1-2 2-3		C FF 94 1 SAFE X FF 95 0-1 **G1-3** ② 1-2			C SL 86 S SL 86 X SL 87 0-2 12 G1-4-3 15 E **1B**	4	0	2	0	1	0	1
15 Dustin Pedroia, R (1, 4) OBP: 0.417, SLG: 0.370	B CH 84 B FF 92 S SI 91 B SI 92 F FF 92 F SI 93 X CH 86 3-2 **F9** ③		B CH 83 F CH 82 F CH 82 X SI 91 1-2 **F8** ① 2-3	C FF 93 B CU 83 F CU 80 B FF 96 X CU 83 2-2 **FC6-4** ③ 1-2f		S FF 95 F FF 94 X FF 97 0-2 **G4-3** ③			X FF 96 0-0 E5 12 G1-4-3 1-2	5	0	0	0	0	0	6
12 Mike Napoli, R (1, 10) OBP: 0.336, SLG: 0.593		B FF 90 B FF 90 B SI 91 C SI 91 C FF 90 X FF 91 3-2 37 1B **2B**	T SI 91 S FF 91 C CU 76 0-3 **K** ②		B CU 80 S FF 94 S FF 95 X FF 95 1-2 **P3** ①		C FF 95 T FF 95 B FF 94 C FF 96 1-3 **K** ①		B FF 95 X FF 96 1-0 **G1-4-3** ①② 1-2f 2-3	5	1	1	0	0	2	3
29 Daniel Nava, S (1, 9) OBP: 0.396, SLG: 0.536		C FF 90 B CH 83 B FF 91 S SI 91 F FF 92 S FF 91 2-3 **K** ①	B CH 84 B CH 83 B SI 92 C SI 93 B SI 92 4-1 16 FC6-4 **BB**		B FF 93 B SI 94 B FF 94 C FF 94 X FF 94 3-1 16 G3-1 **2B**		B FF 96 B FF 95 X FF 96 2-0 **P6** ②		B CU 84 B CU 83 B CU 84 B FF 95 4-0 **BB**	3	0	1	0	2	1	1
16 Will Middlebrooks, R (1, 5) OBP: 0.239, SLG: 0.406		B SI 91 B CH 83 B CH 83 F SI 91 B FF 92 4-1 3 BB 37 1B 7 SF9 **BB**	C SI 93 B FF 92 X CH 83 1-1 **FC6-4** ③ 1-2f		C CU 83 X CU 84 0-1 **G3-1** ② 2-3		C FF 95 S FF 96 B FF 96 S FF 96 1-3 **K** ③		X FF 96 0-0 **P3** ③	4	1	0	0	1	1	5
37 Mike Carp, L (1, 3) OBP: 0.516, SLG: 1.000		B FF 91 B FF 91 C FF 92 C FF 92 X CU 77 2-2 7 SF9 3 BB **1B** 1-2 2-H		B SL 82 C FF 87 B FF 89 B FF 89 B FF 89 4-1 3 G4-6-3 **BB**	B CU 82 C FF 94 S CU 86 S CU 86 1-3 **K** ③			C FF 89 S SI 90 B SI 92 S CU 83 1-3 **K** ①		3	0	1	1	1	2	1
3 David Ross, R (1, 2) OBP: 0.308, SLG: 0.514		B CH 82 B SI 91 C SI 91 B SI 91 B SI 92 4-1 7 E 1-2 2-3 **BB**		B FF 91 F CH 82 X CH 83 1-1 **G4-6-3** ①② 1-2f		B FF 94 F FF 92 B FF 96 C FF 93 B CU 85 F FF 94 B FF 94 4-2 7 WP 2 1B **BB**		B SI 92 B SI 93 B FF 92 B FF 92 4-0 **BB**		1	1	0	0	3	0	1
7 Stephen Drew, L (1, 6) OBP: 0.290, SLG: 0.322		B FF 92 X FF 91 1-0 **SF9** ② 1-2 2-3 3-H		B SL 82 C FF 90 B FF 89 B FF 89 B FF 89 4-1 5 BB 2 BB **BB**		C FF 94 B FF 93 S CH 85 F CU 84 S CU 84 1-3 **K** ① 1-2		S FC 89 S FF 89 F FF 93 C CU 84 0-3 **K** ②		2	0	0	1	1	2	2
Inning Stats	R: 0 E: 0 K: 0 S: 12 H: 0 LOB: 0 BB: 0 P: 18	R: 2 E: 1 K: 1 S: 17 H: 2 LOB: 2 BB: 2 P: 36	R: 0 E: 0 K: 1 S: 10 H: 1 LOB: 2 BB: 1 P: 16	R: 0 E: 0 K: 0 S: 11 H: 0 LOB: 3 BB: 4 P: 30	R: 0 E: 0 K: 1 S: 10 H: 1 LOB: 1 BB: 0 P: 15	R: 1 E: 0 K: 1 S: 14 H: 1 LOB: 1 BB: 1 P: 20	R: 0 E: 0 K: 2 S: 7 H: 0 LOB: 0 BB: 0 P: 11	R: 0 E: 0 K: 2 S: 8 H: 0 LOB: 1 BB: 1 P: 13	R: 0 E: 1 K: 0 S: 6 H: 1 LOB: 2 BB: 1 P: 11	1B: 3 2B: 3 3B: 0 HR: 0 SF: 1 SAC: 0 DP: 2 HBP: 0						

AB	31
R	3
H	6
RBI	3
BB	10
SO	8
LOB	23

WP: 1 PA: 42
PB: 0
SB: 0
CS: 0

TOP

PITCHER		IP	WLS	BF	H	R	ER	SO	BB	IBB	HBP	BLK	WP	HR	S	P	ERA	WHIP
48 J.A. Happ, L ERA: 3.98	(1, 1)	3.2	L	20	3	2	2	2	7	0	0	0	0	0	47	95	4.91	2.727
49 Brad Lincoln, R ERA: 7.36	(4, 1)	1.2		7	1	1	1	2	1	0	0	0	1	0	20	32	5.40	1.200
50 Steve Delabar, R ERA: 2.12	(6, 1)	1.2		6	1	0	0	2	0	0	0	0	0	0	14	19	0.00	0.600
27 Brett Cecil, L ERA: 1.15	(8, 1)	1.0		4	0	0	0	2	1	0	0	0	0	0	8	13	0.00	1.000
32 Esmil Rogers, R ERA: 5.65	(9, 1)	1.0		5	1	0	0	0	1	0	0	0	0	0	6	11	0.00	2.000

PITCHER	IP	WLS	BF	H	R	ER	SO	BB	IBB	HBP	BLK	WP	HR	S	P	ERA	WHIP

Boston Red Sox @ Toronto Blue Jays

Rogers Centre, Toronto, ON

Thu May 02 2013, 7:10 PM - 10:29 PM EDT

Att. 25,851 - Clear - 60 F

BOTTOM

Batter	1	2	3	4	5	6	7	8	9	AB	R	H	RBI	BB	SO	LOB
13 Brett Lawrie, R (1, 5) OBP: 0.277, SLG: 0.424	B FS 83 F FF 87 X SI 88 1-1 HR		B SI 89 1 SAFE B SI 91 X SL 86 2-0 ① P3		C SI 88 S SL 85 C SI 87 0-3 ② K		B FF 93 C FF 94 D SL 79 F FF 95 B FF 95 D FO 89 4-2 1-2 2-3 BB			3	1	1	1	1	1	1
26 Adam Lind, L (1, 3) OBP: 0.394, SLG: 0.280	C FF 88 B FC 89 F FC 88 B FF 90 F FS 81 X SL 85 2-2 ① F9		D SI 89 D SL 84 C FF 90 B SI 90 C FF 91 B SL 86 4-2 19 BB 1-2 BB		S FS 80 S FS 81 B SI 89 F SI 89 B FF 90 S SL 85 2-3 ③ K		C FF 95 C FF 97 D FF 97 D FO 90 S FF 96 2-3 ③ K			3	0	0	0	1	2	3
19 José Bautista, R (1, 9) OBP: 0.319, SLG: 0.513	F FF 91 B FC 89 B FC 87 X SL 86 2-1 10 G6-4-3 1B		B SL 86 S SL 86 B SI 91 D FS 83 B SI 91 4-1 10 G6-4-3 1-2 2-3 BB			B FF 87 C FF 89 F FS 80 X SL 84 1-2 ① F7		C SL 84 B FS 81 X FF 91 1-1 ① P3		3	0	1	0	1	0	0
10 Edwin Encarnación, R (1, 10) OBP: 0.306, SLG: 0.495	B FF 88 C SI 91 X SI 90 1-1 ②③ G6-4-3 1-2f		B SI 91 B FF 90 X SL 84 2-0 ②③ G6-4-3 1-2f			C FC 86 F SL 84 F SI 88 F FS 82 F FS 81 F FF 91 B FC 89 X SL 84 1-2 ② L8		B SL 84 B FF 91 C SI 90 X SL 86 2-1 1B		4	0	1	0	0	0	4
9 J.P. Arencibia, R (1, 2) OBP: 0.259, SLG: 0.538		B SI 89 S FC 86 X SI 90 1-1 1B		B SL 83 B SL 84 C FF 90 X FF 90 2-1 ① G6-3		C FF 86 S FS 81 B SI 89 B SL 84 S FS 81 2-3 ③ K		B FF 90 S SI 91 B FF 90 T FF 86 S FF 91 2-3 ② K		4	0	1	0	0	2	1
53 Melky Cabrera, S (1, 7) OBP: 0.282, SLG: 0.278		F SI 90 X FF 89 0-1 ① L8		C SI 88 B FF 90 S FF 90 F FF 90 B FF 88 S SL 85 2-3 ② K			B SI 95 B FF 94 C SI 94 C SL 87 F SL 87 F SL 85 S FF 95 2-3 ① K	C FF 89 C FF 90 S FS 82 0-3 ③ K		4	0	0	0	0	3	2
28 Colby Rasmus, L (1, 8) OBP: 0.313, SLG: 0.440		F FF 89 X FS 81 0-1 ② F8		B FF 87 C FS 79 B FS 81 X SI 90 2-1 1B			B SL 86 C SL 86 S FF 96 B FF 97 F SL 88 B SL 89 X SL 86 3-2 13 BB 1 WP 1B		B FF 96 C FF 96 B FF 96 F FF 97 F FF 97 B SL 85 X FF 97 3-2 66 G6-4-3 1B	4	0	3	0	0	0	1
1 Emilio Bonifácio, S (1, 4) OBP: 0.213, SLG: 0.300 11 Rajai Davis, R (9, PH) OBP: 0.308, SLG: 0.403		F FF 90 B FF 91 X SL 84 1-1 ③ F7		C FF 88 F FF 86 F FF 91 B SL 84 F SL 86 B FF 88 X SL 85 2-2 ③ F7			1 SAFE C FF 97 1 SAFE C FF 96 F FF 98 B FF 96 X SL 88 1-2 ② G6-3 1-2		B FF 96 B FF 96 F FF 96 X FF 97 2-1 ① P4	3 1	0 0	0 0	0 0	0 0	0 0	3 1
66 Munenori Kawasaki, L (1, 6) OBP: 0.321, SLG: 0.283			B FF 85 F SI 86 B SI 89 B SI 88 B SI 87 4-1 19 BB 26 S BB		C FC 81 B FF 88 C SL 83 B FS 81 X SL 85 2-2 ① G3-1		B SL 87 B FF 96 F FF 97 B FF 96 B FF 95 4-1 13 BB BB		C FF 97 S FF 97 X FF 96 0-2 ②③ G6-4-3 1-2f	2	0	0	0	2	0	1
Inning Stats	R: 1 E: 0 K: 0 S: 10 H: 2 LOB: 0 BB: 0 P: 16	R: 0 E: 0 K: 0 S: 8 H: 1 LOB: 1 BB: 0 P: 10	R: 0 E: 0 K: 0 S: 6 H: 0 LOB: 2 BB: 3 P: 22	R: 0 E: 0 K: 1 S: 13 H: 1 LOB: 1 BB: 0 P: 21	R: 0 E: 0 K: 2 S: 10 H: 0 LOB: 0 BB: 0 P: 14	R: 0 E: 0 K: 1 S: 13 H: 0 LOB: 0 BB: 0 P: 17	R: 0 E: 0 K: 2 S: 19 H: 1 LOB: 3 BB: 2 P: 35	R: 0 E: 0 K: 2 S: 10 H: 1 LOB: 1 BB: 0 P: 15	R: 0 E: 0 K: 0 S: 9 H: 1 LOB: 0 BB: 0 P: 14	1B: 6 2B: 0 3B: 0 HR: 1 SF: 0 SAC: 0 DP: 3 HBP: 0						

PITCHER	IP	WLS	BF	H	R	ER	SO	BB	IBB	HBP	BLK	WP	HR	S	P	ERA	WHIP
46 Ryan Dempster, R (1, 1) ERA: 3.0	6.0	W	23	4	1	1	4	3	0	0	0	0	1	60	100	1.50	1.167
30 Andrew Miller, L (7, 1) ERA: 4.26	0.2	H	4	1	0	0	1	1	0	0	0	1	0	14	24	0.00	3.000
36 Junichi Tazawa, R (7, 1) ERA: 2.77	0.1	H	2	0	0	0	1	1	0	0	0	0	0	5	11	0.00	3.000
19 Koji Uehara, R (8, 1) ERA: 1.54	1.0	H	4	1	0	0	2	0	0	0	0	0	0	10	15	0.00	1.000
52 Joel Hanrahan, R (9, 1) ERA: 9.45	1.0	S	3	1	0	0	0	0	0	0	0	0	0	9	14	0.00	1.000

PITCHER	IP	WLS	BF	H	R	ER	SO	BB	IBB	HBP	BLK	WP	HR	S	P	ERA	WHIP

livebaseballscorecards.com

AB	31
R	1
H	7
RBI	1
BB	5
SO	8
LOB	17

WP: 1 PA: 36
PB: 0
SB: 1
CS: 0

Batter	1	2	3	4	5	6	7	8	9	AB	R	H	RBI	BB	SO	LOB
55 Michael Saunders, L (1, 8) OBP: 0.327, SLG: 0.467	B FF 88 C CH 87 B FF 91 B FF 89 X FF 89 3-1 ① G4-3			C CH 86 B SI 89 C FF 88 B SI 89 B CH 80 F FF 88 B FF 87 4-2 15 HR BB	C SI 88 C SI 88 B SI 92 B SL 77 F SI 91 C SI 90 2-3 ① K		B FF 94 C FF 94 S SL 85 C FF 96 1-3 ① K			3	1	0	0	1	2	0
15 Kyle Seager, L (1, 5) OBP: 0.365, SLG: 0.513	B FF 91 F FF 88 C FF 92 B FF 94 B CH 82 X FF 90 3-2 8 G6-4-3 1B			X FF 86 0-0 1-H HR	B SI 91 C SI 89 B SI 90 F SI 89 B SI 92 F SI 90 X SI 91 3-2 8 CS 1B		C FF 95 B SL 85 C SL 86 X SL 85 1-2 ② G3			4	1	3	2	0	0	0
8 Kendrys Morales, S (1, 10) OBP: 0.355, SLG: 0.398	C SI 89 X SI 87 0-1 ② ③ G6-4-3 1-2f			H FF 88 1-0 17 BB 38 WP 13 1B HBP	S CH 80 S CH 80 1 SAFE 1 SAFE T SI 92 0-2 ② ③ K 1-2		C SL 84 X FF 93 0-1 ③ F8			3	1	0	0	0	1	2
38 Michael Morse, R (1, 9) OBP: 0.301, SLG: 0.524		S FF 89 B FF 91 F FF 90 S CH 83 1-3 ① K		C SI 88 B CH 81 F FF 88 B CH 77 D CH 79 C CH 78 3-3 ① K 1-2		C SI 89 B SI 90 B CH 79 X SI 90 2-1 ① G6-3		X FF 87 0-0 12 G6-4-3 1B		4	0	1	0	0	2	1
12 Jason Bay, R (1, 7) OBP: 0.375, SLG: 0.475		C SI 90 B FF 90 C SI 89 B CU 76 S CH 82 2-3 ② K		B CH 86 B CH 83 S CH 82 D CH 81 B CH 82 4-1 13 1B 17 BB 63 FC1-2 BB		X SI 88 0-0 HR		C FF 88 D SL 75 B FF 87 X SI 87 2-1 ① ② G6-4-3 1-2f		3	1	1	1	1	1	1
17 Justin Smoak, S (1, 3) OBP: 0.350, SLG: 0.320		X FF 90 0-0 ③ F8		D CH 84 D CH 83 D CH 85 B CH 82 4-0 63 FC1-2 13 1B 1-2 2-3 BB		B CH 80 C SI 90 X SI 90 1-1 13 1B 1B		C FF 88 X FF 87 0-1 ③ F8		3	0	1	0	1	0	0
13 Dustin Ackley, L (1, 4) OBP: 0.291, SLG: 0.286			C FF 90 X FF 90 0-1 ① G4-3	C CH 85 C FF 87 B FF 92 D CU 72 D CH 86 X CH 86 3-2 63 FC1-2 1-2 2-3 3-H 1B		C SI 90 C SI 91 F SI 91 D SL 78 X SL 78 1-2 26 FC5-4 1-2 1B		B FF 89 B FC 90 C FF 89 B FC 90 C FF 90 X FC 89 3-2 ① F8	4	0	2	1	0	0	0
63 Jesus Montero, R (1, 2) OBP: 0.250, SLG: 0.329			C SI 91 X SI 90 0-1 ② G6-3	D CH 85 F CH 84 F CH 78 X CH 86 1-2 ② FC1-2 1-2 2-3 3-Hf		B SI 89 X SI 90 1-0 ② F9		B SI 91 X FC 90 1-0 ② L8	4	0	0	0	0	0	5
26 Brendan Ryan, R (1, 6) OBP: 0.225, SLG: 0.141			C FF 86 B SI 88 B SI 86 F FF 87 F CH 84 S CH 81 2-3 ③ K	B CH 81 F CH 82 X CH 83 1-1 ③ P4		C SI 91 X CH 79 0-1 ③ FC5-4 1-2f		X FF 91 0-0 ③ F7	4	0	0	0	0	1	5

Inning Stats																																	
	R: 0	H: 1	E: 0	LOB: 0	K: 0	BB: 0	S: 7	P: 13	R: 0	H: 0	E: 0	LOB: 0	K: 2	BB: 0	S: 7	P: 10	R: 0	H: 0	E: 0	LOB: 0	K: 1	BB: 0	S: 8	P: 10	R: 3	H: 2	E: 0	LOB: 3	K: 1	BB: 3	S: 16	P: 37
	R: 0	H: 1	E: 0	LOB: 0	K: 2	BB: 0	S: 11	P: 16	R: 1	H: 3	E: 0	LOB: 2	K: 0	BB: 0	S: 12	P: 17	R: 0	H: 0	E: 0	LOB: 0	K: 1	BB: 0	S: 8	P: 10	R: 0	H: 1	E: 0	LOB: 0	K: 0	BB: 0	S: 5	P: 7
	R: 0	H: 0	E: 0	LOB: 0	K: 0	BB: 0	S: 5	P: 9	1B: 6	SF: 0	2B: 0	SAC: 0	3B: 0	DP: 2	HR: 2	HBP: 1	WP: 1	PA: 36	PB: 0	SB: 0	CS: 1											

PITCHER		IP	WLS	BF	H	R	ER	SO	BB	IBB	HBP	BLK	WP	HR	S	P	ERA	WHIP
24 Ricky Romero, L ERA: 6.75	(1, 1)	4.0	L	18	3	3	3	4	3	0	1	0	1	1	38	70	6.75	1.500
62 Aaron Loup, L ERA: 3.38	(5, 1)	2.0		9	4	1	1	2	0	0	0	0	0	1	23	33	4.50	2.000
32 Esmil Rogers, R ERA: 5.28	(7, 1)	1.0		3	0	0	0	1	0	0	0	0	0	0	8	10	0.00	0.000
38 Darren Oliver, L ERA: 3.0	(8, 1)	1.0		3	1	0	0	0	0	0	0	0	0	0	5	7	0.00	1.000
44 Casey Janssen, R ERA: 0.9	(9, 1)	1.0		3	0	0	0	0	0	0	0	0	0	0	5	9	0.00	0.000

PITCHER	IP	WLS	BF	H	R	ER	SO	BB	IBB	HBP	BLK	WP	HR	S	P	ERA	WHIP

TOP

Seattle Mariners @ Toronto Blue Jays

Rogers Centre, Toronto, ON

Fri May 03 2013, 7:10 PM - 9:26 PM EDT

Att. 23,779 - Roof Closed - 68 F

livebaseballscorecards.com

AB	32
R	4
H	8
RBI	4
BB	3
SO	7
LOB	14

BOTTOM

Seattle Mariners @ Toronto Blue Jays

Rogers Centre, Toronto, ON

Fri May 03 2013, 7:10 PM - 9:26 PM EDT

Att. 23,779 - Roof Closed - 68 F

livebaseballscorecards.com

Batter	1	2	3	4	5	6	7	8	9	AB	R	H	RBI	BB	SO	LOB
13 Brett Lawrie, R (1, 5) OBP: 0.261, SLG: 0.397	C FF 92 F SL 85 B FF 92 B SI 90 X SL 85 2-2 G5-3 ①		S FF 94 D SI 90 1 SAFE B SL 85 C SL 83 S SI 90 2-3 K 1-2 ③			X FF 91 0-0 E6			S FF 97 B FF 96 B CU 78 X SI 98 2-1 G5-3 ①	4	0	0	0	0	1	1
53 Melky Cabrera, S (1, 7) OBP: 0.281, SLG: 0.277	B FF 93 B FF 92 F FF 92 X SL 82 2-1 G3 ②			C FF 90 X SI 88 0-1 19 G5-4-3 1B		C FF 93 B SI 89 X SI 89 1-1 G3 ③			B FF 98 F FF 97 B CH 92 C FF 96 X CU 78 2-2 F9 ②	4	0	1	0	0	0	1
19 José Bautista, R (1, 9) OBP: 0.327, SLG: 0.506	F FF 94 C FF 92 B FF 91 X FF 89 1-2 G5-3 ③			C FF 92 X SI 89 0-1 G5-4-3 ①② 1-2f			C FF 91 B CU 80 F FF 92 B FF 93 B SI 90 X FF 92 3-2 10 G5-4-3 1B		B FF 97 B CU 78 B FF 97 C FF 96 S FF 97 F FF 97 B CU 80 4-2 10 DI BB	3	0	1	0	1	0	1
10 Edwin Encarnación, R (1, 3) OBP: 0.296, SLG: 0.478		C FF 91 F FF 92 B CU 82 B FF 93 B FF 91 X FF 93 3-2 P4 ①		B FF 92 B FC 91 B FF 92 C FF 92 S FF 92 C FF 93 3-3 K ③			B FF 93 X SI 89 1-0 G5-4-3 ①② 1-2f		F FF 96 S FF 97 C FF 98 0-3 K 1-2 ③	4	0	0	0	0	2	2
9 J.P. Arencibia, R (1, 2) OBP: 0.252, SLG: 0.523		F FF 93 C SL 84 B FF 93 X SI 90 1-2 G5-3 ②			C SL 84 C CU 81 B SI 90 B FF 93 S SI 89 2-3 K2-3 ①		C SL 86 B SL 83 C FF 91 S SL 85 1-3 K ③			3	0	0	0	0	2	0
26 Adam Lind, L (1, 10) OBP: 0.391, SLG: 0.302		B CU 81 X FF 93 1-0 G4-3 ③			C CU 80 X SI 89 0-1 G4-3 ②			B CU 79 X SI 90 1-0 28 1B 2B		3	0	1	0	0	0	0
28 Colby Rasmus, L (1, 8) OBP: 0.314, SLG: 0.436			C FF 91 S SL 82 B SI 90 C FF 93 1-3 K ①		C CU 82 B FF 92 S SI 90 B FF 93 F SI 90 S SL 83 2-3 K2-3 ③			X FF 91 0-0 3 L5-3 1B 2-3		3	0	1	0	0	2	0
3 Maicer Izturis, S (1, 4) OBP: 0.217, SLG: 0.281			C FF 92 F SI 89 F FF 94 C FF 94 0-3 K ②			B SI 89 B FF 90 X FF 91 2-0 G4-3 ①		F FF 92 S SI 89 B SI 89 X FF 94 1-2 L5-3 ①② 1-1		3	0	0	0	0	1	2
66 Munenori Kawasaki, L (1, 6) OBP: 0.322, SLG: 0.286			C FF 93 B SI 90 C SI 89 B FF 94 X FF 91 2-2 13 S 1B			X FF 91 0-0 G6-3 ②		C CU 82 X SI 90 0-1 G5-3 ③		3	0	1	0	0	0	1
Inning Stats	R: 0 E: 0 K: 0 S: 8 H: 0 LOB: 0 BB: 0 P: 13	R: 0 E: 0 K: 0 S: 7 H: 0 LOB: 0 BB: 0 P: 12	R: 0 E: 0 K: 3 S: 13 H: 1 LOB: 1 BB: 0 P: 18	R: 0 E: 0 K: 1 S: 7 H: 1 LOB: 0 BB: 0 P: 10	R: 0 E: 0 K: 2 S: 9 H: 0 LOB: 0 BB: 0 P: 13	R: 0 E: 1 K: 0 S: 5 H: 0 LOB: 1 BB: 0 P: 8	R: 0 E: 0 K: 1 S: 7 H: 1 LOB: 0 BB: 0 P: 12	R: 0 E: 0 K: 0 S: 7 H: 2 LOB: 1 BB: 0 P: 9	R: 0 E: 0 K: 1 S: 11 H: 0 LOB: 1 BB: 1 P: 19	1B: 4 2B: 2 3B: 0 HR: 0 SF: 0 SAC: 0 DP: 3 HBP: 0						

	AB	30
	R	0
	H	5
	RBI	0
	BB	1
	SO	8
	LOB	8

WP: 0 PA: 31
PB: 0
SB: 1
CS: 0

PITCHER	IP	WLS	BF	H	R	ER	SO	BB	IBB	HBP	BLK	WP	HR	S	P	ERA	WHIP
34 Félix Hernández, R (1, 1) ERA: 1.6	8.0	W	27	5	0	0	7	0	0	0	0	0	0	63	95	0.00	0.625
54 Tom Wilhelmsen, R (9, 1) ERA: 0.64	1.0		4	0	0	0	1	1	0	0	0	0	0	11	19	0.00	1.000

PITCHER	IP	WLS	BF	H	R	ER	SO	BB	IBB	HBP	BLK	WP	HR	S	P	ERA	WHIP

Seattle Mariners @ Toronto Blue Jays

Rogers Centre, Toronto, ON

Sat May 04 2013, 1:09 PM - 3:37 PM EDT

Att. 35,754 - Sunny - 60 F

TOP

livebaseballscorecards.com

Batter	1	2	3	4	5	6	7	8	9	AB	R	H	RBI	BB	SO	LOB
55 Michael Saunders, L (1, 8) OBP: 0.351, SLG: 0.620	B FF 83 X FF 81 1-0 HR		C KN 74 C KN 78 B KN 79 X KN 79 1-2 ③ F7		B KN 74 C KN 74 B KN 78 B KN 72 X KN 73 3-1 HR		B FF 93 F CH 85 X FF 94 1-1 ② G4-3		B FF 92 X FF 90 1-0 1-H 2B	5	2	3	3	0	0	0
15 Kyle Seager, L (1, 5) OBP: 0.351, SLG: 0.492	B KN 73 B KN 75 B KN 72 C FF 81 C KN 74 X KN 76 3-2 ① L7			B KN 74 B KN 72 C KN 72 B KN 72 C KN 71 X KN 74 3-2 ① L3	X KN 73 0-0 ② P4		C FF 93 S FF 93 F SI 94 F FF 94 S CU 85 0-3 ③ K		D CU 82 C CU 83 F SI 92 B FF 92 X CU 83 2-2 ③ F7	5	0	0	0	0	1	1
8 Kendrys Morales, S (1, 3) OBP: 0.352, SLG: 0.393	B KN 75 B KN 73 X KN 74 2-0 ② G1-3			C KN 76 B KN 77 F KN 78 X EP 63 1-2 7 BB 38 G5-3 13 HR 1B	C FF 81 B KN 78 C KN 77 S KN 79 1-3 ③ K			C CU 79 X FF 93 0-1 ① F8		4	1	1	0	0	1	0
38 Michael Morse, R (1, 9) OBP: 0.299, SLG: 0.509	B KN 74 T KN 78 F KN 79 X KN 78 1-2 ③ G6-3			T KN 76 B KN 78 C KN 76 B KN 77 X KN 78 2-2 ② G5-3 1-2		S KN 74 X KN 77 0-1 ① G5-3		B FF 94 B CU 83 S FF 94 F FF 95 B CU 84 B FF 94 4-2 BB		3	0	0	0	1	0	1
28 Raul Ibanez, L (1, 10) OBP: 0.231, SLG: 0.333		C KN 72 B KN 77 S KN 75 B KN 78 B KN 76 X KN 74 3-2 ① G3-1		B KN 78 F KN 77 B KN 77 B KN 77 B KN 75 4-1 7 BB 13 HR BB		B KN 75 X KN 72 1-0 7 2B 3B		F FF 92 B CU 84 C FF 95 S CU 85 1-3 ② K		3	2	1	0	1	1	1
7 Kelly Shoppach, R (1, 2) OBP: 0.382, SLG: 0.447		B KN 73 C KN 71 C KN 77 T KN 78 1-2 ② K		B KN 75 B KN 76 D KN 73 B FF 83 4-0 13 HR 1-2 2-3 BB		X KN 75 0-0 3-H 2B		B CU 82 B FF 94 X FF 94 2-0 ③ F9		3	1	1	1	1	1	1
13 Dustin Ackley, L (1, 4) OBP: 0.290, SLG: 0.314		B KN 73 B KN 74 C KN 73 C KN 73 C KN 78 2-3 ③ K		F KN 74 B KN 77 B KN 74 B KN 74 F KN 73 X KN 74 3-2 1-H 2-H 3-H HR		B KN 72 C KN 74 B KN 76 F KN 75 B FF 82 S KN 73 3-3 ② K			B FC 88 X FC 88 1-0 ① F7	4	1	1	4	0	2	1
9 Endy Chavez, L (1, 7) OBP: 0.295, SLG: 0.322			C KN 73 B KN 77 S KN 77 S KN 78 1-3 ① K2-3	B KN 74 F FF 81 B KN 75 X KN 72 2-1 ③ L6		X KN 75 0-0 ③ G4-3			C CU 81 S FC 88 X CU 81 0-2 ② F9	4	0	0	0	0	1	1
3 Robert Andino, R (1, 6) OBP: 0.232, SLG: 0.245			C KN 72 B KN 77 B KN 74 X KN 73 2-1 ② G5-3		C FF 81 X KN 75 0-1 ① G6-3		C FF 93 X FF 93 0-1 ① G4-3		X FC 88 0-0 55 2B 1B	4	1	1	0	0	0	0
Inning Stats	R: 1 E: 0 K: 0 S: 8 H: 1 LOB: 0 BB: 0 P: 15	R: 0 E: 0 K: 2 S: 9 H: 0 LOB: 0 BB: 0 P: 15	R: 0 E: 0 K: 1 S: 8 H: 0 LOB: 0 BB: 0 P: 12	R: 4 E: 0 K: 0 S: 15 H: 2 LOB: 0 BB: 2 P: 34	R: 1 E: 0 K: 1 S: 8 H: 1 LOB: 0 BB: 0 P: 12	R: 1 E: 0 K: 1 S: 8 H: 2 LOB: 1 BB: 0 P: 12	R: 0 E: 0 K: 1 S: 9 H: 0 LOB: 0 BB: 0 P: 10	R: 0 E: 0 K: 1 S: 8 H: 0 LOB: 1 BB: 1 P: 15	R: 1 E: 0 K: 0 S: 9 H: 2 LOB: 1 BB: 0 P: 13	1B: 2 2B: 2 3B: 1 HR: 3 SF: 0 SAC: 0 DP: 0 HBP: 0						

PITCHER	IP	WLS	BF	H	R	ER	SO	BB	IBB	HBP	BLK	WP	HR	S	P	ERA	WHIP
43 R.A. Dickey, R (1, 1) ERA: 5.36	6.0	L	26	6	7	7	5	2	0	0	0	0	3	56	100	10.50	1.333
49 Brad Lincoln, R (7, 1) ERA: 4.76	2.0		7	0	0	0	2	1	0	0	0	0	0	17	25	0.00	0.500
27 Brett Cecil, L (9, 1) ERA: 1.62	1.0		5	2	1	1	0	0	0	0	0	0	0	9	13	9.00	2.000

PITCHER	IP	WLS	BF	H	R	ER	SO	BB	IBB	HBP	BLK	WP	HR	S	P	ERA	WHIP

AB	35
R	8
H	8
RBI	8
BB	3
SO	7
LOB	6

WP: 0 PA: 38
PB: 0
SB: 0
CS: 0

BOTTOM

Seattle Mariners @ Toronto Blue Jays

Rogers Centre, Toronto, ON

Sat May 04 2013, 1:09 PM - 3:37 PM EDT

Att. 35,754 - Sunny - 60 F

livebaseballscorecards.com

Batter	1	2	3	4	5	6	7	8	9	AB	R	H	RBI	BB	SO	LOB
13 Brett Lawrie, R (1, 5) OBP: 0.260, SLG: 0.379	B FF 90 B FF 89 C FF 90 B SI 90 S FF 89 F FF 92 B FF 90 4-2 10 1B 53 1B BB		B FF 89 C FF 89 X SL 80 1-1 ① F8		C SL 80 B FF 91 C FF 92 X FF 87 1-2 ② G5-3		X FF 90 0-0 ③ F9			3	0	0	0	1	0	1
53 Melky Cabrera, S (1, 10) OBP: 0.280, SLG: 0.276	X FF 90 0-0 10 1B 1-2 1B		F FF 89 F CU 73 S FS 86 0-3 ② K		C FF 91 B FS 86 B SL 80 C SI 89 X FS 86 2-2 ③ G4-3			C FF 95 B FF 94 B SI 95 B SI 95 F SI 95 X SI 95 3-2 ① G3		4	0	1	0	0	1	0
19 José Bautista, R (1, 9) OBP: 0.324, SLG: 0.494	C SI 90 X SL 82 0-1 ① F9		B CU 71 C SL 82 F FS 86 F FF 91 B FF 89 F FF 91 X FS 86 2-2 10 1B 1B			C FF 88 X FS 82 0-1 ① G1-3		C SI 95 C CU 84 X CU 84 0-2 ② P2		4	0	1	0	0	0	2
10 Edwin Encarnación, R (1, 3) OBP: 0.302, SLG: 0.479	B SL 84 X FF 90 1-0 1-2 2-3 1B		B FF 91 S SL 81 S FF 93 F FF 92 F FS 87 X FS 86 1-2 1-3 1B			B CU 72 C FF 89 B FS 84 X FF 91 2-1 ② F9		B CU 84 B SI 94 B SI 94 C SI 95 F SI 95 S SI 94 3-3 ③ K		4	0	2	0	0	1	0
28 Colby Rasmus, L (1, 8) OBP: 0.311, SLG: 0.423	S FF 88 S FF 88 S FS 88 0-3 ② K		C FF 87 B FF 92 F FS 86 X FF 92 1-2 ③ F7			C FF 90 C FF 89 B FF 91 X FS 86 1-2 ③ G3			B FF 93 B FF 93 B FF 91 B FF 91 4-0 16 G6-3 11 1B BB	3	0	0	0	1	1	5
11 Rajai Davis, R (1, 7) OBP: 0.319, SLG: 0.400	C SL 82 C FF 92 F SL 81 S SI 88 0-3 ③ K			F FF 88 F SL 82 S SL 78 0-3 ① K			B FF 88 B FF 88 B FF 89 C FF 89 B FF 90 4-1 22 2B 3 G6-3 66 SF8 BB		C FF 93 C SL 78 X SL 79 0-2 16 G6-3 1-2 1B	3	1	1	0	1	2	3
3 Maicer Izturis, S (1, 4) OBP: 0.221, SLG: 0.275 16 Mark DeRosa, R (9, PH) OBP: 0.250, SLG: 0.303		C FF 88 F FF 89 B FF 90 B FS 85 B FS 85 F SI 90 B FF 90 4-2 22 G5-4-3 BB		B CU 73 C SL 81 B FS 86 B FF 88 X FF 89 3-1 ② F7			C FF 89 C SL 83 F FS 87 B FF 89 X FS 86 1-2 ① G6-3 1-2		C FF 93 C SL 80 F FF 94 D FF 93 B SL 81 X SI 94 2-2 ① G6-3 1-2 2-3	2 1	0 0	0 0	0 0	1 0	0 0	1 2
22 Henry Blanco, R (1, 2) OBP: 0.190, SLG: 0.200		S FF 90 D SL 84 1 SAFE B SL 81 L FF 89 X FS 87 2-2 ① ② G5-4-3 1-2f		B CU 70 S SL 82 S FF 90 C SL 79 1-3 ③ K			C SL 83 S SL 82 X SL 80 0-2 2-3 2B		C SL 80 X FF 94 0-1 ② G6-3	4	0	1	0	0	1	3
66 Munenori Kawasaki, L (1, 6) OBP: 0.306, SLG: 0.275 9 J.P. Arencibia, R (9, PH) OBP: 0.250, SLG: 0.518		C FF 90 C FS 86 B FF 92 X FS 87 1-2 ③ G4-3			B FF 87 B FF 90 X FF 90 2-0 ① F9		C SL 84 X FF 92 0-1 ② SF8 3-H		B FF 94 X FF 94 1-0 ③ L4	2 1	0 0	0 0	1 0	0 0	0 0	0 2
Inning Stats	R: 0 E: 0 K: 2 S: 14 H: 2 LOB: 3 BB: 1 P: 19	R: 0 E: 0 K: 0 S: 9 H: 0 LOB: 0 BB: 1 P: 16	R: 0 E: 0 K: 1 S: 18 H: 2 LOB: 2 BB: 0 P: 23	R: 0 E: 0 K: 2 S: 8 H: 0 LOB: 0 BB: 0 P: 12	R: 0 E: 0 K: 0 S: 7 H: 0 LOB: 0 BB: 0 P: 12	R: 0 E: 0 K: 0 S: 7 H: 0 LOB: 0 BB: 0 P: 10	R: 1 E: 0 K: 0 S: 11 H: 1 LOB: 1 BB: 1 P: 16	R: 0 E: 0 K: 1 S: 9 H: 0 LOB: 0 BB: 0 P: 15	R: 0 E: 0 K: 0 S: 10 H: 1 LOB: 2 BB: 1 P: 17	1B: 5 2B: 1 3B: 0 HR: 0 SF: 1 SAC: 0 DP: 1 HBP: 0						WP: 0 PB: 0 SB: 0 CS: 0 PA: 36	

	AB	31
	R	1
	H	6
	RBI	1
	BB	4
	SO	6
	LOB	19

PITCHER		IP	WLS	BF	H	R	ER	SO	BB	IBB	HBP	BLK	WP	HR	S	P	ERA	WHIP
18 Hisashi Iwakuma, R ERA: 1.61	(1, 1)	7.0	W	28	5	1	1	5	3	0	0	0	0	0	74	108	1.29	1.143
31 Yoervis Medina, R ERA: 2.45	(8, 1)	1.0		3	0	0	0	1	0	0	0	0	0	0	9	15	0.00	0.000
59 Oliver Pérez, L ERA: 0.73	(9, 1)	1.0		5	1	0	0	0	1	0	0	0	0	0	10	17	0.00	2.000

PITCHER	IP	WLS	BF	H	R	ER	SO	BB	IBB	HBP	BLK	WP	HR	S	P	ERA	WHIP

Batter	1	2	3	4	5	6	7	8	9	AB	R	H	RBI	BB	SO	LOB
55 Michael Saunders, L (1, 8) OBP: 0.344, SLG: 0.585	C FF 94 B FF 96 X FF 97 1-1 ① F7		B KC 80 X FS 87 1-0 ② F9		B FF 95 C FF 95 B FF 95 B FS 86 B FF 96 4-1 8 BB 1-2 BB		B KC 78 F FF 92 F FS 83 S FF 96 1-3 ③ K			3	0	0	0	1	1	0
15 Kyle Seager, L (1, 5) OBP: 0.348, SLG: 0.496	C FF 97 B FF 97 X FF 96 1-1 38 PB 2B		C FF 94 B SL 88 B FS 86 S FS 85 X FF 96 2-2 ③ G6-3		C KC 80 F FF 96 X SL 89 0-2 ② SF7 3-H			B FS 89 C FF 89 F FS 82 F FF 94 B FS 84 S SL 85 2-3 ① K		3	0	1	1	0	1	0
8 Kendrys Morales, S (1, 10) OBP: 0.356, SLG: 0.400	B SL 84 B SL 83 X FF 95 2-0 ② F7			B FS 82 C FF 93 C SI 94 F SL 88 S SL 88 1-3 ① K	B FS 83 S SL 87 B FS 84 B SI 95 C FF 95 B FF 98 4-2 1-2 2-3 BB			C FS 82 B FS 84 X SL 86 1-1 2B		3	0	1	0	1	1	1
38 Michael Morse, R (1, 9) OBP: 0.298, SLG: 0.495	B FF 96 B FF 95 B FF 97 F FF 96 B FF 96 4-1 2-3 BB			C SL 88 B SL 82 X FF 96 1-1 ② G4-3	F FF 95 X FF 96 0-1 ③ F8			C SL 82 X SL 86 0-1 ② G6-3		3	0	0	0	1	0	4
12 Jason Bay, R (1, 7) OBP: 0.355, SLG: 0.446	B SL 83 D FF 96 F FF 95 X FF 96 2-1 ③ G5-3			F FF 96 C SL 89 B SL 89 X SL 89 1-2 ③ G5-3		C SL 84 S KC 78 S SL 88 0-3 ① K		B SI 93 C SL 85 B SL 84 F FF 93 S SL 88 2-3 ③ K		4	0	0	0	0	2	3
17 Justin Smoak, S (1, 3) OBP: 0.347, SLG: 0.311		B KC 81 F FF 94 B FS 85 X FS 83 2-1 ① F8			B SI 91 B FF 93 B FF 94 B FF 92 4-0 63 1B 13 BB 3 FC6-4 BB	C FF 93 X SL 86 0-1 ② G4-3			B FF 95 C FF 96 F FF 95 F FF 96 F CH 89 S CH 89 1-3 ① K	3	1	0	0	1	1	0
13 Dustin Ackley, L (1, 4) OBP: 0.288, SLG: 0.305		B FF 94 C FS 85 C FF 94 C FF 96 1-3 ② K			D FS 83 B FF 93 B FF 93 B FF 93 4-0 3 FC6-4 63 1B 15 SF7 1-2 BB	B FF 94 C FF 93 X KC 79 1-1 ③ L7			C FF 96 B FF 97 X FF 96 1-1 ② G4-3	3	1	0	0	1	1	0
63 Jesus Montero, R (1, 2) OBP: 0.250, SLG: 0.324		B FF 94 F SL 82 F FF 95 B FF 95 B SL 89 S SL 89 3-3 ③ K			X SL 87 0-0 3 FC6-4 1-2 2-3 1B		C FS 88 X FF 91 0-1 ① L6		B FF 97 B FF 96 C FF 95 F FF 96 S SL 86 2-3 ③ K	4	0	1	0	0	2	0
3 Robert Andino, R (1, 6) OBP: 0.220, SLG: 0.232			B FF 94 B FF 94 X FF 94 2-0 ① L7		C SL 88 X SL 88 0-1 ① FC6-4 8 BB 55 BB 1-2f 2-3 3-H		C FF 90 B KC 77 F FS 86 S SL 86 1-3 ② K			3	0	0	1	0	1	2
Inning Stats	R: 0 E: 0 K: 0 S: 8 H: 1 LOB: 2 BB: 1 P: 18	R: 0 E: 0 K: 2 S: 8 H: 0 LOB: 0 BB: 0 P: 14	R: 0 E: 0 K: 0 S: 5 H: 0 LOB: 0 BB: 0 P: 10	R: 0 E: 0 K: 1 S: 9 H: 0 LOB: 0 BB: 0 P: 12	R: 2 E: 0 K: 0 S: 11 H: 1 LOB: 3 BB: 4 P: 27	R: 0 E: 0 K: 1 S: 7 H: 0 LOB: 0 BB: 0 P: 8	R: 0 E: 0 K: 2 S: 8 H: 0 LOB: 0 BB: 0 P: 10	R: 0 E: 0 K: 2 S: 11 H: 1 LOB: 1 BB: 0 P: 16	R: 0 E: 0 K: 2 S: 10 H: 0 LOB: 0 BB: 0 P: 14	1B: 1 2B: 2 3B: 0 HR: 0 SF: 1 SAC: 0 DP: 0 HBP: 0						

PITCHER	IP	WLS	BF	H	R	ER	SO	BB	IBB	HBP	BLK	WP	HR	S	P	ERA	WHIP
23 Brandon Morrow, R (1, 1) ERA: 4.69	8.0	W	32	3	2	2	8	5	0	0	0	0	0	67	115	2.25	1.000
50 Steve Delabar, R (9, 1) ERA: 2.0	1.0		3	0	0	0	2	0	0	0	0	0	0	10	14	0.00	0.000

PITCHER	IP	WLS	BF	H	R	ER	SO	BB	IBB	HBP	BLK	WP	HR	S	P	ERA	WHIP

TOP

Seattle Mariners @ Toronto Blue Jays

Rogers Centre, Toronto, ON

Sun May 05 2013, 1:08 PM - 3:34 PM EDT

Att. 22,937 - Sunny - 64 F

livebaseballscorecards.com

AB	29
R	2
H	3
RBI	2
BB	5
SO	10
LOB	10

PA: 35

WP: 0
PB: 1
SB: 0
CS: 0

Batter	1	2	3	4	5	6	7	8	9	AB	R	H	RBI	BB	SO	LOB
11 Rajai Davis, R (1, 7) OBP: 0.311, SLG: 0.400	B FF 87 X SI 87 1-0 53 SH1-3 19 SF4 2B	B CH 82 F SI 89 C FF 90 B CH 83 X FF 91 2-2 ③ G4-3		C CH 82 D CH 81 B FF 91 B CH 82 X FF 91 3-1 ③ F9 1-2 2-3		B FF 93 X FF 93 1-0 ① P5	B FF 93 B SL 86 C FF 94 S FF 94 X SL 88 2-2 ② L9			5	1	1	0	0	0	6
53 Melky Cabrera, S (1, 10) OBP: 0.294, SLG: 0.315	L FF 87 B CH 80 X CH 80 1-1 ① SH1-3 2-3		C CU 72 X CH 82 0-1 ① F9		B FF 86 F CH 80 X CU 72 1-1 HR	1 SAFE X FF 93 0-0 10 FC4-6 19 PB 1-2 1B	B FF 94 F FF 94 X CH 88 1-1 1-3 2-H 1B			4	1	3	2	0	0	0
19 José Bautista, R (1, 9) OBP: 0.336, SLG: 0.494	B CH 80 B SI 89 B FF 87 C SI 88 X FF 89 3-1 ② SF4 3-H		C CU 72 B CH 82 B CH 82 X FF 90 2-1 9 S 1B		C FF 88 B CH 82 B FF 88 B CH 82 B FF 88 4-1 9 1B 16 HR BB	B SL 86 I IN 76 I IN 76 I IN 78 4-0 10 FC4-6 1-2 2-3 IBB	B FF 94 C SL 86 X FF 94 1-1 ③ P3			2	1	1	1	2	0	2
10 Edwin Encarnación, R (1, 3) OBP: 0.299, SLG: 0.463	B FF 90 X SI 89 1-0 ③ F7		1 SAFE X SI 90 0-0 ② F8		B FF 87 B CH 82 B SI 89 C SI 88 X CH 83 3-1 ① F7	B SL 85 X SL 87 1-0 ② FC4-6 1-2f 2-3 3-H		B SL 87 B FF 93 B FF 92 B FF 92 4-0 16 G6-4-3 BB		4	0	0	1	1	0	4
9 J.P. Arencibia, R (1, 2) OBP: 0.256, SLG: 0.513		B FF 88 X FF 88 1-0 16 2B 3 1B 1B	F SL 84 F CH 82 B SI 91 F CH 83 B FF 91 D CH 83 X CH 82 3-2 ③ F8 1-2		1 SAFE C FF 89 F FF 89 D CH 83 X FF 89 1-2 16 HR 1-2 1B	S FF 93 X FF 94 0-1 ③ L8		F SI 93 X SL 87 0-1 ① L5		5	2	2	0	0	0	4
16 Mark DeRosa, R (1, 5) OBP: 0.289, SLG: 0.474		C FF 89 D CH 82 X CH 82 1-1 3 1B 66 G6-3 1-3 2B		C CU 71 B FF 88 X CH 81 1-1 ① L5	C CU 74 D CH 83 X SI 90 1-1 1-H 2-H HR		B FF 94 B SL 87 C SL 87 X SL 87 2-1 3 1B 66 1B 2B	X SL 88 0-0 ② ③ G6-4-3 1-2f		5	3	3	3	0	0	1
3 Maicer Izturis, S (1, 4) OBP: 0.242, SLG: 0.295		X CH 82 0-0 1 FC6-4 2-3 3-H 1B		B FF 87 X CH 81 1-0 1 FC4-6 1B	B SI 89 X FF 90 1-0 ② G5-3		C FF 94 F FF 95 B CH 89 X CH 88 1-2 66 1B 53 1B 2-3 1B			4	1	3	1	0	0	0
1 Emilio Bonifácio, S (1, 8) OBP: 0.203, SLG: 0.284		B FF 89 L SI 89 X CH 82 1-1 ① FC6-4 66 S 1-2f		X FF 87 0-0 ② FC4-6 11 S 66 BB 1-2f	B CU 73 X SI 90 1-0 ③ G6-3		C CH 86 B FF 94 F FF 92 B FF 94 C CH 87 2-3 ① K			4	0	0	0	0	1	5
66 Munenori Kawasaki, L (1, 6) OBP: 0.333, SLG: 0.296		B SL 83 X SL 85 1-0 ② G6-3 1-2 3-H		1 SAFE C SI 87 1 SAFE B SL 81 B FF 88 B SI 88 B FF 87 4-1 11 S 1-2 BB		B SI 94 B FF 94 X FF 94 2-0 19 PB 53 1B 10 FC4-6 1B	1 SAFE F SI 93 F FF 93 B FF 94 X CH 87 1-2 53 1B 1-2 3-H 1B			3	1	2	2	1	0	1
Inning Stats	R: 1 E: 0 K: 0 S: 6 H: 1 LOB: 0 BB: 0 P: 12	R: 2 E: 0 K: 0 S: 10 H: 3 LOB: 1 BB: 0 P: 16	R: 0 E: 0 K: 0 S: 9 H: 1 LOB: 1 BB: 0 P: 14	R: 0 E: 0 K: 0 S: 7 H: 1 LOB: 2 BB: 1 P: 16	R: 4 E: 0 K: 0 S: 12 H: 3 LOB: 0 BB: 1 P: 24	R: 1 E: 0 K: 0 S: 6 H: 2 LOB: 2 BB: 1 P: 14	R: 2 E: 0 K: 1 S: 18 H: 4 LOB: 2 BB: 0 P: 28	R: 0 E: 0 K: 0 S: 3 H: 0 LOB: 0 BB: 1 P: 7		1B: 10 2B: 3 3B: 0 HR: 2 SF: 1 SAC: 1 DP: 1 HBP: 0					

PITCHER		IP	WLS	BF	H	R	ER	SO	BB	IBB	HBP	BLK	WP	HR	S	P	ERA	WHIP
23 Joe Saunders, L ERA: 6.15	(1, 1)	5.0	L	26	9	7	7	0	2	0	0	0	0	2	44	82	12.60	2.200
45 Hector Noesí, R ERA: 3.86	(6, 1)	2.0		13	6	3	3	1	0	1	0	0	0	0	24	42	13.50	3.000
44 Lucas Luetge, L ERA: 6.75	(8, 1)	1.0		3	0	0	0	0	1	0	0	0	0	0	3	7	0.00	1.000

PITCHER	IP	WLS	BF	H	R	ER	SO	BB	IBB	HBP	BLK	WP	HR	S	P	ERA	WHIP

BOTTOM

Seattle Mariners @ Toronto Blue Jays

Rogers Centre, Toronto, ON

Sun May 05 2013, 1:08 PM - 3:34 PM EDT

Att. 22,937 - Sunny - 64 F

livebaseballscorecards.com

AB	36
R	10
H	15
RBI	10
BB	4
SO	1
LOB	23

WP: 0 PA: 42
PB: 1
SB: 4
CS: 0

Toronto Blue Jays @ Tampa Bay Rays

Tropicana Field, St. Petersburg, FL

Mon May 06 2013, 7:12 PM - 10:43 PM EDT

Att. 9,952 - Dome - 72 F

TOP

livebaseballscorecards.com

Batter	1	2	3	4	5	6	7	8	9	AB	R	H	RBI	BB	SO	LOB
13 Brett Lawrie, R (1, 5) OBP: 0.266, SLG: 0.357	C FF 90 C FF 90 B CH 80 S FF 90 1-3 **K** ①		1 SAFE 1 SAFE S CH 79 1 SAFE 1 SAFE X FF 89 0-1 G5-4-3 ①② 1-2f	F FF 90 B FF 90 B CU 76 B FF 90 B SI 90 4-1 53 1B 1-2 BB		B SI 97 B FF 93 S FF 96 F SI 97 S FF 98 2-3 **K** ②		B CU 79 B CU 79 C FF 89 B FF 89 B CU 79 4-1 19 SF9 53 E 1-2 BB	1 SAFE C SI 89 1 SAFE B SI 90 F SI 90 B FC 88 S CU 77 2-3 **K** ③ 1-2	4	0	0	0	2	3	2
53 Melky Cabrera, S (1, 7) OBP: 0.298, SLG: 0.318 11 Rajai Davis, R (8, PR) OBP: 0.311, SLG: 0.400 (8, 7)	F SI 90 X CH 79 0-1 G4-3 ②		C CH 77 B CU 78 B CH 79 B CH 78 X FF 88 3-1 19 BB 1B	B CH 78 C CH 78 B FF 90 C FF 90 B FF 90 F CH 78 F FF 90 X FF 90 3-2 1-2 2-H 1B		X FF 97 0-0 G6-3 ③		B CH 79 S CH 83 X CH 83 1-1 FC6 1-2 2-3		5	0	2	1	0	0	2
										0	0	0	0	0	0	0
19 José Bautista, R (1, 9) OBP: 0.348, SLG: 0.500	C SI 88 B CU 75 S CH 78 B CH 78 F CH 79 X CU 78 2-2 10 FC6-4 1B		F FF 90 B SI 90 B SI 90 B SI 90 B CH 79 4-1 1-2 BB	C FF 90 S FF 90 B FF 90 C CU 80 1-3 **K** ③			C SL 81 B SI 93 S CH 89 X FF 95 1-2 10 1B 26 FC4-2 1B	B SI 96 F CH 83 B CH 86 B SI 96 X SI 95 3-1 SF9 ② 2-3 3-H		3	0	2	1	1	1	2
10 Edwin Encarnación, R (1, 3) OBP: 0.295, SLG: 0.452	B SI 89 B SI 89 D CU 77 C CH 78 X FF 90 3-1 FC6-4 ③ 1-2f		B FF 91 B SI 91 X FF 91 2-0 P2 ③		C CH 78 X FF 89 0-1 G4-3 ①		C FF 92 1 SAFE F CH 89 F FF 95 X SL 81 0-2 26 S 1-3 1B	C SI 97 B SI 96 F SI 98 X CH 85 1-2 G5-3 ③		5	0	1	0	0	0	5
26 Adam Lind, L (1, 10) OBP: 0.392, SLG: 0.298 1 Emilio Bonifácio, S (9, PR) OBP: 0.203, SLG: 0.284 (9, 10)		S CU 74 C FF 90 B FF 91 B CU 79 F CU 77 B FF 90 F FF 91 C FF 90 3-3 **K** ①		B FF 87 C FF 89 S CH 78 X CH 76 1-2 28 HR 1B	B CU 75 C FF 88 B FF 90 X FF 89 2-1 F8 ②		F SL 84 B SL 84 B SL 85 X SL 84 2-1 FC4-2 ① 1-2 3-H		B SI 97 B SI 96 B SI 96 C SI 96 F SI 96 B CH 86 4-2 28 E 28 S 9 HR BB	4	1	1	0	1	1	2
										0	1	0	0	0	0	0
28 Colby Rasmus, L (1, 8) OBP: 0.315, SLG: 0.446		C CU 75 S CH 80 B CH 80 B FF 91 F CH 79 B FF 90 B CH 79 4-2 BB		C SI 90 X SI 90 0-1 1-H HR	C CU 75 B CU 78 X CH 78 1-1 F8 ③		C CU 78 B CU 79 F CU 78 S FF 91 1-3 **K** ②		C SI 96 M SI 96 1 SAFE B CH 85 B CH 85 B SI 98 S CH 87 3-3 **K** ① 1-3	4	1	1	2	1	2	3
3 Maicer Izturis, S (1, 4) OBP: 0.240, SLG: 0.290 (6, 6)		C SI 90 1 SAFE X FF 90 0-1 F9 ②		C FF 90 X CU 77 0-1 G6-3 ①		C SI 96 B SI 96 X FF 92 1-1 16 HR 1B	C CU 78 S FS 82 F FF 92 F FS 82 F FS 82 X FF 91 0-2 F8 ③		B SI 97 B SI 97 C CH 87 X CH 87 2-1 G3 ②	5	1	1	0	0	0	5
22 Henry Blanco, R (1, 2) OBP: 0.174, SLG: 0.182 9 J.P. Arencibia, R (6, PH) OBP: 0.267, SLG: 0.542 (6, 2)		X SI 90 0-0 F9 ③		B CH 78 S CH 79 B FF 91 F CH 78 F FF 90 X FF 91 2-2 F8 ②		F SI 95 D SI 96 S FF 97 F SI 98 X FF 97 1-2 P4 ①		B FF 89 X FF 90 1-0 53 E 13 BB 19 SF9 1B	B SI 97 B SI 97 C SI 96 F SI 96 X FF 97 2-2 3-H HR	2	0	0	0	0	0	1
										3	2	2	2	0	0	1
66 Munenori Kawasaki, L (1, 6) OBP: 0.353, SLG: 0.309 16 Mark DeRosa, R (6, PH) OBP: 0.313, SLG: 0.550 (6, 4)			C FF 90 C FF 90 X FF 90 0-2 13 G5-4-3 1B	C FF 90 F FF 90 B CH 78 B FF 90 F FF 91 B FF 90 F FF 90 B FF 90 4-2 13 WP 53 1B BB		C SI 97 S SI 97 X SI 98 0-2 1-H HR		F FF 89 B FS 81 D FS 80 S FF 90 S FS 81 2-3 **K** ①	B SI 98 B SI 96 B SI 96 B SI 96 4-0 13 WP BB	1	1	1	0	1	0	0
										2	1	1	2	1	1	1
Inning Stats	R: 0 E: 0 K: 1 S: 11 H: 1 LOB: 1 BB: 0 P: 17	R: 0 E: 0 K: 1 S: 11 H: 0 LOB: 1 BB: 1 P: 18	R: 0 E: 0 K: 0 S: 9 H: 2 LOB: 2 BB: 1 P: 18	R: 3 E: 0 K: 1 S: 24 H: 3 LOB: 2 BB: 2 P: 39	R: 0 E: 0 K: 0 S: 6 H: 0 LOB: 0 BB: 0 P: 9	R: 2 E: 0 K: 1 S: 13 H: 2 LOB: 0 BB: 0 P: 17	R: 0 E: 0 K: 1 S: 18 H: 2 LOB: 2 BB: 0 P: 22	R: 1 E: 1 K: 1 S: 12 H: 1 LOB: 2 BB: 1 P: 24	R: 2 E: 0 K: 2 S: 13 H: 1 LOB: 2 BB: 2 P: 30	1B: 9 2B: 0 3B: 0 HR: 3 SF: 1 SAC: 0 DP: 1 HBP: 0	WP: 2 PB: 0 SB: 2 CS: 0 PA: 46					

PITCHER		IP	WLS	BF	H	R	ER	SO	BB	IBB	HBP	BLK	WP	HR	S	P	ERA	WHIP
58 Jeremy Hellickson, R ERA: 4.79	(1, 1)	5.0		24	6	3	3	3	4	0	0	0	1	1	61	101	5.40	2.000
57 Jake McGee, L ERA: 10.64	(6, 1)	1.0		5	2	2	2	1	0	0	0	0	0	1	13	17	18.00	2.000
43 Kyle Farnsworth, R ERA: 6.43	(7, 1)	0.1	H	3	2	0	0	0	0	0	0	0	0	0	9	12	0.00	6.000
62 Joel Peralta, R ERA: 1.32	(7, 1)	1.0	H	5	1	1	0	2	1	0	0	0	0	0	14	22	0.00	2.000
56 Fernando Rodney, R ERA: 5.06	(8, 1)	1.1	L	8	1	2	2	1	2	0	0	0	0	1	17	37	13.50	2.250

PITCHER		IP	WLS	BF	H	R	ER	SO	BB	IBB	HBP	BLK	WP	HR	S	P	ERA	WHIP
35 Jamey Wright, R ERA: 1.29	(9, 1)	0.1		1	0	0	0	1	0	0	0	0	1	0	3	5	0.00	0.000

AB	38
R	8
H	12
RBI	8
BB	7
SO	8
LOB	24

BOTTOM

Toronto Blue Jays @ Tampa Bay Rays

Tropicana Field, St. Petersburg, FL

Mon May 06 2013, 7:12 PM - 10:43 PM EDT

Att. 9,952 - Dome - 72 F

livebaseballscorecards.com

Batter	1	2	3	4	5	6	7	8	9	AB	R	H	RBI	BB	SO	LOB
8 Desmond Jennings, R (1, 8) OBP: 0.308, SLG: 0.407	C FF 82 X CH 80 0-1 2 1B 1B	B CH 79 B CH 80 B FF 82 B FF 85 4-0 19 1B 2 1B 3 HR 1-2 BB	C CU 71 B SI 82 B CH 76 X CH 80 2-1 F7 ①	B SI 84 C FF 85 B CU 72 B SI 85 F FF 85 F FF 86 C FF 86 3-3 K ③		D SI 89 T FF 87 X FF 88 1-1 FC6-4 ③ 1-2f		4	1	1	0	1	1	2
2 Kelly Johnson, L (1, 7) OBP: 0.343, SLG: 0.437	C FF 82 1 SAFE X CH 79 0-1 ① 19 BB 1-2 1B	B FF 85 B SI 85 X SI 86 2-0 19 1B 3 HR 1-2 2-H 1B	B SI 83 B CU 71 C CH 78 S SI 84 X CU 72 2-2 L6 ②				B CU 83 S SL 86 B FF 94 F SL 86 F SL 86 X CU 82 2-2 1B		C FC 90 B FC 90 C FC 90 B FC 88 C FC 91 2-3 K ①	5	1	3	1	0	1	0
19 Ryan Roberts, R (1, 4) OBP: 0.284, SLG: 0.368	B CH 78 F SI 83 C SI 83 B FF 84 B FF 85 1 SAFE B SI 84 4-2 1-2 BB	B FC 81 B SI 85 C FF 83 X CH 80 2-1 3 HR 1-2 2-3 1B	B FF 84 C SI 83 C FC 80 X CU 73 1-2 G5-3 ③				1 SAFE 1 SAFE 1 SAFE F FF 93 B FF 94 C FF 93 F FF 94 B SL 84 B SL 86 3-3 C SL 87 K ①		X FC 89 0-0 G4-3 ②	4	1	1	0	1	1	1
3 Evan Longoria, R (1, 5) OBP: 0.371, SLG: 0.542	X CU 73 0-0 F4 ②	B FF 86 C FF 86 B FF 84 X SI 81 2-1 1-H 2-H 3-H HR	B FC 80 C FF 85 F FC 81 B CU 71 X FF 86 2-2 1B				C SL 85 B FF 95 C FF 95 1 SAFE B FF 94 X SL 86 2-2 F8 ②		F FC 90 B FC 90 B FC 89 X CU 73 2-1 G5-3 ③	5	1	2	4	0	0	3
21 James Loney, L (1, 3) OBP: 0.436, SLG: 0.540	C SI 84 C SI 84 D CH 79 F SI 85 X FC 79 1-2 F8 ③	C FF 86 X SI 85 0-1 30 HR 2B	F CH 79 X SI 84 0-1 F9 ①				B SL 85 C SL 85 X FF 95 1-1 G1-3 ③			4	1	1	0	0	0	4
1 Sean Rodríguez, R (1, 6) OBP: 0.313, SLG: 0.372 11 Yunel Escobar, R (6, 6) OBP: 0.234, SLG: 0.276		B CH 78 S SI 81 C CH 81 F SI 85 B FF 80 B FF 85 C FF 83 3-3 K ① B FF 82 C FF 86 F CH 80 F FC 81 S FF 85 1-3 K ①	B FF 79 C CH 78 F FF 81 X SI 84 1-2 F9 ②					F SI 88 X FF 87 0-1 G3 ①		3 1	0 0	0 0	0 0	0 0	2 0	2 0
30 Luke Scott, L (1, 10) OBP: 0.533, SLG: 0.923	C FF 82 B SI 85 C SI 84 B CU 74 X FF 85 2-2 P6 ② C CU 74 X CU 74 0-1 2-H HR	B CH 78 F SI 88 X CH 84 1-2 G4-3 ③					C SL 75 B SL 76 F SI 88 X FF 88 1-2 5 BLK 1B		4	1	2	2	0	0	1
28 José Molina, R (1, 2) OBP: 0.234, SLG: 0.267	B CH 79 F FF 86 X FF 85 1-1 G6-3 ③ X CH 79 0-0 G6-3 ②					C SI 83 B CH 77 B FF 84 X FF 83 2-1 G6-3 ①		X FF 88 0-0 L8 ②		4	0	0	0	0	0	1
5 Sam Fuld, L (1, 9) OBP: 0.280, SLG: 0.200		C FF 83 B SI 83 X FF 80 1-1 8 BB 2 1B 1B C SI 86 B SI 86 B CH 78 C FF 80 2-3 K ③				F SI 83 C SI 84 B CH 78 T CH 77 1-2 K ②		C SI 88 B SI 88 B SI 89 C FF 88 B FF 88 B FF 88 4-2 8 FC6-4 1-2 BB		3	1	1	0	1	2	0
Inning Stats	R: 0 E: 0 K: 0 S: 11 H: 2 LOB: 2 BB: 1 P: 16	R: 0 E: 0 K: 1 S: 9 H: 0 LOB: 0 BB: 0 P: 15	R: 7 E: 0 K: 2 S: 19 H: 6 LOB: 0 BB: 1 P: 33	R: 0 E: 0 K: 0 S: 8 H: 0 LOB: 0 BB: 0 P: 13	R: 0 E: 0 K: 0 S: 11 H: 1 LOB: 1 BB: 0 P: 15	R: 0 E: 0 K: 2 S: 9 H: 0 LOB: 0 BB: 0 P: 15	R: 0 E: 0 K: 1 S: 13 H: 1 LOB: 1 BB: 0 P: 21	R: 0 E: 0 K: 0 S: 10 H: 1 LOB: 2 BB: 1 P: 16	R: 0 E: 0 K: 1 S: 6 H: 0 LOB: 0 BB: 0 P: 10	1B: 8 2B: 1 3B: 0 HR: 2	SF: 0 SAC: 0 DP: 0 HBP: 0			WP: 0 PB: 0 SB: 0 CS: 0	PA: 40		

	AB	37
	R	7
	H	11
	RBI	7
	BB	3
	SO	7
	LOB	14

PITCHER		IP	WLS	BF	H	R	ER	SO	BB	IBB	HBP	BLK	WP	HR	S	P	ERA	WHIP
56 Mark Buehrle, L ERA: 7.02	(1, 1)	6.0		28	9	7	7	5	2	0	0	0	0	2	67	107	10.50	1.833
32 Esmil Rogers, R ERA: 4.96	(7, 1)	1.0		4	1	0	0	1	0	0	0	0	0	0	13	21	0.00	1.000
38 Darren Oliver, L ERA: 2.77	(8, 1)	1.0	W	5	1	0	0	0	1	0	0	1	0	0	10	16	0.00	2.000
44 Casey Janssen, R ERA: 0.82	(9, 1)	1.0	S	3	0	0	0	1	0	0	0	0	0	0	6	10	0.00	0.000

PITCHER	IP	WLS	BF	H	R	ER	SO	BB	IBB	HBP	BLK	WP	HR	S	P	ERA	WHIP

Toronto Blue Jays @ Tampa Bay Rays

Tropicana Field, St. Petersburg, FL

Tue May 07 2013, 7:12 PM - 10:33 PM EDT

Att. 10,273 - Dome - 72 F

TOP

livebaseballscorecards.com

Batter	1	2	3	4	5	6	7	8	9	AB	R	H	RBI	BB	SO	LOB
13 Brett Lawrie, R (1, 5) OBP: 0.262, SLG: 0.347	C FF 92 B FF 92 F CH 85 X SI 92 1-2 ① G5-3		B SI 90 C SL 81 B FF 91 F CH 82 B CH 85 X FF 90 3-2 ① G6-3		X CH 85 0-0 ③ F8		S SI 96 C SI 96 F SI 96 B SI 96 S SI 96 1-3 ③ K		C FS 80 S FS 81 X FS 80 0-2 53 2B 1B	5	1	1	0	0	1	1
53 Melky Cabrera, S (1, 7) OBP: 0.308, SLG: 0.343	C SI 93 B SI 92 X CH 86 1-1 ② G3		C SI 92 S FF 92 B CH 87 X FF 93 1-2 ② F9			F SI 91 X SI 92 0-1 19 G5-4-3 1B		C SI 89 X SL 86 0-1 19 PB 19 2B 2B	B FF 89 X FS 80 1-0 1-H 2B	5	1	3	1	0	0	0
19 José Bautista, R (1, 9) OBP: 0.359, SLG: 0.521	B FF 92 C CH 85 S SI 92 X SI 93 1-2 2B		C FF 93 X CH 86 0-1 ③ G4-3			S SL 83 1 SAFE S CH 85 B SI 90 B SL 83 1 SAFE F CH 83 X CH 84 2-2 ①② G5-4-3 1-2f		B SI 92 C SL 86 X SI 91 1-1 10 1B 2-H 2B	B FS 82 B FF 91 D CU 79 B FF 90 4-0 BB	4	0	2	1	1	0	1
10 Edwin Encarnación, R (1, 3) OBP: 0.299, SLG: 0.446 44 Casey Janssen, R (9, 1)	B CH 84 C CH 84 B FF 92 S CH 85 B FF 92 F SI 91 S CH 86 3-3 ③ K			B SI 91 S SI 92 F SL 85 B SI 92 B CH 86 S SI 91 3-3 ① K		B FF 93 B CH 84 C CH 84 B SL 84 S SI 91 B FF 91 4-2 9 FC6-4 BB		S SL 85 B SL 86 F FF 94 X FF 94 1-2 26 G6-3 2-3 1B	B FF 92 C FF 92 C FF 92 F FS 85 S FS 84 1-3 ③ K	4 0	0 0	1 0	0 0	1 0	3 0	3 0
9 J.P. Arencibia, R (1, 2) OBP: 0.258, SLG: 0.525		B SI 90 F SI 90 C CH 85 S CH 83 1-3 ① K		C SL 85 S CH 86 S CH 86 0-3 ② K		1 SAFE B CH 84 S SI 90 F SI 91 X SI 91 1-2 ③ FC6-4 1-2f		S SL 83 1 SAFE B FF 93 S FF 94 F FF 94 S FF 94 1-3 ① K		4	0	0	0	0	3	3
26 Adam Lind, L (1, 10) OBP: 0.397, SLG: 0.377 (9, 3)		C SI 92 F SI 91 B FF 91 B CH 85 F CH 85 X SI 92 2-2 HR		C SI 93 B CH 86 C SL 82 F SL 85 B CH 86 B CH 85 X CH 85 3-2 ③ G4-3			C FF 95 X SI 95 0-1 28 HR 2B	B FF 90 B FF 91 B FF 90 C FF 92 F FF 92 X FF 92 3-2 ②③ G6-3 1-2f		4	2	2	1	0	0	2
28 Colby Rasmus, L (1, 8) OBP: 0.313, SLG: 0.467		C SI 92 B CH 86 C CH 84 X SL 84 1-2 ② F8			F CH 83 C SL 82 B SL 82 C CH 85 1-3 ① K		C SL 89 X SL 87 0-1 2-H HR		C FF 90 F FS 82 S FS 82 0-3 ① K	4	1	1	2	0	2	0
3 Maicer Izturis, S (1, 4) OBP: 0.250, SLG: 0.337 (7, 6)		F SI 92 C FF 93 B SI 87 F CH 85 X CH 85 1-2 2B			C SI 92 C SI 92 B SL 84 C SI 92 1-3 ② K		F SI 96 L FF 96 B SI 96 X SI 96 1-2 ① G6-3		X FF 90 0-0 HR	4	1	2	1	0	1	0
66 Munenori Kawasaki, L (1, 6) OBP: 0.357, SLG: 0.316 16 Mark DeRosa, R (7, PH) OBP: 0.306, SLG: 0.537 (7, 4) 1 Emilio Bonifácio, S (9, PH) OBP: 0.200, SLG: 0.280 (9, 4)		C SI 92 F SI 92 F SI 92 B CH 86 C SI 93 1-3 ③ K			B SI 90 B SI 91 L SI 90 B SI 92 C SI 92 X SI 91 3-2 1B		C SI 96 B FF 96 B FF 96 X SI 96 2-1 ② F9		B CU 79 S CU 79 C FS 80 F FS 83 F FS 82 T FF 90 1-2 ② K	2 1 1	0 0 0	1 0 0	0 0 0	0 0 1	1 0 0	1 0 0
Inning Stats	R: 0 E: 0 K: 1 S: 12 H: 1 LOB: 1 BB: 0 P: 18	R: 1 E: 0 K: 2 S: 18 H: 2 LOB: 1 BB: 0 P: 24	R: 0 E: 0 K: 0 S: 8 H: 0 LOB: 0 BB: 0 P: 12	R: 0 E: 0 K: 2 S: 10 H: 0 LOB: 0 BB: 0 P: 16	R: 0 E: 0 K: 2 S: 10 H: 1 LOB: 1 BB: 0 P: 15	R: 0 E: 0 K: 0 S: 11 H: 1 LOB: 1 BB: 1 P: 18	R: 2 E: 0 K: 1 S: 13 H: 2 LOB: 0 BB: 0 P: 17	R: 1 E: 0 K: 1 S: 14 H: 3 LOB: 1 BB: 0 P: 20	R: 2 E: 0 K: 3 S: 17 H: 3 LOB: 2 BB: 1 P: 24	1B: 4 2B: 6 3B: 0 HR: 3 SF: 0 SAC: 0 DP: 2 HBP: 0						

AB	38
R	6
H	13
RBI	6
BB	2
SO	12
LOB	11

WP: 0 PB: 1 SB: 0 CS: 0 PA: 40

PITCHER		IP	WLS	BF	H	R	ER	SO	BB	IBB	HBP	BLK	WP	HR	S	P	ERA	WHIP
40 Roberto Hernandez, R ERA: 4.66	(1, 1)	6.0		23	5	1	1	7	1	0	0	0	0	1	69	103	1.50	1.000
57 Jake McGee, L ERA: 11.25	(7, 1)	1.0	H	5	2	2	2	1	0	0	0	0	0	1	13	17	18.00	2.000
43 Kyle Farnsworth, R ERA: 7.36	(8, 1)	0.1	B	4	3	1	1	1	0	0	0	0	0	0	11	14	27.00	9.000
27 Cesár Ramos, L ERA: 5.63	(8, 1)	0.2		1	0	0	0	0	0	0	0	0	0	0	3	6	0.00	0.000
62 Joel Peralta, R ERA: 2.51	(9, 1)	0.2	L	6	3	2	2	2	1	0	0	0	0	1	13	19	27.00	6.000

PITCHER		IP	WLS	BF	H	R	ER	SO	BB	IBB	HBP	BLK	WP	HR	S	P	ERA	WHIP
47 Brandon Gomes, R ERA: 5.4	(9, 1)	0.1		1	0	0	0	1	0	0	0	0	0	0	4	5	0.00	0.000

Toronto Blue Jays @ Tampa Bay Rays

Tropicana Field, St. Petersburg, FL

Tue May 07 2013, 7:12 PM - 10:33 PM EDT

Att. 10,273 - Dome - 72 F

BOTTOM

Batter	1	2	3	4	5	6	7	8	9	AB	R	H	RBI	BB	SO	LOB
8 Desmond Jennings, R (1, 8) OBP: 0.312, SLG: 0.423	F8	19 1B 3B 2-H 3-H		1B	G5-3			K	5	1	2	2	0	1	0
19 Ryan Roberts, R (1, 4) OBP: 0.294, SLG: 0.388	2B	18 CS 1B 3-H		F4		G6-3		G1-3	4	0	2	1	0	0	2
2 Kelly Johnson, L (9, PH) OBP: 0.340, SLG: 0.432									1	0	0	0	0	0	0
18 Ben Zobrist, S (1, 9) OBP: 0.331, SLG: 0.409	F9	3 FC6-4 1B 1-2		F7			G4-3		4	0	1	0	0	0	3
3 Evan Longoria, R (1, 5) OBP: 0.375, SLG: 0.545	BB	FC6-4 1-2f			F8		2B		3	0	1	0	1	0	1
30 Luke Scott, L (1, 10) OBP: 0.421, SLG: 0.706	G4-3		K		K		F8		4	0	0	0	0	2	3
1 Sean Rodríguez, R (1, 7) OBP: 0.333, SLG: 0.413		21 1B 28 FC3-2 2B	G1-3		1B			BB	3	0	2	0	0	0	0
20 Matt Joyce, L (8, PH) OBP: 0.295, SLG: 0.435									0	0	0	0	1	0	0
(9, 7)															
21 James Loney, L (1, 3) OBP: 0.429, SLG: 0.527		28 FC3-2 11 WP 1B 2-3	L8		F7			G3-6-3 1-2f		4	1	1	0	0	0	2
28 José Molina, R (1, 2) OBP: 0.235, SLG: 0.254		FC3-2 11 11 1B WP 8 3B 1-3 3-H		BB		G6-3		F9		3	1	0	0	1	0	2
11 Yunel Escobar, R (1, 6) OBP: 0.235, SLG: 0.275		8 3B 1B 1-3 3-H		L7		F9			F9	4	1	1	0	0	0	1
Inning Stats	R: 0 H: 1 E: 0 LOB: 2 K: 0 BB: 1 S: 13 P: 22	R: 4 H: 6 E: 0 LOB: 1 K: 0 BB: 0 S: 20 P: 34	R: 0 H: 0 E: 0 LOB: 0 K: 1 BB: 0 S: 8 P: 11	R: 0 H: 1 E: 0 LOB: 2 K: 0 BB: 1 S: 7 P: 16	R: 0 H: 1 E: 0 LOB: 1 K: 1 BB: 0 S: 10 P: 16	R: 0 H: 0 E: 0 LOB: 0 K: 0 BB: 0 S: 6 P: 9	R: 0 H: 1 E: 0 LOB: 1 K: 0 BB: 0 S: 7 P: 11	R: 0 H: 0 E: 0 LOB: 0 K: 0 BB: 1 S: 5 P: 9	R: 0 H: 0 E: 0 LOB: 0 K: 1 BB: 0 S: 7 P: 10	1B: 6 SF: 0 2B: 3 SAC: 0 3B: 1 DP: 1 HR: 0 HBP: 0						WP: 1 PA: 38 PB: 0 SB: 0 CS: 1

livebaseballscorecards.com

	AB	35
	R	4
	H	10
	RBI	3
	BB	3
	SO	3
	LOB	14

PITCHER		IP	WLS	BF	H	R	ER	SO	BB	IBB	HBP	BLK	WP	HR	S	P	ERA	WHIP
48 J.A. Happ, L ERA: 4.91	(1, 1)	1.1		10	5	4	4	0	1	0	0	0	1	0	25	43	27.00	4.500
49 Brad Lincoln, R ERA: 3.38	(2, 1)	2.1		10	3	0	0	1	1	0	0	0	0	0	21	37	0.00	1.714
62 Aaron Loup, L ERA: 2.95	(4, 1)	2.1		8	1	0	0	1	0	0	0	0	0	0	18	28	0.00	0.429
50 Steve Delabar, R ERA: 1.8	(7, 1)	2.0	W	7	1	0	0	0	1	0	0	0	0	0	12	20	0.00	1.000
44 Casey Janssen, R ERA: 0.75	(9, 1)	1.0	S	3	0	0	0	1	0	0	0	0	0	0	7	10	0.00	0.000

PITCHER	IP	WLS	BF	H	R	ER	SO	BB	IBB	HBP	BLK	WP	HR	S	P	ERA	WHIP

Batter	1	2	3	4	5	6	7	8	9	AB	R	H	RBI	BB	SO	LOB
13 Brett Lawrie, R (1, 5) OBP: 0.247, SLG: 0.325	B FF 92 F FF 92 C FF 93 X KC 80 1-2 **G6-3** ①	B SI 92 B CH 84 1 SAFE 1 SAFE 1 SAFE X SI 93 2-0 **G1-3** ② 1-2		B KC 79 B FF 93 X FF 93 2-0 **F9** ③		F FC 88 B CH 85 S SI 90 B CU 78 X CH 84 2-2 **G5-3** ③		F FF 91 B FF 91 S CU 69 B FF 92 S FF 91 2-3 **K** ②		5	0	0	0	0	1	2
53 Melky Cabrera, S (1, 10) OBP: 0.318, SLG: 0.355	B SI 92 B SI 92 X SI 92 2-0 10 HR 1B	S KC 82 B KC 81 X SI 94 1-1 **F9** ③ 2-3			C SI 93 B FF 93 B SI 94 B FF 94 F SI 94 F FF 94 F FF 93 X FF 93 3-2 11 BB 2B		B FC 87 B FC 87 B FC 85 B FC 88 4-0 10 PB 19 HBP 10 SF7 BB	C FF 91 B FF 90 B CU 70 X FF 90 2-1 **F9** ③		4	2	2	0	1	0	1
19 José Bautista, R (1, 9) OBP: 0.352, SLG: 0.500	C FF 92 1 SAFE X KC 78 0-1 **P3** ②		C SI 94 F SI 95 F KC 82 B SI 95 X KC 82 1-2 **G5-3** ①		B KC 79 D KC 80 2 SAFE B KC 81 C FF 93 C CH 84 2 SAFE C KC 82 3-3 **K** ①		C FC 88 B CU 77 B FF 90 H CU 77 3-1 9 FC6-5 10 PB 1-2 HBP		C FF 90 B FF 89 B SL 84 C SL 84 X CU 69 2-2 **F7** ①	4	0	0	0	0	1	2
10 Edwin Encarnación, R (1, 3) OBP: 0.309, SLG: 0.470	B SI 92 C CH 83 B KC 80 F SI 93 B KC 80 X SI 93 3-2 1-H HR		B SI 94 C KC 81 B FF 94 B KC 82 S KC 82 F KC 82 B CH 84 4-2 11 FC6 BB		B SI 93 B KC 81 D CH 85 C SI 93 B FF 94 4-1 11 BB BB		C FC 89 B SI 91 B FF 90 B FC 89 X SI 90 3-1 **SF7** ① 1-2 2-H		X FF 90 0-0 **G6-3** ②	2	1	1	3	2	0	0
9 J.P. Arencibia, R (1, 2) OBP: 0.264, SLG: 0.520	C SI 92 S FF 92 B SI 94 X CH 85 2-1 11 1B 1B		C SI 93 S CH 85 B FF 93 F KC 82 D SI 92 X KC 82 2-2 **F8** ②		C SI 93 F FF 92 X SI 92 0-2 **F8** ②		X SI 91 0-0 **FC6-5** ② 11 1B 16 1B 2-3		B FF 91 F FF 92 X FF 91 1-1 11 DI 1B	5	1	2	0	0	0	4
11 Rajai Davis, R (1, 7) OBP: 0.329, SLG: 0.405	C SI 91 B KC 78 X KC 80 1-1 1-2 1B		B FF 92 B CH 84 S FF 93 X CH 84 2-1 **FC6** ③ 1-2f		B FF 92 B FF 92 F SI 92 B CH 84 B SI 94 4-1 1-2 2-3 BB		C SI 90 C FC 89 X CU 79 0-2 16 1B 1-2 1B		F FF 91 D FF 91 B SL 84 C SL 85 C FF 90 2-3 **K** ③ 1-2	4	0	2	0	1	1	2
16 Mark DeRosa, R (1, 4) OBP: 0.321, SLG: 0.523	B FF 93 X FF 93 1-0 **F8** ③			B SI 93 C CH 84 B FF 92 B FF 94 B SI 94 4-1 3 SH1-3 BB	B KC 81 F SI 94 B SI 94 B FF 94 F FF 93 S SI 94 3-3 **K** ③		X SI 91 0-0 3 FC6-4 1-3 2-H 1B			3	0	1	1	1	1	5
3 Maicer Izturis, S (1, 6) OBP: 0.243, SLG: 0.327		C SI 91 X SI 93 0-1 **G4-3** ①		X FF 92 0-0 **SH1-3** ① 1-2		B SI 90 F FC 88 B FC 88 F FC 86 S CU 78 2-3 **K** ① B SI 90 B FF 90 X FF 91 2-0 **FC6-4** ③ 1-2f				3	0	0	0	0	1	2
1 Emilio Bonifácio, S (1, 8) OBP: 0.202, SLG: 0.278		B SI 92 S SI 93 B SI 93 B SI 94 C FF 92 X SI 94 3-2 53 WP 13 G1-3 1B		C KC 79 X SI 92 0-1 **F9** ②		L FC 88 B CU 78 B FC 89 S FC 88 B CU 78 X FC 88 3-2 **G4-3** ②		B SI 90 F FF 90 F FF 91 F CU 70 X FF 90 1-2 **F9** ①		4	0	1	0	0	0	1
Inning Stats	R: 2 E: 0 K: 0 S: 14 H: 4 LOB: 2 BB: 0 P: 24	R: 0 E: 0 K: 0 S: 8 H: 1 LOB: 1 BB: 0 P: 14	R: 0 E: 0 K: 0 S: 13 H: 0 LOB: 1 BB: 1 P: 22	R: 0 E: 0 K: 0 S: 5 H: 0 LOB: 1 BB: 1 P: 11	R: 0 E: 0 K: 2 S: 16 H: 1 LOB: 3 BB: 2 P: 33	R: 0 E: 0 K: 1 S: 9 H: 0 LOB: 0 BB: 0 P: 16	R: 2 E: 0 K: 0 S: 9 H: 2 LOB: 2 BB: 1 P: 21	R: 0 E: 0 K: 1 S: 9 H: 0 LOB: 0 BB: 0 P: 14	R: 0 E: 0 K: 1 S: 9 H: 1 LOB: 1 BB: 0 P: 14	1B: 7 2B: 1 3B: 0 HR: 1 SF: 1 SAC: 1 DP: 0 HBP: 1						

TOP

Toronto Blue Jays @ Tampa Bay Rays

Tropicana Field, St. Petersburg, FL

Wed May 08 2013, 7:11 PM - 10:33 PM EDT

Att. 11,075 - Dome - 72 F

livebaseballscorecards.com

AB	34
R	4
H	9
RBI	4
BB	5
SO	5
LOB	19

WP: 1 PB: 1 SB: 0 CS: 0 PA: 42

PITCHER		IP	WLS	BF	H	R	ER	SO	BB	IBB	HBP	BLK	WP	HR	S	P	ERA	WHIP
55 Matt Moore, L ERA: 2.14	(1, 1)	5.0	W	25	6	2	2	2	4	0	0	0	1	1	56	104	3.60	2.000
35 Jamey Wright, R ERA: 2.3	(6, 1)	1.2		9	2	2	2	1	1	0	1	0	0	0	17	34	10.80	1.800
27 Cesár Ramos, L ERA: 4.35	(7, 1)	2.1		8	1	0	0	2	0	0	0	0	0	0	19	31	0.00	0.429

PITCHER	IP	WLS	BF	H	R	ER	SO	BB	IBB	HBP	BLK	WP	HR	S	P	ERA	WHIP

BOTTOM

Toronto Blue Jays @ Tampa Bay Rays

Tropicana Field, St. Petersburg, FL

Wed May 08 2013, 7:11 PM - 10:33 PM EDT

Att. 11,075 - Dome - 72 F

livebaseballscorecards.com

Batter	1	2	3	4	5	6	7	8	9	AB	R	H	RBI	BB	SO	LOB
8 Desmond Jennings, R (1, 8) OBP: 0.315, SLG: 0.417	BB	G4-3		F8		1B	P3			4	2	1	0	1	0	0
2 Kelly Johnson, L (1, 7) OBP: 0.362, SLG: 0.489	1B	2B		G3		HR	BB			4	3	3	2	1	0	0
18 Ben Zobrist, S (1, 4) OBP: 0.348, SLG: 0.410	BB	1B		BB		HBP	F8			2	3	1	1	2	0	1
3 Evan Longoria, R (1, 5) OBP: 0.390, SLG: 0.584	1B	BB		HR		K		2B		4	1	3	3	1	1	1
21 James Loney, L (1, 3) OBP: 0.427, SLG: 0.531	1B	G3-1		P5		2B		G6-3		5	1	2	2	0	0	3
11 Yunel Escobar, R (1, 6) OBP: 0.233, SLG: 0.271	L7	G5-3			G6-3	1B		G4-3		5	0	1	0	0	0	6
30 Luke Scott, L (1, 10) OBP: 0.417, SLG: 0.650	1B		HBP		F9	SF8		K		3	0	1	2	0	1	1
59 Jose Lobaton, S (1, 2) OBP: 0.294, SLG: 0.429	K		F7		1B	F9				4	0	1	0	0	1	5
5 Sam Fuld, L (1, 9) OBP: 0.259, SLG: 0.184	P3		L9-3		G5-3		F7			4	0	0	0	0	0	5
Inning Stats	R: 3 E: 0 K: 1 S: 21 H: 4 LOB: 3 BB: 2 P: 38	R: 1 E: 0 K: 0 S: 11 H: 2 LOB: 2 BB: 1 P: 16	R: 0 E: 0 K: 0 S: 8 H: 0 LOB: 0 BB: 0 P: 12	R: 2 E: 0 K: 0 S: 15 H: 1 LOB: 0 BB: 1 P: 26	R: 0 E: 0 K: 0 S: 10 H: 1 LOB: 1 BB: 0 P: 12	R: 4 E: 0 K: 1 S: 19 H: 4 LOB: 1 BB: 0 P: 27	R: 0 E: 0 K: 0 S: 9 H: 0 LOB: 1 BB: 1 P: 16	R: 0 E: 0 K: 1 S: 10 H: 1 LOB: 1 BB: 0 P: 18		1B: 8 2B: 4 3B: 0 HR: 2 SF: 1 SAC: 0 DP: 1 HBP: 2						

	AB	35
	R	10
	H	13
	RBI	10
	BB	5
	SO	3
	LOB	22

WP: 0 PA: 43
PB: 0
SB: 0
CS: 0

PITCHER		IP	WLS	BF	H	R	ER	SO	BB	IBB	HBP	BLK	WP	HR	S	P	ERA	WHIP
24 Ricky Romero, L ERA: 12.46	(1, 1)	0.1	L	7	4	3	3	0	2	0	0	0	0	0	16	29	81.00	18.000
35 Edgar Gonzalez, R ERA: 7.88	(1, 1)	4.2		22	6	5	5	1	2	0	1	0	0	2	53	81	9.64	1.714
32 Esmil Rogers, R ERA: 5.5	(6, 1)	1.2		9	2	2	2	1	1	0	1	0	0	0	21	34	10.80	1.800
27 Brett Cecil, L ERA: 1.5	(7, 1)	1.1		5	1	0	0	1	0	0	0	0	0	0	13	21	0.00	0.750

PITCHER		IP	WLS	BF	H	R	ER	SO	BB	IBB	HBP	BLK	WP	HR	S	P	ERA	WHIP

Batter	1	2	3	4	5	6	7	8	9	10	AB	R	H	RBI	BB	SO	LOB
11 Rajai Davis, R (1, 7) OBP: 0.333, SLG: 0.405	C SI 93 C KC 81 F FC 91 S SI 94 0-3 ① **K**		L KC 80 C FC 88 B CH 86 X CH 85 1-2 **E5** 53 G4-3 19 2B		F KC 78 F SI 92 X FC 87 0-2 53 S 19 SF8 1B		L CH 93 B FC 86 S CH 84 F FC 88 F FC 88 X CH 84 1-2 ① **L5**		X CH 85 0-0 1-2 1B		5	2	2	0	0	1	1
53 Melky Cabrera, S (1, 10) OBP: 0.308, SLG: 0.342	B SI 93 C SI 94 X CH 85 1-1 ② **G5-3**		1 SAFE 1 SAFE 1 SAFE F CH 82 1 SAFE F CH 83 P PO 89 1 SAFE X FC 90 1-2 **G4-3**		B FC 87 C CH 84 T SI 93 3 SAFE S FC 90 1-3 ① **K** 1-3		C KC 78 B SI 93 B SI 94 X CH 85 2-1 ② **FC6-4** 19 FC5-4 1-2f		B CH 86 S CH 84 F SI 100 B FF 99 F CH 85 F SI 98 S SI 100 2-3 ③ **K**		5	0	0	0	0	2	5
19 José Bautista, R (1, 9) OBP: 0.346, SLG: 0.500	C SI 94 F SI 95 F FC 91 B KC 82 C FF 91 1-3 ③ **K**		C CH 84 C FC 91 X SI 94 0-2 10 1B 2B 2-H		X FC 88 0-0 ② **SF8** 3-H		B KC 80 C CH 84 X KC 79 1-1 ③ **FC5-4** 1-2f			X SL 88 0-0 ① **G6-3**	4	1	1	2	0	1	1
10 Edwin Encarnación, R (1, 3) OBP: 0.312, SLG: 0.463		C SI 92 H SI 93 1-1 16 G5-3 13 1B HBP	B SI 95 F SI 95 F SI 95 B SI 94 X SI 95 2-2 2-H 1B		X SI 94 0-0 ③ **F9**			B CH 82 B CH 82 C SI 92 B KC 80 F SI 94 F SI 95 F FC 90 X SI 95 3-2 ① **L8**		C FC 89 B SL 80 B SL 86 C FF 93 B SL 83 X SL 84 3-2 ② **P6**	4	1	1	1	0	0	0
16 Mark DeRosa, R (1, 4) OBP: 0.316, SLG: 0.500 66 Munenori Kawasaki, L (8, 6) OBP: 0.352, SLG: 0.310		B CH 84 1 SAFE F SI 92 C CH 84 X SI 94 1-2 ① **G5-3** 1-2	B SI 94 C CH 84 X CH 85 1-1 ③ **F9**			X SI 92 0-0 1B		C FC 88 B FC 89 S CH 85 B FC 90 S CH 85 2-3 ② **K**		B SI 92 X SL 82 1-0 ③ **B1-3**	4 1	0 0	1 0	0 0	0 0	1 0	2 0
13 Brett Lawrie, R (1, 5) OBP: 0.247, SLG: 0.321		X SI 94 0-0 28 WP 2-H 1B		C KC 79 F FC 87 F FC 88 B CH 86 S FF 94 1-3 ① **K**		D KC 78 X CH 83 1-0 ① **F9**		B FF 94 X FF 95 1-0 ③ **L9**			4	0	1	1	0	1	1
28 Colby Rasmus, L (1, 8) OBP: 0.311, SLG: 0.454		C SI 93 B SI 95 B FC 89 B FC 89 C SI 93 F KC 81 T SI 94 3-2 ② **K** 1-2		B FC 88 C SI 93 F SI 93 B FF 95 B KC 81 B FC 89 4-2 3 1B BB		C SI 92 C SI 93 B SI 94 S SI 93 1-3 ② **K**			S CH 84 C FF 97 B FF 98 S CH 85 1-3 ① **K**		3	0	0	0	1	3	2
3 Maicer Izturis, S (1, 6) OBP: 0.243, SLG: 0.324 (8, 4)		C KC 80 B FC 90 X CH 85 1-1 ③ **G6-3**		B FF 94 C SI 94 B CH 85 X CH 85 2-1 22 CS 1-3 1B		B FC 88 S SI 92 X SI 92 1-1 ③ **P3**			B CH 85 C CH 85 X SI 98 1-1 ② **G4-3**		4	0	1	0	0	0	2
22 Henry Blanco, R (1, 2) OBP: 0.192, SLG: 0.200 9 J.P. Arencibia, R (9, PH) OBP: 0.269, SLG: 0.520 (9, 2)			B SI 92 X CH 84 1-0 ① **P6**	C SI 94 F CH 85 F FC 90 S SI 93 0-3 ② ③ **K** 1-2			X SI 92 0-0 53 FC6-4 1B		C FF 98 H SI 98 1-1 11 1B HBP		3 0	0 0	1 0	0 0	1 0	2 0	2 0
Inning Stats	R: 0 H: 0 E: 0 LOB: 0 K: 2 BB: 0 S: 10 P: 12	R: 1 H: 1 E: 0 LOB: 1 K: 1 BB: 0 S: 11 P: 17	R: 2 H: 2 E: 1 LOB: 1 K: 0 BB: 0 S: 16 P: 21	R: 0 H: 1 E: 0 LOB: 2 K: 2 BB: 1 S: 12 P: 19	R: 1 H: 1 E: 0 LOB: 0 K: 1 BB: 0 S: 8 P: 9	R: 0 H: 1 E: 0 LOB: 1 K: 1 BB: 0 S: 7 P: 10	R: 0 H: 1 E: 0 LOB: 1 K: 0 BB: 0 S: 10 P: 14	R: 0 H: 0 E: 0 LOB: 0 K: 1 BB: 0 S: 9 P: 15	R: 0 H: 1 E: 0 LOB: 2 K: 2 BB: 0 S: 12 P: 17	R: 0 H: 0 E: 0 LOB: 0 K: 0 BB: 0 S: 5 P: 9	1B: 7 SF: 1 2B: 2 SAC: 0 3B: 0 DP: 1 HR: 0 HBP: 2						

PITCHER	IP	WLS	BF	H	R	ER	SO	BB	IBB	HBP	BLK	WP	HR	S	P	ERA	WHIP
14 David Price, L (1, 1) ERA: 4.78	8.0		33	7	4	2	8	1	0	1	0	1	0	83	117	2.25	1.000
56 Fernando Rodney, R (9, 1) ERA: 4.63	1.0		5	1	0	0	2	0	0	1	0	0	0	12	17	0.00	1.000
43 Kyle Farnsworth, R (10, 1) ERA: 6.48	1.0	W	3	0	0	0	0	0	0	0	0	0	0	5	9	0.00	0.000

PITCHER	IP	WLS	BF	H	R	ER	SO	BB	IBB	HBP	BLK	WP	HR	S	P	ERA	WHIP

TOP

Toronto Blue Jays @ Tampa Bay Rays

Tropicana Field, St. Petersburg, FL

Thu May 09 2013, 7:11 PM - 10:30 PM EDT

Att. 11,979 - Dome - 72 F

livebaseballscorecards.com

AB	37
R	4
H	8
RBI	4
BB	1
SO	10
LOB	16

1B: 7 SF: 1 PA: 41
2B: 2 SAC: 0
3B: 0 DP: 1
HR: 0 HBP: 2

WP: 1
PB: 0
SB: 2
CS: 1

Toronto Blue Jays @ Tampa Bay Rays

Tropicana Field, St. Petersburg, FL

Thu May 09 2013, 7:11 PM - 10:30 PM EDT

Att. 11,979 - Dome - 72 F

livebaseballscorecards.com

Batter	1	2	3	4	5	6	7	8	9	10	AB	R	H	RBI	BB	SO	LOB
8 Desmond Jennings, R (1, 8) OBP: 0.318, SLG: 0.412	C KN 72 S KN 76 X KN 77 0-2 F9 ①	C KN 74 X KN 77 0-1 2 PO 1B			B KN 74 B KN 73 B FF 81 C KN 79 C KN 82 F KN 74 B KN 74 4-2 18 PB 2 BLK BB		S SL 86 F FF 95 B SL 87 B CH 87 X FF 94 2-2 G4-3 ①		B SL 75 C FF 88 S SL 75 B FF 86 C FF 86 2-3 K ③		4	0	1	0	1	1	0
2 Kelly Johnson, L (1, 7) OBP: 0.355, SLG: 0.485	X KN 74 0-0 3 2B 2B	1 SAFE F KN 80 1 SAFE D KN 75 1 SAFE 1-1 PO ③ 1-2	F KN 75 S KN 76 B KN 76 F KN 82 F KN 73 B KN 78 S KN 77 2-3 K ①		B KN 72 B KN 72 B FF 80 F FF 79 1 SAFE C KN 74 1 SAFE S KN 75 3-3 K ② 1-2		C FF 96 B FF 95 B FF 94 C CH 87 C SL 84 2-3 K ②			C SI 91 F SI 90 X SI 92 0-2 G4-3 ①	5	1	1	0	0	3	1
18 Ben Zobrist, S (1, 4) (9, 9) OBP: 0.350, SLG: 0.421	B KN 74 C KN 73 B KN 76 F KN 76 S KN 77 2-3 K ②		X KN 74 0-0 21 PB 3B		B KN 76 B KN 77 D KN 73 C FF 82 D KN 74 4-1 2-3 BB		B FF 95 C CH 87 X FF 95 1-1 G4-3 ③			X SI 91 0-0 F8 ②	4	1	1	0	1	1	1
3 Evan Longoria, R (1, 5) OBP: 0.397, SLG: 0.600	B KN 76 F KN 76 D KN 76 S KN 76 X KN 78 2-2 20 1B 2-H 2B		X KN 76 0-0 L5 ②		C KN 77 B KN 78 F KN 78 B KN 75 B KN 78 F KN 76 X KN 77 3-2 P5 ③			C SL 84 B FF 95 X FF 95 1-1 21 SH1-3 30 1B 1B		B SI 92 B SI 92 X SI 92 2-0 19 BB 30 BB 2B	5	2	3	1	0	0	3
21 James Loney, L (1, 3) OBP: 0.439, SLG: 0.526	C KN 75 B KN 77 S KN 76 B KN 76 B KN 77 B KN 76 4-2 20 1B BB		L KN 75 S EP 65 B KN 75 B KN 77 F KN 78 F FF 82 B KN 73 S KN 77 3-3 K ③ 3-H			B KN 70 B KN 71 B KN 70 C KN 79 B FF 80 4-1 BB		L SL 75 X SI 88 0-1 SH1-3 ① 1-2		I IN 82 I IN 76 I IN 77 I IN 75 4-0 30 BB 19 BB IBB	1	0	0	0	3	1	0
20 Matt Joyce, L (1, 9) OBP: 0.296, SLG: 0.432 19 Ryan Roberts, R (8, PH) OBP: 0.299, SLG: 0.383 (9, 4)	C KN 76 X KN 77 0-1 1-3 2-H 1B		B KN 74 X KN 75 1-0 G3 ①			B KN 72 S KN 73 F KN 73 X KN 77 1-2 P3 ①		B SI 88 C SI 89 B FF 87 B SL 75 C SL 74 F FF 87 F SI 88 X SL 75 3-2 F7 ②		B CU 79 B FF 93 B FF 93 C FF 92 B FF 92 4-1 30 BB 1-2 2-3 BB	3 1	0 0	1 0	1 0	0 1	0 0	1 1
30 Luke Scott, L (1, 10) OBP: 0.448, SLG: 0.609	S KN 76 X KN 76 0-1 G4-3 ③		B KN 73 B KN 73 B KN 72 C FF 80 F KN 74 F KN 73 B FF 82 4-2 28 G1-6-3 BB			B KN 74 F KN 74 X KN 76 1-1 P5 ②		B FF 88 X SL 75 1-0 2-H 1B		C FF 92 S FF 93 F CU 82 B CU 84 B FF 94 D FF 94 B FF 93 4-2 1-2 2-3 3-H BB	3	0	1	1	2	0	3
28 José Molina, R (1, 2) OBP: 0.225, SLG: 0.242 59 Jose Lobaton, S (8, 2) OBP: 0.288, SLG: 0.420		C KN 73 X KN 75 0-1 G4-3 ①		B KN 72 C KN 72 C KN 76 B KN 76 X KN 76 2-2 G1-6-3 ②③ 1-2f		C KN 74 S KN 76 T KN 77 0-2 K ③			C SI 88 T FF 87 B FF 87 F FF 87 C FF 86 1-3 K ①	3 1	0 0	0 0	0 0	0 0	1 1	2 0
11 Yunel Escobar, R (1, 6) OBP: 0.234, SLG: 0.300		F KN 74 L KN 76 X KN 76 0-2 G5-3 ②			B KN 75 C KN 71 B KN 75 B KN 72 C FF 82 X FF 82 3-2 G6-3 ①		B FF 94 F FF 95 B FF 94 X FF 95 3-1 HR		B SL 74 B FF 86 C FF 87 B SI 87 X FF 87 3-1 F8 ②		4	1	1	1	0	0	0

Inning Stats	1	2	3	4	5	6	7	8	9	10
	R: 2 E: 0 K: 1 S: 16 H: 3 LOB: 2 BB: 1 P: 24	R: 0 E: 0 K: 0 S: 8 H: 1 LOB: 0 BB: 0 P: 9	R: 1 E: 0 K: 2 S: 12 H: 1 LOB: 0 BB: 0 P: 17	R: 0 E: 0 K: 0 S: 7 H: 0 LOB: 0 BB: 1 P: 14	R: 0 E: 0 K: 1 S: 14 H: 0 LOB: 2 BB: 2 P: 31	R: 0 E: 0 K: 1 S: 9 H: 0 LOB: 1 BB: 1 P: 15	R: 1 E: 0 K: 1 S: 10 H: 1 LOB: 0 BB: 0 P: 18	R: 0 E: 0 K: 0 S: 10 H: 2 LOB: 2 BB: 0 P: 15	R: 0 E: 0 K: 2 S: 9 H: 0 LOB: 0 BB: 0 P: 15	R: 1 E: 0 K: 0 S: 9 H: 1 LOB: 3 BB: 3 P: 23

| | | |

Batter	1	2	3	4	5	6	7	8	9	AB	R	H	RBI	BB	SO	LOB
11 Rajai Davis, R (1, 10) OBP: 0.326, SLG: 0.395 26 Adam Lind, L (6, PH) OBP: 0.388, SLG: 0.365 (6, 10)	X FF 91 0-0 ① F9			B FF 90 F FF 91 B FC 90 B CH 83 F FF 91 F FF 90 X FF 91 3-2 ① G5-3		B FF 93 B FF 94 B FF 93 C FF 93 C FF 93 S FF 94 3-3 ③ K			T FF 94 C FF 94 B CU 78 B FF 94 F FC 90 F FF 94 C FC 88 2-3 ③ K	2 2	0 0	0 0	0 0	0 0	0 2	0 1
53 Melky Cabrera, S (1, 7) OBP: 0.302, SLG: 0.336	C FF 92 X FF 93 0-1 ② G5-3			B CU 73 X FF 92 1-0 ② F7			C FF 91 F FC 89 F FC 89 B FC 89 F FF 92 X CH 85 1-2 ① G6-3			3	0	0	0	0	0	0
19 José Bautista, R (1, 9) OBP: 0.338, SLG: 0.486	C FF 93 B CH 86 X SI 93 1-1 ③ F7			B CU 75 B CH 85 X SI 91 2-0 ③ G6-3			C SI 92 X CH 86 0-1 ② G6-3			3	0	0	0	0	0	0
10 Edwin Encarnación, R (1, 3) OBP: 0.306, SLG: 0.453		X SI 90 0-0 ① G5-3			C FF 91 F CU 74 B FC 89 X CH 83 1-2 ① G5-3		C SI 93 B CU 76 F FF 91 B CH 84 B FF 93 X FC 91 3-2 ③ P4			3	0	0	0	0	0	0
9 J.P. Arencibia, R (1, 2) OBP: 0.263, SLG: 0.508		C FF 91 F FF 92 B FF 92 F FC 88 S CH 84 1-3 ② K			F FF 92 X FF 92 0-1 ② P5			C FF 89 F CH 83 F CH 87 X CU 74 0-2 ① F7		3	0	0	0	0	1	0
16 Mark DeRosa, R (1, 4) OBP: 0.300, SLG: 0.471		C FF 93 B CU 76 B FF 93 S CH 85 B FF 92 F FF 93 X FF 92 3-2 ③ G5-3			F FF 92 F FC 91 B CH 85 F CH 84 F CH 84 B SI 92 B FC 89 F CH 84 X FF 93 3-2 ③ G5-3			X FF 90 0-0 ② G5-3		3	0	0	0	0	0	0
13 Brett Lawrie, R (1, 5) OBP: 0.240, SLG: 0.310			X FF 90 0-0 ① L5			C FF 91 B FC 90 B FC 88 F FF 91 F SI 92 X CH 84 2-2 ① L8		B SI 91 X FF 90 1-0 ③ L4		3	0	0	0	0	0	0
28 Colby Rasmus, L (1, 8) OBP: 0.303, SLG: 0.441			C FF 91 B FC 89 C FC 88 B CU 75 B FF 92 F FF 92 S FC 88 3-3 ② K			B FF 93 F FF 93 B CU 77 C FF 92 B FC 89 F FF 93 X FF 93 3-2 ② F9			F FF 90 B CU 74 S FC 87 B FF 91 F FC 87 C FF 91 2-3 ① K	3	0	0	0	0	2	0
3 Maicer Izturis, S (1, 6) OBP: 0.246, SLG: 0.333			C FF 93 S FC 90 B CH 85 X FF 92 1-2 ③ G1-3			X CH 87 0-0 ① 2B			B FF 92 F SI 90 F CH 88 B CH 84 B FF 90 X FF 91 3-2 ② G6-3	3	0	1	0	0	0	0
Inning Stats	R: 0 E: 0 K: 0 S: 5 H: 0 LOB: 0 BB: 0 P: 6	R: 0 E: 0 K: 1 S: 9 H: 0 LOB: 0 BB: 0 P: 13	R: 0 E: 0 K: 1 S: 8 H: 0 LOB: 0 BB: 0 P: 12	R: 0 E: 0 K: 0 S: 6 H: 0 LOB: 0 BB: 0 P: 12	R: 0 E: 0 K: 0 S: 11 H: 0 LOB: 0 BB: 0 P: 15	R: 0 E: 0 K: 1 S: 12 H: 1 LOB: 1 BB: 0 P: 20	R: 0 E: 0 K: 0 S: 10 H: 0 LOB: 0 BB: 0 P: 14	R: 0 E: 0 K: 0 S: 6 H: 0 LOB: 0 BB: 0 P: 7	R: 0 E: 0 K: 2 S: 12 H: 0 LOB: 0 BB: 0 P: 19	1B: 0 2B: 1 3B: 0 HR: 0 SF: 0 SAC: 0 DP: 0 HBP: 0						

PITCHER	IP	WLS	BF	H	R	ER	SO	BB	IBB	HBP	BLK	WP	HR	S	P	ERA	WHIP
31 Jon Lester, L (1, 1) ERA: 2.73	9.0	W	28	1	0	0	5	0	0	0	0	0	0	79	118	0.00	0.111

PITCHER	IP	WLS	BF	H	R	ER	SO	BB	IBB	HBP	BLK	WP	HR	S	P	ERA	WHIP

TOP

Toronto Blue Jays @ Boston Red Sox

Fenway Park, Boston, MA

Fri May 10 2013, 7:11 PM - 9:56 PM EDT

Att. 33,606 - Partly Cloudy - 72 F

livebaseballscorecards.com

AB	28
R	0
H	1
RBI	0
BB	0
SO	5
LOB	1

Inning Stats	R: 0 E: 0 K: 0 S: 5	H: 0 LOB: 0 BB: 0 P: 6	R: 0 E: 0 K: 1 S: 9	H: 0 LOB: 0 BB: 0 P: 13	R: 0 E: 0 K: 1 S: 8	H: 0 LOB: 0 BB: 0 P: 12	R: 0 E: 0 K: 0 S: 6	H: 0 LOB: 0 BB: 0 P: 12	R: 0 E: 0 K: 0 S: 11	H: 0 LOB: 0 BB: 0 P: 15	R: 0 E: 0 K: 1 S: 12	H: 1 LOB: 1 BB: 0 P: 20	R: 0 E: 0 K: 0 S: 10	H: 0 LOB: 0 BB: 0 P: 14	R: 0 E: 0 K: 0 S: 6	H: 0 LOB: 0 BB: 0 P: 7	R: 0 E: 0 K: 2 S: 12	H: 0 LOB: 0 BB: 0 P: 19	1B: 0 2B: 1 3B: 0 HR: 0	SF: 0 SAC: 0 DP: 0 HBP: 0	WP: 0 PB: 0 SB: 0 CS: 0	PA: 28

Batter	1	2	3	4	5	6	7	8	9	AB	R	H	RBI	BB	SO	LOB
2 Jacoby Ellsbury, L (1, 8) OBP: 0.318, SLG: 0.363	B SI 89 B SI 89 F FF 88 B CH 81 F SI 88 X SL 81 3-2 ① **G4-3**	C SI 88 F SL 83 F SL 81 F SL 83 X SI 89 0-2 ③ **G4-3**		F CH 82 X SL 81 0-1 ③ **F7**			B FC 88 C FC 87 X CU 80 1-1 15 WP, 18 1B, 15 1B, 1B	C FF 90 F FF 90 F SL 84 X CU 71 0-2 ② **L8**		5	1	1	0	0	0	3
18 Shane Victorino, S (1, 9) OBP: 0.375, SLG: 0.400	B SI 88 B SI 88 C FF 88 F SL 82 X SL 81 2-2 15 BB, 1B		B SI 88 B SI 88 C FF 88 B CH 82 B FF 87 4-1 12 FC5-4, 34 E, BB		B SL 78 C SI 87 B CH 82 B SL 79 B FF 86 4-1 34 FC4-6, 15 1B, BB		C CU 79 1 SAFE B CU 79 1 SAFE F FC 86 X CU 80 1-2 15 1B, 15 WP, 29 2B, 1B	B FF 90 C CU 70 S SL 80 X SL 80 1-2 ③ **F9**		3	1	2	0	2	0	0
15 Dustin Pedroia, R (1, 4) OBP: 0.420, SLG: 0.396	B SI 88 D SL 79 B FF 88 B FF 88 4-0 34 G4-6-3, 1-2, BB		B SL 80 1 SAFE 1 SAFE X SL 79 1-0 ① **F9**		1 SAFE C SL 79 1 SAFE 1 SAFE S SL 79 X SL 80 0-2 34 FC4-6, 1-2, 1B		C FC 87 S SI 92 B CU 82 B FF 92 F FC 86 D CU 83 X CU 83 3-2 29 2B, 1-3, 2-H, 1B			3	1	2	1	1	0	1
34 David Ortiz, L (1, 10) OBP: 0.377, SLG: 0.634	C CH 82 B SI 90 S CH 82 B SI 90 X CH 83 2-2 ② ③ **G4-6-3**, 1-2f		1 SAFE F FF 88 1 SAFE B CH 82 1 SAFE B SL 80 1 SAFE 1 SAFE I IN 73 4-1 I IN 72, 12 FC5-4, 1-2, IBB		B SL 80 X CH 81 1-0 ① **FC4-6**, 12 G6-4-3, 1-2f, 2-3		C FC 87 B SI 89 1 SAFE B FC 88 F FC 89 S CU 82 2-3 ① **K**			3	0	0	0	1	1	6
12 Mike Napoli, R (1, 3) OBP: 0.318, SLG: 0.514		B SI 89 C SI 88 B CH 83 F SL 81 X SI 89 2-2 ① **G6-3**	C SL 81 F SL 81 B SL 82 D SL 82 F SI 88 X SL 82 2-2 ② **FC5-4**, 1-2f, 2-3		B SI 88 B SL 80 X SL 79 2-0 ② ③ **G6-4-3**, 1-2f		C SL 79 F CU 69 1 SAFE F FF 89 S SL 80 0-3 ② **K**			4	0	0	0	0	1	6
29 Daniel Nava, S (1, 7) OBP: 0.398, SLG: 0.515		B CH 83 B SI 88 B CH 82 B FF 88 4-0 39 1B, 16 E, BB	F CH 84 B SL 82 X CH 83 1-1 ③ **F8**			X SI 90 0-0 ① **G2-3**	B CU 69 C SL 79 B CU 69 X FF 89 2-1 39 2B, 1-H, 3-H, 2B			3	2	1	2	1	0	2
39 Jarrod Saltalamacchia, S (1, 2) OBP: 0.337, SLG: 0.495		B CH 80 X CH 81 1-0 7 G3-1, 16 E, 1-3, 1B	C FF 88 C FF 87 B FF 88 F FF 88 F SL 82 B SL 79 F SL 80 S SL 77 2-3 ① **K**			B SI 91 C CU 80 X CH 87 1-1 ② **P4**	C SL 80 S SL 80 B CU 71 D SL 81 B SL 80 X SL 80 3-2 2-H, 2B			4	0	2	1	0	1	0
16 Will Middlebrooks, R (1, 5) OBP: 0.237, SLG: 0.398		C SL 82 S SL 82 B SL 81 B SL 81 F SL 82 X SL 83 2-2 **E6**, 7 G3-1, 1-2, 3-H		X SI 88 0-0 2B		B CU 80 C CU 80 X SI 91 1-1 2B	C SL 79 F FF 89 F SL 78 B FF 90 X SL 80 1-2 ③ **G5-3**			4	0	2	1	0	0	2
7 Stephen Drew, L (1, 6) OBP: 0.309, SLG: 0.372		D CH 83 S CH 82 X CH 82 1-1 ② **G3-1**, 1-2, 2-3		D CH 81 B CH 81 C SL 78 B SL 77 F SL 79 X SL 78 3-2 ② **F8**		B FC 88 C CU 80 S CU 82 X CU 84 1-2 ③ **F8**		B FF 89 C SL 78 F FF 90 S CU 71 1-3 ① **K**		4	0	0	0	0	1	4
Inning Stats	R: 0 E: 0 K: 0 S: 9 H: 1 LOB: 1 BB: 1 P: 20	R: 1 E: 1 K: 0 S: 15 H: 1 LOB: 2 BB: 1 P: 25	R: 0 E: 1 K: 0 S: 9 H: 0 LOB: 2 BB: 2 P: 21	R: 0 E: 0 K: 1 S: 12 H: 1 LOB: 1 BB: 0 P: 17	R: 0 E: 0 K: 0 S: 6 H: 1 LOB: 1 BB: 1 P: 13	R: 0 E: 0 K: 0 S: 8 H: 1 LOB: 1 BB: 0 P: 11	R: 4 E: 0 K: 2 S: 25 H: 5 LOB: 1 BB: 0 P: 38	R: 0 E: 0 K: 1 S: 10 H: 0 LOB: 0 BB: 0 P: 12		1B: 6 2B: 4 3B: 0 HR: 0	SF: 0 SAC: 0 DP: 2 HBP: 0			WP: 1 PB: 0 SB: 0 CS: 0	PA: 38	

BOTTOM

Toronto Blue Jays @ Boston Red Sox

Fenway Park, Boston, MA

Fri May 10 2013, 7:11 PM - 9:56 PM EDT

Att. 33,606 - Partly Cloudy - 72 F

livebaseballscorecards.com

AB	33
R	5
H	10
RBI	5
BB	5
SO	4
LOB	24

PITCHER		IP	WLS	BF	H	R	ER	SO	BB	IBB	HBP	BLK	WP	HR	S	P	ERA	WHIP
34 Ramon Ortiz, R ERA: 3.24	(1, 1)	5.0	L	23	4	1	1	1	4	1	0	0	0	0	51	96	1.80	1.600
27 Brett Cecil, L ERA: 2.79	(6, 1)	1.1		8	4	3	3	1	0	0	0	0	1	0	20	30	20.25	3.000
37 Mickey Storey, R ERA: 5.4	(7, 1)	1.2		7	2	1	1	2	0	0	0	0	0	0	23	31	5.40	1.200

PITCHER	IP	WLS	BF	H	R	ER	SO	BB	IBB	HBP	BLK	WP	HR	S	P	ERA	WHIP

Batter	1	2	3	4	5	6	7	8	9	AB	R	H	RBI	BB	SO	LOB
53 Melky Cabrera, S (1, 7) OBP: 0.301, SLG: 0.333	C FF 92 C CU 79 S FS 85 0-3 ① K		X FC 88 0-0 10 BB, 19 1B, 2-H 1B		B FC 89 X FC 90 1-0 ② G6-3			B FF 92 C FF 93 X FF 92 1-1 ① G6-3		4	0	1	1	0	1	0
19 José Bautista, R (1, 9) OBP: 0.351, SLG: 0.491	B FC 88 S FF 95 F FF 94 C CU 80 1-3 ② K		S FC 90 B FC 90 1 SAFE F FF 94 B FF 93 X FF 94 2-2 10 BB, 1-2 1B		B FF 94 B CH 83 C FF 93 S FF 93 B CU 81 B CU 78 4-2 BB			F FF 93 X FF 93 0-1 10 G1-3, 1B		3	0	2	0	1	1	0
10 Edwin Encarnación, R (1, 10) OBP: 0.304, SLG: 0.444	X FF 94 0-0 ③ F9		B FF 94 S CH 80 B CU 80 F FC 90 F FC 89 B FC 90 B CH 79 4-2 1-2, 2-3 BB		X FC 89 0-0 ③ G5-3			1 SAFE B FF 92 C CU 78 C FC 87 X FF 94 1-2 ② G1-3, 1-2		3	0	0	0	1	0	2
9 J.P. Arencibia, R (1, 2) OBP: 0.255, SLG: 0.493		B FF 92 F CH 80 S FF 93 B FC 90 X FC 89 2-2 ① G3	C CU 77 B CU 80 X FC 90 1-1 ③ P4			C FF 94 S CH 83 X FF 93 0-2 ① G5-3		B FF 92 S FC 87 S FF 93 F FC 88 B CH 80 F FF 93 F FC 89 C CU 79 2-3 ③ K		4	0	0	0	0	1	4
26 Adam Lind, L (1, 3) OBP: 0.405, SLG: 0.433		C FF 93 F FF 94 X SI 93 0-2 13 G4-6-3, 1B	C FF 93 X SI 93 0-1 13 G5-3, 28 1B, 1B			C FF 93 B CU 80 B FS 86 B CH 79 X FC 90 3-1 ② G3-1			C FF 95 S CU 74 B FF 96 B CU 75 F FF 94 X SL 78 2-2 HR	4	2	3	1	0	0	0
13 Brett Lawrie, R (1, 5) OBP: 0.240, SLG: 0.308		C CU 77 1 SAFE X FC 90 0-1 ② ③ G4-6-3, 1-2f	C FF 93 X FF 93 0-1 ① G5-3, 1-2			X FF 93 0-0 ③ L9			B SL 79 X FF 95 1-0 28 CS, 1B	4	0	1	0	0	0	2
28 Colby Rasmus, L (1, 8) OBP: 0.310, SLG: 0.439			B FC 88 B CH 79 B CH 79 B FF 91 4-0 66 B2-3, 53 1B, BB B CU 77 C FC 90 F FF 93 X CH 82 1-2 1 G4-6-3, 2-H 1B				C FF 92 B FF 93 F FF 93 B FF 91 X FF 93 2-2 ① G3-1		F FF 93 F FF 94 F CU 72 B FF 93 D FO 87 S FO 87 2-3 ① ② K, 1-2	3	1	1	1	1	1	1
1 Emilio Bonifácio, S (1, 4) OBP: 0.193, SLG: 0.265			C FF 92 1 SAFE 1 SAFE F FC 88 B FC 88 B FF 92 1 SAFE C FF 93 2-3 ① K 1 SAFE 1 SAFE X CU 79 0-0 ② ③ G4-6-3, 1-2f				C FF 92 X FC 89 0-1 ② F9		B FF 95 C FF 93 B FF 94 F FF 94 F FO 89 B FO 90 S FF 94 3-3 ③ K	4	0	0	0	0	2	2
66 Munenori Kawasaki, L (1, 6) OBP: 0.338, SLG: 0.295			X FF 94 0-0 ② B2-3, 1-2		B FF 93 C FF 93 F FC 90 X SI 92 1-2 ① G1-3		B CU 78 X FF 94 1-0 ③ G3-1			3	0	0	0	0	0	1
Inning Stats	R: 0 E: 0 K: 2 S: 7 H: 0 LOB: 0 BB: 0 P: 8	R: 0 E: 0 K: 0 S: 8 H: 1 LOB: 0 BB: 0 P: 10	R: 1 E: 0 K: 1 S: 13 H: 2 LOB: 3 BB: 2 P: 26	R: 1 E: 0 K: 0 S: 8 H: 2 LOB: 0 BB: 0 P: 9	R: 0 E: 0 K: 0 S: 7 H: 0 LOB: 1 BB: 1 P: 13	R: 0 E: 0 K: 0 S: 6 H: 0 LOB: 0 BB: 0 P: 9	R: 0 E: 0 K: 0 S: 6 H: 0 LOB: 0 BB: 0 P: 9	R: 0 E: 0 K: 1 S: 13 H: 1 LOB: 1 BB: 0 P: 17	R: 1 E: 0 K: 2 S: 13 H: 2 LOB: 0 BB: 0 P: 21	1B: 7 2B: 1 3B: 0 HR: 1 SF: 0 SAC: 0 DP: 3 HBP: 0						

PITCHER	IP	WLS	BF	H	R	ER	SO	BB	IBB	HBP	BLK	WP	HR	S	P	ERA	WHIP
11 Clay Buchholz, R (1, 1) ERA: 1.69	8.0		31	6	2	2	4	3	0	0	0	0	0	68	101	2.25	1.125
36 Junichi Tazawa, R (9, 1) ERA: 3.31	1.0	L	4	2	1	1	2	0	0	0	0	0	1	13	21	9.00	2.000

PITCHER	IP	WLS	BF	H	R	ER	SO	BB	IBB	HBP	BLK	WP	HR	S	P	ERA	WHIP

TOP

Toronto Blue Jays @ Boston Red Sox

Fenway Park, Boston, MA

Sat May 11 2013, 2:27 PM - 5:09 PM EDT

Att. 36,543 - Drizzle - 63 F

livebaseballscorecards.com

AB	32
R	3
H	8
RBI	3
BB	3
SO	6
LOB	12

WP: 0	PA: 35					
PB: 0						
SB: 0						
CS: 1						

Batter	1	2	3	4	5	6	7	8	9	AB	R	H	RBI	BB	SO	LOB
2 Jacoby Ellsbury, L (1, 8) OBP: 0.314, SLG: 0.370	X FF 82 0-0 ① G4-3	F FF 84 F SI 84 B FF 86 B FC 79 X SI 85 2-2 ③ G3-1			F FF 84 F CH 78 F CH 79 X FF 86 0-2 ② P6			F FF 88 X FF 87 0-1 1-H 15 1B 3B	X FC 89 0-0 ③ G1-3	5	1	1	1	0	0	3
18 Shane Victorino, S (1, 9) OBP: 0.371, SLG: 0.394	C CH 80 X FF 82 0-1 15 1B 1B		C FF 83 S SI 83 T FF 85 0-2 ① K		X FF 85 0-0 ③ F8			C SI 88 B SI 88 F SI 87 F FF 86 S SL 75 1-3 ① K		4	0	1	0	0	2	1
15 Dustin Pedroia, R (1, 4) OBP: 0.428, SLG: 0.406	C FF 83 B SI 82 1 SAFE 1 SAFE X CH 80 1-1 1-2 1B		C FF 84 F SI 84 X SI 85 0-2 ② 1B			C SI 84 B SI 84 X CH 79 1-1 ① G1-3		F SL 76 X FF 88 0-1 34 S 3-H 1B		4	0	3	1	0	0	0
34 David Ortiz, L (1, 10) OBP: 0.370, SLG: 0.613	C FF 84 F FF 84 F SI 85 B FC 79 X CH 79 1-2 ② F9		B FF 85 X SI 86 1-0 1B			B SI 86 F FF 86 F FF 85 X CH 80 1-2 ② F8		1 SAFE S FF 88 B FF 88 B FF 88 S SL 77 S SL 77 2-3 ② K 1-2		4	0	1	0	0	1	3
12 Mike Napoli, R (1, 3) OBP: 0.316, SLG: 0.503	B FF 84 C SI 83 X FF 85 1-1 ③ F8		F CH 80 C SI 85 C FF 85 0-3 ③ K			S SI 85 C SI 85 B SI 82 B SI 86 S FF 85 2-3 ③ K		I I IN 71 I IN 76 I IN 72 4-0 IBB		3	0	0	0	1	2	3
5 Jonny Gomes, R (1, 7) OBP: 0.342, SLG: 0.344		B FC 80 C SI 83 X SI 84 1-1 ① F8		C SI 83 B CH 79 S CH 79 B CH 78 B FF 86 F FC 81 X FC 82 3-2 ① P2			B CH 78 X CH 78 1-0 ① G5-3	F SL 76 C SI 88 C FF 87 0-3 ③ K		4	0	0	0	0	1	2
16 Will Middlebrooks, R (1, 5) OBP: 0.245, SLG: 0.417		C FF 82 B FC 81 X FF 85 1-1 2B		C SI 85 B SI 86 S CH 80 B CH 81 S CH 79 2-3 ② K			C SI 85 B SI 85 C SI 85 B FF 85 X SI 85 2-2 ② G4-3		C FC 88 F FF 90 B FC 88 X CU 75 1-2 2B	4	0	2	0	0	1	0
7 Stephen Drew, L (1, 6) OBP: 0.307, SLG: 0.360		B FF 84 B FC 79 C FF 84 B CH 79 B FF 86 4-1 BB		F FF 86 C FC 80 B CH 80 B CH 79 F FC 82 B CU 72 X FC 81 3-2 ③ G6-3			C SI 84 B SI 85 F SI 84 B FF 86 X CH 79 2-2 ③ G4-3		B FC 89 B FC 88 X FC 89 2-0 ① L6	3	0	0	0	1	0	1
3 David Ross, R (1, 2) OBP: 0.320, SLG: 0.512 29 Daniel Nava, S (9, PH) OBP: 0.395, SLG: 0.510		B FF 82 F CH 79 B FF 84 F CH 79 T CU 72 2-2 ② K			B FF 80 X SI 85 1-0 ① G6-3			C SI 83 S SI 84 B FF 84 B SI 84 F CH 79 F SI 85 F CH 79 B FF 86 D SI 82 4-2 2 3B BB	F FC 89 X FC 89 0-1 ② F7	2 1	1 0	0 0	0 0	1 0	1 0	2 1
Inning Stats	R: 0 H: 2 E: 0 LOB: 2 K: 0 BB: 0 S: 11 P: 14	R: 0 H: 1 E: 0 LOB: 2 K: 1 BB: 1 S: 11 P: 21	R: 0 H: 2 E: 0 LOB: 1 K: 2 BB: 0 S: 10 P: 11	R: 0 H: 0 E: 0 LOB: 0 K: 1 BB: 0 S: 11 P: 19	R: 0 H: 0 E: 0 LOB: 0 K: 0 BB: 0 S: 6 P: 7	R: 0 H: 0 E: 0 LOB: 0 K: 1 BB: 0 S: 8 P: 12	R: 0 H: 0 E: 0 LOB: 0 K: 0 BB: 0 S: 7 P: 12	R: 2 H: 2 E: 0 LOB: 2 K: 3 BB: 2 S: 19 P: 30	R: 0 H: 1 E: 0 LOB: 1 K: 0 BB: 0 S: 7 P: 10	1B: 5 SF: 0 2B: 2 SAC: 0 3B: 1 DP: 0 HR: 0 HBP: 0						WP: 0 PA: 37 PB: 0 SB: 1 CS: 0	

PITCHER	IP	WLS	BF	H	R	ER	SO	BB	IBB	HBP	BLK	WP	HR	S	P	ERA	WHIP
56 Mark Buehrle, L (1, 1) ERA: 6.19	7.0		27	5	1	1	5	2	0	0	0	0	0	69	105	1.29	1.000
38 Darren Oliver, L (8, 1) ERA: 2.81	1.0	W	6	2	1	1	3	0	1	0	0	0	0	14	21	9.00	2.000
44 Casey Janssen, R (9, 1) ERA: 0.69	1.0	S	4	1	0	0	0	0	0	0	0	0	0	7	10	0.00	1.000

PITCHER	IP	WLS	BF	H	R	ER	SO	BB	IBB	HBP	BLK	WP	HR	S	P	ERA	WHIP

BOTTOM

Toronto Blue Jays @ Boston Red Sox

Fenway Park, Boston, MA

Sat May 11 2013, 2:27 PM - 5:09 PM EDT

Att. 36,543 - Drizzle - 63 F

livebaseballscorecards.com

AB	34
R	2
H	8
RBI	2
BB	3
SO	8
LOB	16

Toronto Blue Jays @ Boston Red Sox

Fenway Park, Boston, MA

Sun May 12 2013, 1:41 PM - 4:52 PM EDT

Att. 35,532 - Cloudy - 68 F

TOP

livebaseballscorecards.com

Batter	1	2	3	4	5	6	7	8	9	AB	R	H	RBI	BB	SO	LOB
53 Melky Cabrera, S (1, 7) OBP: 0.298, SLG: 0.338	C FF 89 F FC 87 F FF 90 B FF 90 S FS 80 1-3 ① K	X FC 88 0-0 ③ G4-3		C FF 90 S FS 80 B FS 82 B FF 90 S SL 85 2-3 ③ K		B SI 89 B CH 82 B FF 89 C FF 87 C FF 89 X SL 83 3-2 ② SF7 1-2 2-H			B SI 92 B SI 92 F FF 91 B SI 92 C FF 92 X SL 84 3-2 10 1B 2B	4	1	1	1	0	2	1
19 José Bautista, R (1, 9) OBP: 0.360, SLG: 0.544	B FF 90 C FF 88 X FF 89 1-1 ② G6-3		X FF 89 0-0 HR		C SI 90 C FF 89 X FS 80 0-2 ① G2-3	S SL 85 X SL 83 0-1 2-H HR			B SL 85 B SI 93 B CH 86 B SI 94 4-0 10 1B 9 G6-4-3 BB	4	3	2	3	1	0	0
10 Edwin Encarnación, R (1, 10) OBP: 0.313, SLG: 0.469	C SL 85 B FF 90 F FF 89 B FC 89 F SL 84 X SL 85 2-2 E5 9 PB 1B		B FF 90 C FF 90 B FC 88 C SL 84 X SL 84 2-2 ① G4-3		C FF 90 B FF 90 X FS 80 1-1 HR	C FF 91 B SL 85 B FF 90 C CH 84 F SL 85 C FF 91 2-3 ③ K			C FF 93 X SI 93 0-1 9 G6-4-3 1-3 2-H 1B	5	1	3	2	0	1	0
9 J.P. Arencibia, R (1, 2) OBP: 0.246, SLG: 0.475	C FF 90 B FS 81 B FF 91 B FF 91 S FF 91 F FC 86 F SL 86 X SL 85 3-2 ③ G4-3 2-3		F FF 88 B FF 90 F FF 89 F FS 80 B FS 81 B FS 81 X FF 90 3-2 ② G4-3		C SL 83 C SL 83 F SL 82 B FF 90 S FF 90 1-3 ② K		X FF 90 0-0 ① F8		B SL 84 C SL 82 X SI 93 1-1 ①② G6-4-3 1-2f 3-H	5	0	0	0	0	1	2
26 Adam Lind, L (1, 3) OBP: 0.393, SLG: 0.417		C FF 88 F FF 90 B FC 88 B FF 90 F SL 84 B SL 86 X SL 85 3-2 1 2B 66 1B 1B	B FF 89 S FS 81 X FF 89 1-1 ③ F8		C SL 83 B FS 81 S FS 79 C FF 89 1-3 ③ K		C FF 89 F CH 83 X SL 85 0-2 ② G4-3		B FF 94 C CH 85 B SI 92 X SI 91 2-1 ③ G3	5	1	1	0	0	1	0
13 Brett Lawrie, R (1, 5) OBP: 0.240, SLG: 0.337		F FF 90 B FF 90 F FF 90 C SL 85 1-3 ① K		F SL 84 B FF 89 B FF 89 F FC 87 X SL 83 2-2 ① G6-3		B SL 84 B FF 92 X FF 93 2-0 HR	X SL 83 0-0 ③ L8			4	1	1	1	0	1	1
28 Colby Rasmus, L (1, 8) OBP: 0.308, SLG: 0.427		S FF 90 T FF 91 F FF 90 F FF 91 B FF 91 C FC 89 1-3 ② K		B FF 90 B FF 90 B FS 80 C FF 85 B FF 90 4-1 1 HR BB		B FF 96 S FF 95 B SL 86 B SL 85 X FF 94 3-1 ① L8		C FF 87 X SI 86 0-1 ① G3-1		3	1	0	0	1	1	1
1 Emilio Bonifácio, S (1, 4) OBP: 0.217, SLG: 0.333		X SL 83 0-0 66 1B 1-3 2B		B FF 87 B SL 83 F FF 88 X SL 84 2-1 1-H HR		X FF 95 0-0 53 S 66 BB 53 SF7 1B		X SI 87 0-0 ② P4		4	3	3	2	0	0	0
66 Munenori Kawasaki, L (1, 6) OBP: 0.346, SLG: 0.297		C FF 91 B FF 90 L SL 84 F FF 91 B FF 89 B FF 88 X SL 86 3-2 2-H 3-H 1B		C FF 89 X FF 90 0-1 ② P4		B FF 96 C FF 94 B FF 94 B FF 94 B FF 94 4-1 53 S 19 HR 1-2 BB		F FF 88 F SI 87 B SL 84 F SI 90 B CH 77 B SL 83 C FF 89 3-3 ③ K		3	1	1	2	1	1	0

Inning Stats	R: 0 E: 1 K: 1 S: 15	H: 1 LOB: 1 BB: 0 P: 22	R: 2 E: 0 K: 2 S: 18	H: 3 LOB: 1 BB: 0 P: 26	R: 1 E: 0 K: 0 S: 10	H: 1 LOB: 0 BB: 0 P: 16	R: 2 E: 0 K: 1 S: 11	H: 1 LOB: 0 BB: 1 P: 21	R: 1 E: 0 K: 2 S: 12	H: 1 LOB: 0 BB: 0 P: 15
	R: 4 E: 0 K: 1 S: 14	H: 3 LOB: 0 BB: 1 P: 28	R: 0 E: 0 K: 0 S: 5	H: 0 LOB: 0 BB: 0 P: 5	R: 0 E: 0 K: 1 S: 7	H: 0 LOB: 0 BB: 0 P: 10	R: 2 E: 0 K: 0 S: 9	H: 2 LOB: 0 BB: 1 P: 19	1B: 5 2B: 2 3B: 0 HR: 5	SF: 1 SAC: 0 DP: 1 HBP: 0

	AB	37
	R	12
	H	12
	RBI	11
	BB	3
	SO	8
	LOB	5

WP: 0 PA: 41
PB: 1
SB: 2
CS: 0

PITCHER		IP	WLS	BF	H	R	ER	SO	BB	IBB	HBP	BLK	WP	HR	S	P	ERA	WHIP
46 Ryan Dempster, R ERA: 3.75	(1, 1)	5.0	L	23	7	6	6	6	1	0	0	0	0	3	66	100	10.80	1.600
30 Andrew Miller, L ERA: 5.4	(6, 1)	0.1		4	2	3	3	0	1	0	0	0	0	1	5	14	81.00	9.000
59 Clayton Mortensen, R ERA: 3.93	(6, 1)	1.2		6	1	1	1	1	0	0	0	0	0	1	14	19	5.40	0.600
32 Craig Breslow, L ERA: 3.0	(8, 1)	1.0		3	0	0	0	1	0	0	0	0	0	0	7	10	0.00	0.000
65 Jose De La Torre, R ERA: 18.0	(9, 1)	1.0		5	2	2	2	0	1	0	0	0	0	0	9	19	18.00	3.000

PITCHER		IP	WLS	BF	H	R	ER	SO	BB	IBB	HBP	BLK	WP	HR	S	P	ERA	WHIP

BOTTOM

Toronto Blue Jays @ Boston Red Sox

Fenway Park, Boston, MA

Sun May 12 2013, 1:41 PM - 4:52 PM EDT

Att. 35,532 - Cloudy - 68 F

livebaseballscorecards.com

Batter	1	2	3	4	5	6	7	8	9	AB	R	H	RBI	BB	SO	LOB
2 Jacoby Ellsbury, L (1, 8) OBP: 0.311, SLG: 0.365	P4				K					5	0	1	0	0	2	2
18 Shane Victorino, S (1, 9) OBP: 0.370, SLG: 0.393	L8				F7			HR	F8	3	0	1	0	0	0	1
23 Pedro Ciriaco, R (7, 3) OBP: 0.361, SLG: 0.448										2	1	1	1	0	0	1
15 Dustin Pedroia, R (1, 4) OBP: 0.427, SLG: 0.412	2B		G6-4-3			1B		F9	F8	5	1	2	0	0	0	3
12 Mike Napoli, R (1, 10) OBP: 0.327, SLG: 0.537	G6-3			HR		2B		1B		4	2	3	1	0	0	1
29 Daniel Nava, S (1, 7) (7, 9)		L7	G3			SF9		BB		2	0	0	1	1	0	0
37 Mike Carp, L (1, 3) OBP: 0.400, SLG: 0.757		G6-3	F8			K				2	0	0	0	0	0	0
5 Jonny Gomes, R (6, PH) OBP: 0.346, SLG: 0.339								HBP		1	0	0	0	0	1	1
(7, 7)																
39 Jarrod Saltalamacchia, S (1, 2) OBP: 0.333, SLG: 0.495	2B		G3			F9		FC6-4		4	0	1	1	0	0	3
16 Will Middlebrooks, R (1, 5) OBP: 0.238, SLG: 0.404	G6-3				K		K	FC5-4		4	0	0	0	0	2	3
7 Stephen Drew, L (1, 6) OBP: 0.314, SLG: 0.359			L8		BB		K		1B	3	0	1	0	1	1	0
Inning Stats	R: 0 H: 1 E: 0 LOB: 1 K: 0 BB: 0 S: 11 P: 14	R: 0 H: 1 E: 0 LOB: 1 K: 0 BB: 0 S: 11 P: 17	R: 0 H: 2 E: 0 LOB: 1 K: 0 BB: 0 S: 12 P: 20	R: 1 H: 1 E: 0 LOB: 0 K: 0 BB: 0 S: 7 P: 10	R: 0 H: 0 E: 0 LOB: 1 K: 2 BB: 1 S: 9 P: 19	R: 1 H: 2 E: 0 LOB: 1 K: 1 BB: 0 S: 15 P: 22	R: 0 H: 0 E: 0 LOB: 0 K: 2 BB: 0 S: 9 P: 12	R: 2 H: 2 E: 0 LOB: 2 K: 0 BB: 1 S: 14 P: 24	R: 0 H: 1 E: 0 LOB: 1 K: 1 BB: 0 S: 10 P: 18	1B: 5 SF: 1 2B: 3 SAC: 0 3B: 0 DP: 1 HR: 2 HBP: 1						

	AB	35
	R	4
	H	10
	RBI	4
	BB	2
	SO	6
	LOB	15

PITCHER		IP	WLS	BF	H	R	ER	SO	BB	IBB	HBP	BLK	WP	HR	S	P	ERA	WHIP
64 Chad Jenkins, R ERA: 3.6	(1, 1)	5.0	W	22	7	2	2	2	1	0	0	0	0	1	58	90	3.60	1.600
62 Aaron Loup, L ERA: 3.0	(6, 1)	2.0		6	0	0	0	3	0	0	0	0	0	0	16	24	0.00	0.000
32 Esmil Rogers, R ERA: 6.38	(8, 1)	0.1		5	2	2	2	0	1	0	1	0	0	1	9	17	54.00	9.000
27 Brett Cecil, L ERA: 2.7	(8, 1)	0.2		2	0	0	0	0	0	0	0	0	0	0	5	7	0.00	0.000
50 Steve Delabar, R ERA: 2.05	(9, 1)	1.0		4	1	0	0	1	0	0	0	0	0	0	10	18	0.00	1.000

PITCHER	IP	WLS	BF	H	R	ER	SO	BB	IBB	HBP	BLK	WP	HR	S	P	ERA	WHIP

TOP

San Francisco Giants @ Toronto Blue Jays

Rogers Centre, Toronto, ON

Tue May 14 2013, 7:09 PM - 10:03 PM EDT

Att. 31,753 - Roof Closed - 68 F

livebaseballscorecards.com

Batter	1	2	3	4	5	6	7	8	9	AB	R	H	RBI	BB	SO	LOB
16 Ángel Pagán, S (1, 8) OBP: 0.306, SLG: 0.350 56 Andres Torres, S (7, 8) OBP: 0.288, SLG: 0.348	B KN 71 C KN 71 X KN 76 1-1 ① L3		C KN 72 C KN 74 B KN 78 F KN 77 C KN 75 1-3 ① K		B KN 72 C KN 71 F KN 74 F KN 76 F KN 77 F KN 78 F KN 78 S KN 78 1-3 ① K		B FF 93 X FF 93 1-0 ② P3		B FF 93 F FF 94 B CH 84 F FF 93 B CU 84 B FF 94 4-2 19 1B 48 HR BB	4 0	0 1	0 0	0 0	0 1	2 0	0 0
19 Marco Scutaro, R (1, 10) OBP: 0.357, SLG: 0.432	B FF 81 C KN 72 C KN 76 F KN 78 X EP 66 1-2 ② F7		C FF 82 B KN 76 B KN 76 C KN 73 X KN 76 2-2 1B		B KN 72 B KN 74 C FF 82 B KN 73 X FF 82 3-1 1B		C SI 94 F FF 89 B CU 84 B SI 92 F CU 84 F FF 93 F CU 83 S CU 83 2-3 ③ K		B FF 94 F FF 93 F FF 94 B CU 84 X FF 95 1-3 2-2 48 HR 1B	5	1	3	0	0	1	0
48 Pablo Sandoval, S (1, 5) OBP: 0.358, SLG: 0.493	B KN 74 B KN 74 S KN 72 X KN 74 2-1 ③ F7		B KN 74 B KN 73 F KN 72 X KN 73 2-1 ② F8		X KN 76 0-0 ② F8			B FF 93 C FF 93 X FF 94 1-1 ① F7	B FF 94 C FF 95 X SI 95 1-H 3-H 1-1 HR	5	1	1	3	0	0	2
28 Buster Posey, R (1, 2) OBP: 0.388, SLG: 0.504 12 Guillermo Quiroz, R (8, 2) OBP: 0.360, SLG: 0.476		B KN 70 B KN 70 C FF 80 B KN 72 C FF 79 X FF 81 3-2 ① G4-3	D KN 74 F KN 74 S KN 75 S KN 76 1-3 ③ K		C KN 76 S KN 78 S KN 78 0-3 ③ K			X FF 93 0-0 ② F9	B FF 94 X FF 93 1-0 ③ F9	4 1	0 0	0 0	0 0	0 0	2 0	2 0
8 Hunter Pence, R (1, 9) OBP: 0.329, SLG: 0.500		B KN 72 B KN 74 B FF 80 C FF 80 B FF 82 4-1 9 BB 21 1B BB	B KN 73 F KN 72 B KN 76 B KN 72 X FF 81 3-1 ① L5		S KN 75 F KN 77 X KN 77 0-2 2B			B FF 94 C CU 81 F FF 95 X CU 83 1-2 9 DI 9 2B 1B		3	2	2	0	1	0	0
9 Brandon Belt, L (1, 3) OBP: 0.313, SLG: 0.429		B KN 73 B FF 80 C FF 81 B KN 73 B FF 80 4-1 21 1B 1-2 BB	B KN 73 C KN 71 F KN 74 F KN 78 B EP 65 X FF 83 2-2 HR		B KN 75 C KN 76 C KN 76 B KN 77 B KN 75 F KN 74 S KN 76 3-3 ① K			B CU 82 B FF 94 F FF 94 X FF 94 2-1 1-H 2B		3	1	2	2	1	1	1
7 Grégor Blanco, L (1, 7) OBP: 0.358, SLG: 0.362		C FF 81 B KN 73 T KN 73 S KN 75 1-3 ② K	B KN 72 X KN 73 1-0 21 FC6-4 1B		C KN 74 B KN 77 F KN 75 F KN 78 S KN 77 1-3 ② K			C FF 94 S FF 95 B SI 95 F CU 84 F CU 84 F SI 95 S CU 85 1-3 ③ K		4	0	1	0	0	3	4
21 Nick Noonan, L (1, 4) OBP: 0.275, SLG: 0.282		B KN 74 F FF 81 B KN 74 B KN 71 F FF 80 F FF 81 X KN 73 3-2 1-3 2-H 1B	X KN 74 0-0 ② FC6-4 1-2f		C KN 77 F KN 77 S KN 77 0-3 ③ K				B FF 93 B FF 93 T FF 94 F FF 93 F CU 84 C CU 83 2-3 ① K	4	0	1	1	0	2	2
35 Brandon Crawford, L (1, 6) OBP: 0.342, SLG: 0.474		B KN 74 C KN 73 F KN 76 B KN 78 C KN 76 2-3 ③ K	S KN 73 S KN 76 F KN 77 S KN 78 0-3 ③ K				C FF 92 C CU 81 S CU 83 0-3 ① K		F CH 85 F CH 85 B FF 93 B CU 83 F CU 83 B CH 85 C CU 83 3-3 ② K	4	0	0	0	0	4	3
Inning Stats	R: 0 E: 0 K: 0 S: 8 H: 0 LOB: 0 BB: 0 P: 12	R: 1 E: 0 K: 2 S: 15 H: 1 LOB: 2 BB: 2 P: 32	R: 0 E: 0 K: 2 S: 12 H: 1 LOB: 1 BB: 0 P: 18	R: 1 E: 0 K: 1 S: 12 H: 2 LOB: 1 BB: 0 P: 18	R: 0 E: 0 K: 2 S: 13 H: 1 LOB: 1 BB: 0 P: 17	R: 0 E: 0 K: 3 S: 14 H: 1 LOB: 1 BB: 0 P: 18	R: 0 E: 0 K: 2 S: 10 H: 0 LOB: 0 BB: 0 P: 13	R: 1 E: 0 K: 1 S: 14 H: 2 LOB: 1 BB: 0 P: 19	R: 3 E: 0 K: 2 S: 16 H: 2 LOB: 0 BB: 1 P: 29	1B: 6 2B: 2 3B: 0 HR: 2 SF: 0 SAC: 0 DP: 0 HBP: 0						

	AB	37
	R	6
	H	10
	RBI	6
	BB	3
	SO	15
	LOB	14

WP: 0 PA: 40
PB: 0
SB: 0
CS: 0

PITCHER		IP	WLS	BF	H	R	ER	SO	BB	IBB	HBP	BLK	WP	HR	S	P	ERA	WHIP
43 R.A. Dickey, R ERA: 4.83	(1, 1)	6.0	W	26	6	2	2	10	2	0	0	0	0	1	74	115	3.00	1.333
27 Brett Cecil, L ERA: 2.57	(7, 1)	1.0		3	0	0	0	2	0	0	0	0	0	0	10	13	0.00	0.000
49 Brad Lincoln, R ERA: 6.52	(8, 1)	1.2		10	4	4	4	3	1	0	0	0	0	1	29	46	21.60	3.000
32 Esmil Rogers, R ERA: 6.27	(9, 1)	0.1		1	0	0	0	0	0	0	0	0	0	0	1	2	0.00	0.000

PITCHER		IP	WLS	BF	H	R	ER	SO	BB	IBB	HBP	BLK	WP	HR	S	P	ERA	WHIP

BOTTOM

San Francisco Giants @ Toronto Blue Jays

Rogers Centre, Toronto, ON

Tue May 14 2013, 7:09 PM - 10:03 PM EDT

Att. 31,753 - Roof Closed - 68 F

livebaseballscorecards.com

Batter	1	2	3	4	5	6	7	8	9	AB	R	H	RBI	BB	SO	LOB
53 Melky Cabrera, S (1, 10) OBP: 0.312, SLG: 0.358	E5	1-1 1B		2-2 1B		0-2 1B	1-1 2B			5	2	4	2	0	0	0
19 José Bautista, R (1, 9) OBP: 0.375, SLG: 0.547	BB	L5		0-1 1B		0-1 1B	4-2 BB			3	2	2	0	2	0	2
10 Edwin Encarnación, R (1, 3) OBP: 0.322, SLG: 0.477	0-1 1B	4-1 BB		1-1 F7		1-1 2B	0-0 L8			4	2	2	2	1	0	4
16 Mark DeRosa, R (1, 4) OBP: 0.302, SLG: 0.463 26 Adam Lind, L (6, PH) OBP: 0.400, SLG: 0.425 66 Munenori Kawasaki, L (6, PR) OBP: 0.342, SLG: 0.292 (7, 6)	1-1 E8	2-2 G6-4-3		1-0 L7		1-1 2B		2-2 G6-3		3 1 1	1 0 0	1 1 0	1 1 0	0 0 0	0 0 0	3 0 0
13 Brett Lawrie, R (1, 5) OBP: 0.257, SLG: 0.370	0-0 1B	2-2 F8			2-2 L5	0-2 2B		1-1 2B		5	0	3	1	0	0	0
3 Maicer Izturis, S (1, 6) OBP: 0.244, SLG: 0.336 (7, 4)	0-1 FC6-4		0-2 G5-3		1-2 2B	3-1 F7		0-1 G4-3		5	1	1	0	0	0	6
28 Colby Rasmus, L (1, 8) OBP: 0.311, SLG: 0.426	2-2 1B		2-2 1B		1-3 K		3-2 K	1-0 F8		5	1	2	1	0	2	2
22 Henry Blanco, R (1, 2) OBP: 0.167, SLG: 0.172	1-3 K		1-1 G6-4-3			0-2 G4-3	1-0 F9			4	0	0	0	0	1	3
1 Emilio Bonifácio, S (1, 7) OBP: 0.229, SLG: 0.341	2-0 1B			1-0 F9		2-1 P3	0-0 1B			4	1	2	1	0	0	0
Inning Stats	R: 6 E: 2 K: 1 S: 22 H: 6 LOB: 2 BB: 1 P: 36	R: 0 E: 0 K: 0 S: 7 H: 0 LOB: 0 BB: 1 P: 15	R: 0 E: 0 K: 0 S: 8 H: 1 LOB: 0 BB: 0 P: 11	R: 0 E: 0 K: 0 S: 9 H: 2 LOB: 2 BB: 0 P: 14	R: 0 E: 0 K: 1 S: 9 H: 1 LOB: 0 BB: 0 P: 13	R: 3 E: 0 K: 0 S: 19 H: 5 LOB: 3 BB: 0 P: 26	R: 1 E: 0 K: 1 S: 10 H: 2 LOB: 2 BB: 1 P: 19	R: 0 E: 0 K: 0 S: 11 H: 1 LOB: 1 BB: 0 P: 15		1B: 13 2B: 5 3B: 0 HR: 0 SF: 0 SAC: 0 DP: 2 HBP: 0				WP: 0 PB: 0 SB: 0 CS: 1 PA: 43		

PITCHER		IP	WLS	BF	H	R	ER	SO	BB	IBB	HBP	BLK	WP	HR	S	P	ERA	WHIP
75 Barry Zito, L ERA: 3.4	(1, 1)	5.2	L	29	12	8	5	2	2	0	0	0	0	0	65	101	7.94	2.471
70 George Kontos, R ERA: 4.71	(6, 1)	1.1		10	5	2	2	1	1	0	0	0	0	0	19	33	13.50	4.500
50 Jose Mijares, L ERA: 2.53	(8, 1)	1.0		4	1	0	0	0	0	0	0	0	0	0	11	15	0.00	1.000

PITCHER	IP	WLS	BF	H	R	ER	SO	BB	IBB	HBP	BLK	WP	HR	S	P	ERA	WHIP

AB	40
R	10
H	18
RBI	9
BB	3
SO	3
LOB	20

San Francisco Giants @ Toronto Blue Jays

Rogers Centre, Toronto, ON

Wed May 15 2013, 7:09 PM - 10:02 PM EDT

Att. 32,863 - Partly Cloudy - 72 F

livebaseballscorecards.com

Batter	1	2	3	4	5	6	7	8	9	AB	R	H	RBI	BB	SO	LOB
16 Ángel Pagán, S (1, 8) OBP: 0.315, SLG: 0.372	B SI 88 F SI 88 F SI 88 B SI 90 F SL 83 X SL 82 2-2 19 SH5-3 48 SF8 2B		C SI 90 B SI 89 X SI 89 1-1 2B		C SL 82 B CH 83 X CH 84 1-1 2-3 1B		D SL 80 X SI 87 1-0 ③ F8		C FF 90 D FF 88 B SL 78 B SL 77 X FF 89 3-1 ② F8	5	1	3	0	0	0	2
19 Marco Scutaro, R (1, 4) OBP: 0.360, SLG: 0.430	X SI 88 0-0 ① SH5-3 2-3		F SL 81 C SL 80 B SL 81 X CH 84 1-2 ② G6-3		C SL 81 X SL 81 0-1 ③ F7			C FF 89 B FF 87 B FF 88 B SL 78 B FF 89 4-1 13 E 28 2B 13 1B BB	X FF 89 0-0 1-2 1B	3	1	1	0	1	0	3
48 Pablo Sandoval, S (1, 5) OBP: 0.351, SLG: 0.487 13 Joaquin Arias, R (6, 5) OBP: 0.257, SLG: 0.188	S CH 84 S CH 84 X SI 85 0-2 ② SF8 3-H		C SL 82 B SI 89 B SL 82 X CH 83 2-1 ③ G4-3			B SI 85 F SI 89 F SI 89 S SL 83 1-3 ① K		C SL 79 F CU 70 X SL 78 0-2 E6 28 2B 6 SF8 1-3 1B	S SL 80 S SL 80 B SL 81 S CU 69 1-3 ③ K	2	0	0	1	0	1	1
										2	1	1	0	0	1	2
28 Buster Posey, R (1, 10) OBP: 0.391, SLG: 0.508	S SI 88 H SI 88 1-1 8 WP HBP			C SI 88 F SI 89 X SI 90 0-2 ① G4-3	C SL 82 F SL 80 X SI 88 0-2 ② F9			B FF 89 X SL 77 1-0 1-3 3-H 2B		3	0	1	1	0	0	0
8 Hunter Pence, R (1, 9) OBP: 0.329, SLG: 0.497 56 Andres Torres, S (6, 9) OBP: 0.284, SLG: 0.343	D SL 82 B SL 80 B SI 89 C SL 81 X SL 80 3-1 ③ G1-3 1-2			B SL 82 C CH 84 B SI 89 X SL 83 2-1 ② F8	F SL 82 C CH 84 C CH 84 X CH 85 1-2 1B			F FF 89 B SL 80 B FF 90 S SL 79 S CU 71 2-3 ① K		3	0	1	0	0	0	1
										1	0	0	0	0	1	2
9 Brandon Belt, L (1, 3) OBP: 0.314, SLG: 0.426 6 Brett Pill, R (7, 3)		B SI 89 F SI 88 X CH 82 1-1 12 G4-6-3 1B		B FF 89 B CH 83 C SL 81 F FF 89 F SL 82 X CH 84 2-2 ③ G6-3		B SL 79 B CH 82 C SI 88 B CH 83 C SL 80 X SL 80 3-2 ③ F7		S SL 80 F SL 80 F CU 69 X SL 78 0-2 ② SF8 3-H		3	0	1	0	0	0	1
										0	0	0	1	0	0	0
7 Grégor Blanco, L (1, 7) OBP: 0.355, SLG: 0.351		B SI 89 S CH 80 D SI 89 X CH 80 2-1 ① F7			C SI 88 X SL 82 0-1 ① F8		B SI 87 B SI 86 B FF 87 B SI 86 4-0 35 FC4-6 BB	X FF 89 0-0 ③ G4-3		3	0	0	0	1	0	2
12 Guillermo Quiroz, R (1, 2) OBP: 0.345, SLG: 0.480		B SI 89 C SL 80 X SL 81 1-1 ②③ G4-6-3 1-2f			B SI 89 F SL 81 B SL 82 X FF 89 2-1 16 1B 2B		C SL 79 X SL 80 0-1 ① P2		C FF 88 B FF 88 B CU 70 S SL 79 C SL 78 2-3 ① K	4	0	1	0	0	1	2
35 Brandon Crawford, L (1, 6) OBP: 0.340, SLG: 0.467			B SI 88 B SI 88 C SI 88 B SI 88 X FF 88 3-1 ① P6		B SL 81 D CH 81 C SL 79 B CH 80 X SL 78 3-1 ② F8		B SI 86 F SL 79 X SL 80 1-1 ② FC4-6 1-2f		F FF 89 B SL 81 B FF 90 X CU 71 2-1 19 1B 1B	4	0	1	0	0	0	2

| Inning Stats | | | | | | | | | |

Batter	1	2	3	4	5	6	7	8	9	AB	R	H	RBI	BB	SO	LOB
53 Melky Cabrera, S (1, 7) OBP: 0.316, SLG: 0.364	C SI 90 X CU 78 0-1 L9 ①	C FF 91 B FF 90 B CH 84 X SI 85 2-1 19 1B 2B	1 SAFE B SI 91 C FF 91 B CH 85 B CH 86 B FF 91 4-1 19 2B 10 SF8 1-2 BB		B CH 84 B FF 90 X FF 91 2-0 L9 ①		C FF 90 F SI 89 F SL 84 X FF 93 0-2 G6-3 ①			3	2	1	0	1	0	0
3 Maicer Izturis, S (7, 4) OBP: 0.242, SLG: 0.333										1	0	0	0	0	0	0
19 José Bautista, R (1, 9) OBP: 0.376, SLG: 0.549	C FF 90 X SI 91 0-1 E4 10 BB 9 E	B FF 88 B SI 89 C CU 78 C FF 89 F CU 78 X SI 90 2-2 9 HR 2-H 1B	C SL 81 D FF 92 B FF 91 X FF 92 2-1 1-3 2-H 2B		C SI 92 B FF 92 C SL 81 F CH 87 B SL 80 C SL 81 2-3 K ②		B SI 91 B FF 92 F FF 90 B SL 83 C FF 92 S CH 83 3-3 K ②			5	2	2	2	0	2	0
10 Edwin Encarnación, R (1, 10) OBP: 0.324, SLG: 0.474	C FF 90 B SI 90 B FF 90 B FF 89 1 SAFE B SI 91 4-1 9 E 1-2 BB	F FF 89 B SI 89 F SI 90 X FF 91 1-2 F8 ①	B FF 93 B FF 92 F FF 92 X SL 80 2-1 SF8 ② 3-H		C SL 79 X FF 92 0-1 1B		C FF 91 B SL 83 B FF 92 X FF 91 2-1 F8 ③			3	1	1	1	1	0	1
9 J.P. Arencibia, R (1, 2) OBP: 0.252, SLG: 0.493	C SL 89 B SL 89 X SI 91 1-1 E8 26 HR 1-H 2-H	1 SAFE F SI 91 X SI 90 0-1 1-H HR	D SL 80 C SL 79 B FF 92 F SL 79 X FF 93 2-2 G4-3 ③		C SL 81 F FF 92 F CH 88 F CH 88 S SL 81 0-3 K2-3 ③			B SI 86 F SI 86 B CH 78 X SI 86 2-1 26 G1-6-3 1B		5	2	2	2	0	1	2
26 Adam Lind, L (1, 3) OBP: 0.411, SLG: 0.468	C SI 92 D CU 78 X CH 85 1-1 2-H HR	B FF 90 C SL 87 C SL 88 X CU 79 1-2 F7 ②		C FF 90 X SL 76 0-1 1 FC4-6 13 HBP 1B		B CH 85 B FF 90 B CH 84 C FF 90 B FF 91 4-1 13 FC5-4 BB		B SL 81 C SL 81 B CU 72 X SI 85 2-1 1-2 G1-6-3 ①		4	1	2	2	1	0	1
13 Brett Lawrie, R (1, 5) OBP: 0.272, SLG: 0.369	C FF 90 F SI 91 F FF 92 F CU 78 B CU 78 X SI 92 1-2 28 HBP 1 1B 1B	B SL 88 B CU 78 B FF 91 B FF 90 4-0 BB		C CH 85 B CH 87 S FF 92 F FF 90 H FF 91 2-2 1 FC4-6 1-2 HBP		B FF 91 F SL 78 B FF 92 X CH 86 2-1 FC5-4 ① 1-2f 28 2B		X SI 87 0-0 G6-3 ②		3	2	1	0	1	0	2
28 Colby Rasmus, L (1, 8) OBP: 0.314, SLG: 0.429	F SI 91 S CU 78 F FF 91 H FF 91 1-2 66 L6-4 1 1B 1-2 HBP	C FF 89 C SL 86 B FF 88 F CU 78 B SI 90 B SL 88 C SL 88 3-3 K ③		S CH 87 B CH 88 F SI 92 B FF 92 X FF 92 2-2 F8 ①		F SI 91 B FF 92 B FF 90 B CH 84 X FF 91 3-1 1-H 2B		D CU 72 C SL 80 X SL 79 1-1 G3 ③		4	0	1	1	0	1	4
1 Emilio Bonifácio, S (1, 4) OBP: 0.230, SLG: 0.337 (7, 7)	S SI 90 X SI 91 0-1 1-2 2-H 1B	X FF 90 0-0 L7 ①		C FF 91 C CH 87 X CH 87 0-2 FC4-6 ② 1-2f 2-3		C FF 90 F FF 90 F SL 82 F SL 84 S FF 93 0-3 K ②				4	0	1	1	0	1	3
66 Munenori Kawasaki, L (1, 6) OBP: 0.337, SLG: 0.279	C SI 92 B SL 88 F SI 92 B FF 88 D CU 79 X SI 91 3-2 L6-4 ②③ 2-2		B FF 92 F FF 92 B FF 92 B FF 91 C FF 91 F FF 92 B FF 93 4-2 53 BB 19 2B BB	X FF 91 0-0 F7 ③		S FF 92 F FF 92 S SL 84 0-3 K ③				3	1	0	0	1	1	5
Inning Stats	R: 5 E: 2 K: 0 S: 22 H: 3 LOB: 1 BB: 1 P: 33	R: 3 E: 0 K: 1 S: 18 H: 3 LOB: 1 BB: 1 P: 31	R: 2 E: 0 K: 0 S: 12 H: 1 LOB: 1 BB: 2 P: 26	R: 0 E: 0 K: 0 S: 12 H: 1 LOB: 2 BB: 0 P: 16	R: 0 E: 0 K: 2 S: 12 H: 1 LOB: 1 BB: 0 P: 16	R: 1 E: 0 K: 2 S: 13 H: 1 LOB: 1 BB: 1 P: 22	R: 0 E: 0 K: 1 S: 9 H: 0 LOB: 0 BB: 0 P: 14	R: 0 E: 0 K: 0 S: 7 H: 1 LOB: 1 BB: 0 P: 12		1B: 6 2B: 4 3B: 0 HR: 2 SF: 1 SAC: 0 DP: 1 HBP: 2				WP: 0 PB: 0 SB: 0 CS: 0 PA: 43	

PITCHER		IP	WLS	BF	H	R	ER	SO	BB	IBB	HBP	BLK	WP	HR	S	P	ERA	WHIP
32 Ryan Vogelsong, R ERA: 8.06	(1, 1)	2.0	L	16	6	8	3	1	2	0	1	0	0	2	40	64	13.50	4.000
57 Chad Gaudin, R ERA: 2.19	(3, 1)	3.1		18	4	3	3	2	3	0	1	0	0	0	41	72	8.10	2.100
50 Jose Mijares, L ERA: 2.19	(6, 1)	1.2		5	0	0	0	3	0	0	0	0	0	0	17	22	0.00	0.000
49 Javier López, L ERA: 2.61	(8, 1)	1.0		4	1	0	0	0	0	0	0	0	0	0	7	12	0.00	1.000

PITCHER	IP	WLS	BF	H	R	ER	SO	BB	IBB	HBP	BLK	WP	HR	S	P	ERA	WHIP

BOTTOM

San Francisco Giants @ Toronto Blue Jays

Rogers Centre, Toronto, ON

Wed May 15 2013, 7:09 PM - 10:02 PM EDT

Att. 32,863 - Partly Cloudy - 72 F

livebaseballscorecards.com

AB	35
R	11
H	11
RBI	9
BB	5
SO	6
LOB	18

Batter	1	2	3	4	5	6	7	8	9	AB	R	H	RBI	BB	SO	LOB
53 Melky Cabrera, S (1, 7) OBP: 0.320, SLG: 0.373	B SI 89 B SI 89 X SI 89 2-0 2B		C SL 83 F FS 84 1 SAFE 1 SAFE B SL 85 X FS 85 1-2 ②③ F7 1-2			C SI 92 T FF 91 X FF 91 0-2 ③ F8			X SI 94 0-0 10 2B 1B	4	0	2	0	0	0	1
19 José Bautista, R (1, 9) OBP: 0.366, SLG: 0.532	C CU 73 B SI 91 B SL 83 C SL 83 B SL 84 S SL 84 3-3 ① K			B SL 82 B SI 90 C SL 83 B FS 83 C SI 91 X SL 83 3-2 ① G5-3			B SL 82 B SL 82 C SI 90 X FS 84 2-1 ① P6		C SL 84 F SL 86 B FF 94 D SL 87 D SL 86 X FF 93 3-2 ② F7	4	0	0	0	0	1	2
10 Edwin Encarnación, R (1, 3) OBP: 0.328, SLG: 0.481	C CU 75 F SI 93 S FS 85 0-3 ② K			S SI 93 B SI 93 C SI 92 X SI 93 1-2 ② G5-3			S FF 92 F SI 91 B FS 85 B SI 92 F FS 83 B SI 92 X SI 92 3-2 1B		S FF 93 B SL 85 B SL 84 X FF 93 2-1 1-3 2B	4	0	2	0	0	1	1
9 J.P. Arencibia, R (1, 2) OBP: 0.245, SLG: 0.480	C FF 92 S FS 84 X FF 92 0-2 ③ L1			B FF 93 S SL 84 B SI 93 F SI 92 F FS 86 F FS 84 B SI 93 X SI 92 3-2 ③ F8			S SL 84 F SI 91 D FS 85 B FS 83 S SL 84 2-3 ② K		X FF 94 0-0 ③ P2	4	0	0	0	0	1	4
26 Adam Lind, L (1, 10) OBP: 0.398, SLG: 0.450		B SI 91 C SI 90 X SL 82 1-1 ① G1-3			B CU 72 B FS 82 B SI 90 C SI 89 X SI 90 3-1 ① F7		B FS 84 X SI 92 1-0 ③ G1-3			3	0	0	0	0	0	1
13 Brett Lawrie, R (1, 5) OBP: 0.265, SLG: 0.358		C SL 82 X SI 92 0-1 ② G5-3			C CU 75 S FS 84 B FS 85 X SL 84 1-2 ② F7			S SL 82 B SL 83 S SL 83 B SL 84 S SL 83 2-3 ① K		3	0	0	0	0	1	0
28 Colby Rasmus, L (1, 8) OBP: 0.308, SLG: 0.419		C CU 73 F FS 82 B FS 85 S SI 91 1-3 ③ K			B SL 83 B FS 86 X SI 92 2-0 ③ F8			B SI 92 C FS 84 X FS 83 1-1 ② G3-1		3	0	0	0	0	1	0
1 Emilio Bonifácio, S (1, 4) OBP: 0.223, SLG: 0.327			X SI 90 0-0 ① P6			C SI 89 B FS 84 X SI 91 1-1 ① G4-3		B SI 90 L FS 81 B FS 85 F SI 91 B SI 91 F SI 90 F SI 91 X SI 90 3-2 ③ G4-3		3	0	0	0	0	0	0
66 Munenori Kawasaki, L (1, 6) OBP: 0.337, SLG: 0.271			C SI 89 B FS 83 B SI 92 B SI 90 C SI 89 F SI 90 B SI 90 4-2 53 F7 BB			C SI 90 B FS 85 X SI 90 1-1 ② F9			C SI 93 C SI 93 B FF 94 S SI 94 1-3 ① K	2	0	0	0	1	1	0
Inning Stats	R: 0 E: 0 K: 2 S: 10 H: 1 LOB: 1 BB: 0 P: 15	R: 0 E: 0 K: 1 S: 7 H: 0 LOB: 0 BB: 0 P: 9	R: 0 E: 0 K: 0 S: 7 H: 0 LOB: 0 BB: 1 P: 12	R: 0 E: 0 K: 0 S: 11 H: 0 LOB: 0 BB: 0 P: 18	R: 0 E: 0 K: 0 S: 6 H: 0 LOB: 0 BB: 0 P: 12	R: 0 E: 0 K: 0 S: 7 H: 0 LOB: 0 BB: 0 P: 9	R: 0 E: 0 K: 1 S: 10 H: 1 LOB: 1 BB: 0 P: 18	R: 0 E: 0 K: 1 S: 10 H: 0 LOB: 0 BB: 0 P: 16	R: 0 E: 0 K: 1 S: 10 H: 2 LOB: 2 BB: 0 P: 16	1B: 2 2B: 2 3B: 0 HR: 0 SF: 0 SAC: 0 DP: 0 HBP: 0						

PITCHER		IP	WLS	BF	H	R	ER	SO	BB	IBB	HBP	BLK	WP	HR	S	P	ERA	WHIP
18 Hiroki Kuroda, R ERA: 1.99	(1, 1)	8.0	W	26	2	0	0	5	1	0	0	0	0	0	68	109	0.00	0.375
38 Preston Claiborne, R ERA:	(9, 1)	1.0		5	2	0	0	1	0	0	0	0	0	0	10	16	0.00	2.000

PITCHER	IP	WLS	BF	H	R	ER	SO	BB	IBB	HBP	BLK	WP	HR	S	P	ERA	WHIP

TOP

Toronto Blue Jays @ New York Yankees

Yankee Stadium, Bronx, NY

Fri May 17 2013, 7:12 PM - 9:39 PM EDT

Att. 40,008 - Clear - 72 F

livebaseballscorecards.com

AB	30
R	0
H	4
RBI	0
BB	1
SO	6
LOB	9

Batter	1	2	3	4	5	6	7	8	9	AB	R	H	RBI	BB	SO	LOB
11 Brett Gardner, L (1, 8) OBP: 0.333, SLG: 0.398	F FF 82 X FF 83 0-1 24 G4-3 3B		C FF 85 S CH 78 X FF 85 0-2 ② F7		B FF 84 B FC 80 B FF 85 C FF 86 S FF 81 B FF 81 4-2 1-2 2-3 BB		B SI 90 B SI 91 F SI 92 X SI 92 2-1 24 L1-3 1B 2-3 3-H			3	1	2	1	1	0	0
17 Jayson Nix, R (1, 6) OBP: 0.312, SLG: 0.287	B FC 80 B CH 78 B FF 83 B FF 84 4-0 24 G4-3 BB		B FF 86 C FC 80 C FF 86 B FC 81 B CH 80 B FF 87 4-2 24 S BB		B FF 82 C FF 85 X FF 82 1-1 ② SF7 3-H		X SI 91 0-0 ① SF8 3-H			0	0	0	2	2	0	0
24 Robinson Canó, L (1, 4) OBP: 0.333, SLG: 0.529	S FC 80 X FF 85 0-1 ① G4-3 1-2 3-H		F FF 86 1 SAFE B FF 85 F FF 85 B FC 82 D CH 80 F FF 86 S CH 80 3-3 ③ K 1-2		B FC 79 B FF 84 B FC 81 C FF 85 C FF 85 X FF 85 3-2 ③ G1-3		B SL 76 S SI 92 1 SAFE X SI 91 1-1 ② ③ L1-3 1-1			4	0	0	1	0	1	5
12 Vernon Wells, R (1, 7) OBP: 0.345, SLG: 0.513	C FC 79 F FF 82 B FC 79 F CH 78 B FF 84 S CH 78 2-3 ② K			B FC 79 X FF 82 1-0 ① G6-3		B SI 83 B CH 78 F FC 80 B FF 82 F FF 81 X FC 80 3-2 ① P6		B FF 94 F FF 94 B FF 95 B FF 94 S SL 87 3-3 ① K		4	0	0	0	0	2	1
45 Ben Francisco, R (1, 10) OBP: 0.220, SLG: 0.182	C FF 83 B FC 78 F FF 84 D CH 78 F FC 79 D CU 72 S CH 79 3-3 ③ K			B SI 84 X SI 84 1-0 ② G5-3		B SI 84 C FF 85 X SI 83 1-1 ② G4-3		C SL 86 F FF 95 B FF 95 F SL 87 F SL 86 B SL 87 B SL 88 X FF 95 3-2 ② F8		4	0	0	0	0	1	1
55 Lyle Overbay, L (1, 3) OBP: 0.299, SLG: 0.481		B FC 81 S FC 81 X FF 85 1-1 ① L5		B FF 85 B CH 79 C FF 85 F CH 78 B CH 79 X CH 79 3-2 ③ F8		S FC 79 S FC 77 S FC 81 0-3 ③ K		C SL 86 B FF 95 S SL 88 X FF 94 1-2 39 WP 1B		4	0	1	0	0	1	0
39 David Adams, R (1, 5) OBP: 0.417, SLG: 0.545		B SI 85 C CH 80 B SI 85 C FC 80 X CH 79 2-2 ② G3-1			B CH 78 X SI 83 1-0 11 BB 53 1B 17 SF7 1B		X SI 82 0-0 31 1B 53 2B 2B	B SL 88 S SL 88 S SL 87 F SL 88 C FF 96 1-3 ③ K 1-2		4	2	2	0	0	1	1
31 Ichiro Suzuki, L (1, 9) OBP: 0.281, SLG: 0.328		C FF 85 C CH 80 X FC 78 0-2 ③ G6-3			X FF 84 0-0 ① F7		X CU 76 0-0 53 2B 11 1B 1B 2-3			3	1	1	0	0	0	1
53 Austin Romine, R (1, 2) OBP: 0.200, SLG: 0.263			B SI 83 F FF 85 X SI 83 1-1 ① G6-3		X FF 82 0-0 11 BB 1-2 1B		B FC 80 B FF 80 F FC 81 1 SAFE 1 SAFE 1 SAFE F FC 78 F FF 85 X FC 78 2-2 11 1B 17 SF8 2B 1-3 3-H			3	1	2	1	0	0	0
Inning Stats	R: 1 H: 1 E: 0 LOB: 1 K: 2 BB: 1 S: 12 P: 21	R: 0 H: 0 E: 0 LOB: 0 K: 0 BB: 0 S: 8 P: 11	R: 0 H: 0 E: 0 LOB: 1 K: 1 BB: 1 S: 11 P: 19	R: 0 H: 0 E: 0 LOB: 0 K: 0 BB: 0 S: 5 P: 10	R: 1 H: 2 E: 0 LOB: 2 K: 0 BB: 1 S: 10 P: 19	R: 0 H: 0 E: 0 LOB: 0 K: 1 BB: 0 S: 8 P: 12	R: 3 H: 4 E: 0 LOB: 0 K: 0 BB: 0 S: 11 P: 16	R: 0 H: 1 E: 0 LOB: 1 K: 2 BB: 0 S: 15 P: 23		1B: 5 SF: 2 2B: 3 SAC: 0 3B: 1 DP: 1 HR: 0 HBP: 0						

PITCHER		IP	WLS	BF	H	R	ER	SO	BB	IBB	HBP	BLK	WP	HR	S	P	ERA	WHIP
56 Mark Buehrle, L ERA: 6.33	(1, 1)	6.0	L	27	6	5	5	4	3	0	0	0	0	0	60	100	7.50	1.500
62 Aaron Loup, L ERA: 2.86	(7, 1)	1.0		3	1	0	0	0	0	0	0	0	0	0	5	8	0.00	1.000
32 Esmil Rogers, R ERA: 5.95	(8, 1)	1.0		4	1	0	0	2	0	0	0	0	1	0	15	23	0.00	1.000

PITCHER	IP	WLS	BF	H	R	ER	SO	BB	IBB	HBP	BLK	WP	HR	S	P	ERA	WHIP

BOTTOM

Toronto Blue Jays @ New York Yankees

Yankee Stadium, Bronx, NY

Fri May 17 2013, 7:12 PM - 9:39 PM EDT

Att. 40,008 - Clear - 72 F

livebaseballscorecards.com

AB	29
R	5
H	8
RBI	5
BB	3
SO	6
LOB	9

Batter	1	2	3	4	5	6	7	8	9	AB	R	H	RBI	BB	SO	LOB
53 Melky Cabrera, S (1, 7) OBP: 0.319, SLG: 0.376	C SI 89 C SL 84 B SI 90 S KC 80 1-3 ① K		L SL 84 B SI 88 X SL 84 1-1 ①② G4-6-3 1-2f 2-3		F KC 80 X SL 83 0-1 19 F8 2B		B SI 90 B SI 89 F SI 88 B SL 83 F FF 88 X SI 90 3-2 ③ G4-3			4	0	1	0	0	1	2
19 José Bautista, R (1, 9) OBP: 0.369, SLG: 0.523	B FF 91 B SL 84 B SL 84 C FF 90 B KC 80 4-1 26 PO 10 BB BB		B FF 91 B SL 84 C KC 82 B SI 91 C SL 85 B KC 82 4-2 BB		C SL 82 X SL 81 0-1 ② F8 2-3			C FC 91 S FC 92 F FC 92 X FC 92 0-2 ① G5-3		2	0	0	0	2	0	1
10 Edwin Encarnación, R (1, 10) OBP: 0.332, SLG: 0.497	B FF 90 B FF 90 C KC 80 C FF 92 B SL 85 F FF 92 B SL 84 4-2 1-2 BB		S SL 84 B SI 90 B KC 81 C FF 91 B FF 93 S SL 84 3-3 ③ K		B FF 90 X KC 80 1-0 ③ G6-3			X FC 91 0-0 HR		3	1	1	1	1	1	3
9 J.P. Arencibia, R (1, 2) OBP: 0.245, SLG: 0.474	B FF 91 C KC 80 F FF 90 S FF 90 1-3 ② K			X FF 88 0-0 ① F7		C FF 88 F SI 87 B FF 89 F FF 90 B KC 79 B SL 82 C FF 90 3-3 ① K		B KC 82 B FC 91 X FC 92 2-0 1B		4	0	1	0	0	2	2
26 Adam Lind, L (1, 3) OBP: 0.402, SLG: 0.476	B SI 90 B FF 90 F FF 90 B SL 84 2 SAFE 3-1 ③ PO 2-3	C SI 88 B CH 80 B SI 88 C SL 82 C SI 90 2-3 ① K		B SI 88 F SI 89 X SI 88 1-1 28 1B 2B		B FF 90 C CH 80 B SI 90 X KC 79 2-1 2B		C FC 93 B FC 93 S KC 81 D KC 83 F KC 80 C FC 93 2-3 ② K		4	1	2	0	0	2	1
13 Brett Lawrie, R (1, 5) OBP: 0.256, SLG: 0.345		C KC 78 F FF 90 X FF 92 0-2 ② G1-3		S FF 89 X SL 84 0-1 ② F7		B SL 83 B FF 89 C SL 84 S FF 90 F FF 91 S KC 80 2-3 ② K		C KC 80 F KC 83 X KC 82 0-2 ③ F8		4	0	0	0	0	1	3
28 Colby Rasmus, L (1, 8) OBP: 0.306, SLG: 0.414		X SI 89 0-0 ③ F9		B SL 84 X CH 81 1-0 2-H 1B		B FF 88 B FF 90 C FF 89 X SI 91 2-1 ③ F7			B FF 94 B FF 94 F FF 94 B SL 80 S FF 94 S FF 95 3-3 ① K	4	0	1	1	0	1	1
3 Maicer Izturis, S (1, 6) OBP: 0.242, SLG: 0.331			B SI 88 X SI 87 1-0 53 G4-6-3 1 1B 1B	F FF 89 C SI 90 B KC 79 C SI 90 1-3 ③ K			C SI 89 B CH 80 S SL 82 B SI 89 X CH 82 2-2 ① G1		B FF 93 F FF 95 S FF 94 F FF 94 C SL 82 1-3 ② K	4	0	1	0	0	2	1
1 Emilio Bonifácio, S (1, 4) OBP: 0.224, SLG: 0.324			X SI 86 0-0 53 G4-6-3 1-2 1B		L SI 89 F SI 89 B FF 90 B KC 79 B SI 89 X SI 88 3-2 ① G4-3		F SI 88 B SI 89 B CH 81 T SI 88 F SI 91 S SL 85 2-3 ② K		X FF 94 0-0 ③ F9	4	0	1	0	0	1	0

Inning Stats	1	2	3	4	5	6	7	8	9
	R: 0 E: 0 K: 2 S: 11 H: 0 LOB: 1 BB: 2 P: 24	R: 0 E: 0 K: 1 S: 7 H: 0 LOB: 0 BB: 0 P: 9	R: 0 E: 0 K: 1 S: 9 H: 2 LOB: 2 BB: 1 P: 18	R: 1 E: 0 K: 1 S: 9 H: 2 LOB: 1 BB: 0 P: 12	R: 0 E: 0 K: 0 S: 8 H: 1 LOB: 1 BB: 0 P: 12	R: 0 E: 0 K: 2 S: 12 H: 1 LOB: 1 BB: 0 P: 21	R: 0 E: 0 K: 1 S: 10 H: 0 LOB: 0 BB: 0 P: 17	R: 1 E: 0 K: 1 S: 13 H: 2 LOB: 1 BB: 0 P: 17	R: 0 E: 0 K: 2 S: 8 H: 0 LOB: 0 BB: 0 P: 12

1B: 4 SF: 0 WP: 0 PA: 37
2B: 3 SAC: 0 PB: 0
3B: 0 DP: 1 SB: 0
HR: 1 HBP: 0 CS: 0

PITCHER	IP	WLS	BF	H	R	ER	SO	BB	IBB	HBP	BLK	WP	HR	S	P	ERA	WHIP
41 David Phelps, R (1, 1) ERA: 3.83	7.0	W	28	6	1	1	8	3	0	0	0	0	0	66	113	1.29	1.286
30 David Robertson, R (8, 1) ERA: 3.12	1.0		5	2	1	1	1	0	0	0	0	0	1	13	17	9.00	2.000
48 Boone Logan, L (9, 1) ERA: 2.13	1.0		3	0	0	0	2	0	0	0	0	0	0	8	12	0.00	0.000

PITCHER	IP	WLS	BF	H	R	ER	SO	BB	IBB	HBP	BLK	WP	HR	S	P	ERA	WHIP

TOP

Toronto Blue Jays @ New York Yankees

Yankee Stadium, Bronx, NY

Sat May 18 2013, 1:11 PM - 3:46 PM EDT

Att. 45,577 - Cloudy - 66 F

livebaseballscorecards.com

AB	33
R	2
H	8
RBI	2
BB	3
SO	11
LOB	14

Batter	1	2	3	4	5	6	7	8	9	AB	R	H	RBI	BB	SO	LOB
11 Brett Gardner, L (1, 8) OBP: 0.332, SLG: 0.394	C FF 90 F FF 92 X FF 93 0-2 ① F7		X FF 93 0-0 24 HR 2-H 1B		B SL 84 C FF 91 B SL 84 F FF 92 F SL 86 B SL 86 F SL 85 F FF 93 X FF 93 3-2 ② F7		S FF 95 B FF 96 B FF 94 F FF 95 F FF 96 B FF 94 X FF 95 3-2 ③ F8			4	1	1	1	0	0	1
24 Robinson Canó, L (1, 4) OBP: 0.337, SLG: 0.563	C FF 92 X SL 87 0-1 ② F8		X FS 82 0-0 1-H HR		B FF 92 B FF 92 F FF 93 S SL 87 F SL 87 F SL 89 X SL 88 2-2 1-H HR			B FF 88 C FF 88 C FF 89 S FF 87 1-3 ① K		4	2	2	4	0	1	0
12 Vernon Wells, R (1, 7) OBP: 0.343, SLG: 0.506	C FF 93 C FF 93 X FF 93 0-2 ③ G5-3		B SL 89 B FF 93 X SL 89 2-0 ③ L8		B FF 93 B FS 88 X FF 94 2-0 1B			X CH 82 0-0 E6 33 HR		4	1	1	0	0	0	0
33 Travis Hafner, L (1, 10) OBP: 0.378, SLG: 0.530		C FF 92 C FF 92 X FF 95 0-2 ① G6-3		C FS 81 F SL 87 S SL 88 0-3 ① K	C FF 93 S FS 84 B SL 88 B FS 83 F SL 85 F FF 93 B FF 92 F SL 85 X FS 83 3-2 ③ F8			B FF 88 B FF 87 1 SAFE X FF 87 2-0 1-H HR		4	1	1	2	0	1	1
55 Lyle Overbay, L (1, 3) OBP: 0.297, SLG: 0.475		B FF 94 B SL 86 F FF 94 B FF 94 X FF 94 3-1 ② G4-3		B SL 84 X SL 86 1-0 1B		C FC 87 X FC 88 0-1 ① G4-3		C FF 87 X SI 88 0-1 E3 14 FC3-6		4	0	1	0	0	0	0
14 Curtis Granderson, L (1, 9) OBP: 0.313, SLG: 0.267		B FF 95 F SL 87 B FS 84 B FS 83 S FF 95 X FF 95 3-2 ③ G3		B FF 93 B FS 84 X FF 94 2-0 ② F7		B FC 87 S FC 88 S FC 87 X FC 89 1-2 ② G6-3		C SL 74 B SL 74 B FF 87 S SL 73 X SL 74 2-2 ② FC3-6 1-2f		4	0	0	0	0	0	2
17 Jayson Nix, R (1, 6) OBP: 0.310, SLG: 0.286			X FF 91 0-0 39 G1-3 11 1B 1B	X SL 85 0-0 ③ F7		S CU 82 C FC 87 S CU 80 0-3 ③ K		C SL 73 C FF 85 C FF 86 0-3 ③ K		4	1	1	0	0	2	2
39 David Adams, R (1, 5) OBP: 0.333, SLG: 0.429			B FF 92 X SL 86 1-0 ① G1-3 1-2		C FF 91 B SL 86 X SL 86 1-1 ① G6-3		C FF 93 C FF 95 C FF 95 0-3 ① K			3	0	0	0	0	1	1
53 Austin Romine, R (1, 2) OBP: 0.217, SLG: 0.273			B FF 92 B SL 87 F FF 94 X FF 93 2-1 ② L9		X FF 91 0-0 24 HR 1B		C FF 94 B FF 95 F FF 95 B FF 96 F SL 86 T FF 95 2-2 ② K			3	1	1	0	0	1	1
Inning Stats	R: 0 E: 0 K: 0 S: 8 H: 0 LOB: 0 BB: 0 P: 8	R: 0 E: 0 K: 0 S: 8 H: 0 LOB: 0 BB: 0 P: 14	R: 3 E: 0 K: 0 S: 7 H: 3 LOB: 0 BB: 0 P: 12	R: 0 E: 0 K: 1 S: 6 H: 1 LOB: 1 BB: 0 P: 9	R: 2 E: 0 K: 0 S: 21 H: 3 LOB: 1 BB: 0 P: 32	R: 0 E: 0 K: 1 S: 8 H: 0 LOB: 0 BB: 0 P: 9	R: 0 E: 0 K: 2 S: 11 H: 0 LOB: 0 BB: 0 P: 16	R: 2 E: 2 K: 2 S: 13 H: 1 LOB: 1 BB: 0 P: 18		1B: 5 2B: 0 3B: 0 HR: 3 SF: 0 SAC: 0 DP: 0 HBP: 0						

PITCHER	IP	WLS	BF	H	R	ER	SO	BB	IBB	HBP	BLK	WP	HR	S	P	ERA	WHIP
23 Brandon Morrow, R (1, 1) ERA: 5.16	5.0	L	22	7	5	5	1	0	0	0	0	0	2	50	75	9.00	1.400
27 Brett Cecil, L (6, 1) ERA: 2.45	1.0		3	0	0	0	1	0	0	0	0	0	0	8	9	0.00	0.000
50 Steve Delabar, R (7, 1) ERA: 1.96	1.0		3	0	0	0	2	0	0	0	0	0	0	11	16	0.00	0.000
38 Darren Oliver, L (8, 1) ERA: 3.18	1.0		6	1	2	1	2	0	0	0	0	0	1	13	18	9.00	1.000

PITCHER	IP	WLS	BF	H	R	ER	SO	BB	IBB	HBP	BLK	WP	HR	S	P	ERA	WHIP

BOTTOM

Toronto Blue Jays @ New York Yankees

Yankee Stadium, Bronx, NY

Sat May 18 2013, 1:11 PM - 3:46 PM EDT

Att. 45,577 - Cloudy - 66 F

livebaseballscorecards.com

AB	34
R	7
H	8
RBI	7
BB	0
SO	6
LOB	8

Batter	1	2	3	4	5	6	7	8	9	AB	R	H	RBI	BB	SO	LOB
8 Desmond Jennings, R (1, 8) OBP: 0.301, SLG: 0.392	B KN 72 C KN 71 S KN 75 B KN 78 S KN 76 2-3 K ①		C KN 70 X KN 75 0-1 F8 ②		B KN 73 B KN 71 C KN 72 S KN 73 X KN 78 2-2 F8 ①		S KN 74 X KN 79 0-1 G5-3 ③		X FF 90 0-0 20 BB 1B	5	0	1	0	0	1	0
20 Matt Joyce, L (1, 9) OBP: 0.331, SLG: 0.483	X KN 75 0-0 G3-1 ②		B KN 72 B KN 74 C KN 70 B KN 72 B KN 72 4-1 18 1B 3 2B BB		B KN 75 B KN 73 B KN 70 C FF 80 S KN 73 T KN 74 3-2 K ②			B KN 71 B KN 70 F KN 78 B KN 73 B FF 79 4-1 BB	B CU 74 B FC 89 B FF 89 B FF 88 4-0 1-2 BB	2	1	0	0	3	1	0
18 Ben Zobrist, S (1, 4) OBP: 0.346, SLG: 0.390	S KN 72 F KN 76 X EP 64 0-2 F7 ③		B KN 74 F KN 73 1 SAFE B KN 75 S KN 73 B KN 75 1 SAFE X KN 74 3-2 3 2B 1-2 1B		B KN 77 C KN 76 C KN 77 C KN 78 1-3 K ③			M KN 71 S KN 77 X KN 78 0-2 F8 ①	C CU 74 F FF 89 S CU 74 0-3 K ③	5	1	1	0	0	2	3
3 Evan Longoria, R (1, 5) OBP: 0.395, SLG: 0.580		B KN 70 B KN 74 F KN 70 S KN 73 B KN 76 F KN 73 X KN 74 3-2 21 G6-3 21 PB 5 FC4-6 1B	X KN 76 0-0 1-H 2-H 2B			C KN 75 C KN 76 B KN 78 B KN 78 X KN 78 2-2 G6-3 ①		B KN 75 B FF 80 C KN 72 S KN 75 F KN 78 F KN 77 B KN 78 F KN 75 1 SAFE 3-3 S KN 75 K ②		4	1	2	2	0	1	1
21 James Loney, L (1, 3) OBP: 0.407, SLG: 0.504		B KN 74 C KN 72 B KN 75 C KN 74 F KN 76 X KN 75 2-2 G6-3 ① 1-3	C KN 75 F KN 75 X KN 78 0-2 L4 ③			B KN 74 B KN 70 C KN 71 B KN 74 B KN 72 4-1 30 PB BB		X KN 74 0-0 G1-3 ③		3	0	0	0	1	0	3
30 Luke Scott, L (1, 10) OBP: 0.431, SLG: 0.500		B KN 74 B KN 75 B KN 74 B KN 72 4-0 5 FC4-6 BB		B KN 75 C KN 71 X KN 75 1-1 G4-3 ①		B KN 75 C KN 73 B KN 75 B KN 77 S KN 73 S KN 74 3-3 K ② 1-2			F FF 88 X FC 87 0-1 2 G4-3 5 G1-3 11 HR 1B	3	1	1	0	1	1	1
5 Sam Fuld, L (1, 7) OBP: 0.271, SLG: 0.210		C KN 74 F KN 77 F KN 77 X KN 77 0-2 FC4-6 ② 1-2f 3-H		B KN 70 C KN 70 B KN 75 X KN 72 2-1 F7 ②		X KN 75 0-0 G4-3 ③			C FC 88 B FF 89 B FF 89 C FC 88 X CU 74 2-2 G1-3 ① 1-2	4	0	0	1	0	0	3
59 Jose Lobaton, S (1, 2) OBP: 0.291, SLG: 0.378 2 Kelly Johnson, L (9, PH) OBP: 0.345, SLG: 0.488		1 SAFE 1 SAFE C KN 71 X KN 75 0-1 G5-3 ③		B KN 72 X FF 82 1-0 2B			T KN 76 X KN 77 0-1 G6-3 ①		B FC 88 B FC 88 F FF 89 F FC 88 X FC 88 2-2 G4-3 ② 2-3	3 1	0 0	1 0	0 0	0 0	0 0	1 1
11 Yunel Escobar, R (1, 6) OBP: 0.291, SLG: 0.370			X KN 71 0-0 G5-3 ①	B KN 75 X KN 75 1-0 G5-3 ③			B KN 74 B KN 76 B KN 70 C FF 82 X FF 81 3-1 G5-3 ②		B FC 89 F FF 91 B FF 90 B FF 90 C FC 89 X FC 88 3-2 3-H HR	4	1	1	2	0	0	1
Inning Stats	R: 0 E: 0 K: 1 S: 7 H: 0 LOB: 0 BB: 0 P: 9	R: 1 E: 0 K: 0 S: 14 H: 1 LOB: 1 BB: 1 P: 23	R: 2 E: 0 K: 0 S: 11 H: 2 LOB: 1 BB: 1 P: 18	R: 0 E: 0 K: 0 S: 6 H: 1 LOB: 1 BB: 0 P: 11	R: 0 E: 0 K: 2 S: 9 H: 0 LOB: 0 BB: 0 P: 15	R: 0 E: 0 K: 1 S: 8 H: 0 LOB: 1 BB: 1 P: 17	R: 0 E: 0 K: 0 S: 6 H: 0 LOB: 0 BB: 0 P: 9	R: 0 E: 0 K: 1 S: 11 H: 0 LOB: 1 BB: 1 P: 18	R: 2 E: 0 K: 1 S: 15 H: 3 LOB: 2 BB: 1 P: 26	1B: 4 2B: 2 3B: 0 HR: 1 SF: 0 SAC: 0 DP: 0 HBP: 0						

PITCHER	IP	WLS	BF	H	R	ER	SO	BB	IBB	HBP	BLK	WP	HR	S	P	ERA	WHIP
43 R.A. Dickey, R (1, 1) ERA: 4.5	8.0	W	32	4	3	2	5	4	0	0	0	0	0	72	120	2.25	1.000
44 Casey Janssen, R (9, 1) ERA: 1.93	1.0		7	3	2	2	1	1	0	0	0	0	1	15	26	18.00	4.000

PITCHER	IP	WLS	BF	H	R	ER	SO	BB	IBB	HBP	BLK	WP	HR	S	P	ERA	WHIP

TOP

Tampa Bay Rays @ Toronto Blue Jays

Rogers Centre, Toronto, ON

Mon May 20 2013, 1:09 PM - 3:54 PM EDT

Att. 29,885 - Sunny - 67 F

livebaseballscorecards.com

AB	34
R	5
H	7
RBI	5
BB	5
SO	6
LOB	14

BOTTOM

Tampa Bay Rays @ Toronto Blue Jays

Rogers Centre, Toronto, ON

Mon May 20 2013, 1:09 PM - 3:54 PM EDT

Att. 29,885 - Sunny - 67 F

livebaseballscorecards.com

Batter	1	2	3	4	5	6	7	8	9	AB	R	H	RBI	BB	SO	LOB
53 Melky Cabrera, S (1, 7) OBP: 0.323, SLG: 0.384	B FF 93 F FF 92 B FF 93 F FF 91 X SL 87 2-2 10 1B 26 SF7 1B	S CU 71 F CH 86 B SI 93 X SL 84 1-2 2-H 2B			B SL 82 F SI 89 B CU 70 C FF 89 B CH 84 S FF 91 3-3 ① K		D FF 95 X FF 94 1-0 ② L7	C CU 77 B FC 88 B FC 89 X SI 90 2-1 ③ F7		4	1	2	1	0	1	2
8 Anthony Gose, L (8, 7)										1	0	0	0	0	0	1
19 José Bautista, R (1, 9) OBP: 0.366, SLG: 0.511	B FF 92 F SL 85 S SL 86 D SL 87 S CU 72 2-3 ① K	X SL 84 0-0 ③ G5-3			C SL 84 B FF 91 F SL 84 F CU 72 F SL 84 F CH 86 S CU 72 1-3 ② K		C SL 83 B FS 81 B SL 82 B FF 95 B SL 81 4-1 1-2 2-3 10 2B BB			3	1	0	0	1	2	2
10 Edwin Encarnación, R (1, 3) OBP: 0.335, SLG: 0.503	C FF 92 X SL 84 0-1 26 E 1-3 13 3B 1B	B CH 85 B SL 84 C FF 90 C CH 85 B CH 82 X SL 86 3-2 ① G5-3			B FF 93 X CH 85 1-0 ③ L7		C SL 83 X FS 80 0-1 1-H 2-H 3-H 2B			4	1	2	3	0	0	0
26 Adam Lind, L (1, 10) OBP: 0.396, SLG: 0.465	C FF 93 B CH 86 B CH 87 F FF 93 D CU 74 F FF 92 1 SAFE F SI 93 F FF 93 3-2 ② F FF 87 F FF 93 F SL 93 X FF 93 SF7 1-3 3-H	C SL 83 B FF 91 B FF 92 C FF 92 C SL 86 2-3 ② K			B FF 96 C FF 96 S FF 96 S SL 86 1-3 ① K		I IN 72 I IN 73 I IN 76 I IN 74 4-0 IBB			2	0	0	1	1	2	0
13 Brett Lawrie, R (1, 5) OBP: 0.256, SLG: 0.360	S FF 93 F FF 93 F SL 86 X FF 94 0-2 3-H 3B	B SL 84 F CH 85 F CH 83 T CU 73 1-2 ③ K			F FF 96 F FF 98 S FF 98 0-3 ② K		X FF 95 0-0 ③ F8			4	0	1	1	0	2	2
28 Colby Rasmus, L (1, 8) OBP: 0.298, SLG: 0.401	X SI 92 0-0 ③ F7			C SL 82 B FF 89 B CH 85 X FF 90 2-1 ① P3	C FF 99 B SI 98 B FF 98 X SI 97 2-1 ③ G3-1			B SL 88 X SI 92 1-0 ① G3-1		4	0	0	0	0	0	1
1 Emilio Bonifácio, S (1, 4) OBP: 0.234, SLG: 0.324		X FF 90 0-0 ① P5		C CH 83 F SL 80 B FF 91 B CU 72 B SL 81 X FF 90 3-2 ② L8			B FF 96 B FF 95 C FF 95 C FF 97 F FF 97 B FF 96 B FF 96 4-2 19 BB 22 SH1-4 10 2B BB	C FF 94 S SI 93 F FF 95 X FF 95 0-2 22 BB 1B		3	1	1	0	1	0	0
22 Henry Blanco, R (1, 2) OBP: 0.242, SLG: 0.233		C FF 90 B CH 84 B SL 83 X FF 91 2-1 53 2B 2B		B FF 91 B SL 81 B FF 91 C FF 90 B FF 90 4-1 BB			X FF 94 0-0 ① SH1-4 1-2	1 SAFE B FF 95 B FF 95 B FF 94 C FF 94 F SI 90 B FF 93 4-2 ② 1-2 66 3B BB		1	2	1	0	2	0	0
66 Munenori Kawasaki, L (1, 6) OBP: 0.344, SLG: 0.301		C SL 84 B CH 86 F FF 92 D CU 74 B SL 85 T CH 84 3-2 ② K		B SI 90 X SI 90 1-0 ③ G1-3			C FF 94 B SL 81 S FF 95 B FS 82 F FF 96 D FS 81 B FF 96 4-2 19 BB 10 2B BB	X SI 94 0-0 1-H 3B		3	1	1	1	1	1	2
Inning Stats	R: 2 E: 1 K: 1 S: 22 H: 3 LOB: 1 BB: 0 P: 29	R: 1 E: 0 K: 1 S: 10 H: 2 LOB: 1 BB: 0 P: 16	R: 0 E: 0 K: 2 S: 9 H: 0 LOB: 0 BB: 0 P: 15	R: 0 E: 0 K: 0 S: 7 H: 0 LOB: 1 BB: 1 P: 17	R: 0 E: 0 K: 2 S: 10 H: 0 LOB: 0 BB: 0 P: 15	R: 0 E: 0 K: 2 S: 8 H: 0 LOB: 0 BB: 0 P: 11	R: 3 E: 0 K: 0 S: 12 H: 1 LOB: 2 BB: 4 P: 29	R: 1 E: 0 K: 0 S: 10 H: 2 LOB: 1 BB: 1 P: 17		1B: 3 2B: 3 3B: 2 HR: 0 SF: 1 SAC: 1 DP: 0 HBP: 0				WP: 0 PB: 0 SB: 0 CS: 0 PA: 37		

	AB	29
	R	7
	H	8
	RBI	7
	BB	6
	SO	8
	LOB	10

PITCHER		IP	WLS	BF	H	R	ER	SO	BB	IBB	HBP	BLK	WP	HR	S	P	ERA	WHIP
23 Jake Odorizzi, R ERA: 5.4	(1, 1)	5.0		21	5	3	3	6	1	0	0	0	0	0	58	92	5.40	1.200
57 Jake McGee, L ERA: 8.27	(6, 1)	1.0		3	0	0	0	2	0	0	0	0	0	0	8	11	0.00	0.000
52 Josh Lueke, R ERA: 6.23	(7, 1)	0.2	L	7	1	3	3	0	3	1	0	0	0	0	11	28	40.50	6.000
43 Kyle Farnsworth, R ERA: 8.44	(7, 1)	1.0		5	2	1	1	0	1	0	0	0	0	0	9	14	9.00	3.000
35 Jamey Wright, R ERA: 4.15	(8, 1)	0.1		1	0	0	0	0	0	0	0	0	0	0	2	4	0.00	0.000

PITCHER	IP	WLS	BF	H	R	ER	SO	BB	IBB	HBP	BLK	WP	HR	S	P	ERA	WHIP

Batter	1	2	3	4	5	6	7	8	9	AB	R	H	RBI	BB	SO	LOB
8 Desmond Jennings, R (1, 8) OBP: 0.299, SLG: 0.406	B SL 81 C SL 82 S SI 90 B CH 85 X SL 82 2-2 ① F7		X SI 89 0-0 HR	B SL 78 F CH 80 B SI 94 B CH 80 C SI 92 F CH 81 F CH 82 S SI 92 3-3 ③ K			B SL 89 B FF 94 C SL 88 F SI 94 X SI 94 2-2 ②③ G6-4-3 1-2f			4	1	1	1	0	1	1
20 Matt Joyce, L (1, 9) OBP: 0.338, SLG: 0.488 19 Ryan Roberts, R (7, 4) OBP: 0.308, SLG: 0.396	S SL 82 S SL 81 B SI 90 F FF 90 F SL 80 B SL 84 X CH 82 2-2 18 G4-6-3 1B		F SI 89 S SL 83 B SL 82 X SL 83 1-2 18 FC5-4 1B		C SL 86 X FF 95 0-1 ① G6-3			X FF 95 0-0 ① L8		3 1	0 0	2 0	0 0	0 0	0 0	0 0
18 Ben Zobrist, S (1, 4) (7, 9) OBP: 0.344, SLG: 0.387	C SI 89 X SI 89 0-1 ②③ G4-6-3 1-2f		F SI 88 1 SAFE C SI 88 X SI 88 0-2 ① FC5-4 3 1B 21 FC3-2 1-2f		B SL 90 B FF 95 C SL 88 X SL 87 2-1 3 G6-4-3 1B			X FF 95 0-0 ② F8		4	0	1	0	0	0	2
3 Evan Longoria, R (1, 5) OBP: 0.397, SLG: 0.584		B SI 88 B SI 89 B SL 78 C FF 88 X SL 80 3-1 21 G3-1 30 G5-3 2B	1 SAFE 1 SAFE C SL 81 S SL 82 1 SAFE B SL 82 B SL 83 X SL 81 2-2 21 FC3-2 30 1B 1-3 1B		C FF 94 B FF 95 B FF 95 X FF 95 2-1 ②③ G6-4-3 1-2f		C FF 94 S FF 95 C FF 96 0-3 ③ K		4	2	2	0	0	1	1
21 James Loney, L (1, 3) OBP: 0.409, SLG: 0.504		F FF 89 F SI 90 B SL 82 F SL 83 X SL 83 1-2 ① G3-1 2-3	B SL 74 F SI 91 F SI 92 X SI 92 1-2 ② FC3-2 30 1B 1-2 3-H		C FF 94 F FF 96 B FF 94 X FF 94 1-2 2 G6-4-3 1B				C FC 88 F SI 93 B CU 82 F FF 92 B CU 82 X SI 89 2-2 5 SH1-3 1B	4	0	2	0	0	0	3
30 Luke Scott, L (1, 10) OBP: 0.420, SLG: 0.481		D SL 82 C SL 83 X SL 83 1-1 ② G5-3 3-H	C SI 91 X SI 91 0-1 1-2 2-H 1B			C FF 96 C SI 94 S SI 94 0-3 ① K			B FC 88 F CU 83 X FC 88 1-1 ① F8	4	0	1	2	0	1	2
2 Kelly Johnson, L (1, 7) OBP: 0.345, SLG: 0.508 5 Sam Fuld, L (8, 7) OBP: 0.271, SLG: 0.210		B SI 89 B CH 84 F SL 82 X SL 81 2-1 HR	C SI 92 F SI 92 B SL 81 S SL 78 1-3 ③ K			S SI 94 F FF 95 F SI 93 X SI 94 0-2 ②③ G6-4-3 1-2f		B SI 92 C SI 89 X CU 83 1-1 ② SH1-3 1-2	B SI 92 C SI 89 X CU 83 1-1 ② SH1-3 1-2	3 0	1 0	1 0	1 0	0 0	1 0	3 0
59 Jose Lobaton, S (1, 2) OBP: 0.301, SLG: 0.368		B CH 84 B SI 89 F SI 90 C CH 83 B SI 90 B CH 83 4-2 BB		B SI 91 C SI 91 C CH 81 X SL 78 1-2 ① G5-3			F SL 87 B SI 93 B SI 93 B SL 88 B FF 94 4-1 11 FC4-6 BB		B CU 82 C CU 82 B CH 85 F FF 93 X FF 94 2-2 ③ L9	2	0	0	0	2	0	1
11 Yunel Escobar, R (1, 6) OBP: 0.285, SLG: 0.362		C SL 82 S SL 82 F SI 89 S SL 82 0-3 ③ K		S CH 81 B SI 93 B SI 92 B CH 81 X SI 92 3-1 ② G4-3			D SL 90 X SI 94 1-0 ① FC4-6 8 G6-4-3 1-2f			3	0	0	0	0	1	2
Inning Stats	R: 0 E: 0 K: 0 S: 10 H: 1 LOB: 0 BB: 0 P: 14	R: 2 E: 0 K: 1 S: 16 H: 2 LOB: 1 BB: 1 P: 27	R: 2 E: 0 K: 1 S: 18 H: 4 LOB: 2 BB: 0 P: 23	R: 0 E: 0 K: 1 S: 10 H: 0 LOB: 0 BB: 0 P: 17	R: 0 E: 0 K: 0 S: 6 H: 1 LOB: 0 BB: 0 P: 10	R: 0 E: 0 K: 1 S: 10 H: 1 LOB: 0 BB: 0 P: 11	R: 0 E: 0 K: 0 S: 5 H: 0 LOB: 0 BB: 1 P: 12	R: 0 E: 0 K: 1 S: 5 H: 0 LOB: 0 BB: 0 P: 5	R: 0 E: 0 K: 0 S: 11 H: 1 LOB: 1 BB: 0 P: 17	1B: 7 2B: 1 3B: 0 HR: 2 SF: 0 SAC: 1 DP: 4 HBP: 0						

PITCHER		IP	WLS	BF	H	R	ER	SO	BB	IBB	HBP	BLK	WP	HR	S	P	ERA	WHIP
34 Ramon Ortiz, R ERA: 4.08	(1, 1)	2.1	L	13	6	4	4	1	1	0	0	0	0	2	36	54	15.43	3.000
62 Aaron Loup, L ERA: 2.66	(3, 1)	1.2		6	1	0	0	2	0	0	0	0	0	0	18	27	0.00	0.600
32 Esmil Rogers, R ERA: 5.16	(5, 1)	3.0		9	2	0	0	1	1	0	0	0	0	0	21	33	0.00	1.000
50 Steve Delabar, R ERA: 1.88	(8, 1)	1.0		3	0	0	0	1	0	0	0	0	0	0	5	5	0.00	0.000
27 Brett Cecil, L ERA: 2.35	(9, 1)	1.0		4	1	0	0	0	0	0	0	0	0	0	11	17	0.00	1.000

PITCHER	IP	WLS	BF	H	R	ER	SO	BB	IBB	HBP	BLK	WP	HR	S	P	ERA	WHIP

TOP

Tampa Bay Rays @ Toronto Blue Jays

Rogers Centre, Toronto, ON

Tue May 21 2013, 7:08 PM - 10:22 PM EDT

Att. 15,802 - Roof Closed - 68 F

livebaseballscorecards.com

AB	32
R	4
H	10
RBI	4
BB	2
SO	5
LOB	15

WP: 0 PA: 35
PB: 0
SB: 0
CS: 0

Tampa Bay Rays @ Toronto Blue Jays

Rogers Centre, Toronto, ON

Tue May 21 2013, 7:08 PM - 10:22 PM EDT

Att. 15,802 - Roof Closed - 68 F

livebaseballscorecards.com

Batter	1	2	3	4	5	6	7	8	9	AB	R	H	RBI	BB	SO	LOB
53 Melky Cabrera, S (1, 7) OBP: 0.320, SLG: 0.376	C SI 90 B SI 91 F SI 90 F CH 87 F CH 87 X SI 92 1-2 G4-3 ①			C KC 79 B KC 82 X CH 88 1-1 G4-3 ①		B SI 92 F SI 92 B SI 92 C CH 87 F CH 88 F FF 93 X CH 88 2-2 G6-3 ②		B FS 81 F FS 84 D FS 84 F FF 93 B FF 92 F FF 92 B FF 91 4-2 26 E, 19 1B, 1-2 BB	C CH 85 F CH 86 C CH 86 0-3 K ③	4	0	0	0	1	1	1
19 José Bautista, R (1, 9) OBP: 0.376, SLG: 0.515	F SI 92 B CH 87 X KC 79 1-1 G6-3 ②			C KC 82 B CH 88 B CH 88 C SI 92 B KC 84 B CH 88 4-2 BB		B CU 83 B CH 88 X CH 88 2-0 10 BB, 1B		B FF 92 C CU 80 B FF 93 F FS 82 F FF 92 X FF 93 2-2 26 E, 1-2 2-H 1B		3	0	2	1	1	0	0
10 Edwin Encarnación, R (1, 3) OBP: 0.339, SLG: 0.500	B FF 91 C FF 92 F CH 87 B CH 87 B CH 87 F CH 87 X CH 87 3-2 1B ③			X SI 92 0-0 L7 ②		B FF 91 B CH 87 F CH 87 F CH 87 B SI 91 B CH 87 4-2 1-2 BB		C FF 93 B FS 84 F FF 93 F FF 93 F FS 84 S FS 84 1-3 K ①		3	0	1	0	1	1	3
26 Adam Lind, L (1, 10) OBP: 0.382, SLG: 0.444		B KC 79 C SI 91 X CH 88 1-1 F8 ①		C SI 91 C CH 86 1 SAFE F SI 92 X CH 88 0-2 G3-1 ③		B SI 91 S CH 87 F CH 86 F KC 82 X CH 86 1-2 G6-3 ③		X FS 84 0-0 FC4 9 G4-6-3, 1-2 2-3		4	0	0	0	0	0	5
9 J.P. Arencibia, R (1, 2) OBP: 0.239, SLG: 0.462		C SI 92 F SI 92 B SI 93 B CH 86 S SI 92 2-3 K ②			B KC 80 B SI 91 X SI 92 2-0 G5-3 ①		B SI 91 B SI 90 F SI 91 B SI 92 S SI 92 F SI 92 S CH 86 3-3 K ①	X SI 98 0-0 G4-6-3 ②③, 1-2f		4	0	0	0	0	2	3
13 Brett Lawrie, R (1, 5) OBP: 0.248, SLG: 0.347		B KC 79 B SI 91 F SI 91 F CH 86 F CH 86 F FF 92 F CH 87 F SI 93 X KC 81 2-2 G4-3 ③			B SI 91 S SI 93 X CH 88 1-1 F8 ②		B KC 80 B KC 80 X SI 92 2-0 E5		B SI 96 S SI 96 B CH 84 S CH 85 F FF 99 F CH 86 F SI 99 S CH 85 2-3 K ①	4	0	0	0	0	1	0
28 Colby Rasmus, L (1, 8) OBP: 0.303, SLG: 0.433			C SI 90 C KC 80 F SI 92 X CH 88 0-2 G3-1 ①	F KC 80 B SI 92 F SI 91 F KC 83 X SI 92 1-2 HR			C FF 95 C FF 97 B SI 97 B SI 98 X FF 96 2-2 P5 ②		F SI 99 X SI 101 0-1 3 G4-3, 66 WP 2B	4	2	2	1	0	0	1
1 Emilio Bonifácio, S (1, 4) OBP: 0.230, SLG: 0.318 16 Mark DeRosa, R (7, PH) (8, 4) OBP: 0.297, SLG: 0.455 3 Maicer Izturis, S (9, PH) OBP: 0.240, SLG: 0.328			C SI 92 B SI 89 X CH 88 1-1 G6-3 ②	L CH 87 C SI 92 X CH 86 0-2 G4-3 ③			B SI 97 F SI 98 C SI 97 B FF 97 D FF 97 F FF 98 S SI 98 3-3 K ③		B SI 98 C CH 87 F CH 85 X CH 85 1-2 G4-3 ② 2-3	2 1 1	0 0 0	0 0 0	0 0 0	0 1 0	0 1 0	0 1 1
66 Munenori Kawasaki, L (1, 6) OBP: 0.351, SLG: 0.303			C SI 92 C SI 92 B SI 92 X CH 87 1-2 G1-3 ③			B KC 80 B SI 91 C SI 91 X SI 91 2-1 G6-3 ①		B FF 93 C FF 92 F FF 92 X FS 85 1-2 53 BB, 19 1B, 1B	B SI 98 B CH 85 B SI 98 B SI 97 4-0 BB 3-H	3	1	1	0	1	0	0

Inning Stats	1	2	3	4	5	6	7	8	9
	R: 0 E: 0 K: 0 S: 11	H: 1 LOB: 1 BB: 0 P: 16	R: 0 E: 0 K: 1 S: 12	H: 0 LOB: 0 BB: 0 P: 17	R: 0 E: 0 K: 0 S: 9	H: 0 LOB: 0 BB: 0 P: 11	R: 0 E: 0 K: 0 S: 9	H: 0 LOB: 1 BB: 1 P: 14	R: 1 E: 0 K: 0 S: 10	H: 1 LOB: 0 BB: 0 P: 14	R: 0 E: 0 K: 0 S: 14	H: 1 LOB: 2 BB: 1 P: 25	R: 0 E: 1 K: 2 S: 12	H: 0 LOB: 1 BB: 0 P: 22	R: 1 E: 1 K: 1 S: 17	H: 2 LOB: 2 BB: 1 P: 25	R: 1 E: 0 K: 2 S: 14	H: 1 LOB: 1 BB: 1 P: 21

	AB	33
	R	3
	H	6
	RBI	2
	BB	4
	SO	6
	LOB	15

	1B: 4	SF: 0	WP: 1	PA: 37
	2B: 1	SAC: 0	PB: 0	
	3B: 0	DP: 1	SB: 0	
	HR: 1	HBP: 0	CS: 0	

PITCHER	IP	WLS	BF	H	R	ER	SO	BB	IBB	HBP	BLK	WP	HR	S	P	ERA	WHIP
53 Alex Cobb, R (1, 1) ERA: 2.73	6.1	W	24	3	1	1	2	2	0	0	0	0	1	70	107	1.42	0.789
57 Jake McGee, L (7, 1) ERA: 7.94	0.2	H	2	0	0	0	1	0	0	0	0	0	0	7	12	0.00	0.000
62 Joel Peralta, R (8, 1) ERA: 2.14	0.1	H	5	2	1	1	1	1	0	0	0	0	0	16	24	27.00	9.000
56 Fernando Rodney, R (8, 1) ERA: 5.0	1.2	S	6	1	1	1	2	1	0	0	0	1	0	15	22	5.40	1.200

PITCHER	IP	WLS	BF	H	R	ER	SO	BB	IBB	HBP	BLK	WP	HR	S	P	ERA	WHIP

TOP

Tampa Bay Rays @ Toronto Blue Jays

Rogers Centre, Toronto, ON

Wed May 22 2013, 4:38 PM - 7:45 PM EDT

Att. 18,771 - Roof Closed - 68 F

livebaseballscorecards.com

Batter	1	2	3	4	5	6	7	8	9	10	AB	R	H	RBI	BB	SO	LOB
8 Desmond Jennings, R (1, 8) OBP: 0.297, SLG: 0.397	S SI 85 B SI 85 X SI 83 1-1 ① G5-3		B SI 85 B SI 85 B SI 86 C FF 86 C FC 82 F FC 82 B SI 87 4-2 19 E, 18 1B, 1-2 BB		B FC 77 X SI 84 1-0 ② G1-3			X SL 87 0-0 ② G5-3		C SI 90 X SI 91 0-1 ③ G6-3	4	1	0	0	1	0	0
19 Ryan Roberts, R (1, 5) OBP: 0.306, SLG: 0.390 (9, 4)	C FF 86 C CU 74 B CH 80 B CU 72 F CH 79 X FF 87 2-2 ② G5-3		C FC 79 F FC 83 X CU 76 0-2 E4 (3 BB, 18 1B), 1-3, 2-H 1B		C CH 80 B FC 79 F FC 81 B CH 80 X CU 72 2-2 ③ G5-3			B FF 96 X FF 95 1-0 ③ F8			4	0	1	0	0	0	0
18 Ben Zobrist, S (1, 4) OBP: 0.342, SLG: 0.383 (9, 9)	B FC 78 B SI 85 C FF 86 S SI 81 X FF 87 2-2 ③ L9		X CH 81 0-0 3 BB, 1-2, 3-H 1B			B SI 83 C CH 78 F CH 78 X CU 71 1-2 ① G1-3			B FF 89 B FF 89 B FF 89 C FF 90 X FF 90 3-1 ① G4-3		4	0	1	1	0	0	0
3 Evan Longoria, R (1, 10) OBP: 0.399, SLG: 0.585 (9, 5)		B SI 83 B FF 81 B SI 85 C FF 84 F FC 80 F CU 75 F FC 82 C CU 74 3-3 ① K	B FC 83 C SI 85 B SI 85 D CU 74 B FC 82 4-1 1-2, 2-3 BB			B FC 77 B FF 85 C FC 79 C SI 86 C FF 86 2-3 ② K			C FC 76 C FF 91 X CU 76 0-2 21 1B, 2B		3	1	1	0	1	2	0
21 James Loney, L (1, 3) OBP: 0.405, SLG: 0.497		C FF 86 S CH 81 B CH 81 C FF 88 1-3 ② K	B FF 87 B FC 83 C FF 87 C FF 86 X FF 88 2-2 ③ F7			F FC 77 F FF 86 B FF 85 S CH 79 1-3 ③ K			C FC 89 F FC 89 F FC 89 B FF 91 B FF 91 F FC 90 F FC 89 X FF 90 2-2 2-H 1B		4	0	1	1	0	2	3
1 Sean Rodríguez, R (1, 9) OBP: 0.339, SLG: 0.411 30 Luke Scott, L (9, PH) OBP: 0.414, SLG: 0.473 5 Sam Fuld, L (9, 7) OBP: 0.271, SLG: 0.210		B FC 82 F FC 81 B CH 80 F FC 82 B CU 73 F FF 82 S SI 81 3-3 ③ K		B SI 83 C SI 84 X FC 82 1-1 2 G4-3, 2B			B SI 83 C CH 79 B CU 71 X SI 84 2-1 ① F8		C FF 90 F FF 90 D CU 76 B FF 91 D CU 74 X FF 89 3-2 ② F8		3 1 0	0 0 0	1 0 0	0 0 0	0 0 0	1 0 0	0 1 0
2 Kelly Johnson, L (1, 7) OBP: 0.336, SLG: 0.492 56 Fernando Rodney, R (9, 1) 62 Joel Peralta, R (9, 1) 27 Cesár Ramos, L (10, 1) 43 Kyle Farnsworth, R (10, 1)			C CH 79 B FF 85 S CU 74 S CH 81 1-3 ① K S FF 86 B FF 85 2 SAFE B FF 85 X CH 80 2-1 ① ② G4-3, 2-3				B CU 72 B FF 85 X FC 80 2-0 ② F8		C CU 74 D CU 75 C FF 91 B SI 90 F CU 76 C FC 90 2-3 ③ K		4 0 0 0 0	0 0 0 0 0	0 0 0 0 0	0 0 0 0 0	2 0 0 0 0	2 0 0 0 0	2 0 0 0 0
28 José Molina, R (1, 2) OBP: 0.276, SLG: 0.333			S SI 85 F CH 80 B FF 83 X FC 82 1-2 19 1B, 8 BB, 19 E, 1B	C FF 85 B SI 85 B CU 74 F FF 85 X FF 87 2-2 ③ G3-1			X SI 83 0-0 ③ G5-3			B SI 88 S SI 89 C SI 91 B SI 92 F SI 91 B SI 92 X SI 91 3-2 11 G4-6-3, 1B	4	1	2	0	0	0	0
11 Yunel Escobar, R (1, 6) OBP: 0.277, SLG: 0.352			B CH 80 B FC 83 C SI 85 X SI 82 2-1 ② F7		B SI 84 F FF 84 X FF 86 1-1 ① F9			F FF 96 B FF 97 S SL 88 X SL 86 1-2 ① F8		X SI 91 0-0 ① ② G4-6-3, 1-2f	4	0	0	0	0	0	2

Inning Stats																						
	R: 0	H: 0	R: 0	H: 0	R: 2	H: 3	R: 0	H: 1	R: 0	H: 0	R: 0	H: 0	R: 0	H: 0	R: 0	H: 2	R: 0	H: 1	1B: 5	SF: 0	WP: 0	PA: 37
	E: 0	LOB: 0	E: 0	LOB: 0	E: 1	LOB: 3	E: 0	LOB: 0	E: 0	LOB: 0	E: 0	LOB: 0	E: 0	LOB: 0	E: 0	LOB: 1	E: 0	LOB: 0	2B: 2	SAC: 0	PB: 0	
	K: 0	BB: 0	K: 3	BB: 0	K: 1	BB: 2	K: 0	BB: 0	K: 0	BB: 0	K: 2	BB: 0	K: 0	BB: 0	K: 0	BB: 0	K: 1	BB: 0	3B: 0	DP: 1	SB: 0	
	S: 9	P: 14	S: 12	P: 19	S: 19	P: 33	S: 7	P: 12	S: 6	P: 10	S: 9	P: 13	S: 4	P: 8	S: 5	P: 7	S: 18	P: 28	HR: 0	HBP: 0	CS: 0	

PITCHER		IP	WLS	BF	H	R	ER	SO	BB	IBB	HBP	BLK	WP	HR	S	P	ERA	WHIP
56 Mark Buehrle, L ERA: 5.9	(1, 1)	7.0		26	4	2	2	6	2	0	0	0	0	0	66	109	2.57	0.857
50 Steve Delabar, R ERA: 1.8	(8, 1)	1.0		3	0	0	0	0	0	0	0	0	0	0	5	7	0.00	0.000
44 Casey Janssen, R ERA: 2.4	(9, 1)	1.0		5	2	1	1	1	0	0	0	0	0	0	18	28	9.00	2.000
62 Aaron Loup, L ERA: 2.55	(10, 1)	1.0	W	3	1	0	0	0	0	0	0	0	0	0	7	10	0.00	1.000

PITCHER	IP	WLS	BF	H	R	ER	SO	BB	IBB	HBP	BLK	WP	HR	S	P	ERA	WHIP

AB	35
R	3
H	7
RBI	2
BB	2
SO	7
LOB	8

Batter	1	2	3	4	5	6	7	8	9	10	AB	R	H	RBI	BB	SO	LOB
8 Anthony Gose, L (1, 7) OBP: 0.200, SLG: 0.400	X FF 90 0-0 19 1B 2B		B CH 79 S CH 80 S CH 80 B CH 80 F CH 80 X SI 91 2-2 ③ F9			C SI 90 T CU 77 B CU 76 X CH 80 1-2 ① G3-1		F FF 91 B SI 92 F CH 81 B SI 92 X CH 81 2-2 ③ L8		B FF 93 F FF 92 B FF 93 B FF 92 B CH 84 4-1 19 1B BB	4	1	1	0	0	0	0
16 Mark DeRosa, R (10, PH) OBP: 0.308, SLG: 0.455											0	0	0	0	1	0	0
19 José Bautista, R (1, 9) OBP: 0.394, SLG: 0.572	L CH 81 F FF 90 X CU 80 0-2 10 F7-4 2-H 1B			X CH 81 0-0 HR		B SI 91 B SI 91 C FF 92 B CU 80 C CU 78 B FF 92 4-2 26 S BB			C SI 97 B SI 99 S SI 97 B CH 86 B SI 99 X SI 98 3-2 HR	C SL 88 F SI 94 X FF 96 0-2 1-2 3-H 1B	4	2	4	4	1	0	0
10 Edwin Encarnación, R (1, 10) OBP: 0.332, SLG: 0.488	B SI 91 X CH 82 1-0 ①② F7-4 1-2			B FF 92 F SI 91 C SI 92 B SI 93 X CH 83 2-2 ① P3		X SI 92 0-0 ② F8			B SI 96 S CH 85 X SI 98 1-1 ① G6-3		4	0	0	0	0	0	2
26 Adam Lind, L (1, 3) OBP: 0.377, SLG: 0.430	C FF 91 C CU 78 F CU 80 X FF 91 0-2 ③ F9			C CU 74 B CU 79 B CH 80 B CU 75 F SI 91 F CU 76 C SI 92 3-3 ② K		1 SAFE C SI 91 B SI 91 B CH 80 B CU 80 X SI 91 3-1 ③ P4 1-2			B SI 97 B CH 85 B CH 86 C SI 97 B SI 97 4-1 BB		3	0	0	0	1	1	1
9 J.P. Arencibia, R (1, 2) OBP: 0.239, SLG: 0.456		B SI 91 C FF 91 X CH 82 1-1 ① G5-3		B FF 90 B FF 91 C CH 82 T CH 82 F FF 92 X CU 80 2-2 1B			X CH 80 0-0 ① F8		B FF 91 B CU 80 C CU 80 S FF 91 S FF 91 2-3 ② K		4	0	1	0	0	1	1
13 Brett Lawrie, R (1, 5) OBP: 0.241, SLG: 0.336		S CH 80 B FF 91 B CU 78 X CH 81 2-1 ② P2		S SI 91 F FF 91 B CH 81 X FF 91 1-2 ③ P4			C CH 80 X SI 92 0-1 ② F9		B CU 79 C CU 78 X CU 80 1-1 ③ P3		4	0	0	0	0	0	2
28 Colby Rasmus, L (1, 8) OBP: 0.302, SLG: 0.428		C CU 75 C SI 91 X SI 92 0-2 ③ F8			F SI 90 X SI 90 0-1 ① P3		C CU 79 B CU 80 S CH 81 F SI 92 T CU 80 1-2 ③ K			C CU 89 F FF 91 X SL 87 0-2 66 G4-3 1 SH3-4 19 1B 1B	4	1	1	0	0	1	0
3 Maicer Izturis, S (1, 4) OBP: 0.237, SLG: 0.323 53 Melky Cabrera, S (8, PH) OBP: 0.318, SLG: 0.374 1 Emilio Bonifácio, S (9, 4) OBP: 0.230, SLG: 0.318			C FF 90 X CH 80 0-1 ① F8		C SI 91 B SI 91 F SI 91 X CH 80 1-2 ② F9			C SI 90 C SI 91 B CU 79 B CU 79 S FF 92 2-3 ① K		1 SAFE 1 SAFE L FF 91 1 SAFE B FF 92 X FF 91 1-1 ① SH3-4 1-2	2	0	0	0	0	0	0
											1	0	0	0	0	1	0
											0	0	0	0	0	0	0
66 Munenori Kawasaki, L (1, 6) OBP: 0.337, SLG: 0.288			B SI 90 L FF 91 C FF 91 B SI 91 B FF 91 F SI 91 X FF 91 3-2 ② P1		F FF 90 B SI 91 S CH 81 S SI 92 1-3 ③ K			L SI 91 C CH 80 B CH 80 X SI 91 1-2 ② G5-3		F FF 92 B FF 92 C FF 93 X SI 94 1-2 ② G4-3 2-3	4	0	0	0	0	1	1
Inning Stats	R: 1 E: 0 K: 0 S: 9 H: 2 LOB: 0 BB: 0 P: 10	R: 0 E: 0 K: 0 S: 7 H: 0 LOB: 0 BB: 0 P: 10	R: 0 E: 0 K: 0 S: 10 H: 0 LOB: 0 BB: 0 P: 15	R: 1 E: 0 K: 1 S: 15 H: 2 LOB: 1 BB: 0 P: 23	R: 0 E: 0 K: 1 S: 8 H: 0 LOB: 0 BB: 0 P: 10	R: 0 E: 0 K: 0 S: 8 H: 0 LOB: 1 BB: 1 P: 16	R: 0 E: 0 K: 1 S: 7 H: 0 LOB: 0 BB: 0 P: 8	R: 0 E: 0 K: 1 S: 9 H: 0 LOB: 0 BB: 0 P: 14	R: 1 E: 0 K: 1 S: 11 H: 1 LOB: 1 BB: 1 P: 22	R: 1 E: 0 K: 0 S: 12 H: 2 LOB: 2 BB: 1 P: 18	1B: 4 2B: 2 3B: 0 HR: 2 SF: 0 SAC: 1 DP: 1 HBP: 0						

PITCHER		IP	WLS	BF	H	R	ER	SO	BB	IBB	HBP	BLK	WP	HR	S	P	ERA	WHIP
58 Jeremy Hellickson, R ERA: 5.37	(1, 1)	8.0		28	4	2	2	4	1	0	0	0	0	1	73	106	2.25	0.625
56 Fernando Rodney, R ERA: 5.4	(9, 1)	0.1	B	3	1	1	1	0	1	0	0	0	0	1	6	14	27.00	6.000
62 Joel Peralta, R ERA: 2.08	(9, 1)	0.2		2	0	0	0	1	0	0	0	0	0	0	5	8	0.00	0.000
27 Cesár Ramos, L ERA: 3.44	(10, 1)	0.2	L	4	1	1	1	0	1	0	0	0	0	0	9	15	13.50	3.000
43 Kyle Farnsworth, R ERA: 8.44	(10, 1)	0.0		1	1	0	0	0	0	0	0	0	0	0	3	3	∞	∞

PITCHER	IP	WLS	BF	H	R	ER	SO	BB	IBB	HBP	BLK	WP	HR	S	P	ERA	WHIP

BOTTOM

Tampa Bay Rays @ Toronto Blue Jays

Rogers Centre, Toronto, ON

Wed May 22 2013, 4:38 PM - 7:45 PM EDT

Att. 18,771 - Roof Closed - 68 F

livebaseballscorecards.com

AB	34
R	4
H	7
RBI	4
BB	3
SO	5
LOB	7

WP: 0 PA: 38
PB: 0
SB: 1
CS: 0

Batter	1	2	3	4	5	6	7	8	9	AB	R	H	RBI	BB	SO	LOB
9 Nate McLouth, L (1, 7) OBP: 0.365, SLG: 0.437	C FF 93 B SI 95 X FF 94 1-1 ① L6		C FF 94 X SL 88 0-1 13 S 13 2B 1-2 1B		B FF 92 B SL 87 B FF 92 C FF 93 C SI 94 F FF 94 X FF 94 3-2 ② G3		B FS 82 C FF 93 X KC 77 1-1 1B		B FF 95 C SI 95 B FF 94 B FF 95 F FF 94 F FF 96 X SI 96 3-2 ③ F8	5	1	2	0	0	0	0
13 Manny Machado, R (1, 5) OBP: 0.362, SLG: 0.527	X FF 95 0-0 2B		B FF 95 B FF 94 X FS 86 2-0 1-H 2-H 2B		B SL 90 X SL 86 1-0 2B		C FF 93 X SL 88 0-1 ③ G5-3			4	0	3	2	0	0	1
21 Nick Markakis, L (1, 9) OBP: 0.341, SLG: 0.421	B FF 94 B FF 94 B FF 95 B FF 94 4-0 10 G6-4-3 BB		C FF 95 F FF 94 T SL 88 0-2 ② K		X FF 94 0-0 ③ G4-3			X FF 92 0-0 HR		3	1	1	1	1	1	2
10 Adam Jones, R (1, 10) OBP: 0.348, SLG: 0.497	C FS 84 X SL 89 0-1 ②③ G6-4-3 1-2f		F FF 95 T FF 93 S SI 93 0-3 ③ K			F SL 86 X KC 79 0-1 ① F7		S FF 93 S SL 86 F SL 87 B KC 77 F SL 88 X FF 93 1-2 HR		4	1	1	1	0	1	3
19 Chris Davis, L (1, 3) OBP: 0.417, SLG: 0.698		C FF 92 C FF 94 F FF 96 B FF 94 F FF 95 S SL 90 1-3 ① K		X FF 93 0-0 HR		B FF 94 B FF 94 S SL 88 X SL 88 2-1 ② F9		B FF 91 B SI 89 F FF 93 B FF 93 X FF 94 3-1 ① G4-3		4	1	1	1	0	1	0
32 Matt Wieters, S (1, 2) OBP: 0.291, SLG: 0.417		B FS 86 X FF 94 1-0 ② G3		C FS 84 X SL 90 0-1 ① G4-1		B FF 95 C SL 89 B FS 87 F SL 88 X FF 94 2-2 ③ F7		C CU 83 S CH 87 B FF 94 S CU 84 1-3 ② K2-3		4	0	0	0	0	1	0
2 J.J. Hardy, R (1, 6) OBP: 0.266, SLG: 0.415		B FF 95 F FF 95 F FF 96 B SL 91 S SL 90 2-3 ③ K		C FF 93 F SL 88 F FF 96 S SL 89 0-3 ② K			X FF 89 0-0 36 L9 12 SF8 2B	C CH 87 B CU 83 B FF 94 S SI 93 X CU 83 2-2 ③ F9		4	1	1	0	0	2	0
36 Chris Dickerson, L (1, 8) OBP: 0.341, SLG: 0.581			B FF 91 C FF 93 B KC 81 F FF 94 B FF 90 X FF 96 3-2 13 S 9 1B 13 2B 1B	S FS 86 C FS 86 B SL 89 F SL 89 B FF 96 X FS 87 2-2 ③ G4-3			B FF 92 F FS 82 B FF 94 S FS 83 X FS 83 2-2 ① L9 2-3		C SI 94 B CH 87 S CH 87 C CU 85 1-3 ① K	4	1	1	0	0	1	1
12 Alexi Casilla, S (1, 4) OBP: 0.228, SLG: 0.241			C FF 93 1 SAFE B FF 94 X FF 94 1-1 ① F8		C FF 92 X SL 88 0-1 ① G3		X FF 93 0-0 ② SF8 3-H		B FF 94 X FF 95 1-0 ② F7	3	0	0	1	0	0	1
Inning Stats	R: 0 E: 0 K: 0 S: 5 H: 1 LOB: 1 BB: 1 P: 10	R: 0 E: 0 K: 2 S: 9 H: 0 LOB: 0 BB: 0 P: 13	R: 2 E: 0 K: 2 S: 14 H: 3 LOB: 1 BB: 0 P: 20	R: 1 E: 0 K: 1 S: 11 H: 1 LOB: 0 BB: 0 P: 13	R: 0 E: 0 K: 0 S: 8 H: 1 LOB: 1 BB: 0 P: 12	R: 0 E: 0 K: 0 S: 7 H: 0 LOB: 0 BB: 0 P: 11	R: 1 E: 0 K: 0 S: 9 H: 2 LOB: 1 BB: 0 P: 12	R: 2 E: 0 K: 1 S: 14 H: 2 LOB: 0 BB: 0 P: 21	R: 0 E: 0 K: 1 S: 8 H: 0 LOB: 0 BB: 0 P: 13	1B: 3 2B: 4 3B: 0 HR: 3 SF: 1 SAC: 0 DP: 1 HBP: 0						

PITCHER		IP	WLS	BF	H	R	ER	SO	BB	IBB	HBP	BLK	WP	HR	S	P	ERA	WHIP
23 Brandon Morrow, R ERA: 5.5	(1, 1)	7.0	W	31	10	6	6	5	1	0	0	0	0	3	69	98	7.71	1.571
27 Brett Cecil, L ERA: 2.25	(8, 1)	1.0	H	3	0	0	0	1	0	0	0	0	0	0	8	14	0.00	0.000
49 Brad Lincoln, R ERA: 5.91	(9, 1)	1.0		3	0	0	0	1	0	0	0	0	0	0	8	13	0.00	0.000

PITCHER	IP	WLS	BF	H	R	ER	SO	BB	IBB	HBP	BLK	WP	HR	S	P	ERA	WHIP

Baltimore Orioles @ Toronto Blue Jays

Rogers Centre, Toronto, ON

Thu May 23 2013, 7:08 PM - 10:00 PM EDT

Att. 21,466 - Roof Closed - 68 F

TOP

livebaseballscorecards.com

AB	35
R	6
H	10
RBI	6
BB	1
SO	7
LOB	8

WP: 0 PA: 37
PB: 0
SB: 2
CS: 0

BOTTOM

Baltimore Orioles @ Toronto Blue Jays

Rogers Centre, Toronto, ON

Thu May 23 2013, 7:08 PM - 10:00 PM EDT

Att. 21,466 - Roof Closed - 68 F

livebaseballscorecards.com

Batter	1	2	3	4	5	6	7	8	9	AB	R	H	RBI	BB	SO	LOB
53 Melky Cabrera, S (1, 7) OBP: 0.322, SLG: 0.373 8 Anthony Gose, L (7, 7) OBP: 0.333, SLG: 0.500	B FF 96 C FF 95 B FF 96 2-2 1B	C FF 96 F FF 96 B FF 97 X FF 98 1-2 ② G4-3	X FF 95 0-0 ③ L8	1 SAFE B SI 91 B SI 90 F CH 84 B SI 90 F SI 89 B CH 81 4-2 19 BB 10 HR 1-2 BB	C SL 79 B SI 89 S SI 90 B SI 90 B SI 89 X SI 89 3-2 19 E 10 PB 1B	3	1	1	0	1	0	2
						1	1	1	0	0	0	0
19 José Bautista, R (1, 9) OBP: 0.394, SLG: 0.560	B FF 96 B SL 82 F FF 96 F FF 95 X FS 84 2-2 ① F8	B FS 84 B FS 83 F FF 98 B FF 99 B FF 98 4-1 BB	B SL 84 S FS 82 F FF 97 S FF 98 1-3 ① K	B SI 96 C SI 96 B SI 97 D SL 83 F SI 96 B SI 96 4-2 10 HR 1-2 2-3 BB	C SI 90 B SI 89 X SI 89 1-1 FC6 16 BB 10 PB 9 G5-3 1-2	3	2	0	0	2	1	2
10 Edwin Encarnación, R (1, 3) OBP: 0.333, SLG: 0.500	F FF 97 1 SAFE F FF 97 C FF 97 0-3 ② K	X FF 96 0-0 ③ F9	B SL 82 B FF 97 X FF 95 2-0 ② F7	D SI 96 C SI 97 X SI 98 1-1 1-H 2-H 3-H HR	B SI 89 F CH 84 B FF 90 B SI 90 B SI 90 4-1 9 G5-3 16 BB 13 1B 1-2 2-H BB	4	2	1	4	1	1	2
26 Adam Lind, L (1, 10) OBP: 0.381, SLG: 0.443 16 Mark DeRosa, R (8, PH) OBP: 0.318, SLG: 0.455 (9, 10)	C FF 96 F FF 97 B FF 98 1 SAFE T FS 84 1-2 ③ K	C FF 95 C FF 97 X FS 86 0-2 9 2B 2B	C FF 98 B FF 95 F FF 97 X FF 99 1-2 9 HR 1B	B CH 88 C SI 96 B CH 89 X SI 96 2-1 E3	B SI 89 B SI 89 S CH 83 D SI 89 F SI 89 B CH 84 4-2 13 1B 9 G5-3 28 SF8 1-2 2-3 BB	4	2	2	0	0	1	1
						0	1	0	0	1	0	0
9 J.P. Arencibia, R (1, 2) OBP: 0.244, SLG: 0.479		B SL 82 F FF 96 X FF 98 1-1 ① F8	X SL 83 0-0 13 1B 1 SF8 2-H 2B	X FF 96 0-0 1-H HR	C SI 96 D SL 85 B SL 82 B SI 95 X SI 96 3-1 ③ F8	C SI 89 X SI 89 0-1 ① G5-3 1-2 2-3 3-H	5	2	2	4	0	0	3
13 Brett Lawrie, R (1, 5) OBP: 0.254, SLG: 0.341		C FF 97 B SL 84 F FF 95 F FF 98 B FS 86 F FS 84 F FF 97 B FF 98 X FF 98 3-2 ② G5-3	X FF 97 0-0 1 SF8 28 BB 2-3 1B	C FS 82 F FS 82 B FF 98 F SL 84 S FF 97 1-3 ③ K	B FF 95 B SL 82 B FF 94 B FF 94 4-0 1 FC4 BB	B SI 90 B SI 89 X SI 89 2-0 1 1B 2-3 3-H 1B	4	0	2	1	1	1	0
28 Colby Rasmus, L (1, 8) OBP: 0.305, SLG: 0.426		B FF 95 B FS 82 X FF 96 2-0 1B	S FS 83 B FF 95 S FS 84 B FS 83 B FS 85 F FS 84 F FF 97 B FS 84 4-2 1-2 BB	C SI 91 X SL 81 0-1 ① F7	S SI 89 B SI 88 S SI 89 F SI 89 C SI 89 1-3 ① K	X SL 80 0-0 ② SF8 3-H	3	0	1	1	1	1	1
1 Emilio Bonifácio, S (1, 4) OBP: 0.229, SLG: 0.315		F FF 96 F FF 94 S FF 97 0-3 ③ K	B FF 96 B FF 96 B FF 96 C FF 95 X FF 95 3-1 ① SF8 2-3 3-H	C CH 83 X SI 90 0-1 ② G5-3	T SI 89 X SI 90 0-1 ② FC4 1-2f	B SI 89 X SI 90 1-0 1-3 1B	4	0	1	1	0	1	2
66 Munenori Kawasaki, L (1, 6) OBP: 0.330, SLG: 0.274			C FF 95 B FF 96 B FS 83 F FF 95 X FS 84 2-2 ① G4-3	B FF 95 X FF 94 1-0 ② B2	B SL 84 B SI 90 B SI 89 C SI 89 B SI 90 4-1 19 BB 53 BB 10 HR BB	D SI 89 F SI 90 X SI 90 1-1 ③ G4-3	F SI 88 B SI 89 X SI 89 1-1 ③ G3	4	1	0	0	1	0	5

Inning Stats	1	2	3	4	5	6	7	8	9
	R: 0 E: 0 K: 2 S: 13 H: 1 LOB: 1 BB: 0 P: 18	R: 0 E: 0 K: 1 S: 12 H: 1 LOB: 1 BB: 0 P: 18	R: 0 E: 0 K: 0 S: 8 H: 0 LOB: 1 BB: 1 P: 15	R: 2 E: 0 K: 0 S: 13 H: 3 LOB: 2 BB: 1 P: 21	R: 2 E: 0 K: 2 S: 12 H: 2 LOB: 0 BB: 0 P: 17	R: 4 E: 1 K: 0 S: 15 H: 1 LOB: 1 BB: 3 P: 33	R: 0 E: 0 K: 1 S: 8 H: 0 LOB: 1 BB: 1 P: 14	R: 4 E: 1 K: 0 S: 15 H: 3 LOB: 2 BB: 2 P: 31	

AB	35
R	12
H	11
RBI	11
BB	8
SO	6
LOB	18

1B: 7 SF: 2
2B: 2 SAC: 0
3B: 0 DP: 0
HR: 2 HBP: 0

WP: 0 PA: 45
PB: 1
SB: 0
CS: 0

PITCHER		IP	WLS	BF	H	R	ER	SO	BB	IBB	HBP	BLK	WP	HR	S	P	ERA	WHIP
37 Kevin Gausman, R ERA: 7.2	(1, 1)	5.0	L	24	7	4	4	5	2	0	0	0	0	1	58	89	7.20	1.800
40 Troy Patton, L ERA: 4.79	(6, 1)	0.2		4	0	2	2	0	2	0	0	0	0	0	7	15	27.00	3.000
47 Pedro Strop, R ERA: 6.11	(6, 1)	0.1		5	1	2	2	0	2	0	0	0	0	1	8	22	54.00	9.000
66 T.J. McFarland, L ERA: 3.18	(7, 1)	2.0		12	3	4	2	1	2	0	0	0	0	0	23	41	9.00	2.500

PITCHER	IP	WLS	BF	H	R	ER	SO	BB	IBB	HBP	BLK	WP	HR	S	P	ERA	WHIP

Batter	1	2	3	4	5	6	7	8	9	AB	R	H	RBI	BB	SO	LOB
21 Nick Markakis, L (1, 9) OBP: 0.350, SLG: 0.430	C FF 92 X FF 92 0-1 13 1B 2 HR 1B	C SI 88 B SI 90 X SL 85 1-1 2 WP 1-H 2-H 3-H 2B	C SI 89 B SI 90 T SL 82 B SI 89 X SI 89 2-2 1B		B FF 93 D CH 87 B FF 94 C FF 93 F FF 93 B FF 94 4-2 13 1B 1-2 BB		B FF 95 C SL 87 B SI 94 X SL 87 2-1 ② F9		C SL 87 F SL 88 B FF 96 B FF 95 F SL 88 X SL 88 2-2 ② L4	5	1	3	3	1	0	0
13 Manny Machado, R (1, 5) OBP: 0.365, SLG: 0.526	C SI 89 F CH 82 1 SAFE B SI 92 X CU 75 1-2 2 HR 1B	X CH 81 0-0 ① F9	X SL 80 0-0 ③ P3		C CU 83 B CU 84 B CU 83 X FF 94 2-1 1-2 2-3 1B		B SI 94 B SI 94 C SL 88 C FF 96 X CU 84 2-2 1B		C SL 89 B FF 93 X SL 88 1-1 ③ F8	6	1	3	0	0	0	2
2 J.J. Hardy, R (1, 6) OBP: 0.264, SLG: 0.426	C SI 89 T SL 84 X CU 74 0-2 1-H 2-H HR	C SL 82 D CH 84 B SI 90 C SL 82 X SL 81 2-2 ② G5-3 2-3		C SI 88 X SL 80 0-1 E6 19 G4-3	C FF 93 B FF 93 X CU 84 1-1 ③ F8		C FF 95 B SI 95 F SI 94 F FF 96 B SI 95 F FF 95 S SL 90 2-3 ③ K			5	1	1	3	0	1	5
10 Adam Jones, R (1, 8) OBP: 0.349, SLG: 0.510	C CH 82 F CH 82 B SI 90 F CH 80 F SL 85 B SI 90 X CH 79 2-2 ① G5-3	X SL 80 0-0 ③ P2		B SI 87 B FF 88 B SI 88 C SI 87 F SI 87 F SI 88 F SL 80 3-2 ① K		B CU 82 S FF 92 X FF 92 1-1 HR		C FF 95 X SI 93 0-1 19 2B 1B		5	1	2	1	0	1	2
19 Chris Davis, L (1, 3) OBP: 0.426, SLG: 0.723	B FC 88 X SI 88 1-0 32 G6-4-3 1B		B SI 89 B CH 82 S CH 82 B CH 83 C SL 81 F SL 81 X SL 82 3-2 HR	C SI 88 B SI 88 B SI 88 B CH 82 X SI 88 3-1 ② G4-3 1-2		S CH 86 B FF 92 B CH 87 B FF 94 B FF 93 4-1 32 G4-3 BB			X SI 93 0-0 1-3 2B	4	1	3	1	1	0	1
32 Matt Wieters, S (1, 2) OBP: 0.289, SLG: 0.406	B SI 90 C CU 71 X CH 81 1-1 ②③ G6-4-3 1-2f		B SI 90 B CH 82 C SL 77 B FF 90 S SL 76 F SL 78 F SL 78 B CH 82 4-2 35 HR BB	X FF 88 0-0 ③ F8		B FF 92 X CH 87 1-0 ① G4-3 1-2		X SL 86 0-0 ① P5		4	1	0	0	1	0	5
35 Danny Valencia, R (1, 10) OBP: 0.308, SLG: 0.692		B FC 88 C CH 81 B SI 88 X FC 88 2-1 54 1B 21 2B 2B	B SL 78 S SL 80 F SL 78 B SL 80 D CH 83 X SL 78 3-2 1-H HR		C FF 93 X FF 94 0-1 ① P3	B FF 93 C FF 93 B FF 93 B CU 83 X FF 93 3-1 ② P3		B SL 89 B SL 88 C SL 88 X SL 89 2-1 ② P4		5	2	2	2	0	0	3
28 Steve Pearce, R (1, 7) OBP: 0.328, SLG: 0.396 36 Chris Dickerson, L (8, 7) OBP: 0.341, SLG: 0.581		B SI 89 B SI 88 B FC 87 B FC 87 4-0 54 1B 21 2B BB	B FF 90 C FF 89 S SL 82 X FF 89 1-2 ① G5-3		B FF 95 B FF 94 B FF 93 C FF 93 X FF 94 3-1 ② F8	C FF 93 C FF 93 X CU 84 0-2 ③ F8		C SL 88 X FF 95 0-1 ③ F9		4 1 0 0 1 0 3 0 0 0 0 0 0 0						
54 Yamaico Navarro, R (1, 4) OBP: 0.444, SLG: 0.500 12 Alexi Casilla, S (7, 4) OBP: 0.224, SLG: 0.236		B SI 88 X CH 81 1-0 21 2B 1-2 2-3 1B	B SI 90 C SI 89 F SI 89 C SI 89 1-3 ② K		B FF 93 X FF 94 1-0 13 1B 21 BB 1B		C SL 87 B SL 88 B SI 94 B SL 89 S FF 95 T SL 88 3-2 ① K		B FF 94 X SI 93 1-0 ① G4-3	4 1 2 0 0 2 0 1 0 0 0 0 0 0						
Inning Stats	R: 3 E: 0 K: 0 S: 16 H: 4 LOB: 0 BB: 0 P: 21	R: 3 E: 0 K: 0 S: 10 H: 3 LOB: 1 BB: 1 P: 20	R: 3 E: 0 K: 1 S: 21 H: 3 LOB: 1 BB: 1 P: 35	R: 0 E: 1 K: 1 S: 10 H: 0 LOB: 1 BB: 0 P: 16	R: 0 E: 0 K: 0 S: 11 H: 2 LOB: 3 BB: 1 P: 22	R: 1 E: 0 K: 0 S: 9 H: 1 LOB: 1 BB: 1 P: 18	R: 0 E: 0 K: 2 S: 13 H: 1 LOB: 1 BB: 0 P: 22	R: 0 E: 0 K: 0 S: 8 H: 2 LOB: 2 BB: 0 P: 10	R: 0 E: 0 K: 0 S: 7 H: 0 LOB: 0 BB: 0 P: 11	1B: 9 2B: 3 3B: 0 HR: 4 SF: 0 SAC: 0 DP: 1 HBP: 0						

PITCHER		IP	WLS	BF	H	R	ER	SO	BB	IBB	HBP	BLK	WP	HR	S	P	ERA	WHIP
35 Sean Nolin, L ERA: 40.5	(1, 1)	1.1	L	11	7	6	6	0	1	0	0	0	0	1	22	35	40.50	6.000
34 Ramon Ortiz, R ERA: 4.87	(2, 1)	2.2		13	3	3	3	2	1	0	0	0	1	2	35	57	10.12	1.500
49 Brad Lincoln, R ERA: 5.68	(5, 1)	2.0		11	3	1	1	0	2	0	0	0	0	1	20	40	4.50	2.500
32 Esmil Rogers, R ERA: 4.56	(7, 1)	3.0		12	3	0	0	2	0	0	0	0	0	0	28	43	0.00	1.000

PITCHER	IP	WLS	BF	H	R	ER	SO	BB	IBB	HBP	BLK	WP	HR	S	P	ERA	WHIP

TOP

Baltimore Orioles @ Toronto Blue Jays

Rogers Centre, Toronto, ON

Fri May 24 2013, 7:08 PM - 10:22 PM EDT

Att. 25,104 - Roof Closed - 68 F

livebaseballscorecards.com

AB	43
R	10
H	16
RBI	10
BB	4
SO	4
LOB	21

WP: 1	PA: 47
PB: 0	
SB: 0	
CS: 0	

Batter	1	2	3	4	5	6	7	8	9	AB	R	H	RBI	BB	SO	LOB
53 Melky Cabrera, S (1, 7) OBP: 0.324, SLG: 0.389	B FF 89 B FF 90 B FF 90 C FF 90 C FF 91 X FF 91 3-2 HR	B FF 94 B KC 78 C FF 93 F CH 85 B FF 92 F FF 94 F FF 95 X CH 86 3-2 P5 ③		B FF 94 X FF 93 1-0 P5 ③		B FF 93 X CH 84 1-0 19 1B 2-H 1B		1 SAFE 1 SAFE B CU 80 B SI 94 B FF 95 C FF 95 X FF 95 3-1 G4-6-3 ①② 1-2f		5	1	2	2	0	0	2
19 José Bautista, R (1, 9) OBP: 0.400, SLG: 0.562	B FC 93 B FC 94 X FF 94 2-0 1B		C KC 76 C KC 78 B FC 95 B FF 93 F CH 84 F FF 96 F KC 79 F SL 88 C CH 86 2-3 K ①		B SL 86 B FF 90 C CH 84 C FF 93 X KC 78 2-2 26 G5-3 10 1B 1B	B CU 82 S FF 98 F FF 97 F FF 99 X FC 93 1-2 1-2 1B		B FF 96 C CU 82 X SI 96 1-1 P3 ③		5	0	3	0	0	1	0
10 Edwin Encarnación, R (1, 3) OBP: 0.335, SLG: 0.503	C FF 94 F FF 95 B FF 95 1 SAFE X FF 94 1-2 F9 ①		C KC 79 F FF 95 B FC 90 F SL 89 X FF 96 1-2 26 1B 2B		C SL 87 C FF 93 F SL 87 X SL 88 0-2 9 WP 26 G5-3 1-2 1B	X FF 98 0-0 L8 ③			C SI 86 X SL 79 0-1 G5-3 ①	5	0	2	0	0	0	3
26 Adam Lind, L (1, 10) OBP: 0.390, SLG: 0.490	B FF 92 B CH 84 C FF 94 C FF 92 S KC 80 2-3 K ②		C FF 94 B FF 94 X FF 94 1-1 2-3 1B		B FF 94 F FF 93 C FF 94 X FF 94 1-2 G5-3 ①② 1-2 2-3f		F FC 92 B FF 97 X FF 97 1-1 HR		C SI 81 X SL 79 0-1 2B	5	1	3	1	0	1	3
9 J.P. Arencibia, R (1, 2) OBP: 0.237, SLG: 0.465	C KC 77 S FF 95 B FF 94 1 SAFE F FF 94 B FF 91 F KC 78 S CH 84 2-3 K ③		F SL 87 F FF 95 B FF 93 T FF 96 1-2 K ②		S CH 84 F CH 84 B FF 92 B KC 80 S FF 94 2-3 K ③ 2-3		C FC 93 S FF 98 B FC 91 X FF 98 1-2 P4 ①		B SL 79 X SL 79 1-0 G5-3 ②	5	0	0	0	0	3	5
13 Brett Lawrie, R (1, 5) OBP: 0.257, SLG: 0.367 16 Mark DeRosa, R (4, 5) OBP: 0.304, SLG: 0.431		B FF 89 F FF 92 F CH 83 B FF 94 X FF 94 2-2 HR	C FF 94 B KC 78 C KC 78 C KC 80 1-3 K ③			C FF 92 S CH 85 B FF 92 X CH 86 1-2 G1-3 ①	B FC 90 S FF 97 B FF 97 X FF 96 2-1 F7 ②		C SL 80 B FF 87 S SL 79 B FF 87 T SI 86 2-2 K ③	2 3	1 0	1 0	1 0	0 0	1 1	2 1
28 Colby Rasmus, L (1, 8) OBP: 0.310, SLG: 0.434		B FF 94 B CH 86 C CH 85 X FF 94 2-1 1 1B 2B		B CH 83 F CH 83 F FC 92 F KC 78 C KC 79 1-3 K ①		F FF 92 S SL 87 X SL 84 0-2 P4 ②	C CU 81 B CU 78 X SI 95 1-1 1B			4	1	2	0	0	1	0
1 Emilio Bonifácio, S (1, 4) OBP: 0.246, SLG: 0.325		F FF 92 F KC 79 X KC 80 0-2 66 CS 2-H 1B		X FF 93 0-0 66 G1-3 1B		B FF 94 B CH 87 B FF 94 B FF 92 4-0 66 2B BB	T FF 96 B FF 96 T CH 88 F SI 98 X CU 86 1-2 F9 ③			3	1	2	1	1	0	1
66 Munenori Kawasaki, L (1, 6) OBP: 0.336, SLG: 0.295		1 SAFE L FF 92 1 SAFE B FF 93 B FF 93 B FF 92 C FF 93 X FF 93 3-2 G6-3 ①② 1-2		F FF 92 B FF 93 C KC 78 F FF 94 F FF 93 B KC 78 X CH 84 2-2 G1-3 ② 1-2		D FF 92 X FF 92 1-0 53 1B 1-H 2B		X FF 95 0-0 53 G4-6-3 1B		4	1	2	1	0	0	2
Inning Stats	R: 1 H: 2 E: 0 LOB: 1 K: 2 BB: 0 S: 15 P: 25	R: 2 H: 3 E: 0 LOB: 0 K: 0 BB: 0 S: 16 P: 26	R: 0 H: 2 E: 0 LOB: 2 K: 3 BB: 0 S: 19 P: 25	R: 0 H: 1 E: 0 LOB: 1 K: 1 BB: 0 S: 11 P: 15	R: 0 H: 2 E: 0 LOB: 1 K: 1 BB: 0 S: 13 P: 18	R: 2 H: 3 E: 0 LOB: 2 K: 0 BB: 1 S: 13 P: 21	R: 1 H: 2 E: 0 LOB: 1 K: 0 BB: 0 S: 13 P: 19	R: 0 H: 1 E: 0 LOB: 0 K: 0 BB: 0 S: 5 P: 9	R: 0 H: 1 E: 0 LOB: 1 K: 1 BB: 0 S: 8 P: 11	1B: 10 2B: 4 3B: 0 HR: 3	SF: 0 SAC: 0 DP: 2 HBP: 0					

PITCHER		IP	WLS	BF	H	R	ER	SO	BB	IBB	HBP	BLK	WP	HR	S	P	ERA	WHIP
30 Chris Tillman, R ERA: 3.68	(1, 1)	5.0	W	23	10	3	3	7	0	0	0	0	1	2	74	109	5.40	2.000
17 Brian Matusz, L ERA: 3.32	(6, 1)	0.2		5	2	2	2	0	1	0	0	0	0	0	8	15	27.00	4.500
29 Tommy Hunter, R ERA: 1.63	(6, 1)	2.1		10	4	1	1	0	0	0	0	0	0	1	23	34	3.86	1.714
56 Darren O'Day, R ERA: 1.99	(9, 1)	1.0		4	1	0	0	1	0	0	0	0	0	0	8	11	0.00	1.000

PITCHER	IP	WLS	BF	H	R	ER	SO	BB	IBB	HBP	BLK	WP	HR	S	P	ERA	WHIP

BOTTOM

Baltimore Orioles @ Toronto Blue Jays

Rogers Centre, Toronto, ON

Fri May 24 2013, 7:08 PM - 10:22 PM EDT

Att. 25,104 - Roof Closed - 68 F

livebaseballscorecards.com

AB	41
R	6
H	17
RBI	6
BB	1
SO	8
LOB	19

Batter	1	2	3	4	5	6	7	8	9	AB	R	H	RBI	BB	SO	LOB
9 Nate McLouth, L (1, 7) OBP: 0.371, SLG: 0.439	C KN 70 X KN 77 0-1 13 FC6-4 1B	B FF 80 S KN 71 B EP 62 B KN 72 B KN 72 4-1 BB		C EP 63 C KN 76 X KN 77 0-2 10 PB 21 1B 1B		B KN 72 B KN 74 X KN 69 2-0 ③ G4-3			C SI 90 B SI 90 C SI 90 B SI 91 X SI 91 2-2 ② G6-3	4	0	2	0	1	0	0
13 Manny Machado, R (1, 5) OBP: 0.357, SLG: 0.514	X KN 72 0-0 ① FC6-4 21 BB 19 2B 1-2f	C KN 73 C KN 74 S KN 76 0-3 ② K		B KN 73 C KN 73 C KN 74 S KN 76 1-3 ② K			X KN 73 0-0 ① G5-3		X CH 79 0-0 ③ L6	5	1	0	0	0	2	3
21 Nick Markakis, L (1, 9) OBP: 0.353, SLG: 0.429	B KN 74 B KN 72 B KN 70 C KN 79 B FF 78 4-1 19 2B 2 1B 1-2 BB	C KN 74 X KN 76 0-1 ③ G4-3		B KN 73 C KN 72 X KN 75 1-1 10 PB 1-2 1B			B KN 73 B KN 72 B KN 79 C FF 78 C FF 80 F KN 74 F KN 75 X KN 69 3-2 ② G4-3			3	1	1	0	1	0	1
10 Adam Jones, R (1, 8) OBP: 0.347, SLG: 0.519	C KN 74 B KN 76 B KN 74 X KN 74 2-1 ② F9		C KN 72 B KN 76 S KN 76 F KN 78 F KN 76 F KN 77 X KN 79 1-2 ① G1-3	B KN 75 D KN 75 F KN 74 B KN 74 F KN 74 F KN 78 X KN 76 3-2 ③ F7 1-2 2-3			B KN 78 F KN 77 X KN 79 1-1 HR			4	1	1	1	0	0	4
19 Chris Davis, L (1, 3) OBP: 0.423, SLG: 0.718	B KN 76 X KN 75 1-0 2 1B 1-3 2-H 2B		X KN 76 0-0 ② F7		X KN 73 0-0 ① G4-3		C FF 92 B CU 81 F SI 92 B FF 92 B FF 93 S CU 82 3-3 ③ K			4	1	1	1	0	1	0
2 J.J. Hardy, R (1, 6) OBP: 0.269, SLG: 0.432	B KN 76 X KN 76 1-0 35 BB 2-H 3-H 1B		C FF 81 F KN 75 B KN 77 X KN 76 1-2 35 HR 2B		B FF 81 B KN 69 X KN 71 2-0 ② F7			S SI 90 B CH 83 F CU 82 S FF 92 1-3 ① K		4	1	2	2	0	1	0
35 Danny Valencia, R (1, 10) OBP: 0.353, SLG: 0.813	B KN 75 B KN 74 B KN 72 C FF 80 B FF 81 4-1 1-2 BB		D KN 76 C KN 75 C KN 76 X KN 77 1-2 2-H HR		C FF 82 B KN 71 S KN 76 B KN 74 X KN 77 2-2 ③ L8			B CH 84 C SI 93 B CH 86 C CU 81 S CU 83 2-3 ② K		3	1	1	2	1	1	0
54 Yamaico Navarro, R (1, 4) OBP: 0.364, SLG: 0.400 12 Alexi Casilla, S (8, 4) OBP: 0.224, SLG: 0.236	C FF 79 B KN 75 S KN 74 S KN 75 1-3 ③ K		C KN 72 B KN 75 B KN 73 B KN 70 F FF 82 X FF 82 3-2 ③ L8			B KN 70 B FF 81 X FF 79 2-0 ① P6		B FF 92 B CU 82 X CH 87 2-0 ③ G6-3		4 0	0 0	0 0	0 0	0 0	1 0	2 0
48 Chris Snyder, R (1, 2) OBP: 0.250, SLG: 0.143		B FF 80 C KN 71 F KN 74 B KN 77 B KN 74 X KN 74 3-2 ① 1B		B KN 71 C KN 72 B KN 75 B KN 70 C FF 80 X KN 72 3-2 ① F7		C FF 82 B KN 73 B KN 75 C KN 73 C KN 77 2-3 ② K			C SI 87 B SI 90 X SI 90 1-1 ① G6-3	4	0	1	0	0	1	0
Inning Stats	R: 3 E: 0 K: 1 S: 12 H: 3 LOB: 2 BB: 2 P: 25	R: 0 E: 0 K: 1 S: 9 H: 1 LOB: 1 BB: 1 P: 16	R: 2 E: 0 K: 0 S: 16 H: 2 LOB: 0 BB: 0 P: 22	R: 0 E: 0 K: 1 S: 15 H: 2 LOB: 2 BB: 0 P: 23	R: 0 E: 0 K: 0 S: 5 H: 0 LOB: 0 BB: 0 P: 9	R: 0 E: 0 K: 1 S: 5 H: 0 LOB: 0 BB: 0 P: 11	R: 1 E: 0 K: 1 S: 11 H: 1 LOB: 0 BB: 0 P: 18	R: 0 E: 0 K: 2 S: 7 H: 0 LOB: 0 BB: 0 P: 12	R: 0 E: 0 K: 0 S: 6 H: 0 LOB: 0 BB: 0 P: 9	1B: 5 2B: 2 3B: 0 HR: 2 SF: 0 SAC: 0 DP: 0 HBP: 0						

TOP

Baltimore Orioles @ Toronto Blue Jays

Rogers Centre, Toronto, ON

Sat May 25 2013, 1:09 PM - 4:04 PM EDT

Att. 35,915 - Sunny - 57 F

livebaseballscorecards.com

AB	35
R	6
H	9
RBI	6
BB	3
SO	7
LOB	10

PITCHER		IP	WLS	BF	H	R	ER	SO	BB	IBB	HBP	BLK	WP	HR	S	P	ERA	WHIP
43 R.A. Dickey, R ERA: 4.85	(1, 1)	6.2	L	31	9	6	6	4	3	0	0	0	0	2	70	118	8.10	1.800
27 Brett Cecil, L ERA: 2.13	(7, 1)	1.1		4	0	0	0	3	0	0	0	0	0	0	10	18	0.00	0.000
62 Aaron Loup, L ERA: 2.45	(9, 1)	1.0		3	0	0	0	0	0	0	0	0	0	0	6	9	0.00	0.000

PITCHER	IP	WLS	BF	H	R	ER	SO	BB	IBB	HBP	BLK	WP	HR	S	P	ERA	WHIP

Batter	1	2	3	4	5	6	7	8	9	AB	R	H	RBI	BB	SO	LOB
53 Melky Cabrera, S (1, 7) OBP: 0.325, SLG: 0.390 8 Anthony Gose, L (8, PR) OBP: 0.333, SLG: 0.500 (9, 7)	B FF 87 B SI 87 F SI 87 C SI 88 X FS 78 2-2 10 G5-4-3 19 1B 26 1B 1B	B CH 81 S SI 87 C CU 74 F SI 88 F CU 76 X CH 83 1-2 ③ L4-3 2-3			C CH 78 B SI 86 X SI 87 1-1 ① F9		C FF 87 F CH 78 X FF 89 0-2 ① P6	C SL 79 B SI 86 F SL 79 B FF 85 X SI 86 2-2 19 FC6-4 1-3 2-H 1B		5 0	1 0	2 0	1 0	0 0	0 0	1 0
19 José Bautista, R (1, 9) OBP: 0.405, SLG: 0.570	C SI 89 1 SAFE X CU 71 0-1 10 G5-4-3 1-2 1B	B SI 87 B CU 73 B SI 87 C SI 87 F SI 87 F SI 90 X SL 80 3-2 ① P5	C CU 72 B CU 74 B SI 88 B SL 82 X SI 89 3-1 26 1B 13 E 1B	X FF 90 0-0 2B	B SI 86 B SI 86 C SL 78 X SI 85 2-1 ③ FC6-4 1-2f		5	1	3	0	0	0	2
10 Edwin Encarnación, R (1, 10) OBP: 0.327, SLG: 0.489	C SL 82 F SI 89 F FS 80 B SI 90 X CU 73 1-2 ①② G5-4-3 1-2f 2-3	B FS 82 S SL 82 C SI 88 X CH 79 1-2 ② G5-3	B FS 82 C CU 72 1 SAFE C SI 88 B SI 87 X CU 75 2-2 ② L6	C CU 66 C FF 89 D CH 82 X CH 81 1-2 ② P3	B SI 94 B SI 94 C SI 94 S SI 94 F SI 95 F SI 95 F CH 89 X SI 96 2-2 ① G5-3	5	0	0	0	0	0	4
26 Adam Lind, L (1, 3) OBP: 0.398, SLG: 0.495	C SI 88 X SI 89 0-1 3-H 1B	F CU 74 F CH 82 B SI 88 X CH 81 1-2 13 1B 1B	C CU 73 S SI 87 X SI 88 0-2 13 E 1-3 1B	C CU 67 B FF 89 F CH 80 B FF 90 F CH 79 S FF 90 2-3 ③ K	C SI 94 X CH 89 0-1 ② L5	5	0	3	1	0	1	1
13 Brett Lawrie, R (1, 5) OBP: 0.262, SLG: 0.376	B SL 81 S SL 81 F SI 89 D SL 76 S SL 79 2-3 ③ K	D SL 79 C CU 72 C SI 88 B SI 88 F SL 81 1 SAFE F SI 88 B SL 81 X SL 81 3-2 1-3 1B	F CU 72 X CU 74 0-1 E1 28 S 1-3 3-H	C FF 86 B CU 66 X SL 74 1-1 66 1B 2B	C SI 94 B CU 80 S SI 94 C SI 96 1-3 ③ K	5	1	2	0	0	2	2
28 Colby Rasmus, L (1, 8) OBP: 0.302, SLG: 0.423	C CU 70 X SI 87 0-1 ① G5-3	S CU 75 X SL 77 0-1 ③ G3	B CU 74 B CH 83 S CU 73 C SI 88 F SL 76 F SI 88 B FS 80 F SL 77 X FS 78 3-2 ③ G3-1 1-2	C FF 87 S CH 77 B FF 89 B FF 90 F CH 77 C FF 90 2-3 ① K	4	0	0	0	0	1	5
1 Emilio Bonifácio, S (1, 4) OBP: 0.246, SLG: 0.347	C SI 87 B CU 75 B SI 87 X SL 78 2-1 HR	C SI 85 F SI 86 B SI 87 B CH 79 B CH 81 X SI 87 3-2 ① F7	X FF 89 0-0 ① B1-3	B FF 87 B FF 89 C FF 88 C FF 88 S FF 90 2-3 ② K	4	1	1	1	0	1	1
22 Henry Blanco, R (1, 2) OBP: 0.250, SLG: 0.242 3 Maicer Izturis, S (8, PH) OBP: 0.242, SLG: 0.323 9 J.P. Arencibia, R (9, 2) OBP: 0.237, SLG: 0.465	X SI 88 0-0 66 FC6-4 1B	C CU 70 C CU 72 B SI 87 F SL 76 X SI 88 1-2 ② L7	B CU 67 C FF 90 S FF 90 C FF 92 1-3 ② K	B FF 89 F FF 88 F CH 79 B FF 90 B FF 90 B FF 91 4-2 66 1B 53 1B BB	3 0 0	0 1 0	1 0 0	0 0 0	0 1 0	1 0 0	0 0 0
66 Munenori Kawasaki, L (1, 6) OBP: 0.333, SLG: 0.293	L SI 87 B CU 72 C CU 71 B SL 80 X CH 81 2-2 ② FC6-4 53 S 1-2f	C SI 87 F SI 86 X CU 76 0-2 ③ G5-3	B FF 90 B FF 89 C FF 90 F FF 89 S FF 91 2-3 ③ K	X FF 89 0-0 53 1B 1-2 2-H 1B	4	0	1	1	0	1	1
Inning Stats	R: 1 E: 0 K: 1 S: 14 H: 3 LOB: 1 BB: 0 P: 19	R: 1 E: 1 K: 0 S: 13 H: 2 LOB: 1 BB: 0 P: 18	R: 0 E: 0 K: 0 S: 17 H: 2 LOB: 2 BB: 0 P: 25	R: 0 E: 0 K: 0 S: 10 H: 0 LOB: 0 BB: 0 P: 14	R: 1 E: 1 K: 0 S: 18 H: 2 LOB: 2 BB: 0 P: 27	R: 0 E: 0 K: 2 S: 7 H: 0 LOB: 0 BB: 0 P: 10	R: 0 E: 0 K: 1 S: 11 H: 1 LOB: 1 BB: 0 P: 14	R: 2 E: 0 K: 2 S: 17 H: 3 LOB: 2 BB: 1 P: 30	R: 0 E: 0 K: 1 S: 11 H: 0 LOB: 0 BB: 0 P: 14	1B: 10 2B: 2 3B: 0 HR: 1	SF: 0 SAC: 0 DP: 1 HBP: 0	WP: 0 PB: 0 SB: 2 CS: 0	PA: 41			

PITCHER	IP	WLS	BF	H	R	ER	SO	BB	IBB	HBP	BLK	WP	HR	S	P	ERA	WHIP
38 Freddy Garcia, R (1, 1) ERA: 4.61	5.0	W	24	9	3	2	1	0	0	0	0	0	1	72	103	3.60	1.800
52 Steve Johnson, R (6, 1) ERA: 10.8	2.2	H	12	3	2	2	5	1	0	0	0	0	0	30	45	6.75	1.500
56 Darren O'Day, R (8, 1) ERA: 1.96	0.1	H	2	1	0	0	0	0	0	0	0	0	0	5	9	0.00	3.000
43 Jim Johnson, R (9, 1) ERA: 3.86	1.0	S	3	0	0	0	1	0	0	0	0	0	0	11	14	0.00	0.000

PITCHER	IP	WLS	BF	H	R	ER	SO	BB	IBB	HBP	BLK	WP	HR	S	P	ERA	WHIP

BOTTOM

Baltimore Orioles @ Toronto Blue Jays

Rogers Centre, Toronto, ON

Sat May 25 2013, 1:09 PM - 4:04 PM EDT

Att. 35,915 - Sunny - 57 F

livebaseballscorecards.com

AB	40
R	5
H	13
RBI	4
BB	1
SO	7
LOB	17

Baltimore Orioles @ Toronto Blue Jays

Rogers Centre, Toronto, ON

Sun May 26 2013, 1:10 PM - 4:28 PM EDT

Att. 28,502 - Sunny - 61 F

TOP

livebaseballscorecards.com

Batter	1	2	3	4	5	6	7	8	9	AB	R	H	RBI	BB	SO	LOB
9 Nate McLouth, L (1, 7) OBP: 0.372, SLG: 0.434	C SI 87 B SI 88 B SI 86 S SI 86 B SI 88 F SI 88 F SI 88 B SI 89 4-2 13 L1-3 BB	X SI 89 0-0 G4-3			B CH 80 B SI 88 B SI 87 C SI 87 C SI 88 F SI 88 X SI 88 3-2 ① G1-3	C CU 80 X CH 82 0-1 13 G6-4-3 1-2 2-3 1B		S SI 90 B SL 76 B SI 92 T SI 90 C SI 92 2-3 ③ K		4	0	1	0	1	1	2
13 Manny Machado, R (1, 5) OBP: 0.358, SLG: 0.516	C CH 78 1 SAFE B SI 87 1 SAFE X SI 88 1-1 ①② L1-3 1-1		B SI 89 F SI 88 C SL 83 B SL 82 X SI 90 2-2 2B		S SL 83 B SL 79 B SI 89 B SI 89 X SI 87 3-1 10 E 21 1B 1B	C CU 80 D CU 81 X CU 82 1-1 ②③ G6-4-3 1-2f			C FF 93 B FF 93 C FF 95 B FF 94 X SL 86 2-2 ① P6	5	0	2	0	0	0	4
21 Nick Markakis, L (1, 9) OBP: 0.358, SLG: 0.430	B SI 88 C SL 77 C SI 89 X SI 90 1-2 10 2B 1B		B SI 90 C SI 90 X SI 91 1-1 ① F8		B SI 90 X SI 90 1-0 10 E 1-2 1B		C SI 88 B SL 76 F SI 89 X SI 92 1-2 ① G6-3		C FF 94 F FF 94 B FF 95 H FF 96 2-2 19 WP 10 1B 32 2B HBP	4	1	2	0	0	0	1
10 Adam Jones, R (1, 8) OBP: 0.353, SLG: 0.540	B SI 87 B SI 87 F SI 87 F SI 88 F SL 77 X FF 88 2-2 ③ 1-H 2B		B SI 91 X CH 84 1-0 ② F7		S SL 84 2 SAFE B SL 84 F FF 89 S FF 89 1-3 ② K 1-2 2-3		X SI 90 0-0 HR		S FF 95 S CH 88 F CH 87 X SL 86 0-2 19 WP 32 2B 1-2 1B	5	2	3	1	0	1	3
19 Chris Davis, L (1, 3) OBP: 0.432, SLG: 0.721		B SI 87 X SI 88 1-0 2 1B 32 2B 2B	I IN 70 I IN 71 I IN 69 I IN 68 4-0 IBB		I IN 61 I IN 70 I IN 64 I IN 62 4-0 IBB		C SI 90 B SI 90 S SL 76 F SL 79 B SI 92 F SL 78 X SI 92 2-2 ② G4-3		B FF 94 I IN 76 I IN 78 I IN 79 4-0 32 2B 1-2 2-3 IBB	2	1	1	0	3	0	0
2 J.J. Hardy, R (1, 6) OBP: 0.267, SLG: 0.426		F SI 88 F FF 89 B SI 89 X CH 82 1-2 32 2B 35 G6-3 2-3 1B	C FF 89 C SI 90 X SL 84 0-2 ③ G4-3		C SL 84 X SL 83 0-1 ③ L3		B SI 90 F SI 91 S CH 80 C SI 93 1-3 ③ K		X FF 92 0-0 ② F6	5	1	1	0	0	1	8
32 Matt Wieters, S (1, 2) OBP: 0.303, SLG: 0.436		D CH 81 X SI 89 1-0 12 G1-3 1-3 3-H 2B	B SI 88 C SI 87 S FF 88 B SI 89 X CH 81 2-2 ① G4-3		C CU 80 B FF 91 S FF 91 X SI 90 1-2 9 1B 2B			C SI 89 X SI 89 0-1 12 S 1B	F FF 95 S FF 94 X FF 95 0-2 1-3 2-H 3-H 2B	5	0	4	3	0	0	0
35 Danny Valencia, R (1, 10) OBP: 0.273, SLG: 0.619		C SI 88 B SI 90 X SI 90 1-1 ① G6-3 3-H	B SI 89 B CH 80 C SI 89 S SI 89 S SI 90 2-3 ② K		B SI 90 B FF 92 X FF 91 2-0 ① P5			S CH 80 C SI 91 F SI 92 B SL 77 B CH 82 S CH 80 2-3 ① K	B FF 93 C FF 94 S SL 87 F FF 94 F SL 85 X FF 94 1-2 ③ F8	5	0	0	1	0	2	5
12 Alexi Casilla, S (1, 4) OBP: 0.226, SLG: 0.224		X SI 89 0-0 ② G1-3 2-3	B SI 90 C SI 87 X FF 88 1-1 ③ F7		C FF 90 F FF 91 D CU 82 F CU 81 B FF 91 D CU 80 B FF 91 4-2 9 1B BB			C SI 90 S SI 91 1 SAFE S SI 91 0-3 ② K 1-2		3	0	0	0	1	1	2
Inning Stats	R: 0 E: 0 K: 0 S: 13 H: 2 LOB: 2 BB: 1 P: 21	R: 2 E: 0 K: 0 S: 9 H: 3 LOB: 1 BB: 0 P: 13	R: 0 E: 0 K: 0 S: 9 H: 1 LOB: 2 BB: 1 P: 17	R: 0 E: 0 K: 1 S: 8 H: 0 LOB: 0 BB: 0 P: 13	R: 0 E: 1 K: 1 S: 12 H: 2 LOB: 3 BB: 1 P: 24	R: 0 E: 0 K: 0 S: 11 H: 2 LOB: 2 BB: 1 P: 19	R: 1 E: 0 K: 1 S: 12 H: 1 LOB: 0 BB: 0 P: 16	R: 0 E: 0 K: 3 S: 12 H: 1 LOB: 1 BB: 0 P: 16	R: 2 E: 0 K: 0 S: 18 H: 2 LOB: 2 BB: 1 P: 27	1B: 7 2B: 7 3B: 0 HR: 1 SF: 0 SAC: 0 DP: 2 HBP: 1						

	AB	38
	R	5
	H	14
	RBI	5
	BB	5
	SO	6
	LOB	25

WP: 1 PB: 0 SB: 1 CS: 0	PA: 44

PITCHER		IP	WLS	BF	H	R	ER	SO	BB	IBB	HBP	BLK	WP	HR	S	P	ERA	WHIP
64 Chad Jenkins, R ERA: 3.6	(1, 1)	5.0		24	8	2	2	2	1	2	0	0	0	0	51	88	3.60	1.800
51 Thad Weber, R ERA: 1.8	(6, 1)	1.0		5	2	0	0	0	1	0	0	0	0	0	11	19	0.00	3.000
62 Aaron Loup, L ERA: 2.6	(7, 1)	2.0		8	2	1	1	4	0	0	0	0	0	1	24	32	4.50	1.000
50 Steve Delabar, R ERA: 2.42	(9, 1)	1.0	W	7	2	2	2	0	0	1	1	0	1	0	18	27	18.00	2.000

PITCHER	IP	WLS	BF	H	R	ER	SO	BB	IBB	HBP	BLK	WP	HR	S	P	ERA	WHIP

Baltimore Orioles @ Toronto Blue Jays

Rogers Centre, Toronto, ON

Sun May 26 2013, 1:10 PM - 4:28 PM EDT

Att. 28,502 - Sunny - 61 F

livebaseballscorecards.com

BOTTOM

Batter	1	2	3	4	5	6	7	8	9	AB	R	H	RBI	BB	SO	LOB
53 Melky Cabrera, S (1, 7) OBP: 0.327, SLG: 0.384	F FF 90 F FF 90 B FF 91 B FF 91 B SI 92 X SI 91 3-2 ① F7		1 SAFE X FF 91 0-0 ② F7		B CU 79 B CU 78 B SI 91 B SI 92 4-0 BB		B FF 93 B FF 92 C FF 92 B CH 86 B FF 94 4-1 10 1B 19 1B BB	X CU 80 0-0 ② FC3-2 1-2 2-3 3-Hf		3	0	0	0	2	0	4
19 José Bautista, R (1, 9) OBP: 0.405, SLG: 0.564	C CU 78 B FF 92 S FF 92 B SI 92 B CH 85 C FF 92 3-3 ② K		D CH 81 B SI 91 X FF 91 2-0 1-3 1B		S FF 92 F SI 93 B FF 92 B FF 92 F SL 85 S FF 92 2-3 ② K		B FF 97 X FC 93 1-0 1-2 10 1B 1B	C FF 98 F FF 98 F FF 99 X FF 99 0-2 ③ G1-3		5	0	2	0	0	2	4
10 Edwin Encarnación, R (1, 3) OBP: 0.333, SLG: 0.495	C SL 84 B CH 86 B FF 92 T FF 92 B FF 93 B FF 92 4-2 BB		S FF 92 S FF 92 T FF 93 0-2 ③ K		C FF 92 X CU 78 0-1 ③ F8		C SI 97 F SI 97 F SI 99 X SI 98 0-2 1-2 2-3 1B		C SI 93 B CU 78 S SI 92 B SI 95 X SI 94 2-2 26 1B 9 1B 2B	4	1	2	0	1	1	3
26 Adam Lind, L (1, 10) OBP: 0.398, SLG: 0.491	C SI 91 B FF 92 B FF 92 B SI 91 C FF 92 F FF 92 F FF 92 S CH 82 3-3 ③ K			C CU 77 B FF 91 X FF 92 1-1 9 2B 13 SF8 1B		C CU 77 F FF 91 F SI 90 B SI 91 B CH 84 B CH 82 C CH 84 3-3 ① K	X FC 93 0-0 ③ F8		B SI 94 B SI 93 F SI 95 B SI 95 S SI 95 X SI 95 3-2 9 1B 16 FC6-4 2-3 1B	5	2	2	0	0	2	4
9 J.P. Arencibia, R (1, 2) OBP: 0.253, SLG: 0.477		X SI 92 0-0 ① P4		B SL 85 C SL 82 D SI 92 B SI 90 X SL 83 3-1 1-3 2B		B FF 92 B SI 92 B FF 91 C FF 90 B SL 84 4-1 BB		S FF 97 X FF 97 0-1 28 BB 13 HBP 66 1B 1B	S SI 94 F SI 94 F SI 95 B CU 80 F SI 94 B CU 81 B SI 94 X SI 96 3-2 16 FC6-4 8 BB 66 2B 1-3 3-H 1B	4	2	3	1	1	0	0
13 Brett Lawrie, R (1, 5) OBP: 0.260, SLG: 0.368		B FF 92 B FF 92 C SL 84 S SI 91 F FF 92 X CH 82 2-2 ② G5-3		X SI 92 0-0 ① SF8 3-H		F CH 81 F FF 92 B FF 92 B FF 92 S FF 91 2-3 ② K		B FC 90 H SI 94 2-0 66 1B 28 BB 53 FC3-2 HBP 1-2	X SI 95 0-0 ① F9	3	0	0	1	0	1	3
8 Anthony Gose, L (1, 8) OBP: 0.273, SLG: 0.300		F SI 90 B FF 91 C CH 81 F FF 92 X CH 80 1-2 ③ G4-3		B CU 77 C CU 77 X SI 92 1-1 ② L8		C FF 92 B SL 85 B FF 92 B FF 91 S FF 92 F FF 93 X FF 93 3-2 ③ L6		B FF 94 L FF 95 C FF 96 F CU 80 T CU 82 1-2 ① K	T SI 94 B SI 94 B CH 90 B SI 94 F SI 95 B SI 95 4-2 16 FC6-4 1-2 BB	4	0	0	0	1	1	4
1 Emilio Bonifácio, S (1, 4) OBP: 0.240, SLG: 0.339 28 Colby Rasmus, L (8, PH) OBP: 0.306, SLG: 0.423 16 Mark DeRosa, R (9, 4) OBP: 0.300, SLG: 0.424			B SI 92 B CH 82 F SI 90 S CU 78 T FF 91 2-2 ① K S CH 82 B FF 92 X FF 92 1-1 ③ G6-3				C CU 78 S FF 92 F FF 93 S SL 84 0-3 ① K	B CU 81 B FF 96 B CH 87 C FF 95 B CU 80 4-1 53 FC3-2 66 1B 1-2 2-3 BB	B SI 94 B SI 94 C SI 95 F SI 94 X SI 95 2-2 ② FC6-4 66 2B 1-2f 2-3 3-H	3 0 1	0 0 1	0 0 1	0 1 0	0 0 0	2 0 1	1 0 2
66 Munenori Kawasaki, L (1, 6) OBP: 0.345, SLG: 0.320			F FF 92 B CH 84 B CH 82 X SI 92 2-1 19 1B 1B		C SI 92 F SI 91 X FF 92 0-2 ① G6-3		S FF 92 B SL 86 C SL 86 B SL 86 F FF 92 B FF 94 F FF 92 T FF 93 3-2 ② K	B FF 96 X FF 96 1-0 53 FC3-2 1B 1-2 2-3 3-H	B SI 93 B SI 94 C SI 94 B SI 95 C SI 96 X SI 95 3-2 1-H 3-H 2B	5	0	3	3	0	1	0

Inning Stats																								
	R: 0	E: 0	K: 2	S: 13	H: 0	LOB: 1	BB: 1	P: 26	R: 0	E: 0	K: 0	S: 9	H: 0	LOB: 0	BB: 0	P: 12	R: 0	E: 0	K: 2	S: 10	H: 2	LOB: 2	BB: 0	P: 16
	R: 1	E: 0	K: 0	S: 9	H: 2	LOB: 1	BB: 0	P: 15	R: 0	E: 0	K: 1	S: 9	H: 0	LOB: 1	BB: 1	P: 15	R: 0	E: 0	K: 2	S: 12	H: 0	LOB: 1	BB: 1	P: 24
	R: 0	E: 0	K: 2	S: 16	H: 2	LOB: 3	BB: 1	P: 24	R: 1	E: 0	K: 1	S: 13	H: 2	LOB: 3	BB: 1	P: 21	R: 4	E: 0	K: 0	S: 20	H: 4	LOB: 1	BB: 1	P: 37

1B: 9	SF: 1
2B: 3	SAC: 0
3B: 0	DP: 0
HR: 0	HBP: 1

WP: 0	PA: 45
PB: 0	
SB: 0	
CS: 0	

AB	37
R	6
H	12
RBI	6
BB	6
SO	10
LOB	25

PITCHER		IP	WLS	BF	H	R	ER	SO	BB	IBB	HBP	BLK	WP	HR	S	P	ERA	WHIP
50 Miguel González, R ERA: 3.94	(1, 1)	5.2		24	4	1	1	7	3	0	0	0	0	0	58	101	1.59	1.235
17 Brian Matusz, L ERA: 3.15	(6, 1)	1.0	H	4	0	0	0	2	1	0	0	0	0	0	14	24	0.00	1.000
29 Tommy Hunter, R ERA: 1.86	(7, 1)	1.1	H	10	4	1	1	1	1	0	1	0	0	0	19	28	6.75	3.750
43 Jim Johnson, R ERA: 5.25	(9, 1)	0.2	L	7	4	4	4	0	1	0	0	0	0	0	20	37	54.00	7.500

PITCHER	IP	WLS	BF	H	R	ER	SO	BB	IBB	HBP	BLK	WP	HR	S	P	ERA	WHIP

Batter	1	2	3	4	5	6	7	8	9	AB	R	H	RBI	BB	SO	LOB
19 Andrelton Simmons, R (1, 6) OBP: 0.274, SLG: 0.364	C FF 85 X CH 79 0-1 ① G6-3		C FC 79 B CU 71 F CH 79 F FF 87 B CU 76 X FC 80 2-2 ② P3		F FC 79 B FF 86 X CH 80 1-1 ① 3-H 1B		B CU 82 F FF 94 F CH 87 X CU 84 1-2 ③ F8		C FF 92 B FF 91 F CU 81 S CU 83 1-3 ③ K	5	0	1	1	0	1	1
7 Reed Johnson, R (1, 9) OBP: 0.333, SLG: 0.380	C SI 84 F CH 80 B FF 86 X CU 75 1-2 ② G5-3		B CH 80 X CH 80 1-0 ③ G1-3		C FC 79 1 SAFE T CU 73 D CU 73 X CH 79 1-2 ③ G1-3			X FF 93 0-0 ① F9		4	0	0	0	0	0	1
8 Justin Upton, R (1, 7) OBP: 0.382, SLG: 0.563	C CH 79 B SI 85 F CU 74 B FF 86 F FF 86 B CH 80 F CU 74 F SI 85 B CH 80 4-2 BB			C CH 78 S CH 78 B FF 86 C FC 80 1-3 ① K		B SI 84 B FC 80 F FC 81 S FF 86 S FF 86 2-3 ① K		C FF 93 B CH 86 B FF 95 F FF 94 F CU 84 F FF 94 S FF 95 2-3 ② K		3	0	0	0	1	3	0
5 Freddie Freeman, L (1, 3) OBP: 0.365, SLG: 0.413	B SI 85 F FF 86 F SI 85 F CH 80 X FF 86 1-2 ③ G5-3			B FF 86 C FF 85 F FF 86 B SI 85 S CH 79 2-3 ② K		X SI 83 0-0 16 G6-3 24 1B 1B		B FF 93 B CU 82 X FF 94 2-0 24 HR 1B		4	1	2	0	0	1	1
24 Evan Gattis, R (1, 10) OBP: 0.319, SLG: 0.612		B FF 84 X SI 85 1-0 ① G6-3		S SI 85 F SI 85 F CH 79 F FF 87 F CH 80 X CH 79 0-2 2B		B SI 84 B SI 85 X SI 85 2-0 16 G6-3 1-2 1B		C CU 82 B CU 85 B FF 94 B FF 93 X FF 94 3-1 1-H HR		4	1	3	2	0	0	0
16 Brian McCann, L (1, 2) OBP: 0.350, SLG: 0.519		X FF 86 0-0 ② G4-3		F FC 80 F FF 85 B FF 85 D CH 80 B FF 88 X CH 81 3-2 ③ G4-3		B FF 85 F FF 85 C FF 86 F FF 85 F CH 79 B FC 81 X SI 85 2-2 ② G6-3 1-2 2-3		C FF 93 F CH 86 C CU 86 0-3 ③ K		4	0	0	0	0	1	3
26 Dan Uggla, R (1, 4) OBP: 0.303, SLG: 0.416		B FF 81 C SI 86 C FF 82 B FF 87 F FF 84 F CH 80 B SI 86 B FC 82 4-2 BB			C CH 80 F FF 84 B FF 85 B FF 85 B CU 73 C SI 86 3-3 ① K	D FC 82 B SI 84 F SI 85 B FC 80 S CH 79 F FC 80 C FC 79 3-3 ③ K			X FF 92 0-0 23 G6-4-3 1B	3	0	1	0	1	2	2
23 Chris Johnson, R (1, 5) OBP: 0.382, SLG: 0.496		B SI 85 B FC 82 C SI 86 F SI 86 1 SAFE F FC 82 S CH 80 2-3 ③ K			X FF 84 0-0 17 G3-1 19 1B 2B		B FF 94 B FF 94 F FF 94 X FF 95 2-1 ① F9		B FF 91 B CU 81 F SI 92 X FF 91 2-1 ①② G6-4-3 1-2f	4	1	1	0	0	1	2
17 Jordan Schafer, L (1, 8) OBP: 0.420, SLG: 0.403			C SI 84 B SI 85 C FC 80 X FF 85 1-2 ① F8		B FF 86 C FC 81 B FF 87 X FC 80 2-1 ② G3-1 2-3		F FF 93 S FF 94 B CU 85 X CU 85 1-2 ② G6-3		F SI 92 B CU 81 S CU 82 B CU 82 B CU 82 B FF 91 4-2 BB	3	0	0	0	1	0	1
Inning Stats	R: 0 E: 0 K: 0 S: 14 H: 0 LOB: 1 BB: 1 P: 20	R: 0 E: 0 K: 1 S: 10 H: 0 LOB: 1 BB: 1 P: 17	R: 0 E: 0 K: 0 S: 8 H: 0 LOB: 0 BB: 0 P: 12	R: 0 E: 0 K: 2 S: 15 H: 1 LOB: 1 BB: 0 P: 21	R: 1 E: 0 K: 1 S: 11 H: 2 LOB: 1 BB: 0 P: 18	R: 0 E: 0 K: 2 S: 14 H: 2 LOB: 2 BB: 0 P: 23	R: 0 E: 0 K: 0 S: 8 H: 0 LOB: 0 BB: 0 P: 12	R: 2 E: 0 K: 2 S: 12 H: 2 LOB: 0 BB: 0 P: 19	R: 0 E: 0 K: 1 S: 8 H: 1 LOB: 1 BB: 1 P: 15	1B: 5 2B: 2 3B: 0 HR: 1 SF: 0 SAC: 0 DP: 1 HBP: 0						

PITCHER		IP	WLS	BF	H	R	ER	SO	BB	IBB	HBP	BLK	WP	HR	S	P	ERA	WHIP
56 Mark Buehrle, L ERA: 5.51	(1, 1)	6.0	W	25	5	1	1	6	2	0	0	0	0	0	72	111	1.50	1.167
49 Brad Lincoln, R ERA: 6.14	(7, 1)	2.0		8	2	2	2	2	0	0	0	0	0	1	20	31	9.00	1.000
51 Thad Weber, R ERA: 1.64	(9, 1)	1.0		4	1	0	0	1	1	0	0	0	0	0	8	15	0.00	2.000

PITCHER	IP	WLS	BF	H	R	ER	SO	BB	IBB	HBP	BLK	WP	HR	S	P	ERA	WHIP

TOP

Atlanta Braves @ Toronto Blue Jays

Rogers Centre, Toronto, ON

Mon May 27 2013, 7:08 PM - 9:49 PM EDT

Att. 22,808 - Partly Cloudy - 66 F

livebaseballscorecards.com

AB	34
R	3
H	8
RBI	3
BB	3
SO	9
LOB	11

PA: 37	WP: 0	PB: 0	SB: 0	CS: 0														

BOTTOM

Atlanta Braves @ Toronto Blue Jays

Rogers Centre, Toronto, ON

Mon May 27 2013, 7:08 PM - 9:49 PM EDT

Att. 22,808 - Partly Cloudy - 66 F

Batter	1	2	3	4	5	6	7	8	9	AB	R	H	RBI	BB	SO	LOB
53 Melky Cabrera, S (1, 7) OBP: 0.330, SLG: 0.388 8 Anthony Gose, L (7, PR) OBP: 0.333, SLG: 0.300 (8, 7)	C FF 90 X FF 90 0-1 G1-3 ①		B FC 86 B FC 86 B SI 91 B FF 90 4-0 19 2B 10 1B BB		C CU 74 B FF 87 X SI 88 1-1 G4-3 ①		B FF 93 X FF 94 1-0 10 HR 2B	B FF 93 B CH 86 B FF 93 C SI 91 B FF 93 4-1 BB		3 0	1 1	1 0	0 0	1 1	0 0	0 0
19 José Bautista, R (1, 9) OBP: 0.405, SLG: 0.563	C CU 77 B FS 83 B SI 91 B CU 77 X SI 92 3-1 F8 ②		C FC 85 B CU 78 X SI 90 1-1 10 1B 1-3 2B		X FF 90 0-0 P2 ②		B FF 95 B CU 72 B SL 83 S FF 95 S FF 95 B CU 75 4-2 10 HR BB	X FF 94 0-0 F7 ②		4	2	1	0	1	0	1
10 Edwin Encarnación, R (1, 10) OBP: 0.335, SLG: 0.508	C FC 86 B SI 92 B FC 86 S FC 85 X SI 91 2-2 G6-3 ③		F SI 92 S FC 85 B FC 86 X FC 87 1-2 2-H 3-H 1B ②		B SI 90 B FS 81 F FC 85 S CU 78 B FC 84 X FF 90 3-2 F8 ③		X SL 83 0-0 1-H 2-H HR	B CU 75 F FF 94 B FF 95 D CU 75 X FF 93 3-1 F8 ③		5	1	2	5	0	0	1
26 Adam Lind, L (1, 3) OBP: 0.401, SLG: 0.496		C SI 90 C SI 90 F FF 90 F CU 78 F FS 83 B SI 92 B FS 83 F FC 86 X FF 92 2-2 28 HR 2B	C FC 87 B FC 86 X SI 90 1-1 L7 ③			B FS 79 C SI 87 B SI 86 B SI 89 B SI 88 4-1 9 HR BB	B FF 95 C CH 87 B CU 76 X CH 87 2-1 28 2B E3			3	2	1	0	1	0	1
9 J.P. Arencibia, R (1, 2) OBP: 0.253, SLG: 0.489		C FF 92 X FC 85 0-1 G5-3 ①	F FF 88 F SI 89 B FC 85 S CU 76 1-3 K			F SI 90 X FC 85 0-1 1-H HR	C FF 94 B FF 93 B CU 74 1 SAFE X FF 92 2-1 F8 ①			4	1	1	2	0	1	3
28 Colby Rasmus, L (1, 8) OBP: 0.311, SLG: 0.450		F CU 79 F FC 87 B SI 92 X CU 78 1-2 2-H HR	B FC 84 F SI 91 B FC 85 B FS 81 X FC 84 3-1 L8 ②			B SI 91 C FC 85 S CU 77 F SI 90 X FC 86 1-2 P6 ①	B CU 76 F CH 87 B FF 94 B CH 86 X FF 95 3-1 1-3 2B			4	1	2	2	0	0	0
13 Brett Lawrie, R (1, 5) OBP: 0.268, SLG: 0.374 16 Mark DeRosa, R (6, PR) OBP: 0.296, SLG: 0.417 (7, 5)		B FF 92 C FC 84 S FS 80 X FS 83 1-2 G5-3 ②	B FC 86 C CU 77 B FF 89 F FS 81 X SI 91 2-2 1 2B 1B			B FF 90 C CU 78 B FC 85 F FF 90 F FC 85 B CU 78 X SI 90 3-2 1 G4-3 1 S 1B	C FF 93 B FF 94 S CU 76 X FF 94 1-2 G5-3 ②			3 1	0 0	2 0	0 0	0 0	0 0	0 2
1 Emilio Bonifácio, S (1, 4) OBP: 0.241, SLG: 0.344		B SI 91 L SI 90 X SI 91 1-1 F7 ③	X SI 90 0-0 1-3 2B			1 SAFE S SI 88 B FF 89 B FC 85 D FS 83 F SI 90 F FF 91 X SI 90 3-2 1-3 G4-3 ②	B FF 94 F CH 86 X FF 94 1-1 F7 ③			4	0	1	0	0	0	3
66 Munenori Kawasaki, L (1, 6) OBP: 0.333, SLG: 0.307			B SI 89 L SI 90 C SI 91 B SI 91 X SI 91 2-2 G5-3 ①	B SI 92 X SI 91 1-0 L9 ③		B SI 90 B SI 91 F SI 91 X FF 91 2-1 L4 ③		B FF 93 B FF 91 F FF 91 B FF 92 X FF 93 3-1 G4-3 ①		4	0	0	0	0	0	3

livebaseballscorecards.com

	AB	35
	R	9
	H	11
	RBI	9
	BB	4
	SO	1
	LOB	14

Inning Stats																								
	R: 0 E: 0 K: 0 S: 7	H: 0 LOB: 0 BB: 0 P: 12		R: 2 E: 0 K: 0 S: 17	H: 2 LOB: 0 BB: 0 P: 22		R: 2 E: 0 K: 0 S: 10	H: 2 LOB: 0 BB: 1 P: 19		R: 0 E: 0 K: 1 S: 10	H: 2 LOB: 2 BB: 0 P: 17		R: 0 E: 0 K: 0 S: 6	H: 0 LOB: 0 BB: 0 P: 10		R: 2 E: 0 K: 0 S: 17	H: 2 LOB: 1 BB: 1 P: 30		R: 3 E: 1 K: 0 S: 15	H: 3 LOB: 2 BB: 1 P: 29		R: 0 E: 0 K: 0 S: 6	H: 0 LOB: 1 BB: 1 P: 16

	1B: 3	SF: 0	WP: 0	PA: 39
	2B: 5	SAC: 0	PB: 0	
	3B: 0	DP: 0	SB: 1	
	HR: 3	HBP: 0	CS: 0	

PITCHER		IP	WLS	BF	H	R	ER	SO	BB	IBB	HBP	BLK	WP	HR	S	P	ERA	WHIP
15 Tim Hudson, R ERA: 5.37	(1, 1)	6.0	L	27	8	6	6	1	2	0	0	0	0	2	67	110	9.00	1.667
57 Cory Rasmus, R ERA: 12.27	(7, 1)	2.0		12	3	3	3	0	2	0	0	0	0	1	21	45	13.50	2.500

PITCHER	IP	WLS	BF	H	R	ER	SO	BB	IBB	HBP	BLK	WP	HR	S	P	ERA	WHIP

Atlanta Braves @ Toronto Blue Jays

Rogers Centre, Toronto, ON

Tue May 28 2013, 12:38 PM - 3:55 PM EDT

Att. 45,224 - Roof Closed - 68 F

livebaseballscorecards.com

Batter	1	2	3	4	5	6	7	8	9	10	AB	R	H	RBI	BB	SO	LOB
17 Jordan Schafer, L (1, 8) OBP: 0.419, SLG: 0.455	B FS 85 B FS 87 X FS 86 2-0 19 1B 5 1B 2B	M FS 88 F KC 77 F FF 91 B SL 85 F FS 80 F FF 92 B SL 86 B KC 77 X FF 91 3-2 HR			B SI 90 F CH 84 C CH 85 B SL 83 C SL 81 2-3 ① K	B SI 92 X SI 91 1-0 ③ G6-3			C FF 95 B FF 96 B CH 87 B FF 96 X FF 96 3-1 ① P5		5	2	2	1	0	1	1
19 Andrelton Simmons, R (1, 6) OBP: 0.282, SLG: 0.376	L FS 86 D SL 83 X FF 90 1-1 5 1B 5 E 2-3 1B	C KC 76 F SL 83 X SL 84 0-2 ③ F9			X SL 81 0-0 2B		C SI 92 B CH 84 F SI 92 X SI 93 1-2 5 G4-3 22 G4-3 1B		B SL 86 X FF 96 1-0 ② P5		5	1	3	0	0	0	0
22 Jason Heyward, L (1, 9) OBP: 0.302, SLG: 0.260	B FS 81 S FS 88 C FS 80 F SL 83 S FS 89 1-3 ① K		X SI 90 0-0 ① G4-3		C SI 90 D SI 86 D SI 86 B SL 78 X CH 83 3-1 ② P2		B FC 88 B FC 90 X CU 82 2-0 ① G4-3 1-2		B CH 88 C FF 96 B FF 96 B CH 89 B FF 96 4-1 24 WP 5 1B BB		4	0	0	0	1	1	4
5 Freddie Freeman, L (1, 3) OBP: 0.372, SLG: 0.419	B FS 86 X FS 81 1-0 E9 16 E 1-H 3-H 1B		X SI 90 0-0 24 G6-4-3 1B		X SI 90 0-0 ③ G1-3		X SI 93 0-0 ② G4-3 2-3		F FF 96 B FF 95 F FF 96 F CH 89 X CH 88 1-2 24 WP 1-2 1B		5	1	3	1	0	0	2
24 Evan Gattis, R (1, 2) OBP: 0.322, SLG: 0.624	S SL 83 S SL 82 C FF 90 0-3 ② K		B SL 83 F SL 84 B SI 89 X SI 83 2-1 ②③ G6-4-3 1-2f			F SL 84 B SL 80 B SI 89 X SI 90 2-1 HR	B CU 82 B FF 93 B CU 83 I IN 76 4-0 IBB		F FF 97 S FF 97 B FF 90 F FF 96 F CH 89 F FF 97 D SL 88 S SL 86 2-3 ③ K 1-2 2-3		4	1	1	1	1	2	4
16 Brian McCann, L (1, 10) OBP: 0.354, SLG: 0.614	C FS 88 B FS 88 D SL 86 X FS 81 2-1 E3 26 FC6-4 2-H			B SI 90 B SI 90 X CH 84 2-0 ① G5-3		B SI 90 C SI 89 B SI 89 B CH 84 F SI 89 X SL 78 3-2 HR	C FF 90 C CU 82 S CU 84 0-3 ③ K			B FF 90 X FF 90 1-0 HR	5	2	2	2	0	1	2
26 Dan Uggla, R (1, 4) OBP: 0.301, SLG: 0.406	C KC 81 S SL 83 X SL 82 0-2 ③ FC6-4 1-2f			B SL 81 S SI 90 B SI 89 X SL 82 2-1 ② P4		B SI 90 S SL 82 B SL 82 B SI 90 B SL 81 4-1 25 G1-3 BB		C CU 79 B CH 84 B CH 84 C CU 82 F CU 83 B CU 82 C CU 83 3-3 ① K		B CU 79 B SI 92 B SI 90 F FF 91 X FF 91 3-1 ① F7	4	0	0	0	1	1	1
25 Juan Francisco, L (1, 5) OBP: 0.295, SLG: 0.410 23 Chris Johnson, R (8, PH) OBP: 0.380, SLG: 0.492 14 Ramiro Pena, S (8, 5) OBP: 0.355, SLG: 0.471		C FS 84 B FS 77 S FS 79 B SL 83 F FS 79 B SL 85 X FS 80 3-2 ① G4-3		F SL 84 B SI 91 X SI 90 1-1 1B		X SI 90 0-0 ① G1-3 1-2		S CH 86 C FC 89 T FF 92 0-2 ② K		B FF 91 C CU 81 X FF 90 1-1 ② G5-3	3 1 1	0 0 0	1 0 0	0 0 0	0 0 0	0 1 0	1 0 0
7 Reed Johnson, R (1, 7) OBP: 0.305, SLG: 0.345		B KC 76 B SL 84 B FS 88 C FS 88 X FS 88 3-1 ② F9		B SI 90 F SL 81 T SL 84 B SI 91 X SI 90 2-2 ③ G5-3		B SI 88 C CH 77 B SI 92 B CH 77 C SI 91 F CH 80 F SI 92 S CH 80 3-3 ② K		B FC 88 C CU 82 S CH 87 S CU 84 1-3 ③ K		B CU 80 B CU 81 C SI 91 F FF 91 B FF 92 T CU 81 3-2 ③ K	5	0	0	0	0	3	2

Inning Stats	1	2	3	4	5	6	7	8	9	10
	R: 3 E: 2 K: 2 S: 16 H: 3 LOB: 1 BB: 0 P: 23	R: 1 E: 0 K: 0 S: 15 H: 1 LOB: 0 BB: 0 P: 24	R: 0 E: 0 K: 0 S: 4 H: 1 LOB: 0 BB: 0 P: 6	R: 0 E: 0 K: 0 S: 8 H: 1 LOB: 1 BB: 0 P: 15	R: 0 E: 0 K: 1 S: 7 H: 1 LOB: 1 BB: 0 P: 12	R: 2 E: 0 K: 1 S: 14 H: 2 LOB: 1 BB: 1 P: 27	R: 0 E: 0 K: 1 S: 8 H: 1 LOB: 2 BB: 1 P: 15	R: 0 E: 0 K: 3 S: 10 H: 0 LOB: 0 BB: 0 P: 14	R: 0 E: 0 K: 1 S: 14 H: 1 LOB: 2 BB: 1 P: 25	R: 1 E: 0 K: 1 S: 8 H: 1 LOB: 0 BB: 0 P: 16

PITCHER	IP	WLS	BF	H	R	ER	SO	BB	IBB	HBP	BLK	WP	HR	S	P	ERA	WHIP
23 Brandon Morrow, R (1, 1) ERA: 5.63	2.0		11	4	4	2	2	0	0	0	0	0	1	31	47	9.00	2.000
34 Ramon Ortiz, R (3, 1) ERA: 5.01	3.0		14	5	2	2	1	1	0	0	0	0	2	25	48	6.00	2.000
62 Aaron Loup, L (6, 1) ERA: 2.51	1.0		3	0	0	0	1	0	0	0	0	0	0	8	12	0.00	0.000
27 Brett Cecil, L (7, 1) ERA: 1.98	2.0		8	1	0	0	4	0	1	0	0	0	0	18	29	0.00	0.500
50 Steve Delabar, R (9, 1) ERA: 2.33	1.0		5	1	0	0	1	1	0	0	0	1	0	14	25	0.00	2.000

PITCHER	IP	WLS	BF	H	R	ER	SO	BB	IBB	HBP	BLK	WP	HR	S	P	ERA	WHIP
51 Thad Weber, R (10, 1) ERA: 2.25	1.0	L	4	1	1	1	1	0	0	0	0	0	1	8	16	9.00	1.000

AB	42
R	7
H	12
RBI	5
BB	3
SO	10
LOB	17

1B: 6	SF: 0	WP: 1	PA: 45
2B: 2	SAC: 0	PB: 0	
3B: 0	DP: 1	SB: 0	
HR: 4	HBP: 0	CS: 0	

Atlanta Braves @ Toronto Blue Jays

Rogers Centre, Toronto, ON

Tue May 28 2013, 12:38 PM - 3:55 PM EDT

Att. 45,224 - Roof Closed - 68 F

livebaseballscorecards.com

Batter	1	2	3	4	5	6	7	8	9	10	AB	R	H	RBI	BB	SO	LOB
53 Melky Cabrera, S (1, 10) OBP: 0.327, SLG: 0.383	C SI 86 F FC 81 B CU 71 B CU 71 B CH 81 X SI 87 3-2 19 FC5-4 1B	X CH 79 0-0 ② L8		C CU 71 S FC 84 X SL 79 0-2 ② G6-3		1 SAFE C SI 85 B FC 83 B SI 84 1 SAFE F FC 83 X SI 86 2-2 ②③ G5-4-3 1-2f		C SI 94 B CH 83 F SI 93 B CU 78 S SI 96 2-3 ③ K			5	0	1	0	0	1	3
19 José Bautista, R (1, 9) OBP: 0.410, SLG: 0.585	C SI 87 C CH 80 X CH 80 0-2 ① FC5-4 10 2B 1-2f	1 SAFE B FC 82 B CH 79 F FC 83 1 SAFE 1 SAFE B FC 84 B FC 84 4-1 1-2 BB		C FF 87 F FC 84 B CH 82 B FF 88 B CH 81 X EP 62 3-2 HR			B FF 94 B FF 94 C FF 94 B FF 94 F FF 95 X FF 96 3-2 10 G3-1 9 2B		C SL 82 B SL 84 S SL 82 X SL 83 1-2 ① G4-3		4	3	2	1	1	0	1
10 Edwin Encarnación, R (1, 3) OBP: 0.332, SLG: 0.505	B CU 72 C CH 79 X SI 86 1-1 9 2B 16 2B 1-H 2B	C SI 88 B FF 88 C FC 84 B CU 72 X CH 78 2-2 ③ G5-3		B SI 89 B CH 82 F FC 85 X CH 81 2-1 ③ F8			C CH 87 B CU 82 X FF 95 1-1 ① G3-1 2-3		C SL 83 X SL 82 0-1 ② P3		5	1	1	1	0	0	3
9 J.P. Arencibia, R (1, 2) OBP: 0.262, SLG: 0.503	B SI 88 F SI 87 S CH 81 B FF 88 F CH 80 B SI 87 X CH 80 3-2 16 2B 2-3 2B		B FF 86 B FC 83 X SI 86 2-0 ① G6-3		F CH 79 X SI 86 0-1 1B		B CU 81 B CU 82 X FF 95 2-0 28 P6-4 3-H 2B		C SL 83 S SL 83 X SL 83 0-2 ③ F9		5	1	3	1	0	0	0
16 Mark DeRosa, R (1, 5) OBP: 0.307, SLG: 0.429 26 Adam Lind, L (10, PH) OBP: 0.406, SLG: 0.496 66 Munenori Kawasaki, L (10, PR) OBP: 0.333, SLG: 0.307	B CU 73 B SI 88 B CH 81 X SI 88 3-0 28 1B 2-H 3-H 2B		C SI 87 B CH 81 X CH 79 1-1 E6 3 1B		F SI 86 B FF 87 F FC 82 S CU 70 1-3 ① K		F FF 94 B FF 94 B CU 81 F FF 93 B FF 94 B FF 95 4-2 BB			C FF 94 B KC 86 S KC 84 B KC 86 B FF 96 B FF 96 4-2 28 S BB	3 0 0	1 0 0	1 0 0	2 0 0	1 1 0	1 0 0	1 0 0
28 Colby Rasmus, L (1, 8) OBP: 0.308, SLG: 0.442	B SL 79 X SI 87 1-0 3 CS 2-H 1B		B FC 82 B SL 80 C SI 87 S CH 81 F CU 74 B CH 81 X SL 80 3-2 ② F7		C SI 87 B SI 86 D CH 79 X FC 82 2-1 ② P6		B SI 94 C SI 93 X SI 95 1-1 ②③ P6-4 2-2f			C KC 84 1 SAFE 1 SAFE B KC 84 1 SAFE B FF 96 1 SAFE B FF 95 F FF 97 3-3 ① F FF 85 S KC 84 K 1-2	5	0	1	1	0	1	5
3 Maicer Izturis, S (1, 6) OBP: 0.248, SLG: 0.321	1 SAFE C SI 87 X SI 88 0-1 ②③ G6-3 1-2		X SI 87 0-0 1-2 1B		X CH 79 0-0 ③ G4-3			B SI 94 B SI 94 B SI 94 B SI 94 4-0 1 SH2-4 BB		X FF 95 0-0 ② F7	4	0	1	0	1	0	4
1 Emilio Bonifácio, S (1, 4) OBP: 0.234, SLG: 0.333		B SI 86 L SI 86 X SI 86 1-1 ① G6-3 X SI 88 0-0 ③ L9				B CH 77 S CH 78 C CU 69 F FC 82 C FC 83 1-3 ① K		X SI 92 0-0 ① SH2-4 1-2		X FF 97 0-0 ③ F7	4	0	0	0	0	1	4
8 Anthony Gose, L (1, 7) OBP: 0.375, SLG: 0.357		B SI 87 B SI 86 B SI 86 C SI 83 C SI 87 X FF 88 3-2 19 BB 1B		C CU 69 B SL 79 C CU 71 S SL 79 1-3 ① K		L FF 89 B SI 86 X CU 70 1-1 53 G5-4-3 1B		C SI 94 D CU 78 X SI 91 1-1 ② G1-3			4	0	2	0	0	1	1
Inning Stats	R: 4 H: 5 E: 0 LOB: 0 K: 0 BB: 0 S: 16 P: 27	R: 0 H: 1 E: 0 LOB: 2 K: 0 BB: 1 S: 10 P: 20	R: 0 H: 1 E: 1 LOB: 2 K: 0 BB: 0 S: 9 P: 15	R: 1 H: 1 E: 0 LOB: 0 K: 1 BB: 0 S: 11 P: 17	R: 0 H: 1 E: 0 LOB: 1 K: 1 BB: 0 S: 8 P: 11	R: 0 H: 1 E: 0 LOB: 0 K: 1 BB: 0 S: 9 P: 13	R: 1 H: 2 E: 0 LOB: 1 K: 0 BB: 1 S: 10 P: 21	R: 0 H: 0 E: 0 LOB: 1 K: 1 BB: 1 S: 6 P: 13	R: 0 H: 0 E: 0 LOB: 0 K: 0 BB: 0 S: 8 P: 9	R: 0 H: 0 E: 0 LOB: 2 K: 1 BB: 1 S: 8 P: 15	1B: 6 2B: 6 3B: 0 HR: 1	SF: 0 SAC: 1 DP: 2 HBP: 0	WP: 0 PB: 0 SB: 1 CS: 1	PA: 44			

PITCHER		IP	WLS	BF	H	R	ER	SO	BB	IBB	HBP	BLK	WP	HR	S	P	ERA	WHIP
28 Paul Maholm, L ERA: 3.74	(1, 1)	6.0		28	10	5	5	3	1	0	0	0	0	1	63	103	7.50	1.833
38 Anthony Varvaro, R ERA: 2.63	(7, 1)	0.1	B	4	2	1	1	0	1	0	0	0	0	0	8	18	27.00	9.000
43 Luis Avilán, L ERA: 2.66	(7, 1)	1.2		5	0	0	0	1	1	0	0	0	0	0	8	16	0.00	0.600
53 Cory Gearrin, R ERA: 1.96	(9, 1)	1.0	W	3	0	0	0	0	0	0	0	0	0	0	8	9	0.00	0.000
46 Craig Kimbrel, R ERA: 2.21	(10, 1)	1.0	S	4	0	0	0	1	1	0	0	0	0	0	8	15	0.00	1.000

PITCHER	IP	WLS	BF	H	R	ER	SO	BB	IBB	HBP	BLK	WP	HR	S	P	ERA	WHIP

BOTTOM

AB	39
R	6
H	12
RBI	6
BB	4
SO	5
LOB	22

Batter	1	2	3	4	5	6	7	8	9	AB	R	H	RBI	BB	SO	LOB
53 Melky Cabrera, S (1, 7) OBP: 0.339, SLG: 0.392 45 Neil Wagner, R (7, 1) 26 Adam Lind, L (9, PH) OBP: 0.403, SLG: 0.491 44 Casey Janssen, R (9, 1)	C SI 89 F B CH 81 B CU 77 F CH 82 X FF 90 2-2 10 1B 9 FC3-6 1B	B CU 77 X FF 90 1-0 2-H 3-H 1B		B FF 94 B SL 85 B FF 95 C FF 94 C FF 94 B FF 95 4-2 BB		X FF 92 0-0 19 FC5-4 1B		1 SAFE C CH 83 B CH 82 S SI 90 B CH 82 X SL 82 2-2 ① ② G4-6-3 1-2f	3 0 1 0	1 0 0 0	3 0 0 0	2 0 0 0	1 0 0 0	0 0 0 0	0 0 1 0
19 José Bautista, R (1, 9) OBP: 0.405, SLG: 0.571	C SI 90 B SI 89 1 SAFE S SI 90 S CH 82 1-3 ① K	B FF 91 D CU 77 C CH 82 C CU 77 X CH 82 2-2 ③ G6-3		X SL 85 0-0 ③ P5			F FF 92 1 SAFE X CH 85 0-1 ② FC5-4 9 E 10 1B 1-2f		B CH 82 C CH 82 B SL 81 B CH 82 B SI 90 4-1 10 1B BB	4	0	0	0	1	1	5
10 Edwin Encarnación, R (1, 3) OBP: 0.342, SLG: 0.510	B SI 89 C CH 82 F SI 91 F SI 90 F CH 82 B CH 81 B CU 76 X SI 90 3-2 9 FC3-6 1-3 1B		T FF 95 F FF 96 B SL 86 B SL 87 B CH 89 B FF 96 4-2 9 L6-3 BB		F FF 93 B SL 86 S SL 86 B CH 86 S SL 86 2-3 ① K		F CH 85 B CU 80 C CU 78 X FF 93 1-2 9 E 1-2 1B		B SL 80 F SL 82 X CH 82 1-1 1-2 1B	4	0	3	0	1	1	0
9 J.P. Arencibia, R (1, 2) OBP: 0.255, SLG: 0.489	S CH 82 X SI 91 0-1 ② FC3-6 1-2f 3-H		B FF 95 S SL 86 C FF 96 B CH 89 F FF 95 X FF 95 2-2 ① L6-3 1-2		S CH 86 B FF 96 X CH 86 1-1 ② G5-3		2 SAFE F CH 87 B FF 93 F CU 80 B FF 96 S CH 88 2-3 ③ K 1-2 2-3		C SL 81 B SL 82 B SL 82 X SI 90 2-1 ③ G6-3	5	0	0	1	0	1	6
28 Colby Rasmus, L (1, 8) OBP: 0.306, SLG: 0.435	X SI 89 0-0 ③ G6-3		B FF 95 B SL 84 B CH 86 B SL 83 4-0 3 G4-6-3 BB		C FF 96 S FF 96 B FF 95 B CH 87 X FF 96 2-2 ③ F9			X FF 97 0-0 ① F7		3	0	0	0	1	0	1
3 Maicer Izturis, S (1, 5) OBP: 0.241, SLG: 0.311		C FF 87 X SI 88 0-1 ① G5-3	X FF 94 0-0 ② ③ G4-6-3 1-2f			B FF 91 B FF 93 X FF 92 2-0 ① L9		B FF 97 C FF 96 S CH 89 X CH 88 1-2 E3		4	0	0	0	0	0	2
1 Emilio Bonifácio, S (1, 4) OBP: 0.241, SLG: 0.338		B SI 88 X SI 89 1-0 32 SH1-4 66 S 53 1B 1B		C FF 94 F FF 96 B FF 95 X FF 95 1-2 66 CS 1B		B CU 80 C CH 87 B FF 93 X CH 87 2-1 ② F9		1 SAFE F FF 95 T FF 96 B FF 95 S CH 88 1-3 ② K		4	1	2	0	0	1	1
66 Munenori Kawasaki, L (1, 6) OBP: 0.339, SLG: 0.301		1 SAFE B SI 89 1 SAFE B CH 82 B SI 90 B FF 90 4-0 32 SH1-4 53 1B 1-2 BB		C FF 94 B FF 96 F FF 95 B SL 84 B SL 87 F FF 94 B FF 96 4-2 ① 32 SH3-4 1-2 BB		F FF 93 C FF 92 S CH 86 0-3 ③ K		C FF 96 1 SAFE B CH 87 B FF 96 1 SAFE L FF 95 F FF 98 B FF 96 S FF 97 3-3 ③ K		2	1	0	0	2	2	1
32 Esmil Rogers, R (1, 1) 57 Juan Pablo Perez, R (4, 1) 8 Anthony Gose, L (7, PH) OBP: 0.389, SLG: 0.333 (7, 7)		L SI 90 X SI 89 0-1 ② SH1-4 1-2 2-3		B FF 94 B FF 93 B FF 94 C FF 93 X FF 92 3-1 ② SH3-4 1-2			F FF 91 B FF 92 B CH 86 X FF 92 2-1 ① F7		B SI 90 B SI 89 B SI 89 B SI 88 4-0 26 G4-6-3 BB	0 0 1	0 0 0	0 0 0	0 0 0	0 0 1	0 0 0	0 0 0
Inning Stats	R: 1 E: 0 K: 1 S: 15 H: 2 LOB: 1 BB: 0 P: 21	R: 2 E: 0 K: 0 S: 9 H: 2 LOB: 1 BB: 1 P: 17	R: 0 E: 0 K: 0 S: 7 H: 0 LOB: 1 BB: 2 P: 17	R: 0 E: 0 K: 0 S: 11 H: 1 LOB: 2 BB: 2 P: 23	R: 0 E: 0 K: 1 S: 8 H: 0 LOB: 0 BB: 0 P: 13	R: 0 E: 0 K: 1 S: 6 H: 0 LOB: 0 BB: 0 P: 10	R: 0 E: 1 K: 1 S: 11 H: 2 LOB: 2 BB: 0 P: 16	R: 0 E: 1 K: 2 S: 11 H: 0 LOB: 1 BB: 0 P: 16	R: 0 E: 0 K: 0 S: 8 H: 1 LOB: 2 BB: 2 P: 21	1B: 8 2B: 0 3B: 0 HR: 0 SF: 0 SAC: 2 DP: 2 HBP: 0						

PITCHER	IP	WLS	BF	H	R	ER	SO	BB	IBB	HBP	BLK	WP	HR	S	P	ERA	WHIP
54 Kris Medlen, R (1, 1) ERA: 3.48	2.0	L	11	4	3	3	1	1	0	0	0	0	0	24	38	13.50	2.500
48 David Carpenter, R (3, 1) ERA: 1.93	3.0		12	1	0	0	1	4	0	0	0	0	0	26	53	0.00	1.667
38 Anthony Varvaro, R (6, 1) ERA: 2.45	2.0		8	2	0	0	2	0	0	0	0	0	0	17	26	0.00	1.000
52 Jordan Walden, R (8, 1) ERA: 4.5	1.0		4	0	0	0	2	0	0	0	0	0	0	11	16	0.00	0.000
53 Cory Gearrin, R (9, 1) ERA: 1.88	1.0		5	1	0	0	0	2	0	0	0	0	0	8	21	0.00	3.000

PITCHER	IP	WLS	BF	H	R	ER	SO	BB	IBB	HBP	BLK	WP	HR	S	P	ERA	WHIP

TOP

Toronto Blue Jays @ Atlanta Braves

Turner Field, Atlanta, GA

Wed May 29 2013, 7:14 PM - 10:07 PM EDT

Att. 22,489 - Clear - 81 F

livebaseballscorecards.com

AB	31
R	3
H	8
RBI	3
BB	7
SO	6
LOB	17

WP: 0 PA: 40
PB: 0
SB: 1
CS: 1

Batter	1	2	3	4	5	6	7	8	9	AB	R	H	RBI	BB	SO	LOB
19 Andrelton Simmons, R (1, 6) OBP: 0.282, SLG: 0.373	B FF 95 B FF 94 C FF 93 B FF 95 C FF 94 X FF 94 3-2 22 G4-3 1B		C SL 86 F CU 82 F SL 87 X SL 87 0-2 ② F8		C SL 81 C SL 82 S SI 95 0-3 ② K			B SL 88 C SL 86 X FF 97 1-1 ①② G1-6-3 1-2f		4	0	1	0	0	1	1
22 Jason Heyward, L (1, 9) OBP: 0.300, SLG: 0.253	B FF 95 F FF 94 C SL 88 F SI 93 F SI 93 X SI 94 1-2 ①② G4-3 1-2f		B CH 87 B SI 93 B FF 94 B FF 93 4-0 BB		B SI 94 C SI 94 B SI 93 F SL 83 X SI 94 2-2 ③ F7			B FF 97 B FF 95 B FF 96 C FF 95 C FF 96 X FF 96 3-2 ③ P5		3	0	0	0	1	0	1
8 Justin Upton, R (1, 7) OBP: 0.375, SLG: 0.550	C FF 97 B SI 95 S SL 87 S FF 96 1-3 ③ K		B FF 94 1 SAFE 1 SAFE S SL 86 F FF 95 F SL 88 F SL 88 F FF 95 S FF 94 1-3 ③ K			B SI 94 S CH 86 B CH 88 B SI 93 F SI 93 S SI 92 3-3 ① K			B FC 88 F FC 88 B FC 89 C FC 88 X CU 74 2-2 ① P6	4	0	0	0	0	3	1
5 Freddie Freeman, L (1, 3) OBP: 0.375, SLG: 0.434		X FF 94 0-0 25 FC1 3B		F FF 94 X CH 86 0-1 26 HBP 1B		S SL 83 B SI 94 B SL 83 C SI 93 S SI 93 2-3 ② K			B FF 90 B FC 89 C FF 89 B FF 90 F FF 90 X FC 88 3-2 ② F7	4	0	2	0	0	1	0
16 Brian McCann, L (1, 2) OBP: 0.348, SLG: 0.583		B FF 96 B FF 96 F SL 87 B CH 87 C SL 88 B SL 86 4-2 25 FC1 BB		B SI 94 X SI 93 1-0 ① F7		C SL 82 F SI 93 B SI 93 X SI 92 1-2 ③ G6-3			C FF 89 B FF 90 F FC 88 C FF 91 1-3 ③ K	3	0	0	0	1	1	1
26 Dan Uggla, R (1, 4) OBP: 0.301, SLG: 0.401		S SL 88 B SL 88 F SL 88 C FF 96 1-3 ① K		B SI 92 H SI 92 2-0 1-2 HBP			F SL 87 S FF 96 B FF 98 F FF 97 S SL 87 1-3 ① K			2	0	0	0	0	2	2
25 Juan Francisco, L (1, 5) OBP: 0.287, SLG: 0.398		T SL 88 B SI 95 X SI 95 1-1 ② FC1 1-2 3-H		B SL 81 S SL 80 B SI 94 F SL 83 B SI 94 X SL 82 3-2 ② P5			C CH 86 F SL 86 B FF 98 S CH 86 1-3 ② K			3	0	0	0	0	1	4
2 B.J. Upton, R (1, 8) OBP: 0.232, SLG: 0.247		D SL 88 B SI 95 B SL 88 C SI 95 C SL 87 F FF 94 S SL 87 3-3 ③ K		B SI 93 C SL 81 C SL 83 S SI 94 1-3 ③ K			S FF 97 B FF 97 B FF 98 B SL 88 F FF 97 X FF 98 3-2 ③ F9			3	0	0	0	0	2	4
54 Kris Medlen, S (1, 1) OBP: 0.111, SLG: 0.059 48 David Carpenter, R (3, 1) 7 Reed Johnson, R (5, PH) OBP: 0.300, SLG: 0.339 38 Anthony Varvaro, R (6, 1) 52 Jordan Walden, R (8, 1) 17 Jordan Schafer, L (8, PH) OBP: 0.428, SLG: 0.462 53 Cory Gearrin, R (9, 1)			B FF 92 C FF 92 S FF 94 X FF 94 1-2 ① L9		B SI 93 C SI 93 F SL 82 X SI 93 1-2 ① G4-3			L FF 94 B FF 96 S FF 94 F FF 98 X FF 97 1-2 19 G1-6-3 1B		0 0 0 0 0 0 0 1 0 0 0 0 0 0 1 0 0 0 0 0 0 0 0 0 0 0 0 0 0 0 0 0 0 0 0 1 0 1 0 0 0 0 0 0 0 0 0 0 0						
Inning Stats	R: 0 H: 1 E: 0 LOB: 0 K: 1 BB: 0 S: 11 P: 16	R: 0 H: 1 E: 0 LOB: 2 K: 2 BB: 1 S: 12 P: 21	R: 0 H: 0 E: 0 LOB: 1 K: 1 BB: 1 S: 13 P: 19	R: 0 H: 1 E: 0 LOB: 2 K: 1 BB: 0 S: 9 P: 16	R: 0 H: 0 E: 0 LOB: 0 K: 1 BB: 0 S: 9 P: 12	R: 0 H: 0 E: 0 LOB: 0 K: 2 BB: 0 S: 9 P: 15	R: 0 H: 0 E: 0 LOB: 0 K: 2 BB: 0 S: 10 P: 15	R: 0 H: 1 E: 0 LOB: 0 K: 0 BB: 0 S: 9 P: 14	R: 0 H: 0 E: 0 LOB: 0 K: 1 BB: 0 S: 9 P: 15	1B: 3 SF: 0 2B: 0 SAC: 0 3B: 1 DP: 2 HR: 0 HBP: 1						

PITCHER	IP	WLS	BF	H	R	ER	SO	BB	IBB	HBP	BLK	WP	HR	S	P	ERA	WHIP
32 Esmil Rogers, R (1, 1) ERA: 4.03	3.1		15	3	0	0	4	2	0	1	0	0	0	39	62	0.00	1.500
57 Juan Pablo Perez, L (4, 1) ERA:	2.2	W	8	0	0	0	4	0	0	0	0	0	0	24	37	0.00	0.000
45 Neil Wagner, R (7, 1) ERA:	2.0	H	6	1	0	0	2	0	0	0	0	0	0	19	29	0.00	0.500
44 Casey Janssen, R (9, 1) ERA: 2.25	1.0	S	3	0	0	0	1	0	0	0	0	0	0	9	15	0.00	0.000

PITCHER	IP	WLS	BF	H	R	ER	SO	BB	IBB	HBP	BLK	WP	HR	S	P	ERA	WHIP

BOTTOM

Toronto Blue Jays @ Atlanta Braves

Turner Field, Atlanta, GA

Wed May 29 2013, 7:14 PM - 10:07 PM EDT

Att. 22,489 - Clear - 81 F

livebaseballscorecards.com

AB	29
R	0
H	4
RBI	0
BB	2
SO	11
LOB	14

Batter	1	2	3	4	5	6	7	8	9	AB	R	H	RBI	BB	SO	LOB
53 Melky Cabrera, S (1, 7) OBP: 0.333, SLG: 0.385	B FF 91 F FF 91 L FF 90 B FF 92 F FF 91 S KC 81 2-3 ① K		C SL 84 B FF 90 F FF 90 F FF 91 F CH 86 B FF 91 S SL 84 2-3 ③ K			C SL 83 B SL 83 X FF 89 1-1 ① F9		C FF 96 F FF 96 S CH 87 0-3 ① K		4	0	0	0	0	3	1
19 José Bautista, R (1, 9) OBP: 0.402, SLG: 0.564	S FF 92 B FF 91 S KC 82 T CH 86 1-2 ② K			C KC 78 B SL 82 B CH 82 X SL 83 2-1 16 G5-4-3 1B		F SL 84 B CH 84 C SL 84 F KC 79 X SL 83 1-2 FC6 10 1B 16 2B 1-2		C SL 84 F FF 96 F FF 97 B SL 86 X FF 97 1-2 ② F8		4	1	1	0	0	1	1
10 Edwin Encarnación, R (1, 3) OBP: 0.340, SLG: 0.505	B FF 91 C FF 91 F FF 91 X KC 80 1-2 ③ G5-3			X FF 90 0-0 ① F7		B FF 90 C SL 84 C SL 83 D CH 84 D KC 81 X SL 83 3-2 16 2B 1B 1-3 2-H		B CH 86 C FF 96 X FF 96 1-1 ③ F9		4	1	1	1	0	0	1
16 Mark DeRosa, R (1, 5) OBP: 0.304, SLG: 0.433		C FF 89 C FF 90 B FF 90 F FF 90 X KC 80 1-2 ① G5-3		C FF 90 F CH 84 X FF 91 0-2 ② ③ G5-4-3 1-2f		X KC 80 0-0 2-H 3-H 2B			F SI 94 B SI 94 S CH 85 X CH 84 1-2 ① G4-3	4	0	1	2	0	0	1
28 Colby Rasmus, L (1, 8) OBP: 0.305, SLG: 0.430		B KC 79 C KC 78 X FF 90 1-1 ② G4-3			B FF 90 X FF 90 1-0 ① F7	C SL 84 B KC 79 X KC 79 1-1 ② G1-3			C KC 81 X SI 94 0-1 3 G6-3 1B	4	0	1	0	0	0	1
3 Maicer Izturis, S (1, 6) OBP: 0.241, SLG: 0.309		C FF 90 B SL 83 B CH 85 C FF 90 X FF 91 2-2 1B			C FF 90 X FF 91 0-1 ② G3	B SL 83 C FF 90 X FF 91 1-1 ③ F8			X SI 94 0-0 ② ③ G6-3 1-2f	4	0	1	0	0	0	2
1 Emilio Bonifácio, S (1, 4) OBP: 0.243, SLG: 0.346		B FF 91 F FF 90 F SL 84 S CH 85 1-3 ③ K			C CH 83 F FF 91 X FF 90 0-2 2B		B FF 89 C FF 88 S FF 89 B FF 90 X FF 89 2-2 ① F8			3	0	1	0	0	1	1
22 Henry Blanco, R (1, 2) OBP: 0.237, SLG: 0.229 9 J.P. Arencibia, R (7, PH) OBP: 0.254, SLG: 0.487 (7, 2)			B SL 83 S CH 84 X FF 90 1-1 ① P4		S FF 90 B CH 84 X FF 90 1-1 ③ F7		S CH 84 B SL 83 S CH 83 B FF 91 F KC 79 F FF 91 X CH 84 2-2 ② F9			2 1	0 0	0 0	0 0	0 0	0 0	1 0
43 R.A. Dickey, R (1, 1) OBP: 0.500, SLG: 0.500 8 Anthony Gose, L (7, PH) OBP: 0.368, SLG: 0.313 49 Brad Lincoln, L (7, 1) 58 Todd Redmond, R (8, 1)			B FF 91 B FF 90 C FF 89 X FF 90 2-1 ② G3			C FF 89 X KC 76 0-1 19 E 10 1B 1B		S CH 84 B SL 82 S FF 89 F SL 83 C FF 90 1-3 ③ K		2 1 0 0	1 0 0 0	1 0 0 0	0 0 0 0	0 1 0 0	0 0 0 0	0 0 0 0

Inning Stats	1	2	3	4	5	6	7	8	9	1B	SF	WP	PA
	R: 0 E: 0 K: 2 S: 10	R: 0 E: 0 K: 1 S: 12	R: 0 E: 0 K: 1 S: 9	R: 0 E: 0 K: 0 S: 6	R: 0 E: 0 K: 0 S: 8	R: 3 E: 1 K: 0 S: 16	R: 0 E: 0 K: 1 S: 12	R: 0 E: 0 K: 1 S: 9	R: 0 E: 0 K: 0 S: 6	5	0	0	33
	H: 0 LOB: 0 BB: 0 P: 14	H: 1 LOB: 1 BB: 0 P: 17	H: 0 LOB: 0 BB: 0 P: 14	H: 1 LOB: 0 BB: 0 P: 8	H: 1 LOB: 1 BB: 0 P: 10	H: 3 LOB: 1 BB: 0 P: 23	H: 0 LOB: 0 BB: 0 P: 17	H: 0 LOB: 0 BB: 0 P: 11	H: 1 LOB: 0 BB: 0 P: 7	2	0	0	3
										3	0	0	0
										0	2	0	9
										HR: 0	HBP: 0	CS: 0	

PITCHER		IP	WLS	BF	H	R	ER	SO	BB	IBB	HBP	BLK	WP	HR	S	P	ERA	WHIP
36 Mike Minor, L ERA: 2.48	(1, 1)	7.0	W	27	6	3	2	5	0	0	0	0	0	0	73	103	2.57	0.857
52 Jordan Walden, R ERA: 4.2	(8, 1)	1.0		3	0	0	0	1	0	0	0	0	0	0	9	11	0.00	0.000
58 Alex Wood, L ERA:	(9, 1)	1.0		3	1	0	0	0	0	0	0	0	0	0	6	7	0.00	1.000

PITCHER	IP	WLS	BF	H	R	ER	SO	BB	IBB	HBP	BLK	WP	HR	S	P	ERA	WHIP

TOP

Toronto Blue Jays @ Atlanta Braves

Turner Field, Atlanta, GA

Thu May 30 2013, 7:13 PM - 9:46 PM EDT

Att. 29,976 - Cloudy - 81 F

livebaseballscorecards.com

AB	33
R	3
H	7
RBI	3
BB	0
SO	6
LOB	9

Batter	1	2	3	4	5	6	7	8	9	AB	R	H	RBI	BB	SO	LOB
17 Jordan Schafer, L (1, 8) OBP: 0.424, SLG: 0.470	C FF 82 X KN 76 0-1 19 1B 2B	B KN 75 B KN 76 X KN 70 2-0 ③ P6			M KN 72 B KN 76 F KN 74 B KN 74 X KN 76 2-2 ① G3	F KN 76 X KN 72 0-1 2-H 3-H 1B	S FF 93 C CU 82 S CU 84 0-3 ③ K			5	1	2	2	0	1	4
19 Andrelton Simmons, R (1, 6) OBP: 0.284, SLG: 0.371	C KN 74 S KN 75 X KN 77 0-2 8 L4-3 2-H 1B		F FF 81 B KN 78 X KN 77 1-1 ① F8		B KN 75 B KN 72 C FF 83 B KN 72 B FF 82 4-1 BB	B KN 76 B KN 75 F KN 74 C KN 75 F KN 77 D EP 64 X KN 76 3-2 ③ P4		C SL 79 C SL 81 B SI 92 B SL 81 X SI 89 2-2 ① P3		4	0	1	1	1	0	1
8 Justin Upton, R (1, 9) OBP: 0.371, SLG: 0.541 (8, 7) 58 Alex Wood, R (9, 1)	S KN 75 S KN 78 B KN 78 X KN 78 1-2 ① ② L4-3 1-1		C KN 75 X KN 77 0-1 ② P3		X KN 76 0-0 ② F8		B FF 94 B FF 94 F FF 94 C FF 94 X FF 95 2-2 ① L8	C SI 91 B SL 80 C SL 80 X SL 82 1-2 7 HR 1B		5 0	1 0	1 0	0 0	0 0	0 0	2 0
5 Freddie Freeman, L (1, 3) OBP: 0.376, SLG: 0.452	B KN 76 C KN 76 F EP 66 B KN 74 S EP 67 2-3 ③ K2-3		X KN 77 0-0 HR		B KN 72 B KN 70 X KN 74 2-0 ③ G6-3		B CU 80 C CU 82 C CU 82 X CU 84 1-2 16 BB 24 1B 14 PB 1B	B SI 91 S SL 82 B SI 91 S SL 81 S SL 82 2-3 ② K		5	2	2	1	0	2	2
24 Evan Gattis, R (1, 7) OBP: 0.333, SLG: 0.628 52 Jordan Walden, R (8, 1) 7 Reed Johnson, R (8, PH) OBP: 0.311, SLG: 0.404 (9, 7)		C KN 75 X KN 78 0-1 16 1B 14 1B 1B	C KN 74 F KN 78 F KN 78 F EP 67 X KN 78 0-2 ③ P3			B KN 77 C KN 75 B KN 79 X KN 71 2-1 23 FC4-6 16 1B 14 1B 1B	X FF 94 0-0 14 PB 16 BB 14 E 1-2 1B	B SI 90 C SI 90 B SL 80 X SI 89 2-1 1-H HR		4 0 1	3 0 1	3 0 1	0 0 2	0 0 0	0 0 0	0 0 0
16 Brian McCann, L (1, 2) OBP: 0.365, SLG: 0.578	L FF 81 F KN 77 B KN 77 B KN 77 X FF 82 2-2 14 1B 1-2 1B			B KN 72 S KN 70 B KN 73 B KN 72 X KN 70 3-1 ① G3		C KN 75 C KN 77 F KN 78 X FF 79 0-2 23 FC4-6 1-2 1B	B FF 94 B CH 86 B FF 94 B FF 93 4-0 14 PB 14 E 1-2 2-3 BB	F SL 80 B CH 82 B CH 82 C SI 90 B SI 92 X SL 81 3-2 ③ F9		4	1	2	0	1	0	0
23 Chris Johnson, R (1, 5) OBP: 0.376, SLG: 0.485	D KN 74 B KN 76 X KN 72 2-0 ① F8			C KN 74 F KN 78 B KN 80 X KN 78 1-2 1B		C KN 76 B KN 78 X KN 78 1-1 ① FC4-6 36 SH1-4 14 1B 17 1B 1-2f 2-3	B CU 81 S CU 82 S CU 82 S CU 83 1-3 ② K			4	1	1	0	0	1	7
14 Ramiro Pena, S (1, 4) OBP: 0.363, SLG: 0.472		F KN 74 X KN 75 0-1 1-2 2-H 1B		B FF 79 S KN 68 D KN 76 B KN 69 X KN 69 3-1 ② F9		C KN 76 1 SAFE B KN 77 F KN 77 F KN 78 X KN 75 1-2 36 SH1-4 17 1B 1-2 3-H 1B	B CU 82 B FF 94 C FF 94 F FF 93 F CU 83 X CU 83 2-2 E3 22 CI 1-H 2-H 3-H			4	1	2	2	0	0	1
36 Mike Minor, R (1, 1) OBP: 0.136, SLG: 0.273 22 Jason Heyward, L (7, PH) OBP: 0.300, SLG: 0.253 (8, 9)		X KN 71 0-0 ② F7		C KN 71 F EP 63 S KN 77 0-3 ③ K		X KN 70 0-0 ② SH1-4 1-2 2-3	B FF 94 S CU 84 1-1 CI 1-2			2 0	0 0	0 0	0 0	0 0	1 0	3 0
Inning Stats	R: 1 E: 0 K: 1 S: 11 H: 2 LOB: 0 BB: 0 P: 14	R: 1 E: 0 K: 0 S: 10 H: 3 LOB: 2 BB: 0 P: 16	R: 1 E: 0 K: 0 S: 10 H: 1 LOB: 0 BB: 0 P: 11	R: 0 E: 0 K: 1 S: 10 H: 1 LOB: 1 BB: 0 P: 17	R: 0 E: 0 K: 0 S: 6 H: 0 LOB: 1 BB: 1 P: 14	R: 3 E: 0 K: 0 S: 19 H: 4 LOB: 1 BB: 0 P: 26	R: 3 E: 2 K: 2 S: 18 H: 2 LOB: 2 BB: 1 P: 29	R: 2 E: 0 K: 1 S: 14 H: 2 LOB: 0 BB: 0 P: 24		1B: 12 2B: 2 3B: 0 HR: 2 SF: 0 SAC: 1 DP: 1 HBP: 0				WP: 0 PB: 1 SB: 0 CS: 0 PA: 42		

PITCHER		IP	WLS	BF	H	R	ER	SO	BB	IBB	HBP	BLK	WP	HR	S	P	ERA	WHIP
43 R.A. Dickey, R ERA: 5.18	(1, 1)	6.0	L	29	11	6	6	2	1	0	0	0	0	1	66	98	9.00	2.000
49 Brad Lincoln, R ERA: 5.74	(7, 1)	1.0		8	2	3	0	2	1	0	0	0	0	0	18	29	0.00	3.000
58 Todd Redmond, R ERA: 18.0	(8, 1)	1.0		5	2	2	2	1	0	0	0	0	0	1	14	24	18.00	2.000

PITCHER	IP	WLS	BF	H	R	ER	SO	BB	IBB	HBP	BLK	WP	HR	S	P	ERA	WHIP

BOTTOM

Toronto Blue Jays @ Atlanta Braves

Turner Field, Atlanta, GA

Thu May 30 2013, 7:13 PM - 9:46 PM EDT

Att. 29,976 - Cloudy - 81 F

livebaseballscorecards.com

AB	38
R	11
H	15
RBI	8
BB	2
SO	5
LOB	20

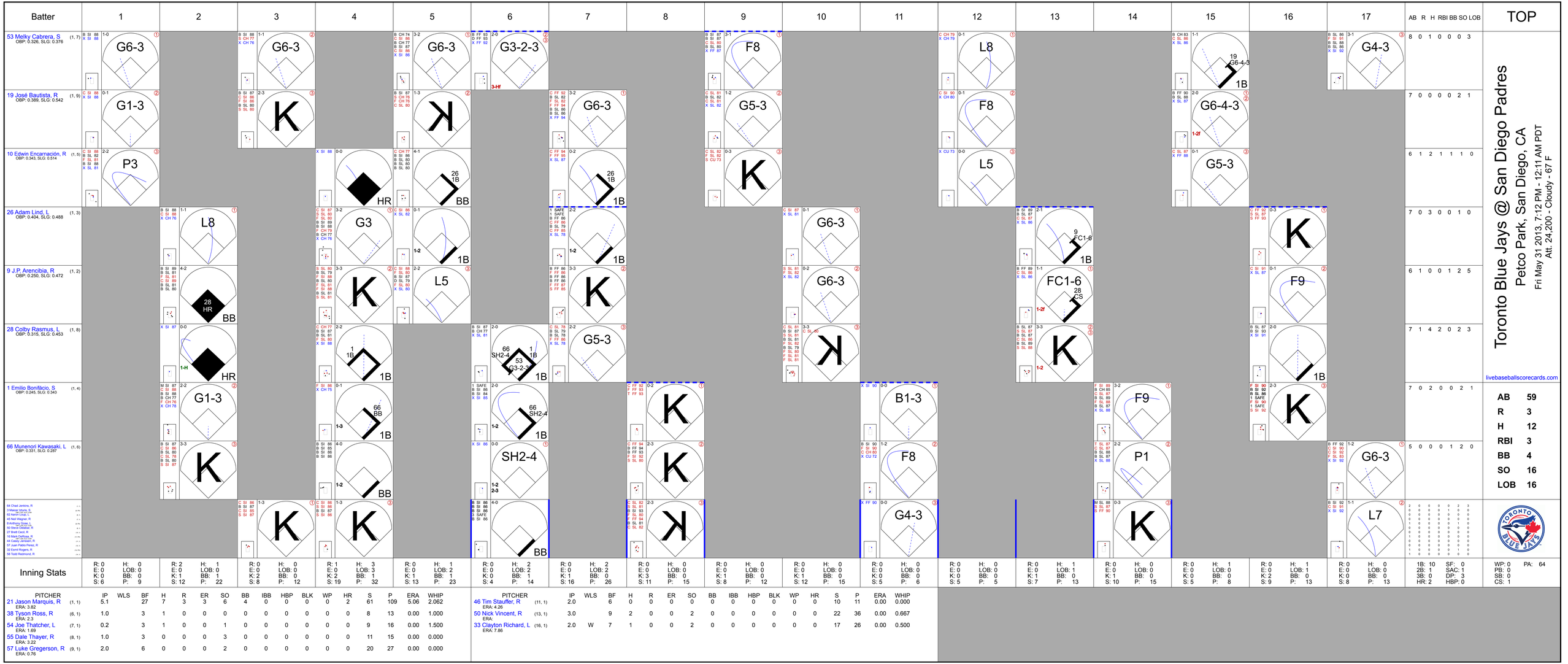

PITCHER		IP	WLS	BF	H	R	ER	SO	BB	IBB	HBP	BLK	WP	HR	S	P	ERA	WHIP
21 Jason Marquis, R	(1, 1)	5.1		27	7	3	3	6	4	0	0	0	0	0	61	109	5.06	2.062
ERA: 3.82																		
38 Tyson Ross, R	(6, 1)	1.0		3	1	0	0	0	0	0	0	0	0	0	8	13	0.00	1.000
ERA: 2.3																		
54 Joe Thatcher, L	(7, 1)	0.2		3	1	0	0	1	0	0	0	0	0	0	9	16	0.00	1.500
ERA: 1.69																		
55 Dale Thayer, R	(8, 1)	1.0		3	0	0	0	3	0	0	0	0	0	0	11	15	0.00	0.000
ERA: 3.22																		
57 Luke Gregerson, R	(9, 1)	2.0		6	0	0	0	2	0	0	0	0	0	0	20	27	0.00	0.000
ERA: 0.76																		

PITCHER		IP	WLS	BF	H	R	ER	SO	BB	IBB	HBP	BLK	WP	HR	S	P	ERA	WHIP
46 Tim Stauffer, R	(11, 1)	2.0		6	0	0	0	2	0	0	0	0	0	0	10	11	0.00	0.000
ERA: 4.26																		
50 Nick Vincent, R	(13, 1)	3.0		9	2	0	0	2	0	0	0	0	0	0	22	36	0.00	0.667
ERA:																		
33 Clayton Richard, L	(16, 1)	2.0	W	7	1	0	0	2	0	0	0	0	0	0	17	26	0.00	0.500
ERA: 7.86																		

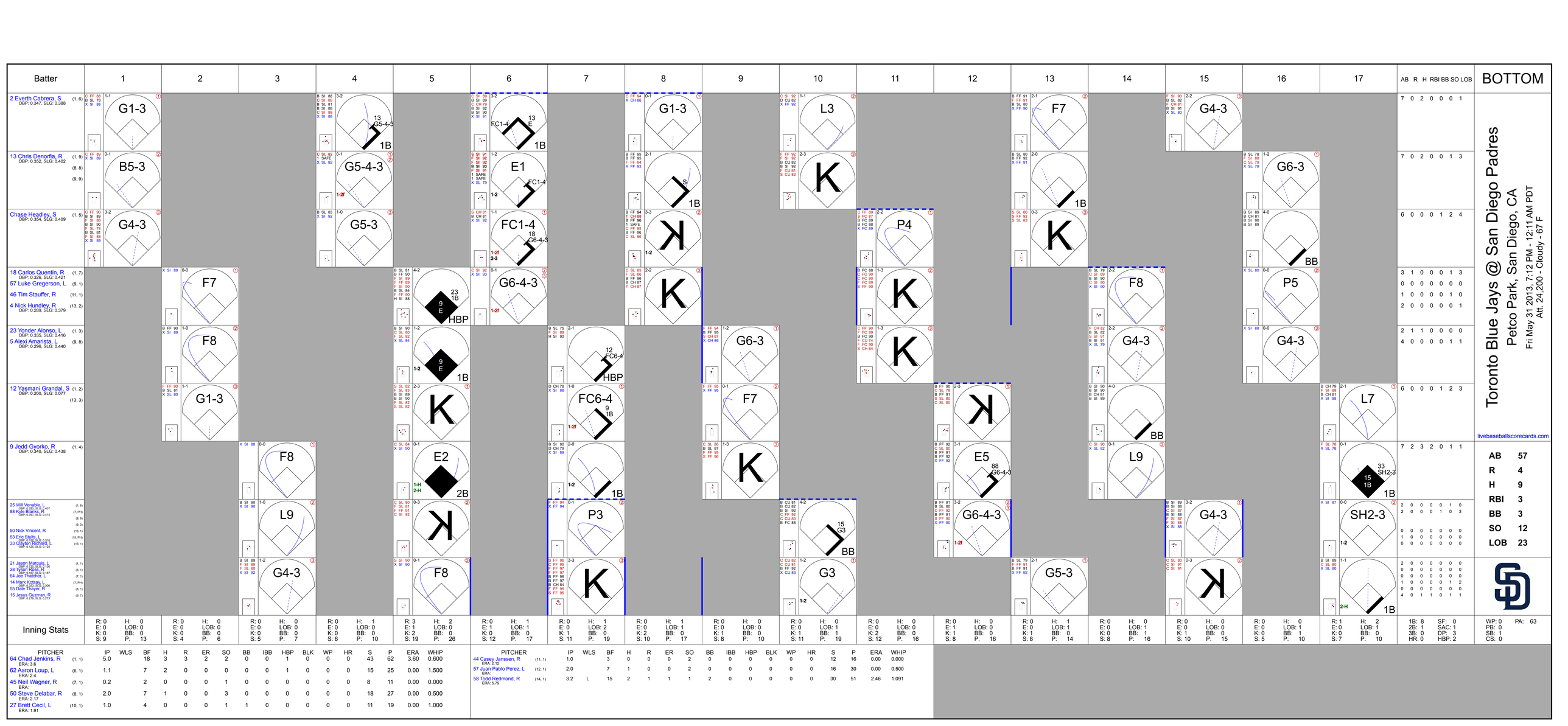
Batter
1
2
3
4
5
6
7
8
9
10
11
12
13
14
15
16
17
AB R H RBI BB SO LOB
BOTTOM
2 Everth Cabrera, S (1, 6) OBP: 0.347, SLG: 0.388
7 0 2 0 0 0 1
13 Chris Denorfia, R (1, 9) (8, 8) (9, 9) OBP: 0.352, SLG: 0.402
7 0 2 0 0 1 3
Chase Headley, S (1, 5) OBP: 0.354, SLG: 0.409
6 0 0 0 1 2 4
18 Carlos Quentin, R (1, 7) OBP: 0.326, SLG: 0.421
57 Luke Gregerson, L (9, 1)
46 Tim Stauffer, R (11, 1)
4 Nick Hundley, R (13, 2) OBP: 0.289, SLG: 0.379
3 1 0 0 0 1 3
0 0 0 0 0 0 0
1 0 0 0 0 1 0
2 0 0 0 0 0 1
23 Yonder Alonso, L (1, 3) OBP: 0.335, SLG: 0.416
5 Alexi Amarista, L (9, 8) OBP: 0.296, SLG: 0.440
2 1 1 0 0 0 0
4 0 0 0 0 1 1
12 Yasmani Grandal, S (1, 2) (13, 3) OBP: 0.200, SLG: 0.077
6 0 0 0 1 2 3
9 Jedd Gyorko, R (1, 4) OBP: 0.340, SLG: 0.438
7 2 3 2 0 1 1
25 Will Venable, L (1, 8) OBP: 0.290, SLG: 0.407
88 Kyle Blanks, R (7, PH) OBP: 0.357, SLG: 0.415
(8, 9)
(9, 3)
50 Nick Vincent, R (13, 1)
53 Eric Stults, L (10, PH) OBP: 0.316, SLG: 0.316
33 Clayton Richard, L (16, 1) OBP: 0.125, SLG: 0.125
2 0 0 0 0 1 0
2 0 0 0 1 0 3
0 0 0 0 0 0 0
1 0 0 0 0 0 0
0 0 0 0 0 0 0
21 Jason Marquis, L (1, 1) OBP: 0.125, SLG: 0.125
38 Tyson Ross, R (8, 1) OBP: 0.167, SLG: 0.167
54 Joe Thatcher, L (7, 1)
14 Mark Kotsay, L (7, PH) OBP: 0.333, SLG: 0.200
55 Dale Thayer, R (8, 1)
15 Jesus Guzman, R (9, 7) OBP: 0.278, SLG: 0.373
2 0 0 0 0 0 0
0 0 0 0 0 0 0
0 0 0 0 0 0 0
1 0 0 0 0 1 2
0 0 0 0 0 0 0
4 0 1 1 0 1 1
Toronto Blue Jays @ San Diego Padres
Petco Park, San Diego, CA
Fri May 31 2013, 7:12 PM - 12:11 AM PDT
Att. 24,200 - Cloudy - 67 F
livebaseballscorecards.com
AB 57
R 4
H 9
RBI 3
BB 3
SO 12
LOB 23
Inning Stats
1: R: 0 E: 0 K: 0 S: 9 | H: 0 LOB: 0 BB: 0 P: 13
2: R: 0 E: 0 K: 0 S: 4 | H: 0 LOB: 0 BB: 0 P: 6
3: R: 0 E: 0 K: 0 S: 5 | H: 0 LOB: 0 BB: 0 P: 7
4: R: 0 E: 0 K: 0 S: 6 | H: 1 LOB: 0 BB: 0 P: 10
5: R: 3 E: 1 K: 2 S: 19 | H: 2 LOB: 0 BB: 0 P: 26
6: R: 0 E: 1 K: 0 S: 12 | H: 1 LOB: 1 BB: 0 P: 17
7: R: 0 E: 0 K: 1 S: 11 | H: 1 LOB: 2 BB: 0 P: 19
8: R: 0 E: 0 K: 2 S: 10 | H: 1 LOB: 1 BB: 0 P: 17
9: R: 0 E: 0 K: 1 S: 8 | H: 0 LOB: 0 BB: 0 P: 10
10: R: 0 E: 0 K: 1 S: 11 | H: 0 LOB: 1 BB: 1 P: 19
11: R: 0 E: 0 K: 2 S: 12 | H: 0 LOB: 0 BB: 0 P: 16
12: R: 0 E: 1 K: 1 S: 8 | H: 0 LOB: 0 BB: 0 P: 16
13: R: 0 E: 0 K: 1 S: 8 | H: 1 LOB: 1 BB: 0 P: 14
14: R: 0 E: 0 K: 0 S: 8 | H: 0 LOB: 1 BB: 1 P: 16
15: R: 0 E: 0 K: 1 S: 10 | H: 0 LOB: 0 BB: 0 P: 15
16: R: 0 E: 0 K: 0 S: 5 | H: 0 LOB: 1 BB: 1 P: 10
17: R: 1 E: 0 K: 0 S: 7 | H: 2 LOB: 1 BB: 0 P: 10
1B: 8 2B: 1 3B: 0 HR: 0
SF: 0 SAC: 1 DP: 3 HBP: 2
WP: 0 PB: 0 SB: 1 CS: 0
PA: 63
PITCHER IP WLS BF H R ER SO BB IBB HBP BLK WP HR S P ERA WHIP
64 Chad Jenkins, R (1, 1) ERA: 3.6 5.0 18 3 3 2 2 0 0 1 0 0 0 43 62 3.60 0.600
62 Aaron Loup, L (6, 1) ERA: 2.4 1.1 7 2 0 0 0 0 0 1 0 0 0 15 25 0.00 1.500
45 Neil Wagner, R (7, 1) ERA: 0.2 2 0 0 0 1 0 0 0 0 0 0 0 8 11 0.00 0.000
50 Steve Delabar, R (8, 1) ERA: 2.17 2.0 7 1 0 0 3 0 0 0 0 0 0 0 18 27 0.00 0.500
27 Brett Cecil, L (10, 1) ERA: 1.91 1.0 4 0 0 0 1 1 0 0 0 0 0 0 11 19 0.00 1.000
PITCHER IP WLS BF H R ER SO BB IBB HBP BLK WP HR S P ERA WHIP
44 Casey Janssen, R (11, 1) ERA: 3.12 1.0 3 0 0 0 0 2 0 0 0 0 0 0 12 16 0.00 0.000
57 Juan Pablo Perez, L (12, 1) ERA: - 2.0 7 1 0 0 2 0 0 0 0 0 0 0 16 30 0.00 0.500
58 Todd Redmond, R (14, 1) ERA: 5.79 3.2 L 15 2 1 1 1 2 0 0 0 0 0 0 30 51 2.46 1.091

Batter	1	2	3	4	5	6	7	8	9	AB	R	H	RBI	BB	SO	LOB
8 Anthony Gose, L (1, 7) OBP: 0.375, SLG: 0.381	F SI 89 B SI 90 C FF 89 B CU 75 S CU 73 2-3 K		C CU 73 X FF 89 0-1 F7		C CU 73 C CU 74 X FF 90 0-2 2B		C CU 73 B FF 90 C CU 72 X CU 78 1-2 1B		B SL 83 F SI 90 S SL 82 X SL 82 1-2 L4	4	0	2	0	0	1	0
45 Neil Wagner, R (7, 1)										0	0	0	0	0	0	0
1 Emilio Bonifácio, S (9, PH) OBP: 0.243, SLG: 0.340										1	0	0	0	0	0	2
19 José Bautista, R (1, 9) OBP: 0.380, SLG: 0.527	B CH 85 X SI 88 1-0 L4		C SI 89 B CH 80 C CU 75 C SI 90 1-3 K		B SI 89 F FF 90 B CU 75 B CH 80 X FF 90 3-1 F9		F FF 93 B SL 82 B FF 93 X FF 93 2-1 L9		C SL 82 X SL 81 0-1 FC5-4 1-2f	5	0	0	0	0	1	4
10 Edwin Encarnación, R (1, 5) OBP: 0.337, SLG: 0.505	C FF 90 C FF 90 B SI 89 X CU 74 1-2 F9			F CH 79 B SI 90 B SI 89 F FF 90 B CU 72 F SI 90 X CH 78 3-2 P3		B SI 90 C CU 72 X CH 79 1-1 F8		C FF 92 X SL 81 0-1 G6-3		4	0	0	0	0	0	0
9 J.P. Arencibia, R (1, 2) OBP: 0.250, SLG: 0.467		X SI 89 0-0 L9		B SI 90 F SI 89 B CH 79 X SI 89 2-1 F8		B CU 74 B FF 89 X FF 90 2-0 16 1B 1B		C FF 93 S SL 82 F FF 92 B FF 92 X SL 80 1-2 G6-3		4	0	1	0	0	0	0
26 Adam Lind, L (1, 3) OBP: 0.407, SLG: 0.520		B FF 88 X SI 88 1-0 28 1B 2B		C CU 73 X CU 77 0-1 HR		X FF 90 0-0 L7		C FF 93 X SL 83 0-1 F7		4	2	2	1	0	0	1
16 Mark DeRosa, R (1, 4) OBP: 0.313, SLG: 0.437		B SI 88 X SI 89 1-0 F8		X FF 90 0-0 1B		X FF 90 1-2 0-0 1B			X SI 87 0-0 G5-3	3	0	2	0	0	0	1
66 Munenori Kawasaki, L (9, PH) OBP: 0.328, SLG: 0.284										1	0	0	0	0	0	0
28 Colby Rasmus, L (1, 8) OBP: 0.318, SLG: 0.454		F SI 89 B CU 74 F SI 90 B CU 76 F CU 77 B CU 74 F FF 90 X SI 90 3-2 2-H 1B		C SI 89 F FF 89 D SL 78 D CU 75 F FF 89 C FF 90 2-3 K		B FF 89 D CU 73 X FF 89 2-0 F8			X SI 88 0-0 3 1B 53 1B 1B	4	1	2	1	0	1	3
3 Maicer Izturis, S (1, 6) OBP: 0.247, SLG: 0.308		X SI 90 0-0 F8			C FF 89 X CH 79 0-1 L5		B CU 72 F SI 89 C CU 73 B CU 75 X FF 89 2-2 G5-3		X SI 88 0-0 53 1B 1-3 1B	4	0	1	0	0	0	1
56 Mark Buehrle, L (1, 1)			B FF 88 F FF 88 C FF 88 B CU 72 C SI 89 2-3 K		C FF 89 B SI 89 C FF 89 X FF 89 1-2 G3		C CH 80 X CH 78 0-1 L8		S SL 82 X SL 83 0-1 19 FC5-4 1-2 3-H 1B	2	0	0	0	0	1	0
53 Melky Cabrera, S (7, PH) OBP: 0.328, SLG: 0.377										2	0	1	1	0	0	0
Inning Stats	R: 0 E: 0 K: 1 S: 7 H: 0 LOB: 0 BB: 0 P: 11	R: 1 E: 0 K: 0 S: 9 H: 2 LOB: 1 BB: 0 P: 14	R: 0 E: 0 K: 2 S: 8 H: 0 LOB: 0 BB: 0 P: 11	R: 1 E: 0 K: 1 S: 13 H: 2 LOB: 1 BB: 0 P: 20	R: 0 E: 0 K: 0 S: 10 H: 1 LOB: 1 BB: 0 P: 14	R: 0 E: 0 K: 0 S: 6 H: 2 LOB: 2 BB: 0 P: 11	R: 0 E: 0 K: 0 S: 10 H: 1 LOB: 1 BB: 0 P: 15	R: 0 E: 0 K: 0 S: 8 H: 0 LOB: 0 BB: 0 P: 9	R: 1 E: 0 K: 0 S: 10 H: 3 LOB: 2 BB: 0 P: 11	1B: 8 2B: 2 3B: 0 HR: 1 SF: 0 SAC: 0 DP: 0 HBP: 0						

PITCHER	IP	WLS	BF	H	R	ER	SO	BB	IBB	HBP	BLK	WP	HR	S	P	ERA	WHIP
41 Robbie Erlin, L (1, 1) ERA: 4.15	6.2	W	28	8	2	2	4	0	0	0	0	0	1	61	92	2.70	1.200
55 Dale Thayer, R (7, 1) ERA: 3.04	1.1	H	4	0	0	0	0	0	0	0	0	0	0	10	13	0.00	0.000
57 Luke Gregerson, R (9, 1) ERA: 1.09	1.0	S	6	3	1	1	0	0	0	0	0	0	0	10	11	9.00	3.000

PITCHER	IP	WLS	BF	H	R	ER	SO	BB	IBB	HBP	BLK	WP	HR	S	P	ERA	WHIP

TOP

Toronto Blue Jays @ San Diego Padres

Petco Park, San Diego, CA

Sat Jun 01 2013, 7:12 PM - 9:32 PM PDT

Att. 40,399 - Cloudy - 67 F

livebaseballscorecards.com

AB	38
R	3
H	11
RBI	3
BB	0
SO	4
LOB	12

PA: 38

WP: 0
PB: 0
SB: 0
CS: 0

BOTTOM

Toronto Blue Jays @ San Diego Padres

Petco Park, San Diego, CA

Sat Jun 01 2013, 7:12 PM - 9:32 PM PDT

Att. 40,399 - Cloudy - 67 F

livebaseballscorecards.com

Batter	1	2	3	4	5	6	7	8	9	AB	R	H	RBI	BB	SO	LOB
13 Chris Denorfia, R (1, 8) (7, 9) (8, 7) OBP: 0.353, SLG: 0.399	X FF 82 0-0 P4 ①	B CH 79 C FC 79 D CH 78 B CH 80 C CH 80 B SI 85 4-2 2 E BB		C FF 81 X FF 85 0-1 G4-3 ②		C SI 83 F FC 80 X CH 76 0-2 2 FC6-4 1B		X SL 84 0-0 G3 ③		4	0	1	0	1	0	3
2 Everth Cabrera, S (1, 6) OBP: 0.354, SLG: 0.394	C FF 81 B CH 77 C FC 77 B CH 77 B FC 78 X FC 79 3-2 1B	C SI 85 B CH 80 F CH 79 B FF 85 X FC 81 2-2 E1 1-3 2-H 3-H 1B		C FC 79 C FC 80 B FF 85 D CU 73 X FC 80 2-2 3-H 1B		B CH 76 1 SAFE B FF 81 C FF 81 X FF 82 2-1 ③ FC6-4 1-2f				4	0	3	2	0	0	1
Chase Headley, S (1, 5) OBP: 0.346, SLG: 0.399	X FF 81 0-0 F9 ②	B FF 85 X CH 80 1-0 G6-3 ③		B SI 84 1 SAFE X CH 78 1-0 F8 ③			B CH 82 X FF 93 1-0 G6-3 ①			4	0	0	0	0	0	4
18 Carlos Quentin, R (1, 7) OBP: 0.338, SLG: 0.444 25 Will Venable, L (7, PR) (8, 9) OBP: 0.280, SLG: 0.407	B SI 82 1 SAFE 1 SAFE B SI 82 S CH 77 1 SAFE F FC 80 B CU 69 S FC 79 3-3 K ③		B CH 78 B SI 84 B FF 81 C FF 83 S CH 80 X FF 86 3-2 2B		S CH 77 F CH 77 F CU 72 B CH 73 X CH 78 1-2 2B		C SL 83 B SL 84 F SL 82 B FF 96 B FF 95 B FF 94 4-2 12 CS BB			3 0	0 0	2 0	0 0	1 0	1 0	1 0
9 Jedd Gyorko, R (1, 4) OBP: 0.338, SLG: 0.434		S CH 77 X FC 79 0-1 12 2B 88 1B 1B	B CH 79 B CH 80 X CH 78 2-0 G5-3 ①		C FC 80 B FC 78 D CH 78 F FC 78 X FF 82 2-2 L5 ①		X SL 83 0-0 F9 ②			4	1	1	0	0	0	3
12 Yasmani Grandal, S (1, 2) OBP: 0.211, SLG: 0.176		B SI 82 X SI 83 1-0 41 G1-3 2 1B 1-3 2B	X CH 79 0-0 G5-3 ②		X CH 76 0-0 L7 ②		F FF 93 C FF 95 0-2 CS ③ 1-2	X CH 83 0-0 G1-3 ①		4	1	1	0	0	0	2
88 Kyle Blanks, R (1, 9) (7, 3) OBP: 0.363, SLG: 0.419		C FF 85 B FF 85 X FC 79 1-1 2 1B 41 G1-3 2 E 3-H 1B	F SI 83 X CH 77 0-1 G1-3 ③		B SI 82 C FC 77 F FC 77 F CH 76 X CU 69 1-2 F8 ③			B SL 85 B FF 95 X FF 93 2-0 14 1B 1B		4	1	2	1	0	0	2
15 Jesus Guzman, R (1, 3) OBP: 0.281, SLG: 0.288 5 Alexi Amarista, L (7, 8) OBP: 0.293, SLG: 0.436		C FF 84 B FF 84 D CU 70 S CH 78 D CH 79 S CH 78 3-3 K ①		F SI 82 X FF 82 0-1 41 SH1-4 2 1B 2B		B SI 82 B CH 77 X CH 80 2-0 G5-3 ①		C FF 94 F FF 95 B FF 96 B FF 95 X FF 94 2-2 L9 ②		3 1	1 0	1 0	0 0	0 0	1 0	2 1
41 Robbie Erlin, R (1, 1) 55 Dale Thayer, R (7, 1) 14 Mark Kotsay, L (8, PH) OBP: 0.345, SLG: 0.314 57 Luke Gregerson, L (9, 1)		C CH 77 L FF 82 X CH 81 0-2 G1-3 ② 1-2 2-3		B CH 80 X FF 83 1-0 SH1-4 ① 2-3		B SI 82 C SI 82 F CH 78 X CU 75 1-2 G4-3 ②		C CH 85 F FF 96 X SL 84 0-2 1-2 1B		2 0 1 0	0 0 0 0	0 0 1 0	0 0 0 0	0 0 0 0	0 0 0 0	2 0 0 0
Inning Stats	R: 0 E: 0 K: 1 S: 8 H: 1 LOB: 1 BB: 0 P: 14	R: 3 E: 1 K: 1 S: 17 H: 4 LOB: 2 BB: 1 P: 29	R: 0 E: 0 K: 0 S: 7 H: 1 LOB: 1 BB: 0 P: 12	R: 1 E: 0 K: 0 S: 9 H: 2 LOB: 1 BB: 0 P: 13	R: 0 E: 0 K: 0 S: 12 H: 1 LOB: 1 BB: 0 P: 16	R: 0 E: 0 K: 0 S: 9 H: 1 LOB: 1 BB: 0 P: 14	R: 0 E: 0 K: 0 S: 6 H: 0 LOB: 1 BB: 1 P: 11	R: 0 E: 0 K: 0 S: 9 H: 2 LOB: 2 BB: 0 P: 13								

AB	34
R	4
H	12
RBI	3
BB	2
SO	2
LOB	21

1B: 8 SF: 0
2B: 4 SAC: 1
3B: 0 DP: 0
HR: 0 HBP: 0

WP: 0 PA: 38
PB: 0
SB: 0
CS: 1

PITCHER		IP	WLS	BF	H	R	ER	SO	BB	IBB	HBP	BLK	WP	HR	S	P	ERA	WHIP
56 Mark Buehrle, L ERA: 5.42	(1, 1)	6.0	L	29	10	4	3	2	1	0	0	0	0	0	62	98	4.50	1.833
45 Neil Wagner, R ERA:	(7, 1)	2.0		8	2	0	0	0	1	0	0	0	0	0	15	24	0.00	1.500

PITCHER	IP	WLS	BF	H	R	ER	SO	BB	IBB	HBP	BLK	WP	HR	S	P	ERA	WHIP

Batter	1	2	3	4	5	6	7	8	9	10	11	AB	R	H	RBI	BB	SO	LOB
53 Melky Cabrera, S (1, 7) OBP: 0.325, SLG: 0.373	B SI 91 X SI 90 1-0 P6 ①		C CH 83 C SI 94 X KC 79 0-2 G4-3 ①		B CH 81 X CH 81 1-0 10 WP 26 2B 1B	C FF 91 B FF 94 X FF 92 1-1 P5 ③		S FF 86 X SL 78 0-1 L7 ③			1 SAFE C CH 78 B SL 82 D CH 79 X FF 90 2-1 E5 19 2B 1B 1-H	5	1	1	0	0	0	4
27 Brett Cecil, R (8, 1)												0	0	0	0	0	0	0
44 Casey Janssen, R (10, 1)												0	0	0	0	0	0	0
8 Anthony Gose, L (11, PH) OBP: 0.400, SLG: 0.409												1	1	1	0	0	0	0
(11, 7)																		
19 José Bautista, R (1, 9) OBP: 0.374, SLG: 0.521	C SI 92 X SI 93 0-1 G5-3 ②		B KC 80 B KC 80 C CH 83 S CH 83 S KC 80 2-3 K ②		C CH 81 D CH 84 F FF 92 X CH 84 1-2 F9 ②		B FF 91 C FF 91 C SL 82 B SL 89 B SL 83 F FF 94 F FF 94 F SL 83 F FF 94 3-2 F SL 83 X SL 84 G5-3 ①		F SL 82 X FC 89 0-1 F8 ①		C SL 84 F FF 92 X SL 83 0-2 26 G3-6-1 2B 2-H	6	0	1	1	0	1	1
10 Edwin Encarnación, R (1, 5) OBP: 0.341, SLG: 0.516	X FF 92 0-0 F8 ③		C CH 81 F KC 80 X KC 79 0-2 HR		B FF 92 B CH 84 B SI 93 B SI 93 4-0 26 2B 1-2 BB		C FF 94 F FF 94 F SL 85 B SL 87 B FF 95 B FF 95 X FF 94 3-2 G6-3 ②		C SL 83 C SL 81 B SL 82 X SL 82 1-2 G5-3 ②		B FC 91 C FC 91 C CH 78 F FC 92 D SL 82 X FF 91 2-2 26 G3-6-1 1B	5	2	2	1	1	0	0
26 Adam Lind, L (1, 3) OBP: 0.410, SLG: 0.526		C SI 92 B CH 82 S SI 93 B FF 93 X CH 84 2-2 28 2B 1B	C FF 93 B KC 77 B SI 92 B SI 93 C SI 93 S KC 78 3-3 K		D KC 79 B SI 90 2 SAFE X KC 78 2-1 1-H 2-H 2B		B FF 94 B FF 93 C FF 94 X FF 94 2-1 1B		B SL 83 C SI 88 C SL 83 B CU 76 S SL 83 2-3 K ③		B CH 78 B FF 91 X CH 79 2-0 G3-6-1 1-2f 2-3	6	1	3	2	0	2	2
62 Aaron Loup, L (11, 1)												0	0	0	0	0	0	0
9 J.P. Arencibia, R (1, 2) OBP: 0.248, SLG: 0.456		F SI 92 C KC 78 F SI 92 B KC 79 C KC 80 1-3 K ①	B KC 74 B KC 78 F SI 91 C SI 92 F KC 78 F CH 82 F CH 84 F CH 83 F KC 81 4-2 B FF 92 F FF 92 B FF 92 3 1B BB	F SI 92 B CH 84 C FF 91 F KC 79 F CH 85 F KC 80 S KC 80 1-3 K ③		X FF 92 0-0 F9 ③		B FF 92 C FF 92 C FF 93 S FF 91 1-3 K ①	C FF 90 F FF 92 C CH 78 F FF 93 S SL 81 0-3 K ③	5	0	0	0	1	4	4
28 Colby Rasmus, L (1, 8) OBP: 0.320, SLG: 0.457		B CH 82 F SI 92 X FF 93 1-1 1-H 2B	C SI 91 S KC 78 B SI 92 B CH 83 T SI 91 2-2 K ①		B SI 88 C SI 88 X SL 85 1-1 3 G4-3 3 WP 1B			B FF 85 C FF 87 B FF 86 F FF 86 X FF 86 2-2 G6-3 ①		B FF 92 X FF 92 1-0 P4 ②		5	0	2	1	0	1	1
3 Maicer Izturis, S (1, 4) OBP: 0.252, SLG: 0.311		B SI 92 F SI 93 S FF 93 B CH 83 S CH 83 2-3 K ②	B SI 92 B CH 81 X SI 92 2-0 66 G4-6-3 1-3 1B		B SI 89 F SI 89 B SI 90 X SL 85 2-1 G4-3 ① 1-3			B FF 87 F FF 86 X SL 78 1-1 1 FC1-6 16 1B 1B		X FF 92 0-0 F8 ③		5	0	2	0	0	1	2
(8, 6)																		
66 Munenori Kawasaki, L (1, 6) OBP: 0.336, SLG: 0.282		B FF 93 B FF 93 F SI 91 C SI 93 B CH 85 F SI 92 B SI 93 4-2 BB	C SI 91 B KC 77 X CH 82 1-1 G4-6-3 1-2f ② ③		F SI 89 B CU 77 X SL 84 C SI 88 H CU 76 3-2 32 SH1-4 HBP		C FF 87 F FF 87 B FF 86 1 SAFE X FF 86 1-2 1 FC1-6 1-2 1B		B FF 92 F FF 91 B CH 77 B FC 90 X FF 91 3-1 HR	1	0	0	0	1	0	2
16 Mark DeRosa, R (8, PH) OBP: 0.329, SLG: 0.493												2	1	2	1	0	0	0
(8, 4)																		
(11, 5)																		
34 Ramon Ortiz, R (1, 1) 49 Brad Lincoln, L (3, 1) 32 Esmil Rogers, R (5, 1) 50 Steve Delabar, R (7, 1) 1 Emilio Bonifácio, S (8, PH) OBP: 0.247, SLG: 0.342 (8, 7) (11, 4)	S SI 92 M SI 91 C SI 92 0-3 K ③			B SI 90 S SI 90 B SI 90 X SI 90 2-1 G6-3 ①	L SI 88 B SI 89 L SI 89 X SI 89 1-2 SH1-4 1-2 ②		X FF 86 0-0 FC1-6 ② 1-2f 2-3		B FF 92 F CH 80 B CH 80 B FF 92 F SL 82 X CH 78 3-2 8 S 8 E 1B	1	0	0	0	0	1	2
												1	0	0	0	0	0	0
												0	0	0	0	0	0	0
												0	0	0	0	0	0	0
												2	1	1	0	0	0	2
Inning Stats	R: 0 E: 0 K: 0 S: 4 H: 0 LOB: 0 BB: 0 P: 5	R: 1 E: 0 K: 3 S: 18 H: 2 LOB: 2 BB: 1 P: 28	R: 1 E: 0 K: 2 S: 12 H: 1 LOB: 0 BB: 0 P: 17	R: 0 E: 0 K: 1 S: 14 H: 1 LOB: 1 BB: 1 P: 23	R: 2 E: 0 K: 1 S: 14 H: 2 LOB: 1 BB: 1 P: 25	R: 0 E: 0 K: 0 S: 11 H: 1 LOB: 2 BB: 0 P: 19	R: 0 E: 0 K: 0 S: 15 H: 1 LOB: 1 BB: 0 P: 23	R: 0 E: 0 K: 0 S: 11 H: 2 LOB: 2 BB: 0 P: 15	R: 0 E: 0 K: 1 S: 8 H: 0 LOB: 0 BB: 0 P: 11	R: 0 E: 0 K: 1 S: 5 H: 0 LOB: 0 BB: 0 P: 7	R: 3 E: 1 K: 1 S: 20 H: 5 LOB: 1 BB: 0 P: 32	1B: 10 2B: 3 3B: 0 HR: 2 SF: 0 SAC: 1 DP: 2 HBP: 1	WP: 2 PB: 0 SB: 1 CS: 0 PA: 50					

PITCHER	IP	WLS	BF	H	R	ER	SO	BB	IBB	HBP	BLK	WP	HR	S	P	ERA	WHIP
37 Edinson Volquez, R (1, 1) ERA: 5.35	5.0		23	6	4	4	7	3	0	0	0	1	1	62	98	7.20	1.800
40 Tommy Layne, L (6, 1) ERA: 3.0	0.2		4	1	0	0	0	0	0	1	0	1	0	9	16	0.00	1.500
38 Tyson Ross, R (6, 1) ERA: 2.2	1.1		5	1	0	0	0	0	0	0	0	0	0	17	26	0.00	0.750
54 Joe Thatcher, L (8, 1) ERA: 1.59	1.0		5	2	0	0	0	0	0	0	0	0	0	11	15	0.00	2.000
57 Luke Gregerson, R (9, 1) ERA: 1.05	1.0		3	0	0	0	1	0	0	0	0	0	0	8	11	0.00	0.000

PITCHER	IP	WLS	BF	H	R	ER	SO	BB	IBB	HBP	BLK	WP	HR	S	P	ERA	WHIP
55 Dale Thayer, R (10, 1) ERA: 2.92	1.0		3	0	0	0	1	0	0	0	0	0	0	5	7	0.00	0.000
29 Brad Boxberger, R (11, 1) ERA: 5.79	1.0	L	7	5	3	3	1	0	0	0	0	0	1	20	32	27.00	5.000

TOP

Toronto Blue Jays @ San Diego Padres

Petco Park, San Diego, CA

Sun Jun 02 2013, 7:13 PM - 11:01 PM PDT

Att. 20,380 - Overcast - 65 F

livebaseballscorecards.com

AB	45
R	7
H	15
RBI	6
BB	3
SO	10
LOB	20

Batter	1	2	3	4	5	6	7	8	9	10	11	AB	R	H	RBI	BB	SO	LOB
2 Everth Cabrera, S (1, 6) OBP: 0.355, SLG: 0.392	B SI 87 C FF 86 B SI 88 X FF 86 2-1 ① L9	C SI 87 X SI 88 0-1 1B		B CU 80 C CU 81 X CU 82 1-1 ③ G5-3			B FF 94 B FF 94 B FF 94 B FF 93 4-0 18 S S BB		B SI 93 B CU 82 F FF 92 B CH 88 X FF 92 3-1 ③ G4-3			4	0	1	0	1	0	2
5 Alexi Amarista, L (1, 8) OBP: 0.294, SLG: 0.434 38 Tyson Ross, R (6, 1) DNP: 0.167, SLG: 0.167 15 Jesus Guzman, R (7, PH) DNP: 0.278, SLG: 0.284 54 Joe Thatcher, L (8, 1) 57 Luke Gregerson, L (9, 1) 55 Dale Thayer, R (10, 1) 88 Kyle Blanks, R (10, PH) OBP: 0.359, SLG: 0.414 (11, 7)	B SI 88 X CH 81 1-0 G3-6-1 1B	C SL 79 1 SAFE F SI 87 B SL 79 1 SAFE 1 SAFE 1 SAFE F SL 81 X SI 86 1-2 ③ L7			B FF 92 B FF 92 C FF 93 X SL 84 2-1 ① G4-3		F FF 95 X FF 95 0-1 ② F8			S FC 88 F FC 90 S FF 90 0-3 ① K		3 0 1 0 0 0 1	0 0 0 0 0 0 0	1 0 0 0 0 0 0	0 0 0 0 0 0 1	0 0 0 0 0 1 0	1 0 1 0 0 0 0
Chase Headley, S (1, 5) OBP: 0.342, SLG: 0.389	1 SAFE X SI 87 0-0 ② G3-6-1 1-2f ③		C SI 87 B SI 87 B CH 76 C CH 84 S CU 80 2-3 ① K		B FF 93 B SL 86 X FF 93 2-0 ② F7		S CH 88 B FF 94 1 SAFE B CH 85 S CH 88 B CH 86 B CH 87 4-2 1-2 BB			C FF 89 S FF 91 B FC 90 X FC 90 1-2 ② G4-3		4	0	0	0	1	1	1
18 Carlos Quentin, R (1, 7) OBP: 0.340, SLG: 0.443 34 Andrew Cashner, R (10, PR) OBP: 0.250, SLG: 0.250 29 Brad Boxberger, R (11, 1)		X SI 88 0-0 12 FC6-4 1B	F FF 91 C CU 80 B CU 80 F FF 93 B CU 81 X CU 80 2-2 ② F8		F FF 94 X FF 95 0-1 ③ G4-3		S SL 88 S SL 87 B SL 87 X FF 94 1-2 ③ P3 2-3			X FC 89 0-0 12 FC6-4 1B		5 0 0	0 0 0	2 0 0	0 0 0	0 0 0	0 0 0	2 0 0
12 Yasmani Grandal, S (1, 2) OBP: 0.208, SLG: 0.143	B SI 87 X SI 87 1-0 ① FC6-4 9 2B 1-2f	X FF 92 0-0 ③ F8				B FF 93 B SL 85 B FF 93 B FF 92 4-0 9 FC3-6 BB		X CH 85 0-0 ① F8		B FC 90 C FF 90 X FF 90 1-1 ③ FC6-4 1-2f		4	1	0	0	1	0	2
14 Mark Kotsay, L (1, 3) OBP: 0.333, SLG: 0.291	F SI 88 1 SAFE B SI 88 B SI 88 B SI 88 C SI 86 X SI 87 3-2 ② P5			B FF 93 B FF 91 B FF 92 B FF 92 4-0 37 SH3-4 25 1B BB		C FF 93 X SI 91 0-1 ① L6		B FC 87 C SI 92 S CH 89 F CU 82 B CU 83 F FF 90 B SI 92 S CU 82 3-3 ② K			B SI 88 C SI 87 C SI 90 X SI 91 1-2 ① G6-3	4	0	0	0	1	1	2
9 Jedd Gyorko, R (1, 4) OBP: 0.335, SLG: 0.433	S SL 80 B SL 82 B SL 81 B SL 81 C SI 88 F SL 77 X SL 81 3-2 37 HR 1-H 2B			C CU 80 B CU 81 X FF 93 1-1 ① P3		S SL 85 B SL 86 X SL 87 1-1 ② FC3-6 25 S 1-2f		B CU 82 C CH 88 C CU 82 B CU 82 S CU 82 2-3 ③ K			B SI 89 C SI 91 B CH 79 F SI 90 F SI 92 S SL 77 2-3 ② K	5	1	1	1	0	2	2
25 Will Venable, L (1, 9) OBP: 0.284, SLG: 0.403 (6, 8)	I IN 62 I IN 65 I IN 73 I IN 73 4-0 37 HR IBB			C FF 92 F CH 87 D CU 83 1 SAFE X CH 86 1-2 37 SH3-4 1B		C FF 94 B SI 92 F SI 92 B FF 94 F SL 85 F SL 86 B CU 81 X CU 84 3-2 ③ G5-3 1-2			L FC 88 B CU 81 C CH 89 S CU 82 1-3 ① K		C SI 91 B SL 77 X SI 91 1-1 ③ G1-3	4	1	1	0	1	1	1
37 Edinson Volquez, R (1, 1) OBP: 0.143, SLG: 0.357 40 Tommy Layne, L (6, 1) 13 Chris Denorfia, R (6, 9) OBP: 0.349, SLG: 0.394	X SI 88 0-0 1-H 2-H HR			B FF 91 B FF 91 X FF 91 2-0 ② SH3-4 1-2 2-3			B FF 94 X FF 94 1-0 ① G5-3		C CH 86 X FF 92 0-1 ② P5			1 0 2	1 0 0	1 0 0	3 0 0	0 0 0	0 0 0	0 0 0
Inning Stats	R: 0 E: 0 K: 0 S: 4 H: 1 LOB: 0 BB: 0 P: 7	R: 4 E: 0 K: 0 S: 16 H: 4 LOB: 1 BB: 1 P: 28	R: 0 E: 0 K: 1 S: 8 H: 0 LOB: 0 BB: 0 P: 12	R: 0 E: 0 K: 0 S: 8 H: 1 LOB: 2 BB: 1 P: 17	R: 0 E: 0 K: 0 S: 5 H: 0 LOB: 0 BB: 0 P: 9	R: 0 E: 0 K: 0 S: 9 H: 0 LOB: 1 BB: 1 P: 17	R: 0 E: 0 K: 0 S: 8 H: 0 LOB: 2 BB: 2 P: 18	R: 0 E: 0 K: 2 S: 9 H: 0 LOB: 0 BB: 0 P: 14	R: 0 E: 0 K: 1 S: 7 H: 0 LOB: 0 BB: 0 P: 11	R: 0 E: 0 K: 1 S: 9 H: 1 LOB: 1 BB: 0 P: 11	R: 0 E: 0 K: 1 S: 9 H: 0 LOB: 0 BB: 0 P: 13	1B: 5 2B: 1 3B: 0 HR: 1 SF: 0 SAC: 1 DP: 1 HBP: 0	WP: 0 PB: 0 SB: 3 CS: 0 PA: 44					

PITCHER	IP	WLS	BF	H	R	ER	SO	BB	IBB	HBP	BLK	WP	HR	S	P	ERA	WHIP
34 Ramon Ortiz, R (1, 1) ERA: 6.04	2.0		11	5	4	4	0	0	1	0	0	0	1	20	35	18.00	2.500
49 Brad Lincoln, R (3, 1) ERA: 5.09	2.0		8	1	0	0	1	1	0	0	0	0	0	16	29	0.00	1.000
32 Esmil Rogers, R (5, 1) ERA: 3.77	2.0		7	0	0	0	0	1	0	0	0	0	0	14	26	0.00	0.500
50 Steve Delabar, R (7, 1) ERA: 2.1	1.0		5	0	0	0	0	2	0	0	0	0	0	8	18	0.00	2.000
27 Brett Cecil, L (8, 1) ERA: 1.78	2.0		6	0	0	0	3	0	0	0	0	0	0	16	25	0.00	0.000

PITCHER	IP	WLS	BF	H	R	ER	SO	BB	IBB	HBP	BLK	WP	HR	S	P	ERA	WHIP
44 Casey Janssen, R (10, 1) ERA: 2.0	1.0	W	4	1	0	0	1	0	0	0	0	0	0	9	11	0.00	1.000
62 Aaron Loup, L (11, 1) ERA: 2.32	1.0	S	3	0	0	0	1	0	0	0	0	0	0	9	13	0.00	0.000

BOTTOM

Toronto Blue Jays @ San Diego Padres

Petco Park, San Diego, CA

Sun Jun 02 2013, 7:13 PM - 11:01 PM PDT

Att. 20,380 - Overcast - 65 F

livebaseballscorecards.com

AB	38
R	4
H	7
RBI	4
BB	5
SO	6
LOB	14

Toronto Blue Jays @ San Francisco Giants

AT&T Park, San Francisco, CA

Tue Jun 04 2013, 7:16 PM - 9:32 PM PDT

Att. 41,981 - Partly Cloudy - 61 F

livebaseballscorecards.com

TOP

Batter	1	2	3	4	5	6	7	8	9	AB	R	H	RBI	BB	SO	LOB
53 Melky Cabrera, S (1, 7) OBP: 0.328, SLG: 0.375	C SI 91 S CH 84 F CH 86 B CH 85 X SL 85 1-2 19 G6-4-3 1B		B CU 62 S SL 82 B FF 91 X SI 91 2-1 ③ L6			C FF 90 B FF 90 C SL 80 D CH 85 X SL 82 2-2 1-2 1B			B SI 88 F SI 88 C SI 88 F SI 88 B SL 78 F SI 88 F FF 89 F FF 88 X FF 90 2-2 ① F9	4	0	2	0	0	0	1
19 José Bautista, R (1, 9) OBP: 0.368, SLG: 0.510	C SL 80 C FF 91 B CH 85 1 SAFE X SL 84 1-2 ①② G6-4-3 1-2f			C CU 76 B FF 91 B SL 82 X CH 85 2-1 ① F7		C CU 76 X SL 80 0-1 ②③ L5-4 2-2			C SL 78 1 SAFE X SL 79 0-1 ② F9	4	0	0	0	0	0	4
10 Edwin Encarnación, R (1, 5) OBP: 0.340, SLG: 0.524	B CU 77 X FF 90 1-0 HR			C FF 92 S CU 78 B FF 91 B SL 86 F CU 76 X SI 91 2-2 ② L7			B FF 89 C SI 90 X CH 84 1-1 ① G6-3		S SL 78 B SL 78 S SL 78 X SL 77 1-2 ③ G4-3	4	1	1	1	0	0	1
26 Adam Lind, L (1, 3) OBP: 0.403, SLG: 0.515	B CU 77 B SL 81 C FF 90 F FF 90 B CU 77 S CH 86 3-3 ③ K			B SI 91 B FF 91 C CH 86 F SL 83 C SI 90 2-3 ③ K			B FF 89 S CH 84 B SL 81 F FF 90 F SL 86 X FF 90 2-2 ② F8			3	0	0	0	0	2	0
9 J.P. Arencibia, R (1, 2) OBP: 0.244, SLG: 0.449		C FF 90 F CU 75 C FF 90 0-3 ① K			B CU 75 F SL 80 C CU 77 F SL 86 S CU 77 1-3 ① K2-3		C CU 76 F FF 91 B CH 85 X CU 77 1-2 ③ P4			3	0	0	0	0	2	0
28 Colby Rasmus, L (1, 8) OBP: 0.316, SLG: 0.450		F SI 91 B SI 91 B SL 83 B SL 85 X SI 90 3-1 ② F7			B SL 83 B FF 90 B FF 90 C SL 82 F FF 90 S CH 85 3-3 ② K			C SI 90 B CU 76 X SI 91 1-1 ① G3		3	0	0	0	0	1	0
1 Emilio Bonifácio, S (1, 4) OBP: 0.244, SLG: 0.338 16 Mark DeRosa, R (8, PH) OBP: 0.337, SLG: 0.500 (8, 4)		B CU 78 X FF 90 1-0 ③ G6-3			B SL 81 F FF 90 X CU 77 1-1 ③ G3			X SI 91 0-0 11 G4-6-3 1B		2	0	0	0	0	0	0
										1	0	1	0	0	0	0
66 Munenori Kawasaki, L (1, 6) OBP: 0.331, SLG: 0.277 11 Rajai Davis, R (8, PH) OBP: 0.322, SLG: 0.390 45 Neil Wagner, R (8, 1)			C SI 89 B CU 77 C CU 77 F CH 85 B CH 86 F FF 93 X SL 82 2-2 ① F8		B SL 80 X SI 89 1-0 ① G3			X SI 91 0-0 ②③ G4-6-3 1-2f		2	0	0	0	0	0	0
										1	0	0	0	0	0	1
										0	0	0	0	0	0	0
55 Josh Johnson, L (1, 1) 3 Maicer Izturis, S (8, 6) OBP: 0.256, SLG: 0.315			B C FF 91 B CU 77 F SI 91 B CH 86 S FF 91 3-3 ② K			B FF 90 F SI 89 B CU 78 B SL 81 B FF 89 4-1 19 L5-4 53 1B BB			C SI 88 S SI 88 B FF 89 B SI 89 X SL 78 2-2 1B	1	0	0	0	1	1	0
										1	0	1	0	0	0	0

Inning Stats	1	2	3	4	5	6	7	8	9
	R: 1 E: 0 K: 1 S: 11	H: 2 LOB: 0 BB: 0 P: 17	R: 0 E: 0 K: 1 S: 6	H: 0 LOB: 0 BB: 0 P: 10	R: 0 E: 0 K: 1 S: 10	H: 0 LOB: 0 BB: 0 P: 17	R: 0 E: 0 K: 1 S: 9	H: 0 LOB: 0 BB: 0 P: 15	R: 0 E: 0 K: 2 S: 9	H: 0 LOB: 0 BB: 0 P: 14	R: 0 E: 0 K: 0 S: 7	H: 1 LOB: 1 BB: 1 P: 14	R: 0 E: 0 K: 0 S: 9	H: 0 LOB: 0 BB: 0 P: 13	R: 0 E: 0 K: 0 S: 4	H: 1 LOB: 0 BB: 0 P: 5	R: 0 E: 0 K: 0 S: 15	H: 1 LOB: 1 BB: 0 P: 20

1B: 4	SF: 0
2B: 1	SAC: 0
3B: 0	DP: 3
HR: 1	HBP: 0

WP: 0	PA: 30
PB: 0	
SB: 0	
CS: 0	

AB	29
R	1
H	5
RBI	1
BB	1
SO	6
LOB	7

PITCHER		IP	WLS	BF	H	R	ER	SO	BB	IBB	HBP	BLK	WP	HR	S	P	ERA	WHIP
55 Tim Lincecum, R ERA: 4.75	(1, 1)	7.0	W	23	3	1	1	6	1	0	0	0	0	1	61	100	1.29	0.571
41 Jeremy Affeldt, L ERA: 1.83	(8, 1)	1.0	H	3	1	0	0	0	0	0	0	0	0	0	4	5	0.00	1.000
54 Sergio Romo, R ERA: 2.59	(9, 1)	1.0	S	4	1	0	0	0	0	0	0	0	0	0	15	20	0.00	1.000

PITCHER	IP	WLS	BF	H	R	ER	SO	BB	IBB	HBP	BLK	WP	HR	S	P	ERA	WHIP

Batter	1	2	3	4	5	6	7	8	9	AB	R	H	RBI	BB	SO	LOB
7 Grégor Blanco, L (1, 8) OBP: 0.322, SLG: 0.325	C FF 91 X SI 91 0-1 ① F7		B SI 91 X SI 92 1-0 48 G6-4-3 1B		C CU 79 B CU 79 B FF 93 B FF 92 X FF 92 3-1 19 S 1B			B FF 94 L FF 93 B CH 84 B FF 94 X FF 93 3-1 ① L9		4	0	2	0	0	0	0
19 Marco Scutaro, R (1, 4) OBP: 0.378, SLG: 0.430	B FF 92 B SL 86 C FF 93 B SL 87 C FF 92 X FF 92 3-2 48 G4-3 2B		1 SAFE C FF 91 X FF 91 0-1 ① P2		1 SAFE 1 SAFE B FF 91 X SL 86 1-0 ③ G5-3 1-2			B FF 94 C SL 84 C CH 84 X FF 96 1-2 E3 13 SH1-3		4	0	1	0	0	0	2
48 Pablo Sandoval, S (1, 5) OBP: 0.323, SLG: 0.428 13 Joaquin Arias, R (8, 5) OBP: 0.264, SLG: 0.224	B FF 93 X CH 86 1-0 ② G4-3 2-3		C SL 85 1 SAFE F CH 91 X FF 92 0-2 ②③ G6-4-3 1-2f			X CH 85 0-0 ① G3-1		D SL 86 X FF 93 1-0 ② SH1-3 1-2		3 0	0 0	0 0	0 0	0 0	0 0	2 0
28 Buster Posey, R (1, 2) OBP: 0.388, SLG: 0.508	B SL 87 S SL 86 X FF 93 1-1 ③ G4-3			B SL 83 C CU 76 B SL 85 X FF 92 2-1 1B		B FF 92 B CU 77 B FF 91 C FF 91 T FF 93 X FF 93 3-2 ② G4-3		C SL 84 F SL 84 D SL 84 F FF 96 B FF 96 F CH 85 D FF 96 X SL 82 3-2 ③ P3		4	0	1	0	0	0	2
8 Hunter Pence, R (1, 9) OBP: 0.335, SLG: 0.498		C FF 92 C SI 91 B FF 92 X CU 76 1-2 E5 9 G4-3 56 HR		D SL 85 T FF 92 B CU 78 S SL 83 F SL 85 B FF 93 S SL 86 3-3 ① K		X SL 86 0-0 9 S 1B				3	1	1	0	0	1	1
9 Brandon Belt, L (1, 3) OBP: 0.320, SLG: 0.423		X SI 93 0-0 ① G4-3 1-2		1 SAFE C FF 93 B SI 91 F FF 93 B CU 79 D SL 88 X FF 92 3-2 ② L8		C FF 92 C FF 91 D SL 87 X FF 92 1-2 ③ P6 1-2				3	0	0	0	0	0	3
56 Andres Torres, S (1, 7) OBP: 0.323, SLG: 0.412		B SI 92 C SI 92 X CH 86 1-1 2-H HR		D CU 80 X FF 92 1-0 ③ G3			S SI 91 C CH 90 B CU 80 B CH 90 T FF 92 2-2 ① K			3	1	1	2	0	1	1
35 Brandon Crawford, L (1, 6) OBP: 0.348, SLG: 0.441		B SI 92 C FF 92 F FF 93 B CU 80 B SI 93 S FF 94 3-3 ② K			B CU 78 F SI 92 C CU 78 S CU 79 1-3 ① K		S CU 78 X FF 91 0-1 ② G1-3			3	0	0	0	0	2	0
55 Tim Lincecum, L (1, 1) OBP: 0.091, SLG: 0.048 21 Nick Noonan, L (7, PH) OBP: 0.258, SLG: 0.224 41 Jeremy Affeldt, L (8, 1) 54 Sergio Romo, R (9, 1)		B FF 94 F FF 93 B FF 93 B FF 94 X FF 94 3-1 ③ G6-3			F FF 93 C CU 80 B SL 87 B FF 93 C CU 81 2-3 ② K		C CU 78 S CU 78 B FF 92 S SL 86 1-3 ③ K			2 1 0 0	0 0 0 0	0 0 0 0	0 0 0 0	0 0 0 0	1 1 0 0	0 0 0 0
Inning Stats	R: 0 E: 0 K: 0 S: 8 H: 1 LOB: 1 BB: 0 P: 13	R: 2 E: 1 K: 1 S: 11 H: 1 LOB: 0 BB: 0 P: 19	R: 0 E: 0 K: 0 S: 6 H: 1 LOB: 0 BB: 0 P: 7	R: 0 E: 0 K: 1 S: 10 H: 1 LOB: 1 BB: 0 P: 19	R: 0 E: 0 K: 2 S: 9 H: 1 LOB: 1 BB: 0 P: 16	R: 0 E: 0 K: 0 S: 8 H: 1 LOB: 1 BB: 0 P: 12	R: 0 E: 0 K: 2 S: 8 H: 0 LOB: 0 BB: 0 P: 11	R: 0 E: 1 K: 0 S: 11 H: 0 LOB: 1 BB: 0 P: 19		1B: 4 2B: 1 3B: 0 HR: 1 SF: 0 SAC: 1 DP: 1 HBP: 0				WP: 0 PB: 0 SB: 2 CS: 0 PA: 31		

PITCHER	IP	WLS	BF	H	R	ER	SO	BB	IBB	HBP	BLK	WP	HR	S	P	ERA	WHIP
55 Josh Johnson, R (1, 1) ERA: 5.4	7.0	L	27	6	2	1	6	0	0	0	0	0	1	60	97	1.29	0.857
45 Neil Wagner, R (8, 1) ERA:	1.0		4	0	0	0	0	0	0	0	0	0	0	11	19	0.00	0.000

PITCHER	IP	WLS	BF	H	R	ER	SO	BB	IBB	HBP	BLK	WP	HR	S	P	ERA	WHIP

BOTTOM

Toronto Blue Jays @ San Francisco Giants

AT&T Park, San Francisco, CA

Tue Jun 04 2013, 7:16 PM - 9:32 PM PDT

Att. 41,981 - Partly Cloudy - 61 F

livebaseballscorecards.com

AB	30
R	2
H	6
RBI	2
BB	0
SO	6
LOB	11

Toronto Blue Jays @ San Francisco Giants

AT&T Park, San Francisco, CA

Wed Jun 05 2013, 12:46 PM - 3:07 PM PDT

Att. 41,559 - Partly Cloudy - 62 F

livebaseballscorecards.com

TOP

Batter	1	2	3	4	5	6	7	8	9	AB	R	H	RBI	BB	SO	LOB
53 Melky Cabrera, S (1, 7) OBP: 0.323, SLG: 0.369	C SI 82 C FC 80 X SI 83 0-2 ① F7		B SL 78 B CH 74 C FC 80 S SI 83 B FF 83 X FC 79 3-2 ② G6-3		B FF 84 B FC 80 F SI 83 X FC 80 2-1 ② G4-3 2-3		X FF 93 0-0 ① F7		D FF 88 C FF 90 B FF 90 X FF 89 2-1 ③ P4	4	0	0	0	0	0	1
8 Anthony Gose, L (7, 7) OBP: 0.385, SLG: 0.391										1	0	0	0	0	0	1
19 José Bautista, R (1, 9) OBP: 0.366, SLG: 0.505	F FC 79 X CH 74 0-1 ② P5		C CU 70 X FC 79 0-1 ③ F7		B FC 80 B CH 74 C FC 80 X FC 79 2-1 16 S 10 S 16 1B 1B 3-H		B FF 93 B CH 84 F FF 92 C CU 81 X CH 86 2-2 ② L8			4	1	1	1	0	0	0
10 Edwin Encarnación, R (1, 5) OBP: 0.342, SLG: 0.522	C SI 83 B FC 80 F FF 83 B CU 71 X CU 72 2-2 1B			X CH 74 0-0 ① G1-3	B FF 82 B CU 70 C FC 80 B FF 82 B SI 83 4-1 16 S 16 1B BB 1-2		C CU 81 B CU 81 F CU 81 B FF 92 B CH 87 X FF 93 3-2 ③ P4			3	1	1	0	1	0	0
16 Mark DeRosa, R (1, 4) OBP: 0.333, SLG: 0.487	C FC 79 X CH 76 0-1 ③ G1-3			B FC 80 X SI 83 1-0 ② F9	C FC 79 F FF 82 B SI 84 X SI 84 1-2 26 1B 1-H 2-H			X FF 92 0-0 ① G6-3		4	0	1	2	0	0	1
26 Adam Lind, L (1, 3) OBP: 0.411, SLG: 0.521		B FF 81 X SI 82 1-0 22 FC5-4 1B		B FF 84 F FC 80 F FC 81 F SI 84 X SI 84 1-2 3 WP 1B	F FC 80 C CU 69 B CH 76 1 SAFE X CU 71 1-2 1-3			C FF 88 X FF 89 0-1 ② P5		4	0	3	0	0	0	0
3 Maicer Izturis, S (1, 6) OBP: 0.250, SLG: 0.307		C FC 79 B SI 84 F FC 80 X CU 71 1-2 ① L8		S FF 84 B FC 79 B FC 80 F FC 79 B CH 76 F FC 81 X FF 84 3-2 ③ G5-3 1-2	F FC 80 X SI 83 0-1 ③ L8			F SI 87 B SI 88 X FF 89 1-1 ③ G6-3		4	0	0	0	0	0	4
28 Colby Rasmus, L (1, 8) OBP: 0.315, SLG: 0.443		B SI 82 S FF 83 B CU 69 B FC 79 X FC 79 3-1 ② F9			B CU 70 X CU 68 1-0 ① F9	B SI 81 B SI 80 C FF 82 S FF 82 B CU 71 F FF 82 B FF 81 4-2 22 L4-3 BB			F FF 89 C FF 90 B SL 82 X FF 90 1-2 ① F7	3	0	0	0	1	0	1
22 Henry Blanco, R (1, 2) OBP: 0.262, SLG: 0.263		C FC 78 B SI 83 D CH 76 X CH 75 2-1 ③ FC5-4 1-2f			B SI 84 C FC 78 S CU 71 B FF 82 B FC 79 B FF 83 4-2 43 2B BB	C SI 83 1 SAFE F SI 83 X FC 81 0-2 ①② L4-3 1-1			B FF 88 C CH 80 B FF 90 B SI 87 F FF 87 X FF 88 3-2 2B	3	1	1	0	1	0	2
43 R.A. Dickey, R (1, 1) OBP: 0.333, SLG: 0.500		C SI 82 B FC 78 B FC 79 S SI 82 F FC 80 F SI 83 X CU 70 2-2 ① G4-3			X 0-0 53 G4-3 19 1B 2B 1-H	S SI 83 X SI 83 0-1 ③ F9			X FF 87 0-0 ② P3	4	1	1	1	0	0	1
44 Casey Janssen, R (9, 1)										0	0	0	0	0	0	0
Inning Stats	R: 0 E: 0 K: 0 S: 10 H: 1 LOB: 1 BB: 0 P: 12	R: 0 E: 0 K: 0 S: 8 H: 1 LOB: 1 BB: 0 P: 15	R: 0 E: 0 K: 0 S: 10 H: 0 LOB: 0 BB: 0 P: 15	R: 0 E: 0 K: 0 S: 10 H: 1 LOB: 1 BB: 0 P: 15	R: 4 E: 0 K: 0 S: 17 H: 4 LOB: 2 BB: 2 P: 32	R: 0 E: 0 K: 0 S: 8 H: 0 LOB: 0 BB: 1 P: 12	R: 0 E: 0 K: 0 S: 7 H: 0 LOB: 0 BB: 0 P: 12	R: 0 E: 0 K: 0 S: 5 H: 0 LOB: 0 BB: 0 P: 6	R: 0 E: 0 K: 0 S: 9 H: 1 LOB: 1 BB: 0 P: 15	1B: 6 2B: 3 3B: 0 HR: 0	SF: 0 SAC: 0 DP: 1 HBP: 0					

	AB	34
	R	4
	H	8
	RBI	4
	BB	3
	SO	0
	LOB	11

WP: 1 PB: 0 SB: 3 CS: 0 PA: 37

PITCHER		IP	WLS	BF	H	R	ER	SO	BB	IBB	HBP	BLK	WP	HR	S	P	ERA	WHIP
75 Barry Zito, L ERA: 4.06	(1, 1)	6.0	L	27	7	4	4	0	3	0	0	0	1	0	63	101	6.00	1.667
63 Jean Machi, R ERA: 2.65	(7, 1)	1.1		4	0	0	0	0	0	0	0	0	0	0	8	13	0.00	0.000
50 Jose Mijares, L ERA: 1.83	(8, 1)	1.2		6	1	0	0	0	0	0	0	0	0	0	13	20	0.00	0.600

PITCHER	IP	WLS	BF	H	R	ER	SO	BB	IBB	HBP	BLK	WP	HR	S	P	ERA	WHIP

Batter	1	2	3	4	5	6	7	8	9	AB	R	H	RBI	BB	SO	LOB
7 Grégor Blanco, L (1, 8) OBP: 0.320, SLG: 0.323	C KN 71 F EP 65 S KN 78 0-3 ① K			B KN 75 X KN 71 1-0 ① G4-3		C KN 73 X KN 77 0-1 ③ G4-3			B KN 74 X KN 71 1-0 19 BB 1B	4	0	1	0	0	1	0
19 Marco Scutaro, R (1, 4) OBP: 0.376, SLG: 0.424	X FF 81 0-0 ② G4-3			C KN 73 B EP 67 B KN 76 X FF 81 2-1 ② P6			B KN 71 F FF 80 C KN 75 F KN 72 S KN 78 1-3 ① K		1 SAFE B KN 73 B FF 80 1 SAFE 1 SAFE B FF 80 C FF 79 F FF 79 F KN 73 4-2 1 SAFE B KN 74 1-2 48 G5-4-3 BB	3	0	0	0	1	1	0
48 Pablo Sandoval, S (1, 5) OBP: 0.322, SLG: 0.425	C KN 74 B EP 66 B KN 75 F KN 74 S KN 78 2-3 ③ K			X KN 75 0-0 ② 28 FC6-4 1B			X KN 75 0-0 ② L6		F FF 89 F FF 89 B FC 88 X FF 89 1-2 ②③ G5-4-3 1-2f	4	0	1	0	0	1	2
28 Buster Posey, R (1, 2) OBP: 0.383, SLG: 0.500		B KN 72 C KN 71 S KN 75 S EP 66 1-3 ① K		F KN 74 X KN 76 0-1 ③ FC6-4 1-2f			C KN 73 F KN 76 B EP 61 X KN 78 1-2 ③ G6-3			3	0	0	0	0	1	1
8 Hunter Pence, R (1, 9) OBP: 0.335, SLG: 0.494		B KN 74 F KN 72 B EP 66 B KN 74 S KN 73 X KN 76 3-2 ② P3			C KN 73 B KN 76 C KN 75 X EP 67 1-2 ① F7			C KN 72 B KN 77 B KN 75 B KN 73 C FF 81 B KN 74 4-2 35 FC6-4 BB		2	0	0	0	1	0	0
9 Brandon Belt, L (1, 3) OBP: 0.315, SLG: 0.416		B KN 77 B KN 70 C KN 73 X KN 74 2-1 ③ P4			C EP 63 F KN 76 B KN 77 F KN 70 F KN 77 X KN 78 1-2 ② G4-3			B KN 73 X KN 73 1-0 ① F7		3	0	0	0	0	0	1
56 Andres Torres, S (1, 7) OBP: 0.315, SLG: 0.402			C KN 73 B EP 68 B KN 76 S KN 72 B KN 76 X KN 74 3-2 ① G3-1		X KN 72 0-0 ③ P6			1 SAFE C KN 73 X KN 76 0-1 ② P5		3	0	0	0	0	0	1
35 Brandon Crawford, L (1, 6) OBP: 0.344, SLG: 0.434			X KN 74 0-0 ② G3-1			C KN 74 F KN 77 X KN 77 0-2 ① G6-3		C KN 74 B KN 75 B KN 76 F KN 73 F KN 78 X KN 75 2-2 ③ FC6-4 1-2f		3	0	0	0	0	0	1
75 Barry Zito, L (1, 1) OBP: 0.222, SLG: 0.222 6 Brett Pill, R (6, PH) OBP: 0.185, SLG: 0.360 63 Jean Machi, R (7, 1) 50 Jose Mijares, L (8, 1) 21 Nick Noonan, L (9, PH) OBP: 0.254, SLG: 0.220			C FF 80 F KN 76 B KN 79 S EP 67 1-3 ③ K			B KN 72 F KN 73 X KN 76 1-1 ② L8			B KN 72 C KN 71 B KN 75 F KN 71 B KN 74 X KN 73 3-2 ① L8	1 1 0 0 1	0 0 0 0 0	0 0 0 0 0	0 0 0 0 0	1 0 0 0 0	0 0 0 0 0	0 0 0 0 0
Inning Stats	R: 0 E: 0 K: 2 S: 7 H: 0 LOB: 0 BB: 0 P: 9	R: 0 E: 0 K: 1 S: 8 H: 0 LOB: 0 BB: 0 P: 14	R: 0 E: 0 K: 1 S: 7 H: 0 LOB: 0 BB: 0 P: 11	R: 0 E: 0 K: 0 S: 6 H: 1 LOB: 1 BB: 0 P: 9	R: 0 E: 0 K: 0 S: 9 H: 0 LOB: 0 BB: 0 P: 11	R: 0 E: 0 K: 0 S: 7 H: 0 LOB: 0 BB: 0 P: 8	R: 0 E: 0 K: 1 S: 8 H: 0 LOB: 0 BB: 0 P: 10	R: 0 E: 0 K: 0 S: 9 H: 0 LOB: 1 BB: 1 P: 16	R: 0 E: 0 K: 0 S: 10 H: 1 LOB: 1 BB: 1 P: 19	1B: 2 2B: 0 3B: 0 HR: 0 SF: 0 SAC: 0 DP: 1 HBP: 0						

PITCHER	IP	WLS	BF	H	R	ER	SO	BB	IBB	HBP	BLK	WP	HR	S	P	ERA	WHIP
43 R.A. Dickey, R (1, 1) ERA: 4.66	8.1	W	29	2	0	0	5	2	0	0	0	0	0	68	103	0.00	0.480
44 Casey Janssen, R (9, 1) ERA: 1.93	0.2	S	1	0	0	0	0	0	0	0	0	0	0	3	4	0.00	0.000

PITCHER	IP	WLS	BF	H	R	ER	SO	BB	IBB	HBP	BLK	WP	HR	S	P	ERA	WHIP

BOTTOM

Toronto Blue Jays @ San Francisco Giants

AT&T Park, San Francisco, CA

Wed Jun 05 2013, 12:46 PM - 3:07 PM PDT

Att. 41,559 - Partly Cloudy - 62 F

livebaseballscorecards.com

AB	28
R	0
H	2
RBI	0
BB	2
SO	5
LOB	6

WP: 0 PA: 30
PB: 0
SB: 0
CS: 0

Batter	1	2	3	4	5	6	7	8	9	AB	R	H	RBI	BB	SO	LOB
1 Elvis Andrus, R (1, 6) OBP: 0.307, SLG: 0.310	B FF 95 F FF 94 B FF 96 F FF 94 F SL 88 X SL 87 2-2 ① G5-3		C SL 85 C SI 93 B SL 86 F SL 85 S SL 86 1-3 ② K		S CH 79 S CH 80 B SL 78 B SI 94 S SI 94 2-3 ③ K			C CU 79 X CH 85 0-1 ③ L8		4	0	0	0	0	2	0
13 Jurickson Profar, S (1, 4) OBP: 0.339, SLG: 0.431	B CU 81 B FF 95 C FF 94 F SL 86 B SL 86 X FF 94 3-2 12 BLK 29 1B 1B		B FF 94 B SL 85 F FF 93 S SL 85 C SL 86 2-3 ③ K			C SI 91 S SI 92 S SI 93 0-3 ① K			B FF 95 C FF 96 C FF 96 S FF 97 1-3 ① K	4	1	1	0	0	3	0
12 A.J. Pierzynski, L (1, 2) OBP: 0.325, SLG: 0.437	C SI 93 B SI 93 X SI 94 1-1 ② L7 1-2			B SI 92 B FF 93 X SL 84 2-0 23 FC5 7 BB 1B		C SI 92 F SI 93 F SI 93 B SI 92 B SL 79 T SL 79 2-2 ② K			C FF 97 T FF 97 S CH 89 0-3 ② K	4	0	1	0	0	2	1
29 Adrián Beltré, R (1, 10) OBP: 0.352, SLG: 0.543	C FF 96 B FF 95 S SL 89 F SL 86 X FF 96 1-2 2-H 1B			B SI 92 F SI 92 C SI 93 S SI 94 1-3 ① K		B FF 95 F SL 83 B FF 96 S FF 95 S FF 97 2-3 ③ K			B FF 96 C FF 96 S FF 96 X SL 88 1-2 ③ L9	4	0	1	1	0	2	1
15 Jeff Baker, R (1, 5) OBP: 0.403, SLG: 0.681	B SL 87 C FF 95 D SL 88 C SL 87 F SL 87 S SL 87 2-3 ③ K			X SI 92 0-0 ② L4			C FF 94 B FF 97 X SL 83 1-1 7 G4-6-3 1B			3	0	1	0	0	1	2
7 David Murphy, L (1, 7) OBP: 0.263, SLG: 0.377		B FF 92 S SI 90 T CH 85 B CH 85 X SL 87 2-2 ① F8		F SI 92 B SI 94 B SI 92 B SI 93 C FF 93 B SL 87 4-2 23 FC5 1-2 BB			C FF 96 B FF 97 B CH 85 F FF 95 X FF 97 2-2 ①② G4-6-3 1-2f			2	0	0	0	1	0	1
23 Craig Gentry, R (1, 8) OBP: 0.316, SLG: 0.320		B FF 94 S SL 86 B FF 95 F SL 86 B SL 86 F SL 85 S SL 85 3-3 ② K		C SL 86 X SL 86 0-1 ③ FC5 1-2 2-3f			F FF 96 X SL 85 0-1 ③ G6-3			3	0	0	0	0	1	2
21 Chris McGuiness, L (1, 3)		C FF 93 B CH 86 B SL 90 X FF 94 2-1 ③ G1			C SI 91 B SI 91 F SI 90 F SL 78 F SI 92 B SL 80 S SI 92 2-3 ① K			C FC 88 B FC 88 X SI 92 1-1 ① G3		3	0	0	0	0	1	0
2 Leonys Martin, L (1, 9) OBP: 0.316, SLG: 0.402			C FF 92 B CH 86 B CH 85 C SL 85 S SL 87 2-3 ① K		B SL 78 C SI 92 X SI 93 1-1 ② G5-3			C CU 81 X FC 89 0-1 ② L8		3	0	0	0	0	1	0
Inning Stats	R: 1 E: 0 K: 1 S: 17 H: 2 LOB: 1 BB: 0 P: 26	R: 0 E: 0 K: 1 S: 9 H: 0 LOB: 0 BB: 0 P: 16	R: 0 E: 0 K: 3 S: 10 H: 0 LOB: 0 BB: 0 P: 15	R: 0 E: 0 K: 1 S: 9 H: 1 LOB: 2 BB: 1 P: 16	R: 0 E: 0 K: 2 S: 10 H: 0 LOB: 0 BB: 0 P: 15	R: 0 E: 0 K: 3 S: 10 H: 0 LOB: 0 BB: 0 P: 14	R: 0 E: 0 K: 0 S: 7 H: 1 LOB: 0 BB: 0 P: 10	R: 0 E: 0 K: 0 S: 6 H: 0 LOB: 0 BB: 0 P: 7	R: 0 E: 0 K: 2 S: 9 H: 0 LOB: 0 BB: 0 P: 11	1B: 4 2B: 0 3B: 0 HR: 0	SF: 0 SAC: 0 DP: 1 HBP: 0	WP: 0 PB: 0 SB: 0 CS: 0	PA: 31			

TOP

Texas Rangers @ Toronto Blue Jays

Rogers Centre, Toronto, ON

Fri Jun 07 2013, 7:12 PM - 9:17 PM EDT

Att. 36,010 - Roof Closed - 68 F

livebaseballscorecards.com

AB	30
R	1
H	4
RBI	1
BB	1
SO	13
LOB	7

PITCHER		IP	WLS	BF	H	R	ER	SO	BB	IBB	HBP	BLK	WP	HR	S	P	ERA	WHIP
32 Esmil Rogers, R ERA: 3.6	(1, 1)	4.0		16	3	1	1	6	1	0	0	1	0	0	45	73	2.25	1.000
62 Aaron Loup, L ERA: 2.2	(5, 1)	1.2		5	0	0	0	4	0	0	0	0	0	0	17	24	0.00	0.000
45 Neil Wagner, R ERA:	(6, 1)	1.1	W	4	1	0	0	1	0	0	0	0	0	0	10	15	0.00	0.750
27 Brett Cecil, L ERA: 1.72	(8, 1)	1.0		3	0	0	0	0	0	0	0	0	0	0	6	7	0.00	0.000
50 Steve Delabar, R ERA: 2.03	(9, 1)	1.0		3	0	0	0	2	0	0	0	0	0	0	9	11	0.00	0.000

PITCHER	IP	WLS	BF	H	R	ER	SO	BB	IBB	HBP	BLK	WP	HR	S	P	ERA	WHIP

BOTTOM

Rangers @ Toronto Blue Jays

Rogers Centre, Toronto, ON

Fri Jun 07 2013, 7:12 PM - 9:17 PM EDT

Att. 36,010 - Roof Closed - 68 F

Batter	1	2	3	4	5	6	7	8	9	AB	R	H	RBI	BB	SO	LOB
53 Melky Cabrera, S (1, 7) OBP: 0.329, SLG: 0.388 11 Rajai Davis, R (8, 7) OBP: 0.322, SLG: 0.390	B SI 90 X SI 91 1-0 G4-3 ①			C SL 86 X FF 93 0-1 HR		X SI 91 0-0 10 2B 19 BB 1-2 1B	1 SAFE 1 SAFE B FF 92 F SL 87 S SL 86 P PO 84 B SI 92 X SL 86 3-2 1-H 1B ③			4 0	2 0	3 0	2 0	0 0	0 0	0 0
19 José Bautista, R (1, 9) OBP: 0.364, SLG: 0.498	B SI 93 C SI 93 B SL 87 C SL 86 S SI 94 2-3 K ②			B SL 86 B CU 78 X SI 91 2-0 F8 ①		B FF 94 D SL 86 B SL 87 B SI 92 4-0 10 2B 26 SF9 1-2 2-3 BB		B SI 92 S FF 93 F FF 92 B FF 88 X CH 86 2-2 F8 ①		3	1	0	0	1	1	0
10 Edwin Encarnación, R (1, 10) OBP: 0.341, SLG: 0.521	C FF 94 B FF 94 X SI 94 1-1 F8 ③			C SI 94 B SL 86 X SL 86 1-1 P4 ②		X SI 93 0-0 26 SF9 9 SF8 1-3 2-H 3-H 2B		C CH 87 X SI 91 0-1 G5-3 ②		4	1	1	2	0	0	0
26 Adam Lind, L (1, 3) OBP: 0.413, SLG: 0.521		B CU 77 B SL 87 C SI 92 F SL 87 C SI 95 2-3 K ①		B SI 91 B CU 78 B SL 86 B SI 92 4-0 BB		X CU 80 0-0 SF9 ① 2-3 3-H		C FF 92 B CH 86 F SI 88 F FF 93 B CH 87 X FF 92 2-2 1B		2	0	1	1	1	1	0
9 J.P. Arencibia, R (1, 2) OBP: 0.240, SLG: 0.443		B CU 79 S CU 78 B CU 81 S SL 88 2-3 K ②		S SL 87 1 SAFE B SI 92 X SI 92 1-1 L8 ③		X SL 84 0-0 SF8 ② 3-H		B FF 92 F FF 91 X CH 86 1-1 F8 ③		3	0	0	1	0	1	2
28 Colby Rasmus, L (1, 8) OBP: 0.310, SLG: 0.437		S SL 87 L FF 94 T CU 81 0-2 K ③		C SI 92 B SI 93 B CU 79 F SL 86 C CU 80 2-3 K ①		X CH 86 0-0 G4-3 ③				3	0	0	0	0	2	0
3 Maicer Izturis, S (1, 5) OBP: 0.245, SLG: 0.301		C SI 91 B SI 92 X SL 88 1-1 G5-3 ①		B SI 93 X SI 91 1-0 G4-3 ②			C SL 86 B CH 84 B CH 84 F SI 91 B SI 93 X SL 85 3-2 G4-3 ①			3	0	0	0	0	0	0
1 Emilio Bonifácio, S (1, 4) OBP: 0.239, SLG: 0.331		C SI 93 B FF 94 F FF 93 B FF 96 F CU 80 F FF 93 F SL 86 X SI 95 2-2 G6-3 ②		F SI 93 F SI 94 B CU 77 B CU 78 S SL 85 2-3 K ③			X CU 79 0-0 G6-3 ②			3	0	0	0	0	1	0
66 Munenori Kawasaki, L (1, 6) OBP: 0.338, SLG: 0.281		X SI 95 0-0 B2 ③				C SI 91 H CU 79 1-1 19 BB 53 1B 10 2B HBP	B SI 92 X SL 86 1-0 53 1B 53 1B 1B			2	2	1	0	0	0	0
Inning Stats	R: 0 E: 0 K: 1 S: 6 H: 0 LOB: 0 BB: 0 P: 10	R: 0 E: 0 K: 3 S: 9 H: 0 LOB: 0 BB: 0 P: 13	R: 0 E: 0 K: 0 S: 9 H: 0 LOB: 0 BB: 0 P: 12	R: 1 E: 0 K: 0 S: 7 H: 1 LOB: 1 BB: 1 P: 15	R: 0 E: 0 K: 2 S: 7 H: 0 LOB: 0 BB: 0 P: 12	R: 4 E: 0 K: 0 S: 6 H: 2 LOB: 0 BB: 1 P: 11	R: 1 E: 0 K: 0 S: 9 H: 2 LOB: 1 BB: 0 P: 15	R: 0 E: 0 K: 0 S: 11 H: 1 LOB: 1 BB: 0 P: 16		1B: 4 2B: 1 3B: 0 HR: 1 SF: 2 SAC: 0 DP: 0 HBP: 1						

PITCHER		IP	WLS	BF	H	R	ER	SO	BB	IBB	HBP	BLK	WP	HR	S	P	ERA	WHIP
49 Nick Tepesch, R ERA: 3.92	(1, 1)	7.0	L	28	5	6	6	6	2	0	1	0	0	1	53	88	7.71	1.000
55 Ross Wolf, R ERA: 3.0	(8, 1)	1.0		4	1	0	0	0	0	0	0	0	0	0	11	16	0.00	1.000

PITCHER	IP	WLS	BF	H	R	ER	SO	BB	IBB	HBP	BLK	WP	HR	S	P	ERA	WHIP

AB	27
R	6
H	6
RBI	6
BB	2
SO	6
LOB	2

WP: 0 PA: 32
PB: 0
SB: 0
CS: 0

livebaseballscorecards.com

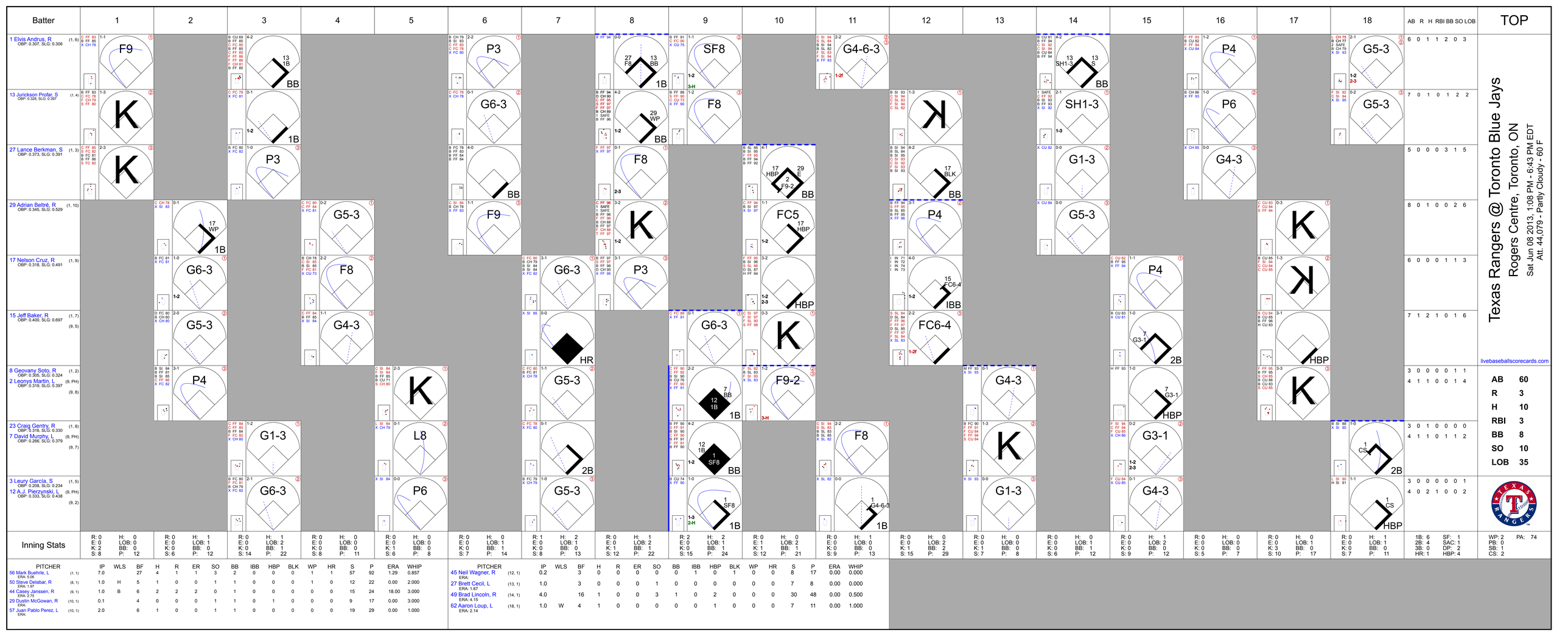
Batter
1 2 3 4 5 6 7 8 9 10 11 12 13 14 15 16 17 18
AB R H RBI BB SO LOB
TOP
1 Elvis Andrus, R (1, 6) OBP: 0.307, SLG: 0.306
13 Jurickson Profar, S (1, 4) OBP: 0.328, SLG: 0.397
27 Lance Berkman, S (1, 3) OBP: 0.373, SLG: 0.391
29 Adrian Beltré, R (1, 10) OBP: 0.346, SLG: 0.529
17 Nelson Cruz, R (1, 9) OBP: 0.318, SLG: 0.491
15 Jeff Baker, R (1, 7) (9, 5) OBP: 0.400, SLG: 0.697
8 Geovany Soto, R (1, 2) OBP: 0.305, SLG: 0.324
2 Leonys Martin, L (9, PH) (9, 8) OBP: 0.319, SLG: 0.397
23 Craig Gentry, R (1, 8) OBP: 0.316, SLG: 0.330
7 David Murphy, L (9, PH) (9, 7) OBP: 0.266, SLG: 0.379
3 Leury Garcia, S (1, 5) OBP: 0.208, SLG: 0.234
12 A.J. Pierzynski, L (9, PH) (9, 2) OBP: 0.333, SLG: 0.438
Inning Stats
PITCHER IP WLS BF H R ER SO BB IBB HBP BLK WP HR S P ERA WHIP
56 Mark Buehrle, L (1, 1) ERA: 5.06 7.0 27 4 1 1 3 2 0 0 0 1 1 57 92 1.29 0.857
50 Steve Delabar, R (8, 1) ERA: 1.97 1.0 H 5 1 0 0 1 1 0 0 0 1 0 12 22 0.00 2.000
44 Casey Janssen, R (9, 1) ERA: 2.75 1.0 B 6 2 2 2 0 1 0 0 0 0 0 15 24 18.00 3.000
29 Dustin McGowan, R (10, 1) ERA: 0.1 4 0 0 0 1 1 0 1 0 0 0 9 17 0.00 3.000
57 Juan Pablo Perez, L (10, 1) ERA: 2.0 6 1 0 0 1 1 0 0 0 0 0 19 29 0.00 1.000
PITCHER IP WLS BF H R ER SO BB IBB HBP BLK WP HR S P ERA WHIP
45 Neil Wagner, R (12, 1) ERA: 0.2 3 0 0 0 0 0 0 1 0 0 0 0 8 17 0.00 0.000
27 Brett Cecil, L (13, 1) ERA: 1.67 1.0 3 0 0 0 1 0 0 0 0 0 0 7 8 0.00 0.000
49 Brad Lincoln, R (14, 1) ERA: 4.15 4.0 16 1 0 0 3 1 0 2 0 0 0 30 48 0.00 0.500
62 Aaron Loup, L (18, 1) ERA: 2.14 1.0 W 4 1 0 0 0 0 0 1 0 0 0 7 11 0.00 1.000
Texas Rangers @ Toronto Blue Jays
Rogers Centre, Toronto, ON
Sat Jun 08 2013, 1:08 PM - 6:43 PM EDT
Att. 44,079 - Partly Cloudy - 60 F
livebaseballscorecards.com
AB 60
R 3
H 10
RBI 3
BB 8
SO 10
LOB 35
1B: 6 SF: 1
2B: 4 SAC: 1
3B: 0 DP: 2
HR: 1 HBP: 4
WP: 2 PA: 74
PB: 0
SB: 1
CS: 2

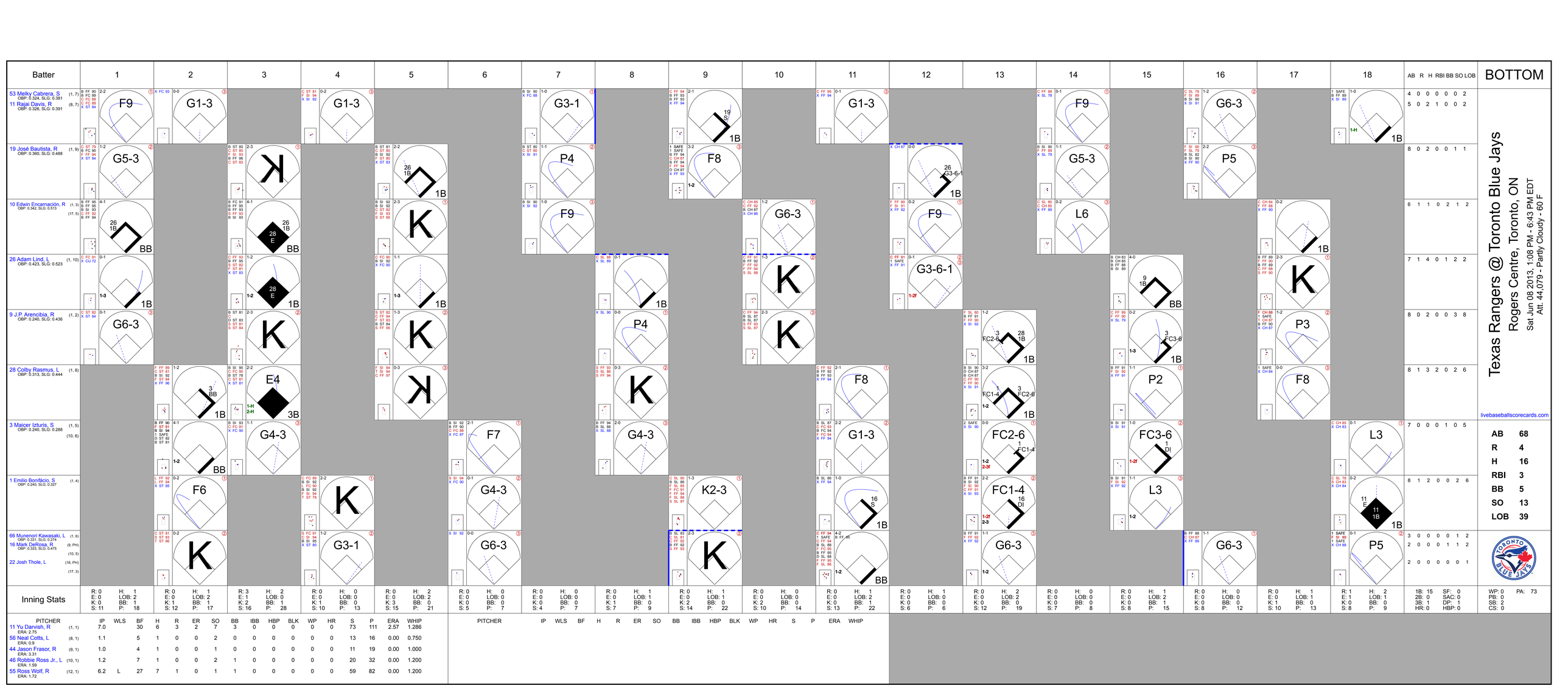
Batter
1
2
3
4
5
6
7
8
9
10
11
12
13
14
15
16
17
18
AB R H RBI BB SO LOB
BOTTOM
53 Melky Cabrera, S (1, 7)
OBP: 0.324, SLG: 0.381
11 Rajai Davis, R (8, 7)
OBP: 0.326, SLG: 0.391
19 José Bautista, R (1, 9)
OBP: 0.360, SLG: 0.488
10 Edwin Encarnación, R (1, 3)
OBP: 0.342, SLG: 0.513
(17, 5)
26 Adam Lind, L (1, 10)
OBP: 0.423, SLG: 0.523
9 J.P. Arencibia, R (1, 2)
OBP: 0.240, SLG: 0.436
28 Colby Rasmus, L (1, 8)
OBP: 0.313, SLG: 0.444
3 Maicer Izturis, S (1, 5)
OBP: 0.240, SLG: 0.288
(10, 6)
1 Emilio Bonifácio, S (1, 4)
OBP: 0.249, SLG: 0.327
66 Munenori Kawasaki, L (1, 0)
OBP: 0.331, SLG: 0.274
16 Mark DeRosa, R (9, PH)
OBP: 0.333, SLG: 0.475
(10, 5)
22 Josh Thole, L (16, PH)
(17, 3)
Inning Stats
PITCHER
IP WLS BF H R ER SO BB IBB HBP BLK WP HR S P ERA WHIP
11 Yu Darvish, R (1, 1)
ERA: 2.75
56 Neal Cotts, L (8, 1)
ERA: 0.9
44 Jason Frasor, R (9, 1)
ERA: 3.31
46 Robbie Ross Jr., L (10, 1)
ERA: 1.59
55 Ross Wolf, R (12, 1)
ERA: 1.72
PITCHER
IP WLS BF H R ER SO BB IBB HBP BLK WP HR S P ERA WHIP
Texas Rangers @ Toronto Blue Jays
Rogers Centre, Toronto, ON
Sat Jun 08 2013, 1:08 PM - 6:43 PM EDT
Att. 44,079 - Partly Cloudy - 60 F
livebaseballscorecards.com
AB 68
R 4
H 16
RBI 3
BB 5
SO 13
LOB 39
1B: 15 SF: 0
2B: 0 SAC: 0
3B: 1 DP: 1
HR: 0 HBP: 0
WP: 0 PA: 73
PB: 0
SB: 2
CS: 0

Texas Rangers @ Toronto Blue Jays

Rogers Centre, Toronto, ON

Sun Jun 09 2013, 1:10 PM - 4:07 PM EDT

Att. 42,722 - Sunny - 63 F

TOP

livebaseballscorecards.com

Batter	1	2	3	4	5	6	7	8	9	AB	R	H	RBI	BB	SO	LOB
1 Elvis Andrus, R (1, 6) OBP: 0.305, SLG: 0.302	B FF 92 F SI 92 B FF 93 C FF 94 B FF 95 B SI 95 4-2 12 13 F9 S BB		C CU 78 B FF 94 B CU 80 B FF 94 X SI 95 3-1 ② F9		C CU 75 B SL 83 C FF 91 B SL 87 X FF 93 2-2 ① G6-3	C SL 83 1 SAFE 1 SAFE B SL 83 B FF 93 F SI 93 X SL 84 2-2 ②③ P4-2-5 1-3f 3-H		1 SAFE B FF 94 F FF 94 X SL 88 1-1 ③ P6 1-2		4	0	0	0	1	0	2
13 Jurickson Profar, S (1, 4) OBP: 0.304, SLG: 0.365	1 SAFE C FF 93 1 SAFE F FF 93 1 SAFE B SL 87 B FF 92 F SI 94 1 SAFE 2-3 ① K 1-2		B SI 94 C CU 81 X FF 94 1-1 ③ G3-1		F FF 92 F FF 92 B SL 86 F SI 93 S SL 88 1-3 ② K		L SI 92 X SL 83 0-1 ① G1-3		X FF 92 0-0 ① G6-3	5	0	0	0	0	2	1
12 A.J. Pierzynski, L (1, 2) OBP: 0.329, SLG: 0.437	S SI 93 F FF 93 B FF 93 F CU 78 X CU 80 1-2 ② F9 2-3			B FF 91 C FF 91 S FF 92 X FF 92 1-2 ① G5-3	B FF 93 F CU 78 B CU 79 X FF 93 2-1 29 1B 17 1B 2B		C SI 92 F SI 93 S SL 86 0-3 ② K		C FF 91 X CU 82 0-1 ② G3-1	5	1	1	0	0	1	1
29 Adrián Beltré, R (1, 10) OBP: 0.350, SLG: 0.541	B CH 86 B FF 92 S SL 86 B SI 94 B CH 89 4-1 BB			B SL 86 B SL 86 X FF 93 2-0 ② G6-3	C SL 85 C SL 88 F FF 92 B SL 90 X SL 88 1-2 17 1B 2-3 1B		S SL 83 B FF 97 S FF 96 F FF 97 F FF 97 F FF 97 X FF 97 1-2 HR		C CU 82 X CU 83 0-1 ③ G5-3	4	1	2	1	1	0	0
17 Nelson Cruz, R (1, 9) OBP: 0.321, SLG: 0.505	B FF 94 S CU 80 B SL 86 S FF 93 F FF 95 S SL 88 2-3 ③ K			C FF 93 B FF 94 F SL 87 B CU 77 F FF 94 F FF 94 F SL 87 X FF 95 2-2 HR	S SL 84 B SL 83 B SI 92 B SL 87 S SL 85 X SL 86 3-2 1-3 3-H 1B		C SL 85 B FF 96 B SL 84 C FF 96 B FF 97 F FF 96 C SL 85 3-3 ③ K			4	1	2	2	0	2	2
7 David Murphy, L (1, 7) OBP: 0.270, SLG: 0.393		X FF 91 0-0 ① G4-3		C CH 87 B FF 93 B CH 88 B FF 94 C FF 93 B FF 94 4-2 21 2B BB	C CU 80 X CU 80 0-1 ③ P6			X SI 95 0-0 HR		3	2	1	1	1	0	2
21 Chris McGuiness, L (1, 3) OBP: 0.286, SLG: 0.429		C FF 92 B CH 87 F CH 87 C FF 93 1-3 ② K		C SI 94 X CH 86 0-1 1-H 2B	C SI 92 X SI 92 0-1 3 FC5-4 1B			B SI 94 B FF 94 B FF 93 C FF 94 F FF 93 F FF 94 F SI 94 F FF 94 3-2 ① X FF 85 G3-1		4	0	2	1	0	1	0
3 Leury García, S (1, 5) OBP: 0.212, SLG: 0.220		C SI 93 B FF 93 X CU 81 1-1 ③ F9		B SI 91 C CU 78 B CH 92 F FF 93 B SL 86 B FF 95 4-2 BB	X FF 92 0-0 ① FC5-4 23 1B 1 E 1-2f			S SL 88 B FF 96 B FF 95 S FF 93 B SL 88 C FF 94 3-3 ② K		3	1	0	0	1	1	1
2 Leonys Martin, L (1, 8) OBP: 0.314, SLG: 0.391 23 Craig Gentry, R (6, PH) OBP: 0.328, SLG: 0.337 (6, 8)			C FF 93 X FF 93 0-1 ① G3-1	C FF 93 B FF 92 C FF 93 B SL 86 X FF 92 2-2 ③ G3	B SL 82 D SL 82 C SI 93 X FF 92 2-1 1 E 1 E 1 P4-2-5 1-3 1B			B SL 88 T FF 96 B SL 89 B FF 95 B FF 94 4-1 1 E BB		2 1	0 0	0 1	0 0	0 1	0 0	2 0

Inning Stats	1	2	3	4	5	6	7	8	9
	R: 0 E: 0 K: 2 S: 17 H: 0 LOB: 2 BB: 2 P: 30	R: 0 E: 0 K: 1 S: 6 H: 0 LOB: 0 BB: 0 P: 8	R: 0 E: 0 K: 0 S: 6 H: 0 LOB: 0 BB: 0 P: 10	R: 2 E: 0 K: 0 S: 19 H: 2 LOB: 2 BB: 2 P: 34	R: 1 E: 0 K: 1 S: 18 H: 3 LOB: 2 BB: 0 P: 27	R: 1 E: 0 K: 0 S: 8 H: 2 LOB: 0 BB: 0 P: 12	R: 1 E: 0 K: 2 S: 15 H: 1 LOB: 0 BB: 0 P: 19	R: 1 E: 1 K: 1 S: 14 H: 1 LOB: 1 BB: 1 P: 25	R: 0 E: 0 K: 0 S: 5 H: 0 LOB: 0 BB: 0 P: 5

1B: 4 SF: 0
2B: 3 SAC: 0
3B: 0 DP: 1
HR: 3 HBP: 0

WP: 0 PA: 40
PB: 0
SB: 2
CS: 0

	AB	35
	R	6
	H	9
	RBI	5
	BB	5
	SO	7
	LOB	11

PITCHER		IP	WLS	BF	H	R	ER	SO	BB	IBB	HBP	BLK	WP	HR	S	P	ERA	WHIP
55 Josh Johnson, R ERA: 5.4	(1, 1)	5.0		24	5	3	3	4	4	0	0	0	0	1	66	109	5.40	1.800
57 Juan Pablo Perez, L ERA:	(6, 1)	1.2	B	6	2	1	0	1	0	0	0	0	0	0	13	17	0.00	1.200
45 Neil Wagner, R ERA: 1.13	(7, 1)	0.1	L	2	1	1	1	1	0	0	0	0	0	1	10	14	27.00	3.000
29 Dustin McGowan, R ERA: 6.75	(8, 1)	1.0		5	1	1	1	1	1	0	0	0	0	1	14	25	9.00	2.000
51 Thad Weber, R ERA: 2.08	(9, 1)	1.0		3	0	0	0	0	0	0	0	0	0	0	5	5	0.00	0.000

PITCHER		IP	WLS	BF	H	R	ER	SO	BB	IBB	HBP	BLK	WP	HR	S	P	ERA	WHIP

Texas Rangers @ Toronto Blue Jays

Rogers Centre, Toronto, ON

Sun Jun 09 2013, 1:10 PM - 4:07 PM EDT

Att. 42,722 - Sunny - 63 F

livebaseballscorecards.com

Batter	1	2	3	4	5	6	7	8	9	AB	R	H	RBI	BB	SO	LOB
53 Melky Cabrera, S (1, 7) OBP: 0.323, SLG: 0.377	C FF 91 F FF 93 S CU 80 0-3 ① K		B CU 77 B CH 85 C CH 85 B CU 78 B FF 94 4-1 19 1B 10 1B BB		C CU 79 B CH 86 X FF 93 1-1 ② G4-3		C SL 90 S FF 94 X FF 94 0-2 ② G6-3		X SL 86 0-0 ① SH1-3 1-2 2-3	3	1	0	0	1	1	0
19 José Bautista, R (1, 9) OBP: 0.369, SLG: 0.493	C FF 92 B CU 79 B SI 92 B FF 92 B FF 91 4-1 BB		B FF 94 S FF 95 F FF 93 X FF 94 1-2 10 1B 26 HR 1B		B CU 81 C FF 94 B CU 81 F CU 78 X FF 94 2-2 1B		X SI 90 0-0 10 BB 1B		C SL 88 S SI 94 S SL 89 0-3 ② K	4	1	3	0	1	1	2
10 Edwin Encarnación, R (1, 10) OBP: 0.343, SLG: 0.508	F FF 92 X FF 94 0-1 ② F8		B CU 78 F FF 93 C FF 85 D CU 82 D CH 86 F CU 77 F CH 85 X CU 80 3-2 1-2 2-H 26 HR 1B		B CU 79 C CU 78 X FF 93 1-1 ③ F8		1 SAFE C SI 91 B SI 90 C SI 90 B CU 72 F CU 72 B CU 70 F SI 90 B SL 88 4-2 1-2 BB		B SI 94 F SL 87 B SI 94 S FF 95 X FF 95 2-2 ③ P4	4	1	1	1	1	0	4
26 Adam Lind, L (1, 3) OBP: 0.419, SLG: 0.536	C FF 94 D FF 94 B FF 94 X FF 95 2-1 ③ F8		B FF 94 X CU 78 1-0 1-H 2-H HR			C FF 93 B FF 93 F FF 93 S CU 80 1-3 ① K2-3	B SI 90 C SI 90 X SL 86 1-1 ③ G3			4	1	1	3	0	1	3
28 Colby Rasmus, L (1, 8) OBP: 0.311, SLG: 0.440		F FF 92 C CU 79 F FF 94 S CU 81 0-3 ① K2-3	B CU 76 F FF 94 F FF 94 X CU 80 1-2 ③ L3			S CH 84 F CU 81 B SI 93 F CU 81 F CU 80 B FF 96 X CH 85 2-2 22 BB 1B		F FF 97 B FF 98 B FF 96 X FF 97 2-1 ① L9		4	0	1	0	0	1	0
22 Josh Thole, L (1, 2)		F FF 95 X FF 93 0-1 ② P6		C FF 90 B CU 80 B FF 91 B FF 90 C FF 91 X FF 92 3-2 ① F8		D FF 94 B FF 93 F FF 92 D FF 92 B FF 90 4-1 1-2 BB		X FF 97 0-0 ② G3-1		3	0	0	0	1	0	0
31 Andy LaRoche, R (1, 5)		X FF 94 0-0 ③ P3		T FF 92 F FF 94 B FF 94 B CU 81 S CU 79 2-3 ② K		B FF 93 D FF 94 X FF 92 2-0 ② F7		C FF 97 X CU 84 0-1 ③ F7		4	0	0	0	0	1	2
1 Emilio Bonifácio, S (1, 4) 16 Mark DeRosa, R (6, PH) (7, 4) 3 Maicer Izturis, S (9, PH) OBP: 0.237, SLG: 0.323 OBP: 0.330, SLG: 0.469 OBP: 0.244, SLG: 0.288			B FF 93 B FF 93 C FF 92 F FF 93 F CU 79 F CU 80 F CU 80 F FF 95 S CU 80 2-3 ① K2-3	B CU 78 C FF 93 B FF 94 F FF 92 F FF 94 F FF 93 S CU 80 2-3 ③ K		C SL 90 B FF 93 S FF 94 F FF 93 S SL 88 1-3 ③ K		C SI 90 F CU 78 B SL 86 B SL 87 B FF 93 B FF 92 4-2 53 SH1-3 66 E BB	2 1 0	0 0 0	0 0 0	0 0 0	0 0 1	2 1 0	0 2 0
66 Munenori Kawasaki, L (1, 6) OBP: 0.322, SLG: 0.264			B FF 95 X FF 93 1-0 ② G5-3		C FF 91 B FF 93 B FF 93 X FF 93 2-1 ① F8		C SL 88 X SL 88 0-1 ① G6-3		C SI 93 B FF 92 F SL 86 X FF 94 1-2 ① FC6 53 SH1-3	4	0	0	0	0	0	1

AB	33
R	4
H	6
RBI	4
BB	5
SO	8
LOB	14

Inning Stats	1	2	3	4	5	6	7	8	9
	R: 0 E: 0 K: 1 S: 8 H: 0 LOB: 1 BB: 1 P: 14	R: 0 E: 0 K: 1 S: 7 H: 0 LOB: 0 BB: 0 P: 7	R: 4 E: 0 K: 1 S: 21 H: 3 LOB: 0 BB: 1 P: 34	R: 0 E: 0 K: 2 S: 11 H: 0 LOB: 0 BB: 0 P: 18	R: 0 E: 0 K: 0 S: 9 H: 1 LOB: 1 BB: 0 P: 15	R: 0 E: 0 K: 2 S: 14 H: 1 LOB: 2 BB: 1 P: 24	R: 0 E: 0 K: 0 S: 12 H: 1 LOB: 2 BB: 1 P: 17	R: 0 E: 0 K: 0 S: 5 H: 0 LOB: 0 BB: 0 P: 7	R: 0 E: 1 K: 1 S: 12 H: 0 LOB: 2 BB: 1 P: 19

1B: 5	SF: 0
2B: 0	SAC: 1
3B: 0	DP: 0
HR: 1	HBP: 0

WP: 0	PA: 39
PB: 0	
SB: 0	
CS: 0	

PITCHER		IP	WLS	BF	H	R	ER	SO	BB	IBB	HBP	BLK	WP	HR	S	P	ERA	WHIP
51 Justin Grimm, R ERA: 5.25	(1, 1)	5.2		25	5	4	4	6	3	0	0	0	0	1	66	107	6.35	1.412
56 Neal Cotts, L ERA: 0.82	(6, 1)	1.0	W	3	0	0	0	1	0	0	0	0	0	0	9	10	0.00	0.000
37 Kyle McClellan, R ERA:	(7, 1)	0.1	H	3	1	0	0	0	1	0	0	0	0	0	7	12	0.00	6.000
52 Tanner Scheppers, R ERA: 0.87	(8, 1)	1.0	H	3	0	0	0	0	0	0	0	0	0	0	5	7	0.00	0.000
36 Joe Nathan, R ERA: 1.78	(9, 1)	1.0	S	5	0	0	0	1	1	0	0	0	0	0	12	19	0.00	1.000

PITCHER	IP	WLS	BF	H	R	ER	SO	BB	IBB	HBP	BLK	WP	HR	S	P	ERA	WHIP

Toronto Blue Jays @ Chicago White Sox

U.S. Cellular Field, Chicago, IL

Mon Jun 10 2013, 8:12 PM - 12:47 AM EDT

Att. 18,126 - Partly Cloudy - 66 F

TOP

livebaseballscorecards.com

Batter	1	2	3	4	5	6	7	8	9	AB	R	H	RBI	BB	SO	LOB
53 Melky Cabrera, S (1, 7) OBP: 0.328, SLG: 0.381	C FF 87 B FF 87 B CU 74 C FF 87 X CH 81 2-2 19 HR 1B	C SL 81 F CU 72 B SI 90 X SI 86 1-2 28 BB 19 BB 1B	B SI 89 X CH 81 1-0 ② P4	S SL 87 B SL 81 X SI 98 1-1 1-2 1B	C SL 85 X CU 74 0-1 ③ P5					5	1	3	0	0	0	5
19 José Bautista, R (1, 9) OBP: 0.374, SLG: 0.521	X FF 87 0-0 1-H HR	B CU 73 B CH 79 B SL 80 F SI 87 F SI 86 B CH 79 4-2 28 BB 1-2 BB	C SI 90 X FF 90 0-1 1-H 2-H HR	L SL 87 S SL 87 D SL 88 F SL 88 C SI 100 1-3 ① K				C SL 86 C CU 74 F FF 95 B FF 95 B CU 73 F SL 86 F FF 95 F FF 95 B CH 85 3-2 X SL 85 ① P5		4	2	2	5	1	1	2
10 Edwin Encarnación, R (1, 3) OBP: 0.344, SLG: 0.504	B FF 88 B SI 85 X SI 89 2-0 ① P2	B CH 76 C SI 84 F SI 84 F CH 82 B FF 87 D CU 73 C SL 80 3-3 ① K	C SL 81 B SL 82 B CH 80 B SL 80 B FF 87 4-1 BB	X SL 88 0-0 ② P3				B CU 74 C SL 85 B FF 96 F SL 85 B FF 95 F FF 95 X SL 85 3-2 26 2B 1B		4	0	1	0	1	1	4
26 Adam Lind, L (1, 10) OBP: 0.413, SLG: 0.532 11 Rajai Davis, R (8, PR) OBP: 0.326, SLG: 0.391 (8, 10)	X SI 88 0-0 ② G4-3	B CH 80 X FF 87 1-0 ② F7	C FF 88 B CH 81 B FF 85 X SL 81 2-1 ③ F7	B FF 94 C FF 95 C FF 92 D SL 82 S SL 84 2-3 ③ K				C SL 84 F FF 95 D CH 84 X FF 95 1-2 1-3 2B		5 0	0 0	1 0	0 0	0 0	1 0	5 0
28 Colby Rasmus, L (1, 8) OBP: 0.318, SLG: 0.453	C SI 89 B CU 75 S CU 74 B FF 89 B CU 74 B CH 82 4-2 BB	C CU 73 F FF 88 D CU 73 F CU 74 B FF 90 B FF 90 B CU 73 4-2 1-2 2-3 BB			B CH 78 C SL 79 B FF 84 X SL 79 2-1 HR		B FF 94 B SI 95 B FF 95 C FF 94 C FF 95 F FF 94 F FF 95 S FF 96 3-3 ① K	B CU 73 S CH 83 X CU 75 1-1 ② G1-3		3	1	1	1	2	1	2
22 Josh Thole, L (1, 2) OBP: 0.222, SLG: 0.125 9 J.P. Arencibia, R (7, PH) OBP: 0.238, SLG: 0.432 (7, 2)	B SI 87 B SI 88 C SI 89 F CH 81 X SI 88 2-2 ③ F9	C SL 82 B FF 88 B CH 80 X FF 88 2-1 ③ F8			B SI 87 B CH 81 B SI 86 C FF 87 X SI 87 3-1 1 G6-3 1B		B SI 96 B FF 96 X SI 94 2-0 ② F9	X SL 85 0-0 ③ G6-3		3 2	0 0	1 0	0 0	0 0	0 0	4 2
3 Maicer Izturis, S (1, 5) OBP: 0.249, SLG: 0.292		C FF 87 F SI 86 X SI 87 0-2 ① P5		B SI 88 S SL 82 X SI 87 1-1 66 1B 19 HR 1B	C SL 86 C SL 88 S SL 88 0-3 ① K		B SI 96 X SI 96 1-0 66 BB 1 BB 1B		B FF 92 F FF 90 F FF 92 X CH 83 1-2 ① G5-3	5	1	2	0	0	1	1
1 Emilio Bonifácio, S (1, 4) OBP: 0.236, SLG: 0.315		X SI 88 0-0 ② B1-3	1 SAFE C SL 80 F SL 82 B SI 90 X CH 79 1-2 ① F7	F SL 87 X SI 99 0-1 ② ③ G6-3 1-2f			C SL 86 S SL 85 B FF 97 B SL 86 F SI 97 D SL 86 F SL 85 B SI 97 4-2 66 BB 1-2 BB		C SI 92 B SL 82 S SL 85 C FF 92 1-3 ② K	4	0	0	0	1	1	2
66 Munenori Kawasaki, L (1, 6) OBP: 0.331, SLG: 0.272		C FF 87 B SL 82 B CU 73 B SI 88 C SI 88 X FF 87 3-2 ③ G4-3	X SL 83 0-0 19 HR 1-2 1B			X CH 88 0-0 53 1B 1B	B SL 86 B SI 95 F FF 96 B SI 96 C SI 96 F SI 97 F SI 96 B FF 96 4-2 1-2 2-3 BB		B FF 91 B FF 92 X FF 92 2-0 ③ G3-1	4	1	2	0	1	0	0
Inning Stats	R: 2 E: 0 K: 0 S: 11 H: 2 LOB: 1 BB: 1 P: 21	R: 0 E: 0 K: 0 S: 7 H: 0 LOB: 0 BB: 0 P: 10	R: 0 E: 0 K: 1 S: 15 H: 1 LOB: 3 BB: 2 P: 30	R: 3 E: 0 K: 0 S: 12 H: 3 LOB: 1 BB: 1 P: 21	R: 1 E: 0 K: 1 S: 9 H: 2 LOB: 0 BB: 0 P: 14	R: 0 E: 0 K: 2 S: 11 H: 2 LOB: 2 BB: 0 P: 15	R: 0 E: 0 K: 1 S: 17 H: 1 LOB: 3 BB: 2 P: 31	R: 0 E: 0 K: 0 S: 17 H: 2 LOB: 2 BB: 0 P: 25	R: 0 E: 0 K: 1 S: 7 H: 0 LOB: 0 BB: 0 P: 11	1B: 9 2B: 1 3B: 0 HR: 3 SF: 0 SAC: 0 DP: 1 HBP: 0						

	AB	39
	R	6
	H	13
	RBI	6
	BB	6
	SO	6
	LOB	27

WP: 0 PB: 0 SB: 0 CS: 0 PA: 45

PITCHER		IP	WLS	BF	H	R	ER	SO	BB	IBB	HBP	BLK	WP	HR	S	P	ERA	WHIP
33 Dylan Axelrod, R ERA: 4.26	(1, 1)	4.0		24	8	6	6	1	4	0	0	0	0	3	49	91	13.50	3.000
65 Nate Jones, R ERA: 5.34	(5, 1)	1.2	W	6	2	0	0	2	0	0	0	0	0	0	13	15	0.00	1.200
37 Matt Thornton, L ERA: 3.54	(6, 1)	0.2	H	2	0	0	0	2	0	0	0	0	0	0	8	13	0.00	0.000
27 Matt Lindstrom, R ERA: 2.93	(7, 1)	0.1	H	4	1	0	0	0	2	0	0	0	0	0	10	21	0.00	9.000
26 Jesse Crain, R ERA: 0.6	(7, 1)	1.1	H	6	2	0	0	0	0	0	0	0	0	0	19	27	0.00	1.500

PITCHER		IP	WLS	BF	H	R	ER	SO	BB	IBB	HBP	BLK	WP	HR	S	P	ERA	WHIP
43 Addison Reed, R ERA: 3.3	(9, 1)	1.0		3	0	0	0	1	0	0	0	0	0	0	7	11	0.00	0.000

Batter	1	2	3	4	5	6	7	8	9	AB	R	H	RBI	BB	SO	LOB
30 Alejandro De Aza, L (1, 8) (8, 7) OBP: 0.317, SLG: 0.409	B KN 72 C KN 72 X KN 74 1-1 10 G3 1B	B KN 77 X KN 78 1-0 10 1B 2-H 3-H 1B	C KN 72 B KN 76 F KN 74 B KN 78 B KN 75 2 SAFE 3-2 ③ PO 2-3	C FF 79 B KN 76 B KN 70 X FF 81 2-1 ① L4		C SI 90 C SL 76 C SI 92 0-3 ① K		F FF 94 F FF 96 F FF 96 F SL 88 S CH 89 0-3 ① K		5	0	2	2	0	2	2
10 Alexei Ramirez, R (1, 6) OBP: 0.300, SLG: 0.329	C FF 82 B KN 74 1 SAFE F KN 75 X KN 77 1-2 ① G3 1-2	1 SAFE X KN 76 0-0 1-2 1B		X KN 73 0-0 51 G4-3 44 HR 2B		B SI 91 B SI 92 X SI 91 2-0 51 CS 1B		F FF 96 1 SAFE F SL 86 1 SAFE F SL 88 1 SAFE X FF 97 0-2 E4 14 1B 44 1B 1-3 3-H		5	2	3	1	0	0	2
51 Alex Rios, R (1, 9) OBP: 0.344, SLG: 0.490	B KN 75 X KN 74 1-0 ② L9	C KN 75 X KN 78 0-1 ③ G4-3		X KN 76 0-0 ② G4-3 2-3		C SI 91 B CH 80 1 SAFE B CH 80 X SI 93 2-1 ② 1-2 1B		C SL 86 B FF 96 F FF 95 S CH 88 1-3 ② K		5	0	1	0	0	1	6
14 Paul Konerko, R (1, 3) OBP: 0.300, SLG: 0.356	X KN 73 0-0 ③ G5-3		C FF 81 C EP 66 B KN 78 X KN 78 1-2 ① L3	B KN 76 C KN 72 B KN 77 C KN 78 F KN 78 H KN 77 3-2 44 HR HBP		X SI 92 0-0 ③ F9		C FF 96 X SL 86 0-1 44 1B 1-2 3-H 1B		4	1	1	1	0	0	2
44 Adam Dunn, L (1, 10) OBP: 0.279, SLG: 0.438		B KN 75 F KN 74 B KN 77 X KN 75 2-1 15 1B 7 1B 38 SF9 1B	F B EP 67 C KN 77 F KN 78 F KN 78 B EP 64 F KN 78 F KN 77 X KN 77 2-2 HR	X KN 78 0-0 1-H 3-H HR			C FF 88 B FF 88 C FF 87 B FF 88 F SL 75 B FF 88 F FF 88 F FF 87 F SI 89 4-2 F SL 76 B FF 88 24 G6-4-3 BB	B FF 94 B CH 90 S FF 96 B FF 95 S FF 94 X FF 96 3-2 1-2 2-H 1B		4	3	4	5	1	0	0
24 Dayan Viciedo, R (1, 7) OBP: 0.269, SLG: 0.361 20 Jordan Danks, L (8, 8) OBP: 0.241, SLG: 0.240		B KN 76 C KN 74 X KN 77 1-1 ① F9	C KN 73 B KN 78 X KN 72 1-1 38 BB 2B	C KN 74 X EP 68 0-1 ③ G1-3			C FF 87 X FF 88 0-1 ① ② G6-4-3 1-2f	S CH 88 X CH 88 0-1 ③ G3		4 1	0 0	1 0	0 0	0 0	0 0	2 2
7 Jeff Keppinger, R (1, 5) OBP: 0.234, SLG: 0.263		C FF 82 B KN 76 B KN 74 D KN 73 X FF 81 3-1 38 SF9 15 1B 30 1B 1-2 1B	B KN 73 B KN 75 C KN 75 F KN 75 X KN 78 2-2 ② L4		C FF 80 B KN 71 X EP 67 1-1 ① F7		F SI 88 B CH 83 F FF 87 X SL 75 1-2 ③ G5-3		4	1	1	0	0	0	1
15 Gordon Beckham, R (1, 4) OBP: 0.377, SLG: 0.375		S KN 75 X KN 76 0-1 38 SF9 30 1B 1-2 2-3 1B	C FF 81 F KN 77 H FF 82 1-2 30 PO 38 BB HBP		B KN 70 B KN 73 B FF 80 C FF 79 X FF 81 3-1 ② F8			B FF 94 S FF 95 B FF 96 F FF 95 B FF 96 X FF 96 3-2 38 E 38 FC3 10 E 1B	3	2	2	0	0	0	0
38 Hector Gimenez, S (1, 2) OBP: 0.306, SLG: 0.392 39 Casper Wells, R (8, PR) OBP: 0.156, SLG: 0.161 21 Tyler Flowers, R (9, 2) OBP: 0.271, SLG: 0.383		B KN 75 B KN 73 F KN 73 X FF 82 2-1 ② SF9 1-2 2-3 3-H	B KN 73 D KN 76 S KN 72 B KN 74 D KN 74 4-1 1-2 2-3 BB		C KN 71 B KN 76 F KN 71 B KN 76 F KN 76 F KN 71 B FF 83 X KN 70 3-2 ③ G1-3			1 SAFE M FF 96 L FF 96 X CH 88 0-2 FC3 10 E 14 1B 1-3	2 0 0	0 1 0	0 0 0	1 0 0	1 0 0	0 0 0	1 0 0
Inning Stats	R: 0 E: 0 K: 0 S: 7 H: 1 LOB: 1 BB: 0 P: 10	R: 3 E: 0 K: 0 S: 14 H: 5 LOB: 2 BB: 0 P: 23	R: 1 E: 0 K: 0 S: 20 H: 2 LOB: 2 BB: 1 P: 34	R: 3 E: 0 K: 0 S: 10 H: 2 LOB: 0 BB: 0 P: 15	R: 0 E: 0 K: 0 S: 9 H: 0 LOB: 0 BB: 0 P: 16	R: 0 E: 0 K: 1 S: 7 H: 2 LOB: 1 BB: 0 P: 11	R: 0 E: 0 K: 0 S: 12 H: 0 LOB: 0 BB: 1 P: 17	R: 3 E: 2 K: 2 S: 25 H: 3 LOB: 2 BB: 0 P: 32		1B: 11 2B: 2 3B: 0 HR: 2 SF: 1 SAC: 0 DP: 1 HBP: 2					

PITCHER		IP	WLS	BF	H	R	ER	SO	BB	IBB	HBP	BLK	WP	HR	S	P	ERA	WHIP
43 R.A. Dickey, R ERA: 5.11	(1, 1)	5.0	L	27	10	7	7	0	1	0	2	0	0	2	60	98	12.60	2.200
62 Aaron Loup, L ERA: 2.08	(6, 1)	1.0		4	2	0	0	1	0	0	0	0	0	0	7	11	0.00	2.000
38 Darren Oliver, L ERA: 3.0	(7, 1)	1.0		3	0	0	0	0	1	0	0	0	0	0	12	17	0.00	1.000
50 Steve Delabar, R ERA: 1.91	(8, 1)	1.0		8	3	3	0	2	0	0	0	0	0	0	25	32	0.00	3.000

PITCHER	IP	WLS	BF	H	R	ER	SO	BB	IBB	HBP	BLK	WP	HR	S	P	ERA	WHIP

BOTTOM

Toronto Blue Jays @ Chicago White Sox

U.S. Cellular Field, Chicago, IL

Mon Jun 10 2013, 8:12 PM - 12:47 AM EDT

Att. 18,126 - Partly Cloudy - 66 F

livebaseballscorecards.com

AB	37
R	10
H	15
RBI	10
BB	2
SO	3
LOB	18

Batter	1	2	3	4	5	6	7	8	9	10	AB	R	H	RBI	BB	SO	LOB
53 Melky Cabrera, S (1, 7) OBP: 0.325, SLG: 0.380	C FF 92 B SI 92 B SL 90 X FF 92 2-1 ① G5-3		B CU 78 X FF 92 1-0 ① G4-3		C FF 90 X CU 81 0-1 10 HR 2B		X FF 90 0-0 ① G6-3		B FF 94 F FF 93 F FF 92 F FF 93 B CH 86 X FF 94 2-2 ② G4-3	X SI 95 0-0 ③ G3	6	1	1	0	0	0	1
19 José Bautista, R (1, 9) OBP: 0.370, SLG: 0.527	B FF 93 C CH 87 B CU 79 B CU 79 T FF 94 C CU 79 3-3 ② K		F SL 89 B CH 83 X CH 84 1-1 ② G5-3		B SL 88 B CH 86 X CU 81 2-0 ② G5-3		B SL 87 B SL 86 B SI 99 S SI 98 F SI 98 T SI 99 3-2 ② K		C FF 94 T FF 94 B SL 87 X SL 86 1-2 HR		5	1	1	1	0	2	1
10 Edwin Encarnación, R (1, 10) OBP: 0.348, SLG: 0.516	C FF 93 B FF 91 X FF 93 1-1 ③ G6-3		C CU 78 B CH 88 S CU 80 B CU 79 F FF 92 X FF 92 2-2 ③ P5		B FF 93 X CU 80 1-0 2-H HR		S SL 87 B SI 99 B SL 87 B SL 86 C SI 98 B SI 98 4-2 BB		C FF 94 X FF 94 0-1 1B		4	1	2	2	1	0	0
16 Mark DeRosa, R (1, 5) OBP: 0.316, SLG: 0.447 28 Colby Rasmus, L (9, PH) OBP: 0.316, SLG: 0.451 1 Emilio Bonifácio, S (9, 4) OBP: 0.236, SLG: 0.315		B FF 92 S FF 92 B FF 93 S FF 93 F SL 89 X FF 92 2-2 E6 26 2B 9 PB	C CU 78 B CU 77 B CH 84 S CU 79 S FF 92 2-3 ① K	B FF 92 B CH 85 C CH 84 F SL 89 F FF 93 S FF 92 2-3 ③ K			S SL 87 B SL 87 C SL 85 T SI 99 1-2 ③ K		C SL 84 B SL 86 F SI 92 S FF 92 1-3 ③ K		4 1 0	1 0 0	0 0 0	0 0 0	0 1 0	3 1 0	1 1 0
11 Rajai Davis, R (1, 8) OBP: 0.340, SLG: 0.402		B FF 93 X FF 92 1-0 ① L4	B FF 92 X FF 92 1-0 26 1B 1B		B SL 87 X SL 87 1-0 ① P4	B SL 86 C SI 97 X SI 98 1-1 9 S 26 1B 1B		B SI 92 B SI 82 C SI 94 X SI 94 2-1 26 F9 26 S 9 WP 1B		5	1	3	0	0	0	1
26 Adam Lind, L (1, 3) OBP: 0.418, SLG: 0.540		B FF 92 C FF 94 B CU 81 X FF 93 2-1 9 PB 3 1B 1-3 2B	B FF 90 B SL 89 X CU 82 2-0 1-3 1B		C FF 91 B FF 93 B FF 91 F FF 92 F FF 92 B FF 92 F FF 92 X CH 85 3-2 ② L5	F FF 92 F FF 94 X FF 93 0-2 3 G6-4-3 1-2 1B		B FF 94 C SI 94 1 SAFE 1 SAFE B FF 93 X CU 77 2-1 ① F9 1-3		5	1	3	0	0	0	1
9 J.P. Arencibia, R (1, 2) OBP: 0.237, SLG: 0.424		B CU 80 B FF 91 S FF 93 F FF 90 F CU 80 F FF 92 D CU 82 S FF 93 3-3 ② K 2-3 3-H	D SL 89 S CH 85 B SL 88 F CU 80 S CH 86 2-3 ② K		B SL 88 B FF 92 S CU 79 B FF 92 B CH 85 4-1 3 E BB	B FF 94 S SL 82 S SL 82 D SL 82 B FF 94 S SL 82 3-3 ① K 2-3		B CU 78 B SI 94 X SI 94 2-0 ② F9 3-H		4	0	0	0	1	3	5
3 Maicer Izturis, S (1, 4) OBP: 0.253, SLG: 0.295 (9, 5)		B CU 79 B FF 93 B FF 93 C FF 92 X FF 93 3-1 3-H 1B	X CU 80 0-0 ③ P6		B FF 91 B CH 86 C FF 91 X CU 80 2-1 E5 1-2	X SL 82 0-0 ② ③ G6-4-3 1-2f		C CU 79 S SL 80 X SL 81 0-2 66 2B 66 E 1B		5	1	2	1	0	0	5
66 Munenori Kawasaki, L (1, 6) OBP: 0.327, SLG: 0.277		B SI 93 1 SAFE B SL 90 F FF 94 F FF 93 F CU 80 1 SAFE X CU 81 2-2 ③ G5-3		C FF 90 C CU 79 B CU 78 X CU 79 1-2 ① G1-3	B CU 81 C SI 92 X CH 87 1-1 ③ G1-3		C SL 84 B SL 88 F FF 94 F CH 85 X CH 85 1-2 ① G3-1		F FF 94 B SI 94 B SI 94 X SI 95 2-1 1-H E2 2B	5	0	1	0	0	0	3
Inning Stats	R: 0 E: 0 K: 1 S: 7 H: 0 LOB: 0 BB: 0 P: 13	R: 2 E: 1 K: 1 S: 18 H: 2 LOB: 1 BB: 0 P: 31	R: 0 E: 0 K: 0 S: 7 H: 0 LOB: 0 BB: 0 P: 11	R: 0 E: 0 K: 2 S: 9 H: 2 LOB: 2 BB: 0 P: 16	R: 2 E: 0 K: 1 S: 11 H: 2 LOB: 0 BB: 0 P: 17	R: 0 E: 1 K: 0 S: 11 H: 0 LOB: 2 BB: 1 P: 22	R: 0 E: 0 K: 2 S: 9 H: 0 LOB: 1 BB: 1 P: 17	R: 0 E: 0 K: 1 S: 9 H: 2 LOB: 1 BB: 0 P: 13	R: 1 E: 0 K: 1 S: 16 H: 2 LOB: 1 BB: 0 P: 21	R: 2 E: 1 K: 0 S: 11 H: 3 LOB: 1 BB: 0 P: 19	1B: 8 2B: 3 3B: 0 HR: 2	SF: 0 SAC: 0 DP: 1 HBP: 0	WP: 1 PB: 1 SB: 2 CS: 0	PA: 46			

PITCHER	IP	WLS	BF	H	R	ER	SO	BB	IBB	HBP	BLK	WP	HR	S	P	ERA	WHIP
62 Jose Quintana, L (1, 1) ERA: 3.86	6.1		28	6	4	2	5	1	0	0	0	0	1	64	111	2.84	1.105
65 Nate Jones, R (7, 1) ERA: 5.23	0.2	H	4	1	0	0	2	1	0	0	0	0	0	10	19	0.00	3.000
37 Matt Thornton, L (8, 1) ERA: 3.38	1.0	H	3	1	0	0	1	0	0	0	0	0	0	7	10	0.00	1.000
43 Addison Reed, R (9, 1) ERA: 3.48	1.0	B	5	2	1	1	1	0	0	0	0	0	1	16	21	9.00	2.000
40 Ramon Troncoso, R (10, 1) ERA: 4.5	1.0	L	6	3	2	1	0	0	0	0	0	1	0	11	19	9.00	3.000

PITCHER	IP	WLS	BF	H	R	ER	SO	BB	IBB	HBP	BLK	WP	HR	S	P	ERA	WHIP

TOP

Toronto Blue Jays @ Chicago White Sox

U.S. Cellular Field, Chicago, IL

Tue Jun 11 2013, 8:11 PM - 11:28 PM EDT

Att. 20,700 - Partly Cloudy - 75 F

livebaseballscorecards.com

AB	44
R	7
H	13
RBI	4
BB	2
SO	9
LOB	19

Batter	1	2	3	4	5	6	7	8	9	10	AB	R	H	RBI	BB	SO	LOB
30 Alejandro De Aza, L (1, 8) (9, 7) OBP: 0.318, SLG: 0.411	C SI 90 X SI 90 0-1 G6-3 ①		C SI 91 X SI 91 0-1 FC3-6 10 PO ② 1-2f		B FS 79 B SI 91 B SI 90 B SI 90 4-0 51 1B 10 1B BB		B SI 90 X SI 89 1-0 2B			C FF 89 S FF 90 C FF 90 0-3 K ①	4	0	1	0	1	1	1
10 Alexei Ramirez, R (1, 6) OBP: 0.298, SLG: 0.327	F SI 90 X SI 92 0-1 L9 ②		C SI 91 1 SAFE 0-1 PO ③ 1-2	C SI 90 X FS 83 0-1 G5-3 ①	1 SAFE F SI 89 X SI 90 0-1 44 L6 51 1B 1-2 1B		C CU 74 D CU 76 D SI 90 F SL 79 F SI 92 S SL 81 2-3 K ②			C FF 90 S CU 76 B CU 75 S FC 88 1-3 K ②	5	0	1	0	0	2	1
51 Alex Rios, R (1, 9) OBP: 0.348, SLG: 0.492	B SI 91 C SI 92 F SI 92 X SI 92 1-2 G6-3 ③			X SI 92 0-0 14 F9 14 S 24 1B 1B	C SI 89 C CU 76 D CU 78 X SL 81 1-2 1-2 2-3 1B		D CU 78 X SI 91 1-0 G6-3 ③			X FF 90 0-0 14 DI 1B	5	1	3	0	0	0	1
14 Paul Konerko, R (1, 10) OBP: 0.298, SLG: 0.349 39 Casper Wells, R (10, PR) OBP: 0.156, SLG: 0.161		B SI 90 C FF 90 B SI 92 X SI 91 2-1 F9 ①		C SI 88 X SI 90 0-1 F9 ② 1-3	S FS 81 D SL 82 F SI 93 S SL 81 1-3 K ①			X SI 89 0-0 L7 ①		B FF 88 B FC 89 B FC 88 B FF 90 4-0 BB 1-2	4 0	0 0	0 0	0 0	1 0	1 0	4 0
44 Adam Dunn, L (1, 3) OBP: 0.282, SLG: 0.449		C SI 89 B SI 92 B SI 91 X SI 91 2-1 HR		B SI 90 C SI 92 B SI 90 B FS 79 B SI 91 4-1 24 1B 12 HR BB	F SI 92 X SI 92 0-1 L6 ② ③ 2-2			X FF 90 0-0 G6-3 ②		C FC 90 B FC 89 B FF 90 B CU 73 F FC 88 F FF 89 X FC 90 3-2 G5-3 ③	4	2	1	1	1	0	5
24 Dayan Viciedo, R (1, 7) OBP: 0.274, SLG: 0.364 20 Jordan Danks, L (9, 8) OBP: 0.241, SLG: 0.240		B SI 90 X SI 90 1-0 12 1B 1B 1B		X SI 91 0-0 12 HR 1-3 3-H 1B		B CU 74 X SI 89 1-0 G4-3 ①		B CU 82 C FF 92 X CH 86 1-1 L9 ③			4 0	1 0	2 0	1 0	0 0	0 0	0 0
12 Conor Gillaspie, L (1, 5) OBP: 0.311, SLG: 0.376		B SI 91 D FS 79 B SI 91 C SI 91 F SI 91 C SI 90 3-3 K ② ③ 1-2		S SI 89 B CU 75 X SI 90 1-1 1-H 3-H HR		F SI 90 B FS 79 X SL 80 1-1 G3-1 ②			C FF 90 C CU 83 S CU 84 0-3 K ①	4	1	1	3	0	2	1
15 Gordon Beckham, R (1, 4) OBP: 0.368, SLG: 0.353			F SI 90 X SI 92 0-1 G4-3 ①	C CU 76 B SI 92 B SI 90 B SI 90 C SI 91 B SI 91 4-2 21 1B BB		C SI 88 S CU 77 X SL 81 0-2 L7 ③			X FF 93 0-0 G4-3 ②	3	0	0	0	1	0	0
21 Tyler Flowers, R (1, 2) OBP: 0.276, SLG: 0.386			C SI 90 B SI 90 F SI 92 B CU 79 X SI 91 2-2 30 FC3-6 1B	B SI 90 X SI 90 1-0 1-3 1B			B SI 87 X SI 87 1-0 G1-3 ①		C SI 92 B CU 83 C CU 84 S FF 93 1-3 K ③	4	0	2	0	0	1	0
Inning Stats	R: 0 H: 0 E: 0 LOB: 0 K: 0 BB: 0 S: 7 P: 8	R: 1 H: 2 E: 0 LOB: 1 K: 1 BB: 0 S: 8 P: 16	R: 0 H: 1 E: 0 LOB: 0 K: 0 BB: 0 S: 8 P: 10	R: 4 H: 4 E: 0 LOB: 2 K: 0 BB: 2 S: 12 P: 22	R: 0 H: 2 E: 0 LOB: 2 K: 1 BB: 1 S: 10 P: 16	R: 0 H: 0 E: 0 LOB: 0 K: 0 BB: 0 S: 6 P: 8	R: 0 H: 1 E: 0 LOB: 1 K: 1 BB: 0 S: 7 P: 12	R: 0 H: 0 E: 0 LOB: 0 K: 0 BB: 0 S: 4 P: 5	R: 0 H: 0 E: 0 LOB: 0 K: 2 BB: 0 S: 7 P: 8	R: 0 H: 1 E: 0 LOB: 2 K: 2 BB: 1 S: 11 P: 19	1B: 8 SF: 0 2B: 2 SAC: 0 3B: 0 DP: 1 HR: 2 HBP: 0						

PITCHER	IP	WLS	BF	H	R	ER	SO	BB	IBB	HBP	BLK	WP	HR	S	P	ERA	WHIP
67 Chien-Ming Wang, R (1, 1) ERA: 6.14	7.1		31	10	5	5	3	3	0	0	0	0	2	59	93	6.14	1.773
27 Brett Cecil, L (8, 1) ERA: 1.59	1.2	W	5	0	0	0	2	0	0	0	0	0	0	10	12	0.00	0.000
44 Casey Janssen, R (10, 1) ERA: 2.61	1.0	S	5	1	0	0	2	1	0	0	0	0	0	11	19	0.00	2.000

PITCHER	IP	WLS	BF	H	R	ER	SO	BB	IBB	HBP	BLK	WP	HR	S	P	ERA	WHIP

BOTTOM

Toronto Blue Jays @ Chicago White Sox

U.S. Cellular Field, Chicago, IL

Tue Jun 11 2013, 8:11 PM - 11:28 PM EDT

Att. 20,700 - Partly Cloudy - 75 F

livebaseballscorecards.com

AB	37
R	5
H	11
RBI	5
BB	4
SO	7
LOB	13

WP: 0	PA: 42		
PB: 0			
SB: 1			
CS: 0			

Toronto Blue Jays @ Texas Rangers

Rangers Ballpark in Arlington, Arlington, TX

Thu Jun 13 2013, 8:08 PM - 10:44 PM EDT

Att. 32,013 - Clear - 97 F

TOP

livebaseballscorecards.com

Batter	1	2	3	4	5	6	7	8	9	AB	R	H	RBI	BB	SO	LOB
53 Melky Cabrera, S (1, 7) OBP: 0.324, SLG: 0.378	B FF 91 X FC 88 1-0 G6-3 ①		L FC 89 B FF 93 X ST 80 1-1 19 G6-3 1-2 2-H 1B		C ST 79 B CU 67 B ST 84 C ST 80 F ST 84 F FF 95 F FF 96 B ST 75 S ST 83 3-3 K ③			F SL 89 B FF 93 S SL 89 B FF 93 F FF 94 X SL 89 2-2 G4-3 ② 2-3		4	0	1	1	0	1	1
11 Rajai Davis, R (8, 7) OBP: 0.340, SLG: 0.402										0	0	0	0	0	0	0
19 José Bautista, R (1, 9) OBP: 0.368, SLG: 0.520	B SI 91 B ST 79 C ST 79 B ST 81 X FF 92 3-1 F9 ②		X SI 92 0-0 G6-3 ①② 1-2f 2-3			B ST 79 C ST 79 B ST 81 C ST 81 B ST 82 C ST 81 3-3 K ①		B FF 96 F FF 96 F FF 95 D CU 84 F FF 96 F FF 96 B CU 84 B CU 84 4-2 10 2B BB		3	1	0	0	1	1	2
10 Edwin Encarnación, R (1, 3) OBP: 0.351, SLG: 0.518	B SI 93 B FF 92 B SI 93 B SI 92 4-0 BB		S ST 83 F ST 85 D ST 85 B FF 95 S ST 84 2-3 K ③			B SI 91 C SI 91 X SI 92 1-1 F8 ②		X FF 97 0-0 1-H 3-H 2B		3	0	1	2	1	1	1
26 Adam Lind, L (1, 10) OBP: 0.409, SLG: 0.527	B SI 93 C FC 90 X FC 91 1-1 G3 ③			B SI 93 X SI 92 1-0 L8 ①		C SI 93 F ST 83 B FS 86 S ST 82 1-3 K ③		C FF 96 F FF 96 S CU 85 0-3 K ③		4	0	0	0	0	2	2
28 Colby Rasmus, L (1, 8) OBP: 0.311, SLG: 0.442		B FC 89 S FC 88 B SI 90 C ST 81 B ST 79 S ST 82 3-3 K ①		C ST 80 B CU 65 C FC 88 B ST 80 S ST 83 2-3 K ②			B FC 88 B FC 87 B ST 78 X FF 90 3-0 G3-1 ①		C FF 89 F SL 84 S CU 71 0-3 K ①	4	0	0	0	0	3	0
3 Maicer Izturis, S (1, 5) OBP: 0.253, SLG: 0.299		C FF 93 F SI 92 B ST 81 B ST 80 B ST 83 F ST 82 X ST 83 3-2 G5-3 ②		C ST 79 B SI 91 F SI 92 B SI 92 X FF 92 2-2 2B			B FF 92 B ST 80 B FF 90 C FF 92 S FC 88 C ST 83 3-3 K ②		B SI 89 X SI 89 1-0 F7 ②	4	0	1	0	0	1	0
9 J.P. Arencibia, R (1, 2) OBP: 0.233, SLG: 0.417		B FF 94 C SI 92 B FF 94 C SI 92 X FF 94 2-2 G3 ③		B ST 80 B FC 88 C SI 92 C SI 93 S ST 85 2-3 K ③			X SI 91 0-0 F7 ③		X SI 90 0-0 G5-3 ③	4	0	0	0	0	1	1
1 Emilio Bonifácio, S (1, 4) OBP: 0.237, SLG: 0.315			B FC 88 C FC 88 B SI 95 S ST 81 X ST 83 2-2 66 S 53 1B 1B		B FC 87 B FC 88 C FF 91 B FC 88 C FC 88 S ST 83 3-3 K ①			C SL 89 B SL 86 X SL 89 1-1 E5 53 G4-3 66 SH1-4 10 2B		3	2	1	0	0	1	0
66 Munenori Kawasaki, L (1, 6) OBP: 0.329, SLG: 0.275			B SI 94 F FC 90 B FF 91 D ST 82 B SI 92 4-1 19 G6-3 53 1B 1-2 BB	B SI 94 C FF 90 X FC 91 1-1 G5-3 ②				B X FF 89 1-0 SH1-4 ① 1-2		1	0	0	0	1	0	0
Inning Stats	R: 0 E: 0 K: 0 S: 5 H: 0 LOB: 1 BB: 1 P: 14	R: 0 E: 0 K: 1 S: 10 H: 0 LOB: 0 BB: 0 P: 18	R: 1 E: 0 K: 1 S: 10 H: 2 LOB: 1 BB: 1 P: 19	R: 0 E: 0 K: 2 S: 10 H: 1 LOB: 1 BB: 0 P: 17	R: 0 E: 0 K: 2 S: 11 H: 0 LOB: 0 BB: 0 P: 18	R: 0 E: 0 K: 2 S: 8 H: 0 LOB: 0 BB: 0 P: 13	R: 0 E: 0 K: 1 S: 5 H: 0 LOB: 0 BB: 0 P: 11	R: 2 E: 1 K: 1 S: 15 H: 1 LOB: 1 BB: 1 P: 23	R: 0 E: 0 K: 1 S: 5 H: 0 LOB: 0 BB: 0 P: 6	1B: 2 2B: 2 3B: 0 HR: 0 SF: 0 SAC: 1 DP: 1 HBP: 0						

	AB	30
	R	3
	H	4
	RBI	3
	BB	3
	SO	11
	LOB	7

WP: 0 PA: 34
PB: 0
SB: 1
CS: 0

PITCHER		IP	WLS	BF	H	R	ER	SO	BB	IBB	HBP	BLK	WP	HR	S	P	ERA	WHIP
11 Yu Darvish, R ERA: 2.64	(1, 1)	7.0		25	3	1	1	9	2	0	0	0	0	0	59	110	1.29	0.714
56 Neal Cotts, L ERA: 0.71	(8, 1)	0.2	L	3	0	1	1	0	0	0	0	0	0	0	7	11	13.50	0.000
52 Tanner Scheppers, R ERA: 1.11	(8, 1)	0.1		3	1	1	0	1	1	0	0	0	0	0	8	12	0.00	6.000
37 Kyle McClellan, R ERA: 2.25	(9, 1)	1.0		3	0	0	0	1	0	0	0	0	0	0	5	6	0.00	0.000

PITCHER		IP	WLS	BF	H	R	ER	SO	BB	IBB	HBP	BLK	WP	HR	S	P	ERA	WHIP

Toronto Blue Jays @ Texas Rangers

Rangers Ballpark in Arlington, Arlington, TX

Thu Jun 13 2013, 8:08 PM - 10:44 PM EDT

Att. 32,013 - Clear - 97 F

BOTTOM

livebaseballscorecards.com

Batter	1	2	3	4	5	6	7	8	9	AB	R	H	RBI	BB	SO	LOB
1 Elvis Andrus, R (1, 6) OBP: 0.309, SLG: 0.303	C FF 95 B SL 88 F FF 95 F FF 95 X FF 95 1-2 ① G1-3		C FF 93 C CU 80 B CU 81 X SI 92 1-2 ② G5-3			C CU 80 C CU 83 F FF 95 S SI 93 0-3 ① K		X FF 96 0-0 1B		4	0	1	0	0	1	0
7 David Murphy, L (1, 7) OBP: 0.264, SLG: 0.376	B FF 94 C FF 94 B SI 94 C FF 94 B FF 94 B SI 93 4-2 29 G5-3 27 1B BB		B CU 80 C CH 86 X SI 91 1-1 ③ G6-3			C CU 79 X SI 93 0-1 ② G3		B CH 87 B FF 94 S FF 95 F FF 95 T CH 87 2-2 ③ K		3	0	0	0	1	1	1
27 Lance Berkman, S (1, 10) OBP: 0.378, SLG: 0.403	D SI 93 1 SAFE 1 SAFE C SI 92 B SI 93 X SI 92 2-1 1-2 1B			B SI 90 B CH 83 X SI 91 2-0 ① F7		B CU 80 C FF 94 C CH 86 X FF 94 1-2 ③ F7			C FF 89 X FC 89 0-1 ① G4-3	4	0	1	0	0	0	0
29 Adrián Beltré, R (1, 5) OBP: 0.348, SLG: 0.521	B SI 94 C SI 94 B SI 94 C SI 94 X SI 94 2-2 ② ③ G5-3 2-3f			B SL 86 X CU 83 1-0 1B			F SI 90 B SI 91 X SI 90 1-1 ① G5-3		B FF 90 C FC 89 F FF 89 F CU 76 B FF 90 X CU 75 2-2 ② F8	4	0	1	0	0	0	2
12 A.J. Pierzynski, L (1, 2) OBP: 0.328, SLG: 0.440		C SI 92 F FF 94 X FC 90 0-2 ① G4-3		F SI 91 X SI 93 0-1 ② F7			X CU 79 0-0 ② G3-1		C FF 90 B FF 91 C FC 89 X FF 92 1-2 ③ G5-3	4	0	0	0	0	0	1
17 Nelson Cruz, R (1, 9) OBP: 0.326, SLG: 0.515		C FF 95 S SL 85 F FF 95 B SL 87 B SL 87 B SL 87 X FF 95 3-2 HR		B SL 85 C SI 91 B SI 91 B SI 91 C SL 84 F SI 91 X SL 86 3-2 ③ P3			C SI 91 B SI 93 B SI 92 C CU 80 X SI 91 2-2 1B			3	1	2	1	0	0	1
21 Chris McGuiness, L (1, 3) OBP: 0.211, SLG: 0.263		B FF 93 X FF 93 1-0 13 L9-3 1B			C CU 77 X CU 81 0-1 ① G4-3		D CU 80 1 SAFE X SI 92 1-0 ③ L6			3	0	1	0	0	0	1
13 Jurickson Profar, S (1, 4) OBP: 0.329, SLG: 0.400		C SI 92 F SI 92 B SI 93 B SI 91 B FF 94 F SI 92 X SI 92 3-2 ② ③ L9-3 1-1			B SI 91 C FF 92 B FF 95 S CU 80 X FF 95 2-2 ② F9			C FF 94 B CH 89 B FF 95 F FF 96 C FF 96 2-3 ① K		3	0	0	0	0	1	1
2 Leonys Martin, L (1, 8) OBP: 0.311, SLG: 0.404 23 Craig Gentry, R (8, 8) OBP: 0.317, SLG: 0.324			B SI 91 C SI 91 X CU 79 1-1 ① B3		C FF 92 X CU 82 0-1 ③ G3			C FF 95 B SL 88 B FF 95 F FF 95 F SL 87 S FF 96 2-3 ② K		2 1	0 0	0 0	0 0	0 0	0 1	0 0
Inning Stats	R: 0 E: 0 K: 0 S: 11 H: 1 LOB: 1 BB: 1 P: 20	R: 1 E: 0 K: 0 S: 12 H: 2 LOB: 0 BB: 0 P: 19	R: 0 E: 0 K: 0 S: 7 H: 0 LOB: 0 BB: 0 P: 10	R: 0 E: 0 K: 0 S: 8 H: 1 LOB: 1 BB: 0 P: 14	R: 0 E: 0 K: 0 S: 7 H: 0 LOB: 0 BB: 0 P: 9	R: 0 E: 0 K: 0 S: 9 H: 0 LOB: 0 BB: 0 P: 10	R: 0 E: 0 K: 0 S: 7 H: 1 LOB: 1 BB: 0 P: 11	R: 0 E: 0 K: 3 S: 11 H: 1 LOB: 1 BB: 0 P: 17	R: 0 E: 0 K: 0 S: 9 H: 0 LOB: 0 BB: 0 P: 12	1B: 5 2B: 1 3B: 0 HR: 1	SF: 0 SAC: 0 DP: 2 HBP: 0					

	AB	31
	R	1
	H	6
	RBI	1
	BB	1
	SO	4
	LOB	7

PITCHER		IP	WLS	BF	H	R	ER	SO	BB	IBB	HBP	BLK	WP	HR	S	P	ERA	WHIP
32 Esmil Rogers, R ERA: 3.21	(1, 1)	7.0	W	25	5	1	1	1	1	0	0	0	0	1	61	93	1.29	0.857
50 Steve Delabar, R ERA: 1.85	(8, 1)	1.0	H	4	1	0	0	3	0	0	0	0	0	0	11	17	0.00	1.000
44 Casey Janssen, R ERA: 2.49	(9, 1)	1.0	S	3	0	0	0	0	0	0	0	0	0	0	9	12	0.00	0.000

PITCHER	IP	WLS	BF	H	R	ER	SO	BB	IBB	HBP	BLK	WP	HR	S	P	ERA	WHIP

Batter	1	2	3	4	5	6	7	8	9	AB	R	H	RBI	BB	SO	LOB
53 Melky Cabrera, S (1, 7) OBP: 0.319, SLG: 0.372	C FF 92 F FF 91 X CU 79 0-2 F9		X FF 91 0-0 F9		B FF 90 C FF 90 B SI 88 X FF 90 2-1 P3		F FF 91 F FF 91 X CU 78 0-2 G3 3-H		B SL 85 D SI 89 S SL 85 X SL 86 2-1 SF7 3-H	4	0	0	1	0	0	1
11 Rajai Davis, R (8, 7) OBP: 0.337, SLG: 0.402										0	0	0	1	0	0	0
19 José Bautista, R (1, 9) OBP: 0.362, SLG: 0.509	S FF 91 B FF 92 B CU 76 F CH 82 B FF 93 S FF 92 3-3 K		1 SAFE C FF 91 X FF 90 0-1 FC4 1-2f		C CU 75 F FF 90 B CU 78 B FF 92 B CU 78 C CU 78 3-3 K		C FF 92 B CH 83 C CU 77 X CU 78 1-2 G5-3		B SL 86 C CU 71 X SL 85 1-1 F8	5	0	0	0	0	2	1
10 Edwin Encarnación, R (1, 10) OBP: 0.353, SLG: 0.525	C CU 77 C CU 79 X FF 94 0-2 G6-3			F FF 91 B CH 84 X FF 93 1-1 26 1B 28 HR 2B	C CU 78 X CU 79 0-1 26 1B 2B			C FF 91 S CH 82 B FF 92 B CU 80 B FF 91 X CH 82 3-2 G6-3		4	2	2	0	0	0	0
26 Adam Lind, L (1, 3) OBP: 0.411, SLG: 0.526		C FF 91 F CU 78 C FF 92 0-3 K		F CU 78 F FF 92 X FF 94 0-2 28 HR 2-3 1B	B FF 92 S CU 80 X FF 93 1-1 2-H 1B			B FF 93 F CH 82 B SI 92 X CU 79 2-1 F8		4	1	2	1	0	1	0
28 Colby Rasmus, L (1, 8) OBP: 0.314, SLG: 0.455		B FF 91 S FF 91 F FF 92 B FF 92 B FF 91 X FF 92 3-2 F8		F FF 92 F CU 78 X FF 92 0-2 1-H 3-H HR		C CU 75 FF 90 X CH 82 1-1 G3		B SI 91 B CU 79 C FF 93 S CH 81 B CU 81 F CU 78 F FF 92 B FF 93 4-2 3 2B BB		3	2	1	3	1	0	0
3 Maicer Izturis, S (1, 5) OBP: 0.258, SLG: 0.309		X FF 92 0-0 9 FC6-4 1B		C FF 91 F CU 79 S CU 80 0-3 K	B FF 90 B CH 80 X FF 91 2-0 L9			C CU 76 B FF 92 F SI 88 B CU 79 X CU 78 2-2 1-H 2B		4	0	2	1	0	1	0
9 J.P. Arencibia, R (1, 2) OBP: 0.233, SLG: 0.427		B CU 76 X FF 91 1-0 FC6-4 1-2f		X FF 92 0-0 HR	X FF 92 0-0 L9			C SL 83 C CU 70 D SL 86 C CU 70 1-3 K		4	1	1	1	0	1	2
1 Emilio Bonifácio, S (1, 4) OBP: 0.243, SLG: 0.326			B FF 90 X FF 90 1-0 F8	B CU 76 X FF 92 1-0 66 CS 1B			B FF 90 C FF 91 X CH 79 1-1 66 SH2-4 53 G3 2B		B SI 88 B SI 88 F SI 88 B SI 88 X SI 88 3-1 F8	4	1	2	0	0	0	0
66 Munenori Kawasaki, L (1, 6) OBP: 0.335, SLG: 0.293			C FF 91 B CU 79 B SI 90 B FF 92 C FF 90 B FF 90 4-2 19 FC4 BB	1 SAFE B FF 91 X FF 92 1-0 G6-3 1-2			X FF 90 0-0 SH2-4 2-3		C SI 88 X SL 84 0-1 11 SF7 3B	2	1	1	0	1	0	1
Inning Stats	R: 0 E: 0 K: 1 S: 9 H: 0 LOB: 0 BB: 0 P: 12	R: 0 E: 0 K: 1 S: 8 H: 1 LOB: 1 BB: 0 P: 12	R: 0 E: 0 K: 0 S: 6 H: 0 LOB: 1 BB: 1 P: 11	R: 4 E: 0 K: 1 S: 14 H: 5 LOB: 0 BB: 0 P: 17	R: 1 E: 0 K: 1 S: 9 H: 2 LOB: 1 BB: 0 P: 15	R: 0 E: 0 K: 0 S: 4 H: 0 LOB: 0 BB: 0 P: 7	R: 1 E: 0 K: 0 S: 9 H: 1 LOB: 0 BB: 0 P: 11	R: 1 E: 0 K: 1 S: 15 H: 1 LOB: 1 BB: 1 P: 27	R: 1 E: 0 K: 0 S: 8 H: 1 LOB: 0 BB: 0 P: 14	1B: 4 2B: 4 3B: 1 HR: 2 SF: 1 SAC: 1 DP: 0 HBP: 0						

PITCHER	IP	WLS	BF	H	R	ER	SO	BB	IBB	HBP	BLK	WP	HR	S	P	ERA	WHIP
51 Justin Grimm, R (1, 1) ERA: 5.59	7.2	L	33	10	7	7	4	2	0	0	0	0	2	71	108	8.22	1.565
37 Kyle McClellan, R (8, 1) ERA: 3.38	1.1		5	1	1	1	1	0	0	0	0	0	0	11	18	6.75	0.750

PITCHER	IP	WLS	BF	H	R	ER	SO	BB	IBB	HBP	BLK	WP	HR	S	P	ERA	WHIP

TOP

Toronto Blue Jays @ Texas Rangers

Rangers Ballpark in Arlington, Arlington, TX

Fri Jun 14 2013, 8:08 PM - 10:16 PM EDT

Att. 37,203 - Partly Cloudy - 93 F

livebaseballscorecards.com

AB	34
R	8
H	11
RBI	8
BB	2
SO	5
LOB	5

WP: 0	PA: 38		
PB: 0			
SB: 0			
CS: 1			

BOTTOM

Batter	1	2	3	4	5	6	7	8	9	AB	R	H	RBI	BB	SO	LOB
13 Jurickson Profar, S (1, 4) (7, 6) OBP: 0.326, SLG: 0.392	C FF 83 C FC 79 B CH 79 B FC 78 X FC 78 2-2 G1-3		C FF 86 B FC 80 X CH 78 1-1 G5-3			C FC 79 B FC 80 S FF 84 F FF 84 X FF 85 1-2 1B			B FF 87 C SI 88 F FF 87 X FF 87 1-2 L6	4	0	1	0	0	0	0
1 Elvis Andrus, R (1, 6) OBP: 0.306, SLG: 0.300 3 Leury García, S (7, 4) OBP: 0.236, SLG: 0.231	C SI 84 S SI 83 B FF 86 F CH 78 B FC 78 T CH 79 2-2 K			C FC 79 C FF 85 X FF 84 0-2 G5-3		B FC 78 B FC 81 C FF 85 S FC 80 F FC 80 B FF 85 F FF 85 C FF 85 3-3 K			B FF 88 X FF 87 1-0 27 G6-4-3 1B	3 1	0 0	0 1	0 0	0 0	2 0	1 0
27 Lance Berkman, S (1, 10) OBP: 0.376, SLG: 0.400	B FC 81 B SI 82 C SI 84 C FC 79 B CU 72 F FC 81 X FC 80 3-2 P6			B SI 84 B FF 85 B FC 81 C FF 84 C FC 81 X FF 85 3-2 1B		B FC 78 B CH 77 C FF 83 X FC 80 2-1 L9			B FF 89 X FF 87 1-0 G6-4-3 1-2f	4	0	1	0	0	0	2
29 Adrián Beltré, R (1, 5) OBP: 0.351, SLG: 0.523		B FC 78 X CH 79 1-0 17 BB 1B		X FC 79 0-0 F8			C FC 81 X CH 78 0-1 17 G4-6-3 1B			3	0	2	0	0	0	1
17 Nelson Cruz, R (1, 9) OBP: 0.326, SLG: 0.511		B SI 83 B SI 84 C FC 81 F SI 83 F CH 79 B FC 81 B FC 80 4-2 21 G6-4-3 1-2 BB		C CH 80 D CU 72 C FC 80 C FC 80 1-3 K			B CH 77 X FC 77 1-0 G4-6-3 1-2f			2	0	0	0	1	1	2
8 Geovany Soto, R (1, 2) OBP: 0.294, SLG: 0.311		C SI 85 X FF 84 0-1 F9			C CH 77 X CH 76 0-1 F8		C FF 82 C FC 78 C SI 83 0-3 K			3	0	0	0	0	1	2
21 Chris McGuiness, L (1, 3) OBP: 0.182, SLG: 0.227		C FC 80 B FC 81 X FF 86 1-1 G6-4-3 1-2f			B FF 84 B CH 78 B FC 81 C FF 84 C FF 85 S FC 81 3-3 K			C SI 88 X SL 76 0-1 P4		3	0	0	0	0	1	2
23 Craig Gentry, R (1, 8) OBP: 0.310, SLG: 0.316			B SI 83 B SI 83 B FF 86 C FF 84 C FF 85 X FF 86 3-2 F7		C FC 78 B CH 78 B CU 70 B FF 84 F FF 83 C FC 79 3-3 K			C SI 91 F CH 77 C SI 93 0-3 K		3	0	0	0	0	2	0
2 Leonys Martin, L (1, 7) OBP: 0.305, SLG: 0.396			C FF 85 B SI 86 X FF 86 1-1 G3			M FF 83 F CH 77 B FF 84 S CH 78 1-3 K		B SI 90 C SI 90 F CH 78 F SI 93 F SI 92 F SI 91 X SI 92 1-2 G6-3		3	0	0	0	0	1	0
Inning Stats	R: 0 H: 0 E: 0 LOB: 0 K: 1 BB: 0 S: 11 P: 18	R: 0 H: 1 E: 0 LOB: 1 K: 0 BB: 1 S: 8 P: 14	R: 0 H: 0 E: 0 LOB: 0 K: 0 BB: 0 S: 7 P: 12	R: 0 H: 1 E: 0 LOB: 1 K: 1 BB: 0 S: 10 P: 14	R: 0 H: 0 E: 0 LOB: 0 K: 2 BB: 0 S: 8 P: 14	R: 0 H: 1 E: 0 LOB: 1 K: 2 BB: 0 S: 14 P: 21	R: 0 H: 1 E: 0 LOB: 0 K: 1 BB: 0 S: 6 P: 7	R: 0 H: 0 E: 0 LOB: 0 K: 1 BB: 0 S: 11 P: 12	R: 0 H: 1 E: 0 LOB: 0 K: 0 BB: 0 S: 5 P: 8	1B: 5 SF: 0 2B: 0 SAC: 0 3B: 0 DP: 3 HR: 0 HBP: 0						WP: 0 PA: 30 PB: 0 SB: 0 CS: 0

PITCHER		IP	WLS	BF	H	R	ER	SO	BB	IBB	HBP	BLK	WP	HR	S	P	ERA	WHIP
56 Mark Buehrle, L ERA: 4.66	(1, 1)	7.0	W	24	4	0	0	7	1	0	0	0	0	0	64	100	0.00	0.714
62 Aaron Loup, L ERA: 2.02	(8, 1)	1.0		3	0	0	0	1	0	0	0	0	0	0	11	12	0.00	0.000
38 Darren Oliver, L ERA: 2.84	(9, 1)	1.0		3	1	0	0	0	0	0	0	0	0	0	5	8	0.00	1.000

PITCHER	IP	WLS	BF	H	R	ER	SO	BB	IBB	HBP	BLK	WP	HR	S	P	ERA	WHIP

Toronto Blue Jays @ Texas Rangers

Rangers Ballpark in Arlington, Arlington, TX

Fri Jun 14 2013, 8:08 PM - 10:16 PM EDT

Att. 37,203 - Partly Cloudy - 93 F

livebaseballscorecards.com

AB	29
R	0
H	5
RBI	0
BB	1
SO	8
LOB	10

Toronto Blue Jays @ Texas Rangers

Rangers Ballpark in Arlington, Arlington, TX

Sat Jun 15 2013, 4:07 PM - 7:02 PM EDT

Att. 33,121 - Cloudy - 88 F

TOP

livebaseballscorecards.com

Batter	1	2	3	4	5	6	7	8	9	AB	R	H	RBI	BB	SO	LOB
53 Melky Cabrera, S (1, 7) OBP: 0.315, SLG: 0.367	C SI 88 X SL 84 0-1 ① F9		B CU 70 C SI 90 B CU 68 C SL 84 F FF 90 B SL 85 X SL 85 3-2 ② G3-1		1 SAFE B SI 87 1 SAFE B CH 80 C SI 87 X SI 89 2-1 ②③ G4-6-3 1-2f			C FF 93 F FF 92 1 SAFE F FC 94 F FF 94 X FF 93 0-2 ② F9	B CH 86 X CH 85 1-0 ③ F9	4	0	0	0	0	0	2
16 Mark DeRosa, R (8, 5) OBP: 0.313, SLG: 0.442										1	0	0	0	0	0	2
19 José Bautista, R (1, 9) OBP: 0.364, SLG: 0.509	C SI 89 X SI 91 0-1 ① 26 HR 1B		B CU 70 B CU 68 C SL 83 B SI 91 S SL 84 F FF 89 F SL 84 X SL 83 3-2 ③ G1-3			C CU 66 X SI 89 0-1 ① F7		1 SAFE X FF 92 0-0 1-2 1B		4	1	2	0	0	0	0
11 Rajai Davis, R (8, PR) OBP: 0.337, SLG: 0.402										0	0	0	0	0	0	0
(8, 9)																
10 Edwin Encarnación, R (1, 10) OBP: 0.348, SLG: 0.517	C SL 85 D SI 90 1 SAFE S SL 83 F SI 90 S CU 70 1-3 ② K			X SI 89 0-0 ① F8		C CU 67 B SL 80 X SI 89 1-1 ② G5-3		B SL 82 F SL 81 C FF 93 D CH 87 F FF 93 S SL 82 2-3 ③ K		4	0	0	0	0	2	3
26 Adam Lind, L (1, 3) OBP: 0.413, SLG: 0.543	C SI 89 F FF 90 F SL 85 1 SAFE 1 SAFE B SI 90 X CU 72 1-2 1-H HR			C SI 89 X CH 83 0-1 28 HR 1B		B SI 89 C SL 83 F FF 90 F FF 90 F SL 84 B CU 72 B CU 71 C SL 84 3-3 ③ K			B FF 91 B FF 92 C FF 92 C FF 93 F FF 93 X FF 93 2-2 ① G5-3	4	2	2	2	0	1	0
28 Colby Rasmus, L (1, 8) OBP: 0.317, SLG: 0.466	X SL 84 0-0 ③ G1-3			C CH 83 B FF 89 F FF 89 1 SAFE B SL 84 B CH 83 X CH 82 3-2 1-H HR			C SL 84 F FF 92 F SL 87 B FF 94 B FF 93 B FF 93 X SL 86 3-2 ① F8		B SL 82 B FF 93 B CH 86 F FF 93 B FF 93 4-1 3 1B 22 1B BB	3	2	1	2	1	0	0
3 Maicer Izturis, S (1, 5) OBP: 0.258, SLG: 0.308		B SI 88 X SI 88 1-0 ① F7		B CU 69 B SI 90 C SI 89 B SL 84 X SI 88 3-1 ② F8			C FF 94 X FF 94 0-1 ② G1-3		B FF 92 1 SAFE 1 SAFE X FF 93 1-0 1-3 1 FC5 22 1B 1 E 1B	4	1	1	0	0	0	0
(8, 4)																
22 Josh Thole, L (1, 2) OBP: 0.231, SLG: 0.167		C SI 90 C SL 85 X FF 89 0-2 ② P4		C CU 68 F FF 90 B SI 90 X SL 84 1-2 ③ G1-4-3			C SL 86 S FF 93 F FF 94 S FF 94 0-3 ③ K		F FF 94 X FF 92 0-1 66 FC4-6 1 E 1-2 3-H 1B	4	0	1	1	0	1	0
1 Emilio Bonifácio, S (1, 4) OBP: 0.238, SLG: 0.318		C SI 90 S CU 71 B SI 90 X SL 84 1-2 ③ G4-3			B SL 81 B SL 82 X SI 88 2-0 ① G4-3			L SL 85 X FF 92 0-1 ① G5-3	F CH 87 F CH 86 B CH 87 F SL 77 X FF 89 1-2 1-2 2-H FC5 66 FC4-6	4	0	0	0	0	0	1
(8, 7)																
66 Munenori Kawasaki, L (1, 6) OBP: 0.339, SLG: 0.294			B SI 89 B SI 89 C SI 89 X SI 89 2-1 ① G4-3		C SI 88 B SI 88 C SL 83 B FF 89 F SL 84 X SL 89 2-2 53 G4-6-3 1B			S FF 92 F FF 93 F FF 92 B FF 93 B FF 93 F FF 93 B FF 94 F FF 93 F FF 94 4-2 B FF 93 19 1B BB	B CH 86 F FF 88 B CH 86 X CH 83 2-1 ② FC4-6 1-2f 2-3	3	0	1	0	1	0	2

AB	35
R	6
H	8
RBI	5
BB	2
SO	4
LOB	10

Inning Stats	1	2	3	4	5	6	7	8	9	1B: 6	SF: 0	WP: 0	PA: 37
	R: 2 E: 0 K: 1 S: 13 H: 2 LOB: 0 BB: 0 P: 15	R: 0 E: 0 K: 0 S: 7 H: 0 LOB: 0 BB: 0 P: 9	R: 0 E: 0 K: 0 S: 11 H: 0 LOB: 0 BB: 0 P: 19	R: 2 E: 0 K: 0 S: 11 H: 2 LOB: 0 BB: 0 P: 18	R: 0 E: 0 K: 0 S: 7 H: 1 LOB: 0 BB: 0 P: 13	R: 0 E: 0 K: 1 S: 9 H: 0 LOB: 0 BB: 0 P: 13	R: 0 E: 0 K: 1 S: 10 H: 0 LOB: 0 BB: 0 P: 13	R: 0 E: 0 K: 1 S: 18 H: 1 LOB: 2 BB: 1 P: 24	R: 2 E: 1 K: 0 S: 15 H: 2 LOB: 2 BB: 1 P: 26	2B: 0 3B: 0 HR: 2	SAC: 0 DP: 1 HBP: 0	PB: 0 SB: 0 CS: 0	

PITCHER		IP	WLS	BF	H	R	ER	SO	BB	IBB	HBP	BLK	WP	HR	S	P	ERA	WHIP
25 Josh Lindblom, R ERA: 5.94	(1, 1)	6.0	L	22	5	4	4	2	0	0	0	0	0	2	58	87	6.00	0.833
46 Robbie Ross Jr., L ERA: 1.41	(7, 1)	1.2		6	0	0	0	1	1	0	0	0	0	0	23	30	0.00	0.600
44 Jason Frasor, R ERA: 3.32	(8, 1)	0.2		6	3	2	1	1	1	0	0	0	0	0	13	22	13.50	6.000
55 Ross Wolf, R ERA: 1.47	(9, 1)	0.2		3	0	0	0	0	0	0	0	0	0	0	7	11	0.00	0.000

PITCHER	IP	WLS	BF	H	R	ER	SO	BB	IBB	HBP	BLK	WP	HR	S	P	ERA	WHIP

Batter	1	2	3	4	5	6	7	8	9	AB	R	H	RBI	BB	SO	LOB
5 Ian Kinsler, R (1, 4) OBP: 0.364, SLG: 0.488	B KN 72 X FF 83 1-0 G6-3 ①		1 SAFE C KN 74 1 SAFE F KN 76 F KN 78 F KN 78 F KN 72 F KN 77 F KN 68 2-2 B KN 78 B KN 79 X KN 78 F8 ② 1-2		B KN 74 1 SAFE D KN 74 F FF 81 1 SAFE B KN 75 B FF 82 4-1 27 G3-1 BB 1-2	D SL 83 X FF 94 1-0 F8 ③			C FF 94 X SL 86 0-1 G5-3 ①	4	0	0	0	1	0	4
1 Elvis Andrus, R (1, 6) OBP: 0.301, SLG: 0.294	C FF 82 F EP 64 X KN 78 0-2 G6-3 ②		2 SAFE C KN 75 D KN 76 X KN 78 1-1 G6-3 ③		C KN 75 L KN 76 B KN 79 F KN 79 T KN 78 1-2 K ①		C SL 84 B FF 95 C SL 84 F FF 96 X FF 96 1-2 G3 ①		C SL 85 B FF 94 C SL 87 B FF 94 D FF 95 X FF 93 3-2 G6-3 ②	5	0	0	0	0	1	4
27 Lance Berkman, S (1, 10) OBP: 0.372, SLG: 0.393	B KN 73 F KN 75 B KN 77 B KN 73 B FF 80 4-1 BB			B KN 71 X FF 81 1-0 F7 ①	B KN 74 X KN 77 1-0 G3-1 ② 1-2 2-3		F FF 95 F FF 96 S FF 97 0-3 K ②		F FF 95 B FF 96 B CH 86 X FF 92 2-1 F8 ③	4	0	0	0	1	1	3
29 Adrian Beltré, R (1, 5) OBP: 0.353, SLG: 0.523	C KN 74 F KN 78 F EP 65 F KN 78 F KN 78 S KN 78 0-3 K ③			C KN 73 F KN 77 X FF 82 0-2 17 F9 12 1B 1B	C KN 78 T FF 79 F KN 80 F EP 68 X FF 80 0-2 F9 ③		F FF 96 B SL 85 F FF 96 X SL 84 1-2 1B			4	0	2	0	0	1	3
12 A.J. Pierzynski, L (1, 2) OBP: 0.326, SLG: 0.435		B KN 74 B KN 72 X FF 81 2-0 L9 ①		B FF 79 F KN 72 F KN 77 X KN 72 1-2 7 BB 1-2 1B		C KN 74 F KN 80 X KN 78 0-2 G1-3 ①	B SI 91 X SI 91 1-0 G3 ③			4	0	1	0	0	0	1
17 Nelson Cruz, R (1, 9) OBP: 0.325, SLG: 0.506		C KN 74 B EP 66 X KN 77 1-1 P6 ②		F KN 76 B KN 78 S KN 77 X KN 79 1-2 F9 ② 2-3		F KN 74 B KN 79 B KN 77 F KN 74 X KN 78 2-2 21 1B 7 1B 2 FC4-6 1B		S CU 80 B CU 80 F CH 84 X SI 90 1-2 G5-3 ①		4	1	1	0	0	0	2
7 David Murphy, L (1, 7) OBP: 0.267, SLG: 0.375		B FF 83 B KN 72 B KN 73 C FF 80 F FF 81 F KN 78 F KN 77 F KN 77 X KN 78 3-2 L8 ③		B KN 77 B KN 78 B KN 74 C FF 81 B FF 80 4-1 1-2 BB		C KN 74 X KN 78 0-1 2 FC4-6 21 1B 1-2 1B		B FC 88 X FF 89 1-0 G3 ②		3	0	1	0	1	0	0
21 Chris McGuiness, L (1, 3) OBP: 0.192, SLG: 0.231			C KN 75 B KN 77 X EP 65 1-1 F9 ① C KN 77 S FF 79 T FF 80 0-2 K ③			C KN 76 X KN 79 0-1 2 FC4-6 1-2 2-3 1B		B SI 91 C CU 82 C FC 88 S CU 82 1-3 K2-3 ③		4	0	1	0	0	2	3
2 Leonys Martin, L (1, 8) OBP: 0.316, SLG: 0.413			C FF 82 S KN 73 X KN 79 0-2 5 S 1B		B KN 74 B KN 73 C FF 80 X FF 82 2-1 27 G3-1 5 BB 1B	F KN 76 F KN 78 X KN 79 0-2 FC4-6 ② 1-2f 2-3 3-H			B FF 95 C FF 92 X FF 94 1-1 2B	4	0	3	1	0	0	2
Inning Stats	R: 0 E: 0 K: 1 S: 11 H: 0 LOB: 1 BB: 1 P: 16	R: 0 E: 0 K: 0 S: 9 H: 0 LOB: 0 BB: 0 P: 15	R: 0 E: 0 K: 0 S: 15 H: 1 LOB: 1 BB: 0 P: 19	R: 0 E: 0 K: 1 S: 14 H: 2 LOB: 3 BB: 1 P: 21	R: 0 E: 0 K: 1 S: 13 H: 1 LOB: 2 BB: 1 P: 21	R: 1 E: 0 K: 0 S: 14 H: 3 LOB: 2 BB: 0 P: 17	R: 0 E: 0 K: 1 S: 11 H: 1 LOB: 1 BB: 0 P: 14	R: 0 E: 0 K: 1 S: 7 H: 0 LOB: 0 BB: 0 P: 10	R: 0 E: 0 K: 0 S: 9 H: 1 LOB: 1 BB: 0 P: 15	1B: 8 2B: 1 3B: 0 HR: 0 SF: 0 SAC: 0 DP: 0 HBP: 0						WP: 0 PB: 0 SB: 1 CS: 0 PA: 39	

Toronto Blue Jays @ Texas Rangers

Rangers Ballpark in Arlington, Arlington, TX

Sat Jun 15 2013, 4:07 PM - 7:02 PM EDT

Att. 33,121 - Cloudy - 88 F

BOTTOM

livebaseballscorecards.com

AB	36
R	1
H	9
RBI	1
BB	3
SO	5
LOB	22

PITCHER		IP	WLS	BF	H	R	ER	SO	BB	IBB	HBP	BLK	WP	HR	S	P	ERA	WHIP
43 R.A. Dickey, R ERA: 4.9	(1, 1)	5.2	W	27	7	1	1	3	3	0	0	0	0	0	75	107	1.59	1.765
45 Neil Wagner, R ERA: 1.0	(6, 1)	1.0	H	4	1	0	0	1	0	0	0	0	0	0	11	14	0.00	1.000
27 Brett Cecil, L ERA: 1.53	(7, 1)	1.1	H	4	0	0	0	1	0	0	0	0	0	0	8	12	0.00	0.000
29 Dustin McGowan, R ERA: 3.86	(9, 1)	1.0		4	1	0	0	0	0	0	0	0	0	0	9	15	0.00	1.000

PITCHER	IP	WLS	BF	H	R	ER	SO	BB	IBB	HBP	BLK	WP	HR	S	P	ERA	WHIP

Toronto Blue Jays @ Texas Rangers

Rangers Ballpark in Arlington, Arlington, TX

Sun Jun 16 2013, 3:09 PM - 6:03 PM EDT

Att. 44,052 - Sunny - 93 F

TOP

livebaseballscorecards.com

Batter	1	2	3	4	5	6	7	8	9	AB	R	H	RBI	BB	SO	LOB
53 Melky Cabrera, S (1, 7) OBP: 0.317, SLG: 0.372 1 Emilio Bonifácio, S (7, PR) OBP: 0.237, SLG: 0.316 (7, 7)	C SI 92 X SI 92 0-1 F8 ①	B SL 83 B CH 85 B SI 93 C SI 92 X SI 93 3-1 F8 ③		X CH 82 0-0 1-2 1B			C SL 82 F SI 93 X SL 83 0-2 19 1B 2B	S FF 96 C CU 82 F CU 83 B FF 96 B CU 84 B FF 97 F FF 97 X CU 84 3-2 L9 ③		4 0 2 0 0 0 0 1 1 0 0 0 0 0						
19 José Bautista, R (1, 10) OBP: 0.362, SLG: 0.504 22 Josh Thole, L (9, PH) OBP: 0.214, SLG: 0.154 (9, 10)	C SI 92 S SI 93 B SI 94 B SL 84 F SI 94 S SL 84 2-3 K ②	B SI 92 C SL 83 S SL 83 F CH 85 X SI 94 1-2 F8 ①	B SI 92 C FF 92 B SI 92 F SL 82 B SI 93 S SL 82 3-3 K ②				C FF 89 B SL 86 B SL 86 X SI 90 2-1 26 HR 2-H 1B		B SI 90 C SI 90 B FF 92 F FF 92 X FF 93 2-2 F8 ①	4 1 1 1 0 2 2 1 0 0 0 0 0 0						
10 Edwin Encarnación, R (1, 5) OBP: 0.350, SLG: 0.515 66 Munenori Kawasaki, L (9, PH) OBP: 0.337, SLG: 0.292 (9, 6)	B KC 76 C SL 82 S SL 78 X SL 83 1-2 26 1B 1B	C SL 82 C SI 94 B SI 94 B SL 84 B KC 78 X SL 84 3-2 F8 ②	C SL 81 X FF 92 0-1 G6-3 ③				B SL 85 B SI 89 B SI 89 B SI 88 4-0 26 HR BB		F SI 91 B FF 92 F FF 92 B SL 86 F FF 93 S SL 87 2-3 K ②	3 1 1 0 1 0 2 1 0 0 0 0 1 0						
26 Adam Lind, L (1, 3) OBP: 0.417, SLG: 0.561	C SI 93 X SI 93 0-1 1-2 1B	B SI 94 F SI 91 X SI 93 1-1 16 1B 1B			C SI 92 S SL 83 B SL 83 B SL 84 X SI 94 2-2 G3-1 ①		B SL 85 C SI 89 F SL 84 F CU 70 X FF 89 1-2 1-H 2-H HR		C SI 93 C FF 92 B FF 92 X SL 87 1-2 G4-3 ③	5 1 3 3 0 0 0						
16 Mark DeRosa, R (1, 4) OBP: 0.311, SLG: 0.433 (9, 5)	F SI 92 B SL 82 C SI 92 F SL 81 S SL 82 1-3 K ③	C SL 81 B SI 93 X SI 91 1-1 1-2 1B	F SI 94 C CH 86 S SL 82 0-3 K2-3 ②				C SL 85 B CU 72 B SL 84 B SI 88 C SI 88 X SI 88 3-2 G5-3 ①			4 0 1 0 0 2 3						
11 Rajai Davis, R (1, 9) OBP: 0.333, SLG: 0.396		C SI 90 C SI 92 B SI 94 F SL 82 X SL 83 1-2 28 FC3-6 1B	C SI 91 X KC 74 0-1 F7 ③		F SI 94 B SI 93 B SL 84 B SI 94 X SI 93 3-1 P4 ③		C SI 89 X SL 85 0-1 G5-3 ②			4 0 1 0 0 0 3						
28 Colby Rasmus, L (1, 8) OBP: 0.316, SLG: 0.476		B SI 93 1 SAFE F SI 93 1 SAFE 1 SAFE X SI 92 1-1 FC3-6 9 HR 1-2f		C SL 82 X KC 75 0-1 HR		B SL 81 B SI 92 S SI 93 S SI 94 B SL 82 C SI 94 3-3 K ①	C FF 88 S SL 86 B CU 73 B CU 71 S SL 86 2-3 K ③			4 2 1 1 0 2 2						
9 J.P. Arencibia, R (1, 2) OBP: 0.238, SLG: 0.445		C SL 83 X SI 92 0-1 1-H HR		B SI 92 F SI 92 F SL 83 X SL 82 1-2 3 FC3-5 2B		B SI 93 B SI 94 S SI 94 F SI 94 B SI 95 S SL 83 3-3 K ②		B CU 82 S FF 96 B FF 96 F FF 96 C CU 85 2-3 K ①		4 1 2 2 0 2 0						
3 Maicer Izturis, S (1, 6) OBP: 0.253, SLG: 0.302 (9, 4)		B FF 91 B SI 93 C SI 93 X SI 92 2-1 G5-3 ②		X SI 91 0-0 FC3-5 53 1B 2-3		B SI 94 B SI 92 X SI 92 2-0 G1-3 ③		C FF 96 F FF 96 B CU 82 S CU 84 1-3 K ②		4 0 0 0 0 1 1						
Inning Stats	R: 0 E: 0 K: 2 S: 15 H: 2 LOB: 2 BB: 0 P: 19	R: 2 E: 0 K: 0 S: 12 H: 2 LOB: 0 BB: 0 P: 19	R: 0 E: 0 K: 0 S: 13 H: 2 LOB: 2 BB: 0 P: 19	R: 1 E: 0 K: 1 S: 12 H: 3 LOB: 2 BB: 0 P: 16	R: 0 E: 0 K: 1 S: 8 H: 0 LOB: 0 BB: 0 P: 13	R: 0 E: 0 K: 2 S: 7 H: 0 LOB: 0 BB: 0 P: 15	R: 4 E: 0 K: 1 S: 17 H: 3 LOB: 1 BB: 1 P: 29	R: 0 E: 0 K: 2 S: 11 H: 0 LOB: 0 BB: 0 P: 17	R: 0 E: 0 K: 1 S: 10 H: 0 LOB: 0 BB: 0 P: 15	1B: 7 2B: 2 3B: 0 HR: 3 SF: 0 SAC: 0 DP: 0 HBP: 0						

	AB	39
	R	7
	H	12
	RBI	7
	BB	1
	SO	10
	LOB	13

WP: 0 PA: 40
PB: 0
SB: 0
CS: 0

PITCHER		IP	WLS	BF	H	R	ER	SO	BB	IBB	HBP	BLK	WP	HR	S	P	ERA	WHIP
45 Derek Holland, L ERA: 3.3	(1, 1)	6.0	L	28	10	4	4	6	0	0	0	0	0	2	70	104	6.00	1.667
37 Kyle McClellan, R ERA: 7.11	(7, 1)	1.0		6	2	3	3	1	1	0	0	0	0	1	14	26	27.00	3.000
52 Tanner Scheppers, R ERA: 1.08	(8, 1)	1.0		3	0	0	0	2	0	0	0	0	0	0	11	17	0.00	0.000
36 Joe Nathan, R ERA: 1.65	(9, 1)	1.0		3	0	0	0	1	0	0	0	0	0	0	10	15	0.00	0.000

PITCHER		IP	WLS	BF	H	R	ER	SO	BB	IBB	HBP	BLK	WP	HR	S	P	ERA	WHIP

BOTTOM

Batter	1	2	3	4	5	6	7	8	9	AB	R	H	RBI	BB	SO	LOB
13 Jurickson Profar, S (1, 5) OBP: 0.330, SLG: 0.386	C SI 87 B SL 82 F SI 89 X SL 80 1-2 G3-1 ①		B SI 88 1 SAFE C SI 89 1 SAFE B SI 89 1 SAFE F SI 88 F SL 79 X SI 89 2-2 F9 ①		F SI 89 F FS 77 B SI 92 C SL 80 1-3 K ②		C SI 91 B SI 91 X FS 79 1-1 1-3 1B		D SL 82 B SI 93 B SI 92 B FF 93 4-0 5 BB 1 1B 1-2 2-3 BB	4	0	1	0	1	1	2
1 Elvis Andrus, R (1, 6) OBP: 0.299, SLG: 0.292	C SI 90 C SI 90 B SI 90 S SI 90 1-3 K ②		X SI 90 0-0 G1-6-3 ② ③ 1-2f		D CU 75 B SI 91 C SI 90 X SI 92 2-1 G4-3 ③		B SI 93 X SI 91 1-0 G4-3 ③		C SI 93 D SL 82 B SI 92 X SI 93 2-1 5 BB 1-2 2-3 1B	5	0	1	1	0	1	4
5 Ian Kinsler, R (1, 4) OBP: 0.360, SLG: 0.476	L SI 88 B SI 91 B CU 76 X SI 90 2-1 G6-3 ③			C CU 74 B FS 80 B CU 74 X SI 90 2-1 G5-3 ①		B FS 79 X SI 90 1-0 G5-3 ①		C SI 92 B SL 80 B SL 78 B SI 92 F SI 92 X SI 93 3-2 G5-3 ①	B FF 93 B FF 93 B FF 94 C FF 93 B FF 94 4-1 1-2 2-3 3-H BB	4	0	0	1	1	0	0
29 Adrián Beltré, R (1, 10) OBP: 0.351, SLG: 0.517		B SI 90 X SI 90 1-0 G6-3 ①		B SI 90 B CU 74 C SI 91 X SI 90 2-1 12 1B 1B		B SI 90 B SI 90 F SI 89 B FS 79 S SI 90 X SI 90 3-2 G5-3 ②		C SI 94 B SI 93 C CH 87 B SI 94 S SL 82 2-3 K ②	B SL 84 C FF 94 X FF 94 1-1 L7 ③	5	0	1	0	0	1	3
12 A.J. Pierzynski, L (1, 2) OBP: 0.330, SLG: 0.437		B SI 91 X SI 89 1-0 G4-3 ②		X SI 91 0-0 1-3 1B		F FS 76 S FS 78 B FS 78 X SL 81 1-2 17 FC6-4 1B		F SI 94 F SI 93 F SI 94 B CH 87 X SL 83 1-2 L9 ③		4	0	2	0	0	0	0
17 Nelson Cruz, R (1, 9) OBP: 0.324, SLG: 0.500		C SI 89 B FF 92 B SL 78 B SI 90 B SI 89 4-1 7 1B BB		X SI 90 0-0 L5 ②		X SI 91 0-0 FC6-4 ③ 1-2f			C SL 79 B SL 82 C SI 93 B SL 82 X SL 81 2-2 G5-3 ①	3	0	0	0	1	0	3
7 David Murphy, L (1, 7) OBP: 0.271, SLG: 0.374		C SI 89 F SI 90 X SI 90 0-2 1-2 1B		C SI 91 B SI 92 F SI 91 B SL 79 F SI 92 B SI 91 X SI 91 3-2 F7 ③			C SI 88 X SI 88 0-1 G4-3 ①		B SI 94 B SL 82 B SI 94 B SI 94 4-0 13 BB 2 E 1 1B BB	3	1	1	0	1	0	2
21 Chris McGuiness, L (1, 3) OBP: 0.200, SLG: 0.233		C SI 91 F SI 92 B SI 92 S SL 80 1-3 K ③			S FS 79 S FS 76 B SI 91 B SI 92 S FS 78 2-3 K ①		B SI 88 X SI 90 1-0 13 1B 1B		C SI 94 S SI 94 D SL 85 S SL 84 1-3 K ②	4	0	1	0	0	3	3
2 Leonys Martin, L (1, 8) OBP: 0.321, SLG: 0.418			B SI 89 B SI 89 B SI 87 C SI 88 B SI 90 4-1 1 G1-6-3 BB		C SI 90 B FS 77 X SI 89 1-1 2B		C SI 89 S FS 78 B SI 90 S FS 74 1-3 K ②		C SI 94 S SI 94 X SI 93 0-2 E5 1 1B 13 BB 5 BB 1-2	3	1	1	0	1	1	2
Inning Stats	R: 0 E: 0 K: 1 S: 8 H: 0 LOB: 0 BB: 0 P: 12	R: 0 E: 0 K: 1 S: 9 H: 1 LOB: 2 BB: 1 P: 16	R: 0 E: 0 K: 0 S: 6 H: 0 LOB: 0 BB: 1 P: 12	R: 0 E: 0 K: 0 S: 10 H: 2 LOB: 2 BB: 0 P: 17	R: 0 E: 0 K: 2 S: 10 H: 1 LOB: 1 BB: 0 P: 16	R: 0 E: 0 K: 0 S: 8 H: 1 LOB: 1 BB: 0 P: 13	R: 0 E: 0 K: 1 S: 9 H: 2 LOB: 2 BB: 0 P: 13	R: 0 E: 0 K: 1 S: 10 H: 0 LOB: 0 BB: 0 P: 16	R: 2 E: 1 K: 1 S: 14 H: 1 LOB: 3 BB: 3 P: 32	1B: 7 2B: 1 3B: 0 HR: 0 SF: 0 SAC: 0 DP: 1 HBP: 0						

PITCHER		IP	WLS	BF	H	R	ER	SO	BB	IBB	HBP	BLK	WP	HR	S	P	ERA	WHIP
67 Chien-Ming Wang, R ERA: 3.14	(1, 1)	7.0	W	29	7	0	0	5	2	0	0	0	0	0	60	99	0.00	1.286
57 Juan Pablo Perez, L ERA:	(8, 1)	1.2		9	1	2	0	2	2	0	0	0	0	0	21	40	0.00	1.800
45 Neil Wagner, R ERA: 0.96	(9, 1)	0.1		2	0	0	0	0	1	0	0	0	0	0	3	8	0.00	3.000

PITCHER	IP	WLS	BF	H	R	ER	SO	BB	IBB	HBP	BLK	WP	HR	S	P	ERA	WHIP

Toronto Blue Jays @ Texas Rangers

Rangers Ballpark in Arlington, Arlington, TX

Sun Jun 16 2013, 3:09 PM - 6:03 PM EDT

Att. 44,052 - Sunny - 93 F

livebaseballscorecards.com

AB	35
R	2
H	8
RBI	2
BB	5
SO	7
LOB	19

PA: 40

WP: 0
PB: 0
SB: 0
CS: 0

Colorado Rockies @ Toronto Blue Jays

Rogers Centre, Toronto, ON

Mon Jun 17 2013, 7:09 PM - 9:34 PM EDT

Att. 20,496 - Partly Cloudy - 72 F

livebaseballscorecards.com

Batter	1	2	3	4	5	6	7	8	9	AB	R	H	RBI	BB	SO	LOB
Dexter Fowler, S (1, 8) OBP: 0.395, SLG: 0.488	C FF 93 X FF 92 0-1 G6-3		B CU 80 F SI 95 B FF 94 F FF 94 X FF 94 2-2 P5			B CU 79 S FF 92 L SL 88 S SL 88 1-3 K		B FF 92 L FF 92 L SI 91 1 SAFE B FF 92 B SL 88 F FF 92 B SL 88 4-2 9 SH2-4 1-2 BB		3	0	0	0	1	1	0
9 DJ LeMahieu, R (1, 4) OBP: 0.343, SLG: 0.371	C FF 94 S SL 89 S SL 87 0-3 K		X FF 94 0-0 G6-3			X FF 93 0-0 5 G3 2B		B SL 85 B FF 92 X FF 92 2-0 SH2-4 1-2 2-3		3	0	1	0	0	1	0
5 Carlos González, L (1, 10) OBP: 0.386, SLG: 0.640	F SL 86 X FF 94 0-1 G4-3			B FF 93 B FF 92 B SI 95 C FF 94 F CH 89 S FF 94 3-3 K		C SI 93 T SI 92 F SI 93 X SL 88 0-2 G3 2-3		X SI 93 0-0 L3		4	0	0	0	0	1	3
3 Michael Cuddyer, R (1, 9) OBP: 0.403, SLG: 0.591		S FF 92 C SI 93 B FF 94 B SL 88 F SL 87 B FF 94 F SL 86 X FF 94 3-2 17 1B 1B		B SL 88 C SI 94 X SI 94 1-1 G4-3		B SL 86 F FF 93 B SL 88 S SL 88 F CU 78 D CH 88 B CU 80 4-2 BB		I IN 76 I IN 78 I IN 77 I IN 79 4-0 IBB		2	0	1	0	2	0	0
17 Todd Helton, L (1, 3) OBP: 0.308, SLG: 0.403		F SI 94 B SL 88 B SI 94 F FF 94 1 SAFE D CH 86 X FF 93 3-2 1-3 1B		B CU 80 F SL 88 C SL 87 F FF 94 B CU 82 B FF 95 S SL 89 3-3 K		X SL 88 0-0 P6		B FF 92 B FF 91 C FF 94 C CU 83 X CU 84 2-2 G4-3		4	0	1	0	0	1	5
20 Wilin Rosario, R (1, 2) OBP: 0.286, SLG: 0.453		S SL 86 B CU 78 F SL 86 S FF 93 1-3 K			C SL 85 F FF 92 B FF 92 S SL 88 1-3 K		X SL 86 0-0 F7		B FF 91 C FF 90 C FF 90 S CU 76 1-3 K	4	0	0	0	0	3	2
21 Tyler Colvin, L (1, 7) OBP: 0.321, SLG: 0.615		C FF 93 D CH 87 S FF 92 S FF 93 1-3 K			F FF 94 S FF 92 B FF 93 S FF 94 1-3 K		F SL 87 F SL 86 B FF 92 S CH 89 1-3 K2-3		C FF 92 S FF 92 B FF 92 B FF 90 B FF 91 B FF 91 4-2 28 G4-6-3 BB	3	0	0	0	1	3	2
28 Nolan Arenado, R (1, 5) OBP: 0.306, SLG: 0.443		B SL 85 X SL 87 1-0 F9			X SL 86 0-0 2B		C FF 93 B FF 93 X SI 94 1-1 G5-3		C FF 89 B SL 87 C FF 91 B SL 87 F CU 75 X FC 90 2-2 G4-6-3 1-2f	4	0	1	0	0	0	3
18 Jonathan Herrera, S (1, 6) OBP: 0.341, SLG: 0.345			C FF 92 C CU 80 B CU 81 B SL 87 S FF 93 2-3 K		X FF 93 0-0 G6-3			C CH 91 B SL 87 X FF 92 1-1 9 SH2-4 BB 1B		3	0	1	0	0	1	1
Inning Stats	R: 0 E: 0 K: 1 S: 7 H: 0 LOB: 0 BB: 0 P: 7	R: 0 E: 0 K: 2 S: 15 H: 2 LOB: 2 BB: 0 P: 24	R: 0 E: 0 K: 1 S: 7 H: 0 LOB: 0 BB: 0 P: 11	R: 0 E: 0 K: 2 S: 9 H: 0 LOB: 0 BB: 0 P: 16	R: 0 E: 0 K: 2 S: 8 H: 1 LOB: 1 BB: 0 P: 10	R: 0 E: 0 K: 1 S: 12 H: 1 LOB: 2 BB: 1 P: 17	R: 0 E: 0 K: 1 S: 6 H: 0 LOB: 0 BB: 0 P: 8	R: 0 E: 0 K: 0 S: 10 H: 1 LOB: 3 BB: 2 P: 23	R: 0 E: 0 K: 1 S: 9 H: 0 LOB: 0 BB: 1 P: 16	1B: 3 2B: 2 3B: 0 HR: 0 SF: 0 SAC: 1 DP: 1 HBP: 0						

PITCHER		IP	WLS	BF	H	R	ER	SO	BB	IBB	HBP	BLK	WP	HR	S	P	ERA	WHIP
55 Josh Johnson, R ERA: 4.38	(1, 1)	7.1		29	5	0	0	10	2	0	0	0	0	0	70	106	0.00	0.955
27 Brett Cecil, L ERA: 1.5	(8, 1)	0.2	W	3	0	0	0	0	0	1	0	0	0	0	4	10	0.00	0.000
44 Casey Janssen, R ERA: 2.38	(9, 1)	1.0	S	3	0	0	0	1	1	0	0	0	0	0	9	16	0.00	1.000

PITCHER	IP	WLS	BF	H	R	ER	SO	BB	IBB	HBP	BLK	WP	HR	S	P	ERA	WHIP

TOP

AB	30
R	0
H	5
RBI	0
BB	4
SO	11
LOB	16

WP: 0 PA: 35
PB: 0
SB: 0
CS: 0

BOTTOM

Colorado Rockies @ Toronto Blue Jays

Rogers Centre, Toronto, ON

Mon Jun 17 2013, 7:09 PM - 9:34 PM EDT

Att. 20,496 - Partly Cloudy - 72 F

livebaseballscorecards.com

Batter	1	2	3	4	5	6	7	8	9	AB	R	H	RBI	BB	SO	LOB
53 Melky Cabrera, S (1, 7) OBP: 0.320, SLG: 0.370 66 Munenori Kawasaki, L (9, 6) OBP: 0.337, SLG: 0.292	B FF 90 B FF 91 C FF 92 B FF 92 B FF 92 4-1 19 G4-3 BB			B CU 74 B FS 83 B FF 91 B FF 93 4-0 19 FC6-4 BB		1 SAFE B FF 92 F FS 83 F FF 90 B SL 86 X FS 85 2-2 ② P4		F CU 73 B FF 91 1 SAFE F FF 91 X FF 88 1-2 ②③ G5-4-3 1-2f		2 0 0 0 2 0 2 0 0 0 0 0 0 0						
19 José Bautista, R (1, 10) OBP: 0.358, SLG: 0.498	B FF 90 C FS 83 C FS 84 X CU 76 1-2 ①② G4-3 1-2f			1 SAFE C FS 84 S FF 91 X SL 87 0-2 ① FC6-4 10 FC5-4 1-2f		B CU 76 C FS 84 S SL 87 X SL 86 1-2 ③ F7				3 0 0 0 0 0 3						
10 Edwin Encarnación, R (1, 5) OBP: 0.350, SLG: 0.511	C CU 73 B FS 85 X FF 91 1-1 ③ P4			D FF 90 B FS 86 F FS 85 B FF 92 F FF 92 F FS 86 X FS 86 3-2 ② FC5-4 1-2f			B CU 74 B FS 84 B FS 82 B FF 92 4-0 16 L5-3 BB			2 0 0 0 1 0 1						
26 Adam Lind, L (1, 3) OBP: 0.411, SLG: 0.552		C FF 91 F SL 84 X SL 84 0-2 ① G1-3		1 SAFE B SL 86 B SL 85 C FF 93 X FS 86 2-1 ③ G4-3			C FF 92 F SL 86 F SL 86 X FF 92 0-2 ① P4			3 0 0 0 0 0 2						
16 Mark DeRosa, R (1, 4) OBP: 0.302, SLG: 0.419 1 Emilio Bonifácio, S (9, 7) OBP: 0.237, SLG: 0.316		B FF 92 B FF 93 X FF 92 2-0 ② G6-3		C FF 84 B FF 92 F FS 84 B FF 93 T FF 93 2-2 ① K			C FS 83 B FF 91 1 SAFE X FS 84 1-1 ②③ L5-3 1-2			3 0 0 0 0 1 1 0 0 0 0 0 0 0						
11 Rajai Davis, R (1, 9) OBP: 0.333, SLG: 0.394		C CU 74 F FF 92 B SL 86 F SL 84 F FF 93 S CU 77 1-3 ③ K		C FF 90 X CU 75 0-1 ② L5				C FF 90 X SL 84 0-1 9 G1-3 28 S 3 1B 1B		3 1 1 0 0 1 0						
28 Colby Rasmus, L (1, 8) OBP: 0.316, SLG: 0.472			C FF 92 C FS 84 S SL 85 0-3 ① K	F SL 85 B SL 85 B SL 84 B FS 84 F FS 84 S FF 94 3-3 ③ K				B FF 93 1 SAFE 1 SAFE P PO 91 B FF 87 B SI 93 4-0 9 G1-3 3 1B 1-2 BB		2 1 0 0 1 2 0						
9 J.P. Arencibia, R (1, 2) OBP: 0.235, SLG: 0.439			B CU 74 S FS 85 X FF 91 1-1 ② G6-3			B CU 73 B FS 84 X FS 82 2-0 ① P2		2 SAFE L CH 84 X SL 87 0-1 ① G1-3 1-2 2-3		3 0 0 0 0 0 2						
3 Maicer Izturis, S (1, 6) OBP: 0.259, SLG: 0.307 (9, 4)			C FF 92 B FF 90 C FS 84 F SL 86 B CU 76 X FS 86 2-2 ③ L4			C FF 91 B CU 75 B FF 92 F FS 83 X FF 92 2-2 1B		D FF 87 X FF 93 1-0 53 G5-4-3 2-H 3-H 1B		3 0 2 2 0 0 0						
Inning Stats	R: 0 E: 0 K: 0 S: 6 H: 0 LOB: 0 BB: 1 P: 12	R: 0 E: 0 K: 1 S: 9 H: 0 LOB: 0 BB: 0 P: 12	R: 0 E: 0 K: 1 S: 9 H: 0 LOB: 0 BB: 0 P: 12	R: 0 E: 0 K: 0 S: 9 H: 0 LOB: 0 BB: 1 P: 18	R: 0 E: 0 K: 2 S: 8 H: 0 LOB: 0 BB: 0 P: 13	R: 0 E: 0 K: 0 S: 10 H: 1 LOB: 1 BB: 0 P: 17	R: 0 E: 0 K: 0 S: 6 H: 0 LOB: 0 BB: 1 P: 11	R: 2 E: 0 K: 0 S: 9 H: 2 LOB: 0 BB: 1 P: 14		1B: 3 2B: 1 3B: 0 HR: 0 SF: 0 SAC: 0 DP: 3 HBP: 0						

	AB	24
	R	2
	H	3
	RBI	2
	BB	4
	SO	4
	LOB	11

PITCHER		IP	WLS	BF	H	R	ER	SO	BB	IBB	HBP	BLK	WP	HR	S	P	ERA	WHIP
29 Jorge De La Rosa, L ERA: 3.21	(1, 1)	7.0		23	1	0	0	4	3	0	0	0	0	0	57	95	0.00	0.571
34 Matt Belisle, R ERA: 3.86	(8, 1)	1.0	L	5	2	2	2	0	1	0	0	0	0	0	9	14	18.00	3.000

PITCHER	IP	WLS	BF	H	R	ER	SO	BB	IBB	HBP	BLK	WP	HR	S	P	ERA	WHIP

Batter	1	2	3	4	5	6	7	8	9	AB	R	H	RBI	BB	SO	LOB
14 Josh Rutledge, R (1, 4) OBP: 0.279, SLG: 0.343	B FF 95 F FF 95 C FF 96 X CU 84 1-2 ① G6-3		B SI 93 B SI 92 X FF 95 2-0 ③ F7			C SI 92 B SI 92 B SI 92 B SI 93 F SI 92 S SI 93 3-3 ② K		B FF 88 X FF 87 1-0 ① G5-3		4	0	0	0	0	1	1
15 Jordan Pacheco, R (1, 10) OBP: 0.296, SLG: 0.340	C FF 96 C SL 87 C FF 96 0-3 ② K			F CU 77 X SL 86 0-1 ① G5-3		C CH 86 F SL 85 B SI 93 X SL 86 1-2 ③ L4		C SI 88 B SI 88 F FF 87 C FF 87 1-3 ② K		4	0	0	0	0	2	1
5 Carlos González, L (1, 7) OBP: 0.384, SLG: 0.638	S SL 88 B SL 88 B SI 96 F SL 88 X FF 97 2-2 ③ G4-3			B SL 87 X SL 90 1-0 ② F7			B SI 92 B CH 84 F SL 90 X SL 90 2-1 3 1B 20 1B 2B	C SL 75 X SI 88 0-1 ③ L6		4	1	1	0	0	0	0
3 Michael Cuddyer, R (1, 9) OBP: 0.400, SLG: 0.584		B FF 96 B SL 85 F FF 95 X SI 95 2-1 ① G4-3		C CU 81 B SL 88 B SI 95 F SI 94 B FF 96 F SL 87 X SL 86 3-2 ③ F8			X SL 86 0-0 17 G4-3 20 1B 28 G3-1 2-3 1B		B FF 94 C FF 94 C FF 94 S FF 95 1-3 ① K	4	1	1	0	0	1	0
20 Wilin Rosario, R (1, 2) OBP: 0.289, SLG: 0.452		F SI 94 X SI 94 0-1 E5			B SL 87 C CU 81 F SI 93 C FF 96 1-3 ① K		B SI 94 X SI 93 1-0 28 G3-1 17 G4-3 21 E 1-2 3-H 1B		B FF 96 S SL 85 C FF 95 B CH 89 B CH 88 B FF 96 4-2 28 DI BB	3	1	1	1	1	1	0
17 Todd Helton, L (1, 3) OBP: 0.307, SLG: 0.395		B SL 85 B SI 93 B SL 84 C FF 96 B SI 94 4-1 28 G5-4-3 BB			C SI 94 C SI 94 B FF 95 X FF 96 1-2 ② G3-1		F SI 93 B SI 92 D SI 94 B FF 95 X SI 93 3-1 ① G4-3 1-2 2-3		F FF 96 C FF 96 S FF 96 0-3 ② K	3	0	0	0	1	1	3
28 Nolan Arenado, R (1, 5) OBP: 0.299, SLG: 0.433		X SI 95 0-0 ② ③ G5-4-3 1-2f			C SI 94 S SL 87 B CU 84 C SL 86 1-3 ③ K		C SL 87 X SL 87 0-1 ② G3-1 2-3 3-H		C FF 97 C FF 96 F FF 95 S CH 88 0-3 ③ K 1-2	4	0	0	1	0	2	4
21 Tyler Colvin, L (1, 8) OBP: 0.290, SLG: 0.552			B SI 93 C FF 96 F FF 95 S FF 97 1-3 ① K			X SI 92 0-0 ① G6-3	C SI 91 B SI 92 F SI 91 B SI 92 X SI 92 2-2 E6 3-H			3	0	0	0	0	1	0
18 Jonathan Herrera, S (1, 6) OBP: 0.340, SLG: 0.345			C FF 95 F SI 94 B FF 95 B SL 85 X FF 95 2-2 ② F8			B FF 90 C FF 93 B SI 92 B SI 91 X FF 92 3-1 1B	X SI 91 0-0 ③ F8			3	0	1	0	0	0	1
Inning Stats	R: 0 E: 0 K: 1 S: 9 H: 0 LOB: 0 BB: 0 P: 12	R: 0 E: 1 K: 0 S: 6 H: 0 LOB: 1 BB: 1 P: 12	R: 0 E: 0 K: 1 S: 7 H: 0 LOB: 0 BB: 0 P: 12	R: 0 E: 0 K: 0 S: 7 H: 0 LOB: 0 BB: 0 P: 11	R: 0 E: 0 K: 2 S: 9 H: 0 LOB: 0 BB: 0 P: 12	R: 0 E: 0 K: 1 S: 9 H: 1 LOB: 1 BB: 0 P: 16	R: 3 E: 1 K: 0 S: 12 H: 3 LOB: 1 BB: 0 P: 20	R: 0 E: 0 K: 1 S: 6 H: 0 LOB: 0 BB: 0 P: 8	R: 0 E: 0 K: 3 S: 12 H: 0 LOB: 1 BB: 1 P: 17	1B: 3 2B: 1 3B: 0 HR: 0	SF: 0 SAC: 0 DP: 1 HBP: 0		WP: 0 PB: 0 SB: 0 CS: 0	PA: 34			

TOP

Colorado Rockies @ Toronto Blue Jays

Rogers Centre, Toronto, ON

Tue Jun 18 2013, 7:09 PM - 9:28 PM EDT

Att. 22,852 - Clear - 63 F

livebaseballscorecards.com

AB	32
R	3
H	4
RBI	2
BB	2
SO	9
LOB	10

PITCHER		IP	WLS	BF	H	R	ER	SO	BB	IBB	HBP	BLK	WP	HR	S	P	ERA	WHIP
32 Esmil Rogers, R ERA: 3.14	(1, 1)	6.2	W	25	4	3	2	5	1	0	0	0	0	0	55	89	2.70	0.750
62 Aaron Loup, L ERA: 2.0	(7, 1)	0.1		2	0	0	0	0	0	0	0	0	0	0	4	6	0.00	0.000
38 Darren Oliver, L ERA: 2.7	(8, 1)	1.0		3	0	0	0	1	0	0	0	0	0	0	6	8	0.00	0.000
50 Steve Delabar, R ERA: 1.8	(9, 1)	1.0		4	0	0	0	3	1	0	0	0	0	0	12	17	0.00	1.000

PITCHER		IP	WLS	BF	H	R	ER	SO	BB	IBB	HBP	BLK	WP	HR	S	P	ERA	WHIP

BOTTOM

Colorado Rockies @ Toronto Blue Jays

Rogers Centre, Toronto, ON

Tue Jun 18 2013, 7:09 PM - 9:28 PM EDT

Att. 22,852 - Clear - 63 F

livebaseballscorecards.com

Batter	1	2	3	4	5	6	7	8	9	AB	R	H	RBI	BB	SO	LOB
53 Melky Cabrera, S (1, 7) OBP: 0.322, SLG: 0.371 66 Munenori Kawasaki, L (8, 6) OBP: 0.337, SLG: 0.292	C SI 88 B FF 87 X CH 79 1-1 19 G1-3 10 2B 1B	B CH 79 B SI 87 C SI 89 F SI 86 F SI 90 F CU 68 X FF 87 2-2 ② F8			B SI 83 X SI 89 1-0 10 HR 1B		C FF 89 B SI 90 F SL 81 B SI 90 F SL 82 S SI 90 2-3 ① K			4 0	2 0	2 0	0 0	0 0	1 0	0 0
19 José Bautista, R (1, 9) OBP: 0.353, SLG: 0.490	F SI 88 1 SAFE B CU 71 B SI 89 B CH 80 C SI 84 F SI 90 X SI 89 3-2 ① G1-3 1-2	C CU 70 F SI 87 F SI 91 B SI 88 B CU 69 X CH 79 2-2 ③ F7			B CU 70 D SI 83 F SI 88 D CU 70 X SI 89 3-1 ② P2		F SI 88 B SL 82 B SL 81 F SL 83 B SL 82 X SL 81 3-2 ② F8			4	0	0	0	0	0	2
10 Edwin Encarnación, R (1, 3) OBP: 0.352, SLG: 0.526	F X CH 76 0-1 26 1B 2-H 2B	C CU 69 B SI 87 C CU 67 C SI 88 1-3 ① K			B SI 88 X CH 79 1-0 1-H HR		C SL 84 B SL 83 B SI 91 F SL 84 X SI 90 2-2 E5			4	2	2	3	0	1	0
26 Adam Lind, L (1, 10) OBP: 0.408, SLG: 0.545	B SI 88 X CH 79 1-0 16 2B 11 1B 2-H 1B	B SI 88 C SI 88 X CU 70 1-1 ② G5-3			C CU 72 B SI 88 X CU 72 1-1 ③ G1-3		B SI 90 C SL 82 B SI 90 F SL 82 S SI 90 2-3 ③ K			4	1	1	1	0	1	1
16 Mark DeRosa, R (1, 5) OBP: 0.300, SLG: 0.423	X SI 88 0-0 11 1B 1-3 2B	C SI 88 B SI 89 F CU 70 X SI 88 1-2 ③ G5-3				B CU 72 S SI 87 T SI 85 X SI 89 1-2 ① F9		B SI 92 X SI 93 1-0 ① F9		4	0	1	0	0	0	0
11 Rajai Davis, R (1, 8) OBP: 0.330, SLG: 0.388	F SI 88 X CH 81 0-1 ② 9 2B 2-H 3-H 1B			B SI 88 T SI 86 X SI 84 1-1 ① F8		C SI 89 B CU 67 B SI 88 C SI 87 X CU 66 2-2 ② G6-3		B FF 94 B SI 93 X SI 92 2-0 ② G4-3		4	1	1	1	0	0	0
9 J.P. Arencibia, R (1, 2) OBP: 0.243, SLG: 0.461	B CU 69 X CH 78 1-0 2-H 2B			C CU 70 X SI 83 0-1 ② G4-3		X FF 87 0-0 HR		S FF 94 F SI 84 B SL 86 X SI 93 1-2 E1 1B		4	1	3	2	0	0	0
3 Maicer Izturis, S (1, 6) OBP: 0.259, SLG: 0.321 (8, 4)	B SI 89 C SI 89 B SI 88 X SI 88 2-1 ③ G1-6-3			C SI 89 X SI 87 0-1 ③ G4-3		B SI 88 S SI 88 X SI 87 1-1 HR		S SI 92 D SI 93 B FS 85 F FS 86 X FF 94 2-2 ③ F8		4	1	1	1	0	0	2
1 Emilio Bonifácio, S (1, 4) OBP: 0.233, SLG: 0.311 (8, 7)		C SI 87 X FF 86 0-1 ① G5-3			C CU 70 B SI 86 B CU 68 S CH 79 F SI 87 C SI 89 2-3 ① K	X CU 74 0-0 ③ G6-3				3	0	0	0	0	1	0

Inning Stats	1	2	3	4	5	6	7	8	9
	R: 4 E: 0 K: 0 S: 15 H: 6 LOB: 1 BB: 0 P: 23	R: 0 E: 0 K: 0 S: 11 H: 0 LOB: 0 BB: 0 P: 15	R: 0 E: 0 K: 1 S: 8 H: 0 LOB: 0 BB: 0 P: 11	R: 0 E: 0 K: 0 S: 6 H: 0 LOB: 0 BB: 0 P: 7	R: 2 E: 0 K: 1 S: 10 H: 2 LOB: 0 BB: 0 P: 18	R: 2 E: 0 K: 0 S: 10 H: 2 LOB: 0 BB: 0 P: 14	R: 0 E: 1 K: 2 S: 13 H: 0 LOB: 1 BB: 0 P: 22	R: 0 E: 1 K: 0 S: 8 H: 1 LOB: 1 BB: 0 P: 14	

1B: 5	SF: 0	WP: 0
2B: 3	SAC: 0	PA: 35
3B: 0	DP: 0	PB: 0
HR: 3	HBP: 0	SB: 0
		CS: 0

PITCHER	IP	WLS	BF	H	R	ER	SO	BB	IBB	HBP	BLK	WP	HR	S	P	ERA	WHIP
26 Jeff Francis, L (1, 1) ERA: 6.58	6.0	L	27	10	8	8	2	0	0	0	0	0	3	60	88	12.00	1.667
60 Manny Corpas, R (7, 1) ERA: 1.23	1.0		4	0	0	0	2	0	0	0	0	0	0	13	22	0.00	0.000
59 Wilton Lopez, R (8, 1) ERA: 4.14	1.0		4	1	0	0	0	0	0	0	0	0	0	8	14	0.00	1.000

PITCHER	IP	WLS	BF	H	R	ER	SO	BB	IBB	HBP	BLK	WP	HR	S	P	ERA	WHIP

Colorado Rockies @ Toronto Blue Jays

Rogers Centre, Toronto, ON

Wed Jun 19 2013, 7:07 PM - 10:05 PM EDT

Att. 27,235 - Clear - 63 F

TOP

livebaseballscorecards.com

Batter	1	2	3	4	5	6	7	8	9	AB	R	H	RBI	BB	SO	LOB
9 DJ LeMahieu, R (1, 4) OBP: 0.337, SLG: 0.362	C FF 83 X FF 81 0-1 ① L4	T FC 80 D CH 79 X SI 86 1-1 1-2 1B		C CU 71 X FC 81 0-1 ③ G1-3		C SL 82 S FF 96 B FF 96 B FF 96 F FF 95 F FF 96 F FF 96 B SL 84 F FF 96 3-2 ③ P6			C FF 91 B FF 91 X FF 91 1-1 ② G5-3	5	0	1	0	0	0	1
5 Carlos González, L (1, 7) OBP: 0.385, SLG: 0.649	B CU 72 B CH 78 F CH 79 X FC 79 2-1 ② F8	X SI 84 0-0 ③ G6-3			B SI 83 B CU 72 X CH 78 2-0 HR		C CU 83 C CU 83 X CU 84 0-2 ① G4-3		B FF 91 S FF 90 S CU 76 B CU 76 X FC 90 2-2 2B	5	1	2	1	0	0	2
3 Michael Cuddyer, R (1, 9) OBP: 0.396, SLG: 0.574	C SI 84 B FC 78 F FC 81 F FC 78 B CH 79 F CH 79 X FC 78 2-2 28 PB 20 1B 1B		S CH 78 X CH 78 0-1 ① G6-3		B SI 84 C FC 78 B CH 78 C FC 78 B CH 78 S FC 82 3-3 ① K		C FF 93 C CU 83 S FF 94 0-3 ② K		B FC 90 B FC 90 B FF 91 C FF 90 C FF 91 X FF 91 3-2 ③ G6-3	5	0	1	0	0	2	1
20 Wilin Rosario, R (1, 10) OBP: 0.297, SLG: 0.459	X FC 80 0-0 28 PB 1-2 1B		B FF 84 F CH 80 B FF 86 B FF 86 B CH 80 4-1 BB		B FC 82 B SI 84 X FF 82 2-0 15 E 2B		S SL 84 S CH 87 S CU 84 0-3 ③ K			3	0	2	0	1	1	0
28 Nolan Arenado, R (1, 5) OBP: 0.299, SLG: 0.426	B CH 79 B FC 81 C FC 79 X FC 81 2-1 ③ F7 1-2 2-3		C FC 79 S CH 79 F CH 80 F FC 81 B FF 86 X CH 78 1-2 ② L4		B FC 80 X CH 77 1-0 ② P3			C FF 96 B FF 96 B FF 96 F FF 96 B FF 96 B FF 96 4-2 BB		3	0	0	0	1	0	4
15 Jordan Pacheco, R (1, 3) OBP: 0.295, SLG: 0.345		B SI 83 C SI 84 X FF 86 1-1 21 G4-3 8 1B 2B	B FF 86 B FC 78 F SI 84 B CH 80 F FF 86 S CH 79 3-3 ③ K		B CH 78 C SI 85 X FC 81 1-1 E6 2-3			S FF 96 F FF 96 S CH 88 0-3 ① K		4	1	1	0	0	2	3
21 Tyler Colvin, L (1, 8) OBP: 0.257, SLG: 0.485		X FF 85 0-0 ① G4-3 2-3		B FF 84 S CH 79 C FF 86 B CH 79 F CH 79 B FC 80 F FF 87 X FF 86 3-2 ① F8	D FF 82 F FF 85 B FF 85 F FF 85 B FF 87 S CH 79 3-3 ③ K			C FF 97 S FF 98 B FF 97 S FF 97 1-3 ② K		4	0	0	0	0	2	4
8 Yorvit Torrealba, R (1, 2) OBP: 0.398, SLG: 0.370		X FC 82 0-0 9 1B 3-H 1B		C SI 86 B SI 85 S CU 72 B CU 73 F FC 82 F CH 79 B CH 79 X FC 82 3-2 1B		S SL 83 B SL 84 C SL 83 F FF 96 C FF 96 1-3 ① K		C FF 97 B FF 98 C FF 97 C FF 96 1-3 ③ K		4	0	2	1	0	2	1
14 Josh Rutledge, R (1, 6) OBP: 0.273, SLG: 0.335		C FC 80 S CH 78 B FC 82 S CH 79 1-3 ② K		X FC 80 0-0 ② L5		B FF 95 F FF 94 F FF 95 S FF 95 1-3 ② K			C FF 91 X FF 89 0-1 ① F8	4	0	0	0	0	2	2
Inning Stats	R: 0 E: 0 K: 0 S: 12 H: 2 LOB: 2 BB: 0 P: 18	R: 1 E: 0 K: 1 S: 10 H: 3 LOB: 2 BB: 0 P: 13	R: 0 E: 0 K: 1 S: 11 H: 0 LOB: 1 BB: 1 P: 19	R: 0 E: 0 K: 0 S: 13 H: 1 LOB: 1 BB: 0 P: 19	R: 1 E: 1 K: 2 S: 11 H: 2 LOB: 2 BB: 0 P: 23	R: 0 E: 0 K: 2 S: 18 H: 0 LOB: 0 BB: 0 P: 23	R: 0 E: 0 K: 2 S: 9 H: 0 LOB: 0 BB: 0 P: 9	R: 0 E: 0 K: 3 S: 11 H: 0 LOB: 1 BB: 1 P: 17	R: 0 E: 0 K: 0 S: 10 H: 1 LOB: 1 BB: 0 P: 16	1B: 5 2B: 3 3B: 0 HR: 1	SF: 0 SAC: 0 DP: 0 HBP: 0	WP: 0 PB: 1 SB: 0 CS: 0	PA: 39				

	AB	37
	R	2
	H	9
	RBI	2
	BB	2
	SO	11
	LOB	18

PITCHER		IP	WLS	BF	H	R	ER	SO	BB	IBB	HBP	BLK	WP	HR	S	P	ERA	WHIP
56 Mark Buehrle, L ERA: 4.6	(1, 1)	5.0	W	25	8	2	2	4	1	0	0	0	0	1	57	92	3.60	1.800
45 Neil Wagner, R ERA: 0.87	(6, 1)	1.0	H	3	0	0	0	2	0	0	0	0	0	0	18	23	0.00	0.000
27 Brett Cecil, L ERA: 1.46	(7, 1)	1.0	H	3	0	0	0	2	0	0	0	0	0	0	9	9	0.00	0.000
50 Steve Delabar, R ERA: 1.75	(8, 1)	1.0	H	4	0	0	0	3	1	0	0	0	0	0	11	17	0.00	1.000
44 Casey Janssen, R ERA: 2.28	(9, 1)	1.0	S	4	1	0	0	0	0	0	0	0	0	0	10	16	0.00	1.000

PITCHER	IP	WLS	BF	H	R	ER	SO	BB	IBB	HBP	BLK	WP	HR	S	P	ERA	WHIP

BOTTOM

Colorado Rockies @ Toronto Blue Jays

Rogers Centre, Toronto, ON

Wed Jun 19 2013, 7:07 PM - 10:05 PM EDT

Att. 27,235 - Clear - 63 F

livebaseballscorecards.com

Batter	1	2	3	4	5	6	7	8	9	AB	R	H	RBI	BB	SO	LOB
53 Melky Cabrera, S (1, 7) OBP: 0.321, SLG: 0.370 11 Rajai Davis, R (7, PR) OBP: 0.330, SLG: 0.388 (8, 7)	L7	L8			G6-3		19 G5-3 19 S 1B 3-H			4 0	0 0	1 0	1 0	0 0	0 0	1 0
19 José Bautista, R (1, 9) OBP: 0.352, SLG: 0.486	E5 10 1B 26 HR		10 G4-6-3 1B		P4		G5-3 1-3			4	1	1	0	0	0	1
10 Edwin Encarnación, R (1, 10) OBP: 0.354, SLG: 0.524	26 HR 1B 1-2		G4-6-3 1-2f		G4-3		HBP			3	1	1	0	0	0	1
26 Adam Lind, L (1, 3) OBP: 0.406, SLG: 0.555	HR 1-H 2-H		K			P6	F9			4	1	1	3	0	1	2
28 Colby Rasmus, L (1, 8) OBP: 0.319, SLG: 0.474	K			3 E 3 FC4 1 FC6-4 BB		9 F7 2B		K		3	1	1	0	1	2	0
9 J.P. Arencibia, R (1, 2) OBP: 0.243, SLG: 0.455	G4-3			F8		F7 2-3		3 CS BB		3	0	0	0	1	0	2
3 Maicer Izturis, S (1, 5) OBP: 0.254, SLG: 0.315		G4-3		FC4 1 FC6-4 1-3		G3-1		K 1-2		4	0	0	0	0	1	3
1 Emilio Bonifácio, S (1, 4) OBP: 0.234, SLG: 0.317		2B		FC6-4 66 S 1-2f 3-H			B5-3			3	0	1	1	0	0	1
66 Munenori Kawasaki, L (1, 6) OBP: 0.337, SLG: 0.307		F7		K 1-2			53 1B 3B			3	1	1	0	0	1	2
Inning Stats	R: 3 H: 2 E: 1 LOB: 0 K: 1 BB: 0 S: 16 P: 30	R: 0 H: 1 E: 0 LOB: 1 K: 0 BB: 0 S: 15 P: 20	R: 0 H: 1 E: 0 LOB: 0 K: 1 BB: 0 S: 6 P: 10	R: 1 H: 0 E: 1 LOB: 1 K: 1 BB: 1 S: 17 P: 24	R: 0 H: 0 E: 0 LOB: 0 K: 0 BB: 0 S: 9 P: 13	R: 0 H: 1 E: 0 LOB: 1 K: 0 BB: 0 S: 10 P: 17	R: 1 H: 2 E: 0 LOB: 2 K: 0 BB: 0 S: 12 P: 16	R: 0 H: 0 E: 0 LOB: 0 K: 2 BB: 1 S: 10 P: 16		1B: 3 SF: 0 2B: 2 SAC: 0 3B: 1 DP: 1 HR: 1 HBP: 1						

	AB	31
	R	5
	H	7
	RBI	5
	BB	2
	SO	5
	LOB	13

WP: 0 PA: 34
PB: 0
SB: 2
CS: 1

PITCHER		IP	WLS	BF	H	R	ER	SO	BB	IBB	HBP	BLK	WP	HR	S	P	ERA	WHIP
12 Juan Nicasio, R ERA: 4.78	(1, 1)	5.0	L	21	4	4	2	3	1	0	0	0	0	1	63	97	3.60	1.000
62 Rob Scahill, R ERA: 4.76	(6, 1)	1.2		9	3	1	1	0	0	0	1	0	0	0	21	32	5.40	1.800
88 Josh Outman, L ERA: 4.73	(7, 1)	0.2		2	0	0	0	1	0	0	0	0	0	0	4	5	0.00	0.000
56 Logan Kensing, R ERA:	(8, 1)	0.2		2	0	0	0	1	1	0	0	0	0	0	7	12	0.00	1.500

PITCHER	IP	WLS	BF	H	R	ER	SO	BB	IBB	HBP	BLK	WP	HR	S	P	ERA	WHIP

Baltimore Orioles @ Toronto Blue Jays

Rogers Centre, Toronto, ON

Fri Jun 21 2013, 7:09 PM - 9:45 PM EDT

Att. 35,472 - Partly Cloudy - 68 F

TOP

livebaseballscorecards.com

Batter	1	2	3	4	5	6	7	8	9	AB	R	H	RBI	BB	SO	LOB
9 Nate McLouth, L (1, 7) OBP: 0.370, SLG: 0.409	C KN 73 B KN 76 B KN 77 X KN 75 2-1 G1-3		S KN 74 X KN 76 0-1 G3-1			C KN 73 B KN 76 X KN 76 1-1 21 BB 10 1B 1B	C CU 82 F CU 82 X FF 93 0-2 L9			4	1	1	0	0	0	1
13 Manny Machado, R (1, 5) OBP: 0.357, SLG: 0.488	B KN 75 S KN 76 X KN 78 1-1 1B		B KN 78 S KN 75 C KN 77 S KN 80 1-3 K			B KN 74 X FF 82 1-0 L9	S CU 82 S CH 86 C SI 94 0-3 K			4	0	1	0	0	2	2
21 Nick Markakis, L (1, 9) OBP: 0.344, SLG: 0.412	C KN 76 F KN 78 F KN 78 1 SAFE D KN 78 X EP 67 1-2 L9		C KN 74 B KN 78 F KN 77 X KN 78 1-2 L8			B KN 74 C KN 74 B KN 76 B KN 74 1 SAFE B KN 69 4-1 10 1B 19 HR 1-2 BB	B FF 94 F CU 85 D CH 88 1 SAFE 2-1 CS 1-2	B FF 90 T FF 93 B FF 93 B CU 85 C CU 84 C FF 94 3-3 K		3	1	0	0	1	1	1
10 Adam Jones, R (1, 8) OBP: 0.325, SLG: 0.518	C KN 76 S KN 78 S KN 78 0-3 K			B KN 78 C KN 75 X KN 78 1-1 P2		S KN 76 X KN 78 0-1 19 HR 1-2 2-H 1B		X CH 88 0-0 F8		4	1	1	1	0	1	1
19 Chris Davis, L (1, 3) OBP: 0.410, SLG: 0.724		B KN 76 S KN 72 C KN 75 F KN 78 S KN 79 1-3 K2-3		B KN 78 S KN 75 F KN 78 T KN 79 1-2 K		X KN 79 0-0 1-H 2-H HR		B FF 94 C CU 84 F CH 88 X CU 85 1-2 L7		4	1	1	3	0	2	0
32 Matt Wieters, S (1, 2) OBP: 0.288, SLG: 0.404		B KN 73 B KN 74 C FF 81 B KN 73 S FF 82 F KN 75 F KN 76 F KN 78 S KN 77 3-3 K		X KN 76 0-0 L4		B KN 75 X KN 76 1-0 P6			B FF 92 X FC 90 1-0 F8	4	0	0	0	0	1	0
2 J.J. Hardy, R (1, 6) OBP: 0.313, SLG: 0.481		C KN 76 X KN 79 0-1 HR	B KN 73 C KN 75 F KN 76 X KN 78 1-2 3 FC3-6 1B			C KN 77 X KN 78 0-1 P4			C FF 89 B FC 91 C FF 91 X FF 91 1-2 L4	4	1	2	1	0	0	0
3 Ryan Flaherty, L (1, 4) OBP: 0.249, SLG: 0.277		B KN 77 B KN 76 H KN 75 3-0 HBP	X KN 75 0-0 FC3-6 35 L6 1-2f				C KN 71 B KN 76 S KN 74 F KN 77 B KN 69 B KN 75 X KN 74 3-2 HR		X FF 91 0-0 P4	3	1	1	1	0	0	1
35 Danny Valencia, R (1, 10) OBP: 0.327, SLG: 0.608		C KN 75 B KN 79 S KN 76 B KN 78 B KN 77 X KN 76 3-2 G4-3	B KN 76 B KN 74 B KN 73 C FF 81 C FF 82 X FF 84 3-2 L6 1-1				C FF 82 F KN 75 F KN 78 B KN 71 B KN 77 B KN 77 F KN 74 B KN 77 4-2 21 CS BB			2	0	0	0	1	0	2

| Inning Stats | | | |

Batter	1	2	3	4	5	6	7	8	9	AB	R	H	RBI	BB	SO	LOB
53 Melky Cabrera, S (1, 7) OBP: 0.320, SLG: 0.368 11 Rajai Davis, R (7, PR) OBP: 0.336, SLG: 0.394 (8, 7)	B SI 92 C SI 91 F FF 93 S SL 84 1-3 ① K		C FF 94 C CU 78 X FF 94 0-2 ② P5		1 SAFE B SI 95 S SI 95 B CU 80 F SI 94 1 SAFE S FF 94 2-3 ③ K		F FF 97 F SI 97 X SI 98 0-2 19 S 1B		B SI 95 F SI 97 X SL 83 1-1 2-3 3-H 1B	4 1	0 0	1 1	0 1	0 1	2 0	1 0
19 José Bautista, R (1, 9) OBP: 0.347, SLG: 0.478	B CU 75 B FF 94 F FF 93 C FF 94 F SL 83 S SL 85 2-3 ② K		C SL 84 F FF 94 X FF 95 0-2 ③ G4-3			F FF 92 B CU 74 B CH 86 F SI 93 F CH 86 B SL 86 X SI 94 3-2 ① L7	B FF 87 C SL 80 B SL 80 B FF 88 C SL 80 S SI 86 3-3 ③ K 1-2			4	0	0	0	0	2	1
10 Edwin Encarnación, R (1, 10) OBP: 0.355, SLG: 0.538	C SL 84 B FF 95 F FF 95 B SI 95 X SL 84 2-2 26 HR 2B			B SL 86 C SI 94 F SI 94 B FF 95 B CH 87 F FF 94 X SI 94 3-2 ① G5-3		B CU 77 F SI 94 C SL 85 B SL 86 F SL 85 F SI 94 F SI 95 F FF 95 F CU 79 2-2 X SL 85 HR		F SL 80 X SI 87 0-1 ① F7		4	2	2	1	0	0	0
26 Adam Lind, L (1, 3) OBP: 0.403, SLG: 0.564	B FF 94 C F FF 94 X SL 84 1-2 2-H HR			C SI 95 X SI 95 0-1 ② G3		B SI 95 X SI 94 1-0 ② G4-3		B FF 92 S FF 93 F FF 92 X FF 92 1-2 ② L9		4	1	1	2	0	0	0
28 Colby Rasmus, L (1, 8) OBP: 0.314, SLG: 0.466	C FF 94 C FF 95 B FF 94 B FF 94 X CH 89 2-2 ③ F8			C CU 78 F SL 85 B SI 95 T FF 95 1-2 ③ K		B SI 95 X SI 94 1-0 ③ F7		C SL 86 S SL 85 B SL 84 X SL 85 1-2 ③ F8		4	0	0	0	0	1	0
3 Maicer Izturis, S (1, 5) OBP: 0.263, SLG: 0.320		C SI 92 B SL 84 F SL 84 S FF 94 1-3 ① K			C CU 76 B FF 94 B SI 94 B FF 93 F FF 93 B SI 93 4-2 1 F9 22 G4-3 66 1B BB		C CU 82 X CU 81 0-1 66 HR 1B		C FF 92 X FF 91 0-1 66 G4-3 22 SH5-3 11 1B 1B	3	3	2	0	1	1	0
22 Josh Thole, L (1, 2) OBP: 0.176, SLG: 0.125		C FF 93 B CU 77 F FF 93 F SL 84 S SL 84 1-3 ② K			B FF 94 1 SAFE 1 SAFE X SL 86 1-0 ① G4-3 1-2		B FF 98 F FF 95 X FF 98 1-1 ① F7		X FF 92 0-0 ① SH5-3 1-2	3	0	0	0	0	1	2
1 Emilio Bonifácio, S (1, 4) OBP: 0.231, SLG: 0.312 16 Mark DeRosa, R (9, PH) OBP: 0.306, SLG: 0.423		C FF 94 C CU 77 B FF 95 S FF 94 1-3 ③ K			T FF 94 B SI 94 B FF 94 X SL 86 2-1 ② F9 2-3		C SI 98 F SI 98 F FF 98 C FF 97 0-3 ② K		I IN 72 I I IN 70 I IN 71 4-0 11 1B 66 G4-3 IBB	3 0	0 0	0 0	0 0	0 1	2 0	2 0
66 Munenori Kawasaki, L (1, 6) OBP: 0.341, SLG: 0.333			X FF 94 0-0 ① G4-3		C FF 94 B SI 95 X SI 95 1-1 3-H 1B		D FF 96 C FC 92 X FC 91 1-1 1-H HR		S SL 87 S FF 91 F FF 93 B SL 84 F SL 86 F FF 93 B FF 92 X SL 86 2-2 ② G4-3 1-2 2-3	4	1	2	3	0	0	2
Inning Stats	R: 2 E: 0 K: 2 S: 16 H: 2 LOB: 0 BB: 0 P: 24	R: 0 E: 0 K: 3 S: 10 H: 0 LOB: 0 BB: 0 P: 13	R: 0 E: 0 K: 0 S: 7 H: 0 LOB: 0 BB: 0 P: 7	R: 0 E: 0 K: 1 S: 9 H: 0 LOB: 0 BB: 0 P: 13	R: 1 E: 0 K: 1 S: 10 H: 1 LOB: 1 BB: 1 P: 20	R: 1 E: 0 K: 0 S: 14 H: 1 LOB: 0 BB: 0 P: 21	R: 2 E: 0 K: 2 S: 16 H: 3 LOB: 2 BB: 0 P: 21	R: 0 E: 0 K: 0 S: 8 H: 0 LOB: 0 BB: 0 P: 10	R: 1 E: 0 K: 0 S: 11 H: 2 LOB: 2 BB: 1 P: 18	1B: 5 2B: 1 3B: 0 HR: 3 SF: 0 SAC: 1 DP: 0 HBP: 0						WP: 0 PB: 0 SB: 1 CS: 0 PA: 37	

PITCHER		IP	WLS	BF	H	R	ER	SO	BB	IBB	HBP	BLK	WP	HR	S	P	ERA	WHIP
39 Jason Hammel, R ERA: 5.3	(1, 1)	6.0		23	4	4	4	7	1	0	0	0	0	2	66	98	6.00	0.833
29 Tommy Hunter, R ERA: 2.23	(7, 1)	0.2	B	5	3	2	2	1	0	0	0	0	0	1	13	15	27.00	4.500
56 Darren O'Day, R ERA: 1.62	(7, 1)	0.2		2	0	0	0	1	0	0	0	0	0	0	5	8	0.00	0.000
17 Brian Matusz, L ERA: 4.2	(8, 1)	1.1	L	6	1	1	1	0	0	1	0	0	0	0	15	23	6.75	0.750
47 Pedro Strop, R ERA: 6.86	(9, 1)	0.0		1	1	0	0	0	0	0	0	0	0	0	2	3	∞	∞

PITCHER	IP	WLS	BF	H	R	ER	SO	BB	IBB	HBP	BLK	WP	HR	S	P	ERA	WHIP

BOTTOM

Baltimore Orioles @ Toronto Blue Jays

Rogers Centre, Toronto, ON

Fri Jun 21 2013, 7:09 PM - 9:45 PM EDT

Att. 35,472 - Partly Cloudy - 68 F

livebaseballscorecards.com

AB	34
R	7
H	9
RBI	7
BB	2
SO	9
LOB	8

Baltimore Orioles @ Toronto Blue Jays

Rogers Centre, Toronto, ON

Sat Jun 22 2013, 1:08 PM - 3:43 PM EDT

Att. 43,261 - Roof Closed - 68 F

TOP

livebaseballscorecards.com

Batter	1	2	3	4	5	6	7	8	9	AB	R	H	RBI	BB	SO	LOB
9 Nate McLouth, L (1, 7) OBP: 0.372, SLG: 0.411	X SI 87 0-0 13 FC6-4 1B		B CU 77 C SI 91 B SI 91 X SI 91 2-1 ③ F7			X SI 90 0-0 ① G3		B FF 89 X SL 75 1-0 13 CS 1B		4	0	2	0	0	0	0
13 Manny Machado, R (1, 5) OBP: 0.353, SLG: 0.481	B SI 88 X SI 89 1-0 ① FC6-4 21 G5-4-3 1-2f			B SI 90 B SI 87 X SI 90 2-0 ① P6		C SI 91 X SI 91 0-1 ② G3		1 SAFE C SI 87 S SI 88 C FF 87 0-3 ②③ K 1-2		4	0	0	0	0	1	2
21 Nick Markakis, L (1, 9) OBP: 0.339, SLG: 0.407	B SI 90 C SI 90 B SI 90 1 SAFE X SI 88 2-1 ②③ G5-4-3 1-2f			C SI 90 B SL 81 X SI 88 1-1 ② G1-3		C SI 89 X SI 91 0-1 ③ G6-3			B FF 90 F FF 91 B FC 91 X FC 90 2-1 ① F8	4	0	0	0	0	0	1
10 Adam Jones, R (1, 8) OBP: 0.321, SLG: 0.511		B CU 74 B SI 89 F SI 88 X SI 90 2-1 ① G6-3		C SI 90 B SI 89 S CU 78 B SI 92 F SI 92 T SI 92 2-2 ③ K			B SI 89 F SI 91 X SI 89 1-1 ① G5-3		F FF 92 B FF 92 B FF 91 F FC 91 S FF 93 2-3 ② K	4	0	0	0	0	2	0
19 Chris Davis, L (1, 10) OBP: 0.415, SLG: 0.727		C SI 91 B SI 90 B SI 89 C FS 78 X SL 82 2-2 2 G4-3 2B			F SI 89 B SI 90 B SI 91 B SI 89 X SI 90 3-1 2 G6-3 45 1B 1B		B SL 76 F SI 91 H SI 92 2-1 2 G1-6-3 2 WP HBP		S FF 92 S CU 77 B FF 92 S CU 76 1-3 ③ K	3	1	2	0	0	1	0
2 J.J. Hardy, R (1, 6) OBP: 0.309, SLG: 0.476		C SI 91 C SI 92 X SI 92 0-2 ② G4-3 2-3			C SI 90 C SI 90 B SI 89 X SI 91 1-2 ① G6-3 1-2		B FF 94 B SL 83 B FF 94 S FF 95 C FF 96 F FF 96 X FF 95 3-2 ② G1-6-3 1-3			3	0	0	0	0	0	3
45 Travis Ishikawa, L (1, 3) OBP: 0.167, SLG: 0.167		B SI 91 F SI 92 F SI 92 D FS 81 B SI 92 F SI 92 F SI 92 X SI 92 3-2 ③ F7			F SI 92 D SI 90 B SI 91 X SI 92 2-1 31 WP 1B 2-H		B FF 96 C FF 96 C FF 96 F FF 96 X FF 98 1-2 ③ F7			3	0	1	1	0	0	2
3 Ryan Flaherty, L (1, 4) OBP: 0.250, SLG: 0.278			C FS 78 B SI 90 B FS 80 X SI 90 2-1 31 L1-3 1B		B FS 78 S SI 90 F SI 90 B SL 80 S SL 81 2-3 ② K			C SL 75 S SL 75 B FF 89 B SL 75 S SL 75 2-3 ① K		3	0	1	0	0	2	1
31 Taylor Teagarden, R (1, 2) OBP: 0.097, SLG: 0.290			S SI 89 B CU 78 F SI 90 X SI 91 1-2 ①② L1-3 1-1		B CU 78 C SI 92 F SI 91 B SI 90 D CU 79 X SI 92 3-2 ③ G1-3 1-2			C FF 87 X FF 87 0-1 HR		3	1	1	1	0	0	2
Inning Stats	R: 0 H: 1 E: 0 LOB: 0 K: 0 BB: 0 S: 4 P: 7	R: 0 H: 1 E: 0 LOB: 1 K: 0 BB: 0 S: 13 P: 20	R: 0 H: 1 E: 0 LOB: 0 K: 0 BB: 0 S: 7 P: 12	R: 0 H: 0 E: 0 LOB: 0 K: 1 BB: 0 S: 7 P: 12	R: 1 H: 2 E: 0 LOB: 1 K: 1 BB: 0 S: 13 P: 24	R: 0 H: 0 E: 0 LOB: 0 K: 0 BB: 0 S: 5 P: 5	R: 0 H: 0 E: 0 LOB: 1 K: 0 BB: 0 S: 11 P: 18	R: 1 H: 2 E: 0 LOB: 0 K: 2 BB: 0 S: 9 P: 12	R: 0 H: 0 E: 0 LOB: 0 K: 2 BB: 0 S: 8 P: 13	1B: 5 SF: 0 2B: 2 SAC: 0 3B: 0 DP: 2 HR: 1 HBP: 1					WP: 2 PA: 32 PB: 0 SB: 0 CS: 1	

	AB	31
	R	2
	H	7
	RBI	2
	BB	0
	SO	6
	LOB	11

PITCHER		IP	WLS	BF	H	R	ER	SO	BB	IBB	HBP	BLK	WP	HR	S	P	ERA	WHIP
67 Chien-Ming Wang, R ERA: 2.61	(1, 1)	6.1		22	5	1	1	2	0	0	0	0	1	0	51	83	1.42	0.789
62 Aaron Loup, L ERA: 2.0	(7, 1)	0.0		1	0	0	0	0	0	0	1	0	0	0	1	3	∞	∞
45 Neil Wagner, R ERA: 0.82	(7, 1)	0.2	H	2	0	0	0	0	0	0	0	0	1	0	8	12	0.00	0.000
38 Darren Oliver, L ERA: 3.0	(8, 1)	1.0	W	4	2	1	1	2	0	0	0	0	0	1	9	12	9.00	2.000
44 Casey Janssen, R ERA: 2.1	(9, 1)	1.0	S	3	0	0	0	2	0	0	0	0	0	0	8	13	0.00	0.000

PITCHER	IP	WLS	BF	H	R	ER	SO	BB	IBB	HBP	BLK	WP	HR	S	P	ERA	WHIP

Batter	1	2	3	4	5	6	7	8	9	AB	R	H	RBI	BB	SO	LOB
53 Melky Cabrera, S (1, 7) OBP: 0.321, SLG: 0.366	B FF 90 C FF 92 B CU 76 B SI 92 F SI 92 B FF 92 4-2 26 1B 28 WP BB		X CU 78 0-0 L8		B SI 91 C SL 84 1 SAFE X FF 91 1-1 L4-3 1-1			C SI 86 X FF 88 0-1 FC3-6 19 HR 1-2f		2	1	0	0	1	0	1
11 Rajai Davis, R (8, 7) OBP: 0.333, SLG: 0.390										1	1	0	0	0	0	1
19 José Bautista, R (1, 9) OBP: 0.346, SLG: 0.486	F FF 91 F SL 84 D CH 84 C SI 91 1-3 K		C CU 77 F FF 93 F FF 93 B CU 79 B CH 83 B SL 85 F SI 92 X SI 93 3-2 P4			C SL 85 F CH 84 B SI 91 X SI 92 1-2 F7		1 SAFE 1 SAFE B SL 81 C SL 81 1 SAFE B FF 88 B SI 88 F SI 88 F SL 80 3-2 X SL 80 1-H HR		4	1	1	2	0	1	1
10 Edwin Encarnación, R (1, 3) OBP: 0.351, SLG: 0.530	X SI 92 0-0 P4			C SL 84 F SI 92 B FF 92 X CH 85 1-2 P6		B CH 85 B CH 83 F SL 84 F SI 92 X SL 83 2-2 P6		C SL 80 F SI 87 X CH 81 0-2 G5-3		4	0	0	0	0	0	1
26 Adam Lind, L (1, 10) OBP: 0.406, SLG: 0.563	B SI 92 C SI 90 B SI 93 X CH 85 2-1 28 WP 1-3 1B			B FF 92 C FF 92 B SL 86 B SI 92 C SI 92 B SL 84 4-2 BB		C SI 92 X SI 92 0-1 G6-3				2	0	1	0	1	0	0
28 Colby Rasmus, L (1, 8) OBP: 0.311, SLG: 0.460	S FF 93 F SI 93 B FF 92 B FF 93 B CH 83 C SL 84 3-3 K 1-2 3-H			S FF 92 F FF 93 S CH 84 0-3 K			B CU 76 B SI 90 C SI 91 X FF 91 2-1 F9			3	0	0	0	0	2	2
9 J.P. Arencibia, R (1, 2) OBP: 0.240, SLG: 0.450		C FF 92 B SL 85 F SL 84 F FF 92 F CH 84 F FF 93 C SL 85 1-3 K		F FF 92 F SL 84 B CU 78 F SI 92 X SL 83 1-2 G1-3			C CU 78 C SI 92 B FF 92 B CH 86 X CH 84 2-2 F7			3	0	0	0	0	1	1
3 Maicer Izturis, S (1, 5) OBP: 0.264, SLG: 0.335		C FF 92 B SI 91 F SL 86 X CU 79 1-2 P5			X FF 90 0-0 HR		C CU 77 X CH 85 0-1 G4-3			3	1	1	1	0	0	0
1 Emilio Bonifácio, S (1, 4) OBP: 0.227, SLG: 0.307		B FF 92 F FF 92 X FF 93 1-1 P5			X SI 90 0-0 F7			L SI 90 S FF 91 B FF 91 X CU 77 1-2 G4-3		3	0	0	0	0	0	0
66 Munenori Kawasaki, L (1, 6) OBP: 0.347, SLG: 0.336			B FF 91 C SI 90 B SL 84 C SI 92 F FF 91 F SL 84 F FF 92 C CU 78 2-3 K		B SI 91 B SL 83 B FF 91 C FF 91 F FF 90 B SL 84 4-2 53 L4-3 BB			B SI 91 C SI 92 C CH 84 X CH 83 1-2 11 FC3-6 1B		2	0	1	0	1	1	0
Inning Stats	R: 1 H: 1 E: 0 LOB: 1 K: 2 BB: 1 S: 11 P: 21	R: 0 H: 0 E: 0 LOB: 0 K: 1 BB: 0 S: 11 P: 14	R: 0 H: 0 E: 0 LOB: 0 K: 1 BB: 0 S: 12 P: 17	R: 0 H: 0 E: 0 LOB: 1 K: 1 BB: 1 S: 12 P: 18	R: 1 H: 1 E: 0 LOB: 0 K: 0 BB: 1 S: 6 P: 11	R: 0 H: 0 E: 0 LOB: 0 K: 0 BB: 0 S: 8 P: 11	R: 0 H: 0 E: 0 LOB: 0 K: 0 BB: 0 S: 7 P: 11	R: 2 H: 2 E: 0 LOB: 0 K: 0 BB: 0 S: 15 P: 20		1B: 2 SF: 0 2B: 1 SAC: 0 3B: 0 DP: 1 HR: 2 HBP: 0						

PITCHER	IP	WLS	BF	H	R	ER	SO	BB	IBB	HBP	BLK	WP	HR	S	P	ERA	WHIP
50 Miguel González, R (1, 1) ERA: 3.75	7.1	L	27	3	3	3	5	3	0	0	0	1	1	73	111	3.68	0.818
56 Darren O'Day, R (8, 1) ERA: 1.85	0.2		3	1	1	1	0	0	0	0	0	0	1	9	12	13.50	1.500

PITCHER	IP	WLS	BF	H	R	ER	SO	BB	IBB	HBP	BLK	WP	HR	S	P	ERA	WHIP

BOTTOM

Baltimore Orioles @ Toronto Blue Jays

Rogers Centre, Toronto, ON

Sat Jun 22 2013, 1:08 PM - 3:43 PM EDT

Att. 43,261 - Roof Closed - 68 F

livebaseballscorecards.com

AB	27
R	4
H	4
RBI	3
BB	3
SO	5
LOB	7

PA: 30

WP: 1
PB: 0
SB: 0
CS: 0

Batter	1	2	3	4	5	6	7	8	9	AB	R	H	RBI	BB	SO	LOB
9 Nate McLouth, L (1, 7) OBP: 0.369, SLG: 0.407	X FF 93 0-0 21 2B 1B	C SI 93 D CU 79 B FF 94 B CU 78 X FF 93 3-1 ③ G3-1 1-2			C SI 93 S CU 81 F SI 94 B FF 93 B SL 87 C CU 81 2-3 ③ K		X SL 76 0-0 ① G4-3		X FF 96 0-0 ② F7	5	0	1	0	0	1	1
13 Manny Machado, R (1, 5) OBP: 0.354, SLG: 0.483	F FF 94 B SL 85 1 SAFE F FF 93 T SL 88 1-2 ① K	X SI 93 0-0 ① G5-3				C FF 93 X CH 88 0-1 21 2B 2B	S CH 78 S CH 80 X CH 80 0-2 21 G6-4-3 1B		S SL 87 C SI 94 S SI 95 0-3 ③ K	5	1	2	0	0	2	1
21 Nick Markakis, L (1, 9) OBP: 0.341, SLG: 0.414	1 SAFE B FF 93 B FF 94 C FF 94 X SI 95 2-1 1-3 2B	C FF 94 B FF 94 C SL 90 X FF 94 1-2 ② L9				F SI 93 X FF 92 0-1 10 G6-3 19 E 2-H 2B	B SI 90 C SI 90 X SI 91 1-1 ②③ G6-4-3 1-2f			4	1	2	1	0	0	1
10 Adam Jones, R (1, 8) OBP: 0.320, SLG: 0.508	D FF 90 S SL 88 F SI 94 F SI 95 S SL 86 1-3 K ②	C FF 94 B SI 95 X SL 89 1-1 ③ G5-3				C SI 93 B SL 86 F FF 92 X SL 86 1-2 ① G6-3 2-3		B SL 78 X SI 93 1-0 32 G5-3 19 1B 1B		4	0	1	0	0	1	3
19 Chris Davis, L (1, 3) OBP: 0.416, SLG: 0.723 45 Travis Ishikawa, L (8, 3) OBP: 0.167, SLG: 0.167	I IN 79 I IN 80 I IN 81 I IN 81 4-0 IBB	B FF 92 F FF 92 B FF 92 C SL 86 X CU 78 2-2 ① F7				X FF 92 0-0 E4 3-H		B SI 94 B SI 94 X SI 94 2-0 2 PB 32 G5-3 1-2 1B		3 0	0 0	1 0	1 0	1 0	0 0	0 0
32 Matt Wieters, S (1, 2) OBP: 0.284, SLG: 0.398	B SL 89 B FF 94 F FF 95 X FF 94 2-1 ③ P2	C FF 93 B CH 89 B CU 79 X FF 94 2-1 ② F8				X SI 93 0-0 ② F8		C SL 82 S SL 84 B SI 94 X SL 84 1-2 ①② G5-3 1-2 2-3f		4	0	0	0	0	0	6
2 J.J. Hardy, R (1, 6) OBP: 0.305, SLG: 0.469 12 Alexi Casilla, S (8, 4) OBP: 0.266, SLG: 0.282		C SI 92 B SI 93 B SI 93 S SI 93 F SI 94 B CH 90 C SL 89 3-3 ① K		C SI 94 B FF 93 S SL 88 F SL 89 X SI 94 1-2 ③ L4		C SI 93 F CH 86 T CH 88 0-2 ③ K		B SI 94 B SI 94 C SI 94 F SL 83 B SI 94 X SI 93 3-2 ③ G5-3 2-3		4 0	0 0	0 0	0 0	0 0	2 0	2 0
36 Chris Dickerson, L (1, 10) OBP: 0.282, SLG: 0.458		B FF 94 C FF 93 S CU 79 X SL 82 1-2 9 S 1B			X SI 92 0-0 ① G4-3		X CH 88 0-0 3 HR 1B		C SI 96 S SI 95 B FF 95 S CH 89 1-3 ① K	4	1	2	0	0	1	0
3 Ryan Flaherty, L (1, 4) OBP: 0.256, SLG: 0.321 (8, 6)		B FF 93 B SI 94 X FF 93 2-0 ② F9			C SI 93 B FF 93 X SI 93 1-1 ② G5-3		F SI 92 X SI 92 0-1 1-H HR		B SI 95 B SI 94 X FF 93 2-0 HR	4	2	2	3	0	0	1
Inning Stats	R: 0 H: 2 E: 0 LOB: 3 K: 2 BB: 1 S: 12 P: 22	R: 0 H: 1 E: 0 LOB: 1 K: 1 BB: 0 S: 10 P: 19	R: 0 H: 0 E: 0 LOB: 0 K: 0 BB: 0 S: 6 P: 8	R: 0 H: 0 E: 0 LOB: 0 K: 0 BB: 0 S: 9 P: 14	R: 0 H: 0 E: 0 LOB: 0 K: 1 BB: 0 S: 7 P: 10	R: 2 H: 2 E: 1 LOB: 1 K: 1 BB: 0 S: 12 P: 13	R: 2 H: 3 E: 0 LOB: 0 K: 0 BB: 0 S: 9 P: 10	R: 0 H: 2 E: 0 LOB: 1 K: 0 BB: 0 S: 8 P: 15	R: 1 H: 1 E: 0 LOB: 0 K: 2 BB: 0 S: 8 P: 11	1B: 6 SF: 0 2B: 3 SAC: 0 3B: 0 DP: 2 HR: 2 HBP: 0						

PITCHER		IP	WLS	BF	H	R	ER	SO	BB	IBB	HBP	BLK	WP	HR	S	P	ERA	WHIP
55 Josh Johnson, R ERA: 4.6	(1, 1)	6.0	W	27	7	4	4	5	0	1	0	0	0	1	59	89	6.00	1.167
62 Aaron Loup, L ERA: 1.95	(7, 1)	1.0		3	1	0	0	0	0	0	0	0	0	0	6	7	0.00	1.000
57 Juan Pablo Perez, L ERA:	(8, 1)	1.0		4	2	0	0	0	0	0	0	0	0	0	8	15	0.00	2.000
29 Dustin McGowan, R ERA: 5.4	(9, 1)	1.0		4	1	1	1	2	0	0	0	0	0	1	8	11	9.00	1.000

PITCHER	IP	WLS	BF	H	R	ER	SO	BB	IBB	HBP	BLK	WP	HR	S	P	ERA	WHIP

TOP

Baltimore Orioles @ Toronto Blue Jays

Rogers Centre, Toronto, ON

Sun Jun 23 2013, 1:08 PM - 3:44 PM EDT

Att. 45,214 - Sunny - 75 F

livebaseballscorecards.com

AB	37
R	5
H	11
RBI	5
BB	1
SO	7
LOB	15

WP: 0	PA: 38		
PB: 1			
SB: 1			
CS: 0			

BOTTOM

Batter	1	2	3	4	5	6	7	8	9	AB	R	H	RBI	BB	SO	LOB
53 Melky Cabrera, S (1, 7) OBP: 0.320, SLG: 0.365	C SI 88 X CU 74 0-1 G4-3 ①	B SI 89 X SI 89 1-0 SF8 ② 3-H	B SI 89 X SI 89 1-0 19 BB; 10 2B 2-H 1B		C SI 90 B FF 91 C SL 81 F SL 79 X SI 90 1-2 P5 ③		C FF 95 F SI 96 B SI 96 H SI 95 2-2 19 2B HBP			3	1	1	2	0	0	0
11 Rajai Davis, R (7, 7) OBP: 0.339, SLG: 0.390										0	1	0	0	0	0	0
19 José Bautista, R (1, 9) OBP: 0.350, SLG: 0.488	C SI 89 B CU 71 C SL 80 B SI 90 B FS 81 F FS 80 F CH 83 F SI 90 F SI 90 3-2 X FS 82 G5-3 ②	C CU 73 B SL 83 C SL 80 B SI 90 B SL 82 F FS 81 B FS 82 4-2 10 HR BB	B SI 90 C CH 83 B SI 90 D SI 89 B CH 83 4-1 10 2B BB 1-2			C CH 81 X SL 80 0-1 F8 ①	S SL 83 B SI 95 X SI 96 1-1 2B 1-H 2-H 3-H			3	2	1	3	2	0	0
10 Edwin Encarnación, R (1, 10) OBP: 0.355, SLG: 0.545	C CU 70 B SI 89 X FS 81 1-1 26 1B; 9 HBP 1B	X SI 90 0-0 1-H HR	C SI 89 X SL 81 0-1 1-H 2-H 2B			B CH 82 B SI 88 X SI 90 2-0 P3 ②	S SL 83 F SL 82 X CH 88 0-2 G6-3 ③			5	2	3	4	0	0	1
26 Adam Lind, L (1, 3) OBP: 0.402, SLG: 0.554	C SI 89 X SI 89 0-1 9 HBP; 28 BB 1-3 1B	S CU 76 C SI 90 B SI 91 X CU 76 1-2 G4-3 ③	C SI 90 C FF 89 F SI 90 F SI 90 F SI 90 D SL 80 F SI 89 F CH 83 B SI 90 2-2 X SI 80 G4-3 ③			B SL 80 F SI 89 C SI 89 S CH 81 1-3 K ③		C SI 89 X SI 90 0-1 G5-3 ①		5	0	1	0	0	1	1
28 Colby Rasmus, L (1, 8) OBP: 0.312, SLG: 0.469	B SI 90 F FS 80 B SI 89 B FS 79 B FS 77 4-1 9 HBP 1-2 BB	X CU 73 0-0 F7 ① C SL 81 B SI 90 C SI 89 B SI 90 F SI 90 B SI 89 F SI 89 X SL 82 3-2 F8 ①					B SL 79 B SL 79 C SI 89 X SL 80 2-1 HR	C SI 91 F SL 83 B SI 91 B SL 80 S CH 84 2-3 K ②		4	1	1	1	1	1	0
9 J.P. Arencibia, R (1, 2) OBP: 0.251, SLG: 0.455	H SL 78 1-0 1-2 2-3 3-H HBP	S SL 79 X SI 89 0-1 3 2B 1B	F CH 83 B B FF 91 X SL 82 2-1 P4 ②				B SI 89 X CH 82 1-0 3 2B; 19 2B 1B	X SI 90 0-0 3 FC6-4 1B		4	2	3	1	0	0	0
3 Maicer Izturis, S (1, 5) OBP: 0.267, SLG: 0.346	C SI 89 B CU 74 B SL 78 F SI 88 F FS 80 F CH 82 F FS 80 F CU 74 C FS 81 2-3 K ③		F CH 81 B SI 89 1 SAFE C SI 89 F SI 89 X CH 80 1-2 1 2B 2B 1-H	X SL 80 0-0 L4 ③			C SI 88 X SL 80 0-1 19 2B 2B 1-3	X SI 89 0-0 FC6-4 ③ 1-2f		5	2	2	1	0	1	4
1 Emilio Bonifácio, S (1, 4) OBP: 0.233, SLG: 0.316		B SI 87 X CU 71 1-0 66 SH3-4; 66 S; 53 SF8 1B	B SI 88 B FS 82 X SI 88 2-0 53 1B 2B 2-H		X SI 89 0-0 G5-3 ①		X SI 89 0-0 G6-3 ①			4	2	2	1	0	0	2
66 Munenori Kawasaki, L (1, 6) OBP: 0.341, SLG: 0.329		C SI 87 X SI 88 0-1 SH3-4 ① 1-3	B SI 88 X SI 88 1-0 G6-3 ②		C SI 90 X SL 82 0-1 G4-3 ②		X SI 88 0-0 G4-3 ②			3	0	0	0	0	0	3
Inning Stats	R: 1 H: 2 E: 0 LOB: 3 K: 1 BB: 1 S: 21 P: 32	R: 3 H: 2 E: 0 LOB: 0 K: 0 BB: 1 S: 11 P: 18	R: 5 H: 5 E: 0 LOB: 1 K: 0 BB: 1 S: 21 P: 32	R: 0 H: 0 E: 0 LOB: 0 K: 0 BB: 0 S: 8 P: 13	R: 0 H: 0 E: 0 LOB: 0 K: 0 BB: 0 S: 7 P: 8	R: 0 H: 0 E: 0 LOB: 0 K: 1 BB: 0 S: 6 P: 9	R: 4 H: 4 E: 0 LOB: 1 K: 0 BB: 0 S: 14 P: 20	R: 0 H: 1 E: 0 LOB: 1 K: 1 BB: 0 S: 7 P: 9		1B: 7 SF: 1 2B: 5 SAC: 1 3B: 0 DP: 0 HR: 2 HBP: 2						

PITCHER		IP	WLS	BF	H	R	ER	SO	BB	IBB	HBP	BLK	WP	HR	S	P	ERA	WHIP
38 Freddy Garcia, R ERA: 5.77	(1, 1)	2.1	L	17	7	7	7	1	2	0	1	0	0	1	40	61	27.00	3.857
66 T.J. McFarland, L ERA: 4.14	(3, 1)	4.1		19	5	5	5	1	1	0	0	0	0	1	41	61	10.38	1.385
47 Pedro Strop, R ERA: 7.17	(7, 1)	0.1		3	1	1	1	0	0	0	1	0	0	0	7	10	27.00	3.000
40 Troy Patton, L ERA: 4.09	(8, 1)	1.0		4	1	0	0	1	0	0	0	0	0	0	7	9	0.00	1.000

PITCHER	IP	WLS	BF	H	R	ER	SO	BB	IBB	HBP	BLK	WP	HR	S	P	ERA	WHIP

Baltimore Orioles @ Toronto Blue Jays

Rogers Centre, Toronto, ON

Sun Jun 23 2013, 1:08 PM - 3:44 PM EDT

Att. 45,214 - Sunny - 75 F

livebaseballscorecards.com

AB	36
R	13
H	14
RBI	13
BB	3
SO	3
LOB	11

WP: 0 PA: 43
PB: 0
SB: 1
CS: 0

Toronto Blue Jays @ Tampa Bay Rays

Tropicana Field, St. Petersburg, FL

Mon Jun 24 2013, 7:12 PM - 9:47 PM EDT

Att. 11,407 - Dome - 72 F

TOP

livebaseballscorecards.com

Batter	1	2	3	4	5	6	7	8	9	AB	R	H	RBI	BB	SO	LOB
53 Melky Cabrera, S (1, 7) OBP: 0.319, SLG: 0.364	C FF 90 B FF 91 S CH 82 C FF 92 1-3 ① K		F CH 80 X CH 80 0-1 ③ G3			C CH 80 B CH 81 X CH 79 1-1 ② F7		S CH 86 C SI 92 X CH 85 0-2 19 FC6-4 1-2 2-3 1B		4	0	1	0	0	1	0
11 Rajai Davis, R (8, PR) OBP: 0.339, SLG: 0.390										0	0	0	0	0	0	0
(8, 7)																
19 José Bautista, R (1, 9) OBP: 0.345, SLG: 0.481	C FF 92 B CU 75 X CU 76 1-1 ② G5-3			C FF 90 X FF 90 0-1 ① P3		C CU 72 B FF 91 F CU 75 B FF 92 X CH 81 2-2 ③ F8		X CH 87 0-0 ② FC6-4 1-2f 2-3 3-H		4	0	0	1	0	0	2
10 Edwin Encarnación, R (1, 10) OBP: 0.353, SLG: 0.540	S CH 80 B FF 91 F SI 91 F FF 91 S CH 80 1-3 ③ K			C CH 80 B CH 81 B FF 91 B SI 91 B FF 91 4-1 26 G6-4-3 BB			C FF 90 B FF 90 X CH 80 1-1 ① G6-3	D SI 92 C CH 87 X CH 86 1-1 ③ F9		3	0	0	0	1	1	2
26 Adam Lind, L (1, 3) OBP: 0.395, SLG: 0.544		B CU 72 X CH 79 1-0 ① G4-3		B FF 90 F FF 91 C FF 91 X FF 90 1-2 ②③ G6-4-3 1-2f			X CH 79 0-0 ② F8		C SI 95 S CH 82 B CH 84 B FF 98 F CH 85 B FF 98 S SI 97 3-3 ① K	4	0	0	0	0	1	1
28 Colby Rasmus, L (1, 8) OBP: 0.319, SLG: 0.467		B FF 90 C FF 90 F FF 90 F CU 78 B FF 91 B CH 81 B CH 81 4-2 9 1B BB			S CU 73 B FF 90 B CH 81 B FF 91 B CH 81 4-1 BB		C FF 90 B CU 77 S CU 77 B CU 79 F FF 91 F FF 92 B CH 82 F FF 91 F CH 82 4-2 F FF 91 B FF 91 BB		C CH 82 B CH 86 F SI 97 C FF 97 1-3 ② K	1	0	0	0	3	1	0
9 J.P. Arencibia, R (1, 2) OBP: 0.255, SLG: 0.455		F CH 81 B FF 91 B FF 91 X SI 91 2-1 3 G3-6-3 1-3 1B			B FF 90 X CH 81 1-0 ① P5		F FF 91 F FF 90 D CH 81 F CH 80 B FF 90 D CU 80 S CH 81 3-3 ③ K		B FF 98 C CH 86 B SI 98 F SI 97 B FF 98 F CH 87 X SI 98 3-2 1B	4	0	2	0	0	1	2
3 Maicer Izturis, S (1, 5) OBP: 0.262, SLG: 0.340		T FF 91 C FF 91 1 SAFE X CH 81 0-2 ②③ G3-6-3 1-2f			B FF 90 X FF 91 1-0 ② L7			B SI 91 B FF 92 C FF 92 F FF 92 B CH 85 S CH 86 3-3 ① K	C CH 86 X CH 88 0-1 ③ G4-3	4	0	0	0	0	1	4
(8, 6)																
1 Emilio Bonifácio, S (1, 4) OBP: 0.234, SLG: 0.316			C FF 90 B FF 91 B FF 91 X CH 82 2-1 ① G4-3		C FF 91 B FF 91 F CH 81 S CU 79 1-3 ③ K			C CH 85 S SI 92 F CH 86 X FF 93 0-2 53 1B 16 BB 19 FC6-4 1B		3	1	1	0	0	1	1
66 Munenori Kawasaki, L (1, 6) OBP: 0.337, SLG: 0.325			C FF 90 B CH 81 X CH 80 1-1 ② P4			C FF 90 C CU 77 F CU 79 B CH 80 X CH 81 1-2 ① G6-3		B SI 92 S CH 84 B CH 83 B CH 85 S FF 93 B FF 91 4-2 19 FC6-4 53 1B 1-2 BB		2	0	0	0	0	0	0
16 Mark DeRosa, R (8, PH) OBP: 0.313, SLG: 0.423										0	0	0	0	1	0	0
(8, 5)																

Inning Stats	1	2	3	4	5	6	7	8	9
	R: 0 H: 0 E: 0 LOB: 0 K: 2 BB: 0 S: 9 P: 12	R: 0 H: 1 E: 0 LOB: 1 K: 0 BB: 1 S: 9 P: 16	R: 0 H: 0 E: 0 LOB: 0 K: 0 BB: 0 S: 6 P: 9	R: 0 H: 0 E: 0 LOB: 0 K: 0 BB: 1 S: 6 P: 11	R: 0 H: 0 E: 0 LOB: 1 K: 1 BB: 0 S: 6 P: 13	R: 0 H: 0 E: 0 LOB: 0 K: 0 BB: 0 S: 9 P: 13	R: 0 H: 0 E: 0 LOB: 1 K: 1 BB: 1 S: 14 P: 22	R: 1 H: 2 E: 0 LOB: 2 K: 1 BB: 1 S: 15 P: 23	R: 0 H: 1 E: 0 LOB: 1 K: 2 BB: 0 S: 13 P: 20

AB	29
R	1
H	4
RBI	1
BB	5
SO	7
LOB	12

	1B: 4	SF: 0	WP: 0	PA: 34
	2B: 0	SAC: 0	PB: 0	
	3B: 0	DP: 2	SB: 0	
	HR: 0	HBP: 0	CS: 0	

PITCHER		IP	WLS	BF	H	R	ER	SO	BB	IBB	HBP	BLK	WP	HR	S	P	ERA	WHIP
58 Jeremy Hellickson, R ERA: 5.11	(1, 1)	7.0	W	24	1	0	0	4	4	0	0	0	0	0	59	96	0.00	0.714
54 Alex Torres, L ERA: 0.43	(8, 1)	1.0		6	2	1	1	1	1	0	0	0	0	0	15	23	9.00	3.000
56 Fernando Rodney, R ERA: 4.83	(9, 1)	1.0	S	4	1	0	0	2	0	0	0	0	0	0	13	20	0.00	1.000

PITCHER	IP	WLS	BF	H	R	ER	SO	BB	IBB	HBP	BLK	WP	HR	S	P	ERA	WHIP

BOTTOM

Toronto Blue Jays @ Tampa Bay Rays

Tropicana Field, St. Petersburg, FL

Mon Jun 24 2013, 7:12 PM - 9:47 PM EDT

Att. 11,407 - Dome - 72 F

livebaseballscorecards.com

Batter	1	2	3	4	5	6	7	8	9	AB	R	H	RBI	BB	SO	LOB
20 Matt Joyce, L (1, 7) OBP: 0.337, SLG: 0.500 1 Sean Rodríguez, R (7, PH) (8, 7) OBP: 0.326, SLG: 0.390	B SI 92 B SI 92 B SI 93 C FF 93 C FF 94 X SI 93 3-2 ① G6-3		B CU 80 C SI 92 B SI 92 X SL 85 2-1 18 G4-3 30 2B 1B		C SL 90 X FC 90 0-1 ① G4-3		S SL 82 B SI 92 C SL 82 B SI 93 C SL 80 2-3 ② K			3 1	1 0	1 0	0 0	0 0	0 1	0 0
18 Ben Zobrist, S (1, 4) OBP: 0.368, SLG: 0.388	C SI 92 B FF 93 B CH 87 F SI 92 B SI 92 B FF 94 4-2 30 G4-6-3 BB		B SI 91 X SI 91 1-0 ① G4-3 1-2		B FF 91 C SI 90 B SL 90 B FF 91 C FC 90 B FC 89 4-2 3 BB		B SI 93 C SI 93 X SI 92 1-1 1B			2	0	1	0	2	0	1
30 Luke Scott, L (1, 10) OBP: 0.331, SLG: 0.394	X SI 90 0-0 ② ③ G4-6-3 1-2f		C CU 82 B CU 81 B SI 93 B SI 91 X FF 93 3-1 2-H 2B		F SI 90 B SI 91 B SI 91 X SI 91 2-1 ② P6		B SL 83 F SI 93 1 SAFE D SL 82 X SI 93 2-1 ③ P5			4	0	1	1	0	0	3
3 Evan Longoria, R (1, 5) OBP: 0.365, SLG: 0.557		B FF 94 C FF 94 B SI 92 F FF 94 X SL 87 2-2 ① F9	C SL 87 B SI 94 S SL 86 X SL 88 1-2 ② F8		B SL 84 1 SAFE B SI 91 B SL 86 C SI 92 B SL 86 4-1 1-2 BB			C SI 87 C SI 88 X SL 74 0-2 ① G5-3		3	0	0	0	1	0	1
21 James Loney, L (1, 3) OBP: 0.360, SLG: 0.475		B FF 95 F FF 94 X CH 87 1-1 HR	X SI 94 0-0 ③ G1-3		C FF 91 C SL 90 X SL 86 0-2 ③ G3-1			C SI 87 F SI 87 F FF 88 X SL 74 0-2 ② F8		4	1	1	1	0	0	3
9 Wil Myers, R (1, 9) OBP: 0.294, SLG: 0.500 8 Desmond Jennings, R (9, 8) OBP: 0.317, SLG: 0.436		C FF 95 C FF 93 B SL 87 F SL 88 X FF 95 1-2 HR	B CU 79 S SL 86 C SL 84 S SL 84 1-3 ① K		C CU 80 C CU 82 X SL 86 0-2 5 CS 1B			B SI 88 C SI 86 S SL 74 C FF 87 1-3 ③ K		4 0	1 0	2 0	1 0	0 0	2 0	0 0
5 Sam Fuld, L (1, 8) (9, 9) OBP: 0.255, SLG: 0.287		B FF 94 B FF 94 X FF 94 2-0 HR	B SI 92 C FF 92 X SL 84 1-1 ② G3		B SI 91 S SI 91 F SI 91 F SL 87 X SI 92 1-2 ① ② P6 1-2					3	1	1	1	0	0	1
59 Jose Lobaton, S (1, 2) OBP: 0.322, SLG: 0.414		B SI 93 B SI 92 X SI 93 2-0 ② G4-3	B FF 93 B CU 80 F SI 91 X SL 83 2-1 11 FC6-4 1B		X SI 91 0-0 ③ G6-3					3	0	1	0	0	0	0
11 Yunel Escobar, R (1, 6) OBP: 0.295, SLG: 0.353		F SL 86 C SL 85 T SL 86 0-2 ③ K	B SI 90 C SL 84 X SL 83 1-1 ③ FC6-4 1-2f				C SI 91 B SL 80 C SL 80 B SI 91 F SL 83 T SL 83 2-2 ① K			3	0	0	0	0	2	1
Inning Stats	R: 0 E: 0 K: 0 S: 6 H: 0 LOB: 0 BB: 1 P: 13	R: 3 E: 0 K: 1 S: 14 H: 3 LOB: 0 BB: 0 P: 22	R: 1 E: 0 K: 0 S: 9 H: 2 LOB: 1 BB: 0 P: 16	R: 0 E: 0 K: 1 S: 9 H: 1 LOB: 1 BB: 0 P: 14	R: 0 E: 0 K: 0 S: 10 H: 0 LOB: 2 BB: 2 P: 20	R: 0 E: 0 K: 0 S: 9 H: 1 LOB: 0 BB: 0 P: 10	R: 0 E: 0 K: 2 S: 11 H: 1 LOB: 1 BB: 0 P: 18	R: 0 E: 0 K: 1 S: 10 H: 0 LOB: 0 BB: 0 P: 11		1B: 4 2B: 1 3B: 0 HR: 3 SF: 0 SAC: 0 DP: 1 HBP: 0				WP: 0 PB: 0 SB: 0 CS: 1 PA: 33		

	AB	30
	R	4
	H	8
	RBI	4
	BB	3
	SO	5
	LOB	10

PITCHER		IP	WLS	BF	H	R	ER	SO	BB	IBB	HBP	BLK	WP	HR	S	P	ERA	WHIP
32 Esmil Rogers, R ERA: 3.46	(1, 1)	6.0	L	26	7	4	4	2	3	0	0	0	0	3	57	95	6.00	1.667
57 Juan Pablo Perez, L ERA:	(7, 1)	1.0		4	1	0	0	2	0	0	0	0	0	0	11	18	0.00	1.000
38 Darren Oliver, L ERA: 2.86	(8, 1)	1.0		3	0	0	0	1	0	0	0	0	0	0	10	11	0.00	0.000

PITCHER	IP	WLS	BF	H	R	ER	SO	BB	IBB	HBP	BLK	WP	HR	S	P	ERA	WHIP

Batter	1	2	3	4	5	6	7	8	9	AB	R	H	RBI	BB	SO	LOB
53 Melky Cabrera, S (1, 10) OBP: 0.320, SLG: 0.364	B FF 92 X FF 91 1-0 P5 ①	B FF 92 C CH 82 B FF 91 X FF 93 2-1 G5-3 ③		B FF 94 X FF 93 1-0 1B		S FF 92 X SI 93 0-1 FC4-6 ③ 1-2f			B SI 88 F FC 86 B FC 88 X FC 87 2-1 10 G5-4-3 1B	5	0	2	0	0	0	4
19 José Bautista, R (1, 9) OBP: 0.346, SLG: 0.476	B FF 91 C KC 80 F SI 94 S KC 81 1-3 K ②		B KC 80 B FF 92 C CH 82 B FF 93 F FF 92 B FF 93 4-2 16 BB 10 1B BB	C CH 83 X KC 79 0-1 F8 ③			B SI 95 T FF 94 B SL 87 B SI 96 S SI 96 F SI 97 F SI 97 F SI 97 F SI 97 4-2 F SI 96 B SI 97 26 FC4-6 BB		B SI 90 C FC 88 X FC 88 1-1 F7 ①	3	0	0	0	2	1	2
10 Edwin Encarnación, R (1, 5) OBP: 0.354, SLG: 0.536	B CH 83 B FF 93 C FF 94 F FF 93 B SI 94 D CH 84 4-2 BB		1 SAFE X CH 82 0-0 16 BB 1-2 1B		C FF 92 C FF 92 F KC 81 X KC 81 0-2 G6-3 ①		C SI 94 B FF 94 B SI 96 F SI 96 X SI 96 2-2 F9 ①		B SI 90 B FC 89 X FC 87 2-0 G5-4-3 ②③ 1-2f	4	0	1	0	1	0	2
26 Adam Lind, L (1, 3) OBP: 0.388, SLG: 0.533	C FF 92 S FF 92 F FF 92 S KC 80 0-3 K ③		B KC 80 D FF 92 C FF 92 F FF 91 S SI 90 2-3 K ①		B FF 94 S FF 91 S FF 94 S KC 81 1-3 K ②		B SI 96 X FF 93 1-0 FC4-6 1-2f ②			4	0	0	0	0	3	4
16 Mark DeRosa, R (1, 4) OBP: 0.319, SLG: 0.414		C FF 92 B KC 80 B KC 80 B FF 93 B FF 92 4-1 11 FC5-4 BB	B FF 92 B FF 92 F FF 92 F FF 93 B FF 94 B CH 82 4-2 1-2 2-3 BB		B FF 93 C CH 83 S CH 84 F KC 80 S KC 82 1-3 K ③		B FF 97 X SI 95 1-0 L5 ③			2	0	0	0	2	1	1
11 Rajai Davis, R (1, 7) OBP: 0.328, SLG: 0.376		C FF 91 B SI 93 S FF 92 B FF 92 X CH 83 2-2 FC5-4 9 BB 3 1B 1-2f ①	B FF 92 F FF 92 S FF 90 S FF 93 S FF 92 1-3 K ②			F FF 90 F FF 92 B KC 82 F KC 81 F FF 92 B KC 81 S KC 81 2-3 K ①		C SI 91 F SL 85 X FF 96 0-2 F8 ①		4	1	0	0	0	2	4
28 Colby Rasmus, L (1, 8) OBP: 0.321, SLG: 0.472		C FF 92 B FF 92 F FF 91 S KC 79 1-3 K ②	C FF 93 B KC 82 B FF 94 C FF 93 S FF 94 2-3 K ③			F KC 81 C KC 81 B FF 94 B KC 82 X KC 82 2-2 3 BB 1B		C FC 89 B CH 86 F SL 86 X FF 94 1-2 2B		4	0	2	0	0	2	4
9 J.P. Arencibia, R (1, 2) OBP: 0.255, SLG: 0.450		1 SAFE B CH 82 B CH 83 B CH 82 B FF 91 4-0 3 1B 1-2 BB		S FF 91 B FF 92 B KC 80 S FF 94 S FF 94 2-3 K ①		S CH 82 B FF 91 F FF 91 S KC 78 1-3 K ②		C FF 93 B FF 94 B SL 85 X SI 90 2-1 L5 ②		3	0	0	0	1	2	2
3 Maicer Izturis, S (1, 6) OBP: 0.266, SLG: 0.339		B FF 88 F FF 90 X SI 91 1-1 1-3 2-H 1B		C FF 93 B FF 92 B FF 93 S FF 92 B FF 94 X FF 94 3-2 F8 ②		B CH 82 B FF 91 B FF 90 C FF 91 B FF 91 4-1 53 FC4-6 1-2 BB		B FC 88 B SL 88 X SI 90 2-0 G3-1 ③		3	0	1	1	1	0	1
Inning Stats	R: 0 E: 0 K: 2 S: 10 H: 0 LOB: 1 BB: 1 P: 16	R: 1 E: 0 K: 1 S: 11 H: 1 LOB: 2 BB: 2 P: 25	R: 0 E: 0 K: 3 S: 15 H: 1 LOB: 3 BB: 2 P: 28	R: 0 E: 0 K: 1 S: 9 H: 1 LOB: 1 BB: 0 P: 15	R: 0 E: 0 K: 2 S: 11 H: 0 LOB: 0 BB: 0 P: 13	R: 0 E: 0 K: 2 S: 14 H: 1 LOB: 2 BB: 1 P: 23	R: 0 E: 0 K: 0 S: 12 H: 0 LOB: 1 BB: 1 P: 20	R: 0 E: 0 K: 0 S: 9 H: 1 LOB: 1 BB: 0 P: 14	R: 0 E: 0 K: 0 S: 5 H: 1 LOB: 0 BB: 0 P: 10	1B: 5 2B: 1 3B: 0 HR: 0 SF: 0 SAC: 0 DP: 1 HBP: 0						

PITCHER	IP	WLS	BF	H	R	ER	SO	BB	IBB	HBP	BLK	WP	HR	S	P	ERA	WHIP
55 Matt Moore, L (1, 1) ERA: 3.95	6.0	W	28	4	1	1	11	6	0	0	0	0	0	70	120	1.50	1.667
57 Jake McGee, L (7, 1) ERA: 4.99	1.0	H	4	0	0	0	0	1	0	0	0	0	0	12	20	0.00	1.000
43 Kyle Farnsworth, R (8, 1) ERA: 4.98	1.0		4	1	0	0	0	0	0	0	0	0	0	9	14	0.00	1.000
35 Jamey Wright, R (9, 1) ERA: 3.19	1.0		3	1	0	0	0	0	0	0	0	0	0	5	10	0.00	1.000

PITCHER	IP	WLS	BF	H	R	ER	SO	BB	IBB	HBP	BLK	WP	HR	S	P	ERA	WHIP

TOP

Toronto Blue Jays @ Tampa Bay Rays

Tropicana Field, St. Petersburg, FL

Tue Jun 25 2013, 7:12 PM - 10:22 PM EDT

Att. 12,041 - Dome - 72 F

livebaseballscorecards.com

AB	32
R	1
H	6
RBI	1
BB	7
SO	11
LOB	24

WP: 0	PB: 0	SB: 0	CS: 0
PA: 39			

Batter	1	2	3	4	5	6	7	8	9	AB	R	H	RBI	BB	SO	LOB
8 Desmond Jennings, R (1, 8) OBP: 0.322, SLG: 0.437	C FF 83 C SI 82 B SI 80 B FF 80 F FF 80 X SI 84 2-2 ① G1-3	C SI 86 B FF 81 X CH 79 1-1 1-2 2-H 1B		S SI 85 X SI 84 0-1 18 SF9 1 SF9 9 1B 1-2 2-3 1B	C FC 78 1 SAFE B FC 79 C FF 82 B SI 84 D CH 78 F CH 78 X CH 78 3-2 ③ G6-3		B FF 94 C FF 95 B FF 94 S FF 94 B FF 95 F FF 95 B FF 95 4-2 BB			4	1	2	1	1	0	1
1 Sean Rodríguez, R (1, 7) OBP: 0.313, SLG: 0.376 20 Matt Joyce, L (7, PH) (8, 7) OBP: 0.336, SLG: 0.498	X SI 83 0-0 ② F8	B CH 79 B SI 85 B CH 80 X FF 85 3-0 ③ P6		X FC 80 0-0 ① SF9 1-2 2-3 3-H		B SL 85 F FF 95 B FF 96 S FF 95 F FF 97 X SL 84 2-2 ① P4	B FF 95 S CH 88 D FF 95 F FF 94 S CH 89 2-3 ③ K			3 1	0 0	0 0	1 0	0 0	0 1	2 2
18 Ben Zobrist, S (1, 10) OBP: 0.366, SLG: 0.389	C FF 84 X CU 73 0-1 2B	C CH 77 B CH 77 L FC 79 B FF 81 X CH 78 2-2 ① G1-3	C CH 79 D CH 79 X FF 81 1-1 ② SF9 2-3 3-H			B FF 96 C FC 94 B CH 85 B FC 96 C FF 95 X FF 95 3-2 ② P6		C FF 94 C SI 94 B CH 89 X CH 89 1-2 ① G3-1		4	0	1	1	0	0	0
3 Evan Longoria, R (1, 5) OBP: 0.372, SLG: 0.557	C CH 80 B SI 84 B CU 73 B FF 85 S CH 78 F CU 74 B FF 85 4-2 BB	C FF 86 B FF 82 X CU 71 1-1 9 FC5-4 1B	I IN 76 I IN 76 I IN 77 I IN 77 4-0 9 1B IBB			B SL 86 C SL 85 C SL 85 F FC 97 B SL 85 B FF 97 B FF 96 4-2 BB		C FF 93 F SI 94 B SI 95 B SL 88 S FF 95 2-3 ② K		2	0	1	0	3	1	0
9 Wil Myers, R (1, 9) OBP: 0.308, SLG: 0.474 5 Sam Fuld, L (9, 9) OBP: 0.255, SLG: 0.287	B FC 78 S CH 77 S CH 79 B CH 78 F CH 80 S CH 80 2-3 ③ K	X FF 82 0-0 ② FC5-4 11 1B 1-2f	F FF 83 X CH 78 0-1 1-2 3-H 1B			S SL 85 D SL 85 F SL 82 D SL 85 F FF 96 X SL 83 3-2 ③ G5-3		F SL 86 B SL 88 B FF 95 S FF 95 B SL 87 B FF 94 4-2 11 1B BB		4 0	0 0	1 0	1 0	1 0	1 0	4 0
11 Yunel Escobar, R (1, 6) OBP: 0.301, SLG: 0.358		B SI 83 C FF 81 X FF 86 1-1 ① F8	1 SAFE X CH 78 0-0 1-3 1B	B FF 82 F FF 85 F CH 79 F CH 80 F FF 82 F SI 85 S CH 77 1-3 ③ K			B CU 81 F FF 92 B CU 82 B CU 81 F FF 92 X FF 92 3-2 28 S 21 1B 2 G4-3 1B	F SL 84 X FF 95 0-1 1-2 1B		5	1	3	0	0	1	2
21 James Loney, L (1, 3) OBP: 0.365, SLG: 0.477		C FF 85 C SI 86 B SI 86 B CU 75 X SI 87 2-2 28 WP 8 1B 1B	C FF 86 1 SAFE 1 SAFE X CH 78 0-1 ③ P4		B CH 76 B SI 85 B SI 84 C FF 84 X FF 85 3-1 1B		X SI 91 0-0 2 G4-3 28 S 1-2 1B	X FF 96 0-0 ③ F9		5	1	3	0	0	0	4
28 José Molina, R (1, 2) OBP: 0.313, SLG: 0.333		B FC 78 B FF 81 B SI 86 B SI 84 4-0 8 1B 1-2 BB		B FF 81 B CH 79 B FC 80 C SI 83 B SI 85 4-1 8 1B 2 HBP 1 SF9 BB	B SI 84 X FF 82 1-0 ① L7		S CH 84 D CU 83 B CU 83 B CH 85 C FF 92 X CU 83 3-2 ① G5-3 1-2 2-3			2	1	0	0	2	0	3
2 Kelly Johnson, L (1, 4) OBP: 0.317, SLG: 0.442		C FC 79 F FF 86 X CH 76 0-2 ② F7		B SI 84 T CH 80 H SI 85 2-1 1 SF9 8 1B 18 SF9 1-2 HBP	F SI 84 1 SAFE X FC 80 0-1 ② P5		C CU 83 S CU 83 F CU 84 F FF 92 F CU 84 X FF 89 0-2 ② G4-3 2-3 3-H			3	1	0	1	0	0	4
Inning Stats	R: 0 E: 0 K: 1 S: 14 H: 1 LOB: 2 BB: 1 P: 22	R: 1 E: 0 K: 0 S: 11 H: 2 LOB: 2 BB: 1 P: 22	R: 0 E: 0 K: 0 S: 9 H: 2 LOB: 2 BB: 0 P: 12	R: 3 E: 0 K: 1 S: 15 H: 2 LOB: 2 BB: 2 P: 27	R: 0 E: 0 K: 0 S: 9 H: 1 LOB: 1 BB: 0 P: 16	R: 0 E: 0 K: 0 S: 14 H: 0 LOB: 1 BB: 1 P: 26	R: 1 E: 0 K: 1 S: 19 H: 2 LOB: 2 BB: 1 P: 31	R: 0 E: 0 K: 1 S: 11 H: 1 LOB: 2 BB: 1 P: 18		1B: 10 2B: 1 3B: 0 HR: 0 SF: 2 SAC: 0 DP: 0 HBP: 1						

PITCHER		IP	WLS	BF	H	R	ER	SO	BB	IBB	HBP	BLK	WP	HR	S	P	ERA	WHIP
56 Mark Buehrle, L ERA: 4.73	(1, 1)	5.0	L	28	8	4	4	2	3	1	1	0	1	0	58	99	7.20	2.200
45 Neil Wagner, R ERA: 0.75	(6, 1)	1.0		4	0	0	0	0	1	0	0	0	0	0	14	26	0.00	1.000
27 Brett Cecil, L ERA: 1.59	(7, 1)	0.2		4	2	1	1	0	0	0	0	0	0	0	13	19	13.50	3.000
50 Steve Delabar, R ERA: 1.73	(7, 1)	0.1		2	0	0	0	1	1	0	0	0	0	0	6	12	0.00	3.000
29 Dustin McGowan, R ERA: 4.15	(8, 1)	1.0		5	1	0	0	1	1	0	0	0	0	0	11	18	0.00	2.000

PITCHER	IP	WLS	BF	H	R	ER	SO	BB	IBB	HBP	BLK	WP	HR	S	P	ERA	WHIP

BOTTOM

Toronto Blue Jays @ Tampa Bay Rays

Tropicana Field, St. Petersburg, FL

Tue Jun 25 2013, 7:12 PM - 10:22 PM EDT

Att. 12,041 - Dome - 72 F

livebaseballscorecards.com

AB	33
R	5
H	11
RBI	5
BB	7
SO	4
LOB	22

WP: 1 PA: 43
PB: 0
SB: 2
CS: 0

Batter	1	2	3	4	5	6	7	8	9	AB	R	H	RBI	BB	SO	LOB
7 José Reyes, S (1, 6) OBP: 0.426, SLG: 0.476	C SI 90 X SL 84 0-1 ① G4-3		C SI 90 X CH 84 0-1 ③ G4-3 1-2		B SL 85 C SI 92 X SL 84 1-1 ③ G6-3			B CH 85 C SI 93 X SI 93 1-1 ② F7		4	0	0	0	0	0	2
19 José Bautista, R (1, 9) OBP: 0.345, SLG: 0.476	C SL 83 B CH 85 B CH 84 C SI 92 S SI 92 2-3 ② K			B CH 84 F SI 91 F SI 92 F SI 92 B SI 92 F CH 85 F SL 85 X SL 86 2-2 26 G4-3 53 1B 2B		T CH 84 B SL 85 B CH 85 F SI 91 X CH 85 2-2 ① G5-3		B FF 92 X SI 92 1-0 ③ F9		4	1	1	0	0	1	0
10 Edwin Encarnación, R (1, 5) OBP: 0.353, SLG: 0.542	C SI 92 F SI 91 B CH 84 B SI 91 F SI 92 F CH 85 X SI 92 2-2 ③ G5-3			X SI 92 0-0 ① L7		B SI 93 X SI 93 1-0 ② L6			C SI 92 B SI 92 X CH 85 1-1 HR	4	1	1	1	0	0	1
26 Adam Lind, L (1, 3) OBP: 0.386, SLG: 0.542		C SL 84 B CH 85 X SL 84 1-1 ① G4-3		D CH 86 C CH 85 X SI 92 1-1 ② G4-3 2-3		C SI 93 B CH 85 F SL 84 B CH 84 B CH 84 X SL 84 3-2 HR			C FC 85 B CH 82 F FC 87 S CU 78 1-3 ① K	4	1	1	1	0	1	1
53 Melky Cabrera, S (1, 10) OBP: 0.322, SLG: 0.364		B FF 92 F FF 91 B SL 83 B CH 84 B SI 91 4-1 28 G3-6-3 BB		C SL 86 X SI 92 0-1 3-H 1B		B SI 92 C CH 84 C SL 86 F CH 85 B FF 92 F CH 85 F CH 84 B SI 93 S SI 92 3-3 ③ K			C FC 86 X CH 82 0-1 ② F7	3	0	1	1	1	1	0
28 Colby Rasmus, L (1, 8) OBP: 0.317, SLG: 0.464		B SI 90 C CH 83 T SL 83 F SI 91 X SI 90 1-2 ②③ G3-6-3 1-2f		C SI 91 F CH 85 B SI 91 F CH 84 S SL 84 1-3 ③ K			C SI 91 B SI 93 B CH 84 F CH 84 F SI 92 B SI 93 X SI 91 3-2 ① F8		C CU 75 B FC 86 C FC 87 B CU 77 C CH 84 2-3 ③ K	4	0	0	0	0	2	2
11 Rajai Davis, R (1, 7) OBP: 0.328, SLG: 0.375			C FF 90 X SI 92 0-1 ① P2		B SI 90 S SI 90 X FF 91 1-1 22 G5-3 1B		S SL 85 T SI 92 S CH 84 0-3 ② K			3	0	1	0	0	1	0
22 Josh Thole, L (1, 2) OBP: 0.150, SLG: 0.105			C SI 92 C SI 92 S SI 91 0-3 ② K		S SI 89 C SL 83 1 SAFE X SL 82 0-2 ① G5-3 1-2		C CH 86 F SI 93 B CH 86 F SI 92 F SI 92 F CH 84 F SL 84 X CH 86 1-2 ③ G4-3			3	0	0	0	0	1	1
1 Emilio Bonifácio, S (1, 4) OBP: 0.236, SLG: 0.317			C SL 84 B SL 86 B SI 92 X SI 92 2-1 7 S 1B		C SL 84 X CH 83 0-1 ② G5-3			C SI 91 X SL 86 0-1 ① F8		3	0	1	0	0	0	1
Inning Stats	R: 0 E: 0 K: 1 S: 10 H: 0 LOB: 0 BB: 0 P: 14	R: 0 E: 0 K: 0 S: 7 H: 0 LOB: 0 BB: 1 P: 13	R: 0 E: 0 K: 1 S: 9 H: 1 LOB: 1 BB: 0 P: 11	R: 1 E: 0 K: 1 S: 15 H: 2 LOB: 1 BB: 0 P: 19	R: 0 E: 0 K: 0 S: 9 H: 1 LOB: 1 BB: 0 P: 11	R: 1 E: 0 K: 1 S: 13 H: 1 LOB: 0 BB: 0 P: 22	R: 0 E: 0 K: 1 S: 14 H: 0 LOB: 0 BB: 0 P: 18	R: 0 E: 0 K: 0 S: 5 H: 0 LOB: 0 BB: 0 P: 7	R: 1 E: 0 K: 2 S: 10 H: 1 LOB: 0 BB: 0 P: 14	1B: 3 2B: 1 3B: 0 HR: 2 SF: 0 SAC: 0 DP: 1 HBP: 0						

PITCHER		IP	WLS	BF	H	R	ER	SO	BB	IBB	HBP	BLK	WP	HR	S	P	ERA	WHIP
40 Roberto Hernandez, R ERA: 4.98	(1, 1)	8.0	L	30	6	3	3	5	1	0	0	0	0	2	84	118	3.38	0.875
35 Jamey Wright, R ERA: 3.11	(9, 1)	1.0		3	0	0	0	2	0	0	0	0	0	0	8	11	0.00	0.000

PITCHER		IP	WLS	BF	H	R	ER	SO	BB	IBB	HBP	BLK	WP	HR	S	P	ERA	WHIP

TOP

Toronto Blue Jays @ Tampa Bay Rays

Tropicana Field, St. Petersburg, FL

Wed Jun 26 2013, 12:11 PM - 2:20 PM EDT

Att. 21,502 - Dome - 72 F

livebaseballscorecards.com

AB	32
R	3
H	6
RBI	3
BB	1
SO	7
LOB	8

WP: 0	PA: 33		
PB: 0			
SB: 1			
CS: 0			

BOTTOM

Batter	1	2	3	4	5	6	7	8	9	AB	R	H	RBI	BB	SO	LOB
20 Matt Joyce, L (1, 7) OBP: 0.331, SLG: 0.489	F KN 74 S KN 77 C KN 78 0-3 ① K			C KN 71 B KN 77 X KN 75 1-1 ① P5		F KN 75 C KN 76 B KN 77 B KN 77 X KN 74 2-2 ②③ G4-6-3 1-2f			F KN 73 F KN 78 X KN 78 0-2 ② G1-3	4	0	0	0	0	1	1
8 Desmond Jennings, R (1, 8) OBP: 0.321, SLG: 0.433	B KN 76 C FF 82 S KN 77 F KN 78 X EP 66 1-2 ② G6-3			B KN 74 F KN 73 B KN 78 S KN 73 S KN 77 2-3 ② K			B KN 75 B KN 82 B KN 70 B KN 79 4-0 21 S BB		X KN 73 0-0 ③ G5-3	3	0	0	0	1	1	0
18 Ben Zobrist, S (1, 4) OBP: 0.362, SLG: 0.385	C KN 74 C KN 77 B KN 79 B KN 78 S KN 77 2-3 ③ K			C KN 76 X KN 77 0-1 ③ G5-3			X KN 74 0-0 ① P3			3	0	0	0	0	1	1
3 Evan Longoria, R (1, 5) OBP: 0.368, SLG: 0.551		C KN 74 F KN 77 B KN 77 S KN 78 1-3 ① K			F KN 75 X KN 78 0-1 ① G4-3		B KN 76 F KN 73 B KN 77 F KN 75 S KN 76 2-3 ② K			3	0	0	0	0	2	1
21 James Loney, L (1, 3) OBP: 0.364, SLG: 0.475		C KN 77 X EP 67 0-1 ② F8			B KN 76 S KN 74 X KN 77 1-1 9 FC6-4 1B		B KN 75 F KN 77 S KN 78 X KN 79 1-2 ③ F7 1-2			3	0	1	0	0	0	1
9 Wil Myers, R (1, 9) OBP: 0.286, SLG: 0.439		C FF 82 F KN 78 X KN 78 0-2 ③ G5-3			F KN 76 F KN 76 X KN 78 0-2 ② FC6-4 1-2f			X KN 74 0-0 ① F7		3	0	0	0	0	0	1
30 Luke Scott, L (1, 10) OBP: 0.325, SLG: 0.386			T KN 75 B KN 77 B KN 76 X KN 74 2-1 ① G3		B KN 76 1 SAFE F KN 74 X KN 77 1-1 ③ P4			C FF 81 T EP 64 X KN 79 0-2 ② P5		3	0	0	0	0	0	1
28 José Molina, R (1, 2) OBP: 0.309, SLG: 0.328 5 Sam Fuld, L (8, PH) OBP: 0.252, SLG: 0.284 59 Jose Lobaton, S (9, 2) OBP: 0.322, SLG: 0.414			C KN 75 B KN 77 B KN 76 C FF 81 X KN 78 2-2 ② G1-3			S KN 73 F KN 77 X EP 66 0-2 ① L5		C KN 72 X KN 78 0-1 ③ L6		2 1 0	0 0 0	0 0 0	0 0 0	0 0 0	0 0 0	0 0 0
11 Yunel Escobar, R (1, 6) OBP: 0.301, SLG: 0.358			B KN 78 S KN 77 M KN 78 F KN 79 B EP 61 S KN 79 2-3 ③ K			X KN 74 0-0 20 G4-6-3 1B			B KN 72 X FF 81 1-0 ① G5-3	3	0	1	0	0	1	0
Inning Stats	R: 0 E: 0 K: 2 S: 10 H: 0 LOB: 0 BB: 0 P: 13	R: 0 E: 0 K: 1 S: 8 H: 0 LOB: 0 BB: 0 P: 9	R: 0 E: 0 K: 1 S: 9 H: 0 LOB: 0 BB: 0 P: 15	R: 0 E: 0 K: 1 S: 7 H: 0 LOB: 0 BB: 0 P: 10	R: 0 E: 0 K: 0 S: 9 H: 1 LOB: 1 BB: 0 P: 11	R: 0 E: 0 K: 0 S: 7 H: 1 LOB: 0 BB: 0 P: 9	R: 0 E: 0 K: 1 S: 7 H: 0 LOB: 1 BB: 1 P: 14	R: 0 E: 0 K: 0 S: 6 H: 0 LOB: 0 BB: 0 P: 6	R: 0 E: 0 K: 0 S: 5 H: 0 LOB: 0 BB: 0 P: 6	1B: 2 2B: 0 3B: 0 HR: 0 SF: 0 SAC: 0 DP: 1 HBP: 0						

PITCHER	IP	WLS	BF	H	R	ER	SO	BB	IBB	HBP	BLK	WP	HR	S	P	ERA	WHIP
43 R.A. Dickey, R (1, 1) ERA: 4.72	9.0	W	29	2	0	0	6	1	0	0	0	0	0	68	93	0.00	0.333

PITCHER	IP	WLS	BF	H	R	ER	SO	BB	IBB	HBP	BLK	WP	HR	S	P	ERA	WHIP

Toronto Blue Jays @ Tampa Bay Rays

Tropicana Field, St. Petersburg, FL

Wed Jun 26 2013, 12:11 PM - 2:20 PM EDT

Att. 21,502 - Dome - 72 F

livebaseballscorecards.com

AB	28
R	0
H	2
RBI	0
BB	1
SO	6
LOB	6

PA: 29

WP: 0
PB: 0
SB: 1
CS: 0

Batter	1	2	3	4	5	6	7	8	9	AB	R	H	RBI	BB	SO	LOB
7 José Reyes, S (1, 6) OBP: 0.412, SLG: 0.455	C SI 93 B FF 94 B FF 92 B FF 93 F SI 93 B FF 93 4-2 10 G6-4-3 BB			C SI 92 B FF 90 F FF 90 X FC 90 1-2 ① G6-3		X CH 85 0-0 ① G5-3		C FF 91 B FO 87 X FF 92 1-1 ① SF8 3-H		2	0	0	1	1	0	0
19 José Bautista, R (1, 9) OBP: 0.344, SLG: 0.471	B FF 94 B SI 94 B FF 94 C FF 94 X FF 94 3-1 ① F7			C CU 74 B SI 94 B FF 93 B FC 89 F FF 93 B CH 85 4-2 10 G6-4-3 BB		C FC 89 X CH 88 0-1 ② G4-3		C FO 84 B FF 92 X FF 92 1-1 ② G6-3 1-3 2-H		3	0	0	1	1	0	2
10 Edwin Encarnación, R (1, 3) OBP: 0.349, SLG: 0.535	S FF 94 D CH 86 X CH 86 1-1 ②③ G6-4-3 1-2f			C SI 92 B FF 91 B FF 90 B FF 93 X FF 93 3-1 ②③ G6-4-3 1-2f		F SI 91 C FF 90 B CH 86 F SI 93 B SI 92 B FF 93 S CH 84 3-3 ③ K		B FF 93 C FF 92 X SL 77 1-1 ③ L7		4	0	0	0	0	1	3
16 Mark DeRosa, R (1, 10) OBP: 0.311, SLG: 0.402 26 Adam Lind, L (9, PH) OBP: 0.384, SLG: 0.540		X FF 93 0-0 ① G6-3			C FF 92 F FF 89 F SI 92 B CU 76 B CH 85 S CH 86 2-3 ① K		S CH 85 C FF 89 B CU 76 B CH 85 S CH 86 2-3 ① K		C FF 88 B FF 90 B FF 90 X FS 80 2-1 ① G3	3 1	0 0	0 0	0 0	0 0	2 0	0 0
53 Melky Cabrera, S (1, 7) OBP: 0.321, SLG: 0.362		C FF 93 B SI 94 X SI 90 1-1 ② L5			B SI 92 C FF 92 C FF 92 F SI 93 X CU 77 1-2 11 1B 3 2B 1B		X CH 87 0-0 ② F9		F FF 88 C FF 90 F FF 90 B SL 85 B FF 90 S FS 81 2-3 ② K	4	1	1	0	0	1	0
9 J.P. Arencibia, R (1, 2) OBP: 0.251, SLG: 0.443		F FF 93 B FF 94 B FF 91 F FF 93 S FF 94 2-3 ③ K			D CU 76 X FF 92 1-0 ② F8		X SI 92 0-0 ③ P6		B FF 90 B FS 80 F FF 89 F FF 89 F FF 89 S FS 82 2-3 ③ K	4	0	0	0	0	2	1
11 Rajai Davis, R (1, 8) OBP: 0.336, SLG: 0.383			C FF 92 X FC 88 0-1 ① G6-3		D CH 87 S CH 86 B FF 90 X FF 93 2-1 3 2B 1-2 1B			C FF 90 B CH 85 S CH 84 X FF 92 1-2 1 BB 3 1B 7 SF8 1B		3	2	2	0	0	0	0
3 Maicer Izturis, S (1, 5) OBP: 0.272, SLG: 0.348			C SI 93 C FF 94 T FC 89 0-2 ② K		F SI 93 S CU 76 X FF 91 0-2 1-H 2-H 2B			C SI 92 B CH 85 X CH 84 1-1 19 WP 1 BB 19 G6-3 1-2 1B		3	1	2	2	0	1	0
1 Emilio Bonifácio, S (1, 4) OBP: 0.237, SLG: 0.313			C SI 93 X CU 76 0-1 ③ G6-3		B SI 93 X SI 94 1-0 ③ P6			B SI 93 B SI 92 B SI 91 B FO 89 4-0 19 G6-3 19 WP 1-2 2-3 BB		2	0	0	0	1	0	1
Inning Stats	R: 0 E: 0 K: 0 S: 6 H: 0 LOB: 0 BB: 1 P: 14	R: 0 E: 0 K: 1 S: 6 H: 0 LOB: 0 BB: 0 P: 9	R: 0 E: 0 K: 1 S: 7 H: 0 LOB: 0 BB: 0 P: 7	R: 0 E: 0 K: 0 S: 7 H: 0 LOB: 0 BB: 1 P: 15	R: 2 E: 0 K: 1 S: 15 H: 3 LOB: 1 BB: 0 P: 22	R: 0 E: 0 K: 1 S: 7 H: 0 LOB: 0 BB: 0 P: 10	R: 0 E: 0 K: 1 S: 5 H: 0 LOB: 0 BB: 0 P: 7	R: 2 E: 0 K: 0 S: 11 H: 2 LOB: 1 BB: 1 P: 20	R: 0 E: 0 K: 2 S: 10 H: 0 LOB: 0 BB: 0 P: 16	1B: 4 2B: 1 3B: 0 HR: 0 SF: 1 SAC: 0 DP: 2 HBP: 0						

PITCHER		IP	WLS	BF	H	R	ER	SO	BB	IBB	HBP	BLK	WP	HR	S	P	ERA	WHIP
31 Jon Lester, L ERA: 4.61	(1, 1)	7.0	W	26	5	4	4	5	2	0	0	0	0	0	58	91	5.14	1.000
36 Junichi Tazawa, R ERA: 2.5	(8, 1)	1.0		4	0	0	0	0	1	0	0	0	1	0	6	13	0.00	1.000
19 Koji Uehara, R ERA: 1.97	(9, 1)	1.0	S	3	0	0	0	2	0	0	0	0	0	0	10	16	0.00	0.000

PITCHER	IP	WLS	BF	H	R	ER	SO	BB	IBB	HBP	BLK	WP	HR	S	P	ERA	WHIP

TOP

Toronto Blue Jays @ Boston Red Sox

Fenway Park, Boston, MA

Thu Jun 27 2013, 7:13 PM - 9:45 PM EDT

Att. 34,750 - Cloudy - 64 F

livebaseballscorecards.com

AB	29
R	4
H	5
RBI	4
BB	3
SO	7
LOB	7

WP: 1	PA: 33				
PB: 0					
SB: 0					
CS: 0					

Batter	1	2	3	4	5	6	7	8	9	AB	R	H	RBI	BB	SO	LOB
2 Jacoby Ellsbury, L (1, 8) OBP: 0.356, SLG: 0.406	C SI 88 X SI 87 0-1 G3	F SI 87 X SI 90 0-1 18 G4-6-3 1-2 2-H 1B		C SL 80 B SL 82 S SL 81 F SI 94 S SI 92 1-3 K			B FC 87 C FC 88 X FC 88 1-1 P5			4	0	1	1	0	1	0
18 Shane Victorino, S (1, 9) OBP: 0.349, SLG: 0.401	B SI 88 C SI 88 X FS 77 1-1 G3	B FS 78 C SI 88 B FS 78 F SI 90 X SI 89 2-2 G4-6-3 1-2f 2-3		B SL 80 C SI 92 X SL 81 1-1 G5-3			S SI 92 X CH 84 0-1 2B			4	0	1	0	0	0	2
15 Dustin Pedroia, R (1, 4) OBP: 0.398, SLG: 0.434	C SI 88 F SL 80 B SL 84 X SL 85 1-2 G6-3	S SI 90 F CU 77 X SL 80 0-2 3-H HR			C SI 92 B SI 92 X SL 82 1-1 G4-3		B SI 90 B CH 85 B FF 92 C SI 91 C CU 82 D CU 83 4-2 BB			3	1	1	2	1	0	0
34 David Ortiz, L (1, 10) OBP: 0.407, SLG: 0.616		37 BB 29 1B BB 1B			C SL 80 F SI 92 B SL 84 B SL 84 S SL 83 2-3 K		F SI 91 B SI 92 B CU 82 F SI 90 S SI 91 2-3 K			3	1	1	0	1	2	2
37 Mike Carp, L (1, 3) OBP: 0.371, SLG: 0.652		29 1B 39 1B 1-2 BB K			C SI 93 X SL 82 0-1 G6-3			B FF 95 F FF 95 B FF 95 F FF 95 X CH 88 2-2 G3		3	1	0	0	1	1	1
29 Daniel Nava, S (1, 7) OBP: 0.372, SLG: 0.443		C SI 89 F FS 78 B SI 90 X FS 80 1-2 39 1B 7 2B 1-3 2-H 1B	B SI 91 X SI 92 1-0 G4-3		C SL 80 C SL 81 B SI 92 X SL 82 1-2 G6-3			S FF 95 C FF 95 F FF 96 F CH 87 S CH 88 0-3 K		4	1	1	1	0	1	0
39 Jarrod Saltalamacchia, S (1, 2) OBP: 0.326, SLG: 0.459		B FS 78 X SI 90 1-0 7 2B 10 1B 1-2 3-H 1B	C SI 92 C SI 93 B SI 93 X SI 92 1-2 F8		X SI 93 0-0 G5-3			C FF 95 S SL 87 B CH 89 X FF 96 1-2 2B		4	1	2	1	0	0	0
7 Stephen Drew, L (1, 6) OBP: 0.308, SLG: 0.391		C SI 89 C CU 76 D CU 76 F SL 80 D SI 89 X CU 76 2-2 2 1B 1-3 2-H 2B	C SI 93 X SI 92 0-1 G4-3			B SI 93 C SI 92 C SL 83 F SI 92 B SL 84 F SL 82 S SL 82 2-3 K		B FF 95 S FF 95 S CH 88 S CH 89 1-3 K		4	1	1	1	0	2	1
10 Jose Iglesias, R (1, 5) OBP: 0.466, SLG: 0.550		C SI 90 X SI 90 0-1 18 G4-6-3 2 1B 15 HR 3-H 1B		C SI 91 F SI 91 X SL 80 0-2 L4			C SI 90 C CU 80 F SI 92 B CU 82 S CH 84 1-3 K			3	1	1	1	0	1	0
Inning Stats	R: 0 E: 0 K: 0 S: 7 H: 0 LOB: 0 BB: 0 P: 9	R: 7 E: 0 K: 1 S: 28 H: 7 LOB: 1 BB: 2 P: 47	R: 0 E: 0 K: 0 S: 6 H: 0 LOB: 0 BB: 0 P: 8	R: 0 E: 0 K: 1 S: 9 H: 0 LOB: 0 BB: 0 P: 11	R: 0 E: 0 K: 1 S: 7 H: 0 LOB: 0 BB: 0 P: 10	R: 0 E: 0 K: 1 S: 9 H: 0 LOB: 0 BB: 0 P: 12	R: 0 E: 0 K: 2 S: 13 H: 1 LOB: 2 BB: 1 P: 21	R: 0 E: 0 K: 2 S: 14 H: 1 LOB: 1 BB: 0 P: 18		1B: 5 2B: 3 3B: 0 HR: 1 SF: 0 SAC: 0 DP: 1 HBP: 0				WP: 0 PB: 0 SB: 0 CS: 0 PA: 35		

PITCHER		IP	WLS	BF	H	R	ER	SO	BB	IBB	HBP	BLK	WP	HR	S	P	ERA	WHIP
67 Chien-Ming Wang, R ERA: 5.24	(1, 1)	1.2	L	12	6	7	7	0	2	0	0	0	0	1	29	45	37.80	4.800
62 Aaron Loup, L ERA: 1.88	(2, 1)	1.1		5	1	0	0	1	0	0	0	0	0	0	12	19	0.00	0.750
57 Juan Pablo Perez, L ERA:	(4, 1)	3.0		9	0	0	0	3	0	0	0	0	0	0	25	33	0.00	0.000
27 Brett Cecil, L ERA: 1.55	(7, 1)	1.0		5	1	0	0	2	1	0	0	0	0	0	13	21	0.00	2.000
50 Steve Delabar, R ERA: 1.69	(8, 1)	1.0		4	1	0	0	2	0	0	0	0	0	0	14	18	0.00	1.000

PITCHER	IP	WLS	BF	H	R	ER	SO	BB	IBB	HBP	BLK	WP	HR	S	P	ERA	WHIP

BOTTOM

Toronto Blue Jays @ Boston Red Sox

Fenway Park, Boston, MA

Thu Jun 27 2013, 7:13 PM - 9:45 PM EDT

Att. 34,750 - Cloudy - 64 F

livebaseballscorecards.com

AB	32
R	7
H	9
RBI	7
BB	3
SO	8
LOB	6

Batter	1	2	3	4	5	6	7	8	9	AB	R	H	RBI	BB	SO	LOB
7 José Reyes, S (1, 6) OBP: 0.393, SLG: 0.429	B FF 95 B FF 95 C FF 92 C FF 93 S CH 87 2-3 K		B SI 96 B CH 85 C FF 95 X SI 94 2-1 19 WP 1B		B CH 85 C CH 84 C FF 94 D CH 85 B FF 95 X CH 86 3-2 FC5-4 19 1B 10 1B 1-2f 2-3		C FF 95 F CH 89 F FF 95 B FC 86 S FF 94 1-3 K		X FS 82 0-0 G6-3	5	1	1	0	0	2	2
19 José Bautista, R (1, 9) OBP: 0.343, SLG: 0.468	X FF 96 0-0 F9		C FF 96 C CH 85 B CH 86 B CH 88 S SL 84 2-3 K 1-2		C FF 95 D SL 83 B CH 85 B SI 92 F SI 92 X CH 86 3-2 10 1B 26 SF8 1-3 3-H 1B		B FF 94 F FF 94 C FC 88 S FF 95 1-3 K			4	1	1	1	0	2	1
10 Edwin Encarnación, R (1, 10) OBP: 0.353, SLG: 0.546	C FF 95 B CH 87 B FF 97 X CH 87 2-1 F8			B FF 94 C SI 94 B SL 84 B CH 86 B FF 93 4-1 11 FC6-4 28 E BB	S SI 94 F FF 94 X SL 84 0-2 1-3 3-H 1B		B FF 94 X FF 94 1-0 HR			3	1	2	2	1	0	0
26 Adam Lind, L (1, 3) OBP: 0.382, SLG: 0.537		C FF 93 B SI 92 X CH 86 1-1 28 FC4-6 1B		C FF 95 B FF 95 B SI 92 F FF 94 S FF 94 2-3 K	X SI 93 0-0 SF8 3-H		B FF 94 F FF 93 C FF 94 S SL 86 1-3 K			3	0	1	1	0	2	1
28 Colby Rasmus, L (1, 8) OBP: 0.312, SLG: 0.457		C FC 94 X CH 87 0-1 FC4-6 11 FC3-6 1-2f		X FF 93 0-0 FC6 11 FC6-4 1-2	F CH 86 B FF 95 B FF 93 X CH 86 2-1 F8			C FF 93 B FF 93 B SL 85 X SL 83 2-1 P3		4	0	0	0	0	0	3
11 Rajai Davis, R (1, 7) OBP: 0.341, SLG: 0.387		C FF 94 X SI 93 0-1 FC3-6 9 S 1-2f		C CH 86 F CH 86 X SL 85 0-2 FC6-4 9 FC4-6 1-2f 2-3		B SI 92 B CH 85 X FF 94 2-0 9 G3 9 S 3 SF7 1B			C SL 84 C FF 94 B FF 94 X SL 85 1-2 9 G6-4-3 1B	4	1	2	0	0	0	3
9 J.P. Arencibia, R (1, 2) OBP: 0.247, SLG: 0.437		B FF 96 1 SAFE B FF 94 B FF 96 C FF 94 F FF 95 F FF 96 X CH 86 3-2 G1-3 1-2		B CH 84 1 SAFE X FF 94 1-0 FC4-6 1-2f	F FF 94 B CH 86 1 SAFE C FF 94 X FC 95 1-2 G3 1-3			B FF 94 F SL 84 1 SAFE B FF 94 C FF 94 1 SAFE F SL 86 F FF 96 F SL 87 2-2 X SL 84 G6-4-3 1-2f		4	0	0	0	0	0	5
3 Maicer Izturis, S (1, 5) OBP: 0.271, SLG: 0.348			C FF 95 X SI 95 0-1 G6-3		B FF 95 B SI 94 C SI 91 X SI 93 2-1 7 FC5-4 1 BB 19 1B 1B	B CH 86 B FF 93 B FF 93 C FF 94 X FF 94 3-1 SF7 3-H			C FF 89 S FS 81 B FS 82 F FF 89 F FS 82 C FF 89 1-3 K	3	1	1	1	0	1	0
1 Emilio Bonifácio, S (1, 4) OBP: 0.237, SLG: 0.309			C FF 95 B SI 95 X FF 94 1-1 G3		B FF 94 B CH 85 B FF 94 B FF 94 4-0 7 FC5-4 1-2 BB	C FF 95 S CH 86 B CH 87 B FF 96 B CH 86 X FF 95 3-2 G3			F FF 90 B FS 82 F FF 89 F FS 81 F FF 90 F FF 89 F FS 81 S FS 82 1-3 K	3	0	0	0	1	1	0

Inning Stats	1	2	3	4	5	6	7	8	9
	R: 0 E: 0 K: 1 S: 6	R: 0 E: 0 K: 0 S: 10	R: 0 E: 0 K: 1 S: 9	R: 0 E: 1 K: 1 S: 9	R: 3 E: 0 K: 0 S: 14	R: 1 E: 0 K: 0 S: 9	R: 1 E: 0 K: 3 S: 11	R: 0 E: 0 K: 0 S: 11	R: 0 E: 0 K: 2 S: 13
	H: 0 LOB: 0 BB: 0 P: 10	H: 1 LOB: 1 BB: 0 P: 14	H: 1 LOB: 1 BB: 0 P: 14	H: 0 LOB: 2 BB: 1 P: 16	H: 3 LOB: 1 BB: 1 P: 28	H: 1 LOB: 0 BB: 0 P: 18	H: 1 LOB: 1 BB: 0 P: 15	H: 1 LOB: 0 BB: 0 P: 16	H: 0 LOB: 0 BB: 0 P: 15

1B: 7	SF: 2
2B: 0	SAC: 0
3B: 0	DP: 1
HR: 1	HBP: 0

WP: 1	PA: 37
PB: 0	
SB: 2	
CS: 0	

PITCHER		IP	WLS	BF	H	R	ER	SO	BB	IBB	HBP	BLK	WP	HR	S	P	ERA	WHIP
64 Allen Webster, R ERA: 9.5	(1, 1)	6.0		27	6	4	4	3	2	0	0	0	1	0	57	100	6.00	1.333
40 Andrew Bailey, R ERA: 4.63	(7, 1)	0.2	B	3	1	1	1	2	0	0	0	0	0	1	8	11	13.50	1.500
30 Andrew Miller, L ERA: 2.79	(7, 1)	1.1	W	4	1	0	0	1	0	0	0	0	0	0	14	20	0.00	0.750
19 Koji Uehara, R ERA: 1.91	(9, 1)	1.0	S	3	0	0	0	2	0	0	0	0	0	0	13	15	0.00	0.000

PITCHER	IP	WLS	BF	H	R	ER	SO	BB	IBB	HBP	BLK	WP	HR	S	P	ERA	WHIP

TOP

Toronto Blue Jays @ Boston Red Sox

Fenway Park, Boston, MA

Fri Jun 28 2013, 7:12 PM - 10:33 PM EDT

Att. 36,383 - Partly Cloudy - 77 F

livebaseballscorecards.com

AB	33
R	5
H	8
RBI	5
BB	2
SO	8
LOB	15

BOTTOM

Toronto Blue Jays @ Boston Red Sox

Fenway Park, Boston, MA

Fri Jun 28 2013, 7:12 PM - 10:33 PM EDT

Att. 36,383 - Partly Cloudy - 77 F

livebaseballscorecards.com

Batter	1	2	3	4	5	6	7	8	9	AB	R	H	RBI	BB	SO	LOB
2 Jacoby Ellsbury, L (1, 8) OBP: 0.357, SLG: 0.406	B FF 90 C FF 93 C FF 93 B SL 87 F FF 92 S FF 93 2-3 K ①		C FF 92 B CH 87 B FF 92 B FF 93 F FF 94 X FF 93 3-2 12 1B 18 PB 1B	B CU 78 D CU 77 F FF 91 1 SAFE B FF 91 C FF 92 X CU 78 3-2 18 K2 1B 1-H 3-H		C FF 96 F CH 85 B FF 97 F FF 97 1 SAFE F FF 96 B FF 98 F CH 86 X FF 96 2-2 G6-3 ③		X FC 90 0-0 G4-3 ①		5	1	2	2	0	1	1
18 Shane Victorino, S (1, 9) OBP: 0.346, SLG: 0.396	C FF 93 B CU 78 S SL 88 B FF 93 F SL 89 B CU 79 F SL 90 T FF 94 3-2 K ②		1 SAFE C FF 92 1 SAFE B SL 91 F FF 91 B SL 90 S SL 87 2-3 K ① 1-2	S CH 78 F SI 92 B SI 92 D CH 78 S SI 92 2-3 K2 ②③ 1-1f			C FF 95 X FF 96 0-1 12 WP 15 1B 5 1B 1B	C FC 89 X CH 85 0-1 P6 ②		5	1	1	0	0	3	3
15 Dustin Pedroia, R (1, 4) OBP: 0.401, SLG: 0.443	C FF 94 C SL 88 X FF 94 0-2 G4-3 ③		C FF 92 B FF 92 B SL 86 F FF 92 X CU 78 2-2 L7 ②		C SI 90 F SI 91 B SI 94 X CH 80 1-2 34 1B 1B		C FF 95 X SL 85 0-1 5 1B 12 WP 39 BB 1B 1-2	X FF 90 0-0 3B		5	1	3	0	0	0	1
34 David Ortiz, L (1, 10) OBP: 0.407, SLG: 0.610		C FF 92 F SL 88 B FF 92 B CU 77 F SL 88 F FF 94 B CU 80 X FF 94 3-2 P5 ① I IN 77 I IN 75 I IN 77 I IN 77 4-0 12 1B 29 1B IBB			F SI 92 X SI 92 0-1 29 G6-4-3 1B 1-2		C FC 87 C CU 82 F CU 83 C CU 83 0-3 K ① B FC 89 F CU 74 S FC 89 B FC 90 B CU 75 F FC 91 X FC 90 3-2 G3 ③		4	0	1	0	1	1	3
12 Mike Napoli, R (1, 3) OBP: 0.349, SLG: 0.447		C FF 93 B FF 93 B FF 94 F SL 86 F FF 93 B FF 94 F FF 95 B SL 88 4-2 29 1B 7 3B BB	B FF 92 S FF 92 C FF 92 X FF 92 1-2 29 1B 1B 1-2 2-H		B SI 92 B SI 92 X SI 92 2-0 L8 ①		D CU 80 S CU 83 B CU 82 D CU 83 D CU 82 4-1 39 BB 5 1B BB 1-2 2-3			2	1	1	1	2	0	2
29 Daniel Nava, S (1, 7) OBP: 0.375, SLG: 0.445 5 Jonny Gomes, R (7, PH) OBP: 0.324, SLG: 0.371 (8, 7)		C CU 78 B FF 93 B FF 93 X FF 93 2-1 7 3B 1B 1-2	D CU 79 F SL 87 D SL 87 X FF 91 2-1 ③ 1-3 2-H		F SI 93 B SI 94 F SI 93 B SI 94 F SL 76 X CH 80 2-2 G6-4-3 ②③ 1-2f		B SI 93 B CU 83 C FF 92 B FF 93 X SI 94 3-1 39 BB 1B 1-2 2-3 3-H			3 1	1 0	2 1	0 1	0 0	0 0	2 0
39 Jarrod Saltalamacchia, S (1, 2) OBP: 0.325, SLG: 0.452		F SL 88 S SL 86 S FF 93 0-3 K ②	C CU 77 S SL 86 S CH 91 0-3 K ①		C CH 78 B CH 80 X SI 92 1-1 F9 ① D SI 88 B FF 87 B SI 88 C FF 87 B SI 88		4-1 BB 1-2 2-3 3-H			3	0	0	1	1	2	2
7 Stephen Drew, L (1, 6) OBP: 0.313, SLG: 0.409 23 Brandon Snyder, R (4, PR) (5, 5)		B FF 92 X SL 87 1-0 3B 1-H 2-H	B FF 92 B CU 78 F FF 92 X FF 92 2-1 10 1B 2 1B 2B		C FF 95 X SL 85 0-1 F8 ② C FF 87 S SL 76 B FF 86 S SL 74		1-3 K ②			2 2	0 1	2 0	2 0	0 0	0 1	0 3
10 Jose Iglesias, R (1, 5) OBP: 0.467, SLG: 0.548 (5, 6)		C FF 92 S CU 78 F SL 88 B CH 88 X CU 78 1-2 F7 ③	B FF 91 X SL 84 1-0 2 S 2 1B 1B 2-3		C FF 97 C FF 97 X FF 96 0-2 1B B FF 87 B FF 87 C FF 87 B FF 87 C FF 87 X FF 87		3-2 G6-3 ③			4	1	2	0	0	0	4
Inning Stats	R: 0 E: 0 K: 2 S: 12 H: 0 LOB: 0 BB: 0 P: 17	R: 2 E: 0 K: 1 S: 19 H: 2 LOB: 1 BB: 1 P: 30	R: 1 E: 0 K: 1 S: 14 H: 3 LOB: 2 BB: 1 P: 28	R: 2 E: 0 K: 2 S: 12 H: 3 LOB: 2 BB: 0 P: 20	R: 0 E: 0 K: 0 S: 10 H: 2 LOB: 1 BB: 0 P: 15	R: 0 E: 0 K: 0 S: 13 H: 1 LOB: 1 BB: 0 P: 16	R: 2 E: 0 K: 2 S: 18 H: 3 LOB: 3 BB: 2 P: 33	R: 0 E: 0 K: 0 S: 8 H: 1 LOB: 1 BB: 0 P: 11		1B: 12 2B: 2 3B: 2 HR: 0 SF: 0 SAC: 0 DP: 2 HBP: 0						

	AB	36
	R	7
	H	15
	RBI	7
	BB	4
	SO	8
	LOB	21

	WP: 1	PA: 40
	PB: 1	
	SB: 1	
	CS: 0	

PITCHER		IP	WLS	BF	H	R	ER	SO	BB	IBB	HBP	BLK	WP	HR	S	P	ERA	WHIP
55 Josh Johnson, R ERA: 5.21	(1, 1)	3.1		19	8	5	5	5	1	1	0	0	0	0	54	90	13.50	2.700
62 Aaron Loup, L ERA: 1.79	(4, 1)	2.0		6	2	0	0	1	0	0	0	0	0	0	15	23	0.00	1.000
45 Neil Wagner, R ERA: 2.13	(6, 1)	0.2	L	5	3	2	2	0	0	0	0	0	0	0	15	17	27.00	4.500
27 Brett Cecil, L ERA: 1.54	(7, 1)	0.1		3	1	0	0	1	1	0	0	0	1	0	7	14	0.00	6.000
38 Darren Oliver, L ERA: 2.78	(7, 1)	0.2		3	0	0	0	1	1	0	0	0	0	0	7	15	0.00	1.500

PITCHER		IP	WLS	BF	H	R	ER	SO	BB	IBB	HBP	BLK	WP	HR	S	P	ERA	WHIP
44 Casey Janssen, R ERA: 2.03	(8, 1)	1.0		4	1	0	0	0	0	0	0	0	0	0	8	11	0.00	1.000

Batter	1	2	3	4	5	6	7	8	9	AB	R	H	RBI	BB	SO	LOB
7 José Reyes, S (1, 6) OBP: 0.393, SLG: 0.426	B FF 91 S FF 91 X CH 84 1-1 ① G5-3		B CH 81 F CH 83 B SI 91 X CH 83 2-1 ① P3		X FF 90 0-0 ③ G4-3			B FF 91 B FO 83 B FF 91 C FF 91 X FF 91 3-1 19 HR 1B	X CH 81 0-0 19 2B 2-H 1B	5	2	2	1	0	0	1
19 José Bautista, R (1, 9) OBP: 0.350, SLG: 0.496	B FF 91 B SI 91 B SI 91 B SI 90 4-0 10 FC1-4-3 10 S BB		C CU 74 F CH 84 X SI 91 0-2 ② G4-3			B FF 90 B CH 82 X FF 88 2-0 HR		C FF 93 D FO 86 B FO 84 X FO 84 2-1 1-H HR	C SI 91 B SL 86 F SL 86 B SI 92 X SI 92 2-2 ③ 1-H 2B	4	2	3	4	1	0	0
10 Edwin Encarnación, R (1, 10) OBP: 0.349, SLG: 0.539	B FF 92 B FF 92 C FF 92 X CH 85 2-1 ② FC1-4-5 26 1B 1-3		C FF 90 F CU 75 B CH 87 X FF 92 1-2 ③ L4			C FF 91 B CU 76 X CH 82 1-1 ① G5-3		S FF 94 C SL 79 X FF 93 0-2 ① F9		4	1	0	0	0	0	1
26 Adam Lind, L (1, 3) OBP: 0.388, SLG: 0.550	B FF 93 S SI 90 F FF 92 X FF 93 1-2 2-H 1B			B CU 71 C SI 89 X FF 90 1-1 16 G4-6-3 1B		C FF 91 F CH 83 F FF 92 F CH 84 B SI 92 C SI 92 1-3 ② K		C FF 93 F FF 92 F FO 86 X FF 93 0-2 3B		4	0	3	1	0	1	0
16 Mark DeRosa, R (1, 5) OBP: 0.303, SLG: 0.390 1 Emilio Bonifácio, S (8, PH) OBP: 0.236, SLG: 0.307 (8, 4)	C FF 93 B CH 85 D CH 85 1 SAFE F FF 92 S CH 86 2-3 ③ K			B SI 90 C FF 90 B CU 73 S FF 91 X FF 93 2-2 ①② G4-6-3 1-2f		S CH 82 F FF 92 B FC 84 B CH 81 B FF 91 X FF 91 3-2 ③ G4-3		F FO 87 B FF 94 L FO 89 D FO 90 X FO 88 2-2 ② G3		3 1	0 0	0 0	0 0	0 0	1 0	2 1
11 Rajai Davis, R (1, 7) OBP: 0.354, SLG: 0.397		C FF 90 C CH 83 F FF 92 B SI 91 F CH 86 B FC 84 X FC 84 2-2 28 S 2B		B CH 82 S CH 83 B FF 93 B FF 91 C SI 88 B FF 90 4-2 28 CS BB			B FF 89 C FF 90 B CH 83 F CH 84 F FF 92 B FF 93 D FF 90 4-2 9 S BB	D FO 87 X FO 86 1-0 ③ P2		2	0	1	0	2	0	1
28 Colby Rasmus, L (1, 8) OBP: 0.311, SLG: 0.454		F FF 91 B FF 93 C CH 83 B CU 76 C CH 84 2-3 ① K 2-3		C FF 87 1 SAFE 1 SAFE 1 SAFE F FF 93 B FF 94 1-2 ③ CS 1-2	B FF 89 X FF 91 1-0 1B		1 SAFE X SI 91 0-0 ① F9		X SI 89 0-0 ① G4-3	4	0	1	0	0	1	2
9 J.P. Arencibia, R (1, 2) OBP: 0.244, SLG: 0.430		C CH 84 S FF 92 S FF 92 0-3 ② K			B FF 88 B SI 90 S FF 91 F CH 84 S CH 84 2-3 ① K		1 SAFE 1 SAFE C FF 94 S CU 84 X CU 83 0-2 ② F9 1-2		B SI 90 C SI 90 F CH 80 X FF 91 1-2 E3 7 1B	4	1	0	0	0	2	3
3 Maicer Izturis, S (1, 4) OBP: 0.267, SLG: 0.342 (8, 5)		C FF 91 B FF 92 X FF 92 1-1 ③ G6-3			1 SAFE C FF 90 F FF 92 C FF 93 0-3 ② K		C SI 92 B CH 88 F SI 93 B SI 93 X SI 93 2-2 ③ G5-3		C SI 90 F SI 90 S CH 81 0-3 ② K	4	0	0	0	0	2	4
Inning Stats	R: 1 E: 0 K: 1 S: 10 H: 1 LOB: 1 BB: 1 P: 20	R: 0 E: 0 K: 2 S: 13 H: 1 LOB: 1 BB: 0 P: 18	R: 0 E: 0 K: 0 S: 8 H: 0 LOB: 0 BB: 0 P: 11	R: 0 E: 0 K: 0 S: 9 H: 1 LOB: 0 BB: 1 P: 17	R: 0 E: 0 K: 2 S: 8 H: 1 LOB: 1 BB: 0 P: 11	R: 1 E: 0 K: 1 S: 11 H: 1 LOB: 0 BB: 0 P: 18	R: 0 E: 0 K: 0 S: 10 H: 0 LOB: 1 BB: 1 P: 16	R: 2 E: 0 K: 0 S: 15 H: 3 LOB: 1 BB: 0 P: 23	R: 2 E: 1 K: 1 S: 11 H: 2 LOB: 1 BB: 0 P: 14	1B: 5 2B: 2 3B: 1 HR: 2 SF: 0 SAC: 0 DP: 1 HBP: 0						

PITCHER		IP	WLS	BF	H	R	ER	SO	BB	IBB	HBP	BLK	WP	HR	S	P	ERA	WHIP
22 Felix Doubront, L ERA: 4.22	(1, 1)	6.1		25	5	2	2	6	3	0	0	0	0	1	63	103	2.84	1.263
63 Alex Wilson, R ERA: 3.38	(7, 1)	0.2		2	0	0	0	0	0	0	0	0	0	0	6	8	0.00	0.000
36 Junichi Tazawa, R ERA: 2.92	(8, 1)	1.0	L	6	3	2	2	0	0	0	0	0	0	1	15	23	18.00	3.000
32 Craig Breslow, L ERA: 2.55	(9, 1)	1.0		5	2	2	0	1	0	0	0	0	0	0	11	14	0.00	2.000

PITCHER	IP	WLS	BF	H	R	ER	SO	BB	IBB	HBP	BLK	WP	HR	S	P	ERA	WHIP

TOP

Toronto Blue Jays @ Boston Red Sox

Fenway Park, Boston, MA

Sat Jun 29 2013, 4:10 PM - 7:14 PM EDT

Att. 37,437 - Partly Cloudy - 82 F

livebaseballscorecards.com

AB	35
R	6
H	10
RBI	6
BB	3
SO	7
LOB	15

BOTTOM

Batter	1	2	3	4	5	6	7	8	9	AB	R	H	RBI	BB	SO	LOB
2 Jacoby Ellsbury, L (1, 8) OBP: 0.357, SLG: 0.405	B FF 94 X FF 95 1-0 ① G6-3		B CU 80 F SL 89 C CU 81 X FF 95 1-2 1B		X SI 92 0-0 ③ F7		B FF 94 B FF 95 F FF 95 X FF 96 2-1 18 1B 1-2 2-3		C FF 95 C FF 95 X FF 96 0-2 ②③ G6-4-3 1-2f	5	0	2	0	0	0	2
18 Shane Victorino, S (1, 9) OBP: 0.349, SLG: 0.403	C FF 94 B FF 95 T SI 93 F FF 96 X FF 94 1-2 ② G3-1		B SI 92 C SI 92 B SI 92 B SI 91 1 SAFE C FF 92 X FF 94 3-2 ③ G1-3			C CU 79 B CU 79 X SI 92 1-1 15 1B 2B	B FF 96 X FF 96 1-0 1-2 2-H 3-H 1B			4	0	2	2	0	0	1
15 Dustin Pedroia, R (1, 4) OBP: 0.402, SLG: 0.447	C FF 96 B CU 82 T CU 82 F FF 95 B CU 82 F FF 94 S SL 88 2-3 ③ K			B CU 81 X FF 93 1-0 2B		B CU 81 C FF 93 B CU 82 F FF 94 X CU 82 2-2 ① 34 1B 2-H 1B	B FF 95 C FF 96 F CH 88 F SL 87 X FF 95 1-2 ② F9			4	0	2	0	0	1	2
34 David Ortiz, L (1, 10) OBP: 0.404, SLG: 0.604		C SI 94 C FC 91 F SL 85 X FF 95 0-2 ① G6-3		B SI 94 B SI 93 B SI 94 X SI 93 3-0 ① G5-3		X SI 92 0-0 1-2 1B	S CH 90 B CH 89 F FF 95 D CH 90 F CH 89 S SL 88 2-3 ③ K			4	0	1	0	0	1	3
12 Mike Napoli, R (1, 3) OBP: 0.345, SLG: 0.441		B SI 94 B FF 95 B FF 94 C FF 96 F SI 94 F SI 95 S SL 88 3-3 ② K		C SI 93 C SL 87 C SL 88 0-3 ② K		F SI 92 B CU 82 B FF 94 F CU 83 B FF 94 S SL 88 3-3 ② K		F SL 86 T FF 95 S FF 95 0-3 ① K		4	0	0	0	0	4	3
29 Daniel Nava, S (1, 7) OBP: 0.373, SLG: 0.440		C SI 94 F FF 94 F FF 96 B FF 95 B SI 95 B CU 82 B SI 94 4-2 BB		C FF 95 X SL 86 0-1 ③ G1-3		S SI 94 B SL 88 D SL 84 F SL 86 S SL 88 2-3 ③ K		C FF 95 C SL 86 F FF 95 F FF 96 B CH 89 C FF 95 1-3 ② K		3	0	0	0	1	2	3
39 Jarrod Saltalamacchia, S (1, 2) OBP: 0.328, SLG: 0.453	C FF 93 S SL 87 S SL 86 0-3 ③ K				B CU 81 S CU 80 S SL 90 X SL 86 1-2 76 WP 1B		X SI 87 0-0 10 E 10 1B 76 FC1-2 1B	B CH 89 S FF 95 F SL 85 S SL 87 1-3 ③ K		4	0	2	0	0	2	1
10 Jose Iglesias, R (1, 6) OBP: 0.461, SLG: 0.539			C FF 94 B SI 92 F SI 93 B SI 93 X CU 82 2-2 ① G6-3		B FF 93 F SI 92 B FF 92 1 SAFE F SI 91 B FF 94 X SI 92 3-2 ① L5		X FF 88 0-0 E4 2 1B 76 FC1-2 18 1B 1-3 1B		C FF 95 B FF 97 X FF 95 1-1 ① G6-3	4	1	1	0	0	0	1
76 Jonathan Diaz, R (1, 5) 37 Mike Carp, L (9, PH) OBP: 0.376, SLG: 0.652			X FF 94 0-0 ② P3		B FF 95 C SI 93 S SL 87 B SL 87 F SI 93 X SL 87 2-2 ② L8 1-2		C SL 74 X FF 87 0-1 ① FC1-2 2 1B 18 1B 1-2 3-H		C FF 96 T FF 97 B SL 83 B FF 97 B FF 97 B FF 94 4-2 2 G6-4-3 BB	3 0	1 0	0 0	0 0	0 1	0 0	3 0
Inning Stats	R: 0 E: 0 K: 1 S: 10 H: 0 LOB: 0 BB: 0 P: 14	R: 0 E: 0 K: 2 S: 14 H: 0 LOB: 1 BB: 1 P: 21	R: 0 E: 0 K: 0 S: 10 H: 1 LOB: 1 BB: 1 P: 16	R: 0 E: 0 K: 1 S: 7 H: 1 LOB: 1 BB: 0 P: 11	R: 0 E: 0 K: 0 S: 11 H: 1 LOB: 1 BB: 0 P: 17	R: 0 E: 0 K: 2 S: 12 H: 3 LOB: 2 BB: 0 P: 20	R: 2 E: 1 K: 1 S: 15 H: 4 LOB: 2 BB: 0 P: 21	R: 0 E: 0 K: 3 S: 11 H: 0 LOB: 0 BB: 0 P: 13	R: 0 E: 0 K: 0 S: 7 H: 0 LOB: 0 BB: 1 P: 12	1B: 8 2B: 2 3B: 0 HR: 0 SF: 0 SAC: 0 DP: 1 HBP: 0						

PITCHER		IP	WLS	BF	H	R	ER	SO	BB	IBB	HBP	BLK	WP	HR	S	P	ERA	WHIP
32 Esmil Rogers, R ERA: 3.12	(1, 1)	6.0		24	6	0	0	6	1	0	0	0	1	0	64	99	0.00	1.167
38 Darren Oliver, L ERA: 3.52	(7, 1)	0.1	H	3	2	2	2	0	0	0	0	0	0	0	4	4	54.00	6.000
50 Steve Delabar, R ERA: 1.62	(7, 1)	1.2	W	7	2	0	0	4	0	0	0	0	0	0	22	30	0.00	1.200
45 Neil Wagner, R ERA: 1.98	(9, 1)	1.0		3	0	0	0	0	1	0	0	0	0	0	7	12	0.00	1.000

PITCHER	IP	WLS	BF	H	R	ER	SO	BB	IBB	HBP	BLK	WP	HR	S	P	ERA	WHIP

Toronto Blue Jays @ Boston Red Sox

Fenway Park, Boston, MA

Sat Jun 29 2013, 4:10 PM - 7:14 PM EDT

Att. 37,437 - Partly Cloudy - 82 F

livebaseballscorecards.com

AB	35
R	2
H	10
RBI	2
BB	2
SO	10
LOB	19

1B: 8 SF: 0
2B: 2 SAC: 0
3B: 0 DP: 1
HR: 0 HBP: 0

WP: 1 PA: 37
PB: 0
SB: 0
CS: 0

Toronto Blue Jays @ Boston Red Sox

Fenway Park, Boston, MA

Sun Jun 30 2013, 1:38 PM - 4:47 PM EDT

Att. 37,425 - Cloudy - 83 F

TOP

livebaseballscorecards.com

Batter	1	2	3	4	5	6	7	8	9	AB	R	H	RBI	BB	SO	LOB
7 José Reyes, S (1, 6) OBP: 0.394, SLG: 0.466	C FF 86 C FF 87 B FS 79 S FS 80 1-3 ① K		B FF 90 B SL 83 B FF 89 B FF 88 4-0 1-2 BB		B FF 90 B FF 90 X FF 89 2-0 ① G3-1		B SI 90 X SI 90 1-0 HR		C FF 89 F FS 81 B FS 82 B FS 82 X FS 81 2-2 ① F9	4	1	1	1	1	1	0
19 José Bautista, R (1, 9) OBP: 0.353, SLG: 0.509	B SI 91 B FF 90 F FF 91 C FF 91 B SL 86 F SL 83 X FF 92 3-2 ② F9		C FF 92 C FS 82 B FF 91 X FS 83 1-2 ③ G1-3		X FF 90 0-0 10 G6-4-3 1B		X FF 93 0-0 1B		C SL 83 X FS 82 0-1 HR	5	1	3	1	0	0	2
10 Edwin Encarnación, R (1, 10) OBP: 0.350, SLG: 0.537	C FF 90 B FF 91 X FF 90 1-1 ③ G5-3			C SL 83 B SL 82 B FF 90 F SL 84 B FF 91 X FF 90 3-2 11 1B 28 1B 1B	C FF 89 S SL 85 F FF 90 X SL 85 0-2 ② ③ G6-4-3 1-2f		B FF 93 B CU 83 X FF 93 2-0 ① P4		F FF 90 X FF 90 0-1 1B	5	1	2	0	0	0	2
26 Adam Lind, L (1, 3) OBP: 0.386, SLG: 0.547 22 Josh Thole, L (3, 3) OBP: 0.167, SLG: 0.091		C FF 88 X FS 80 0-1 ① G4-3		C FF 90 S FF 90 F FF 91 X FS 81 0-2 ① F7		B FF 88 B FF 88 B FF 89 B FF 86 4-0 28 1B 11 1B BB	F FF 93 F FF 95 B SL 87 D SL 86 B FF 96 S SL 85 3-3 ② K		C FS 79 B FF 88 F FF 89 B FS 81 B FS 79 F FS 79 F FF 88 T FS 79 3-2 ② K	1 3	0 0	0 0	0 0	0 1	0 2	0 3
11 Rajai Davis, R (1, 7) OBP: 0.356, SLG: 0.397		C FF 90 C FF 90 S SL 85 0-3 ② K		1 SAFE B FF 90 S FS 81 X FF 90 1-1 9 S 28 1B 3 FC3-6 1-2 1B		X SL 83 0-0 28 1B 1-2 1B	S SL 84 S FF 96 C SL 85 0-3 ③ K		1 SAFE C FF 88 X SL 83 0-1 ③ L4	5	1	2	0	0	2	2
28 Colby Rasmus, L (1, 8) OBP: 0.314, SLG: 0.455		B FF 90 B FF 90 C SL 80 F FF 90 F FF 92 F FF 89 B SL 86 X FF 91 3-2 ③ L8		C FS 81 B FS 82 B SI 91 X FS 82 2-1 3 FC3-6 9 BB 1-2 2-H 1B		B SI 89 X SI 90 1-0 1-2 2-3 1B		X SL 84 0-0 ① B1-3		4	0	2	1	0	0	0
9 J.P. Arencibia, R (1, 2) OBP: 0.244, SLG: 0.425			B SL 84 X FF 90 1-0 ① P3	C FF 90 2 SAFE B FF 91 D SL 85 B FF 91 B SL 85 4-1 3 FC3-6 1-2 2-3 BB		S SL 85 D SL 85 D SL 85 T FF 91 F SL 87 F SL 84 X FS 83 2-2 ① F6		B FF 93 F FF 94 X SL 85 1-1 ② G5-3		3	0	0	0	1	0	3
3 Maicer Izturis, S (1, 5) OBP: 0.266, SLG: 0.338			C FF 89 X FF 90 0-1 ② L7	C SL 84 B FS 82 F FF 91 B FF 91 X SL 85 2-2 ② FC3-6 66 FC4-6 1-2f 2-3 3-H		F SI 89 F FF 91 X SI 92 0-2 ② F6		B FF 95 F SL 85 B FF 93 B FF 94 F FF 94 B SL 85 4-2 BB		3	0	0	1	1	0	5
66 Munenori Kawasaki, L (1, 4) OBP: 0.339, SLG: 0.327 1 Emilio Bonifácio, S (6, PH) OBP: 0.234, SLG: 0.304 (6, 4)			C FF 90 B FF 90 L FF 89 F FF 91 F FF 92 X FS 81 1-2 7 BB 1B	C FF 91 X FF 91 0-1 ③ FC4-6 1-2f		B SI 90 B SI 89 S SL 83 F SL 85 S SI 91 2-3 ③ K		X FF 94 0-0 ③ F8		2 2	0 0	1 0	0 0	0 0	0 1	2 4

Inning Stats	1	2	3	4	5	6	7	8	9
	R: 0 E: 0 K: 1 S: 9	H: 0 LOB: 0 BB: 0 P: 14	R: 0 E: 0 K: 1 S: 10	H: 0 LOB: 0 BB: 0 P: 13	R: 0 E: 0 K: 0 S: 11	H: 1 LOB: 2 BB: 1 P: 18	R: 2 E: 0 K: 0 S: 17	H: 3 LOB: 2 BB: 1 P: 29	R: 0 E: 0 K: 0 S: 6	H: 1 LOB: 0 BB: 0 P: 8
	R: 0 E: 0 K: 1 S: 13	H: 2 LOB: 3 BB: 1 P: 22	R: 1 E: 0 K: 2 S: 9	H: 2 LOB: 1 BB: 0 P: 15	R: 0 E: 0 K: 0 S: 6	H: 0 LOB: 1 BB: 1 P: 11	R: 1 E: 0 K: 1 S: 14	H: 2 LOB: 1 BB: 0 P: 19		

	AB	37
	R	4
	H	11
	RBI	4
	BB	4
	SO	6
	LOB	23

	1B: 9	SF: 0	WP: 0	PA: 41
	2B: 0	SAC: 0	PB: 0	
	3B: 0	DP: 1	SB: 1	
	HR: 2	HBP: 0	CS: 0	

PITCHER		IP	WLS	BF	H	R	ER	SO	BB	IBB	HBP	BLK	WP	HR	S	P	ERA	WHIP
46 Ryan Dempster, R ERA: 4.11	(1, 1)	5.1		25	7	2	2	2	3	0	0	0	0	0	60	96	3.38	1.875
32 Craig Breslow, L ERA: 2.84	(6, 1)	0.2	H	3	1	1	1	1	0	0	0	0	0	1	7	10	13.50	1.500
63 Alex Wilson, R ERA: 3.33	(7, 1)	0.1	H	2	1	0	0	0	0	0	0	0	0	0	2	4	0.00	3.000
30 Andrew Miller, L ERA: 2.64	(7, 1)	1.2	H	6	0	0	0	2	1	0	0	0	0	0	12	20	0.00	0.600
19 Koji Uehara, R ERA: 2.12	(9, 1)	1.0	W	5	2	1	1	1	0	0	0	0	0	1	14	19	9.00	2.000

PITCHER	IP	WLS	BF	H	R	ER	SO	BB	IBB	HBP	BLK	WP	HR	S	P	ERA	WHIP

Batter	1	2	3	4	5	6	7	8	9	AB	R	H	RBI	BB	SO	LOB
2 Jacoby Ellsbury, L (1, 8) OBP: 0.361, SLG: 0.405	C FF 83 F FF 84 B SI 85 X CH 77 1-2 ① G4-3	B FF 86 F CH 78 B CH 79 F SI 85 H CH 78 3-2 15 FC5 HBP			C FF 84 B SI 83 X FF 85 1-1 18 G5-3 5 2B 1B		B SI 95 S SI 96 C FF 96 F SI 90 B SI 96 F SI 96 F SI 95 S SL 85 2-3 ① K		B SI 94 S SL 81 1 SAFE B SL 83 B SI 95 B SI 93 4-1 18 E 1-2 BB	3	1	1	0	1	1	0
18 Shane Victorino, S (1, 9) OBP: 0.341, SLG: 0.393	C FF 84 X FF 85 0-1 ② F8	B FC 79 B CH 79 B FF 85 C FF 85 C FF 86 F FF 82 C SI 86 3-3 ② K			L FC 80 F FC 79 F FF 84 D CH 79 1 SAFE F FC 80 1 SAFE X CH 78 1-2 ① G5-3 1-2		C SI 95 X FF 97 0-1 ② G1-3		C FC 88 X FC 89 0-1 E3 1-2 2-H	5	0	0	0	0	1	4
15 Dustin Pedroia, R (1, 4) OBP: 0.401, SLG: 0.443	C FF 84 B FF 84 B CH 79 B FF 85 B FF 84 4-1 BB	B FC 80 X CH 79 1-0 ③ FC5 1-2 2-3f			B CH 77 B FC 79 C CH 78 F CU 72 F CH 79 F CU 72 S CH 80 2-3 ② K		B FF 96 B SL 88 X FF 96 2-0 ③ G6-3			3	0	0	0	1	1	3
5 Jonny Gomes, R (1, 7) OBP: 0.322, SLG: 0.374	S FC 79 X SI 83 0-1 ③ G1-3		B SI 83 B SI 83 C FF 84 F FC 79 F CU 72 S CH 79 2-3 ① K		F SI 85 B CH 77 F CH 77 X CU 73 1-2 2-H 2B			C SL 84 B SI 96 B FF 96 C FF 95 F SI 95 F CH 88 X SL 87 2-2 ① P5		4	0	1	1	0	1	1
12 Mike Napoli, R (1, 10) OBP: 0.344, SLG: 0.438		B SI 83 C CH 80 F FF 82 X FF 85 1-2 29 1B 20 2B 1B	C SI 83 B SI 85 X FF 81 1-1 ② F8		C SI 84 X CH 77 0-1 ③ F7			C FF 96 F SL 88 B FF 96 B SL 88 B FF 95 S SL 86 3-3 ② K		4	1	1	0	0	1	1
29 Daniel Nava, S (1, 3) OBP: 0.375, SLG: 0.441		C FF 85 B FF 80 1 SAFE X SI 84 1-1 20 2B 23 2B 1-2 1B	C SI 84 X CU 71 0-1 ③ G4-3			C SI 82 B CH 76 B SI 84 F FC 79 X CU 72 2-2 ① G5-3		C SI 96 X FF 96 0-1 20 FC4-6 1B		4	1	2	0	0	0	0
20 Ryan Lavarnway, R (1, 2) OBP: 0.333, SLG: 0.444		C FC 80 X FF 81 0-1 23 2B 1-3 2-H 2B		B SI 82 B FC 77 B SI 83 C FF 84 F FF 84 X FF 84 3-2 ① L8		B SI 84 X SI 84 1-0 ② F8		C SL 84 B SI 95 X SI 95 1-1 ③ FC4-6 1-2f		4	1	1	1	0	0	1
10 Jose Iglesias, R (1, 6) OBP: 0.455, SLG: 0.530		C FF 83 B CH 79 S CH 78 F CH 78 F FF 82 S CH 79 1-3 ① K		X SI 83 0-0 ② G4-3		C SI 83 X CH 76 0-1 1B			X SI 92 0-0 ① G4-3	4	0	1	0	0	1	2
23 Brandon Snyder, R (1, 5) OBP: 0.333, SLG: 0.500 76 Jonathan Diaz, R (9, PR)		C FC 81 F CU 74 X CH 79 0-2 15 FC5 2-H 3-H 2B		C FC 78 B SI 83 B FC 78 B CH 76 X SI 84 3-1 ③ F9		B CH 79 B SI 83 F FC 79 1 SAFE 1 SAFE F CH 79 F FC 80 X CU 72 2-2 ③ F7			B SI 92 C SL 81 X SI 93 1-1 2 BB 18 E 1B	4 0	0 1	2 0	2 0	0 0	0 0	1 0
Inning Stats	R: 0 H: 0 E: 0 LOB: 1 K: 0 BB: 1 S: 8 P: 13	R: 3 H: 4 E: 0 LOB: 2 K: 2 BB: 0 S: 22 P: 32	R: 0 H: 0 E: 0 LOB: 0 K: 1 BB: 0 S: 8 P: 11	R: 0 H: 0 E: 0 LOB: 0 K: 0 BB: 0 S: 6 P: 12	R: 1 H: 2 E: 0 LOB: 1 K: 1 BB: 0 S: 17 P: 22	R: 0 H: 1 E: 0 LOB: 1 K: 0 BB: 0 S: 10 P: 15	R: 0 H: 0 E: 0 LOB: 0 K: 1 BB: 0 S: 10 P: 14	R: 0 H: 1 E: 0 LOB: 1 K: 1 BB: 0 S: 12 P: 18	R: 1 H: 1 E: 1 LOB: 2 K: 0 BB: 1 S: 6 P: 11	1B: 6 SF: 0 2B: 3 SAC: 0 3B: 0 DP: 0 HR: 0 HBP: 1					WP: 0 PA: 38 PB: 0 SB: 0 CS: 0	

PITCHER		IP	WLS	BF	H	R	ER	SO	BB	IBB	HBP	BLK	WP	HR	S	P	ERA	WHIP
56 Mark Buehrle, L ERA: 4.81	(1, 1)	6.0		27	7	4	4	4	1	0	1	0	0	0	71	105	6.00	1.333
29 Dustin McGowan, R ERA: 2.84	(7, 1)	2.0		7	1	0	0	2	0	0	0	0	0	0	22	32	0.00	0.500
57 Juan Pablo Perez, L ERA:	(9, 1)	0.1	L	3	1	1	0	0	1	0	0	0	0	0	4	9	0.00	6.000
44 Casey Janssen, R ERA: 2.03	(9, 1)	0.0		1	0	0	0	0	0	0	0	0	0	0	2	2	∞	∞

PITCHER	IP	WLS	BF	H	R	ER	SO	BB	IBB	HBP	BLK	WP	HR	S	P	ERA	WHIP

BOTTOM

Toronto Blue Jays @ Boston Red Sox

Fenway Park, Boston, MA

Sun Jun 30 2013, 1:38 PM - 4:47 PM EDT

Att. 37,425 - Cloudy - 83 F

livebaseballscorecards.com

AB	35
R	5
H	9
RBI	4
BB	2
SO	6
LOB	13

Batter	1	2	3	4	5	6	7	8	9	AB	R	H	RBI	BB	SO	LOB
14 Austin Jackson, R (1, 8) OBP: 0.372, SLG: 0.403	C FF 82 X KN 77 0-1 L4		C KN 76 C EP 66 S KN 80 0-3 K		C KN 73 X KN 79 0-1 2B		B KN 77 C KN 77 S EP 67 F KN 80 X KN 80 1-2 F8			4	0	1	0	0	1	3
48 Torii Hunter, R (1, 9) OBP: 0.336, SLG: 0.405	B KN 73 S KN 73 S KN 72 F KN 78 F EP 63 X KN 80 1-2 G1-3		X KN 78 0-0 FC1-4 1-2f		C KN 75 F KN 77 F FF 83 S KN 80 0-3 K			C FF 94 S FF 95 S CH 86 0-3 K		4	0	0	0	0	2	3
24 Miguel Cabrera, R (1, 5) OBP: 0.456, SLG: 0.672	C FF 85 X KN 79 0-1 G6-3			B KN 74 B KN 73 C FF 84 F FF 84 F KN 78 S KN 80 2-3 K	B KN 80 S KN 79 X FF 80 1-1 P6			C FF 96 F CH 87 B FF 96 S FF 95 1-3 K		4	0	0	0	0	2	1
28 Prince Fielder, L (1, 3) OBP: 0.369, SLG: 0.476		B KN 74 C KN 76 S KN 77 X FF 80 1-2 F7		F KN 77 F KN 80 B KN 80 F KN 71 F KN 79 B KN 74 X KN 79 2-2 HR		S KN 74 F KN 79 B FF 80 F FF 80 X KN 79 1-2 G1-3		C CH 87 B CH 88 B FF 95 F FF 95 B FF 96 S CH 87 3-3 K		4	1	1	1	0	1	0
41 Victor Martinez, S (1, 10) OBP: 0.290, SLG: 0.339		C KN 73 B KN 79 B FF 84 C KN 74 S KN 79 2-3 K		B KN 76 X KN 76 1-0 4 2B 2B		C FF 84 C KN 73 F KN 81 B KN 79 X KN 73 1-2 G4-3			C SI 91 B CH 78 B SI 92 F SI 91 X SI 92 2-2 G1-3	4	1	1	0	0	1	0
27 Jhonny Peralta, R (1, 6) OBP: 0.369, SLG: 0.456		C FF 85 B EP 62 F KN 77 X KN 79 1-2 L8		B KN 76 B KN 75 C FF 83 F KN 73 X KN 79 2-2 G5-3		B KN 74 X FF 84 1-0 F9			F SI 90 C SI 91 B SL 79 S SI 93 1-3 K	4	0	0	0	0	1	1
4 Omar Infante, R (1, 4) OBP: 0.340, SLG: 0.446			C KN 72 F KN 78 B KN 80 X KN 78 1-2 12 FC3-6 1B	C KN 76 X EP 63 0-1 2-H 2B			F FF 82 B KN 72 F KN 77 X KN 81 1-2 1B		X SI 91 0-0 HR	4	1	4	2	0	0	0
12 Andy Dirks, L (1, 7) OBP: 0.302, SLG: 0.349 34 Avisaíl García, R (9, PH) OBP: 0.273, SLG: 0.373			X KN 75 0-0 FC3-6 55 WP 1-2f	C KN 77 B KN 79 X KN 77 1-1 G1-3			C KN 71 X KN 78 0-1 P6		B SI 92 F SI 92 S CH 79 S SI 93 1-3 K	3 1	0 0	0 0	0 0	0 0	0 1	3 0
55 Brayan Peña, S (1, 2) OBP: 0.321, SLG: 0.379			C KN 75 B KN 78 1 SAFE B KN 77 B KN 76 S KN 74 B KN 76 4-2 48 FC1-4 1-2 BB		C KN 70 B KN 79 S KN 76 B KN 79 X KN 74 2-2 G6-3		B KN 75 B KN 72 B FF 81 C KN 79 X FF 82 3-1 L7			2	0	0	0	1	0	1
Inning Stats	R: 0 E: 0 K: 0 S: 9 H: 0 LOB: 0 BB: 0 P: 10	R: 0 E: 0 K: 1 S: 9 H: 0 LOB: 0 BB: 0 P: 13	R: 0 E: 0 K: 1 S: 10 H: 1 LOB: 2 BB: 1 P: 15	R: 2 E: 0 K: 1 S: 17 H: 3 LOB: 1 BB: 0 P: 25	R: 0 E: 0 K: 1 S: 11 H: 1 LOB: 1 BB: 0 P: 14	R: 0 E: 0 K: 0 S: 9 H: 0 LOB: 0 BB: 0 P: 12	R: 0 E: 0 K: 0 S: 11 H: 1 LOB: 1 BB: 0 P: 16	R: 0 E: 0 K: 3 S: 9 H: 0 LOB: 0 BB: 0 P: 13	R: 1 E: 0 K: 2 S: 10 H: 1 LOB: 0 BB: 0 P: 14	1B: 2 2B: 3 3B: 0 HR: 2 SF: 0 SAC: 0 DP: 0 HBP: 0	WP: 1 PB: 0 SB: 0 CS: 0 PA: 35					

PITCHER	IP	WLS	BF	H	R	ER	SO	BB	IBB	HBP	BLK	WP	HR	S	P	ERA	WHIP
43 R.A. Dickey, R (1, 1) ERA: 4.59	7.0	W	28	6	2	2	4	1	0	0	0	1	1	76	105	2.57	1.000
50 Steve Delabar, R (8, 1) ERA: 1.58	1.0		3	0	0	0	3	0	0	0	0	0	0	9	13	0.00	0.000
62 Aaron Loup, L (9, 1) ERA: 1.96	1.0		4	1	1	1	2	0	0	0	0	0	1	10	14	9.00	1.000

PITCHER	IP	WLS	BF	H	R	ER	SO	BB	IBB	HBP	BLK	WP	HR	S	P	ERA	WHIP

TOP

Detroit Tigers @ Toronto Blue Jays

Rogers Centre, Toronto, ON

Mon Jul 01 2013, 1:17 PM - 3:36 PM EDT

Att. 45,766 - Cloudy - 71 F

livebaseballscorecards.com

AB	34
R	3
H	7
RBI	3
BB	1
SO	9
LOB	12

Batter	1	2	3	4	5	6	7	8	9	AB	R	H	RBI	BB	SO	LOB
7 José Reyes, S (1, 6) OBP: 0.408, SLG: 0.524	B FF 90 F FF 89 B SI 90 X CH 77 2-1 ① G6-3		C CH 78 B FF 91 B FF 89 X CH 79 2-1 HR	X SI 95 0-0 ② F7		C FF 96 X CH 83 0-1 11 FC4-6 1B		X SI 91 0-0 1-2 1B		5	1	3	1	0	0	0
11 Rajai Davis, R (1, 7) OBP: 0.357, SLG: 0.405	C FF 90 B SL 85 F SL 84 B FF 91 X CH 77 2-2 ② P6		C SL 83 B FF 90 C FF 90 B FF 89 X SL 84 2-2 19 S 9 1B 2B	C FF 95 B KC 79 X KC 78 1-1 19 S 16 HR 1B		C FF 95 1 SAFE X FF 94 0-1 ② FC4-6 1-2f		C SI 90 X CH 85 0-1 ③ F8		5	2	2	0	0	0	3
19 José Bautista, R (1, 9) OBP: 0.358, SLG: 0.512	C SL 85 B SI 90 B SI 90 C CH 77 F FF 91 X CU 74 2-2 2B		B SI 87 B SI 88 D SL 82 2 SAFE C CH 78 B CH 79 4-1 28 BB 9 1B 2-3 BB	B FF 95 C CH 84 1 SAFE C FF 95 B CH 84 B FF 96 F KC 78 D KC 79 4-2 16 HR 1-2 BB		1 SAFE C KC 80 B CH 82 T FF 95 C FF 95 1-3 ③				2	2	1	0	2	1	1
16 Mark DeRosa, R (1, 3) OBP: 0.302, SLG: 0.413	C SI 90 X SI 89 0-1 ③ G6-3		B SI 88 S FF 88 F SI 88 S CH 79 1-3 ① K	C FF 95 X FF 94 0-1 1-H 2-H HR			B KC 79 F FF 94 B CH 84 X FF 94 2-1 ① F9			4	1	1	3	0	1	3
28 Colby Rasmus, L (1, 8) OBP: 0.313, SLG: 0.449		C SL 81 B SL 82 B CU 75 F CH 75 B FF 91 C FF 89 3-3 ① K	B FF 91 B FF 90 B CH 78 B FF 86 4-0 9 E 9 1B 3 SF8 1-2 BB	F KC 80 C KC 80 B CH 84 S SI 96 1-3 ③ K			S CH 84 F CH 84 S FF 94 0-3 ② K			3	1	0	0	1	3	0
9 J.P. Arencibia, R (1, 10) OBP: 0.244, SLG: 0.423		S CH 78 S CH 78 B CH 76 B SI 90 C FF 90 2-3 ② K	C SI 88 X SI 89 0-1 E7 1-3 2-H 3-H 1B		B FF 94 F KC 78 C FF 95 F CH 85 B FF 96 C FF 95 2-3 ① K		B KC 80 C FF 94 B CH 84 S FF 94 C FF 95 2-3 ③ K			4	0	1	2	0	3	0
3 Maicer Izturis, S (1, 5) OBP: 0.270, SLG: 0.339		C CH 78 X CH 77 0-1 66 BLK 22 BB 66 1B 1B	F SI 88 S CH 78 X CH 77 0-2 ② SF8 3-H		C KC 79 X CH 83 0-1 ② G3			B CH 84 B SI 89 B SI 89 C SI 88 B SI 89 4-1 7 1B BB		2	1	1	1	1	0	0
22 Josh Thole, L (1, 2) OBP: 0.179, SLG: 0.080		B FF 90 B FF 89 B FF 88 C FF 89 B FF 90 4-1 66 BLK 66 1B 1-2 BB	B FF 88 F SL 79 B FF 88 F SL 82 B SL 78 F FF 88 C SI 89 3-3 ③ K		B CH 83 S SI 94 F FF 94 B KC 81 F SI 96 X CH 85 2-2 ③ P5			B SI 89 X SI 89 1-0 ① F8		3	0	0	0	1	1	2
66 Munenori Kawasaki, L (1, 4) OBP: 0.337, SLG: 0.325		X FF 90 0-0 ③ 1-H 2-H 1B		C FF 94 B FF 95 C KC 77 B KC 79 X FF 96 2-2 ① G4-3		X SI 94 0-0 ① F8		C SI 90 F SI 91 F FC 85 X FC 85 0-2 ② L7		4	0	1	1	0	0	1
Inning Stats	R: 0 E: 0 K: 0 S: 11 H: 1 LOB: 1 BB: 0 P: 17	R: 1 E: 0 K: 2 S: 10 H: 2 LOB: 2 BB: 1 P: 19	R: 4 E: 1 K: 2 S: 18 H: 3 LOB: 1 BB: 2 P: 34	R: 3 E: 0 K: 1 S: 14 H: 2 LOB: 0 BB: 1 P: 22	R: 0 E: 0 K: 1 S: 10 H: 0 LOB: 0 BB: 0 P: 14	R: 0 E: 0 K: 1 S: 8 H: 1 LOB: 1 BB: 0 P: 9	R: 0 E: 0 K: 2 S: 8 H: 0 LOB: 0 BB: 0 P: 12	R: 0 E: 0 K: 0 S: 9 H: 1 LOB: 2 BB: 1 P: 14		1B: 6 2B: 2 3B: 0 HR: 2 SF: 1 SAC: 0 DP: 0 HBP: 0				WP: 0 PB: 0 SB: 2 CS: 0 PA: 38		

PITCHER		IP	WLS	BF	H	R	ER	SO	BB	IBB	HBP	BLK	WP	HR	S	P	ERA	WHIP
52 Jose Alvarez, L ERA: 5.03	(1, 1)	3.0	L	17	6	5	4	4	3	0	0	1	0	1	39	70	12.00	3.000
36 Luke Putkonen, R ERA: 2.89	(4, 1)	4.0		16	3	3	3	5	1	0	0	0	0	1	40	57	6.75	1.000
38 Darin Downs, L ERA: 4.65	(8, 1)	1.0		5	1	0	0	0	1	0	0	0	0	0	9	14	0.00	2.000

PITCHER	IP	WLS	BF	H	R	ER	SO	BB	IBB	HBP	BLK	WP	HR	S	P	ERA	WHIP

BOTTOM

Detroit Tigers @ Toronto Blue Jays

Rogers Centre, Toronto, ON

Mon Jul 01 2013, 1:17 PM - 3:36 PM EDT

Att. 45,766 - Cloudy - 71 F

livebaseballscorecards.com

AB	32
R	8
H	10
RBI	8
BB	5
SO	9
LOB	10

Batter	1	2	3	4	5	6	7	8	9	AB	R	H	RBI	BB	SO	LOB
14 Austin Jackson, R (1, 8) OBP: 0.369, SLG: 0.403	C SI 89 B SI 89 B SI 89 S SI 89 X SI 90 2-2 G6-3 ①	F SI 91 S CU 78 D SI 89 S CU 79 1-3 K ①	C SI 94 B SI 93 S SL 82 S SI 94 1-3 K ③			C FF 91 S CU 84 F FF 93 X CU 83 0-2 2B		X SL 86 0-0 F8 ② 2-3		5	0	1	0	0	2	2
48 Torii Hunter, R (1, 9) OBP: 0.343, SLG: 0.411	X SI 90 0-0 24 BB 1B	F CU 78 X SI 91 0-1 24 HR 1B 2-3	B SI 93 X SI 92 1-0 28 S 1B			X FF 93 0-0 F9 ②		C FF 97 B FF 97 X SL 86 1-1 1B 3-H		5	1	4	1	0	0	1
24 Miguel Cabrera, R (1, 5) OBP: 0.458, SLG: 0.678 39 Ramon Santiago, S (9, 5) OBP: 0.224, SLG: 0.245	D SI 89 B SI 90 D FS 82 C SI 90 1 SAFE B SI 90 4-1 BB 1-2	1 SAFE X SI 90 0-0 HR 1-H 3-H	C SL 83 B SI 94 F SL 83 X SI 94 1-2 F9 ①			I IN 73 I IN 77 I IN 76 I IN 76 4-0 IBB		T SL 88 B FF 96 B FF 96 S FF 98 1 SAFE C FF 98 2-3 K ③		3 0	1 0	1 0	3 0	2 0	1 0	2 0
28 Prince Fielder, L (1, 3) OBP: 0.364, SLG: 0.468	C SI 88 X SI 90 0-1 L9 ②	X SI 90 0-0 G1-3 ②		1 SAFE 1 SAFE B SL 83 1 SAFE B SL 84 B SI 94 F SI 94 S SL 84 S SI 94 3-3 K ② 1-2		X FF 90 0-0 L7 ③			B FF 88 C FF 88 X SL 76 1-1 P2 ①	5	0	0	0	0	1	5
41 Victor Martinez, S (1, 10) OBP: 0.288, SLG: 0.337	X SI 90 0-0 G1-3 ③	B FS 82 B SI 91 B SI 91 X SI 89 3-0 27 BB 1B		B SI 94 C SL 82 B SL 84 X SI 94 2-1 G5-3 ③			C CH 86 B CU 84 F CU 85 F CU 84 S FF 94 1-3 K ①		B SI 88 B CH 83 F SI 88 B FF 89 F FF 88 F FF 88 S FF 87 3-3 K ②	5	0	1	0	0	2	3
27 Jhonny Peralta, R (1, 6) OBP: 0.370, SLG: 0.454		4 2B 12 1B 1B 4-2 BB 1-2	B SI 91 F SI 91 F SI 91 S CH 80 1-3 K ①				B CU 82 B FF 91 S CH 87 S FF 89 B FF 94 C CU 84 3-3 K ②		B CH 83 C FF 88 F SL 76 B FF 87 B SL 75 T FF 87 3-2 K ③	4	1	1	0	1	3	0
12 Andy Dirks, L (1, 7) OBP: 0.301, SLG: 0.347	B SI 88 X SI 88 1-0 4 2B 13 2B 1B 1-2 X SL 82 0-0 F8 ③		C SI 92 B SL 78 B SI 92 F SI 92 B CH 81 F SI 93 X SI 94 3-2 G3-1 ②				B CU 84 B FC 90 B FF 91 C FF 94 C CU 85 T FF 94 3-2 K ③			4	1	1	0	0	1	2
4 Omar Infante, R (1, 4) OBP: 0.342, SLG: 0.450	C SI 90 B SI 90 C SI 89 X SI 90 1-2 13 2B 2B 1-3 2-H	C SL 80 B SI 93 T SL 83 F SI 94 B SI 94 S SL 83 2-3 K ①	B SI 93 B CH 80 C SI 93 S CH 81 B SL 79 S CH 82 3-3 K ③					X FF 95 0-0 14 F8 13 SH1-3 48 1B 1B		4	2	2	1	0	2	0
13 Alex Avila, L (1, 2) OBP: 0.272, SLG: 0.295	B SI 90 B SI 88 X SI 90 2-0 48 1B 24 HR 2B 2-H 3-H	B SI 93 C SL 83 S SI 93 F SL 85 B SI 94 C SL 83 2-3 K ②				X FF 94 0-0 F7 ①		1 SAFE X FF 94 0-0 SH1-3 ① 1-2		3	1	1	2	0	1	0
Inning Stats	R: 0 E: 0 K: 0 S: 8 H: 1 LOB: 2 BB: 1 P: 14	R: 6 E: 0 K: 1 S: 21 H: 7 LOB: 2 BB: 1 P: 35	R: 0 E: 0 K: 3 S: 11 H: 0 LOB: 0 BB: 0 P: 16	R: 0 E: 0 K: 1 S: 9 H: 1 LOB: 1 BB: 0 P: 16	R: 0 E: 0 K: 2 S: 10 H: 0 LOB: 0 BB: 0 P: 17	R: 0 E: 0 K: 0 S: 7 H: 1 LOB: 2 BB: 1 P: 11	R: 0 E: 0 K: 3 S: 10 H: 0 LOB: 0 BB: 0 P: 17	R: 1 E: 0 K: 1 S: 8 H: 2 LOB: 1 BB: 0 P: 11	R: 0 E: 0 K: 2 S: 9 H: 0 LOB: 0 BB: 0 P: 16	1B: 8 2B: 3 3B: 0 HR: 1 SF: 0 SAC: 1 DP: 0 HBP: 0						

PITCHER		IP	WLS	BF	H	R	ER	SO	BB	IBB	HBP	BLK	WP	HR	S	P	ERA	WHIP
67 Chien-Ming Wang, R ERA: 7.13	(1, 1)	1.2		14	8	6	6	1	1	0	0	0	0	1	24	40	32.40	5.400
57 Juan Pablo Perez, L ERA:	(2, 1)	2.1		9	1	0	0	4	1	0	0	0	0	0	25	41	0.00	0.857
62 Aaron Loup, L ERA: 1.91	(5, 1)	1.0		3	0	0	0	2	0	0	0	0	0	0	10	17	0.00	0.000
27 Brett Cecil, L ERA: 1.47	(6, 1)	2.0		8	1	0	0	3	0	1	0	0	0	0	17	28	0.00	0.500
45 Neil Wagner, R ERA: 2.45	(8, 1)	1.0	L	5	2	1	1	1	0	0	0	0	0	0	8	11	9.00	2.000

PITCHER		IP	WLS	BF	H	R	ER	SO	BB	IBB	HBP	BLK	WP	HR	S	P	ERA	WHIP
38 Darren Oliver, L ERA: 3.38	(9, 1)	1.0		3	0	0	0	2	0	0	0	0	0	0	9	16	0.00	0.000

TOP

Detroit Tigers @ Toronto Blue Jays

Rogers Centre, Toronto, ON

Tue Jul 02 2013, 7:10 PM - 9:58 PM EDT

Att. 27,189 - Clear - 69 F

livebaseballscorecards.com

AB	38
R	7
H	12
RBI	7
BB	3
SO	13
LOB	15

WP: 0 PB: 0 SB: 1 CS: 0 PA: 42

Detroit Tigers @ Toronto Blue Jays

Rogers Centre, Toronto, ON

Tue Jul 02 2013, 7:10 PM - 9:58 PM EDT

Att. 27,189 - Clear - 69 F

livebaseballscorecards.com

BOTTOM

Batter	1	2	3	4	5	6	7	8	9	AB	R	H	RBI	BB	SO	LOB
7 José Reyes, S (1, 6) OBP: 0.395, SLG: 0.500	C SI 88 B FC 87 B SI 88 B SI 90 X SI 90 3-1 11 HBP 19 1B 1B	B SI 88 C CH 81 S CU 74 X FF 87 1-2 ① G3		B SI 86 X SI 84 1-0 ② P4			B SI 95 C SL 88 F SL 88 X SI 96 1-2 ① G6-3		F FF 96 S CH 86 X SI 96 0-2 ③ G4-3	5	1	1	0	0	0	0
11 Rajai Davis, R (1, 7) OBP: 0.354, SLG: 0.396	H SI 86 1-0 28 PB 19 1B 28 2B 1-2 HBP	C SI 89 B FC 88 X FC 88 1-1 ② L9		C CU 74 C SI 89 X CU 75 0-2 ③ G5-3			C SI 95 B SL 88 X SL 87 1-1 ② P4			3	1	0	0	0	0	0
19 José Bautista, R (1, 9) OBP: 0.365, SLG: 0.515	C SI 87 X SI 89 0-1 28 PB 28 2B 1-2 2-H 1B	B CU 74 B FC 87 C CH 81 C CH 82 F FC 87 B SI 90 B CH 82 4-2 28 HR BB			B CU 74 C CU 74 B FC 85 C SI 90 B CU 75 X SI 84 3-2 1B		B SI 96 B SL 88 B SL 86 C SI 96 B SI 96 4-1 BB			2	2	2	1	2	0	0
28 Colby Rasmus, L (1, 8) OBP: 0.316, SLG: 0.465	C SI 88 C FF 89 B SI 90 D CU 75 F FC 88 B FC 87 X SI 91 3-2 3 G4-3 22 1B 1-H 2-H 2B	X CH 81 0-0 1-H HR			B FF 89 C SI 91 B CU 75 F SI 92 S FC 85 2-3 ① K		S SL 87 C SL 88 S SL 89 0-3 ③ K			4	2	2	4	0	2	2
16 Mark DeRosa, R (1, 3) OBP: 0.292, SLG: 0.398	C SI 89 F SI 91 B FF 88 S SI 89 1-3 ① K	F SI 91 F SI 91 B FC 89 X CU 76 1-2 ③ F7			B FC 85 S SI 90 X CU 74 1-1 ② F9			T SI 91 B FC 88 S FC 87 X SI 94 1-2 ① L4		4	0	0	0	0	1	2
3 Maicer Izturis, S (1, 5) OBP: 0.266, SLG: 0.333	B FC 87 X SI 90 1-0 ② G4-3 2-3		C SI 84 C SI 90 X CU 74 0-2 ① G4-3		D CU 75 C SI 92 X SI 91 1-1 ③ G1-3			C KC 81 C SI 94 B FC 84 F FC 87 F FC 87 X FC 88 1-2 ② P4		4	0	0	0	0	0	2
22 Josh Thole, L (1, 2) OBP: 0.188, SLG: 0.103	B SI 90 F SI 90 F FC 88 F FF 88 B FC 86 D CU 75 X SI 90 3-2 1 2B 3-H 1B		C SI 92 B FC 88 X CU 74 1-1 ② G3-1			C SI 89 X SI 90 0-1 ① F7		B SI 94 B FC 87 B SI 94 C SI 93 F SI 93 X FC 88 3-2 ③ G6-3		4	0	1	1	0	0	0
1 Emilio Bonifácio, S (1, 4) OBP: 0.234, SLG: 0.308	C SI 90 S CU 75 F CU 75 B SI 90 X SI 91 1-2 1-3 2B		B FC 89 X SI 86 1-0 ③ F8			C CH 82 F FC 84 X CU 74 0-2 ② G1			X SI 95 0-0 ① B1-3	4	0	1	0	0	0	0
66 Munenori Kawasaki, L (1, 10) OBP: 0.330, SLG: 0.317	B SI 91 B SI 90 C SI 89 B SI 89 X SI 89 3-1 ③ G4-3			C SI 89 B FF 88 C SI 90 B CU 76 F SI 92 B CU 75 C SI 92 3-3 ① K			C CU 74 S CU 76 B CU 74 B SI 89 S CU 75 2-3 ③ K		B FF 93 F SI 94 M CH 85 B CH 86 F CH 86 B CH 85 F FF 96 S SI 96 3-3 ② K	4	0	0	0	0	3	2
Inning Stats	R: 4 E: 0 K: 1 S: 22 H: 5 LOB: 2 BB: 0 P: 38	R: 2 E: 0 K: 0 S: 12 H: 1 LOB: 0 BB: 1 P: 19	R: 0 E: 0 K: 0 S: 6 H: 0 LOB: 0 BB: 0 P: 8	R: 0 E: 0 K: 1 S: 8 H: 0 LOB: 0 BB: 0 P: 12	R: 0 E: 0 K: 1 S: 10 H: 1 LOB: 1 BB: 0 P: 17	R: 0 E: 0 K: 1 S: 8 H: 0 LOB: 0 BB: 0 P: 10	R: 0 E: 0 K: 1 S: 9 H: 0 LOB: 1 BB: 1 P: 15	R: 0 E: 0 K: 0 S: 11 H: 0 LOB: 0 BB: 0 P: 16	R: 0 E: 0 K: 1 S: 9 H: 0 LOB: 0 BB: 0 P: 12	1B: 4 2B: 2 3B: 0 HR: 1	SF: 0 SAC: 0 DP: 0 HBP: 1	WP: 0 PB: 1 SB: 0 CS: 0	PA: 37			

PITCHER		IP	WLS	BF	H	R	ER	SO	BB	IBB	HBP	BLK	WP	HR	S	P	ERA	WHIP
58 Doug Fister, R ERA: 3.8	(1, 1)	6.0		27	7	6	6	4	1	0	1	0	0	1	66	104	9.00	1.333
62 Al Alburquerque, R ERA: 2.25	(7, 1)	1.0	W	4	0	0	0	1	1	0	0	0	0	0	9	15	0.00	1.000
33 Drew Smyly, L ERA: 2.16	(8, 1)	1.0	H	3	0	0	0	0	0	0	0	0	0	0	11	16	0.00	0.000
53 Joaquín Benoit, R ERA: 1.83	(9, 1)	1.0	S	3	0	0	0	1	0	0	0	0	0	0	9	12	0.00	0.000

PITCHER	IP	WLS	BF	H	R	ER	SO	BB	IBB	HBP	BLK	WP	HR	S	P	ERA	WHIP

AB	34
R	6
H	7
RBI	6
BB	2
SO	6
LOB	8

Batter	1	2	3	4	5	6	7	8	9	AB	R	H	RBI	BB	SO	LOB
14 Austin Jackson, R (1, 8) OBP: 0.365, SLG: 0.398	C FF 94 B FF 94 X CU 79 1-1 ① L8	B SL 88 X FF 94 1-0 ③ F9		C FF 93 F FF 92 C FF 93 0-3 ① K		B SI 90 F SI 90 B SL 79 F FF 91 F SI 90 B SI 91 X SI 91 3-2 24 L6-4 48 HBP 1B		C SI 90 B SL 82 F SI 90 X SI 93 1-2 ③ G1-3		5	0	1	0	0	1	1
48 Torii Hunter, R (1, 9) OBP: 0.344, SLG: 0.409	C FF 94 B SI 93 F SI 94 S SL 89 1-3 ② K		F SL 85 F SL 83 B FF 92 B FF 93 X SL 88 2-2 E1 24 BB 41 1B	B SL 86 F FF 92 F SL 87 F CU 78 X FF 91 1-2 1B		C SI 90 1 SAFE S SI 91 H SI 91 1-2 HBP			C SI 95 F SL 87 B SL 85 F FF 96 B SL 88 S SI 96 2-3 ① K	4	1	1	0	0	2	0
24 Miguel Cabrera, R (1, 5) OBP: 0.454, SLG: 0.670 32 Don Kelly, L (9, 5) OBP: 0.319, SLG: 0.360	B CH 87 F FF 94 X FF 93 1-1 ③ P4		B FF 94 F SI 93 1 SAFE F FF 93 B SL 89 B FF 92 B SL 85 4-2 12 E 41 1B 1-2 BB	F SL 85 D CH 88 B SL 85 F FF 93 S SL 85 2-3 ② K		S SL 80 S SL 81 B SL 82 X SI 92 1-2 ①② L6-4 2-2			B SL 88 F SI 97 C FF 98 B FF 98 F SL 87 B SI 94 C FF 97 3-3 ② K	4 0	0 0	0 0	0 0	1 0	2 0	4 0
28 Prince Fielder, L (1, 3) OBP: 0.362, SLG: 0.464		C FF 92 B CH 88 X SI 94 1-1 41 E 27 1B 1B	C FF 93 F FF 93 F FF 93 S SL 88 0-3 ① K	S CU 80 X CH 89 0-1 ③ G4-3		C SI 92 B SI 92 S CH 83 S SL 81 1-3 ③ K			F SI 97 F SI 93 B SI 94 B SL 87 S CH 89 2-3 ③ K	5	1	1	0	0	3	5
41 Victor Martinez, S (1, 10) OBP: 0.291, SLG: 0.348		B FF 93 C SI 93 B CU 78 B FF 93 F FF 92 F FF 94 1 SAFE X FF 94 3-2 E4 27 1B 13 HR 1-3	B FF 93 B FF 94 X FF 94 2-0 12 E 1-2 2-H 1B		C CU 78 B CH 90 F SL 86 X SL 84 1-2 HR		B SI 89 B SI 90 F SI 89 X SI 91 2-1 ① F8			4	2	2	2	0	0	1
27 Jhonny Peralta, R (1, 6) OBP: 0.368, SLG: 0.451		B SL 86 C SL 87 S FF 94 B SI 94 X FF 93 2-2 13 HR 1-2 3-H 1B	C SI 93 B SI 94 B SL 88 F SL 88 B SL 86 X SI 94 3-2 ② F8		B SI 95 B SL 86 B SI 95 C FF 94 X SI 94 3-1 ① G5-3		C SL 80 F SL 82 X SI 90 0-2 ② F8			4	1	1	1	0	0	2
12 Andy Dirks, L (1, 7) OBP: 0.296, SLG: 0.341		S SI 93 F FF 92 S SL 86 0-3 ① K	X FF 93 0-0 E1 1-2 2-3		C CU 80 B CU 82 X FF 94 1-1 ② G3-1		C SI 91 B CH 81 C SL 81 B SI 92 B SL 80 X SL 80 3-2 ③ F7			4	0	0	0	0	1	4
4 Omar Infante, R (1, 4) OBP: 0.340, SLG: 0.447 39 Ramon Santiago, S (4, 4) OBP: 0.233, SLG: 0.241		B SL 88 B FF 94 X FF 94 2-0 ② L9	C SL 86 D SL 90 B FF 93 X FF 94 2-1 ③ L9		B FF 93 F FF 93 B FF 94 B FF 94 B FF 93 4-1 BB			B SL 78 X SI 89 1-0 ① F7		2 1	0 0	0 0	0 0	0 1	0 0	5 0
13 Alex Avila, L (1, 2) OBP: 0.277, SLG: 0.318		B FF 93 B FF 93 F FF 94 B FF 95 F FF 93 X FF 94 3-2 1-H 2-H HR		C CU 77 X SI 93 0-1 48 1B 1B	B CU 80 B SI 91 X FF 93 2-0 ③ L3			B SI 90 F SI 89 B SI 90 C SL 80 S SL 80 2-3 ② K		4	1	2	3	0	1	1
Inning Stats	R: 0 E: 0 K: 1 S: 7 H: 0 LOB: 0 BB: 0 P: 10	R: 4 E: 1 K: 1 S: 17 H: 3 LOB: 0 BB: 0 P: 29	R: 1 E: 2 K: 1 S: 16 H: 1 LOB: 3 BB: 1 P: 29	R: 0 E: 0 K: 2 S: 14 H: 2 LOB: 2 BB: 0 P: 17	R: 1 E: 0 K: 0 S: 9 H: 1 LOB: 1 BB: 1 P: 20	R: 0 E: 0 K: 1 S: 12 H: 1 LOB: 1 BB: 0 P: 18	R: 0 E: 0 K: 0 S: 8 H: 0 LOB: 0 BB: 0 P: 13	R: 0 E: 0 K: 1 S: 7 H: 0 LOB: 0 BB: 0 P: 11	R: 0 E: 0 K: 3 S: 11 H: 0 LOB: 0 BB: 0 P: 18	1B: 6 2B: 1 3B: 0 HR: 2 SF: 0 SAC: 0 DP: 1 HBP: 1						

PITCHER	IP	WLS	BF	H	R	ER	SO	BB	IBB	HBP	BLK	WP	HR	S	P	ERA	WHIP
55 Josh Johnson, R (1, 1) ERA: 4.89	5.0	L	27	7	6	1	5	2	0	0	0	0	2	63	105	1.80	1.800
58 Todd Redmond, R (6, 1) ERA: 3.52	3.0		10	1	0	0	2	0	0	1	0	0	0	27	42	0.00	0.333
29 Dustin McGowan, R (9, 1) ERA: 2.45	1.0		3	0	0	0	3	0	0	0	0	0	0	11	18	0.00	0.000

PITCHER	IP	WLS	BF	H	R	ER	SO	BB	IBB	HBP	BLK	WP	HR	S	P	ERA	WHIP

TOP

Detroit Tigers @ Toronto Blue Jays

Rogers Centre, Toronto, ON

Wed Jul 03 2013, 7:09 PM - 10:19 PM EDT

Att. 28,958 - Overcast - 70 F

livebaseballscorecards.com

AB	37
R	6
H	8
RBI	6
BB	2
SO	10
LOB	23

WP: 0 PA: 40
PB: 0
SB: 0
CS: 0

BOTTOM

Batter	1	2	3	4	5	6	7	8	9	AB	R	H	RBI	BB	SO	LOB
7 José Reyes, S (1, 6) OBP: 0.383, SLG: 0.479	C FF 92 B FF 92 B CU 77 F FF 94 B FF 94 S CH 87 3-3 ① K		C FF 92 B CH 85 X CH 84 1-1 ① P1			F FF 93 X FF 95 0-1 ① 19 1B 28 1B 1B	B FF 101 X FF 101 1-0 ② P6		X SI 95 0-0 ③ F7	5	1	1	0	0	1	3
19 José Bautista, R (1, 9) OBP: 0.367, SLG: 0.519	C FF 93 B FF 95 S FF 95 X SL 88 1-2 2B		1 SAFE C FF 95 C SL 84 X CH 86 0-2 ②③ G5-4-3 1-2f			B SL 84 C FF 96 C SL 87 F FF 96 F CU 76 F SL 89 X FF 97 1-2 28 1B 3 1B 1B	C SL 90 B FF 101 D SL 91 X FF 102 2-1 ③ FC4 1-2f			4	1	2	0	0	0	2
26 Adam Lind, L (1, 10) OBP: 0.380, SLG: 0.537	C FF 94 F CH 84 B FF 96 C FF 96 1-3 ② K			B FF 92 B FF 93 C FF 93 S CH 86 S FF 95 2-3 ① K		B FF 96 B FF 96 F CH 86 F FF 95 S FF 98 2-3 ① K		F FC 85 X FC 86 0-1 ① F7		4	0	0	0	0	3	3
28 Colby Rasmus, L (1, 8) OBP: 0.321, SLG: 0.467	F CU 79 C FF 94 B FF 96 S CH 89 1-3 ③ K			S CU 78 H CU 78 1-1 11 FC6-4 HBP		T FF 95 B CH 86 S CH 86 X FF 98 1-2 3 1B 1-2 2-H 1B		B SI 93 C SI 92 F SI 93 X FC 88 1-2 1B		3	0	2	1	0	1	1
11 Rajai Davis, R (1, 7) OBP: 0.345, SLG: 0.384		B FF 92 F FF 93 S SL 89 B SL 89 F FF 95 S SL 87 2-3 ① K		B SL 86 B FF 94 F FF 94 F FF 94 X CH 88 2-2 ② FC6-4 1-2f		S SL 85 F SL 87 S FF 97 0-3 ② K		C SI 93 F SI 93 C FC 86 0-3 ② K		4	0	0	0	0	3	4
3 Maicer Izturis, S (1, 5) OBP: 0.266, SLG: 0.332		C FF 92 X CU 78 0-1 ② F8		C FF 93 1 SAFE F FF 94 B CH 85 1 SAFE F FF 95 X CH 86 1-2 ③ F9		B CH 86 X CH 86 1-0 1-2 2-H 1B		F SI 93 F KC 81 D FC 86 F FC 86 F SI 94 S FC 86 1-3 ③ K		4	0	1	1	0	1	2
16 Mark DeRosa, R (1, 3) OBP: 0.291, SLG: 0.410		F FF 93 B FF 94 B SL 85 F FF 94 X FF 95 2-2 3B			S SL 85 X FF 94 0-1 ① F8	C SL 86 S SL 88 B SL 87 B FF 98 X SL 86 2-2 ③ F9			B SL 89 C SL 89 F CH 85 F SL 89 F SI 96 S CH 87 1-3 ① K	4	0	1	0	0	1	2
9 J.P. Arencibia, R (1, 2) OBP: 0.241, SLG: 0.417		C SL 85 S FF 96 D SL 89 X SL 89 1-2 ③ F8			F FF 93 B CU 78 C SL 86 F FF 96 B CH 87 S CU 78 2-3 ② K		B FF 93 S SL 86 X FF 96 1-1 ① F9		C SI 96 B SL 91 F CH 85 B FF 96 S CH 85 2-3 ② K	4	0	0	0	0	2	1
1 Emilio Bonifácio, S (1, 4) OBP: 0.243, SLG: 0.313			B FF 92 C FF 94 C FF 94 B CH 88 B CH 87 F FF 94 F FF 95 B CH 86 4-2 19 G5-4-3 BB		X CH 86 0-0 ③ G1		B CU 76 F FF 93 B CH 86 F FF 95 F FF 95 F FF 94 X CH 87 2-2 19 FC4 1B		C SI 96 S FF 96 B SI 96 F CH 87 F SI 96 X CH 87 1-2 1B	3	0	2	0	1	0	0
Inning Stats	R: 0 E: 0 K: 3 S: 12 H: 1 LOB: 1 BB: 0 P: 18	R: 0 E: 0 K: 1 S: 12 H: 1 LOB: 1 BB: 0 P: 17	R: 0 E: 0 K: 0 S: 9 H: 0 LOB: 0 BB: 1 P: 14	R: 0 E: 0 K: 1 S: 11 H: 0 LOB: 1 BB: 0 P: 17	R: 0 E: 0 K: 1 S: 7 H: 0 LOB: 0 BB: 0 P: 9	R: 2 E: 0 K: 2 S: 21 H: 4 LOB: 2 BB: 0 P: 28	R: 0 E: 0 K: 0 S: 10 H: 1 LOB: 1 BB: 0 P: 16	R: 0 E: 0 K: 2 S: 13 H: 1 LOB: 1 BB: 0 P: 15	R: 0 E: 0 K: 2 S: 14 H: 1 LOB: 1 BB: 0 P: 18	1B: 7 2B: 1 3B: 1 HR: 0	SF: 0 SAC: 0 DP: 1 HBP: 1					

PITCHER		IP	WLS	BF	H	R	ER	SO	BB	IBB	HBP	BLK	WP	HR	S	P	ERA	WHIP
37 Max Scherzer, R ERA: 3.09	(1, 1)	6.1	W	27	7	2	2	8	1	0	1	0	0	0	79	113	2.84	1.263
43 Bruce Rondón, R ERA: 7.71	(7, 1)	0.2		2	0	0	0	0	0	0	0	0	0	0	3	6	0.00	0.000
33 Drew Smyly, L ERA: 2.12	(8, 1)	1.0		4	1	0	0	2	0	0	0	0	0	0	13	15	0.00	1.000
53 Joaquín Benoit, R ERA: 1.78	(9, 1)	1.0		4	1	0	0	2	0	0	0	0	0	0	14	18	0.00	1.000

PITCHER	IP	WLS	BF	H	R	ER	SO	BB	IBB	HBP	BLK	WP	HR	S	P	ERA	WHIP

Detroit Tigers @ Toronto Blue Jays

Rogers Centre, Toronto, ON

Wed Jul 03 2013, 7:09 PM - 10:19 PM EDT

Att. 28,958 - Overcast - 70 F

livebaseballscorecards.com

AB	35
R	2
H	9
RBI	2
BB	1
SO	12
LOB	18

Detroit Tigers @ Toronto Blue Jays

Rogers Centre, Toronto, ON

Thu Jul 04 2013, 7:09 PM - 10:14 PM EDT

Att. 35,978 - Partly Cloudy - 76 F

livebaseballscorecards.com

Batter	1	2	3	4	5	6	7	8	9	AB	R	H	RBI	BB	SO	LOB
14 Austin Jackson, R (1, 8) OBP: 0.376, SLG: 0.420	X FF 96 0-0 12 2B 1B		F SI 92 X SI 93 0-1 12 BB 48 2B 1B	C SL 86 1 SAFE 1 SAFE S SL 87 S CU 82 0-3 ② K		B SL 87 F SL 86 S SI 94 F CU 83 F SI 95 X SL 87 1-2 48 SF8 12 F8 28 1B 1-2 2-H 1B		F FF 96 F FF 97 F SL 89 X SL 88 0-2 2-H HR	B FC 89 B CU 74 B FF 91 C FF 90 B FF 91 4-1 12 BB 1-2 2-3 BB	5	4	4	3	1	1	1
12 Andy Dirks, L (1, 7) OBP: 0.304, SLG: 0.345	C FF 95 1 SAFE X SL 90 0-1 48 G6-3 28 1B 1-H 2B		B SI 92 1 SAFE B SI 92 B SI 92 B FF 93 4-0 48 2B 41 FC1 1-2 BB	1 SAFE X FF 92 0-0 E8 1-3		C FF 95 S FF 97 B FF 96 X FF 97 1-2 ① F8 1-2 2-3		B FF 98 B CH 85 C FF 97 B FF 97 B FF 95 4-1 48 1B BB	B FF 92 B FC 90 F FF 92 B FC 90 F FF 92 F FC 90 F FC 91 B FF 89 4-2 1-2 2-3 3-H BB	3	1	1	2	3	0	3
48 Torii Hunter, R (1, 9) OBP: 0.344, SLG: 0.413	D SL 89 B SI 94 B SI 94 C FF 96 X SL 88 3-1 ① G6-3 2-3		C SL 86 D CU 83 B SI 93 X SL 87 2-1 41 FC1 27 2B 1-3 2-H 2B	B CU 82 X SL 87 1-0 ③ G5-3		S SL 88 B SL 89 F SL 86 B FF 97 B FF 98 X SL 87 3-2 ② SF8 2-3 3-H		S SL 88 S SL 87 B FF 97 D SL 86 X SL 87 2-2 1-2 1B	B SI 92 B SI 92 X SI 93 2-0 ② SF9 3-H	4	1	2	3	0	0	3
28 Prince Fielder, L (1, 3) OBP: 0.364, SLG: 0.463 55 Brayan Peña, S (9, 3) OBP: 0.321, SLG: 0.379	X SI 95 0-0 41 WP 3-H 1B		F CU 84 S CU 83 D CU 83 S SL 86 1-3 ① K	B CU 80 B CH 86 B FF 94 B SI 94 4-0 27 G6-4-3 41 1B BB		X SL 86 0-0 3-H 1B		S SL 76 F SL 75 D SL 75 S SL 75 1-3 ① K	B SL 78 C SI 92 X SI 93 1-1 ③ G1-3	5 0	0 0	2 0	2 0	1 0	2 0	6 0
41 Victor Martinez, S (1, 10) OBP: 0.289, SLG: 0.346	B FF 96 B CU 83 B FF 94 X FF 94 3-0 ② F7 1-2		C CU 81 X SI 92 0-1 ② FC1 27 2B 2-3 3-H	B SI 92 X SI 94 1-0 27 G6-4-3 1-2 1B		X FF 98 0-0 ③ G4-3		C SI 88 F SI 88 B FF 87 B FF 86 S SL 75 2-3 ② K		5	0	1	0	0	1	6
27 Jhonny Peralta, R (1, 6) OBP: 0.366, SLG: 0.450	B CU 81 D SL 87 C CU 83 S SL 88 S SL 87 2-3 ③ K		C SL 85 X SI 94 0-1 1-3 3-H 2B	B SL 87 X SL 86 1-0 ①② G6-4-3 1-2f 2-3			F FF 96 S FF 96 B FF 97 S SL 88 1-3 ① K	C FF 85 X FF 87 0-1 ③ F8		5	0	1	1	0	2	5
13 Alex Avila, L (1, 2) OBP: 0.270, SLG: 0.309		B CU 81 B FF 96 X SI 93 2-0 ① G4-3	X SI 93 0-0 ③ L8	C CU 82 D CU 81 S SL 85 B SL 85 F SL 86 X SL 84 2-2 ③ G4-3			S CH 86 B FF 97 T FF 98 S FF 98 1-3 ② K		F FC 89 X CH 84 0-1 ① G4-3	5	0	0	0	0	1	3
39 Ramon Santiago, S (1, 4) OBP: 0.246, SLG: 0.271		F FF 95 B SI 94 B FF 95 F SI 93 C SI 93 2-3 ② K		B SI 92 B FF 94 F FF 93 X FF 94 2-1 ① G4-3		C FF 94 C CU 81 B FF 94 B FF 95 F FF 94 F FF 95 X FF 96 3-2 32 1B 14 1B 1B	X FF 98 0-0 ③ G4-3		F FF 91 B SI 91 X SI 91 1-1 14 BB 12 BB 2B	5	2	2	0	0	1	0
32 Don Kelly, L (1, 5) OBP: 0.339, SLG: 0.385		B FF 94 C FF 95 X FF 93 1-1 ③ L6		C FF 95 B CU 82 B FF 94 B SI 93 F FF 94 X FF 95 3-2 12 E 1B		C SI 92 X SI 92 0-1 12 F8 14 1B 48 SF8 1-2 1B		B FF 96 F FF 96 B FF 97 X FF 96 2-1 14 HR 2B	B FF 90 F FF 89 F CU 75 B FC 89 H FC 90 3-2 12 BB 14 BB 48 SF9 HBP	4	3	3	0	0	0	0

Inning Stats	1	2	3	4	5	6	7	8	9
	R: 2 E: 0 K: 1 S: 10 H: 3 LOB: 1 BB: 0 P: 18	R: 0 E: 0 K: 1 S: 6 H: 0 LOB: 0 BB: 0 P: 11	R: 2 E: 0 K: 1 S: 12 H: 3 LOB: 2 BB: 1 P: 19	R: 0 E: 1 K: 1 S: 10 H: 1 LOB: 2 BB: 0 P: 16	R: 0 E: 0 K: 0 S: 6 H: 1 LOB: 1 BB: 1 P: 14	R: 3 E: 0 K: 0 S: 20 H: 4 LOB: 1 BB: 0 P: 28	R: 0 E: 0 K: 2 S: 7 H: 0 LOB: 0 BB: 0 P: 9	R: 2 E: 0 K: 2 S: 18 H: 3 LOB: 2 BB: 1 P: 29	R: 2 E: 0 K: 0 S: 14 H: 1 LOB: 2 BB: 2 P: 29

1B: 10	SF: 2
2B: 5	SAC: 0
3B: 0	DP: 1
HR: 1	HBP: 1

WP: 1	PA: 49
PB: 0	
SB: 0	
CS: 0	

AB	41
R	11
H	16
RBI	11
BB	5
SO	8
LOB	27

PITCHER		IP	WLS	BF	H	R	ER	SO	BB	IBB	HBP	BLK	WP	HR	S	P	ERA	WHIP
32 Esmil Rogers, R ERA: 3.84	(1, 1)	5.0	L	28	11	7	7	4	2	0	0	0	1	0	56	94	12.60	2.600
45 Neil Wagner, R ERA: 3.24	(6, 1)	2.0		11	4	2	2	2	1	0	0	0	0	1	25	39	9.00	2.500
38 Darren Oliver, L ERA: 3.24	(8, 1)	1.0		3	0	0	0	2	0	0	0	0	0	0	8	11	0.00	0.000
44 Casey Janssen, R ERA: 2.67	(9, 1)	0.1		5	1	2	2	0	2	0	1	0	0	0	11	23	54.00	9.000
62 Aaron Loup, L ERA: 1.88	(9, 1)	0.2		2	0	0	0	0	0	0	0	0	0	0	3	6	0.00	0.000

PITCHER		IP	WLS	BF	H	R	ER	SO	BB	IBB	HBP	BLK	WP	HR	S	P	ERA	WHIP

Detroit Tigers @ Toronto Blue Jays

Rogers Centre, Toronto, ON

Thu Jul 04 2013, 7:09 PM - 10:14 PM EDT

Att. 35,978 - Partly Cloudy - 76 F

BOTTOM

Batter	1	2	3	4	5	6	7	8	9	AB	R	H	RBI	BB	SO	LOB
7 José Reyes, S (1, 6) OBP: 0.381, SLG: 0.474 1 Emilio Bonifácio, S (8, 4) OBP: 0.242, SLG: 0.312	C FF 90 S CH 83 X CH 85 0-2 ① P6			B CH 85 F FF 94 X FF 94 1-1 ① G6-3		C FF 90 X CU 75 0-1 10 BB 1B		X SI 95 0-0 ② P4		3 0 1 0 0 0 0 1 0 0 0 0 0 1						
19 José Bautista, R (1, 9) OBP: 0.363, SLG: 0.512	C FF 91 F FF 91 B FF 93 B FF 95 B FF 95 X SL 86 3-2 ② F8			X FF 94 0-0 ② L9		C FF 93 F FF 94 1 SAFE B CH 86 B FF 90 C CU 82 2-3 ① K		F SI 95 X CH 85 0-1 ③ G5-3		4 0 0 0 0 1 2						
10 Edwin Encarnación, R (1, 10) OBP: 0.353, SLG: 0.536 22 Josh Thole, L (9, PH) OBP: 0.212, SLG: 0.133	B FF 92 B FF 92 B SL 87 C FF 94 F FF 95 T FF 95 3-2 ③ K			B FF 93 C CU 79 X FF 94 1-1 1B		B FF 95 B FF 97 S FF 96 B FF 98 F FF 97 F FF 98 F CH 88 B SL 92 4-2 26 G1-6-3 1-2 BB			C SI 90 X FC 86 0-1 28 G3 3 1B 1B	2 0 1 0 1 1 0 1 1 1 0 0 0 0						
26 Adam Lind, L (1, 3) OBP: 0.375, SLG: 0.528		B CH 82 C FF 91 F FF 92 S FF 94 1-3 ① K		1 SAFE T FF 94 F FF 94 1 SAFE S CU 81 0-3 ③ K		B FF 98 S FF 95 F CH 88 B FF 98 F FF 97 X CH 88 2-2 ②③ G1-6-3 1-2f			B SI 90 B SI 91 B SI 91 C SI 91 F SI 92 S SI 92 3-3 ① K	4 0 0 0 0 3 4						
28 Colby Rasmus, L (1, 8) OBP: 0.317, SLG: 0.460		X FF 91 0-0 ② F7			B CH 84 B CH 84 C FF 92 F FF 94 F CU 80 F CU 80 F CH 87 F CU 79 B FF 97 3-2 ① G5-3		B FF 91 S FF 92 B CU 78 X CH 86 2-1 ① G4-3		B SI 91 C SI 92 S FC 87 X FC 88 1-2 ② G3	4 0 0 0 0 0 1						
3 Maicer Izturis, S (1, 5) OBP: 0.269, SLG: 0.335		C FF 91 X FF 91 0-1 ③ F8			C FF 92 F FF 94 B CU 79 B FF 96 X FF 94 2-2 9 F8 11 BB 1B		F FF 91 B CH 85 F CH 85 B FF 94 B FF 95 X FF 93 3-2 ② G6-3		X SI 92 0-0 2-H 1B	4 0 2 1 0 0 0						
11 Rajai Davis, R (1, 7) OBP: 0.342, SLG: 0.376			C SL 85 B FF 91 F FF 93 X SL 85 1-2 ① L8		B FF 96 1 SAFE F SL 88 1 SAFE B FF 96 C FF 95 D CH 87 B SL 90 4-2 1-2 BB		F FF 90 B CH 82 F FF 92 F CU 77 T SL 86 1-2 ③ K		S SI 91 S CH 85 D CH 85 S FC 85 1-3 ③ K	3 0 0 0 1 2 1						
9 J.P. Arencibia, R (1, 2) OBP: 0.242, SLG: 0.416			X FF 92 0-0 ② F9		X SL 88 0-0 ② F8 2-3			B SI 94 X SI 95 1-0 66 FC1-6 1B		3 0 1 0 0 0 2						
66 Munenori Kawasaki, L (1, 4) OBP: 0.325, SLG: 0.311 (8, 6)			C FF 92 X FF 93 0-1 ③ G1-3		D FF 97 S CH 87 X FF 89 1-1 ③ F7			X FF 95 0-0 ① FC1-6 1-2f		3 0 0 0 0 0 3						

	AB	32
	R	1
	H	6
	RBI	1
	BB	2
	SO	7
	LOB	14

livebaseballscorecards.com

Inning Stats	1	2	3	4	5	6	7	8	9
	R: 0 E: 0 K: 1 S: 9	H: 0 LOB: 0 BB: 0 P: 15	R: 0 E: 0 K: 1 S: 6	H: 0 LOB: 0 BB: 0 P: 7	R: 0 E: 0 K: 0 S: 6	H: 0 LOB: 0 BB: 0 P: 7	R: 0 E: 0 K: 1 S: 8	H: 1 LOB: 1 BB: 0 P: 10	R: 0 E: 0 K: 0 S: 17	H: 1 LOB: 2 BB: 1 P: 27	R: 0 E: 0 K: 1 S: 13	H: 1 LOB: 1 BB: 1 P: 21	R: 0 E: 0 K: 1 S: 9	H: 0 LOB: 0 BB: 0 P: 15	R: 0 E: 0 K: 0 S: 5	H: 1 LOB: 1 BB: 0 P: 6	R: 1 E: 0 K: 2 S: 12	H: 2 LOB: 1 BB: 0 P: 17

	1B: 6	SF: 0	WP: 0	PA: 34
	2B: 0	SAC: 0	PB: 0	
	3B: 0	DP: 1	SB: 0	
	HR: 0	HBP: 0	CS: 0	

PITCHER		IP	WLS	BF	H	R	ER	SO	BB	IBB	HBP	BLK	WP	HR	S	P	ERA	WHIP
35 Justin Verlander, R ERA: 3.54	(1, 1)	7.0	W	25	3	0	0	5	2	0	0	0	0	0	68	102	0.00	0.714
40 Phil Coke, L ERA: 6.04	(8, 1)	1.0		4	1	0	0	0	0	0	0	0	0	0	5	6	0.00	1.000
38 Darin Downs, L ERA: 4.78	(9, 1)	1.0		5	2	1	1	2	0	0	0	0	0	0	12	17	9.00	2.000

PITCHER	IP	WLS	BF	H	R	ER	SO	BB	IBB	HBP	BLK	WP	HR	S	P	ERA	WHIP

Batter	1	2	3	4	5	6	7	8	9	AB	R	H	RBI	BB	SO	LOB
2 Brian Dozier, R (1, 4) OBP: 0.314, SLG: 0.378	B FF 84 S SI 84 X CH 78 1-1 9 1B 1B		B SI 86 B SI 86 C FC 83 S SI 80 X CH 80 2-2 7 G3 2B		C FC 80 B FC 80 F SI 84 B FF 83 X FC 82 2-2 ② P4			C CU 81 X SI 91 0-1 ① G4-3		4	0	2	0	0	0	0
7 Joe Mauer, L (1, 10) OBP: 0.395, SLG: 0.469	C SI 85 1 SAFE C FC 81 1 SAFE B FF 85 X CH 80 1-2 ① F8		C SI 86 F SI 85 X SI 81 0-2 ② G3 2-3		C FF 86 X CU 73 0-1 ③ G4-3			C FF 90 B SI 90 X CU 83 1-1 1B		4	0	1	0	0	0	2
9 Ryan Doumit, S (1, 2) OBP: 0.301, SLG: 0.394	B SI 82 F FF 82 X CH 80 1-1 1-3 1B		C FC 85 X FC 83 0-1 ③ L6			B SI 83 X FC 80 1-0 ① P4		F FF 90 B CH 86 X FF 92 1-1 ② P3		4	0	1	0	0	0	2
33 Justin Morneau, L (1, 3) OBP: 0.334, SLG: 0.413	F CU 74 F FC 82 C CH 80 0-3 ② K			C SI 83 X FF 85 0-1 ① G6-3		F CH 77 B CH 77 B SI 84 X FC 80 2-1 ② F7		T CU 84 B CU 89 B FF 89 F FF 94 B FF 95 F CU 85 X CU 84 3-2 ③ G3		4	0	0	0	0	1	3
24 Trevor Plouffe, R (1, 5) OBP: 0.330, SLG: 0.444	C SI 82 C FF 84 F FC 83 B CH 81 F CH 79 F CU 75 S CH 81 1-3 ③ K			X SI 83 0-0 ② G6-3		C FC 79 F CU 74 S FF 85 0-3 ③ K			B SI 94 B FF 95 C FF 94 F SI 95 X SL 90 2-2 ① P4	4	0	0	0	0	2	2
31 Oswaldo Arcia, L (1, 7) OBP: 0.347, SLG: 0.456		X FF 81 0-0 ① G3		C FF 83 X FC 79 0-1 27 1B 1B			B FF 82 B CH 78 X FC 80 2-0 25 FC6-4 1B		C SI 96 S CH 89 X SI 96 0-2 ② F7	4	0	2	0	0	0	0
27 Chris Parmelee, L (1, 9) OBP: 0.317, SLG: 0.392		C FF 84 C SI 87 B SI 85 B FF 83 X CH 80 2-2 ② G3		B FF 84 C FF 85 B FC 82 S CH 80 F FF 86 F SI 85 X CH 79 2-2 1-2 1B			F CH 78 B FF 83 C FC 80 B CH 78 X FF 84 2-2 ① F7		C SI 94 B FF 90 F FF 95 B SL 90 B CH 89 X SI 95 3-2 ③ G4-3	4	0	1	0	0	0	1
32 Aaron Hicks, S (1, 8) OBP: 0.254, SLG: 0.328		C SI 86 C FF 82 B CU 74 X FC 82 1-2 ③ L7		D CH 79 S CH 80 F SI 83 D CU 74 C SI 83 2-3 ③ K			C CU 72 D CU 72 S SI 82 F FF 85 F FF 84 B FC 79 S FF 81 2-3 ② K			3	0	0	0	0	2	3
25 Pedro Florimón, S (1, 6) OBP: 0.289, SLG: 0.316			C FF 81 F FF 82 F CU 75 B CH 80 X FC 82 1-2 ① F8		C SI 83 S CH 77 B CH 78 X FF 85 1-2 ① G6-3		F FC 78 B FF 81 F CH 77 X CU 72 1-2 ③ FC6-4 1-2f			3	0	0	0	0	0	1
Inning Stats	R: 0 E: 0 K: 2 S: 16 H: 2 LOB: 2 BB: 0 P: 20	R: 0 E: 0 K: 0 S: 7 H: 0 LOB: 0 BB: 0 P: 10	R: 0 E: 0 K: 0 S: 12 H: 1 LOB: 1 BB: 0 P: 15	R: 0 E: 0 K: 1 S: 13 H: 2 LOB: 2 BB: 0 P: 17	R: 0 E: 0 K: 0 S: 8 H: 0 LOB: 0 BB: 0 P: 11	R: 0 E: 0 K: 1 S: 6 H: 0 LOB: 0 BB: 0 P: 9	R: 0 E: 0 K: 1 S: 12 H: 1 LOB: 1 BB: 0 P: 19	R: 0 E: 0 K: 0 S: 10 H: 1 LOB: 1 BB: 0 P: 15	R: 0 E: 0 K: 0 S: 9 H: 0 LOB: 0 BB: 0 P: 14	1B: 6 2B: 1 3B: 0 HR: 0 SF: 0 SAC: 0 DP: 0 HBP: 0						

PITCHER		IP	WLS	BF	H	R	ER	SO	BB	IBB	HBP	BLK	WP	HR	S	P	ERA	WHIP
56 Mark Buehrle, L ERA: 4.5	(1, 1)	7.0	W	27	6	0	0	5	0	0	0	0	0	0	74	101	0.00	0.857
27 Brett Cecil, L ERA: 1.43	(8, 1)	1.0		4	1	0	0	0	0	0	0	0	0	0	10	15	0.00	1.000
29 Dustin McGowan, R ERA: 2.16	(9, 1)	1.0		3	0	0	0	0	0	0	0	0	0	0	9	14	0.00	0.000

PITCHER	IP	WLS	BF	H	R	ER	SO	BB	IBB	HBP	BLK	WP	HR	S	P	ERA	WHIP

TOP

Minnesota Twins @ Toronto Blue Jays

Rogers Centre, Toronto, ON

Fri Jul 05 2013, 7:09 PM - 9:34 PM EDT

Att. 25,672 - Roof Closed - 68 F

livebaseballscorecards.com

AB	34
R	0
H	7
RBI	0
BB	0
SO	5
LOB	14

WP: 0 PA: 34
PB: 0
SB: 0
CS: 0

Minnesota Twins @ Toronto Blue Jays

Rogers Centre, Toronto, ON

Fri Jul 05 2013, 7:09 PM - 9:34 PM EDT

Att. 25,672 - Roof Closed - 68 F

BOTTOM

livebaseballscorecards.com

Batter	1	2	3	4	5	6	7	8	9	AB	R	H	RBI	BB	SO	LOB
7 José Reyes, S (1, 6) OBP: 0.398, SLG: 0.500	B SI 89 F SI 90 X FF 89 1-1 10 G6-4-3 19 1B 1B		C CH 85 B SL 88 X CH 85 1-1 ① G4-3	C SL 86 C FF 89 F SL 86 X CU 77 0-2 19 1B 2-H 3-H 2B		X CU 77 0-0 19 FC6-5 19 S 1B				4	1	3	2	0	0	0
19 José Bautista, R (1, 9) OBP: 0.367, SLG: 0.525	C FF 90 B SL 87 C SI 91 B CU 77 X FF 90 2-2 10 G6-4-3 1-2 1B		B FC 89 C CU 78 B FC 90 S SL 88 X CU 78 2-2 HR	F FF 92 X FC 89 0-1 26 2B 2-H 1B		C FF 90 B SL 89 X SI 92 1-1 ② FC6-5 10 FC6-4 1-3				4	1	3	2	0	0	1
10 Edwin Encarnación, R (1, 10) OBP: 0.352, SLG: 0.531	B SL 88 X SL 89 1-0 ① G6-4-3 ② 1-2f 2-3		B FC 90 F SI 92 B SL 88 F SL 89 F CU 79 B SI 90 B SL 87 4-2 28 2B BB	B SI 91 X FF 91 1-0 ② P4		B FF 91 B SI 91 F FF 89 X SL 87 2-1 ③ FC6-4 1-2f				3	0	0	0	1	0	4
26 Adam Lind, L (1, 3) OBP: 0.373, SLG: 0.528	C FF 90 C SL 88 F CU 77 B SL 88 F FC 93 D CU 77 B CH 87 X CH 86 3-2 ③ G4-3		C SI 91 F SL 87 B CU 76 S SL 87 1-3 ② K	C FF 91 X FC 88 0-1 1-3 2B			C FF 94 C FF 94 B FF 96 X CU 82 1-2 ① G4-3			4	0	1	0	0	1	2
28 Colby Rasmus, L (1, 8) OBP: 0.316, SLG: 0.461		C FF 91 X FF 88 0-1 ① G4-3	C SL 85 X CH 85 0-1 1-3 2B	F FF 90 F FF 91 F CU 76 F CU 76 B SL 88 B SI 90 X SI 90 2-2 ③ G4-3			S SL 88 C FF 94 X SL 88 0-2 ② G4-3			4	0	1	0	0	0	2
11 Rajai Davis, R (1, 7) OBP: 0.333, SLG: 0.366		B FF 91 C FF 92 B FF 90 F SI 92 X CU 78 2-2 ② G6-3	C SL 88 B FF 92 S FC 89 X CU 80 1-2 ③ G5-3		F FC 88 X SL 87 0-1 ① G3-1		C FF 94 S CU 83 B FF 95 B SL 87 B FF 96 F CU 82 F CU 83 F SL 88 C FF 93 3-3 ③ K			4	0	0	0	0	1	2
3 Maicer Izturis, S (1, 5) OBP: 0.273, SLG: 0.335		B SI 92 X FF 91 1-0 9 1B 1B		B CH 83 B CH 84 B SL 87 C FF 90 B SL 88 4-1 66 SH3-4 9 BB 7 2B BB	C CH 88 B CH 83 B FF 88 X CH 84 2-1 ② G3			B FF 91 C CH 87 B CU 80 X FF 92 2-1 ① G1-6-3		3	1	1	0	1	0	0
9 J.P. Arencibia, R (1, 2) OBP: 0.245, SLG: 0.415		B FC 91 X SL 88 1-0 1-2 1B		B SL 87 D FF 90 B FF 90 B SI 90 4-0 66 SH3-4 7 2B 1-2 BB	F SI 90 B FC 90 C FF 91 F SL 90 F CU 78 B SL 88 T FF 91 2-2 ③ K			C SL 87 X CU 81 0-1 ② F7		3	1	1	0	1	1	0
66 Munenori Kawasaki, L (1, 4) OBP: 0.320, SLG: 0.305		B FF 92 X SI 92 1-0 ③ F7		X FF 89 0-0 ① SH3-4 1-2 2-3		C FF 88 C CU 77 C FF 91 0-3 ① K		F FF 94 X CU 81 0-1 ③ P6		3	0	0	0	0	1	2
Inning Stats	R: 0 E: 0 K: 0 S: 11 H: 2 LOB: 1 BB: 0 P: 18	R: 0 E: 0 K: 0 S: 8 H: 2 LOB: 2 BB: 0 P: 13	R: 1 E: 0 K: 1 S: 16 H: 2 LOB: 2 BB: 1 P: 25	R: 3 E: 0 K: 0 S: 16 H: 3 LOB: 2 BB: 2 P: 27	R: 0 E: 0 K: 1 S: 9 H: 0 LOB: 0 BB: 0 P: 13	R: 0 E: 0 K: 1 S: 8 H: 1 LOB: 1 BB: 0 P: 11	R: 0 E: 0 K: 1 S: 12 H: 0 LOB: 0 BB: 0 P: 16	R: 0 E: 0 K: 0 S: 6 H: 0 LOB: 0 BB: 0 P: 8		1B: 6 2B: 3 3B: 0 HR: 1 SF: 0 SAC: 1 DP: 1 HBP: 0					

	AB	32
	R	4
	H	10
	RBI	4
	BB	3
	SO	4
	LOB	13

WP: 0 PA: 36
PB: 0
SB: 1
CS: 0

PITCHER		IP	WLS	BF	H	R	ER	SO	BB	IBB	HBP	BLK	WP	HR	S	P	ERA	WHIP
30 Kevin Correia, R ERA: 4.19	(1, 1)	6.0	L	30	10	4	4	3	3	0	0	0	0	1	68	107	6.00	2.167
57 Ryan Pressly, R ERA: 2.43	(7, 1)	2.0		6	0	0	0	1	0	0	0	0	0	0	18	24	0.00	0.000

PITCHER	IP	WLS	BF	H	R	ER	SO	BB	IBB	HBP	BLK	WP	HR	S	P	ERA	WHIP

Batter	1	2	3	4	5	6	7	8	9	AB	R	H	RBI	BB	SO	LOB
2 Brian Dozier, R (1, 4) OBP: 0.317, SLG: 0.391	C KN 71 F KN 77 X KN 79 0-2 7 F8-3 1B		B KN 77 C KN 76 X KN 78 1-1 ② G4-3 1-3 2-H		C FF 82 X KN 71 0-1 ② F8		C FF 82 B KN 78 X FF 83 1-1 1-H 2-H HR			4	1	2	4	0	0	1
8 Jamey Carroll, R (1, 5) OBP: 0.276, SLG: 0.255	C FF 82 1 SAFE C KN 76 C KN 78 0-3 ① K		D KN 78 C KN 76 S KN 78 F KN 79 B KN 78 F KN 78 F KN 78 B KN 78 F KN 72 3-2 F KN 74 X KN 76 7 1B 3-H 2B		C FF 82 B KN 79 F KN 78 S KN 79 1-3 ③ K		X FF 84 0-0 ② G5-3			4	1	1	1	0	2	1
7 Joe Mauer, L (1, 2) OBP: 0.393, SLG: 0.466	C FF 82 B KN 77 F KN 77 X KN 78 1-2 ②③ F8-3 1-1		B KN 77 B KN 77 B KN 75 C FF 82 X KN 74 3-1 2-H 1B			C KN 71 C KN 78 F KN 80 X KN 80 0-2 ① G6-3	B KN 74 X KN 75 1-0 ③ F7			4	0	1	1	0	0	1
33 Justin Morneau, L (1, 3) OBP: 0.330, SLG: 0.408		C KN 74 X KN 75 0-1 ① G4-3	F KN 78 B KN 78 B KN 76 F KN 73 F KN 78 X KN 79 2-2 ③ P4			F KN 70 C KN 79 B FF 80 F KN 80 X KN 80 1-2 ② F9		S FF 89 F FF 89 B SL 76 B SL 76 B SL 76 X FF 88 3-2 ① F8		4	0	0	0	0	0	1
31 Oswaldo Arcia, L (1, 7) OBP: 0.347, SLG: 0.451 11 Clete Thomas, L (7, 7) OBP: 0.327, SLG: 0.402		C KN 73 S EP 63 F KN 78 X KN 77 0-2 ② P5		C KN 74 B KN 78 B KN 78 S FF 82 F FF 82 S KN 79 2-3 ① K		H KN 78 1-0 24 S HBP		C SL 74 F FF 88 B FF 89 B SL 76 F SL 74 C FF 88 2-3 ② K		2 1	0 0	0 0	0 0	0 0	1 1	0 0
24 Trevor Plouffe, R (1, 10) OBP: 0.325, SLG: 0.435		C FF 82 X EP 62 0-1 ③ F8		C KN 76 F KN 79 B FF 84 X KN 79 1-2 ② P4		B KN 77 B KN 74 B FF 82 F KN 78 C FF 82 X KN 73 3-2 ③ L5 1-2		X FF 89 0-0 ③ G5-3		4	0	0	0	0	0	1
27 Chris Parmelee, L (1, 9) OBP: 0.324, SLG: 0.405			B KN 73 X KN 71 1-0 32 1B 5 FC1-2 2B	C FF 83 B KN 72 B KN 72 B KN 75 B KN 74 4-1 BB			F KN 73 C KN 79 B FF 80 B KN 80 X KN 75 2-2 5 FC1-5 2B		B SL 79 X SI 92 1-0 ① F7	3	0	2	0	1	0	0
32 Aaron Hicks, S (1, 8) OBP: 0.259, SLG: 0.329			C KN 75 X KN 77 0-1 2 PB 5 FC1-2 2 G4-3 2-3 1B	C FF 83 X KN 78 0-1 ③ G1-3			B KN 77 B KN 78 C FF 82 B KN 75 B FF 83 4-1 5 FC1-5 2 HR BB		F SI 93 C SL 82 B SI 94 C SL 83 1-3 ② K	3	2	1	0	1	1	1
5 Eduardo Escobar, S (1, 6) OBP: 0.257, SLG: 0.325			C FF 83 1 SAFE S KN 77 X KN 77 0-2 ① FC1-2 2 G4-3 2 PB 8 2B 1-2 3-H		S KN 71 B KN 76 X KN 75 1-1 ① G1-3		X FF 81 0-0 ① FC1-5 2 HR 1-2 2-3f		F SL 82 B SI 94 B SL 82 T SI 95 F SL 85 F SI 95 S SL 84 2-3 ③ K	4	2	0	0	0	1	4
Inning Stats	R: 0 E: 0 K: 1 S: 9 H: 1 LOB: 0 BB: 0 P: 10	R: 0 E: 0 K: 0 S: 8 H: 0 LOB: 0 BB: 0 P: 8	R: 3 E: 0 K: 0 S: 22 H: 4 LOB: 1 BB: 0 P: 32	R: 0 E: 0 K: 1 S: 10 H: 0 LOB: 1 BB: 1 P: 17	R: 0 E: 0 K: 1 S: 7 H: 0 LOB: 0 BB: 0 P: 9	R: 0 E: 0 K: 0 S: 11 H: 0 LOB: 1 BB: 0 P: 16	R: 3 E: 0 K: 0 S: 9 H: 2 LOB: 0 BB: 1 P: 17	R: 0 E: 0 K: 1 S: 8 H: 0 LOB: 0 BB: 0 P: 13	R: 0 E: 0 K: 2 S: 9 H: 0 LOB: 0 BB: 0 P: 13	1B: 3 2B: 4 3B: 0 HR: 1 SF: 0 SAC: 0 DP: 1 HBP: 1						

TOP

Minnesota Twins @ Toronto Blue Jays

Rogers Centre, Toronto, ON

Sat Jul 06 2013, 1:09 PM - 3:41 PM EDT

Att. 37,034 - Partly Cloudy - 77 F

livebaseballscorecards.com

AB	33
R	6
H	7
RBI	6
BB	2
SO	6
LOB	10

WP: 0 PA: 36
PB: 1
SB: 1
CS: 0

PITCHER		IP	WLS	BF	H	R	ER	SO	BB	IBB	HBP	BLK	WP	HR	S	P	ERA	WHIP
43 R.A. Dickey, R ERA: 4.77	(1, 1)	7.0	L	30	7	6	6	3	2	0	1	0	0	1	76	109	7.71	1.286
38 Darren Oliver, L ERA: 3.12	(8, 1)	1.0		3	0	0	0	1	0	0	0	0	0	0	8	13	0.00	0.000
57 Juan Pablo Perez, L ERA:	(9, 1)	1.0		3	0	0	0	2	0	0	0	0	0	0	9	13	0.00	0.000

PITCHER	IP	WLS	BF	H	R	ER	SO	BB	IBB	HBP	BLK	WP	HR	S	P	ERA	WHIP

Batter	1	2	3	4	5	6	7	8	9	AB	R	H	RBI	BB	SO	LOB
7 José Reyes, S (1, 6) OBP: 0.380, SLG: 0.476	C SI 93 X SI 94 0-1 E6 19 CS		B CU 78 C SI 93 F FS 84 S SI 93 1-3 ① K			C SL 85 F SI 93 X SI 94 0-2 ① G4-3		1 SAFE X SI 93 0-0 ③ P4		4	0	0	0	0	1	1
19 José Bautista, R (1, 9) OBP: 0.363, SLG: 0.518	B SI 93 B SI 92 1 SAFE C SI 94 F SI 93 F SI 94 F FS 85 B SI 94 X CU 81 3-2 ①② F8 1-2		B SL 86 F SI 93 X SI 94 1-1 ② F7			X SI 94 0-0 ② F7			C SI 95 X SI 95 0-1 ① F8	4	0	0	0	0	0	1
10 Edwin Encarnación, R (1, 3) OBP: 0.351, SLG: 0.526	C CU 79 B SI 94 C SI 94 B SI 94 B SL 87 B SI 94 4-2 28 BB 26 BB BB		X SI 94 0-0 ③ F9			C SI 93 B SI 94 B SI 94 C SI 93 F SI 94 B SI 94 X SI 94 3-2 ③ G6-3			B FF 95 B SI 94 X SI 93 2-0 ② G6-3	3	0	0	0	1	0	0
26 Adam Lind, L (1, 10) OBP: 0.371, SLG: 0.521	B SI 93 B CU 78 B SI 92 C SI 93 C SI 92 B SI 93 4-2 28 BB 1-2 BB			C SI 93 B SI 93 C SI 94 F SI 93 S SI 95 1-3 ① K			X FF 91 0-0 ① F8		C FF 96 S SL 84 B FF 96 B FF 95 F FF 96 S SL 83 2-3 ③ K	3	0	0	0	1	2	0
28 Colby Rasmus, L (1, 8) OBP: 0.316, SLG: 0.458	B SI 93 C CU 79 B SI 94 B FS 86 B SI 94 4-1 1-2 2-3 BB			B CU 76 B CU 75 B SI 95 C SI 94 X SI 94 3-1 ② F8			B FF 90 C FF 90 B FF 89 C FF 88 F SL 80 X FF 92 2-2 ② L9			2	0	0	0	1	0	0
11 Rajai Davis, R (1, 7) OBP: 0.333, SLG: 0.365	B SI 93 F SI 93 F SI 92 B SI 94 X SI 94 2-2 ③ G4-1			C CU 77 F SI 95 B SI 95 F SI 95 X SI 95 1-2 3 CS 1B			X FF 90 0-0 ③ P2			3	0	1	0	0	0	3
3 Maicer Izturis, S (1, 5) OBP: 0.281, SLG: 0.343		B CU 78 C SI 93 C SI 93 B SI 94 X SI 93 2-2 22 F8-4-3 1B	1 SAFE C SI 92 B FS 81 B SI 92 2-1 ③ CS 1-2	C SI 93 B SI 92 B FS 84 F SI 94 X FS 86 2-2 66 G4-6-3 1B				C FF 94 X SI 94 0-1 1B		3	0	3	0	0	0	0
22 Josh Thole, L (1, 2) OBP: 0.194, SLG: 0.121		B SI 92 1 SAFE B SI 91 C SI 93 1 SAFE F SI 92 F SI 92 B SI 93 X SI 93 3-2 ①② F8-4-3 1-1		C SI 91 F SI 92 1 SAFE B SI 92 B SI 93 B SI 93 1 SAFE X SI 92 3-2 ① P5				B SI 94 X SI 94 1-0 ① L8		3	0	0	0	0	0	3
66 Munenori Kawasaki, L (1, 4) OBP: 0.315, SLG: 0.300		L SI 94 B CU 81 B SI 94 X SI 94 2-1 ③ F7		X SI 92 0-0 ②③ G4-6-3 1-2f				C SI 94 C SI 94 F CH 89 F FF 95 B FF 94 F SI 95 F CH 89 B CH 90 X FF 94 2-2 ② F8		3	0	0	0	0	0	2
Inning Stats	R: 0 E: 1 K: 0 S: 15 H: 0 LOB: 3 BB: 3 P: 32	R: 0 E: 0 K: 0 S: 9 H: 1 LOB: 0 BB: 0 P: 16	R: 0 E: 0 K: 1 S: 6 H: 0 LOB: 0 BB: 0 P: 8	R: 0 E: 0 K: 1 S: 11 H: 1 LOB: 0 BB: 0 P: 18	R: 0 E: 0 K: 0 S: 7 H: 1 LOB: 0 BB: 0 P: 12	R: 0 E: 0 K: 0 S: 8 H: 0 LOB: 0 BB: 0 P: 11	R: 0 E: 0 K: 0 S: 6 H: 0 LOB: 0 BB: 0 P: 8	R: 0 E: 0 K: 0 S: 11 H: 1 LOB: 1 BB: 0 P: 14	R: 0 E: 0 K: 1 S: 7 H: 0 LOB: 0 BB: 0 P: 11	1B: 4 2B: 1 3B: 0 HR: 0	SF: 0 SAC: 0 DP: 2 HBP: 0	WP: 0 PB: 0 SB: 0 CS: 2	PA: 32			

PITCHER		IP	WLS	BF	H	R	ER	SO	BB	IBB	HBP	BLK	WP	HR	S	P	ERA	WHIP
37 Mike Pelfrey, R ERA: 5.63	(1, 1)	6.0	W	21	3	0	0	2	3	0	0	0	0	0	56	97	0.00	1.000
56 Caleb Thielbar, L ERA:	(7, 1)	1.0		3	0	0	0	0	0	0	0	0	0	0	6	8	0.00	0.000
61 Jared Burton, R ERA: 4.06	(8, 1)	1.0		4	1	0	0	0	0	0	0	0	0	0	11	14	0.00	1.000
15 Glen Perkins, L ERA: 1.93	(9, 1)	1.0		3	0	0	0	1	0	0	0	0	0	0	7	11	0.00	0.000

PITCHER	IP	WLS	BF	H	R	ER	SO	BB	IBB	HBP	BLK	WP	HR	S	P	ERA	WHIP

BOTTOM

Minnesota Twins @ Toronto Blue Jays

Rogers Centre, Toronto, ON

Sat Jul 06 2013, 1:09 PM - 3:41 PM EDT

Att. 37,034 - Partly Cloudy - 77 F

livebaseballscorecards.com

AB	28
R	0
H	4
RBI	0
BB	3
SO	3
LOB	10

TOP

Minnesota Twins @ Toronto Blue Jays

Rogers Centre, Toronto, ON

Sun Jul 07 2013, 1:08 PM - 4:18 PM EDT

Att. 43,795 - Roof Closed - 69 F

livebaseballscorecards.com

Batter	1	2	3	4	5	6	7	8	9	AB	R	H	RBI	BB	SO	LOB
2 Brian Dozier, R (1, 4) OBP: 0.315, SLG: 0.385	B SI 89 F SI 90 B SL 82 B SI 89 B SI 89 4-1 7 E 7 S BB		C SL 83 X SL 85 0-1 ③ P4		B SL 82 C SI 91 C SL 82 B SL 82 S SI 92 2-3 ③ K		B FF 95 S FF 97 F FF 96 D SL 91 S SL 86 2-3 ② K		C FF 91 F FC 91 F CU 76 X FC 87 0-2 ② G4-3	4	0	0	0	1	2	1
7 Joe Mauer, L (1, 3) OBP: 0.391, SLG: 0.465	B SI 90 C SI 89 1 SAFE B SI 90 F SI 90 B SL 82 F SI 93 S SL 83 3-3 ① K 1-3			C CH 82 X SI 92 0-1 ① F7		B SI 89 C SI 92 B CH 79 C SI 92 X SI 94 2-2 ① G1-3	C FF 96 B FF 94 B CH 89 F SI 96 X SL 88 2-2 ③ G4-3		B FF 91 C FF 92 B CU 75 T FF 91 X FF 91 2-2 2B	5	0	1	0	0	1	2
9 Ryan Doumit, S (1, 2) OBP: 0.300, SLG: 0.394	B SL 83 B SL 82 S SI 90 B SI 92 X SI 92 3-1 ② P6			B SL 84 X SI 92 1-0 ② F7		C CH 79 B SI 94 F SI 92 X SI 93 1-2 24 1B 27 FC3-6 2B		C CU 83 B CH 87 F FC 89 S FF 94 1-3 ① K	B FC 91 C FF 91 F FC 90 X FF 91 1-2 ③ G6-3	5	1	1	0	0	1	2
33 Justin Morneau, L (1, 10) OBP: 0.333, SLG: 0.407 5 Eduardo Escobar, S (8, PH) OBP: 0.263, SLG: 0.325 (8, 10)	B SI 92 C SL 84 F SI 92 X SL 84 1-2 ③ P4			B SI 92 B SI 92 B SI 93 C SI 91 B SI 92 4-1 BB		C SI 91 S SI 92 F SL 77 F SL 78 B SI 94 H CH 80 2-2 27 FC3-6 24 1B HBP		B FF 93 B FF 94 C FF 94 B CU 83 F FF 95 B FC 89 4-2 24 HR BB		1 0	0 1	0 0	0 0	1 1	0 0	1 0
24 Trevor Plouffe, R (1, 5) OBP: 0.328, SLG: 0.451		B SL 82 C SI 89 C SI 91 X SI 93 1-2 ① F9		S SL 83 S SL 83 F SI 92 X SL 82 0-2 ③ F8		C CH 80 X SI 93 0-1 27 FC3-6 1-2 2-3 1B		B FF 90 F FF 94 D CU 83 X FF 95 2-1 1-H HR		4	1	2	2	0	0	1
27 Chris Parmelee, L (1, 9) OBP: 0.319, SLG: 0.397		B SI 92 C SI 92 B SI 92 F SI 92 F SL 85 F SL 84 B SI 92 S SL 82 3-3 ② K			C SI 90 F SL 84 B SI 92 B SL 82 F SI 92 S SI 91 2-3 ① K	C SI 92 F SI 94 X SI 92 0-2 ② FC3-6 1-2f 2-3 3-H		C FC 90 C CU 84 S CU 85 0-3 ② K		4	0	0	1	0	3	2
11 Clete Thomas, L (1, 7) OBP: 0.333, SLG: 0.394		C SL 82 B SI 93 X CH 82 1-1 ③ F8			B SI 92 C SL 81 B SI 92 B SI 91 S SI 90 B SI 92 4-2 32 HR BB	C SI 92 B SI 92 C SI 93 F SI 93 X SI 94 1-2 ③ G5-3		C FF 94 F FF 94 F FF 94 B CU 85 B CU 85 B CU 84 B CU 83 4-2 BB		2	1	0	0	2	0	2
32 Aaron Hicks, S (1, 8) OBP: 0.259, SLG: 0.341			B SI 90 C SL 82 B SL 82 X SI 91 2-1 ① G4-3		B SI 89 B SL 81 F SI 91 X SI 90 2-1 1-H HR		C SI 95 C FF 94 S SL 88 0-3 ① K	B FF 95 S FF 96 B CH 86 C FF 96 F FF 98 T FF 98 2-2 ③ K		4	1	1	2	0	2	1
25 Pedro Florimón, S (1, 6) OBP: 0.284, SLG: 0.310			F SI 91 B CH 82 X SI 91 1-1 ② L8		F CH 82 B CH 83 S SI 90 F SL 83 X SI 92 1-2 ② P5		X FF 95 0-0 E3		C SI 91 X SI 91 0-1 ① G6-3	4	0	0	0	0	0	0

Inning Stats	1	2	3	4	5	6	7	8	9	1B	SF	WP	PA
R	0	0	0	0	2	1	0	2	0	1	0	0	39
E	0	0	0	0	0	0	1	0	1	2	0	0	
K	1	1	0	0	2	0	2	3	0	3	0	1	
S	10	10	6	8	15	19	10	17	12	HR	HBP	CS	
H	0	0	0	0	1	2	0	1	1	2	1	0	
LOB	1	0	0	1	1	2	0	1	1	2B	SAC	PB	
BB	1	0	0	1	1	0	0	2	0	3B	DP	SB	
P	21	15	9	13	26	25	14	30	15	0	0	1	

PITCHER		IP	WLS	BF	H	R	ER	SO	BB	IBB	HBP	BLK	WP	HR	S	P	ERA	WHIP
58 Todd Redmond, R ERA: 3.55	(1, 1)	5.0	W	19	1	2	2	4	3	0	0	0	0	1	49	84	3.60	0.800
62 Aaron Loup, L ERA: 2.05	(6, 1)	1.0		6	2	1	1	0	0	0	1	0	0	0	19	25	9.00	2.000
29 Dustin McGowan, R ERA: 1.93	(7, 1)	1.0		4	0	0	0	2	0	0	0	0	0	0	10	14	0.00	0.000
27 Brett Cecil, L ERA: 1.81	(8, 1)	0.2		5	1	2	2	2	2	0	0	0	0	1	13	24	27.00	4.500
45 Neil Wagner, R ERA: 3.18	(8, 1)	0.1		1	0	0	0	1	0	0	0	0	0	0	4	6	0.00	0.000

PITCHER		IP	WLS	BF	H	R	ER	SO	BB	IBB	HBP	BLK	WP	HR	S	P	ERA	WHIP
44 Casey Janssen, R ERA: 2.57	(9, 1)	1.0		4	1	0	0	0	0	0	0	0	0	0	12	15	0.00	1.000

AB	33
R	5
H	5
RBI	5
BB	5
SO	9
LOB	12

Minnesota Twins @ Toronto Blue Jays

Rogers Centre, Toronto, ON

Sun Jul 07 2013, 1:08 PM - 4:18 PM EDT

Att. 43,795 - Roof Closed - 69 F

BOTTOM

livebaseballscorecards.com

Batter	1	2	3	4	5	6	7	8	9	AB	R	H	RBI	BB	SO	LOB
7 José Reyes, S (1, 6) OBP: 0.371, SLG: 0.494	B FF 88 X FF 89 1-0 ① L8		B CH 84 C FF 88 B CH 86 X CH 85 2-1 ① F7		B FF 88 C FF 90 B FF 90 X CH 84 2-1 HR	C SI 91 X SI 93 0-1 ① G4-3	C SI 94 C SI 94 F SI 95 B SI 95 B SI 93 F SI 94 X SL 84 2-2 ② FC6-4 (19) 10 3B 1-2f			5	2	1	1	0	0	1
19 José Bautista, R (1, 9) OBP: 0.366, SLG: 0.519 1 Emilio Bonifácio, S (8, 7) OBP: 0.242, SLG: 0.312	C FF 89 B FF 88 X FF 88 1-1 26 L4-6 2B		S CU 83 B FF 90 B CH 86 C FF 90 B FF 90 X CH 87 3-2 ② G6-3		C CU 82 X FF 89 0-1 ① G5-3	B SI 94 B SL 84 B SL 84 C SI 94 C FF 95 B FF 95 4-2 26 CS 10 BB BB	F SI 94 B CU 76 B CU 76 B SI 92 B SI 95 4-1 10 3B 1-2 BB			3 0	1 0	1 0	0 0	2 0	0 0	0 0
10 Edwin Encarnación, R (1, 3) OBP: 0.357, SLG: 0.532 66 Munenori Kawasaki, L (7, PR) OBP: 0.315, SLG: 0.300 (8, 4)	B FF 89 B FF 89 B FF 90 C FF 89 B FF 89 4-1 BB		B FF 91 X FF 90 1-0 ③ F9		F FF 89 B FF 89 B FF 90 B FF 90 B FF 90 4-1 16 1B 11 HR BB	D FF 94 B SI 92 B SI 92 C FF 92 B SI 93 4-1 26 CS 26 2B 1-2 BB	X SI 93 0-0 1-H 2-H 3B			2 0	2 0	1 0	2 0	3 0	0 0	0 0
26 Adam Lind, L (1, 10) OBP: 0.368, SLG: 0.519	B CU 83 F FF 90 S CU 81 D CU 82 X FF 90 2-2 ② ③ L4-6 2-2			B FF 89 F FF 89 X FF 88 1-1 ① P3	C CU 82 X FF 90 0-1 ② L8	2 SAFE C SI 92 S SI 92 F SI 93 F SI 93 X FF 94 0-2 ② 1-H 2-3 2B	B SI 94 B SL 86 S SL 86 X SL 87 2-1 ③ G3-1			5	0	1	1	0	0	4
16 Mark DeRosa, R (1, 5) OBP: 0.295, SLG: 0.410 (8, 3)		X FF 87 0-0 28 1B 1B		C FF 90 B FF 90 F FF 89 S CU 83 1-3 ② K	B CH 84 X FF 89 1-0 11 HR 1-3 1B	D SL 83 X SL 84 1-0 ③ G3		F SL 87 B SL 88 B FF 92 X SL 88 2-1 ① G6-3		5	1	2	0	0	1	1
11 Rajai Davis, R (1, 7) OBP: 0.341, SLG: 0.395 (8, 9)		C FF 89 C CH 84 X FF 89 0-2 ① F9		B CH 86 X FF 91 1-0 28 HR 2B	B FF 90 X FF 89 1-0 1-H 3-H HR		B FF 91 F FF 92 B CU 77 F SL 85 F FF 93 F FF 93 B CU 78 F FF 93 B FF 94 4-2 28 S 28 2B BB	C SL 87 S FF 92 S FF 89 0-3 ② K		4	3	2	3	1	1	1
28 Colby Rasmus, L (1, 8) OBP: 0.324, SLG: 0.476	B FF 90 1 SAFE X FF 90 1-0 1-2 1B			B CU 82 F FF 90 B FF 90 F FF 90 F CU 82 F FF 90 X CU 82 3-2 2-H HR	B FF 90 B FF 90 F FF 90 F FF 90 B CU 82 B FF 89 4-2 9 1B BB		1 SAFE 1 SAFE B SI 92 B CH 85 B FF 92 C FF 91 X SI 93 3-1 9 F8 3 1B 1-H 2B	F SL 87 B SL 89 B CU 78 F FF 93 F FF 94 B SL 88 X SL 88 3-2 ③ P5		4	2	3	3	1	0	0
9 J.P. Arencibia, R (1, 2) OBP: 0.248, SLG: 0.414	D CH 84 X FF 89 1-0 ② F9			S CH 84 B FF 91 B FF 91 F CH 86 F CU 83 F CU 81 B CH 85 B CH 86 4-2 BB	D SL 80 B FF 92 B SI 92 C FF 90 F SI 93 F SI 93 X SI 93 3-2 1-3 1B		B SL 85 B SL 85 B FF 92 C FF 93 F FF 92 F SL 86 X SL 85 3-2 ① F8 2-3			3	0	1	0	1	0	3
3 Maicer Izturis, S (1, 4) OBP: 0.280, SLG: 0.341 (8, 5)	C FF 89 S CU 82 X CU 83 0-2 ③ G4-3			C FF 90 X CH 85 0-1 ③ G6-3	X SI 92 0-0 ③ F7		X SI 93 0-0 7 FC6-4 3-H 1B			4	0	1	1	0	0	5
Inning Stats	R: 0 E: 0 K: 0 S: 7 H: 1 LOB: 1 BB: 1 P: 15	R: 0 E: 0 K: 0 S: 9 H: 2 LOB: 2 BB: 0 P: 11	R: 0 E: 0 K: 0 S: 6 H: 0 LOB: 0 BB: 0 P: 12	R: 2 E: 0 K: 1 S: 17 H: 2 LOB: 1 BB: 1 P: 27	R: 4 E: 0 K: 0 S: 16 H: 4 LOB: 2 BB: 2 P: 31	R: 1 E: 0 K: 0 S: 11 H: 1 LOB: 1 BB: 2 P: 20	R: 4 E: 0 K: 0 S: 21 H: 3 LOB: 1 BB: 2 P: 39	R: 0 E: 0 K: 1 S: 9 H: 0 LOB: 0 BB: 0 P: 14			1B: 5 2B: 5 3B: 1 HR: 3 SF: 0 SAC: 0 DP: 1 HBP: 0						

	AB	35
	R	11
	H	13
	RBI	11
	BB	8
	SO	2
	LOB	15

WP: 0 PA: 43
PB: 0
SB: 1
CS: 2

PITCHER		IP	WLS	BF	H	R	ER	SO	BB	IBB	HBP	BLK	WP	HR	S	P	ERA	WHIP
58 Scott Diamond, L ERA: 5.52	(1, 1)	4.2	L	25	8	6	6	1	4	0	0	0	0	3	50	88	11.57	2.571
51 Anthony Swarzak, R ERA: 3.79	(5, 1)	1.0		6	2	1	1	0	2	0	0	0	0	0	15	26	9.00	4.000
20 Josh Roenicke, R ERA: 3.68	(6, 1)	0.2		4	1	2	2	0	1	0	0	0	0	0	12	23	27.00	3.000
52 Brian Duensing, L ERA: 5.06	(7, 1)	0.2		5	2	2	2	0	1	0	0	0	0	0	10	18	27.00	4.500
50 Casey Fien, R ERA: 3.34	(8, 1)	1.0		3	0	0	0	1	0	0	0	0	0	0	9	14	0.00	0.000

PITCHER	IP	WLS	BF	H	R	ER	SO	BB	IBB	HBP	BLK	WP	HR	S	P	ERA	WHIP

Toronto Blue Jays @ Cleveland Indians

Progressive Field, Cleveland, OH

Tue Jul 09 2013, 7:43 PM - 9:58 PM EDT

Att. 13,640 - Partly Cloudy - 77 F

TOP

livebaseballscorecards.com

Batter	1	2	3	4	5	6	7	8	9	AB	R	H	RBI	BB	SO	LOB
7 José Reyes, S (1, 6) OBP: 0.366, SLG: 0.484	C FF 90 F FF 92 B SL 85 B FF 93 X SL 86 2-2 G4-3		C SL 82 B SI 90 F FS 82 B FF 93 F FF 90 X FS 83 2-2 F7		B FS 87 C SL 81 B FS 86 X SI 90 2-1 10 G6-3 19 S 1B		X KC 84 0-0 L4-3 1-1			4	0	1	0	0	0	1
19 José Bautista, R (1, 9) OBP: 0.362, SLG: 0.513	B FF 95 B SL 84 C FF 93 X FF 94 2-1 F9		B FF 93 B SL 85 B FF 94 X FF 93 3-0 G6-3		B SL 84 1 SAFE B FF 91 C SL 83 B FS 86 X SI 93 3-1 F7 1-2			C SI 90 C SL 82 X SI 89 0-2 G2-3		4	0	0	0	0	0	1
10 Edwin Encarnación, R (1, 10) OBP: 0.361, SLG: 0.535	C FF 93 X FF 93 0-1 2B		B SL 84 B FS 86 C FF 92 B SL 84 F SI 93 D SL 89 4-2 BB		F SL 86 B FF 92 X FS 82 1-1 G6-3 2-3			B SI 90 B SI 89 C SI 89 B SI 89 B SI 89 4-1 26 G6-4-3 BB		2	0	1	0	2	0	1
26 Adam Lind, L (1, 3) OBP: 0.362, SLG: 0.510	C SL 86 B FF 93 F FS 86 B FF 94 B SI 93 X SL 86 3-2 F8		C FF 93 S FF 92 B FF 92 F SL 85 B FF 93 1 SAFE F FF 93 B FS 83 S SL 85 3-3 K		B SL 85 X FS 84 1-0 G4-3			C SL 81 B SI 90 S SI 90 B SL 83 X SI 90 2-2 G6-4-3 1-2f		4	0	0	0	0	1	4
28 Colby Rasmus, L (1, 8) OBP: 0.323, SLG: 0.476		L CU 75 X FS 82 0-1 L9		B CU 75 F SI 90 X FF 92 1-1 3 1B 2B		C SL 83 F CU 75 X FF 92 0-2 F7			C FF 92 B FF 91 C SL 82 F FF 93 F SL 83 X FF 92 1-2 G4-3	4	0	1	0	0	0	0
3 Maicer Izturis, S (1, 5) OBP: 0.287, SLG: 0.351		B FF 90 X SI 91 1-0 2B		X FF 92 0-0 11 FC1-6 2-3 1B		C SL 82 S FS 82 B FS 83 B FF 92 S SL 83 2-3 K			C FF 92 F SL 84 B FF 93 B FF 93 X FF 92 2-2 11 1B 1B	4	0	3	0	0	1	0
11 Rajai Davis, R (1, 7) OBP: 0.339, SLG: 0.391		C SL 85 B SL 86 B FF 92 C FF 93 D FS 87 X FF 95 3-2 G5-3		F SL 86 X FS 86 0-1 FC1-6 9 S 1-2f		C SL 83 B CU 76 B SI 91 X SL 83 2-1 P5			C SL 82 B SL 82 X FF 92 1-1 1-2 1B	4	0	1	0	0	0	3
9 J.P. Arencibia, R (1, 2) OBP: 0.252, SLG: 0.414		B SL 86 F SL 86 B FF 94 B FS 85 S SL 85 B FF 94 4-2 BB		1 SAFE C SL 87 B FF 91 D SI 88 F SL 87 F FF 96 C FF 94 2-3 K 1-2			F FF 95 B FF 96 X KC 83 1-1 7 L4-3 1B		C FF 93 F SL 82 S FF 92 0-3 K	3	0	1	0	1	2	4
1 Emilio Bonifácio, S (1, 4) OBP: 0.239, SLG: 0.307 22 Josh Thole, L (9, PH) OBP: 0.189, SLG: 0.118		B FF 93 B SL 85 S FF 93 B FF 94 F FF 92 F FF 93 F SL 86 S FF 92 3-3 K		B SL 86 X SL 85 1-0 F9			L FF 95 S FF 96 F FF 95 F FF 97 B FF 96 B FF 96 S FF 97 2-3 K		C SL 81 X SL 82 0-1 L6	3 1	0 0	0 0	0 0	0 0	2 0	5 2
Inning Stats	R: 0 H: 1 E: 0 LOB: 1 K: 0 BB: 0 S: 10 P: 17	R: 0 H: 1 E: 0 LOB: 2 K: 1 BB: 1 S: 13 P: 24	R: 0 H: 0 E: 0 LOB: 1 K: 1 BB: 1 S: 12 P: 24	R: 0 H: 2 E: 0 LOB: 2 K: 1 BB: 0 S: 10 P: 14	R: 0 H: 1 E: 0 LOB: 1 K: 0 BB: 0 S: 7 P: 14	R: 0 H: 0 E: 0 LOB: 0 K: 1 BB: 0 S: 8 P: 12	R: 0 H: 1 E: 0 LOB: 0 K: 1 BB: 0 S: 8 P: 11	R: 0 H: 0 E: 0 LOB: 0 K: 0 BB: 1 S: 7 P: 13	R: 0 H: 2 E: 0 LOB: 2 K: 1 BB: 0 S: 15 P: 19	1B: 5 SF: 0 2B: 4 SAC: 0 3B: 0 DP: 2 HR: 0 HBP: 0						WP: 0 PA: 36 PB: 0 SB: 2 CS: 0

	AB	33
	R	0
	H	8
	RBI	0
	BB	3
	SO	6
	LOB	21

PITCHER	IP	WLS	BF	H	R	ER	SO	BB	IBB	HBP	BLK	WP	HR	S	P	ERA	WHIP
30 Ubaldo Jiménez, R (1, 1) ERA: 4.37	6.0	W	25	5	0	0	4	2	0	0	0	0	0	60	105	0.00	1.167
37 Cody Allen, R (7, 1) ERA: 2.39	1.0	H	3	1	0	0	1	0	0	0	0	0	0	8	11	0.00	1.000
38 Joe Smith, R (8, 1) ERA: 2.6	1.0	H	3	0	0	0	0	1	0	0	0	0	0	7	13	0.00	1.000
54 Chris Perez, R (9, 1) ERA: 3.04	1.0	S	5	2	0	0	1	0	0	0	0	0	0	15	19	0.00	2.000

PITCHER	IP	WLS	BF	H	R	ER	SO	BB	IBB	HBP	BLK	WP	HR	S	P	ERA	WHIP

Batter	1	2	3	4	5	6	7	8	9	AB	R	H	RBI	BB	SO	LOB
24 Michael Bourn, L (1, 8) OBP: 0.327, SLG: 0.360	C FF 92 B SL 88 X FF 93 1-1 ① G4-3			B FF 93 C FF 93 C SL 89 S CU 81 1-3 ① K	C CU 81 B SL 90 X SL 89 1-1 ③ G4-3			X FF 95 0-0 ① SH5-4 2-3		3	0	0	0	0	1	0
13 Asdrúbal Cabrera, S (1, 6) OBP: 0.308, SLG: 0.410	B FF 94 C FF 94 L FF 94 B FF 93 B SL 88 S FF 95 3-3 ② K			B CU 79 B FF 93 B FF 95 C FF 94 F FF 94 B FF 95 4-2 22 1B 33 1B BB		B SI 93 B FF 93 F FF 91 X FF 93 2-1 ① F7		C FF 94 X FF 95 0-1 ② SF8 3-H		2	1	0	1	1	1	0
22 Jason Kipnis, L (1, 4) OBP: 0.377, SLG: 0.513	C FF 94 B CH 90 S CH 89 B SI 92 F CU 81 S FF 94 2-3 ③ K			X FF 93 0-0 33 1B 23 1B 1-2 1B		C FF 93 B CH 90 B CU 82 X SI 94 2-1 ② G3-1		M CH 88 X CH 88 0-1 ③ F7		4	1	1	0	0	1	0
33 Nick Swisher, S (1, 10) OBP: 0.356, SLG: 0.412		B FF 92 C FF 91 S SI 93 C FF 94 1-3 ① K		D SI 93 B CU 78 F FF 94 B FF 94 X FF 94 3-1 23 1B 1-3 2-H 1B		B SI 95 C SL 90 B SL 81 C FF 95 F SL 88 B SL 82 B FF 94 4-2 BB				2	0	1	1	1	1	0
23 Michael Brantley, L (1, 7) OBP: 0.337, SLG: 0.396		C FF 93 B CU 81 C FF 93 B SI 92 B FF 94 F FF 94 X FF 94 3-2 ② L1-3		C SL 83 X SL 81 0-1 1-2 3-H 1B		X SI 94 0-0 ③ G3				3	0	1	1	0	0	1
41 Carlos Santana, S (1, 2) OBP: 0.370, SLG: 0.450		C FF 94 B FF 93 X FF 93 1-1 ③ F9		F FF 93 B SL 88 B FF 94 X FF 94 2-1 ② F9			C SL 85 B SL 88 X SI 93 1-1 ① G4-3			3	0	0	0	0	0	2
12 Mark Reynolds, R (1, 3) OBP: 0.308, SLG: 0.392			C SL 86 B FF 93 B FF 92 F FF 94 X FF 95 2-2 ① F8	S SL 88 X SL 85 0-1 G4-3			F FF 94 B FF 94 B SL 88 B SL 84 F FF 94 S SL 87 3-3 ② K			3	0	0	0	0	1	2
8 Lonnie Chisenhall, L (1, 5) OBP: 0.280, SLG: 0.400			B FF 94 C FF 93 B FF 94 X FF 95 2-1 ② P5		B FF 92 F FF 91 B SL 89 C FF 92 X FF 94 2-2 ① L4		B SI 94 X SI 94 1-0 ③ G4-3			3	0	0	0	0	0	0
11 Drew Stubbs, R (1, 9) OBP: 0.300, SLG: 0.397			C SL 87 S SL 89 B SL 87 S CU 80 1-3 ③ K		C FF 95 S FF 95 X FF 95 0-2 ② G4-3			X FF 94 0-0 24 SH5-4 13 SF8 2B		3	1	1	0	0	1	0
Inning Stats	R: 0 E: 0 K: 2 S: 9 H: 0 LOB: 0 BB: 0 P: 15	R: 0 E: 0 K: 1 S: 9 H: 0 LOB: 0 BB: 0 P: 14	R: 0 E: 0 K: 1 S: 8 H: 0 LOB: 0 BB: 0 P: 13	R: 2 E: 0 K: 1 S: 14 H: 3 LOB: 2 BB: 1 P: 24	R: 0 E: 0 K: 0 S: 8 H: 0 LOB: 0 BB: 0 P: 11	R: 0 E: 0 K: 0 S: 8 H: 0 LOB: 1 BB: 1 P: 16	R: 0 E: 0 K: 1 S: 6 H: 0 LOB: 0 BB: 0 P: 11	R: 1 E: 0 K: 0 S: 6 H: 1 LOB: 0 BB: 0 P: 6		1B: 3 2B: 1 3B: 0 HR: 0 SF: 1 SAC: 1 DP: 0 HBP: 0						

PITCHER		IP	WLS	BF	H	R	ER	SO	BB	IBB	HBP	BLK	WP	HR	S	P	ERA	WHIP
55 Josh Johnson, R ERA: 4.62	(1, 1)	7.0	L	26	3	2	2	6	2	0	0	0	0	0	62	104	2.57	0.714
50 Steve Delabar, R ERA: 1.76	(8, 1)	1.0		4	1	1	1	0	0	0	0	0	0	0	6	6	9.00	1.000

PITCHER	IP	WLS	BF	H	R	ER	SO	BB	IBB	HBP	BLK	WP	HR	S	P	ERA	WHIP

BOTTOM

Toronto Blue Jays @ Cleveland Indians

Progressive Field, Cleveland, OH

Tue Jul 09 2013, 7:43 PM - 9:58 PM EDT

Att. 13,640 - Partly Cloudy - 77 F

livebaseballscorecards.com

AB	26
R	3
H	4
RBI	3
BB	2
SO	6
LOB	5

Toronto Blue Jays @ Cleveland Indians

Progressive Field, Cleveland, OH

Wed Jul 10 2013, 7:06 PM - 10:23 PM EDT

Att. 14,134 - Cloudy - 73 F

TOP

livebaseballscorecards.com

Batter	1	2	3	4	5	6	7	8	9	AB	R	H	RBI	BB	SO	LOB
7 José Reyes, S (1, 6) OBP: 0.368, SLG: 0.474	C SI 89 X FF 93 0-1 ① P4		1 SAFE B SI 90 C FF 93 B SL 82 1 SAFE X SI 90 2-1 ②③ G4-6-3 1-2f			B SL 80 F FF 93 X SI 91 1-1 ② 1B		X SL 83 0-0 ① G3-1	B FF 88 C FF 88 B SL 81 S FF 88 F SL 81 H FF 89 3-2 HBP	4	0	1	0	0	0	1
19 José Bautista, R (1, 9) OBP: 0.360, SLG: 0.506	B SI 92 F SI 93 F SI 93 C SL 85 1-3 ② K			C SL 83 B SI 92 B SI 92 B SI 90 B SI 89 4-1 10 G5-4-3 BB		C SL 82 B SL 84 B FF 95 B SI 90 C SI 90 S SL 81 3-3 ③ K		C FF 91 S SL 81 B FF 92 B FF 92 B FF 92 X FF 92 3-2 ② F8	C FC 95 B FC 96 F SL 83 B FC 96 B FC 95 F FC 96 X FC 96 3-2 ③ G6-3	4	0	0	0	1	2	2
10 Edwin Encarnación, R (1, 3) OBP: 0.357, SLG: 0.529	B SI 94 F SI 93 S SI 94 F SL 86 F FF 96 X SI 94 1-2 ③ G4-3			C SI 90 B SI 91 B SL 84 S SI 90 X SI 90 2-2 ①② G5-4-3 1-2f			C SL 80 F SI 92 B SL 86 S FF 95 1-3 ① K	C FF 92 F FF 92 X FF 93 0-2 ③ F9		4	0	0	0	0	1	1
26 Adam Lind, L (1, 10) OBP: 0.361, SLG: 0.510		C SI 89 B FF 94 B SI 93 B SI 90 X SI 89 3-1 ① G3		B SL 81 B SI 91 C SI 89 C FF 94 X SI 92 2-2 ③ G1-3			B SI 91 X FF 94 1-0 28 G4-3 1 1B 2B		C CU 74 S SL 81 C FF 92 0-3 ① K	4	1	1	0	0	1	0
28 Colby Rasmus, L (1, 8) OBP: 0.325, SLG: 0.478		B SI 90 S SL 82 F FF 95 B SL 85 C SI 94 2-3 ② K			B FF 93 X SI 91 1-0 3 G4-3 2B		B SL 80 C SI 92 B SL 83 F SL 81 X SI 92 2-2 ② G4-3 2-3		T CU 75 B SL 84 F CU 76 F FF 91 B FF 92 B CU 75 D CU 76 4-2 1 BB 9 1B 66 1B BB	3	1	1	0	1	1	1
3 Maicer Izturis, S (1, 5) OBP: 0.290, SLG: 0.349		B SI 90 B FF 92 B SI 89 B SI 88 4-0 BB			B SI 88 F SI 90 X SI 91 1-1 ① G4-3 2-3		D SL 82 B SL 78 D FF 92 B SI 90 4-0 22 BB 1 1B BB		B FF 92 1 SAFE 1 SAFE B FF 91 1 SAFE B FF 91 C FF 91 C CU 74 X CU 74 3-2 ② F9	2	1	0	0	2	0	2
22 Josh Thole, L (1, 2) OBP: 0.200, SLG: 0.111 9 J.P. Arencibia, R (9, PH) OBP: 0.254, SLG: 0.416 (9, 2)		C SI 90 C SL 81 F FF 94 S SI 92 0-3 ③ K			B SL 83 B SI 91 C SI 91 B FF 93 F SI 89 F SL 81 F FF 93 F SL 81 F FF 95 3-2 ② X SL 83 G4-3		C SL 79 B FF 92 F SI 90 1 SAFE F FF 93 F SI 91 B FF 94 B SL 84 B SL 84 4-2 1 E 1 1B 1-2 BB		X SL 81 0-0 1 BB 66 1B 1-2 1B	2 0 0 0 1 1 2 1 1 1 0 0 0 0						
1 Emilio Bonifácio, S (1, 7) OBP: 0.244, SLG: 0.308			C SI 90 C FF 94 B FF 93 X SL 84 1-2 ① G3		C SI 91 S SL 86 B SL 85 B SL 85 B FF 94 F SI 90 S SI 90 3-3 ③ K		B SI 88 B CH 85 C CH 86 X SI 86 2-1 E9 1-3 2-H 3-H 1B		B SI 88 C SL 81 B FF 89 B SI 88 B FF 89 4-1 66 1B 66 E 1-2 2-3 BB	3	1	1	2	1	1	1
66 Munenori Kawasaki, L (1, 4) OBP: 0.319, SLG: 0.301			B SI 90 B SI 93 B SI 89 B FF 92 4-0 7 G4-6-3 BB			B SI 87 C SI 89 C FF 92 B SL 84 X SI 89 2-2 ① G4-3	B FF 89 C FF 90 S SL 84 D SL 84 B FF 90 T SL 83 3-2 ③ K		B SL 80 C FF 88 3 SAFE F SL 81 X FF 90 1-2 E8 1-H 2-H 3-H 1B	3	0	1	2	1	1	2
Inning Stats	R: 0 E: 0 K: 1 S: 10 H: 0 LOB: 0 BB: 0 P: 12	R: 0 E: 0 K: 2 S: 9 H: 0 LOB: 1 BB: 1 P: 18	R: 0 E: 0 K: 0 S: 5 H: 0 LOB: 0 BB: 1 P: 12	R: 0 E: 0 K: 0 S: 7 H: 0 LOB: 0 BB: 1 P: 15	R: 0 E: 0 K: 1 S: 14 H: 1 LOB: 1 BB: 0 P: 22	R: 0 E: 0 K: 1 S: 8 H: 1 LOB: 0 BB: 0 P: 14	R: 2 E: 1 K: 2 S: 16 H: 2 LOB: 2 BB: 2 P: 33	R: 0 E: 0 K: 0 S: 7 H: 0 LOB: 0 BB: 0 P: 10	R: 3 E: 1 K: 1 S: 21 H: 2 LOB: 2 BB: 2 P: 39	1B: 4 2B: 2 3B: 0 HR: 0 SF: 0 SAC: 0 DP: 2 HBP: 1						

	AB	30
	R	5
	H	6
	RBI	4
	BB	7
	SO	8
	LOB	12

PITCHER		IP	WLS	BF	H	R	ER	SO	BB	IBB	HBP	BLK	WP	HR	S	P	ERA	WHIP
63 Justin Masterson, R ERA: 3.72	(1, 1)	6.2		26	4	2	2	6	5	0	0	0	0	0	66	120	2.70	1.350
36 Preston Guilmet, R ERA:	(7, 1)	0.2		2	0	0	0	1	0	0	0	0	0	0	4	7	0.00	0.000
52 Vinnie Pestano, R ERA: 4.6	(8, 1)	0.2		2	0	0	0	0	0	0	0	0	0	0	6	9	0.00	0.000
53 Rich Hill, L ERA: 6.57	(9, 1)	0.2	L	3	0	1	1	1	1	0	0	0	0	0	9	16	13.50	1.500
38 Joe Smith, R ERA: 2.86	(9, 1)	0.0		4	2	2	1	0	1	0	1	0	0	0	8	16	∞	∞

PITCHER		IP	WLS	BF	H	R	ER	SO	BB	IBB	HBP	BLK	WP	HR	S	P	ERA	WHIP
27 Bryan Shaw, R ERA: 4.43	(9, 1)	0.1		1	0	0	0	0	0	0	0	0	0	0	4	7	0.00	0.000

Batter	1	2	3	4	5	6	7	8	9	AB	R	H	RBI	BB	SO	LOB
24 Michael Bourn, L (1, 8) OBP: 0.332, SLG: 0.365	C FF 94 B CU 82 F FF 95 B CU 82 F FF 95 X SL 86 2-2 22 G4-6-3 13 1B 1B	B FF 94 C FF 94 B SI 93 X SI 93 2-1 ③ FC6-4 1-2f			C FF 95 X CU 82 0-1 ② F7			B FF 93 C CU 83 X SI 93 1-1 22 G4-3 13 S 23 1B 1B	C FF 90 X CU 75 0-1 13 DI 13 1B 1B	5	2	3	0	0	0	2
13 Asdrúbal Cabrera, S (1, 6) OBP: 0.313, SLG: 0.412	D SI 93 B SI 93 X SI 92 2-0 22 G4-6-3 1-2 1B		C CU 80 B SI 90 B CU 81 F SI 90 F SL 87 T FF 95 2-2 ① K		B CU 81 B CU 80 F SL 91 B CU 80 F SL 90 B SL 87 4-2 BB			S CU 84 S CU 83 D CU 84 B FF 93 C CU 83 2-3 ① K 1-2	C FF 89 C FC 89 B FC 91 X FC 89 1-2 22 DI 33 E 1-H 1B	4	1	2	1	1	2	1
22 Jason Kipnis, L (1, 4) OBP: 0.375, SLG: 0.506	B SI 94 X SI 92 1-0 ① ② G4-6-3 1-2f 2-3		B CU 81 C CU 80 F FF 94 C CU 83 1-3 ② K		C FF 93 1 SAFE B CU 81 B FF 93 S CU 80 X FF 94 2-2 ③ G6-3			B CH 87 X FF 94 1-0 ② G4-3 2-3	F FC 90 B FC 90 S FC 90 F CU 75 B FC 90 D CU 75 F FC 90 F FC 89 B FC 91 4-2 33 E 1-3 BB	4	0	0	0	1	1	4
33 Nick Swisher, S (1, 3) OBP: 0.357, SLG: 0.410 4 Mike Aviles, R (9, PR) OBP: 0.286, SLG: 0.378	B FF 95 C SI 93 S CH 88 D SL 87 B FF 95 S SL 86 3-3 ③ K		B CU 80 X FF 94 1-0 1B			B CU 79 C FF 93 S SL 90 S SL 88 1-3 ① K		B CU 83 F FF 94 B CH 86 T CU 83 B FF 94 B CU 84 4-2 41 1B 23 1B BB	S CU 75 B CU 75 B CU 75 B FC 90 F FC 90 X FC 89 3-2 E4 1-3 3-H	4 0	0 0	1 0	0 0	1 0	2 0	2 0
23 Michael Brantley, L (1, 7) OBP: 0.338, SLG: 0.394		B FF 93 B FF 94 C FF 94 B FF 95 B FF 94 4-1 41 BB 25 1B BB	B CU 82 F CU 81 B SI 91 X CU 80 2-1 ③ G4-3			C FF 94 B FF 94 B FF 94 C FF 94 X SL 87 2-2 ② L9		C FF 90 X CU 84 0-1 41 1B 1-2 3-H 1B	X FF 95 0-0 ③ F8	4	1	1	1	1	0	3
41 Carlos Santana, S (1, 2) OBP: 0.371, SLG: 0.449		B SI 93 B SI 91 1 SAFE B SI 91 C FF 94 B SI 92 4-1 25 1B 1-2 BB		B CU 78 C CU 80 C SI 91 S FF 94 1-3 ① K		F CU 82 X FF 95 0-1 ③ P6		C CH 88 X CU 83 0-1 1-2 2-3 1B		3	0	1	0	1	1	0
25 Jason Giambi, L (1, 10) OBP: 0.311, SLG: 0.420 9 Ryan Raburn, R (8, PH) OBP: 0.363, SLG: 0.541 (9, 10)		B SI 91 B SI 93 X SI 92 2-0 24 FC6-4 1-3 2-H 1B	C CU 80 X SL 91 0-1 ② G4-3			F FF 94 F CH 88 B FF 96 S SL 86 1-3 ① K		B FF 96 C FF 96 T FF 97 T FF 97 1-2 ③ K		3 1	0 0	1 0	1 0	0 0	1 1	0 3
8 Lonnie Chisenhall, L (1, 5) OBP: 0.280, SLG: 0.392		X FF 95 0-0 ① F9	C FF 94 F FF 94 F SL 91 F FC 90 B FF 95 F CU 81 X SL 91 1-2 ③ G3			B SI 96 C FF 96 B SL 84 B FF 95 B SI 96 4-1 11 G6-4-3 BB			C FF 89 B SI 90 X FC 88 1-1 ① G3-1	3	0	0	0	1	0	2
11 Drew Stubbs, R (1, 9) OBP: 0.296, SLG: 0.391		S SL 88 C SL 87 F FF 95 B SL 87 F SL 87 B FF 94 S SL 88 2-3 ② K			C SL 85 C FF 95 F FF 94 F SL 88 C SL 87 0-3 ① K			X SL 85 0-0 ② ③ G6-4-3 1-2f	C FF 90 X SL 85 0-1 ② G4-3	4	0	0	0	0	2	3
Inning Stats	R: 0 E: 0 K: 1 S: 9 H: 2 LOB: 1 BB: 0 P: 17	R: 1 E: 0 K: 1 S: 11 H: 1 LOB: 2 BB: 2 P: 25	R: 0 E: 0 K: 2 S: 10 H: 1 LOB: 1 BB: 0 P: 16	R: 0 E: 0 K: 1 S: 11 H: 0 LOB: 0 BB: 0 P: 13	R: 0 E: 0 K: 1 S: 12 H: 0 LOB: 1 BB: 1 P: 18	R: 0 E: 0 K: 1 S: 8 H: 0 LOB: 0 BB: 0 P: 11	R: 0 E: 0 K: 1 S: 5 H: 0 LOB: 0 BB: 1 P: 10	R: 1 E: 0 K: 2 S: 15 H: 3 LOB: 3 BB: 1 P: 24	R: 2 E: 1 K: 0 S: 18 H: 2 LOB: 2 BB: 1 P: 27	1B: 9 2B: 0 3B: 0 HR: 0 SF: 0 SAC: 0 DP: 2 HBP: 0						

PITCHER		IP	WLS	BF	H	R	ER	SO	BB	IBB	HBP	BLK	WP	HR	S	P	ERA	WHIP
32 Esmil Rogers, R ERA: 3.64	(1, 1)	6.0		24	4	1	1	7	3	0	0	0	0	0	61	100	1.50	1.167
29 Dustin McGowan, R ERA: 1.74	(7, 1)	1.0	H	3	0	0	0	1	1	0	0	0	0	0	5	10	0.00	1.000
27 Brett Cecil, L ERA: 1.99	(8, 1)	0.2	B	6	3	1	1	1	1	0	0	0	0	0	12	20	13.50	6.000
45 Neil Wagner, R ERA: 3.12	(8, 1)	0.1	W	1	0	0	0	1	0	0	0	0	0	0	3	4	0.00	0.000
44 Casey Janssen, R ERA: 2.83	(9, 1)	0.2	H	6	2	2	1	0	1	0	0	0	0	0	17	26	13.50	4.500

PITCHER		IP	WLS	BF	H	R	ER	SO	BB	IBB	HBP	BLK	WP	HR	S	P	ERA	WHIP
50 Steve Delabar, R ERA: 1.74	(9, 1)	0.1	S	1	0	0	0	0	0	0	0	0	0	0	1	1	0.00	0.000

BOTTOM

Toronto Blue Jays @ Cleveland Indians

Progressive Field, Cleveland, OH

Wed Jul 10 2013, 7:06 PM - 10:23 PM EDT

Att. 14,134 - Cloudy - 73 F

livebaseballscorecards.com

AB	35
R	4
H	9
RBI	3
BB	6
SO	10
LOB	20

Toronto Blue Jays @ Cleveland Indians

Progressive Field, Cleveland, OH

Thu Jul 11 2013, 12:06 PM - 2:43 PM EDT

Att. 20,641 - Sunny - 72 F

livebaseballscorecards.com

TOP

Batter	1	2	3	4	5	6	7	8	9	AB	R	H	RBI	BB	SO	LOB
7 José Reyes, S (1, 6) OBP: 0.355, SLG: 0.455	C FF 92 B FF 93 F FF 95 B FF 96 S CH 85 2-3 K		C SI 93 D CH 85 B FF 94 X FF 93 2-1 G5-3			F CH 84 X CH 88 0-1 L4		B FF 97 C FF 97 1 SAFE S KC 86 F KC 86 B FF 96 S KC 86 2-3 K 1-2		4	0	0	0	0	2	3
19 José Bautista, R (1, 9) OBP: 0.359, SLG: 0.506	C FF 95 B SI 96 C FF 97 X CH 86 1-2 G5-3			C FF 94 B SL 86 T FF 95 B FF 99 X CH 86 2-2 P3		C FF 97 C SL 88 F FF 98 B CH 87 X FF 97 1-2 2-H 2B			S FF 92 B SL 83 X SL 82 1-1 P5	4	0	1	1	0	0	0
10 Edwin Encarnación, R (1, 10) OBP: 0.353, SLG: 0.522	F FF 97 X FF 97 0-1 G6-3			F FF 96 B FF 99 F FF 97 S CH 87 1-3 K		X FF 95 0-0 G3			C FF 93 X FF 92 0-1 P4	4	0	0	0	0	1	1
26 Adam Lind, L (1, 3) OBP: 0.359, SLG: 0.510		B SI 92 C FF 92 C SI 92 S CH 84 1-3 K		F SI 93 S FF 98 X CH 89 0-2 G3			C FF 92 B FF 93 S CU 75 X CU 76 1-2 G3		C FF 92 X FF 92 0-1 28 1B 2B	4	1	1	0	0	1	0
28 Colby Rasmus, L (1, 8) OBP: 0.324, SLG: 0.475		S FF 94 B FF 94 S CH 85 F FF 97 B SI 96 S CH 86 2-3 K			X CH 84 0-0 G3		B FF 94 B CU 75 C CU 75 F SL 84 F CU 76 B SL 84 X CU 76 3-2 G1-3		B FF 92 F FF 91 B SL 82 B FF 91 X FF 91 3-1 9 PB 2-H 1B	4	0	1	1	0	1	0
3 Maicer Izturis, S (1, 5) OBP: 0.287, SLG: 0.345 9 J.P. Arencibia, R (9, PH) OBP: 0.256, SLG: 0.416		B FF 95 S FF 94 S FF 96 S FF 97 1-3 K			B FF 96 C FF 95 C CH 86 S FF 98 1-3 K		F CU 76 X FF 94 0-1 G3		B SI 92 F FF 92 B SL 83 B FF 92 B SL 80 4-1 1-2 BB	3 0	0 0	0 0	0 0	0 1	2 0	0 0
11 Rajai Davis, R (1, 7) OBP: 0.337, SLG: 0.384			B FF 92 F FF 92 S FF 96 F SL 86 F FF 98 F CH 86 B CH 88 B CH 86 D CH 86 4-2 22 S BB		B SL 89 C FF 97 F CH 89 B FF 99 F FF 99 F CH 90 F CH 87 F FF 98 F CH 89 2-2 F FF 88 X SL 88 F7			B FF 97 C FF 97 B FF 97 S KC 86 C KC 84 2-3 K	B FF 91 B FF 92 X FF 92 2-0 F7	3	0	0	0	1	1	2
22 Josh Thole, L (1, 2) OBP: 0.209, SLG: 0.128			B FF 96 1 SAFE F FF 95 S FF 96 1 SAFE 1 SAFE D CH 85 S FF 96 2-3 K 1-2			C FF 94 S CH 87 B CH 87 F FF 98 X CH 89 1-2 66 SH1-4 19 2B 1B		B KC 83 C FF 96 B FF 96 F FF 96 C KC 85 2-3 K		3	1	1	0	0	2	1
66 Munenori Kawasaki, L (1, 4) OBP: 0.320, SLG: 0.303			L FF 95 B FF 96 B FF 95 X FF 94 2-1 F7			X FF 94 0-0 SH1-4 1-2		X FF 97 0-0 7 WP 1B		2	0	1	0	0	0	1

	AB	31
	R	2
	H	5
	RBI	2
	BB	2
	SO	10
	LOB	8

Inning Stats	1	2	3	4	5	6	7	8	9
	R: 0 E: 0 K: 1 S: 8 H: 0 LOB: 0 BB: 0 P: 11	R: 0 E: 0 K: 3 S: 10 H: 0 LOB: 0 BB: 0 P: 14	R: 0 E: 0 K: 1 S: 12 H: 0 LOB: 1 BB: 1 P: 22	R: 0 E: 0 K: 1 S: 9 H: 0 LOB: 0 BB: 0 P: 12	R: 0 E: 0 K: 1 S: 13 H: 0 LOB: 0 BB: 0 P: 16	R: 1 E: 0 K: 0 S: 12 H: 2 LOB: 1 BB: 0 P: 14	R: 0 E: 0 K: 0 S: 9 H: 0 LOB: 0 BB: 0 P: 13	R: 0 E: 0 K: 3 S: 11 H: 1 LOB: 1 BB: 0 P: 17	R: 1 E: 0 K: 0 S: 10 H: 2 LOB: 2 BB: 1 P: 20

1B: 3	SF: 0	WP: 1	PA: 34
2B: 2	SAC: 1	PB: 1	
3B: 0	DP: 0	SB: 1	
HR: 0	HBP: 0	CS: 0	

PITCHER		IP	WLS	BF	H	R	ER	SO	BB	IBB	HBP	BLK	WP	HR	S	P	ERA	WHIP
31 Danny Salazar, R ERA: 1.5	(1, 1)	6.0	W	21	2	1	1	7	1	0	0	0	0	0	64	89	1.50	0.500
53 Rich Hill, L ERA: 6.31	(7, 1)	1.0	H	3	0	0	0	0	0	0	0	0	0	0	9	13	0.00	0.000
37 Cody Allen, R ERA: 2.33	(8, 1)	1.0	H	4	1	0	0	3	0	0	0	0	1	0	11	17	0.00	1.000
54 Chris Perez, R ERA: 3.28	(9, 1)	1.0	S	6	2	1	1	0	1	0	0	0	0	0	10	20	9.00	3.000

PITCHER	IP	WLS	BF	H	R	ER	SO	BB	IBB	HBP	BLK	WP	HR	S	P	ERA	WHIP

BOTTOM

Toronto Blue Jays @ Cleveland Indians

Progressive Field, Cleveland, OH

Thu Jul 11 2013, 12:06 PM - 2:43 PM EDT

Att. 20,641 - Sunny - 72 F

livebaseballscorecards.com

Batter	1	2	3	4	5	6	7	8	9	AB	R	H	RBI	BB	SO	LOB
24 Michael Bourn, L (1, 8) OBP: 0.328, SLG: 0.359	C KN 72 B KN 78 B KN 76 X KN 72 2-1 ① G4-3	B KN 78 X KN 76 1-0 ② G4-3 1-2 2-3			C EP 68 B KN 79 X EP 67 1-1 ① F8	C KN 77 B KN 71 B KN 79 S KN 74 T KN 68 2-2 ③ K				4	0	0	0	0	1	4
4 Mike Aviles, R (1, 4) OBP: 0.294, SLG: 0.379	C KN 76 F KN 78 F KN 79 F EP 63 F KN 78 F KN 79 F KN 79 F KN 79 S KN 80 0-3 ② K	F KN 78 S KN 78 B KN 79 B KN 79 B KN 78 F KN 72 B KN 76 4-2 BB			S KN 75 S KN 76 F KN 79 H KN 78 1-2 13 CS HBP		B SI 91 X SI 92 1-0 13 CS 1B			2	0	1	0	1	1	0
13 Asdrúbal Cabrera, S (1, 6) OBP: 0.312, SLG: 0.421	C EP 61 S KN 78 F KN 79 X KN 78 0-2 HR	B KN 78 C KN 75 F KN 78 F FF 79 F KN 80 F KN 79 F KN 79 X KN 80 1-2 ③ F9			F KN 69 B FF 83 F KN 71 X FF 85 1-2 ②③ G4-3 1-2		B SI 92 1 SAFE C SI 93 D CH 79 B SI 94 F SI 91 1 SAFE 1 SAFE X SI 93 3-2 ①② F8 1-2			4	1	1	1	0	0	5
23 Michael Brantley, L (1, 7) OBP: 0.340, SLG: 0.394	B KN 77 B KN 74 X FF 81 2-0 9 2B 1B		C EP 68 X KN 68 0-1 ① G3-1			B KN 70 H KN 75 2-0 12 S 9 BB 8 1B HBP	B SL 78 B SI 93 X SI 92 2-0 ③ G4-3			3	1	1	0	0	0	0
9 Ryan Raburn, R (1, 9) OBP: 0.372, SLG: 0.547 11 Drew Stubbs, R (8, PR) OBP: 0.296, SLG: 0.391 (9, 9)	C KN 74 X KN 78 0-1 1-3 2B		X FF 82 0-0 ② P4			B KN 75 F FF 83 B KN 77 B KN 72 1 SAFE 1 SAFE F FF 82 1 SAFE F KN 74 4-2 1 SAFE B FF 81 8 1B 12 BB 8 E 1-2 BB		B SL 75 B SI 89 B SI 88 C FF 87 B FF 87 4-1 41 3B BB		2 0	1 1	1 0	0 0	2 0	0 0
41 Carlos Santana, S (1, 10) OBP: 0.370, SLG: 0.453	C KN 78 X KN 78 0-1 ③ F8		C KN 74 B EP 67 F KN 77 F KN 79 T KN 71 1-2 ③ K			C KN 74 B KN 76 B KN 74 B KN 72 C FF 81 F FF 82 F KN 75 S KN 72 3-3 ① K		B SL 76 1 SAFE X FF 88 1-0 1-H 3B		4	0	1	1	0	2	4
12 Mark Reynolds, R (1, 3) OBP: 0.307, SLG: 0.388		B KN 76 X KN 76 1-0 ① G1-3	C KN 71 B KN 78 S KN 78 B KN 79 B KN 74 F KN 74 F KN 73 S FF 84 3-3 ① K			B KN 77 2 SAFE B KN 77 B KN 79 D KN 74 4-0 8 E 1-2 2-3 BB		C SI 88 F SL 77 B FF 87 D SL 76 C FF 88 2-3 ① K		3	0	0	0	1	2	2
8 Lonnie Chisenhall, L (1, 5) OBP: 0.279, SLG: 0.389		C FF 81 F KN 78 X KN 79 0-2 E3 24 G4-3 10 1B	C EP 67 X KN 70 0-1 ② F7			F KN 77 C KN 70 X KN 80 0-2 E7 1-3 2-H 3-H 1B		B SI 90 S SL 76 B FF 88 X SL 75 2-1 ② G1-3		4	0	1	1	0	0	2
10 Yan Gomes, R (1, 2) OBP: 0.301, SLG: 0.492		1 SAFE B KN 74 B KN 75 S KN 73 X KN 74 2-1 24 G4-3 1-2 1B	B KN 74 F KN 71 B EP 67 C FF 85 S KN 80 2-3 ③ K			S KN 78 F KN 79 S KN 79 0-3 ② K		B CH 83 S CH 83 B FF 87 D CH 83 F CH 84 X FF 88 3-2 ③ G5-3		4	0	1	0	0	2	4
Inning Stats	R: 1 E: 0 K: 1 S: 20 H: 3 LOB: 2 BB: 0 P: 24	R: 0 E: 1 K: 0 S: 17 H: 1 LOB: 3 BB: 1 P: 26	R: 0 E: 0 K: 1 S: 7 H: 0 LOB: 0 BB: 0 P: 8	R: 0 E: 0 K: 2 S: 10 H: 0 LOB: 0 BB: 0 P: 15	R: 0 E: 0 K: 0 S: 8 H: 0 LOB: 0 BB: 0 P: 11	R: 2 E: 1 K: 3 S: 17 H: 1 LOB: 2 BB: 2 P: 32	R: 0 E: 0 K: 0 S: 5 H: 1 LOB: 0 BB: 0 P: 11	R: 1 E: 0 K: 1 S: 10 H: 1 LOB: 2 BB: 1 P: 22		1B: 4 2B: 1 3B: 1 HR: 1		SF: 0 SAC: 0 DP: 0 HBP: 2		WP: 0 PB: 0 SB: 1 CS: 2	PA: 36	

	AB	30
	R	4
	H	7
	RBI	3
	BB	4
	SO	8
	LOB	21

PITCHER		IP	WLS	BF	H	R	ER	SO	BB	IBB	HBP	BLK	WP	HR	S	P	ERA	WHIP
43 R.A. Dickey, R ERA: 4.69	(1, 1)	6.0	L	28	5	3	2	7	3	0	2	0	0	1	79	116	3.00	1.333
62 Aaron Loup, L ERA: 2.0	(7, 1)	1.0		3	1	0	0	0	0	0	0	0	0	0	5	11	0.00	1.000
38 Darren Oliver, L ERA: 3.33	(8, 1)	1.0		5	1	1	1	1	1	0	0	0	0	0	10	22	9.00	2.000

PITCHER	IP	WLS	BF	H	R	ER	SO	BB	IBB	HBP	BLK	WP	HR	S	P	ERA	WHIP

Batter	1	2	3	4	5	6	7	8	9	AB	R	H	RBI	BB	SO	LOB
7 José Reyes, S (1, 6) OBP: 0.365, SLG: 0.462	X FF 90 0-0 ① L6		B FF 90 C FF 90 B KC 77 F FF 91 B FF 91 F CH 84 X FF 93 3-2 ① P5		B FF 91 B SL 89 C FF 92 B SL 88 T FF 91 F FF 92 X SL 88 3-2 10 G4-3 1-2 1B		B FF 92 B CH 84 S CH 86 X FF 91 2-1 1-2 1B		C CU 82 X FF 95 0-1 10 1B 26 2B 1B	5	1	3	0	0	0	0
19 José Bautista, R (1, 9) OBP: 0.354, SLG: 0.498	C FC 91 S FF 92 B FF 93 F FF 93 B CH 83 F FF 93 C KC 78 2-3 ② K		C KC 77 S FF 92 B SL 88 F FF 94 B KC 79 S CH 83 2-3 ② K		B SL 87 C FF 93 F KC 77 B FF 94 S FF 92 2-3 ① K		C SL 81 C CH 88 D SL 82 F CH 88 S CH 89 1-3 ② K		B FF 96 F FF 96 B CU 82 X FF 96 2-1 ② F7	5	0	0	0	0	4	5
10 Edwin Encarnación, R (1, 3) OBP: 0.354, SLG: 0.529	B KC 76 B FF 92 F FF 93 X CH 82 2-1 ③ P3		B SL 86 B FF 91 X CH 84 2-0 HR		C SL 87 X FC 94 0-1 ② ③ G4-3 1-2f		C FF 93 F SL 81 F CH 87 F SL 81 B CH 89 S CH 88 1-3 ③ K		C CU 82 X FC 92 0-1 26 DI 26 2B 1-3 1B	5	2	2	1	0	1	4
26 Adam Lind, L (1, 10) OBP: 0.360, SLG: 0.512		B FF 89 C FC 90 B KC 75 S FF 91 X FF 91 2-2 ① G5-3	F FF 92 F FF 93 X KC 78 0-2 1B			B KC 75 S FF 91 B FF 92 F FC 92 X FF 92 2-2 ① P6		C SL 87 B SL 86 S FF 92 B FF 92 B SL 88 X SL 86 3-2 ① L5	F FF 97 B SI 96 S FF 96 X FF 98 1-2 1-H 3-H 2B	5	0	2	2	0	0	0
28 Colby Rasmus, L (1, 8) OBP: 0.328, SLG: 0.480		F FC 91 X FF 90 0-1 9 HR 2B	C FC 93 X FC 92 0-1 ③ L7			B CH 84 B FF 93 B FF 94 C FF 93 C FC 93 X CH 85 3-2 1B		C CU 79 B FF 92 F FF 92 X FF 92 1-2 11 1B 1B	X SI 94 0-0 ③ G4-3	5	1	3	0	0	0	2
11 Rajai Davis, R (1, 7) OBP: 0.335, SLG: 0.380		C FF 91 B FF 91 C SL 86 F FF 93 X SL 88 1-2 ② G6-3		S FF 91 S KC 75 B FF 91 C FF 92 1-3 ① K		B FF 92 1 SAFE 1 SAFE B FF 93 S FF 91 S FF 92 S FC 94 2-3 ② K		B FF 92 C SI 92 B FF 92 S SL 87 X SL 88 2-2 1-2 1B		4	0	1	0	0	2	2
9 J.P. Arencibia, R (1, 2) OBP: 0.259, SLG: 0.427		B CH 83 X FF 93 1-0 2-H HR		C KC 76 B SL 87 X SL 87 1-1 ② 1B		F FF 92 B FC 92 X FF 94 1-1 ③ F8		X FC 91 0-0 ② P4		4	1	2	2	0	0	3
16 Mark DeRosa, R (1, 5) OBP: 0.301, SLG: 0.408		B FF 92 B FF 93 F FC 91 S SL 87 X FF 94 2-2 1B		B FF 93 F FF 92 F KC 77 X KC 78 1-2 ③ G5-3			B FF 91 B CH 85 B FF 92 C FF 90 C CH 84 B CH 86 4-2 66 FC1-6 BB	B FF 96 B FF 96 F FF 96 D FC 93 F FF 95 X FF 97 3-2 ③ L8		3	0	1	0	1	0	2
66 Munenori Kawasaki, L (1, 4) OBP: 0.319, SLG: 0.298		B FF 91 1 SAFE B FC 91 B FF 91 C FF 90 C FF 92 X FF 91 3-2 ③ L3			B KC 76 B FC 91 B FF 91 C FF 90 C FF 91 B FF 92 4-2 7 1B BB		C CH 84 B CH 86 C FF 91 X CH 87 1-2 ① FC1-6 7 1B 1-2f		C FF 95 F FF 94 B FF 96 X CU 81 1-2 ① G4-3	3	0	0	0	1	0	2
Inning Stats	R: 0 E: 0 K: 1 S: 8 H: 0 LOB: 0 BB: 0 P: 12	R: 2 E: 0 K: 0 S: 16 H: 3 LOB: 1 BB: 0 P: 25	R: 1 E: 0 K: 1 S: 14 H: 2 LOB: 1 BB: 0 P: 21	R: 0 E: 0 K: 1 S: 8 H: 1 LOB: 0 BB: 0 P: 11	R: 0 E: 0 K: 1 S: 11 H: 1 LOB: 1 BB: 1 P: 20	R: 0 E: 0 K: 1 S: 11 H: 1 LOB: 1 BB: 0 P: 19	R: 0 E: 0 K: 2 S: 16 H: 1 LOB: 2 BB: 1 P: 25	R: 0 E: 0 K: 0 S: 13 H: 2 LOB: 2 BB: 0 P: 22	R: 2 E: 0 K: 0 S: 13 H: 3 LOB: 1 BB: 0 P: 17	1B: 10 2B: 2 3B: 0 HR: 2 SF: 0 SAC: 0 DP: 1 HBP: 0						

PITCHER		IP	WLS	BF	H	R	ER	SO	BB	IBB	HBP	BLK	WP	HR	S	P	ERA	WHIP
30 Chris Tillman, R ERA: 3.95	(1, 1)	6.0	W	25	8	3	3	5	1	0	0	0	0	2	68	108	4.50	1.500
63 Jairo Asencio, R ERA:	(7, 1)	1.0		5	1	0	0	2	1	0	0	0	0	0	16	25	0.00	2.000
17 Brian Matusz, L ERA: 3.5	(8, 1)	0.1		3	2	0	0	0	0	0	0	0	0	0	9	15	0.00	6.000
29 Tommy Hunter, R ERA: 2.26	(8, 1)	1.1		7	3	2	2	0	0	0	0	0	0	0	16	23	13.50	2.250
43 Jim Johnson, R ERA: 3.8	(9, 1)	0.1	S	1	0	0	0	0	0	0	0	0	0	0	1	1	0.00	0.000

PITCHER	IP	WLS	BF	H	R	ER	SO	BB	IBB	HBP	BLK	WP	HR	S	P	ERA	WHIP

TOP

Toronto Blue Jays @ Baltimore Orioles

Oriole Park at Camden Yards, Baltimore, MD

Fri Jul 12 2013, 7:14 PM - 9:51 PM EDT

Att. 42,660 - Overcast - 72 F

livebaseballscorecards.com

AB	39
R	5
H	14
RBI	5
BB	2
SO	7
LOB	20

1B: 10	SF: 0	WP: 0	PA: 41
2B: 2	SAC: 0	PB: 0	
3B: 0	DP: 1	SB: 0	
HR: 2	HBP: 0	CS: 0	

Batter	1	2	3	4	5	6	7	8	9	AB	R	H	RBI	BB	SO	LOB
1 Brian Roberts, S (1, 4) OBP: 0.259, SLG: 0.360	C FF 83 B SI 81 X SI 82 1-1 ① L8		C SI 84 B SI 82 X CH 77 1-1 ② G6-3		B SI 82 B SI 82 B SI 83 C FF 84 C FF 83 C SI 84 3-3 ① K		C SI 91 C SL 80 B SI 92 F SL 81 X SL 81 1-2 ① G4-3			4	0	0	0	0	1	0
13 Manny Machado, R (1, 5) OBP: 0.342, SLG: 0.478	X SI 82 0-0 ② G4-3		B SI 83 S SI 83 X CH 78 1-1 21 1B 10 HR 1B		B SI 83 C CU 71 B FC 80 X SI 83 2-1 ② G4-3		X SL 81 0-0 ② G1-3			4	1	1	0	0	0	0
21 Nick Markakis, L (1, 9) OBP: 0.335, SLG: 0.398	C FF 84 B CH 78 F SI 84 X CH 78 1-2 ③ G4-3		C FF 83 B FF 84 1 SAFE B CU 73 X FF 84 2-1 10 HR 1-2 1B		C CH 77 B SI 84 B CH 77 X FC 79 2-1 ③ L9		C SI 92 C SI 93 B SL 84 F SL 83 B SI 94 B SL 83 X SI 93 3-2 ③ G1-3			4	1	1	0	0	0	0
10 Adam Jones, R (1, 8) OBP: 0.316, SLG: 0.485		B SI 81 B SI 81 F FF 81 T FC 79 X FC 79 2-2 19 HR 2B	F CU 75 D SI 83 F CU 72 F CH 78 B FF 84 X CH 78 2-2 1-H 2-H HR			B SI 81 X SI 82 1-0 19 1B 2 HR 1B		B SL 86 X SL 88 1-0 ① L3		4	3	3	3	0	0	0
19 Chris Davis, L (1, 3) OBP: 0.390, SLG: 0.702		B FC 79 S CH 78 C FF 84 X SI 81 1-2 2-H HR	X FF 85 0-0 ③ G5-3			X FF 83 0-0 2 1-2 HR 1B		S FF 97 B FF 96 S FF 96 S FF 97 1-3 ② K		4	2	2	2	0	1	0
32 Matt Wieters, S (1, 2) OBP: 0.292, SLG: 0.414		B SI 84 C CU 73 S CH 78 F FF 86 X CH 78 1-2 ① G6-3		C SI 84 B FC 79 X FF 81 1-1 2 FC6-4 1B		S CU 70 B CH 78 F CU 72 X CU 71 1-2 ① F3		B FF 97 C CH 86 S FF 97 S FF 98 1-3 ③ K		4	0	1	0	0	1	2
2 J.J. Hardy, R (1, 6) OBP: 0.294, SLG: 0.432		C FF 85 X SI 83 0-1 ② G6-3		B SI 82 B SI 83 F SI 83 B SI 83 F FF 82 X CH 79 3-2 ① FC6-4 1-2f		B SI 82 F SI 82 B CH 76 X SI 82 2-1 1-H 2-H HR				3	1	1	3	0	0	1
9 Nate McLouth, L (1, 7) OBP: 0.353, SLG: 0.407		C FF 84 B CH 79 B FF 85 B FC 78 F SI 85 S FC 81 3-3 ③ K		B SI 84 X FC 80 1-0 ② F8		C CH 76 B FF 85 X CH 76 1-1 ② F9				3	0	0	0	0	1	1
14 Nolan Reimold, R (1, 10) OBP: 0.255, SLG: 0.344			C FC 77 S CH 77 B FF 81 S CH 77 1-3 ① K	C FC 78 B CU 72 B SI 83 C FF 81 B FF 84 S CH 79 3-3 ③ K		C CH 77 F FC 80 B FC 79 B CU 68 X CH 76 2-2 ③ G1-3				3	0	0	0	0	2	1
Inning Stats	R: 0 E: 0 K: 0 S: 6 H: 0 LOB: 0 BB: 0 P: 8	R: 2 E: 0 K: 1 S: 15 H: 2 LOB: 0 BB: 0 P: 22	R: 3 E: 0 K: 1 S: 14 H: 3 LOB: 0 BB: 0 P: 21	R: 0 E: 0 K: 1 S: 9 H: 1 LOB: 1 BB: 0 P: 17	R: 0 E: 0 K: 1 S: 7 H: 0 LOB: 0 BB: 0 P: 14	R: 3 E: 0 K: 0 S: 12 H: 3 LOB: 0 BB: 0 P: 19	R: 0 E: 0 K: 0 S: 9 H: 0 LOB: 0 BB: 0 P: 13	R: 0 E: 0 K: 2 S: 7 H: 0 LOB: 0 BB: 0 P: 10		1B: 5 2B: 1 3B: 0 HR: 3 SF: 0 SAC: 0 DP: 0 HBP: 0						

BOTTOM

Toronto Blue Jays @ Baltimore Orioles

Oriole Park at Camden Yards, Baltimore, MD

Fri Jul 12 2013, 7:14 PM - 9:51 PM EDT

Att. 42,660 - Overcast - 72 F

livebaseballscorecards.com

AB	33
R	8
H	9
RBI	8
BB	0
SO	6
LOB	5

PITCHER		IP	WLS	BF	H	R	ER	SO	BB	IBB	HBP	BLK	WP	HR	S	P	ERA	WHIP
56 Mark Buehrle, L ERA: 4.89	(1, 1)	6.0	L	27	9	8	8	4	0	0	0	0	0	3	63	101	12.00	1.500
57 Juan Pablo Perez, L ERA:	(7, 1)	1.0		3	0	0	0	0	0	0	0	0	0	0	9	13	0.00	0.000
45 Neil Wagner, R ERA: 2.95	(8, 1)	1.0		3	0	0	0	2	0	0	0	0	0	0	7	10	0.00	0.000

PITCHER	IP	WLS	BF	H	R	ER	SO	BB	IBB	HBP	BLK	WP	HR	S	P	ERA	WHIP

Toronto Blue Jays @ Baltimore Orioles

Oriole Park at Camden Yards, Baltimore, MD

Sat Jul 13 2013, 4:09 PM - 7:00 PM EDT

Att. 46,150 - Cloudy - 79 F

TOP

livebaseballscorecards.com

Batter	1	2	3	4	5	6	7	8	9	AB	R	H	RBI	BB	SO	LOB
7 José Reyes, S (1, 6) OBP: 0.367, SLG: 0.464	C FF 92 B CU 76 X FF 93 1-1 10 HR 2B		C SI 92 1 SAFE B CU 80 B SI 92 F SI 93 X SL 85 2-2 ① ② G4-3 1-2		B FF 92 X FF 93 1-0 ③ L8		1 SAFE B SL 85 B SL 84 B SI 91 B FF 90 4-0 19 2B 26 FC3-4-6 1-2 BB	C FF 86 B FF 87 1-1 ③ CS 1-2	B SL 78 C SL 78 F SI 86 X SI 88 1-2 ① F8	4	2	1	0	1	0	1
19 José Bautista, R (1, 9) OBP: 0.352, SLG: 0.497	C CU 78 F FF 92 X FF 93 0-2 ① P2		B CU 78 F CU 78 F SI 93 F SL 83 B CH 87 B SL 86 F CU 78 F SI 94 X FF 94 3-2 ③ G5-3			B FF 92 B SL 85 C SL 85 X SI 93 2-1 ① G5-3	C SL 78 F CH 84 X CH 85 0-2 26 FC3-4-6 28 FC6-4 1-3 2-H 2B		S SI 87 C SL 79 F SI 89 B CH 81 X CH 81 1-2 ② F9	5	1	1	1	0	0	1
10 Edwin Encarnación, R (1, 3) OBP: 0.354, SLG: 0.535	X FF 93 0-0 2-H HR			F SI 94 C CU 78 B SL 87 F SI 94 X FF 93 1-2 ① F7		B SL 84 B SL 84 C SL 85 C CU 77 B SL 84 X SL 84 3-2 ② G2-3	I IN 74 I IN 74 I IN 76 I IN 77 4-0 26 FC3-4-6 IBB		C FF 88 X SI 88 0-1 ③ G5-3	4	1	1	2	1	0	0
26 Adam Lind, L (1, 10) OBP: 0.362, SLG: 0.511	B CU 77 C SI 92 B CH 86 C SI 92 X FF 92 2-2 28 G4-6-3 1B			C FF 93 X SI 93 0-1 ② P5		B FF 92 B CH 85 X SI 92 2-0 3 1B 28 1B 9 1B 1B	B SL 80 X SI 86 1-0 ① FC3-4-6 28 FC6-4 1-2f 2-3 3-H			4	1	2	1	0	0	2
28 Colby Rasmus, L (1, 8) OBP: 0.330, SLG: 0.481	C FF 92 B SI 92 F SI 92 B CU 77 X SI 92 2-2 ② ③ G4-6-3 1-2f			B CU 78 F SI 93 X SI 93 1-1 3 1B 1B		X SI 90 0-0 3 1B 9 1B 1-2 1B	C SI 87 S SL 80 X SL 81 0-2 ② FC6-4 1-2f 3-H			4	1	2	1	0	0	2
3 Maicer Izturis, S (1, 5) OBP: 0.294, SLG: 0.351		B FF 92 X SI 91 1-0 9 G6-4-3 1B		B SI 93 B CU 78 B SL 85 C SI 90 X FF 91 3-1 1-3 1B		B CU 78 B SL 85 F FF 93 X SL 85 2-1 9 1B 1-2 2-3 1B	F SI 87 X SI 87 0-1 ③ L8			4	0	3	0	0	0	1
9 J.P. Arencibia, R (1, 2) OBP: 0.259, SLG: 0.424		C SL 85 B SI 92 F SI 93 X SI 94 1-2 ① ② G6-4-3 1-2f		B SI 93 B SL 86 C SL 86 S SL 86 S SL 85 2-3 ③ K		X SI 93 0-0 1-2 2-H 3-H 1B		C SL 78 S SL 78 B SI 84 X SL 79 1-2 ① F7		4	0	1	2	0	1	3
13 Brett Lawrie, R (1, 4) OBP: 0.261, SLG: 0.364		B SI 94 C SI 93 C SL 85 B CU 79 X FF 93 2-2 ③ G4-3			B CU 76 C SL 86 F FF 92 X FF 93 1-2 ① G4-3	X SI 93 0-0 ③ G4-3		C SI 86 F FF 85 B FF 87 S SL 79 1-3 ② K		4	0	0	0	0	1	2
1 Emilio Bonifácio, S (1, 7) OBP: 0.252, SLG: 0.309			B FF 91 B SL 83 B FF 92 B FF 91 4-0 7 CS BB		X FF 93 0-0 ② F7		C FF 89 H CU 77 1-1 7 BB 19 2B HBP	B SL 79 F SL 80 X SL 79 1-1 7 CS 1B		2	1	1	0	1	0	0
Inning Stats	R: 2 E: 0 K: 0 S: 12 H: 3 LOB: 0 BB: 0 P: 17	R: 0 E: 0 K: 0 S: 7 H: 1 LOB: 0 BB: 0 P: 11	R: 0 E: 0 K: 0 S: 9 H: 0 LOB: 0 BB: 1 P: 18	R: 0 E: 0 K: 1 S: 13 H: 2 LOB: 2 BB: 0 P: 20	R: 0 E: 0 K: 0 S: 5 H: 0 LOB: 0 BB: 0 P: 7	R: 2 E: 0 K: 0 S: 11 H: 4 LOB: 2 BB: 0 P: 20	R: 3 E: 0 K: 0 S: 10 H: 1 LOB: 1 BB: 2 P: 20	R: 0 E: 0 K: 1 S: 9 H: 1 LOB: 0 BB: 0 P: 13	R: 0 E: 0 K: 0 S: 9 H: 0 LOB: 0 BB: 0 P: 11	1B: 9 2B: 2 3B: 0 HR: 1	SF: 0 SAC: 0 DP: 2 HBP: 1						

	AB	35
	R	7
	H	12
	RBI	7
	BB	3
	SO	2
	LOB	12

	WP: 0	PA: 40
	PB: 0	
	SB: 0	
	CS: 2	

PITCHER		IP	WLS	BF	H	R	ER	SO	BB	IBB	HBP	BLK	WP	HR	S	P	ERA	WHIP
39 Jason Hammel, R ERA: 5.24	(1, 1)	6.0	L	28	10	6	6	1	2	0	1	0	0	1	58	99	9.00	2.000
63 Jairo Asencio, R ERA: 9.0	(7, 1)	0.0		2	1	0	0	0	0	1	0	0	0	0	3	7	∞	∞
40 Troy Patton, L ERA: 3.69	(7, 1)	1.0		3	0	1	1	0	0	0	0	0	0	0	6	7	9.00	0.000
56 Darren O'Day, R ERA: 2.16	(8, 1)	1.0		3	1	0	0	1	0	0	0	0	0	0	9	13	0.00	1.000
66 T.J. McFarland, L ERA: 4.13	(9, 1)	1.0		3	0	0	0	0	0	0	0	0	0	0	9	11	0.00	0.000

PITCHER		IP	WLS	BF	H	R	ER	SO	BB	IBB	HBP	BLK	WP	HR	S	P	ERA	WHIP

Batter	1	2	3	4	5	6	7	8	9	AB	R	H	RBI	BB	SO	LOB
9 Nate McLouth, L (1, 7) OBP: 0.348, SLG: 0.401	B SI 87 B SI 87 C SI 88 X SI 88 2-1 F7 ①		C SI 88 F FF 90 B SL 82 X SI 90 1-2 L9 ①		C SI 91 X SI 93 0-1 G1-3 ①		C CH 90 F FC 88 B FF 92 B CU 82 S CU 82 2-3 K2-3 ③		F FC 89 C FF 90 F FC 90 B FF 91 B FC 88 C FC 89 2-3 K ②	5	0	0	0	0	2	3
13 Manny Machado, R (1, 5) OBP: 0.338, SLG: 0.472	B SI 89 C SI 90 F SI 92 S SL 82 1-3 K ②		B SI 91 X SL 80 1-0 G2-3 ②		B SI 91 B CH 81 C SI 93 X SI 92 2-1 G2-3 ②			F SI 90 B FC 88 X CH 86 1-1 G6-3 ①	C FF 91 F CU 74 S SL 85 0-3 K ③	5	0	0	0	0	2	2
21 Nick Markakis, L (1, 9) OBP: 0.334, SLG: 0.397	C SI 90 B SI 91 B SI 91 X SI 91 2-1 G1-3 ③		C SI 89 B SL 80 B SI 90 F SI 88 S SI 91 2-3 K ③		X SI 92 0-0 G6-3 ③			B FF 91 B SI 89 C FF 92 X CU 85 2-1 10 WP 1B		4	0	1	0	0	1	0
10 Adam Jones, R (1, 8) OBP: 0.320, SLG: 0.492		B SL 80 B SI 88 C SI 88 C SI 90 S SI 91 2-3 K ①		X SI 88 0-0 HR		S CH 79 B SI 91 B CH 80 B SI 92 F SI 91 F SI 93 F CH 82 B SI 94 4-2 19 FC4-6 BB		B SI 92 B CH 86 B FF 92 C FF 90 C CU 83 B FC 88 4-2 1-2 BB		2	1	1	1	2	1	0
19 Chris Davis, L (1, 3) OBP: 0.391, SLG: 0.708		B SI 91 S SL 82 B SL 82 B SI 90 S SL 81 F SL 80 F SL 82 F SI 92 X SL 82 3-2 HR		F SI 90 B SI 89 F SI 92 B SI 92 H SL 81 3-2 1 2B HBP		C SI 92 X SI 92 0-1 FC4-6 2 CS 1-2f ①		B FF 92 F SI 90 F FF 93 F FF 93 C CU 83 1-3 K ②		3	2	1	1	0	1	3
2 J.J. Hardy, R (1, 6) OBP: 0.293, SLG: 0.430		C SI 90 X SL 81 0-1 1 BB 1B		C SI 89 X SI 90 0-1 P4 ①		B FF 95 B FF 94 B FF 95 C FF 94 S FF 95 F FF 95 T FF 94 3-2 K ② ③ 1-2		B FF 95 C FF 94 X SL 86 1-1 B1-3 ③		4	0	1	0	0	1	4
32 Matt Wieters, S (1, 2) OBP: 0.291, SLG: 0.410		C SI 90 B SL 82 S SL 81 S SL 83 1-3 K ②		X SL 80 0-0 F7 ②			X FF 95 0-0 F7 ①		B FF 94 B FF 94 B FF 93 C FF 94 B FF 94 4-1 3 1B BB	3	0	0	0	1	1	2
1 Brian Roberts, S (1, 4) OBP: 0.293, SLG: 0.415		B SI 89 B SL 80 B SI 89 C SI 88 B SI 88 4-1 1-2 BB		X SI 89 0-0 1-H 2B			B SI 94 B FF 95 B FF 96 C FF 94 X FF 94 3-1 14 K2-3 2B		C CH 87 C CH 88 B FF 95 T FF 95 1-2 K ①	3	0	2	1	1	1	1
14 Nolan Reimold, R (1, 10) OBP: 0.250, SLG: 0.336 3 Ryan Flaherty, L (9, PH) OBP: 0.277, SLG: 0.350		B SL 81 F SI 91 B SI 91 B SI 89 F SI 90 S SI 90 3-3 K ③		C SL 81 F SL 79 S SI 91 0-3 K ③			C FF 96 B FF 95 C SL 84 S SL 87 1-3 K2-3 ② 2-3		B CH 86 C FF 94 F CH 86 B SL 86 X CH 85 2-2 1-3 1B	3 1	0 0	0 1	0 0	0 0	3 0	4 0
Inning Stats	R: 0 E: 0 K: 1 S: 7 H: 0 LOB: 0 BB: 0 P: 12	R: 1 E: 0 K: 3 S: 18 H: 2 LOB: 2 BB: 1 P: 31	R: 0 E: 0 K: 1 S: 7 H: 0 LOB: 0 BB: 0 P: 11	R: 2 E: 0 K: 1 S: 10 H: 2 LOB: 1 BB: 0 P: 13	R: 0 E: 0 K: 0 S: 5 H: 0 LOB: 0 BB: 0 P: 7	R: 0 E: 0 K: 1 S: 10 H: 0 LOB: 1 BB: 1 P: 17	R: 0 E: 0 K: 2 S: 9 H: 1 LOB: 1 BB: 0 P: 15	R: 0 E: 0 K: 1 S: 12 H: 1 LOB: 2 BB: 1 P: 21	R: 0 E: 0 K: 3 S: 14 H: 1 LOB: 2 BB: 1 P: 23	1B: 3 2B: 3 3B: 0 HR: 2	SF: 0 SAC: 0 DP: 1 HBP: 1			WP: 1 PB: 0 SB: 0 CS: 1		PA: 38	

PITCHER		IP	WLS	BF	H	R	ER	SO	BB	IBB	HBP	BLK	WP	HR	S	P	ERA	WHIP
58 Todd Redmond, R ERA: 4.32	(1, 1)	4.0		18	4	3	3	6	1	0	1	0	0	2	42	67	6.75	1.250
62 Aaron Loup, L ERA: 1.94	(5, 1)	1.1	W	5	0	0	0	0	1	0	0	0	0	0	11	17	0.00	0.750
29 Dustin McGowan, R ERA: 1.54	(6, 1)	1.1	H	4	1	0	0	2	0	0	0	0	0	0	10	17	0.00	0.750
27 Brett Cecil, L ERA: 1.94	(7, 1)	1.0		5	1	0	0	2	1	0	0	0	1	0	13	23	0.00	2.000
50 Steve Delabar, R ERA: 1.71	(8, 1)	0.2	H	4	1	0	0	1	1	0	0	0	0	0	9	17	0.00	3.000

PITCHER		IP	WLS	BF	H	R	ER	SO	BB	IBB	HBP	BLK	WP	HR	S	P	ERA	WHIP
44 Casey Janssen, R ERA: 2.76	(9, 1)	0.2	S	2	0	0	0	2	0	0	0	0	0	0	7	9	0.00	0.000

BOTTOM

Toronto Blue Jays @ Baltimore Orioles

Oriole Park at Camden Yards, Baltimore, MD

Sat Jul 13 2013, 4:09 PM - 7:00 PM EDT

Att. 46,150 - Cloudy - 79 F

livebaseballscorecards.com

AB	33
R	3
H	7
RBI	3
BB	4
SO	13
LOB	19

Toronto Blue Jays @ Baltimore Orioles

Oriole Park at Camden Yards, Baltimore, MD

Sun Jul 14 2013, 1:40 PM - 4:11 PM EDT

Att. 34,748 - Cloudy - 87 F

TOP

livebaseballscorecards.com

Batter	1	2	3	4	5	6	7	8	9	AB	R	H	RBI	BB	SO	LOB
7 José Reyes, S (1, 6) OBP: 0.368, SLG: 0.461	B CH 87 X SI 89 1-0 ① G3		C CU 74 B FC 88 B CH 85 S CU 74 F FC 88 S CU 75 2-3 ③ K		B CH 83 X FC 86 1-0 19 S 1B			B CH 87 X SI 88 1-0 19 10 1B G1-3 1B	C CU 80 F FF 94 F CH 90 B SI 96 B CU 80 S CU 80 2-3 ③ K 1-2	5	1	2	0	0	2	2
19 José Bautista, R (1, 9) OBP: 0.351, SLG: 0.493	C CU 75 B SI 90 B FC 88 B FF 90 C CU 77 F SI 90 S FC 88 3-3 ② K			C SI 88 B CH 84 B FC 88 C CU 75 B CU 74 B CU 76 4-2 10 FC5-4 BB	F FC 87 D CU 75 B FC 89 C CU 77 F FC 90 F CU 76 S CU 73 2-3 ③ K 1-2			B FF 95 C FF 95 B FF 96 X FF 95 2-1 ② G1-3 1-2		3	0	0	0	1	2	2
10 Edwin Encarnación, R (1, 3) OBP: 0.353, SLG: 0.532	C FC 88 X FC 87 0-1 ③ F7			B FF 90 C FC 90 F FF 90 F SI 90 B FC 89 X CU 75 2-2 ① FC5-4 26 2B 3 1B 1-2f		B SI 89 C SI 90 B CH 84 C CU 76 X CU 72 2-2 ① P3		D FF 96 C CU 81 B FF 96 D CU 81 S FF 96 X FF 97 3-2 26 S 1B 2-H		4	1	1	1	0	0	1
26 Adam Lind, L (1, 10) OBP: 0.360, SLG: 0.511		B CH 87 C CU 73 B FC 87 X FC 88 2-1 ① P2		S SI 88 B SI 90 F FC 89 B CU 72 X CU 76 2-2 3 1B 1-3 2B	C SI 89 X FC 89 0-1 ② P1			C FF 96 S FC 92 B SI 96 F FC 92 B FF 97 B CH 87 X FF 96 3-2 G1-3 1-2		4	1	1	0	0	0	1
28 Colby Rasmus, L (1, 8) OBP: 0.332, SLG: 0.484		C CU 73 X SI 89 0-1 1B		F CU 74 B CU 75 F FC 88 F FC 89 S CU 74 1-3 ② K	F FC 87 B CU 74 F CU 75 B FC 88 S CU 74 2-3 ③ K				B CU 76 F FF 92 B CH 85 X FC 88 2-1 3 1B 2B	4	1	2	0	0	2	2
3 Maicer Izturis, S (1, 5) OBP: 0.297, SLG: 0.353		C SI 90 F FC 88 D CU 71 S CU 75 1-3 ② K		F FC 88 B FC 88 D SI 91 X CU 75 2-1 2-H 3-H 1B			C CU 73 B FC 87 X FC 89 1-1 ① G4-3		B FF 95 X FF 95 1-0 1 FC4-6 13 1B 2-H	4	0	2	3	0	1	1
9 J.P. Arencibia, R (1, 2) OBP: 0.256, SLG: 0.419		B FC 88 S CU 77 S SI 90 X FC 83 1-2 ③ F9		B FC 83 B SI 91 F FC 87 S CU 75 S CU 75 2-3 ③ K			C CU 73 C FC 88 X CU 76 0-2 ② F9		B SI 93 F SI 93 B FF 94 S SI 94 C CU 80 2-3 ① K	4	0	0	0	0	2	3
13 Brett Lawrie, R (1, 4) OBP: 0.261, SLG: 0.361			B SI 89 F SI 89 B FC 88 X CU 76 2-1 ① F9		X CU 74 0-0 ① G6-3		B SI 89 C FC 87 B FF 90 X CU 76 2-1 ③ G6-3		B SI 93 X SI 94 1-0 1 FC4-6 1-2 1B	4	0	1	0	0	0	0
1 Emilio Bonifácio, S (1, 7) OBP: 0.248, SLG: 0.304			C SI 89 F CU 73 B FC 90 X CU 75 1-2 ② G4-3		B SI 88 C SI 89 F FC 88 X CU 72 1-2 ② G4-3			B CU 73 X FC 86 1-0 ① G3	B SI 94 S CH 89 X SI 94 1-1 ② FC4-6 7 DI 1-2f 2-3	4	0	0	0	0	0	2
Inning Stats	R: 0 E: 0 K: 1 S: 7 H: 0 LOB: 0 BB: 0 P: 11	R: 0 E: 0 K: 1 S: 10 H: 1 LOB: 1 BB: 0 P: 14	R: 0 E: 0 K: 1 S: 9 H: 0 LOB: 0 BB: 0 P: 14	R: 2 E: 0 K: 2 S: 18 H: 2 LOB: 1 BB: 1 P: 31	R: 0 E: 0 K: 1 S: 10 H: 1 LOB: 1 BB: 0 P: 14	R: 0 E: 0 K: 1 S: 8 H: 0 LOB: 0 BB: 0 P: 12	R: 0 E: 0 K: 0 S: 7 H: 0 LOB: 0 BB: 0 P: 10	R: 1 E: 0 K: 0 S: 11 H: 2 LOB: 1 BB: 0 P: 21	R: 1 E: 0 K: 2 S: 13 H: 3 LOB: 2 BB: 0 P: 22	1B: 7 2B: 2 3B: 0 HR: 0 SF: 0 SAC: 0 DP: 0 HBP: 0						

	AB	36
	R	4
	H	9
	RBI	4
	BB	1
	SO	9
	LOB	14

WP: 0 PA: 37
PB: 0
SB: 2
CS: 0

PITCHER		IP	WLS	BF	H	R	ER	SO	BB	IBB	HBP	BLK	WP	HR	S	P	ERA	WHIP
34 Scott Feldman, R ERA: 3.86	(1, 1)	7.1	W	28	5	3	3	7	1	0	0	0	0	0	71	110	3.68	0.818
29 Tommy Hunter, R ERA: 2.41	(8, 1)	0.2		5	3	1	1	0	0	0	0	0	0	0	12	23	13.50	4.500
43 Jim Johnson, R ERA: 3.71	(9, 1)	1.0	S	4	1	0	0	2	0	0	0	0	0	0	10	16	0.00	1.000

PITCHER		IP	WLS	BF	H	R	ER	SO	BB	IBB	HBP	BLK	WP	HR	S	P	ERA	WHIP

Batter	1	2	3	4	5	6	7	8	9	AB	R	H	RBI	BB	SO	LOB
9 Nate McLouth, L (1, 7) OBP: 0.347, SLG: 0.399	B SL 89 B CH 89 X FF 90 2-0 21 F9 13 1B 10 1B 1B	C FF 92 B CU 80 B CU 79 X SI 93 2-1 ② F9		B CU 78 F FF 93 X FF 92 1-1 ③ F7			B FF 87 C FF 88 B SI 88 X FF 88 2-1 ② G3			4	1	1	0	0	0	0
13 Manny Machado, R (1, 5) OBP: 0.337, SLG: 0.470	C SL 87 1 SAFE X FF 92 0-1 10 1B 19 2B 1-2 1B	C SL 85 B SL 88 F FF 94 B FF 93 S CU 80 2-3 ③ K			X SI 91 0-0 ① G6-3		B FF 87 C CH 82 F FF 87 B SL 76 F FF 88 B FF 89 X FF 87 3-2 ③ G6-3			4	1	1	0	0	1	0
21 Nick Markakis, L (1, 9) OBP: 0.333, SLG: 0.394	C FF 91 X FF 92 0-1 ① F9 2-3		B SI 92 X SI 92 1-0 ① G4-3		C FF 92 B CH 89 F SL 88 F SL 81 X FF 92 1-2 ② F7			H SI 88 1-0 32 1B HBP		3	0	0	0	0	0	2
10 Adam Jones, R (1, 8) OBP: 0.324, SLG: 0.501	F FF 92 F SL 87 X FF 91 0-2 19 2B 1-2 3-H 1B		B SL 85 C FF 94 F SI 93 B CU 80 B FF 94 D SL 87 4-2 19 HR BB		B FF 92 F FF 92 S FF 95 F FF 94 B SL 87 X FF 94 2-2 HR			F FF 88 S FF 88 X FF 86 0-2 ① F9		3	3	2	2	1	0	1
19 Chris Davis, L (1, 3) OBP: 0.392, SLG: 0.717	X SL 86 0-0 2 1B 1-H 2-H 2B		B SI 92 S CH 89 X CH 90 1-1 1-H HR		B FF 93 B FF 94 X FF 94 2-0 ③ G3			B SI 88 F SI 88 C SI 88 S SL 77 1-3 ② K		4	2	2	4	0	1	1
32 Matt Wieters, S (1, 2) OBP: 0.291, SLG: 0.408	D CH 90 X FF 92 1-0 ② F7		B SI 94 F FF 92 B SL 87 F FF 93 X CU 80 2-2 ② G3-1			B CH 90 X CH 88 1-0 ① F7		B FF 87 B SI 88 B FF 88 X FF 88 3-0 2 FC5-4 1-3 1B		4	0	1	0	0	0	1
2 J.J. Hardy, R (1, 6) OBP: 0.293, SLG: 0.428	B FF 93 B SL 87 F FF 92 X SL 84 2-1 2-H 1B		C FF 91 B FF 92 B SI 93 F FF 93 S CU 82 2-3 ③ K2-3			B FF 93 C FF 92 F SL 83 B CU 80 T FF 94 2-2 ② K		D SL 75 B FF 88 B SI 88 X SI 89 3-0 ③ FC5-4 1-2f		4	0	1	1	0	2	2
36 Chris Dickerson, L (1, 10) OBP: 0.274, SLG: 0.412	F FF 92 F FF 92 B FF 93 F SL 88 S CU 80 1-3 ③ K			C SL 90 B CH 91 C CU 80 B CU 80 S FF 92 2-3 ① K		C CU 79 B FF 92 F FF 92 S FF 93 1-3 ③ K				3	0	0	0	0	3	1
1 Brian Roberts, S (1, 4) OBP: 0.279, SLG: 0.393		X SI 91 0-0 ① G1-3		C FF 92 B CU 79 C SI 92 S FF 92 1-3 ② K			B SI 87 X SI 88 1-0 ① F9			3	0	0	0	0	1	0
Inning Stats	R: 4 E: 0 K: 1 S: 16 H: 5 LOB: 1 BB: 0 P: 22	R: 0 E: 0 K: 1 S: 6 H: 0 LOB: 0 BB: 0 P: 10	R: 2 E: 0 K: 1 S: 11 H: 1 LOB: 0 BB: 1 P: 21	R: 0 E: 0 K: 2 S: 8 H: 0 LOB: 0 BB: 0 P: 12	R: 1 E: 0 K: 0 S: 10 H: 1 LOB: 0 BB: 0 P: 15	R: 0 E: 0 K: 2 S: 7 H: 0 LOB: 0 BB: 0 P: 11	R: 0 E: 0 K: 0 S: 7 H: 0 LOB: 0 BB: 0 P: 13	R: 0 E: 0 K: 1 S: 8 H: 1 LOB: 2 BB: 0 P: 16		1B: 5 2B: 1 3B: 0 HR: 2	SF: 0 SAC: 0 DP: 0 HBP: 1		WP: 0 PB: 0 SB: 0 CS: 0	PA: 34	

PITCHER		IP	WLS	BF	H	R	ER	SO	BB	IBB	HBP	BLK	WP	HR	S	P	ERA	WHIP
55 Josh Johnson, R ERA: 5.16	(1, 1)	6.0	L	26	7	7	7	7	1	0	0	0	0	2	58	91	10.50	1.333
38 Darren Oliver, L ERA: 3.1	(7, 1)	2.0		8	1	0	0	1	0	0	1	0	0	0	15	29	0.00	0.500

PITCHER	IP	WLS	BF	H	R	ER	SO	BB	IBB	HBP	BLK	WP	HR	S	P	ERA	WHIP

BOTTOM

Toronto Blue Jays @ Baltimore Orioles

Oriole Park at Camden Yards, Baltimore, MD

Sun Jul 14 2013, 1:40 PM - 4:11 PM EDT

Att. 34,748 - Cloudy - 87 F

livebaseballscorecards.com

AB	32
R	7
H	8
RBI	7
BB	1
SO	8
LOB	8

Tampa Bay Rays @ Toronto Blue Jays

Rogers Centre, Toronto, ON

Fri Jul 19 2013, 7:08 PM - 10:23 PM EDT

Att. 33,266 - Roof Closed - 68 F

TOP

livebaseballscorecards.com

Batter	1	2	3	4	5	6	7	8	9	AB	R	H	RBI	BB	SO	LOB
8 Desmond Jennings, R (1, 8) OBP: 0.333, SLG: 0.449	X FF 94 0-0 ① F9		C CU 79 C FF 94 B SL 86 F FF 94 X SL 88 1-2 ① G6-3		C SL 85 B SI 93 F SI 92 X SL 86 1-2 ② G6-3		C FF 95 S SL 88 B SL 88 X SL 86 1-2 ② G6-3	B SL 87 F FF 93 F CH 87 F CH 86 F FF 93 X CH 87 1-2 2-H 2B		5	0	1	1	0	0	0
18 Ben Zobrist, S (1, 6) OBP: 0.350, SLG: 0.397	B FF 93 C FF 93 B CU 81 S SL 91 X CU 80 2-2 1B	B CU 81 C SI 91 F SL 90 X SL 88 1-2 HR	C FF 93 C FF 94 X CH 87 0-2 ③ G1-3		S SI 96 X CH 89 0-1 30 BB 2B	C SL 87 C FF 94 S FF 95 0-3 ③ K		5	1	3	1	0	1	1
3 Evan Longoria, R (1, 5) OBP: 0.356, SLG: 0.513	B FF 95 X FF 95 1-0 ② F9	C FF 94 X FF 94 0-1 ② G2-3		B SL 84 B SI 90 X FF 93 2-0 HR	I IN 88 I IN 90 I IN 91 I IN 91 4-0 30 BB IBB	C SL 87 F FF 97 F FF 96 C FF 98 0-3 ① K		4	1	1	1	1	1	1
30 Luke Scott, L (1, 10) OBP: 0.360, SLG: 0.479	B FF 92 X FF 93 1-0 ③ P5	B FF 91 C CU 79 B FF 94 B SI 92 F SI 93 S SL 87 3-3 ③ K		C SI 92 X CH 86 0-1 ① G3	D SI 90 D SI 91 B CU 82 B FF 93 4-0 1-2 2-3 BB	B FF 98 B FF 97 X FF 97 2-0 9 E 2B		4	1	1	0	1	1	1
9 Wil Myers, R (1, 9) OBP: 0.333, SLG: 0.459		B CU 77 C SI 92 X CU 80 1-1 2 E 2B	C FF 92 C SL 86 X FF 95 0-2 HR	B SI 91 C SI 91 F SI 91 B FF 92 B SL 87 F SL 86 F SL 86 S SL 85 3-3 ② K	C CU 83 F CU 83 X CU 83 0-2 ③ F8		B SL 87 S SL 87 F SL 88 B SL 87 F FF 98 F FF 98 D SL 88 X SL 86 3-2 E6 1 1B 2-H 1B	5	2	3	1	0	1	3
2 Kelly Johnson, L (1, 3) OBP: 0.322, SLG: 0.454 5 Sam Fuld, L (8, 7) OBP: 0.256, SLG: 0.284	X SI 94 0-0 E4 2-3	L FF 93 X FC 90 0-1 ① F7	B SI 92 X SI 91 1-0 HR		B SI 92 F CU 82 B FF 93 X FF 94 2-1 1 SH1-3 19 1B 1B	C FF 97 F FF 97 X FF 97 0-2 ② F7		4 1	2 0	2 0	1 0	0 0	0 0	1 1
20 Matt Joyce, L (1, 7) OBP: 0.323, SLG: 0.444 1 Sean Rodríguez, R (8, PH) OBP: 0.325, SLG: 0.382 (8, 3)	C CU 81 X SL 89 0-1 ① F7	B SI 94 F CH 86 B CH 86 B SI 93 C SL 90 S SL 87 3-3 ② K	F SL 89 B CH 86 X CU 78 1-1 2B	L FF 93 C FF 93 X SL 87 0-2 ① SH1-3 1-2	S SL 86 D SL 88 X FF 97 1-1 28 WP 2-H 1B		3 1	0 0	1 1	0 1	0 0	1 0	2 0
28 José Molina, R (1, 2) OBP: 0.297, SLG: 0.321	L SL 86 X SL 86 0-1 ② L9	B CU 78 C FF 93 C CU 80 B SL 85 F FF 94 F FF 94 F FF 96 F SL 87 B SL 86 3-3 S SL 86 ③ K	F SI 95 B SI 96 S SL 85 B SL 87 X FF 96 2-2 ③ G4-3	S FF 93 B FF 95 B FF 94 B FF 95 X FF 94 3-1 ② L8	S SL 87 B SL 87 B FF 97 C FF 97 X SL 88 2-2 ③ G1-3 2-3		5	0	0	0	0	1	5
19 Ryan Roberts, R (1, 4) OBP: 0.301, SLG: 0.397	C SL 87 F SL 87 D SL 87 F SL 87 F CU 81 X SL 87 1-2 ③ G2-3		C CU 80 B SI 92 B SI 91 S SI 92 B SI 93 X SL 86 3-2 ① G6-3		C SI 95 B SI 96 S SL 87 B SL 87 S FF 96 2-3 ① K	X FF 95 0-0 8 WP 8 2B 2-H 1B		4	1	1	1	0	1	2

Inning Stats	1	2	3	4	5	6	7	8	9
	R: 0 E: 0 K: 0 S: 6 H: 1 LOB: 1 BB: 0 P: 10	R: 0 E: 1 K: 0 S: 12 H: 1 LOB: 2 BB: 0 P: 14	R: 1 E: 0 K: 1 S: 12 H: 1 LOB: 0 BB: 0 P: 17	R: 1 E: 0 K: 2 S: 15 H: 1 LOB: 0 BB: 0 P: 21	R: 0 E: 0 K: 0 S: 9 H: 0 LOB: 0 BB: 0 P: 13	R: 2 E: 0 K: 1 S: 14 H: 3 LOB: 1 BB: 0 P: 23	R: 0 E: 0 K: 1 S: 11 H: 1 LOB: 3 BB: 2 P: 22	R: 2 E: 0 K: 1 S: 16 H: 3 LOB: 1 BB: 0 P: 22	R: 2 E: 1 K: 1 S: 18 H: 3 LOB: 1 BB: 0 P: 26

1B: 5	SF: 0
2B: 5	SAC: 1
3B: 0	DP: 0
HR: 4	HBP: 0

WP: 2	PA: 44
PB: 0	
SB: 0	
CS: 0	

AB	41
R	8
H	14
RBI	7
BB	2
SO	7
LOB	17

PITCHER		IP	WLS	BF	H	R	ER	SO	BB	IBB	HBP	BLK	WP	HR	S	P	ERA	WHIP
32 Esmil Rogers, R ERA: 3.84	(1, 1)	5.2		25	7	4	4	4	0	0	0	0	0	4	65	93	6.35	1.235
29 Dustin McGowan, R ERA: 1.42	(6, 1)	1.0		5	1	0	0	1	0	1	0	0	0	0	11	20	0.00	1.000
27 Brett Cecil, L ERA: 2.12	(7, 1)	0.1	L	3	1	1	1	0	1	0	0	0	0	0	5	11	27.00	6.000
50 Steve Delabar, R ERA: 1.88	(8, 1)	1.0		5	2	1	1	1	0	0	0	0	1	0	14	18	9.00	2.000
45 Neil Wagner, R ERA: 3.26	(9, 1)	1.0		6	3	2	1	1	0	0	0	0	1	0	18	26	9.00	3.000

PITCHER	IP	WLS	BF	H	R	ER	SO	BB	IBB	HBP	BLK	WP	HR	S	P	ERA	WHIP

Tampa Bay Rays @ Toronto Blue Jays

Rogers Centre, Toronto, ON

Fri Jul 19 2013, 7:08 PM - 10:23 PM EDT

Att. 33,266 - Roof Closed - 68 F

livebaseballscorecards.com

BOTTOM

Batter	1	2	3	4	5	6	7	8	9	AB	R	H	RBI	BB	SO	LOB
7 José Reyes, S (1, 6) OBP: 0.362, SLG: 0.450	C FF 94 C SI 94 B SI 95 S FC 91 1-3 ① **K**		B FF 96 S SI 95 X FF 96 1-1 19 S, 19 HR **1B**	C CH 85 F KC 79 B FF 95 X CH 86 1-2 ③ **F7**			B FC 88 C FC 87 B SI 93 B CH 84 X SI 95 3-1 ② **G6-3**		B FF 99 B FF 96 C FF 96 S FF 98 B SI 99 F FF 97 F SI 99 X FF 99 3-2 ② **F9**	5	1	1	0	0	1	0
19 José Bautista, R (1, 9) OBP: 0.349, SLG: 0.497	C SI 95 F CH 87 F KC 80 X CH 87 0-2 ② **F8**		C CH 86 1 SAFE F SI 96 1 SAFE 1 SAFE 1 SAFE B SI 96 X KC 81 1-2 **1-H HR**		B FF 93 C SI 94 C CH 83 S FC 90 1-3 ① **K**		C SI 95 B SI 94 B SI 95 X FC 89 2-1 ③ **P2**		B FF 99 B SI 96 C FF 99 B FF 98 X FF 98 3-1 ③ **P6**	5	1	1	2	0	1	0
10 Edwin Encarnación, R (1, 3) OBP: 0.355, SLG: 0.538	C SI 95 X SI 96 0-1 **HR**		C FF 95 X SI 96 0-1 ② **G1-3**		B KC 80 B CH 85 C CH 85 X FC 89 2-1 ② **P3**			F SI 91 B SI 94 B SL 85 C SI 91 F SL 85 F FF 95 B FF 96 B SI 91 4-2 3 BB **BB**		3	1	1	1	1	0	0
16 Mark DeRosa, R (1, 10) OBP: 0.301, SLG: 0.402 26 Adam Lind, L (8, PH) OBP: 0.359, SLG: 0.509 (9, 10)	F FC 89 B CH 86 X KC 81 1-1 ③ **G5-3**		B CH 85 B SI 95 S CH 86 S SI 95 B SI 97 B SI 96 4-2 3 1B, 11 1B **BB**		F FC 89 X KC 81 0-1 ③ **G1-3**			B CU 79 X FS 82 1-0 ① **P6**		2 1	0 0	0 0	0 0	1 0	0 0	0 1
11 Rajai Davis, R (1, 7) OBP: 0.333, SLG: 0.377		B FC 87 S CH 85 B KC 79 F CH 85 S KC 81 2-3 ① **K2-3**	X FF 96 0-0 3 1B 1-2 **1B**			X KC 78 0-0 ① **F8**		B CU 80 S CU 78 X FS 82 1-1 ② **L5**		4	0	1	0	0	1	1
3 Maicer Izturis, S (1, 5) OBP: 0.299, SLG: 0.353 1 Emilio Bonifácio, S (8, PR) OBP: 0.248, SLG: 0.304 (9, 4)		S CH 85 F KC 81 B FC 90 X KC 82 1-2 ② **G6-3**	X SI 96 0-0 1-2 2-3 **1B**			C SI 92 X FC 88 0-1 ② **G4-3**		B CU 79 F FS 83 B FF 92 B FS 82 B FS 79 4-1 1-2 **BB**		3 0	0 0	1 0	0 0	1 0	0 0	0 0
28 Colby Rasmus, L (1, 8) OBP: 0.331, SLG: 0.481		C KC 81 F FC 89 F KC 81 B FF 96 B SI 97 F SI 96 C SI 95 2-3 ③ **K**	B KC 81 D KC 82 C SI 96 S FF 96 B FF 96 X SI 96 3-2 ③ **P5**			F FF 93 F KC 80 B SI 94 B FC 87 X SI 95 2-2 **1B**		B FS 83 X CU 80 1-0 ③ **F7**		4	0	1	0	0	1	5
9 J.P. Arencibia, R (1, 2) OBP: 0.256, SLG: 0.426			C KC 80 S SI 95 X FC 91 0-2 **HR**	X FF 92 0-0 ① **L7**		1 SAFE 1 SAFE B FF 94 X CH 84 1-0 ③ **L5**			B FF 96 C FF 97 S FF 98 F FF 97 T FF 98 1-2 ① **K**	4	1	1	1	0	1	1
13 Brett Lawrie, R (1, 4) OBP: 0.261, SLG: 0.377 (9, 5)			S CH 87 X SI 95 0-1 ① **L4**	B SI 94 C CH 84 X KC 78 1-1 ② **F8**			B KC 76 F CH 82 C CH 83 C FC 90 1-3 ① **K**		X SL 88 0-0 **HR**	4	1	1	1	0	1	0

Inning Stats	1	2	3	4	5	6	7	8	9
	R: 1 E: 0 K: 1 S: 11	R: 0 E: 0 K: 2 S: 11	R: 3 E: 0 K: 0 S: 19	R: 0 E: 0 K: 0 S: 6	R: 0 E: 0 K: 1 S: 7	R: 0 E: 0 K: 0 S: 7	R: 0 E: 0 K: 1 S: 7	R: 0 E: 0 K: 0 S: 9	R: 1 E: 0 K: 1 S: 12
	H: 1 LOB: 0 BB: 0 P: 13	H: 0 LOB: 0 BB: 0 P: 16	H: 5 LOB: 3 BB: 1 P: 28	H: 0 LOB: 0 BB: 0 P: 8	H: 0 LOB: 0 BB: 0 P: 10	H: 1 LOB: 1 BB: 0 P: 10	H: 0 LOB: 0 BB: 0 P: 13	H: 0 LOB: 2 BB: 2 P: 20	H: 1 LOB: 0 BB: 0 P: 19

	AB	R	H	RBI	BB	SO	LOB
AB	35						
R		5					
H			8				
RBI				5			
BB					3		
SO						6	
LOB							8

	1B	SF	WP	PA
	4	0	0	38
	2B: 0	SAC: 0	PB: 0	
	3B: 0	DP: 0	SB: 1	
	HR: 4	HBP: 0	CS: 0	

PITCHER		IP	WLS	BF	H	R	ER	SO	BB	IBB	HBP	BLK	WP	HR	S	P	ERA	WHIP
14 David Price, L ERA: 4.03	(1, 1)	7.0	W	29	7	4	4	5	1	0	0	0	0	3	68	98	5.14	1.143
43 Kyle Farnsworth, R ERA: 4.44	(8, 1)	0.0		1	0	0	0	0	1	0	0	0	0	0	4	8	∞	∞
62 Joel Peralta, R ERA: 3.14	(8, 1)	1.0	H	4	0	0	0	0	1	0	0	0	0	0	5	12	0.00	1.000
57 Jake McGee, L ERA: 4.46	(9, 1)	1.0		4	1	1	1	1	0	0	0	0	0	1	12	19	9.00	1.000

PITCHER	IP	WLS	BF	H	R	ER	SO	BB	IBB	HBP	BLK	WP	HR	S	P	ERA	WHIP

Batter	1	2	3	4	5	6	7	8	9	AB	R	H	RBI	BB	SO	LOB
8 Desmond Jennings, R (1, 8) OBP: 0.339, SLG: 0.452	B FF 84 S SI 85 B FC 82 B FF 86 B FF 87 4-1 3 F9 18 1B 9 SF9 BB		X FC 80 0-0 3 FC6-4 18 BB 9 1B 1-2 1B	X FC 82 0-0 1-2 1B		B CH 76 B SI 83 X SI 83 2-0 18 CS 1B			C FF 88 F SL 84 C SI 90 0-3 ①	4	2	3	0	1	1	0
18 Ben Zobrist, S (1, 6) OBP: 0.353, SLG: 0.398	B FC 80 C CH 80 1 SAFE X FF 86 1-1 19 FC5-4 1-2 1B		F CU 74 B CH 79 B FC 83 B SI 85 C FF 86 F FF 86 B FF 80 4-2 3 FC6-4 1-2 2-3 BB	B FF 85 B FC 82 C CH 80 C FF 83 B FF 82 X FC 82 3-2 ③ F8		1 SAFE 0-0 ③ CS 1-2	F FF 83 X FF 84 0-1 19 1B 1B		S CU 72 B CU 74 F FC 90 S CU 74 1-3 ②	4	0	2	0	1	1	2
3 Evan Longoria, R (1, 5) OBP: 0.357, SLG: 0.510	X FC 83 0-0 ① F9 2-3		D CU 74 B FF 87 C SI 86 C FF 84 X CU 74 2-2 ① FC6-4 9 1B 19 E 1-2f 2-3 3-H		C FF 83 B SI 82 B FC 79 X SI 84 2-1 1 1B 1B		C FC 80 1 SAFE S CH 78 F CH 79 1 SAFE B FF 83 F CU 71 S FC 80 1-3 ① K		B FF 90 B SL 83 B FF 89 4-0 9 1B BB	4	1	1	1	1	1	5
9 Wil Myers, R (1, 9) OBP: 0.336, SLG: 0.460	S FF 86 X FF 86 0-1 ② SF9 3-H		B FC 83 B FC 83 X CH 80 2-0 19 FC6-4 1-2 3-H 1B		C CU 72 F FC 82 S CU 72 0-3 ① K		1 SAFE X CU 72 0-0 ② F8		X SI 88 0-0 1-2 1B	4	0	2	2	0	1	2
19 Ryan Roberts, R (1, 4) OBP: 0.298, SLG: 0.390	1 SAFE B CU 73 F FF 85 B FC 81 D CH 79 X FF 86 3-1 ③ FC5-4 1-2f		F FC 83 C FC 83 F FC 81 X CH 80 0-2 ② FC6-4 1 FC5-4 1-2f 2-H		X FC 80 0-0 ② L9		B FC 80 C CU 71 F FC 79 X CH 77 1-2 1-2 1B		D CU 74 F FC 89 F FF 88 D CU 74 X FC 88 2-2 ③ F8	5	0	1	0	0	0	5
1 Sean Rodríguez, R (1, 3) OBP: 0.323, SLG: 0.377		X SI 84 0-0 ① P4	B FF 86 D CH 79 C FC 82 B FF 85 X FC 82 3-1 ③ FC5-4 1-2f		B CH 77 X FC 79 1-0 1-2 1B		B CH 78 B FC 79 C SI 84 B CU 72 S FC 81 S CH 80 3-3 ③ K			4	0	1	0	0	1	3
30 Luke Scott, L (1, 10) OBP: 0.358, SLG: 0.475		C FF 84 S CH 79 B FF 87 S CH 79 1-3 ② K		C FC 78 F FF 82 S FC 78 0-3 ① K	X FC 81 0-0 ③ G4-3			X FF 89 0-0 28 B3-6-4 1B		4	0	1	0	0	2	2
28 José Molina, R (1, 2) OBP: 0.291, SLG: 0.314		B FF 85 F CH 79 X FF 86 1-1 ③ G6-3		T SI 84 C FC 80 B FC 81 B FF 86 X FF 84 2-2 ② G6-3		X FF 82 0-0 ① G4-3		B FF 88 X FF 88 1-0 ① ② B3-6-4 1-2f		4	0	0	0	0	0	1
5 Sam Fuld, L (1, 7) OBP: 0.264, SLG: 0.286			C FC 81 B FF 84 X FC 80 1-1 18 BB 8 1B 3 FC6-4 1B	B FF 84 F FF 83 F CH 77 B CH 78 F CU 74 B CH 78 B FF 86 4-2 8 1B BB		C FF 82 B FC 80 X CH 76 1-1 ② G3-1		C FF 88 F FF 88 B FF 88 F FF 88 B FF 89 X FF 89 2-2 ③ G4-3		3	1	1	0	1	0	0
Inning Stats	R: 1 H: 1 E: 0 LOB: 1 K: 0 BB: 1 S: 8 P: 16	R: 0 H: 0 E: 0 LOB: 0 K: 1 BB: 0 S: 6 P: 8	R: 3 H: 3 E: 1 LOB: 1 K: 0 BB: 1 S: 16 P: 28	R: 0 H: 1 E: 0 LOB: 2 K: 1 BB: 1 S: 13 P: 22	R: 0 H: 2 E: 0 LOB: 2 K: 1 BB: 0 S: 8 P: 11	R: 0 H: 1 E: 0 LOB: 0 K: 0 BB: 0 S: 4 P: 7	R: 0 H: 2 E: 0 LOB: 2 K: 2 BB: 0 S: 14 P: 19	R: 0 H: 1 E: 0 LOB: 0 K: 0 BB: 0 S: 6 P: 9	R: 0 H: 1 E: 0 LOB: 2 K: 2 BB: 1 S: 10 P: 17	1B: 12 SF: 1 2B: 0 SAC: 0 3B: 0 DP: 1 HR: 0 HBP: 0						

TOP

Tampa Bay Rays @ Toronto Blue Jays

Rogers Centre, Toronto, ON

Sat Jul 20 2013, 1:08 PM - 4:28 PM EDT

Att. 42,639 - Sunny - 75 F

livebaseballscorecards.com

AB	36
R	4
H	12
RBI	3
BB	4
SO	7
LOB	20

WP: 0 PA: 42
PB: 0
SB: 0
CS: 1

PITCHER		IP	WLS	BF	H	R	ER	SO	BB	IBB	HBP	BLK	WP	HR	S	P	ERA	WHIP
56 Mark Buehrle, L ERA: 4.83	(1, 1)	7.0	L	33	10	4	3	5	3	0	0	0	0	0	69	111	3.86	1.857
38 Darren Oliver, L ERA: 3.0	(8, 1)	1.0		3	1	0	0	0	0	0	0	0	0	0	6	9	0.00	1.000
44 Casey Janssen, R ERA: 2.67	(9, 1)	1.0		5	1	0	0	2	1	0	0	0	0	0	10	17	0.00	2.000

PITCHER	IP	WLS	BF	H	R	ER	SO	BB	IBB	HBP	BLK	WP	HR	S	P	ERA	WHIP

BOTTOM

Tampa Bay Rays @ Toronto Blue Jays

Rogers Centre, Toronto, ON

Sat Jul 20 2013, 1:08 PM - 4:28 PM EDT

Att. 42,639 - Sunny - 75 F

livebaseballscorecards.com

Batter	1	2	3	4	5	6	7	8	9	AB	R	H	RBI	BB	SO	LOB
7 José Reyes, S (1, 6) OBP: 0.363, SLG: 0.448	X SI 92 0-0 26 BB 1B		B SI 93 B CH 82 B SI 93 C SI 92 F CH 82 X SI 93 3-2 ② F7		B CH 80 X SI 91 1-0 19 WP 19 BLK 10 G5-3 1B		B FC 87 C FC 87 X FC 88 1-1 ③ G5-3		C SI 97 S CH 87 S CH 86 0-3 ② K	5	1	2	0	0	1	1
19 José Bautista, R (1, 9) OBP: 0.353, SLG: 0.506	B SI 93 C CU 79 B FF 92 B CH 84 F SI 93 X CH 84 3-2 ① P3		C CU 74 X CH 82 0-1 HR		1 SAFE F FF 92 1 SAFE C FF 92 F SI 92 B FF 92 B SI 93 B CU 81 F CH 81 3-2 ① X FF 93 P3 1-3			B FF 94 B FC 86 C FF 93 C FC 88 B FF 94 B FC 87 4-2 26 BB 10 BB BB	C SI 97 X SI 99 0-1 26 S 10 E 1-3 1B	4	1	2	1	1	0	2
10 Edwin Encarnación, R (1, 10) OBP: 0.355, SLG: 0.538	B SI 92 1 SAFE X SI 92 1-0 ② P6		B SI 92 B SI 92 S CH 82 S FF 92 X FF 93 2-2 28 S 2B		F SI 92 X SI 91 0-1 ② G5-3 3-H			B FF 95 B FF 94 F FF 96 F FF 95 B FF 94 F FC 86 F FF 95 D FC 85 4-2 1-2 26 BB BB	B SI 100 C CH 88 D CH 87 X SI 97 2-1 E1 26 S 1-2 3-H	4	0	1	1	1	0	2
26 Adam Lind, L (1, 3) OBP: 0.363, SLG: 0.506	C FF 91 1 SAFE B FF 91 B SI 92 B SI 92 C CH 83 B SI 92 4-2 1-2 BB		B CU 75 B CU 76 B SI 91 B SI 92 4-0 BB		C CH 81 C FF 91 F CU 79 B SI 92 B SI 93 X CH 82 2-2 ③ G3			B FF 91 2 SAFE B FF 92 B CU 80 C FF 92 C FF 92 B FF 92 4-2 1-2 2-3 BB	B SI 96 C CH 87 X CH 86 1-1 ③ F8 1-2 2-3	2	0	0	0	3	0	2
28 Colby Rasmus, L (1, 8) OBP: 0.328, SLG: 0.475	F CH 81 X FF 92 0-1 ③ G4-3		B CU 78 C SI 91 D CU 79 F CH 82 F SI 92 S CU 80 2-3 ③ K 2-3			F FF 94 S FF 93 C FF 94 0-3 ① K		B CU 80 X CU 80 1-0 ① P2		4	0	0	0	0	2	7
3 Maicer Izturis, S (1, 5) OBP: 0.299, SLG: 0.349		C SI 92 F SI 92 X CU 79 0-2 ① G1-3		B CH 81 F CH 83 B SI 92 B SI 91 F CH 82 F SI 91 B CH 83 4-2 9 FC6-4 BB		B FC 87 S FC 86 B FF 94 T FF 94 X FF 94 2-2 ② G5-3		B CU 80 C FS 80 T FS 81 C FF 92 1-3 ② K		3	0	0	0	1	1	3
9 J.P. Arencibia, R (1, 2) OBP: 0.253, SLG: 0.421		B CH 83 X CH 82 1-0 ② G1-3		C SI 91 X SI 91 0-1 ① FC6-4 1-2f		C FF 94 S FF 94 B FF 94 X FC 86 1-2 ③ G6-3		S FS 83 B FF 92 F FS 83 B FS 83 B FS 82 F FF 92 S FS 81 3-3 ③ K		4	0	0	0	0	1	4
11 Rajai Davis, R (1, 7) OBP: 0.332, SLG: 0.374		S CH 81 X SI 91 0-1 13 PO 1B		F CH 81 F CU 76 F SI 92 F CU 77 S CH 80 0-3 ② K			X FC 85 0-0 ① P3		B SI 94 B SI 94 C SI 94 X SI 97 2-1 ① G1-3	4	0	1	0	0	1	1
13 Brett Lawrie, R (1, 4) OBP: 0.260, SLG: 0.370		C FF 91 B SI 91 D CH 81 F CH 82 F SI 92 1 SAFE 1 SAFE 2-2 ③ PO 1-2	F CH 81 B CH 82 F FF 92 C SI 92 1-3 ① K		B SI 91 S SI 92 D CU 78 X CH 81 2-1 ③ L9		C FF 93 F FF 94 C FC 84 0-3 ② K		B SI 95 B SI 94 B SI 96 C SI 97 B SI 96 4-1 19 1B 10 E BB	3	1	0	0	1	2	1
Inning Stats	R: 0 E: 0 K: 0 S: 9 H: 1 LOB: 2 BB: 1 P: 17	R: 0 E: 0 K: 0 S: 9 H: 1 LOB: 0 BB: 0 P: 12	R: 1 E: 0 K: 2 S: 15 H: 2 LOB: 2 BB: 1 P: 27	R: 0 E: 0 K: 1 S: 12 H: 0 LOB: 1 BB: 1 P: 18	R: 1 E: 0 K: 0 S: 12 H: 1 LOB: 0 BB: 0 P: 18	R: 0 E: 0 K: 1 S: 9 H: 0 LOB: 0 BB: 0 P: 12	R: 0 E: 0 K: 1 S: 6 H: 0 LOB: 0 BB: 0 P: 7	R: 0 E: 0 K: 2 S: 16 H: 0 LOB: 3 BB: 3 P: 33	R: 1 E: 1 K: 1 S: 12 H: 1 LOB: 2 BB: 1 P: 21	1B: 4 2B: 1 3B: 0 HR: 1 SF: 0 SAC: 0 DP: 0 HBP: 0						WP: 1 PB: 0 SB: 3 CS: 0 PA: 41	

	AB	33
	R	3
	H	6
	RBI	2
	BB	7
	SO	8
	LOB	23

PITCHER		IP	WLS	BF	H	R	ER	SO	BB	IBB	HBP	BLK	WP	HR	S	P	ERA	WHIP
58 Jeremy Hellickson, R ERA: 4.62	(1, 1)	5.0	W	22	5	2	2	3	3	0	0	1	1	1	57	92	3.60	1.600
54 Alex Torres, L ERA: 0.32	(6, 1)	2.0	H	8	0	0	0	2	2	0	0	0	0	0	21	33	0.00	1.000
62 Joel Peralta, R ERA: 3.07	(8, 1)	1.0	H	4	0	0	0	2	1	0	0	0	0	0	10	19	0.00	1.000
56 Fernando Rodney, R ERA: 3.7	(9, 1)	1.0	S	6	1	1	0	1	1	0	0	0	0	0	12	21	0.00	2.000

PITCHER	IP	WLS	BF	H	R	ER	SO	BB	IBB	HBP	BLK	WP	HR	S	P	ERA	WHIP

Batter	1	2	3	4	5	6	7	8	9	AB	R	H	RBI	BB	SO	LOB
8 Desmond Jennings, R (1, 8) OBP: 0.335, SLG: 0.446	C KN 73 B KN 77 B KN 76 C FF 83 F KN 76 F KN 79 B KN 78 S KN 75 3-3 ① **K**		B KN 75 B KN 74 F FF 83 X FF 84 2-1 ② **G4-3**		C KN 76 B KN 78 F KN 77 B KN 79 S KN 78 2-3 ② **K** 1-2 2-3		C SL 82 B SL 83 X SI 95 1-1 ② **G3**		C CH 82 S CH 82 F SI 93 B SI 93 B CH 82 S CH 81 2-3 ② **K**	5	0	0	0	0	3	2
18 Ben Zobrist, S (1, 6) OBP: 0.351, SLG: 0.394	B KN 75 B KN 74 C KN 73 X KN 75 2-1 ② **P2**		F KN 73 X KN 80 0-1 ③ **P4**		B KN 77 F KN 75 B KN 79 B KN 78 C EP 66 S KN 76 3-3 ③ **K**		B SL 82 B SL 82 C SI 95 B SL 81 B SI 95 4-1 3 FC6-4 **BB**		B SL 77 B SI 91 C SI 92 F SI 91 C SI 93 2-3 ③ **K**	4	0	0	0	1	2	2
3 Evan Longoria, R (1, 5) OBP: 0.358, SLG: 0.517	B FF 84 F KN 73 B KN 78 F KN 77 B KN 80 B KN 76 4-2 **BB**			X FF 82 0-0 **HR**	B KN 72 B KN 72 S KN 70 F KN 74 F KN 73 B KN 77 F KN 74 S KN 75 3-3 ① **K**		C SL 82 B SI 94 C SL 82 F SI 95 X SL 84 1-2 ③ **FC6-4** 1-2f			3	1	1	1	1	1	1
21 James Loney, L (1, 3) OBP: 0.365, SLG: 0.463	C KN 75 F KN 78 T KN 79 0-2 ③ **K**			X KN 71 0-0 ① **G4-3**	C KN 77 B EP 68 B KN 77 X KN 75 2-1 30 HR **1B**			S SL 81 B SI 95 B SI 95 B SL 83 F FF 94 X SI 94 3-2 ① **G3-1**		4	1	1	0	0	1	1
30 Luke Scott, L (1, 10) OBP: 0.361, SLG: 0.488		C KN 70 S KN 79 B KN 79 C KN 72 1-3 ① **K**		X KN 75 0-0 ② **P3**	S KN 76 F KN 78 F KN 79 F KN 79 B KN 78 B EP 67 B KN 76 1 SAFE F KN 72 3-2 X KN 73 1-H **HR**			H FF 95 1-0 2 1B 2 S **HBP**		3	1	1	2	0	1	0
2 Kelly Johnson, L (1, 4) OBP: 0.328, SLG: 0.474		C KN 76 X EP 68 0-1 20 F9 **2B**		B KN 72 B KN 74 X KN 73 2-0 ③ **F8**		X KN 74 0-0 **HR**		B SL 84 C SL 84 B SI 94 F SI 96 B SL 84 X SI 94 3-2 1 HBP 1-3 **1B**		4	1	3	1	0	0	0
20 Matt Joyce, L (1, 9) OBP: 0.323, SLG: 0.443 1 Sean Rodríguez, R (8, PH) OBP: 0.328, SLG: 0.377 (8, 7)		B KN 77 B KN 74 B KN 77 C KN 74 X KN 75 3-1 ② **F9** 2-3			C KN 71 B KN 77 B KN 77 C KN 73 X KN 76 2-2 8 PB 5 1B **1B**	B FF 84 C KN 73 F KN 76 X KN 79 1-2 ② **G3**		H SI 91 1-0 59 G6-4-3 **HBP** 1-2		3 0	0 0	1 0	0 0	0 0	0 0	1 0
59 Jose Lobaton, S (1, 2) OBP: 0.322, SLG: 0.383		X KN 76 0-0 **G5-3**			C KN 75 F KN 77 B KN 79 S KN 78 1-3 ① **K**	B KN 78 C EP 66 F KN 78 S KN 79 1-3 ③ **K**		X CH 81 0-0 ② ③ **G6-4-3** 1-2f		4	0	0	0	0	2	5
5 Sam Fuld, L (1, 7) OBP: 0.264, SLG: 0.284 (8, 9)			C FF 81 B KN 77 F KN 72 B KN 78 X KN 75 2-2 ① **F8**		B KN 70 1 SAFE X KN 74 1-0 8 PB 1-2 **1B**		C SI 94 F SL 82 F SI 94 B SI 95 B SL 84 B SI 96 F SI 94 X SI 95 3-2 ① **G4-3**		C SI 90 B CH 80 F SI 91 X SL 79 1-2 ① **L7**	4	0	1	0	0	0	0
Inning Stats	R: 0 E: 0 K: 2 S: 12 H: 0 LOB: 1 BB: 1 P: 21	R: 0 E: 0 K: 1 S: 8 H: 1 LOB: 1 BB: 0 P: 12	R: 0 E: 0 K: 0 S: 7 H: 0 LOB: 0 BB: 0 P: 11	R: 1 E: 0 K: 0 S: 4 H: 1 LOB: 0 BB: 0 P: 6	R: 0 E: 0 K: 3 S: 13 H: 2 LOB: 2 BB: 0 P: 22	R: 3 E: 0 K: 2 S: 20 H: 3 LOB: 0 BB: 0 P: 30	R: 0 E: 0 K: 0 S: 12 H: 0 LOB: 1 BB: 1 P: 21	R: 0 E: 0 K: 0 S: 7 H: 1 LOB: 2 BB: 0 P: 15	R: 0 E: 0 K: 2 S: 10 H: 0 LOB: 0 BB: 0 P: 15	1B: 4 2B: 1 3B: 0 HR: 3 SF: 0 SAC: 0 DP: 1 HBP: 2						

PITCHER		IP	WLS	BF	H	R	ER	SO	BB	IBB	HBP	BLK	WP	HR	S	P	ERA	WHIP
43 R.A. Dickey, R ERA: 4.75	(1, 1)	6.0	L	26	7	4	4	8	1	0	0	0	0	3	64	102	6.00	1.333
57 Juan Pablo Perez, L ERA:	(7, 1)	1.1		7	1	0	0	0	1	0	1	0	0	0	18	34	0.00	1.500
62 Aaron Loup, L ERA: 1.88	(8, 1)	1.2		5	0	0	0	2	0	0	1	0	0	0	11	17	0.00	0.000

PITCHER	IP	WLS	BF	H	R	ER	SO	BB	IBB	HBP	BLK	WP	HR	S	P	ERA	WHIP

TOP

Tampa Bay Rays @ Toronto Blue Jays

Rogers Centre, Toronto, ON

Sun Jul 21 2013, 1:33 PM - 4:32 PM EDT

Att. 41,247 - Sunny - 66 F

livebaseballscorecards.com

AB	34
R	4
H	8
RBI	4
BB	2
SO	10
LOB	12

WP: 0	PA: 38		
PB: 1			
SB: 1			
CS: 0			

Batter	1	2	3	4	5	6	7	8	9	AB	R	H	RBI	BB	SO	LOB
7 José Reyes, S (1, 6) OBP: 0.379, SLG: 0.461	C FF 93 X SI 95 0-1 G5-3		B CH 83 C CH 82 B FF 94 B SL 85 B FF 95 4-1 10 S BB		B SL 84 X CH 84 1-0 1B		B FF 92 B FF 92 B FF 92 C FF 93 B FF 92 4-1 19 G4-3 BB		S CH 87 S CH 88 F CH 87 B SI 98 X CH 88 1-2 10 G5-3 1-H 3-H 2B	3	0	2	2	2	0	0
19 José Bautista, R (1, 9) OBP: 0.348, SLG: 0.499	B FF 95 C FF 94 B FF 94 S SL 86 X FF 95 2-2 G6-3		T FF 95 X FF 96 0-1 L9		C FF 95 1 SAFE C SL 86 1 SAFE 1 SAFE X FF 96 0-2 F9		F FF 94 F FF 95 D SL 86 D SL 85 F FF 97 X FF 95 2-2 G4-3 1-2f		B SI 98 B SI 98 F SI 96 F SI 98 S SI 99 2-3 K	5	0	0	0	0	1	4
10 Edwin Encarnación, R (1, 3) OBP: 0.351, SLG: 0.531	B FF 94 F FF 96 B FF 96 B SL 88 C SL 87 X SL 87 3-2 F9		C SL 85 B SI 95 S FF 97 D SL 87 F SI 96 X SI 96 2-2 G6-3 1-2		F FF 95 X SI 96 0-1 G6-3		C SL 83 B SI 96 F FF 96 B FF 97 X SL 85 2-2 P2		B SI 97 C SI 97 B SI 100 B SI 96 X SI 100 3-1 G5-3 2-3	5	0	0	0	0	0	3
26 Adam Lind, L (1, 10) OBP: 0.367, SLG: 0.504 11 Rajai Davis, R (9, PR) OBP: 0.332, SLG: 0.374		C FF 94 B SI 96 X CH 85 1-1 F9	B FF 96 B FF 96 C SL 86 S SL 84 B FF 97 S SL 86 3-3 K			C SI 92 H FF 96 1-1 22 BB 53 BB HBP		B SI 88 B FC 87 X FC 87 2-0 1B	B SI 98 B SI 98 C SI 99 B SI 99 B SI 99 4-1 53 S BB	3 0	0 0	1 0	0 0	1 0	1 0	1 0
53 Melky Cabrera, S (1, 7) OBP: 0.322, SLG: 0.361		B SI 95 X FF 95 1-0 3 FC5-4 22 2B 28 1B 1B		B FF 93 X FF 94 1-0 F7		B SI 92 B SI 93 T FF 92 B SL 83 C SL 83 B SL 83 4-2 22 BB 1-2 BB		C FC 87 S CH 83 S CU 77 0-3 K	C SI 98 F SI 98 F FF 100 B FF 100 F SI 100 X SI 98 1-2 G5-3 1-2	4	1	1	0	1	1	3
28 Colby Rasmus, L (1, 8) OBP: 0.330, SLG: 0.478		F FF 92 X FF 93 0-1 3 FC5-4 1-2 1B		B SL 86 C SL 84 F CH 83 X FF 96 1-2 3 G5-3 2B		C SL 83 B FF 96 X SL 82 1-1 P5		B CU 76 X FC 88 1-0 F7		4	0	2	0	0	0	3
3 Maicer Izturis, S (1, 4) OBP: 0.295, SLG: 0.344		B SL 85 B CH 83 X FF 95 2-0 FC5-4 22 2B 1-2f 2-3		C SL 84 X SI 95 0-1 G5-3 2-3		X FF 95 0-0 F7		C FC 88 B CH 85 T FC 88 B CU 78 S CU 78 2-3 K		4	0	0	0	0	1	6
22 Josh Thole, L (1, 2) OBP: 0.255, SLG: 0.171		C SL 87 X FF 94 0-1 1-3 3-H 2B		T FF 96 B SI 96 X FF 95 1-1 F8		B SL 86 B SL 86 C FF 95 B SL 87 B FF 94 4-1 1-2 2-3 BB			C SI 94 B CH 86 B SI 98 B SI 95 C SI 96 D CH 87 4-2 13 E 13 1B 7 2B BB	2	1	1	1	2	0	1
13 Brett Lawrie, R (1, 5) OBP: 0.260, SLG: 0.367		S FF 95 B FF 96 X SL 86 1-1 F9		C SL 84 B SL 84 X FF 95 1-1 L5	B SL 85 X FF 96 1-0 P4				C SI 95 B SI 97 X SI 96 1-1 E5 1-3 7 2B 1B	4	1	1	0	0	0	5
Inning Stats	R: 0 E: 0 K: 0 S: 8 H: 0 LOB: 0 BB: 0 P: 13	R: 1 E: 0 K: 0 S: 10 H: 3 LOB: 2 BB: 0 P: 15	R: 0 E: 0 K: 1 S: 10 H: 0 LOB: 1 BB: 1 P: 19	R: 0 E: 0 K: 0 S: 8 H: 1 LOB: 1 BB: 0 P: 11	R: 0 E: 0 K: 0 S: 8 H: 1 LOB: 1 BB: 2 P: 10	R: 0 E: 0 K: 0 S: 8 H: 0 LOB: 3 BB: 2 P: 19	R: 0 E: 0 K: 0 S: 8 H: 0 LOB: 0 BB: 1 P: 16	R: 0 E: 0 K: 2 S: 8 H: 1 LOB: 1 BB: 0 P: 13	R: 2 E: 1 K: 1 S: 19 H: 2 LOB: 3 BB: 2 P: 35	1B: 5 2B: 3 3B: 0 HR: 0 SF: 0 SAC: 0 DP: 1 HBP: 1						

PITCHER	IP	WLS	BF	H	R	ER	SO	BB	IBB	HBP	BLK	WP	HR	S	P	ERA	WHIP
22 Chris Archer, R (1, 1) ERA: 2.76	7.0	W	30	5	1	1	1	4	0	1	0	0	0	60	103	1.29	1.286
35 Jamey Wright, R (8, 1) ERA: 2.86	1.0	H	4	1	0	0	2	0	0	0	0	0	0	8	13	0.00	1.000
56 Fernando Rodney, R (9, 1) ERA: 4.04	1.0	S	7	2	2	2	1	2	0	0	0	0	0	19	35	18.00	4.000

PITCHER	IP	WLS	BF	H	R	ER	SO	BB	IBB	HBP	BLK	WP	HR	S	P	ERA	WHIP

BOTTOM

Tampa Bay Rays @ Toronto Blue Jays

Rogers Centre, Toronto, ON

Sun Jul 21 2013, 1:33 PM - 4:32 PM EDT

Att. 41,247 - Sunny - 66 F

livebaseballscorecards.com

AB	34
R	3
H	8
RBI	3
BB	6
SO	4
LOB	26

PA: 41

WP: 0
PB: 0
SB: 2
CS: 0

Batter	1	2	3	4	5	6	7	8	9	AB	R	H	RBI	BB	SO	LOB
25 Carl Crawford, L (1, 7) OBP: 0.341, SLG: 0.427 6 Jerry Hairston, R (7, 7) OBP: 0.309, SLG: 0.333	B FF 93 F FF 94 B FF 93 F FF 94 X FF 95 2-2 ① G3	C FF 94 B SI 93 X SI 90 1-1 E8 23 BB 66 1B 1-3 2-H 1B	B SI 92 C SI 92 F SI 92 X SL 81 1-2 1B 1-2 2-3		C SI 95 C SI 96 D SL 87 X SI 96 1-2 FC1 1-2	X FF 91 0-0 3-H 1B		C SI 88 X FF 88 0-1 ① F8		5 0 3 2 0 0 1 1 0 0 0 0 0 0					
66 Yasiel Puig, R (1, 8) OBP: 0.398, SLG: 0.570	C SI 94 S SI 95 B FF 95 B SL 88 X SL 85 2-2 ② G3-1	X FF 94 0-0 1-2 3-H 23 BB 1B	S CH 80 S CH 80 S CH 82 0-3 ③ K		T SL 87 X SL 85 0-1 ② F8	F CU 84 B SI 94 D CH 87 F CU 84 D CU 84 S CU 84 3-3 ③ K		B FF 86 C SI 86 B SL 75 H SL 76 3-1 HBP		5 0 1 1 0 2 6					
23 Adrián González, L (1, 3) OBP: 0.351, SLG: 0.475 18 Tim Federowicz, R (9, 3) OBP: 0.245, SLG: 0.348	B FF 92 F SI 94 S SI 91 B FF 94 S SI 91 2-3 ③ K	D SI 90 B CU 80 B SI 95 B FF 94 4-0 13 FC6-4 1-2 2-3 BB	C SI 90 B CH 80 F CH 80 B SI 92 B SI 91 F SI 91 B SI 91 4-2 13 1B 16 G1-6-3 BB	X SI 97 0-0 ③ G5-3		B FF 95 B CH 86 B FF 94 C FF 94 B FF 95 4-1 13 2B 17 1B BB	F FF 86 B FF 87 X SI 86 1-1 ② F9		3 2 0 0 3 1 3 0 0 0 0 0 0 0					
13 Hanley Ramirez, R (1, 6) OBP: 0.447, SLG: 0.717	C SL 84 F SI 94 S SL 85 0-3 ① K D SL 90 F SI 94 B SL 86 F SI 94 K SL 86 2-2 ③ FC6-4 1-2f		B CH 81 B SI 92 C SI 92 X SI 92 2-1 16 G1-6-3 1-3 1B			F SL 84 B SL 86 B FF 95 B SL 86 F FF 95 B FF 94 4-2 16 E 17 1B BB	B FF 93 C FF 95 X CH 87 1-1 17 1B 55 HR 1-3 2B	X SL 75 0-0 ③ L5		5 2 2 0 1 1 4					
16 Andre Ethier, L (1, 10) OBP: 0.346, SLG: 0.387		X SI 95 0-0 17 HR 2B	C CU 78 B FF 92 F CU 80 B FF 94 B CU 80 X SL 85 3-2 17 1B 2B	B SI 92 F CH 80 B SI 92 F SI 93 F CH 82 B SL 80 1 SAFE X SI 92 3-2 ① ② G1-6-3 1-2f 3-H		F FF 96 B FF 96 B CH 85 1 SAFE C SI 95 X SI 95 2-2 E3 55 1B 17 1B 5 G6-3 1-3	F FF 95 S FF 96 B FF 95 B FF 96 F CH 88 T CH 86 2-2 ① K		C FC 87 B FC 89 S FF 89 B FC 87 F CU 74 B FC 91 C FC 89 3-3 ① K	6 3 2 0 0 2 4					
17 A.J. Ellis, R (1, 2) OBP: 0.348, SLG: 0.394		B SL 86 B SI 94 B SL 86 C FF 94 X FF 94 3-1 2-H HR	C SL 84 B FF 93 D CU 80 C FF 94 F FF 93 F FF 93 X CU 80 2-2 25 1B 55 WP 2-H 1B	C SI 91 C SI 92 B CH 83 F SI 93 X CH 81 1-2 E3		C FF 94 1 SAFE X FF 96 0-1 5 G6-3 55 1B 14 SF8 1-2 3-H 1B	F FF 95 X FF 96 0-1 55 HR 2-3 3-H 1B		B FF 89 C FC 89 F FF 91 B FF 91 X FC 88 2-2 ② G1-4-3	6 3 4 5 0 0 0					
55 Skip Schumaker, L (1, 9) OBP: 0.329, SLG: 0.330		C SI 95 B SI 92 X SI 94 1-1 ② L3	C FF 93 B SI 92 B CU 81 F FF 93 D SL 86 X FF 94 3-2 CI 25 1B 1-2	C SI 93 X SI 91 0-1 ③ G5-3		I SI 93 F FF 91 B FF 94 X CU 83 1-2 14 SF8 5 G6-3 25 1B 1-2 2-3 1B	B CH 86 X FF 93 1-0 HR 1-H 3-H		C FC 89 C CH 85 B FF 90 F CU 74 T CH 84 1-2 ③ K	5 2 2 3 0 1 1					
5 Juan Uribe, R (1, 5) OBP: 0.336, SLG: 0.398		F SL 85 H SI 94 1-1 14 1B 25 1B HBP	C SI 92 B SI 92 X SI 92 1-1 ① L4		X SL 85 0-0 ① G6-3	F CU 82 X CH 86 0-1 ① G6-3 1-2 2-3 3-H	C SL 87 B FF 95 F SL 87 B FF 94 C FF 94 2-3 ② K			4 1 0 1 0 1 4					
14 Mark Ellis, R (1, 4) OBP: 0.321, SLG: 0.350		B FF 94 F FF 93 C SL 85 D CU 82 X SL 86 2-2 25 E 25 1B 66 1B 1-2 1B	C SI 93 X SI 93 0-1 ② F9		B FF 95 C SI 95 B SI 96 B SI 94 X SI 95 3-1 25 E 1B	C SI 93 X FF 94 0-1 ② SF8 2-3 3-H	F FF 94 X FF 93 0-1 ③ F8			4 1 2 1 0 0 2					
Inning Stats	R: 0 E: 0 K: 1 S: 9 H: 0 LOB: 0 BB: 0 P: 15	R: 4 E: 1 K: 1 S: 19 H: 5 LOB: 3 BB: 1 P: 33	R: 1 E: 1 K: 1 S: 21 H: 3 LOB: 3 BB: 0 P: 31	R: 1 E: 1 K: 0 S: 15 H: 1 LOB: 1 BB: 1 P: 25	R: 0 E: 1 K: 0 S: 9 H: 1 LOB: 2 BB: 0 P: 13	R: 4 E: 1 K: 1 S: 18 H: 3 LOB: 1 BB: 1 P: 28	R: 4 E: 0 K: 2 S: 15 H: 3 LOB: 0 BB: 1 P: 25	R: 0 E: 0 K: 0 S: 6 H: 0 LOB: 1 BB: 0 P: 10	R: 0 E: 0 K: 2 S: 11 H: 0 LOB: 0 BB: 0 P: 17	1B: 11 2B: 3 3B: 0 HR: 2 SF: 1 SAC: 0 DP: 1 HBP: 2	WP: 1 PB: 0 SB: 0 CS: 0 PA: 52					

TOP

Los Angeles Dodgers @ Toronto Blue Jays

Rogers Centre, Toronto, ON

Mon Jul 22 2013, 7:09 PM - 10:29 PM EDT

Att. 34,515 - Cloudy - 69 F

livebaseballscorecards.com

AB	44
R	14
H	16
RBI	13
BB	4
SO	8
LOB	25

PITCHER		IP	WLS	BF	H	R	ER	SO	BB	IBB	HBP	BLK	WP	HR	S	P	ERA	WHIP
55 Josh Johnson, R ERA: 5.66	(1, 1)	2.0	L	16	7	5	5	2	1	0	1	0	1	1	39	67	22.50	4.000
62 Aaron Loup, L ERA: 1.98	(3, 1)	2.0		9	2	1	1	1	1	0	0	0	0	0	25	37	4.50	1.500
29 Dustin McGowan, R ERA: 1.98	(5, 1)	1.0		8	2	3	2	0	1	0	0	0	0	0	16	26	18.00	3.000
27 Brett Cecil, L ERA: 2.27	(6, 1)	1.0		5	2	1	0	1	0	0	0	0	0	0	11	15	0.00	2.000
50 Steve Delabar, R ERA: 2.66	(7, 1)	1.0		7	3	4	4	2	1	0	0	0	0	1	15	25	36.00	4.000

PITCHER		IP	WLS	BF	H	R	ER	SO	BB	IBB	HBP	BLK	WP	HR	S	P	ERA	WHIP
38 Darren Oliver, L ERA: 2.9	(8, 1)	1.0		4	0	0	0	0	0	0	1	0	0	0	6	10	0.00	0.000
44 Casey Janssen, R ERA: 2.59	(9, 1)	1.0		3	0	0	0	2	0	0	0	0	0	0	11	17	0.00	0.000

Batter	1	2	3	4	5	6	7	8	9	AB	R	H	RBI	BB	SO	LOB
7 José Reyes, S (1, 6) OBP: 0.368, SLG: 0.447 1 Emilio Bonifácio, S (9, PH) OBP: 0.251, SLG: 0.307	C SI 90 B CU 74 C SI 91 X SL 82 1-2 G6-3 ①		C SI 88 B CH 79 X SL 81 1-1 F7 ① C SI 90 T CU 73 X CH 81 0-2 G6-4-3 ②③ 1-2f		B FF 100 B FF 100 X FF 99 2-0 P2 ③ 1-2 3-H			F FF 96 X FF 97 0-1 1B	4 0 0 0 0 0 2 1 0 1 0 0 0 0						
19 José Bautista, R (1, 9) OBP: 0.345, SLG: 0.493 11 Rajai Davis, R (8, 9) OBP: 0.330, SLG: 0.372	B SI 91 B CH 82 C CH 82 B SI 92 F SI 92 X CH 82 3-2 G1-3 ②		B CU 72 C CH 79 B FF 90 X SL 82 2-1 G5-3 ②		B CH 79 C SI 90 B SL 82 X CH 81 2-1 F9 ①		C SI 87 B KC 80 F SI 88 B SI 88 B KC 81 X SI 90 3-2 P4 ①		S FF 96 F FF 96 F SL 87 B FF 97 X SL 89 1-2 F9 ①	4 0 0 0 0 0 0 1 0 0 0 0 0 1					
10 Edwin Encarnación, R (1, 10) OBP: 0.355, SLG: 0.533 22 Josh Thole, L (9, PH) OBP: 0.250, SLG: 0.167	X SI 91 0-0 26 1B 1B		C SI 91 C FF 91 B SI 91 B SL 82 X CH 81 2-2 26 BB 53 1B 1B		B CU 72 B CH 80 C SI 91 X SI 92 2-1 26 G4-6-3 1B		B SI 87 B SI 88 C SI 88 S SI 88 X KC 81 2-2 G5-3 ②		B FF 97 C FF 96 B SL 89 F FF 97 S FF 98 2-3 K ②	4 1 3 0 0 0 0 1 0 0 0 0 1 1					
26 Adam Lind, L (1, 3) OBP: 0.367, SLG: 0.500	C SI 90 D SI 91 B SL 85 X SL 81 2-1 1-2 1B		B SI 90 B SI 91 C SI 92 B SI 92 F FF 92 B SL 82 4-2 53 1B 16 1B 1-2 BB		B SI 90 F FF 91 X SI 91 1-1 G4-6-3 ②③ 1-2f		C SI 86 C SI 89 B SI 87 B KC 82 B KC 80 X SI 89 3-2 G4-3 ③		C SL 87 C FF 96 B FF 96 B FF 96 F CU 78 F CU 80 S FF 96 2-3 K ③	4 1 1 0 1 1 2					
53 Melky Cabrera, S (1, 7) OBP: 0.325, SLG: 0.363	B FF 92 F SI 92 B SI 92 F FF 92 F SI 93 F FF 93 F SI 93 F SI 93 F SI 93 2-2 X SI 93 G4-3 ③		C SI 92 X SI 92 0-1 16 1B 1-2 2-H 1B			C SI 89 F SL 82 B SI 89 X CU 75 1-2 9 1B 28 1B 13 FC5-4 1B		B SI 88 X SI 88 1-0 G5-3 ①		4 1 2 1 0 0 2					
16 Mark DeRosa, R (1, 5) OBP: 0.313, SLG: 0.420		C SI 90 B SI 90 S CH 80 X SI 92 1-2 13 FC6-4 1B	B CH 81 S CH 82 B CH 78 B CH 80 S SI 92 X FF 93 3-2 1-3 2-H 1B			B SI 89 X SI 90 1-0 L9 ①		X SI 88 0-0 28 1B 2B	4 1 3 1 0 0 1					
28 Colby Rasmus, L (1, 8) OBP: 0.331, SLG: 0.479		B SI 91 F SI 90 C SI 92 F CH 81 B SI 92 B SL 82 X SI 92 3-2 F8 ①	F FF 92 F FF 92 S SI 91 0-3 K ③			X SI 90 0-0 13 FC5-4 9 1B 7 WP 1-2 1B		X SI 87 0-0 2-H 1B	4 1 2 1 0 1 3					
9 J.P. Arencibia, R (1, 2) OBP: 0.253, SLG: 0.419		C SL 83 S SL 84 S CU 75 0-3 K ②		B SL 78 B SL 78 F FF 89 B CH 82 F SI 90 F CH 81 C SI 93 3-3 K ①		X FF 98 0-0 13 FC5-4 1-2 2-3 1B		X SI 88 0-0 F8 ②	4 0 1 0 0 2 2					
13 Brett Lawrie, R (1, 4) OBP: 0.260, SLG: 0.360		X SI 91 0-0 FC6-4 ③ 1-2f		B CU 73 B CH 80 S CH 81 B SL 81 B FF 92 4-1 7 G6-4-3 BB		C FF 100 X FF 100 0-1 FC5-4 ② 7 WP 1-2f 2-3 3-H		S KC 81 D KC 80 B SI 88 C KC 80 D KC 80 F KC 80 S KC 80 3-3 K ③	3 0 0 1 1 1 4					
Inning Stats	R: 0 H: 2 E: 0 LOB: 2 K: 0 BB: 0 S: 17 P: 25	R: 0 H: 1 E: 0 LOB: 1 K: 1 BB: 0 S: 11 P: 15	R: 2 H: 3 E: 0 LOB: 2 K: 1 BB: 1 S: 17 P: 29	R: 0 H: 0 E: 0 LOB: 0 K: 1 BB: 1 S: 8 P: 15	R: 0 H: 1 E: 0 LOB: 0 K: 0 BB: 0 S: 6 P: 11	R: 2 H: 3 E: 0 LOB: 1 K: 0 BB: 0 S: 9 P: 13	R: 0 H: 0 E: 0 LOB: 0 K: 0 BB: 0 S: 9 P: 17	R: 1 H: 2 E: 0 LOB: 1 K: 1 BB: 0 S: 8 P: 12	R: 0 H: 1 E: 0 LOB: 1 K: 2 BB: 0 S: 14 P: 19	1B: 12 SF: 0 2B: 1 SAC: 0 3B: 0 DP: 2 HR: 0 HBP: 0						

PITCHER	IP	WLS	BF	H	R	ER	SO	BB	IBB	HBP	BLK	WP	HR	S	P	ERA	WHIP
99 Hyun Jin Ryu, L (1, 1) ERA: 3.25	5.1	W	25	9	4	4	3	2	0	0	0	0	0	64	102	6.75	2.062
60 José Domínguez, R (6, 1) ERA: 2.16	0.2		3	1	0	0	0	0	0	0	0	1	0	4	6	0.00	1.500
56 J.P. Howell, L (7, 1) ERA: 2.36	2.0		8	2	1	1	1	0	0	0	0	0	0	17	29	4.50	1.000
44 Chris Withrow, R (9, 1) ERA: 3.27	1.0		4	1	0	0	2	0	0	0	0	0	0	14	19	0.00	1.000

PITCHER	IP	WLS	BF	H	R	ER	SO	BB	IBB	HBP	BLK	WP	HR	S	P	ERA	WHIP

BOTTOM

Los Angeles Dodgers @ Toronto Blue Jays

Rogers Centre, Toronto, ON

Mon Jul 22 2013, 7:09 PM - 10:29 PM EDT

Att. 34,515 - Cloudy - 69 F

livebaseballscorecards.com

AB	38
R	5
H	13
RBI	4
BB	2
SO	6
LOB	18

Batter	1	2	3	4	5	6	7	8	9	AB	R	H	RBI	BB	SO	LOB
25 Carl Crawford, L (1, 7) OBP: 0.337, SLG: 0.420	B SI 91 C SI 91 S SI 93 X SL 84 1-2 G3		1 SAFE B SI 90 B SI 90 S SI 90 1 SAFE F SI 90 X SI 89 2-2 F8		B SI 90 C SI 91 F SI 91 B SL 80 F SL 80 X SL 81 2-2 G4-3		B SI 92 X SI 91 1-0 F7	X FF 87 0-0 66 BB 23 HR 1B	C SL 81 C SI 94 B SI 93 X SL 85 1-2 G4-3	6	1	1	0	0	0	1
66 Yasiel Puig, R (1, 9) OBP: 0.409, SLG: 0.571	B SI 93 F SI 92 B SI 93 S SL 84 S SL 83 2-3 K			C SI 90 B SI 90 B SI 90 C SI 91 B SL 81 X SL 81 3-2 23 FC3-6 1B	H SI 91 1-0 23 S HBP		B SI 92 X CU 80 1-0 13 WP 23 1B 16 BB 1B	B FF 87 C FF 86 S FF 88 D SL 74 1 SAFE B FF 87 1 SAFE 1 SAFE F FF 88 4-2 B FF 87 1-2 23 HR BB		3	2	2	0	1	1	0
23 Adrián González, L (1, 3) OBP: 0.354, SLG: 0.483	C SI 93 B SL 83 C SI 91 F SI 92 F SI 93 X SL 82 1-2 G6-3			X SI 89 0-0 FC3-6 13 1B 16 2B 1-2f	1 SAFE B SI 90 B SI 90 C SI 89 B SL 80 4-1 1-2 BB		C FF 91 D FF 90 1 SAFE X SI 92 1-1 16 BB 13 WP 14 1B 1-2 1B	F FF 88 B SL 75 X FF 88 1-1 1-H 2-H HR		4	3	2	3	1	0	1
13 Hanley Ramirez, R (1, 10) OBP: 0.446, SLG: 0.705		F SL 80 B SL 82 C SI 91 B SI 91 C SI 91 2-3 K		F SI 90 S SI 90 F SL 81 X SL 82 0-2 16 2B 14 1B 1-2 1B	X SI 90 0-0 G1-3		B CU 83 S CU 84 B CH 85 B CU 83 S CU 83 D CU 84 4-2 16 BB 14 1B 1-2 2-3 BB	C CH 83 C FF 89 C FF 87 0-3 K		4	2	1	0	1	2	2
16 Andre Ethier, L (1, 8) OBP: 0.349, SLG: 0.401		C SL 82 B SL 82 F SI 92 B SI 91 B SL 81 F SI 91 X SI 91 3-2 L9		F SI 92 C SI 92 D SL 82 B SL 81 X SL 80 2-2 14 1B 1-3 2-H 2B		B CH 80 C SL 79 B CH 81 F SI 89 F SI 91 X SI 89 2-2 P5	F FF 93 B CU 85 B CU 85 B SI 92 B FF 94 4-1 6 HBP 14 1B 7 FC1-2 1-2 2-3 3-H BB	B SL 76 X SL 75 1-0 HR		4	1	2	3	1	0	0
14 Mark Ellis, R (1, 4) OBP: 0.322, SLG: 0.351		C SI 91 F SI 92 B SI 92 S SI 92 1-3 K		F SI 91 B SI 90 X SL 83 1-1 2-3 3-H 1B		C SI 91 F SI 91 X SI 91 0-2 P4	C FF 94 B SI 93 X SI 95 1-1 7 FC1-2 6 HBP 1-2 2-H 3-H 1B	F SI 87 X CH 83 0-1 G5-3		5	0	2	3	0	1	0
6 Jerry Hairston, R (1, 5) OBP: 0.312, SLG: 0.354			C SI 89 X SI 90 0-1 P3 S SL 82 1 SAFE B SL 80 C SI 90 S SI 91 1-3 K			F SI 91 X SI 92 0-1 HR H SL 83 1-0 7 FC1-2 1-2 2-3 HBP	B SL 73 F CH 82 B SL 74 C SI 87 C FF 86 2-3 K		4	1	1	1	0	2	2
18 Tim Federowicz, R (1, 2) OBP: 0.253, SLG: 0.362			C SL 81 B SL 82 X SI 89 1-1 7 FC4-6 1B F SL 81 C SI 90 F SI 92 C SL 81 0-3 K			B SL 80 C SL 78 B SL 81 X SI 90 2-1 2B S SI 96 C SI 95 B SL 84 D SL 86 S SI 94 2-3 K		B SI 92 X SI 93 1-0 G1-3	5	0	2	0	0	2	5
7 Nick Punto, S (1, 6) OBP: 0.313, SLG: 0.295			S SI 89 X SI 89 0-1 FC4-6 1-2f		B SI 88 C SI 88 C SI 89 B SI 90 S SI 89 2-3 K	B SI 91 B FF 92 C SI 92 F SI 92 C FF 94 2-3 K	F SI 95 X SI 96 0-1 FC1-2 1-2 2-3 3-H f		C SI 94 C SL 80 F SI 92 X SL 83 0-2 F8	5	0	0	0	0	2	5

Inning Stats	1	2	3	4	5	6	7	8	9
	R: 0 E: 0 K: 1 S: 11	R: 0 E: 0 K: 2 S: 10	R: 0 E: 0 K: 0 S: 9	R: 2 E: 0 K: 2 S: 20	R: 0 E: 0 K: 1 S: 9	R: 1 E: 0 K: 1 S: 14	R: 3 E: 0 K: 1 S: 14	R: 4 E: 0 K: 2 S: 15	R: 0 E: 0 K: 0 S: 8
	H: 0 LOB: 0 BB: 0 P: 15	H: 0 LOB: 0 BB: 0 P: 16	H: 1 LOB: 1 BB: 0 P: 12	H: 4 LOB: 2 BB: 0 P: 27	H: 0 LOB: 2 BB: 1 P: 18	H: 2 LOB: 1 BB: 0 P: 20	H: 3 LOB: 3 BB: 2 P: 29	H: 3 LOB: 0 BB: 1 P: 23	H: 0 LOB: 0 BB: 0 P: 10

1B: 8 SF: 0
2B: 2 SAC: 0
3B: 0 DP: 0
HR: 3 HBP: 2

WP: 1 PA: 46
PB: 0
SB: 1
CS: 0

PITCHER		IP	WLS	BF	H	R	ER	SO	BB	IBB	HBP	BLK	WP	HR	S	P	ERA	WHIP
58 Todd Redmond, R ERA: 4.43	(1, 1)	5.2		26	7	3	3	6	1	0	1	0	0	1	70	103	4.76	1.412
27 Brett Cecil, L ERA: 2.79	(6, 1)	0.2	H	6	2	3	3	1	2	0	0	0	1	0	10	23	40.50	6.000
29 Dustin McGowan, R ERA: 1.88	(7, 1)	0.2	H	4	1	0	0	1	0	0	1	0	0	0	7	11	0.00	1.500
38 Darren Oliver, L ERA: 3.94	(8, 1)	1.0	L	7	3	4	4	2	1	0	0	0	0	2	15	23	36.00	4.000
57 Juan Pablo Perez, L ERA:	(9, 1)	1.0		3	0	0	0	0	0	0	0	0	0	0	8	10	0.00	0.000

PITCHER	IP	WLS	BF	H	R	ER	SO	BB	IBB	HBP	BLK	WP	HR	S	P	ERA	WHIP

TOP

Los Angeles Dodgers @ Toronto Blue Jays

Rogers Centre, Toronto, ON

Tue Jul 23 2013, 7:08 PM - 10:40 PM EDT

Att. 32,158 - Partly Cloudy - 73 F

livebaseballscorecards.com

AB	40
R	10
H	13
RBI	10
BB	4
SO	10
LOB	16

BOTTOM

Los Angeles Dodgers @ Toronto Blue Jays

Rogers Centre, Toronto, ON

Tue Jul 23 2013, 7:08 PM - 10:40 PM EDT

Att. 32,158 - Partly Cloudy - 73 F

livebaseballscorecards.com

Batter	1	2	3	4	5	6	7	8	9	AB	R	H	RBI	BB	SO	LOB
7 José Reyes, S (1, 6) OBP: 0.369, SLG: 0.474	B SI 87 C SI 86 B SI 88 X CH 78 2-1 P6 ①		D CH 77 1 SAFE F CH 78 1 SAFE C SI 88 X CH 77 1-2 53 G4-3 19 1B 1-H 2B	B CU 74 F SI 88 B SI 90 X SI 89 2-1 FC6-4 ③ 1-2f		B SI 95 X SL 86 1-0 1-H HR		C SI 95 F CH 89 S SL 88 0-3 K ②		5	2	2	3	0	1	1
53 Melky Cabrera, S (1, 7) OBP: 0.321, SLG: 0.358 28 Colby Rasmus, L (7, 8) OBP: 0.333, SLG: 0.480	C CH 77 F SI 89 B SI 89 B SI 89 X CH 78 2-2 G6-3 ②		X SI 88 0-0 G4-3 ② 2-3		C SI 88 C SL 80 F SI 89 F CH 78 B SI 90 X SL 80 1-2 L7 ①	X FF 94 0-0 G3 ①		C SI 96 B SL 89 B SL 89 B SI 95 S SI 94 F SI 95 X SL 88 3-2 1B		4 1	0 0	0 1	0 0	0 0	0 0	1 0
19 José Bautista, R (1, 9) OBP: 0.348, SLG: 0.501	C SI 89 B CH 80 F CH 79 B CH 76 B CH 77 B SI 90 4-2 BB		B CU 77 D CH 78 B CH 77 C SI 90 X SI 90 3-1 3-H 1B		C SI 89 F SI 90 X CH 78 0-2 HR	X FF 94 0-0 P5 ②		B SI 95 B SL 88 B SL 89 C SI 88 S SI 94 S SI 96 3-3 K ③		4	1	2	2	1	1	1
10 Edwin Encarnación, R (1, 3) OBP: 0.353, SLG: 0.528	D CU 74 D CH 78 1 SAFE B CH 78 C SI 88 F SI 89 X CH 77 3-2 F9 ③		X SI 90 0-0 P4 ③		C SL 87 X FF 94 0-1 16 BB 1B	B SI 94 S FF 94 C SL 88 B SL 86 X SL 88 2-2 G4-3 ③			B FC 94 C FC 94 C FC 95 F FC 97 B FC 97 B FC 93 F FC 94 F FC 94 X FC 94 3-2 F8 ①	5	0	1	0	0	0	2
26 Adam Lind, L (1, 10) OBP: 0.365, SLG: 0.498		B SI 87 B SL 79 C SI 86 B SI 87 C SI 88 S SL 79 3-3 K ①	B CU 78 C SI 88 X SI 88 1-1 F7 ①	C SI 95 1 SAFE X SL 88 0-1 P3 ②			C KC 78 B SI 86 F KC 79 B SI 87 B SI 86 X SI 87 3-2 G6-3 ①		C FC 93 B SL 86 B FF 93 X FC 93 2-1 9 1B 2B	5	1	1	0	0	1	1
16 Mark DeRosa, R (1, 5) OBP: 0.320, SLG: 0.444 3 Maicer Izturis, S (7, PH) OBP: 0.296, SLG: 0.343 (8, 4) 1 Emilio Bonifácio, S (9, PR) OBP: 0.251, SLG: 0.307		C CU 72 B CH 78 C SI 88 B SI 89 X CH 79 2-2 L9 ②	S SL 83 S CU 77 F SI 90 B SI 90 F SI 90 B CH 78 X SL 79 2-2 HR	1 SAFE B SL 87 B SL 86 B SL 86 C FF 94 S FF 94 B SL 86 4-2 11 FC6-4 1-2 BB			C SI 95 S FS 84 X FS 84 0-2 E5 11 CS		B FC 93 B FC 92 C FC 92 B FC 94 B FC 93 4-1 9 1B BB	2 1 0	1 0 0	1 0 0	1 0 0	1 1 0	0 0 0	0 0 0
11 Rajai Davis, R (1, 8) OBP: 0.332, SLG: 0.379 (7, 7)		C SI 89 S CH 78 B CH 77 B SI 91 B CH 79 S CH 78 3-3 K ③	C SI 89 B CH 78 X CH 77 1-1 9 1B 13 SF8 2B	D FF 96 X SL 89 1-0 FC6-4 ③ 1-2f			B SI 95 B SI 94 X SI 94 2-0 9 E 9 S 1-2 1B		B FC 93 S FC 93 S FC 93 F FC 94 F FC 95 X FC 95 1-2 F9 ②	5	1	2	0	0	1	4
9 J.P. Arencibia, R (1, 2) OBP: 0.258, SLG: 0.425			F SI 88 B CU 74 F SI 88 B CH 79 B CH 79 F CH 78 F SI 88 X CH 78 3-2 G5-3 ①	X SI 89 0-0 7 FC6-4 2-3 1B		C FF 94 C SL 86 B SL 87 X SL 85 1-2 13 WP 13 1B 2B	S FS 85 S FS 84 S FS 86	0-3 K ③ 1-3	C FC 95 X SL 84 0-1 1-2 2-H 1B	5	1	3	1	0	1	1
13 Brett Lawrie, R (1, 4) OBP: 0.264, SLG: 0.364 (8, 5)			C SI 89 B CH 79 X CH 78 1-1 7 2B 1B	B SI 89 B CH 79 X CH 78 2-0 SF8 ② 3-H		B SL 88 C SL 86 B SI 95 X SL 90 2-1 7 HR 2-H 1B		C SI 95 C SI 95 X SI 95 0-2 G6-3 ①	B FC 94 X FC 93 1-0 F7 ③	4	2	2	2	0	0	2
Inning Stats	R: 0 E: 0 K: 0 S: 10 H: 0 LOB: 1 BB: 1 P: 21	R: 0 E: 0 K: 2 S: 9 H: 0 LOB: 0 BB: 0 P: 17	R: 2 E: 0 K: 0 S: 14 H: 3 LOB: 1 BB: 0 P: 22	R: 2 E: 0 K: 0 S: 13 H: 3 LOB: 1 BB: 0 P: 21	R: 1 E: 0 K: 0 S: 15 H: 2 LOB: 2 BB: 1 P: 21	R: 3 E: 0 K: 0 S: 11 H: 3 LOB: 0 BB: 0 P: 17	R: 0 E: 1 K: 1 S: 10 H: 1 LOB: 1 BB: 0 P: 15	R: 0 E: 0 K: 2 S: 13 H: 1 LOB: 1 BB: 0 P: 19	R: 1 E: 0 K: 0 S: 17 H: 2 LOB: 2 BB: 1 P: 28	1B: 8 2B: 4 3B: 0 HR: 3 SF: 1 SAC: 0 DP: 0 HBP: 0	WP: 1 PB: 0 SB: 1 CS: 1 PA: 45					

	AB	41
	R	9
	H	15
	RBI	9
	BB	3
	SO	5
	LOB	13

PITCHER		IP	WLS	BF	H	R	ER	SO	BB	IBB	HBP	BLK	WP	HR	S	P	ERA	WHIP
35 Chris Capuano, L ERA: 5.03	(1, 1)	4.1		21	7	5	5	2	1	0	0	0	0	2	54	90	10.38	1.846
49 Carlos Marmol, R ERA: 6.44	(5, 1)	1.2		10	4	3	3	0	1	0	0	0	1	1	18	29	16.20	3.000
56 J.P. Howell, L ERA: 2.34	(7, 1)	0.1		1	0	0	0	0	0	0	0	0	0	0	3	6	0.00	0.000
43 Brandon League, R ERA: 5.77	(7, 1)	0.2	W	3	1	0	0	1	0	0	0	0	0	0	7	9	0.00	1.500
54 Ronald Belisario, R ERA: 3.4	(8, 1)	1.0	H	4	1	0	0	2	0	0	0	0	0	0	13	19	0.00	1.000

PITCHER		IP	WLS	BF	H	R	ER	SO	BB	IBB	HBP	BLK	WP	HR	S	P	ERA	WHIP
74 Kenley Jansen, R ERA: 2.37	(9, 1)	1.0	S	6	2	1	1	0	1	0	0	0	0	0	17	28	9.00	3.000

Los Angeles Dodgers @ Toronto Blue Jays

Rogers Centre, Toronto, ON

Wed Jul 24 2013, 7:09 PM - 10:52 PM EDT

Att. 35,368 - Clear - 66 F

livebaseballscorecards.com

TOP

Batter	1	2	3	4	5	6	7	8	9	10	AB	R	H	RBI	BB	SO	LOB
25 Carl Crawford, L (1, 10) OBP: 0.337, SLG: 0.422	C FF 95 B SI 94 X SI 93 1-1 G1-3 ①		B CU 77 X CU 80 1-0 66 2B 1B	C FF 94 B CH 88 S FF 92 S FF 95 1-3 K ③		F SL 90 X SL 90 0-1 2B		1 SAFE X FF 94 0-0 L4 ③		X SL 81 0-0 F7 ②	6	1	2	0	0	1	3
66 Yasiel Puig, R (1, 9) OBP: 0.417, SLG: 0.595	B FF 96 C SL 86 X SL 87 1-1 G5-3 ②		X SL 86 0-0 23 G4-3 1-H 2B		F FF 94 B CH 88 X SL 88 1-1 16 E 23 1B 1B	X SL 87 0-0 G6-3 ③			B FC 88 B FC 88 B FC 90 C FF 90 B FF 91 4-1 16 1B 16 E BB	B SI 95 B SL 83 C SI 93 F SI 93 X SL 84 2-2 HR	5	2	3	2	1	0	1
23 Adrián González, L (1, 3) OBP: 0.356, SLG: 0.482	C FF 96 F SI 94 X FF 96 0-2 13 FC5-4 1B		C FF 95 B SI 95 S CH 86 B SL 87 F FF 96 X SL 86 2-2 G4-3 ① 2-3		1 SAFE 1 SAFE B FF 94 C CU 83 X FF 94 1-1 16 E 1-2 1B		B CU 81 X FF 94 1-0 G1-3 ①		C FF 90 F FF 90 S CH 85 0-3 K ①	B SL 82 B SI 93 B SI 93 B SI 94 4-0 13 2B 16 2B BB	5	1	2	0	1	1	2
13 Hanley Ramirez, R (1, 6) OBP: 0.436, SLG: 0.690	C FF 95 X SL 86 0-1 FC5-4 ③ 1-2f		S SL 88 C FF 95 S SL 86 0-3 K ②		F SL 86 X SL 87 0-1 P3 ①		X SL 88 0-0 F8 ②		F FC 89 1 SAFE F SL 84 S CU 75 0-3 K ②	C SI 94 S SL 83 B SI 94 X SL 84 1-2 16 2B 1-3 2B	6	1	1	0	0	2	5
16 Andre Ethier, L (1, 8) OBP: 0.354, SLG: 0.411		C SI 93 F FC 90 F FF 96 B FF 96 F FF 96 X SL 88 1-2 55 1B 17 HBP 5 SF8 1B	C FF 97 X SL 91 0-1 G4-3 ③		X FF 96 0-0 E3 1-2 2-3		C FF 95 B FF 94 X FF 91 1-1 2B		S FC 89 B FC 89 T CH 85 X FC 89 1-2 E8 1-H 1B	B SI 95 B SI 94 X SI 94 2-0 2-H 3-H 2B	6	1	4	2	0	0	3
17 A.J. Ellis, R (1, 2) OBP: 0.348, SLG: 0.390		C SI 94 B SI 92 1 SAFE B SI 92 1 SAFE H SI 92 3-1 55 1B 1-2 HBP		B CH 88 C FF 94 X SL 86 1-1 55 BB 1B	S SL 88 S SL 88 C FF 96 0-3 K ②		C SL 88 B SL 88 B SL 88 B FF 94 C SL 87 F SL 88 X SL 88 3-2 L7 ③		B FC 90 C CU 74 S CU 74 X CU 75 1-2 P4 ③	B SI 93 C SL 82 X CH 88 1-1 F9 ③	5	0	1	0	0	1	6
55 Skip Schumaker, L (1, 7) OBP: 0.330, SLG: 0.328		B FF 94 B SI 93 X SI 93 2-0 14 G5-4-3 1-2 2-3 1B		B SI 94 B CH 86 B SL 85 C FF 93 B SI 93 4-1 1-2 BB	F FF 96 F FF 94 B FF 94 F FF 96 B FF 95 X SL 88 2-2 F7 ③			B FF 93 T FF 92 B FF 94 F FF 94 S CH 88 2-3 K ①		C SI 93 F SL 80 B SI 94 F SI 93 S SL 83 1-3 K ①	4	0	1	0	1	2	3
5 Juan Uribe, R (1, 5) OBP: 0.338, SLG: 0.397		X SL 88 0-0 SF8 ① 3-H		D SI 94 B SI 94 S SL 87 T CH 88 B FF 96 X SL 88 3-2 F6 ①		F SL 88 B FF 94 X FF 94 1-1 P4 ①		B FF 94 X SL 87 1-0 1B		B SI 94 B SI 94 F SI 94 B SL 84 F SI 94 B SI 95 4-2 14 HR BB	3	1	1	1	1	0	2
14 Mark Ellis, R (1, 4) OBP: 0.320, SLG: 0.359		C SL 86 X SI 93 0-1 G5-4-3 ② ③ 1-2f		C CU 82 S SL 87 C FF 95 0-3 K ②		F FF 94 C FF 95 B CH 88 F FF 94 X SL 88 1-2 G6-3 ②		D SL 86 C FF 94 F CH 86 1 SAFE T FF 94 1-2 K ②		C SL 83 F SI 94 F SL 84 X SI 95 0-2 1-H HR	5	1	1	2	0	2	5
Inning Stats	R: 0 E: 0 K: 0 S: 9 H: 1 LOB: 1 BB: 0 P: 11	R: 1 E: 0 K: 0 S: 10 H: 2 LOB: 1 BB: 0 P: 16	R: 1 E: 0 K: 1 S: 11 H: 2 LOB: 1 BB: 0 P: 14	R: 0 E: 0 K: 2 S: 12 H: 1 LOB: 2 BB: 1 P: 21	R: 0 E: 1 K: 1 S: 14 H: 2 LOB: 3 BB: 0 P: 18	R: 0 E: 0 K: 0 S: 9 H: 1 LOB: 1 BB: 0 P: 11	R: 0 E: 0 K: 0 S: 8 H: 1 LOB: 1 BB: 0 P: 13	R: 0 E: 0 K: 2 S: 8 H: 1 LOB: 1 BB: 0 P: 12	R: 1 E: 1 K: 2 S: 13 H: 1 LOB: 1 BB: 1 P: 19	R: 5 E: 0 K: 1 S: 20 H: 4 LOB: 1 BB: 2 P: 35	1B: 9 2B: 5 3B: 0 HR: 2 SF: 1 SAC: 0 DP: 1 HBP: 1						

	AB	45
	R	8
	H	16
	RBI	7
	BB	4
	SO	9
	LOB	30

WP: 0 PB: 0 SB: 0 CS: 0 PA: 51

PITCHER		IP	WLS	BF	H	R	ER	SO	BB	IBB	HBP	BLK	WP	HR	S	P	ERA	WHIP
32 Esmil Rogers, R ERA: 3.74	(1, 1)	7.0		33	10	2	2	4	1	0	1	0	0	0	73	104	2.57	1.571
50 Steve Delabar, R ERA: 2.6	(8, 1)	1.0		4	1	0	0	2	0	0	0	0	0	0	8	12	0.00	1.000
44 Casey Janssen, R ERA: 2.51	(9, 1)	1.0	B	5	1	1	0	2	1	0	0	0	0	0	13	19	0.00	2.000
57 Juan Pablo Perez, L ERA: 1.96	(10, 1)	1.0	L	9	4	5	5	1	2	0	0	0	0	2	20	35	45.00	6.000

PITCHER	IP	WLS	BF	H	R	ER	SO	BB	IBB	HBP	BLK	WP	HR	S	P	ERA	WHIP

Batter	1	2	3	4	5	6	7	8	9	10	AB	R	H	RBI	BB	SO	LOB
7 José Reyes, S (1, 6) OBP: 0.364, SLG: 0.461	B SI 91 B FS 80 C FF 91 F SL 82 B SL 82 B SL 81 4-2 53 G3 BB			C FF 89 B FS 80 S SL 80 X SL 82 1-2 ① F9	X SL 82 0-0 ③ F9		B FF 97 B FF 97 D FF 97 C FF 98 X FF 97 3-1 ③ L6		1 SAFE B SI 94 X SI 94 1-0 ② FC4-6 1-2f		4	0	0	0	1	0	4
53 Melky Cabrera, S (1, 7) OBP: 0.320, SLG: 0.357 11 Rajai Davis, R (8, PR) OBP: 0.330, SLG: 0.376 (9, 7)	B SI 88 F SI 90 1 SAFE B FS 80 1 SAFE 1 SAFE B FS 81 X FF 90 3-1 ①② G3 1-2			C FS 80 F SI 91 X CU 74 0-2 ② P6		C CU 73 F FS 80 S CU 75 0-3 ① K		B SI 93 X SI 94 1-0 19 S 19 E 1B	1 SAFE B SI 95 X SI 94 1-0 ③ G1-3		4 1	0 1	1 0	0 0	0 0	1 0	1 1
19 José Bautista, R (1, 9) OBP: 0.351, SLG: 0.501	B SI 93 C FF 91 B FF 92 F SI 92 B SL 83 F SI 92 F FF 93 C SL 82 3-3 ③ K			B SI 91 C SL 81 B CU 75 B SL 83 B FF 90 4-1 BB		C SL 83 B CU 75 B SL 82 F SL 84 X SL 82 2-2 1B		C SI 93 B SI 94 C SI 94 X SL 88 1-2 E3 26 F8 1-H 1B		C FC 91 X SL 82 0-1 ① G6-3	4	0	2	0	1	1	0
10 Edwin Encarnación, R (1, 3) OBP: 0.351, SLG: 0.523		B SL 83 C SL 82 B CU 76 F SI 91 X FF 92 2-2 ① G5-3		B FF 90 B SL 82 X SL 84 2-0 ③ F8		1 SAFE B SI 90 C SL 82 1 SAFE X SL 82 1-1 ② F7		B SI 94 C SI 93 S SL 88 B SI 95 D SL 87 B SI 94 4-2 BB		C FC 92 C FC 91 X FC 93 0-2 ② F8	4	0	0	0	1	0	2
26 Adam Lind, L (1, 10) OBP: 0.359, SLG: 0.490		B FF 92 B FF 91 C FF 91 F FF 92 B SL 84 F FF 92 S FF 91 3-3 ② K			C FF 88 B FF 90 S SL 82 B FF 91 F FF 90 S SL 81 2-3 ① K	B SL 88 1 SAFE S SI 89 S CU 81 1 SAFE S CU 82 1-3 ③ K		C SI 96 X FS 85 0-1 ① F8 2-3		C FC 90 F FC 94 B FC 94 B FC 94 T FC 93 2-2 ③ K	5	0	0	0	0	4	3
28 Colby Rasmus, L (1, 8) OBP: 0.332, SLG: 0.476	B CU 76 S SL 87 B SL 85 F FF 92 F SL 83 B CU 75 S SL 83 3-3 ③ K			B CU 73 B FS 81 F SL 84 C CU 75 B SL 84 F SL 84 B SI 92 4-2 3 BB 13 2B BB			S CU 81 B CU 82 B CU 82 C SL 88 S CU 81 2-3 ① K	B FS 85 C SI 95 F SI 95 S FS 87 1-3 ② K			3	1	0	0	1	3	2
3 Maicer Izturis, S (1, 4) OBP: 0.295, SLG: 0.339			C SI 88 F CU 76 B CU 76 X FF 91 1-2 ① G1-4-3	B CU 73 1 SAFE 1 SAFE B FF 88 B SI 90 B FF 90 4-0 13 2B 1-2 BB			B SI 90 B SL 88 C FF 88 F FF 88 F CU 81 B FF 91 X CU 81 3-2 ② G4-3	B SI 96 X SI 95 1-0 ③ F7			3	1	0	0	1	0	2
9 J.P. Arencibia, R (1, 2) OBP: 0.258, SLG: 0.422 1 Emilio Bonifácio, S (9, PR) OBP: 0.251, SLG: 0.307 22 Josh Thole, L (10, 2) OBP: 0.250, SLG: 0.167			C SL 82 S FS 81 X SL 84 0-2 ② L7	B SL 83 X SI 90 1-0 ② F7			C CU 80 X FF 88 0-1 E6 1B		S SI 95 S FS 87 X FS 87 0-2 E5 7 FC4-6		4 0 0	0 0 0	1 0 0	0 0 0	0 0 0	0 0 0	2 0 0
13 Brett Lawrie, R (1, 5) OBP: 0.269, SLG: 0.369			B FF 91 B SI 90 C SL 83 B SL 84 X SI 92 3-1 ③ F8	B SL 82 X SI 92 1-0 1-H 2-H 2B			B FF 96 B SL 86 F FF 96 B FF 98 B FF 96 4-1 BB		1 SAFE B SI 94 X SI 94 1-0 ① B3		3	0	1	2	1	0	1
Inning Stats	R: 0 E: 0 K: 1 S: 9 H: 0 LOB: 0 BB: 1 P: 19	R: 0 E: 0 K: 2 S: 11 H: 0 LOB: 0 BB: 0 P: 19	R: 0 E: 0 K: 0 S: 8 H: 0 LOB: 0 BB: 0 P: 12	R: 0 E: 0 K: 0 S: 8 H: 0 LOB: 1 BB: 1 P: 15	R: 2 E: 0 K: 1 S: 10 H: 1 LOB: 1 BB: 2 P: 22	R: 0 E: 0 K: 2 S: 11 H: 1 LOB: 1 BB: 0 P: 15	R: 0 E: 1 K: 1 S: 12 H: 1 LOB: 2 BB: 1 P: 24	R: 1 E: 1 K: 1 S: 12 H: 2 LOB: 2 BB: 1 P: 20	R: 0 E: 1 K: 0 S: 6 H: 0 LOB: 1 BB: 0 P: 9	R: 0 E: 0 K: 1 S: 8 H: 0 LOB: 0 BB: 0 P: 10	1B: 4 2B: 1 3B: 0 HR: 0	SF: 0 SAC: 0 DP: 0 HBP: 0	WP: 0 PB: 0 SB: 1 CS: 0	PA: 41			

PITCHER	IP	WLS	BF	H	R	ER	SO	BB	IBB	HBP	BLK	WP	HR	S	P	ERA	WHIP
47 Ricky Nolasco, R (1, 1) ERA: 3.72	5.2		22	2	2	2	5	4	0	0	0	0	0	54	98	3.18	1.059
75 Paco Rodríguez, L (6, 1) ERA: 2.27	1.0		4	1	0	0	2	0	0	0	0	0	0	12	18	0.00	1.000
44 Chris Withrow, R (7, 1) ERA: 3.18	0.1		2	0	0	0	0	1	0	0	0	0	0	3	10	0.00	3.000
54 Ronald Belisario, R (8, 1) ERA: 3.6	0.0		3	2	1	1	0	1	0	0	0	0	0	6	12	∞	∞
43 Brandon League, R (8, 1) ERA: 5.45	2.0	W	7	0	0	0	1	0	0	0	0	0	0	12	17	0.00	0.000

PITCHER	IP	WLS	BF	H	R	ER	SO	BB	IBB	HBP	BLK	WP	HR	S	P	ERA	WHIP
74 Kenley Jansen, R (10, 1) ERA: 2.32	1.0		3	0	0	0	1	0	0	0	0	0	0	8	10	0.00	0.000

BOTTOM

Los Angeles Dodgers @ Toronto Blue Jays

Rogers Centre, Toronto, ON

Wed Jul 24 2013, 7:09 PM - 10:52 PM EDT

Att. 35,368 - Clear - 66 F

livebaseballscorecards.com

AB	35
R	3
H	5
RBI	2
BB	6
SO	9
LOB	18

Batter	1	2	3	4	5	6	7	8	9	AB	R	H	RBI	BB	SO	LOB
6 Jonathan Villar, S (1, 6) OBP: 0.333, SLG: 0.429	C FF 82 S SI 81 S CH 76 0-3 ① K		B CH 78 B SI 84 C FC 81 B CH 78 F FF 83 B CH 78 4-2 27 CS BB			X FC 81 0-0 ① SH1-3 1-2		X FF 82 0-0 ③ G5-3		2	0	0	0	1	1	0
27 Jose Altuve, R (1, 4) OBP: 0.316, SLG: 0.359	C FF 83 X SI 82 0-1 ② G6-3		D FF 82 1 SAFE 1 SAFE 1-0 ③ CS 1-2	X SI 83 0-0 ① F9		C SI 83 X CH 78 0-1 ② G5-3			C SI 80 X CH 75 0-1 ① G6-3	4	0	0	0	0	0	1
15 Jason Castro, L (1, 2) OBP: 0.320, SLG: 0.454	C FF 84 B FF 82 F CH 78 S FF 85 1-3 ③ K			B FF 81 F CH 78 X CH 78 1-1 ② G1-3		C FF 84 S FF 84 X CU 74 0-2 ③ G4-3			B FF 81 F FF 82 B FF 82 S CH 79 B FC 79 C CH 76 3-3 ② K	4	0	0	0	0	2	1
23 Chris Carter, R (1, 7) OBP: 0.324, SLG: 0.446		B SI 82 B FF 80 F FC 81 F SI 84 B FC 81 B FF 81 4-2 BB		C SI 83 B SI 83 F FF 81 F FF 85 B CH 76 B FC 80 F CU 74 F FC 81 X CH 79 3-2 ③ G3			F SI 81 B CH 81 X SI 82 1-1 ① F8		C SI 82 B CH 75 X SI 82 1-1 ③ F9	3	0	0	0	1	0	0
14 J.D. Martinez, R (1, 10) OBP: 0.276, SLG: 0.385		B SI 82 S SI 83 S CH 78 1 SAFE B FC 79 S FC 80 2-3 ① K			S SI 82 B SI 82 F CH 77 S FC 80 1-3 ① K		X FC 78 0-0 2B			3	0	1	0	0	2	1
29 Brett Wallace, L (1, 3) OBP: 0.255, SLG: 0.417		F FF 82 S SI 84 S FF 83 0-3 ② K			B SI 84 S CH 78 S CH 76 F CH 79 C FF 84 1-3 ② K		D SI 82 C FF 81 F SI 82 F CH 76 B FF 83 F CH 76 S SI 82 2-3 ② K			3	0	0	0	0	3	2
44 Justin Maxwell, R (1, 9) OBP: 0.317, SLG: 0.380		C FC 80 C FC 80 S CH 77 0-3 ③ K			X SI 84 0-0 1B		B FF 80 S FF 81 B FC 79 X CH 80 2-1 ③ G4-3			3	0	1	0	0	1	2
30 Matt Dominguez, R (1, 5) OBP: 0.262, SLG: 0.384			B SI 82 C CH 77 X FC 80 1-1 ① G3		C FF 81 X CH 80 0-1 ③ F9			B FC 78 X FC 78 1-0 ① P2		3	0	0	0	0	0	1
2 Brandon Barnes, R (1, 8) OBP: 0.302, SLG: 0.362			C SI 83 B SI 84 F CU 73 X CH 78 1-2 ② G1-3			C CH 80 B FC 78 F FC 78 H CU 74 2-2 6 SH1-3 HBP		B FF 80 C CH 81 B CH 79 X FC 79 2-1 ② F8		2	0	0	0	0	0	0
Inning Stats	R: 0 H: 0 E: 0 LOB: 0 K: 2 BB: 0 S: 8 P: 9	R: 0 H: 0 E: 0 LOB: 1 K: 3 BB: 1 S: 11 P: 17	R: 0 H: 0 E: 0 LOB: 0 K: 0 BB: 1 S: 7 P: 14	R: 0 H: 0 E: 0 LOB: 0 K: 0 BB: 0 S: 9 P: 13	R: 0 H: 1 E: 0 LOB: 1 K: 2 BB: 0 S: 10 P: 12	R: 0 H: 0 E: 0 LOB: 1 K: 0 BB: 0 S: 8 P: 10	R: 0 H: 1 E: 0 LOB: 1 K: 1 BB: 0 S: 10 P: 15	R: 0 H: 0 E: 0 LOB: 0 K: 0 BB: 0 S: 4 P: 7	R: 0 H: 0 E: 0 LOB: 0 K: 1 BB: 0 S: 7 P: 11	1B: 1 SF: 0 2B: 1 SAC: 1 3B: 0 DP: 0 HR: 0 HBP: 1				WP: 0 PA: 32 PB: 0 SB: 0 CS: 1		

PITCHER	IP	WLS	BF	H	R	ER	SO	BB	IBB	HBP	BLK	WP	HR	S	P	ERA	WHIP
56 Mark Buehrle, L (1, 1) ERA: 4.5	9.0	W	31	2	0	0	9	2	0	1	0	0	0	74	108	0.00	0.444

PITCHER	IP	WLS	BF	H	R	ER	SO	BB	IBB	HBP	BLK	WP	HR	S	P	ERA	WHIP

TOP

Houston Astros @ Toronto Blue Jays

Rogers Centre, Toronto, ON

Thu Jul 25 2013, 7:08 PM - 9:26 PM EDT

Att. 24,188 - Partly Cloudy - 70 F

livebaseballscorecards.com

AB	27
R	0
H	2
RBI	0
BB	2
SO	9
LOB	8

Batter	1	2	3	4	5	6	7	8	9	AB	R	H	RBI	BB	SO	LOB
7 José Reyes, S (1, 6) OBP: 0.373, SLG: 0.476	B SI 90 C SI 88 T SI 88 B CU 75 B SI 92 F FF 91 F SI 93 X FF 94 3-2 11 G5-4-3 1B			B CU 75 B CH 75 C FF 86 B FF 90 C FF 85 F FS 82 S FF 91 3-3 ① K		B SI 94 B SI 93 C SI 92 X SI 93 2-1 11 G5-4-3 1B		B FF 93 B SI 90 C SI 90 F CH 84 X SI 93 2-2 11 G3 2B		4	0	3	0	0	1	0
11 Rajai Davis, R (1, 7) OBP: 0.323, SLG: 0.368	C SI 92 ①② F CH 76 F FF 92 D CH 77 1 SAFE B SI 92 B CH 76 X FF 92 3-2 G5-4-3 1-2f			B CU 77 C FF 92 X FF 91 1-1 ② F8		B SI 93 F SI 92 B SI 93 X SI 92 2-1 ②③ G5-4-3 1-2f		C SI 93 F FF 93 X CU 81 0-2 ② G3 2-3		4	0	0	0	0	0	3
19 José Bautista, R (1, 9) OBP: 0.352, SLG: 0.499	B SI 92 C SI 92 B CH 78 C SI 94 F SI 93 F FF 93 X SI 93 2-2 ③ L5			B CH 75 C CH 76 B FF 93 C CU 77 B FF 90 B CH 75 4-2 10 2B BB			C SI 92 B CU 81 S FF 93 F SL 91 B FF 94 B CU 83 B SI 94 4-2 10 BB 26 2B BB	F FF 92 X SI 92 0-1 ③ G5-3		2	2	0	0	2	0	1
10 Edwin Encarnación, R (1, 3) OBP: 0.353, SLG: 0.525		C SI 85 S CH 74 F FF 90 F CH 76 B FF 92 S FF 92 1-3 ① K		B FF 91 D FS 81 F FF 90 F CH 74 X CU 78 2-2 ③ 1-H 2B			B FF 92 1 SAFE B SI 92 B FF 92 B SI 92 4-0 26 2B 3 1B 1-2 BB			2	1	1	1	1	1	0
16 Mark DeRosa, R (1, 10) OBP: 0.316, SLG: 0.437 26 Adam Lind, L (7, PH) OBP: 0.361, SLG: 0.495 (8, 10)		B CU 76 B SI 92 F FF 91 S SI 92 F CH 74 B SI 92 S FF 90 3-3 ② K			X FF 85 0-0 ① G6-3		C SI 90 X CU 80 0-1 3 1B 1-3 2-H 2B			2 1	0 1	0 1	0 1	0 0	1 0	0 0
3 Maicer Izturis, S (1, 4) OBP: 0.296, SLG: 0.339		C FF 92 F SI 92 S CU 78 0-3 ③ K			B SI 87 B FF 85 B FF 86 C FF 85 T FF 86 F FF 90 F FF 87 F FF 90 F FF 88 3-2 ② F CH 76 X SI 89 L6		B SI 92 X SI 91 1-0 28 CS 1B 2-H 3-H			3	0	1	2	0	1	0
28 Colby Rasmus, L (1, 8) OBP: 0.332, SLG: 0.478			B FF 89 C CH 75 B CH 74 B FF 90 C FF 90 X CH 74 3-2 ① F8		B FF 90 C FF 89 X CH 74 1-1 2B		B SI 92 B CU 82 S SI 90 B CH 84 F SI 92 C FF 92 3-3 ①② K 1-2			3	0	1	0	0	1	1
9 J.P. Arencibia, R (1, 2) OBP: 0.256, SLG: 0.419			F SI 90 C FF 92 B FF 92 S CH 79 1-3 ② K		F CU 77 B FF 90 B FS 82 F FF 90 D CU 78 F CH 74 S FF 92 3-3 ③ K		B CU 80 S SI 94 S SI 93 X CU 83 1-2 ③ L7			3	0	0	0	0	2	1
13 Brett Lawrie, R (1, 5) OBP: 0.265, SLG: 0.363			B SI 93 F CU 78 C FF 93 X CH 75 1-2 ③ G6-3			B SI 94 C SI 94 B SI 94 F SI 94 X SL 83 2-2 ① P4		C SI 92 C FF 92 C FF 92 0-3 ① K		3	0	0	0	0	1	0
Inning Stats	R: 0 E: 0 K: 0 S: 14 H: 1 LOB: 0 BB: 0 P: 22	R: 0 E: 0 K: 3 S: 12 H: 0 LOB: 0 BB: 0 P: 16	R: 0 E: 0 K: 1 S: 9 H: 0 LOB: 0 BB: 0 P: 14	R: 1 E: 0 K: 1 S: 11 H: 1 LOB: 1 BB: 1 P: 21	R: 0 E: 0 K: 1 S: 15 H: 1 LOB: 1 BB: 0 P: 22	R: 0 E: 0 K: 0 S: 7 H: 1 LOB: 0 BB: 0 P: 13	R: 3 E: 0 K: 1 S: 12 H: 2 LOB: 0 BB: 2 P: 25	R: 0 E: 0 K: 1 S: 11 H: 1 LOB: 1 BB: 0 P: 13		1B: 3 2B: 5 3B: 0 HR: 0	SF: 0 SAC: 0 DP: 3 HBP: 0			WP: 0 PB: 0 SB: 0 CS: 1	PA: 30	

PITCHER		IP	WLS	BF	H	R	ER	SO	BB	IBB	HBP	BLK	WP	HR	S	P	ERA	WHIP
45 Erik Bedard, L ERA: 4.28	(1, 1)	5.0	L	17	3	1	1	6	1	0	0	0	0	0	61	95	1.80	0.800
64 Lucas Harrell, R ERA: 5.17	(6, 1)	3.0		13	4	3	3	2	2	0	0	0	0	0	30	51	9.00	2.000

PITCHER	IP	WLS	BF	H	R	ER	SO	BB	IBB	HBP	BLK	WP	HR	S	P	ERA	WHIP

BOTTOM

Houston Astros @ Toronto Blue Jays

Rogers Centre, Toronto, ON

Thu Jul 25 2013, 7:08 PM - 9:26 PM EDT

Att. 24,188 - Partly Cloudy - 70 F

livebaseballscorecards.com

AB	27
R	4
H	7
RBI	4
BB	3
SO	8
LOB	6

Batter	1	2	3	4	5	6	7	8	9	AB	R	H	RBI	BB	SO	LOB
6 Jonathan Villar, S (1, 6) OBP: 0.300, SLG: 0.421	B KN 71 C FF 81 B KN 77 B KN 73 X FF 81 3-1 27 SH1-3 2B		C KN 74 S KN 78 L KN 78 0-3 ① K	B EP 68 C KN 76 B KN 78 B EP 64 C KN 74 S KN 74 3-3 ③ K			B FF 93 B FF 93 F SI 92 B FF 93 C SI 91 X FF 93 3-2 ① G1-3	C FF 95 S CH 87 F FF 94 D CH 88 S CH 86 1-3 ③ K		5	0	1	0	0	3	2
27 Jose Altuve, R (1, 4) OBP: 0.318, SLG: 0.359	X KN 74 0-0 ① SH1-3 2-3		B KN 77 B KN 75 C FF 84 B KN 75 C FF 84 C FF 84 3-3 ② K		B KN 73 B KN 71 F FF 82 X FF 82 2-1 ① G4-3		B SL 84 B SI 95 B FF 94 C FF 92 F FF 94 B FF 94 4-2 15 S 15 1B BB		C SI 89 B CH 79 X SI 92 1-1 29 G3 23 1B 1B	3	1	1	0	1	1	0
15 Jason Castro, L (1, 2) OBP: 0.322, SLG: 0.453 22 Carlos Corporán, S (9, PH) OBP: 0.336, SLG: 0.443	S KN 77 F KN 78 S KN 78 0-3 ② K		B KN 79 S B KN 80 F KN 79 B KN 78 B KN 76 4-2 BB		C EP 67 F EP 66 B FF 85 S KN 80 1-3 ② K		1 SAFE D SI 95 C FF 92 X SI 95 1-1 29 FC3-6 23 BB 1-H 1B		C SI 91 F SI 91 C SI 93 0-3 ① K	3 1	0 0	1 0	1 0	1 0	2 0	1 1
23 Chris Carter, R (1, 10) OBP: 0.325, SLG: 0.443	B KN 77 C KN 78 F KN 77 S KN 79 1-3 ③ K		B KN 79 B KN 77 F KN 76 S KN 77 X KN 78 2-2 ③ F8		C KN 80 S KN 80 C FF 84 0-3 ③ K		B SL 88 F FF 94 D SL 87 B FF 93 B FF 92 4-1 29 FC3-6 1-2 BB		X SI 91 0-0 29 G3 1-2 1B	4	0	1	0	1	2	2
29 Brett Wallace, L (1, 3) OBP: 0.270, SLG: 0.430		B KN 72 F KN 72 B KN 78 S KN 74 B KN 70 B KN 77 4-2 14 FC5-4 BB	F KN 73 B KN 79 S EP 66 X KN 79 1-2 14 2B 59 2B 1B		B KN 75 B KN 72 X KN 72 2-0 14 1B 59 G4-6-3 2B	S FF 91 B SI 91 X SI 92 1-1 ② FC3-6 44 FC6-4 1-2f 2-3		C SL 76 B SI 92 B SI 93 S SI 92 F SL 78 X SI 93 2-2 ② G3 1-2 2-3	4	2	2	0	1	0	4
14 J.D. Martinez, R (1, 9) OBP: 0.280, SLG: 0.392 44 Justin Maxwell, R (7, PH) OBP: 0.313, SLG: 0.374 (7, 9)		C KN 75 B KN 78 C EP 68 X KN 79 1-2 ① FC5-4 59 HR 1-2f	X FF 84 0-0 59 2B 1-3 2B		F KN 78 X KN 79 0-1 59 G4-6-3 2-3 1B	S CU 84 B FF 90 B CU 86 B FF 94 X FF 91 3-1 ③ FC6-4 1-2f		X SI 93 0-0 ③ G4-3	3 2	2 0	2 0	0 0	0 0	0 0	1 4
59 Marc Krauss, L (1, 7) OBP: 0.222, SLG: 0.386		C KN 75 X KN 78 0-1 1-H HR	B KN 79 C KN 78 X KN 80 1-1 2-H 3-H 2B		F KN 78 B KN 79 B EP 67 B FF 83 F KN 77 1 SAFE X KN 71 3-2 ①② G4-6-3 1-2f 3-H			B FF 94 C FF 94 F CH 88 S CH 88 1-3 ① K		4	1	2	4	0	1	1
30 Matt Dominguez, R (1, 5) OBP: 0.262, SLG: 0.381		B FF 84 B KN 71 C KN 74 F KN 76 S KN 78 2-3 ② K	B KN 75 B KN 76 X KN 76 2-0 ① P2		C KN 77 H KN 68 1-1 2 FC6-4 HBP			C FF 94 S FF 95 B FF 96 B FF 95 X CH 88 2-2 ② G6-3		3	0	0	0	0	1	1
2 Brandon Barnes, R (1, 8) OBP: 0.301, SLG: 0.360		B KN 74 B KN 75 C FF 82 S KN 74 F KN 79 F EP 67 X KN 79 2-2 ③ G4-3	B KN 77 S KN 71 X EP 67 1-1 ② P3		C KN 79 S KN 78 X KN 78 1-1 ③ FC6-4 1-2f			B FF 96 B FF 95 X FF 94 2-0 1B		4	0	1	0	0	0	2
Inning Stats	R: 0 E: 0 K: 2 S: 9 H: 1 LOB: 1 BB: 0 P: 13	R: 2 E: 0 K: 1 S: 15 H: 1 LOB: 0 BB: 1 P: 24	R: 0 E: 0 K: 2 S: 11 H: 0 LOB: 1 BB: 1 P: 20	R: 2 E: 0 K: 1 S: 12 H: 3 LOB: 1 BB: 0 P: 20	R: 0 E: 0 K: 2 S: 8 H: 0 LOB: 0 BB: 0 P: 11	R: 1 E: 0 K: 0 S: 9 H: 2 LOB: 1 BB: 0 P: 16	R: 1 E: 0 K: 0 S: 12 H: 1 LOB: 2 BB: 2 P: 28	R: 0 E: 0 K: 2 S: 11 H: 1 LOB: 1 BB: 0 P: 17	R: 0 E: 0 K: 1 S: 11 H: 2 LOB: 2 BB: 0 P: 14	1B: 6 2B: 4 3B: 0 HR: 1 SF: 0 SAC: 1 DP: 1 HBP: 1						

PITCHER		IP	WLS	BF	H	R	ER	SO	BB	IBB	HBP	BLK	WP	HR	S	P	ERA	WHIP
43 R.A. Dickey, R ERA: 4.86	(1, 1)	6.0		27	7	5	5	8	2	0	1	0	0	1	64	104	7.50	1.500
29 Dustin McGowan, R ERA: 2.45	(7, 1)	0.1		4	1	1	1	0	2	0	0	0	0	0	8	20	27.00	9.000
27 Brett Cecil, L ERA: 2.76	(7, 1)	0.2	W	2	0	0	0	0	0	0	0	0	0	0	4	8	0.00	0.000
50 Steve Delabar, R ERA: 2.54	(8, 1)	1.0		4	1	0	0	2	0	0	0	0	0	0	11	17	0.00	1.000
62 Aaron Loup, L ERA: 1.94	(9, 1)	1.0		5	2	0	0	1	0	0	0	0	0	0	11	14	0.00	2.000

PITCHER	IP	WLS	BF	H	R	ER	SO	BB	IBB	HBP	BLK	WP	HR	S	P	ERA	WHIP

TOP

Houston Astros @ Toronto Blue Jays

Rogers Centre, Toronto, ON

Fri Jul 26 2013, 7:10 PM - 10:31 PM EDT

Att. 24,088 - Partly Cloudy - 71 F

livebaseballscorecards.com

AB	36
R	6
H	11
RBI	5
BB	4
SO	11
LOB	19

Batter	1	2	3	4	5	6	7	8	9	AB	R	H	RBI	BB	SO	LOB
7 José Reyes, S (1, 6) OBP: 0.393, SLG: 0.514	C SI 92 B SI 92 S SL 88 F SL 88 F SI 94 X SL 90 1-2 53 G2-3 2B		B SI 92 B CH 83 C SI 93 X CH 82 2-1 HR	D CU 79 X SI 93 1-0 53 G4-6-3 1-2 1B		B SI 90 S SI 90 B CU 75 D SI 90 D FC 89 4-1 19 S BB	B SI 90 B SI 90 B CH 84 B SI 91 4-0 10 HR 1-2 2-3 3-H BB			3	2	3	2	2	0	0
53 Melky Cabrera, S (1, 7) OBP: 0.318, SLG: 0.358 11 Rajai Davis, R (8, 7) OBP: 0.323, SLG: 0.368	B SI 93 X SI 93 1-0 ① G2-3 2-3		B SI 92 X SI 94 1-0 19 BLK 19 SF7 2B	F CU 79 X SI 92 0-1 ② ③ G4-6-3 1-2f		T SI 90 F FC 88 X FC 89 0-2 ② F8 2-3	C FF 90 F CH 86 X CH 86 0-2 ① P3			5 0	1 0	1 0	0 0	0 0	0 0	8 0
19 José Bautista, R (1, 9) OBP: 0.348, SLG: 0.493	C CU 81 B CU 83 X SI 93 1-1 ② P4		C CU 81 B CH 82 B FF 95 B SL 87 X CH 82 3-1 ① SF7 2-H		B SI 94 C SL 87 B SI 93 B FF 93 X SI 95 3-1 ① G4-3	D CU 78 F FF 96 F FF 96 D CU 84 B FF 96 C CH 85 3-3 ③ K 1-2	B SL 89 C FF 94 S FF 95 F FF 94 F SL 88 B SL 82 X FF 95 2-2 ② P4			4	0	0	1	0	1	6
10 Edwin Encarnación, R (1, 10) OBP: 0.359, SLG: 0.546	C SL 87 X SI 95 0-1 ③ G6-3		C SL 88 B SL 88 S SL 87 B SI 92 B SL 88 B SI 92 4-2 26 FC5-4 BB		C FF 94 X SL 86 0-1 28 2B 2B		C FF 86 F CH 86 X FF 86 1-1 HR B SL 88 B SL 88 S SL 87 B FF 94 F FF 94 X FF 94 3-2 1-H 2-H 3-H HR			4	3	3	5	1	0	1
26 Adam Lind, L (1, 3) OBP: 0.359, SLG: 0.500		B SI 92 B SI 93 F SI 92 F CH 83 B SL 88 X SI 92 3-2 ① G1-3	B SI 93 F SI 92 B CH 83 X SI 94 2-1 ② FC5-4 1-2f		X CH 83 0-0 ② L8		B SI 95 F FF 95 X CH 86 1-1 HR 0-3 ③ K			5	1	1	1	0	1	2
28 Colby Rasmus, L (1, 8) OBP: 0.339, SLG: 0.488		X SI 94 0-0 3 BB 1B	C CU 82 B CH 83 B CU 82 F CU 80 B CU 82 F SI 93 F CU 82 F SI 93 T FF 93 3-2 ③ K		B CU 82 B CH 83 B FF 94 C CU 78 S FF 92 X CU 81 3-2 2-H 2B		B CH 86 C CU 76 X FF 95 1-1 E9 3 2B 2B	C SI 94 C SI 93 B FF 95 B CH 89 X CU 81 2-2 13 FC4-6 1B		5	1	4	1	0	1	1
3 Maicer Izturis, S (1, 4) OBP: 0.297, SLG: 0.341		B SI 94 B SI 93 B CH 83 C SI 91 B SI 92 4-1 1-2 BB	B SI 92 X CH 83 1-0 ① G3	F SI 94 B CH 84 X SI 92 1-1 ③ P6		B FF 96 X FF 95 1-0 22 HBP 7 BB 3-H 2B	C SI 92 F SI 92 X FF 94 0-2 ① L4			4	1	1	1	1	0	2
13 Brett Lawrie, R (1, 5) OBP: 0.273, SLG: 0.389		C CU 80 D CU 82 X CH 84 1-1 ② P3	B SI 94 C SI 94 F CU 81 F CU 84 B SI 94 X SL 83 2-2 HR		F FF 93 B FF 95 B CH 83 X FF 94 2-1 53 F8 2B	D CU 77 B CH 86 B CU 80 C FF 95 D CH 87 4-1 7 BB 22 HBP 10 HR BB	F FF 95 F FF 95 F FF 96 F FF 95 D FF 96 X FF 95 1-2 ② FC4-6 1-2f			4	2	2	1	1	0	3
22 Josh Thole, L (1, 2) OBP: 0.264, SLG: 0.156		D CU 80 X FF 93 1-0 ③ F8	B SL 89 B CU 79 B SI 93 C FF 92 B SI 92 4-1 7 1B BB		B SI 88 X SI 90 1-0 ① P5	H CU 80 1-0 7 BB 10 HR 1-2 2-3 HBP	B SI 93 X SI 94 1-0 ③ G6-3			3	1	0	0	1	0	4
Inning Stats	R: 0 E: 0 K: 0 S: 10 H: 1 LOB: 1 BB: 0 P: 13	R: 0 E: 0 K: 0 S: 8 H: 1 LOB: 2 BB: 1 P: 17	R: 2 E: 0 K: 1 S: 15 H: 2 LOB: 1 BB: 1 P: 30	R: 1 E: 0 K: 0 S: 9 H: 2 LOB: 1 BB: 1 P: 17	R: 1 E: 0 K: 0 S: 10 H: 2 LOB: 1 BB: 0 P: 17	R: 0 E: 0 K: 1 S: 10 H: 1 LOB: 2 BB: 1 P: 20	R: 8 E: 1 K: 1 S: 22 H: 5 LOB: 0 BB: 2 P: 40	R: 0 E: 0 K: 0 S: 12 H: 1 LOB: 1 BB: 0 P: 16		1B: 3 2B: 7 3B: 0 HR: 5 SF: 1 SAC: 0 DP: 1 HBP: 1						

PITCHER		IP	WLS	BF	H	R	ER	SO	BB	IBB	HBP	BLK	WP	HR	S	P	ERA	WHIP
18 Jordan Lyles, R ERA: 4.92	(1, 1)	5.0		26	9	4	4	1	3	0	0	1	0	2	54	98	7.20	2.400
54 Travis Blackley, L ERA: 5.12	(6, 1)	0.2	H	3	0	0	0	0	1	0	0	0	0	0	5	10	0.00	1.500
56 Paul Clemens, R ERA: 6.36	(6, 1)	0.1	L	7	4	6	6	1	1	0	1	0	0	2	11	23	162.00	15.000
53 Wesley Wright, L ERA: 4.34	(7, 1)	0.1		2	0	0	0	0	1	0	0	0	0	0	3	7	0.00	3.000
62 Hector Ambriz, R ERA: 5.7	(7, 1)	0.2		3	1	2	2	1	0	0	0	0	0	1	11	16	27.00	1.500

PITCHER		IP	WLS	BF	H	R	ER	SO	BB	IBB	HBP	BLK	WP	HR	S	P	ERA	WHIP
68 José Cisnero, R ERA: 3.29	(8, 1)	1.0		4	1	0	0	0	0	0	0	0	0	0	12	16	0.00	1.000

BOTTOM

Houston Astros @ Toronto Blue Jays

Rogers Centre, Toronto, ON

Fri Jul 26 2013, 7:10 PM - 10:31 PM EDT

Att. 24,088 - Partly Cloudy - 71 F

livebaseballscorecards.com

AB	37
R	12
H	15
RBI	12
BB	6
SO	3
LOB	27

WP: 0 PA: 45
PB: 0
SB: 1
CS: 0

Batter	1	2	3	4	5	6	7	8	9	AB	R	H	RBI	BB	SO	LOB
6 Jonathan Villar, S (1, 6) OBP: 0.360, SLG: 0.409	C FF 92 B CU 79 X SL 84 27 1B 15 1B 1B	C FF 92 F CU 80 C SI 93 0-3 ③ K	B SI 94 B SL 85 C FF 91 B SI 93 B SI 93 4-1 27 CS BB	B SL 80 B SL 79 B SI 94 B SI 92 4-0 29 S 15 S 29 1B BB	C SI 87 B SI 86 B SI 87 C SI 88 B FF 87 C FF 88 3-3 ① K	3	2	1	0	2	2	0
27 Jose Altuve, R (1, 4) OBP: 0.318, SLG: 0.359 10 Jake Elmore, R (7, PH) OBP: 0.325, SLG: 0.348 (7, 4)	1 SAFE B SI 93 1 SAFE F SI 92 X SL 86 1-1 15 1B 23 HR 1-3 1B	X SL 83 0-0 ① G6-3	C SI 92 P PO 87 1-1 ③ CS 1-2	C FF 91 F SL 84 S CU 79 0-3 ① K2-3	1 SAFE C SI 94 X SL 82 0-1 ① P2	B SI 87 B SI 87 C FF 88 B FF 88 C FF 87 X FF 87 3-2 ② L9	3	1	1	0	0	1	0
										2	0	0	0	0	0	1
15 Jason Castro, L (1, 2) OBP: 0.323, SLG: 0.450	B SI 92 S SI 93 1 SAFE S FF 92 B CH 91 F SL 89 1 SAFE D CU 80 F FF 93 3-2 X FF 92 23 HR 1-3 3-H 1B	C SI 92 X FF 91 0-1 ② L9	B CU 79 C SI 92 B SI 92 C CU 80 F CU 80 B FF 92 T FF 93 3-2 ② K	1 SAFE 1 SAFE B SL 94 B SL 82 S SL 82 B SI 94 S SL 82 F SI 94 B SL 84 4-2 29 1B 1-2 BB	B FF 88 C FF 88 S SL 76 S SL 76 1-3 ③ K	4	1	1	1	1	2	0
23 Chris Carter, R (1, 10) OBP: 0.327, SLG: 0.451	X FF 92 0-0 1-H 3-H HR	B SL 85 B SL 86 B SI 94 B SI 93 4-0 BB	C FF 93 B SL 88 X FF 91 1-1 ③ F8	D SL 85 S SI 93 C SL 83 S SL 85 1-3 ② K	3	1	1	3	1	1	2
29 Brett Wallace, L (1, 3) OBP: 0.269, SLG: 0.423	B SI 93 C CU 79 S CU 81 B FF 93 B CU 81 F FF 93 S SL 88 3-3 ① K	C SL 84 F FF 92 B FF 92 S CU 79 1-3 ③ K2-3	X CU 78 0-0 ① G3-1	B SI 93 B SI 93 F SI 93 B SL 84 X SI 94 3-1 1-2 2-H 1B	4	0	1	1	0	2	1
59 Marc Krauss, L (1, 7) OBP: 0.204, SLG: 0.354	C SI 93 X SI 90 0-1 ② G6-3	C FF 91 C FF 92 B FF 92 B SL 84 B FF 93 F FF 93 X FF 94 3-2 ① G3	B CH 90 B CU 80 F FF 92 X CH 90 2-1 ② F8	S SL 84 F SL 86 B SI 94 S SL 84 1-3 ③ K	4	0	0	0	0	1	2
44 Justin Maxwell, R (1, 9) OBP: 0.318, SLG: 0.396	S SL 84 B SL 86 B FF 94 B SL 87 F FF 94 S SL 85 3-3 ③ K	B SL 88 B FF 93 X FF 93 2-0 HR	F CU 79 S FF 92 H FF 92 1-2 30 S 30 1B HBP	C SI 93 C SL 83 B SL 84 F SL 83 C SI 94 1-3 ① K	3	2	1	1	0	2	0
30 Matt Dominguez, R (1, 5) OBP: 0.265, SLG: 0.391	C CH 90 F SI 90 F SI 91 B SL 84 C FF 92 1-3 ① K	F SI 93 B SL 85 C CU 79 B SI 94 X FF 92 2-2 HR	C SL 82 D SL 83 1 SAFE F FF 91 D CH 89 F SL 84 D CU 79 X SI 92 3-2 1-H 1B	C SI 93 X SI 92 0-1 ② G6-3	4	1	2	2	0	1	0
2 Brandon Barnes, R (1, 8) OBP: 0.296, SLG: 0.354	F FF 92 B SL 84 X SL 84 1-1 ② L7	F SL 83 T FF 93 T FF 93 0-2 ② K	C SI 92 B SL 81 C SL 82 S SL 83 1-3 ③ K	F SL 80 F SI 93 B SI 93 F SI 93 X CH 88 1-2 ③ G4-3	4	0	0	0	0	2	1
Inning Stats	R: 4 E: 0 K: 2 S: 19 H: 4 LOB: 0 BB: 0 P: 30	R: 0 E: 0 K: 2 S: 9 H: 0 LOB: 0 BB: 0 P: 11	R: 0 E: 0 K: 1 S: 6 H: 0 LOB: 1 BB: 1 P: 11	R: 2 E: 0 K: 1 S: 14 H: 2 LOB: 0 BB: 1 P: 25	R: 0 E: 0 K: 2 S: 9 H: 0 LOB: 0 BB: 0 P: 13	R: 1 E: 0 K: 1 S: 12 H: 1 LOB: 1 BB: 0 P: 19	R: 1 E: 0 K: 2 S: 13 H: 1 LOB: 2 BB: 2 P: 26	R: 0 E: 0 K: 1 S: 10 H: 0 LOB: 0 BB: 0 P: 12	R: 0 E: 0 K: 2 S: 9 H: 0 LOB: 0 BB: 0 P: 16	1B: 5 2B: 0 3B: 0 HR: 3	SF: 0 SAC: 0 DP: 0 HBP: 1			WP: 0 PB: 0 SB: 3 CS: 1	PA: 40		

TOP

Houston Astros @ Toronto Blue Jays

Rogers Centre, Toronto, ON

Sat Jul 27 2013, 1:09 PM - 3:57 PM EDT

Att. 34,317 - Roof Closed - 69 F

livebaseballscorecards.com

AB	34
R	8
H	8
RBI	8
BB	4
SO	14
LOB	7

PITCHER		IP	WLS	BF	H	R	ER	SO	BB	IBB	HBP	BLK	WP	HR	S	P	ERA	WHIP
55 Josh Johnson, R ERA: 6.08	(1, 1)	5.2	L	26	7	7	7	8	2	0	1	0	0	3	66	105	11.12	1.588
57 Juan Pablo Perez, L ERA: 2.13	(6, 1)	2.1		10	1	1	1	4	2	0	0	0	0	0	26	42	3.86	1.286
38 Darren Oliver, L ERA: 3.82	(9, 1)	1.0		3	0	0	0	2	0	0	0	0	0	0	9	16	0.00	0.000

PITCHER	IP	WLS	BF	H	R	ER	SO	BB	IBB	HBP	BLK	WP	HR	S	P	ERA	WHIP

Batter	1	2	3	4	5	6	7	8	9	AB	R	H	RBI	BB	SO	LOB
7 José Reyes, S (1, 6) OBP: 0.389, SLG: 0.507	C FF 88 B SI 89 B CH 78 X SI 88 2-1 G1-3 ①		B CU 70 X SI 89 1-0 G6-3 ①		C CH 78 B SL 82 C SI 90 B SI 92 F SL 82 C SI 92 2-3 K ③			B SI 89 C SI 89 F SI 90 F SL 80 F SI 92 X FF 90 1-2 53 1B 19 HR 1B		4	1	1	0	0	1	0
53 Melky Cabrera, S (1, 7) OBP: 0.320, SLG: 0.359	B SI 90 C FF 90 F SL 79 F SL 82 F SI 91 F FF 90 X SI 90 1-2 10 WP 10 1B 1B		C FF 90 B SL 81 F FF 91 X FF 91 1-2 L8 ②			C FF 89 X FF 88 0-1 G6-3 ①		C FF 90 X FF 88 0-1 19 HR 1-2 1B		4	2	2	0	0	0	0
19 José Bautista, R (1, 9) OBP: 0.350, SLG: 0.501	B SI 90 B CH 78 C SI 89 C CH 77 F SL 83 X CH 78 2-2 L4 ②		C SI 90 X SI 90 0-1 G5-3 ③			X SI 90 0-0 10 1B 1B		C CH 77 F FF 90 B SL 84 B SI 91 X CH 77 2-2 1-H 2-H HR		4	1	2	3	0	0	1
10 Edwin Encarnación, R (1, 3) OBP: 0.364, SLG: 0.551	D SI 90 B SI 90 C CH 78 S SL 81 X SL 81 2-2 1-H 1B			C SI 88 B CH 77 X CH 78 1-1 16 G4-6-3 1B		C CU 72 B SI 90 X SI 90 1-1 26 G6-4-3 1-3 1B		B SI 93 C SI 94 B CU 75 C FS 85 X CU 78 2-2 1B		4	0	4	1	0	0	0
26 Adam Lind, L (1, 10) OBP: 0.354, SLG: 0.493	C SL 80 S SL 81 S SL 81 0-3 K ③			S SL 80 S SL 81 X SL 81 0-2 P6 ①		B SL 82 X SI 91 1-0 G6-4-3 ②③ 1-2f		F SI 94 X FS 84 0-1 F7 ②		4	0	0	0	0	1	5
16 Mark DeRosa, R (1, 4) OBP: 0.316, SLG: 0.457 3 Maicer Izturis, S (8, PH) OBP: 0.297, SLG: 0.340 (9, 4)		X FF 87 0-0 HR		C CU 73 X FF 90 0-1 G4-6-3 ②③ 1-2f			B CH 76 C FF 88 B CU 71 X CH 76 2-1 G6-3 ①	F SI 94 B CU 76 B FS 84 X SI 94 2-1 F8 ③		3 1	1 0	1 0	1 0	0 0	0 0	1 1
28 Colby Rasmus, L (1, 8) OBP: 0.338, SLG: 0.494		C SI 90 C SL 80 B SL 79 B FC 89 B FF 92 C SL 81 3-3 K ①			X SL 78 0-0 HR		C FC 88 C FF 90 B SL 81 S SI 91 1-3 K ②		C SI 94 B CU 76 B SI 94 C FS 84 F CU 77 X SI 94 2-2 P5 ①	4	1	1	1	0	2	0
9 J.P. Arencibia, R (1, 2) OBP: 0.256, SLG: 0.415		B CU 72 B SI 90 B FF 90 B FF 89 4-0 13 G4-6-3 BB			X FF 89 0-0 F8 ①		C SI 90 B CH 77 F SI 91 S FF 91 1-3 K ③		C CU 77 X CU 77 0-1 G3-1 ②	3	0	0	0	1	1	0
13 Brett Lawrie, R (1, 5) OBP: 0.268, SLG: 0.380		X FF 88 0-0 G4-6-3 ②③ 1-2f			C FF 88 F CH 79 B SI 91 S SL 83 1-3 K ②			B CH 75 X FF 89 1-0 G4-3 ①	C SI 95 X SI 94 0-1 F9 ③	4	0	0	0	0	1	1
Inning Stats	R: 1 E: 0 K: 1 S: 18 H: 2 LOB: 1 BB: 0 P: 25	R: 1 E: 0 K: 1 S: 5 H: 1 LOB: 0 BB: 1 P: 12	R: 0 E: 0 K: 0 S: 6 H: 0 LOB: 0 BB: 0 P: 8	R: 0 E: 0 K: 0 S: 7 H: 1 LOB: 0 BB: 0 P: 8	R: 1 E: 0 K: 2 S: 9 H: 1 LOB: 0 BB: 0 P: 12	R: 0 E: 0 K: 0 S: 6 H: 2 LOB: 1 BB: 0 P: 8	R: 0 E: 0 K: 2 S: 8 H: 0 LOB: 0 BB: 0 P: 12	R: 3 E: 0 K: 0 S: 18 H: 4 LOB: 1 BB: 0 P: 26	R: 0 E: 0 K: 0 S: 8 H: 0 LOB: 0 BB: 0 P: 10	1B: 8 2B: 0 3B: 0 HR: 3 SF: 0 SAC: 0 DP: 3 HBP: 0						

PITCHER		IP	WLS	BF	H	R	ER	SO	BB	IBB	HBP	BLK	WP	HR	S	P	ERA	WHIP
60 Dallas Keuchel, L ERA: 4.63	(1, 1)	7.1	W	30	10	6	6	6	1	0	0	0	1	3	70	100	7.36	1.500
41 Jose Veras, R ERA: 2.93	(8, 1)	1.2	S	6	1	0	0	0	0	0	0	0	0	0	15	21	0.00	0.600

PITCHER	IP	WLS	BF	H	R	ER	SO	BB	IBB	HBP	BLK	WP	HR	S	P	ERA	WHIP

BOTTOM

Houston Astros @ Toronto Blue Jays

Rogers Centre, Toronto, ON

Sat Jul 27 2013, 1:09 PM - 3:57 PM EDT

Att. 34,317 - Roof Closed - 69 F

livebaseballscorecards.com

AB	35
R	6
H	11
RBI	6
BB	1
SO	6
LOB	9

WP: 1 PA: 36
PB: 0
SB: 0
CS: 0

Houston Astros @ Toronto Blue Jays

Rogers Centre, Toronto, ON

Sun Jul 28 2013, 1:08 PM - 4:22 PM EDT

Att. 31,634 - Sunny - 68 F

TOP

livebaseballscorecards.com

Batter	1	2	3	4	5	6	7	8	9	AB	R	H	RBI	BB	SO	LOB
6 Jonathan Villar, S (1, 6) OBP: 0.345, SLG: 0.385	C SI 89 B SI 92 B CH 83 S SI 91 C SI 92 2-3 ① K		B CH 82 B SI 91 B SL 80 C SI 89 X SI 89 3-1 ② 22 S 1B		C SI 90 B CH 83 C SI 92 T SI 91 1-2 ② K			C FF 95 X FF 95 0-1 ② F7		4	0	1	0	0	2	0
19 Robbie Grossman, S (1, 7) OBP: 0.316, SLG: 0.246	F SI 92 S SI 91 B CH 84 F SI 92 B SL 83 B SI 92 B SI 92 4-2 23 E 23 S BB		B SI 90 X SI 89 1-0 ② F8		F SI 91 B CH 83 B SI 90 S SI 91 X SI 93 2-2 ③ F7			C FF 95 X FF 95 0-1 1B		3	0	1	0	1	0	1
22 Carlos Corporán, S (1, 2) OBP: 0.326, SLG: 0.429	C SI 91 F SI 90 X SL 83 0-2 ② F9		C SI 90 1 SAFE F SI 89 B CH 82 T SI 93 1-2 ③ K 1-2			X SI 90 0-0 ① P5		F FF 96 D CH 88 B FF 95 S FF 95 B FF 96 F FF 96 C CH 87 3-3 ③ K		4	0	0	0	0	2	3
23 Chris Carter, R (1, 10) OBP: 0.324, SLG: 0.446	C SL 82 C SI 91 B SL 82 B SL 83 S SI 92 2-3 ③ K 1-3			B SL 81 S SI 88 B SI 90 S SI 90 X SI 91 2-2 ① F9		C SI 90 C SL 84 C SI 92 0-3 ② K			T FC 89 F FF 91 B CU 75 B FF 92 F CU 74 C FF 92 2-3 ① K	4	0	0	0	0	3	1
29 Brett Wallace, L (1, 3) OBP: 0.268, SLG: 0.443		B SI 89 C SI 90 B CH 83 C SI 90 F SI 92 T SI 92 2-2 ① K		B CH 82 F SI 90 B CH 83 B SI 90 X SI 90 3-1 HR		T SI 91 B CH 84 B SI 91 B SL 80 C SI 91 X SI 92 3-2 ③ F8			B FF 90 X FC 90 1-0 ② F7	4	1	1	1	0	1	0
59 Marc Krauss, L (1, 9) OBP: 0.226, SLG: 0.353		C SI 91 B CH 83 S CH 83 B CH 84 B SI 92 B SI 92 4-2 30 S BB		F SI 92 C SL 82 B SI 92 X SL 82 1-2 2 S 1B			B SI 90 B SI 92 C SI 91 F SI 92 S SI 92 3-3 ① K		C FF 92 B FF 93 B FF 91 B FF 92 X FF 91 3-1 ③ F8	3	0	1	0	1	1	0
2 Brandon Barnes, R (1, 8) OBP: 0.297, SLG: 0.354		F SI 90 S SL 82 B SL 81 B SI 93 X SL 81 2-2 ② F8		B SI 89 1 SAFE B SI 90 B SI 90 C SI 89 S SI 90 F SI 90 1 SAFE S SI 89 3-3 ② K 1-2			S CH 77 X SI 92 0-1 30 G4-6-3 1B			3	0	1	0	0	1	2
30 Matt Dominguez, R (1, 5) OBP: 0.262, SLG: 0.388		1 SAFE C SL 83 F SI 92 S SI 91 0-3 ③ K 1-2		B SL 82 F SI 91 T SI 92 S SL 81 1-3 ③ K2-3			B SI 92 B CH 79 1 SAFE B SI 93 C SI 92 1 SAFE 1 SAFE X SI 92 3-1 ② ③ G4-6-3 1-2f			3	0	0	0	0	2	3
10 Jake Elmore, R (1, 4) OBP: 0.313, SLG: 0.333			C SI 88 F SI 90 B SL 82 B SL 82 S SL 82 2-3 ① K		C SI 87 X SL 80 0-1 ① G4-3			B FF 94 B FF 93 C FF 93 B FF 93 F FF 94 C FF 95 3-3 ① K		3	0	0	0	0	2	0

	AB	31
	R	1
	H	5
	RBI	1
	BB	2
	SO	14
	LOB	10

Inning Stats																				
	R: 0 E: 0 K: 2 S: 12	H: 0 LOB: 1 BB: 1 P: 20	R: 0 E: 0 K: 2 S: 12	H: 0 LOB: 1 BB: 1 P: 20	R: 0 E: 0 K: 2 S: 9	H: 1 LOB: 1 BB: 0 P: 16	R: 1 E: 0 K: 2 S: 15	H: 2 LOB: 1 BB: 0 P: 25	R: 0 E: 0 K: 1 S: 8	H: 0 LOB: 0 BB: 0 P: 11	R: 0 E: 0 K: 1 S: 7	H: 0 LOB: 0 BB: 0 P: 10	R: 0 E: 0 K: 1 S: 7	H: 1 LOB: 0 BB: 0 P: 13	R: 0 E: 0 K: 2 S: 11	H: 1 LOB: 1 BB: 0 P: 17	R: 0 E: 0 K: 1 S: 7	H: 0 LOB: 0 BB: 0 P: 13	1B: 4 2B: 0 3B: 0 HR: 1	SF: 0 SAC: 0 DP: 1 HBP: 0	WP: 0 PB: 0 SB: 4 CS: 0	PA: 33

PITCHER		IP	WLS	BF	H	R	ER	SO	BB	IBB	HBP	BLK	WP	HR	S	P	ERA	WHIP
58 Todd Redmond, R ERA: 3.81	(1, 1)	6.0		23	3	1	1	10	2	0	0	0	0	1	63	102	1.50	0.833
62 Aaron Loup, L ERA: 1.9	(7, 1)	1.0		3	1	0	0	1	0	0	0	0	0	0	7	13	0.00	1.000
50 Steve Delabar, R ERA: 2.49	(8, 1)	1.0		4	1	0	0	2	0	0	0	0	0	0	11	17	0.00	1.000
44 Casey Janssen, R ERA: 2.43	(9, 1)	1.0	W	3	0	0	0	1	0	0	0	0	0	0	7	13	0.00	0.000

PITCHER	IP	WLS	BF	H	R	ER	SO	BB	IBB	HBP	BLK	WP	HR	S	P	ERA	WHIP

BOTTOM

Houston Astros @ Toronto Blue Jays

Rogers Centre, Toronto, ON

Sun Jul 28 2013, 1:08 PM - 4:22 PM EDT

Att. 31,634 - Sunny - 68 F

livebaseballscorecards.com

Batter	1	2	3	4	5	6	7	8	9	AB	R	H	RBI	BB	SO	LOB
7 José Reyes, S (1, 6) OBP: 0.390, SLG: 0.497	C FF 96 B FF 96 S FF 96 B FF 96 X FF 96 2-2 G1-3 ①		B FF 95 B CH 84 B FF 94 B FF 93 4-0 19 F9 53 1B 10 SF8 BB		B FF 94 B FF 95 B SI 95 C SI 94 B SI 94 4-1 53 CS BB		B CH 85 C FF 94 C FF 95 S FF 95 1-3 K ①	X SI 94 0-0 F8 ③		3	1	0	0	2	1	3
53 Melky Cabrera, S (1, 7) OBP: 0.325, SLG: 0.367 1 Emilio Bonifácio, S (7, PR) OBP: 0.254, SLG: 0.314 (8, 7)	C FF 97 B SI 96 B FF 95 C FF 95 B SI 96 X FF 96 3-2 10 FC5-4 1B		C SI 95 X SI 95 0-1 1-2 1B		1 SAFE 1 SAFE 1 SAFE C SI 95 F FF 95 B CH 84 C KC 78 1-3 ①② 1-2 K		1 SAFE S FF 95 B FF 95 B CH 83 X FF 94 2-1 1-3 2B		C SI 92 B SI 93 X SI 93 1-1 28 1B 2B	4 1	0 1	3 1	0 0	0 0	1 0	1 0
19 José Bautista, R (1, 10) OBP: 0.346, SLG: 0.496 26 Adam Lind, L (9, PH) OBP: 0.353, SLG: 0.492	B SI 94 C SI 96 D KC 79 F SI 97 F SI 98 F FF 97 F FF 97 1 SAFE F FF 98 3-2 B KC 80 X FF 97 P3 ②		B KC 77 B FF 96 C FF 96 F FF 97 X FF 96 2-2 F9 ① 2-3		B CH 83 C CH 83 F KC 78 F FF 95 X SI 94 1-2 G5-3 ③		B FF 95 C FF 95 C FF 94 S FF 95 1-3 K ②		B SL 83 C SI 91 2 SAFE B SI 90 F FF 91 C FF 90 2-3 K ①	4 1	0 0	0 0	0 0	0 0	1 1	5 1
10 Edwin Encarnación, R (1, 3) OBP: 0.367, SLG: 0.553	C KC 80 B FC 97 F FF 98 X SI 97 1-2 FC5-4 ③ 1-2f		B SI 97 B FF 96 X FF 95 2-0 SF8 ② 3-H			C KC 76 B KC 78 F FF 93 B FF 94 B FF 95 X SI 95 3-2 11 FC6-4 2B	I IN 69 I IN 68 I IN 66 I IN 68 4-0 IBB		I IN 76 I IN 79 I IN 79 I IN 78 4-0 28 1B IBB	2	0	1	1	2	0	1
28 Colby Rasmus, L (1, 8) OBP: 0.336, SLG: 0.490		X FF 96 0-0 F7 ① C FF 95 B SI 96 X CH 84 1-1 G4-3 ②	C SI 94 S CH 85 X SI 96 0-2 G4-3 ③			X SI 95 0-0 F7 ①	B FC 88 C FF 91 X FC 89 1-1 P4 ③		C SI 91 B SI 92 C FF 91 B SI 92 D SL 86 X FF 93 3-2 1-2 2-H 1B	5	0	1	1	0	0	5
3 Maicer Izturis, S (1, 4) OBP: 0.299, SLG: 0.338				B KC 78 C SI 94 F SI 94 B SI 94 B KC 78 B FF 95 4-2 11 FC3-6 BB		B FF 95 B SI 95 C CH 84 B CH 83 C CH 84 B SI 96 4-2 11 FC6-4 BB		B FC 89 F FF 90 B FC 90 X FF 91 2-1 F7 ①		2	0	0	0	2	0	0
11 Rajai Davis, R (1, 9) OBP: 0.327, SLG: 0.368		B FF 96 F FF 94 F SI 96 F FF 95 X SI 95 1-2 13 S 22 S 1B	C SI 95 X SI 95 0-1 FC3-6 ① 22 E 22 S 22 FC1-2 1-2f			B KC 76 X SI 96 1-1 FC6-4 ② 1-2f 2-3		C FF 91 B FF 91 F FC 90 B CU 80 F CU 78 B FC 87 B FC 87 4-2 13 E 13 S BB		3	0	1	0	1	0	3
22 Josh Thole, L (1, 2) OBP: 0.268, SLG: 0.149 9 J.P. Arencibia, R (8, PH) OBP: 0.255, SLG: 0.414 (9, 2)		B SI 95 B FF 94 B SI 94 B SI 95 4-0 1-2 BB	C FF 94 P PO 77 B FF 94 B SI 95 X FF 96 3-1 FC1-2 ② 1-H			B CH 81 X SI 96 1-0 G4-3 ③		1 SAFE 1 SAFE X FC 88 0-0 F8 ②		2 1	0 0	0 0	0 0	1 0	0 0	3 1
13 Brett Lawrie, R (1, 5) OBP: 0.272, SLG: 0.376		F KC 78 B KC 78 F FF 96 B FF 96 F KC 80 D KC 80 X SI 97 3-2 2-3 G6-3 ③	D FF 96 X FF 96 1-0 P3 ③				B KC 80 B FF 95 B FF 95 C FF 94 F FF 94 B FF 94 4-2 53 2B BB	1 SAFE 1 SAFE B FF 94 B FF 95 B SI 96 B SI 96 4-0 1-3 BB		2	0	0	0	2	0	3
Inning Stats	R: 0 E: 0 K: 0 S: 16 H: 1 LOB: 1 BB: 0 P: 25	R: 0 E: 0 K: 0 S: 11 H: 1 LOB: 2 BB: 1 P: 20	R: 1 E: 0 K: 0 S: 9 H: 1 LOB: 1 BB: 1 P: 17	R: 0 E: 0 K: 0 S: 8 H: 0 LOB: 1 BB: 1 P: 15	R: 0 E: 0 K: 1 S: 8 H: 0 LOB: 0 BB: 1 P: 14	R: 0 E: 0 K: 0 S: 9 H: 1 LOB: 2 BB: 1 P: 18	R: 0 E: 0 K: 2 S: 12 H: 1 LOB: 3 BB: 2 P: 25	R: 0 E: 0 K: 0 S: 7 H: 0 LOB: 2 BB: 2 P: 17	R: 1 E: 0 K: 1 S: 8 H: 2 LOB: 2 BB: 1 P: 18	1B: 4 2B: 3 3B: 0 HR: 0 SF: 1 SAC: 0 DP: 0 HBP: 0						WP: 0 PB: 0 SB: 4 CS: 1 PA: 41	

	AB	30
	R	2
	H	7
	RBI	2
	BB	10
	SO	4
	LOB	26

PITCHER		IP	WLS	BF	H	R	ER	SO	BB	IBB	HBP	BLK	WP	HR	S	P	ERA	WHIP
48 Jarred Cosart, R ERA: 0.86	(1, 1)	6.0		26	4	1	1	1	5	0	0	0	0	0	61	109	1.50	1.500
35 Josh Fields, R ERA: 6.35	(7, 1)	0.2		5	1	0	0	2	1	1	0	0	0	0	10	22	0.00	3.000
54 Travis Blackley, L ERA: 4.96	(7, 1)	1.0		4	0	0	0	0	1	0	0	0	0	0	8	15	0.00	1.000
68 José Cisnero, R ERA: 3.48	(8, 1)	0.1	L	3	1	1	1	0	1	0	0	0	0	0	3	8	27.00	6.000
53 Wesley Wright, L ERA: 4.3	(9, 1)	0.1		3	1	0	0	1	0	1	0	0	0	0	6	15	0.00	3.000

PITCHER	IP	WLS	BF	H	R	ER	SO	BB	IBB	HBP	BLK	WP	HR	S	P	ERA	WHIP

Batter	1	2	3	4	5	6	7	8	9	AB	R	H	RBI	BB	SO	LOB
7 José Reyes, S (1, 6) OBP: 0.381, SLG: 0.484	C FF 90 B FF 90 F FF 90 B FF 90 S CH 81 2-3 K			X CH 80 0-0 P4		B CU 66 F CH 79 B FF 87 X FF 87 2-1 G5-3		C FF 93 F FF 93 F FF 94 F FF 94 S FF 95 0-3 K		4	0	0	0	0	2	0
53 Melky Cabrera, S (1, 7) OBP: 0.322, SLG: 0.363	X FF 90 0-0 F8			C FF 89 B SL 82 X CH 81 1-1 F8		X CH 78 0-0 P4		B FF 93 F FF 93 X CH 84 1-1 L8		4	0	0	0	0	0	0
19 José Bautista, R (1, 9) OBP: 0.348, SLG: 0.495	C FF 88 C SL 83 B SL 80 B FF 90 F CU 69 X SL 81 2-2 G4-3			B SL 81 C FF 89 X SL 82 1-1 P3		B FF 88 C CH 78 B CU 68 B FF 88 F FF 88 B CH 79 4-2 10 HR BB		C FF 94 S FF 94 X FF 95 1-2 1B		3	1	1	0	1	0	0
10 Edwin Encarnación, R (1, 3) OBP: 0.366, SLG: 0.558		B FF 88 B FF 88 B FF 88 C FF 88 X FF 89 3-1 P6			C FF 89 F CU 68 S FF 89 0-3 K	C SL 79 X FF 88 0-1 1-H HR		C FF 95 C FF 94 F FF 96 1 SAFE B FF 96 D CU 80 X FF 94 2-2 L5		4	1	1	2	0	1	1
26 Adam Lind, L (1, 10) OBP: 0.352, SLG: 0.498		C FF 88 F CH 81 B CH 81 X SL 82 1-2 L3			B FF 88 B FF 88 X FF 88 2-0 HR	B FF 88 F CH 80 C CH 78 C CU 67 1-3 K			C SI 88 C SL 83 B SL 82 S CU 74 1-3 K	4	1	1	1	0	2	0
28 Colby Rasmus, L (1, 8) OBP: 0.335, SLG: 0.486		C FF 89 L FF 89 S FF 90 0-3 K			S CH 80 S CH 80 B FF 88 B CH 80 B FF 88 B CH 79 4-2 BB		C CU 66 X FF 88 0-1 L8		C SL 83 C SI 91 S SL 85 0-3 K	3	0	0	0	1	2	0
3 Maicer Izturis, S (1, 4) OBP: 0.296, SLG: 0.334 16 Mark DeRosa, R (9, PH) OBP: 0.314, SLG: 0.453			B FF 88 C FF 89 X CH 81 1-1 F9		B FF 89 F FF 87 X FF 88 1-1 F8	B FF 88 C CH 79 F CH 79 X CU 66 1-2 L9			B CH 84 B SI 89 X SL 83 2-0 G1-3	3 1	0 0	0 0	0 0	0 0	0 0	1 0
9 J.P. Arencibia, R (1, 2) OBP: 0.256, SLG: 0.413			B FF 89 C SL 81 B FF 89 B CH 81 X FF 89 3-1 F9		C SL 82 F SL 80 B FF 88 C CU 67 1-3 K		S CU 68 B FF 88 B SL 80 F FF 88 X SL 79 2-2 1B			3	0	1	0	0	1	1
13 Brett Lawrie, R (1, 5) OBP: 0.273, SLG: 0.391			C FF 88 S SL 81 X SL 81 0-2 F9			B FF 86 F FF 87 X FF 86 1-1 HR	S SL 77 F CU 67 B FF 87 B FF 87 B CU 68 F FF 88 X FF 89 3-2 G3			3	1	1	1	0	0	1
Inning Stats	R: 0 E: 0 K: 1 S: 8 H: 0 LOB: 0 BB: 0 P: 12	R: 0 E: 0 K: 1 S: 8 H: 0 LOB: 0 BB: 0 P: 12	R: 0 E: 0 K: 0 S: 7 H: 0 LOB: 0 BB: 0 P: 11	R: 0 E: 0 K: 0 S: 5 H: 0 LOB: 0 BB: 0 P: 7	R: 1 E: 0 K: 2 S: 11 H: 1 LOB: 1 BB: 1 P: 19	R: 3 E: 0 K: 1 S: 12 H: 2 LOB: 0 BB: 1 P: 20	R: 0 E: 0 K: 0 S: 12 H: 1 LOB: 1 BB: 0 P: 18	R: 0 E: 0 K: 1 S: 14 H: 1 LOB: 1 BB: 0 P: 18	R: 0 E: 0 K: 2 S: 7 H: 0 LOB: 0 BB: 0 P: 10	1B: 2 2B: 0 3B: 0 HR: 3 SF: 0 SAC: 0 DP: 0 HBP: 0						

PITCHER		IP	WLS	BF	H	R	ER	SO	BB	IBB	HBP	BLK	WP	HR	S	P	ERA	WHIP
64 A.J. Griffin, R ERA: 3.9	(1, 1)	7.0	W	27	4	4	4	5	2	0	0	0	0	3	63	99	5.14	0.857
62 Sean Doolittle, L ERA: 3.06	(8, 1)	1.0		4	1	0	0	1	0	0	0	0	0	0	14	18	0.00	1.000
13 Jerry Blevins, L ERA: 3.76	(9, 1)	1.0		3	0	0	0	2	0	0	0	0	0	0	7	10	0.00	0.000

PITCHER	IP	WLS	BF	H	R	ER	SO	BB	IBB	HBP	BLK	WP	HR	S	P	ERA	WHIP

TOP

Toronto Blue Jays @ Oakland Athletics

O.co Coliseum, Oakland, CA

Mon Jul 29 2013, 10:08 PM - 12:45 AM EDT

Att. 13,309 - Cloudy - 58 F

livebaseballscorecards.com

AB	32
R	4
H	5
RBI	4
BB	2
SO	8
LOB	4

WP: 0	PA: 34					
PB: 0						
SB: 0						
CS: 0						

Batter	1	2	3	4	5	6	7	8	9	AB	R	H	RBI	BB	SO	LOB
4 Coco Crisp, S (1, 8) OBP: 0.338, SLG: 0.397	B FF 93 B FF 93 B FF 93 C FF 92 B FF 93 4-1 28 1B 8 1B BB	D SI 90 X FF 92 1-0 ① F8		C FF 89 F FF 91 X FF 92 0-2 ① G6-3	X SI 93 0-0 ② F9 2-3		B SI 90 B CH 84 C SI 91 F CH 84 B FF 91 F CU 83 F FF 91 F SI 92 F SI 92 4-2 B FF 91 28 HBP BB			3	1	0	0	2	0	3
28 Eric Sogard, L (1, 4) OBP: 0.337, SLG: 0.381	C FF 92 B SI 92 1 SAFE X SI 90 1-1 8 1B 52 3B 1-3 1B	C FF 91 X SI 90 0-1 FC1 52 FC5 1-2		L FF 91 F FF 92 B CH 85 F FC 91 B SI 91 F SI 90 B SI 90 C FF 92 3-3 ② K	B CH 85 B SI 91 F SI 92 X SI 91 2-1 ③ F7		H SI 92 1-0 1-2 2-3 HBP			4	1	1	0	0	1	3
8 Jed Lowrie, S (1, 6) OBP: 0.356, SLG: 0.419	F FF 93 S CU 83 F SL 87 F FF 93 D CU 82 X SL 88 1-2 52 3B 1-2 3-H 1B	B FF 92 B FF 90 C FF 92 B SI 92 F FF 92 S FF 93 3-3 ② K		X SI 89 0-0 ③ L4		B CH 83 S SI 92 B SI 91 F SI 92 B SL 81 X SI 90 3-2 ① F9	C CH 84 X CH 84 0-1 ③ F9			5	1	1	1	0	1	5
52 Yoenis Cespedes, R (1, 7) OBP: 0.301, SLG: 0.437	B SL 86 B SI 93 X SL 86 2-0 16 SF8 1-H 2-H 3B	X SI 91 0-0 ③ FC5 1-2 2-3f			B SL 84 B FF 92 X SI 90 2-0 ① G4-3	C FF 94 B SI 90 X SL 85 1-1 37 G1-3 1B		C CH 89 X CH 84 0-1 HR		5	2	3	3	0	0	2
37 Brandon Moss, L (1, 3) OBP: 0.319, SLG: 0.453	S FF 91 B FF 94 F FF 91 B FF 94 F CU 82 F SL 87 S CU 83 2-3 ① K	C FF 91 B CU 79 X CU 78 1-1 20 G5-3 15 2B 1B			C CU 79 B SI 90 B CH 84 F SI 90 B SI 90 X SI 91 3-2 20 1B 16 2B 1B	F SI 91 S CH 85 X CH 86 0-2 ② G1-3 1-2		B FF 90 F FF 89 X CU 83 1-1 ① G4-3		5	2	2	0	0	1	2
20 Josh Donaldson, R (1, 5) OBP: 0.372, SLG: 0.488	B SL 86 S SL 85 C FF 93 D SL 86 B CU 82 F SL 86 D SL 86 4-2 16 SF8 BB	X SI 91 0-0 ① G5-3 1-2			B SI 91 F SI 91 B SI 90 F SL 84 X FF 91 2-2 16 2B 1-2 1B	X SI 91 0-0 ③ F8		X FC 88 0-0 ② F7		4	1	1	0	1	0	2
16 Josh Reddick, L (1, 9) OBP: 0.296, SLG: 0.347	X SI 92 0-0 ② SF8 1-2 3-H	C FF 92 F FF 91 X FF 93 0-2 ② P6			C SI 90 B SI 92 S CH 84 X FF 90 1-2 15 1B 21 1B 1-H 2-H 2B		X CH 85 0-0 ① G3	B FF 92 B CU 82 B FC 88 C FF 92 X SI 91 3-1 ③ G4-3		4	1	1	3	0	0	1
15 Seth Smith, L (1, 10) OBP: 0.324, SLG: 0.380	C SL 85 B FC 90 X FF 93 1-1 ③ G3-1			B SI 91 X FF 90 1-0 2-H 2B	B CH 85 B CU 83 X SI 91 2-0 4 F9 21 1B 2-3 1B		B SI 91 S CH 84 B CH 84 B SI 92 F SI 92 B CH 83 4-2 28 HBP 21 G1-3 BB			3	0	2	1	1	0	1
21 Stephen Vogt, L (1, 2) OBP: 0.276, SLG: 0.500		C FF 91 B SI 90 B SI 90 B FF 91 B FF 90 4-1 52 FC5 28 E BB	F FF 93 F FF 92 X FF 93 0-2 ③ F9		X SI 90 0-0 1-2 3-H 1B		C SI 91 C SI 94 D SL 86 B CH 85 F SI 92 X CH 90 2-2 ② G1-3 1-2			3	0	1	1	1	0	2
Inning Stats	R: 4 E: 0 K: 1 S: 20 H: 3 LOB: 1 BB: 2 P: 35	R: 0 E: 1 K: 1 S: 8 H: 0 LOB: 2 BB: 1 P: 16	R: 1 E: 0 K: 0 S: 10 H: 2 LOB: 1 BB: 0 P: 12	R: 0 E: 0 K: 1 S: 9 H: 0 LOB: 0 BB: 0 P: 12	R: 3 E: 0 K: 0 S: 15 H: 5 LOB: 2 BB: 0 P: 27	R: 0 E: 0 K: 0 S: 9 H: 1 LOB: 1 BB: 0 P: 13	R: 0 E: 0 K: 0 S: 15 H: 0 LOB: 3 BB: 2 P: 26	R: 1 E: 0 K: 0 S: 7 H: 1 LOB: 0 BB: 0 P: 11		1B: 8 2B: 2 3B: 1 HR: 1 SF: 1 SAC: 0 DP: 0 HBP: 1						

PITCHER		IP	WLS	BF	H	R	ER	SO	BB	IBB	HBP	BLK	WP	HR	S	P	ERA	WHIP
32 Esmil Rogers, R ERA: 4.36	(1, 1)	4.1	L	27	10	8	8	3	3	0	0	0	0	0	59	97	16.61	3.000
29 Dustin McGowan, R ERA: 2.12	(5, 1)	2.1		9	1	0	0	0	1	0	0	0	0	0	19	31	0.00	0.857
27 Brett Cecil, L ERA: 2.86	(7, 1)	1.1		7	1	1	1	0	1	0	1	0	0	1	15	24	6.75	1.500

PITCHER	IP	WLS	BF	H	R	ER	SO	BB	IBB	HBP	BLK	WP	HR	S	P	ERA	WHIP

BOTTOM

Toronto Blue Jays @ Oakland Athletics

O.co Coliseum, Oakland, CA

Mon Jul 29 2013, 10:08 PM - 12:45 AM EDT

Att. 13,309 - Cloudy - 58 F

livebaseballscorecards.com

AB	36
R	9
H	12
RBI	9
BB	5
SO	3
LOB	21

Batter	1	2	3	4	5	6	7	8	9	AB	R	H	RBI	BB	SO	LOB
7 José Reyes, S (1, 6) OBP: 0.376, SLG: 0.472	C FF 88 F FF 89 F FF 90 F CH 83 F SL 82 B FF 90 B SL 84 X SI 91 2-2 ① L9		C SL 84 B CH 83 X FF 90 1-1 ② P5		B SL 84 B SL 82 B FF 89 B FF 89 4-0 3 FC6 3 E BB	C CU 76 F CH 82 S CH 83 0-3 ③ K			X SL 78 0-0 ② G3	4	1	0	0	1	1	1
3 Maicer Izturis, S (1, 4) OBP: 0.292, SLG: 0.329	C FF 90 C SL 83 F CH 82 F CH 83 B FF 92 X SL 82 1-2 ② G6-3		C SL 83 B SL 83 X FF 89 1-1 ③ G6-3		1 SAFE B FF 88 B SI 88 C FF 88 X FF 88 2-1 FC6 28 1B 1-H		B SI 87 X SI 86 1-0 ① G5-3		C SI 88 B SI 91 S SL 79 B CH 72 F SI 89 X CH 69 2-2 ③ G6-3	5	1	0	0	0	0	1
19 José Bautista, R (1, 9) OBP: 0.349, SLG: 0.503	B SL 83 C SL 82 X SL 84 1-1 HR			C SL 83 B FF 91 S FF 90 B CH 82 X SL 84 2-2 ① G5-3	C SL 83 D CH 83 F FF 90 B SL 82 S SL 83 2-3 ① K2-3		C SL 80 B SI 90 C SI 91 B SL 80 B SI 89 X SI 89 3-2 10 1B 1B			4	1	2	1	0	1	1
10 Edwin Encarnación, R (1, 3) OBP: 0.367, SLG: 0.557	C FF 90 F FF 90 F FF 90 B SL 84 X SI 91 1-2 ③ G6-3			C SL 84 S CH 82 X FF 91 0-2 28 1B 26 1B 28 E 1B	B FF 91 S SL 83 B FF 90 X SL 83 2-1 ② G5-3		B SI 89 C SI 88 X SI 89 1-1 26 G1-6-3 1-2 1B			4	1	2	0	0	0	1
26 Adam Lind, L (1, 10) OBP: 0.354, SLG: 0.497		B FF 89 C FF 89 X FF 90 1-1 ① P5		B SL 82 X SI 89 1-0 9 F9 28 E 1-2 1B	B SL 82 C FF 90 T CH 84 B CH 83 B SL 83 B CH 83 4-2 28 1B BB		C SI 90 B CH 82 B SI 90 F SI 90 X CH 83 2-2 ②③ G1-6-3 1-2f			3	0	1	0	1	0	2
28 Colby Rasmus, L (1, 8) OBP: 0.337, SLG: 0.486		F FF 90 X FF 90 0-1 ② L8		F CH 81 B SL 82 X FF 90 1-1 E7 13 FC6-4 1-2 2-H 1B	B FF 89 B CH 80 X SI 88 2-0 1-2 2-H 1B			C SL 85 C SI 89 B SL 86 B SI 90 F SL 84 F CU 74 F CU 74 X SI 91 2-2 ① F7		4	0	2	1	0	0	0
9 J.P. Arencibia, R (1, 2) OBP: 0.253, SLG: 0.408		C FF 90 F SI 90 B SL 85 F SL 82 F FF 91 S CH 82 1-3 ③ K		B SL 82 B SL 82 C FF 89 F SL 82 B FF 90 X FF 90 3-2 ② F9 2-3	C SL 81 S SI 90 X SL 80 0-2 ③ G6-3			F SL 84 B SI 90 S SI 90 B SI 90 X CH 84 2-2 ② L7		4	0	0	0	0	1	4
13 Brett Lawrie, R (1, 5) OBP: 0.273, SLG: 0.388			C SL 83 F SI 90 X SL 84 0-2 1 G6-3 1B	B SL 84 X SL 84 1-0 ③ FC6-4 1-2f		C SL 80 X SI 90 0-1 ① L9		C CU 74 C SL 82 C SI 91 0-3 ③ K		4	0	1	0	0	1	2
1 Emilio Bonifácio, S (1, 7) OBP: 0.254, SLG: 0.326			1 SAFE B FF 88 F FF 88 D CH 81 1 SAFE X FF 88 2-1 ① G6-3 1-2		B FF 87 S SL 82 C FF 89 F CH 83 B SL 84 X FF 90 2-2 HR	C FF 90 B CH 82 F SI 88 S SI 90 1-3 ② K			F SI 86 B CH 70 S CH 69 B SL 82 S CH 67 2-3 ① K	4	1	1	1	0	2	1
Inning Stats	R: 1 E: 0 K: 0 S: 17 H: 1 LOB: 0 BB: 0 P: 22	R: 0 E: 0 K: 1 S: 9 H: 0 LOB: 0 BB: 0 P: 11	R: 0 E: 0 K: 0 S: 9 H: 1 LOB: 0 BB: 0 P: 13	R: 1 E: 1 K: 0 S: 13 H: 3 LOB: 2 BB: 0 P: 21	R: 3 E: 1 K: 1 S: 17 H: 2 LOB: 2 BB: 2 P: 35	R: 0 E: 0 K: 2 S: 8 H: 0 LOB: 0 BB: 0 P: 9	R: 0 E: 0 K: 0 S: 9 H: 2 LOB: 1 BB: 0 P: 16	R: 0 E: 0 K: 1 S: 12 H: 0 LOB: 0 BB: 0 P: 16	R: 0 E: 0 K: 1 S: 8 H: 0 LOB: 0 BB: 0 P: 12	1B: 7 2B: 0 3B: 0 HR: 2 SF: 0 SAC: 0 DP: 1 HBP: 0						WP: 0 PB: 0 SB: 0 CS: 0 PA: 38	

TOP

Toronto Blue Jays @ Oakland Athletics

O.co Coliseum, Oakland, CA

Tue Jul 30 2013, 10:10 PM - 12:42 AM EDT

Att. 17,479 - Clear - 58 F

livebaseballscorecards.com

AB	36
R	5
H	9
RBI	3
BB	2
SO	6
LOB	13

PITCHER		IP	WLS	BF	H	R	ER	SO	BB	IBB	HBP	BLK	WP	HR	S	P	ERA	WHIP
67 Dan Straily, R ERA: 4.41	(1, 1)	4.2	L	23	6	5	2	2	2	0	0	0	0	2	61	96	3.86	1.714
61 Dan Otero, R ERA: 1.76	(5, 1)	2.1		9	3	0	0	2	0	0	0	0	0	0	21	31	0.00	1.286
13 Jerry Blevins, L ERA: 3.66	(8, 1)	1.0		3	0	0	0	1	0	0	0	0	0	0	12	16	0.00	0.000
47 Pat Neshek, R ERA: 2.59	(9, 1)	1.0		3	0	0	0	1	0	0	0	0	0	0	8	12	0.00	0.000

PITCHER	IP	WLS	BF	H	R	ER	SO	BB	IBB	HBP	BLK	WP	HR	S	P	ERA	WHIP

Batter	1	2	3	4	5	6	7	8	9	AB	R	H	RBI	BB	SO	LOB
4 Coco Crisp, S (1, 10) OBP: 0.334, SLG: 0.392	C FF 81 B CH 80 X SI 81 1-1 ① F8		X SI 81 0-0 ③ F8		C FC 77 B FC 79 X SI 82 1-1 ③ L9			C FF 93 S FF 93 S FF 95 0-3 ② K		4	0	0	0	0	1	2
25 Chris Young, R (1, 8) OBP: 0.270, SLG: 0.377	B FC 78 X CH 79 1-0 ② P3			B CH 80 C CU 75 B CU 76 X SI 81 2-1 ① F8		B FC 76 B FC 78 C FF 82 X FC 78 2-1 ① P3		C FF 94 C FF 94 S SL 85 0-3 ③ K		4	0	0	0	0	1	0
8 Jed Lowrie, S (1, 4) OBP: 0.357, SLG: 0.422	B FF 81 B CH 80 X FC 78 2-0 ③ L5			B CU 70 F FF 83 X SI 81 1-1 20 1B 1B		C CU 76 B FF 82 B CU 76 C FF 82 X CH 74 2-2 ② F8			B SI 86 X FF 85 1-0 20 G5-4-3 2B	4	0	2	0	0	0	0
52 Yoenis Cespedes, R (1, 7) OBP: 0.300, SLG: 0.435		C FC 78 C FC 78 B FF 83 X FC 79 1-2 ① L7		C FC 78 X FC 78 0-1 ② F8		C FF 83 C FF 82 B FF 80 F CU 76 F CU 70 F FF 82 X CH 76 1-2 ③ G5-3			B SI 88 F FF 86 S SL 75 B FF 86 D SL 75 X FF 86 3-2 20 G5-4-3 1B	4	0	1	0	0	0	1
20 Josh Donaldson, R (1, 5) OBP: 0.371, SLG: 0.486		B SI 82 B SI 83 X CH 77 2-0 ② G6-3		C FC 78 C FF 80 B FF 83 X CH 76 1-2 7 FC6-4 1-2 1B			X CH 77 0-0 ① F8		C FF 87 B FF 88 X SL 75 1-1 ①② G5-4-3 1-2f 2-3	4	0	1	0	0	0	2
7 Nate Freiman, R (1, 3) OBP: 0.313, SLG: 0.380		C FC 79 B CU 72 C FC 80 B CH 77 F FC 79 C FF 84 2-3 ③ K		B FC 80 B CH 78 F FC 80 X CH 77 2-1 ③ FC6-4 1-2f			C FC 76 X CH 73 0-1 1B		B FF 87 C FF 86 C FF 86 F FF 86 X FF 86 1-2 ③ G6-3	4	0	1	0	0	1	3
36 Derek Norris, R (1, 2) OBP: 0.332, SLG: 0.377			B CH 80 C FC 77 F CU 71 B FF 83 F FF 82 X FF 84 2-2 1B		B FC 80 C FC 78 B FC 77 F FF 82 X CU 70 2-2 17 FC5-4 1B		D CH 80 C CH 79 D CH 75 B CU 75 F CH 80 F CH 74 F CU 76 S CH 75 3-3 ② K			3	0	2	0	0	1	1
16 Josh Reddick, L (1, 9) OBP: 0.293, SLG: 0.344			B FC 77 X FF 82 1-0 ① F9		C FC 78 B CU 76 S CH 76 B CH 77 X FC 79 2-2 ① L7		X CU 73 0-0 ③ L9			3	0	0	0	0	0	3
17 Adam Rosales, R (1, 6) OBP: 0.268, SLG: 0.319			F FC 77 X FC 80 0-1 ② L5		C FF 81 B SI 81 X FF 81 1-1 ② FC5-4 1-2f			F FF 92 S FF 94 S SL 85 0-3 ① K		3	0	0	0	0	1	2
Inning Stats	R: 0 E: 0 K: 0 S: 4 H: 0 LOB: 0 BB: 0 P: 8	R: 0 E: 0 K: 1 S: 8 H: 0 LOB: 0 BB: 0 P: 13	R: 0 E: 0 K: 0 S: 8 H: 1 LOB: 1 BB: 0 P: 11	R: 0 E: 0 K: 0 S: 11 H: 2 LOB: 2 BB: 0 P: 17	R: 0 E: 0 K: 0 S: 10 H: 1 LOB: 1 BB: 0 P: 16	R: 0 E: 0 K: 0 S: 11 H: 0 LOB: 0 BB: 0 P: 16	R: 0 E: 0 K: 1 S: 9 H: 1 LOB: 1 BB: 0 P: 12	R: 0 E: 0 K: 3 S: 9 H: 0 LOB: 0 BB: 0 P: 9	R: 0 E: 0 K: 0 S: 10 H: 2 LOB: 1 BB: 0 P: 16	1B: 6 2B: 1 3B: 0 HR: 0 SF: 0 SAC: 0 DP: 1 HBP: 0						

PITCHER	IP	WLS	BF	H	R	ER	SO	BB	IBB	HBP	BLK	WP	HR	S	P	ERA	WHIP
56 Mark Buehrle, L (1, 1) ERA: 4.27	7.0	W	26	5	0	0	2	0	0	0	0	0	0	61	93	0.00	0.714
50 Steve Delabar, R (8, 1) ERA: 2.44	1.0		3	0	0	0	3	0	0	0	0	0	0	9	9	0.00	0.000
38 Darren Oliver, L (9, 1) ERA: 3.71	1.0		4	2	0	0	0	0	0	0	0	0	0	10	16	0.00	2.000

PITCHER	IP	WLS	BF	H	R	ER	SO	BB	IBB	HBP	BLK	WP	HR	S	P	ERA	WHIP

BOTTOM

Toronto Blue Jays @ Oakland Athletics

O.co Coliseum, Oakland, CA

Tue Jul 30 2013, 10:10 PM - 12:42 AM EDT

Att. 17,479 - Clear - 58 F

livebaseballscorecards.com

AB	33
R	0
H	7
RBI	0
BB	0
SO	5
LOB	14

WP: 0 PA: 33
PB: 0
SB: 0
CS: 0

Batter	1	2	3	4	5	6	7	8	9	10	AB	R	H	RBI	BB	SO	LOB
7 José Reyes, S (1, 6) OBP: 0.382, SLG: 0.473	X FF 87 0-0 F9		X CH 83 0-0 3 SH2-4 1-2 1B	B SI 85 B SI 88 B SI 86 B SI 86 4-0 3 PB 1-2 BB			C FF 94 X CH 85 0-1 G3			B SI 93 C FC 89 F CH 85 B FC 90 F CU 76 X CH 85 2-2 3 PB 19 2B 1B	4	1	2	0	1	0	0
3 Maicer Izturis, S (1, 4) OBP: 0.294, SLG: 0.331	B FF 87 B FF 87 C FF 86 X FF 88 2-1 19 G3-1 1B		B SI 86 L FF 84 B CH 84 L SI 85 X SI 87 2-2 SH2-4 1-2 2-3	B FF 91 C FF 90 X FF 90 1-1 G1-6-3 1-2 2-3 3-H			C SI 92 X SI 93 0-1 19 CS 1B			1 SAFE B CH 84 C L FC 91 X FC 90 1-2 L8 1-2	4	0	2	0	0	0	3
19 José Bautista, R (1, 9) OBP: 0.350, SLG: 0.503	C CH 84 B CH 83 F CH 83 X SI 85 1-2 G3-1 1-2		B SI 87 F SI 86 X SL 82 1-1 L6		B CH 77 B CH 78 B SI 86 B SI 85 4-0 10 G6-4-3 BB		C FF 95 1 SAFE B FF 94 B SL 85 B FF 96 S FF 96 S FF 96 3-3 K 1-2			C CU 75 S FC 91 B FC 91 F FC 91 F CU 76 F FF 94 X FC 90 1-2 16 BB 28 1B 2-H 2B	4	1	1	1	1	1	4
10 Edwin Encarnación, R (1, 10) OBP: 0.365, SLG: 0.552	B FF 89 C SI 86 X SI 85 1-1 F8		C SI 86 B SL 82 D SL 83 B SL 82 X SI 89 3-1 G6-3		C SI 84 X SI 85 0-1 G6-4-3 1-2f			C FF 94 X SL 84 0-1 G6-3		I IN 76 I IN 78 I IN 81 I IN 79 4-0 16 BB 28 1B IBB	4	1	0	0	1	0	4
26 Adam Lind, L (1, 3) OBP: 0.353, SLG: 0.494 16 Mark DeRosa, R (10, PH) OBP: 0.319, SLG: 0.453 (10, 3)		C SI 85 X SI 86 0-1 G4-3		B SI 86 C SI 86 B SI 87 B SI 87 F SI 86 X FF 89 3-2 28 1B 13 1B 1B	C SI 86 X FF 90 0-1 F7			S FF 93 F FF 93 S FF 94 0-3 K		B SL 83 S SI 90 B CH 83 F SL 86 B SI 86 F SI 90 B SL 86 4-2 11 F8 28 1B 1-2 2-3 BB	4 0	1 0	1 0	0 0	0 1	1 0	0 0
28 Colby Rasmus, L (1, 8) OBP: 0.340, SLG: 0.490		C SI 85 F FF 90 B FF 90 F FF 87 B CH 80 X SI 87 2-2 11 L8 2B	X CH 84 0-0 13 1B 3 PB 1-2 1B	B SI 85 X FF 88 1-0 L8				S FF 95 S FF 95 F FF 96 B FF 95 X FF 95 1-2 F7		B SI 89 B SI 88 S SL 85 X SL 84 2-1 1-2 2-H 3-H 1B	5	1	3	2	0	0	0
11 Rajai Davis, R (1, 7) OBP: 0.324, SLG: 0.363		B SI 86 B SI 86 C SI 85 F SI 87 F FF 89 F SL 83 X SL 81 2-2 L8 2-3		B CH 82 B CH 84 X CH 84 2-0 F9		B SI 85 X SI 85 1-0 1B			B FF 93 S FF 93 S FF 93 S FF 94 1-3 K	B SL 78 C SL 77 X SL 80 1-1 F8 2-3	5	0	1	0	0	1	5
22 Josh Thole, L (1, 2) OBP: 0.254, SLG: 0.140 53 Melky Cabrera, S (9, PH) OBP: 0.321, SLG: 0.362 9 J.P. Arencibia, R (9, 2) OBP: 0.252, SLG: 0.407		B FF 90 C SI 89 B FF 91 F SI 87 B SI 88 F SI 88 S FF 90 3-3 K		C SI 89 F FF 90 B FF 90 X CH 80 1-2 F8		1 SAFE 1 SAFE B CH 82 X CH 83 1-0 F8			C SL 85 B SL 86 F FF 94 C FF 94 1-3 K	B SL 80 X SL 79 1-0 P6	3 1 1	0 0 0	0 0 0	0 0 0	0 1 0	1 0 0	4 0 2
13 Brett Lawrie, R (1, 5) OBP: 0.277, SLG: 0.387			B CH 84 B SI 85 B CH 84 B SI 85 4-0 3 SH2-4 7 1B BB	B SI 86 B SI 87 B SI 87 C SI 86 F SI 86 X SI 88 3-2 3 PB 7 BB 1-3 2-H 1B		1 SAFE B SI 85 B CH 83 C CH 84 1 SAFE X CH 84 2-1 P3			C FF 94 F FF 94 F FF 93 C FF 94 0-3 K		3	0	1	1	1	1	1
Inning Stats	R: 0 E: 0 K: 0 S: 8 H: 1 LOB: 1 BB: 0 P: 12	R: 0 E: 0 K: 1 S: 15 H: 1 LOB: 1 BB: 0 P: 22	R: 0 E: 0 K: 0 S: 8 H: 1 LOB: 2 BB: 1 P: 18	R: 2 E: 0 K: 0 S: 13 H: 3 LOB: 2 BB: 1 P: 27	R: 0 E: 0 K: 0 S: 4 H: 0 LOB: 0 BB: 1 P: 8	R: 0 E: 0 K: 0 S: 5 H: 1 LOB: 1 BB: 0 P: 10	R: 0 E: 0 K: 1 S: 7 H: 1 LOB: 1 BB: 0 P: 10	R: 0 E: 0 K: 1 S: 9 H: 0 LOB: 0 BB: 0 P: 10	R: 0 E: 0 K: 3 S: 10 H: 0 LOB: 0 BB: 0 P: 12	R: 3 E: 0 K: 0 S: 21 H: 3 LOB: 2 BB: 2 P: 37	1B: 9 2B: 3 3B: 0 HR: 0 SF: 0 SAC: 1 DP: 2 HBP: 0						

PITCHER		IP	WLS	BF	H	R	ER	SO	BB	IBB	HBP	BLK	WP	HR	S	P	ERA	WHIP
40 Bartolo Colon, R ERA: 2.5	(1, 1)	6.0		27	7	2	1	1	3	0	0	0	0	0	53	97	1.50	1.667
48 Ryan Cook, R ERA: 2.09	(7, 1)	1.1		4	1	0	0	1	0	0	0	0	0	0	9	12	0.00	0.750
62 Sean Doolittle, L ERA: 3.02	(8, 1)	0.2		2	0	0	0	1	0	0	0	0	0	0	7	8	0.00	0.000
50 Grant Balfour, R ERA: 1.88	(9, 1)	1.0		3	0	0	0	3	0	0	0	0	0	0	10	12	0.00	0.000
60 Jesse Chavez, R ERA: 4.14	(10, 1)	0.1	L	4	2	3	3	0	0	1	0	0	0	0	13	21	81.00	6.000

PITCHER		IP	WLS	BF	H	R	ER	SO	BB	IBB	HBP	BLK	WP	HR	S	P	ERA	WHIP
13 Jerry Blevins, L ERA: 3.66	(10, 1)	0.0		2	1	0	0	0	1	0	0	0	0	0	5	11	∞	∞
47 Pat Neshek, R ERA: 2.53	(10, 1)	0.2		2	0	0	0	0	0	0	0	0	0	0	3	5	0.00	0.000

TOP

Toronto Blue Jays @ Oakland Athletics

O.co Coliseum, Oakland, CA

Wed Jul 31 2013, 3:37 PM - 6:56 PM EDT

Att. 23,638 - Sunny - 62 F

livebaseballscorecards.com

AB	38
R	5
H	11
RBI	4
BB	5
SO	6
LOB	23

WP: 0 PB: 2 SB: 0 CS: 1

PA: 44

Batter	1	2	3	4	5	6	7	8	9	10	AB	R	H	RBI	BB	SO	LOB
4 Coco Crisp, S (1, 8) OBP: 0.330, SLG: 0.386	C FF 80 B KN 76 F KN 73 X KN 77 1-2 ① G5-3		B KN 74 X KN 73 1-0 ② F7	C KN 74 X KN 77 0-1 ③ F8		C KN 77 X KN 80 0-1 ③ G6-3			C FF 89 F FF 89 F CU 74 B FF 90 F FF 89 F CU 73 B FC 88 F FC 88 X CH 83 2-2 ① P2		5	0	0	0	0	0	4
28 Eric Sogard, L (1, 4) OBP: 0.337, SLG: 0.380 18 Alberto Callaspo, S (7, PH) OBP: 0.322, SLG: 0.345 (8, 4)	C FF 80 B KN 70 B KN 76 B KN 74 C FF 79 F FF 80 X KN 74 3-2 ② G4-3		C FF 80 B KN 73 F KN 77 F KN 74 X KN 77 1-2 8 1B 8 E 1B		C KN 70 X EP 67 0-1 E1 8 G5-3 37 E		C SI 88 X CH 77 0-1 ① F9		B FF 90 F FF 89 B FF 90 S FF 89 C FF 90 2-3 ② K		3 2	2 0	1 0	0 0	0 0	0 1	0 0
8 Jed Lowrie, S (1, 6) OBP: 0.358, SLG: 0.422	C KN 73 C EP 65 X KN 78 0-2 1B		X FF 82 0-0 E9 1-H 1B		S KN 73 1 SAFE B KN 75 B KN 76 X KN 72 2-1 ① G5-3 1-2		C CH 78 B SI 89 B SI 89 F CH 78 C SI 91 2-3 ② K		C FF 89 S CH 85 F FF 90 B FF 90 X CH 84 1-2 ③ G4-3		5	0	2	0	0	1	1
52 Yoenis Cespedes, R (1, 10) OBP: 0.296, SLG: 0.428	C FF 82 B KN 76 X KN 76 1-1 ③ F9		B KN 76 S KN 77 F KN 77 B EP 66 S KN 77 2-3 ③ K		F KN 75 S KN 77 B KN 77 S KN 79 1-3 ② K		S CH 77 B CH 78 B SI 92 X CH 77 2-1 ③ P2			C SI 91 C CU 81 B SI 91 F CU 82 F CU 83 B FF 90 X FF 90 2-2 ① G6-3	5	0	0	0	0	2	3
37 Brandon Moss, L (1, 3) OBP: 0.319, SLG: 0.452 7 Nate Freiman, R (8, PH) OBP: 0.309, SLG: 0.374 (9, 3)		X KN 71 0-0 ① F9		C FF 80 X KN 76 0-1 15 E 20 1B 1B	X KN 77 0-0 E4 2-H			X SI 87 0-0 ① F9		B SI 92 B SI 92 C SI 93 X CU 83 2-1 ② G6-3	3 2	0 0	1 0	0 0	0 0	0 0	0 0
20 Josh Donaldson, R (1, 5) OBP: 0.374, SLG: 0.486		C FF 80 B KN 75 F KN 71 B KN 78 F KN 74 B KN 76 B FF 82 4-2 BB		X KN 71 0-0 15 E 1-2 1B	B KN 76 S KN 76 B KN 77 X KN 75 2-1 ③ G6-3			C SI 90 S SI 90 B CH 78 B SI 91 B CH 80 X SI 91 3-2 15 1B 1B		C CU 83 F CU 84 B SI 94 T SI 93 1-2 ③ K	4	0	2	0	1	1	1
15 Seth Smith, L (1, 7) OBP: 0.323, SLG: 0.378	C KN 72 C KN 77 B KN 76 B EP 66 F KN 74 B KN 73 1 SAFE X KN 74 3-2 ② F7			B KN 73 X KN 75 1-0 FC4 1-2 2-3		B KN 73 X KN 70 1-0 ① F8		B SL 75 F SI 91 B SL 77 1 SAFE 1 SAFE B SI 89 X SI 91 3-1 1-2 1B		4	0	1	0	0	0	3
25 Chris Young, R (1, 9) OBP: 0.270, SLG: 0.379	C KN 74 B KN 76 B KN 75 B KN 74 F KN 71 C KN 74 3-3 ③ K			F KN 75 C KN 76 X KN 77 0-2 ① F5		B KN 73 X KN 73 1-0 21 G4-3 2B		F FF 93 B FF 93 F FF 93 F CH 85 B FF 93 D CH 87 F FF 93 S SL 86 3-3 ② K		4	0	1	0	0	2	6
21 Stephen Vogt, L (1, 2) OBP: 0.242, SLG: 0.433			B FF 80 C FF 78 C KN 72 F EP 63 B FF 82 X KN 75 2-2 ① G6-3	B KN 75 B KN 74 C FF 81 F KN 73 X KN 75 2-2 ② F5		B KN 75 X KN 76 1-0 ② G4-3 2-3		B FF 94 S FF 93 S FF 93 S FF 94 1-3 ③ K		4	0	0	0	0	1	6
Inning Stats	R: 0 H: 1 E: 0 LOB: 1 K: 0 BB: 0 S: 12 P: 17	R: 0 H: 0 E: 0 LOB: 1 K: 1 BB: 1 S: 11 P: 21	R: 1 H: 2 E: 1 LOB: 1 K: 1 BB: 0 S: 13 P: 19	R: 0 H: 2 E: 1 LOB: 3 K: 0 BB: 0 S: 12 P: 15	R: 1 H: 0 E: 2 LOB: 1 K: 1 BB: 0 S: 10 P: 15	R: 0 H: 1 E: 0 LOB: 1 K: 0 BB: 0 S: 5 P: 8	R: 0 H: 0 E: 0 LOB: 0 K: 1 BB: 0 S: 7 P: 11	R: 0 H: 2 E: 0 LOB: 2 K: 2 BB: 0 S: 14 P: 24	R: 0 H: 0 E: 0 LOB: 0 K: 1 BB: 0 S: 14 P: 19	R: 0 H: 0 E: 0 LOB: 0 K: 1 BB: 0 S: 10 P: 15	1B: 7 2B: 1 3B: 0 HR: 0	SF: 0 SAC: 0 DP: 0 HBP: 0						

PITCHER	IP	WLS	BF	H	R	ER	SO	BB	IBB	HBP	BLK	WP	HR	S	P	ERA	WHIP
43 R.A. Dickey, R (1, 1) ERA: 4.66	6.0		28	6	2	0	3	1	0	0	0	0	0	63	95	0.00	1.167
62 Aaron Loup, L (7, 1) ERA: 1.86	1.1		6	2	0	0	1	0	0	0	0	0	0	13	23	0.00	1.500
50 Steve Delabar, R (8, 1) ERA: 2.4	0.2		2	0	0	0	2	0	0	0	0	0	0	8	12	0.00	0.000
44 Casey Janssen, R (9, 1) ERA: 2.36	1.0	W	3	0	0	0	1	0	0	0	0	0	0	14	19	0.00	0.000
27 Brett Cecil, L (10, 1) ERA: 2.81	1.0	S	3	0	0	0	1	0	0	0	0	0	0	10	15	0.00	0.000

PITCHER	IP	WLS	BF	H	R	ER	SO	BB	IBB	HBP	BLK	WP	HR	S	P	ERA	WHIP

BOTTOM

Toronto Blue Jays @ Oakland Athletics

O.co Coliseum, Oakland, CA

Wed Jul 31 2013, 3:37 PM - 6:56 PM EDT

Att. 23,638 - Sunny - 62 F

livebaseballscorecards.com

AB	41
R	2
H	8
RBI	0
BB	1
SO	8
LOB	24

WP: 0	PA: 42		
PB: 0			
SB: 0			
CS: 0			

Toronto Blue Jays @ Los Angeles Angels

Angel Stadium of Anaheim, Anaheim, CA

Thu Aug 01 2013, 7:09 PM - 9:46 PM PDT

Att. 37,179 - Clear - 71 F

TOP

livebaseballscorecards.com

Batter	1	2	3	4	5	6	7	8	9	AB	R	H	RBI	BB	SO	LOB
7 José Reyes, S (1, 6) OBP: 0.374, SLG: 0.462	B FF 95 B FF 94 C FF 95 X SI 95 2-1 G6-3		X FF 96 0-0 G6-3		X SI 96 0-0 G4-3			B SI 93 C SI 95 F CU 82 S CU 84 1-3 K		4	0	0	0	0	1	2
53 Melky Cabrera, S (1, 7) OBP: 0.322, SLG: 0.360 11 Rajai Davis, R (4, 7) OBP: 0.320, SLG: 0.359	B FF 95 C FF 94 X FF 95 1-1 G4-3			C SI 96 S CU 80 B CU 79 B SI 96 F SI 96 B SI 94 B SI 95 4-2 19 G6-4-3 BB		C FF 95 S SL 86 B SL 86 B FF 95 X FF 94 2-2 G5-3		B CU 80 B FF 94 F FF 96 X FF 95 2-1 G6-4-3 1-2f		1 2	0 0	0 0	0 0	1 0	0 0	0 1
19 José Bautista, R (1, 9) OBP: 0.347, SLG: 0.497	B FF 95 X FF 96 1-0 P4			B SI 95 B FF 96 C FF 95 F FF 95 X FF 94 2-2 G6-4-3 1-2f		C SL 88 B CU 77 X FF 95 1-1 G5-3			B FF 93 C FF 91 C SL 84 F FF 94 S SL 86 1-3 K	4	0	0	0	0	1	1
10 Edwin Encarnación, R (1, 3) OBP: 0.364, SLG: 0.551		B FF 95 C FF 95 F FF 95 B SL 87 F FF 95 B SL 86 C FF 96 3-3 K		S FC 96 B SL 86 S FF 96 S SL 86 1-3 K2-3		C FF 94 B CU 77 B FC 93 X FF 94 2-1 2B			C FF 95 B SL 85 F FF 94 B SL 87 X SL 85 2-2 F8	4	0	1	0	0	2	0
26 Adam Lind, L (1, 10) OBP: 0.354, SLG: 0.492		B SI 96 C SI 96 X SI 96 1-1 G6-3			B SI 95 B SI 94 B SI 94 B FF 94 4-0 28 2B 28 E BB	C FF 95 F SI 94 S SL 85 0-3 K			C FF 93 B CH 87 X FF 94 1-1 1B	3	1	1	0	1	1	1
28 Colby Rasmus, L (1, 8) OBP: 0.342, SLG: 0.493		B CU 80 X FF 96 1-0 1B			X FF 94 0-0 E9 3 G4-3 1-H 2B		C SL 86 F SL 87 B CU 77 B FC 93 C SL 84 2-3 K		X FF 94 0-0 G4-3	4	1	2	0	0	1	1
3 Maicer Izturis, S (1, 4) OBP: 0.292, SLG: 0.328		C SI 96 B FF 96 S FF 96 F SI 96 B SI 94 F FF 95 X SI 95 2-2 F9			S SI 95 B SL 86 F SI 95 B SL 85 X SI 94 2-2 G4-3 3-H		B SI 96 B SI 94 C FF 94 X FF 94 2-1 G6-3			3	0	0	1	0	0	1
9 J.P. Arencibia, R (1, 2) OBP: 0.250, SLG: 0.403			B FF 94 X FF 94 1-0 P4		B FF 96 X FF 95 1-0 L8		B SL 88 X FC 93 1-0 G5-3			3	0	0	0	0	0	0
13 Brett Lawrie, R (1, 5) OBP: 0.282, SLG: 0.392			C FF 96 F FF 96 X SL 86 0-2 F7		X FF 96 0-0 1B			B FF 94 X FF 93 1-0 11 G6-4-3 1B		3	0	2	0	0	0	0
Inning Stats	R: 0 E: 0 K: 0 S: 5 H: 0 LOB: 0 BB: 0 P: 9	R: 0 E: 0 K: 1 S: 12 H: 1 LOB: 1 BB: 0 P: 19	R: 0 E: 0 K: 0 S: 5 H: 0 LOB: 0 BB: 0 P: 6	R: 0 E: 0 K: 1 S: 9 H: 0 LOB: 0 BB: 1 P: 16	R: 2 E: 1 K: 0 S: 7 H: 2 LOB: 1 BB: 1 P: 14	R: 0 E: 0 K: 1 S: 10 H: 1 LOB: 1 BB: 0 P: 15	R: 0 E: 0 K: 1 S: 6 H: 0 LOB: 0 BB: 0 P: 11	R: 0 E: 0 K: 1 S: 6 H: 1 LOB: 0 BB: 0 P: 10	R: 0 E: 0 K: 1 S: 10 H: 1 LOB: 1 BB: 0 P: 14	1B: 4 2B: 2 3B: 0 HR: 0 SF: 0 SAC: 0 DP: 2 HBP: 0						

PITCHER		IP	WLS	BF	H	R	ER	SO	BB	IBB	HBP	BLK	WP	HR	S	P	ERA	WHIP
Garrett Richards, R ERA: 4.18	(1, 1)	7.0	W	26	4	2	2	4	2	0	0	0	0	0	54	90	2.57	0.857
38 Juan Gutierrez, R ERA: 3.97	(8, 1)	1.0		3	1	0	0	1	0	0	0	0	0	0	6	10	0.00	1.000
41 Daniel Stange, R ERA: 20.25	(9, 1)	1.0		4	1	0	0	1	0	0	0	0	0	0	10	14	0.00	1.000

PITCHER	IP	WLS	BF	H	R	ER	SO	BB	IBB	HBP	BLK	WP	HR	S	P	ERA	WHIP

AB	31
R	2
H	6
RBI	1
BB	2
SO	6
LOB	7

WP: 0 PB: 0 SB: 0 CS: 0 PA: 33

Batter	1	2	3	4	5	6	7	8	9	AB	R	H	RBI	BB	SO	LOB
56 Kole Calhoun, L (1, 9) OBP: 0.438, SLG: 0.308	B FF 91 B SI 92 C FF 93 C FF 94 F SL 87 X SI 94 2-2 32 G4-3 47 1B 1B	B SI 92 C FF 93 F FF 92 X FF 93 1-2 27 E 27 S 32 SF7 1B	F FF 92 D SI 92 S SL 87 F SL 84 D CU 79 B SL 84 B FF 93 4-2 1-2 BB		C SL 82 X SI 93 0-1 ② G4-3 1-2		F FF 93 B SL 86 B CH 87 X FF 92 2-1 ③ G3-1			4	2	2	0	1	0	1
27 Mike Trout, R (1, 8) OBP: 0.410, SLG: 0.560	B FF 93 C CU 78 X SL 86 1-1 ① L7	B CU 78 B CU 78 B FF 93 C FF 93 C FF 92 1 SAFE S FF 93 3-3 ① K 1-3	C SL 79 B SL 81 S SI 92 F SL 82 S SI 93 1-3 ② K		B SI 93 S SL 84 B SI 93 F SL 82 B SI 93 B SL 83 4-2 BB			C SI 87 C FF 87 B SL 75 B FF 87 B FF 86 B FF 88 4-2 BB		3	0	0	0	2	2	5
32 Josh Hamilton, L (1, 7) OBP: 0.280, SLG: 0.414	1 SAFE D CU 79 B SI 93 C FF 93 B SI 93 F FF 93 1 SAFE X FF 93 3-2 ② G4-3 1-2	F FF 91 X CU 80 0-1 ② SF7 3-H	C SL 81 B SI 93 D SL 82 F SL 82 B SI 94 S SL 83 3-3 ③ K		B SI 93 X SI 94 1-0 ③ G1-3			X SL 76 0-0 ① F7		4	0	0	1	0	1	7
47 Howie Kendrick, R (1, 4) OBP: 0.341, SLG: 0.441	C FF 93 C SI 93 X SI 93 0-2 44 HR 2-H 1B	F FF 93 S SL 86 B SL 85 X SI 93 1-2 ③ G5-3		B SI 94 B SI 93 B SI 94 C SI 91 S SI 92 F SI 93 F SI 93 F SL 83 3-2 ① F SI 94 X SI 94 G6-3		B FF 94 X FF 94 1-0 ① F8		B CH 82 D SL 76 C FF 88 C FF 87 S SL 74 2-3 ② K		5	1	1	1	0	1	1
44 Mark Trumbo, R (1, 3) OBP: 0.313, SLG: 0.476	B FF 94 X CU 79 1-0 2-H HR		C SL 86 T FF 93 X FF 93 0-2 2 2 1B E 1B	B SI 94 C SL 82 F SI 94 B SL 84 B SL 82 D SI 94 4-2 2 FC6-4 BB		B SL 85 F FF 93 F SL 86 X FF 94 1-2 ② G6-3		F FF 87 F FF 86 D SL 75 B FF 86 C FF 87 2-3 ③ K		4	2	2	2	1	1	1
2 Erick Aybar, S (1, 6) OBP: 0.309, SLG: 0.381	F SI 93 B FF 93 X CH 89 1-1 8 S 39 1B 1B		B SI 92 X FF 92 1-0 E7 8 1B 1-H 39 SF8 1B	B SI 93 D SI 94 C SI 93 X SI 93 2-1 ② FC6-4 1-2f		F FF 94 F FF 94 X FF 92 0-2 ③ G6-3				4	2	2	0	0	0	1
8 Chris Nelson, R (1, 5) OBP: 0.280, SLG: 0.322	B FF 92 C FF 93 B FF 93 B FF 93 B FF 94 4-1 39 1B 1-2 BB		F FF 93 F FF 93 X FF 93 0-2 17 1B 2-3 1B	C SL 84 C SI 93 B SI 94 B SL 82 F SI 94 X CH 87 2-2 ③ L8			B FF 93 C FF 93 B FF 94 X FF 93 2-1 39 SF8 3B			3	1	2	0	1	0	1
39 JB Shuck, L (1, 10) OBP: 0.326, SLG: 0.368	C FF 94 X CU 80 0-1 1-3 2-H 1B		D SL 85 X FF 92 1-0 ① SF8 3-H		C SI 93 B SI 94 S SL 84 C SL 85 1-3 ① K		B FF 93 B SL 85 X FF 93 2-0 ① SF8 3-H			2	0	1	3	0	1	0
17 Chris Iannetta, R (1, 2) OBP: 0.357, SLG: 0.336	X FF 93 0-0 ③ F9		B SL 83 D CU 78 X FF 92 2-0 56 BB 1-3 1B		C SL 82 C SL 83 B SI 93 B SI 94 X SL 83 2-2 56 G4-3 1B		B FF 93 F FF 93 X SL 85 1-1 ② P3			4	0	2	0	0	0	2
Inning Stats	R: 4 E: 0 K: 0 S: 19 H: 5 LOB: 2 BB: 1 P: 31	R: 1 E: 1 K: 1 S: 11 H: 1 LOB: 0 BB: 0 P: 16	R: 2 E: 1 K: 2 S: 19 H: 4 LOB: 3 BB: 1 P: 31	R: 0 E: 0 K: 0 S: 16 H: 0 LOB: 1 BB: 1 P: 27	R: 0 E: 0 K: 1 S: 11 H: 1 LOB: 2 BB: 1 P: 19	R: 0 E: 0 K: 0 S: 7 H: 0 LOB: 0 BB: 0 P: 9	R: 1 E: 0 K: 0 S: 7 H: 1 LOB: 0 BB: 0 P: 14	R: 0 E: 0 K: 2 S: 9 H: 0 LOB: 1 BB: 1 P: 17		1B: 10 2B: 0 3B: 1 HR: 1	SF: 3 SAC: 0 DP: 0 HBP: 0		WP: 0 PB: 0 SB: 2 CS: 0	PA: 41	

BOTTOM

Toronto Blue Jays @ Los Angeles Angels

Angel Stadium of Anaheim, Anaheim, CA

Thu Aug 01 2013, 7:09 PM - 9:46 PM PDT

Att. 37,179 - Clear - 71 F

livebaseballscorecards.com

AB	33
R	8
H	12
RBI	7
BB	5
SO	6
LOB	19

PITCHER		IP	WLS	BF	H	R	ER	SO	BB	IBB	HBP	BLK	WP	HR	S	P	ERA	WHIP
55 Josh Johnson, R ERA: 6.6	(1, 1)	2.1	L	19	10	7	6	1	2	0	0	0	0	1	42	67	23.14	5.143
57 Juan Pablo Perez, L ERA: 1.93	(3, 1)	2.2		11	1	0	0	3	2	0	0	0	0	0	34	57	0.00	1.125
21 Sergio Santos, R ERA: 2.84	(6, 1)	2.0		7	1	1	1	0	0	0	0	0	0	0	14	23	4.50	0.500
38 Darren Oliver, L ERA: 3.6	(8, 1)	1.0		4	0	0	0	2	1	0	0	0	0	0	9	17	0.00	1.000

PITCHER	IP	WLS	BF	H	R	ER	SO	BB	IBB	HBP	BLK	WP	HR	S	P	ERA	WHIP

Toronto Blue Jays @ Los Angeles Angels

Angel Stadium of Anaheim, Anaheim, CA

Fri Aug 02 2013, 7:08 PM - 10:23 PM PDT

Att. 38,884 - Partly Cloudy - 72 F

livebaseballscorecards.com

TOP

Batter	1	2	3	4	5	6	7	8	9	AB	R	H	RBI	BB	SO	LOB
7 José Reyes, S (1, 6) OBP: 0.376, SLG: 0.477	C FF 91 B CH 84 X FF 92 1-1 F7 ①		1 SAFE 1 SAFE B FF 89 1 SAFE B FF 89 B FF 91 B FF 90 4-0 3 CS 1-2 BB ②			1 SAFE B FF 90 C CU 73 1 SAFE X FF 90 1-1 1-H HR	F FF 96 X FF 95 0-1 G6-3 ③			3	1	1	2	1	0	0
3 Maicer Izturis, S (1, 4) OBP: 0.291, SLG: 0.325	C FF 92 X CH 84 0-1 P3 ②		C FF 90 0-1 CS ③ 1-2	B FF 89 B CH 80 B FF 89 C FF 89 B FF 91 4-1 19 F7 10 1B BB		B FF 91 C FF 91 C CU 73 X CU 73 1-2 G4-3 ①		X FF 94 0-0 L4 ①		3	1	0	0	1	0	0
19 José Bautista, R (1, 9) OBP: 0.348, SLG: 0.496	C FF 92 F FF 92 X SL 82 0-2 G6-3 ③			B SL 81 X SL 80 1-0 F7 ① 1-2		B SL 80 X FF 92 1-0 26 BB 10 BB 28 FC4-6 1B		B FF 96 C FF 95 B FF 96 B FF 94 B FF 94 4-1 26 FC6 BB		3	1	1	0	1	0	1
10 Edwin Encarnación, R (1, 3) OBP: 0.366, SLG: 0.550		F FF 91 X SL 81 0-1 F8 ①		B FF 90 C FF 91 C CU 74 B CU 74 F FF 92 X SL 83 2-2 28 CS 2-H 1B		S SL 82 1 SAFE B SL 81 F SL 81 B CU 74 1 SAFE F CU 73 B CU 73 B SL 81 4-2 28 FC4-6 26 BB 1-2 BB		C FF 93 S FF 95 S SL 82 0-3 K ②		3	0	1	1	1	1	1
26 Adam Lind, L (1, 10) OBP: 0.353, SLG: 0.487		C FF 91 X CH 82 0-1 F9 ②		1 SAFE B CU 72 X FF 91 1-0 L9 ②		B SL 79 C SI 91 B SL 82 2 SAFE F FF 91 B SI 91 B FF 90 4-2 28 FC4-6 1-2 2-3 BB		B FC 95 X FF 94 1-0 FC6 ③ 1-2f		3	0	0	0	1	0	2
28 Colby Rasmus, L (1, 8) OBP: 0.341, SLG: 0.491		L FF 91 S SL 82 B SL 80 B CU 75 X FF 92 2-2 13 1B 22 E 1B		S CU 74 D CU 74 1 SAFE S CU 74 F CU 74 F SL 80 B FF 90 2-2 CS ③ 1-2	C FF 90 F CU 73 B FF 90 F CU 73 B SL 80 F CU 74 S SL 81 2-3 K ①	B SL 79 F FF 90 B FF 90 B FF 89 X FF 91 3-1 FC4-6 ② 13 FC5-4 1-2f 2-3 3-H			B FF 92 F FF 92 F FF 94 S SL 88 1-3 K ①	4	1	1	1	0	2	2
13 Brett Lawrie, R (1, 5) OBP: 0.286, SLG: 0.399		F FF 91 1 SAFE 1 SAFE S SL 83 1 SAFE X SL 81 0-2 22 4-6 1-3 1B			B FF 91 F FF 92 X FF 91 1-1 L4 ②	B FF 96 B FF 95 F FF 96 F FC 91 1 SAFE F FF 97 F CU 83 F FF 95 X FF 96 2-2 FC5-4 ③ 1-2f			B FF 94 F FF 92 B FF 93 B FF 93 X FF 93 3-1 2B	4	0	2	0	0	0	2
22 Josh Thole, L (1, 2) OBP: 0.238, SLG: 0.130		B FF 90 3 SAFE 1-0 4-6 ③ 1-2 3-H	X FF 90 0-0 L3 ①		C CU 72 X FF 91 0-1 L8 ③		B FF 94 B FF 95 X FF 95 2-0 F7 ①		C FF 94 F SL 85 F FF 95 B FF 94 F FF 95 B FF 94 B FF 94 F FF 94 S FF 94 3-3 K ②	4	0	0	0	0	1	1
1 Emilio Bonifácio, S (1, 7) OBP: 0.258, SLG: 0.329			C FF 90 X SL 80 0-1 7 CS 1B			B FF 90 X FF 90 1-0 7 HR 1B	S FF 95 B CH 90 X CH 90 1-1 P6 ②		F FF 94 T FF 95 S FF 95 0-3 K ③	4	1	2	0	0	1	1
Inning Stats	R: 0 E: 0 K: 0 S: 7 H: 0 LOB: 0 BB: 0 P: 8	R: 1 E: 1 K: 0 S: 10 H: 2 LOB: 1 BB: 0 P: 13	R: 0 E: 0 K: 0 S: 4 H: 1 LOB: 0 BB: 1 P: 8	R: 1 E: 0 K: 0 S: 11 H: 1 LOB: 0 BB: 1 P: 21	R: 0 E: 0 K: 1 S: 9 H: 0 LOB: 0 BB: 0 P: 12	R: 3 E: 0 K: 0 S: 20 H: 3 LOB: 2 BB: 2 P: 37	R: 0 E: 0 K: 0 S: 5 H: 0 LOB: 0 BB: 0 P: 8	R: 0 E: 0 K: 1 S: 6 H: 0 LOB: 1 BB: 1 P: 11	R: 0 E: 0 K: 3 S: 14 H: 1 LOB: 1 BB: 0 P: 21	1B: 6 2B: 1 3B: 0 HR: 1 SF: 0 SAC: 0 DP: 0 HBP: 0						

	AB	31
	R	5
	H	8
	RBI	4
	BB	5
	SO	5
	LOB	10

WP: 0 PB: 0 SB: 0 CS: 3 PA: 38

PITCHER		IP	WLS	BF	H	R	ER	SO	BB	IBB	HBP	BLK	WP	HR	S	P	ERA	WHIP
48 Tommy Hanson, R ERA: 5.29	(1, 1)	5.1		23	7	5	4	1	3	0	0	0	0	1	51	80	6.75	1.875
63 Nick Maronde, L ERA: 8.1	(6, 1)	0.1		2	0	0	0	0	1	0	0	0	0	0	4	11	0.00	3.000
40 Kevin Jepsen, R ERA: 4.18	(6, 1)	0.1		1	0	0	0	0	0	0	0	0	0	0	6	8	0.00	0.000
58 Michael Kohn, R ERA: 2.91	(7, 1)	1.0		3	0	0	0	0	0	0	0	0	0	0	5	8	0.00	0.000
65 Dane De La Rosa, R ERA: 3.86	(8, 1)	1.0	W	4	0	0	0	1	1	0	0	0	0	0	6	11	0.00	1.000

PITCHER		IP	WLS	BF	H	R	ER	SO	BB	IBB	HBP	BLK	WP	HR	S	P	ERA	WHIP
49 Ernesto Frieri, R ERA: 4.11	(9, 1)	1.0	S	4	1	0	0	3	0	0	0	0	0	0	14	21	0.00	1.000

Batter	1	2	3	4	5	6	7	8	9	AB	R	H	RBI	BB	SO	LOB
56 Kole Calhoun, L (1, 9) OBP: 0.524, SLG: 0.611	B SI 89 B SI 90 C SI 89 S SI 90 F SI 92 F SL 83 F SI 92 F SI 92 B SI 91 3-3 C SI 81 ①		C SI 89 T CH 82 X SI 91 0-2 1-2 1B	C CH 81 F SI 91 B SL 81 X SL 82 1-2 2-3 1B		C SI 91 B SL 78 B SL 78 X SI 91 2-1 27 BB 1B		X FF 92 0-0 3-H HR		5	1	4	2	0	1	0
27 Mike Trout, R (1, 10) OBP: 0.412, SLG: 0.557	C SL 84 B SL 84 B SI 92 B SI 91 F SI 91 X SI 92 3-2 G4-3 ②		B SI 90 F SI 91 C SL 82 B SI 91 B SL 82 F SL 83 F SI 91 X SL 82 3-2 F9 ②	I IN 77 I IN 77 I IN 77 I IN 77 4-0 IBB		B SI 91 B SI 91 F SI 92 S CH 81 B SI 93 1 SAFE D CH 79 4-2 32 G6-4-3 1-2 BB		B SL 85 C FF 92 B CH 85 B FF 92 F FF 92 F FF 93 D CH 84 4-2 47 BLK BB		2	0	0	0	3	0	2
32 Josh Hamilton, L (1, 8) OBP: 0.277, SLG: 0.409	C SI 92 B CH 83 B SL 84 X SI 91 2-1 P5 ③		B SI 91 B SI 91 F SI 90 X SI 91 2-1 F7 ③	C SI 91 B SL 77 X SI 92 1-1 G4-3 ③		C SI 93 X SI 93 0-1 G6-4-3 ② ③ 1-2f		1 SAFE C FF 93 1 SAFE 1 SAFE F FF 93 S CH 84 0-3 K ②		5	0	0	0	0	1	8
47 Howie Kendrick, R (1, 4) OBP: 0.339, SLG: 0.438		C SI 89 F SI 90 B SL 82 F SI 90 X SI 91 1-2 G3-1 ①		C SL 79 B SL 80 B SI 89 F SI 88 S SL 82 2-3 K ①	X CH 77 0-0 2 1B 8 1B 1B		C SL 87 X FF 95 0-1 F9 ①	1 SAFE C FF 93 S CH 86 F FF 94 D CH 85 F FF 93 F CH 86 S CH 86 1-3 K ③ 1-2		5	1	1	0	0	2	1
44 Mark Trumbo, R (1, 3) OBP: 0.310, SLG: 0.471		C SI 89 F SI 90 S SL 83 0-3 K ②		S SL 81 B SL 80 B SI 88 C SL 81 S SI 92 2-3 K ②	S SI 92 S SI 92 B SI 94 1 SAFE S CH 82 1-3 K ①		C FF 96 S FF 98 B SL 87 F FF 98 B SL 87 S FF 97 2-3 K ②			4	0	0	0	0	4	1
2 Erick Aybar, S (1, 6) OBP: 0.314, SLG: 0.383		X SI 90 0-0 1B		C CH 82 H FF 90 1-1 8 S 8 1B HBP	C SI 92 S CH 77 X SI 93 0-2 8 CS 1-2 1B		C FF 97 X CH 87 0-1 G4-3 ③			3	1	2	0	0	0	0
8 Chris Nelson, R (1, 5) OBP: 0.295, SLG: 0.344		B SI 90 1 SAFE B SI 89 B SI 88 C SI 89 F SI 90 C SI 91 3-3 ③		B SI 88 B SI 90 F SI 90 X SI 90 2-1 39 1B 17 2B 1-H 1B	C SI 93 1 SAFE B SI 93 X CH 80 1-1 1-2 2-H 1B			C FF 92 T FF 93 B CH 85 X FF 92 1-2 39 3B 2B		4	2	3	2	0	1	1
39 JB Shuck, L (1, 7) OBP: 0.332, SLG: 0.385 19 Collin Cowgill, R (9, 7) OBP: 0.258, SLG: 0.384			B SI 89 C SI 89 S SI 90 X SI 91 1-2 17 FC6-5-4 2B	C SI 90 S SL 81 B SL 82 F SL 81 F SI 92 1 SAFE X SL 81 1-2 17 2B 1-2 1B	1 SAFE F SI 93 X SL 78 0-1 G4-3 ③			X FF 93 0-0 56 HR 2-H 3B		4 0	2 0	3 0	1 0	0 0	0 0	1 0
17 Chris Iannetta, R (1, 2) OBP: 0.356, SLG: 0.339			C SI 89 X SI 90 0-1 FC6-5-4 56 1B 2-3	C SI 90 B SI 92 B SI 90 T SI 88 B SI 91 X SI 89 3-2 56 1B 1-H 2-H 2B		X SI 89 0-0 F8 ①		F FF 92 C FF 93 S CH 86 0-3 K ①		4	0	1	2	0	1	2
Inning Stats	R: 0 E: 0 K: 1 S: 12 H: 0 LOB: 0 BB: 0 P: 20	R: 0 E: 0 K: 2 S: 11 H: 1 LOB: 1 BB: 0 P: 15	R: 0 E: 0 K: 0 S: 15 H: 2 LOB: 2 BB: 0 P: 21	R: 3 E: 0 K: 2 S: 22 H: 4 LOB: 3 BB: 1 P: 39	R: 1 E: 0 K: 1 S: 11 H: 3 LOB: 1 BB: 0 P: 13	R: 0 E: 0 K: 1 S: 7 H: 1 LOB: 1 BB: 0 P: 13	R: 0 E: 0 K: 1 S: 8 H: 0 LOB: 0 BB: 0 P: 10	R: 3 E: 0 K: 3 S: 21 H: 3 LOB: 1 BB: 1 P: 27		1B: 9 2B: 3 3B: 1 HR: 1 SF: 0 SAC: 0 DP: 1 HBP: 1		WP: 0 PB: 0 SB: 1 CS: 1 PA: 40			

BOTTOM

Toronto Blue Jays @ Los Angeles Angels

Angel Stadium of Anaheim, Anaheim, CA

Fri Aug 02 2013, 7:08 PM - 10:23 PM PDT

Att. 38,884 - Partly Cloudy - 72 F

livebaseballscorecards.com

AB	36
R	7
H	14
RBI	7
BB	3
SO	10
LOB	16

PITCHER		IP	WLS	BF	H	R	ER	SO	BB	IBB	HBP	BLK	WP	HR	S	P	ERA	WHIP
Todd Redmond, R ERA: 4.22	(1, 1)	3.2		20	7	3	3	5	0	1	1	0	0	0	58	92	7.36	1.909
62 Aaron Loup, L ERA: 1.94	(4, 1)	2.1		10	4	1	1	1	1	0	0	0	0	0	20	29	3.86	2.143
45 Neil Wagner, R ERA: 3.1	(7, 1)	1.0	H	3	0	0	0	1	0	0	0	0	0	0	8	10	0.00	0.000
50 Steve Delabar, R ERA: 2.9	(8, 1)	1.0	L	7	3	3	3	3	1	0	0	1	0	1	21	27	27.00	4.000

PITCHER	IP	WLS	BF	H	R	ER	SO	BB	IBB	HBP	BLK	WP	HR	S	P	ERA	WHIP

Batter	1	2	3	4	5	6	7	8	9	AB	R	H	RBI	BB	SO	LOB
7 José Reyes, S (1, 6) OBP: 0.374, SLG: 0.472	B SI 86 C SI 86 X CU 73 1-1 ① F9		X CU 72 0-0 ② F7		C SI 87 C SI 86 B FF 87 F SL 81 S CH 79 1-3 ③ K			X SI 85 0-0 3 G3-6-3 1B		4	0	1	0	0	1	1
3 Maicer Izturis, S (1, 4) OBP: 0.291, SLG: 0.324	B SI 86 C SI 87 C SI 88 F SL 83 F SI 89 F CU 69 S FF 90 1-3 ② K		B CU 72 X CH 81 1-0 1-2 1B			C FF 84 X CU 71 0-1 ① F9		B SI 86 C CH 80 X SI 85 1-1 ①② G3-6-3 1-2f		4	0	1	0	0	1	1
19 José Bautista, R (1, 9) OBP: 0.349, SLG: 0.497	B FF 88 X SL 81 1-0 ③ G5-3		B FF 89 C CH 78 B FF 89 S FF 88 B FF 90 S FF 89 3-3 ③ K			C CU 70 F FF 88 B SL 82 B FF 88 X SL 80 2-2 10 1B 2B		C CH 76 B FF 84 B SI 83 B CH 78 F CU 72 F FC 88 B FF 89 4-2 26 WP 10 BB BB		3	1	1	0	1	1	2
10 Edwin Encarnación, R (1, 10) OBP: 0.369, SLG: 0.550		B FF 87 C FF 88 B FF 88 S SL 82 X FF 88 2-2 ① F8		F FF 86 F SI 86 B FF 86 B CH 78 X CH 79 2-2 28 FC6-4 1B		S CH 79 X FC 86 0-1 2-H 26 G6-3 1B		B FC 88 B FF 87 B CH 79 C FF 87 B FF 87 4-1 1-2 26 WP BB		3	0	2	1	1	0	0
26 Adam Lind, L (1, 3) OBP: 0.349, SLG: 0.481		B CU 71 B CU 69 X SI 86 2-0 ② G6-3		C SI 86 S CH 79 B FF 86 F FF 89 X CU 73 1-2 ① P6		B SI 86 B CH 78 X CU 71 2-0 ②③ G6-3 1-2f		F FC 96 F FF 96 B SL 82 F FF 95 X SL 83 1-2 ③ G6-3 1-2 2-3		4	0	0	0	0	0	4
28 Colby Rasmus, L (1, 8) OBP: 0.342, SLG: 0.493		C SI 87 B SI 87 X CU 72 1-1 ③ F7		S CU 71 D SI 87 C SI 86 X FF 88 1-2 ② FC6-4 1-2f			F CH 77 X CH 76 0-1 13 G4-3 9 G4-3 2B		B FF 97 X FF 97 1-0 9 G4-6-3 1B	4	1	2	0	0	0	1
13 Brett Lawrie, R (1, 5) OBP: 0.286, SLG: 0.411			B SL 81 X SL 80 1-0 HR	C FF 88 B FF 88 X CH 78 1-1 ③ F8			F FC 87 C FC 85 X FC 88 0-2 ① G4-3 2-3		B FF 95 X FF 96 1-0 ① F9	4	1	1	1	0	0	3
9 J.P. Arencibia, R (1, 2) OBP: 0.247, SLG: 0.399			B FF 86 F FF 86 X CU 73 1-1 E3 3 1B		C CU 71 B FF 88 B FF 87 S SL 80 S FF 89 2-3 ① K		D SL 82 D CH 77 X FF 87 2-0 ② G4-3 3-H		B FF 96 C SI 97 F CU 84 B FF 96 X FF 97 2-2 ②③ G4-6-3 1-2f	4	0	0	1	0	1	1
1 Emilio Bonifácio, S (1, 7) OBP: 0.255, SLG: 0.325			B SI 86 X SI 87 1-0 ① F9		C CU 73 S CH 77 C SI 88 0-3 ② K		C FF 86 B SI 86 X CU 73 1-1 ③ F9			3	0	0	0	0	1	1
Inning Stats	R: 0 E: 0 K: 1 S: 9 H: 0 LOB: 0 BB: 0 P: 12	R: 0 E: 0 K: 0 S: 6 H: 0 LOB: 0 BB: 0 P: 11	R: 1 E: 1 K: 1 S: 9 H: 2 LOB: 2 BB: 0 P: 16	R: 0 E: 0 K: 0 S: 12 H: 1 LOB: 1 BB: 0 P: 17	R: 0 E: 0 K: 3 S: 10 H: 0 LOB: 0 BB: 0 P: 13	R: 1 E: 0 K: 0 S: 8 H: 2 LOB: 0 BB: 0 P: 12	R: 1 E: 0 K: 0 S: 8 H: 1 LOB: 0 BB: 0 P: 11	R: 0 E: 0 K: 0 S: 11 H: 1 LOB: 2 BB: 2 P: 21	R: 0 E: 0 K: 0 S: 5 H: 1 LOB: 0 BB: 0 P: 9	1B: 5 2B: 2 3B: 0 HR: 1 SF: 0 SAC: 0 DP: 3 HBP: 0						

PITCHER	IP	WLS	BF	H	R	ER	SO	BB	IBB	HBP	BLK	WP	HR	S	P	ERA	WHIP
36 Jered Weaver, R (1, 1) ERA: 2.9	7.2	W	31	7	3	3	5	2	0	0	0	0	1	69	108	3.52	1.174
65 Dane De La Rosa, R (8, 1) ERA: 3.83	0.1	H	1	0	0	0	0	0	0	0	0	1	0	4	5	0.00	0.000
40 Kevin Jepsen, R (9, 1) ERA: 4.03	1.0		3	1	0	0	0	0	0	0	0	0	0	5	9	0.00	1.000

PITCHER	IP	WLS	BF	H	R	ER	SO	BB	IBB	HBP	BLK	WP	HR	S	P	ERA	WHIP

TOP

Toronto Blue Jays @ Los Angeles Angels

Angel Stadium of Anaheim, Anaheim, CA

Sat Aug 03 2013, 6:10 PM - 8:44 PM PDT
Att. 41,253 - Partly Cloudy - 74 F

livebaseballscorecards.com

AB	33
R	3
H	8
RBI	3
BB	2
SO	5
LOB	14

1B: 5	SF: 0	WP: 1	PA: 35
2B: 2	SAC: 0	PB: 0	
3B: 0	DP: 3	SB: 0	
HR: 1	HBP: 0	CS: 0	

BOTTOM

Toronto Blue Jays @ Los Angeles Angels

Angel Stadium of Anaheim, Anaheim, CA

Sat Aug 03 2013, 6:10 PM - 8:44 PM PDT

Att. 41,253 - Partly Cloudy - 74 F

livebaseballscorecards.com

Batter	1	2	3	4	5	6	7	8	9	AB	R	H	RBI	BB	SO	LOB
56 Kole Calhoun, L (1, 9) OBP: 0.480, SLG: 0.682	B FF 94 C FF 95 B FF 95 F SI 94 S FF 95 2-3 ① K	C FF 91 F CH 86 B FF 96 F FF 95 S FF 91 1-3 ② K			B CU 80 C CU 80 F CH 84 F SL 87 X CH 86 1-2 HR	C FF 93 C FF 95 B CH 86 B CU 83 F CU 83 S CU 84 2-3 ③ K				4	1	1	1	0	3	0
27 Mike Trout, R (1, 8) OBP: 0.415, SLG: 0.557	C FF 95 B FF 94 X SI 95 1-1 47 1B, 32 1B, 44 FC4-6, 1B	C SL 86 B FF 94 B FF 91 C CU 82 X FC 91 2-2 ③ G6-3			F SL 87 H FF 94 1-1 32 1B, 47 1B, HBP	C FF 94 C FF 94 B FF 94 F FF 93 B CU 84 B CU 83 B FF 94 4-2 47 L1-3, BB				2	2	1	0	1	0	0
32 Josh Hamilton, L (1, 7) OBP: 0.279, SLG: 0.410	B SI 93 X SI 93 1-0 44 FC4-6, 47 1B, 2 1B 1-2 1B		B CU 80 S CU 81 S FF 91 X FF 94 1-2 ① G5-3		B SI 92 1 SAFE X FF 93 1-0 47 1B, 47 E 1-2 1B		F FF 92 1 SAFE 1 SAFE X FF 93 0-1 ① F7			4	2	2	0	0	0	1
47 Howie Kendrick, R (1, 4) OBP: 0.343, SLG: 0.441	S CU 84 D CU 84 C CU 82 B FF 94 F CU 84 D FC 91 F FF 96 X FF 95 3-2 44 FC4-6 1-2 2-3 1B		C CU 81 S SL 87 B FF 94 B SL 87 F CU 81 X FC 90 2-2 44 G5-4-3, 1B		B SL 87 X SL 87 1-0 E2 1-H 2-H 1B		1 SAFE B FF 94 1 SAFE B FF 93 X FF 92 2-0 ②③ L1-3 1-1			4	1	3	1	0	0	1
44 Mark Trumbo, R (1, 3) OBP: 0.308, SLG: 0.467	F FF 95 X CU 83 0-1 ② FC4-6, 2 1B, 8 1B 1-2f 2-3 3-H		1 SAFE C FF 93 S FF 94 B FF 94 1 SAFE X SL 86 1-2 ②③ G5-4-3 1-2f		C FF 95 B SL 89 S FF 95 B SL 88 F FF 95 S FF 95 2-3 ① K			C CU 80 X CU 81 0-1 ① F7		4	1	0	1	0	1	3
2 Erick Aybar, S (1, 6) OBP: 0.316, SLG: 0.385	C CU 83 B FF 94 D SL 87 X FF 94 2-1 8 1B 1-2 3-H 1B			C CU 78 B CH 84 B CH 85 X SI 92 2-1 8 G4-6-3, 1B	C FF 90 C FC 90 X FF 94 0-2 ② L4			B FF 92 F FF 91 S CH 84 B CU 81 X CH 84 2-2 ② G3-1		4	0	2	1	0	0	0
8 Chris Nelson, R (1, 5) OBP: 0.293, SLG: 0.341	C FF 95 B FF 95 C SL 84 X FF 96 1-2 1-2 2-H 1B			1 SAFE 1 SAFE B SI 92 C SI 92 X SL 86 1-1 ①② G4-6-3 1-2f	C FF 95 C FF 94 B FF 94 B SL 87 S SL 90 2-3 ③ K			T FF 92 F FF 94 B CU 82 B FF 94 F CH 85 X CU 82 2-2 ③ G1		4	0	1	1	0	1	1
39 JB Shuck, L (1, 10) OBP: 0.332, SLG: 0.382	C FF 94 S FF 92 C FF 94 0-3 ③ K			B FC 90 F SI 92 B CH 85 B CH 85 B SI 92 4-1 BB		C FF 92 C CU 82 C CU 85 0-3 ① K				2	0	0	0	1	2	2
16 Hank Conger, L (1, 2) OBP: 0.288, SLG: 0.421		C FF 93 C CU 81 X FC 92 0-2 ① L6		1 SAFE C FF 90 X FF 90 0-1 ③ F7		F FF 93 B CU 82 B CU 82 X FF 94 2-1 ② F9				3	0	0	0	0	0	1
Inning Stats	R: 3 H: 5 E: 0 LOB: 2 K: 2 BB: 0 S: 21 P: 31	R: 0 H: 0 E: 0 LOB: 0 K: 1 BB: 0 S: 10 P: 13	R: 0 H: 1 E: 0 LOB: 0 K: 0 BB: 0 S: 10 P: 14	R: 0 H: 1 E: 0 LOB: 1 K: 0 BB: 1 S: 7 P: 14	R: 4 H: 3 E: 1 LOB: 0 K: 2 BB: 0 S: 17 P: 25	R: 0 H: 0 E: 0 LOB: 0 K: 2 BB: 0 S: 9 P: 13	R: 0 H: 0 E: 0 LOB: 0 K: 0 BB: 1 S: 6 P: 12	R: 0 H: 0 E: 0 LOB: 0 K: 0 BB: 0 S: 9 P: 13		1B: 9 SF: 0 2B: 1 SAC: 0 3B: 0 DP: 3 HR: 1 HBP: 1						

	AB	31
	R	7
	H	10
	RBI	5
	BB	2
	SO	7
	LOB	9

WP: 0 PA: 34
PB: 0
SB: 0
CS: 0

PITCHER		IP	WLS	BF	H	R	ER	SO	BB	IBB	HBP	BLK	WP	HR	S	P	ERA	WHIP
32 Esmil Rogers, R ERA: 4.61	(1, 1)	5.0	L	25	10	7	5	5	1	0	1	0	0	1	65	97	9.00	2.200
49 Brad Lincoln, R ERA: 3.65	(6, 1)	3.0		9	0	0	0	2	1	0	0	0	0	0	24	38	0.00	0.333

PITCHER	IP	WLS	BF	H	R	ER	SO	BB	IBB	HBP	BLK	WP	HR	S	P	ERA	WHIP

Toronto Blue Jays @ Los Angeles Angels

Angel Stadium of Anaheim, Anaheim, CA

Sun Aug 04 2013, 12:41 PM - 3:45 PM PDT

Att. 33,936 - Sunny - 75 F

TOP

livebaseballscorecards.com

Batter	1	2	3	4	5	6	7	8	9	AB	R	H	RBI	BB	SO	LOB
7 José Reyes, S (1, 6) OBP: 0.374, SLG: 0.470	C FF 91 C FF 92 F FF 89 B SI 93 S SL 83 1-3 K		B FF 91 B FF 90 X FC 88 2-0 E5 11 1B		C FF 89 X CU 77 0-1 1B			B FF 91 C SI 92 C FF 91 X FF 92 1-2 G6-3	S FF 94 B FF 95 2 SAFE M FF 94 F FF 96 B FF 96 F SI 94 B SI 94 F FF 93 3-2 F SI 93 X FF 94 F9	5	1	2	0	0	1	2
11 Rajai Davis, R (1, 7) OBP: 0.327, SLG: 0.365 (8, 9)	B FF 91 B FF 90 C FC 89 S FC 90 F SL 83 B FF 92 X FC 90 3-2 19 FC5-4 1B		B SI 91 D SL 80 C FF 91 F CH 85 D SL 84 X FC 88 3-2 19 E 19 S 19 1B 2-H 1B		X SI 90 0-0 F9			C FF 90 X FC 86 0-1 10 S 19 1B 10 E 1B	S FF 95 F FF 96 F FF 96 X SL 83 0-2 FC6-5 10 S 19 1B 10 1B 1-2 2-3f	5	3	3	1	0	0	3
19 José Bautista, R (1, 9) OBP: 0.352, SLG: 0.499 (8, 3)	B FF 91 B SL 82 C FF 91 X SI 90 2-1 FC5-4 10 FC6-4 1-2f		1 SAFE X SL 83 0-0 10 1B 1-H 1B		C SI 91 D SL 83 X FF 93 1-1 F8			B SI 92 B SL 83 F SI 91 X SI 92 2-1 26 FC3-6 3 1B 10 E 1-2 1B	B FF 97 C FF 96 B FF 96 X FF 96 2-1 10 1B 1-2 2-H 1B	5	1	3	2	0	0	2
10 Edwin Encarnación, R (1, 10) OBP: 0.369, SLG: 0.549	C FF 91 D SL 81 X SI 91 1-1 FC6-4 1-2f		D CU 78 C FF 92 B CH 88 B SL 83 C SL 81 X SI 93 3-2 1-3 1B			C SL 81 B CU 77 X FC 88 1-1 G6-3		C CU 84 B FF 95 F CU 85 F FF 95 X CU 83 1-2 E5 26 FC3-6 1-2 2-H	B FF 95 B FF 93 X FF 96 2-0 1-2 2-H 1B	5	0	2	2	0	0	2
26 Adam Lind, L (1, 3) OBP: 0.345, SLG: 0.475 1 Emilio Bonifácio, S (8, PR) OBP: 0.254, SLG: 0.324 (8, 7)		C FF 90 B SL 80 S SL 83 S SL 82 1-3 K	S SL 82 D SL 83 D SL 84 B SL 83 C FF 92 F FF 91 X SL 85 3-2 G1-3			F CU 77 B FF 91 B SL 81 F FF 91 X SL 83 2-2 G5-3		B FF 91 S FF 92 S SL 82 X SL 82 1-2 FC3-6 3 1B 1-2f 2-3	X SL 83 0-0 F8	4 1	0 0	0 0	0 0	0 0	1 0	4 2
16 Mark DeRosa, R (1, 4) OBP: 0.313, SLG: 0.444 3 Maicer Izturis, S (8, PH) OBP: 0.293, SLG: 0.326 (8, 4)		C FF 92 C SL 82 B SI 92 S SL 83 1-3 K	C FC 90 B FC 90 C SI 90 B SL 82 B CU 76 X FF 92 3-2 L9			B FF 92 B FC 86 X FF 91 2-0 G6-3		C FF 96 F FF 95 P PO 89 1 SAFE B FF 95 1 SAFE X SI 95 2-2 1-2 3-H 1B		3 1	0 0	0 1	0 1	0 0	1 0	0 0
28 Colby Rasmus, L (1, 8) OBP: 0.339, SLG: 0.488		C SL 81 S FC 86 S SL 82 0-3 K2-3	B FF 91 C FF 92 B SL 84 B SL 82 F FF 91 S SL 84 3-3 K				X FF 90 0-0 F8	C SL 84 D SL 85 F SL 84 X FF 95 1-2 P1		4	0	0	0	0	2	2
13 Brett Lawrie, R (1, 5) OBP: 0.285, SLG: 0.408			X FF 91 0-0 G5-3	F FC 88 X CU 76 0-1 F9			C CU 77 F SI 92 S FF 92 0-3 K		B FF 93 C FF 92 C FF 95 X SI 95 1-2 11 FC6-5 9 HBP 1B	4	0	1	0	0	1	0
9 J.P. Arencibia, R (1, 2) OBP: 0.247, SLG: 0.395			C FF 90 C SL 80 S SL 82 0-3 K	B FC 89 C FF 90 X CH 85 1-1 F8			C CU 77 C SL 84 B CH 86 X SL 83 1-2 F7		1 SAFE H SI 94 1-0 11 FC6-5 19 1B 1-2 HBP	3	1	0	0	0	1	0
Inning Stats	R: 0 E: 0 K: 1 S: 12 H: 1 LOB: 1 BB: 0 P: 19	R: 0 E: 0 K: 3 S: 9 H: 0 LOB: 0 BB: 0 P: 11	R: 2 E: 1 K: 1 S: 16 H: 4 LOB: 2 BB: 0 P: 27	R: 0 E: 0 K: 1 S: 8 H: 0 LOB: 0 BB: 0 P: 14	R: 0 E: 0 K: 0 S: 7 H: 1 LOB: 1 BB: 0 P: 9	R: 0 E: 0 K: 0 S: 6 H: 0 LOB: 0 BB: 0 P: 11	R: 0 E: 0 K: 1 S: 7 H: 0 LOB: 0 BB: 0 P: 8	R: 2 E: 1 K: 0 S: 21 H: 3 LOB: 2 BB: 0 P: 28	R: 2 E: 0 K: 0 S: 18 H: 3 LOB: 2 BB: 0 P: 27	1B: 12 2B: 0 3B: 0 HR: 0 SF: 0 SAC: 0 DP: 0 HBP: 1						

AB	40
R	6
H	12
RBI	6
BB	0
SO	7
LOB	17

WP: 0 PA: 41
PB: 0
SB: 3
CS: 0

PITCHER		IP	WLS	BF	H	R	ER	SO	BB	IBB	HBP	BLK	WP	HR	S	P	ERA	WHIP
33 C.J. Wilson, L ERA: 3.49	(1, 1)	7.1		30	8	4	3	7	0	0	0	0	0	0	72	109	3.68	1.091
38 Juan Gutierrez, R ERA: 3.97	(8, 1)	0.0		1	0	0	0	0	0	0	0	0	0	0	4	5	∞	∞
63 Nick Maronde, L ERA: 7.36	(8, 1)	0.1	H	1	0	0	0	0	0	0	0	0	0	0	3	4	0.00	0.000
58 Michael Kohn, R ERA: 2.91	(8, 1)	0.0		1	1	0	0	0	0	0	0	0	0	0	4	5	∞	∞
49 Ernesto Frieri, R ERA: 4.44	(8, 1)	0.2	L	4	1	2	2	0	0	0	1	0	0	0	13	19	27.00	1.500

PITCHER		IP	WLS	BF	H	R	ER	SO	BB	IBB	HBP	BLK	WP	HR	S	P	ERA	WHIP
65 Dane De La Rosa, R ERA: 3.81	(9, 1)	0.1	B	3	2	0	0	0	0	0	0	0	0	0	7	11	0.00	6.000
41 Daniel Stange, R ERA: 16.2	(9, 1)	0.1		1	0	0	0	0	0	0	0	0	0	0	1	1	0.00	0.000

BOTTOM

Toronto Blue Jays @ Los Angeles Angels

Angel Stadium of Anaheim, Anaheim, CA

Sun Aug 04 2013, 12:41 PM - 3:45 PM PDT

Att. 33,936 - Sunny - 75 F

livebaseballscorecards.com

Batter	1	2	3	4	5	6	7	8	9	AB	R	H	RBI	BB	SO	LOB
19 Collin Cowgill, R (1, 7) OBP: 0.258, SLG: 0.389	C FF 83 S FC 79 B FF 83 B CH 77 B CH 77 X FC 81 3-2 ① P6		C FC 78 X CU 72 0-1 ③ G5-3		B FF 84 C CU 72 B FC 79 C FC 80 X FC 81 2-2 2B		X FF 95 0-0 ② G6-3		X FC 90 0-0 ③ F7	4	0	1	0	0	0	0
32 Josh Hamilton, L (9, PH) OBP: 0.278, SLG: 0.409										1	0	0	0	0	0	0
27 Mike Trout, R (1, 8) OBP: 0.419, SLG: 0.568	C SI 84 B SI 83 B FC 82 X FC 80 2-1 HR			B FC 79 B FC 79 C SI 86 B SI 86 S FC 80 B CH 80 4-2 47 1B 44 HR BB	D CH 79 S FC 80 S FC 81 B FF 82 B CH 78 B FC 82 4-2 44 G6-4-3 BB		B FF 96 C SL 87 X FF 96 1-1 2B			2	2	2	1	2	0	0
47 Howie Kendrick, R (1, 10) OBP: 0.342, SLG: 0.439	C SI 84 C FC 79 X FC 80 0-2 ② L5			**C FC 81** **1 SAFE** **B FC 80** **1 SAFE** 1 SAFE S FC 81 F FF 85 F FF 85 1 SAFE 1-2 X FF 84 **1-2** 44 HR 1B	F CH 80 F CH 79 B SI 87 S CU 72 1-3 ① K		B FF 96 F FF 96 X FF 96 1-1 ③ L8			4	1	1	0	0	1	3
44 Mark Trumbo, R (1, 3) OBP: 0.307, SLG: 0.472	C FC 79 B CH 79 B FC 78 S CH 78 F CH 79 F FC 81 X FF 86 2-2 ③ F9			C FC 80 F FC 80 F FF 86 X CH 80 0-2 **1-H** **2-H** HR	X SI 85 0-0 ② ③ G6-4-3 **1-2f**			B FF 94 C FF 94 B FF 94 X FF 95 2-1 ① P3		4	1	1	3	0	0	2
8 Chris Nelson, R (1, 5) OBP: 0.292, SLG: 0.338		C SI 82 S CH 78 B FC 79 B FF 81 S CH 79 2-3 ① K		B SI 84 X SI 86 1-0 ① G6-3		C CH 78 B FF 84 B CU 72 F SI 85 B FF 86 X FC 81 3-2 ① F9		C SL 85 S FF 96 F FF 97 X FF 96 0-2 1B		4	0	1	0	0	1	0
2 Erick Aybar, S (1, 6) OBP: 0.315, SLG: 0.386		C FC 81 B SI 85 X CH 78 1-1 ② B2-3		X FC 78 0-0 17 2B 2B	B FF 84 B CH 79 C FC 80 X SI 85 2-1 ② G5-3			S FF 90 B FF 91 B CU 82 F FF 93 B FF 90 S FF 93 3-3 ② K		4	1	1	0	0	1	1
17 Chris Iannetta, R (1, 2) OBP: 0.358, SLG: 0.346		C FF 85 C SI 82 B FF 86 B CH 79 B FC 79 S CH 80 3-3 ③ K		D FC 83 B FC 81 X SI 84 2-0 2-H 2B	F FF 86 B SI 84 X FC 80 1-1 1B			F FF 93 F FF 92 S FF 93 0-3 ③ K		4	0	2	1	0	2	1
12 Tommy Field, R (1, 4) OBP: 0.167, SLG: 0.091			B FF 82 C SI 83 C FC 80 F CH 78 F FF 85 X FC 80 1-2 ① F9	C FF 85 B CH 78 X FF 85 1-1 ② F9		C FC 81 X FF 82 0-1 ③ G5-3			C FF 90 X FF 91 0-1 ① G6-3	3	0	0	0	0	0	2
39 JB Shuck, L (9, PH) OBP: 0.331, SLG: 0.381										1	0	0	0	0	0	0
56 Kole Calhoun, L (1, 9) OBP: 0.414, SLG: 0.577			C CH 80 B FC 80 X SI 85 1-1 ② G3-1	F CH 78 B FF 85 C FC 82 B CH 78 C FF 86 2-3 ③ K			C FF 94 S CH 86 B FF 96 B FF 96 X CH 85 2-2 ① G6-3		C FF 91 B FF 91 B FF 91 B FF 91 C FF 91 F FF 90 X FF 91 3-2 ② F8	4	0	0	0	0	1	1

	AB	R	H	RBI	BB	SO	LOB
	35	5	9	5	2	6	10

Inning Stats	1	2	3	4	5	6	7	8	9	1B	SF	WP	PA
R	1	0	0	4	0	0	0	0	0	3	0	0	37
H	1	0	0	4	1	1	1	1	0	2B 4	SAC 0	PB 0	
E	0	0	0	0	0	0	0	0	0	3B 0	DP 1	SB 0	
LOB	0	0	0	1	1	0	1	1	0	HR 2	HBP 0	CS 0	
BB	0	0	0	0	1	0	0	0	0				
K	2	2	1	3	1	1	2	3	2				
S	13	8	9	19	9	9	8	12	7				
P	20	14	11	30	16	15	12	17	10				

PITCHER		IP	WLS	BF	H	R	ER	SO	BB	IBB	HBP	BLK	WP	HR	S	P	ERA	WHIP
56 Mark Buehrle, L ERA: 4.41	(1, 1)	6.0		26	7	5	5	4	2	0	0	0	0	2	67	106	7.50	1.500
45 Neil Wagner, R ERA: 2.91	(7, 1)	1.1		6	2	0	0	0	0	0	0	0	0	0	14	20	0.00	1.500
27 Brett Cecil, L ERA: 2.77	(8, 1)	0.2	W	2	0	0	0	2	0	0	0	0	0	0	6	9	0.00	0.000
44 Casey Janssen, R ERA: 2.29	(9, 1)	1.0	S	3	0	0	0	0	0	0	0	0	0	0	7	10	0.00	0.000

PITCHER	IP	WLS	BF	H	R	ER	SO	BB	IBB	HBP	BLK	WP	HR	S	P	ERA	WHIP

Batter	1	2	3	4	5	6	7	8	9	AB	R	H	RBI	BB	SO	LOB
7 José Reyes, S (1, 6) OBP: 0.375, SLG: 0.468	B SI 89 F SI 87 B FF 90 S FS 86 X SI 87 2-2 11 G6-4-3 1B			C SI 88 C SI 89 F SI 91 X CU 72 0-2 ① P2		X SI 87 0-0 ① G4-3		D CU 75 X FF 90 1-0 10 WP 19 1B 16 1B 3-H 1B	B FF 91 B SL 79 C SL 80 F SL 80 S FF 91 2-3 ③ K	5	1	2	1	0	1	1
11 Rajai Davis, R (1, 7) OBP: 0.321, SLG: 0.358	B SI 89 X SI 88 1-0 ①② G6-4-3 1-2f			C SL 81 B SI 89 F CU 74 B SI 92 S SL 79 2-3 ② K		C CU 73 B SL 81 F SL 80 B FS 85 X FS 85 2-2 ② L6		F SI 95 1 SAFE 1 SAFE B SI 94 1 SAFE X CU 84 1-1 ② F9		4	0	0	0	0	1	2
19 José Bautista, R (1, 9) OBP: 0.353, SLG: 0.498	C SL 82 B FS 87 F SI 91 B SI 88 F FF 92 X SI 85 2-2 ③ L7			C SI 92 B SI 92 B SI 92 B FS 86 B SL 82 4-1 10 BB BB		X SI 89 0-0 ③ L7		B SI 95 X SI 94 1-0 10 WP 16 1B 1-2 1B		3	1	1	0	1	0	0
10 Edwin Encarnación, R (1, 10) OBP: 0.372, SLG: 0.547		B FF 89 B SI 90 S SL 81 B SL 85 X SI 90 3-1 ① P3		B SI 91 B SI 91 B SI 90 C SL 82 F SI 90 F SI 92 D FS 87 4-2 1-2 BB			B SL 81 B SI 89 F FS 87 B SI 89 F SI 89 F SL 80 F SL 79 B FF 91 4-2 28 G3-1 26 G4-3 BB	S CU 85 S CU 86 B CU 85 D CU 86 D CU 85 D CU 85 4-2 16 1B 1-2 2-3 BB		1	0	0	0	3	0	0
26 Adam Lind, L (1, 3) OBP: 0.342, SLG: 0.471 16 Mark DeRosa, R (8, PH) OBP: 0.317, SLG: 0.448 (8, 3)		B CU 74 B FS 85 F SI 90 B SI 90 X SI 90 3-1 ② F7		C FF 91 F SI 91 B SI 90 X FS 86 1-2 ③ G4-3			X SI 88 0-0 ① G4-3 1-2	F FF 92 S FF 92 F FF 94 X SI 93 0-2 1-2 2-H 3-H 1B		3	0	0	0	0	0	3
										1	0	1	2	0	0	0
28 Colby Rasmus, L (1, 8) OBP: 0.336, SLG: 0.483		S CU 74 B FS 84 X FF 90 1-1 ③ L7			C CU 73 B FF 89 S SI 90 B SI 90 S CU 73 2-3 ① K		B SI 90 X CU 73 1-0 ② G3-1 2-3	S SL 80 2 SAFE F FF 91 S SL 80 0-3 ③ K		4	0	0	0	0	2	3
3 Maicer Izturis, S (1, 4) OBP: 0.289, SLG: 0.322			C SI 87 X FS 84 0-1 ① G4-3		C SI 88 X CU 74 0-1 ② F9		B CU 72 F SI 86 D SI 86 3 SAFE X FS 87 2-1 ③ G4-3		B FF 90 X SI 90 1-0 ① P6	4	0	0	0	0	0	1
13 Brett Lawrie, R (1, 5) OBP: 0.293, SLG: 0.429			X SI 89 0-0 ② L9		C SI 89 B FF 90 F SI 91 F SL 78 F SL 79 X SI 91 1-2 22 FC6 1B			S SI 88 X SL 81 0-1 7 1B 3B	X FF 92 0-0 2B	4	1	3	0	0	0	0
22 Josh Thole, L (1, 2) OBP: 0.227, SLG: 0.123 9 J.P. Arencibia, R (9, PH) OBP: 0.247, SLG: 0.394 (9, 2)			B SI 88 X SI 89 1-0 ③ G4-3		C SI 88 X SI 89 0-1 ③ FC6 1-2f			D FS 85 S SI 85 B FS 86 F FF 90 X CU 73 2-2 ① G4-3	S SL 78 S SL 79 C SL 79 0-3 ② K	3	0	0	0	0	0	2
										1	0	0	0	0	1	1
Inning Stats	R: 0 E: 0 K: 0 S: 8 H: 1 LOB: 0 BB: 0 P: 13	R: 0 E: 0 K: 0 S: 6 H: 0 LOB: 0 BB: 0 P: 13	R: 0 E: 0 K: 0 S: 4 H: 0 LOB: 0 BB: 0 P: 5	R: 0 E: 0 K: 1 S: 14 H: 0 LOB: 2 BB: 2 P: 25	R: 0 E: 0 K: 1 S: 12 H: 1 LOB: 1 BB: 0 P: 15	R: 0 E: 0 K: 0 S: 5 H: 0 LOB: 0 BB: 0 P: 7	R: 0 E: 0 K: 0 S: 8 H: 0 LOB: 1 BB: 1 P: 15	R: 3 E: 0 K: 1 S: 18 H: 4 LOB: 2 BB: 1 P: 27	R: 0 E: 0 K: 2 S: 8 H: 1 LOB: 1 BB: 0 P: 11	1B: 5 2B: 1 3B: 1 HR: 0 SF: 0 SAC: 0 DP: 1 HBP: 0						

PITCHER		IP	WLS	BF	H	R	ER	SO	BB	IBB	HBP	BLK	WP	HR	S	P	ERA	WHIP
18 Hisashi Iwakuma, R ERA: 2.8	(1, 1)	7.1	L	28	4	2	2	2	3	0	0	0	0	0	63	102	2.46	0.955
31 Yoervis Medina, R ERA: 2.84	(8, 1)	0.1		3	1	0	0	0	1	0	0	0	1	0	5	11	0.00	6.000
59 Oliver Pérez, L ERA: 3.12	(8, 1)	1.1		6	2	1	1	3	0	0	0	0	0	0	15	18	6.75	1.500

PITCHER	IP	WLS	BF	H	R	ER	SO	BB	IBB	HBP	BLK	WP	HR	S	P	ERA	WHIP

TOP

Toronto Blue Jays @ Seattle Mariners

Safeco Field, Seattle, WA

Mon Aug 05 2013, 7:13 PM - 9:54 PM PDT

Att. 32,170 - Clear - 79 F

livebaseballscorecards.com

AB	33
R	3
H	7
RBI	3
BB	4
SO	5
LOB	13

WP: 1	PA: 37				
PB: 0					
SB: 0					
CS: 0					

Batter	1	2	3	4	5	6	7	8	9	AB	R	H	RBI	BB	SO	LOB
5 Brad Miller, L (1, 6) OBP: 0.327, SLG: 0.389	S KN 72 X KN 77 0-1 ① F8		X KN 77 0-0 ① F8		B KN 77 X KN 74 1-0 1-2 1B		B KN 78 S KN 70 F KN 79 B KN 72 B KN 79 B KN 78 4-2 15 G4-6-3 2-3 BB			3	0	1	0	1	0	1
15 Kyle Seager, L (1, 5) OBP: 0.363, SLG: 0.486	C FF 81 B EP 67 B EP 66 B KN 74 X FF 81 3-1 ② G5-3		B KN 76 X KN 76 1-0 8 G5-4-3 2-3 1B		B KN 79 C KN 79 F KN 78 X KN 73 1-2 ② F4		X KN 76 0-0 ②③ G4-6-3 1-2f			4	0	1	0	0	0	4
8 Kendrys Morales, S (1, 10) OBP: 0.349, SLG: 0.480	X KN 75 0-0 38 PB 1B		F KN 78 S FF 80 X KN 80 0-2 ②③ G5-4-3 1-2f		S KN 79 X FF 80 0-1 ③ P6			B KN 72 F FF 81 B KN 76 X KN 75 2-1 ① F8		4	0	1	0	0	0	4
38 Michael Morse, R (1, 9) OBP: 0.300, SLG: 0.451	B KN 76 S KN 76 F KN 78 S KN 79 1-3 K 1-2			B KN 77 F KN 74 S KN 79 B KN 80 F KN 78 S KN 80 2-3 ① K		B KN 80 F KN 76 F KN 79 F FF 82 T KN 72 1-2 ① K		F KN 76 S KN 80 F KN 79 X KN 80 0-2 ② P3		4	0	0	0	0	3	1
28 Raul Ibanez, L (1, 7) OBP: 0.303, SLG: 0.518	C KN 76 C KN 78 F EP 66 X KN 80 0-2 ③ G6-3			B KN 76 X KN 73 1-0 1B		X FF 84 0-0 ② G3		C SI 92 X SL 78 0-1 ③ G3-1		4	0	1	0	0	0	2
55 Michael Saunders, L (1, 8) OBP: 0.319, SLG: 0.401		B KN 73 B KN 73 F KN 72 B KN 74 C KN 81 S KN 76 3-3 ① K		B KN 74 F KN 75 B KN 79 X KN 75 2-1 ② F8		B FF 84 B KN 76 B KN 76 B FF 81 4-0 17 2-3-6 BB			C FF 90 B CU 76 B FF 90 F FC 89 F SI 91 X SI 91 2-2 ① G3	3	0	0	0	1	1	1
17 Justin Smoak, S (1, 3) OBP: 0.373, SLG: 0.439		B KN 74 C KN 76 F KN 79 F FF 85 X KN 81 1-2 ② P5		B KN 78 X KN 77 1-0 ③ F9		B KN 80 1 SAFE B KN 78 C KN 77 F KN 78 D KN 75 3-2 ③ 2-3-6 1-2	S KN 76 B KN 80 X KN 78 1-1 HR		C FF 92 X SI 87 0-1 ② G3-1	4	1	1	1	0	0	1
13 Dustin Ackley, L (1, 4) OBP: 0.272, SLG: 0.266		C KN 77 X EP 67 0-1 ③ L3			B KN 74 B KN 72 B FF 80 C KN 80 X FF 82 3-1 5 1B 1B		S KN 76 S KN 80 C KN 80 0-3 ① K		F SI 90 X CU 77 0-1 ③ G3-1	4	0	1	0	0	1	0
35 Humberto Quintero, R (1, 2) OBP: 0.322, SLG: 0.451			T KN 76 B KN 78 X KN 76 1-1 15 1B 2B		1 SAFE F KN 76 X KN 78 0-1 ① F8		X KN 78 0-0 E9 5 PB 1B			3	0	2	0	0	0	1
Inning Stats	R: 0 E: 0 K: 1 S: 12 H: 1 LOB: 2 BB: 0 P: 16	R: 0 E: 0 K: 1 S: 9 H: 0 LOB: 0 BB: 0 P: 13	R: 0 E: 0 K: 0 S: 7 H: 2 LOB: 1 BB: 0 P: 9	R: 0 E: 0 K: 1 S: 8 H: 1 LOB: 1 BB: 0 P: 14	R: 0 E: 0 K: 0 S: 10 H: 2 LOB: 2 BB: 0 P: 15	R: 0 E: 0 K: 1 S: 7 H: 0 LOB: 1 BB: 1 P: 15	R: 1 E: 1 K: 1 S: 9 H: 2 LOB: 1 BB: 1 P: 14	R: 0 E: 0 K: 0 S: 8 H: 0 LOB: 0 BB: 0 P: 10	R: 0 E: 0 K: 0 S: 8 H: 0 LOB: 0 BB: 0 P: 10	1B: 6 2B: 1 3B: 0 HR: 1	SF: 0 SAC: 0 DP: 2 HBP: 0		WP: 0 PB: 2 SB: 0 CS: 0	PA: 35			

PITCHER		IP	WLS	BF	H	R	ER	SO	BB	IBB	HBP	BLK	WP	HR	S	P	ERA	WHIP
43 R.A. Dickey, R ERA: 4.49	(1, 1)	7.2	W	32	8	1	1	5	2	0	0	0	0	1	68	104	1.17	1.304
62 Aaron Loup, L ERA: 1.93	(8, 1)	0.1	H	1	0	0	0	0	0	0	0	0	0	0	2	2	0.00	0.000
44 Casey Janssen, R ERA: 2.23	(9, 1)	1.0	S	3	0	0	0	0	0	0	0	0	0	0	8	10	0.00	0.000

PITCHER	IP	WLS	BF	H	R	ER	SO	BB	IBB	HBP	BLK	WP	HR	S	P	ERA	WHIP

BOTTOM

Toronto Blue Jays @ Seattle Mariners

Safeco Field, Seattle, WA

Mon Aug 05 2013, 7:13 PM - 9:54 PM PDT

Att. 32,170 - Clear - 79 F

livebaseballscorecards.com

AB	33
R	1
H	8
RBI	1
BB	2
SO	5
LOB	15

Batter	1	2	3	4	5	6	7	8	9	AB	R	H	RBI	BB	SO	LOB
7 José Reyes, S (1, 6) OBP: 0.376, SLG: 0.482	X FF 92 0-0 HR		B CU 79 F CU 79 B FF 88 S SI 88 B FF 93 F FF 93 X SI 90 3-2 ① F8	B SI 90 C SI 89 X FF 93 1-1 3 CS 2-H 1B		S CH 86 B SL 86 S CH 87 X SI 96 1-2 ② G6-3		B SI 92 X SI 92 1-0 ② L9		5	1	2	2	0	0	0
3 Maicer Izturis, S (1, 4) OBP: 0.288, SLG: 0.318	C FF 92 G CU 78 B CU 80 B SI 88 B FF 91 4-1 19 E BB		C SI 88 B FF 92 X FF 93 1-2 ② F9	B FF 91 1-0 ③ CS 1-2	B FF 90 B SI 88 B FF 90 C FF 91 F FF 91 X SI 89 3-2 ① L7	B SI 97 X SI 95 1-0 ③ G1-3		B SI 92 S SL 85 F SI 92 B CU 76 F SL 86 X SI 92 2-2 ③ P4		4	0	0	0	1	0	0
19 José Bautista, R (1, 9) OBP: 0.358, SLG: 0.499	L FF 92 1 SAFE C SI 88 B SI 90 B FF 93 F FF 93 F CU 81 X SL 85 2-2 ① FC6-5 1-3		C FF 93 B FF 92 X SL 86 1-1 10 FC5-4 1B		C SI 88 C SL 84 B SI 89 B SL 84 B FF 92 F FF 93 B SI 90 4-2 26 28 1B BB		B SL 86 C SL 87 X FF 97 1-1 10 2B 10 E 1B		B SI 91 C CH 84 C SI 90 H CU 75 2-2 10 G5-4-3 HBP	3	2	2	0	1	0	1
10 Edwin Encarnación, R (1, 10) OBP: 0.371, SLG: 0.545	B SI 90 B FF 93 B SI 89 C FF 92 S FF 92 C FF 93 3-3 ② K		X FF 92 0-0 ③ FC5-4 1-2f	X SI 89 0-0 ② F7			C FF 97 B FF 97 B FF 96 X SI 96 2-1 E7 1-H 2B		B SI 92 X SI 90 1-0 ①② G5-4-3 1-2f	5	0	1	0	0	1	4
26 Adam Lind, L (1, 3) OBP: 0.343, SLG: 0.468	S SI 89 S SL 82 F FF 92 B FF 92 F SI 89 S SL 84 1-3 ③ K			F FF 92 B CU 80 S SI 88 B SI 90 B FF 92 X SI 89 3-2 E5 28 1B	B FF 91 F CU 81 B FF 92 X SI 87 2-1 28 13 1B 1-2 1B		B CH 88 B FF 97 C CH 87 B CH 88 B FF 96 4-1 BB		C SL 86 B SI 91 B SL 86 X SI 91 2-1 ③ G4-3	4	1	1	0	1	1	1
28 Colby Rasmus, L (1, 8)		C CU 78 B SI 88 F SI 88 B FF 92 B FF 92 B SI 88 4-2 13 FC5-4 BB	B SI 88 C FF 92 B FF 94 X SI 89 2-1 ① 13 E 13 1B 1 2B 1-2 1B	C CU 80 F CU 92 X FF 92 0-2 13 1B 1-2 2-H 1B		B CH 87 B CH 87 S FF 96 C FF 96 S CH 89 2-3 ① K			3	1	2	1	1	1	2
13 Brett Lawrie, R (1, 5) OBP: 0.297, SLG: 0.430		C FF 92 F SI 88 F FF 93 X SI 89 0-2 ① FC5-4 22 G4-3 1-2f	X FF 92 0-0 E6 22 S 1 2B 1-3 1B	X SL 84 0-0 1-2 2-H 1B		B FF 97 S FF 97 B FF 97 S FF 96 T FF 96 2-2 ② K			4	1	2	1	0	1	3
22 Josh Thole, L (1, 2) OBP: 0.214, SLG: 0.115		X SI 88 0-0 ② G4-3 1-2	F FF 92 1 SAFE D FF 93 D SI 89 T SI 88 C FF 93 2-3 ② K 1-2	B FF 92 S SI 89 B CU 81 X FF 91 2-1 ③ G3			B CH 88 B FF 95 C FF 96 X CH 89 2-1 ③ F8			4	0	0	0	0	1	7
1 Emilio Bonifácio, S (1, 7) OBP: 0.254, SLG: 0.327		D CU 81 X SI 90 1-0 ③ G4-3	D FF 93 X FF 93 1-0 7 1B 2-H 3-H 2B		B FF 94 F CH 87 F SI 95 F SL 85 F FF 96 X SL 85 1-2 ① G3			X SI 92 0-0 ① G6-3		4	1	1	2	0	0	1
Inning Stats	R: 1 E: 1 K: 2 S: 15 H: 1 LOB: 1 BB: 1 P: 25	R: 0 E: 0 K: 0 S: 8 H: 0 LOB: 1 BB: 1 P: 13	R: 0 E: 0 K: 0 S: 10 H: 1 LOB: 1 BB: 0 P: 15	R: 3 E: 2 K: 1 S: 12 H: 4 LOB: 0 BB: 0 P: 22	R: 2 E: 0 K: 0 S: 15 H: 3 LOB: 2 BB: 1 P: 26	R: 0 E: 0 K: 0 S: 9 H: 0 LOB: 0 BB: 0 P: 12	R: 1 E: 1 K: 2 S: 13 H: 2 LOB: 2 BB: 1 P: 26	R: 0 E: 0 K: 0 S: 6 H: 0 LOB: 0 BB: 0 P: 9	R: 0 E: 0 K: 0 S: 5 H: 0 LOB: 0 BB: 0 P: 10	1B: 8 2B: 2 3B: 0 HR: 1 SF: 0 SAC: 0 DP: 1 HBP: 1						

PITCHER		IP	WLS	BF	H	R	ER	SO	BB	IBB	HBP	BLK	WP	HR	S	P	ERA	WHIP
34 Félix Hernández, R ERA: 2.55	(1, 1)	5.0	L	26	9	6	6	3	3	0	0	0	0	1	60	101	10.80	2.400
58 Carter Capps, R ERA: 6.03	(6, 1)	2.0		9	2	1	0	2	1	0	0	0	0	0	22	38	0.00	1.500
44 Lucas Luetge, L ERA: 4.5	(8, 1)	2.0		6	0	0	0	0	0	0	1	0	0	0	11	19	0.00	0.000

PITCHER	IP	WLS	BF	H	R	ER	SO	BB	IBB	HBP	BLK	WP	HR	S	P	ERA	WHIP

TOP

Toronto Blue Jays @ Seattle Mariners

Safeco Field, Seattle, WA

Tue Aug 06 2013, 7:10 PM - 10:06 PM PDT

Att. 28,198 - Clear - 76 F

livebaseballscorecards.com

AB	36
R	7
H	11
RBI	6
BB	4
SO	5
LOB	19

WP: 0 PA: 42
PB: 0
SB: 1
CS: 1

BOTTOM

Toronto Blue Jays @ Seattle Mariners

Safeco Field, Seattle, WA

Tue Aug 06 2013, 7:10 PM - 10:06 PM PDT

Att. 28,198 - Clear - 76 F

livebaseballscorecards.com

Batter	1	2	3	4	5	6	7	8	9	AB	R	H	RBI	BB	SO	LOB
5 Brad Miller, L (1, 6) OBP: 0.331, SLG: 0.407	C FF 91 X 0-1 ① G3-1		B CH 89 F FF 93 B CU 78 F FF 92 S CU 80 2-3 ② K		B CH 90 X CH 90 1-0 1-2 1B		F SI 95 X SL 84 0-1 1-H 2-H 3B			4	0	2	2	0	1	0
6 Nick Franklin, S (1, 4) OBP: 0.313, SLG: 0.439	B FF 91 C SI 92 B CU 78 B FF 92 C SI 92 B SI 93 4-2 15 1B BB		C FF 93 C FF 93 B CU 80 C FF 92 1-3 ③ K		B FF 91 C FF 91 F CU 77 F CU 77 S CU 78 1-3 ③ K		F SI 95 X SI 94 0-1 ③ F8			3	0	0	0	1	2	3
15 Kyle Seager, L (1, 5) OBP: 0.362, SLG: 0.484	C SI 91 B SI 92 1 SAFE D CU 78 B SI 92 F SI 93 X SI 93 3-2 8 G3-6-1 1-3 1B			C CH 90 B CU 78 B FF 91 X FF 91 2-1 ① L9		F SI 92 B SL 81 B SL 80 F SI 92 B SL 82 F SI 92 F SI 93 F SI 94 X SI 94 3-2 ① G3-1		B FF 91 X SI 91 1-0 ① G6-3		4	0	1	0	0	0	0
8 Kendrys Morales, S (1, 10) OBP: 0.351, SLG: 0.482	B S SI 93 B SI 92 X CU 78 2-1 ②③ G3-6-1 1-2f			B CU 77 B CU 76 F FF 92 X SI 94 2-1 28 1B 1B		B SL 82 X SI 94 1-0 ② F8		B SI 93 B CU 82 F FF 93 F CH 86 X SI 92 2-2 2B		4	0	2	0	0	0	2
28 Raul Ibanez, L (1, 7) OBP: 0.302, SLG: 0.515		C FF 91 B CH 86 F SI 92 B CU 79 S FF 93 2-3 ① K		C CH 91 X SI 92 0-1 38 G6-4-3 1-2 1B		S SL 82 B SI 94 B SL 82 X SI 93 2-1 ③ P3		C FF 91 F SI 92 F FF 94 B CU 84 B FF 95 S FF 93 2-3 ② K		4	0	1	0	0	2	1
38 Michael Morse, R (1, 9) OBP: 0.300, SLG: 0.447		S CU 82 C FF 93 B FF 92 B CH 86 X FF 91 2-2 55 FC4-6 1B		B SL 82 C FF 92 D SL 84 F FF 91 X FF 92 2-2 ②③ G6-4-3 1-2f			C SL 79 B SI 93 X SI 93 1-1 ① G3-1	X FF 96 0-0 ③ G6-3		4	0	1	0	0	0	3
17 Justin Smoak, S (1, 3) OBP: 0.372, SLG: 0.437		B SI 93 F SI 93 S CU 78 F FF 92 B SL 84 1 SAFE S CU 79 2-3 ② K			B CH 88 F CH 89 F SI 90 B CU 76 F SI 91 X CH 91 2-2 ① F7		F SI 94 C SL 82 X SI 93 0-2 33 BB 5 3B 1B		S FF 93 B FF 94 C FF 95 S SL 86 1-3 ① K	4	1	1	0	0	2	1
55 Michael Saunders, L (1, 8) OBP: 0.318, SLG: 0.397		B SI 93 X SI 93 1-0 ③ FC4-6 1-2f			C CU 76 B CU 76 B SI 92 C SI 92 B FF 92 B FF 92 4-2 5 1B BB		B SL 84 S SL 84 S SI 94 B SL 84 C SL 84 2-3 ② K		B FF 93 B FF 94 X FF 95 2-0 ② F7	3	0	0	0	1	1	2
33 Henry Blanco, R (1, 2) OBP: 0.265, SLG: 0.319			C CH 90 S FF 90 B FF 92 B SL 91 B SL 84 X SI 93 3-2 ① G5-3		X CH 90 0-0 ② P6		B SI 94 B SI 94 B SI 94 B SI 93 4-0 5 3B 1-2 BB		X FF 95 0-0 ③ P5	3	1	0	0	1	0	1
Inning Stats	R: 0 E: 0 K: 0 S: 9 H: 1 LOB: 1 BB: 1 P: 18	R: 0 E: 0 K: 2 S: 11 H: 1 LOB: 1 BB: 0 P: 18	R: 0 E: 0 K: 2 S: 9 H: 0 LOB: 0 BB: 0 P: 15	R: 0 E: 0 K: 0 S: 9 H: 2 LOB: 1 BB: 0 P: 15	R: 0 E: 0 K: 1 S: 12 H: 1 LOB: 2 BB: 1 P: 20	R: 0 E: 0 K: 0 S: 9 H: 0 LOB: 0 BB: 0 P: 15	R: 2 E: 0 K: 1 S: 12 H: 2 LOB: 1 BB: 1 P: 19	R: 0 E: 0 K: 1 S: 9 H: 1 LOB: 1 BB: 0 P: 14	R: 0 E: 0 K: 1 S: 5 H: 0 LOB: 0 BB: 0 P: 8	1B: 6 2B: 1 3B: 1 HR: 0 SF: 0 SAC: 0 DP: 2 HBP: 0						

	AB	33
	R	2
	H	8
	RBI	2
	BB	3
	SO	8
	LOB	13

WP: 0 PB: 0 SB: 0 CS: 0 PA: 36

PITCHER		IP	WLS	BF	H	R	ER	SO	BB	IBB	HBP	BLK	WP	HR	S	P	ERA	WHIP
55 Josh Johnson, R ERA: 6.2	(1, 1)	5.0	W	20	5	0	0	5	2	0	0	0	0	0	50	86	0.00	1.400
57 Juan Pablo Perez, L ERA: 2.4	(6, 1)	2.0		9	2	2	2	1	1	0	0	0	0	0	21	34	9.00	1.500
27 Brett Cecil, L ERA: 2.73	(8, 1)	0.2		3	1	0	0	1	0	0	0	0	0	0	8	13	0.00	1.500
21 Sergio Santos, R ERA: 2.35	(8, 1)	1.1		4	0	0	0	1	0	0	0	0	0	0	6	9	0.00	0.000

PITCHER	IP	WLS	BF	H	R	ER	SO	BB	IBB	HBP	BLK	WP	HR	S	P	ERA	WHIP

Batter	1	2	3	4	5	6	7	8	9	AB	R	H	RBI	BB	SO	LOB
7 José Reyes, S (1, 6) OBP: 0.370, SLG: 0.472	C SI 88 X SI 88 0-1 G1-3	B CU 75 F SI 92 X SI 90 1-1 G4-3 2-3 3-H		C SI 93 B SL 88 F SL 88 X CU 77 1-2 1 FC4-6 1B		C SI 92 B SL 90 X FF 94 1-1 F9	B CU 85 X SI 94 1-0 G3		F FC 92 S CU 78 S 0-3 K	6	0	1	1	0	1	3
1 Emilio Bonifácio, S (1, 7) OBP: 0.257, SLG: 0.325	C SI 89 S CU 73 X CU 73 0-2 L7	X CU 75 0-0 3-H 1B		B SI 91 X SL 86 1-0 FC4-6 19 BB 1-2f		B SL 88 C CH 87 B CU 76 B SL 88 C SI 94 B FF 95 4-2 10 BB 19 1B BB		C FF 91 S CU 84 B SI 93 B SI 93 F SI 94 F CU 84 C SI 93 2-3 K		4	0	1	1	1	1	1
19 José Bautista, R (1, 9) OBP: 0.358, SLG: 0.496	C FF 89 B SI 89 B SL 81 F SL 80 B SL 81 X SL 83 3-2 F8	C SI 90 F FF 91 X SI 89 0-2 F9		B FF 96 D SL 89 F FF 95 B FF 96 B SL 88 4-1 1-2 BB		X FF 95 0-0 1-2 10 BB 1B		C SI 94 X CH 87 0-1 G3		4	0	1	0	1	0	1
10 Edwin Encarnación, R (1, 3) OBP: 0.375, SLG: 0.553		B SL 79 B SI 88 C SI 88 B FF 89 B FF 88 4-1 26 BB 13 1B BB	B CH 85 B FF 88 B FF 89 C FF 88 X FF 89 3-1 HR	C FF 96 B SL 89 B SI 94 F FF 96 F FF 97 D CU 78 X FF 95 3-2 F9		B FF 95 B FF 94 C FF 96 C SI 94 B SL 88 B FF 93 4-2 1-2 2-3 BB		C SI 95 B SI 93 X CU 85 1-1 28 PB 26 BB 1B		3	2	2	1	2	0	2
26 Adam Lind, L (1, 10) OBP: 0.349, SLG: 0.479 11 Rajai Davis, R (8, PR) OBP: 0.321, SLG: 0.358 (8, 10)		C SI 89 B SI 89 B SI 89 F SI 90 D CU 76 F SI 91 F CH 84 D SL 82 4-2 13 1B 22 2B 1-2 BB	B SI 90 S FF 90 X SI 91 1-1 HR		C SI 92 B CU 74 S SL 86 B CU 77 X SI 94 2-2 13 BB 1B	C FF 93 S FF 92 S SL 80 S SL 82 1-3 K		C SI 95 S SI 93 B CU 86 D CU 86 B CU 86 B CU 86 4-2 28 PB 1-2 BB		3 0	2 0	2 0	1 0	2 0	1 0	3 0
28 Colby Rasmus, L (1, 8) OBP: 0.336, SLG: 0.478		X CU 74 0-0 F7	B SI 92 S SI 94 B CU 76 F CH 86 X SI 96 2-2 G5-3		B CU 72 S SI 95 X FF 95 1-1 P5	B SL 81 C SI 93 F SL 81 F SL 81 X SI 94 1-2 G6-3		B SL 82 B SI 94 B FF 93 C FF 94 X SI 95 3-1 G4-3 1-2 2-3		5	0	0	0	0	0	8
13 Brett Lawrie, R (1, 5) OBP: 0.303, SLG: 0.429		X SI 90 0-0 16 BB 22 2B 1-3 2-H 1B	B CU 76 B CU 75 S SL 87 F FF 97 B SI 96 B SI 97 4-2 16 CS BB		B SI 96 B FF 95 B SI 96 B FF 94 4-0 1-2 BB		B FF 95 B SI 94 B FF 94 C FF 96 X SI 95 3-1 F8		C FC 92 B FC 94 X 1-1 G6-3	3	1	1	1	2	0	0
16 Mark DeRosa, R (1, 4) OBP: 0.320, SLG: 0.449		D SL 82 C SI 90 F FF 90 B FF 91 F FF 91 D SL 82 F SI 91 D CH 84 4-2 22 2B 7 G4-3 1-2 BB	S FF 96 B CU 75 B SI 95 S SL 90 C SL 90 2-3 1-2		X SI 95 0-0 F8		X FF 96 0-0 22 G4-3 2B		S FC 92 B CU 80 C FF 96 B S CU 78 2-3 K	4	1	1	0	1	2	3
22 Josh Thole, L (1, 2) OBP: 0.227, SLG: 0.152		B SI 90 B SI 92 C SI 91 X SI 92 2-1 7 G4-3 1 1B 1-3 2-H 3-H 2B		C SI 93 X CU 76 0-1 G3	C SI 92 C CU 74 D SL 87 B SI 95 B CU 76 F SI 96 F FF 94 C FF 97 3-3 K		B SI 95 S SI 96 X SI 95 1-1 G4-3 2-3		B SI 96 B SI 96 C FF 93 X FF 91 2-1 1B	5	1	2	2	0	1	3
Inning Stats	R: 0 E: 0 K: 0 S: 8 H: 0 LOB: 0 BB: 0 P: 11	R: 5 E: 0 K: 0 S: 19 H: 3 LOB: 1 BB: 3 P: 34	R: 2 E: 0 K: 1 S: 12 H: 2 LOB: 0 BB: 1 P: 24	R: 0 E: 0 K: 0 S: 11 H: 1 LOB: 2 BB: 1 P: 20	R: 0 E: 0 K: 1 S: 11 H: 1 LOB: 2 BB: 1 P: 21	R: 0 E: 0 K: 1 S: 14 H: 1 LOB: 3 BB: 2 P: 25	R: 0 E: 0 K: 0 S: 6 H: 1 LOB: 1 BB: 0 P: 11	R: 0 E: 0 K: 1 S: 13 H: 1 LOB: 3 BB: 1 P: 23	R: 0 E: 0 K: 2 S: 10 H: 1 LOB: 1 BB: 0 P: 15	1B: 7 2B: 2 3B: 0 HR: 2 SF: 0 SAC: 0 DP: 0 HBP: 0						

PITCHER		IP	WLS	BF	H	R	ER	SO	BB	IBB	HBP	BLK	WP	HR	S	P	ERA	WHIP
39 Aaron Harang, R ERA: 5.79	(1, 1)	2.0		14	5	7	7	0	3	0	0	0	0	2	31	53	31.50	4.000
37 Brandon Maurer, R ERA: 6.75	(3, 1)	3.1	W	17	3	0	0	2	5	0	0	0	0	0	37	73	0.00	2.400
41 Charlie Furbush, L ERA: 3.3	(6, 1)	0.2	H	2	0	0	0	1	0	0	0	0	0	0	7	9	0.00	0.000
31 Yoervis Medina, R ERA: 2.74	(7, 1)	1.2	H	8	2	0	0	1	1	0	0	0	0	0	17	29	0.00	1.800
59 Oliver Pérez, L ERA: 3.1	(8, 1)	0.1	H	1	0	0	0	0	0	0	0	0	0	0	2	5	0.00	0.000

PITCHER		IP	WLS	BF	H	R	ER	SO	BB	IBB	HBP	BLK	WP	HR	S	P	ERA	WHIP
40 Danny Farquhar, R ERA: 4.95	(9, 1)	1.0	S	4	1	0	0	2	0	0	0	0	0	0	10	15	0.00	1.000

TOP

Toronto Blue Jays @ Seattle Mariners

Safeco Field, Seattle, WA

Wed Aug 07 2013, 12:40 PM - 4:16 PM PDT

Att. 34,827 - Sunny - 69 F

livebaseballscorecards.com

AB	37
R	7
H	11
RBI	7
BB	9
SO	6
LOB	24

PA: 46

WP: 0
PB: 1
SB: 0
CS: 1

BOTTOM

Toronto Blue Jays @ Seattle Mariners

Safeco Field, Seattle, WA

Wed Aug 07 2013, 12:40 PM - 4:16 PM PDT

Att. 34,827 - Sunny - 69 F

livebaseballscorecards.com

Batter	1	2	3	4	5	6	7	8	9	AB	R	H	RBI	BB	SO	LOB
5 Brad Miller, L (1, 6) OBP: 0.333, SLG: 0.407	B FF 92 F FF 92 F SL 83 X SI 92 1-2 6 3B 1B		F FF 91 X FF 92 0-1 8 F8 6 BB 1B	X SL 83 0-0 ③ G4-3	C SI 94 F SL 79 X SL 80 0-2 ③ G1-3		F SL 77 X SL 76 0-1 ② FC3-2 1-2 2-3 3-Hf			5	1	2	0	0	0	4
6 Nick Franklin, S (1, 4) OBP: 0.315, SLG: 0.445	B SI 92 S FF 93 X SI 91 1-1 15 G3 1-H 3B		C FF 91 D CU 76 B SL 82 B FF 92 B FF 92 4-1 8 F8 1-2 BB		C FF 91 B CH 83 S FF 91 B SL 84 X FF 92 2-2 E5 15 1B 8 2B	B SI 93 F FF 94 C CH 84 F FF 95 X CH 86 1-2 ① F7	S FF 90 F FF 88 B FF 89 S SL 76 1-3 ③ K			4	2	1	1	1	1	3
15 Kyle Seager, L (1, 5) OBP: 0.360, SLG: 0.481	C SL 84 B FF 93 B FF 93 S SL 81 F FF 93 X SL 84 2-2 ① G3 3-H		C FF 93 B FF 92 B SL 84 F FF 93 C FF 93 2-3 ① K		C FF 93 B FF 92 F SI 92 X SL 82 1-2 8 2B 55 FC3-6 2-3 1B	B SI 93 C CH 85 S CH 85 X SI 95 1-2 ② F8		C SL 75 F SI 90 X FF 88 0-2 ① L6		5	1	1	1	0	1	2
8 Kendrys Morales, S (1, 10) OBP: 0.353, SLG: 0.485 26 Brendan Ryan, R (8, PR) OBP: 0.252, SLG: 0.258 (9, 10)	C SI 92 B CH 85 F SI 93 B CU 78 F FF 94 X FF 92 2-2 ② P4		X FF 94 0-0 ② F8 1-2 2-3		B FF 93 S FF 92 B FF 92 C FF 92 F FF 93 X FF 93 2-2 55 FC3-6 17 2B 1-3 3-H 2B	B CH 84 F SI 93 C CU 82 B SI 94 B CU 83 B SI 94 4-2 BB		X SI 89 0-0 38 G6-4-3 1B		4 0	1 0	2 0	1 0	1 0	0 0	2 0
38 Michael Morse, R (1, 9) OBP: 0.302, SLG: 0.442 9 Endy Chavez, L (9, 9) OBP: 0.295, SLG: 0.339	C SI 93 B CH 85 B CH 84 S FF 93 B FF 92 B FF 93 4-2 BB		F CU 77 B FF 93 X CU 77 1-1 ③ G5-3		B SL 83 B FF 93 F FF 93 B SL 82 B 4-1 55 FC3-6 BB	B CU 82 F FF 94 F FF 94 B CU 84 B FF 94 X FF 95 3-2 ③ F9		B SL 77 X SI 88 1-0 ②③ G6-4-3 1-2f		3 0	0 0	0 0	0 0	2 0	0 0	4 0
55 Michael Saunders, L (1, 8) OBP: 0.320, SLG: 0.397	C FF 93 S FF 92 B FF 93 X FF 92 1-2 ③ F7			F FF 91 S FF 91 B CU 76 B FF 90 F FF 91 X FF 92 2-2 13 1B 17 WP 35 FC6-4 1B	C SI 92 C SL 78 X SL 79 0-2 ① FC3-6 17 2B 1-2f 2-3 3-H		B CH 82 F FF 92 C CU 82 F CU 82 B CU 83 F SI 94 F CU 83 B SI 94 B FF 93 4-2 35 BB 13 1B 5 FC3-2 BB			3	2	1	1	1	0	3
17 Justin Smoak, S (1, 3) OBP: 0.370, SLG: 0.438		C FF 91 B SI 91 S FF 92 F FF 92 X CU 75 1-2 ① G5-3		B CU 74 F FF 92 B FF 92 X FF 91 2-1 ① F8 1-2	B CH 81 B SI 93 B CH 81 C SI 92 X SI 94 3-1 13 WP 13 FC6-5 1-H 3-H 2B		F SI 93 1 SAFE 1 SAFE C CU 81 B FF 94 F CU 84 X CU 84 1-2 ① F7			4	0	1	2	0	0	2
13 Dustin Ackley, L (1, 7) OBP: 0.275, SLG: 0.270		B FF 92 C FF 91 B FF 91 B FF 92 F FF 92 F FF 92 F FF 90 C FF 92 3-3 ② K		C FF 93 S FF 92 F FF 94 B SL 81 B FF 92 X FF 94 2-2 35 FC6-4 2-3 1B	B SI 94 F SI 93 B SL 80 B SI 93 X SI 93 3-1 ② FC6-5 35 HR 2-H		B FF 92 X FF 95 1-0 5 FC3-2 35 BB 1-2 1B		4	1	2	0	0	1	1
35 Humberto Quintero, R (1, 2) OBP: 0.330, SLG: 0.482		C CU 74 X CU 75 0-1 ③ G6-3		D SL 84 X FF 91 1-0 ② FC6-4 1-2f 3-H	1 SAFE B SI 94 B CH 82 F SI 93 B SI 94 X SI 94 3-1 1-H HR		F CU 82 B CU 82 B SI 92 C SI 93 B CU 83 B FF 94 4-2 5 FC3-2 1-2 2-3 BB			3	1	1	3	1	0	1

	AB	35
	R	9
	H	11
	RBI	9
	BB	6
	SO	3
	LOB	22

Inning Stats	1	2	3	4	5	6	7	8	9
	R: 2 E: 0 K: 0 S: 18 H: 2 LOB: 1 BB: 1 P: 29	R: 0 E: 0 K: 1 S: 11 H: 0 LOB: 0 BB: 0 P: 15	R: 0 E: 0 K: 1 S: 9 H: 1 LOB: 2 BB: 1 P: 16	R: 1 E: 0 K: 0 S: 12 H: 2 LOB: 1 BB: 0 P: 19	R: 6 E: 1 K: 0 S: 23 H: 4 LOB: 0 BB: 1 P: 41	R: 0 E: 0 K: 0 S: 12 H: 0 LOB: 1 BB: 1 P: 21	R: 0 E: 0 K: 1 S: 17 H: 1 LOB: 3 BB: 2 P: 28	R: 0 E: 0 K: 0 S: 5 H: 1 LOB: 1 BB: 0 P: 6	

	1B: 7	SF: 0	WP: 2	PA: 41
	2B: 2	SAC: 0	PB: 0	
	3B: 1	DP: 1	SB: 0	
	HR: 1	HBP: 0	CS: 0	

PITCHER		IP	WLS	BF	H	R	ER	SO	BB	IBB	HBP	BLK	WP	HR	S	P	ERA	WHIP
48 J.A. Happ, L ERA: 5.84	(1, 1)	4.0		23	7	7	6	2	3	0	0	0	1	0	61	99	13.50	2.500
62 Aaron Loup, L ERA: 2.21	(5, 1)	1.0	L	5	2	2	2	0	0	0	0	0	1	1	12	21	18.00	2.000
49 Brad Lincoln, R ERA: 3.46	(6, 1)	1.1		8	1	0	0	0	3	0	0	0	0	0	24	43	0.00	3.000
38 Darren Oliver, L ERA: 3.44	(7, 1)	1.2		5	1	0	0	1	0	0	0	0	0	0	10	12	0.00	0.600

PITCHER		IP	WLS	BF	H	R	ER	SO	BB	IBB	HBP	BLK	WP	HR	S	P	ERA	WHIP

Oakland Athletics @ Toronto Blue Jays

Rogers Centre, Toronto, ON

Fri Aug 09 2013, 7:11 PM - 10:23 PM EDT

Att. 31,862 - Partly Cloudy - 73 F

livebaseballscorecards.com

Batter	1	2	3	4	5	6	7	8	9	AB	R	H	RBI	BB	SO	LOB
4 Coco Crisp, S (1, 8) OBP: 0.332, SLG: 0.389	C FF 92 C FF 95 F FF 95 B CH 88 F CH 87 X FF 94 1-2 28 8 HR BB 1B	C CU 80 B SI 92 B CU 81 S SI 92 X FF 94 2-2 28 SF9-3 1-3 2-H 1B		B FF 96 F FF 96 B FF 96 X FF 95 2-1 ① P4	S SL 86 C FF 96 X FF 97 0-2 2-3 1B		C SL 82 B SI 93 B SI 93 F SL 83 B SI 93 D SL 83 4-2 28 8 1B BB		B FF 92 X FF 94 1-0 ② G6-3	5	2	3	1	1	0	1
28 Eric Sogard, L (1, 4) OBP: 0.343, SLG: 0.394	B FF 92 B FF 92 B FF 93 C FF 92 B FF 92 4-1 8 HR 1-2 BB	B SI 91 S CH 87 B SI 92 X CH 86 2-1 ①② SF9-3 1-1 3-H		C FF 96 C CH 86 F FF 97 X FF 96 0-2 ② L8	C FF 96 B CH 85 X FF 95 1-1 ③ G6-3		F SI 93 S SL 83 B SL 85 F SL 83 B SI 95 X SL 83 2-2 52 WP 8 1B 52 G4-3 1-2 1B		F SI 90 B CU 82 B SI 93 X FC 89 2-1 1B	4	2	2	1	1	0	3
8 Jed Lowrie, S (1, 6) OBP: 0.361, SLG: 0.431 17 Adam Rosales, R (7, PR) OBP: 0.267, SLG: 0.316 (7, 6)	B CU 81 X FF 93 1-0 1-H 2-H HR	B CU 81 F CH 86 B CH 86 X CU 79 2-1 2B		B FF 95 B FF 95 B FF 96 B FF 94 4-0 1-2 BB		C SI 93 F SL 81 B SI 92 B SI 92 B SL 82 F SI 92 F SI 93 F SI 94 F SI 93 3-2 X SI 93 20 WP 16 HR 1B	F SI 94 X SL 83 0-1 52 G4-3 52 WP 1-2 2-H 1B		F SI 91 B CH 84 X FF 91 1-1 ③ G6-3	4 1	2 0	4 0	4 0	1 0	0 0	0 1
52 Yoenis Cespedes, R (1, 7) OBP: 0.295, SLG: 0.429 25 Chris Young, R (8, 7) OBP: 0.276, SLG: 0.379	X FF 95 0-0 HR	C SL 86 X CU 82 0-1 ③ P3		X SL 87 0-0 ③ L8		C SI 93 C SL 83 B SI 93 C SL 83 1-3 ① K	B SI 94 B SL 83 F SI 94 X SI 93 2-1 ② G4-3 1-3 2-H			5 0	1 0	1 0	2 0	0 0	1 0	5 0
37 Brandon Moss, L (1, 3) OBP: 0.316, SLG: 0.446	B SI 91 C CU 82 B CU 81 X SI 93 2-1 ① G4-3		C SI 91 F FF 94 F CU 80 X FF 95 0-2 ① G1-3		F CH 84 X SL 86 0-1 ① G4-3	B SL 82 C SL 83 B SI 93 S SL 82 S SL 83 2-3 ② K	B SI 93 X FF 94 1-0 ③ G3			5	0	0	0	0	1	3
20 Josh Donaldson, R (1, 5) OBP: 0.371, SLG: 0.478 18 Alberto Callaspo, S (9, 5) OBP: 0.320, SLG: 0.345	C SL 85 B FF 94 F FF 94 B FF 95 F SL 86 B FF 94 X CU 82 3-2 ② F8	C SL 85 B FF 94 B FF 94 X CU 83 2-1 ② F7			B SL 88 S SL 88 B FF 96 X SL 87 2-1 ② G5-3	B SI 94 B SI 93 C SL 82 F SI 93 B SL 86 B SL 83 4-2 16 HR 1-2 BB		F FF 94 B FF 95 S SL 86 F FF 95 F SL 86 F SL 87 X FF 95 1-2 ① F9		4 0	1 0	0 0	0 0	1 0	0 0	0 0
16 Josh Reddick, L (1, 9) OBP: 0.292, SLG: 0.363	C SI 92 B SI 91 B CH 87 X SI 93 2-1 ③ G4-3		B SI 93 X CH 87 1-0 HR		C FF 96 S FF 96 F FF 97 B SL 84 X FF 97 1-2 HR	B SI 94 D SL 83 X SI 95 2-0 1-H 2-H HR		B FF 95 S CH 85 B CH 88 X FF 96 3-1 ② G4-3		5	3	3	5	0	0	0
15 Seth Smith, L (1, 10) OBP: 0.320, SLG: 0.379		B FF 92 B SI 92 X FF 92 2-0 4 BLK 4 1B 2B	C SI 92 B SI 93 X SI 92 1-1 ③ G4-3		B SL 87 C FF 96 B SL 84 S FF 96 F FF 96 B CH 86 X FF 96 3-2 21 2B 2B	C SI 94 B SL 82 F SI 94 S SL 84 1-3 ③ K		B CH 86 C FF 94 F SL 85 S SL 86 1-3 ③ K		5	2	2	0	0	2	0
21 Stephen Vogt, L (1, 2) OBP: 0.311, SLG: 0.450		B SI 93 D SI 92 D SI 92 B FF 93 4-0 4 1B 4 BLK 28 SF9-3 BB		C FF 94 B CH 85 B FF 96 X FF 95 2-1 8 BB 1B	F FF 97 B FF 97 F CH 85 X FF 97 1-2 4 1B 2-H 2B		B SI 94 C SL 81 B SL 83 B SI 93 X SI 92 3-1 ① G3		S SI 89 X FF 93 0-1 ① F7	4	1	2	1	1	0	0
Inning Stats	R: 4 E: 0 K: 0 S: 16 H: 3 LOB: 0 BB: 1 P: 29	R: 2 E: 0 K: 0 S: 10 H: 3 LOB: 1 BB: 1 P: 22	R: 1 E: 0 K: 0 S: 9 H: 1 LOB: 0 BB: 0 P: 13	R: 0 E: 0 K: 0 S: 9 H: 1 LOB: 2 BB: 1 P: 17	R: 2 E: 0 K: 0 S: 20 H: 4 LOB: 2 BB: 0 P: 28	R: 3 E: 0 K: 3 S: 19 H: 2 LOB: 0 BB: 1 P: 32	R: 2 E: 0 K: 0 S: 13 H: 2 LOB: 2 BB: 1 P: 25	R: 0 E: 0 K: 1 S: 11 H: 0 LOB: 0 BB: 0 P: 16	R: 0 E: 0 K: 0 S: 7 H: 1 LOB: 1 BB: 0 P: 11	1B: 8 2B: 5 3B: 0 HR: 5 SF: 1 SAC: 0 DP: 1 HBP: 0						

TOP

AB	42
R	14
H	17
RBI	14
BB	5
SO	4
LOB	13

WP: 2 PA: 48
PB: 0
SB: 0
CS: 0

PITCHER		IP	WLS	BF	H	R	ER	SO	BB	IBB	HBP	BLK	WP	HR	S	P	ERA	WHIP
32 Esmil Rogers, R ERA: 5.12	(1, 1)	3.0	L	17	7	7	7	0	2	0	0	1	0	3	35	64	21.00	3.000
45 Neil Wagner, R ERA: 3.42	(4, 1)	2.0		12	5	2	2	0	1	0	0	0	0	1	29	45	9.00	3.000
57 Juan Pablo Perez, L ERA: 3.69	(6, 1)	1.2		11	4	5	5	3	2	0	0	0	2	1	31	55	27.00	3.600
21 Sergio Santos, R ERA: 2.0	(7, 1)	1.1		4	0	0	0	1	0	0	0	0	0	0	12	18	0.00	0.000
27 Brett Cecil, L ERA: 2.68	(9, 1)	1.0		4	1	0	0	0	0	0	0	0	0	0	7	11	0.00	1.000

PITCHER	IP	WLS	BF	H	R	ER	SO	BB	IBB	HBP	BLK	WP	HR	S	P	ERA	WHIP

Batter	1	2	3	4	5	6	7	8	9	AB	R	H	RBI	BB	SO	LOB
7 José Reyes, S (1, 6) OBP: 0.368, SLG: 0.473	C SI 89 S CH 81 X CH 82 0-2 ① P4	B SL 84 1 SAFE 1 SAFE C FF 91 B FF 92 X CH 81 2-1 1-H 2B			B SI 90 C SI 91 F FF 92 F FF 92 S CH 83 1-3 ① K		X SI 91 0-0 ② ③ G4-6-3 1-2f		B SL 86 B SI 90 C SI 90 X SL 84 2-1 ① P3	4	0	1	1	0	1	1
16 Mark DeRosa, R (8, 4) OBP: 0.318, SLG: 0.446										1	0	0	0	0	0	0
3 Maicer Izturis, S (1, 4) OBP: 0.290, SLG: 0.319 (8, 6)	B FF 90 C FF 90 B SL 84 B SI 90 X SI 90 3-1 1B	B FF 93 C FF 91 F CH 83 S CH 84 1-3 ③ K			B FF 92 C SI 91 X SL 84 1-1 1B			C SI 87 B SL 83 F SL 79 B SL 83 F SL 79 F SL 79 X SL 80 2-2 ① F7	X SI 90 0-0 ② F7	5	0	2	0	0	1	1
19 José Bautista, R (1, 9) OBP: 0.361, SLG: 0.510	1 SAFE B SI 91 X SI 92 1-0 ② F8		C SL 82 B SL 85 B CH 82 X SI 92 2-1 26 G3-1 2B		S FF 91 B SI 92 F CH 83 1 SAFE F FF 92 X SI 92 1-2 ② F7			C SL 80 B SL 82 B SL 82 X SL 79 2-1 HR	B SI 92 B CH 85 F SL 86 C SI 91 F CU 74 B CH 86 X SI 91 3-2 2B	5	1	3	1	0	0	2
10 Edwin Encarnación, R (1, 3) OBP: 0.371, SLG: 0.547	F FF 92 B SI 92 1 SAFE B SI 90 S CH 81 D CH 83 X SI 93 3-2 ③ G4-3		C SI 92 F SL 84 B SL 84 X SI 93 1-2 ① P3		C SI 92 S CH 82 D CH 84 X SL 83 1-2 ③ F9			B SL 80 C SL 80 X SL 82 1-1 ② G4-3	S SI 91 S SI 91 B SI 91 B SL 86 F SL 86 X CU 74 2-2 ③ L5	5	0	0	0	0	0	4
26 Adam Lind, L (1, 10) OBP: 0.348, SLG: 0.476		C SI 91 C FF 93 F SL 84 S CH 84 0-3 ① K	F SI 93 B FF 93 B SL 85 X SI 91 2-1 ② G3-1 2-3			B SI 88 C CH 80 F SL 84 X CH 82 1-2 ① G4-1		C SL 80 C SI 92 B CH 68 F CH 67 X SI 92 1-2 28 HR 1B		4	1	1	0	0	1	1
28 Colby Rasmus, L (1, 8) OBP: 0.337, SLG: 0.485		B FF 93 F SI 90 B SI 91 B SI 91 B SI 90 4-1 13 2B BB	F FF 90 B FF 92 F SI 93 C FF 94 1-3 ③ K			F SI 91 S CH 81 S CH 84 0-3 ② K		S SL 80 F CH 68 B SI 92 B SL 82 F SL 80 X CH 68 2-2 1-H HR		3	2	1	2	1	2	1
13 Brett Lawrie, R (1, 5) OBP: 0.302, SLG: 0.430	X SI 92 0-0 22 F8 1 1B 1-H 2B		B SI 90 C FF 92 X SL 81 1-1 ① F7			F SI 91 S SI 92 B CH 84 B CH 84 X FF 92 2-2 ③ F7		B SL 79 S SL 80 X SL 82 1-1 22 1B E3		4	1	1	1	0	0	0
22 Josh Thole, L (1, 2) OBP: 0.241, SLG: 0.159	B SI 91 F SI 91 X FF 92 1-1 ② F8 2-3		B CH 82 F SI 92 C SI 92 B CH 85 X FF 91 2-2 ② G4-3				B FF 91 B FF 90 B FF 89 B FF 88 4-0 7 G4-6-3 BB	C SI 87 B SL 82 F SL 82 X SL 83 1-2 1-2 1B		3	0	1	0	1	0	1
1 Emilio Bonifácio, S (1, 7) OBP: 0.257, SLG: 0.324	B SI 92 S SI 92 X SI 92 1-1 7 PB 7 2B 7 S 3-H 1B		L SI 93 B FF 93 C SI 91 B FF 93 F CH 84 S SI 92 2-3 ③ K				C FF 91 C SI 90 S SI 92 0-3 ① K	S SI 90 F SL 85 F CU 74 S SI 92 0-3 ③ K		4	1	1	1	0	3	3
Inning Stats	R: 0 E: 0 K: 0 S: 9 H: 1 LOB: 1 BB: 0 P: 16	R: 3 E: 0 K: 2 S: 15 H: 3 LOB: 1 BB: 1 P: 24	R: 0 E: 0 K: 1 S: 10 H: 1 LOB: 1 BB: 0 P: 16	R: 0 E: 0 K: 1 S: 9 H: 0 LOB: 0 BB: 0 P: 14	R: 0 E: 0 K: 1 S: 13 H: 1 LOB: 1 BB: 0 P: 17	R: 0 E: 0 K: 1 S: 9 H: 0 LOB: 0 BB: 0 P: 12	R: 0 E: 0 K: 1 S: 4 H: 0 LOB: 0 BB: 1 P: 8	R: 3 E: 1 K: 1 S: 26 H: 4 LOB: 2 BB: 0 P: 36	R: 0 E: 0 K: 0 S: 11 H: 1 LOB: 1 BB: 0 P: 18	1B: 5 2B: 4 3B: 0 HR: 2 SF: 0 SAC: 0 DP: 1 HBP: 0						

PITCHER		IP	WLS	BF	H	R	ER	SO	BB	IBB	HBP	BLK	WP	HR	S	P	ERA	WHIP
11 Jarrod Parker, R ERA: 4.04	(1, 1)	6.0	W	25	6	3	3	6	1	0	0	0	0	0	65	99	4.50	1.167
61 Dan Otero, R ERA: 1.66	(7, 1)	1.0		3	0	0	0	1	1	0	0	0	0	0	4	8	0.00	1.000
47 Pat Neshek, R ERA: 3.06	(8, 1)	0.2		7	4	3	3	0	0	0	0	0	0	2	22	32	40.50	6.000
13 Jerry Blevins, L ERA: 3.25	(8, 1)	1.1		5	1	0	0	1	0	0	0	0	0	0	15	22	0.00	0.750

PITCHER	IP	WLS	BF	H	R	ER	SO	BB	IBB	HBP	BLK	WP	HR	S	P	ERA	WHIP

BOTTOM

Oakland Athletics @ Toronto Blue Jays

Rogers Centre, Toronto, ON

Fri Aug 09 2013, 7:11 PM - 10:23 PM EDT

Att. 31,862 - Partly Cloudy - 73 F

livebaseballscorecards.com

AB	38
R	6
H	11
RBI	6
BB	2
SO	8
LOB	14

WP: 0 PA: 40
PB: 1
SB: 1
CS: 0

Oakland Athletics @ Toronto Blue Jays

Rogers Centre, Toronto, ON

Sat Aug 10 2013, 1:08 PM - 3:58 PM EDT

Att. 39,634 - Partly Cloudy - 68 F

TOP

livebaseballscorecards.com

Batter	1	2	3	4	5	6	7	8	9	AB	R	H	RBI	BB	SO	LOB
4 Coco Crisp, S (1, 10) OBP: 0.330, SLG: 0.386	C FF 82 S SI 82 B CH 77 F SI 82 B CH 77 S FC 80 2-3 ① K	F SI 84 B SI 85 C FC 81 X CH 79 1-2 ③ L5			B FF 83 C FC 79 F FC 78 B SI 84 X FC 80 2-2 ② F9		B SI 91 B SI 90 F SI 92 C SI 91 S CH 80 2-3 ① K		X FF 90 0-0 21 FC1-5 1-2 1B	5	0	1	0	0	2	1
36 Derek Norris, R (1, 2) OBP: 0.333, SLG: 0.394 21 Stephen Vogt, L (9, PH) OBP: 0.304, SLG: 0.439	B FF 83 B SI 83 C FF 84 B FC 80 F FF 84 F FF 82 X CH 78 3-2 1B		F FF 84 F FF 84 B FC 81 C SI 85 1-3 ① K		C FC 79 B SI 82 X FC 80 1-1 2B		S SI 92 S CH 81 B SI 93 B SI 93 X CH 81 2-2 8 FC5-4 1B		X 0-0 ① FC1-5 1-2 2-3f	4 1	0 0	3 0	0 0	0 0	1 0	0 2
8 Jed Lowrie, S (1, 6) OBP: 0.357, SLG: 0.426	B FC 80 C FC 79 1 SAFE S FC 80 S FF 84 1-3 ② K		B FC 79 F FC 80 B FF 85 S SI 84 X FF 83 2-2 ② F9		B SI 82 F FC 80 B CH 77 D FC 82 S FC 81 X FF 82 3-2 ③ G5-3		B CH 81 X SI 92 1-0 ② FC5-4 1-2f		B FF 91 X FF 91 1-0 ② F8	5	0	0	0	0	1	5
52 Yoenis Cespedes, R (1, 7) OBP: 0.296, SLG: 0.428	F CH 78 C FC 82 B FF 84 S CU 72 1-3 ③ K		B FC 81 F FC 81 X FF 86 1-1 20 CS 1B			B CH 80 S CH 76 B CH 76 F FF 82 X CU 70 2-2 20 2B 7 SF7 1B	C SL 86 F SL 87 X SL 87 0-2 ③ G5-3		B FF 92 C FF 90 F FF 88 S CU 76 1-3 ③ K	5	1	2	0	0	2	4
20 Josh Donaldson, R (1, 5) OBP: 0.372, SLG: 0.483		B SI 82 B FC 80 X CH 78 2-0 ① L7	B SI 84 1 SAFE 1 SAFE 1-0 ③ CS 1-2	C FF 81 C FF 84 X FC 80 0-2 7 G4-3 2B		X FC 80 0-0 7 SF7 1-3 2B		C SL 76 X FF 86 0-1 ① P6		4	0	2	0	0	0	0
7 Nate Freiman, R (1, 3) OBP: 0.306, SLG: 0.370		B CH 80 B FC 80 C SI 84 B FC 80 X FC 81 3-1 ② F7		C FC 81 C FF 82 B FF 82 X FF 85 1-2 ① G4-3 2-3		B FF 82 X FC 79 1-0 ① SF7 2-3 3-H		C FF 88 B SL 76 X FF 88 1-1 ② G5-3		3	0	0	1	0	0	1
25 Chris Young, R (1, 8) OBP: 0.279, SLG: 0.376		C FC 79 B SI 83 B FF 84 B CH 79 B FC 83 4-1 16 S 16 HR BB		C FF 82 3 SAFE B FF 85 B FF 86 F FC 83 B FC 82 C SI 85 3-3 ② K		B FF 89 B CU 81 D CU 82 C SI 93 F FC 89 H FF 92 4-2 HBP		C SI 88 X FF 87 0-1 ③ G5-3		2	1	0	0	1	1	1
16 Josh Reddick, L (1, 9) OBP: 0.294, SLG: 0.386		B FF 86 X CH 79 1-0 1-H HR		B FF 82 C FF 85 B SI 85 X FC 82 2-1 ③ F7		C FF 92 1 SAFE B FC 90 1 SAFE S CU 81 F FF 92 S FF 90 1-3 ② K			B FF 89 X FF 90 1-0 HR	4	2	2	3	0	1	3
18 Alberto Callaspo, S (1, 4) OBP: 0.322, SLG: 0.345 28 Eric Sogard, L (9, PR) OBP: 0.343, SLG: 0.394		C FF 85 B SI 84 F FC 82 B CU 72 B CH 80 F FC 81 B FC 82 4-2 BB			B FC 78 X SI 82 1-0 ① L7	C SI 94 X FF 91 0-1 ③ P4			C FF 90 C CH 84 F FF 91 B FF 91 B CU 75 B FF 92 X FC 91 3-2 21 FC1-5 4 1B 1B	3 0	0 0	1 0	0 0	1 0	0 0	2 0
Inning Stats	R: 0 E: 0 K: 3 S: 14 H: 1 LOB: 1 BB: 0 P: 21	R: 2 E: 0 K: 0 S: 11 H: 1 LOB: 1 BB: 2 P: 26	R: 0 E: 0 K: 1 S: 8 H: 1 LOB: 0 BB: 0 P: 13	R: 0 E: 0 K: 1 S: 11 H: 1 LOB: 1 BB: 0 P: 17	R: 0 E: 0 K: 0 S: 9 H: 1 LOB: 1 BB: 0 P: 16	R: 1 E: 0 K: 1 S: 13 H: 2 LOB: 2 BB: 0 P: 21	R: 0 E: 0 K: 1 S: 10 H: 1 LOB: 1 BB: 0 P: 15	R: 0 E: 0 K: 0 S: 6 H: 0 LOB: 0 BB: 0 P: 7	R: 1 E: 0 K: 1 S: 11 H: 3 LOB: 2 BB: 0 P: 17	1B: 6 2B: 3 3B: 0 HR: 2 SF: 1 SAC: 0 DP: 0 HBP: 1						

AB	36
R	4
H	11
RBI	4
BB	2
SO	8
LOB	19

WP: 0 PB: 0 SB: 1 CS: 1 PA: 41

PITCHER		IP	WLS	BF	H	R	ER	SO	BB	IBB	HBP	BLK	WP	HR	S	P	ERA	WHIP
56 Mark Buehrle, L ERA: 4.43	(1, 1)	5.1	W	24	7	3	3	5	2	0	0	0	0	1	58	101	5.06	1.688
27 Brett Cecil, L ERA: 2.65	(6, 1)	0.2	H	3	0	0	0	1	0	0	1	0	0	0	8	13	0.00	0.000
62 Aaron Loup, L ERA: 2.18	(7, 1)	0.2	H	3	1	0	0	1	0	0	0	0	0	0	7	12	0.00	1.500
21 Sergio Santos, R ERA: 1.93	(7, 1)	0.1	H	1	0	0	0	0	0	0	0	0	0	0	3	3	0.00	0.000
38 Darren Oliver, L ERA: 3.35	(8, 1)	1.0	H	3	0	0	0	0	0	0	0	0	0	0	6	7	0.00	0.000

PITCHER		IP	WLS	BF	H	R	ER	SO	BB	IBB	HBP	BLK	WP	HR	S	P	ERA	WHIP
44 Casey Janssen, R ERA: 2.41	(9, 1)	1.0	S	6	3	1	1	1	0	0	0	0	0	1	11	17	9.00	3.000

Oakland Athletics @ Toronto Blue Jays

Rogers Centre, Toronto, ON

Sat Aug 10 2013, 1:08 PM - 3:58 PM EDT

Att. 39,634 - Partly Cloudy - 68 F

livebaseballscorecards.com

Batter	1	2	3	4	5	6	7	8	9	AB	R	H	RBI	BB	SO	LOB
7 José Reyes, S (1, 6) OBP: 0.366, SLG: 0.483	C FF 95 B SI 95 X FF 94 1-1 G3 ①	C SI 95 D CU 80 F SI 94 1 SAFE X CU 82 1-2 FC6-4 ② 1-2f 3-H		X FF 94 0-0 FC4-6 ① 3 G6-4-3 1-2f			C FF 95 B CH 87 X CH 88 1-1 HR			4	1	1	2	0	0	2
3 Maicer Izturis, S (1, 4) OBP: 0.289, SLG: 0.316	C FF 95 B CH 88 B FF 95 B FF 94 B FF 93 4-1 19 HR BB	C FF 94 X CH 86 0-1 G4-3 ③		C FF 94 C CU 79 1 SAFE B CU 81 X FF 95 1-2 G6-4-3 ②③ 1-2f			F SI 96 S FF 96 B FF 96 S FF 95 1-3 K ②			3	1	0	0	1	1	2
19 José Bautista, R (1, 9) OBP: 0.364, SLG: 0.519	C FF 94 B FF 94 B SI 92 X FF 94 2-1 1-H HR		S CU 80 B CH 86 B CU 80 F SI 93 B SL 84 X FF 94 3-2 10 E 28 1B 1B		C FF 93 C CU 81 X SL 85 0-2 26 CS 1B		C SL 86 X SI 97 0-1 G6-3 ③			4	2	3	2	0	0	0
10 Edwin Encarnación, R (1, 10) OBP: 0.368, SLG: 0.542	C CU 81 B FF 96 X SI 94 1-1 F9 ②		X FF 95 0-0 FC5 28 1B 1-2		F FF 94 B SI 95 D CU 81 X FF 94 2-1 F9 ①			B SL 89 S FF 96 C FF 95 F FF 96 X FF 96 1-2 F8 ①		4	0	0	0	0	0	2
26 Adam Lind, L (1, 3) OBP: 0.347, SLG: 0.472	B FF 96 B FF 95 C FF 94 B FF 94 S FF 94 B FF 95 4-2 BB		C CH 88 B CH 86 X FF 94 1-1 F8 ①		C FF 95 1 SAFE B CH 86 C FF 94 B FF 95 F FF 94 B CU 80 F FF 94 1 SAFE 3-3 S CU 79 ②③ 1-2			B FF 95 C FF 94 B SL 86 B FF 94 C FF 94 F FF 94 F FF 95 C FF 95 3-3 ②		3	0	0	0	1	2	3
28 Colby Rasmus, L (1, 8) OBP: 0.336, SLG: 0.482	C SI 90 F FF 94 B CU 81 B SI 94 C CU 82 2-3 ③		B CH 87 C FF 96 B FF 94 X FF 93 2-1 1-3 2-H 1B			B SI 94 S CU 80 C FF 94 F CU 81 S CU 82 1-3 K ①		F SL 85 B FF 95 S SI 95 B FF 94 S FF 94 2-3 ③		4	0	1	1	0	3	1
13 Brett Lawrie, R (1, 5) OBP: 0.298, SLG: 0.424		C CU 79 C FF 95 B CU 81 S SL 86 1-3 K 9 F9 11 BB 7 FC6-4	X CU 80 0-0 P4 ②			B FF 94 F FF 94 X CU 80 1-1 G6-3 ②				3	1	0	0	0	1	2
11 Rajai Davis, R (1, 7) OBP: 0.321, SLG: 0.355		C FF 94 B FF 93 D CU 80 1 SAFE B FF 93 F FF 93 B FF 94 4-2 7 FC6-4 1-2 BB	C CU 76 C CU 81 X SL 85 0-2 G5-3 ③			L SI 94 S CU 82 S CU 80 0-3 K2-3 ③				2	0	0	0	1	1	2
9 J.P. Arencibia, R (1, 2) OBP: 0.245, SLG: 0.391		X FF 94 0-0 F9 ① 2-3		B FF 93 X CU 79 1-0 E4 7 FC4-6			X SL 86 0-0 G6-3 ①			3	0	0	0	0	0	2
Inning Stats	R: 2 H: 1 E: 0 LOB: 1 K: 1 BB: 2 S: 12 P: 26	R: 1 H: 0 E: 0 LOB: 1 K: 1 BB: 1 S: 11 P: 17	R: 1 H: 2 E: 1 LOB: 2 K: 0 BB: 0 S: 12 P: 18	R: 0 H: 0 E: 1 LOB: 0 K: 0 BB: 0 S: 5 P: 7	R: 0 H: 1 E: 0 LOB: 1 K: 1 BB: 0 S: 10 P: 15	R: 0 H: 0 E: 0 LOB: 0 K: 2 BB: 0 S: 9 P: 11	R: 1 H: 1 E: 0 LOB: 0 K: 1 BB: 0 S: 8 P: 10	R: 0 H: 0 E: 0 LOB: 0 K: 2 BB: 0 S: 12 P: 18		1B: 3 SF: 0 2B: 1 SAC: 0 3B: 0 DP: 2 HR: 2 HBP: 0				WP: 0 PA: 33 PB: 1 SB: 0 CS: 1		

	AB	30
	R	5
	H	5
	RBI	5
	BB	3
	SO	8
	LOB	16

PITCHER		IP	WLS	BF	H	R	ER	SO	BB	IBB	HBP	BLK	WP	HR	S	P	ERA	WHIP
54 Sonny Gray, R ERA: 1.8	(1, 1)	6.0	L	26	4	4	2	5	3	0	0	0	0	1	59	94	3.00	1.167
48 Ryan Cook, R ERA: 2.13	(7, 1)	1.0		4	1	1	1	1	0	0	0	0	0	1	8	10	9.00	1.000
50 Grant Balfour, R ERA: 1.8	(8, 1)	1.0		3	0	0	0	2	0	0	0	0	0	0	12	18	0.00	0.000

PITCHER	IP	WLS	BF	H	R	ER	SO	BB	IBB	HBP	BLK	WP	HR	S	P	ERA	WHIP

Oakland Athletics @ Toronto Blue Jays

Rogers Centre, Toronto, ON

Sun Aug 11 2013, 1:11 PM - 4:25 PM EDT

Att. 45,312 - Sunny - 68 F

TOP

livebaseballscorecards.com

Batter	1	2	3	4	5	6	7	8	9	AB	R	H	RBI	BB	SO	LOB
4 Coco Crisp, S (1, 8) OBP: 0.329, SLG: 0.383	F KN 72 B KN 78 F KN 76 B KN 79 F KN 76 B KN 77 B FF 84 4-2 BB		C FF 82 B KN 76 S KN 73 S KN 79 1-3 ① K		B KN 77 B KN 71 B FF 82 C FF 81 X FF 81 3-1 ① F7		B KN 74 X FF 83 1-0 ① G5-3	C SL 75 B SI 90 D SL 76 X FF 87 2-1 1-2 3-H 1B		3	0	0	0	1	1	2
25 Chris Young, R (8, PH) OBP: 0.282, SLG: 0.378	(8, 8)									1	0	1	1	0	0	0
28 Eric Sogard, L (1, 6) OBP: 0.337, SLG: 0.386	C FF 82 1 SAFE F KN 77 B KN 78 S FF 79 1-3 ① K		C FF 81 S KN 73 F KN 69 F KN 80 B FF 84 X KN 78 1-2 ② G6-3		C KN 77 F KN 79 F KN 79 X FF 80 0-2 ② P6		B FF 82 L FF 83 B KN 76 X KN 74 2-1 ② P5	X FF 90 0-0 ③ F8		5	0	0	0	0	1	5
8 Jed Lowrie, S (1, 10) OBP: 0.353, SLG: 0.421	B KN 71 1 SAFE F KN 73 B KN 78 S KN 76 S KN 78 2-3 ② K		C KN 74 C KN 79 B FF 84 X KN 72 1-2 ③ F9		S KN 79 X KN 79 0-1 ③ FC6-4 1-2f		S KN 78 B KN 80 X KN 78 1-1 ③ F9		C FF 91 C CH 83 X FF 93 0-2 ① P6	5	0	0	0	0	1	3
52 Yoenis Cespedes, R (1, 7) OBP: 0.295, SLG: 0.428	S KN 76 X KN 78 0-1 ③ P4			C KN 73 C KN 78 S KN 79 0-3 ① K		B KN 76 B KN 72 X KN 71 2-0 16 WP 20 1B 2B		X SL 76 0-0 ① F8	C CU 81 S CU 83 F FF 94 X CU 82 0-2 E5	5	1	1	0	0	1	1
16 Josh Reddick, L (1, 9) OBP: 0.299, SLG: 0.385		B KN 74 B KN 74 C KN 72 B KN 74 C KN 73 B KN 76 4-2 20 1B BB		C KN 73 B KN 79 X KN 77 1-1 ② G1-3		F KN 77 B KN 78 S KN 80 F KN 79 B KN 79 F KN 78 F KN 78 S KN 79 2-3 ① K 2-3		C FF 88 C FF 88 X FF 88 0-2 18 2B 20 BB 1B	B FF 93 C FF 93 B FF 93 B CH 85 B SI 93 4-1 BB	3	1	1	0	2	1	1
20 Josh Donaldson, R (1, 5) OBP: 0.376, SLG: 0.484		C KN 74 X KN 77 0-1 1-2 1B		B KN 76 H FF 84 2-0 HBP		X KN 79 0-0 37 HR 3-H 1B		B FF 88 B FF 88 D SI 90 B SL 76 4-0 1-2 18 2B BB	X CU 82 0-0 ② P6	3	2	2	1	1	0	2
37 Brandon Moss, L (1, 3) OBP: 0.314, SLG: 0.452		F KN 78 B KN 80 C KN 78 S KN 78 1-3 ① K		X KN 79 0-0 ③ F7		B KN 77 X KN 77 1-0 1-H HR		F FF 89 C FF 88 D SL 77 S SL 76 1-3 ② K	B CH 86 B CH 85 D FF 94 X FF 92 3-0 ③ G1-3	5	1	1	2	0	2	7
18 Alberto Callaspo, S (1, 4) OBP: 0.324, SLG: 0.350		C FF 84 B KN 78 C KN 77 F KN 80 F KN 79 X EP 63 1-2 ② F4		C KN 71 F KN 77 X KN 78 0-2 21 1B 1B		X FF 83 0-0 ② G6-3		B SL 75 C FF 88 B FF 87 F SL 75 F FF 88 X FF 88 2-2 21 1B 25 1B 1-H 2-H 2B		4	1	2	2	0	0	2
21 Stephen Vogt, L (1, 2) OBP: 0.320, SLG: 0.444		B KN 79 X KN 77 1-0 ③ L9		B FF 81 B KN 73 B FF 80 C KN 79 F FF 80 1 SAFE X KN 74 3-2 8 FC6-4 1-3 1B		C FF 83 B KN 73 S KN 73 X KN 81 1-2 ③ G3		C FF 88 X SL 76 0-1 25 1B 2-3 1B		4	0	2	0	0	0	2

Inning Stats	1	2	3	4	5	6	7	8	9
	R: 0 E: 0 K: 2 S: 11 H: 0 LOB: 1 BB: 1 P: 18	R: 0 E: 0 K: 1 S: 13 H: 1 LOB: 2 BB: 1 P: 20	R: 0 E: 0 K: 1 S: 11 H: 0 LOB: 0 BB: 0 P: 14	R: 0 E: 0 K: 1 S: 6 H: 0 LOB: 1 BB: 0 P: 9	R: 0 E: 0 K: 0 S: 14 H: 2 LOB: 2 BB: 0 P: 20	R: 3 E: 0 K: 1 S: 13 H: 3 LOB: 0 BB: 0 P: 19	R: 0 E: 0 K: 0 S: 5 H: 0 LOB: 0 BB: 0 P: 9	R: 3 E: 0 K: 1 S: 16 H: 4 LOB: 2 BB: 1 P: 25	R: 0 E: 1 K: 0 S: 10 H: 0 LOB: 2 BB: 1 P: 17

| | | | | | | | | |

Batter	1	2	3	4	5	6	7	8	9	AB	R	H	RBI	BB	SO	LOB
7 José Reyes, S (1, 6) OBP: 0.369, SLG: 0.481	B FF 91 C FF 90 B FF 90 X CH 84 2-1 1B	X CU 70 0-0 ② F6		B SL 84 B FF 90 B FF 90 I IN 60 4-0 3 BB IBB		C FF 88 X CU 68 0-1 19 S 1-3 2-H 1B		F FF 95 F FF 96 F FF 96 F CU 78 F FF 96 1 SAFE F FF 96 T FF 97 0-2 ① K	C FF 93 F SL 85 B FF 93 F FF 92 X FF 92 1-2 ③ G4-3	5	0	2	1	1	1	7
3 Maicer Izturis, S (1, 4) OBP: 0.288, SLG: 0.314	C FF 90 X FF 90 0-1 ① P5	B CH 83 B FF 91 X FF 91 2-0 ③ F7		B FF 89 B FF 90 B FF 90 B FF 90 4-0 1-2 2-3 BB		1 SAFE B FF 89 1 SAFE B FF 88 3 SAFE B FF 89 C FF 89 X FF 88 3-1 ② SF8 3-H		1 SAFE X FF 96 0-0 ② P3		3	0	0	1	1	0	5
19 José Bautista, R (1, 9) OBP: 0.362, SLG: 0.514	B FF 90 S FF 90 X FF 89 1-1 ② F7		B CU 69 B SL 83 F SL 83 F FF 90 C FF 90 2-3 ① K	C FF 91 B CU 72 B FF 90 X FF 92 2-1 ③ P2		1 SAFE B SL 85 S FF 96 I IN 82 I IN 85 I IN 83 4-1 1-2 IBB		C FF 96 F FF 96 F FF 96 F FF 96 B FF 97 T FF 97 1-2 ③ K		4	0	0	0	1	2	5
10 Edwin Encarnación, R (1, 3) OBP: 0.367, SLG: 0.537	X FF 90 0-0 ③ F9		C CU 71 X CU 70 0-1 ② P5		C FF 89 B SL 82 B SL 82 X FF 90 2-1 ① F9	C SL 85 B FF 98 B FF 96 F FF 97 F SL 86 X SL 87 2-2 ③ G4-3			B FF 94 B FF 95 C FF 95 F FF 97 B FF 94 F FF 95 B FF 96 4-2 26 G1-3 13 2B BB	4	1	0	0	1	0	3
26 Adam Lind, L (1, 10) OBP: 0.345, SLG: 0.467		C FF 89 F FF 90 B FF 91 X CU 69 1-2 E3 28 BB 13 E	B FF 92 B CH 83 C FF 91 B SL 85 F FF 91 F FF 91 B FF 92 4-2 BB		X CH 82 0-0 ② F8		C SI 94 F SI 96 F CH 86 B FF 96 X SL 85 1-2 ① P5		B FF 93 X FF 94 1-0 ① G1-3 1-2	4	1	0	0	1	0	1
28 Colby Rasmus, L (1, 8) OBP: 0.335, SLG: 0.478		B FF 88 B FF 89 B CH 83 B FF 90 4-0 13 FC4-6 1-2 BB	F CU 70 T FF 90 B FF 91 B CH 83 B FF 91 X CH 83 3-2 ③ L8		B FF 91 F CH 82 F CH 81 B CU 68 X FF 90 2-2 ③ G4-3		C SI 95 X SI 96 0-1 ② G1-3		B SL 84 C SL 86 C FF 94 F FF 95 B FF 94 S CU 83 2-3 ② K	4	0	0	0	1	1	2
13 Brett Lawrie, R (1, 5) OBP: 0.304, SLG: 0.432		C FF 90 F FF 91 F FF 91 F SL 85 F SL 82 X FF 91 0-2 ① FC4-6 1 BB 22 1B 1-2f 2-H		C FF 90 X SL 84 0-1 3 BB 1 S 1B		X FF 89 0-0 ① F9	B FF 95 C FF 95 B FF 95 C FF 94 B FF 96 X FF 97 3-2 22 S 1B		D FF 94 B FF 94 B FF 95 C FF 94 X FF 94 3-1 9 WP 2-H 2B	5	0	3	1	0	0	1
22 Josh Thole, L (1, 2) OBP: 0.253, SLG: 0.167 9 J.P. Arencibia, R (9, PH) OBP: 0.247, SLG: 0.391		X FF 91 0-0 1 BB 1-2 1B		1 SAFE C FF 88 X FF 90 0-1 ① L8		B FF 88 B FF 88 B FF 89 C FF 89 B FF 90 4-1 1 1B 7 1B BB	1 SAFE F FF 97 1 SAFE P PO 92 F SI 94 F FF 97 1 SAFE B FF 96 B FF 96 3-3 ③ F FF 95 F FF 96 S FF 97 K 1-2		D SL 87 B FF 93 S FF 94 B SL 87 S FF 94 B FF 94 4-2 11 BB 2-3 BB	3 0	1 0	1 0	0 0	1 1	1 0	2 0
1 Emilio Bonifácio, S (1, 7) OBP: 0.261, SLG: 0.325 11 Rajai Davis, R (8, PH) OBP: 0.327, SLG: 0.355 (9, 7)		B FF 89 B FF 91 B FF 91 C FF 90 B FF 90 4-1 1-2 2-3 BB		F FF 89 1 SAFE 1 SAFE S FF 89 B FF 90 B FF 91 S CU 70 2-3 ② K 1-2		F FF 90 S FF 89 F FF 89 B FF 89 X CU 68 1-2 7 1B 3 SF8 1-2 1B		C FF 94 B FF 95 B FF 94 B FF 94 C FF 94 F FF 93 F FF 93 F FF 95 F FF 95 4-2 B FF 94 BB	B SL 86 B SL 87 C FF 92 B FF 94 S SI 94 B FF 94 4-2 1-2 BB	2 0	1 0	1 0	0 0	1 2	1 0	1 0
Inning Stats	R: 0 E: 0 K: 0 S: 7 H: 1 LOB: 1 BB: 0 P: 10	R: 1 E: 2 K: 0 S: 13 H: 1 LOB: 3 BB: 2 P: 24	R: 0 E: 0 K: 1 S: 11 H: 0 LOB: 1 BB: 1 P: 20	R: 0 E: 0 K: 1 S: 9 H: 1 LOB: 3 BB: 2 P: 21	R: 0 E: 0 K: 0 S: 6 H: 0 LOB: 0 BB: 0 P: 10	R: 2 E: 0 K: 0 S: 15 H: 2 LOB: 2 BB: 2 P: 29	R: 0 E: 0 K: 1 S: 16 H: 1 LOB: 1 BB: 0 P: 22	R: 0 E: 0 K: 2 S: 19 H: 0 LOB: 1 BB: 1 P: 24	R: 1 E: 0 K: 1 S: 18 H: 1 LOB: 3 BB: 3 P: 37	1B: 6 2B: 1 3B: 0 HR: 0 SF: 1 SAC: 0 DP: 0 HBP: 0						

PITCHER		IP	WLS	BF	H	R	ER	SO	BB	IBB	HBP	BLK	WP	HR	S	P	ERA	WHIP
64 A.J. Griffin, R ERA: 3.88	(1, 1)	5.2		29	5	3	2	2	5	1	0	0	0	0	56	103	3.18	1.765
48 Ryan Cook, R ERA: 2.08	(6, 1)	1.1	W	6	1	0	0	1	0	1	0	0	0	0	21	33	0.00	0.750
62 Sean Doolittle, L ERA: 2.86	(8, 1)	1.0	H	4	0	0	0	2	1	0	0	0	0	0	19	24	0.00	1.000
50 Grant Balfour, R ERA: 1.96	(9, 1)	1.0	S	7	1	1	1	1	3	0	0	0	1	0	18	37	9.00	4.000

PITCHER	IP	WLS	BF	H	R	ER	SO	BB	IBB	HBP	BLK	WP	HR	S	P	ERA	WHIP

BOTTOM

Oakland Athletics @ Toronto Blue Jays

Rogers Centre, Toronto, ON

Sun Aug 11 2013, 1:11 PM - 4:25 PM EDT

Att. 45,312 - Sunny - 68 F

livebaseballscorecards.com

AB	34
R	4
H	7
RBI	3
BB	11
SO	6
LOB	27

WP: 1 PA: 46
PB: 0
SB: 3
CS: 0

Batter	1	2	3	4	5	6	7	8	9	AB	R	H	RBI	BB	SO	LOB
25 Chris Young, R (1, 8) OBP: 0.284, SLG: 0.388	C FF 90 S FF 91 B FF 92 B CH 86 F FF 91 F SL 84 B SI 92 F FF 92 F FF 92 3-2 X SI 82 HR		B FF 92 B FF 90 B SI 91 B FF 90 4-0 8 SH1-3 BB		C SL 84 B SL 84 F FF 90 X SL 84 1-2 ③ L7			C SI 92 B CH 81 B CH 80 C SI 92 F SI 93 S CH 80 2-3 ② K	C SL 77 S SL 78 S CU 68 0-3 ③ K	4	1	1	1	1	2	1
8 Jed Lowrie, S (1, 6) OBP: 0.351, SLG: 0.418	X SI 91 0-0 ① P4		X CH 84 0-0 ① SH1-3 1-2			C SI 90 B SL 82 S CH 83 F FF 90 F SL 82 X CH 85 1-2 ① G6-3		B SI 92 X CH 81 1-0 ③ F7		3	0	0	0	0	0	0
20 Josh Donaldson, R (1, 10) OBP: 0.375, SLG: 0.482	S FF 93 F FF 92 B CH 86 B CH 85 F CH 85 X FF 92 2-2 ② F8		C CH 84 F CH 83 D CU 75 B FF 92 D CH 86 F FF 94 X FF 93 3-2 ② F7			C FF 90 F SI 92 S SL 84 1-3 ② K			B FF 90 X FF 88 1-0 37 2B 18 2B 1B	4	1	1	0	0	1	1
52 Yoenis Cespedes, R (1, 7) OBP: 0.292, SLG: 0.423	C CH 85 F SL 84 S CU 76 0-3 ③ K		X SL 84 0-0 ③ G5-3			B FF 91 F SL 83 F FF 94 B FF 92 S CU 76 2-3 ③ K			F SL 83 X FF 90 0-1 ① P2	4	0	0	0	0	2	2
7 Nate Freiman, R (1, 3) OBP: 0.306, SLG: 0.369 37 Brandon Moss, L (9, PH) OBP: 0.316, SLG: 0.456 (9, 3)		B FF 91 C SL 83 X SL 83 1-1 16 BB 1B		F FF 91 F FF 91 B FF 92 X CU 74 1-2 ① G6-3			S SL 84 X SL 83 0-1 ① G6-3		B CH 81 X FC 89 1-0 1-3 18 2B 2B	3 1	0 1	1 1	0 0	0 0	0 0	0 0
16 Josh Reddick, L (1, 9) OBP: 0.301, SLG: 0.383		C FF 92 B FF 91 S FF 92 D SL 86 B FF 92 F SL 84 F FF 92 F FF 92 B FF 93 4-2 1-2 BB		C SL 83 B FF 90 B FF 91 F SL 82 F CU 75 X FF 91 2-2 ② L9			B FF 90 C FF 89 X FF 91 1-1 ② F9		I IN 78 I IN 78 I IN 78 I IN 79 4-0 18 2B 21 1B IBB	2	1	0	0	2	0	0
18 Alberto Callaspo, S (1, 5) OBP: 0.326, SLG: 0.358		B SI 92 F FF 92 F CH 84 C FF 93 1-3 ① K		B FF 90 B CH 84 C SI 90 X SI 91 2-1 ③ G6-3			C CH 83 B SL 84 B CH 84 S SI 91 B SL 82 X SI 91 3-2 2B		B CU 75 X FF 90 1-0 21 1B 28 SF8 1-3 2-H 3-H 2B	4	1	2	2	0	1	2
21 Stephen Vogt, L (1, 2) OBP: 0.315, SLG: 0.429		C FF 93 S FF 91 B FF 92 F FF 93 X SL 86 1-2 ② F7			B FF 90 F FF 90 F SL 83 X CU 75 1-2 ① F8		S FF 92 C FF 92 F SL 84 B FF 92 F SL 84 D FF 94 B CU 76 S SL 82 3-3 ③ K		C FC 89 F FC 89 B FF 91 B CH 84 F CU 75 X CH 83 2-2 28 SF8 2-3 3-H 1B	4	0	1	1	0	1	3
28 Eric Sogard, L (1, 4) OBP: 0.332, SLG: 0.382		C FF 92 D CH 85 X SL 85 1-1 ③ P6			C FF 91 C FF 90 S FF 91 0-3 ② K			C SI 92 B SI 92 C SI 92 X SI 93 1-2 ① G6-3	L FF 89 X FF 90 0-1 ② SF8 1-2 3-H	3	0	0	1	0	1	2
Inning Stats	R: 1 E: 0 K: 1 S: 15 H: 1 LOB: 0 BB: 0 P: 20	R: 0 E: 0 K: 1 S: 16 H: 1 LOB: 2 BB: 1 P: 24	R: 0 E: 0 K: 0 S: 6 H: 0 LOB: 1 BB: 1 P: 13	R: 0 E: 0 K: 0 S: 9 H: 0 LOB: 0 BB: 0 P: 14	R: 0 E: 0 K: 1 S: 9 H: 0 LOB: 0 BB: 0 P: 11	R: 0 E: 0 K: 2 S: 11 H: 0 LOB: 0 BB: 0 P: 15	R: 0 E: 0 K: 1 S: 12 H: 1 LOB: 1 BB: 0 P: 19	R: 0 E: 0 K: 1 S: 8 H: 0 LOB: 0 BB: 0 P: 12	R: 4 E: 0 K: 1 S: 14 H: 4 LOB: 1 BB: 1 P: 23	1B: 3 2B: 3 3B: 0 HR: 1 SF: 1 SAC: 1 DP: 0 HBP: 0						

PITCHER		IP	WLS	BF	H	R	ER	SO	BB	IBB	HBP	BLK	WP	HR	S	P	ERA	WHIP
48 J.A. Happ, L ERA: 5.11	(1, 1)	7.0		26	3	1	1	6	2	0	0	0	0	1	78	116	1.29	0.714
62 Aaron Loup, L ERA: 2.15	(8, 1)	1.0		3	0	0	0	1	0	0	0	0	0	0	8	12	0.00	0.000
44 Casey Janssen, R ERA: 3.32	(9, 1)	0.2	L	7	4	4	4	0	0	1	0	0	0	0	11	20	54.00	6.000
37 Mickey Storey, R ERA: 6.75	(9, 1)	0.1		1	0	0	0	1	0	0	0	0	0	0	3	3	0.00	0.000

PITCHER	IP	WLS	BF	H	R	ER	SO	BB	IBB	HBP	BLK	WP	HR	S	P	ERA	WHIP

TOP

Oakland Athletics @ Toronto Blue Jays

Rogers Centre, Toronto, ON

Mon Aug 12 2013, 12:40 PM - 3:12 PM EDT

Att. 36,111 - Cloudy - 68 F

livebaseballscorecards.com

AB	32
R	5
H	7
RBI	5
BB	3
SO	8
LOB	11

WP: 0 PA: 37
PB: 0
SB: 0
CS: 0

Batter	1	2	3	4	5	6	7	8	9	AB	R	H	RBI	BB	SO	LOB
7 José Reyes, S (1, 6) OBP: 0.367, SLG: 0.477	B FF 90 X FF 90 1-0 F7 ①		B SI 91 B FF 90 C FF 89 X FF 90 2-1 F7 ①		1 SAFE C FF 90 S CH 83 1 SAFE S SL 83 0-3 K ③			S CH 84 X CH 84 0-1 3 1B 19 E 1B		4	1	1	0	0	1	1
3 Maicer Izturis, S (1, 4) OBP: 0.288, SLG: 0.313	C FF 90 B SI 92 B FF 91 F FF 91 S SL 84 2-3 K ②		B CH 83 X FF 90 1-0 F8 ②			B FF 88 F FF 89 X FF 89 1-1 F8 ①		1 SAFE 1 SAFE D FF 90 X SI 91 1-0 10 L4 19 E 1-3 1B		4	0	1	0	0	1	0
19 José Bautista, R (1, 9) OBP: 0.361, SLG: 0.511	B FF 93 B FF 93 B FF 93 B FF 93 4-0 10 1B BB		C SL 84 B CU 76 X FF 91 1-1 G6-3 ③			X FF 91 0-0 P3 ②		F FF 96 X SL 84 0-1 E5 1-2 3-H		3	0	0	1	1	0	1
10 Edwin Encarnación, R (1, 10) OBP: 0.368, SLG: 0.535	X FF 92 0-0 1-3 1B			B SI 92 B SL 83 F FF 89 B FF 91 F FF 93 B SL 84 4-2 26 G4-6-3 BB		C FF 92 B FF 90 B SL 83 X SI 92 2-1 G5-3 ③		C SL 86 B FF 98 B SL 85 B FF 98 S FF 96 X FF 98 3-2 L4 ②③ 2-2		3	0	1	0	1	0	2
26 Adam Lind, L (1, 3) OBP: 0.345, SLG: 0.466 16 Mark DeRosa, R (9, PH) OBP: 0.316, SLG: 0.443	C FF 92 C CU 78 T SL 83 0-2 K ③			S CH 83 F FF 91 1 SAFE B CH 84 X CH 84 1-2 G4-6-3 ①② 1-2f			B FF 90 X CH 83 1-0 13 SH3-4 1B		B FF 92 S FF 94 B FF 94 S FF 94 S FF 96 2-3 K ①	3 1	0 0	1 0	0 0	0 0	1 1	3 0
13 Brett Lawrie, R (1, 5) OBP: 0.309, SLG: 0.435		C FF 91 F FF 91 X SL 83 0-2 9 CS 1B		S FF 91 B FF 91 S SL 84 S SL 84 1-3 K ③			X SL 81 0-0 SH3-4 ① 1-2		B FF 93 F FF 94 X FF 95 1-1 1B	3	0	2	0	0	1	0
9 J.P. Arencibia, R (1, 2) OBP: 0.247, SLG: 0.388		B FF 91 S SL 82 B SI 92 F SL 82 1 SAFE B SL 82 B FF 91 4-2 1-2 BB ①			X SL 83 0-0 P5 ①		C SI 90 C SI 91 D SL 82 X SL 82 1-2 P3 ②		F FF 95 F FF 94 F FF 97 S FF 96 0-3 K ②	3	0	0	0	1	1	2
11 Rajai Davis, R (1, 7) OBP: 0.321, SLG: 0.348		B FF 91 B FF 91 S FF 91 F FF 91 X SL 83 2-2 F8 ②			C FF 89 B SL 84 F SL 82 F SL 83 B SL 83 S FF 92 2-3 K ②		X SL 82 0-0 P5 ③		C FF 96 C FF 96 X FF 96 0-2 G1-3 ③	4	0	0	0	0	1	3
1 Emilio Bonifácio, S (1, 8) OBP: 0.262, SLG: 0.326		C FF 91 X FF 92 0-1 P4 ③			L CH 82 C FF 91 X SL 81 0-2 1B			B FF 90 C FF 90 B FF 91 F FF 89 F FF 91 B FF 91 X SI 92 3-2 G4-3 ①		3	0	1	0	0	0	1
Inning Stats	R: 0 E: 0 K: 2 S: 8 H: 1 LOB: 2 BB: 1 P: 15	R: 0 E: 0 K: 0 S: 10 H: 1 LOB: 1 BB: 1 P: 16	R: 0 E: 0 K: 0 S: 5 H: 0 LOB: 0 BB: 0 P: 9	R: 0 E: 0 K: 1 S: 8 H: 0 LOB: 0 BB: 1 P: 14	R: 0 E: 0 K: 2 S: 11 H: 1 LOB: 1 BB: 0 P: 13	R: 0 E: 0 K: 0 S: 5 H: 0 LOB: 0 BB: 0 P: 8	R: 0 E: 0 K: 0 S: 6 H: 1 LOB: 1 BB: 0 P: 8	R: 1 E: 1 K: 0 S: 12 H: 2 LOB: 1 BB: 0 P: 19	R: 0 E: 0 K: 2 S: 12 H: 1 LOB: 1 BB: 0 P: 15	1B: 7 2B: 1 3B: 0 HR: 0 SF: 0 SAC: 1 DP: 2 HBP: 0						WP: 0 PB: 0 SB: 0 CS: 1 PA: 35	

PITCHER		IP	WLS	BF	H	R	ER	SO	BB	IBB	HBP	BLK	WP	HR	S	P	ERA	WHIP
67 Dan Straily, R ERA: 4.19	(1, 1)	7.1		29	6	1	1	5	3	0	0	0	0	0	60	94	1.23	1.227
48 Ryan Cook, R ERA: 2.05	(8, 1)	0.2	W	2	0	0	0	0	0	0	0	0	0	0	5	8	0.00	0.000
62 Sean Doolittle, L ERA: 2.81	(9, 1)	1.0		4	1	0	0	2	0	0	0	0	0	0	12	15	0.00	1.000

PITCHER	IP	WLS	BF	H	R	ER	SO	BB	IBB	HBP	BLK	WP	HR	S	P	ERA	WHIP

BOTTOM

Oakland Athletics @ Toronto Blue Jays

Rogers Centre, Toronto, ON

Mon Aug 12 2013, 12:40 PM - 3:12 PM EDT

Att. 36,111 - Cloudy - 68 F

livebaseballscorecards.com

AB	31
R	1
H	7
RBI	1
BB	3
SO	7
LOB	13

Boston Red Sox @ Toronto Blue Jays

Rogers Centre, Toronto, ON

Tue Aug 13 2013, 7:08 PM - 10:44 PM EDT

Att. 32,816 - Roof Closed - 69 F

TOP

livebaseballscorecards.com

Batter	1	2	3	4	5	6	7	8	9	10	11	AB	R	H	RBI	BB	SO	LOB
2 Jacoby Ellsbury, L (1, 8) OBP: 0.360, SLG: 0.432	G6-3		K		F7		18 G6-3 18 S 15 1B 1B 2-H		G4-3		FC6-4 18 S 18 1B 1B 1-2f 2-3	6	2	1	1	0	1	3
18 Shane Victorino, S (1, 9) OBP: 0.338, SLG: 0.413	G5-3		P5			5 BB 34 1B HBP	G6-3 1-3		P3		15 E 15 S 1B 1-H 3-H	5	0	1	2	0	0	1
15 Dustin Pedroia, R (1, 4) OBP: 0.373, SLG: 0.405	2B			F9		F9	34 S 1B 3-H			G6-3	F8 1-3	6	0	2	1	0	0	2
34 David Ortiz, L (1, 10) OBP: 0.410, SLG: 0.584 26 Brock Holt, L (10, PR) OBP: 0.265, SLG: 0.237 (10, 10)	BB			K		5 BB 1B 1-2	IBB 1-2			2B		3 0	0 0	2 0	0 0	2 0	1 0	0 0
29 Daniel Nava, S (1, 7) OBP: 0.370, SLG: 0.416 5 Jonny Gomes, R (6, PH) OBP: 0.342, SLG: 0.438 (6, 7)	F8			1B		1-2 2-3 BB	K 1-3			G1-3		2 2	0 0	1 0	0 0	0 1	0 1	2 3
12 Mike Napoli, R (1, 3) OBP: 0.337, SLG: 0.432		P3		G6-3		K		K			K	5	0	0	0	0	3	5
7 Stephen Drew, L (1, 6) OBP: 0.335, SLG: 0.434		K	K			F8		F7			F7	5	0	0	0	0	2	3
39 Jarrod Saltalamacchia, S (1, 2) OBP: 0.334, SLG: 0.447		F9			2B		K 1-3	K			2 FC6-4 16 1B 18 1B BB 4-1	4	1	1	0	1	2	0
16 Will Middlebrooks, R (1, 5) OBP: 0.241, SLG: 0.395			K		G1-3		2 1B 2B 1-0		F8		2 FC6-4 1B 1-2	5	1	2	0	0	1	1
Inning Stats	R: 0 H: 1 E: 0 LOB: 2 K: 0 BB: 1 S: 20 P: 28	R: 0 H: 0 E: 0 LOB: 0 K: 1 BB: 0 S: 10 P: 18	R: 0 H: 0 E: 0 LOB: 0 K: 2 BB: 0 S: 11 P: 15	R: 0 H: 1 E: 0 LOB: 1 K: 1 BB: 0 S: 12 P: 15	R: 0 H: 0 E: 0 LOB: 1 K: 1 BB: 0 S: 7 P: 10	R: 0 H: 1 E: 0 LOB: 3 K: 1 BB: 1 S: 15 P: 24	R: 2 H: 3 E: 0 LOB: 2 K: 2 BB: 1 S: 18 P: 28	R: 0 H: 0 E: 0 LOB: 0 K: 2 BB: 0 S: 8 P: 13	R: 0 H: 0 E: 0 LOB: 0 K: 0 BB: 0 S: 10 P: 14	R: 0 H: 1 E: 0 LOB: 1 K: 1 BB: 0 S: 8 P: 14	R: 2 H: 2 E: 0 LOB: 1 K: 0 BB: 1 S: 10 P: 20	1B: 6 SF: 0 2B: 4 SAC: 0 3B: 0 DP: 0 HR: 0 HBP: 1						

PITCHER		IP	WLS	BF	H	R	ER	SO	BB	IBB	HBP	BLK	WP	HR	S	P	ERA	WHIP
58 Todd Redmond, R ERA: 3.62	(1, 1)	5.1		21	3	0	0	5	1	0	1	0	0	0	65	94	0.00	0.750
27 Brett Cecil, L ERA: 2.6	(6, 1)	1.0	H	5	1	0	0	2	1	0	0	0	0	0	15	22	0.00	2.000
21 Sergio Santos, R ERA: 3.6	(7, 1)	0.2	B	6	3	2	2	1	0	1	0	0	0	0	13	22	27.00	4.500
45 Neil Wagner, R ERA: 3.24	(8, 1)	1.1		4	0	0	0	2	0	0	0	0	0	0	10	17	0.00	0.000
38 Darren Oliver, L ERA: 3.92	(9, 1)	0.2		2	0	0	0	0	0	0	0	0	0	0	8	10	0.00	0.000

PITCHER		IP	WLS	BF	H	R	ER	SO	BB	IBB	HBP	BLK	WP	HR	S	P	ERA	WHIP
44 Casey Janssen, R ERA: 3.23	(10, 1)	1.0		4	1	0	0	1	0	0	0	0	0	0	8	14	0.00	1.000
62 Aaron Loup, L ERA: 2.43	(11, 1)	0.2	L	5	2	2	2	0	1	0	0	0	0	0	8	16	27.00	4.500
49 Brad Lincoln, R ERA: 3.25	(11, 1)	0.1		1	0	0	0	0	0	0	0	0	0	0	2	4	0.00	0.000

AB	43
R	4
H	10
RBI	4
BB	4
SO	11
LOB	20

WP: 0 PA: 48
PB: 0
SB: 4
CS: 0

Batter	1	2	3	4	5	6	7	8	9	10	11	AB	R	H	RBI	BB	SO	LOB
7 José Reyes, S (1, 6) OBP: 0.364, SLG: 0.468	C FS 82 F FS 81 S FS 81 0-3 K ①		B SL 84 B FF 90 X SL 82 2-0 L5 ③			B FS 78 B FS 80 B FF 87 B FF 87 4-0 11 10 G1-3 1B BB		B FF 94 S FO 87 X FF 95 1-1 F8 ②		S FS 81 F FF 90 F FF 90 F FS 82 S FS 83 0-3 K ③		4	0	0	0	1	2	0
11 Rajai Davis, R (1, 7) OBP: 0.314, SLG: 0.340	B FF 88 X FF 89 1-0 F8 ②			B SL 83 C FF 90 F FS 81 B FS 82 B FF 89 F SL 83 S SL 84 3-3 K ①		C FF 89 B SI 90 X FC 84 1-1 G1-3 ① 1-2		X FF 94 0-0 B3 ③			B FF 90 C FF 89 F FS 82 F FS 81 X FF 90 1-2 P3 ①	5	0	0	0	0	1	1
19 José Bautista, R (1, 9) OBP: 0.360, SLG: 0.507	B SL 82 B SI 91 X SI 88 2-0 P3 ③			B FS 82 F FS 81 X FF 90 1-1 P2 ②		F SL 85 2 SAFE 2 SAFE B FF 88 B SI 90 S SL 85 S SL 83 2-3 K ②			B SL 87 C FO 88 B FF 92 X FF 94 2-1 10 G5-3 1B		S FS 83 B FS 82 F SL 85 X FS 82 1-2 G5-3 ②	5	0	1	0	0	1	1
10 Edwin Encarnación, R (1, 3) OBP: 0.368, SLG: 0.533		B SI 87 C SL 83 B SI 90 B FF 90 C FS 81 B SL 85 4-2 13 1B BB		F SI 86 B FS 82 F SI 88 X FF 90 1-2 G5-3 ③		B FF 89 D SL 82 F SL 85 B FF 90 X FF 91 3-1 2-H 1B ③			B FF 93 F FO 87 C FF 94 F FF 93 F FF 94 D FO 89 X FO 84 2-2 G5-3 ① 1-2		B FF 90 C FF 90 B FF 90 F FS 83 F FF 90 X FS 82 2-2 G5-3 ③	4	0	1	0	1	0	1
26 Adam Lind, L (1, 10) OBP: 0.344, SLG: 0.462		X FF 90 0-0 F8 ①			B SI 87 C FF 90 S SL 84 X FF 91 1-2 G6-3 ①		B FF 88 F SI 88 X FS 80 1-1 P6 ①		I IN 84 I IN 84 I IN 84 I IN 80 4-0 IBB			3	0	0	0	1	0	1
13 Brett Lawrie, R (1, 5) OBP: 0.312, SLG: 0.441		X FF 88 0-0 3 G6-4-3 1-2 1B			C SL 79 X SI 91 0-1 3 L9 9 1B 2B		B FF 88 B FF 89 X SL 83 2-0 F8 ②		X FF 93 0-0 P3 ②			4	1	2	0	0	0	2
3 Maicer Izturis, S (1, 4) OBP: 0.285, SLG: 0.310 16 Mark DeRosa, R (9, PH) OBP: 0.314, SLG: 0.440 (10, 4)		C SI 86 B SL 84 B FC 85 X FF 88 2-1 G6-4-3 ②③ 1-2f			F SI 90 C SL 83 B SI 90 B FF 90 B SL 85 X SL 84 3-2 L9 ② 2-3		C SL 84 B FS 81 S FS 81 X SI 91 1-2 G1-3 ③		B FF 90 C FF 91 S SL 87 B SL 87 S FF 91 2-3 K ③			3	0	0	0	0	0	3
												1	0	0	0	0	1	2
9 J.P. Arencibia, R (1, 2) OBP: 0.249, SLG: 0.397			F FF 89 X SL 84 0-1 G6-3 ①		C SL 85 X SL 82 0-1 1B 3-H			C FF 92 B FF 93 B FF 94 B FF 94 X FF 92 3-1 HR		B SI 90 X FF 91 1-0 L1 ①		4	1	2	2	0	0	0
Emilio Bonifácio, S (1, 8) OBP: 0.258, SLG: 0.321			B SI 89 C SL 81 F FF 91 X SL 84 1-2 G4-3 ②		B FS 81 C FS 81 F FF 91 S FS 82 1-3 K2-3 ③			F FF 94 F FF 94 B FF 94 S FF 94 1-3 K ①		C SI 91 F SL 87 B FF 91 S FF 93 1-3 K ②		4	0	0	0	0	3	1
Inning Stats	R: 0 H: 0 E: 0 LOB: 0 K: 1 BB: 0 S: 5 P: 8	R: 0 H: 1 E: 0 LOB: 1 K: 0 BB: 1 S: 6 P: 12	R: 0 H: 0 E: 0 LOB: 0 K: 0 BB: 0 S: 6 P: 9	R: 0 H: 0 E: 0 LOB: 0 K: 1 BB: 0 S: 9 P: 14	R: 1 H: 2 E: 0 LOB: 1 K: 1 BB: 0 S: 13 P: 18	R: 0 H: 1 E: 0 LOB: 2 K: 1 BB: 1 S: 7 P: 17	R: 0 H: 0 E: 0 LOB: 0 K: 0 BB: 0 S: 6 P: 10	R: 1 H: 1 E: 0 LOB: 0 K: 1 BB: 0 S: 8 P: 13	R: 0 H: 1 E: 0 LOB: 2 K: 1 BB: 1 S: 11 P: 21	R: 0 H: 0 E: 0 LOB: 0 K: 2 BB: 0 S: 9 P: 11	R: 0 H: 0 E: 0 LOB: 0 K: 0 BB: 0 S: 11 P: 15	1B: 4 2B: 1 3B: 0 HR: 1	SF: 0 SAC: 0 DP: 1 HBP: 0		WP: 0 PB: 0 SB: 0 CS: 0	PA: 40		

PITCHER	IP	WLS	BF	H	R	ER	SO	BB	IBB	HBP	BLK	WP	HR	S	P	ERA	WHIP
46 Ryan Dempster, R (1, 1) ERA: 4.5	7.0		25	4	1	1	4	2	0	0	0	0	0	52	88	1.29	0.857
36 Junichi Tazawa, R (8, 1) ERA: 2.59	1.2	B	8	2	1	1	1	0	1	0	0	0	1	16	29	5.40	1.200
32 Craig Breslow, L (9, 1) ERA: 2.32	1.0		3	0	0	0	2	0	0	0	0	0	0	7	11	0.00	0.000
19 Koji Uehara, R (10, 1) ERA: 1.32	1.1	W	4	0	0	0	1	0	0	0	0	0	0	16	20	0.00	0.000

PITCHER	IP	WLS	BF	H	R	ER	SO	BB	IBB	HBP	BLK	WP	HR	S	P	ERA	WHIP

BOTTOM

Boston Red Sox @ Toronto Blue Jays

Rogers Centre, Toronto, ON

Tue Aug 13 2013, 7:08 PM - 10:44 PM EDT

Att. 32,816 - Roof Closed - 69 F

livebaseballscorecards.com

AB	37
R	2
H	6
RBI	2
BB	3
SO	8
LOB	12

Batter	1	2	3	4	5	6	7	8	9	10	AB	R	H	RBI	BB	SO	LOB
2 Jacoby Ellsbury, L (1, 8) OBP: 0.358, SLG: 0.429	C FF 94 B SL 85 C FF 95 F SL 85 F CU 81 F CU 81 S SL 86 1-3 K 18 BB		C FF 93 C SI 92 X FF 94 0-2 ① G1-3		B FF 96 C FF 93 F SI 93 F SL 85 B FF 94 X SI 93 2-2 ② G4-3 2-3			C FF 94 C SL 85 S FF 97 0-3 ① K	S FF 90 B FF 89 X FC 88 1-1 1-2 2-3 1B		5	0	1	0	0	2	1
18 Shane Victorino, S (1, 9) OBP: 0.336, SLG: 0.409	B FF 94 B FF 94 1 SAFE B FF 93 B FF 93 4-0 1-2 BB		C FF 93 F SL 86 B SI 93 F SL 86 S CU 83 1-3 ② K		T FF 91 X FF 90 0-1 ③ L8			X FF 96 0-0 ② G6-3	B CU 79 X FF 92 1-0 ③ F7		4	0	0	0	1	1	4
15 Dustin Pedroia, R (1, 4) OBP: 0.373, SLG: 0.405	C FF 94 C FF 95 F SL 86 B FF 95 S FF 94 1-3 ① K		T FF 95 F FF 95 B FF 94 X CU 83 1-2 1B			C FF 90 F SL 87 S FF 94 0-3 ① K		C FF 94 C FF 96 F CH 84 B FF 96 X FF 96 1-2 ③ G3		C FF 92 C FF 94 X CU 81 0-2 5 S 1B	5	0	2	0	0	2	2
34 David Ortiz, L (1, 10) OBP: 0.408, SLG: 0.586	C FF 94 C CU 82 S SL 86 0-3 ② K		D SL 86 C FF 94 X SI 94 1-1 ③ G5-3			B SI 92 S FC 90 B SI 93 S SL 86 B CU 83 X SL 86 3-2 HR			S SI 92 X FF 91 0-1 B2-3	C FF 93 X FF 94 0-1 ① F7	5	1	1	1	0	1	4
5 Jonny Gomes, R (1, 7) OBP: 0.343, SLG: 0.435	B FF 95 C FF 95 B FF 95 C FF 95 X SL 87 2-2 ③ F9			C SL 85 C FF 94 X FF 94 0-2 7 G4-6-3 1B		B FF 94 X FF 94 1-0 ② L7			B SI 94 B SI 94 C SI 93 B CU 81 C SI 94 B FF 95 4-2 12 HR BB	B FF 94 B FF 93 C FF 94 C SI 93 F FF 95 B FF 94 C FF 94 3-3 ② K 1-2	4	1	1	0	1	1	3
7 Stephen Drew, L (1, 6) OBP: 0.333, SLG: 0.429		C FF 93 B FF 94 B CH 87 X FF 94 2-1 ① P6		B FF 95 F SI 93 C SI 93 X SI 93 1-2 ①② G4-6-3 1-2f		C FF 92 B SI 92 F SL 86 X FF 95 1-2 ③ L1			S FF 91 C CU 83 B FF 93 S FC 90 1-3 ② K	B FF 94 B CH 85 B FF 93 B FF 92 4-0 BB	4	0	0	0	1	1	2
12 Mike Napoli, R (1, 3) OBP: 0.335, SLG: 0.436		B FF 96 B FF 94 X FF 91 2-0 ② G6-3		B FF 94 B SI 94 C FF 90 B SL 87 C SL 89 X SL 88 3-2 L4			B FF 92 B FF 93 B FF 93 C FF 93 F FF 94 F FF 95 X FF 95 3-2 ① F9		B SI 94 X SI 93 1-0 1-H HR	C FF 94 B FF 94 F CU 84 B FF 94 F FF 94 B CU 82 X FF 94 3-2 ③ G5-3	5	1	1	2	0	0	2
39 Jarrod Saltalamacchia, S (1, 2) OBP: 0.336, SLG: 0.453 26 Brock Holt, L (9, PR) OBP: 0.265, SLG: 0.237 20 Ryan Lavarnway, R (9, 2) OBP: 0.311, SLG: 0.375		B SL 85 B SL 85 C FF 91 C FF 94 X SL 87 2-2 2B			B FF 94 F FF 93 F FF 94 B FF 94 C FF 94 2-3 ① K		B FF 94 C FF 94 T FF 95 T FF 96 1-2 ② K		C CH 86 X FF 90 0-1 2 1B 2B		4 0 0	0 0 0	2 0 0	0 0 0	0 0 0	2 0 0	0 0 0
16 Will Middlebrooks, R (1, 5) OBP: 0.246, SLG: 0.399		X FF 95 0-0 ③ F9			C SL 86 B SL 88 F SL 90 B FF 94 X SL 87 2-2 2 G4-3 2B		C FF 95 B SL 85 F FF 95 B FF 97 C FF 97 2-3 ③ K		H FF 92 1-0 2 1B HBP		3	0	1	0	0	1	1
Inning Stats	R: 0 E: 0 K: 3 S: 16 H: 0 LOB: 2 BB: 1 P: 24	R: 0 E: 0 K: 0 S: 7 H: 1 LOB: 1 BB: 0 P: 13	R: 0 E: 0 K: 1 S: 12 H: 1 LOB: 1 BB: 0 P: 15	R: 0 E: 0 K: 0 S: 9 H: 1 LOB: 0 BB: 0 P: 13	R: 0 E: 0 K: 1 S: 12 H: 1 LOB: 1 BB: 0 P: 18	R: 1 E: 0 K: 1 S: 10 H: 1 LOB: 0 BB: 0 P: 15	R: 0 E: 0 K: 2 S: 10 H: 0 LOB: 0 BB: 0 P: 16	R: 0 E: 0 K: 1 S: 8 H: 0 LOB: 0 BB: 0 P: 9	R: 2 E: 0 K: 1 S: 13 H: 3 LOB: 3 BB: 1 P: 22	R: 0 E: 0 K: 1 S: 13 H: 1 LOB: 2 BB: 1 P: 23	1B: 4 2B: 3 3B: 0 HR: 2 SF: 0 SAC: 0 DP: 1 HBP: 1	WP: 1 PB: 0 SB: 1 CS: 0 PA: 43					

PITCHER		IP	WLS	BF	H	R	ER	SO	BB	IBB	HBP	BLK	WP	HR	S	P	ERA	WHIP
32 Esmil Rogers, R ERA: 4.91	(1, 1)	6.0		24	5	1	1	6	1	0	0	0	1	1	66	98	1.50	1.000
45 Neil Wagner, R ERA: 3.0	(7, 1)	2.0	H	6	0	0	0	3	0	0	0	0	0	0	18	25	0.00	0.000
27 Brett Cecil, L ERA: 2.89	(9, 1)	0.2	B	7	3	2	2	1	1	0	1	0	0	1	12	20	27.00	6.000
49 Brad Lincoln, R ERA: 3.1	(9, 1)	1.1	W	6	1	0	0	1	1	0	0	0	0	0	14	25	0.00	1.500

PITCHER	IP	WLS	BF	H	R	ER	SO	BB	IBB	HBP	BLK	WP	HR	S	P	ERA	WHIP

TOP

Boston Red Sox @ Toronto Blue Jays

Rogers Centre, Toronto, ON

Wed Aug 14 2013, 7:11 PM - 10:28 PM EDT

Att. 31,695 - Clear - 72 F

livebaseballscorecards.com

AB	39
R	3
H	9
RBI	3
BB	3
SO	11
LOB	19

Batter	1	2	3	4	5	6	7	8	9	10	AB	R	H	RBI	BB	SO	LOB
7 José Reyes, S (1, 6) OBP: 0.356, SLG: 0.458	B FF 92 C FF 92 C SI 93 B CH 88 X FF 94 2-2 G1-3 ①		C CU 75 F FC 91 B CU 78 F FF 94 B CH 87 B FF 93 X FF 94 3-2 P3 ②		X FF 92 0-0 P3 ②		C FF 93 F FF 93 B FF 94 B FF 94 S CH 85 2-3 K ①		C SI 91 B KC 77 X SI 91 1-1 G4-3 ③		5	0	0	0	0	1	1
11 Rajai Davis, R (1, 8) OBP: 0.321, SLG: 0.355	X FF 94 0-0 L9 ②		B FF 94 C CH 88 B CH 87 F FF 93 X FC 91 2-2 E1 1B		B FF 93 B SI 92 B FF 92 C FF 92 F FF 92 F FF 92 X FF 93 3-2 2B		I SAFE F FF 92 S FF 87 S KC 77 0-3 K ②			C SI 88 T KC 77 F KC 76 B FF 94 X KC 78 1-2 19 G6-3 13 1B 2B	5	2	3	0	0	1	1
19 José Bautista, R (1, 9) OBP: 0.358, SLG: 0.502	C FF 95 B FF 94 C CH 88 B FF 95 B CU 78 B FF 94 4-2 BB		C CU 76 F FF 95 B FF 95 F FC 91 X FC 90 1-2 G5-3 ③		S FF 94 F FC 90 B CU 78 B CH 86 B SI 88 X FC 91 3-2 P6 ③		F SI 94 D KC 75 B FC 88 D SI 89 X FF 93 3-1 F7 ③			X FF 87 0-0 G6-3 ① 2-3	4	0	0	0	1	0	3
10 Edwin Encarnación, R (1, 3) OBP: 0.370, SLG: 0.537	B FF 94 B FC 90 X SI 92 2-0 F9 ③			F CH 85 B CU 76 B SI 91 X FF 92 2-1 16 2B 2B		C SI 92 B CH 86 X CH 86 1-1 16 G3-6-1 9 2B 2B		C KC 77 B KC 77 C FF 88 S FF 95 1-3 K ①		I IN 56 I IN 52 I I IN 49 4-0 13 1B 13 S IBB	4	2	2	0	1	1	1
13 Brett Lawrie, R (1, 5) OBP: 0.313, SLG: 0.438		C FF 93 B FF 94 B FF 94 F FF 94 X FF 95 2-2 G1-3 ①		X FF 93 0-0 L3 ①		L CU 76 S FF 93 F CU 77 B FF 94 F FF 94 H FC 91 2-2 16 G3-6-1 HBP		B FF 95 B SI 91 X FF 94 2-0 F9 ②		C FF 88 B FF 88 S SI 90 X KC 77 1-2 1-3 3-H 1B	4	0	1	1	0	0	1
16 Mark DeRosa, R (1, 10) OBP: 0.320, SLG: 0.447 26 Adam Lind, L (8, PH) OBP: 0.346, SLG: 0.462 (9, 10)		B FF 95 B CH 88 B FF 94 B FF 92 4-0 BB		F FF 93 C CH 86 B FF 93 B CH 86 F FF 94 X FC 91 2-2 2-H 2B		M FC 91 X FC 92 0-1 G3-6-1 1-2f 2-3		B FF 94 B FF 95 B FF 95 C FF 95 B FF 96 4-1 BB			2 0	0 0	1 0	1 0	1 1	0 0	2 0
9 J.P. Arencibia, R (1, 2) OBP: 0.249, SLG: 0.398		F FF 94 B FF 94 F CH 87 S FF 94 1-3 K ②		X FC 92 0-0 F7 ②		B CH 88 B FF 94 X SI 92 2-0 3-H 2B		C KC 76 B FF 93 S KC 78 B FF 92 B FF 94 S FF 95 3-3 K ③			4	0	1	1	0	2	3
22 Kevin Pillar, R (1, 7)		C FF 95 D FC 92 F FC 92 F FC 90 F CU 79 X FF 95 1-2 L9 ③		C FC 91 F CU 76 X FF 94 0-2 L9 ③		F FF 92 X CH 85 0-1 G4-3 ③			C SI 88 B FF 88 S FF 93 F KC 76 C KC 78 1-3 K ①		4	0	0	0	0	1	3
66 Munenori Kawasaki, L (1, 4) OBP: 0.313, SLG: 0.291			C FF 93 C FC 89 F FF 93 B CU 78 C FC 88 1-3 K ①		B FF 92 F FF 92 X CU 73 1-1 G1-3 ①		C SI 92 B CU 77 C FF 92 X FC 89 1-2 E1		B FF 94 B FF 94 B FF 94 C FF 94 C FF 94 F FF 95 X FF 95 3-2 F7 ②		4	0	0	0	0	1	0
Inning Stats	R: 0 H: 0 E: 0 LOB: 1 K: 0 BB: 1 S: 7 P: 15	R: 0 H: 0 E: 0 LOB: 1 K: 1 BB: 1 S: 11 P: 19	R: 1 H: 1 E: 1 LOB: 0 K: 1 BB: 0 S: 16 P: 23	R: 1 H: 2 E: 0 LOB: 1 K: 0 BB: 0 S: 11 P: 15	R: 0 H: 1 E: 0 LOB: 1 K: 0 BB: 0 S: 10 P: 17	R: 1 H: 2 E: 0 LOB: 1 K: 0 BB: 0 S: 11 P: 16	R: 0 H: 0 E: 1 LOB: 1 K: 2 BB: 0 S: 11 P: 17	R: 0 H: 0 E: 0 LOB: 1 K: 2 BB: 1 S: 8 P: 18	R: 0 H: 0 E: 0 LOB: 0 K: 1 BB: 0 S: 10 P: 15	R: 1 H: 2 E: 0 LOB: 2 K: 0 BB: 1 S: 8 P: 14	1B: 2 2B: 6 3B: 0 HR: 0	SF: 0 SAC: 0 DP: 1 HBP: 1					

PITCHER	IP	WLS	BF	H	R	ER	SO	BB	IBB	HBP	BLK	WP	HR	S	P	ERA	WHIP
31 Jon Lester, L (1, 1) ERA: 4.31	6.1		28	6	3	2	3	2	0	1	0	0	0	72	114	2.84	1.263
67 Brandon Workman, R (7, 1) ERA: 4.6	3.0	L	13	2	1	1	4	1	1	0	0	0	0	31	55	3.00	1.000

PITCHER	IP	WLS	BF	H	R	ER	SO	BB	IBB	HBP	BLK	WP	HR	S	P	ERA	WHIP

BOTTOM

Boston Red Sox @ Toronto Blue Jays

Rogers Centre, Toronto, ON

Wed Aug 14 2013, 7:11 PM - 10:28 PM EDT

Att. 31,695 - Clear - 72 F

livebaseballscorecards.com

AB	36
R	4
H	8
RBI	3
BB	4
SO	7
LOB	15

WP: 0 PA: 41
PB: 0
SB: 1
CS: 0

Batter	1	2	3	4	5	6	7	8	9	AB	R	H	RBI	BB	SO	LOB
2 Jacoby Ellsbury, L (1, 8) OBP: 0.357, SLG: 0.426	C FF 83 B FF 85 X FF 85 1-1 ① F8	B FF 87 B CH 79 C FF 82 C FF 83 B FC 84 D SI 82 4-2 1-2 2-3 BB		F FC 81 1 SAFE 1 SAFE B SI 84 F FF 86 F CH 80 B FF 85 B FF 83 1 SAFE 3-2 ② X SI 86 FC4-6 1-2f 3-H		F FC 81 F CH 78 X FC 82 0-2 ③ G5-3		C FF 89 F FF 88 B FF 88 S SL 77 1-3 ③ K		4	0	0	1	1	1	5
18 Shane Victorino, S (1, 9) OBP: 0.332, SLG: 0.403	C FF 85 S SI 83 B CH 79 S CU 73 1-3 ② K	C FF 87 X CH 80 0-1 ③ L9		1 SAFE T FF 85 1 SAFE 1 SAFE X FC 81 0-1 ③ P5			X CH 78 0-0 ① G4-3		C FF 90 B FF 92 F CU 75 B FF 91 F SL 84 X FC 90 2-2 ① G4-3	5	0	0	0	0	1	4
15 Dustin Pedroia, R (1, 4) OBP: 0.375, SLG: 0.407	C FF 85 F SI 85 B FF 85 X CH 79 1-2 34 BB 5 1B 1B		X FC 80 0-0 34 G5-3 1B		C SI 81 X CH 77 0-1 ① F8		B FF 83 B FF 82 C CH 79 X FC 79 2-1 1B		C FF 90 B FF 92 X FC 90 1-1 ② L9	5	0	3	0	0	0	0
34 David Ortiz, L (1, 10) OBP: 0.405, SLG: 0.580	F FF 85 B FF 85 B FF 86 B CH 80 1 SAFE B SI 85 4-1 5 1B 1-2 BB		F SI 84 X CH 79 0-1 ① G5-3 1-3		B FF 84 B FC 81 F SI 83 X CH 78 2-1 ② F8		B FF 81 C FC 82 B FF 86 B FF 81 X CH 80 3-1 ② L8		B FF 91 C FF 91 B SI 87 B FF 91 F CU 75 X FF 90 3-2 ③ F8	4	0	0	0	1	0	2
5 Jonny Gomes, R (1, 7) OBP: 0.342, SLG: 0.432	C SI 85 X SI 85 0-1 ③ 1-2 2-H 1B		C FF 86 X FF 86 0-1 ② P5		C SI 84 X FC 81 0-1 ③ G5-3		B SI 84 B CH 78 X FC 80 2-0 ③ F8			4	0	1	0	0	0	2
7 Stephen Drew, L (1, 6) OBP: 0.332, SLG: 0.426		B FF 84 F FF 82 F CH 80 F FF 84 B CU 75 B CH 80 F FF 83 X FF 83 3-2 ① L4	C FF 86 B FF 86 S CH 80 S CH 80 1-3 ③ K			F CH 81 B FC 79 X FF 83 1-1 20 1B 1B		B SL 77 S SL 76 C FF 88 B SL 76 X SL 76 2-2 ① G5-3		4	0	1	0	0	1	1
20 Ryan Lavarnway, R (1, 2) OBP: 0.323, SLG: 0.383		C FF 87 X SI 85 0-1 2 BB 29 1B 1B		B FC 77 B CH 78 B FC 80 C FF 84 X FF 84 3-1 ① F9		X FC 79 0-0 1-3 1B		B SI 89 C CH 81 B FF 87 F FF 87 B SL 75 X FF 88 3-2 ② G6-3		4	0	2	0	0	0	0
29 Daniel Nava, S (1, 3) OBP: 0.374, SLG: 0.426		C FC 81 X CU 75 0-1 2 BB 1-2 1B		B FF 84 C SI 84 C SI 84 B SI 84 F SI 86 X CU 73 2-2 16 1B 2 FC4-6 2B		C SI 83 F FF 83 F FF 84 S CH 78 0-3 ① K		C SI 88 B SI 86 B SI 88 F CH 82 B FF 88 X FF 87 3-2 2B		4	1	3	0	0	1	2
16 Will Middlebrooks, R (1, 5) OBP: 0.250, SLG: 0.398		C FF 83 D CH 79 X FF 82 1-1 ② L8		B FC 81 C FF 81 C FF 81 X FF 84 1-2 2 FC4-6 2-3 1B		S CH 78 B SI 84 C SI 84 D CH 78 T CH 80 2-2 ② K		B FF 87 S SL 76 F FF 87 B FF 88 D SL 74 B FF 87 4-2 BB		3	0	1	0	1	1	4
Inning Stats	R: 0 H: 2 E: 0 LOB: 2 K: 1 BB: 1 S: 11 P: 18	R: 0 H: 2 E: 0 LOB: 3 K: 0 BB: 1 S: 15 P: 23	R: 0 H: 1 E: 0 LOB: 1 K: 1 BB: 0 S: 8 P: 9	R: 1 H: 2 E: 0 LOB: 1 K: 0 BB: 0 S: 15 P: 24	R: 0 H: 0 E: 0 LOB: 0 K: 0 BB: 0 S: 6 P: 8	R: 0 H: 2 E: 0 LOB: 2 K: 2 BB: 0 S: 13 P: 16	R: 0 H: 1 E: 0 LOB: 1 K: 0 BB: 0 S: 6 P: 13	R: 0 H: 1 E: 0 LOB: 2 K: 1 BB: 1 S: 14 P: 27	R: 0 H: 0 E: 0 LOB: 0 K: 0 BB: 0 S: 9 P: 15	1B: 9 2B: 2 3B: 0 HR: 0	SF: 0 SAC: 0 DP: 0 HBP: 0			WP: 0 PB: 0 SB: 0 CS: 0	PA: 40		

TOP

Boston Red Sox @ Toronto Blue Jays

Rogers Centre, Toronto, ON

Thu Aug 15 2013, 7:09 PM - 9:51 PM EDT

Att. 40,477 - Partly Cloudy - 68 F

livebaseballscorecards.com

AB	37
R	1
H	11
RBI	1
BB	3
SO	5
LOB	20

PITCHER	IP	WLS	BF	H	R	ER	SO	BB	IBB	HBP	BLK	WP	HR	S	P	ERA	WHIP
56 Mark Buehrle, L (1, 1) ERA: 4.29	7.0	W	32	10	1	1	4	2	0	0	0	0	0	74	111	1.29	1.714
38 Darren Oliver, L (8, 1) ERA: 3.83	1.0	H	5	1	0	0	1	1	0	0	0	0	0	14	27	0.00	2.000
44 Casey Janssen, R (9, 1) ERA: 3.15	1.0	S	3	0	0	0	0	0	0	0	0	0	0	9	15	0.00	0.000

PITCHER	IP	WLS	BF	H	R	ER	SO	BB	IBB	HBP	BLK	WP	HR	S	P	ERA	WHIP

BOTTOM

Batter	1	2	3	4	5	6	7	8	9	AB	R	H	RBI	BB	SO	LOB
7 José Reyes, S (1, 6) OBP: 0.351, SLG: 0.450	C SI 89 F SI 90 B CH 82 X CH 83 1-2 G4-3		C CU 80 S CH 83 B CH 83 F SI 92 B SI 91 B CH 84 F CU 80 X FF 92 3-2 F8			F CH 82 X CH 83 0-1 F7		B FO 88 X FO 88 1-0 G4-3		4	0	0	0	0	0	0
11 Rajai Davis, R (1, 8) OBP: 0.319, SLG: 0.353	B SI 91 F SI 91 F SI 92 F SL 83 B FF 92 F SI 92 B SI 92 F FC 87 X SI 91 3-2 F8			C SI 89 F FC 86 B FC 87 C SI 91 1-3 K		S CH 84 X FC 88 0-1 F9		B FO 89 S FF 94 B FO 88 B FF 95 C FF 95 X FF 94 3-2 19 E 19 S 1B		4	0	1	0	0	1	0
19 José Bautista, R (1, 9) OBP: 0.357, SLG: 0.500	B CU 80 X SI 91 1-0 F7			B FC 88 B CH 83 C SI 90 C FC 87 X CU 81 2-2 G1-3			C CH 82 B FC 86 B SI 91 B SL 82 F SI 90 X CU 81 3-2 10 1B 13 1B 1B	1 SAFE B SL 85 B FF 95 B CH 88 X SI 95 3-0 G6-3 1-3		4	1	1	0	0	0	1
10 Edwin Encarnación, R (1, 10) OBP: 0.370, SLG: 0.536		C SI 89 B FC 87 F CH 82 X SI 92 1-2 F8		C CH 84 B SL 84 F FF 88 B CH 84 X SI 91 2-2 P4			B FC 87 X SI 91 1-0 13 1B 16 SF8 1B 1-2			3	1	1	0	0	0	0
13 Brett Lawrie, R (1, 5) OBP: 0.313, SLG: 0.436		X SI 91 0-0 P3			B FC 87 B FF 88 F SI 90 F FF 91 F FF 92 X SI 92 2-2 L8		F FF 89 X FC 88 0-1 1-3 2-H 1B			3	0	1	1	0	0	0
26 Adam Lind, L (1, 3) OBP: 0.347, SLG: 0.465 16 Mark DeRosa, R (7, PH) (8, 3) OBP: 0.318, SLG: 0.447		C FF 90 C SI 92 F FF 93 B CH 84 X SI 92 1-2 2B			C SI 92 B FF 88 X FC 88 1-1 G6-3		1 SAFE B SL 85 B FF 91 F SI 90 B SL 87 X FF 91 3-1 SF8 3-H			2 0 0	0 0 0	1 0 1	0 1 0	0 0 0	0 0 0	0 0 0
9 J.P. Arencibia, R (1, 2) OBP: 0.250, SLG: 0.398		C FC 86 T SI 92 B SI 92 B FC 88 D CH 86 S SI 92 3-3 K			C FC 88 S CH 84 X SI 92 0-2 1B		F SL 86 B FF 92 B FF 91 F CH 78 B FF 92 X SL 86 3-2 F9			3	0	1	0	0	1	2
22 Kevin Pillar, R (1, 7)			B FF 90 S FC 87 S FC 86 S FC 87 1-3 K		C SI 92 1 SAFE S FC 88 S FC 86 0-3 K		B FF 92 B CH 78 F SL 86 S SL 86 S SL 86 2-3 K			3	0	0	0	0	3	2
66 Munenori Kawasaki, L (1, 4) OBP: 0.309, SLG: 0.286			B SI 91 B FC 86 C SI 90 F SI 87 F FC 88 B SI 91 F SI 90 X SI 90 3-2 L9			B FC 85 C FC 86 B CH 82 C FF 88 X CU 80 2-2 G6-3		C FF 94 C CU 74 X FO 91 0-2 G3		3	0	0	0	0	0	0
Inning Stats	R: 0 E: 0 K: 0 S: 10 H: 0 LOB: 0 BB: 0 P: 15	R: 0 E: 0 K: 1 S: 11 H: 1 LOB: 1 BB: 0 P: 16	R: 0 E: 0 K: 1 S: 13 H: 0 LOB: 0 BB: 0 P: 20	R: 0 E: 0 K: 1 S: 9 H: 0 LOB: 0 BB: 0 P: 14	R: 0 E: 0 K: 1 S: 12 H: 1 LOB: 1 BB: 0 P: 15	R: 0 E: 0 K: 0 S: 7 H: 0 LOB: 0 BB: 0 P: 9	R: 2 E: 0 K: 1 S: 14 H: 3 LOB: 1 BB: 0 P: 26	R: 0 E: 0 K: 0 S: 8 H: 1 LOB: 1 BB: 0 P: 15		1B: 5 2B: 1 3B: 0 HR: 0 SF: 1 SAC: 0 DP: 0 HBP: 0				WP: 0 PB: 0 SB: 1 CS: 0 PA: 30		

PITCHER		IP	WLS	BF	H	R	ER	SO	BB	IBB	HBP	BLK	WP	HR	S	P	ERA	WHIP
44 Jake Peavy, R ERA: 4.41	(1, 1)	6.0	L	23	5	2	2	4	0	0	0	0	0	0	68	99	3.00	0.833
32 Craig Breslow, L ERA: 2.27	(7, 1)	1.0		3	0	0	0	1	0	0	0	0	0	0	8	16	0.00	0.000
36 Junichi Tazawa, R ERA: 2.56	(8, 1)	0.2		3	1	0	0	0	0	0	0	0	0	0	7	11	0.00	1.500
62 Rubby De La Rosa, R ERA: 7.71	(8, 1)	0.1		1	0	0	0	0	0	0	0	0	0	0	1	4	0.00	0.000

PITCHER	IP	WLS	BF	H	R	ER	SO	BB	IBB	HBP	BLK	WP	HR	S	P	ERA	WHIP

Boston Red Sox @ Toronto Blue Jays

Rogers Centre, Toronto, ON

Thu Aug 15 2013, 7:09 PM - 9:51 PM EDT

Att. 40,477 - Partly Cloudy - 68 F

livebaseballscorecards.com

AB	29
R	2
H	6
RBI	2
BB	0
SO	5
LOB	5

TOP

Toronto Blue Jays @ Tampa Bay Rays

Tropicana Field, St. Petersburg, FL

Fri Aug 16 2013, 7:13 PM - 10:16 PM EDT

Att. 15,433 - Dome - 72 F

livebaseballscorecards.com

Batter	1	2	3	4	5	6	7	8	9	AB	R	H	RBI	BB	SO	LOB
7 José Reyes, S (1, 6) OBP: 0.348, SLG: 0.444	C FF 91 B CU 77 X CH 81 1-1 G4-3		B CH 79 B CH 80 C CH 80 X FF 91 2-1 G6-3		B CU 75 C FF 91 B CH 82 X CH 81 2-1 19 BB 10 1B 1B	C FF 90 1 SAFE C CU 76 1 SAFE B FF 89 F CU 75 F FF 91 X CH 79 1-2 G4-3		C CU 79 B CU 80 X FS 79 1-1 G6-3 1-2f		5	1	1	0	0	0	3
3 Maicer Izturis, S (1, 4) OBP: 0.292, SLG: 0.315	C FF 92 C CU 77 H CU 79 1-2 10 1B 26 1B HBP		F CH 80 B FF 91 X SI 92 1-1 1B		1 SAFE C CH 81 B CU 77 F CH 81 B SI 92 F SI 90 X CH 80 2-2 F8		B SI 95 X SI 95 1-0 1B		C SI 93 C SI 95 B FF 96 F CH 84 X SI 96 1-2 26 FC3-6 19 1B 1B	4	1	3	0	0	0	1
19 José Bautista, R (1, 9) OBP: 0.358, SLG: 0.498	C FF 90 B SI 92 F FF 91 S CU 75 1-3 K		D CH 80 X FF 91 1-0 L7		B FF 90 B FF 90 C CH 80 D CU 78 B CU 75 4-1 10 1B 1-2 BB		B SI 95 1 SAFE F SI 96 B SI 96 B SI 96 C FF 97 F SI 97 F SI 98 F SI 98 3-2 X FF 96 F8		B SI 97 X SI 97 1-0 26 FC3-6 1-2 1B	4	0	1	0	1	1	3
10 Edwin Encarnación, R (1, 3) OBP: 0.370, SLG: 0.534	D CH 80 C FF 91 B SI 92 X FF 91 2-1 26 1B 1-2 1B		X FF 91 0-0 P4		X CH 80 0-0 1-3 2-H 1B		X SI 96 0-0 P4		X SI 96 0-0 L5	5	0	2	1	0	0	4
26 Adam Lind, L (1, 10) OBP: 0.347, SLG: 0.464	C FF 91 B FF 91 S CH 82 B SI 92 X CH 83 2-2 1-3 2-H 1B			B CU 73 B CU 74 C FF 90 B SI 90 X FF 91 3-1 22 G4-6-3 13 1B 1B	C CU 76 F FF 91 S CU 76 0-3 K		C SI 98 S SI 96 1 SAFE B SI 98 F SI 97 S SI 97 1-3 K		S SI 96 X CH 85 0-1 FC3-6 13 FC6 1-2f 2-3	5	0	2	1	0	2	5
13 Brett Lawrie, R (1, 5) OBP: 0.315, SLG: 0.435	B FF 91 S CH 82 F CH 81 B CU 79 F FF 91 F CH 83 X CH 82 2-2 L7			C FF 91 X FF 92 0-1 22 G4-6-3 1-2 1B		S FF 90 B FF 90 F FF 90 X CH 80 1-2 G5-3		B FF 90 C CU 77 X FS 81 1-2 22 SH3-4 22 BB 8 FC6 1B	C SI 98 C FF 97 F FF 98 B SI 97 D CH 85 F SI 97 X FF 98 2-2 FC6 1-2f	5	1	2	0	0	0	4
22 Josh Thole, L (1, 2) OBP: 0.264, SLG: 0.200 11 Rajai Davis, R (8, PR) OBP: 0.319, SLG: 0.353 (8, 7)		B SI 90 B FF 90 X FF 90 2-0 L7		C CU 75 L FF 92 F FF 93 B FF 90 B SI 91 X FF 91 2-2 G4-6-3 1-2f 2-3	B CH 78 F CH 80 X CH 78 1-1 8 1B 3B		B CU 78 B CU 75 D FF 89 C FF 89 C FF 89 B FF 89 4-2 22 SH3-4 1-2 BB		3 1 1 0 1 0 2 0 0 0 0 0 0 0						
22 Kevin Pillar, R (1, 7) 9 J.P. Arencibia, R (8, 2) OBP: 0.250, SLG: 0.398		B CH 81 C CH 80 C CH 80 X FF 92 1-2 L8		C CH 79 S CH 79 X CH 80 0-2 P2	D CU 76 B CH 80 D CH 80 C SI 91 X CH 80 3-1 G6-3		C FF 89 B CU 79 X FF 88 1-1 SH3-4 1-2 2-3		3 0 0 0 0 0 2 0 0 0 0 0 0 0						
8 Anthony Gose, L (1, 8) OBP: 0.367, SLG: 0.370		C FF 90 C CU 76 B CU 77 S CH 78 1-3 K			S CH 79 X FF 90 0-1 F8	B CU 77 S CH 80 B CH 79 X FC 90 2-1 3-H 1B		F FS 82 B FS 81 D FS 83 F CU 80 F FF 92 B FF 91 F FS 80 X FS 80 3-2 FC6 7 G6-3 3-H		4	0	1	2	0	1	2
Inning Stats	R: 1 E: 0 K: 1 S: 17 H: 2 LOB: 2 BB: 0 P: 26	R: 0 E: 0 K: 1 S: 7 H: 0 LOB: 0 BB: 0 P: 11	R: 0 E: 0 K: 0 S: 6 H: 1 LOB: 1 BB: 0 P: 10	R: 0 E: 0 K: 0 S: 11 H: 2 LOB: 1 BB: 0 P: 16	R: 1 E: 0 K: 1 S: 13 H: 2 LOB: 2 BB: 1 P: 21	R: 1 E: 0 K: 0 S: 14 H: 2 LOB: 1 BB: 0 P: 22	R: 0 E: 0 K: 1 S: 12 H: 1 LOB: 1 BB: 0 P: 17	R: 1 E: 0 K: 0 S: 14 H: 1 LOB: 2 BB: 1 P: 24	R: 0 E: 0 K: 0 S: 13 H: 2 LOB: 2 BB: 0 P: 17	1B: 12 2B: 0 3B: 1 HR: 0 SF: 0 SAC: 1 DP: 2 HBP: 1	WP: 0 PB: 0 SB: 0 CS: 0 PA: 42					

	AB	38
	R	4
	H	13
	RBI	4
	BB	2
	SO	4
	LOB	26

PITCHER		IP	WLS	BF	H	R	ER	SO	BB	IBB	HBP	BLK	WP	HR	S	P	ERA	WHIP
58 Jeremy Hellickson, R ERA: 4.91	(1, 1)	6.0		28	9	3	3	3	1	0	1	0	0	0	68	106	4.50	1.667
57 Jake McGee, L ERA: 4.24	(7, 1)	1.0		4	1	0	0	1	0	0	0	0	0	0	12	17	0.00	1.000
62 Joel Peralta, R ERA: 3.16	(8, 1)	1.0	B	5	1	1	1	0	1	0	0	0	0	0	14	24	9.00	2.000
56 Fernando Rodney, R ERA: 4.07	(9, 1)	1.0	W	5	2	0	0	0	0	0	0	0	0	0	13	17	0.00	2.000

PITCHER	IP	WLS	BF	H	R	ER	SO	BB	IBB	HBP	BLK	WP	HR	S	P	ERA	WHIP

BOTTOM

Toronto Blue Jays @ Tampa Bay Rays

Tropicana Field, St. Petersburg, FL

Fri Aug 16 2013, 7:13 PM - 10:16 PM EDT

Att. 15,433 - Dome - 72 F

livebaseballscorecards.com

Batter	1	2	3	4	5	6	7	8	9	AB	R	H	RBI	BB	SO	LOB
18 Ben Zobrist, S (1, 4) OBP: 0.356, SLG: 0.409	F KN 73 B KN 77 B KN 75 C KN 73 X KN 76 2-2 G5-3 ①		B KN 77 X KN 76 1-0 P3 ②			B KN 75 S KN 71 X KN 78 1-1 L8 ① F KN 74 S KN 79 F KN 79 B KN 80 B KN 79 F KN 77 F EP 66 F KN 77 B KN 75 3-2 HR	1 SAFE F KN 78 B KN 79 B FF 79 2-1 CS ③ 1-2	X FC 94 0-0 FC6-5 (9) 20 S 1B		4	0	1	0	0	0	1
20 Matt Joyce, L (1, 9) OBP: 0.334, SLG: 0.434	S KN 75 C KN 78 X KN 79 0-2 G6-3 ②		X KN 76 0-0 P6 ③					B FC 93 B FF 94 F FF 93 B FC 94 F FF 94 S SL 86 3-3 K ① 1-2		4	1	1	1	0	1	2
3 Evan Longoria, R (1, 5) OBP: 0.344, SLG: 0.494	B KN 75 F FF 84 X KN 77 1-1 F9 ③			S KN 74 B KN 77 C KN 77 X KN 78 1-2 G6-3 ①		X KN 79 0-0 F8 ②		I IN 83 I IN 84 I IN 84 I IN 82 4-0 9 FC6-5 IBB		3	0	0	0	1	0	0
9 Wil Myers, R (1, 10) OBP: 0.372, SLG: 0.514		X KN 75 0-0 G6-3 ①		F KN 74 B KN 79 F KN 79 F FF 80 T KN 79 1-2 K ②		F KN 80 S KN 79 C KN 80 0-3 K ③		X SL 85 0-0 FC6-5 ② 1-2 2-3f		4	0	0	0	0	2	2
21 James Loney, L (1, 3) OBP: 0.360, SLG: 0.444		B KN 74 C KN 73 S KN 78 F FF 79 S EP 67 1-3 K ②		B EP 67 C KN 77 S KN 79 B FF 83 B KN 79 B KN 78 4-2 BB			C KN 77 B KN 78 X KN 78 1-1 11 WP 2 BB 11 G3 1B	C SI 90 F SI 92 B SI 93 B SL 78 X SI 93 2-2 G4-3 ③		3	1	1	0	1	1	2
2 Kelly Johnson, L (1, 7) OBP: 0.316, SLG: 0.455 1 Sean Rodríguez, R (9, PH) OBP: 0.325, SLG: 0.367		F KN 78 B KN 79 B KN 78 S KN 77 B KN 79 C KN 76 3-3 K ③		S KN 78 B KN 78 S KN 68 B FF 79 S KN 78 2-3 K ③			B KN 78 1 SAFE B KN 76 B KN 76 B FF 82 4-0 11 G3 11 WP 5 1B 1-2 BB		S CH 80 S SI 92 B SI 94 S CH 82 1-3 K ①	2 1	1 0	0 0	0 0	1 0	2 1	1 0
11 Yunel Escobar, R (1, 6) OBP: 0.327, SLG: 0.372			B KN 75 C KN 75 S KN 77 B KN 79 X KN 77 2-2 E8 (59 1B) 2B		C KN 74 X KN 79 0-1 G5-3 ①	B KN 76 X KN 78 1-0 G3 ① 1-3 2-H		B SI 93 B SI 94 S CH 80 F SI 92 F SI 94 F CH 81 F SI 94 B SI 94 B CH 81 4-2 (59 3B) BB		3	2	1	1	1	0	1
59 Jose Lobaton, S (1, 2) OBP: 0.317, SLG: 0.387			B KN 76 X KN 77 1-0 1B ① 3-H		S FF 83 X EP 67 0-1 5 G4-6-3 1B	C KN 78 F KN 78 F KN 79 F FF 84 X KN 79 0-2 G1-3 ②			X SI 93 0-0 3B 1-H	4	0	3	2	0	0	1
5 Sam Fuld, L (1, 8) OBP: 0.279, SLG: 0.297			L KN 75 F KN 77 F KN 79 S KN 78 0-3 K ①		F KN 74 B KN 77 F KN 77 F FF 79 X KN 79 1-2 G4-6-3 ② ③ 1-2f		X KN 78 0-0 18 CS 1B 3-H			3	0	1	1	0	1	2

	AB	31
	R	5
	H	8
	RBI	5
	BB	4
	SO	8
	LOB	12

Inning Stats	1	2	3	4	5	6	7	8	9	1B: 5	SF: 0	WP: 1	PA: 36
	R: 0 E: 0 K: 0 S: 8	H: 0 LOB: 0 BB: 0 P: 11	R: 0 E: 0 K: 2 S: 8	H: 0 LOB: 0 BB: 0 P: 12	R: 1 E: 1 K: 1 S: 10	H: 2 LOB: 1 BB: 0 P: 14	R: 0 E: 0 K: 2 S: 12	H: 0 LOB: 1 BB: 1 P: 20	R: 0 E: 0 K: 0 S: 8	H: 1 LOB: 0 BB: 0 P: 9	R: 1 E: 0 K: 1 S: 14	H: 1 LOB: 0 BB: 0 P: 18	R: 2 E: 0 K: 0 S: 10	H: 2 LOB: 0 BB: 1 P: 18	R: 0 E: 0 K: 1 S: 8	H: 1 LOB: 2 BB: 1 P: 17	R: 1 E: 0 K: 1 S: 9	H: 1 LOB: 1 BB: 1 P: 14	2B: 1 3B: 1 HR: 1	SAC: 0 DP: 1 HBP: 0	PB: 0 SB: 1 CS: 1	

PITCHER		IP	WLS	BF	H	R	ER	SO	BB	IBB	HBP	BLK	WP	HR	S	P	ERA	WHIP
43 R.A. Dickey, R ERA: 4.49	(1, 1)	7.0		27	6	4	4	6	2	0	0	0	1	1	70	102	5.14	1.143
21 Sergio Santos, R ERA: 3.38	(8, 1)	0.2		4	1	0	0	1	0	1	0	0	0	0	5	12	0.00	1.500
62 Aaron Loup, L ERA: 2.55	(8, 1)	0.2	L	4	1	1	1	1	1	0	0	0	0	0	12	19	13.50	3.000

PITCHER	IP	WLS	BF	H	R	ER	SO	BB	IBB	HBP	BLK	WP	HR	S	P	ERA	WHIP

Batter	1	2	3	4	5	6	7	8	9	AB	R	H	RBI	BB	SO	LOB
11 Rajai Davis, R (1, 7) OBP: 0.317, SLG: 0.350	B SI 90 C SL 83 X CH 86 1-1 ① G5-3		X FF 91 0-0 3 G4-3 3 S 10 G5-3 1B	X SL 84 0-0 ③ G6-3			C FF 92 C FF 92 B FF 93 B CH 86 X CH 86 2-2 ① G1-3		F CH 84 X CH 84 0-1 ① F8	5	1	1	0	0	0	0
3 Maicer Izturis, S (1, 6) OBP: 0.291, SLG: 0.314	C SL 85 B SL 85 B CH 86 C SL 85 B CH 87 X SL 83 3-2 ② G6-3		B FF 90 C CH 83 C CH 84 F SL 85 B CH 85 X CH 84 2-2 ① G4-3 1-3		C SL 83 B SI 91 X SI 91 1-1 ① G4-3		X FF 93 0-0 19 BB 1B		B FF 92 B FF 92 X FF 92 2-0 ② G4-3	5	0	1	0	0	0	1
19 José Bautista, R (1, 9) OBP: 0.360, SLG: 0.503	C SI 93 B SI 92 F FF 92 X SL 84 1-2 HR		F FF 92 H SI 91 1-1 10 G5-3 13 1B HBP		B CH 85 B CH 85 C CH 85 F FF 90 X FF 91 2-2 ② G5-3		1 SAFE B FF 95 B FF 94 B FF 95 C FF 94 B FF 94 4-1 10 G5-4-3 1-2 BB		C CH 84 B CU 72 C FF 92 X FF 92 1-2 ③ P6	3	2	1	1	1	0	0
10 Edwin Encarnación, R (1, 3) OBP: 0.367, SLG: 0.530	B CH 87 C CH 86 C FF 92 B SI 92 X CH 86 2-2 ③ G6-3		D CH 86 B FF 91 X CH 86 2-0 ② G5-3 1-2 3-H		B CH 86 B CH 86 B CH 86 C FF 92 X SI 92 3-1 ③ G5-3		C FF 95 B FF 95 B FF 94 F CH 87 X CH 86 3-2 ②③ G5-4-3 1-2f			4	0	0	1	0	0	3
26 Adam Lind, L (1, 10) OBP: 0.351, SLG: 0.482		C FF 92 B SI 92 F FF 92 F FF 91 F CH 86 X CH 85 1-2 ① G4-3	I IN 66 I IN 67 I IN 68 I IN 70 4-0 13 1B IBB			C SI 91 C SL 85 F CH 85 B FF 92 X SI 92 1-2 HR		C SL 78 C SI 91 X FS 82 0-2 HR		3	2	2	2	1	0	0
13 Brett Lawrie, R (1, 5) OBP: 0.318, SLG: 0.440		C FF 92 F SI 92 X SI 92 0-2 ② G4-3	X SI 93 0-0 1-2 2-H 1B			L SI 93 S SL 85 B CH 86 B CH 84 X SI 93 2-2 8 S 8 E 2B		B FF 92 B SL 80 C SL 80 F FF 92 F FF 92 S FF 92 2-3 ① K		4	1	2	1	0	1	0
9 J.P. Arencibia, R (1, 2) OBP: 0.250, SLG: 0.396		C FF 92 X SI 92 0-1 16 1B 1B	B CH 85 X CH 85 1-0 ③ F9			S CH 85 S SI 92 D SI 92 T SL 85 1-2 ① K		C SI 91 X FF 91 0-1 ② G5-3		4	0	1	0	0	1	3
16 Mark DeRosa, R (1, 4) OBP: 0.322, SLG: 0.455		B CH 86 B CH 87 X SI 92 2-0 1-2 1B		B SL 83 F SI 91 C CH 84 X CH 86 1-2 ① G6-3		B SI 92 F FF 92 F SI 92 C CH 84 1-3 ② K		B SL 80 C SL 79 X SI 92 1-1 2B		4	0	2	0	0	1	1
8 Anthony Gose, L (1, 8) OBP: 0.324, SLG: 0.323		F SI 92 C SL 86 F CH 84 D CH 86 F CH 85 B SL 84 B SL 84 F CH 86 X CH 85 3-2 ③ F7		S SL 84 B FF 92 B SL 82 F CH 84 C FF 91 2-3 ② K		B SI 90 C FF 92 F FF 91 F FF 94 F FF 94 F CH 85 F FF 92 F FC 86 B CH 82 3-3 ③ B FC 84 S CH 86 K 2-H		C SL 78 S FF 92 B FF 92 B SL 80 S FS 85 2-3 ③ K		4	0	0	0	0	3	3
Inning Stats	R: 1 H: 1 E: 0 LOB: 0 K: 0 BB: 0 S: 11 P: 18	R: 0 H: 2 E: 0 LOB: 2 K: 0 BB: 0 S: 17 P: 23	R: 2 H: 2 E: 0 LOB: 2 K: 0 BB: 1 S: 9 P: 19	R: 0 H: 0 E: 0 LOB: 0 K: 1 BB: 0 S: 7 P: 10	R: 0 H: 0 E: 0 LOB: 0 K: 0 BB: 0 S: 7 P: 13	R: 2 H: 2 E: 0 LOB: 0 K: 3 BB: 0 S: 21 P: 29	R: 0 H: 1 E: 0 LOB: 1 K: 0 BB: 1 S: 8 P: 17	R: 1 H: 2 E: 0 LOB: 1 K: 2 BB: 0 S: 14 P: 19	R: 0 H: 0 E: 0 LOB: 0 K: 0 BB: 0 S: 6 P: 9	1B: 5 SF: 0 2B: 2 SAC: 0 3B: 0 DP: 1 HR: 3 HBP: 1						

TOP

Toronto Blue Jays @ Tampa Bay Rays

Tropicana Field, St. Petersburg, FL

Sat Aug 17 2013, 7:12 PM - 10:11 PM EDT

Att. 25,036 - Dome - 72 F

livebaseballscorecards.com

AB	36
R	6
H	10
RBI	5
BB	2
SO	6
LOB	11

WP: 0 PA: 39
PB: 0
SB: 2
CS: 0

PITCHER		IP	WLS	BF	H	R	ER	SO	BB	IBB	HBP	BLK	WP	HR	S	P	ERA	WHIP
40 Roberto Hernandez, R ERA: 5.0	(1, 1)	5.2	L	26	7	5	4	3	0	1	1	0	0	2	64	101	6.35	1.235
54 Alex Torres, L ERA: 1.35	(6, 1)	1.1		5	1	0	0	1	1	0	0	0	0	0	16	28	0.00	1.500
47 Brandon Gomes, R ERA: 5.68	(8, 1)	1.0		5	2	1	1	2	0	0	0	0	0	1	14	19	9.00	2.000
27 Cesár Ramos, L ERA: 4.14	(9, 1)	1.0		3	0	0	0	0	0	0	0	0	0	0	6	9	0.00	0.000

PITCHER	IP	WLS	BF	H	R	ER	SO	BB	IBB	HBP	BLK	WP	HR	S	P	ERA	WHIP

BOTTOM

Batter	1	2	3	4	5	6	7	8	9	AB	R	H	RBI	BB	SO	LOB
13 Jason Bourgeois, R (1, 7) OBP: 0.250, SLG: 0.182 20 Matt Joyce, L (7, PH) OBP: 0.333, SLG: 0.433 (8, 9)	B FF 91 F FF 91 T FF 91 X FF 93 1-2 ① P3			X SI 91 0-0 3 E 18 SF8 1B	C FF 92 F CH 85 B FF 92 S CH 84 1-3 ③ K		F FC 96 B FF 96 D CH 86 F FC 95 X CH 85 2-2 ③ G3			3 1	1 0	1 0	0 0	0 0	1 0	0 1
9 Wil Myers, R (1, 10) OBP: 0.365, SLG: 0.503	C SI 91 X SI 91 0-1 ② F9			B CH 83 1 SAFE B SL 82 1 SAFE C SI 92 1 SAFE F CH 84 S FF 93 2-3 ① K		B SI 89 B SL 80 B SI 91 C SI 90 S SI 90 F FF 92 S FF 91 3-3 ① K		C CU 81 C CU 82 B CU 84 F FF 92 B CU 82 X CU 81 2-2 ① P2		4	0	0	0	0	2	1
3 Evan Longoria, R (1, 5) OBP: 0.346, SLG: 0.497	B CH 84 B CH 84 X SI 91 2-0 ③ F9			B SI 92 C SI 92 B SL 81 X CH 84 2-1 E8 11 1B 1-3 1B		X SI 91 0-0 2B		B FF 93 S CU 81 B CU 81 F FF 93 C FF 93 2-3 ② K		4	1	2	0	0	1	0
18 Ben Zobrist, S (1, 4) OBP: 0.357, SLG: 0.409		B SI 90 C SL 81 F CH 84 X SL 82 1-2 ① G5-3		F CH 84 D CU 77 X FF 92 1-1 ② SF8 3-H		B SI 92 B SI 91 D CH 84 C SI 91 B SI 92 4-1 BB		X FF 92 0-0 11 PB 1B		2	0	1	1	1	0	0
11 Yunel Escobar, R (1, 6) OBP: 0.326, SLG: 0.371		B FF 91 F FF 90 C FF 91 X FF 92 1-2 ② G6-3		B CH 84 B FF 92 X SI 92 2-0 21 1B 2-H 1B		C SL 85 X FF 95 0-1 ② F8		B CU 81 B FF 93 C FF 93 X FF 93 2-1 ③ G5-3 1-2		4	0	1	1	0	0	3
21 James Loney, L (1, 3) OBP: 0.359, SLG: 0.443		C FF 91 F FF 93 B FF 91 X SI 91 1-2 ③ G4-3		1 SAFE X SI 92 0-0 1-2 1B		B FF 95 X FC 95 1-0 ③ G4-3			X SI 88 0-0 ① F8	4	0	1	0	0	0	2
1 Sean Rodríguez, R (1, 9) OBP: 0.321, SLG: 0.362 2 Kelly Johnson, L (7, PH) OBP: 0.318, SLG: 0.455 (8, 7)			C SI 91 B CH 84 L SI 91 B SL 84 F CH 83 F FF 91 F FF 92 F FF 91 B SL 82 3-2 ① F8 X FF 80	C SI 92 S FF 93 D SL 85 B SL 83 C CH 85 2-3 ③ K			B FF 94 F CH 85 S FC 95 B FF 96 S SL 84 2-3 ① K		C FF 88 T SI 88 X SL 76 0-2 28 G5-3 1B	2 2	0 0	0 1	0 0	0 1	1 0	2 0
28 José Molina, R (1, 2) OBP: 0.306, SLG: 0.308			C SI 91 B SI 92 F SI 91 B FF 91 F SI 91 F SI 92 X CH 84 2-2 ② P4	X CH 84 0-0 ① G1-3			B SL 87 B FF 95 F FF 95 S FF 96 X FF 98 2-2 ② G4-3		B SI 89 T SI 88 C FF 87 X SL 75 1-2 ② G5-3 1-2	4	0	0	0	0	0	1
5 Sam Fuld, L (1, 8) OBP: 0.278, SLG: 0.291			B FF 92 C SI 91 C SI 91 F SI 92 F SL 84 S SI 90 1-3 ③ K	C FF 91 B SI 91 F FF 92 B CH 83 X FF 91 2-2 ② G6-3			C FF 96 B FF 95 F FF 96 B SL 87 B FF 96 F FF 96 B FF 96 4-2 BB		C FF 89 C FF 89 B FF 88 X FF 87 1-2 ③ G1-3	3	0	0	0	1	1	1
Inning Stats	R: 0 E: 0 K: 0 S: 6 H: 0 LOB: 0 BB: 0 P: 9	R: 0 E: 0 K: 0 S: 9 H: 0 LOB: 0 BB: 0 P: 12	R: 0 E: 0 K: 1 S: 17 H: 0 LOB: 0 BB: 0 P: 23	R: 2 E: 1 K: 2 S: 13 H: 4 LOB: 2 BB: 0 P: 22	R: 0 E: 0 K: 1 S: 7 H: 0 LOB: 0 BB: 0 P: 10	R: 0 E: 0 K: 1 S: 9 H: 1 LOB: 2 BB: 1 P: 17	R: 0 E: 0 K: 1 S: 12 H: 0 LOB: 1 BB: 1 P: 22	R: 0 E: 0 K: 1 S: 10 H: 1 LOB: 1 BB: 0 P: 16	R: 0 E: 0 K: 0 S: 10 H: 1 LOB: 1 BB: 0 P: 12	1B: 6 2B: 1 3B: 0 HR: 0 SF: 1 SAC: 0 DP: 0 HBP: 0						

PITCHER		IP	WLS	BF	H	R	ER	SO	BB	IBB	HBP	BLK	WP	HR	S	P	ERA	WHIP
48 J.A. Happ, L ERA: 4.93	(1, 1)	5.1	W	22	5	2	2	5	1	0	0	0	0	0	58	89	3.38	1.125
45 Neil Wagner, R ERA: 2.83	(6, 1)	1.2	H	6	0	0	0	1	1	0	0	0	0	0	15	26	0.00	0.600
49 Brad Lincoln, R ERA: 3.0	(8, 1)	1.0		4	1	0	0	1	0	0	0	0	0	0	10	16	0.00	1.000
38 Darren Oliver, L ERA: 3.73	(9, 1)	1.0		4	1	0	0	0	0	0	0	0	0	0	10	12	0.00	1.000

PITCHER	IP	WLS	BF	H	R	ER	SO	BB	IBB	HBP	BLK	WP	HR	S	P	ERA	WHIP

Toronto Blue Jays @ Tampa Bay Rays

Tropicana Field, St. Petersburg, FL

Sat Aug 17 2013, 7:12 PM - 10:11 PM EDT

Att. 25,036 - Dome - 72 F

livebaseballscorecards.com

AB	33
R	2
H	7
RBI	2
BB	2
SO	7
LOB	11

WP: 0 PA: 36
PB: 1
SB: 0
CS: 0

Batter	1	2	3	4	5	6	7	8	9	10	AB	R	H	RBI	BB	SO	LOB
8 Anthony Gose, L (1, 8) OBP: 0.316, SLG: 0.314	B FF 95 S FF 94 B FF 96 F FF 95 S SL 86 2-3 K ①			X FF 92 0-0 19 F8 3 S 1B		B FF 94 F FF 94 B SL 84 F FF 95 S SL 85 2-3 K ③		B CU 76 B FS 80 C FF 88 C FF 89 B FF 90 S FF 88 3-3 K ③			4	0	1	0	0	3	0
3 Maicer Izturis, S (1, 6) OBP: 0.288, SLG: 0.310	C FF 94 B CH 87 B CH 87 F FF 96 X SL 85 2-2 G5-3 ②			B FF 93 B FF 95 B FF 93 C FF 94 X FF 94 3-1 F7 ① 1-2			B FF 92 X FF 92 1-0 F8 ①		B CH 82 B SI 92 C SI 93 B CH 83 X SI 94 3-1 F8 ①		4	0	0	0	0	0	1
19 José Bautista, R (1, 9) OBP: 0.357, SLG: 0.499	B SL 86 B SL 87 C SL 84 C SL 84 S FF 98 2-3 K ③			B FF 96 C FF 95 F FF 96 2 SAFE F FF 97 F SL 86 F SL 87 X FF 97 1-2 F8 ② 2-3			B SL 83 X FF 94 1-0 F8 ②		B CH 82 C SI 96 X SI 95 3-1 F8 ②		4	0	0	0	0	1	1
10 Edwin Encarnación, R (1, 3) OBP: 0.368, SLG: 0.538		F FF 94 F FF 94 B FF 95 F FF 95 B SL 86 X FF 96 2-2 F9 ①		B FF 96 B FF 95 F SL 84 F FF 96 F FF 97 D FF 98 X SL 85 3-2 F7 ③			C FF 94 B FF 95 F FF 95 F FF 96 F FF 96 X SL 86 1-2 HR		C SI 96 B SI 97 F CH 85 B FF 98 X SI 98 2-2 26 WP 2B		4	1	2	1	0	0	1
26 Adam Lind, L (1, 10) OBP: 0.350, SLG: 0.479		C FF 95 S FF 96 B FF 97 C FF 96 1-3 K ②			B SL 82 X SL 82 1-0 F7 ①		B FF 95 F FF 95 C FF 96 B FF 96 B SL 87 X SL 84 3-2 13 1B 1B		B SI 97 C SI 97 C SI 98 B FF 99 F SI 97 X SI 98 2-2 F7 ③ 2-3		4	0	1	0	0	1	1
13 Brett Lawrie, R (1, 5) OBP: 0.317, SLG: 0.438		F FF 95 X FF 98 0-1 L8 ③			B SL 83 B FF 95 X FF 94 2-0 P2 ②		X SL 83 0-0 1-2 1B			F FF 95 F FF 96 X SI 96 0-2 G6-3 ①	4	0	1	0	0	0	0
16 Mark DeRosa, R (1, 4) OBP: 0.315, SLG: 0.444			F FF 93 B FF 95 F SL 84 F SL 86 X FF 95 1-2 G4-3 ①		X FF 94 0-0 G4-3 ③		B FF 94 S FF 95 F FF 95 F FF 96 D SL 87 F FF 97 B FF 96 F FF 96 X FF 96 3-2 G1-3 ③			B FF 96 F FF 96 X FF 97 1-1 G5-3 ②	4	0	0	0	0	0	2
9 J.P. Arencibia, R (1, 2) OBP: 0.248, SLG: 0.392			B FF 96 B SL 83 S FF 95 F FF 95 F SL 86 S FF 98 2-3 K ②	B FF 93 B FF 92 F FF 92 C FF 94 X SL 84 2-2 F8 ①				C FF 89 X CU 78 0-1 G6-3 ①		F SI 98 F SI 98 F FF 99 S SI 98 0-3 K ③	4	0	0	0	0	2	0
22 Kevin Pillar, R (1, 7)			C FF 94 S FF 96 X FF 97 0-2 G5-3 ③	B FF 94 X FF 95 1-0 F9 ②				C CU 77 F FS 81 S FF 89 0-3 K ②			3	0	0	0	0	1	0
Inning Stats	R: 0 E: 0 K: 2 S: 9 H: 0 LOB: 0 BB: 0 P: 15	R: 0 E: 0 K: 1 S: 9 H: 0 LOB: 0 BB: 0 P: 12	R: 0 E: 0 K: 1 S: 11 H: 0 LOB: 0 BB: 0 P: 14	R: 0 E: 0 K: 0 S: 13 H: 1 LOB: 1 BB: 0 P: 20	R: 0 E: 0 K: 0 S: 3 H: 0 LOB: 0 BB: 0 P: 6	R: 0 E: 0 K: 1 S: 7 H: 0 LOB: 0 BB: 0 P: 12	R: 1 E: 0 K: 0 S: 18 H: 3 LOB: 2 BB: 0 P: 27	R: 0 E: 0 K: 2 S: 8 H: 0 LOB: 0 BB: 0 P: 11	R: 0 E: 0 K: 0 S: 11 H: 1 LOB: 1 BB: 0 P: 19	R: 0 E: 0 K: 1 S: 9 H: 0 LOB: 0 BB: 0 P: 10	1B: 3 2B: 1 3B: 0 HR: 1	SF: 0 SAC: 0 DP: 0 HBP: 0	WP: 1 PB: 0 SB: 1 CS: 0	PA: 35			

PITCHER	IP	WLS	BF	H	R	ER	SO	BB	IBB	HBP	BLK	WP	HR	S	P	ERA	WHIP
22 Chris Archer, R (1, 1) ERA: 2.95	7.0		25	4	1	1	5	0	0	0	0	0	1	70	106	1.29	0.571
62 Joel Peralta, R (8, 1) ERA: 3.1	1.0		3	0	0	0	2	0	0	0	0	0	0	8	11	0.00	0.000
56 Fernando Rodney, R (9, 1) ERA: 3.99	1.0		4	1	0	0	0	0	0	0	0	1	0	11	19	0.00	1.000
57 Jake McGee, L (10, 1) ERA: 4.15	1.0	W	3	0	0	0	1	0	0	0	0	0	0	9	10	0.00	0.000

PITCHER	IP	WLS	BF	H	R	ER	SO	BB	IBB	HBP	BLK	WP	HR	S	P	ERA	WHIP

TOP

Toronto Blue Jays @ Tampa Bay Rays

Tropicana Field, St. Petersburg, FL

Sun Aug 18 2013, 1:44 PM - 4:42 PM EDT

Att. 23,373 - Dome - 72 F

livebaseballscorecards.com

AB	35
R	1
H	5
RBI	1
BB	0
SO	8
LOB	6

Toronto Blue Jays @ Tampa Bay Rays

Tropicana Field, St. Petersburg, FL

Sun Aug 18 2013, 1:44 PM - 4:42 PM EDT

Att. 23,373 - Dome - 72 F

livebaseballscorecards.com

BOTTOM

Batter	1	2	3	4	5	6	7	8	9	10	AB	R	H	RBI	BB	SO	LOB
18 Ben Zobrist, S (1, 4) OBP: 0.354, SLG: 0.406	F8		K			F7		K			4	0	0	0	0	2	0
20 Matt Joyce, L (1, 7) OBP: 0.332, SLG: 0.433	F7			F9		9 G5-3 2B		G3			4	0	1	0	0	0	0
3 Evan Longoria, R (1, 5) OBP: 0.349, SLG: 0.507	HR			2B		9 G5-3 IBB			F7		3	1	2	1	1	0	0
9 Wil Myers, R (1, 9) OBP: 0.363, SLG: 0.497	K			G6-3		G5-3 1-2 2-3f			1B		4	0	1	0	0	1	3
21 James Loney, L (1, 3) OBP: 0.359, SLG: 0.442		P5		G6-3			11 1B 13 CS 1B		L7		3	0	1	0	0	0	1
1 Sean Rodríguez, R (7, PR) (8, 3) OBP: 0.320, SLG: 0.359							13 G3 13 CS 1-3 1B				1	0	0	0	0	0	1
11 Yunel Escobar, R (1, 6) OBP: 0.328, SLG: 0.375		G6-3			2B				G3		4	0	2	0	0	0	1
2 Kelly Johnson, L (1, 10) OBP: 0.316, SLG: 0.452		P5			F8		G3 1-3 3-H			K	2	0	0	0	0	0	1
13 Jason Bourgeois, R (7, PH) (8, 10) OBP: 0.214, SLG: 0.154											2	0	0	0	0	1	2
59 Jose Lobaton, S (1, 2) OBP: 0.316, SLG: 0.399			K		K		K			HR	4	1	1	1	0	3	3
5 Sam Fuld, L (1, 8) OBP: 0.273, SLG: 0.285			G1-3		L8			G4-3			3	0	0	0	0	0	1

	AB	34
	R	2
	H	8
	RBI	2
	BB	1
	SO	7
	LOB	13

Inning Stats	1	2	3	4	5	6	7	8	9	10
	R: 1 E: 0 K: 1 S: 11	R: 0 E: 0 K: 0 S: 7	R: 0 E: 0 K: 2 S: 8	R: 0 E: 0 K: 0 S: 11	R: 0 E: 0 K: 1 S: 11	R: 0 E: 0 K: 0 S: 4	R: 0 E: 0 K: 1 S: 12	R: 0 E: 0 K: 1 S: 7	R: 0 E: 0 K: 0 S: 12	R: 1 E: 0 K: 1 S: 6
	H: 1 LOB: 0 BB: 0 P: 18	H: 0 LOB: 0 BB: 0 P: 10	H: 0 LOB: 0 BB: 0 P: 12	H: 1 LOB: 1 BB: 0 P: 18	H: 1 LOB: 1 BB: 0 P: 14	H: 1 LOB: 1 BB: 1 P: 11	H: 2 LOB: 2 BB: 0 P: 19	H: 0 LOB: 0 BB: 0 P: 9	H: 1 LOB: 1 BB: 0 P: 16	H: 1 LOB: 0 BB: 0 P: 10

1B: 3	SF: 0	WP: 0	PA: 35
2B: 3	SAC: 0	PB: 0	
3B: 0	DP: 1	SB: 0	
HR: 2	HBP: 0	CS: 2	

PITCHER		IP	WLS	BF	H	R	ER	SO	BB	IBB	HBP	BLK	WP	HR	S	P	ERA	WHIP
58 Todd Redmond, R ERA: 3.32	(1, 1)	6.0		24	6	1	1	4	0	1	0	0	0	1	57	91	1.50	1.000
27 Brett Cecil, L ERA: 2.79	(7, 1)	2.0		5	0	0	0	2	0	0	0	0	0	0	14	20	0.00	0.000
21 Sergio Santos, R ERA: 3.09	(9, 1)	1.0		4	1	0	0	0	0	0	0	0	0	0	12	16	0.00	1.000
49 Brad Lincoln, R ERA: 3.26	(10, 1)	0.1	L	2	1	1	1	1	0	0	0	0	0	1	6	10	27.00	3.000

PITCHER	IP	WLS	BF	H	R	ER	SO	BB	IBB	HBP	BLK	WP	HR	S	P	ERA	WHIP

Toronto Blue Jays @ New York Yankees

Yankee Stadium, Bronx, NY

Tue Aug 20 2013, 1:11 PM - 4:27 PM EDT

Att. 40,248 - Sunny - 85 F

livebaseballscorecards.com

Batter	1	2	3	4	5	6	7	8	9	AB	R	H	RBI	BB	SO	LOB
7 José Reyes, S (1, 6) OBP: 0.352, SLG: 0.445	C FF 91 F CU 79 B CU 81 B FF 95 F SI 92 B CU 82 B CU 80 4-2 19 G4-3 BB	B CU 81 C SI 95 X FF 96 1-1 11 2B 2-3 1B		C SI 95 C CH 86 B FF 93 F FF 94 X CU 84 1-2 ③ G6-3			B SI 93 B SI 93 C SI 92 C SI 94 X SI 94 2-2 26 BB 8 G3 1B		B FF 92 C FF 93 B FF 93 S SL 82 X FF 95 2-2 ① G1	4	1	2	0	1	0	0
11 Rajai Davis, R (1, 8) (4, 9) OBP: 0.319, SLG: 0.352	X FF 93 0-0 ① F9	C SI 93 S SI 93 X FF 96 0-2 1-H 3-H 2B			C CU 79 B SI 93 C CU 81 F FF 93 S SI 94 1-3 ① K X SI 93 0-0 10 1B 1B		B FF 95 C CU 81 1 SAFE B SI 94 F FF 95 F CU 82 S CU 84 2-3 ① K		C SL 83 F FF 95 B SL 86 F FF 95 B SL 87 F SL 84 B CU 81 F SL 83 B FF 95 4-2 8 G6-3 8 DI BB	4	0	1	2	1	2	2
19 José Bautista, R (1, 9) OBP: 0.358, SLG: 0.498 8 Anthony Gose, L (4, 8) OBP: 0.317, SLG: 0.316	F FF 94 X SI 92 0-1 ② G4-3 1-2	B CU 82 B CU 81 B SI 93 B FF 95 4-0 10 FC5-4 BB					F FF 94 B SI 94 B SL 81 C SL 81 F FF 96 X SL 80 2-2 ② G3 1-2		B FC 90 C FC 90 X FC 90 1-1 ② G6-3 1-3	1 3	0 0	0 1	0 0	1 0	0 0	1 2
10 Edwin Encarnación, R (1, 10) OBP: 0.369, SLG: 0.535	X FF 94 0-0 ③ L7	C CU 82 F SI 94 X SI 95 0-2 ③ FC5-4 1-2f			1 SAFE X FF 95 0-0 1-2 1B		B SL 82 C SL 83 S FF 92 D SL 85 B SL 83 B FF 92 4-2 26 BB BB		B FC 92 C FF 91 B FC 90 C FC 91 X FC 92 2-2 ③ F8	4	0	1	0	1	0	4
26 Adam Lind, L (1, 3) OBP: 0.354, SLG: 0.481		C FF 93 X SI 92 0-1 13 HBP 3 1B 1B	C CU 80 X FF 93 0-1 13 FC6-4 1B		X SI 94 0-0 ② F8		B FF 92 B SL 81 C FF 93 B FF 92 B FF 93 4-1 1-2 2-3 BB			3	1	2	0	1	0	2
13 Brett Lawrie, R (1, 5) OBP: 0.316, SLG: 0.432		C FF 93 D CU 80 H SI 90 2-1 22 PB 3 1B 22 G6-3 1-2 HBP	B CU 81 X FF 94 1-0 ① FC6-4 3 L4-3 1-2f		B SI 94 X SI 93 1-0 ③ F9		B SL 84 C SL 82 S SL 84 F FF 93 F SL 84 B SL 85 F FF 93 X FF 94 2-2 ③ F8			3	1	0	0	0	0	6
3 Maicer Izturis, S (1, 4) OBP: 0.290, SLG: 0.312		X SI 93 0-0 7 1B 22 PB 11 2B 1-2 2-H 1B	1 SAFE C SI 94 F SI 94 D CU 82 1 SAFE X CU 80 1-2 ②③ L4-3 1-1			C CU 80 X FF 94 0-1 22 G6-3 1B			C FC 90 B FC 90 F KC 80 C FC 91 1-3 ① K	4	1	2	1	0	1	1
22 Josh Thole, L (1, 2) OBP: 0.253, SLG: 0.190		B CU 81 C FF 93 C SI 93 B CU 81 X CU 81 2-2 ① G1-3 1-2 2-3		C SI 93 C SI 93 B FF 94 F CU 80 X SI 94 1-2 ① G6-3			B SI 94 X SI 94 1-0 ①② G6-3 1-2f		B FC 91 C FF 92 X FC 91 1-1 ② G6-3	4	0	0	0	0	0	3
22 Kevin Pillar, R (1, 7)		B CU 82 C CU 82 S CU 83 X CU 83 1-2 ② G6-3 3-H		B FF 94 X FF 94 1-0 ② G6-3		C FF 96 C CU 82 B CU 84 X FF 96 1-2 ③ F8		F FC 90 C FC 89 B KC 81 F KC 80 C FC 91 1-3 ③ K		4	0	0	1	0	1	1
Inning Stats	R: 0 E: 0 K: 0 S: 7 H: 0 LOB: 1 BB: 1 P: 11	R: 4 E: 0 K: 0 S: 18 H: 4 LOB: 2 BB: 1 P: 28	R: 0 E: 0 K: 0 S: 6 H: 1 LOB: 0 BB: 0 P: 8	R: 0 E: 0 K: 0 S: 9 H: 0 LOB: 0 BB: 0 P: 12	R: 0 E: 0 K: 1 S: 8 H: 2 LOB: 2 BB: 0 P: 10	R: 0 E: 0 K: 0 S: 6 H: 1 LOB: 0 BB: 0 P: 8	R: 0 E: 0 K: 1 S: 20 H: 1 LOB: 3 BB: 2 P: 36	R: 0 E: 0 K: 2 S: 9 H: 0 LOB: 0 BB: 0 P: 12	R: 0 E: 0 K: 0 S: 13 H: 0 LOB: 1 BB: 1 P: 22	1B: 8 2B: 2 3B: 0 HR: 0 SF: 0 SAC: 0 DP: 2 HBP: 1						

TOP	
AB	34
R	4
H	9
RBI	4
BB	5
SO	4
LOB	22

WP: 0 PB: 1 SB: 0 CS: 0 PA: 40

PITCHER		IP	WLS	BF	H	R	ER	SO	BB	IBB	HBP	BLK	WP	HR	S	P	ERA	WHIP
47 Iván Nova, R ERA: 3.17	(1, 1)	6.1	W	29	9	4	4	2	2	0	1	0	0	0	61	88	5.68	1.737
48 Boone Logan, L ERA: 2.83	(7, 1)	0.1	H	1	0	0	0	0	0	0	0	0	0	0	4	6	0.00	0.000
27 Shawn Kelley, R ERA: 3.38	(7, 1)	0.1	H	3	0	0	0	0	2	0	0	0	0	0	9	19	0.00	6.000
30 David Robertson, R ERA: 1.71	(8, 1)	1.0	H	3	0	0	0	2	0	0	0	0	0	0	9	12	0.00	0.000
62 Joba Chamberlain, R ERA: 4.78	(9, 1)	0.1		2	0	0	0	0	1	0	0	0	0	0	8	14	0.00	3.000

PITCHER		IP	WLS	BF	H	R	ER	SO	BB	IBB	HBP	BLK	WP	HR	S	P	ERA	WHIP
42 Mariano Rivera, R ERA: 2.35	(9, 1)	0.2		2	0	0	0	0	0	0	0	0	0	0	5	8	0.00	0.000

BOTTOM

Toronto Blue Jays @ New York Yankees

Yankee Stadium, Bronx, NY

Tue Aug 20 2013, 1:11 PM - 4:27 PM EDT

Att. 40,248 - Sunny - 85 F

livebaseballscorecards.com

Batter	1	2	3	4	5	6	7	8	9	AB	R	H	RBI	BB	SO	LOB
11 Brett Gardner, L (1, 8) OBP: 0.337, SLG: 0.406	C FF 94 F FF 95 B FF 94 F SL 83 B FF 95 X FF 96 2-2 ① G3		B SL 83 B CU 82 C SI 93 L FF 92 B SL 84 F SI 93 F SL 83 X FF 95 3-2 31 2B 24 HR 1B		C CU 80 X SL 87 0-1 ① L9	B FF 95 C FF 96 F CH 85 F FF 96 S CH 84 1-3 ③ K		F CU 80 2 SAFE X CU 81 0-1 ② SF7 2-H		4	1	1	1	0	1	0
31 Ichiro Suzuki, L (1, 9) OBP: 0.308, SLG: 0.362	B FF 95 F FF 93 X FF 96 1-1 ② G4-3		C SI 92 F SI 93 1 SAFE B SI 91 X CH 86 1-2 1-3 24 HR 2B		B CU 80 B FF 94 F FF 92 S CU 80 S SL 87 2-3 ② K		C SI 90 B CU 82 B CU 80 F SI 90 X CU 81 2-2 24 2B 1B	B SI 90 X CH 83 1-0 ③ G3-1		5	2	2	0	0	1	0
24 Robinson Canó, L (1, 4) OBP: 0.390, SLG: 0.510	B FF 95 B FF 95 B FF 95 C FF 94 C FF 95 F FF 93 F SI 94 X FF 93 3-2 1B		D SI 94 X SI 92 1-0 2-H 3-H HR		F CU 82 B FF 95 X FF 94 1-1 12 WP 1B		X FF 91 0-0 14 G1-3 1-H 2B			4	1	4	4	0	0	0
12 Alfonso Soriano, R (1, 10) OBP: 0.294, SLG: 0.490	B FF 94 B FF 95 S SL 88 F FF 96 D SL 89 X SL 88 3-2 ③ F8		B FF 95 F FF 96 B FF 95 X SL 84 2-1 ② F7		B FF 95 B CU 82 X SL 87 2-0 ③ F7 1-2		C CU 82 B FF 90 S CU 82 C CU 82 1-3 ① K			4	0	0	0	0	1	3
13 Alex Rodriguez, R (1, 5) OBP: 0.414, SLG: 0.480		B FF 95 F FF 95 C FF 95 S FF 96 1-3 ① K	F FF 95 B CU 82 B FF 95 S SL 88 S FF 95 2-3 ③ K			S SL 87 X FF 94 0-1 17 BB 19 HR 1B	B FF 91 C CU 81 B CU 81 B FF 89 B CU 79 4-1 14 G1-3 BB			3	1	1	0	1	2	0
14 Curtis Granderson, L (1, 7) OBP: 0.384, SLG: 0.429		C FF 95 B SL 84 F FF 95 X FF 95 1-2 55 BB 1B		C CU 79 B CU 81 C CU 80 S SL 86 1-3 ① K		F SI 89 B CU 82 B FF 89 B SI 92 F FF 90 S CU 83 3-3 ① K	C CH 81 C CU 81 X CU 82 0-2 ② G1-3 1-2 2-3			4	0	1	0	0	2	3
55 Lyle Overbay, L (1, 3) OBP: 0.307, SLG: 0.425 39 Mark Reynolds, R (6, PH) OBP: 0.308, SLG: 0.381 (7, 3)		B SI 92 B SI 93 B SI 93 B FF 94 4-0 17 G5-4-3 1-2 BB		C CU 80 B FF 95 X CU 81 1-1 ② G6-3		S SL 86 D SL 86 F FF 95 D SL 86 B FF 95 S FF 95 3-3 ② K	B CU 81 F CU 81 S CU 80 B CU 81 S CU 81 2-3 ③ K			1 0 0 0 1 0 0 2 0 0 0 0 2 3						
17 Jayson Nix, R (1, 6) OBP: 0.303, SLG: 0.297	F FF 95 X FF 93 0-1 ② ③ G5-4-3 1-2f			B SI 93 B CU 80 C CU 80 B SL 86 B FF 94 4-1 BB		F FF 95 B FF 96 B FF 95 B FF 96 B FF 96 4-1 19 HR 1-2 BB		F SI 90 X FF 88 0-1 11 E 19 S 11 SF7 1B		2	2	1	0	2	0	2
19 Chris Stewart, R (1, 2) OBP: 0.305, SLG: 0.301			B FF 94 B FF 95 B FF 96 C FF 94 C FF 94 F FF 96 X FF 95 3-2 ① F8	1 SAFE B FF 95 B FF 94 X FF 93 2-0 ③ F9		B FF 94 C FF 95 B FF 96 X FF 95 2-1 1-H 2-H HR		B FF 90 X FF 89 1-0 ① F8 1-2		4	1	1	3	0	0	2
Inning Stats	R: 0 E: 0 K: 0 S: 14 H: 1 LOB: 1 BB: 0 P: 23	R: 0 E: 0 K: 1 S: 8 H: 1 LOB: 1 BB: 1 P: 14	R: 3 E: 0 K: 1 S: 18 H: 3 LOB: 0 BB: 0 P: 30	R: 0 E: 0 K: 1 S: 7 H: 0 LOB: 1 BB: 1 P: 15	R: 0 E: 0 K: 1 S: 8 H: 1 LOB: 1 BB: 0 P: 13	R: 3 E: 0 K: 3 S: 15 H: 2 LOB: 0 BB: 1 P: 28	R: 1 E: 0 K: 2 S: 14 H: 2 LOB: 2 BB: 1 P: 23	R: 1 E: 1 K: 0 S: 6 H: 1 LOB: 0 BB: 0 P: 8		1B: 7 2B: 2 3B: 0 HR: 2	SF: 1 SAC: 0 DP: 1 HBP: 0					

	AB	33
	R	8
	H	11
	RBI	8
	BB	4
	SO	9
	LOB	13

WP: 1 PB: 0 SB: 1 CS: 0 PA: 38

PITCHER		IP	WLS	BF	H	R	ER	SO	BB	IBB	HBP	BLK	WP	HR	S	P	ERA	WHIP
32 Esmil Rogers, R ERA: 5.02	(1, 1)	5.0		23	7	4	4	4	2	0	0	0	1	1	57	97	7.20	1.800
27 Brett Cecil, L ERA: 2.78	(6, 1)	0.1	H	1	0	0	0	1	0	0	0	0	0	0	3	6	0.00	0.000
45 Neil Wagner, R ERA: 3.38	(6, 1)	0.2	L	4	1	2	2	2	1	0	0	0	0	1	10	20	27.00	3.000
51 Thad Weber, R ERA: 2.4	(7, 1)	2.0		10	3	2	1	2	1	0	0	0	0	0	20	31	4.50	2.000

PITCHER	IP	WLS	BF	H	R	ER	SO	BB	IBB	HBP	BLK	WP	HR	S	P	ERA	WHIP

Batter	1	2	3	4	5	6	7	8	9	AB	R	H	RBI	BB	SO	LOB
11 Rajai Davis, R (1, 9) OBP: 0.320, SLG: 0.355	C FF 92 C FF 93 X SL 83 0-2 3 G6-3 3 S 10 WP 1B		X FF 92 0-0 3 FC1-6 1-2 1B		B FF 93 X SL 81 1-0 ② SF8 3-H		B FF 94 F SI 94 D CH 87 F CH 87 F CH 88 B CH 88 X SL 84 3-2 ② P3		D FF 92 C FF 93 C FF 93 X FC 92 1-2 ③ G1-3	4	1	2	1	0	0	3
3 Maicer Izturis, S (1, 4) OBP: 0.288, SLG: 0.310 16 Mark DeRosa, R (6, 4) OBP: 0.314, SLG: 0.441	1 SAFE B FF 93 C FF 93 1 SAFE C SL 80 X SL 83 1-2 ① G6-3 1-3		F FF 92 F SL 82 F SL 84 D CH 85 X SL 82 1-2 ② FC1-6 10 S 1-2f 2-3		C KC 75 X CH 84 0-1 ③ G5-3		C SL 84 B SL 86 B SI 92 S SL 85 C CH 88 2-3 ③ K 2-3			3 1	0 0	0 0	0 0	0 1	0 1	3 1
10 Edwin Encarnación, R (1, 3) OBP: 0.370, SLG: 0.534	S FF 94 F FF 94 B SL 84 B SL 83 B FF 95 B FF 95 4-2 26 G3-6-3 3-H BB		F FF 94 S FF 94 F SL 95 B CH 84 B CH 83 B FF 95 S SL 83 3-3 ③ K 1-2			C KC 73 B SL 81 B SL 81 C SL 79 X FF 93 2-2 13 1B 1B		X FF 94 0-0 ① F9		3	0	1	0	1	1	2
26 Adam Lind, L (1, 10) OBP: 0.351, SLG: 0.476	C FF 94 B FF 94 X SL 82 1-1 ②③ G3-6-3 1-2f			C FF 92 B SL 82 X CH 83 1-1 ① F8		C FF 92 C FF 92 B CH 82 F SL 83 F FF 92 S CH 84 1-3 ① K		C SI 95 F SI 95 X CH 89 0-2 ② G1-3		4	0	0	0	0	1	2
13 Brett Lawrie, R (1, 5) OBP: 0.318, SLG: 0.433		B FF 93 C FF 93 X SL 80 1-1 ① P3		C FF 93 B FF 93 C FF 93 F SL 83 B FF 94 X FF 94 2-2 ② G4-3		X FF 92 0-0 1-2 1B		C SL 83 X SL 86 0-1 9 CS 1B		4	0	2	0	0	0	0
9 J.P. Arencibia, R (1, 2) OBP: 0.248, SLG: 0.392 7 José Reyes, S (9, PH) OBP: 0.355, SLG: 0.448 22 Josh Thole, L (9, 2) OBP: 0.253, SLG: 0.190		C FF 93 S FF 94 F CH 87 S FF 94 0-3 ② K		B FF 93 X FF 93 1-0 8 WP 1B		S SL 80 F SL 82 F FF 93 B CH 84 S SL 84 1-3 ② K		1 SAFE B FF 93 C SL 84 1 SAFE S CH 88 1 SAFE F CH 90 B SL 83 2-2 ③ CS 1-2	F FC 91 X FC 90 0-1 66 1B 1B	3 1 0	0 0 0	1 1 0	0 0 0	0 0 0	2 0 0	2 0 0
8 Anthony Gose, L (1, 8) OBP: 0.289, SLG: 0.286		F FF 94 B CH 85 F FF 94 F CH 87 B SL 84 X FF 94 2-2 ③ L8		B KC 75 F FF 92 S SL 81 X SL 82 1-2 ③ G5-3 1-2		C FF 94 S SL 81 X SL 83 0-2 ③ G6-3			L FC 91 1 SAFE L FC 91 F FC 90 F FC 92 C FC 90 0-3 ① K	4	0	0	0	0	1	4
22 Kevin Pillar, R (1, 7) OBP: 0.095, SLG: 0.050			C FF 93 S SL 81 B CH 86 F FF 94 X SL 81 1-2 3 FC1-6 11 1B 1B		C FF 93 S FF 92 S SL 83 0-3 ① K		B FF 92 B FF 92 B FF 91 B FF 92 4-0 16 PB 66 SH2-3 BB		C FC 90 1 SAFE B FF 91 S FC 91 X FC 91 1-2 ② F9	3	0	1	0	1	1	1
66 Munenori Kawasaki, L (1, 6) OBP: 0.314, SLG: 0.303			C FF 92 S FF 92 B CH 82 S SL 81 1-3 ① K		C FF 92 F FF 93 X SL 81 0-2 11 SF8 3B		1 SAFE 1 SAFE B SI 93 X SI 93 1-0 ① SH2-3 1-2		X FC 91 0-0 1-2 1B	3	1	2	0	0	1	1
Inning Stats	R: 1 E: 0 K: 0 S: 10 H: 1 LOB: 0 BB: 1 P: 16	R: 0 E: 0 K: 1 S: 10 H: 0 LOB: 0 BB: 0 P: 13	R: 0 E: 0 K: 2 S: 16 H: 2 LOB: 2 BB: 0 P: 22	R: 0 E: 0 K: 0 S: 10 H: 1 LOB: 1 BB: 0 P: 15	R: 1 E: 0 K: 1 S: 9 H: 1 LOB: 0 BB: 0 P: 10	R: 0 E: 0 K: 2 S: 16 H: 2 LOB: 2 BB: 0 P: 20	R: 0 E: 0 K: 1 S: 8 H: 0 LOB: 1 BB: 1 P: 18	R: 0 E: 0 K: 0 S: 9 H: 1 LOB: 0 BB: 0 P: 11	R: 0 E: 0 K: 1 S: 14 H: 2 LOB: 2 BB: 0 P: 16	1B: 9 2B: 0 3B: 1 HR: 0 SF: 1 SAC: 1 DP: 1 HBP: 0						

PITCHER		IP	WLS	BF	H	R	ER	SO	BB	IBB	HBP	BLK	WP	HR	S	P	ERA	WHIP
65 Phil Hughes, R ERA: 4.68	(1, 1)	6.0		26	7	2	2	6	2	0	0	0	2	0	71	100	3.00	1.500
38 Preston Claiborne, R ERA: 2.74	(7, 1)	2.0		6	1	0	0	1	0	0	0	0	0	0	17	25	0.00	0.500
42 Mariano Rivera, R ERA: 2.3	(9, 1)	1.0	W	5	2	0	0	1	0	0	0	0	0	0	14	16	0.00	2.000

PITCHER	IP	WLS	BF	H	R	ER	SO	BB	IBB	HBP	BLK	WP	HR	S	P	ERA	WHIP

TOP

Toronto Blue Jays @ New York Yankees

Yankee Stadium, Bronx, NY

Tue Aug 20 2013, 7:10 PM - 10:05 PM EDT

Att. 37,190 - Partly Cloudy - 85 F

livebaseballscorecards.com

AB	33
R	2
H	10
RBI	1
BB	2
SO	8
LOB	19

WP: 2 PA: 38
PB: 1
SB: 2
CS: 1

Toronto Blue Jays @ New York Yankees

Yankee Stadium, Bronx, NY

Tue Aug 20 2013, 7:10 PM - 10:05 PM EDT

Att. 37,190 - Partly Cloudy - 85 F

livebaseballscorecards.com

Batter	1	2	3	4	5	6	7	8	9	AB	R	H	RBI	BB	SO	LOB
11 Brett Gardner, L (1, 8) OBP: 0.335, SLG: 0.403	B FF 82 F CH 79 B FF 83 F FF 84 B CH 80 X FF 85 3-2 G4-3 ①		B FF 84 C FF 84 B FC 80 F FF 85 F FF 85 B FF 85 X FC 81 3-2 G4-3 ② 1-2		X FF 83 0-0 F8 ②		C SI 92 C SI 92 B SI 93 X SL 77 1-2 G3 ③			4	0	0	0	0	0	3
22 Vernon Wells, R (1, 9) OBP: 0.292, SLG: 0.378	X FF 84 0-0 12 PB 2B		B FC 82 B FC 80 B FC 79 C FF 85 B FF 83 4-1 24 1B BB		B CU 71 F FF 83 B FC 79 X FC 78 2-1 F7 ③			B CH 79 X SI 93 1-0 G2-3 ①		3	0	1	0	1	0	1
24 Robinson Canó, L (1, 4) OBP: 0.390, SLG: 0.510	C FF 82 B FF 84 B FC 80 X SI 82 2-1 G1-3 ②		F FF 85 B FF 86 F CH 80 B FF 87 X CH 79 2-2 1-2 2-H 1B			X FF 82 0-0 F7 ①		C SI 93 X SI 92 0-1 E1 1B		4	0	2	1	0	0	1
12 Alfonso Soriano, R (1, 7) OBP: 0.294, SLG: 0.487	T FC 82 C SI 82 F FF 84 B FC 82 B FF 85 F FC 82 F FF 82 X CH 80 2-2 F7 ③ 2-3		B FC 82 B CH 79 F FC 81 X FF 85 2-1 F8 ③			B SI 81 F FC 78 S CH 78 F CH 77 F FF 84 X CH 77 1-2 G5-3 ②		I IN 76 I IN 75 I IN 74 I IN 75 4-0 13 G6-4-3 IBB		3	0	0	0	1	0	3
13 Alex Rodriguez, R (1, 10) OBP: 0.387, SLG: 0.444		F FF 82 S FC 81 C SI 86 0-3 K ①		F CH 79 C FF 83 B CH 78 S CH 78 1-3 K ①		F CH 80 B SI 83 C FC 79 S CU 74 1-3 K ③		F SL 85 D SL 87 X SL 86 1-1 G6-4-3 ②③ 1-2f		4	0	0	0	0	3	2
39 Mark Reynolds, R (1, 3) OBP: 0.307, SLG: 0.378 31 Ichiro Suzuki, L (9, PR) OBP: 0.308, SLG: 0.362		C SI 86 B SI 84 S FC 80 B CU 72 X FC 80 2-2 F7 ②		B CH 77 F SI 84 F FC 80 B CU 74 F SI 86 B CH 78 F FC 82 X FC 80 3-2 G5-3 ②			C SI 82 B SI 81 F FC 77 X CU 71 1-2 F8 ①		B SL 75 B SL 73 B FF 88 B SI 86 4-0 17 S 26 SH1-3 17 1B BB	3 0	0 1	0 0	0 0	1 0	0 0	0 0
26 Eduardo Núñez, R (1, 6) OBP: 0.301, SLG: 0.337		C FF 81 X FC 79 0-1 P4 ③		C CH 81 C SI 84 B FF 85 B SI 85 X FC 79 2-2 G6-3 ③			B FC 79 F FC 79 F FC 79 F CU 71 B FC 79 B CH 77 T FC 80 3-2 K ②		X FF 86 0-0 SH1-3 ① 1-2	3	0	0	0	0	1	0
17 Jayson Nix, R (1, 5) OBP: 0.305, SLG: 0.311			C FC 78 F CH 80 B FF 84 X CU 72 1-2 G6-3 ①		B CH 77 C FC 79 F FC 80 C SI 83 1-3 K ①		X FC 78 0-0 HR		S SL 74 B FF 87 X SL 76 1-1 2-H 1B	4	1	2	2	0	1	0
53 Austin Romine, R (1, 2) OBP: 0.278, SLG: 0.333			B SI 82 C FC 79 B FC 79 X FC 79 2-1 11 G4-3 24 1B 1B		X FF 83 0-0 1B		B CH 78 X CH 78 1-0 2B			3	1	3	0	0	0	0

	AB	31
	R	3
	H	8
	RBI	3
	BB	3
	SO	5
	LOB	10

Inning Stats	1	2	3	4	5	6	7	8	9	1B: 5	SF: 0	WP: 0	PA: 35
	R: 0 E: 0 K: 0 S: 12	H: 1 LOB: 1 BB: 0 P: 19	R: 0 E: 0 K: 1 S: 8	H: 0 LOB: 0 BB: 0 P: 10	R: 1 E: 0 K: 0 S: 15	H: 2 LOB: 2 BB: 1 P: 29	R: 0 E: 0 K: 1 S: 11	H: 0 LOB: 0 BB: 0 P: 17	R: 0 E: 0 K: 0 S: 7	H: 1 LOB: 1 BB: 0 P: 10	R: 0 E: 0 K: 1 S: 9	H: 0 LOB: 0 BB: 0 P: 11	R: 1 E: 0 K: 1 S: 12	H: 2 LOB: 1 BB: 0 P: 18	R: 0 E: 1 K: 0 S: 5	H: 1 LOB: 1 BB: 1 P: 11	R: 1 E: 0 K: 0 S: 3	H: 1 LOB: 1 BB: 1 P: 8	2B: 2 3B: 0 HR: 1	SAC: 1 DP: 1 HBP: 0	PB: 1 SB: 1 CS: 0	

PITCHER		IP	WLS	BF	H	R	ER	SO	BB	IBB	HBP	BLK	WP	HR	S	P	ERA	WHIP
56 Mark Buehrle, L ERA: 4.23	(1, 1)	6.2		27	6	2	2	5	1	0	0	0	0	1	71	110	2.70	1.050
62 Aaron Loup, L ERA: 2.52	(7, 1)	0.2		4	1	0	0	0	0	1	0	0	0	0	6	12	0.00	1.500
21 Sergio Santos, R ERA: 2.92	(8, 1)	0.2		1	0	0	0	0	0	0	0	0	0	0	2	3	0.00	0.000
38 Darren Oliver, L ERA: 3.92	(9, 1)	0.1	L	3	1	1	1	0	1	0	0	0	0	0	3	8	27.00	6.000

PITCHER	IP	WLS	BF	H	R	ER	SO	BB	IBB	HBP	BLK	WP	HR	S	P	ERA	WHIP

Batter	1	2	3	4	5	6	7	8	9	AB	R	H	RBI	BB	SO	LOB
7 José Reyes, S (1, 6) OBP: 0.352, SLG: 0.444 16 Mark DeRosa, R (2, 4) OBP: 0.309, SLG: 0.433	X SI 92 0-0 ① F8	B CU 80 B CH 82 C CH 83 C FF 94 C CH 84 2-3 ③ K		C FF 91 S CH 82 1 SAFE B FF 92 S FF 93 1-3 ③ K			X CH 83 0-0 ① G2-3		C FC 90 B FC 91 S FF 91 B FF 92 S FC 92 2-3 ① K	2 3	0 0	0 0	0 0	0 0	1 2	1 1
11 Rajai Davis, R (1, 9) OBP: 0.322, SLG: 0.357 (8, 8)	B SI 94 C SI 92 S SL 85 B SL 86 F CH 81 S SI 92 2-3 ② K		B CU 77 X CU 76 1-0 ① G6-3		F CH 82 X FF 91 0-1 ① F8		C CH 83 B CH 83 B FF 91 B CH 83 B FF 91 4-1 26 E 26 S BB		X FF 92 0-0 10 A4 D5 2B	4	0	1	0	1	1	0
10 Edwin Encarnación, R (1, 10) OBP: 0.368, SLG: 0.530	C FF 93 B SI 92 B SL 86 B SL 87 B SL 86 B FF 95 4-2 26 1B BB		C FF 93 C SI 92 B SL 86 S SI 93 1-3 ② K		F FF 92 C FF 92 B CH 86 B FF 92 X FF 92 2-2 ② G5-3		X SI 89 0-0 ② F8		2 SAFE B FC 92 F FC 92 B FF 92 F FC 92 C FC 91 2-3 ②③ K 2-3	4	0	0	0	1	2	2
26 Adam Lind, L (1, 3) OBP: 0.355, SLG: 0.476	C SI 93 B SI 93 S CH 85 X SI 94 1-2 1-2 1B		C SI 93 B SL 85 B CH 83 B CH 79 B SI 93 4-1 BB		B FF 91 B FF 91 B CU 80 C FF 91 B FF 91 4-1 BB		B FF 90 1 SAFE C FF 91 B CH 83 C FF 91 X CH 86 2-2 ③ G4-3 1-3			2	0	1	0	2	0	1
13 Brett Lawrie, R (1, 5) OBP: 0.317, SLG: 0.431	B FF 94 B FF 94 B FF 94 C FF 92 X FF 94 3-1 ③ F9		B SL 84 X FF 93 1-0 ③ F9		X CH 83 0-0 ③ G5-3			C CH 82 C FF 91 F FF 91 X FF 92 0-2 22 SH1-3 1B		4	0	1	0	0	0	4
22 Josh Thole, L (1, 2) OBP: 0.255, SLG: 0.232		C SI 92 B SI 93 X CH 83 1-1 ① F7		B SI 92 B CH 83 X SI 92 2-0 HR		C FF 91 B FF 90 B FC 88 F CH 84 F FF 92 F FC 87 X FF 93 2-2 ① G1-3		1 SAFE X FF 90 0-0 ① SH1-3 1-2		3	1	1	1	0	0	0
22 Kevin Pillar, R (1, 7) OBP: 0.160, SLG: 0.045		F FF 94 B SI 92 C SL 86 S SI 93 1-3 ② K		B FF 94 F FF 93 B SL 84 C CU 82 H SI 91 3-2 8 FC6-4 HBP		C FF 91 B CH 84 B CH 84 F CH 84 B FF 92 B CH 84 4-2 BB		C CH 82 X FF 91 0-1 ② F8		2	0	0	0	1	1	1
8 Anthony Gose, L (1, 8) OBP: 0.292, SLG: 0.289 14 Moisés Sierra, R (8, PH) (8, 9)	X FF 94 0-0 66 S 66 1B 1B			1 SAFE 1 SAFE F FF 92 F FF 92 X FC 88 0-2 ① FC6-4 66 FC6-4 1-2f		B FF 92 X FF 91 1-0 ② F8		I IN 83 I IN 83 I IN 84 I IN 86 4-0 IBB		3 0	1 0	1 0	0 0	0 1	0 0	2 0
66 Munenori Kawasaki, L (1, 4) OBP: 0.313, SLG: 0.302 (2, 6)		1 SAFE B SI 91 1 SAFE B SI 92 F FF 94 B CH 83 X SI 93 3-1 1-H 1B		F FF 93 B FF 91 L FF 93 1 SAFE X FF 92 1-2 ② FC6-4 1-2f		C FF 91 F FF 92 B FF 90 F FF 92 B FC 88 S CH 84 2-3 ③ K		S CU 79 X FF 91 0-1 ③ F7		4	0	1	1	0	1	4
Inning Stats	R: 0 E: 0 K: 1 S: 12 H: 1 LOB: 2 BB: 1 P: 22	R: 1 E: 0 K: 2 S: 11 H: 2 LOB: 1 BB: 0 P: 18	R: 0 E: 0 K: 1 S: 6 H: 0 LOB: 1 BB: 1 P: 13	R: 1 E: 0 K: 1 S: 12 H: 1 LOB: 1 BB: 0 P: 19	R: 0 E: 0 K: 0 S: 7 H: 0 LOB: 1 BB: 1 P: 13	R: 0 E: 0 K: 1 S: 12 H: 0 LOB: 1 BB: 1 P: 21	R: 0 E: 0 K: 0 S: 6 H: 0 LOB: 1 BB: 1 P: 12	R: 0 E: 0 K: 0 S: 9 H: 1 LOB: 2 BB: 1 P: 13	R: 0 E: 0 K: 2 S: 7 H: 1 LOB: 0 BB: 0 P: 11	1B: 4 2B: 1 3B: 0 HR: 1 SF: 0 SAC: 1 DP: 0 HBP: 1						

PITCHER	IP	WLS	BF	H	R	ER	SO	BB	IBB	HBP	BLK	WP	HR	S	P	ERA	WHIP
43 Adam Warren, R (1, 1) ERA: 3.69	3.0		16	4	2	2	4	2	0	1	0	0	1	32	61	6.00	2.000
60 David Huff, L (4, 1) ERA: 5.79	5.0	W	20	1	0	0	2	3	1	0	0	0	0	43	70	0.00	0.800
42 Mariano Rivera, R (9, 1) ERA: 2.25	1.0	S	3	1	0	0	2	0	0	0	0	0	0	7	11	0.00	1.000

PITCHER	IP	WLS	BF	H	R	ER	SO	BB	IBB	HBP	BLK	WP	HR	S	P	ERA	WHIP

TOP

Toronto Blue Jays @ New York Yankees

Yankee Stadium, Bronx, NY

Wed Aug 21 2013, 7:09 PM - 9:44 PM EDT

Att. 36,140 - Partly Cloudy - 83 F

livebaseballscorecards.com

AB	31
R	2
H	6
RBI	2
BB	6
SO	8
LOB	16

PA: 39

Batter	1	2	3	4	5	6	7	8	9	AB	R	H	RBI	BB	SO	LOB
11 Brett Gardner, L (1, 10) OBP: 0.332, SLG: 0.400	C FF 82 S KN 77 S KN 78 0-3 ① K	X KN 75 0-0 ③ G3			C KN 74 F KN 78 X KN 80 0-2 ① L1			C KN 79 C KN 79 F KN 80 F KN 80 B FF 80 F KN 79 B KN 80 S KN 78 2-3 ① K		4	0	0	0	0	2	1
31 Ichiro Suzuki, L (1, 9) OBP: 0.307, SLG: 0.361	B KN 75 S KN 77 X KN 78 1-1 14 PB 12 PB 1B		C KN 76 C KN 68 X KN 80 0-2 ① G3		B KN 78 C FF 84 F KN 80 F KN 71 F KN 81 X KN 80 1-2 ② G6-3			B KN 76 C KN 72 X KN 80 1-1 ② P6		4	0	1	0	0	0	0
24 Robinson Canó, L (1, 4) OBP: 0.391, SLG: 0.512	X KN 77 0-0 ② F8		C FF 84 F FF 80 X KN 75 0-2 14 1B 2B		C KN 80 F KN 81 X KN 80 0-2 ③ P6			B KN 78 F KN 78 X FF 80 1-1 12 HR 1B		4	2	2	0	0	0	1
12 Alfonso Soriano, R (1, 7) OBP: 0.295, SLG: 0.492	1 SAFE B KN 76 B KN 77 B KN 77 B KN 71 4-0 14 PB 1-2 BB		F KN 78 F KN 78 T FF 80 0-2 ② K			B KN 79 B KN 78 B FF 83 C FF 82 X FF 82 3-1 ① G5-3		C FF 80 X FF 80 0-1 1-H HR		3	1	1	2	1	1	1
14 Curtis Granderson, L (1, 8) OBP: 0.388, SLG: 0.425	S KN 76 X KN 80 0-1 ③ P5 1-2 2-3		C KN 78 B KN 80 X KN 79 1-1 2-H 1B			C KN 78 B KN 79 B KN 80 C KN 77 B FF 79 B KN 76 4-2 26 CS BB		C KN 79 C KN 80 F KN 81 B KN 80 T KN 80 1-2 ③ K		3	0	1	1	1	1	2
26 Eduardo Núñez, R (1, 6) OBP: 0.302, SLG: 0.337		C KN 74 C KN 77 F FF 80 F EP 65 F KN 79 X KN 70 0-2 17 WP 55 S 53 SF7 1B	F KN 78 F KN 77 F KN 79 S KN 79 0-3 ③ K			F KN 78 B KN 80 B KN 76 C FF 83 1 SAFE B KN 80 1 SAFE 1 SAFE F FF 83 3-3 1 SAFE C FF 83 ② ③ K 1-2				3	1	1	0	0	2	2
55 Lyle Overbay, L (1, 3) OBP: 0.304, SLG: 0.421		B FF 83 C KN 74 B KN 78 B KN 73 F KN 74 1 SAFE S KN 76 3-3 ① K 1-2		B KN 77 S FF 82 F KN 78 B KN 80 S KN 80 2-3 ① K			F KN 78 B KN 80 B KN 79 S KN 78 B KN 78 X KN 76 3-2 ① F7			3	0	0	0	0	2	1
17 Jayson Nix, R (1, 5) OBP: 0.308, SLG: 0.311 39 Mark Reynolds, R (2, PR) (3, 5) OBP: 0.306, SLG: 0.375		B KN 78 F KN 76 B KN 78 S KN 80 H FF 80 3-2 2-3 HBP		X KN 80 0-0 ② G5-3			C KN 79 X FF 80 0-1 ② P3			0 2	0 0	0 0	0 0	0 0	0 0	0 0
53 Austin Romine, R (1, 2) OBP: 0.271, SLG: 0.327		D KN 76 X KN 74 1-0 ② SF7 3-H		C FF 84 C KN 80 X KN 80 0-2 ③ G5-3			B KN 77 F KN 79 F FF 80 B FF 84 C FF 82 2-3 ③ K			2	0	0	1	0	1	0
Inning Stats	R: 0 E: 0 K: 1 S: 8 H: 1 LOB: 2 BB: 1 P: 13	R: 1 E: 0 K: 1 S: 13 H: 1 LOB: 1 BB: 0 P: 20	R: 1 E: 0 K: 2 S: 15 H: 2 LOB: 1 BB: 0 P: 16	R: 0 E: 0 K: 1 S: 7 H: 0 LOB: 0 BB: 0 P: 9	R: 0 E: 0 K: 0 S: 11 H: 0 LOB: 0 BB: 0 P: 12	R: 0 E: 0 K: 1 S: 8 H: 0 LOB: 1 BB: 1 P: 18	R: 0 E: 0 K: 1 S: 8 H: 0 LOB: 0 BB: 0 P: 13	R: 2 E: 0 K: 2 S: 16 H: 2 LOB: 0 BB: 0 P: 21		1B: 4 2B: 2 3B: 0 HR: 1	SF: 1 SAC: 0 DP: 1 HBP: 1			WP: 1 PB: 2 SB: 1 CS: 1	PA: 32	

PITCHER		IP	WLS	BF	H	R	ER	SO	BB	IBB	HBP	BLK	WP	HR	S	P	ERA	WHIP
43 R.A. Dickey, R ERA: 4.49	(1, 1)	8.0	L	32	6	4	4	9	2	0	1	0	1	1	86	122	4.50	1.000

PITCHER	IP	WLS	BF	H	R	ER	SO	BB	IBB	HBP	BLK	WP	HR	S	P	ERA	WHIP

BOTTOM

Toronto Blue Jays @ New York Yankees

Yankee Stadium, Bronx, NY

Wed Aug 21 2013, 7:09 PM - 9:44 PM EDT

Att. 36,140 - Partly Cloudy - 83 F

livebaseballscorecards.com

AB	28
R	4
H	6
RBI	4
BB	2
SO	9
LOB	8

Toronto Blue Jays @ New York Yankees

Yankee Stadium, Bronx, NY

Thu Aug 22 2013, 4:39 PM - 7:44 PM EDT

Att. 40,116 - Rain - 75 F

TOP

livebaseballscorecards.com

Batter	1	2	3	4	5	6	7	8	9	AB	R	H	RBI	BB	SO	LOB
7 José Reyes, S (1, 6) OBP: 0.353, SLG: 0.443	C FF 87 B FC 86 B CH 80 B SI 89 X FF 90 — 3-1 F9 ①		C SI 91 B SL 85 B FC 86 B FF 90 C FF 90 X SL 83 — 3-2 G4-3 ③		C CU 77 F SL 85 F SI 88 B FC 86 B SL 81 F FC 86 X FC 88 — 2-2 1-2 2-3 1B		F FF 93 B SL 81 X SL 83 — 1-1 10 FC6-5 1-2 2-3 1B		B KC 82 B FC 92 B FC 92 C FC 91 C FC 92 X FC 92 — 3-2 G4-3 ②	5	0	2	0	0	0	0
11 Rajai Davis, R (1, 8) OBP: 0.323, SLG: 0.355	B SI 89 S CU 77 F FC 88 B FC 86 B FF 90 X FC 87 — 3-2 16 S 1B			C CU 77 B CH 82 B CH 82 B SI 91 B SI 90 — 4-1 16 S 10 F8 BB	X FC 87 — 0-0 G5-3 ② ③ 2-3f		F SL 84 B FF 94 X FF 92 — 1-1 F9 ①		C FC 90 B KC 81 B FC 90 B FC 90 C FC 90 X FC 89 — 3-2 F8 ③	4	0	1	0	1	0	6
10 Edwin Encarnación, R (1, 3) OBP: 0.365, SLG: 0.525	C CU 76 B FC 86 1 SAFE 1 SAFE X FC 86 — 1-1 P3 ②			C SL 83 B SI 90 1 SAFE 1 SAFE B SI 90 X FC 84 — 2-1 F8 ① 1-2		B FF 88 B FC 86 F SI 85 X SI 86 — 2-1 F9 ①	D FF 94 X SL 84 — 1-0 FC6-5 ② 1-2 2-3f 3-H			4	0	0	1	0	0	4
16 Mark DeRosa, R (1, 10) OBP: 0.309, SLG: 0.428 26 Adam Lind, L (7, PH) (7, 10) OBP: 0.354, SLG: 0.475	1 SAFE B CU 77 C SL 85 F FC 86 1 SAFE X SL 84 — 1-2 P6 ③ 1-2			C CU 77 F FF 87 B FF 89 F SL 85 S SL 85 — 1-3 K ② 2-3		C SI 89 B SI 88 F CH 79 F FF 86 F SI 90 B FF 89 B FF 88 B FC 88 — 4-2 BB	S SL 79 B SI 94 S FF 95 F SL 81 S SL 81 — 1-3 K ③			2	0	0	0	1	1	2
										1	0	0	0	0	1	2
13 Brett Lawrie, R (1, 5) OBP: 0.316, SLG: 0.428		B FF 88 F CU 76 X FC 86 — 1-1 G6-3 ①		B SL 85 X CU 78 — 1-0 G5-3 ③		B SI 88 1 SAFE 1 SAFE B SI 86 C SL 83 F FC 88 F FF 91 X FC 86 — 2-2 F9 ②		B FF 93 C FF 93 S FF 93 X SL 86 — 1-2 9 FC5-4 1B		4	0	1	0	0	0	2
9 J.P. Arencibia, R (1, 2) OBP: 0.248, SLG: 0.398		C FF 90 B SI 90 S CU 76 B FC 87 F FC 86 S SI 89 — 2-3 K ②			F CU 75 X CH 80 — 0-1 HR	C FF 88 S SI 88 B SI 90 S FF 89 — 1-3 K ③		S FF 92 B SL 84 S FF 93 F FF 94 X SI 93 — 1-2 FC5-4 ① 14 FC1-4 1-2f		4	1	1	1	0	2	2
14 Moisés Sierra, R (1, 9)		B FF 89 X SI 89 — 1-0 F8 ③			S FC 86 F FC 86 X FC 84 — 0-2 F7 ①		C SL 78 B FF 91 S SL 80 B SL 82 F SL 79 F SL 82 B SL 83 B FF 91 — 4-2 22 1B 66 1B BB	X SL 84 — 0-0 FC1-4 ② 1-2f		3	1	0	0	1	0	1
22 Kevin Pillar, R (1, 7) OBP: 0.207, SLG: 0.080			C FF 89 X FC 87 — 0-1 F7 ①		B CU 75 B CH 81 B FF 88 C FF 88 B SI 88 — 4-1 7 1B 66 1B BB		C FF 92 C FF 93 X SL 83 — 0-2 7 1B 66 1B 10 FC6-5 1-2 1B	B FF 93 C FF 92 D SL 85 B FF 93 X FF 93 — 3-1 P6 ③		3	1	1	0	1	0	1
66 Munenori Kawasaki, L (1, 4) OBP: 0.316, SLG: 0.306			B FF 90 B CU 78 C FF 90 C SL 82 X SI 89 — 2-2 G6-3 ②		B SL 82 X SL 83 — 1-0 11 G5-3 7 1B 1-2 1B		B FF 92 C FF 93 S SL 82 X FF 92 — 1-2 10 FC6-5 7 1B 1-2 2-H 1B		B FC 92 C FC 91 B FC 91 B FF 93 C FF 93 X FF 93 — 3-2 G6-3 ①	4	0	2	1	0	0	0

Inning Stats																				
	R: 0	H: 1	R: 0	H: 0	R: 0	H: 0	R: 0	H: 0	R: 1	H: 3	R: 0	H: 0	R: 2	H: 3	R: 0	H: 1	R: 0	H: 0	1B: 7	SF: 0	WP: 0	PA: 38
	E: 0	LOB: 1	E: 0	LOB: 0	E: 0	LOB: 0	E: 0	LOB: 1	E: 0	LOB: 2	E: 0	LOB: 1	E: 0	LOB: 2	E: 0	LOB: 1	E: 0	LOB: 0	2B: 0	SAC: 0	PB: 0	
	K: 0	BB: 0	K: 1	BB: 0	K: 0	BB: 0	K: 1	BB: 1	K: 0	BB: 1	K: 1	BB: 1	K: 1	BB: 1	K: 0	BB: 0	K: 0	BB: 0	3B: 0	DP: 1	SB: 2	
	S: 10	P: 18	S: 7	P: 11	S: 8	P: 13	S: 8	P: 16	S: 13	P: 20	S: 13	P: 22	S: 19	P: 28	S: 10	P: 15	S: 9	P: 18	HR: 1	HBP: 0	CS: 0	

AB	34
R	3
H	8
RBI	3
BB	4
SO	4
LOB	20

PITCHER		IP	WLS	BF	H	R	ER	SO	BB	IBB	HBP	BLK	WP	HR	S	P	ERA	WHIP
46 Andy Pettitte, L (1, 1) ERA: 4.26		6.0	W	24	4	1	1	3	3	0	0	0	0	1	59	100	1.50	1.167
27 Shawn Kelley, R (7, 1) ERA: 3.7		0.2		6	3	2	2	0	1	0	0	0	0	0	15	23	27.00	6.000
48 Boone Logan, L (7, 1) ERA: 2.8		0.1	H	1	0	0	0	1	0	0	0	0	0	0	4	5	0.00	0.000
38 Preston Claiborne, R (8, 1) ERA: 2.68		1.0	H	4	1	0	0	0	0	0	0	0	0	0	10	15	0.00	1.000
30 David Robertson, R (9, 1) ERA: 1.68		1.0	S	3	0	0	0	0	0	0	0	0	0	0	9	18	0.00	0.000

PITCHER		IP	WLS	BF	H	R	ER	SO	BB	IBB	HBP	BLK	WP	HR	S	P	ERA	WHIP

BOTTOM

Batter	1	2	3	4	5	6	7	8	9	AB	R	H	RBI	BB	SO	LOB
31 Ichiro Suzuki, L (1, 9) OBP: 0.309, SLG: 0.363	F FF 90 B FF 90 F FF 91 F FF 91 F FF 90 X SL 83 1-2 G4-3 ①			C FF 90 B FF 90 F FF 90 X SI 90 1-2 2B	B FF 92 B FF 90 B FF 90 C FF 90 B FF 91 4-1 22 FC8-4 1-2 2-3 BB	F SI 92 B SI 92 C SI 93 B CH 80 S SI 93 2-3 K ③				3	0	1	0	1	1	1
22 Vernon Wells, R (1, 10) OBP: 0.289, SLG: 0.374	B FF 91 C FF 92 F FF 91 X SL 84 1-2 G5-3 ②			F FF 91 C FF 91 D SL 83 S CU 75 1-3 K2-3 ①	X CH 83 0-0 FC8-4 ② 1-2 2-3f 3-H		X CH 79 0-0 F9 ①			4	0	0	1	0	1	3
24 Robinson Canó, L (1, 4) OBP: 0.388, SLG: 0.507	B FF 91 X FF 90 1-0 L8 ③			B FF 92 F FF 92 F FF 92 F FF 92 D CU 77 F FF 93 C FF 91 2-3 K ②	S SL 83 X FF 91 0-1 G4-3 ③		C SI 92 B SI 92 X SI 91 1-1 G4-3 ②			4	0	0	0	0	1	3
12 Alfonso Soriano, R (1, 7) OBP: 0.295, SLG: 0.489		C FF 90 B SL 83 S CH 84 F SL 84 B FF 91 F CH 85 X SL 83 2-2 F7 ①		B FF 92 B FF 92 B FF 92 F FF 92 C SL 83 B FF 93 4-2 BB	S FF 91 F FF 90 S SL 83 0-3 K ①	C SL 87 B SL 86 F FF 95 S FF 96 1-3 K ③				3	0	0	0	1	2	0
13 Alex Rodriguez, R (1, 5) OBP: 0.379, SLG: 0.421		B FF 91 C CH 84 B SL 84 B FF 91 X FF 92 3-1 G5-3 ②		S SL 85 F CU 76 X FF 93 0-2 G1-5-3 ③		B SI 91 S CH 84 S CH 84 B SL 82 B CH 84 B FF 90 4-2 39 BB 14 S 26 1B BB		B FF 96 F FF 96 B CH 86 X FF 96 2-1 E5 39 G1-4-3		3	1	0	0	1	0	2
14 Curtis Granderson, L (1, 8) OBP: 0.393, SLG: 0.456 11 Brett Gardner, L (9, 8) OBP: 0.332, SLG: 0.400		C SL 83 X SL 85 0-1 F7 ③			B SL 81 C SL 82 X SL 84 1-1 HR	C SI 91 B SI 90 S SL 84 B FF 91 B FF 92 B SL 83 4-2 39 BB 26 1B 1-2 BB		X FF 96 0-0 F8 ①		3 0	2 0	1 0	1 0	1 0	0 0	1 0
39 Mark Reynolds, R (1, 3) OBP: 0.305, SLG: 0.372			S FF 90 F FF 90 S FF 91 0-3 K ①		F FF 91 X CH 84 0-1 F9 ①	S CU 82 F FF 93 D CU 85 B CU 82 F CU 81 B FF 93 B CU 83 4-2 26 1B 19 G5-3 1-2 2-3 BB		C SL 88 B FF 95 X FF 95 1-1 G1-4-3 ②③ 1-2f		3	1	0	0	1	1	1
26 Eduardo Núñez, R (1, 6) OBP: 0.306, SLG: 0.338			C FF 92 S SL 85 X SL 83 0-2 F9 ②		B SL 82 B SI 89 B FF 89 B FF 89 4-0 31 BB 19 1B 22 FC8-4 BB	C FF 94 B FF 93 X CU 81 1-1 19 G5-3 1-3 2-H 3-H 1B				2	1	1	2	1	0	0
19 Chris Stewart, R (1, 2) OBP: 0.305, SLG: 0.302			C SI 91 B CH 85 X FF 90 1-1 F8 ③		1 SAFE 1 SAFE B FF 90 B CH 84 C SI 89 F FF 89 1 SAFE B CH 84 1 SAFE 3-2 X SI 91 22 FC8-4 31 BB 1-2 1B	D CH 79 X SI 92 1-0 G5-3 ② 1-2 3-H				3	0	1	1	0	0	1
Inning Stats	R: 0 E: 0 K: 0 S: 9 H: 0 LOB: 0 BB: 0 P: 12	R: 0 E: 0 K: 0 S: 9 H: 0 LOB: 0 BB: 0 P: 14	R: 0 E: 0 K: 1 S: 8 H: 0 LOB: 0 BB: 0 P: 9	R: 0 E: 0 K: 2 S: 16 H: 1 LOB: 2 BB: 1 P: 24	R: 2 E: 0 K: 0 S: 11 H: 2 LOB: 2 BB: 2 P: 23	R: 3 E: 0 K: 2 S: 16 H: 1 LOB: 1 BB: 3 P: 32	R: 0 E: 0 K: 1 S: 6 H: 0 LOB: 0 BB: 0 P: 8	R: 0 E: 1 K: 0 S: 5 H: 0 LOB: 0 BB: 0 P: 8		1B: 2 2B: 1 3B: 0 HR: 1 SF: 0 SAC: 0 DP: 1 HBP: 0			WP: 0 PB: 0 SB: 1 CS: 0 PA: 34	

PITCHER		IP	WLS	BF	H	R	ER	SO	BB	IBB	HBP	BLK	WP	HR	S	P	ERA	WHIP
48 J.A. Happ, L ERA: 5.1	(1, 1)	5.1	L	24	3	4	4	4	5	0	0	0	0	1	60	97	6.75	1.500
49 Brad Lincoln, R ERA: 3.56	(6, 1)	0.0		2	1	0	0	0	1	0	0	0	0	0	5	10	∞	∞
62 Aaron Loup, L ERA: 2.47	(6, 1)	1.1		4	0	1	1	1	0	0	0	0	0	0	7	11	6.75	0.000
45 Neil Wagner, R ERA: 3.23	(7, 1)	1.1		4	0	0	0	1	0	0	0	0	0	0	8	12	0.00	0.000

PITCHER	IP	WLS	BF	H	R	ER	SO	BB	IBB	HBP	BLK	WP	HR	S	P	ERA	WHIP

Toronto Blue Jays @ New York Yankees

Yankee Stadium, Bronx, NY

Thu Aug 22 2013, 4:39 PM - 7:44 PM EDT

Att. 40,116 - Rain - 75 F

livebaseballscorecards.com

AB	28
R	5
H	4
RBI	5
BB	6
SO	6
LOB	12

Toronto Blue Jays @ Houston Astros

Minute Maid Park, Houston, TX

Fri Aug 23 2013, 7:12 PM - 10:05 PM CDT

Att. 21,193 - Roof Closed - 73 F

TOP

livebaseballscorecards.com

Batter	1	2	3	4	5	6	7	8	9	AB	R	H	RBI	BB	SO	LOB
7 José Reyes, S (1, 6) OBP: 0.355, SLG: 0.444 66 Munenori Kawasaki, L (7, 4) OBP: 0.314, SLG: 0.305	B FF 93 C FF 92 S CU 80 B CU 83 F SI 94 X FF 93 2-2 ① F8		C CU 80 B CU 78 B SI 92 F SI 91 F FF 93 B CU 80 X SI 92 3-2 1B		C FF 91 B SI 90 B CU 74 X FF 91 2-1 ① F7		X SI 91 0-0 1-2 1B		B FF 94 X FF 92 1-0 ② G4-3 2-3	4 1	0 0	2 0	0 0	0 0	0 0	0 1
11 Rajai Davis, R (1, 7) OBP: 0.322, SLG: 0.354 22 Kevin Pillar, R (7, 7) OBP: 0.200, SLG: 0.077	C FF 93 B FF 94 X SL 87 1-1 10 CS 1B		B SL 85 F FF 93 S CU 80 C CU 80 1-3 ① K		F FF 92 F FF 93 X FF 92 0-2 ② G4-3		X FF 93 0-0 ③ P4		B FF 94 S FF 94 S FF 95 S FF 95 1-3 ③ K	4 1	0 0	1 0	0 0	0 0	1 1	3 1
10 Edwin Encarnación, R (1, 10) OBP: 0.365, SLG: 0.529	F FF 94 B FF 94 F FF 94 B FF 94 F CU 83 X FF 94 2-2 ② 1-2 HR		C SL 85 B CU 85 X FF 94 1-1 ② F9		X CU 83 0-0 ③ L7			B FF 92 S SL 85 B FF 93 X FF 92 2-1 ① F8		4	1	1	1	0	0	1
26 Adam Lind, L (1, 3) OBP: 0.353, SLG: 0.472	B B FF 94 C CH 84 B SL 94 X FF 92 3-1 ③ G5-3		B FF 92 B CH 82 1 SAFE C SI 91 B CH 82 X FF 91 3-1 ③ G4-3			B FF 91 X SI 90 1-0 ① P6		B FF 92 B SI 91 X FF 92 2-0 13 HR 1B		4	1	1	0	0	0	1
13 Brett Lawrie, R (1, 5) OBP: 0.316, SLG: 0.436		B FF 93 X FF 93 1-0 ① P3		X FF 92 0-0 ① L9		C FF 93 X CU 85 0-1 ② G1-3		B FF 93 F FF 92 S FF 92 X CU 82 1-2 1-H HR		4	1	1	2	0	0	0
9 J.P. Arencibia, R (1, 2) OBP: 0.248, SLG: 0.404		S FF 93 X SL 85 0-1 ② G5-3		C SL 85 F FF 94 X CU 81 0-2 HR		C FF 94 X SL 85 0-1 ③ F8		S FC 94 B FC 94 S FC 94 B FC 94 F CH 84 F FC 94 B FC 94 F FF 94 X FC 92 3-2 ② L8		4	1	1	1	0	0	0
14 Moisés Sierra, R (1, 9)		C SL 86 B FF 92 S SL 86 B CU 85 F FF 92 B CU 81 B CU 78 4-2 8 1B BB		F FF 94 X SL 86 0-1 ② G4-3			C FF 93 C FF 90 B FF 92 B FF 93 S CU 82 2-3 ① K	F FC 95 B SL 86 C FC 92 F SL 87 B FC 92 X FF 94 2-2 ③ G1-3		3	0	0	0	1	1	0
8 Anthony Gose, L (1, 8) OBP: 0.308, SLG: 0.306		B CU 76 B FF 93 X SI 92 2-0 1-3 1B		B CU 82 B FF 92 B SI 91 C SI 89 C SL 89 F SI 90 X CU 82 3-2 1B			F FF 93 X FF 93 0-1 ② L7		B FF 94 F FF 93 B FF 94 X FF 93 2-1 ① G4-3	4	0	2	0	0	0	0
17 Ryan Goins, L (1, 4) OBP: 0.500, SLG: 0.750 (7, 6)		D SL 92 B FF 93 1 SAFE X FF 93 2-0 ③ G4-3		1 SAFE B SI 92 1 SAFE F SI 91 1 SAFE B SI 91 B FF 90 1 SAFE X SI 92 3-1 ③ G3			C FF 93 B CH 84 B SI 92 F SI 91 F FF 94 B CU 80 X FF 93 3-2 7 1B 1B		C FF 95 B FF 95 B KC 78 F FF 93 F FF 95 X FF 94 2-2 66 G4-3 2B	4	0	2	0	0	0	3
Inning Stats	R: 1 E: 0 K: 0 S: 12 H: 2 LOB: 0 BB: 0 P: 20	R: 0 E: 0 K: 0 S: 8 H: 1 LOB: 2 BB: 1 P: 17	R: 0 E: 0 K: 1 S: 11 H: 1 LOB: 1 BB: 0 P: 19	R: 1 E: 0 K: 0 S: 12 H: 2 LOB: 1 BB: 0 P: 18	R: 0 E: 0 K: 0 S: 6 H: 0 LOB: 0 BB: 0 P: 8	R: 0 E: 0 K: 0 S: 5 H: 0 LOB: 0 BB: 0 P: 6	R: 0 E: 0 K: 1 S: 11 H: 2 LOB: 2 BB: 0 P: 16	R: 2 E: 0 K: 0 S: 16 H: 2 LOB: 0 BB: 0 P: 26	R: 0 E: 0 K: 1 S: 10 H: 1 LOB: 1 BB: 0 P: 16	1B: 7 2B: 1 3B: 0 HR: 3	SF: 0 SAC: 0 DP: 0 HBP: 0					WP: 0 PB: 0 SB: 0 CS: 1	PA: 38	

	AB	37
	R	4
	H	11
	RBI	4
	BB	1
	SO	3
	LOB	10

PITCHER		IP	WLS	BF	H	R	ER	SO	BB	IBB	HBP	BLK	WP	HR	S	P	ERA	WHIP
18 Jordan Lyles, R ERA: 5.17	(1, 1)	7.1	W	32	10	4	4	2	1	0	0	0	0	3	71	115	4.91	1.500
61 Josh Zeid, R ERA: 7.2	(8, 1)	0.2		2	0	0	0	0	0	0	0	0	0	0	10	15	0.00	0.000
35 Josh Fields, R ERA: 6.58	(9, 1)	1.0		4	1	0	0	1	0	0	0	0	0	0	10	16	0.00	1.000

PITCHER		IP	WLS	BF	H	R	ER	SO	BB	IBB	HBP	BLK	WP	HR	S	P	ERA	WHIP

Batter	1	2	3	4	5	6	7	8	9	AB	R	H	RBI	BB	SO	LOB
19 Robbie Grossman, S (1, 7) OBP: 0.342, SLG: 0.373	C SI 89 S SI 91 B SL 82 S SI 92 1-3 ① K	B SI 92 C SI 91 S SI 92 B FF 92 X SL 82 2-2 ③ F7		B SL 82 D SI 91 X SI 91 2-0 ① SF9 3-H	F FF 93 S FF 93 B CU 83 B CH 85 X FF 94 2-2 28 1B 3-H 1B		B FF 87 B FF 88 X FF 87 2-0 2-H HR			4	1	2	4	0	1	1
28 L.J. Hoes, R (1, 9) OBP: 0.361, SLG: 0.449	B B FF 90 S SI 90 F FF 90 B FF 90 B SL 80 4-2 27 2B BB	X SI 89 0-0 27 E 27 1B 1B	C SL 79 B SL 81 B SI 90 B SL 79 B SI 89 4-1 15 S 15 3B BB	C FF 93 S CU 82 X CU 82 0-2 1-2 1B		C SI 87 S SL 74 C FF 86 0-3 ③ K			3	3	2	0	2	1	0
27 Jose Altuve, R (1, 4) OBP: 0.314, SLG: 0.354 9 Marwin Gonzalez, S (8, 4) OBP: 0.249, SLG: 0.337	X FF 89 0-0 1-H 2B	1 SAFE 1 SAFE C SL 78 X SI 89 0-1 ① E1 1-H 1B	X FF 91 0-0 ② F7	C FF 94 C FF 95 S SL 87 0-3 ③ K2-3			C FC 88 B CH 83 B CH 83 X FC 88 2-1 10 G5-3 1B		4 1	0 0	2 1	1 0	0 0	1 0	3 0
15 Jason Castro, L (1, 2) OBP: 0.344, SLG: 0.469 39 Cody Clark, R (8, PH) (9, 2)	F FF 91 S SL 82 S SL 82 0-3 ② K	X SL 80 0-0 ② F7	C CU 80 B FF 92 B CU 82 X CU 81 2-1 1-H 3B		X FF 95 0-0 ① G3			C FC 89 F FC 90 S CU 75 0-3 ① K		4 1	0 0	1 0	1 0	0 0	1 1	1 1
23 Chris Carter, R (1, 10) OBP: 0.311, SLG: 0.433 10 Jake Elmore, R (8, PH) OBP: 0.316, SLG: 0.343 (9, 10)	C SL 82 F SI 90 C SI 91 0-3 ③ K	C SI 90 B SI 90 C SL 82 F SL 81 B SI 92 S SL 81 2-3 ③ K	S FF 93 S FF 93 S FF 93 0-3 ③ K		S SL 86 B SL 87 C FC 94 S SL 85 1-3 ② K			B FC 88 X FC 87 1-0 ② G5-3 1-2		4 1	0 0	0 0	0 0	0 0	4 0	2 1
30 Matt Dominguez, R (1, 5) OBP: 0.274, SLG: 0.408		B FF 89 B SL 81 C SI 89 X SI 90 2-1 HR	B SI 89 B FF 90 B SI 88 C FF 88 B SL 79 4-1 29 2B 2 1B BB	B CU 79 B FF 94 F FF 92 B FF 91 F FF 92 F FF 93 B FF 93 4-2 2 1B 29 BB 6 G6-3 BB	X FF 93 0-0 ③ F7			B FC 88 C FC 89 B SL 83 B FC 89 X FC 89 3-1 ③ L8		3	3	1	1	2	0	1
29 Brett Wallace, L (1, 3) OBP: 0.288, SLG: 0.455		C SL 81 B SI 89 S SL 79 F SL 82 S SL 82 1-3 ① K	B SI 89 X SL 80 1-0 2 1B 6 3B 1-3 2B	B FF 94 B FF 93 S FF 93 D FF 94 B FF 93 4-1 6 G6-3 2 1B 19 1B 1-2 BB			F SI 87 X SI 87 0-1 19 HR 2B			3	3	2	0	1	1	0
2 Brandon Barnes, R (1, 8) OBP: 0.287, SLG: 0.340		C SI 91 B SI 90 C SL 81 B SI 92 B SL 82 T FF 90 3-2 ② K	B SI 89 F SL 80 X SL 81 1-1 6 3B 2-3 3-H 1B	C CU 81 B CU 80 S CU 82 X CU 82 1-2 6 G6-3 1-2 2-3 1B			C FF 88 B FF 86 S SL 75 X SL 75 1-2 ① G5-3			4	1	2	1	0	1	1
6 Jonathan Villar, S (1, 6) OBP: 0.337, SLG: 0.354		B FF 90 S SL 81 S SL 82 B SL 82 B SL 80 X SI 91 3-2 3B	B SI 90 1 SAFE 1 SAFE B SL 79 S SI 90 X SI 90 2-1 19 SF9 1-H 3-H 3B	B FF 93 X CH 85 1-0 ① ② G6-3 1-2f 2-3 3-H			B FF 88 C SI 88 S FF 86 C FF 86 1-3 ② K			4	1	2	2	0	1	3
Inning Stats	R: 1 E: 0 K: 3 S: 12 H: 1 LOB: 1 BB: 1 P: 17	R: 1 E: 0 K: 2 S: 15 H: 2 LOB: 1 BB: 0 P: 26	R: 1 E: 1 K: 1 S: 8 H: 2 LOB: 0 BB: 0 P: 10	R: 5 E: 0 K: 1 S: 14 H: 4 LOB: 1 BB: 2 P: 30	R: 2 E: 0 K: 1 S: 17 H: 3 LOB: 2 BB: 2 P: 29	R: 0 E: 0 K: 1 S: 5 H: 0 LOB: 0 BB: 0 P: 6	R: 2 E: 0 K: 2 S: 12 H: 2 LOB: 0 BB: 0 P: 16	R: 0 E: 0 K: 1 S: 8 H: 1 LOB: 1 BB: 0 P: 14		1B: 7 2B: 3 3B: 3 HR: 2 SF: 1 SAC: 0 DP: 1 HBP: 0						

PITCHER	IP	WLS	BF	H	R	ER	SO	BB	IBB	HBP	BLK	WP	HR	S	P	ERA	WHIP
58 Todd Redmond, R (1, 1) ERA: 4.44	3.1	L	20	8	8	7	6	3	0	0	0	0	1	43	75	18.90	3.300
49 Brad Lincoln, R (4, 1) ERA: 3.98	1.1		9	4	2	2	1	2	0	0	0	0	0	20	34	13.50	4.500
21 Sergio Santos, R (5, 1) ERA: 2.63	1.1		4	0	0	0	2	0	0	0	0	0	0	8	9	0.00	0.000
38 Darren Oliver, L (7, 1) ERA: 4.25	1.0		5	2	2	2	2	0	0	0	0	0	1	12	16	18.00	2.000
44 Casey Janssen, R (8, 1) ERA: 3.07	1.0		4	1	0	0	1	0	0	0	0	0	0	8	14	0.00	1.000

PITCHER	IP	WLS	BF	H	R	ER	SO	BB	IBB	HBP	BLK	WP	HR	S	P	ERA	WHIP

BOTTOM

Toronto Blue Jays @ Houston Astros

Minute Maid Park, Houston, TX

Fri Aug 23 2013, 7:12 PM - 10:05 PM CDT

Att. 21,193 - Roof Closed - 73 F

livebaseballscorecards.com

AB	36
R	12
H	15
RBI	10
BB	5
SO	12
LOB	14

WP: 0 PA: 42
PB: 0
SB: 1
CS: 0

Batter	1	2	3	4	5	6	7	8	9	AB	R	H	RBI	BB	SO	LOB
7 José Reyes, S (1, 6) OBP: 0.349, SLG: 0.435	B FF 91 C FF 93 B KC 73 F FF 93 C FF 94 2-3 K		B KC 75 C FF 92 X SL 87 1-1 G3-1		B FF 92 B FF 92 B FF 92 C FF 91 X FF 93 3-1 P6		B FF 93 X FF 94 1-0 L9		T FF 93 F FF 95 D CU 80 D CU 81 B FF 94 X FF 95 3-2 G4-3 1-2	5	0	0	0	0	1	1
11 Rajai Davis, R (1, 9) OBP: 0.316, SLG: 0.347 (6, 8)	C FF 93 S SL 89 B FF 95 F ST 87 S KC 72 1-3 K		C FF 92 X KC 76 0-1 G6-3		X FF 92 0-0 F9			S FC 91 B FC 93 S SL 84 F FC 94 X SL 85 1-2 G3	B FF 94 S FF 94 F FF 95 S CU 80 1-3 K	5	0	0	0	0	2	1
10 Edwin Encarnación, R (1, 10) OBP: 0.369, SLG: 0.536	C FF 92 B SL 87 B ST 87 B FF 95 B FF 93 4-1 BB			C FF 92 B SL 86 B SL 86 F FF 92 F SL 88 B SL 86 B FF 93 4-2 26 G4-6-3 BB		C FF 91 X FF 93 0-1 HR		B FC 93 S SL 85 S SL 87 B SL 86 B SL 88 B SL 85 4-2 13 FC5-4 26 1B 9 2B BB		1	2	1	1	3	0	0
26 Adam Lind, L (1, 3) OBP: 0.354, SLG: 0.473	B FF 92 C FF 92 D CH 81 B FF 92 F FF 92 F FF 93 X FF 93 3-2 G6-3			B FF 92 C FF 93 B CH 80 F FF 93 B FF 94 X FF 93 3-2 G4-6-3 1-2f		C SL 87 B CH 80 B CH 82 B FF 94 X FF 92 3-1 1B		C FF 94 S CH 84 X CH 86 0-2 13 FC5-4 1-2 1B		4	0	2	0	0	0	2
13 Brett Lawrie, R (1, 5) OBP: 0.315, SLG: 0.437		F FF 90 F SL 87 X FF 92 0-2 2B		B SL 86 X FF 92 1-0 G5-3	F FF 92 D FF 92 X FF 91 1-1 F8		C CH 83 B FF 95 F CH 85 X CH 83 1-2 FC5-4 9 2B 1-2f 2-3		4	0	1	0	0	0	3
9 J.P. Arencibia, R (1, 2) OBP: 0.248, SLG: 0.405		B FF 92 C FF 92 D CH 82 F FF 93 B FF 91 S FF 93 3-3 K			B FF 91 F FF 92 X CH 81 1-1 P3	D KC 77 F FF 92 F FF 91 B FF 92 S FF 93 2-3 K		C FF 93 F FC 93 F CH 86 B FC 94 X CH 84 1-2 1-3 3-H 2B		4	0	1	1	0	2	2
8 Anthony Gose, L (1, 8) OBP: 0.315, SLG: 0.314 14 Moisés Sierra, R (6, PH) (6, 9)		X FF 93 0-0 G1-3			C FF 93 X FF 93 0-1 17 1B 22 HR 1B	B SI 92 B SI 92 F SI 92 F SI 92 X SI 93 2-2 G4-3		D KC 78 F FF 94 S FF 94 S FF 94 1-3 K		2 2	1 0	1 0	0 0	0 0	0 1	1 3
17 Ryan Goins, L (1, 4) OBP: 0.375, SLG: 0.500		B FF 93 B CH 81 C FF 92 C FF 93 S KC 76 2-3 K			X FF 93 0-0 22 HR 1-2 1B		C SI 92 C SL 79 B SI 93 X SL 78 1-2 G4-3		B FF 93 F FF 92 F FF 94 X CU 79 1-2 G4-3	4	1	1	0	0	1	1
22 Kevin Pillar, R (1, 7) OBP: 0.235, SLG: 0.233			B FF 92 B FF 93 F FF 91 X FF 92 2-1 F8		B FF 92 B FF 93 F FF 92 F FF 92 B KC 76 X FF 92 3-2 1-H 2-H HR		B FC 94 C FF 93 F FC 93 X CH 85 1-2 G4-3		X FF 94 0-0 7 G4-3 1B	4	1	2	3	0	0	0
Inning Stats	R: 0 E: 0 K: 2 S: 12 H: 0 LOB: 1 BB: 1 P: 22	R: 0 E: 0 K: 2 S: 10 H: 1 LOB: 1 BB: 0 P: 15	R: 0 E: 0 K: 0 S: 6 H: 0 LOB: 0 BB: 0 P: 9	R: 0 E: 0 K: 0 S: 7 H: 0 LOB: 0 BB: 1 P: 15	R: 3 E: 0 K: 0 S: 11 H: 3 LOB: 0 BB: 0 P: 18	R: 1 E: 0 K: 1 S: 12 H: 2 LOB: 1 BB: 0 P: 20	R: 0 E: 0 K: 0 S: 7 H: 0 LOB: 0 BB: 0 P: 10	R: 1 E: 0 K: 1 S: 19 H: 2 LOB: 2 BB: 1 P: 27	R: 0 E: 0 K: 1 S: 10 H: 1 LOB: 1 BB: 0 P: 15	1B: 5 2B: 2 3B: 0 HR: 2 SF: 0 SAC: 0 DP: 1 HBP: 0						WP: 0 PB: 0 SB: 0 CS: 0 PA: 38	

PITCHER		IP	WLS	BF	H	R	ER	SO	BB	IBB	HBP	BLK	WP	HR	S	P	ERA	WHIP
41 Brad Peacock, R ERA: 5.67	(1, 1)	5.2	W	24	6	4	4	5	2	0	0	0	0	2	55	94	6.35	1.412
66 Kevin Chapman, L ERA:	(6, 1)	0.2	H	2	0	0	0	0	0	0	0	0	0	0	6	9	0.00	0.000
61 Josh Zeid, R ERA: 7.15	(7, 1)	1.1	H	7	2	1	1	0	1	0	0	0	0	0	20	29	6.75	2.250
35 Josh Fields, R ERA: 6.49	(8, 1)	0.1	H	1	0	0	0	1	0	0	0	0	0	0	3	4	0.00	0.000
63 Chia-Jen Lo, R ERA: 0.9	(9, 1)	1.0	S	4	1	0	0	1	0	0	0	0	0	0	10	15	0.00	1.000

PITCHER	IP	WLS	BF	H	R	ER	SO	BB	IBB	HBP	BLK	WP	HR	S	P	ERA	WHIP

TOP

Toronto Blue Jays @ Houston Astros

Minute Maid Park, Houston, TX

Sat Aug 24 2013, 6:12 PM - 8:56 PM CDT

Att. 26,307 - Roof Closed - 73 F

livebaseballscorecards.com

AB	35
R	5
H	9
RBI	5
BB	3
SO	7
LOB	14

Batter	1	2	3	4	5	6	7	8	9	AB	R	H	RBI	BB	SO	LOB
19 Robbie Grossman, S (1, 7) OBP: 0.340, SLG: 0.376	B FF 88 B SI 89 C SI 88 X SI 89 2-1 ① L9	1 SAFE 1 SAFE X SI 87 0-0 ③ F8		X SI 92 0-0 28 PB, 28 2B, 2B 3-H		B SL 82 X SI 91 1-0 ③ G4-3				4	1	1	1	0	0	1
28 L.J. Hoes, R (1, 9) OBP: 0.368, SLG: 0.457	B FF 90 F SI 90 S FS 79 B FF 91 F FS 79 T FS 79 2-2 ② K		B SI 88 B SI 89 B FF 89 B FF 88 4-0 27 F9, 27 S, 15 HR, BB	B SL 84 F FF 91 B SI 91 X FF 92 2-1 2-H, 2B			X FF 91 0-0 ① L9			3	1	1	1	1	1	0
27 Jose Altuve, R (1, 10) OBP: 0.312, SLG: 0.351	X SI 89 0-0 ③ F8		B CU 76 X SI 90 1-0 ① F9 1-3	F SL 82 S SL 83 F SL 84 B FF 92 F SL 83 X FF 93 1-2 ③ F9			C FF 91 B SI 92 X CH 82 1-1 ② L9			4	0	0	0	0	0	2
15 Jason Castro, L (1, 2) OBP: 0.350, SLG: 0.490		C SI 88 X SI 89 0-1 29 1B, 2, 2B, 2B	B SI 91 C FS 79 B SI 88 S FS 78 B SI 90 X FS 80 3-2 3-H, HR		B SI 90 B SI 91 B SI 90 C SI 90 B SI 90 4-1 BB		B SI 92 F FF 92 X FF 92 1-1 HR			3	3	3	3	1	0	0
30 Matt Dominguez, R (1, 5) OBP: 0.271, SLG: 0.405		C SI 89 D FS 78 C SI 90 C CU 77 1-3 ① K	X FF 90 0-0 ② F7		C SI 91 X SI 91 0-1 ① F9		C SL 84 X SL 85 0-1 ③ L6			4	0	0	0	0	1	2
29 Brett Wallace, L (1, 3) OBP: 0.287, SLG: 0.451		F SI 90 B SI 91 F SI 89 F FS 77 X FS 80 1-2 2, 2B, 2-3, 1B	F FF 89 C CU 76 B SI 90 S FS 78 1-3 ③ K		C FF 91 F FF 92 B CH 84 S SL 84 1-3 ② K			C CU 82 S SI 89 B SI 93 S CU 83 1-3 ① K		4	1	1	0	0	3	1
2 Brandon Barnes, R (1, 8) OBP: 0.290, SLG: 0.345		C SI 90 X SI 89 0-1 6 WP, 6, 6 E, 1-H, 3-H, 2B		C SI 92 X SI 92 0-1 E6, 6 G4-3, 9 G4-3, 19 2B	C SI 92 B SL 82 F FF 92 D SL 84 C SI 92 2-3 ③ K			S CH 87 X SI 91 0-1 9 G5-3, 1B		4	2	2	2	0	1	1
9 Marwin Gonzalez, S (1, 4) OBP: 0.244, SLG: 0.330		B SI 87 X SI 89 1-0 ② G6-3		X SI 90 0-0 ① G4-3 1-2		C SI 91 X SL 84 0-1 ① F7		1 SAFE X SI 92 0-0 ② G5-3 1-2		4	0	0	0	0	0	3
6 Jonathan Villar, S (1, 6) OBP: 0.323, SLG: 0.337		C SI 89 B CU 78 B SI 90 T SI 89 X SI 90 2-2 2-H, E6		X SI 92 0-0 ② G4-3 2-3		C CH 83 B SL 85 X SI 90 1-1 ② G4-3		B SI 92 D CU 83 X SI 90 2-0 ③ G5-3		4	0	0	0	0	0	2
Inning Stats	R: 0 E: 0 K: 1 S: 7 H: 0 LOB: 0 BB: 0 P: 11	R: 3 E: 1 K: 1 S: 16 H: 3 LOB: 1 BB: 0 P: 21	R: 2 E: 0 K: 1 S: 8 H: 1 LOB: 0 BB: 1 P: 17	R: 2 E: 1 K: 0 S: 12 H: 2 LOB: 1 BB: 0 P: 15	R: 0 E: 0 K: 2 S: 9 H: 0 LOB: 1 BB: 1 P: 16	R: 0 E: 0 K: 0 S: 5 H: 0 LOB: 0 BB: 0 P: 7	R: 1 E: 0 K: 0 S: 7 H: 1 LOB: 0 BB: 0 P: 9	R: 0 E: 0 K: 1 S: 7 H: 1 LOB: 1 BB: 0 P: 10		1B: 2 2B: 4 3B: 0 HR: 2	SF: 0 SAC: 0 DP: 0 HBP: 0			WP: 1 PB: 1 SB: 1 CS: 0	PA: 36	

PITCHER	IP	WLS	BF	H	R	ER	SO	BB	IBB	HBP	BLK	WP	HR	S	P	ERA	WHIP
67 Chien-Ming Wang, R (1, 1) ERA: 7.67	3.0	L	15	4	5	4	3	1	0	0	0	1	1	31	49	12.00	1.667
64 Chad Jenkins, R (4, 1) ERA: 3.32	4.0		17	3	3	1	2	1	0	0	0	0	1	33	47	2.25	1.000
27 Brett Cecil, L (8, 1) ERA: 2.73	1.0		4	1	0	0	1	0	0	0	0	0	0	7	10	0.00	1.000

PITCHER	IP	WLS	BF	H	R	ER	SO	BB	IBB	HBP	BLK	WP	HR	S	P	ERA	WHIP

BOTTOM

Toronto Blue Jays @ Houston Astros

Minute Maid Park, Houston, TX

Sat Aug 24 2013, 6:12 PM - 8:56 PM CDT

Att. 26,307 - Roof Closed - 73 F

livebaseballscorecards.com

AB	34
R	8
H	8
RBI	7
BB	2
SO	6
LOB	12

Batter	1	2	3	4	5	6	7	8	9	AB	R	H	RBI	BB	SO	LOB
7 José Reyes, S (1, 6) OBP: 0.353, SLG: 0.436	C FF 86 B FF 88 S CH 76 F SI 91 X CH 76 1-2 ① G1-3		B SI 91 D CH 78 F SI 90 L SI 90 X CH 78 2-2 ② FC5-4 11 FC4-6 1-2f		C CU 74 X CU 76 0-1 11 FC4-6 1B			C FF 93 X KC 80 0-1 11 CS 1B	B SL 79 B SL 80 D SL 80 I 4-0 IBB	4	0	2	0	1	0	1
11 Rajai Davis, R (1, 8) OBP: 0.310, SLG: 0.340	B FF 88 C FF 88 F CH 78 X SI 90 1-2 ② F9		X SI 91 0-0 ③ FC4-6 1-2f		B SI 89 B CH 78 X SI 89 2-0 ③ FC4-6 1-2f			C FF 94 1 SAFE B FF 94 C FF 95 B FF 94 S FF 95 2-3 ①② K 1-2	B FF 92 B FF 91 X FF 91 2-0 ③ G5-3	5	0	0	0	0	1	6
10 Edwin Encarnación, R (1, 3) OBP: 0.368, SLG: 0.533	B FF 88 C CH 78 B CH 76 X CH 77 2-1 ③ F7			B FF 87 C FF 88 B CU 73 B FF 88 B FF 88 4-1 13 FC5-4 BB		C CU 73 B SI 88 X CH 77 1-1 ① G4-3		B FF 95 S FF 94 F KC 80 B FF 95 F FF 96 X KC 81 2-2 ③ G6-3		3	0	0	0	1	0	0
13 Brett Lawrie, R (1, 5) OBP: 0.314, SLG: 0.433		C FF 88 B FF 87 F CH 77 X SI 91 1-2 ① G4-3		B FF 90 X CH 77 1-0 ① FC5-4 16 BB 1-2f		B FF 89 B CH 78 B SI 88 X FF 88 3-0 ② F9			B CU 81 B FF 93 C FF 93 F FF 94 B FF 96 F FF 94 F FF 94 F FF 95 B FF 94 4-2 66 BB 26 1B 14 BB BB	3	1	0	0	1	0	1
16 Mark DeRosa, R (1, 10) OBP: 0.314, SLG: 0.425 26 Adam Lind, L (9, PH) OBP: 0.356, SLG: 0.474 8 Anthony Gose, L (9, PR) OBP: 0.315, SLG: 0.314 (9, 10)		C FF 89 B SI 91 S SL 81 F SL 82 F SI 90 B SI 91 B CH 79 B SI 90 4-2 BB		C FF 90 B FF 90 B CH 78 B CH 78 B FF 90 4-1 1-2 BB		S FF 89 F SI 90 B SL 82 B SI 90 B SL 82 X CH 78 3-2 ③ G6-3			B CH 84 B FF 92 S FF 93 B FF 93 S FF 93 F FF 93 F FF 93 X FF 94 3-2 14 BB 66 BB 17 G4-3 1-2 1B	1	0	0	0	2	0	0
9 J.P. Arencibia, R (1, 2) OBP: 0.249, SLG: 0.405 66 Munenori Kawasaki, L (9, PH) OBP: 0.317, SLG: 0.305 22 Josh Thole, L (9, 2) OBP: 0.255, SLG: 0.232		B SI 90 B SI 90 X SI 90 2-0 ② F9		C SI 89 S CH 79 S SL 81 0-3 ② K			B SI 88 C SI 89 X FF 86 1-1 17 WP 1B		B FF 91 B FF 91 B FF 90 C FF 91 B FF 91 4-1 17 G4-3 14 BB 1-2 2-3 BB	3	0	1	0	0	1	3
										0	0	0	0	1	0	0
										0	0	0	0	0	0	0
14 Moisés Sierra, R (1, 9)		T SI 90 X CH 78 0-1 ③ L4		B FF 90 X CH 78 1-0 ③ F9			C SI 89 C SI 89 F SI 90 D SL 83 D SL 82 X CH 78 2-2 ① P3		B CU 81 T FF 92 B FF 94 F FF 93 B CU 80 B FF 93 4-2 17 G4-3 1-2 2-3 3-H BB	3	0	0	1	1	0	4
22 Kevin Pillar, R (1, 7) OBP: 0.237, SLG: 0.235			C FF 87 B CU 76 S CH 77 X FF 90 1-2 ① G6-3		F FF 87 B CU 72 B CH 76 X FF 88 2-1 17 CS 1B		D CU 75 C CH 77 X FF 90 1-1 ② F7		F FF 93 F CU 79 C FF 95 0-3 ① K	4	0	1	0	0	1	4
17 Ryan Goins, L (1, 4) OBP: 0.333, SLG: 0.417			C SI 89 B SI 91 X SL 80 1-1 7 FC5-4 1B		D SI 90 S FF 88 S SL 81 B SL 82 X SL 81 2-2 ①② G4-3 1-2		S SL 79 F SL 81 B SL 81 D SL 83 D SL 82 C SI 90 3-3 ③ K 1-2		X SL 79 0-0 ② G4-3 1-2 2-3 3-H	4	0	1	1	0	1	4

| Inning Stats | | | | | | | | | |

Toronto Blue Jays @ Houston Astros

Minute Maid Park, Houston, TX

Sun Aug 25 2013, 1:11 PM - 3:59 PM CDT

Att. 21,405 - Roof Closed - 73 F

livebaseballscorecards.com

BOTTOM

Batter	1	2	3	4	5	6	7	8	9	AB	R	H	RBI	BB	SO	LOB
19 Robbie Grossman, S (1, 7) OBP: 0.343, SLG: 0.378	C FF 84 B SI 83 B SI 81 X SI 85 2-1 1B		C SI 84 B CH 80 X CH 81 1-1 ① G6-3		C CH 80 B SI 85 X SI 84 1-1 28 CS 1B			C FC 79 S CU 73 B FF 84 B CH 77 C CU 72 2-3 ① K		4	0	2	0	0	1	0
28 L.J. Hoes, R (1, 9) OBP: 0.363, SLG: 0.447	X SI 81 0-0 ① F9		C FF 82 B CH 79 S CH 79 B FF 82 F CH 80 F CU 75 X FF 81 2-2 23 S 1B		C CH 80 B SI 82 1 SAFE C FF 82 B CU 75 C CH 77 2-3 ②③ K 1-2			C CH 78 B SI 84 X SI 81 1-1 ② G4-3		4	0	1	0	0	1	2
27 Jose Altuve, R (1, 10) OBP: 0.311, SLG: 0.350	B CH 79 1 SAFE 1 SAFE B CH 80 B SI 84 C SI 84 C FF 84 T FF 85 3-2 ② K		F SI 86 1 SAFE X CH 79 0-1 ② F9			X CH 77 0-0 1B		B SI 83 F FF 85 F CU 73 B SI 84 B SI 84 X CU 73 3-2 ③ G5-3		4	0	1	0	0	1	2
23 Chris Carter, R (1, 3) OBP: 0.310, SLG: 0.430	B SI 85 C CH 80 X SI 84 1-1 ③ P4		B CH 78 1 SAFE B CH 79 F SI 85 F CH 80 D CU 75 B CH 81 4-2 1-2 BB			B SI 83 F SI 83 F CH 81 C CH 80 1-3 ① K			X FC 89 0-0 ① G5-3	3	0	0	0	1	1	2
30 Matt Dominguez, R (1, 5) OBP: 0.271, SLG: 0.402		B SI 83 B SI 85 B FF 81 C FF 85 B FF 85 4-1 6 1B 2 1B 10 G6-4-3 BB	T SI 86 D FF 83 F CH 80 S SI 86 1-3 ③ K			1 SAFE X SI 82 0-0 ② F9			B FF 89 C FF 91 B SL 86 X FF 90 2-1 ② G4-3	3	1	0	0	1	1	3
2 Brandon Barnes, R (1, 8) OBP: 0.290, SLG: 0.345 15 Jason Castro, L (9, PH) OBP: 0.352, SLG: 0.490 9 Marwin Gonzalez, S (9, PR) OBP: 0.244, SLG: 0.330		C FF 82 X CH 79 0-1 10 G6-4-3 6 1B 1-2 1B		C SI 84 B CH 80 F SI 82 F FF 85 B CH 79 S FC 81 2-3 ① K		B CH 78 B CH 79 X SI 84 2-0 ③ G1-3			C FC 90 B FC 91 S CH 85 B FC 90 F CH 85 B FC 91 B FC 91 4-2 29 BB 6 1B BB	3 0 0	0 0 0	1 0 0	0 0 0	0 1 0	1 0 0	1 0 0
6 Jonathan Villar, S (1, 6) OBP: 0.340, SLG: 0.356		X CH 78 0-0 10 G6-4-3 1-2 2-3 1B		B SI 85 B SI 85 C FF 86 B FF 86 C FF 86 F FF 86 F FF 86 X FF 86 3-2 10 CS 1B			B SI 83 B FC 78 C SI 84 B FC 79 C SI 84 F SI 82 X CH 79 3-2 ① P6		B FF 91 X FC 90 1-0 29 BB 1-2 1B	4	0	3	0	0	0	0
10 Jake Elmore, R (1, 4) OBP: 0.308, SLG: 0.333 29 Brett Wallace, L (9, PH) OBP: 0.290, SLG: 0.451	C SI 82 X SI 82 0-1 ①② G6-4-3 1-2f 2-3 3-H		B FF 81 1 SAFE 1 SAFE 1 SAFE B SI 84 B FF 84 C FF 83 F FF 85 X FF 86 3-2 ②③ G5-3 1-2				B FF 84 X CH 79 1-0 ② L1-3		B CU 75 B FC 89 B FC 90 B FC 89 4-0 1-2 2-3 BB	3 0	0 0	0 0	0 0	0 1	0 0	3 0
39 Cody Clark, R (1, 2)		X SI 87 0-0 ③ G4-3			B SI 84 B FF 84 C SI 84 C FF 81 X CH 80 2-2 ① L6		C CH 79 F CU 74 C SI 84 0-3 ③ K		F FC 90 X FC 89 0-1 ③ G1-4-3	4	0	0	0	0	1	4
Inning Stats	R: 0 E: 0 K: 1 S: 8 H: 1 LOB: 1 BB: 0 P: 14	R: 1 E: 0 K: 0 S: 7 H: 2 LOB: 1 BB: 1 P: 11	R: 0 E: 0 K: 1 S: 14 H: 1 LOB: 2 BB: 1 P: 22	R: 0 E: 0 K: 1 S: 12 H: 1 LOB: 0 BB: 0 P: 20	R: 0 E: 0 K: 1 S: 8 H: 1 LOB: 0 BB: 0 P: 13	R: 0 E: 0 K: 1 S: 6 H: 1 LOB: 1 BB: 0 P: 9	R: 0 E: 0 K: 1 S: 8 H: 0 LOB: 0 BB: 0 P: 12	R: 0 E: 0 K: 1 S: 8 H: 0 LOB: 0 BB: 0 P: 14	R: 0 E: 0 K: 0 S: 9 H: 1 LOB: 3 BB: 2 P: 20	1B: 8 2B: 0 3B: 0 HR: 0 SF: 0 SAC: 0 DP: 1 HBP: 0						

	AB	32
	R	1
	H	8
	RBI	0
	BB	4
	SO	7
	LOB	17

WP: 0 PA: 36
PB: 0
SB: 1
CS: 2

PITCHER	IP	WLS	BF	H	R	ER	SO	BB	IBB	HBP	BLK	WP	HR	S	P	ERA	WHIP
56 Mark Buehrle, L (1, 1) ERA: 4.08	8.0	W	30	7	1	1	7	2	0	0	0	0	0	71	115	1.12	1.125
44 Casey Janssen, R (9, 1) ERA: 3.0	1.0	S	6	1	0	0	0	2	0	0	0	0	0	9	20	0.00	3.000

PITCHER	IP	WLS	BF	H	R	ER	SO	BB	IBB	HBP	BLK	WP	HR	S	P	ERA	WHIP

Batter	1	2	3	4	5	6	7	8	9	AB	R	H	RBI	BB	SO	LOB
11 Brett Gardner, L (1, 8) OBP: 0.338, SLG: 0.405	B KN 74 C FF 82 B KN 76 F KN 75 B FF 84 X KN 76 3-2 2 G6-3 2 PB 24 G1-6-3 1B		C FF 84 C KN 78 S KN 81 0-3 ① K		B KN 76 1 SAFE X KN 78 1-0 2 BB 1-3 1B		C SI 91 S CH 80 S CH 81 0-3 ② K			3	1	2	0	0	1	1
22 Vernon Wells, R (7, PH) OBP: 0.288, SLG: 0.373 (7, 9)										1	0	0	0	0	1	1
2 Derek Jeter, R (1, 6) OBP: 0.280, SLG: 0.318	C KN 76 B KN 78 F KN 78 B KN 80 D KN 80 X KN 76 3-2 ① G6-3 1-3		C KN 78 B KN 79 S KN 78 B KN 80 X KN 77 2-2 ②③ G5-4-3 1-2f		B KN 78 F KN 78 1 SAFE B KN 80 B FF 84 1 SAFE B FF 84 4-1 1-2 BB		B SI 93 S SI 94 C SI 94 S CH 82 1-3 ③ K			3	0	0	0	1	1	3
24 Robinson Canó, L (1, 4) OBP: 0.384, SLG: 0.506	F KN 78 B KN 78 X KN 79 1-1 ② G1-6-3 3-H			B KN 77 B KN 73 X KN 72 2-0 ① P4	F KN 80 F KN 81 X KN 81 0-2 ③ F8			B SL 76 C SI 92 F CH 82 F SL 80 B SI 94 S SI 94 2-3 ① K		4	0	0	1	0	1	3
12 Alfonso Soriano, R (1, 7) OBP: 0.293, SLG: 0.482	C EP 64 B KN 80 F KN 80 S KN 80 1-3 ③ K			X KN 79 0-0 ② L4		C KN 74 B KN 80 B KN 77 X FF 82 2-1 E9 13 S 1B		B CH 83 B SI 93 X SI 94 2-0 ② G6-3		4	0	1	0	0	1	0
14 Curtis Granderson, L (1, 10) OBP: 0.382, SLG: 0.437		C KN 75 B KN 77 X EP 65 1-1 ① P4		C KN 75 B KN 80 B KN 80 B KN 76 C KN 73 S KN 77 3-3 ③ K		F KN 78 B KN 80 F KN 79 C KN 81 1-3 ① K		B SI 93 X SI 93 1-0 13 S 1B		4	0	1	0	0	2	1
13 Alex Rodriguez, R (1, 5) OBP: 0.354, SLG: 0.429		X KN 78 0-0 ② F9			C KN 77 X KN 79 0-1 HR	C KN 80 B KN 80 2 SAFE F KN 80 B FF 84 B KN 78 S FF 81 3-3 ② K 2-3		C FF 95 B SL 86 C FF 95 B FF 95 S SL 86 2-3 ③ K 1-2		4	1	1	1	0	2	2
55 Lyle Overbay, L (1, 3) OBP: 0.301, SLG: 0.414		C FF 82 C KN 78 B KN 80 B KN 80 B KN 78 F KN 78 B KN 78 4-2 BB			X KN 78 0-0 ① P6	X KN 81 0-0 ③ L1-3			C FC 88 S CH 84 B FF 91 B CH 83 S CU 74 2-3 ① K	3	0	0	0	1	1	1
31 Ichiro Suzuki, L (1, 9) OBP: 0.304, SLG: 0.356 (7, 8)		C KN 77 F KN 79 S EP 61 0-3 ③ K			B KN 76 F KN 75 F KN 80 X KN 80 1-2 11 1B 1B		B KN 75 F KN 72 X KN 79 1-1 ① G1-3		C FF 88 X FC 90 0-1 ② G4-3	4	0	1	0	0	1	1
53 Austin Romine, R (1, 2) OBP: 0.280, SLG: 0.322			B KN 74 B FF 84 B FF 83 C FF 81 C FF 84 F FF 84 B KN 75 4-2 2 G5-4-3 BB		X KN 78 0-0 ② F8		X KN 77 0-0 1B		B FF 90 B FF 89 C FF 90 F FC 91 F FC 90 B CU 74 X FF 90 3-2 ③ L9	3	0	1	0	1	0	1

Inning Stats																		
	R: 1	H: 1	R: 0	H: 0	R: 0	H: 0	R: 0	H: 0	R: 1	H: 3	R: 0	H: 1	R: 0	H: 1	R: 0	H: 1	R: 0	H: 0
	E: 0	LOB: 0	E: 0	LOB: 1	E: 0	LOB: 0	E: 0	LOB: 0	E: 0	LOB: 3	E: 1	LOB: 1	E: 0	LOB: 1	E: 0	LOB: 1	E: 0	LOB: 0
	K: 1	BB: 0	K: 1	BB: 1	K: 1	BB: 1	K: 1	BB: 0	K: 0	BB: 1	K: 2	BB: 0	K: 2	BB: 0	K: 2	BB: 1	K: 1	BB: 0
	S: 11	P: 19	S: 9	P: 14	S: 9	P: 15	S: 5	P: 10	S: 12	P: 18	S: 9	P: 15	S: 9	P: 11	S: 9	P: 16	S: 9	P: 14

PITCHER		IP	WLS	BF	H	R	ER	SO	BB	IBB	HBP	BLK	WP	HR	S	P	ERA	WHIP
43 R.A. Dickey, R ERA: 4.39	(1, 1)	6.1	W	27	6	2	1	6	3	0	0	0	0	1	58	95	1.42	1.421
62 Aaron Loup, L ERA: 2.42	(7, 1)	1.1	H	5	1	0	0	3	0	0	0	0	0	0	12	18	0.00	0.750
21 Sergio Santos, R ERA: 2.57	(8, 1)	0.1	H	1	0	0	0	1	0	0	0	0	0	0	3	5	0.00	0.000
44 Casey Janssen, R ERA: 2.93	(9, 1)	1.0	S	3	0	0	0	1	0	0	0	0	0	0	9	14	0.00	0.000

PITCHER	IP	WLS	BF	H	R	ER	SO	BB	IBB	HBP	BLK	WP	HR	S	P	ERA	WHIP

TOP

New York Yankees @ Toronto Blue Jays

Rogers Centre, Toronto, ON

Mon Aug 26 2013, 7:11 PM - 9:43 PM EDT

Att. 35,241 - Partly Cloudy - 72 F

livebaseballscorecards.com

AB	33
R	2
H	7
RBI	2
BB	3
SO	11
LOB	14

1B: 6	SF: 0	WP: 0	PA: 36
2B: 0	SAC: 0	PB: 1	
3B: 0	DP: 1	SB: 2	
HR: 1	HBP: 0	CS: 0	

BOTTOM

New York Yankees @ Toronto Blue Jays

Rogers Centre, Toronto, ON

Mon Aug 26 2013, 7:11 PM - 9:43 PM EDT

Att. 35,241 - Partly Cloudy - 72 F

livebaseballscorecards.com

Batter	1	2	3	4	5	6	7	8	9	AB	R	H	RBI	BB	SO	LOB
7 José Reyes, S (1, 6) OBP: 0.355, SLG: 0.439	C FF 93 B CH 85 X FF 93 1-1 ① P6		B KC 74 B KC 76 C FF 92 B SL 81 C FF 93 D SL 81 4-2 17 B3 10 1B BB		C FF 92 X SL 79 0-1 17 1B 10 SF 2B	1 SAFE 1 SAFE B FC 88 C FF 89 F CH 83 1 SAFE F FF 90 T FF 90 1-2 ② K				3	2	1	0	1	1	1
17 Ryan Goins, L (1, 4) OBP: 0.375, SLG: 0.438	C FF 93 S SL 82 B FF 94 B SL 84 F SL 83 X FF 94 2-2 1B		X FF 92 0-0 ① B3 1-2		S FF 93 C FF 92 B SL 80 X KC 80 1-2 10 SF 26 2B 2-3 1B	C FF 92 B CH 82 X CH 83 1-1 ③ G2-3 1-2				4	1	2	0	0	0	2
10 Edwin Encarnación, R (1, 10) OBP: 0.367, SLG: 0.532	S FF 94 F FF 94 1 SAFE F FF 94 S SL 84 0-3 ② K		B FF 94 X FF 93 1-0 26 WP 2-H 1B		C SL 80 X FF 93 0-1 SF 26 2B 14 SF9 1-3 3-H	B FF 90 X FF 90 1-0 ① L6				3	1	1	2	0	1	1
26 Adam Lind, L (1, 3) OBP: 0.355, SLG: 0.474	C FF 93 B FF 93 1 SAFE F SL 82 X SL 83 1-2 ③ G1-3		C FF 92 F SL 82 B CH 84 S SL 81 1-3 ② K 1-2		X SL 80 0-0 1-3 3-H 2B	B FC 86 F FF 91 B FC 86 F CH 83 B FF 91 C FF 92 3-3 ② K				4	0	1	1	0	2	2
13 Brett Lawrie, R (1, 5) OBP: 0.316, SLG: 0.432		F FF 93 X FF 93 0-1 22 G4-3 22 1B 14 BB 1B	S FF 94 F SL 82 B FF 94 X SL 82 1-2 ③ P3		I IN 76 I IN 75 I IN 76 I IN 78 4-0 IBB	S CH 83 X CH 84 0-1 ③ L7				3	1	1	0	1	0	1
14 Moisés Sierra, R (1, 9)		C SL 81 B SL 82 1 SAFE B SL 81 S SL 81 B FF 94 F SL 81 B FF 93 4-2 22 G4-3 1-2 BB	F FF 93 X FF 92 0-1 ① G6-3		D SL 81 X FF 92 1-0 ② SF9 3-H			F FF 90 S FF 90 X FF 91 0-2 ① G4-3		2	0	0	1	1	0	0
22 Josh Thole, L (1, 2) OBP: 0.247, SLG: 0.224 9 J.P. Arencibia, R (8, PH) OBP: 0.248, SLG: 0.404 (9, 2)	F FF 93 B FF 94 B SL 82 X SL 82 2-1 ① ② G4-3 1-2f 2-3		B FF 92 C FF 92 B FF 93 X FF 93 2-1 ② F7		S FC 86 C CH 84 S FF 92 0-3 ③ K			F FF 90 B CH 84 F CH 83 C FF 90 1-3 ② K		3 0 0 0 0 1 4 1 0 0 0 0 1 0					
22 Kevin Pillar, R (1, 7) OBP: 0.238, SLG: 0.237	S FF 94 S FF 94 F FF 93 B SL 82 X SL 83 1-2 3-H 1B		C FF 93 T FF 93 B SL 83 S FF 94 1-3 ③ K			C FF 89 F CH 83 B FF 91 S CH 84 1-3 ① K		B FF 90 X CH 84 1-0 ③ F8		4	0	1	1	0	2	0
8 Anthony Gose, L (1, 8) OBP: 0.316, SLG: 0.302		X FF 92 0-0 ③ G4-3			X FF 90 0-0 ① L7	C CU 79 B FF 91 B CH 83 B CH 83 B FF 91 4-1 17 S BB				2	0	0	0	1	0	1
Inning Stats	R: 0 E: 0 K: 1 S: 13 H: 1 LOB: 1 BB: 0 P: 17	R: 1 E: 0 K: 0 S: 12 H: 2 LOB: 1 BB: 1 P: 19	R: 1 E: 0 K: 1 S: 10 H: 1 LOB: 1 BB: 1 P: 17	R: 0 E: 0 K: 1 S: 7 H: 0 LOB: 0 BB: 0 P: 10	R: 3 E: 1 K: 1 S: 13 H: 3 LOB: 2 BB: 1 P: 19	R: 0 E: 0 K: 2 S: 10 H: 0 LOB: 1 BB: 1 P: 17	R: 0 E: 0 K: 1 S: 6 H: 0 LOB: 0 BB: 0 P: 10	R: 0 E: 0 K: 1 S: 7 H: 0 LOB: 0 BB: 0 P: 9		1B: 5 2B: 2 3B: 0 HR: 0	SF: 2 SAC: 0 DP: 1 HBP: 0		WP: 1 PB: 0 SB: 1 CS: 0	PA: 35		

	AB	29
	R	5
	H	7
	RBI	5
	BB	4
	SO	8
	LOB	12

PITCHER		IP	WLS	BF	H	R	ER	SO	BB	IBB	HBP	BLK	WP	HR	S	P	ERA	WHIP
65 Phil Hughes, R ERA: 4.91	(1, 1)	4.2	L	24	7	5	3	3	2	1	0	0	1	0	52	79	5.79	1.929
60 David Huff, L ERA: 4.26	(5, 1)	3.1		11	0	0	0	5	1	0	0	0	0	0	26	39	0.00	0.300

PITCHER	IP	WLS	BF	H	R	ER	SO	BB	IBB	HBP	BLK	WP	HR	S	P	ERA	WHIP

Batter	1	2	3	4	5	6	7	8	9	AB	R	H	RBI	BB	SO	LOB
11 Brett Gardner, L (1, 8) OBP: 0.336, SLG: 0.405	F FF 92 X FF 91 0-1 2 WP 2 1B 2B	B FF 91 C SL 84 F FF 91 B FF 91 B CU 74 S FF 91 3-3 ② K		B FF 90 F FF 90 C FF 91 F SL 86 X CU 75 1-2 ② F7		C SI 92 B FF 93 C SL 86 X FF 94 1-2 ② L7		B SI 91 X SI 92 1-0 ② F8		5	1	1	0	0	1	0
2 Derek Jeter, R (1, 6) OBP: 0.300, SLG: 0.333	B FF 91 B CH 85 F FF 91 F FF 92 B CU 76 X FF 92 3-2 24 HBP 12 HR 2-H 1B	C CH 85 B CH 85 B SI 91 F CH 85 X CH 85 2-2 1B		F SI 90 B SI 91 S SL 81 B CU 74 X SI 92 2-2 ③ G3		C SL 86 F FF 91 B SL 86 B SI 93 C FF 94 2-3 ③ K		X FC 90 0-0 ③ G6-3		5	1	2	1	0	1	0
24 Robinson Canó, L (1, 4) OBP: 0.385, SLG: 0.506 26 Eduardo Núñez, R (1, 4) OBP: 0.303, SLG: 0.332 55 Lyle Overbay, L (9, PR) OBP: 0.301, SLG: 0.414 (9, 3)	F FF 92 F FF 93 H SI 90 1-2 12 HR 1-2 HBP	B FF 92 F SL 84 S FF 92 C FF 92 1-3 ③ K	C SI 91 X FF 91 0-1 ① G3-1		B FF 93 B SI 93 C SL 90 X FC 90 2-1 ① L7		X FF 94 0-0 13 1B 1B	0 1 0 0 0 0 0 4 0 1 0 0 1 1 0 0 0 0 0 0 0						
12 Alfonso Soriano, R (1, 7) OBP: 0.294, SLG: 0.494	X FF 93 0-0 1-H 2-H HR	X SL 82 0-0 HR	C CH 84 X SI 91 0-1 ② G6-3		C SI 93 B SI 92 X SI 92 1-1 ② G5-3		C FF 96 S FF 97 S FF 98 0-3 ① K	5	2	2	4	0	1	1
13 Alex Rodriguez, R (1, 5) OBP: 0.369, SLG: 0.473	B SI 92 C CH 86 F SI 92 B CU 78 B CH 84 F FF 92 X FF 93 3-2 ① F9	B CH 84 C FF 92 F FF 92 B FF 91 X CH 85 2-2 ① G6-3	B FF 92 B FF 92 B CH 84 C FF 92 B FF 92 4-1 14 BB BB		S SI 94 B CH 87 F SI 94 F CH 88 X SL 84 1-2 HR		B FF 97 X FF 97 1-0 1-2 1B	4	1	2	1	1	0	0
14 Curtis Granderson, L (1, 9) OBP: 0.391, SLG: 0.439	C FF 92 F FF 92 T SI 91 0-2 ② K	C FF 90 X CU 76 0-1 39 E 39 S 1B	B FF 92 C FF 92 B SI 92 B FF 92 F FF 92 B FF 94 4-2 1-2 BB		X SI 92 0-0 22 BB 1B		B FF 97 B CH 86 S FF 96 B FF 96 S FF 96 S FF 96 3-3 ② K	4	0	2	0	1	2	2
22 Vernon Wells, R (1, 10) OBP: 0.290, SLG: 0.372	B SL 83 X SI 91 1-0 1B	S FF 91 1 SAFE X CH 84 0-1 ② P4	B SL 91 C FF 96 F SI 95 X SL 88 1-2 ③ L7		S SL 90 B FC 91 B SI 93 B SI 93 B SI 92 4-1 1-2 BB		S SL 88 C SL 88 B SL 87 B FF 97 X FF 98 2-2 ③ F9	4	0	1	0	1	0	5
39 Mark Reynolds, R (1, 3) OBP: 0.305, SLG: 0.375 (9, 4)	F CH 84 X CH 85 0-1 ③ P3	1 SAFE C FF 90 F CH 85 B FF 92 S FF 92 1-3 ③ K 1-3			B FF 91 S FF 92 B FF 92 F FF 95 F FF 94 X FF 93 2-2 HR	X SL 91 0-0 ③ P6		4	1	1	1	0	1	4
19 Chris Stewart, R (1, 2) OBP: 0.294, SLG: 0.290		C FF 92 B SI 91 S CH 84 S CH 84 1-3 ① K		B FF 89 F FF 90 B SI 90 B FF 90 X FF 90 3-1 ① F8		X FF 94 0-0 ① F9		B FF 92 X FF 92 1-0 ① F9		4	0	0	0	0	1	0
Inning Stats	R: 4 E: 0 K: 1 S: 18 H: 4 LOB: 1 BB: 0 P: 26	R: 0 E: 0 K: 3 S: 12 H: 1 LOB: 1 BB: 0 P: 19	R: 1 E: 0 K: 1 S: 11 H: 2 LOB: 0 BB: 0 P: 14	R: 0 E: 0 K: 0 S: 9 H: 0 LOB: 0 BB: 0 P: 15	R: 0 E: 0 K: 0 S: 10 H: 0 LOB: 2 BB: 2 P: 19	R: 1 E: 0 K: 1 S: 11 H: 1 LOB: 0 BB: 0 P: 16	R: 1 E: 0 K: 0 S: 11 H: 2 LOB: 2 BB: 1 P: 19	R: 0 E: 0 K: 0 S: 3 H: 0 LOB: 0 BB: 0 P: 5	R: 0 E: 0 K: 2 S: 11 H: 2 LOB: 2 BB: 0 P: 17	1B: 7 2B: 1 3B: 0 HR: 4 SF: 0 SAC: 0 DP: 0 HBP: 1						

TOP

New York Yankees @ Toronto Blue Jays

Rogers Centre, Toronto, ON

Tue Aug 27 2013, 7:09 PM - 9:52 PM EDT

Att. 34,047 - Roof Closed - 68 F

livebaseballscorecards.com

AB	39
R	7
H	12
RBI	7
BB	3
SO	8
LOB	13

WP: 1 PB: 0 SB: 1 CS: 0 PA: 43

PITCHER		IP	WLS	BF	H	R	ER	SO	BB	IBB	HBP	BLK	WP	HR	S	P	ERA	WHIP
48 J.A. Happ, L ERA: 5.46	(1, 1)	4.2	L	24	7	5	5	5	2	0	1	0	1	2	57	89	9.64	1.929
32 Esmil Rogers, R ERA: 5.03	(5, 1)	3.1		14	3	2	2	1	1	0	0	0	0	2	28	44	5.40	1.200
45 Neil Wagner, R ERA: 3.13	(9, 1)	1.0		5	2	0	0	2	0	0	0	0	0	0	11	17	0.00	2.000

PITCHER	IP	WLS	BF	H	R	ER	SO	BB	IBB	HBP	BLK	WP	HR	S	P	ERA	WHIP

BOTTOM

New York Yankees @ Toronto Blue Jays

Rogers Centre, Toronto, ON

Tue Aug 27 2013, 7:09 PM - 9:52 PM EDT

Att. 34,047 - Roof Closed - 68 F

livebaseballscorecards.com

Batter	1	2	3	4	5	6	7	8	9	AB	R	H	RBI	BB	SO	LOB
7 José Reyes, S (1, 6) OBP: 0.354, SLG: 0.436	C FF 89 B FC 87 C SI 89 X SL 85 1-2 P6 ①		F CU 75 D CH 83 1-1 2-4 ③ 1-2	C SL 83 F SL 84 B FF 89 X FF 91 1-2 G3 ①		X FF 89 0-0 F9 ①		B CU 79 B CH 84 C SI 93 X SI 93 2-1 8 G3-6-3 2-3 1B		4	0	1	0	0	0	0
11 Rajai Davis, R (1, 8) OBP: 0.314, SLG: 0.347 8 Anthony Gose, L (8, PH) OBP: 0.310, SLG: 0.296 (9, 8)	C FF 90 X FF 90 0-1 G3 ②			X CU 77 0-0 2B		B FC 86 X CH 79 1-0 10 G5-4-3 1B		B CU 79 C CU 79 S CH 84 F CU 80 D SI 94 X CH 87 2-2 G3-6-3 ②③ 1-2f		3 1	0 0	2 0	0 0	0 0	0 0	0 2
10 Edwin Encarnación, R (1, 10) OBP: 0.367, SLG: 0.529	C FF 91 B SI 91 S FC 86 X FF 90 1-2 L1 ③			C CU 75 X FC 86 0-1 G5-3 ②		B FF 90 X SI 90 1-0 G5-4-3 ②③ 1-2f			F FF 93 B SL 87 B SL 86 B FF 94 B FF 95 4-1 13 1B BB	3	0	0	0	1	0	2
13 Brett Lawrie, R (1, 5) OBP: 0.322, SLG: 0.432		C FF 90 B SI 90 F CU 79 X FF 90 1-2 G1-3 ①		B SL 85 B SL 82 B FF 90 C FF 91 B SL 81 4-1 BB			B SL 80 B SI 88 C FF 88 B FF 89 B SI 89 4-1 16 FC6-4 BB		C CU 80 S SL 86 B FF 94 X SL 85 1-2 9 G5-4-3 1-2 1B	2	0	1	0	2	0	0
16 Mark DeRosa, R (1, 3) OBP: 0.310, SLG: 0.418 66 Munenori Kawasaki, L (9, PH) OBP: 0.316, SLG: 0.303		B FF 91 F SI 91 B CH 82 S FF 91 F SI 92 F FC 88 X FC 86 2-2 F9 ②		C FF 88 B FC 88 F FC 88 C FF 89 1-3 K ③			C CU 74 X SL 85 0-1 FC6-4 ① 9 G5-4-3 1-2f		B CU 80 X SI 94 1-0 L7 ①	3 1	0 0	0 0	0 0	0 0	1 0	3 2
9 J.P. Arencibia, R (1, 2) OBP: 0.246, SLG: 0.400		C FF 90 X SI 91 0-1 G6-3 ③			F SI 89 B FC 86 S FF 91 S FF 89 1-3 K ①		D CU 74 F FF 89 B SI 90 B SI 88 X SI 88 3-1 G5-4-3 ②③ 1-2f		C SL 86 S FF 94 B FF 95 F SL 85 X SL 86 1-2 G5-4-3 ②③ 1-2f	4	0	0	0	0	1	3
14 Moisés Sierra, R (1, 9) OBP: 0.364, SLG: 0.250			C FF 90 B FF 89 X FF 89 1-1 17 FC4-6 1B		X SI 90 0-0 17 1B 2B			C CU 79 X SI 92 0-1 17 1B 1B		3	0	3	0	0	0	0
17 Ryan Goins, L (1, 4) OBP: 0.421, SLG: 0.474			C FF 91 X FC 87 0-1 FC4-6 ① 22 FC5-4 1-2f		C SL 84 B SI 91 X SL 84 1-1 ② 2-H 1B			D SI 93 C SI 92 C CH 82 X SL 88 1-2 ① 22 2B 1-2 1B		3	1	2	0	0	0	1
22 Kevin Pillar, R (1, 7) OBP: 0.244, SLG: 0.268			F FF 91 B SI 92 T FC 85 1 SAFE B FF 90 F FF 92 F FF 87 F SI 91 F CU 78 3-2 FC5-4 ② 7 2-4 1-2f		C CU 75 B CH 82 T CH 81 S FF 89 1-3 K ③			F FF 93 X FF 92 0-1 7 1B 1-H 2B		3	0	1	1	0	1	2
Inning Stats	R: 0 E: 0 K: 0 S: 8 H: 0 LOB: 0 BB: 0 P: 10	R: 0 E: 0 K: 0 S: 10 H: 0 LOB: 0 BB: 0 P: 13	R: 0 E: 0 K: 0 S: 13 H: 1 LOB: 1 BB: 0 P: 18	R: 0 E: 0 K: 1 S: 10 H: 1 LOB: 2 BB: 1 P: 16	R: 0 E: 0 K: 2 S: 9 H: 2 LOB: 1 BB: 0 P: 12	R: 0 E: 0 K: 0 S: 3 H: 1 LOB: 0 BB: 0 P: 5	R: 0 E: 0 K: 0 S: 5 H: 0 LOB: 0 BB: 1 P: 12	R: 1 E: 0 K: 0 S: 13 H: 4 LOB: 1 BB: 0 P: 18	R: 0 E: 0 K: 0 S: 9 H: 1 LOB: 1 BB: 1 P: 16	1B: 7 2B: 3 3B: 0 HR: 0 SF: 0 SAC: 0 DP: 4 HBP: 0						

	AB	30
	R	1
	H	10
	RBI	1
	BB	3
	SO	3
	LOB	15

WP: 0 PA: 33
PB: 0
SB: 0
CS: 0

PITCHER		IP	WLS	BF	H	R	ER	SO	BB	IBB	HBP	BLK	WP	HR	S	P	ERA	WHIP
46 Andy Pettitte, L ERA: 4.05	(1, 1)	7.0	W	25	5	0	0	3	2	0	0	0	0	0	58	86	0.00	1.000
43 Adam Warren, R ERA: 3.71	(8, 1)	2.0		9	5	1	1	0	1	0	0	0	0	0	22	34	4.50	3.000

PITCHER	IP	WLS	BF	H	R	ER	SO	BB	IBB	HBP	BLK	WP	HR	S	P	ERA	WHIP

Batter	1	2	3	4	5	6	7	8	9	AB	R	H	RBI	BB	SO	LOB
11 Brett Gardner, L (1, 8) OBP: 0.338, SLG: 0.403	B SI 89 S SI 90 F SI 90 B SI 90 C SI 92 2-3 ① K		B SI 93 C SI 92 B SI 93 B SI 92 C SI 91 F SI 92 B SI 92 4-2 BB		B SI 90 C SI 91 B SL 82 C SI 88 F SI 92 B SI 91 F SI 90 F SI 92 B SI 91 4-2 BB		C SI 93 F SI 93 C SI 94 0-3 ③ K			2	0	0	0	2	2	1
2 Derek Jeter, R (1, 6) OBP: 0.294, SLG: 0.355	B SI 91 C SL 82 X SI 91 1-1 2B		C SL 80 F SI 90 B SI 90 B SL 82 S SL 80 2-3 ③ K		S SI 90 B SI 89 B SI 90 F SI 90 1 SAFE 1 SAFE S SL 82 2-3 ② K			B SI 87 C FF 96 B FF 96 X FF 96 2-1 ① L9		4	0	1	0	0	2	2
14 Curtis Granderson, L (1, 10) OBP: 0.386, SLG: 0.427	C SL 81 X SI 91 0-1 ② F7			C SI 91 B CH 82 B CH 83 B SI 91 B SI 90 4-1 12 WP 13 1B BB	C SI 91 B SL 82 C SI 90 X SI 92 1-2 ③ L3			S FF 96 S CH 89 C CH 88 0-3 ② K		3	1	0	0	1	1	2
12 Alfonso Soriano, R (1, 7) OBP: 0.294, SLG: 0.491	F SI 92 C SI 91 S SI 93 0-3 ③ K			B SI 88 C SL 81 F SI 91 F SI 92 B SI 92 B SL 83 B SI 92 4-2 13 1B 39 2B 1-2 BB		C SI 90 B SL 81 S SL 80 B SL 80 S SL 82 2-3 ① K		C FF 96 S SL 88 F FF 95 F SL 89 C SL 87 0-3 ③ K		3	1	0	0	1	3	1
13 Alex Rodriguez, R (1, 5) OBP: 0.364, SLG: 0.462		C SI 90 F SI 91 B SL 85 C SL 81 1-3 ① K		C SI 91 S SI 92 F SI 93 B SL 83 F SI 91 X SL 84 1-2 39 2B 1-3 1B 2-H		F SI 90 C SI 91 B SI 92 B SL 82 T SI 92 2-2 ② K			B FF 89 F SI 90 C FF 88 T FF 88 1-2 ① K	4	0	1	1	0	3	0
55 Lyle Overbay, L (1, 3) OBP: 0.298, SLG: 0.410		F SL 83 F SI 92 B SL 84 X CH 83 1-2 ② G4-3		C SI 91 F SI 90 F SI 92 X SL 82 0-2 ① F8		B SI 91 B SI 91 X SI 92 2-0 ③ G4-3			C SL 76 C SL 76 S SL 76 0-3 ② K	4	0	0	0	0	1	2
39 Mark Reynolds, R (1, 4) OBP: 0.309, SLG: 0.382		B SI 92 B SI 91 F SI 90 B SI 90 X SI 90 3-1 ③ P6		X SI 92 0-0 ② 1-H 3-H 2B			S CH 80 C CH 79 F SI 93 F SI 93 X CH 80 0-2 31 FC3-6 1B		X FF 89 0-0 1B	4	0	3	1	0	0	0
31 Ichiro Suzuki, L (1, 9) OBP: 0.301, SLG: 0.353			B SI 88 F SI 89 B CH 82 X SI 90 2-1 ① L5	F SL 82 X SL 82 0-1 ③ G4-3			B SI 92 C SI 92 B SI 93 X SI 92 2-1 ① FC3-6 1-2f		C SI 89 X SI 90 0-1 ③ G3	4	0	0	0	0	0	3
19 Chris Stewart, R (1, 2) OBP: 0.291, SLG: 0.286			C SI 91 C SI 92 B SL 83 X SI 92 1-2 ② F9		B SI 88 X SI 88 1-0 ① F8		C SI 91 B CH 80 F SI 93 B SL 76 B CH 81 S CH 81 3-3 ② K			3	0	0	0	0	1	1
Inning Stats	R: 0 E: 0 K: 2 S: 10 H: 1 LOB: 1 BB: 0 P: 13	R: 0 E: 0 K: 1 S: 8 H: 0 LOB: 0 BB: 0 P: 13	R: 0 E: 0 K: 1 S: 11 H: 0 LOB: 1 BB: 1 P: 20	R: 2 E: 0 K: 0 S: 16 H: 2 LOB: 1 BB: 2 P: 25	R: 0 E: 0 K: 1 S: 12 H: 0 LOB: 1 BB: 1 P: 20	R: 0 E: 0 K: 2 S: 7 H: 0 LOB: 0 BB: 0 P: 13	R: 0 E: 0 K: 2 S: 13 H: 1 LOB: 1 BB: 0 P: 18	R: 0 E: 0 K: 2 S: 10 H: 0 LOB: 0 BB: 0 P: 12	R: 0 E: 0 K: 2 S: 9 H: 1 LOB: 1 BB: 0 P: 10	1B: 3 2B: 2 3B: 0 HR: 0 SF: 0 SAC: 0 DP: 0 HBP: 0						

PITCHER		IP	WLS	BF	H	R	ER	SO	BB	IBB	HBP	BLK	WP	HR	S	P	ERA	WHIP
58 Todd Redmond, R ERA: 4.3	(1, 1)	5.2	W	23	3	2	2	7	4	0	0	0	1	0	63	101	3.18	1.235
62 Aaron Loup, L ERA: 2.37	(6, 1)	1.1		5	1	0	0	2	0	0	0	0	0	0	14	21	0.00	0.750
21 Sergio Santos, R ERA: 2.4	(8, 1)	1.0		3	0	0	0	2	0	0	0	0	0	0	10	12	0.00	0.000
38 Darren Oliver, L ERA: 4.15	(9, 1)	1.0		4	1	0	0	2	0	0	0	0	0	0	9	10	0.00	1.000

PITCHER	IP	WLS	BF	H	R	ER	SO	BB	IBB	HBP	BLK	WP	HR	S	P	ERA	WHIP

TOP

New York Yankees @ Toronto Blue Jays

Rogers Centre, Toronto, ON

Wed Aug 28 2013, 7:09 PM - 9:58 PM EDT

Att. 36,565 - Roof Closed - 68 F

livebaseballscorecards.com

AB	31
R	2
H	5
RBI	2
BB	4
SO	13
LOB	12

WP: 1	PA: 35		
PB: 0			
SB: 0			
CS: 0			

Batter	1	2	3	4	5	6	7	8	9	AB	R	H	RBI	BB	SO	LOB
7 José Reyes, S (1, 6) OBP: 0.348, SLG: 0.430	C SI 91 X SI 91 0-1 ① F8	B CU 76 C SI 92 C SI 94 B FS 88 F SI 93 X SL 86 2-2 ① F9	X FS 86 0-0 ② SF8 3-H			B FF 94 C FF 93 B FF 95 F SL 84 X FF 95 2-2 ② G4-3		1 SAFE B SI 94 B FF 92 1 SAFE S SI 93 B SL 82 X SI 93 3-1 ③ FC6-4 1-2f		4	0	0	1	0	0	1
17 Ryan Goins, L (1, 4) OBP: 0.478, SLG: 0.545	X SI 91 0-0 13 2B 2B	C CU 78 B SL 85 S FS 88 X SI 94 1-2 10 HR 1B	1 SAFE P PO 87 B SL 83 2-0 ③ CS 1-2	C SL 81 C FF 90 B FS 85 B FS 86 F FS 87 F SL 84 B SI 93 X SI 92 3-2 ① L8		C SL 84 C FF 95 B FF 95 B FF 96 B FF 95 D SL 85 4-2 10 FC6-4 BB				3	2	2	0	1	0	0
10 Edwin Encarnación, R (1, 3) OBP: 0.366, SLG: 0.532	C SI 92 F SI 93 D FS 88 B SL 86 B SL 86 X SI 94 3-2 ② G6-3	S SL 86 B SI 94 X SI 93 1-1 1-H HR		B SI 93 C SI 93 B SI 93 C SL 86 F SI 93 X SL 86 2-2 ② F8		X SL 85 0-0 ③ FC6-4 1-2f				4	1	1	2	0	0	2
26 Adam Lind, L (1, 10) OBP: 0.354, SLG: 0.471	S SI 92 D FS 87 S FS 87 B SI 95 F SI 93 D FS 88 F FS 88 D FS 88 4-2 13 2B BB	B CU 77 S FS 86 C SI 93 B FS 87 C SL 87 2-3 ② K		B SI 93 C SI 91 X SI 92 1-1 ③ L8			C FF 93 B FF 93 B FF 94 C SL 82 F FF 94 B SL 84 S CU 81 3-3 ① K			3	1	0	0	1	2	0
13 Brett Lawrie, R (1, 5) OBP: 0.324, SLG: 0.436	B SI 95 C SL 86 X FS 85 1-1 9 PB 1-H 2-H 2B	B SI 93 B SL 85 C SI 94 B SI 94 F SI 93 X SI 94 3-2 11 FC5-4 1B			S SI 90 B SI 90 F SL 81 S SL 84 1-3 ① K		C SL 82 B FF 95 C FF 96 X FF 96 1-2 ② G4-3			4	1	2	2	0	1	0
11 Rajai Davis, R (1, 7) OBP: 0.313, SLG: 0.344	H SI 93 1-0 9 PB HBP	S SI 94 B SL 86 1 SAFE F SI 92 X FS 87 1-2 ③ FC5-4 1-2f			X SI 92 0-0 ② G1-3		B SL 83 S SL 83 X FF 95 1-1 ③ G5-3			3	1	0	0	0	0	1
9 J.P. Arencibia, R (1, 2) OBP: 0.248, SLG: 0.403	C SL 85 B SI 94 F SI 93 C SI 95 1-3 K 14 1B 1-H 2-H	F SI 91 F SI 92 B SI 92 F FS 88 X SL 85 1-2 8 1B 7 SF8 1B			X SI 92 0-0 2B			B FF 91 C FF 91 C FF 92 F FF 92 X SL 81 1-2 ① F7		4	1	2	0	0	1	0
14 Moisés Sierra, R (1, 9) OBP: 0.385, SLG: 0.300	F FS 86 X SI 94 0-1 1-2 1B	B SL 83 S SL 84 B SI 94 S SL 85 T SL 86 2-2 ① K			C SL 84 B SI 93 B SI 93 F SL 86 X SL 85 2-2 ③ F9			S FF 91 X SL 82 0-1 8 FC3-6 1B		4	0	2	0	0	1	2
8 Anthony Gose, L (1, 8) OBP: 0.306, SLG: 0.293	B FS 85 X SL 85 1-0 ③ L9		X SI 93 0-0 17 CS 1-3 1B			X FF 93 0-0 ① B1-3		B SI 94 1 SAFE F FF 94 X SL 81 1-1 ② FC3-6 7 FC6-4 1-2f		4	0	1	0	0	0	3
Inning Stats	R: 4 E: 1 K: 1 S: 18 H: 3 LOB: 2 BB: 1 P: 29	R: 2 E: 0 K: 1 S: 18 H: 3 LOB: 1 BB: 0 P: 28	R: 1 E: 0 K: 1 S: 10 H: 2 LOB: 0 BB: 0 P: 14	R: 0 E: 0 K: 0 S: 11 H: 0 LOB: 0 BB: 0 P: 17	R: 0 E: 0 K: 1 S: 8 H: 1 LOB: 1 BB: 0 P: 11	R: 0 E: 0 K: 0 S: 7 H: 0 LOB: 1 BB: 1 P: 13	R: 0 E: 0 K: 1 S: 9 H: 0 LOB: 0 BB: 0 P: 14	R: 0 E: 0 K: 0 S: 10 H: 1 LOB: 1 BB: 0 P: 15		1B: 6 2B: 3 3B: 0 HR: 1	SF: 1 SAC: 0 DP: 0 HBP: 1		WP: 0 PB: 1 SB: 0 CS: 1	PA: 38		

PITCHER		IP	WLS	BF	H	R	ER	SO	BB	IBB	HBP	BLK	WP	HR	S	P	ERA	WHIP
18 Hiroki Kuroda, R ERA: 2.89	(1, 1)	5.0	L	26	9	7	5	4	1	0	1	0	0	1	65	99	9.00	2.000
62 Joba Chamberlain, R ERA: 4.21	(6, 1)	2.0		7	0	0	0	1	1	0	0	0	0	0	16	27	0.00	0.500
27 Shawn Kelley, R ERA: 3.65	(8, 1)	0.1		2	1	0	0	0	0	0	0	0	0	0	6	7	0.00	3.000
48 Boone Logan, L ERA: 2.7	(8, 1)	0.2		2	0	0	0	0	0	0	0	0	0	0	4	8	0.00	0.000

PITCHER	IP	WLS	BF	H	R	ER	SO	BB	IBB	HBP	BLK	WP	HR	S	P	ERA	WHIP

BOTTOM

New York Yankees @ Toronto Blue Jays

Rogers Centre, Toronto, ON

Wed Aug 28 2013, 7:09 PM - 9:58 PM EDT

Att. 36,565 - Roof Closed - 68 F

livebaseballscorecards.com

AB	33
R	7
H	10
RBI	5
BB	2
SO	5
LOB	9

Kansas City Royals @ Toronto Blue Jays

Rogers Centre, Toronto, ON

Fri Aug 30 2013, 7:08 PM - 9:31 PM EDT

Att. 21,031 - Roof Closed - 68 F

livebaseballscorecards.com

TOP

Batter	1	2	3	4	5	6	7	8	9	AB	R	H	RBI	BB	SO	LOB
4 Alex Gordon, L (1, 7) OBP: 0.333, SLG: 0.427	B FF 82 B FF 83 S CH 80 F FC 79 B FF 85 S CH 80 3-3 ① **K**		C FC 79 H CH 78 1-1 **HBP**		C FF 84 B FF 85 X FC 80 1-1 64 FC6-4 1B			B FF 91 C FF 93 X FF 94 1-1 64 SH3-4 1-3 35 1B 1B	S CU 75 D CU 76 B FC 91 F CU 75 X CH 85 2-2 ③ G4-3	4	1	2	0	0	1	2
64 Emilio Bonifácio, S (1, 4) OBP: 0.280, SLG: 0.327	C FF 84 F SI 83 X FC 81 0-2 35 G4-3 35 S 1B		B FF 85 X SI 85 1-0 ③ G4-3		B FC 82 1 SAFE X SI 84 1-0 ③ FC6-4 1-2f			X FF 92 0-0 ① SH3-4 1-2 3-H		3	0	1	1	0	0	2
35 Eric Hosmer, L (1, 3) OBP: 0.346, SLG: 0.443	B FF 85 1 SAFE S FC 80 B FF 81 X FC 82 2-1 ② G4-3 1-3			C FC 80 B FF 85 B FC 81 F FF 84 X FF 85 2-2 ① L4		F FF 82 B FF 82 B FF 83 C FF 82 X FF 83 2-2 16 G6-4-3 1B		B FF 90 C FF 94 X CU 84 1-1 16 G5-3 2-H 1B		4	0	2	1	0	0	1
16 Billy Butler, R (1, 10) OBP: 0.383, SLG: 0.429	B FF 86 B SI 85 B SI 86 C FF 86 X SI 86 3-1 ③ G5-3			C SI 84 B SI 84 S FC 81 F CH 79 T FC 80 1-2 ② **K**		S SI 83 B FC 80 F FC 79 F CU 72 B SI 83 X SI 84 2-2 ① ② G6-4-3 1-2f		D SL 88 C FF 94 1 SAFE 1 SAFE B FF 93 S SL 88 D SL 88 X SL 89 3-2 ② G5-3 1-2		4	0	0	0	0	1	3
13 Salvador Perez, R (1, 2) OBP: 0.313, SLG: 0.408		B FF 82 S SI 82 X SI 82 1-1 ① G6-3		B SI 84 B CH 80 B FC 80 B FF 85 4-0 8 2B BB		B SI 82 X FC 79 1-0 ③ F9		X FF 95 0-0 ③ G6-3		3	0	0	0	1	0	1
8 Mike Moustakas, L (1, 5) OBP: 0.300, SLG: 0.375 17 Chris Getz, L (9, PR) OBP: 0.293, SLG: 0.281		C FF 83 C SI 84 B CH 78 F FC 79 B SI 84 X CU 74 2-2 ② G3-1		C FF 85 X FF 81 0-1 **2B** 1-3			X CH 80 0-0 ① P4		X FC 90 0-0 1 1B 1B	4 0	0 0	2 0	0 0	0 0	0 0	0 0
27 Justin Maxwell, R (1, 9) OBP: 0.336, SLG: 0.449 7 David Lough, L (9, PH) OBP: 0.306, SLG: 0.404		X SI 83 0-0 ③ G5-3		C CH 79 F CH 79 D CU 75 B CH 79 F FC 81 S CH 79 2-3 ③ **K**			C FC 78 C FC 78 B FF 83 B SI 82 F CH 80 B CU 72 T CH 79 3-2 ② **K**		1 SAFE T FF 90 X CU 76 0-1 ① P4	3 1	0 0	0 0	0 0	0 0	2 0	2 1
1 Jarrod Dyson, L (1, 8) OBP: 0.315, SLG: 0.370			C FF 83 F SI 84 B SI 84 B CH 78 X FC 81 2-2 ① L8		C CH 80 C SI 83 X SI 84 0-2 ① G4-3		L FC 77 B CH 78 X CU 70 1-1 ③ G4-3		1 SAFE D FF 90 1 SAFE C FF 90 B CH 85 X FF 91 2-1 1-2 1B	4	0	1	0	0	0	0
2 Alcides Escobar, R (1, 6) OBP: 0.261, SLG: 0.298 26 George Kottaras, L (9, PH) OBP: 0.354, SLG: 0.386			F FF 86 F FC 81 S CU 75 0-3 ② **K**		C CH 78 F FC 80 B CU 73 F CH 78 X CH 78 1-2 ② G6-3			C SI 90 F FF 92 X CU 83 0-2 E3 4 1B 64 SH3-4	B FC 90 B FF 90 C FF 91 X FF 91 2-1 ② L8	3 1	1 0	0 0	0 0	0 0	1 0	0 2
Inning Stats	R: 0 E: 0 K: 1 S: 10 H: 1 LOB: 1 BB: 0 P: 18	R: 0 E: 0 K: 0 S: 7 H: 0 LOB: 0 BB: 0 P: 10	R: 0 E: 0 K: 1 S: 8 H: 0 LOB: 1 BB: 0 P: 12	R: 0 E: 0 K: 2 S: 13 H: 1 LOB: 2 BB: 1 P: 22	R: 0 E: 0 K: 0 S: 10 H: 1 LOB: 1 BB: 0 P: 13	R: 0 E: 0 K: 0 S: 8 H: 1 LOB: 0 BB: 0 P: 13	R: 0 E: 0 K: 1 S: 7 H: 0 LOB: 0 BB: 0 P: 11	R: 2 E: 1 K: 0 S: 12 H: 2 LOB: 1 BB: 0 P: 17	R: 0 E: 0 K: 0 S: 10 H: 2 LOB: 2 BB: 0 P: 16	1B: 7 2B: 1 3B: 0 HR: 0 SF: 0 SAC: 1 DP: 1 HBP: 1						

	AB	34
	R	2
	H	8
	RBI	2
	BB	1
	SO	5
	LOB	14

WP: 0 PB: 0 SB: 1 CS: 0 PA: 37

PITCHER		IP	WLS	BF	H	R	ER	SO	BB	IBB	HBP	BLK	WP	HR	S	P	ERA	WHIP
56 Mark Buehrle, L ERA: 3.92	(1, 1)	7.0	W	26	4	0	0	5	1	0	1	0	0	0	63	99	0.00	0.714
27 Brett Cecil, L ERA: 2.87	(8, 1)	0.1	H	4	2	2	1	0	0	0	0	0	0	0	8	10	27.00	6.000
21 Sergio Santos, R ERA: 2.3	(8, 1)	0.2	H	2	0	0	0	0	0	0	0	0	0	0	4	7	0.00	0.000
44 Casey Janssen, R ERA: 2.86	(9, 1)	1.0	S	5	2	0	0	0	0	0	0	0	0	0	10	16	0.00	2.000

PITCHER	IP	WLS	BF	H	R	ER	SO	BB	IBB	HBP	BLK	WP	HR	S	P	ERA	WHIP

Batter	1	2	3	4	5	6	7	8	9	AB	R	H	RBI	BB	SO	LOB
7 José Reyes, S (1, 6) OBP: 0.347, SLG: 0.425	X FF 92 0-0 ① F8		C FF 92 B FF 92 D CH 87 S SL 84 B FF 94 X SL 85 3-2 ① L7		B FF 92 B SL 85 F SL 84 B FF 95 D SL 85 4-1 10 F8 17 1B BB		C FF 93 B CH 86 S FF 88 S FF 93 1-3 ③ K			3	0	0	0	1	1	1
17 Ryan Goins, L (1, 4) OBP: 0.444, SLG: 0.500	C FF 92 C FF 92 X SL 85 0-2 E4 10 2B 26 1B		X FF 91 0-0 ② L9		1 SAFE X SI 92 0-0 1-2 3-H 1B			C FF 94 C CU 73 B CU 74 S CH 84 1-3 ① K		4	1	1	1	0	1	1
10 Edwin Encarnación, R (1, 10) OBP: 0.369, SLG: 0.534	B FF 95 C FF 94 1 SAFE B SL 86 F FF 94 X FF 94 2-2 1-3 26 1B 2B		C FF 95 B FF 94 B SL 88 B SL 87 B FF 94 4-1 1-2 BB		X SL 87 0-0 ② F8 2-3			B CU 73 B CH 84 S CH 84 F FF 93 B CH 84 B CH 86 4-2 BB		2	1	1	0	2	0	2
26 Adam Lind, L (1, 3) OBP: 0.354, SLG: 0.470 16 Mark DeRosa, R (8, PH) OBP: 0.308, SLG: 0.415 (9, 3)	S SL 86 D SL 86 S SI 94 F SL 86 D SL 87 X FF 94 2-2 13 G6-3 2-H 3-H 1B		B SI 88 B SL 86 X SI 94 2-0 ③ G4-3		B SI 92 1 SAFE C FF 92 X SL 84 1-1 ③ G3			B FC 90 B FC 92 S FF 96 B FF 97 S FF 96 S FF 97 3-3 ② K		3 1	0 0	1 0	2 0	0 0	0 1	4 1
13 Brett Lawrie, R (1, 5) OBP: 0.320, SLG: 0.431	S SI 93 X SL 86 0-1 ② ③ G6-3 1-2f			X FF 92 0-0 ① F8		B FF 92 X FF 91 1-0 ① G4-3		C FC 93 B FC 92 F SI 96 T FC 92 1-2 ③ K		4	0	0	0	0	1	2
9 J.P. Arencibia, R (1, 2) OBP: 0.247, SLG: 0.400		S FF 92 X SL 86 0-1 ① G5-3		B FF 91 S FF 92 F SL 84 X FF 93 1-2 ② G1-4-3		C FF 93 F SL 86 B FF 92 B SL 88 F SI 94 X SL 87 2-2 ② P3				3	0	0	0	0	0	0
14 Moisés Sierra, R (1, 9) OBP: 0.345, SLG: 0.261		C FF 94 C FF 94 B SL 85 C FF 94 1-3 ② K		S SL 85 X SL 86 0-1 ③ P4		S SL 86 F FF 94 B SL 87 B SL 86 F FF 94 F FF 94 C FF 94 2-3 ③ K				3	0	0	0	0	2	0
8 Anthony Gose, L (1, 8) OBP: 0.308, SLG: 0.328		C FF 92 F SI 87 F FF 93 S SL 86 0-3 ③ K			L SL 81 S SL 82 B FF 92 B SL 83 F SL 84 X FF 92 2-2 17 1B 3B		C FF 90 B CH 84 C CH 85 X SL 85 1-2 ① G6-3			3	1	1	0	0	1	0
22 Kevin Pillar, R (1, 7) OBP: 0.250, SLG: 0.256			B SI 92 F FF 92 H SI 92 2-1 10 BB HBP		F SL 86 F SL 86 S SL 86 0-3 ① K		C FF 92 F SL 84 F SL 84 S SL 86 0-3 ② K			2	0	0	0	0	2	1
Inning Stats	R: 2 E: 1 K: 0 S: 13 H: 2 LOB: 0 BB: 0 P: 17	R: 0 E: 0 K: 2 S: 9 H: 0 LOB: 0 BB: 0 P: 10	R: 0 E: 0 K: 0 S: 7 H: 0 LOB: 2 BB: 1 P: 18	R: 0 E: 0 K: 0 S: 6 H: 0 LOB: 0 BB: 0 P: 7	R: 1 E: 0 K: 1 S: 12 H: 2 LOB: 2 BB: 1 P: 19	R: 0 E: 0 K: 1 S: 10 H: 0 LOB: 0 BB: 0 P: 15	R: 0 E: 0 K: 2 S: 10 H: 0 LOB: 0 BB: 0 P: 12	R: 0 E: 0 K: 3 S: 11 H: 0 LOB: 1 BB: 1 P: 20		1B: 2 2B: 1 3B: 1 HR: 0 SF: 0 SAC: 0 DP: 1 HBP: 1				WP: 0 PB: 0 SB: 0 CS: 0 PA: 32		

PITCHER		IP	WLS	BF	H	R	ER	SO	BB	IBB	HBP	BLK	WP	HR	S	P	ERA	WHIP
54 Ervin Santana, R ERA: 3.19	(1, 1)	7.0	L	28	4	3	2	6	2	0	1	0	0	0	67	98	2.57	0.857
55 Tim Collins, L ERA: 3.88	(8, 1)	0.1		2	0	0	0	1	1	0	0	0	0	0	5	10	0.00	3.000
44 Luke Hochevar, R ERA: 1.86	(8, 1)	0.2		2	0	0	0	2	0	0	0	0	0	0	6	10	0.00	0.000

PITCHER	IP	WLS	BF	H	R	ER	SO	BB	IBB	HBP	BLK	WP	HR	S	P	ERA	WHIP

BOTTOM

Kansas City Royals @ Toronto Blue Jays

Rogers Centre, Toronto, ON

Fri Aug 30 2013, 7:08 PM - 9:31 PM EDT

Att. 21,031 - Roof Closed - 68 F

livebaseballscorecards.com

AB	28
R	3
H	4
RBI	3
BB	3
SO	9
LOB	12

Batter	1	2	3	4	5	6	7	8	9	AB	R	H	RBI	BB	SO	LOB
4 Alex Gordon, L (1, 7) OBP: 0.332, SLG: 0.425	C KN 73 B KN 78 B KN 78 F KN 74 S KN 77 2-3 K ①	X KN 78 0-0 G1-3 ③			C KN 79 F KN 69 F KN 79 F KN 81 X KN 80 0-2 G1-3 ①		C FF 80 X KN 81 0-1 1B		C FF 90 D CU 74 B FF 90 F FC 91 S SL 84 2-3 K ②	5	0	1	0	0	2	4
64 Emilio Bonifácio, S (1, 4) OBP: 0.280, SLG: 0.332	F FF 83 F KN 78 T KN 79 0-2 K ②		B KN 77 X KN 74 1-0 35 1B 3B		C KN 78 B EP 66 F KN 69 T FF 84 1-2 K ②		S KN 78 1 SAFE F KN 80 S KN 80 0-3 K ②		B FF 90 C FF 90 F CU 73 B FC 89 B FC 90 3-2 CS ③ 1-2	4	1	1	0	0	3	1
35 Eric Hosmer, L (1, 3) OBP: 0.349, SLG: 0.444	B KN 77 C KN 77 B EP 65 X KN 76 2-1 1B		F KN 78 X KN 78 0-1 8 G3 16 G6-3 3-H 1B		S KN 80 B FF 80 B KN 74 B KN 78 B KN 78 4-1 BB		1 SAFE X KN 69 0-0 F9 ③			3	0	2	1	1	0	1
16 Billy Butler, R (1, 10) OBP: 0.380, SLG: 0.426	C FF 83 B KN 78 D KN 79 F KN 75 C KN 78 2-3 K ③		F KN 79 S EP 67 B KN 80 F KN 79 1 SAFE B KN 70 X KN 80 2-2 G6-3 ① 1-2		S KN 80 X KN 81 0-1 G5-3 ③			C KN 78 X KN 79 0-1 G4-3 ①		4	0	0	0	0	1	3
8 Mike Moustakas, L (1, 5) OBP: 0.297, SLG: 0.371		F KN 75 X KN 78 0-1 L4 ①	C KN 80 X KN 79 0-1 G3 ② 2-3			B KN 78 F KN 75 X FF 80 1-1 F7 ①		C KN 79 F KN 80 B FF 81 F KN 81 X KN 68 1-2 F8 ②		4	0	0	0	0	0	1
13 Salvador Perez, R (1, 2) OBP: 0.312, SLG: 0.405		B FF 84 B KN 75 B KN 75 C FF 82 B KN 75 4-1 1 1B 2 1B BB	F KN 79 X EP 68 0-1 G1-3 ③			C KN 80 T FF 81 B KN 81 X KN 70 1-2 G5-3 ②		C KN 80 X KN 82 0-1 F9 ③		3	1	0	0	1	0	1
7 David Lough, L (1, 9) OBP: 0.309, SLG: 0.404		S KN 76 B KN 77 B KN 78 X KN 75 2-1 L8 ②		X KN 76 0-0 F9 ①		C KN 81 X KN 81 0-1 1B			C FF 88 B CH 83 H FF 90 2-1 26 1B HBP	3	0	1	0	0	0	1
1 Jarrod Dyson, L (1, 8) OBP: 0.314, SLG: 0.367		C KN 76 X KN 78 0-1 2 1B 1-2 1B	C FF 83 X KN 73 0-1 L6 ②			1 SAFE B FF 82 1 SAFE C KN 75 1 SAFE F KN 75 F FF 81 1 SAFE X EP 68 1-2 G3 ③			C SI 88 S SI 88 B FF 89 B FF 90 S FC 88 2-3 K ①	4	0	1	0	0	1	2
2 Alcides Escobar, R (1, 6) OBP: 0.261, SLG: 0.298 26 George Kottaras, L (9, PH) OBP: 0.360, SLG: 0.393 17 Chris Getz, L (9, PR) OBP: 0.293, SLG: 0.281		X KN 78 0-0 1-2 2-H 1B	C FF 83 X EP 66 0-1 L1 ③				C KN 76 B KN 79 F KN 79 C KN 80 1-3 K ①		B SI 88 T SI 88 B FC 88 B FF 91 C FF 90 X FC 90 3-2 64 CS 1-3 1B	3 1 0	0 0 0	1 1 0	1 0 0	0 0 0	1 0 0	0 0 0
Inning Stats	R: 0 E: 0 K: 3 S: 11 H: 1 LOB: 1 BB: 0 P: 17	R: 1 E: 0 K: 0 S: 9 H: 2 LOB: 2 BB: 1 P: 15	R: 1 E: 0 K: 0 S: 11 H: 2 LOB: 1 BB: 0 P: 14	R: 0 E: 0 K: 0 S: 5 H: 0 LOB: 0 BB: 0 P: 5	R: 0 E: 0 K: 1 S: 11 H: 0 LOB: 1 BB: 1 P: 16	R: 0 E: 0 K: 0 S: 11 H: 1 LOB: 1 BB: 0 P: 14	R: 0 E: 0 K: 2 S: 9 H: 1 LOB: 1 BB: 0 P: 10	R: 0 E: 0 K: 0 S: 8 H: 0 LOB: 0 BB: 0 P: 9	R: 0 E: 0 K: 2 S: 12 H: 1 LOB: 2 BB: 0 P: 24	1B: 7 2B: 0 3B: 1 HR: 0 SF: 0 SAC: 0 DP: 0 HBP: 1						

PITCHER	IP	WLS	BF	H	R	ER	SO	BB	IBB	HBP	BLK	WP	HR	S	P	ERA	WHIP
43 R.A. Dickey, R (1, 1) ERA: 4.3	8.0	W	33	7	2	2	6	2	0	0	0	0	0	75	100	2.25	1.125
44 Casey Janssen, R (9, 1) ERA: 2.8	1.0	S	4	1	0	0	2	0	0	1	0	0	0	12	24	0.00	1.000

PITCHER	IP	WLS	BF	H	R	ER	SO	BB	IBB	HBP	BLK	WP	HR	S	P	ERA	WHIP

TOP

Kansas City Royals @ Toronto Blue Jays

Rogers Centre, Toronto, ON

Sat Aug 31 2013, 1:10 PM - 3:43 PM EDT
Att. 34,315 - Roof Closed - 68 F

livebaseballscorecards.com

AB	34
R	2
H	8
RBI	2
BB	2
SO	8
LOB	14

WP: 0 PA: 38
PB: 0
SB: 0
CS: 1

BOTTOM

Kansas City Royals @ Toronto Blue Jays

Rogers Centre, Toronto, ON

Sat Aug 31 2013, 1:10 PM - 3:43 PM EDT

Att. 34,315 - Roof Closed - 68 F

livebaseballscorecards.com

Batter	1	2	3	4	5	6	7	8	9	AB	R	H	RBI	BB	SO	LOB
7 José Reyes, S (1, 6) OBP: 0.352, SLG: 0.430	B FF 89 B CH 84 C FF 89 C CH 86 X FF 92 2-2 ① L8		T FF 94 F CH 84 B FF 90 F FF 94 X SL 87 1-2 ② 1B			C CU 75 F FF 93 X FF 93 0-2 10 G5-4-3 1B		T FF 99 B CU 80 S CH 87 X CH 87 1-2 10 BB 17 E 13 BB 1B 1-2		4	1	3	0	0	0	0
17 Ryan Goins, L (1, 4) OBP: 0.419, SLG: 0.467	B SI 92 C CH 86 F CH 84 B CU 73 X FF 94 2-2 10 1B 1B		C FF 93 X CU 76 0-1 ③ P5			F CU 73 1 SAFE D FF 93 F FF 92 1 SAFE S SL 84 1-3 ① K		C SL 82 B SL 83 B SI 92 F SL 82 X SL 82 2-2 FC6 13 BB 10 BB 11 BB 1-2 2-H		4	1	1	0	0	1	2
10 Edwin Encarnación, R (1, 3) OBP: 0.371, SLG: 0.535	C CH 87 B SL 83 B SL 83 S CH 84 B CH 84 X FF 95 3-2 ② 26 1B 1-3 1B			S SL 84 F SL 82 X FF 94 0-2 26 G4-3 1B		D CH 84 X FF 89 1-0 ②③ G5-4-3 1-2f		B SI 92 B FF 93 B FF 92 C FF 91 S FF 93 B FF 94 4-2 11 BB 13 BB 1-2 2-3 BB		3	0	2	0	1	0	1
26 Adam Lind, L (1, 10) OBP: 0.353, SLG: 0.469 16 Mark DeRosa, R (8, PH) OBP: 0.307, SLG: 0.413 (9, 10)	C FF 93 B SL 85 B CH 82 D CH 84 S FF 94 X SL 83 3-2 1-3 1B			D SI 89 X CH 84 1-0 ① G4-3 1-2			B CH 87 C CH 83 F CU 75 B FF 95 X SL 84 2-2 ① G3-1	F SI 95 C SL 84 S SL 85 0-3 ② K		3 1	0 0	1 0	0 0	0 0	0 1	1 3
13 Brett Lawrie, R (1, 5) OBP: 0.319, SLG: 0.426	C SL 83 B SI 93 B FF 94 X CH 88 2-1 ③ G1-3			C CH 89 X SL 84 0-1 ② G6-3			C FF 95 X FF 94 0-1 ② F9	B SI 96 D SL 86 B SI 96 B SI 95 4-0 11 BB 1-2 2-3 3-H BB		3	0	0	1	1	0	3
11 Rajai Davis, R (1, 7) OBP: 0.316, SLG: 0.347 (9, 9)		L CU 75 X SL 83 0-1 ① F9		F SI 89 F FF 95 S SL 86 0-3 ③ K			X SL 83 0-0 22 1B 2B	B SI 95 B SL 84 B SI 95 B SI 94 4-0 1-2 2-3 3-H BB		3	1	1	1	1	1	1
22 Josh Thole, L (1, 2) OBP: 0.250, SLG: 0.227 9 J.P. Arencibia, R (8, PH) OBP: 0.246, SLG: 0.399 (9, 2)		C FF 92 F FF 92 B FF 91 S SI 94 1-3 ② K			B CH 82 B FF 92 F FF 92 F CH 84 B FF 94 X FF 94 3-2 ① G4-3		B CU 75 2 SAFE S CH 84 D CU 75 F CH 85 B FF 96 F SI 96 F SL 86 X SL 86 3-2 ③ 2-H 1B	C CH 83 B CU 73 X FF 94 1-1 ③ F9		3 1	0 0	1 0	1 0	0 0	1 3	0 3
14 Moisés Sierra, R (1, 9) OBP: 0.323, SLG: 0.240 66 Munenori Kawasaki, L (8, PH) OBP: 0.319, SLG: 0.307 22 Kevin Pillar, R (9, 7) OBP: 0.250, SLG: 0.256		C FF 95 X SL 84 0-1 ③ P3			B EP 65 C SL 84 F FF 95 B SL 84 T SL 85 2-2 ② K			B SI 99 C SI 98 B CH 88 X SI 99 2-1 17 FC6 7 1B 17 E 1B		2 1 0	0 1 0	0 1 0	0 0 0	0 0 0	1 0 0	0 0 0
8 Anthony Gose, L (1, 8) OBP: 0.294, SLG: 0.313			B CH 86 X FF 91 1-0 ① G3-1			B FF 95 F SI 93 X CH 84 1-1 ③ L7		1 SAFE B CH 86 T CH 87 L SI 100 1 SAFE F CH 88 1 SAFE F FF 101 F CH 87 2-2 ① P6 F FF 101 B FF 100 X CH 86		3	0	0	0	0	0	1
Inning Stats	R: 0 E: 0 K: 0 S: 14 H: 3 LOB: 2 BB: 0 P: 26	R: 0 E: 0 K: 1 S: 7 H: 0 LOB: 0 BB: 0 P: 8	R: 0 E: 0 K: 0 S: 7 H: 1 LOB: 0 BB: 0 P: 9	R: 0 E: 0 K: 1 S: 9 H: 1 LOB: 1 BB: 0 P: 10	R: 0 E: 0 K: 1 S: 8 H: 0 LOB: 0 BB: 0 P: 14	R: 0 E: 0 K: 1 S: 7 H: 1 LOB: 0 BB: 0 P: 9	R: 1 E: 0 K: 0 S: 11 H: 2 LOB: 1 BB: 0 P: 16	R: 3 E: 1 K: 1 S: 22 H: 2 LOB: 3 BB: 3 P: 42		1B: 9 2B: 1 3B: 0 HR: 0	SF: 0 SAC: 0 DP: 1 HBP: 0		WP: 0 PB: 0 SB: 0 CS: 0	PA: 34		

	AB	31
	R	4
	H	10
	RBI	3
	BB	3
	SO	5
	LOB	15

PITCHER		IP	WLS	BF	H	R	ER	SO	BB	IBB	HBP	BLK	WP	HR	S	P	ERA	WHIP
11 Jeremy Guthrie, R ERA: 4.08	(1, 1)	7.0		25	8	1	1	4	0	0	0	0	0	0	63	92	1.29	1.143
40 Kelvin Herrera, R ERA: 3.42	(8, 1)	0.1	L	3	2	2	0	0	0	0	0	0	0	0	12	17	0.00	6.000
53 Will Smith, L ERA: 3.04	(8, 1)	0.0	B	2	0	0	0	0	1	0	0	0	0	0	5	11	∞	∞
43 Aaron Crow, R ERA: 3.09	(8, 1)	0.1		3	0	1	0	1	2	0	0	0	0	0	3	11	0.00	6.000
55 Tim Collins, L ERA: 3.86	(8, 1)	0.1		1	0	0	0	0	0	0	0	0	0	0	2	3	0.00	0.000

PITCHER	IP	WLS	BF	H	R	ER	SO	BB	IBB	HBP	BLK	WP	HR	S	P	ERA	WHIP

Batter	1	2	3	4	5	6	7	8	9	AB	R	H	RBI	BB	SO	LOB
4 Alex Gordon, L (1, 7) OBP: 0.330, SLG: 0.423	C FF 91 F FF 91 X CH 86 0-2 ① P5		F FF 90 F CH 84 1 SAFE D CU 77 X SI 91 1-2 64 1B 35 1B 1-3 3-H 1B	1 SAFE C FF 91 1 SAFE F FF 91 1 SAFE D CU 75 X SL 83 1-2 ② G4-3 1-3			B CH 81 B SI 90 F SI 91 F CH 82 F CH 84 B CH 83 F CH 82 X SI 92 3-2 ① G4-3		B SI 95 X SI 96 1-0 ① P5	5	1	1	1	0	0	2
64 Emilio Bonifácio, S (1, 4) OBP: 0.284, SLG: 0.337	C FF 91 B SI 92 B SI 90 S FF 92 B FF 92 F FF 92 F FF 91 B FF 93 4-2 35 E 35 S 35 G4-3 BB		B FF 92 F FF 91 B SL 84 B FF 93 F FF 92 X FF 92 3-2 35 S 35 1B 2-3 3-H 1B	C FF 92 B CH 83 S CH 84 B FF 93 F CU 75 F FF 92 X CH 86 2-2 ③ G1-3			S SI 92 F SI 92 B SI 93 B CH 85 X CH 83 2-2 35 G4-3 2B		F FF 96 S FF 97 B SI 96 B SI 96 S FF 96 2-3 ② K	4	2	2	1	1	1	2
35 Eric Hosmer, L (1, 3) OBP: 0.349, SLG: 0.446	1 SAFE 1 SAFE B FF 91 B FF 91 1 SAFE C SL 84 S SI 91 F SI 93 F SI 93 2-2 ② G4-3 1-H		C SL 84 1 SAFE 1 SAFE B FF 91 X SL 85 1-1 13 2B 1-H 3-H 1B		X SI 92 0-0 2B		B SI 91 C SI 92 B SI 92 X SI 92 2-1 ② G4-3 2-3		B SL 88 S FF 97 X FF 97 1-1 ③ F7 2-3	5	0	2	3	0	0	2
16 Billy Butler, R (1, 10) OBP: 0.377, SLG: 0.422	B FF 91 F SI 92 C CH 85 B CU 76 X CH 86 2-2 ③ G5-3		X FF 92 0-0 ① F9		B SI 92 F SI 93 B SI 92 X CH 83 2-1 ① G5-3		S CH 84 B CH 85 X CH 85 1-1 ③ G5-3			4	0	0	0	0	0	3
13 Salvador Perez, R (1, 2) OBP: 0.314, SLG: 0.407		F FF 89 F FF 90 F FF 92 B CH 85 B FF 90 X CH 84 2-2 ① G6-3	C CH 85 F SI 92 X CH 86 0-2 1-3 2B		C SI 93 F SI 92 B CH 84 X SI 92 1-2 ② P6			C FF 93 F CH 84 H FF 95 1-2 8 G6-4-3 HBP		3	0	1	0	0	0	1
8 Mike Moustakas, L (1, 5) OBP: 0.294, SLG: 0.368		B FF 92 X FF 91 1-0 ② G6-3	C SI 92 F FF 92 B SL 85 S SI 91 1-3 ② K		B CH 83 F CH 84 X CH 84 1-1 ③ G6-3			F FF 95 B SL 85 X CH 85 1-1 ① ② G6-4-3 1-2f		4	0	0	0	0	1	4
27 Justin Maxwell, R (1, 9) OBP: 0.335, SLG: 0.443		C SL 82 C FF 91 S CU 76 0-3 ③ K2-3	S CH 85 B CH 84 B SL 85 F FF 92 S CU 76 2-3 ③ K			B SI 92 B SI 93 B SI 90 C SI 90 F SI 92 F SI 92 X SI 93 3-2 ① G5-3		B SL 85 C SL 86 B SL 87 B FF 96 B FF 95 4-1 BB		3	0	0	0	1	2	2
1 Jarrod Dyson, L (1, 8) OBP: 0.318, SLG: 0.370			C SI 90 F SI 89 X CU 75 0-2 2 E 2 S 4 1B 1B	B FF 89 B FF 89 C FF 90 C SI 90 F FF 91 B SI 91 X SI 90 3-2 4 G4-3 4 S 1B		X SI 91 0-0 ② G1-3		C FF 95 C FF 96 B FF 96 F FF 95 B CH 85 X CH 85 2-2 ③ G4-3		4	1	2	0	0	0	1
2 Alcides Escobar, R (1, 6) OBP: 0.261, SLG: 0.300			1 SAFE P PO 85 X FF 90 1-0 FC6 4 1B 64 1B 1-3	1 SAFE 1 SAFE C FF 91 X FF 91 0-1 ① P4		C SI 92 S CH 85 X CH 86 0-2 ③ P4			B SI 96 B FF 95 B FF 96 C FF 95 F FF 96 X FF 96 3-2 35 WP 2B	4	1	1	0	0	0	2
Inning Stats	R: 1 H: 0 E: 0 LOB: 0 K: 0 BB: 1 S: 16 P: 24	R: 0 H: 0 E: 0 LOB: 0 K: 1 BB: 0 S: 8 P: 11	R: 4 H: 5 E: 1 LOB: 2 K: 2 BB: 0 S: 23 P: 31	R: 0 H: 1 E: 0 LOB: 1 K: 0 BB: 0 S: 14 P: 20	R: 0 H: 1 E: 0 LOB: 1 K: 0 BB: 0 S: 8 P: 12	R: 0 H: 0 E: 0 LOB: 0 K: 0 BB: 0 S: 8 P: 11	R: 0 H: 1 E: 0 LOB: 1 K: 0 BB: 0 S: 12 P: 20	R: 0 H: 0 E: 0 LOB: 1 K: 0 BB: 1 S: 9 P: 17	R: 0 H: 1 E: 0 LOB: 1 K: 1 BB: 0 S: 9 P: 16	1B: 5 SF: 0 2B: 4 SAC: 0 3B: 0 DP: 1 HR: 0 HBP: 1						

Kansas City Royals @ Toronto Blue Jays

Rogers Centre, Toronto, ON

Sun Sep 01 2013, 1:08 PM - 3:59 PM EDT

Att. 22,961 - Partly Cloudy - 74 F

TOP

livebaseballscorecards.com

AB	36
R	5
H	9
RBI	5
BB	2
SO	4
LOB	19

WP: 1 PA: 39
PB: 0
SB: 4
CS: 0

PITCHER		IP	WLS	BF	H	R	ER	SO	BB	IBB	HBP	BLK	WP	HR	S	P	ERA	WHIP
48 J.A. Happ, L ERA: 5.54	(1, 1)	4.0	L	20	6	5	3	3	1	0	0	0	0	0	61	86	6.75	1.750
64 Chad Jenkins, R ERA: 2.86	(5, 1)	3.0		11	2	0	0	0	0	0	0	0	0	0	28	43	0.00	0.667
45 Neil Wagner, R ERA: 3.03	(8, 1)	1.0		4	0	0	0	0	1	0	1	0	0	0	9	17	0.00	1.000
29 Dustin McGowan, R ERA: 2.0	(9, 1)	1.0		4	1	0	0	1	0	0	0	0	1	0	9	16	0.00	1.000

BOTTOM

Kansas City Royals @ Toronto Blue Jays

Rogers Centre, Toronto, ON

Sun Sep 01 2013, 1:08 PM - 3:59 PM EDT

Att. 22,961 - Partly Cloudy - 74 F

livebaseballscorecards.com

Batter	1	2	3	4	5	6	7	8	9	AB	R	H	RBI	BB	SO	LOB
7 José Reyes, S (1, 6) OBP: 0.347, SLG: 0.423	C FF 92 S SI 93 X CH 84 0-2 ① P5			B SI 93 X CH 85 1-0 ① P5		C SI 93 B CH 85 S CH 86 F CH 85 X CH 85 1-2 ① P5		C FF 96 X FF 96 0-1 ③ P5		4	0	0	0	0	0	0
17 Ryan Goins, L (1, 4) OBP: 0.371, SLG: 0.412	F FF 93 S CH 86 B CH 87 F CH 85 B FC 90 X CH 85 2-2 ② F9			B KC 76 C FF 92 B FC 89 C CH 85 C FC 89 2-3 ② K		B FF 94 C FF 92 C FF 93 S FF 94 1-3 ② K			B FF 94 C FF 96 X FF 96 1-1 ① F7	4	0	0	0	0	2	0
10 Edwin Encarnación, R (1, 10) OBP: 0.370, SLG: 0.533	B FF 94 F SI 92 B CH 85 F CH 85 F FC 88 S CH 85 2-3 ③ K			B KC 79 B FC 88 X CH 87 2-0 26 BB 1B		F SI 92 X SI 93 0-1 ③ F8			F FF 97 S SL 85 F SL 85 B SL 87 X FF 98 1-2 ② G4-3	4	0	1	0	0	1	0
26 Adam Lind, L (1, 3) OBP: 0.355, SLG: 0.468		C FF 92 B SI 92 B SI 93 C FF 93 B FC 89 F FF 94 X CH 87 3-2 ① G4-3		C KC 78 F FF 94 B FC 87 B FC 88 F CH 86 D CH 85 F FC 91 F FF 94 B FF 93 4-2 1-2 BB			B FF 92 T FF 93 X FF 93 1-1 1B		F FF 98 F FF 98 B FS 87 X SL 86 1-2 ③ F9	3	0	1	0	1	0	0
13 Brett Lawrie, R (1, 5) OBP: 0.316, SLG: 0.422		C FF 94 B FC 88 F FC 88 F CH 85 B FF 94 B FF 93 X CH 86 3-2 ② G5-3		B FC 88 F FC 89 F FF 95 B FF 94 D CH 87 F FF 95 X FF 94 3-2 ③ G6-3			B SI 92 C SI 92 B SI 93 C FF 93 S FC 88 2-3 ① K			3	0	0	0	0	1	3
9 J.P. Arencibia, R (1, 2) OBP: 0.244, SLG: 0.396		B FC 87 F CH 87 S FC 90 F CH 86 B FC 90 S FC 87 2-3 ③ K			C FC 87 X KC 77 0-1 ① G5-3		B FC 87 S FC 89 X KC 78 1-1 ② P4			3	0	0	0	0	1	1
11 Rajai Davis, R (1, 9) (9, 7) OBP: 0.316, SLG: 0.354			B FF 91 C FF 91 B FC 88 T FF 92 X CH 86 2-2 ① F8		F FF 92 X KC 78 0-1 3B		C FF 93 F FF 93 S FF 92 0-3 ③ K			3	0	1	0	0	1	1
8 Anthony Gose, L (1, 8) OBP: 0.282, SLG: 0.299			B FF 93 F SI 92 C CH 85 X FC 87 1-2 ② L7		F FF 95 F KC 80 S CH 86 0-3 ② K			B FF 96 C FF 95 B FC 91 F FF 95 B FF 96 F FF 96 F FF 96 F FC 90 F FF 96 3-3 ① K		3	0	0	0	0	2	1
22 Kevin Pillar, R (1, 7) OBP: 0.240, SLG: 0.244 66 Munenori Kawasaki, L (8, PH) OBP: 0.318, SLG: 0.305 14 Moisés Sierra, R (9, 9) OBP: 0.323, SLG: 0.240			B FF 93 S FC 88 S CH 85 S CH 86 1-3 ③ K		B FC 88 S CH 86 D CH 87 S CH 86 F CH 86 S CH 87 2-3 ③ K			C FF 97 S KC 82 B FF 96 B FC 92 S FC 91 2-3 ② K		2 1 0	0 0 0	0 0 0	0 0 0	0 0 0	2 1 0	1 0 0
Inning Stats	R: 0 E: 0 K: 1 S: 11 H: 0 LOB: 0 BB: 0 P: 15	R: 0 E: 0 K: 1 S: 12 H: 0 LOB: 0 BB: 0 P: 20	R: 0 E: 0 K: 1 S: 9 H: 0 LOB: 0 BB: 0 P: 13	R: 0 E: 0 K: 1 S: 14 H: 1 LOB: 2 BB: 1 P: 26	R: 0 E: 0 K: 2 S: 11 H: 1 LOB: 1 BB: 0 P: 13	R: 0 E: 0 K: 1 S: 9 H: 0 LOB: 0 BB: 0 P: 11	R: 0 E: 0 K: 2 S: 10 H: 1 LOB: 1 BB: 0 P: 14	R: 0 E: 0 K: 2 S: 16 H: 0 LOB: 0 BB: 0 P: 21	R: 0 E: 0 K: 0 S: 9 H: 0 LOB: 0 BB: 0 P: 12	1B: 2 2B: 0 3B: 1 HR: 0 SF: 0 SAC: 0 DP: 0 HBP: 0						

	AB	30
	R	0
	H	3
	RBI	0
	BB	1
	SO	11
	LOB	7

PITCHER		IP	WLS	BF	H	R	ER	SO	BB	IBB	HBP	BLK	WP	HR	S	P	ERA	WHIP
33 James Shields, R ERA: 3.03	(1, 1)	7.0	W	25	3	0	0	9	1	0	0	0	0	0	76	112	0.00	0.571
44 Luke Hochevar, R ERA: 1.83	(8, 1)	1.0		3	0	0	0	2	0	0	0	0	0	0	16	21	0.00	0.000
56 Greg Holland, R ERA: 1.36	(9, 1)	1.0		3	0	0	0	0	0	0	0	0	0	0	9	12	0.00	0.000

PITCHER	IP	WLS	BF	H	R	ER	SO	BB	IBB	HBP	BLK	WP	HR	S	P	ERA	WHIP

WP: 0 PA: 31
PB: 0
SB: 0
CS: 0

Batter	1	2	3	4	5	6	7	8	9	AB	R	H	RBI	BB	SO	LOB
7 José Reyes, S (1, 6) OBP: 0.343, SLG: 0.418	C SI 89 X FC 88 0-1 F9		X SI 89 0-0 G4-3		C SI 90 X SI 90 0-1 G3			C SI 89 F FC 88 B FC 89 B SI 91 X SI 91 2-2 F8		4	0	0	0	0	0	0
17 Ryan Goins, L (1, 4) OBP: 0.359, SLG: 0.395	C SI 90 T SI 91 X CU 78 0-2 G4-3		B SI 89 B SI 90 X FC 88 2-0 F8			B CU 77 X FC 87 1-0 L9			L SI 90 X SI 89 0-1 10 HR 1B	4	1	1	0	0	0	0
10 Edwin Encarnación, R (1, 3) OBP: 0.371, SLG: 0.538	C SI 91 X FC 88 0-1 F9		F CU 78 H SI 90 1-1 13 FC6 HBP			C SI 90 B SI 90 X SI 90 1-1 G5-3			X SI 90 0-0 1-H HR	3	1	1	2	0	0	0
13 Brett Lawrie, R (1, 5) OBP: 0.313, SLG: 0.416		C SI 91 X CU 77 0-1 F8	X SI 91 0-0 FC6 1-2f			C SI 90 C SI 91 B FC 90 X SI 92 1-2 G1-3			F FC 88 X SI 90 0-1 G5-3	4	0	0	0	0	0	1
14 Moisés Sierra, R (1, 9) OBP: 0.314, SLG: 0.276		B FC 90 B SI 91 X FC 89 2-0 22 G4-3 22 1B 2B		C SI 90 F SI 91 S SI 90 0-3 K			B SI 90 X SI 90 1-0 G5-3		C CU 77 B SI 90 F SI 90 F CU 78 F SI 91 X SI 91 1-2 G5-3	4	1	1	0	0	1	0
22 Josh Thole, L (1, 2) OBP: 0.240, SLG: 0.217		C SI 90 B CH 78 B FC 89 X CU 78 2-1 G4-3 2-3		C SI 90 B CH 77 F SI 92 B FC 89 B SI 92 F SI 91 X FC 90 3-2 G3-1			C SI 90 B SI 91 S SI 91 B FC 89 C SI 91 2-3 K		X CU 77 0-0 F9	4	0	0	0	0	1	1
22 Kevin Pillar, R (1, 7) OBP: 0.245, SLG: 0.250		C CU 78 B SI 91 X SI 91 1-1 8 3B 3-H 1B		C SI 91 B CU 78 B CU 78 B SI 91 C SI 92 F SI 90 X SI 91 3-2 G4-3			B SI 91 X SI 90 1-0 G5-3			3	1	1	1	0	0	0
8 Anthony Gose, L (1, 8) OBP: 0.284, SLG: 0.329		X SI 91 0-0 1-H 3B			C SI 89 L FC 87 B FC 89 B FC 88 X SI 90 2-2 G6-3			X SI 88 0-0 G5-3		3	0	1	1	0	0	0
32 Esmil Rogers, R (1, 1)		M SI 90 X SI 91 0-1 G5-3			C SI 90 X SI 90 0-1 G5-3			F SI 89 X SI 90 0-1 G5-3		2	0	0	0	0	0	1
21 Sergio Santos, R (7, 1)										1	0	0	0	0	0	0
50 Steve Delabar, R (8, 1)										0	0	0	0	0	0	0
62 Aaron Loup, L (9, 1)										0	0	0	0	0	0	0
44 Casey Janssen, R (9, 1)										0	0	0	0	0	0	0
Inning Stats	R: 0 E: 0 K: 0 S: 7 H: 0 LOB: 0 BB: 0 P: 7	R: 2 E: 0 K: 0 S: 10 H: 3 LOB: 1 BB: 0 P: 15	R: 0 E: 0 K: 0 S: 4 H: 0 LOB: 1 BB: 0 P: 7	R: 0 E: 0 K: 1 S: 11 H: 0 LOB: 0 BB: 0 P: 17	R: 0 E: 0 K: 0 S: 7 H: 0 LOB: 0 BB: 0 P: 9	R: 0 E: 0 K: 0 S: 6 H: 0 LOB: 0 BB: 0 P: 9	R: 0 E: 0 K: 1 S: 5 H: 0 LOB: 0 BB: 0 P: 9	R: 0 E: 0 K: 0 S: 6 H: 0 LOB: 0 BB: 0 P: 8	R: 2 E: 0 K: 0 S: 11 H: 2 LOB: 0 BB: 0 P: 12	1B: 2 2B: 1 3B: 1 HR: 1	SF: 0 SAC: 0 DP: 0 HBP: 1					

PITCHER		IP	WLS	BF	H	R	ER	SO	BB	IBB	HBP	BLK	WP	HR	S	P	ERA	WHIP
32 Brandon McCarthy, R ERA: 4.94	(1, 1)	9.0	L	33	5	4	4	2	0	0	1	0	0	1	67	93	4.00	0.556

PITCHER		IP	WLS	BF	H	R	ER	SO	BB	IBB	HBP	BLK	WP	HR	S	P	ERA	WHIP

TOP

Toronto Blue Jays @ Arizona Diamondbacks

Chase Field, Phoenix, AZ

Mon Sep 02 2013, 1:10 PM - 3:27 PM MST

Att. 21,034 - Roof Closed - 76 F

livebaseballscorecards.com

AB	32
R	4
H	5
RBI	4
BB	0
SO	2
LOB	3

PA: 33

Batter	1	2	3	4	5	6	7	8	9	AB	R	H	RBI	BB	SO	LOB
19 Tony Campana, L (1, 8) OBP: 0.413, SLG: 0.342 11 AJ Pollock, R (9, PH) OBP: 0.300, SLG: 0.396	C FF 92 X SI 92 0-1 ① G1-3			F FF 92 B SI 93 B FF 91 X FF 92 2-1 ① G4-3			C FF 92 B FF 91 B FF 92 B FF 90 C FC 91 F FF 92 F FF 92 B FF 92 4-2 6 S BB		B FF 89 B FC 88 B FF 88 C FF 89 B FF 90 4-1 44 G6-4-3 BB 1-2	2 0	0 0	0 0	0 0	1 1	0 0	0 0
6 Adam Eaton, L (1, 7) OBP: 0.343, SLG: 0.382	C FF 92 X FF 93 0-1 ② G4-3			C FF 91 B FF 92 B FF 92 X FF 92 2-1 ② G6-3			C FF 91 B FF 92 F FF 92 B SI 93 S CU 82 2-3 ① K2-3 1-2		B FF 89 C FF 89 X CU 75 1-1 ① F9	4	0	0	0	0	1	3
44 Paul Goldschmidt, R (1, 3) OBP: 0.399, SLG: 0.540	B CU 81 C FF 94 B SI 93 X SL 86 2-1 ③ L9			C CU 81 B FF 92 T FF 93 B FF 93 B SI 92 F CU 81 F SL 87 F FF 92 X SL 86 3-2 ③ G5-3			B SL 87 B SL 87 B SL 88 C FF 94 B SL 87 4-1 12 G1-6-3 BB		C FC 90 B FC 90 B CU 76 C FC 90 X SL 85 2-2 ②③ G6-4-3 1-2f	3	0	0	0	1	0	2
12 Eric Chavez, L (1, 5) OBP: 0.333, SLG: 0.493		C FF 92 B FF 92 X FF 92 1-1 ① G4-3			C FF 92 X FF 92 0-1 ① F7		F FF 95 D FF 95 B FF 94 X FF 95 2-1 ②③ G1-6-3 1-2f			3	0	0	0	0	0	2
14 Martín Prado, R (1, 4) OBP: 0.340, SLG: 0.427		B FF 92 C FF 92 B FF 92 C SL 87 X FF 93 2-2 8 G4-6-3 1B			B FF 92 C FF 92 B CU 81 X FF 92 2-1 ② G6-3			C FF 94 C FF 96 F FF 95 X CH 86 0-2 ① L8		3	0	1	0	0	0	0
8 Gerardo Parra, L (1, 9) OBP: 0.327, SLG: 0.405		X SI 91 0-0 ②③ G4-6-3 1-2f			C SI 91 F CU 81 F FF 92 B CU 81 B FF 91 F SL 82 S SL 87 2-3 ③ K			X FF 95 0-0 27 G4-6-3 1B		3	0	1	0	0	1	1
27 Wil Nieves, R (1, 2) OBP: 0.332, SLG: 0.388			B FF 93 X FF 92 1-0 ① G6-3			B CU 78 C FF 91 F CU 79 S SL 86 1-3 ① K		X FF 94 0-0 ②③ G4-6-3 1-2f		3	0	0	0	0	1	1
4 Cliff Pennington, S (1, 6) OBP: 0.306, SLG: 0.296			L FF 93 F FF 91 B FF 93 B SI 91 B FF 93 F FF 92 X FF 92 3-2 ② G4-3			X CU 79 0-0 ② F7			B SI 92 F SI 93 X CH 80 1-1 18 WP 18 1B 2B	3	1	1	0	0	0	0
32 Brandon McCarthy, R (1, 1) 18 Willie Bloomquist, R (9, PH) OBP: 0.383, SLG: 0.391			C FF 93 B FF 92 B SI 92 F FC 92 C CU 82 2-3 ③ K			B FF 92 C FF 91 C CU 79 S CU 81 1-3 ③ K			B SI 92 X SI 92 1-0 11 BB 1B 2-H	2 1	0 0	0 1	0 1	0 0	2 0	0 0
Inning Stats	R: 0 E: 0 K: 0 S: 6 H: 0 LOB: 0 BB: 0 P: 8	R: 0 E: 0 K: 0 S: 6 H: 1 LOB: 0 BB: 0 P: 9	R: 0 E: 0 K: 1 S: 8 H: 0 LOB: 0 BB: 0 P: 14	R: 0 E: 0 K: 0 S: 10 H: 0 LOB: 0 BB: 0 P: 17	R: 0 E: 0 K: 1 S: 9 H: 0 LOB: 0 BB: 0 P: 13	R: 0 E: 0 K: 2 S: 7 H: 0 LOB: 0 BB: 0 P: 9	R: 0 E: 0 K: 1 S: 10 H: 0 LOB: 1 BB: 2 P: 22	R: 0 E: 0 K: 0 S: 6 H: 1 LOB: 0 BB: 0 P: 6	R: 1 E: 0 K: 0 S: 9 H: 2 LOB: 1 BB: 1 P: 18	1B: 3 2B: 1 3B: 0 HR: 0 SF: 0 SAC: 0 DP: 4 HBP: 0						

PITCHER		IP	WLS	BF	H	R	ER	SO	BB	IBB	HBP	BLK	WP	HR	S	P	ERA	WHIP
32 Esmil Rogers, R ERA: 4.76	(1, 1)	6.1	W	20	1	0	0	5	1	0	0	0	0	0	53	83	0.00	0.316
21 Sergio Santos, R ERA: 2.2	(7, 1)	0.2	H	2	0	0	0	0	1	0	0	0	0	0	3	9	0.00	1.500
50 Steve Delabar, R ERA: 2.84	(8, 1)	1.0	H	3	1	0	0	0	0	0	0	0	0	0	6	6	0.00	1.000
62 Aaron Loup, L ERA: 2.51	(9, 1)	0.0		2	2	1	1	0	0	0	0	0	1	0	3	5	∞	∞
44 Casey Janssen, R ERA: 2.74	(9, 1)	1.0	S	3	0	0	0	0	1	0	0	0	0	0	6	13	0.00	1.000

PITCHER	IP	WLS	BF	H	R	ER	SO	BB	IBB	HBP	BLK	WP	HR	S	P	ERA	WHIP

BOTTOM

Toronto Blue Jays @ Arizona Diamondbacks

Chase Field, Phoenix, AZ

Mon Sep 02 2013, 1:10 PM - 3:27 PM MST

Att. 21,034 - Roof Closed - 76 F

livebaseballscorecards.com

AB	27
R	1
H	4
RBI	1
BB	3
SO	5
LOB	9

WP: 1 PA: 30
PB: 0
SB: 1
CS: 0

TOP

Toronto Blue Jays @ Arizona Diamondbacks

Chase Field, Phoenix, AZ

Tue Sep 03 2013, 6:40 PM - 9:40 PM MST

Att. 19,108 - Roof Closed - 77 F

livebaseballscorecards.com

Batter	1	2	3	4	5	6	7	8	9	AB	R	H	RBI	BB	SO	LOB
7 José Reyes, S (1, 6) OBP: 0.346, SLG: 0.419	X SI 90 0-0 10 1B 13 1B 1B	C FF 92 X FF 92 0-1 E7 11 HR 1-3 2-H 1B		S CH 78 F CH 77 S CH 77 0-3 K ①		B SI 91 B SI 91 X SI 92 2-0 13 PB 11 S 1B		B CU 79 B FC 91 C FC 92 B FC 93 C FC 91 X FC 92 3-2 G3 ①	F FF 88 B CU 74 B CH 77 X CH 77 2-1 G6-3 ③	6	1	3	1	0	1	0
11 Rajai Davis, R (1, 8) OBP: 0.314, SLG: 0.363 (8, 7)	C SI 90 B SI 90 F SI 90 D SL 84 C FF 91 2-3 K ①	1 SAFE F SI 92 F FF 92 F SL 85 B SL 84 B SI 92 B FF 93 F SI 93 X SI 94 3-2 1-2 3-H HR ②		C FC 87 F FC 88 F FC 88 C CH 78 0-3 K ②		C ST 86 1 SAFE C SI 91 S ST 85 0-3 K 1-2 ①		F FC 92 S FC 92 S FC 92 0-3 K ②		5	1	1	2	0	4	2
10 Edwin Encarnación, R (1, 3) OBP: 0.376, SLG: 0.548	X SI 90 0-0 16 FC6-4 13 1B 1-3 1B	C CH 83 B SI 93 S SI 93 B FF 92 B SL 86 F CH 83 X FF 93 3-2 13 1B 2B		B FC 87 B CH 79 C CH 80 B FC 89 F FC 88 B FC 89 4-2 BB		I IN 71 I IN 71 I IN 70 I IN 67 4-0 13 PB IBB		C CU 80 B FC 93 B FC 94 C CU 81 X FC 93 2-2 HR		3	2	3	1	2	0	0
13 Brett Lawrie, R (1, 5) OBP: 0.314, SLG: 0.416	B SI 91 B CH 84 X CH 84 2-0 16 FC6-4 1-2 3-H 1B	B CU 79 B FF 93 X FF 92 2-0 16 S 2-H 1B		B FC 87 F CH 79 B CH 81 B FC 89 F FC 88 X FC 90 3-2 F9 ③		C ST 85 S ST 85 F ST 85 S ST 86 0-3 K 1-2 2-3 ②		C CU 80 F CU 80 B CU 81 B CU 80 X CU 80 2-2 L1-3 ③		5	0	2	2	0	1	3
16 Mark DeRosa, R (1, 4) OBP: 0.310, SLG: 0.411 45 Neil Wagner, R (6, 1) 38 Darren Oliver, R (7, 1) 29 Dustin McGowan, R (8, 1) 26 Adam Lind, L (9, PH) OBP: 0.356, SLG: 0.476 62 Aaron Loup, L (9, 1)	B SI 92 S SI 91 X SI 90 1-1 FC6-4 1-2f 2-3 ②	B FF 93 B SI 92 F SI 93 1 SAFE 1 SAFE B SI 93 B SI 92 4-1 1-2 BB			B FC 86 S FC 87 F FC 87 X FC 88 1-2 9 E 14 2B 1B	C ST 84 F ST 84 C ST 85 0-3 K ③			C SL 84 S CU 73 B CU 73 B FF 89 F CH 76 B SL 83 X SL 82 3-2 HR	3 0 0 0 1 0	1 0 0 0 1 0	1 0 0 0 1 0	0 0 0 0 0 0	1 0 0 0 0 0	1 0 0 0 0 0	4 0 0 0 0 0
9 J.P. Arencibia, R (1, 2) OBP: 0.244, SLG: 0.392	D SI 91 B CU 78 S CH 83 B FF 91 S SI 92 F FF 92 S SL 84 3-3 K ③	F CH 77 X CH 77 0-1 G3-1 ③			D CH 80 B CH 81 F FC 88 F FC 88 F FC 88 X CH 80 2-2 L7 1-3 ①		C FF 95 S FF 95 X CU 83 0-2 L9 ①		B CH 76 F SL 83 B SL 84 F SL 83 F FF 89 B CH 77 B CH 76 4-2 14 HR BB	4	1	0	0	1	1	5
14 Moisés Sierra, R (1, 9) OBP: 0.350, SLG: 0.471		C CH 88 B FF 91 F SI 91 C FF 91 1-3 ① B FC 85 S CH 77 B FC 87 F FC 87 B FC 89 F FC 89 X FC 89 3-2 L9 ①			D CH 80 X FC 88 1-0 3-H 2B	C CU 83 F FF 95 B CU 81 F CU 82 X FF 96 1-2 2B			B CH 73 1 SAFE X SI 86 1-0 1-H HR	5	1	3	3	0	1	0
22 Kevin Pillar, R (1, 7) OBP: 0.246, SLG: 0.269 8 Anthony Gose, L (8, 8) OBP: 0.280, SLG: 0.324		B SI 91 B SI 90 B FF 90 C SI 91 F SI 92 X FF 93 3-2 7 1B 2B B FC 87 B FC 88 C FC 87 F FC 88 B FC 88 F CH 79 X CH 79 3-2 P3 ②			C CH 79 F FC 87 F FC 88 B FC 88 X FC 88 1-2 F9 ②	C FF 96 C FF 96 D CU 84 F CU 84 S CU 82 1-3 K2-3 ②			C SL 83 X SL 83 0-1 G6-3 ①	4 1	1 0	1 0	0 0	0 0	1 0	2 0
58 Todd Redmond, R (1, 1) 17 Ryan Goins, L (6, 4) OBP: 0.341, SLG: 0.375		B SI 90 B SI 91 B SI 92 B FF 92 4-0 7 E 7 1B 11 HR BB B FC 87 B FC 86 S FC 86 B FC 87 C FC 87 T FC 89 3-2 K ③			X FC 88 0-0 G4-3 ③	F FF 95 C FF 96 F FF 97 X CU 82 0-2 G3-1 ③			C CU 75 B CU 74 X SI 87 1-1 G4-3 ②	2 2	1 0	0 0	0 0	1 0	1 0	1 1

Inning Stats	1	2	3	4	5	6	7	8	9
	R: 1 E: 0 K: 2 S: 12 H: 3 LOB: 2 BB: 0 P: 20	R: 4 E: 1 K: 1 S: 21 H: 5 LOB: 2 BB: 2 P: 41	R: 0 E: 0 K: 1 S: 11 H: 0 LOB: 0 BB: 0 P: 20	R: 0 E: 0 K: 2 S: 12 H: 0 LOB: 1 BB: 1 P: 19	R: 1 E: 1 K: 0 S: 13 H: 2 LOB: 1 BB: 0 P: 18	R: 0 E: 0 K: 3 S: 11 H: 1 LOB: 2 BB: 1 P: 17	R: 0 E: 0 K: 1 S: 15 H: 1 LOB: 1 BB: 0 P: 17	R: 1 E: 0 K: 1 S: 12 H: 1 LOB: 0 BB: 0 P: 19	R: 3 E: 0 K: 0 S: 14 H: 2 LOB: 0 BB: 1 P: 25

| | | |

BOTTOM

Toronto Blue Jays @ Arizona Diamondbacks

Chase Field, Phoenix, AZ

Tue Sep 03 2013, 6:40 PM - 9:40 PM MST

Att. 19,108 - Roof Closed - 77 F

livebaseballscorecards.com

Batter	1	2	3	4	5	6	7	8	9	AB	R	H	RBI	BB	SO	LOB
6 Adam Eaton, L (1, 7) OBP: 0.341, SLG: 0.397	C SI 89 F SI 89 B SI 91 B SI 90 X SL 81 2-2 ① F7			B SL 78 X SI 88 1-0 HR	B SI 90 B SI 90 B SI 89 C SI 89 X SI 90 3-1 ③ L7			X FF 95 0-0 ① L7		4	1	1	1	0	0	0
11 AJ Pollock, R (1, 8) OBP: 0.300, SLG: 0.395	B SI 90 F SI 89 S SL 82 B SL 82 F SL 81 X SI 91 2-2 ② G6-3			B SI 89 X SI 89 1-0 ① G6-3		C FF 94 F FF 95 X FF 96 0-2 14 G6-4-3 44 WP 1B		B FF 95 B FF 95 C FF 95 B FF 95 C FF 93 X FF 95 3-2 E6 44 S		4	0	1	0	0	0	0
44 Paul Goldschmidt, R (1, 3) OBP: 0.398, SLG: 0.537	B SI 90 C SI 91 B SI 91 C SL 81 B SI 91 X SL 78 3-2 ③ G5-3			C SI 90 X SL 81 0-1 E6 14 1B		B FF 97 B SL 88 C SL 86 B FF 96 F SL 86 B FF 96 4-2 14 G6-4-3 1-2 BB		C FF 96 B FF 94 S FF 95 S SL 87 1-3 ② K 1-2		3	0	0	0	1	1	1
14 Martín Prado, R (1, 5) OBP: 0.340, SLG: 0.426		B SI 88 C SI 87 S SI 89 C SI 90 1-3 ① K		C SI 89 C SI 90 X SI 91 0-2 2 G5-4-3 1-3 1B		C FF 95 F FF 96 B SL 87 X SL 86 1-2 ①② G6-4-3 1-2f 2-3		B FF 97 C FF 94 B SL 87 B FF 95 X FF 96 3-1 ③ L8		4	0	1	0	0	1	3
2 Aaron Hill, R (1, 4) OBP: 0.375, SLG: 0.502		C SI 89 B SL 81 S SL 79 F SI 91 B SI 90 X SI 90 2-2 ② P5		X SI 89 0-0 ②③ G5-4-3 1-2f		C FF 96 F SL 87 X SL 87 0-2 ③ G5-3			C SI 90 S CH 79 X SI 93 0-2 ① G4-3	4	0	0	0	0	0	3
26 Miguel Montero, L (1, 2) OBP: 0.319, SLG: 0.355	C SI 91 F SI 91 B SI 90 F CH 81 S CH 82 1-3 ③ K			X SI 88 0-0 1 HR 1B		F FF 95 X CH 86 0-1 HR			B SI 92 X SI 92 1-0 ② L8	4	2	2	1	0	1	0
8 Gerardo Parra, L (1, 9) OBP: 0.326, SLG: 0.404			C SI 86 S SL 80 B SL 80 B CH 81 X SL 79 2-2 ① G4-3	F SI 90 F SI 80 X SL 80 0-2 ① L8		C FF 96 X FF 95 0-1 18 G6-4-3 1B			C SI 92 S CH 80 T SL 78 0-2 ③ K	4	0	1	0	0	1	1
1 Didi Gregorius, L (1, 6) OBP: 0.333, SLG: 0.374 18 Willie Bloomquist, R (7, PH) OBP: 0.379, SLG: 0.386 (8, 6)			C SI 89 C SI 81 F SI 91 F SI 91 F SL 82 F SL 81 X SI 92 0-2 ② P5	C SL 80 D CH 82 F SI 90 B SI 91 X SL 81 2-2 1-H HR		C FF 88 B FF 86 1 SAFE X FF 87 1-1 ①② G6-4-3 1-2f				2 1	1 0	1 0	2 0	0 0	0 0	0 1
36 Wade Miley, L (1, 1) OBP: 0.120, SLG: 0.184 55 Josh Collmenter, R (2, 1) OBP: 0.167, SLG: 0.091 16 Chris Owings, R (5, PH) 34 Chaz Roe, R (6, 1) 30 David Hernandez, R (7, 1) 24 Matt Davidson, R (7, PH) OBP: 0.226, SLG: 0.172 38 Will Harris, R (8, 1) 56 Eury De La Rosa, L (9, 1)			X SI 89 0-0 ③ L8	F SI 91 X SI 90 0-1 ② G4-3		C SI 88 X FF 88 0-1 ③ L8				0 1 1 0 0 0 1 0 0	0 0 0 0 0 0 0 0 0	0 0 0 0 0 0 0 0 0	0 0 0 0 0 0 0 0 0	0 0 0 0 0 0 0 0 0	0 0 0 0 0 0 0 0 0	0 0 0 0 0 0 0 0 0
Inning Stats	R: 0 E: 0 K: 0 S: 10 H: 0 LOB: 0 BB: 0 P: 17	R: 0 E: 0 K: 2 S: 11 H: 0 LOB: 0 BB: 0 P: 15	R: 0 E: 0 K: 0 S: 11 H: 0 LOB: 0 BB: 0 P: 13	R: 1 E: 1 K: 0 S: 8 H: 2 LOB: 1 BB: 0 P: 10	R: 2 E: 0 K: 0 S: 11 H: 2 LOB: 0 BB: 0 P: 16	R: 0 E: 0 K: 0 S: 11 H: 1 LOB: 1 BB: 1 P: 16	R: 1 E: 0 K: 0 S: 8 H: 2 LOB: 0 BB: 0 P: 9	R: 0 E: 1 K: 1 S: 9 H: 0 LOB: 1 BB: 0 P: 16	R: 0 E: 0 K: 1 S: 7 H: 0 LOB: 0 BB: 0 P: 8	1B: 4 2B: 0 3B: 0 HR: 3 SF: 0 SAC: 0 DP: 3 HBP: 0						

	AB	33
	R	4
	H	7
	RBI	4
	BB	1
	SO	4
	LOB	9

WP: 1 PA: 34
PB: 0
SB: 1
CS: 0

PITCHER		IP	WLS	BF	H	R	ER	SO	BB	IBB	HBP	BLK	WP	HR	S	P	ERA	WHIP
58 Todd Redmond, R ERA: 4.4	(1, 1)	5.0	W	19	4	3	3	2	0	0	0	0	0	2	51	71	5.40	0.800
45 Neil Wagner, R ERA: 3.21	(6, 1)	1.0	H	6	3	1	1	0	1	0	0	0	1	1	15	20	9.00	4.000
38 Darren Oliver, L ERA: 4.06	(7, 1)	1.0	H	2	0	0	0	0	0	0	0	0	0	0	4	5	0.00	0.000
29 Dustin McGowan, R ERA: 1.89	(8, 1)	1.0	H	4	0	0	0	1	0	0	0	0	0	0	9	16	0.00	0.000
62 Aaron Loup, L ERA: 2.47	(9, 1)	1.0		3	0	0	0	1	0	0	0	0	0	0	7	8	0.00	0.000

PITCHER	IP	WLS	BF	H	R	ER	SO	BB	IBB	HBP	BLK	WP	HR	S	P	ERA	WHIP

Batter	1	2	3	4	5	6	7	8	9	10	AB	R	H	RBI	BB	SO	LOB
7 José Reyes, S (1, 6) OBP: 0.348, SLG: 0.420	C FF 91 X CH 82 0-1 10 2B 1B		C CU 78 B CU 80 X CH 81 1-1 ① P5			C SI 91 X SI 90 0-1 17 G4-6-3 1B			B SI 86 C SI 85 X CH 78 1-1 ① L9		4	1	2	0	0	0	0
17 Ryan Goins, L (1, 4) OBP: 0.311, SLG: 0.341	C SI 91 B SI 91 X FF 92 1-1 ① F7		C SI 90 S CU 80 F CU 77 S FF 91 0-3 ② K			C SI 92 1 SAFE B FF 92 F SI 91 1 SAFE X SI 90 1-2 ①② G4-6-3 1-2f			F SI 86 C CU 74 C CU 75 0-3 ② K		4	0	0	0	0	2	2
10 Edwin Encarnación, R (1, 3) OBP: 0.376, SLG: 0.548	C CH 82 X CH 82 0-1 11 HR 1-H 2B		B SI 93 C CU 80 C CU 81 B CH 83 X CH 85 2-2 ③ G6-3			B CU 80 S CU 79 B FF 93 C SI 92 C FF 94 2-3 ③ K			B SI 87 X SI 88 1-0 ③ L8		4	1	1	1	0	1	0
13 Brett Lawrie, R (1, 5) OBP: 0.313, SLG: 0.414	C SI 92 B FF 90 S CU 81 X CU 80 1-2 ② P6			S CU 80 B CU 81 B CU 80 F CH 82 S SI 94 2-3 ① K			C SI 90 B SI 90 B CU 80 B SI 92 X SI 93 3-1 ① G4-3			C FC 92 B CU 81 X CU 81 1-1 ① 26 G4-6-3 1B	4	0	1	0	0	1	1
11 Rajai Davis, R (1, 7) OBP: 0.313, SLG: 0.372 (10, 9)	B SI 92 X SI 92 1-0 2-H HR			C SI 92 X CU 81 0-1 ② G6-3			S CU 81 F CU 80 B CU 78 B SI 92 F SI 94 B CU 80 S CH 83 3-3 ② K			L FC 90 B CU 78 L CU 79 B FC 93 F FF 92 1 SAFE C CU 80 2-3 ① K	4	1	1	2	0	2	1
14 Moisés Sierra, R (1, 9) OBP: 0.326, SLG: 0.432 26 Adam Lind, L (10, PH) OBP: 0.355, SLG: 0.475 22 Kevin Pillar, R (10, 7) OBP: 0.246, SLG: 0.269	C CU 82 S CH 85 B CH 85 F FF 94 X CU 82 1-2 ③ G5-3			S CU 80 B FF 93 F FF 93 F CU 80 X SI 94 1-2 ③ G4-3			S CU 80 B CU 77 B CU 79 F FF 94 F SI 94 S SI 94 2-3 ③ K			F FF 92 B FF 92 F CU 80 X CU 81 1-2 ②③ G4-6-3 1-2f	3 1 0	0 0 0	0 0 0	0 0 0	0 0 0	1 0 0	0 1 0
9 J.P. Arencibia, R (1, 2) OBP: 0.242, SLG: 0.390		C CU 80 S SI 91 B CH 83 F CH 83 X SI 92 1-2 ① G6-3			B CU 80 B SI 92 C SI 92 F SI 92 F FF 92 B CU 82 F FF 93 S CH 84 3-3 ① K			X SI 92 0-0 ① G5-3			3	0	0	0	0	1	0
8 Anthony Gose, L (1, 8) OBP: 0.269, SLG: 0.311		M SI 92 F CU 80 B FF 91 X SI 94 1-2 ② G6-3			F SI 93 B FF 92 C SI 93 X CH 84 1-2 ② G4-3			B FF 93 C FF 94 C CU 80 B CU 81 X FF 94 2-2 ② G6-3			3	0	0	0	0	0	0
56 Mark Buehrle, L (1, 1) 21 Sergio Santos, R (7, 1) 66 Munenori Kawasaki, L (8, PH) OBP: 0.316, SLG: 0.303 50 Steve Delabar, R (8, 1) 47 Luis Perez, L (9, 1) 33 Jeremy Jeffress, R (10, 1)		C SI 90 X SI 92 0-1 ③ F7			C SI 90 C SI 92 B CU 80 X CU 78 1-2 ③ G4-3			B FF 94 B FF 91 C FF 94 C FF 94 F FF 94 C SI 96 2-3 ③ K			2 0 1 0 0 0 0	0 0 0 0 0 0 0	0 0 0 0 0 0 0	0 0 0 0 0 0 0	0 0 0 0 0 0 0	0 0 1 0 0 0 0	0 0 0 0 0 0 0
Inning Stats	R: 3 H: 3 E: 0 LOB: 0 K: 0 BB: 0 S: 14 P: 18	R: 0 H: 0 E: 0 LOB: 0 K: 0 BB: 0 S: 9 P: 11	R: 0 H: 0 E: 0 LOB: 0 K: 1 BB: 0 S: 9 P: 12	R: 0 H: 0 E: 0 LOB: 0 K: 1 BB: 0 S: 9 P: 12	R: 0 H: 0 E: 0 LOB: 0 K: 1 BB: 0 S: 11 P: 16	R: 0 H: 1 E: 0 LOB: 0 K: 1 BB: 0 S: 8 P: 11	R: 0 H: 0 E: 0 LOB: 0 K: 2 BB: 0 S: 10 P: 18	R: 0 H: 0 E: 0 LOB: 0 K: 1 BB: 0 S: 8 P: 12	R: 0 H: 0 E: 0 LOB: 0 K: 1 BB: 0 S: 6 P: 8	R: 0 H: 1 E: 0 LOB: 0 K: 1 BB: 0 S: 9 P: 13	1B: 3 SF: 0 2B: 1 SAC: 0 3B: 0 DP: 2 HR: 1 HBP: 0						

PITCHER	IP	WLS	BF	H	R	ER	SO	BB	IBB	HBP	BLK	WP	HR	S	P	ERA	WHIP
48 Randall Delgado, R (1, 1) ERA: 3.69	7.0		24	4	3	3	6	0	0	0	0	0	1	70	98	3.86	0.571
30 David Hernandez, R (8, 1) ERA: 5.36	1.0		3	0	0	0	1	0	0	0	0	0	0	8	12	0.00	0.000
29 Brad Ziegler, R (9, 1) ERA: 2.4	1.0		3	0	0	0	1	0	0	0	0	0	0	6	8	0.00	0.000
38 Will Harris, R (10, 1) ERA: 2.3	1.0	W	3	1	0	0	1	0	0	0	0	0	0	9	13	0.00	1.000

PITCHER	IP	WLS	BF	H	R	ER	SO	BB	IBB	HBP	BLK	WP	HR	S	P	ERA	WHIP

TOP

Toronto Blue Jays @ Arizona Diamondbacks

Chase Field, Phoenix, AZ

Wed Sep 04 2013, 12:40 PM - 3:24 PM MST

Att. 16,155 - Roof Closed - 75 F

livebaseballscorecards.com

AB	33
R	3
H	5
RBI	3
BB	0
SO	9
LOB	5

WP: 0 PA: 33
PB: 0
SB: 0
CS: 0

Batter	1	2	3	4	5	6	7	8	9	10	AB	R	H	RBI	BB	SO	LOB
11 AJ Pollock, R (1, 8) OBP: 0.301, SLG: 0.395	C FF 82 C SI 82 B CU 74 X FC 79 1-2 ① G6-3		B SI 84 F FC 80 X CH 80 1-1 ① P3		C CU 70 C FC 80 B FF 84 B SI 84 X CU 72 2-2 18 G5-4-3 1B		C SL 85 1 SAFE P PO 83 C FF 92 F SL 87 B SL 87 S SL 86 2-3 ③ K 1-3			B SI 96 C SI 97 X SI 98 1-1 18 1B 18 DI 1-3 1B	5	0	2	0	0	1	1
18 Willie Bloomquist, R (1, 6) OBP: 0.390, SLG: 0.398	C SI 83 B FF 82 F CH 80 B SI 84 B FC 81 X FF 84 3-2 ② G4-3		X SI 83 0-0 44 BB 1B		X CU 72 0-0 ②③ G5-4-3 1-2f			B FF 93 F FF 93 B CH 86 F FF 93 B FF 94 F FF 93 X FF 94 3-2 44 CS 1B		F SI 98 B KC 79 S SI 99 X SI 100 1-2 1-3 3-H 1B	5	0	3	1	0	0	1
44 Paul Goldschmidt, R (1, 3) OBP: 0.397, SLG: 0.533	C FF 83 B SI 82 F CH 78 F FC 81 B FF 84 F SI 83 B SI 84 T FC 81 3-2 ③ K		C SI 82 1 SAFE 1 SAFE B FC 80 B CH 79 B CH 79 B SI 84 4-1 2 FC5-4 1-2 BB			C SI 82 C SI 83 F CU 73 F FC 79 F CH 78 B CU 72 F FC 78 X FF 85 1-2 ① P3		C FF 94 1 SAFE B FF 94 C FF 94 D CH 88 B SL 85 S CH 85 3-3 ①② K 1-2			3	0	0	0	1	2	1
14 Martín Prado, R (1, 7) OBP: 0.337, SLG: 0.423		C FF 83 B CH 81 B FC 80 X SI 84 2-1 E3 24 2B	B SI 84 B FF 82 C CH 81 F CU 74 S FF 83 2-3 ② K			B SI 83 B FC 78 C SI 83 S CU 72 X CU 72 2-2 ② G5-3		C FF 94 B SL 87 X FF 93 1-1 ③ G6-3			4	1	0	0	0	1	2
2 Aaron Hill, R (1, 4) OBP: 0.370, SLG: 0.494		C SI 83 D CU 74 B SI 84 X FC 80 2-1 ① F9	C CH 79 C FF 86 D CU 74 B FC 82 X SI 85 2-2 ③ FC5-4 1-2f			C CH 77 F SI 84 B SI 82 S CH 76 1-3 ③ K			C FF 93 B SL 88 F FF 92 F CH 87 B CH 87 S CH 86 2-3 ① K		4	0	0	0	0	2	3
24 Matt Davidson, R (1, 5) OBP: 0.266, SLG: 0.226 19 Tony Campana, L (7, PR) OBP: 0.413, SLG: 0.342 30 David Hernandez, R (8, 1) 29 Brad Ziegler, R (9, 1) 16 Chris Owings, R (9, PH) 38 Will Harris, R (10, 1)		C FC 80 B CH 78 X CH 79 1-1 26 2B 1-H 2B	F FF 83 B CU 73 B SI 83 C FC 80 B CH 78 F FC 82 F CH 79 S FC 81 3-3 ① K			C CH 76 B CH 77 B SI 83 B FC 78 C FF 84 B CH 80 4-2 8 1B 12 SF9 BB		B FF 94 C FF 93 B CH 87 F FF 93 X FF 94 2-2 ② G4-3		2 0 0 0 0 1 0	1 1 0 0 0 0 0	1 0 0 0 0 0 0	1 0 0 0 0 0 0	1 0 0 0 0 0 0	0 0 0 0 0 0 0	0 0 0 0 0 0 0
26 Miguel Montero, L (1, 2) OBP: 0.319, SLG: 0.357		B FF 84 S CH 79 X SI 84 1-1 8 G6-3 2-H 2B	B FC 81 X FC 79 1-0 ② G3-1			X FC 80 0-0 ① P5			B SI 92 S CH 83 S SL 83 S SL 84 1-3 ③ K		4	0	1	1	0	1	1
8 Gerardo Parra, L (1, 9) OBP: 0.326, SLG: 0.403		B FC 82 X FC 81 1-0 ② G6-3 2-3	B CH 80 C CH 79 B FC 81 X CH 78 2-1 ③ G4-3			1 SAFE 1 SAFE F FC 80 1 SAFE 1 SAFE 1 SAFE X FC 80 0-1 11 WP 11 S 1-3 1B				B SI 91 C SI 92 B SL 82 F SI 90 T SL 82 2-2 ① K	4	0	1	0	0	1	1
48 Randall Delgado, R (1, 1) OBP: 0.231, SLG: 0.200 12 Eric Chavez, L (7, PH) OBP: 0.335, SLG: 0.495 (8, 5) 6 Adam Eaton, L (10, PR) OBP: 0.341, SLG: 0.397		X FF 82 0-0 ③ G6-3			C SI 83 X CH 78 0-1 ① L9			X FF 95 0-0 ② SF9 3-H		C SI 92 F FF 90 X FF 90 0-2 11 1B 18 1B 1B	2 1 0	0 0 1	0 1 0	0 1 0	0 0 0	0 0 0	1 0 0
Inning Stats	R: 0 E: 0 K: 1 S: 11 H: 0 LOB: 0 BB: 0 P: 18	R: 2 E: 1 K: 0 S: 10 H: 2 LOB: 1 BB: 0 P: 17	R: 0 E: 0 K: 1 S: 10 H: 1 LOB: 2 BB: 1 P: 19	R: 0 E: 0 K: 1 S: 8 H: 0 LOB: 0 BB: 0 P: 14	R: 0 E: 0 K: 0 S: 6 H: 1 LOB: 0 BB: 0 P: 8	R: 0 E: 0 K: 1 S: 13 H: 0 LOB: 0 BB: 0 P: 17	R: 1 E: 0 K: 1 S: 11 H: 1 LOB: 2 BB: 1 P: 16	R: 0 E: 0 K: 1 S: 9 H: 1 LOB: 0 BB: 0 P: 16	R: 0 E: 0 K: 2 S: 10 H: 0 LOB: 0 BB: 0 P: 15	R: 1 E: 0 K: 1 S: 11 H: 3 LOB: 2 BB: 0 P: 15	1B: 7 2B: 3 3B: 0 HR: 0 SF: 1 SAC: 0 DP: 2 HBP: 0	WP: 1 PB: 0 SB: 1 CS: 1 PA: 38					

PITCHER		IP	WLS	BF	H	R	ER	SO	BB	IBB	HBP	BLK	WP	HR	S	P	ERA	WHIP
56 Mark Buehrle, L ERA: 3.88	(1, 1)	6.1		26	5	3	2	4	2	0	0	0	0	0	63	102	2.84	1.105
21 Sergio Santos, R ERA: 2.12	(7, 1)	0.2	B	2	0	0	0	1	0	0	0	0	1	0	6	7	0.00	0.000
50 Steve Delabar, R ERA: 2.75	(8, 1)	1.2		5	1	0	0	2	0	0	0	0	0	0	16	27	0.00	0.600
47 Luis Perez, L ERA: 13.5	(9, 1)	0.2	L	3	1	1	1	2	0	0	0	0	0	0	9	12	13.50	1.500
33 Jeremy Jeffress, R ERA: 9.0	(10, 1)	0.0		2	2	0	0	0	0	0	0	0	0	0	5	7	∞	∞

PITCHER	IP	WLS	BF	H	R	ER	SO	BB	IBB	HBP	BLK	WP	HR	S	P	ERA	WHIP

BOTTOM

Toronto Blue Jays @ Arizona Diamondbacks

Chase Field, Phoenix, AZ

Wed Sep 04 2013, 12:40 PM - 3:24 PM MST

Att. 16,155 - Roof Closed - 75 F

livebaseballscorecards.com

AB	35
R	4
H	9
RBI	4
BB	2
SO	9
LOB	11

Batter	1	2	3	4	5	6	7	8	9	AB	R	H	RBI	BB	SO	LOB
7 José Reyes, S (1, 6) OBP: 0.350, SLG: 0.419	X SI 94 0-0 E6 11 G6-3 11 WP 10 SF7		F CU 78 X SI 93 0-1 10 BB 13 1B 1-2 3-H 1B	B SI 96 B SI 95 B SI 96 C SI 96 B SL 88 4-1 BB			C SI 90 B CH 82 X SI 91 1-1 ① FC6-4 11 1B 1-2f			3	2	1	1	1	0	1
11 Rajai Davis, R (1, 7) OBP: 0.313, SLG: 0.370	C FF 92 1 SAFE B FF 92 F FF 90 B SL 87 X SL 87 2-2 ① G6-3 1-3		B SI 94 F SI 93 F SI 94 F SI 93 B SL 89 F SI 93 X CU 80 2-2 ① F7	X SI 94 0-0 ③ P4			1 SAFE S SL 81 B SL 82 X SI 90 1-1 10 G6-4-3 1-2 1B			4	0	1	0	0	0	5
10 Edwin Encarnación, R (1, 10) OBP: 0.375, SLG: 0.546	C SL 88 X SI 93 0-1 ② SF7 3-H		B SL 88 B SI 94 B SI 93 C SI 94 B SI 94 4-1 13 1B 14 2B 1-2 2-3 BB		C SI 95 S SL 87 S SL 87 0-3 ① K		F SI 92 C SI 92 D SL 83 X SL 84 1-2 ②③ G6-4-3 1-2f			2	1	0	1	1	1	2
26 Adam Lind, L (1, 3) OBP: 0.352, SLG: 0.470	C FF 94 B SI 93 C SL 87 F FF 94 F SI 93 S CU 79 1-3 ③ K		C SI 94 F SI 94 S SI 95 0-3 ② K		X CU 78 0-0 ② L7			C FF 90 C SI 93 B SI 93 B SI 92 X FF 93 2-2 ① F8		4	0	0	0	0	2	3
13 Brett Lawrie, R (1, 5) OBP: 0.312, SLG: 0.412		C SI 93 B SI 93 F SL 86 X SI 93 1-2 ① G6-3	B SI 95 C SI 94 B SL 89 S SI 93 X SI 94 2-2 14 2B 1-2 2-H 3-H 1B		F FF 95 B SI 95 F SL 86 B SL 86 B SL 87 F SI 95 C SI 95 3-3 ③ K			B SL 83 B SL 81 C SI 93 X FF 92 2-1 ② G4-3		4	1	1	2	0	1	0
14 Moisés Sierra, R (1, 9) OBP: 0.319, SLG: 0.439		F SI 94 F SI 94 B FF 94 S SL 88 1-3 ② K	X SI 94 0-0 ③ 1-H 2-H 2B			C CU 78 F SI 94 B FF 94 B SI 94 X SI 95 2-2 ① G1-3		S SL 82 X FF 92 0-1 ③ G6-3		4	0	1	2	0	1	0
17 Ryan Goins, L (1, 4) OBP: 0.306, SLG: 0.354		C SI 94 F SI 93 B SI 94 F SI 94 S SI 94 1-3 ③ K	X SI 94 0-0 8 G3 2B			F SI 94 B SL 87 C SL 85 F CU 81 B SL 88 X SI 95 2-2 ② G4-3			X SI 92 0-0 ① B5-3	4	0	1	0	0	1	0
8 Anthony Gose, L (1, 8) OBP: 0.268, SLG: 0.321			B FF 92 X SI 94 1-0 22 1B 7 1B 2B B SI 93 X SL 86 1-0 ① G3 2-3			C CU 79 F SL 86 F SL 86 B SI 94 F SI 94 F SL 87 F CU 81 B SI 95 B SI 93 3-3 ③ K			C SI 91 F SL 84 B SL 84 X SI 92 1-2 ② G1-3	4	1	1	0	0	1	1
22 Josh Thole, L (1, 2) OBP: 0.243, SLG: 0.221 9 J.P. Arencibia, R (9, PH) OBP: 0.242, SLG: 0.389 (9, 2)			B SI 94 B SI 93 X SI 93 2-0 10 BB 7 1B 13 1B 2-3 1B C FF 94 B SI 93 T SI 93 B SI 94 X SL 87 2-2 ② P5				C SI 91 B FF 93 F SI 92 F SI 93 X SI 94 1-2 E6 7 FC6-4		C SI 92 X SI 91 0-1 ③ G4-3	3 1	1 0	1 0	0 0	0 0	0 0	1 0
Inning Stats	R: 1 E: 1 K: 1 S: 11 H: 0 LOB: 0 BB: 0 P: 14	R: 0 E: 0 K: 2 S: 10 H: 0 LOB: 0 BB: 0 P: 13	R: 5 E: 0 K: 1 S: 17 H: 5 LOB: 1 BB: 1 P: 28	R: 0 E: 0 K: 0 S: 7 H: 1 LOB: 2 BB: 1 P: 14	R: 0 E: 0 K: 2 S: 8 H: 0 LOB: 0 BB: 0 P: 11	R: 0 E: 0 K: 1 S: 15 H: 0 LOB: 0 BB: 0 P: 22	R: 0 E: 1 K: 0 S: 11 H: 1 LOB: 1 BB: 0 P: 15	R: 0 E: 0 K: 0 S: 7 H: 0 LOB: 0 BB: 0 P: 11	R: 0 E: 0 K: 0 S: 6 H: 0 LOB: 0 BB: 0 P: 7	1B: 4 2B: 3 3B: 0 HR: 0 SF: 1 SAC: 0 DP: 1 HBP: 0						

PITCHER	IP	WLS	BF	H	R	ER	SO	BB	IBB	HBP	BLK	WP	HR	S	P	ERA	WHIP
37 Mike Pelfrey, R (1, 1) ERA: 4.97	6.0	L	26	6	6	5	7	2	0	0	0	1	0	68	102	7.50	1.333
51 Anthony Swarzak, R (7, 1) ERA: 2.85	2.0		7	1	0	0	0	0	0	0	0	0	0	18	26	0.00	0.500
52 Brian Duensing, L (9, 1) ERA: 3.67	1.0		3	0	0	0	0	0	0	0	0	0	0	6	7	0.00	0.000

PITCHER	IP	WLS	BF	H	R	ER	SO	BB	IBB	HBP	BLK	WP	HR	S	P	ERA	WHIP

TOP

Toronto Blue Jays @ Minnesota Twins

Target Field, Minneapolis, MN

Fri Sep 06 2013, 7:11 PM - 10:03 PM CDT

Att. 27,044 - Partly Cloudy - 89 F

livebaseballscorecards.com

AB	33
R	6
H	7
RBI	6
BB	2
SO	7
LOB	13

WP: 1	PA: 36		
PB: 0			
SB: 0			
CS: 0			

BOTTOM

Batter	1	2	3	4	5	6	7	8	9	AB	R	H	RBI	BB	SO	LOB
1 Alex Presley, L (1, 8) OBP: 0.306, SLG: 0.432	C FF 81 X KN 78 0-1 ① L7		C KN 76 X KN 80 0-1 2B		C KN 78 B KN 70 C KN 73 X FF 80 1-2 ③ G1-3		S FF 90 X FF 90 0-1 ③ G4-3		C FC 90 F FC 91 B SL 82 X FC 90 1-2 E3 9 CS	5	0	1	0	0	0	1
11 Clete Thomas, L (1, 9) OBP: 0.299, SLG: 0.323 9 Ryan Doumit, S (9, PH) OBP: 0.310, SLG: 0.386	B KN 76 X KN 74 1-0 ② F7		F KN 77 C KN 78 X FF 80 0-2 ② L5			B KN 71 B KN 73 X FF 80 2-0 ① G4-3		C SI 95 X CH 88 0-1 ① G1-3	B FC 89 S FC 90 B FC 90 S FC 89 B FC 90 S FC 90 3-3 ②③ K 1-2	4 1	0 0	0 0	0 0	0 0	0 1	1 1
2 Brian Dozier, R (1, 4) OBP: 0.310, SLG: 0.431	C FF 83 B EP 66 X KN 70 1-1 ③ L7		C FF 84 F KN 80 S FF 79 0-3 ③ K			F FF 82 X KN 79 0-1 ② F9		B FF 94 S SL 84 B FF 95 X FF 95 2-1 E9 24 1B 1B		4	1	1	0	0	1	1
16 Josh Willingham, R (1, 10) OBP: 0.341, SLG: 0.367		B KN 74 B KN 76 C KN 75 F FF 84 C KN 79 2-3 ① K	C KN 75 B KN 68 B KN 78 S KN 76 T FF 80 2-2 ① K			B KN 69 S KN 75 B KN 79 F KN 73 F EP 67 B KN 79 B KN 74 4-2 BB		F FF 96 B SL 85 F SL 85 B SL 89 X FF 95 2-2 ② F8		3	0	0	0	1	2	1
24 Trevor Plouffe, R (1, 5) OBP: 0.303, SLG: 0.408		C KN 76 B EP 68 S EP 67 F KN 80 X FF 81 1-2 31 1B 55 1B 2B	B KN 77 B KN 76 F FF 83 B FF 84 C FF 86 S KN 77 3-3 ② K			X KN 78 0-0 ③ G4-3		C SL 85 F SL 87 B FF 92 X FF 96 1-2 31 WP 3-H 1B		4	1	2	1	0	1	1
31 Oswaldo Arcia, L (1, 7) OBP: 0.313, SLG: 0.428 19 Darin Mastroianni, R (8, PR) OBP: 0.235, SLG: 0.281 (9, 7)		B KN 78 S KN 76 X KN 79 1-1 55 1B 2-3 1B	B EP 65 S KN 78 X KN 80 1-1 ③ F8				B KN 76 B KN 75 B FF 82 C FF 80 X FF 83 3-1 55 HR 2B	S FF 96 D FF 96 B SI 90 B FF 94 F FF 95 D SL 86 4-2 1-3 BB		3 0	1 0	2 0	0 0	1 0	0 0	0 0
55 Chris Colabello, R (1, 3) OBP: 0.300, SLG: 0.400		B FF 79 B KN 78 F KN 77 F KN 79 X KN 69 2-2 43 G6-4-3 1-3 3-H 1B			B KN 76 X FF 83 1-0 ① P4		B KN 78 C KN 76 B KN 75 X FF 84 2-1 2-H HR	1 SAFE S FF 94 C FF 95 B FF 95 B FF 96 B FF 96 S FF 96 3-3 ③ K		4	1	2	3	0	1	2
43 Josmil Pinto, R (1, 2) OBP: 0.667, SLG: 1.000		C FF 84 B FF 79 F KN 78 F FF 79 X FF 84 1-2 ②③ G6-4-3 1-2f			C KN 76 B EP 67 X KN 79 1-1 25 G5-3 1B		C KN 76 F KN 78 F KN 79 X KN 80 0-2 ① F8		C FC 89 B FC 89 B FC 89 X FC 88 2-1 HR	4	1	2	1	0	0	2
25 Pedro Florimón, S (1, 6) OBP: 0.280, SLG: 0.334 12 Chris Herrmann, L (9, PH) OBP: 0.309, SLG: 0.374			B FF 82 C KN 81 F KN 76 B KN 80 F KN 77 F KN 77 F FF 78 X EP 65 2-2 ① F9		C KN 76 B KN 79 S FF 81 B FF 80 B KN 78 1 SAFE X FF 82 3-2 ② G5-3 1-2		C CU 80 C SI 93 B FF 93 S CU 83 1-3 ② K2-3		B FC 91 B FC 91 C FC 90 F FC 90 X FC 90 2-2 ① P6	3 1	0 0	0 0	0 0	0 0	1 0	1 0
Inning Stats	R: 0 E: 0 K: 0 S: 5 H: 0 LOB: 0 BB: 0 P: 7	R: 1 E: 0 K: 1 S: 16 H: 3 LOB: 1 BB: 0 P: 23	R: 0 E: 0 K: 1 S: 14 H: 1 LOB: 1 BB: 0 P: 16	R: 0 E: 0 K: 2 S: 8 H: 0 LOB: 0 BB: 0 P: 14	R: 0 E: 0 K: 0 S: 9 H: 1 LOB: 1 BB: 0 P: 15	R: 0 E: 0 K: 0 S: 7 H: 0 LOB: 1 BB: 1 P: 13	R: 2 E: 0 K: 1 S: 13 H: 2 LOB: 0 BB: 0 P: 19	R: 1 E: 1 K: 1 S: 15 H: 2 LOB: 2 BB: 1 P: 27	R: 1 E: 1 K: 1 S: 11 H: 1 LOB: 1 BB: 0 P: 19	1B: 5 2B: 4 3B: 0 HR: 2 SF: 0 SAC: 0 DP: 2 HBP: 0						WP: 2 PB: 0 SB: 0 CS: 1 PA: 38	

PITCHER	IP	WLS	BF	H	R	ER	SO	BB	IBB	HBP	BLK	WP	HR	S	P	ERA	WHIP
43 R.A. Dickey, R (1, 1) ERA: 4.29	6.1	W	26	7	3	3	4	1	0	0	0	0	1	67	101	4.26	1.263
27 Brett Cecil, L (7, 1) ERA: 2.83	0.2	H	2	0	0	0	1	0	0	0	0	0	0	5	6	0.00	0.000
29 Dustin McGowan, R (8, 1) ERA: 1.8	1.0	H	6	2	1	0	1	1	0	0	0	1	0	15	27	0.00	3.000
44 Casey Janssen, R (9, 1) ERA: 2.87	1.0	S	4	1	1	1	1	0	0	0	0	0	1	11	19	9.00	1.000

PITCHER	IP	WLS	BF	H	R	ER	SO	BB	IBB	HBP	BLK	WP	HR	S	P	ERA	WHIP

Toronto Blue Jays @ Minnesota Twins

Target Field, Minneapolis, MN

Fri Sep 06 2013, 7:11 PM - 10:03 PM CDT

Att. 27,044 - Partly Cloudy - 89 F

livebaseballscorecards.com

AB	36
R	5
H	10
RBI	5
BB	2
SO	7
LOB	11

Batter	1	2	3	4	5	6	7	8	9	AB	R	H	RBI	BB	SO	LOB
7 José Reyes, S (1, 6) OBP: 0.350, SLG: 0.426	B FF 91 C FF 91 B CH 87 B SI 91 X FF 91 3-1 F9 ①	C FF 92 C FF 92 X CH 85 0-2 P6 ②			X CU 75 0-0 G4-3 ①		F FF 90 X FF 91 0-1 66 1B 1-3 2B		C SI 84 B CH 79 B FF 87 C SI 86 B FF 90 F SI 86 X SI 87 3-2 16 G6-3 26 HR 2B	5	2	2	0	0	0	0
66 Munenori Kawasaki, L (1, 4) OBP: 0.319, SLG: 0.307 16 Mark DeRosa, R (9, PH) OBP: 0.309, SLG: 0.409 17 Ryan Goins, L (9, 4) OBP: 0.306, SLG: 0.354	B FC 92 B FF 92 C FF 91 L FF 91 X SL 88 2-2 10 BB 26 HR 1B	B FC 92 F FF 92 C CU 78 F FC 92 F CU 77 S SL 89 1-3 K ③			B FF 90 C SI 90 B CH 85 B CH 86 C FF 89 S FF 90 3-3 K ②		B FF 91 B FF 91 X FF 90 2-0 2-H 3-H 1B		F SI 88 X FF 89 0-1 G6-3 ① 2-3	4 1 0	1 0 0	2 0 0	2 0 0	0 0 0	2 0 0	0 1 0
10 Edwin Encarnación, R (1, 10) OBP: 0.375, SLG: 0.542	B FF 91 F SL 88 F SL 89 B FF 91 B SL 88 F SL 88 B FF 90 4-2 1-2 26 HR BB	C FF 92 B FF 91 F FF 93 S CU 77 1-3 K ①			B CU 78 C SL 88 B SL 88 X SL 88 2-1 F9 ③		F SL 83 X FF 92 0-1 F7 ②		B SI 88 B CU 70 I IN 60 I IN 63 4-0 26 WP 26 HR IBB	3	2	0	0	2	1	1
26 Adam Lind, L (1, 3) OBP: 0.353, SLG: 0.484	B FC 92 F SL 88 C CH 86 B SL 88 F SL 88 B CH 86 F CH 86 X SL 88 3-2 1-H 2-H HR	B FF 92 X CH 87 1-0 F7 ②				B FF 90 C SL 87 B SL 88 X FC 89 2-1 F8 ① C SL 84 X FF 92 0-1 G1-3 ③			F SL 79 F SI 90 B SL 78 B FF 93 F SL 79 X SI 90 2-2 1-H 3-H HR	5	2	2	6	0	0	1
13 Brett Lawrie, R (1, 5) OBP: 0.316, SLG: 0.424	X FF 92 0-0 HR	B FF 92 C SL 89 B FF 92 C FC 90 X CU 78 2-2 1B				X FF 91 0-0 1B		B FF 90 C SL 79 B SL 91 F FF 91 S FF 91 2-3 K ①	X SL 87 0-0 G6-3 ②	5	1	3	1	0	1	0
14 Moisés Sierra, R (1, 9) OBP: 0.327, SLG: 0.465 11 Rajai Davis, R (3, 9) OBP: 0.316, SLG: 0.373	F FF 92 X FC 92 0-1 9 1B 2B		S SL 89 B CU 80 S SI 91 D CU 78 F CU 77 B SL 87 S CU 78 3-3 K ③			B FF 88 C FF 89 X SL 88 1-1 F8 ②		B SL 81 X SL 83 1-0 8 DI 8 3B 1B	B FF 92 B FF 92 B FF 92 C FF 91 C FF 92 X FF 93 3-2 1B	2 3	1 1	1 2	0 0	0 0	1 0	1 1
9 J.P. Arencibia, R (1, 2) OBP: 0.241, SLG: 0.386	C CU 78 X SL 88 0-1 8 G1-6-3 2-H 1B			F SL 89 B FF 90 B FF 90 X SL 89 2-1 F8 ①		F FF 89 X CU 80 0-1 G5-3 ③		C FF 90 B FF 91 C CU 76 S FF 92 1-3 K ② X SL 88 0-0 P4 ③		5	0	1	1	0	1	3
8 Anthony Gose, L (1, 8) OBP: 0.267, SLG: 0.341	C FC 93 B CH 84 X SL 89 1-1 G1-6-3 ② ③ 1-2f			B CU 78 C CH 86 X SL 88 1-1 L7 ②			B FF 89 B FF 90 B FF 91 C FF 88 X FF 91 3-1 G5-3 ①	B CU 74 B FF 90 B FF 91 C FF 90 C FF 92 F FF 91 F FF 92 X FF 92 3-2 1-H 3B		4	0	1	1	0	0	1
22 Kevin Pillar, R (1, 7) OBP: 0.246, SLG: 0.268		B FF 90 X FF 90 1-0 P6 ①		B SL 89 C SL 89 B CU 79 B FF 89 X FF 90 3-1 F7 ③			B FF 90 B SL 81 C FF 90 C SL 81 X FF 93 2-2 7 2B 66 1B 1B	B FF 90 C SI 87 X SI 89 1-1 P2 ③		4	1	1	0	0	0	1
Inning Stats	R: 5 E: 0 K: 0 S: 20 H: 5 LOB: 0 BB: 1 P: 33	R: 0 E: 0 K: 1 S: 9 H: 0 LOB: 0 BB: 0 P: 11	R: 0 E: 0 K: 2 S: 11 H: 1 LOB: 1 BB: 0 P: 18	R: 0 E: 0 K: 0 S: 6 H: 0 LOB: 0 BB: 0 P: 12	R: 0 E: 0 K: 1 S: 6 H: 0 LOB: 0 BB: 0 P: 11	R: 0 E: 0 K: 0 S: 7 H: 1 LOB: 1 BB: 0 P: 10	R: 2 E: 0 K: 0 S: 12 H: 3 LOB: 1 BB: 0 P: 19	R: 1 E: 0 K: 2 S: 14 H: 2 LOB: 1 BB: 0 P: 22	R: 3 E: 0 K: 0 S: 15 H: 3 LOB: 1 BB: 1 P: 27	1B: 8 2B: 3 3B: 1 HR: 3 SF: 0 SAC: 0 DP: 1 HBP: 0						

PITCHER	IP	WLS	BF	H	R	ER	SO	BB	IBB	HBP	BLK	WP	HR	S	P	ERA	WHIP
30 Kevin Correia, R (1, 1) ERA: 4.3	6.0	L	25	7	5	5	4	1	0	0	0	0	2	59	95	7.50	1.333
20 Josh Roenicke, R (7, 1) ERA: 3.3	1.2		10	5	3	3	2	0	0	0	0	0	0	24	38	16.20	3.000
56 Caleb Thielbar, L (8, 1) ERA: 1.91	0.2		5	2	3	3	0	0	1	0	0	1	1	12	22	40.50	3.000
50 Casey Fien, R (9, 1) ERA: 3.99	0.2		3	1	0	0	0	0	0	0	0	0	0	5	8	0.00	1.500

PITCHER	IP	WLS	BF	H	R	ER	SO	BB	IBB	HBP	BLK	WP	HR	S	P	ERA	WHIP

TOP

Toronto Blue Jays @ Minnesota Twins

Target Field, Minneapolis, MN

Sat Sep 07 2013, 6:12 PM - 9:32 PM CDT

Att. 32,882 - Partly Cloudy - 88 F

livebaseballscorecards.com

AB	41
R	11
H	15
RBI	11
BB	2
SO	6
LOB	10

WP: 1 PA: 43
PB: 0
SB: 0
CS: 0

Batter	1	2	3	4	5	6	7	8	9	AB	R	H	RBI	BB	SO	LOB
1 Alex Presley, L (1, 8) OBP: 0.311, SLG: 0.430	C FF 91 B SL 82 B FF 91 C FF 91 X FF 91 2-2 ① L9		C FF 91 X FF 91 0-1 ② L8		C FF 91 B CH 85 B SL 84 B FF 91 C FF 91 X FF 92 3-2 1B		C SI 94 X SI 93 0-1 2 1B 19 1B 1B	C FF 94 F CH 86 B CH 86 F CH 86 B FF 94 S CH 87 2-3 ② K		5	0	2	0	0	1	4
19 Darin Mastroianni, R (1, 9) OBP: 0.237, SLG: 0.278 9 Ryan Doumit, S (8, PH) OBP: 0.309, SLG: 0.385 (9, 9)	C FF 91 F FF 92 F FF 92 S CU 75 0-3 ② K		C FF 92 F FF 91 D CU 77 1 SAFE T CH 84 1-2 ③ K		F CH 83 C FF 92 C FF 92 0-3 ③ K		B SI 94 S SI 93 B CH 80 X SI 93 2-1 2 1B 1-2 1B	D CH 87 B FF 94 X FF 94 2-0 ③ P5		4 1	0 0	1 0	0 0	0 0	3 0	2 3
2 Brian Dozier, R (1, 4) OBP: 0.313, SLG: 0.432	C SI 91 B SI 92 B CH 86 B SI 92 B FF 92 4-1 BB			C FF 90 X SI 90 0-1 24 G5-3 16 E 1B		C SI 90 B SL 82 F CH 84 X FF 91 1-2 ① F7	B SI 92 C SI 93 X SI 92 1-1 1-2 2-3 1B		C SI 96 F SI 97 B CH 90 F SI 99 F SI 99 S CH 91 1-3 ① K	4	0	2	0	1	1	0
16 Josh Willingham, R (1, 10) OBP: 0.341, SLG: 0.363	X FF 92 0-0 ③ P4			B CH 85 S CH 84 C SI 91 X SL 82 1-2 FC5 24 G5-3 31 1B 1-2		B CU 74 B SI 91 B CH 86 C FF 91 F FF 92 B FF 92 4-2 31 BB BB	C SL 86 S SL 86 D SL 86 S SL 85 1-3 ③ K		C SI 98 F SI 97 B CH 90 B KC 79 B SI 98 B SI 98 4-2 24 G4-3 BB	3	1	0	0	2	1	5
24 Trevor Plouffe, R (1, 5) OBP: 0.304, SLG: 0.408		B SI 91 X CH 83 1-0 55 G6-4-3 1B		X CU 75 0-0 ① ② G5-3 1-2 2-3f		B CU 75 F CH 85 C CH 85 S FF 91 1-3 ② K		C FF 94 B CU 82 B CU 80 S SI 94 B CU 81 F SI 93 X SI 93 3-2 31 1B 43 1B 1B	C SI 97 X SI 98 0-1 ② G4-3 1-2	5	1	2	0	0	1	4
31 Oswaldo Arcia, L (1, 7) OBP: 0.317, SLG: 0.429		C FF 91 C SL 82 B SL 82 X CH 84 1-2 ① P6		B SL 82 B SL 81 F FF 92 X CH 85 2-1 55 FC6-4 2-H 1B		B FF 92 B SL 81 B FF 92 C FF 92 F FF 92 B CH 85 4-2 1-2 BB		B SI 92 B SI 92 X SI 92 2-0 43 1B 55 BB 1-3 1B	C SI 96 B SI 97 C SI 98 C SI 97 1-3 ③ K	4	0	2	1	1	1	2
55 Chris Colabello, R (1, 3) OBP: 0.299, SLG: 0.391		C FF 92 B FF 92 F FF 92 X CU 76 1-2 ② ③ G6-4-3 1-2f		B CU 76 X CH 85 1-0 ③ FC6-4 1-2f		C FF 96 B FF 97 B FF 97 F FF 95 C FF 98 2-3 ③ K		B SI 92 B SI 91 B SI 91 B CH 90 4-0 43 1B 1-2 BB		3	0	0	0	1	1	4
43 Josmil Pinto, R (1, 2) OBP: 0.579, SLG: 0.833			C SI 91 C FF 92 B FF 91 F CU 77 X CH 85 1-2 ① G6-3		B CU 73 B FF 90 C FF 90 B FF 90 F FF 90 X FF 92 3-2 ① P5		C SI 91 C CH 79 F SI 93 B SI 93 X CH 80 1-2 ① G1-3	B CU 78 C FF 93 B CU 80 B FF 92 X FF 93 3-1 1-2 2-3 3-H 1B		4	0	1	1	0	0	0
25 Pedro Florimón, S (1, 6) OBP: 0.280, SLG: 0.333			B FF 91 X FF 90 1-0 1B		X FF 91 0-0 ② G4-3		C SI 92 F SI 92 B CH 80 B CH 80 B CH 79 C SI 93 3-3 ② K	B FF 93 C FF 93 B FF 93 S FF 94 S FF 92 2-3 ① K		4	0	1	0	0	2	3
Inning Stats	R: 0 E: 0 K: 1 S: 9 H: 0 LOB: 1 BB: 1 P: 15	R: 0 E: 0 K: 0 S: 7 H: 1 LOB: 0 BB: 0 P: 10	R: 0 E: 0 K: 1 S: 10 H: 1 LOB: 1 BB: 0 P: 13	R: 1 E: 1 K: 0 S: 9 H: 2 LOB: 1 BB: 0 P: 13	R: 0 E: 0 K: 1 S: 10 H: 1 LOB: 1 BB: 0 P: 16	R: 0 E: 0 K: 2 S: 13 H: 0 LOB: 2 BB: 2 P: 25	R: 0 E: 0 K: 2 S: 16 H: 3 LOB: 3 BB: 0 P: 24	R: 1 E: 0 K: 2 S: 15 H: 3 LOB: 3 BB: 1 P: 33	R: 0 E: 0 K: 2 S: 12 H: 0 LOB: 1 BB: 1 P: 18	1B: 11 2B: 0 3B: 0 HR: 0 SF: 0 SAC: 0 DP: 2 HBP: 0						WP: 0 PB: 0 SB: 0 CS: 0 PA: 42	

PITCHER		IP	WLS	BF	H	R	ER	SO	BB	IBB	HBP	BLK	WP	HR	S	P	ERA	WHIP
48 J.A. Happ, L ERA: 5.09	(1, 1)	5.2	W	24	5	1	0	4	3	0	0	0	0	0	55	87	0.00	1.412
45 Neil Wagner, R ERA: 3.18	(6, 1)	0.1	H	1	0	0	0	1	0	0	0	0	0	0	3	5	0.00	0.000
62 Aaron Loup, L ERA: 2.44	(7, 1)	0.2		5	3	0	0	1	0	0	0	0	0	0	13	20	0.00	4.500
21 Sergio Santos, R ERA: 2.08	(7, 1)	0.1		1	0	0	0	1	0	0	0	0	0	0	3	4	0.00	0.000
4 Kyle Drabek, R ERA:	(8, 1)	0.0		4	3	1	1	0	1	0	0	0	0	0	7	19	∞	∞

PITCHER		IP	WLS	BF	H	R	ER	SO	BB	IBB	HBP	BLK	WP	HR	S	P	ERA	WHIP
50 Steve Delabar, R ERA: 2.7	(8, 1)	1.0		3	0	0	0	2	0	0	0	0	0	0	8	14	0.00	0.000
33 Jeremy Jeffress, R ERA: 4.5	(9, 1)	1.0		4	0	0	0	2	1	0	0	0	0	0	12	18	0.00	1.000

BOTTOM

Toronto Blue Jays @ Minnesota Twins

Target Field, Minneapolis, MN

Sat Sep 07 2013, 6:12 PM - 9:32 PM CDT

Att. 32,882 - Partly Cloudy - 88 F

livebaseballscorecards.com

AB	37
R	2
H	11
RBI	2
BB	5
SO	11
LOB	27

Batter	1	2	3	4	5	6	7	8	9	AB	R	H	RBI	BB	SO	LOB
7 José Reyes, S (1, 6) OBP: 0.352, SLG: 0.430	C SI 86 B CH 77 B SI 86 B SI 86 C SI 86 X SI 86 3-2 G6-3		B SI 86 1 SAFE B SL 79 B SI 86 C SI 85 X SI 85 3-1 1-3 1B		B SI 85 F SI 86 1 SAFE B SI 86 B SI 83 F SI 86 1 SAFE X SI 87 3-2 G4-6-3 1-2f			C SL 85 S FF 92 F CH 87 X FF 92 0-2 11 S 11 1B 2-H 2B		4	1	2	1	0	0	1
11 Rajai Davis, R (1, 8) OBP: 0.315, SLG: 0.372 (8, 7)	B SI 87 C SI 86 F SI 87 S SI 87 1-3 K		X SI 87 0-0 P3			B SI 85 F SI 84 X SI 86 1-1 P4		B SL 86 B FF 92 X FF 92 2-0 13 CS 2-H 1B		4	0	1	1	0	1	2
13 Brett Lawrie, R (1, 5) OBP: 0.313, SLG: 0.419	C SI 88 B CH 79 C SI 87 F SI 89 F SI 88 X CH 78 1-2 G1-3		S CH 77 F SI 88 D CU 68 1 SAFE X SI 88 1-2 L4			F SI 86 F CU 66 B SI 86 F SI 87 S CU 66 1-3 K		P PO 88 B SL 85 X FF 92 2-0 G6-3 1-2		4	0	0	0	0	1	3
26 Adam Lind, L (1, 10) OBP: 0.350, SLG: 0.480		C SI 85 B SI 85 B CU 73 F SI 87 F SL 79 B SL 80 X SI 87 3-2 G4-3		X CU 72 0-0 F7		B SI 86 C SI 86 B CU 72 F SI 87 F CU 65 F SI 86 S SL 80 2-3 K			B FF 95 F FF 95 F SL 84 F FF 96 F FF 96 F SL 86 S SL 87 1-3 K	4	0	0	0	0	2	0
16 Mark DeRosa, R (1, 3) OBP: 0.317, SLG: 0.413		C SI 86 F SI 87 X SI 86 0-2 1B		C SI 85 S SI 85 B SI 86 B SI 87 X SI 87 2-2 1B			C SI 85 X CH 76 0-1 G6-3		F FF 96 B SL 86 B FF 96 S SI 94 F FF 96 F SL 85 B SL 85 B FF 95 4-2 14 FC6-4 BB	3	0	2	0	1	0	0
14 Moisés Sierra, R (1, 9) OBP: 0.302, SLG: 0.426		C SI 87 S SI 87 X SI 87 0-2 P4		D CH 78 F SI 86 C SI 87 B CU 68 B SI 88 X SI 87 3-2 P5			F SL 81 X CH 76 0-1 G4-3		F SI 95 B SL 86 X FF 95 1-1 FC6-4 1-2f	4	0	0	0	0	0	3
9 J.P. Arencibia, R (1, 2) OBP: 0.239, SLG: 0.383		C SI 86 F SI 86 B SI 88 S SI 88 1-3 K		S SI 87 F SI 88 B SI 86 S SI 87 1-3 K			F SI 86 B CH 75 X SI 86 1-1 F9		T FF 96 B FF 96 F SI 94 X FF 97 1-2 P2	4	0	0	0	0	2	3
17 Ryan Goins, L (1, 4) OBP: 0.327, SLG: 0.373			S SI 85 F SL 78 X CU 66 0-2 F9		B SL 77 X SL 79 1-0 7 G4-6-3 1B			F SI 92 B FF 92 F SL 86 B CH 87 X CH 86 2-2 22 SH3-4 7 2B 1B		3	1	2	0	0	0	0
22 Kevin Pillar, R (1, 7) OBP: 0.254, SLG: 0.276 8 Anthony Gose, L (8, 8) OBP: 0.267, SLG: 0.341			F SI 86 B CH 75 X SI 85 1-1 7 1B 1B		C SI 86 X SI 86 0-1 F9			X FF 90 0-0 SH3-4 1-2		2 0	0 0	1 0	0 0	0 0	0 0	1 0
Inning Stats	R: 0 E: 0 K: 1 S: 11 H: 0 LOB: 0 BB: 0 P: 16	R: 0 E: 0 K: 1 S: 13 H: 1 LOB: 1 BB: 0 P: 17	R: 0 E: 0 K: 0 S: 11 H: 2 LOB: 2 BB: 0 P: 16	R: 0 E: 0 K: 1 S: 10 H: 1 LOB: 1 BB: 0 P: 16	R: 0 E: 0 K: 0 S: 6 H: 1 LOB: 0 BB: 0 P: 10	R: 0 E: 0 K: 2 S: 11 H: 0 LOB: 0 BB: 0 P: 15	R: 0 E: 0 K: 0 S: 6 H: 0 LOB: 0 BB: 0 P: 7	R: 2 E: 0 K: 0 S: 11 H: 3 LOB: 0 BB: 0 P: 16	R: 0 E: 0 K: 1 S: 15 H: 0 LOB: 1 BB: 1 P: 22	1B: 7 2B: 1 3B: 0 HR: 0 SF: 0 SAC: 1 DP: 1 HBP: 0						

PITCHER		IP	WLS	BF	H	R	ER	SO	BB	IBB	HBP	BLK	WP	HR	S	P	ERA	WHIP
63 Andrew Albers, L ERA: 3.35	(1, 1)	7.0		25	5	0	0	5	0	0	0	0	0	0	68	97	0.00	0.714
61 Jared Burton, R ERA: 3.96	(8, 1)	1.0	L	5	3	2	2	0	0	0	0	0	0	0	11	16	18.00	3.000
15 Glen Perkins, L ERA: 2.59	(9, 1)	1.0		4	0	0	0	1	1	0	0	0	0	0	15	22	0.00	1.000

PITCHER	IP	WLS	BF	H	R	ER	SO	BB	IBB	HBP	BLK	WP	HR	S	P	ERA	WHIP

TOP

Toronto Blue Jays @ Minnesota Twins

Target Field, Minneapolis, MN

Sun Sep 08 2013, 1:14 PM - 3:44 PM CDT

Att. 29,450 - Overcast - 75 F

livebaseballscorecards.com

AB	32
R	2
H	8
RBI	2
BB	1
SO	6
LOB	13

WP: 0 PA: 34
PB: 0
SB: 1
CS: 1

Batter	1	2	3	4	5	6	7	8	9	AB	R	H	RBI	BB	SO	LOB
1 Alex Presley, L (1, 8) OBP: 0.327, SLG: 0.437	C FF 92 B FC 90 F FC 89 X FF 91 1-2 G5-3 ①		B FF 91 B FF 92 C FC 90 B CU 79 B FF 92 4-1 BB			C FF 91 B CU 80 X FF 91 1-1 2 F8 12 FC4-2 2-3 1B		B FF 93 C FF 91 X CU 84 1-1 1B		3	0	2	0	1	0	0
12 Chris Herrmann, L (1, 2) OBP: 0.303, SLG: 0.365 43 Josmil Pinto, R (8, PH) OBP: 0.550, SLG: 0.789 (9, 2)	B FC 91 X SL 90 1-0 F8 ②		1 SAFE B FC 91 X SI 90 1-0 G4-3 ③			X SL 86 0-0 FC4-2 ① 1-2 3-H		S SL 86 D SL 86 B FF 93 F SL 86 X SL 85 2-2 F7 ③		3 1	0 0	0 0	0 0	0 0	0 0	3 1
2 Brian Dozier, R (1, 4) OBP: 0.311, SLG: 0.428	C FF 93 F FC 90 B FF 93 B FF 92 X SL 84 2-2 G5-3 ③			X FF 93 0-0 P5 ①		B SL 87 X FF 91 1-0 F8 ② 2-3			C FC 88 C CU 73 F FC 89 C FF 90 0-3 K ①	4	0	0	0	0	1	2
31 Oswaldo Arcia, L (1, 7) OBP: 0.317, SLG: 0.427		C SI 90 B SI 90 X SI 91 1-1 L7 ①		C FF 92 F SL 86 X CU 81 0-2 G4-3 ②		X SL 87 0-0 G6-3 ③			X FC 88 0-0 1B	4	0	1	0	0	0	2
9 Ryan Doumit, S (1, 10) OBP: 0.307, SLG: 0.381		C FF 92 X FC 90 0-1 G5-3 ②		B SI 92 C FC 90 B SL 86 F SL 85 X CU 79 2-2 G1-3 ③			B SI 91 C SI 91 B FF 91 B FF 91 X SI 92 3-1 F8 ①		X FC 88 0-0 F8 ②	4	0	0	0	0	0	1
24 Trevor Plouffe, R (1, 5) OBP: 0.304, SLG: 0.406		C FF 93 X SL 89 0-1 55 FC6-4 1B			C SL 85 C SL 85 B SL 85 F FC 93 B SL 85 B FF 92 C SL 85 3-3 K ①		B SL 84 X SL 85 1-0 G6-3 ②		C FC 88 F SL 84 C SL 84 0-3 K ③	4	0	1	0	0	2	1
55 Chris Colabello, R (1, 3) OBP: 0.293, SLG: 0.382		B FC 93 B FF 92 S FC 91 F FF 93 X FC 90 2-2 FC6-4 ③ 1-2f			F SL 85 F FF 94 F FF 94 F FF 94 C CU 81 0-3 K ②		S SL 86 B CU 83 S SL 86 B FF 93 F CU 82 B SL 84 X CU 82 3-2 G5-3 ③			3	0	0	0	0	1	1
11 Clete Thomas, L (1, 9) OBP: 0.296, SLG: 0.320			C FF 93 F SL 86 C CU 80 0-3 K ①		B FF 92 X SL 88 1-0 L8 ③			B CH 89 B SL 84 T SI 91 B SI 91 F FC 90 X CU 83 3-2 F8 ①		3	0	0	0	0	1	0
25 Pedro Florimón, S (1, 6) OBP: 0.280, SLG: 0.336			B FF 92 X FF 91 1-0 F7 ②			B FC 91 X FC 90 1-0 1 1B 12 FC4-2 2B		B SL 89 B SL 90 B FC 91 C FC 90 S FF 91 T FC 91 3-2 K ②		3	0	1	0	0	1	0
Inning Stats	R: 0 H: 0 E: 0 LOB: 0 K: 0 BB: 0 S: 7 P: 11	R: 0 H: 1 E: 0 LOB: 1 K: 0 BB: 0 S: 9 P: 12	R: 0 H: 0 E: 0 LOB: 1 K: 1 BB: 1 S: 6 P: 12	R: 0 H: 0 E: 0 LOB: 0 K: 0 BB: 0 S: 7 P: 9	R: 0 H: 0 E: 0 LOB: 0 K: 2 BB: 0 S: 10 P: 14	R: 0 H: 2 E: 0 LOB: 2 K: 0 BB: 0 S: 6 P: 9	R: 0 H: 0 E: 0 LOB: 0 K: 0 BB: 0 S: 7 P: 14	R: 0 H: 1 E: 0 LOB: 1 K: 1 BB: 0 S: 11 P: 20	R: 0 H: 1 E: 0 LOB: 1 K: 2 BB: 0 S: 9 P: 9	1B: 4 SF: 0 2B: 1 SAC: 0 3B: 0 DP: 0 HR: 0 HBP: 0						WP: 0 PA: 33 PB: 0 SB: 0 CS: 0	

PITCHER		IP	WLS	BF	H	R	ER	SO	BB	IBB	HBP	BLK	WP	HR	S	P	ERA	WHIP
32 Esmil Rogers, R ERA: 4.46	(1, 1)	7.2	W	27	3	0	0	4	1	0	0	0	0	0	58	93	0.00	0.522
27 Brett Cecil, L ERA: 2.83	(8, 1)	0.0		1	1	0	0	0	0	0	0	0	0	0	2	3	∞	∞
21 Sergio Santos, R ERA: 2.04	(8, 1)	0.1	H	1	0	0	0	0	0	0	0	0	0	0	3	5	0.00	0.000
44 Casey Janssen, R ERA: 2.81	(9, 1)	1.0	S	4	1	0	0	2	0	0	0	0	0	0	9	9	0.00	1.000

PITCHER	IP	WLS	BF	H	R	ER	SO	BB	IBB	HBP	BLK	WP	HR	S	P	ERA	WHIP

BOTTOM

Toronto Blue Jays @ Minnesota Twins

Target Field, Minneapolis, MN

Sun Sep 08 2013, 1:14 PM - 3:44 PM CDT

Att. 29,450 - Overcast - 75 F

livebaseballscorecards.com

AB	32
R	0
H	5
RBI	0
BB	1
SO	6
LOB	11

Batter	1	2	3	4	5	6	7	8	9	AB	R	H	RBI	BB	SO	LOB
19 Collin Cowgill, R (1, 8) OBP: 0.242, SLG: 0.344	B FF 85 C FF 84 X FF 84 1-1 F8 ①	C FF 84 X FF 86 0-1 P3 ①		X FF 86 0-0 B5 ①	B SI 93 C SL 82 S SI 92 S SI 86 1-3 K ②		B FF 93 B FF 91 F FF 92 F FF 93 S CH 82 2-3 K ②		B FF 92 X SI 91 1-0 G4-3 ②	6	0	0	0	0	2	3
2 Erick Aybar, S (1, 6) OBP: 0.301, SLG: 0.380	C FF 86 F FF 86 F FF 87 X FF 83 0-2 HR	B FF 86 B SI 85 C FF 85 X FF 85 2-1 G3 ②		B FF 86 D CH 80 F FF 85 C CH 80 X CU 77 2-2 L7 ②	X SL 84 0-0 F7 ③		F FF 93 X FF 93 0-1 G6-3 ③		F FF 93 F CH 84 X SL 83 0-2 P6 ③	6	1	1	1	0	0	3
27 Mike Trout, R (1, 10) OBP: 0.437, SLG: 0.569	B FF 86 B SI 85 C SI 85 B SI 85 F FF 86 B CH 80 4-2 44 2B 32 1B BB	C CU 72 B FF 86 B CH 80 B FF 81 S FF 84 C FF 86 3-3 K ③		C CU 74 B FF 85 B CH 79 F FC 80 X CH 77 2-2 L9 ③		B SI 92 C SL 83 B SL 84 B SL 83 X FF 92 3-1 44 2B 1B		B FF 94 C FF 90 B FF 91 F FF 92 F FF 93 B CU 72 F FF 92 X FF 92 3-2 L9 ①		4	2	1	0	1	1	1
44 Mark Trumbo, R (1, 3) OBP: 0.299, SLG: 0.471	B FF 86 X SI 86 1-0 32 1B 1-3 2B	B FC 81 F FF 82 F SI 85 X FF 86 1-2 32 E 2B			B SI 84 X CH 80 1-0 HR	C SI 91 B SL 93 1 SAFE X FF 91 1-1 32 G4-3 17 HR 1-H 2B		B SI 90 B FF 94 X FF 92 2-0 E7 56 1B		5	5	5	2	0	0	0
32 Josh Hamilton, L (1, 7) OBP: 0.302, SLG: 0.429	B FC 82 B FF 84 F FF 83 X FC 82 2-1 17 1B 10 1B 2-H 3-H 1B	X FF 83 0-0 E8 56 G6-3 2-H 1B			B CH 78 X CH 78 1-0 HR	T SL 85 B SI 93 F FF 92 B SL 85 X SL 85 2-2 G4-3 ① 2-3		C FF 91 X FF 91 0-1 F8 ②		5	2	3	4	0	0	2
17 Chris Iannetta, R (1, 2) OBP: 0.363, SLG: 0.367	F FF 86 B CH 80 S FF 81 1 SAFE F CH 80 1 SAFE X CH 80 1-2 10 1B 1B	X CH 80 0-0 F8 ①			X FF 85 0-0 56 2B 2B	C SI 93 B SI 94 B SL 84 S SI 93 B SI 93 X SI 92 3-2 3-H HR		B FF 92 D FF 89 B FF 88 D CH 88 4-0 56 1B BB		4	2	3	2	1	0	1
56 Kole Calhoun, L (1, 9) OBP: 0.366, SLG: 0.496	C FF 84 C FF 84 S CU 76 0-3 K ②	X FF 85 0-0 G6-3 ② 2-3			X FF 82 0-0 7 SH2-4 2-H 2B	F SI 93 F SI 86 B SL 85 B SL 81 X FF 91 2-2 F7 ②		D FF 89 T FF 90 B FF 89 S FF 90 F FF 90 F FF 91 X FF 92 2-2 1-3 2-H 1B		5	0	2	2	0	1	3
10 Grant Green, R (1, 4) OBP: 0.297, SLG: 0.316	C FF 86 F CH 81 B SI 81 F FC 82 X CU 76 1-2 1-3 2-H 1B	X FF 86 0-0 G5-3 ③			C SI 92 X SI 92 0-1 7 SH2-4 1B	F FF 92 B SL 84 X FF 92 1-1 G4-3 ③		C FF 91 X FF 92 0-1 G5-3 ③		5	0	2	1	0	0	3
7 Andrew Romine, S (1, 5) OBP: 0.302, SLG: 0.306	B FF 86 S FF 87 X SI 82 1-1 G4-3 ③			B SI 84 F SI 84 B CH 80 C FF 86 X FC 82 2-2 2B	B SI 91 X FF 91 1-0 SH2-4 ① 1-2 2-3		B FF 91 B FF 92 C FF 92 C FF 90 X FF 94 2-2 G1-3 ①		X FF 90 0-0 G6-3 ①	4	0	1	0	0	0	2
Inning Stats	R: 4 E: 0 K: 1 S: 24 H: 5 LOB: 2 BB: 1 P: 35	R: 0 E: 0 K: 1 S: 7 H: 0 LOB: 0 BB: 0 P: 12	R: 1 E: 1 K: 0 S: 7 H: 2 LOB: 1 BB: 0 P: 8	R: 0 E: 0 K: 0 S: 10 H: 1 LOB: 1 BB: 0 P: 16	R: 3 E: 0 K: 1 S: 11 H: 5 LOB: 2 BB: 0 P: 15	R: 3 E: 0 K: 0 S: 15 H: 3 LOB: 0 BB: 0 P: 27	R: 0 E: 0 K: 1 S: 8 H: 0 LOB: 0 BB: 0 P: 12	R: 1 E: 1 K: 0 S: 15 H: 2 LOB: 2 BB: 1 P: 26	R: 0 E: 0 K: 0 S: 5 H: 0 LOB: 0 BB: 0 P: 6	1B: 8 2B: 6 3B: 0 HR: 4 SF: 0 SAC: 1 DP: 0 HBP: 0						

PITCHER		IP	WLS	BF	H	R	ER	SO	BB	IBB	HBP	BLK	WP	HR	S	P	ERA	WHIP
56 Mark Buehrle, L ERA: 4.18	(1, 1)	4.0	L	25	12	8	8	2	1	0	0	0	0	3	52	77	18.00	3.250
64 Chad Jenkins, R ERA: 3.75	(5, 1)	2.0		10	4	3	3	1	0	0	0	0	0	1	22	36	13.50	2.000
24 Ricky Romero, L ERA: 9.95	(7, 1)	2.0		9	2	1	1	1	1	0	0	0	0	0	23	38	4.50	1.500
47 Luis Perez, L ERA: 5.4	(9, 1)	1.0		3	0	0	0	0	0	0	0	0	0	0	5	6	0.00	0.000

PITCHER	IP	WLS	BF	H	R	ER	SO	BB	IBB	HBP	BLK	WP	HR	S	P	ERA	WHIP

TOP

Los Angeles Angels @ Toronto Blue Jays

Rogers Centre, Toronto, ON

Tue Sep 10 2013, 7:07 PM - 9:50 PM EDT

Att. 19,079 - Clear - 72 F

livebaseballscorecards.com

AB	44
R	12
H	18
RBI	12
BB	2
SO	4
LOB	18

WP: 0 PA: 47
PB: 0
SB: 0
CS: 0

Batter	1	2	3	4	5	6	7	8	9	AB	R	H	RBI	BB	SO	LOB
7 José Reyes, S (1, 6) OBP: 0.347, SLG: 0.423	B SI 91 C SI 92 B CH 87 B FF 93 C SI 92 X SI 94 3-2 ① G6-3	B SL 80 C SI 92 B CH 87 X SI 92 2-1 ③ F8			B SI 91 C CH 86 B CH 85 X SI 92 2-1 ① L9	B FF 96 C FF 96 B CH 90 F FF 95 F FF 96 D CH 90 X FF 97 3-2 ③ P6			X FF 93 0-0 ③ L9	5	0	0	0	0	0	1
17 Ryan Goins, L (1, 4) OBP: 0.304, SLG: 0.345	C SI 93 B FC 91 F SI 92 X SI 94 1-2 ② G3-1		B CU 78 B FC 90 C SI 91 X FF 92 2-1 ① G1-3		B CU 76 C CU 76 B FF 92 X SI 93 2-1 ② L6		B CU 80 X SI 90 1-0 ① G3			4	0	0	0	0	0	0
13 Brett Lawrie, R (1, 5) OBP: 0.315, SLG: 0.423	C FF 94 B SI 93 B FC 90 F FC 90 F SI 93 F SL 83 X SI 93 2-2 ③ G6-3		C FF 93 F SL 81 X FF 92 0-2 26 G3-1 2B		X SL 80 0-0 1B		F SI 91 X CU 84 0-1 ② P6			4	0	2	0	0	0	0
26 Adam Lind, L (1, 3) OBP: 0.349, SLG: 0.477		C SI 92 B CU 78 B FC 90 X SI 93 2-1 14 1B 9 1B 8 HR 1B	B CH 87 X SI 93 1-0 ② G3-1 2-3		B SI 91 B CH 85 B SI 91 C SI 91 X CH 85 3-1 ③ P4		B SI 93 X SI 91 1-0 ③ F8			4	1	1	0	0	0	2
11 Rajai Davis, R (1, 7) OBP: 0.314, SLG: 0.380		C FC 91 X FF 92 0-1 ① L7	X FF 92 0-0 ③ L8			C SL 80 C SL 79 B FC 90 B FF 94 X SL 82 2-2 HR		B FF 94 X FF 94 1-0 ① F7		4	1	1	1	0	0	2
9 J.P. Arencibia, R (1, 2) OBP: 0.241, SLG: 0.382 15 Mike Nickeas, R (9, 2)		C FF 91 B FF 92 X FC 89 1-1 14 1B 8 HR 1B 1-2		B FF 91 B FF 92 X FC 89 2-0 ① G6-3		B FF 93 F FF 93 B SI 93 B CH 83 B FF 93 4-1 14 2B 22 G5-3 BB		B FF 94 F FF 95 F SL 89 B SL 87 F SL 87 B FF 94 X SI 94 3-2 ② L7		3	2	1	0	1	0	0
										0	0	0	0	0	0	0
14 Moisés Sierra, R (1, 9) OBP: 0.316, SLG: 0.451		F FC 90 X SL 82 0-1 8 HR 1B 1-2 2-3		X FC 89 0-0 ② F9		B FC 89 X SL 81 1-0 22 G5-3 2B 1-3		C SL 87 X SL 86 0-1 ③ F7		4	1	2	0	0	0	0
8 Anthony Gose, L (1, 8) OBP: 0.278, SLG: 0.384		X SI 93 0-0 1-H 2-H 3-H HR	X FF 93 0-0 1B			C FF 95 F CH 90 F FF 96 F FF 96 B SL 83 F FF 96 S FF 95 1-3 ① K			X SI 93 0-0 ① L7	4	1	2	4	0	1	2
22 Kevin Pillar, R (1, 10) OBP: 0.239, SLG: 0.258		B FC 90 X FC 92 1-0 ② F8	1 SAFE 1 SAFE B FC 88 C FC 89 F FF 92 S SL 82 1-3 ③ K2-3			X FF 95 0-0 ② G5-3 2-3 3-H			C FF 93 F CH 86 F FF 94 X FF 93 0-2 ② P6	4	0	0	1	0	1	2
Inning Stats	R: 0 E: 0 K: 0 S: 11 H: 0 LOB: 0 BB: 0 P: 17	R: 4 E: 0 K: 0 S: 12 H: 4 LOB: 0 BB: 0 P: 18	R: 0 E: 0 K: 0 S: 7 H: 1 LOB: 1 BB: 0 P: 10	R: 0 E: 0 K: 1 S: 6 H: 1 LOB: 1 BB: 0 P: 9	R: 0 E: 0 K: 0 S: 7 H: 1 LOB: 1 BB: 0 P: 14	R: 2 E: 0 K: 1 S: 16 H: 2 LOB: 1 BB: 1 P: 27	R: 0 E: 0 K: 0 S: 4 H: 0 LOB: 0 BB: 0 P: 6	R: 0 E: 0 K: 0 S: 7 H: 0 LOB: 0 BB: 0 P: 11	R: 0 E: 0 K: 0 S: 6 H: 0 LOB: 0 BB: 0 P: 6	1B: 5 2B: 2 3B: 0 HR: 2 SF: 0 SAC: 0 DP: 0 HBP: 0						

BOTTOM

Los Angeles Angels @ Toronto Blue Jays

Rogers Centre, Toronto, ON

Tue Sep 10 2013, 7:07 PM - 9:50 PM EDT

Att. 19,079 - Clear - 72 F

livebaseballscorecards.com

AB	36
R	6
H	9
RBI	6
BB	1
SO	2
LOB	9

PITCHER		IP	WLS	BF	H	R	ER	SO	BB	IBB	HBP	BLK	WP	HR	S	P	ERA	WHIP
57 Jerome Williams, R ERA: 4.81	(1, 1)	5.0	W	25	9	6	6	1	1	0	0	0	0	2	48	80	10.80	2.000
58 Michael Kohn, R ERA: 3.28	(6, 1)	1.0		3	0	0	0	1	0	0	0	0	0	0	11	15	0.00	0.000
54 Buddy Boshers, L ERA: 3.97	(7, 1)	1.0		3	0	0	0	0	0	0	0	0	0	0	4	6	0.00	0.000
62 Ryan Brasier, R ERA: 3.0	(8, 1)	2.0		6	0	0	0	0	0	0	0	0	0	0	13	17	0.00	0.000

PITCHER	IP	WLS	BF	H	R	ER	SO	BB	IBB	HBP	BLK	WP	HR	S	P	ERA	WHIP

Batter	1	2	3	4	5	6	7	8	9	AB	R	H	RBI	BB	SO	LOB
39 JB Shuck, L (1, 7) OBP: 0.329, SLG: 0.376 19 Collin Cowgill, R (9, 7) OBP: 0.242, SLG: 0.344	C KN 73 B KN 78 B KN 78 F KN 76 X KN 78 2-2 ① F9		C FF 83 X KN 79 0-1 ② G3		B EP 66 B KN 79 B KN 76 C FF 84 F KN 77 F KN 77 X KN 78 3-2 27 FC5-4 2-3 1B		C FF 96 C CH 87 X SL 85 0-2 ③ G4-3		1 SAFE 1 SAFE C FF 88 X FF 87 0-1 ③ G1-3	5 0	0 0	1 0	0 0	0 0	0 0	1 0
2 Erick Aybar, S (1, 6) OBP: 0.299, SLG: 0.378	C FF 83 X KN 79 0-1 ② G1-3		S KN 76 B KN 79 F KN 80 F EP 67 B FF 84 X KN 81 2-2 ③ G1		1 SAFE F KN 79 1 SAFE X KN 79 0-1 ② SF7 3-H			B FF 93 B FF 94 B FF 94 C FF 92 S FF 93 C FF 94 3-3 ① K		3	0	0	1	0	1	0
27 Mike Trout, R (1, 8) OBP: 0.437, SLG: 0.567	C FF 84 C EP 67 B FF 81 F KN 79 C KN 80 1-3 ③ K			C KN 78 B KN 79 B KN 80 B KN 78 F FF 85 B KN 78 4-2 44 F9 32 1B 56 SF8 BB	C KN 80 F FF 80 B KN 73 B FF 80 X EP 65 2-2 ③ FC5-4 1-2f			B FF 94 C SL 86 B FF 94 B CH 85 S FF 94 B FF 94 4-2 32 2B 56 SF7-5-4-5 BB	2	2	0	0	2	1	1
32 Josh Hamilton, L (1, 10) OBP: 0.307, SLG: 0.434		B KN 75 B KN 76 B KN 72 B FF 80 4-0 44 PB 44 HR BB	1 SAFE 1 SAFE B KN 78 1 SAFE C KN 77 B KN 79 1 SAFE X KN 76 2-1 1-2 1B		C KN 77 B EP 66 F KN 79 F KN 80 X KN 69 1-2 56 1B 1B			B FF 95 C FF 94 B FF 94 1 SAFE F FF 94 X FF 95 2-2 56 SF7-5-4-3 1-3 2B	3	1	3	0	1	0	0
44 Mark Trumbo, R (1, 3) OBP: 0.300, SLG: 0.476		B KN 76 S KN 77 B KN 78 F KN 76 F KN 79 F KN 80 X KN 79 2-2 1-H HR		B FF 80 B KN 79 X KN 78 2-0 ① F9 2-3	B KN 80 B KN 81 C KN 77 F FF 81 X KN 81 2-2 ① P4			I IN 82 I IN 83 I IN 84 I IN 83 4-0 IBB	3	1	1	2	1	0	3
56 Kole Calhoun, L (1, 9) OBP: 0.362, SLG: 0.496		C FF 84 X KN 79 0-1 ① G4-3	F KN 79 X KN 80 0-1 ② SF8 3-H		C KN 80 B FF 81 X KN 80 1-1 17 CS 1-3 1B			X CH 87 0-0 ②③ SF7-5-4-5 2-3 3-H	2	0	1	2	0	0	0
16 Hank Conger, L (1, 2) OBP: 0.319, SLG: 0.431 17 Chris Iannetta, R (6, PH) OBP: 0.361, SLG: 0.364 (6, 2)		B KN 77 S FF 84 S KN 80 X EP 68 1-2 10 G6-4-3 1B	B KN 78 S KN 80 F KN 79 S KN 80 1-3 ③ K		1 SAFE 1 SAFE C SI 93 S CH 78 D CH 80 B SI 94 B CH 79 S CH 79 3-3 ②③ K 1-2			B FF 87 X CH 81 1-0 ① L7	2 2	0 0	1 0	0 0	0 0	1 1	1 2
10 Grant Green, R (1, 4) OBP: 0.303, SLG: 0.325		C KN 78 X KN 78 0-1 ②③ G6-4-3 1-2f			X KN 74 0-0 39 1B 2 SF7 2B		B FF 93 S SI 94 S SL 85 S SL 84 1-3 ① K	C SI 88 C FF 87 B FF 86 B FF 86 F SL 76 B FF 87 B FF 88 4-2 BB	3	1	1	0	1	1	1
7 Andrew Romine, S (1, 5) OBP: 0.281, SLG: 0.283			B KN 74 X FF 82 1-0 ① G6-3		C KN 77 B KN 79 F KN 78 X KN 80 1-2 ① G5-3		X FF 93 0-0 ② F7		C FF 88 X FF 86 0-1 ② L9	4	0	0	0	0	0	2
Inning Stats	R: 0 E: 0 K: 1 S: 9 H: 0 LOB: 0 BB: 0 P: 12	R: 2 E: 0 K: 0 S: 12 H: 2 LOB: 0 BB: 1 P: 19	R: 0 E: 0 K: 0 S: 7 H: 0 LOB: 0 BB: 0 P: 10	R: 1 E: 0 K: 1 S: 10 H: 1 LOB: 1 BB: 1 P: 19	R: 1 E: 0 K: 0 S: 13 H: 2 LOB: 1 BB: 0 P: 19	R: 0 E: 0 K: 1 S: 12 H: 2 LOB: 1 BB: 0 P: 19	R: 0 E: 0 K: 1 S: 7 H: 0 LOB: 0 BB: 0 P: 8	R: 1 E: 0 K: 1 S: 9 H: 1 LOB: 1 BB: 2 P: 22	R: 0 E: 0 K: 0 S: 8 H: 0 LOB: 1 BB: 1 P: 13	1B: 5 2B: 3 3B: 0 HR: 1 SF: 3 SAC: 0 DP: 2 HBP: 0						WP: 0 PB: 1 SB: 0 CS: 1 PA: 37

PITCHER		IP	WLS	BF	H	R	ER	SO	BB	IBB	HBP	BLK	WP	HR	S	P	ERA	WHIP
43 R.A. Dickey, R ERA: 4.36	(1, 1)	5.1		24	7	4	4	2	2	0	0	0	0	1	60	92	6.75	1.688
62 Aaron Loup, L ERA: 2.42	(6, 1)	0.2		1	0	0	0	1	0	0	0	0	0	0	3	6	0.00	0.000
29 Dustin McGowan, R ERA: 1.71	(7, 1)	1.0		3	0	0	0	1	0	0	0	0	0	0	7	8	0.00	0.000
50 Steve Delabar, R ERA: 2.82	(8, 1)	1.0	L	5	1	1	1	1	1	1	0	0	0	0	9	22	9.00	2.000
38 Darren Oliver, L ERA: 3.97	(9, 1)	1.0		4	0	0	0	0	1	0	0	0	0	0	8	13	0.00	1.000

PITCHER	IP	WLS	BF	H	R	ER	SO	BB	IBB	HBP	BLK	WP	HR	S	P	ERA	WHIP

TOP

Los Angeles Angels @ Toronto Blue Jays

Rogers Centre, Toronto, ON

Wed Sep 11 2013, 7:11 PM - 9:53 PM EDT

Att. 17,994 - Roof Closed - 68 F

livebaseballscorecards.com

AB	29
R	5
H	8
RBI	5
BB	5
SO	5
LOB	11

Batter	1	2	3	4	5	6	7	8	9	AB	R	H	RBI	BB	SO	LOB
7 José Reyes, S (1, 6) OBP: 0.346, SLG: 0.419	C FC 89 B SI 91 X FF 90 1-1 ① G6-3	C CH 85 B FC 89 X CU 78 1-1 ③ G6-3			B SL 84 B CU 75 C SI 89 B CH 86 C FC 89 D SL 85 4-2 11 G4-3 11 WP BB		C SL 83 B FF 91 B SI 88 B CH 86 X SI 91 3-1 ② F8			3	0	0	0	1	0	0
11 Rajai Davis, R (1, 7) OBP: 0.313, SLG: 0.376	B FF 90 B CU 76 B SI 90 B FF 89 4-0 26 S 13 G6-3 14 2B BB		C CU 76 F SL 83 S SL 83 0-3 ① K		C CH 84 1 SAFE 1 SAFE B FF 89 B CU 77 T SI 90 D SL 83 X SI 92 3-2 ② G4-3 1-3		C SL 81 B CH 87 B CU 78 X SI 91 2-1 ③ F9			3	1	0	0	1	1	1
13 Brett Lawrie, R (1, 5) OBP: 0.314, SLG: 0.419	C SI 90 1 SAFE 1 SAFE X CH 84 0-1 ② G6-3 1-2		B SL 82 X CU 77 1-0 ② G3		B FC 87 F SL 82 B FC 90 B SI 88 D CU 76 4-1 BB			C FF 95 B FF 97 C FF 96 X FF 97 1-2 ① G1-3		3	0	0	0	1	0	1
26 Adam Lind, L (1, 3) OBP: 0.348, SLG: 0.474	B CU 76 B SI 92 B CU 80 C FF 91 B FF 91 4-1 14 2B 16 1B 2-3 BB		C CU 76 C FF 92 B SL 84 S SI 92 1-3 ③ K		S SI 91 S FF 91 S SL 84 0-3 ③ K			C FF 96 X FS 89 0-1 ② G4-3		3	1	0	0	1	2	2
14 Moisés Sierra, R (1, 9) OBP: 0.344, SLG: 0.545	X SI 91 0-0 16 E 1-3 2B 3-H			C CU 76 X SI 90 0-1 E5 3B		B CU 76 B CU 75 B FC 90 C SI 90 S FC 88 X FC 88 3-2 8 S 2B		C SL 83 B SL 84 B SL 82 F FF 96 F FF 98 F SL 83 F FF 97 F FF 97 B SL 82 3-2 ③ X FF 97 G6-3		4	2	3	1	0	0	0
16 Mark DeRosa, R (1, 10) OBP: 0.318, SLG: 0.412 66 Munenori Kawasaki, L (9, PH) OBP: 0.318, SLG: 0.306	C FF 92 B CU 77 X SL 82 1-1 E6 2-H 3-H 1B			B CH 85 B CU 75 C FF 90 X SI 91 2-1 ① G4-3	B FC 87 B SL 86 B SI 91 C FF 90 T SI 90 X FF 90 3-2 ① F8				B SI 95 B SI 94 B FF 93 C SI 93 C FF 93 F FF 94 X FF 93 3-2 ① P6	3 1	0 0	1 0	1 0	0 0	0 0	1 0
17 Ryan Goins, L (1, 4) OBP: 0.283, SLG: 0.322	C CU 74 X SI 91 0-1 ③ G4-3			C FF 90 S SL 83 S SL 83 0-3 ② K	S CU 77 D CU 78 X FF 91 1-1 ② P6				B SI 95 F FF 94 B CH 87 F FF 95 B SI 94 X SI 94 3-2 ② P6	4	0	0	0	0	1	2
8 Anthony Gose, L (1, 8) OBP: 0.266, SLG: 0.367		C FF 89 X FF 89 0-1 ① P6		B CU 76 S FC 90 B SL 84 F FF 91 S SI 92 2-3 ③ K	C CU 76 B FF 90 S CU 78 C SL 82 1-3 ③ K 2-3				C FF 95 F CH 89 B FF 95 X FF 95 1-2 ③ P3	4	0	0	0	0	2	1
22 Josh Thole, L (1, 2) OBP: 0.239, SLG: 0.216 9 J.P. Arencibia, R (7, PH) OBP: 0.241, SLG: 0.382 (8, 2)		C FF 91 X CU 78 0-1 ② G4-3			C CU 77 X FF 90 0-1 ① F7		B CU 78 F CH 86 B FC 87 X SI 92 2-1 ① G4-3			2 1	0 0	0 0	0 0	0 0	0 0	0 0
Inning Stats	R: 3 H: 2 E: 1 LOB: 1 K: 0 BB: 2 S: 10 P: 20	R: 0 H: 0 E: 0 LOB: 0 K: 0 BB: 0 S: 6 P: 7	R: 0 H: 0 E: 0 LOB: 0 K: 2 BB: 0 S: 7 P: 9	R: 1 H: 1 E: 1 LOB: 0 K: 2 BB: 0 S: 10 P: 14	R: 0 H: 0 E: 0 LOB: 2 K: 1 BB: 2 S: 11 P: 22	R: 0 H: 1 E: 0 LOB: 1 K: 1 BB: 0 S: 11 P: 19	R: 0 H: 0 E: 0 LOB: 0 K: 0 BB: 0 S: 6 P: 13	R: 0 H: 0 E: 0 LOB: 0 K: 0 BB: 0 S: 12 P: 16	R: 0 H: 0 E: 0 LOB: 0 K: 0 BB: 0 S: 10 P: 17	1B: 1 SF: 0 2B: 2 SAC: 0 3B: 1 DP: 0 HR: 0 HBP: 0						WP: 1 PA: 35 PB: 0 SB: 2 CS: 0

PITCHER	IP	WLS	BF	H	R	ER	SO	BB	IBB	HBP	BLK	WP	HR	S	P	ERA	WHIP
33 C.J. Wilson, L (1, 1) ERA: 3.44	7.0	W	29	4	4	3	6	4	0	0	0	1	0	61	104	3.86	1.143
65 Dane De La Rosa, R (8, 1) ERA: 3.12	1.0	H	3	0	0	0	0	0	0	0	0	0	0	12	16	0.00	0.000
49 Ernesto Frieri, R (9, 1) ERA: 3.86	1.0	S	3	0	0	0	0	0	0	0	0	0	0	10	17	0.00	0.000

PITCHER	IP	WLS	BF	H	R	ER	SO	BB	IBB	HBP	BLK	WP	HR	S	P	ERA	WHIP

BOTTOM

Los Angeles Angels @ Toronto Blue Jays

Rogers Centre, Toronto, ON

Wed Sep 11 2013, 7:11 PM - 9:53 PM EDT

Att. 17,994 - Roof Closed - 68 F

livebaseballscorecards.com

AB	31
R	4
H	4
RBI	2
BB	4
SO	6
LOB	8

Los Angeles Angels @ Toronto Blue Jays

Rogers Centre, Toronto, ON

Thu Sep 12 2013, 7:08 PM - 10:17 PM EDT

Att. 20,767 - Partly Cloudy - 70 F

livebaseballscorecards.com

Batter	1	2	3	4	5	6	7	8	9	AB	R	H	RBI	BB	SO	LOB
19 Collin Cowgill, R (1, 8) OBP: 0.234, SLG: 0.331	B FF 92 C FF 92 C SI 92 C FF 93 1-3 ① K		T FF 91 F FF 91 B FF 91 F CU 76 S CU 79 1-3 ① K		C CU 76 B CU 76 B FF 90 S FF 90 S FF 91 2-3 ① K	B SL 87 X FF 97 1-0 ③ FC6-4 1-2f			X FF 95 0-0 ① F9	5	0	0	0	0	3	2
2 Erick Aybar, S (1, 6) OBP: 0.300, SLG: 0.380	B SI 92 B FF 94 C FF 92 F FF 93 B SL 82 F FF 93 F SI 92 F FF 93 F FF 93 3-2 ② F8 X SI 92		F CH 84 X CH 85 0-1 27 BB 44 E 1B		F CU 77 B SI 90 B CH 85 F FF 90 F FF 93 F FF 93 B CU 77 X FF 92 3-2 27 2B 2B		B SI 95 F SI 94 B SI 95 X SI 94 2-1 ① G5-3		C FF 95 F FF 95 X SL 88 0-2 ② G3	5	2	2	0	0	0	0
27 Mike Trout, R (1, 10) OBP: 0.437, SLG: 0.567	B SI 92 B SI 92 C SL 82 S SI 92 C CH 86 2-3 ③ K		B FF 91 D CU 76 B SI 92 B SI 91 4-0 32 WP 44 E 1-2 BB		C SI 91 S CH 85 B FF 90 X CH 85 1-2 44 FC6-5 2-H 2B		B KC 78 C SI 96 C SI 95 F SI 98 B SI 97 C SI 98 2-3 ② K		S SL 87 C SL 86 B FF 95 X SL 86 1-2 ③ F8	4	0	1	1	1	2	0
44 Mark Trumbo, R (1, 3) OBP: 0.300, SLG: 0.474		F SI 91 S FF 92 S CU 78 0-3 ① K	X CU 78 0-0 ② F8 1-2 2-H		X FF 94 0-0 ② FC6-5 2-3		C SI 96 X KC 78 0-1 1B			4	0	1	0	0	1	2
32 Josh Hamilton, L (1, 7) OBP: 0.304, SLG: 0.431		X FF 92 0-0 ② L8	B SL 84 B SL 84 D CU 79 F SL 85 F CU 79 X CU 80 3-2 ③ P6 2-3		B FF 94 F FF 94 B CH 84 C FF 94 D CH 85 X FF 96 3-2 ③ G4-3		X FF 91 0-0 ③ G4-3			4	0	0	0	0	0	3
17 Chris Iannetta, R (1, 2) OBP: 0.363, SLG: 0.364		B FF 92 C SI 90 T CH 86 B FF 93 B CH 87 B CH 86 4-2 56 1B 10 1B BB		B SI 89 B FF 88 X FF 89 2-0 ① P4		F FF 95 B FF 96 B SL 87 X FF 96 2-1 56 BB 1B		B SI 93 S SI 91 F SI 93 F SL 84 B SL 82 F SI 93 X SI 92 2-2 ① L8		3	1	1	0	1	0	0
56 Kole Calhoun, L (1, 9) OBP: 0.373, SLG: 0.523		B FF 92 F FF 92 B SL 85 X FF 93 2-1 10 1B 1-2 1B		X FF 91 0-0 HR		B FF 95 F FF 96 B FF 96 D FF 96 B FF 94 4-1 19 FC6-4 1-2 BB		B SL 84 X SI 93 1-0 ② G6-3		3	1	2	1	1	0	0
10 Grant Green, R (1, 4) OBP: 0.309, SLG: 0.325		C SI 92 B SI 92 X SL 83 1-1 1-3 2-H 1B		B FF 91 F FF 90 S FF 90 B FF 90 B FF 91 C FF 91 3-3 ② K		X FF 95 0-0 ① B5		B SI 91 F SI 92 B CH 81 B SI 92 B SI 92 4-1 BB		3	0	1	1	1	1	2
7 Andrew Romine, S (1, 5) OBP: 0.262, SLG: 0.263		F SI 93 B CH 86 F FF 90 1 SAFE F CU 78 X CU 77 1-2 ③ L9		X CU 76 0-0 ③ G6-3		C FF 95 B CH 86 S FF 96 T FF 96 1-2 ② K		B SI 88 C SI 90 F SI 90 F SL 82 C SL 82 1-3 ③ K		4	0	0	0	0	2	5
Inning Stats	R: 0 E: 0 K: 2 S: 13 H: 0 LOB: 0 BB: 0 P: 19	R: 1 E: 0 K: 1 S: 14 H: 2 LOB: 2 BB: 1 P: 22	R: 1 E: 1 K: 1 S: 10 H: 1 LOB: 1 BB: 1 P: 18	R: 1 E: 0 K: 1 S: 6 H: 1 LOB: 0 BB: 0 P: 11	R: 1 E: 0 K: 1 S: 15 H: 2 LOB: 1 BB: 0 P: 24	R: 0 E: 0 K: 1 S: 8 H: 1 LOB: 2 BB: 1 P: 16	R: 0 E: 0 K: 1 S: 9 H: 1 LOB: 1 BB: 0 P: 13	R: 0 E: 0 K: 1 S: 11 H: 0 LOB: 1 BB: 1 P: 19	R: 0 E: 0 K: 0 S: 7 H: 0 LOB: 0 BB: 0 P: 8	1B: 5 2B: 2 3B: 0 HR: 1	SF: 0 SAC: 0 DP: 0 HBP: 0			WP: 1 PB: 0 SB: 0 CS: 0		PA: 39	

TOP

	AB	R	H	RBI	BB	SO	LOB
AB	35						
R	4						
H	8						
RBI	3						
BB	4						
SO	9						
LOB	14						

PITCHER		IP	WLS	BF	H	R	ER	SO	BB	IBB	HBP	BLK	WP	HR	S	P	ERA	WHIP
48 J.A. Happ, L ERA: 5.15	(1, 1)	4.1	L	21	6	4	3	6	2	0	0	0	1	1	54	87	6.23	1.846
45 Neil Wagner, R ERA: 3.03	(5, 1)	1.2		7	1	0	0	1	1	0	0	0	0	0	12	23	0.00	1.200
33 Jeremy Jeffress, R ERA: 3.38	(7, 1)	0.2		3	1	0	0	1	0	0	0	0	0	0	8	12	0.00	1.500
27 Brett Cecil, L ERA: 2.82	(7, 1)	0.1		1	0	0	0	0	0	0	0	0	0	0	1	1	0.00	0.000
47 Luis Perez, L ERA: 3.38	(8, 1)	1.0		4	0	0	0	1	1	0	0	0	0	0	11	19	0.00	1.000

PITCHER		IP	WLS	BF	H	R	ER	SO	BB	IBB	HBP	BLK	WP	HR	S	P	ERA	WHIP
21 Sergio Santos, R ERA: 1.93	(9, 1)	1.0		3	0	0	0	0	0	0	0	0	0	0	7	8	0.00	0.000

BOTTOM

Los Angeles Angels @ Toronto Blue Jays

Rogers Centre, Toronto, ON

Thu Sep 12 2013, 7:08 PM - 10:17 PM EDT

Att. 20,767 - Partly Cloudy - 70 F

livebaseballscorecards.com

Batter	1	2	3	4	5	6	7	8	9	AB	R	H	RBI	BB	SO	LOB
7 José Reyes, S (1, 6) OBP: 0.355, SLG: 0.442	B FC 95 F FF 95 S FF 95 X FF 96 1-2 13 G6-3 66 1B 26 2B 1B		X SI 95 0-0 HR		B SL 85 B SI 93 B SI 93 C FF 94 C FF 94 B SL 84 4-2 BB		X SL 85 0-0 2B		S SI 96 C CH 88 B SI 94 F SI 94 X SI 95 1-2 2B	4	2	4	1	1	0	0
66 Munenori Kawasaki, L (1, 4) OBP: 0.328, SLG: 0.316	L FC 95 S FF 94 X FC 95 0-2 13 G6-3 1-2 1B		C FC 94 C SL 84 B CU 78 F SL 84 F FF 95 X SL 84 1-2 14 2B		1 SAFE B CH 93 1 SAFE L FF 94 C SL 84 X SL 84 1-2 ① F9		B SI 95 B FF 94 B FF 94 B FF 94 4-0 BB		B FF 95 F SI 94 F SI 94 F SI 96 F SL 86 F SI 95 B SI 94 F SI 95 B SI 95 4-2 B SL 87 BB	3	1	2	0	2	0	1
13 Brett Lawrie, R (1, 5) OBP: 0.310, SLG: 0.413	F SI 95 F SL 83 D SL 84 X SL 85 1-2 ①② G6-3 1-2f 2-3		B FF 94 X SL 85 1-0 ① P3		B FF 94 D FF 94 C FF 93 F FF 93 S SL 84 2-3 ② K		T FF 94 C FF 94 B FF 94 F FF 95 B SL 83 S FF 96 2-3 ③ K		B SL 85 C SI 95 F SI 95 B SI 96 S FF 95 2-3 ③ K	5	0	0	0	0	3	8
26 Adam Lind, L (1, 3) OBP: 0.347, SLG: 0.474	B FC 96 B FF 94 C FF 95 X FF 96 2-1 3-H 2B		C SL 83 B CU 76 X SL 82 1-1 ② L8		C SI 94 F SI 94 T CU 76 0-2 ③ K			C FF 97 B SL 84 B FF 96 S FF 96 X FS 89 2-2 ① G3		4	0	1	1	0	1	2
14 Moisés Sierra, R (1, 9) OBP: 0.369, SLG: 0.593	C SL 84 S SL 86 B SL 85 D SL 87 F FC 95 S SL 85 2-3 ③ K		C SL 84 S FF 94 X SL 83 0-2 2-H 2B			C SL 84 F FF 94 X CU 76 0-2 11 G6-3 1B		B SL 82 S FF 95 S FF 98 X FF 97 1-2 2B		4	0	3	1	0	1	1
11 Rajai Davis, R (1, 10) OBP: 0.310, SLG: 0.371		B FF 96 X FF 94 1-0 ① L8	F FF 94 B SL 82 B SL 83 X FF 92 2-1 ③ F8			B FF 94 X FF 94 1-0 ①② G6-3 1-2f		C SL 83 B SL 84 B FF 95 S FF 95 B FF 96 S FF 95 3-3 ② K		4	0	0	0	0	1	3
8 Anthony Gose, L (1, 8) OBP: 0.255, SLG: 0.351		B SI 95 S FF 95 B SL 84 B FF 94 C FF 95 X FF 94 3-2 ② G4-3		X FF 93 0-0 ① G4-3		B SL 85 C FF 94 X FF 95 1-1 ③ G6-3		X FF 96 0-0 ③ L8		4	0	0	0	0	0	1
22 Josh Thole, L (1, 2) OBP: 0.239, SLG: 0.218		B FC 94 F FF 94 X FC 93 1-1 1B		B SI 94 C FF 92 B SL 84 F FC 93 X SL 84 2-2 ② G6-3			B FF 94 C SL 83 B SI 93 X FF 93 2-1 ① G6-3		B SI 94 C FF 93 C SI 93 F SI 95 F FF 94 B CH 87 F SI 94 F SI 95 X SL 87 2-2 ① L7	4	0	1	0	0	0	0
22 Kevin Pillar, R (1, 7) OBP: 0.229, SLG: 0.246 17 Ryan Goins, L (9, PH) OBP: 0.279, SLG: 0.317		C FC 94 S SL 85 S SL 85 0-3 ③ K		B FF 94 C SL 84 B SL 84 B FF 93 X FF 93 3-1 ③ G5-3			F FF 95 B SL 84 F SI 93 X SL 83 1-2 ② G5-3		B CH 87 B SI 94 C FF 95 S SI 94 B FF 95 S FF 95 3-3 ② K	3 1	0 0	0 0	0 0	0 0	1 1	1 0

	AB	36
	R	3
	H	11
	RBI	3
	BB	3
	SO	8
	LOB	17

Inning Stats	1	2	3	4	5	6	7	8	9
	R: 1 E: 0 K: 1 S: 15	H: 3 LOB: 1 BB: 0 P: 21	R: 0 E: 0 K: 1 S: 9	H: 1 LOB: 1 BB: 0 P: 14	R: 2 E: 0 K: 0 S: 14	H: 3 LOB: 1 BB: 0 P: 19	R: 0 E: 0 K: 0 S: 6	H: 0 LOB: 0 BB: 0 P: 11	R: 0 E: 0 K: 2 S: 11	H: 0 LOB: 1 BB: 1 P: 18	R: 0 E: 0 K: 0 S: 6	H: 1 LOB: 0 BB: 0 P: 8	R: 0 E: 0 K: 1 S: 11	H: 1 LOB: 2 BB: 1 P: 20	R: 0 E: 0 K: 1 S: 10	H: 1 LOB: 1 BB: 0 P: 16	R: 0 E: 0 K: 2 S: 23	H: 1 LOB: 2 BB: 1 P: 35

	1B: 4	SF: 0	WP: 0	PA: 39
	2B: 6	SAC: 0	PB: 0	
	3B: 0	DP: 2	SB: 0	
	HR: 1	HBP: 0	CS: 0	

PITCHER		IP	WLS	BF	H	R	ER	SO	BB	IBB	HBP	BLK	WP	HR	S	P	ERA	WHIP
Garrett Richards, R ERA: 3.91	(1, 1)	6.2	W	28	9	3	3	4	1	0	0	0	0	1	67	100	4.05	1.500
58 Michael Kohn, R ERA: 3.26	(7, 1)	0.1	H	2	0	0	0	1	1	0	0	0	0	0	5	11	0.00	3.000
65 Dane De La Rosa, R ERA: 3.07	(8, 1)	1.0	H	4	1	0	0	1	0	0	0	0	0	0	10	16	0.00	1.000
49 Ernesto Frieri, R ERA: 3.79	(9, 1)	1.0	S	5	1	0	0	2	1	0	0	0	0	0	23	35	0.00	2.000

PITCHER	IP	WLS	BF	H	R	ER	SO	BB	IBB	HBP	BLK	WP	HR	S	P	ERA	WHIP

Baltimore Orioles @ Toronto Blue Jays

Rogers Centre, Toronto, ON

Fri Sep 13 2013, 7:08 PM - 9:49 PM EDT

Att. 20,024 - Roof Closed - 68 F

TOP

livebaseballscorecards.com

Batter	1	2	3	4	5	6	7	8	9	AB	R	H	RBI	BB	SO	LOB
9 Nate McLouth, L (1, 7) OBP: 0.337, SLG: 0.409	X SI 89 0-0 1B		C SI 91 X CH 84 0-1 ② L4			C SI 90 B SL 82 B CH 82 B SI 90 C SI 89 S SI 90 3-3 ① K	B SL 88 D SI 94 B SI 96 B FF 95 4-0 BB		B FF 87 C FF 87 B SI 87 X FF 87 2-1 10 1B 13 G6-3 1B	4	0	2	0	1	1	0
13 Manny Machado, R (1, 5) OBP: 0.318, SLG: 0.439	C SI 87 1 SAFE P PO 87 S SL 81 D SL 83 1 SAFE S SL 82 2-3 ① K		B SI 90 S SL 82 S SL 83 B SI 91 S SL 82 2-3 ③ K			B SL 82 C SI 89 X SL 82 1-1 ② L8	C SL 85 C SL 84 S SL 87 0-3 ③ K		1 SAFE 1 SAFE C SI 88 X FF 88 0-1 ① G6-3 1-2	5	0	0	0	0	3	4
19 Chris Davis, L (1, 3) OBP: 0.378, SLG: 0.653	F SI 90 B SI 91 B SI 91 1 SAFE X SI 90 2-1 ② L8			B SL 81 C SI 91 S CH 82 B SI 92 S CH 83 2-3 ① K		X SI 91 0-0 ③ F7		C FF 94 B SL 87 S CH 87 B FF 95 X CH 88 2-2 HR	B SI 88 B SI 88 F SI 89 C SL 76 X FF 88 2-2 ② L5	5	1	1	1	0	1	2
10 Adam Jones, R (1, 8) OBP: 0.323, SLG: 0.506	X SL 82 0-0 ③ P6			C SI 90 F SI 90 S SL 82 0-3 ② K			X SI 90 0-0 21 G4-3 2 2B 2B	F SL 87 X SL 87 0-1 21 G1-3 35 1B 1B	X CH 82 0-0 2-3 1B	5	2	3	0	0	1	1
21 Nick Markakis, L (1, 9) OBP: 0.325, SLG: 0.362		C SI 90 B SI 89 B SL 82 B SI 90 X SI 90 3-1 3 FC3-6 1B		C SI 92 F SI 92 B SL 84 H SI 90 2-2 2 FC6-4 HBP			C SI 89 X SI 89 0-1 ① G4-3 2-3	B FF 94 C FF 95 1 SAFE B CH 87 F FF 95 D CH 86 X CH 86 3-2 ① G1-3 1-2	F FF 88 1 SAFE C SI 88 B FF 88 B SL 74 S SL 75 2-3 ③ K	4	0	1	0	0	1	4
2 J.J. Hardy, R (1, 6) OBP: 0.310, SLG: 0.451		C SI 89 F SL 84 X SI 91 0-2 ① L9		B SI 88 B SL 80 X SI 89 2-0 ③ FC6-4 1-2f			B FF 92 X FF 92 1-0 45 2B 3-H 2B	B FF 94 B SL 87 C FF 93 S SL 87 F SL 86 X FF 92 2-2 P2		4	1	1	1	0	0	3
3 Ryan Flaherty, L (1, 4) OBP: 0.284, SLG: 0.367		F SI 90 B SL 82 S CH 82 F SI 91 X CH 83 1-2 ② FC3-6 1-2f			X SI 89 0-0 ① P4		B FF 93 B CH 88 F FF 94 B CH 84 S CH 87 F CH 85 B CH 87 4-2 45 2B BB	B CH 86 B CH 87 B FF 93 I IN 82 4-0 35 1B IBB		2	1	0	0	2	0	1
35 Danny Valencia, R (1, 10) OBP: 0.355, SLG: 0.638		D SL 83 C SL 81 S SL 82 F SL 83 S SI 91 1-3 ③ K			C SI 89 B SI 90 B SL 82 S SL 79 C SL 81 2-3 ② K		S SL 86 D SL 87 X SL 84 1-1 ② P3	C FF 94 S SL 87 X FF 93 0-2 1-2 2-H 1B		4	0	1	1	0	2	3
45 Steve Clevenger, L (1, 2) OBP: 0.231, SLG: 0.250			B SI 90 C SI 90 X SI 90 1-1 ① G4-3		B SI 90 X SI 90 1-0 ③ F7		C FF 95 B CH 88 B FF 96 X FF 93 2-1 1-H 2-H 2B	X FF 92 0-0 ③ F8		4	0	1	2	0	0	2
Inning Stats	R: 0 E: 0 K: 1 S: 8 H: 1 LOB: 1 BB: 0 P: 11	R: 0 E: 0 K: 1 S: 13 H: 1 LOB: 1 BB: 0 P: 18	R: 0 E: 0 K: 1 S: 7 H: 0 LOB: 0 BB: 0 P: 10	R: 0 E: 0 K: 2 S: 9 H: 0 LOB: 1 BB: 0 P: 15	R: 0 E: 0 K: 1 S: 5 H: 0 LOB: 0 BB: 0 P: 8	R: 0 E: 0 K: 1 S: 6 H: 0 LOB: 0 BB: 0 P: 10	R: 3 E: 0 K: 1 S: 14 H: 3 LOB: 2 BB: 2 P: 26	R: 2 E: 0 K: 0 S: 16 H: 3 LOB: 2 BB: 1 P: 27	R: 0 E: 0 K: 1 S: 11 H: 2 LOB: 2 BB: 0 P: 17	1B: 6 2B: 3 3B: 0 HR: 1 SF: 0 SAC: 0 DP: 0 HBP: 1						

	AB	37
	R	5
	H	10
	RBI	5
	BB	3
	SO	9
	LOB	20

WP: 0 PB: 0 SB: 0 CS: 0 PA: 41

PITCHER		IP	WLS	BF	H	R	ER	SO	BB	IBB	HBP	BLK	WP	HR	S	P	ERA	WHIP
58 Todd Redmond, R ERA: 4.1	(1, 1)	6.1		23	3	1	1	7	0	0	1	0	0	0	51	75	1.42	0.474
29 Dustin McGowan, R ERA: 2.53	(7, 1)	0.1	B	5	2	2	2	0	2	0	0	0	0	0	8	20	54.00	12.000
21 Sergio Santos, R ERA: 1.89	(7, 1)	0.1		1	0	0	0	1	0	0	0	0	0	0	3	3	0.00	0.000
50 Steve Delabar, R ERA: 3.09	(8, 1)	1.0	L	7	3	2	2	0	0	1	0	0	0	1	16	27	18.00	3.000
38 Darren Oliver, L ERA: 3.88	(9, 1)	1.0		5	2	0	0	1	0	0	0	0	0	0	11	17	0.00	2.000

PITCHER		IP	WLS	BF	H	R	ER	SO	BB	IBB	HBP	BLK	WP	HR	S	P	ERA	WHIP

Baltimore Orioles @ Toronto Blue Jays

Rogers Centre, Toronto, ON

Fri Sep 13 2013, 7:08 PM - 9:49 PM EDT

Att. 20,024 - Roof Closed - 68 F

BOTTOM

livebaseballscorecards.com

Batter	1	2	3	4	5	6	7	8	9	AB	R	H	RBI	BB	SO	LOB
7 José Reyes, S (1, 6) OBP: 0.354, SLG: 0.443	B FF 92 X SI 92 1-0 ① 2B			X CH 85 0-0 ① L5		C FF 95 B FF 95 C FF 94 X FS 86 1-2 ① G3		F SI 96 1 SAFE S FF 93 S CU 85 0-3 ① K		4	0	1	0	0	1	1
66 Munenori Kawasaki, L (1, 4) OBP: 0.324, SLG: 0.311 17 Ryan Goins, L (7, 4) OBP: 0.274, SLG: 0.311	B FF 93 C FF 93 B SI 93 C FF 93 F SI 93 X FF 92 2-2 ② F9			C FF 92 B SI 92 X SI 93 1-1 ② F7		C FF 96 B FF 96 B FS 84 F FF 96 X FF 98 2-2 ② G1-3		S SI 97 B SI 97 1 SAFE S SI 96 B SI 98 F SI 97 X FF 94 2-2 ② F9		3 1	0 0	0 0	0 0	0 0	0 0	0 1
10 Edwin Encarnación, R (1, 10) OBP: 0.374, SLG: 0.539	B SL 87 B SI 92 X SL 88 2-0 ③ G5-3			B CU 78 B SI 93 F SI 92 B CH 87 C SL 87 F SI 92 F CU 78 B CH 86 4-2 ③ 26 HR BB		C FF 97 B SL 86 B SL 87 B FF 98 C FF 98 F FF 99 S FF 99 3-3 ③ K		X FF 94 0-0 ③ G5-3		3	1	0	0	1	1	1
26 Adam Lind, L (1, 3) OBP: 0.349, SLG: 0.481		C SI 92 C SI 92 B SI 92 B CU 77 X CU 79 2-2 ① G1-3		X CH 86 0-0 ① 1-H HR			C SI 90 X SI 89 0-1 ① G4-3		B SI 94 X SI 94 1-0 ① 13 L1-3 1B	4	1	2	2	0	0	0
13 Brett Lawrie, R (1, 5) OBP: 0.309, SLG: 0.411		B SI 93 C SL 86 B SI 92 X SL 86 2-1 ② L9		X SL 88 0-0 ③ G6-3			C SI 91 B SI 90 X CH 84 1-1 28 1B 1B		B CU 80 F SI 94 X SI 95 1-1 ①② L1-3 1-1	4	0	1	0	0	0	1
28 Colby Rasmus, L (1, 8) OBP: 0.336, SLG: 0.485		B SI 93 F FF 93 X CH 86 1-1 ③ P5			B SI 91 C CU 78 F SI 93 B SL 84 F SL 86 X FF 94 2-2 HR		1 SAFE B SI 90 B SI 89 F SI 90 1 SAFE C SI 91 B SI 90 F SI 91 F SI 91 3-2 1 SAFE F SI 91 F SI 90 X SI 91 1-3 1B		F SI 95 C CU 81 C CU 80 0-3 ③ K	4	1	2	1	0	1	0
14 Moisés Sierra, R (1, 9) OBP: 0.353, SLG: 0.565			B FF 93 B SI 92 X FF 93 2-0 ① L7		F FF 93 B SL 86 X SL 86 1-1 ① G6-3		3 SAFE C FF 98 S FF 98 B FF 97 S FF 95 1-3 ② K			3	0	0	0	0	1	2
9 J.P. Arencibia, R (1, 2) OBP: 0.239, SLG: 0.379			B FF 94 C SL 87 X SI 92 1-1 ② G5-3		F FF 93 B SL 87 F SL 86 B CU 78 C SL 85 2-3 ② K		C FF 97 S FF 99 S FF 98 0-3 ③ K			3	0	0	0	0	2	2
8 Anthony Gose, L (1, 7) OBP: 0.257, SLG: 0.351			F FF 93 F FF 93 S SL 87 0-3 ③ K		C FF 93 X FF 93 0-1 ③ P2			B SI 97 C FF 96 S FC 92 F FF 96 X FF 97 1-2 1B		3	0	1	0	0	1	0
Inning Stats	R: 0 E: 0 K: 0 S: 6 H: 1 LOB: 0 BB: 0 P: 11	R: 0 E: 0 K: 0 S: 7 H: 0 LOB: 0 BB: 0 P: 12	R: 0 E: 0 K: 1 S: 6 H: 0 LOB: 0 BB: 0 P: 9	R: 2 E: 0 K: 0 S: 9 H: 1 LOB: 0 BB: 1 P: 14	R: 1 E: 0 K: 1 S: 11 H: 1 LOB: 0 BB: 0 P: 16	R: 0 E: 0 K: 1 S: 10 H: 0 LOB: 0 BB: 0 P: 16	R: 0 E: 0 K: 2 S: 18 H: 2 LOB: 2 BB: 0 P: 23	R: 0 E: 0 K: 1 S: 12 H: 1 LOB: 1 BB: 0 P: 15	R: 0 E: 0 K: 1 S: 6 H: 1 LOB: 0 BB: 0 P: 8	1B: 4 2B: 2 3B: 0 HR: 2 SF: 0 SAC: 0 DP: 1 HBP: 0						

	AB	32
	R	3
	H	7
	RBI	3
	BB	1
	SO	7
	LOB	8

WP: 0 PA: 33
PB: 0
SB: 0
CS: 0

PITCHER		IP	WLS	BF	H	R	ER	SO	BB	IBB	HBP	BLK	WP	HR	S	P	ERA	WHIP
39 Jason Hammel, R ERA: 5.12	(1, 1)	5.0		18	3	3	3	2	1	0	0	0	0	2	39	62	5.40	0.800
39 Kevin Gausman, R ERA: 6.15	(6, 1)	1.0		3	0	0	0	1	0	0	0	0	0	0	10	16	0.00	0.000
66 T.J. McFarland, L ERA: 4.46	(7, 1)	0.1		3	2	0	0	0	0	0	0	0	0	0	12	16	0.00	6.000
29 Tommy Hunter, R ERA: 2.87	(7, 1)	1.2	W	6	1	0	0	3	0	0	0	0	0	0	18	22	0.00	0.600
43 Jim Johnson, R ERA: 3.13	(9, 1)	1.0	S	3	1	0	0	1	0	0	0	0	0	0	6	8	0.00	1.000

PITCHER		IP	WLS	BF	H	R	ER	SO	BB	IBB	HBP	BLK	WP	HR	S	P	ERA	WHIP

Batter	1	2	3	4	5	6	7	8	9	AB	R	H	RBI	BB	SO	LOB
9 Nate McLouth, L (1, 7) OBP: 0.336, SLG: 0.407	B FF 90 B FF 91 F FF 91 X FF 91 2-1 ① G3-1		B FF 89 B SL 89 C FF 90 X SL 88 2-1 ② P5		B FF 91 C FF 91 S FF 90 B FF 92 F SL 85 C CU 80 2-3 ① K		X SI 95 0-0 ①② G6-3 1-2f		F FF 90 B FF 90 F FC 89 X CU 75 1-2 1B	5	0	1	0	0	1	1
13 Manny Machado, R (1, 5) OBP: 0.319, SLG: 0.445	X FF 93 0-0 19 2B 2B		F SL 86 X SL 84 0-1 HR		F FF 92 C FF 93 B FF 94 B SL 87 S CU 82 2-3 ② K		B SI 96 B SI 95 X SI 95 2-0 ③ G1-3		X FF 89 0-0 ③ G1-3	5	2	2	1	0	1	1
19 Chris Davis, L (1, 3) OBP: 0.378, SLG: 0.652	D CU 80 C FF 94 B SL 90 X FF 94 2-1 10 F9 2-H 2B		S SL 89 S CU 81 B SL 88 B CU 82 B FF 93 C CU 80 3-3 ③ K		X CU 82 0-0 ③ G3			B SI 92 C SI 92 F SI 94 F SI 93 B SL 79 X SI 94 2-2 ① G6-3		4	0	1	1	0	1	0
10 Adam Jones, R (1, 8) OBP: 0.322, SLG: 0.506	F FF 91 X SL 88 0-1 ② F9 2-3			X SL 86 0-0 ① F9		B SI 92 B FF 93 X SL 89 2-0 21 G6-3 2B		B CH 79 S SI 94 F SI 94 S CH 80 1-3 ② K		4	0	1	0	0	1	1
21 Nick Markakis, L (1, 9) OBP: 0.326, SLG: 0.361	F FF 94 B FF 94 B SL 90 C FF 94 B FF 94 X FF 94 3-2 ③ L4			B SI 90 B SI 90 B FF 90 B FF 92 4-0 2 BB 32 1B BB		B SI 92 F FF 93 X FF 91 1-1 ① G6-3 2-3		B SI 93 B SI 94 B SI 93 B SI 93 4-0 2 1B BB		2	1	0	0	2	0	2
2 J.J. Hardy, R (1, 6) OBP: 0.312, SLG: 0.450		C FF 92 X FF 92 0-1 ① G6-3		B FF 93 C SL 85 F FF 91 B FF 91 F SL 84 B SI 91 B CU 81 4-2 32 1B 1-2 BB		C SL 85 X SL 84 0-1 E5 35 S		C FF 97 D SL 89 F SL 87 D SL 87 X FF 98 2-2 1-3 1B		3	0	1	0	1	0	1
32 Matt Wieters, S (1, 2) OBP: 0.285, SLG: 0.411		B FF 92 C SI 90 B FF 91 B SL 85 F FF 90 S SL 86 3-3 ② K		B FF 91 D CU 80 B SI 91 C FF 93 X SI 91 3-1 1-3 2-H 1B		B FF 93 C FF 90 F FC 91 S CU 82 1-3 ② K		D FF 97 C FF 97 B FF 97 F FF 97 S SL 85 2-3 ③ K		4	0	1	1	0	3	4
35 Danny Valencia, R (1, 10) OBP: 0.347, SLG: 0.622 55 Dan Johnson, L (9, PH)		B FF 92 F SL 85 F CU 80 X CU 80 1-2 ③ G5-3		C SL 86 B FF 93 B FF 93 F SL 87 S CU 82 2-3 ② K		S SL 86 F SL 86 D CU 81 X SL 85 1-2 ③ G5-3 1-2			C SI 88 F FF 91 B CH 84 S CU 75 1-3 ① K	3 1	0 0	0 0	0 0	0 0	1 1	4 0
1 Brian Roberts, S (1, 4) OBP: 0.307, SLG: 0.363			B FF 90 X FF 90 1-0 ① G6-3	C CU 81 C SL 86 D CU 81 B CH 86 D CU 84 F CU 82 F SL 85 S CU 80 3-3 ③ K2-3			B SI 95 C SI 95 C SI 95 F KC 78 X SI 96 1-2 9 G6-3 1B		F FF 90 B CH 85 X CU 74 1-1 ② L7	4	0	1	0	0	1	2
Inning Stats	R: 1 E: 0 K: 0 S: 10 H: 2 LOB: 1 BB: 0 P: 17	R: 0 E: 0 K: 1 S: 8 H: 0 LOB: 0 BB: 0 P: 12	R: 1 E: 0 K: 1 S: 8 H: 1 LOB: 0 BB: 0 P: 14	R: 1 E: 0 K: 2 S: 14 H: 1 LOB: 2 BB: 2 P: 30	R: 0 E: 0 K: 2 S: 8 H: 0 LOB: 0 BB: 0 P: 12	R: 0 E: 1 K: 1 S: 11 H: 1 LOB: 2 BB: 0 P: 16	R: 0 E: 0 K: 0 S: 6 H: 1 LOB: 0 BB: 0 P: 9	R: 0 E: 0 K: 2 S: 13 H: 1 LOB: 2 BB: 1 P: 24	R: 0 E: 0 K: 1 S: 9 H: 1 LOB: 1 BB: 0 P: 12	1B: 4 2B: 3 3B: 0 HR: 1 SF: 0 SAC: 0 DP: 1 HBP: 0						WP: 0 PB: 0 SB: 1 CS: 0 PA: 38

TOP

Baltimore Orioles @ Toronto Blue Jays

Rogers Centre, Toronto, ON

Sat Sep 14 2013, 4:08 PM - 6:30 PM EDT

Att. 29,942 - Sunny - 59 F

livebaseballscorecards.com

AB	35
R	3
H	8
RBI	3
BB	3
SO	10
LOB	16

PITCHER		IP	WLS	BF	H	R	ER	SO	BB	IBB	HBP	BLK	WP	HR	S	P	ERA	WHIP
32 Esmil Rogers, R ERA: 4.47	(1, 1)	6.0		26	5	3	3	7	2	0	0	0	0	1	59	101	4.50	1.167
33 Jeremy Jeffress, R ERA: 2.45	(7, 1)	1.0	W	3	1	0	0	0	0	0	0	0	0	0	6	9	0.00	1.000
62 Aaron Loup, L ERA: 2.39	(8, 1)	0.2	H	3	0	0	0	1	1	0	0	0	0	0	7	14	0.00	1.500
45 Neil Wagner, R ERA: 3.0	(8, 1)	0.1	H	2	1	0	0	1	0	0	0	0	0	0	6	10	0.00	3.000
44 Casey Janssen, R ERA: 2.76	(9, 1)	1.0	S	4	1	0	0	1	0	0	0	0	0	0	9	12	0.00	1.000

PITCHER	IP	WLS	BF	H	R	ER	SO	BB	IBB	HBP	BLK	WP	HR	S	P	ERA	WHIP

Baltimore Orioles @ Toronto Blue Jays

Rogers Centre, Toronto, ON

Sat Sep 14 2013, 4:08 PM - 6:30 PM EDT

Att. 29,942 - Sunny - 59 F

livebaseballscorecards.com

BOTTOM

Batter	1	2	3	4	5	6	7	8	9	AB	R	H	RBI	BB	SO	LOB
7 José Reyes, S (1, 6) OBP: 0.353, SLG: 0.443	B FF 89 C FF 89 X KC 75 1-1 10 G5-3 14 2B 2B	B FF 93 F FF 93 F FF 94 F FF 96 X FF 93 1-2 ③ F7			1 SAFE B FF 93 C FF 93 B FF 94 X FF 93 2-1 ②③ G6-3 1-2			B CH 83 C FF 92 X FF 93 1-1 ① F8		4	1	1	0	0	0	2
13 Brett Lawrie, R (1, 5) OBP: 0.309, SLG: 0.409	F FF 91 F FF 92 F FF 93 B FF 93 S CH 83 1-3 ① K		B CH 82 B FF 91 F FF 91 X FF 91 2-1 ① P4			F FF 92 B FF 92 X FF 92 1-1 10 FC5-4 1B		X FF 92 0-0 ② L8		4	0	1	0	0	1	1
10 Edwin Encarnación, R (1, 10) OBP: 0.372, SLG: 0.535	X CH 82 0-0 ② G5-3 2-3		C FF 92 F KC 75 B FF 92 X FF 93 1-2 ② F8			B FF 92 C FF 92 B CH 84 X CH 83 2-1 ① FC5-4 26 G6-3 1-2f		B KC 78 C FF 94 B SL 88 X FF 94 2-1 ③ L9		4	0	0	0	0	0	2
26 Adam Lind, L (1, 3) OBP: 0.348, SLG: 0.479	B FF 92 B FF 93 C FF 93 B FF 93 B FF 93 4-1 14 2B BB		B FF 93 C FF 92 S FF 92 F FF 93 F FF 93 F KC 78 S CH 83 1-3 ③ K			B FF 93 1 SAFE X FF 93 1-0 ②③ G6-3 1-2f				2	1	0	0	1	1	1
14 Moisés Sierra, R (1, 9) OBP: 0.366, SLG: 0.578 22 Kevin Pillar, R (9, 7) OBP: 0.229, SLG: 0.246	F FF 92 D KC 77 B FF 92 X CH 83 2-1 1-H 3-H 2B			C FF 90 B KC 76 B KC 74 X FF 90 2-1 ① P3			B KC 75 B FF 91 B FF 90 B FF 91 4-0 28 HR BB			2 0	1 0	1 0	2 0	1 0	0 0	0 0
28 Colby Rasmus, L (1, 8) OBP: 0.336, SLG: 0.491	X KC 76 0-0 ③ G4-3			B FF 91 X FF 91 1-0 ② G4-3			X CH 84 0-0 1-H HR			3	1	1	2	0	0	1
9 J.P. Arencibia, R (1, 2) OBP: 0.238, SLG: 0.376		T FF 91 X FF 91 0-1 ① G6-3		C FF 92 X CH 83 0-1 ③ G5-3			F CH 83 F FF 94 S FF 95 0-3 ① K			3	0	0	0	0	1	0
17 Ryan Goins, L (1, 4) OBP: 0.262, SLG: 0.297		B KC 75 B KC 76 F FF 91 C CH 82 F FF 92 X KC 77 2-2 ② G4-3			X CH 81 0-0 ① L9		B FF 94 F FF 94 C FF 92 F FF 92 X FF 93 1-2 ② F8			3	0	0	0	0	0	0
8 Anthony Gose, L (1, 7) OBP: 0.269, SLG: 0.380 (9, 9)		C FF 91 F FF 90 B FF 91 X FF 93 1-2 3B			C FF 90 X CH 82 0-1 7 CS 1B		B KC 79 F FF 92 C FF 92 B KC 78 S FF 94 2-3 ③ K			3	0	2	0	0	1	0
Inning Stats	R: 2 E: 0 K: 1 S: 11 H: 2 LOB: 1 BB: 1 P: 19	R: 0 E: 0 K: 0 S: 13 H: 1 LOB: 1 BB: 0 P: 17	R: 0 E: 0 K: 1 S: 11 H: 0 LOB: 0 BB: 0 P: 15	R: 0 E: 0 K: 0 S: 5 H: 0 LOB: 0 BB: 0 P: 8	R: 0 E: 0 K: 0 S: 5 H: 1 LOB: 0 BB: 0 P: 7	R: 0 E: 0 K: 0 S: 5 H: 1 LOB: 0 BB: 0 P: 9	R: 2 E: 0 K: 2 S: 11 H: 1 LOB: 0 BB: 1 P: 18	R: 0 E: 0 K: 0 S: 5 H: 0 LOB: 0 BB: 0 P: 8		1B: 2 2B: 2 3B: 1 HR: 1	SF: 0 SAC: 0 DP: 1 HBP: 0			WP: 0 PB: 0 SB: 0 CS: 1	PA: 30	

	AB	28
	R	4
	H	6
	RBI	4
	BB	2
	SO	4
	LOB	7

PITCHER	IP	WLS	BF	H	R	ER	SO	BB	IBB	HBP	BLK	WP	HR	S	P	ERA	WHIP
30 Chris Tillman, R (1, 1) ERA: 3.7	8.0	L	30	6	4	4	4	2	0	0	0	0	1	66	101	4.50	1.000

PITCHER	IP	WLS	BF	H	R	ER	SO	BB	IBB	HBP	BLK	WP	HR	S	P	ERA	WHIP

Baltimore Orioles @ Toronto Blue Jays

Rogers Centre, Toronto, ON

Sun Sep 15 2013, 1:07 PM - 4:00 PM EDT

Att. 22,331 - Roof Closed - 69 F

TOP

livebaseballscorecards.com

Batter	1	2	3	4	5	6	7	8	9	AB	R	H	RBI	BB	SO	LOB
21 Nick Markakis, L (1, 9) OBP: 0.328, SLG: 0.362	B FF 83 X FF 84 1-0 10 1B 1B		C FF 83 X FC 80 0-1 10 BB 35 2B 1B	B SI 84 B FF 84 B FC 80 C FF 85 F FF 82 B FF 85 4-2 19 BB BB		C SI 93 X CH 84 0-1 ③ L8			B SI 93 D SI 92 C CH 88 X SI 93 2-1 ② G6-3 1-3	4	1	2	0	1	0	1
13 Manny Machado, R (1, 5) OBP: 0.316, SLG: 0.442	B FC 80 X FC 82 1-0 ① F8		B SI 83 S CH 78 L SI 83 C FC 80 1-3 ① K	C FF 81 C CU 72 B CH 79 F FF 82 S CH 79 1-3 ② K			B SI 91 B CH 81 X SI 92 2-0 ① F8		B CU 81 D CU 78 B FF 93 C FF 93 C SI 93 F CU 81 S CU 81 3-3 ③ K	5	0	0	0	0	3	7
19 Chris Davis, L (1, 3) OBP: 0.377, SLG: 0.649	C SI 84 B SI 84 1 SAFE F SI 85 F CH 79 S CU 75 1-3 ② K		S CH 79 B CH 80 X SI 84 1-1 ② P6	C FF 85 F SI 85 B SI 80 F CH 80 B CU 75 D CU 76 B FF 81 4-2 1-2 2-3 3-H BB			B SI 91 F SI 91 F SI 93 B FF 93 B SI 92 S SI 92 3-3 ② K			3	0	0	1	1	2	2
10 Adam Jones, R (1, 8) OBP: 0.323, SLG: 0.505	B FF 81 X FF 86 1-0 1-2 1B		C SI 83 B FF 82 S CU 73 F CU 74 1 SAFE 1 SAFE F CU 74 B FF 84 B FC 80 4-2 B CU 75 1-2 35 2B BB	X SI 86 0-0 ③ G4-3			B SL 83 B SI 92 S CH 82 X SI 92 2-1 ③ F8			3	1	1	0	1	0	3
35 Danny Valencia, R (1, 10) OBP: 0.344, SLG: 0.618	C FC 80 B SI 85 B CH 80 F FC 80 F FF 82 F CU 75 X FF 86 2-2 ③ G4-3		X SI 81 0-0 1-H 2-H 2B		B SI 83 C FF 84 B FC 79 X FC 80 2-1 ① F7			B FF 95 B FF 95 S CH 90 F FF 94 B CU 83 T CH 89 3-2 ① K		4	0	1	2	0	1	2
2 J.J. Hardy, R (1, 6) OBP: 0.309, SLG: 0.447		C FF 82 B SI 82 X SI 84 1-1 ① G6-3	C SI 84 B FF 85 X SI 86 1-1 ③ G5-3		B FF 84 B SI 84 B FF 84 C FF 84 X FF 83 3-1 ② G5-3			B FF 95 C CH 90 X FF 95 1-1 ② G5-3		4	0	0	0	0	0	1
32 Matt Wieters, S (1, 2) OBP: 0.285, SLG: 0.410		C FF 83 B FC 79 F SI 83 X CH 78 1-2 38 G5-3 1B		B CH 81 F FC 78 B CU 73 F SI 82 S CU 72 2-3 ① K	C FF 84 F SI 84 B FC 80 F CU 72 X FC 80 1-2 ③ L9			B FF 94 C CH 88 S CH 90 B SI 94 F CH 88 S CH 88 2-3 ③ K		4	0	1	0	0	2	0
38 Michael Morse, R (1, 7) OBP: 0.272, SLG: 0.388 9 Nate McLouth, L (6, 7) OBP: 0.337, SLG: 0.407 36 Chris Dickerson, L (9, PR) OBP: 0.269, SLG: 0.404 (9, 7)		F SI 83 B FF 82 F FC 82 D CU 75 F CH 80 F FC 82 X CH 80 2-2 ② G5-3 1-2		B FF 84 X SI 82 1-0 E6 1 2B 19 BB		X SI 92 0-0 ① G5-3			C FF 94 H FF 94 1-1 21 G6-3 21 S HBP	3 0 0	1 0 0	0 0 0	0 0 0	0 0 0	0 0 0	1 0 0
1 Brian Roberts, S (1, 4) OBP: 0.306, SLG: 0.365		C FC 80 X CH 80 0-1 ③ P3		C FC 79 F FC 79 D CU 74 X CH 78 1-2 19 BB 1-3 2B		B SI 92 X SI 92 1-0 ② L7			B SI 93 B SI 92 X FF 93 2-0 ① F7	4	0	1	0	0	0	2
Inning Stats	R: 0 E: 0 K: 1 S: 12 H: 2 LOB: 2 BB: 0 P: 18	R: 0 E: 0 K: 0 S: 12 H: 1 LOB: 1 BB: 0 P: 16	R: 2 E: 0 K: 1 S: 14 H: 2 LOB: 1 BB: 1 P: 21	R: 1 E: 1 K: 2 S: 17 H: 1 LOB: 3 BB: 2 P: 30	R: 0 E: 0 K: 0 S: 8 H: 0 LOB: 0 BB: 0 P: 14	R: 0 E: 0 K: 0 S: 4 H: 0 LOB: 0 BB: 0 P: 5	R: 0 E: 0 K: 1 S: 6 H: 0 LOB: 0 BB: 0 P: 13	R: 0 E: 0 K: 2 S: 9 H: 0 LOB: 0 BB: 0 P: 15	R: 0 E: 0 K: 1 S: 8 H: 0 LOB: 2 BB: 0 P: 16	1B: 4 2B: 2 3B: 0 HR: 0 SF: 0 SAC: 0 DP: 0 HBP: 1						

	AB	34
	R	3
	H	6
	RBI	3
	BB	3
	SO	8
	LOB	19

WP: 0 PB: 0 SB: 1 CS: 0 PA: 38

PITCHER		IP	WLS	BF	H	R	ER	SO	BB	IBB	HBP	BLK	WP	HR	S	P	ERA	WHIP
56 Mark Buehrle, L ERA: 4.17	(1, 1)	5.0	L	25	6	3	2	4	3	0	0	0	0	0	63	99	3.60	1.800
64 Chad Jenkins, R ERA: 3.46	(6, 1)	2.0		6	0	0	0	1	0	0	0	0	0	0	10	18	0.00	0.000
4 Kyle Drabek, R ERA: 4.5	(8, 1)	2.0		7	0	0	0	3	0	0	1	0	0	0	17	31	0.00	0.000

PITCHER	IP	WLS	BF	H	R	ER	SO	BB	IBB	HBP	BLK	WP	HR	S	P	ERA	WHIP

Batter	1	2	3	4	5	6	7	8	9	AB	R	H	RBI	BB	SO	LOB
7 José Reyes, S (1, 6) OBP: 0.348, SLG: 0.437	X SI 90 0-0 ① F8		C SI 92 B SI 93 B CH 85 F SI 93 F FF 93 X SL 86 2-2 ② G4-3		X FF 93 0-0 ② L8		B CH 85 X FF 94 1-0 ② G4-3		B SI 95 X CH 89 1-0 ① G2-3 1-2	5	0	0	0	0	0	2
13 Brett Lawrie, R (1, 5) OBP: 0.310, SLG: 0.409	C FF 91 B SL 85 X FF 92 1-1 ② L9		B SI 94 F SI 94 B FF 93 B SI 94 X FF 93 3-1 ③ F9		C CU 79 B SI 93 X SI 93 1-1 1-2 1B		B FF 93 B CU 78 C CH 84 F CH 85 X FF 93 2-2 10 2B 1B		C SI 96 X SI 95 0-1 ② G6-3 2-3	5	0	2	0	0	0	1
10 Edwin Encarnación, R (1, 10) OBP: 0.370, SLG: 0.534	B FF 93 B FF 92 B SI 93 X FF 92 3-0 ③ F8			B CH 84 B SI 93 X SL 85 2-0 ① F9	2 SAFE C SI 93 B FF 93 B FF 94 F SI 93 F CH 84 X FF 93 2-2 ③ F9		C FF 92 B FF 93 B FF 92 B CH 85 1 SAFE S CH 84 X FF 94 3-2 1-3 2B		C SI 96 B SI 95 S SI 95 S SI 96 1-3 ③ K	5	0	1	0	0	1	3
26 Adam Lind, L (1, 3) OBP: 0.352, SLG: 0.487		C CU 75 B SI 90 F SI 92 B FF 93 B CH 83 X CH 83 3-2 HR	C SI 93 X SI 92 0-1 14 1B 1B			F FF 93 B SI 93 S FF 92 F FF 94 B FF 93 C FF 91 2-3 ① K	I IN 84 I IN 87 I IN 89 I IN 89 4-0 IBB			3	1	2	1	1	1	0
14 Moisés Sierra, R (1, 9) OBP: 0.373, SLG: 0.574		B FF 92 F SL 85 B SI 93 F FF 90 X SI 93 2-2 ① P4	X SI 92 0-0 1-2 1B			X FF 96 0-0 11 BB 1B	S FF 96 B FF 97 F FF 96 S FF 96 1-3 ③ K			4	0	2	0	0	1	3
11 Rajai Davis, R (1, 7) OBP: 0.309, SLG: 0.368		B CU 80 T SI 92 C CU 79 B SL 85 F SI 93 F CH 84 F SI 93 X CU 81 2-2 ② P6	B SI 92 F SL 86 F FF 93 C SI 93 1-3 ② K			F FF 97 B FF 97 B SL 86 F FF 97 B FF 98 B FF 98 4-2 1-2 BB		L FF 94 B FF 98 C FF 94 B FF 98 X FC 94 2-2 ① L9	3	0	0	0	1	1	2
17 Ryan Goins, L (1, 4) OBP: 0.261, SLG: 0.309		C SI 93 B SI 92 C CH 84 F FF 93 X SL 85 1-2 2B	C SI 92 F CH 84 X CH 86 0-2 ③ G4-3			S FS 85 B FF 97 S FS 87 S FS 89 1-3 ② K		C FF 97 S FF 96 F SI 97 X SI 97 0-2 ② F7		4	0	1	0	0	1	4
9 J.P. Arencibia, R (1, 2) OBP: 0.236, SLG: 0.374 66 Munenori Kawasaki, L (8, PH) OBP: 0.323, SLG: 0.310 22 Josh Thole, L (9, 2) OBP: 0.239, SLG: 0.218		X SI 93 0-0 ③ P4			C FF 93 X SL 86 0-1 ① F9	S SL 87 F FF 99 T FF 99 0-2 ③ K		C CU 84 C CU 84 B FF 98 S FF 97 1-3 ③ K		3 1 0	0 0 0	0 0 0	0 0 0	0 0 0	1 1 0	3 0 0
8 Anthony Gose, L (1, 8) OBP: 0.278, SLG: 0.385			B CU 76 B FF 91 B CH 83 C SI 91 X SI 92 3-1 ① G3		F SI 92 F FF 93 B FF 92 B SL 87 F SI 94 X CU 78 2-2 13 1B 1B		C FF 93 X FF 93 0-1 ① G4-3		B CU 78 C SI 95 B SI 94 X SI 95 2-1 13 G6-3 7 G2-3 1B	4	0	2	0	0	0	0
Inning Stats	R: 0 E: 0 K: 0 S: 4 H: 0 LOB: 0 BB: 0 P: 8	R: 1 E: 0 K: 0 S: 17 H: 2 LOB: 1 BB: 0 P: 25	R: 0 E: 0 K: 0 S: 8 H: 0 LOB: 0 BB: 0 P: 16	R: 0 E: 0 K: 1 S: 10 H: 2 LOB: 2 BB: 0 P: 13	R: 0 E: 0 K: 0 S: 13 H: 2 LOB: 2 BB: 0 P: 18	R: 0 E: 0 K: 3 S: 13 H: 1 LOB: 2 BB: 1 P: 20	R: 0 E: 0 K: 1 S: 12 H: 2 LOB: 3 BB: 1 P: 23	R: 0 E: 0 K: 1 S: 10 H: 0 LOB: 0 BB: 0 P: 13	R: 0 E: 0 K: 1 S: 8 H: 1 LOB: 1 BB: 0 P: 12	1B: 7 2B: 2 3B: 0 HR: 1	SF: 0 SAC: 0 DP: 0 HBP: 0	WP: 0 PB: 0 SB: 0 CS: 0	PA: 39			

BOTTOM

Baltimore Orioles @ Toronto Blue Jays

Rogers Centre, Toronto, ON

Sun Sep 15 2013, 1:07 PM - 4:00 PM EDT

Att. 22,331 - Roof Closed - 69 F

livebaseballscorecards.com

AB	37
R	1
H	10
RBI	1
BB	2
SO	7
LOB	18

PITCHER		IP	WLS	BF	H	R	ER	SO	BB	IBB	HBP	BLK	WP	HR	S	P	ERA	WHIP
50 Miguel González, R ERA: 3.92	(1, 1)	5.1	W	22	6	1	1	2	0	0	0	0	0	1	56	86	1.69	1.125
39 Kevin Gausman, R ERA: 6.05	(6, 1)	0.2	H	4	1	0	0	2	1	0	0	0	0	0	9	14	0.00	3.000
57 Francisco Rodríguez, R ERA: 2.25	(7, 1)	0.2	H	5	2	0	0	0	0	1	0	0	0	0	9	19	0.00	3.000
29 Tommy Hunter, R ERA: 2.82	(7, 1)	1.1	H	4	0	0	0	2	0	0	0	0	0	0	13	17	0.00	0.000
43 Jim Johnson, R ERA: 3.08	(9, 1)	1.0	S	4	1	0	0	1	0	0	0	0	0	0	8	12	0.00	1.000

PITCHER	IP	WLS	BF	H	R	ER	SO	BB	IBB	HBP	BLK	WP	HR	S	P	ERA	WHIP

Batter	1	2	3	4	5	6	7	8	9	AB	R	H	RBI	BB	SO	LOB
14 Curtis Granderson, L (1, 8) OBP: 0.335, SLG: 0.436	B KN 73 C FF 82 S KN 76 S KN 79 1-3 ① K	S KN 79 F KN 80 F KN 79 F KN 71 F KN 82 B KN 81 X KN 80 1-2 1-2 1B			C KN 79 S KN 80 B KN 80 F KN 80 X KN 80 1-2 ② P5			B FF 97 S FF 96 X FF 96 1-1 E4		4	0	1	0	0	1	0
13 Alex Rodriguez, R (1, 10) OBP: 0.375, SLG: 0.466	B FF 84 C FF 84 B KN 77 F KN 77 X KN 79 2-2 ② L9	X KN 80 0-0 ③ G6-3			F KN 80 S KN 81 C KN 78 0-3 ③ K			C FF 96 S FF 97 C FF 96 0-3 ② K		4	0	0	0	0	2	3
24 Robinson Canó, L (1, 4) OBP: 0.382, SLG: 0.514	C EP 66 B KN 80 F KN 78 F FF 85 F KN 80 F KN 80 F KN 80 X KN 78 1-2 12 2B 1B		C KN 76 F KN 80 S KN 80 0-3 ① K			X KN 78 0-0 ① F8		B FF 97 X CH 88 1-0 ③ G1-3		4	0	1	0	0	1	1
12 Alfonso Soriano, R (1, 7) OBP: 0.293, SLG: 0.486	X KN 76 0-0 1-3 2B		C KN 79 B KN 71 C KN 80 F KN 80 S FF 81 1-3 ② K			C KN 80 B KN 79 B KN 79 C KN 79 F FF 81 S KN 81 2-3 ② K			C FF 89 C FF 90 F FF 90 S CU 76 0-3 ① K	4	0	1	0	0	3	0
55 Lyle Overbay, L (1, 3) OBP: 0.301, SLG: 0.405	B KN 78 B KN 79 B KN 76 C KN 76 C KN 78 B KN 78 4-2 BB		T KN 79 S KN 81 B KN 81 F KN 81 F KN 81 S KN 81 1-3 ③ K			S KN 80 X KN 81 0-1 ③ F7			B FF 90 X FF 90 1-0 1B	3	0	1	0	1	1	0
39 Mark Reynolds, R (1, 5) OBP: 0.311, SLG: 0.394	F KN 79 B KN 79 B KN 79 F KN 78 T KN 79 2-2 ③ K			S KN 76 X KN 79 0-1 31 G6-4-3 1B			C KN 79 B KN 80 X KN 80 1-1 ① F8		S SL 85 S SL 86 S CU 76 0-3 ② K	4	0	1	0	0	2	4
31 Ichiro Suzuki, L (1, 9) OBP: 0.297, SLG: 0.347		C FF 83 B KN 79 F KN 78 B KN 70 S KN 79 2-3 ① K		X KN 78 0-0 ① ② G6-4-3 1-2f			C KN 77 F KN 80 B FF 81 B KN 69 F KN 80 B KN 81 X KN 79 3-2 ② P6		F FF 89 B CH 84 B FC 89 B SI 89 F FF 90 S FF 90 3-3 ③ K	4	0	0	0	0	2	2
35 Brendan Ryan, R (1, 6) OBP: 0.256, SLG: 0.274		C KN 76 X FF 80 0-1 ② L8		X FF 84 0-0 ③ G5-3			S KN 80 S KN 82 X KN 80 0-2 ③ P4			3	0	0	0	0	0	0
19 Chris Stewart, R (1, 2) OBP: 0.290, SLG: 0.271 22 Vernon Wells, R (8, PH) OBP: 0.288, SLG: 0.361 66 John Ryan Murphy, R (8, 2) OBP: 0.500, SLG: 0.400		C KN 76 B KN 78 F KN 79 B KN 79 F KN 80 B KN 80 B FF 85 4-2 14 1B BB			C KN 76 X KN 78 0-1 ① G5-3			T FF 96 C FF 96 F SL 88 X SL 88 0-2 ① G5-3		1 1 0	0 0 0	0 0 0	0 0 0	1 0 0	0 0 0	0 0 0
Inning Stats	R: 0 E: 0 K: 2 S: 19 H: 2 LOB: 3 BB: 1 P: 29	R: 0 E: 0 K: 1 S: 15 H: 1 LOB: 2 BB: 1 P: 22	R: 0 E: 0 K: 3 S: 12 H: 0 LOB: 0 BB: 0 P: 14	R: 0 E: 0 K: 0 S: 4 H: 1 LOB: 0 BB: 0 P: 4	R: 0 E: 0 K: 1 S: 9 H: 0 LOB: 0 BB: 0 P: 10	R: 0 E: 0 K: 1 S: 7 H: 0 LOB: 0 BB: 0 P: 9	R: 0 E: 0 K: 0 S: 9 H: 0 LOB: 0 BB: 0 P: 13	R: 0 E: 1 K: 1 S: 10 H: 0 LOB: 1 BB: 0 P: 12	R: 0 E: 0 K: 3 S: 11 H: 1 LOB: 1 BB: 0 P: 15	1B: 4 2B: 1 3B: 0 HR: 0 SF: 0 SAC: 0 DP: 1 HBP: 0						

PITCHER	IP	WLS	BF	H	R	ER	SO	BB	IBB	HBP	BLK	WP	HR	S	P	ERA	WHIP
43 R.A. Dickey, R (1, 1) ERA: 4.21	7.0	W	26	4	0	0	8	2	0	0	0	0	0	75	101	0.00	0.857
21 Sergio Santos, R (8, 1) ERA: 1.8	1.0	H	4	0	0	0	1	0	0	0	0	0	0	10	12	0.00	0.000
44 Casey Janssen, R (9, 1) ERA: 2.7	1.0	S	4	1	0	0	3	0	0	0	0	0	0	11	15	0.00	1.000

PITCHER	IP	WLS	BF	H	R	ER	SO	BB	IBB	HBP	BLK	WP	HR	S	P	ERA	WHIP

TOP

New York Yankees @ Toronto Blue Jays

Rogers Centre, Toronto, ON

Tue Sep 17 2013, 7:10 PM - 9:34 PM EDT

Att. 24,894 - Roof Closed - 68 F

livebaseballscorecards.com

AB	32
R	0
H	5
RBI	0
BB	2
SO	12
LOB	10

WP: 0 PA: 34
PB: 0
SB: 0
CS: 0

BOTTOM

New York Yankees @ Toronto Blue Jays

Rogers Centre, Toronto, ON

Tue Sep 17 2013, 7:10 PM - 9:34 PM EDT

Att. 24,894 - Roof Closed - 68 F

livebaseballscorecards.com

Batter	1	2	3	4	5	6	7	8	9	AB	R	H	RBI	BB	SO	LOB
7 José Reyes, S (1, 6) OBP: 0.347, SLG: 0.438	B FF 89 X FF 89 1-0 ① G6-3		D SL 82 C SL 82 T FC 86 X SL 85 1-2 1-3 2B		C CU 75 S CH 80 X FC 86 0-2 ② F9		B CH 78 C CH 78 B SI 87 F SI 86 X CU 79 2-2 ② L9			4	0	1	0	0	0	0
11 Rajai Davis, R (1, 9) OBP: 0.311, SLG: 0.382	X FF 90 0-0 ② L8		X FC 87 0-0 ② L9		B FF 89 C CU 74 X FC 86 1-1 2B		B FF 92 X FF 92 1-0 HR			4	1	2	1	0	0	2
13 Brett Lawrie, R (1, 5) OBP: 0.309, SLG: 0.407	C FF 89 B SL 82 X FC 88 1-1 1B		X CU 77 0-0 ③ F8		C SI 90 F FC 85 B SI 89 D SL 82 F SL 83 X SL 84 2-2 ③ L8		B SL 81 F SL 82 C FF 93 B FF 94 B SL 85 X SL 83 3-2 ③ F8			4	0	1	0	0	0	3
14 Moisés Sierra, R (1, 10) OBP: 0.354, SLG: 0.542	B CU 74 C CU 74 S SL 83 1 SAFE S SL 84 1-3 ③ K			B SL 80 F SL 80 F FC 87 S FC 86 1-3 ① K		C CU 74 F SI 85 B SL 81 S SL 82 1-3 ① K		C KC 79 X KC 80 0-1 ① G5-3		4	0	0	0	0	3	1
28 Colby Rasmus, L (1, 8) OBP: 0.336, SLG: 0.496		F CU 75 B SI 89 X SI 89 1-1 ① G3		C SI 90 B SI 90 C CU 76 B SL 84 X SL 81 2-2 HR		B SI 88 C SI 88 X FF 90 1-1 ② F7		B FC 92 C FC 90 X FC 91 1-1 ② G4-3		4	1	1	1	0	0	0
16 Mark DeRosa, R (1, 3) OBP: 0.322, SLG: 0.413 26 Adam Lind, L (8, PH) OBP: 0.353, SLG: 0.489 (9, 3)		B FF 90 C FF 90 F FC 88 F SL 85 X SI 90 1-2 ② L9		S CU 75 X CH 82 0-1 1B		C FF 89 S FC 86 B FF 88 B SL 83 F SL 85 B FC 87 F SL 80 B FC 86 4-2 22 1B BB		C FC 91 B KC 83 B FC 92 X KC 81 2-1 8 2B 1B		2 1	0 0	1 1	0 0	1 0	0 0	0 0
22 Kevin Pillar, R (1, 7) OBP: 0.233, SLG: 0.250 8 Anthony Gose, L (8, PH) OBP: 0.284, SLG: 0.400 (9, 7)		C FF 91 X CH 82 0-1 ③ G6-3		C CU 74 B FC 86 F SI 88 F FF 89 X FF 90 1-2 ② F9		B CU 75 C CH 80 F CH 78 B SL 84 F SI 90 F FF 90 F FC 86 X SL 80 2-2 1-2 1B		S FF 92 C FC 92 X FC 92 0-2 ③ 1-H 2B		3 1	0 0	1 1	0 0	0 0	0 0	1 0
17 Ryan Goins, L (1, 4) OBP: 0.264, SLG: 0.300			B FF 90 C FF 91 B SL 83 B SL 82 C FF 90 B FF 91 4-2 7 2B BB	X CU 76 0-0 ③ G1-3		B SI 87 C SL 81 C SI 88 F SI 89 D FC 86 B FF 90 S FF 90 3-3 ③ K				2	0	0	0	1	1	3
22 Josh Thole, L (1, 2) OBP: 0.233, SLG: 0.212 9 J.P. Arencibia, R (9, 2) OBP: 0.236, SLG: 0.374			L FC 87 L FC 87 1 SAFE F SL 85 B FC 86 F SL 84 B SI 91 X SI 90 2-2 ① F7		C CU 74 F SL 84 S SI 89 0-3 ① K		B CU 70 F CU 70 B SI 86 X SL 80 2-1 ① L8			3 0	0 0	0 0	0 0	0 0	1 0	1 0
Inning Stats	R: 0 E: 0 K: 1 S: 7 H: 1 LOB: 1 BB: 0 P: 10	R: 0 E: 0 K: 0 S: 8 H: 0 LOB: 0 BB: 0 P: 10	R: 0 E: 0 K: 0 S: 12 H: 1 LOB: 2 BB: 1 P: 19	R: 1 E: 0 K: 1 S: 13 H: 2 LOB: 1 BB: 0 P: 17	R: 0 E: 0 K: 1 S: 12 H: 1 LOB: 1 BB: 0 P: 15	R: 0 E: 0 K: 2 S: 19 H: 1 LOB: 2 BB: 1 P: 30	R: 1 E: 0 K: 0 S: 9 H: 1 LOB: 0 BB: 0 P: 17	R: 0 E: 0 K: 0 S: 9 H: 2 LOB: 2 BB: 0 P: 12		1B: 4 2B: 3 3B: 0 HR: 2 SF: 0 SAC: 0 DP: 0 HBP: 0					WP: 0 PB: 0 SB: 0 CS: 0 PA: 34	

	AB	32
	R	2
	H	9
	RBI	2
	BB	2
	SO	5
	LOB	11

PITCHER		IP	WLS	BF	H	R	ER	SO	BB	IBB	HBP	BLK	WP	HR	S	P	ERA	WHIP
46 Andy Pettitte, L ERA: 3.93	(1, 1)	6.2	L	28	6	1	1	5	2	0	0	0	0	1	76	110	1.35	1.200
27 Shawn Kelley, R ERA: 4.1	(7, 1)	0.1		2	1	1	1	0	0	0	0	0	0	1	4	8	27.00	3.000
30 David Robertson, R ERA: 2.2	(8, 1)	1.0		4	2	0	0	0	0	0	0	0	0	0	9	12	0.00	2.000

PITCHER	IP	WLS	BF	H	R	ER	SO	BB	IBB	HBP	BLK	WP	HR	S	P	ERA	WHIP

Batter	1	2	3	4	5	6	7	8	9	AB	R	H	RBI	BB	SO	LOB
14 Curtis Granderson, L (1, 8) OBP: 0.337, SLG: 0.432	B FF 91 F FF 91 B SI 91 F FF 90 F SI 92 B SI 91 B FF 92 4-2 24 1B 13 F9 BB		B SI 91 S SI 91 C SL 86 S FF 92 1-3 ② K		C SI 90 F SI 91 B FF 92 B SL 83 S SL 85 2-3 ③ K			C SI 90 F SI 90 X SI 94 0-2 24 1B 12 2B 2-3 1B	B SI 94 1 SAFE B SI 94 C SI 94 S SI 94 X SI 95 2-2 ② L9	4	1	1	0	1	2	1
13 Alex Rodriguez, R (1, 10) OBP: 0.369, SLG: 0.452	C CH 86 B CH 86 X SI 91 1-1 ① F9 1-2		B SL 85 B CH 86 S FF 90 B FF 92 B FF 90 4-1 BB			B SL 85 X FF 91 1-0 ① F8		B CH 86 B FF 94 S CH 87 B CH 86 F FF 95 S CH 86 3-3 ① K	B SL 86 C FF 94 1 SAFE 1 SAFE X FF 95 1-1 ③ F8	4	0	0	0	1	1	4
24 Robinson Canó, L (1, 4) OBP: 0.383, SLG: 0.514	F FF 92 B FF 92 X FF 92 1-1 2-3 1B		B FF 91 C FF 91 X SL 85 1-1 ③ L8			C FF 92 S CH 86 F FF 92 F CH 86 B FF 93 X SL 84 1-2 ② G3		F FF 94 X CH 86 0-1 12 2B 22 2B 1-2 3-H 1B		4	1	2	1	0	0	1
12 Alfonso Soriano, R (1, 7) OBP: 0.294, SLG: 0.487	B CH 85 S SI 87 S CH 86 F CU 78 C CH 85 1-3 ② K			B SI 90 S SI 90 B CH 83 B CH 84 B SI 90 4-1 39 G6-4-3 22 1B BB		B SI 89 S CH 84 F SI 91 S FF 94 1-3 ③ K		X FF 95 0-0 22 2B 1-3 2-H 2B		3	1	1	1	1	2	2
22 Vernon Wells, R (1, 9) OBP: 0.290, SLG: 0.365 19 Chris Stewart, R (8, 2) OBP: 0.290, SLG: 0.271	B SI 87 X SI 92 1-0 ③ F8			C FF 92 X FF 91 0-1 39 G6-4-3 1-2 1B			C CH 85 F CU 76 S CU 78 0-3 ① K	C FF 95 X CH 87 0-1 55 CS 2-H 3-H 2B		4 0	0 0	2 0	2 0	0 0	1 0	2 0
39 Mark Reynolds, R (1, 3) OBP: 0.311, SLG: 0.391 (8, 5)		C FF 92 X FF 92 0-1 ① P3		S FF 92 B FF 92 X CH 85 1-1 ①② G6-4-3 1-2f 2-3			C CH 85 B CH 86 B FF 91 X FF 92 2-1 ② F7	B SL 87 S FF 94 D SL 88 F SL 85 B FF 94 B FF 94 4-2 55 CS BB		3	0	0	0	1	0	2
26 Eduardo Núñez, R (1, 5) OBP: 0.305, SLG: 0.347 55 Lyle Overbay, L (8, PH) OBP: 0.300, SLG: 0.404 (8, 3)		B FF 91 X FF 92 1-0 ② L8		F FF 93 F FF 92 X FF 93 0-2 ③ P4			C SI 90 B SI 87 F SL 85 F CU 78 B FF 92 X SL 84 2-2 1B	B SL 76 S SL 73 B SL 74 X SI 86 2-1 ②③ F8 1-2 2-3		3 1	0 0	1 0	0 0	0 0	0 0	1 2
66 John Ryan Murphy, R (1, 2) OBP: 0.333, SLG: 0.250 31 Ichiro Suzuki, L (8, 9) OBP: 0.298, SLG: 0.348		B FF 91 B CH 85 C FF 91 C CH 85 B CU 76 S FF 92 3-3 ③ K			C FF 91 B CH 84 X FF 91 1-1 ① F8		B CH 85 S CH 85 F FF 90 C CU 77 1-3 ③ K		C SI 94 B SI 95 X CH 87 1-1 1B	3 1	0 0	0 1	0 0	0 0	2 0	1 0
35 Brendan Ryan, R (1, 6) OBP: 0.256, SLG: 0.277			B FF 90 C FF 91 C FF 91 X FF 91 1-2 ① P4		C CH 85 F CH 84 B CU 77 X CH 85 1-2 ② G5-3			X CH 85 0-0 14 1B 24 1B 2B	1 SAFE L FF 94 1 SAFE X SL 84 0-1 ① B5	4	1	1	0	0	0	1
Inning Stats	R: 0 E: 0 K: 1 S: 12 H: 1 LOB: 2 BB: 1 P: 20	R: 0 E: 0 K: 1 S: 6 H: 0 LOB: 0 BB: 0 P: 10	R: 0 E: 0 K: 1 S: 9 H: 0 LOB: 1 BB: 1 P: 16	R: 0 E: 0 K: 0 S: 8 H: 1 LOB: 1 BB: 1 P: 13	R: 0 E: 0 K: 1 S: 8 H: 0 LOB: 0 BB: 0 P: 12	R: 0 E: 0 K: 1 S: 9 H: 0 LOB: 0 BB: 0 P: 12	R: 0 E: 0 K: 2 S: 12 H: 1 LOB: 1 BB: 0 P: 17	R: 4 E: 0 K: 1 S: 16 H: 5 LOB: 1 BB: 1 P: 25	R: 0 E: 0 K: 0 S: 9 H: 1 LOB: 1 BB: 0 P: 13	1B: 6 2B: 3 3B: 0 HR: 0 SF: 0 SAC: 0 DP: 1 HBP: 0						

PITCHER		IP	WLS	BF	H	R	ER	SO	BB	IBB	HBP	BLK	WP	HR	S	P	ERA	WHIP
48 J.A. Happ, L ERA: 4.82	(1, 1)	7.0		27	4	1	1	7	3	0	0	0	0	0	65	101	1.29	1.000
62 Aaron Loup, L ERA: 2.53	(8, 1)	0.0		1	1	0	0	0	0	0	0	0	0	0	3	3	∞	∞
50 Steve Delabar, R ERA: 3.4	(8, 1)	0.1	L	5	3	3	3	1	1	0	0	0	0	0	10	17	81.00	12.000
38 Darren Oliver, L ERA: 3.83	(8, 1)	0.2		1	0	0	0	0	0	0	0	0	0	0	2	4	0.00	0.000
29 Dustin McGowan, R ERA: 2.42	(9, 1)	1.0		4	1	0	0	0	0	0	0	0	0	0	9	13	0.00	1.000

PITCHER	IP	WLS	BF	H	R	ER	SO	BB	IBB	HBP	BLK	WP	HR	S	P	ERA	WHIP

TOP

New York Yankees @ Toronto Blue Jays

Rogers Centre, Toronto, ON

Wed Sep 18 2013, 7:10 PM - 10:01 PM EDT

Att. 24,247 - Partly Cloudy - 61 F

livebaseballscorecards.com

AB	34
R	4
H	9
RBI	4
BB	4
SO	8
LOB	17

New York Yankees @ Toronto Blue Jays

Rogers Centre, Toronto, ON

Wed Sep 18 2013, 7:10 PM - 10:01 PM EDT

Att. 24,247 - Partly Cloudy - 61 F

livebaseballscorecards.com

BOTTOM

Batter	1	2	3	4	5	6	7	8	9	AB	R	H	RBI	BB	SO	LOB
7 José Reyes, S (1, 6) OBP: 0.346, SLG: 0.438	C FF 92 B FF 92 F FF 93 X SL 82 1-2 26 S 2B		F FF 92 F FF 92 B KC 77 B FF 93 F FF 92 F CH 84 X FF 93 2-2 ② P6		B FF 91 S FF 92 B CH 84 S FF 92 F FF 93 X FC 88 2-2 ② G5-3			X KC 81 0-0 ② G4-3		4	0	1	0	0	0	0
11 Rajai Davis, R (1, 9) OBP: 0.310, SLG: 0.381	C FF 93 C SL 81 F FF 92 F SL 82 X SL 82 0-2 ① P4		F FF 92 X FF 92 0-1 ③ L8		F SL 80 F CH 84 C FF 91 0-3 ③ K			S FC 90 B KC 82 F FC 90 X FC 89 1-2 13 S 1B		4	0	1	0	0	1	1
13 Brett Lawrie, R (1, 5) OBP: 0.309, SLG: 0.408	C FF 94 B FF 93 F SL 82 X SL 81 1-2 ② F7			T FF 91 X FF 92 0-1 28 HR 2B		C FF 90 B FC 88 B FF 91 X CH 84 2-1 ① G6-3		1 SAFE P PO 88 F FC 91 X FC 91 1-1 ③ G4-3 1-2		4	1	1	0	0	0	2
26 Adam Lind, L (1, 3) OBP: 0.352, SLG: 0.486 22 Kevin Pillar, R (9, PR) OBP: 0.233, SLG: 0.250	C FF 93 B FF 92 C FF 93 D SL 82 F SL 81 B FF 94 X FF 94 3-2 ③ G4-3 2-3			X FF 91 0-0 ① F8		C FC 86 B FF 92 X CU 80 1-1 ② F9			B FC 91 C FC 90 F FC 90 X FC 92 1-2 66 FC3-5 28 1B 1B	4 0	0 0	1 0	0 0	0 0	0 0	2 0
28 Colby Rasmus, L (1, 8) OBP: 0.337, SLG: 0.504		S KC 74 X FF 91 0-1 ① G4-3		B FF 91 S FF 91 B FF 91 X FF 92 2-1 2-H HR		B FF 91 X FC 86 1-0 ③ G4-1			X FC 90 0-0 17 G4-3 66 FC3-5 1-2 1B	4	1	2	2	0	0	0
14 Moisés Sierra, R (1, 10) OBP: 0.354, SLG: 0.547 66 Munenori Kawasaki, L (9, PH) OBP: 0.321, SLG: 0.308		B FF 91 C SL 80 B SL 79 X SL 80 2-1 2B		F FF 92 F FC 88 X FF 91 0-2 ② G4-3			F FF 91 B FC 87 S FF 91 X FF 91 1-2 ① F8		B FC 90 C FC 92 B FC 92 X FC 92 2-1 ① FC3-5 17 G4-3 1-2 2-3f	3 1	0 0	1 0	0 0	0 0	0 0	0 2
17 Ryan Goins, L (1, 4) OBP: 0.263, SLG: 0.338	C FF 92 C KC 75 X FF 93 0-2 ② L9			B SL 80 F FF 91 B FF 92 B CH 85 F FF 92 X CH 84 3-2 HR			C SL 79 F FF 92 C FC 86 0-3 ② K		C FC 92 X FC 93 0-1 ② G4-3 1-2 2-3	4	1	1	1	0	1	3
9 J.P. Arencibia, R (1, 2) OBP: 0.234, SLG: 0.371	S FF 93 S FF 94 S FF 93 0-3 ③ K			F FF 91 B CH 83 X FF 92 1-1 ③ F8			F FF 91 S FC 87 B FC 88 B FF 91 B CH 84 F FC 88 X FF 92 3-2 ③ P2		S FC 92 F FC 92 S FC 92 0-3 ③ K	4	0	0	0	0	2	4
8 Anthony Gose, L (1, 7) OBP: 0.277, SLG: 0.389			B KC 74 F FF 91 F FF 92 B SL 80 B SL 80 F FF 93 F FF 93 T FF 92 3-2 ① K		C FF 91 L FC 86 S FC 87 0-3 ① K			B KC 82 C FC 90 F FC 89 B KC 82 C KC 81 2-3 ① K		3	0	0	0	0	3	0

Inning Stats																																			
	R: 0	H: 1		R: 0	H: 1		R: 0	H: 0		R: 3	H: 3		R: 0	H: 0		R: 0	H: 0		R: 0	H: 1		R: 0	H: 2		1B: 3	SF: 0		WP: 0	PA: 35	
	E: 0	LOB: 1		E: 0	LOB: 1		E: 0	LOB: 0		E: 0	LOB: 0		E: 0	LOB: 0		K: 0	LOB: 0		E: 0	LOB: 1		E: 0	LOB: 3		2B: 3	SAC: 0		PB: 0		
	K: 0	BB: 0		K: 1	BB: 0		K: 1	BB: 0		K: 0	BB: 0		K: 2	BB: 0		K: 1	BB: 0		K: 1	BB: 0		K: 1	BB: 3		3B: 0	DP: 0		SB: 2		
	S: 15	P: 20		S: 10	P: 12		S: 12	P: 17		S: 13	P: 19		S: 10	P: 12		S: 5	P: 9		S: 10	P: 14		S: 10	P: 13		HR: 2	HBP: 0		CS: 0		

PITCHER		IP	WLS	BF	H	R	ER	SO	BB	IBB	HBP	BLK	WP	HR	S	P	ERA	WHIP
65 Phil Hughes, R ERA: 5.07	(1, 1)	3.1		14	4	2	2	2	0	0	0	0	0	1	42	56	5.40	1.200
60 David Huff, L ERA: 5.59	(4, 1)	3.2	W	12	1	1	1	3	0	0	0	0	0	1	33	47	2.46	0.273
30 David Robertson, R ERA: 2.18	(8, 1)	0.2	H	3	1	0	0	1	0	0	0	0	0	0	7	10	0.00	1.500
42 Mariano Rivera, R ERA: 2.25	(8, 1)	1.1	S	6	2	0	0	1	0	0	0	0	0	0	14	17	0.00	1.500

PITCHER	IP	WLS	BF	H	R	ER	SO	BB	IBB	HBP	BLK	WP	HR	S	P	ERA	WHIP

AB	35
R	3
H	8
RBI	3
BB	0
SO	7
LOB	14

New York Yankees @ Toronto Blue Jays

Rogers Centre, Toronto, ON

Thu Sep 19 2013, 7:09 PM - 10:01 PM EDT

Att. 32,003 - Partly Cloudy - 68 F

livebaseballscorecards.com

TOP

Batter	1	2	3	4	5	6	7	8	9	AB	R	H	RBI	BB	SO	LOB
14 Curtis Granderson, L (1, 8) OBP: 0.335, SLG: 0.444	F8		K			HR			K	4	1	1	1	0	2	1
13 Alex Rodriguez, R (1, 10) OBP: 0.366, SLG: 0.442	K			F7		G6-3			12 BB / 24 1B / 22 G4-3 / BB	3	1	0	0	1	1	0
24 Robinson Canó, L (1, 4) OBP: 0.384, SLG: 0.516	G6-3			2B		L7			22 G4-3 / 12 BB / 1-2 / 1B	4	0	2	0	0	0	0
12 Alfonso Soriano, R (1, 7) OBP: 0.296, SLG: 0.487		1B		K			G1-3		22 G4-3 / 1-2 / 2-3 / BB	3	0	1	0	1	1	1
22 Vernon Wells, R (1, 9) OBP: 0.290, SLG: 0.362		55 G3-6-1 / BB		P4			P4		G4-3 / 1-2 / 2-3 / 3-H	3	0	0	1	1	0	3
55 Lyle Overbay, L (1, 3) OBP: 0.297, SLG: 0.400		G3-6-1 / 1-2f			F7		K		G3	4	0	0	0	0	1	3
39 Mark Reynolds, R (1, 5) OBP: 0.309, SLG: 0.388			K		G6-3			K		3	0	0	0	0	2	0
35 Brendan Ryan, R (1, 6) OBP: 0.253, SLG: 0.274			K		F8			L8		3	0	0	0	0	1	0
19 Chris Stewart, R (1, 2) OBP: 0.292, SLG: 0.277			2B			K		G3		2	0	1	0	0	1	0
31 Ichiro Suzuki, L (8, PH) OBP: 0.298, SLG: 0.347										1	0	0	0	0	0	0
66 John Ryan Murphy, R (8, 2) OBP: 0.333, SLG: 0.250										0	0	0	0	0	0	0
Inning Stats	R: 0 E: 0 K: 1 S: 9 / H: 0 LOB: 0 BB: 0 P: 11	R: 0 E: 0 K: 0 S: 7 / H: 1 LOB: 0 BB: 1 P: 14	R: 0 E: 0 K: 3 S: 12 / H: 1 LOB: 1 BB: 0 P: 18	R: 0 E: 0 K: 1 S: 7 / H: 1 LOB: 1 BB: 0 P: 7	R: 0 E: 0 K: 0 S: 12 / H: 0 LOB: 0 BB: 0 P: 19	R: 1 E: 0 K: 1 S: 12 / H: 1 LOB: 0 BB: 0 P: 16	R: 0 E: 0 K: 1 S: 10 / H: 0 LOB: 0 BB: 0 P: 15	R: 0 E: 0 K: 1 S: 7 / H: 0 LOB: 0 BB: 0 P: 8	R: 1 E: 0 K: 1 S: 12 / H: 1 LOB: 2 BB: 2 P: 25	1B: 2 2B: 2 3B: 0 HR: 1 / SF: 0 SAC: 0 DP: 1 HBP: 0							

	AB	30
	R	2
	H	5
	RBI	2
	BB	3
	SO	9
	LOB	8

PITCHER		IP	WLS	BF	H	R	ER	SO	BB	IBB	HBP	BLK	WP	HR	S	P	ERA	WHIP
58 Todd Redmond, R ERA: 3.82	(1, 1)	7.0	W	24	4	1	1	7	1	0	0	0	0	1	69	100	1.29	0.714
21 Sergio Santos, R ERA: 1.71	(8, 1)	1.0		3	0	0	0	1	0	0	0	0	0	0	7	8	0.00	0.000
47 Luis Perez, L ERA: 6.0	(9, 1)	0.1		3	1	1	1	1	1	0	0	0	0	0	6	14	27.00	6.000
33 Jeremy Jeffress, R ERA: 2.45	(9, 1)	0.0		1	0	0	0	0	1	0	0	0	0	0	1	5	∞	∞
44 Casey Janssen, R ERA: 2.66	(9, 1)	0.2	S	2	0	0	0	0	0	0	0	0	0	0	5	6	0.00	0.000

PITCHER	IP	WLS	BF	H	R	ER	SO	BB	IBB	HBP	BLK	WP	HR	S	P	ERA	WHIP

WP: 0 PB: 0 SB: 0 CS: 0 PA: 33

Batter	1	2	3	4	5	6	7	8	9	AB	R	H	RBI	BB	SO	LOB
7 José Reyes, S (1, 6) OBP: 0.349, SLG: 0.442	C SI 91 F SI 91 X FS 87 0-2 13 FC6-4 66 1B 26 FC1-2-5 1B		1 SAFE 1 SAFE 1 SAFE C SL 84 1 SAFE X SI 93 0-1 66 SH1-4 13 G5-3 1-H 2B	F FS 86 B SI 93 B FS 87 D FS 87 C SL 83 D FS 86 4-2 66 G3 BB		B CU 79 X SL 83 1-0 ③ G3		F SI 91 B SL 86 B SI 90 C KC 80 X SI 92 2-2 ② F9		4	1	2	1	1	0	0
66 Munenori Kawasaki, L (1, 10) OBP: 0.324, SLG: 0.309	B SI 91 1 SAFE X SI 92 1-0 13 FC6-4 1-2 1B		X CU 77 0-0 ① SH1-4 2-3	C FS 86 B SI 92 X FS 86 1-1 ② G3 1-2 2-3			B FF 93 B FF 92 B FF 92 C FF 92 B FF 92 4-1 13 1B 26 HR BB	C SI 91 B SL 87 B SI 91 X KC 81 2-1 ③ G3		3	1	1	0	1	0	2
13 Brett Lawrie, R (1, 5) OBP: 0.308, SLG: 0.407	X SI 92 0-0 ① FC6-4 26 FC1-2-5 1-2f 2-3		X SI 95 0-0 ② G5-3 3-H	B SL 86 C SL 85 S SI 94 B SI 96 S SL 86 2-3 ③ K			C FF 95 1 SAFE B SL 86 1 SAFE B FF 95 B SL 85 X FF 94 3-1 26 HR 1-2 1B			4	1	1	1	0	1	4
26 Adam Lind, L (1, 3) OBP: 0.353, SLG: 0.493	X SL 84 0-0 ② ③ FC1-2-5 1-3 3-H		C SI 93 X SI 95 0-1 14 BB 28 BB 1B		C SL 83 F FF 91 B FS 87 F FS 87 B SL 84 C SL 85 2-3 ① K		C SL 85 B FF 95 D SL 86 X SL 84 2-1 1-H 2-H HR			4	1	2	3	0	1	2
28 Colby Rasmus, L (1, 8) OBP: 0.338, SLG: 0.501		S CU 78 B SI 91 B FS 86 B SI 92 F SI 93 B SL 83 4-2 9 G5-3 14 1B BB	D SL 85 B FS 85 C FS 86 B SI 94 B SI 94 4-1 14 BB 1-2 BB		S FF 92 S SL 84 B FF 92 B FS 88 S SL 86 2-3 ② K		S SL 84 C SI 93 B SL 85 S SL 86 1-3 ① K			2	0	0	0	2	2	0
14 Moisés Sierra, R (1, 9) OBP: 0.372, SLG: 0.545 22 Kevin Pillar, R (8, 7) OBP: 0.233, SLG: 0.250		F SL 84 F SI 92 X SL 85 0-2 1-2 1B	C SI 95 B SI 94 F FS 87 B SL 86 D SL 86 B SL 87 4-2 1-2 2-3 BB		B SL 84 B SI 93 S SL 84 F SI 94 F SL 85 B SI 93 X SL 85 3-2 ③ G5-3		B CH 85 B CH 84 B SI 91 C SI 89 B CH 83 4-1 BB			2 0	0 0	1 0	0 0	2 0	0 0	0 0
17 Ryan Goins, L (1, 4) OBP: 0.250, SLG: 0.321		B SL 84 F SI 93 L FS 87 S SI 95 1-3 ① K	S FF 89 B FS 88 S SI 89 F FF 89 B SI 96 S FS 88 2-3 ③ K			B CU 77 C SL 83 B FS 87 C SL 84 C FS 85 2-3 ① K	C SL 83 B SI 91 C SL 84 C SI 93 1-3 ② K			4	0	0	0	0	4	6
9 J.P. Arencibia, R (1, 2) OBP: 0.232, SLG: 0.367		B FS 86 S SL 85 X SI 94 1-1 ② ③ G5-3 2-3f		X SI 93 0-0 ① F8		B SL 84 C SL 84 S SL 85 C SI 93 1-3 ② K	B SI 86 B SI 86 X CU 74 2-0 ③ F8			4	0	0	0	0	1	3
8 Anthony Gose, L (1, 7) OBP: 0.293, SLG: 0.438 (8, 9)			B CU 76 F SI 93 B SL 83 F SL 83 X SI 94 2-2 7 2B 1B	C SL 82 B SI 92 X SI 92 1-1 66 G3 2B		B SL 85 S SL 84 B FS 88 X SL 83 2-1 HR		C KC 80 B SI 91 B SI 91 X KC 80 2-1 ① G3-1		4	2	3	1	0	0	0
Inning Stats	R: 0 E: 0 K: 0 S: 6 H: 2 LOB: 1 BB: 0 P: 7	R: 0 E: 0 K: 1 S: 10 H: 1 LOB: 1 BB: 1 P: 16	R: 2 E: 0 K: 1 S: 16 H: 3 LOB: 3 BB: 2 P: 28	R: 0 E: 0 K: 1 S: 10 H: 1 LOB: 2 BB: 1 P: 18	R: 0 E: 0 K: 2 S: 11 H: 0 LOB: 0 BB: 0 P: 18	R: 1 E: 0 K: 2 S: 9 H: 1 LOB: 0 BB: 0 P: 15	R: 3 E: 0 K: 2 S: 13 H: 2 LOB: 1 BB: 2 P: 30	R: 0 E: 0 K: 0 S: 7 H: 0 LOB: 0 BB: 0 P: 13		1B: 6 2B: 3 3B: 0 HR: 2 SF: 0 SAC: 1 DP: 2 HBP: 0			WP: 0 PB: 0 SB: 0 CS: 0 PA: 38		

PITCHER		IP	WLS	BF	H	R	ER	SO	BB	IBB	HBP	BLK	WP	HR	S	P	ERA	WHIP
18 Hiroki Kuroda, R ERA: 3.17	(1, 1)	6.0	L	28	8	3	3	7	4	0	0	0	0	1	62	102	4.50	2.000
62 Joba Chamberlain, R ERA: 4.97	(7, 1)	0.0		3	2	3	3	0	1	0	0	0	0	1	5	14	∞	∞
64 Cesar Cabral, L ERA: 3.86	(7, 1)	0.2		3	0	0	0	2	1	0	0	0	0	0	7	13	0.00	1.500
40 Matt Daley, R ERA:	(7, 1)	0.1		1	0	0	0	0	0	0	0	0	0	0	1	3	0.00	0.000
41 David Phelps, R ERA: 4.93	(8, 1)	1.0		3	0	0	0	0	0	0	0	0	0	0	7	13	0.00	0.000

PITCHER	IP	WLS	BF	H	R	ER	SO	BB	IBB	HBP	BLK	WP	HR	S	P	ERA	WHIP

BOTTOM

New York Yankees @ Toronto Blue Jays

Rogers Centre, Toronto, ON

Thu Sep 19 2013, 7:09 PM - 10:01 PM EDT

Att. 32,003 - Partly Cloudy - 68 F

livebaseballscorecards.com

AB	31
R	6
H	10
RBI	6
BB	6
SO	9
LOB	17

Batter	1	2	3	4	5	6	7	8	9	AB	R	H	RBI	BB	SO	LOB
7 José Reyes, S (1, 6) OBP: 0.347, SLG: 0.438	X FF 94 0-0 ① F8		B CU 76 X SI 93 1-0 ① FC4-6 1-2f		C FF 94 X CH 88 0-1 ② G5-3		C FF 93 S CH 87 D CH 88 F FC 90 F CH 86 F FF 94 D CU 78 D CH 87 F FF 93 3-3 ③ C FC 85 K		F FF 89 B FS 81 F FS 81 D FS 82 X FF 89 2-2 13 DI 1B	5	0	1	0	0	1	1
11 Rajai Davis, R (1, 7) (1, 9) OBP: 0.312, SLG: 0.384	C FF 95 B FF 95 C FF 94 B FF 96 S FF 95 2-3 ② K		X FF 91 0-0 ② P4		F SI 94 X FF 94 0-1 13 S 13 1B 1B			C FF 92 F FF 93 X FF 94 0-2 13 G4-3 26 HR 2B	F FS 80 B FF 89 F FF 88 X FS 79 1-2 ② F8	5	2	2	0	0	1	2
13 Brett Lawrie, R (1, 5) OBP: 0.307, SLG: 0.404	B FF 96 F FF 95 S FF 93 X FF 95 1-2 ③ L7		X FC 91 0-0 ③ G6-3		B FC 90 C FC 90 S CH 88 F FF 94 F FF 94 D CH 88 X FF 94 2-2 22 CS 1-H 1B			C FF 93 F FO 87 D FO 89 X FF 94 1-2 ① G4-3 2-3	B FF 89 C FF 88 B FS 80 C FS 81 S FS 81 2-3 ③ K 1-2	5	0	1	1	0	1	3
28 Colby Rasmus, L (1, 8) OBP: 0.338, SLG: 0.501 22 Kevin Pillar, R (1, 7) OBP: 0.237, SLG: 0.243 26 Adam Lind, L (8, PH) (8, 3) OBP: 0.355, SLG: 0.501		B FF 92 B FF 92 C SI 92 F FC 90 F FF 90 F SI 93 X FC 90 2-2 ① P4		C FF 93 B CU 75 B CH 86 B FF 91 4-1 16 1B 14 E 8 FC5-2-5-2 BB	B FF 94 B FF 93 2-0 ③ CS 1-2	F FC 90 C CU 75 X CH 85 0-2 E6		B FF 95 S FF 94 B FF 95 F FF 94 D FO 89 X FF 94 3-2 3-H HR		0 2 1	0 0 1	0 0 1	0 1 2	0 0 0	0 0 0	0 0 0
14 Moisés Sierra, R (1, 10) OBP: 0.378, SLG: 0.538		F FF 94 B CH 86 S FF 91 B CH 87 B CH 86 B FC 91 4-2 8 FC6-4 16 1B BB		B FC 89 F FF 93 F SI 92 B FF 91 X FC 88 2-2 E5 8 16 1B FC5-2-5-2 1-2		C SI 92 F SI 93 F SI 91 T FC 91 1-2 ① K		S FO 87 S FO 89 D FO 90 B FF 94 F FF 94 B FO 89 X FF 93 3-2 8 1B 1B		3	0	1	0	1	1	2
16 Mark DeRosa, R (1, 3) (8, 7) OBP: 0.326, SLG: 0.415		X FF 94 0-0 8 FC6-4 1-2 1B		C FF 91 F CH 86 B FF 94 F FF 94 F FC 90 F CH 86 F FF 94 B FC 90 X FF 90 2-2 8 FC5-2-5-2 1-2 2-3 1B		F SI 93 F SI 93 B FF 93 S FC 90 1-3 ② K		B FS 79 S FS 80 B FF 89 X FS 79 2-1 ② F8		4	0	2	0	0	1	2
8 Anthony Gose, L (1, 9) (1, 8) OBP: 0.292, SLG: 0.431		C FF 94 B FF 91 F FC 91 F FF 94 X CU 78 1-2 ② FC6-4 1-2f 2-3		S CU 76 S SI 91 F SI 94 F SI 91 B FF 94 X FF 94 1-2 ① ② FC5-2-5-2 1-2 2-3 3-H		B SI 92 F SI 92 C CU 76 B FF 94 F CU 80 F FF 95 B SI 93 C FC 88 3-3 ③ K		1 SAFE X FS 80 0-0 1-2 1B		4	0	1	0	0	1	6
9 J.P. Arencibia, R (1, 2) OBP: 0.230, SLG: 0.364		B FF 95 C FF 95 F CH 87 S FF 94 1-3 ③ K		S CH 87 B FF 94 F FF 91 B FF 94 S CH 87 2-3 ③ K			B FF 93 X CH 86 1-0 ① G6-3	C FS 81 F FF 89 S FS 81 0-3 ③ K		4	0	0	0	0	3	6
17 Ryan Goins, L (1, 4) OBP: 0.250, SLG: 0.317			C SI 92 B SI 92 X FC 89 1-1 7 FC4-6 1B		B SI 90 C SI 89 C CU 76 B FF 94 B CU 76 F FF 94 S FF 94 3-3 ① K		B CU 75 X SI 92 1-0 ② G6-3		B FS 79 S FS 79 B FF 89 X FS 80 2-1 ① G6-3	4	0	1	0	0	1	0
Inning Stats	R: 0 E: 0 K: 1 S: 7 H: 0 LOB: 0 BB: 0 P: 10	R: 0 E: 0 K: 1 S: 15 H: 1 LOB: 2 BB: 1 P: 23	R: 0 E: 0 K: 0 S: 5 H: 1 LOB: 1 BB: 0 P: 7	R: 0 E: 1 K: 1 S: 19 H: 1 LOB: 2 BB: 1 P: 30	R: 1 E: 0 K: 1 S: 13 H: 2 LOB: 0 BB: 0 P: 20	R: 0 E: 1 K: 3 S: 14 H: 0 LOB: 1 BB: 0 P: 19	R: 0 E: 0 K: 1 S: 9 H: 0 LOB: 0 BB: 0 P: 14	R: 2 E: 0 K: 1 S: 19 H: 4 LOB: 2 BB: 0 P: 28	R: 0 E: 0 K: 1 S: 11 H: 1 LOB: 1 BB: 0 P: 18	1B: 8 2B: 1 3B: 0 HR: 1 SF: 0 SAC: 0 DP: 1 HBP: 0						WP: 0 PB: 0 SB: 2 CS: 1 PA: 40

TOP

Toronto Blue Jays @ Boston Red Sox

Fenway Park, Boston, MA

Fri Sep 20 2013, 7:11 PM - 10:36 PM EDT

Att. 37,215 - Clear - 68 F

livebaseballscorecards.com

AB	37
R	3
H	10
RBI	3
BB	2
SO	10
LOB	22

PITCHER		IP	WLS	BF	H	R	ER	SO	BB	IBB	HBP	BLK	WP	HR	S	P	ERA	WHIP
31 Jon Lester, L ERA: 3.67	(1, 1)	7.0	W	28	5	1	1	8	2	0	0	0	0	0	82	123	1.29	1.000
36 Junichi Tazawa, R ERA: 2.96	(8, 1)	0.1		4	3	2	2	0	0	0	0	0	0	1	13	20	54.00	9.000
19 Koji Uehara, R ERA: 1.14	(8, 1)	1.2	S	7	2	0	0	2	0	0	0	0	0	0	17	26	0.00	1.200

PITCHER	IP	WLS	BF	H	R	ER	SO	BB	IBB	HBP	BLK	WP	HR	S	P	ERA	WHIP

Batter	1	2	3	4	5	6	7	8	9	AB	R	H	RBI	BB	SO	LOB
15 Dustin Pedroia, R (1, 4) OBP: 0.373, SLG: 0.419	C FF 92 C FF 94 X FF 94 0-2 29 F8 34 WP 2B		X SL 86 0-0 ① G4-3	C SI 92 B FF 92 S CH 85 X SI 92 1-2 ②③ G4-3 1-2f			C FF 95 1 SAFE X FF 95 0-1 34 1B 29 1B 12 G6-2-3 1-2 1B	C SI 86 B FF 87 S SL 75 1 SAFE B FF 86 F SL 74 X FF 86 2-2 1-H 1B		5	1	3	1	0	0	2
29 Daniel Nava, S (1, 9) OBP: 0.385, SLG: 0.442	B FF 94 X FF 94 1-0 ① F8 2-3		C FF 92 B CU 81 F FF 92 B SL 86 F SL 87 B FF 94 X SL 88 3-2 12 BB 37 BB 2B		B SI 91 C SI 91 C FF 92 X SL 85 1-2 ① F7		B FF 95 B FF 96 B FF 94 C FF 94 X FF 95 3-1 12 G6-2-3 34 1B 37 1B 1-2 2-3 1B	S CH 81 B SI 87 B CH 82 C SI 87 X FF 87 2-2 ③ P4		5	2	2	0	0	0	2
34 David Ortiz, L (1, 10) OBP: 0.395, SLG: 0.559	B FC 92 D CU 82 B CU 80 C FF 93 D CU 81 4-1 12 BB 39 1B 3-H BB		B SI 94 B FF 92 B SI 93 I IN 85 4-0 37 BB 12 BB IBB		X SI 92 0-0 ② G4-3		X FF 97 0-0 12 G6-2-3 37 1B 1-2 2-3 3-H 1B			2	1	1	1	2	0	0
12 Mike Napoli, R (1, 3) OBP: 0.355, SLG: 0.480	C FF 94 B FC 91 C FF 93 B SL 86 B SL 87 B CU 83 4-2 39 1B 1-2 BB		B FF 95 B FF 92 B SI 93 C FF 94 F SI 93 B SI 95 4-2 37 BB 1-2 2-3 BB		C SI 93 C FF 92 X SI 92 0-2 ③ G6-3		S SI 94 X SI 97 0-1 ①② G6-2-3 1-2 2-3 3-H 1B			2	0	0	0	2	0	3
37 Mike Carp, L (1, 7) OBP: 0.368, SLG: 0.537 5 Jonny Gomes, R (7, PR) OBP: 0.339, SLG: 0.416 (8, 7)	C FF 94 F FF 94 B FF 94 D CU 81 X FF 92 2-2 ② L6		B SI 93 F SI 94 F SI 93 F CU 82 B FC 93 B FF 94 B SL 88 4-2 39 G3-6-1 1-2 2-3 3-H BB			C SI 91 X SI 91 0-1 ① G1-3	C SI 96 F SI 98 B SI 98 X SI 96 1-2 2-H 3-H 1B			3	0	1	3	1	0	2
										0	0	0	0	0	0	0
39 Jarrod Saltalamacchia, S (1, 2) OBP: 0.334, SLG: 0.454	B FC 92 X FF 92 1-0 ③ 1-2 2-H 1B		C SI 92 X SI 92 0-1 ②③ G3-6-1 1-2f			B SI 91 X CH 84 1-0 2B	B CH 89 B SI 96 B SI 96 C SI 96 S SI 96 F SI 97 F SI 97 S SI 97 3-3 ③ K			4	0	2	0	0	1	4
16 Will Middlebrooks, R (1, 5) OBP: 0.283, SLG: 0.431		C FF 90 B CU 80 S FF 92 B SL 87 S SL 86 2-3 ① K		B FF 90 C FF 91 S CH 83 B SL 85 B SI 91 S SL 84 3-3 ① K		S CH 84 B SL 84 X SL 82 1-1 ② F8		C SI 87 B CH 81 X CH 81 1-1 15 S 15 1B 1B		4	1	1	0	0	2	1
7 Stephen Drew, L (1, 6) OBP: 0.330, SLG: 0.438		C FF 92 B FF 91 F CU 81 S SL 86 1-3 ② K		C SL 82 B SL 86 B SI 92 B SI 91 F SI 90 B SI 90 4-2 25 1B BB		B SL 75 C SI 92 X SI 91 1-1 ③ G1-3		B SI 87 B SI 87 1 SAFE F SI 86 X FF 87 2-1 ① P5		3	0	0	0	1	1	2
25 Jackie Bradley Jr., L (1, 8) OBP: 0.278, SLG: 0.314 18 Shane Victorino, S (9, 8) OBP: 0.353, SLG: 0.453		B FF 94 F FF 93 X CH 87 1-1 ③ G6-3		C FF 91 B FF 91 X SI 90 1-1 15 G4-3 1-2 1B			C FF 96 B FF 97 X FF 97 1-1 29 1B 15 1B 34 1B 1B	C SL 74 B FF 87 1 SAFE 1 SAFE S SL 75 B SL 75 C FF 87 2-3 ② K		4 0	1 0	2 0	0 0	0 0	1 0	1 0
Inning Stats	R: 1 E: 0 K: 0 S: 11 H: 2 LOB: 2 BB: 2 P: 23	R: 0 E: 0 K: 2 S: 8 H: 0 LOB: 0 BB: 0 P: 12	R: 1 E: 0 K: 0 S: 12 H: 1 LOB: 2 BB: 3 P: 27	R: 0 E: 0 K: 1 S: 10 H: 1 LOB: 1 BB: 1 P: 19	R: 0 E: 0 K: 0 S: 7 H: 0 LOB: 0 BB: 0 P: 8	R: 0 E: 0 K: 0 S: 7 H: 1 LOB: 1 BB: 0 P: 10	R: 3 E: 0 K: 1 S: 17 H: 5 LOB: 1 BB: 0 P: 25	R: 1 E: 0 K: 1 S: 14 H: 2 LOB: 1 BB: 0 P: 23		1B: 9 2B: 3 3B: 0 HR: 0 SF: 0 SAC: 0 DP: 3 HBP: 0						

PITCHER		IP	WLS	BF	H	R	ER	SO	BB	IBB	HBP	BLK	WP	HR	S	P	ERA	WHIP
32 Esmil Rogers, R ERA: 4.52	(1, 1)	2.1	L	14	3	2	2	2	4	1	0	0	1	0	29	60	7.71	3.000
64 Chad Jenkins, R ERA: 3.07	(3, 1)	3.1		11	2	0	0	1	1	0	0	0	0	0	24	36	0.00	0.900
62 Aaron Loup, L ERA: 2.51	(6, 1)	0.1		1	0	0	0	0	0	0	0	0	0	0	2	3	0.00	0.000
45 Neil Wagner, R ERA: 3.75	(7, 1)	0.0		4	4	3	3	0	0	0	0	0	0	0	7	11	∞	∞
33 Jeremy Jeffress, R ERA: 1.93	(7, 1)	1.0		3	1	0	0	1	0	0	0	0	0	0	10	14	0.00	1.000

PITCHER		IP	WLS	BF	H	R	ER	SO	BB	IBB	HBP	BLK	WP	HR	S	P	ERA	WHIP
38 Darren Oliver, L ERA: 3.94	(8, 1)	1.0		5	2	1	1	1	0	0	0	0	0	0	14	23	9.00	2.000

BOTTOM

Toronto Blue Jays @ Boston Red Sox

Fenway Park, Boston, MA

Fri Sep 20 2013, 7:11 PM - 10:36 PM EDT

Att. 37,215 - Clear - 68 F

livebaseballscorecards.com

AB	32
R	6
H	12
RBI	5
BB	6
SO	5
LOB	17

WP: 1 PA: 38
PB: 0
SB: 1
CS: 0

Batter	1	2	3	4	5	6	7	8	9	AB	R	H	RBI	BB	SO	LOB
7 José Reyes, S (1, 6) OBP: 0.351, SLG: 0.438	C FF 92 B CH 81 F CH 81 F FC 88 B SI 93 B SI 93 S SI 91 3-3 ① **K**			X SI 88 0-0 66 CS 1B	1 SAFE B SI 90 C FC 87 B FC 88 D CH 82 B SI 91 4-1 66 FC1-6 1-2 BB			C FF 88 C FF 89 B FF 89 F FS 81 B FS 80 X FS 79 2-2 ① **L8**	B SL 82 C FF 94 F SI 93 B FC 84 B FF 95 B FF 95 4-2 BB	3	0	1	0	2	1	0
66 Munenori Kawasaki, L (1, 10) OBP: 0.319, SLG: 0.303 16 Mark DeRosa, R (9, PH) OBP: 0.324, SLG: 0.413 (9, 10)	C FF 94 X FC 88 0-1 ② **P4**			B CU 75 1 SAFE 1 SAFE F SI 91 1 SAFE 1 SAFE B FC 84 S FC 86 B FF 92 3-2 ① ② **L4** 1-2	C CU 78 S FF 92 F FF 92 B CH 80 F CU 79 X FF 93 1-2 ② **FC1-6** 1-2f 2-3			C FF 88 B FF 89 B SL 81 C FF 88 X FF 88 2-2 ② **G1-4-3**	S CH 86 C CH 89 B FF 96 B SL 84 B FF 97 X CH 89 3-2 ③ **G4-3**	4 1	0 0	0 0	0 0	0 0	0 0	3 2
13 Brett Lawrie, R (1, 5) OBP: 0.309, SLG: 0.405	S FF 93 C CU 79 S FC 90 0-3 ③ **K**			B FF 91 F SI 91 B FF 90 B CU 77 F FC 86 X SI 91 3-2 26 2B 1B	B CH 80 C FF 93 X CH 81 1-1 ③ **G3-1**			B SL 84 S SL 84 B FF 88 B FF 90 F FC 86 X FF 90 3-2 26 BB 1B		4	1	2	0	0	1	2
26 Adam Lind, L (1, 3) OBP: 0.356, SLG: 0.502		B SI 89 C FC 86 B CU 77 S SI 90 X SI 91 2-2 ① **G4-3**		B SI 90 1 SAFE S FC 86 B CU 76 B CU 76 F SI 90 X FC 88 3-2 14 1B 11 1B 1-H 2B		C SI 90 B FS 83 B SI 91 B FC 88 F SI 91 X SI 92 3-2 ① **F8**		B FF 88 F FF 88 B FC 87 F FS 80 D SL 84 D SL 84 4-2 1-2 BB		3	1	1	1	1	0	0
14 Moisés Sierra, R (1, 7) OBP: 0.372, SLG: 0.524		C FF 92 B FF 92 X FF 93 1-1 ② **G6-3**		S CU 78 B FC 86 C FF 92 B FC 88 F FF 94 B CU 78 X CU 78 3-2 11 1B 8 E 2-3 1B		X FF 92 0-0 ② **G6-3**		F SL 82 C FF 89 S SL 84 0-3 ③ **K**		4	1	1	0	0	1	2
11 Rajai Davis, R (1, 9) OBP: 0.317, SLG: 0.385		B FF 92 B FC 87 F SI 90 F FC 87 X FF 93 2-2 ③ **G1-3**		B FF 91 F FF 91 S CH 80 X FC 88 1-2 8 E 1-3 3-H 1B		C FF 92 F CU 79 B CH 82 F FC 88 B FF 92 B FC 89 B SI 92 4-2 8 CS BB			B FF 94 S FF 94 B FF 95 B FF 95 B FF 95 4-1 8 SH5-3 9 1B BB	2	1	1	1	2	0	0
8 Anthony Gose, L (1, 8) OBP: 0.293, SLG: 0.429		B FC 85 B FF 90 C FF 89 C FC 87 X SI 91 2-2 ① **L9**	1 SAFE F FC 87 X FC 88 0-1 ③ **F8** 1-2 3-H			C FF 92 F FF 92 F SI 92 1 SAFE P PO 88 1-2 ③ **CS** 1-2	C FF 95 B SL 83 C SL 81 F SI 94 X SI 94 1-2 17 CS 1B	X FF 93 0-0 ① **SH5-3** 1-2		3	0	1	0	0	0	1
9 J.P. Arencibia, R (1, 2) OBP: 0.230, SLG: 0.363		X FF 92 0-0 ② **G6-3**			B SI 88 B FF 92 C FC 86 X CU 77 2-1 ① **G6-3**		1 SAFE F SI 94 X FF 90 0-1 ① **F9**	C FF 94 C FF 94 F FF 95 F SL 83 B FF 95 X FF 94 1-2 17 G1 2-H 1B		4	0	1	1	0	0	1
17 Ryan Goins, L (1, 4) OBP: 0.250, SLG: 0.314		B FF 92 C SI 90 S FC 87 B FS 86 X SI 92 2-2 ③ **G3**			B CH 81 X SI 91 1-0 66 FC1-6 7 BB 1B		1 SAFE D FF 92 1 SAFE 1 SAFE C FF 94 D SL 83 S SL 81 C SL 84 2-3 ② ③ **K** 1-2		S SL 83 S FF 93 B FF 94 F FF 95 B SL 83 X FF 94 2-2 ② **G1** 1-2	4	0	1	0	0	1	2
Inning Stats	R: 0 E: 0 K: 2 S: 9 H: 0 LOB: 0 BB: 0 P: 12	R: 0 E: 0 K: 0 S: 8 H: 0 LOB: 0 BB: 0 P: 13	R: 0 E: 0 K: 0 S: 7 H: 0 LOB: 0 BB: 0 P: 11	R: 3 E: 1 K: 0 S: 19 H: 5 LOB: 1 BB: 0 P: 32	R: 0 E: 0 K: 0 S: 11 H: 1 LOB: 2 BB: 1 P: 20	R: 0 E: 0 K: 0 S: 11 H: 0 LOB: 0 BB: 1 P: 18	R: 0 E: 0 K: 1 S: 9 H: 1 LOB: 0 BB: 0 P: 12	R: 0 E: 0 K: 1 S: 15 H: 1 LOB: 2 BB: 1 P: 26	R: 1 E: 0 K: 0 S: 16 H: 1 LOB: 2 BB: 2 P: 30	1B: 8 2B: 1 3B: 0 HR: 0 SF: 0 SAC: 1 DP: 0 HBP: 0						

PITCHER		IP	WLS	BF	H	R	ER	SO	BB	IBB	HBP	BLK	WP	HR	S	P	ERA	WHIP
11 Clay Buchholz, R ERA: 1.6	(1, 1)	6.0	L	24	6	3	2	2	2	0	0	0	0	0	65	106	3.00	1.333
66 Drake Britton, L ERA: 3.43	(7, 1)	1.0		3	1	0	0	1	0	0	0	0	0	0	9	12	0.00	1.000
46 Ryan Dempster, R ERA: 4.61	(8, 1)	1.0		5	1	0	0	1	1	0	0	0	0	0	15	26	0.00	2.000
38 Matt Thornton, L ERA: 3.64	(9, 1)	0.2		5	1	1	1	0	2	0	0	0	0	0	13	24	13.50	4.500
62 Rubby De La Rosa, R ERA: 5.59	(9, 1)	0.1		1	0	0	0	0	0	0	0	0	0	0	3	6	0.00	0.000

PITCHER	IP	WLS	BF	H	R	ER	SO	BB	IBB	HBP	BLK	WP	HR	S	P	ERA	WHIP

TOP

Toronto Blue Jays @ Boston Red Sox

Fenway Park, Boston, MA

Sat Sep 21 2013, 7:15 PM - 10:20 PM EDT

Att. 37,569 - Partly Cloudy - 71 F

livebaseballscorecards.com

AB	32
R	4
H	9
RBI	3
BB	5
SO	4
LOB	13

PA: 39

WP: 0
PB: 0
SB: 0
CS: 3

BOTTOM

Toronto Blue Jays @ Boston Red Sox

Fenway Park, Boston, MA

Sat Sep 21 2013, 7:15 PM - 10:20 PM EDT

Att. 37,569 - Partly Cloudy - 71 F

livebaseballscorecards.com

Batter	1	2	3	4	5	6	7	8	9	AB	R	H	RBI	BB	SO	LOB
7 Stephen Drew, L (1, 6) OBP: 0.331, SLG: 0.438	C FF 85 C CH 81 X SI 86 0-2 34 L8 18 SH5-3 1B	B FF 82 B FC 79 B FF 85 C FF 86 X FF 84 3-1 ③ L8	F FF 83 C FF 83 B CH 78 F CH 77 B SI 85 B FF 84 X FC 81 3-2 18 HBP 5 1B 1B				C FF 94 C SL 86 X SL 86 0-2 ① F7		4	1	2	0	0	0	0
18 Shane Victorino, S (1, 8) OBP: 0.355, SLG: 0.453	X FF 84 0-0 ① SH5-3 1-2	B FF 82 C FF 84 F SI 82 F CU 73 B CH 77 B CU 70 X FF 85 3-2 29 FC6-4 1B	B CH 77 B CH 78 C FF 85 B CH 80 C FF 84 H FF 84 4-2 5 1B 1-2 HBP				S SL 86 B SL 87 C FF 95 S SL 87 1-3 ② K		2	0	1	0	0	1	0
34 David Ortiz, L (1, 10) OBP: 0.393, SLG: 0.554	B FF 82 B FF 86 C FF 83 F FF 82 X CU 75 2-2 ② L8 2-3	C FF 84 B CH 80 F FF 85 D CH 79 1 SAFE S FF 86 2-3 ① K	C FF 85 B FF 86 S FC 81 D CU 72 X FF 86 2-2 ① F8	B SL 87 X FF 95 1-0 ③ G4-3					4	0	0	0	0	1	4
5 Jonny Gomes, R (1, 7) OBP: 0.338, SLG: 0.414	B FF 86 S CH 79 S CH 79 T FF 81 1-2 ③ K	C CU 70 F SI 84 D CH 78 F SI 83 C FF 85 1-3 ② K	S CH 78 S CH 78 D CH 78 B CH 80 X CH 79 2-2 29 G6-4-3 1-3 2-H 1B				C FC 89 F FC 89 F FC 90 C FF 91 0-3 ① K		4	0	1	1	0	3	2
29 Daniel Nava, S (1, 9) OBP: 0.382, SLG: 0.438	B FF 84 C FF 84 F SI 84 X CH 80 1-2 ① F9	C SI 84 D CH 79 F SI 83 1 SAFE X CH 79 1-2 ③ FC6-4 1-2f	B SI 84 X CH 78 1-0 ②③ G6-4-3 1-2f				F FC 89 B FC 90 C FC 90 B FC 90 X FC 90 2-2 ② F7		4	0	0	0	0	0	3
16 Will Middlebrooks, R (1, 3) OBP: 0.280, SLG: 0.425	C FF 86 B SI 84 S CH 80 X FF 84 1-2 ② L7	B CH 80 X SI 83 1-0 ① L6	C SL 84 C FF 95 B SL 87 S SL 87 1-3 ① K	C FF 90 F SL 85 B FC 89 S CU 74 1-3 ③ K	4	0	0	0	0	2	0
72 Xander Bogaerts, R (1, 5) OBP: 0.326, SLG: 0.395	B FF 86 C FF 86 B FF 83 X SI 85 2-1 ③ G6-3	C FF 82 B CH 77 B CH 76 X FC 79 2-1 ② G6-3	T FF 95 B FF 96 X FF 96 1-1 E5 3 WP 3 G6-3		3	1	0	0	0	0	0
3 David Ross, R (1, 2) OBP: 0.291, SLG: 0.367	C FF 84 B SI 84 F FF 83 S FF 85 1-3 ① K	B SI 82 B CH 78 F FF 83 X SI 82 2-1 1B	C FF 96 S FF 96 B SL 88 B FF 96 B SL 87 F FF 96 X FF 94 3-2 ② G6-3 2-H		3	0	1	1	0	1	0
10 John McDonald, R (1, 4) OBP: 0.167, SLG: 0.152 15 Dustin Pedroia, R (7, PH) OBP: 0.372, SLG: 0.418 (8, 4)	B FF 84 B SI 84 C FF 84 C SI 85 S CH 78 2-3 ② K	C FF 82 F SI 82 X CH 77 0-2 ③ P2	C SL 88 S SL 86 B FF 96 F FF 94 B SL 87 S SL 87 2-3 ③ K	2	0	0	0	0	1	1
				1	0	0	0	0	1	0

Inning Stats																								
	R: 0	H: 1	R: 0	H: 0	R: 0	H: 0	R: 0	H: 1	R: 0	H: 1	R: 1	H: 2	R: 1	H: 0	R: 0	H: 0	R: 0	H: 0	1B: 5	SF: 0	WP: 1	PA: 33
	E: 0	LOB: 1	E: 0	LOB: 0	E: 0	LOB: 0	K: 2	LOB: 1	K: 0	LOB: 0	E: 0	LOB: 1	E: 1	LOB: 0	K: 1	LOB: 0	E: 0	LOB: 0	2B: 0	SAC: 1	PB: 0	
	K: 1	BB: 0	K: 0	BB: 0	K: 0	BB: 0	S: 14	P: 21	K: 0	BB: 0	K: 2	BB: 0	K: 2	BB: 0	K: 1	BB: 0	K: 2	BB: 0	3B: 0	DP: 1	SB: 0	
	S: 10	P: 13	S: 8	P: 12	S: 8	P: 14			S: 8	P: 13	S: 13	P: 25	S: 13	P: 20	S: 7	P: 9	S: 10	P: 13	HR: 0	HBP: 1	CS: 0	

PITCHER	IP	WLS	BF	H	R	ER	SO	BB	IBB	HBP	BLK	WP	HR	S	P	ERA	WHIP
56 Mark Buehrle, L (1, 1) ERA: 4.09	6.0	W	23	5	1	1	5	0	0	1	0	0	0	61	98	1.50	0.833
29 Dustin McGowan, R (7, 1) ERA: 2.31	1.0	H	4	0	1	0	2	0	0	0	0	1	0	13	20	0.00	0.000
21 Sergio Santos, R (8, 1) ERA: 1.64	1.0	H	3	0	0	0	1	0	0	0	0	0	0	7	9	0.00	0.000
44 Casey Janssen, R (9, 1) ERA: 2.61	1.0	S	3	0	0	0	2	0	0	0	0	0	0	10	13	0.00	0.000

PITCHER	IP	WLS	BF	H	R	ER	SO	BB	IBB	HBP	BLK	WP	HR	S	P	ERA	WHIP

AB	31
R	2
H	5
RBI	2
BB	0
SO	10
LOB	10

Toronto Blue Jays @ Boston Red Sox

Fenway Park, Boston, MA

Sun Sep 22 2013, 1:38 PM - 3:50 PM EDT

Att. 37,020 - Partly Cloudy - 68 F

livebaseballscorecards.com

Batter	1	2	3	4	5	6	7	8	9	AB	R	H	RBI	BB	SO	LOB
7 José Reyes, S (1, 6) OBP: 0.347, SLG: 0.433	C FF 89 B SI 91 B SI 91 C FF 92 F FF 93 S FF 93 2-3 ① **K**		B FF 89 X FF 91 1-0 ① **G6-3**		B FF 93 C FF 93 X CH 84 1-1 ② **F7**			B FF 94 X SI 95 1-0 ①② **G5-4-3** 1-2f		4	0	0	0	0	1	1
11 Rajai Davis, R (1, 8) OBP: 0.319, SLG: 0.384	C FF 93 T FF 92 F FF 94 F FF 94 F FF 93 X FF 93 0-2 ② **F8**		B FC 86 B FF 91 B FF 90 B FF 90 4-0 13 G6-4-3 BB		B FF 93 T FF 92 S CH 85 B FF 93 B FF 89 X FF 92 3-2 ③ **P4**			C FF 96 X CH 83 0-1 13 S 13 WP 1B		3	0	1	0	1	0	0
13 Brett Lawrie, R (1, 5) OBP: 0.308, SLG: 0.402	B FF 93 C FF 91 B FF 93 X FF 93 2-1 ③ **G4-3**		B FF 92 C CH 83 F SI 91 T SAFE D CU 77 X SI 91 2-2 ②③ **G6-4-3** 1-2f			C FF 90 B CH 83 F FC 87 X FF 93 1-2 ① **G4-3**		1 SAFE B FF 93 1 SAFE B FF 94 S CH 83 C FF 94 B FF 95 B CH 86 4-2 1-3 BB		3	0	0	0	1	0	1
26 Adam Lind, L (1, 3) OBP: 0.353, SLG: 0.498		C FF 91 X SI 91 0-1 ① **G3-1**		C FF 91 F SI 90 X FF 88 0-2 ① **G5-3**		B FF 91 S SI 90 X FC 87 1-1 ② **G3**		C SL 86 C SI 93 F SI 95 S SL 84 0-3 ③ **K**		4	0	0	0	0	1	2
14 Moisés Sierra, R (1, 7) OBP: 0.367, SLG: 0.511		B FF 91 X FF 92 1-0 ② **F9**		X FC 89 0-0 17 WP 1B		S CH 82 F FC 87 B FF 93 B CH 84 F FF 93 X FF 92 2-2 ③ **F8**			C FS 79 F FF 89 S FF 89 0-3 ① **K**	4	0	1	0	0	1	0
16 Mark DeRosa, R (1, 10) OBP: 0.323, SLG: 0.406		B FF 91 F FF 91 B FF 92 B FF 91 B FF 91 4-1 17 1B 22 1B BB		1 SAFE B SI 90 X SI 90 1-0 ② **F8**			B FF 91 C FF 91 B FC 86 X FF 91 2-1 ① **L9**		C SL 82 X FS 81 0-1 ② **F9**	3	1	0	0	1	0	1
17 Ryan Goins, L (1, 4) OBP: 0.250, SLG: 0.311		C FF 91 X SI 91 0-1 22 1B 1-2 1B		1 SAFE C FF 92 B CU 75 C FC 88 F FC 88 B FF 92 F FF 93 B CU 76 X FF 92 3-2 ③ **L8** 1-2			F CH 82 X SI 92 0-1 ② **G1-3**		C FF 88 B FF 89 C FF 88 X FS 81 1-2 ③ **G3-1**	4	0	1	0	0	0	1
22 Kevin Pillar, R (1, 9) OBP: 0.253, SLG: 0.301		B SI 92 X FF 91 1-0 1-2 2-H 1B			C FF 91 B CH 83 X CH 82 1-1 HR		B FC 87 X FF 92 1-0 ③ **G6-3**			3	1	2	2	0	0	0
22 Josh Thole, L (1, 2) OBP: 0.235, SLG: 0.215		B FF 92 F FF 90 F FF 88 F FF 93 B CU 76 C FF 92 2-3 ③ **K**			F FF 91 C CU 76 B FF 93 X FF 89 1-2 ① **G5-3**			C FF 94 C FF 88 B FF 95 F FF 95 B FF 95 F SL 86 B CU 74 X FF 95 3-2 7 G5-4-3 1B		3	0	1	0	0	1	2
Inning Stats	R: 0 E: 0 K: 1 S: 12 H: 0 LOB: 0 BB: 0 P: 16	R: 1 E: 0 K: 1 S: 11 H: 2 LOB: 2 BB: 1 P: 19	R: 0 E: 0 K: 0 S: 4 H: 0 LOB: 0 BB: 1 P: 11	R: 0 E: 0 K: 0 S: 10 H: 1 LOB: 1 BB: 0 P: 14	R: 1 E: 0 K: 0 S: 10 H: 1 LOB: 0 BB: 0 P: 16	R: 0 E: 0 K: 0 S: 9 H: 0 LOB: 0 BB: 0 P: 13	R: 0 E: 0 K: 0 S: 5 H: 0 LOB: 0 BB: 0 P: 8	R: 0 E: 0 K: 1 S: 14 H: 2 LOB: 2 BB: 1 P: 22	R: 0 E: 0 K: 1 S: 8 H: 0 LOB: 0 BB: 0 P: 9	1B: 5 2B: 0 3B: 0 HR: 1	SF: 0 SAC: 0 DP: 2 HBP: 0					

AB	31
R	2
H	6
RBI	2
BB	3
SO	4
LOB	8

WP: 2 PA: 34
PB: 0
SB: 1
CS: 0

PITCHER		IP	WLS	BF	H	R	ER	SO	BB	IBB	HBP	BLK	WP	HR	S	P	ERA	WHIP
22 Felix Doubront, L ERA: 4.08	(1, 1)	7.0	W	26	4	2	2	2	2	0	0	0	1	1	61	97	2.57	0.857
56 Franklin Morales, L ERA: 4.94	(8, 1)	1.0	H	5	2	0	0	1	1	0	0	0	1	0	14	22	0.00	3.000
19 Koji Uehara, R ERA: 1.12	(9, 1)	1.0	S	3	0	0	0	1	0	0	0	0	0	0	8	9	0.00	0.000

PITCHER		IP	WLS	BF	H	R	ER	SO	BB	IBB	HBP	BLK	WP	HR	S	P	ERA	WHIP

Batter	1	2	3	4	5	6	7	8	9	AB	R	H	RBI	BB	SO	LOB
15 Dustin Pedroia, R (1, 4) OBP: 0.370, SLG: 0.416	C KN 76 X KN 79 0-1 ① G6-3	C FF 85 F KN 79 B EP 66 B KN 80 F EP 66 X KN 78 2-2 ③ G1-3			B FF 84 X FF 84 1-0 ② F9			B KN 73 B KN 72 C FF 81 X KN 74 2-1 ① G5-3		4	0	0	0	0	0	0
18 Shane Victorino, S (1, 9) OBP: 0.352, SLG: 0.449	B FF 84 B KN 75 C FF 83 C KN 75 F FF 81 C KN 78 2-3 ② K		B KN 74 B KN 75 C FF 83 B KN 75 X FF 83 3-1 ① F7		C FF 82 C EP 67 B KN 76 S KN 80 1-3 ③ K			C EP 67 F KN 79 S KN 74 0-3 ② K		4	0	0	0	0	3	0
34 David Ortiz, L (1, 10) OBP: 0.393, SLG: 0.562	B EP 66 C KN 80 B KN 80 F KN 79 B KN 79 X KN 77 3-2 ③ G4-3		X KN 78 0-0 2B			X KN 76 0-0 HR		F KN 80 B FF 81 S EP 67 S KN 81 1-3 ③ K		4	1	2	1	0	1	0
37 Mike Carp, L (1, 3) OBP: 0.363, SLG: 0.529		B KN 75 X FF 82 1-0 ① F8	F EP 66 F KN 68 B KN 80 B KN 80 F EP 66 T KN 80 2-2 ② K			C KN 77 C KN 79 F KN 70 S KN 80 0-3 ① K				3	0	0	0	0	2	1
29 Daniel Nava, S (1, 7) OBP: 0.381, SLG: 0.438		C FF 83 X KN 80 0-1 7 1B 20 1B 1B	C KN 80 C KN 80 S KN 79 0-3 ③ K			T KN 80 B KN 80 B KN 79 B KN 75 C FF 81 X KN 78 3-2 ② F7				3	1	1	0	0	1	1
16 Will Middlebrooks, R (1, 5) OBP: 0.277, SLG: 0.422		C KN 78 X KN 78 0-1 ② F8		B KN 79 C KN 69 S KN 79 F KN 77 C KN 80 1-3 ① K		X KN 81 0-0 ③ F7				3	0	0	0	0	1	1
7 Stephen Drew, L (1, 6) OBP: 0.333, SLG: 0.439		B EP 67 B KN 78 X KN 74 2-0 20 1B 25 HR 1-2 1B		X EP 67 0-0 ② G4-3			C FF 83 F KN 80 B KN 74 B KN 79 F KN 79 F KN 72 B KN 79 B KN 79 4-2 20 G5-4-3 BB			2	1	1	0	1	0	0
20 Ryan Lavarnway, R (1, 2) OBP: 0.342, SLG: 0.446		C KN 78 F KN 79 X KN 80 0-2 25 HR 1-3 2-H 1B		C FF 85 B EP 65 B KN 80 F KN 80 B FF 85 F KN 79 S FF 86 3-3 ③ K			F FF 84 X FF 84 0-1 ① ② G5-4-3 1-2f			3	1	1	1	0	1	1
25 Jackie Bradley Jr., L (1, 8) OBP: 0.280, SLG: 0.348		B KN 77 X KN 79 1-0 1-H 3-H HR			B KN 76 B FF 81 C FF 82 B KN 76 C FF 83 C KN 76 3-3 ① K		F KN 80 C EP 66 S KN 80 0-3 ③ K			3	1	1	3	0	2	0
Inning Stats	R: 0 E: 0 K: 1 S: 9 H: 0 LOB: 0 BB: 0 P: 14	R: 4 E: 0 K: 0 S: 14 H: 4 LOB: 0 BB: 0 P: 20	R: 0 E: 0 K: 2 S: 10 H: 1 LOB: 1 BB: 0 P: 15	R: 0 E: 0 K: 2 S: 9 H: 0 LOB: 0 BB: 0 P: 13	R: 0 E: 0 K: 2 S: 7 H: 0 LOB: 0 BB: 0 P: 12	R: 1 E: 0 K: 1 S: 9 H: 1 LOB: 0 BB: 0 P: 12	R: 0 E: 0 K: 1 S: 9 H: 0 LOB: 0 BB: 1 P: 13	R: 0 E: 0 K: 2 S: 8 H: 0 LOB: 0 BB: 0 P: 11		1B: 3 2B: 1 3B: 0 HR: 2 SF: 0 SAC: 0 DP: 1 HBP: 0						

PITCHER	IP	WLS	BF	H	R	ER	SO	BB	IBB	HBP	BLK	WP	HR	S	P	ERA	WHIP
43 R.A. Dickey, R (1, 1) ERA: 4.27	8.0	L	30	6	5	5	11	1	0	0	0	0	2	75	110	5.62	0.875

PITCHER	IP	WLS	BF	H	R	ER	SO	BB	IBB	HBP	BLK	WP	HR	S	P	ERA	WHIP

BOTTOM

Toronto Blue Jays @ Boston Red Sox

Fenway Park, Boston, MA

Sun Sep 22 2013, 1:38 PM - 3:50 PM EDT

Att. 37,020 - Partly Cloudy - 68 F

livebaseballscorecards.com

AB	29
R	5
H	6
RBI	5
BB	1
SO	11
LOB	4

Toronto Blue Jays @ Chicago White Sox

U.S. Cellular Field, Chicago, IL

Mon Sep 23 2013, 8:11 PM - 10:57 PM EDT

Att. 19,122 - Clear - 63 F

TOP

livebaseballscorecards.com

Batter	1	2	3	4	5	6	7	8	9	AB	R	H	RBI	BB	SO	LOB
11 Rajai Davis, R (1, 9) OBP: 0.318, SLG: 0.383	B FF 90 C FF 91 F FF 92 B SL 90 X FF 93 2-2 ① P3		B SL 88 F CH 83 X FF 90 1-1 ② L7			X FF 90 0-0 ① P6		X SI 94 0-0 26 G5-3 1-2 1B		4	0	1	0	0	0	0
66 Munenori Kawasaki, L (1, 4) OBP: 0.319, SLG: 0.304 26 Adam Lind, L (8, PH) OBP: 0.352, SLG: 0.497 (8, 3)	C FF 92 C FF 90 B FF 92 B FF 93 B FF 93 F FF 92 X FF 92 3-2 1B		B FF 91 C FF 91 B FF 91 B FF 90 C FF 91 C CH 88 3-3 ③ K			C SL 87 B FF 90 F FF 90 X FF 91 1-2 ② L8		C SI 91 X CU 76 0-1 ② G5-3 1-2 2-3		3 1	0 0	1 0	0 0	0 0	1 0	0 2
13 Brett Lawrie, R (1, 5) OBP: 0.305, SLG: 0.397	C CU 78 B FF 91 X CH 84 1-1 ② L6			C CH 83 B FF 89 X FF 89 1-1 ① F8		B FF 91 C FF 90 B FF 90 F CU 79 X CH 84 2-2 ③ P4		B SL 86 C SL 88 X SI 98 1-1 ③ G6-3		4	0	0	0	0	0	3
14 Moisés Sierra, R (1, 10) OBP: 0.363, SLG: 0.495	1 SAFE B FF 92 1 SAFE F CH 85 F SL 90 S FF 92 1-3 ③ K			B CU 78 C FF 91 X FF 88 1-1 ② L6			B FF 90 B SL 84 F FF 90 B SL 89 F SL 89 F FF 92 C FF 91 3-3 ① K		B SL 79 B FF 90 B FF 91 C FF 92 B FF 92 4-1 9 FC3-6 BB	3	0	0	0	1	2	1
16 Mark DeRosa, R (1, 3) OBP: 0.322, SLG: 0.400 (8, 4)		C FF 89 B FF 90 F FF 91 B FF 91 B CH 85 B FF 90 4-2 22 G5-3 BB		B FF 92 S CU 78 B SI 91 B FF 90 X FF 91 3-1 ③ F8			C FF 91 F CH 89 B CU 77 X CU 79 1-2 ② G6-3		F FF 91 B FF 92 D SL 80 B FF 92 F FF 92 X SL 79 3-2 ① F8	3	0	0	0	1	0	1
9 J.P. Arencibia, R (1, 2) OBP: 0.230, SLG: 0.369		X FF 91 0-0 ① F8			C SL 88 B CH 82 F FF 89 F CU 77 X FF 91 1-2 HR		C FF 91 B SL 89 S CH 85 S SI 91 1-3 ③ K		1 SAFE B FF 93 C SL 80 B FF 93 X SL 80 2-1 ② FC3-6 1-2f	4	1	1	1	0	1	2
22 Kevin Pillar, R (1, 7) OBP: 0.253, SLG: 0.312		C CU 78 X FF 92 0-1 ② G5-3 1-2			C FF 90 F CU 79 F FF 90 S CU 77 0-3 ① K			X FF 90 0-0 17 1B 2B	C SL 77 X FF 92 0-1 ③ F8	4	1	1	0	0	1	2
17 Ryan Goins, L (1, 6) OBP: 0.263, SLG: 0.323		C FF 92 D CU 79 B SL 90 X SL 89 2-1 ③ G5-3			C CU 77 X FF 91 0-1 8 G4-6-3 1B			F FF 89 C FF 89 D CU 79 F FF 91 X FF 91 1-2 8 FC1-6 2-H 1B		3	0	2	1	0	0	1
8 Anthony Gose, L (1, 8) OBP: 0.286, SLG: 0.418			C FF 90 S CH 82 B FF 90 F FF 91 S CU 77 1-3 ① K		S FF 90 1 SAFE D CH 85 X SL 88 1-1 ② ③ G4-6-3 1-2f			1 SAFE L FF 90 X SL 88 0-1 ① FC1-6 26 G5-3 11 1B 1-2f		3	0	0	0	0	1	2
Inning Stats	R: 0 E: 0 K: 1 S: 12 H: 1 LOB: 1 BB: 0 P: 19	R: 0 E: 0 K: 0 S: 7 H: 0 LOB: 1 BB: 1 P: 13	R: 0 E: 0 K: 2 S: 10 H: 0 LOB: 0 BB: 0 P: 15	R: 0 E: 0 K: 0 S: 6 H: 0 LOB: 0 BB: 0 P: 11	R: 1 E: 0 K: 1 S: 12 H: 2 LOB: 0 BB: 0 P: 14	R: 0 E: 0 K: 0 S: 7 H: 0 LOB: 0 BB: 0 P: 10	R: 0 E: 0 K: 2 S: 10 H: 0 LOB: 0 BB: 0 P: 15	R: 1 E: 0 K: 0 S: 12 H: 3 LOB: 2 BB: 0 P: 14	R: 0 E: 0 K: 0 S: 8 H: 0 LOB: 1 BB: 1 P: 17	1B: 4 2B: 1 3B: 0 HR: 1 SF: 0 SAC: 0 DP: 1 HBP: 0						

	AB	32
	R	2
	H	6
	RBI	2
	BB	2
	SO	6
	LOB	14

WP: 0 PA: 34
PB: 0
SB: 0
CS: 0

PITCHER		IP	WLS	BF	H	R	ER	SO	BB	IBB	HBP	BLK	WP	HR	S	P	ERA	WHIP
62 Jose Quintana, L ERA: 3.45	(1, 1)	7.1	W	27	5	2	2	6	1	0	0	0	0	1	71	105	2.46	0.818
27 Matt Lindstrom, R ERA: 2.88	(8, 1)	0.0		1	1	0	0	0	0	0	0	0	0	0	1	1	∞	∞
46 Donnie Veal, L ERA: 4.76	(8, 1)	0.1	H	1	0	0	0	0	0	0	0	0	0	0	2	2	0.00	0.000
65 Nate Jones, R ERA: 4.26	(8, 1)	0.1	H	1	0	0	0	0	0	0	0	0	0	0	2	3	0.00	0.000
43 Addison Reed, R ERA: 3.62	(9, 1)	1.0	S	4	0	0	0	0	1	0	0	0	0	0	8	17	0.00	1.000

PITCHER	IP	WLS	BF	H	R	ER	SO	BB	IBB	HBP	BLK	WP	HR	S	P	ERA	WHIP

Batter	1	2	3	4	5	6	7	8	9	AB	R	H	RBI	BB	SO	LOB
30 Alejandro De Aza, L (1, 8) OBP: 0.322, SLG: 0.404	C FF 92 S FF 93 C FF 93 0-3 ① K	X FF 92 0-0 7 BB, 10 BB 1B		C FF 92 B SL 86 B SL 84 B FF 91 F FF 92 B FF 92 4-2 10 G6-3 BB		X SI 96 0-0 ① G4-3		C FF 95 S SL 86 X FF 96 0-2 ③ F8		4	0	1	0	1	1	0
10 Alexei Ramirez, R (1, 6) OBP: 0.309, SLG: 0.370	C FF 93 F FF 93 F CH 87 S FF 92 0-3 ② K	B CH 85 C FF 92 B FF 92 1 SAFE 1 SAFE B FF 92 F FF 92 B FF 94 4-2 7 BB 1-2 BB		B CH 83 B CH 83 C SI 92 1 SAFE X SI 91 2-1 ① G6-3 1-2		C SI 96 B SI 96 C KC 78 X KC 79 1-2 ② G5-3				3	0	0	0	1	1	1
7 Jeff Keppinger, R (1, 10) OBP: 0.283, SLG: 0.317	C FF 92 B CH 86 B CH 86 C SI 92 F FF 93 F FF 94 X CH 86 2-2 14 1B 1B	C CH 85 D CU 79 B FF 92 B FF 92 B FF 92 4-1 1-2 2-3 BB		C CU 78 D CU 78 D CH 85 X FF 92 2-1 ② F8		B KC 80 B SI 97 C SI 98 B SI 96 S SI 96 B SI 97 4-2 14 FC6-4 BB				2	0	1	0	2	0	1
14 Paul Konerko, R (1, 3) OBP: 0.317, SLG: 0.356	X FF 93 0-0 1-2 1B	C FF 93 B SL 86 B FF 93 F FF 94 X SL 85 2-2 ③ L8		B CH 85 C CU 78 F FF 92 X CH 86 1-2 ③ G6-3		X SI 96 0-0 ③ FC6-4 1-2f				4	0	1	0	0	0	5
26 Avisaíl García, R (1, 9) OBP: 0.318, SLG: 0.428	C SI 93 F CH 86 S FF 92 0-3 ③ K		B CU 75 B FF 90 S FF 90 B FF 91 X FF 91 3-1 ① F8		B FF 90 S CH 85 B CH 85 X FF 92 2-1 HR		C KC 79 B SI 98 F SI 98 S SI 98 1-3 ① K			4	1	1	1	0	2	2
24 Dayan Viciedo, R (1, 7) OBP: 0.302, SLG: 0.418		C FF 91 B FF 91 C FF 92 B FF 92 X CU 76 2-2 5 HR 1B	S CH 84 X CH 85 0-1 ② F9	C CU 76 T SL 86 B FF 91 B FF 92 F SL 85 X CU 76 2-2 E2		B SI 98 C KC 80 B KC 79 C SI 98 S SI 98 2-3 ② K				4	1	1	0	0	1	0
15 Gordon Beckham, R (1, 4) OBP: 0.322, SLG: 0.370		C FF 93 D FF 92 F CH 84 F FF 92 F FF 92 F SL 86 F CH 86 F CH 86 D CU 78 2-2 ① X CH 85 P2	X FF 92 0-0 5 1B 2B	X FF 92 0-0 ① F9		C SI 97 F SI 98 B KC 81 B SI 98 B SI 97 X SI 98 3-2 ③ L7				4	0	1	0	0	0	2
5 Marcus Semien, R (1, 5) OBP: 0.314, SLG: 0.429		S FF 92 C FF 92 X FF 91 0-2 1-H HR	C CH 85 X CH 86 0-1 2-3 1B	C CH 85 B CH 85 B SI 93 F CH 85 B CU 77 X CH 85 3-2 ② F7				C FF 94 C SL 86 X FF 95 0-2 ① P6		4	1	2	2	0	0	1
36 Josh Phegley, R (1, 2) OBP: 0.227, SLG: 0.316		B FF 92 B CH 86 F FF 92 F FF 90 S CH 86 2-3 ② K	X CH 85 0-0 ③ F7	C CH 85 C SI 93 F SL 86 1 SAFE B FF 92 F CH 84 S FF 93 1-3 ③ K				B FF 95 F FF 95 B CH 87 F FF 95 S SL 88 2-3 ② K		4	0	0	0	0	3	3
Inning Stats	R: 0 E: 0 K: 3 S: 16 H: 2 LOB: 2 BB: 0 P: 18	R: 2 E: 0 K: 1 S: 24 H: 3 LOB: 3 BB: 2 P: 40	R: 0 E: 0 K: 0 S: 8 H: 2 LOB: 2 BB: 0 P: 11	R: 0 E: 0 K: 0 S: 9 H: 0 LOB: 1 BB: 1 P: 18	R: 1 E: 1 K: 1 S: 15 H: 1 LOB: 1 BB: 0 P: 23	R: 0 E: 0 K: 0 S: 7 H: 0 LOB: 1 BB: 1 P: 12	R: 0 E: 0 K: 2 S: 9 H: 0 LOB: 0 BB: 0 P: 15	R: 0 E: 0 K: 1 S: 9 H: 0 LOB: 0 BB: 0 P: 11		1B: 5 2B: 1 3B: 0 HR: 2 SF: 0 SAC: 0 DP: 0 HBP: 0			WP: 0 PB: 0 SB: 0 CS: 0 PA: 37	

PITCHER		IP	WLS	BF	H	R	ER	SO	BB	IBB	HBP	BLK	WP	HR	S	P	ERA	WHIP
48 J.A. Happ, L ERA: 4.85	(1, 1)	5.0	L	27	8	3	3	5	3	0	0	0	0	2	72	110	5.40	2.200
33 Jeremy Jeffress, R ERA: 1.35	(6, 1)	2.0		7	0	0	0	2	1	0	0	0	0	0	16	27	0.00	0.500
50 Steve Delabar, R ERA: 3.34	(8, 1)	1.0		3	0	0	0	1	0	0	0	0	0	0	9	11	0.00	0.000

PITCHER	IP	WLS	BF	H	R	ER	SO	BB	IBB	HBP	BLK	WP	HR	S	P	ERA	WHIP

BOTTOM

Toronto Blue Jays @ Chicago White Sox

U.S. Cellular Field, Chicago, IL

Mon Sep 23 2013, 8:11 PM - 10:57 PM EDT

Att. 19,122 - Clear - 63 F

livebaseballscorecards.com

AB	33
R	3
H	8
RBI	3
BB	4
SO	8
LOB	15

Batter	1	2	3	4	5	6	7	8	9	10	AB	R	H	RBI	BB	SO	LOB
7 José Reyes, S (1, 6) OBP: 0.350, SLG: 0.433	C SL 88 X FF 88 0-1 ① F8		C FC 89 B FF 89 C FF 89 F KC 76 F CH 81 S CH 82 1-3 ① K		C FF 91 F FF 92 X FF 93 0-2 66 HBP 1B			X FF 95 0-0 13 WP 66 SH1-3 16 1B 1B		B CH 85 C CH 84 B FF 91 B CH 83 B FF 90 4-1 13 FC6-4 66 1B 16 1B BB	4	2	2	0	1	1	0
66 Munenori Kawasaki, L (1, 10) OBP: 0.322, SLG: 0.304	C FF 89 C KC 75 B FF 90 F FF 89 C CH 80 1-3 ② K		B CH 82 B FF 90 C FF 89 C FF 90 F FF 91 X FF 91 2-2 ② F7		C CH 82 1 SAFE B FF 91 L FF 90 H FC 91 2-2 13 G6-4-3 1-2 HBP			X FF 93 0-0 ① SH1-3 1-2		1 SAFE C SI 90 B SI 91 1 SAFE X SI 89 1-1 13 FC6-4 1-2 1B	3	0	1	0	0	1	0
13 Brett Lawrie, R (1, 5) OBP: 0.301, SLG: 0.392	X FF 89 0-0 ③ F9		T FC 91 C KC 76 C FF 90 0-3 ③ K		B FF 91 C CH 82 B FF 93 X FF 91 2-1 ② ③ G6-4-3 1-2f			C SL 85 B FF 95 B FF 97 B FS 85 F FF 95 F FS 85 F FS 85 S FF 97 3-3 ② K 2-3		C SI 91 B CH 85 C SI 90 2 SAFE X FF 90 1-2 ② FC6-4 16 1B 1-2f 2-3	5	0	0	0	0	2	5
26 Adam Lind, L (1, 3) OBP: 0.354, SLG: 0.498 16 Mark DeRosa, R (8, PH) OBP: 0.328, SLG: 0.406 (8, 3)		B FF 88 C FF 88 X SL 89 1-1 8 2B 17 1B 1B		C FF 90 B FF 88 B FF 88 X FF 91 2-1 14 BB 1B		C CH 84 B SL 87 X SL 86 1-1 ① F7		C FF 91 X FF 90 0-1 3-H 1B		X SI 90 0-0 1-3 3-H 1B	3 2	1 0	2 2	0 2	0 0	0 0	0 0
14 Moisés Sierra, R (1, 9) OBP: 0.362, SLG: 0.484 11 Rajai Davis, R (6, 9) OBP: 0.316, SLG: 0.380		C KC 74 D KC 75 B FF 88 B FF 89 X FF 89 3-1 ① F8		F FF 90 B FC 89 B KC 74 D KC 76 B CH 81 4-1 1-2 BB		B KC 72 C KC 72 C KC 73 B CH 79 F FC 91 D KC 76 X FF 91 3-2 ② G4-3		F SI 85 B SL 79 C SL 78 B SI 86 X SI 86 2-2 ③ G4-3		X CU 75 0-0 ③ F7	2 2	0 0	0 0	0 0	1 0	0 0	1 3
8 Anthony Gose, L (1, 8) OBP: 0.285, SLG: 0.421		T FF 88 F FF 89 B FF 90 X FF 91 1-2 17 1B 1-3 2B		T FF 91 S FF 92 F FF 91 S 0-3 ① K		C KC 75 F FF 88 S CH 82 0-3 ③ K			C SI 92 C CU 79 F SI 93 B SI 94 B SI 93 B CH 88 S SI 96 3-3 ① K		4	0	1	0	0	3	2
9 J.P. Arencibia, R (1, 2) OBP: 0.229, SLG: 0.365		B FF 90 B FF 90 S CH 81 F CH 82 B FC 91 S FC 92 3-3 ② K		S FF 92 D KC 76 B FF 92 X FF 93 2-1 ② F9			C FF 90 B SL 86 B FC 91 F FF 89 X CH 81 2-2 ① G5-3		S CU 80 B SI 93 S SI 93 B SI 96 S CU 80 2-3 ② K	4	0	0	0	0	2	4
17 Ryan Goins, L (1, 4) OBP: 0.263, SLG: 0.320		C FC 91 B CH 82 X CH 83 1-1 2-3 3-H 1B		B CH 82 C FF 91 F FF 91 S CH 82 1-3 ③ K			C KC 75 B CH 80 B CH 80 X CH 80 2-1 ② G1-3		B SI 94 C SI 95 B SI 94 B CH 89 X SI 95 3-1 ③ F7		4	0	1	1	0	1	2
22 Kevin Pillar, R (1, 7) OBP: 0.241, SLG: 0.296		C KC 75 B FF 90 S FF 91 S FF 92 1-3 ③ K			B FF 90 F FC 89 B KC 73 F FF 90 X KC 77 2-2 ① G6-3		C KC 75 C FF 92 B FF 92 F FF 92 S FF 92 1-3 ③ K			F FF 91 B CU 76 B CH 84 F FF 91 B FF 92 X FF 91 3-2 ① F9	4	0	0	0	0	2	2
Inning Stats	R: 0 E: 0 K: 1 S: 7 H: 0 LOB: 0 BB: 0 P: 8	R: 1 E: 0 K: 2 S: 15 H: 3 LOB: 2 BB: 0 P: 25	R: 0 E: 0 K: 2 S: 12 H: 0 LOB: 0 BB: 0 P: 15	R: 0 E: 0 K: 2 S: 12 H: 1 LOB: 2 BB: 1 P: 21	R: 0 E: 0 K: 0 S: 10 H: 1 LOB: 1 BB: 0 P: 16	R: 0 E: 0 K: 1 S: 9 H: 0 LOB: 0 BB: 0 P: 13	R: 0 E: 0 K: 1 S: 10 H: 0 LOB: 0 BB: 0 P: 15	R: 1 E: 0 K: 1 S: 12 H: 2 LOB: 1 BB: 0 P: 17	R: 0 E: 0 K: 2 S: 9 H: 0 LOB: 0 BB: 0 P: 17	R: 1 E: 0 K: 0 S: 11 H: 2 LOB: 2 BB: 1 P: 20	1B: 8 2B: 1 3B: 0 HR: 0 SF: 0 SAC: 1 DP: 1 HBP: 1						

TOP

Toronto Blue Jays @ Baltimore Orioles

Oriole Park at Camden Yards, Baltimore, MD

Tue Sep 24 2013, 7:07 PM - 10:23 PM EDT

Att. 16,772 - Clear - 72 F

livebaseballscorecards.com

AB	37
R	3
H	9
RBI	3
BB	2
SO	12
LOB	19

WP: 1 PA: 41
PB: 0
SB: 0
CS: 0

PITCHER	IP	WLS	BF	H	R	ER	SO	BB	IBB	HBP	BLK	WP	HR	S	P	ERA	WHIP
30 Chris Tillman, R (1, 1) ERA: 3.62	7.0		27	5	1	1	9	1	0	1	0	0	0	75	113	1.29	0.857
39 Kevin Gausman, R (8, 1) ERA: 5.83	0.2	H	3	1	1	1	1	0	0	0	0	1	0	7	10	13.50	1.500
17 Brian Matusz, L (8, 1) ERA: 3.55	0.0	B	1	1	0	0	0	0	0	0	0	0	0	2	2	∞	∞
56 Darren O'Day, R (8, 1) ERA: 2.18	0.1		1	0	0	0	0	0	0	0	0	0	0	3	5	0.00	0.000
43 Jim Johnson, R (9, 1) ERA: 2.94	1.0		3	0	0	0	2	0	0	0	0	0	0	9	17	0.00	0.000

PITCHER	IP	WLS	BF	H	R	ER	SO	BB	IBB	HBP	BLK	WP	HR	S	P	ERA	WHIP
57 Francisco Rodríguez, R (10, 1) ERA: 2.7	1.0	L	6	2	1	1	0	1	0	0	0	0	0	11	20	9.00	3.000

Batter	1	2	3	4	5	6	7	8	9	10	AB	R	H	RBI	BB	SO	LOB
1 Brian Roberts, S (1, 4) OBP: 0.307, SLG: 0.379	X SI 88 0-0 F8 ①		C SI 88 F CH 81 B SL 82 B CH 81 F SI 90 F SI 91 F SI 91 B CH 80 X SI 90 3-2 HR		B SI 88 B SL 79 F SI 88 B SL 80 S SI 89 X SL 79 3-2 19 F7 10 1B 1B	B SI 92 X SI 91 1-0 G5-3 ③			B FF 94 C FF 95 B FF 95 C SL 86 F FF 94 X SL 86 2-2 G6-3 ②		5	1	2	1	0	0	2
9 Nate McLouth, L (1, 7) OBP: 0.332, SLG: 0.401	C SI 89 X SI 89 0-1 F9 ②		C SL 80 X SI 90 0-1 HR		B SI 88 1 SAFE M SL 81 1 SAFE F SL 80 B SI 89 D CH 82 1 SAFE X SI 88 3-2 F7 ①		B SI 91 B SI 91 C SI 90 X CH 83 2-1 G1-3 ①		B SL 87 C SL 86 S CH 85 S SL 88 1-3 K2-3 ③		5	1	1	1	0	1	1
10 Adam Jones, R (1, 8) OBP: 0.319, SLG: 0.492	B FF 90 S SL 83 B SL 82 S SI 90 F SL 81 X SL 82 2-2 F7 ③		S SL 83 B SL 81 X SL 81 1-1 G5-3 ①		F SI 90 C SI 90 1 SAFE X SL 83 0-2 32 S 1-2 1B		B SI 94 F SI 91 S CH 81 S CH 82 1-3 K ②			B FF 89 B FF 89 F FC 88 B FC 89 F FC 88 C FF 90 3-3 K ①	5	0	1	0	0	2	0
19 Chris Davis, L (1, 3) OBP: 0.369, SLG: 0.632		B SI 88 B CH 81 C SI 90 C SI 90 B SI 90 F SI 90 S SI 91 3-3 K ①	X SI 90 0-0 F7 ②		S SI 90 F SL 82 X SL 81 0-2 F7 ② 2-3		X SI 92 0-0 1B			B FC 88 S CU 72 S FC 88 B FC 89 X CU 73 2-2 G3-1 ②	5	0	1	0	0	1	2
32 Matt Wieters, S (1, 2) OBP: 0.286, SLG: 0.412 35 Danny Valencia, R (10, PR) OBP: 0.333, SLG: 0.565		X SI 90 0-0 2 1B 21 BB 1B	B CH 83 X SL 80 1-0 G3 ③		F SL 82 D SL 81 F CH 81 F SI 90 D SL 84 S SI 91 2-3 K ③ 1-2		F FF 93 B SL 84 F CH 85 S SL 83 1-3 K ③			C FC 88 B CH 83 C FC 89 B FF 89 F CU 74 X FC 88 2-2 1B	5 0	0 0	2 0	0 0	0 0	2 0	3 0
21 Nick Markakis, L (1, 9) OBP: 0.325, SLG: 0.354		B SI 89 B SI 89 B SI 89 B SI 88 4-0 2 1B 1-2 BB	B SI 89 X SL 80 1-0 G1-3 ①		C SL 81 X SL 82 0-1 3 BB 1B			B FF 93 B SI 92 X FF 93 2-0 F7 ①		C FC 88 S FC 88 D CU 74 B FF 88 X FC 87 2-2 L3 ③	4	0	1	0	1	0	1
2 J.J. Hardy, R (1, 6) OBP: 0.306, SLG: 0.435		C SL 81 C SI 90 X SL 83 0-2 1-2 2-3 1B	B SI 88 C SI 88 X SL 81 1-1 1B		C SI 88 X SI 88 0-1 F8 ①			C FF 94 B SL 86 B FF 96 F FF 93 F SL 88 B SL 86 S SL 85 3-3 K ②		4	0	2	0	0	1	1
55 Dan Johnson, L (1, 10)		C SI 90 F CH 82 X SI 91 0-2 P5 ②	X SI 89 0-0 F9 ②		B SI 88 C SI 89 X CH 81 1-1 F9 ②			B SI 95 X FF 94 1-0 P5 ③		4	0	0	0	0	0	5
3 Ryan Flaherty, L (1, 5) OBP: 0.279, SLG: 0.356		X SI 91 0-0 F9 ③	D CH 82 F SL 82 X SL 82 1-1 P5 ③		1 SAFE B SL 81 D CH 81 B SL 81 B SI 88 4-0 1-2 BB				B FF 94 S SL 86 C SL 86 B SL 86 C FF 95 2-3 K ①		3	0	0	0	1	1	4
Inning Stats	R: 0 H: 0 E: 0 LOB: 0 K: 0 BB: 0 S: 7 P: 9	R: 0 H: 2 E: 0 LOB: 3 K: 1 BB: 1 S: 12 P: 19	R: 2 H: 2 E: 0 LOB: 0 K: 0 BB: 0 S: 12 P: 17	R: 0 H: 1 E: 0 LOB: 1 K: 0 BB: 0 S: 6 P: 9	R: 0 H: 2 E: 0 LOB: 2 K: 1 BB: 0 S: 16 P: 24	R: 0 H: 1 E: 0 LOB: 2 K: 0 BB: 1 S: 7 P: 13	R: 0 H: 1 E: 0 LOB: 1 K: 2 BB: 0 S: 9 P: 13	R: 0 H: 0 E: 0 LOB: 0 K: 1 BB: 0 S: 6 P: 12	R: 0 H: 0 E: 0 LOB: 0 K: 2 BB: 0 S: 10 P: 15	R: 0 H: 1 E: 0 LOB: 1 K: 1 BB: 0 S: 13 P: 22	1B: 8 SF: 0 2B: 0 SAC: 0 3B: 0 DP: 0 HR: 2 HBP: 0						

PITCHER	IP	WLS	BF	H	R	ER	SO	BB	IBB	HBP	BLK	WP	HR	S	P	ERA	WHIP
58 Todd Redmond, R (1, 1) ERA: 3.77	5.2		27	8	2	2	2	2	0	0	0	0	2	59	89	3.18	1.765
47 Luis Perez, L (6, 1) ERA: 4.5	1.0		4	1	0	0	1	0	0	0	0	0	0	7	11	0.00	1.000
29 Dustin McGowan, R (7, 1) ERA: 2.19	1.1		4	0	0	0	2	0	0	0	0	0	0	9	16	0.00	0.000
21 Sergio Santos, R (9, 1) ERA: 1.57	1.0	W	3	0	0	0	2	0	0	0	0	0	0	10	15	0.00	0.000
44 Casey Janssen, R (10, 1) ERA: 2.56	1.0	S	4	1	0	0	1	0	0	0	0	0	0	13	22	0.00	1.000

PITCHER	IP	WLS	BF	H	R	ER	SO	BB	IBB	HBP	BLK	WP	HR	S	P	ERA	WHIP

BOTTOM

Toronto Blue Jays @ Baltimore Orioles

Oriole Park at Camden Yards, Baltimore, MD

Tue Sep 24 2013, 7:07 PM - 10:23 PM EDT

Att. 16,772 - Clear - 72 F

livebaseballscorecards.com

AB	40
R	2
H	10
RBI	2
BB	2
SO	8
LOB	19

WP: 0	PA: 42		
PB: 0			
SB: 1			
CS: 0			

Batter	1	2	3	4	5	6	7	8	9	AB	R	H	RBI	BB	SO	LOB
7 José Reyes, S (1, 6) OBP: 0.353, SLG: 0.433	C FF 90 B FF 90 F SL 81 F FF 91 B SL 85 B SL 85 X FF 91 3-2 P5 ①	B CH 83 B CH 86 C FF 93 X FF 93 2-1 1-2 2-H 1B		B FF 91 C FF 91 B SL 82 X FF 92 2-1 G4-3 ②		B CH 82 B CH 82 B SI 89 C SI 88 C SI 88 F SI 88 B SI 90 4-2 66 1B 26 G5-4-3 BB		F FF 93 C CU 77 B CU 78 F FF 93 F SL 85 F FF 93 X SL 86 1-2 66 1B 1B	X CH 85 0-0 F8 ③	5	1	2	1	1	0	1
66 Munenori Kawasaki, L (1, 10) OBP: 0.331, SLG: 0.319	B FF 90 B FF 91 C FF 90 C FF 91 B FF 91 X FF 91 3-2 2B	C FF 93 X FF 92 0-1 P5 ③		C FF 92 B FF 92 F FF 91 F FF 93 B SL 86 X SI 93 2-2 13 E 1B		D SI 88 C SI 88 S SI 89 X SI 89 1-2 26 G5-4-3 13 HBP 1-3 1B		B FF 92 X FF 92 1-0 1-2 1B		5	0	4	0	0	0	2
13 Brett Lawrie, R (1, 5) OBP: 0.303, SLG: 0.389	F SL 86 F FF 91 D SL 83 F FF 92 B SL 85 S SL 84 2-3 K ②		C SL 85 C SL 82 B SL 82 B FF 92 B FF 92 B FF 93 4-2 26 S 8 3B BB	1 SAFE C FF 92 F SL 86 1 SAFE B FF 92 F FF 93 X SL 84 1-2 F9 ③ 1-3		C SL 87 H FF 92 1-1 26 G5-4-3 1-2 HBP		B SL 86 S SL 86 X FF 93 1-1 P3 ①		3	1	0	0	1	1	4
26 Adam Lind, L (1, 3) OBP: 0.355, SLG: 0.496	B FF 91 C FF 92 B SL 84 B SL 85 B FF 91 4-1 BB		1 SAFE B FF 91 B FF 90 C SL 84 1 SAFE C FF 91 B FF 93 S SL 85 3-3 K ① 1-2		X SL 82 0-0 17 1B 11 E 1B	S FF 93 X FF 92 0-1 G5-4-3 ① ② 1-2f 2-3 3-H		C FF 93 S CH 86 C FF 93 0-3 ②		4	0	1	0	1	2	5
11 Rajai Davis, R (1, 9) OBP: 0.312, SLG: 0.375	B SL 86 X SL 86 1-0 G5-3 ③		C FF 93 F FF 92 F SL 84 F FF 94 D SL 84 B FF 93 F FF 94 B FF 93 S SL 85 3-3 K ②		X SI 87 0-0 E6 17 1B 1-2	B FF 93 S FF 93 S SL 88 S FF 94 1-3 K ③		F FF 94 F SL 86 D CU 79 S CU 79 1-3 K ③		5	0	0	0	0	3	7
8 Anthony Gose, L (1, 8)		B FF 91 F FF 92 X FF 92 1-1 F9 ①	S FF 93 X FF 93 0-1 22 1B 2-H 3B		L SI 88 B SI 88 F SI 88 B SI 89 D SL 82 S SI 88 3-3 K ①		C SI 88 B SI 89 S SL 81 F SL 81 S CU 76 1-3 K ①		X FF 91 0-0 F9 ①	5	1	1	1	0	2	2
22 Josh Thole, L (1, 2) OBP: 0.258, SLG: 0.250		B FF 91 F SL 84 B FF 92 X FF 93 2-1 17 1B 7 1B 1B	C SL 83 X FF 93 0-1 3-H 1B		B SI 88 X SI 88 1-0 L7 ②	C SI 80 T SI 88 X CU 76 0-2 2B		C FF 93 B CU 76 X FF 93 1-1 22 2B 1B		5	2	4	1	0	0	2
17 Ryan Goins, L (1, 4) OBP: 0.269, SLG: 0.324		B FF 91 D FF 92 C FF 92 X FF 93 2-1 7 1B 1-2 1B	C FF 93 C FF 93 S FF 94 0-3 K ③		C SI 89 X SL 82 0-1 1-2 2-3 1B	F SI 89 X SI 90 0-1 P5 ②		C CU 77 C FF 93 F CU 78 B SL 87 S SL 86 1-3 K ②		5	0	2	0	0	2	3
22 Kevin Pillar, R (1, 7) OBP: 0.239, SLG: 0.302	F FF 93 C FF 92 F FF 92 F SL 85 F FF 93 F SL 86 S SL 84 0-3 K ②		B FF 90 F FF 90 X SL 84 1-1 G4-3 ①	B SI 88 X SI 88 1-0 L6 ③		B FF 92 B FF 92 C SL 86 X FF 93 2-1 P4 ③		X FF 92 0-0 1-H 2B		5	0	1	1	0	1	6
Inning Stats	R: 0 E: 0 K: 1 S: 13 H: 1 LOB: 2 BB: 1 P: 26	R: 1 E: 0 K: 1 S: 17 H: 3 LOB: 2 BB: 0 P: 24	R: 2 E: 0 K: 3 S: 18 H: 2 LOB: 1 BB: 1 P: 28	R: 0 E: 1 K: 0 S: 12 H: 1 LOB: 1 BB: 0 P: 18	R: 0 E: 1 K: 1 S: 9 H: 2 LOB: 3 BB: 0 P: 14	R: 1 E: 0 K: 1 S: 12 H: 1 LOB: 1 BB: 1 P: 19	R: 0 E: 0 K: 1 S: 11 H: 1 LOB: 1 BB: 0 P: 14	R: 0 E: 0 K: 2 S: 15 H: 2 LOB: 2 BB: 0 P: 19	R: 1 E: 0 K: 1 S: 9 H: 2 LOB: 1 BB: 0 P: 11	1B: 11 2B: 3 3B: 1 HR: 0 SF: 0 SAC: 0 DP: 1 HBP: 1						

PITCHER		IP	WLS	BF	H	R	ER	SO	BB	IBB	HBP	BLK	WP	HR	S	P	ERA	WHIP
25 Bud Norris, R ERA: 4.18	(1, 1)	4.0		21	7	3	3	5	2	0	0	0	0	0	60	96	6.75	2.250
66 T.J. McFarland, L ERA: 4.28	(5, 1)	1.0	W	8	3	1	1	1	1	0	0	0	0	0	15	25	9.00	4.000
60 Josh Stinson, R ERA: 2.81	(6, 1)	1.0	H	3	0	0	0	1	0	0	1	0	0	0	6	8	0.00	0.000
40 Troy Patton, L ERA: 3.7	(7, 1)	0.2	H	3	1	0	0	1	0	0	0	0	0	0	9	10	0.00	1.500
39 Jason Hammel, R ERA: 5.05	(7, 1)	2.1	S	11	4	1	1	3	0	0	0	0	0	0	26	34	3.86	1.714

PITCHER	IP	WLS	BF	H	R	ER	SO	BB	IBB	HBP	BLK	WP	HR	S	P	ERA	WHIP

TOP

Toronto Blue Jays @ Baltimore Orioles

Oriole Park at Camden Yards, Baltimore, MD

Wed Sep 25 2013, 7:09 PM - 10:25 PM EDT
Att. 23,698 - Partly Cloudy - 71 F

livebaseballscorecards.com

AB	42
R	5
H	15
RBI	4
BB	3
SO	11
LOB	32

WP: 0	PA: 46		
PB: 0			
SB: 1			
CS: 0			

Batter	1	2	3	4	5	6	7	8	9	AB	R	H	RBI	BB	SO	LOB
9 Nate McLouth, L (1, 7) OBP: 0.332, SLG: 0.402	B FF 92 B SI 91 C FF 91 B SL 88 B FF 93 4-1 2 G5-4-3 BB		B CU 81 B FC 89 C FF 91 X FC 89 2-1 2B		B SI 93 X SI 92 1-0 ① G4-3 1-2	D SI 92 X FF 92 1-0 ① L1-3 1-2		C SI 93 B CU 74 B FF 90 F SI 91 X CU 74 2-2 ① F9		4	0	1	0	1	0	2
2 J.J. Hardy, R (1, 6) OBP: 0.307, SLG: 0.435	C FF 92 ① C FF 90 ② 1 SAFE X SL 84 0-2 G5-4-3 1-2f		D SL 88 C FF 94 F FF 94 S SL 86 1-3 ② K		B SL 83 F SL 86 X SL 87 1-1 21 1B 19 2B 2-3 1B	B SI 94 C SI 95 D KC 77 B SI 94 C SI 95 F SI 95 X SI 95 3-2 ② G4-3 2-3		C FF 90 B CH 79 B CH 78 B FF 88 X FF 87 3-1 35 G5-3 21 BB 1B		5	1	2	0	0	1	3
21 Nick Markakis, L (1, 9) OBP: 0.326, SLG: 0.353	F FF 92 S FF 93 F CU 79 B FF 94 F FF 94 X CH 87 1-2 ③ G4-3		F FF 92 C CU 80 F FF 94 X CU 82 1-2 ③ G4-3		1 SAFE 1 SAFE B SI 93 1 SAFE F SI 93 F FF 92 B FF 92 X FC 93 2-2 19 2B 24 G3 1-3 3-H 1B	F SI 95 F SI 96 F KC 80 D SI 95 F SI 96 B SI 96 F SI 96 S SI 96 2-3 ③ K		B FF 89 B SI 88 B SI 87 B FF 88 4-0 1-2 BB		4	1	1	1	1	1	2
19 Chris Davis, L (1, 10) OBP: 0.368, SLG: 0.631 35 Danny Valencia, R (8, PH) OBP: 0.331, SLG: 0.561 (9, 10)		B FF 92 C CU 79 B FC 90 F FF 93 S CU 81 2-3 ① K	S CU 81 F CU 82 X CU 81 0-2 ① P6		S SL 77 X SL 78 0-1 24 G3 1-3 3-H 2B		C SI 95 B FF 95 S KC 80 S KC 79 1-3 ① K	B SI 88 C FF 88 X CH 75 1-1 ② ③ G5-3 2-3f		4 1	0 0	1 0	1 0	0 0	2 0	0 2
28 Steve Pearce, R (1, 3) OBP: 0.346, SLG: 0.396		C FF 92 X FF 92 0-1 ② G6-3	X SL 84 0-0 HR	I IN 77 I IN 75 I IN 72 I IN 72 4-0 24 G3 IBB			C SI 96 C SI 96 B KC 80 X SI 97 1-2 24 FC6-4 1B			3	1	2	1	1	0	0
24 Jason Pridie, L (1, 8) OBP: 0.250, SLG: 0.250		C FF 92 B FF 92 B FF 92 B CU 80 C FF 94 X FF 93 3-2 ③ G4-3	C FF 92 B FF 94 S FC 90 X SL 85 1-2 45 1B 1B		S SI 92 F SI 94 X SI 93 0-2 ② G3 1-2 2-3 3-H		B SI 96 S SI 95 S SI 96 X SI 98 1-2 ② FC6-4 1-2f			4	0	1	1	0	0	3
45 Steve Clevenger, L (1, 2) OBP: 0.250, SLG: 0.263			B CH 90 B CH 88 B FF 92 C FF 90 C FF 92 X FF 91 3-2 ① G6-3	F SI 92 X FF 92 0-1 6 G1-4-3 1-2 1B	D SL 77 B SI 92 C SI 93 X SI 93 2-1 ③ F7		S SI 96 F SI 96 F KC 81 F SI 97 B SI 96 F SI 96 S KC 80 1-3 ③ K			4	0	1	0	0	1	3
6 Jonathan Schoop, R (1, 4) OBP: 0.750, SLG: 1.667			B FF 91 X FF 92 1-0 3 HR 1B	X CU 80 0-0 ② ③ G1-4-3 1-2f		B FF 93 C FF 93 B CU 82 X FF 93 2-1 HR		B SI 92 B SI 90 B SI 92 C FF 92 B FF 91 4-1 3 HR BB		3	3	2	1	1	0	2
3 Ryan Flaherty, L (1, 5) OBP: 0.290, SLG: 0.387			D CU 81 X FF 90 1-0 1-H HR		C CU 80 B CU 81 B CU 81 C FF 91 H CU 82 3-2 2 1B 9 G4-3 21 1B HBP	B CU 78 F CH 88 B CH 88 B FF 92 F SI 92 B SI 93 4-2 2 G4-3 9 L1-3 BB		C SI 91 B FF 92 X SI 91 1-1 1-H HR		2	3	2	4	1	0	0
Inning Stats	R: 0 E: 0 K: 0 S: 9 H: 0 LOB: 0 BB: 1 P: 14	R: 0 E: 0 K: 1 S: 8 H: 0 LOB: 0 BB: 0 P: 13	R: 2 E: 0 K: 1 S: 14 H: 3 LOB: 1 BB: 0 P: 23	R: 1 E: 0 K: 0 S: 10 H: 3 LOB: 1 BB: 0 P: 11	R: 3 E: 0 K: 0 S: 15 H: 3 LOB: 2 BB: 1 P: 28	R: 1 E: 0 K: 1 S: 15 H: 1 LOB: 1 BB: 1 P: 27	R: 0 E: 0 K: 2 S: 15 H: 1 LOB: 1 BB: 0 P: 19	R: 2 E: 0 K: 0 S: 10 H: 2 LOB: 1 BB: 2 P: 25		1B: 7 2B: 2 3B: 0 HR: 4 SF: 0 SAC: 0 DP: 3 HBP: 1						

BOTTOM

Toronto Blue Jays @ Baltimore Orioles

Oriole Park at Camden Yards, Baltimore, MD

Wed Sep 25 2013, 7:09 PM - 10:25 PM EDT

Att. 23,698 - Partly Cloudy - 71 F

livebaseballscorecards.com

AB	34
R	9
H	13
RBI	9
BB	5
SO	5
LOB	17

PITCHER		IP	WLS	BF	H	R	ER	SO	BB	IBB	HBP	BLK	WP	HR	S	P	ERA	WHIP
32 Esmil Rogers, R ERA: 4.77	(1, 1)	4.1	L	21	8	6	6	2	1	0	1	0	0	2	49	76	12.46	2.077
62 Aaron Loup, L ERA: 2.49	(5, 1)	0.2		4	1	0	0	0	0	1	0	0	0	0	7	13	0.00	1.500
4 Kyle Drabek, R ERA: 7.71	(6, 1)	0.1		3	1	1	1	0	1	0	0	0	0	1	5	12	27.00	6.000
33 Jeremy Jeffress, R ERA: 1.08	(6, 1)	1.2		6	1	0	0	3	0	0	0	0	0	0	25	34	0.00	0.600
24 Ricky Romero, L ERA: 11.05	(8, 1)	1.0		6	2	2	2	0	2	0	0	0	0	1	10	25	18.00	4.000

PITCHER	IP	WLS	BF	H	R	ER	SO	BB	IBB	HBP	BLK	WP	HR	S	P	ERA	WHIP

Batter	1	2	3	4	5	6	7	8	9	AB	R	H	RBI	BB	SO	LOB
7 José Reyes, S (1, 6) OBP: 0.351, SLG: 0.431	B SI 87 C SI 89 B CH 82 F SI 90 B SL 82 C FF 90 3-3 ① K		B SI 89 X FF 90 1-0 E4 14 FC6-4 1-2		C CH 83 F CH 83 F CH 83 F FF 91 F SI 91 B SL 83 B CH 83 B CU 79 X SI 91 3-2 ③ G4-3			C SI 94 B FF 96 X SI 95 1-1 13 2B 1-2 1B		4	0	1	0	0	1	1
66 Munenori Kawasaki, L (1, 10) OBP: 0.330, SLG: 0.315	B SI 90 B CU 76 L SI 90 C CU 75 B FF 89 B SI 91 4-2 14 E BB		L SI 88 X FF 89 0-1 ① B2			B SI 89 C SI 91 F SI 91 B FF 92 F CU 77 B FF 91 F SI 92 X CU 78 3-2 ① G1-3		X FF 96 0-0 ① F8 2-3		3	1	0	0	1	0	4
13 Brett Lawrie, R (1, 5) OBP: 0.302, SLG: 0.390	C SL 82 S FF 90 B FF 90 F FF 91 F FF 92 1 SAFE F FF 91 X FF 90 1-2 ② F8		S SL 84 C FF 92 B FF 91 X SL 84 1-2 ② L8			B CH 82 B FF 90 B FF 91 C FF 90 X FF 90 3-1 ② G6-3		X FC 93 0-0 1-3 3-H 2B		4	0	1	1	0	0	3
14 Moisés Sierra, R (1, 9) OBP: 0.349, SLG: 0.464	B FF 91 X CU 76 1-0 E7 1-H		B SI 91 X SI 91 1-0 ③ FC6-4 1-2f			F FF 91 F SL 82 F FF 91 F CH 81 B CH 82 B FF 91 F FF 90 S FF 92 2-3 ③ K		C FF 97 F FF 97 S FF 97 0-3 ② K		4	0	0	0	0	2	4
8 Anthony Gose, L (1, 8) OBP: 0.273, SLG: 0.415	S FF 90 S CH 80 S FF 90 0-3 ③ K			C CU 76 B FF 91 F FF 91 F CH 82 B SI 92 X CH 80 2-2 ① G1-3			X FF 90 0-0 ① F9	C FF 97 B FF 96 S FC 93 B FF 98 F FF 97 T FF 98 2-2 ③ K		4	0	0	0	0	2	3
9 J.P. Arencibia, R (1, 2) OBP: 0.229, SLG: 0.367		X CU 74 0-0 ① G5-3		C FF 90 T FF 92 X FF 92 0-2 ② F9			B FF 90 B FF 90 F FF 88 X CU 76 2-1 18 G3 2B		B SI 94 S SI 94 F CU 80 F SI 96 X SI 95 1-2 ① G6-3	4	0	1	0	0	0	0
18 Ryan Langerhans, L (1, 3)		C SI 88 S CH 82 S CH 83 0-3 ② K2-3	B FF 91 X SI 92 1-0 ③ P6				X CH 82 0-0 ② 2-3		B SI 95 B SI 95 B SI 95 C SI 94 C SI 95 X SI 94 3-2 ② G1-3	4	0	0	0	0	1	1
17 Ryan Goins, L (1, 4) OBP: 0.269, SLG: 0.321		C SI 90 F CU 78 X CH 83 0-2 ③ G1			S CH 81 X FF 89 0-1 ① P4		B SI 90 C CH 82 S CH 81 B FF 89 S CH 82 2-3 ③ K		B SI 95 F SI 95 F CU 81 X CH 90 1-2 1B	4	0	1	0	0	1	1
22 Kevin Pillar, R (1, 7) OBP: 0.250, SLG: 0.311			B FF 89 F FF 90 B CH 82 B FF 90 X FF 91 3-1 7 E 1B		B FF 89 B SL 82 C FF 90 C FF 90 B FF 90 X SL 84 3-2 ② F8			C CU 81 F FF 96 F FF 97 X CU 84 0-2 66 F8 7 1B 13 2B 1B	C SI 94 B SI 93 B SI 95 S SI 94 S CU 82 2-3 ③ K	4	1	2	0	0	1	1
Inning Stats	R: 1 E: 1 K: 2 S: 15 H: 0 LOB: 1 BB: 1 P: 24	R: 0 E: 0 K: 1 S: 7 H: 0 LOB: 0 BB: 0 P: 7	R: 0 E: 1 K: 0 S: 9 H: 1 LOB: 2 BB: 0 P: 15	R: 0 E: 0 K: 0 S: 8 H: 0 LOB: 0 BB: 0 P: 11	R: 0 E: 0 K: 0 S: 11 H: 0 LOB: 0 BB: 0 P: 17	R: 0 E: 0 K: 1 S: 13 H: 0 LOB: 0 BB: 0 P: 21	R: 0 E: 0 K: 1 S: 7 H: 1 LOB: 1 BB: 0 P: 11	R: 1 E: 0 K: 2 S: 15 H: 3 LOB: 2 BB: 0 P: 18	R: 0 E: 0 K: 1 S: 14 H: 1 LOB: 1 BB: 0 P: 21	1B: 4 2B: 2 3B: 0 HR: 0	SF: 0 SAC: 0 DP: 0 HBP: 0	WP: 0 PB: 0 SB: 0 CS: 0	PA: 36			

PITCHER	IP	WLS	BF	H	R	ER	SO	BB	IBB	HBP	BLK	WP	HR	S	P	ERA	WHIP
50 Miguel González, R (1, 1) ERA: 3.78	7.0	W	26	2	1	0	5	1	0	0	0	0	0	70	106	0.00	0.429
29 Tommy Hunter, R (8, 1) ERA: 2.81	1.0	H	6	3	1	1	2	0	0	0	0	0	0	15	18	9.00	3.000
43 Jim Johnson, R (9, 1) ERA: 2.9	1.0	S	4	1	0	0	1	0	0	0	0	0	0	14	21	0.00	1.000

PITCHER	IP	WLS	BF	H	R	ER	SO	BB	IBB	HBP	BLK	WP	HR	S	P	ERA	WHIP

TOP

Toronto Blue Jays @ Baltimore Orioles

Oriole Park at Camden Yards, Baltimore, MD

Thu Sep 26 2013, 7:08 PM - 9:27 PM EDT

Att. 27,498 - Clear - 73 F

livebaseballscorecards.com

AB	35
R	2
H	6
RBI	1
BB	1
SO	8
LOB	18

Batter	1	2	3	4	5	6	7	8	9	AB	R	H	RBI	BB	SO	LOB
1 Brian Roberts, S (1, 10) OBP: 0.310, SLG: 0.381	C SI 81 B CH 80 C SI 81 B FF 81 B CH 80 X SI 82 3-2 21 G4-3 1B		B FF 81 B FF 82 B FF 82 C FF 82 X FF 84 3-1 21 2B 1B		C SI 90 X SI 90 0-1 ① F7			F FF 93 B FF 93 X FF 93 1-1 ① F9		4	1	2	0	0	0	0
21 Nick Markakis, L (1, 9) OBP: 0.327, SLG: 0.356	C FC 79 F CH 76 X SI 81 0-2 ①② G4-3 1-2f		D CH 77 X SI 84 1-0 10 1B 32 SF7 1-H 2B		B SI 90 B CH 82 X FF 89 2-0 35 G4-6-3 1B			F FF 94 X SL 85 0-1 ② F7		4	1	2	1	0	0	1
35 Danny Valencia, R (1, 5) OBP: 0.329, SLG: 0.559	B SI 82 X CH 79 1-0 2B		F SI 83 B FF 84 F CU 72 C SI 84 1-3 ① K		C SL 83 B SL 85 F SI 91 X SI 92 1-2 ②③ G4-6-3 1-2f			B SL 85 B FF 92 X FF 93 2-0 ③ F9		4	0	1	0	0	1	2
10 Adam Jones, R (1, 8) OBP: 0.319, SLG: 0.491	B FC 77 X SI 82 1-0 ③ G6-3		X CH 77 0-0 32 SF7 2-3 1B			B SL 84 B CH 82 B SI 90 C SI 90 F SI 91 F SI 91 F FF 91 X SL 82 3-2 ① G6-3				3	0	1	0	0	0	1
32 Matt Wieters, S (1, 2) OBP: 0.286, SLG: 0.419		C FF 82 B SI 81 F FC 78 X CU 69 1-2 HR	D SI 84 X SI 83 1-0 ② SF7 1-2 3-H			F SI 91 F SI 91 B SI 91 X SL 85 1-2 ② F8				2	1	1	2	0	0	0
2 J.J. Hardy, R (1, 6) OBP: 0.305, SLG: 0.433		C FF 82 B SI 83 B CH 77 X SI 82 2-1 ① F9	C FF 82 X SI 83 0-1 ③ G5-3			C FF 91 F SI 92 B FF 91 C SI 91 1-3 ③ K				3	0	0	0	0	1	1
28 Steve Pearce, R (1, 3) OBP: 0.349, SLG: 0.407 3 Ryan Flaherty, L (7, PH) OBP: 0.289, SLG: 0.385 (8, 3)	B FC 80 X CH 79 1-0 ① 24 1B 2B		B SI 83 X CH 77 1-0 ① L1-3				B SI 90 B SI 91 F FF 90 C SL 83 C FF 91 2-3 ① K			2 1	0 0	1 0	0 0	0 0	0 1	0 0
24 Jason Pridie, L (1, 7) OBP: 0.286, SLG: 0.286	C CH 79 D CH 77 B CH 79 B FF 83 X CH 80 3-1 6 G6-4-3 2-3 1B		X SI 90 0-0 ② B1-3				C FF 90 X FF 91 0-1 ② F8			3	0	1	0	0	0	0
6 Jonathan Schoop, R (1, 4) OBP: 0.429, SLG: 0.833	F CH 78 T FC 81 F CU 73 1 SAFE X CH 78 0-2 ②③ G6-4-3 1-2f		B SI 89 S CH 80 B CH 83 S SI 89 S SI 91 2-3 ③ K				B SL 83 F SL 83 S SL 85 F FF 90 S SL 86 1-3 ③ K			3	0	0	0	0	2	2
Inning Stats	R: 0 E: 0 K: 0 S: 8 H: 2 LOB: 1 BB: 0 P: 13	R: 1 E: 0 K: 0 S: 12 H: 3 LOB: 1 BB: 0 P: 19	R: 2 E: 0 K: 1 S: 10 H: 3 LOB: 1 BB: 0 P: 16	R: 0 E: 0 K: 1 S: 5 H: 0 LOB: 0 BB: 0 P: 8	R: 0 E: 0 K: 0 S: 6 H: 1 LOB: 0 BB: 0 P: 9	R: 0 E: 0 K: 1 S: 11 H: 0 LOB: 0 BB: 0 P: 16	R: 0 E: 0 K: 2 S: 9 H: 0 LOB: 0 BB: 0 P: 12	R: 0 E: 0 K: 0 S: 5 H: 0 LOB: 0 BB: 0 P: 8		1B: 5 2B: 3 3B: 0 HR: 1 SF: 1 SAC: 0 DP: 3 HBP: 0					WP: 0 PB: 0 SB: 0 CS: 0 PA: 30	

PITCHER		IP	WLS	BF	H	R	ER	SO	BB	IBB	HBP	BLK	WP	HR	S	P	ERA	WHIP
56 Mark Buehrle, L ERA: 4.15	(1, 1)	3.1	L	16	8	3	3	1	0	0	0	0	0	1	31	50	8.10	2.400
64 Chad Jenkins, R ERA: 2.73	(4, 1)	3.2		11	1	0	0	4	0	0	0	0	0	0	30	43	0.00	0.273
50 Steve Delabar, R ERA: 3.28	(8, 1)	1.0		3	0	0	0	0	0	0	0	0	0	0	5	8	0.00	0.000

PITCHER	IP	WLS	BF	H	R	ER	SO	BB	IBB	HBP	BLK	WP	HR	S	P	ERA	WHIP

BOTTOM

Toronto Blue Jays @ Baltimore Orioles

Oriole Park at Camden Yards, Baltimore, MD

Thu Sep 26 2013, 7:08 PM - 9:27 PM EDT

Att. 27,498 - Clear - 73 F

livebaseballscorecards.com

AB	29
R	3
H	9
RBI	3
BB	0
SO	5
LOB	7

Batter	1	2	3	4	5	6	7	8	9	AB	R	H	RBI	BB	SO	LOB
20 Matt Joyce, L (1, 9) (8, 7) OBP: 0.329, SLG: 0.422	F KN 75 F KN 79 F KN 79 X KN 79 0-2 ① G4-3		1 SAFE B KN 77 1 SAFE F KN 78 F KN 78 X KN 80 1-2 ①② G4-6-3 1-2f			F KN 76 X KN 79 0-1 ① L9		X KN 78 0-0 ① G3 1-2 2-3		4	0	0	0	0	0	3
18 Ben Zobrist, S (1, 6) OBP: 0.357, SLG: 0.404	B FF 84 B KN 76 B FF 84 X FF 84 3-0 HR		X KN 80 0-0 1B			B EP 66 C FF 84 X KN 73 1-1 1B		B KN 78 B KN 79 B KN 71 B KN 76 4-0 21 G4-6-3 BB		3	1	3	1	1	0	0
21 James Loney, L (1, 3) OBP: 0.350, SLG: 0.432	B KN 78 C KN 79 B KN 80 X KN 78 2-1 ② G4-3		S KN 79 X KN 80 0-1 ③ F7			C KN 79 X KN 79 0-1 ② F7		X FF 95 0-0 ②③ G4-6-3 1-2f		4	0	0	0	0	0	5
3 Evan Longoria, R (1, 5) OBP: 0.343, SLG: 0.493	F KN 79 X KN 79 0-1 ③ F8			B KN 77 B KN 77 C KN 75 F KN 76 B KN 80 X KN 79 3-2 ① G6-3		B KN 79 C KN 80 B KN 80 F KN 77 B KN 80 C KN 79 3-3 ③ K			S FF 94 B FF 95 X FF 95 1-1 2 2B 1B	4	1	1	0	0	1	1
7 David DeJesus, L (1, 7) (8, 8) OBP: 0.330, SLG: 0.404		B KN 78 X FF 83 1-0 ① G4-3		C KN 74 F KN 80 B KN 70 B KN 80 S KN 81 2-3 ② K			C KN 78 X KN 80 0-2 ① G4-3		C FF 96 B CH 87 F FF 96 S SL 88 1-3 ① K	4	0	0	0	0	2	1
15 Delmon Young, R (1, 10) OBP: 0.309, SLG: 0.414		B KN 77 B KN 77 F KN 77 X KN 78 2-1 HR		F EP 64 S FF 82 B KN 81 S FF 81 1-3 ③ K			X KN 79 0-0 ② G6-3		C SL 87 S SL 87 S SL 88 0-3 ② K	4	1	1	1	0	2	1
2 Kelly Johnson, L (1, 4) OBP: 0.305, SLG: 0.410		C KN 78 B KN 80 C KN 79 X KN 70 1-2 ② F7			B KN 78 C KN 77 B KN 80 F KN 77 F KN 80 X FF 80 2-2 ① F8		C KN 79 F KN 80 X FF 83 0-2 ③ P5		X FF 96 0-0 1-H 2B	4	0	1	1	0	0	0
59 Jose Lobaton, S (1, 2) OBP: 0.321, SLG: 0.392 30 Luke Scott, L (9, PH) OBP: 0.326, SLG: 0.415		B KN 80 F KN 79 B FF 80 X KN 79 2-1 ③ G1-3			B KN 74 B KN 70 X FF 86 2-0 ② F8			X KN 75 0-0 E6 20 G3 9 E	S SL 88 B SL 89 C FF 96 S SL 87 1-3 ③ K	3 1	0 0	0 0	0 0	0 0	0 1	0 1
5 Sam Fuld, L (1, 8) OBP: 0.269, SLG: 0.266 9 Wil Myers, R (8, PH) (8, 9) OBP: 0.350, SLG: 0.472			C FF 83 F KN 78 B KN 79 X KN 80 1-2 20 G4-6-3 1B		B FF 85 C KN 76 X KN 80 1-1 ③ P5			B KN 78 B KN 76 X KN 73 2-0 FC1 20 G3 1-2		2 1	0 0	1 0	0 0	0 0	0 0	0 1
Inning Stats	R: 1 E: 0 K: 0 S: 9 H: 1 LOB: 0 BB: 0 P: 14	R: 1 E: 0 K: 0 S: 8 H: 1 LOB: 0 BB: 0 P: 14	R: 0 E: 0 K: 0 S: 9 H: 2 LOB: 1 BB: 0 P: 11	R: 0 E: 0 K: 2 S: 9 H: 0 LOB: 0 BB: 0 P: 15	R: 0 E: 0 K: 0 S: 7 H: 0 LOB: 0 BB: 0 P: 12	R: 0 E: 0 K: 1 S: 9 H: 1 LOB: 1 BB: 0 P: 13	R: 0 E: 0 K: 0 S: 7 H: 0 LOB: 0 BB: 0 P: 7	R: 0 E: 2 K: 0 S: 4 H: 0 LOB: 2 BB: 1 P: 10	R: 1 E: 0 K: 3 S: 12 H: 2 LOB: 1 BB: 0 P: 15	1B: 4 2B: 1 3B: 0 HR: 2	SF: 0 SAC: 0 DP: 2 HBP: 0			WP: 0 PB: 0 SB: 0 CS: 0	PA: 35	

TOP

Tampa Bay Rays @ Toronto Blue Jays

Rogers Centre, Toronto, ON

Fri Sep 27 2013, 7:10 PM - 9:51 PM EDT

Att. 27,288 - Roof Closed - 68 F

livebaseballscorecards.com

AB	34
R	3
H	7
RBI	3
BB	1
SO	6
LOB	13

PITCHER		IP	WLS	BF	H	R	ER	SO	BB	IBB	HBP	BLK	WP	HR	S	P	ERA	WHIP
43 R.A. Dickey, R ERA: 4.21	(1, 1)	7.1	W	29	5	2	2	3	1	0	0	0	0	2	61	95	2.46	0.818
21 Sergio Santos, R ERA: 1.82	(8, 1)	1.2	S	6	2	1	1	3	0	0	0	0	0	0	13	16	5.40	1.200

PITCHER	IP	WLS	BF	H	R	ER	SO	BB	IBB	HBP	BLK	WP	HR	S	P	ERA	WHIP

Batter	1	2	3	4	5	6	7	8	9	AB	R	H	RBI	BB	SO	LOB
7 José Reyes, S (1, 6) OBP: 0.352, SLG: 0.429	C FF 91 C CU 77 B SI 92 S CU 78 1-3 K ①			B CH 80 X SI 92 1-0 66 SH5-3 14 1B 1B	C SI 92 B SI 93 B CH 81 B CH 81 F CH 81 B SI 93 4-2 66 BB 13 1B BB		F CH 84 B CU 71 F FF 91 F FF 91 B FF 90 S CU 70 2-3 K ①	B SL 81 B SI 94 C SI 94 F SI 95 B FS 84 F SI 96 X SI 96 3-2 G4-3 ③ 1-2 2-3		4	2	1	0	1	2	2
66 Munenori Kawasaki, L (1, 10) OBP: 0.330, SLG: 0.312	B SI 93 B SI 93 B SI 92 C FF 91 C SI 92 X SI 92 3-2 L3 ②			X FF 91 0-0 SH5-3 ① 1-2	F SI 92 B CH 80 D CH 80 B SI 91 C FF 91 B SI 91 4-2 13 1B 14 1B 1-2 BB		C SL 82 B FF 90 C SL 82 B CU 72 S SL 83 2-3 K2-3 ②			2	1	0	0	1	1	0
13 Brett Lawrie, R (1, 5) OBP: 0.304, SLG: 0.390 18 Ryan Langerhans, L (9, 3)	C SI 92 B CH 83 X CH 83 1-1 F7 ③			C CU 77 X SI 92 0-1 E5 14 1B 8 1B	B SI 92 X SI 92 1-0 14 E 14 1B 1-3 2-H 1B		C SL 83 H CH 83 1-1 14 S HBP			3 0	1 0	1 0	1 0	0 0	0 0	1 0
14 Moisés Sierra, R (1, 9) OBP: 0.363, SLG: 0.470		C CH 81 C FF 92 F CU 79 B CU 77 B FF 92 S CH 81 2-3 K ①		X SI 93 0-0 8 1B 17 1B 1-3 2-H 1B	D CH 81 1 SAFE F CH 81 1 SAFE C SI 91 1 SAFE X CU 78 1-2 E5 1-3 3-H 1B		C SL 82 B SL 84 F SI 90 D CH 84 F CH 84 B SI 92 B SI 90 4-2 8 FC5-4 1-2 BB			3	1	2	2	1	1	0
8 Anthony Gose, L (1, 8) OBP: 0.273, SLG: 0.410		X SI 92 0-0 G4-3 ②		D CH 82 X CH 82 1-0 17 1B 17 E 1-2 3-H 1B	S SI 89 B SI 90 D SI 90 C FF 91 C KC 79 2-3 K ③		C FF 89 B SL 86 X SI 90 1-1 FC5-4 ③ 1-2f			4	1	1	1	0	1	4
16 Mark DeRosa, R (1, 3) OBP: 0.322, SLG: 0.398 (9, 5)		F SI 92 C SI 92 B CH 82 X SI 92 1-2 G5-3 ③		D CH 81 S CH 81 T FF 91 D CU 78 S CH 80 2-3 K ②		B SI 90 S CH 84 C FF 91 S KC 78 1-3 K ①		X FF 90 0-0 F9 ①		4	0	0	0	0	2	2
17 Ryan Goins, L (1, 4) OBP: 0.277, SLG: 0.336			C SI 91 X CH 81 0-1 G4-3 ①	F CU 73 B FF 93 X CU 77 1-1 E8 ③ 1-H 2-H 1B		B FF 91 C SI 91 F KC 80 B SI 91 C FF 92 2-3 K ②		B SI 90 B SL 85 X FF 90 2-0 7 WP 2B		4	0	2	1	0	1	0
22 Josh Thole, L (1, 2) OBP: 0.266, SLG: 0.252			B SI 92 C SI 92 C SI 92 T SI 92 1-2 K ②		B SI 90 X CH 82 1-0 G4-3 ①	C SI 91 X KC 79 0-1 1B		B FF 89 D FF 90 B FC 87 B FF 88 4-0 7 WP BB		3	0	1	0	1	1	0
22 Kevin Pillar, R (1, 7) OBP: 0.240, SLG: 0.298			B SI 92 X SI 92 1-0 L8 ③		B CH 80 B CH 81 C SI 92 C SI 92 F CH 82 F CU 76 S SI 93 2-3 K ②	S SL 80 S SL 82 S SL 84 0-3 K ③		B SL 78 X FF 95 1-0 F8 ②		4	0	0	0	0	2	3
Inning Stats	R: 0 E: 0 K: 1 S: 8 H: 0 LOB: 0 BB: 0 P: 13	R: 0 E: 0 K: 1 S: 8 H: 0 LOB: 0 BB: 0 P: 11	R: 0 E: 0 K: 1 S: 6 H: 0 LOB: 0 BB: 0 P: 8	R: 4 E: 2 K: 1 S: 11 H: 4 LOB: 1 BB: 0 P: 16	R: 2 E: 1 K: 2 S: 17 H: 2 LOB: 2 BB: 2 P: 32	R: 0 E: 0 K: 3 S: 11 H: 1 LOB: 1 BB: 0 P: 14	R: 0 E: 0 K: 2 S: 13 H: 0 LOB: 2 BB: 1 P: 23	R: 0 E: 0 K: 0 S: 7 H: 1 LOB: 2 BB: 1 P: 17		1B: 7 2B: 1 3B: 0 HR: 0 SF: 0 SAC: 1 DP: 0 HBP: 1				WP: 1 PB: 0 SB: 1 CS: 0 PA: 37		

PITCHER		IP	WLS	BF	H	R	ER	SO	BB	IBB	HBP	BLK	WP	HR	S	P	ERA	WHIP
58 Jeremy Hellickson, R ERA: 5.17	(1, 1)	4.2	L	22	6	6	3	5	2	0	0	0	0	0	47	75	5.79	1.714
49 Wesley Wright, L ERA: 3.69	(5, 1)	1.0		4	1	0	0	3	0	0	0	0	0	0	11	16	0.00	1.000
47 Brandon Gomes, R ERA: 6.27	(6, 1)	0.1		1	0	0	0	1	0	0	0	0	0	0	3	3	0.00	0.000
27 Cesár Ramos, L ERA: 4.34	(7, 1)	0.2		2	0	0	0	2	0	0	0	0	0	0	7	11	0.00	0.000
40 Roberto Hernandez, R ERA: 4.89	(7, 1)	0.0		2	0	0	0	0	1	0	1	0	0	0	4	9	∞	∞

PITCHER		IP	WLS	BF	H	R	ER	SO	BB	IBB	HBP	BLK	WP	HR	S	P	ERA	WHIP
38 Jeff Beliveau, L ERA:	(7, 1)	0.2		4	1	0	0	0	1	0	0	0	0	0	4	11	0.00	3.000
52 Josh Lueke, R ERA: 5.06	(8, 1)	0.2		2	0	0	0	0	0	0	0	0	1	0	5	9	0.00	0.000

BOTTOM

Tampa Bay Rays @ Toronto Blue Jays

Rogers Centre, Toronto, ON

Fri Sep 27 2013, 7:10 PM - 9:51 PM EDT

Att. 27,288 - Roof Closed - 68 F

livebaseballscorecards.com

AB	31
R	6
H	8
RBI	5
BB	4
SO	11
LOB	12

Tampa Bay Rays @ Toronto Blue Jays

Rogers Centre, Toronto, ON

Sat Sep 28 2013, 1:06 PM - 4:23 PM EDT

Att. 33,232 - Partly Cloudy - 64 F

TOP

livebaseballscorecards.com

Batter	1	2	3	4	5	6	7	8	9	AB	R	H	RBI	BB	SO	LOB
18 Ben Zobrist, S (1, 4) (8, 8) OBP: 0.358, SLG: 0.406	B FF 92 C FF 93 X FF 93 1-1 1 F9 9 1B 2B		C CH 84 F CU 76 X CU 77 0-2 ① F7			F SI 90 F FF 92 B FF 93 F FF 93 X CU 77 1-2 1 BB 1B		C SI 92 X CH 78 0-1 ② F7		4	1	2	0	0	0	1
1 Sean Rodríguez, R (1, 7) OBP: 0.323, SLG: 0.389	C CH 86 D CU 79 S FF 93 D CU 77 X CU 78 2-2 ① F9 2-3		B FF 91 C FF 92 B SL 84 X FF 91 2-1 ② F7			B FF 92 B FF 92 B FF 92 C FF 91 B FF 92 4-1 3 G6-4-3 1-2 BB		B SI 93 F SI 93 X CH 79 1-1 ③ FC5-4 1-2f		3	0	0	0	1	0	2
9 Wil Myers, R (1, 9) OBP: 0.352, SLG: 0.476	D CU 79 B FF 93 S SL 83 S SL 85 X CU 77 2-2 3-H 1B		B CU 76 S SL 84 B SL 84 X SL 84 2-1 ③ F7			B CU 75 C SI 92 S SL 85 B SL 84 X SL 85 2-2 ① P3			C SI 95 B SL 87 B SI 95 S SI 94 B SL 88 X FF 94 3-2 3 F9 15 G6-3 2B	4	1	2	1	0	0	2
3 Evan Longoria, R (1, 5) OBP: 0.341, SLG: 0.490	C SI 92 F CU 78 1 SAFE S FF 92 0-3 ② K			C FF 92 B CH 85 B FF 92 C CH 84 S CU 75 2-3 ① K		X CU 77 0-0 ②③ G6-4-3 1-2f			B SL 87 C SI 95 C SI 96 B FF 94 X SI 95 2-2 ① F9 2-3	4	0	0	0	0	2	4
15 Delmon Young, R (1, 10) OBP: 0.306, SLG: 0.409	C FF 92 X CH 85 0-1 ③ G4-3			F FF 91 B SI 91 X CH 84 1-1 ② G5-3			C SI 91 B SI 91 C SI 92 B FF 93 X CU 75 2-2 ① G1-3		B FF 97 C FF 96 X SL 86 1-1 ② G6-3 3-H	4	0	0	1	0	0	1
11 Yunel Escobar, R (1, 6) OBP: 0.330, SLG: 0.367		F FF 91 B FF 92 S CU 78 B SL 80 F FF 92 F FF 94 B CU 78 X FF 93 3-2 ① L8		F FF 93 F FF 92 D CU 79 X FF 94 1-2 ③ G4-3			C CU 75 B CU 77 B SI 92 C CU 74 X FF 93 2-2 ② G6-3		F FF 94 C FF 95 B FF 96 B SL 91 C FF 96 2-3 ③ K	4	0	0	0	0	1	0
21 James Loney, L (1, 3) OBP: 0.350, SLG: 0.434		B SL 84 B FF 91 X FF 91 2-0 28 PB 2B			B SL 84 S SL 84 B SL 85 X SL 84 2-1 ① F8		B SL 85 B SI 91 X FF 91 2-0 ③ F7			3	0	1	0	0	0	0
28 José Molina, R (1, 2) OBP: 0.294, SLG: 0.308 8 Desmond Jennings, R (8, PH) OBP: 0.333, SLG: 0.414 59 Jose Lobaton, S (8, 2) OBP: 0.321, SLG: 0.392		B SI 92 C SL 83 B FF 92 B FF 93 C FF 94 C FF 94 3-3 ② K 2-3			C SI 90 B CH 85 X SI 91 1-1 ② L4			C FF 93 B SI 91 C FF 93 F FF 94 F CU 76 F FF 94 X SL 85 1-2 ① G5-3		2 1 0	0 0 0	0 0 0	0 0 0	0 0 0	1 0 0	1 0 0
5 Sam Fuld, L (1, 8) OBP: 0.267, SLG: 0.263 29 Tim Beckham, R (8, PH) OBP: 0.375, SLG: 0.429 (8, 4)		B FF 94 X FF 93 1-0 ③ P5			C FF 93 C CU 78 B SL 80 C FF 94 1-3 ③ K			B FF 94 C FF 94 B CH 87 F FF 93 B CU 75 X FF 93 3-2 1 FC5-4 1B		2 1	0 0	0 1	0 0	0 0	1 0	1 0
Inning Stats	R: 1 H: 2 E: 0 LOB: 1 K: 1 BB: 0 S: 13 P: 18	R: 0 H: 1 E: 0 LOB: 1 K: 1 BB: 0 S: 10 P: 19	R: 0 H: 0 E: 0 LOB: 0 K: 0 BB: 0 S: 7 P: 11	R: 0 H: 0 E: 0 LOB: 0 K: 1 BB: 0 S: 8 P: 12	R: 0 H: 0 E: 0 LOB: 0 K: 1 BB: 0 S: 7 P: 11	R: 0 H: 1 E: 0 LOB: 1 K: 0 BB: 1 S: 9 P: 16	R: 0 H: 0 E: 0 LOB: 0 K: 0 BB: 0 S: 7 P: 13	R: 0 H: 1 E: 0 LOB: 1 K: 0 BB: 0 S: 13 P: 18	R: 1 H: 1 E: 0 LOB: 0 K: 1 BB: 0 S: 11 P: 19	1B: 3 SF: 0 2B: 3 SAC: 0 3B: 0 DP: 1 HR: 0 HBP: 0						

AB	32
R	2
H	6
RBI	2
BB	1
SO	5
LOB	12

WP: 0 PA: 33
PB: 1
SB: 0
CS: 0

PITCHER		IP	WLS	BF	H	R	ER	SO	BB	IBB	HBP	BLK	WP	HR	S	P	ERA	WHIP
48 J.A. Happ, L ERA: 4.56	(1, 1)	7.1	W	27	5	1	1	4	1	0	0	0	0	0	70	113	1.23	0.818
62 Aaron Loup, L ERA: 2.47	(8, 1)	0.2		2	0	0	0	0	0	0	0	0	0	0	4	5	0.00	0.000
29 Dustin McGowan, R ERA: 2.45	(9, 1)	1.0		4	1	1	1	1	0	0	0	0	0	0	11	19	9.00	1.000

PITCHER	IP	WLS	BF	H	R	ER	SO	BB	IBB	HBP	BLK	WP	HR	S	P	ERA	WHIP

Tampa Bay Rays @ Toronto Blue Jays

Rogers Centre, Toronto, ON

Sat Sep 28 2013, 1:06 PM - 4:23 PM EDT

Att. 33,232 - Partly Cloudy - 64 F

livebaseballscorecards.com

BOTTOM

Batter	1	2	3	4	5	6	7	8	9	AB	R	H	RBI	BB	SO	LOB
7 José Reyes, S (1, 6) OBP: 0.350, SLG: 0.426	C FF 93 X FF 95 0-1 G1-3		F FF 94 B SL 87 C SL 87 F FF 96 X SL 87 1-2 13 1B 26 1B 1B	X FF 94 0-0 F7	B SI 92 F SI 92 F FS 83 F SI 93 F FF 93 B FS 84 F FS 83 S SL 83 2-3 K			X FF 90 0-0 F9		5	1	1	0	0	1	2
13 Brett Lawrie, R (1, 5) OBP: 0.310, SLG: 0.392	X FF 93 0-0 14 1B 1B		B SL 87 B SL 85 C SL 85 B FF 95 C SL 85 X SL 86 3-2 8 FC4-6 26 1B 1-3 1B	C FF 89 D SI 90 B FC 88 B SI 89 B FC 88 4-1 26 1B 1-2 2-3 BB	B SL 83 S SL 83 B SL 83 B SL 82 C FF 92 B SI 93 4-2 BB			C FF 91 B CU 70 X CH 84 1-1 G4-3		3	0	2	0	2	0	0
26 Adam Lind, L (1, 10) OBP: 0.356, SLG: 0.497 66 Munenori Kawasaki, L (5, PH) OBP: 0.327, SLG: 0.310 (6, 10)	C SI 94 F FF 96 F FF 96 F FF 98 1 SAFE B SL 88 F SL 87 B SL 89 S SL 89 2-3 K		B SL 96 F SI 96 B FF 97 F SL 87 B FF 96 X SL 88 3-2 8 FC4-6 1-2 3-H 1B	C FC 89 F FC 89 B CU 79 D CU 79 X FC 88 2-2 1-3 2-H 3-H 1B	B FS 82 C SI 91 C SI 91 D FS 84 S SL 81 2-3 K			B SL 80 F FF 90 F FF 91 B SL 80 S FF 91 2-3 K		3 2	0 0	2 0	3 0	0 0	1 2	1 1
14 Moisés Sierra, R (1, 9) OBP: 0.359, SLG: 0.462	B SI 96 C SL 89 F FF 98 B FF 97 B FF 97 X SL 87 3-2 8 FC5-4 1-3 1B		F FF 98 F SI 97 F SL 89 S SL 89 0-3 K	C SI 91 F FC 88 S CU 79 0-3 K		B FF 92 F FF 91 S FF 93 C FF 93 1-3 K				4	0	1	0	0	3	4
8 Anthony Gose, L (1, 8) OBP: 0.272, SLG: 0.406	B SI 96 B SL 88 S SL 89 F FF 96 X FF 97 2-2 FC5-4 1-2f		C FC 90 X FF 93 0-1 FC4-6 17 WP 1-2f 2-3		C FC 87 B CU 77 X CH 84 1-1 17 S 17 HR 1B	S FF 91 S SL 82 F FF 93 B SL 83 S SL 83 1-3 K				4	1	1	0	0	1	4
17 Ryan Goins, L (1, 4) OBP: 0.276, SLG: 0.360		F FF 92 S FF 98 B FF 96 B SL 90 X SL 90 2-2 G4-3	B FF 94 C FF 93 C FF 94 B FF 95 B CH 87 F CH 84 S FF 94 3-3 K 1-2		1 SAFE 1 SAFE B SI 86 F FC 88 1 SAFE B FC 88 B FC 87 C FC 89 X FC 88 3-2 1-H HR	S SL 82 B CU 72 C SL 82 C FF 93 1-3 K				4	1	1	2	0	2	2
18 Ryan Langerhans, L (1, 3) OBP: 0.375, SLG: 0.286		B SL 84 B CH 84 B FF 95 B FF 95 4-0 BB		X FF 92 0-0 13 BB 22 1B 26 1B 1B	B SI 90 B CH 82 X FC 88 2-0 22 S 22 HR 1B		B FF 92 C SL 82 X FF 93 1-1 G3			3	2	2	0	1	0	0
22 Josh Thole, L (1, 2) OBP: 0.258, SLG: 0.244		C SI 93 B FF 95 C SL 86 F SI 97 F FF 96 S SL 88 1-3 K		C CH 85 B FF 92 F CH 85 S CH 85 1-3 K	S SI 89 B CH 83 B CU 76 F FC 88 B CU 77 S CU 78 3-3 K2-3 1-2		X FF 91 0-0 G4-3			4	0	0	0	0	3	3
22 Kevin Pillar, R (1, 7) OBP: 0.250, SLG: 0.337		C SL 84 S SL 87 F FF 98 F SL 88 D SL 90 S SL 88 1-3 K		C CH 84 1 SAFE B FF 93 B FF 92 S CH 84 F CH 85 F FF 93 F FF 95 X CH 86 2-2 13 BB 26 1B 1-2 1B	C SL 82 B SL 84 C SI 92 F FS 84 B SI 92 X FS 83 2-2 2-H HR		B FF 92 S CH 86 B FF 92 S CH 85 C FF 92 2-3 K			4	2	2	2	0	2	1

| Inning Stats | | | |

Batter	1	2	3	4	5	6	7	8	9	AB	R	H	RBI	BB	SO	LOB
7 David DeJesus, L (1, 8) (8, 7) OBP: 0.326, SLG: 0.398	B SI 90 F SI 91 C SL 83 S CH 84 1-3 K ①	B FF 94 B CH 84 B FF 95 C FF 95 C FF 96 X FF 95 3-2 P6 ①		B SI 93 C SL 84 C SI 94 F SL 84 F SL 82 F SI 93 F SI 93 F SL 82 D SL 84 2-3 1 SAFE 1 SAFE F FF 92 C SI 93 K ②		B SI 99 X SI 97 1-0 F7 ③			C FF 96 C FF 95 S SL 88 0-3 K2-3 ③	5	0	0	0	0	3	1
9 Wil Myers, R (1, 9) OBP: 0.353, SLG: 0.482	B SI 92 X SL 83 1-0 21 1B 2B	C SL 86 S SL 85 B FF 95 B SL 84 C FF 96 2-3 K ②		C CH 81 1 SAFE S SI 92 F CH 84 X SL 85 0-2 1-H 2B			B SI 87 C SL 73 B FF 87 F FF 86 C FF 87 2-3 K ①			4	1	2	1	0	2	0
21 James Loney, L (1, 3) OBP: 0.349, SLG: 0.432	B SI 92 C SI 92 F SI 92 F CH 83 X SI 93 1-2 3 2B 2-H 1B	B SL 84 B FF 96 B FF 95 C FF 94 C FF 95 X FF 96 3-2 L5 ③		B SI 90 F FF 91 B SI 92 X CH 83 2-1 G4-3 ③			C SI 88 X FF 88 0-1 F7 ②			4	1	1	1	0	0	1
3 Evan Longoria, R (1, 5) OBP: 0.340, SLG: 0.490	B SI 92 X SI 92 1-0 18 G4-3 15 1B 1-H 2B	B SL 86 X FF 95 1-0 G6-3 ①			B SI 97 B SI 97 C SI 96 B SI 98 S SI 98 X SI 97 3-2 G4-3 ①		C FF 88 S CH 82 B SL 76 C SL 74 1-3 K ③			4	1	1	1	0	1	0
18 Ben Zobrist, S (1, 4) OBP: 0.355, SLG: 0.404	C SL 82 C FF 96 X SI 91 1-1 G4-3 ② 2-3	B CH 86 C FF 96 F FF 96 B CH 84 B SL 83 C FF 97 3-3 K ②			C SI 98 F KC 80 B SI 98 B SI 98 F SI 98 F SI 97 X CH 91 2-2 G1-3 ②			B CH 86 X FF 94 1-0 F9 ①		4	0	0	0	0	1	1
15 Delmon Young, R (1, 10) OBP: 0.311, SLG: 0.411	F SL 83 B SL 84 B SL 83 B SI 92 S SL 83 X SL 82 3-2 20 BB 59 2B 3-H 1B	B FF 96 B FF 96 B FF 96 F FF 96 B FF 96 4-1 BB			C SI 98 S SI 98 X SI 98 0-2 1B			B FF 95 B FF 94 X FF 94 2-0 P3 ②		3	1	2	1	1	0	0
20 Matt Joyce, L (1, 7) OBP: 0.328, SLG: 0.419 5 Sam Fuld, L (8, 8) OBP: 0.267, SLG: 0.263	C SI 91 B CH 82 D CH 85 B SI 92 S SL 82 F SL 82 B SI 91 4-2 59 2B 1-2 BB	D SL 83 C SL 82 S SL 82 F CH 82 X FF 90 1-2 G6-3 ③			C SI 98 B KC 79 F KC 79 S SI 99 1-3 K ③			S FF 95 C SL 88 X FF 94 0-2 G5-3 ③		3 0	1 0	0 0	0 0	1 0	1 0	2 0
59 Jose Lobaton, S (1, 2) OBP: 0.320, SLG: 0.394	X FF 93 0-0 11 1B 1-H 2-H 2B			S SI 93 F SI 92 F SL 85 X SL 83 0-2 F8 ①		C SI 97 B SI 97 B SI 97 C SI 97 S SI 99 2-3 K ①			B FF 95 F FF 95 B CH 87 S FF 96 S FF 95 2-3 K ①	4	1	1	2	0	2	0
11 Yunel Escobar, R (1, 6) OBP: 0.331, SLG: 0.368	B SL 86 F SL 84 X FF 94 1-1 2-H 1B ③			B SI 95 B SI 94 X SI 91 2-0 9 2B 1B		B SI 99 B KC 80 C SI 97 F SI 98 B SI 99 X SI 99 3-2 G3 ②			S SL 88 X SL 88 0-1 G5-3 ②	4	1	2	1	0	0	0
Inning Stats	R: 6 E: 0 K: 1 S: 20 H: 6 LOB: 1 BB: 1 P: 33	R: 0 E: 0 K: 1 S: 9 H: 0 LOB: 0 BB: 0 P: 17	R: 0 E: 0 K: 1 S: 9 H: 0 LOB: 1 BB: 1 P: 18	R: 1 E: 0 K: 1 S: 20 H: 2 LOB: 1 BB: 0 P: 26	R: 0 E: 0 K: 1 S: 14 H: 1 LOB: 1 BB: 0 P: 20	R: 0 E: 0 K: 1 S: 7 H: 0 LOB: 0 BB: 0 P: 13	R: 0 E: 0 K: 2 S: 8 H: 0 LOB: 0 BB: 0 P: 11	R: 0 E: 0 K: 0 S: 5 H: 0 LOB: 0 BB: 0 P: 8	R: 0 E: 0 K: 2 S: 8 H: 0 LOB: 0 BB: 0 P: 10	1B: 5 2B: 4 3B: 0 HR: 0 SF: 0 SAC: 0 DP: 0 HBP: 0						

PITCHER		IP	WLS	BF	H	R	ER	SO	BB	IBB	HBP	BLK	WP	HR	S	P	ERA	WHIP
58 Todd Redmond, R ERA: 4.32	(1, 1)	0.2	L	7	4	5	5	1	1	0	0	0	0	0	17	29	67.50	7.500
45 Neil Wagner, R ERA: 3.79	(1, 1)	2.0		8	2	1	1	2	1	0	0	0	0	0	17	34	4.50	1.500
47 Luis Perez, L ERA: 5.4	(3, 1)	1.0		4	1	1	1	1	0	0	0	0	0	0	18	23	9.00	1.000
64 Chad Jenkins, R ERA: 2.7	(4, 1)	0.1		2	1	0	0	0	0	0	0	0	0	0	6	8	0.00	3.000
33 Jeremy Jeffress, R ERA: 0.87	(5, 1)	2.0		7	1	0	0	2	0	0	0	0	0	0	21	33	0.00	0.500

PITCHER		IP	WLS	BF	H	R	ER	SO	BB	IBB	HBP	BLK	WP	HR	S	P	ERA	WHIP
38 Darren Oliver, L ERA: 3.86	(7, 1)	1.0		3	0	0	0	2	0	0	0	0	0	0	8	11	0.00	0.000
50 Steve Delabar, R ERA: 3.22	(8, 1)	1.0		3	0	0	0	0	0	0	0	0	0	0	5	8	0.00	0.000
21 Sergio Santos, R ERA: 1.75	(9, 1)	1.0		3	0	0	0	2	0	0	0	0	0	0	8	10	0.00	0.000

TOP

Tampa Bay Rays @ Toronto Blue Jays

Rogers Centre, Toronto, ON

Sun Sep 29 2013, 1:09 PM - 4:29 PM EDT

Att. 44,551 - Sunny - 66 F

livebaseballscorecards.com

AB	35
R	7
H	9
RBI	7
BB	2
SO	10
LOB	5

Tampa Bay Rays @ Toronto Blue Jays

Rogers Centre, Toronto, ON

Sun Sep 29 2013, 1:09 PM - 4:29 PM EDT

Att. 44,551 - Sunny - 66 F

livebaseballscorecards.com

BOTTOM

Batter	1	2	3	4	5	6	7	8	9	AB	R	H	RBI	BB	SO	LOB
7 José Reyes, S (1, 6) OBP: 0.353, SLG: 0.427	B FF 90 B FF 92 B FF 92 C FF 90 F FF 90 B FF 92 4-2 8 G3-6 BB		B CH 82 F FF 90 X FF 92 1-1 ② G4-3		B FF 91 C FF 92 B KC 78 B FF 90 C FF 91 X FF 93 3-2 ③ G5-3		B FF 98 F SI 98 B FF 99 B FF 96 C FF 97 F FF 98 F FF 98 F FF 98 3-2 X FF 98 8 13 2B 1B	B SI 94 F SI 95 B SI 98 X SI 97 2-1 8 1B 1-2 2-H 1B		4	1	2	1	1	0	0
8 Anthony Gose, L (1, 8) OBP: 0.283, SLG: 0.408	C FF 91 X FF 90 0-1 ①② G3-6 1-2f		B FF 92 X FF 91 1-0 1B			C FF 91 F KC 81 B FF 93 S CH 83 1-3 ① K	B FF 97 T SI 95 F SI 98 B FF 98 F FF 99 B FF 99 F FF 97 B FF 97 4-2 13 2B 1-2 BB	S CH 85 S SI 99 X CH 87 0-2 13 BB 1-3 2-H 1B		4	0	2	1	1	1	1
13 Brett Lawrie, R (1, 5) OBP: 0.315, SLG: 0.397	C FF 90 B KC 79 T KC 80 F FF 93 B FF 92 B CH 83 B FF 92 4-2 14 BB BB		C FF 91 B FF 91 X FF 91 1-1 ③ G4-3			B SL 82 B FF 93 F FF 93 X FF 92 2-1 14 1B 16 2B 1B	C FF 96 B FF 98 X FF 97 1-1 1-3 2-H 2B	B SI 98 B SI 98 B FF 98 B SI 98 4-0 1-2 BB		3	1	2	1	2	0	1
14 Moisés Sierra, R (1, 9) OBP: 0.369, SLG: 0.458	F FF 92 F KC 79 D CH 84 F KC 79 1 SAFE B FF 91 B KC 78 D FF 90 4-2 1-2 BB			X FF 91 0-0 ① P4		C FF 91 X KC 80 0-1 16 2B 1-2 1B	B CU 79 B CU 79 F FF 92 B FF 91 B FF 91 4-1 26 G6-3 BB	F SI 97 F SI 99 F FF 100 F SI 98 S CH 89 0-3 ③ K		3	1	1	0	2	1	3
16 Mark DeRosa, R (1, 10) OBP: 0.326, SLG: 0.407 26 Adam Lind, L (7, PH) OBP: 0.357, SLG: 0.497 (8, 10) 32 Esmil Rogers, R (9, PR)	F FF 91 S CH 82 T CH 82 0-2 ③ K			B FF 92 F FF 91 B KC 78 F FF 91 B CH 83 F FF 92 X FF 92 3-2 9 FC6-4 1B		B FF 91 X FF 91 1-0 18 1B 9 SF9 1-H 2-H 2B	X CU 79 0-0 ②③ G6-3 1-2f		C SI 97 F SI 99 B FF 99 B SI 99 B CH 87 X SI 99 3-2 18 FC3-6 1B	3 2 0	1 0 0	2 1 0	2 0 0	0 0 0	1 0 0	2 3 0
18 Ryan Langerhans, L (1, 3) OBP: 0.385, SLG: 0.273		B FF 90 F FF 91 S FF 92 B KC 81 S FF 93 2-3 ① K	B FF 90 F FF 89 B FF 91 X FF 91 2-1 ② F7			B KC 78 X FF 89 1-0 2-3 1B		B FF 91 B FF 91 C FF 91 F FF 91 B FS 82 B FF 91 4-2 22 1B 7 1B BB	B SI 98 X CH 87 1-0 ① FC3-6 1-2f	4	1	1	0	1	1	2
9 J.P. Arencibia, R (1, 2) OBP: 0.227, SLG: 0.365 66 Munenori Kawasaki, L (8, PH) OBP: 0.326, SLG: 0.308 22 Josh Thole, L (9, 2) OBP: 0.256, SLG: 0.242		B FF 90 B FF 91 F FF 92 F FF 91 F FF 91 B FF 93 T FF 91 3-2 ② K	X CH 86 0-0 ③ FC6-4 1-2f			X FF 96 0-0 ② SF9 3-H		C FF 91 X FF 92 0-1 ① P4	C SI 97 C SI 96 B FF 100 F SI 98 S SI 99 1-3 ② K	2 1 1	0 0 0	0 0 0	1 0 0	0 0 0	1 0 1	1 1 1
17 Ryan Goins, L (1, 4) OBP: 0.264, SLG: 0.345		C FF 91 B KC 78 C FF 92 X KC 81 1-2 ③ G6-3			B FF 91 C FF 91 X CH 81 1-1 ① F9	B FF 96 X FF 95 1-0 ③ G4-3		C CU 80 B FS 81 C FS 80 S FF 92 1-3 ② K	B SI 98 B CH 84 C CH 85 X SI 99 2-1 ③ L7	5	0	0	0	0	1	3
22 Kevin Pillar, R (1, 7) OBP: 0.250, SLG: 0.333			C FF 90 B CH 83 F CH 82 X KC 80 1-2 ① G3		B CH 82 B FF 90 F FF 92 X FF 92 2-1 ② F8		C FF 97 C FF 98 F FF 98 X FF 99 0-2 ① G4-3	B CU 81 X CU 80 1-0 7 1B 8 1B 1-2 1B		4	1	1	0	0	0	0
Inning Stats	R: 0 E: 0 K: 1 S: 13 H: 0 LOB: 2 BB: 3 P: 25	R: 0 E: 0 K: 2 S: 10 H: 0 LOB: 0 BB: 0 P: 16	R: 0 E: 0 K: 0 S: 8 H: 1 LOB: 1 BB: 0 P: 12	R: 0 E: 0 K: 0 S: 8 H: 1 LOB: 1 BB: 0 P: 13	R: 0 E: 0 K: 0 S: 7 H: 0 LOB: 0 BB: 0 P: 13	R: 3 E: 0 K: 1 S: 11 H: 4 LOB: 1 BB: 0 P: 17	R: 1 E: 0 K: 0 S: 19 H: 2 LOB: 2 BB: 2 P: 31	R: 2 E: 0 K: 2 S: 18 H: 3 LOB: 3 BB: 2 P: 30	R: 0 E: 0 K: 1 S: 10 H: 1 LOB: 1 BB: 0 P: 17	1B: 10 2B: 2 3B: 0 HR: 0 SF: 1 SAC: 0 DP: 2 HBP: 0						

	AB	36
	R	6
	H	12
	RBI	6
	BB	7
	SO	7
	LOB	18

PITCHER		IP	WLS	BF	H	R	ER	SO	BB	IBB	HBP	BLK	WP	HR	S	P	ERA	WHIP
55 Matt Moore, L ERA: 3.29	(1, 1)	5.1	W	24	6	3	3	4	3	0	0	0	0	0	55	93	5.06	1.688
57 Jake McGee, L ERA: 4.02	(6, 1)	1.0		6	2	1	1	0	1	0	0	0	0	0	19	28	9.00	3.000
62 Joel Peralta, R ERA: 3.41	(7, 1)	1.1	H	6	1	2	2	1	2	0	0	0	0	0	10	20	13.50	2.250
56 Fernando Rodney, R ERA: 3.38	(8, 1)	1.1	S	8	3	0	0	2	1	0	0	0	0	0	20	33	0.00	3.000

PITCHER	IP	WLS	BF	H	R	ER	SO	BB	IBB	HBP	BLK	WP	HR	S	P	ERA	WHIP

WP: 0 PA: 44
PB: 0
SB: 0
CS: 0