

Toronto Blue Jays - 2015

Batter	1	2	3	4	5	6	7	8	9	AB	R	H	RBI	BB	SO	LOB	TOP				
3 Ezequiel Carrera, L (1, 9) (3, 7) (5, 8) (6, 9) OBP: 0.500, SLG: 1.000	G1-3		K		K		3B		K	3	0	0	0	0	2	0	Toronto Blue Jays @ Pittsburgh Pirates McKechnie Field, Bradenton, FL Wed Mar 04, 2015, 4:04 PM - 4:07 PM EST Att: 6,127 - Partly Cloudy - 84 F				
39 Caleb Gindl, L (1, 5) (4, 5) (7, 3) OBP: 0.667, SLG: 0.500	HBP		F7		K		1B			1	1	0	0	0	0	0					
66 Munenori Kawasaki, L 28 Matt Hague, R (1, 5) (4, 5) (7, 3) OBP: 0.667, SLG: 0.500	HBP		F9				1B			1	0	0	0	0	0	0					
45 Dalton Pompey, S 74 Dwight Smith Jr., L (1, 7) (3, 8) (5, 9) (6, 7) (7, 9) (7, 9) OBP: 0.667, SLG: 0.500	2B				BB		1B			3	0	2	0	1	0	0					
30 Dioner Navarro, S 8 A.J. Jimenez, R (1, 2) (5, 2) OBP: 0.333, SLG: 0.667	G4-3				2B					3	1	1	1	0	0	2					
37 Daric Barton, L 73 Mitch Nay, R (1, 3) (7, 5) OBP: 0.667, SLG: 0.333	BB				HBP					1	1	0	0	1	0	0					
15 Chris Colabello, R 69 Sean Ochinko, R (1, 10) (8, 10) OBP: 0.200, SLG: 0.400	K				K					3	0	0	0	0	3	4					
11 Kevin Pillar, R (1, 8) (3, 9) (5, 7) (6, 8) OBP: 0.333, SLG: 1.000			F9		G4-3		G6-3		G5-3	4	0	1	1	0	0	0					
9 Ramon Santiago, S 18 Steve Tolleson, R (1, 6) (4, 4) (6, 6) (8, 4) OBP: 0.400, SLG: 0.400	K				G4-3		K		F8	2	0	0	1	0	1	1					
17 Ryan Goins, L 29 Devon Travis, R 1 Jonathan Diaz, R (1, 4) (4, 6) (6, 6) (8, 6) OBP: 0.400, SLG: 0.400	K				G4-3		F9		K	1	0	0	0	0	0	0					
Inning Stats	R: 1 E: 0 K: 1 S: 6	H: 1 LOB: 2 BB: 1 P: 11	R: 0 E: 0 K: 2 S: 7	H: 0 LOB: 0 BB: 0 P: 7	R: 0 E: 0 K: 1 S: 5	H: 0 LOB: 0 BB: 0 P: 5	R: 2 E: 0 K: 1 S: 7	H: 2 LOB: 1 BB: 0 P: 8	R: 0 E: 0 K: 1 S: 5	H: 0 LOB: 1 BB: 0 P: 11	R: 1 E: 0 K: 1 S: 8	H: 3 LOB: 2 BB: 0 P: 8	R: 0 E: 0 K: 0 S: 3	H: 0 LOB: 0 BB: 0 P: 3	R: 0 E: 0 K: 2 S: 7	H: 0 LOB: 0 BB: 0 P: 7	1B: 2 2B: 3 HR: 0	SF: 0 SAC: 0 DP: 0 HBP: 2	WP: 0 PB: 0 SB: 0 CS: 0	PA: 37	
PITCHER	IP	WLS	BF	H	R	ER	SO	BB	IBB	HBP	BLK	WP	HR	S	P	ERA	WHIP			ERA	WHIP
45 Gerrit Cole, R ERA: 4.5	2.0		9	1	1	1	3	1	0	1	0	0	0	13	18	4.50	1.000			0.00	0.000
46 Vance Worley, R ERA: 9.0	2.0	L	9	2	2	2	2	0	0	1	0	0	0	12	13	9.00	1.000			0.00	0.000
44 Tony Watson, L ERA:	1.0		4	0	0	0	2	1	0	0	0	0	0	7	11	0.00	1.000			0.00	0.000
58 Radhames Liz, R ERA:	1.0		3	0	0	0	1	0	0	0	0	0	0	5	5	0.00	0.000			0.00	0.000
59 Antonio Bastardo, L ERA: 9.0	1.0		6	3	1	1	1	0	0	0	0	0	0	8	8	9.00	3.000			0.00	0.000

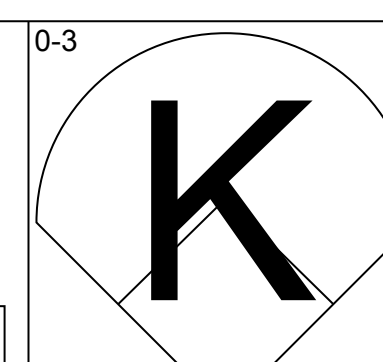
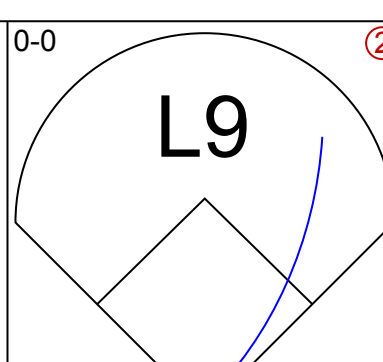
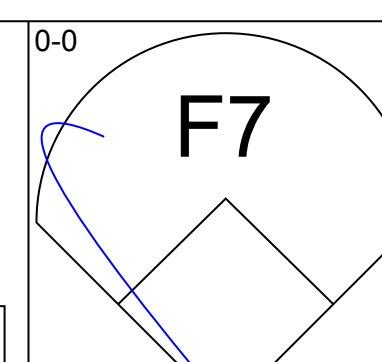
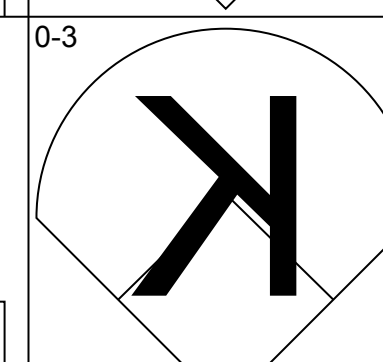
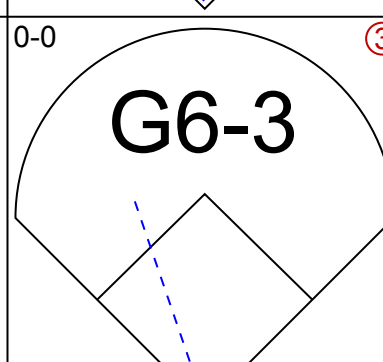
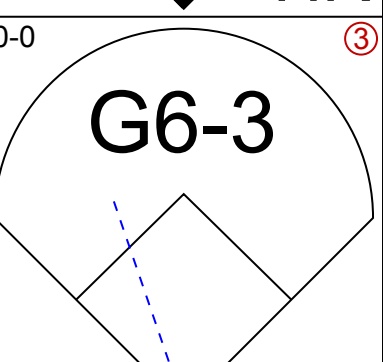
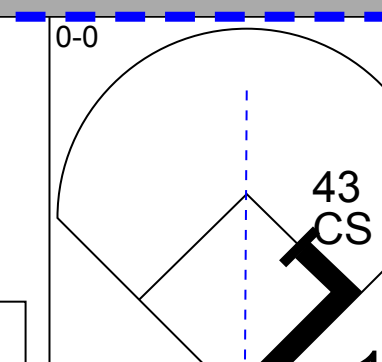
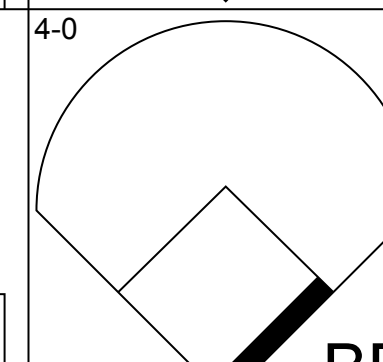
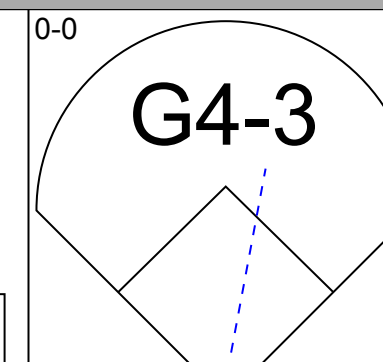
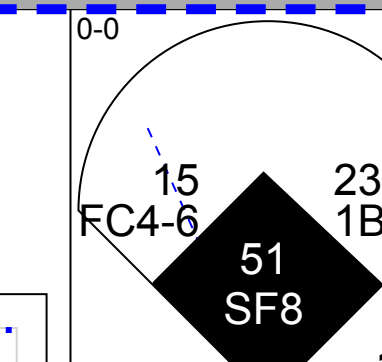
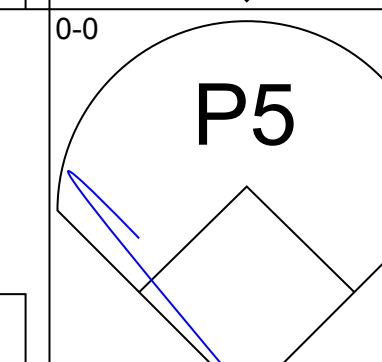
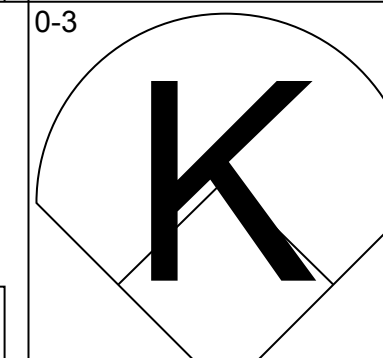
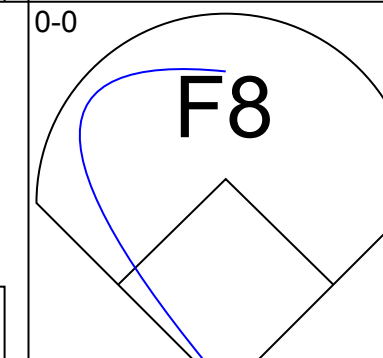
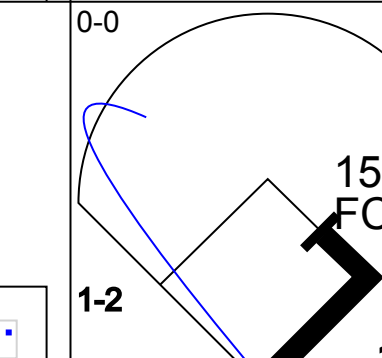
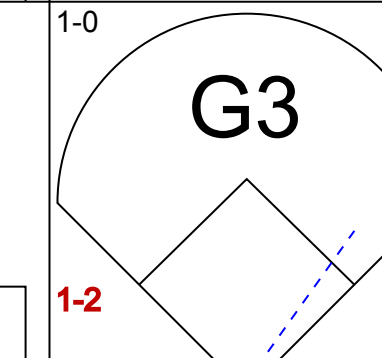
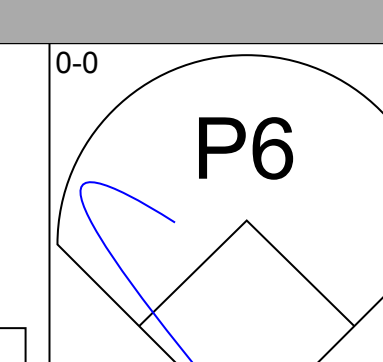
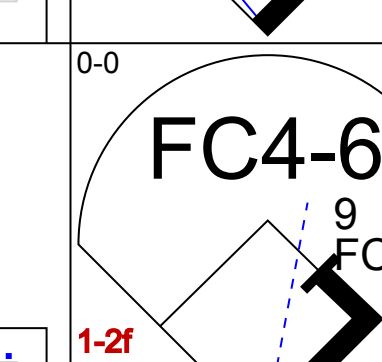
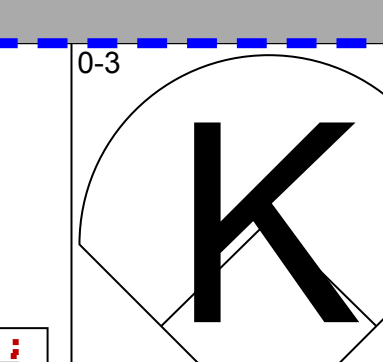
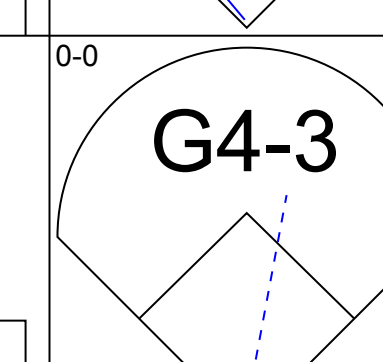
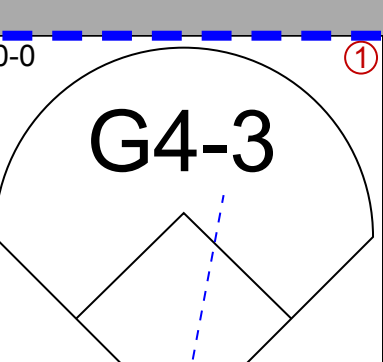
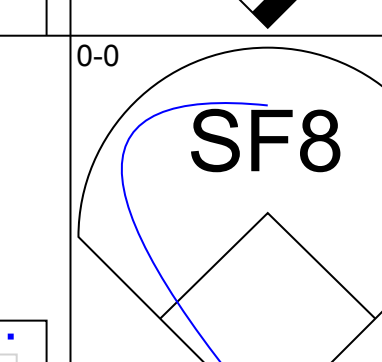
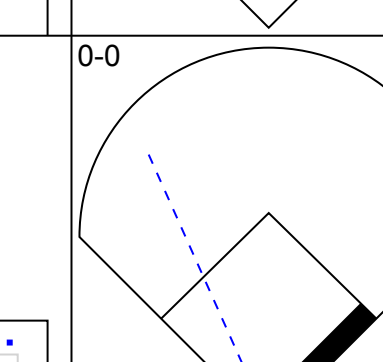
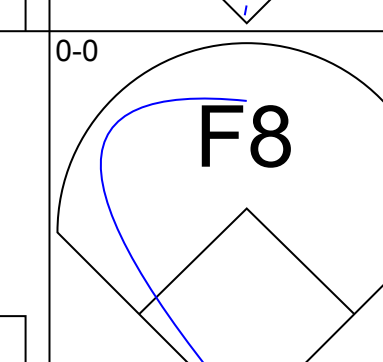
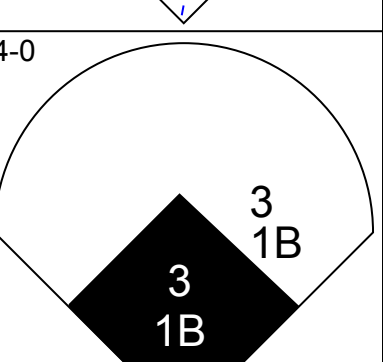
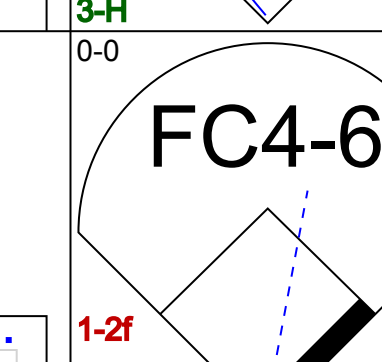
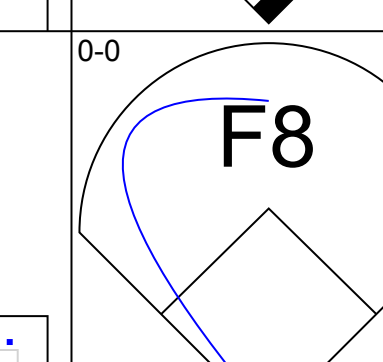
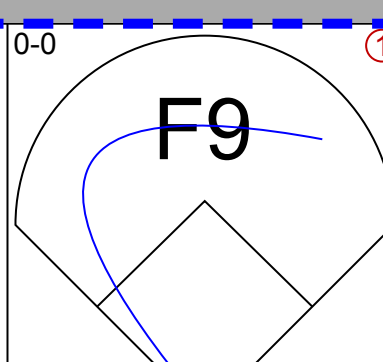
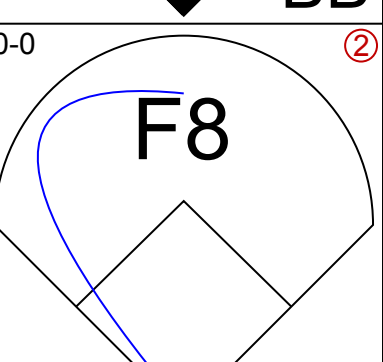
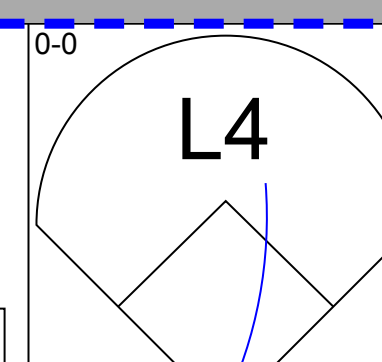
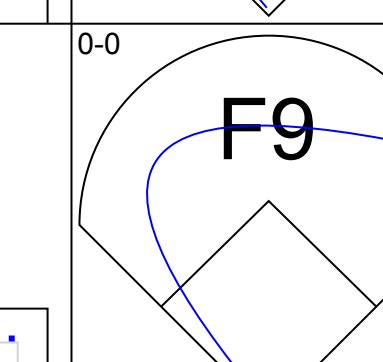
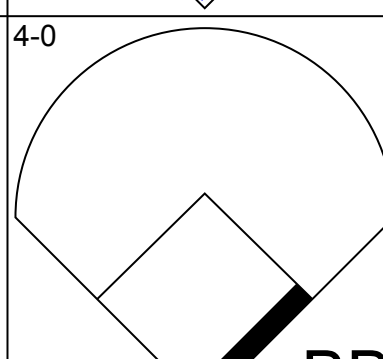
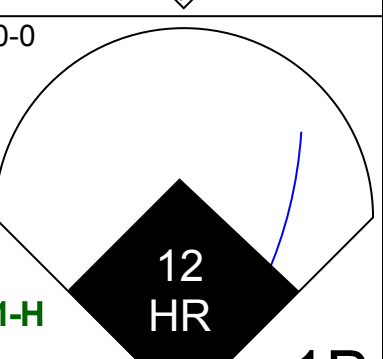
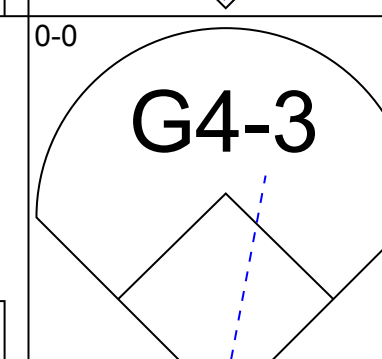
AB 33
R 4
H 6
RBI 4
BB 2
SO 11
LOB 10

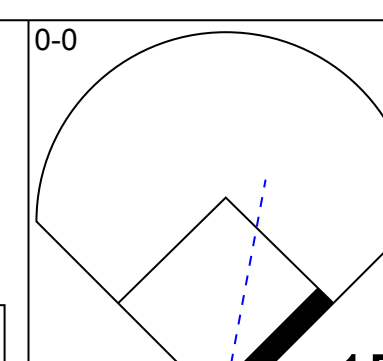
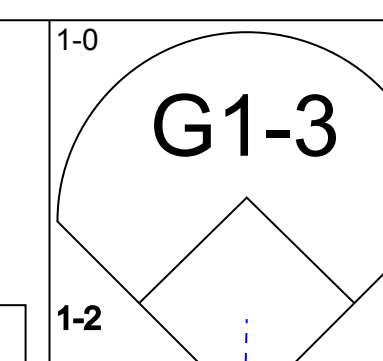
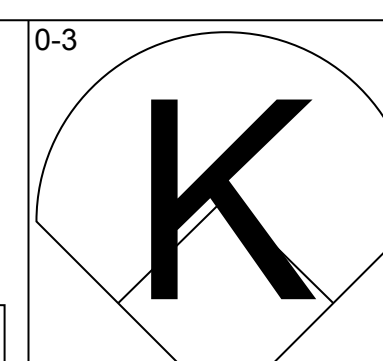
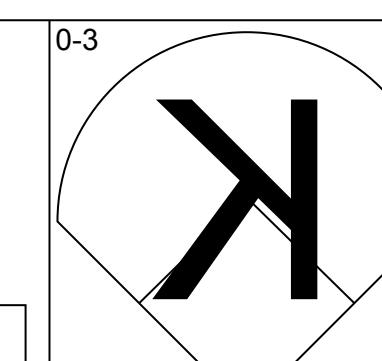
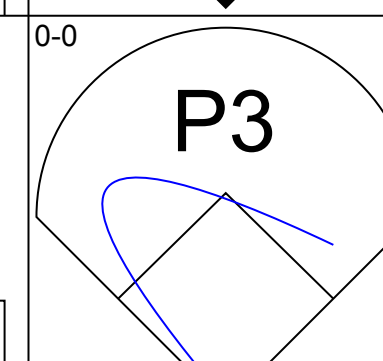
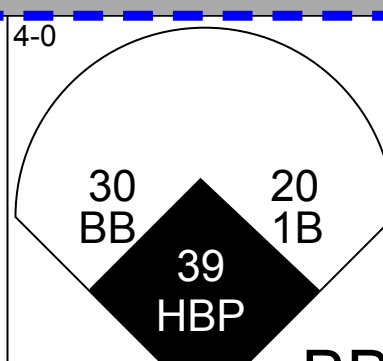
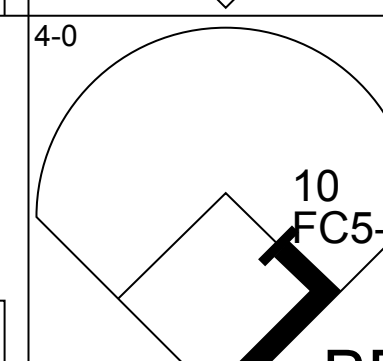
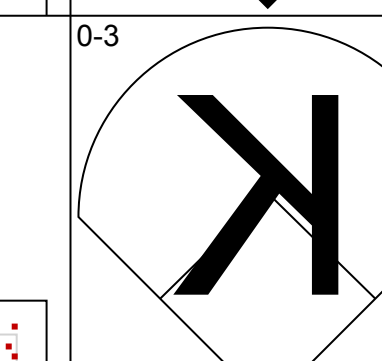
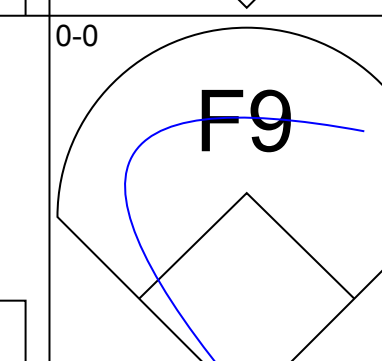
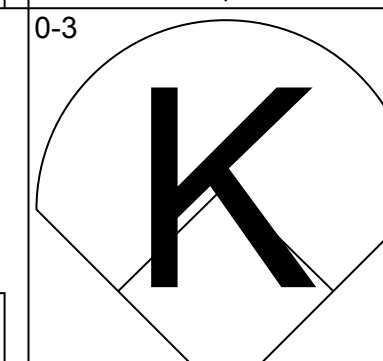
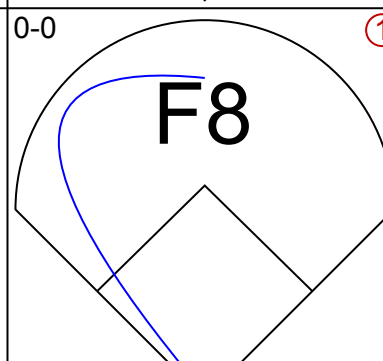
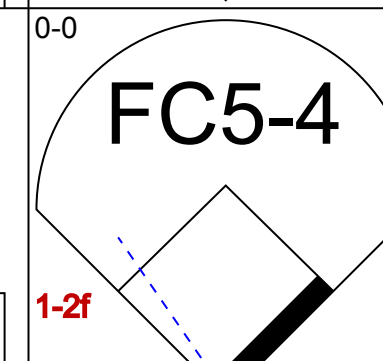
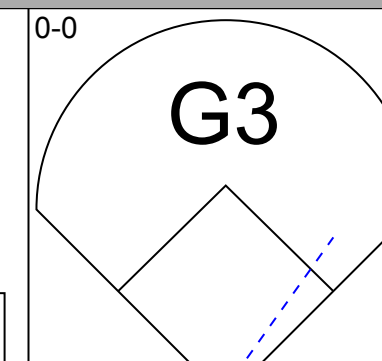
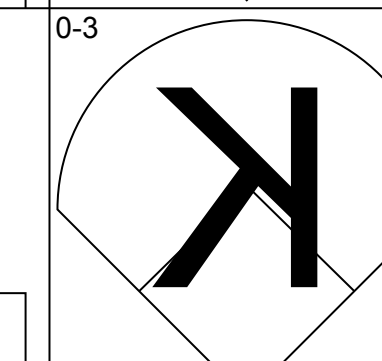
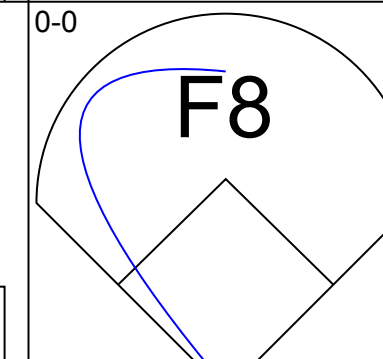
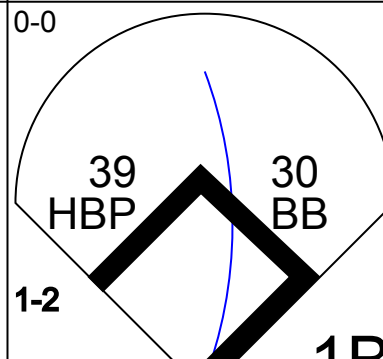
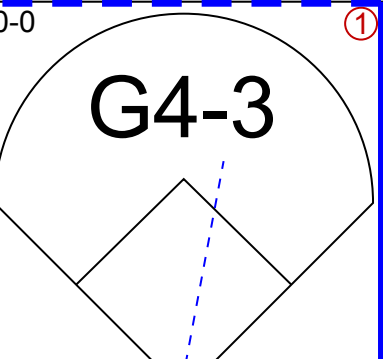
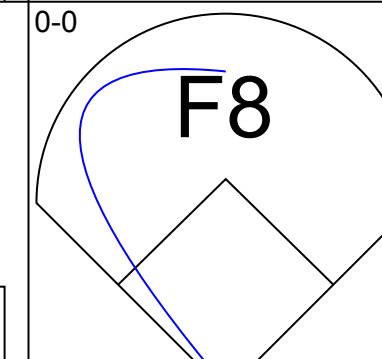
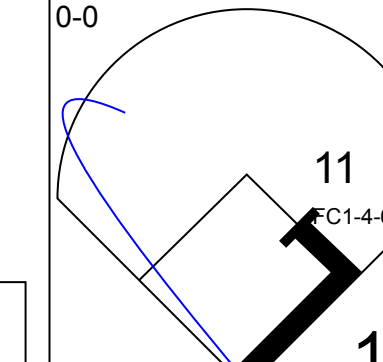
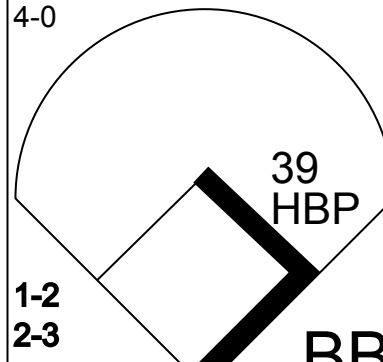
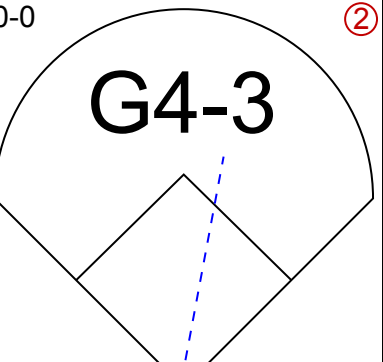
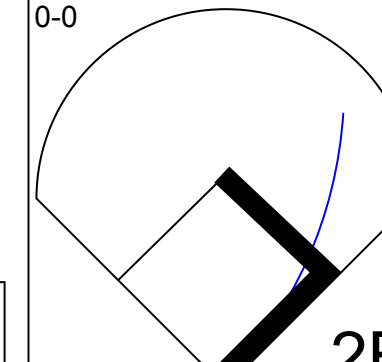
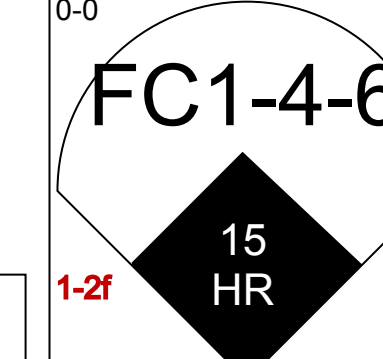
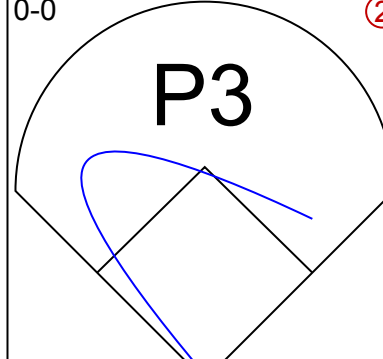
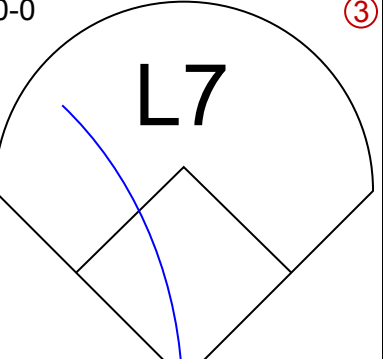
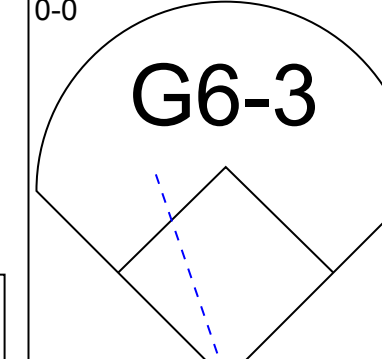
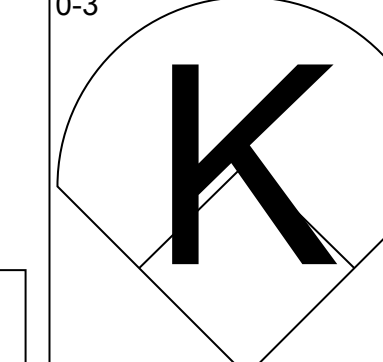
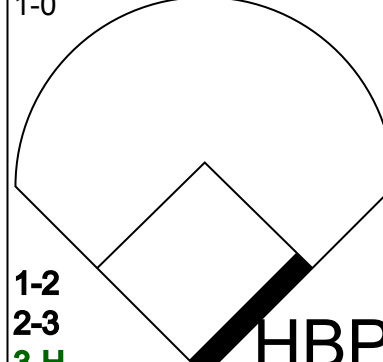
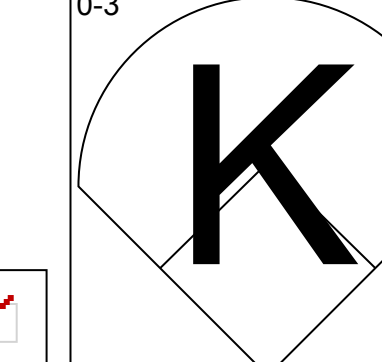
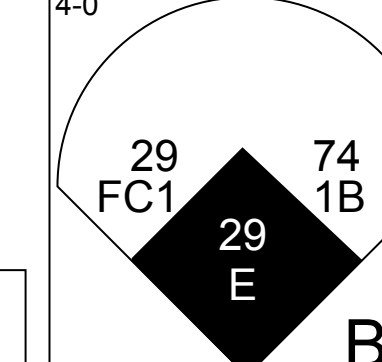
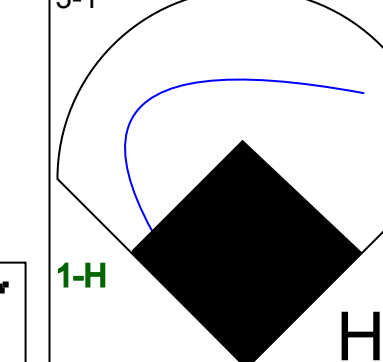
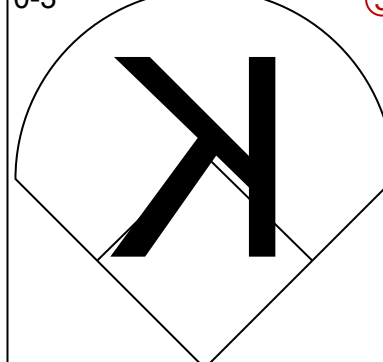
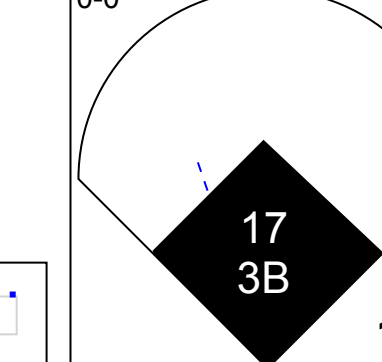
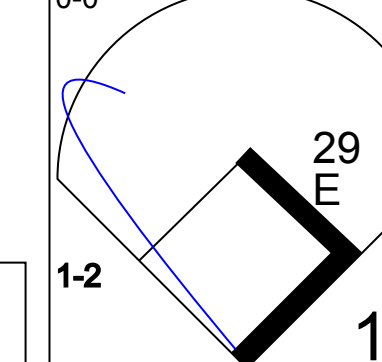
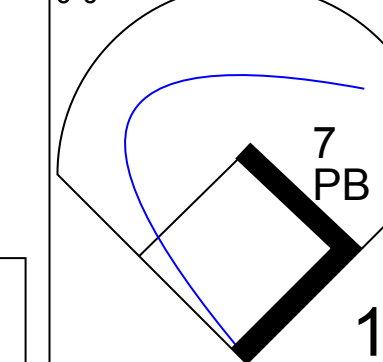
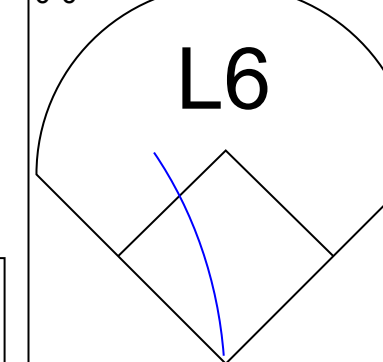
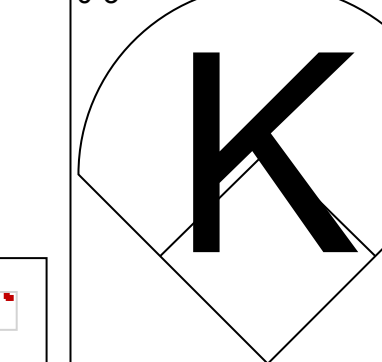
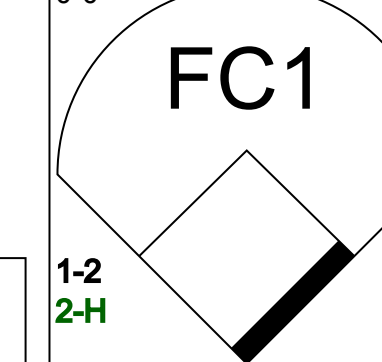


Batter	1	2	3	4	5	6	7	8	9	AB	R	H	RBI	BB	SO	LOB	BOTTOM					
5 Josh Harrison, R 53 Brent Morel, R 17 Pedro Florimon, S (1, 5) (2, 5) (7, 5) OBP: 1.000, SLG: 1.000	1B		F7		F7				G5-3	1	0	1	0	0	0	0	Toronto Blue Jays @ Pittsburgh Pirates McKechnie Field, Bradenton, FL Wed Mar 04, 2015, 4:04 PM - 4:07 PM EST Att: 6,127 - Partly Cloudy - 84 F					
29 Francisco Cervelli, R 83 Wilkin Castillo, S (1, 2) (6, 2) OBP: 0.667, SLG: 1.000	F8-4		F9				F8		FC1	2	0	0	0	0	0	1						
15 Andrew Lamb, L (1, 10) OBP: 0.167, SLG: 0.333	G3-1		P6				1B		K	4	0	0	0	0	0	1						
18 Neil Walker, S 63 Alen Hanson, S (1, 4) (6, 4) OBP: 0.500, SLG: 0.500	K				F9		K		K	2	0	0	0	0	1	0						
24 Pedro Alvarez, L 57 Delbinson Romero, R (1, 3) (6, 3) OBP: 0.600, SLG: 1.400	1B				K		G4-3		K	2	0	1	0	0	1	0						
10 Jordy Mercer, R 67 Gustavo Nunez, S (1, 6) (6, 6) OBP: 0.667, SLG: 1.000	E5				F9				F9	2	1	0	0	0	0	1						
23 Steve Lombardozzi, S 79 Keon Broxton, R (1, 7) (6, 7) OBP: 0.667, SLG: 1.000	FC5-2-5						F7		K	2	0	0	0	0	2	0						
81 Mel Rojas Jr., S 6 Taylor Lewis, L (1, 8) (8, 8) OBP: 0.800, SLG: 0.500	BB								G5-4-3	0	0	0	0	3	0	0						
73 Willy Garcia, R (1, 9) OBP: 0.400, SLG: 0.250	FC5-4								2B	2	0	0	0	1	0	3						
Inning Stats	R: 0 E: 0 K: 0 S: 3	H: 1 LOB: 0 BB: 0 P: 4	R: 1 E: 1 K: 1 S: 7	H: 1 LOB: 2 BB: 1 P: 11	R: 0 E: 0 K: 0 S: 3	H: 0 LOB: 0 BB: 0 P: 3	R: 0 E: 0 K: 1 S: 5	H: 0 LOB: 0 BB: 0 P: 5	R: 0 E: 0 K: 0 S: 2	H: 0 LOB: 1 BB: 2 P: 11	R: 0 E: 0 K: 1 S: 6	H: 1 LOB: 1 BB: 0 P: 6	R: 0 E: 0 K: 1 S: 4	H: 0 LOB: 0 BB: 1 P: 8	R: 0 E: 0 K: 2 S: 9	H: 1 LOB: 2 BB: 0 P: 9		R: 0 E: 0 K: 2 S: 7	H: 0 LOB: 0 BB: 0 P: 7	1B: 3 2B: 2 3B: 0 HR: 0	SF: 0 SAC: 0 DP: 2 HBP: 0	WP: 2 PB: 0 SB: 1 CS: 1
PITCHER	IP	WLS	BF	H	R	ER	SO	BB	IBB	HBP	BLK	WP	HR	S	P	ERA	WHIP			ERA	WHIP	
6 Marcus Stroman, R ERA:	1.1		7	2	1	0	0	0	0	0	0	1	0	1	5	0.00	3.000			0.00	1.000	
59 Rob Rasmussen, L ERA:	0.1	B	2	0	0	0	0	1	0	0	0	1	0	1	5	0.00	3.000			0.00	1.000	
58 Todd Redmond, R ERA:	1.0	W	3	0	0	0	0	0	0	0	0	0	0	3	3	0.00	0.000			0.00	1.000	
63 Scott Barnes, L ERA:	1.0	H	3	0	0	0	1	0	0	0	0	0	0	5	5	0.00	0.000			0.00	1.000	
47 Bo Schultz, R ERA:	1.0	H	4	0	0	0	0	2	0	0	0	0	0	2	11	0.00	2.000			0.00	0.000	

AB 30
R 1
H 4
RBI 0
BB 4
SO 8
LOB 16



Batter	1	2	3	4	5	6	7	8	9	AB	R	H	RBI	BB	SO	LOB	TOP		
12 Alejandro De Aza, L (1.9) 79 Daniel Alvarez, R (6.8)										3	1	1	2	0	1	1	<p>Baltimore Orioles @ Toronto Blue Jays Florida Auto Exchange Stadium, Dunedin, FL Fri Mar 06 2015, 5:15 PM - 5:19 PM EST Att: 5,013 - Overcast - 65 F</p>		
1 Everth Cabrera, S (1.4) 38 Jimmy Paredes, S (6.7)										3	0	0	0	0	1	1			
41 Chris Parmelee, L (1.3) 18 Christian Walker, R (6.3)											2	1	1	0	1	0			
23 Travis Snider, L (1.7) 43 Rey Navarro, S (6.4)											3	0	1	0	0	1			
15 J.P. Arencibia, R (1.2) 48 Matt Tuiasosopo, R (6.9)											3	0	0	0	0	2			
51 Henry Uruutia, L (1.10) 86 Glynn Davis, R (9. PH)											2	0	0	1	0	0			
9 David Lough, L (1.8) 74 Brian Ward, R (6.2)											2	1	0	0	1	0			
57 Jayson Nix, R (1.5) 67 Michael Almanzar, R (7.5)											3	0	0	0	0	1			
3 Ryan Flaherty, L (1.6) 86 Adrian Marin, R (7.6)										2	1	1	1	1	0	0			
Inning Stats	R: 0 E: 0 K: 3 S: 9	H: 0 LOB: 1 BB: 1 P: 13	R: 0 E: 0 K: 0 S: 3	H: 0 LOB: 0 BB: 0 P: 3	R: 0 E: 0 K: 0 S: 3	H: 0 LOB: 1 BB: 1 P: 7	R: 0 E: 0 K: 0 S: 3	H: 0 LOB: 0 BB: 0 P: 3	R: 3 E: 0 K: 0 S: 6	H: 2 LOB: 1 BB: 1 P: 11	R: 1 E: 0 K: 0 S: 5	H: 2 LOB: 1 BB: 0 P: 5	R: 0 E: 0 K: 0 S: 3	H: 1 LOB: 0 BB: 0 P: 4	R: 0 E: 0 K: 1 S: 6	H: 1 LOB: 1 BB: 0 P: 6		1B: 5 2B: 0 3B: 0 HR: 1	SF: 1 SAC: 0 DP: 0 HBP: 0
PITCHER	IP WLS BF H R ER SO BB IBB HBP BLK WP HR S P ERA WHIP																		
43 R.A. Dickey, R (1.1) 36 Drew Hutchison, R (3.1) 31 Liam Hendriks, R (5.1) 62 Aaron Loup, L (6.1) 54 Scott Copeland, R (7.1)	2.0 2.0 1.0 1.0 1.0	WLS H B 5 3	BF 7 7 6 5 3	H 0 0 2 0 0	R 0 0 3 1 0	ER 0 0 3 1 0	SO 3 0 3 0 0	BB 1 0 0 0 0	IBB 0 0 0 0 0	HBP 0 0 0 0 0	BLK 0 0 0 0 0	WP 0 0 0 0 0	HR 0 6 1 5 3	S 12 6 6 5 3	P 16 10 11 5 3	ERA 0.00 0.00 27.00 9.00 0.00	WHIP 0.500 0.500 3.000 2.000 0.000		
48 Greg Burke, R (8.1) 51 Juan Pablo Oramas, L (8.1)	1.0 1.0	WLS W S	BF 3 4	H 1 1	R 0 0	ER 0 0	SO 0 1	BB 0 0	IBB 0 0	HBP 0 0	BLK 0 0	WP 0 0	HR 0 6	S 3 6	P 4 6	ERA 0.00 0.00	WHIP 1.000 1.000		

Batter	1	2	3	4	5	6	7	8	9	AB	R	H	RBI	BB	SO	LOB	BOTTOM		
7 José Reyes, S (1.6) 17 Ryan Goins, L (5.4)										3	0	1	0	0	1	1	<p>Baltimore Orioles @ Toronto Blue Jays Florida Auto Exchange Stadium, Dunedin, FL Fri Mar 06 2015, 5:15 PM - 5:19 PM EST Att: 5,013 - Overcast - 65 F</p>		
55 Russell Martin, R (1.2) 8 A.J. Jimenez, R (4. FR)										1	1	0	0	2	0	1			
10 Edwin Encarnación, R (1.3) 37 Deric Barton, L (5.3)										3	0	0	0	0	1	3			
20 Josh Donaldson, R (1.5) 73 Mitch Nay, R (6.5) 1 Jonathan Diaz, R (8.5)										3	0	1	0	0	0	1			
30 Dioner Navarro, S (1.10) 66 Munenori Kawasaki, L (7. PH)										2	0	1	0	1	0	0			
11 Kevin Pillar, R (1.8)										4	1	0	0	0	0	5			
39 Caleb Gindl, L (1.9) 33 Chris Dickerson, L (5.9)										1	0	0	1	0	1	1			
15 Chris Colabello, R (1.7) 74 Dwight Smith Jr., L (6. PR)										3	1	2	2	0	1	3			
9 Ramon Santiago, S (1.4) 29 Devon Travis, R (6.4)										2	0	1	0	0	0	0			
Inning Stats	R: 0 E: 0 K: 1 S: 6	H: 1 LOB: 1 BB: 0 P: 6	R: 2 E: 0 K: 1 S: 9	H: 3 LOB: 1 BB: 0 P: 13	R: 1 E: 0 K: 1 S: 6	H: 1 LOB: 3 BB: 2 P: 15	R: 0 E: 0 K: 1 S: 5	H: 0 LOB: 1 BB: 1 P: 9	R: 1 E: 0 K: 3 S: 11	H: 2 LOB: 2 BB: 0 P: 11	R: 0 E: 0 K: 0 S: 4	H: 1 LOB: 1 BB: 0 P: 4	R: 1 E: 1 K: 2 S: 9	H: 1 LOB: 2 BB: 1 P: 13	1B: 6 2B: 1 3B: 1 HR: 1	SF: 0 SAC: 0 DP: 0 HBP: 1		WP: 0 PA: 39 PB: 1 SB: 0 CS: 0	
PITCHER	IP WLS BF H R ER SO BB IBB HBP BLK WP HR S P ERA WHIP																		
59 Mike Wright Jr., R (1.1) 73 Tim Berry, L (3.1) 96 Marcel Prado, R (4.1) 58 Ryan Webb, R (5.1) 64 Logan Verrett, R (6.1)	2.0 1.0 1.0 1.0 2.0	WLS 7 4 3 B	BF 10 7 4 3 9	H 4 1 0 0 3	R 2 1 0 0 1	ER 2 1 0 0 1	SO 2 1 0 0 3	BB 2 0 0 0 0	IBB 0 0 0 0 0	HBP 0 1 0 0 0	BLK 0 0 0 0 0	WP 0 0 0 0 0	HR 0 6 5 3 15	S 15 6 5 3 15	P 19 15 9 3 15	ERA 9.00 9.00 0.00 0.00 4.50	WHIP 2.000 3.000 1.000 0.000 1.500		
52 Steve Johnson, R (8.1)	1.0	WLS L	BF 6	H 1	R 1	ER 0	SO 2	BB 1	IBB 0	HBP 0	BLK 0	WP 0	HR 0	S 9	P 13	ERA 0.00	WHIP 2.000		



Batter	1	2	3	4	5	6	7	8	9	AB	R	H	RBI	BB	SO	LOB	TOP										
37 Daric Barton, L (1, 3) OBP: 0.364, SLG: 0.125 18 Steve Tolleson, R (6, 5) OBP: 0.400, SLG: 0.600	G4-3		F7		G3		K		FC4	3	0	0	0	0	0	1	Toronto Blue Jays @ Philadelphia Phillies Bright House Field, Clearwater, FL Sat Mar 07 2015, 3:42 PM - 3:45 PM EST Att: 8,759 - Partly Cloudy - 68 F										
55 Russell Martin, R (1, 2) OBP: 0.444, SLG: 0.286 75 Anthony Alford, R (6, PR) 22 Josh Thole, L (6, 2) OBP: 0.833, SLG: 0.750	P4		G2-3				1B		FC4	3	0	1	0	0	0	0											
20 Josh Donaldson, R (1, 5) OBP: 0.259, SLG: 0.333 23 Danny Valencia, R (5, 5) OBP: 0.333, SLG: 0.200	F8			HR		K			P6	2	1	1	1	0	0	0											
14 Justin Smoak, S (1, 10)		HBP		G4-3		K			F8	3	1	0	0	0	1	2											
45 Dalton Pompey, S (1, 8) OBP: 0.417, SLG: 0.455 33 Chris Dickerson, L (7, 7)				K2-3					G1-3	3	0	1	0	0	1	2											
24 Davan Viedo, R (1, 7) OBP: 0.157, SLG: 0.333 3 Ezequiel Carrera, L (7, 8)	G6-4-3			G6-3					K2-3	3	0	1	0	0	0	2											
11 Kevin Pillar, R (1, 9) OBP: 0.077, SLG: 0.583 39 Caleb Gindl, L (6, 9) OBP: 0.556, SLG: 0.857					G3				G4-3	2	0	1	1	0	0	0											
29 Devon Travis, R (1, 4) OBP: 0.077, SLG: 0.333 66 Munenori Kawasaki, L (7, 4) OBP: 0.600, SLG: 0.750									G4-3	3	0	1	0	0	0	2											
17 Ryan Goins, L (1, 6) OBP: 0.333, SLG: 0.556 28 Matt Hague, R (7, PH) OBP: 0.600, SLG: 0.500 1 Jonathan Diaz, R (9, 6)					G3				F7	2	0	0	0	0	1	1											
										2	0	1	1	0	0	1											
										0	0	0	0	0	0	0											
Inning Stats	R: 0 E: 0 K: 0 S: 3	H: 0 LOB: 0 BB: 0 P: 3	R: 1 E: 0 K: 0 S: 4	H: 2 LOB: 1 BB: 0 P: 5	R: 0 E: 0 K: 1 S: 5	H: 0 LOB: 0 BB: 0 P: 5	R: 1 E: 0 K: 1 S: 6	H: 1 LOB: 0 BB: 0 P: 8	R: 0 E: 0 K: 0 S: 4	H: 1 LOB: 1 BB: 0 P: 4	R: 0 E: 0 K: 2 S: 8	H: 1 LOB: 2 BB: 1 P: 8	R: 2 E: 0 K: 1 S: 8	H: 3 LOB: 2 BB: 1 P: 12	R: 0 E: 0 K: 1 S: 5	H: 0 LOB: 0 BB: 0 P: 5		R: 0 E: 0 K: 0 S: 5	H: 2 LOB: 2 BB: 0 P: 5	1B: 7 2B: 2 3B: 0 HR: 1	SF: 0 SAC: 0 DP: 1 HBP: 1	WP: 0 PB: 0 SB: 1 CS: 0	PA: 38				
PITCHER	IP	WLS	BF	H	R	ER	SO	BB	IBB	HBP	BLK	WP	HR	S	P	ERA	WHIP										
31 Jerome Williams, R (1, 1) ERA: 1.8 55 David Buchanan, R (4, 1) ERA: 4.5 58 Jonathan Papelbon, R (6, 1) ERA: 18.0 70 Jesse Biddle, L (7, 1) ERA: 18.0 43 Mario Hollands, L (8, 1) ERA: 21.6	3.0	L	11	2	1	1	1	0	0	0	0	0	0	12	13	3.00	0.667										
46 Jeanmar Gómez, R (9, 1)	1.0		5	2	0	0	0	0	0	0	0	0	0	5	5	0.00	2.000										



Batter	1	2	3	4	5	6	7	8	9	AB	R	H	RBI	BB	SO	LOB	BOTTOM										
2 Ben Revere, L (1, 8) OBP: 0.111, SLG: 0.111 47 Koyie Hill, S (7, 2)	G4-3					K			K	3	0	1	0	0	1	0	Toronto Blue Jays @ Philadelphia Phillies Bright House Field, Clearwater, FL Sat Mar 07 2015, 3:42 PM - 3:45 PM EST Att: 8,759 - Partly Cloudy - 68 F										
13 Freddy Galvis, S (1, 6) OBP: 0.231, SLG: 0.231 4 Andrés Blanco, S (8, 6) OBP: 0.429, SLG: 0.571					F8				G1-3	3	0	1	0	0	1	0											
18 Darin Ruf, R (1, 7) OBP: 0.250, SLG: 0.333 15 Jordan Danks, L (7, PR) OBP: 0.400, SLG: 0.250					G3				G1-3	3	0	1	0	0	0	2											
6 Ryan Howard, L (1, 3) OBP: 0.200, SLG: 0.200 68 Russ Canzler, R (8, 3)					G3				G1-3	1	1	1	0	0	0	0											
51 Carlos Ruiz, R (1, 10)									G1-3	4	0	0	1	0	0	2											
9 Domic Brown, L (1, 9) OBP: 0.429, SLG: 0.364 17 Brian Bogusevic, L (8, PR) OBP: 0.250, SLG: 0.500									G1-3	2	0	0	0	1	0	0											
7 Maikel Franco, R (1, 5) OBP: 0.091, SLG: 0.091 27 Chris Nelson, R (8, PR) ERA: 4.5									G5-3	3	0	0	0	0	0	1											
29 Cameron Rupp, R (1, 2) OBP: 0.600, SLG: 0.600 19 Darin Mastroianni, R (7, 8)									G5-3	1	0	0	0	0	0	0											
16 César Hernández, S (1, 4) OBP: 0.300, SLG: 0.125									G5-3	3	0	0	0	0	1	2											
										3	0	0	0	0	1	2											
Inning Stats	R: 0 E: 0 K: 0 S: 4	H: 2 LOB: 1 BB: 0 P: 4	R: 0 E: 0 K: 0 S: 3	H: 0 LOB: 0 BB: 0 P: 3	R: 0 E: 0 K: 1 S: 5	H: 0 LOB: 0 BB: 0 P: 5	R: 0 E: 0 K: 0 S: 3	H: 0 LOB: 0 BB: 0 P: 3	R: 0 E: 0 K: 1 S: 5	H: 0 LOB: 0 BB: 0 P: 5	R: 0 E: 0 K: 2 S: 8	H: 1 LOB: 1 BB: 0 P: 8	R: 0 E: 1 K: 1 S: 6	H: 0 LOB: 2 BB: 1 P: 10	R: 2 E: 0 K: 1 S: 8	H: 3 LOB: 1 BB: 0 P: 8		1B: 4 2B: 2 3B: 0 HR: 0	SF: 0 SAC: 0 DP: 1 HBP: 0	WP: 0 PB: 0 SB: 0 CS: 0	PA: 34						
PITCHER	IP	WLS	BF	H	R	ER	SO	BB	IBB	HBP	BLK	WP	HR	S	P	ERA		WHIP									
56 Mark Buehrle, L (1, 1) ERA: 4.5 25 Marco Estrada, R (3, 1) ERA: 2.25 51 Miguel Castro, R (5, 1) ERA: 4.5 46 Wilton Lopez, R (6, 1) ERA: 4.5 50 Steve Delabar, R (7, 1) ERA: 4.5	2.0	W	7	2	0	0	0	0	0	0	0	0	0	7	7	0.00	1.000										
4 Kyle Drabek, R (8, 1) ERA: 4.5 Jayson Aquino, L (9, 1) ERA: 4.5 52 Ryan Tepera, R (9, 1) ERA: 4.5	1.0		5	2	0	0	0	0	0	0	0	0	0	5	5	0.00	1.000										
	0.0	H	6	0	0	0	0	0	0	0	0	0	0	2	2	0.00	0.000										
	1.0	H	3	0	0	0	0	0	0	0	0	0	0	3	3	0.00	0.000										
	1.0	H	3	0	0	0	1	0	0	0	0	0	0	5	5	0.00	0.000										
	1.0	H	4	1	0	0	2	0	0	0	0	0	0	8	8	0.00	1.000										



Batter	1	2	3	4	5	6	7	8	9	AB	R	H	RBI	BB	SO	LOB	TOP										
32 Aaron Hicks, S OBP: 0.273, SLG: 0.500 70 Byron Buxton, R (4, 8)										2	0	1	0	0	1	0	Minnesota Twins @ Toronto Blue Jays Florida Auto Exchange Stadium, Dunedin, FL Tue Mar 10 2015, 1:08 PM - 3:44 PM EDT Att: 4,365 - Partly Cloudy - 81 F										
5 Eduardo Escobar, S OBP: 0.417, SLG: 0.750 78 Heiker Meneses, R (6, 6)										3	0	1	1	0	0	1											
9 Eduardo Núñez, R OBP: 0.333, SLG: 0.429 66 Jose Martinez, R OBP: 0.143, SLG: 0.286 (6, 5)										2	0	0	1	0	0	1											
19 Kennys Vargas, S OBP: 0.417, SLG: 0.600 82 Mitch Garver, R (7, PH) (7, 10)										2	1	1	1	1	0	0											
60 Eddie Rosario, L OBP: 0.200, SLG: 0.600 53 Eric Farris, R (6, 7)										3	1	1	1	0	0	2											
67 Max Kepler, L OBP: 0.111, SLG: 0.222 17 Doug Bernier, R (6, 3)										3	0	0	0	0	0	0											
21 Shane Robinson, R OBP: 0.429, SLG: 0.429 77 Danny Ortiz, L (6, 9)										3	0	1	0	0	1	0											
26 Eric Fryer, R (1, 2)										3	0	0	0	0	0	1											
30 James Beresford, L OBP: 0.286, SLG: 0.167 11 Jorge Polanco, S OBP: 0.500, SLG: 0.500 (6, 4)										2	1	1	0	0	1	0											
Inning Stats	R: 0 E: 0 K: 1 S: 5	H: 0 LOB: 0 BB: 0 P: 5	R: 1 E: 0 K: 0 S: 6	H: 2 LOB: 1 BB: 0 P: 7	R: 0 E: 0 K: 1 S: 6	H: 1 LOB: 1 BB: 0 P: 6	R: 1 E: 0 K: 0 S: 6	H: 1 LOB: 0 BB: 0 P: 8	R: 2 E: 0 K: 0 S: 5	H: 2 LOB: 2 BB: 2 P: 13	R: 0 E: 0 K: 1 S: 5	H: 0 LOB: 0 BB: 0 P: 5	R: 1 E: 0 K: 0 S: 5	H: 2 LOB: 2 BB: 1 P: 9	R: 0 E: 0 K: 1 S: 6	H: 1 LOB: 1 BB: 0 P: 6		1B: 6 2B: 1 3B: 0 HR: 2	SF: 1 SAC: 0 DP: 0 HBP: 0	WP: 0 PB: 0 SB: 0 CS: 0	PA: 39						
PITCHER	IP WLS BF H R ER SO BB IBB HBP BLK WP HR S P ERA WHIP																										
43 R.A. Dickey, R ERA: 3.0	4.0	16	4	2	2	2	0	0	0	0	0	0	2	23	26	4.50	1.000										
46 Wilton Lopez, R ERA: 6.75	0.2	L	5	2	2	2	0	0	0	0	0	0	0	4	8	27.00	4.500										
63 Scott Barnes, L ERA: 3.86	0.1	2	0	0	0	0	1	0	0	0	0	0	0	1	5	0.00	3.000										
50 Steve Delabar, R ERA: 3.0	1.0	3	0	0	0	1	0	0	0	0	0	0	0	5	5	0.00	0.000										
4 Kyle Drabek, R ERA: 6.0	1.0	6	2	1	1	0	1	0	0	0	0	0	0	5	9	9.00	3.000										
PITCHER	IP WLS BF H R ER SO BB IBB HBP BLK WP HR S P ERA WHIP																										
53 Gregory Infante, R ERA:	1.0	4	1	0	0	1	0	0	0	0	0	0	0	0	0	0	0	0	0	6	6	0.00	1.000				
67 Andrew Albers, L ERA:	1.0	3	0	0	0	1	0	0	0	0	0	0	0	0	1	0	0	0	0	5	5	0.00	0.000				

AB	35
R	5
H	9
RBI	5
BB	3
SO	5
LOB	12



Batter	1	2	3	4	5	6	7	8	9	AB	R	H	RBI	BB	SO	LOB	BOTTOM					
55 Russell Martin, R OBP: 0.467, SLG: 0.273 22 Josh Thole, L OBP: 0.625, SLG: 0.500 69 Sean Ochinko, R (9, 2)										2	0	0	0	1	0	1	Minnesota Twins @ Toronto Blue Jays Florida Auto Exchange Stadium, Dunedin, FL Tue Mar 10 2015, 1:08 PM - 3:44 PM EDT Att: 4,365 - Partly Cloudy - 81 F					
45 Dalton Pompey, S OBP: 0.318, SLG: 0.429 74 Dwight Smith Jr., L OBP: 0.600, SLG: 0.800 (7, 7)										3	0	1	0	0	0	1						
20 Josh Donaldson, R OBP: 0.333, SLG: 0.545 29 Jake Fox, R (7, PH) (8, 10)										3	0	0	0	0	0	1						
37 Daric Barton, L OBP: 0.235, SLG: 0.071 18 Steve Tolleson, R OBP: 0.273, SLG: 0.384 (7, 9)										2	0	0	0	0	1	0						
23 Danny Valencia, R OBP: 0.308, SLG: 0.417 (5, 3)										3	1	2	0	0	1	0						
28 Matt Hague, R OBP: 0.571, SLG: 0.500 (7, 3)										1	0	0	0	0	0	1						
39 Caleb Gindl, L OBP: 0.583, SLG: 0.923 73 Mitch Nav, R OBP: 0.250, SLG: 0.250 (7, 5)										3	1	2	1	0	0	1						
29 Devon Travis, R OBP: 0.250, SLG: 0.263 66 Munenori Kawasaki, L OBP: 0.625, SLG: 0.600 (7, 4)										2	1	1	1	0	1	0						
17 Ryan Goins, L OBP: 0.357, SLG: 0.500 1 Jonathan Diaz, R (7, 6)										3	0	2	1	0	0	2						
3 Ezequiel Carrera, L (7, 8)										3	0	0	0	0	0	2						
75 Anthony Alford, R (8, 8)										1	0	0	0	0	0	0						
Inning Stats	R: 0 E: 0 K: 0 S: 3	H: 1 LOB: 1 BB: 1 P: 7	R: 1 E: 0 K: 0 S: 5	H: 2 LOB: 1 BB: 0 P: 6	R: 0 E: 0 K: 0 S: 3	H: 0 LOB: 0 BB: 0 P: 3	R: 1 E: 1 K: 1 S: 6	H: 2 LOB: 0 BB: 0 P: 7	R: 0 E: 0 K: 0 S: 4	H: 1 LOB: 1 BB: 0 P: 4	R: 1 E: 0 K: 1 S: 7	H: 2 LOB: 2 BB: 1 P: 11	R: 0 E: 0 K: 0 S: 6	H: 1 LOB: 1 BB: 0 P: 6	R: 0 E: 0 K: 0 S: 4	H: 2 LOB: 1 BB: 0 P: 4	R: 0 E: 0 K: 0 S: 3	H: 0 LOB: 0 BB: 0 P: 3	1B: 7 2B: 3 3B: 1 HR: 0	SF: 0 SAC: 0 DP: 1 HBP: 0	WP: 1 PB: 0 SB: 0 CS: 1	PA: 38
PITCHER	IP WLS BF H R ER SO BB IBB HBP BLK WP HR S P ERA WHIP																					
44 Kyle Gibson, R ERA: 3.6	3.0	12	5	2	1	2	1	0	0	0	0	0	0	16	21	3.38	2.250					
22 Tim Stauffer, R ERA: 14.73	2.2	W	13	5	2	1	2	1	0	0	0	0	0	7	7	0.00	0.750					
62 J.R. Graham, R ERA:	1.1	H	5	1	0	0	1	0	0	0	0	0	0	4	4	0.00	2.000					
58 A.J. Achter, R ERA:	1.0	H	4	2	0	0	0	0	0	0	0	0	0	3	3	0.00	0.000					
55 Stephen Pryor, R ERA: 4.5	1.0	S	3	0	0	0	0	0	0	0	0	0	0	3	3	0.00	0.000					

AB	35
R	3
H	11
RBI	3
BB	2
SO	3
LOB	14



Batter	1	2	3	4	5	6	7	8	9	AB	R	H	RBI	BB	SO	LOB	TOP										
7 José Reyes, S OBP: 0.357, SLG: 0.333 13 Maicer Izturis, S OBP: 0.250, SLG: 0.263										3	1	1	0	0	0	1	Toronto Blue Jays @ Baltimore Orioles Ed Smith Stadium, Sarasota, FL Wed Mar 11 2015, 1:08 PM - 3:26 PM EDT Att: 7,403 - Partly Cloudy - 82 F										
9 Ramon Santiago, S OBP: 0.500, SLG: 0.545 1 Jonathan Diaz, R OBP: 0.250, SLG: 0.263										3	1	1	0	0	1												
19 José Bautista, R OBP: 0.250, SLG: 0.455 39 Caleb Gindl, L OBP: 0.529, SLG: 0.857										3	0	0	0	0	2												
14 Justin Smoak, S OBP: 0.286, SLG: 0.500 75 Anthony Alford, R OBP: 0.250, SLG: 0.263										3	0	0	1	1	1												
11 Kevin Pillar, R OBP: 0.286, SLG: 0.500 73 Mitch Nay, R OBP: 0.250, SLG: 0.263										3	0	1	1	0	0												
33 Chris Dickerson, L OBP: 0.250, SLG: 0.154										4	1	1	1	0	2												
74 Dwight Smith Jr., L OBP: 0.429, SLG: 0.571 15 Chris Colabello, R OBP: 0.313, SLG: 0.563										2	0	0	0	0	0												
22 Josh Thole, L OBP: 0.600, SLG: 0.625 69 Sean Ochinko, R OBP: 0.250, SLG: 0.263										2	1	1	0	0	0												
70 Jack Murphy, S OBP: 0.250, SLG: 0.263										0	0	0	0	0	0												
66 Munenori Kawasaki, L OBP: 0.600, SLG: 0.714 28 Matt Hague, R OBP: 0.357, SLG: 0.625										2	0	1	1	0	0												
Inning Stats	R: 2 E: 0 K: 0 S: 6	H: 3 LOB: 1 BB: 0 P: 6	R: 0 E: 0 K: 0 S: 3	H: 0 LOB: 0 BB: 0 P: 3	R: 0 E: 0 K: 1 S: 5	H: 0 LOB: 0 BB: 0 P: 5	R: 0 E: 0 K: 2 S: 7	H: 0 LOB: 0 BB: 0 P: 7	R: 1 E: 0 K: 0 S: 5	H: 2 LOB: 1 BB: 0 P: 5	R: 0 E: 0 K: 0 S: 3	H: 0 LOB: 0 BB: 0 P: 3	R: 0 E: 0 K: 1 S: 5	H: 1 LOB: 1 BB: 0 P: 4	R: 2 E: 0 K: 0 S: 4	H: 2 LOB: 2 BB: 1 P: 9	1B: 3 2B: 5 3B: 0 HR: 0	SF: 0 SAC: 1 DP: 1 HBP: 1	WP: 0 PB: 0 SB: 0 CS: 0	PA: 36							
PITCHER	IP	WLS	BF	H	R	ER	SO	BB	IBB	HBP	BLK	WP	HR	S	P	ERA	WHIP										
50 Miguel González, R ERA: 3.6	3.0	L	12	3	2	2	1	0	0	0	0	0	0	14	14	6.00	1.000										
40 Wesley Wright, L ERA: 3.6	2.0		8	2	1	1	2	0	0	0	0	0	0	12	12	4.50	1.000										
59 Mike Wright Jr., R ERA: 6.0	1.0		3	0	0	0	0	0	0	0	0	0	0	3	3	0.00	0.000										
53 Zack Britton, L ERA: 6.0	1.0		3	0	0	0	1	0	0	0	0	0	0	5	5	0.00	0.000										
56 Darren O'Day, R ERA: 6.0	1.0		4	1	0	0	0	0	0	0	0	0	0	4	4	0.00	1.000										
50 Miguel González, R ERA: 3.6	3.0	L	12	3	2	2	1	0	0	0	0	0	0	14	14	6.00	1.000										
40 Wesley Wright, L ERA: 3.6	2.0		8	2	1	1	2	0	0	0	0	0	0	12	12	4.50	1.000										
59 Mike Wright Jr., R ERA: 6.0	1.0		3	0	0	0	0	0	0	0	0	0	0	3	3	0.00	0.000										
53 Zack Britton, L ERA: 6.0	1.0		3	0	0	0	1	0	0	0	0	0	0	5	5	0.00	0.000										
56 Darren O'Day, R ERA: 6.0	1.0		4	1	0	0	0	0	0	0	0	0	0	4	4	0.00	1.000										

Batter	1	2	3	4	5	6	7	8	9	AB	R	H	RBI	BB	SO	LOB	BOTTOM										
12 Alejandro De Aza, L OBP: 0.222, SLG: 0.313 45 Steve Clevenger, L OBP: 0.250, SLG: 0.250										2	0	0	0	1	0	3	Toronto Blue Jays @ Baltimore Orioles Ed Smith Stadium, Sarasota, FL Wed Mar 11 2015, 1:08 PM - 3:26 PM EDT Att: 7,403 - Partly Cloudy - 82 F										
2 J.J. Hardy, R OBP: 0.385, SLG: 0.267 9 David Lough, L OBP: 0.214, SLG: 0.083										3	0	1	0	0	1												
Chris Davis, L OBP: 0.316, SLG: 0.357 3 Ryan Flaherty, L OBP: 0.462, SLG: 0.300										2	0	0	0	1	1												
10 Adam Jones, R OBP: 0.222, SLG: 0.235 51 Henry Umta, L OBP: 0.333, SLG: 0.222										3	0	1	0	0	0												
32 Matt Wieters, S OBP: 0.250, SLG: 0.263 18 Christian Walker, R OBP: 0.250, SLG: 0.222										3	0	0	0	0	1												
28 Steve Pearce, R OBP: 0.357, SLG: 0.429 38 Jimmy Paredes, S OBP: 0.429, SLG: 0.462										3	0	1	1	0	0												
13 Manny Machado, R OBP: 0.389, SLG: 0.412 41 Chris Parmelee, L OBP: 0.364, SLG: 0.400										3	0	0	0	0	1												
1 Everth Cabrera, S OBP: 0.353, SLG: 0.214 43 Rey Navarro, S OBP: 0.444, SLG: 0.750										2	0	1	0	0	0												
36 Caleb Joseph, R OBP: 0.500, SLG: 0.500 23 Travis Snider, L OBP: 0.250, SLG: 0.200										2	0	2	0	0	0												
Inning Stats	R: 0 E: 0 K: 0 S: 2	H: 0 LOB: 0 BB: 1 P: 6	R: 0 E: 0 K: 0 S: 3	H: 0 LOB: 0 BB: 0 P: 3	R: 0 E: 0 K: 0 S: 4	H: 2 LOB: 1 BB: 0 P: 4	R: 0 E: 0 K: 2 S: 7	H: 0 LOB: 0 BB: 0 P: 7	R: 0 E: 0 K: 0 S: 3	H: 1 LOB: 0 BB: 0 P: 3	R: 2 E: 0 K: 0 S: 5	H: 3 LOB: 1 BB: 1 P: 9	R: 0 E: 0 K: 1 S: 5	H: 1 LOB: 0 BB: 0 P: 5	R: 0 E: 0 K: 0 S: 3	H: 0 LOB: 1 BB: 1 P: 7		1B: 7 2B: 1 3B: 0 HR: 0	SF: 0 SAC: 0 DP: 5 HBP: 0	WP: 0 PB: 0 SB: 0 CS: 1	PA: 32						
PITCHER	IP	WLS	BF	H	R	ER	SO	BB	IBB	HBP	BLK	WP	HR	S	P	ERA	WHIP										
36 Drew Hutchison, R ERA: 15.0	4.0	W	13	2	1	0	2	1	0	0	0	0	0	10	10	0.00	0.750										
51 Miguel Castro, R ERA: 15.0	2.0	H	6	1	0	0	2	0	0	0	0	0	0	5	9	18.00	4.000										
64 Chad Jenkins, R ERA: 15.0	1.0	H	6	3	2	2	0	1	0	0	0	0	0	5	5	0.00	1.000										
58 Todd Redmond, R ERA: 15.0	1.0	H	3	1	0	0	1	0	0	0	0	0	0	5	5	0.00	1.000										
54 Scott Copeland, R ERA: 15.0	1.0	S	4	0	0	0	0	1	0	0	0	0	0	3	7	0.00	1.000										

AB	33
R	5
H	8
RBI	5
BB	1
SO	4
LOB	11



AB	29
R	2
H	7
RBI	1
BB	3
SO	5
LOB	10



Batter	1	2	3	4	5	6	7	8	9	AB	R	H	RBI	BB	SO	LOB	TOP			
3 Ezequiel Carrera, L (1.9) OBP: 0.380, SLG: 0.500	0-3 K		0-3 K	0-0 L7			0-3 K		0-0 G4-3	4	0	0	0	0	3	2	Toronto Blue Jays @ Tampa Bay Rays Charlotte Sports Park, Port Charlotte, FL Thu Mar 12 2015, 1:07 PM - 4:16 PM EDT Att: 5,776 - Partly Cloudy - 84 F			
75 Anthony Alford, R (7.8)										1	0	0	0	0	0					
45 Dalton Pompey, S OBP: 0.380, SLG: 0.500	0-0 P6		0-0 20 WP 1B		0-0 2B		0-0 G6-3		0-3 K	3	1	2	0	0	0	0				
18 Steve Tolleson, R OBP: 0.231, SLG: 0.308										2	0	0	0	0	1	0				
20 Josh Donaldson, R OBP: 0.333, SLG: 0.500	0-3 K		1-0 14 BB 1B		0-3 K		4-0 BB			3	0	1	2	0	2	1				
1 Jonathan Diaz, R (6.7)										0	0	0	0	1	0	0				
39 Caleb Gindl, L OBP: 0.500, SLG: 0.824		0-0 14 1B 29 1B 2B	0-0 F9		0-3 K		0-3 K		0-3 K	3	1	1	0	0	1	2				
15 Chris Colabello, R OBP: 0.294, SLG: 0.529										1	0	0	0	0	1	1				
14 Justin Smoak, S OBP: 0.227, SLG: 0.056	0-0 2B	0-0 29 1B 1B	4-0 1-2 BB		0-0 F7		4-0 BB		4-0 BB	2	0	1	0	2	0	1				
37 Darrin Barton, L OBP: 0.190, SLG: 0.056	0-3 K	0-3 G4-3			0-0 F8		0-0 L8		0-0 L8	4	0	0	0	0	1	5				
29 Devon Travis, R OBP: 0.292, SLG: 0.304	0-0 1-2 3-H 1B				0-3 K		0-3 K		0-3 K	4	0	2	1	0	2	1				
22 Josh Thole, L OBP: 0.500, SLG: 0.500	0-0 G4-6-3				0-3 K		4-0 BB		0-0 F8	2	0	0	0	0	1	3				
8 A.J. Jimenez, R (5.2)										1	0	0	0	1	0	1				
17 Ryan Goins, L OBP: 0.353, SLG: 0.438			4-0 45 1B 20 1B BB		0-3 K		0-3 K		0-0 G4-3	2	1	0	0	1	2	2				
28 Matt Hague, R OBP: 0.500, SLG: 0.556										1	0	0	0	0	0	0				
Inning Stats	R: 0 E: 0 K: 2 S: 7	H: 0 LOB: 0 BB: 0 P: 7	R: 1 E: 0 K: 1 S: 7	H: 3 LOB: 1 BB: 0 P: 7	R: 2 E: 0 K: 1 S: 7	H: 2 LOB: 2 BB: 2 P: 16	R: 0 E: 0 K: 2 S: 8	H: 1 LOB: 1 BB: 0 P: 8	R: 0 E: 0 K: 2 S: 8	H: 0 LOB: 1 BB: 1 P: 11	R: 0 E: 0 K: 2 S: 7	H: 0 LOB: 1 BB: 1 P: 11	R: 0 E: 0 K: 1 S: 5	H: 0 LOB: 1 BB: 1 P: 9	R: 0 E: 0 K: 1 S: 5	H: 0 LOB: 0 BB: 0 P: 5	1B: 5 2B: 2 3B: 0 HR: 0	SF: 0 SAC: 0 DP: 1 HBP: 0	WP: 1 PB: 0 SB: 0 CS: 0	PA: 38
PITCHER	IP WLS BF H R ER SO	IP WLS BF H R ER SO	IP WLS BF H R ER SO	IP WLS BF H R ER SO	IP WLS BF H R ER SO	IP WLS BF H R ER SO	IP WLS BF H R ER SO	IP WLS BF H R ER SO	IP WLS BF H R ER SO	IP WLS BF H R ER SO	IP WLS BF H R ER SO	IP WLS BF H R ER SO	IP WLS BF H R ER SO	IP WLS BF H R ER SO	IP WLS BF H R ER SO	IP WLS BF H R ER SO	ERA WHIP	ERA WHIP	ERA WHIP	
53 Alex Cobb, R ERA: 6.23	2.1	12	5	3	3	4	1	0	0	0	0	0	0	0	0	0	11.57	2.571		
34 C.J. Riefenhauser, L ERA: 6.23	1.1	6	1	0	0	2	1	0	0	0	0	0	0	0	0	0	0.00	1.500		
47 Brandon Gomes, R ERA: 6.23	1.1	W	5	1	0	2	0	0	0	0	0	0	0	0	0	0	0.00	0.750		
43 Ernesto Frieri, R ERA: 6.23	1.0	4	0	0	0	2	1	0	0	0	0	0	0	0	0	0	0.00	1.000		
40 Kevin Jepsen, R ERA: 6.23	1.0	4	0	0	0	2	1	0	0	0	0	0	0	0	0	0	0.00	1.000		

Batter	1	2	3	4	5	6	7	8	9	AB	R	H	RBI	BB	SO	LOB	BOTTOM			
8 Desmond Jennings, R OBP: 0.615, SLG: 0.583	0-0 G6-3		0-0 1B		0-0 2 1B 10 2B 1B	0-0 1B		0-0 2 1B 83 BB 1B		3	1	2	0	0	0	0	Toronto Blue Jays @ Tampa Bay Rays Charlotte Sports Park, Port Charlotte, FL Thu Mar 12 2015, 1:07 PM - 4:16 PM EDT Att: 5,776 - Partly Cloudy - 84 F			
64 Corey Brown, L OBP: 0.571, SLG: 1.077										2	1	2	0	0	0	0				
7 David DeJesus, L OBP: 0.231, SLG: 0.167	0-0 P6		0-0 F8		0-0 F8		0-3 K		4-0 2 1B 2 1B 1B	3	0	0	0	0	0	3				
83 Jake Elmore, R OBP: 0.333, SLG: 0.143									1-2 2-3 BB	1	0	0	0	1	1	1				
13 Asdrubal Cabrera, S OBP: 0.274, SLG: 0.167	0-0 1B			0-0 G6-3	1-0 10 2B 1B		0-3 K		0-0 E9	2	0	1	0	0	0	0				
2 Nick Franklin, S OBP: 0.231, SLG: 0.231					1-3 3-H 1B		0-3 K		1-3 2-H 3-H 1B	3	1	2	2	0	1	0				
3 Evan Longoria, R OBP: 0.250, SLG: 0.273	0-3 K			0-3 K	0-0 68 2B 2B		0-0 G5-3		0-0 G4-3	2	0	0	0	0	2	1				
10 Alexi Casilla, S OBP: 0.308, SLG: 0.500					1-H 3-H 2B				0-3 K	3	1	1	2	0	0	2				
21 James Loney, L OBP: 0.167, SLG: 0.250	0-0 P6			0-0 F9	0-0 P4		0-0 K		0-3 K	2	0	0	0	0	0	0				
68 Allan Dykstra, L OBP: 0.250, SLG: 0.375					2-H 11 HR 2B		4-0 67 BB 1B			3	1	2	1	0	1	2				
11 Logan Forsythe, R OBP: 0.143, SLG: 0.500	0-0 G6-3						0-0 BB			0	0	0	0	1	0	0				
67 Luke Maile, R OBP: 0.333, SLG: 0.375							1-2 BB			0	0	0	0	1	0	0				
20 Steven Souza Jr., R OBP: 0.214, SLG: 0.500	0-0 G5-3						0-3 K			3	1	1	1	0	1	0				
27 Mikie Mahtook, R (6.8)										1	0	0	0	0	1	2				
44 René Rivera, R OBP: 0.100, SLG: 0.200			0-0 G6-3		0-0 1 1B 2B		0-0 G6-3		0-0 83 BB 64 1B 2 1B 1B	3	1	1	0	0	0	0				
9 Justin O'Conner, R OBP: 0.250, SLG: 0.250					0-0 8 1B 2 1B 1B		0-3 K			1	1	1	0	0	0	0				
1 Tim Beckham, R OBP: 0.143, SLG: 0.077			0-3 K						0-0 F8	4	1	1	1	0	2	1				
Inning Stats	R: 0 E: 0 K: 1 S: 6	H: 1 LOB: 1 BB: 0 P: 6	R: 0 E: 0 K: 0 S: 3	H: 0 LOB: 0 BB: 0 P: 3	R: 0 E: 0 K: 1 S: 6	H: 1 LOB: 1 BB: 0 P: 6	R: 0 E: 0 K: 1 S: 5	H: 0 LOB: 0 BB: 0 P: 5	R: 0 E: 0 K: 2 S: 8	H: 1 LOB: 1 BB: 0 P: 8	R: 0 E: 0 K: 2 S: 8	H: 1 LOB: 2 BB: 1 P: 12	R: 0 E: 1 K: 1 S: 8	H: 3 LOB: 2 BB: 1 P: 12	R: 2 E: 1 K: 1 S: 8	H: 3 LOB: 2 BB: 1 P: 12	1B: 10 2B: 3 3B: 0 HR: 2	SF: 0 SAC: 0 DP: 0 HBP: 0	WP: 0 PB: 0 SB: 1 CS: 0	PA: 41
PITCHER	IP WLS BF H R ER SO	IP WLS BF H R ER SO	IP WLS BF H R ER SO	IP WLS BF H R ER SO	IP WLS BF H R ER SO	IP WLS BF H R ER SO	IP WLS BF H R ER SO	IP WLS BF H R ER SO	IP WLS BF H R ER SO	IP WLS BF H R ER SO	IP WLS BF H R ER SO	IP WLS BF H R ER SO	IP WLS BF H R ER SO	IP WLS BF H R ER SO	IP WLS BF H R ER SO	IP WLS BF H R ER SO	ERA WHIP	ERA WHIP	ERA WHIP	
56 Mark Buehrle, L ERA: 3.0	3.1	12	2	0	0	0	1	0	0	0	0	0	0	0	0	0	0.00	0.600		
44 Cory Burns, R ERA: 5.4	0.2	H	2	0	0	0	1	0	0	0	0	4	4	0	0	0	0.00	0.000		
25 Marco Estrada, R ERA: 15.43	0.2	L	9	7	7	7	0	0	0	0	0	1	9	10	94.50	10.500				
76 Matt West, R ERA: 3.86	0.1	2	1	1	1	1	0	0	0	0	0	1	4	4	27.00	3.000				
31 Liam Hendriks, R ERA: 6.75	1.0	4	1	0	0	2	0	0	0	0	0	0	8	8	0.00	1.000				

Batter	1	2	3	4	5	6	7	8	9	AB	R	H	RBI	BB	SO	LOB	TOP
1 Everth Cabrera, S (1,6) OBP: 0.364, SLG: 0.263 14 Nolan Reimold, R (6,9) OBP: 0.353, SLG: 0.154	E2 1B	G6-3					F8		F8	3	0	2	0	0	0	1	<p>Baltimore Orioles @ Toronto Blue Jays Florida Auto Exchange Stadium, Dunedin, FL Fri Mar 13 2015, 1:11 PM - 3:54 PM EDT Att. 4,930 - Partly Cloudy - 80 F</p>
9 David Lough, L (1,8) OBP: 0.211, SLG: 0.118 57 Jayson Nix, R (6,6) OBP: 0.200, SLG: 0.400	G4-3		B2-3			K				3	0	0	0	0	1	2	
23 Travis Snider, L (1,7) OBP: 0.263, SLG: 0.222 18 Christian Walker, R (6,3) OBP: 0.154, SLG: 0.167			E1 G6-3			CS	F7		F9	3	0	1	0	0	0	0	
27 Delmon Young, R (1,9) OBP: 0.071, SLG: 0.071 48 Matt Tuiasosopo, R (6,5) OBP: 0.200, SLG: 0.400	G1-3		G6-3						G5-3	3	0	1	0	0	0	3	
41 Chris Parmelee, L (1,3) OBP: 0.333, SLG: 0.308 43 Rey Navarro, S (6,4) OBP: 0.364, SLG: 0.600		G4-3							G4-3	2	0	0	0	1	1	1	
6 Jonathan Schoop, R (1,4) OBP: 0.222, SLG: 0.500 79 Daniel Alvarez, R (6,8) OBP: 0.385, SLG: 0.583		G6-3				G6-3			G4-3	3	1	1	0	0	0	2	
3 Ryan Flaherty, L (1,5) OBP: 0.333, SLG: 0.200 85 Mike Yastrzemski, L (6,7) OBP: 0.333, SLG: 0.200		G6-3				G4-3			G3	3	0	0	0	0	1	3	
36 Caleb Joseph, R (1,2) OBP: 0.500, SLG: 0.500 60 Ryan Lavarnway, R (6,2) OBP: 0.444, SLG: 0.575						K			G5-3	2	1	1	1	0	1	0	
51 Henry Urrutia, L (1,10) OBP: 0.444, SLG: 0.533									G3	4	0	3	2	0	0	0	
Inning Stats	R: 0 E: 1 K: 0 S: 5	H: 2 LOB: 2 BB: 0 P: 6	R: 2 E: 0 K: 0 S: 6	H: 3 LOB: 1 BB: 0 P: 6	R: 0 E: 0 K: 1 S: 6	H: 0 LOB: 0 BB: 0 P: 6	R: 0 E: 0 K: 1 S: 5	H: 1 LOB: 2 BB: 1 P: 10	R: 0 E: 0 K: 1 S: 6	H: 1 LOB: 1 BB: 0 P: 6	R: 0 E: 0 K: 0 S: 3	H: 0 LOB: 0 BB: 0 P: 3	R: 1 E: 0 K: 0 S: 5	H: 2 LOB: 1 BB: 0 P: 6	1B: 9 2B: 1 3B: 0 HR: 0	SF: 0 SAC: 0 DP: 0 HBP: 0	
PITCHER	IP WLS BF H R ER SO BB IBB HBP BLK WP HR S P ERA WHIP	41 Aaron Sanchez, R (1,1) ERA: 4.7	3.1 W 15 5 2 2 1 0 0 0 0 0 0 0 18 19 5.40 1.500	63 Scott Barnes, L (4,1) ERA: 3.0	0.2 H 2 0 0 0 1 0 0 0 0 0 0 0 4 4 0.00 0.000	52 Roberto Osuna, R (5,1) ERA: 3.0	1.0 H 3 1 0 0 1 0 0 0 0 0 0 0 5 6 0.00 1.000	46 Wilton Lopez, R (6,1) ERA: 4.91	1.0 H 5 1 0 0 1 1 0 0 0 1 0 6 10 0.00 2.000	49 Colt Hynes, L (7,1) ERA: 4.91	1.0 H 4 1 0 0 1 0 0 0 0 0 0 6 6 0.00 1.000	PITCHER	IP WLS BF H R ER SO BB IBB HBP BLK WP HR S P ERA WHIP	47 Bo Schultz, R (8,1) ERA: 3.0	1.0 H 3 0 0 0 0 0 0 0 0 0 0 4 4 0.00 0.000	48 Greg Burke, R (9,1) ERA: 3.0	1.0 S 5 2 1 1 0 0 0 0 0 0 1 0 5 6 9.00 2.000

Batter	1	2	3	4	5	6	7	8	9	AB	R	H	RBI	BB	SO	LOB	BOTTOM
7 José Reyes, S (1,6) OBP: 0.412, SLG: 0.400 9 Ramon Santiago, S (6,6) OBP: 0.462, SLG: 0.500	G6-3									3	0	2	0	0	0	0	<p>Baltimore Orioles @ Toronto Blue Jays Florida Auto Exchange Stadium, Dunedin, FL Fri Mar 13 2015, 1:11 PM - 3:54 PM EDT Att. 4,930 - Partly Cloudy - 80 F</p>
13 Maicer Izturis, S (1,4) OBP: 0.231, SLG: 0.182 17 Ryan Goins, L (8,4) OBP: 0.353, SLG: 0.438	G1-3		G3							4	0	1	0	0	0	1	
55 Russell Martin, R (1,2) OBP: 0.389, SLG: 0.214 69 Sean Ochinko, R (6,2) OBP: 0.286, SLG: 0.333	F8		G4-3							3	0	0	0	0	1	2	
19 José Bautista, R (1,9) OBP: 0.400, SLG: 0.500 18 Steve Tolleson, R (6, PR) OBP: 0.214, SLG: 0.286										1	1	1	0	1	0	0	
37 Daric Barton, L (1,3) OBP: 0.200, SLG: 0.091										4	0	1	1	0	1	2	
11 Kevin Pillar, R (1,8) OBP: 0.280, SLG: 0.458										4	2	1	0	0	1	2	
23 Danny Valencia, R (1,5) OBP: 0.575, SLG: 0.947 66 Munenori Kawasaki, L (6, PR) OBP: 0.545, SLG: 0.625										3	1	2	2	0	0	1	
33 Chris Dickerson, L (1,7) OBP: 0.263, SLG: 0.250 3 Ezequiel Carrera, L (7,9) OBP: 0.280, SLG: 0.458										3	0	1	2	0	0	2	
15 Chris Colabello, R (1,10) OBP: 0.250, SLG: 0.450										3	0	0	0	0	0	3	
Inning Stats	R: 0 E: 0 K: 0 S: 3	H: 0 LOB: 0 BB: 0 P: 3	R: 3 E: 0 K: 0 S: 5	H: 3 LOB: 0 BB: 0 P: 8	R: 0 E: 0 K: 1 S: 6	H: 1 LOB: 1 BB: 0 P: 7	R: 0 E: 0 K: 1 S: 7	H: 2 LOB: 2 BB: 0 P: 7	R: 2 E: 0 K: 0 S: 6	H: 2 LOB: 3 BB: 1 P: 11	R: 0 E: 0 K: 1 S: 6	H: 1 LOB: 1 BB: 0 P: 6	R: 0 E: 1 K: 1 S: 6	H: 0 LOB: 1 BB: 0 P: 7	1B: 7 2B: 3 3B: 0 HR: 0	SF: 0 SAC: 0 DP: 0 HBP: 1	
PITCHER	IP WLS BF H R ER SO BB IBB HBP BLK WP HR S P ERA WHIP	31 Ubaldo Jiménez, R (1,1) ERA: 11.05	4.0 L 16 5 3 3 3 1 0 0 0 0 0 0 17 21 6.75 1.250	66 T.J. McFarland, L (5,1) ERA: 4.5	2.0 11 4 2 2 1 1 0 0 0 0 0 0 13 18 9.00 2.500	63 Tyler Wilson, R (7,1) ERA: 4.5	2.0 8 1 0 0 2 0 0 0 0 1 0 0 12 13 0.00 0.500	PITCHER	IP WLS BF H R ER SO BB IBB HBP BLK WP HR S P ERA WHIP	47 Bo Schultz, R (8,1) ERA: 3.0	1.0 H 3 0 0 0 0 0 0 0 0 0 0 4 4 0.00 0.000	48 Greg Burke, R (9,1) ERA: 3.0	1.0 S 5 2 1 1 0 0 0 0 0 0 1 0 5 6 9.00 2.000				

AB	36
R	3
H	10
RBI	3
BB	1
SO	5
LOB	17



AB	33
R	5
H	10
RBI	5
BB	1
SO	4
LOB	16



Batter	1	2	3	4	5	6	7	8	9	AB	R	H	RBI	BB	SO	LOB	TOP											
7 José Reyes, S OBP: 0.450, SLG: 0.611 18 Steve Tolleson, R OBP: 0.278, SLG: 0.250										3	3	2	1	0	0	1	Toronto Blue Jays @ Atlanta Braves Champion Stadium, Lake Buena Vista, FL Sun Mar 15 2015, 1:12 PM - 3:44 PM EDT Att: 8,125 - Partly Cloudy - 79 F											
20 Josh Donaldson, R OBP: 0.384, SLG: 0.450 8 A.J. Jimenez, R										3	1	1	0	1	1	2												
19 José Bautista, R OBP: 0.500, SLG: 0.786 33 Chris Dickerson, L OBP: 0.286, SLG: 0.333										2	2	2	3	1	0	0												
30 Dioner Navarro, S OBP: 0.333, SLG: 0.357 69 Sean Ochocki, R OBP: 0.250, SLG: 0.286										4	1	2	1	0	1	1												
37 Daric Barton, L OBP: 0.250, SLG: 0.160 14 Justin Smoak, S OBP: 0.222, SLG: 0.087										3	0	2	2	0	0	1												
24 Davan Velez, R OBP: 0.286, SLG: 0.429 Dwight Smith Jr., L OBP: 0.375, SLG: 0.500										4	0	1	0	0	0	3												
39 Caleb Gindl, L OBP: 0.481, SLG: 0.783 3 Ezequiel Carrera, L											3	0	1	2	0	0		0										
22 Josh Thole, L OBP: 0.471, SLG: 0.429 23 Danny Valencia, R OBP: 0.353, SLG: 0.438											3	0	1	0	0	0		0										
9 Ramon Santiago, S OBP: 0.462, SLG: 0.500 17 Ryan Goins, L OBP: 0.375, SLG: 0.435										0	0	0	0	0	0	0		0										
										1B: 12	SF: 1	WP: 1	PA: 43															
Inning Stats	R: 1 E: 0 K: 1 S: 7	H: 2 LOB: 1 BB: 0 P: 7	R: 0 E: 0 K: 0 S: 3	H: 0 LOB: 0 BB: 0 P: 3	R: 4 E: 0 K: 0 S: 8	H: 6 LOB: 2 BB: 1 P: 12	R: 3 E: 1 K: 1 S: 9	H: 3 LOB: 1 BB: 0 P: 11	R: 0 E: 0 K: 0 S: 3	H: 0 LOB: 0 BB: 0 P: 3	R: 0 E: 0 K: 1 S: 4	H: 0 LOB: 0 BB: 1 P: 8	R: 1 E: 0 K: 0 S: 5	H: 3 LOB: 1 BB: 0 P: 5	R: 1 E: 1 K: 0 S: 5	H: 2 LOB: 1 BB: 0 P: 5	R: 0 E: 0 K: 1 S: 5	H: 0 LOB: 0 BB: 0 P: 5	R: 0 E: 0 K: 1 S: 5	H: 0 LOB: 0 BB: 0 P: 5	1B: 12 2B: 2 3B: 1 HR: 1	SF: 1 SAC: 0 DP: 3 HBP: 0	WP: 1 PB: 0 SB: 0 CS: 0					
PITCHER	IP WLS BF H R ER SO	IP WLS BF H R ER SO	IP WLS BF H R ER SO	IP WLS BF H R ER SO	IP WLS BF H R ER SO	IP WLS BF H R ER SO	IP WLS BF H R ER SO	IP WLS BF H R ER SO	IP WLS BF H R ER SO	IP WLS BF H R ER SO	IP WLS BF H R ER SO	IP WLS BF H R ER SO	IP WLS BF H R ER SO	IP WLS BF H R ER SO	IP WLS BF H R ER SO	IP WLS BF H R ER SO	IP WLS BF H R ER SO	IP WLS BF H R ER SO	IP WLS BF H R ER SO	IP WLS BF H R ER SO	IP WLS BF H R ER SO	IP WLS BF H R ER SO	IP WLS BF H R ER SO	ERA WHIP	ERA WHIP			
49 Julio Teheran, R ERA: 7.56 80 Ryne Harper, R ERA: 13.5 37 Eric Stults, L ERA: 2.0 39 Jason Grilli, R ERA: 3.0	3.1 L 20 9 7 6 2	0.2 4 2 1 1 0 0	4.0 5 2 2 1 1 0	1.0 3 0 0 0 0 1	3.1 L 20 9 7 6 2	0.2 4 2 1 1 0 0	4.0 5 2 2 1 1 0	1.0 3 0 0 0 0 1	3.1 L 20 9 7 6 2	0.2 4 2 1 1 0 0	4.0 5 2 2 1 1 0	1.0 3 0 0 0 0 1	3.1 L 20 9 7 6 2	0.2 4 2 1 1 0 0	4.0 5 2 2 1 1 0	1.0 3 0 0 0 0 1	3.1 L 20 9 7 6 2	0.2 4 2 1 1 0 0	4.0 5 2 2 1 1 0	1.0 3 0 0 0 0 1	3.1 L 20 9 7 6 2	0.2 4 2 1 1 0 0	4.0 5 2 2 1 1 0	1.0 3 0 0 0 0 1	16.20 3.000	13.50 3.000	2.25 1.500	0.00 0.000

Batter	1	2	3	4	5	6	7	8	9	AB	R	H	RBI	BB	SO	LOB	BOTTOM										
61 Pedro Ciriaco, R OBP: 0.296, SLG: 0.444										5	1	2	0	0	1	0	Toronto Blue Jays @ Atlanta Braves Champion Stadium, Lake Buena Vista, FL Sun Mar 15 2015, 1:12 PM - 3:44 PM EDT Att: 8,125 - Partly Cloudy - 79 F										
1 Alberto Callaspo, S OBP: 0.120, SLG: 0.125 70 José Peraza, R OBP: 0.063, SLG: 0.063										4	0	1	0	0	0	1											
5 Freddie Freeman, L OBP: 0.460, SLG: 0.810 54 Joey Terdoslavich, S OBP: 0.370, SLG: 0.600										2	0	1	0	1	0	1											
7 Jonny Gomes, R OBP: 0.167, SLG: 0.136 87 Sean Kazmar Jr., R OBP: 0.500, SLG: 0.500										4	0	1	0	0	1	3											
15 A.J. Pierzynski, L OBP: 0.556, SLG: 0.533										4	2	2	0	0	0	3											
23 Chris Johnson, R OBP: 0.176, SLG: 0.176 11 Phil Gosselin, R OBP: 0.269, SLG: 0.208										3	0	1	0	0	1	1											
14 Zoilo Almonte, S OBP: 0.259, SLG: 0.174 34 John Buck, R OBP: 0.500, SLG: 0.500										3	0	0	1	0	0	2											
26 Todd Cunningham, S OBP: 0.333, SLG: 0.280										4	0	2	1	0	1	1											
82 Braeden Schiehuber, R OBP: 0.167, SLG: 0.091 25 Jesus Flores, R OBP: 0.250, SLG: 0.250										3	0	0	0	0	0	3											
										1B: 9	SF: 0	WP: 0	PA: 39														
Inning Stats	R: 0 E: 0 K: 0 S: 5	H: 2 LOB: 2 BB: 0 P: 5	R: 0 E: 0 K: 1 S: 6	H: 1 LOB: 1 BB: 0 P: 6	R: 0 E: 0 K: 1 S: 5	H: 0 LOB: 1 BB: 1 P: 9	R: 1 E: 0 K: 1 S: 7	H: 2 LOB: 1 BB: 0 P: 7	R: 0 E: 0 K: 0 S: 4	H: 1 LOB: 1 BB: 0 P: 4	R: 1 E: 0 K: 0 S: 5	H: 2 LOB: 1 BB: 0 P: 5	R: 3 E: 0 K: 1 S: 8	H: 3 LOB: 1 BB: 0 P: 10	R: 0 E: 0 K: 0 S: 3	H: 0 LOB: 0 BB: 0 P: 3	R: 0 E: 0 K: 1 S: 5	H: 0 LOB: 0 BB: 0 P: 5	R: 0 E: 0 K: 1 S: 5	H: 0 LOB: 0 BB: 0 P: 5	1B: 9 2B: 1 3B: 0 HR: 1	SF: 0 SAC: 0 DP: 0 HBP: 0	WP: 0 PB: 0 SB: 0 CS: 0				
PITCHER	IP WLS BF H R ER SO	IP WLS BF H R ER SO	IP WLS BF H R ER SO	IP WLS BF H R ER SO	IP WLS BF H R ER SO	IP WLS BF H R ER SO	IP WLS BF H R ER SO	IP WLS BF H R ER SO	IP WLS BF H R ER SO	IP WLS BF H R ER SO	IP WLS BF H R ER SO	IP WLS BF H R ER SO	IP WLS BF H R ER SO	IP WLS BF H R ER SO	IP WLS BF H R ER SO	IP WLS BF H R ER SO	IP WLS BF H R ER SO	IP WLS BF H R ER SO	IP WLS BF H R ER SO	IP WLS BF H R ER SO	IP WLS BF H R ER SO	IP WLS BF H R ER SO	IP WLS BF H R ER SO	ERA WHIP	ERA WHIP		
25 Marco Estrada, R ERA: 9.39 58 Todd Redmond, R ERA: 1.5 Scott Copeland, R ERA: 7.2 49 Colt Hynes, L ERA: 47 Bo Schultz, R ERA:	3.0 9 11 3 0 0 0	2.0 9 5 4 4 1 0	2.0 11 5 4 4 1 0	1.0 3 0 0 0 0 0	1.0 3 0 0 0 1 0	3.0 9 13 3 1 1 1	2.0 9 3 1 1 1 0	2.0 11 5 4 4 1 0	1.0 3 0 0 0 0 0	1.0 3 0 0 0 1 0	3.0 9 13 3 1 1 1	2.0 9 3 1 1 1 0	2.0 11 5 4 4 1 0	1.0 3 0 0 0 0 0	1.0 3 0 0 0 1 0	3.0 9 13 3 1 1 1	2.0 9 3 1 1 1 0	2.0 11 5 4 4 1 0	1.0 3 0 0 0 0 0	1.0 3 0 0 0 1 0	3.0 9 13 3 1 1 1	2.0 9 3 1 1 1 0	2.0 11 5 4 4 1 0	1.0 3 0 0 0 0 0	18.00 2.500	0.00 0.000	0.00 0.000

AB	40
R	10
H	16
RBI	10
BB	2
SO	4
LOB	12



AB	38
R	5
H	11
RBI	5
BB	1
SO	5
LOB	16



Batter	1	2	3	4	5	6	7	8	9	AB	R	H	RBI	BB	SO	LOB	TOP																		
7 José Reyes, S OBP: 0.478, SLG: 0.714 13 Maicer Izturis, S OBP: 0.200, SLG: 0.154 1 Jonathan Diaz, R (9.6)	G6-3		G4-3		G6-3	K			E1	3	2	2	0	0	0	0																			
20 Josh Donaldson, R OBP: 0.355, SLG: 0.435 66 Munenori Kawasaki, L OBP: 0.539, SLG: 0.556 (7.5)	K2-3		G4-3		G6-3				G3	3	0	1	1	1	1	0																			
19 José Bautista, R OBP: 0.476, SLG: 0.688 39 Caleb Cindl, L OBP: 0.448, SLG: 0.720 (6.9)	G6-3		G6-3		G6-3				F7	2	0	0	1	1	0	1																			
30 Dioner Navarro, S OBP: 0.412, SLG: 0.438 33 Chris Dickerson, L OBP: 0.304, SLG: 0.316 (3.10)										2	1	2	0	0	0	0																			
23 Danny Valencia, R OBP: 0.316, SLG: 0.389 14 Justin Smoak, S OBP: 0.207, SLG: 0.080 (5.3)										1	0	0	0	1	1	1																			
45 Dalton Pompey, S OBP: 0.290, SLG: 0.400 (1.8)										2	0	0	0	0	0	2																			
24 Davan Viedro, R 3 Ezequiel Carrera, L (6.7)										2	0	0	0	0	0	1																			
29 Devon Travis, R 17 Ryan Goins, L (9.4)										4	0	0	0	0	2	1																			
22 Josh Thole, L OBP: 0.476, SLG: 0.500 (1.2)										3	1	2	1	0	1	0																			
Inning Stats	R: 0 E: 0 K: 1 S: 5	H: 0 LOB: 0 BB: 0 P: 5	R: 2 E: 0 K: 1 S: 8	H: 4 LOB: 2 BB: 0 P: 8	R: 1 E: 0 K: 0 S: 4	H: 2 LOB: 1 BB: 0 P: 8	R: 0 E: 0 K: 1 S: 6	H: 1 LOB: 1 BB: 0 P: 6	R: 1 E: 0 K: 0 S: 3	H: 1 LOB: 1 BB: 2 P: 10	R: 0 E: 0 K: 1 S: 5	H: 1 LOB: 1 BB: 0 P: 5	R: 0 E: 0 K: 2 S: 7	H: 0 LOB: 0 BB: 0 P: 7	R: 0 E: 1 K: 0 S: 5	H: 1 LOB: 2 BB: 0 P: 5	1B: 6 2B: 4 3B: 1 HR: 0	SF: 0 SAC: 0 DP: 1 HBP: 0	WP: 0 PB: 0 SB: 0 CS: 2	PA: 39															
PITCHER	IP	WLS	BF	H	R	ER	SO	BB	IBB	HBP	BLK	WP	HR	S	P	ERA	WHIP	PITCHER	IP	WLS	BF	H	R	ER	SO	BB	IBB	HBP	BLK	WP	HR	S	P	ERA	WHIP
52 CC Sabathia, L ERA: 9.0	2.0	L	9	4	2	2	2	0	0	0	0	0	0	13	13	9.00	2.000	57 Chris Martin, R ERA: 3.6	1.0		3	1	0	0	1	0	0	0	0	0	5	5	0.00	1.000	
68 Daultin Betances, R ERA: 4.5	1.0		5	2	1	1	0	1	0	0	0	0	0	4	8	9.00	3.000	45 Chasen Shreve, L ERA: 1.5	1.0		3	0	0	0	2	0	0	0	0	0	7	7	0.00	0.000	
41 Justin Wilson, L ERA: 1.8	1.0		4	1	0	0	1	0	0	0	0	0	0	6	6	0.00	1.000	31 Jared Burton, R ERA: 1.5	1.0		5	1	0	0	0	0	0	0	0	0	5	5	0.00	1.000	

Toronto Blue Jays @ New York Yankees
George M. Steinbrenner Field, Tampa, FL
Tue Mar 17 2015, 7:05 PM - 9:57 PM EDT
Att: 9,863 - Clear - 74 F

livebaseballscorecards.com

AB 35
R 4
H 11
RBI 4
BB 4
SO 7
LOB 17




Batter	1	2	3	4	5	6	7	8	9	AB	R	H	RBI	BB	SO	LOB	BOTTOM																		
11 Brett Gardner, L OBP: 0.233, SLG: 0.115 77 Ramón Flores, L OBP: 0.278, SLG: 0.412 (7.7)	K		G4-3		G4-3				F7	3	0	0	0	0	1	0																			
13 Alex Rodriguez, R OBP: 0.417, SLG: 0.500 97 Jonathan Galvez, R OBP: 0.389, SLG: 0.400 (7.5)	K		F8						G6-3	3	0	0	0	0	1	0																			
36 Carlos Beltrán, S OBP: 0.238, SLG: 0.211 79 Tyler Austin, R OBP: 0.250, SLG: 0.533 (7.9)			F8							0	0	0	0	1	0	0																			
25 Mark Teixeira, S OBP: 0.240, SLG: 0.304 95 Greg Bird, L OBP: 0.436, SLG: 0.786 (7.3)										3	1	1	1	0	0	1																			
34 Brian McCann, L OBP: 0.174, SLG: 0.190 55 Austin Romine, R OBP: 0.313, SLG: 0.286 (6.2)										2	0	0	0	0	0	0																			
33 Garrett Jones, L OBP: 0.292, SLG: 0.238 94 Kyle Roller, L OBP: 0.278, SLG: 0.235 (9.7)										2	1	0	0	1	0	0																			
24 Chris Young, R OBP: 0.292, SLG: 0.304 80 Mason Williams, L OBP: 0.400, SLG: 0.692 (8.8)										1	0	0	0	0	0	0																			
14 Stephen Drew, L OBP: 0.250, SLG: 0.143 63 José Pirela, R OBP: 0.522, SLG: 0.750 (7.4)										3	0	2	0	0	0	0																			
18 Didi Gregorius, L OBP: 0.261, SLG: 0.316 60 Nick Noonan, L OBP: 0.278, SLG: 0.375 (7.6)										2	0	1	0	1	0	0																			
Inning Stats	R: 0 E: 0 K: 2 S: 8	H: 1 LOB: 1 BB: 0 P: 8	R: 1 E: 0 K: 1 S: 6	H: 2 LOB: 2 BB: 1 P: 10	R: 0 E: 0 K: 0 S: 3	H: 0 LOB: 0 BB: 0 P: 3	R: 1 E: 0 K: 0 S: 5	H: 1 LOB: 0 BB: 0 P: 6	R: 0 E: 0 K: 1 S: 5	H: 0 LOB: 0 BB: 0 P: 5	R: 0 E: 0 K: 0 S: 3	H: 0 LOB: 0 BB: 0 P: 3	R: 0 E: 0 K: 2 S: 8	H: 1 LOB: 2 BB: 1 P: 12	R: 0 E: 0 K: 1 S: 6	H: 1 LOB: 2 BB: 1 P: 10	R: 0 E: 0 K: 1 S: 6	H: 1 LOB: 1 BB: 0 P: 6	1B: 3 2B: 3 3B: 1 HR: 1	SF: 0 SAC: 0 DP: 1 HBP: 0	WP: 0 PB: 0 SB: 0 CS: 1	PA: 36													
PITCHER	IP	WLS	BF	H	R	ER	SO	BB	IBB	HBP	BLK	WP	HR	S	P	ERA	WHIP	PITCHER	IP	WLS	BF	H	R	ER	SO	BB	IBB	HBP	BLK	WP	HR	S	P	ERA	WHIP
36 Drew Hutchison, R ERA: 1.8	4.0	W	16	4	2	2	3	1	0	0	0	0	0	12	12	0.00	0.000	52 Roberto Osuna, R ERA: 6.23	2.0	S	9	2	0	0	2	1	0	0	0	12	16	0.00	1.500		
51 Miguel Castro, R ERA: 6.23	2.2	H	8	0	0	0	2	0	0	0	0	0	0	12	12	0.00	0.000																		
31 Liam Hendriks, R ERA: 6.23	0.1	H	3	1	0	0	1	1	0	0	0	0	0	4	8	0.00	6.000																		

Toronto Blue Jays @ New York Yankees
George M. Steinbrenner Field, Tampa, FL
Tue Mar 17 2015, 7:05 PM - 9:57 PM EDT
Att: 9,863 - Clear - 74 F

livebaseballscorecards.com

AB 33
R 2
H 7
RBI 2
BB 3
SO 8
LOB 10



Batter	1	2	3	4	5	6	7	8	9	AB	R	H	RBI	BB	SO	LOB	TOP			
7 David DeJesus, L (1, 9) 69 Taylor Motter, R (6, 9)	F8			P5			G5-3		65 1B 18 2B	3	0	1	2	0	0	0				
2 Nick Franklin, S (1, 6) 10 Alexi Casilla, S (6, 6)		K			G5-3				SF7	3	0	1	0	0	1	1				
28 John Jaso, L (1, 10) 65 Joey Butler, R (7, PH) (7, 10)	F7		K				K		18 2B 27 HBP	3	0	0	0	0	2	1				
3 Evan Longoria, R (1, 5) 18 Richie Shaffer, R (5, 5)				HR	F9					3	1	2	1	0	0	0				
21 James Loney, L (1, 3) 30 Vince Belnome, L (6, 3)		K		F7			HR		K	3	1	1	1	0	1	2				
8 Desmond Jennings, R (1, 7) 83 Jake Elmore, R (4, 7)										2	1	2	0	0	0	0				
5 Brandon Guyer, R (1, 8) 27 Mikie Mahtook, R (5, 8)					G3		P3		L8	2	1	1	0	0	0	1				
60 Bobby Wilson, R (1, 2) 19 Curt Casali, R (6, 2) 71 Armando Araiza, R (9, PH) (9, 2)		G3								2	0	0	1	0	0	0				
1 Tim Beckham, R (1, 4) 63 Eugenio Velez, S (7, 4)										3	0	0	0	0	0	2				
Inning Stats	R: 0 H: 2 E: 0 K: 1 S: 13	H: 2 BB: 0 P: 19	R: 2 H: 3 E: 0 K: 1 S: 11	L: 1 LOB: 1 BB: 0 P: 16	R: 1 H: 2 E: 0 K: 1 S: 11	L: 2 LOB: 1 BB: 0 P: 15	R: 0 H: 0 E: 0 K: 0 S: 7	H: 0 LOB: 0 BB: 0 P: 9	R: 0 H: 0 E: 0 K: 1 S: 11	H: 1 LOB: 1 BB: 0 P: 22	R: 0 H: 1 E: 0 K: 1 S: 9	H: 1 LOB: 1 BB: 0 P: 13	R: 1 H: 5 E: 0 K: 2 S: 14	L: 0 LOB: 3 BB: 0 P: 19	1B: 9 2B: 2 3B: 0 HR: 4	SF: 1 SAC: 0 DP: 0 HBP: 2	WP: 0 PB: 0 SB: 0 CS: 0	PA: 44		
PITCHER	IP WLS BF H R ER SO BB IBB HBP BLK WP HR S P ERA WHIP	56 Mark Buehrle, L (1, 1) ERA: 2.79	49 Cott Hynes, L (5, 1) ERA: 3.6	50 Steve Delabar, R (6, 1) ERA: 2.25	62 Aaron Loup, L (7, 1) ERA: 5.79	46 Wilton Lopez, R (8, 1) ERA: 5.79	35 Jeff Francis, L (9, 1) ERA: 9.82	44 Cory Burns, R (9, 1) ERA: 4.91	IP WLS BF H R ER SO BB IBB HBP BLK WP HR S P ERA WHIP	35 Jeff Francis, L (9, 1) ERA: 9.82	44 Cory Burns, R (9, 1) ERA: 4.91	IP WLS BF H R ER SO BB IBB HBP BLK WP HR S P ERA WHIP	35 Jeff Francis, L (9, 1) ERA: 9.82	44 Cory Burns, R (9, 1) ERA: 4.91	IP WLS BF H R ER SO BB IBB HBP BLK WP HR S P ERA WHIP	35 Jeff Francis, L (9, 1) ERA: 9.82	44 Cory Burns, R (9, 1) ERA: 4.91	IP WLS BF H R ER SO BB IBB HBP BLK WP HR S P ERA WHIP	35 Jeff Francis, L (9, 1) ERA: 9.82	44 Cory Burns, R (9, 1) ERA: 4.91

Tampa Bay Rays @ Toronto Blue Jays
Florida Auto Exchange Stadium, Dunedin, FL
Wed Mar 18 2015, 1:08 PM - 4:02 PM EDT
Att.: 5,539 - Sunny - 79 F

AB 41
R 9
H 15
RBI 9
BB 0
SO 9
LOB 15



Batter	1	2	3	4	5	6	7	8	9	AB	R	H	RBI	BB	SO	LOB	BOTTOM			
55 Russell Martin, R (1, 2) 69 Sean Ochinko, R (6, 2)	F8		G4-3		G6-4-3			K	66 WP	3	0	0	0	0	1					
13 Maicer Izturis, S (1, 4) 66 Munenori Kawasaki, L (7, 4)	E6						P4		G4-3	2	0	0	0	1	0	0				
39 Caleb Gindl, L (1, 7) 1 Jonathan Diaz, R (7, 8)							K			2	0	0	0	1	1					
30 Dioner Navarro, S (1, 10) 14 Justin Smoak, S (9, PH) (9, 7)										1	0	0	0	2	0	1				
37 Daric Barton, L (1, 3) 24 Dayan Viciedo, R (6, PH) (7, 3)										1	0	0	0	0	1	0				
33 Chris Dickerson, L (1, 9)										4	1	1	0	0	1	0				
18 Steve Tolleson, R (1, 5)										4	1	2	2	0	2	0				
17 Ryan Goins, L (1, 6)										3	1	1	0	1	1	1				
3 Ezequiel Carrera, L (1, 8) (7, 7)										3	0	0	0	1	1	2				
Inning Stats	R: 0 H: 0 E: 0 K: 0 S: 9	H: 1 LOB: 1 BB: 0 P: 16	R: 0 H: 0 E: 0 K: 0 S: 13	L: 1 LOB: 1 BB: 1 P: 20	R: 0 H: 0 E: 0 K: 2 S: 7	H: 0 LOB: 0 BB: 0 P: 12	R: 0 H: 0 E: 0 K: 0 S: 5	H: 0 LOB: 0 BB: 1 P: 11	R: 0 H: 0 E: 0 K: 1 S: 9	H: 0 LOB: 1 BB: 1 P: 18	R: 0 H: 1 E: 0 K: 3 S: 12	H: 1 LOB: 1 BB: 0 P: 18	R: 3 H: 3 E: 0 K: 1 S: 18	L: 3 LOB: 2 BB: 2 P: 35	1B: 3 2B: 1 3B: 0 HR: 1	SF: 0 SAC: 0 DP: 2 HBP: 0	WP: 2 PB: 0 SB: 1 CS: 0	PA: 38		
PITCHER	IP WLS BF H R ER SO BB IBB HBP BLK WP HR S P ERA WHIP	22 Chris Archer, R (1, 1) ERA: 2.89	81 Andrew Bellatti, R (5, 1) ERA: 5.4	38 Jeff Beliveau, L (6, 1) ERA: 5.4	84 Jim Miller, R (7, 1) ERA: 5.4	47 Brandon Gomes, R (8, 1) ERA: 5.4	72 Jhan Maríñez, R (9, 1) ERA: 5.4	24 Jim Patterson, L (9, 1) ERA: 5.4	IP WLS BF H R ER SO BB IBB HBP BLK WP HR S P ERA WHIP	72 Jhan Maríñez, R (9, 1) ERA: 5.4	24 Jim Patterson, L (9, 1) ERA: 5.4	IP WLS BF H R ER SO BB IBB HBP BLK WP HR S P ERA WHIP	72 Jhan Maríñez, R (9, 1) ERA: 5.4	24 Jim Patterson, L (9, 1) ERA: 5.4	IP WLS BF H R ER SO BB IBB HBP BLK WP HR S P ERA WHIP	72 Jhan Maríñez, R (9, 1) ERA: 5.4	24 Jim Patterson, L (9, 1) ERA: 5.4	IP WLS BF H R ER SO BB IBB HBP BLK WP HR S P ERA WHIP	72 Jhan Maríñez, R (9, 1) ERA: 5.4	24 Jim Patterson, L (9, 1) ERA: 5.4

Tampa Bay Rays @ Toronto Blue Jays
Florida Auto Exchange Stadium, Dunedin, FL
Wed Mar 18 2015, 1:08 PM - 4:02 PM EDT
Att.: 5,539 - Sunny - 79 F

AB 31
R 3
H 5
RBI 2
BB 7
SO 9
LOB 13



Batter	1	2	3	4	5	6	7	8	9	AB	R	H	RBI	BB	SO	LOB	TOP					
26 Brock Holt, L (1, 7) OBP: 0.444, SLG: 0.286 80 Manuel Margot, R (8, PR) (8, 7)										4	0	0	1	0	1	3	Boston Red Sox @ Toronto Blue Jays Florida Auto Exchange Stadium, Dunedin, FL Thu Mar 19 2015, 1:10 PM - 3:51 PM EDT Att: 5,545 - Sunny - 80 F					
29 Daniel Nava, S (1, 3) OBP: 0.414, SLG: 0.500 75 Shannon Wilkerson, R (8, PR) (8, 9)										4	1	2	1	0	0	1						
5 Allen Craig, R (1, 10) OBP: 0.300, SLG: 0.407										3	0	0	1	0	2	3						
70 Garin Cecchini, L (1, 5) OBP: 0.333, SLG: 0.400 16 Jeff Bianchi, R (7, 5) OBP: 0.364, SLG: 0.300										3	0	3	0	0	0	0						
73 Bryce Brentz, R (1, 9) OBP: 0.290, SLG: 0.429 72 Luke Montz, R (8, 3) OBP: 0.263, SLG: 0.444										3	0	0	0	0	0	3						
71 Blake Swihart, S (1, 2) OBP: 0.450, SLG: 0.556 40 Humberto Quintero, R (7, 2) OBP: 0.364, SLG: 0.333										1	0	0	0	0	1	0						
30 Jemile Weeks, S (1, 4) OBP: 0.357, SLG: 0.391										3	0	0	0	0	1	2						
25 Jackie Bradley Jr., L (1, 8) OBP: 0.387, SLG: 0.370 76 Blake Tekotte, L (7, 8) OBP: 0.400, SLG: 0.375										3	1	0	0	0	0	1						
64 Deven Marrero, R (1, 6) OBP: 0.389, SLG: 0.353 82 Mike Miller, R (8, PR) (8, 6)										2	1	1	0	1	0	0						
										3	0	1	0	0	0	3						
										0	0	0	0	0	0	0						
Inning Stats	R: 0 E: 0 K: 2 S: 7	H: 0 LOB: 0 BB: 0 P: 8	R: 0 E: 0 K: 0 S: 3	H: 1 LOB: 0 BB: 0 P: 3	R: 2 E: 0 K: 0 S: 5	H: 1 LOB: 1 BB: 0 P: 6	R: 0 E: 0 K: 1 S: 5	H: 1 LOB: 0 BB: 0 P: 5	R: 0 E: 0 K: 0 S: 3	H: 0 LOB: 1 BB: 1 P: 7	R: 1 E: 0 K: 0 S: 4	H: 2 LOB: 0 BB: 0 P: 5	R: 0 E: 0 K: 0 S: 3	H: 0 LOB: 0 BB: 0 P: 3	R: 0 E: 0 K: 1 S: 7	H: 2 LOB: 2 BB: 0 P: 7		R: 0 E: 0 K: 1 S: 6	H: 1 LOB: 1 BB: 0 P: 6	1B: 6 2B: 2 3B: 0 HR: 0	SF: 1 SAC: 0 DP: 2 HBP: 1	WP: 0 PB: 1 SB: 0 CS: 1
PITCHER	IP WLS BF H R ER SO BB IBB HBP BLK WP HR S P ERA WHIP																					
41 Aaron Sanchez, R (1, 1) ERA: 4.85	5.1 W 21 4 3 3 3 1 0 1 0 0 0 25 32 5.06 0.938																					
47 Bo Schultz, R (6, 1) ERA:	1.2 H 5 1 0 0 0 0 0 0 0 0 0 5 5 0.00 0.600																					
58 Todd Redmond, R (8, 1) ERA: 1.5	1.0 H 5 2 0 0 1 0 0 0 0 0 0 7 7 0.00 2.000																					
64 Chad Jenkins, R (9, 1) ERA: 9.0	1.0 S 4 1 0 0 1 0 0 0 0 0 0 6 6 0.00 1.000																					

Batter	1	2	3	4	5	6	7	8	9	AB	R	H	RBI	BB	SO	LOB	BOTTOM				
7 José Reyes, S (1, 6) OBP: 0.423, SLG: 0.625 17 Ryan Goins, L (7, 4) OBP: 0.379, SLG: 0.444										3	0	0	1	0	0	2	Boston Red Sox @ Toronto Blue Jays Florida Auto Exchange Stadium, Dunedin, FL Thu Mar 19 2015, 1:10 PM - 3:51 PM EDT Att: 5,545 - Sunny - 80 F				
55 Russell Martin, R (1, 2) OBP: 0.333, SLG: 0.227 22 Josh Thole, L (7, PR) (8, 2)										3	0	0	0	1	1	1					
19 José Bautista, R (1, 9) OBP: 0.493, SLG: 0.789 66 Munenori Kawasaki, L (7, 5) OBP: 0.500, SLG: 0.500										3	1	1	1	0	0	1					
20 Josh Donaldson, R (1, 5) OBP: 0.414, SLG: 0.462 3 Ezequiel Carrera, L (7, 9)										3	1	2	0	0	1	0					
23 Danny Valencia, R (1, 3) OBP: 0.318, SLG: 0.524 39 Caleb Gindl, L (6, 7) OBP: 0.455, SLG: 0.714										3	1	1	2	0	0	1					
24 Dayan Viciedo, R (1, 7) OBP: 0.304, SLG: 0.478										4	1	1	0	0	2	1					
18 Steve Tolleson, R (1, 10) OBP: 0.280, SLG: 0.391 69 Sean Ochinko, R (8, PH) (9, 10)										3	0	0	0	0	1	1					
45 Dalton Pompey, S (1, 8) OBP: 0.324, SLG: 0.424 49 Roemton Fields, L (7, 8)										3	2	2	0	0	1	1					
29 Devon Travis, R (1, 4) OBP: 0.400, SLG: 0.469 1 Jonathan Diaz, R (7, 6)										2	0	2	2	1	0	0					
										0	0	0	0	0	0	0					
Inning Stats	R: 1 E: 0 K: 1 S: 6	H: 1 LOB: 0 BB: 0 P: 7	R: 0 E: 0 K: 0 S: 3	H: 0 LOB: 0 BB: 0 P: 3	R: 1 E: 0 K: 0 S: 4	H: 1 LOB: 1 BB: 1 P: 9	R: 3 E: 0 K: 2 S: 11	H: 4 LOB: 1 BB: 0 P: 13	R: 0 E: 0 K: 1 S: 6	H: 1 LOB: 1 BB: 0 P: 6	R: 1 E: 0 K: 1 S: 6	H: 2 LOB: 1 BB: 0 P: 6	R: 0 E: 0 K: 2 S: 7	H: 0 LOB: 1 BB: 1 P: 11	R: 0 E: 0 K: 1 S: 6	H: 1 LOB: 1 BB: 0 P: 6		1B: 5 2B: 3 3B: 0 HR: 2	SF: 0 SAC: 0 DP: 0 HBP: 0	WP: 1 PB: 0 SB: 1 CS: 0	PA: 35
PITCHER	IP WLS BF H R ER SO BB IBB HBP BLK WP HR S P ERA WHIP																				
76 Henry Owens, L (1, 1) ERA: 6.3	3.0 L 15 5 5 5 1 0 0 0 0 0 1 2 16 24 15.00 2.000																				
94 Daiter Hinojosa, R (4, 1) ERA: 12.0	1.0 4 1 0 0 2 0 0 0 0 0 0 8 8 0.00 1.000																				
78 Brian Johnson, L (5, 1) ERA: 2.35	2.2 11 3 1 1 4 1 0 0 0 0 0 18 22 3.38 1.500																				
31 Dana Eveland, L (7, 1) ERA: 3.0	0.1 1 0 0 0 0 0 0 0 0 0 0 1 1 0.00 0.000																				
51 Edwin Escobar, L (8, 1) ERA: 4.5	1.0 4 1 0 0 1 0 0 0 0 0 0 6 6 0.00 1.000																				



Batter	1	2	3	4	5	6	7	8	9	AB	R	H	RBI	BB	SO	LOB	TOP						
3 Ezequiel Carrera, L OBP: 0.176, SLG: 0.133										2	1	2	1	2	0	0	Toronto Blue Jays @ Tampa Bay Rays Charlotte Sports Park, Port Charlotte, FL Fri Mar 20 2015, 1:08 PM - 4:08 PM EDT Att: 5,225 - Sunny - 82 F						
76 Richard Urena, S OBP: 1.000, SLG: 1.000										1	0	1	0	0	0	0							
13 Maicer Izturis, S OBP: 0.263, SLG: 0.188										1	1	1	1	0	0	0							
Mitch Nay, R OBP: 0.231, SLG: 0.231										5	0	1	1	0	2	3							
37 Darrin Barton, L OBP: 0.432, SLG: 0.276										2	1	2	1	1	0	0							
67 Jon Bert, R OBP: 0.500, SLG: 0.500										2	1	1	0	0	0	1							
39 Caleb Gindl, L OBP: 0.444, SLG: 0.556										4	0	1	0	0	1	3							
Dwight Smith Jr., L OBP: 0.444, SLG: 0.556										1	0	1	0	0	0	0							
14 Justin Smoak, S OBP: 0.229, SLG: 0.323										5	2	2	3	0	1	4							
33 Chris Dickerson, L OBP: 0.290, SLG: 0.269										3	0	0	0	1	0	4							
49 Roemon Fields, L										1	0	0	0	0	0	1							
22 Josh Thole, L										2	1	0	1	1	0	3							
70 Jack Murphy, S										1	0	0	0	0	0	0							
17 Ryan Goins, L OBP: 0.412, SLG: 0.533										3	3	1	2	2	0	2							
1 Jonathan Diaz, R OBP: 0.182, SLG: 0.100										5	1	1	0	0	4	1							
Inning Stats	R: 2 E: 2 K: 0 S: 6	H: 2 LOB: 2 BB: 0 P: 8	R: 0 E: 0 K: 1 S: 5	H: 0 LOB: 0 BB: 1 P: 9	R: 2 E: 0 K: 1 S: 7	H: 2 LOB: 1 BB: 1 P: 11	R: 2 E: 0 K: 1 S: 7	H: 2 LOB: 1 BB: 1 P: 11	R: 3 E: 0 K: 2 S: 11	H: 3 LOB: 1 BB: 1 P: 16	R: 1 E: 1 K: 1 S: 7	H: 1 LOB: 2 BB: 1 P: 11	R: 0 E: 0 K: 1 S: 5	H: 0 LOB: 0 BB: 1 P: 9	R: 0 E: 0 K: 0 S: 3	H: 1 LOB: 0 BB: 0 P: 3	R: 1 E: 0 K: 1 S: 7	H: 3 LOB: 2 BB: 1 P: 11	1B: 8 2B: 3 3B: 1 HR: 3	SF: 1 SAC: 1 DP: 1 HBP: 1	WP: 0 PB: 0 SB: 0 CS: 1	PA: 49	
PITCHER	IP WLS BF H R ER SO BB IBB HBP BLK WP HR S P ERA WHIP	56 Burch Smith, R ERA: 7.59	3.2 L 21 6 6 6 0 3 3 0 1 0 0 0 1 24 38 14.73 2.455	54 Steve Geltz, R ERA: 3.18	0.1 1 0 0 0 0 0 0 0 0 0 0 0 1 1 1 0.00 0.000	43 Ernesto Frieri, R ERA: 9.75	1.0 7 3 3 3 2 1 0 0 0 0 0 2 11 16 27.00 4.000	35 Matt Andriese, R ERA: 1.59	3.2 17 3 2 1 3 3 0 0 0 0 0 0 20 32 2.46 1.636	34 C.J. Riefenhauser, L ERA:	0.1 2 2 0 0 0 0 0 0 0 0 0 0 2 2 0.00 6.000	PITCHER	IP WLS BF H R ER SO BB IBB HBP BLK WP HR S P ERA WHIP	64 F9 61 WP	1.0 1 0 0 0 0 0 0 0 0 0 0 0 1 1 1 0.00 0.000	65 Steve Geltz, R ERA: 3.18	0.1 1 0 0 0 0 0 0 0 0 0 0 0 1 1 1 0.00 0.000	43 Ernesto Frieri, R ERA: 9.75	1.0 7 3 3 3 2 1 0 0 0 0 0 2 11 16 27.00 4.000	35 Matt Andriese, R ERA: 1.59	3.2 17 3 2 1 3 3 0 0 0 0 0 0 20 32 2.46 1.636	34 C.J. Riefenhauser, L ERA:	0.1 2 2 0 0 0 0 0 0 0 0 0 0 2 2 0.00 6.000

AB	38
R	11
H	14
RBI	10
BB	7
SO	8
LOB	22



Batter	1	2	3	4	5	6	7	8	9	AB	R	H	RBI	BB	SO	LOB	BOTTOM					
5 Brandon Guyer, R OBP: 0.429, SLG: 0.429										3	1	2	0	0	0	1	Toronto Blue Jays @ Tampa Bay Rays Charlotte Sports Park, Port Charlotte, FL Fri Mar 20 2015, 1:08 PM - 4:08 PM EDT Att: 5,225 - Sunny - 82 F					
65 Joey Butler, R OBP: 0.318, SLG: 0.524										1	1	1	1	1	0	0						
1 Tim Beckham, R OBP: 0.179, SLG: 0.185										5	0	2	2	0	1	6						
8 Desmond Jennings, R OBP: 0.571, SLG: 0.590										2	0	0	0	1	0	3						
2 Nick Franklin, S OBP: 0.267, SLG: 0.300										2	0	0	0	0	1	1						
3 Evan Longoria, R OBP: 0.357, SLG: 0.520										1	0	0	1	0	0	0						
61 Juan Francisco, L OBP: 0.296, SLG: 0.398										3	0	0	0	0	1	2						
20 Steven Souza Jr., R OBP: 0.172, SLG: 0.393										2	0	0	0	0	1	1						
64 Corey Brown, L OBP: 0.456, SLG: 0.700										3	0	0	0	0	1	2						
11 Logan Forsythe, R OBP: 0.280, SLG: 0.696										3	0	0	0	0	1	1						
68 Allan Dykstra, L OBP: 0.200, SLG: 0.467										2	0	0	0	0	1	1						
28 John Jaso, L OBP: 0.409, SLG: 0.409										2	0	1	0	1	0	0						
69 Taylor Motter, R OBP: 0.294, SLG: 0.267										0	1	0	0	1	0	0						
60 Bobby Wilson, R OBP: 0.300, SLG: 0.176										2	0	0	0	0	1	1						
Luke Maile, R OBP: 0.250, SLG: 0.273										2	1	0	0	0	0	1						
10 Alexi Casilla, S OBP: 0.304, SLG: 0.476										3	1	2	0	0	1	1						
63 Eugenio Velez, S OBP: 0.462, SLG: 0.417										0	0	0	0	1	0	0						
Inning Stats	R: 1 E: 0 K: 0 S: 5	H: 2 LOB: 1 BB: 0 P: 5	R: 0 E: 0 K: 0 S: 3	H: 0 LOB: 0 BB: 0 P: 3	R: 0 E: 0 K: 1 S: 6	H: 1 LOB: 0 BB: 0 P: 6	R: 0 E: 0 K: 1 S: 5	H: 0 LOB: 0 BB: 0 P: 5	R: 0 E: 0 K: 2 S: 7	H: 2 LOB: 2 BB: 0 P: 9	R: 0 E: 0 K: 2 S: 7	H: 0 LOB: 1 BB: 1 P: 12	R: 3 E: 0 K: 1 S: 8	H: 3 LOB: 1 BB: 1 P: 12	R: 1 E: 1 K: 2 S: 8	H: 0 LOB: 3 BB: 3 P: 20	R: 0 E: 1 K: 0 S: 4	H: 0 LOB: 1 BB: 0 P: 4	1B: 5 2B: 3 3B: 0 HR: 0	SF: 1 SAC: 0 DP: 0 HBP: 0	WP: 2 PB: 0 SB: 0 CS: 0	PA: 42
PITCHER	IP WLS BF H R ER SO BB IBB HBP BLK WP HR S P ERA WHIP	32 Daniel Norris, L ERA: 2.84	5.2 W 23 5 2 3 3 1 1 0 0 0 0 0 6 10 40.50 4.500	46 Wilton Lopez, R ERA: 10.12	0.2 5 2 3 3 1 1 0 0 0 0 0 0 5 5 0.00 1.500	31 Liam Hendriks, R ERA: 5.4	0.2 3 1 0 0 1 0 0 0 0 0 0 0 7 19 0.00 4.500	63 Scott Barnes, L ERA: 2.45	0.2 6 0 1 0 2 3 0 0 0 0 1 0 7 19 0.00 4.500	Gregory Infante, R ERA:	0.1 H 1 0 0 0 0 0 0 0 0 0 0 1 1 0.00 0.000	PITCHER	IP WLS BF H R ER SO BB IBB HBP BLK WP HR S P ERA WHIP	49 Colt Hynes, L ERA:	1.0 1 0 0 0 0 0 0 0 0 0 0 0 1 1 0.00 0.000							

AB	36
R	5
H	8
RBI	4
BB	5
SO	9
LOB	21



Batter	1	2	3	4	5	6	7	8	9	AB	R	H	RBI	BB	SO	LOB	TOP			
28 John Jaso, L (1.10) OBP: 0.286, SLG: 0.346	F8		K			G4-3		G4-3		4	0	0	0	0	1	1	<p>Tampa Bay Rays @ Toronto Blue Jays</p> <p>Florida Auto Exchange Stadium, Dunedin, FL</p> <p>Sun Mar 22 2015, 12:36 PM - 2:37 PM EDT</p> <p>Att: 5,550 - Partly Cloudy - 79 F</p> <p>livebaseballscorecards.com</p>			
10 Alexi Casilla, S (1.4) OBP: 0.289, SLG: 0.417	P5		P4			K		G6-3		3	0	0	0	0	1	0				
63 Eugenio Velez, S (6.7) OBP: 0.429, SLG: 0.385										1	0	0	0	0	0	2				
8 Desmond Jennings, R (1.7) OBP: 0.590, SLG: 0.822										2	0	2	0	1	0	0				
18 Richie Shaffer, R (6.5) OBP: 0.667, SLG: 1.600	2B					1B				1	0	0	0	0	1	0				
3 Evan Longoria, R (1.5) OBP: 0.355, SLG: 0.481										2	0	0	0	0	1	2				
19 Jumiell Querecuto, S (6.4) OBP: 0.355, SLG: 0.481	HBP									0	0	0	0	0	0	0				
21 James Loney, L (1.3) OBP: 0.233, SLG: 0.400	G3									3	0	0	0	0	0	3				
69 Taylor Motter, R (7.9) OBP: 0.278, SLG: 0.250										1	0	0	0	0	1	1				
65 Joey Butler, R (1.9) OBP: 0.320, SLG: 0.500										3	0	1	0	0	1	1				
47 Patrick Leonard, R (7.3) OBP: 0.320, SLG: 0.500										1	0	0	0	0	1	1				
64 Corey Brown, L (1.8) OBP: 0.393, SLG: 0.583	G4-6-3									3	0	0	0	0	1	1				
41 Johnny Field, R (7.8) OBP: 0.393, SLG: 0.583										0	0	0	0	0	0	0				
1 Tim Beckham, R (1.6) OBP: 0.161, SLG: 0.167	F7									3	0	0	0	0	1	0				
Luke Maile, R (8.2) OBP: 0.250, SLG: 0.273										0	0	0	0	0	0	0				
60 Bobby Wilson, R (1.2) OBP: 0.261, SLG: 0.150										3	0	0	0	0	1	0				
45 Leonardo Reginatto, R (8. PR) (8.6) OBP: 0.261, SLG: 0.150										0	0	0	0	0	0	0				
Inning Stats	R: 0 E: 0 K: 0 S: 4	H: 1 LOB: 2 BB: 0 P: 5	R: 0 E: 0 K: 0 S: 3	H: 1 LOB: 0 BB: 0 P: 3	R: 0 E: 0 K: 2 S: 7	H: 0 LOB: 0 BB: 0 P: 7	R: 0 E: 0 K: 0 S: 3	H: 0 LOB: 1 BB: 1 P: 7	R: 0 E: 0 K: 2 S: 8	H: 1 LOB: 1 BB: 0 P: 8	R: 0 E: 0 K: 1 S: 5	H: 0 LOB: 0 BB: 0 P: 5	R: 0 E: 1 K: 0 S: 4	H: 0 LOB: 2 BB: 0 P: 4	R: 0 E: 0 K: 3 S: 9	H: 0 LOB: 1 BB: 0 P: 10	1B: 2 2B: 1 3B: 0 HR: 0	SF: 0 SAC: 0 DP: 1 HBP: 2	WP: 0 PB: 0 SB: 0 CS: 0	PA: 33
PITCHER	IP WLS BF H R ER SO BB IBB HBP BLK WP HR S P ERA WHIP																			
52 Roberto Osuna, R (1.1) ERA: 0.00	3.2 W 14 2 0 0 2 1 0 1 0 0 0 0 16 21 0.00 0.818																			
51 Miguel Castro, R (4.1) ERA: 0.00	2.1 H 8 1 0 0 4 0 0 0 0 0 0 0 16 16 0.00 0.429																			
49 Colt Hynes, L (7.1) ERA: 0.00	1.0 H 3 0 0 0 1 0 0 0 0 0 0 0 5 5 0.00 0.000																			
47 Bo Schultz, R (8.1) ERA: 0.00	1.0 H 4 0 0 0 0 0 0 0 0 0 0 0 4 4 0.00 0.000																			
64 Chad Jenkins, R (9.1) ERA: 7.5	1.0 S 4 0 0 0 3 0 0 1 0 0 0 0 9 10 0.00 0.000																			

Batter	1	2	3	4	5	6	7	8	9	AB	R	H	RBI	BB	SO	LOB	BOTTOM	
7 José Reyes, S (1.6) OBP: 0.438, SLG: 0.767										2	1	1	1	0	0	0	<p>Tampa Bay Rays @ Toronto Blue Jays</p> <p>Florida Auto Exchange Stadium, Dunedin, FL</p> <p>Sun Mar 22 2015, 12:36 PM - 2:37 PM EDT</p> <p>Att: 5,550 - Partly Cloudy - 79 F</p> <p>livebaseballscorecards.com</p>	
17 Ryan Goins, L (6.6) OBP: 0.389, SLG: 0.500										2	0	0	0	0	0	0		
55 Russell Martin, R (1.2) OBP: 0.324, SLG: 0.345										3	1	2	1	0	0	1		
22 Josh Thole, L (7.2) OBP: 0.423, SLG: 0.429										0	0	0	0	0	0	0		
19 José Bautista, R (1.9) OBP: 0.448, SLG: 0.833										2	0	0	1	0	0	1		
33 Chris Dickerson, L (6.9) OBP: 0.281, SLG: 0.259										1	0	0	0	0	1	0		
20 Josh Donaldson, R (1.5) OBP: 0.429, SLG: 0.548										2	0	1	0	0	0	0		
24 Dayan Viciedo, R (6.7) OBP: 0.259, SLG: 0.407										1	0	0	0	0	0	0		
23 Danny Valencia, R (1.3) OBP: 0.357, SLG: 0.519										2	0	0	0	0	1	1		
37 Deric Barton, L (5.3) OBP: 0.314, SLG: 0.267										1	0	0	0	0	1	0		
30 Dioner Navarro, S (1.10) OBP: 0.380, SLG: 0.318										3	0	0	0	0	1	1		
18 Steve Tolleson, R (1.7) OBP: 0.259, SLG: 0.360										2	0	0	0	0	0	0		
66 Munenori Kawasaki, L (7.5) OBP: 0.444, SLG: 0.429										1	0	0	0	0	0	0		
29 Devon Travis, R (1.4) OBP: 0.415, SLG: 0.526										2	1	1	0	0	0	0		
1 Jonathan Diaz, R (7.6) OBP: 0.187, SLG: 0.091										1	0	0	0	0	0	0		
45 Dalton Pompey, S (1.8) OBP: 0.325, SLG: 0.436										2	0	0	0	0	0	1		
3 Ezequiel Carrera, L (7.8) OBP: 0.171, SLG: 0.129										1	0	0	0	0	0	0		
Inning Stats	R: 1 E: 0 K: 0 S: 4	H: 1 LOB: 0 BB: 0 P: 4	R: 0 E: 0 K: 2 S: 7	H: 0 LOB: 0 BB: 0 P: 7	R: 1 E: 0 K: 0 S: 5	H: 2 LOB: 1 BB: 0 P: 5	R: 0 E: 0 K: 0 S: 3	H: 1 LOB: 0 BB: 0 P: 3	R: 0 E: 0 K: 1 S: 6	H: 1 LOB: 0 BB: 0 P: 8	R: 0 E: 0 K: 1 S: 5	H: 0 LOB: 0 BB: 0 P: 5	R: 0 E: 0 K: 0 S: 3	H: 0 LOB: 0 BB: 0 P: 3	1B: 2 2B: 2 3B: 0 HR: 1	SF: 0 SAC: 0 DP: 1 HBP: 0	WP: 0 PB: 0 SB: 0 CS: 0	PA: 28
PITCHER	IP WLS BF H R ER SO BB IBB HBP BLK WP HR S P ERA WHIP																	
75 Everett Teaford, L (1.1) ERA: 2.79	3.0 L 12 3 2 2 2 2 0 0 0 0 0 0 16 16 6.00 1.000																	
84 Jim Miller, R (4.1) ERA: 2.0	2.0 6 1 0 0 0 0 0 0 0 0 0 0 6 6 0.00 0.500																	
31 Mike Montgomery, L (6.1) ERA: 2.0	2.2 9 1 1 1 2 0 0 0 0 0 1 13 15 3.38 0.375																	
49 Kirby Yates, R (8.1) ERA: 4.76	0.1 1 0 0 0 0 0 0 0 0 0 0 0 1 1 0.00 0.000																	




Batter	1	2	3	4	5	6	7	8	9	AB	R	H	RBI	BB	SO	LOB	TOP								
7 José Reyes, S OBP: 0.400, SLG: 0.697 1 Jonathan Diaz, R OBP: 0.214, SLG: 0.154	G3			K		F8		55 E 1B	K	3	0	0	0	0	1	0									
55 Russell Martin, R OBP: 0.342, SLG: 0.364 67 Jon Berti, R OBP: 0.333, SLG: 0.333	K					G6-3		E9 70 SF8 1B	G1-3	4	0	2	0	0	1	0									
30 Dioner Navarro, S OBP: 0.321, SLG: 0.280 70 Jack Murphy, S	F7			G3-6-3 1B		K		SF8		3	0	0	0	0	1	1									
19 José Bautista, R OBP: 0.438, SLG: 0.778 39 Caleb Gindl, L OBP: 0.425, SLG: 0.629		G6-3				K		29 1B 20 BB 1B	29 CS 66 BB 1B	3	0	1	0	0	1	0									
20 Josh Donaldson, R OBP: 0.447, SLG: 0.636 66 Munenori Kawasaki, L OBP: 0.474, SLG: 0.429		K				HR		29 1B BB		2	1	1	1	1	1	0									
14 Justin Smoak, S OBP: 0.237, SLG: 0.353 29 Devon Travis, R OBP: 0.442, SLG: 0.550		K				G3		45 G4-3 1B	CS	2	0	0	0	0	1	0									
24 Davan Vicedo, R OBP: 0.267, SLG: 0.379 3 Ezequiel Carrera, L OBP: 0.167, SLG: 0.125			G6-3			45 BB HBP		K	G1-3	2	0	0	0	0	1	3									
45 Dalton Pompey, S OBP: 0.341, SLG: 0.629								G4-3	E1 37 1B	3	1	1	1	1	0	3									
17 Ryan Goins, L OBP: 0.368, SLG: 0.471 37 Darrin Barton, L OBP: 0.324, SLG: 0.281 69 Jorge Saez, R			G3-6-3 1B						G6-3	2	0	0	0	0	1	3									
Inning Stats	R: 0 E: 0 K: 1 S: 5	H: 0 LOB: 0 BB: 0 P: 5	R: 0 E: 0 K: 2 S: 7	H: 0 LOB: 0 BB: 0 P: 7	R: 0 E: 0 K: 0 S: 3	H: 1 LOB: 0 BB: 0 P: 3	R: 0 E: 0 K: 1 S: 5	H: 1 LOB: 0 BB: 0 P: 5	R: 1 E: 0 K: 2 S: 8	H: 1 LOB: 2 BB: 1 P: 14	R: 0 E: 0 K: 1 S: 5	H: 0 LOB: 0 BB: 0 P: 5	R: 0 E: 0 K: 1 S: 6	H: 2 LOB: 2 BB: 1 P: 10	R: 2 E: 1 K: 0 S: 5	H: 3 LOB: 1 BB: 0 P: 10	R: 2 E: 1 K: 1 S: 8	H: 2 LOB: 1 BB: 0 P: 9	1B: 9 2B: 0 3B: 0 HR: 1	SF: 1 SAC: 0 DP: 3 HBP: 1	WP: 1 PB: 0 SB: 0 CS: 1	PA: 39			
PITCHER	IP	WLS	BF	H	R	ER	SO	BB	IBB	HBP	BLK	WP	HR	S	P	ERA	WHIP								
47 Ricky Nolasco, R ERA: 3.95	5.0		18	3	1	1	6	1	0	1	0	0	1	28	34	1.80	0.800								
15 Glen Perkins, L ERA: 4.5	1.0		3	0	0	0	1	0	0	0	0	0	0	5	5	0.00	0.000								
52 Brian Duensing, L ERA: 2.7	0.0		3	2	0	0	0	1	0	0	0	0	0	2	6	∞	∞								
62 J.R. Graham, R ERA: 1.0	1.2		7	3	2	1	1	0	0	0	0	0	0	9	9	5.40	1.800								
72 Mark Hamburger, R ERA: 7.38	1.1	W	7	2	2	1	1	1	0	0	0	1	0	8	14	6.75	2.250								

Toronto Blue Jays @ Minnesota Twins
CenturyLink Sports Complex, Fort Myers, FL
Tue Mar 24 2015, 1:08 PM - 4:02 PM EDT
Att: 7,820 - Cloudy - 75 F

livebaseballscorecards.com

AB	33
R	5
H	10
RBI	4
BB	3
SO	9
LOB	13




Batter	1	2	3	4	5	6	7	8	9	AB	R	H	RBI	BB	SO	LOB	BOTTOM								
39 Danny Santana, S OBP: 0.395, SLG: 0.514	G1-3		G4-3			K		24 BB 17 1B 1B		4	0	1	0	0	1	1									
2 Brian Dozier, R OBP: 0.515, SLG: 0.897 17 Doug Bernier, R OBP: 0.375, SLG: 0.286				P3		G5-3		24 BB 1B		3	1	1	1	0	0	1									
7 Joe Mauer, L OBP: 0.296, SLG: 0.398 12 Chris Herrmann, L OBP: 0.393, SLG: 0.500				G5-3			F7	F6		3	0	0	0	0	0	0									
24 Trevor Plouffe, R OBP: 0.279, SLG: 0.368				G6-3				48 HR 2B	1-2 2-3 BB	3	1	1	0	1	0	0									
19 Kennys Vargas, S OBP: 0.273, SLG: 0.450 Aderling Mejia, S		P5				P2		48 HR BB	K	2	1	0	0	1	0	0									
48 Torii Hunter, R OBP: 0.296, SLG: 0.462 J.D. Williams, S				K		G6-3		1-2 2-3 HR	F8	3	1	1	3	0	1	0									
31 Oswaldo Arcia, L OBP: 0.258, SLG: 0.323 9 Eduardo Núñez, R OBP: 0.412, SLG: 0.548										2	0	0	0	0	0	0									
8 Kurt Suzuki, R OBP: 0.444, SLG: 0.600 26 Eric Fryer, R OBP: 0.251, SLG: 0.318									26 SH1-4 60 1B 1B	2	0	1	0	0	0	0									
1 Jordan Schafer, L OBP: 0.389, SLG: 0.419 60 Eddie Rosario, L OBP: 0.250, SLG: 0.487										2	0	1	0	0	0	0									
Inning Stats	R: 1 E: 0 K: 0 S: 4	H: 1 LOB: 0 BB: 0 P: 4	R: 0 E: 0 K: 1 S: 5	H: 0 LOB: 0 BB: 0 P: 5	R: 0 E: 0 K: 0 S: 3	H: 0 LOB: 0 BB: 0 P: 3	R: 0 E: 0 K: 0 S: 3	H: 0 LOB: 0 BB: 0 P: 3	R: 0 E: 0 K: 1 S: 6	H: 1 LOB: 1 BB: 0 P: 6	R: 3 E: 0 K: 0 S: 7	H: 4 LOB: 0 BB: 1 P: 11	R: 1 E: 0 K: 1 S: 9	H: 3 LOB: 3 BB: 1 P: 13	R: 1 E: 0 K: 0 S: 3	H: 2 LOB: 1 BB: 0 P: 3	1B: 6 2B: 2 3B: 0 HR: 3	SF: 0 SAC: 1 DP: 0 HBP: 0	WP: 0 PB: 0 SB: 0 CS: 1	PA: 37					
PITCHER	IP	WLS	BF	H	R	ER	SO	BB	IBB	HBP	BLK	WP	HR	S	P	ERA	WHIP								
58 Todd Redmond, R ERA: 2.0	3.0		10	1	1	1	1	1	0	0	0	0	1	12	12	3.00	0.333								
31 Liam Hendriks, R ERA:	1.0		3	0	0	0	0	0	0	0	0	0	0	3	3	0.00	0.000								
47 Bo Schultz, R ERA:	1.0		3	0	0	0	0	0	0	0	0	0	0	3	3	0.00	0.000								
49 Colt Hynes, L ERA:	1.0		4	1	0	0	1	0	0	0	0	0	0	6	6	0.00	1.000								
64 Chad Jenkins, R ERA: 10.8	0.2		6	4	3	3	0	1	0	0	0	0	1	6	10	40.50	7.500								
PITCHER	IP	WLS	BF	H	R	ER	SO	BB	IBB	HBP	BLK	WP	HR	S	P	ERA	WHIP								
63 Scott Barnes, L ERA: 4.5	0.1		1	1	1	0	0	0	0	0	0	0	0	1	3	27.00	3.000								
4 Kyle Drabek, R ERA: 3.0	1.0		6	2	0	0	1	1	0	0	0	0	0	7	11	0.00	3.000								
59 Bobby Korecky, R ERA: 27.0	0.1	L	3	2	1	1	0	0	0	0	0	0	0	3	3	27.00	6.000								

Toronto Blue Jays @ Minnesota Twins
CenturyLink Sports Complex, Fort Myers, FL
Tue Mar 24 2015, 1:08 PM - 4:02 PM EDT
Att: 7,820 - Cloudy - 75 F

livebaseballscorecards.com


AB	33
R	6
H	11
RBI	6
BB	2
SO	3
LOB	11



Batter	1	2	3	4	5	6	7	8	9	AB	R	H	RBI	BB	SO	LOB	TOP										
29 Devon Travis, R OBP: 0.404, SLG: 0.500 1 Jonathan Diaz, R OBP: 0.200, SLG: 0.143	K2-3		G5-3		G6-3		K		FC1-2	4	0	0	0	0	2	0											
18 Steve Tolleson, R OBP: 0.150, SLG: 0.059 66 Munenori Kawasaki, L OBP: 0.455, SLG: 0.529	2B		HR					F8	K	2	1	2	1	0	0	0											
11 Kevin Pillar, R OBP: 0.300, SLG: 0.552 49 Roemon Fields, L OBP: 0.333, SLG: 1.000	FC1-6-5		F7							3	2	1	2	0	0	1											
23 Danny Valencia, R OBP: 0.367, SLG: 0.517 3 Ezequiel Carrera, L OBP: 0.104, SLG: 0.121	E5									2	0	1	0	0	0	0											
24 Dayan Viciedo, R OBP: 0.235, SLG: 0.333 76 Andy Burns, R	G1-3									4	0	0	0	0	0	2											
14 Justin Smoak, S OBP: 0.286, SLG: 0.361 Pierce Rankin, R										2	0	1	0	2	0	0											
39 Caleb Gindl, L OBP: 0.409, SLG: 0.590										4	0	1	0	0	1	3											
22 Josh Thole, L OBP: 0.367, SLG: 0.360										4	0	0	0	0	0	2											
17 Ryan Goins, L OBP: 0.357, SLG: 0.432										3	0	0	0	1	1	0											
Inning Stats	R: 1 E: 1 K: 1 S: 7	H: 1 LOB: 1 BB: 0 P: 7	R: 0 E: 0 K: 0 S: 3	H: 0 LOB: 0 BB: 0 P: 3	R: 1 E: 0 K: 0 S: 4	H: 1 LOB: 0 BB: 0 P: 6	R: 0 E: 0 K: 0 S: 4	H: 2 LOB: 1 BB: 0 P: 4	R: 0 E: 0 K: 2 S: 8	H: 0 LOB: 0 BB: 0 P: 3	R: 2 E: 0 K: 1 S: 8	H: 2 LOB: 1 BB: 1 P: 12	R: 0 E: 0 K: 0 S: 7	H: 0 LOB: 0 BB: 0 P: 7	R: 1 E: 0 K: 0 S: 4	H: 1 LOB: 3 BB: 2 P: 14	1B: 3 2B: 1 3B: 2 HR: 2	SF: 1 SAC: 0 DP: 1 HBP: 0	WP: 0 PB: 0 SB: 0 CS: 0	PA: 38							
PITCHER	IP	WLS	BF	H	R	ER	SO	BB	IBB	HBP	BLK	WP	HR	S	P	ERA	WHIP										
16 Wei-Yin Chen, L ERA: 2.03	5.0	L	19	4	2	1	1	0	0	0	0	0	1	21	23	1.80	0.800										
58 Ryan Webb, R ERA: 6.75	1.0		6	2	2	2	1	1	0	0	0	0	1	8	12	18.00	3.000										
17 Brian Matusz, L ERA: 0.79	1.0		3	0	0	0	2	0	0	0	0	0	0	7	7	0.00	0.000										
56 Darren O'Day, R ERA: 3.0	1.0		4	1	1	1	0	0	0	0	0	0	0	4	4	9.00	1.000										
61 Jason Garcia, R ERA:	1.0		6	1	0	0	1	2	0	0	0	0	0	6	14	0.00	3.000										

Toronto Blue Jays @ Baltimore Orioles
Ed Smith Stadium, Sarasota, FL
Wed Mar 25 2015, 1:08 PM - 3:32 PM EDT
Att: 7,283 - Cloudy - 82 F


AB 34
R 5
H 8
RBI 4
BB 3
SO 5
LOB 14

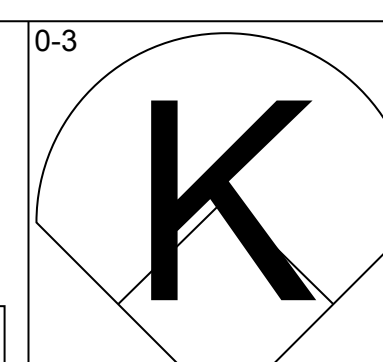
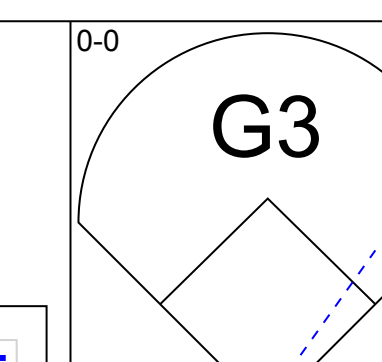
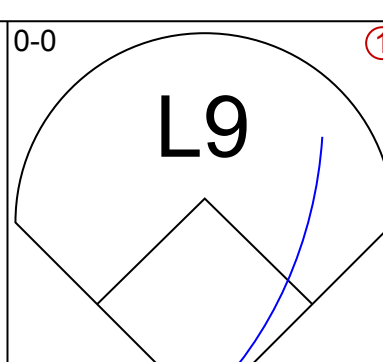
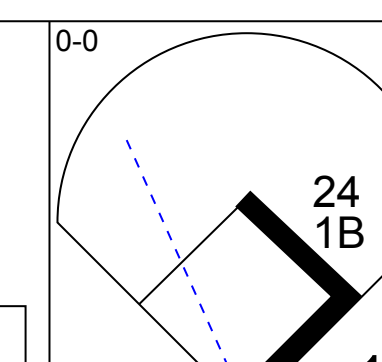
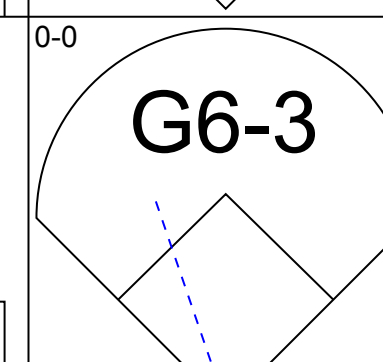
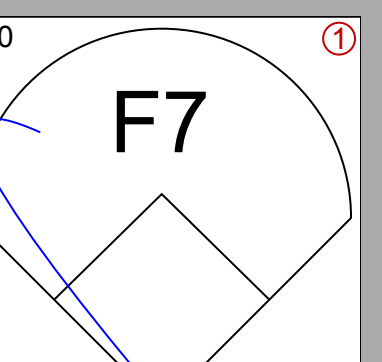
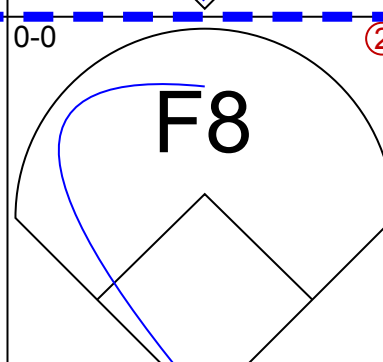
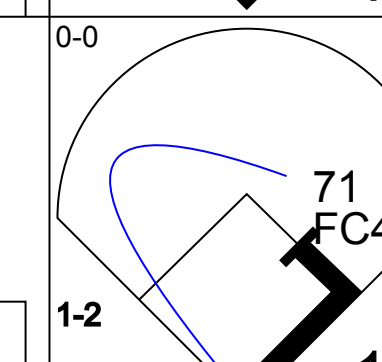
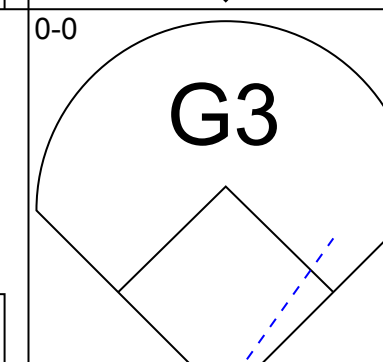
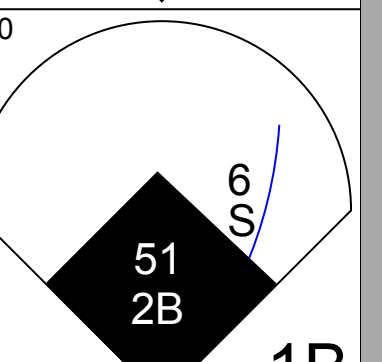
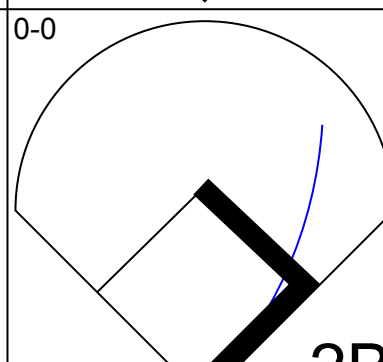
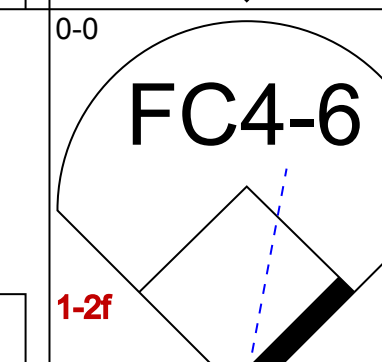
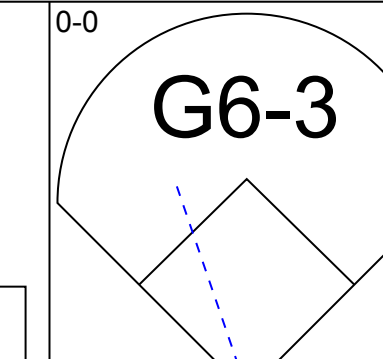
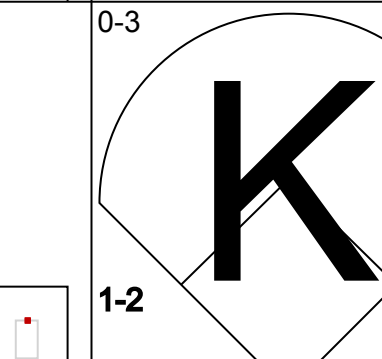
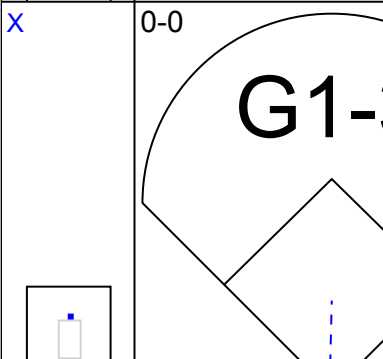
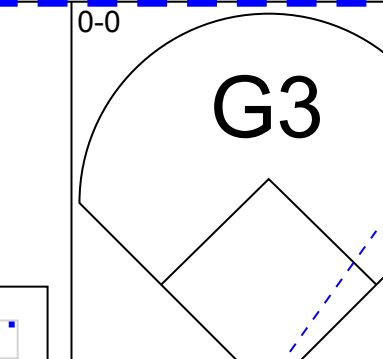
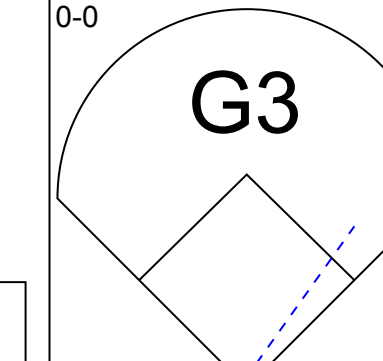
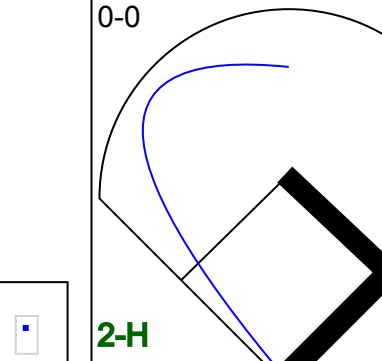

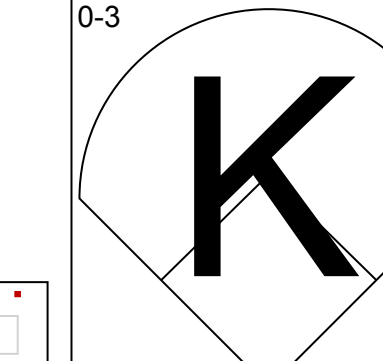
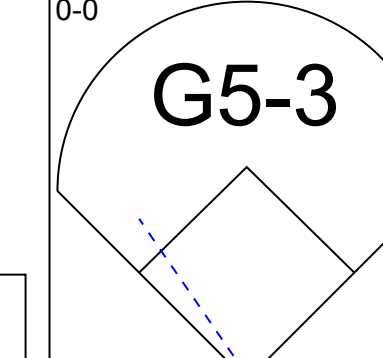
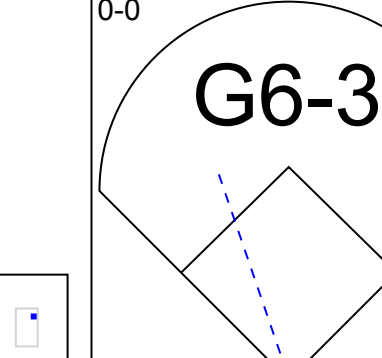

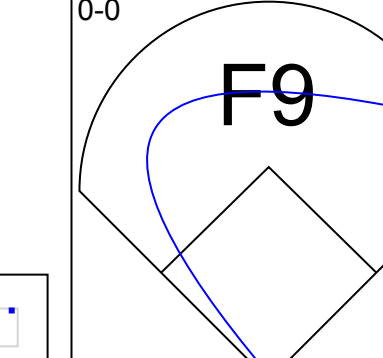
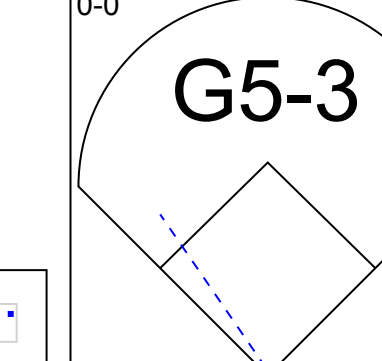
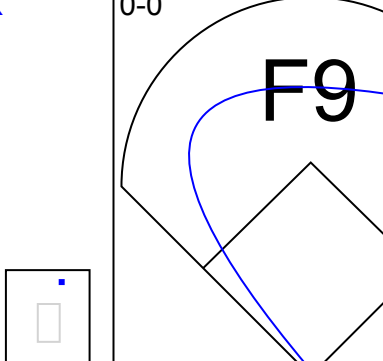
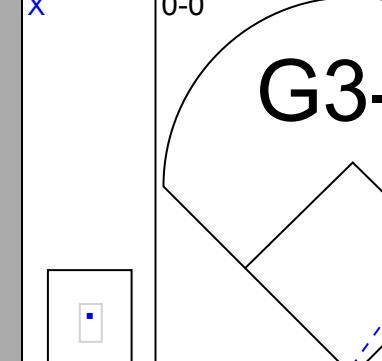
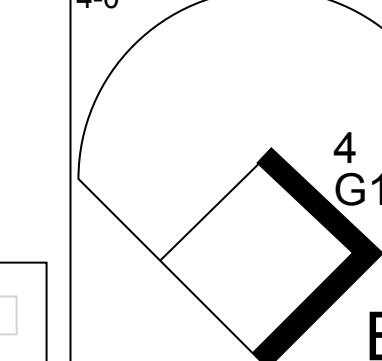
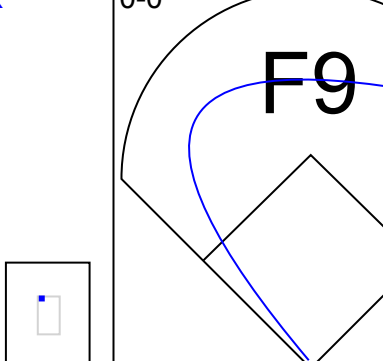

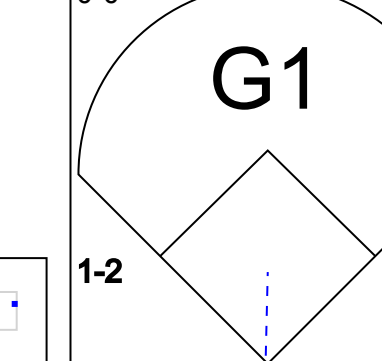
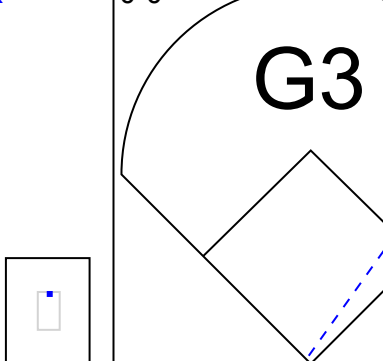



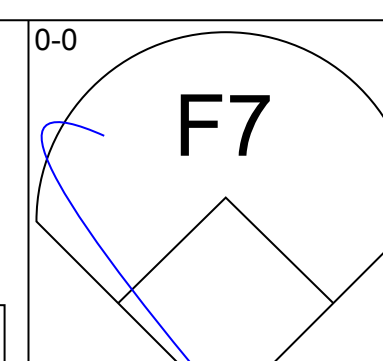
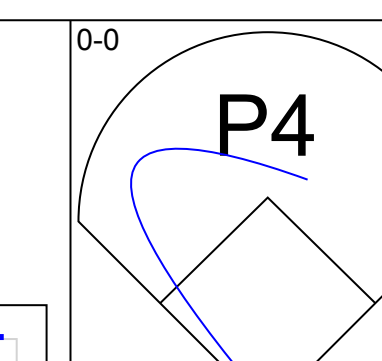
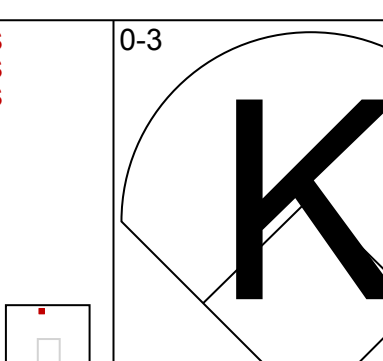
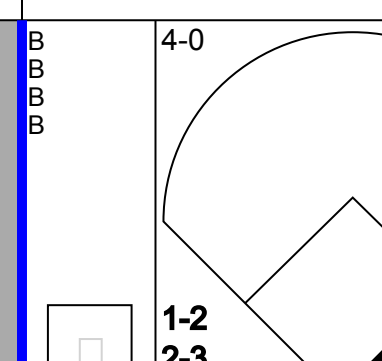
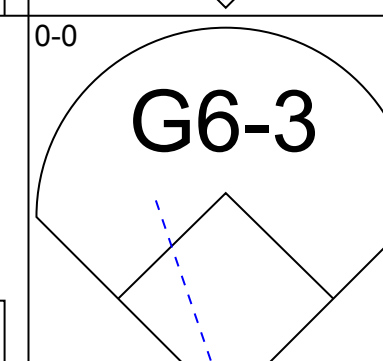
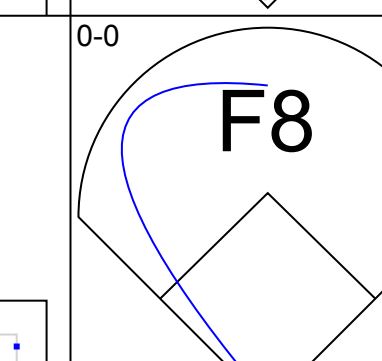

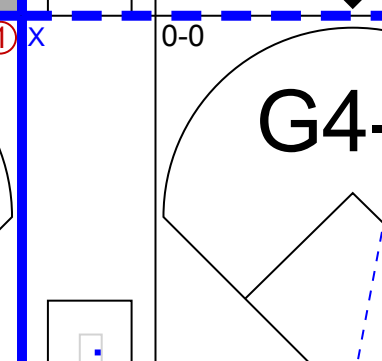
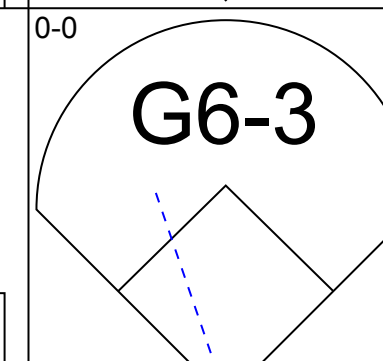
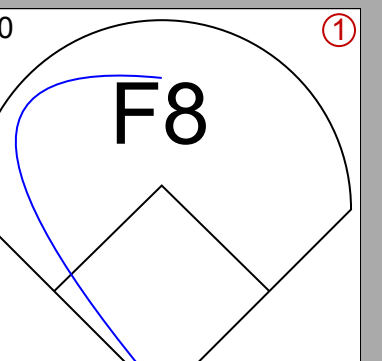
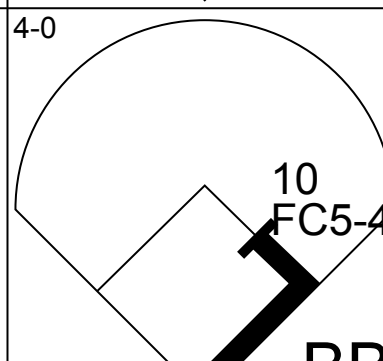
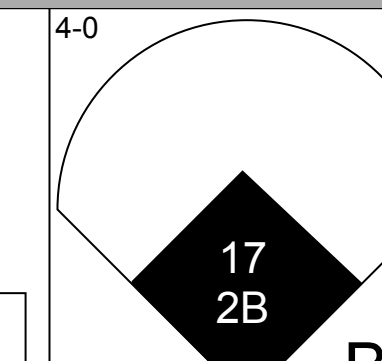
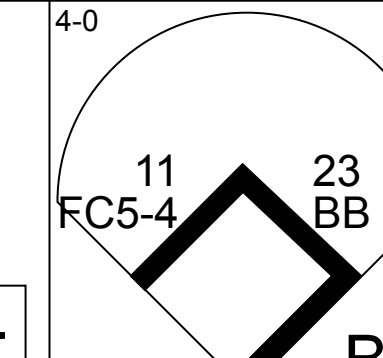
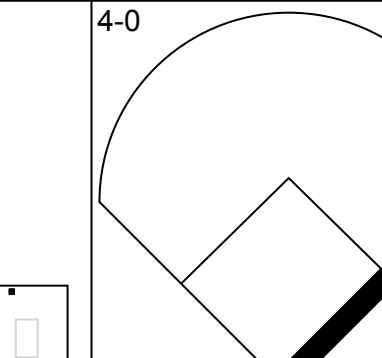
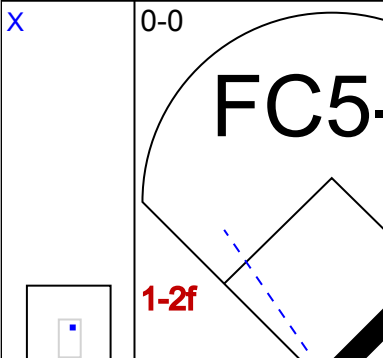
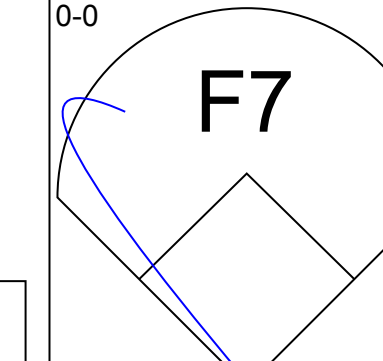
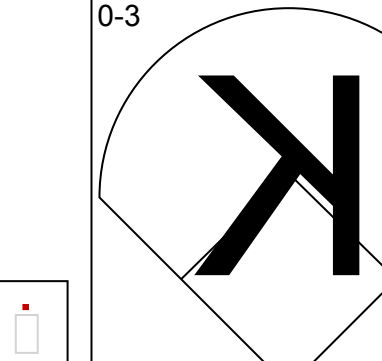
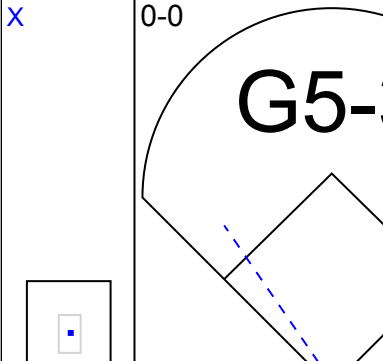
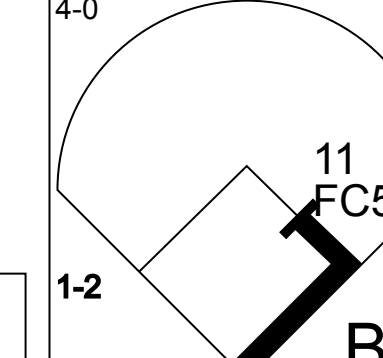
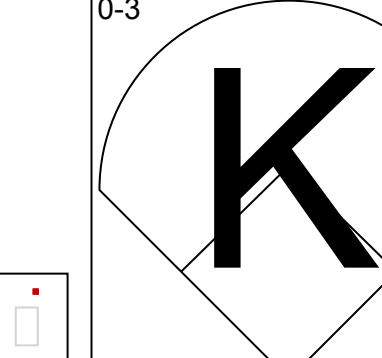

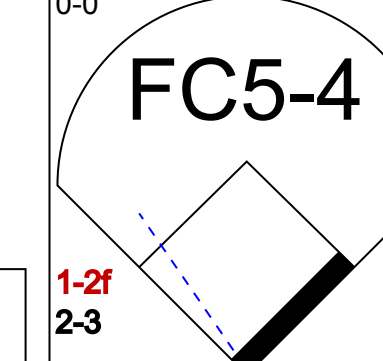

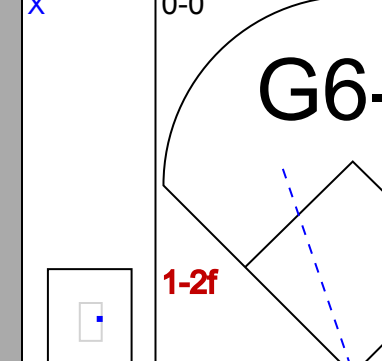
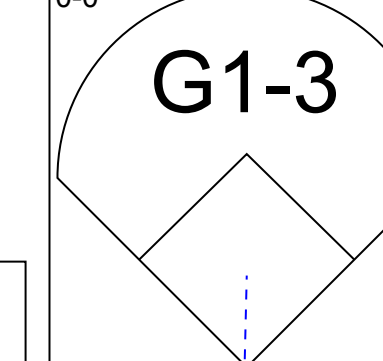


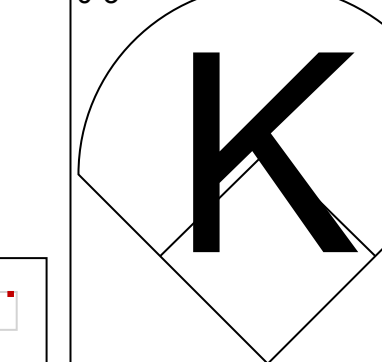
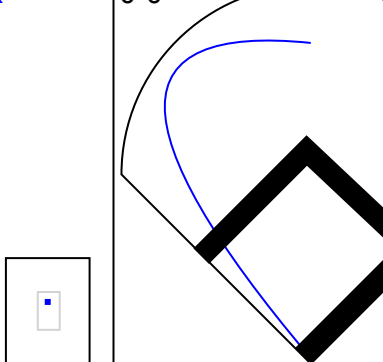
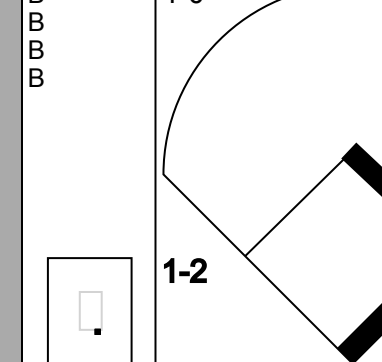
Batter	1	2	3	4	5	6	7	8	9	AB	R	H	RBI	BB	SO	LOB	BOTTOM										
13 Manny Machado, R OBP: 0.268, SLG: 0.375 38 Jimmy Paredes, S OBP: 0.417, SLG: 0.676	P5		K							3	0	0	0	0	2	1											
28 Steve Pearce, R OBP: 0.351, SLG: 0.784 79 Daniel Álvarez, R OBP: 0.367, SLG: 0.643	P5		F8							3	0	0	0	0	0	1											
10 Adam Jones, R OBP: 0.325, SLG: 0.588 57 Jayson Nix, R OBP: 0.303, SLG: 0.367	K2-3									3	0	1	0	0	2	0											
27 Delmon Young, R OBP: 0.342, SLG: 0.457 45 Steve Clevenger, L OBP: 0.233, SLG: 0.276										3	1	1	1	0	1	1											
Chris Davis, L OBP: 0.311, SLG: 0.487 60 Ryan Lavanway, R OBP: 0.292, SLG: 0.318										3	0	0	0	0	1	1											
2 J.J. Hardy, R OBP: 0.303, SLG: 0.300 3 Ryan Flaherty, L OBP: 0.361, SLG: 0.406										3	0	0	0	0	1	1											
14 Nolan Reimold, R OBP: 0.459, SLG: 0.487 86 Julio Borbon, L OBP: 0.571, SLG: 0.714										2	1	2	0	0	0	0											
36 Caleb Joseph, R OBP: 0.333, SLG: 0.478 85 Mike Yastrzemski, L										3	0	1	1	0	0	2											
1 Everth Cabrera, S OBP: 0.310, SLG: 0.342 41 Chris Parmelee, L OBP: 0.367, SLG: 0.217										3	0	0	0	0	0	1											
Inning Stats	R: 0 E: 0 K: 1 S: 5	H: 0 LOB: 0 BB: 0 P: 5	R: 0 E: 0 K: 2 S: 7	H: 0 LOB: 0 BB: 0 P: 7	R: 1 E: 0 K: 1 S: 6	H: 1 LOB: 1 BB: 0 P: 7	R: 0 E: 0 K: 1 S: 6	H: 1 LOB: 1 BB: 0 P: 6	R: 0 E: 0 K: 2 S: 7	H: 0 LOB: 0 BB: 0 P: 7	R: 1 E: 0 K: 0 S: 5	H: 2 LOB: 1 BB: 0 P: 5	R: 0 E: 1 K: 0 S: 4	H: 0 LOB: 1 BB: 0 P: 4	R: 0 E: 0 K: 0 S: 3	H: 0 LOB: 0 BB: 0 P: 3	1B: 2 2B: 2 3B: 0 HR: 1	SF: 0 SAC: 0 DP: 1 HBP: 1	WP: 0 PB: 0 SB: 0 CS: 0	PA: 33							
PITCHER	IP	WLS	BF	H	R	ER	SO	BB	IBB	HBP	BLK	WP	HR	S	P	ERA	WHIP										
32 Daniel Norris, L ERA: 2.41	6.0	W	21	3	1	1	7	0	0	0	0	0	1	5	5	9.00	2.000										
50 Steve Delabar, R ERA: 3.89	1.0	H	5	2	1	1	0	0	0	0	0	0	0	4	4	0.00	0.000										
35 Jeff Francis, L ERA: 6.35	1.0	S	3	0	0	0	0	0	0	0	0	0	0	3	3	0.00	0.000										
62 Aaron Loup, L ERA: 3.0	1.0	S	3	0	0	0	0	0	0	0	0	0	0	3	3	0.00	0.000										

Toronto Blue Jays @ Baltimore Orioles
Ed Smith Stadium, Sarasota, FL
Wed Mar 25 2015, 1:08 PM - 3:32 PM EDT
Att: 7,283 - Cloudy - 82 F

AB 32
R 2
H 5
RBI 2
BB 0
SO 7
LOB 9



Batter	1	2	3	4	5	6	7	8	9	AB	R	H	RBI	BB	SO	LOB	TOP								
16 César Hernández, S (1, 6) OBP: 0.222, SLG: 0.154										4	0	1	0	0	1	1	Philadelphia Phillies @ Toronto Blue Jays Florida Auto Exchange Stadium, Dunedin, FL Thu Mar 26 2015, 1:09 PM - 3:41 PM EDT Att: 4,730 - Cloudy - 82 F								
24 Grady Sizemore, L (1, 7) OBP: 0.297, SLG: 0.161 68 Russ Canzler, R (8, 7) OBP: 0.290, SLG: 0.333										4	0	1	0	0	0	0									
26 Chase Utley, L (1, 4) OBP: 0.423, SLG: 0.458 71 Cord Phelps, S (6, 4) OBP: 0.429, SLG: 0.412										3	1	2	0	0	0	0									
6 Ryan Howard, L (1, 10) OBP: 0.222, SLG: 0.415										4	0	0	0	0	1	2									
51 Carlos Ruiz, R (1, 2) OBP: 0.250, SLG: 0.286 17 Brian Bogusevic, L (7, 9) OBP: 0.382, SLG: 0.710										3	0	1	1	0	0	0									
3 Jeff Francoeur, R (1, 9) OBP: 0.214, SLG: 0.286 47 Koyie Hill, S (7, 2)										3	0	0	0	0	1	1									
18 Darin Ruf, R (1, 3) OBP: 0.265, SLG: 0.391										3	0	0	0	0	0	0									
15 Jordan Danks, L (1, 8) OBP: 0.395, SLG: 0.438										2	0	0	0	1	0	0									
4 Andrés Blanco, S (1, 5) OBP: 0.238, SLG: 0.390										3	0	0	0	0	0	1									
Inning Stats	R: 0 E: 0 K: 1 S: 5	H: 0 LOB: 0 BB: 0 P: 5	R: 0 E: 0 K: 0 S: 3	H: 0 LOB: 0 BB: 0 P: 3	R: 0 E: 0 K: 0 S: 3	H: 0 LOB: 1 BB: 1 P: 7	R: 1 E: 0 K: 1 S: 7	H: 2 LOB: 1 BB: 0 P: 7	R: 0 E: 0 K: 0 S: 3	H: 0 LOB: 0 BB: 0 P: 3	R: 0 E: 0 K: 0 S: 4	H: 1 LOB: 1 BB: 0 P: 4	R: 0 E: 0 K: 1 S: 5	H: 0 LOB: 0 BB: 0 P: 5	R: 0 E: 0 K: 0 S: 5	H: 2 LOB: 2 BB: 0 P: 5		R: 0 E: 0 K: 1 S: 5	H: 0 LOB: 0 BB: 0 P: 5	1B: 3 2B: 2 3B: 0 HR: 0	SF: 0 SAC: 0 DP: 0 HBP: 0	WP: 0 PB: 0 SB: 1 CS: 0	PA: 33		
PITCHER	IP	WLS	BF	H	R	ER	SO	BB	IBB	HBP	BLK	WP	HR	S	P	ERA	WHIP								
41 Aaron Sanchez, R (1, 1) ERA: 3.93	5.1		19	2	1	1	2	1	0	0	0	0	0	22	26	1.69	0.562								
49 Cott Hynes, L (6, 1) ERA:	0.2		3	1	0	0	0	0	0	0	0	0	0	3	3	0.00	1.500								
27 Brett Cecil, L (7, 1) ERA:	1.0		3	0	0	0	1	0	0	0	0	0	0	5	5	0.00	0.000								
63 Scott Barnes, L (8, 1) ERA: 3.6	1.0	W	5	2	0	0	0	0	0	0	0	0	0	5	5	0.00	2.000								
Kyle Drabek, R (9, 1) ERA: 2.57	1.0	S	3	0	0	0	1	0	0	0	0	0	0	5	5	0.00	0.000								

Batter	1	2	3	4	5	6	7	8	9	AB	R	H	RBI	BB	SO	LOB	BOTTOM								
7 José Reyes, S (1, 6) OBP: 0.368, SLG: 0.639 39 Caleb Gindl, L (7, 9) OBP: 0.422, SLG: 0.590										3	0	0	0	0	1	1	Philadelphia Phillies @ Toronto Blue Jays Florida Auto Exchange Stadium, Dunedin, FL Thu Mar 26 2015, 1:09 PM - 3:41 PM EDT Att: 4,730 - Cloudy - 82 F								
55 Russell Martin, R (1, 2) OBP: 0.317, SLG: 0.333 Sean Ochinko, R (7, PH) OBP: 0.250, SLG: 0.200										3	0	0	0	0	0	0									
19 José Bautista, R (1, 9) OBP: 0.429, SLG: 0.724 66 Munenori Kawasaki, L (7, 6) OBP: 0.478, SLG: 0.529										2	0	0	0	1	0	0									
10 Edwin Encarnación, R (1, 10) OBP: 0.303, SLG: 0.324 24 Davan Vicedo, R (6, PR) OBP: 0.229, SLG: 0.324										1	0	0	0	2	0	1									
20 Josh Donaldson, R (1, 5) OBP: 0.415, SLG: 0.583 17 Ryan Goins, L (7, 5) OBP: 0.372, SLG: 0.474										3	0	0	0	0	1	3									
23 Danny Valencia, R (1, 3) OBP: 0.375, SLG: 0.500 14 Justin Smoak, S (7, 3) OBP: 0.318, SLG: 0.361										1	0	0	0	1	1	1									
11 Kevin Pillar, R (1, 7) OBP: 0.362, SLG: 0.477 18 Steve Tolleson, R (8, 5) OBP: 0.333, SLG: 0.679										3	0	1	0	0	0	3									
29 Devon Travis, R (1, 4) OBP: 0.392, SLG: 0.468										3	0	0	0	1	1	3									
45 Dalton Pompey, S (1, 8) OBP: 0.362, SLG: 0.477 1 Jonathan Diaz, R (8, 8) OBP: 0.188, SLG: 0.133										2	0	1	0	1	1	0									
Inning Stats	R: 0 E: 0 K: 0 S: 3	H: 0 LOB: 0 BB: 0 P: 3	R: 0 E: 0 K: 0 S: 3	H: 0 LOB: 2 BB: 2 P: 11	R: 0 E: 0 K: 1 S: 5	H: 0 LOB: 0 BB: 0 P: 5	R: 0 E: 0 K: 2 S: 7	H: 0 LOB: 1 BB: 1 P: 11	R: 0 E: 0 K: 1 S: 6	H: 2 LOB: 1 BB: 0 P: 6	R: 0 E: 0 K: 0 S: 3	H: 0 LOB: 1 BB: 1 P: 7	R: 0 E: 0 K: 0 S: 2	H: 0 LOB: 3 BB: 4 P: 18	R: 4 E: 0 K: 2 S: 11	H: 2 LOB: 0 BB: 2 P: 21		1B: 1 2B: 1 3B: 1 HR: 1	SF: 0 SAC: 0 DP: 1 HBP: 0	WP: 0 PB: 0 SB: 0 CS: 1	PA: 36				
PITCHER	IP	WLS	BF	H	R	ER	SO	BB	IBB	HBP	BLK	WP	HR	S	P	ERA	WHIP								
35 Cole Hamels, L (1, 1) ERA: 5.17	5.0		19	2	0	0	4	3	0	0	0	0	0	24	36	0.00	1.000								
57 Luis García, R (6, 1) ERA:	1.0	H	4	0	0	0	0	1	0	0	0	0	0	3	7	0.00	1.000								
52 Andy Oliver, L (7, 1) ERA: 2.0	0.2	H	5	0	0	0	0	4	0	0	0	0	0	1	17	0.00	6.000								
53 Ken Giles, R (7, 1) ERA: 6.14	0.2	L	6	2	4	4	1	2	0	0	0	0	1	8	18	54.00	6.000								
30 Justin De Fratus, R (8, 1) ERA: 6.14	0.2		2	0	0	0	1	0	0	0	0	0	0	4	4	0.00	0.000								



Batter	1	2	3	4	5	6	7	8	9	AB	R	H	RBI	BB	SO	LOB	TOP		
12 Anthony Gose, L (1, 8) OBP: 0.407, SLG: 0.551										2	0	1	1	0	1	1	<p>Detroit Tigers @ Toronto Blue Jays Florida Auto Exchange Stadium, Dunedin, FL Fri Mar 27 2015, 1:06 PM - 2:39 PM EDT Att: 4,833 - Cloudy - 76 F</p> <p>livebaseballscorecards.com</p> <p>AB 18 R 1 H 4 RBI 1 BB 1 SO 6 LOB 8</p>		
13 Alex Avila, L (1, 3) OBP: 0.324, SLG: 0.355										3	0	0	0	0	3				
28 J.D. Martinez, R (1, 9) OBP: 0.431, SLG: 0.720										1	0	0	0	1	0				
18 Tyler Collins, L (1, 7) OBP: 0.340, SLG: 0.390										2	0	0	0	0	2	3			
9 Nick Castellanos, R (1, 5) OBP: 0.375, SLG: 0.419										2	0	0	0	0	0	0			
73 Jason Krizan, L (1, 10) OBP: 0.269, SLG: 0.435										2	0	0	0	0	1	0			
34 James McCann, R (1, 2) OBP: 0.412, SLG: 0.438										2	0	0	0	0	2	0			
26 Hernán Pérez, R (1, 4) OBP: 0.358, SLG: 0.362										2	1	1	0	0	0	0			
17 Andrew Romine, S (1, 6) OBP: 0.277, SLG: 0.238										2	0	2	0	0	0	0			
Inning Stats	R: 0 E: 0 K: 1 S: 6	H: 1 LOB: 1 BB: 0 P: 6	R: 0 E: 0 K: 1 S: 5	H: 0 LOB: 0 BB: 0 P: 5	R: 1 E: 0 K: 1 S: 7	H: 2 LOB: 2 BB: 1 P: 11	R: 0 E: 0 K: 2 S: 7	H: 0 LOB: 0 BB: 0 P: 7	R: 0 E: 0 K: 1 S: 6	H: 1 LOB: 1 BB: 0 P: 6						1B: 3 2B: 1 3B: 0 HR: 0	SF: 0 SAC: 1 DP: 0 HBP: 0	WP: 0 PB: 0 SB: 0 CS: 0	PA: 20
PITCHER 36 Drew Hutchison, R (1, 1) ERA: 1.8	IP: 5.0 WLS: W BF: 20 H: 4 R: 1 ER: 1 SO: 6 BB: 1 IBB: 0 HBP: 0 BLK: 0 WP: 0 HR: 0 S: 31 P: 35 ERA: 1.80 WHIP: 1.000																		

Batter	1	2	3	4	5	6	7	8	9	AB	R	H	RBI	BB	SO	LOB	BOTTOM		
7 José Reyes, S (1, 6) OBP: 0.366, SLG: 0.615										3	0	1	0	0	0	0	<p>Detroit Tigers @ Toronto Blue Jays Florida Auto Exchange Stadium, Dunedin, FL Fri Mar 27 2015, 1:06 PM - 2:39 PM EDT Att: 4,833 - Cloudy - 76 F</p> <p>livebaseballscorecards.com</p> <p>AB 18 R 4 H 5 RBI 4 BB 2 SO 3 LOB 3</p>		
29 Devon Travis, R (5, FR) OBP: 0.392, SLG: 0.468										0	0	0	0	0	0	0			
55 Russell Martin, R (1, 2) OBP: 0.302, SLG: 0.316										3	0	0	0	0	2	2			
19 José Bautista, R (1, 9) OBP: 0.432, SLG: 0.806										2	1	1	1	0	0	0			
10 Edwin Encarnación, R (1, 10)										2	0	0	0	0	0	0			
20 Josh Donaldson, R (1, 5) OBP: 0.395, SLG: 0.553										2	0	0	0	0	1	0			
45 Dalton Pompey, S (1, 8) OBP: 0.388, SLG: 0.565										2	2	2	1	0	0	0			
14 Justin Smoak, S (1, 3) OBP: 0.326, SLG: 0.447										2	1	1	2	0	0	0			
11 Kevin Pillar, R (1, 7) OBP: 0.314, SLG: 0.515										1	0	0	0	1	0	0			
17 Ryan Goins, L (1, 4) OBP: 0.378, SLG: 0.462										1	0	0	0	1	0	1			
Inning Stats	R: 0 E: 0 K: 1 S: 5	H: 0 LOB: 0 BB: 0 P: 5	R: 1 E: 0 K: 1 S: 7	H: 1 LOB: 0 BB: 0 P: 10	R: 0 E: 0 K: 0 S: 3	H: 0 LOB: 0 BB: 1 P: 7	R: 1 E: 0 K: 1 S: 6	H: 1 LOB: 0 BB: 0 P: 7	R: 2 E: 1 K: 0 S: 6	H: 3 LOB: 2 BB: 1 P: 13						1B: 2 2B: 0 3B: 0 HR: 3	SF: 0 SAC: 0 DP: 0 HBP: 0	WP: 0 PB: 0 SB: 0 CS: 1	PA: 20
PITCHER 35 Justin Verlander, R (1, 1) ERA: 5.83 56 Kyle Ryan, L (3, 1) ERA: 5.91 43 Bruce Rondón, R (5, 1) ERA: 5.68	IP: 2.2 WLS: L BF: 5 H: 1 R: 1 ER: 1 SO: 1 BB: 0 IBB: 0 HBP: 0 BLK: 0 WP: 0 HR: 1 S: 7 P: 8 ERA: 6.75 WHIP: 0.750	IP: 0.1 WLS: 6 BF: 3 H: 2 R: 2 ER: 2 SO: 0 BB: 1 IBB: 0 HBP: 0 BLK: 0 WP: 0 HR: 1 S: 6 P: 13 ERA: 54.00 WHIP: 12.000																	

Batter	1	2	3	4	5	6	7	8	9	AB	R	H	RBI	BB	SO	LOB	TOP										
18 Steve Tolleson, R OBP: 0.324, SLG: 0.613	G6-3	G5-3		F7					F9	3	0	0	0	0	0	3	Toronto Blue Jays @ Pittsburgh Pirates McKechnie Field, Bradenton, FL Sat Mar 28 2015, 1:08 PM - 3:57 PM EDT Att: 6,351 - Partly Cloudy - 66 F										
46 Brad Glenn, R (7, PR)							HBP			1	0	0	0	0	0	0											
37 Danc Barton, L OBP: 0.341, SLG: 0.389	HR			1B	F9		P2			4	1	2	1	0	0	1											
30 Dioner Navarro, S OBP: 0.237, SLG: 0.259 Sean Ochinko, R OBP: 0.231, SLG: 0.182	BB		F9-5-3		F9			K		2	0	0	0	1	0	1											
14 Justin Smoak, S OBP: 0.320, SLG: 0.429	P5		G3		G3-1			1B		4	0	1	0	0	0	1											
23 Danny Valencia, R OBP: 0.371, SLG: 0.576 76 Richard Urena, S OBP: 1.000, SLG: 1.000	G5-3			HR		G4-3		1B		3	1	1	1	0	0	1											
39 Caleb Cindl, L OBP: 0.429, SLG: 0.595				HR		G4-3		1B		3	1	1	0	1	0	2											
24 Dayan Viciedo, R OBP: 0.324, SLG: 0.324 49 Roemon Fields, L OBP: 0.250, SLG: 0.750	G6-3			BB		G4-3		G3		3	0	1	0	0	0	1											
66 Munenori Kawasaki, L OBP: 0.462, SLG: 0.550				1B		G4-3		K2-3		1	0	0	0	0	1	2											
78 Dawel Lugo, R										3	0	1	1	0	0	2											
17 Ryan Goins, L OBP: 0.347, SLG: 0.419	G4-3									4	0	0	0	0	2	3											
Inning Stats	R: 1 E: 0 K: 0 S: 4	H: 1 LOB: 1 BB: 1 P: 8	R: 1 E: 0 K: 0 S: 5	H: 2 LOB: 1 BB: 0 P: 5	R: 0 E: 0 K: 0 S: 3	H: 1 LOB: 0 BB: 0 P: 3	R: 1 E: 0 K: 0 S: 5	H: 2 LOB: 2 BB: 1 P: 9	R: 0 E: 0 K: 0 S: 3	H: 0 LOB: 0 BB: 0 P: 3	R: 0 E: 0 K: 0 S: 3	H: 0 LOB: 1 BB: 0 P: 6	R: 0 E: 0 K: 1 S: 9	H: 2 LOB: 2 BB: 0 P: 9	R: 0 E: 0 K: 1 S: 5	H: 0 LOB: 0 BB: 0 P: 5		1B: 4 2B: 3 3B: 0 HR: 2	SF: 0 SAC: 0 DP: 1 HBP: 1	WP: 0 PB: 0 SB: 0 CS: 0	PA: 37						
PITCHER	IP	WLS	BF	H	R	ER	SO	BB	IBB	HBP	BLK	WP	HR	S	P	ERA	WHIP										
50 Charlie Morton, R ERA: 6.46	(1, 1)	6.0	W	25	6	3	3	0	2	0	0	0	2	23	31	4.50	1.333										
35 Mark Melancon, R ERA: 3.0	(7, 1)	1.0		4	0	0	0	1	0	0	1	0	0	5	6	0.00	0.000										
48 Jared Hughes, R ERA: 9.82	(8, 1)	1.0		5	2	0	0	2	0	0	0	0	0	9	9	0.00	2.000										
52 Rob Scahill, R ERA: 2.25	(9, 1)	0.2		2	0	0	0	1	0	0	0	0	0	4	4	0.00	0.000										
37 Arquimedes Caminero, R ERA: 1.74	(9, 1)	0.1		1	0	0	0	0	0	0	0	0	0	1	1	0.00	0.000										

AB	34
R	3
H	8
RBI	3
BB	2
SO	4
LOB	17



Batter	1	2	3	4	5	6	7	8	9	AB	R	H	RBI	BB	SO	LOB	BOTTOM										
10 Jordy Mercer, R OBP: 0.378, SLG: 0.500 17 Pedro Florimón, S OBP: 0.303, SLG: 0.400	HR	BB			K	2B		G4-3		1	2	0	0	3	1	0	Toronto Blue Jays @ Pittsburgh Pirates McKechnie Field, Bradenton, FL Sat Mar 28 2015, 1:08 PM - 3:57 PM EDT Att: 6,351 - Partly Cloudy - 66 F										
25 Gregory Polanco, L OBP: 0.271, SLG: 0.400 52 Rob Scahill, L OBP: 1.000, SLG: 1.000		G5-3			F8			K		4	2	1	2	0	1	1											
22 Andrew McCutchen, R OBP: 0.394, SLG: 0.391 35 Mark Melancon, R OBP: 0.303, SLG: 0.400 46 Edward Salcedo, R										4	1	2	0	0	2	3											
18 Neil Walker, S OBP: 0.409, SLG: 0.683 75 Michael Fransoso, L										0	0	0	0	0	0	0											
12 Corey Hart, R OBP: 0.440, SLG: 0.500 27 Jung Ho Kang, R OBP: 0.250, SLG: 0.323										1	0	1	1	1	0	0											
15 Andrew Lamb, L OBP: 0.217, SLG: 0.273										1	0	0	0	0	1	1											
29 Francisco Cervelli, R OBP: 0.486, SLG: 0.815 83 Wilkin Castillo, S OBP: 0.286, SLG: 0.167										4	1	2	0	0	0	0											
3 Sean Rodríguez, R OBP: 0.163, SLG: 0.146										0	0	0	0	0	0	0											
48 Jared Hughes, R 43 Junior Sosa, L										4	1	0	1	0	1	1											
50 Charlie Morton, R 7 Reese McGuire, L 14 Jaff Decker, L										0	0	0	0	0	0	0											
										0	0	0	0	0	0	0											
										2	0	0	0	0	1	0											
										1	1	1	1	0	0	0											
										1	0	0	0	0	1	0											
Inning Stats	R: 2 E: 0 K: 1 S: 7	H: 2 LOB: 1 BB: 1 P: 12	R: 1 E: 0 K: 1 S: 6	H: 1 LOB: 1 BB: 1 P: 10	R: 1 E: 0 K: 1 S: 6	H: 1 LOB: 0 BB: 0 P: 6	R: 0 E: 0 K: 1 S: 5	H: 0 LOB: 0 BB: 0 P: 5	R: 0 E: 0 K: 1 S: 6	H: 1 LOB: 3 BB: 2 P: 14	R: 4 E: 1 K: 2 S: 10	H: 3 LOB: 1 BB: 1 P: 16	R: 0 E: 0 K: 0 S: 3	H: 0 LOB: 0 BB: 0 P: 3	R: 0 E: 0 K: 2 S: 7	H: 0 LOB: 0 BB: 0 P: 7	1B: 2 2B: 4 3B: 1 HR: 1	SF: 1 SAC: 0 DP: 0 HBP: 1	WP: 0 PB: 0 SB: 1 CS: 0	PA: 38							
PITCHER	IP	WLS	BF	H	R	ER	SO	BB	IBB	HBP	BLK	WP	HR	S	P	ERA	WHIP										
Randy Wolf, L ERA: 13.5	(1, 1)	2.2	L	14	4	4	4	2	0	0	0	0	0	8	8	0.00	0.000										
62 Aaron Loup, L ERA: 2.45	(3, 1)	1.1		4	0	0	0	2	0	0	0	0	0	6	14	0.00	3.000										
58 Todd Redmond, R ERA: 1.8	(5, 1)	1.0		6	1	0	0	1	2	0	0	0	0	3	8	27.00	9.000										
74 Wil Browning, R ERA: 6.75	(6, 1)	0.1		4	2	3	1	0	1	0	0	0	0	9	10	0.00	0.750										
75 Luis Perez, L ERA: 6.75	(6, 1)	1.1		6	1	1	0	2	0	0	1	0	0	9	10	0.00	0.750										

AB	31
R	8
H	8
RBI	8
BB	5
SO	9
LOB	11



Batter	1	2	3	4	5	6	7	8	9	AB	R	H	RBI	BB	SO	LOB	TOP			
14 Nolan Reimold, R OBP: 0.413, SLG: 0.405										4	0	1	0	1	1	0	<p>Baltimore Orioles @ Toronto Blue Jays Florida Auto Exchange Stadium, Dunedin, FL Sun Mar 29 2015, 1:07 PM - 3:38 PM EDT Att: 3,602 - Sunny - 67 F</p>			
1 Everth Cabrera, S OBP: 0.333, SLG: 0.356										5	1	1	0	0	2	3				
38 Jimmy Paredes, S OBP: 0.388, SLG: 0.681										4	0	2	1	0	1	1				
27 Delmon Young, R OBP: 0.333, SLG: 0.476										4	0	1	0	0	0	3				
85 Brenden Webb, L OBP: 0.333, SLG: 0.356										0	1	0	0	0	0	0				
79 Daniel Álvarez, R OBP: 0.395, SLG: 0.600										4	1	2	0	0	1	1				
45 Steve Clevenger, L OBP: 0.289, SLG: 0.333										4	0	1	0	0	0	2				
57 Jayson Nix, R OBP: 0.428, SLG: 0.615										3	0	0	0	0	2	2				
Rey Navarro, S OBP: 0.428, SLG: 0.615										1	0	1	2	0	0	0				
41 Chris Parmelee, L OBP: 0.389, SLG: 0.379										4	1	3	1	0	0	2				
1 Paul Janish, R OBP: 0.154, SLG: 0.154										4	0	0	0	0	2	4				
Inning Stats	R: 0 H: 1 E: 0 K: 2 S: 8	H: 1 LOB: 1 BB: 0 P: 8	R: 0 H: 2 E: 0 K: 0 S: 5	H: 2 LOB: 2 BB: 0 P: 5	R: 1 H: 2 E: 0 K: 0 S: 5	H: 2 LOB: 1 BB: 0 P: 5	R: 0 H: 1 E: 0 K: 1 S: 6	H: 1 LOB: 1 BB: 0 P: 6	R: 0 H: 1 E: 0 K: 1 S: 7	H: 0 LOB: 0 BB: 0 P: 7	R: 0 H: 1 E: 1 K: 1 S: 5	H: 1 LOB: 1 BB: 1 P: 9	R: 2 H: 3 E: 0 K: 1 S: 7	H: 3 LOB: 1 BB: 0 P: 8	R: 1 H: 1 E: 0 K: 1 S: 6	H: 1 LOB: 0 BB: 0 P: 6	1B: 8 2B: 3 3B: 0 HR: 1	SF: 0 SAC: 0 DP: 1 HBP: 0	WP: 1 PB: 0 SB: 0 CS: 1	PA: 39
PITCHER	IP WLS BF H R ER SO BB IBB HBP BLK WP HR S P ERA WHIP																			
56 Mark Buehrle, L ERA: 2.45	5.0	22	7	1	1	4	0	0	0	0	0	0	0	30	30	1.80	1.400			
62 Aaron Loup, L ERA: 2.16	1.0	3	0	0	0	2	0	0	0	0	0	0	0	7	7	0.00	0.000			
27 Brett Cecil, L ERA: 2.16	1.0	4	1	0	0	1	1	0	0	0	0	0	0	5	9	0.00	2.000			
35 Jeff Francis, L ERA: 8.99	1.0	L 5	3	2	2	1	0	0	0	0	1	0	7	8	18.00	3.000				
67 Brady Dragnire, R ERA: 9.0	1.0	4	1	1	1	1	0	0	0	0	0	1	6	6	9.00	1.000				

Batter	1	2	3	4	5	6	7	8	9	AB	R	H	RBI	BB	SO	LOB	BOTTOM			
7 José Reyes, S OBP: 0.362, SLG: 0.600										3	0	1	0	0	0	1	<p>Baltimore Orioles @ Toronto Blue Jays Florida Auto Exchange Stadium, Dunedin, FL Sun Mar 29 2015, 1:07 PM - 3:38 PM EDT Att: 3,602 - Sunny - 67 F</p>			
1 Jonathan Diaz, R OBP: 0.167, SLG: 0.118										1	0	0	0	0	0	0				
55 Russell Martin, R OBP: 0.320, SLG: 0.302										2	0	0	0	1	1	2				
22 Josh Thole, L OBP: 0.382, SLG: 0.379										1	1	1	0	0	0	0				
19 José Bautista, R OBP: 0.419, SLG: 0.757										3	0	1	0	0	0	2				
39 Caleb Cindl, L OBP: 0.420, SLG: 0.581										1	0	0	0	0	1	1				
10 Edwin Encarnación, R OBP: 0.283, SLG: 0.667										3	0	0	0	0	1	4				
14 Justin Smoak, S OBP: 0.314, SLG: 0.419										1	0	0	0	0	0	1				
20 Josh Donaldson, R OBP: 0.388, SLG: 0.591										3	1	1	1	0	1	2				
66 Munenori Kawasaki, L OBP: 0.481, SLG: 0.571										1	0	1	0	0	0	0				
30 Dioner Navarro, S OBP: 0.294, SLG: 0.233										3	0	0	0	0	0	0				
24 Dayan Viedo, R OBP: 0.256, SLG: 0.342										1	0	1	1	0	0	0				
45 Dalton Pompey, S OBP: 0.519, SLG: 0.519										3	0	1	0	0	0	0				
17 Ryan Goins, L OBP: 0.340, SLG: 0.409										1	0	0	0	0	0	0				
11 Kevin Pillar, R OBP: 0.286, SLG: 0.450										4	0	1	0	0	0	0				
29 Devon Travis, R OBP: 0.397, SLG: 0.463										4	0	2	0	0	0	2				
Inning Stats	R: 0 H: 1 E: 0 K: 2 S: 8	H: 0 LOB: 0 BB: 0 P: 12	R: 0 H: 0 E: 0 K: 0 S: 3	H: 0 LOB: 0 BB: 0 P: 3	R: 0 H: 2 E: 0 K: 1 S: 7	H: 2 LOB: 2 BB: 0 P: 7	R: 1 H: 1 E: 0 K: 0 S: 6	H: 1 LOB: 0 BB: 0 P: 8	R: 0 H: 1 E: 0 K: 0 S: 3	H: 0 LOB: 0 BB: 0 P: 3	R: 0 H: 2 E: 0 K: 0 S: 4	H: 2 LOB: 1 BB: 0 P: 4	R: 1 H: 3 E: 1 K: 1 S: 8	H: 3 LOB: 2 BB: 0 P: 8	R: 0 H: 0 E: 0 K: 0 S: 3	H: 0 LOB: 0 BB: 0 P: 3	1B: 8 2B: 1 3B: 0 HR: 1	SF: 0 SAC: 0 DP: 1 HBP: 0	WP: 0 PB: 0 SB: 0 CS: 1	PA: 36
PITCHER	IP WLS BF H R ER SO BB IBB HBP BLK WP HR S P ERA WHIP																			
31 Ubaldo Jiménez, R ERA: 4.84	6.0	23	5	1	1	3	0	0	0	0	0	0	0	12	12	0.00	2.500			
66 T.J. McFarland, L ERA: 6.55	2.0	W 10	5	1	0	1	0	0	0	0	0	0	0	12	12	0.00	2.500			
65 Chaz Roe, R ERA: 5.91	1.0	S 3	0	0	0	0	0	0	0	0	0	0	3	3	0.00	0.000				

AB 37
R 4
H 12
RBI 4
BB 1
SO 9
LOB 18



AB 35
R 2
H 10
RBI 2
BB 1
SO 4
LOB 15



livebaseballscorecards.com

livebaseballscorecards.com

Batter	1	2	3	4	5	6	7	8	9	AB	R	H	RBI	BB	SO	LOB	TOP						
67 Jon Berti, R OBP: 0.250, SLG: 0.500	G6-3	G5-3		1-H 3B		P4		P3		5	0	1	1	0	0	4	Toronto Blue Jays @ Houston Astros Osceola County Stadium, Kissimmee, FL Mon Mar 30 2015, 6:08 PM - 8:47 PM EDT Att: 3,076 - Clear - 75 F						
30 Dioner Navarro, S OBP: 0.316, SLG: 0.219 Sean Ochinko, R OBP: 0.214, SLG: 0.167	2-3 HR	BB		L8			K2-3	G6-3		2	1	0	0	2	1	1							
23 Danny Valencia, R OBP: 0.359, SLG: 0.622 Dwight Smith Jr., L OBP: 0.455, SLG: 0.500	0-2 HR	0-3 K			G3		K	K		4	1	1	2	0	2	2							
24 Dayan Viciedo, R OBP: 0.250, SLG: 0.326	P5			L9		G4-3	15 1B		K	5	0	1	0	0	1	0							
15 Chris Colabello, R OBP: 0.333, SLG: 0.625 49 Roemon Fields, L OBP: 0.200, SLG: 0.600	2-0 HR			F9			1-2 1B	G3		4	1	3	1	0	0	0							
39 Caleb Gindl, L OBP: 0.382, SLG: 0.521	0-0 G4-3			F8		G4-3		K		5	0	0	0	0	2	3							
14 Justin Smoak, S OBP: 0.315, SLG: 0.478 76 Andy Burns, R OBP: 0.500, SLG: 1.000		2-1 HR		F9		K		1 S 2B		3	1	1	1	0	1	0							
66 Munenori Kawasaki, L OBP: 0.483, SLG: 0.565 1 Jonathan Diaz, R OBP: 0.200, SLG: 0.111		0-0 G3			67 3B 1B		K	17 2B G6-3 BB		2	1	1	0	0	0	0							
17 Ryan Goins, L OBP: 0.370, SLG: 0.500		0-0 67 WP 2B		F8				G6-3 1-3 3H 2B		1	1	0	0	1	1	0							
Inning Stats	R: 3 E: 0 K: 0 S: 7	H: 2 LOB: 0 BB: 1 P: 13	R: 1 E: 0 K: 1 S: 8	H: 2 LOB: 2 BB: 1 P: 15	R: 0 E: 0 K: 0 S: 3	H: 0 LOB: 0 BB: 0 P: 3	R: 1 E: 0 K: 0 S: 5	H: 2 LOB: 1 BB: 0 P: 5	R: 0 E: 0 K: 2 S: 4	H: 1 LOB: 1 BB: 0 P: 4	R: 0 E: 0 K: 3 S: 8	H: 2 LOB: 2 BB: 0 P: 11	R: 0 E: 0 K: 3 S: 11	R: 2 E: 0 K: 1 S: 7	H: 2 LOB: 1 BB: 1 P: 11	R: 0 E: 0 K: 2 S: 7		H: 0 LOB: 0 BB: 0 P: 7	1B: 4 2B: 4 3B: 1 HR: 3	SF: 0 SAC: 0 DP: 0 HBP: 0	WP: 1 PB: 0 SB: 1 CS: 0	PA: 42	
PITCHER	IP WLS BF H R ER SO BB IBB HBP BLK WP HR S P ERA WHIP	3.1 L 17 5 5 5 1 2 0 0 0 1 3 20 33 13.50 2.100	4.1 L 17 5 5 5 1 2 0 0 0 0 3 20 33 13.50 2.100	4.1 L 17 5 5 5 1 2 0 0 0 0 3 20 33 13.50 2.100	4.1 L 17 5 5 5 1 2 0 0 0 0 3 20 33 13.50 2.100	1.0 L 3 0 0 0 0 0 0 0 0 0 0 3 3 0.00 1.500	1.0 L 3 0 0 0 0 0 0 0 0 0 0 4 4 0.00 1.000	1.0 L 3 0 0 0 0 0 0 0 0 0 0 8 8 0.00 1.000	1.0 L 3 0 0 0 0 0 0 0 0 0 0 13 17 18.00 5.000	PITCHER	IP WLS BF H R ER SO BB IBB HBP BLK WP HR S P ERA WHIP	1.0 L 3 0 0 0 0 0 0 0 0 0 0 0 0 0 0 0.00 0.000	1.0 L 3 0 0 0 0 0 0 0 0 0 0 0 0 0 0 0.00 0.000	1.0 L 3 0 0 0 0 0 0 0 0 0 0 0 0 0 0 0.00 0.000	1.0 L 3 0 0 0 0 0 0 0 0 0 0 0 0 0 0 0.00 0.000	1.0 L 3 0 0 0 0 0 0 0 0 0 0 0 0 0 0 0.00 0.000	1.0 L 3 0 0 0 0 0 0 0 0 0 0 0 0 0 0 0.00 0.000	1.0 L 3 0 0 0 0 0 0 0 0 0 0 0 0 0 0 0.00 0.000	1.0 L 3 0 0 0 0 0 0 0 0 0 0 0 0 0 0 0.00 0.000	1.0 L 3 0 0 0 0 0 0 0 0 0 0 0 0 0 0 0.00 0.000	1.0 L 3 0 0 0 0 0 0 0 0 0 0 0 0 0 0 0.00 0.000	1.0 L 3 0 0 0 0 0 0 0 0 0 0 0 0 0 0 0.00 0.000	1.0 L 3 0 0 0 0 0 0 0 0 0 0 0 0 0 0 0.00 0.000

AB	39
R	7
H	12
RBI	7
BB	3
SO	9
LOB	13



Batter	1	2	3	4	5	6	7	8	9	AB	R	H	RBI	BB	SO	LOB	BOTTOM								
27 Jose Altuve, R OBP: 0.341, SLG: 0.405 Nolan Fontana, L OBP: 0.273, SLG: 0.111	WP 4 S 1B	2H 1B			B3			G6-3		3	1	1	1	1	0	0	Toronto Blue Jays @ Houston Astros Osceola County Stadium, Kissimmee, FL Mon Mar 30 2015, 6:08 PM - 8:47 PM EDT Att: 3,076 - Clear - 75 F								
4 George Springer, R OBP: 0.440, SLG: 0.574	K			HR	K			BB		3	1	1	1	1	2	1									
Evan Gattis, R OBP: 0.436, SLG: 0.621 96 Derek Fisher, L	2H 1B			G5-3		K		G1-3		3	0	1	1	0	1	0									
23 Chris Carter, R OBP: 0.350, SLG: 0.571	K			K		K		K		4	0	0	0	0	4	1									
8 Jed Lowrie, S OBP: 0.324, SLG: 0.455 3 Gregorio Petit, R OBP: 0.393, SLG: 0.400	G1-3			G4-3		K		K		3	0	0	0	0	1	1									
15 Jason Castro, L OBP: 0.350, SLG: 0.611 Tyler Heineman, S OBP: 0.143, SLG: 0.286 21 Jon Singleton, L OBP: 0.286, SLG: 0.340		1-2 HR		G4-3 HBP		G4-3		P2		2	1	1	1	0	0	0									
19 Robbie Grossman, S OBP: 0.385, SLG: 0.435		0-0 G5-3		F9		K				3	0	0	0	0	1	1									
2 Jonathan Villar, S OBP: 0.356, SLG: 0.436 Matt Duffy, R OBP: 0.444, SLG: 0.714		0-0 G5-3		G4-6-3		K				3	0	0	0	0	1	1									
6 Jake Marisnick, R OBP: 0.395, SLG: 0.500		0-0 27 1B 2B				K		K2-3		3	1	1	0	0	2	0									
Inning Stats	R: 1 E: 0 K: 2 S: 8	H: 1 LOB: 1 BB: 1 P: 13	R: 2 E: 0 K: 0 S: 7	H: 3 LOB: 3 BB: 0 P: 8	R: 1 E: 0 K: 1 S: 6	H: 1 LOB: 0 BB: 0 P: 8	R: 0 E: 0 K: 0 S: 2	H: 0 LOB: 0 BB: 0 P: 3	R: 0 E: 0 K: 2 S: 7	H: 0 LOB: 0 BB: 0 P: 7	R: 0 E: 0 K: 3 S: 9	H: 0 LOB: 0 BB: 0 P: 9	R: 0 E: 0 K: 2 S: 7	R: 0 E: 0 K: 1 S: 5	H: 0 LOB: 1 BB: 1 P: 9	R: 0 E: 0 K: 2 S: 7		H: 0 LOB: 0 BB: 0 P: 7	1B: 2 2B: 1 3B: 0 HR: 2	SF: 0 SAC: 0 DP: 1 HBP: 1	WP: 1 PB: 0 SB: 1 CS: 0	PA: 33			
PITCHER	IP WLS BF H R ER SO BB IBB HBP BLK WP HR S P ERA WHIP	6.0 W 23 5 4 4 4 1 0 0 0 0 0 7 7 0.00 0.000	7.1 H 3 0 0 0 2 0 0 0 0 0 0 7 7 0.00 0.000	8.1 H 4 0 0 0 1 1 0 0 0 0 0 5 9 0.00 1.000	9.1 S 3 0 0 0 2 0 0 0 0 0 0 7 7 0.00 0.000	1.0 L 3 0 0 0 0 0 0 0 0 0 0 0 0 0 0.00 0.000	1.0 L 3 0 0 0 0 0 0 0 0 0 0 0 0 0 0.00 0.000	1.0 L 3 0 0 0 0 0 0 0 0 0 0 0 0 0 0.00 0.000	1.0 L 3 0 0 0 0 0 0 0 0 0 0 0 0 0 0.00 0.000	1.0 L 3 0 0 0 0 0 0 0 0 0 0 0 0 0 0.00 0.000	1.0 L 3 0 0 0 0 0 0 0 0 0 0 0 0 0 0.00 0.000	1.0 L 3 0 0 0 0 0 0 0 0 0 0 0 0 0 0.00 0.000	1.0 L 3 0 0 0 0 0 0 0 0 0 0 0 0 0 0.00 0.000	1.0 L 3 0 0 0 0 0 0 0 0 0 0 0 0 0 0.00 0.000	1.0 L 3 0 0 0 0 0 0 0 0 0 0 0 0 0 0.00 0.000	1.0 L 3 0 0 0 0 0 0 0 0 0 0 0 0 0 0.00 0.000	1.0 L 3 0 0 0 0 0 0 0 0 0 0 0 0 0 0.00 0.000	1.0 L 3 0 0 0 0 0 0 0 0 0 0 0 0 0 0.00 0.000	1.0 L 3 0 0 0 0 0 0 0 0 0 0 0 0 0 0.00 0.000	1.0 L 3 0 0 0 0 0 0 0 0 0 0 0 0 0 0.00 0.000	1.0 L 3 0 0 0 0 0 0 0 0 0 0 0 0 0 0.00 0.000	1.0 L 3 0 0 0 0 0 0 0 0 0 0 0 0 0 0.00 0.000	1.0 L 3 0 0 0 0 0 0 0 0 0 0 0 0 0 0.00 0.000	1.0 L 3 0 0 0 0 0 0 0 0 0 0 0 0 0 0.00 0.000	1.0 L 3 0 0 0 0 0 0 0 0 0 0 0 0 0 0.00 0.000

AB	30
R	4
H	5
RBI	4
BB	2
SO	13
LOB	6



Batter	1	2	3	4	5	6	7	8	9	AB	R	H	RBI	BB	SO	LOB	TOP					
7 José Reyes, S OBP: 0.333, SLG: 0.549	0-3 K	0-3 K	0-0 FC3-5-2-5-2	0-0 FC3-5-2-5-2	0-0 FC3-5-2-5-2	0-0 B2-3		2-2 HR	0-0 1B	3	0	0	0	0	2	2	Toronto Blue Jays @ Boston Red Sox JetBlue Park, Ft. Myers, FL Wed Apr 01 2015, 1:10 PM - 4:31 PM EDT Att: 9,849 - Partly Cloudy - 79 F					
17 Ryan Goins, L OBP: 0.379, SLG: 0.558										3	1	2	1	0	0	1						
55 Russell Martin, R OBP: 0.328, SLG: 0.300	0-0 1B		0-0 P6	4-0 BB			0-0 1B	0-0 F8	0-0 P3	3	1	2	0	1	0	0						
59 D.J. Davis, L OBP: 0.250, SLG: 0.500										0	1	0	0	0	0	0						
76 Andy Burns, R OBP: 0.250, SLG: 0.500										2	0	0	0	0	0	2						
19 José Bautista, R OBP: 0.420, SLG: 0.782	4-0 1B		0-3 K	0-3 K						2	1	0	0	1	2	3						
18 Steve Tolleson, R OBP: 0.342, SLG: 0.618										2	1	0	0	1	0	3						
10 Edwin Encarnación, R OBP: 0.346, SLG: 0.450	4-0 BB		0-0 HR							2	1	1	1	1	0	0						
14 Justin Smoak, S OBP: 0.377, SLG: 0.500										1	1	1	1	1	0	0						
20 Josh Donaldson, R OBP: 0.411, SLG: 0.653	0-0 2B		0-0 F8							3	0	1	2	0	0	0						
23 Danny Valencia, R OBP: 0.390, SLG: 0.667										2	1	2	1	0	0	0						
30 Dioner Navarro, S OBP: 0.333, SLG: 0.229	4-0 BB		0-3 K	0-0 G4-3						3	1	1	1	1	1	0						
Jorge Flores, R										0	0	0	0	0	0	0						
70 Jack Murphy, S										1	0	0	0	0	0	2						
45 Dalton Pompey, S OBP: 0.469, SLG: 0.520	0-0 P2		0-0 SH							2	0	0	0	0	0	3						
Munenori Kawasaki, L										1	0	0	0	1	0	2						
11 Kevin Pillar, R OBP: 0.306, SLG: 0.468		0-0 G6-3		0-0 1B						3	0	2	0	0	0	0						
37 David Harris, R										0	0	0	1	1	0	0						
29 Devon Travis, R OBP: 0.375, SLG: 0.441	0-0 F8		0-0 SF9							2	0	0	1	0	1	1						
Jonathan Diaz, R OBP: 0.217, SLG: 0.100										2	0	0	0	0	1	3						
Inning Stats	R: 2 E: 0 K: 1 S: 6	H: 2 LOB: 3 BB: 3 P: 18	R: 0 E: 0 K: 1 S: 5	H: 0 LOB: 0 BB: 0 P: 5	R: 1 E: 0 K: 1 S: 6	H: 1 LOB: 0 BB: 0 P: 6	R: 1 E: 1 K: 2 S: 10	H: 1 LOB: 3 BB: 1 P: 14	R: 0 E: 0 K: 0 S: 3	H: 0 LOB: 0 BB: 0 P: 3	R: 0 E: 0 K: 1 S: 6	H: 1 LOB: 1 BB: 0 P: 6	R: 3 E: 0 K: 0 S: 7	H: 4 LOB: 1 BB: 1 P: 11	R: 2 E: 0 K: 0 S: 8	H: 2 LOB: 2 BB: 2 P: 18	R: 0 E: 0 K: 1 S: 6	H: 1 LOB: 2 BB: 1 P: 10	1B: 7 2B: 4 3B: 0 HR: 2	SF: 2 SAC: 1 DP: 1 HBP: 0	WP: 0 PB: 2 SB: 0 CS: 0	PA: 48
PITCHER	IP WLS BF H R ER SO BB IBB HBP BLK WP HR S P ERA WHIP	3.2 20 4 4 3 4 4 0 0 0 0 0 1 24 40 7.36 2.182	1.1 4 0 0 0 1 0 0 0 0 0 0 0 6 6 0.00 0.000	2.0 L 12 5 3 3 1 1 0 0 0 0 0 13 17 13.50 3.000	1.0 7 2 2 2 0 2 0 0 0 0 1 8 18 18.00 4.000	1.0 5 1 0 0 1 1 0 0 0 0 0 0 6 10 0.00 2.000	PITCHER										IP WLS BF H R ER SO BB IBB HBP BLK WP HR S P ERA WHIP					

AB	37
R	9
H	12
RBI	9
BB	8
SO	7
LOB	22



Batter	1	2	3	4	5	6	7	8	9	AB	R	H	RBI	BB	SO	LOB	BOTTOM					
50 Mookie Betts, R OBP: 0.490, SLG: 0.833	0-0 1B		0-3 K							3	0	1	0	0	2	1	Toronto Blue Jays @ Boston Red Sox JetBlue Park, Ft. Myers, FL Wed Apr 01 2015, 1:10 PM - 4:31 PM EDT Att: 9,849 - Partly Cloudy - 79 F					
80 Manuel Margot, R										1	0	0	0	1	1	1						
18 Shane Victorino, S OBP: 0.256, SLG: 0.229	0-0 G5-4-3		0-0 P5							3	0	0	0	0	1	2						
52 Quintin Berry, L OBP: 0.368, SLG: 0.444										2	1	1	0	0	0	1						
34 David Ortiz, L OBP: 0.513, SLG: 0.345	4-0 BB		0-0 G4-3							2	0	0	0	1	0	1						
72 Luke Montz, R OBP: 0.179, SLG: 0.296										2	0	0	0	0	1	2						
13 Hanley Ramirez, R OBP: 0.314, SLG: 0.458	0-0 FC6-4									3	0	1	0	0	0	1						
76 Blake Tekotte, L OBP: 0.500, SLG: 0.500										2	1	1	1	0	0	1						
5 Allen Craig, R OBP: 0.339, SLG: 0.417		0-0 G3		0-0 IHR						3	1	1	1	0	1	1						
75 Sam Travis, R OBP: 0.429, SLG: 0.500										2	0	0	0	0	0	1						
26 Brock Holt, L OBP: 0.482, SLG: 0.317	0-0 F8		0-0 F8							1	0	0	0	2	0	0						
19 Javy Guerra, L OBP: 1.000, SLG: 2.000										1	2	1	0	1	0	0						
30 Jemile Weeks, S OBP: 0.354, SLG: 0.375	0-0 1B		0-0 G4-3							2	0	1	0	1	0	1						
82 Mike Miller, R OBP: 0.143, SLG: 0.143										2	1	0	0	0	1	3						
16 Jeff Bianchi, R OBP: 0.333, SLG: 0.378	0-1 F8		0-0 P6							3	0	1	3	0	0	2						
66 Reed Gragnani, S OBP: 0.571, SLG: 0.500										0	1	0	0	1	0	0						
40 Humberto Quintero, R OBP: 0.280, SLG: 0.281	0-0 1B		0-0 F9							3	0	1	0	0	1	2						
81 Matt Spring, R OBP: 0.500, SLG: 0.857										1	0	1	2	0	0	0						
Inning Stats	R: 0 E: 0 K: 0 S: 3	H: 1 LOB: 1 BB: 1 P: 7	R: 0 E: 0 K: 0 S: 5	H: 1 LOB: 0 BB: 0 P: 5	R: 0 E: 0 K: 1 S: 6	H: 1 LOB: 1 BB: 0 P: 6	R: 1 E: 0 K: 0 S: 4	H: 1 LOB: 1 BB: 1 P: 9	R: 0 E: 0 K: 2 S: 7	H: 0 LOB: 0 BB: 0 P: 7	R: 3 E: 0 K: 2 S: 9	H: 2 LOB: 2 BB: 2 P: 17	R: 0 E: 0 K: 1 S: 5	H: 0 LOB: 1 BB: 1 P: 9	R: 2 E: 0 K: 1 S: 7	H: 2 LOB: 1 BB: 1 P: 11	R: 1 E: 0 K: 1 S: 7	H: 2 LOB: 2 BB: 1 P: 11	1B: 4 2B: 5 3B: 0 HR: 1	SF: 0 SAC: 0 DP: 1 HBP: 0	WP: 0 PB: 0 SB: 2 CS: 0	PA: 43
PITCHER	IP WLS BF H R ER SO BB IBB HBP BLK WP HR S P ERA WHIP	3.0 12 8 1 1 1 2 1 0 0 0 0 0 11 16 4.50 1.000	2.0 8 1 1 1 1 0 0 0 0 0 0 0 2 2 27.00 3.000	0.1 H 2 1 1 1 0 0 0 0 0 0 0 4 12 54.00 9.000	0.1 B 4 1 2 2 1 2 0 0 0 0 0 4 12 54.00 9.000	1.1 W 5 0 0 0 2 1 0 0 0 0 0 8 12 0.00 0.750	PITCHER										IP WLS BF H R ER SO BB IBB HBP BLK WP HR S P ERA WHIP					

AB	36
R	7
H	10
RBI	7
BB	7
SO	8
LOB	20



Batter	1	2	3	4	5	6	7	8	9	AB R H RBI BB SO LOB	TOP																									
6 Billy Hamilton, S (1, 8) 35 Steve Selsky, R (6, 8) OBP: 0.278, SLG: 0.340 OBP: 0.750, SLG: 1.250	0-1 19 G4-6-3 1B		0-0 2B		2-2 F7			1-1 17 WP 55 1B 1B		3 0 2 0 0 0 2 1 1 1 0 0 0 0																										
19 Joey Votto, L (1, 3) 17 Kristopher Negrón, R (6, PH) OBP: 0.309, SLG: 0.342 OBP: 0.460, SLG: 0.556	2-2 G4-6-3 1-2		1-0 G3-1			0-3 K 89 G6-4-3		2-3 K 1-2 2-3		2 0 0 0 0 0 2 2 0 0 0 0 0 2																										
21 Todd Frazier, R (1, 5) 55 Skip Schumaker, L (6, PH) OBP: 0.358, SLG: 0.426	2-2 G6-3			0-3 K		1-3 K		0-1 K 2-H 3-H 2-3		2 0 0 0 0 1 0 2 0 1 2 0 1 1																										
39 Devin Mesoraco, R (1, 2) 89 Chris Dominguez, R (6, PH) OBP: 0.257, SLG: 0.375 OBP: 0.311, SLG: 0.576		0-0 G5-3		0-1 G5-3		0-1 G6-4-3 1-2		0-1 K		2 0 0 0 0 0 0 2 0 0 0 0 1 2																										
9 Marlon Byrd, R (1, 7) 27 Brennan Boesch, L (6, 7) OBP: 0.400, SLG: 0.420 OBP: 0.371, SLG: 0.627		0-1 4 FC5-4 1B		2-2 G3			0-0 G3		1-3 K	2 0 1 0 0 0 0 2 0 0 0 0 1 0																										
32 Jay Bruce, L (1, 9) 29 Brayan Peña, S (6, 2) OBP: 0.208, SLG: 0.442 OBP: 0.306, SLG: 0.298		1-0 P2			1-2 F9		0-1 L8		1-1 G5-3	2 0 0 0 0 0 1 2 0 0 0 0 0 0																										
4 Brandon Phillips, R (1, 4) Iván De Jesús Jr., R (6, 3) OBP: 0.487, SLG: 0.618		1-0 FC5-4 1B		2-3 K		2-3 K		3-2 FC5-4 1B		2 0 0 0 0 1 1 2 0 1 0 0 1 0																										
2 Zack Cozart, R (1, 6) Irving Fatu, S (6, 4) OBP: 0.318, SLG: 0.349 OBP: 0.349, SLG: 0.316			2-0 F8		4-1 6 S 15 BB BB			1-2 G4-3 1B	0-0 FC5-4 1-2	1 0 0 0 1 0 0 2 0 0 0 0 0 1																										
15 Marquez Smith, R (1, 10) 4 Ray Chang, R (8, PH) OBP: 0.538, SLG: 0.800 OBP: 0.667, SLG: 0.500			3-2 G5-3		4-0 BB			4-1 17 WP 35 1B BB		1 0 0 0 1 0 0 0 1 0 0 1 0 0																										
Inning Stats	R: 0 E: 0 K: 0 S: 8	H: 1 LOB: 0 BB: 0 P: 12	R: 0 E: 0 K: 0 S: 5	H: 1 LOB: 1 BB: 0 P: 7	R: 0 E: 0 K: 0 S: 6	H: 1 LOB: 1 BB: 0 P: 12	R: 0 E: 0 K: 1 S: 8	H: 0 LOB: 0 BB: 0 P: 10	R: 0 E: 0 K: 1 S: 12	H: 0 LOB: 2 BB: 2 P: 25	R: 0 E: 0 K: 1 S: 6	H: 0 LOB: 0 BB: 0 P: 8	R: 2 E: 0 K: 2 S: 19	H: 2 LOB: 1 BB: 1 P: 29	R: 0 E: 0 K: 1 S: 10	H: 1 LOB: 1 BB: 0 P: 15	1B: 5 2B: 1 3B: 0 HR: 0	SF: 0 SAC: 0 DP: 2 HBP: 0	WP: 2 PB: 0 SB: 1 CS: 0	PA: 35																
PITCHER	IP WLS BF H R ER SO BB IBB HBP BLK WP HR S P ERA WHIP																																			
56 Mark Buehrle, L (1, 1) ERA: 1.93	4.0	14	3	0	0	1	0	0	0	0	0	0	27	41	0.00	0.750																				
46 Matthew Boyd, L (5, 1) ERA: 3.72	1.0	5	0	0	0	1	2	0	0	0	0	0	0	12	25	0.00	2.000																			
31 Liam Hendriks, R (6, 1) ERA: 3.72	1.0	3	0	0	0	2	0	0	0	0	1	0	8	9	0.00	0.000																				
58 Todd Redmond, R (7, 1) ERA: 1.64	1.0	3	0	0	0	1	0	0	0	0	0	0	6	8	0.00	0.000																				
62 Aaron Loup, L (8, 1) ERA: 3.89	1.0	L 6	2	2	2	2	1	0	0	0	1	0	19	29	18.00	3.000																				

Cincinnati Reds @ Toronto Blue Jays
Olympic Stadium, Montreal, QB
Fri Apr 03 2015, 7:09 PM - 9:19 PM EDT
Att: 46,314 - Dome - 68 F

AB	32
R	2
H	6
RBI	2
BB	3
SO	8
LOB	12



Batter	1	2	3	4	5	6	7	8	9	AB R H RBI BB SO LOB	BOTTOM																								
7 José Reyes, S (1, 6) 17 Ryan Goins, L (6, PR) OBP: 0.316, SLG: 0.519 OBP: 0.390, SLG: 0.566	0-0 F8		1-1 F8			0-2 FC3-6 55 FC6-4 1-2			2-1 1B	3 0 0 0 0 0 1 1 0 1 0 0 0 0																									
55 Russell Martin, R (1, 2) 30 Dioner Navarro, S (8, 2) OBP: 0.311, SLG: 0.283 OBP: 0.326, SLG: 0.222	2-3 K			3-2 G4-3		2-1 FC6-4 1-2			1-3 K 1B	3 0 0 0 0 1 1 1 0 0 0 0 1 1																									
19 José Bautista, R (1, 9) 18 Steve Tolleson, R (8, 9) OBP: 0.415, SLG: 0.733 OBP: 0.333, SLG: 0.600	2-1 10 FC5-4 1B			1-0 G5-3			1-0 G5-3		2-3 K	3 0 1 0 0 0 0 1 0 0 0 0 1 1																									
10 Edwin Encarnación, R (1, 10) 67 Jon Senti, R (7, PR) OBP: 0.345, SLG: 0.478 OBP: 0.222, SLG: 0.444	0-0 FC5-4 1-2			0-1 G5-3			1-0 20 G1-3 2B		0-0 P3	3 0 1 0 0 0 1 1 0 0 0 0 0 1																									
20 Josh Donaldson, R (1, 5) Munenori Kawasaki, L (8, 5) OBP: 0.390, SLG: 0.615 OBP: 0.469, SLG: 0.500		0-1 F9			2-3 K		1-1 G1-3			3 0 0 0 0 1 1 0 0 0 0 0 0 0																									
46 Dalton Pompey, S (1, 8) Dwight Smith Jr., L (8, 7) OBP: 0.359, SLG: 0.475 OBP: 0.455, SLG: 0.500		2-2 P5			1-3 K		0-3 K			3 0 0 0 0 2 2 0 0 0 0 0 0 0																									
14 Justin Smoak, S (1, 3) 23 Danny Valencia, R (6, 3) OBP: 0.339, SLG: 0.491 OBP: 0.381, SLG: 0.650		1-2 F7			3-2 F7			1-1 G6-3		2 0 0 0 0 0 0 1 0 0 0 0 0 0																									
11 Kevin Pillar, R (1, 7) OBP: 0.288, SLG: 0.440			1-1 L6			0-0 F7		1-3 K		3 0 0 0 0 1 0																									
29 Devon Travis, R (1, 4) Jonathan Diaz, R (9, 6) OBP: 0.373, SLG: 0.435 OBP: 0.217, SLG: 0.100			1-2 G6-3			1-0 7 FC3-6 1B		1-2 L4		3 0 1 0 0 0 0 0 0 0 0 0 0 0																									
Inning Stats	R: 0 E: 0 K: 1 S: 8	H: 1 LOB: 1 BB: 0 P: 12	R: 0 E: 0 K: 0 S: 8	H: 0 LOB: 0 BB: 0 P: 11	R: 0 E: 0 K: 0 S: 6	H: 0 LOB: 0 BB: 0 P: 10	R: 0 E: 0 K: 2 S: 10	H: 0 LOB: 0 BB: 0 P: 16	R: 0 E: 0 K: 0 S: 7	H: 1 LOB: 1 BB: 0 P: 10	R: 0 E: 0 K: 1 S: 9	H: 0 LOB: 0 BB: 0 P: 12	R: 0 E: 0 K: 2 S: 9	H: 1 LOB: 1 BB: 0 P: 14	1B: 3 2B: 1 3B: 0 HR: 0	SF: 0 SAC: 0 DP: 0 HBP: 0	WP: 0 PB: 0 SB: 0 CS: 0	PA: 31																	
PITCHER	IP WLS BF H R ER SO BB IBB HBP BLK WP HR S P ERA WHIP																																		
31 Jason Marquis, R (1, 1) ERA: 2.5	5.0	16	1	0	0	3	0	0	0	0	0	0	7	10	0.00	1.000																			
54 Anodis Chapman, L (6, 1) ERA: 2.92	1.0	4	1	0	0	0	0	0	0	0	0	0	7	10	0.00	1.000																			
25 Burke Badenhop, R (7, 1) ERA: 13.5	1.0	W 4	1	0	0	1	0	0	0	0	0	0	7	10	0.00	1.000																			
52 Tony Cingrani, L (8, 1) ERA: 1.32	1.0	H 3	0	0	0	1	0	0	0	0	0	0	9	12	0.00	0.000																			
Nate Adcock, R (9, 1) ERA: 4.5	1.0	S 4	1	0	0	2	0	0	0	0	0	0	9	14	0.00	1.000																			

Cincinnati Reds @ Toronto Blue Jays
Olympic Stadium, Montreal, QB
Fri Apr 03 2015, 7:09 PM - 9:19 PM EDT
Att: 46,314 - Dome - 68 F

AB	31
R	0
H	4
RBI	0
BB	0
SO	7
LOB	9

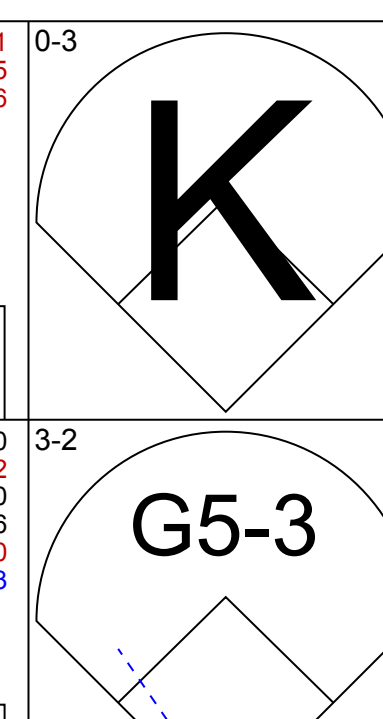
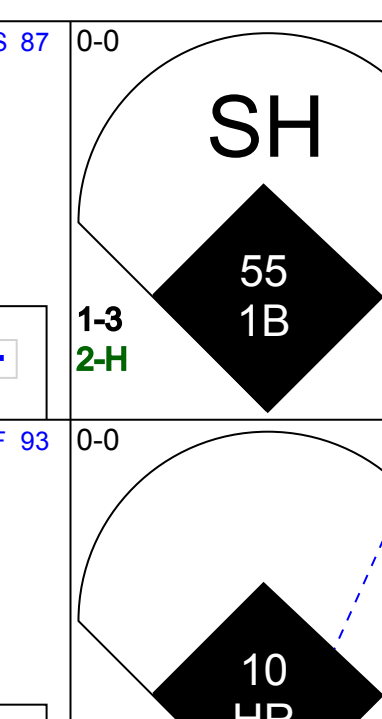

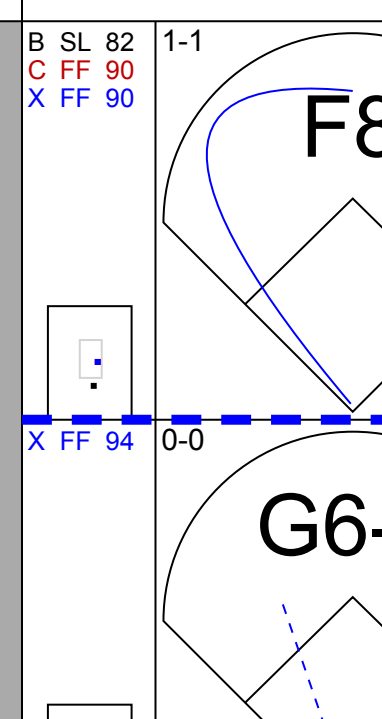
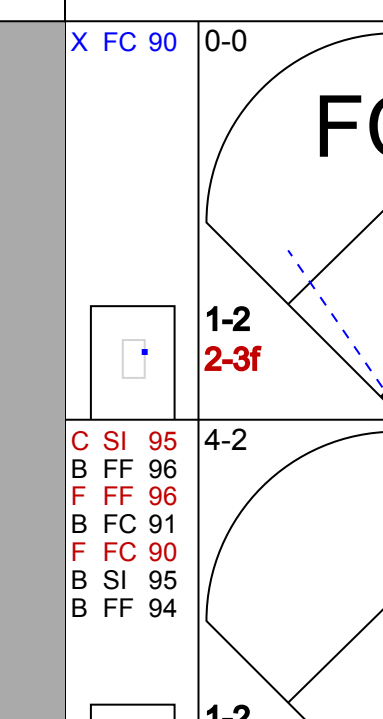
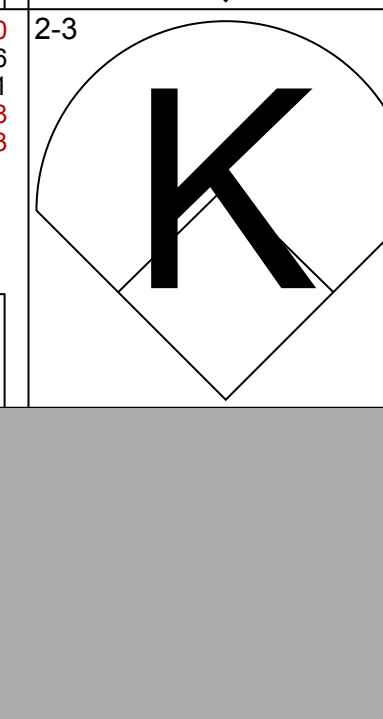
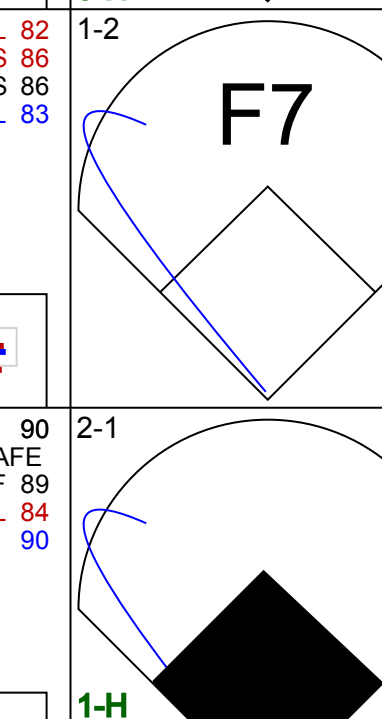

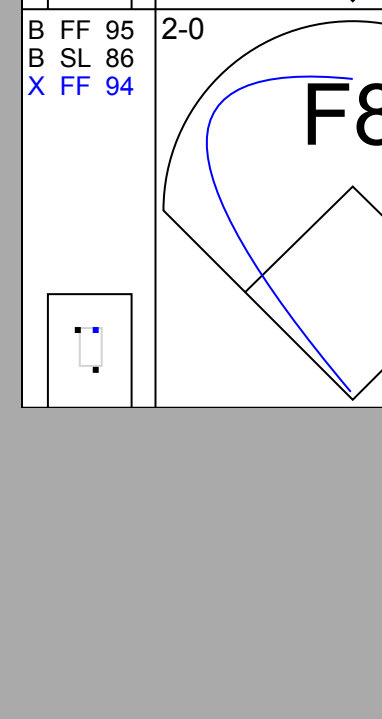
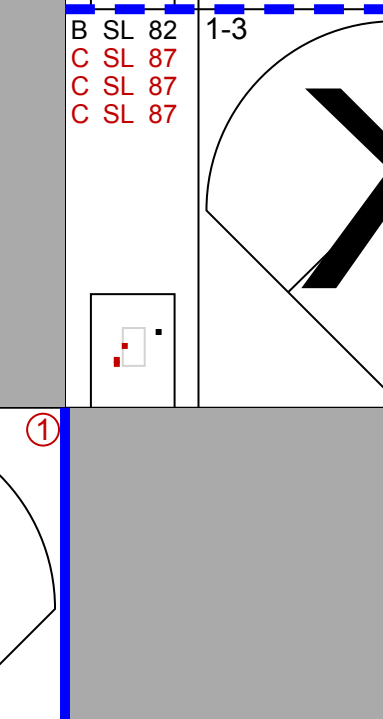

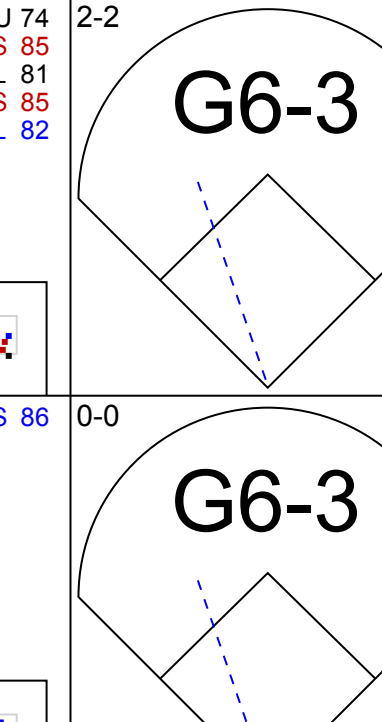

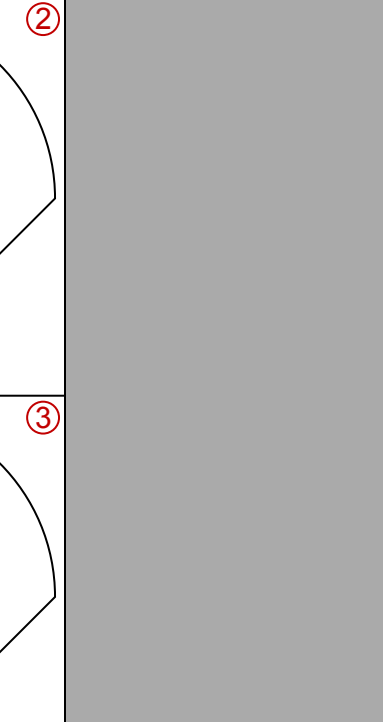

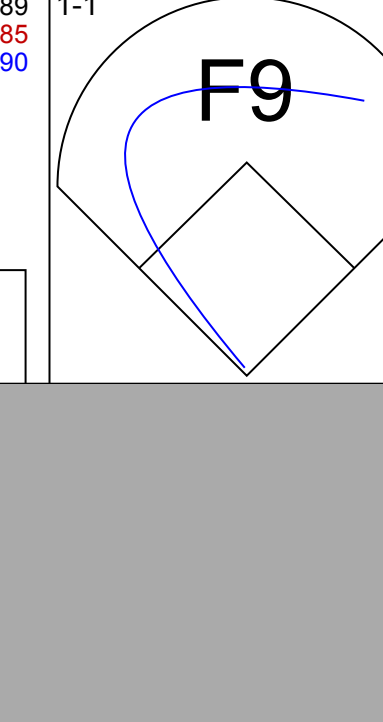
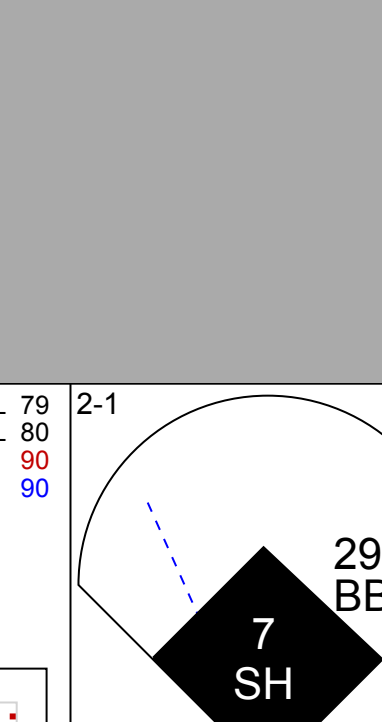


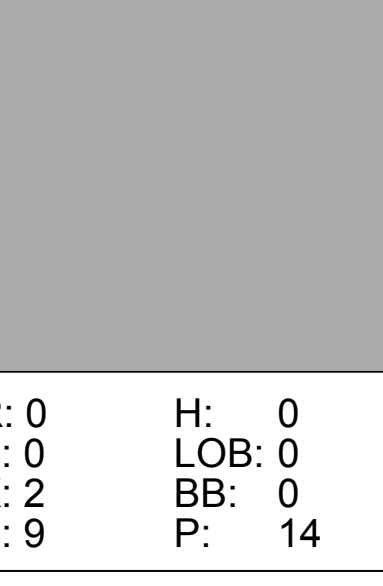
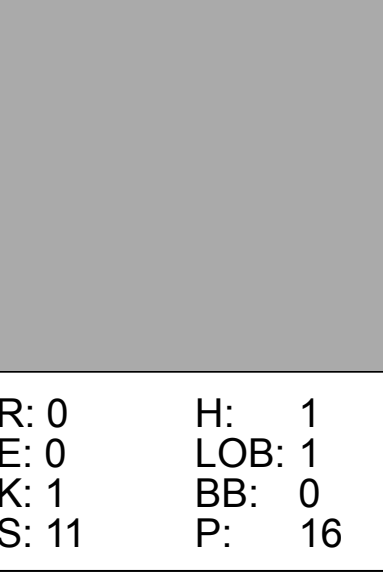
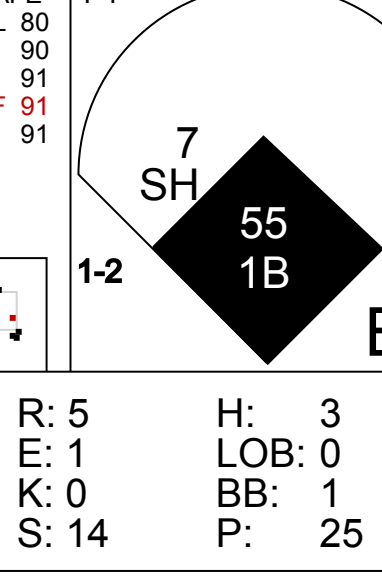
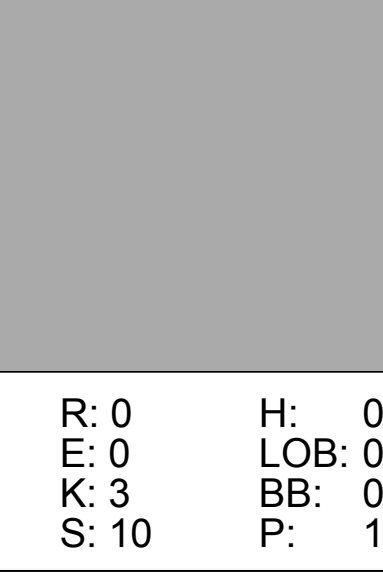
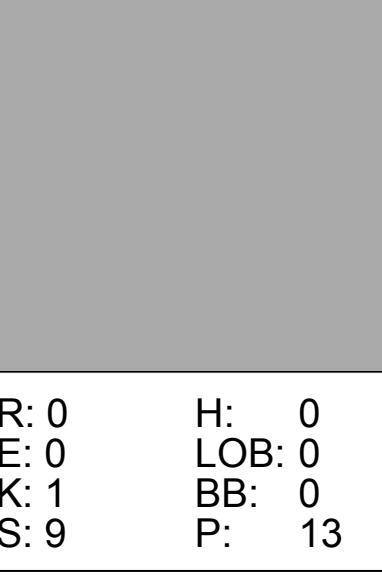
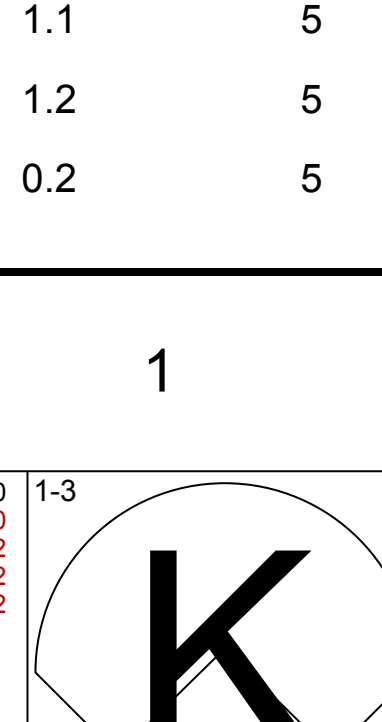
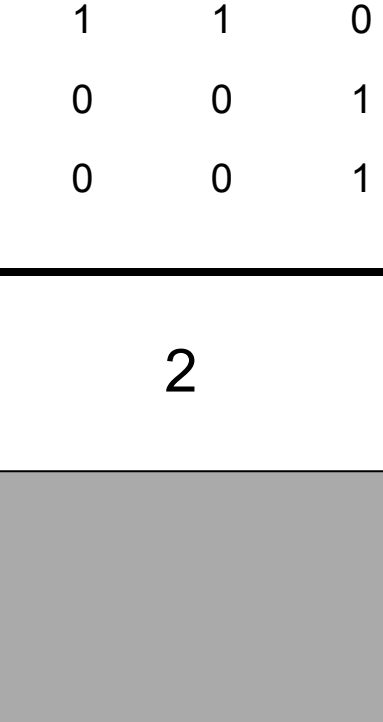
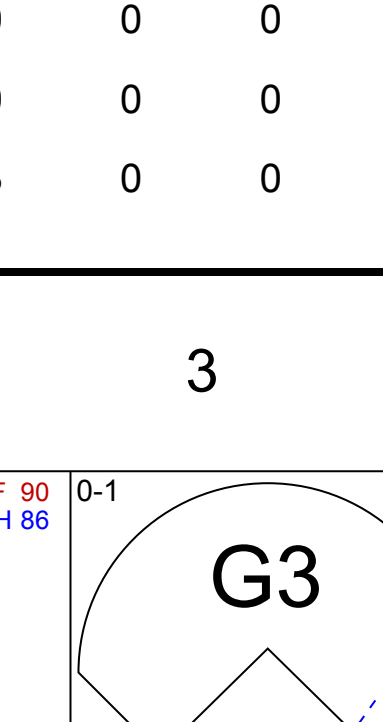
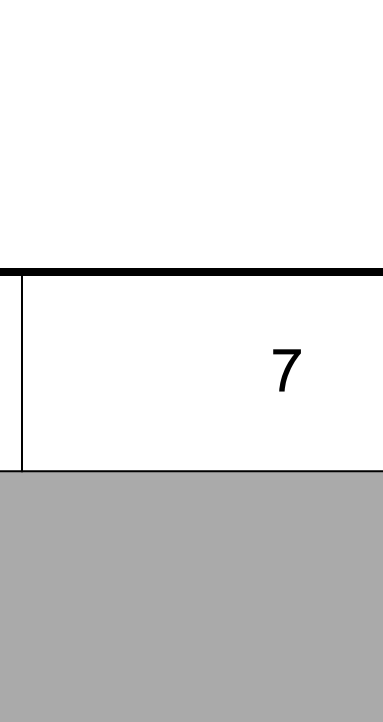
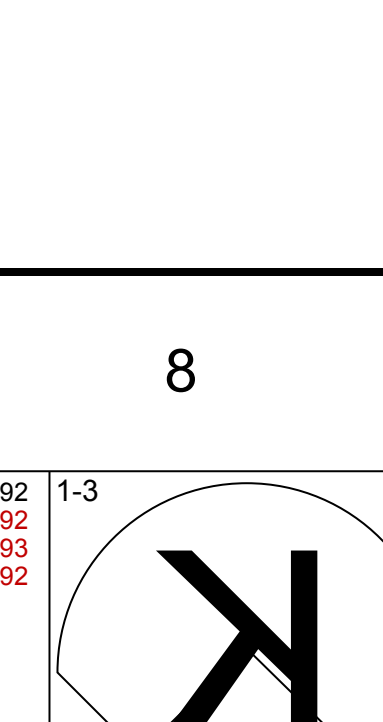
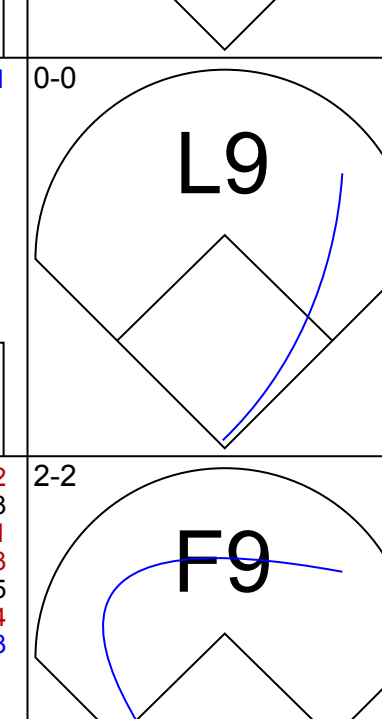
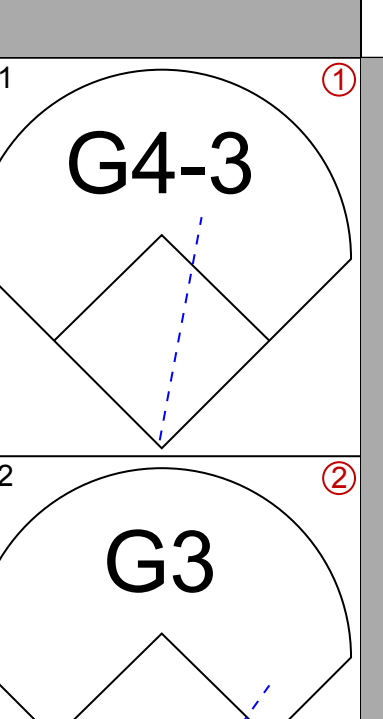

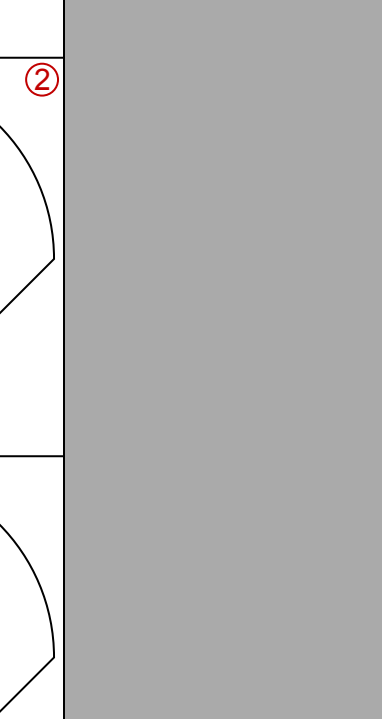

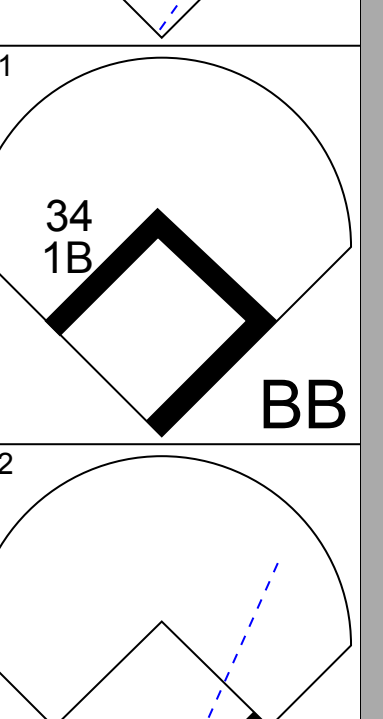

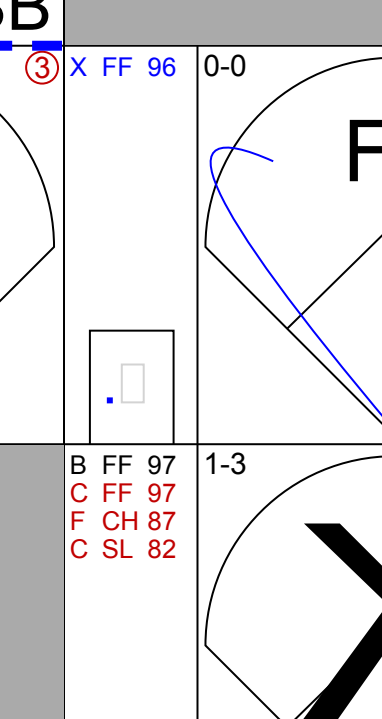
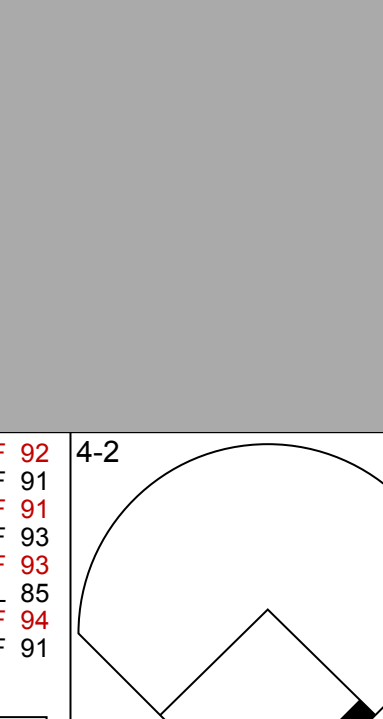
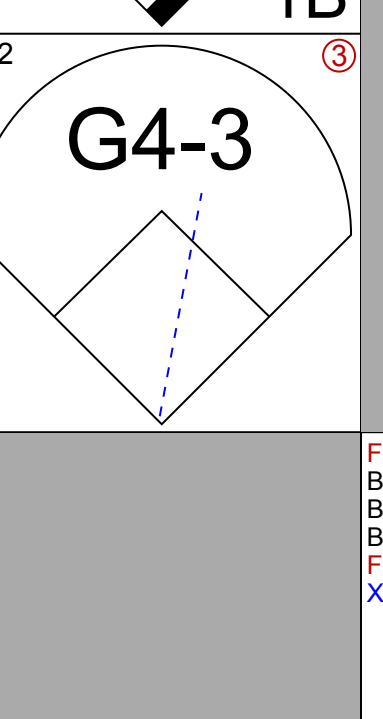
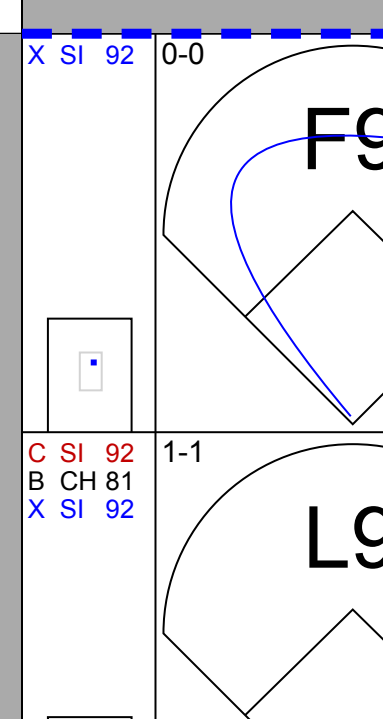
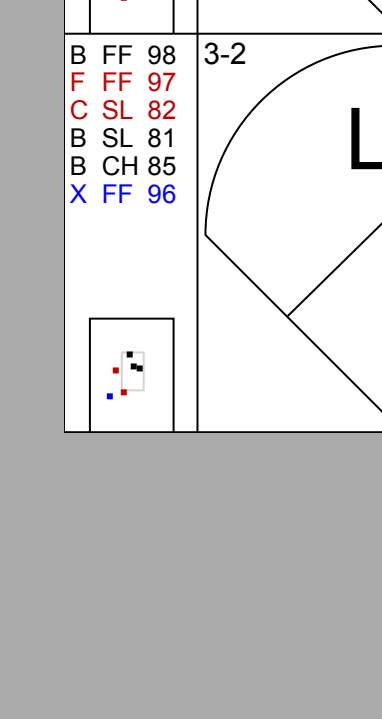


Batter	1	2	3	4	5	6	7	8	9	AB	R	H	RBI	BB	SO	LOB	TOP			
6 Billy Hamilton, S (1,8) 17 Kristopher Negrón, R (6,PH) OBP: 0.286, SLG: 0.333 OBP: 0.446, SLG: 0.536										1	0	0	0	1	1	0	<p>Cincinnati Reds @ Toronto Blue Jays Olympic Stadium, Montreal, QB Sat Apr 04 2015, 1:08 PM - 4:05 PM EDT Att: 50,231 - Dome - 68 F</p> <p>livebaseballscores.com</p>			
19 Joey Votto, L (1,3) 55 Skip Schumaker, L (6,PH) OBP: 0.392, SLG: 0.333 OBP: 0.345, SLG: 0.408										1	0	0	0	1	0	1				
21 Todd Frazier, R (1,5) 89 Chris Dominguez, R (6,PH) OBP: 0.293, SLG: 0.537 OBP: 0.317, SLG: 0.567										2	0	0	0	0	0	1				
39 Devin Mesoraco, R (1,2) 27 Brennan Boesch, L (6,9) OBP: 0.243, SLG: 0.353 OBP: 0.359, SLG: 0.697										2	0	0	0	0	1	1				
9 Marlon Byrd, R (1,7) 7 Bryson Smith, R (6,7) OBP: 0.386, SLG: 0.404 OBP: 0.667, SLG: 0.600										2	0	0	0	0	0	0				
32 Jay Bruce, L (1,9) Kyle Skipworth, L (6,2) OBP: 0.200, SLG: 0.422 OBP: 0.321, SLG: 0.400										2	0	0	0	0	1	0				
4 Brandon Phillips, R (1,4) 45 Zach Vincej, R (6,6) OBP: 0.302, SLG: 0.309										1	0	0	0	1	1	0				
29 Brayan Peña, S (1,10) Iván De Jesus Jr., R (8,PH) OBP: 0.314, SLG: 0.306 OBP: 0.475, SLG: 0.600										2	0	1	0	0	0	0				
2 Zack Cozart, R (1,6) Chad Wallach, R (6,3) OBP: 0.304, SLG: 0.333 OBP: 0.318, SLG: 0.263										2	0	0	0	0	0	2				
										1	0	0	0	0	1	0				
Inning Stats	R: 0 E: 0 K: 1 S: 9	H: 0 LOB: 1 BB: 1 P: 17	R: 0 E: 0 K: 0 S: 11	H: 1 LOB: 2 BB: 1 P: 20	R: 0 E: 0 K: 0 S: 7	H: 0 LOB: 0 BB: 1 P: 14	R: 0 E: 0 K: 2 S: 9	H: 0 LOB: 0 BB: 0 P: 10	R: 0 E: 0 K: 1 S: 8	H: 0 LOB: 0 BB: 0 P: 8	R: 0 E: 0 K: 2 S: 9	H: 1 LOB: 1 BB: 0 P: 13	R: 0 E: 0 K: 1 S: 8	H: 0 LOB: 0 BB: 1 P: 12	R: 1 E: 0 K: 0 S: 13	H: 1 LOB: 1 BB: 1 P: 26	1B: 3 2B: 0 3B: 0 HR: 0	SF: 0 SAC: 0 DP: 1 HBP: 0	WP: 0 PB: 0 SB: 0 CS: 0	PA: 33
PITCHER	IP WLS BF H R ER SO BB IBB HBP BLK WP HR S P ERA WHIP	3.0 W 12 1 0 0 1 3 0 0 0 0 0 0 27 10 0.00 1.333	4.1 H 3 0 0 0 2 0 0 0 0 0 0 0 9 10 0.00 0.000	5.1 H 3 0 0 0 1 0 0 0 0 0 0 0 8 8 0.00 0.000	6.1 3 0 0 0 2 0 0 0 0 0 0 0 0 9 13 0.00 0.000	7.1 4 1 0 0 1 0 0 0 0 0 0 0 0 9 13 0.00 1.000	PITCHER	IP WLS BF H R ER SO BB IBB HBP BLK WP HR S P ERA WHIP	1.0 3 0 0 0 1 0 0 0 0 0 0 0 0 8 12 0.00 0.000	1.0 5 1 1 1 0 1 0 0 0 0 0 0 13 26 9.00 2.000										

Batter	1	2	3	4	5	6	7	8	9	AB	R	H	RBI	BB	SO	LOB	BOTTOM			
7 José Reyes, S (1,6) 14 Justin Smoak, S (6,3) OBP: 0.317, SLG: 0.509 OBP: 0.344, SLG: 0.481										3	0	1	1	0	0	1	<p>Cincinnati Reds @ Toronto Blue Jays Olympic Stadium, Montreal, QB Sat Apr 04 2015, 1:08 PM - 4:05 PM EDT Att: 50,231 - Dome - 68 F</p> <p>livebaseballscores.com</p>			
55 Russell Martin, R (1,2) Sean Ochinko, R (7,2) OBP: 0.308, SLG: 0.268 OBP: 0.200, SLG: 0.154										3	1	0	0	1	2	4				
19 José Bautista, R (1,9) 18 Steve Tolleson, R (5,PR) OBP: 0.341, SLG: 0.622										2	0	1	1	1	0	0				
10 Edwin Encarnación, R (1,3) 67 Jon Seri, R (5,PR) OBP: 0.329, SLG: 0.745 OBP: 0.273, SLG: 0.455										2	0	1	1	1	1	0				
20 Josh Donaldson, R (1,5) 23 Danny Valencia, R (5,PR) OBP: 0.403, SLG: 0.673 OBP: 0.386, SLG: 0.643										3	1	2	2	0	0	1				
30 Dione Navarro, S (1,10) Dwight Smith Jr., L (6,PH) OBP: 0.348, SLG: 0.308 OBP: 0.417, SLG: 0.455										3	0	2	1	0	0	0				
45 Dalton Pompey, S (1,8) Ryan Goins, L (6,6) OBP: 0.393, SLG: 0.556										3	0	0	0	0	1	5				
11 Kevin Pillar, R (1,7) OBP: 0.304, SLG: 0.453										3	1	1	0	1	0	0				
29 Devon Travis, R (1,4) Munenori Kawasaki, L (6,PR) OBP: 0.460, SLG: 0.453 OBP: 0.462, SLG: 0.536										2	1	2	0	0	0	0				
										1	1	1	0	0	0	0				
Inning Stats	R: 0 E: 0 K: 1 S: 12	H: 0 LOB: 0 BB: 0 P: 18	R: 1 E: 0 K: 2 S: 13	H: 1 LOB: 0 BB: 0 P: 20	R: 0 E: 0 K: 0 S: 5	H: 0 LOB: 0 BB: 0 P: 10	R: 1 E: 0 K: 0 S: 12	H: 2 LOB: 2 BB: 2 P: 25	R: 4 E: 0 K: 0 S: 25	H: 6 LOB: 3 BB: 1 P: 39	R: 3 E: 1 K: 1 S: 16	H: 5 LOB: 2 BB: 0 P: 28	R: 0 E: 0 K: 3 S: 15	H: 1 LOB: 2 BB: 1 P: 26	R: 0 E: 0 K: 2 S: 7	H: 0 LOB: 0 BB: 0 P: 13	1B: 9 2B: 5 3B: 0 HR: 1	SF: 0 SAC: 0 DP: 2 HBP: 1	WP: 0 PB: 0 SB: 0 CS: 0	PA: 41
PITCHER	IP WLS BF H R ER SO BB IBB HBP BLK WP HR S P ERA WHIP	4.0 L 16 3 2 2 3 2 0 0 0 0 0 0 42 73 4.50 1.250	0.2 6 4 4 4 0 1 0 0 0 0 0 0 0 20 28 54.00 7.500	0.1 3 2 0 0 0 0 0 0 0 0 0 0 0 5 11 0.00 6.000	0.2 7 5 3 3 1 0 0 0 0 0 0 0 0 14 25 40.50 7.500	0.1 1 0 0 0 0 0 0 0 0 0 0 0 0 2 3 0.00 0.000	PITCHER	IP WLS BF H R ER SO BB IBB HBP BLK WP HR S P ERA WHIP	1.0 5 1 0 0 0 3 0 0 0 0 0 0 0 15 26 0.00 2.000	1.0 3 0 0 0 2 0 0 0 0 0 0 0 7 13 0.00 0.000										

AB 29
R 1
H 3
RBI 1
BB 4
SO 8
LOB 9

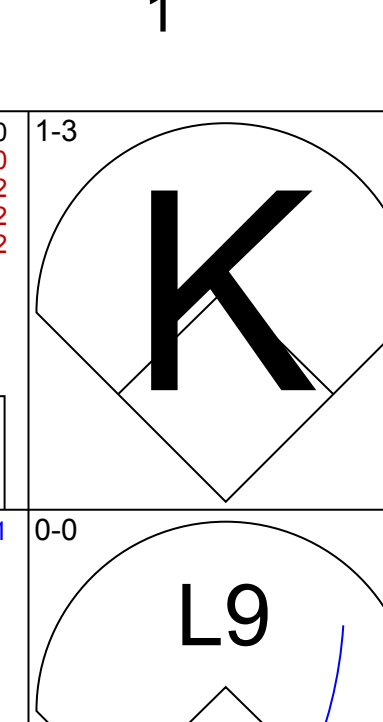
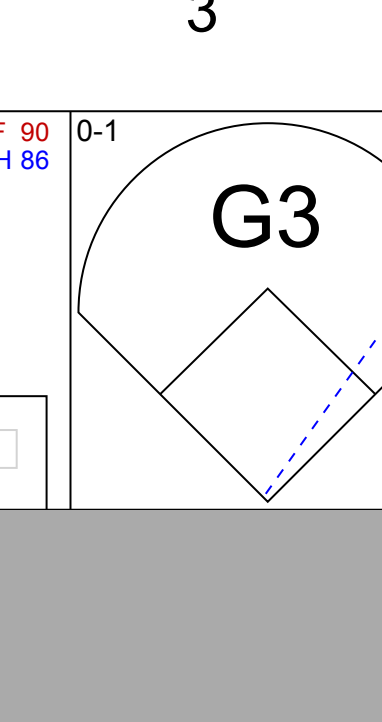
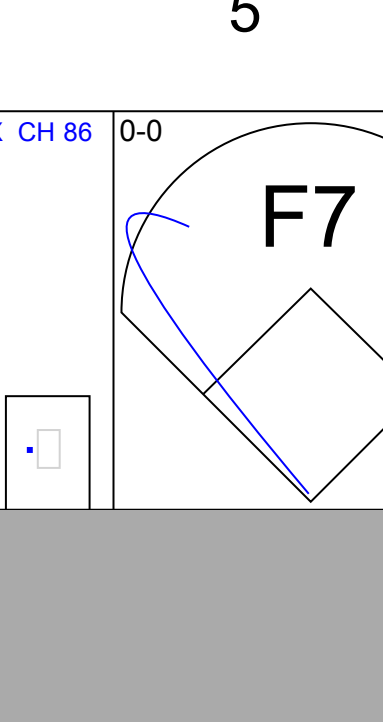
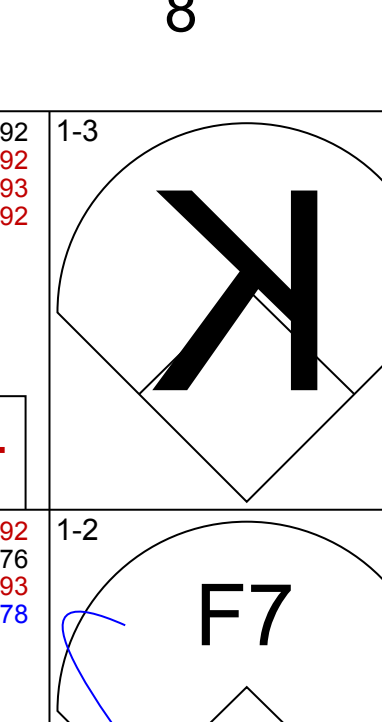
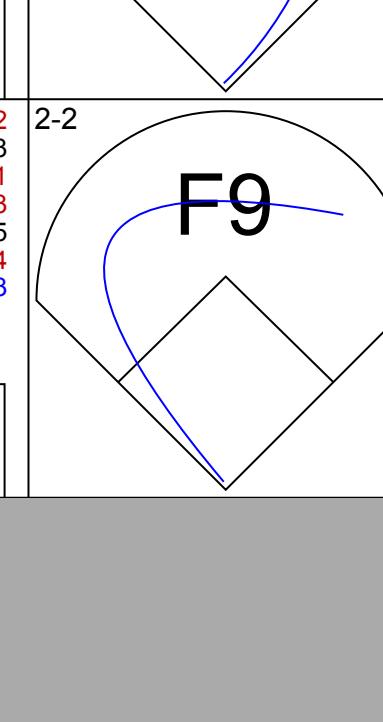


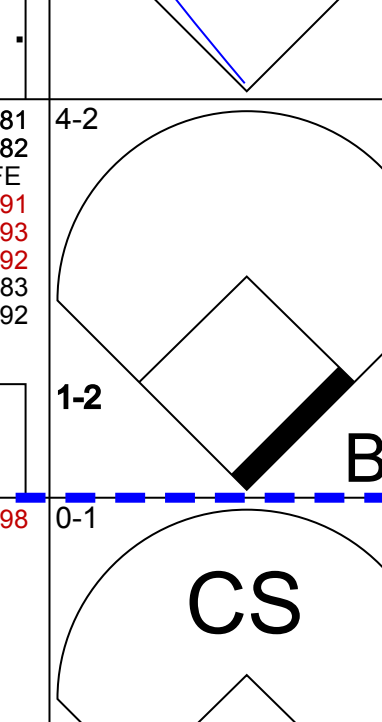


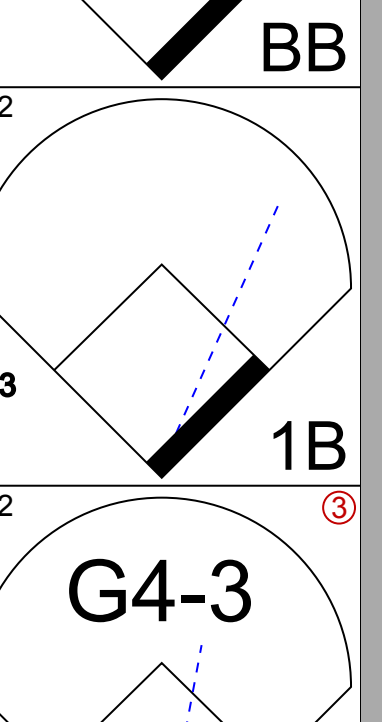
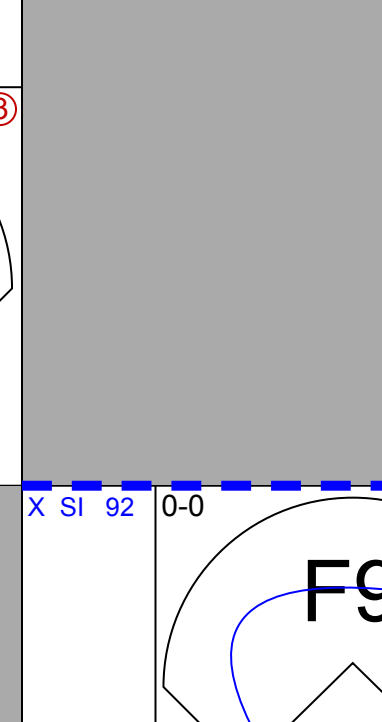



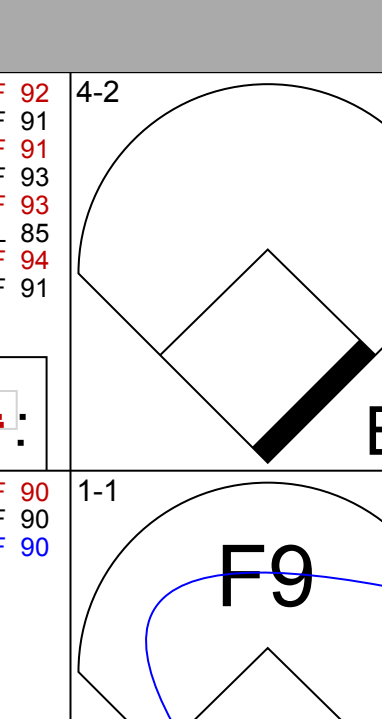

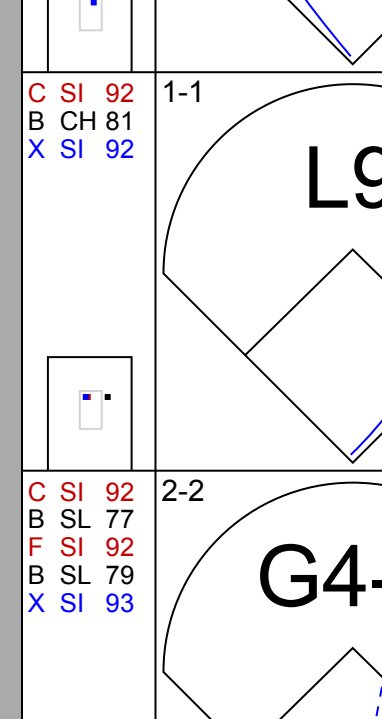


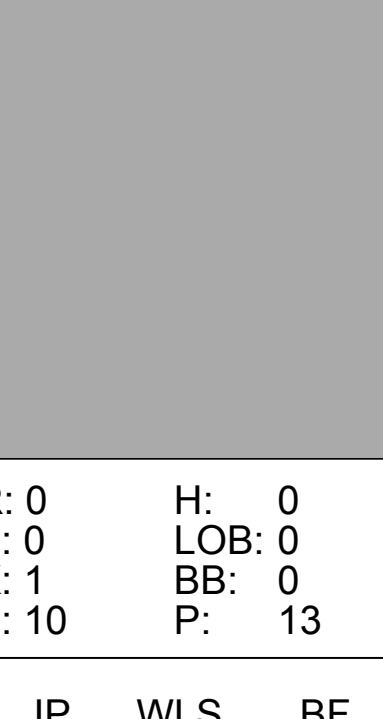
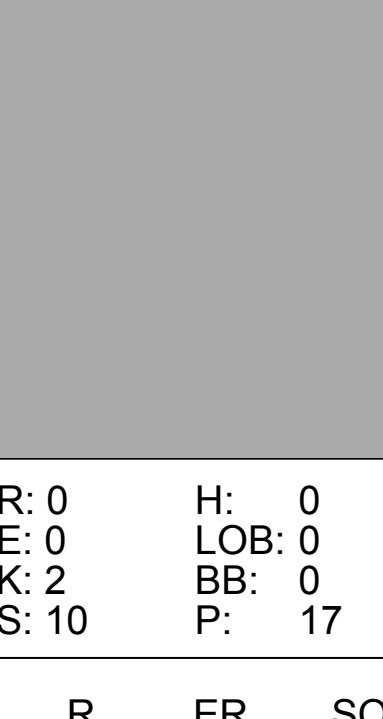
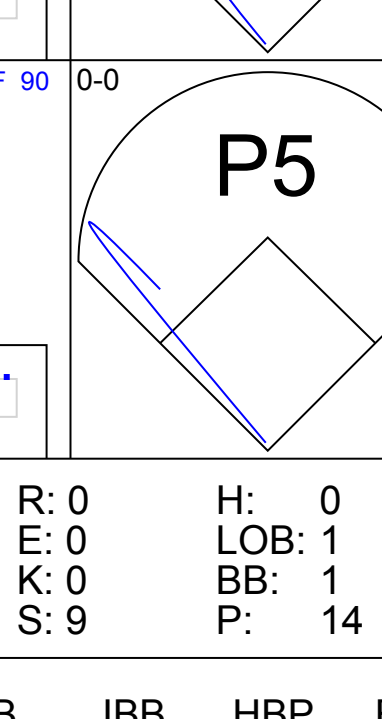
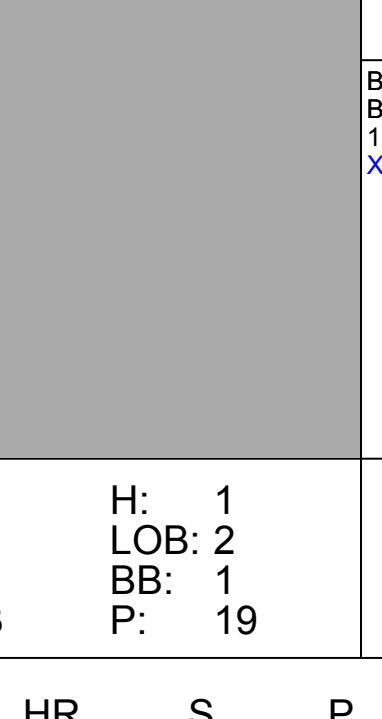
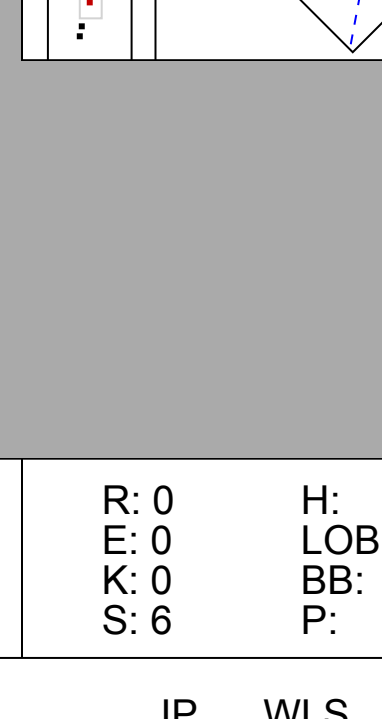
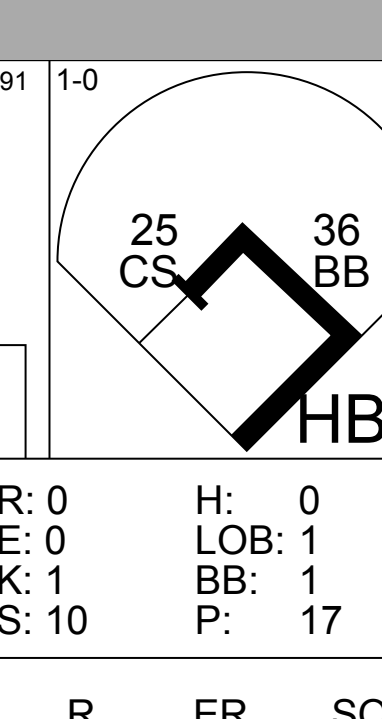
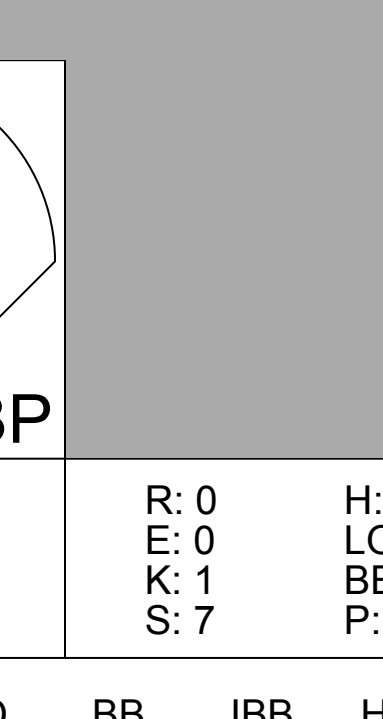
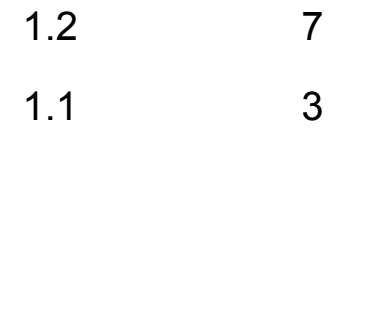





AB 36
R 9
H 15
RBI 8
BB 4
SO 9
LOB 17

Batter	1	2	3	4	5	6	7	8	9	AB	R	H	RBI	BB	SO	LOB	TOP			
7 José Reyes, S (1,6)										3	1	0	0	1	1	2				
55 Russell Martin, R (1,2) OBP: 0.400, SLG: 0.250										4	1	1	2	1	1	2				
19 José Bautista, R (1,9)										5	0	0	0	0	3	4				
10 Edwin Encarnación, R (1,3) 14 Justin Smoak, S (8,3)										4	1	1	2	0	2	0				
20 Josh Donaldson, R (1,5)										4	0	0	0	0	2	0				
30 Dioner Navarro, S (1,10)										4	0	1	0	0	0	0				
45 Dalton Pompey, S (1,8)										3	0	0	0	1	1	1				
11 Kevin Pillar, R (1,7) OBP: 0.500, SLG: 0.500										4	1	2	0	0	1	1				
29 Devon Travis, R (1,4)										2	2	1	1	2	1	1				
Inning Stats	R: 0 E: 0 K: 2 S: 9	H: 0 LOB: 0 BB: 0 P: 14	R: 0 E: 0 K: 1 S: 11	H: 1 LOB: 1 BB: 0 P: 16	R: 5 E: 1 K: 0 S: 14	H: 3 LOB: 0 BB: 1 P: 25	R: 0 E: 0 K: 3 S: 16	H: 1 LOB: 2 BB: 1 P: 27	R: 0 E: 0 K: 0 S: 10	H: 0 LOB: 0 BB: 0 P: 17	R: 1 E: 0 K: 0 S: 6	H: 1 LOB: 0 BB: 0 P: 10	R: 0 E: 0 K: 1 S: 9	H: 0 LOB: 0 BB: 0 P: 13	R: 0 E: 0 K: 2 S: 14	H: 0 LOB: 3 BB: 3 P: 28	1B: 4 2B: 0 3B: 0 HR: 2	SF: 0 SAC: 1 DP: 0 HBP: 0	WP: 0 PB: 0 SB: 2 CS: 0	PA: 39
PITCHER	IP WLS BF H R ER SO BB IBB HBP BLK WP HR S P ERA WHIP																			
19 Masahiro Tanaka, R (1,1) ERA: 9.0	4.0 L 20 5 5 4 6 2 0 0 0 0 0 1 50 82 9.00 1.750																			
57 Chris Martin, R (5,1) ERA:	1.0 3 0 0 0 3 0 0 0 0 0 0 0 10 17 0.00 0.000																			
45 Chasen Shreve, L (6,1) ERA: 6.75	1.1 5 1 1 1 0 0 0 0 0 0 0 1 14 23 6.75 0.750																			
29 David Carpenter, R (7,1) ERA:	1.2 5 0 0 0 1 0 0 0 0 0 0 0 11 17 0.00 0.000																			
41 Justin Wilson, L (9,1) ERA:	0.2 5 0 0 0 1 3 0 0 0 0 0 0 11 24 0.00 4.500																			
53 Esmil Rogers, R (9,1) ERA:	0.1 1 0 0 0 1 0 0 0 0 0 0 0 1 4 0.00 0.000																			

Toronto Blue Jays @ New York Yankees
Yankee Stadium, Bronx, NY
Mon Apr 06 2015, 1:13 PM - 3:56 PM EDT
Att: 48,469 - Partly Cloudy - 54 F

AB 33
R 6
H 6
RBI 5
BB 5
SO 12
LOB 11

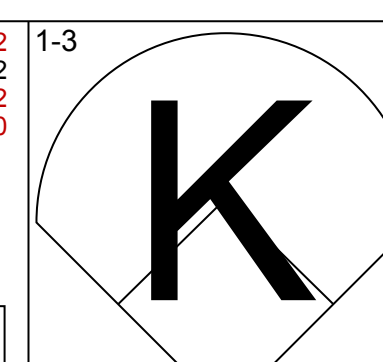
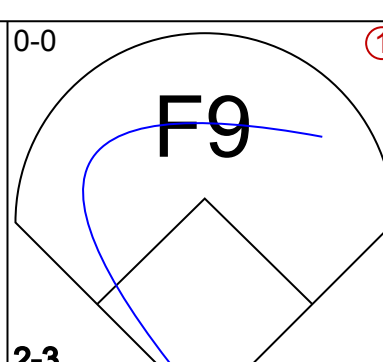
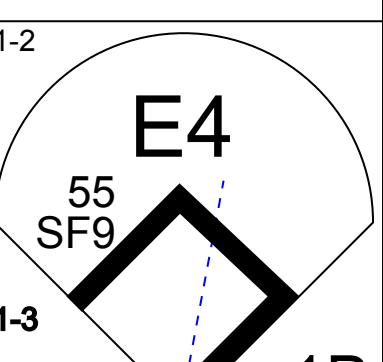
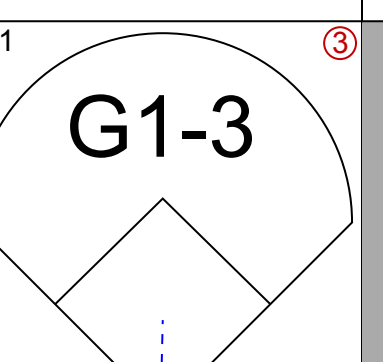
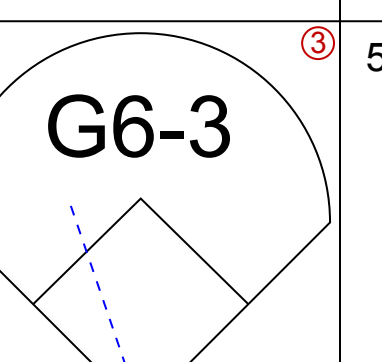
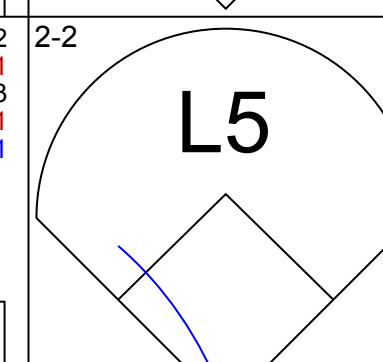
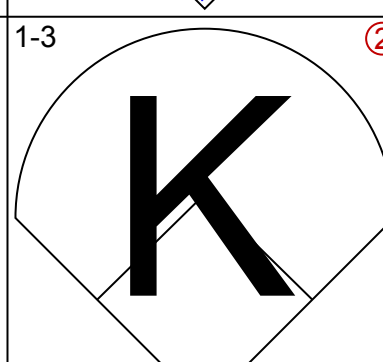
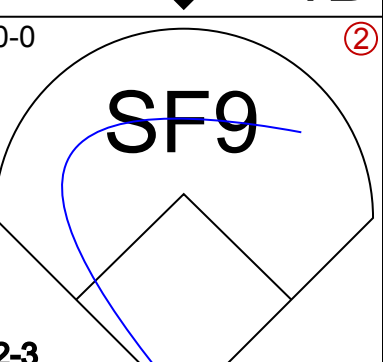
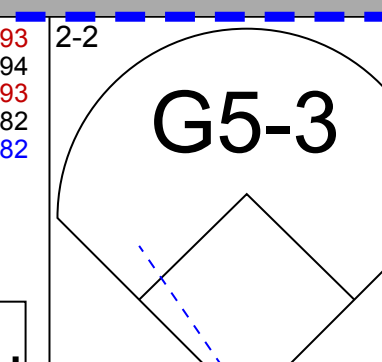
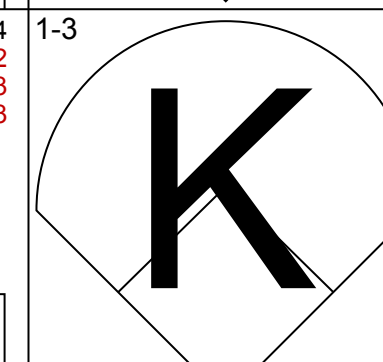
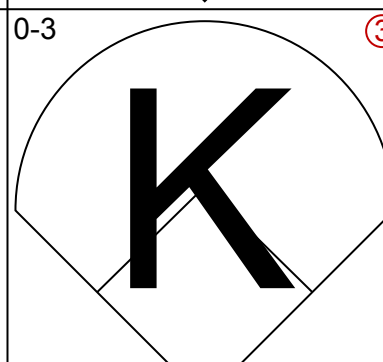
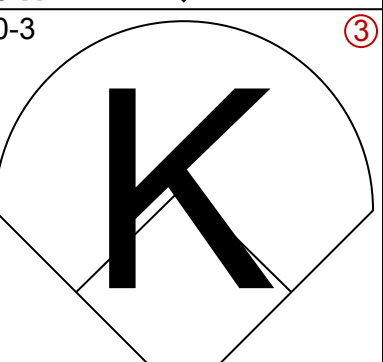
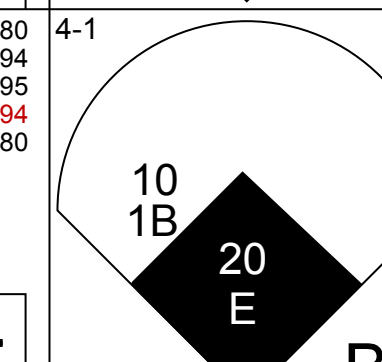
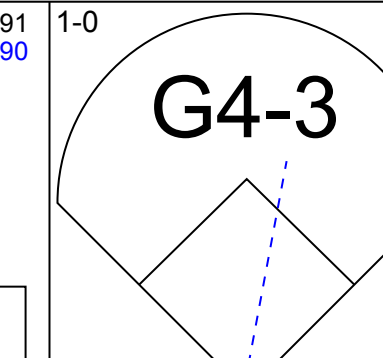
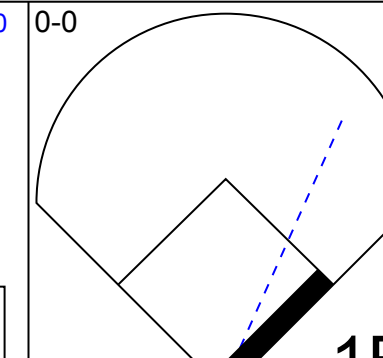
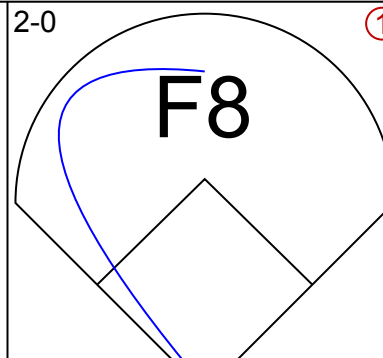
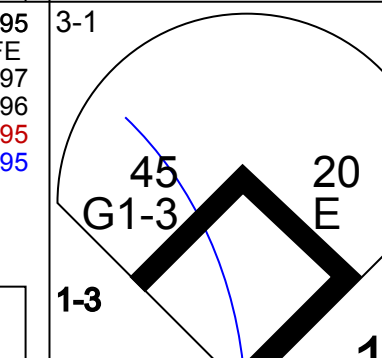



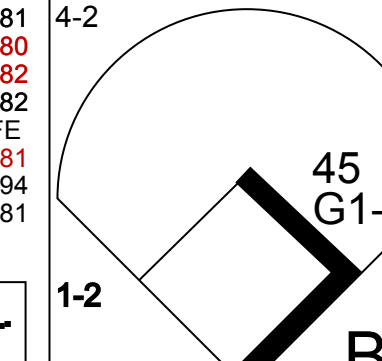



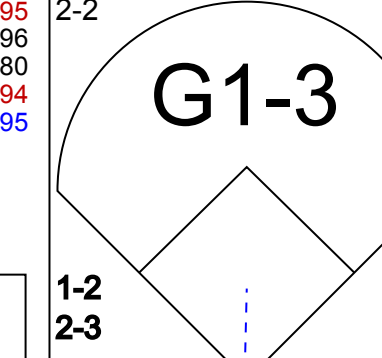
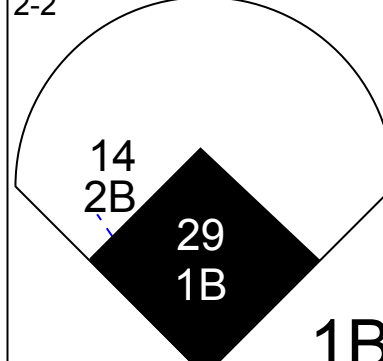

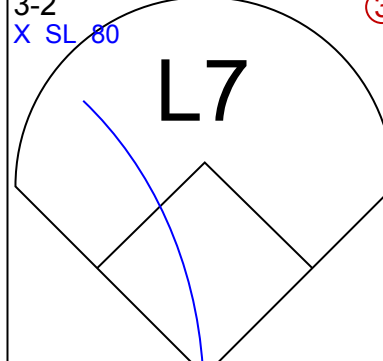
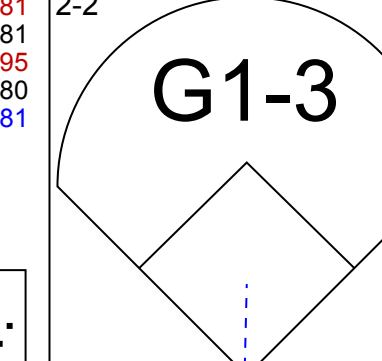
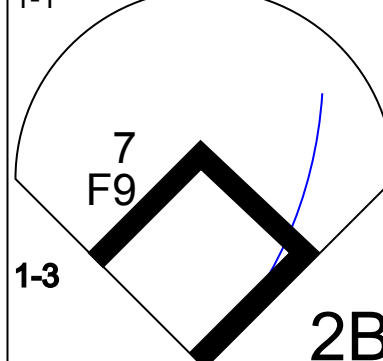
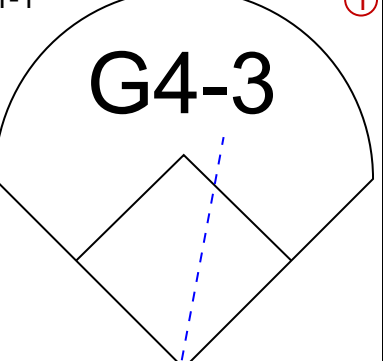

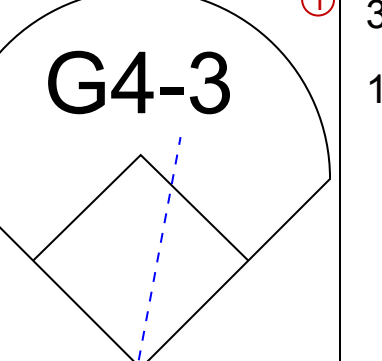
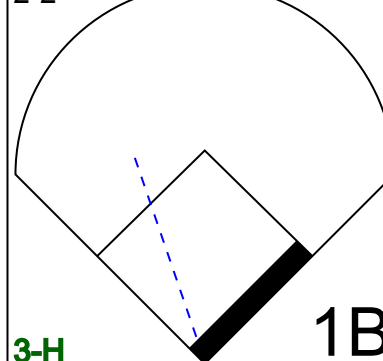
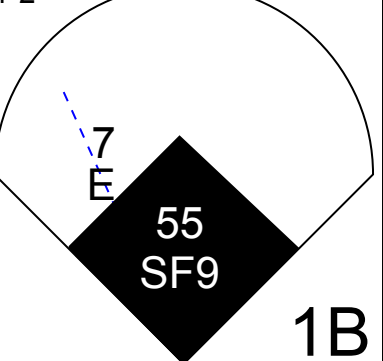

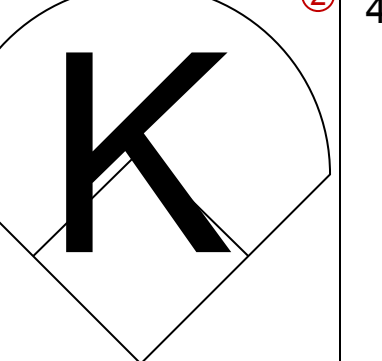


Batter	1	2	3	4	5	6	7	8	9	AB	R	H	RBI	BB	SO	LOB	BOTTOM					
22 Jacoby Ellsbury, L (1,8)										4	0	0	0	0	2	3						
11 Brett Gardner, L (1,7) OBP: 0.250, SLG: 1.000										4	1	1	1	0	0	1						
36 Carlos Beltrán, S (1,9)										3	0	0	0	1	0	0						
25 Mark Teixeira, S (1,3)										3	0	0	0	1	1	0						
34 Brian McCann, L (1,2) OBP: 0.250, SLG: 0.250										4	0	1	0	0	1	0						
12 Chase Headley, S (1,5)										4	0	0	0	0	1	2						
13 Alex Rodriguez, R (1,10) OBP: 0.667, SLG: 0.500										2	0	1	0	1	0	0						
14 Stephen Drew, L (1,4)										3	0	0	0	0	0	2						
18 Didi Gregorius, L (1,6)										2	0	0	0	0	0	2						
Inning Stats	R: 0 E: 0 K: 1 S: 10	H: 0 LOB: 0 BB: 0 P: 13	R: 0 E: 0 K: 2 S: 10	H: 0 LOB: 0 BB: 0 P: 17	R: 0 E: 0 K: 0 S: 9	H: 0 LOB: 1 BB: 1 P: 14	R: 0 E: 0 K: 0 S: 13	H: 1 LOB: 2 BB: 1 P: 19	R: 0 E: 0 K: 0 S: 7	H: 1 LOB: 1 BB: 0 P: 13	R: 1 E: 0 K: 0 S: 8	H: 1 LOB: 0 BB: 0 P: 17	R: 0 E: 0 K: 0 S: 6	H: 0 LOB: 0 BB: 0 P: 9	R: 0 E: 0 K: 1 S: 10	H: 0 LOB: 1 BB: 1 P: 17	R: 0 E: 0 K: 1 S: 7	H: 0 LOB: 0 BB: 0 P: 11	1B: 2 2B: 0 3B: 0 HR: 1	SF: 0 SAC: 0 DP: 0 HBP: 1	WP: 0 PB: 0 SB: 0 CS: 1	PA: 34
PITCHER	IP WLS BF H R ER SO BB IBB HBP BLK WP HR S P ERA WHIP																					
36 Drew Hutchison, R (1,1) ERA: 1.5	6.0 W 23 3 1 1 3 2 0 0 0 0 0 0 57 93 1.50 0.833																					
62 Aaron Loup, L (7,1) ERA:	1.2 7 0 0 0 1 1 0 1 0 0 0 0 15 25 0.00 0.600																					
51 Miguel Castro, R (8,1) ERA:	1.1 3 0 0 0 1 0 0 0 0 0 0 0 8 12 0.00 0.000																					

Toronto Blue Jays @ New York Yankees
Yankee Stadium, Bronx, NY
Mon Apr 06 2015, 1:13 PM - 3:56 PM EDT
Att: 48,469 - Partly Cloudy - 54 F

AB 29
R 1
H 3
RBI 1
BB 3
SO 5
LOB 10



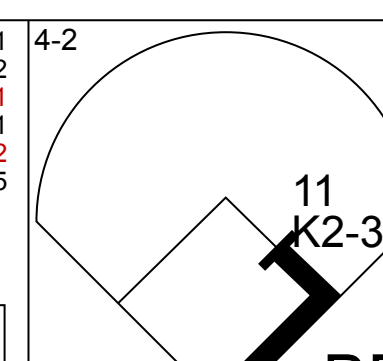
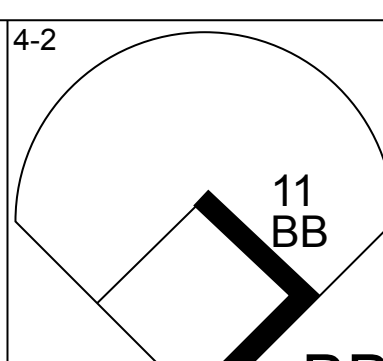

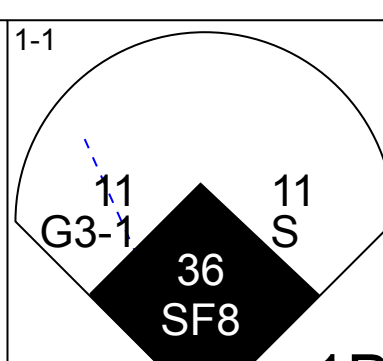
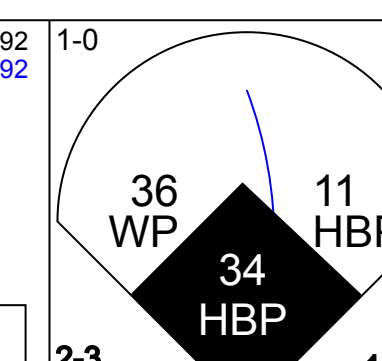

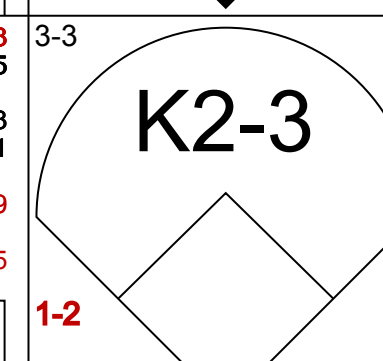
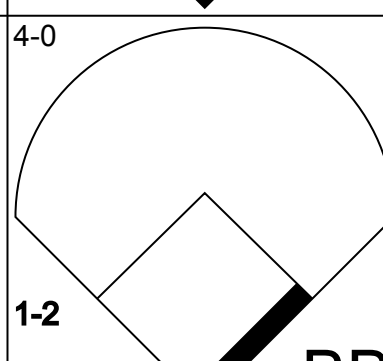

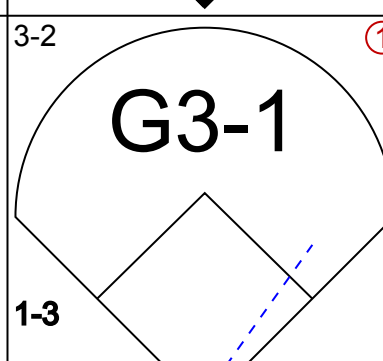
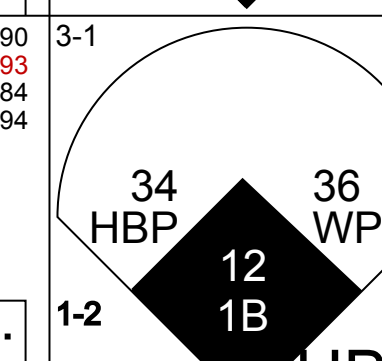

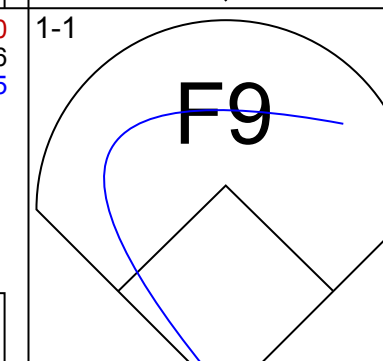
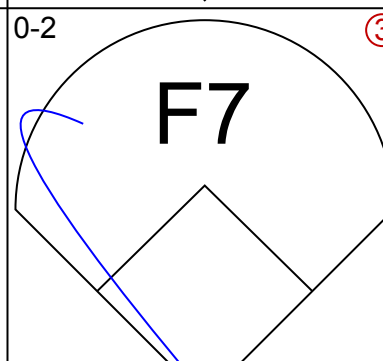

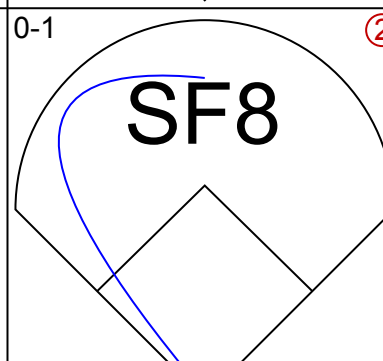
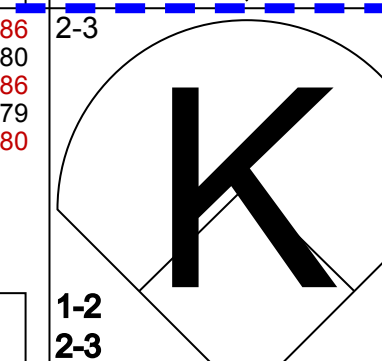

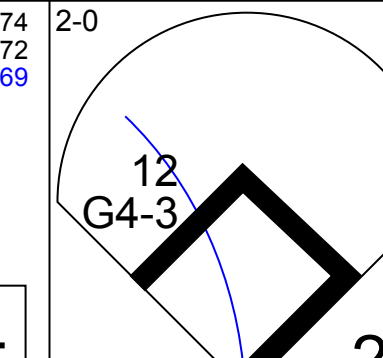
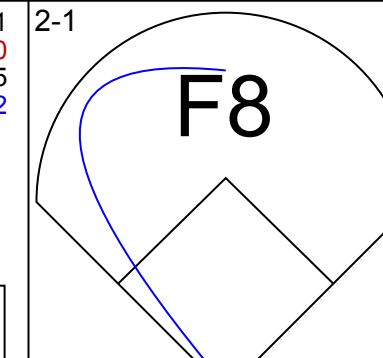
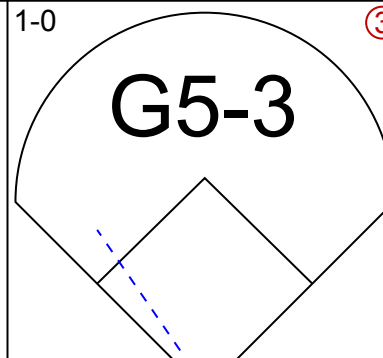
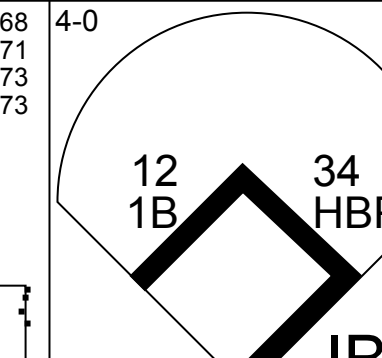



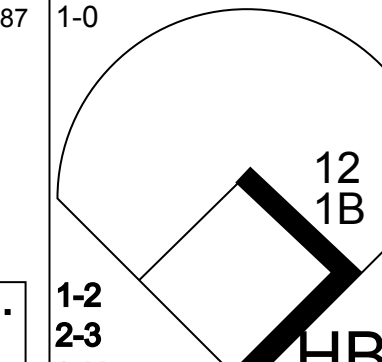




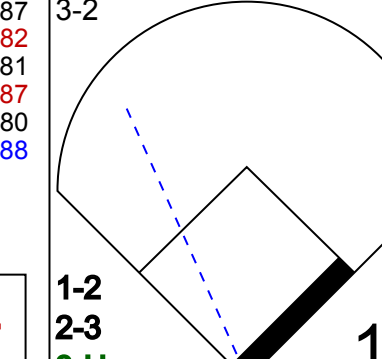



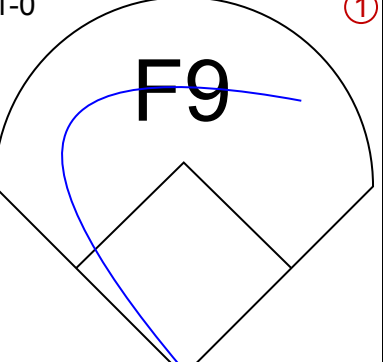
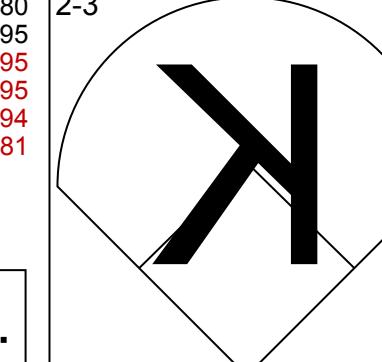

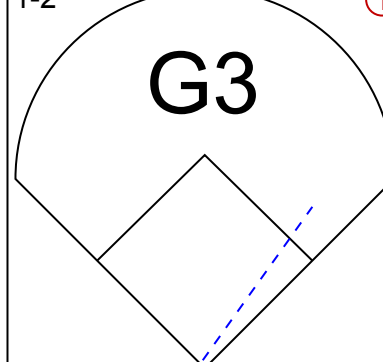
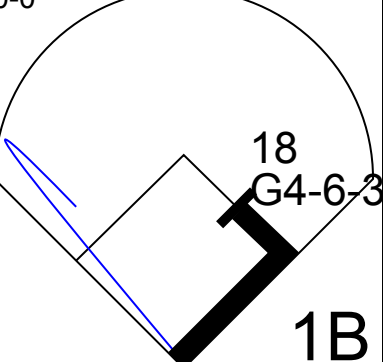
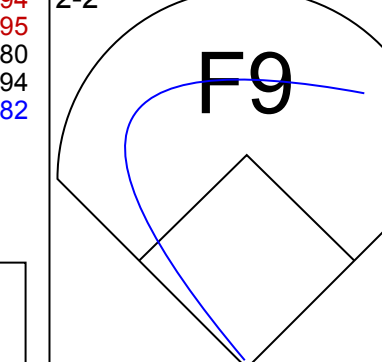


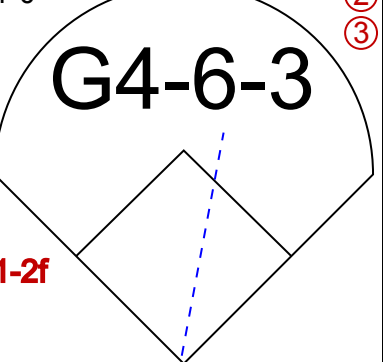
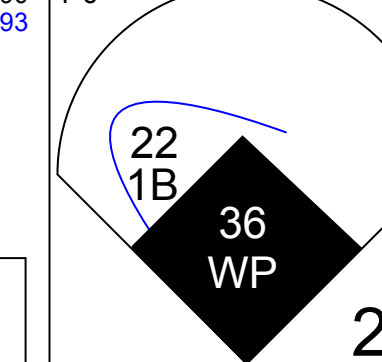

Batter	1	2	3	4	5	6	7	8	9	AB	R	H	RBI	BB	SO	LOB	TOP					
7 José Reyes, S (1,6) OBP: 0.222, SLG: 0.125										5	0	1	0	0	1	2						
55 Russell Martin, R (1,2) OBP: 0.222, SLG: 0.143										3	0	0	1	0	1	2						
19 José Bautista, R (1,9)										3	1	0	0	1	3	3						
10 Edwin Encarnación, R (1,10) OBP: 0.375, SLG: 0.750										4	0	2	0	0	0	0						
20 Josh Donaldson, R (1,5)										3	0	0	0	1	1	1						
45 Datton Pompey, S (1,8)										3	0	0	0	1	0	3						
11 Kevin Pillar, R (1,7) OBP: 0.375, SLG: 0.375										4	1	1	0	0	0	4						
14 Justin Smoak, S (1,3) 23 Danny Valencia, R (9,PH)										3	0	1	0	0	0	0						
29 Devon Travis, R (1,4) OBP: 0.625, SLG: 1.000										4	1	2	1	0	1	0						
Inning Stats	R: 0 E: 0 K: 2 S: 9	H: 0 LOB: 0 BB: 0 P: 13	R: 0 E: 0 K: 0 S: 6	H: 0 LOB: 0 BB: 0 P: 10	R: 1 E: 0 K: 2 S: 17	H: 3 LOB: 2 BB: 0 P: 23	R: 0 E: 0 K: 1 S: 8	H: 1 LOB: 1 BB: 0 P: 14	R: 1 E: 1 K: 1 S: 14	H: 2 LOB: 1 BB: 0 P: 17	R: 0 E: 0 K: 0 S: 8	H: 0 LOB: 0 BB: 0 P: 19	R: 0 E: 0 K: 0 S: 10	H: 0 LOB: 0 BB: 0 P: 17	R: 1 E: 1 K: 0 S: 15	H: 1 LOB: 2 BB: 2 P: 32	R: 0 E: 0 K: 1 S: 9	H: 0 LOB: 0 BB: 0 P: 11	1B: 6 2B: 1 3B: 0 HR: 0	SF: 1 SAC: 0 DP: 0 HBP: 0	WP: 0 PB: 0 CS: 0	PA: 37
PITCHER	IP	WLS	BF	H	R	ER	SO	BB	IBB	HBP	BLK	WP	HR	S	P	ERA	WHIP					
35 Michael Pineda, R (1,1) ERA: 3.0	6.0		25	6	2	2	6	1	0	0	0	0	0	62	96	3.00	1.167					
57 Chris Martin, R (7,1) ERA:	1.0		3	0	0	0	0	0	0	0	0	0	0	10	17	0.00	0.000					
68 Dellin Betances, R (8,1) ERA:	1.0	W	6	1	1	0	0	2	0	0	0	0	0	15	32	0.00	3.000					
48 Andrew Miller, L (9,1) ERA:	1.0	S	3	0	0	0	1	0	0	0	0	0	0	9	11	0.00	0.000					

Toronto Blue Jays @ New York Yankees
Yankee Stadium, Bronx, NY
Wed Apr 08 2015, 7:11 PM - 10:07 PM EDT
Att: 31,020 - Cloudy - 44 F

livebaseballscorecards.com

AB 33
R 3
H 7
RBI 2
BB 3
SO 7
LOB 15



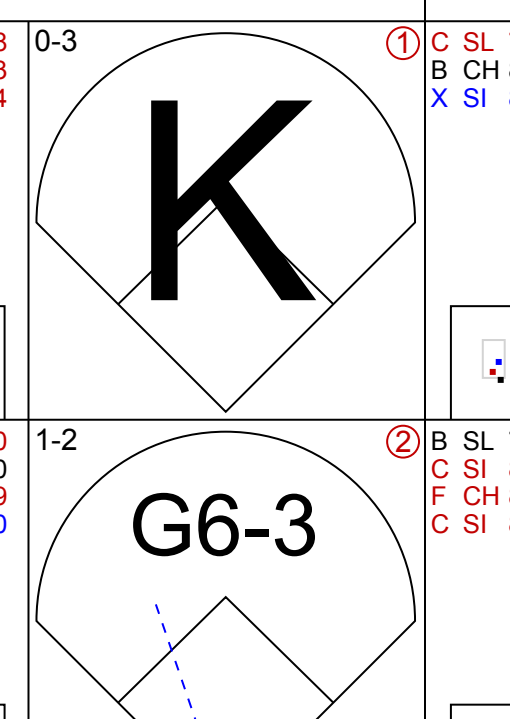
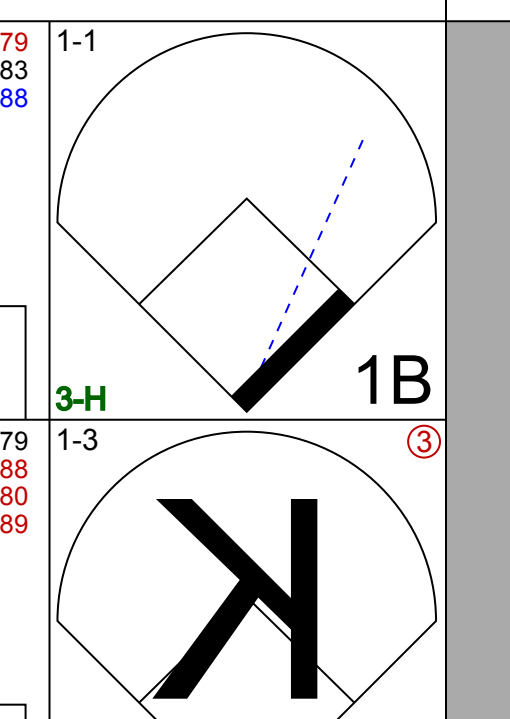
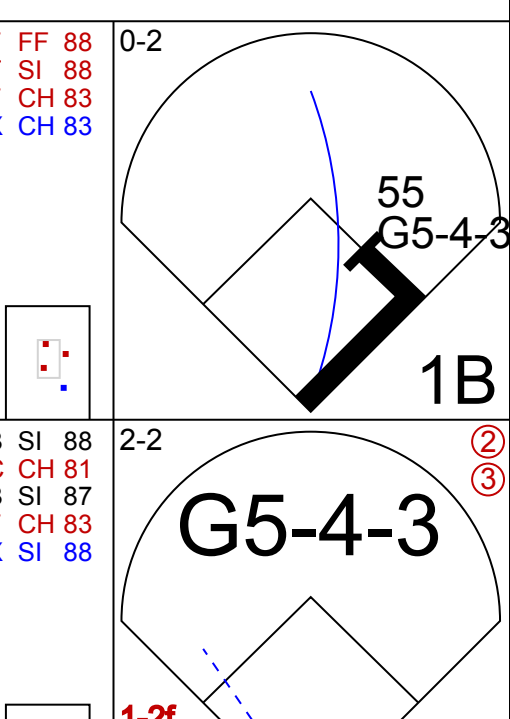
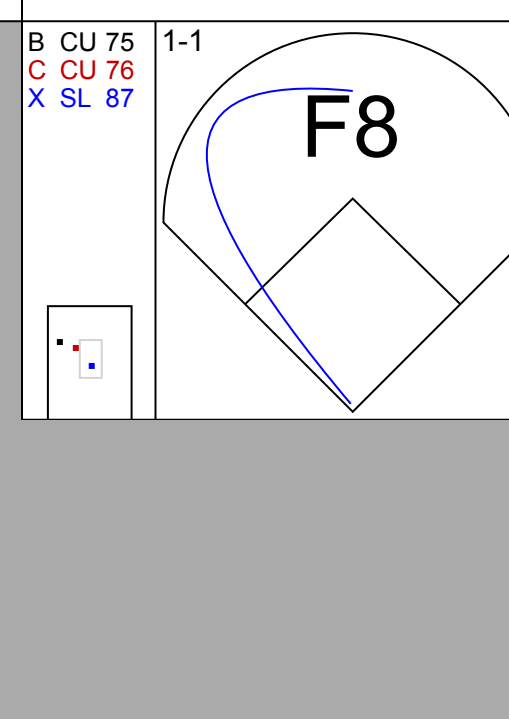
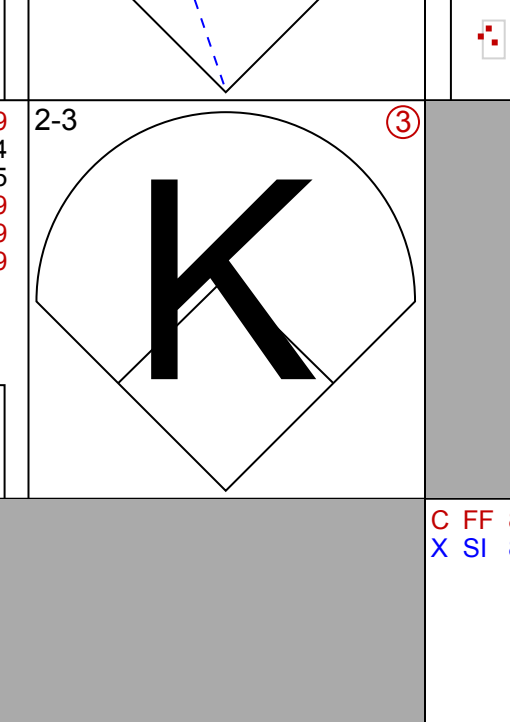
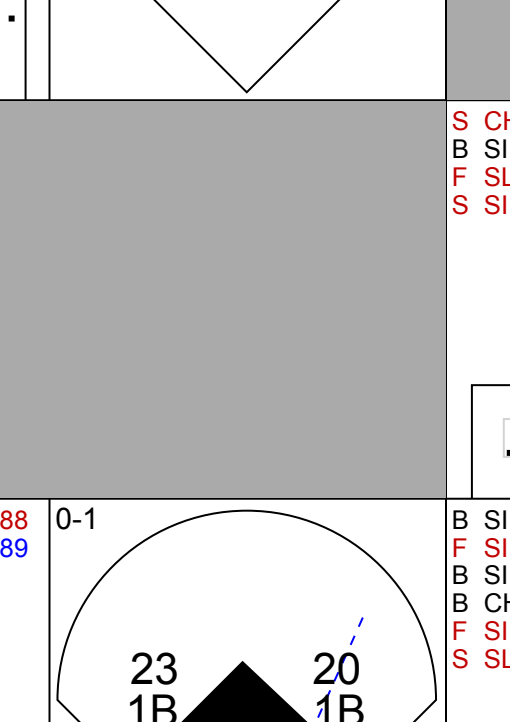

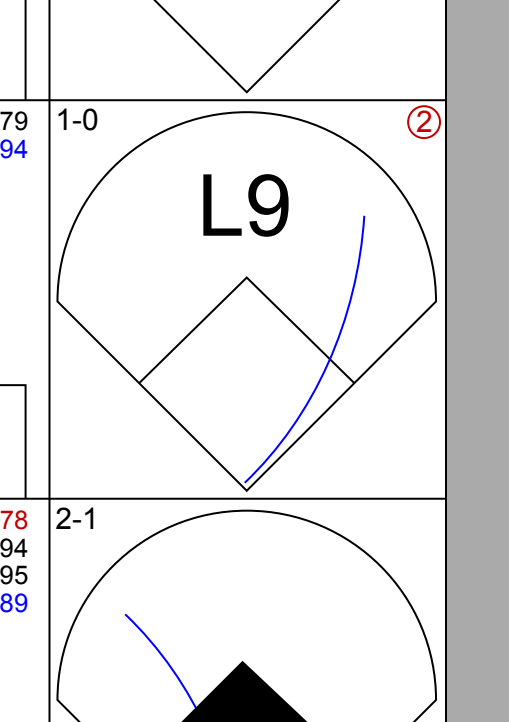
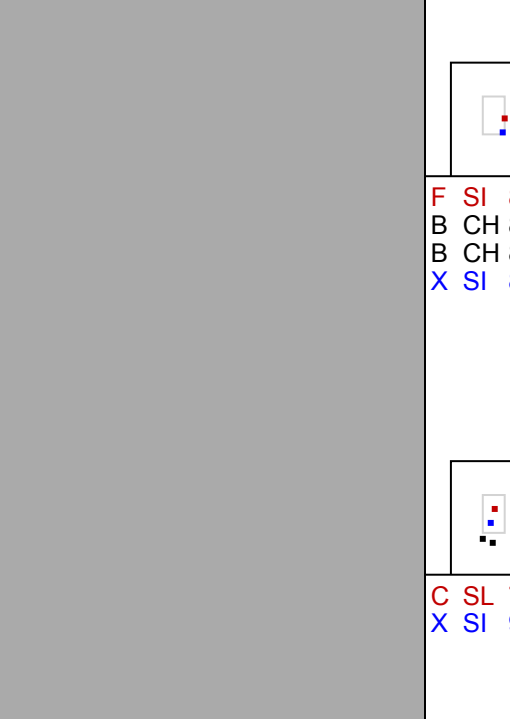
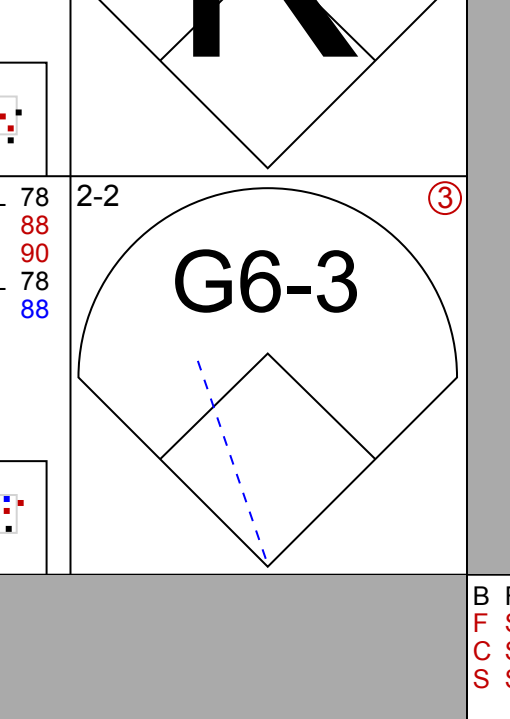
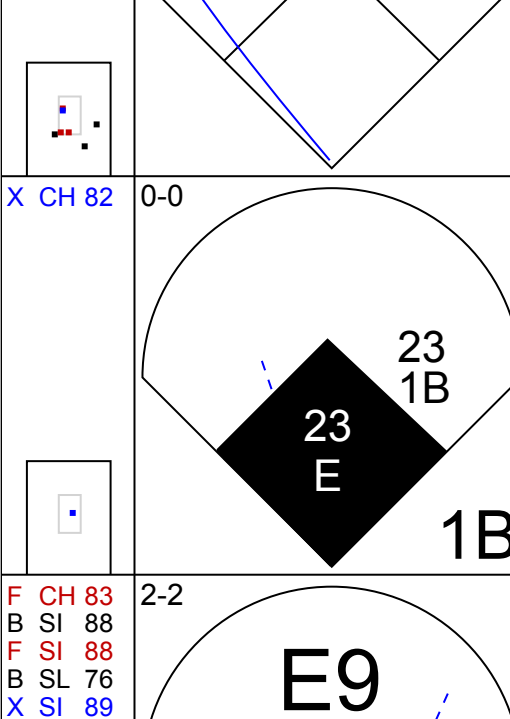
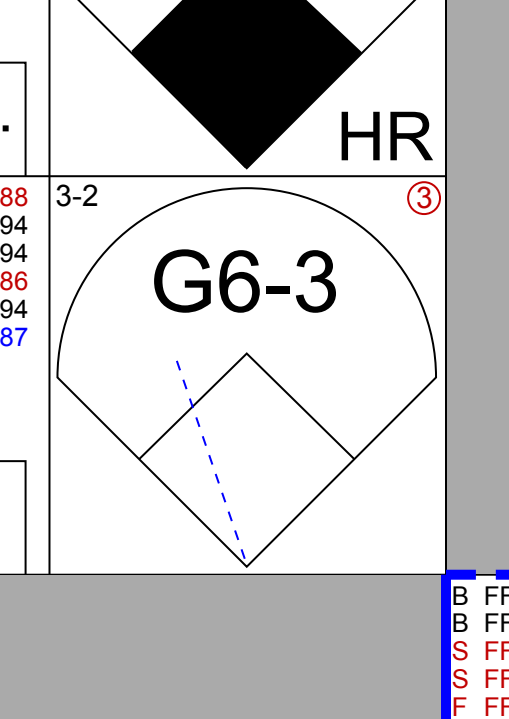
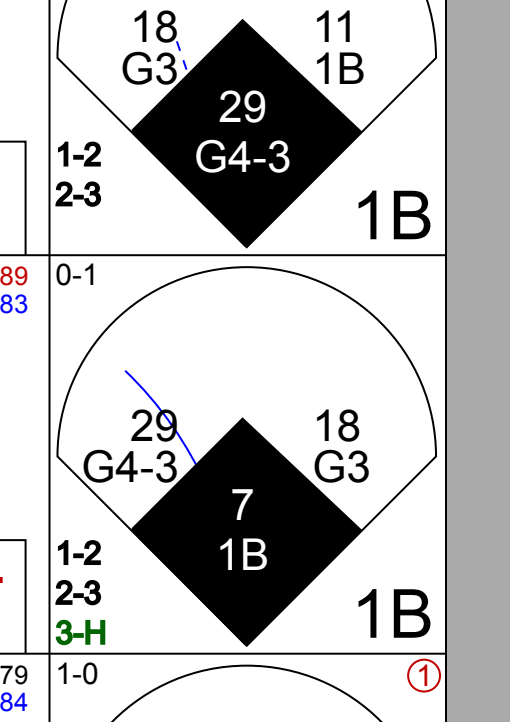

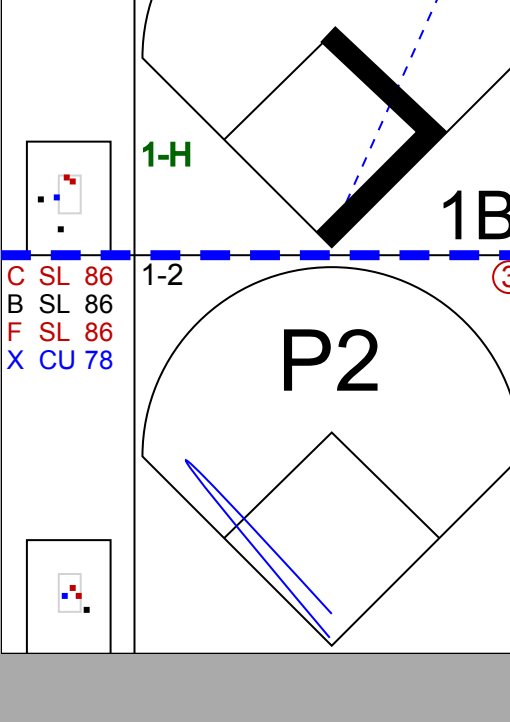
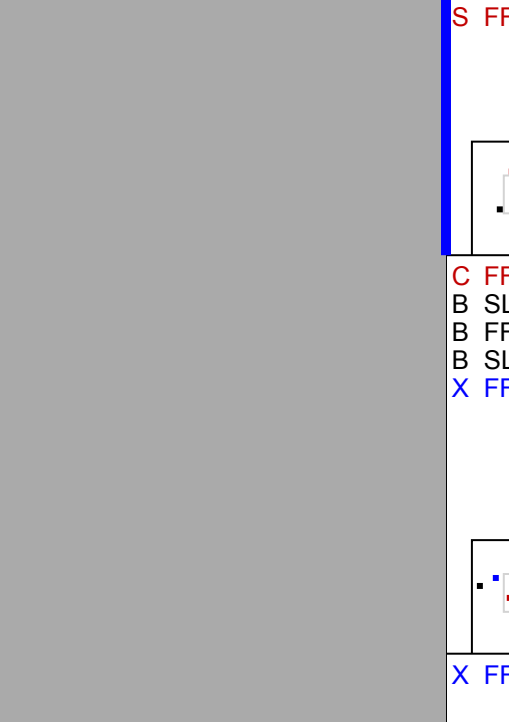
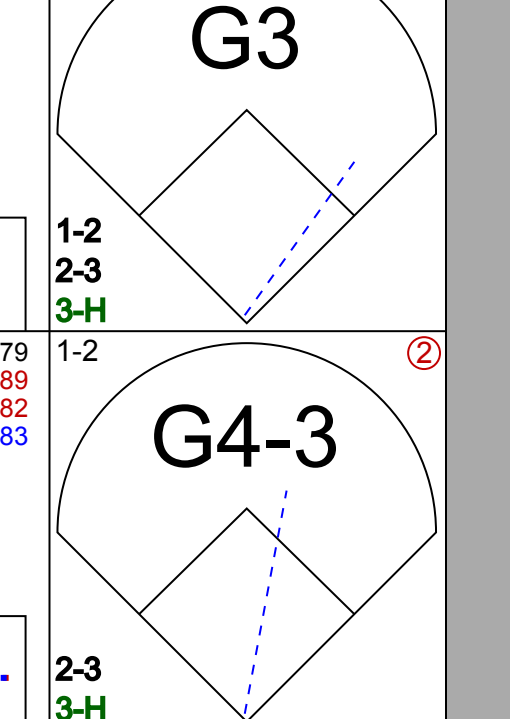



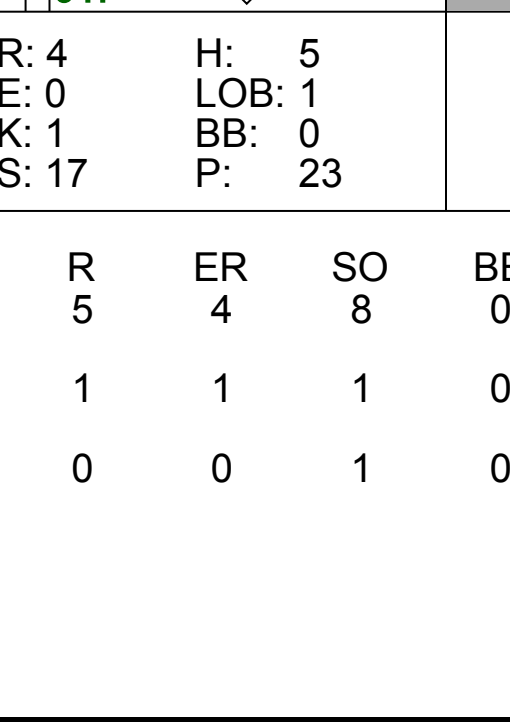
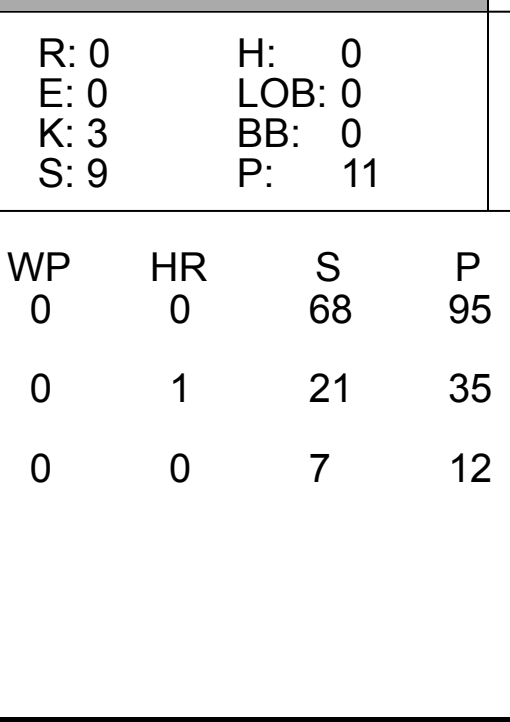
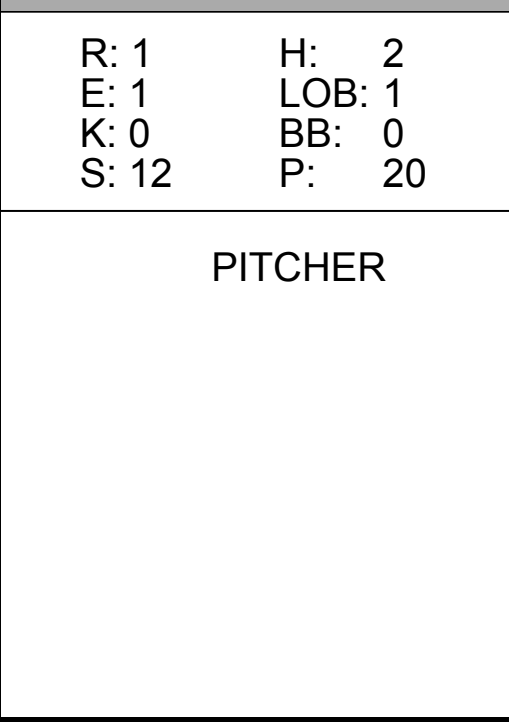
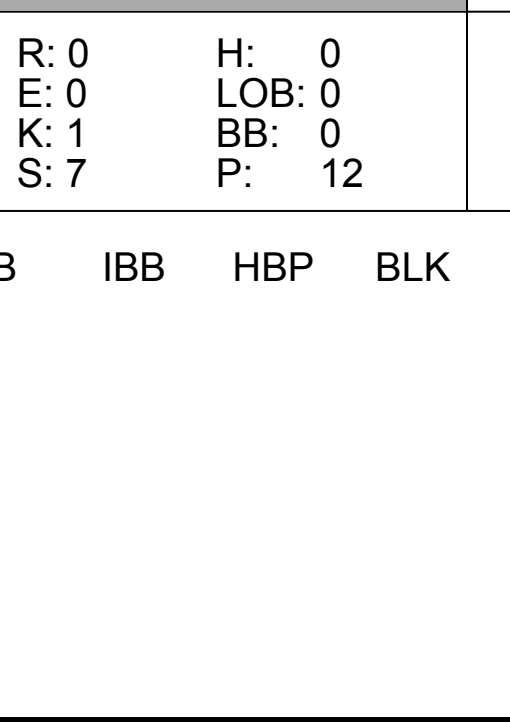

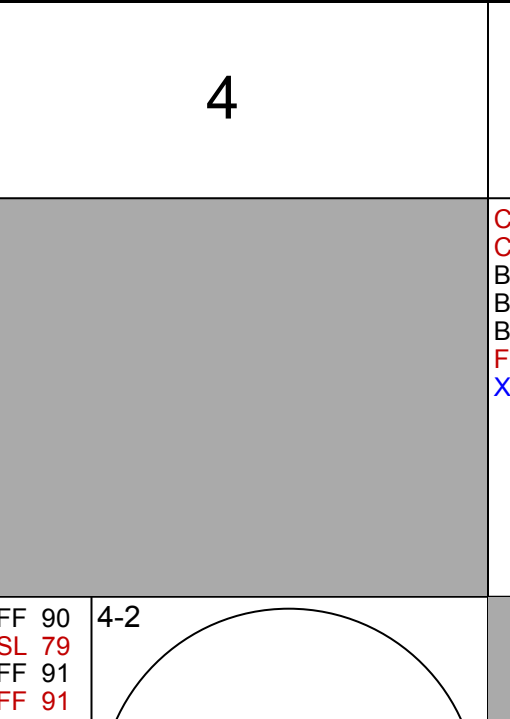

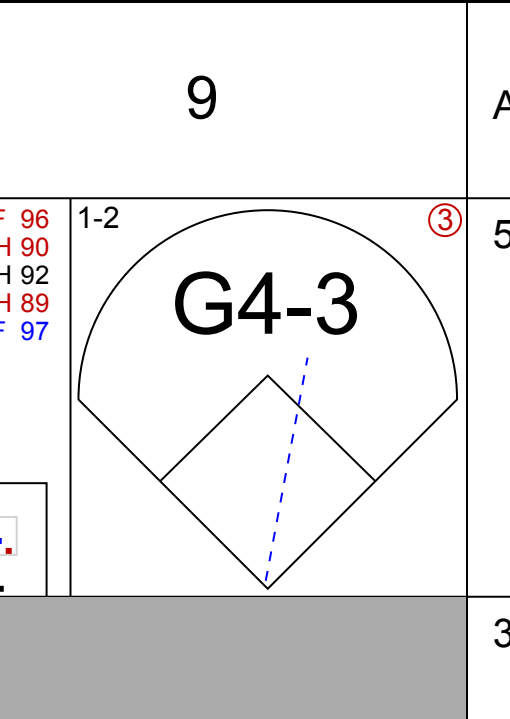

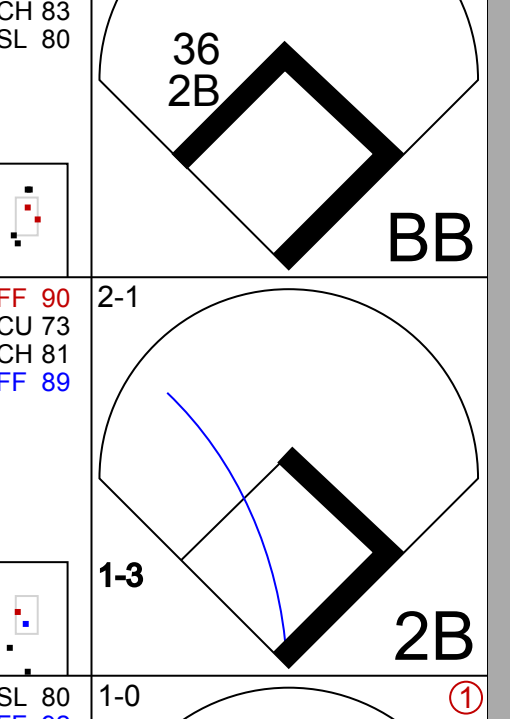
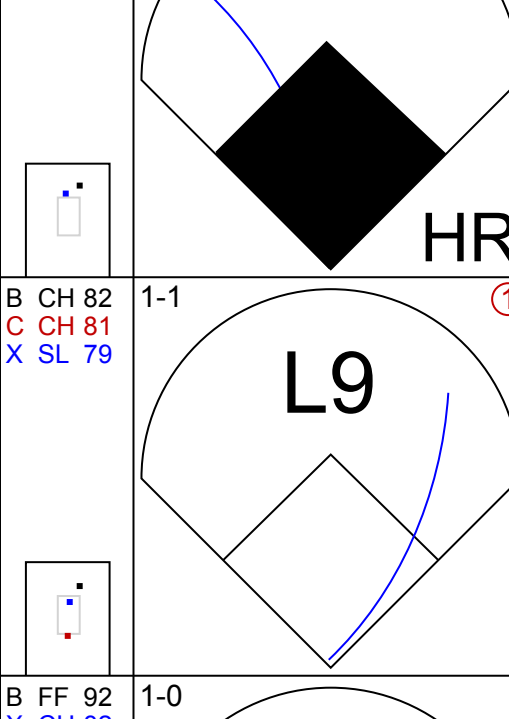

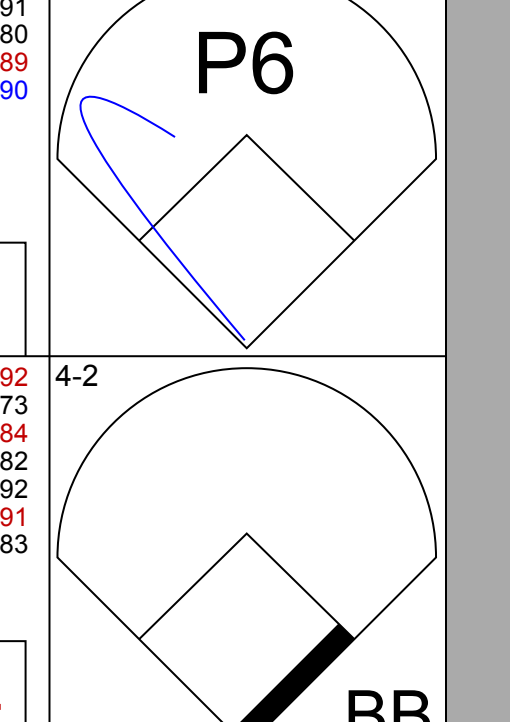
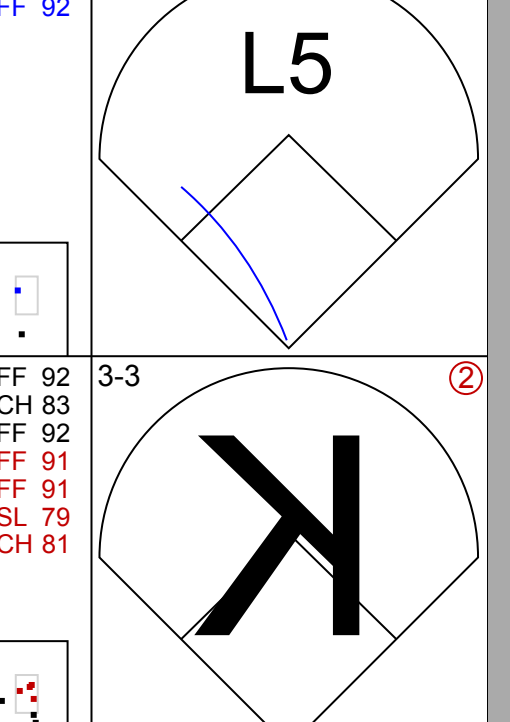
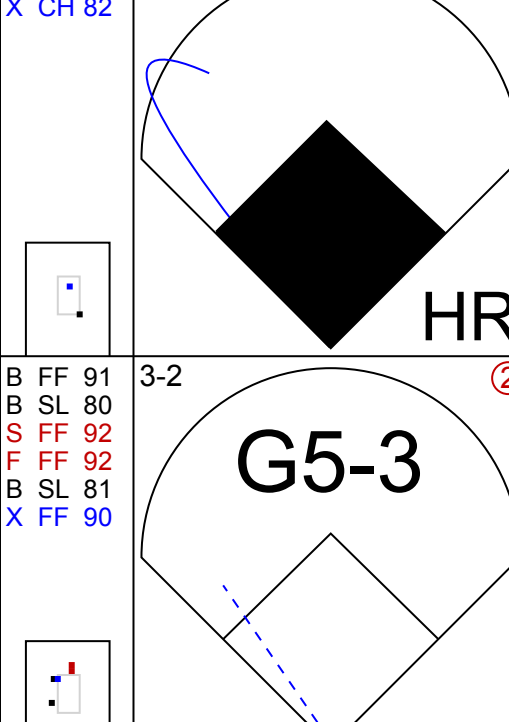

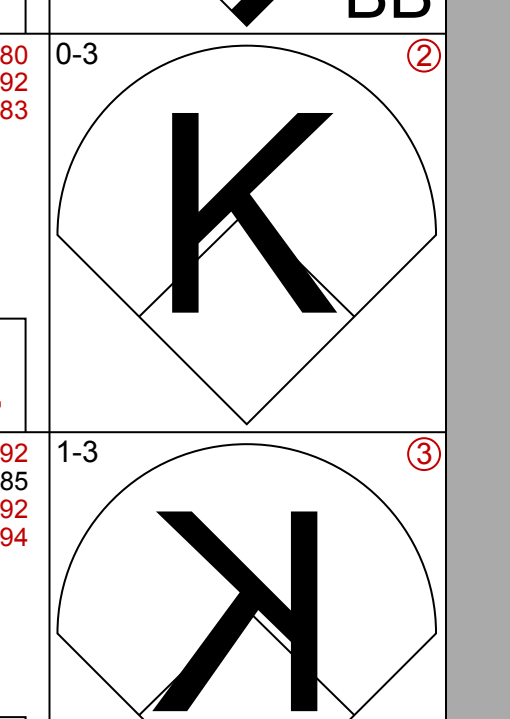
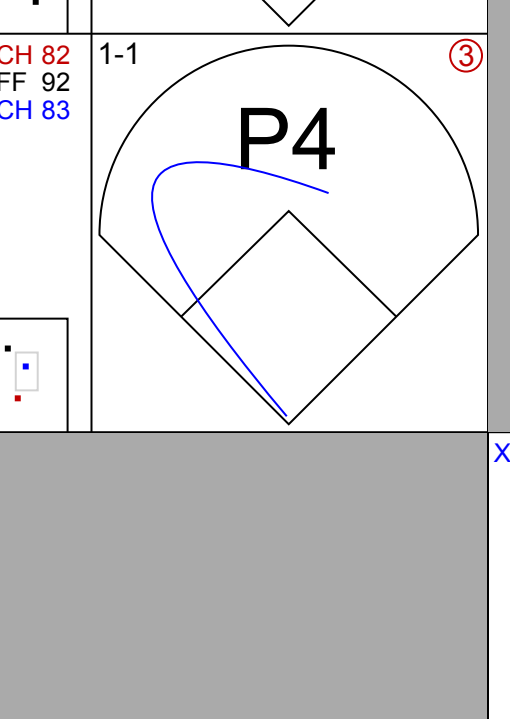
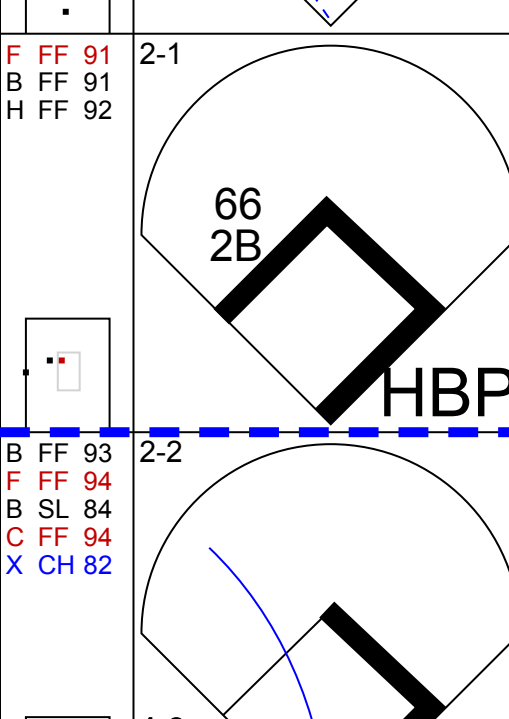
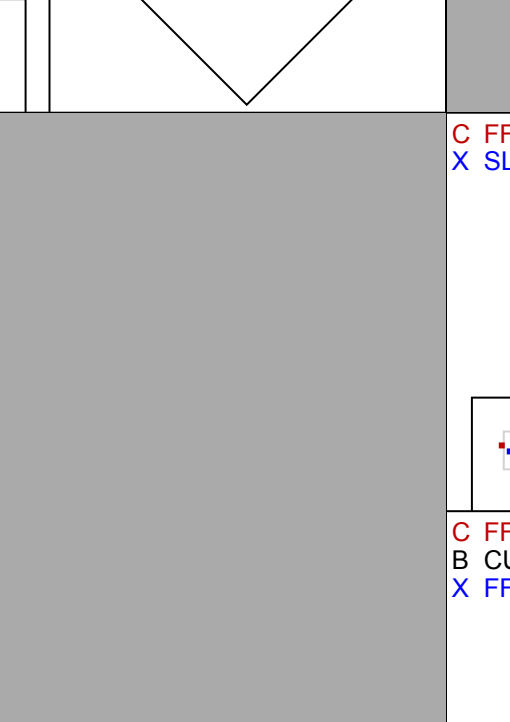

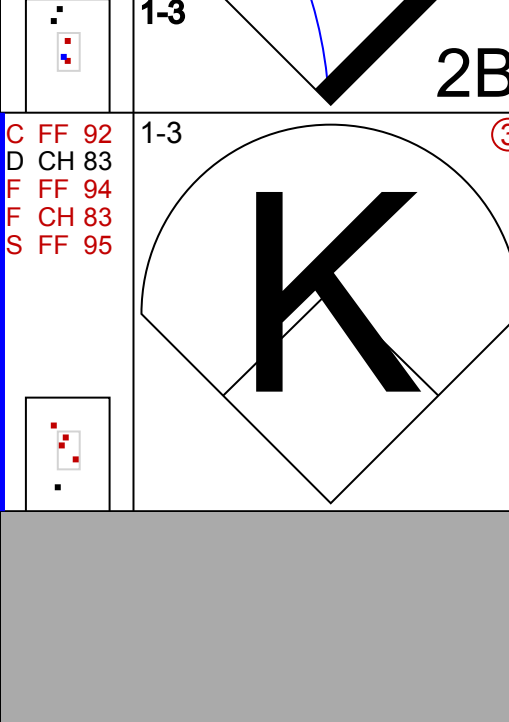
Batter	1	2	3	4	5	6	7	8	9	AB	R	H	RBI	BB	SO	LOB	BOTTOM					
22 Jacoby Ellsbury, L (1,8) OBP: 0.500, SLG: 0.333										2	2	0	2	0	0	0						
11 Brett Gardner, L (1,7) OBP: 0.375, SLG: 0.667										2	1	0	0	1	1	2						
36 Carlos Beltrán, S (1,9) 31 Gregorio Petit, R (9,4)										3	0	0	1	0	1	4						
25 Mark Teixeira, S (1,3) OBP: 0.375, SLG: 0.333										3	0	1	0	1	0	0						
34 Brian McCann, L (1,2) OBP: 0.250, SLG: 0.143										3	0	0	1	0	1	1						
12 Chase Headley, S (1,5) OBP: 0.250, SLG: 0.250										4	0	2	1	0	0	1						
13 Alex Rodriguez, R (1,10) OBP: 0.286, SLG: 0.167										4	0	0	0	0	2	5						
14 Stephen Drew, L (1,4) OBP: 0.143, SLG: 0.143										4	0	1	0	0	1	4						
18 Didi Gregorius, L (1,6) 24 Chris Young, R (8,PH)										2	0	0	0	0	1	1						
Inning Stats	R: 0 E: 0 K: 1 S: 7	H: 1 LOB: 1 BB: 0 P: 15	R: 0 E: 0 K: 1 S: 9	H: 1 LOB: 1 BB: 0 P: 15	R: 0 E: 0 K: 1 S: 13	H: 0 LOB: 2 BB: 2 P: 24	R: 0 E: 0 K: 0 S: 6	H: 0 LOB: 0 BB: 0 P: 11	R: 0 E: 0 K: 0 S: 3	H: 1 LOB: 0 BB: 0 P: 5	R: 1 E: 0 K: 0 S: 8	H: 1 LOB: 0 BB: 0 P: 13	R: 0 E: 0 K: 2 S: 9	H: 1 LOB: 1 BB: 0 P: 15	R: 3 E: 0 K: 2 S: 16	H: 3 LOB: 3 BB: 1 P: 35	R: 0 E: 0 K: 2 S: 9	H: 0 LOB: 0 BB: 0 P: 11	1B: 5 2B: 2 3B: 0 HR: 0	SF: 1 SAC: 0 DP: 1 HBP: 2	WP: 1 PB: 0 CS: 0	PA: 35
PITCHER	IP	WLS	BF	H	R	ER	SO	BB	IBB	HBP	BLK	WP	HR	S	P	ERA	WHIP					
43 R.A. Dickey, R (1,1) ERA: 1.42	6.1		24	4	1	1	4	3	0	0	0	0	0	4	4	0.00	1.105					
51 Miguel Castro, R (7,1) ERA:	0.2	H	2	0	0	0	1	0	0	0	0	0	0	4	4	0.00	0.000					
62 Aaron Loup, L (8,1) ERA: 16.2	0.0	L	3	2	3	3	0	0	0	1	0	0	0	3	8	∞	∞					
27 Brett Cecil, L (8,1) ERA:	0.1	B	4	1	0	0	1	0	1	1	0	1	0	6	16	0.00	3.000					
54 Roberto Osuna, R (8,1) ERA:	0.2		2	0	0	0	1	0	0	0	0	0	0	7	11	0.00	0.000					

Toronto Blue Jays @ New York Yankees
Yankee Stadium, Bronx, NY
Wed Apr 08 2015, 7:11 PM - 10:07 PM EDT
Att: 31,020 - Cloudy - 44 F

livebaseballscorecards.com

AB 28
R 4
H 7
RBI 3
BB 4
SO 7
LOB 18




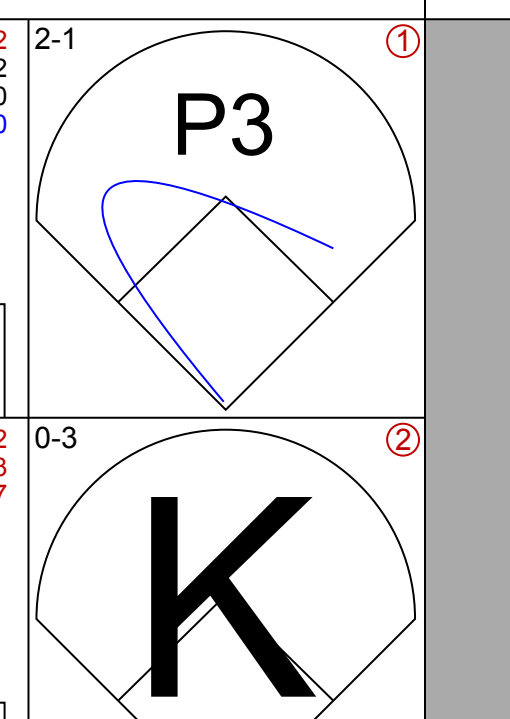
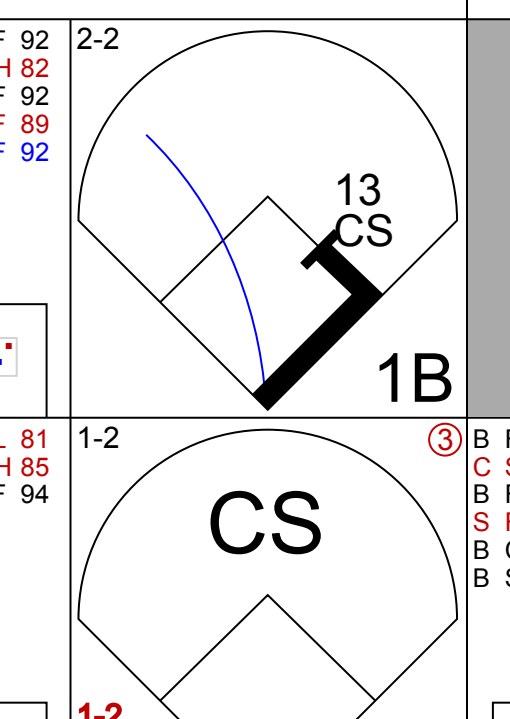
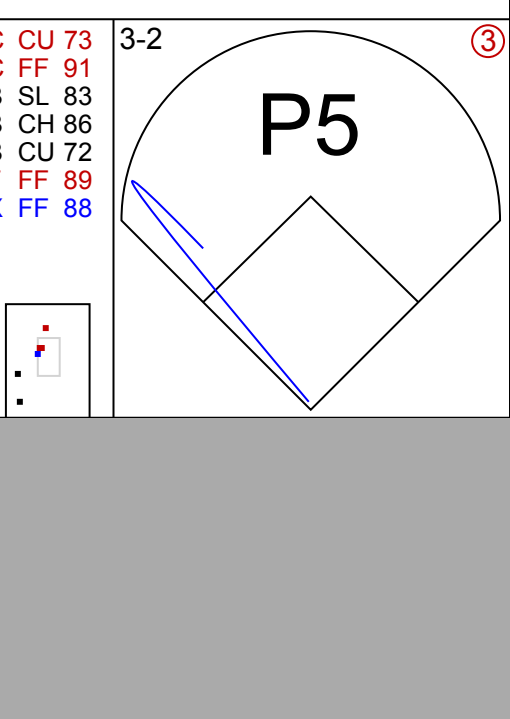
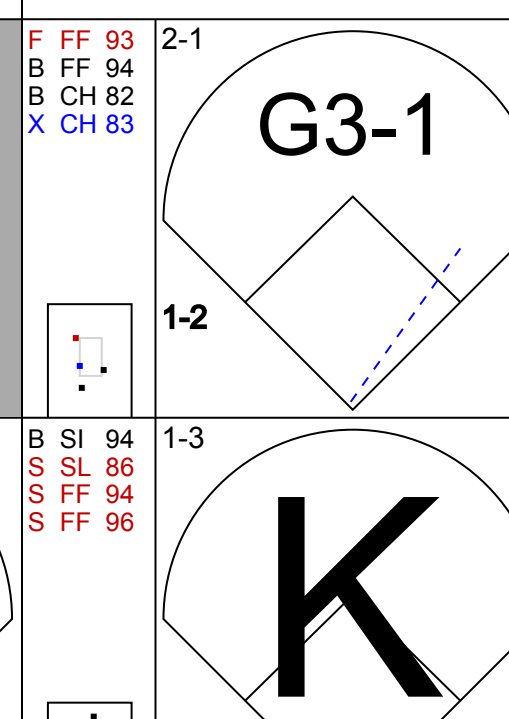
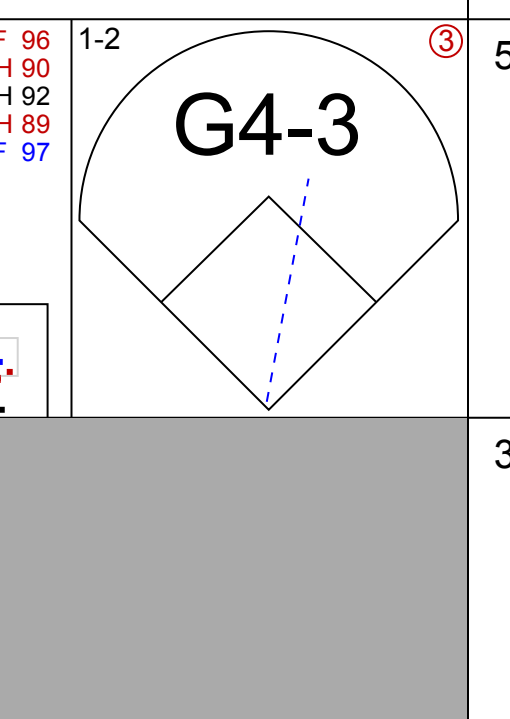
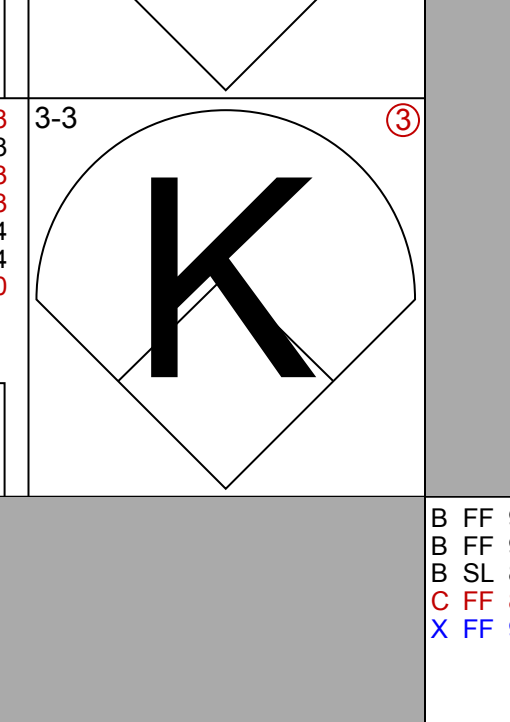
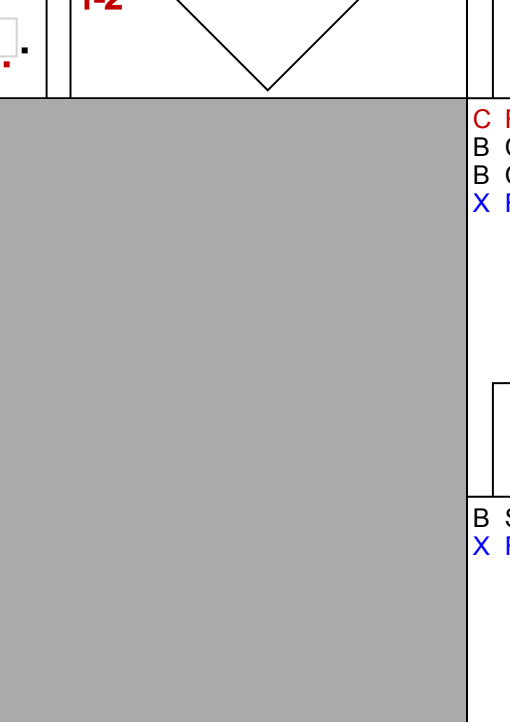

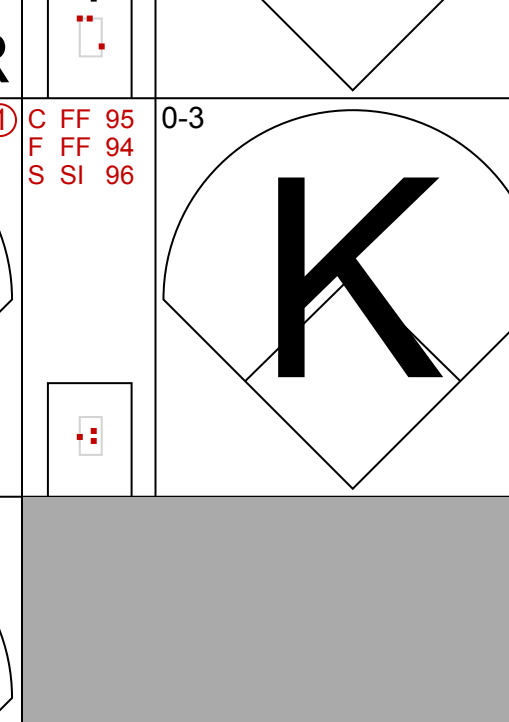
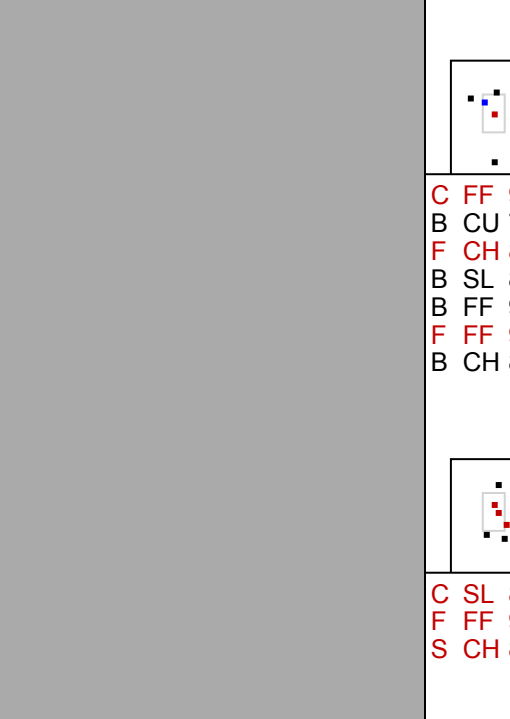



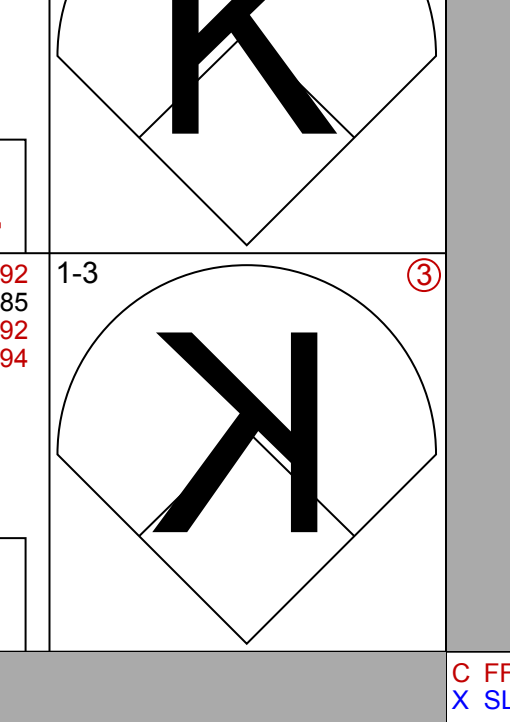
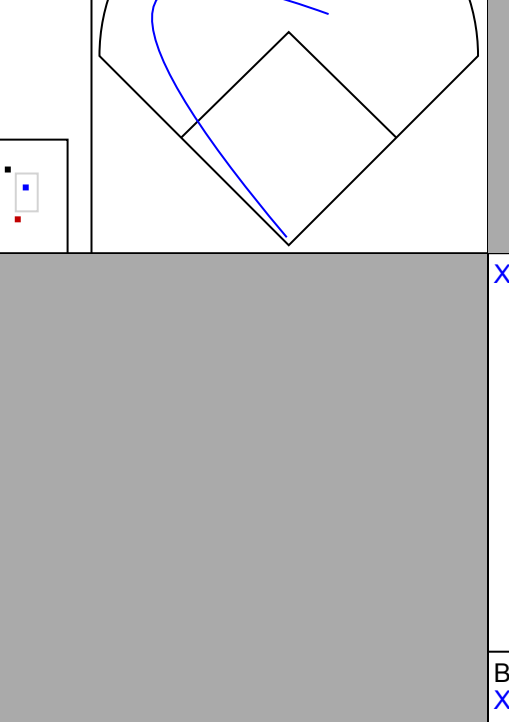
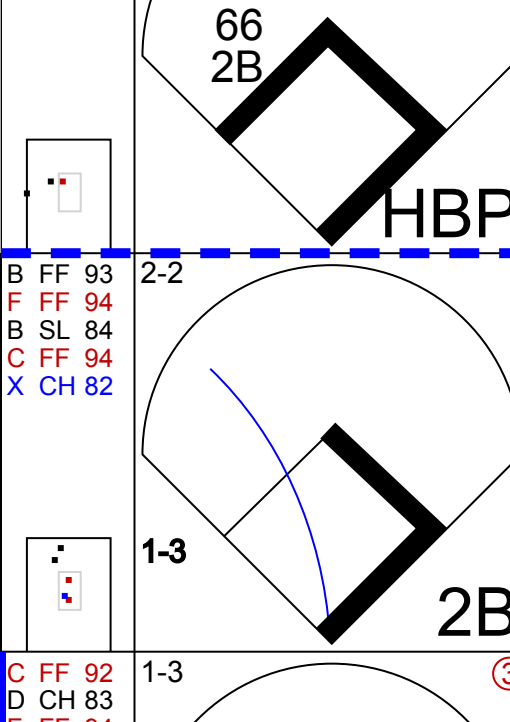
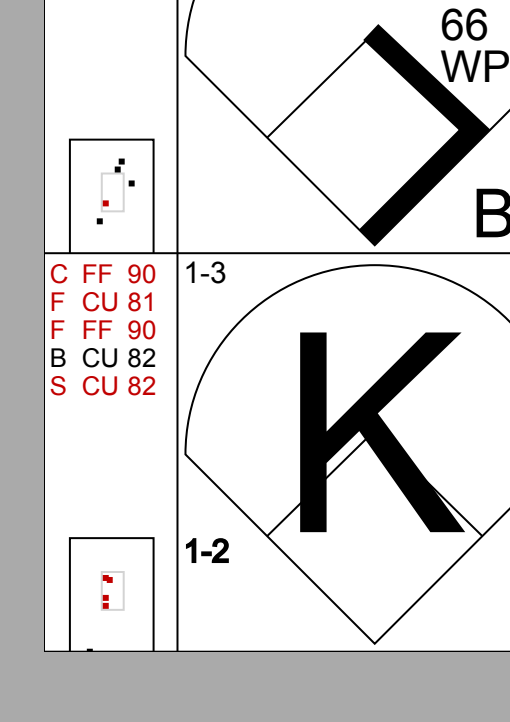
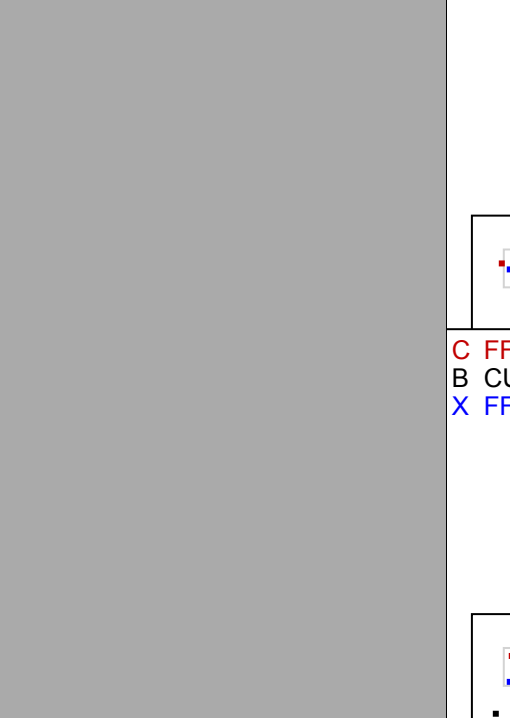



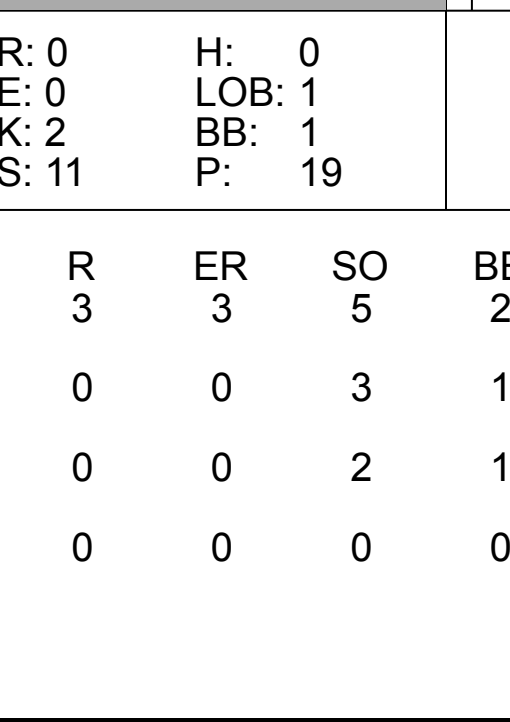
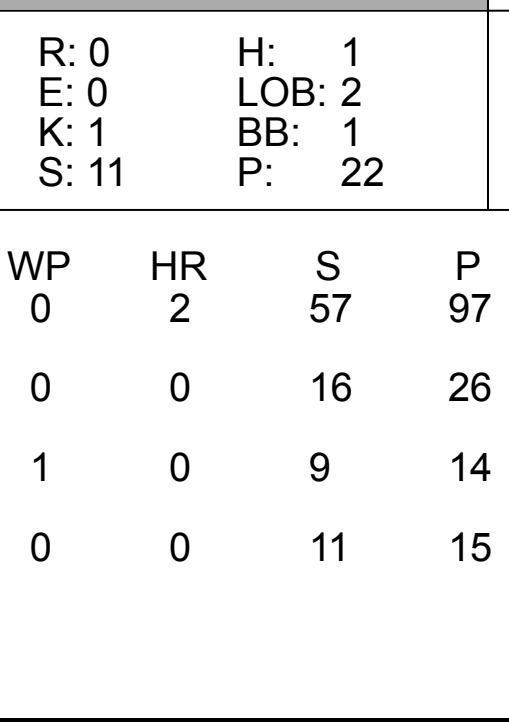
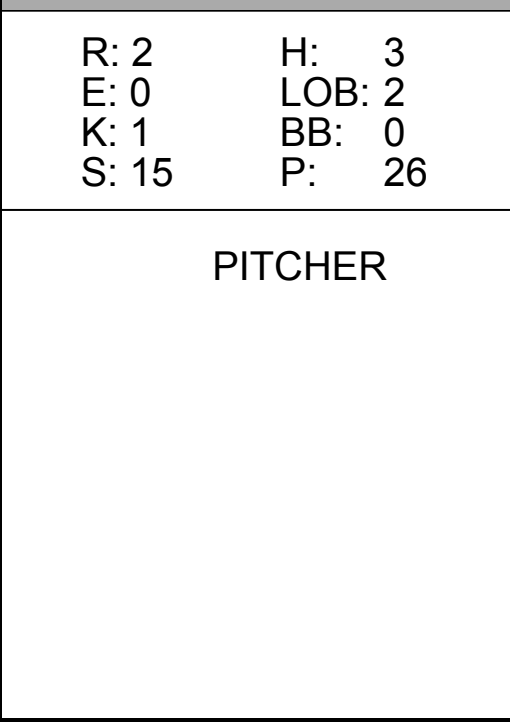
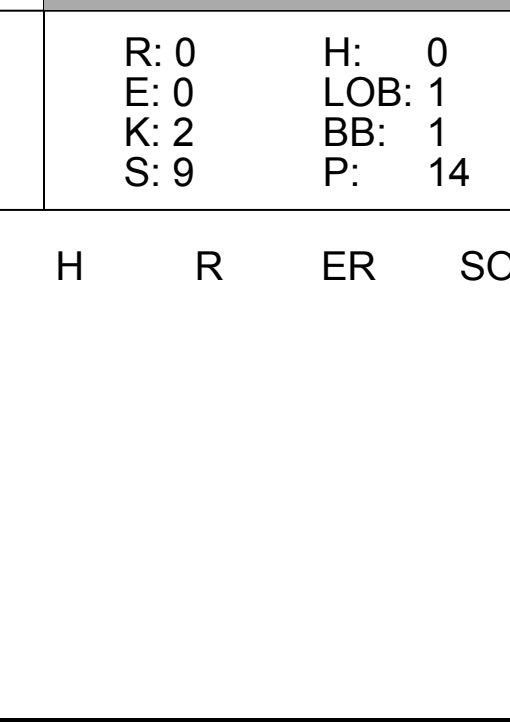
Batter	1	2	3	4	5	6	7	8	9	AB	R	H	RBI	BB	SO	LOB	TOP						
7 José Reyes, S OBP: 0.308, SLG: 0.250										4	0	2	1	0	1	0							
55 Russell Martin, R OBP: 0.154, SLG: 0.091										4	0	0	0	0	2	2							
19 José Bautista, R OBP: 0.333, SLG: 0.333										4	0	0	0	0	2	0							
10 Edwin Encarnación, R OBP: 0.417, SLG: 0.917										4	2	2	1	0	1	0							
20 Josh Donaldson, R OBP: 0.250, SLG: 0.182										4	2	2	0	0	0	0							
23 Danny Valencia, R OBP: 0.500, SLG: 0.500										3	1	2	0	0	1	0							
14 Justin Smoak, S OBP: 0.250, SLG: 0.500										1	0	0	0	0	1	0							
11 Kevin Pillar, R OBP: 0.333, SLG: 0.333										4	1	1	1	0	1	1							
18 Steve Tolleson, R OBP: 0.333, SLG: 0.333										2	0	0	1	0	1	2							
45 Dalton Pompey, S OBP: 0.333, SLG: 0.333										2	0	0	0	0	0	0							
29 Devon Travis, R OBP: 0.455, SLG: 0.667										3	0	0	1	0	0	1							
Inning Stats	R: 0 E: 0 K: 2 S: 10	H: 0 LOB: 0 BB: 0 P: 13	R: 4 E: 0 K: 1 S: 17	H: 5 LOB: 1 BB: 0 P: 23	R: 0 E: 0 K: 2 S: 9	H: 0 LOB: 0 BB: 0 P: 15	R: 0 E: 0 K: 3 S: 9	H: 0 LOB: 0 BB: 0 P: 11	R: 0 E: 0 K: 0 S: 14	H: 1 LOB: 0 BB: 0 P: 17	R: 1 E: 0 K: 0 S: 12	H: 2 LOB: 1 BB: 0 P: 20	R: 0 E: 0 K: 0 S: 9	H: 0 LOB: 0 BB: 0 P: 14	R: 1 E: 0 K: 1 S: 9	H: 1 LOB: 0 BB: 0 P: 17	R: 0 E: 0 K: 1 S: 7	H: 0 LOB: 0 BB: 0 P: 12	1B: 8 2B: 0 3B: 0 HR: 1	SF: 0 SAC: 0 DP: 1 HBP: 0	WP: 0 PB: 0 SB: 0 CS: 0	PA: 35	
PITCHER	IP WLS BF H R ER SO BB IBB HBP BLK WP HR S P ERA WHIP	IP WLS BF H R ER SO BB IBB HBP BLK WP HR S P ERA WHIP	IP WLS BF H R ER SO BB IBB HBP BLK WP HR S P ERA WHIP	IP WLS BF H R ER SO BB IBB HBP BLK WP HR S P ERA WHIP	IP WLS BF H R ER SO BB IBB HBP BLK WP HR S P ERA WHIP	IP WLS BF H R ER SO BB IBB HBP BLK WP HR S P ERA WHIP	IP WLS BF H R ER SO BB IBB HBP BLK WP HR S P ERA WHIP	IP WLS BF H R ER SO BB IBB HBP BLK WP HR S P ERA WHIP	IP WLS BF H R ER SO BB IBB HBP BLK WP HR S P ERA WHIP	IP WLS BF H R ER SO BB IBB HBP BLK WP HR S P ERA WHIP	IP WLS BF H R ER SO BB IBB HBP BLK WP HR S P ERA WHIP	IP WLS BF H R ER SO BB IBB HBP BLK WP HR S P ERA WHIP	IP WLS BF H R ER SO BB IBB HBP BLK WP HR S P ERA WHIP	IP WLS BF H R ER SO BB IBB HBP BLK WP HR S P ERA WHIP	IP WLS BF H R ER SO BB IBB HBP BLK WP HR S P ERA WHIP	IP WLS BF H R ER SO BB IBB HBP BLK WP HR S P ERA WHIP	IP WLS BF H R ER SO BB IBB HBP BLK WP HR S P ERA WHIP	IP WLS BF H R ER SO BB IBB HBP BLK WP HR S P ERA WHIP	IP WLS BF H R ER SO BB IBB HBP BLK WP HR S P ERA WHIP	IP WLS BF H R ER SO BB IBB HBP BLK WP HR S P ERA WHIP	IP WLS BF H R ER SO BB IBB HBP BLK WP HR S P ERA WHIP	IP WLS BF H R ER SO BB IBB HBP BLK WP HR S P ERA WHIP	IP WLS BF H R ER SO BB IBB HBP BLK WP HR S P ERA WHIP

Toronto Blue Jays @ New York Yankees
Yankee Stadium, Bronx, NY
Thu Apr 09 2015, 7:09 PM - 10:00 PM EDT
Att: 32,152 - Overcast - 42 F

livebaseballscores.com

AB 35
R 6
H 9
RBI 5
BB 0
SO 10
LOB 6




Batter	1	2	3	4	5	6	7	8	9	AB	R	H	RBI	BB	SO	LOB	BOTTOM						
22 Jacoby Ellsbury, L OBP: 0.385, SLG: 0.273										5	0	1	0	0	0	1							
13 Alex Rodriguez, R OBP: 0.394, SLG: 0.556										3	1	1	1	1	2	1							
36 Carlos Beltrán, S OBP: 0.167, SLG: 0.200										4	0	1	0	0	2	1							
25 Mark Teixeira, S OBP: 0.333, SLG: 0.600										4	1	1	1	0	1	2							
12 Chase Headley, S OBP: 0.250, SLG: 0.182										3	0	0	0	1	1	2							
24 Chris Young, R OBP: 0.600, SLG: 0.667										2	0	0	0	1	1	3							
66 John Ryan Murphy, R OBP: 0.500, SLG: 1.000										4	1	2	0	0	2	2							
31 Gregorio Petit, R OBP: 0.111, SLG: 0.111										2	0	0	0	0	0	1							
18 Didi Gregorius, L OBP: 0.333, SLG: 0.143										3	0	1	1	1	0	0							
Inning Stats	R: 0 E: 0 K: 2 S: 9	H: 0 LOB: 0 BB: 0 P: 14	R: 0 E: 0 K: 2 S: 11	H: 0 LOB: 1 BB: 1 P: 19	R: 0 E: 0 K: 0 S: 9	H: 1 LOB: 0 BB: 0 P: 13	R: 0 E: 0 K: 1 S: 11	H: 1 LOB: 2 BB: 1 P: 22	R: 1 E: 0 K: 0 S: 9	H: 2 LOB: 0 BB: 0 P: 13	R: 2 E: 0 K: 1 S: 15	H: 3 LOB: 2 BB: 0 P: 26	R: 0 E: 0 K: 2 S: 9	H: 0 LOB: 1 BB: 1 P: 16	R: 0 E: 0 K: 2 S: 9	H: 0 LOB: 1 BB: 1 P: 14	R: 0 E: 0 K: 0 S: 11	H: 0 LOB: 0 BB: 0 P: 15	1B: 2 2B: 3 3B: 0 HR: 2	SF: 0 SAC: 0 DP: 0 HBP: 1	WP: 1 PB: 0 SB: 0 CS: 1	PA: 38	
PITCHER	IP WLS BF H R ER SO BB IBB HBP BLK WP HR S P ERA WHIP	IP WLS BF H R ER SO BB IBB HBP BLK WP HR S P ERA WHIP	IP WLS BF H R ER SO BB IBB HBP BLK WP HR S P ERA WHIP	IP WLS BF H R ER SO BB IBB HBP BLK WP HR S P ERA WHIP	IP WLS BF H R ER SO BB IBB HBP BLK WP HR S P ERA WHIP	IP WLS BF H R ER SO BB IBB HBP BLK WP HR S P ERA WHIP	IP WLS BF H R ER SO BB IBB HBP BLK WP HR S P ERA WHIP	IP WLS BF H R ER SO BB IBB HBP BLK WP HR S P ERA WHIP	IP WLS BF H R ER SO BB IBB HBP BLK WP HR S P ERA WHIP	IP WLS BF H R ER SO BB IBB HBP BLK WP HR S P ERA WHIP	IP WLS BF H R ER SO BB IBB HBP BLK WP HR S P ERA WHIP	IP WLS BF H R ER SO BB IBB HBP BLK WP HR S P ERA WHIP	IP WLS BF H R ER SO BB IBB HBP BLK WP HR S P ERA WHIP	IP WLS BF H R ER SO BB IBB HBP BLK WP HR S P ERA WHIP	IP WLS BF H R ER SO BB IBB HBP BLK WP HR S P ERA WHIP	IP WLS BF H R ER SO BB IBB HBP BLK WP HR S P ERA WHIP	IP WLS BF H R ER SO BB IBB HBP BLK WP HR S P ERA WHIP	IP WLS BF H R ER SO BB IBB HBP BLK WP HR S P ERA WHIP	IP WLS BF H R ER SO BB IBB HBP BLK WP HR S P ERA WHIP	IP WLS BF H R ER SO BB IBB HBP BLK WP HR S P ERA WHIP	IP WLS BF H R ER SO BB IBB HBP BLK WP HR S P ERA WHIP	IP WLS BF H R ER SO BB IBB HBP BLK WP HR S P ERA WHIP	IP WLS BF H R ER SO BB IBB HBP BLK WP HR S P ERA WHIP

Toronto Blue Jays @ New York Yankees
Yankee Stadium, Bronx, NY
Thu Apr 09 2015, 7:09 PM - 10:00 PM EDT
Att: 32,152 - Overcast - 42 F

livebaseballscores.com

AB 32
R 3
H 7
RBI 3
BB 4
SO 10
LOB 15



Batter	1	2	3	4	5	6	7	8	9	AB	R	H	RBI	BB	SO	LOB	TOP							
7 José Reyes, S OBP: 0.368, SLG: 0.412										5	1	3	1	0	1	3								
45 Dalton Pompey, S OBP: 0.250, SLG: 0.286										6	2	2	2	0	0	4								
19 José Bautista, R OBP: 0.294, SLG: 0.267 18 Steve Tolleson, R OBP: 0.294, SLG: 0.357										3	4	3	2	1	0	0								
10 Edwin Encarnación, R OBP: 0.294, SLG: 0.688										4	0	0	1	0	2	4								
20 Josh Donaldson, R OBP: 0.353, SLG: 0.357										3	1	2	3	1	0	0								
30 Dioner Navarro, S OBP: 0.222, SLG: 0.375										4	0	1	3	0	0	1								
14 Justin Smoak, S OBP: 0.444, SLG: 0.500										4	2	2	0	1	1	1								
11 Kevin Pillar, R OBP: 0.294, SLG: 0.353										5	1	1	0	0	0	4								
29 Devon Travis, R OBP: 0.500, SLG: 0.692										4	1	2	0	0	1	0								
Inning Stats	R: 4 H: 4 E: 0 K: 0 S: 24	H: 4 LOB: 1 BB: 1 P: 36	R: 0 H: 0 E: 0 K: 1 S: 6	H: 0 LOB: 0 BB: 0 P: 10	R: 1 H: 1 E: 0 K: 0 S: 9	H: 1 LOB: 0 BB: 0 P: 12	R: 5 H: 5 E: 0 K: 2 S: 17	H: 5 LOB: 1 BB: 0 P: 21	R: 0 H: 2 E: 0 K: 1 S: 12	H: 2 LOB: 2 BB: 0 P: 17	R: 1 H: 1 E: 0 K: 1 S: 11	H: 1 LOB: 2 BB: 2 P: 24	R: 0 H: 1 E: 0 K: 0 S: 10	H: 0 LOB: 0 BB: 0 P: 16	R: 0 H: 0 E: 0 K: 0 S: 6	H: 0 LOB: 0 BB: 0 P: 12	R: 1 H: 2 E: 0 K: 0 S: 8	H: 2 LOB: 0 BB: 0 P: 14	1B: 8 2B: 8 3B: 0 HR: 0	SF: 4 2B: 8 3B: 0 HBP: 1	WP: 0 PB: 0 SB: 0 CS: 0	PA: 47		
PITCHER	IP WLS BF H R ER SO BB IBB HBP BLK WP HR S P ERA WHIP	IP WLS BF H R ER SO BB IBB HBP BLK WP HR S P ERA WHIP	IP WLS BF H R ER SO BB IBB HBP BLK WP HR S P ERA WHIP	IP WLS BF H R ER SO BB IBB HBP BLK WP HR S P ERA WHIP	IP WLS BF H R ER SO BB IBB HBP BLK WP HR S P ERA WHIP	IP WLS BF H R ER SO BB IBB HBP BLK WP HR S P ERA WHIP	IP WLS BF H R ER SO BB IBB HBP BLK WP HR S P ERA WHIP	IP WLS BF H R ER SO BB IBB HBP BLK WP HR S P ERA WHIP	IP WLS BF H R ER SO BB IBB HBP BLK WP HR S P ERA WHIP	IP WLS BF H R ER SO BB IBB HBP BLK WP HR S P ERA WHIP	IP WLS BF H R ER SO BB IBB HBP BLK WP HR S P ERA WHIP	IP WLS BF H R ER SO BB IBB HBP BLK WP HR S P ERA WHIP	IP WLS BF H R ER SO BB IBB HBP BLK WP HR S P ERA WHIP	IP WLS BF H R ER SO BB IBB HBP BLK WP HR S P ERA WHIP	IP WLS BF H R ER SO BB IBB HBP BLK WP HR S P ERA WHIP	IP WLS BF H R ER SO BB IBB HBP BLK WP HR S P ERA WHIP	IP WLS BF H R ER SO BB IBB HBP BLK WP HR S P ERA WHIP	IP WLS BF H R ER SO BB IBB HBP BLK WP HR S P ERA WHIP	IP WLS BF H R ER SO BB IBB HBP BLK WP HR S P ERA WHIP	IP WLS BF H R ER SO BB IBB HBP BLK WP HR S P ERA WHIP	IP WLS BF H R ER SO BB IBB HBP BLK WP HR S P ERA WHIP	IP WLS BF H R ER SO BB IBB HBP BLK WP HR S P ERA WHIP	IP WLS BF H R ER SO BB IBB HBP BLK WP HR S P ERA WHIP	IP WLS BF H R ER SO BB IBB HBP BLK WP HR S P ERA WHIP
25 Bud Norris, R ERA: 24.0	3.0 L 18 7 8 2 3 1 0 0 0 0 0 0 0 0 23 30 24.00 2.667	2.0 11 5 2 2 3 0 0 0 0 0 0 0 0 25 47 9.00 2.500	2.2 12 2 1 1 2 2 0 0 0 0 0 0 0 10 19 6.75 1.500	1.1 6 2 1 1 0 0 0 0 0 0 0 0 0 0 0 0 6.75 1.500																				
35 Brad Brach, R ERA: 12.0																								
61 Jason Garcia, R ERA: 2.45																								
40 Wesley Wright, L ERA: 5.4																								
Batter	1	2	3	4	5	6	7	8	9	AB	R	H	RBI	BB	SO	LOB	BOTTOM							
1 Everth Cabrera, S OBP: 0.222, SLG: 0.222										5	0	1	0	0	0	4								
28 Steve Pearce, R OBP: 0.235, SLG: 0.563										5	0	0	0	0	1	2								
10 Adam Jones, R OBP: 0.375, SLG: 0.667										4	2	4	2	0	0	0								
19 Chris Davis, L OBP: 0.273, SLG: 0.300										4	1	2	0	0	0	0								
27 Delmon Young, R OBP: 0.125, SLG: 0.125										3	0	0	0	1	0	1								
13 Manny Machado, R OBP: 0.364, SLG: 0.600										4	1	2	1	0	0	2								
23 Travis Snider, L OBP: 0.563, SLG: 0.538										4	0	2	0	0	1	0								
6 Jonathan Schoop, R OBP: 0.364, SLG: 0.600										4	1	2	1	0	0	2								
36 Caleb Joseph, R OBP: 0.333, SLG: 0.400										3	1	1	0	1	0	0								
Inning Stats	R: 1 H: 1 E: 0 K: 1 S: 12	H: 1 LOB: 0 BB: 0 P: 18	R: 0 H: 2 E: 0 K: 0 S: 7	H: 2 LOB: 3 BB: 1 P: 16	R: 0 H: 2 E: 0 K: 0 S: 6	H: 2 LOB: 1 BB: 0 P: 9	R: 0 H: 0 E: 0 K: 0 S: 9	H: 0 LOB: 0 BB: 0 P: 13	R: 1 H: 2 E: 0 K: 0 S: 9	H: 2 LOB: 1 BB: 0 P: 15	R: 0 H: 1 E: 0 K: 0 S: 7	H: 1 LOB: 2 BB: 1 P: 13	R: 0 H: 1 E: 0 K: 0 S: 8	H: 1 LOB: 0 BB: 0 P: 14	R: 2 H: 3 E: 0 K: 1 S: 11	H: 3 LOB: 0 BB: 0 P: 13	R: 1 H: 1 E: 0 K: 0 S: 10	H: 1 LOB: 0 BB: 0 P: 19	1B: 8 2B: 3 3B: 0 HR: 2	SF: 0 2B: 3 3B: 0 HBP: 0	WP: 0 PB: 0 SB: 0 CS: 0	PA: 38		
PITCHER	IP WLS BF H R ER SO BB IBB HBP BLK WP HR S P ERA WHIP	IP WLS BF H R ER SO BB IBB HBP BLK WP HR S P ERA WHIP	IP WLS BF H R ER SO BB IBB HBP BLK WP HR S P ERA WHIP	IP WLS BF H R ER SO BB IBB HBP BLK WP HR S P ERA WHIP	IP WLS BF H R ER SO BB IBB HBP BLK WP HR S P ERA WHIP	IP WLS BF H R ER SO BB IBB HBP BLK WP HR S P ERA WHIP	IP WLS BF H R ER SO BB IBB HBP BLK WP HR S P ERA WHIP	IP WLS BF H R ER SO BB IBB HBP BLK WP HR S P ERA WHIP	IP WLS BF H R ER SO BB IBB HBP BLK WP HR S P ERA WHIP	IP WLS BF H R ER SO BB IBB HBP BLK WP HR S P ERA WHIP	IP WLS BF H R ER SO BB IBB HBP BLK WP HR S P ERA WHIP	IP WLS BF H R ER SO BB IBB HBP BLK WP HR S P ERA WHIP	IP WLS BF H R ER SO BB IBB HBP BLK WP HR S P ERA WHIP	IP WLS BF H R ER SO BB IBB HBP BLK WP HR S P ERA WHIP	IP WLS BF H R ER SO BB IBB HBP BLK WP HR S P ERA WHIP	IP WLS BF H R ER SO BB IBB HBP BLK WP HR S P ERA WHIP	IP WLS BF H R ER SO BB IBB HBP BLK WP HR S P ERA WHIP	IP WLS BF H R ER SO BB IBB HBP BLK WP HR S P ERA WHIP	IP WLS BF H R ER SO BB IBB HBP BLK WP HR S P ERA WHIP	IP WLS BF H R ER SO BB IBB HBP BLK WP HR S P ERA WHIP	IP WLS BF H R ER SO BB IBB HBP BLK WP HR S P ERA WHIP	IP WLS BF H R ER SO BB IBB HBP BLK WP HR S P ERA WHIP	IP WLS BF H R ER SO BB IBB HBP BLK WP HR S P ERA WHIP	IP WLS BF H R ER SO BB IBB HBP BLK WP HR S P ERA WHIP
56 Mark Buehrle, L ERA: 3.0	6.0 W 26 8 2 2 2 1 0 0 0 0 0 0 0 8 14 3.00 1.000	1.0 3 1 0 0 0 0 0 0 0 0 0 0 0 11 13 18.00 3.000	1.0 5 3 2 2 1 0 0 0 0 0 0 0 1 10 9.00 1.000	1.0 4 1 1 1 0 0 0 0 0 0 0 0 1 10 9.00 1.000																				
31 Liam Hendriks, R ERA: 18.0																								
49 Colt Hynes, L ERA: 18.0																								
25 Marco Estrada, R ERA: 9.0																								


Toronto Blue Jays @ Baltimore Orioles
 Oriole Park at Camden Yards, Baltimore, MD
 Fri Apr 10 2015, 3:13 PM - 5:56 PM EDT
 Att: 45,936 - Rain - 51 F

AB	39
R	12
H	16
RBI	12
BB	3
SO	6
LOB	18



Toronto Blue Jays @ Baltimore Orioles
 Oriole Park at Camden Yards, Baltimore, MD
 Fri Apr 10 2015, 3:13 PM - 5:56 PM EDT
 Att: 45,936 - Rain - 51 F

AB	36
R	5
H	13
RBI	4
BB	2
SO	2
LOB	11




Batter	1	2	3	4	5	6	7	8	9	AB	R	H	RBI	BB	SO	LOB	TOP										
7 José Reyes, S OBP: 0.408, SLG: 0.421 18 Steve Tolleson, R OBP: 0.250, SLG: 0.500	B1-3			G6-3 1B					G5-3 2B	2	0	1	0	1	0	0	Toronto Blue Jays @ Baltimore Orioles Oriole Park at Camden Yards, Baltimore, MD Sat Apr 11 2015, 7:08 PM - 9:41 PM EDT Att: 38,897 - Clear - 61 F										
45 Dalton Pompey, S OBP: 0.200, SLG: 0.222	K			G6-3					K	4	0	0	0	0	2	3											
19 José Bautista, R 23 Danny Valencia, R OBP: 0.400, SLG: 0.400	G6-3			K					G5-3	3	0	0	0	0	1	1											
10 Edwin Encarnación, R OBP: 0.286, SLG: 0.600	G6-3			G6-3					G5-3	4	0	1	1	0	0	1											
20 Josh Donaldson, R OBP: 0.286, SLG: 0.278	L9			G6-3					G3-1	4	0	0	0	0	1	1											
55 Russell Martin, R OBP: 0.188, SLG: 0.077	K			K2-3					G5-3 HBP	2	0	0	0	0	2	0											
14 Justin Smoak, S OBP: 0.333, SLG: 0.364	K			K					P6	3	0	0	0	0	2	1											
11 Kevin Pillar, R OBP: 0.250, SLG: 0.300	G5-3			K					G5-3	3	0	0	0	0	0	1											
29 Devon Travis, R OBP: 0.421, SLG: 0.563	K			G5-3					K	3	0	0	0	0	2	1											
Inning Stats	R: 0 E: 0 K: 1 S: 9	H: 0 LOB: 0 BB: 0 P: 14	R: 0 E: 0 K: 1 S: 6	H: 0 LOB: 0 BB: 0 P: 9	R: 0 E: 0 K: 2 S: 9	H: 0 LOB: 0 BB: 0 P: 14	R: 0 E: 0 K: 1 S: 11	H: 1 LOB: 1 BB: 0 P: 18	R: 0 E: 0 K: 2 S: 10	H: 0 LOB: 0 BB: 0 P: 15	R: 0 E: 0 K: 0 S: 9	H: 0 LOB: 1 BB: 1 P: 17	R: 0 E: 0 K: 1 S: 7	H: 0 LOB: 0 BB: 0 P: 9	R: 0 E: 0 K: 1 S: 7	H: 0 LOB: 1 BB: 0 P: 8	R: 1 E: 0 K: 1 S: 11	H: 2 LOB: 1 BB: 0 P: 15	1B: 2 2B: 1 3B: 0 HR: 0	SF: 0 SAC: 0 DP: 0 HBP: 1	WP: 0 PB: 0 SB: 1 CS: 0	PA: 32					
PITCHER	IP	WLS	BF	H	R	ER	SO	BB	IBB	HBP	BLK	WP	HR	S	P	ERA	WHIP										
31 Ubaldo Jiménez, R ERA: 3.0	7.0	W	23	1	0	0	8	1	0	0	0	0	0	61	96	0.00	0.286										
29 Tommy Hunter, R ERA: 3.0	1.0		4	0	0	0	1	0	0	1	0	0	0	7	8	0.00	0.000										
53 Zack Britton, L ERA: 3.0	1.0		5	2	1	1	1	0	0	0	0	0	0	11	15	9.00	2.000										

Batter	1	2	3	4	5	6	7	8	9	AB	R	H	RBI	BB	SO	LOB	BOTTOM											
12 Alejandro De Aza, L OBP: 0.388, SLG: 0.667	HR			K	FC7-4				K2-3	5	2	2	1	0	2	3	Toronto Blue Jays @ Baltimore Orioles Oriole Park at Camden Yards, Baltimore, MD Sat Apr 11 2015, 7:08 PM - 9:41 PM EDT Att: 38,897 - Clear - 61 F											
28 Steve Pearce, R OBP: 0.273, SLG: 0.500	K			K	F7				F9	4	0	1	0	1	1	1												
19 Chris Davis, L OBP: 0.375, SLG: 0.571	HR			K	G4-3				K	4	1	2	1	0	1	3												
10 Adam Jones, R OBP: 0.400, SLG: 0.611	BB			G6-4-3	HR				FC6-4	3	1	1	0	1	0	3												
23 Travis Snider, L OBP: 0.550, SLG: 0.467	FC3-6			IBB	BB				K	2	1	0	0	2	1	2												
13 Manny Machado, R	G4-3			F8	HR				P4	3	1	0	0	1	0	4												
6 Jonathan Schoop, R OBP: 0.333, SLG: 0.714	G1-3			E5	HR				K	4	1	1	4	0	1	0												
1 Everth Cabrera, S OBP: 0.308, SLG: 0.308	G6-4-3			K	K				G3	4	0	2	0	0	1	0												
36 Caleb Joseph, R OBP: 0.313, SLG: 0.308	G6-4-3			F9	BB				K	3	0	0	0	1	1	3												
Inning Stats	R: 2 E: 0 K: 1 S: 11	H: 2 LOB: 1 BB: 1 P: 19	R: 0 E: 0 K: 0 S: 6	H: 1 LOB: 0 BB: 0 P: 10	R: 1 E: 0 K: 0 S: 11	H: 3 LOB: 2 BB: 1 P: 23	R: 0 E: 1 K: 1 S: 11	H: 1 LOB: 3 BB: 1 P: 20	R: 4 E: 0 K: 1 S: 20	H: 2 LOB: 1 BB: 3 P: 35	R: 0 E: 0 K: 1 S: 12	H: 0 LOB: 0 BB: 0 P: 18	R: 0 E: 0 K: 2 S: 9	H: 0 LOB: 0 BB: 0 P: 13	R: 0 E: 0 K: 2 S: 12	H: 0 LOB: 0 BB: 0 P: 15	R: 0 E: 0 K: 2 S: 12	H: 0 LOB: 0 BB: 0 P: 15	1B: 6 2B: 0 3B: 0 HR: 3	SF: 0 SAC: 0 DP: 2 HBP: 1	WP: 1 PB: 0 SB: 0 CS: 0	PA: 39						
PITCHER	IP	WLS	BF	H	R	ER	SO	BB	IBB	HBP	BLK	WP	HR	S	P	ERA	WHIP											
41 Aaron Sanchez, R ERA: 8.1	3.1	L	18	7	3	3	1	1	0	0	0	0	1	2	34	61	8.10	2.400										
49 Cott Llynes, L ERA: 10.8	0.2		3	0	0	0	1	0	1	0	0	0	0	5	11	0.00	0.000											
58 Todd Redmond, R ERA: 18.0	2.0		12	2	4	4	2	3	0	1	0	0	1	32	53	18.00	2.500											
31 Liam Hendriks, R ERA: 3.0	2.0		6	0	0	0	4	0	0	0	0	0	0	21	28	0.00	0.000											

Batter	1	2	3	4	5	6	7	8	9	AB	R	H	RBI	BB	SO	LOB	TOP					
7 David DeJesus, L (1, 10) 27 Mikie Mahtook, R (9, PH) (9, 10)	F8		P4	20 BB			F7		F9	3	0	0	1	1	0	0						
20 Steven Souza Jr., R (1, 9) OBP: 0.333, SLG: 0.158	K		3 BLK 13 BB	1B			F9			3	0	1	1	1	1	0						
13 Adrúbal Cabrera, S (1, 6) OBP: 0.333, SLG: 0.383	K		3 BLK				L8			3	0	0	0	1	1	3						
3 Evan Longoria, R (1, 5) OBP: 0.333, SLG: 0.440	K		F9				G6-3			4	0	0	0	0	1	2						
8 Desmond Jennings, R (1, 7) OBP: 0.367, SLG: 0.240 (9, 8)	39 S 44 HBP			7 BB 1B			K			3	1	1	0	1	2	0						
31 Allan Dykstra, L (1, 3) OBP: 0.267, SLG: 0.083 11 Logan Forsythe, R (8, PR) OBP: 0.320, SLG: 0.381 (8, 3)	F9		7 BB 1B	20 BB 1B			L9			3	1	1	0	1	0	1						
44 René Rivera, R (1, 2) OBP: 0.167, SLG: 0.217	HBP						G6-3			3	0	0	0	0	0	3						
39 Kevin Kiermaier, L (1, 8) OBP: 0.385, SLG: 0.833 5 Brandon Guyer, R (9, PH) OBP: 0.357, SLG: 0.273 (9, 7)	F8						F8			3	0	0	0	0	1	4						
1 Tim Beckham, R (1, 4) OBP: 0.333, SLG: 0.643			G5-3	20 BB 7 BB			K			3	0	0	0	1	2	0						
Inning Stats	R: 0 E: 0 K: 2 S: 9	H: 0 LOB: 0 BB: 0 P: 14	R: 0 E: 0 K: 1 S: 8	H: 0 LOB: 2 BB: 1 P: 18	R: 0 E: 0 K: 0 S: 9	H: 1 LOB: 2 BB: 1 P: 16	R: 2 E: 0 K: 1 S: 16	H: 2 LOB: 3 BB: 3 P: 33	R: 0 E: 0 K: 1 S: 7	H: 0 LOB: 0 BB: 0 P: 11	R: 0 E: 0 K: 1 S: 8	H: 0 LOB: 0 BB: 0 P: 10	R: 0 E: 0 K: 0 S: 5	H: 0 LOB: 0 BB: 0 P: 10	R: 0 E: 0 K: 1 S: 11	H: 0 LOB: 1 BB: 1 P: 19	R: 0 E: 0 K: 1 S: 8	H: 0 LOB: 0 BB: 0 P: 12	1B: 3 2B: 0 3B: 0 HR: 0	SF: 0 SAC: 0 DP: 0 HBP: 1	WP: 0 PB: 0 SB: 2 CS: 0	PA: 37
PITCHER	IP WLS BF ER	WLS BF ER SO	H R ER SO	H R ER SO	BB IBB HBP BLK	WP HR S P	ERA WHIP	PITCHER	IP WLS BF ER	H R ER SO	BB IBB HBP BLK	WP HR S P	ERA WHIP									
43 R.A. Dickey, R (1, 1) ERA: 2.19	6.0 L	27 27	3 2	2 2	6 6	5 0	0 1	1 1	0 0	57 102	3.00 1.333											
54 Roberto Osuna, R (7, 1) ERA:	2.0	7	0	0	1	1	0	0	0	16	29	0.00	0.500									
62 Aaron Loup, L (9, 1) ERA: 6.23	1.0	3	0	0	1	0	0	0	0	8	12	0.00	0.000									

Tampa Bay Rays @ Toronto Blue Jays
Rogers Centre, Toronto, ON
Mon Apr 13 2015, 7:31 PM - 9:59 PM EDT
Att. 48,414 - Roof Closed - 68 F


AB 30
R 2
H 3
RBI 2
BB 6
SO 8
LOB 13



Batter	1	2	3	4	5	6	7	8	9	AB	R	H	RBI	BB	SO	LOB	BOTTOM					
7 José Reyes, S (1, 6) OBP: 0.387, SLG: 0.429	F7		P4				K			4	0	0	0	0	1	1						
45 Dalton Pompey, S (1, 8) OBP: 0.207, SLG: 0.308	G6-3		G3				K			4	0	0	0	0	1	0						
19 José Bautista, R (1, 9) OBP: 0.345, SLG: 0.348	20 WP 10 BB						10 FC6-4 BB			1	0	0	0	3	0	0						
10 Edwin Encarnación, R (1, 10) OBP: 0.300, SLG: 0.481	20 WP BB		G4-3				FC6-4			3	0	0	0	1	1	2						
20 Josh Donaldson, R (1, 5) OBP: 0.267, SLG: 0.269	K		F9				L4			4	0	0	0	0	1	3						
14 Justin Smoak, S (1, 3) OBP: 0.287, SLG: 0.286			F8				G6-3			3	0	0	0	0	0	0						
55 Russell Martin, R (1, 2) OBP: 0.208, SLG: 0.053	G4-3						G6-3			3	0	0	0	0	0	0						
11 Kevin Pillar, R (1, 7) OBP: 0.259, SLG: 0.444	G4-3						F9			3	1	1	0	0	0	0						
29 Devon Travis, R (1, 4) OBP: 0.385, SLG: 0.522			G6-3				2B			3	0	1	1	0	0	0						
Inning Stats	R: 0 E: 0 K: 1 S: 13	H: 0 LOB: 2 BB: 0 P: 24	R: 0 E: 0 K: 0 S: 5	H: 0 LOB: 0 BB: 0 P: 8	R: 0 E: 0 K: 0 S: 5	H: 0 LOB: 0 BB: 0 P: 9	R: 0 E: 0 K: 0 S: 6	H: 0 LOB: 0 BB: 0 P: 11	R: 1 E: 0 K: 1 S: 12	H: 2 LOB: 1 BB: 0 P: 15	R: 0 E: 0 K: 1 S: 11	H: 0 LOB: 1 BB: 1 P: 21	R: 0 E: 0 K: 0 S: 7	H: 0 LOB: 0 BB: 0 P: 10	R: 0 E: 0 K: 0 S: 4	H: 0 LOB: 0 BB: 0 P: 5	R: 0 E: 0 K: 1 S: 10	H: 0 LOB: 0 BB: 1 P: 19	1B: 1 2B: 2 3B: 0 HR: 0	SF: 0 SAC: 0 DP: 1 HBP: 0	WP: 1 PB: 0 SB: 0 CS: 1	PA: 32
PITCHER	IP WLS BF ER	WLS BF ER SO	H R ER SO	H R ER SO	BB IBB HBP BLK	WP HR S P	ERA WHIP	PITCHER	IP WLS BF ER	H R ER SO	BB IBB HBP BLK	WP HR S P	ERA WHIP									
23 Jake Odorizzi, R (1, 1) ERA: 0.61	8.0	29	2	1	3	3	0	0	0	63	103	1.12	0.625									
26 Brad Boxberger, R (9, 1) ERA: 2.08	1.0	3	0	0	1	1	0	0	0	10	19	0.00	1.000									

Tampa Bay Rays @ Toronto Blue Jays
Rogers Centre, Toronto, ON
Mon Apr 13 2015, 7:31 PM - 9:59 PM EDT
Att. 48,414 - Roof Closed - 68 F

AB 28
R 1
H 2
RBI 1
BB 4
SO 4
LOB 6



Batter	1	2	3	4	5	6	7	8	9	AB	R	H	RBI	BB	SO	LOB	TOP										
5 Brandon Guyer, R OBP: 0.412, SLG: 0.385 39 Kevin Kiermaier, L OBP: 0.393, SLG: 0.808	F8		F9				L7			2	0	1	0	1	0	0	<p>Tampa Bay Rays @ Toronto Blue Jays</p> <p>Rogers Centre, Toronto, ON</p> <p>Tue Apr 14 2015, 7:08 PM - 10:13 PM EDT</p> <p>Att: 17,264 - Roof Closed - 68 F</p>										
20 Steven Souza Jr., R OBP: 0.379, SLG: 0.315	HR		K							5	2	3	1	0	2	2											
13 Asdrúbal Cabrera, S OBP: 0.286, SLG: 0.333	F8		F9							5	0	0	0	0	1	5											
3 Evan Longoria, R OBP: 0.282, SLG: 0.423	K									1	0	0	0	3	1	0											
8 Desmond Jennings, R OBP: 0.353, SLG: 0.222		HBP	F7							2	1	0	1	0	0	3											
11 Logan Forsythe, R OBP: 0.342, SLG: 0.375										3	0	1	0	1	1	1											
44 René Rivera, R OBP: 0.143, SLG: 0.185										4	0	0	0	0	3	4											
1 Tim Beckham, R OBP: 0.263, SLG: 0.529										3	0	0	1	0	2	0											
46 Bobby Wilson, R OBP: 0.375, SLG: 0.286										4	0	1	0	0	1	1											
Inning Stats	R: 1 H: 1 E: 0 K: 1 S: 10	H: 1 LOB: 0 BB: 0 P: 16	R: 1 H: 0 E: 0 K: 0 S: 9	H: 0 LOB: 1 BB: 1 P: 16	R: 0 H: 1 E: 0 K: 1 S: 15	H: 1 LOB: 2 BB: 1 P: 26	R: 0 H: 0 E: 0 K: 1 S: 7	H: 0 LOB: 1 BB: 1 P: 11	R: 0 H: 0 E: 0 K: 1 S: 13	H: 0 LOB: 0 BB: 0 P: 21	R: 0 H: 1 E: 0 K: 2 S: 9	H: 1 LOB: 0 BB: 0 P: 10	R: 1 H: 2 E: 0 K: 2 S: 13	H: 2 LOB: 2 BB: 1 P: 20	R: 0 H: 2 E: 0 K: 2 S: 15	H: 2 LOB: 2 BB: 0 P: 19	1B: 5 2B: 1 3B: 0 HR: 1	SF: 2 SAC: 0 DP: 0 HBP: 1	WP: 0 PB: 1 SB: 4 CS: 1	PA: 40							
PITCHER	IP	WLS	BF	H	R	ER	SO	BB	IBB	HBP	BLK	WP	HR	S	P	ERA	WHIP										
32 Daniel Norris, L ERA: 4.22	5.0		21	2	2	2	4	3	0	1	0	0	1	54	90	3.60	1.000										
31 Liam Hendriks, R ERA:	1.2		6	1	0	0	3	1	0	0	0	0	0	20	30	0.00	1.200										
51 Miguel Castro, R ERA:	1.1	L	7	2	1	0	2	0	1	0	0	0	0	14	21	0.00	1.500										
49 Colt Hynes, L ERA: 6.75	1.0		5	2	0	0	2	0	0	0	0	0	0	15	19	0.00	2.000										

AB 31
R 3
H 7
RBI 3
BB 5
SO 11
LOB 17



Batter	1	2	3	4	5	6	7	8	9	AB	R	H	RBI	BB	SO	LOB	BOTTOM										
7 José Reyes, S OBP: 0.361, SLG: 0.424	G4-3		F7				P3			5	0	1	1	0	0	2	<p>Tampa Bay Rays @ Toronto Blue Jays</p> <p>Rogers Centre, Toronto, ON</p> <p>Tue Apr 14 2015, 7:08 PM - 10:13 PM EDT</p> <p>Att: 17,264 - Roof Closed - 68 F</p>										
45 Dalton Pompey, S OBP: 0.212, SLG: 0.300	G4-3									4	0	1	0	0	1	2											
19 José Bautista, R OBP: 0.333, SLG: 0.308			L8							3	0	0	0	0	0	1											
10 Edwin Encarnación, R OBP: 0.265, SLG: 0.419	G5-3		F8							4	0	0	0	0	0	2											
20 Josh Donaldson, R OBP: 0.294, SLG: 0.300										4	1	2	0	0	1	0											
30 Dioner Navarro, S OBP: 0.278, SLG: 0.333										3	1	1	0	1	0	0											
55 Russell Martin, R OBP: 0.179, SLG: 0.043										4	0	0	0	0	2	4											
11 Kevin Pillar, R OBP: 0.290, SLG: 0.452	F7									4	0	2	1	0	0	2											
29 Devon Travis, R OBP: 0.367, SLG: 0.481	G5-3									4	0	1	0	0	0	4											
Inning Stats	R: 0 H: 0 E: 0 K: 0 S: 9	H: 1 LOB: 1 BB: 0 P: 20	R: 0 H: 1 E: 0 K: 1 S: 7	H: 1 LOB: 1 BB: 1 P: 15	R: 0 H: 1 E: 0 K: 0 S: 10	H: 1 LOB: 0 BB: 0 P: 16	R: 2 H: 4 E: 0 K: 2 S: 19	H: 4 LOB: 2 BB: 0 P: 31	R: 0 H: 0 E: 0 K: 1 S: 9	H: 0 LOB: 0 BB: 0 P: 14	R: 0 H: 2 E: 0 K: 0 S: 16	H: 2 LOB: 2 BB: 0 P: 21	R: 0 H: 0 E: 0 K: 0 S: 5	H: 0 LOB: 0 BB: 0 P: 10	R: 0 H: 0 E: 0 K: 0 S: 10	H: 0 LOB: 0 BB: 0 P: 13	1B: 7 2B: 1 3B: 0 HR: 0	SF: 0 SAC: 0 DP: 0 HBP: 1	WP: 0 PB: 0 SB: 0 CS: 0	PA: 37							
PITCHER	IP	WLS	BF	H	R	ER	SO	BB	IBB	HBP	BLK	WP	HR	S	P	ERA	WHIP										
35 Matt Andriese, R ERA: 3.86	3.2		18	5	2	2	2	1	0	1	0	0	0	39	72	4.91	1.636										
49 Kirby Yates, R ERA: 4.15	2.0		9	3	0	0	2	0	0	0	0	0	0	29	43	0.00	1.500										
54 Steve Geltz, R ERA: 1.59	1.1	W	4	0	0	0	0	0	0	0	0	0	0	11	16	0.00	0.000										
50 Grant Balfour, R ERA:	1.0	H	3	0	0	0	0	0	0	0	0	0	0	5	10	0.00	0.000										
40 Kevin Jepsen, R ERA:	1.0	S	3	0	0	0	0	0	0	0	0	0	0	10	13	0.00	0.000										

AB 35
R 2
H 8
RBI 2
BB 1
SO 4
LOB 17



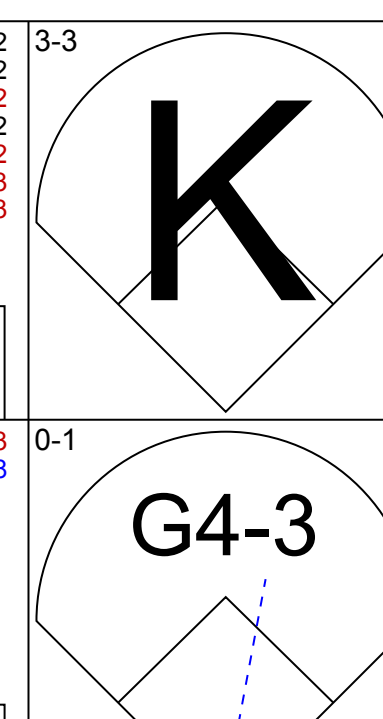
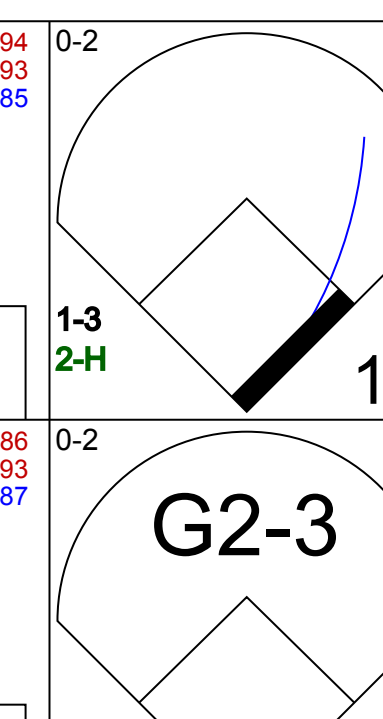
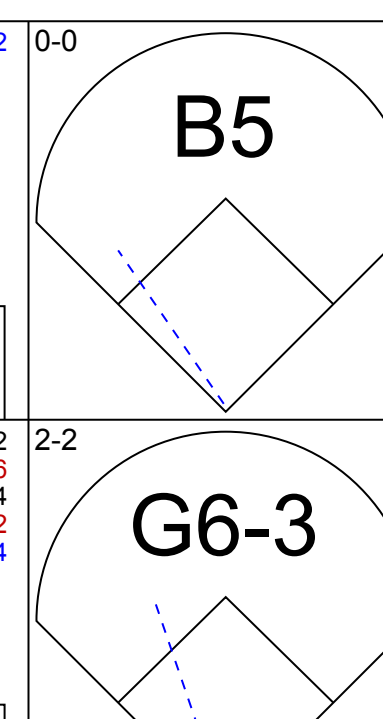
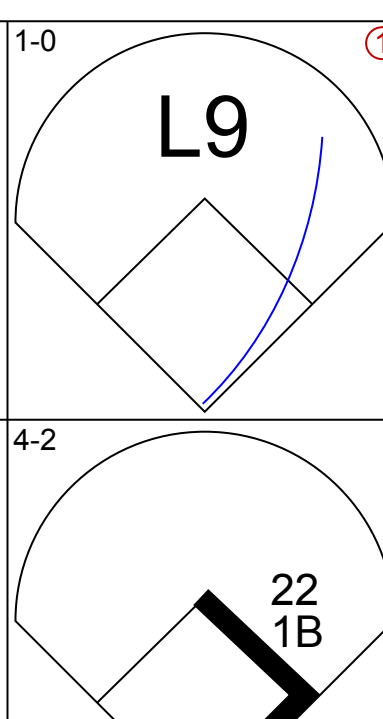
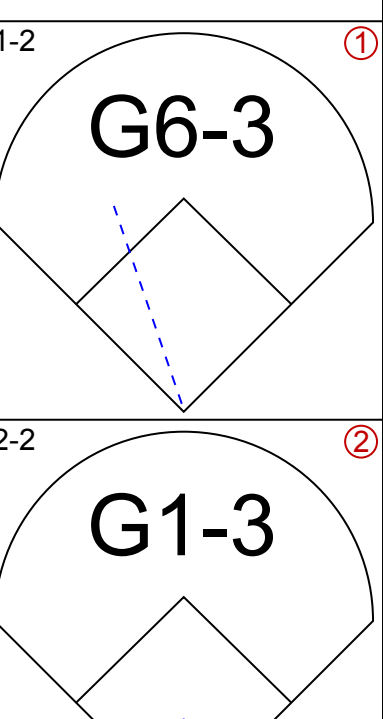
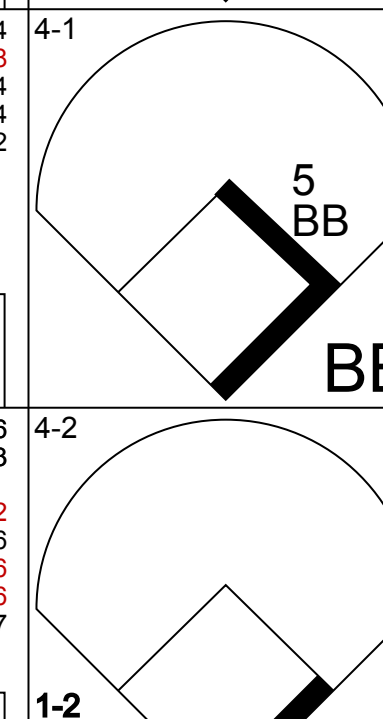


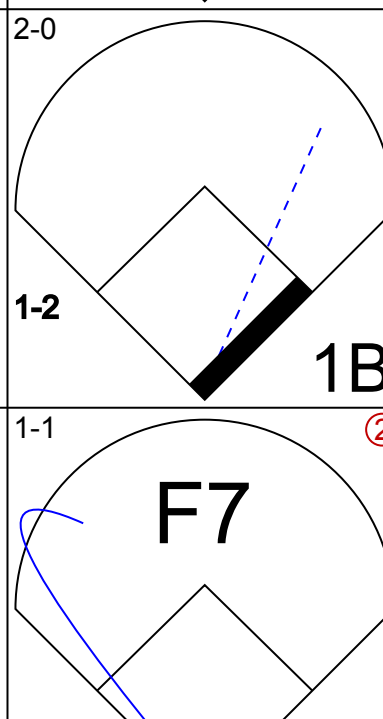
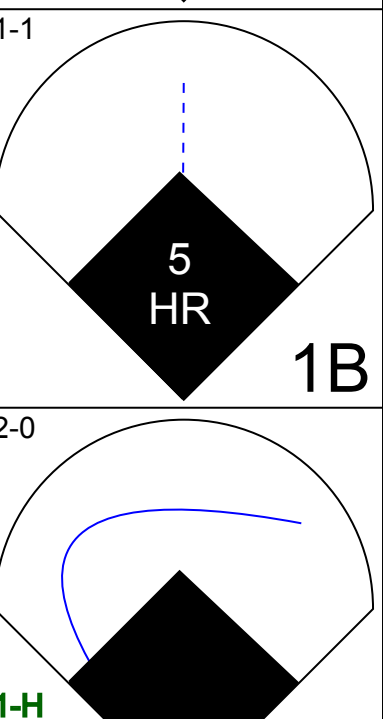
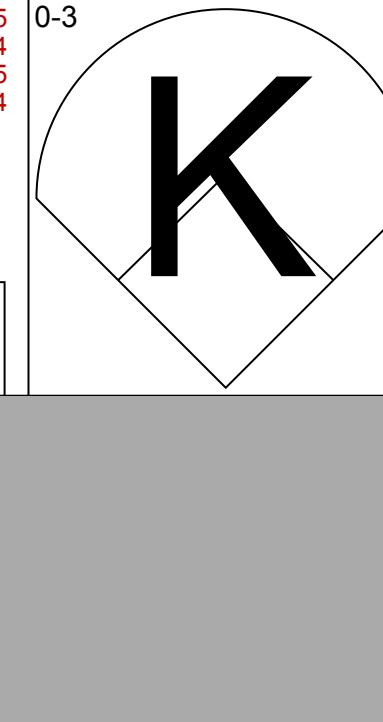
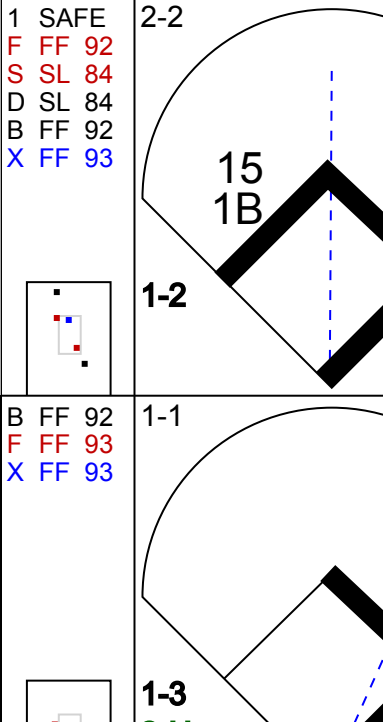
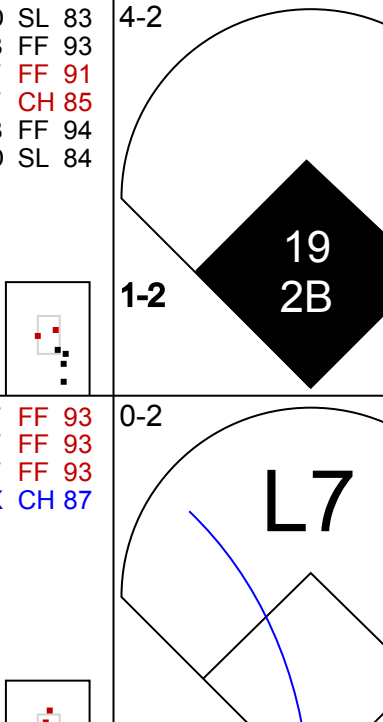
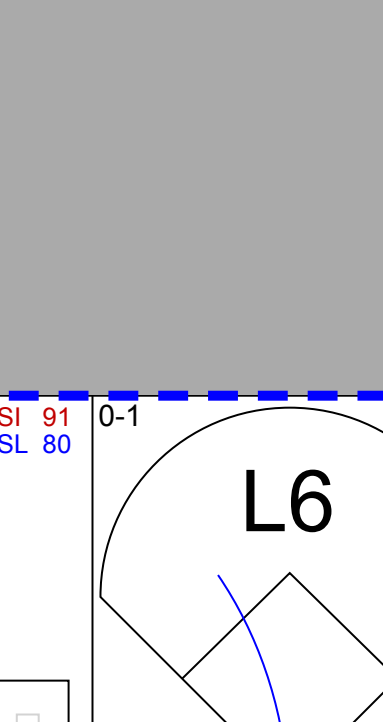
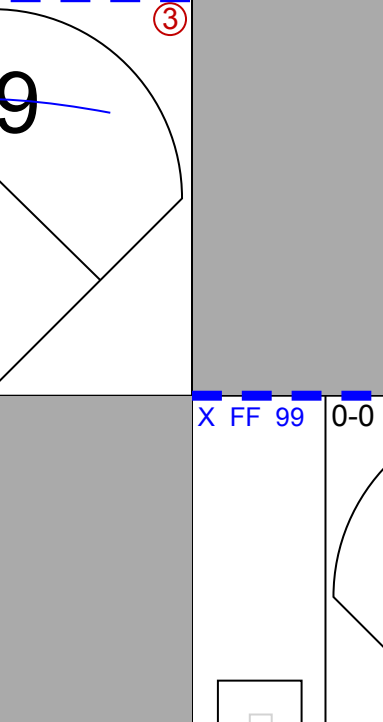

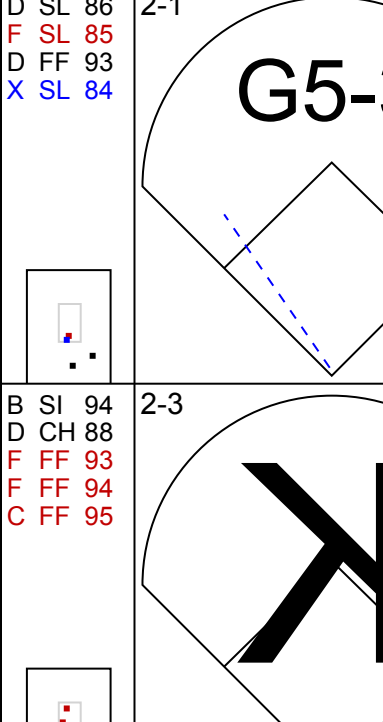
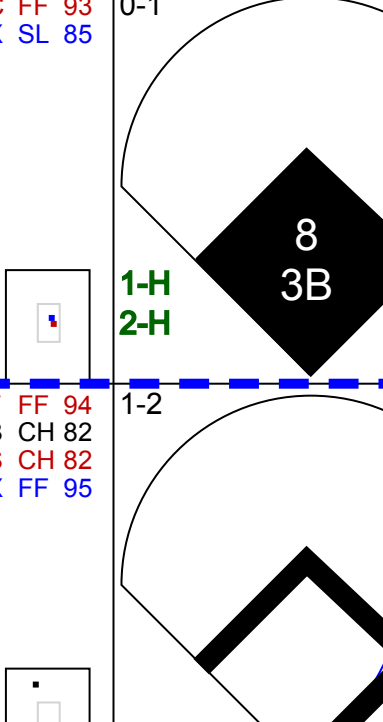
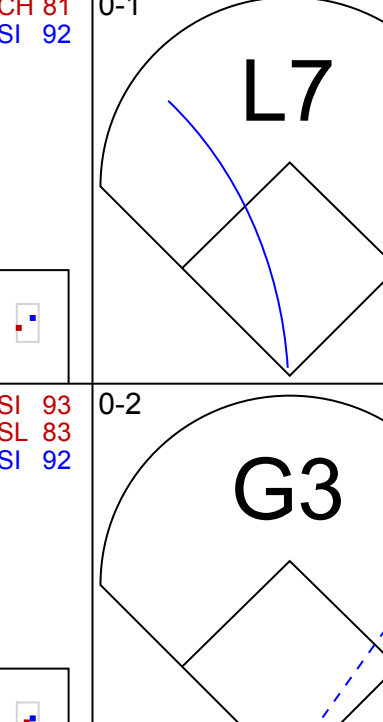
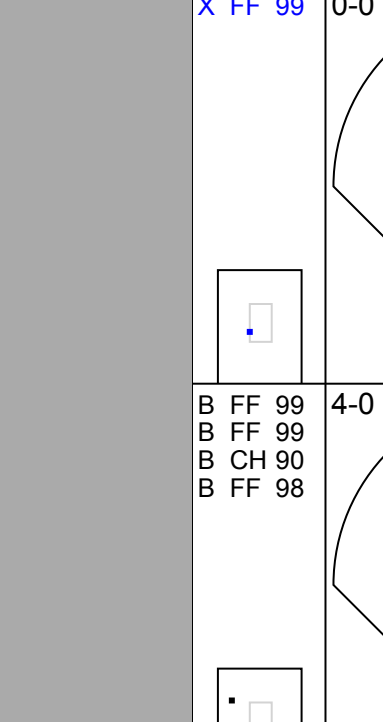

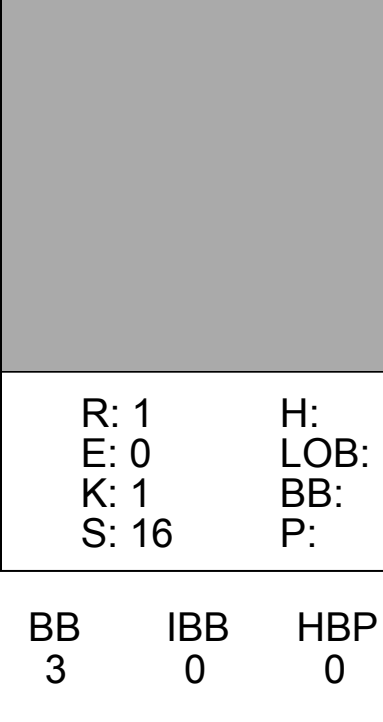
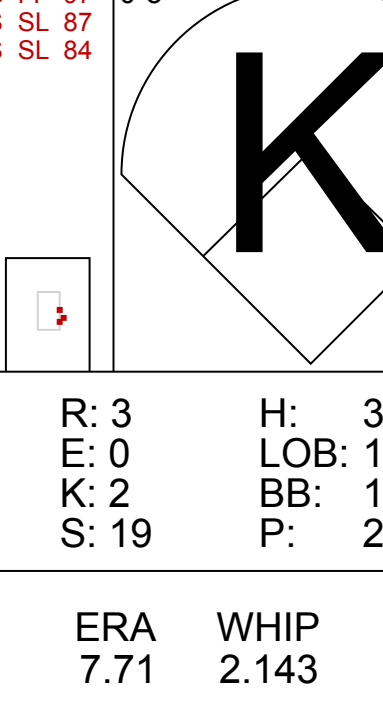
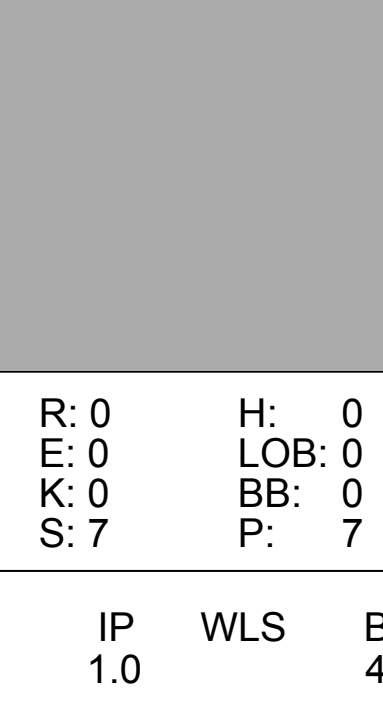
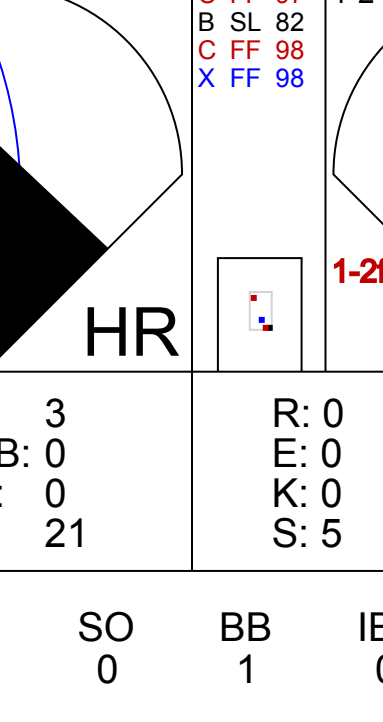
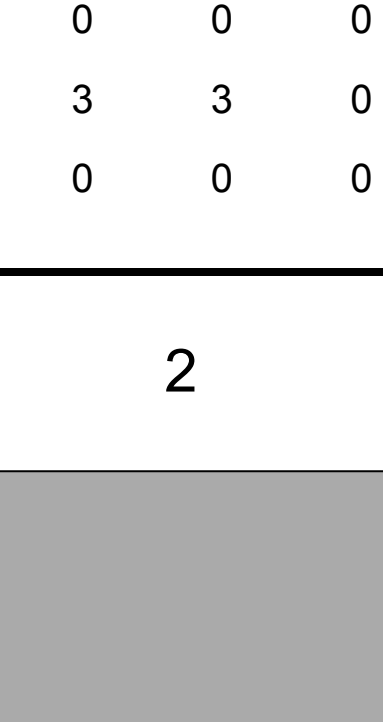
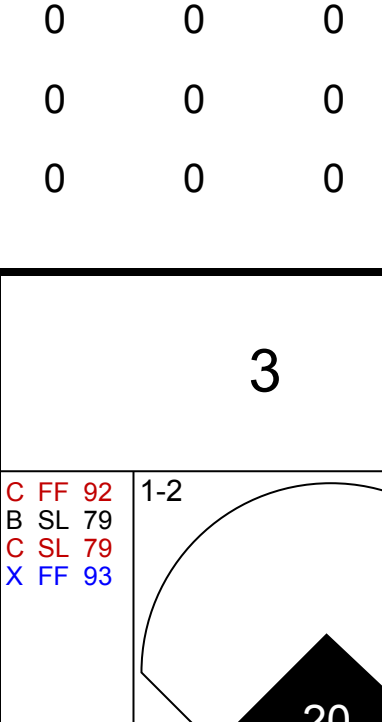
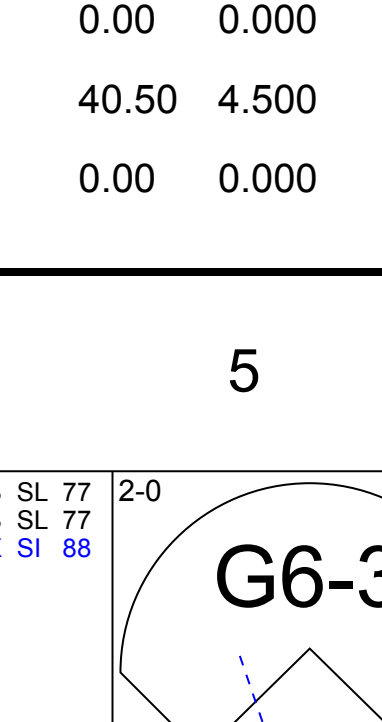
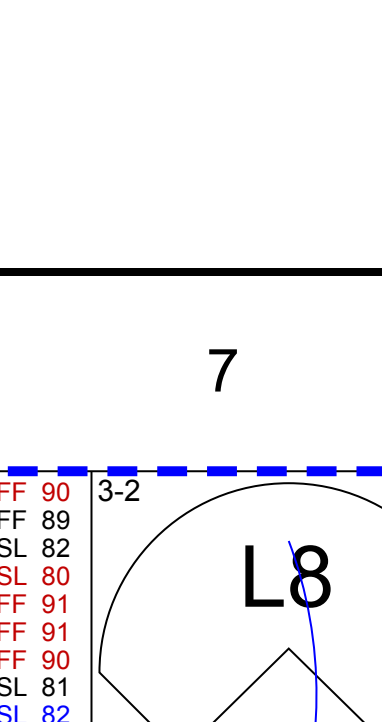
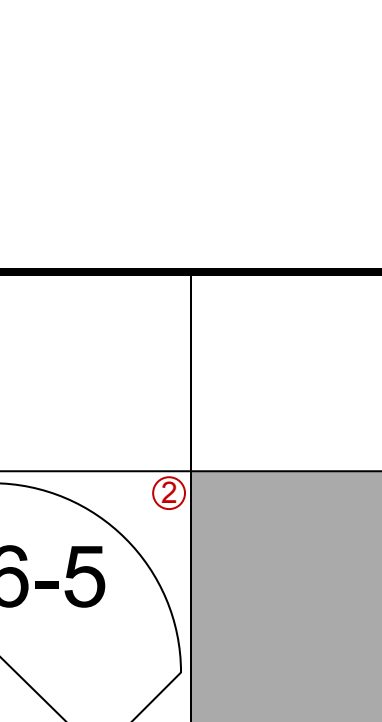

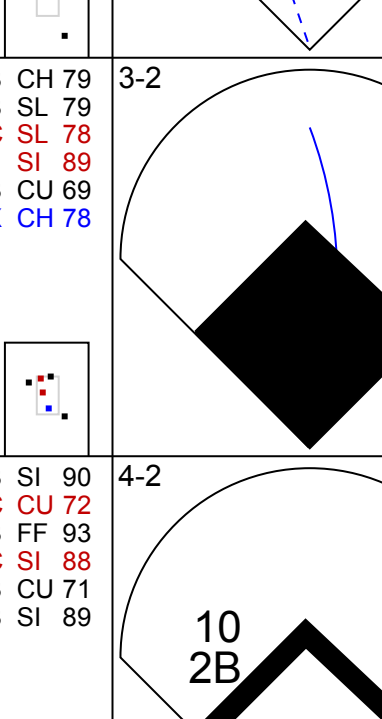
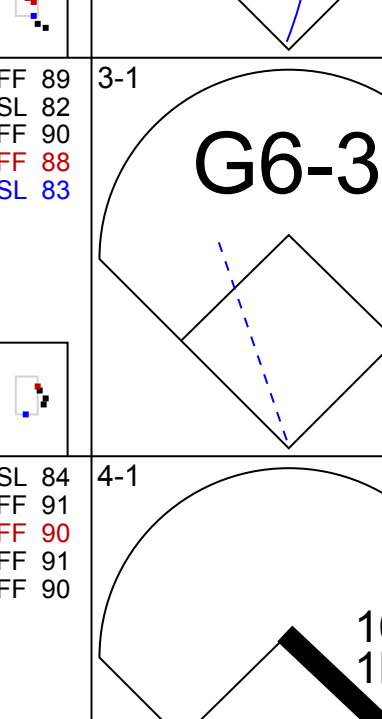
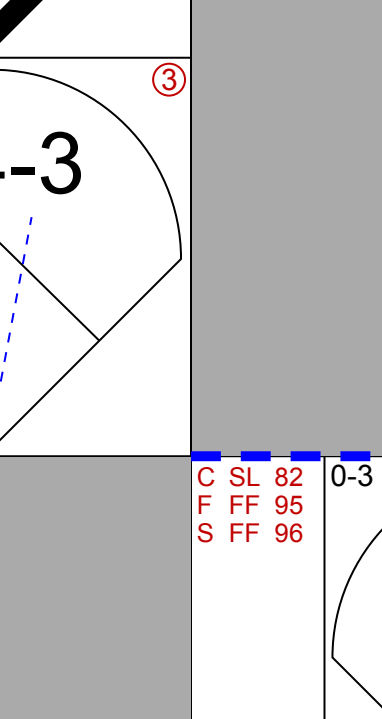
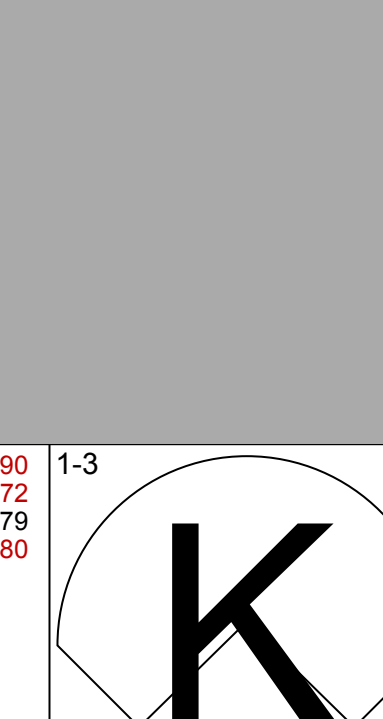
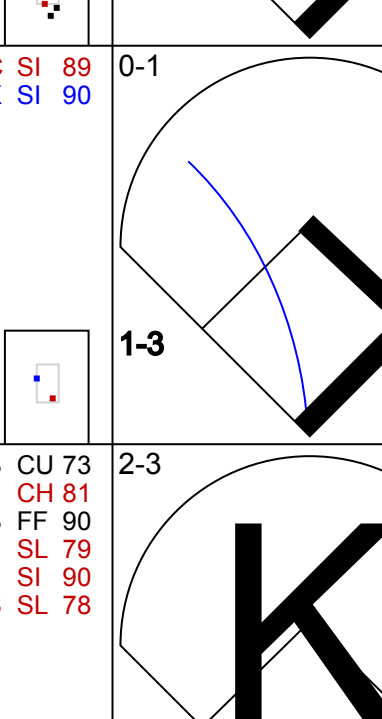
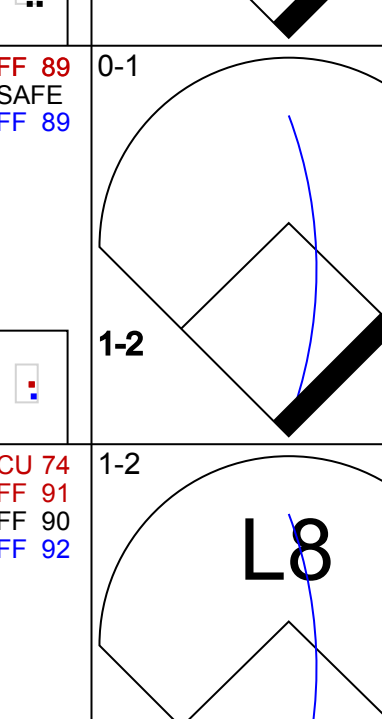
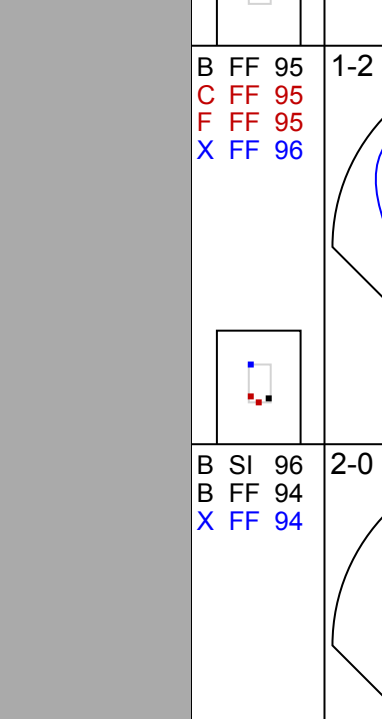


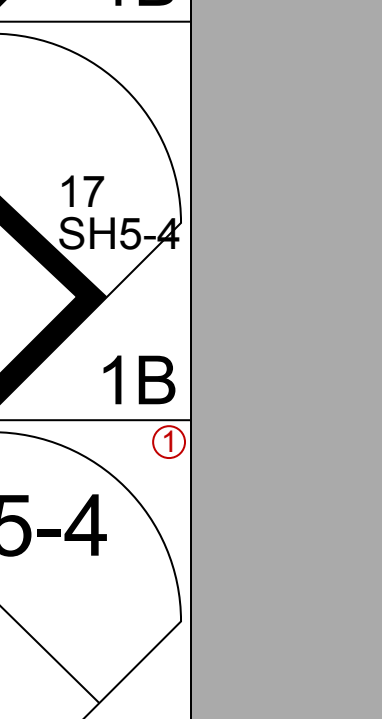



Batter	1	2	3	4	5	6	7	8	9	AB	R	H	RBI	BB	SO	LOB	TOP			
5 Brandon Guyer, R OBP: 0.409, SLG: 0.353	G6-3		FC6-4 BB		K		F9		G6-3 1B	4	1	1	0	1	1	0	Tampa Bay Rays @ Toronto Blue Jays Rogers Centre, Toronto, ON Wed Apr 15 2015, 7:07 PM - 10:09 PM EDT Att: 15,086 - Roof Closed - 68 F			
20 Steven Souza Jr., R OBP: 0.362, SLG: 0.517	K		F8		HR		K		G6-3 1B	5	2	2	3	0	2	2				
13 Asdrúbal Cabrera, S OBP: 0.250, SLG: 0.289	F8		FC6-4		F9				G6-3	5	0	0	1	0	0	3				
3 Evan Longoria, R OBP: 0.389, SLG: 0.429										2	0	1	0	0	1	0				
31 Allan Dykstra, L OBP: 0.333, SLG: 0.077										1	0	0	0	2	0	0				
8 Desmond Jennings, R OBP: 0.351, SLG: 0.293										3	0	1	0	0	0	1				
46 Bobby Wilson, R OBP: 0.400, SLG: 0.333										2	0	1	1	0	1	1				
11 Logan Forsythe, R OBP: 0.353, SLG: 0.414										5	1	2	0	0	1	4				
39 Kevin Kiermaier, L OBP: 0.367, SLG: 0.750										2	0	0	0	0	0	3				
27 Mikie Mahtook, R OBP: 0.250, SLG: 1.000										2	1	1	2	0	0	0				
44 René Rivera, R OBP: 0.156, SLG: 0.167										3	1	0	0	1	0	3				
1 Tim Beckham, R OBP: 0.304, SLG: 0.524										4	1	2	0	0	1	0				
Inning Stats	R: 0 E: 0 K: 1 S: 7	H: 0 LOB: 0 BB: 0 P: 10	R: 0 E: 0 K: 0 S: 6	H: 1 LOB: 1 BB: 0 P: 10	R: 0 E: 0 K: 0 S: 10	H: 1 LOB: 2 BB: 1 P: 18	R: 0 E: 0 K: 1 S: 14	H: 2 LOB: 0 BB: 0 P: 23	R: 1 E: 0 K: 2 S: 10	H: 1 LOB: 0 BB: 0 P: 19	R: 2 E: 0 K: 0 S: 14	H: 2 LOB: 0 BB: 0 P: 18	R: 0 E: 0 K: 1 S: 9	H: 0 LOB: 1 BB: 1 P: 17	R: 4 E: 0 K: 1 S: 18	H: 4 LOB: 2 BB: 2 P: 29	1B: 7 2B: 2 3B: 0 HR: 2	SF: 0 SAC: 0 DP: 1 HBP: 0	WP: 0 PB: 0 SB: 0 CS: 0	PA: 42
PITCHER	IP WLS BF H R ER SO BB IBB HBP BLK WP HR S P ERA WHIP	IP WLS BF H R ER SO BB IBB HBP BLK WP HR S P ERA WHIP	IP WLS BF H R ER SO BB IBB HBP BLK WP HR S P ERA WHIP	IP WLS BF H R ER SO BB IBB HBP BLK WP HR S P ERA WHIP	IP WLS BF H R ER SO BB IBB HBP BLK WP HR S P ERA WHIP	IP WLS BF H R ER SO BB IBB HBP BLK WP HR S P ERA WHIP	IP WLS BF H R ER SO BB IBB HBP BLK WP HR S P ERA WHIP	IP WLS BF H R ER SO BB IBB HBP BLK WP HR S P ERA WHIP	IP WLS BF H R ER SO BB IBB HBP BLK WP HR S P ERA WHIP	IP WLS BF H R ER SO BB IBB HBP BLK WP HR S P ERA WHIP	IP WLS BF H R ER SO BB IBB HBP BLK WP HR S P ERA WHIP	IP WLS BF H R ER SO BB IBB HBP BLK WP HR S P ERA WHIP	IP WLS BF H R ER SO BB IBB HBP BLK WP HR S P ERA WHIP	IP WLS BF H R ER SO BB IBB HBP BLK WP HR S P ERA WHIP	IP WLS BF H R ER SO BB IBB HBP BLK WP HR S P ERA WHIP	IP WLS BF H R ER SO BB IBB HBP BLK WP HR S P ERA WHIP	IP WLS BF H R ER SO BB IBB HBP BLK WP HR S P ERA WHIP			
56 Mark Buehrle, L ERA: 3.75	6.0	W	26	7	3	3	4	1	0	0	0	0	0	0	0	0	4.50	1.333		
58 Todd Redmond, R ERA: 16.92	2.1		12	3	4	4	2	2	0	0	0	0	0	0	27	46	15.43	2.143		
49 Colt Hynes, L ERA: 6.0	0.1		3	1	0	0	0	1	0	0	0	0	0	3	8	0.00	6.000			
27 Brett Cecil, L ERA:	0.1		1	0	0	0	1	0	0	0	0	0	0	3	3	0.00	0.000			

Batter	1	2	3	4	5	6	7	8	9	AB	R	H	RBI	BB	SO	LOB	BOTTOM			
7 José Reyes, S OBP: 0.359, SLG: 0.417	B2-3		P6							3	0	1	1	0	0	1	Tampa Bay Rays @ Toronto Blue Jays Rogers Centre, Toronto, ON Wed Apr 15 2015, 7:07 PM - 10:09 PM EDT Att: 15,086 - Roof Closed - 68 F			
18 Steve Tolleson, R OBP: 0.333, SLG: 0.400										1	1	0	0	1	1	1				
20 Josh Donaldson, R OBP: 0.395, SLG: 0.400										5	2	4	3	0	0	1				
19 José Bautista, R OBP: 0.351, SLG: 0.414										3	2	1	2	1	1	3				
23 Danny Valencia, R OBP: 0.333, SLG: 0.333										1	0	0	0	0	0	0				
10 Edwin Encarnación, R OBP: 0.231, SLG: 0.361										5	0	0	0	0	1	5				
30 Dioner Navarro, S OBP: 0.261, SLG: 0.263										4	1	0	0	1	0	2				
14 Justin Smoak, S OBP: 0.368, SLG: 0.313										2	1	1	2	2	0	1				
11 Kevin Pillar, R OBP: 0.314, SLG: 0.486										4	2	2	1	0	0	2				
45 Dalton Pompey, S OBP: 0.243, SLG: 0.412										4	2	2	1	0	1	1				
29 Devon Travis, R OBP: 0.412, SLG: 0.645										4	1	3	2	0	1	3				
Inning Stats	R: 2 E: 0 K: 1 S: 10	H: 2 LOB: 0 BB: 0 P: 15	R: 3 E: 0 K: 2 S: 18	H: 4 LOB: 2 BB: 1 P: 30	R: 2 E: 0 K: 1 S: 15	H: 2 LOB: 1 BB: 1 P: 28	R: 2 E: 0 K: 0 S: 18	H: 2 LOB: 1 BB: 1 P: 29	R: 2 E: 0 K: 0 S: 15	H: 2 LOB: 0 BB: 1 P: 25	R: 0 E: 0 K: 0 S: 7	H: 0 LOB: 0 BB: 1 P: 15	R: 1 E: 0 K: 1 S: 6	H: 2 LOB: 0 BB: 0 P: 9	R: 0 E: 0 K: 0 S: 7	H: 0 LOB: 0 BB: 0 P: 13	1B: 8 2B: 3 3B: 0 HR: 3	SF: 0 SAC: 0 DP: 2 HBP: 0	WP: 0 PB: 1 SB: 0 CS: 0	PA: 41
PITCHER	IP WLS BF H R ER SO BB IBB HBP BLK WP HR S P ERA WHIP	IP WLS BF H R ER SO BB IBB HBP BLK WP HR S P ERA WHIP	IP WLS BF H R ER SO BB IBB HBP BLK WP HR S P ERA WHIP	IP WLS BF H R ER SO BB IBB HBP BLK WP HR S P ERA WHIP	IP WLS BF H R ER SO BB IBB HBP BLK WP HR S P ERA WHIP	IP WLS BF H R ER SO BB IBB HBP BLK WP HR S P ERA WHIP	IP WLS BF H R ER SO BB IBB HBP BLK WP HR S P ERA WHIP	IP WLS BF H R ER SO BB IBB HBP BLK WP HR S P ERA WHIP	IP WLS BF H R ER SO BB IBB HBP BLK WP HR S P ERA WHIP	IP WLS BF H R ER SO BB IBB HBP BLK WP HR S P ERA WHIP	IP WLS BF H R ER SO BB IBB HBP BLK WP HR S P ERA WHIP	IP WLS BF H R ER SO BB IBB HBP BLK WP HR S P ERA WHIP	IP WLS BF H R ER SO BB IBB HBP BLK WP HR S P ERA WHIP	IP WLS BF H R ER SO BB IBB HBP BLK WP HR S P ERA WHIP	IP WLS BF H R ER SO BB IBB HBP BLK WP HR S P ERA WHIP	IP WLS BF H R ER SO BB IBB HBP BLK WP HR S P ERA WHIP				
30 Erasmo Ramírez, R ERA: 25.31	1.1		8	3	2	2	0	1	0	0	0	0	0	0	1	21	34	13.50	3.000	
36 Jeff Beliveau, L ERA: 13.5	1.1		4	0	0	0	0	1	0	0	0	0	0	0	9	17	0.00	0.750		
52 José Domínguez, R ERA:	1.0		4	2	1	1	1	0	0	0	0	0	0	1	6	9	9.00	2.000		
43 Ernesto Frieri, R ERA: 6.23	1.0		3	0	0	0	0	0	0	0	0	0	0	7	13	0.00	0.000			



Batter	1	2	3	4	5	6	7	8	9	AB R H RBI BB SO LOB	TOP											
7 David DeJesus, L (1, 10) OBP: 0.450, SLG: 0.667	G4-3		BB		2B		P6		K	4 0 1 1 1 1 1 1	Tampa Bay Rays @ Toronto Blue Jays Rogers Centre, Toronto, ON Thu Apr 16 2015, 7:11 PM - 10:06 PM EDT Att: 14,433 - Roof Closed - 68 F livebaseballscorecards.com											
20 Steven Souza Jr., R (1, 9) OBP: 0.366, SLG: 0.469	BB		FC5-4		K		K			3 0 0 1 1 1 2 3												
13 Adrúbal Cabrera, S (1, 6) OBP: 0.227, SLG: 0.262	G4-3		K		F7			G3-1		4 0 0 0 0 1 1 4												
3 Evan Longoria, R (1, 5) OBP: 0.400, SLG: 0.452	P2				G6-3			HBP		3 1 1 0 0 0 1												
27 Mike Mahtook, R (8, PR) OBP: 0.250, SLG: 1.020										0 0 0 0 0 0 0												
46 Bobby Wilson, R (8, 2) OBP: 0.400, SLG: 0.333										0 0 0 0 0 0 0												
8 Desmond Jennings, R (1, 7) OBP: 0.341, SLG: 0.295	E5				G6-3		G4-3			4 0 1 0 0 0 1												
31 Allan Dykstra, L (1, 3) OBP: 0.320, SLG: 0.071	G4-6-3									1 0 0 0 1 0 1												
1 Tim Beckham, R (6, PH) OBP: 0.320, SLG: 0.652					BB		HR			2 1 1 2 0 1 2												
11 Logan Forsythe, R (1, 4) OBP: 0.342, SLG: 0.424	K				F9		F9			4 0 1 0 0 1 1												
39 Kevin Kiermaier, L (1, 8) OBP: 0.382, SLG: 0.750					1B		K			4 2 2 0 0 1 1												
44 René Rivera, R (1, 2) OBP: 0.167, SLG: 0.176	1B				2B		P3			4 0 1 0 0 1 2												
Inning Stats	R: 0 E: 0 K: 0 S: 6	H: 0 LOB: 1 BB: 1 P: 11	R: 0 E: 1 K: 1 S: 7	H: 0 LOB: 0 BB: 0 P: 14	R: 1 E: 0 K: 1 S: 12	H: 2 LOB: 2 BB: 1 P: 19	R: 0 E: 0 K: 0 S: 11	H: 0 LOB: 1 BB: 1 P: 20	R: 1 E: 0 K: 2 S: 11	H: 2 LOB: 1 BB: 0 P: 18	R: 2 E: 0 K: 1 S: 14	H: 2 LOB: 0 BB: 0 P: 19	R: 0 E: 0 K: 1 S: 6	H: 0 LOB: 0 BB: 0 P: 8	R: 0 E: 0 K: 1 S: 7	H: 1 LOB: 2 BB: 0 P: 13	R: 0 E: 0 K: 1 S: 15	H: 1 LOB: 1 BB: 0 P: 22	1B: 3 2B: 5 3B: 0 HR: 1	SF: 0 SAC: 0 DP: 2 HBP: 1	WP: 0 PB: 0 SB: 1 CS: 3	PA: 37
PITCHER	IP WLS BF H R ER SO BB IBB HBP BLK WP HR S P ERA WHIP											IP WLS BF H R ER SO BB IBB HBP BLK WP HR S P ERA WHIP										
41 Aaron Sanchez, R (1, 1) ERA: 6.23	5.1 L 23 5 3 3 4 3 0 0 0 0 0 0 52 90 5.06 1.500																					
62 Aaron Loup, L (6, 1) ERA: 7.2	0.2 3 1 1 1 1 0 0 0 0 0 1 9 11 13.50 1.500																					
25 Marco Estrada, R (7, 1) ERA: 2.25	3.0 11 2 0 0 3 0 0 1 0 0 0 28 43 0.00 0.667																					

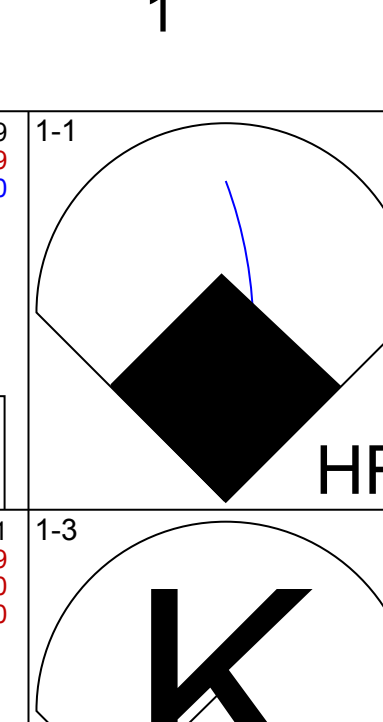
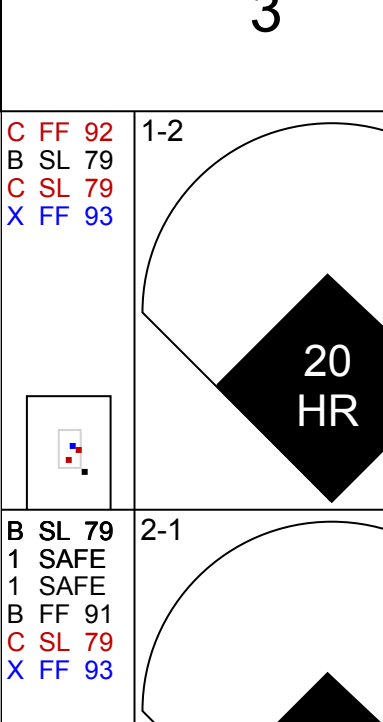
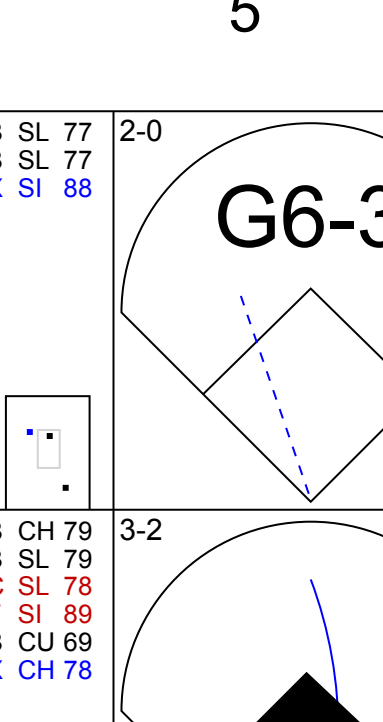
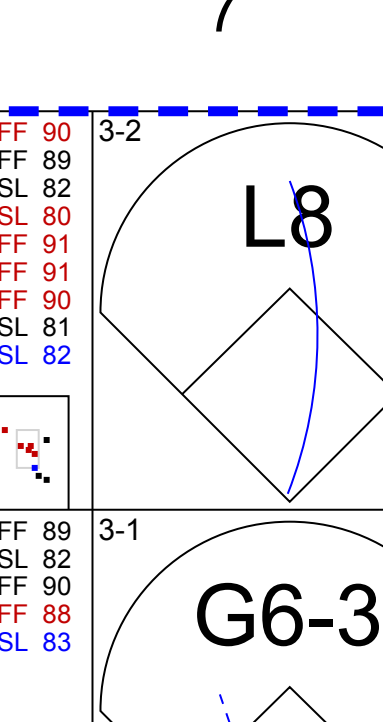

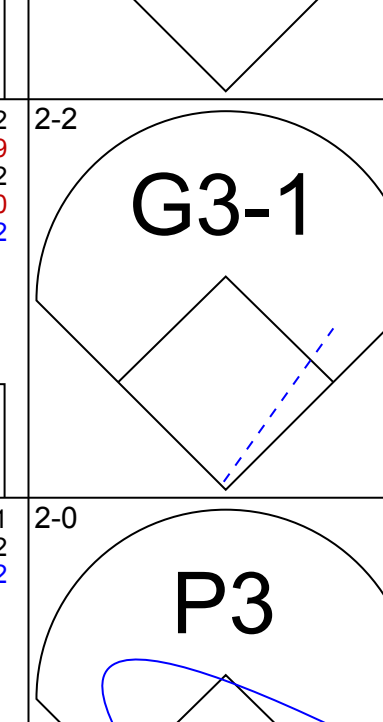
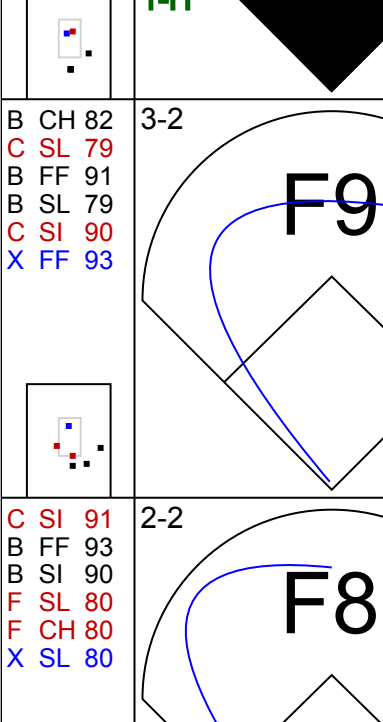
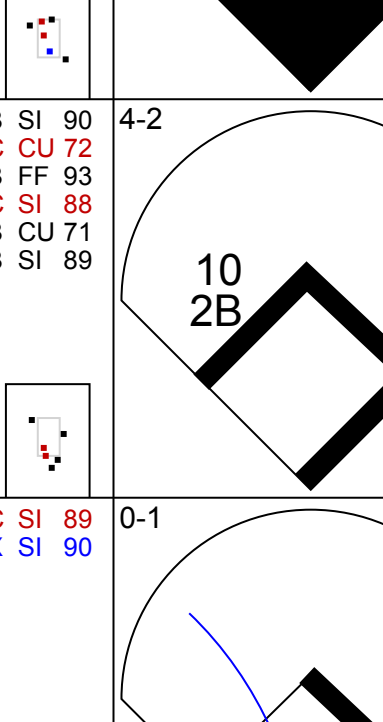
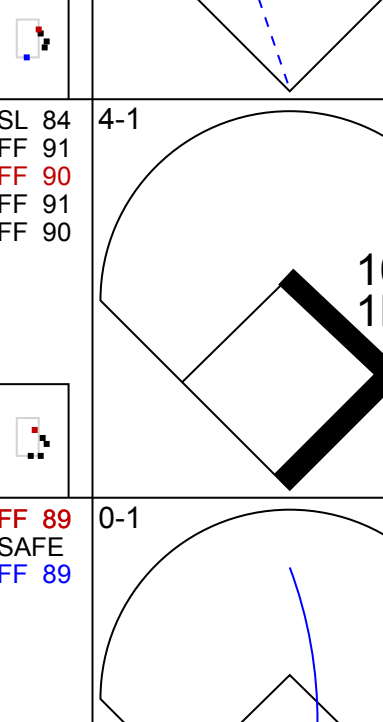
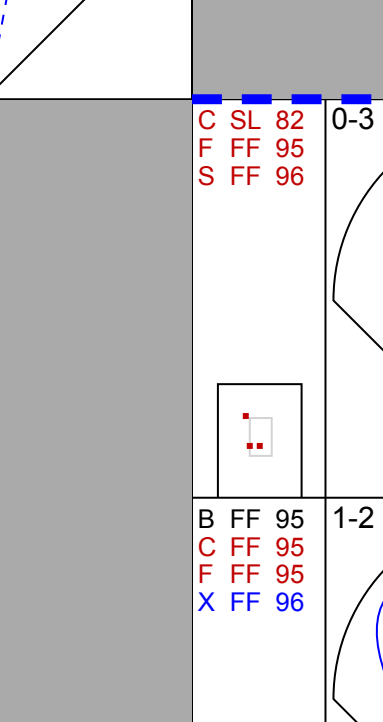


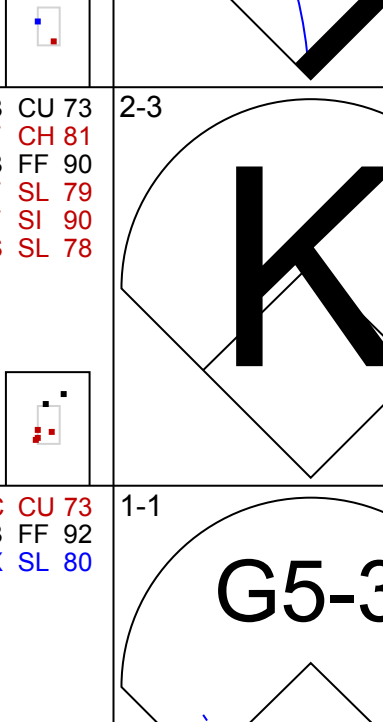
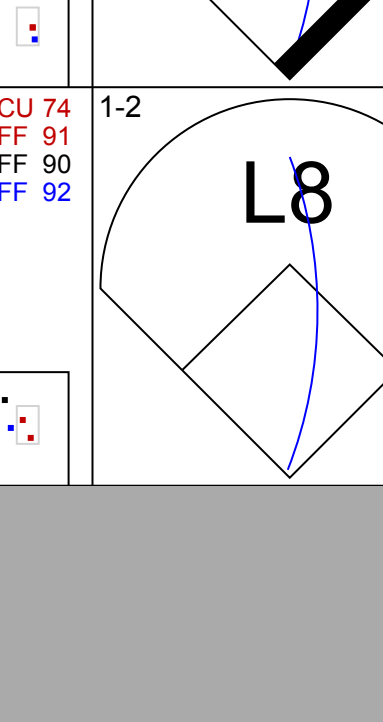
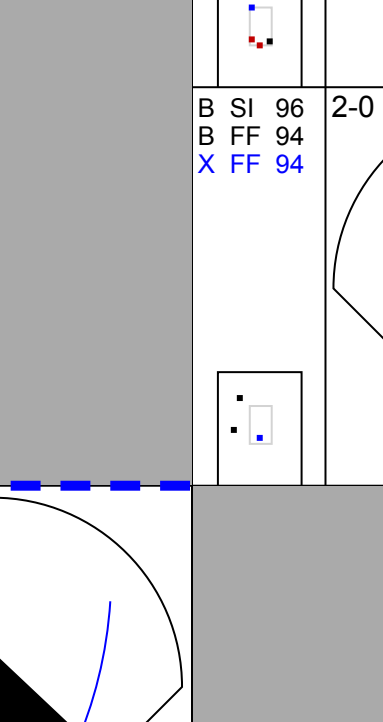




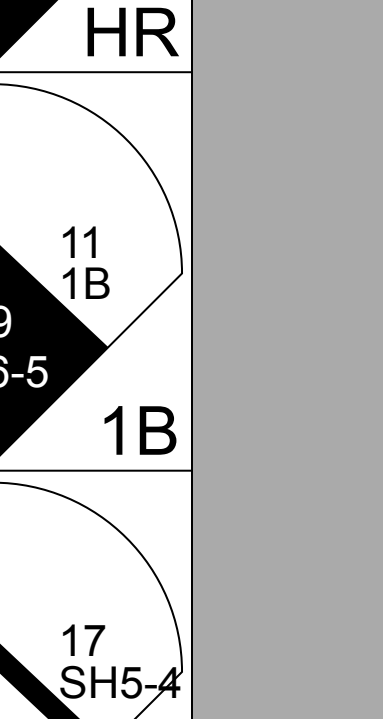
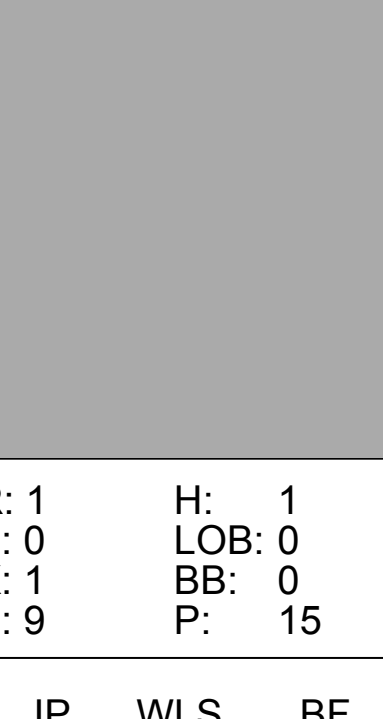
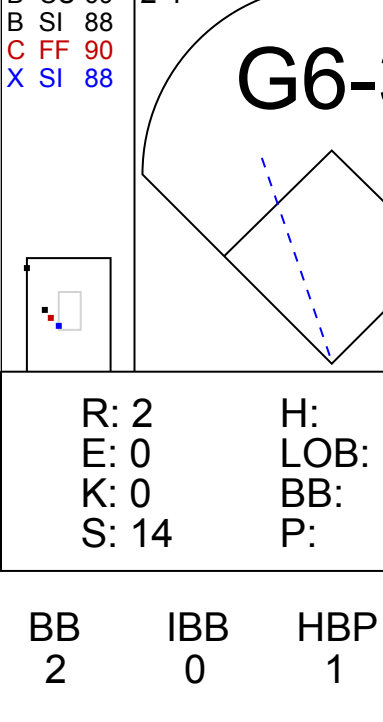
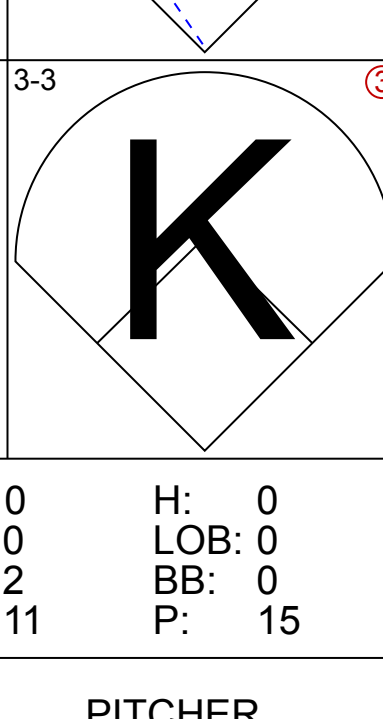
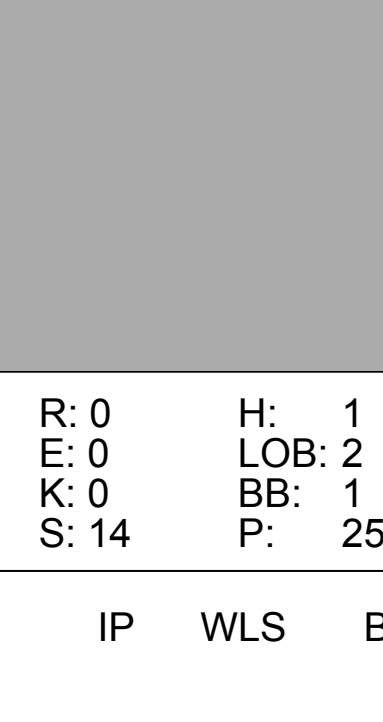
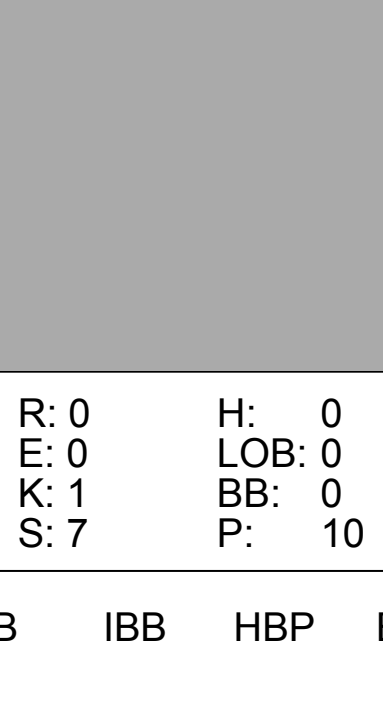





Batter	1	2	3	4	5	6	7	8	9	AB R H RBI BB SO LOB	BOTTOM									
7 José Reyes, S (1, 6) OBP: 0.350, SLG: 0.405	G4-3		1B			K		20 HBP	P6	1 0 0 0 0 0 0	Tampa Bay Rays @ Toronto Blue Jays Rogers Centre, Toronto, ON Thu Apr 16 2015, 7:11 PM - 10:06 PM EDT Att: 14,433 - Roof Closed - 68 F livebaseballscorecards.com									
17 Ryan Goins, L (2, 6) OBP: 0.500, SLG: 0.333								BB		3 0 1 0 1 1 1										
20 Josh Donaldson, R (1, 5) OBP: 0.372, SLG: 0.395	1B		K			G6-3				3 0 1 0 0 1 1										
19 José Bautista, R (1, 9) OBP: 0.317, SLG: 0.364	G6-3				P3					4 0 0 0 0 0 4										
10 Edwin Encarnación, R (1, 10) OBP: 0.233, SLG: 0.342	P2				G4-3			SF8		2 0 0 1 0 0 0										
14 Justin Smoak, S (1, 3) OBP: 0.364, SLG: 0.278										2 0 0 0 1 2 1										
30 Dioner Navarro, S (8, PH) OBP: 0.250, SLG: 0.250	K							G6-3		1 0 0 0 0 0 2										
23 Danny Valencia, R (9, 3) OBP: 0.333, SLG: 0.333					BB					0 0 0 0 0 0 0										
55 Russell Martin, R (1, 2) OBP: 0.250, SLG: 0.042					K					1 1 0 0 2 1 1										
45 Dalton Pompey, S (1, 8) OBP: 0.220, SLG: 0.369	K				G1-3			BB		4 0 0 0 0 3 4										
11 Kevin Pillar, R (1, 7) OBP: 0.282, SLG: 0.436					K					4 0 0 0 0 3 3										
29 Devon Travis, R (1, 4) OBP: 0.421, SLG: 0.657	K									4 1 2 1 0 1 0										
Inning Stats	R: 0 E: 0 K: 0 S: 8	H: 1 LOB: 0 BB: 0 P: 11	R: 0 E: 0 K: 2 S: 11	H: 0 LOB: 0 BB: 0 P: 19	R: 0 E: 0 K: 3 S: 13	H: 1 LOB: 0 BB: 0 P: 18	R: 0 E: 0 K: 1 S: 6	H: 0 LOB: 1 BB: 1 P: 13	R: 0 E: 0 K: 1 S: 9	H: 0 LOB: 0 BB: 0 P: 15	R: 0 E: 0 K: 3 S: 13	H: 0 LOB: 2 BB: 1 P: 21	R: 1 E: 0 K: 0 S: 10	H: 1 LOB: 2 BB: 1 P: 19	R: 0 E: 0 K: 1 S: 14	H: 1 LOB: 1 BB: 1 P: 24	1B: 3 2B: 1 3B: 0 HR: 0	SF: 1 SAC: 0 DP: 1 HBP: 3	WP: 0 PB: 0 SB: 0 CS: 0	PA: 37
PITCHER	IP WLS BF H R ER SO BB IBB HBP BLK WP HR S P ERA WHIP											IP WLS BF H R ER SO BB IBB HBP BLK WP HR S P ERA WHIP								
22 Chris Archer, R (1, 1) ERA: 1.37	7.0 W 26 2 0 0 11 2 0 2 0 0 0 0 68 109 0.00 0.571																			
54 Steve Geltz, R (8, 1) ERA: 3.19	0.0 3 1 1 1 0 1 0 1 0 0 0 5 13 ∞ ∞																			
40 Kevin Jepsen, R (8, 1) ERA:	1.0 H 3 0 0 0 0 0 0 0 0 0 0 5 6 0.00 0.000																			
26 Brad Boxberger, R (9, 1) ERA: 3.38	1.0 S 5 1 1 1 1 1 0 0 0 0 0 0 14 24 9.00 2.000																			

Batter	1	2	3	4	5	6	7	8	9	AB	R	H	RBI	BB	SO	LOB	TOP							
4 Eric Young Jr, S OBP: 0.228, SLG: 0.333										5	0	1	1	0	1	0								
1 Alberto Callaspo, S OBP: 0.379, SLG: 0.346										4	0	0	0	1	0	2								
22 Nick Markakis, L OBP: 0.436, SLG: 0.382										4	3	4	0	1	0	0								
5 Freddie Freeman, L OBP: 0.286, SLG: 0.513										4	1	1	2	1	1	4								
23 Chris Johnson, R OBP: 0.455, SLG: 0.579										4	1	1	0	1	2	4								
15 A.J. Pierzynski, L OBP: 0.412, SLG: 0.733										5	0	1	1	0	0	2								
19 Andrelton Simmons, R OBP: 0.282, SLG: 0.421										5	2	2	2	0	0	2								
8 Jace Peterson, L OBP: 0.290, SLG: 0.286										4	0	1	1	1	2	3								
25 Cameron Maybin, R OBP: 0.217, SLG: 0.429										3	0	0	0	0	2	2								
7 Jonny Gomes, R OBP: 0.368, SLG: 0.647										2	1	1	1	0	0	1								
Inning Stats	R: 0 E: 0 K: 2 S: 14	H: 0 LOB: 2 BB: 2 P: 25	R: 1 E: 1 K: 1 S: 14	H: 2 LOB: 2 BB: 0 P: 17	R: 1 E: 0 K: 1 S: 16	H: 3 LOB: 2 BB: 0 P: 26	R: 0 E: 0 K: 1 S: 8	H: 0 LOB: 0 BB: 0 P: 10	R: 3 E: 0 K: 2 S: 19	H: 3 LOB: 1 BB: 1 P: 28	R: 0 E: 0 K: 1 S: 10	H: 1 LOB: 2 BB: 1 P: 20	R: 0 E: 0 K: 0 S: 7	H: 0 LOB: 0 BB: 0 P: 7	R: 3 E: 0 K: 0 S: 13	H: 3 LOB: 0 BB: 0 P: 21	R: 0 E: 0 K: 0 S: 5	H: 0 LOB: 1 BB: 1 P: 10	1B: 8 2B: 1 3B: 1 HR: 2	SF: 0 SAC: 0 DP: 0 HBP: 0	WP: 0 PB: 0 SB: 0 CS: 0	PA: 45		
PITCHER	IP WLS BF H R ER SO BB IBB HBP BLK WP HR S P ERA WHIP	IP WLS BF H R ER SO BB IBB HBP BLK WP HR S P ERA WHIP	IP WLS BF H R ER SO BB IBB HBP BLK WP HR S P ERA WHIP	IP WLS BF H R ER SO BB IBB HBP BLK WP HR S P ERA WHIP	IP WLS BF H R ER SO BB IBB HBP BLK WP HR S P ERA WHIP	IP WLS BF H R ER SO BB IBB HBP BLK WP HR S P ERA WHIP	IP WLS BF H R ER SO BB IBB HBP BLK WP HR S P ERA WHIP	IP WLS BF H R ER SO BB IBB HBP BLK WP HR S P ERA WHIP	IP WLS BF H R ER SO BB IBB HBP BLK WP HR S P ERA WHIP	IP WLS BF H R ER SO BB IBB HBP BLK WP HR S P ERA WHIP	IP WLS BF H R ER SO BB IBB HBP BLK WP HR S P ERA WHIP	IP WLS BF H R ER SO BB IBB HBP BLK WP HR S P ERA WHIP	IP WLS BF H R ER SO BB IBB HBP BLK WP HR S P ERA WHIP	IP WLS BF H R ER SO BB IBB HBP BLK WP HR S P ERA WHIP	IP WLS BF H R ER SO BB IBB HBP BLK WP HR S P ERA WHIP	IP WLS BF H R ER SO BB IBB HBP BLK WP HR S P ERA WHIP	IP WLS BF H R ER SO BB IBB HBP BLK WP HR S P ERA WHIP	IP WLS BF H R ER SO BB IBB HBP BLK WP HR S P ERA WHIP	IP WLS BF H R ER SO BB IBB HBP BLK WP HR S P ERA WHIP	IP WLS BF H R ER SO BB IBB HBP BLK WP HR S P ERA WHIP	IP WLS BF H R ER SO BB IBB HBP BLK WP HR S P ERA WHIP	IP WLS BF H R ER SO BB IBB HBP BLK WP HR S P ERA WHIP	IP WLS BF H R ER SO BB IBB HBP BLK WP HR S P ERA WHIP	
36 Drew Hutchison, R ERA: 7.2	54 Roberto Osuna, R ERA: 6.0	62 Aaron Loup, L ERA: 8.1	27 Brett Cecil, L ERA: 8.1	31 Liam Hendriks, R ERA: 8.1	51 Miguel Castro, R ERA: 7.71																			

Atlanta Braves @ Toronto Blue Jays
Rogers Centre, Toronto, ON
Fri Apr 17 2015, 7:08 PM - 10:16 PM EDT
Att: 21,397 - Roof Closed - 68 F

AB	40
R	8
H	12
RBI	8
BB	5
SO	8
LOB	20



Batter	1	2	3	4	5	6	7	8	9	AB	R	H	RBI	BB	SO	LOB	BOTTOM							
29 Devon Travis, R OBP: 0.419, SLG: 0.700										5	2	2	2	0	0	1								
20 Josh Donaldson, R OBP: 0.375, SLG: 0.535										5	2	2	3	0	1	1								
19 José Bautista, R OBP: 0.326, SLG: 0.333										3	0	0	0	2	1	0								
10 Edwin Encarnación, R OBP: 0.250, SLG: 0.372										5	0	2	0	0	0	0								
30 Dioner Navarro, S OBP: 0.241, SLG: 0.240										5	0	1	0	0	2	4								
55 Russell Martin, R OBP: 0.306, SLG: 0.333										3	2	2	2	1	0	2								
45 Dalton Pompey, S OBP: 0.244, SLG: 0.366										3	1	1	0	0	1	2								
11 Kevin Pillar, R OBP: 0.279, SLG: 0.419										4	0	1	0	0	0	3								
17 Ryan Goins, L OBP: 0.286, SLG: 0.167										3	0	0	0	0	2	2								
Inning Stats	R: 1 E: 0 K: 1 S: 9	H: 1 LOB: 0 BB: 0 P: 15	R: 1 E: 0 K: 1 S: 9	H: 1 LOB: 0 BB: 0 P: 14	R: 2 E: 0 K: 0 S: 14	H: 2 LOB: 0 BB: 0 P: 24	R: 0 E: 0 K: 1 S: 8	H: 1 LOB: 2 BB: 1 P: 15	R: 1 E: 0 K: 1 S: 14	H: 2 LOB: 2 BB: 1 P: 26	R: 0 E: 0 K: 2 S: 11	H: 0 LOB: 0 BB: 0 P: 15	R: 0 E: 0 K: 0 S: 14	H: 1 LOB: 2 BB: 1 P: 25	R: 2 E: 0 K: 0 S: 12	H: 3 LOB: 1 BB: 0 P: 17	R: 0 E: 0 K: 1 S: 7	H: 0 LOB: 0 BB: 0 P: 10	1B: 5 2B: 1 3B: 0 HR: 5	SF: 0 SAC: 1 DP: 0 HBP: 1	WP: 0 PB: 0 SB: 0 CS: 0	PA: 41		
PITCHER	IP WLS BF H R ER SO BB IBB HBP BLK WP HR S P ERA WHIP	IP WLS BF H R ER SO BB IBB HBP BLK WP HR S P ERA WHIP	IP WLS BF H R ER SO BB IBB HBP BLK WP HR S P ERA WHIP	IP WLS BF H R ER SO BB IBB HBP BLK WP HR S P ERA WHIP	IP WLS BF H R ER SO BB IBB HBP BLK WP HR S P ERA WHIP	IP WLS BF H R ER SO BB IBB HBP BLK WP HR S P ERA WHIP	IP WLS BF H R ER SO BB IBB HBP BLK WP HR S P ERA WHIP	IP WLS BF H R ER SO BB IBB HBP BLK WP HR S P ERA WHIP	IP WLS BF H R ER SO BB IBB HBP BLK WP HR S P ERA WHIP	IP WLS BF H R ER SO BB IBB HBP BLK WP HR S P ERA WHIP	IP WLS BF H R ER SO BB IBB HBP BLK WP HR S P ERA WHIP	IP WLS BF H R ER SO BB IBB HBP BLK WP HR S P ERA WHIP	IP WLS BF H R ER SO BB IBB HBP BLK WP HR S P ERA WHIP	IP WLS BF H R ER SO BB IBB HBP BLK WP HR S P ERA WHIP	IP WLS BF H R ER SO BB IBB HBP BLK WP HR S P ERA WHIP	IP WLS BF H R ER SO BB IBB HBP BLK WP HR S P ERA WHIP	IP WLS BF H R ER SO BB IBB HBP BLK WP HR S P ERA WHIP	IP WLS BF H R ER SO BB IBB HBP BLK WP HR S P ERA WHIP	IP WLS BF H R ER SO BB IBB HBP BLK WP HR S P ERA WHIP	IP WLS BF H R ER SO BB IBB HBP BLK WP HR S P ERA WHIP	IP WLS BF H R ER SO BB IBB HBP BLK WP HR S P ERA WHIP	IP WLS BF H R ER SO BB IBB HBP BLK WP HR S P ERA WHIP	IP WLS BF H R ER SO BB IBB HBP BLK WP HR S P ERA WHIP	
49 Julio Teheran, R ERA: 3.71	43 Luis Avilán, L ERA: 1.17	57 Cody Martin, R ERA: 2.84	53 Jim Johnson, R ERA: 2.84	39 Jason Grilli, R ERA: 1.5																				

Atlanta Braves @ Toronto Blue Jays
Rogers Centre, Toronto, ON
Fri Apr 17 2015, 7:08 PM - 10:16 PM EDT
Att: 21,397 - Roof Closed - 68 F

AB	36
R	7
H	11
RBI	7
BB	3
SO	7
LOB	15



Batter	1	2	3	4	5	6	7	8	9	AB R H RBI BB SO LOB	TOP													
25 Cameron Maybin, R (1, 8) OBP: 0.219, SLG: 0.345										3 0 1 0 1 0 1	<p>Atlanta Braves @ Toronto Blue Jays Rogers Centre, Toronto, ON Sun Apr 19 2015, 1:09 PM - 3:49 PM EDT Att. 44,794 - Roof Closed - 68 F</p> <p>livebaseballscorecards.com</p> <p>AB 30 R 5 H 8 RBI 4 BB 5 SO 6 LOB 10</p>													
1 Alberto Callaspo, S (1, 5) OBP: 0.342, SLG: 0.314										4 0 0 0 0 1 4														
22 Nick Markakis, L (1, 9) OBP: 0.479, SLG: 0.400										4 1 2 0 0 0 0														
5 Freddie Freeman, L (1, 10) OBP: 0.353, SLG: 0.609										3 2 2 0 1 0 1														
23 Chris Johnson, R (1, 3) OBP: 0.400, SLG: 0.480										3 2 1 0 1 0 1														
7 Jonny Gomes, R (1, 7) OBP: 0.333, SLG: 0.565										2 0 1 4 1 1 1														
27 Christian Bethancourt, R (1, 2) OBP: 0.214, SLG: 0.231										4 0 0 0 0 2 2														
8 Jace Peterson, L (1, 4) OBP: 0.278, SLG: 0.273										4 0 0 0 0 2 0														
19 Andrelton Simmons, R (1, 6) OBP: 0.298, SLG: 0.400										3 0 1 0 1 0 0														
Inning Stats	R: 3 E: 0 K: 1 S: 16	H: 4 LOB: 1 BB: 1 P: 33	R: 0 E: 0 K: 0 S: 8	H: 1 LOB: 1 BB: 0 P: 15	R: 2 E: 1 K: 1 S: 12	H: 1 LOB: 0 BB: 1 P: 22	R: 0 E: 0 K: 1 S: 10	H: 0 LOB: 1 BB: 1 P: 16	R: 0 E: 0 K: 2 S: 12	H: 0 LOB: 1 BB: 0 P: 21		R: 0 E: 0 K: 2 S: 7	H: 0 LOB: 2 BB: 0 P: 11	R: 0 E: 0 K: 0 S: 7	H: 1 LOB: 1 BB: 1 P: 13	R: 0 E: 0 K: 0 S: 7	H: 0 LOB: 0 BB: 1 P: 16	R: 0 E: 0 K: 0 S: 7	H: 0 LOB: 0 BB: 0 P: 8	R: 0 E: 0 K: 0 S: 7	H: 0 LOB: 0 BB: 0 P: 8	1B: 6 2B: 4 3B: 0 HR: 0	SF: 1 DP: 2 HBP: 0	WP: 1 PB: 0 SB: 0 CS: 1
PITCHER	IP WLS BF H R ER SO BB IBB HBP BLK WP HR S P ERA WHIP											IP WLS BF H R ER SO BB IBB HBP BLK WP HR S P ERA WHIP												
32 Daniel Norris, L (1, 1) ERA: 6.08	2.2 L 15 6 5 4 1 2 0 0 0 0 0 0 33 66 13.50 3.000											2.2 L 15 6 5 4 1 2 0 0 0 0 0 0 33 66 13.50 3.000												
25 Marco Estrada, R (3, 1) ERA: 1.69	1.1 5 0 0 0 2 1 0 0 0 0 0 0 13 20 0.00 0.750											1.1 5 0 0 0 2 1 0 0 0 0 0 13 20 0.00 0.750												
35 Jeff Francis, L (5, 1) ERA: 1.69	3.1 13 2 0 0 3 2 0 0 0 0 0 0 30 55 0.00 1.200											3.1 13 2 0 0 3 2 0 0 0 0 0 30 55 0.00 1.200												
54 Roberto Osuna, R (8, 1) ERA: 1.69	1.2 4 0 0 0 0 0 0 0 0 0 1 0 10 14 0.00 0.000											1.2 4 0 0 0 0 0 0 0 0 0 1 0 10 14 0.00 0.000												

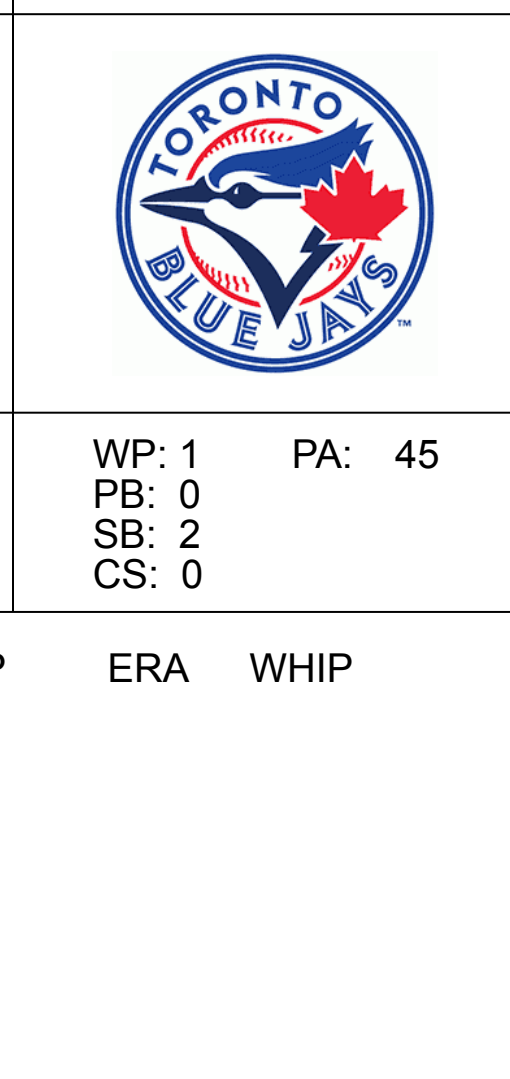
Batter	1	2	3	4	5	6	7	8	9	AB R H RBI BB SO LOB	BOTTOM													
29 Devon Travis, R (1, 4) OBP: 0.408, SLG: 0.644										0 0 0 0 0 0 0	<p>Atlanta Braves @ Toronto Blue Jays Rogers Centre, Toronto, ON Sun Apr 19 2015, 1:09 PM - 3:49 PM EDT Att. 44,794 - Roof Closed - 68 F</p> <p>livebaseballscorecards.com</p> <p>AB 30 R 2 H 5 RBI 2 BB 4 SO 11 LOB 11</p>													
18 Steve Tolleson, R (1, PR) OBP: 0.333, SLG: 0.545										3 0 0 0 0 1 1														
20 Josh Donaldson, R (1, 5) OBP: 0.385, SLG: 0.569										4 0 0 0 0 1 2														
19 José Bautista, R (1, 9) OBP: 0.333, SLG: 0.381										2 1 0 0 2 0 0														
10 Edwin Encarnación, R (1, 10) OBP: 0.250, SLG: 0.340										3 1 1 0 1 0 2														
55 Russell Martin, R (1, 2) OBP: 0.295, SLG: 0.343										4 0 1 2 0 3 1														
14 Justin Smoak, S (1, 3) OBP: 0.385, SLG: 0.286										3 0 1 0 1 2 0														
11 Kevin Pillar, R (1, 7) OBP: 0.235, SLG: 0.360										4 0 0 0 0 1 3														
45 Dalton Pompey, S (1, 8) OBP: 0.264, SLG: 0.354										4 0 1 0 0 1 1														
17 Ryan Goins, L (1, 6) OBP: 0.273, SLG: 0.200										3 0 1 0 0 2 1														
Inning Stats	R: 0 E: 0 K: 0 S: 11	H: 0 LOB: 2 BB: 1 P: 20	R: 0 E: 0 K: 1 S: 10	H: 1 LOB: 1 BB: 0 P: 14	R: 0 E: 0 K: 0 S: 7	H: 1 LOB: 0 BB: 0 P: 10	R: 0 E: 0 K: 1 S: 11	H: 0 LOB: 0 BB: 0 P: 16	R: 0 E: 0 K: 3 S: 11	H: 1 LOB: 1 BB: 0 P: 15	R: 2 E: 0 K: 1 S: 12	H: 2 LOB: 2 BB: 2 P: 25	R: 0 E: 0 K: 2 S: 12	H: 0 LOB: 0 BB: 0 P: 17	R: 0 E: 0 K: 1 S: 10	H: 0 LOB: 1 BB: 1 P: 16	R: 0 E: 0 K: 2 S: 8	H: 0 LOB: 0 BB: 0 P: 9	R: 0 E: 0 K: 2 S: 8	H: 0 LOB: 0 BB: 0 P: 9	1B: 4 2B: 1 3B: 0 HR: 0	SF: 0 DP: 2 HBP: 1	WP: 0 PB: 0 SB: 0 CS: 0	PA: 35
PITCHER	IP WLS BF H R ER SO BB IBB HBP BLK WP HR S P ERA WHIP											IP WLS BF H R ER SO BB IBB HBP BLK WP HR S P ERA WHIP												
17 Shelby Miller, R (1, 1) ERA: 7.69	6.0 W 25 2 2 2 6 3 0 1 0 0 0 0 8 10 0.00 0.000											6.0 W 25 2 2 2 6 3 0 1 0 0 0 0 8 10 0.00 0.000												
52 Andrew McKirahan, L (7, 1) ERA: 4.15	0.2 H 2 0 0 0 1 0 0 0 0 0 0 0 8 10 0.00 0.000											0.2 H 2 0 0 0 1 0 0 0 0 0 0 0 8 10 0.00 0.000												
57 Cody Martin, R (7, 1) ERA: 1.0	1.1 H 5 0 0 0 2 1 0 0 0 0 0 0 14 23 0.00 0.750											1.1 H 5 0 0 0 2 1 0 0 0 0 0 0 14 23 0.00 0.750												
39 Jason Grilli, R (9, 1) ERA: 1.5	1.0 S 3 0 0 0 2 0 0 0 0 0 0 0 8 9 0.00 0.000											1.0 S 3 0 0 0 2 0 0 0 0 0 0 0 8 9 0.00 0.000												

Batter	1	2	3	4	5	6	7	8	9	AB	R	H	RBI	BB	SO	LOB	TOP										
1 Everth Cabrera, S OBP: 0.286, SLG: 0.261	G6-3		G4-3		G6-3		1B		1B	5	0	2	0	0	0	1	Baltimore Orioles @ Toronto Blue Jays Rogers Centre, Toronto, ON Tue Apr 21 2015, 7:08 PM - 10:00 PM EDT Att: 14,184 - Roof Closed - 68 F										
28 Steve Pearce, R OBP: 0.240, SLG: 0.289	K		G5-3		G6-3		F4		K	5	0	0	1	0	2	3											
19 Chris Davis, L OBP: 0.309, SLG: 0.440	G3		1B		BB		E4		K	4	0	1	0	1	1	2											
10 Adam Jones, R OBP: 0.483, SLG: 0.808 9 David Lough, L (8, 8)	1B		2B		F7		L7-4		K	4	0	2	0	0	0	3											
27 Delmon Young, R OBP: 0.360, SLG: 0.348	L9		2B		G1-3		G4-3		1B	4	2	2	0	0	0	1											
23 Travis Snider, L OBP: 0.413, SLG: 0.500	K		1B		G4-3		G4-3		2B	4	1	2	0	0	1	2											
13 Manny Machado, R OBP: 0.232, SLG: 0.250	FC5-4		1B		SF7		G3		2B	3	0	1	2	0	0	2											
36 Caleb Joseph, R OBP: 0.465, SLG: 0.556	F7		1B		L9		G6-3		G6-3	4	1	1	0	0	0	2											
3 Ryan Flaherty, L OBP: 0.419, SLG: 0.667	G1-3		2B		G1-3		G5-3		G5-3	3	2	1	1	1	0	2											
Inning Stats	R: 0 E: 0 K: 1 S: 6	H: 0 LOB: 0 BB: 0 P: 10	R: 0 E: 0 K: 1 S: 10	H: 1 LOB: 1 BB: 0 P: 18	R: 2 E: 0 K: 0 S: 14	H: 4 LOB: 2 BB: 0 P: 22	R: 0 E: 0 K: 0 S: 11	H: 2 LOB: 2 BB: 0 P: 17	R: 0 E: 0 K: 0 S: 10	H: 0 LOB: 1 BB: 1 P: 18	R: 1 E: 0 K: 0 S: 9	H: 1 LOB: 0 BB: 0 P: 14	R: 1 E: 1 K: 0 S: 9	H: 1 LOB: 1 BB: 1 P: 17	R: 2 E: 0 K: 0 S: 9	H: 2 LOB: 0 BB: 0 P: 13		R: 0 E: 0 K: 3 S: 10	H: 1 LOB: 1 BB: 0 P: 13	1B: 8 2B: 5 3B: 0 HR: 0	SF: 1 SAC: 0 DP: 1 HBP: 0	WP: 0 PB: 1 SB: 0 CS: 0	PA: 40				
PITCHER	IP	WLS	BF	H	R	ER	SO	BB	IBB	HBP	BLK	WP	HR	S	P	ERA	WHIP										
56 Mark Buehrle, L ERA: 4.0	6.0	W	26	8	3	3	2	1	0	0	0	0	0	60	99	4.50	1.500										
31 Liam Hendriks, R ERA: 1.23	1.0		6	2	2	1	0	1	0	0	0	0	0	11	19	9.00	3.000										
62 Aaron Loup, L ERA: 5.14	1.0		4	1	1	0	0	0	0	0	0	0	0	7	11	0.00	1.000										
25 Marco Estrada, R ERA: 1.42	1.0		4	1	0	0	3	0	0	0	0	0	0	10	13	0.00	1.000										

Batter	1	2	3	4	5	6	7	8	9	AB	R	H	RBI	BB	SO	LOB	BOTTOM											
7 José Reyes, S OBP: 0.311, SLG: 0.366	G3-1	FC6	F7		SF8	FC6-4				4	1	0	2	0	0	5	Baltimore Orioles @ Toronto Blue Jays Rogers Centre, Toronto, ON Tue Apr 21 2015, 7:08 PM - 10:00 PM EDT Att: 14,184 - Roof Closed - 68 F											
20 Josh Donaldson, R OBP: 0.419, SLG: 0.616	F7	2B	BB		1B	1B	2B			4	1	3	1	1	0	0												
19 José Bautista, R OBP: 0.322, SLG: 0.426	K	L7	L9		F7	HR	HR			5	1	1	2	0	1	5												
10 Edwin Encarnación, R OBP: 0.282, SLG: 0.455 14 Justin Smoak, S OBP: 0.385, SLG: 0.286	HR	HR		L8		HR	L5			5	2	2	2	0	0	1												
30 Dioner Navarro, S OBP: 0.294, SLG: 0.333	E9	L8	K		K	1B	1B			5	1	3	0	0	1	0												
55 Russell Martin, R OBP: 0.306, SLG: 0.316	BB	BB	BB		F7	L9	F8			3	2	0	0	2	0	1												
45 Dalton Pompey, S OBP: 0.310, SLG: 0.423	BB	BB	BB		1B	1B	G4-3			4	3	3	0	1	0	0												
11 Kevin Pillar, R OBP: 0.268, SLG: 0.364	K	K	1B		1B	G3-1	G4-3			5	1	2	2	0	1	5												
17 Ryan Goins, L OBP: 0.375, SLG: 0.286	FC6	1B	1B		P3	HBP	G5-3			4	1	2	3	0	0	2												
Inning Stats	R: 6 E: 0 K: 1 S: 8	H: 4 LOB: 1 BB: 2 P: 39	R: 3 E: 0 K: 0 S: 20	H: 3 LOB: 2 BB: 2 P: 36	R: 0 E: 0 K: 1 S: 7	H: 0 LOB: 0 BB: 0 P: 8	R: 1 E: 0 K: 0 S: 11	H: 3 LOB: 2 BB: 0 P: 16	R: 1 E: 0 K: 0 S: 14	H: 3 LOB: 3 BB: 0 P: 23	R: 2 E: 0 K: 0 S: 12	H: 3 LOB: 0 BB: 0 P: 18	R: 0 E: 0 K: 0 S: 6	H: 0 LOB: 0 BB: 0 P: 7	R: 0 E: 0 K: 3 S: 10	H: 1 LOB: 1 BB: 0 P: 13		1B: 8 2B: 5 3B: 0 HR: 3	SF: 1 SAC: 0 DP: 1 HBP: 1	WP: 1 PB: 0 SB: 2 CS: 0	PA: 45							
PITCHER	IP	WLS	BF	H	R	ER	SO	BB	IBB	HBP	BLK	WP	HR	S	P	ERA	WHIP											
25 Bud Norris, R ERA: 17.42	2.1	L	17	7	9	9	2	3	0	0	0	0	0	0	38	65	34.71	3.857										
17 Brian Matusz, L ERA: 3.69	3.0		17	7	2	2	1	1	0	0	0	0	1	38	59	6.00	2.667											
61 Jason Garcia, R ERA: 6.43	1.2		8	3	2	2	0	0	0	1	0	1	1	16	26	10.80	1.800											
35 Brad Brach, R ERA: 4.82	1.0		3	0	0	0	0	0	0	0	0	0	0	6	7	0.00	0.000											

AB	37
R	6
H	12
RBI	4
BB	2
SO	5
LOB	19

AB	39
R	13
H	16
RBI	12
BB	4
SO	3
LOB	19



Batter	1	2	3	4	5	6	7	8	9	AB	R	H	RBI	BB	SO	LOB	TOP										
9 David Lough, L OBP: 0.222, SLG: 0.125	F7			F8						3	0	1	0	0	0	0	Baltimore Orioles @ Toronto Blue Jays Rogers Centre, Toronto, ON Thu Apr 23 2015, 7:07 PM - 9:43 PM EDT Att: 18,581 - Roof Closed - 68 F										
38 Jimmy Paredes, S OBP: 0.381, SLG: 0.600	B5-3			K		G4-3		G4-3		4	0	0	0	0	1	2											
10 Adam Jones, R OBP: 0.470, SLG: 0.763	F9			K						4	2	2	0	0	1	0											
19 Chris Davis, L OBP: 0.317, SLG: 0.411		K			K					4	0	0	0	0	4	2											
27 Delmon Young, R OBP: 0.367, SLG: 0.357		G4-3			G6-3					4	1	2	0	0	0	0											
23 Travis Snider, L OBP: 0.396, SLG: 0.457			G3-1		K					4	1	1	2	0	1	1											
13 Manny Machado, R OBP: 0.281, SLG: 0.416				K						4	2	2	4	0	1	1											
1 Everth Cabrera, S OBP: 0.255, SLG: 0.231				G3						3	0	0	0	0	0	0											
28 Steve Pearce, R OBP: 0.231, SLG: 0.277						G4-3		F7		1	0	0	0	0	0	0											
34 Ryan Lavanway, R OBP: 0.143, SLG: 0.154				G5-3		L7		F9		4	0	0	0	0	1	0											
Inning Stats	R: 0 E: 0 K: 0 S: 4	H: 0 LOB: 0 BB: 0 P: 5	R: 0 E: 0 K: 1 S: 8	H: 0 LOB: 0 BB: 0 P: 12	R: 0 E: 0 K: 1 S: 6	H: 0 LOB: 0 BB: 0 P: 11	R: 0 E: 0 K: 2 S: 8	H: 0 LOB: 0 BB: 0 P: 13	R: 0 E: 0 K: 2 S: 10	H: 0 LOB: 0 BB: 0 P: 15	R: 1 E: 0 K: 0 S: 8	H: 2 LOB: 1 BB: 0 P: 11	R: 1 E: 0 K: 1 S: 10	H: 2 LOB: 1 BB: 0 P: 17	R: 0 E: 0 K: 0 S: 10	H: 0 LOB: 1 BB: 0 P: 16	R: 4 E: 0 K: 2 S: 15	H: 4 LOB: 0 BB: 0 P: 22	1B: 5 2B: 1 3B: 0 HR: 2	SF: 0 SAC: 0 DP: 0 HBP: 1	WP: 0 PB: 0 SB: 0 CS: 0	PA: 36					
PITCHER	IP	WLS	BF	H	R	ER	SO	BB	IBB	HBP	BLK	WP	HR	S	P	ERA	WHIP										
36 Drew Hutchison, R ERA: 5.48	8.0	W	29	4	2	2	7	0	0	1	0	0	1	64	100	2.25	0.500										
31 Liam Hendriks, R ERA: 4.91	0.1		4	3	3	3	1	0	0	0	0	0	0	7	10	81.00	9.000										
51 Miguel Castro, R ERA: 1.93	0.2	S	3	1	1	1	1	0	0	0	0	0	1	8	12	13.50	1.500										

Batter	1	2	3	4	5	6	7	8	9	AB	R	H	RBI	BB	SO	LOB	BOTTOM										
7 José Reyes, S OBP: 0.283, SLG: 0.327	F7		SH1-3	L8		L8		F9		4	0	0	0	0	0	2	Baltimore Orioles @ Toronto Blue Jays Rogers Centre, Toronto, ON Thu Apr 23 2015, 7:07 PM - 9:43 PM EDT Att: 18,581 - Roof Closed - 68 F										
29 Devon Travis, R OBP: 0.446, SLG: 0.712	G5-3		FC2	P6						3	1	1	1	2	0	2											
20 Josh Donaldson, R OBP: 0.400, SLG: 0.635	G5-3		HR							4	2	2	2	0	1	3											
10 Edwin Encarnación, R OBP: 0.246, SLG: 0.403	G6-3		K			K		K		4	0	0	0	0	3	4											
14 Justin Smoak, S OBP: 0.412, SLG: 0.385		P6		BB		BB		BB		1	1	0	0	3	0	0											
55 Russell Martin, R OBP: 0.333, SLG: 0.341	L7			BB				G6-3		3	1	1	1	1	0	1											
45 Dalton Pompey, S OBP: 0.316, SLG: 0.424	L9			K		K		G3-1		4	0	0	0	0	2	5											
23 Danny Valencia, R OBP: 0.571, SLG: 0.769			SH1-3	BB		K		P4		3	2	1	1	1	1	3											
11 Kevin Pillar, R OBP: 0.297, SLG: 0.387			SH1-3	BB		BB		L8		3	0	2	2	1	0	0											
Inning Stats	R: 0 E: 0 K: 0 S: 11	H: 0 LOB: 1 BB: 1 P: 17	R: 0 E: 0 K: 0 S: 4	H: 0 LOB: 0 BB: 0 P: 6	R: 3 E: 0 K: 1 S: 12	H: 2 LOB: 1 BB: 1 P: 20	R: 3 E: 0 K: 1 S: 13	H: 2 LOB: 1 BB: 2 P: 28	R: 1 E: 0 K: 3 S: 14	H: 2 LOB: 2 BB: 1 P: 23	R: 0 E: 0 K: 2 S: 16	H: 0 LOB: 2 BB: 2 P: 29	R: 0 E: 0 K: 0 S: 8	H: 0 LOB: 1 BB: 1 P: 16	R: 0 E: 0 K: 0 S: 6	H: 1 LOB: 1 BB: 0 P: 7		1B: 1 2B: 5 3B: 0 HR: 1	SF: 0 SAC: 1 DP: 0 HBP: 0	WP: 0 PB: 1 SB: 0 CS: 0	PA: 38						
PITCHER	IP	WLS	BF	H	R	ER	SO	BB	IBB	HBP	BLK	WP	HR	S	P	ERA	WHIP										
30 Chris Tillman, R ERA: 7.58	4.1	L	23	5	7	7	3	5	0	0	0	0	0	24	40	0.00	1.800										
35 Brad Brach, R ERA: 4.09	1.2		8	1	0	0	4	2	0	0	0	0	0	8	16	0.00	1.000										
29 Tommy Hunter, R ERA: 8.1	1.0		4	0	0	0	0	1	0	0	0	0	0	6	7	0.00	1.000										
53 Zack Britton, L ERA: 1.23	1.0		3	1	0	0	0	0	0	0	0	0	0	6	7	0.00	1.000										

Batter	1	2	3	4	5	6	7	8	9	AB	R	H	RBI	BB	SO	LOB	TOP																				
7 José Reyes, S OBP: 0.267, SLG: 0.304	G1-3		G5-4-3 1B		F9			K		4	0	1	0	0	1	0	Toronto Blue Jays @ Tampa Bay Rays Tropicana Field, St. Petersburg, FL Sat Apr 25 2015, 6:10 PM - 8:41 PM EDT Att: 19,772 - Dome - 72 F																				
29 Devon Travis, R OBP: 0.439, SLG: 0.733	2B		1B			G6-3		K		4	1	2	0	0	1	0																					
20 Josh Donaldson, R OBP: 0.397, SLG: 0.606	1B		G5-4-3			1B		K		4	0	2	1	0	1	2																					
10 Edwin Encarnación, R OBP: 0.250, SLG: 0.382	P3		K			1B		K		4	0	0	0	0	2	3																					
14 Justin Smoak, S OBP: 0.385, SLG: 0.452	K		K			1B		K		4	0	0	0	0	3	2																					
55 Russell Martin, R OBP: 0.328, SLG: 0.396	G6-3		G3			HR		G3		4	1	1	1	0	0	0																					
21 Michael Saunders, L	BB		G3-1			K		K		2	0	0	0	1	1	0																					
11 Kevin Pillar, R OBP: 0.268, SLG: 0.348	P6		F9			B2-3		B2-3		3	0	0	0	0	0	1																					
45 Dalton Pompey, S	P5		L8			K		K		3	0	0	0	0	1	1																					
Inning Stats	R: 1 H: 2 E: 0 K: 1 S: 11	H: 2 LOB: 1 BB: 0 P: 14	R: 0 H: 0 E: 0 K: 0 S: 12	H: 0 LOB: 1 BB: 1 P: 23	R: 0 H: 2 E: 0 K: 1 S: 8	H: 0 LOB: 0 BB: 0 P: 10	R: 0 H: 0 E: 0 K: 0 S: 9	H: 0 LOB: 0 BB: 0 P: 11	R: 0 H: 1 E: 0 K: 2 S: 10	H: 1 LOB: 1 BB: 0 P: 19	R: 1 H: 1 E: 0 K: 2 S: 9	H: 1 LOB: 0 BB: 0 P: 14	R: 0 H: 0 E: 0 K: 3 S: 12	H: 0 LOB: 0 BB: 0 P: 17	R: 0 H: 0 E: 0 K: 1 S: 8	H: 0 LOB: 0 BB: 0 P: 13	1B: 4 2B: 1 3B: 0 HR: 1	SF: 0 SAC: 0 DP: 1 HBP: 0	WP: 0 PB: 0 SB: 2 CS: 0	PA: 33																	
PITCHER	IP	WLS	BF	H	R	ER	SO	BB	IBB	HBP	BLK	WP	HR	S	P	ERA	WHIP	PITCHER	IP	WLS	BF	H	R	ER	SO	BB	IBB	HBP	BLK	WP	HR	S	P	ERA	WHIP		
30 Erasmo Ramírez, R ERA: 13.94	4.0		16	4	1	1	2	1	0	0	0	0	0	40	58	2.25	1.250																				
47 Brandon Gomes, R	2.0		7	1	0	0	2	0	0	0	0	0	0	17	30	0.00	0.500																				
54 Steve Geltz, R ERA: 3.6	1.0		4	1	1	1	2	0	0	0	0	0	1	14	14	9.00	1.000																				
43 Ernesto Frieri, R ERA: 5.19	1.0	W	3	0	0	0	3	0	0	0	0	0	0	12	17	0.00	0.000																				
26 Brad Boxberger, R ERA: 2.16	1.0	S	3	0	0	0	1	0	0	0	0	0	0	8	13	0.00	0.000																				

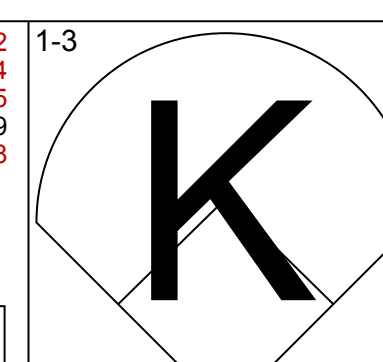
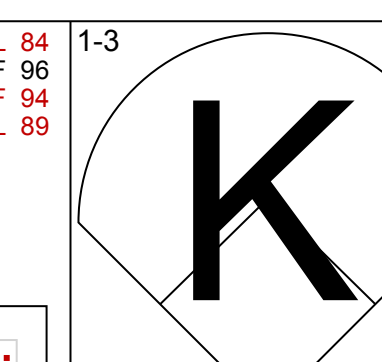
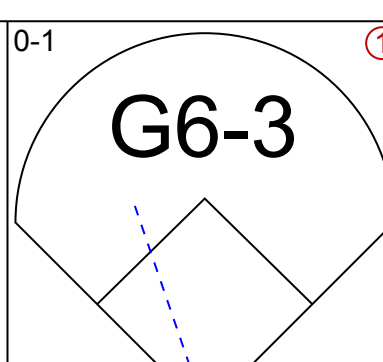
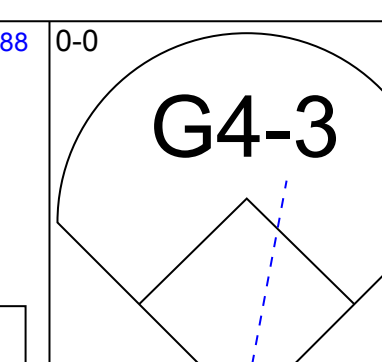
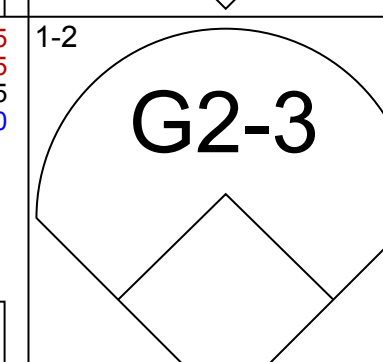
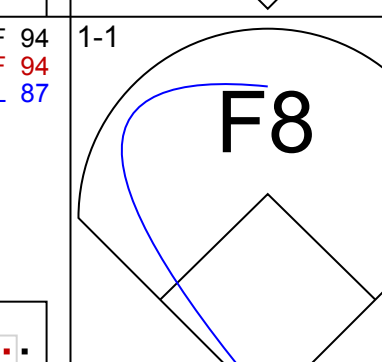
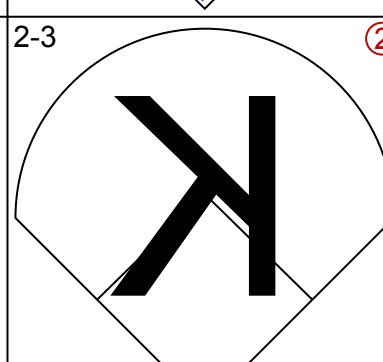
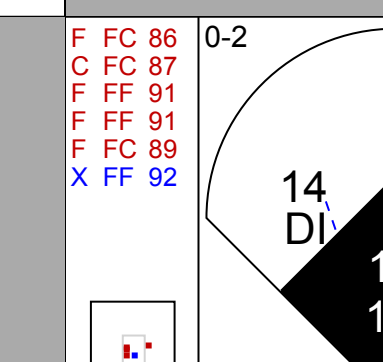
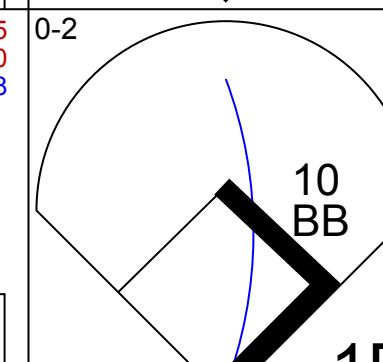
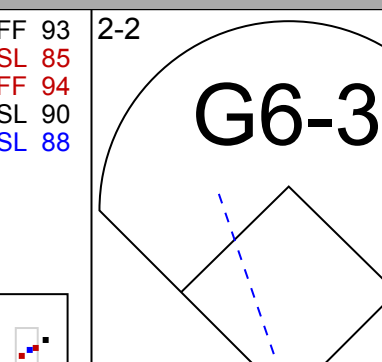
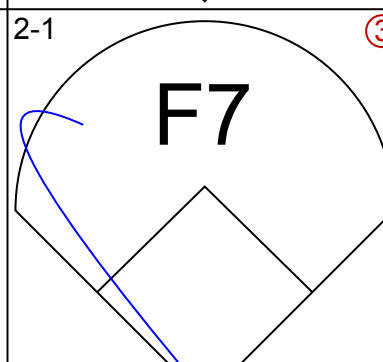
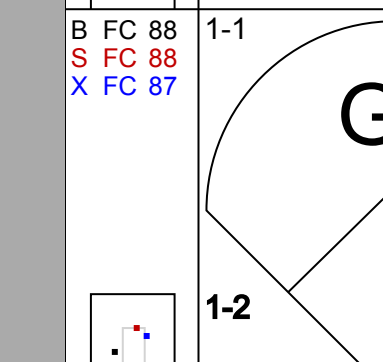
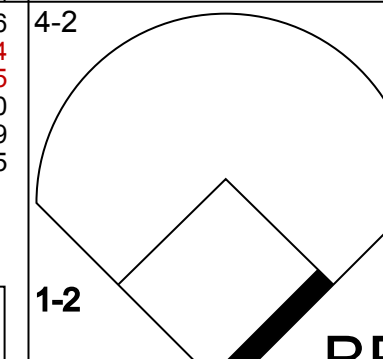
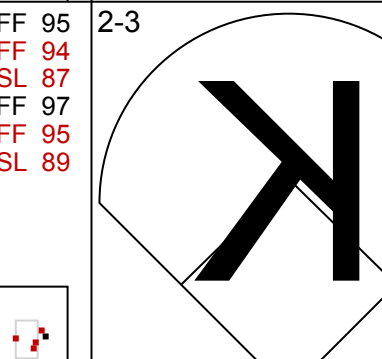
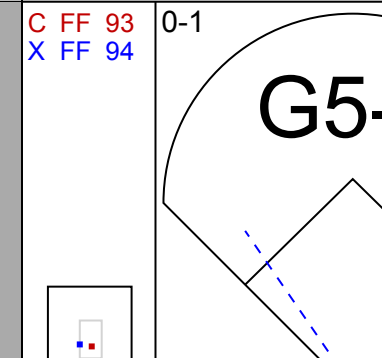
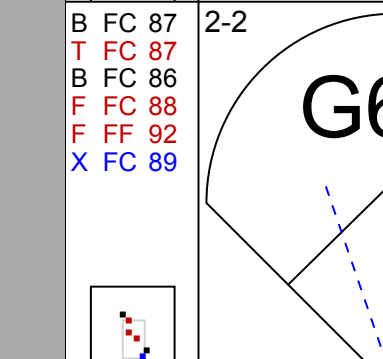
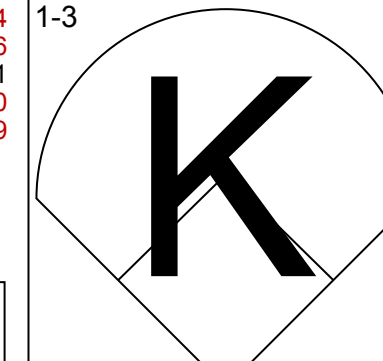
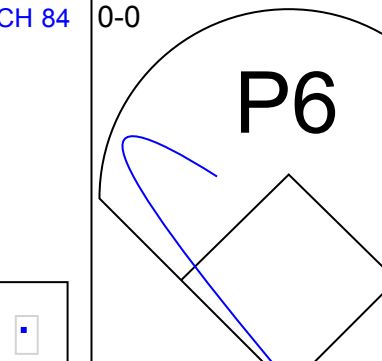
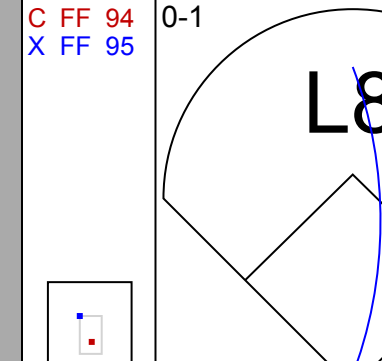
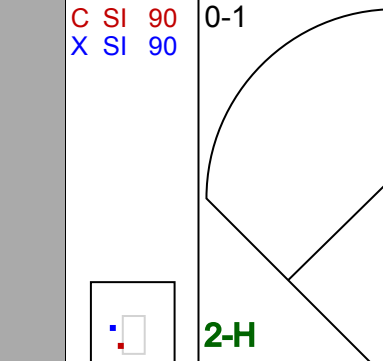
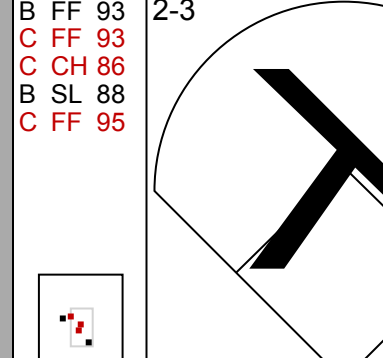
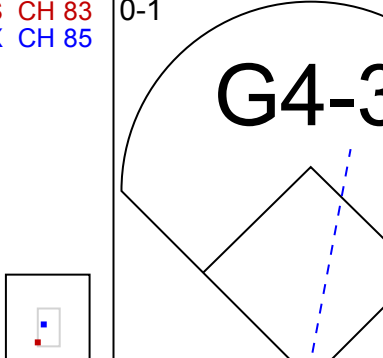
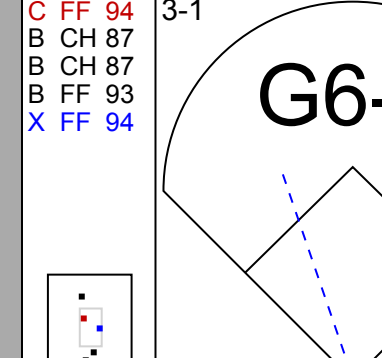
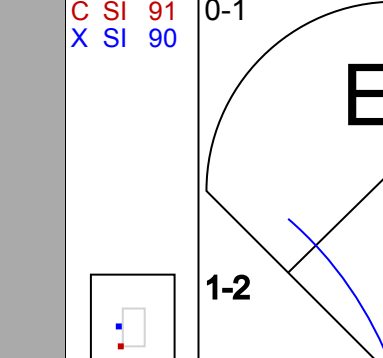
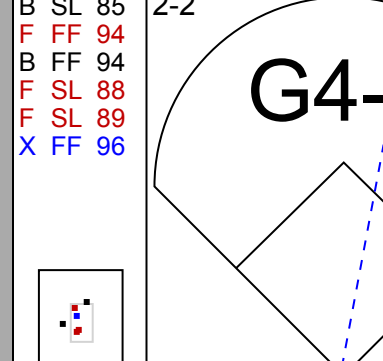
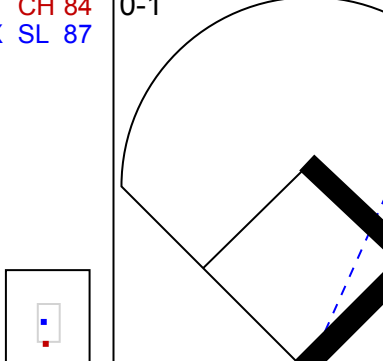
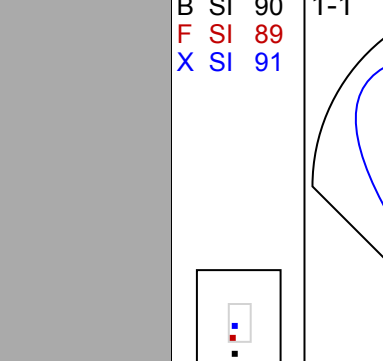
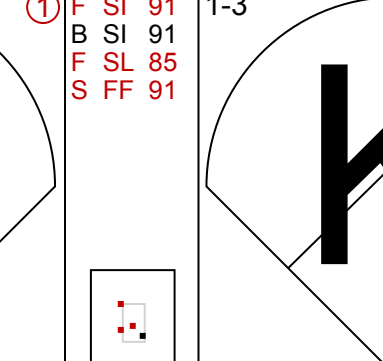
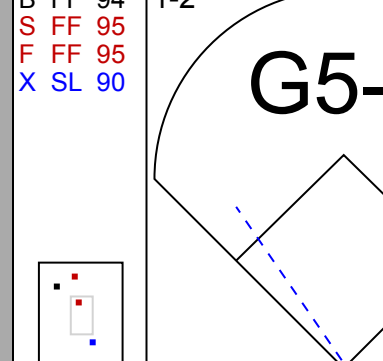
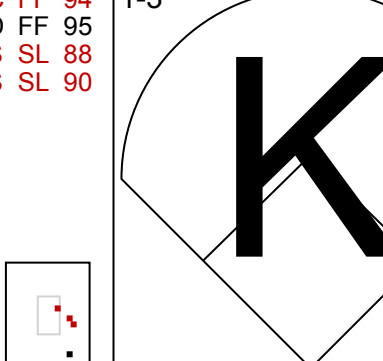
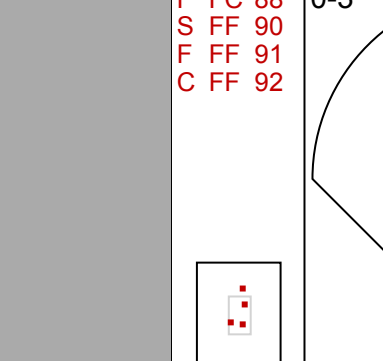
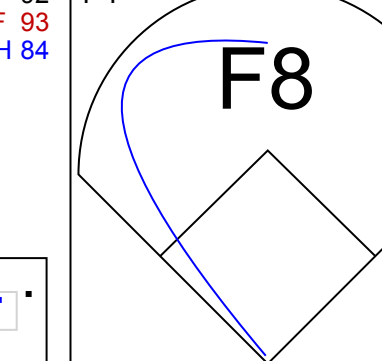
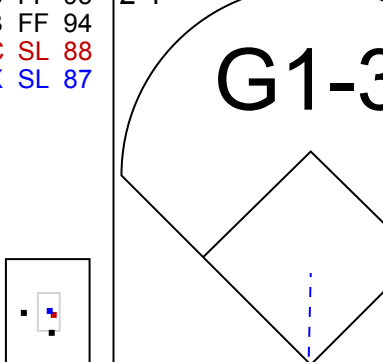
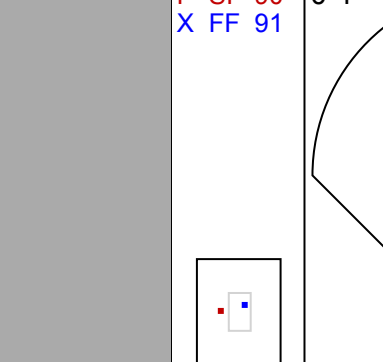
Batter	1	2	3	4	5	6	7	8	9	AB	R	H	RBI	BB	SO	LOB	BOTTOM																				
5 Brandon Guyer, R OBP: 0.378, SLG: 0.333	G1-3		F8		K2-3			K2-3		4	0	0	0	0	2	1	Toronto Blue Jays @ Tampa Bay Rays Tropicana Field, St. Petersburg, FL Sat Apr 25 2015, 6:10 PM - 8:41 PM EDT Att: 19,772 - Dome - 72 F																				
44 René Rivera, R OBP: 0.186, SLG: 0.232										0	0	0	0	0	0	0																					
20 Steven Souza Jr., R OBP: 0.343, SLG: 0.568	BB		F9		G3			K		3	1	0	0	1	1	0																					
13 Asdrúbal Cabrera, S OBP: 0.294, SLG: 0.294	K		1B		G4-3			K		4	0	1	0	0	2	1																					
3 Evan Longoria, R OBP: 0.380, SLG: 0.441	2B		1B		1B			1B		4	1	4	1	0	0	0																					
8 Desmond Jennings, R OBP: 0.306, SLG: 0.238	1B		K		K			1B		3	0	1	0	0	2	3																					
7 David DeJesus, L OBP: 0.436, SLG: 0.500								1B		1	1	1	0	0	0	0																					
11 Logan Forsythe, R OBP: 0.379, SLG: 0.429	BB							2B		2	0	0	0	1	0	1																					
21 James Loney, L OBP: 0.444, SLG: 1.000								2B		1	1	1	1	0	0	0																					
1 Tim Beckham, R OBP: 0.318, SLG: 0.575	K							2B		4	0	1	2	0	2	2																					
10 Jake Elmore, R OBP: 0.200, SLG: 0.800	F8		G1-3		G1-3			G4-3		4	0	0	0	0	0	3																					
46 Bobby Wilson, R OBP: 0.316, SLG: 0.188	G5-3		L7					BB		2	0	0	0	1	0	2																					
39 Kevin Kiermaier, L OBP: 0.306, SLG: 0.553										0	0	0	0	0	0	0																					
Inning Stats	R: 1 H: 1 E: 0 K: 1 S: 11	H: 1 LOB: 1 BB: 1 P: 18	R: 0 H: 1 E: 0 K: 1 S: 13	H: 1 LOB: 2 BB: 1 P: 22	R: 0 H: 2 E: 0 K: 1 S: 12	H: 0 LOB: 0 BB: 0 P: 17	R: 0 H: 0 E: 0 K: 1 S: 6	H: 0 LOB: 0 BB: 0 P: 9	R: 0 H: 1 E: 0 K: 1 S: 12	H: 1 LOB: 1 BB: 0 P: 16	R: 0 H: 0 E: 0 K: 1 S: 8	H: 0 LOB: 1 BB: 1 P: 15	R: 3 H: 4 E: 0 K: 2 S: 18	H: 4 LOB: 1 BB: 0 P: 27	1B: 6 2B: 3 3B: 0 HR: 0	SF: 0 SAC: 0 DP: 0 HBP: 0	WP: 1 PB: 0 SB: 0 CS: 0	PA: 35																			
PITCHER	IP	WLS	BF	H	R	ER	SO	BB	IBB	HBP	BLK	WP	HR	S	P	ERA	WHIP	PITCHER	IP	WLS	BF	H	R	ER	SO	BB	IBB	HBP	BLK	WP	HR	S	P	ERA	WHIP		
32 Daniel Norris, L ERA: 4.43	7.0		28	5	1	1	7	3	0	0	0	0	0	69	108	1.29	1.143																				
54 Roberto Osuna, R	0.2	H	3	1	1	1	2	0	0	0	0	0	0	12	17	13.50	1.500																				
27 Brett Cecil, L ERA: 7.2	0.0	L	1	1	0	0	0	0	0	0	0	0	0	2	3	∞	∞																				
51 Miguel Castro, R ERA: 2.79	0.1	B	3	2	2	2	0	0	0	0	0	0	0	4	7	54.00	6.000																				

AB	32
R	2
H	6
RBI	2
BB	1
SO	10
LOB	9



AB	32
R	4
H	9
RBI	4
BB	3
SO	9
LOB	13

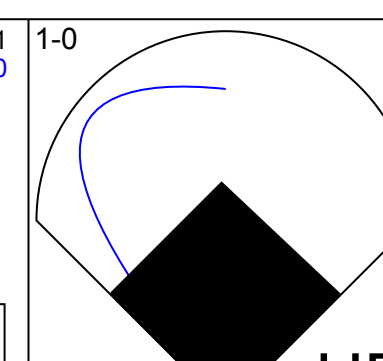

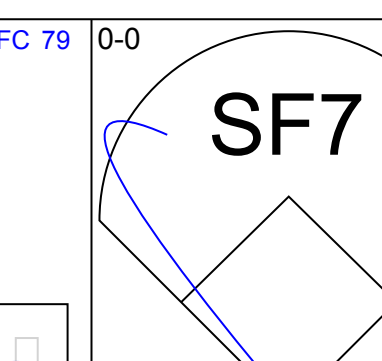
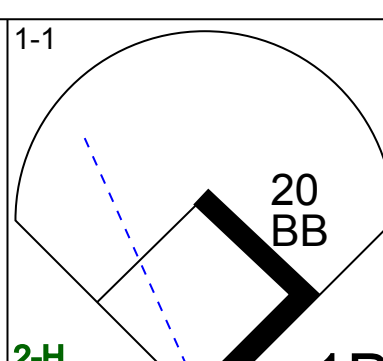
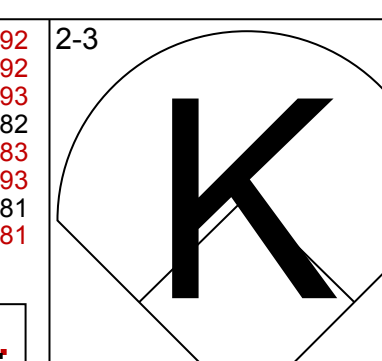
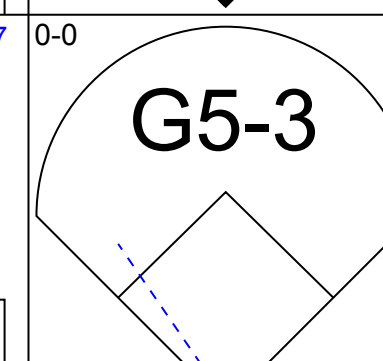
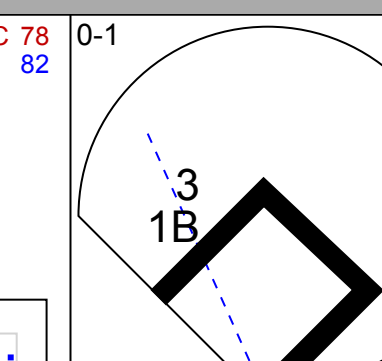
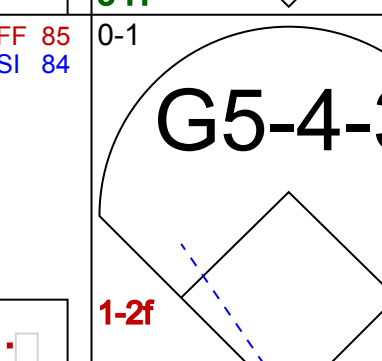
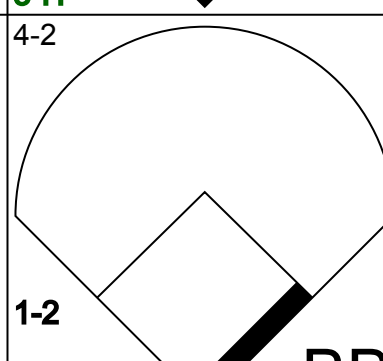
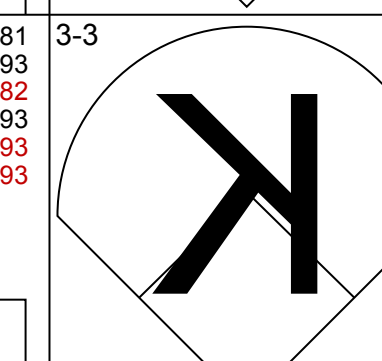
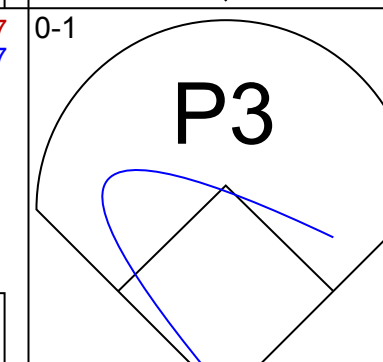
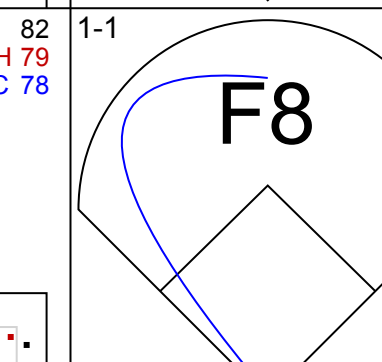
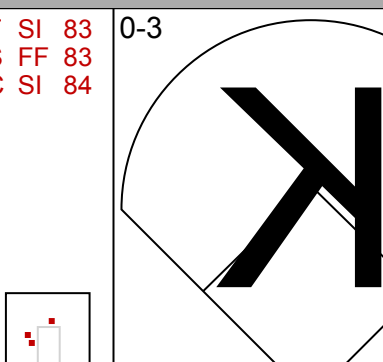
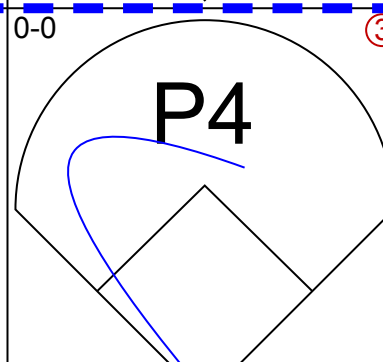
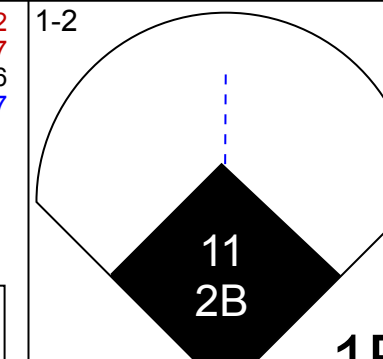
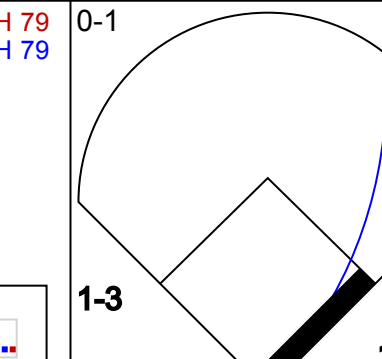
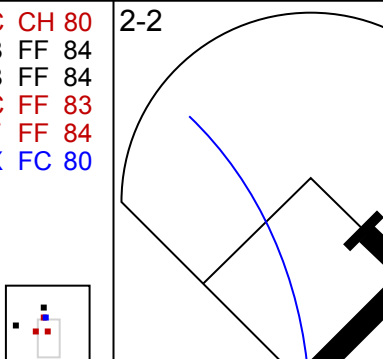

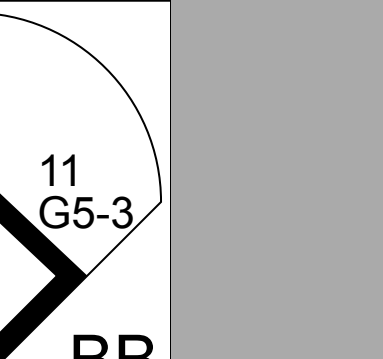
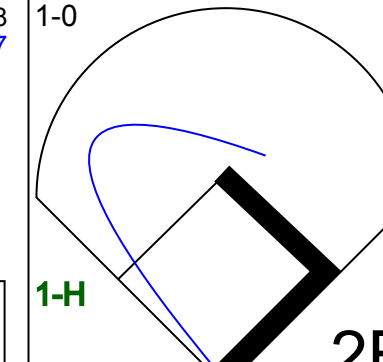
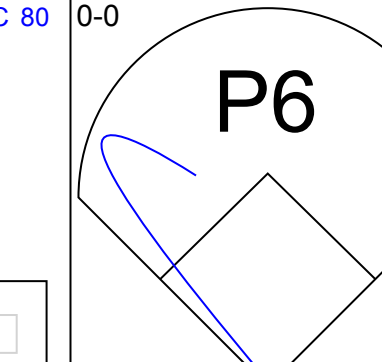
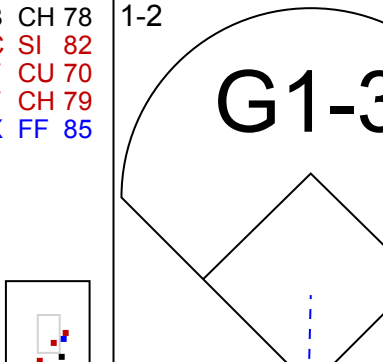
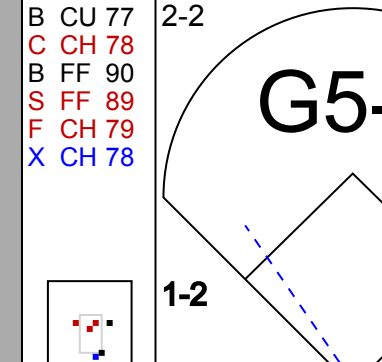

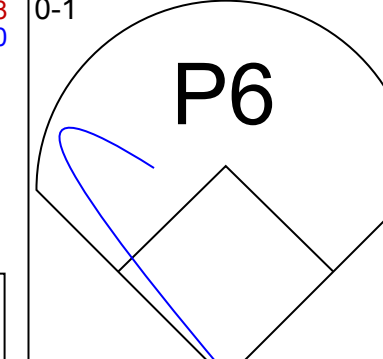
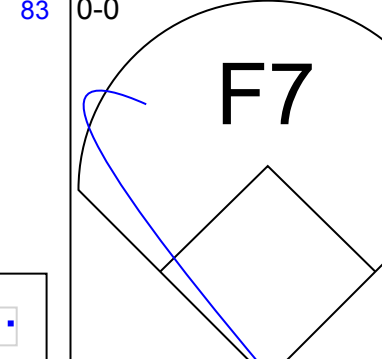
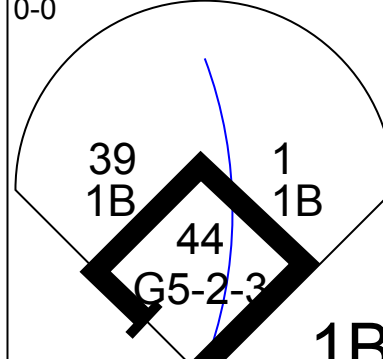
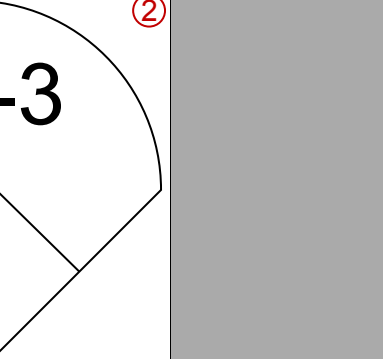
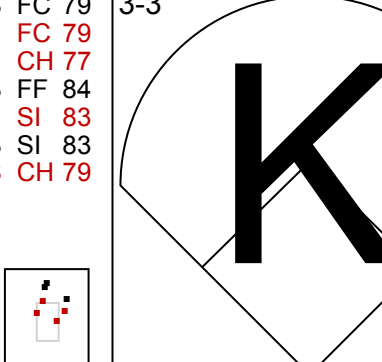
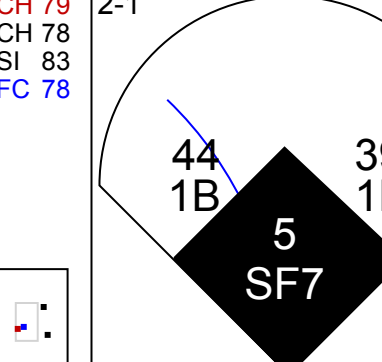
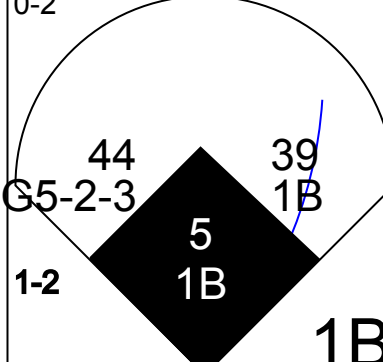
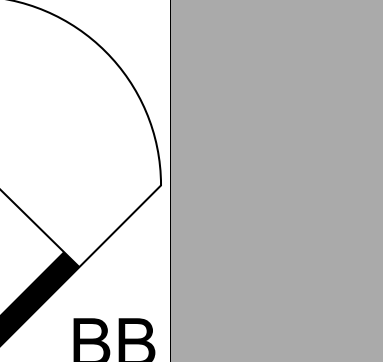
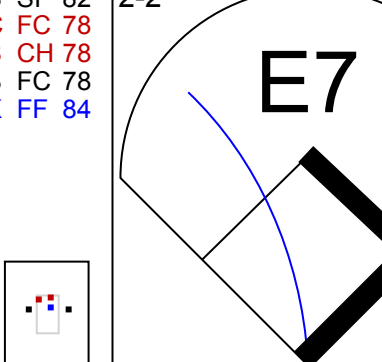
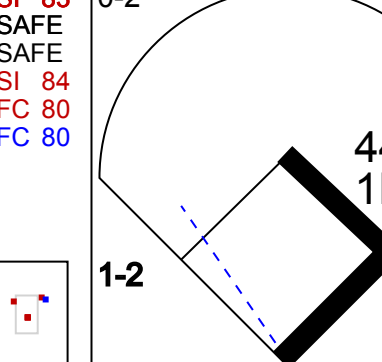
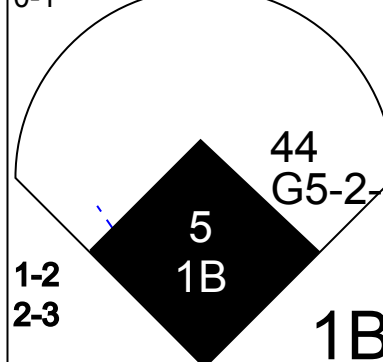
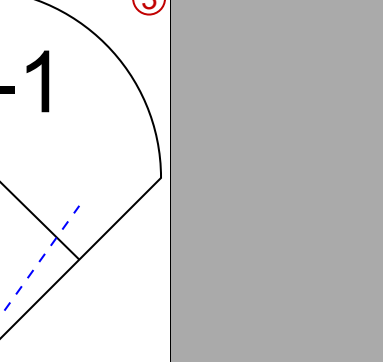
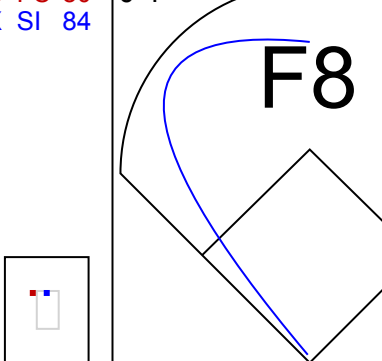
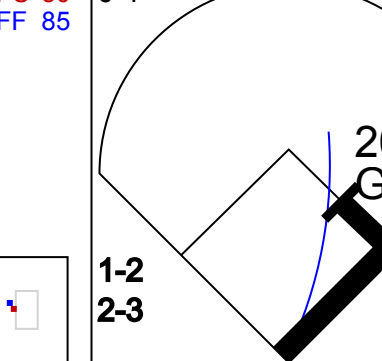
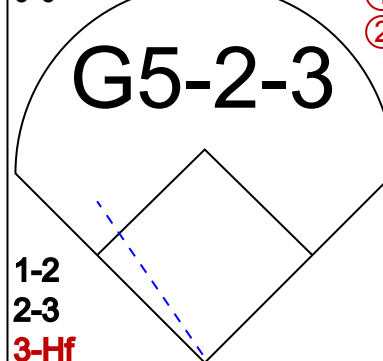
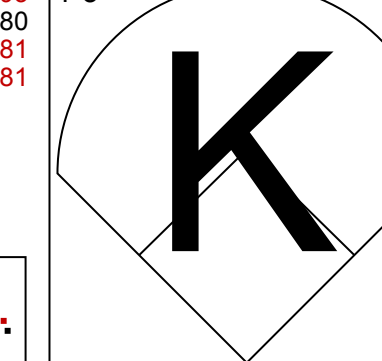


Batter	1	2	3	4	5	6	7	8	9	AB	R	H	RBI	BB	SO	LOB	TOP			
29 Devon Travis, R OBP: 0.414, SLG: 0.688										4	0	0	0	0	2	1				
55 Russell Martin, R OBP: 0.323, SLG: 0.385										4	1	1	0	0	1	0				
20 Josh Donaldson, R OBP: 0.390, SLG: 0.587											4	0	1	0	0	0	1			
10 Edwin Encarnación, R OBP: 0.250, SLG: 0.366											3	0	0	0	1	1				
14 Justin Smoak, S OBP: 0.372, SLG: 0.429											4	0	1	1	0	1	2			
21 Michael Saunders, L												4	0	0	0	0	1			
45 Dalton Pompey, S OBP: 0.289, SLG: 0.391												4	0	1	0	0	1	2		
11 Kevin Pillar, R OBP: 0.257, SLG: 0.333												3	0	0	0	0	2	1		
17 Ryan Goins, L OBP: 0.304, SLG: 0.238												3	0	1	0	0	0	1		
Inning Stats	R: 0 H: 1 E: 0 K: 2 S: 16	H: 0 LOB: 2 BB: 1 P: 23	R: 0 H: 0 E: 0 K: 1 S: 10	H: 0 LOB: 0 BB: 0 P: 15	R: 0 H: 0 E: 0 K: 1 S: 7	H: 0 LOB: 0 BB: 0 P: 10	R: 0 H: 0 E: 0 K: 1 S: 8	H: 1 LOB: 1 BB: 0 P: 12	R: 0 H: 0 E: 0 K: 1 S: 9	H: 0 LOB: 0 BB: 0 P: 12	R: 0 H: 0 E: 0 K: 0 S: 6	H: 0 LOB: 0 BB: 0 P: 9	R: 0 H: 1 E: 0 K: 1 S: 9	H: 1 LOB: 1 BB: 0 P: 10	R: 1 H: 2 E: 1 K: 1 S: 19	H: 2 LOB: 2 BB: 0 P: 23	1B: 4 2B: 1 3B: 0 HR: 0	SF: 0 SAC: 0 DP: 0 HBP: 0	WP: 0 PB: 0 SB: 0 CS: 0	PA: 34
PITCHER	IP WLS BF H R ER SO BB IBB HBP BLK WP HR S P ERA WHIP	IP WLS BF H R ER SO BB IBB HBP BLK WP HR S P ERA WHIP	IP WLS BF H R ER SO BB IBB HBP BLK WP HR S P ERA WHIP	IP WLS BF H R ER SO BB IBB HBP BLK WP HR S P ERA WHIP	IP WLS BF H R ER SO BB IBB HBP BLK WP HR S P ERA WHIP	IP WLS BF H R ER SO BB IBB HBP BLK WP HR S P ERA WHIP	IP WLS BF H R ER SO BB IBB HBP BLK WP HR S P ERA WHIP	IP WLS BF H R ER SO BB IBB HBP BLK WP HR S P ERA WHIP	IP WLS BF H R ER SO BB IBB HBP BLK WP HR S P ERA WHIP	IP WLS BF H R ER SO BB IBB HBP BLK WP HR S P ERA WHIP	IP WLS BF H R ER SO BB IBB HBP BLK WP HR S P ERA WHIP	IP WLS BF H R ER SO BB IBB HBP BLK WP HR S P ERA WHIP	IP WLS BF H R ER SO BB IBB HBP BLK WP HR S P ERA WHIP	IP WLS BF H R ER SO BB IBB HBP BLK WP HR S P ERA WHIP	IP WLS BF H R ER SO BB IBB HBP BLK WP HR S P ERA WHIP	IP WLS BF H R ER SO BB IBB HBP BLK WP HR S P ERA WHIP	IP WLS BF H R ER SO BB IBB HBP BLK WP HR S P ERA WHIP	IP WLS BF H R ER SO BB IBB HBP BLK WP HR S P ERA WHIP	IP WLS BF H R ER SO BB IBB HBP BLK WP HR S P ERA WHIP	IP WLS BF H R ER SO BB IBB HBP BLK WP HR S P ERA WHIP

Toronto Blue Jays @ Tampa Bay Rays
Tropicana Field, St. Petersburg, FL
Sun Apr 26 2015, 1:12 PM - 3:34 PM EDT
Att: 21,107 - Dome - 72 F

AB 33
R 1
H 5
RBI 1
BB 1
SO 9
LOB 10



Batter	1	2	3	4	5	6	7	8	9	AB	R	H	RBI	BB	SO	LOB	BOTTOM			
5 Brandon Guyer, R OBP: 0.380, SLG: 0.425											4	1	2	4	0	2	1			
20 Steven Souza Jr., R OBP: 0.347, SLG: 0.462											4	0	1	0	1	1	2			
13 Asdrúbal Cabrera, S OBP: 0.290, SLG: 0.276											4	0	0	0	0	1	3			
3 Evan Longoria, R OBP: 0.413, SLG: 0.468											3	1	3	0	1	0	0			
11 Logan Forsythe, R OBP: 0.371, SLG: 0.433											4	0	1	1	0	0	3			
21 James Loney, L OBP: 0.385, SLG: 0.750											4	0	1	0	0	0	4			
1 Tim Beckham, R OBP: 0.354, SLG: 0.581										3	2	2	0	1	1	0				
39 Kevin Kiermaier, L OBP: 0.321, SLG: 0.549										4	1	2	0	0	0	2				
44 René Rivera, R OBP: 0.190, SLG: 0.233										4	0	1	0	0	1	4				
Inning Stats	R: 2 H: 3 E: 0 K: 0 S: 10	H: 0 LOB: 1 BB: 0 P: 13	R: 0 H: 0 E: 1 K: 2 S: 12	H: 0 LOB: 0 BB: 0 P: 18	R: 0 H: 2 E: 0 K: 0 S: 8	H: 2 LOB: 2 BB: 0 P: 9	R: 1 H: 3 E: 0 K: 0 S: 11	H: 3 LOB: 1 BB: 0 P: 13	R: 0 H: 1 E: 0 K: 1 S: 11	H: 0 LOB: 0 BB: 0 P: 14	R: 2 H: 4 E: 0 K: 0 S: 12	H: 4 LOB: 2 BB: 1 P: 17	R: 0 H: 0 E: 0 K: 0 S: 9	H: 0 LOB: 2 BB: 2 P: 19	R: 0 H: 0 E: 0 K: 3 S: 12	H: 0 LOB: 0 BB: 0 P: 18	1B: 11 2B: 1 3B: 0 HR: 1	SF: 1 SAC: 0 DP: 2 HBP: 0	WP: 0 PB: 0 SB: 0 CS: 0	PA: 38
PITCHER	IP WLS BF H R ER SO BB IBB HBP BLK WP HR S P ERA WHIP	IP WLS BF H R ER SO BB IBB HBP BLK WP HR S P ERA WHIP	IP WLS BF H R ER SO BB IBB HBP BLK WP HR S P ERA WHIP	IP WLS BF H R ER SO BB IBB HBP BLK WP HR S P ERA WHIP	IP WLS BF H R ER SO BB IBB HBP BLK WP HR S P ERA WHIP	IP WLS BF H R ER SO BB IBB HBP BLK WP HR S P ERA WHIP	IP WLS BF H R ER SO BB IBB HBP BLK WP HR S P ERA WHIP	IP WLS BF H R ER SO BB IBB HBP BLK WP HR S P ERA WHIP	IP WLS BF H R ER SO BB IBB HBP BLK WP HR S P ERA WHIP	IP WLS BF H R ER SO BB IBB HBP BLK WP HR S P ERA WHIP	IP WLS BF H R ER SO BB IBB HBP BLK WP HR S P ERA WHIP	IP WLS BF H R ER SO BB IBB HBP BLK WP HR S P ERA WHIP	IP WLS BF H R ER SO BB IBB HBP BLK WP HR S P ERA WHIP	IP WLS BF H R ER SO BB IBB HBP BLK WP HR S P ERA WHIP	IP WLS BF H R ER SO BB IBB HBP BLK WP HR S P ERA WHIP	IP WLS BF H R ER SO BB IBB HBP BLK WP HR S P ERA WHIP	IP WLS BF H R ER SO BB IBB HBP BLK WP HR S P ERA WHIP	IP WLS BF H R ER SO BB IBB HBP BLK WP HR S P ERA WHIP	IP WLS BF H R ER SO BB IBB HBP BLK WP HR S P ERA WHIP	IP WLS BF H R ER SO BB IBB HBP BLK WP HR S P ERA WHIP

Toronto Blue Jays @ Tampa Bay Rays
Tropicana Field, St. Petersburg, FL
Sun Apr 26 2015, 1:12 PM - 3:34 PM EDT
Att: 21,107 - Dome - 72 F

AB 34
R 5
H 13
RBI 5
BB 3
SO 6
LOB 19



Batter	1	2	3	4	5	6	7	8	9	AB	R	H	RBI	BB	SO	LOB	TOP						
7 José Reyes, S OBP: 0.266, SLG: 0.300										4	1	1	0	0	2	3							
29 Devon Travis, R OBP: 0.419, SLG: 0.721										4	2	2	2	0	1	1							
20 Josh Donaldson, R OBP: 0.384, SLG: 0.564										3	1	0	0	1	2	0							
19 José Bautista, R OBP: 0.317, SLG: 0.400										3	0	0	0	1	2	2							
10 Edwin Encarnación, R OBP: 0.238, SLG: 0.347										4	0	0	0	0	1	3							
55 Russell Martin, R OBP: 0.333, SLG: 0.400										3	0	0	0	1	2	1							
21 Michael Saunders, L										4	0	2	1	0	2	0							
11 Kevin Pillar, R OBP: 0.269, SLG: 0.355										4	0	2	1	0	2	0							
45 Dalton Pompey, S OBP: 0.275, SLG: 0.370										4	0	0	0	0	1	3							
Inning Stats	R: 3 H: 3 E: 0 K: 1 S: 20	H: 3 LOB: 1 BB: 1 P: 33	R: 0 H: 0 E: 0 K: 3 S: 12	H: 0 LOB: 0 BB: 0 P: 14	R: 1 H: 1 E: 0 K: 3 S: 12	H: 1 LOB: 1 BB: 0 P: 17	R: 1 H: 1 E: 0 K: 0 S: 6	H: 1 LOB: 1 BB: 2 P: 16	R: 0 H: 0 E: 0 K: 2 S: 10	H: 0 LOB: 0 BB: 0 P: 14	R: 0 H: 0 E: 0 K: 1 S: 8	H: 0 LOB: 0 BB: 0 P: 10	R: 0 H: 1 E: 0 K: 1 S: 8	H: 1 LOB: 1 BB: 0 P: 13	R: 0 H: 0 E: 0 K: 1 S: 6	H: 0 LOB: 1 BB: 1 P: 12	R: 0 H: 0 E: 0 K: 2 S: 12	H: 0 LOB: 0 BB: 0 P: 16	1B: 3 2B: 2 3B: 0 HR: 1	SF: 0 SAC: 0 DP: 1 HBP: 0	WP: 0 PB: 0 SB: 1 CS: 0	PA: 36	
PITCHER	IP WLS BF H R ER SO BB IBB HBP BLK WP HR S P ERA WHIP	IP WLS BF H R ER SO BB IBB HBP BLK WP HR S P ERA WHIP	IP WLS BF H R ER SO BB IBB HBP BLK WP HR S P ERA WHIP	IP WLS BF H R ER SO BB IBB HBP BLK WP HR S P ERA WHIP	IP WLS BF H R ER SO BB IBB HBP BLK WP HR S P ERA WHIP	IP WLS BF H R ER SO BB IBB HBP BLK WP HR S P ERA WHIP	IP WLS BF H R ER SO BB IBB HBP BLK WP HR S P ERA WHIP	IP WLS BF H R ER SO BB IBB HBP BLK WP HR S P ERA WHIP	IP WLS BF H R ER SO BB IBB HBP BLK WP HR S P ERA WHIP	IP WLS BF H R ER SO BB IBB HBP BLK WP HR S P ERA WHIP	IP WLS BF H R ER SO BB IBB HBP BLK WP HR S P ERA WHIP	IP WLS BF H R ER SO BB IBB HBP BLK WP HR S P ERA WHIP	IP WLS BF H R ER SO BB IBB HBP BLK WP HR S P ERA WHIP	IP WLS BF H R ER SO BB IBB HBP BLK WP HR S P ERA WHIP	IP WLS BF H R ER SO BB IBB HBP BLK WP HR S P ERA WHIP	IP WLS BF H R ER SO BB IBB HBP BLK WP HR S P ERA WHIP	IP WLS BF H R ER SO BB IBB HBP BLK WP HR S P ERA WHIP	IP WLS BF H R ER SO BB IBB HBP BLK WP HR S P ERA WHIP	IP WLS BF H R ER SO BB IBB HBP BLK WP HR S P ERA WHIP	IP WLS BF H R ER SO BB IBB HBP BLK WP HR S P ERA WHIP	IP WLS BF H R ER SO BB IBB HBP BLK WP HR S P ERA WHIP	IP WLS BF H R ER SO BB IBB HBP BLK WP HR S P ERA WHIP	IP WLS BF H R ER SO BB IBB HBP BLK WP HR S P ERA WHIP

Toronto Blue Jays @ Boston Red Sox
Fenway Park, Boston, MA
Mon Apr 27 2015, 6:44 PM - 9:32 PM EDT
Att: 34,739 - Cloudy - 49 F

AB	32
R	5
H	6
RBI	5
BB	4
SO	14
LOB	14



Batter	1	2	3	4	5	6	7	8	9	AB	R	H	RBI	BB	SO	LOB	BOTTOM							
50 Mookie Betts, R OBP: 0.303, SLG: 0.333										4	2	3	1	1	1	0								
15 Dustin Pedroia, R OBP: 0.392, SLG: 0.487										3	1	2	0	1	0	0								
34 David Ortiz, L OBP: 0.312, SLG: 0.415										3	1	1	0	1	0	1								
13 Hanley Ramirez, R OBP: 0.341, SLG: 0.616										3	0	0	1	0	2	2								
Pablo Sandoval, S OBP: 0.392, SLG: 0.412										2	1	2	3	0	0	0								
5 Allen Craig, R OBP: 0.194, SLG: 0.121										2	0	0	0	0	1	2								
29 Daniel Nava, S OBP: 0.205, SLG: 0.194										4	0	0	0	0	1	3								
26 Brock Holt, L OBP: 0.465, SLG: 0.538										4	0	0	0	0	2	0								
2 Xander Bogaerts, R OBP: 0.347, SLG: 0.369										4	1	1	0	0	1	0								
10 Ryan Hanigan, R OBP: 0.345, SLG: 0.289										4	0	1	0	0	1	0								
Inning Stats	R: 2 H: 2 E: 0 K: 2 S: 15	H: 2 LOB: 1 BB: 2 P: 31	R: 0 H: 0 E: 0 K: 2 S: 10	H: 0 LOB: 0 BB: 0 P: 16	R: 0 H: 0 E: 0 K: 1 S: 8	H: 0 LOB: 0 BB: 0 P: 13	R: 1 H: 1 E: 0 K: 1 S: 14	H: 1 LOB: 1 BB: 0 P: 19	R: 1 H: 2 E: 1 K: 1 S: 15	H: 2 LOB: 1 BB: 0 P: 21	R: 0 H: 0 E: 0 K: 0 S: 7	H: 0 LOB: 0 BB: 0 P: 9	R: 0 H: 0 E: 0 K: 0 S: 7	H: 0 LOB: 0 BB: 0 P: 8	R: 1 H: 2 E: 0 K: 1 S: 12	H: 2 LOB: 1 BB: 1 P: 25	R: 1 H: 3 E: 0 K: 1 S: 8	H: 3 LOB: 2 BB: 0 P: 14	1B: 7 2B: 2 3B: 0 HR: 1	SF: 1 SAC: 0 DP: 0 HBP: 0	WP: 2 PB: 0 SB: 0 CS: 1	PA: 37		
PITCHER	IP WLS BF H R ER SO BB IBB HBP BLK WP HR S P ERA WHIP	IP WLS BF H R ER SO BB IBB HBP BLK WP HR S P ERA WHIP	IP WLS BF H R ER SO BB IBB HBP BLK WP HR S P ERA WHIP	IP WLS BF H R ER SO BB IBB HBP BLK WP HR S P ERA WHIP	IP WLS BF H R ER SO BB IBB HBP BLK WP HR S P ERA WHIP	IP WLS BF H R ER SO BB IBB HBP BLK WP HR S P ERA WHIP	IP WLS BF H R ER SO BB IBB HBP BLK WP HR S P ERA WHIP	IP WLS BF H R ER SO BB IBB HBP BLK WP HR S P ERA WHIP	IP WLS BF H R ER SO BB IBB HBP BLK WP HR S P ERA WHIP	IP WLS BF H R ER SO BB IBB HBP BLK WP HR S P ERA WHIP	IP WLS BF H R ER SO BB IBB HBP BLK WP HR S P ERA WHIP	IP WLS BF H R ER SO BB IBB HBP BLK WP HR S P ERA WHIP	IP WLS BF H R ER SO BB IBB HBP BLK WP HR S P ERA WHIP	IP WLS BF H R ER SO BB IBB HBP BLK WP HR S P ERA WHIP	IP WLS BF H R ER SO BB IBB HBP BLK WP HR S P ERA WHIP	IP WLS BF H R ER SO BB IBB HBP BLK WP HR S P ERA WHIP	IP WLS BF H R ER SO BB IBB HBP BLK WP HR S P ERA WHIP	IP WLS BF H R ER SO BB IBB HBP BLK WP HR S P ERA WHIP	IP WLS BF H R ER SO BB IBB HBP BLK WP HR S P ERA WHIP	IP WLS BF H R ER SO BB IBB HBP BLK WP HR S P ERA WHIP	IP WLS BF H R ER SO BB IBB HBP BLK WP HR S P ERA WHIP	IP WLS BF H R ER SO BB IBB HBP BLK WP HR S P ERA WHIP	IP WLS BF H R ER SO BB IBB HBP BLK WP HR S P ERA WHIP	IP WLS BF H R ER SO BB IBB HBP BLK WP HR S P ERA WHIP

Toronto Blue Jays @ Boston Red Sox
Fenway Park, Boston, MA
Mon Apr 27 2015, 6:44 PM - 9:32 PM EDT
Att: 34,739 - Cloudy - 49 F

AB	33
R	6
H	10
RBI	5
BB	3
SO	9
LOB	8



Batter	1	2	3	4	5	6	7	8	9	AB	R	H	RBI	BB	SO	LOB	TOP										
29 Devon Travis, R OBP: 0.405, SLG: 0.658										3	0	0	0	1	1	1	Toronto Blue Jays @ Boston Red Sox Fenway Park, Boston, MA Wed Apr 29 2015, 6:13 PM - 8:53 PM EDT Att: 34,220 - Cloudy - 51 F										
20 Josh Donaldson, R OBP: 0.395, SLG: 0.575										4	0	0	0	0	1	2											
19 José Bautista, R OBP: 0.315, SLG: 0.431										4	0	0	0	0	2	2											
10 Edwin Encarnación, R OBP: 0.247, SLG: 0.345											4	0	1	0	0	3		1									
11 Kevin Pillar, R OBP: 0.299, SLG: 0.393											4	1	1	0	0	1		1									
21 Michael Saunders, L OBP: 0.283, SLG: 0.125											2	0	0	0	1	0		1									
55 Russell Martin, R OBP: 0.347, SLG: 0.390											1	0	0	0	0	1		0									
45 Dalton Pompey, S OBP: 0.277, SLG: 0.360										2	0	0	0	0	1	2											
22 Josh Thole, L (1, 2)										3	0	0	1	0	0	4											
17 Ryan Goins, L OBP: 0.323, SLG: 0.345										3	0	1	0	0	0	2											
Inning Stats	R: 0 E: 0 K: 3 S: 12	H: 0 LOB: 1 BB: 1 P: 18	R: 1 E: 1 K: 0 S: 16	H: 1 LOB: 1 BB: 0 P: 21	R: 0 E: 0 K: 0 S: 7	H: 0 LOB: 0 BB: 0 P: 11	R: 0 E: 0 K: 1 S: 6	H: 0 LOB: 0 BB: 0 P: 9	R: 0 E: 0 K: 1 S: 7	H: 0 LOB: 0 BB: 0 P: 12	R: 0 E: 0 K: 1 S: 9	H: 0 LOB: 0 BB: 0 P: 9	R: 0 E: 0 K: 0 S: 12	H: 1 LOB: 2 BB: 1 P: 19	R: 0 E: 0 K: 1 S: 11	H: 1 LOB: 1 BB: 0 P: 19	R: 0 E: 0 K: 3 S: 10	H: 0 LOB: 0 BB: 0 P: 17	1B: 2 2B: 1 3B: 0 HR: 0	SF: 0 SAC: 0 DP: 1 HBP: 1	WP: 0 PB: 0 SB: 1 CS: 0	PA: 33					
PITCHER	IP	WLS	BF	H	R	ER	SO	BB	IBB	HBP	BLK	WP	HR	S	P	ERA	WHIP										
22 Rick Porcello, R ERA: 5.34	7.0	W	26	2	1	1	6	2	0	1	0	0	0	69	99	1.29	0.571										
36 Junichi Tazawa, R ERA: 1.59	1.0	H	4	1	0	0	1	0	0	0	0	0	0	11	19	0.00	1.000										
19 Koji Uehara, R ERA: 2.84	1.0	S	3	0	0	0	3	0	0	0	0	0	0	10	17	0.00	0.000										

AB	30
R	1
H	3
RBI	1
BB	2
SO	10
LOB	16



Batter	1	2	3	4	5	6	7	8	9	AB	R	H	RBI	BB	SO	LOB	BOTTOM										
50 Mookie Betts, R OBP: 0.313, SLG: 0.345										4	0	1	1	0	1	1	Toronto Blue Jays @ Boston Red Sox Fenway Park, Boston, MA Wed Apr 29 2015, 6:13 PM - 8:53 PM EDT Att: 34,220 - Cloudy - 51 F										
15 Dustin Pedroia, R OBP: 0.367, SLG: 0.477										4	0	2	0	0	0	1											
34 David Ortiz, L OBP: 0.337, SLG: 0.444										4	1	2	1	0	0	1											
13 Hanley Ramirez, R OBP: 0.341, SLG: 0.659										4	1	1	2	0	3	1											
Pablo Sandoval, S OBP: 0.398, SLG: 0.442										4	0	0	0	0	1	0											
12 Mike Napoli, R OBP: 0.285, SLG: 0.250										3	0	0	0	0	0	0											
26 Brock Holt, L OBP: 0.471, SLG: 0.500											2	1	1	0	0	0											
2 Xander Bogaerts, R OBP: 0.338, SLG: 0.356											3	0	1	0	0	0		1									
10 Ryan Hanigan, R OBP: 0.355, SLG: 0.294										2	1	1	0	0	1	0											
Inning Stats	R: 0 E: 0 K: 1 S: 11	H: 1 LOB: 1 BB: 0 P: 14	R: 0 E: 0 K: 0 S: 8	H: 0 LOB: 1 BB: 0 P: 15	R: 3 E: 0 K: 0 S: 24	H: 4 LOB: 0 BB: 0 P: 31	R: 0 E: 0 K: 0 S: 7	H: 0 LOB: 0 BB: 0 P: 11	R: 0 E: 0 K: 2 S: 10	H: 1 LOB: 1 BB: 0 P: 10	R: 0 E: 0 K: 1 S: 7	H: 0 LOB: 0 BB: 0 P: 10	R: 0 E: 0 K: 0 S: 14	H: 3 LOB: 1 BB: 0 P: 18	R: 0 E: 0 K: 2 S: 8	H: 0 LOB: 0 BB: 0 P: 12		R: 0 E: 0 K: 3 S: 8	H: 0 LOB: 0 BB: 0 P: 17	1B: 8 2B: 0 3B: 0 HR: 1	SF: 0 SAC: 1 DP: 0 HBP: 1	WP: 0 PB: 1 SB: 0 CS: 0	PA: 32				
PITCHER	IP	WLS	BF	H	R	ER	SO	BB	IBB	HBP	BLK	WP	HR	S	P	ERA	WHIP										
43 R.A. Dickey, R ERA: 5.23	7.0	L	29	9	4	4	4	0	0	1	0	0	0	81	109	5.14	1.286										
35 Jeff Francis, L ERA: 3.52	1.0		3	0	0	0	2	0	0	0	0	0	0	8	12	0.00	0.000										

AB	30
R	4
H	9
RBI	4
BB	0
SO	6
LOB	5



Batter	1	2	3	4	5	6	7	8	9	AB R H RBI BB SO LOB	TOP									
29 Devon Travis, R OBP: 0.393, SLG: 0.625	G1-3			G5-3			K		G5-2-3	4 0 0 0 1 1 3	Toronto Blue Jays @ Cleveland Indians Progressive Field, Cleveland, OH Thu Apr 30 2015, 7:11 PM - 9:57 PM EDT Att. 9,798 - Overcast - 46 F									
20 Josh Donaldson, R OBP: 0.370, SLG: 0.549	G5-3		G4-3		G4-3		G6-3			4 0 0 0 0 0 1										
19 José Bautista, R OBP: 0.325, SLG: 0.443	G6-3			10 1B 23 1B						3 1 1 0 1 1 0										
10 Edwin Encarnación, R OBP: 0.258, SLG: 0.352		G5-3		55 2B 23 1B						4 1 2 0 0 1 0										
14 Justin Smoak, S OBP: 0.372, SLG: 0.429				11 2B						0 0 0 0 0 0 0										
23 Danny Valencia, R OBP: 0.444, SLG: 0.577	G5-3		55 2B 11 2B		L8					4 1 1 1 0 1 1										
55 Russell Martin, R OBP: 0.367, SLG: 0.410				11 2B		L6				2 1 1 1 2 0 0										
11 Kevin Pillar, R OBP: 0.297, SLG: 0.398	G6-3		45 G1-3 1 SH1-3		G5-3					4 1 1 2 0 0 2										
45 Dalton Pompey, S OBP: 0.276, SLG: 0.354			G4-3	G1-3		G3				4 0 1 0 0 0 1										
1 Jonathan Diaz, R OBP: 0.276, SLG: 0.354			G5-3	SH1-3		G4-3				2 0 0 1 1 0 0										
Inning Stats	R: 0 E: 0 K: 0 S: 7	H: 0 LOB: 0 BB: 0 P: 9	R: 0 E: 0 K: 0 S: 5	H: 0 LOB: 1 BB: 1 P: 13	R: 0 E: 0 K: 0 S: 5	H: 0 LOB: 1 BB: 1 P: 10	R: 5 E: 0 K: 0 S: 14	H: 4 LOB: 0 BB: 0 P: 23	R: 0 E: 0 K: 0 S: 8	H: 0 LOB: 0 BB: 0 P: 16	R: 0 E: 0 K: 0 S: 9	H: 0 LOB: 0 BB: 0 P: 9	R: 0 E: 0 K: 3 S: 9	H: 0 LOB: 0 BB: 0 P: 11	R: 0 E: 0 K: 0 S: 9	H: 1 LOB: 2 BB: 2 P: 21	1B: 4 2B: 3 3B: 0 HR: 0	SF: 0 SAC: 1 DP: 1 HBP: 0	WP: 0 PB: 0 SB: 0 CS: 0	PA: 37
PITCHER	IP WLS BF H R ER SO BB IBB HBP BLK WP HR S P ERA WHIP											IP WLS BF H R ER SO BB IBB HBP BLK WP HR S P ERA WHIP								
58 TJ House, L ERA: 13.15	3.0 L 16 4 5 5 0 3 0 0 0 0 0 0 28 51 15.00 2.333											58 TJ House, L ERA: 13.15								
54 Ryan Webb, R ERA: 3.68	3.0 10 2 0 0 0 0 0 0 0 0 0 20 29 0.00 0.667											54 Ryan Webb, R ERA: 3.68								
27 Bryan Shaw, R ERA: 3.68	2.0 6 0 0 0 4 0 0 0 0 0 0 18 23 0.00 0.000											27 Bryan Shaw, R ERA: 3.68								
50 Nick Hagadone, L ERA: 2.16	1.0 5 1 0 0 0 2 0 0 0 0 0 9 21 0.00 3.000											50 Nick Hagadone, L ERA: 2.16								

Batter	1	2	3	4	5	6	7	8	9	AB R H RBI BB SO LOB	BOTTOM											
22 Jason Kipnis, L OBP: 0.263, SLG: 0.287	G3	F7			G6-3		F7		FC4-6	5 0 0 0 0 0 4	Toronto Blue Jays @ Cleveland Indians Progressive Field, Cleveland, OH Thu Apr 30 2015, 7:11 PM - 9:57 PM EDT Att. 9,798 - Overcast - 46 F											
4 Mike Aviles, R OBP: 0.348, SLG: 0.450	F8		K		23 1B		L4		G5-4-3	5 1 1 0 0 1 1												
23 Michael Brantley, L OBP: 0.381, SLG: 0.456			G4-3							4 0 3 1 0 0 0												
41 Carlos Santana, S OBP: 0.393, SLG: 0.394	G6-3		9 WP 44 1B		FC4-6		K			4 0 1 0 0 1 3												
44 Brandon Moss, L OBP: 0.310, SLG: 0.492		L9			L8					4 0 2 0 0 0 1												
9 Ryan Raburn, R OBP: 0.378, SLG: 0.629				G1-3						4 0 3 0 0 0 2												
8 Lonnie Chisenhall, L OBP: 0.260, SLG: 0.359					L9		K			3 0 0 0 1 1 3												
55 Roberto Pérez, R OBP: 0.314, SLG: 0.442					K					3 0 0 0 1 2 3												
24 Michael Bourn, L OBP: 0.264, SLG: 0.250	F4				K		G5-3			4 0 1 0 0 1 4												
Inning Stats	R: 0 E: 0 K: 0 S: 9	H: 1 LOB: 1 BB: 0 P: 16	R: 0 E: 0 K: 0 S: 18	H: 1 LOB: 2 BB: 2 P: 38	R: 0 E: 0 K: 1 S: 15	H: 2 LOB: 0 BB: 0 P: 24	R: 0 E: 0 K: 2 S: 9	H: 0 LOB: 0 BB: 0 P: 13	R: 1 E: 0 K: 0 S: 12	H: 2 LOB: 1 BB: 0 P: 17		R: 0 E: 0 K: 2 S: 10	H: 1 LOB: 1 BB: 0 P: 16	R: 0 E: 0 K: 1 S: 12	H: 1 LOB: 1 BB: 0 P: 22	R: 0 E: 0 K: 0 S: 12	H: 2 LOB: 1 BB: 0 P: 18	R: 0 E: 0 K: 0 S: 4	H: 1 LOB: 0 BB: 0 P: 8	1B: 8 2B: 3 3B: 0 HR: 0	SF: 0 SAC: 0 DP: 2 HBP: 0	WP: 2 PB: 0 SB: 0 CS: 0
PITCHER	IP WLS BF H R ER SO BB IBB HBP BLK WP HR S P ERA WHIP											IP WLS BF H R ER SO BB IBB HBP BLK WP HR S P ERA WHIP										
32 Daniel Norris, L ERA: 3.86	3.0 W 15 4 0 0 0 2 0 0 0 0 0 26 38 3.86 1.286											32 Daniel Norris, L ERA: 3.86										
35 Jeff Francis, L ERA: 3.15	2.1 10 3 1 1 3 0 0 0 0 0 0 26 38 3.86 1.286											35 Jeff Francis, L ERA: 3.15										
54 Roberto Osuna, R ERA: 1.38	1.2 6 1 0 0 2 0 0 0 0 0 1 17 30 0.00 0.600											54 Roberto Osuna, R ERA: 1.38										
62 Aaron Loup, L ERA: 4.91	1.0 4 2 0 0 0 0 0 0 0 0 0 12 18 0.00 2.000											62 Aaron Loup, L ERA: 4.91										
27 Brett Cecil, L ERA: 5.14	1.0 3 1 0 0 0 0 0 0 0 0 0 4 8 0.00 1.000											27 Brett Cecil, L ERA: 5.14										

AB	31
R	5
H	7
RBI	5
BB	5
SO	4
LOB	8

AB	36
R	1
H	11
RBI	1
BB	2
SO	6
LOB	21



Batter	1	2	3	4	5	6	7	8	9	AB	R	H	RBI	BB	SO	LOB	TOP							
20 Josh Donaldson, R (1,5) OBP: 0.390, SLG: 0.585										3	2	1	2	1	1	1								
19 José Bautista, R (1,10) OBP: 0.346, SLG: 0.484										3	1	2	0	1	0	1								
10 Edwin Encarnación, R (1,3) OBP: 0.287, SLG: 0.363										3	1	1	1	1	0	3								
55 Russell Martin, R (1,2) OBP: 0.349, SLG: 0.385										4	0	0	0	0	2	4								
11 Kevin Pillar, R (1,8) OBP: 0.305, SLG: 0.424										4	0	2	2	0	0	1								
21 Michael Saunders, L (1,9) OBP: 0.217, SLG: 0.100										4	0	0	0	0	3	2								
45 Dalton Pompey, S (1,7) OBP: 0.284, SLG: 0.337										4	0	0	0	0	2	1								
17 Ryan Goins, L (1,4) OBP: 0.286, SLG: 0.303										4	0	0	0	0	0	0								
1 Jonathan Diaz, R (1,6) OBP: 0.386, SLG: 0.472										3	0	0	0	0	1	0								
14 Justin Smoak, S (9,PH) OBP: 0.386, SLG: 0.472										1	0	1	0	0	0	0								
Inning Stats	R: 1 E: 0 K: 0 S: 10	H: 2 LOB: 1 BB: 1 P: 17	R: 0 E: 0 K: 2 S: 9	H: 0 LOB: 0 BB: 0 P: 12	R: 3 E: 0 K: 3 S: 18	H: 3 LOB: 1 BB: 1 P: 31	R: 0 E: 0 K: 1 S: 6	H: 0 LOB: 0 BB: 0 P: 8	R: 0 E: 0 K: 0 S: 6	H: 1 LOB: 1 BB: 0 P: 11	R: 0 E: 0 K: 0 S: 14	H: 0 LOB: 0 BB: 0 P: 22	R: 0 E: 0 K: 0 S: 9	H: 1 LOB: 2 BB: 1 P: 14	R: 0 E: 0 K: 2 S: 11	H: 0 LOB: 0 BB: 0 P: 15	R: 0 E: 0 K: 1 S: 9	H: 1 LOB: 1 BB: 0 P: 14	1B: 2 2B: 4 3B: 1 HR: 1	SF: 0 SAC: 0 DP: 2 HBP: 0	WP: 0 PB: 0 SB: 1 CS: 0	PA: 37		
PITCHER	IP WLS BF H R ER SO BB IBB HBP BLK WP HR S P ERA WHIP	6.0 W 25 6 4 4 6 3 0 0 0 0 1 63 101 6.00 1.500	1.0 5 1 0 0 0 1 0 0 0 0 0 9 14 0.00 2.000	1.0 3 0 0 0 2 0 0 0 0 0 0 11 15 0.00 0.000	1.0 4 1 0 0 1 0 0 0 0 0 0 9 14 0.00 1.000																			

Toronto Blue Jays @ Cleveland Indians
 Progressive Field, Cleveland, OH
 Fri May 01 2015, 7:11 PM - 9:48 PM EDT
 Att: 15,088 - Clear - 55 F

AB	33
R	4
H	8
RBI	4
BB	4
SO	9
LOB	13



Batter	1	2	3	4	5	6	7	8	9	AB	R	H	RBI	BB	SO	LOB	BOTTOM							
22 Jason Kipnis, L (1,4) OBP: 0.280, SLG: 0.330										4	1	2	1	1	0	1								
4 Mike Aviles, R (1,6) OBP: 0.353, SLG: 0.467										5	2	2	0	0	1	1								
23 Michael Brantley, L (1,7) OBP: 0.362, SLG: 0.590										5	2	2	2	0	0	2								
13 Tyler Holt, R (9,7)										0	0	0	0	0	0	0								
41 Carlos Santana, S (1,3) OBP: 0.383, SLG: 0.382										5	1	1	0	0	1	5								
44 Brandon Moss, L (1,9) OBP: 0.316, SLG: 0.493										4	0	1	2	1	1	3								
9 Ryan Raburn, R (1,10) OBP: 0.415, SLG: 0.632										3	1	2	0	1	0	1								
8 Lonnie Chisenhall, L (1,5) OBP: 0.263, SLG: 0.310										3	1	1	1	0	0	3								
12 Brett Hayes, R (1,2) OBP: 0.200, SLG: 0.571										3	1	1	3	1	0	3								
24 Michael Bourn, L (1,8) OBP: 0.264, SLG: 0.250										4	0	1	0	0	1	3								
Inning Stats	R: 1 E: 0 K: 1 S: 11	H: 2 LOB: 1 BB: 0 P: 17	R: 0 E: 0 K: 0 S: 8	H: 1 LOB: 0 BB: 0 P: 10	R: 3 E: 0 K: 0 S: 17	H: 3 LOB: 2 BB: 2 P: 30	R: 2 E: 0 K: 0 S: 9	H: 3 LOB: 0 BB: 0 P: 15	R: 3 E: 0 K: 0 S: 11	H: 3 LOB: 0 BB: 0 P: 14	R: 0 E: 0 K: 0 S: 7	H: 0 LOB: 0 BB: 0 P: 10	R: 0 E: 0 K: 1 S: 10	H: 0 LOB: 2 BB: 2 P: 19	R: 0 E: 0 K: 2 S: 13	H: 1 LOB: 2 BB: 0 P: 20	R: 0 E: 0 K: 2 S: 9	H: 1 LOB: 1 BB: 0 P: 14	1B: 8 2B: 2 3B: 0 HR: 3	SF: 0 SAC: 1 DP: 0 HBP: 0	WP: 0 PB: 0 SB: 0 CS: 0	PA: 41		
PITCHER	IP WLS BF H R ER SO BB IBB HBP BLK WP HR S P ERA WHIP	4.1 L 25 11 8 8 1 2 0 0 0 0 0 22 35 3.38 1.125	2.2 11 1 1 1 1 2 0 0 0 0 0 1 22 35 3.38 1.125	1.0 5 1 0 0 2 0 0 0 0 0 0 13 20 0.00 1.000																				

Toronto Blue Jays @ Cleveland Indians
 Progressive Field, Cleveland, OH
 Fri May 01 2015, 7:11 PM - 9:48 PM EDT
 Att: 15,088 - Clear - 55 F

AB	36
R	9
H	13
RBI	9
BB	4
SO	4
LOB	22



Batter	1	2	3	4	5	6	7	8	9	AB	R	H	RBI	BB	SO	LOB	TOP	
29 Devon Travis, R OBP: 0.404, SLG: 0.614											3	2	1	0	2	0	2	
20 Josh Donaldson, R OBP: 0.382, SLG: 0.561 1 Jonathan Diaz, R											4	1	0	1	1	0	3	
19 José Bautista, R OBP: 0.349, SLG: 0.493											5	1	2	4	0	3	1	
10 Edwin Encarnación, R OBP: 0.276, SLG: 0.379 14 Justin Smoak, S OBP: 0.378, SLG: 0.459											4	1	2	2	0	0	2	
55 Russell Martin, R OBP: 0.364, SLG: 0.457											5	2	3	1	0	0	2	
11 Kevin Pillar, R OBP: 0.310, SLG: 0.433											5	1	2	1	0	0	1	
21 Michael Saunders, L OBP: 0.286, SLG: 0.167											4	1	2	1	1	0	2	
17 Ryan Goins, L OBP: 0.282, SLG: 0.324											4	0	1	0	0	0	1	
3 Ezequiel Carrera, L OBP: 0.500, SLG: 0.500 23 Danny Valencia, R OBP: 0.460, SLG: 0.917											2	1	1	0	0	1	2	
Inning Stats	R: 1 E: 0 K: 1 S: 13	H: 2 LOB: 1 BB: 0 P: 19	R: 0 E: 0 K: 1 S: 12	H: 2 LOB: 2 BB: 0 P: 16	R: 0 E: 0 K: 1 S: 10	H: 0 LOB: 0 BB: 0 P: 16	R: 1 E: 0 K: 0 S: 10	H: 1 LOB: 0 BB: 0 P: 14	R: 2 E: 1 K: 0 S: 13	H: 2 LOB: 2 BB: 2 P: 25	R: 0 E: 0 K: 2 S: 9	H: 0 LOB: 0 BB: 0 P: 13	R: 0 E: 0 K: 1 S: 10	H: 2 LOB: 0 BB: 0 P: 15	1B: 8 2B: 5 3B: 0 HR: 1	SF: 0 SAC: 1 DP: 1 HBP: 0	WP: 0 PB: 0 SB: 0 CS: 0	PA: 45
PITCHER	IP: 5.0 WLS: L BF: 24 ERA: 4.62	WLS: L BF: 2 ERA: 6.35	H: 8 R: 5 ER: 4 SO: 3	H: 5 R: 0 ER: 0 SO: 0	H: 0 R: 0 ER: 0 SO: 0	H: 0 R: 0 ER: 0 SO: 0	WP: 0 HR: 1 S: 59 P: 91	ERA: 7.20 WHIP: 2.000	IP: 1.0 WLS: L BF: 5 ERA: 2.89	WLS: L BF: 2 ERA: 9.00	H: 2 R: 1 ER: 1 SO: 1	H: 0 LOB: 0 BB: 0 P: 8	H: 0 LOB: 0 BB: 0 P: 13	H: 2 LOB: 0 BB: 0 P: 15	WP: 0 HR: 0 S: 10	ERA: 9.00 WHIP: 2.000		
28 Corey Kluber, R ERA: 4.62	35 Marco Rzepczynski, L ERA: 6.35	51 Anthony Swarzak, R ERA: 3.91	27 Bryan Shaw, R ERA: 3.52	54 Ryan Webb, R ERA:	50 Nick Hagadone, L ERA: 2.89													

Toronto Blue Jays @ Cleveland Indians
Progressive Field, Cleveland, OH
Sat May 02 2015, 4:12 PM - 7:33 PM EDT
Att: 18,008 - Sunny - 61 F

AB 40
R 11
H 14
RBI 10
BB 4
SO 6
LOB 18



Batter	1	2	3	4	5	6	7	8	9	AB	R	H	RBI	BB	SO	LOB	BOTTOM
22 Jason Kipnis, L OBP: 0.305, SLG: 0.340											3	2	2	0	2	1	3
11 José Ramírez, S OBP: 0.219, SLG: 0.235											5	0	1	0	0	0	3
23 Michael Brantley, L OBP: 0.394, SLG: 0.485											4	0	1	1	1	0	3
41 Carlos Santana, S OBP: 0.374, SLG: 0.363											4	0	0	1	1	0	4
44 Brandon Moss, L OBP: 0.313, SLG: 0.493											4	1	1	0	0	2	3
7 David Murphy, L OBP: 0.285, SLG: 0.404											4	0	0	0	0	0	1
8 Lonnie Chisenhall, L OBP: 0.263, SLG: 0.307											4	1	1	1	0	0	0
55 Roberto Pérez, R OBP: 0.309, SLG: 0.422											2	0	0	1	1	1	0
13 Tyler Holt, R											3	0	0	0	1	2	0
Inning Stats	R: 1 E: 0 K: 1 S: 11	H: 1 LOB: 1 BB: 1 P: 16	R: 0 E: 0 K: 0 S: 4	H: 0 LOB: 0 BB: 0 P: 6	R: 1 E: 0 K: 2 S: 15	H: 1 LOB: 2 BB: 2 P: 27	R: 0 E: 0 K: 1 S: 7	H: 0 LOB: 0 BB: 0 P: 9	R: 2 E: 1 K: 0 S: 17	H: 1 LOB: 3 BB: 2 P: 27	R: 0 E: 0 K: 0 S: 10	H: 1 LOB: 1 BB: 0 P: 18	1B: 5 2B: 1 3B: 0 HR: 0	SF: 1 SAC: 0 DP: 0 HBP: 0	WP: 3 PB: 0 SB: 2 CS: 1	PA: 40	
PITCHER	IP: 5.2 WLS: W BF: 27 ERA: 4.62	IP: 2.1 WLS: L BF: 9 ERA: 4.5	H: 4 R: 2 ER: 2 SO: 5	H: 2 R: 1 ER: 1 SO: 1	H: 0 R: 0 ER: 0 SO: 0	H: 0 R: 0 ER: 0 SO: 0	WP: 2 HR: 0 S: 62 P: 108	ERA: 3.86 WHIP: 0.429	IP: 1.0 WLS: L BF: 4 ERA:	WLS: L BF: 1 ERA:	H: 1 R: 0 ER: 0 SO: 0	H: 1 LOB: 0 BB: 0 P: 17	H: 1 LOB: 1 BB: 0 P: 18	WP: 0 HR: 0 S: 10	ERA:	WHIP:	
41 Aaron Sanchez, R ERA: 4.62	31 Liam Hendriks, R ERA: 4.5	28 Scott Copeland, R ERA:															

Toronto Blue Jays @ Cleveland Indians
Progressive Field, Cleveland, OH
Sat May 02 2015, 4:12 PM - 7:33 PM EDT
Att: 18,008 - Sunny - 61 F

AB 33
R 4
H 6
RBI 4
BB 6
SO 6
LOB 17



Batter	1	2	3	4	5	6	7	8	9	AB	R	H	RBI	BB	SO	LOB	TOP			
29 Devon Travis, R OBP: 0.394, SLG: 0.625	F9		FC3-2 20 BB	HR		K		K		5	1	1	4	0	2	4	Toronto Blue Jays @ Cleveland Indians Progressive Field, Cleveland, OH Sun May 03 2015, 1:12 PM - 4:18 PM EDT Att: 16,128 - Sunny - 72 F			
20 Josh Donaldson, R OBP: 0.383, SLG: 0.545	G6-3			F9				L8		3	0	0	0	2	0	2				
19 José Bautista, R OBP: 0.341, SLG: 0.486	F7		K	10 WP 2B		F8			P3	5	0	1	0	0	1	4				
10 Edwin Encarnación, R OBP: 0.273, SLG: 0.370	G5-3							K		5	0	1	0	0	2	1				
55 Russell Martin, R OBP: 0.366, SLG: 0.493	L8		FC5-4 11 HBP 21 1B			G5-3			HR	5	2	2	1	0	0	1				
11 Kevin Pillar, R OBP: 0.305, SLG: 0.416	G4-3		3 HBP	F9		L8			K	4	1	0	0	0	1	1				
21 Michael Saunders, L OBP: 0.344, SLG: 0.222			SH5-4 3 BB 29 FC3-2	17 BB 29 FC3				K		3	1	2	1	1	1	0				
17 Ryan Goins, L OBP: 0.302, SLG: 0.325			FC3-2 3 SH5-4	FC3 3 1B		G1-6-3				3	1	1	0	1	0	4				
3 Ezequiel Carrera, L OBP: 0.600, SLG: 0.600	SH5-4			29 HR 1B						3	1	2	1	0	1	0				
Inning Stats	R: 0 E: 0 K: 0 S: 5	H: 0 LOB: 0 BB: 0 P: 8	R: 0 E: 0 K: 0 S: 5	H: 0 LOB: 0 BB: 0 P: 8	R: 0 E: 0 K: 1 S: 9	H: 0 LOB: 3 BB: 3 P: 25	R: 6 E: 0 K: 0 S: 23	H: 5 LOB: 1 BB: 0 P: 35	R: 0 E: 0 K: 2 S: 10	H: 0 LOB: 1 BB: 0 P: 15	R: 0 E: 0 K: 1 S: 8	H: 0 LOB: 0 BB: 0 P: 10	R: 0 E: 0 K: 2 S: 13	H: 2 LOB: 2 BB: 0 P: 20	R: 1 E: 0 K: 2 S: 10	H: 1 LOB: 0 BB: 0 P: 13	1B: 7 2B: 1 3B: 0 HR: 2	SF: 0 SAC: 1 DP: 1 HBP: 1	WP: 1 PB: 0 SB: 0 CS: 0	PA: 42
PITCHER	IP WLS BF H R ER SO	IP WLS BF H R ER SO	IP WLS BF H R ER SO	IP WLS BF H R ER SO	IP WLS BF H R ER SO	IP WLS BF H R ER SO	IP WLS BF H R ER SO	IP WLS BF H R ER SO	IP WLS BF H R ER SO	IP WLS BF H R ER SO	IP WLS BF H R ER SO	IP WLS BF H R ER SO	IP WLS BF H R ER SO	IP WLS BF H R ER SO	IP WLS BF H R ER SO	IP WLS BF H R ER SO	ERA WHIP	ERA WHIP		
47 Trevor Bauer, R ERA: 3.38	4.1	25	7	6	6	1	3	0	1	0	0	1	1	51	90	12.46	2.308			
35 Marco Rzepczynski, L ERA: 5.4	1.0	W	2	0	0	1	0	0	0	0	0	0	0	4	7	0.00	0.000			
27 Bryan Shaw, R ERA: 3.24	0.2	H	3	0	0	0	1	0	0	0	0	0	0	5	12	0.00	1.500			
34 Zach McAllister, R ERA: 4.0	1.1		6	2	0	2	0	0	0	0	0	0	0	15	21	0.00	1.500			
48 Scott Atchison, R ERA: 4.66	0.2	H	2	0	0	1	0	0	0	0	0	0	0	6	9	0.00	0.000			

Batter	1	2	3	4	5	6	7	8	9	AB	R	H	RBI	BB	SO	LOB	BOTTOM			
22 Jason Kipnis, L OBP: 0.327, SLG: 0.404	G4-3		HR			11 2B 23 1B		23 BLK 41 BB 1B		5	3	4	2	0	0	0	Toronto Blue Jays @ Cleveland Indians Progressive Field, Cleveland, OH Sun May 03 2015, 1:12 PM - 4:18 PM EDT Att: 16,128 - Sunny - 72 F			
11 José Ramírez, S OBP: 0.234, SLG: 0.264	L7		K			23 1B		41 BB 23 BLK 44 SF8 1B		4	2	2	1	0	1	0				
23 Michael Brantley, L OBP: 0.410, SLG: 0.597	G3-1					41 1B 44 SF7 2B		44 SF8 41 BB 1B		3	2	2	2	2	0	0				
41 Carlos Santana, S OBP: 0.404, SLG: 0.378			P1-6 1B			9 2B				2	1	2	1	3	0	0				
44 Brandon Moss, L OBP: 0.294, SLG: 0.473	F9					9 2B				3	0	0	2	0	0	6				
7 David Murphy, L OBP: 0.275, SLG: 0.408										2	0	1	0	0	0	1				
9 Ryan Raburn, R OBP: 0.419, SLG: 0.650										2	0	1	2	0	1	2				
8 Lonnie Chisenhall, L OBP: 0.274, SLG: 0.321	P1-6									3	1	1	0	1	0	2				
12 Brett Hayes, R OBP: 0.158, SLG: 0.444			G5-3							4	0	0	0	0	2	3				
24 Michael Bourn, L OBP: 0.263, SLG: 0.241	G6-3									3	1	0	0	1	0	0				
Inning Stats	R: 0 E: 0 K: 0 S: 12	H: 2 LOB: 1 BB: 0 P: 18	R: 0 E: 0 K: 0 S: 10	H: 2 LOB: 0 BB: 0 P: 12	R: 1 E: 0 K: 1 S: 14	H: 1 LOB: 0 BB: 0 P: 21	R: 1 E: 0 K: 0 S: 12	H: 2 LOB: 0 BB: 0 P: 19	R: 6 E: 0 K: 2 S: 23	H: 5 LOB: 2 BB: 3 P: 40	R: 2 E: 0 K: 1 S: 15	H: 2 LOB: 0 BB: 2 P: 30	R: 0 E: 0 K: 0 S: 4	H: 0 LOB: 0 BB: 0 P: 7	R: 0 E: 0 K: 0 S: 6	H: 1 LOB: 2 BB: 2 P: 16	1B: 7 2B: 6 3B: 0 HR: 1	SF: 2 SAC: 1 DP: 3 HBP: 0	WP: 0 PB: 0 SB: 0 CS: 0	PA: 41
PITCHER	IP WLS BF H R ER SO	IP WLS BF H R ER SO	IP WLS BF H R ER SO	IP WLS BF H R ER SO	IP WLS BF H R ER SO	IP WLS BF H R ER SO	IP WLS BF H R ER SO	IP WLS BF H R ER SO	IP WLS BF H R ER SO	IP WLS BF H R ER SO	IP WLS BF H R ER SO	IP WLS BF H R ER SO	IP WLS BF H R ER SO	IP WLS BF H R ER SO	IP WLS BF H R ER SO	IP WLS BF H R ER SO	ERA WHIP	ERA WHIP		
36 Drew Hutchison, R ERA: 7.47	4.1	L	5	2	2	2	0	2	0	0	0	0	0	8	19	54.00	12.000			
35 Jeff Francis, L ERA: 5.23	1.1		8	2	2	2	1	1	0	1	0	0	18	33	13.50	2.250				
51 Miguel Castro, R ERA: 4.38	2.0		8	1	0	0	2	0	0	0	0	0	10	23	0.00	1.500				

Batter	1	2	3	4	5	6	7	8	9	AB	R	H	RBI	BB	SO	LOB	TOP	
22 Jacoby Ellsbury, L (1.8) OBP: 0.426, SLG: 0.406	L6		L1					P5		4	0	1	0	0	0	0	New York Yankees @ Toronto Blue Jays Rogers Centre, Toronto, ON Mon May 04 2015, 7:09 PM - 9:27 PM EDT Att: 19,217 - Roof Closed - 68 F	
11 Brett Gardner, L (1.7) OBP: 0.404, SLG: 0.442	L9							F8		2	0	0	0	2	0	0		
13 Alex Rodriguez, R (1.10) OBP: 0.347, SLG: 0.494	G6-3									4	0	0	0	0	0	3		
36 Carlos Beltrán, S (1.9) OBP: 0.247, SLG: 0.329	L8									3	1	1	0	0	0	0		
24 Chris Young, R (7.9) OBP: 0.375, SLG: 0.677	L9									1	0	0	0	0	1	0		
14 Stephen Drew, L (1.4) OBP: 0.235, SLG: 0.351	G4-3									3	0	0	0	0	0	1		
31 Gregorio Petit, R (9, PH) OBP: 0.257, SLG: 0.290	G4-3									1	0	0	0	0	0	0		
12 Chase Headley, S (1.5) OBP: 0.305, SLG: 0.402	F8									2	0	1	0	1	0	0		
33 Garrett Jones, L (1.3) OBP: 0.176, SLG: 0.242	G6-3									3	0	0	1	0	0	2		
66 John Ryan Murphy, R (1.2) OBP: 0.333, SLG: 0.364	L8									3	0	0	0	0	0	1		
18 Didi Gregorius, L (1.6) OBP: 0.277, SLG: 0.240	G6-3									3	0	0	0	0	0	0		
Inning Stats	R: 0 E: 0 K: 0 S: 4	H: 0 LOB: 0 BB: 0 P: 7	R: 0 E: 0 K: 0 S: 7	H: 1 LOB: 1 BB: 0 P: 12	R: 0 E: 0 K: 0 S: 10	H: 0 LOB: 0 BB: 0 P: 14	R: 0 E: 0 K: 0 S: 5	H: 0 LOB: 0 BB: 1 P: 9	R: 0 E: 0 K: 0 S: 9	H: 1 LOB: 2 BB: 1 P: 19	R: 1 E: 0 K: 0 S: 14	H: 1 LOB: 1 BB: 1 P: 24	R: 0 E: 0 K: 1 S: 8	H: 0 LOB: 0 BB: 0 P: 10	1B: 1 2B: 2 3B: 0 HR: 0	SF: 0 SAC: 0 DP: 1 HBP: 0	WP: 0 PB: 0 SB: 0 CS: 0	PA: 32
PITCHER	IP WLS BF H R ER SO BB IBB HBP BLK WP HR S P ERA WHIP	IP WLS BF H R ER SO BB IBB HBP BLK WP HR S P ERA WHIP	IP WLS BF H R ER SO BB IBB HBP BLK WP HR S P ERA WHIP	IP WLS BF H R ER SO BB IBB HBP BLK WP HR S P ERA WHIP	IP WLS BF H R ER SO BB IBB HBP BLK WP HR S P ERA WHIP	IP WLS BF H R ER SO BB IBB HBP BLK WP HR S P ERA WHIP	IP WLS BF H R ER SO BB IBB HBP BLK WP HR S P ERA WHIP	IP WLS BF H R ER SO BB IBB HBP BLK WP HR S P ERA WHIP	IP WLS BF H R ER SO BB IBB HBP BLK WP HR S P ERA WHIP	IP WLS BF H R ER SO BB IBB HBP BLK WP HR S P ERA WHIP	IP WLS BF H R ER SO BB IBB HBP BLK WP HR S P ERA WHIP	IP WLS BF H R ER SO BB IBB HBP BLK WP HR S P ERA WHIP	IP WLS BF H R ER SO BB IBB HBP BLK WP HR S P ERA WHIP	IP WLS BF H R ER SO BB IBB HBP BLK WP HR S P ERA WHIP	IP WLS BF H R ER SO BB IBB HBP BLK WP HR S P ERA WHIP	IP WLS BF H R ER SO BB IBB HBP BLK WP HR S P ERA WHIP	IP WLS BF H R ER SO BB IBB HBP BLK WP HR S P ERA WHIP	IP WLS BF H R ER SO BB IBB HBP BLK WP HR S P ERA WHIP
43 R.A. Dickey, R (1.1) ERA: 4.38	8.0 W 29 3 1 1 0 3 0 0 0 0 0 63 108 1.12 0.750	1.0 S 3 0 0 0 1 0 0 0 0 0 0 8 10 0.00 0.000																
27 Brett Cecil, L (9.1) ERA: 4.5																		

AB	29
R	1
H	3
RBI	1
BB	3
SO	1
LOB	7



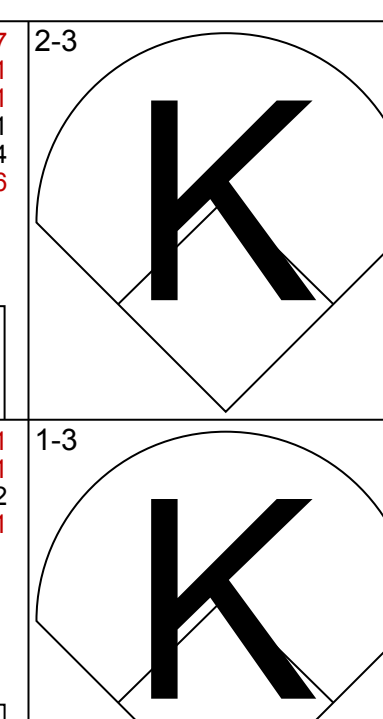
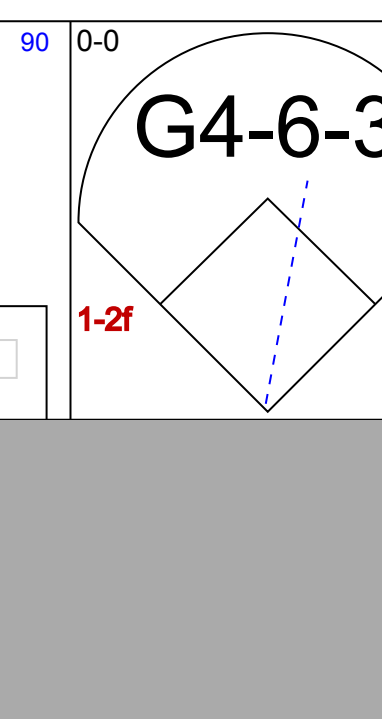
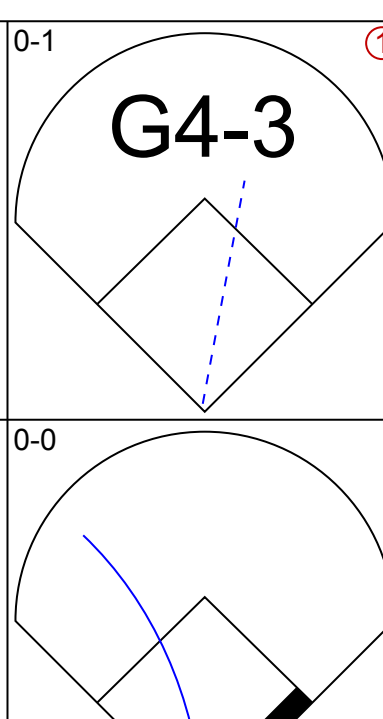
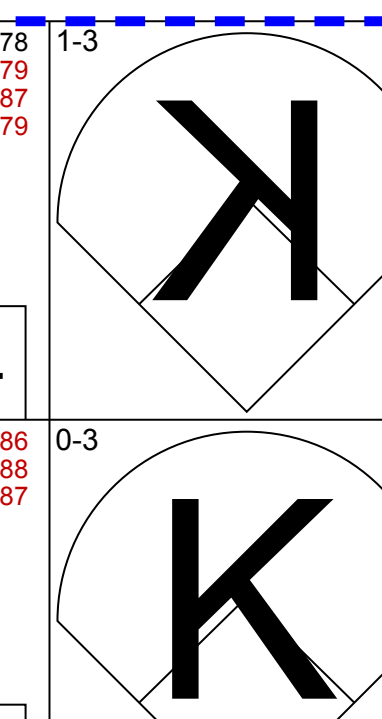

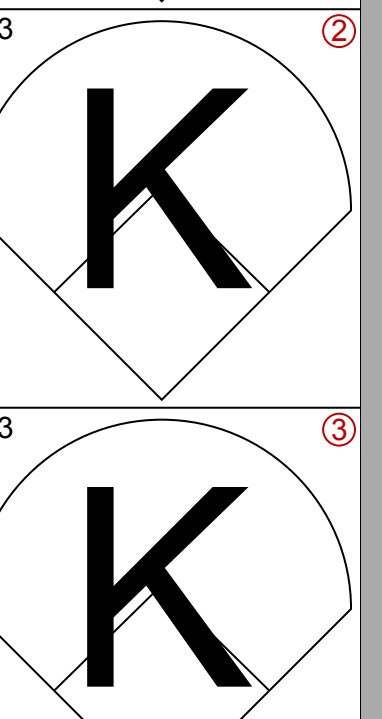
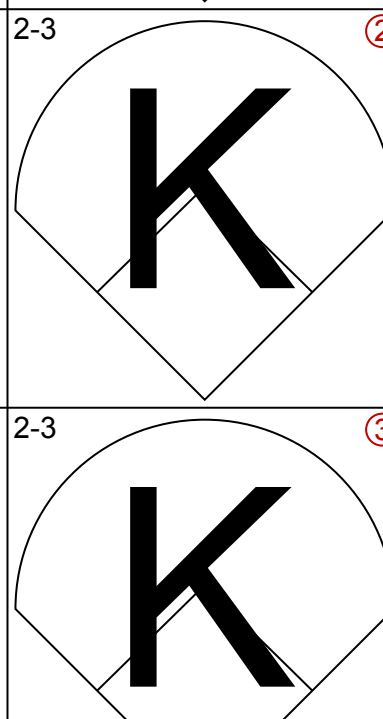
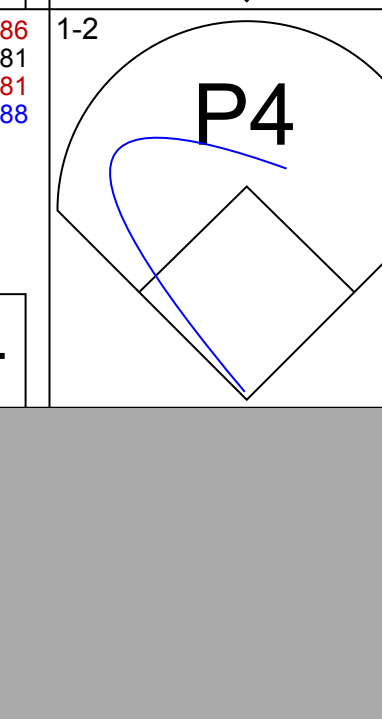





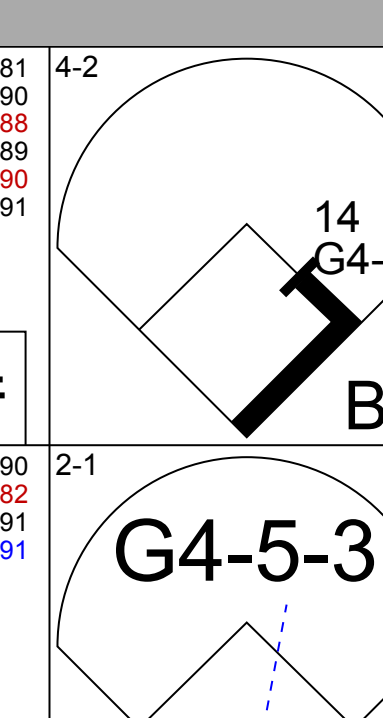


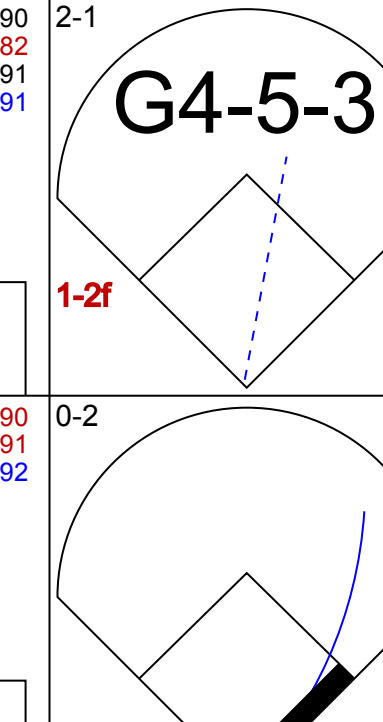
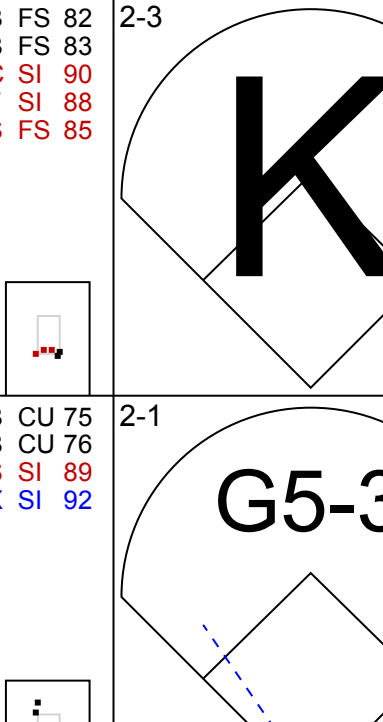
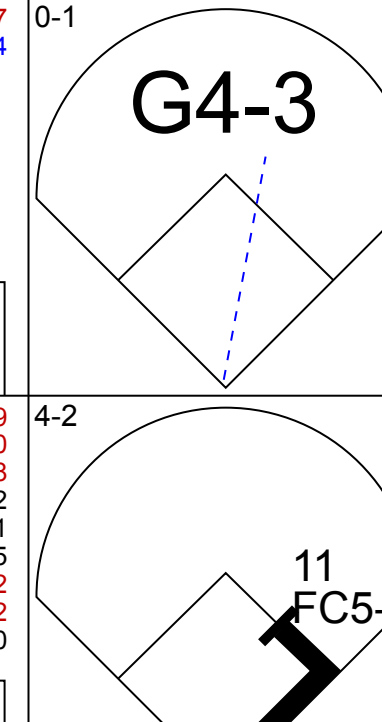
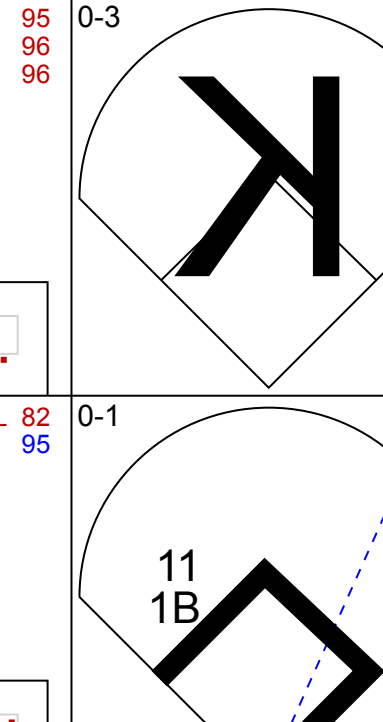
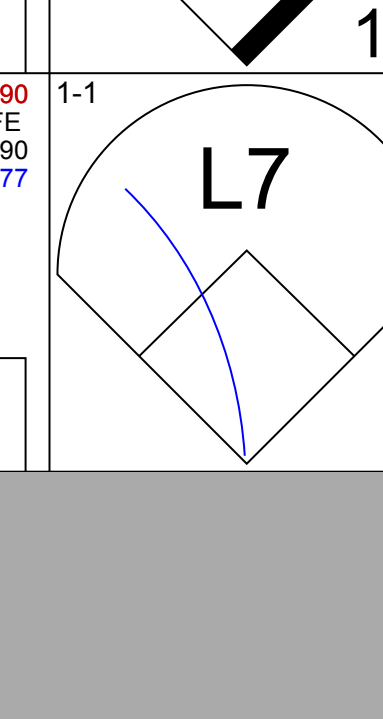
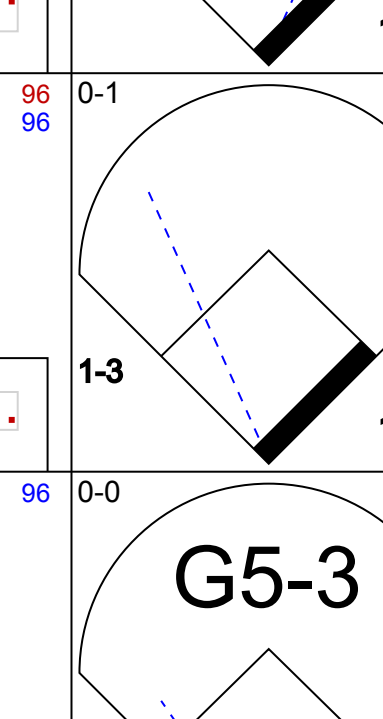

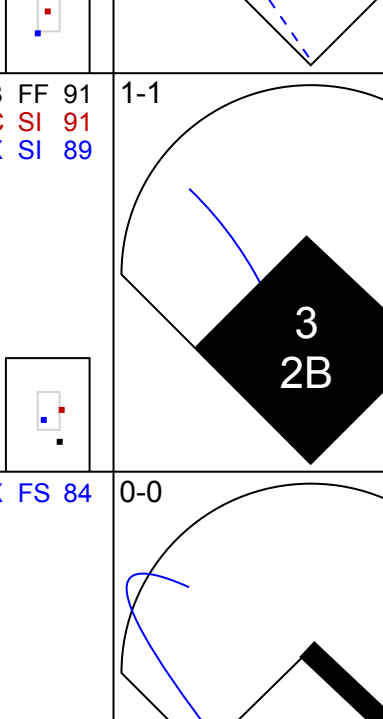
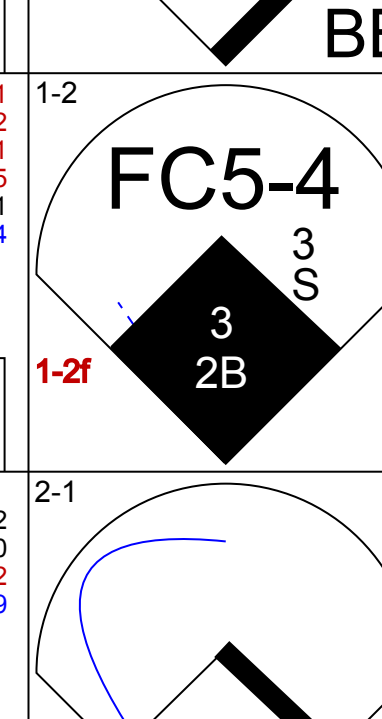
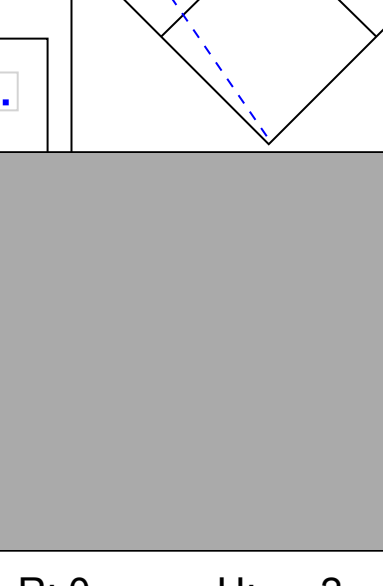

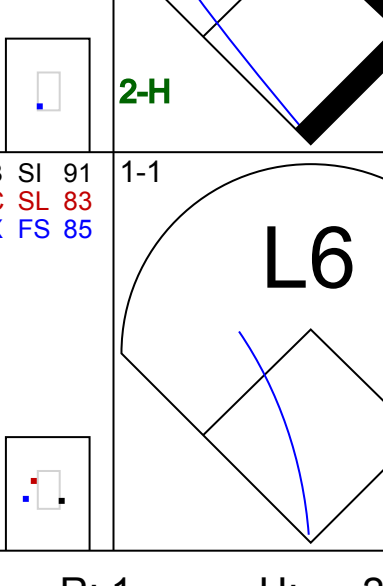
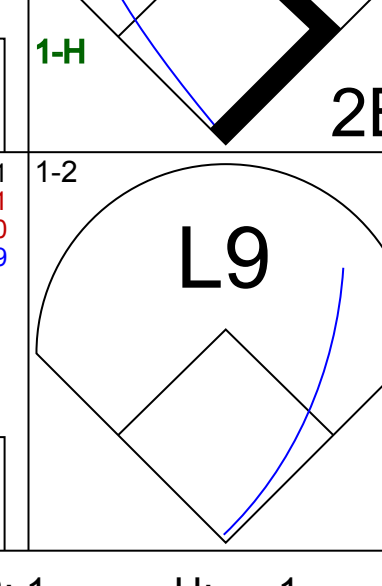

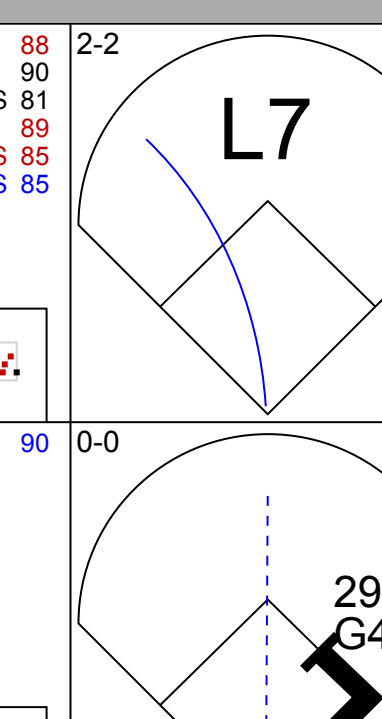

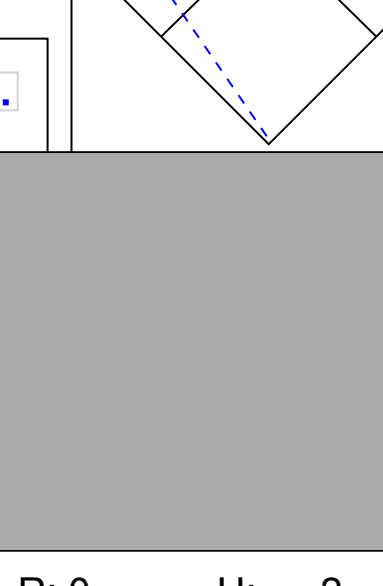
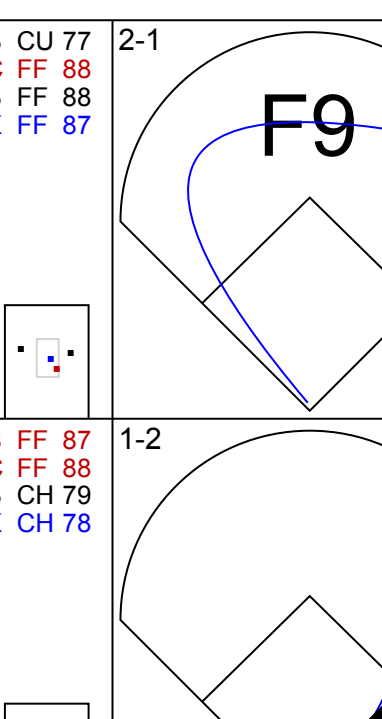


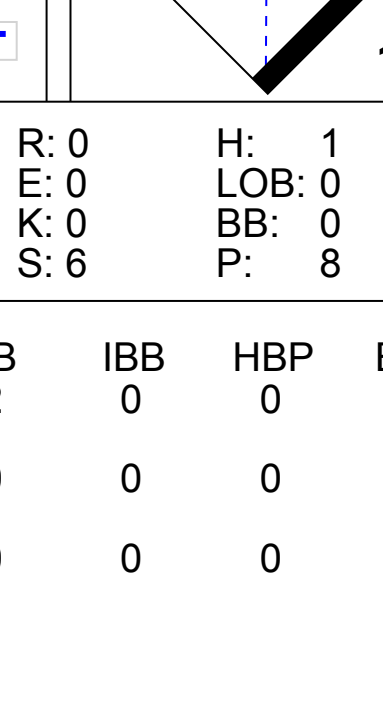
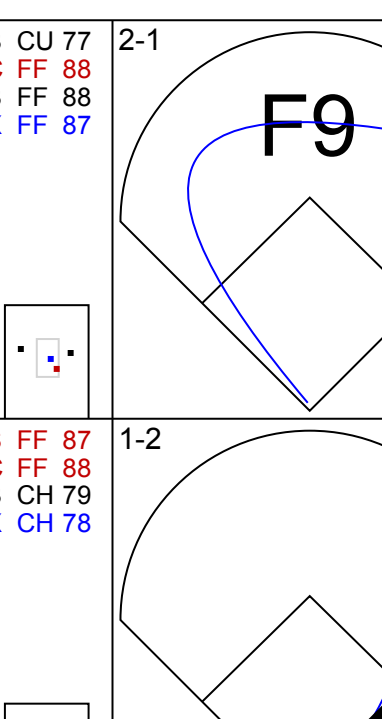

Batter	1	2	3	4	5	6	7	8	9	AB	R	H	RBI	BB	SO	LOB	BOTTOM	
29 Devon Travis, R (1.4) OBP: 0.388, SLG: 0.609	K		K					G6-3		4	0	1	0	0	2	1	New York Yankees @ Toronto Blue Jays Rogers Centre, Toronto, ON Mon May 04 2015, 7:09 PM - 9:27 PM EDT Att: 19,217 - Roof Closed - 68 F	
20 Josh Donaldson, R (1.5) OBP: 0.387, SLG: 0.552	G1-3		G5-3							4	1	2	0	0	0	1		
19 José Bautista, R (1.10) OBP: 0.337, SLG: 0.474	K									4	1	1	0	0	2	2		
10 Edwin Encarnación, R (1.3) OBP: 0.272, SLG: 0.375	G4-3									4	1	1	1	0	1	2		
11 Kevin Pillar, R (1.8) OBP: 0.303, SLG: 0.410	G1-3									4	0	1	0	0	0	4		
22 Josh Thole, L (1.2) OBP: 0.111, SLG: 0.111	G4-3									3	0	1	0	0	1	1		
55 Russell Martin, R (8, PH) OBP: 0.372, SLG: 0.500	G4-3									1	0	1	1	0	0	0		
23 Danny Valencia, R (1.7) OBP: 0.353, SLG: 0.455	F7									4	0	0	0	0	1	2		
17 Ryan Goins, L (1.6) OBP: 0.304, SLG: 0.326	G3-1									3	0	1	0	0	0	0		
3 Ezequiel Carrera, L (1.9) OBP: 0.571, SLG: 0.571	E1									2	0	1	0	0	0	0		
14 Justin Smoak, S (7, PH) OBP: 0.370, SLG: 0.447										1	0	0	0	0	0	1		
1 Jonathan Diaz, R (8.6) ERA:										0	0	0	0	0	0	0		
Inning Stats	R: 0 E: 0 K: 2 S: 7	H: 0 LOB: 0 BB: 0 P: 10	R: 0 E: 0 K: 0 S: 11	H: 1 LOB: 1 BB: 0 P: 14	R: 0 E: 1 K: 1 S: 8	H: 1 LOB: 1 BB: 0 P: 12	R: 0 E: 0 K: 1 S: 8	H: 1 LOB: 1 BB: 0 P: 10	R: 0 E: 0 K: 1 S: 12	H: 2 LOB: 2 BB: 0 P: 15	R: 0 E: 0 K: 1 S: 11	H: 1 LOB: 1 BB: 0 P: 18	R: 3 E: 0 K: 1 S: 16	H: 4 LOB: 1 BB: 0 P: 22	1B: 8 2B: 2 3B: 0 HR: 0	SF: 0 SAC: 0 DP: 0 HBP: 0	WP: 0 PB: 0 SB: 2 CS: 0	PA: 34
PITCHER	IP WLS BF H R ER SO BB IBB HBP BLK WP HR S P ERA WHIP	IP WLS BF H R ER SO BB IBB HBP BLK WP HR S P ERA WHIP	IP WLS BF H R ER SO BB IBB HBP BLK WP HR S P ERA WHIP	IP WLS BF H R ER SO BB IBB HBP BLK WP HR S P ERA WHIP	IP WLS BF H R ER SO BB IBB HBP BLK WP HR S P ERA WHIP	IP WLS BF H R ER SO BB IBB HBP BLK WP HR S P ERA WHIP	IP WLS BF H R ER SO BB IBB HBP BLK WP HR S P ERA WHIP	IP WLS BF H R ER SO BB IBB HBP BLK WP HR S P ERA WHIP	IP WLS BF H R ER SO BB IBB HBP BLK WP HR S P ERA WHIP	IP WLS BF H R ER SO BB IBB HBP BLK WP HR S P ERA WHIP	IP WLS BF H R ER SO BB IBB HBP BLK WP HR S P ERA WHIP	IP WLS BF H R ER SO BB IBB HBP BLK WP HR S P ERA WHIP	IP WLS BF H R ER SO BB IBB HBP BLK WP HR S P ERA WHIP	IP WLS BF H R ER SO BB IBB HBP BLK WP HR S P ERA WHIP	IP WLS BF H R ER SO BB IBB HBP BLK WP HR S P ERA WHIP	IP WLS BF H R ER SO BB IBB HBP BLK WP HR S P ERA WHIP	IP WLS BF H R ER SO BB IBB HBP BLK WP HR S P ERA WHIP	
39 Chase Whitley, R (1.1) ERA: 0.75	7.0 L 3 2 2 2 0 0 0 0 0 0 0 65 90 0.00 0.857	0.1 L 3 2 2 2 0 0 0 0 0 0 6 7 54.00 6.000																
57 Chris Martin, R (8.1) ERA:																		
68 Dellin Betances, R (8.1) ERA:																		

AB	34
R	3
H	10
RBI	2
BB	0
SO	7
LOB	14



Batter	1	2	3	4	5	6	7	8	9	AB	R	H	RBI	BB	SO	LOB	TOP			
50 Mookie Betts, R OBP: 0.308, SLG: 0.426										4	0	1	0	0	0	1	Boston Red Sox @ Toronto Blue Jays Rogers Centre, Toronto, ON Fri May 08 2015, 7:07 PM - 9:47 PM EDT Att: 30,430 - Partly Cloudy - 63 F			
15 Dustin Pedroia, R OBP: 0.364, SLG: 0.459										3	0	1	0	1	0	2				
Pablo Sandoval, S OBP: 0.362, SLG: 0.385										4	0	0	0	0	1	5				
12 Mike Napoli, R OBP: 0.264, SLG: 0.269										3	0	0	0	1	2	2				
29 Daniel Nava, S OBP: 0.235, SLG: 0.159										2	0	0	0	2	1	0				
5 Allen Craig, R OBP: 0.255, SLG: 0.208										3	0	0	0	0	1	1				
23 Blake Swihart, S OBP: 0.158, SLG: 0.167										4	0	0	0	0	2	4				
2 Xander Bogaerts, R OBP: 0.324, SLG: 0.365										3	0	0	0	0	0	3				
47 Travis Shaw, L OBP: 0.158, SLG: 0.167										2	0	0	0	1	0	1				
Inning Stats	R: 0 E: 0 K: 0 S: 4	H: 1 LOB: 0 BB: 0 P: 8	R: 0 E: 0 K: 1 S: 8	H: 0 LOB: 1 BB: 1 P: 16	R: 0 E: 1 K: 0 S: 12	H: 0 LOB: 2 BB: 1 P: 23	R: 0 E: 0 K: 1 S: 8	H: 0 LOB: 2 BB: 2 P: 20	R: 0 E: 0 K: 0 S: 7	H: 0 LOB: 0 BB: 0 P: 13	R: 0 E: 0 K: 1 S: 9	H: 0 LOB: 0 BB: 0 P: 13	R: 0 E: 0 K: 2 S: 11	H: 1 LOB: 2 BB: 1 P: 19	R: 0 E: 0 K: 2 S: 9	H: 0 LOB: 0 BB: 0 P: 14		1B: 2 2B: 0 3B: 0 HR: 0	SF: 0 SAC: 0 DP: 2 HBP: 1	WP: 0 PB: 0 SB: 0 CS: 0
PITCHER	IP WLS BF H R ER SO BB IBB HBP BLK WP HR S P ERA WHIP	IP WLS BF H R ER SO BB IBB HBP BLK WP HR S P ERA WHIP	IP WLS BF H R ER SO BB IBB HBP BLK WP HR S P ERA WHIP	IP WLS BF H R ER SO BB IBB HBP BLK WP HR S P ERA WHIP	IP WLS BF H R ER SO BB IBB HBP BLK WP HR S P ERA WHIP	IP WLS BF H R ER SO BB IBB HBP BLK WP HR S P ERA WHIP	IP WLS BF H R ER SO BB IBB HBP BLK WP HR S P ERA WHIP	IP WLS BF H R ER SO BB IBB HBP BLK WP HR S P ERA WHIP	IP WLS BF H R ER SO BB IBB HBP BLK WP HR S P ERA WHIP	IP WLS BF H R ER SO BB IBB HBP BLK WP HR S P ERA WHIP	IP WLS BF H R ER SO BB IBB HBP BLK WP HR S P ERA WHIP	IP WLS BF H R ER SO BB IBB HBP BLK WP HR S P ERA WHIP	IP WLS BF H R ER SO BB IBB HBP BLK WP HR S P ERA WHIP	IP WLS BF H R ER SO BB IBB HBP BLK WP HR S P ERA WHIP	IP WLS BF H R ER SO BB IBB HBP BLK WP HR S P ERA WHIP	IP WLS BF H R ER SO BB IBB HBP BLK WP HR S P ERA WHIP	IP WLS BF H R ER SO BB IBB HBP BLK WP HR S P ERA WHIP			
41 Aaron Sanchez, R ERA: 3.62	7.0	W	28	2	0	0	3	5	0	0	1	0	0	0	0	0	0.00	1.000		
62 Aaron Loup, L ERA: 4.25	1.0	H	3	0	0	0	2	0	0	0	0	0	0	0	0	0	0.00	0.000		
50 Steve Delabar, R ERA:	1.0		3	0	0	0	2	0	0	0	0	0	0	0	0	0	0.00	0.000		

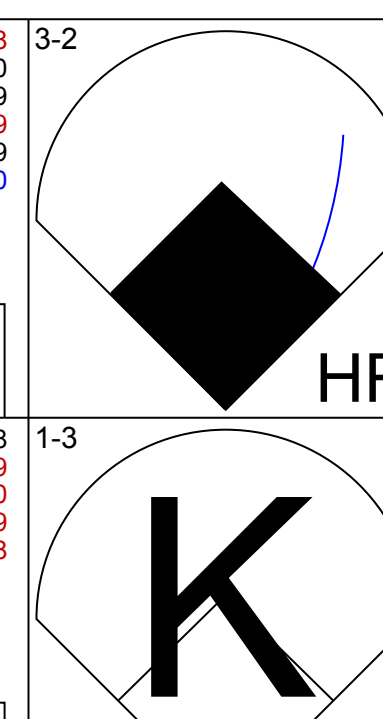
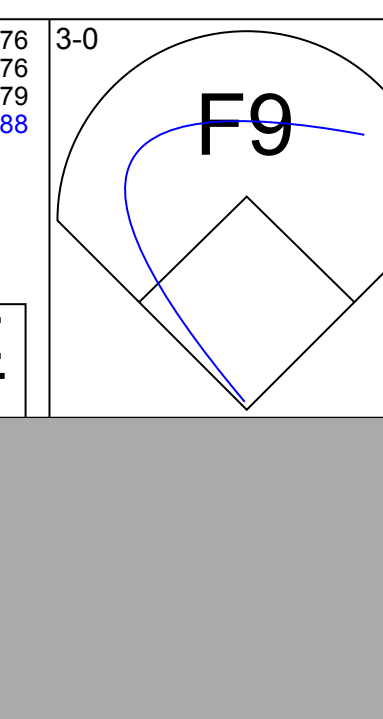
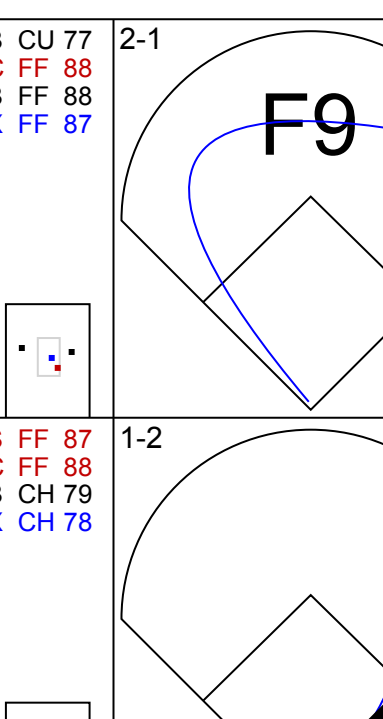
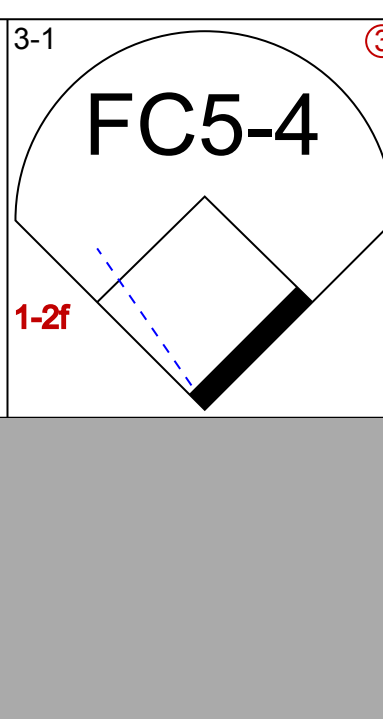
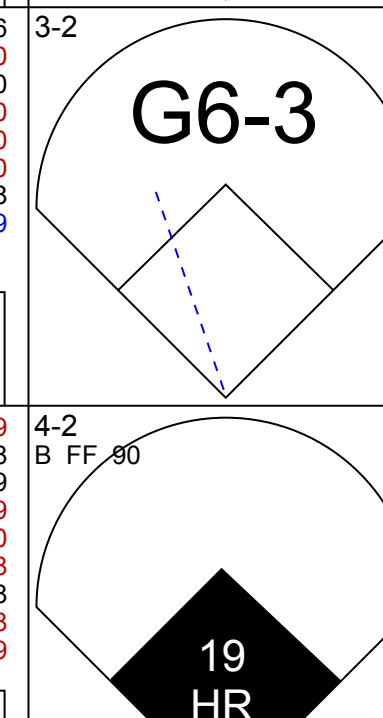
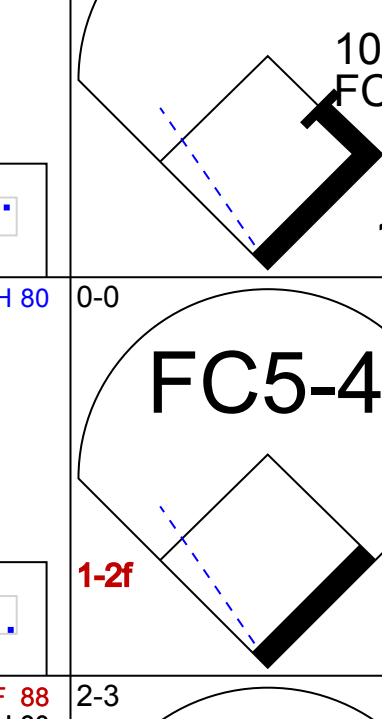
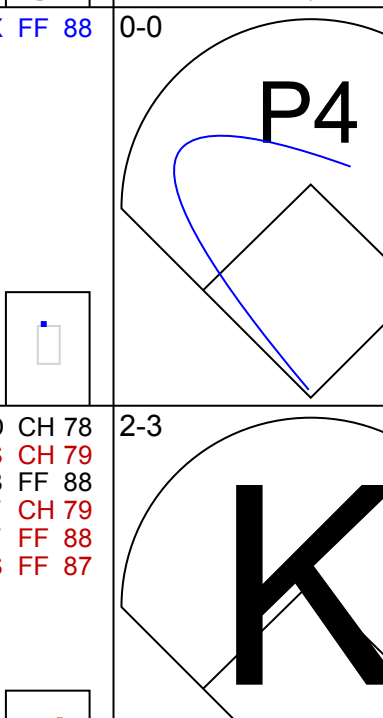
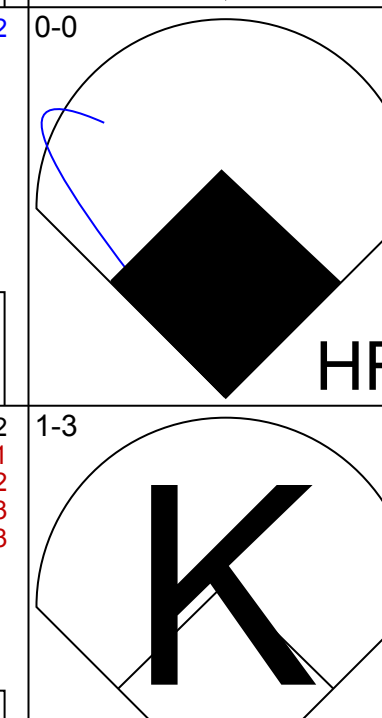

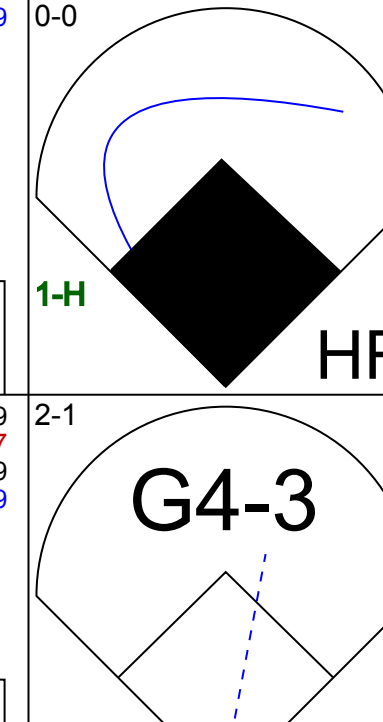
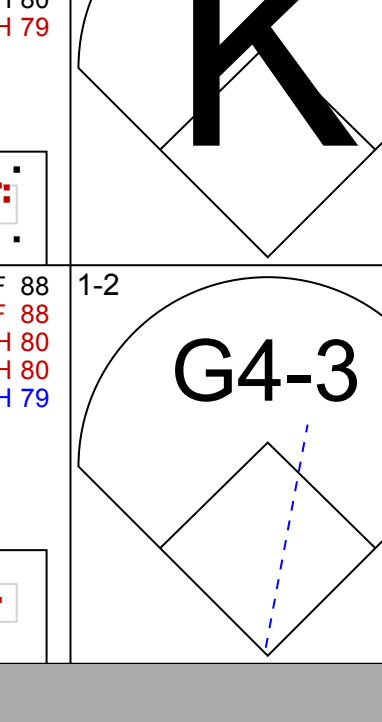

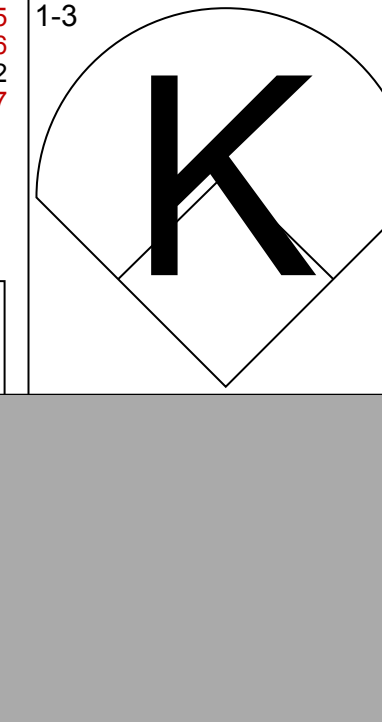








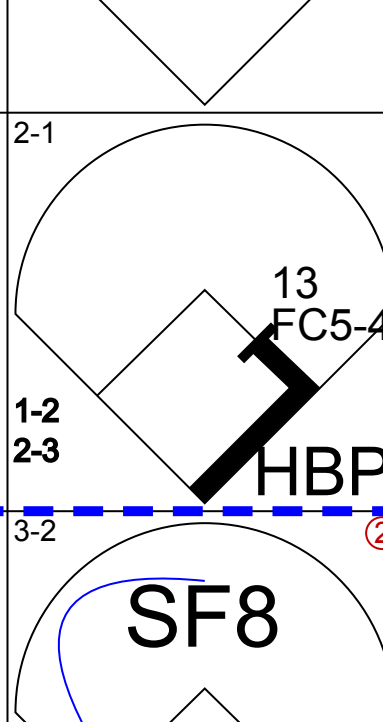



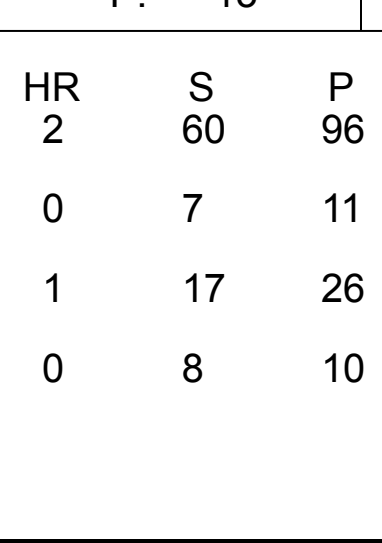
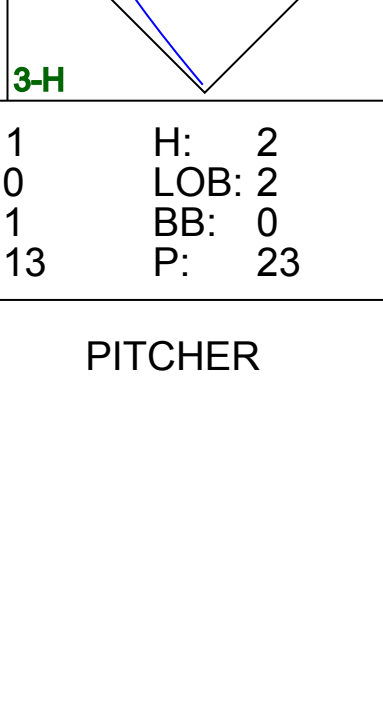
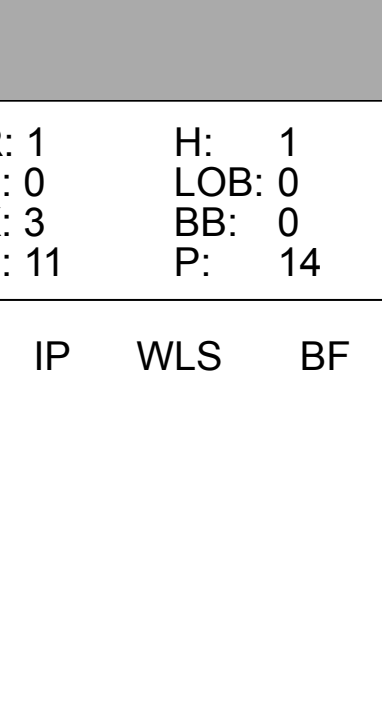
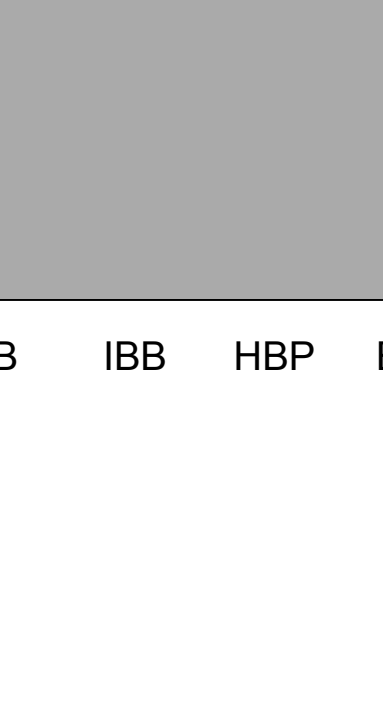

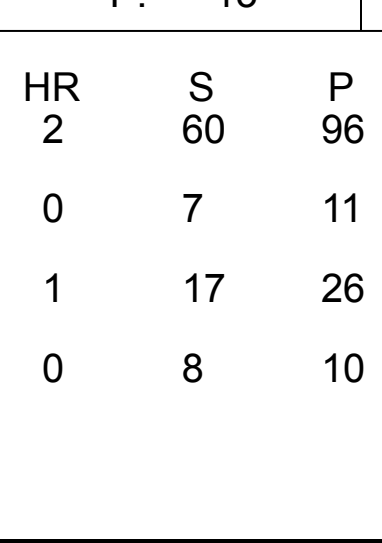
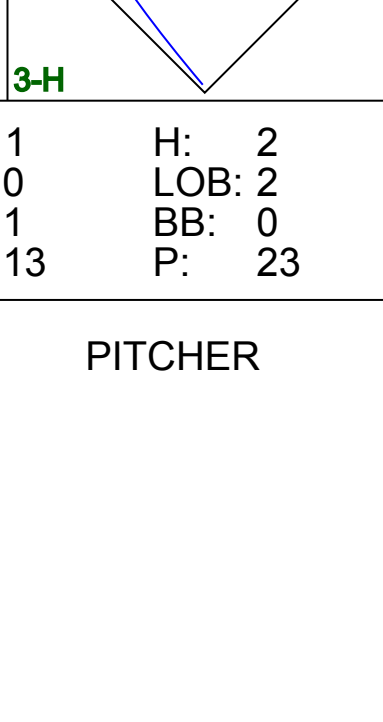
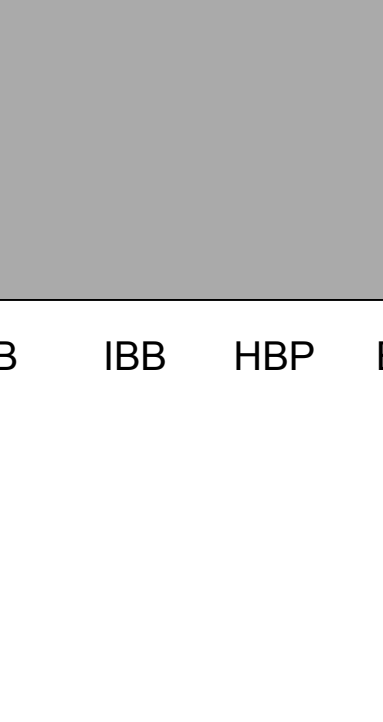
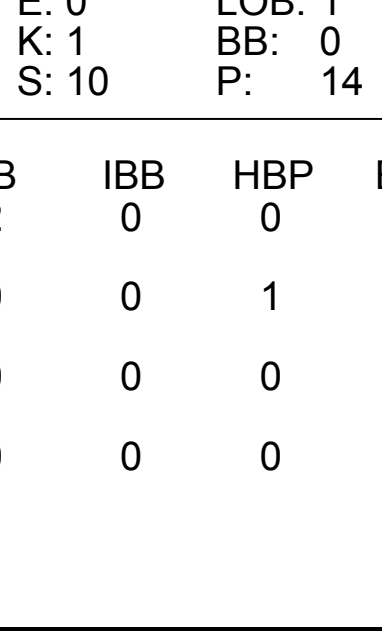
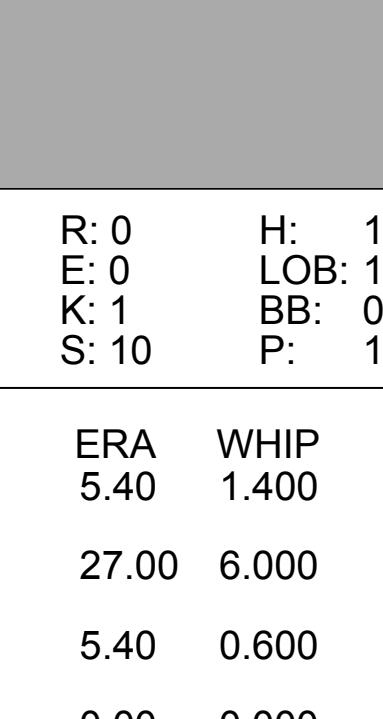
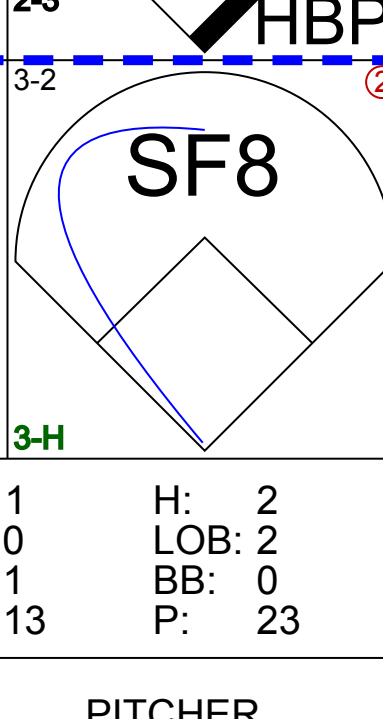

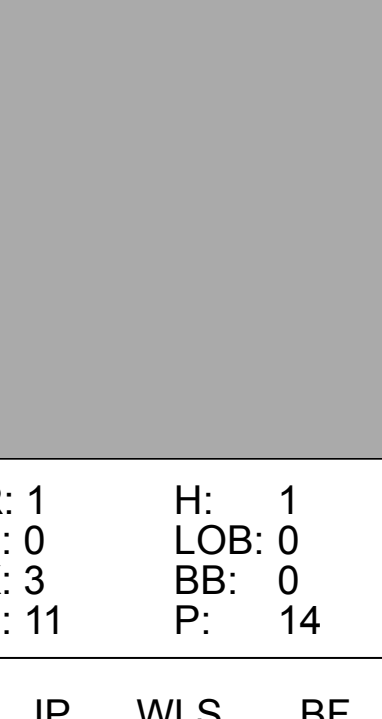

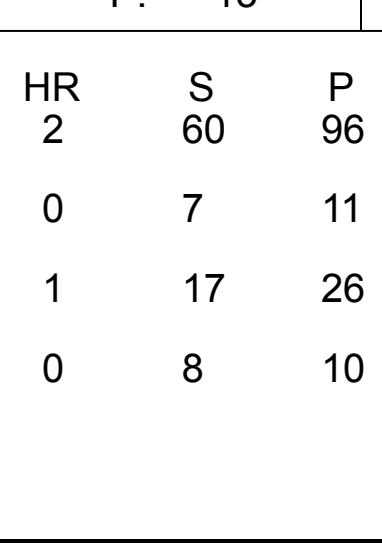
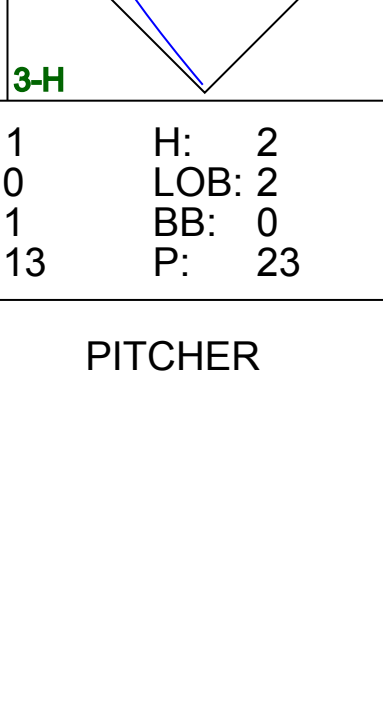
Batter	1	2	3	4	5	6	7	8	9	AB	R	H	RBI	BB	SO	LOB	BOTTOM			
29 Devon Travis, R OBP: 0.353, SLG: 0.552										4	0	0	0	0	1	0	Boston Red Sox @ Toronto Blue Jays Rogers Centre, Toronto, ON Fri May 08 2015, 7:07 PM - 9:47 PM EDT Att: 30,430 - Partly Cloudy - 63 F			
20 Josh Donaldson, R OBP: 0.374, SLG: 0.547										4	1	2	1	0	1	0				
19 José Bautista, R OBP: 0.346, SLG: 0.482										4	1	2	0	0	1	1				
10 Edwin Encarnación, R OBP: 0.286, SLG: 0.377										3	2	2	1	1	1	0				
14 Justin Smoak, S OBP: 0.340, SLG: 0.405										0	0	0	0	0	0	0				
55 Russell Martin, R OBP: 0.406, SLG: 0.625										4	2	2	0	0	1	2				
23 Danny Valencia, R OBP: 0.378, SLG: 0.472										3	0	2	1	0	0	2				
3 Ezequiel Carrera, L OBP: 0.467, SLG: 0.429										1	0	1	2	0	0	0				
11 Kevin Pillar, R OBP: 0.298, SLG: 0.391										3	0	0	1	0	2	2				
15 Chris Colabello, R OBP: 0.583, SLG: 1.000										4	1	1	1	0	3	2				
17 Ryan Goins, L OBP: 0.276, SLG: 0.327										4	0	0	0	0	1	1				
Inning Stats	R: 1 E: 0 K: 0 S: 16	H: 3 LOB: 2 BB: 0 P: 24	R: 1 E: 0 K: 3 S: 12	H: 1 LOB: 0 BB: 0 P: 19	R: 0 E: 0 K: 1 S: 6	H: 0 LOB: 0 BB: 0 P: 10	R: 0 E: 0 K: 2 S: 11	H: 1 LOB: 1 BB: 0 P: 18	R: 0 E: 0 K: 1 S: 9	H: 2 LOB: 0 BB: 1 P: 21	R: 0 E: 0 K: 1 S: 8	H: 0 LOB: 0 BB: 0 P: 12	R: 3 E: 0 K: 2 S: 20	H: 4 LOB: 1 BB: 0 P: 34	R: 3 E: 0 K: 2 S: 20	H: 4 LOB: 1 BB: 0 P: 34	1B: 7 2B: 3 3B: 1 HR: 2	SF: 1 SAC: 0 DP: 1 HBP: 0	WP: 0 PB: 0 SB: 0 CS: 0	PA: 36
PITCHER	IP WLS BF H R ER SO BB IBB HBP BLK WP HR S P ERA WHIP	IP WLS BF H R ER SO BB IBB HBP BLK WP HR S P ERA WHIP	IP WLS BF H R ER SO BB IBB HBP BLK WP HR S P ERA WHIP	IP WLS BF H R ER SO BB IBB HBP BLK WP HR S P ERA WHIP	IP WLS BF H R ER SO BB IBB HBP BLK WP HR S P ERA WHIP	IP WLS BF H R ER SO BB IBB HBP BLK WP HR S P ERA WHIP	IP WLS BF H R ER SO BB IBB HBP BLK WP HR S P ERA WHIP	IP WLS BF H R ER SO BB IBB HBP BLK WP HR S P ERA WHIP	IP WLS BF H R ER SO BB IBB HBP BLK WP HR S P ERA WHIP	IP WLS BF H R ER SO BB IBB HBP BLK WP HR S P ERA WHIP	IP WLS BF H R ER SO BB IBB HBP BLK WP HR S P ERA WHIP	IP WLS BF H R ER SO BB IBB HBP BLK WP HR S P ERA WHIP	IP WLS BF H R ER SO BB IBB HBP BLK WP HR S P ERA WHIP	IP WLS BF H R ER SO BB IBB HBP BLK WP HR S P ERA WHIP	IP WLS BF H R ER SO BB IBB HBP BLK WP HR S P ERA WHIP	IP WLS BF H R ER SO BB IBB HBP BLK WP HR S P ERA WHIP				
20 Wade Miley, L ERA: 6.91	6.0	L	26	8	4	4	8	1	0	0	0	0	0	0	0	0	6.00	1.500		
41 Alexi Ogando, R ERA: 3.29	1.0		3	0	0	0	1	0	0	0	0	0	0	0	0	0	0.00	0.000		
28 Robbie Ross Jr., L ERA: 6.17	0.0		4	4	3	3	0	0	0	0	0	0	0	0	0	0	∞	∞		
32 Craig Breslow, L ERA: 2.81	1.0		3	0	0	0	2	0	0	0	0	0	0	0	0	0	0.00	0.000		

Batter	1	2	3	4	5	6	7	8	9	AB	R	H	RBI	BB	SO	LOB	TOP																						
29 Devon Travis, R OBP: 0.352, SLG: 0.530										4	0	0	0	0	2	1																							
20 Josh Donaldson, R OBP: 0.375, SLG: 0.538										4	0	1	0	0	3	0																							
55 Russell Martin, R OBP: 0.383, SLG: 0.583										4	0	0	0	0	3	1																							
10 Edwin Encarnación, R OBP: 0.309, SLG: 0.398										3	0	0	0	1	3	1																							
14 Justin Smoak, S OBP: 0.315, SLG: 0.370										3	0	0	0	0	1	1																							
23 Danny Valencia, R (9, PH) OBP: 0.359, SLG: 0.447										1	0	0	0	0	1	0																							
15 Chris Colabello, R OBP: 0.509, SLG: 0.810										3	0	2	0	1	0	0																							
11 Kevin Pillar, R OBP: 0.291, SLG: 0.378										4	2	2	0	0	0	2																							
3 Ezequiel Carrera, L OBP: 0.455, SLG: 0.571										3	0	2	2	0	0	0																							
19 José Bautista, R OBP: 0.360, SLG: 0.467										1	0	0	0	0	0	2																							
17 Ryan Goins, L OBP: 0.265, SLG: 0.297										3	0	1	0	0	0	2																							
Inning Stats	R: 0 H: 0 E: 0 K: 3 S: 11	H: 0 LOB: 0 BB: 0 P: 17	R: 0 H: 1 E: 0 K: 0 S: 9	H: 1 LOB: 1 BB: 1 P: 16	R: 0 H: 1 E: 0 K: 0 S: 6	H: 1 LOB: 0 BB: 0 P: 8	R: 0 H: 0 E: 0 K: 3 S: 9	H: 0 LOB: 0 BB: 0 P: 14	R: 1 H: 2 E: 0 K: 1 S: 10	H: 2 LOB: 1 BB: 0 P: 16	R: 0 H: 1 E: 0 K: 2 S: 9	H: 1 LOB: 1 BB: 0 P: 13	R: 1 H: 1 E: 0 K: 0 S: 17	H: 1 LOB: 1 BB: 1 P: 25	R: 0 H: 0 E: 0 K: 2 S: 9	H: 0 LOB: 0 BB: 0 P: 11	R: 0 H: 2 E: 0 K: 2 S: 11	H: 2 LOB: 2 BB: 0 P: 12	1B: 5 2B: 3 3B: 0 HR: 0	SF: 0 SAC: 0 DP: 2 HBP: 0	WP: 0 PB: 0 SB: 1 CS: 0	PA: 35																	
PITCHER	IP	WLS	BF	H	R	ER	SO	BB	IBB	HBP	BLK	WP	HR	S	P	ERA	WHIP	PITCHER					IP	WLS	BF	H	R	ER	SO	BB	IBB	HBP	BLK	WP	HR	S	P	ERA	WHIP
31 Ubaldo Jiménez, R ERA: 2.41	7.0	W	27	6	2	2	9	2	0	0	0	0	0	71	109	2.57	1.143																						
56 Darren O'Day, R ERA: 0.77	1.0	H	3	0	0	0	2	0	0	0	0	0	0	9	11	0.00	0.000																						
53 Zack Britton, L ERA: 1.38	1.0	S	5	2	0	0	2	0	0	0	0	0	0	11	12	0.00	2.000																						

Toronto Blue Jays @ Baltimore Orioles
 Oriole Park at Camden Yards, Baltimore, MD
 Mon May 11 2015, 7:09 PM - 9:51 PM EDT
 Att: 20,468 - Cloudy - 78 F

AB 33
 R 2
 H 8
 RBI 2
 BB 2
 SO 13
 LOB 10



Batter	1	2	3	4	5	6	7	8	9	AB	R	H	RBI	BB	SO	LOB	BOTTOM																						
13 Manny Machado, R OBP: 0.341, SLG: 0.486										4	1	1	1	0	0	3																							
38 Jimmy Paredes, S OBP: 0.386, SLG: 0.675										4	0	2	0	0	2	0																							
10 Adam Jones, R OBP: 0.397, SLG: 0.591										4	1	1	1	0	0	2																							
27 Delmon Young, R OBP: 0.333, SLG: 0.360										3	1	0	0	1	3	2																							
19 Chris Davis, L OBP: 0.317, SLG: 0.523										4	2	2	2	0	1	1																							
28 Steve Pearce, R OBP: 0.272, SLG: 0.282										4	0	1	0	0	0	0																							
2 J.J. Hardy, R OBP: 0.200, SLG: 0.368										4	0	0	0	0	1	3																							
3 Ryan Flaherty, L OBP: 0.372, SLG: 0.500										1	0	0	0	0	1	0																							
9 David Lough, L OBP: 0.316, SLG: 0.400										2	0	1	0	0	1	0																							
36 Caleb Joseph, R OBP: 0.391, SLG: 0.474										1	0	0	1	1	0	1																							
Inning Stats	R: 3 H: 2 E: 0 K: 1 S: 21	H: 2 LOB: 0 BB: 1 P: 34	R: 0 H: 0 E: 0 K: 1 S: 11	H: 0 LOB: 1 BB: 1 P: 20	R: 0 H: 1 E: 0 K: 1 S: 10	H: 1 LOB: 0 BB: 0 P: 14	R: 0 H: 1 E: 1 K: 0 S: 8	H: 1 LOB: 1 BB: 0 P: 13	R: 0 H: 1 E: 0 K: 1 S: 10	H: 1 LOB: 1 BB: 0 P: 15	R: 1 H: 2 E: 0 K: 3 S: 13	H: 2 LOB: 2 BB: 0 P: 23	R: 1 H: 1 E: 0 K: 3 S: 11	H: 1 LOB: 0 BB: 0 P: 14	R: 0 H: 0 E: 0 K: 1 S: 8	H: 0 LOB: 0 BB: 0 P: 10	1B: 5 2B: 0 3B: 0 HR: 3	SF: 1 SAC: 0 DP: 0 HBP: 1	WP: 0 PB: 0 SB: 0 CS: 1	PA: 35																			
PITCHER	IP	WLS	BF	H	R	ER	SO	BB	IBB	HBP	BLK	WP	HR	S	P	ERA	WHIP	PITCHER					IP	WLS	BF	H	R	ER	SO	BB	IBB	HBP	BLK	WP	HR	S	P	ERA	WHIP
25 Marco Estrada, R ERA: 3.54	5.0	L	22	5	3	3	4	2	0	0	0	0	0	7	11	27.00	6.000																						
35 Jeff Francis, L ERA: 5.25	0.1		4	2	1	1	1	0	0	1	0	0	0	7	11	27.00	6.000																						
50 Steve Delabar, R ERA: 2.45	1.2		6	1	1	1	3	0	0	0	0	0	1	17	26	5.40	0.600																						
54 Roberto Osuna, R ERA: 1.04	1.0		3	0	0	0	1	0	0	0	0	0	0	8	10	0.00	0.000																						

Toronto Blue Jays @ Baltimore Orioles
 Oriole Park at Camden Yards, Baltimore, MD
 Mon May 11 2015, 7:09 PM - 9:51 PM EDT
 Att: 20,468 - Cloudy - 78 F

AB 31
 R 5
 H 8
 RBI 5
 BB 2
 SO 9
 LOB 12



Batter	1	2	3	4	5	6	7	8	9	AB	R	H	RBI	BB	SO	LOB	TOP					
3 Ezequiel Carrera, L OBP: 0.407, SLG: 0.480	F7		G1-3				K	K		4	0	0	0	0	2	3	Toronto Blue Jays @ Baltimore Orioles Oriole Park at Camden Yards, Baltimore, MD Tue May 12 2015, 7:09 PM - 9:45 PM EDT Att: 17,319 - Partly Cloudy - 86 F					
20 Josh Donaldson, R OBP: 0.376, SLG: 0.556	G4-3		G6-3		F8		19 2B 10 PB	HR		5	2	2	3	0	0	3						
19 José Bautista, R OBP: 0.361, SLG: 0.469	P5			L8	L7		10 PB 10 HR	BB		4	1	1	0	1	0	2						
10 Edwin Encarnación, R OBP: 0.319, SLG: 0.449		G5-3		55 1B 15 1B		HR	HR	K		4	3	2	3	1	1	1						
55 Russell Martin, R OBP: 0.392, SLG: 0.580	F9		15 1B	1B		HR	HR	F8		4	0	2	0	0	0	1						
15 Chris Colabello, R OBP: 0.571, SLG: 0.731				1B		K	FC6-4			5	0	2	1	0	2	3						
11 Kevin Pillar, R OBP: 0.288, SLG: 0.371				1B		G5-4-3		K		5	1	1	0	0	2	3						
17 Ryan Goins, L OBP: 0.288, SLG: 0.319			G1-3				FC3			5	1	3	0	0	1	1						
18 Steve Tolleson, R OBP: 0.222, SLG: 0.353			G3				FC3-5	FC6		2	0	0	0	0	1	2						
14 Justin Smoak, S OBP: 0.309, SLG: 0.362										1	0	0	0	0	0	1						
29 Devon Travis, R OBP: 0.349, SLG: 0.526										1	2	0	0	0	0	1						
Inning Stats	R: 0 E: 0 K: 0 S: 6	H: 0 LOB: 0 BB: 0 P: 9	R: 0 E: 0 K: 0 S: 4	H: 1 LOB: 1 BB: 0 P: 7	R: 0 E: 0 K: 0 S: 9	H: 1 LOB: 1 BB: 0 P: 13	R: 1 E: 0 K: 1 S: 21	H: 2 LOB: 1 BB: 1 P: 28	R: 0 E: 0 K: 1 S: 12	H: 1 LOB: 2 BB: 0 P: 15	R: 1 E: 0 K: 1 S: 8	H: 1 LOB: 0 BB: 0 P: 12	R: 4 E: 1 K: 1 S: 17	H: 5 LOB: 2 BB: 0 P: 29	R: 4 E: 2 K: 2 S: 22	H: 2 LOB: 1 BB: 1 P: 34	R: 0 E: 0 K: 3 S: 10	H: 0 LOB: 0 BB: 0 P: 15	1B: 9 2B: 1 3B: 0 HR: 3	SF: 0 SAC: 0 DP: 1 HBP: 2	WP: 1 PB: 1 SB: 0 CS: 0	PA: 44
PITCHER	IP WLS BF H R ER SO BB IBB HBP BLK WP HR S P ERA WHIP	IP WLS BF H R ER SO BB IBB HBP BLK WP HR S P ERA WHIP	IP WLS BF H R ER SO BB IBB HBP BLK WP HR S P ERA WHIP	IP WLS BF H R ER SO BB IBB HBP BLK WP HR S P ERA WHIP	IP WLS BF H R ER SO BB IBB HBP BLK WP HR S P ERA WHIP	IP WLS BF H R ER SO BB IBB HBP BLK WP HR S P ERA WHIP	IP WLS BF H R ER SO BB IBB HBP BLK WP HR S P ERA WHIP	IP WLS BF H R ER SO BB IBB HBP BLK WP HR S P ERA WHIP	IP WLS BF H R ER SO BB IBB HBP BLK WP HR S P ERA WHIP	IP WLS BF H R ER SO BB IBB HBP BLK WP HR S P ERA WHIP	IP WLS BF H R ER SO BB IBB HBP BLK WP HR S P ERA WHIP	IP WLS BF H R ER SO BB IBB HBP BLK WP HR S P ERA WHIP	IP WLS BF H R ER SO BB IBB HBP BLK WP HR S P ERA WHIP	IP WLS BF H R ER SO BB IBB HBP BLK WP HR S P ERA WHIP	IP WLS BF H R ER SO BB IBB HBP BLK WP HR S P ERA WHIP	IP WLS BF H R ER SO BB IBB HBP BLK WP HR S P ERA WHIP	IP WLS BF H R ER SO BB IBB HBP BLK WP HR S P ERA WHIP					

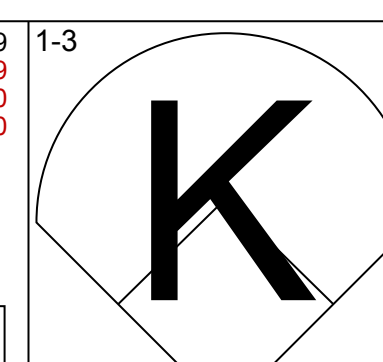
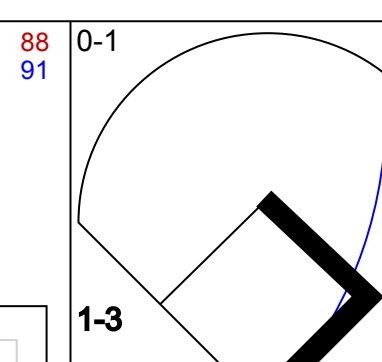
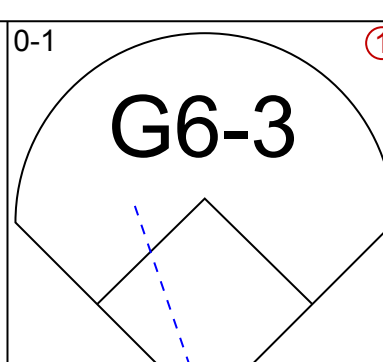
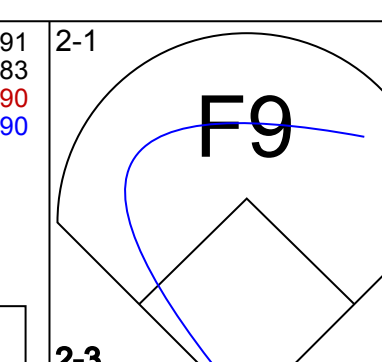
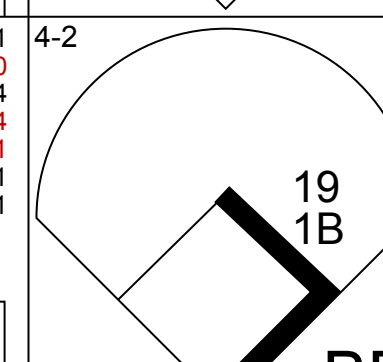
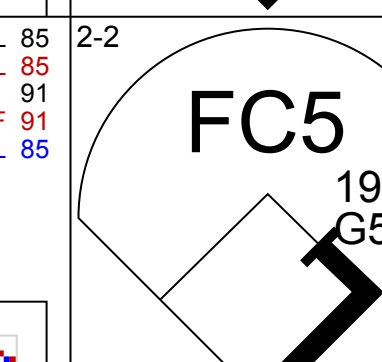
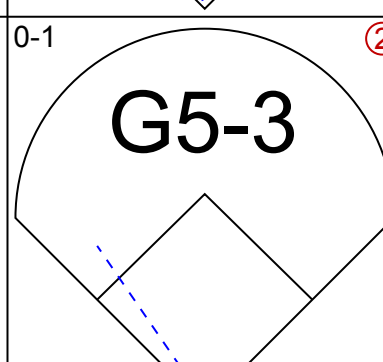
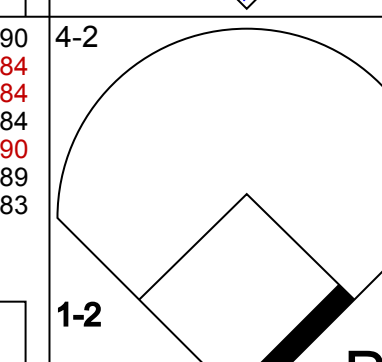
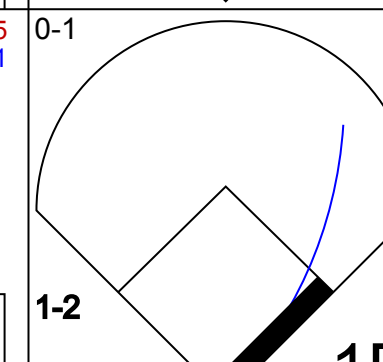
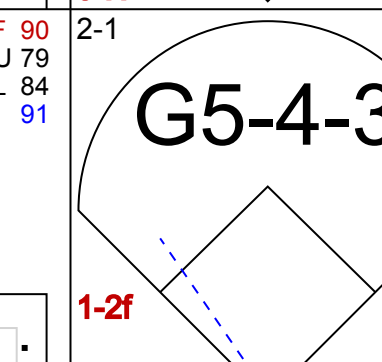
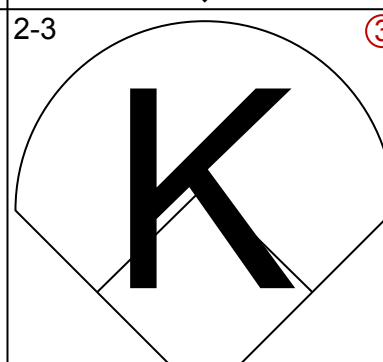
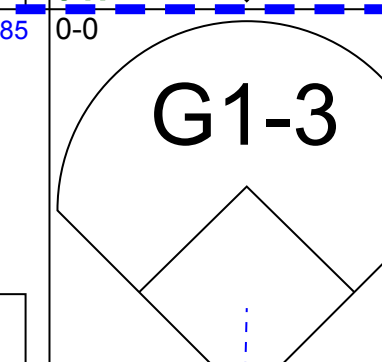
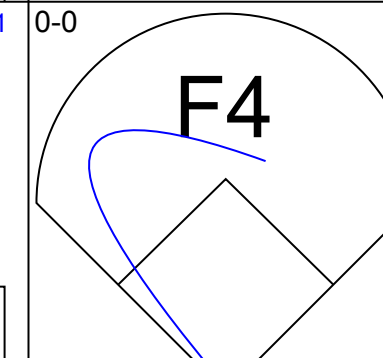
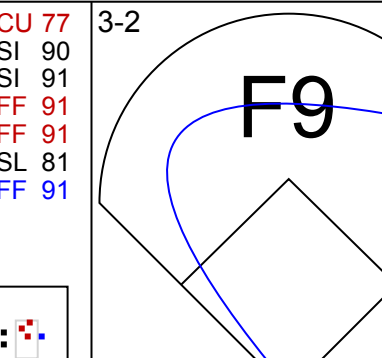
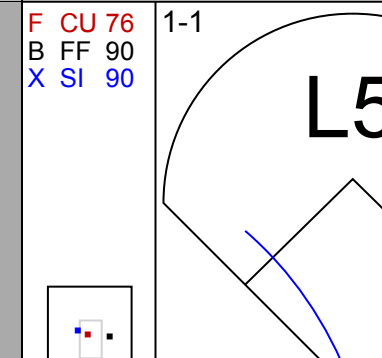
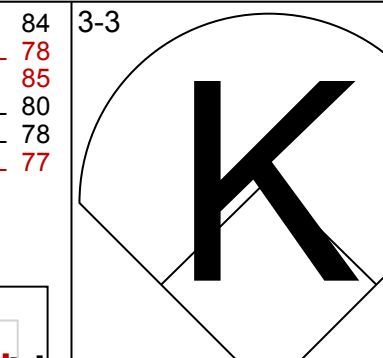
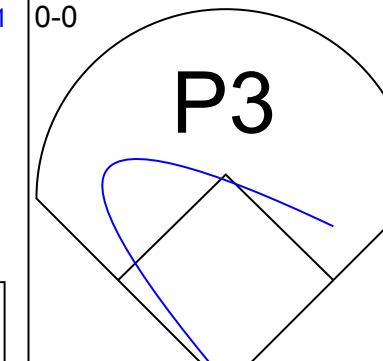
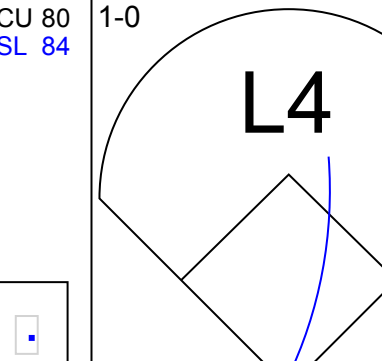
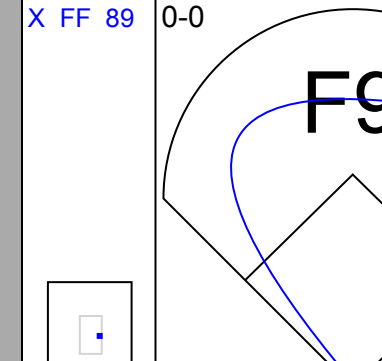
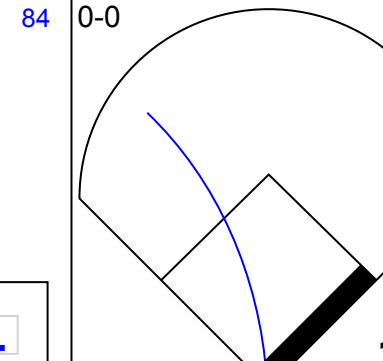

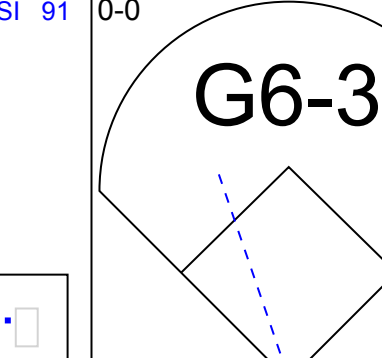
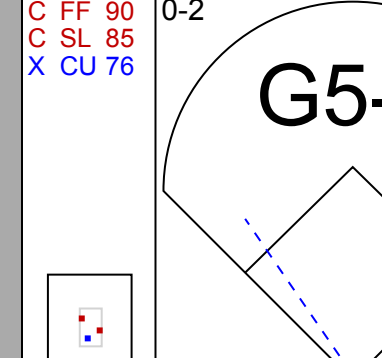
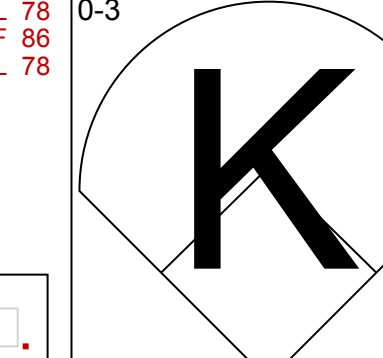

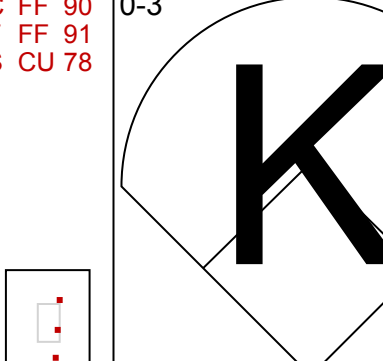
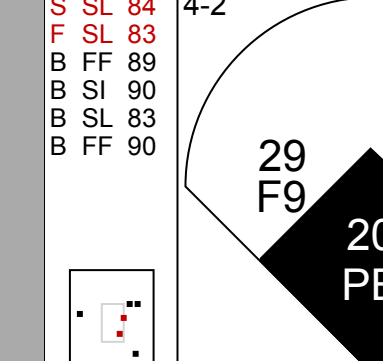
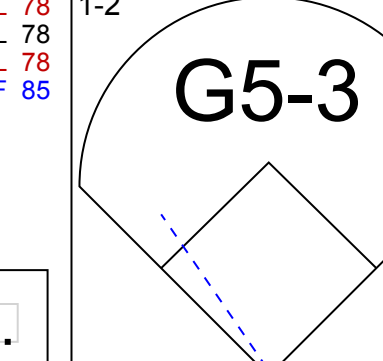

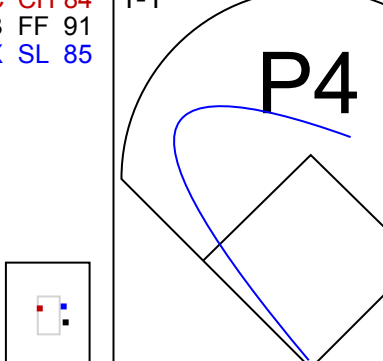
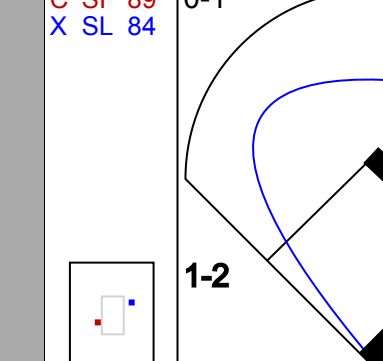
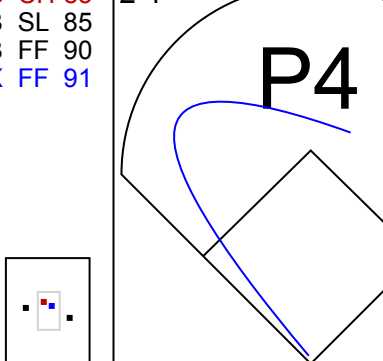
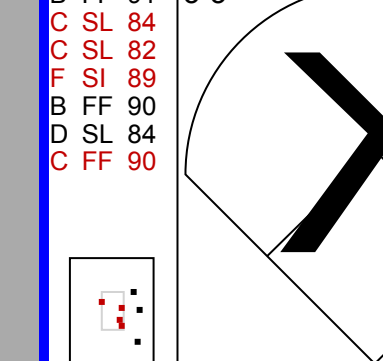
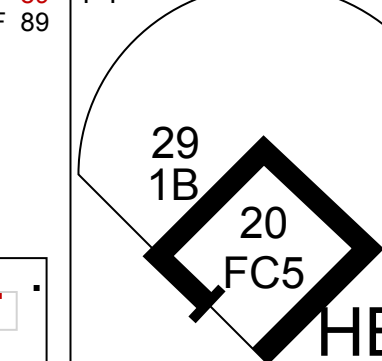
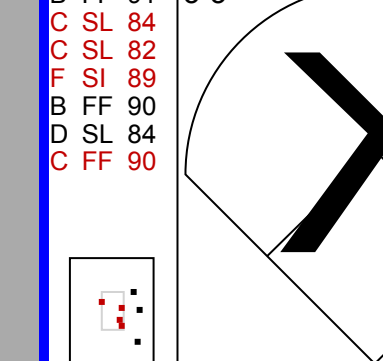
AB	40
R	10
H	13
RBI	7
BB	2
SO	9
LOB	21

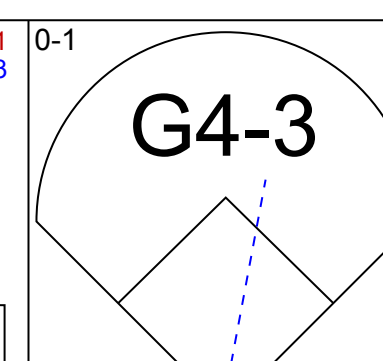
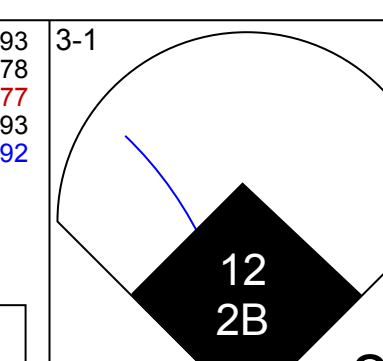
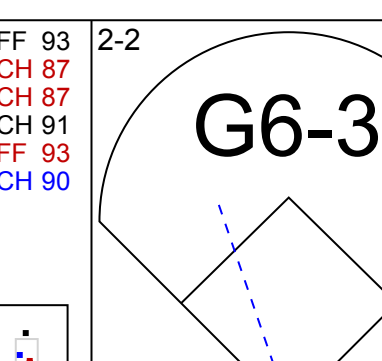
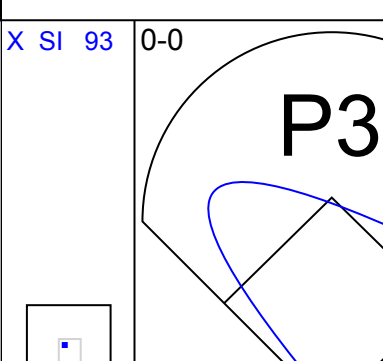
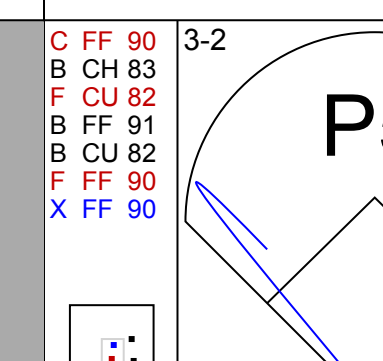
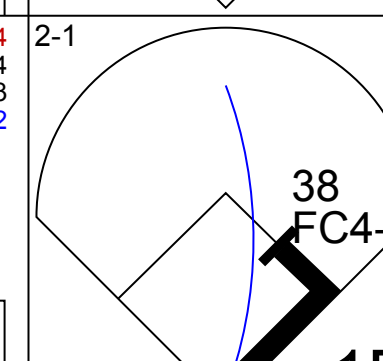
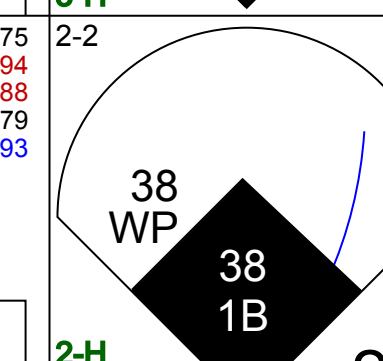
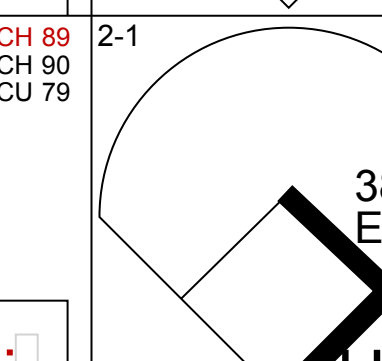
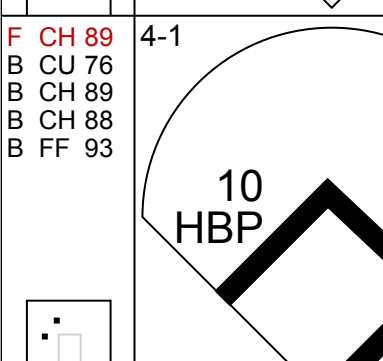
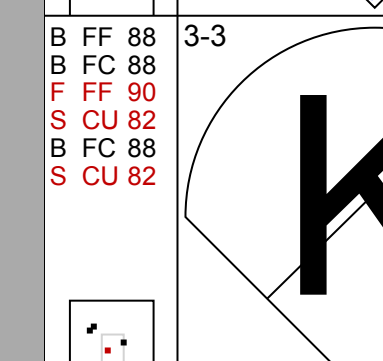
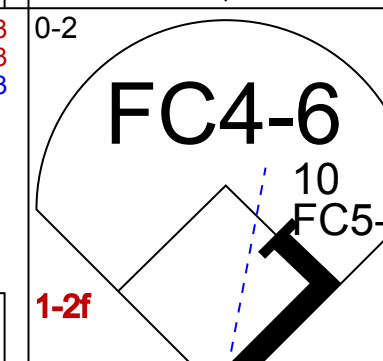
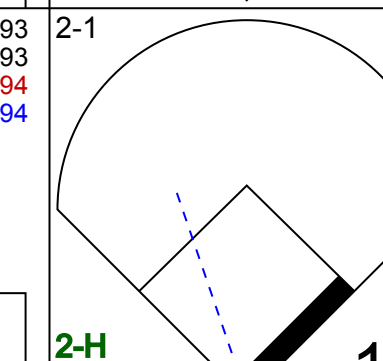
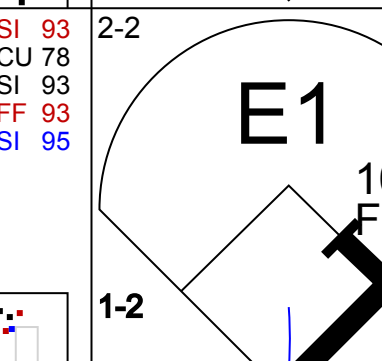
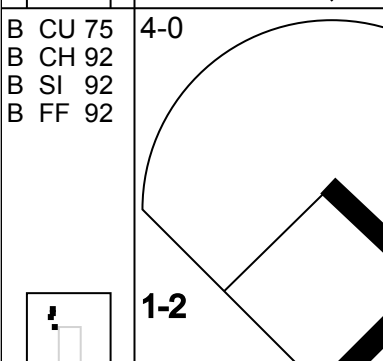
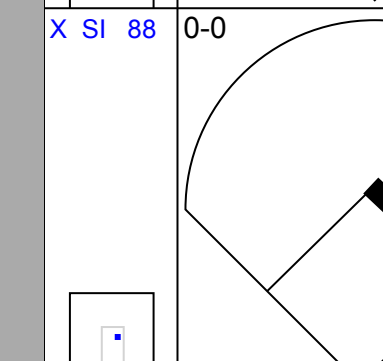
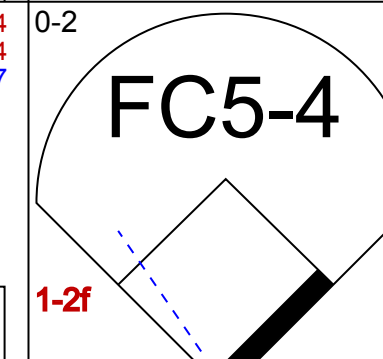
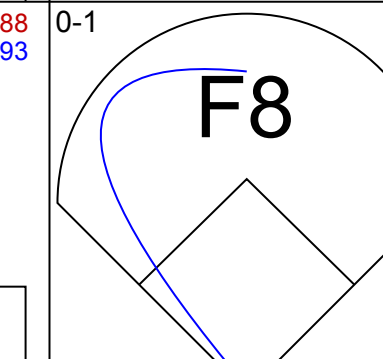
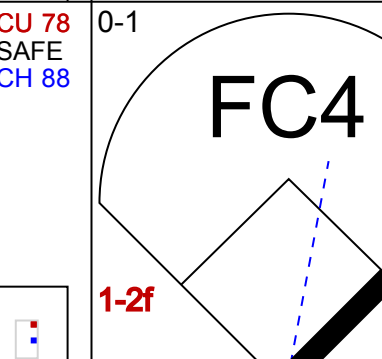
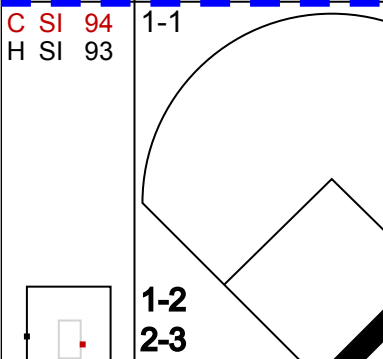
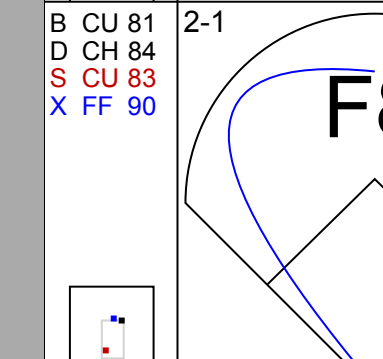

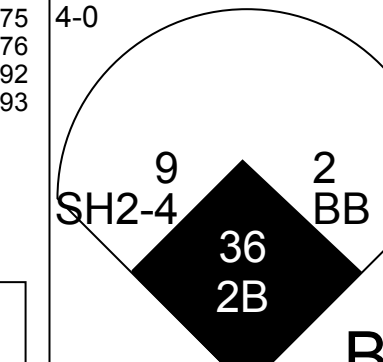

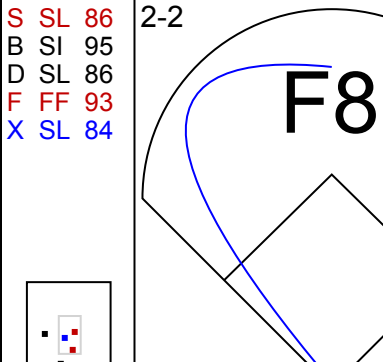


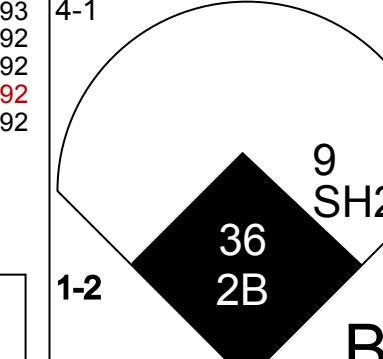


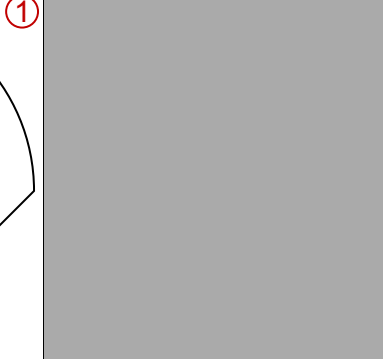

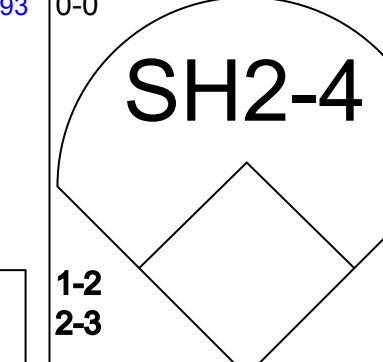


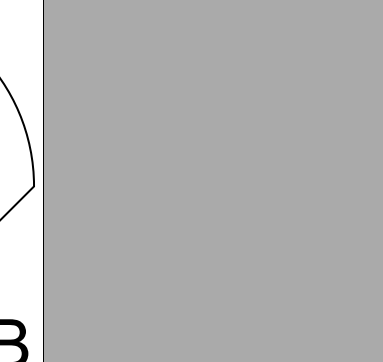

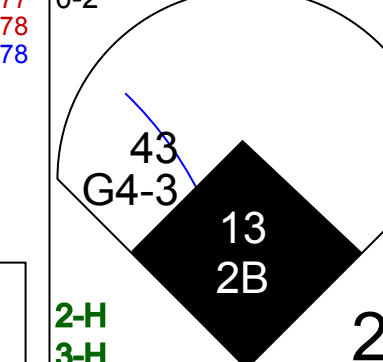


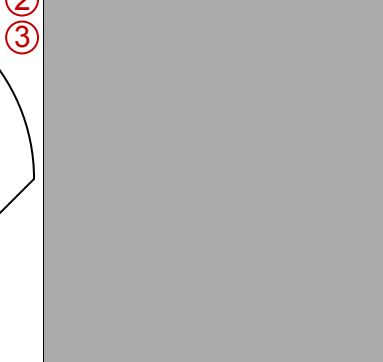

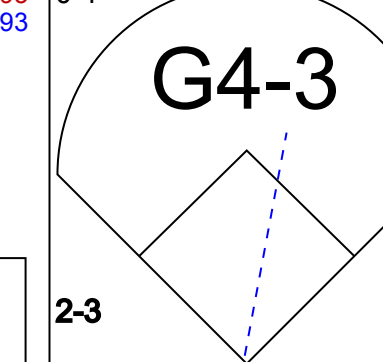
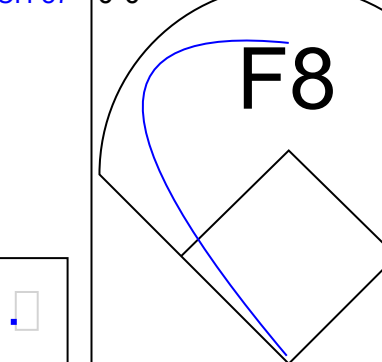
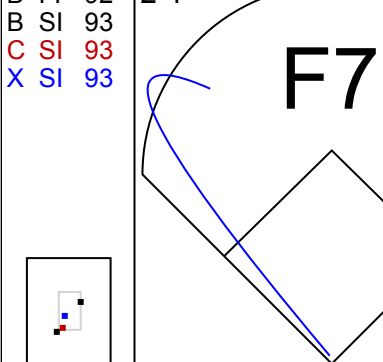
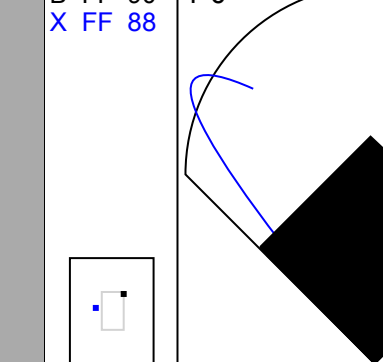


Batter	1	2	3	4	5	6	7	8	9	AB	R	H	RBI	BB	SO	LOB	BOTTOM					
13 Manny Machado, R OBP: 0.354, SLG: 0.514	P6		38 1B							4	1	3	0	0	0	0	Toronto Blue Jays @ Baltimore Orioles Oriole Park at Camden Yards, Baltimore, MD Tue May 12 2015, 7:09 PM - 9:45 PM EDT Att: 17,319 - Partly Cloudy - 86 F					
38 Jimmy Paredes, S OBP: 0.379, SLG: 0.655	G4-3		2B			K		G5-4-3		4	0	1	2	0	1	3						
10 Adam Jones, R OBP: 0.392, SLG: 0.576	G5-3		1B						L1-3	3	0	0	0	1	1	1						
27 Delmon Young, R OBP: 0.317, SLG: 0.342	G5-3			L4		G4-6-3		G6-3		4	0	0	0	0	0	2						
19 Chris Davis, L OBP: 0.306, SLG: 0.505	F9			K			G4-3	G6-3		4	0	0	0	0	1	0						
28 Steve Pearce, R OBP: 0.282, SLG: 0.270	L8			L7						3	0	0	0	0	1	0						
2 J.J. Hardy, R OBP: 0.217, SLG: 0.364			13 2B 38 1B		L9		P4			3	1	1	0	0	0	0						
23 Travis Snider, L OBP: 0.341, SLG: 0.378			F9		G2-3			E6		3	0	0	0	0	0	1						
36 Caleb Joseph, R OBP: 0.379, SLG: 0.457					F7			F9		3	0	0	0	0	1	2						
Inning Stats	R: 0 E: 0 K: 0 S: 6	H: 0 LOB: 0 BB: 0 P: 8	R: 0 E: 0 K: 0 S: 5	H: 0 LOB: 0 BB: 0 P: 6	R: 2 E: 0 K: 2 S: 18	H: 3 LOB: 1 BB: 0 P: 26	R: 0 E: 0 K: 1 S: 8	H: 0 LOB: 0 BB: 0 P: 9	R: 0 E: 0 K: 1 S: 7	H: 0 LOB: 0 BB: 0 P: 12	R: 0 E: 0 K: 1 S: 9	H: 1 LOB: 1 BB: 1 P: 17	R: 0 E: 0 K: 1 S: 11	H: 0 LOB: 0 BB: 0 P: 17	R: 0 E: 1 K: 0 S: 7	H: 1 LOB: 1 BB: 0 P: 7		R: 0 E: 0 K: 0 S: 7	H: 0 LOB: 0 BB: 0 P: 9	1B: 3 2B: 2 3B: 0 HR: 0	SF: 0 SAC: 0 DP: 2 HBP: 0	WP: 0 PB: 0 SB: 0 CS: 0
PITCHER	IP WLS BF H R ER SO BB IBB HBP BLK WP HR S P ERA WHIP	IP WLS BF H R ER SO BB IBB HBP BLK WP HR S P ERA WHIP	IP WLS BF H R ER SO BB IBB HBP BLK WP HR S P ERA WHIP	IP WLS BF H R ER SO BB IBB HBP BLK WP HR S P ERA WHIP	IP WLS BF H R ER SO BB IBB HBP BLK WP HR S P ERA WHIP	IP WLS BF H R ER SO BB IBB HBP BLK WP HR S P ERA WHIP	IP WLS BF H R ER SO BB IBB HBP BLK WP HR S P ERA WHIP	IP WLS BF H R ER SO BB IBB HBP BLK WP HR S P ERA WHIP	IP WLS BF H R ER SO BB IBB HBP BLK WP HR S P ERA WHIP	IP WLS BF H R ER SO BB IBB HBP BLK WP HR S P ERA WHIP	IP WLS BF H R ER SO BB IBB HBP BLK WP HR S P ERA WHIP	IP WLS BF H R ER SO BB IBB HBP BLK WP HR S P ERA WHIP	IP WLS BF H R ER SO BB IBB HBP BLK WP HR S P ERA WHIP	IP WLS BF H R ER SO BB IBB HBP BLK WP HR S P ERA WHIP	IP WLS BF H R ER SO BB IBB HBP BLK WP HR S P ERA WHIP	IP WLS BF H R ER SO BB IBB HBP BLK WP HR S P ERA WHIP	IP WLS BF H R ER SO BB IBB HBP BLK WP HR S P ERA WHIP					

AB	31
R	2
H	5
RBI	2
BB	1
SO	5
LOB	9



Batter	1	2	3	4	5	6	7	8	9	AB	R	H	RBI	BB	SO	LOB	TOP				
29 Devon Travis, R OBP: 0.346, SLG: 0.517										4	0	1	0	0	1	2	<p>Toronto Blue Jays @ Baltimore Orioles</p> <p>Oriole Park at Camden Yards, Baltimore, MD</p> <p>Wed May 13 2015, 7:08 PM - 9:47 PM EDT</p> <p>Att: 24,654 - Partly Cloudy - 66 F</p>				
20 Josh Donaldson, R OBP: 0.379, SLG: 0.547										2	0	0	0	2	0	2					
19 José Bautista, R OBP: 0.358, SLG: 0.460										4	0	1	0	0	1	4					
10 Edwin Encarnación, R OBP: 0.311, SLG: 0.435										4	0	0	0	0	1	2					
55 Russell Martin, R OBP: 0.387, SLG: 0.567										4	0	1	0	0	0	2					
15 Chris Colabello, R OBP: 0.500, SLG: 0.633										4	0	0	0	0	2	1					
11 Kevin Pillar, R OBP: 0.287, SLG: 0.363										3	1	0	0	1	1	1					
17 Ryan Goins, L OBP: 0.289, SLG: 0.319										3	0	1	0	0	0	0					
3 Ezequiel Carrera, L OBP: 0.414, SLG: 0.462										1	0	0	0	0	0	0					
23 Danny Valencia, R OBP: 0.350, SLG: 0.436										1	0	0	0	0	1	2					
Inning Stats	R: 0 E: 0 K: 1 S: 10	H: 1 LOB: 2 BB: 1 P: 15	R: 0 E: 0 K: 1 S: 7	H: 0 LOB: 0 BB: 0 P: 10	R: 0 E: 0 K: 0 S: 8	H: 1 LOB: 1 BB: 0 P: 13	R: 0 E: 0 K: 0 S: 6	H: 0 LOB: 0 BB: 0 P: 10	R: 0 E: 0 K: 1 S: 8	H: 0 LOB: 0 BB: 0 P: 10	R: 0 E: 0 K: 0 S: 6	H: 0 LOB: 0 BB: 0 P: 7	R: 1 E: 0 K: 1 S: 14	H: 1 LOB: 2 BB: 2 P: 27	R: 0 E: 0 K: 2 S: 10	H: 1 LOB: 1 BB: 0 P: 14	1B: 4 2B: 0 3B: 0 HR: 0	SF: 0 SAC: 0 DP: 1 HBP: 1	WP: 0 PB: 1 SB: 0 CS: 0	PA: 34	
PITCHER	IP	WLS	BF	H	R	ER	SO	BB	IBB	HBP	BLK	WP	HR	S	P	ERA	WHIP				
50 Miguel González, R ERA: 2.93	7.2	W	29	3	1	0	5	3	0	1	0	0	0	65	101	0.00	0.783				
56 Darren O'Day, R ERA: 0.69	1.1	S	5	1	0	0	2	0	0	0	0	0	0	11	15	0.00	0.750				

Batter	1	2	3	4	5	6	7	8	9	AB	R	H	RBI	BB	SO	LOB	BOTTOM				
13 Manny Machado, R OBP: 0.348, SLG: 0.509										5	1	1	1	0	0	0	<p>Toronto Blue Jays @ Baltimore Orioles</p> <p>Oriole Park at Camden Yards, Baltimore, MD</p> <p>Wed May 13 2015, 7:08 PM - 9:47 PM EDT</p> <p>Att: 24,654 - Partly Cloudy - 66 F</p>				
12 Alejandro De Aza, L OBP: 0.282, SLG: 0.465										3	1	2	1	1	1	0					
38 Jimmy Paredes, S OBP: 0.391, SLG: 0.659										4	0	2	1	1	0	2					
10 Adam Jones, R OBP: 0.385, SLG: 0.557										4	0	0	0	0	0	5					
19 Chris Davis, L OBP: 0.313, SLG: 0.509										3	1	1	0	1	0	3					
2 J.J. Hardy, R OBP: 0.222, SLG: 0.320										3	1	0	0	1	1	1					
9 David Lough, L OBP: 0.360, SLG: 0.409										2	0	1	0	1	0	1					
36 Caleb Joseph, R OBP: 0.374, SLG: 0.459										4	1	1	2	0	0	3					
43 Rey Navarro, S OBP: 0.304, SLG: 0.522										4	1	1	1	0	0	1					
Inning Stats	R: 0 E: 0 K: 0 S: 10	H: 1 LOB: 1 BB: 0 P: 12	R: 5 E: 0 K: 0 S: 16	H: 4 LOB: 1 BB: 2 P: 31	R: 0 E: 0 K: 0 S: 11	H: 0 LOB: 2 BB: 0 P: 17	R: 0 E: 0 K: 1 S: 8	H: 1 LOB: 1 BB: 0 P: 12	R: 0 E: 0 K: 0 S: 8	H: 0 LOB: 3 BB: 2 P: 21	R: 0 E: 0 K: 0 S: 8	H: 0 LOB: 0 BB: 1 P: 15	R: 1 E: 0 K: 1 S: 11	H: 2 LOB: 1 BB: 0 P: 20	R: 1 E: 0 K: 2 S: 10	H: 1 LOB: 1 BB: 0 P: 14		1B: 3 2B: 5 3B: 0 HR: 1	SF: 0 SAC: 1 DP: 0 HBP: 2	WP: 1 PB: 0 SB: 0 CS: 1	PA: 40
PITCHER	IP	WLS	BF	H	R	ER	SO	BB	IBB	HBP	BLK	WP	HR	S	P	ERA	WHIP				
41 Aaron Sanchez, R ERA: 4.26	5.2	L	30	4	0	1	0	4	0	1	0	0	0	56	99	7.94	1.941				
31 Liam Hendriks, R ERA: 3.14	1.1	S	5	0	0	0	0	1	0	1	0	0	0	12	22	0.00	0.750				
27 Brett Cecil, L ERA: 4.09	1.0	S	5	2	1	1	1	0	0	0	0	0	1	11	20	9.00	2.000				

Batter	1	2	3	4	5	6	7	8	9	AB	R	H	RBI	BB	SO	LOB	TOP								
29 Devon Travis, R OBP: 0.343, SLG: 0.516	G5-3		G1-3		G6-3		F9			4	0	1	1	0	0	2	<p>Toronto Blue Jays @ Houston Astros Minute Maid Park, Houston, TX Thu May 14 2015, 7:11 PM - 9:58 PM CDT Att: 15,777 - Roof Closed - 73 F</p>								
20 Josh Donaldson, R OBP: 0.376, SLG: 0.539	F8		G1-3		G6-3		G6-4-3			4	0	1	0	0	0	1									
19 José Bautista, R OBP: 0.362, SLG: 0.485	HR		G5-4-3		L7		L5			3	1	1	1	0	1										
10 Edwin Encarnación, R OBP: 0.309, SLG: 0.452	HR		G5-4-3		P6		G6-4-3			4	1	1	1	0	0	3									
11 Kevin Pillar, R OBP: 0.286, SLG: 0.360	G5-3				G5-3		15 2B 3 SF8			4	1	1	0	0	0	0									
15 Chris Colabello, R OBP: 0.275, SLG: 0.647			G6-4-3		P3		3 SF8			4	0	2	0	0	1	0									
17 Ryan Goins, L OBP: 0.275, SLG: 0.303			G6-4-3		L5		G1-3			4	0	0	0	0	0	3									
22 Josh Thole, L OBP: 0.250, SLG: 0.214			G1-3		F8		3 SF8			2	0	0	0	1	0	0									
3 Ezequiel Carrera, L OBP: 0.406, SLG: 0.444					G4-3		SF8			1	1	0	1	1	0	0									
Inning Stats	R: 2 H: 2 E: 0 K: 0 S: 13	H: 2 LOB: 0 BB: 0 P: 18	R: 0 H: 1 E: 0 K: 0 S: 10	LOB: 0 BB: 0 P: 13	R: 1 H: 1 E: 0 K: 0 S: 6	LOB: 1 BB: 2 P: 16	R: 0 H: 0 E: 0 K: 0 S: 4	LOB: 0 BB: 0 P: 4	R: 0 H: 0 E: 0 K: 0 S: 8	LOB: 0 BB: 0 P: 9	R: 0 H: 0 E: 0 K: 0 S: 5	LOB: 0 BB: 0 P: 10	R: 1 H: 2 E: 0 K: 0 S: 10	LOB: 2 BB: 1 P: 21	R: 0 H: 1 E: 0 K: 1 S: 9	LOB: 0 BB: 0 P: 12	R: 0 H: 0 E: 0 K: 1 S: 9	LOB: 0 BB: 0 P: 12	1B: 3 2B: 2 3B: 0 HR: 2	SF: 1 SAC: 0 DP: 3 HBP: 0	WP: 0 PB: 0 SB: 1 CS: 0	PA: 34			
PITCHER	IP	WLS	BF	H	R	ER	SO	BB	IBB	HBP	BLK	WP	HR	S	P	ERA	WHIP								
56 Roberto Hernandez, R ERA: 4.12	6.1		26	6	4	4	0	3	0	0	0	0	2	53	85	5.68	1.421								
35 Josh Fields, R ERA: 1.35	0.2	W	2	0	0	0	0	0	0	0	0	0	0	3	6	0.00	0.000								
37 Pat Neshek, R ERA: 3.14	1.0	H	3	1	0	0	0	0	0	0	0	0	0	10	15	0.00	0.000								
50 Chad Qualls, R ERA: 3.38	1.0	S	3	0	0	0	1	0	0	0	0	0	0	9	12	0.00	0.000								

Batter	1	2	3	4	5	6	7	8	9	AB	R	H	RBI	BB	SO	LOB	BOTTOM								
6 Jake Marisnick, R OBP: 0.330, SLG: 0.462	K		K		K2-3		F8			5	0	0	0	0	4	5	<p>Toronto Blue Jays @ Houston Astros Minute Maid Park, Houston, TX Thu May 14 2015, 7:11 PM - 9:58 PM CDT Att: 15,777 - Roof Closed - 73 F</p>								
27 Jose Altuve, R OBP: 0.386, SLG: 0.479			L9				18 S 4 G6-3			3	2	2	0	1	0	0									
18 Luis Valbuena, L OBP: 0.270, SLG: 0.435			K				18 S 4 G6-3			4	0	1	1	0	2	2									
4 George Springer, R OBP: 0.315, SLG: 0.390					L9		18 S 4 G6-3			3	0	0	1	1	1	1									
28 Colby Rasmus, L OBP: 0.292, SLG: 0.466			K		G1-3		K			4	0	0	0	0	3	2									
15 Jason Castro, L OBP: 0.304, SLG: 0.418			K		G6-3					3	1	1	0	1	1	2									
23 Chris Carter, R OBP: 0.267, SLG: 0.292			K		K		20 2B 2 2B			2	1	0	0	2	2	0									
20 Preston Tucker, L OBP: 0.444, SLG: 0.429					G3-1		2 2B 2 2B			4	1	3	1	0	0	2									
2 Jonathan Villar, S OBP: 0.279, SLG: 0.231			G4-6-3		G3-1		6 F8 18 E			3	1	1	2	1	0	2									
Inning Stats	R: 1 H: 2 E: 0 K: 3 S: 17	H: 2 LOB: 2 BB: 1 P: 27	R: 0 H: 1 E: 0 K: 1 S: 9	LOB: 0 BB: 0 P: 15	R: 0 H: 0 E: 0 K: 2 S: 10	LOB: 0 BB: 0 P: 18	R: 0 H: 0 E: 0 K: 0 S: 4	LOB: 0 BB: 0 P: 6	R: 0 H: 1 E: 0 K: 2 S: 10	LOB: 1 BB: 0 P: 16	R: 1 H: 1 E: 0 K: 1 S: 8	LOB: 0 BB: 0 P: 16	R: 4 H: 3 E: 0 K: 2 S: 17	H: 3 LOB: 1 BB: 2 P: 30	R: 0 H: 0 E: 0 K: 2 S: 18	LOB: 0 BB: 3 P: 32	1B: 3 2B: 5 3B: 0 HR: 0	SF: 0 SAC: 0 DP: 1 HBP: 0	WP: 1 PB: 0 SB: 2 CS: 0	PA: 37					
PITCHER	IP	WLS	BF	H	R	ER	SO	BB	IBB	HBP	BLK	WP	HR	S	P	ERA	WHIP								
36 Drew Hutchison, R ERA: 6.17	6.0		23	5	2	2	0	1	0	0	0	0	0	6	10	6.17	1.000								
62 Aaron Loup, L ERA: 5.93	0.0	L	4	3	4	3	0	1	0	0	0	0	0	6	10	5.93	1.000								
54 Roberto Osuna, R ERA: 0.93	1.0		4	0	0	0	2	0	1	0	0	0	0	11	20	0.00	0.000								
50 Steve Delabar, R ERA: 1.93	1.0		6	0	0	0	2	3	0	0	0	1	0	18	32	0.00	3.000								

AB 30
R 4
H 7
RBI 4
BB 3
SO 1
LOB 10



AB 31
R 6
H 8
RBI 5
BB 6
SO 13
LOB 16



livebaseballscores.com

Batter	1	2	3	4	5	6	7	8	9	AB	R	H	RBI	BB	SO	LOB	TOP					
29 Devon Travis, R OBP: 0.338, SLG: 0.504	G4-3		F9		G4-3		1B		K	5	0	1	0	0	1	2						
20 Josh Donaldson, R OBP: 0.373, SLG: 0.531	K		19 BB			G1-6-3	K			4	0	1	1	0	2	2						
19 José Bautista, R OBP: 0.366, SLG: 0.481	K		10 BB				F6			3	1	1	0	1	1	2						
10 Edwin Encarnación, R OBP: 0.308, SLG: 0.442		G1-4-3		FC6-4						3	1	0	0	1	1	5						
55 Russell Martin, R OBP: 0.375, SLG: 0.546	G4-3				K					4	0	0	0	0	1	2						
23 Danny Valencia, R OBP: 0.364, SLG: 0.465	K									4	1	2	2	0	1	0						
15 Chris Colabelo, R OBP: 0.500, SLG: 0.632										4	1	2	1	0	0	1						
11 Kevin Pillar, R OBP: 0.285, SLG: 0.352										3	0	0	0	1	1	1						
18 Steve Tolleson, R OBP: 0.238, SLG: 0.350										3	0	1	0	0	0	2						
17 Ryan Goins, L OBP: 0.272, SLG: 0.299										1	0	0	0	0	1	0						
Inning Stats	R: 0 E: 0 K: 2 S: 10	H: 0 LOB: 0 BB: 0 P: 12	R: 0 E: 0 K: 1 S: 7	H: 0 LOB: 0 BB: 0 P: 12	R: 1 E: 0 K: 0 S: 14	H: 2 LOB: 3 BB: 2 P: 27	R: 0 E: 0 K: 1 S: 6	H: 1 LOB: 0 BB: 0 P: 9	R: 0 E: 0 K: 1 S: 7	H: 0 LOB: 0 BB: 0 P: 9	R: 3 E: 0 K: 0 S: 15	H: 3 LOB: 1 BB: 1 P: 26	R: 0 E: 0 K: 2 S: 13	H: 2 LOB: 2 BB: 0 P: 16	R: 0 E: 0 K: 0 S: 6	H: 0 LOB: 0 BB: 0 P: 11	R: 0 E: 0 K: 2 S: 8	H: 0 LOB: 0 BB: 0 P: 13	1B: 7 2B: 1 3B: 0 HR: 0	SF: 0 SAC: 0 DP: 1 HBP: 0	WP: 0 PB: 0 SB: 0 CS: 0	PA: 37
PITCHER	IP	WLS	BF	H	R	ER	SO	BB	IBB	HBP	BLK	WP	HR	S	P	ERA	WHIP					
60 Dallas Keuchel, L ERA: 1.87	6.0	W	28	8	4	4	5	3	0	0	0	0	0	65	102	6.00	1.833					
36 Will Harris, R ERA: 0.5	1.0	H	3	0	0	0	2	0	0	0	0	0	0	7	9	0.00	0.000					
50 Chad Qualls, R ERA: 3.14	1.0		3	0	0	0	0	0	0	0	0	0	0	6	11	0.00	0.000					
35 Josh Fields, R ERA: 1.17	1.0		3	0	0	0	2	0	0	0	0	0	0	8	13	0.00	0.000					

Toronto Blue Jays @ Houston Astros
Minute Maid Park, Houston, TX
Fri May 15 2015, 7:12 PM - 9:39 PM CDT
Att: 21,653 - Roof Closed - 73 F

AB	34
R	4
H	8
RBI	4
BB	3
SO	9
LOB	17



Batter	1	2	3	4	5	6	7	8	9	AB	R	H	RBI	BB	SO	LOB	BOTTOM					
27 Jose Altuve, R OBP: 0.389, SLG: 0.500	G4-3									4	1	2	3	0	1	0						
18 Luis Valbuena, L OBP: 0.270, SLG: 0.453	K									4	1	1	1	0	1	2						
4 George Springer, R OBP: 0.313, SLG: 0.413	G6-3									4	1	1	1	0	1	0						
Evan Gattis, R OBP: 0.208, SLG: 0.375										4	1	1	0	0	1	0						
15 Jason Castro, L OBP: 0.302, SLG: 0.404										3	0	0	0	0	1	1						
20 Preston Tucker, L OBP: 0.455, SLG: 0.556										4	1	2	0	0	0	1						
23 Chris Carter, R OBP: 0.267, SLG: 0.302										3	1	1	1	0	0	1						
9 Marwin Gonzalez, S OBP: 0.243, SLG: 0.370										4	1	1	1	0	0	1						
6 Jake Marisnick, R OBP: 0.336, SLG: 0.463										4	1	2	1	0	0	0						
Inning Stats	R: 0 E: 0 K: 1 S: 9	H: 5 LOB: 2 BB: 0 P: 23	R: 3 E: 0 K: 0 S: 18	H: 5 LOB: 2 BB: 0 P: 23	R: 1 E: 0 K: 1 S: 11	H: 1 LOB: 0 BB: 0 P: 17	R: 3 E: 0 K: 0 S: 13	H: 3 LOB: 0 BB: 0 P: 18	R: 0 E: 0 K: 1 S: 18	H: 1 LOB: 1 BB: 0 P: 27	R: 0 E: 0 K: 1 S: 9	H: 0 LOB: 0 BB: 0 P: 13	R: 1 E: 0 K: 1 S: 13	H: 1 LOB: 1 BB: 0 P: 17	R: 0 E: 0 K: 0 S: 7	H: 0 LOB: 0 BB: 0 P: 10	1B: 5 2B: 3 3B: 0 HR: 3	SF: 1 SAC: 0 DP: 0 HBP: 1	WP: 0 PB: 0 SB: 0 CS: 0	PA: 36		
PITCHER	IP	WLS	BF	H	R	ER	SO	BB	IBB	HBP	BLK	WP	HR	S	P	ERA	WHIP					
43 R.A. Dickey, R ERA: 5.76	5.0	L	25	10	7	7	3	0	0	0	0	0	2	69	96	12.60	2.000					
52 Ryan Tepera, R ERA: 1.8	2.0		8	1	1	1	2	0	0	1	0	0	1	22	30	4.50	0.500					
31 Liam Hendriks, R ERA: 2.93	1.0		3	0	0	0	0	0	0	0	0	0	0	7	10	0.00	0.000					

Toronto Blue Jays @ Houston Astros
Minute Maid Park, Houston, TX
Fri May 15 2015, 7:12 PM - 9:39 PM CDT
Att: 21,653 - Roof Closed - 73 F

AB	34
R	8
H	11
RBI	8
BB	0
SO	5
LOB	6



Batter	1	2	3	4	5	6	7	8	9	AB	R	H	RBI	BB	SO	LOB	TOP					
29 Devon Travis, R OBP: 0.336, SLG: 0.504										4	0	1	0	0	0	3	Toronto Blue Jays @ Houston Astros Minute Maid Park, Houston, TX Sat May 16 2015, 6:13 PM - 9:19 PM CDT Att: 27,102 - Roof Closed - 73 F					
18 Steve Tolleson, R OBP: 0.238, SLG: 0.350										3	1	1	0	2	1	0						
10 Edwin Encarnacion, R (9, PH) OBP: 0.312, SLG: 0.468										2	1	0	0	2	1	4						
20 Josh Donaldson, R OBP: 0.390, SLG: 0.534										4	1	1	2	0	2	1						
19 José Bautista, R OBP: 0.370, SLG: 0.472										4	0	1	1	0	2	0						
55 Russell Martin, R OBP: 0.371, SLG: 0.554										4	0	0	0	0	2	1						
14 Justin Smoak, S OBP: 0.305, SLG: 0.353										4	0	1	1	0	2	0						
15 Chris Colabello, R OBP: 0.455, SLG: 0.571										4	0	0	0	0	2	1						
11 Kevin Pillar, R OBP: 0.277, SLG: 0.342										4	0	0	0	0	2	1						
3 Ezequiel Carrera, L OBP: 0.389, SLG: 0.400										3	1	0	0	1	1	0						
17 Ryan Goins, L OBP: 0.271, SLG: 0.296										4	0	1	0	0	1	1						
Inning Stats	R: 3 H: 3 E: 0 K: 2 S: 21	H: 3 LOB: 1 BB: 1 P: 33	R: 0 H: 1 E: 1 K: 1 S: 11	H: 1 LOB: 2 BB: 1 P: 19	R: 0 H: 0 E: 0 K: 2 S: 9	H: 0 LOB: 0 BB: 0 P: 11	R: 0 H: 0 E: 0 K: 3 S: 12	H: 0 LOB: 0 BB: 0 P: 19	R: 0 H: 0 E: 0 K: 0 S: 6	H: 0 LOB: 0 BB: 0 P: 7	R: 0 H: 1 E: 0 K: 3 S: 13	H: 1 LOB: 2 BB: 1 P: 22	R: 0 H: 0 E: 0 K: 3 S: 11	H: 0 LOB: 0 BB: 0 P: 15	R: 2 H: 1 E: 0 K: 1 S: 16	H: 1 LOB: 0 BB: 1 P: 25	1B: 2 2B: 2 HR: 1	SF: 0 SAC: 0 HBP: 0	WP: 1 PB: 0 SB: 0 CS: 0	PA: 38		
PITCHER	IP WLS BF H R ER SO BB IBB HBP BLK WP HR S P ERA WHIP	IP WLS BF H R ER SO BB IBB HBP BLK WP HR S P ERA WHIP	IP WLS BF H R ER SO BB IBB HBP BLK WP HR S P ERA WHIP	IP WLS BF H R ER SO BB IBB HBP BLK WP HR S P ERA WHIP	IP WLS BF H R ER SO BB IBB HBP BLK WP HR S P ERA WHIP	IP WLS BF H R ER SO BB IBB HBP BLK WP HR S P ERA WHIP	IP WLS BF H R ER SO BB IBB HBP BLK WP HR S P ERA WHIP	IP WLS BF H R ER SO BB IBB HBP BLK WP HR S P ERA WHIP	IP WLS BF H R ER SO BB IBB HBP BLK WP HR S P ERA WHIP	IP WLS BF H R ER SO BB IBB HBP BLK WP HR S P ERA WHIP	IP WLS BF H R ER SO BB IBB HBP BLK WP HR S P ERA WHIP	IP WLS BF H R ER SO BB IBB HBP BLK WP HR S P ERA WHIP	IP WLS BF H R ER SO BB IBB HBP BLK WP HR S P ERA WHIP	IP WLS BF H R ER SO BB IBB HBP BLK WP HR S P ERA WHIP	IP WLS BF H R ER SO BB IBB HBP BLK WP HR S P ERA WHIP	IP WLS BF H R ER SO BB IBB HBP BLK WP HR S P ERA WHIP	IP WLS BF H R ER SO BB IBB HBP BLK WP HR S P ERA WHIP	IP WLS BF H R ER SO BB IBB HBP BLK WP HR S P ERA WHIP	IP WLS BF H R ER SO BB IBB HBP BLK WP HR S P ERA WHIP	IP WLS BF H R ER SO BB IBB HBP BLK WP HR S P ERA WHIP	IP WLS BF H R ER SO BB IBB HBP BLK WP HR S P ERA WHIP	
46 Scott Feldman, R ERA: 5.06	6.2	W	28	5	3	3	10	3	0	0	0	0	1	0	0	0	1	0	75	112	4.05	1.200
35 Josh Fields, R ERA: 1.13	0.1	H	2	0	0	0	1	0	0	0	0	0	0	0	5	10	0.00	3.000				
29 Tony Sipp, L ERA: 0.59	1.0	H	3	0	0	0	3	0	0	0	0	0	0	0	11	15	0.00	0.000				
44 Luke Gregerson, R ERA: 3.38	1.0	S	5	1	2	2	1	1	0	0	0	0	0	1	16	25	18.00	2.000				

Batter	1	2	3	4	5	6	7	8	9	AB	R	H	RBI	BB	SO	LOB	BOTTOM				
27 Jose Altuve, R OBP: 0.386, SLG: 0.490										3	1	0	0	1	0	1	Toronto Blue Jays @ Houston Astros Minute Maid Park, Houston, TX Sat May 16 2015, 6:13 PM - 9:19 PM CDT Att: 27,102 - Roof Closed - 73 F				
18 Luis Valbuena, L OBP: 0.289, SLG: 0.447										4	0	1	0	0	2	1					
4 George Springer, R OBP: 0.304, SLG: 0.398										4	0	0	0	0	2	2					
Evan Gattis, R OBP: 0.217, SLG: 0.403										4	1	2	2	0	2	0					
20 Preston Tucker, L OBP: 0.462, SLG: 0.524										3	1	1	0	1	2	2					
28 Colby Rasmus, L OBP: 0.289, SLG: 0.477										4	1	2	0	0	0	1					
23 Chris Carter, R OBP: 0.266, SLG: 0.325										4	1	1	3	0	3	1					
16 Hank Conger, L OBP: 0.351, SLG: 0.379										2	0	0	0	2	1	1					
9 Marwin Gonzalez, S OBP: 0.244, SLG: 0.403										4	1	1	1	0	1	3					
Inning Stats	R: 0 H: 2 E: 0 K: 2 S: 12	H: 0 LOB: 2 BB: 0 P: 17	R: 0 H: 0 E: 0 K: 1 S: 9	H: 0 LOB: 1 BB: 1 P: 15	R: 2 H: 1 E: 0 K: 0 S: 19	H: 1 LOB: 2 BB: 2 P: 31	R: 0 H: 0 E: 0 K: 2 S: 15	H: 0 LOB: 1 BB: 1 P: 24	R: 0 H: 0 E: 0 K: 3 S: 9	H: 0 LOB: 0 BB: 0 P: 11	R: 4 H: 4 E: 0 K: 1 S: 19	H: 4 LOB: 4 BB: 0 P: 27	R: 0 H: 0 E: 0 K: 2 S: 9	H: 0 LOB: 0 BB: 0 P: 11	R: 0 H: 1 E: 0 K: 2 S: 14	H: 1 LOB: 1 BB: 0 P: 19		1B: 4 2B: 1 3B: 0 HR: 3	SF: 0 SAC: 0 DP: 0 HBP: 0	WP: 1 PB: 1 SB: 0 CS: 0	PA: 36
PITCHER	IP WLS BF H R ER SO BB IBB HBP BLK WP HR S P ERA WHIP	IP WLS BF H R ER SO BB IBB HBP BLK WP HR S P ERA WHIP	IP WLS BF H R ER SO BB IBB HBP BLK WP HR S P ERA WHIP	IP WLS BF H R ER SO BB IBB HBP BLK WP HR S P ERA WHIP	IP WLS BF H R ER SO BB IBB HBP BLK WP HR S P ERA WHIP	IP WLS BF H R ER SO BB IBB HBP BLK WP HR S P ERA WHIP	IP WLS BF H R ER SO BB IBB HBP BLK WP HR S P ERA WHIP	IP WLS BF H R ER SO BB IBB HBP BLK WP HR S P ERA WHIP	IP WLS BF H R ER SO BB IBB HBP BLK WP HR S P ERA WHIP	IP WLS BF H R ER SO BB IBB HBP BLK WP HR S P ERA WHIP	IP WLS BF H R ER SO BB IBB HBP BLK WP HR S P ERA WHIP	IP WLS BF H R ER SO BB IBB HBP BLK WP HR S P ERA WHIP	IP WLS BF H R ER SO BB IBB HBP BLK WP HR S P ERA WHIP	IP WLS BF H R ER SO BB IBB HBP BLK WP HR S P ERA WHIP	IP WLS BF H R ER SO BB IBB HBP BLK WP HR S P ERA WHIP	IP WLS BF H R ER SO BB IBB HBP BLK WP HR S P ERA WHIP	IP WLS BF H R ER SO BB IBB HBP BLK WP HR S P ERA WHIP	IP WLS BF H R ER SO BB IBB HBP BLK WP HR S P ERA WHIP	IP WLS BF H R ER SO BB IBB HBP BLK WP HR S P ERA WHIP	IP WLS BF H R ER SO BB IBB HBP BLK WP HR S P ERA WHIP	IP WLS BF H R ER SO BB IBB HBP BLK WP HR S P ERA WHIP
25 Marco Estrada, R ERA: 3.55	5.0	L	2	2	2	0	0	0	0	0	0	5	7								
35 Jeff Francis, L ERA: 6.75	0.0	L	2	2	2	0	0	0	0	0	0	5	7								
31 Liam Hendriks, R ERA: 3.63	2.0	B	8	2	2	2	3	0	0	0	2	23	31	9.00	1.000						
27 Brett Cecil, L ERA: 3.75	1.0		4	1	0	0	2	0	0	0	0	14	19	0.00	1.000						

AB	33
R	5
H	6
RBI	5
BB	5
SO	15
LOB	9



AB	32
R	6
H	8
RBI	6
BB	4
SO	13
LOB	12



AB	32
R	6
H	8
RBI	6
BB	4
SO	13
LOB	12

Batter	1	2	3	4	5	6	7	8	9	AB	R	H	RBI	BB	SO	LOB	TOP	
3 Ezequiel Carrera, L OBP: 0.375, SLG: 0.582	1-0 SH1-3 20 1B		0-0 SH2-3		3-1 L4		1-0 G4-3		2-2 P5	4	0	1	0	0	0	3	Toronto Blue Jays @ Houston Astros Minute Maid Park, Houston, TX Sun May 17 2015, 1:12 PM - 3:34 PM CDT Att: 25,307 - Roof Closed - 73 F	
20 Josh Donaldson, R OBP: 0.375, SLG: 0.527	0-0 SH1-3		2-0 HBP		1-2 G6-3		1-1 F8			2	0	0	0	0	0	1		
19 José Bautista, R OBP: 0.360, SLG: 0.459	0-3 K		1-1 SF7		0-1 P4			2-2 F7		3	0	0	1	0	1	1		
10 Edwin Encarnación, R OBP: 0.311, SLG: 0.458	3-3 K		4-2 BB			1-3 K		1-1 F7		3	0	0	0	1	2	1		
55 Russell Martin, R OBP: 0.375, SLG: 0.560		1-2 2B	3-3 K			0-2 15 1B		1-2 G5-3		4	0	2	0	0	1	2		
15 Chris Colabello, R OBP: 0.438, SLG: 0.565		0-3 K		0-0 11 17 SF7 2B		3-2 F8		1-2 G6-3		4	1	1	0	0	1	2		
11 Kevin Pillar, R OBP: 0.277, SLG: 0.340		1-2 K		1-0 G6-3		0-0 F7		0-2 14 1B		4	0	1	0	0	1	3		
17 Ryan Goins, L OBP: 0.261, SLG: 0.289		2-3 K		3-2 SF7			3-3 K		3-1 1B	2	0	0	1	0	2	1		
14 Justin Smoak, S OBP: 0.317, SLG: 0.355								1-2 1B		1	0	1	0	0	0	0		
23 Danny Valencia, R OBP: 0.364, SLG: 0.465								0-3 K		0	0	0	0	0	0	0		
18 Steve Tolleson, R OBP: 0.280, SLG: 0.458			0-0 3 SH2-3 19 SF7 2B		1-3 K		0-0 3 G4-3 2B		0-3 K	4	1	2	0	0	2	2		
Inning Stats	R: 0 H: 1 E: 0 K: 2 S: 8	H: 1 LOB: 1 BB: 0 P: 12	R: 0 H: 1 E: 0 K: 3 S: 15	H: 1 LOB: 1 BB: 0 P: 19	R: 1 H: 1 E: 0 K: 1 S: 11	H: 1 LOB: 2 BB: 1 P: 21	R: 1 H: 1 E: 0 K: 1 S: 10	H: 1 LOB: 0 BB: 0 P: 15	R: 0 H: 0 E: 0 K: 0 S: 7	H: 1 LOB: 1 BB: 0 P: 14	R: 0 H: 1 E: 0 K: 1 S: 10	H: 1 LOB: 1 BB: 0 P: 12	R: 0 H: 0 E: 0 K: 0 S: 8	H: 2 LOB: 2 BB: 0 P: 20	R: 0 H: 2 E: 0 K: 1 S: 14	1B: 4 2B: 4 3B: 0 HR: 0	SF: 2 SAC: 2 DP: 0 HBP: 1	WP: 0 PA: 37 PB: 0 SB: 0 CS: 0
PITCHER	IP WLS BF H R ER SO BB IBB HBP BLK WP HR S P ERA WHIP	7.0 W 29 6 2 2 9 1 0 1 0 0 0 68 104 2.57 1.000	1.0 H 3 0 0 0 0 0 0 0 0 0 0 8 12 0.00 0.000	1.0 S 5 2 0 0 1 0 0 0 0 0 0 14 20 0.00 2.000	PITCHER													

Batter	1	2	3	4	5	6	7	8	9	AB	R	H	RBI	BB	SO	LOB	BOTTOM
27 Jose Altuve, R OBP: 0.376, SLG: 0.477	3-2 G4-3		1-1 P4		0-0 G5-3		0-0 G5-3			4	0	0	0	0	0	0	Toronto Blue Jays @ Houston Astros Minute Maid Park, Houston, TX Sun May 17 2015, 1:12 PM - 3:34 PM CDT Att: 25,307 - Roof Closed - 73 F
18 Luis Valbuena, L OBP: 0.268, SLG: 0.463	3-2 HR		1-2 G6-3		1-1 L8			0-3 K		4	1	1	1	0	1	0	
4 George Springer, R OBP: 0.309, SLG: 0.397	2-1 G6-3			4-2 28 2B BB		2-0 F8		2-1 G5-3 1B		3	1	1	0	1	0	0	
Evan Gattis, R OBP: 0.211, SLG: 0.391	0-3 K			0-1 F7		1-0 P3		1-2 G5-3		4	0	0	0	0	1	2	
28 Colby Rasmus, L OBP: 0.306, SLG: 0.500		0-1 G3		4-1 1 SAFE 2B BB		0-0 HR		1-2 G3-1		3	1	1	1	1	0	1	
23 Chris Carter, R OBP: 0.268, SLG: 0.325		2-2 1B		1-3 K		0-1 F8				3	0	1	0	0	1	2	
2 Jonathan Villar, S OBP: 0.304, SLG: 0.310		2-3 K		0-0 2B						3	1	2	1	0	1	1	
16 Hank Conger, L OBP: 0.325, SLG: 0.344		3-3 K		0-0 F8			1-2 16 6 SF8 2B		1-2 G6-3	3	0	0	0	0	1	4	
6 Jake Marisnick, R OBP: 0.328, SLG: 0.455			3-2 G5-3		0-1 L5		3-2 SF8			2	0	0	1	0	0	0	
Inning Stats	R: 1 H: 1 E: 0 K: 1 S: 13	H: 1 LOB: 0 BB: 0 P: 21	R: 0 H: 1 E: 0 K: 2 S: 11	H: 1 LOB: 1 BB: 0 P: 18	R: 0 H: 0 E: 0 K: 0 S: 11	H: 0 LOB: 0 BB: 2 P: 16	R: 1 H: 1 E: 0 K: 1 S: 10	H: 1 LOB: 2 BB: 2 P: 19	R: 0 H: 0 E: 0 K: 0 S: 5	H: 1 LOB: 0 BB: 0 P: 8	R: 1 H: 1 E: 0 K: 0 S: 8	H: 1 LOB: 0 BB: 0 P: 10	R: 0 H: 1 E: 0 K: 1 S: 10	H: 1 LOB: 1 BB: 0 P: 13	1B: 2 2B: 2 3B: 0 HR: 2	SF: 1 SAC: 0 DP: 0 HBP: 0	
PITCHER	IP WLS BF H R ER SO BB IBB HBP BLK WP HR S P ERA WHIP	8.0 L 32 6 4 4 5 2 0 0 0 0 2 73 111 4.50 1.000	PITCHER														

Batter	1	2	3	4	5	6	7	8	9	AB	R	H	RBI	BB	SO	LOB	TOP			
2 Erick Aybar, S OBP: 0.309, SLG: 0.308 8 Taylor Featherston, R OBP: 0.130, SLG: 0.050	L8		G4-3			K		G4-3		4	0	0	0	0	1	0	Los Angeles Angels @ Toronto Blue Jays Rogers Centre, Toronto, ON Thu May 21 2015, 7:09 PM - 9:31 PM EDT Att: 19,014 - Roof Closed - 68 F			
39 Marc Krauss, L OBP: 0.190, SLG: 0.350	HR			G4-3		L7		G1-3		4	1	1	1	0	0	0				
27 Mike Trout, R OBP: 0.394, SLG: 0.564	F9									3	2	2	0	1	0	0				
56 Kole Calhoun, L OBP: 0.348, SLG: 0.438 24 C.J. Cron, R OBP: 0.222, SLG: 0.274	G4-3									3	0	0	0	0	1	2				
6 David Freese, R OBP: 0.287, SLG: 0.440										4	1	2	3	0	1	1				
20 Matt Joyce, L OBP: 0.235, SLG: 0.230	F8									3	0	0	0	1	2	1				
17 Chris Iannetta, R OBP: 0.245, SLG: 0.238										3	0	0	0	0	2					
7 Collin Cowgill, R OBP: 0.231, SLG: 0.295										3	0	0	0	0	2	0				
12 Johnny Giavotella, R OBP: 0.309, SLG: 0.323										3	0	0	0	0	0	0				
Inning Stats	R: 1 E: 0 K: 0 S: 7	H: 1 LOB: 0 BB: 0 P: 10	R: 0 E: 0 K: 1 S: 7	H: 0 LOB: 0 BB: 0 P: 10	R: 0 E: 0 K: 1 S: 6	H: 0 LOB: 0 BB: 0 P: 11	R: 0 E: 0 K: 1 S: 11	H: 1 LOB: 1 BB: 0 P: 12	R: 0 E: 0 K: 1 S: 10	H: 0 LOB: 0 BB: 1 P: 13	R: 1 E: 0 K: 1 S: 9	H: 2 LOB: 1 BB: 0 P: 12	R: 0 E: 0 K: 1 S: 7	H: 0 LOB: 0 BB: 0 P: 12	R: 2 E: 0 K: 1 S: 9	H: 1 LOB: 0 BB: 1 P: 15		1B: 1 2B: 2 3B: 0 HR: 2	SF: 0 SAC: 0 DP: 1 HBP: 0	WP: 0 PB: 0 SB: 0 CS: 0
PITCHER 43 R.A. Dickey, R ERA: 5.49	IP: 9.0 WLS: W BF: 33	H: 5 R: 4 ER: 4 SO: 7	BB: 2 IBB: 0 HBP: 0 BLK: 0	WP: 0 HR: 2 S: 73 P: 107	ERA: 4.00 WHIP: 0.778	PITCHER										IP: 9.0 WLS: W BF: 33	H: 5 R: 4 ER: 4 SO: 7	BB: 2 IBB: 0 HBP: 0 BLK: 0	WP: 0 HR: 2 S: 73 P: 107	ERA: 4.00 WHIP: 0.778

Batter	1	2	3	4	5	6	7	8	9	AB	R	H	RBI	BB	SO	LOB	BOTTOM			
20 Josh Donaldson, R OBP: 0.369, SLG: 0.533	G6-3		K			P6		F7		5	1	1	0	0	1	5	Los Angeles Angels @ Toronto Blue Jays Rogers Centre, Toronto, ON Thu May 21 2015, 7:09 PM - 9:31 PM EDT Att: 19,014 - Roof Closed - 68 F			
19 Jose Bautista, R OBP: 0.383, SLG: 0.472	G6-3		K					FC6-4		4	1	1	2	0	1	3				
10 Edwin Encarnación, R OBP: 0.315, SLG: 0.445 14 Justin Smoak, S OBP: 0.328, SLG: 0.377	F8		K							4	1	1	3	0	2	2				
15 Chris Colabello, R OBP: 0.415, SLG: 0.462 3 Ezequiel Carrera, L OBP: 0.364, SLG: 0.588	F9									3	0	1	0	1	0	0				
11 Kevin Pillar, R OBP: 0.267, SLG: 0.325	L8									4	0	1	1	0	0	1				
22 Josh Thole, L OBP: 0.200, SLG: 0.167	F7									4	0	0	0	0	0	2				
23 Danny Valencia, R OBP: 0.350, SLG: 0.508										4	1	1	1	0	1	0				
17 Ryan Goins, L OBP: 0.280, SLG: 0.319										3	2	2	0	1	0	0				
18 Steve Tolleson, R OBP: 0.350, SLG: 0.444										2	2	2	0	2	0	0				
Inning Stats	R: 0 E: 0 K: 0 S: 6	H: 0 LOB: 0 BB: 0 P: 8	R: 0 E: 0 K: 0 S: 6	H: 0 LOB: 0 BB: 0 P: 8	R: 2 E: 1 K: 3 S: 17	H: 3 LOB: 1 BB: 0 P: 25	R: 0 E: 0 K: 0 S: 6	H: 0 LOB: 0 BB: 0 P: 10	R: 4 E: 0 K: 1 S: 14	H: 4 LOB: 1 BB: 1 P: 21	R: 0 E: 0 K: 0 S: 6	H: 0 LOB: 0 BB: 0 P: 7	R: 2 E: 0 K: 1 S: 15	H: 2 LOB: 2 BB: 2 P: 29	R: 0 E: 0 K: 0 S: 9	H: 1 LOB: 2 BB: 1 P: 18		1B: 5 2B: 3 3B: 0 HR: 2	SF: 1 SAC: 0 DP: 0 HBP: 0	WP: 0 PB: 0 SB: 1 CS: 0
PITCHER 52 Matt Shoemaker, R ERA: 6.29 63 Vinnie Pestano, R ERA: 4.66 4B Jose Alvarez, L ERA: 3.0	IP: 6.0 WLS: L BF: 28	H: 8 R: 8 ER: 7 SO: 4	BB: 2 IBB: 0 HBP: 0 BLK: 0	WP: 0 HR: 2 S: 60 P: 89	ERA: 10.50 WHIP: 1.667	PITCHER										IP: 1.0 WLS: 5 BF: 5	H: 1 R: 0 ER: 0 SO: 1	BB: 1 IBB: 0 HBP: 0 BLK: 0	WP: 0 HR: 0 S: 10 P: 19	ERA: 0.00 WHIP: 2.000

Batter	1	2	3	4	5	6	7	8	9	AB R H RBI BB SO LOB	TOP									
5 Brad Miller, L (1, 8) OBP: 0.316, SLG: 0.468 12 Justin Ruggiano, R (7, 8) OBP: 0.323, SLG: 0.407	G1-3		G3		K		G1-3			4 0 0 0 0 1 0 0 0 0 0 0 0 0	Seattle Mariners @ Toronto Blue Jays Rogers Centre, Toronto, ON Fri May 22 2015, 7:08 PM - 9:38 PM EDT Att: 21,195 - Roof Closed - 68 F									
7 Seth Smith, L (1, 7) OBP: 0.308, SLG: 0.463	L1		K		K		BB			3 0 0 0 1 2 0										
22 Robinson Canó, L (1, 4) OBP: 0.298, SLG: 0.347	L9			P5	G4-3		G4-3			4 0 0 0 0 0 1										
23 Nelson Cruz, R (1, 9) OBP: 0.414, SLG: 0.728		2B		G5-3		HR		G6-3		4 1 2 1 0 0 0										
15 Kyle Seager, L (1, 5) OBP: 0.313, SLG: 0.417		BB			1B	G4-3		F7		3 1 1 0 1 0 0										
35 Wellington Castillo, R (1, 10) OBP: 0.250, SLG: 0.340		L8			BB		1B	G6-3		3 1 1 0 1 0 2										
20 Logan Morrison, L (1, 3) OBP: 0.302, SLG: 0.399		F8			3B	FC4-6				4 1 1 2 0 1 3										
3 Mike Zunino, R (1, 2) OBP: 0.242, SLG: 0.359			K							3 0 1 1 1 2 3										
1 Chris Taylor, R (1, 6) OBP: 0.224, SLG: 0.182				P3	G3			L9		4 0 0 0 0 0 2										
Inning Stats	R: 0 E: 0 K: 0 S: 7	H: 0 LOB: 0 BB: 0 P: 12	R: 0 E: 0 K: 1 S: 9	H: 1 LOB: 2 BB: 1 P: 17	R: 0 E: 0 K: 1 S: 7	H: 0 LOB: 0 BB: 0 P: 12	R: 3 E: 0 K: 0 S: 14	H: 3 LOB: 1 BB: 1 P: 23	R: 0 E: 0 K: 2 S: 8	H: 0 LOB: 0 BB: 0 P: 9		R: 1 E: 0 K: 1 S: 10	H: 2 LOB: 1 BB: 0 P: 14	R: 0 E: 0 K: 0 S: 11	H: 0 LOB: 1 BB: 1 P: 15	R: 0 E: 0 K: 1 S: 8	H: 0 LOB: 0 BB: 1 P: 16	1B: 2 2B: 2 HR: 1	SF: 0 SAC: 0 DP: 0 HBP: 0	WP: 0 PB: 0 SB: 1 CS: 1
PITCHER	IP WLS BF H R ER SO BB IBB HBP BLK WP HR S P ERA WHIP	7.0 L 30 6 4 4 5 3 0 0 0 0 1 64 101 5.14 1.286	1.0 3 0 0 0 0 0 0 0 0 0 0 0 11 15 0.00 0.000	1.0 3 0 0 0 1 1 0 0 0 0 0 0 8 16 0.00 1.000																

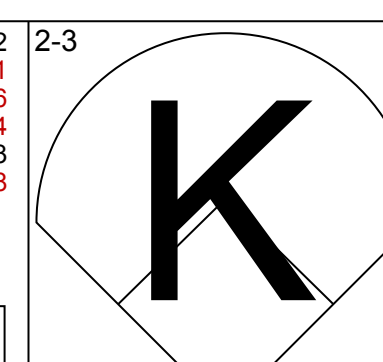
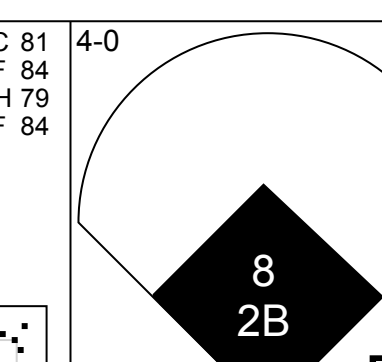
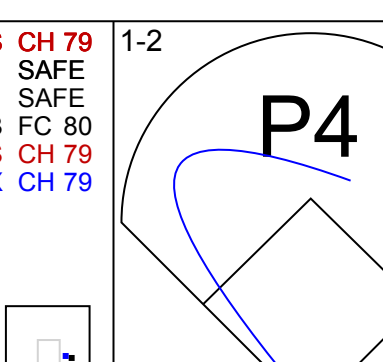
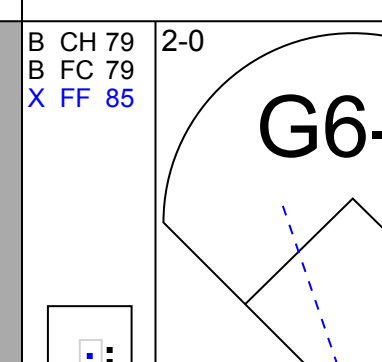
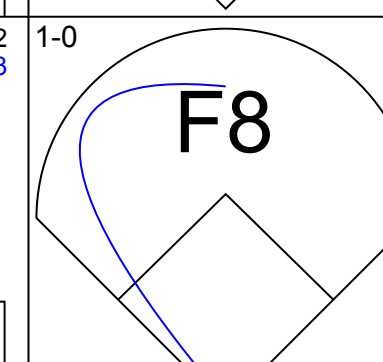
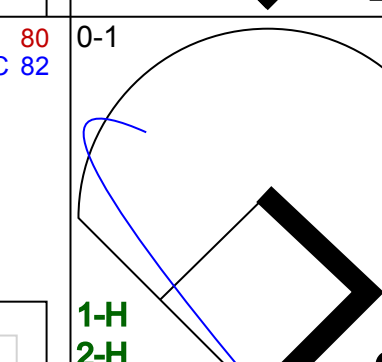
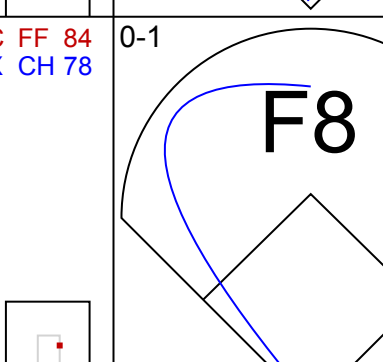

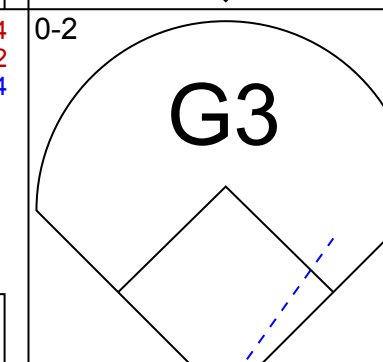
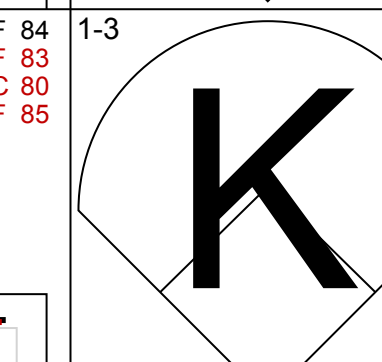



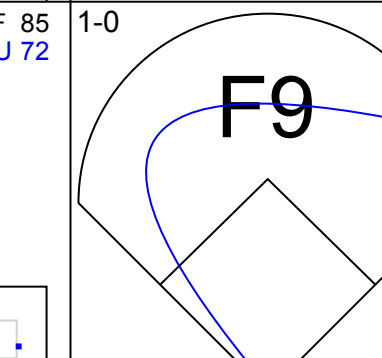








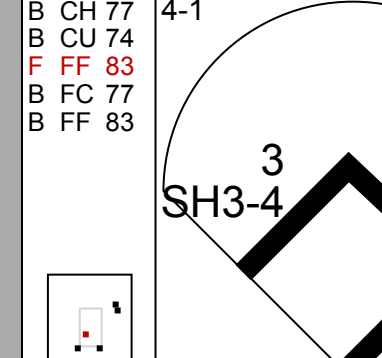



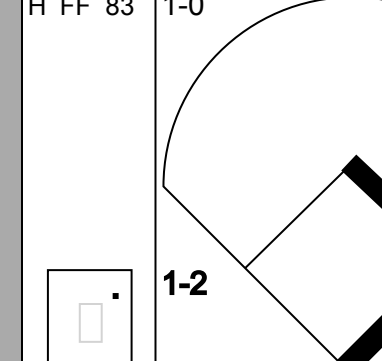
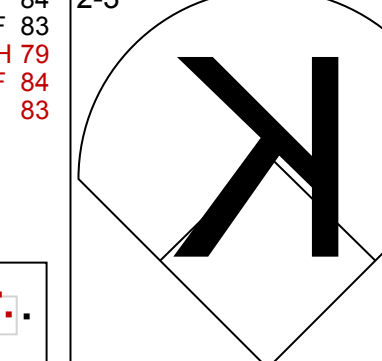
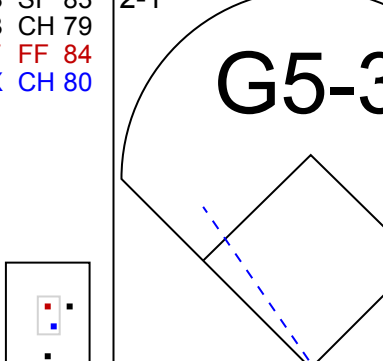
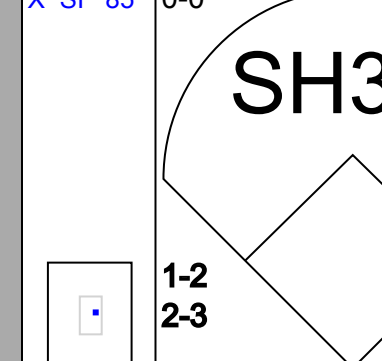

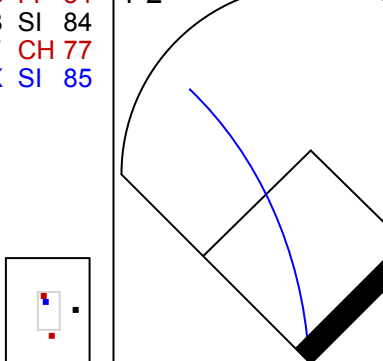
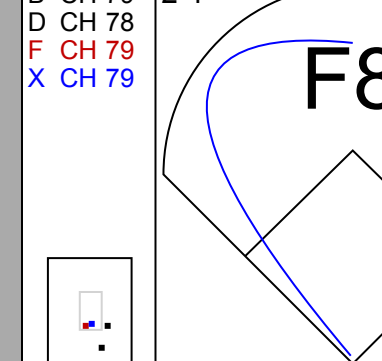
AB	32
R	4
H	6
RBI	4
BB	4
SO	6
LOB	11



Batter	1	2	3	4	5	6	7	8	9	AB R H RBI BB SO LOB	BOTTOM									
3 Ezequiel Carrera, L (1, 7) OBP: 0.354, SLG: 0.341	G4-3		K			B1-3				3 0 0 0 1 1 1	Seattle Mariners @ Toronto Blue Jays Rogers Centre, Toronto, ON Fri May 22 2015, 7:08 PM - 9:38 PM EDT Att: 21,195 - Roof Closed - 68 F									
19 José Bautista, R (1, 10) OBP: 0.380, SLG: 0.461	K		G3-1			BB		FC6-4		3 0 0 0 1 1 2										
10 Edwin Encarnación, R (1, 3) OBP: 0.319, SLG: 0.491		HR			K	G6-3				4 2 2 1 0 1 1										
55 Russell Martin, R (1, 2) OBP: 0.373, SLG: 0.538		G5-3			K					4 0 0 0 0 2 1										
15 Chris Colabello, R (1, 9) OBP: 0.435, SLG: 0.556		1B		G5-3			1B			4 1 3 2 0 0 0										
11 Kevin Pillar, R (1, 8) OBP: 0.261, SLG: 0.317		L5-3			K	FC5-4				4 0 0 0 0 1 2										
23 Danny Valencia, R (1, 5) OBP: 0.349, SLG: 0.500 20 Josh Donaldson, R (9, PH) OBP: 0.367, SLG: 0.530		G5-3				K				3 0 1 0 0 1 1 1 0 0 0 0 0 0										
17 Ryan Goins, L (1, 6) OBP: 0.291, SLG: 0.323					G4-6-3					2 0 1 0 1 0 1										
66 Munenori Kawasaki, L (1, 4) OBP: 0.291, SLG: 0.323					BB					3 0 0 0 0 1 2										
Inning Stats	R: 1 E: 0 K: 1 S: 9	H: 1 LOB: 0 BB: 0 P: 14	R: 0 E: 0 K: 0 S: 7	H: 1 LOB: 0 BB: 0 P: 9	R: 0 E: 0 K: 1 S: 9	H: 0 LOB: 1 BB: 1 P: 14	R: 0 E: 0 K: 2 S: 8	H: 0 LOB: 0 BB: 0 P: 13	R: 0 E: 0 K: 1 S: 6	H: 1 LOB: 0 BB: 0 P: 10		R: 0 E: 0 K: 1 S: 11	H: 0 LOB: 1 BB: 1 P: 20	R: 0 E: 0 K: 2 S: 12	H: 1 LOB: 0 BB: 0 P: 17	R: 0 E: 0 K: 0 S: 7	H: 1 LOB: 1 BB: 1 P: 12	1B: 4 2B: 2 HR: 2	SF: 0 SAC: 0 DP: 3 HBP: 0	WP: 0 PB: 0 SB: 1 CS: 0
PITCHER	IP WLS BF H R ER SO BB IBB HBP BLK WP HR S P ERA WHIP	7.0 W 25 4 1 1 8 2 0 0 0 0 0 0 7 12 0.00 2.000	1.0 H 4 1 0 0 0 1 0 0 0 0 0 0 1 12 0.00 2.000	1.0 S 5 2 2 2 0 0 0 0 0 0 0 1 12 19 18.00 2.000																

AB	31
R	3
H	7
RBI	3
BB	3
SO	8
LOB	11

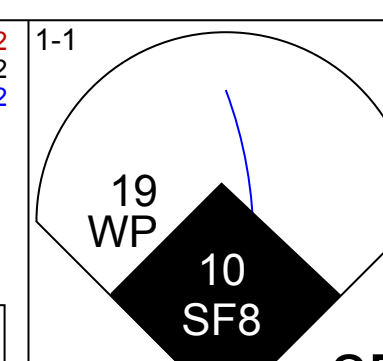
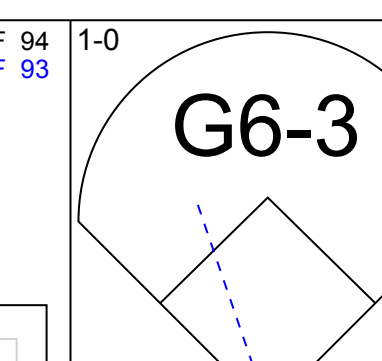
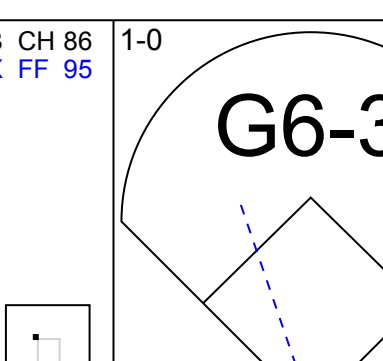

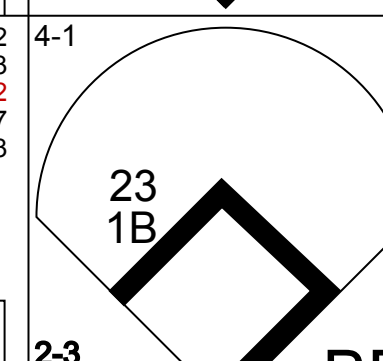
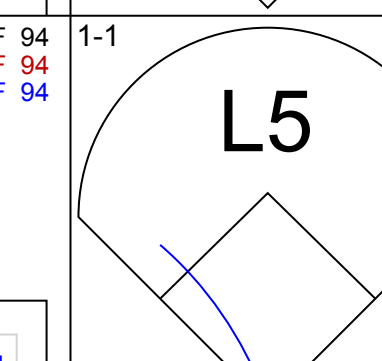


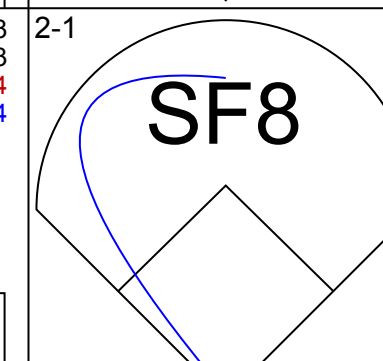
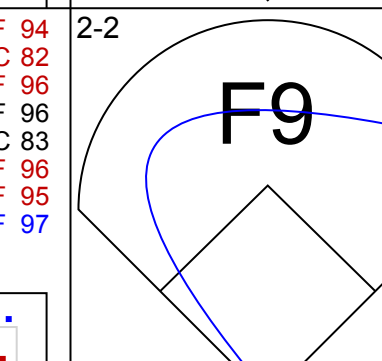


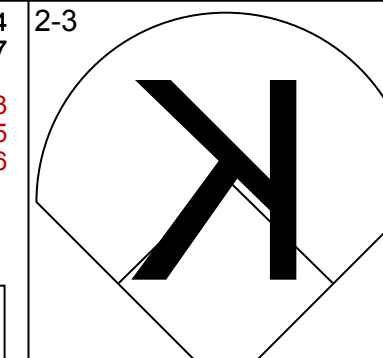


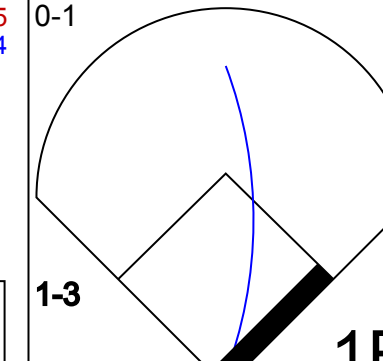


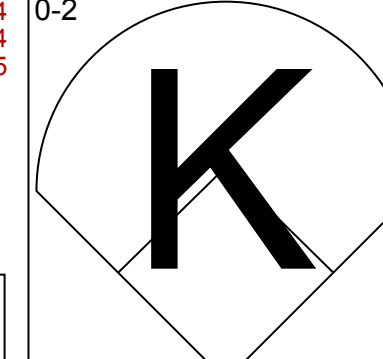

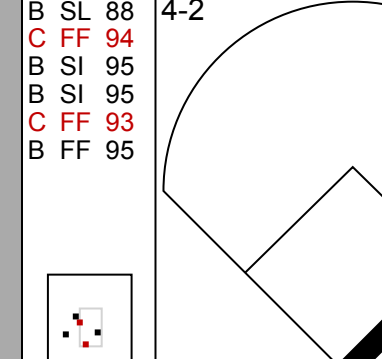



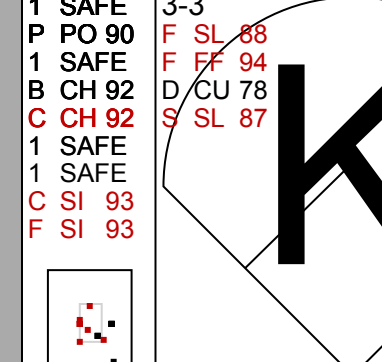


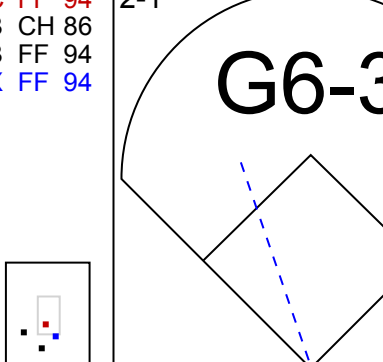
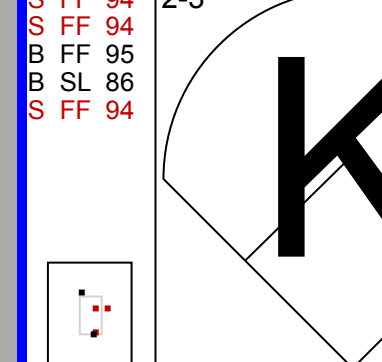

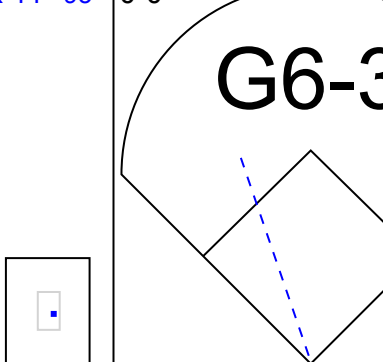
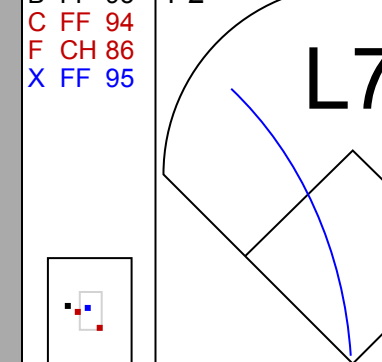


Batter	1	2	3	4	5	6	7	8	9	AB	R	H	RBI	BB	SO	LOB	TOP						
25 Rikie Weeks Jr. R (1.7) OBP: 0.262, SLG: 0.279 13 Dustin Ackley, L (7.7) OBP: 0.226, SLG: 0.316										3	1	0	0	1	1	3							
8 Willie Bloomquist R (1.9) OBP: 0.235, SLG: 0.211 7 Seth Smith, L (9.9) OBP: 0.308, SLG: 0.463										4	0	1	2	0	0	1							
22 Robinson Cano, L (1.4) OBP: 0.297, SLG: 0.341										3	0	0	0	1	1	1							
23 Nelson Cruz, R (1.10) OBP: 0.410, SLG: 0.716										4	0	1	0	0	1	2							
15 Kyle Seager, L (1.5) OBP: 0.311, SLG: 0.432										4	1	1	1	0	0	2							
12 Justin Ruggiano, R (1.8) OBP: 0.318, SLG: 0.386										3	0	0	0	1	1	0							
20 Logan Morrison, L (1.3) OBP: 0.301, SLG: 0.390										3	0	0	0	0	1	0							
3 Mike Zunino, R (1.2) OBP: 0.244, SLG: 0.358										3	0	1	0	0	1	0							
1 Chris Taylor, R (1.6) OBP: 0.245, SLG: 0.229										4	1	2	0	0	0	3							
Inning Stats	R: 0 H: 0 E: 0 K: 1 S: 8	H: 0 LOB: 0 BB: 0 P: 11	R: 1 H: 1 E: 0 K: 0 S: 6	H: 1 LOB: 0 BB: 0 P: 10	R: 2 H: 2 E: 0 K: 2 S: 10	H: 2 LOB: 1 BB: 1 P: 18	R: 0 H: 0 E: 0 K: 1 S: 7	H: 0 LOB: 0 BB: 0 P: 10	R: 0 H: 1 E: 0 K: 0 S: 10	H: 1 LOB: 1 BB: 0 P: 14	R: 0 H: 1 E: 0 K: 0 S: 9	H: 0 LOB: 0 BB: 0 P: 12	R: 0 H: 0 E: 0 K: 0 S: 5	H: 0 LOB: 2 BB: 1 P: 14	R: 0 H: 0 E: 0 K: 1 S: 9	H: 0 LOB: 1 BB: 0 P: 16	R: 0 H: 1 E: 0 K: 1 S: 9	H: 1 LOB: 1 BB: 0 P: 16	1B: 3 2B: 2 3B: 0 HR: 1	SF: 0 SAC: 1 DP: 1 HBP: 1	WP: 0 PB: 0 SB: 0 CS: 0	PA: 36	
PITCHER	IP WLS BF H R ER SO BB IBB HBP BLK WP HR S P ERA WHIP	IP WLS BF H R ER SO BB IBB HBP BLK WP HR S P ERA WHIP	IP WLS BF H R ER SO BB IBB HBP BLK WP HR S P ERA WHIP	IP WLS BF H R ER SO BB IBB HBP BLK WP HR S P ERA WHIP	IP WLS BF H R ER SO BB IBB HBP BLK WP HR S P ERA WHIP	IP WLS BF H R ER SO BB IBB HBP BLK WP HR S P ERA WHIP	IP WLS BF H R ER SO BB IBB HBP BLK WP HR S P ERA WHIP	IP WLS BF H R ER SO BB IBB HBP BLK WP HR S P ERA WHIP	IP WLS BF H R ER SO BB IBB HBP BLK WP HR S P ERA WHIP	IP WLS BF H R ER SO BB IBB HBP BLK WP HR S P ERA WHIP	IP WLS BF H R ER SO BB IBB HBP BLK WP HR S P ERA WHIP	IP WLS BF H R ER SO BB IBB HBP BLK WP HR S P ERA WHIP	IP WLS BF H R ER SO BB IBB HBP BLK WP HR S P ERA WHIP	IP WLS BF H R ER SO BB IBB HBP BLK WP HR S P ERA WHIP	IP WLS BF H R ER SO BB IBB HBP BLK WP HR S P ERA WHIP	IP WLS BF H R ER SO BB IBB HBP BLK WP HR S P ERA WHIP	IP WLS BF H R ER SO BB IBB HBP BLK WP HR S P ERA WHIP	IP WLS BF H R ER SO BB IBB HBP BLK WP HR S P ERA WHIP	IP WLS BF H R ER SO BB IBB HBP BLK WP HR S P ERA WHIP	IP WLS BF H R ER SO BB IBB HBP BLK WP HR S P ERA WHIP	IP WLS BF H R ER SO BB IBB HBP BLK WP HR S P ERA WHIP	IP WLS BF H R ER SO BB IBB HBP BLK WP HR S P ERA WHIP	IP WLS BF H R ER SO BB IBB HBP BLK WP HR S P ERA WHIP

Seattle Mariners @ Toronto Blue Jays
Rogers Centre, Toronto, ON
Sat May 23 2015, 1:08 PM - 3:32 PM EDT
Att: 33,086 - Sunny - 54 F

AB 31
R 3
H 6
RBI 3
BB 3
SO 6
LOB 12



Batter	1	2	3	4	5	6	7	8	9	AB	R	H	RBI	BB	SO	LOB	BOTTOM						
20 Josh Donaldson, R (1.5) OBP: 0.365, SLG: 0.529										4	1	1	0	0	1	0							
19 José Bautista, R (1.10) OBP: 0.394, SLG: 0.454										2	0	0	0	2	0	0							
10 Edwin Encarnación, R (1.3) OBP: 0.317, SLG: 0.475										2	0	0	1	1	0	0							
55 Russell Martin, R (1.2) OBP: 0.363, SLG: 0.522										4	0	0	0	0	1	3							
23 Danny Valencia, R (1.7) OBP: 0.358, SLG: 0.500										4	0	2	0	0	1	2							
15 Chris Colabello, R (1.9) OBP: 0.438, SLG: 0.591										3	1	1	1	1	2	2							
11 Kevin Pillar, R (1.8) OBP: 0.257, SLG: 0.312										3	0	0	0	0	2	1							
18 Steve Tolleson, R (1.4) OBP: 0.333, SLG: 0.421 14 Justin Smoak, S (7.74) OBP: 0.323, SLG: 0.370 66 Munenori Kawasaki, L (8.4)										2	0	0	0	0	0	0							
17 Ryan Goins, L (1.6) OBP: 0.283, SLG: 0.313										3	0	0	0	0	1	1							
Inning Stats	R: 1 H: 2 E: 0 K: 2 S: 13	H: 2 LOB: 2 BB: 1 P: 22	R: 0 H: 0 E: 0 K: 2 S: 14	H: 0 LOB: 0 BB: 0 P: 20	R: 0 H: 0 E: 0 K: 0 S: 9	H: 0 LOB: 0 BB: 0 P: 13	R: 1 H: 2 E: 0 K: 0 S: 6	H: 2 LOB: 0 BB: 0 P: 11	R: 0 H: 0 E: 0 K: 0 S: 4	H: 0 LOB: 0 BB: 0 P: 7	R: 0 H: 0 E: 0 K: 0 S: 9	H: 0 LOB: 1 BB: 2 P: 17	R: 0 H: 0 E: 0 K: 2 S: 15	H: 0 LOB: 1 BB: 1 P: 24	R: 0 H: 0 E: 0 K: 1 S: 8	H: 0 LOB: 0 BB: 0 P: 13	R: 0 H: 0 E: 0 K: 2 S: 9	H: 0 LOB: 0 BB: 0 P: 14	1B: 2 2B: 2 3B: 0 HR: 1	SF: 1 SAC: 0 DP: 1 HBP: 0	WP: 1 PB: 0 SB: 0 CS: 0	PA: 33	
PITCHER	IP WLS BF H R ER SO BB IBB HBP BLK WP HR S P ERA WHIP	IP WLS BF H R ER SO BB IBB HBP BLK WP HR S P ERA WHIP	IP WLS BF H R ER SO BB IBB HBP BLK WP HR S P ERA WHIP	IP WLS BF H R ER SO BB IBB HBP BLK WP HR S P ERA WHIP	IP WLS BF H R ER SO BB IBB HBP BLK WP HR S P ERA WHIP	IP WLS BF H R ER SO BB IBB HBP BLK WP HR S P ERA WHIP	IP WLS BF H R ER SO BB IBB HBP BLK WP HR S P ERA WHIP	IP WLS BF H R ER SO BB IBB HBP BLK WP HR S P ERA WHIP	IP WLS BF H R ER SO BB IBB HBP BLK WP HR S P ERA WHIP	IP WLS BF H R ER SO BB IBB HBP BLK WP HR S P ERA WHIP	IP WLS BF H R ER SO BB IBB HBP BLK WP HR S P ERA WHIP	IP WLS BF H R ER SO BB IBB HBP BLK WP HR S P ERA WHIP	IP WLS BF H R ER SO BB IBB HBP BLK WP HR S P ERA WHIP	IP WLS BF H R ER SO BB IBB HBP BLK WP HR S P ERA WHIP	IP WLS BF H R ER SO BB IBB HBP BLK WP HR S P ERA WHIP	IP WLS BF H R ER SO BB IBB HBP BLK WP HR S P ERA WHIP	IP WLS BF H R ER SO BB IBB HBP BLK WP HR S P ERA WHIP	IP WLS BF H R ER SO BB IBB HBP BLK WP HR S P ERA WHIP	IP WLS BF H R ER SO BB IBB HBP BLK WP HR S P ERA WHIP	IP WLS BF H R ER SO BB IBB HBP BLK WP HR S P ERA WHIP	IP WLS BF H R ER SO BB IBB HBP BLK WP HR S P ERA WHIP	IP WLS BF H R ER SO BB IBB HBP BLK WP HR S P ERA WHIP	IP WLS BF H R ER SO BB IBB HBP BLK WP HR S P ERA WHIP

Seattle Mariners @ Toronto Blue Jays
Rogers Centre, Toronto, ON
Sat May 23 2015, 1:08 PM - 3:32 PM EDT
Att: 33,086 - Sunny - 54 F

AB 28
R 2
H 4
RBI 2
BB 4
SO 9
LOB 10



Batter	1	2	3	4	5	6	7	8	9	AB	R	H	RBI	BB	SO	LOB	TOP				
5 Brad Miller, L OBP: 0.317, SLG: 0.460 8 Willie Bloomquist, R OBP: 0.225, SLG: 0.251	(1,4) 4-2 C SI 94 B FF 94 S SI 96 B SI 96 X CU 96 BB 22 G4-6-3 7 1B		(1,1) 0-1 C CU 78 X SI 96 F8		(1,3) 1-3 S SI 96 B SI 96 F CH 99 S SI 96 K 1-2			(1,2) 1-2 C SI 93 B CH 81 F CH 94 K SI 94 X SI 96 1B		2 0 0 0 1 1 2 1 0 1 0 0 0 0											
7 Seth Smith, L OBP: 0.317, SLG: 0.464 12 Justin Ruggiano, R OBP: 0.313, SLG: 0.379	(1,7) 0-1 C SI 96 X SI 96 1-2 22 G4-6-3 1B		(1,1) 4-0 B SI 96 B CU 80 B SI 96 B SI 96 BB 22 G6-3 1-2 BB		(1,3) 3-3 C SI 96 B SI 96 B SI 96 B SI 96 B SI 96 B SI 96 B SI 96 B SI 96 K			(1,2) 2-3 C CH 81 B SI 94 F CH 94 K SI 94 S CH 83 K		2 0 1 0 1 1 0 1 0 0 0 0 1 1											
22 Robinson Cano, L OBP: 0.290, SLG: 0.333	(1,10) 2-1 D CU 79 B SI 95 B SI 95 X SI 96 G4-6-3 1-2 2-3		(1,1) 0-1 F SI 96 X SI 96 G6-3 1-2		(1,2) 3-2 B SI 96 B SI 96 B SI 96 B SI 96 B SI 96 B SI 96 B SI 96 G4-3 2-0			(1,2) 0-3 C SI 96 B SI 94 F SI 94 X SI 96 K		4 0 0 0 0 1 5											
23 Nelson Cruz, R OBP: 0.401, SLG: 0.699	(1,9) 0-1 C SI 97 X CU 81 G6-3 3		(1,1) 2-3 C SI 96 B SI 96 B SI 96 B SI 96 B SI 96 B SI 96 B SI 96 K2-3 2-3		(1,2) 2-0 B SI 98 B SI 97 X SI 96 G1-3 3			(1,1) 1-1 B SI 95 B SI 94 F SI 94 X SI 96 F8		4 0 0 0 0 1 2											
15 Kyle Seager, L OBP: 0.316, SLG: 0.453	(1,5) 1-2 B SI 96 E:0 C CU 80 X CU 81 HR		(1,2) 2-3 B SI 96 B SI 96 B SI 96 B SI 96 B SI 96 B SI 96 B SI 96 K		(1,3) 0-0 X SI 96 G5-3 3			(1,3) 1-3 X SI 96 F SI 94 F SI 94 F SI 94 F SI 94 F SI 94 F SI 94 F SI 94 20 G4-3 20 WP 35 SF9 1B		4 2 2 1 0 2 0											
20 Logan Morrison, L OBP: 0.295, SLG: 0.393	(1,3) 2-2 B SI 96 B SI 96 B SI 96 B SI 96 B SI 96 B SI 96 B SI 96 F7		(1,3) 3-0 B SI 96 B SI 96 B SI 96 B SI 96 B SI 96 B SI 96 B SI 96 2B		(1,3) 1-3 S SI 96 B SI 96 B SI 96 B SI 96 B SI 96 B SI 96 B SI 96 G4-3 1			(1,2) 1-2 C FF 96 C CU 78 T SL 88 K		4 0 1 0 0 1 1											
35 Wellington Castillo, R OBP: 0.233, SLG: 0.321	(1,2) 2-2 B SI 96 B SI 96 B SI 96 B SI 96 B SI 96 B SI 96 B SI 96 L3		(1,3) 0-0 X SI 96 G5-3 3		(1,2) 0-1 C SI 97 X SI 96 SF9 2			(1,3) 1-3 C SI 96 S SI 96 B SI 96 C CU 77 K		3 0 0 1 0 1 1											
13 Dustin Ackley, L OBP: 0.229, SLG: 0.317	(1,8) 2-2 C SI 97 F SI 92 F SI 92 F SI 92 F SI 92 F SI 92 F SI 92 F SI 92 G3 3		(1,1) 2-1 B SI 96 B SI 96 B SI 96 B SI 96 B SI 96 B SI 96 B SI 96 G4-3 1		(1,1) 1-0 B SI 97 X SI 97 3-H 1B			(1,3) 3-2 B SI 96 B SI 96 B SI 96 B SI 96 B SI 96 B SI 96 B SI 96 F9 3		3 0 1 0 0 0 0											
1 Chris Taylor, R OBP: 0.288, SLG: 0.255	(1,6) 2-1 B SI 94 B SI 94 X SI 94 7 BB 1B		(1,1) 0-0 X SI 96 G4-3 1		(1,3) 3-2 B SI 96 B SI 96 B SI 96 B SI 96 B SI 96 B SI 96 B SI 96 F9 3			(1,3) 3-2 B SI 96 B SI 96 B SI 96 B SI 96 B SI 96 B SI 96 B SI 96 F9 3		3 0 2 0 0 0 1											
Inning Stats	R: 0 E: 0 K: 0 S: 8	H: 1 LOB: 1 BB: 1 P: 14	R: 1 E: 0 K: 0 S: 15	H: 1 LOB: 0 BB: 0 P: 22	R: 0 E: 0 K: 0 S: 6	H: 1 LOB: 1 BB: 1 P: 12	R: 0 E: 0 K: 2 S: 9	H: 1 LOB: 1 BB: 0 P: 16	R: 0 E: 0 K: 1 S: 6	H: 0 LOB: 0 BB: 0 P: 15	R: 1 E: 0 K: 0 S: 12	H: 2 LOB: 1 BB: 0 P: 17	R: 0 E: 0 K: 2 S: 12	H: 1 LOB: 1 BB: 0 P: 16	R: 0 E: 0 K: 3 S: 10	H: 0 LOB: 0 BB: 0 P: 13	1B: 6 2B: 2 3B: 0 HR: 1	SF: 1 SAC: 0 DP: 3 HBP: 0	WP: 1 PB: 0 SB: 0 CS: 1	PA: 34	
PITCHER	IP WLS BF H R ER SO BB IBB HBP BLK WP HR S P ERA WHIP	IP WLS BF H R ER SO BB IBB HBP BLK WP HR S P ERA WHIP	IP WLS BF H R ER SO BB IBB HBP BLK WP HR S P ERA WHIP	IP WLS BF H R ER SO BB IBB HBP BLK WP HR S P ERA WHIP	IP WLS BF H R ER SO BB IBB HBP BLK WP HR S P ERA WHIP	IP WLS BF H R ER SO BB IBB HBP BLK WP HR S P ERA WHIP	IP WLS BF H R ER SO BB IBB HBP BLK WP HR S P ERA WHIP	IP WLS BF H R ER SO BB IBB HBP BLK WP HR S P ERA WHIP	IP WLS BF H R ER SO BB IBB HBP BLK WP HR S P ERA WHIP	IP WLS BF H R ER SO BB IBB HBP BLK WP HR S P ERA WHIP	IP WLS BF H R ER SO BB IBB HBP BLK WP HR S P ERA WHIP	IP WLS BF H R ER SO BB IBB HBP BLK WP HR S P ERA WHIP	IP WLS BF H R ER SO BB IBB HBP BLK WP HR S P ERA WHIP	IP WLS BF H R ER SO BB IBB HBP BLK WP HR S P ERA WHIP	IP WLS BF H R ER SO BB IBB HBP BLK WP HR S P ERA WHIP	IP WLS BF H R ER SO BB IBB HBP BLK WP HR S P ERA WHIP	IP WLS BF H R ER SO BB IBB HBP BLK WP HR S P ERA WHIP	IP WLS BF H R ER SO BB IBB HBP BLK WP HR S P ERA WHIP	IP WLS BF H R ER SO BB IBB HBP BLK WP HR S P ERA WHIP	IP WLS BF H R ER SO BB IBB HBP BLK WP HR S P ERA WHIP	IP WLS BF H R ER SO BB IBB HBP BLK WP HR S P ERA WHIP
41 Aaron Sanchez, R ERA: 3.98	(1,1) 6.2 W 26 7 2 2 4		(1,1) 2-3 D FF 91 C FF 95 B FF 95 F FF 95 1 SAFE C FF 96 K		(1,3) 3-3 B FF 91 F FS 90 B FF 90 F FS 90 F FS 90 F FS 90 F FS 90 F FS 90 K		(1,3) 2-3 B CH 83 S SI 96 S SI 96 S SI 96 S SI 96 S SI 96 S SI 96 S SI 96 K		(1,1) 1-3 C SI 87 B SI 96 F SI 96 X SI 96 K												
54 Roberto Osuna, R ERA: 0.73	(7,1) 0.1 H 1 0 0 0 0		(1,1) 0-0 1 SAFE X FF 94 P5		(1,1) 0-0 X FF 96 P5			(1,1) 0-1 C CU 74 X CU 90 G6-3 1		5 1 1 0 0 1 1											
62 Aaron Loup, L ERA: 5.51	(8,1) 1.0 4 1 0 0 2		(1,10) 0-2 C FF 97 C FF 96 X FF 96 L1		(1,2) 4-2 F FS 90 B FS 90 B FS 90 B FS 90 B FS 90 B FS 90 B FS 90 B FS 90 FC4-6 BB			(1,2) 2-2 C SI 86 B SI 94 B SI 96 B SI 96 B SI 96 B SI 96 B SI 96 B SI 96 G5-3 2		4 2 2 2 1 0 0											
31 Liam Hendriks, R ERA: 3.1	(9,1) 1.0 3 0 0 0 3				(1,7) 4-2 F FS 96 B FS 96 S FS 96 B FS 96 B FS 96 B FS 96 B FS 96 B FS 96 11 FC6-4 BB			(1,1) 0-0 X FF 96 F8		4 1 2 0 1 1 1											
14 Justin Smoak, S OBP: 0.318, SLG: 0.362	(1,3) 0-0 X FF 96 F8		(1,2) 1-2 C FF 95 D FS 87 X FF 96 F9		(1,3) 2-3 B FF 96 B FF 96 B FF 96 B FF 96 B FF 96 B FF 96 B FF 96 K			(1,1) 1-1 F FF 93 B FF 94 X CH 86 11 BB 17 BB 1B		4 1 1 1 0 1 3											
3 Ezequiel Carrera, L OBP: 0.346, SLG: 0.333	(1,9) 1-1 1 SAFE B FF 95 X FF 96 L9		(1,1) 1-1 C FS 88 B FS 89 X FF 96 FC4-6 1-2		(1,0) 1-0 B CU 72 X FS 89 G4-3 1			(1,1) 0-1 C SI 87 X FF 88 17 BB 11 BB FC5-4 1B		4 1 1 1 0 0 2											
11 Kevin Pillar, R OBP: 0.262, SLG: 0.312	(1,8) 0-1 C FF 96 X FF 97 FC6-4 1-2				(1,1) 0-1 C FC 90 X FF 96 17 HR 1B			(1,2) 4-1 C SI 80 B SI 85 B SI 85 B SI 85 B SI 85 B SI 85 B SI 85 P3		3 1 1 0 1 0 1											
17 Ryan Goins, L OBP: 0.300, SLG: 0.347	(1,6) 1-2 C FF 96 B FS 96 X FS 96 G1		(1,1) 1-2 C FF 96 B FS 96 X FS 96 G1		(1,1) 1-0 P PO 81 X FF 93 17 HR 1B			(1,2) 4-2 C CU 72 B SI 80 B SI 80 B SI 80 B SI 80 B SI 80 B SI 80 B SI 80 66 1B		2 1 1 3 2 0 0											
66 Munenori Kawasaki, L OBP: 0.333, SLG: 0.200	(1,4) 4-1 B SI 95 B FS 95 B FS 94 G4-3				(1,1) 0-1 C FF 96 X FS 91 G4-3 1			(1,1) 1-1 F FF 88 B FS 89 X SI 96 FC5-4 2		2 0 1 0 1 0 0 1 0 0 1 0 0 2											
18 Steve Tolson, R OBP: 0.326, SLG: 0.410	(7,Ph) 8-4 B SI 94 B FS 94 B FS 94 BB																				
Inning Stats	R: 0 E: 0 K: 0 S: 7	H: 0 LOB: 0 BB: 0 P: 9	R: 0 E: 0 K: 0 S: 7	H: 0 LOB: 1 BB: 1 P: 12	R: 0 E: 0 K: 1 S: 8	H: 0 LOB: 1 BB: 1 P: 15	R: 0 E: 0 K: 0 S: 10	H: 0 LOB: 1 BB: 1 P: 16	R: 4 E: 0 K: 2 S: 21	H: 5 LOB: 1 BB: 0 P: 32	R: 0 E: 0 K: 1 S: 9	H: 1 LOB: 2 BB: 1 P: 18	R: 4 E: 0 K: 1 S: 19	H: 4 LOB: 2 BB: 2 P: 33	R: 0 E: 0 K: 2 S: 11	H: 0 LOB: 0 BB: 0 P: 18	1B: 6 2B: 2 3B: 0 HR: 2	SF: 0 SAC: 0 DP: 0 HBP: 0	WP: 0 PB: 0 SB: 0 CS: 0	PA: 40	
PITCHER	IP WLS BF H R ER SO BB IBB HBP BLK WP HR S P ERA WHIP	IP WLS BF H R ER SO BB IBB HBP BLK WP HR S P ERA WHIP	IP WLS BF H R ER SO BB IBB HBP BLK WP HR S P ERA WHIP	IP WLS BF H R ER SO BB IBB HBP BLK WP HR S P ERA WHIP	IP WLS BF H R ER SO BB IBB HBP BLK WP HR S P ERA WHIP	IP WLS BF H R ER SO BB IBB HBP BLK WP HR S P ERA WHIP	IP WLS BF H R ER SO BB IBB HBP BLK WP HR S P ERA WHIP	IP WLS BF H R ER SO BB IBB HBP BLK WP HR S P ERA WHIP	IP WLS BF H R ER SO BB IBB HBP BLK WP HR S P ERA WHIP	IP WLS BF H R ER SO BB IBB HBP BLK WP HR S P ERA WHIP	IP WLS BF H R ER SO BB IBB HBP BLK WP HR S P ERA WHIP	IP WLS BF H R ER SO BB IBB HBP BLK WP HR S P ERA WHIP	IP WLS BF H R ER SO BB IBB HBP BLK WP HR S P ERA WHIP	IP WLS BF H R ER SO BB IBB HBP BLK WP HR S P ERA WHIP	IP WLS BF H R ER SO BB IBB HBP BLK WP HR S P ERA WHIP	IP WLS BF H R ER SO BB IBB HBP BLK WP HR S P ERA WHIP	IP WLS BF H R ER SO BB IBB HBP BLK WP HR S P ERA WHIP	IP WLS BF H R ER SO BB IBB HBP BLK WP HR S P ERA WHIP	IP WLS BF H R ER SO BB IBB HBP BLK WP HR S P ERA WHIP	IP WLS BF H R ER SO BB IBB HBP BLK WP HR S P ERA WHIP	IP WLS BF H R ER SO BB IBB HBP BLK WP HR S P ERA WHIP
44 Taijuan Walker, R ERA: 7.33	(1,1) 5.2 L 27 6 4 4 4																				
40 Danny Farquhar, R ERA: 6.46	(6,1) 0.2 5 3 3 3 1																				
97 Joe Beimel, L ERA: 2.84	(7,1) 0.1 4 1 1 1 0																				
57 Mark Lowe, R ERA: 1.29	(7,1) 1.1 4 0 0 0 3																				

Seattle Mariners @ Toronto Blue Jays
Rogers Centre, Toronto, ON
Sun May 24 2015, 1:09 PM - 3:57 PM EDT
Att: 37,929 - Partly Cloudy - 68 F

AB 31
R 2
H 8
RBI 2
BB 2
SO 9
LOB 13



Seattle Mariners @ Toronto Blue Jays
Rogers Centre, Toronto, ON
Sun May 24 2015, 1:09 PM - 3:57 PM EDT
Att: 37,929 - Partly Cloudy - 68 F

AB 34
R 8
H 10
RBI 8
BB 6
SO 7
LOB 15



Batter	1	2	3	4	5	6	7	8	9	AB	R	H	RBI	BB	SO	LOB	TOP					
1 Adam Eaton, L (1.8) OBP: 0.281, SLG: 0.340										4	0	0	0	0	1	1	Chicago White Sox @ Toronto Blue Jays Rogers Centre, Toronto, ON Mon May 25 2015, 7:08 PM - 9:19 PM EDT Att: 15,168 - Cloudy - 66 F					
15 Gordon Beckham, R (1.5) OBP: 0.333, SLG: 0.407										4	0	1	0	0	0	1						
53 Melky Cabrera, S (1.7) OBP: 0.287, SLG: 0.271										3	0	1	0	0	0	1						
79 José Abreu, R (1.3) OBP: 0.343, SLG: 0.465										3	0	0	0	0	1	2						
25 Adam LaRoche, L (1.10) OBP: 0.344, SLG: 0.338										3	0	0	0	0	2	1						
26 Avisail García, R (1.9) OBP: 0.385, SLG: 0.456										1	0	1	0	0	0	0						
20 JB Shuck, L (2.9) OBP: 0.308, SLG: 0.235										2	0	0	0	0	0	0						
10 Alexei Ramirez, R (1.6) OBP: 0.284, SLG: 0.351										3	0	0	0	0	2	0						
58 Geovany Soto, R (1.2) OBP: 0.211, SLG: 0.309										3	0	0	0	0	2	0						
64 Emilio Bonifácio, S (1.4) OBP: 0.261, SLG: 0.227										3	0	1	0	0	2	0						
Inning Stats	R: 0 E: 0 K: 1 S: 10	H: 1 LOB: 1 BB: 0 P: 12	R: 0 E: 0 K: 1 S: 6	H: 1 LOB: 0 BB: 0 P: 10	R: 0 E: 0 K: 1 S: 7	H: 0 LOB: 0 BB: 0 P: 14	R: 0 E: 0 K: 2 S: 13	H: 1 LOB: 1 BB: 0 P: 15	R: 0 E: 0 K: 0 S: 6	H: 0 LOB: 0 BB: 0 P: 8	R: 0 E: 0 K: 0 S: 6	H: 1 LOB: 0 BB: 0 P: 7	R: 0 E: 0 K: 0 S: 9	H: 0 LOB: 0 BB: 0 P: 12	R: 0 E: 0 K: 1 S: 6	H: 0 LOB: 0 BB: 0 P: 11	R: 0 E: 0 K: 1 S: 7	H: 0 LOB: 0 BB: 0 P: 7	1B: 4 2B: 0 3B: 0 HR: 0	SF: 0 SAC: 0 DP: 2 HBP: 0	WP: 0 PB: 0 SB: 0 CS: 0	PA: 29
PITCHER 36 Drew Hutchison, R (1.1) ERA: 5.12	IP: 9.0 WLS: W BF: 29	H: 4 R: 0 ER: 0 SO: 8	BB: 0 IBB: 0 HBP: 0 BLK: 0	WP: 0 HR: 0 S: 70 P: 96	ERA: 0.00 WHIP: 0.444	PITCHER IP: WLS: BF: H: R: ER: SO: BB: IBB: HBP: BLK: WP: HR: S: P: ERA: WHIP																

Batter	1	2	3	4	5	6	7	8	9	AB	R	H	RBI	BB	SO	LOB	BOTTOM					
7 José Reyes, S (1.6) OBP: 0.265, SLG: 0.313										4	1	1	0	0	1	0	Chicago White Sox @ Toronto Blue Jays Rogers Centre, Toronto, ON Mon May 25 2015, 7:08 PM - 9:19 PM EDT Att: 15,168 - Cloudy - 66 F					
20 Josh Donaldson, R (1.5) OBP: 0.383, SLG: 0.533									3	3	2	1	1	0	0							
10 Edwin Encarnación, R (1.10) OBP: 0.323, SLG: 0.485									3	0	0	0	1	0	2							
55 Russell Martin, R (1.2) OBP: 0.355, SLG: 0.507									3	0	0	0	1	1	4							
15 Chris Colabello, R (1.7) OBP: 0.439, SLG: 0.581									4	1	1	2	0	0	3							
18 Steve Tolleson, R (9.7) OBP: 0.326, SLG: 0.410									0	0	0	0	0	0	0							
14 Justin Smoak, S (1.3) OBP: 0.343, SLG: 0.426									3	1	2	3	1	1	0							
3 Ezequiel Carrera, L (1.9) OBP: 0.339, SLG: 0.527									4	0	1	0	0	0	3							
11 Kevin Pillar, R (1.8) OBP: 0.258, SLG: 0.307									3	0	0	0	0	0	1							
17 Ryan Goins, L (1.4) OBP: 0.292, SLG: 0.337									3	0	0	0	0	1	0							
Inning Stats	R: 4 E: 0 K: 0 S: 17	H: 4 LOB: 1 BB: 1 P: 29	R: 1 E: 0 K: 1 S: 10	H: 1 LOB: 0 BB: 0 P: 13	R: 0 E: 0 K: 2 S: 10	H: 0 LOB: 0 BB: 0 P: 17	R: 0 E: 0 K: 0 S: 5	H: 0 LOB: 0 BB: 0 P: 7	R: 0 E: 0 K: 0 S: 10	H: 0 LOB: 0 BB: 0 P: 14	R: 0 E: 0 K: 0 S: 6	H: 0 LOB: 1 BB: 2 P: 15	R: 0 E: 0 K: 1 S: 10	H: 0 LOB: 0 BB: 0 P: 15	R: 1 E: 0 K: 0 S: 19	H: 2 LOB: 2 BB: 1 P: 32	R: 0 E: 0 K: 0 S: 19	H: 0 LOB: 0 BB: 0 P: 10	1B: 4 2B: 1 3B: 0 HR: 2	SF: 0 SAC: 0 DP: 1 HBP: 0	WP: 0 PB: 0 SB: 0 CS: 0	PA: 34
PITCHER 48 Hector Noesi, R (1.1) ERA: 5.84	IP: 7.0 WLS: L BF: 28	H: 5 R: 5 ER: 5 SO: 4	BB: 3 IBB: 0 HBP: 0 BLK: 0	WP: 0 HR: 2 S: 68 P: 110	ERA: 6.43 WHIP: 1.143	PITCHER IP: WLS: BF: H: R: ER: SO: BB: IBB: HBP: BLK: WP: HR: S: P: ERA: WHIP																
67 Scott Carroll, R (8.1) ERA: 3.12	IP: 1.0 WLS: L BF: 6	H: 2 R: 1 ER: 1 SO: 0	BB: 1 IBB: 0 HBP: 0 BLK: 0	WP: 0 HR: 0 S: 19 P: 32	ERA: 9.00 WHIP: 3.000																	

AB	29
R	0
H	4
RBI	0
BB	0
SO	8
LOB	7



AB	30
R	6
H	7
RBI	6
BB	4
SO	4
LOB	13



Batter	1	2	3	4	5	6	7	8	9	10	AB	R	H	RBI	BB	SO	LOB	TOP									
1 Adam Eaton, L (1, 8) OBP: 0.288, SLG: 0.339											5	1	2	0	0	1	2										
53 Melky Cabrera, S (1, 7) OBP: 0.288, SLG: 0.273											5	0	1	0	0	0	5										
79 José Abreu, R (1, 3) OBP: 0.346, SLG: 0.497											5	1	3	2	0	0	1										
25 Adam LaRoche, L (1, 10) OBP: 0.309, SLG: 0.345											4	1	2	1	0	1	1										
64 Emilio Bonifacio, S (10, PR) OBP: 0.261, SLG: 0.227											5	0	0	0	0	1	3										
10 Alexei Ramirez, R (1, 6)											5	0	0	0	0	1	3										
20 JB Shuck, L (1, 9) OBP: 0.327, SLG: 0.295											5	0	2	1	0	0	3										
15 Gordon Beckham, R (1, 5) OBP: 0.329, SLG: 0.406											5	0	2	1	0	1	2										
58 Geovany Soto, R (1, 2) OBP: 0.210, SLG: 0.300											5	0	1	0	0	1	3										
5 Yolmer Sánchez, S (1, 4) OBP: 0.238, SLG: 0.237											4	1	1	0	0	1	2										
Inning Stats	R: 0 E: 0 K: 1 S: 7	H: 0 LOB: 0 BB: 0 P: 8	R: 0 E: 0 K: 0 S: 10	H: 1 LOB: 1 BB: 0 P: 16	R: 2 E: 0 K: 0 S: 12	H: 3 LOB: 1 BB: 0 P: 27	R: 0 E: 1 K: 0 S: 9	H: 0 LOB: 1 BB: 0 P: 12	R: 0 E: 0 K: 0 S: 11	H: 1 LOB: 1 BB: 0 P: 15	R: 1 E: 0 K: 1 S: 9	H: 2 LOB: 0 BB: 0 P: 12	R: 0 E: 0 K: 0 S: 11	H: 1 LOB: 1 BB: 0 P: 16	R: 0 E: 0 K: 1 S: 16	H: 2 LOB: 2 BB: 0 P: 22	R: 2 E: 0 K: 1 S: 13	H: 3 LOB: 2 BB: 0 P: 18	1B: 11 2B: 2 3B: 1 HR: 0	SF: 0 SAC: 0 DP: 0 HBP: 1	WP: 0 PB: 0 SB: 1 CS: 0	PA: 45					
PITCHER	IP 7.0	WLS 29	BF 8	H 3	R 3	ER 3	SO 2	BB 0	IBB 0	HBP 1	BLK 0	WP 0	HR 0	S 69	P 106	ERA 3.89	WHIP 1.143										
25 Marco Estrada, R (1, 1) ERA: 3.89	1.0	4	1	0	0	2	0	0	0	0	0	0	0	9	9	0.00	1.000										
62 Aaron Loup, L (8, 1) ERA: 4.91	1.0	5	2	0	0	1	0	0	0	0	0	0	0	16	22	0.00	2.000										
27 Brett Cecil, L (9, 1) ERA: 3.0	1.0	L	6	3	2	2	1	0	0	0	0	0	0	13	18	18.00	3.000										

Chicago White Sox @ Toronto Blue Jays
Rogers Centre, Toronto, ON
Wed May 27 2015, 12:38 PM - 4:09 PM EDT
Att. 15,463 - Cloudy - 66 F

AB 43
R 5
H 14
RBI 5
BB 0
SO 6
LOB 22



Batter	1	2	3	4	5	6	7	8	9	10	AB	R	H	RBI	BB	SO	LOB	BOTTOM									
7 José Reyes, S (1, 6) OBP: 0.269, SLG: 0.338											5	0	2	0	0	1	2										
20 Josh Donaldson, R (1, 5) OBP: 0.374, SLG: 0.590											4	1	1	2	0	0	2										
19 José Bautista, R (1, 10) OBP: 0.368, SLG: 0.475											5	0	1	0	0	0	3										
10 Edwin Encarnación, R (1, 3) OBP: 0.309, SLG: 0.451											5	0	0	0	0	1	3										
55 Russell Martin, R (1, 2) (9, 4) OBP: 0.355, SLG: 0.500											5	1	2	0	0	2	1										
15 Chris Colabello, R (1, 7) OBP: 0.440, SLG: 0.578											5	0	3	0	0	0	1										
3 Ezequiel Carrera, L (1, 9) OBP: 0.339, SLG: 0.327											3	0	1	0	0	2	3										
14 Justin Smoak, S (8, PH) OBP: 0.332, SLG: 0.435											1	0	1	1	0	0	0										
22 Josh Thole, L (9, 2) OBP: 0.320, SLG: 0.318											0	0	0	0	1	0	0										
11 Kevin Pillar, R (1, 8) OBP: 0.256, SLG: 0.299											4	1	1	0	1	1	5										
17 Ryan Goins, L (1, 4) OBP: 0.291, SLG: 0.333											3	0	1	0	0	0	2										
23 Danny Valencia, R (8, PH) (9, 9) OBP: 0.329, SLG: 0.458											2	0	0	0	0	0	4										
Inning Stats	R: 0 E: 0 K: 0 S: 10	H: 1 LOB: 1 BB: 0 P: 16	R: 0 E: 0 K: 1 S: 13	H: 1 LOB: 2 BB: 1 P: 23	R: 0 E: 0 K: 0 S: 13	H: 1 LOB: 1 BB: 0 P: 16	R: 0 E: 0 K: 1 S: 11	H: 1 LOB: 1 BB: 0 P: 14	R: 0 E: 0 K: 0 S: 9	H: 0 LOB: 0 BB: 0 P: 12	R: 0 E: 0 K: 3 S: 12	H: 2 LOB: 2 BB: 0 P: 17	R: 1 E: 0 K: 0 S: 11	H: 2 LOB: 1 BB: 0 P: 16	R: 1 E: 0 K: 0 S: 13	H: 3 LOB: 2 BB: 0 P: 18	R: 1 E: 0 K: 1 S: 11	H: 1 LOB: 0 BB: 0 P: 16	R: 0 E: 0 K: 1 S: 12	H: 1 LOB: 2 BB: 1 P: 19	1B: 11 2B: 1 3B: 0 HR: 1	SF: 1 SAC: 0 DP: 0 HBP: 0	WP: 0 PB: 1 SB: 0 CS: 0	PA: 45			
PITCHER	IP 7.0	WLS 30	BF 8	H 1	R 1	ER 0	SO 5	BB 1	IBB 0	HBP 0	BLK 0	WP 0	HR 0	S 79	P 114	ERA 0.00	WHIP 1.286										
29 Jeff Samardzija, R (1, 1) ERA: 3.84	0.1	H	3	2	1	1	0	0	0	0	0	0	0	4	6	27.00	6.000										
52 Jake Petricka, R (8, 1) ERA: 4.2	0.1	H	2	1	0	0	0	0	0	0	0	0	0	5	6	0.00	3.000										
57 Zach Putnam, R (8, 1) ERA: 4.7	0.1	H	1	0	0	0	0	0	0	0	0	0	0	4	6	0.00	0.000										
33 Zach Duke, L (8, 1) ERA: 2.84	2.0	W	9	2	1	1	2	1	0	0	0	0	0	1	23	35	4.50	1.500									

Chicago White Sox @ Toronto Blue Jays
Rogers Centre, Toronto, ON
Wed May 27 2015, 12:38 PM - 4:09 PM EDT
Att. 15,463 - Cloudy - 66 F

AB 42
R 3
H 13
RBI 3
BB 2
SO 7
LOB 26



Batter	1	2	3	4	5	6	7	8	9	AB	R	H	RBI	BB	SO	LOB	TOP				
7 José Reyes, S OBP: 0.273, SLG: 0.345										5	0	1	0	0	1	3	Toronto Blue Jays @ Minnesota Twins Target Field, Minneapolis, MN Sat May 30 2015, 1:11 PM - 3:52 PM CDT Att: 32,076 - Partly Cloudy - 59 F				
20 Josh Donaldson, R OBP: 0.371, SLG: 0.595										5	0	1	0	0	0	1					
19 José Bautista, R OBP: 0.374, SLG: 0.469										3	0	1	0	1	0	0					
10 Edwin Encarnación, R OBP: 0.307, SLG: 0.449										3	0	0	0	1	1	2					
55 Russell Martin, R OBP: 0.356, SLG: 0.487										3	1	1	0	1	0	3					
15 Chris Colabello, R OBP: 0.424, SLG: 0.582										4	0	1	0	0	2	1					
3 Ezequiel Carrera, L OBP: 0.349, SLG: 0.356										3	0	2	0	0	1	0					
11 Kevin Pillar, R OBP: 0.266, SLG: 0.325										3	1	1	1	1	2	3					
17 Ryan Goins, L OBP: 0.290, SLG: 0.339										3	0	1	0	0	0	4					
14 Justin Smoak, S OBP: 0.347, SLG: 0.429										1	0	0	0	0	0	0					
Inning Stats	R: 0 E: 0 K: 0 S: 8	H: 2 LOB: 1 BB: 0 P: 11	R: 0 E: 0 K: 0 S: 13	H: 1 LOB: 2 BB: 2 P: 27	R: 0 E: 0 K: 0 S: 9	H: 1 LOB: 2 BB: 2 P: 24	R: 1 E: 0 K: 2 S: 13	H: 2 LOB: 1 BB: 0 P: 20	R: 0 E: 0 K: 0 S: 7	H: 0 LOB: 0 BB: 0 P: 12	R: 1 E: 1 K: 2 S: 11	H: 2 LOB: 2 BB: 0 P: 14	R: 0 E: 0 K: 1 S: 9	H: 1 LOB: 1 BB: 0 P: 14	R: 0 E: 0 K: 0 S: 4	H: 0 LOB: 0 BB: 0 P: 7	1B: 6 2B: 2 3B: 0 HR: 1	SF: 0 SAC: 1 DP: 3 HBP: 0	WP: 0 PB: 0 SB: 1 CS: 0	PA: 38	
PITCHER	IP WLS BF H R ER SO BB IBB HBP BLK WP HR S P ERA WHIP																				
44 Kyle Gibson, R ERA: 2.61	5.2		27	8	2	1	3	3	1	0	0	0	0	0	0	0	1	58	103	1.59	1.941
52 Brian Duensing, L ERA: 7.59	0.1	1	0	0	0	1	0	0	0	0	0	0	0	0	0	0	0	3	5	0.00	0.000
57 Ryan Pressly, R ERA: 3.46	1.0	W	3	0	0	0	1	0	0	0	0	0	0	0	0	0	0	9	12	0.00	0.000
50 Casey Fien, R ERA: 3.65	1.0	H	4	1	0	0	2	0	0	0	0	0	0	0	0	0	0	11	14	0.00	1.000
36 Blaine Boyer, R ERA: 2.19	1.0	S	3	0	0	0	0	0	0	0	0	0	0	0	0	0	0	4	7	0.00	0.000

Batter	1	2	3	4	5	6	7	8	9	AB	R	H	RBI	BB	SO	LOB	BOTTOM				
2 Brian Dozier, R OBP: 0.325, SLG: 0.500										4	0	1	1	0	1	1	Toronto Blue Jays @ Minnesota Twins Target Field, Minneapolis, MN Sat May 30 2015, 1:11 PM - 3:52 PM CDT Att: 32,076 - Partly Cloudy - 59 F				
9 Eduardo Núñez, R OBP: 0.405, SLG: 0.588										3	0	0	0	1	1	2					
7 Joe Mauer, L OBP: 0.333, SLG: 0.374										4	1	1	0	0	0	1					
24 Trevor Plouffe, R OBP: 0.349, SLG: 0.470										4	0	2	1	0	1	0					
20 Eddie Rosario, L OBP: 0.321, SLG: 0.434										3	0	2	0	1	1	0					
5 Eduardo Escobar, S OBP: 0.263, SLG: 0.338										4	0	0	0	0	1	5					
21 Shane Robinson, R OBP: 0.313, SLG: 0.293										0	0	0	0	0	0	0					
12 Chris Herrmann, L OBP: 0.227, SLG: 0.317										3	1	1	1	0	1	4					
32 Aaron Hicks, S OBP: 0.293, SLG: 0.327										2	1	2	0	1	0	0					
39 Danny Santana, S OBP: 0.248, SLG: 0.311										2	0	0	0	0	0	2					
Inning Stats	R: 0 E: 0 K: 1 S: 8	H: 0 LOB: 0 BB: 0 P: 13	R: 0 E: 0 K: 1 S: 9	H: 1 LOB: 0 BB: 0 P: 17	R: 1 E: 0 K: 0 S: 10	H: 1 LOB: 0 BB: 1 P: 18	R: 1 E: 0 K: 2 S: 16	H: 2 LOB: 2 BB: 2 P: 29	R: 0 E: 0 K: 1 S: 9	H: 1 LOB: 1 BB: 0 P: 11	R: 0 E: 0 K: 0 S: 12	H: 2 LOB: 2 BB: 0 P: 15	R: 1 E: 0 K: 0 S: 9	H: 2 LOB: 1 BB: 0 P: 12	R: 0 E: 0 K: 1 S: 10	H: 0 LOB: 0 BB: 0 P: 12	1B: 5 2B: 2 3B: 1 HR: 1	SF: 0 SAC: 1 DP: 1 HBP: 0	WP: 0 PB: 0 SB: 0 CS: 2	PA: 33	
PITCHER	IP WLS BF H R ER SO BB IBB HBP BLK WP HR S P ERA WHIP																				
41 Aaron Sanchez, R ERA: 3.88	6.0		25	7	2	2	1	3	0	0	0	0	0	0	0	0	1	64	103	3.00	1.667
62 Aaron Loup, L ERA: 5.12	1.0	L	5	2	1	1	0	0	0	0	0	0	0	0	0	0	0	9	12	9.00	2.000
50 Steve Delabar, R ERA: 1.04	1.0		3	0	0	0	1	0	0	0	0	0	0	0	0	0	0	10	12	0.00	0.000

AB	33
R	2
H	9
RBI	1
BB	4
SO	7
LOB	17



AB	29
R	3
H	9
RBI	3
BB	3
SO	6
LOB	15



Batter	1	2	3	4	5	6	7	8	9	AB	R	H	RBI	BB	SO	LOB	TOP				
7 José Reyes, S OBP: 0.278, SLG: 0.344										4	0	0	0	0	1	0	Toronto Blue Jays @ Washington Nationals Nationals Park, Washington, DC Tue Jun 02 2015, 1:08 PM - 3:24 PM EDT Att: 23,192 - Cloudy - 67 F				
20 Josh Donaldson, R OBP: 0.370, SLG: 0.597										4	0	1	0	0	0	0					
19 José Bautista, R OBP: 0.377, SLG: 0.477										4	0	1	0	0	0	1					
14 Justin Smoak, S OBP: 0.338, SLG: 0.412										4	0	0	0	0	2	2					
15 Chris Colabello, R OBP: 0.411, SLG: 0.556										4	0	1	0	0	1	1					
22 Josh Thole, L OBP: 0.345, SLG: 0.346										4	0	2	0	0	0	0					
3 Ezequiel Carrera, L OBP: 0.361, SLG: 0.369										2	0	1	0	0	0	2					
17 Ryan Goins, L OBP: 0.285, SLG: 0.333										2	0	0	0	0	0	1					
10 Edwin Encarnación, R OBP: 0.303, SLG: 0.437										0	0	0	0	1	0	0					
66 Munenori Kawasaki, L OBP: 0.333, SLG: 0.200										0	0	0	0	0	0	0					
43 R.A. Dickey, R OBP: 0.362, SLG: 0.488										2	0	0	0	0	1	0					
55 Russell Martin, R OBP: 0.362, SLG: 0.488										1	0	0	0	0	0	3					
47 Bo Schultz, R										0	0	0	0	0	0	0					
Inning Stats	R: 0 H: 1 E: 0 K: 2 S: 12	H: 1 LOB: 1 BB: 0 P: 19	R: 0 H: 1 E: 0 K: 0 S: 5	H: 1 LOB: 1 BB: 0 P: 8	R: 0 H: 0 E: 0 K: 1 S: 8	H: 0 LOB: 0 BB: 0 P: 11	R: 0 H: 2 E: 0 K: 0 S: 11	H: 2 LOB: 2 BB: 0 P: 16	R: 0 H: 0 E: 0 K: 1 S: 7	H: 0 LOB: 0 BB: 0 P: 12	R: 0 H: 2 E: 0 K: 0 S: 12	H: 2 LOB: 3 BB: 1 P: 21	R: 0 H: 0 E: 0 K: 0 S: 8	H: 0 LOB: 0 BB: 0 P: 10	R: 0 H: 0 E: 0 K: 1 S: 9	H: 0 LOB: 0 BB: 0 P: 12	1B: 6 2B: 0 3B: 0 HR: 0	SF: 0 SAC: 1 DP: 1 HBP: 0	WP: 0 PB: 1 SB: 0 CS: 0	PA: 33	
PITCHER	IP: 8.0 WLS: W BF: 30 ERA: 2.86	IP: 1.0 WLS: S BF: 3 ERA: 0.81																			

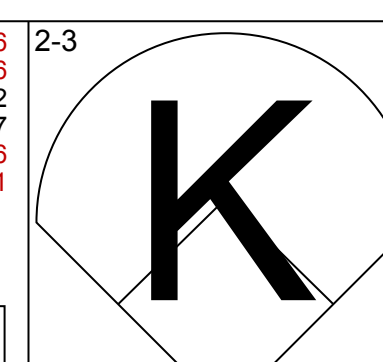
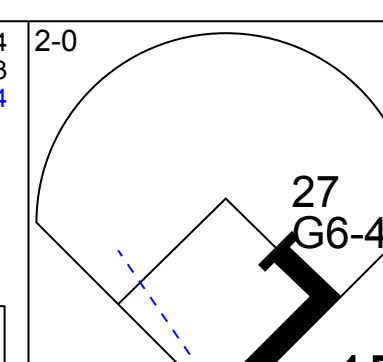
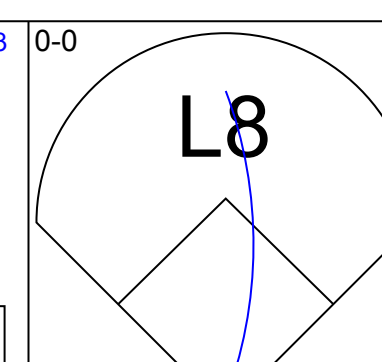
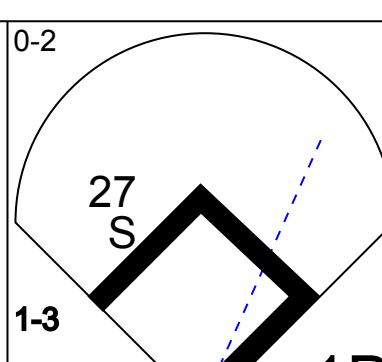
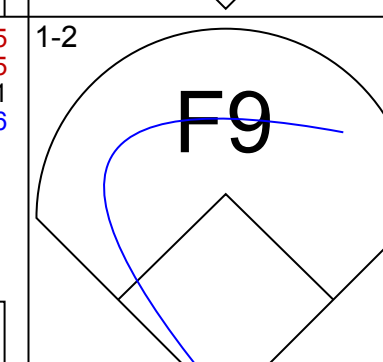
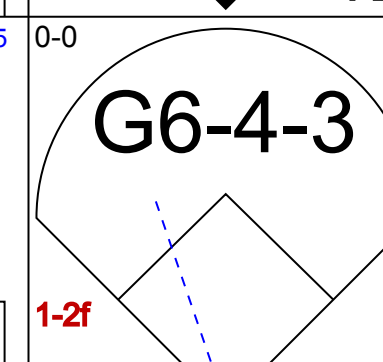
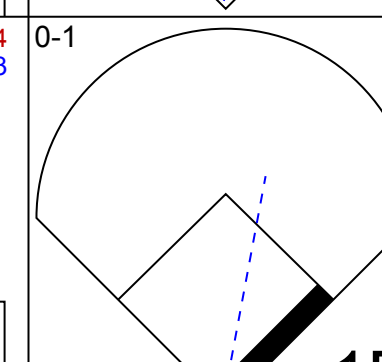
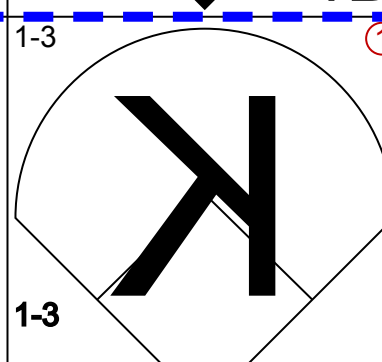
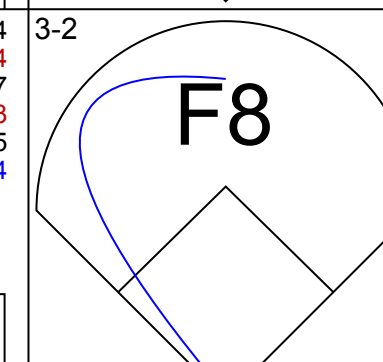
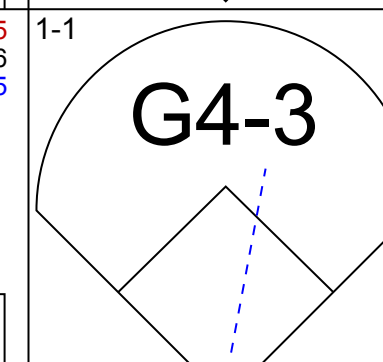
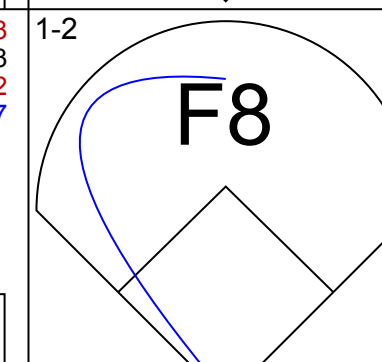
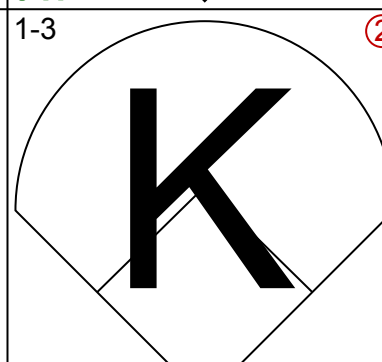
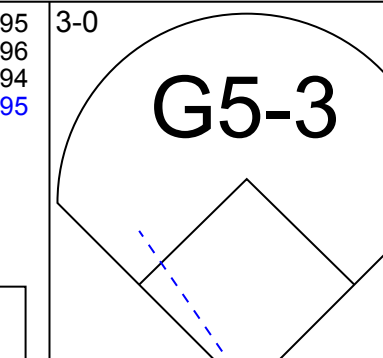
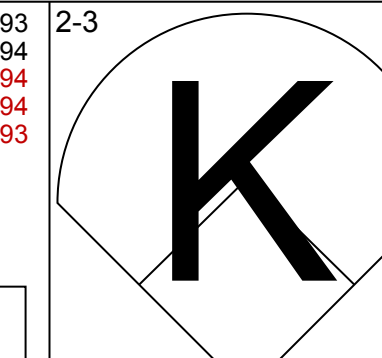
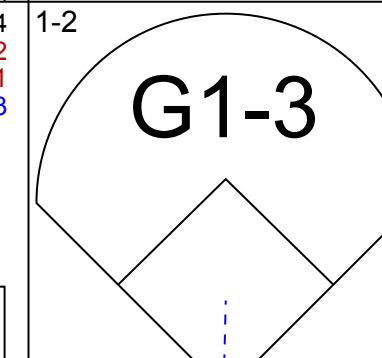
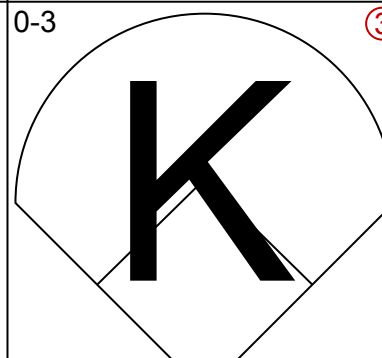
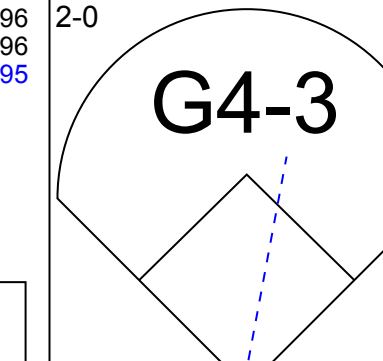
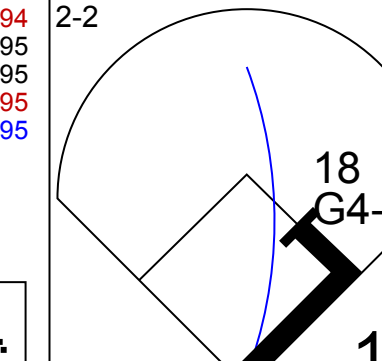
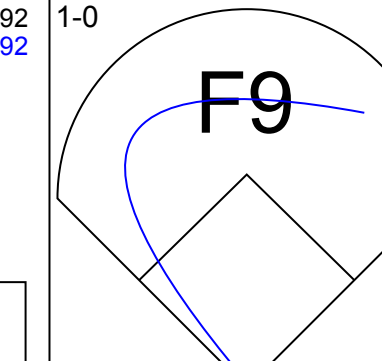
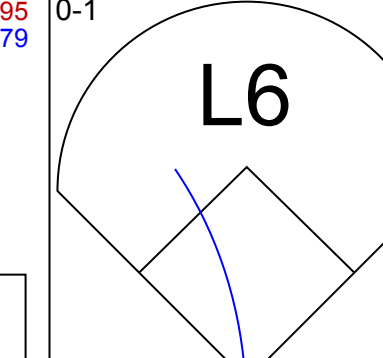
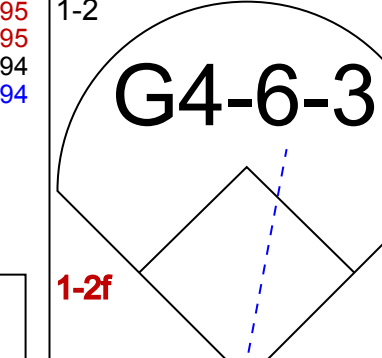
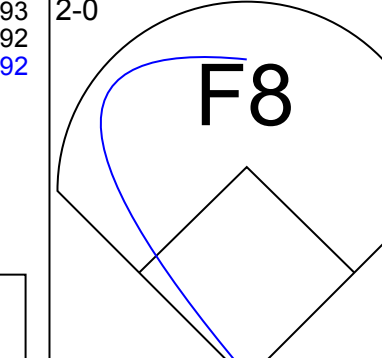
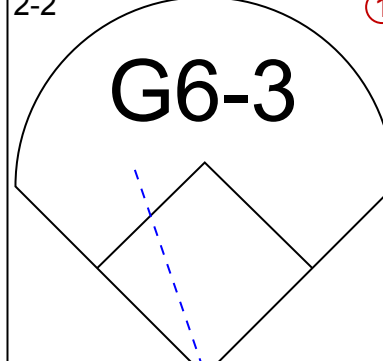
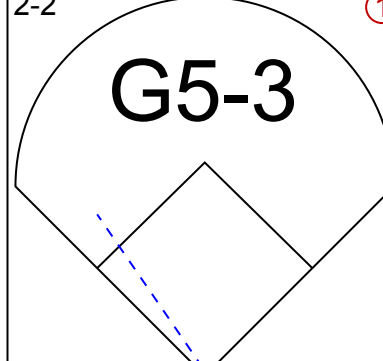
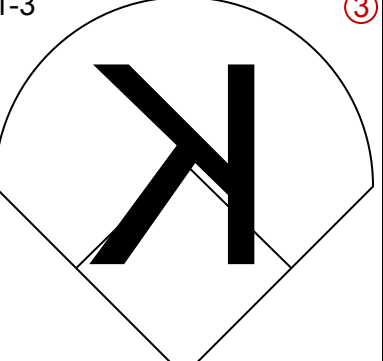
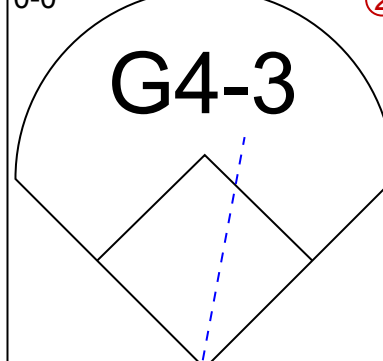
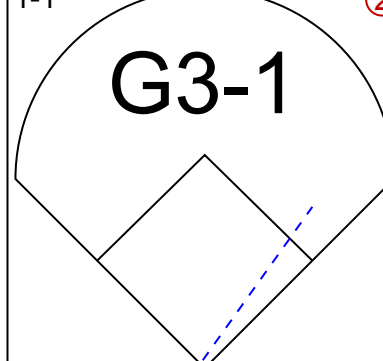
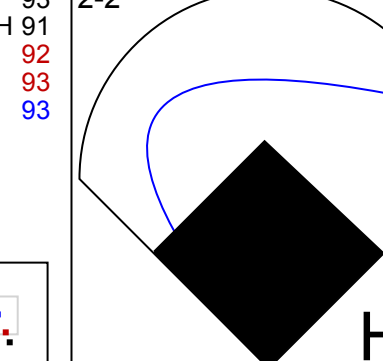
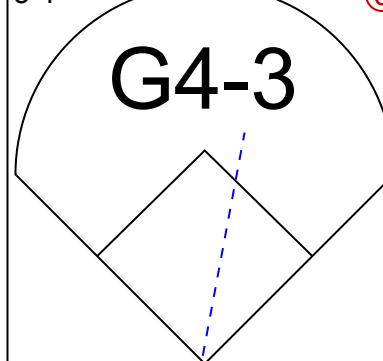
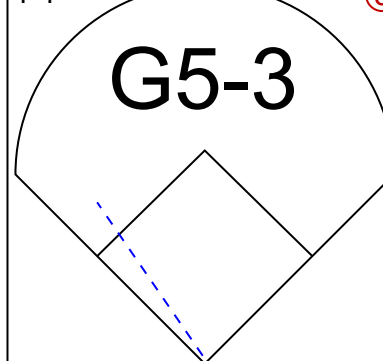
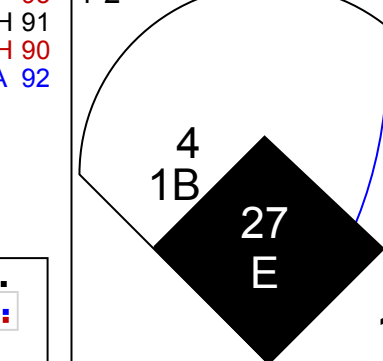
AB	31
R	0
H	6
RBI	0
BB	1
SO	5
LOB	10

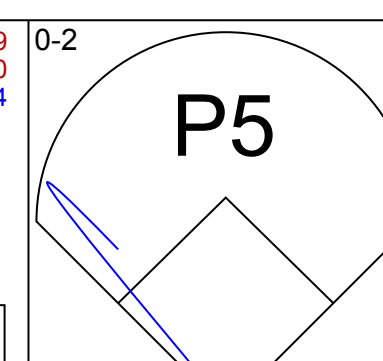
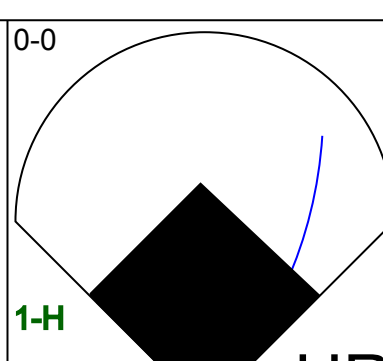
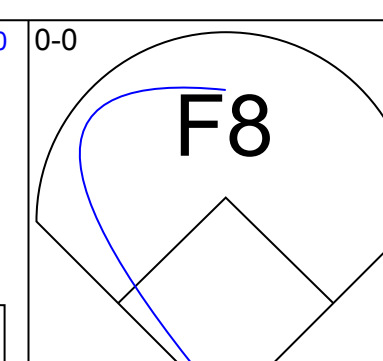
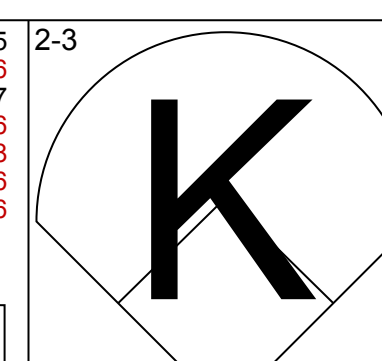
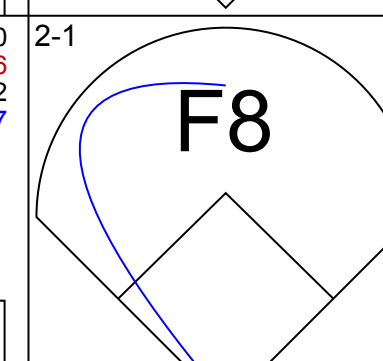
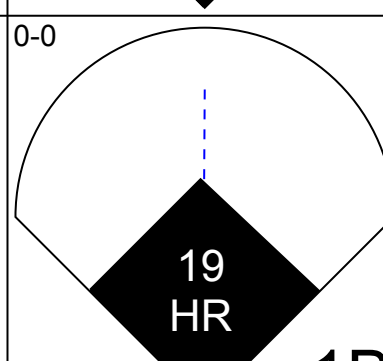

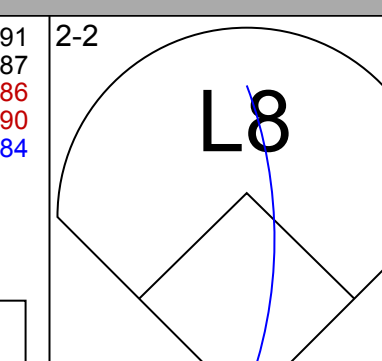
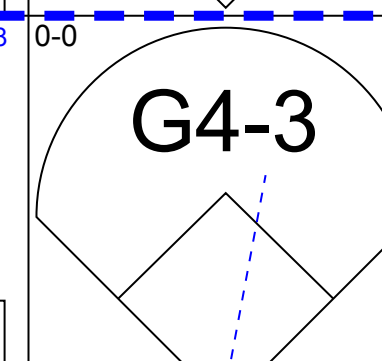
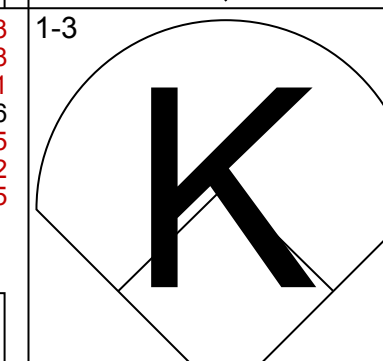
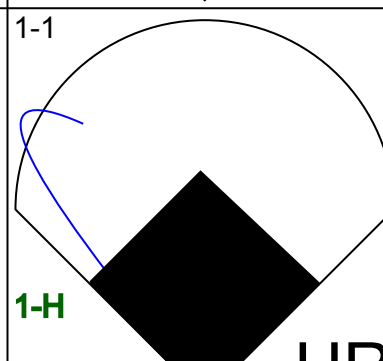

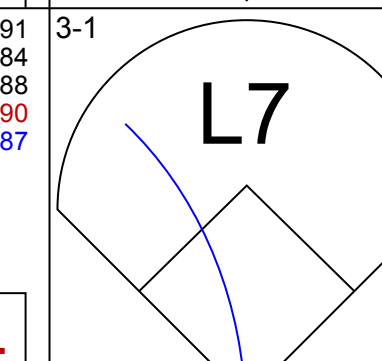
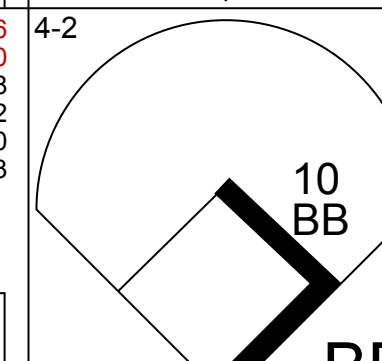
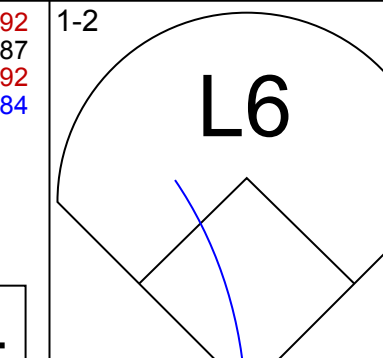
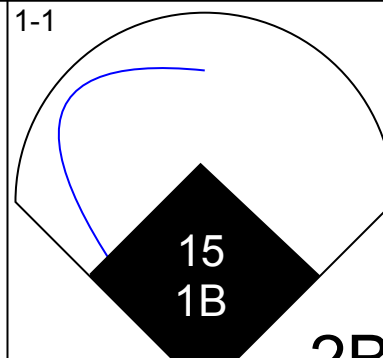

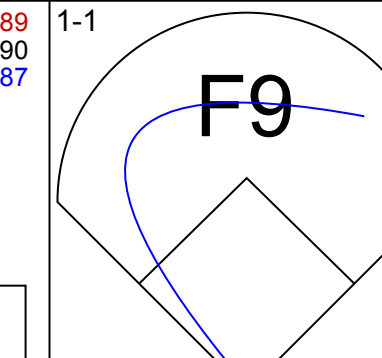
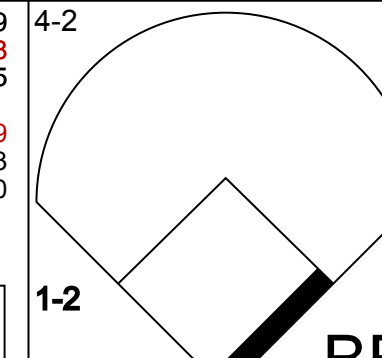
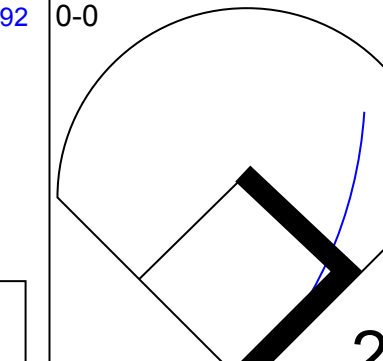
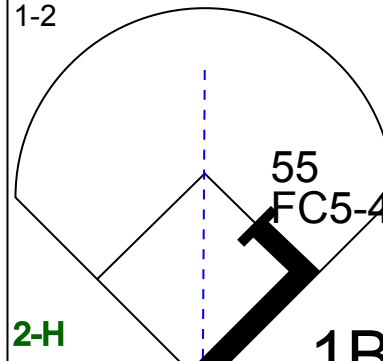

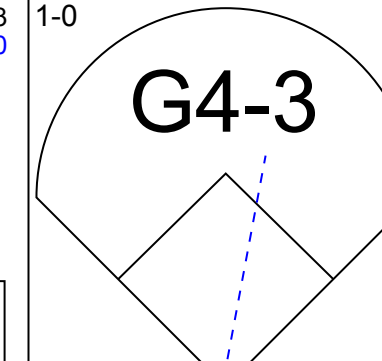
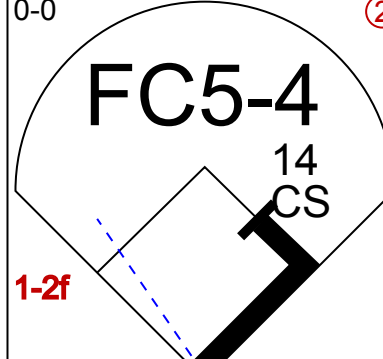

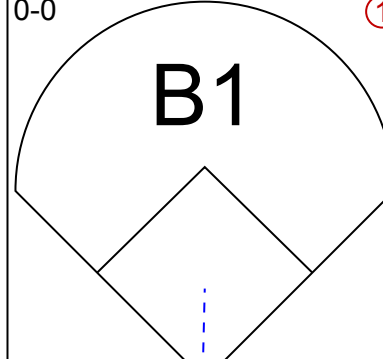

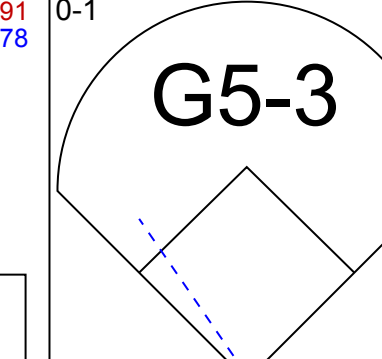
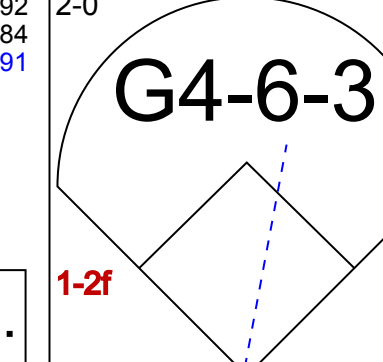
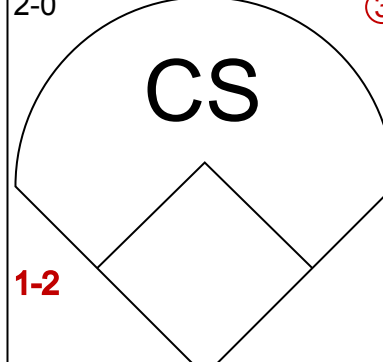
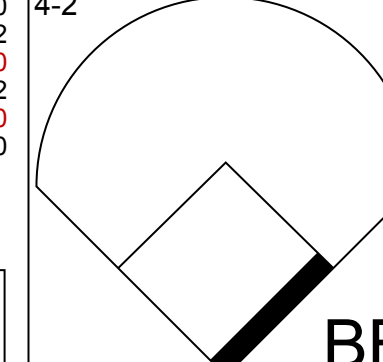
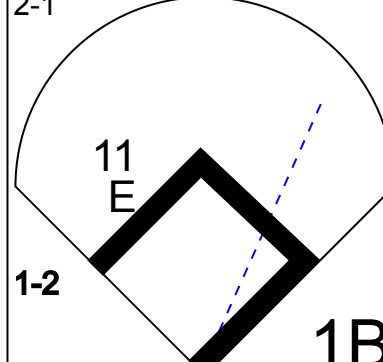
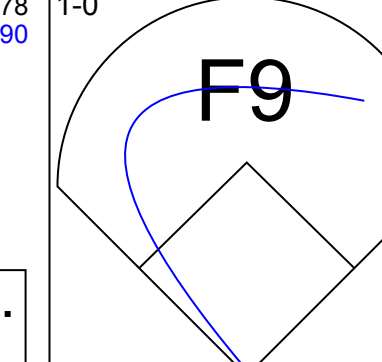

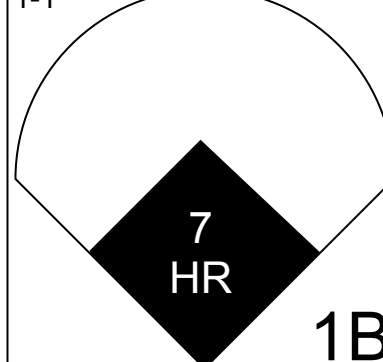
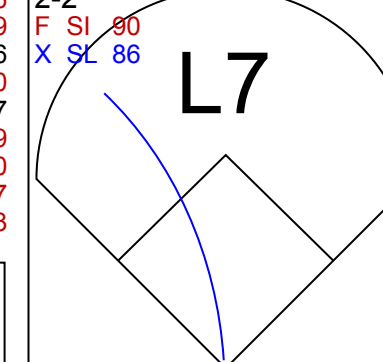
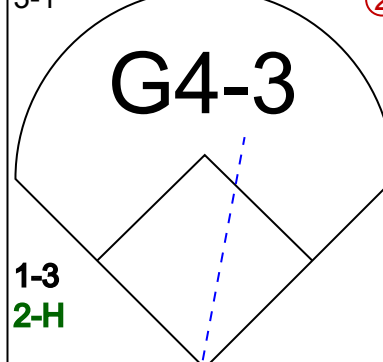

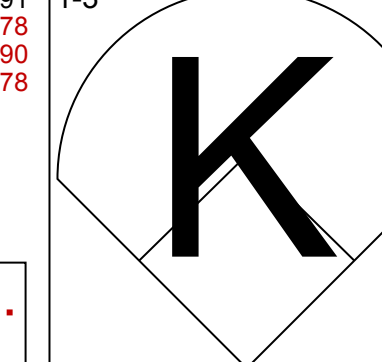
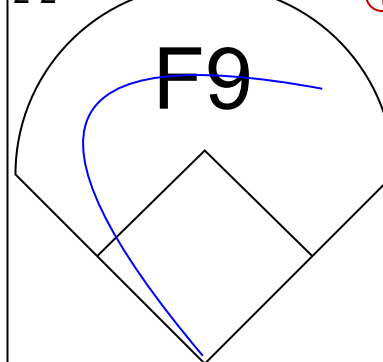
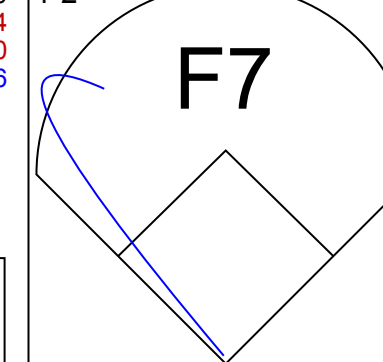
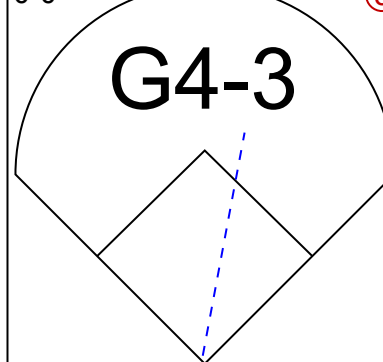


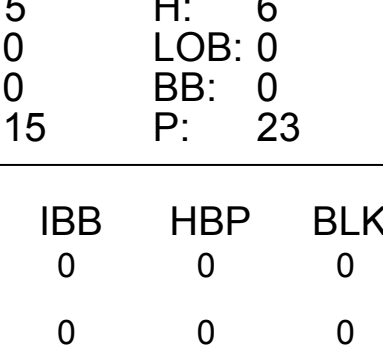
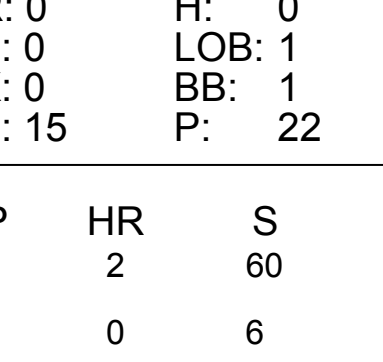
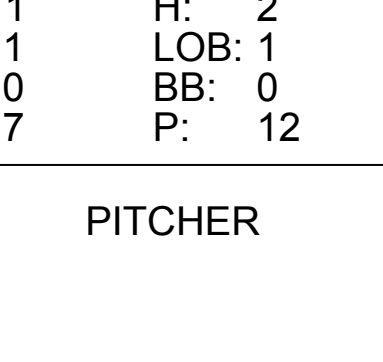
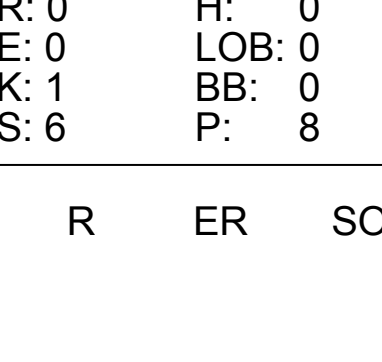


Batter	1	2	3	4	5	6	7	8	9	AB	R	H	RBI	BB	SO	LOB	BOTTOM				
5 Yunel Escobar, R OBP: 0.378, SLG: 0.396										3	1	2	0	1	0	0	Toronto Blue Jays @ Washington Nationals Nationals Park, Washington, DC Tue Jun 02 2015, 1:08 PM - 3:24 PM EDT Att: 23,192 - Cloudy - 67 F				
20 Ian Desmond, R OBP: 0.300, SLG: 0.389										3	0	1	0	0	0	1					
34 Bryce Harper, L OBP: 0.469, SLG: 0.717										3	0	1	1	1	1	3					
11 Ryan Zimmerman, R OBP: 0.280, SLG: 0.375										3	0	0	1	0	0	4					
40 Wilson Ramos, R OBP: 0.293, SLG: 0.372										4	0	1	0	0	1	3					
12 Tyler Moore, R OBP: 0.271, SLG: 0.407										4	0	1	0	0	0	1					
8 Danny Espinosa, S OBP: 0.355, SLG: 0.440										4	0	1	0	0	1	2					
3 Michael Taylor, R OBP: 0.282, SLG: 0.389										4	0	1	0	0	3	3					
27 Jordan Zimmermann, R OBP: 0.143, SLG: 0.190										3	1	1	0	0	1	2					
22 Drew Storen, S										0	0	0	0	0	0	0					
Inning Stats	R: 0 H: 2 E: 0 K: 1 S: 11	H: 1 LOB: 1 BB: 0 P: 16	R: 0 H: 1 E: 0 K: 2 S: 9	H: 1 LOB: 1 BB: 0 P: 12	R: 0 H: 1 E: 0 K: 2 S: 12	H: 1 LOB: 1 BB: 0 P: 17	R: 0 H: 1 E: 0 K: 2 S: 8	H: 1 LOB: 1 BB: 1 P: 15	R: 2 H: 2 E: 0 K: 0 S: 17	H: 2 LOB: 1 BB: 1 P: 26	R: 0 H: 1 E: 0 K: 1 S: 13	H: 1 LOB: 1 BB: 0 P: 14	R: 0 H: 0 E: 0 K: 0 S: 9	H: 0 LOB: 1 BB: 1 P: 13	R: 0 H: 1 E: 0 K: 1 S: 8	H: 1 LOB: 1 BB: 0 P: 10	1B: 9 2B: 0 3B: 0 HR: 0	SF: 1 SAC: 1 DP: 0 HBP: 0	WP: 0 PB: 1 SB: 1 CS: 0	PA: 35	
PITCHER	IP: 6.0 WLS: L BF: 27 ERA: 5.53	IP: 2.0 WLS: 8 BF: 8 ERA: 0.00																			

AB	31
R	2
H	9
RBI	2
BB	2
SO	7
LOB	19



Batter	1	2	3	4	5	6	7	8	9	AB	R	H	RBI	BB	SO	LOB	TOP								
4 George Springer, R OBP: 0.352, SLG: 0.422										4	0	2	0	0	1	0	Houston Astros @ Toronto Blue Jays Rogers Centre, Toronto, ON Fri Jun 05 2015, 7:08 PM - 9:42 PM EDT Att: 22,971 - Cloudy - 70 F								
27 Jose Altuve, R OBP: 0.337, SLG: 0.406										4	0	1	0	0	1	2									
20 Preston Tucker, L OBP: 0.345, SLG: 0.461										4	0	0	0	0	1	2									
Evan Gattis, R OBP: 0.261, SLG: 0.480										4	0	0	0	0	2	2									
28 Colby Rasmus, L OBP: 0.304, SLG: 0.486										3	0	1	0	0	0	0									
18 Luis Valbuena, L OBP: 0.257, SLG: 0.411										3	0	0	0	0	0	1									
23 Chris Carter, R OBP: 0.305, SLG: 0.393										3	0	0	0	0	1	0									
15 Jason Castro, L OBP: 0.294, SLG: 0.406										3	1	1	1	0	0	0									
2 Jonathan Villar, S OBP: 0.312, SLG: 0.341										3	1	1	0	0	0	0									
Inning Stats	R: 0 E: 0 K: 1 S: 10	H: 0 LOB: 0 BB: 0 P: 16	R: 0 E: 0 K: 0 S: 4	H: 0 LOB: 0 BB: 0 P: 9	R: 0 E: 0 K: 0 S: 6	H: 0 LOB: 0 BB: 0 P: 11	R: 0 E: 0 K: 0 S: 4	H: 1 LOB: 0 BB: 0 P: 7	R: 0 E: 0 K: 1 S: 9	H: 0 LOB: 0 BB: 0 P: 14	R: 0 E: 0 K: 0 S: 8	H: 0 LOB: 0 BB: 0 P: 12	R: 0 E: 0 K: 0 S: 9	H: 1 LOB: 1 BB: 0 P: 11	R: 0 E: 0 K: 1 S: 7	H: 0 LOB: 0 BB: 0 P: 11		R: 2 E: 0 K: 3 S: 18	H: 3 LOB: 1 BB: 0 P: 23	1B: 5 2B: 0 3B: 0 HR: 1	SF: 0 SAC: 0 DP: 2 HBP: 0	WP: 0 PB: 0 SB: 2 CS: 0	PA: 31		
PITCHER	IP WLS BF H R ER SO BB IBB HBP BLK WP HR S P ERA WHIP																								
41 Aaron Sanchez, R ERA: 3.55	8.0	W	28	6	2	1	3	0	0	0	0	0	0	0	1	66	103	1.12	0.750						
54 Roberto Osuna, R ERA: 1.69	1.0		3	0	0	0	3	0	0	0	0	0	0	0	0	9	11	0.00	0.000						

Batter	1	2	3	4	5	6	7	8	9	AB	R	H	RBI	BB	SO	LOB	BOTTOM								
7 José Reyes, S OBP: 0.297, SLG: 0.377										4	1	1	2	0	1	1	Houston Astros @ Toronto Blue Jays Rogers Centre, Toronto, ON Fri Jun 05 2015, 7:08 PM - 9:42 PM EDT Att: 22,971 - Cloudy - 70 F								
20 Josh Donaldson, R OBP: 0.365, SLG: 0.594										4	1	1	0	0	0	0									
19 José Bautista, R OBP: 0.380, SLG: 0.503										3	1	1	2	1	1	0									
10 Edwin Encarnación, R OBP: 0.306, SLG: 0.440										3	1	1	0	1	0	0									
15 Chris Colabello, R OBP: 0.408, SLG: 0.545										4	1	3	1	0	0	2									
3 Ezequiel Carrera, L OBP: 0.356, SLG: 0.354										0	0	0	0	0	0	0									
55 Russell Martin, R OBP: 0.351, SLG: 0.464										3	0	0	0	1	0	2									
14 Justin Smoak, S OBP: 0.349, SLG: 0.413										3	0	1	0	1	0	2									
11 Kevin Pillar, R OBP: 0.276, SLG: 0.361										4	1	1	0	0	1	2									
17 Ryan Goins, L OBP: 0.275, SLG: 0.328										3	0	0	0	0	3										
Inning Stats	R: 0 E: 0 K: 1 S: 11	H: 0 LOB: 0 BB: 0 P: 14	R: 0 E: 0 K: 0 S: 6	H: 1 LOB: 1 BB: 1 P: 13	R: 5 E: 0 K: 0 S: 15	H: 6 LOB: 0 BB: 0 P: 23	R: 0 E: 0 K: 0 S: 15	H: 0 LOB: 1 BB: 1 P: 22	R: 0 E: 0 K: 0 S: 7	H: 0 LOB: 0 BB: 0 P: 13	R: 1 E: 1 K: 0 S: 7	H: 2 LOB: 1 BB: 0 P: 12	R: 0 E: 0 K: 1 S: 11	H: 0 LOB: 2 BB: 0 P: 22	R: 0 E: 0 K: 1 S: 6	H: 0 LOB: 0 BB: 0 P: 8	1B: 5 2B: 2 3B: 0 HR: 2	SF: 0 SAC: 0 DP: 1 HBP: 0	WP: 0 PB: 0 SB: 0 CS: 1	PA: 36					
PITCHER	IP WLS BF H R ER SO BB IBB HBP BLK WP HR S P ERA WHIP																								
56 Roberto Hernandez, R ERA: 5.18	5.2	L	26	9	6	5	1	2	0	0	0	0	0	0	0	6	96	7.94	1.941						
54 Joe Thatcher, L ERA: 2.53	0.2		2	0	0	0	1	0	0	0	0	0	0	0	0	6	8	0.00	0.000						
58 Jake Buchanan, R ERA: 1.42	0.2		4	0	0	0	0	2	0	0	0	0	0	0	6	15	0.00	3.000							
29 Tony Sipp, L ERA: 2.29	1.0		3	0	0	0	1	0	0	0	0	0	0	0	6	8	0.00	0.000							

Batter	1	2	3	4	5	6	7	8	9	AB	R	H	RBI	BB	SO	LOB	TOP										
4 George Springer, R OBP: 0.345, SLG: 0.413	F9		G6-4-3			G5-3		F8		4	0	0	0	0	0	2	Houston Astros @ Toronto Blue Jays Rogers Centre, Toronto, ON Sat Jun 06 2015, 1:08 PM - 4:23 PM EDT Att: 31,809 - Sunny - 56 F										
27 Jose Altuve, R OBP: 0.344, SLG: 0.412	1B		1B			F7		1B		4	0	3	1	0	0	0											
20 Preston Tucker, L OBP: 0.330, SLG: 0.438	FC3-6		CS		F9	G4-3		K		4	0	0	0	0	1	2											
Evan Gattis, R OBP: 0.265, SLG: 0.480	K				1B			1B		4	0	2	0	0	2	1											
28 Colby Rasmus, L OBP: 0.305, SLG: 0.480		BB			P5			P5		2	0	0	0	1	0	2											
6 Jake Marisnick, R OBP: 0.294, SLG: 0.388					L5					1	0	0	0	0	0	0											
18 Luis Valbuena, L OBP: 0.285, SLG: 0.406		G3-6-3						K		2	0	0	0	0	0	2											
23 Chris Carter, R OBP: 0.302, SLG: 0.389								K		2	0	0	0	0	2	1											
15 Jason Castro, L OBP: 0.290, SLG: 0.400					K			L5		2	0	0	0	0	2	0											
16 Hank Conger, L OBP: 0.313, SLG: 0.418										1	0	0	0	0	0	1											
9 Marwin Gonzalez, S OBP: 0.233, SLG: 0.353								K		3	1	1	0	0	2	0											
2 Jonathan Villar, S OBP: 0.323, SLG: 0.386										3	1	2	1	0	1	0											
Inning Stats	R: 0 H: 1 E: 0 K: 1 S: 10	H: 1 LOB: 1 BB: 0 P: 13	R: 0 H: 0 E: 0 K: 1 S: 6	H: 0 LOB: 0 BB: 1 P: 12	R: 1 H: 3 E: 0 K: 0 S: 8	H: 3 LOB: 0 BB: 0 P: 12	R: 0 H: 1 E: 0 K: 0 S: 12	H: 1 LOB: 1 BB: 0 P: 19	R: 0 H: 0 E: 0 K: 3 S: 10	H: 0 LOB: 0 BB: 0 P: 13	R: 0 H: 0 E: 0 K: 0 S: 7	H: 0 LOB: 0 BB: 0 P: 13	R: 0 H: 1 E: 0 K: 1 S: 12	H: 1 LOB: 1 BB: 0 P: 23	R: 1 H: 2 E: 0 K: 2 S: 12	H: 2 LOB: 1 BB: 0 P: 19	R: 0 H: 0 E: 0 K: 2 S: 8	H: 0 LOB: 0 BB: 0 P: 11	1B: 7 2B: 0 3B: 0 HR: 1	SF: 0 SAC: 0 DP: 2 HBP: 0	WP: 0 PB: 1 SB: 0 CS: 1	PA: 34					
PITCHER	IP	WLS	BF	H	R	ER	SO	BB	IBB	HBP	BLK	WP	HR	S	P	ERA	WHIP										
36 Drew Hutchison, R ERA: 4.91	6.1	W	23	6	1	1	5	1	0	0	0	0	0	57	91	1.42	1.105										
62 Aaron Loup, L ERA: 4.57	0.2		2	0	0	0	1	0	0	0	0	0	0	8	14	0.00	0.000										
50 Steve Delabar, R ERA: 1.93	0.2		4	2	1	1	1	0	0	0	0	0	1	9	15	13.50	3.000										
54 Roberto Osuna, R ERA: 1.67	0.1	H	1	0	0	0	1	0	0	0	0	0	0	3	4	0.00	0.000										
27 Brett Cecil, L ERA: 2.65	1.0		3	0	0	0	2	0	0	0	0	0	0	8	11	0.00	0.000										

Batter	1	2	3	4	5	6	7	8	9	AB	R	H	RBI	BB	SO	LOB	BOTTOM										
7 José Reyes, S OBP: 0.310, SLG: 0.382	P6									4	1	2	1	1	0	2	Houston Astros @ Toronto Blue Jays Rogers Centre, Toronto, ON Sat Jun 06 2015, 1:08 PM - 4:23 PM EDT Att: 31,809 - Sunny - 56 F										
20 Josh Donaldson, R OBP: 0.385, SLG: 0.577	G5-3									3	0	0	1	0	1	2											
19 José Bautista, R OBP: 0.386, SLG: 0.500	BB									3	2	1	0	2	1	2											
10 Edwin Encarnación, R OBP: 0.310, SLG: 0.439										3	0	1	1	1	1	2											
14 Justin Smoak, S OBP: 0.356, SLG: 0.434										1	0	1	2	0	0	0											
15 Chris Colabello, R OBP: 0.400, SLG: 0.538	K									5	1	1	0	0	2	6											
23 Danny Valencia, R OBP: 0.325, SLG: 0.474										3	1	1	0	0	0	0											
3 Ezequiel Carrera, L OBP: 0.356, SLG: 0.364										0	0	0	0	0	0	0											
30 Dioner Navarro, S OBP: 0.310, SLG: 0.324										3	1	1	0	1	0	1											
11 Kevin Pillar, R OBP: 0.281, SLG: 0.368										4	1	2	2	0	1	1											
17 Ryan Goins, L OBP: 0.270, SLG: 0.321										3	0	0	0	0	1	3											
Inning Stats	R: 1 H: 1 E: 0 K: 1 S: 18	H: 1 LOB: 1 BB: 1 P: 29	R: 3 H: 4 E: 1 K: 0 S: 19	H: 4 LOB: 3 BB: 1 P: 32	R: 0 H: 1 E: 0 K: 0 S: 8	H: 1 LOB: 1 BB: 0 P: 11	R: 0 H: 0 E: 0 K: 2 S: 13	H: 0 LOB: 1 BB: 1 P: 19	R: 1 H: 2 E: 0 K: 0 S: 9	H: 2 LOB: 2 BB: 1 P: 16	R: 0 H: 0 E: 0 K: 1 S: 14	H: 0 LOB: 1 BB: 0 P: 20	R: 0 H: 0 E: 0 K: 1 S: 13	H: 0 LOB: 0 BB: 0 P: 15	R: 2 H: 2 E: 0 K: 2 S: 16	H: 2 LOB: 1 BB: 1 P: 27	R: 0 H: 0 E: 0 K: 2 S: 14	H: 0 LOB: 1 BB: 0 P: 20	1B: 6 2B: 4 3B: 0 HR: 0	SF: 1 SAC: 2 DP: 0 HBP: 1	WP: 1 PB: 0 SB: 5 CS: 0	PA: 41					
PITCHER	IP	WLS	BF	H	R	ER	SO	BB	IBB	HBP	BLK	WP	HR	S	P	ERA	WHIP										
39 Brett Oberholtzer, L ERA: 3.75	3.2	L	21	6	4	2	2	3	0	0	0	0	0	55	88	4.91	2.455										
58 Jake Buchanan, R ERA: 2.0	2.2		12	2	1	1	2	1	0	1	0	1	0	30	43	3.38	1.125										
54 Joe Thatcher, L ERA: 2.38	0.2		2	0	0	0	1	0	0	0	0	0	0	9	11	0.00	0.000										
35 Josh Fields, R ERA: 2.4	1.0		6	2	2	2	2	1	0	0	0	0	0	16	27	18.00	3.000										

AB	32
R	2
H	8
RBI	2
BB	1
SO	10
LOB	11




AB	32
R	7
H	10
RBI	7
BB	5
SO	7
LOB	19




Batter	1	2	3	4	5	6	7	8	9	AB	R	H	RBI	BB	SO	LOB	TOP			
4 George Springer, R (1, 9) OBP: 0.356, SLG: 0.417										3	1	2	0	1	1	2	Houston Astros @ Toronto Blue Jays Rogers Centre, Toronto, ON Sun Jun 07 2015, 1:09 PM - 4:15 PM EDT Att: 35,571 - Sunny - 56 F			
27 Jose Altuve, R (1, 4) OBP: 0.337, SLG: 0.403										5	1	0	0	0	1	6				
Evan Gattis, R (1, 10) OBP: 0.264, SLG: 0.478											5	1	1	2	0	0		1		
28 Colby Rasmus, L (1, 7) OBP: 0.308, SLG: 0.484										5	1	2	0	0	0	1				
23 Chris Carter, R (1, 3) OBP: 0.295, SLG: 0.385										2	0	0	1	2	1	2				
18 Luis Valbuena, L (1, 5) OBP: 0.253, SLG: 0.398										4	0	0	0	1	2	2				
2 Jonathan Villar, S (1, 6) OBP: 0.320, SLG: 0.374										3	0	0	0	1	1	1				
15 Jason Castro, L (1, 2) OBP: 0.287, SLG: 0.394										2	0	0	0	0	1	0				
16 Hank Conger, (6, PH) OBP: 0.316, SLG: 0.421										2	0	1	0	0	1	3				
6 Jake Marisnick, R (1, 8) OBP: 0.305, SLG: 0.413										3	2	2	1	0	0	0				
Inning Stats	R: 0 E: 0 K: 1 S: 5	H: 0 LOB: 0 BB: 1 P: 11	R: 1 E: 0 K: 1 S: 13	H: 1 LOB: 0 BB: 0 P: 19	R: 1 E: 0 K: 1 S: 13	H: 2 LOB: 1 BB: 0 P: 21	R: 0 E: 0 K: 1 S: 8	H: 0 LOB: 1 BB: 1 P: 16	R: 0 E: 0 K: 2 S: 13	H: 1 LOB: 3 BB: 2 P: 27	R: 4 E: 1 K: 1 S: 15	H: 2 LOB: 0 BB: 0 P: 24	R: 0 E: 0 K: 1 S: 11	H: 2 LOB: 2 BB: 0 P: 12	R: 0 E: 0 K: 0 S: 11	H: 0 LOB: 1 BB: 1 P: 19	1B: 5 2B: 2 3B: 0 HR: 1	SF: 1 SAC: 0 DP: 0 HBP: 2	WP: 1 PB: 1 SB: 2 CS: 1	PA: 42
PITCHER	IP WLS BF H R ER SO BB IBB HBP BLK WP HR S P ERA WHIP	IP WLS BF H R ER SO BB IBB HBP BLK WP HR S P ERA WHIP	IP WLS BF H R ER SO BB IBB HBP BLK WP HR S P ERA WHIP	IP WLS BF H R ER SO BB IBB HBP BLK WP HR S P ERA WHIP	IP WLS BF H R ER SO BB IBB HBP BLK WP HR S P ERA WHIP	IP WLS BF H R ER SO BB IBB HBP BLK WP HR S P ERA WHIP	IP WLS BF H R ER SO BB IBB HBP BLK WP HR S P ERA WHIP	IP WLS BF H R ER SO BB IBB HBP BLK WP HR S P ERA WHIP	IP WLS BF H R ER SO BB IBB HBP BLK WP HR S P ERA WHIP	IP WLS BF H R ER SO BB IBB HBP BLK WP HR S P ERA WHIP	IP WLS BF H R ER SO BB IBB HBP BLK WP HR S P ERA WHIP	IP WLS BF H R ER SO BB IBB HBP BLK WP HR S P ERA WHIP	IP WLS BF H R ER SO BB IBB HBP BLK WP HR S P ERA WHIP	IP WLS BF H R ER SO BB IBB HBP BLK WP HR S P ERA WHIP	IP WLS BF H R ER SO BB IBB HBP BLK WP HR S P ERA WHIP	IP WLS BF H R ER SO BB IBB HBP BLK WP HR S P ERA WHIP	IP WLS BF H R ER SO BB IBB HBP BLK WP HR S P ERA WHIP			

AB	34
R	6
H	8
RBI	4
BB	5
SO	8
LOB	18



Batter	1	2	3	4	5	6	7	8	9	AB	R	H	RBI	BB	SO	LOB	BOTTOM					
7 José Reyes, S (1, 6) OBP: 0.314, SLG: 0.383											5	1	2	1	0	0	Houston Astros @ Toronto Blue Jays Rogers Centre, Toronto, ON Sun Jun 07 2015, 1:09 PM - 4:15 PM EDT Att: 35,571 - Sunny - 56 F					
20 Josh Donaldson, R (1, 5) OBP: 0.366, SLG: 0.573											5	0	2	0	0	1						
19 José Bautista, R (1, 9) OBP: 0.395, SLG: 0.541											4	3	3	2	1	0		2				
15 Chris Colabello, R (1, 7) OBP: 0.400, SLG: 0.529										4	0	1	2	0	0	0						
30 Dioner Navarro, S (1, 10) OBP: 0.304, SLG: 0.317										4	1	1	0	0	0	3						
55 Russell Martin, R (1, 2) OBP: 0.354, SLG: 0.483										4	1	2	2	0	0	0						
14 Justin Smoak, S (1, 3) OBP: 0.352, SLG: 0.418										3	0	0	0	1	1	2						
11 Kevin Pillar, R (1, 8) OBP: 0.276, SLG: 0.362										4	0	0	0	0	1	3						
17 Ryan Goins, L (1, 4) OBP: 0.264, SLG: 0.313											3	0	0	0	0	1		1				
66 Munenori Kawasaki, L (9, PH) OBP: 0.333, SLG: 0.375										1	1	1	0	0	0	0						
Inning Stats	R: 1 E: 0 K: 0 S: 11	H: 1 LOB: 0 BB: 0 P: 16	R: 0 E: 0 K: 1 S: 11	H: 1 LOB: 0 BB: 0 P: 22	R: 0 E: 0 K: 0 S: 9	H: 2 LOB: 1 BB: 0 P: 13	R: 2 E: 0 K: 0 S: 9	H: 2 LOB: 0 BB: 0 P: 14	R: 0 E: 0 K: 1 S: 14	H: 1 LOB: 3 BB: 1 P: 25	R: 0 E: 1 K: 1 S: 9	H: 0 LOB: 1 BB: 0 P: 11	R: 1 E: 0 K: 1 S: 9	H: 1 LOB: 0 BB: 0 P: 17	R: 0 E: 0 K: 0 S: 9	H: 0 LOB: 1 BB: 1 P: 15	R: 3 E: 0 K: 0 S: 12	H: 4 LOB: 1 BB: 0 P: 19	1B: 8 2B: 1 3B: 0 HR: 3	SF: 0 SAC: 0 DP: 1 HBP: 1	WP: 0 PB: 0 SB: 3 CS: 0	PA: 40
PITCHER	IP WLS BF H R ER SO BB IBB HBP BLK WP HR S P ERA WHIP	IP WLS BF H R ER SO BB IBB HBP BLK WP HR S P ERA WHIP	IP WLS BF H R ER SO BB IBB HBP BLK WP HR S P ERA WHIP	IP WLS BF H R ER SO BB IBB HBP BLK WP HR S P ERA WHIP	IP WLS BF H R ER SO BB IBB HBP BLK WP HR S P ERA WHIP	IP WLS BF H R ER SO BB IBB HBP BLK WP HR S P ERA WHIP	IP WLS BF H R ER SO BB IBB HBP BLK WP HR S P ERA WHIP	IP WLS BF H R ER SO BB IBB HBP BLK WP HR S P ERA WHIP	IP WLS BF H R ER SO BB IBB HBP BLK WP HR S P ERA WHIP	IP WLS BF H R ER SO BB IBB HBP BLK WP HR S P ERA WHIP	IP WLS BF H R ER SO BB IBB HBP BLK WP HR S P ERA WHIP	IP WLS BF H R ER SO BB IBB HBP BLK WP HR S P ERA WHIP	IP WLS BF H R ER SO BB IBB HBP BLK WP HR S P ERA WHIP	IP WLS BF H R ER SO BB IBB HBP BLK WP HR S P ERA WHIP	IP WLS BF H R ER SO BB IBB HBP BLK WP HR S P ERA WHIP	IP WLS BF H R ER SO BB IBB HBP BLK WP HR S P ERA WHIP	IP WLS BF H R ER SO BB IBB HBP BLK WP HR S P ERA WHIP					

AB	37
R	7
H	12
RBI	7
BB	2
SO	4
LOB	12



Batter	1	2	3	4	5	6	7	8	9	AB	R	H	RBI	BB	SO	LOB	TOP					
9 Dee Strange-Gordon, L (1.4) OBP: 0.390, SLG: 0.433										4	0	0	0	0	1	1	Miami Marlins @ Toronto Blue Jays Rogers Centre, Toronto, ON Mon Jun 08 2015, 7:09 PM - 9:55 PM EDT Att: 17,582 - Roof Closed - 68 F					
14 Martín Prado, R (1.5) OBP: 0.320, SLG: 0.369										4	1	1	0	0	1	0						
27 Giancarlo Stanton, R (1.10) OBP: 0.325, SLG: 0.556										4	2	3	2	0	1	0						
48 Justin Bour, L (1.3) OBP: 0.356, SLG: 0.518										4	0	0	0	0	2	2						
13 Marcell Ozuna, R (1.8) OBP: 0.342, SLG: 0.389										4	0	2	1	0	1	0						
21 Christian Yelich, L (1.7) OBP: 0.280, SLG: 0.277										4	0	0	0	0	1	2						
20 J.T. Realmuto, R (1.2) OBP: 0.250, SLG: 0.356										4	0	1	0	0	0	1						
3 Adeiny Hechavarria, R (1.6) OBP: 0.333, SLG: 0.423										3	0	0	0	0	0	1						
51 Ichiro Suzuki, L (1.9) OBP: 0.331, SLG: 0.320										3	0	1	0	0	1	0						
Inning Stats	R: 0 H: 0 E: 0 K: 2 S: 12	H: 0 LOB: 0 BB: 0 P: 15	R: 0 H: 1 E: 0 K: 0 S: 8	H: 1 LOB: 1 BB: 0 P: 11	R: 0 H: 0 E: 0 K: 0 S: 7	H: 0 LOB: 0 BB: 0 P: 11	R: 2 H: 2 E: 0 K: 2 S: 14	H: 2 LOB: 0 BB: 0 P: 20	R: 0 H: 1 E: 0 K: 0 S: 9	H: 1 LOB: 1 BB: 0 P: 14	R: 1 H: 2 E: 0 K: 1 S: 13	H: 2 LOB: 1 BB: 0 P: 20	R: 0 H: 1 E: 0 K: 1 S: 7	H: 1 LOB: 1 BB: 0 P: 9	R: 0 H: 0 E: 0 K: 1 S: 10	H: 0 LOB: 0 BB: 0 P: 15		R: 0 H: 0 E: 0 K: 1 S: 11	H: 0 LOB: 0 BB: 0 P: 14	1B: 5 2B: 2 3B: 0 HR: 1	SF: 0 SAC: 0 DP: 1 HBP: 0	WP: 0 PB: 0 SB: 1 CS: 0
PITCHER	IP WLS BF H R ER SO BB IBB HBP BLK WP HR S P ERA WHIP	IP WLS BF H R ER SO BB IBB HBP BLK WP HR S P ERA WHIP																				
25 Marco Estrada, R (1.1) ERA: 3.78	7.0	W	27	7	3	3	6	0	0	0	0	0	0	0	0	0	0	1	70	100	3.86	1.000
50 Steve Delabar, R (8.1) ERA: 1.24	1.0		4	1	0	0	1	0	0	0	0	0	0	0	0	0	0	0	10	15	0.00	1.000
52 Ryan Tepera, R (9.1) ERA: 4.32	1.0		3	0	0	0	1	0	0	0	0	0	0	0	0	0	0	0	11	14	0.00	0.000

Batter	1	2	3	4	5	6	7	8	9	AB	R	H	RBI	BB	SO	LOB	BOTTOM					
7 José Reyes, S (1.6) OBP: 0.317, SLG: 0.378										4	1	1	0	1	0	2	Miami Marlins @ Toronto Blue Jays Rogers Centre, Toronto, ON Mon Jun 08 2015, 7:09 PM - 9:55 PM EDT Att: 17,582 - Roof Closed - 68 F					
17 Ryan Goins, L (9.6) OBP: 0.264, SLG: 0.313										0	0	0	0	0	0	0						
20 Josh Donaldson, R (1.10) OBP: 0.397, SLG: 0.562										5	1	2	3	0	0	1						
19 José Bautista, R (1.9) OBP: 0.400, SLG: 0.537										3	1	1	0	1	2	0						
15 Chris Colabello, R (1.3) OBP: 0.393, SLG: 0.516										5	1	1	1	0	2	4						
55 Russell Martin, R (1.2) OBP: 0.360, SLG: 0.480										3	2	1	0	2	0	0						
23 Danny Valencia, R (1.5) OBP: 0.326, SLG: 0.464										5	2	2	2	0	1	2						
11 Kevin Pillar, R (1.8) OBP: 0.287, SLG: 0.366										3	1	2	2	2	0	1						
3 Ezequiel Carrera, L (1.7) OBP: 0.346, SLG: 0.366										5	1	1	1	0	1	5						
66 Munenori Kawasaki, L (1.4) OBP: 0.385, SLG: 0.455										3	1	1	1	1	1	2						
Inning Stats	R: 6 H: 6 E: 0 K: 1 S: 19	H: 2 LOB: 1 BB: 1 P: 32	R: 1 H: 2 E: 0 K: 1 S: 13	H: 2 LOB: 1 BB: 0 P: 22	R: 0 H: 0 E: 0 K: 0 S: 8	H: 0 LOB: 1 BB: 1 P: 16	R: 0 H: 0 E: 0 K: 2 S: 9	H: 0 LOB: 0 BB: 0 P: 13	R: 0 H: 0 E: 0 K: 0 S: 10	H: 0 LOB: 1 BB: 2 P: 21	R: 0 H: 0 E: 0 K: 0 S: 7	H: 0 LOB: 1 BB: 1 P: 15	R: 3 H: 3 E: 0 K: 1 S: 16	H: 3 LOB: 3 BB: 2 P: 30	R: 0 H: 1 E: 0 K: 0 S: 10	H: 1 LOB: 1 BB: 0 P: 12	R: 0 H: 0 E: 0 K: 0 S: 10	H: 0 LOB: 0 BB: 0 P: 14	1B: 7 2B: 4 3B: 0 HR: 1	SF: 0 SAC: 0 DP: 1 HBP: 1	WP: 0 PB: 0 SB: 2 CS: 0	PA: 44
PITCHER	IP WLS BF H R ER SO BB IBB HBP BLK WP HR S P ERA WHIP	IP WLS BF H R ER SO BB IBB HBP BLK WP HR S P ERA WHIP																				
52 Brad Hand, L (1.1) ERA: 5.71	0.2	L	9	6	6	6	1	0	0	0	0	0	0	0	0	0	0	1	17	28	81.00	10.500
24 André Rienzo, R (1.1) ERA: 2.57	4.1		18	2	2	1	5	3	0	0	0	0	0	0	0	0	0	1	42	76	2.08	1.154
56 Vin Mazzaro, R (6.1) ERA: 4.32	1.2		11	3	3	3	0	3	0	0	0	0	0	0	0	0	0	0	18	37	16.20	3.600
63 Kendry Flores, R (7.1) ERA:	1.1		6	1	0	0	1	0	0	0	1	0	0	0	0	0	0	0	15	20	0.00	0.750

AB	34
R	3
H	8
RBI	3
BB	0
SO	8
LOB	7



AB	36
R	11
H	12
RBI	10
BB	7
SO	7
LOB	17

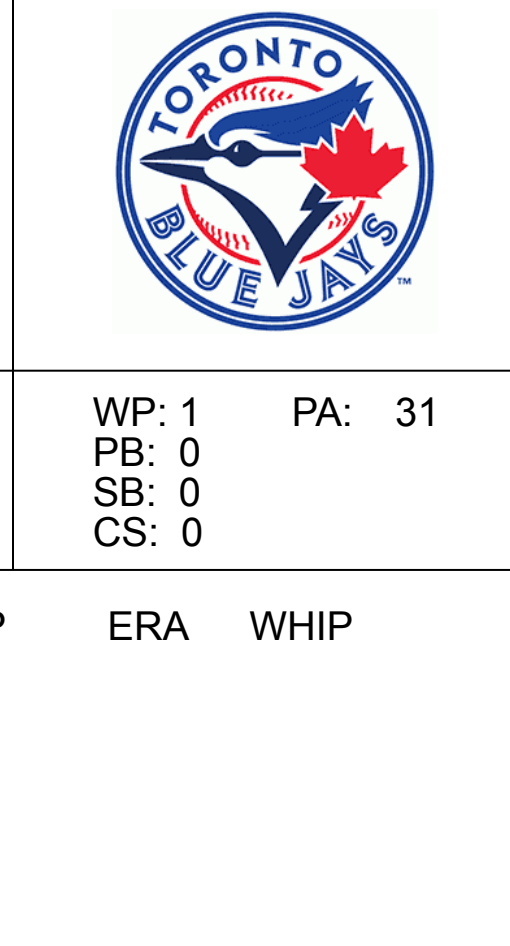


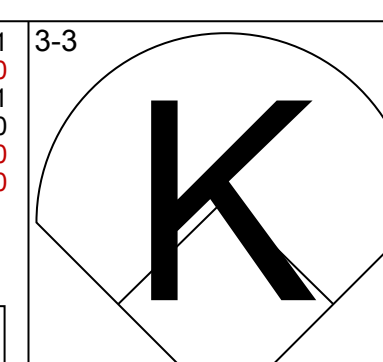
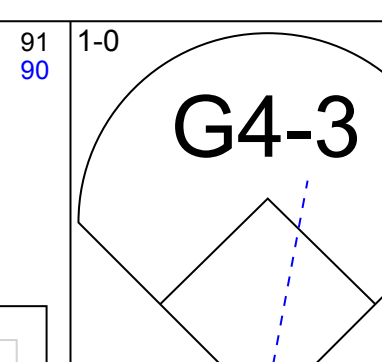
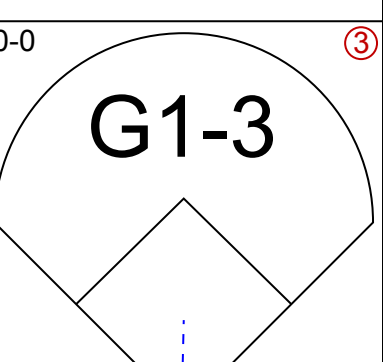
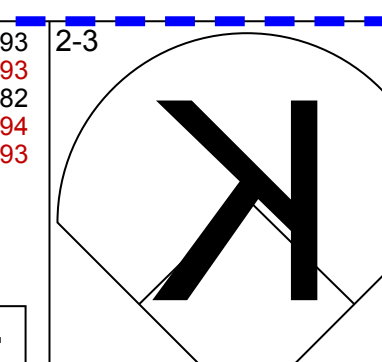
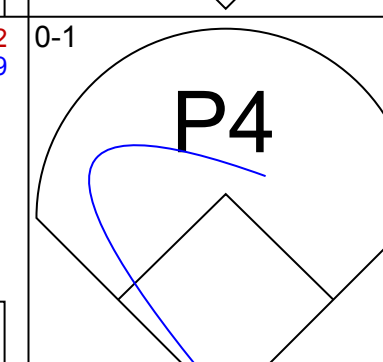
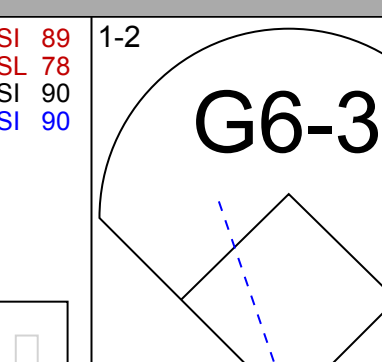
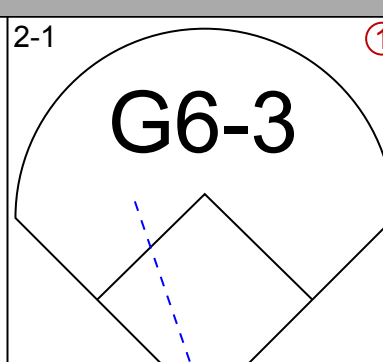
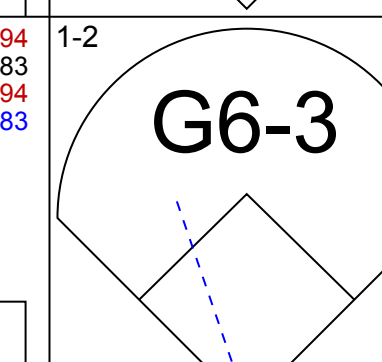

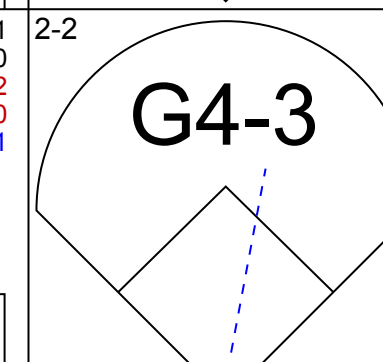
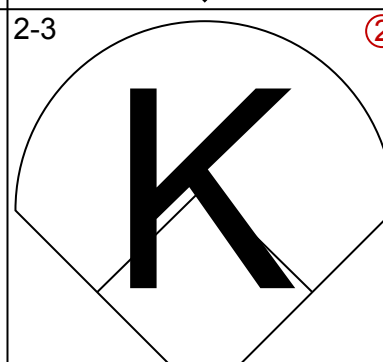
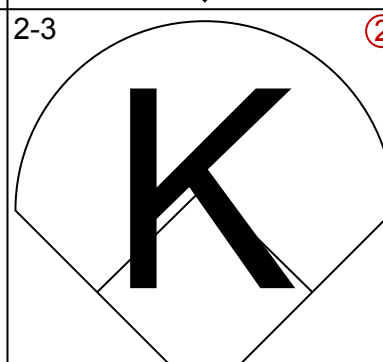
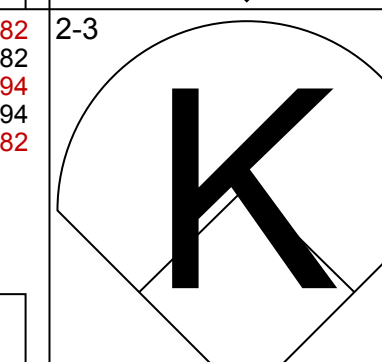
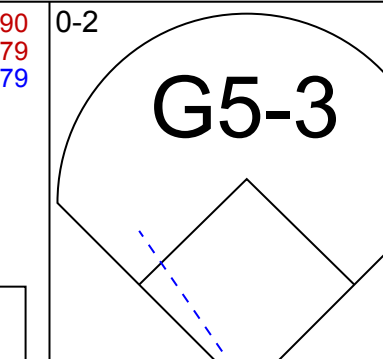
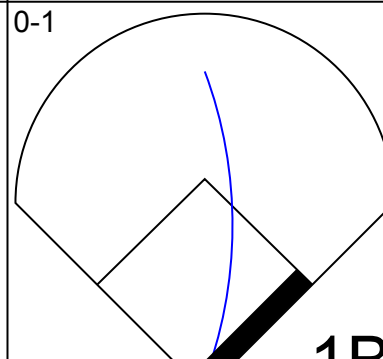
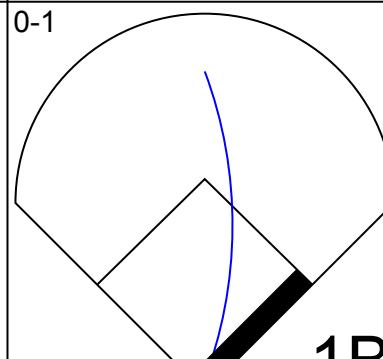
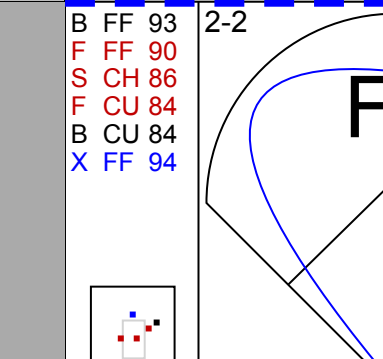

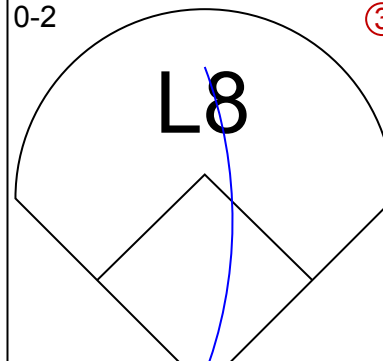
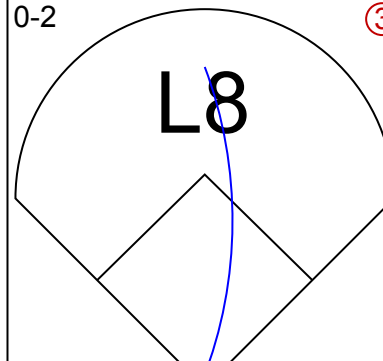
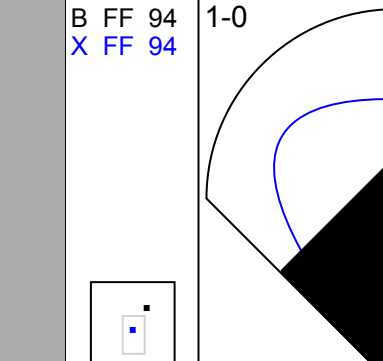

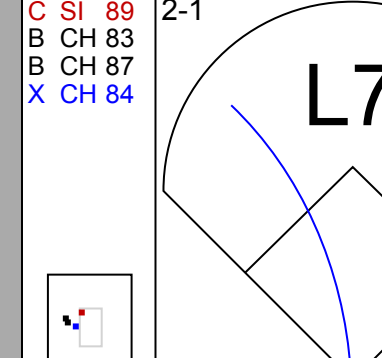
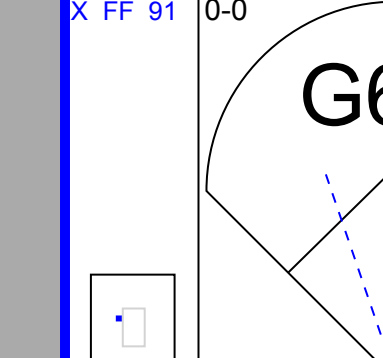
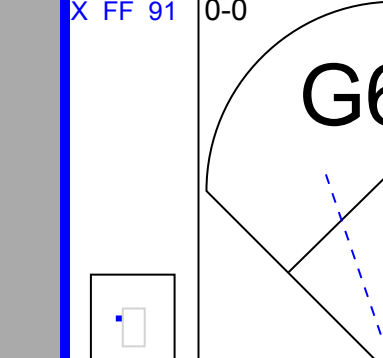
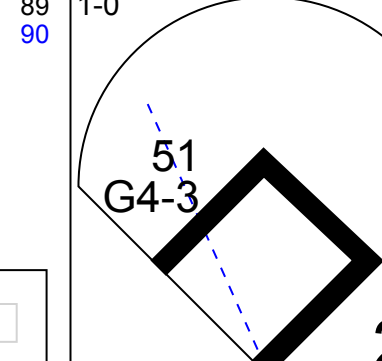
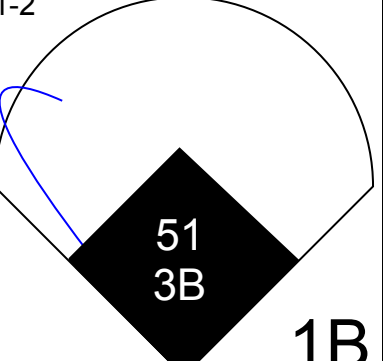
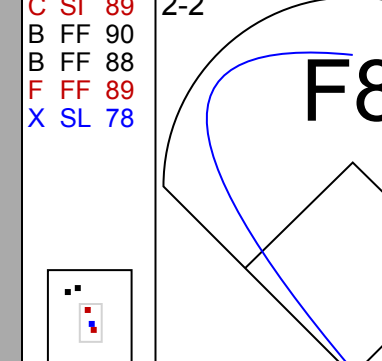
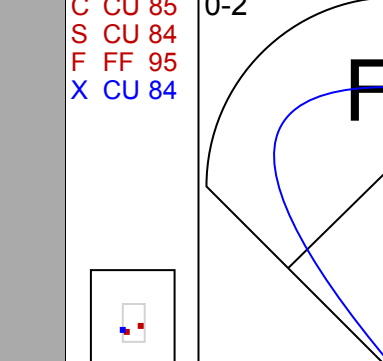
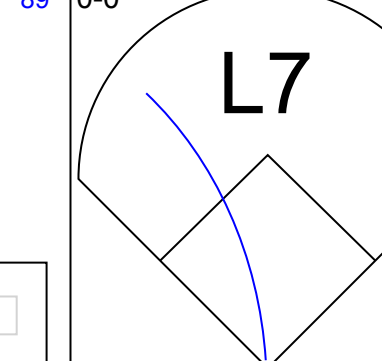

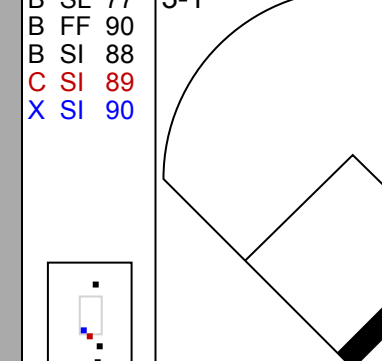
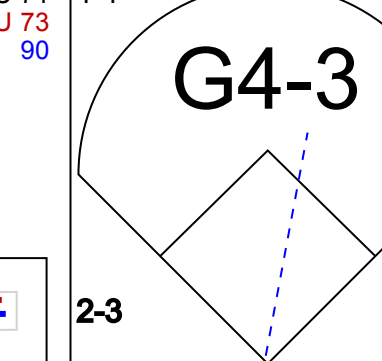

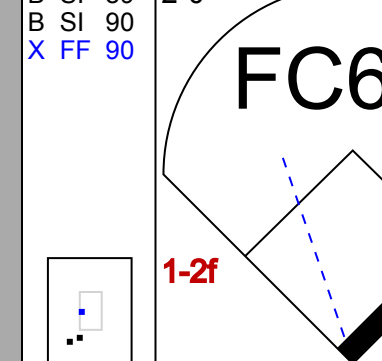
Batter	1	2	3	4	5	6	7	8	9	AB	R	H	RBI	BB	SO	LOB	TOP										
9 Dee Strange-Gordon, L (1.4) OBP: 0.387, SLG: 0.428	G3		G3		G4-3		P6		1B	5	0	1	0	0	0	0	Miami Marlins @ Toronto Blue Jays Rogers Centre, Toronto, ON Tue Jun 09 2015, 7:07 PM - 9:24 PM EDT Att: 20,558 - Cloudy - 62 F										
14 Martín Prado, R (1.5) OBP: 0.317, SLG: 0.370	L8		L8		2B		G4-3		G4-3	5	0	1	0	0	0	1											
27 Giancarlo Stanton, R (1.9) OBP: 0.332, SLG: 0.586	HR		K		10 FC6-4 IBB		HR			3	2	2	2	1	1	0											
10 Jeff Baker, R (1.3) OBP: 0.340, SLG: 0.432	K		G5-3		FC6-4		G6-3			4	0	0	0	0	1	2											
13 Marcell Ozuna, R (1.8) OBP: 0.340, SLG: 0.386	1B		F9		K		L9			4	0	1	0	0	1	0											
21 Christian Yelich, L (1.7) OBP: 0.279, SLG: 0.296	G4-3		HR		G4-3		K			4	1	1	1	0	1	2											
20 J.T. Realmuto, R (1.2) OBP: 0.282, SLG: 0.366			G4-6-3 1B		FC6-4 1B		G5-3			4	0	3	0	0	0	0											
3 Adeiny Hechavarria, R (1.6) OBP: 0.321, SLG: 0.420			G4-6-3		FC6-4		K			4	0	1	0	0	1	2											
51 Ichiro Suzuki, L (1.10) OBP: 0.321, SLG: 0.310	L7		L7		F7		G3-1		F7	4	0	0	0	0	0	2											
Inning Stats	R: 1 H: 2 E: 0 K: 1 S: 14	H: 2 LOB: 0 BB: 0 P: 20	R: 0 H: 1 E: 0 K: 0 S: 6	H: 1 LOB: 0 BB: 0 P: 8	R: 0 H: 0 E: 0 K: 1 S: 7	H: 0 LOB: 0 BB: 0 P: 9	R: 1 H: 2 E: 0 K: 0 S: 10	H: 2 LOB: 1 BB: 1 P: 18	R: 0 H: 1 E: 0 K: 1 S: 6	H: 2 LOB: 2 BB: 1 P: 17	R: 0 H: 2 E: 0 K: 1 S: 16	H: 2 LOB: 0 BB: 0 P: 22	R: 1 H: 1 E: 0 K: 0 S: 18	H: 1 LOB: 0 BB: 0 P: 27	R: 0 H: 0 E: 0 K: 1 S: 8	H: 0 LOB: 0 BB: 0 P: 12		R: 0 H: 1 E: 0 K: 1 S: 9	H: 1 LOB: 1 BB: 0 P: 12	1B: 6 2B: 1 3B: 0 HR: 3	SF: 0 SAC: 0 DP: 1 HBP: 0	WP: 0 PB: 1 SB: 0 CS: 0	PA: 38				
PITCHER	IP	WLS	BF	H	R	ER	SO	BB	IBB	HBP	BLK	WP	HR	S	P	ERA	WHIP										
56 Mark Buehrle, L (1.1) ERA: 4.25	6.0		27	8	2	2	3	0	1	0	0	0	2	59	94	3.00	1.333										
54 Roberto Osuna, R (7.1) ERA: 1.53	1.0		4	1	1	1	0	0	0	0	0	0	1	18	27	9.00	1.000										
62 Aaron Loup, L (8.1) ERA: 4.57	1.0		3	0	0	0	1	0	0	0	0	0	0	8	12	0.00	0.000										
31 Liam Hendriks, R (9.1) ERA: 3.29	1.0	W	4	1	0	0	1	0	0	0	0	0	0	9	12	0.00	1.000										

Batter	1	2	3	4	5	6	7	8	9	AB	R	H	RBI	BB	SO	LOB	BOTTOM										
7 José Reyes, S (1.6) OBP: 0.323, SLG: 0.390	L4				20 19 SF9 1B					4	1	2	0	0	0	1	Miami Marlins @ Toronto Blue Jays Rogers Centre, Toronto, ON Tue Jun 09 2015, 7:07 PM - 9:24 PM EDT Att: 20,558 - Cloudy - 62 F										
20 Josh Donaldson, R (1.5) OBP: 0.385, SLG: 0.581	K				19 10 SF7 1B		P4		10 HR 1B	4	2	2	0	0	1	1											
19 José Bautista, R (1.9) OBP: 0.393, SLG: 0.528	P4				SF9		G4-3		K	3	0	0	1	0	1	2											
10 Edwin Encarnación, R (1.10) OBP: 0.309, SLG: 0.452					SF7		K		HR	3	1	1	3	0	1	0											
15 Chris Colabello, R (1.7) OBP: 0.384, SLG: 0.504					K		G6-3			3	0	0	0	0	2	0											
14 Justin Smoak, S (1.3) OBP: 0.340, SLG: 0.402	F7				K		K			3	0	0	0	0	2	0											
30 Dioner Navarro, S (1.2) OBP: 0.286, SLG: 0.295					K		G4-3		P6	3	0	0	0	0	1	0											
11 Kevin Pillar, R (1.8) OBP: 0.283, SLG: 0.361					G5-3		G4-3		K	3	0	0	0	0	1	0											
17 Ryan Goins, L (1.4) OBP: 0.260, SLG: 0.309					P6		L8			2	0	0	0	0	0	0											
23 Danny Valencia, R (8. PH) OBP: 0.337, SLG: 0.484									7 FC5-4 BB	0	0	0	0	1	0	0											
66 Munenori Kawasaki, L (9.4) OBP: 0.385, SLG: 0.455										0	0	0	0	0	0	0											
Inning Stats	R: 0 H: 0 E: 0 K: 1 S: 7	H: 0 LOB: 0 BB: 0 P: 11	R: 0 H: 0 E: 0 K: 1 S: 8	H: 0 LOB: 0 BB: 0 P: 13	R: 0 H: 0 E: 0 K: 1 S: 11	H: 0 LOB: 0 BB: 0 P: 18	R: 2 H: 2 E: 0 K: 1 S: 15	H: 2 LOB: 0 BB: 0 P: 22	R: 0 H: 0 E: 0 K: 1 S: 8	H: 1 LOB: 1 BB: 0 P: 12	R: 0 H: 0 E: 0 K: 2 S: 7	H: 0 LOB: 0 BB: 0 P: 10	R: 0 H: 0 E: 0 K: 1 S: 5	H: 0 LOB: 1 BB: 1 P: 11	R: 2 H: 2 E: 0 K: 1 S: 6	H: 2 LOB: 0 BB: 0 P: 7	1B: 3 2B: 1 3B: 0 HR: 1	SF: 2 SAC: 0 DP: 0 HBP: 0	WP: 1 PB: 0 SB: 0 CS: 0	PA: 31							
PITCHER	IP	WLS	BF	H	R	ER	SO	BB	IBB	HBP	BLK	WP	HR	S	P	ERA	WHIP										
15 Dan Haren, R (1.1) ERA: 3.12	7.0		24	3	2	2	7	0	0	0	0	0	0	64	95	2.57	0.429										
40 Mike Dunn, L (8.1) ERA: 4.57	1.0	H	4	0	0	0	1	1	0	0	0	0	0	5	11	0.00	1.000										
44 AJ Ramos, R (9.1) ERA: 1.57	0.1	L	3	2	2	2	1	0	0	0	0	0	1	6	7	54.00	6.000										

AB	37
R	3
H	10
RBI	3
BB	1
SO	5
LOB	9

AB	28
R	4
H	5
RBI	4
BB	1
SO	9
LOB	4

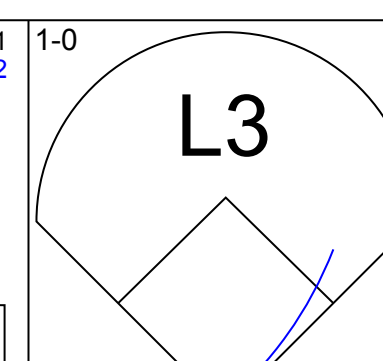
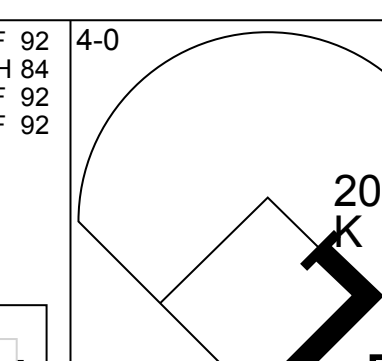
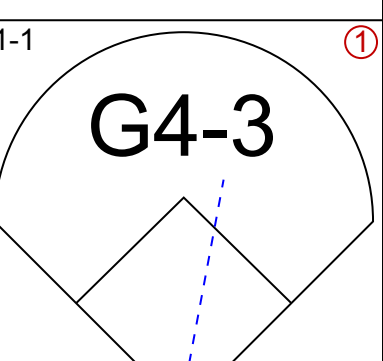
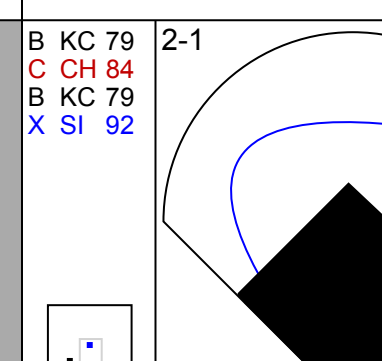

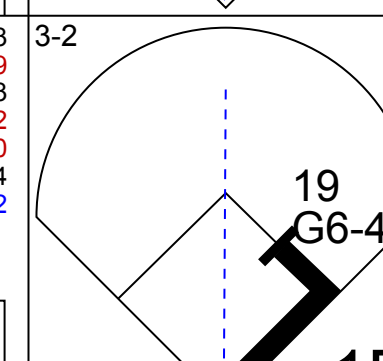
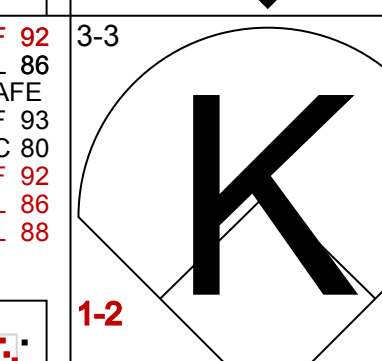

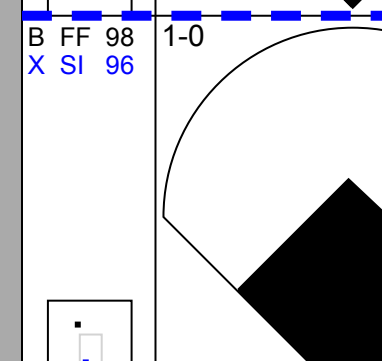

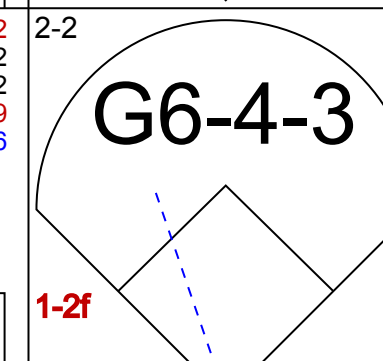

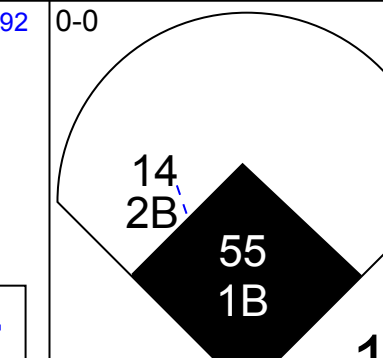
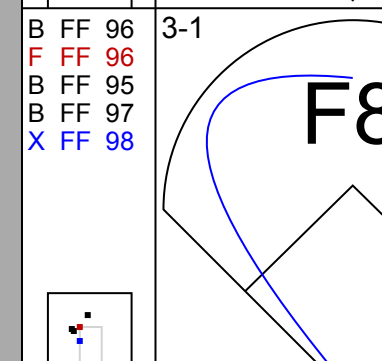

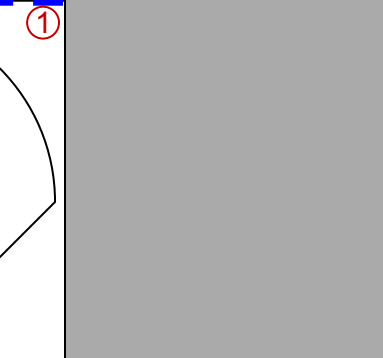
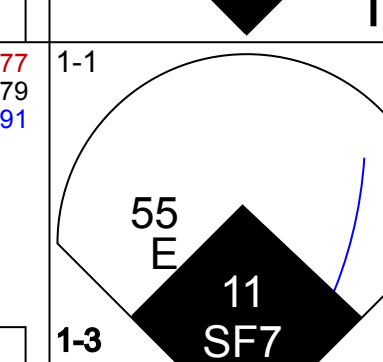
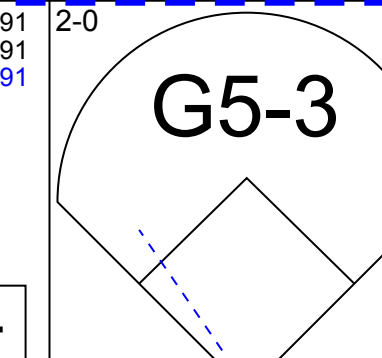
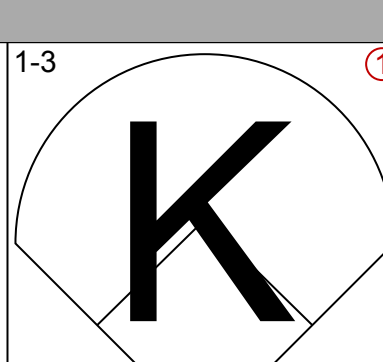
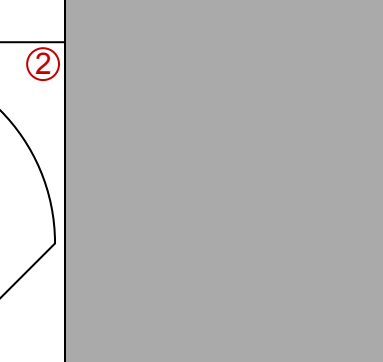
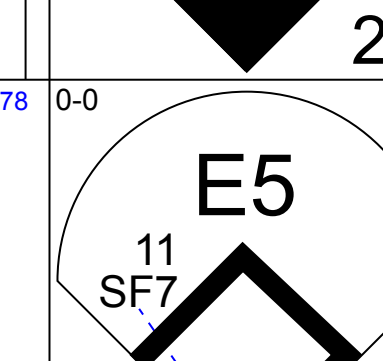
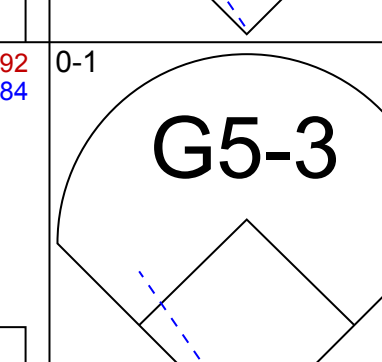
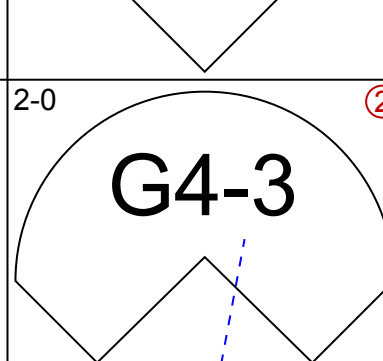
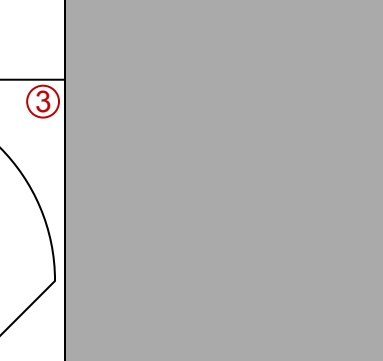
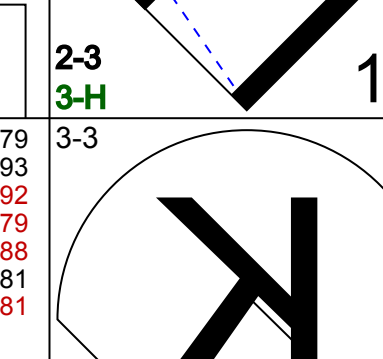
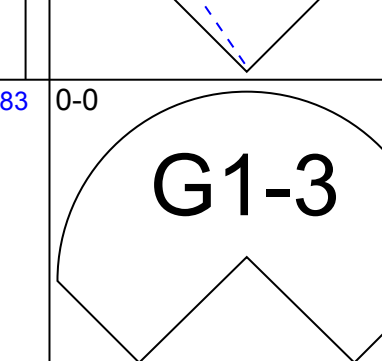
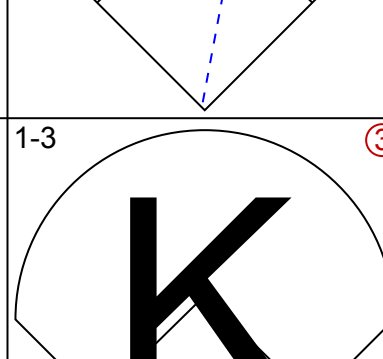

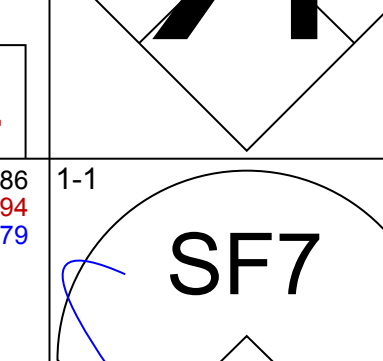
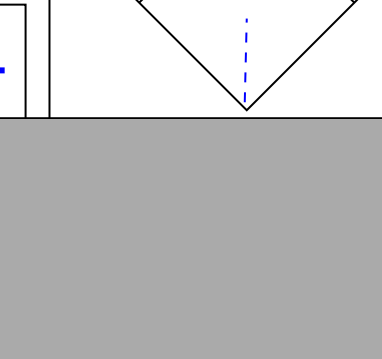
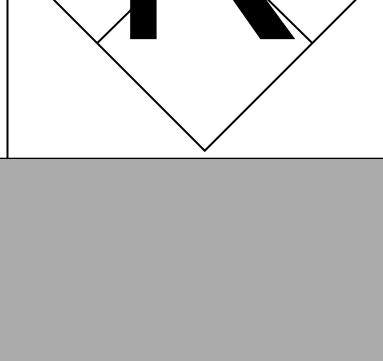

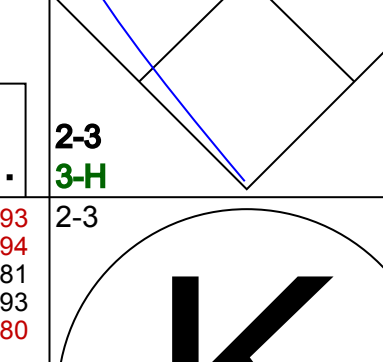
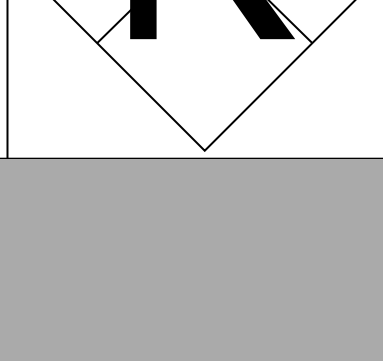


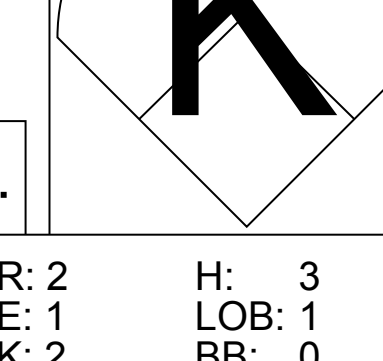
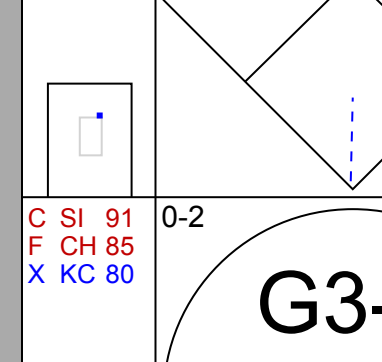


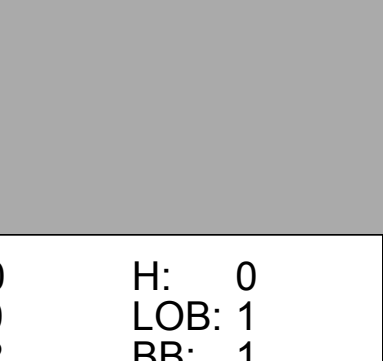
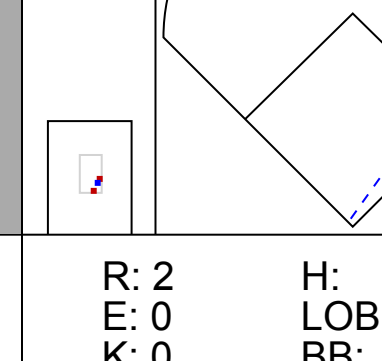


Batter	1	2	3	4	5	6	7	8	9	AB	R	H	RBI	BB	SO	LOB	TOP			
9 Dee Strange-Gordon, L OBP: 0.381, SLG: 0.421										4	0	0	0	0	2	2				
14 Martín Prado, R OBP: 0.313, SLG: 0.364										4	0	0	0	0	0	0				
21 Christian Yelich, L OBP: 0.279, SLG: 0.301										4	0	1	0	0	2	0				
27 Giancarlo Stanton, R OBP: 0.331, SLG: 0.580										4	0	1	0	0	0	1				
13 Marcell Ozuna, R OBP: 0.339, SLG: 0.397										4	1	1	1	0	0	2				
48 Justin Bour, L OBP: 0.344, SLG: 0.500										3	0	0	0	0	1	0				
10 Jeff Baker, R OBP: 0.333, SLG: 0.422									1	0	0	0	0	0	0	0				
6 Jeff Mathis, R OBP: 0.286, SLG: 0.308										4	1	2	0	0	0	0				
3 Adeiny Hechavarria, R OBP: 0.332, SLG: 0.418										3	0	1	0	0	1	2				
51 Ichiro Suzuki, L OBP: 0.322, SLG: 0.326										3	0	1	1	0	0	2				
Inning Stats	R: 0 E: 0 K: 1 S: 8	H: 0 LOB: 0 BB: 0 P: 13	R: 0 E: 0 K: 0 S: 8	H: 0 LOB: 0 BB: 0 P: 11	R: 0 E: 0 K: 0 S: 5	H: 1 LOB: 1 BB: 0 P: 8	R: 0 E: 0 K: 0 S: 10	H: 1 LOB: 1 BB: 0 P: 12	R: 1 E: 0 K: 2 S: 13	H: 2 LOB: 1 BB: 0 P: 17	R: 0 E: 0 K: 1 S: 10	H: 1 LOB: 1 BB: 0 P: 14	R: 0 E: 0 K: 2 S: 9	H: 0 LOB: 0 BB: 0 P: 14	R: 1 E: 0 K: 0 S: 10	H: 1 LOB: 0 BB: 0 P: 13	1B: 3 2B: 2 3B: 1 HR: 1	SF: 0 SAC: 0 DP: 0 HBP: 0	WP: 0 PB: 0 SB: 0 CS: 0	PA: 34
PITCHER	IP	WLS	BF	H	R	ER	SO	BB	IBB	HBP	BLK	WP	HR	S	P	ERA	WHIP			
28 Scott Copeland, R ERA: 0.9	7.0	W	27	6	1	1	4	0	0	0	0	0	0	62	92	1.29	0.857			
62 Aaron Loup, L ERA: 4.37	1.0		3	0	0	0	2	0	0	0	0	0	0	9	14	0.00	0.000			
27 Brett Cecil, L ERA: 3.0	1.0		4	1	1	1	0	0	0	0	0	0	1	10	13	9.00	1.000			

Miami Marlins @ Toronto Blue Jays
Rogers Centre, Toronto, ON
Wed Jun 10 2015, 12:38 PM - 2:46 PM EDT
Att. 44,106 - Roof Closed - 68 F

AB 34
R 2
H 7
RBI 2
BB 0
SO 6
LOB 9



Batter	1	2	3	4	5	6	7	8	9	AB	R	H	RBI	BB	SO	LOB	BOTTOM				
7 José Reyes, S OBP: 0.328, SLG: 0.413										3	1	1	1	1	0	0					
20 Josh Donaldson, R OBP: 0.371, SLG: 0.592										4	1	2	1	0	2	1					
19 José Bautista, R OBP: 0.390, SLG: 0.519										3	0	0	0	1	0	1					
10 Edwin Encarnación, R OBP: 0.313, SLG: 0.460										3	2	2	0	0	1	1					
30 Dioner Navarro, S OBP: 0.280, SLG: 0.289										1	0	0	0	0	0	0					
14 Justin Smoak, S OBP: 0.347, SLG: 0.453										4	2	2	2	0	1	0					
55 Russell Martin, R OBP: 0.362, SLG: 0.497										4	1	2	2	0	0	0					
3 Ezequiel Carrera, L OBP: 0.333, SLG: 0.351										3	0	0	0	0	2	2					
11 Kevin Pillar, R OBP: 0.362, SLG: 0.357										2	0	0	1	0	0	0					
17 Ryan Goins, L OBP: 0.255, SLG: 0.302										3	0	0	0	0	1	1					
Inning Stats	R: 0 E: 0 K: 0 S: 8	H: 1 LOB: 0 BB: 0 P: 14	R: 2 E: 1 K: 2 S: 13	H: 3 LOB: 1 BB: 0 P: 20	R: 0 E: 0 K: 1 S: 7	H: 0 LOB: 0 BB: 1 P: 15	R: 3 E: 0 K: 0 S: 10	H: 3 LOB: 0 BB: 0 P: 14	R: 0 E: 0 K: 2 S: 9	H: 0 LOB: 0 BB: 1 P: 18	R: 0 E: 0 K: 2 S: 9	H: 0 LOB: 0 BB: 0 P: 13	R: 2 E: 0 K: 0 S: 9	H: 2 LOB: 0 BB: 0 P: 15	R: 0 E: 0 K: 0 S: 4	H: 0 LOB: 0 BB: 0 P: 6	1B: 3 2B: 2 3B: 0 HR: 4	SF: 1 SAC: 0 DP: 1 HBP: 0	WP: 0 PB: 0 SB: 0 CS: 0	PA: 33	
PITCHER	IP	WLS	BF	H	R	ER	SO	BB	IBB	HBP	BLK	WP	HR	S	P	ERA	WHIP				
34 Tom Koehler, R ERA: 4.0	6.2	L	28	8	6	5	7	2	0	0	0	0	0	3	62	10	6.75	1.500			
36 Sam Dyson, R ERA: 3.1	0.1		2	1	1	1	0	0	0	0	0	0	1	3	7	27.00	3.000				
61 Adam Conley, L ERA:	1.0		3	0	0	0	0	0	0	0	0	0	0	4	6	0.00	0.000				

Miami Marlins @ Toronto Blue Jays
Rogers Centre, Toronto, ON
Wed Jun 10 2015, 12:38 PM - 2:46 PM EDT
Att. 44,106 - Roof Closed - 68 F

AB 30
R 7
H 9
RBI 7
BB 2
SO 7
LOB 6



Batter	1	2	3	4	5	6	7	8	9	AB	R	H	RBI	BB	SO	LOB	TOP										
7 José Reyes, S OBP: 0.331, SLG: 0.408										4	1	2	1	0	1		Toronto Blue Jays @ Boston Red Sox Fenway Park, Boston, MA Fri Jun 12, 2015, 7:13 PM - 10:36 PM EDT Att: 37,575 - Partly Cloudy - 66 F										
20 Josh Donaldson, R OBP: 0.375, SLG: 0.592										5	1	3	1	0	0	1											
19 José Bautista, R OBP: 0.386, SLG: 0.511										5	1	1	1	0	0	3											
10 Edwin Encarnación, R OBP: 0.315, SLG: 0.456										4	2	1	0	1	1	1											
15 Chris Colabello, R OBP: 0.379, SLG: 0.493 3 Ezequiel Carrera, L OBP: 0.333, SLG: 0.351										5	1	1	1	0	1	3											
55 Russell Martin, R OBP: 0.358, SLG: 0.500										5	1	1	3	0	0	2											
14 Justin Smoak, S OBP: 0.359, SLG: 0.516										5	2	3	3	0	0	0											
11 Kevin Pillar, R OBP: 0.283, SLG: 0.360										4	2	2	0	0	0	1											
17 Ryan Goins, L OBP: 0.261, SLG: 0.322										4	2	2	2	0	2	0											
Inning Stats	R: 0 H: 0 E: 0 K: 0 S: 6	H: 0 BB: 1 P: 14	R: 1 H: 1 E: 0 K: 1 S: 13	H: 1 LOB: 1 BB: 1 P: 26	R: 0 H: 1 E: 0 K: 1 S: 9	H: 1 LOB: 1 BB: 0 P: 13	R: 0 H: 0 E: 0 K: 0 S: 5	H: 0 LOB: 0 BB: 0 P: 6	R: 3 H: 4 E: 0 K: 1 S: 23	H: 4 LOB: 1 BB: 0 P: 31	R: 0 H: 1 E: 0 K: 0 S: 7	H: 1 LOB: 0 BB: 0 P: 11	R: 9 H: 8 E: 1 K: 1 S: 25	H: 8 LOB: 0 BB: 0 P: 39	R: 0 H: 0 E: 0 K: 0 S: 6	H: 0 LOB: 0 BB: 0 P: 7	R: 0 H: 0 E: 0 K: 0 S: 7	H: 0 LOB: 0 BB: 0 P: 10	1B: 10 2B: 2 HR: 1	SF: 0 SAC: 0 DP: 1 HBP: 0	WP: 1 PB: 1 SB: 0 CS: 1	PA: 43					
PITCHER	IP	WLS	BF	H	R	ER	SO	BB	IBB	HBP	BLK	WP	HR	S	P	ERA	WHIP										
56 Joe Kelly, R ERA: 5.45	6.0		25	7	4	4	3	2	0	0	0	1	0	63	101	6.00	1.500										
68 Matt Barnes, R ERA: 4.2	0.0		3	3	3	3	0	0	0	0	0	0	0	7	10	∞	∞										
36 Junichi Tazawa, R ERA: 2.67	0.0	L	5	4	4	3	0	0	0	0	0	0	0	10	17	∞	∞										
59 Tommy Layne, L ERA: 2.75	1.0		4	1	2	2	1	0	0	0	0	0	1	8	12	18.00	1.000										
37 Heath Hembree, R ERA: 12.46	2.0		6	0	0	0	0	0	0	0	0	0	0	13	17	0.00	0.000										

AB	41
R	13
H	15
RBI	13
BB	2
SO	4
LOB	12



Batter	1	2	3	4	5	6	7	8	9	AB	R	H	RBI	BB	SO	LOB	BOTTOM										
15 Dustin Pedroia, R OBP: 0.372, SLG: 0.462										5	1	1	3	1	1	3	Toronto Blue Jays @ Boston Red Sox Fenway Park, Boston, MA Fri Jun 12, 2015, 7:13 PM - 10:36 PM EDT Att: 37,575 - Partly Cloudy - 66 F										
26 Brock Holt, L OBP: 0.391, SLG: 0.415										3	1	0	0	2	1	3											
2 Xander Bogaerts, R OBP: 0.341, SLG: 0.400										5	1	2	1	0	1	0											
34 David Ortiz, L OBP: 0.303, SLG: 0.387										4	1	2	2	1	0	0											
12 Mike Napoli, R OBP: 0.297, SLG: 0.380										5	0	0	0	0	3	5											
Pablo Sandoval, S OBP: 0.305, SLG: 0.367										5	1	1	2	0	0	1											
50 Mookie Betts, R OBP: 0.296, SLG: 0.391 31 Alejandro De Aza, L OBP: 0.280, SLG: 0.348										1	1	1	1	0	0	0											
23 Blake Swihart, S OBP: 0.257, SLG: 0.300										4	3	2	0	1	0	1											
38 Rusney Castillo, R OBP: 0.288, SLG: 0.333										4	1	3	1	1	1	1											
Inning Stats	R: 5 H: 6 E: 0 K: 1 S: 21	H: 6 LOB: 3 BB: 2 P: 38	R: 0 H: 1 E: 0 K: 1 S: 11	H: 1 LOB: 1 BB: 0 P: 16	R: 3 H: 2 E: 0 K: 2 S: 14	H: 2 LOB: 1 BB: 1 P: 24	R: 0 H: 0 E: 0 K: 0 S: 8	H: 0 LOB: 0 BB: 0 P: 12	R: 0 H: 1 E: 0 K: 0 S: 12	H: 1 LOB: 1 BB: 0 P: 17	R: 0 H: 0 E: 0 K: 1 S: 12	H: 0 LOB: 0 BB: 0 P: 14	R: 0 H: 0 E: 0 K: 0 S: 8	H: 0 LOB: 0 BB: 0 P: 10	R: 1 H: 1 E: 0 K: 2 S: 16	H: 1 LOB: 3 BB: 3 P: 31	R: 1 H: 1 E: 0 K: 1 S: 14	H: 1 LOB: 1 BB: 1 P: 23	1B: 7 2B: 2 HR: 3	SF: 0 SAC: 0 DP: 0 HBP: 0	WP: 0 PB: 0 SB: 0 CS: 0	PA: 46					
PITCHER	IP	WLS	BF	H	R	ER	SO	BB	IBB	HBP	BLK	WP	HR	S	P	ERA	WHIP										
36 Drew Hutchison, R ERA: 5.75	2.1		19	9	8	8	3	3	0	0	0	0	0	25	37	0.00	0.375										
47 Bo Schultz, R ERA: 3.18	2.2		9	1	0	0	1	0	0	0	0	0	0	25	37	0.00	0.375										
50 Steve Delabar, R ERA: 1.59	1.0	W	3	0	0	0	1	0	0	0	0	0	0	12	14	0.00	0.000										
62 Aaron Loup, L ERA: 4.18	1.0		3	0	0	0	0	0	0	0	0	0	0	8	10	0.00	0.000										
54 Roberto Osuna, R ERA: 2.2	0.2		5	1	1	1	1	2	0	0	0	0	0	13	24	13.50	4.500										
PITCHER	IP	WLS	BF	H	R	ER	SO	BB	IBB	HBP	BLK	WP	HR	S	P	ERA	WHIP										
27 Brett Cecil, L ERA: 3.26	1.1		7	1	1	1	2	2	0	0	0	0	0	17	30	6.75	2.250										



Batter	1	2	3	4	5	6	7	8	9	10	11	AB	R	H	RBI	BB	SO	LOB	TOP					
7 José Reyes, S OBP: 0.326, SLG: 0.400	F8	P6		FC6-4			B1-3		K			5	0	1	1	0	1	3						
20 Josh Donaldson, R OBP: 0.369, SLG: 0.590	K	G6-3		FC6-4			L8			K		5	0	0	0	0	2	4						
19 José Bautista, R OBP: 0.382, SLG: 0.500	F8		L3					G6-3		L7		4	0	0	0	1	0	0						
10 Edwin Encarnación, R OBP: 0.317, SLG: 0.455		1B	K			K		F8			1B	5	1	2	0	0	2	1						
15 Chris Colabello, R OBP: 0.381, SLG: 0.493		1B	G1-3			G6-4-3						4	1	2	0	0	0	1						
3 Ezequiel Carrera, L OBP: 0.329, SLG: 0.347		1B						55 FC6-4				1	0	0	0	0	0	1						
55 Russell Martin, R OBP: 0.359, SLG: 0.513		1B				K		FC6-4			HR	5	2	2	1	0	1	1						
14 Justin Smoak, S OBP: 0.355, SLG: 0.505						K					G6-3	4	0	1	0	0	3	3						
23 Danny Valencia, R OBP: 0.333, SLG: 0.488						K						1	0	0	0	0	0	0						
11 Kevin Pillar, R OBP: 0.286, SLG: 0.361								F9			G6-3	5	1	2	1	0	0	1						
17 Ryan Goins, L OBP: 0.266, SLG: 0.324											G6-3	5	0	2	2	0	0	1						
Inning Stats	R: 0 E: 0 K: 1 S: 9	H: 0 LOB: 0 BB: 0 P: 12	R: 3 E: 0 K: 1 S: 15	H: 5 LOB: 2 BB: 0 P: 23	R: 0 E: 0 K: 1 S: 14	H: 0 LOB: 0 BB: 0 P: 17	R: 1 E: 0 K: 2 S: 18	H: 3 LOB: 2 BB: 0 P: 23	R: 0 E: 0 K: 1 S: 7	H: 0 LOB: 0 BB: 0 P: 16	R: 0 E: 0 K: 0 S: 9	H: 0 LOB: 0 BB: 0 P: 14	R: 0 E: 0 K: 1 S: 7	H: 1 LOB: 1 BB: 0 P: 13	R: 0 E: 0 K: 1 S: 7	H: 1 LOB: 1 BB: 0 P: 11	R: 0 E: 0 K: 1 S: 9	H: 1 LOB: 0 BB: 0 P: 14	R: 1 E: 0 K: 0 S: 7	H: 1 LOB: 0 BB: 0 P: 10	1B: 11 2B: 0 3B: 0 HR: 1	SF: 0 SAC: 0 DP: 1 HBP: 0	WP: 0 PB: 0 SB: 0 CS: 0	PA: 45
PITCHER	IP WLS BF H R ER SO BB IBB HBP BLK WP HR S P ERA WHIP	11 Clay Buchholz, R ERA: 4.22	59 Tommy Layne, L ERA: 2.66	41 Alex Ogando, R ERA: 3.87	19 Koji Uehara, R ERA: 2.25	68 Matt Barnes, R ERA: 4.24	PITCHER	IP WLS BF H R ER SO BB IBB HBP BLK WP HR S P ERA WHIP																

Toronto Blue Jays @ Boston Red Sox
Fenway Park, Boston, MA
Sat Jun 13 2015, 1:37 PM - 5:02 PM EDT
Att: 37,158 - Cloudy - 68 F

livebaseballscores.com

AB 44
R 5
H 12
RBI 5
BB 1
SO 9
LOB 16



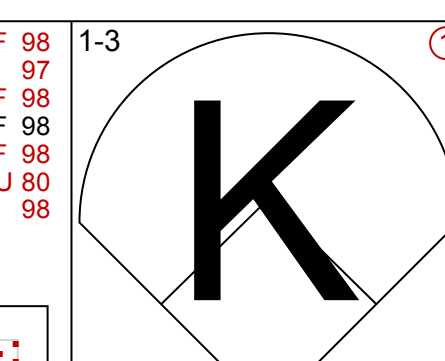
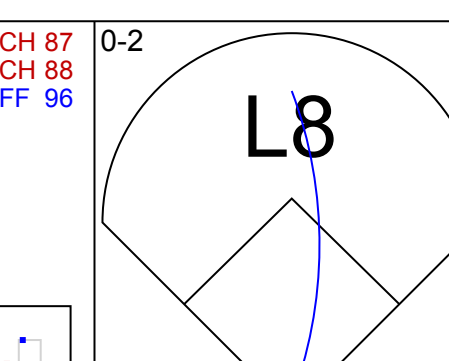
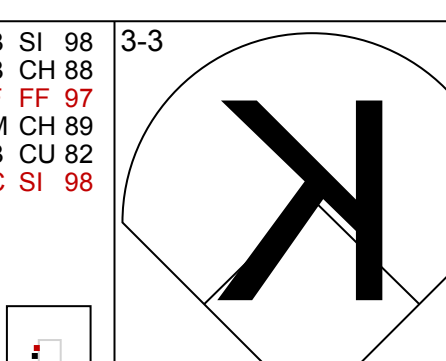
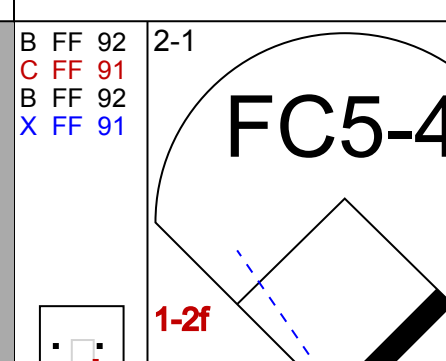
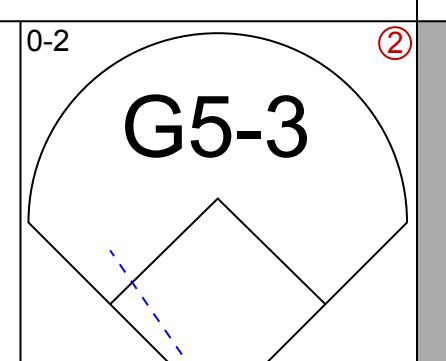
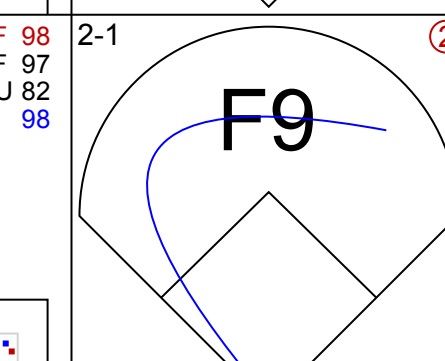
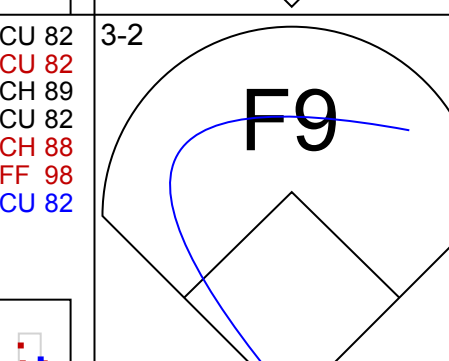
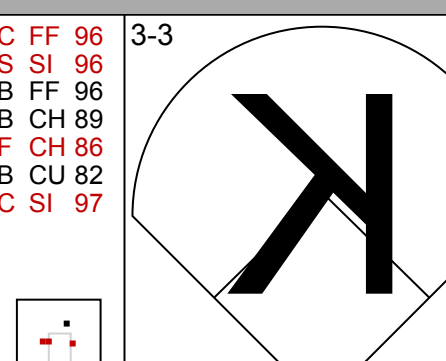
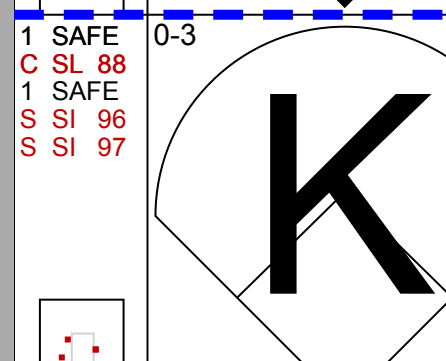
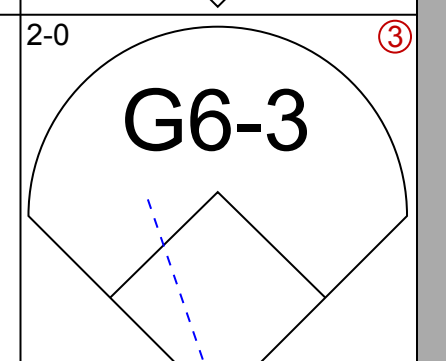
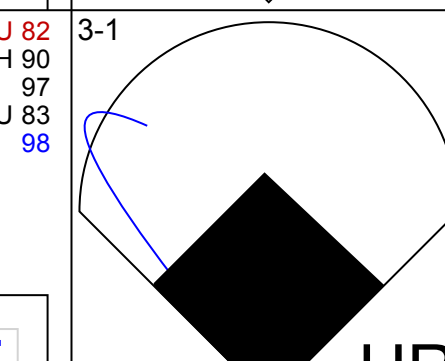
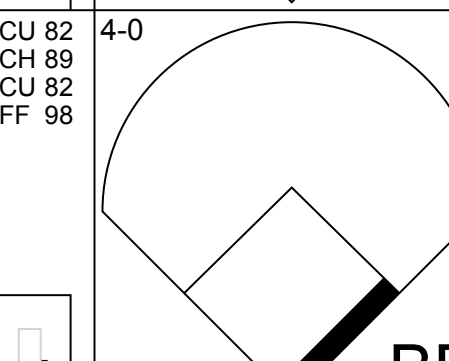
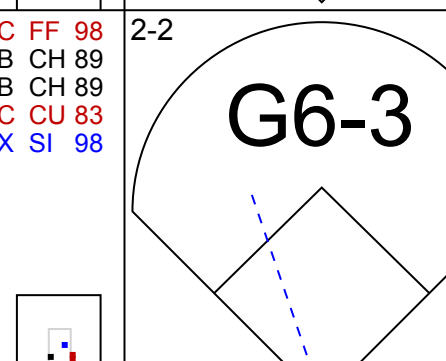

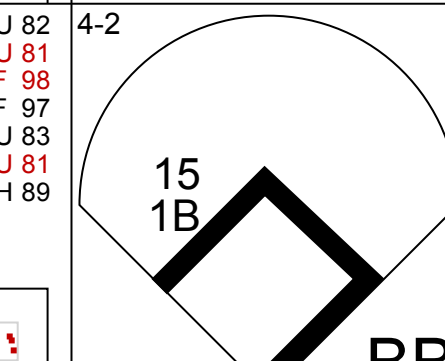
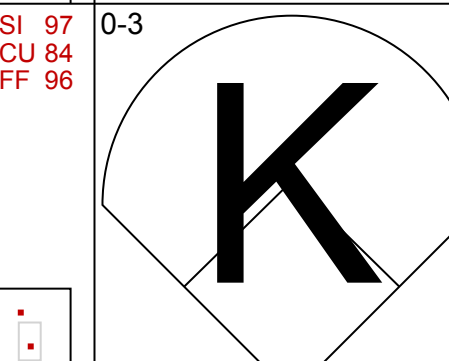
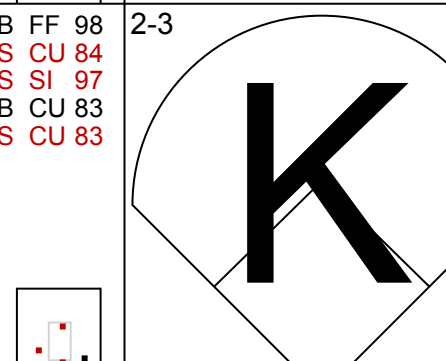


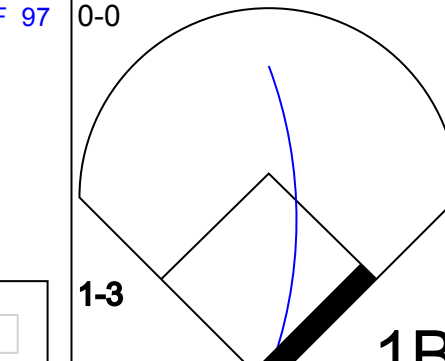
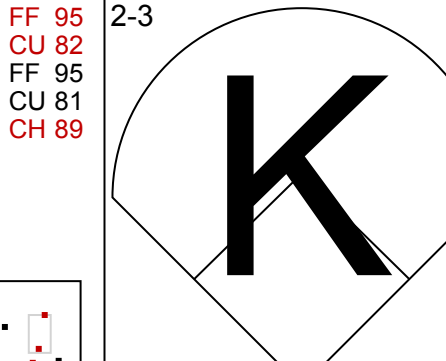
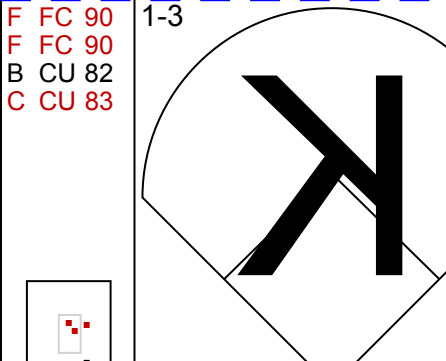
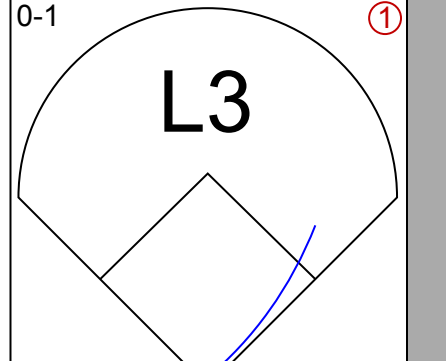

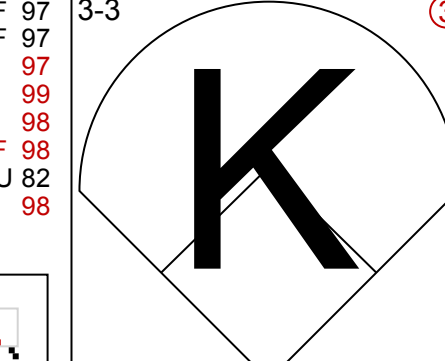
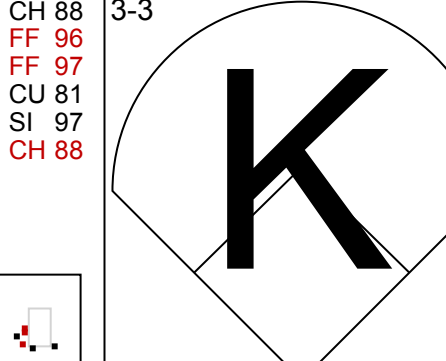
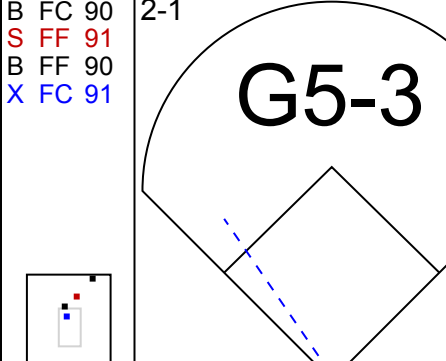
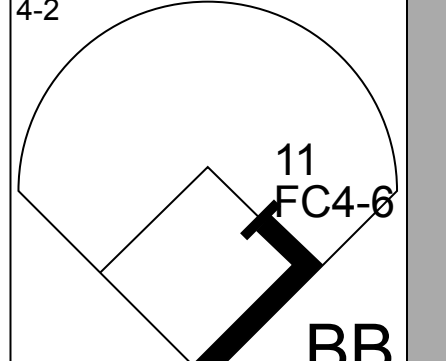


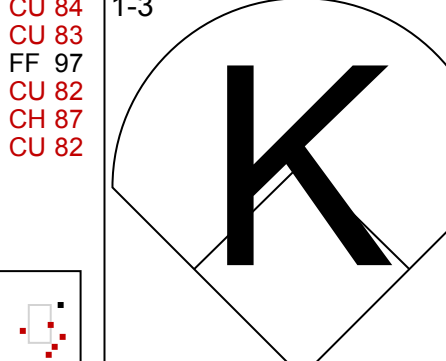
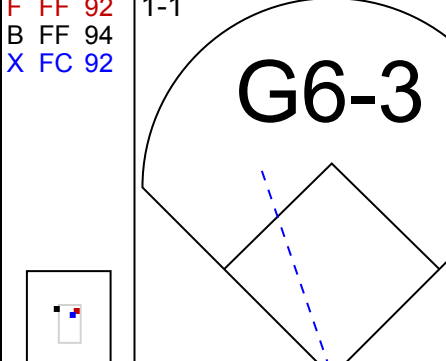
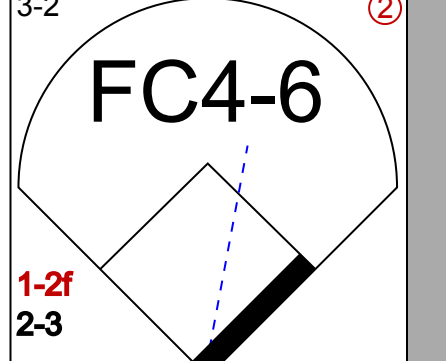



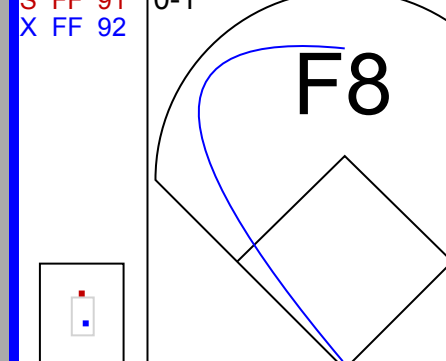


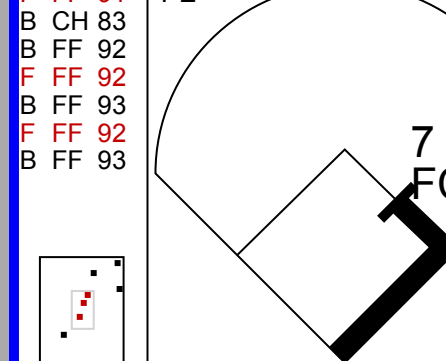
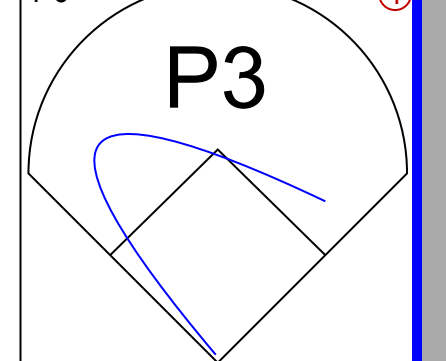
Batter	1	2	3	4	5	6	7	8	9	10	11	AB	R	H	RBI	BB	SO	LOB	BOTTOM					
15 Dustin Pedroia, R OBP: 0.369, SLG: 0.456	G4-3		P3		G5-3				G3			5	0	1	0	0	0	0						
26 Brock Holt, L OBP: 0.365, SLG: 0.407	K				G3				K			5	0	1	0	0	3	0						
13 Hanley Ramirez, R OBP: 0.324, SLG: 0.477	F7									G6-3		5	1	2	0	0	1	0						
34 David Ortiz, L OBP: 0.305, SLG: 0.399		P4								K		4	2	1	1	1	2	3						
2 Xander Bogaerts, R OBP: 0.339, SLG: 0.395		K								G4-3		5	1	1	1	0	2	3						
Pablo Sandoval, S OBP: 0.310, SLG: 0.377												3	0	2	2	0	1	0						
16 Jeff Bianchi, R												2	0	0	0	0	0	0						
31 Alejandro De Aza, L OBP: 0.277, SLG: 0.350												5	0	1	0	0	1	2						
38 Rusney Castillo, R OBP: 0.266, SLG: 0.306												5	0	0	0	0	0	3						
3 Sandy León, S OBP: 0.254, SLG: 0.189												3	0	0	0	0	0	2						
23 Blake Swihart, S OBP: 0.255, SLG: 0.297												1	0	0	0	0	0	0						
Inning Stats	R: 0 E: 0 K: 1 S: 8	H: 0 LOB: 0 BB: 0 P: 11	R: 0 E: 0 K: 1 S: 11	H: 1 LOB: 1 BB: 0 P: 17	R: 0 E: 0 K: 0 S: 10	H: 0 LOB: 0 BB: 0 P: 13	R: 3 E: 1 K: 2 S: 20	H: 3 LOB: 2 BB: 1 P: 29	R: 0 E: 0 K: 1 S: 8	H: 2 LOB: 1 BB: 0 P: 13	R: 0 E: 0 K: 2 S: 13	H: 3 LOB: 3 BB: 0 P: 18	R: 0 E: 0 K: 0 S: 10	H: 0 LOB: 0 BB: 0 P: 14	R: 0 E: 0 K: 1 S: 10	H: 0 LOB: 0 BB: 0 P: 18	R: 0 E: 0 K: 1 S: 8	H: 0 LOB: 0 BB: 0 P: 9	R: 0 E: 0 K: 1 S: 7	H: 0 LOB: 0 BB: 0 P: 11	1B: 6 2B: 2 3B: 0 HR: 1	SF: 0 SAC: 0 DP: 0 HBP: 0	WP: 0 PB: 3 SB: 0 CS: 0	PA: 44
PITCHER	IP WLS BF H R ER SO BB IBB HBP BLK WP HR S P ERA WHIP	43 R.A. Dickey, R ERA: 5.29	31 Liam Hendriks, R ERA: 3.07	50 Steve Delabar, R ERA: 1.42	62 Aaron Loup, L ERA: 4.07	27 Brett Cecil, L ERA: 3.1	PITCHER	IP WLS BF H R ER SO BB IBB HBP BLK WP HR S P ERA WHIP																

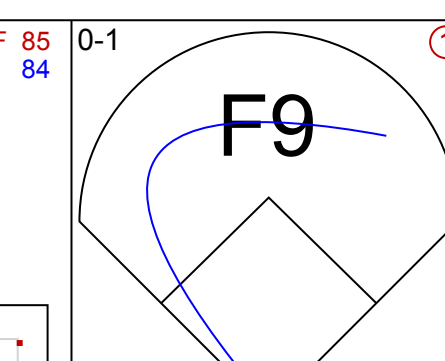
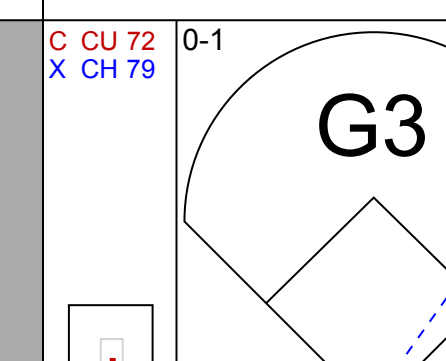
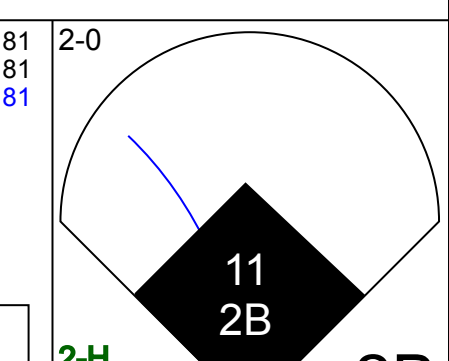
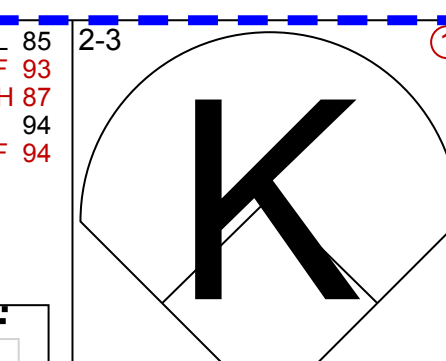
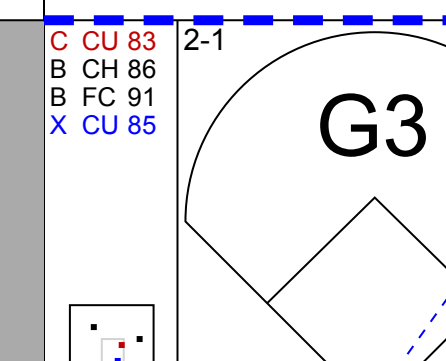
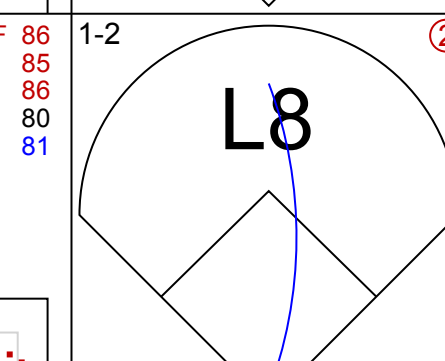
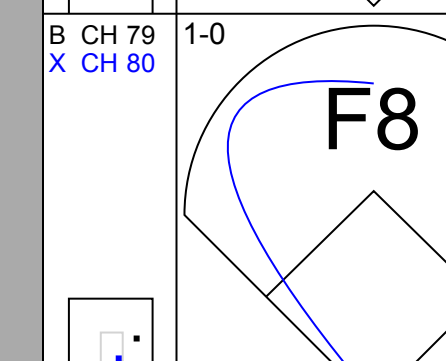
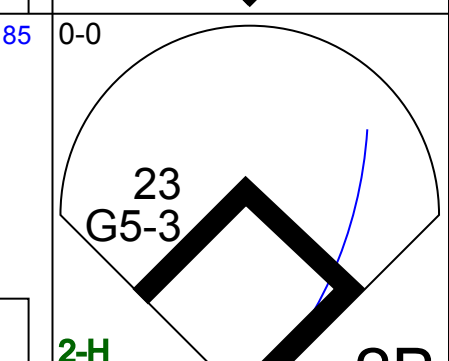
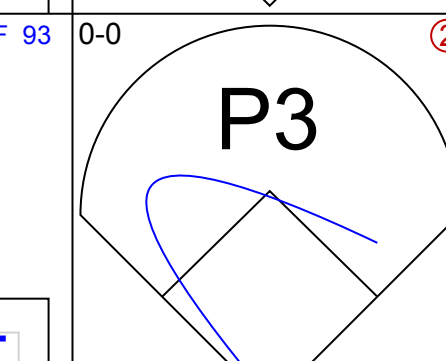
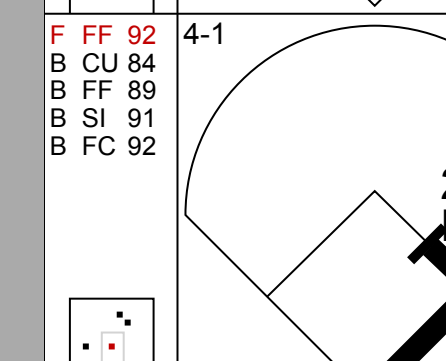
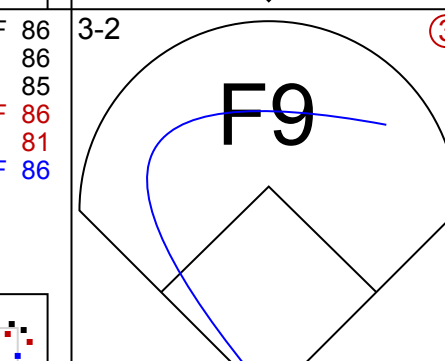
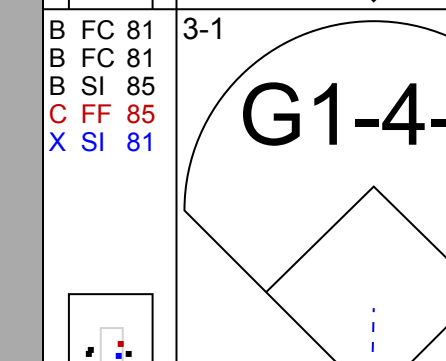
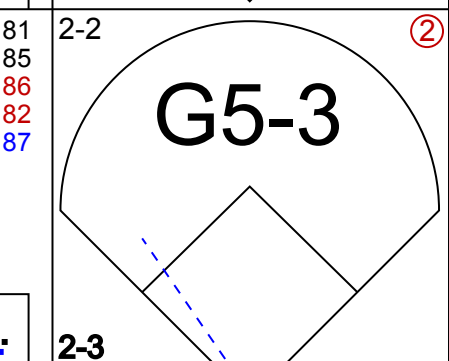
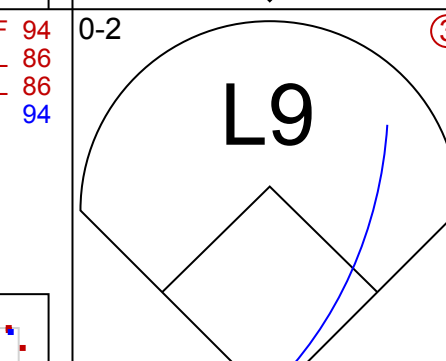
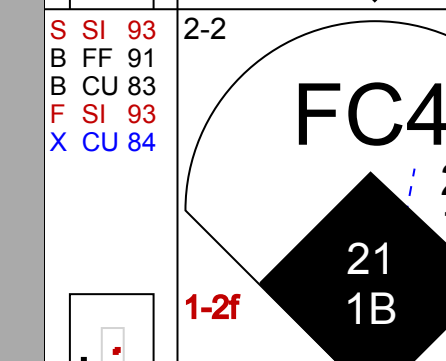
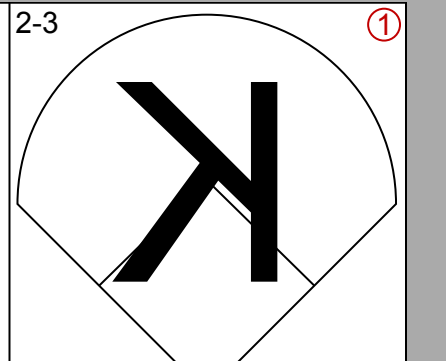
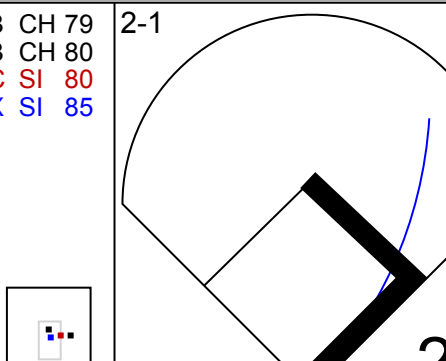
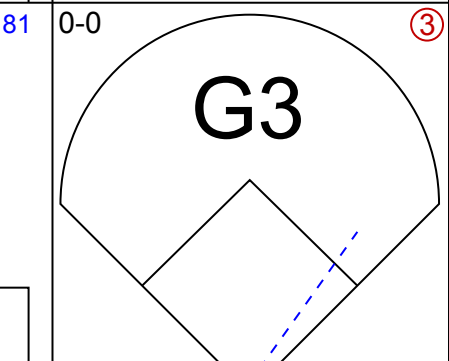
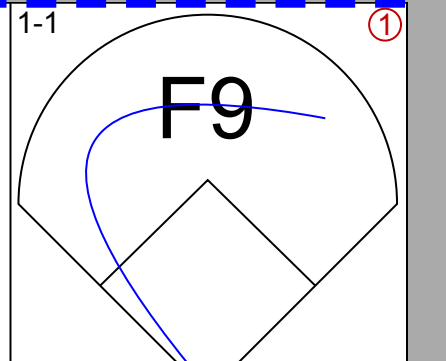
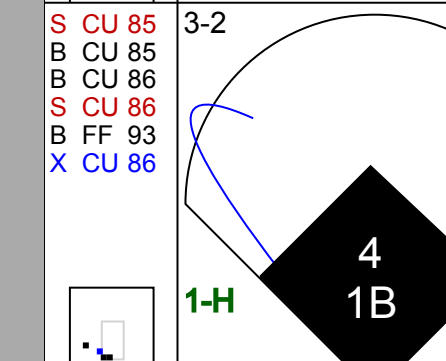
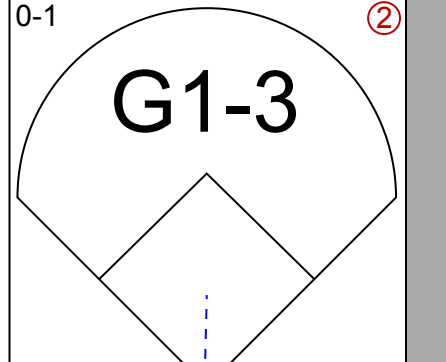
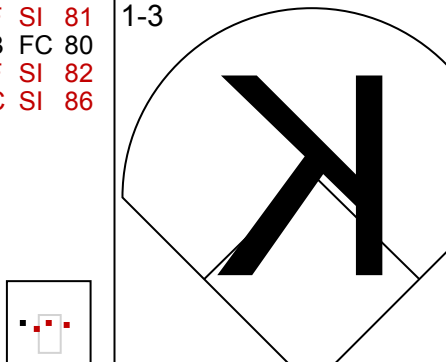

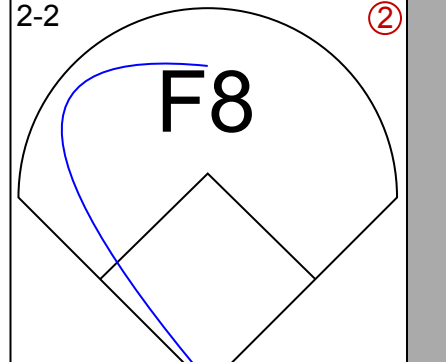
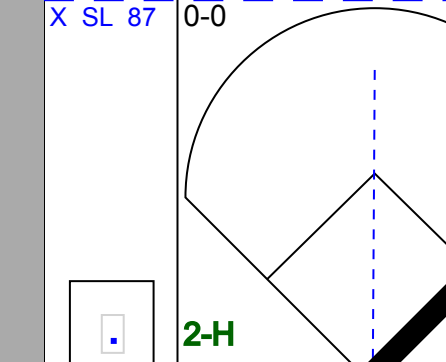
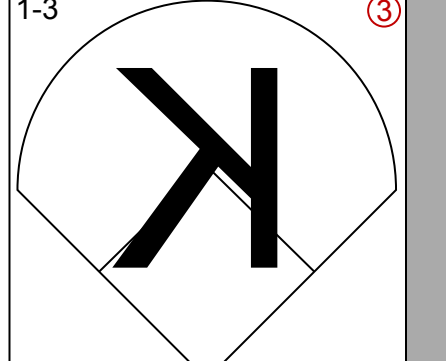
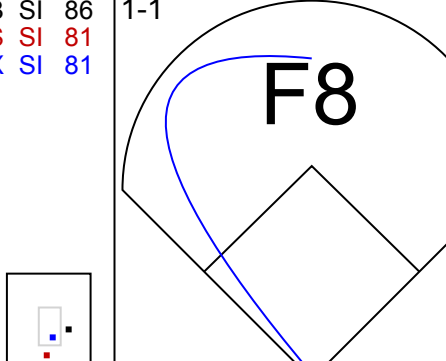

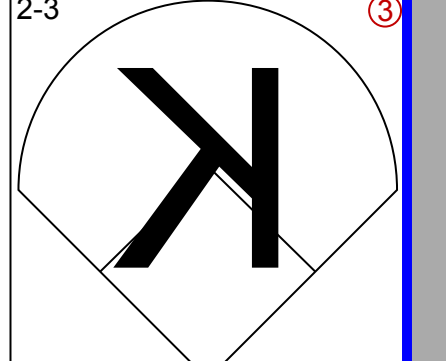
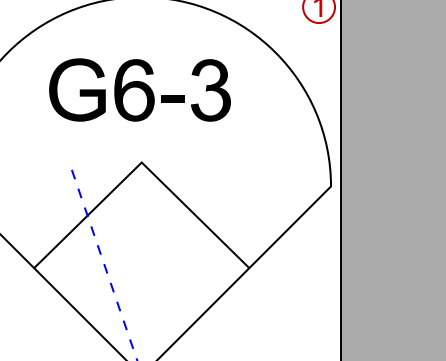
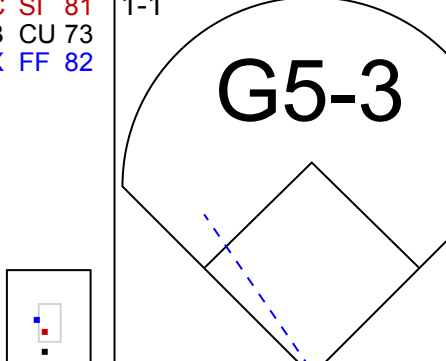
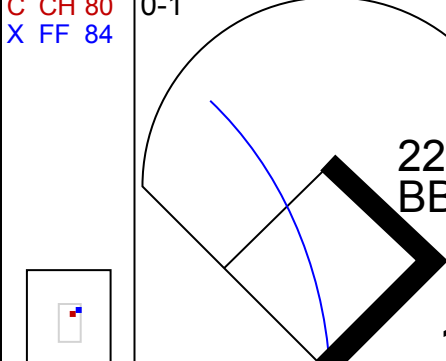
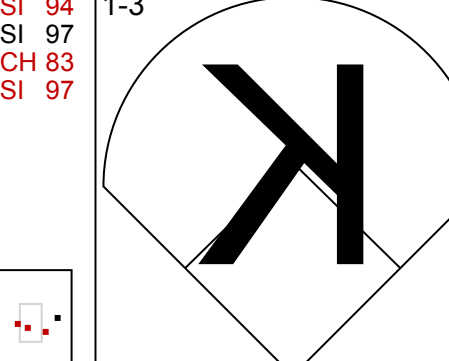
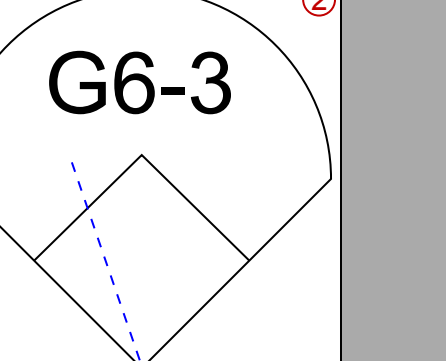
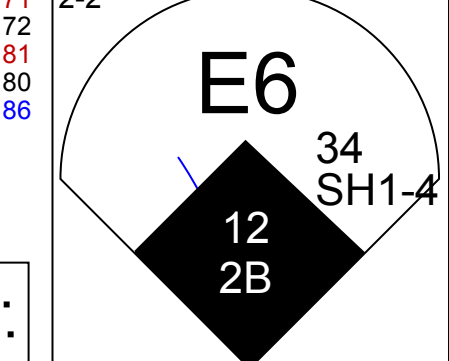
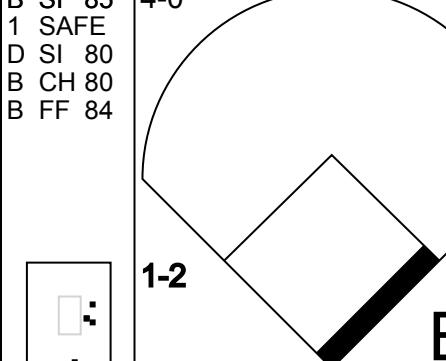
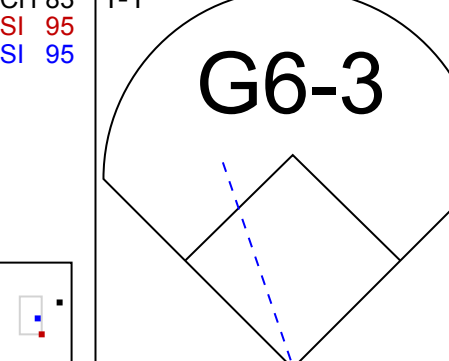

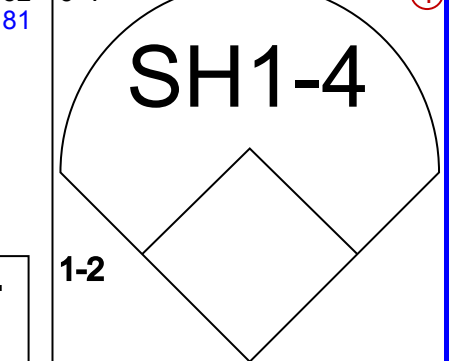
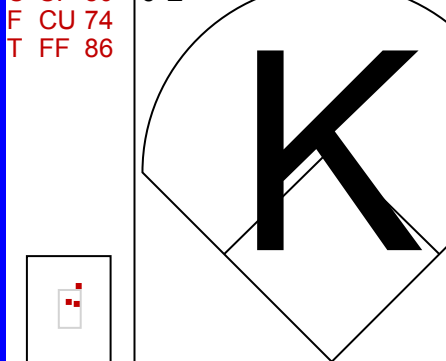
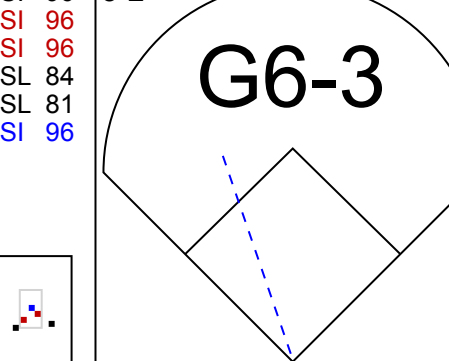
Toronto Blue Jays @ Boston Red Sox
Fenway Park, Boston, MA
Sat Jun 13 2015, 1:37 PM - 5:02 PM EDT
Att: 37,158 - Cloudy - 68 F

livebaseballscores.com

AB 43
R 4
H 9
RBI 4
BB 1
SO 10
LOB 13



Batter	1	2	3	4	5	6	7	8	9	10	11	AB R H RBI BB SO LOB	TOP										
7 José Reyes, S OBP: 0.318, SLG: 0.393												5 0 0 0 0 2 1	Toronto Blue Jays @ New York Mets Citi Field, Flushing, NY Mon Jun 15 2015, 7:13 PM - 10:37 PM EDT Att: 22,172 - Cloudy - 63 F										
20 Josh Donaldson, R OBP: 0.362, SLG: 0.564												5 0 0 0 0 2 1											
19 José Bautista, R OBP: 0.383, SLG: 0.523												4 2 2 2 1 0 0											
10 Edwin Encarnación, R OBP: 0.321, SLG: 0.454 3 Ezequiel Carrera, R OBP: 0.337, SLG: 0.347												3 0 1 0 1 2 1 0 1 0 0 1 0 0											
15 Chris Colabello, R OBP: 0.362, SLG: 0.496												5 0 2 0 0 2 1											
30 Dioner Navarro, S OBP: 0.273, SLG: 0.271												3 0 0 1 1 2 2											
11 Kevin Pillar, R OBP: 0.282, SLG: 0.354												5 0 0 0 0 1 3											
17 Ryan Goins, L OBP: 0.267, SLG: 0.348 23 Danny Valencia, R OBP: 0.340, SLG: 0.511												2 0 0 0 0 0 0 2 0 0 0 0 1 3											
56 Mark Buehrle, L ERA: 3.76 14 Justin Smoak, R ERA: 3.01 50 Steve Delabar, R ERA: 1.74 54 Roberto Osuna, R ERA: 1.39 55 Russell Martin, R ERA: 3.91 62 Aaron Loup, L ERA: 3.91 27 Brett Cecil, R ERA: 3.96 31 Liam Hendriks, R ERA: 3.96												2 0 0 0 0 2 0 0 0 0 0 1 0 0 0 0 0 0 0 0 0 1 0 0 0 0 0 0 0 0 0 0 0 0 0 0 0 0 0 0 0 0 0 0 0 0 0 0 0											
Inning Stats	R: 1 E: 0 K: 2 S: 9	H: 2 LOB: 2 BB: 1 P: 32	R: 0 E: 0 K: 1 S: 7	H: 0 LOB: 0 BB: 0 P: 13	R: 0 E: 0 K: 1 S: 10	H: 0 LOB: 1 BB: 1 P: 17	R: 0 E: 0 K: 3 S: 11	H: 0 LOB: 0 BB: 0 P: 17	R: 0 E: 0 K: 2 S: 8	H: 0 LOB: 0 BB: 0 P: 13	R: 0 E: 0 K: 1 S: 10	H: 0 LOB: 1 BB: 1 P: 16		R: 1 E: 0 K: 1 S: 16	H: 2 LOB: 3 BB: 1 P: 26	R: 0 E: 0 K: 0 S: 5	H: 0 LOB: 0 BB: 0 P: 8	R: 1 E: 0 K: 0 S: 14	H: 1 LOB: 1 BB: 1 P: 23	1B: 2 2B: 1 3B: 0 HR: 2	SF: 1 SAC: 0 DP: 0 HBP: 0	WP: 0 PB: 0 SB: 0 CS: 0	PA: 43
PITCHER	IP WLS BF H R ER SO BB IBB HBP BLK WP HR S P ERA WHIP																						
34 Noah Syndergaard, R ERA: 3.76	6.0																						
52 Carlos Torres, R ERA: 3.01	1.0	H: 3																					
51 Jack Leathersich, L ERA: 1.74	0.2	H: 3																					
27 Jeurys Familia, R ERA: 1.39	1.1	B: 7																					
47 Hansel Robles, R ERA: 3.96	2.0	W: 8																					

Batter	1	2	3	4	5	6	7	8	9	10	11	AB R H RBI BB SO LOB	BOTTOM										
12 Juan Lagares, R OBP: 0.304, SLG: 0.368												5 1 1 1 0 1 0	Toronto Blue Jays @ New York Mets Citi Field, Flushing, NY Mon Jun 15 2015, 7:13 PM - 10:37 PM EDT Att: 22,172 - Cloudy - 63 F										
11 Rubén Tejada, R OBP: 0.349, SLG: 0.596												4 0 1 1 1 0 0											
23 Michael Cuddyer, R OBP: 0.314, SLG: 0.396												5 1 0 0 0 0 2											
21 Lucas Duda, L OBP: 0.385, SLG: 0.493												5 1 2 1 0 1 1											
4 Wilmer Flores, R OBP: 0.283, SLG: 0.425												5 0 1 1 0 1 1											
44 John Mayberry Jr., R OBP: 0.264, SLG: 0.418 51 Jack Leathersich, R ERA: 1.32 27 Jeurys Familia, R ERA: 1.32 1 Darrell Ceciliani, L OBP: 0.317, SLG: 0.395 47 Hansel Robles, R ERA: 3.96												3 0 0 0 0 1 1 0 0 0 0 0 0 0 0 0 0 0 0 0 0 1 0 0 0 0 1 0 0 0 0 0 0 0 0											
2 Dilson Herrera, R OBP: 0.345, SLG: 0.412												4 0 1 0 0 1 1											
22 Kevin Plawecki, R OBP: 0.296, SLG: 0.304												3 1 0 0 1 0 0											
34 Noah Syndergaard, L OBP: 0.335, SLG: 0.563 52 Carlos Torres, R ERA: 3.01 3 Curtis Granderson, L OBP: 0.347, SLG: 0.392												1 0 0 0 0 1 0 0 0 0 0 0 0 0 2 0 0 0 0 1 2											
Inning Stats	R: 0 E: 0 K: 0 S: 9	H: 0 LOB: 0 BB: 0 P: 13	R: 0 E: 0 K: 2 S: 8	H: 0 LOB: 0 BB: 0 P: 11	R: 0 E: 0 K: 1 S: 8	H: 0 LOB: 0 BB: 0 P: 9	R: 0 E: 0 K: 0 S: 5	H: 0 LOB: 0 BB: 0 P: 9	R: 2 E: 1 K: 0 S: 11	H: 2 LOB: 1 BB: 0 P: 17	R: 0 E: 0 K: 1 S: 8	H: 0 LOB: 0 BB: 0 P: 10		R: 0 E: 0 K: 1 S: 9	H: 0 LOB: 0 BB: 0 P: 14	R: 0 E: 0 K: 1 S: 8	H: 0 LOB: 0 BB: 0 P: 13	R: 2 E: 0 K: 0 S: 10	H: 2 LOB: 1 BB: 1 P: 21	1B: 3 2B: 3 3B: 0 HR: 0	SF: 0 SAC: 1 DP: 0 HBP: 0	WP: 0 PB: 0 SB: 0 CS: 0	PA: 41
PITCHER	IP WLS BF H R ER SO BB IBB HBP BLK WP HR S P ERA WHIP																						
56 Mark Buehrle, L ERA: 4.01	7.0																						
50 Steve Delabar, R ERA: 1.32	1.0																						
54 Roberto Osuna, R ERA: 2.12	1.0																						
62 Aaron Loup, L ERA: 3.91	1.0																						
27 Brett Cecil, L ERA: 3.96	0.2	L: 4																					

AB	37
R	3
H	5
RBI	3
BB	5
SO	14
LOB	12



AB	38
R	4
H	6
RBI	4
BB	2
SO	8
LOB	8



Batter	1	2	3	4	5	6	7	8	9	AB	R	H	RBI	BB	SO	LOB	TOP			
7 José Reyes, S OBP: 0.316, SLG: 0.389										4	1	1	0	0	0	0				
20 Josh Donaldson, R OBP: 0.361, SLG: 0.557										3	0	0	0	1	0	0				
19 José Bautista, R OBP: 0.381, SLG: 0.530										3	0	1	1	0	0	0				
10 Edwin Encarnación, R OBP: 0.324, SLG: 0.459										4	0	2	1	0	0	1				
15 Chris Colabello, R OBP: 0.379, SLG: 0.480										4	0	1	0	0	2	3				
55 Russell Martin, R OBP: 0.361, SLG: 0.510										4	0	0	0	0	3	2				
3 Ezequiel Carrera, L 52 Ryan Tepera, R 54 Roberto Osuna, R 30 Dioner Navarro, S										3	0	1	0	0	0	1	AB 32 R 2 H 7 RBI 2 BB 2 SO 8 LOB 11			
17 Ryan Goins, L OBP: 0.266, SLG: 0.342										3	1	0	0	1	1	2				
28 Scott Copeland, R 14 Justin Smoak, S 47 Bo Schultz, R 11 Kevin Pillar, R										1	0	0	0	0	1	0	WP: 0 PA: 35 PB: 0 SB: 0 CS: 0			
Inning Stats	R: 0 E: 0 K: 0 S: 8	H: 0 LOB: 0 BB: 0 P: 15	R: 0 E: 0 K: 1 S: 12	H: 1 LOB: 1 BB: 0 P: 15	R: 0 E: 0 K: 1 S: 14	H: 0 LOB: 0 BB: 0 P: 20	R: 0 E: 0 K: 0 S: 8	H: 0 LOB: 0 BB: 0 P: 12	R: 0 E: 0 K: 2 S: 12	H: 2 LOB: 2 BB: 0 P: 17	R: 0 E: 0 K: 0 S: 12	H: 1 LOB: 1 BB: 0 P: 17	R: 0 E: 0 K: 2 S: 9	H: 0 LOB: 0 BB: 0 P: 11	R: 2 E: 0 K: 1 S: 14	H: 3 LOB: 2 BB: 2 P: 27	R: 0 E: 0 K: 1 S: 10	H: 0 LOB: 0 BB: 0 P: 14	1B: 5 2B: 1 3B: 1 HR: 0	SF: 1 SAC: 0 DP: 0 HBP: 0
PITCHER	IP WLS BF ERA WHIP	IP WLS BF ERA WHIP	IP WLS BF ERA WHIP	IP WLS BF ERA WHIP	IP WLS BF ERA WHIP	IP WLS BF ERA WHIP	IP WLS BF ERA WHIP	IP WLS BF ERA WHIP	IP WLS BF ERA WHIP	IP WLS BF ERA WHIP	IP WLS BF ERA WHIP	IP WLS BF ERA WHIP	IP WLS BF ERA WHIP	IP WLS BF ERA WHIP	IP WLS BF ERA WHIP	IP WLS BF ERA WHIP	IP WLS BF ERA WHIP	IP WLS BF ERA WHIP	IP WLS BF ERA WHIP	
33 Matt Harvey, R ERA: 3.32	7.0 W 25	4 R 0	0 ER 0	6 SO 6	0 BB 0	0 IBB 0	0 HBP 0	0 BLK 0	0 WP 0	0 HR 0	75 S 107	0.00 P 107	0.00 ERA	0.571 WHIP						
52 Carlos Torres, R ERA: 4.4	0.1 H 4	2 R 2	2 ER 2	0 SO 0	2 BB 0	0 IBB 0	0 HBP 0	0 BLK 0	0 WP 0	0 HR 0	7 S 16	54.00 P 16	54.00 ERA	12.000 WHIP						
39 Bobby Parnell, R ERA:	1.2 S 6	1 R 0	0 ER 0	2 SO 2	0 BB 0	0 IBB 0	0 HBP 0	0 BLK 0	0 WP 0	0 HR 0	17 S 25	0.00 P 25	0.00 ERA	0.600 WHIP						

Toronto Blue Jays @ New York Mets
Citi Field, Flushing, NY
Tue Jun 16 2015, 7:13 PM - 9:47 PM EDT
Att: 24,522 - Overcast - 74 F

livebaseballscorecards.com

Batter	1	2	3	4	5	6	7	8	9	AB	R	H	RBI	BB	SO	LOB	BOTTOM			
3 Curtis Granderson, L OBP: 0.342, SLG: 0.385										4	0	0	0	0	0	1				
12 Juan Lagares, R OBP: 0.307, SLG: 0.370										4	1	2	0	0	0	0				
21 Lucas Duda, L OBP: 0.383, SLG: 0.489										4	0	1	0	0	0	2				
7 Travis d'Arnaud, R OBP: 0.343, SLG: 0.532										4	0	1	0	0	1	2				
4 Wilmer Flores, R OBP: 0.283, SLG: 0.429										3	1	1	1	0	1	1				
1 Darrell Ceciliani, L OBP: 0.341, SLG: 0.415										3	0	2	0	0	0	0				
11 Rubén Tejada, R OBP: 0.347, SLG: 0.385										3	1	1	1	0	1	2	AB 31 R 3 H 9 RBI 3 BB 0 SO 4 LOB 10			
2 Dilson Herrera, R OBP: 0.328, SLG: 0.389										3	0	0	0	0	0	2				
33 Matt Harvey, R 44 John Mayberry Jr., R 52 Carlos Torres, R 39 Bobby Parnell, R										2	0	1	1	0	0	0	WP: 0 PA: 32 PB: 0 SB: 1 CS: 0			
Inning Stats	R: 0 E: 0 K: 0 S: 9	H: 1 LOB: 1 BB: 0 P: 11	R: 2 E: 0 K: 0 S: 11	H: 4 LOB: 1 BB: 0 P: 19	R: 1 E: 0 K: 1 S: 23	H: 3 LOB: 2 BB: 0 P: 34	R: 0 E: 0 K: 0 S: 8	H: 0 LOB: 0 BB: 0 P: 13	R: 0 E: 0 K: 1 S: 9	H: 1 LOB: 1 BB: 0 P: 15	R: 0 E: 0 K: 0 S: 9	H: 0 LOB: 0 BB: 0 P: 12	R: 0 E: 0 K: 1 S: 6	H: 0 LOB: 0 BB: 0 P: 9	R: 0 E: 0 K: 1 S: 6	H: 0 LOB: 0 BB: 0 P: 7	1B: 7 2B: 2 3B: 0 HR: 0	SF: 1 SAC: 0 DP: 1 HBP: 0		
PITCHER	IP WLS BF ERA WHIP	IP WLS BF ERA WHIP	IP WLS BF ERA WHIP	IP WLS BF ERA WHIP	IP WLS BF ERA WHIP	IP WLS BF ERA WHIP	IP WLS BF ERA WHIP	IP WLS BF ERA WHIP	IP WLS BF ERA WHIP	IP WLS BF ERA WHIP	IP WLS BF ERA WHIP	IP WLS BF ERA WHIP	IP WLS BF ERA WHIP	IP WLS BF ERA WHIP	IP WLS BF ERA WHIP	IP WLS BF ERA WHIP	IP WLS BF ERA WHIP	IP WLS BF ERA WHIP	IP WLS BF ERA WHIP	
28 Scott Copeland, R ERA: 2.57	4.0 L 19	8 R 3	3 ER 3	1 SO 1	0 BB 0	0 IBB 0	0 HBP 0	0 BLK 0	0 WP 0	0 HR 0	51 S 77	6.75 P 77	6.75 ERA	2.000 WHIP						
47 Bo Schultz, R ERA: 2.35	2.0 7 1	0 R 0	0 ER 0	1 SO 1	0 BB 0	0 IBB 0	0 HBP 0	0 BLK 0	0 WP 0	0 HR 0	18 S 27	0.00 P 27	0.00 ERA	0.500 WHIP						
52 Ryan Tepera, R ERA: 3.18	1.0 3 0	0 R 0	0 ER 0	1 SO 1	0 BB 0	0 IBB 0	0 HBP 0	0 BLK 0	0 WP 0	0 HR 0	6 S 9	0.00 P 9	0.00 ERA	0.000 WHIP						
54 Roberto Osuna, R ERA: 2.05	1.0 3 0	0 R 0	0 ER 0	1 SO 1	0 BB 0	0 IBB 0	0 HBP 0	0 BLK 0	0 WP 0	0 HR 0	6 S 7	0.00 P 7	0.00 ERA	0.000 WHIP						

Toronto Blue Jays @ New York Mets
Citi Field, Flushing, NY
Tue Jun 16 2015, 7:13 PM - 9:47 PM EDT
Att: 24,522 - Overcast - 74 F

livebaseballscorecards.com

Batter	1	2	3	4	5	6	7	8	9	AB	R	H	RBI	BB	SO	LOB	TOP										
3 Curtis Granderson, L OBP: 0.341, SLG: 0.387										4	0	1	0	0	1	2	New York Mets @ Toronto Blue Jays Rogers Centre, Toronto, ON Wed Jun 17 2015, 7:08 PM - 9:41 PM EDT Att: 28,906 - Partly Cloudy - 63 F										
12 Juan Lagares, R OBP: 0.310, SLG: 0.370										3	0	1	0	1	0	1											
21 Lucas Duda, L OBP: 0.378, SLG: 0.480										4	0	0	0	0	1	4											
23 Michael Cuddyer, R OBP: 0.314, SLG: 0.399										3	0	1	0	0	0	1											
44 John Mayberry Jr., R OBP: 0.276, SLG: 0.406										1	0	0	0	0	0	0											
7 Travis d'Arnaud, R OBP: 0.329, SLG: 0.508										3	0	0	0	0	0	1											
22 Kevin Plawecki, R OBP: 0.262, SLG: 0.310										1	0	1	0	0	0	0											
4 Wilmer Flores, R OBP: 0.279, SLG: 0.423										3	0	0	0	0	1	0											
29 Eric Campbell, R OBP: 0.272, SLG: 0.271										1	0	0	0	0	0	1											
1 Darrell Ceciliani, L OBP: 0.319, SLG: 0.386										3	0	0	0	0	3	0											
11 Rubén Tejada, R OBP: 0.347, SLG: 0.393										3	0	1	0	0	0	0											
2 Dilson Herrera, R OBP: 0.328, SLG: 0.386										3	0	1	0	0	2	1											
Inning Stats	R: 0 E: 0 K: 0 S: 9	H: 1 LOB: 1 BB: 0 P: 14	R: 0 E: 0 K: 1 S: 7	H: 0 LOB: 0 BB: 0 P: 13	R: 0 E: 0 K: 2 S: 15	H: 1 LOB: 2 BB: 1 P: 26	R: 0 E: 0 K: 0 S: 10	H: 0 LOB: 0 BB: 0 P: 19	R: 0 E: 0 K: 2 S: 13	H: 1 LOB: 1 BB: 0 P: 22	R: 0 E: 0 K: 0 S: 12	H: 0 LOB: 0 BB: 0 P: 15	R: 0 E: 0 K: 2 S: 8	H: 0 LOB: 0 BB: 0 P: 12	R: 0 E: 0 K: 1 S: 10	H: 1 LOB: 0 BB: 0 P: 15	R: 0 E: 0 K: 0 S: 7	H: 1 LOB: 0 BB: 0 P: 9	1B: 3 2B: 3 HR: 0	SF: 0 SAC: 0 DP: 1 HBP: 0	WP: 0 PB: 0 SB: 1 CS: 0	PA: 33					
PITCHER	IP	WLS	BF	H	R	ER	SO	BB	IBB	HBP	BLK	WP	HR	S	P	ERA	WHIP										
36 Drew Hutchison, R ERA: 5.33	5.2	W	22	4	0	0	5	1	0	0	0	0	0	63	105	0.00	0.882										
50 Steve Delabar, R ERA: 1.2	1.1	H	4	0	0	0	2	0	0	0	0	0	0	11	16	0.00	0.000										
31 Liam Hendriks, R ERA: 3.0	0.2	H	3	1	0	0	1	0	0	0	0	0	0	9	12	0.00	1.500										
62 Aaron Loup, L ERA: 3.86	0.1	H	1	0	0	0	0	0	0	0	0	0	0	1	3	0.00	0.000										
52 Ryan Tepera, R ERA: 2.92	1.0		3	1	0	0	0	0	0	0	0	0	0	7	9	0.00	1.000										

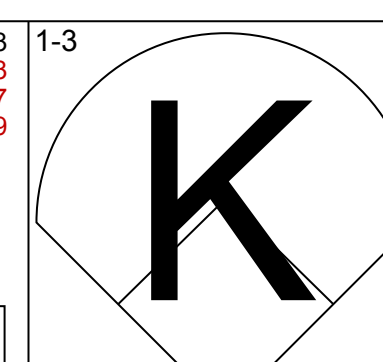
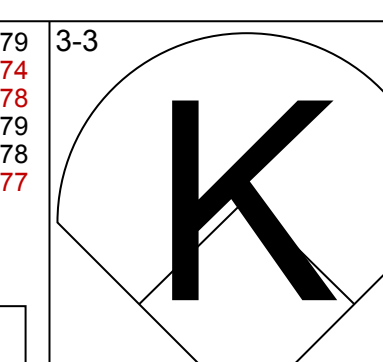
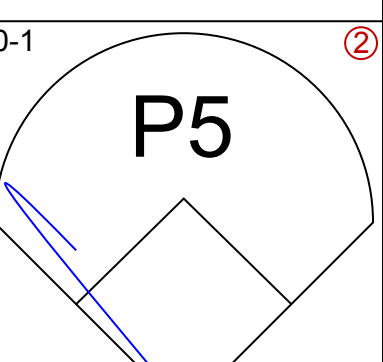
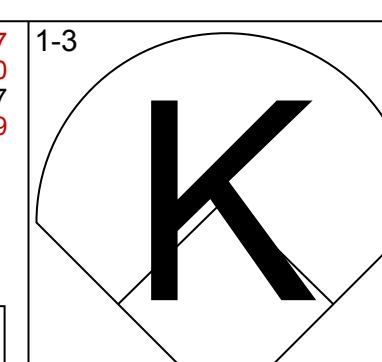
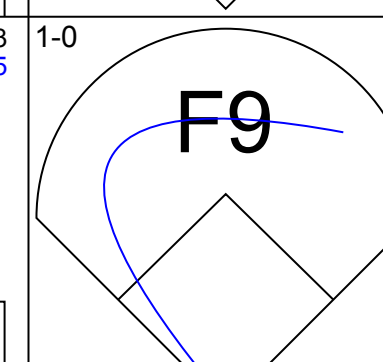
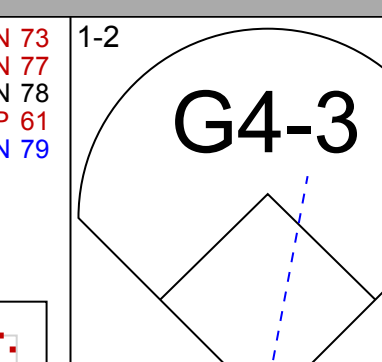
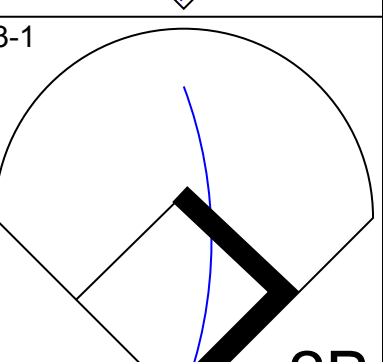
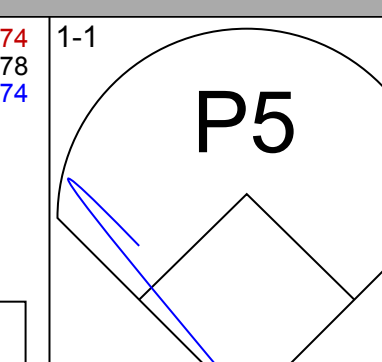
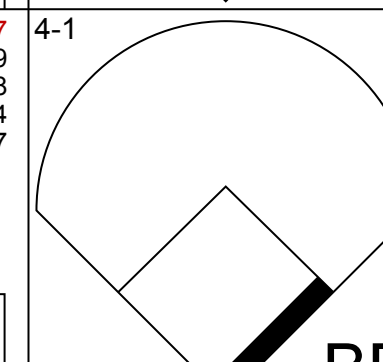
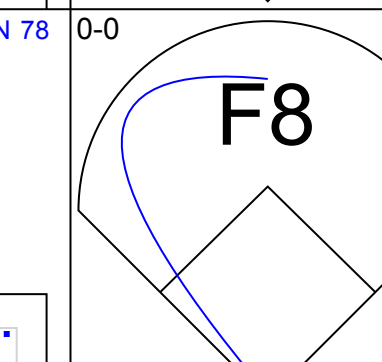
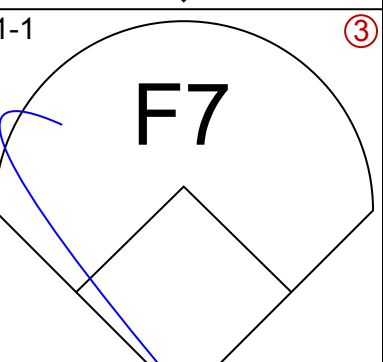
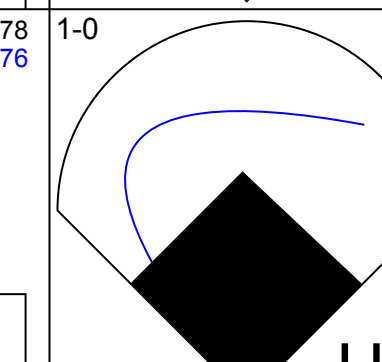
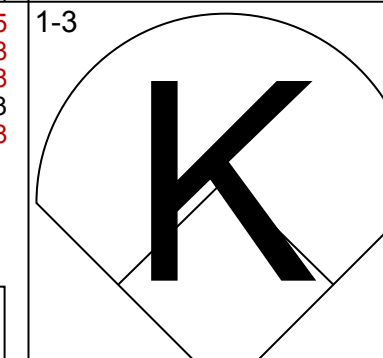
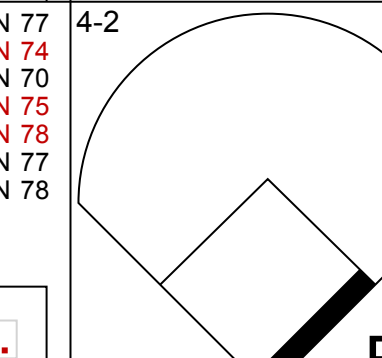
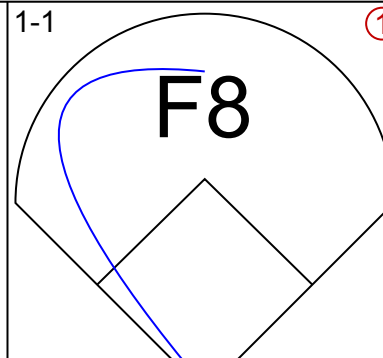
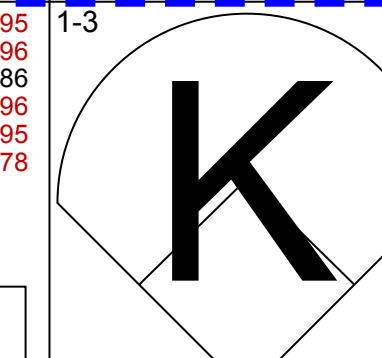
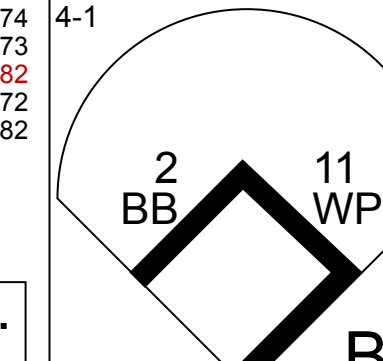
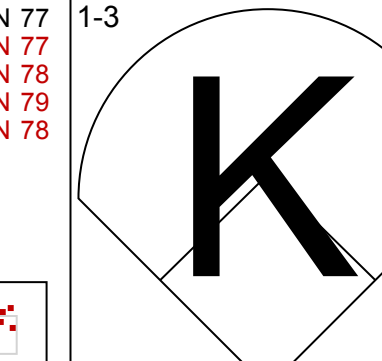
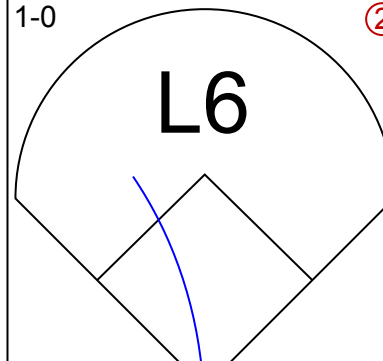
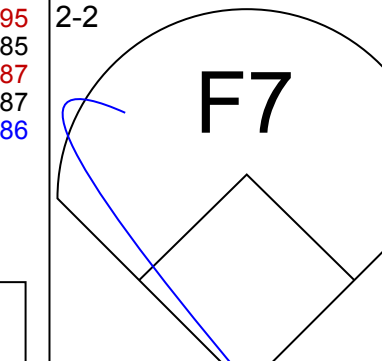

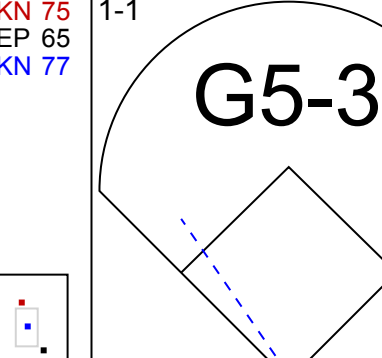
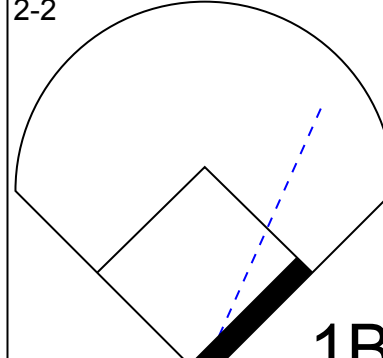
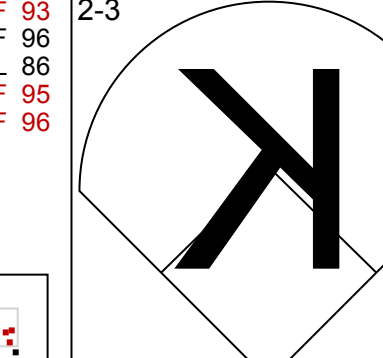

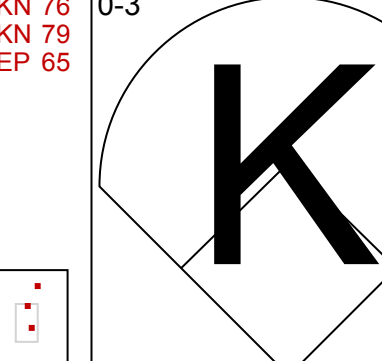
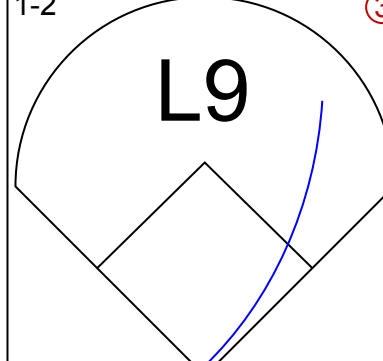
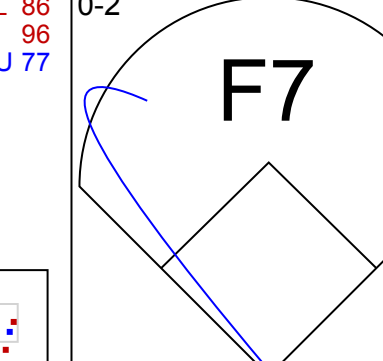

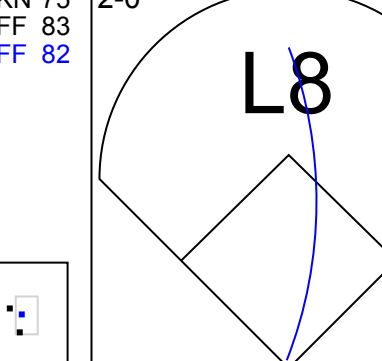
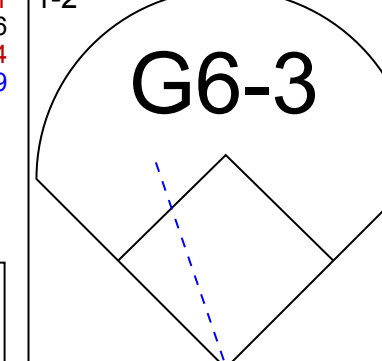
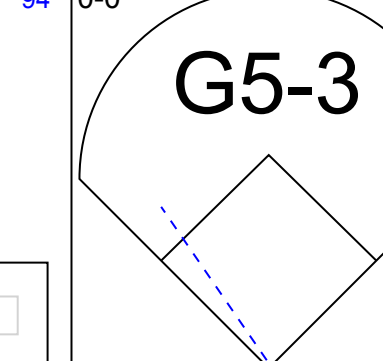


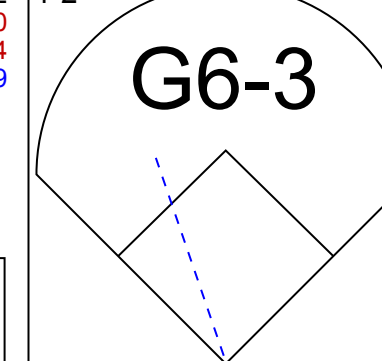
Batter	1	2	3	4	5	6	7	8	9	AB	R	H	RBI	BB	SO	LOB	BOTTOM										
7 José Reyes, S OBP: 0.313, SLG: 0.379										4	0	0	0	1	0	3	New York Mets @ Toronto Blue Jays Rogers Centre, Toronto, ON Wed Jun 17 2015, 7:08 PM - 9:41 PM EDT Att: 28,906 - Partly Cloudy - 63 F										
20 Josh Donaldson, R OBP: 0.381, SLG: 0.556										4	2	1	0	1	3	3											
19 José Bautista, R OBP: 0.383, SLG: 0.525										2	0	0	0	2	1	1											
10 Edwin Encarnación, R OBP: 0.319, SLG: 0.451										4	0	0	0	0	1	4											
14 Justin Smoak, S OBP: 0.358, SLG: 0.500										0	1	0	0	0	0	0											
15 Chris Colabello, R OBP: 0.384, SLG: 0.481										2	1	1	1	1	1	0											
3 Ezequiel Carrera, L OBP: 0.346, SLG: 0.354										1	1	1	1	0	0	0											
55 Russell Martin, R OBP: 0.359, SLG: 0.505										4	1	1	1	0	0	3											
23 Danny Valencia, R OBP: 0.347, SLG: 0.538										3	1	1	3	1	1	0											
11 Kevin Pillar, R OBP: 0.292, SLG: 0.376										4	1	3	2	0	0	1											
17 Ryan Goins, L OBP: 0.283, SLG: 0.350										2	0	2	0	2	0	0											
Inning Stats	R: 0 E: 0 K: 1 S: 8	H: 0 LOB: 0 BB: 0 P: 13	R: 1 E: 0 K: 0 S: 12	H: 1 LOB: 1 BB: 2 P: 24	R: 0 E: 0 K: 2 S: 13	H: 1 LOB: 1 BB: 0 P: 18	R: 0 E: 0 K: 1 S: 6	H: 0 LOB: 0 BB: 0 P: 11	R: 0 E: 0 K: 1 S: 10	H: 2 LOB: 1 BB: 0 P: 12	R: 1 E: 0 K: 0 S: 9	H: 2 LOB: 1 BB: 1 P: 13	R: 1 E: 0 K: 0 S: 6	H: 1 LOB: 0 BB: 1 P: 13	R: 5 E: 0 K: 1 S: 18	H: 3 LOB: 2 BB: 4 P: 36	1B: 7 2B: 1 3B: 0 HR: 2	SF: 0 SAC: 0 DP: 2 HBP: 0	WP: 0 PB: 0 SB: 0 CS: 1	PA: 39							
PITCHER	IP	WLS	BF	H	R	ER	SO	BB	IBB	HBP	BLK	WP	HR	S	P	ERA	WHIP										
49 Jonathon Niese, L ERA: 4.21	7.0	L	28	7	3	3	6	4	0	0	0	0	0	64	104	3.86	1.571										
64 Akeel Morris, R ERA: 67.5	0.2		8	3	5	5	0	3	0	0	0	0	1	12	25	67.50	9.000										
51 Jack Leathersich, L ERA: 1.68	0.1		2	0	0	0	1	1	0	0	0	0	0	6	11	0.00	3.000										

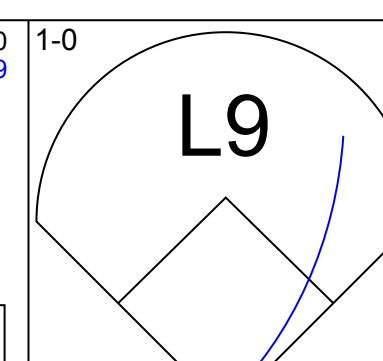
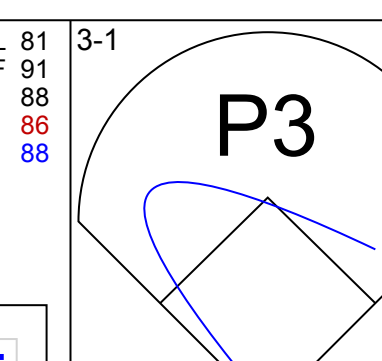
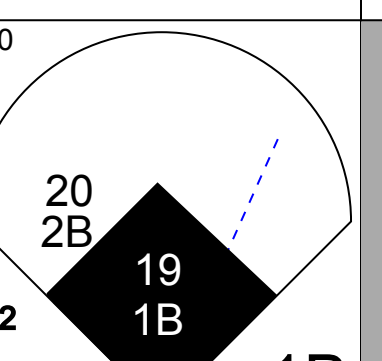
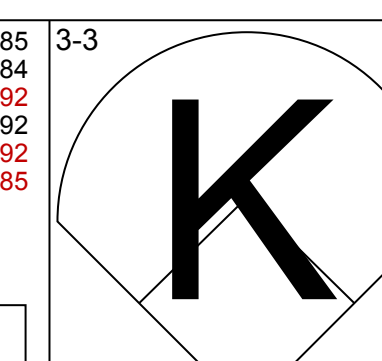
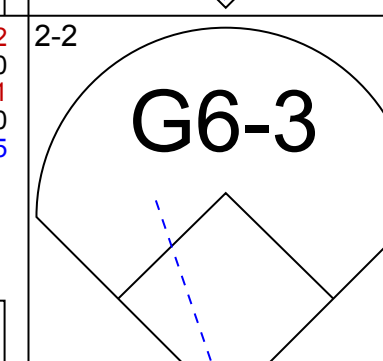
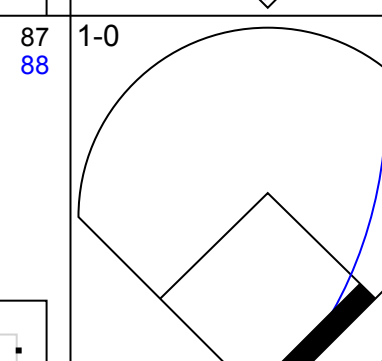
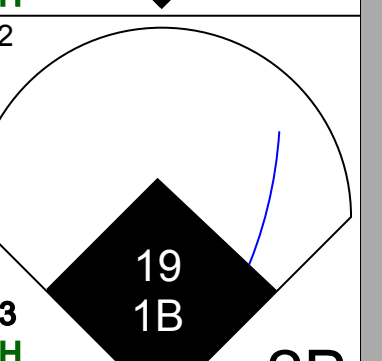
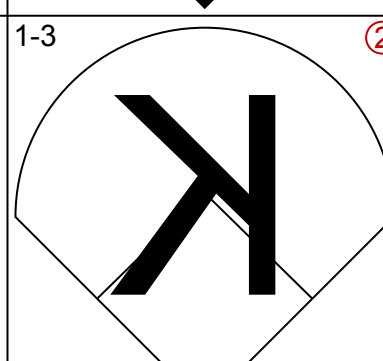
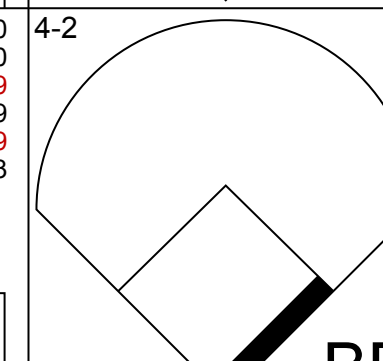
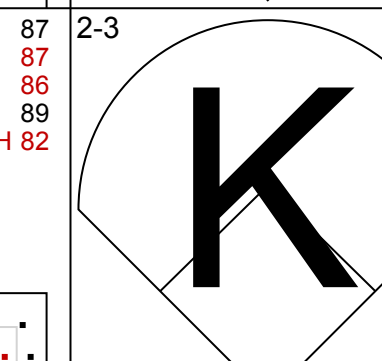
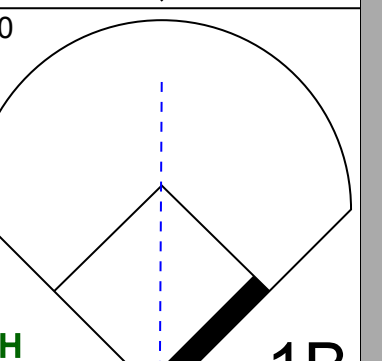
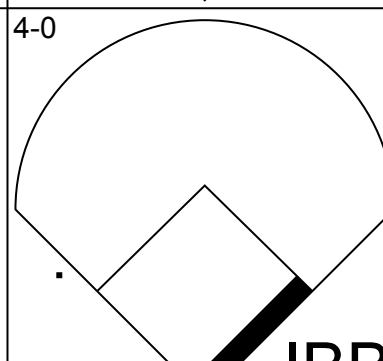
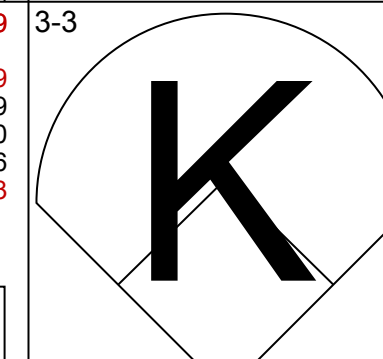
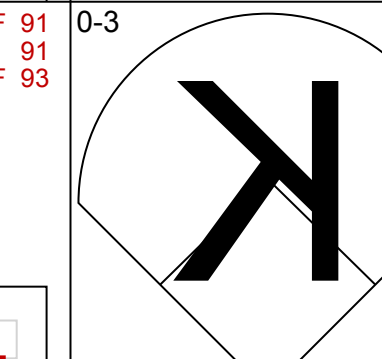

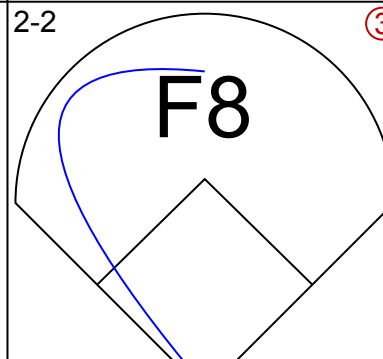
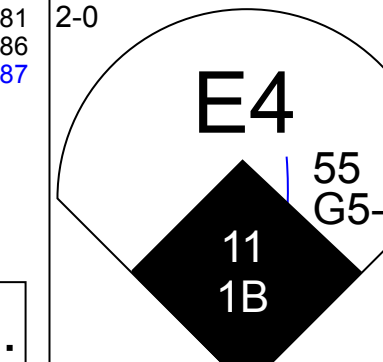
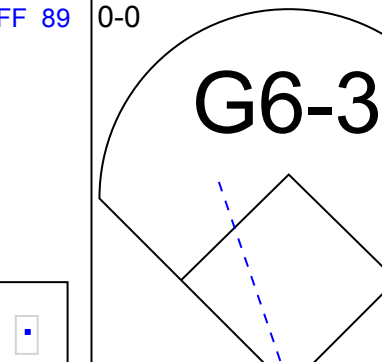
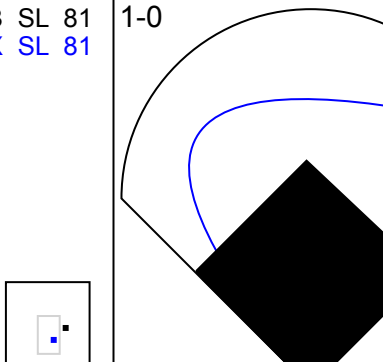
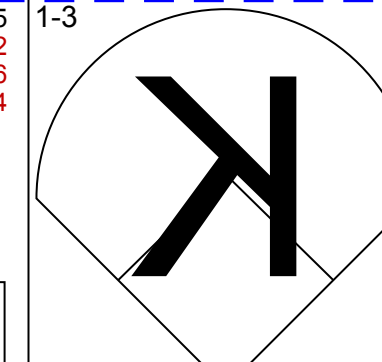
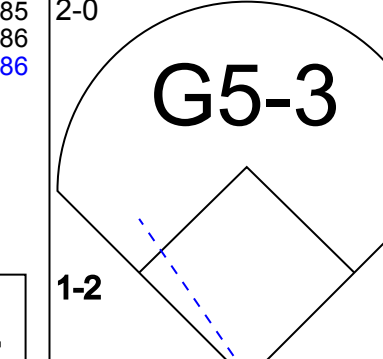
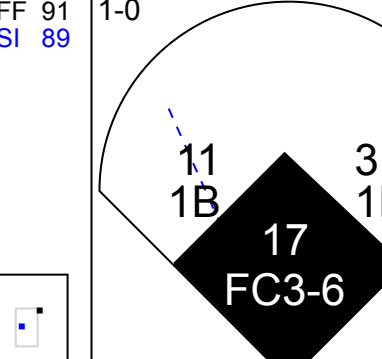
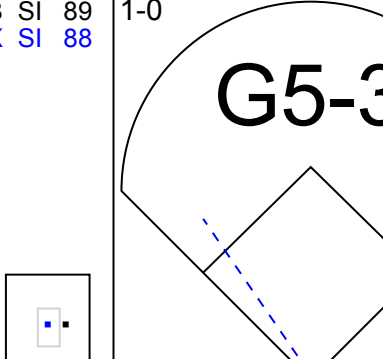
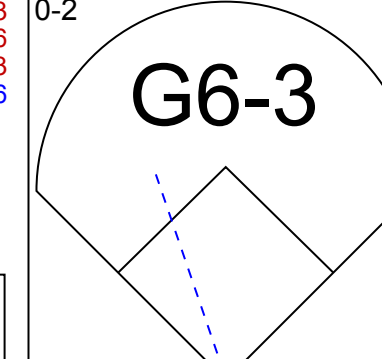


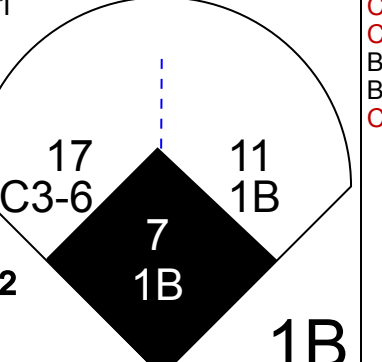



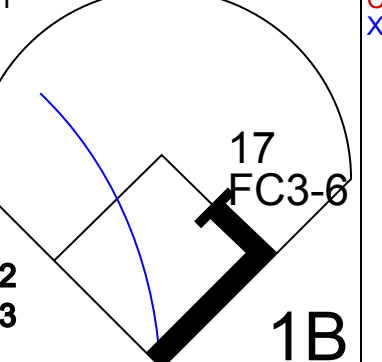



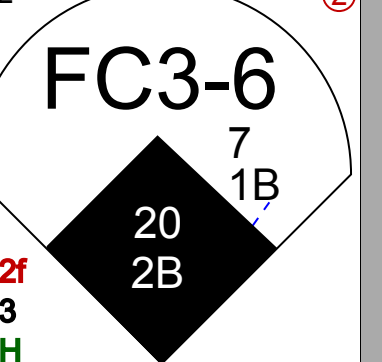
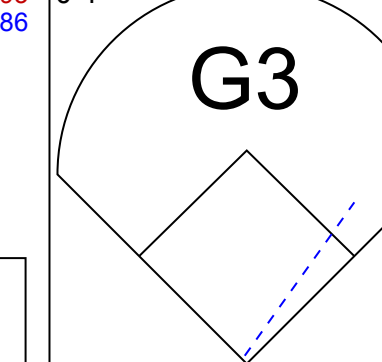
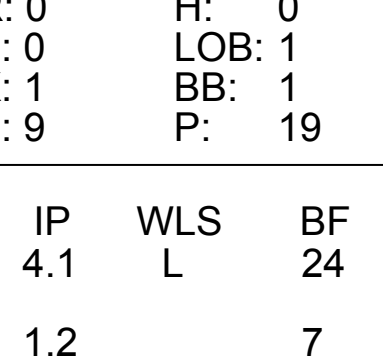
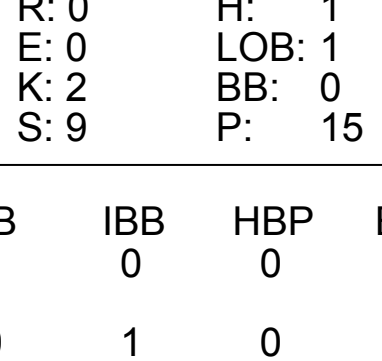
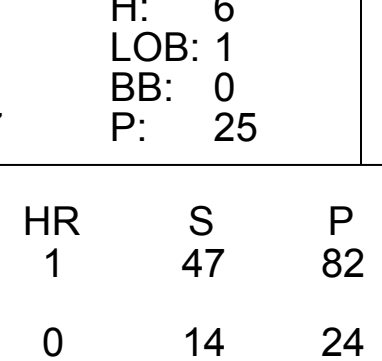
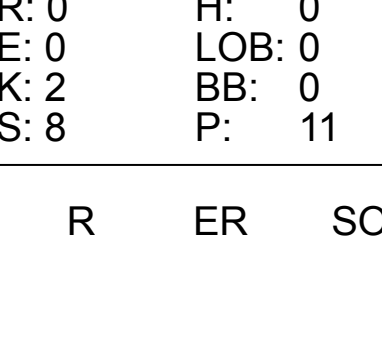
AB	32
R	0
H	6
RBI	0
BB	1
SO	8
LOB	11



AB	30
R	8
H	10
RBI	8
BB	8
SO	7
LOB	15



Batter	1	2	3	4	5	6	7	8	9	AB	R	H	RBI	BB	SO	LOB	TOP					
3 Curtis Granderson, L OBP: 0.336, SLG: 0.381										4	0	0	0	0	3	3	<p>New York Mets @ Toronto Blue Jays Rogers Centre, Toronto, ON Thu Jun 18 2015, 7:09 PM - 9:42 PM EDT Att: 27,588 - Roof Closed - 68 F</p>					
12 Juan Lagares, R OBP: 0.309, SLG: 0.372									4	0	1	0	0	0	0	0						
21 Lucas Duda, L OBP: 0.380, SLG: 0.491									3	1	1	1	1	0	1							
23 Michael Cuddyer, R (1, 10) OBP: 0.313, SLG: 0.394									3	0	0	0	1	2	1							
7 Travis d'Arnaud, R OBP: 0.324, SLG: 0.485									3	0	0	0	1	1	1							
4 Wilmer Flores, R OBP: 0.276, SLG: 0.420									4	0	1	0	0	1	1							
44 John Mayberry Jr., R OBP: 0.263, SLG: 0.364									4	0	0	0	0	1	2							
11 Rubén Tejada, R OBP: 0.344, SLG: 0.382									3	0	0	0	1	0	0							
2 Dilson Herrera, R OBP: 0.328, SLG: 0.373									2	0	0	0	1	1	0							
Inning Stats	R: 0 E: 0 K: 2 S: 9	H: 0 LOB: 1 BB: 1 P: 16	R: 0 E: 0 K: 1 S: 14	H: 0 LOB: 3 BB: 3 P: 31	R: 0 E: 0 K: 1 S: 12	H: 0 LOB: 1 BB: 1 P: 18	R: 0 E: 0 K: 1 S: 6	H: 1 LOB: 1 BB: 0 P: 9	R: 0 E: 0 K: 0 S: 11	H: 1 LOB: 1 BB: 0 P: 16	R: 0 E: 0 K: 1 S: 9	H: 0 LOB: 0 BB: 0 P: 12	R: 1 E: 0 K: 1 S: 11	H: 1 LOB: 0 BB: 0 P: 16	R: 0 E: 0 K: 1 S: 7	H: 0 LOB: 0 BB: 0 P: 9		1B: 1 2B: 1 3B: 0 HR: 1	SF: 0 SAC: 0 DP: 0 HBP: 0	WP: 1 PB: 0 SB: 0 CS: 0	PA: 35	
PITCHER	IP WLS BF H R ER SO BB IBB HBP BLK WP HR S P ERA WHIP	IP WLS BF H R ER SO BB IBB HBP BLK WP HR S P ERA WHIP	IP WLS BF H R ER SO BB IBB HBP BLK WP HR S P ERA WHIP	IP WLS BF H R ER SO BB IBB HBP BLK WP HR S P ERA WHIP	IP WLS BF H R ER SO BB IBB HBP BLK WP HR S P ERA WHIP	IP WLS BF H R ER SO BB IBB HBP BLK WP HR S P ERA WHIP	IP WLS BF H R ER SO BB IBB HBP BLK WP HR S P ERA WHIP	IP WLS BF H R ER SO BB IBB HBP BLK WP HR S P ERA WHIP	IP WLS BF H R ER SO BB IBB HBP BLK WP HR S P ERA WHIP	IP WLS BF H R ER SO BB IBB HBP BLK WP HR S P ERA WHIP	IP WLS BF H R ER SO BB IBB HBP BLK WP HR S P ERA WHIP	IP WLS BF H R ER SO BB IBB HBP BLK WP HR S P ERA WHIP	IP WLS BF H R ER SO BB IBB HBP BLK WP HR S P ERA WHIP	IP WLS BF H R ER SO BB IBB HBP BLK WP HR S P ERA WHIP	IP WLS BF H R ER SO BB IBB HBP BLK WP HR S P ERA WHIP	IP WLS BF H R ER SO BB IBB HBP BLK WP HR S P ERA WHIP	IP WLS BF H R ER SO BB IBB HBP BLK WP HR S P ERA WHIP					
43 R.A. Dickey, R ERA: 4.96	7.1	W	30	3	1	1	7	5	0	0	0	0	0	0	0	0	1	1	73	120	1.23	1.091
31 Liam Hendriks, R ERA: 2.84	1.2		5	0	0	0	2	0	0	0	0	0	0	0	0	0	0	0	15	20	0.00	0.000

Batter	1	2	3	4	5	6	7	8	9	AB	R	H	RBI	BB	SO	LOB	BOTTOM					
7 José Reyes, S OBP: 0.315, SLG: 0.386										5	1	2	1	0	1	0	<p>New York Mets @ Toronto Blue Jays Rogers Centre, Toronto, ON Thu Jun 18 2015, 7:09 PM - 9:42 PM EDT Att: 27,588 - Roof Closed - 68 F</p>					
20 Josh Donaldson, R OBP: 0.383, SLG: 0.559									4	1	2	1	0	1	1							
19 José Bautista, R OBP: 0.388, SLG: 0.524									2	0	1	2	2	1	1							
14 Justin Smoak, S OBP: 0.345, SLG: 0.480									4	0	0	0	0	3	5							
15 Chris Colabello, R OBP: 0.381, SLG: 0.494									4	2	1	1	0	1	0							
23 Danny Valencia, R OBP: 0.347, SLG: 0.538									0	0	0	0	0	0	0							
55 Russell Martin, R OBP: 0.357, SLG: 0.500									4	1	1	0	0	0	1							
3 Ezequiel Carrera, L OBP: 0.341, SLG: 0.349									4	1	1	0	0	2	1							
11 Kevin Pillar, R OBP: 0.295, SLG: 0.378									4	0	2	1	0	1	0							
17 Ryan Goins, L OBP: 0.277, SLG: 0.341									4	1	0	1	0	0	3							
Inning Stats	R: 0 E: 0 K: 1 S: 9	H: 0 LOB: 1 BB: 1 P: 19	R: 1 E: 1 K: 0 S: 10	H: 1 LOB: 1 BB: 0 P: 19	R: 0 E: 0 K: 2 S: 9	H: 1 LOB: 1 BB: 0 P: 15	R: 5 E: 0 K: 1 S: 17	H: 6 LOB: 1 BB: 0 P: 25	R: 1 E: 0 K: 1 S: 7	H: 1 LOB: 0 BB: 1 P: 11	R: 0 E: 0 K: 1 S: 9	H: 1 LOB: 2 BB: 1 P: 17	R: 0 E: 0 K: 2 S: 10	H: 0 LOB: 0 BB: 0 P: 13	R: 0 E: 0 K: 2 S: 8	H: 0 LOB: 0 BB: 0 P: 11	1B: 7 2B: 2 3B: 0 HR: 1	SF: 0 SAC: 0 DP: 0 HBP: 0	WP: 0 PB: 0 SB: 1 CS: 0	PA: 37		
PITCHER	IP WLS BF H R ER SO BB IBB HBP BLK WP HR S P ERA WHIP	IP WLS BF H R ER SO BB IBB HBP BLK WP HR S P ERA WHIP	IP WLS BF H R ER SO BB IBB HBP BLK WP HR S P ERA WHIP	IP WLS BF H R ER SO BB IBB HBP BLK WP HR S P ERA WHIP	IP WLS BF H R ER SO BB IBB HBP BLK WP HR S P ERA WHIP	IP WLS BF H R ER SO BB IBB HBP BLK WP HR S P ERA WHIP	IP WLS BF H R ER SO BB IBB HBP BLK WP HR S P ERA WHIP	IP WLS BF H R ER SO BB IBB HBP BLK WP HR S P ERA WHIP	IP WLS BF H R ER SO BB IBB HBP BLK WP HR S P ERA WHIP	IP WLS BF H R ER SO BB IBB HBP BLK WP HR S P ERA WHIP	IP WLS BF H R ER SO BB IBB HBP BLK WP HR S P ERA WHIP	IP WLS BF H R ER SO BB IBB HBP BLK WP HR S P ERA WHIP	IP WLS BF H R ER SO BB IBB HBP BLK WP HR S P ERA WHIP	IP WLS BF H R ER SO BB IBB HBP BLK WP HR S P ERA WHIP	IP WLS BF H R ER SO BB IBB HBP BLK WP HR S P ERA WHIP	IP WLS BF H R ER SO BB IBB HBP BLK WP HR S P ERA WHIP						
40 Bartolo Colon, R ERA: 4.81	4.1	L	24	9	7	6	4	1	0	0	0	0	0	0	0	0	1	1	47	82	12.46	2.308
54 Alex Torres, L ERA: 2.55	1.2		7	1	0	0	2	0	1	0	0	0	0	0	0	0	0	0	14	24	0.00	0.600
35 Logan Verrett, R ERA: 4.91	2.0		6	0	0	0	4	0	0	0	0	0	0	0	0	0	0	0	18	24	0.00	0.000

Batter	1	2	3	4	5	6	7	8	9	AB	R	H	RBI	BB	SO	LOB	TOP								
13 Manny Machado, R OBP: 0.355, SLG: 0.519										5	2	3	2	0	2	1	Baltimore Orioles @ Toronto Blue Jays Rogers Centre, Toronto, ON Sat Jun 20 2015, 1:08 PM - 4:03 PM EDT Att: 46,018 - Sunny - 63 F								
23 Travis Snider, L OBP: 0.345, SLG: 0.379										4	0	3	0	0	0	1									
9 David Lough, L OBP: 0.263, SLG: 0.355										3	0	0	1	1	2	2									
10 Adam Jones, R OBP: 0.346, SLG: 0.486										3	0	0	1	1	2	2									
27 Delmon Young, R OBP: 0.294, SLG: 0.348										3	0	0	1	0	0	2									
41 Chris Parmelee, L OBP: 0.474, SLG: 0.939										0	0	0	0	0	0	0									
19 Chris Davis, L OBP: 0.311, SLG: 0.449										4	0	1	0	0	1	2									
14 Nolan Reimold, R OBP: 0.255, SLG: 0.556										4	0	1	0	0	2	1									
2 J.J. Hardy, R OBP: 0.255, SLG: 0.307										4	1	0	0	0	0	2									
3 Ryan Flaherty, L OBP: 0.331, SLG: 0.393										3	1	1	0	0	1	1									
36 Caleb Joseph, R OBP: 0.316, SLG: 0.392										4	1	1	1	0	0	2									
Inning Stats	R: 1 E: 0 K: 0 S: 6	H: 2 LOB: 0 BB: 0 P: 8	R: 0 E: 0 K: 1 S: 8	H: 0 LOB: 0 BB: 0 P: 13	R: 0 E: 0 K: 1 S: 9	H: 1 LOB: 1 BB: 0 P: 15	R: 0 E: 0 K: 1 S: 5	H: 0 LOB: 0 BB: 0 P: 8	R: 0 E: 0 K: 1 S: 9	H: 0 LOB: 0 BB: 0 P: 14	R: 0 E: 0 K: 1 S: 15	H: 2 LOB: 2 BB: 1 P: 29	R: 0 E: 0 K: 0 S: 12	H: 1 LOB: 1 BB: 0 P: 18	R: 0 E: 0 K: 2 S: 10	H: 1 LOB: 1 BB: 0 P: 17	R: 3 E: 0 K: 1 S: 12	H: 3 LOB: 1 BB: 0 P: 19	1B: 7 2B: 3 3B: 0 HR: 0	SF: 1 SAC: 0 DP: 1 HBP: 1	WP: 0 PB: 1 SB: 0 CS: 0	PA: 38			
PITCHER	IP	WLS	BF	H	R	ER	SO	BB	IBB	HBP	BLK	WP	HR	S	P	ERA	WHIP								
56 Mark Buehrle, L ERA: 3.9	7.0		27	6	2	2	5	0	1	0	0	0	0	64	105	2.57	0.857								
54 Roberto Osuna, R ERA: 2.25	1.0		4	1	0	0	2	0	0	0	0	0	0	10	17	0.00	1.000								
62 Aaron Loup, L ERA: 4.78	0.2	L	5	2	3	3	1	0	0	1	0	0	0	10	16	40.50	3.000								
52 Ryan Tepera, R ERA: 2.84	0.1		2	1	0	0	0	0	0	0	0	0	0	2	3	0.00	3.000								

Batter	1	2	3	4	5	6	7	8	9	AB	R	H	RBI	BB	SO	LOB	BOTTOM								
7 José Reyes, S OBP: 0.316, SLG: 0.389										5	1	2	0	0	0	2	Baltimore Orioles @ Toronto Blue Jays Rogers Centre, Toronto, ON Sat Jun 20 2015, 1:08 PM - 4:03 PM EDT Att: 46,018 - Sunny - 63 F								
20 Josh Donaldson, R OBP: 0.382, SLG: 0.549										4	0	1	0	1	1	4									
19 José Bautista, R OBP: 0.394, SLG: 0.519										5	0	2	1	0	0	3									
10 Edwin Encarnación, R OBP: 0.323, SLG: 0.455										4	0	1	1	0	0	2									
15 Chris Colabello, R OBP: 0.385, SLG: 0.497										3	0	0	0	0	2	1									
3 Ezequiel Carrera, L OBP: 0.344, SLG: 0.345										0	0	0	0	1	0	0									
55 Russell Martin, R OBP: 0.360, SLG: 0.502										3	1	1	0	0	1	3									
30 Dioner Navarro, S OBP: 0.266, SLG: 0.255										3	0	1	0	1	1	3									
11 Kevin Pillar, R OBP: 0.298, SLG: 0.381										4	0	1	0	0	2	5									
17 Ryan Goins, L OBP: 0.277, SLG: 0.335										3	0	0	0	0	0	2									
23 Danny Valencia, R OBP: 0.354, SLG: 0.543										1	1	1	0	0	0	0									
Inning Stats	R: 1 E: 0 K: 0 S: 13	H: 1 LOB: 1 BB: 1 P: 23	R: 1 E: 0 K: 0 S: 14	H: 2 LOB: 2 BB: 0 P: 22	R: 0 E: 0 K: 1 S: 7	H: 0 LOB: 0 BB: 0 P: 9	R: 0 E: 0 K: 0 S: 10	H: 0 LOB: 0 BB: 0 P: 18	R: 0 E: 0 K: 0 S: 14	H: 1 LOB: 1 BB: 0 P: 19	R: 0 E: 0 K: 2 S: 13	H: 1 LOB: 2 BB: 1 P: 24	R: 0 E: 0 K: 1 S: 6	H: 0 LOB: 0 BB: 0 P: 11	R: 0 E: 0 K: 3 S: 17	H: 2 LOB: 3 BB: 1 P: 25	R: 1 E: 0 K: 0 S: 11	H: 3 LOB: 1 BB: 0 P: 14	1B: 8 2B: 2 3B: 0 HR: 0	SF: 1 SAC: 0 DP: 1 HBP: 1	WP: 1 PB: 0 SB: 0 CS: 0	PA: 40			
PITCHER	IP	WLS	BF	H	R	ER	SO	BB	IBB	HBP	BLK	WP	HR	S	P	ERA	WHIP								
39 Kevin Gausman, R ERA: 4.24	5.0		21	4	2	2	1	1	0	1	0	0	0	58	91	3.60	1.000								
65 Chaz Roe, R ERA: 1.09	1.0		5	1	0	0	2	0	1	0	0	0	0	13	24	0.00	1.000								
35 Brad Brach, R ERA: 3.55	1.0		3	0	0	0	1	0	0	0	0	0	0	6	11	0.00	0.000								
56 Darren O'Day, R ERA: 1.0	1.0	W	6	2	0	0	3	1	0	0	0	0	0	17	25	0.00	3.000								
53 Zack Britton, L ERA: 1.88	1.0	S	5	3	1	1	0	0	0	0	0	0	0	11	14	9.00	3.000								

AB	35
R	5
H	10
RBI	5
BB	1
SO	8
LOB	15



AB	35
R	3
H	10
RBI	2
BB	3
SO	7
LOB	25



Batter	1	2	3	4	5	6	7	8	9	AB	R	H	RBI	BB	SO	LOB	TOP							
7 José Reyes, S OBP: 0.312, SLG: 0.403										5	1	1	1	0	1	0								
19 José Bautista, R OBP: 0.401, SLG: 0.543										4	1	1	1	1	1	0								
10 Edwin Encarnación, R OBP: 0.319, SLG: 0.446										4	1	0	0	1	2	1								
14 Justin Smoak, S OBP: 0.287, SLG: 0.459										0	0	0	0	0	0	0								
30 Dioner Navarro, S OBP: 0.304, SLG: 0.356										4	3	3	1	0	0	0								
15 Chris Colabello, R OBP: 0.388, SLG: 0.503										4	1	2	2	0	1	0								
17 Ryan Goins, L OBP: 0.278, SLG: 0.335										0	0	0	0	0	0	0								
3 Ezequiel Carrera, L OBP: 0.358, SLG: 0.391										4	1	2	1	0	0	1								
23 Danny Valencia, R OBP: 0.346, SLG: 0.525										4	0	1	2	0	0	1								
11 Kevin Pillar, R OBP: 0.304, SLG: 0.394										4	0	1	0	0	2	1								
66 Munenori Kawasaki, L OBP: 0.294, SLG: 0.333										4	0	0	0	0	0	2								
Inning Stats	R: 0 H: 0 E: 0 K: 1 S: 11	H: 0 LOB: 0 BB: 0 P: 15	R: 1 H: 1 E: 0 K: 0 S: 11	H: 1 LOB: 0 BB: 0 P: 16	R: 1 H: 1 E: 0 K: 0 S: 8	H: 1 LOB: 0 BB: 0 P: 14	R: 1 H: 2 E: 0 K: 0 S: 9	H: 2 LOB: 0 BB: 0 P: 12	R: 0 H: 0 E: 0 K: 1 S: 7	H: 0 LOB: 0 BB: 0 P: 7	R: 4 H: 4 E: 0 K: 1 S: 26	H: 4 LOB: 1 BB: 1 P: 40	R: 0 H: 0 E: 0 K: 2 S: 10	H: 0 LOB: 1 BB: 1 P: 18	R: 1 H: 3 E: 0 K: 1 S: 19	H: 3 LOB: 2 BB: 0 P: 32	R: 0 H: 0 E: 0 K: 1 S: 8	H: 0 LOB: 0 BB: 0 P: 13	1B: 6 2B: 2 3B: 0 HR: 3	SF: 0 SAC: 0 DP: 1 HBP: 0	WP: 1 PB: 0 SB: 0 CS: 0	PA: 39		
PITCHER	IP WLS BF H R ER SO BB IBB HBP BLK WP HR S P ERA WHIP	IP WLS BF H R ER SO BB IBB HBP BLK WP HR S P ERA WHIP	IP WLS BF H R ER SO BB IBB HBP BLK WP HR S P ERA WHIP	IP WLS BF H R ER SO BB IBB HBP BLK WP HR S P ERA WHIP	IP WLS BF H R ER SO BB IBB HBP BLK WP HR S P ERA WHIP	IP WLS BF H R ER SO BB IBB HBP BLK WP HR S P ERA WHIP	IP WLS BF H R ER SO BB IBB HBP BLK WP HR S P ERA WHIP	IP WLS BF H R ER SO BB IBB HBP BLK WP HR S P ERA WHIP	IP WLS BF H R ER SO BB IBB HBP BLK WP HR S P ERA WHIP	IP WLS BF H R ER SO BB IBB HBP BLK WP HR S P ERA WHIP	IP WLS BF H R ER SO BB IBB HBP BLK WP HR S P ERA WHIP	IP WLS BF H R ER SO BB IBB HBP BLK WP HR S P ERA WHIP	IP WLS BF H R ER SO BB IBB HBP BLK WP HR S P ERA WHIP	IP WLS BF H R ER SO BB IBB HBP BLK WP HR S P ERA WHIP	IP WLS BF H R ER SO BB IBB HBP BLK WP HR S P ERA WHIP	IP WLS BF H R ER SO BB IBB HBP BLK WP HR S P ERA WHIP	IP WLS BF H R ER SO BB IBB HBP BLK WP HR S P ERA WHIP	IP WLS BF H R ER SO BB IBB HBP BLK WP HR S P ERA WHIP	IP WLS BF H R ER SO BB IBB HBP BLK WP HR S P ERA WHIP	IP WLS BF H R ER SO BB IBB HBP BLK WP HR S P ERA WHIP	IP WLS BF H R ER SO BB IBB HBP BLK WP HR S P ERA WHIP	IP WLS BF H R ER SO BB IBB HBP BLK WP HR S P ERA WHIP	IP WLS BF H R ER SO BB IBB HBP BLK WP HR S P ERA WHIP	IP WLS BF H R ER SO BB IBB HBP BLK WP HR S P ERA WHIP

Toronto Blue Jays @ Tampa Bay Rays
Tropicana Field, St. Petersburg, FL
Mon Jun 22 2015, 7:11 PM - 10:38 PM EDT
Att: 10,324 - Dome - 72 F

AB	37
R	8
H	11
RBI	8
BB	2
SO	7
LOB	6



Batter	1	2	3	4	5	6	7	8	9	AB	R	H	RBI	BB	SO	LOB	BOTTOM							
39 Kevin Kiermaier, L OBP: 0.298, SLG: 0.426										6	2	3	1	0	2	1								
9 Joey Butler, R OBP: 0.375, SLG: 0.523										5	0	3	0	0	2	3								
3 Evan Longoria, R OBP: 0.350, SLG: 0.411										5	0	2	1	0	0	4								
7 David DeJesus, L OBP: 0.359, SLG: 0.443										4	0	1	1	0	1	4								
11 Logan Forsythe, R OBP: 0.371, SLG: 0.455										3	1	2	1	2	1	3								
20 Steven Souza Jr., R OBP: 0.323, SLG: 0.453										5	1	2	0	0	3	5								
13 Asdrúbal Cabrera, S OBP: 0.205, SLG: 0.250										3	0	0	0	0	1	2								
2 Nick Franklin, S OBP: 0.205, SLG: 0.250										2	0	0	0	0	2	4								
10 Jake Elmore, R OBP: 0.303, SLG: 0.352										4	1	1	0	1	2	3								
44 René Rivera, R OBP: 0.208, SLG: 0.269										4	0	1	1	1	1	1								
Inning Stats	R: 1 H: 2 E: 0 K: 2 S: 13	H: 3 LOB: 3 BB: 1 P: 26	R: 2 H: 3 E: 0 K: 1 S: 20	H: 3 LOB: 1 BB: 1 P: 38	R: 0 H: 1 E: 0 K: 1 S: 7	H: 1 LOB: 0 BB: 0 P: 11	R: 0 H: 1 E: 0 K: 0 S: 9	H: 1 LOB: 1 BB: 0 P: 14	R: 0 H: 2 E: 0 K: 2 S: 15	H: 2 LOB: 0 BB: 0 P: 20	R: 0 H: 1 E: 0 K: 1 S: 14	H: 1 LOB: 2 BB: 1 P: 24	R: 2 H: 3 E: 0 K: 3 S: 13	H: 3 LOB: 0 BB: 0 P: 19	R: 0 H: 2 E: 0 K: 3 S: 16	H: 2 LOB: 3 BB: 1 P: 26	R: 0 H: 0 E: 0 K: 2 S: 9	H: 0 LOB: 0 BB: 0 P: 11	1B: 11 2B: 2 3B: 1 HR: 1	SF: 0 SAC: 0 DP: 0 HBP: 1	WP: 1 PB: 0 SB: 5 CS: 0	PA: 46		
PITCHER	IP WLS BF H R ER SO BB IBB HBP BLK WP HR S P ERA WHIP	IP WLS BF H R ER SO BB IBB HBP BLK WP HR S P ERA WHIP	IP WLS BF H R ER SO BB IBB HBP BLK WP HR S P ERA WHIP	IP WLS BF H R ER SO BB IBB HBP BLK WP HR S P ERA WHIP	IP WLS BF H R ER SO BB IBB HBP BLK WP HR S P ERA WHIP	IP WLS BF H R ER SO BB IBB HBP BLK WP HR S P ERA WHIP	IP WLS BF H R ER SO BB IBB HBP BLK WP HR S P ERA WHIP	IP WLS BF H R ER SO BB IBB HBP BLK WP HR S P ERA WHIP	IP WLS BF H R ER SO BB IBB HBP BLK WP HR S P ERA WHIP	IP WLS BF H R ER SO BB IBB HBP BLK WP HR S P ERA WHIP	IP WLS BF H R ER SO BB IBB HBP BLK WP HR S P ERA WHIP	IP WLS BF H R ER SO BB IBB HBP BLK WP HR S P ERA WHIP	IP WLS BF H R ER SO BB IBB HBP BLK WP HR S P ERA WHIP	IP WLS BF H R ER SO BB IBB HBP BLK WP HR S P ERA WHIP	IP WLS BF H R ER SO BB IBB HBP BLK WP HR S P ERA WHIP	IP WLS BF H R ER SO BB IBB HBP BLK WP HR S P ERA WHIP	IP WLS BF H R ER SO BB IBB HBP BLK WP HR S P ERA WHIP	IP WLS BF H R ER SO BB IBB HBP BLK WP HR S P ERA WHIP	IP WLS BF H R ER SO BB IBB HBP BLK WP HR S P ERA WHIP	IP WLS BF H R ER SO BB IBB HBP BLK WP HR S P ERA WHIP	IP WLS BF H R ER SO BB IBB HBP BLK WP HR S P ERA WHIP	IP WLS BF H R ER SO BB IBB HBP BLK WP HR S P ERA WHIP	IP WLS BF H R ER SO BB IBB HBP BLK WP HR S P ERA WHIP	IP WLS BF H R ER SO BB IBB HBP BLK WP HR S P ERA WHIP

Toronto Blue Jays @ Tampa Bay Rays
Tropicana Field, St. Petersburg, FL
Mon Jun 22 2015, 7:11 PM - 10:38 PM EDT
Att: 10,324 - Dome - 72 F

AB	41
R	5
H	15
RBI	5
BB	4
SO	15
LOB	30



Batter	1	2	3	4	5	6	7	8	9	AB	R	H	RBI	BB	SO	LOB	TOP			
17 Shin-Soo Choo, L (1,9) OBP: 0.316, SLG: 0.381			G6-3		G4-3		G4-3			4	0	0	0	0	1	0	Texas Rangers @ Toronto Blue Jays Rogers Centre, Toronto, ON Fri Jun 26 2015, 7:08 PM - 9:33 PM EDT Att: 25,821 - Clear - 68 F			
16 Ryan Rua, R (1,7) OBP: 0.214, SLG: 0.317			G6-3		G6-4-3		K			4	0	1	0	0	2	0				
84 Prince Fielder, L (1,10) OBP: 0.415, SLG: 0.539			F7		G6-4-3		2B			4	1	2	1	0	0	1				
29 Adrián Beltré, R (1,5) OBP: 0.355, SLG: 0.389	L9		G6-3		L8		G5-3			3	0	0	0	0	0	0				
68 Hanser Alberto, R (8,PH) OBP: 0.296, SLG: 0.324			G6-3		L8		G5-3			1	0	0	0	0	0	1				
18 Mitch Moreland, L (1,3) OBP: 0.355, SLG: 0.510	P4		G6-3		L8		G5-3			4	0	2	0	0	0	0				
13 Joey Gallo, L (9,PR) OBP: 0.306, SLG: 0.461			G6-3		L8		G5-3			0	0	0	0	0	0	0				
1 Elvis Andrus, R (1,6) OBP: 0.302, SLG: 0.327	2B		G6-3		L8		G5-3			3	1	1	0	1	1	2				
12 Rougned Odor, L (1,4) OBP: 0.292, SLG: 0.300	BB		G6-3		L8		G5-3			3	0	1	0	1	1	2				
2 Leonys Martín, L (1,8) OBP: 0.266, SLG: 0.330	G4-3		G6-3		L8		G5-3			4	0	0	1	0	1	4				
61 Robinson Chirinos, R (1,2) OBP: 0.309, SLG: 0.412	K		G6-3		L8		G5-3			3	0	0	0	0	1	3				
Inning Stats	R: 1 E: 0 K: 2 S: 9	H: 1 LOB: 0 BB: 0 P: 12	R: 1 E: 0 K: 1 S: 13	H: 1 LOB: 1 BB: 1 P: 23	R: 0 E: 0 K: 0 S: 6	H: 0 LOB: 0 BB: 0 P: 8	R: 0 E: 0 K: 1 S: 12	H: 1 LOB: 1 BB: 0 P: 16	R: 0 E: 0 K: 0 S: 8	H: 0 LOB: 0 BB: 0 P: 10	R: 0 E: 0 K: 0 S: 8	H: 1 LOB: 2 BB: 1 P: 11	R: 0 E: 0 K: 1 S: 11	H: 1 LOB: 2 BB: 1 P: 18	R: 0 E: 0 K: 1 S: 13	H: 1 LOB: 1 BB: 0 P: 13	1B: 4 2B: 2 3B: 0 HR: 1	SF: 0 SAC: 0 DP: 1 HBP: 0	WP: 0 PB: 0 SB: 0 CS: 0	PA: 35
PITCHER	IP WLS BF H R ER SO BB IBB HBP BLK WP HR S P ERA WHIP	IP WLS BF H R ER SO BB IBB HBP BLK WP HR S P ERA WHIP	IP WLS BF H R ER SO BB IBB HBP BLK WP HR S P ERA WHIP	IP WLS BF H R ER SO BB IBB HBP BLK WP HR S P ERA WHIP	IP WLS BF H R ER SO BB IBB HBP BLK WP HR S P ERA WHIP	IP WLS BF H R ER SO BB IBB HBP BLK WP HR S P ERA WHIP	IP WLS BF H R ER SO BB IBB HBP BLK WP HR S P ERA WHIP	IP WLS BF H R ER SO BB IBB HBP BLK WP HR S P ERA WHIP	IP WLS BF H R ER SO BB IBB HBP BLK WP HR S P ERA WHIP	IP WLS BF H R ER SO BB IBB HBP BLK WP HR S P ERA WHIP	IP WLS BF H R ER SO BB IBB HBP BLK WP HR S P ERA WHIP	IP WLS BF H R ER SO BB IBB HBP BLK WP HR S P ERA WHIP	IP WLS BF H R ER SO BB IBB HBP BLK WP HR S P ERA WHIP	IP WLS BF H R ER SO BB IBB HBP BLK WP HR S P ERA WHIP	IP WLS BF H R ER SO BB IBB HBP BLK WP HR S P ERA WHIP	IP WLS BF H R ER SO BB IBB HBP BLK WP HR S P ERA WHIP	IP WLS BF H R ER SO BB IBB HBP BLK WP HR S P ERA WHIP			
56 Mark Buehrle, L (1,1) ERA: 3.81	7.0 W 27	5 2 2 5	2 0 0 0	2 0 0 0	0 0 0 0	0 0 0 0	0 0 0 0	0 0 0 0	0 0 0 0	0 0 0 0	0 0 0 0	0 0 0 0	0 0 0 0	0 0 0 0	0 0 0 0	0 0 0 0	0 0 0 0	0 0 0 0	0 0 0 0	2.57 1.000
31 Liam Hendriks, R (8,1) ERA: 2.67	1.0 4 1 0 0 1	0 0 0 0	0 0 0 0	0 0 0 0	0 0 0 0	0 0 0 0	0 0 0 0	0 0 0 0	0 0 0 0	0 0 0 0	0 0 0 0	0 0 0 0	0 0 0 0	0 0 0 0	0 0 0 0	0 0 0 0	0 0 0 0	0 0 0 0	0 0 0 0	0.00 1.000
59 Rob Rasmussen, L (9,1) ERA:	1.0 4 1 0 0 1	0 0 0 0	0 0 0 0	0 0 0 0	0 0 0 0	0 0 0 0	0 0 0 0	0 0 0 0	0 0 0 0	0 0 0 0	0 0 0 0	0 0 0 0	0 0 0 0	0 0 0 0	0 0 0 0	0 0 0 0	0 0 0 0	0 0 0 0	0 0 0 0	0.00 1.000

AB	33
R	2
H	7
RBI	2
BB	2
SO	7
LOB	13



Batter	1	2	3	4	5	6	7	8	9	AB	R	H	RBI	BB	SO	LOB	BOTTOM			
7 José Reyes, S (1,6) OBP: 0.312, SLG: 0.387	19 BB		G3-4-1		G6-3		G6-3			2	1	1	1	2	0	1	Texas Rangers @ Toronto Blue Jays Rogers Centre, Toronto, ON Fri Jun 26 2015, 7:08 PM - 9:33 PM EDT Att: 25,821 - Clear - 68 F			
14 Justin Smoak, S (7,PH) OBP: 0.323, SLG: 0.450	10 HR		G3-4-1		G6-3		G6-3			1	0	0	0	0	0	3				
20 Josh Donaldson, R (1,5) OBP: 0.360, SLG: 0.534	10 HR		G3-4-1		G6-3		G6-3			5	1	2	1	0	1	3				
19 José Bautista, R (1,9) OBP: 0.394, SLG: 0.520	10 HR		G3-4-1		G6-3		G6-3			2	2	0	0	2	0	1				
23 Danny Valencia, R (6,PH) OBP: 0.352, SLG: 0.560	10 HR		G3-4-1		G6-3		G6-3			1	1	1	1	0	0	0				
10 Edwin Encarnación, R (1,10) OBP: 0.393, SLG: 0.482	HR		G1-3		G6-3		G6-3			5	2	3	5	0	0	0				
15 Chris Colabello, R (1,3) OBP: 0.385, SLG: 0.514	G5-3		G1-3		G6-3		G6-3			3	2	1	1	1	0	0				
17 Ryan Goins, L (8,6) OBP: 0.268, SLG: 0.322	G5-3		G1-3		G6-3		G6-3			1	0	0	0	0	0	0				
55 Russell Martin, R (1,2) OBP: 0.358, SLG: 0.502	G6-3		G1-3		G6-3		G6-3			2	1	1	2	1	0	0				
3 Ezequiel Carrera, L (1,7) OBP: 0.349, SLG: 0.390	K		G4-3		G6-3		G6-3			4	0	1	0	0	1	0				
11 Kevin Pillar, R (1,8) OBP: 0.305, SLG: 0.395	FC4		G5-3		G6-3		G6-3			4	1	2	1	0	0	0				
29 Devon Travis, R (1,4) OBP: 0.333, SLG: 0.496	FC4		G5-3		G6-3		G6-3			4	1	1	0	0	1	4				
Inning Stats	R: 4 E: 0 K: 1 S: 14	H: 2 LOB: 2 BB: 0 P: 28	R: 2 E: 1 K: 0 S: 10	H: 2 LOB: 0 BB: 0 P: 13	R: 1 E: 0 K: 0 S: 8	H: 1 LOB: 0 BB: 0 P: 15	R: 0 E: 0 K: 0 S: 9	H: 1 LOB: 1 BB: 1 P: 17	R: 2 E: 0 K: 0 S: 10	H: 2 LOB: 0 BB: 1 P: 20	R: 0 E: 0 K: 1 S: 11	H: 1 LOB: 1 BB: 0 P: 14	R: 2 E: 0 K: 1 S: 15	H: 3 LOB: 3 BB: 2 P: 32	R: 1 E: 0 K: 0 S: 6	H: 1 LOB: 0 BB: 0 P: 8	1B: 7 2B: 3 3B: 0 HR: 4	SF: 1 SAC: 0 DP: 2 HBP: 0	WP: 0 PB: 0 SB: 0 CS: 0	PA: 41
PITCHER	IP WLS BF H R ER SO BB IBB HBP BLK WP HR S P ERA WHIP	IP WLS BF H R ER SO BB IBB HBP BLK WP HR S P ERA WHIP	IP WLS BF H R ER SO BB IBB HBP BLK WP HR S P ERA WHIP	IP WLS BF H R ER SO BB IBB HBP BLK WP HR S P ERA WHIP	IP WLS BF H R ER SO BB IBB HBP BLK WP HR S P ERA WHIP	IP WLS BF H R ER SO BB IBB HBP BLK WP HR S P ERA WHIP	IP WLS BF H R ER SO BB IBB HBP BLK WP HR S P ERA WHIP	IP WLS BF H R ER SO BB IBB HBP BLK WP HR S P ERA WHIP	IP WLS BF H R ER SO BB IBB HBP BLK WP HR S P ERA WHIP	IP WLS BF H R ER SO BB IBB HBP BLK WP HR S P ERA WHIP	IP WLS BF H R ER SO BB IBB HBP BLK WP HR S P ERA WHIP	IP WLS BF H R ER SO BB IBB HBP BLK WP HR S P ERA WHIP	IP WLS BF H R ER SO BB IBB HBP BLK WP HR S P ERA WHIP	IP WLS BF H R ER SO BB IBB HBP BLK WP HR S P ERA WHIP	IP WLS BF H R ER SO BB IBB HBP BLK WP HR S P ERA WHIP	IP WLS BF H R ER SO BB IBB HBP BLK WP HR S P ERA WHIP	IP WLS BF H R ER SO BB IBB HBP BLK WP HR S P ERA WHIP			
22 Nick Martinez, R (1,1) ERA: 3.39	6.0 L 29	9 9 8 2	4 0 0 0	4 0 0 0	0 0 0 0	0 0 0 0	0 0 0 0	0 0 0 0	0 0 0 0	0 0 0 0	0 0 0 0	0 0 0 0	0 0 0 0	0 0 0 0	0 0 0 0	0 0 0 0	0 0 0 0	0 0 0 0	0 0 0 0	12.00 2.167
47 Ross Detwiler, L (7,1) ERA: 7.25	1.0 8 3 2 2 1	2 0 0 0	2 0 0 0	2 0 0 0	0 0 0 0	0 0 0 0	0 0 0 0	0 0 0 0	0 0 0 0	0 0 0 0	0 0 0 0	0 0 0 0	0 0 0 0	0 0 0 0	0 0 0 0	0 0 0 0	0 0 0 0	0 0 0 0	0 0 0 0	18.00 5.000
9 Adam Rosales, R (8,1) ERA: 9.0	1.0 4 1 1 1 0	0 0 0 0	0 0 0 0	0 0 0 0	0 0 0 0	0 0 0 0	0 0 0 0	0 0 0 0	0 0 0 0	0 0 0 0	0 0 0 0	0 0 0 0	0 0 0 0	0 0 0 0	0 0 0 0	0 0 0 0	0 0 0 0	0 0 0 0	0 0 0 0	9.00 1.000

AB	34
R	12
H	13
RBI	12
BB	6
SO	3
LOB	12



Batter	1	2	3	4	5	6	7	8	9	AB	R	H	RBI	BB	SO	LOB	TOP					
17 Shin-Soo Choo, L OBP: 0.308, SLG: 0.371	G4-3		K		G6-3		K			5	1	1	0	0	2	2						
12 Rounched Odor, L OBP: 0.418, SLG: 0.352	1B		F7			G1-3		2B		5	0	3	0	0	0	0						
84 Prince Fielder, L OBP: 0.418, SLG: 0.538	P5		BB			FC4-6		L7		4	1	2	0	1	0	2						
29 Adrian Beltré, R OBP: 0.280, SLG: 0.383	K		K			FC4		F8		5	0	0	1	0	2	6						
18 Mitch Moreland, L OBP: 0.345, SLG: 0.507	K				F7			K		5	0	0	0	0	2	5						
1 Elvis Andrus, R OBP: 0.307, SLG: 0.336	FC5-4		K		K			2B		4	0	3	1	0	1	0						
13 Joey Gallo, L OBP: 0.312, SLG: 0.439	BB		K					G1-3		2	0	0	0	2	1	1						
2 Leonys Martin, L OBP: 0.264, SLG: 0.326	FC5-4		K		K			K		4	0	0	0	0	3	6						
61 Robinson Chirinos, R OBP: 0.306, SLG: 0.419	K				P6			BB		3	0	0	0	1	2	2						
Inning Stats	R: 0 H: 1 E: 0 K: 1 S: 9	H: 1 LOB: 1 BB: 0 P: 13	R: 0 H: 1 E: 0 K: 2 S: 11	H: 1 LOB: 2 BB: 1 P: 17	R: 0 H: 0 E: 0 K: 2 S: 14	H: 0 LOB: 1 BB: 1 P: 22	R: 0 H: 0 E: 0 K: 2 S: 7	H: 0 LOB: 0 BB: 0 P: 10	R: 0 H: 0 E: 0 K: 1 S: 8	H: 0 LOB: 3 BB: 0 P: 13	R: 1 H: 2 E: 1 K: 1 S: 18	H: 2 LOB: 3 BB: 1 P: 26	R: 1 H: 3 E: 0 K: 1 S: 13	H: 3 LOB: 2 BB: 0 P: 20	R: 0 H: 1 E: 0 K: 2 S: 9	H: 1 LOB: 1 BB: 0 P: 14	R: 0 H: 1 E: 0 K: 1 S: 10	H: 1 LOB: 1 BB: 0 P: 14	1B: 7 2B: 2 3B: 0 HR: 0	SF: 0 SAC: 0 DP: 0 HBP: 0	WP: 0 PB: 0 SB: 3 CS: 0	PA: 41
PITCHER	IP	WLS	BF	H	R	ER	SO	BB	IBB	HBP	BLK	WP	HR	S	P	ERA	WHIP					
36 Drew Hutchison, R ERA: 4.99	5.2	W	25	4	1	0	8	3	0	0	0	0	0	64	97	0.00	1.235					
62 Aaron Loup, L ERA: 4.97	0.2	H	5	3	1	1	2	0	0	0	0	0	0	12	19	13.50	4.500					
47 Bo Schultz, R ERA: 1.5	0.2	H	2	0	0	0	0	0	0	0	0	0	0	4	5	0.00	0.000					
50 Steve Delabar, R ERA: 1.37	0.2	H	4	1	0	0	1	1	0	0	0	0	0	6	11	0.00	3.000					
54 Roberto Osuna, R ERA: 2.02	1.1	S	5	1	0	0	2	0	0	0	0	0	0	13	17	0.00	0.750					

Texas Rangers @ Toronto Blue Jays
Rogers Centre, Toronto, ON
Sun Jun 28 2015, 1:08 PM - 3:47 PM EDT
Att. 42,376 - Roof Closed - 68 F

AB	37
R	2
H	9
RBI	2
BB	4
SO	13
LOB	24



Batter	1	2	3	4	5	6	7	8	9	AB	R	H	RBI	BB	SO	LOB	BOTTOM					
7 José Reyes, S OBP: 0.304, SLG: 0.376	G4-3		L5		1B		G4-3			4	0	1	1	0	0	0						
20 Josh Donaldson, R OBP: 0.380, SLG: 0.540	L8		HR		1B			L8		4	1	2	1	0	0	0						
19 José Bautista, R OBP: 0.390, SLG: 0.506	G4-3		F9		BB			K		3	0	0	0	1	1	0						
10 Edwin Encarnación, R OBP: 0.328, SLG: 0.475	K		BB		FC5			K		3	0	0	0	1	2	2						
14 Justin Smoak, S OBP: 0.323, SLG: 0.450	K		BB		FC5			K		0	0	0	0	0	0	0						
30 Dioner Navarro, S OBP: 0.298, SLG: 0.370	G4-3		BB					G4-3		2	0	0	0	1	0	0						
55 Russell Martin, R OBP: 0.354, SLG: 0.491	K		F8					G6-3		3	0	0	0	0	1	2						
3 Ezequiel Carrera, L OBP: 0.349, SLG: 0.373	G4-3		G4-3		BB			K		2	1	0	0	1	1	0						
11 Kevin Pillar, R OBP: 0.302, SLG: 0.390	L8		L8		F8			B1-3		3	0	0	0	0	0	1						
29 Devon Travis, R OBP: 0.327, SLG: 0.490	G6-3		G6-3		2B			F8		3	1	1	1	0	0	0						
Inning Stats	R: 0 H: 0 E: 0 K: 0 S: 7	H: 0 LOB: 0 BB: 0 P: 10	R: 0 H: 0 E: 0 K: 2 S: 8	H: 0 LOB: 0 BB: 0 P: 13	R: 0 H: 0 E: 0 K: 0 S: 7	H: 0 LOB: 0 BB: 0 P: 10	R: 1 H: 1 E: 0 K: 0 S: 14	H: 1 LOB: 2 BB: 2 P: 30	R: 2 H: 3 E: 0 K: 0 S: 13	H: 3 LOB: 2 BB: 2 P: 24	R: 0 H: 0 E: 0 K: 1 S: 8	H: 0 LOB: 0 BB: 0 P: 11	R: 0 H: 0 E: 0 K: 0 S: 8	H: 0 LOB: 0 BB: 0 P: 10	R: 0 H: 0 E: 0 K: 2 S: 9	H: 0 LOB: 0 BB: 0 P: 12	R: 0 H: 0 E: 0 K: 2 S: 9	H: 0 LOB: 0 BB: 0 P: 14	1B: 2 2B: 1 3B: 0 HR: 1	SF: 0 SAC: 0 DP: 0 HBP: 0	WP: 0 PB: 0 SB: 0 CS: 0	PA: 31
PITCHER	IP	WLS	BF	H	R	ER	SO	BB	IBB	HBP	BLK	WP	HR	S	P	ERA	WHIP					
21 Chi Chi González, R ERA: 2.99	6.0	L	25	4	3	3	3	4	0	0	0	0	0	1	57	4.50	1.333					
44 Spencer Patton, R ERA: 5.06	1.0		3	0	0	0	0	0	0	0	0	0	0	8	10	0.00	0.000					
52 Tanner Scheppers, R ERA: 4.78	1.0		3	0	0	0	2	0	0	0	0	0	0	9	12	0.00	0.000					

Texas Rangers @ Toronto Blue Jays
Rogers Centre, Toronto, ON
Sun Jun 28 2015, 1:08 PM - 3:47 PM EDT
Att. 42,376 - Roof Closed - 68 F

AB	27
R	3
H	4
RBI	3
BB	4
SO	5
LOB	5



Batter	1	2	3	4	5	6	7	8	9	AB	R	H	RBI	BB	SO	LOB	TOP					
50 Mookie Betts, R OBP: 0.326, SLG: 0.447	E4 BB 12 BB	G6-3				G4-3			G3-1 26 G3-1	5	1	2	0	0	0	1						
26 Brock Holt, L OBP: 0.379, SLG: 0.429	F8	F8		P6					G3-1	5	0	1	0	0	0	3						
2 Xander Bogaerts, R OBP: 0.325, SLG: 0.403		F9		F9					F8	4	1	0	0	1	0	2						
34 David Ortiz, L OBP: 0.313, SLG: 0.422	F8			HR		P2			G6-3	4	1	1	1	0	0	3						
Pablo Sandoval, S OBP: 0.315, SLG: 0.402				F7		F7			G4-3	3	0	0	0	1	0	1						
12 Mike Napoli, R OBP: 0.374, SLG: 0.374						G5-3				3	0	1	1	1	1	0						
31 Alejandro De Aza, L OBP: 0.309, SLG: 0.456										3	0	1	1	1	0	0						
23 Blake Swihart, S OBP: 0.279, SLG: 0.323										4	0	0	0	0	1	5						
25 Jackie Bradley Jr., L OBP: 0.229, SLG: 0.233										3	1	1	1	1	1	2						
Inning Stats	R: 2 H: 0 E: 1 K: 1 S: 17	H: 0 LOB: 3 BB: 4 P: 38	R: 1 H: 1 E: 0 K: 0 S: 15	H: 1 LOB: 0 BB: 24 P: 24	R: 1 H: 3 E: 0 K: 0 S: 21	H: 3 LOB: 2 BB: 0 P: 26	R: 0 H: 1 E: 0 K: 0 S: 6	H: 1 LOB: 0 BB: 0 P: 10	R: 0 H: 0 E: 0 K: 0 S: 5	H: 0 LOB: 1 BB: 0 P: 6	R: 0 H: 0 E: 0 K: 0 S: 7	H: 0 LOB: 1 BB: 1 P: 16	R: 0 H: 1 E: 0 K: 1 S: 9	H: 0 LOB: 0 BB: 0 P: 15	R: 0 H: 0 E: 0 K: 1 S: 9	H: 0 LOB: 0 BB: 0 P: 14	R: 0 H: 1 E: 0 K: 1 S: 9	H: 1 LOB: 1 BB: 0 P: 12	1B: 4 2B: 1 3B: 0 HR: 2	SF: 0 SAC: 0 DP: 0 HBP: 0	WP: 0 PB: 0 SB: 0 CS: 1	PA: 39
PITCHER	IP WLS BF H R ER SO BB IBB HBP BLK WP HR S P ERA WHIP																					
25 Marco Estrada, R ERA: 3.58	2.1 L 15 3 4 2 1 4 0 0 0 0 0 2 42 73 7.71 3.000																					
56 Todd Redmond, R ERA: 7.5	3.1 12 2 0 0 0 1 0 0 0 0 0 0 27 45 0.00 0.900																					
47 Bo Schultz, R ERA: 1.26	2.1 8 1 0 0 1 0 0 0 0 0 0 0 20 31 0.00 0.429																					
50 Steve Delabar, R ERA: 1.31	1.0 4 1 0 0 1 0 0 0 0 0 0 0 9 12 0.00 1.000																					

Boston Red Sox @ Toronto Blue Jays
Rogers Centre, Toronto, ON
Tue Jun 30 2015, 7:08 PM - 10:11 PM EDT
Att: 28,942 - Roof Closed - 68 F

AB 34
R 4
H 7
RBI 4
BB 5
SO 3
LOB 17



Batter	1	2	3	4	5	6	7	8	9	AB	R	H	RBI	BB	SO	LOB	BOTTOM					
7 José Reyes, S OBP: 0.302, SLG: 0.386										4	1	2	2	0	0	1						
20 Josh Donaldson, R OBP: 0.355, SLG: 0.532										4	0	0	0	0	2	2						
19 José Bautista, R OBP: 0.383, SLG: 0.492										3	0	0	0	1	0	1						
10 Edwin Encarnación, R OBP: 0.324, SLG: 0.470										4	1	1	0	0	0	2						
15 Chris Colabello, R OBP: 0.376, SLG: 0.497										4	0	1	1	0	1	2						
23 Danny Valencia, R OBP: 0.336, SLG: 0.538										4	0	0	0	0	2	1						
30 Dioner Navarro, S OBP: 0.292, SLG: 0.351										3	0	0	0	1	0	0						
11 Kevin Pillar, R OBP: 0.302, SLG: 0.391										4	1	1	0	0	0	2						
29 Devon Travis, R OBP: 0.333, SLG: 0.497										3	0	1	0	0	0	1						
Inning Stats	R: 0 H: 1 E: 0 K: 0 S: 10	H: 0 LOB: 2 BB: 1 P: 18	R: 0 H: 0 E: 0 K: 1 S: 8	H: 0 LOB: 0 BB: 0 P: 13	R: 0 H: 0 E: 0 K: 1 S: 7	H: 0 LOB: 0 BB: 0 P: 11	R: 1 H: 2 E: 0 K: 0 S: 13	H: 2 LOB: 2 BB: 1 P: 23	R: 0 H: 1 E: 0 K: 1 S: 13	H: 1 LOB: 1 BB: 0 P: 21	R: 0 H: 0 E: 0 K: 1 S: 8	H: 0 LOB: 0 BB: 0 P: 11	R: 2 H: 2 E: 0 K: 0 S: 10	H: 2 LOB: 0 BB: 0 P: 17	R: 0 H: 0 E: 0 K: 1 S: 9	H: 0 LOB: 0 BB: 0 P: 14	R: 0 H: 0 E: 0 K: 0 S: 9	H: 0 LOB: 0 BB: 0 P: 12	1B: 3 2B: 2 3B: 0 HR: 1	SF: 0 SAC: 0 DP: 0 HBP: 0	WP: 0 PB: 0 SB: 0 CS: 0	PA: 35
PITCHER	IP WLS BF H R ER SO BB IBB HBP BLK WP HR S P ERA WHIP																					
52 Eduardo Rodríguez, L ERA: 3.92	6.0 W 24 4 1 1 4 2 0 0 0 0 0 1 7 11 27.00 3.000																					
59 Tommy Layne, L ERA: 3.7	0.2 H 4 2 2 2 0 0 0 0 0 0 0 1 7 11 27.00 3.000																					
41 Alexi Ogando, R ERA: 2.68	1.1 H 4 0 0 0 1 0 0 0 0 0 0 0 12 20 0.00 0.000																					
19 Koji Uehara, R ERA: 2.89	1.0 S 3 0 0 0 0 0 0 0 0 0 0 0 9 12 0.00 0.000																					

Boston Red Sox @ Toronto Blue Jays
Rogers Centre, Toronto, ON
Tue Jun 30 2015, 7:08 PM - 10:11 PM EDT
Att: 28,942 - Roof Closed - 68 F

AB 33
R 3
H 6
RBI 3
BB 2
SO 5
LOB 12



Batter	1	2	3	4	5	6	7	8	9	AB	R	H	RBI	BB	SO	LOB	TOP										
50 Mookie Betts, R OBP: 0.325, SLG: 0.454 25 Jackie Bradley Jr., L OBP: 0.229, SLG: 0.233	L8		L7			F9		HR		4	1	1	1	0	0	0	Boston Red Sox @ Toronto Blue Jays Rogers Centre, Toronto, ON Wed Jul 01 2015, 1:18 PM - 3:36 PM EDT Att: 45,392 - Overcast - 70 F										
2 Xander Bogaerts, R OBP: 0.324, SLG: 0.404	K			13 G6-3 2B		G4-3		K		4	0	1	0	0	2	0											
34 David Ortiz, L OBP: 0.313, SLG: 0.419	1B			K		G3			X SI 91 0-0	4	0	1	0	0	1	1											
13 Hanley Ramirez, R OBP: 0.329, SLG: 0.486	G1-3			G6-3		G6-3	3B	L8		4	1	1	0	0	0	2											
Pablo Sandoval, S OBP: 0.314, SLG: 0.400	K			G4-3		G6-3		1B		4	0	1	1	0	1	1											
12 Mike Napoli, R OBP: 0.302, SLG: 0.368	G4-3			K		P3		K		4	0	0	0	0	2	1											
31 Alejandro De Aza, L OBP: 0.309, SLG: 0.465	K			3B		G4-3				3	0	1	0	0	1	0											
16 Deven Marrero, R OBP: 0.222, SLG: 0.159	L8			K		P5		K		3	0	0	0	0	1	1											
3 Sandy León, S OBP: 0.222, SLG: 0.159	K			G3		K				3	0	0	0	0	2	1											
Inning Stats	R: 0 H: 1 E: 0 K: 1 S: 11	H: 1 LOB: 1 BB: 0 P: 14	R: 0 H: 0 E: 0 K: 2 S: 12	H: 0 LOB: 0 BB: 0 P: 18	R: 0 H: 0 E: 0 K: 1 S: 10	H: 0 LOB: 0 BB: 0 P: 16	R: 0 H: 1 E: 0 K: 1 S: 7	H: 1 LOB: 1 BB: 0 P: 9	R: 0 H: 0 E: 0 K: 0 S: 10	H: 0 LOB: 0 BB: 0 P: 17	R: 1 H: 1 E: 0 K: 0 S: 11	H: 1 LOB: 0 BB: 0 P: 15	R: 1 H: 1 E: 0 K: 2 S: 12	H: 1 LOB: 0 BB: 0 P: 20	R: 0 H: 1 E: 0 K: 1 S: 9	H: 1 LOB: 0 BB: 0 P: 13	1B: 2 2B: 1 3B: 2 HR: 1	SF: 0 SAC: 0 DP: 0 HBP: 0	WP: 0 PB: 0 SB: 0 CS: 0	PA: 33							
PITCHER	IP	WLS	BF	H	R	ER	SO	BB	IBB	HBP	BLK	WP	HR	S	P	ERA	WHIP										
56 Mark Buehrle, L ERA: 3.64	7.0	W	25	4	1	1	7	0	0	0	0	0	0	72	106	1.29	0.571										
62 Aaron Loup, L ERA: 5.1	1.0		4	1	1	1	2	0	0	0	0	0	1	12	20	9.00	1.000										
27 Brett Cecil, L ERA: 5.19	1.0		4	1	0	0	1	0	0	0	0	0	0	9	13	0.00	1.000										

Batter	1	2	3	4	5	6	7	8	9	AB	R	H	RBI	BB	SO	LOB	BOTTOM										
7 José Reyes, S OBP: 0.314, SLG: 0.396	10 HR 10 WP 20 1B	19 HR 1B		G6-3		20 2B 19 SF9 1B		20 HR 1B		5	4	4	0	0	0	0	Boston Red Sox @ Toronto Blue Jays Rogers Centre, Toronto, ON Wed Jul 01 2015, 1:18 PM - 3:36 PM EDT Att: 45,392 - Overcast - 70 F										
20 Josh Donaldson, R OBP: 0.358, SLG: 0.546	10 HR 1B	K		G6-3		19 SF9 2B		HR		5	2	3	2	0	1	1											
19 José Bautista, R OBP: 0.385, SLG: 0.510	K	HR		2B		SF9		F9		3	1	2	3	0	1	2											
23 Danny Valencia, R OBP: 0.336, SLG: 0.533	HR	G4-3		K		F8		G6-3		1	0	0	0	0	0	0											
10 Edwin Encarnación, R OBP: 0.322, SLG: 0.476	HR	G4-3		K		F8		G6-3		5	1	1	3	0	1	2											
55 Russell Martin, R OBP: 0.352, SLG: 0.481	14 HR HBP	G6-3		G6-3		E3 14 G4-6-3		F9		3	1	0	0	0	0	0											
14 Justin Smoak, S OBP: 0.336, SLG: 0.513	HR	HR		HR		G4-6-3		3 L3-6 11 1B		4	2	3	3	0	0	1											
11 Kevin Pillar, R OBP: 0.307, SLG: 0.399	2B	L7		L7		FC6 1B		1B		4	0	3	0	0	0	0											
3 Ezequiel Carrera, L OBP: 0.345, SLG: 0.362	L8	BB		BB		FC6		L3-6		3	0	0	0	1	0	4											
17 Ryan Goins, L OBP: 0.260, SLG: 0.312	K	L8		L8		K		G6-3		4	0	0	0	0	2	1											
Inning Stats	R: 5 H: 5 E: 0 K: 1 S: 15	H: 5 LOB: 0 BB: 0 P: 27	R: 2 H: 2 E: 0 K: 2 S: 14	H: 2 LOB: 0 BB: 0 P: 17	R: 1 H: 1 E: 0 K: 0 S: 11	H: 1 LOB: 1 BB: 1 P: 19	R: 0 H: 1 E: 0 K: 1 S: 10	H: 1 LOB: 1 BB: 0 P: 14	R: 0 H: 1 E: 1 K: 0 S: 9	H: 1 LOB: 1 BB: 0 P: 16	R: 1 H: 2 E: 0 K: 1 S: 13	H: 2 LOB: 1 BB: 0 P: 17	R: 0 H: 2 E: 0 K: 0 S: 12	H: 2 LOB: 1 BB: 0 P: 13	R: 2 H: 2 E: 0 K: 0 S: 11	H: 2 LOB: 0 BB: 0 P: 14	1B: 8 2B: 4 3B: 0 HR: 5	SF: 1 SAC: 0 DP: 2 HBP: 1	WP: 1 PB: 0 SB: 0 CS: 0	PA: 40							
PITCHER	IP	WLS	BF	H	R	ER	SO	BB	IBB	HBP	BLK	WP	HR	S	P	ERA	WHIP										
22 Rick Porcello, R ERA: 6.08	2.0	L	13	7	7	7	3	0	0	0	0	0	1	30	44	31.50	3.500										
28 Robbie Ross Jr., L ERA: 4.28	3.0		13	3	1	1	1	1	0	0	0	0	1	30	49	3.00	1.333										
65 Jonathan Aro, R ERA: 11.57	3.0		14	6	3	3	1	0	0	0	0	0	1	36	44	9.00	2.000										



Batter	1	2	3	4	5	6	7	8	9	AB	R	H	RBI	BB	SO	LOB	TOP					
50 Mookie Betts, R OBP: 0.328, SLG: 0.455										6	1	3	2	0	1	1	Boston Red Sox @ Toronto Blue Jays Rogers Centre, Toronto, ON Thu Jul 02 2015, 7:08 PM - 10:41 PM EDT Att: 29,758 - Clear - 66 F					
26 Brock Holt, L OBP: 0.386, SLG: 0.436										6	1	4	0	0	1	2						
2 Xander Bogaerts, R OBP: 0.331, SLG: 0.410										6	1	4	2	0	0	2						
16 Deven Marrero, R										0	0	0	0	0	0	0						
34 David Ortiz, L OBP: 0.313, SLG: 0.426										5	1	1	3	1	0	4						
13 Hanley Ramirez, R OBP: 0.326, SLG: 0.492										5	1	1	1	0	2	4						
25 Jackie Bradley Jr., L OBP: 0.229, SLG: 0.233										0	0	0	0	0	0	0						
Pablo Sandoval, S OBP: 0.315, SLG: 0.400										5	2	2	0	0	1	3						
12 Mike Napoli, R OBP: 0.303, SLG: 0.371										4	2	1	0	1	1	1						
31 Alejandro De Aza, L OBP: 0.315, SLG: 0.486										5	2	3	4	0	1	0						
10 Ryan Hanigan, R OBP: 0.343, SLG: 0.293										4	1	0	0	1	0	2						
Inning Stats	R: 8 H: 9 E: 0 K: 0 S: 31	H: 9 R: 1 LOB: 1 BB: 1 P: 47	R: 0 H: 0 E: 0 K: 0 S: 4	H: 0 R: 0 LOB: 0 BB: 0 P: 8	R: 0 H: 0 E: 0 K: 0 S: 7	H: 2 R: 3 LOB: 3 BB: 1 P: 26	R: 0 H: 0 E: 1 K: 1 S: 11	H: 0 R: 0 LOB: 1 BB: 0 P: 16	R: 0 H: 1 E: 0 K: 2 S: 12	H: 4 R: 2 LOB: 2 BB: 1 P: 35	R: 1 H: 2 E: 0 K: 0 S: 10	H: 2 R: 0 LOB: 1 BB: 0 P: 13	R: 0 H: 1 E: 0 K: 0 S: 10	H: 1 R: 0 LOB: 0 BB: 0 P: 15	1B: 14 2B: 2 3B: 1 HR: 2	SF: 0 SAC: 0 DP: 0 HBP: 0	WP: 4 PA: 49 PB: 0 SB: 2 CS: 0					
PITCHER	IP WLS BF H R ER SO BB IBB HBP BLK WP HR S P ERA WHIP	IP WLS BF H R ER SO BB IBB HBP BLK WP HR S P ERA WHIP	IP WLS BF H R ER SO BB IBB HBP BLK WP HR S P ERA WHIP	IP WLS BF H R ER SO BB IBB HBP BLK WP HR S P ERA WHIP	IP WLS BF H R ER SO BB IBB HBP BLK WP HR S P ERA WHIP	IP WLS BF H R ER SO BB IBB HBP BLK WP HR S P ERA WHIP	IP WLS BF H R ER SO BB IBB HBP BLK WP HR S P ERA WHIP	IP WLS BF H R ER SO BB IBB HBP BLK WP HR S P ERA WHIP	IP WLS BF H R ER SO BB IBB HBP BLK WP HR S P ERA WHIP	IP WLS BF H R ER SO BB IBB HBP BLK WP HR S P ERA WHIP	IP WLS BF H R ER SO BB IBB HBP BLK WP HR S P ERA WHIP	IP WLS BF H R ER SO BB IBB HBP BLK WP HR S P ERA WHIP	IP WLS BF H R ER SO BB IBB HBP BLK WP HR S P ERA WHIP	IP WLS BF H R ER SO BB IBB HBP BLK WP HR S P ERA WHIP	IP WLS BF H R ER SO BB IBB HBP BLK WP HR S P ERA WHIP	IP WLS BF H R ER SO BB IBB HBP BLK WP HR S P ERA WHIP	IP WLS BF H R ER SO BB IBB HBP BLK WP HR S P ERA WHIP					
46 Matthew Boyd, L ERA: 14.85	0.0	7	6	7	0	0	1	0	0	0	0	0	0	0	0	0	1	2	16	28	∞	∞
31 Liam Hendriks, R ERA: 2.59	3.0	11	3	1	1	0	0	0	0	0	0	0	0	0	0	0	0	0	26	36	3.00	1.000
47 Bo Schultz, R ERA: 1.1	2.0	10	2	0	0	4	1	0	0	0	0	0	0	0	0	0	0	0	28	42	0.00	1.500
62 Aaron Loup, L ERA: 4.94	1.0	4	1	0	0	2	0	0	0	0	0	0	0	0	0	0	0	0	12	19	0.00	1.000
50 Steve Delabar, R ERA: 2.53	0.2	6	3	3	3	1	1	0	0	0	0	0	0	0	0	0	2	0	19	29	40.50	6.000
27 Brett Cecil, L ERA: 5.13	0.1	2	1	0	0	0	0	0	0	0	0	0	0	0	0	0	0	0	5	6	0.00	3.000
54 Roberto Osuna, R ERA: 2.21	1.0	5	2	1	1	0	0	0	0	0	0	0	0	0	0	0	0	0	10	13	9.00	2.000
58 Todd Redmond, R ERA: 7.31	1.0	4	1	0	0	0	0	0	0	0	0	0	0	0	0	0	0	0	10	15	0.00	1.000
Batter	1	2	3	4	5	6	7	8	9	AB	R	H	RBI	BB	SO	LOB	BOTTOM					
7 José Reyes, S OBP: 0.305, SLG: 0.385										6	0	0	0	0	2	9	Boston Red Sox @ Toronto Blue Jays Rogers Centre, Toronto, ON Thu Jul 02 2015, 7:08 PM - 10:41 PM EDT Att: 29,758 - Clear - 66 F					
20 Josh Donaldson, R OBP: 0.358, SLG: 0.541										5	0	1	1	1	0	3						
19 José Bautista, R OBP: 0.391, SLG: 0.512										3	0	2	2	2	0	0						
10 Edwin Encarnación, R OBP: 0.326, SLG: 0.473										2	0	0	0	3	1	3						
15 Chris Colabello, R OBP: 0.371, SLG: 0.489										5	1	1	0	0	2	9						
55 Russell Martin, R OBP: 0.353, SLG: 0.489										4	2	1	1	1	1	0						
23 Danny Valencia, R OBP: 0.348, SLG: 0.560										4	1	2	1	1	0	2						
11 Kevin Pillar, R OBP: 0.315, SLG: 0.409										5	1	4	0	0	0	0						
29 Devon Travis, R OBP: 0.341, SLG: 0.500										5	1	3	1	0	0	3						
Inning Stats	R: 0 H: 0 E: 0 K: 0 S: 12	H: 4 R: 0 LOB: 3 BB: 3 P: 33	R: 0 H: 0 E: 0 K: 0 S: 7	H: 0 R: 0 LOB: 0 BB: 0 P: 8	R: 0 H: 1 E: 1 K: 1 S: 11	H: 2 R: 0 LOB: 2 BB: 1 P: 17	R: 0 H: 0 E: 0 K: 1 S: 11	H: 0 R: 0 LOB: 1 BB: 1 P: 16	R: 0 H: 2 E: 0 K: 2 S: 12	H: 2 R: 0 LOB: 2 BB: 0 P: 18	R: 0 H: 2 E: 0 K: 1 S: 8	H: 2 R: 0 LOB: 1 BB: 0 P: 11	R: 2 H: 3 E: 0 K: 0 S: 11	H: 3 R: 0 LOB: 1 BB: 0 P: 17	1B: 11 2B: 1 3B: 0 HR: 2	SF: 0 SAC: 0 DP: 2 HBP: 0		WP: 0 PA: 47 PB: 0 SB: 0 CS: 0				
PITCHER	IP WLS BF H R ER SO BB IBB HBP BLK WP HR S P ERA WHIP	IP WLS BF H R ER SO BB IBB HBP BLK WP HR S P ERA WHIP	IP WLS BF H R ER SO BB IBB HBP BLK WP HR S P ERA WHIP	IP WLS BF H R ER SO BB IBB HBP BLK WP HR S P ERA WHIP	IP WLS BF H R ER SO BB IBB HBP BLK WP HR S P ERA WHIP	IP WLS BF H R ER SO BB IBB HBP BLK WP HR S P ERA WHIP	IP WLS BF H R ER SO BB IBB HBP BLK WP HR S P ERA WHIP	IP WLS BF H R ER SO BB IBB HBP BLK WP HR S P ERA WHIP	IP WLS BF H R ER SO BB IBB HBP BLK WP HR S P ERA WHIP	IP WLS BF H R ER SO BB IBB HBP BLK WP HR S P ERA WHIP	IP WLS BF H R ER SO BB IBB HBP BLK WP HR S P ERA WHIP	IP WLS BF H R ER SO BB IBB HBP BLK WP HR S P ERA WHIP	IP WLS BF H R ER SO BB IBB HBP BLK WP HR S P ERA WHIP	IP WLS BF H R ER SO BB IBB HBP BLK WP HR S P ERA WHIP	IP WLS BF H R ER SO BB IBB HBP BLK WP HR S P ERA WHIP	IP WLS BF H R ER SO BB IBB HBP BLK WP HR S P ERA WHIP	IP WLS BF H R ER SO BB IBB HBP BLK WP HR S P ERA WHIP					
20 Wade Miley, L ERA: 4.53	5.0	28	7	4	4	2	7	0	0	0	0	0	0	0	0	0	0	0	57	103	7.20	2.800
41 Alexi Ogando, R ERA: 2.72	2.0	9	2	0	0	3	1	0	0	0	0	0	0	0	0	0	0	0	23	34	0.00	1.500
68 Matt Barnes, R ERA: 4.58	1.0	4	2	0	0	1	0	0	0	0	0	0	0	0	0	0	0	0	8	11	0.00	2.000
32 Craig Breslow, L ERA: 4.03	1.0	6	3	2	2	0	0	0	0	0	0	0	0	0	0	0	0	2	11	17	18.00	3.000

Batter	1	2	3	4	5	6	7	8	9	AB	R	H	RBI	BB	SO	LOB	TOP								
7 José Reyes, S OBP: 0.303, SLG: 0.385										4	0	1	0	0	0	0									
20 Josh Donaldson, R OBP: 0.357, SLG: 0.537										3	1	2	1	0	0	1									
19 José Bautista, R OBP: 0.392, SLG: 0.512										4	0	0	0	0	1	2									
10 Edwin Encarnación, R OBP: 0.327, SLG: 0.460										4	0	2	0	0	0	0									
3 Ezequiel Carrera, L OBP: 0.342, SLG: 0.358										4	0	0	0	0	1	4									
23 Danny Valencia, R OBP: 0.336, SLG: 0.529										3	0	0	0	0	1	2									
55 Russell Martin, R OBP: 0.341, SLG: 0.470										3	1	1	1	0	2	0									
15 Chris Colabelo, R OBP: 0.373, SLG: 0.518										3	0	0	0	0	0	0									
11 Kevin Pillar, R OBP: 0.309, SLG: 0.408										3	0	0	0	0	1	0									
29 Devon Travis, R OBP: 0.344, SLG: 0.494																									
Inning Stats	R: 0 E: 0 K: 0 S: 7	H: 1 LOB: 0 BB: 0 P: 11	R: 0 E: 0 K: 0 S: 5	H: 0 LOB: 0 BB: 0 P: 6	R: 1 E: 0 K: 1 S: 10	H: 1 LOB: 0 BB: 0 P: 13	R: 0 E: 0 K: 2 S: 12	H: 1 LOB: 2 BB: 0 P: 23	R: 0 E: 0 K: 1 S: 7	H: 0 LOB: 0 BB: 0 P: 8	R: 1 E: 0 K: 0 S: 10	H: 1 LOB: 0 BB: 0 P: 13	R: 0 E: 0 K: 1 S: 9	H: 0 LOB: 0 BB: 0 P: 13	R: 0 E: 0 K: 0 S: 8	H: 0 LOB: 0 BB: 0 P: 10	R: 0 E: 0 K: 1 S: 9	H: 2 LOB: 2 BB: 0 P: 11	1B: 4 2B: 0 3B: 0 HR: 2	SF: 0 SAC: 0 DP: 2 HBP: 1	WP: 0 PB: 0 SB: 0 CS: 0	PA: 32			
PITCHER 49 Chris Sale, L ERA: 2.8	IP: 9.0 WLS: W BF: 32	H: 6 R: 2 ER: 2 SO: 6	BB: 0 IBB: 0 HBP: 1 BLK: 0	WP: 0 HR: 2 S: 77 P: 108	ERA: 2.00 WHIP: 0.667																				

Toronto Blue Jays @ Chicago White Sox
U.S. Cellular Field, Chicago, IL
Mon Jul 06 2015, 8:12 PM - 10:04 PM EDT
Att: 24,593 - Cloudy - 80 F

AB	31
R	2
H	6
RBI	2
BB	0
SO	6
LOB	9





Batter	1	2	3	4	5	6	7	8	9	AB	R	H	RBI	BB	SO	LOB	BOTTOM								
1 Adam Eaton, L OBP: 0.310, SLG: 0.375										4	1	2	0	0	0	1									
79 José Abreu, R OBP: 0.341, SLG: 0.498										4	1	1	1	0	0	1									
53 Melky Cabrera, S OBP: 0.302, SLG: 0.335										4	1	2	2	0	0	0									
26 Avisail García, R OBP: 0.326, SLG: 0.390										4	0	1	0	0	2	1									
25 Adam LaRoche, L OBP: 0.336, SLG: 0.386										3	0	0	0	0	0	1									
10 Alexei Ramírez, R OBP: 0.292, SLG: 0.298										3	0	2	0	0	0	0									
15 Gordon Beckham, R OBP: 0.271, SLG: 0.324										3	1	0	0	0	0	2									
21 Tyler Flowers, R OBP: 0.271, SLG: 0.382										3	0	1	0	0	0	2									
5 Yolmer Sánchez, S OBP: 0.205, SLG: 0.218										3	0	0	0	0	0	3									
Inning Stats	R: 0 E: 0 K: 0 S: 11	H: 1 LOB: 0 BB: 0 P: 17	R: 0 E: 0 K: 1 S: 10	H: 1 LOB: 0 BB: 0 P: 17	R: 0 E: 0 K: 0 S: 8	H: 1 LOB: 0 BB: 0 P: 9	R: 1 E: 1 K: 0 S: 6	H: 2 LOB: 0 BB: 0 P: 9	R: 0 E: 0 K: 0 S: 10	H: 0 LOB: 0 BB: 0 P: 13	R: 0 E: 0 K: 1 S: 8	H: 0 LOB: 0 BB: 0 P: 13	R: 3 E: 1 K: 0 S: 12	H: 3 LOB: 1 BB: 0 P: 17	1B: 7 2B: 3 3B: 0 HR: 0	SF: 0 SAC: 0 DP: 3 HBP: 0	WP: 0 PB: 0 SB: 0 CS: 0	PA: 31							
PITCHER 56 Mark Buehrle, L ERA: 3.38	IP: 8.0 WLS: L BF: 31	H: 9 R: 4 ER: 0 SO: 2	BB: 0 IBB: 0 HBP: 0 BLK: 0	WP: 0 HR: 0 S: 71 P: 104	ERA: 0.00 WHIP: 1.125																				

Toronto Blue Jays @ Chicago White Sox
U.S. Cellular Field, Chicago, IL
Mon Jul 06 2015, 8:12 PM - 10:04 PM EDT
Att: 24,593 - Cloudy - 80 F

AB	31
R	4
H	9
RBI	3
BB	0
SO	2
LOB	11



Batter	1	2	3	4	5	6	7	8	9	AB	R	H	RBI	BB	SO	LOB	TOP
29 Devon Travis, R OBP: 0.349, SLG: 0.492	K2-3		P4			G6-4-3			G4-6-3	4	0	2	0	0	1	1	<p>Toronto Blue Jays @ Chicago White Sox</p> <p>U.S. Cellular Field, Chicago, IL</p> <p>Thu Jul 09 2015, 2:11 PM - 4:24 PM EDT</p> <p>Att: 23,298 - Cloudy - 69 F</p> <p>livebaseballscorecards.com</p> 
20 Josh Donaldson, R OBP: 0.358, SLG: 0.543	K			G6-3		G6-4-3			G4-6-3	4	0	0	0	0	1	3	
19 José Bautista, R OBP: 0.380, SLG: 0.491	K			P4				G5-3	K	4	0	0	0	0	2	0	
14 Justin Smoak, S OBP: 0.336, SLG: 0.508		L7		G6-3				F9		3	0	0	0	0	0	0	
55 Russell Martin, R OBP: 0.338, SLG: 0.463		G4-3				F9				3	0	1	0	0	0	0	
30 Dioner Navarro, S OBP: 0.287, SLG: 0.341		F8				G4-3				3	0	0	0	0	0	1	
11 Kevin Pillar, R OBP: 0.309, SLG: 0.402				P4		K			L9	3	0	0	0	0	1	0	
3 Ezequiel Carrera, L OBP: 0.331, SLG: 0.345				G4-3					B3	3	0	0	0	0	0	0	
17 Ryan Goins, L OBP: 0.273, SLG: 0.321									G6-3	2	0	1	0	1	0	0	
Inning Stats	R: 0 H: 0 E: 0 K: 3 S: 10	H: 0 LOB: 0 BB: 0 P: 16	R: 0 H: 0 E: 0 K: 0 S: 6	H: 0 LOB: 0 BB: 0 P: 8	R: 0 H: 0 E: 0 K: 0 S: 8	H: 0 LOB: 1 BB: 1 P: 13	R: 0 H: 0 E: 0 K: 0 S: 5	H: 0 LOB: 0 BB: 0 P: 8	R: 0 H: 2 E: 0 K: 0 S: 8	H: 1 LOB: 1 BB: 0 P: 11	R: 0 H: 0 E: 0 K: 0 S: 6	H: 0 LOB: 0 BB: 0 P: 7	R: 0 H: 1 E: 0 K: 1 S: 7	H: 1 LOB: 0 BB: 0 P: 13	1B: 4 2B: 0 3B: 0 HR: 0	SF: 0 SAC: 0 DP: 2 HBP: 0	
PITCHER 29 Jeff Samardzija, R ERA: 4.02	IP: 9.0 WLS: W BF: 30 H: 4 R: 0 ER: 0 SO: 5 BB: 1 IBB: 0 HBP: 0 BLK: 0 WP: 0 HR: 0 S: 70 P: 108 ERA: 0.00 WHIP: 0.556																

Batter	1	2	3	4	5	6	7	8	9	AB	R	H	RBI	BB	SO	LOB	BOTTOM
1 Adam Eaton, L OBP: 0.315, SLG: 0.389	P5			P2		53 PB		K		4	1	1	0	0	1	0	<p>Toronto Blue Jays @ Chicago White Sox</p> <p>U.S. Cellular Field, Chicago, IL</p> <p>Thu Jul 09 2015, 2:11 PM - 4:24 PM EDT</p> <p>Att: 23,298 - Cloudy - 69 F</p> <p>livebaseballscorecards.com</p> 
79 José Abreu, R OBP: 0.342, SLG: 0.497	K			53 PB		K		25 WP	53 G1-3	4	0	2	0	0	2	1	
53 Melky Cabrera, S OBP: 0.305, SLG: 0.344	G4-6-3			G6-3		HR		G1-3		4	1	1	1	0	0	2	
25 Adam LaRoche, L OBP: 0.331, SLG: 0.380	K			P6		K		F8		4	0	0	0	0	2	2	
26 Avisail García, R OBP: 0.327, SLG: 0.391	G5-3			E3		G5-3				3	0	0	0	0	0	0	
12 Conor Gillaspie, L OBP: 0.277, SLG: 0.366	G3			G4-3				G1-3		3	0	0	0	0	0	1	
58 Geovany Soto, R OBP: 0.306, SLG: 0.385										1	0	1	0	2	0	0	
5 Yolmer Sánchez, S OBP: 0.210, SLG: 0.222				P6				F8		3	0	0	0	0	1	4	
15 Gordon Beckham, R OBP: 0.260, SLG: 0.314				G6-4-3				F9		3	0	0	0	0	1	4	
Inning Stats	R: 0 H: 0 E: 0 K: 1 S: 11	H: 0 LOB: 0 BB: 0 P: 13	R: 0 H: 0 E: 0 K: 1 S: 10	H: 0 LOB: 0 BB: 0 P: 13	R: 0 H: 1 E: 0 K: 1 S: 11	H: 1 LOB: 0 BB: 0 P: 18	R: 0 H: 1 E: 0 K: 0 S: 10	H: 1 LOB: 0 BB: 0 P: 12	R: 0 H: 0 E: 0 K: 2 S: 16	H: 2 LOB: 2 BB: 0 P: 21	R: 0 H: 0 E: 0 K: 0 S: 8	H: 0 LOB: 1 BB: 1 P: 17	R: 0 H: 1 E: 0 K: 1 S: 13	H: 1 LOB: 1 BB: 0 P: 19	1B: 3 2B: 0 3B: 1 HR: 1	SF: 0 SAC: 0 DP: 1 HBP: 0	
PITCHER 43 R.A. Dickey, R ERA: 4.87 52 Ryan Tepera, R ERA: 2.2	IP: 7.0 WLS: L BF: 27 H: 4 R: 2 ER: 0 SO: 6 BB: 2 IBB: 0 HBP: 0 BLK: 0 WP: 1 HR: 1 S: 78 P: 114 ERA: 2.57 WHIP: 0.857																

Batter	1	2	3	4	5	6	7	8	9	AB	R	H	RBI	BB	SO	LOB	TOP										
7 José Reyes, S OBP: 0.298, SLG: 0.376	G6-3		1B		F8		G6-3			4	0	1	0	0	0	1	Toronto Blue Jays @ Kansas City Royals Kauffman Stadium, Kansas City, MO Fri Jul 10 2015, 9:17 PM - 12:12 AM CDT Att: 31,558 - Drizzzie - 70 F										
20 Josh Donaldson, R OBP: 0.354, SLG: 0.537	G5-3		L6		F8			K		4	0	0	0	0	1	0											
19 José Bautista, R OBP: 0.385, SLG: 0.496			1B		F8			2B		3	0	2	0	1	0	0											
10 Edwin Encarnación, R OBP: 0.329, SLG: 0.453	F8		P3					F7		3	0	0	0	0	0	3											
23 Danny Valencia, R OBP: 0.324, SLG: 0.496	G6-3									2	0	0	0	1	0	1											
14 Justin Smoak, S OBP: 0.333, SLG: 0.504										1	0	0	0	0	0	1											
3 Ezequiel Carrera, L OBP: 0.331, SLG: 0.345										0	0	0	0	0	0	0											
55 Russell Martin, R OBP: 0.340, SLG: 0.461										3	0	1	0	1	1	0											
30 Dioner Navarro, S OBP: 0.286, SLG: 0.337										4	0	1	0	0	1	2											
11 Kevin Pillar, R OBP: 0.305, SLG: 0.398										4	0	0	0	0	2	4											
29 Devon Travis, R OBP: 0.348, SLG: 0.495										3	0	1	0	0	0	4											
Inning Stats	R: 0 E: 0 K: 0 S: 9	H: 0 LOB: 1 BB: 1 P: 17	R: 0 E: 0 K: 0 S: 7	H: 1 LOB: 2 BB: 1 P: 13	R: 0 E: 0 K: 0 S: 10	H: 2 LOB: 1 BB: 0 P: 15	R: 0 E: 0 K: 0 S: 18	H: 1 LOB: 2 BB: 1 P: 29	R: 0 E: 0 K: 0 S: 7	H: 0 LOB: 0 BB: 0 P: 11	R: 0 E: 0 K: 1 S: 10	H: 1 LOB: 1 BB: 0 P: 17	R: 0 E: 0 K: 3 S: 12	H: 0 LOB: 0 BB: 0 P: 15	R: 0 E: 0 K: 3 S: 11	H: 0 LOB: 0 BB: 0 P: 15	1B: 4 2B: 2 3B: 0 HR: 0	SF: 0 SAC: 0 DP: 1 HBP: 1	WP: 0 PB: 0 SB: 0 CS: 0	PA: 35							
PITCHER	IP	WLS	BF	H	R	ER	SO	BB	IBB	HBP	BLK	WP	HR	S	P	ERA	WHIP										
41 Danny Duffy, L ERA: 4.65	6.0	W	24	4	0	0	0	3	0	1	0	0	0	56	95	0.00	1.167										
40 Kelvin Herrera, R ERA: 2.02	1.0	H	4	1	0	0	1	0	0	0	0	0	0	10	17	0.00	1.000										
17 Wade Davis, R ERA: 0.24	1.0	H	4	1	0	0	1	0	0	0	0	0	0	12	20	0.00	1.000										
56 Greg Holland, R ERA: 2.81	1.0	S	3	0	0	0	3	0	0	0	0	0	0	11	15	0.00	0.000										

AB	31
R	0
H	6
RBI	0
BB	3
SO	5
LOB	16



Batter	1	2	3	4	5	6	7	8	9	AB	R	H	RBI	BB	SO	LOB	BOTTOM										
2 Alcides Escobar, R OBP: 0.330, SLG: 0.373	F9	B5-3		1B						4	0	2	1	0	0	1	Toronto Blue Jays @ Kansas City Royals Kauffman Stadium, Kansas City, MO Fri Jul 10 2015, 9:17 PM - 12:12 AM CDT Att: 31,558 - Drizzzie - 70 F										
8 Mike Moustakas, L OBP: 0.353, SLG: 0.430	K		F7	P6			L9			4	0	0	0	0	1	3											
6 Lorenzo Cain, R OBP: 0.369, SLG: 0.486		1B	F8				F8			4	0	1	0	0	0	1											
35 Eric Hosmer, L OBP: 0.355, SLG: 0.438		1B		1B			2B			4	0	4	0	0	0	0											
25 Kendrys Morales, S OBP: 0.341, SLG: 0.453	F8		F9				1B			4	0	0	0	0	1	6											
13 Salvador Perez, R OBP: 0.277, SLG: 0.459				P4						4	2	2	1	0	0	1											
14 Omar Infante, R OBP: 0.240, SLG: 0.299		G5-3		L4			F8			4	0	0	0	0	0	1											
15 Alex Rios, R OBP: 0.261, SLG: 0.281							P3			4	1	2	1	0	0	0											
1 Jarrod Dyson, L OBP: 0.325, SLG: 0.425							B1-3			3	0	0	0	1	1	1											
Inning Stats	R: 0 E: 0 K: 1 S: 9	H: 2 LOB: 2 BB: 0 P: 14	R: 1 E: 0 K: 1 S: 13	H: 2 LOB: 1 BB: 0 P: 19	R: 0 E: 0 K: 0 S: 12	H: 1 LOB: 1 BB: 0 P: 16	R: 1 E: 0 K: 0 S: 10	H: 2 LOB: 2 BB: 1 P: 18	R: 0 E: 0 K: 0 S: 7	H: 0 LOB: 0 BB: 0 P: 11	R: 0 E: 0 K: 1 S: 15	H: 2 LOB: 2 BB: 0 P: 24	R: 1 E: 0 K: 0 S: 12	H: 1 LOB: 0 BB: 0 P: 19	R: 1 E: 0 K: 3 S: 12	H: 1 LOB: 0 BB: 0 P: 19		1B: 8 2B: 2 3B: 0 HR: 1	SF: 0 SAC: 0 DP: 0 HBP: 0	WP: 1 PB: 0 SB: 1 CS: 0	PA: 36						
PITCHER	IP	WLS	BF	H	R	ER	SO	BB	IBB	HBP	BLK	WP	HR	S	P	ERA	WHIP										
25 Marco Estrada, R ERA: 3.52	6.2	L	30	9	2	2	2	1	0	0	0	0	0	64	101	2.70	1.500										
62 Aaron Loup, L ERA: 4.96	0.1		2	1	0	0	1	0	0	0	0	0	0	7	11	0.00	3.000										
52 Ryan Tepera, R ERA: 2.6	1.0		4	1	1	1	0	0	0	0	0	0	1	12	19	9.00	1.000										

AB	35
R	3
H	11
RBI	3
BB	1
SO	3
LOB	14



Batter	1	2	3	4	5	6	7	8	9	AB	R	H	RBI	BB	SO	LOB	TOP
7 José Reyes, S OBP: 0.313, SLG: 0.390										5	1	3	1	0	0	1	Toronto Blue Jays @ Kansas City Royals Kauffman Stadium, Kansas City, MO Sun Jul 12 2015, 1:14 PM - 4:35 PM CDT Att: 31,962 - Sunny - 90 F
29 Devon Travis, R OBP: 0.353, SLG: 0.492										5	1	2	1	0	2	2	
19 José Bautista, R OBP: 0.381, SLG: 0.491										4	1	1	1	0	0	3	
14 Justin Smoak, S OBP: 0.333, SLG: 0.492										1	0	0	0	0	0	1	
10 Edwin Encarnación, R OBP: 0.326, SLG: 0.452										4	0	0	1	1	1	3	
15 Chris Colabello, R OBP: 0.371, SLG: 0.500										2	2	0	0	3	0	2	
17 Ryan Goins, L OBP: 0.273, SLG: 0.321										0	0	0	0	0	0	0	
55 Russell Martin, R OBP: 0.339, SLG: 0.457										5	1	1	2	0	1	4	
23 Danny Valencia, R OBP: 0.313, SLG: 0.526										4	1	2	2	0	0	1	
11 Kevin Pillar, R OBP: 0.312, SLG: 0.407										4	2	2	1	0	0	1	
3 Ezequiel Carrera, L OBP: 0.318, SLG: 0.331										4	1	1	1	0	1	1	
Inning Stats	R: 0 H: 2 E: 0 K: 1 S: 15	H: 1 R: 0 ER: 1 SO: 5	H: 0 R: 0 ER: 0 SO: 5	H: 0 R: 0 ER: 0 SO: 9	H: 0 R: 0 ER: 0 SO: 9	H: 0 R: 0 ER: 0 SO: 11	H: 6 R: 8 ER: 2 SO: 25	H: 1 R: 1 ER: 1 SO: 14	H: 2 R: 1 ER: 0 SO: 19	H: 0 R: 0 ER: 0 SO: 9	1B: 7 RBI: 10 H: 12 RBI: 10 BB: 4 SO: 5 LOB: 19	WP: 1 PA: 43					
PITCHER	IP: 5.1 WLS: 1 BF: 23 ERA: 3.31	H: 5 R: 4 ER: 4 SO: 2	H: 4 R: 4 ER: 0 SO: 0	H: 4 R: 1 ER: 1 SO: 2	H: 4 R: 0 ER: 0 SO: 1	H: 6 R: 11 ER: 0 SO: 16	H: 1 R: 18 ER: 0 SO: 19	H: 1 R: 16 ER: 0 SO: 18	H: 1 R: 19 ER: 0 SO: 18	H: 1 R: 18 ER: 0 SO: 18	ERA: 5.06 WHIP: 1.500						
36 Edinson Volquez, R ERA: 3.31	IP: 5.1 WLS: 1 BF: 23 ERA: 3.31	H: 5 R: 4 ER: 4 SO: 2	H: 4 R: 4 ER: 0 SO: 0	H: 4 R: 1 ER: 1 SO: 2	H: 4 R: 0 ER: 0 SO: 1	H: 6 R: 11 ER: 0 SO: 16	H: 1 R: 18 ER: 0 SO: 19	H: 1 R: 16 ER: 0 SO: 18	H: 1 R: 19 ER: 0 SO: 18	H: 1 R: 18 ER: 0 SO: 18	ERA: 5.06 WHIP: 1.500						
46 Ryan Madson, R ERA: 2.02	IP: 0.1 WLS: 0 BF: 6 ERA: 2.02	H: 4 R: 4 ER: 0 SO: 0	H: 4 R: 1 ER: 1 SO: 2	H: 4 R: 0 ER: 0 SO: 1	H: 6 R: 11 ER: 0 SO: 16	H: 1 R: 18 ER: 0 SO: 19	H: 1 R: 16 ER: 0 SO: 18	H: 1 R: 19 ER: 0 SO: 18	H: 1 R: 18 ER: 0 SO: 18	H: 1 R: 18 ER: 0 SO: 18	ERA: 2.02						
40 Kelvin Herrera, R ERA: 1.95	IP: 1.1 WLS: 0 BF: 5 ERA: 1.95	H: 1 R: 1 ER: 1 SO: 0	H: 4 R: 1 ER: 1 SO: 2	H: 4 R: 0 ER: 0 SO: 1	H: 6 R: 11 ER: 0 SO: 16	H: 1 R: 18 ER: 0 SO: 19	H: 1 R: 16 ER: 0 SO: 18	H: 1 R: 19 ER: 0 SO: 18	H: 1 R: 18 ER: 0 SO: 18	H: 1 R: 18 ER: 0 SO: 18	ERA: 1.95						
17 Wade Davis, R ERA: 0.46	IP: 1.0 WLS: 0 BF: 5 ERA: 0.46	H: 2 R: 1 ER: 1 SO: 2	H: 4 R: 1 ER: 1 SO: 2	H: 4 R: 0 ER: 0 SO: 1	H: 6 R: 11 ER: 0 SO: 16	H: 1 R: 18 ER: 0 SO: 19	H: 1 R: 16 ER: 0 SO: 18	H: 1 R: 19 ER: 0 SO: 18	H: 1 R: 18 ER: 0 SO: 18	H: 1 R: 18 ER: 0 SO: 18	ERA: 0.46						
56 Greg Holland, R ERA: 2.7	IP: 1.0 WLS: 0 BF: 3 ERA: 2.7	H: 0 R: 0 ER: 0 SO: 1	H: 4 R: 1 ER: 1 SO: 2	H: 4 R: 0 ER: 0 SO: 1	H: 6 R: 11 ER: 0 SO: 16	H: 1 R: 18 ER: 0 SO: 19	H: 1 R: 16 ER: 0 SO: 18	H: 1 R: 19 ER: 0 SO: 18	H: 1 R: 18 ER: 0 SO: 18	H: 1 R: 18 ER: 0 SO: 18	ERA: 2.7						
Inning Stats	R: 6 H: 6 E: 2 K: 1 S: 23	H: 1 R: 0 ER: 0 SO: 6	H: 1 R: 0 ER: 0 SO: 7	H: 1 R: 0 ER: 0 SO: 11	H: 0 R: 0 ER: 0 SO: 14	H: 2 R: 1 ER: 0 SO: 17	H: 3 R: 3 ER: 1 SO: 18	H: 0 R: 0 ER: 0 SO: 10	H: 2 R: 1 ER: 0 SO: 12	H: 0 R: 0 ER: 0 SO: 9	1B: 11 RBI: 37 H: 15 RBI: 10 BB: 0 SO: 3 LOB: 11	WP: 0 PA: 39					
PITCHER	IP: 5.0 WLS: 0 BF: 24 ERA: 4.5	H: 10 R: 7 ER: 5 SO: 2	H: 7 R: 3 ER: 2 SO: 0	H: 7 R: 0 ER: 0 SO: 1	H: 7 R: 1 ER: 1 SO: 7	H: 8 R: 11 ER: 0 SO: 14	H: 8 R: 12 ER: 0 SO: 14	H: 10 R: 14 ER: 0 SO: 14	H: 10 R: 14 ER: 0 SO: 14	H: 10 R: 14 ER: 0 SO: 14	ERA: 4.5						
57 Felix Doubront, L ERA: 4.5	IP: 5.0 WLS: 0 BF: 24 ERA: 4.5	H: 10 R: 7 ER: 5 SO: 2	H: 7 R: 3 ER: 2 SO: 0	H: 7 R: 0 ER: 0 SO: 1	H: 7 R: 1 ER: 1 SO: 7	H: 8 R: 11 ER: 0 SO: 14	H: 8 R: 12 ER: 0 SO: 14	H: 10 R: 14 ER: 0 SO: 14	H: 10 R: 14 ER: 0 SO: 14	H: 10 R: 14 ER: 0 SO: 14	ERA: 4.5						
50 Steve Delabar, R ERA: 3.75	IP: 0.1 WLS: 0 BF: 4 ERA: 3.75	H: 2 R: 3 ER: 2 SO: 0	H: 7 R: 3 ER: 2 SO: 0	H: 7 R: 0 ER: 0 SO: 1	H: 7 R: 1 ER: 1 SO: 7	H: 8 R: 11 ER: 0 SO: 14	H: 8 R: 12 ER: 0 SO: 14	H: 10 R: 14 ER: 0 SO: 14	H: 10 R: 14 ER: 0 SO: 14	H: 10 R: 14 ER: 0 SO: 14	ERA: 3.75						
62 Aaron Loup, L ERA: 4.86	IP: 0.2 WLS: 0 BF: 4 ERA: 4.86	H: 1 R: 0 ER: 0 SO: 1	H: 7 R: 3 ER: 2 SO: 0	H: 7 R: 0 ER: 0 SO: 1	H: 7 R: 1 ER: 1 SO: 7	H: 8 R: 11 ER: 0 SO: 14	H: 8 R: 12 ER: 0 SO: 14	H: 10 R: 14 ER: 0 SO: 14	H: 10 R: 14 ER: 0 SO: 14	H: 10 R: 14 ER: 0 SO: 14	ERA: 4.86						
27 Brett Cecil, L ERA: 4.66	IP: 1.0 WLS: 0 BF: 3 ERA: 4.66	H: 0 R: 0 ER: 0 SO: 0	H: 7 R: 3 ER: 2 SO: 0	H: 7 R: 0 ER: 0 SO: 1	H: 7 R: 1 ER: 1 SO: 7	H: 8 R: 11 ER: 0 SO: 14	H: 8 R: 12 ER: 0 SO: 14	H: 10 R: 14 ER: 0 SO: 14	H: 10 R: 14 ER: 0 SO: 14	H: 10 R: 14 ER: 0 SO: 14	ERA: 4.66						
47 Bo Schultz, R ERA: 2.01	IP: 1.0 WLS: 0 BF: 4 ERA: 2.01	H: 2 R: 1 ER: 1 SO: 0	H: 7 R: 3 ER: 2 SO: 0	H: 7 R: 0 ER: 0 SO: 1	H: 7 R: 1 ER: 1 SO: 7	H: 8 R: 11 ER: 0 SO: 14	H: 8 R: 12 ER: 0 SO: 14	H: 10 R: 14 ER: 0 SO: 14	H: 10 R: 14 ER: 0 SO: 14	H: 10 R: 14 ER: 0 SO: 14	ERA: 2.01						
Inning Stats	R: 6 H: 6 E: 2 K: 1 S: 23	H: 1 R: 0 ER: 0 SO: 6	H: 1 R: 0 ER: 0 SO: 7	H: 1 R: 0 ER: 0 SO: 11	H: 0 R: 0 ER: 0 SO: 14	H: 2 R: 1 ER: 0 SO: 17	H: 3 R: 3 ER: 1 SO: 18	H: 0 R: 0 ER: 0 SO: 10	H: 2 R: 1 ER: 0 SO: 12	H: 0 R: 0 ER: 0 SO: 9	1B: 11 RBI: 37 H: 15 RBI: 10 BB: 0 SO: 3 LOB: 11	WP: 0 PA: 39					
PITCHER	IP: 5.0 WLS: 0 BF: 24 ERA: 4.5	H: 10 R: 7 ER: 5 SO: 2	H: 7 R: 3 ER: 2 SO: 0	H: 7 R: 0 ER: 0 SO: 1	H: 7 R: 1 ER: 1 SO: 7	H: 8 R: 11 ER: 0 SO: 14	H: 8 R: 12 ER: 0 SO: 14	H: 10 R: 14 ER: 0 SO: 14	H: 10 R: 14 ER: 0 SO: 14	H: 10 R: 14 ER: 0 SO: 14	ERA: 4.5						
57 Felix Doubront, L ERA: 4.5	IP: 5.0 WLS: 0 BF: 24 ERA: 4.5	H: 10 R: 7 ER: 5 SO: 2	H: 7 R: 3 ER: 2 SO: 0	H: 7 R: 0 ER: 0 SO: 1	H: 7 R: 1 ER: 1 SO: 7	H: 8 R: 11 ER: 0 SO: 14	H: 8 R: 12 ER: 0 SO: 14	H: 10 R: 14 ER: 0 SO: 14	H: 10 R: 14 ER: 0 SO: 14	H: 10 R: 14 ER: 0 SO: 14	ERA: 4.5						
50 Steve Delabar, R ERA: 3.75	IP: 0.1 WLS: 0 BF: 4 ERA: 3.75	H: 2 R: 3 ER: 2 SO: 0	H: 7 R: 3 ER: 2 SO: 0	H: 7 R: 0 ER: 0 SO: 1	H: 7 R: 1 ER: 1 SO: 7	H: 8 R: 11 ER: 0 SO: 14	H: 8 R: 12 ER: 0 SO: 14	H: 10 R: 14 ER: 0 SO: 14	H: 10 R: 14 ER: 0 SO: 14	H: 10 R: 14 ER: 0 SO: 14	ERA: 3.75						
62 Aaron Loup, L ERA: 4.86	IP: 0.2 WLS: 0 BF: 4 ERA: 4.86	H: 1 R: 0 ER: 0 SO: 1	H: 7 R: 3 ER: 2 SO: 0	H: 7 R: 0 ER: 0 SO: 1	H: 7 R: 1 ER: 1 SO: 7	H: 8 R: 11 ER: 0 SO: 14	H: 8 R: 12 ER: 0 SO: 14	H: 10 R: 14 ER: 0 SO: 14	H: 10 R: 14 ER: 0 SO: 14	H: 10 R: 14 ER: 0 SO: 14	ERA: 4.86						
27 Brett Cecil, L ERA: 4.66	IP: 1.0 WLS: 0 BF: 3 ERA: 4.66	H: 0 R: 0 ER: 0 SO: 0	H: 7 R: 3 ER: 2 SO: 0	H: 7 R: 0 ER: 0 SO: 1	H: 7 R: 1 ER: 1 SO: 7	H: 8 R: 11 ER: 0 SO: 14	H: 8 R: 12 ER: 0 SO: 14	H: 10 R: 14 ER: 0 SO: 14	H: 10 R: 14 ER: 0 SO: 14	H: 10 R: 14 ER: 0 SO: 14	ERA: 4.66						
47 Bo Schultz, R ERA: 2.01	IP: 1.0 WLS: 0 BF: 4 ERA: 2.01	H: 2 R: 1 ER: 1 SO: 0	H: 7 R: 3 ER: 2 SO: 0	H: 7 R: 0 ER: 0 SO: 1	H: 7 R: 1 ER: 1 SO: 7	H: 8 R: 11 ER: 0 SO: 14	H: 8 R: 12 ER: 0 SO: 14	H: 10 R: 14 ER: 0 SO: 14	H: 10 R: 14 ER: 0 SO: 14	H: 10 R: 14 ER: 0 SO: 14	ERA: 2.01						

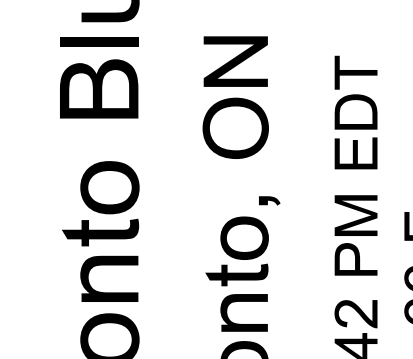
Batter	1	2	3	4	5	6	7	8	9	AB	R	H	RBI	BB	SO	LOB	TOP										
28 John Jaso, L (1, 10) OBP: 0.469, SLG: 0.577			G4-3		1-0 SAFE					4	0	1	0	0	2	0	Tampa Bay Rays @ Toronto Blue Jays Rogers Centre, Toronto, ON Fri Jul 17 2015, 7:08 PM - 9:42 PM EDT Att: 32,908 - Overcast - 66 F										
24 Grady Sizemore, L (1, 9) OBP: 0.297, SLG: 0.329	L8		HR		1-3	L7		K		4	1	1	1	0	1	2											
3 Evan Longoria, R (1, 5) OBP: 0.349, SLG: 0.415	F9		P2		1-0 SAFE	21 G3 11 B		G6-3		4	1	1	0	0	0	0											
21 James Loney, L (1, 3) OBP: 0.329, SLG: 0.372	K		G6-3		2-2	G3		BB		3	0	0	0	1	1	1											
11 Logan Forsythe, R (1, 4) OBP: 0.361, SLG: 0.420	10 L9 7 BB		7 G4-6-3 BB		2-3	BB		K		2	0	1	1	1	1	1											
7 David DeJesus, L (1, 7) OBP: 0.282, SLG: 0.395	BB		G4-6-3		3-H	L4				3	0	0	0	1	0	2											
10 Jake Elmore, R (1, 6) OBP: 0.264, SLG: 0.294	L9		G6-3		0-0	P4		F9		4	0	0	0	0	0	3											
39 Kevin Kiermaier, L (1, 8) OBP: 0.282, SLG: 0.408	G1-3		28 1B		0-1	K		K		4	0	1	0	0	2	2											
44 René Rivera, R (1, 2) OBP: 0.218, SLG: 0.302	K		P4		0-2	G1-3				3	0	0	0	0	1	1											
Inning Stats	R: 0 E: 0 K: 1 S: 7	H: 0 LOB: 0 BB: 0 P: 10	R: 0 E: 0 K: 1 S: 12	H: 0 LOB: 2 BB: 1 P: 18	R: 1 E: 0 K: 1 S: 14	H: 1 LOB: 0 BB: 0 P: 21	R: 0 E: 0 K: 0 S: 5	H: 0 LOB: 0 BB: 1 P: 11	R: 0 E: 0 K: 0 S: 9	H: 2 LOB: 2 BB: 0 P: 10	R: 1 E: 0 K: 0 S: 10	H: 2 LOB: 1 BB: 0 P: 15	R: 0 E: 0 K: 2 S: 7	H: 0 LOB: 0 BB: 0 P: 9	R: 0 E: 0 K: 2 S: 10	H: 0 LOB: 1 BB: 0 P: 19		R: 0 E: 0 K: 1 S: 6	H: 0 LOB: 0 BB: 0 P: 9	1B: 3 2B: 1 3B: 0 HR: 1	SF: 0 SAC: 0 DP: 1 HBP: 1	WP: 0 PB: 0 SB: 0 CS: 0	PA: 35				
PITCHER	IP	WLS	BF	H	R	ER	SO	BB	IBB	HBP	BLK	WP	HR	S	P	ERA	WHIP										
36 Drew Hutchison, R (1, 1) ERA: 5.19	6.0	W	25	5	2	2	3	2	0	1	0	0	1	57	85	3.00	1.167										
47 Bo Schultz, R (7, 1) ERA: 1.95	2.0		7	0	0	0	4	1	0	0	0	0	0	17	28	0.00	0.500										
54 Roberto Osuna, R (9, 1) ERA: 2.2	1.0		3	0	0	0	1	0	0	0	0	0	0	6	9	0.00	0.000										

Batter	1	2	3	4	5	6	7	8	9	AB	R	H	RBI	BB	SO	LOB	BOTTOM										
7 José Reyes, S (1, 6) OBP: 0.314, SLG: 0.387	10 F9 20 BLK		G4-3		0-0	SH5-3		L3		2	0	0	0	1	0	0	Tampa Bay Rays @ Toronto Blue Jays Rogers Centre, Toronto, ON Fri Jul 17 2015, 7:08 PM - 9:42 PM EDT Att: 32,908 - Overcast - 66 F										
20 Josh Donaldson, R (1, 5) OBP: 0.355, SLG: 0.541	BB		19 G6-4-3 BB		2-1	HR		F8		2	1	1	2	2	0	0											
19 José Bautista, R (1, 9) OBP: 0.379, SLG: 0.486	K		G6-4-3		4-2	10 2B 14 HR		F9		3	1	0	0	1	1	3											
10 Edwin Encarnación, R (1, 10) OBP: 0.328, SLG: 0.455	F9		G5-3		0-2	14 HR		BB		3	1	1	0	1	0	2											
14 Justin Smoak, S (1, 3) OBP: 0.338, SLG: 0.522	G3		55 1B 15 SF8		1-3	HR		P2		4	2	2	3	0	0	3											
55 Russell Martin, R (1, 2) OBP: 0.338, SLG: 0.454	G6-3		K		2-1	F8		F8		4	0	1	0	0	1	0											
15 Chris Colabello, R (1, 7) OBP: 0.371, SLG: 0.498	BB		SF8		0-1	F9		L7		1	0	0	1	1	0	0											
3 Ezequiel Carrera, L (6, 7) OBP: 0.316, SLG: 0.328	BB		P4		1-2	G5-3		L8		1	0	0	0	0	0	0											
11 Kevin Pillar, R (1, 8) OBP: 0.308, SLG: 0.402	L7		P4		2-2	G5-3		L8		4	0	0	0	0	0	2											
29 Devon Travis, R (1, 4) OBP: 0.352, SLG: 0.490	G6-3		7 SH5-3 20 HR		1-2	G5-3				3	1	1	0	0	0	1											
Inning Stats	R: 0 E: 0 K: 1 S: 12	H: 0 LOB: 2 BB: 2 P: 24	R: 0 E: 0 K: 0 S: 10	H: 0 LOB: 1 BB: 1 P: 16	R: 0 E: 0 K: 0 S: 6	H: 0 LOB: 0 BB: 1 P: 12	R: 1 E: 0 K: 0 S: 15	H: 2 LOB: 1 BB: 0 P: 22	R: 5 E: 0 K: 1 S: 19	H: 4 LOB: 0 BB: 1 P: 27	R: 0 E: 0 K: 0 S: 9	H: 0 LOB: 0 BB: 0 P: 12	R: 0 E: 0 K: 0 S: 9	H: 0 LOB: 1 BB: 1 P: 14	R: 0 E: 0 K: 0 S: 4	H: 0 LOB: 0 BB: 0 P: 6	1B: 2 2B: 2 3B: 0 HR: 2	SF: 1 SAC: 1 DP: 1 HBP: 0	WP: 0 PB: 0 SB: 0 CS: 0	PA: 35							
PITCHER	IP	WLS	BF	H	R	ER	SO	BB	IBB	HBP	BLK	WP	HR	S	P	ERA	WHIP										
23 Jake Odorizzi, R (1, 1) ERA: 2.8	4.1	L	23	6	6	6	1	5	0	0	1	1	0	55	93	12.46	2.538										
37 Alex Colomé, R (5, 1) ERA: 4.74	1.2		5	0	0	0	1	0	0	0	0	0	0	16	20	0.00	0.000										
54 Steve Geltz, R (7, 1) ERA: 3.32	1.0		4	0	0	0	0	1	0	0	0	0	0	9	14	0.00	1.000										
47 Brandon Gomes, R (8, 1) ERA: 3.96	1.0		3	0	0	0	0	0	0	0	0	0	0	4	6	0.00	0.000										

AB 31
R 2
H 5
RBI 2
BB 3
SO 8
LOB 12



AB 27
R 6
H 6
RBI 6
BB 6
SO 2
LOB 11



WP: 0
PB: 0
SB: 0
CS: 0

Batter	1	2	3	4	5	6	7	8	9	AB	R	H	RBI	BB	SO	LOB	TOP										
28 John Jaso, L (1, 10) OBP: 0.425, SLG: 0.529	F9		PO	P3			G6-3		K	4	0	0	0	0	1	1											
24 Grady Sizemore, L (1, 9) OBP: 0.290, SLG: 0.320	F9			F7			G4-3		K	4	0	0	0	0	1	1											
3 Evan Longoria, R (1, 5) OBP: 0.342, SLG: 0.406	K			F8			F8			3	0	0	0	0	1	0											
21 James Loney, L (1, 3) OBP: 0.322, SLG: 0.361				F9			P5			3	0	1	0	0	0	0											
11 Logan Forsythe, R (1, 4) OBP: 0.363, SLG: 0.423				F8			P3			3	0	1	0	0	0	1											
7 David DeJesus, L (1, 7) OBP: 0.325, SLG: 0.390				K			P6			3	0	0	0	0	2	2											
1 Tim Beckham, R (1, 6) OBP: 0.279, SLG: 0.444							L9			3	0	1	0	0	1	1											
39 Kevin Kiermaier, L (1, 8) OBP: 0.280, SLG: 0.407				SH5-4			L1			2	0	1	0	0	0	0											
44 René Rivera, R (1, 2) OBP: 0.217, SLG: 0.300				F7			K			2	0	0	0	0	1	1											
5 Brandon Guyer, R (9, PH) OBP: 0.354, SLG: 0.387										1	0	0	0	0	1	1											
Inning Stats	R: 0 E: 0 K: 1 S: 7	H: 0 LOB: 0 BB: 0 P: 11	R: 0 E: 0 K: 1 S: 14	H: 1 LOB: 1 BB: 0 P: 22	R: 0 E: 0 K: 0 S: 9	H: 1 LOB: 0 BB: 0 P: 16	R: 0 E: 0 K: 0 S: 6	H: 0 LOB: 0 BB: 0 P: 8	R: 0 E: 0 K: 0 S: 7	H: 0 LOB: 0 BB: 0 P: 9	R: 0 E: 0 K: 1 S: 10	H: 0 LOB: 0 BB: 0 P: 13	R: 0 E: 0 K: 0 S: 10	H: 0 LOB: 0 BB: 0 P: 13	R: 0 E: 0 K: 2 S: 11	H: 1 LOB: 1 BB: 0 P: 19	R: 0 E: 0 K: 3 S: 10	H: 1 LOB: 1 BB: 0 P: 14	1B: 2 2B: 3 3B: 0 HR: 0	SF: 0 SAC: 1 DP: 1 HBP: 0	WP: 0 PB: 0 SB: 0 CS: 1	PA: 30					
PITCHER	IP	WLS	BF	H	R	ER	SO	BB	IBB	HBP	BLK	WP	HR	S	P	ERA	WHIP										
25 Marco Estrada, R (1, 1) ERA: 3.22	8.0	W	25	3	0	0	5	0	0	0	0	0	0	74	111	0.00	0.375										
54 Roberto Osuna, R (9, 1) ERA: 2.14	1.0		4	1	0	0	3	0	0	0	0	0	0	10	14	0.00	1.000										

Tampa Bay Rays @ Toronto Blue Jays
Rogers Centre, Toronto, ON
Sun Jul 19 2015, 1:08 PM - 3:37 PM EDT
Att: 41,683 - Partly Cloudy - 79 F

AB	28
R	0
H	4
RBI	0
BB	0
SO	8
LOB	8



Batter	1	2	3	4	5	6	7	8	9	AB	R	H	RBI	BB	SO	LOB	BOTTOM										
7 José Reyes, S (1, 6) OBP: 0.315, SLG: 0.390	G4-3		K					F7		4	0	1	0	0	1	0											
20 Josh Donaldson, R (1, 5) OBP: 0.351, SLG: 0.530	L9			G6-3			F9			3	1	0	0	1	0	2											
19 José Bautista, R (1, 9) OBP: 0.382, SLG: 0.505				G6-3			G6-3			4	1	2	2	0	0	0											
10 Edwin Encarnación, R (1, 10) OBP: 0.326, SLG: 0.451				F8			P5			4	0	0	0	0	0	1											
30 Dioner Navarro, S (1, 2) OBP: 0.284, SLG: 0.333				L4			K			4	0	1	0	0	2	0											
14 Justin Smoak, S (1, 3) OBP: 0.329, SLG: 0.504				G4-3			K			3	1	1	0	0	1	1											
15 Chris Colabello, R (1, 7) 3 Ezequiel Carrera, L (6, 7) OBP: 0.307, SLG: 0.317				K			HR			2	1	1	2	0	1	0											
11 Kevin Pillar, R (1, 8) OBP: 0.305, SLG: 0.400				G5-3			F8			3	0	0	0	0	0	0											
29 Devon Travis, R (1, 4) OBP: 0.352, SLG: 0.487				G4-3			7 2B			2	0	0	0	1	1	0											
Inning Stats	R: 0 E: 0 K: 0 S: 9	H: 1 LOB: 1 BB: 0 P: 16	R: 0 E: 0 K: 1 S: 9	H: 0 LOB: 0 BB: 0 P: 12	R: 0 E: 0 K: 1 S: 10	H: 0 LOB: 0 BB: 0 P: 14	R: 0 E: 0 K: 0 S: 7	H: 0 LOB: 0 BB: 0 P: 13	R: 2 E: 0 K: 1 S: 16	H: 3 LOB: 2 BB: 1 P: 26	R: 0 E: 0 K: 1 S: 9	H: 1 LOB: 1 BB: 0 P: 13	R: 0 E: 0 K: 2 S: 8	H: 0 LOB: 0 BB: 0 P: 12	R: 2 E: 0 K: 1 S: 17	H: 1 LOB: 0 BB: 1 P: 27	1B: 3 2B: 1 3B: 0 HR: 2	SF: 0 SAC: 0 DP: 0 HBP: 0	WP: 0 PB: 0 SB: 0 CS: 0	PA: 32							
PITCHER	IP	WLS	BF	H	R	ER	SO	BB	IBB	HBP	BLK	WP	HR	S	P	ERA	WHIP										
22 Chris Archer, R (1, 1) ERA: 2.73	7.0	L	27	5	2	2	6	1	0	0	0	0	0	106	166	2.57	0.857										
47 Brandon Gomes, R (8, 1) ERA: 4.06	0.2		4	1	2	2	0	1	0	0	0	0	1	14	23	27.00	3.000										
31 Xavier Cedeño, L (8, 1) ERA: 3.24	0.1		1	0	0	0	1	0	0	0	0	0	0	3	4	0.00	0.000										

Tampa Bay Rays @ Toronto Blue Jays
Rogers Centre, Toronto, ON
Sun Jul 19 2015, 1:08 PM - 3:37 PM EDT
Att: 41,683 - Partly Cloudy - 79 F

AB	30
R	4
H	6
RBI	4
BB	2
SO	7
LOB	4



Batter	1	2	3	4	5	6	7	8	9	AB	R	H	RBI	BB	SO	LOB	TOP				
7 José Reyes, S OBP: 0.318, SLG: 0.386	G5-3	K		L7-4				G6-3		5	0	1	1	0	1	5					
20 Josh Donaldson, R OBP: 0.353, SLG: 0.534	G5-3									3	1	1	1	2	1	1					
19 José Bautista, R OBP: 0.375, SLG: 0.506	F8	K								5	1	1	0	0	1	4					
10 Edwin Encarnación, R OBP: 0.330, SLG: 0.452		G5-3								3	0	0	0	2	1	0					
15 Chris Colabello, R OBP: 0.367, SLG: 0.500										4	1	1	2	1	0	2					
14 Justin Smoak, S OBP: 0.317, SLG: 0.477										0	0	0	0	0	0	0					
55 Russell Martin, R OBP: 0.343, SLG: 0.474										3	2	0	0	2	1	4					
23 Danny Valencia, R OBP: 0.299, SLG: 0.331										3	1	1	1	0	0	0					
3 Ezequiel Carrera, L										2	1	1	2	0	1	1					
11 Kevin Pillar, R OBP: 0.306, SLG: 0.396										2	0	0	0	1	0	0					
29 Devon Travis, R OBP: 0.357, SLG: 0.481										3	1	2	1	1	0	0					
Inning Stats	R: 0 E: 0 K: 0 S: 6	H: 0 LOB: 0 BB: 0 P: 9	R: 3 E: 0 K: 2 S: 25	H: 1 LOB: 3 BB: 4 P: 47	R: 0 E: 0 K: 1 S: 7	H: 0 LOB: 0 BB: 0 P: 10	R: 0 E: 0 K: 0 S: 9	H: 1 LOB: 1 BB: 1 P: 14	R: 0 E: 0 K: 1 S: 15	H: 1 LOB: 2 BB: 1 P: 24	R: 0 E: 0 K: 0 S: 4	H: 0 LOB: 0 BB: 0 P: 9	R: 2 E: 0 K: 0 S: 11	H: 1 LOB: 0 BB: 1 P: 21	R: 2 E: 0 K: 1 S: 12	H: 2 LOB: 1 BB: 2 P: 27	1B: 3 2B: 5 3B: 0 HR: 1	SF: 0 SAC: 0 DP: 2 HBP: 1	WP: 0 PB: 0 SB: 0 CS: 0	PA: 43	
PITCHER	IP WLS BF H R ER SO BB IBB HBP BLK WP HR S P ERA WHIP	IP WLS BF H R ER SO BB IBB HBP BLK WP HR S P ERA WHIP	IP WLS BF H R ER SO BB IBB HBP BLK WP HR S P ERA WHIP	IP WLS BF H R ER SO BB IBB HBP BLK WP HR S P ERA WHIP	IP WLS BF H R ER SO BB IBB HBP BLK WP HR S P ERA WHIP	IP WLS BF H R ER SO BB IBB HBP BLK WP HR S P ERA WHIP	IP WLS BF H R ER SO BB IBB HBP BLK WP HR S P ERA WHIP	IP WLS BF H R ER SO BB IBB HBP BLK WP HR S P ERA WHIP	IP WLS BF H R ER SO BB IBB HBP BLK WP HR S P ERA WHIP	IP WLS BF H R ER SO BB IBB HBP BLK WP HR S P ERA WHIP	IP WLS BF H R ER SO BB IBB HBP BLK WP HR S P ERA WHIP	IP WLS BF H R ER SO BB IBB HBP BLK WP HR S P ERA WHIP	IP WLS BF H R ER SO BB IBB HBP BLK WP HR S P ERA WHIP	IP WLS BF H R ER SO BB IBB HBP BLK WP HR S P ERA WHIP	IP WLS BF H R ER SO BB IBB HBP BLK WP HR S P ERA WHIP	IP WLS BF H R ER SO BB IBB HBP BLK WP HR S P ERA WHIP	IP WLS BF H R ER SO BB IBB HBP BLK WP HR S P ERA WHIP	IP WLS BF H R ER SO BB IBB HBP BLK WP HR S P ERA WHIP	IP WLS BF H R ER SO BB IBB HBP BLK WP HR S P ERA WHIP	IP WLS BF H R ER SO BB IBB HBP BLK WP HR S P ERA WHIP	IP WLS BF H R ER SO BB IBB HBP BLK WP HR S P ERA WHIP

Toronto Blue Jays @ Seattle Mariners
Safeco Field, Seattle, WA
Sat Jul 25 2015, 1:11 PM - 4:39 PM PDT
Att. 45,027 - Overcast - 66 F

AB	33
R	8
H	8
RBI	8
BB	9
SO	6
LOB	17



Batter	1	2	3	4	5	6	7	8	9	AB	R	H	RBI	BB	SO	LOB	BOTTOM				
16 Austin Jackson, R OBP: 0.294, SLG: 0.345										5	1	1	0	0	1	1					
15 Kyle Seager, L OBP: 0.331, SLG: 0.458										4	1	2	0	1	0	0					
23 Nelson Cruz, R OBP: 0.378, SLG: 0.553										4	1	2	0	0	1	1					
22 Robinson Canó, L OBP: 0.304, SLG: 0.409										4	2	1	3	1	1	4					
7 Seth Smith, L OBP: 0.341, SLG: 0.467										2	0	1	1	0	0	0					
30 Franklin Gutierrez, R OBP: 0.266, SLG: 0.463										2	0	0	0	0	1	2					
35 Mark Trumbo, R OBP: 0.283, SLG: 0.420										3	0	0	0	1	1	3					
13 Dustin Ackley, L OBP: 0.266, SLG: 0.359										0	0	0	0	0	0	0					
20 Logan Morrison, L OBP: 0.298, SLG: 0.367										4	0	0	1	0	1	4					
1 Chris Taylor, R OBP: 0.239, SLG: 0.232										4	0	1	0	0	1	1					
2 Jesús Sucre, R OBP: 0.063, SLG: 0.156										4	1	1	1	0	1	1					
Inning Stats	R: 1 E: 0 K: 1 S: 17	H: 3 LOB: 3 BB: 1 P: 24	R: 1 E: 0 K: 3 S: 11	H: 1 LOB: 1 BB: 1 P: 18	R: 1 E: 1 K: 0 S: 12	H: 1 LOB: 1 BB: 0 P: 18	R: 3 E: 0 K: 0 S: 15	H: 2 LOB: 0 BB: 0 P: 24	R: 0 E: 0 K: 1 S: 5	H: 0 LOB: 0 BB: 0 P: 6	R: 0 E: 0 K: 1 S: 9	H: 0 LOB: 1 BB: 0 P: 10	R: 0 E: 0 K: 0 S: 13	H: 1 LOB: 1 BB: 0 P: 22	R: 0 E: 0 K: 1 S: 9	H: 0 LOB: 1 BB: 1 P: 14	1B: 7 2B: 0 3B: 0 HR: 2	SF: 1 SAC: 0 DP: 0 HBP: 1	WP: 0 PB: 0 SB: 1 CS: 0	PA: 41	
PITCHER	IP WLS BF H R ER SO BB IBB HBP BLK WP HR S P ERA WHIP	IP WLS BF H R ER SO BB IBB HBP BLK WP HR S P ERA WHIP	IP WLS BF H R ER SO BB IBB HBP BLK WP HR S P ERA WHIP	IP WLS BF H R ER SO BB IBB HBP BLK WP HR S P ERA WHIP	IP WLS BF H R ER SO BB IBB HBP BLK WP HR S P ERA WHIP	IP WLS BF H R ER SO BB IBB HBP BLK WP HR S P ERA WHIP	IP WLS BF H R ER SO BB IBB HBP BLK WP HR S P ERA WHIP	IP WLS BF H R ER SO BB IBB HBP BLK WP HR S P ERA WHIP	IP WLS BF H R ER SO BB IBB HBP BLK WP HR S P ERA WHIP	IP WLS BF H R ER SO BB IBB HBP BLK WP HR S P ERA WHIP	IP WLS BF H R ER SO BB IBB HBP BLK WP HR S P ERA WHIP	IP WLS BF H R ER SO BB IBB HBP BLK WP HR S P ERA WHIP	IP WLS BF H R ER SO BB IBB HBP BLK WP HR S P ERA WHIP	IP WLS BF H R ER SO BB IBB HBP BLK WP HR S P ERA WHIP	IP WLS BF H R ER SO BB IBB HBP BLK WP HR S P ERA WHIP	IP WLS BF H R ER SO BB IBB HBP BLK WP HR S P ERA WHIP	IP WLS BF H R ER SO BB IBB HBP BLK WP HR S P ERA WHIP	IP WLS BF H R ER SO BB IBB HBP BLK WP HR S P ERA WHIP	IP WLS BF H R ER SO BB IBB HBP BLK WP HR S P ERA WHIP	IP WLS BF H R ER SO BB IBB HBP BLK WP HR S P ERA WHIP	IP WLS BF H R ER SO BB IBB HBP BLK WP HR S P ERA WHIP

Toronto Blue Jays @ Seattle Mariners
Safeco Field, Seattle, WA
Sat Jul 25 2015, 1:11 PM - 4:39 PM PDT
Att. 45,027 - Overcast - 66 F

AB	36
R	6
H	9
RBI	6
BB	3
SO	8
LOB	17



Batter	1	2	3	4	5	6	7	8	9	AB	R	H	RBI	BB	SO	LOB	TOP										
16 César Hernández, S (1.4) OBP: 0.352, SLG: 0.349										4	0	0	0	0	1	2	Philadelphia Phillies @ Toronto Blue Jays Rogers Centre, Toronto, ON Tue Jul 28 2015, 7:09 PM - 9:38 PM EDT Att: 30,516 - Clear - 84 F										
2 Ben Revere, L (1.8) OBP: 0.336, SLG: 0.377										4	0	0	0	0	0	1											
7 Maikel Franco, R (1.5) OBP: 0.338, SLG: 0.488										4	0	0	0	0	3	0											
3 Jeff Francoeur, R (1.9) OBP: 0.297, SLG: 0.465										4	0	1	0	0	1	0											
6 Ryan Howard, L (1.10) OBP: 0.273, SLG: 0.453										4	1	1	0	0	3	0											
18 Darin Ruf, R (1.3) OBP: 0.305, SLG: 0.393										2	1	1	0	1	0	0											
25 Cody Asche, L (1.7) OBP: 0.284, SLG: 0.373										3	1	2	2	0	1	0											
4 Andrés Blanco, S (1.6) OBP: 0.357, SLG: 0.494										2	0	1	1	1	0	0											
29 Cameron Rupp, R (1.2) OBP: 0.276, SLG: 0.300										3	0	0	0	0	1	3											
Inning Stats	R: 0 E: 0 K: 1 S: 7	H: 0 LOB: 0 BB: 0 P: 11	R: 0 E: 0 K: 1 S: 7	H: 0 LOB: 1 BB: 1 P: 13	R: 0 E: 0 K: 0 S: 9	H: 1 LOB: 1 BB: 1 P: 15	R: 0 E: 0 K: 1 S: 8	H: 1 LOB: 0 BB: 0 P: 11	R: 3 E: 0 K: 0 S: 14	H: 4 LOB: 1 BB: 0 P: 24	R: 0 E: 0 K: 1 S: 6	H: 0 LOB: 0 BB: 0 P: 8	R: 0 E: 0 K: 1 S: 6	H: 0 LOB: 0 BB: 0 P: 8	R: 0 E: 0 K: 2 S: 10	H: 0 LOB: 0 BB: 0 P: 15	R: 0 E: 0 K: 3 S: 12	H: 0 LOB: 0 BB: 0 P: 19	1B: 3 2B: 3 3B: 0 HR: 0	SF: 0 SAC: 0 DP: 1 HBP: 0	WP: 1 PB: 0 SB: 0 CS: 1	PA: 33					
PITCHER	IP	WLS	BF	H	R	ER	SO	BB	IBB	HBP	BLK	WP	HR	S	P	ERA	WHIP										
57 Felix Doubront, L (1.1) ERA: 4.76	4.0	L	18	6	3	3	3	2	0	0	0	1	0	41	66	6.75	2.000										
52 Ryan Tepera, R (5.1) ERA: 2.29	1.0		3	0	0	0	0	0	0	0	0	0	0	4	8	0.00	0.000										
32 LaTroy Hawkins, R (6.1) ERA: 3.47	1.0		3	0	0	0	1	0	0	0	0	0	0	6	8	0.00	0.000										
27 Brett Cecil, L (7.1) ERA: 4.05	1.0		3	0	0	0	1	0	0	0	0	0	0	6	8	0.00	0.000										
31 Liam Hendriks, R (8.1) ERA: 2.64	2.0		6	0	0	0	5	0	0	0	0	0	0	22	34	0.00	0.000										

Batter	1	2	3	4	5	6	7	8	9	AB	R	H	RBI	BB	SO	LOB	BOTTOM										
29 Devon Travis, R (1.4) OBP: 0.361, SLG: 0.498										2	1	1	1	0	1	2	Philadelphia Phillies @ Toronto Blue Jays Rogers Centre, Toronto, ON Tue Jul 28 2015, 7:09 PM - 9:38 PM EDT Att: 30,516 - Clear - 84 F										
3 Ezequiel Carrera, L (9.9) OBP: 0.307, SLG: 0.355										2	0	0	0	0	1	0											
20 Josh Donaldson, R (1.5) OBP: 0.350, SLG: 0.535										3	0	0	0	1	0	0											
19 José Bautista, R (1.9) OBP: 0.366, SLG: 0.492										4	0	0	0	0	0	1											
30 Dioner Navarro, S (9.2) OBP: 0.272, SLG: 0.317										0	0	0	0	0	0	0											
10 Edwin Encarnación, R (1.3) OBP: 0.335, SLG: 0.452										4	0	2	0	0	1	0											
36 Drew Hutchison, L (9. PR)										0	0	0	0	0	0	0											
15 Chris Colabello, R (1.10) OBP: 0.359, SLG: 0.489										4	0	0	0	0	0	2											
55 Russell Martin, R (1.2) OBP: 0.344, SLG: 0.478										4	1	2	0	0	0	1											
23 Danny Valencia, R (1.7) OBP: 0.327, SLG: 0.513										4	0	1	0	0	0	2											
11 Kevin Pillar, R (1.8) OBP: 0.306, SLG: 0.392										2	0	0	0	1	0	1											
17 Ryan Goins, L (1.6) OBP: 0.265, SLG: 0.313										2	0	0	1	0	0	1											
Inning Stats	R: 1 E: 0 K: 1 S: 7	H: 1 LOB: 0 BB: 1 P: 14	R: 1 E: 0 K: 1 S: 14	H: 2 LOB: 2 BB: 1 P: 27	R: 0 E: 0 K: 0 S: 9	H: 1 LOB: 1 BB: 0 P: 13	R: 0 E: 0 K: 0 S: 8	H: 1 LOB: 0 BB: 0 P: 11	R: 0 E: 0 K: 0 S: 8	H: 0 LOB: 0 BB: 0 P: 9	R: 0 E: 0 K: 0 S: 4	H: 0 LOB: 0 BB: 0 P: 5	R: 0 E: 0 K: 0 S: 9	H: 0 LOB: 0 BB: 0 P: 14	R: 0 E: 0 K: 1 S: 6	H: 0 LOB: 0 BB: 0 P: 8	R: 0 E: 0 K: 0 S: 14	H: 1 LOB: 1 BB: 0 P: 18	1B: 4 2B: 1 3B: 0 HR: 1	SF: 1 SAC: 0 DP: 1 HBP: 0	WP: 0 PB: 0 SB: 0 CS: 0	PA: 34					
PITCHER	IP	WLS	BF	H	R	ER	SO	BB	IBB	HBP	BLK	WP	HR	S	P	ERA	WHIP										
39 Adam Morgan, L (1.1) ERA: 4.05	6.0	W	24	5	2	2	2	2	0	0	0	0	1	50	79	3.00	1.167										
46 Jeanmar Gómez, R (7.1) ERA: 2.19	1.0	H	3	0	0	0	0	0	0	0	0	0	0	9	14	0.00	0.000										
57 Luis García, R (8.1) ERA: 3.43	1.0	H	3	0	0	0	1	0	0	0	0	0	0	6	8	0.00	0.000										
53 Ken Giles, R (9.1) ERA: 1.81	1.0	S	4	1	0	0	0	0	0	0	0	0	0	14	18	0.00	1.000										

AB	30
R	3
H	6
RBI	3
BB	2
SO	10
LOB	6



WP	1	PA	33
PB	0	SB	0
CS	1		

AB	31
R	2
H	6
RBI	2
BB	2
SO	3
LOB	10



WP	0	PA	34
PB	0	SB	0
CS	0		

Batter	1	2	3	4	5	6	7	8	9	AB	R	H	RBI	BB	SO	LOB	TOP										
2 Alcides Escobar, R OBP: 0.318, SLG: 0.348										3	1	1	0	0	1	0	Kansas City Royals @ Toronto Blue Jays Rogers Centre, Toronto, ON Sun Aug 02 2015, 1:09 PM - 4:11 PM EDT Att: 45,736 - Sunny - 70 F										
18 Ben Zobrist, S OBP: 0.355, SLG: 0.480										3	1	1	2	1	0	1											
6 Lorenzo Cain, R OBP: 0.371, SLG: 0.503										4	0	1	0	0	3	2											
35 Eric Hosmer, L OBP: 0.372, SLG: 0.477										4	0	0	0	0	0	3											
25 Kendrys Morales, S OBP: 0.341, SLG: 0.451										3	0	1	0	1	0	0											
13 Salvador Perez, R OBP: 0.297, SLG: 0.412										4	0	0	0	0	2	3											
15 Alex Rios, R OBP: 0.275, SLG: 0.309										3	0	0	0	0	0	0											
19 Cheslor Cuthbert, R OBP: 0.269, SLG: 0.360										3	0	0	0	0	1	0											
14 Omar Infante, R OBP: 0.241, SLG: 0.315										3	0	0	0	0	0	0											
Inning Stats	R: 0 E: 0 K: 1 S: 12	H: 1 LOB: 1 BB: 0 P: 18	R: 0 E: 0 K: 1 S: 7	H: 0 LOB: 0 BB: 0 P: 8	R: 0 E: 0 K: 2 S: 8	H: 0 LOB: 2 BB: 2 P: 11	R: 0 E: 0 K: 0 S: 15	H: 0 LOB: 2 BB: 0 P: 25	R: 0 E: 0 K: 0 S: 13	H: 1 LOB: 1 BB: 0 P: 17	R: 0 E: 0 K: 0 S: 6	H: 0 LOB: 0 BB: 0 P: 9	R: 2 E: 0 K: 1 S: 9	H: 1 LOB: 0 BB: 0 P: 15	R: 0 E: 0 K: 0 S: 9	H: 1 LOB: 0 BB: 0 P: 15		1B: 3 2B: 0 HR: 1	SF: 0 SAC: 0 HBP: 1	WP: 0 PB: 0 SB: 0 CS: 0	PA: 33						
PITCHER	IP	WLS	BF	H	R	ER	SO	BB	IBB	HBP	BLK	WP	HR	S	P	ERA	WHIP										
43 R.A. Dickey, R ERA: 4.06	7.0	W	25	2	0	0	6	2	0	0	0	0	0	68	101	0.00	0.571										
41 Aaron Sanchez, R ERA: 3.44	0.2	H	3	0	1	1	0	0	0	1	0	0	0	3	7	13.50	0.000										
54 Roberto Osuna, R ERA: 2.27	1.1	S	5	2	1	1	1	0	0	0	0	0	1	15	23	6.75	1.500										

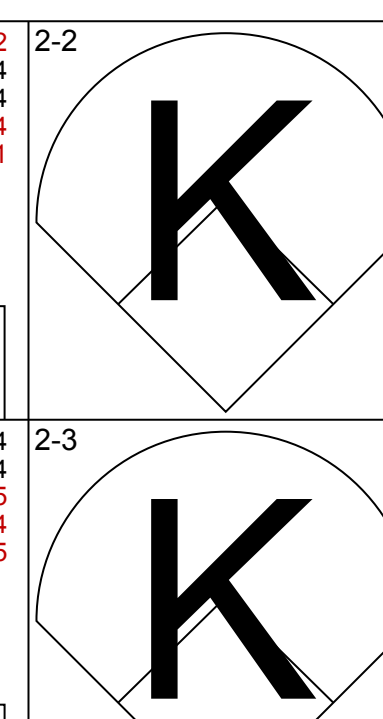
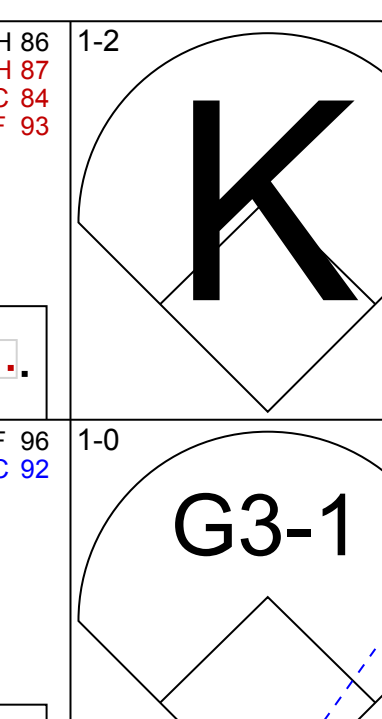
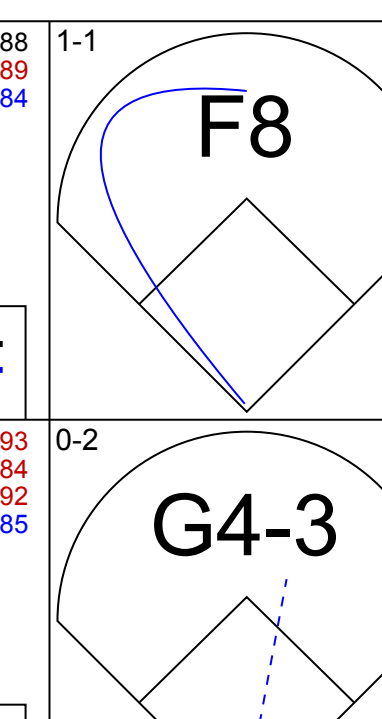
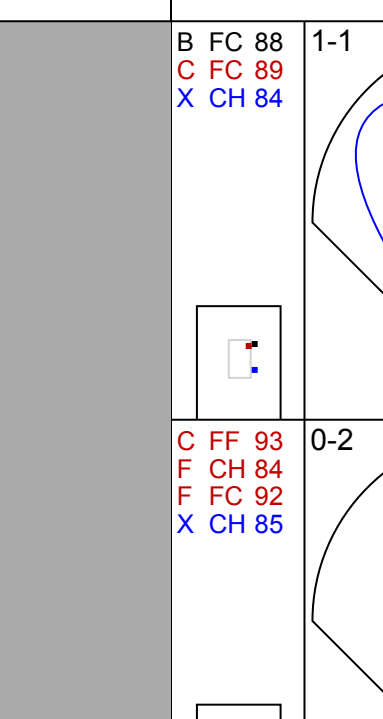
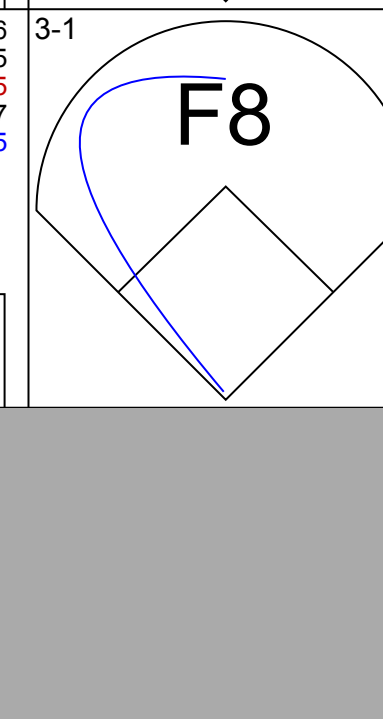



AB	30
R	2
H	4
RBI	2
BB	2
SO	7
LOB	9

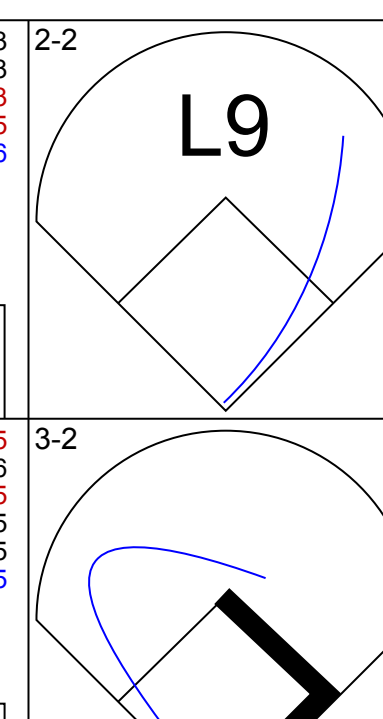
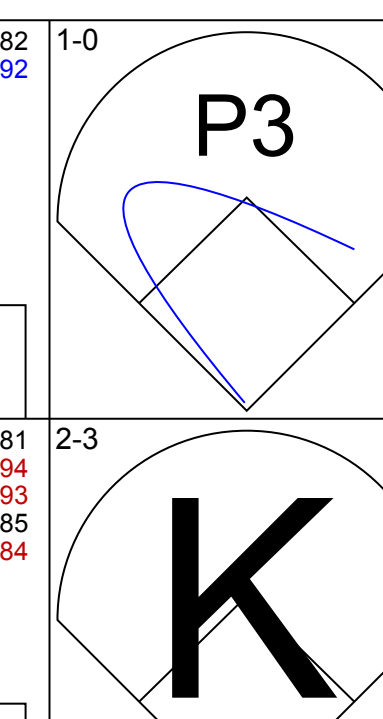
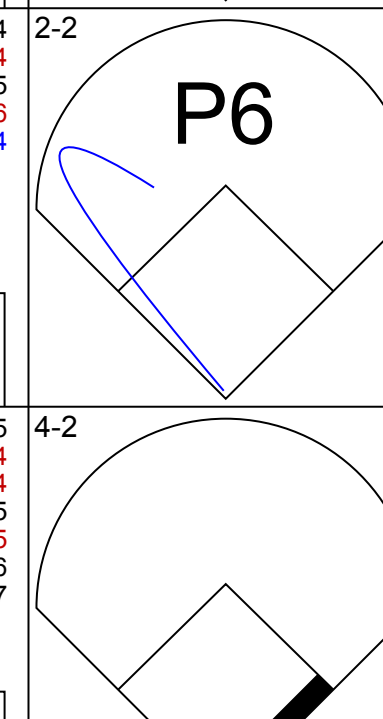

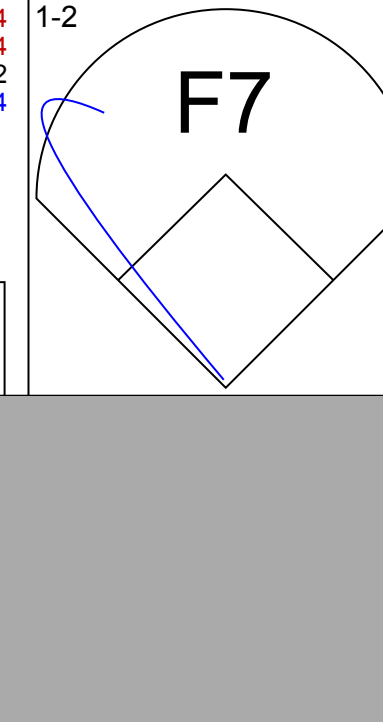


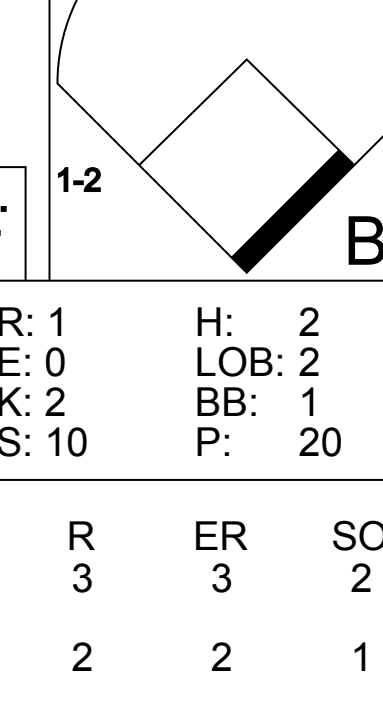



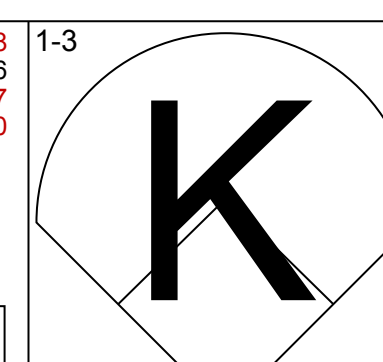
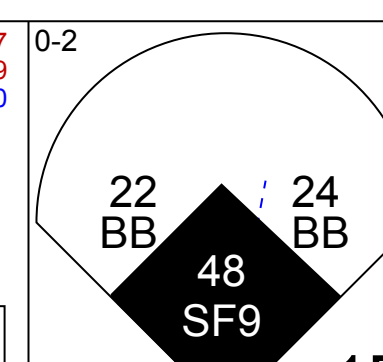
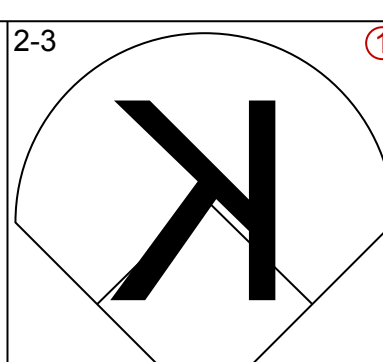
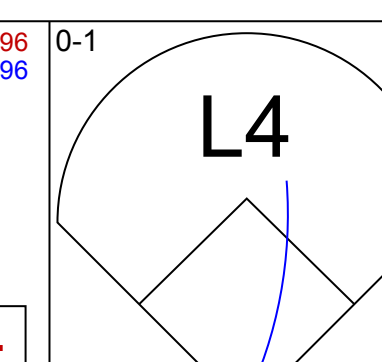
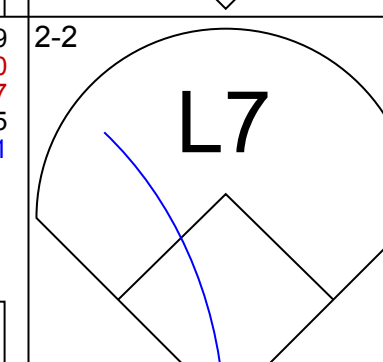
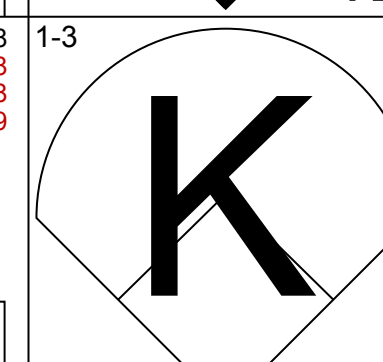
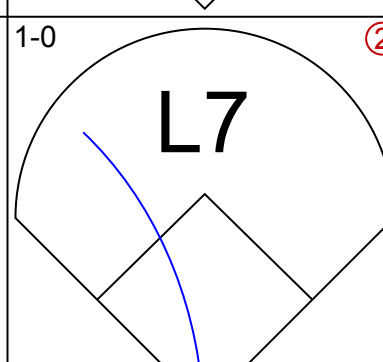
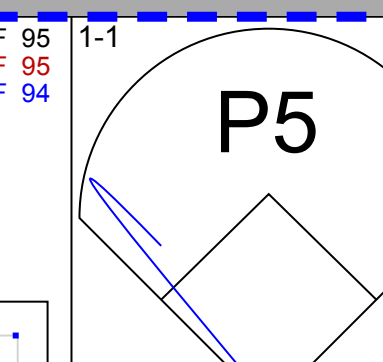
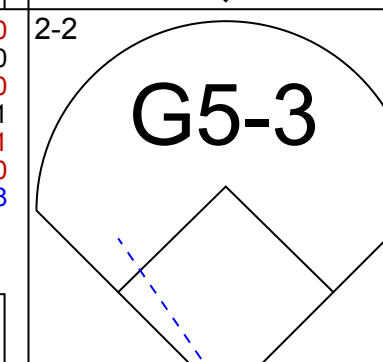
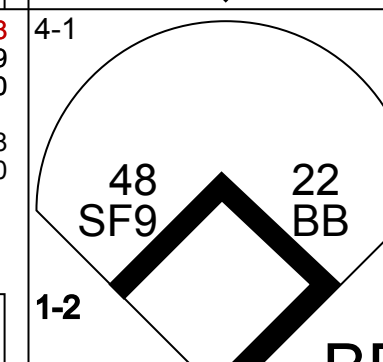
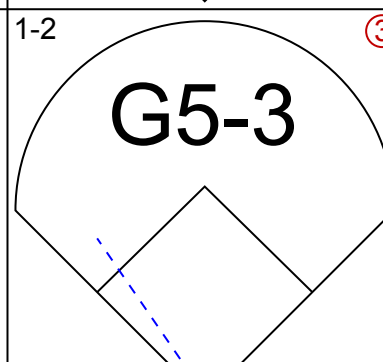
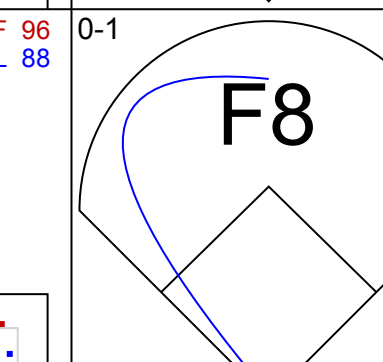
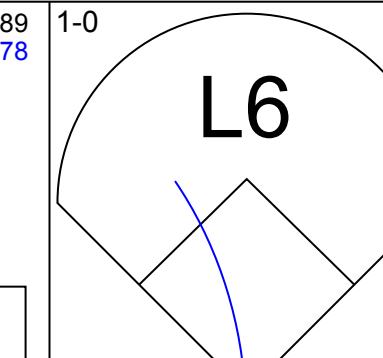
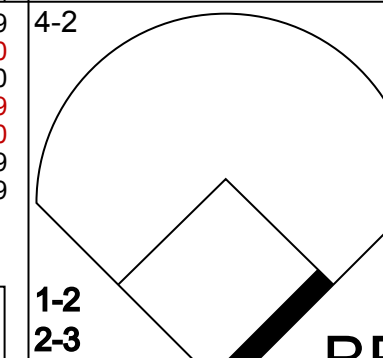
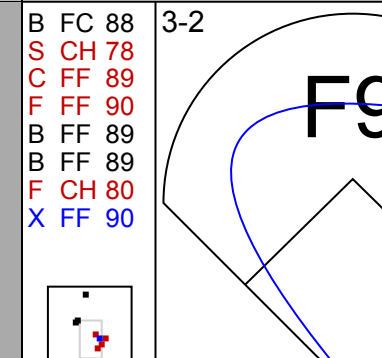
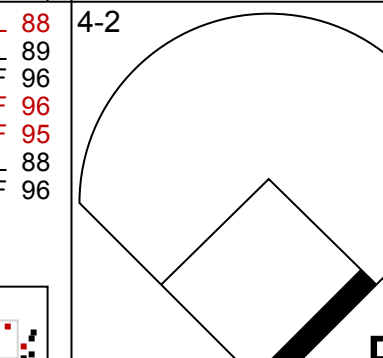
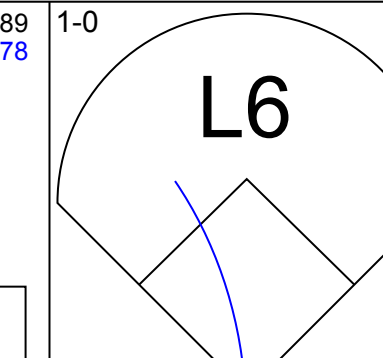
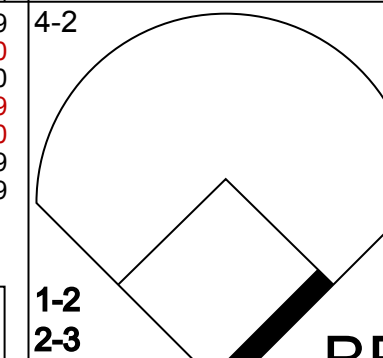
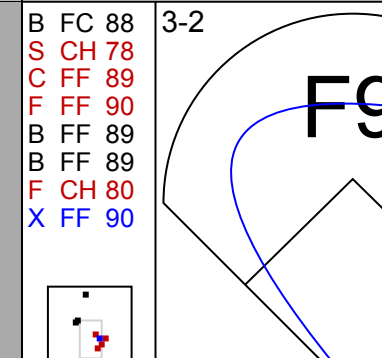
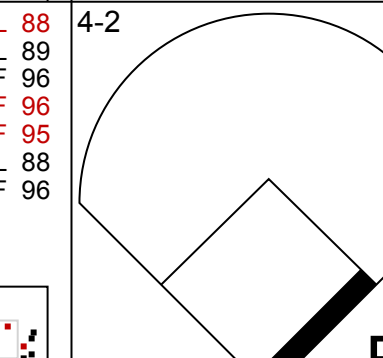
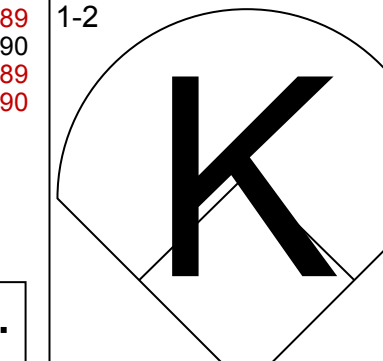
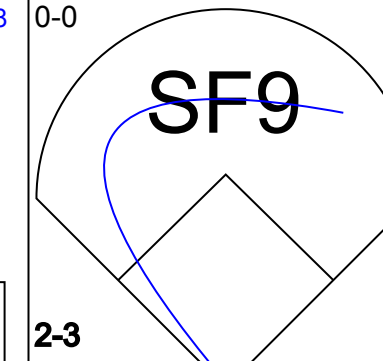
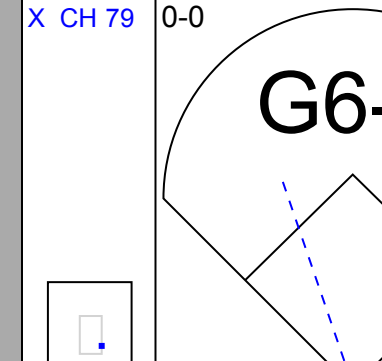
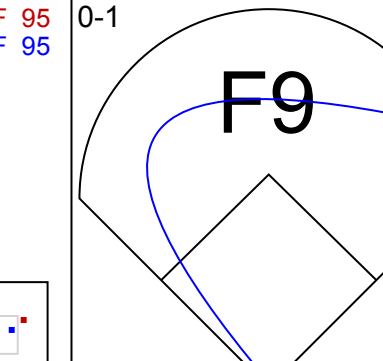
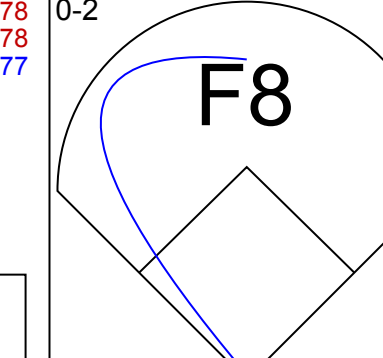
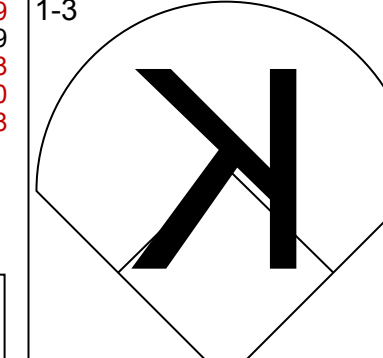
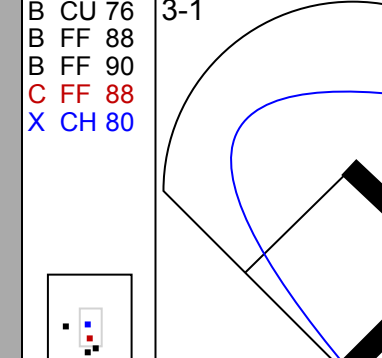
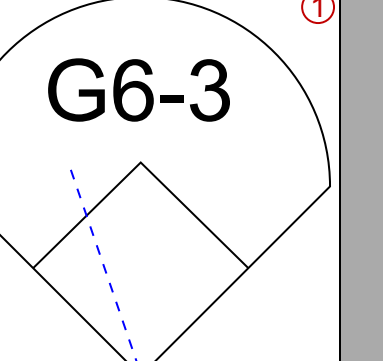
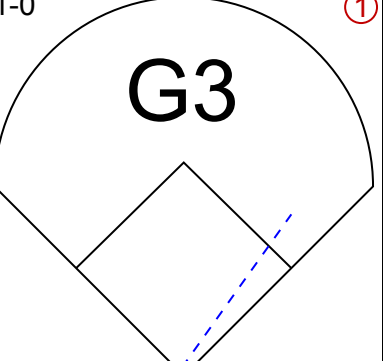
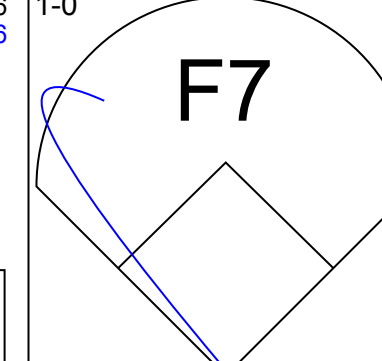
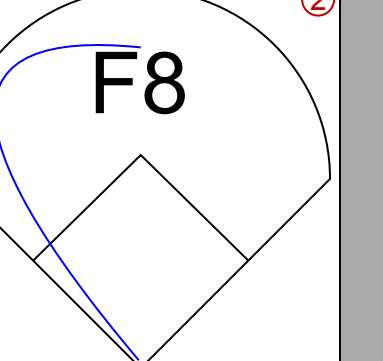
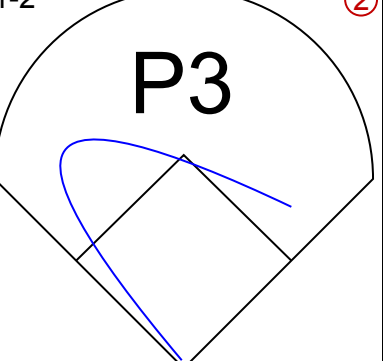
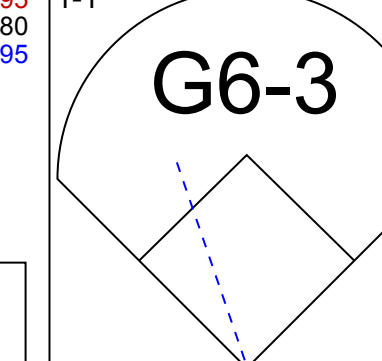
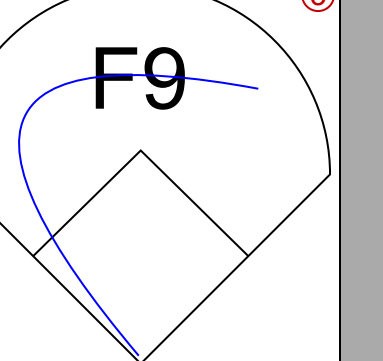
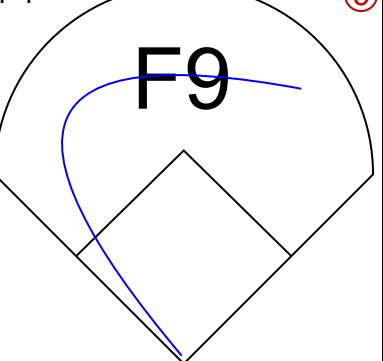
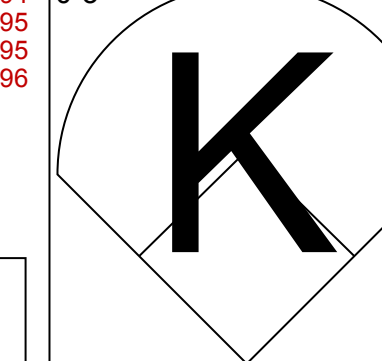
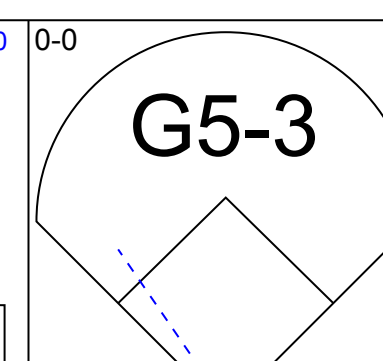



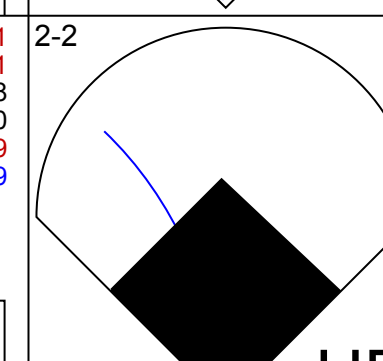
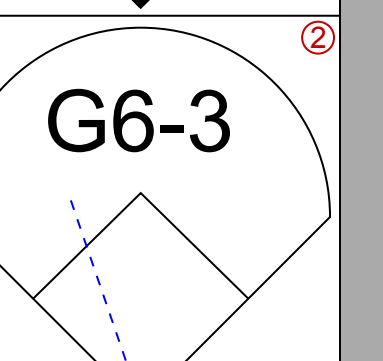
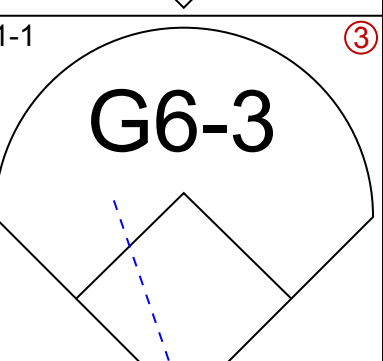
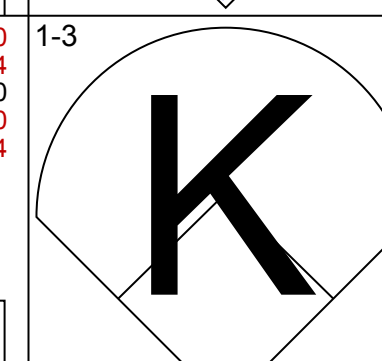
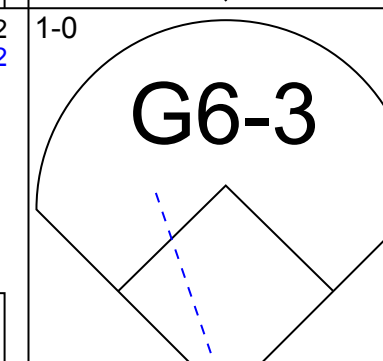
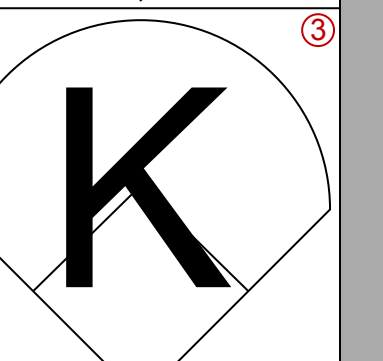
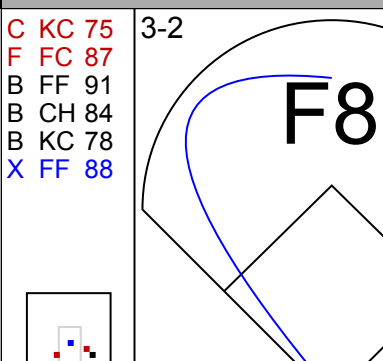

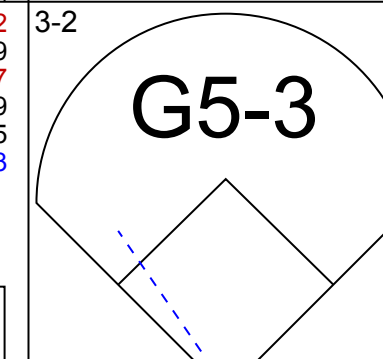
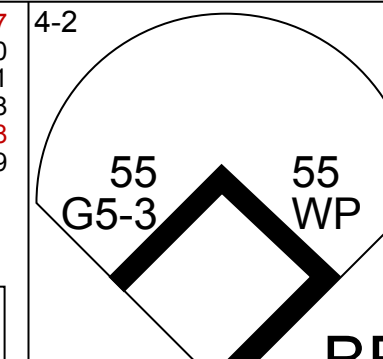
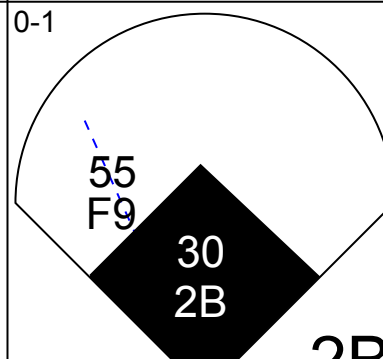

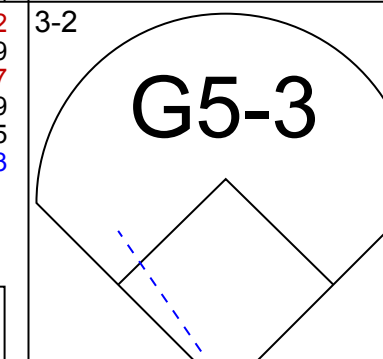
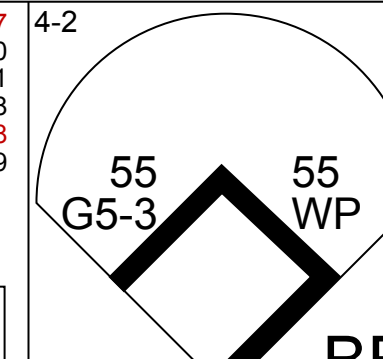
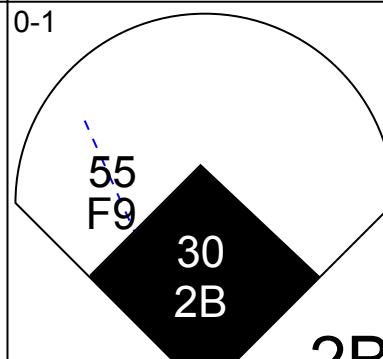

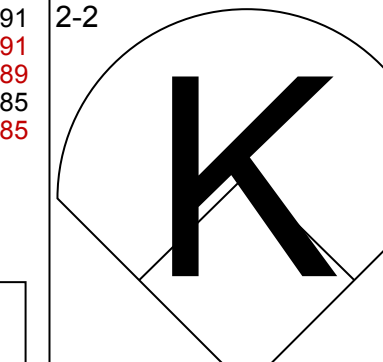
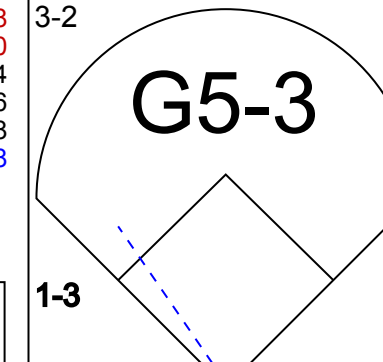
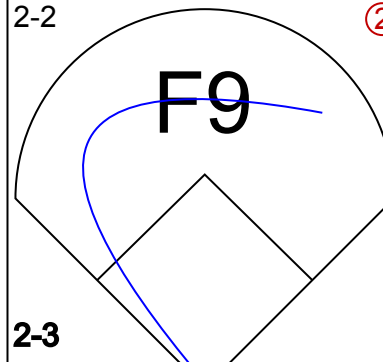
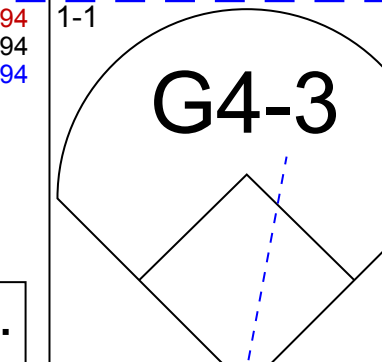
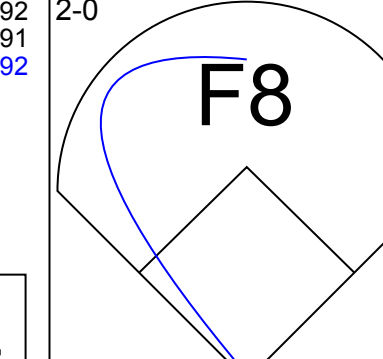
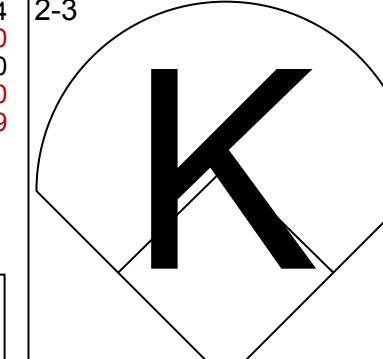
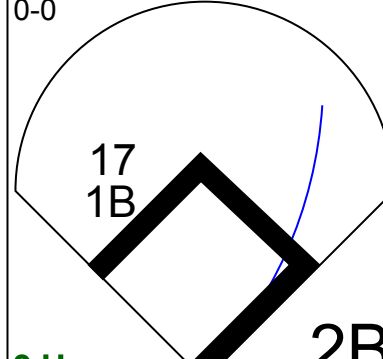
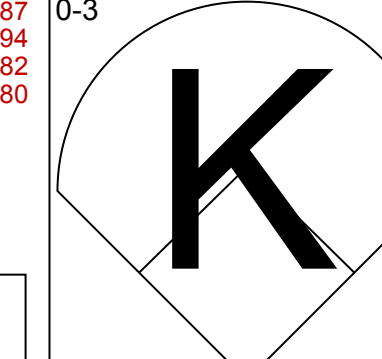
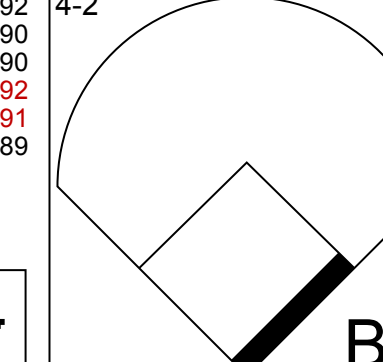
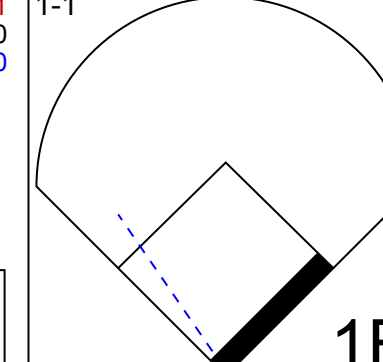
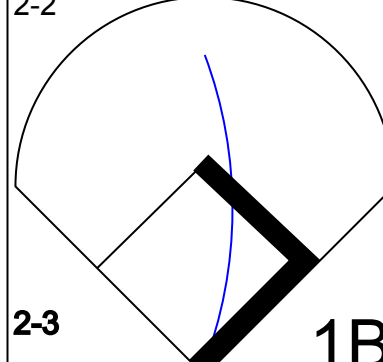
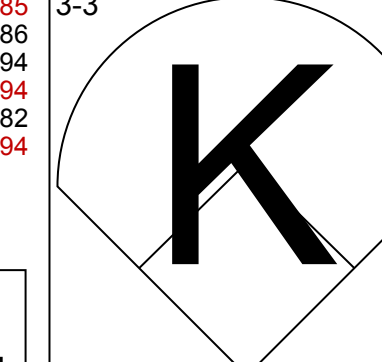
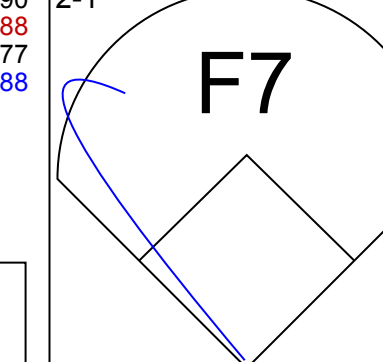
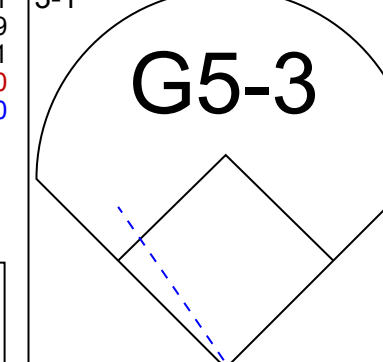
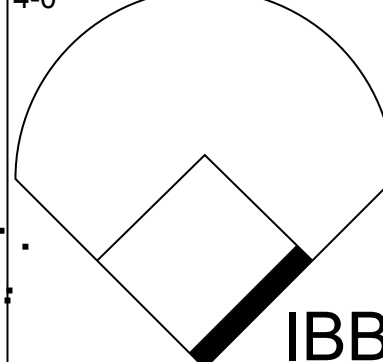
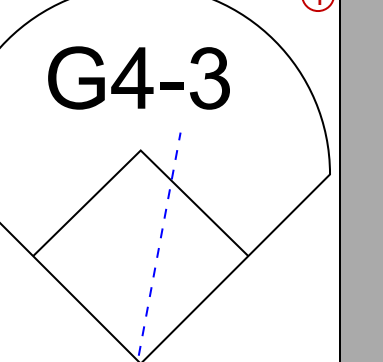
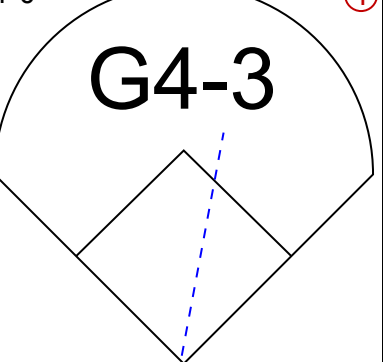

Batter	1	2	3	4	5	6	7	8	9	AB	R	H	RBI	BB	SO	LOB	BOTTOM										
2 Troy Tulowitzki, R OBP: 0.355, SLG: 0.479										3	0	1	1	1	0	0	Kansas City Royals @ Toronto Blue Jays Rogers Centre, Toronto, ON Sun Aug 02 2015, 1:09 PM - 4:11 PM EDT Att: 45,736 - Sunny - 70 F										
20 Josh Donaldson, R OBP: 0.397, SLG: 0.549										3	0	0	0	1	3	5											
19 José Bautista, R OBP: 0.364, SLG: 0.503										4	0	1	1	0	0	3											
10 Edwin Encarnación, R OBP: 0.341, SLG: 0.455										4	1	2	0	0	1	3											
15 Chris Colabello, R OBP: 0.358, SLG: 0.496										3	1	1	2	0	2	1											
13 Justin Smoak, S OBP: 0.313, SLG: 0.451										0	1	0	0	1	0	0											
55 Russell Martin, R OBP: 0.347, SLG: 0.482										3	1	1	0	1	1	0											
11 Kevin Pillar, R OBP: 0.301, SLG: 0.383										4	0	0	0	0	0	4											
17 Ryan Goins, L OBP: 0.277, SLG: 0.313										2	1	1	0	2	0	2											
7 Ben Revere, L OBP: 0.327, SLG: 0.367										2	0	0	1	0	0	1											
Inning Stats	R: 0 E: 0 K: 0 S: 8	H: 2 LOB: 2 BB: 0 P: 12	R: 0 E: 0 K: 1 S: 13	H: 2 LOB: 0 BB: 0 P: 20	R: 0 E: 0 K: 0 S: 8	H: 0 LOB: 1 BB: 1 P: 14	R: 2 E: 0 K: 1 S: 18	H: 2 LOB: 1 BB: 1 P: 25	R: 0 E: 0 K: 1 S: 10	H: 0 LOB: 0 BB: 1 P: 20	R: 0 E: 0 K: 1 S: 10	H: 0 LOB: 2 BB: 0 P: 14	R: 1 E: 0 K: 2 S: 13	H: 2 LOB: 2 BB: 0 P: 21	R: 2 E: 0 K: 1 S: 15	H: 1 LOB: 2 BB: 3 P: 31	1B: 5 2B: 1 HR: 1	SF: 1 SAC: 1 HBP: 2	WP: 0 PB: 0 SB: 1 CS: 0	PA: 38							
PITCHER	IP	WLS	BF	H	R	ER	SO	BB	IBB	HBP	BLK	WP	HR	S	P	ERA	WHIP										
36 Edinson Volquez, R ERA: 3.2	6.0	L	25	4	2	2	4	3	0	1	0	0	0	67	105	3.00	1.167										
45 Franklin Morales, L ERA: 2.45	0.1		2	1	1	1	0	0	0	0	0	0	0	2	3	27.00	3.000										
46 Ryan Madson, R ERA: 2.28	0.2		4	1	0	0	2	0	0	1	0	0	0	11	18	0.00	1.500										
40 Kelvin Herrera, R ERA: 2.14	0.2		6	1	2	2	0	3	0	0	0	0	0	12	25	27.00	6.000										
44 Luke Hochevar, R ERA: 4.0	0.1		1	0	0	0	1	0	0	0	0	0	0	3	6	0.00	0.000										

AB	28
R	5
H	7
RBI	5
BB	6
SO	7
LOB	19



Batter	1	2	3	4	5	6	7	8	9	AB	R	H	RBI	BB	SO	LOB	TOP	
2 Brian Dozier, R OBP: 0.324, SLG: 0.504										4	0	0	0	0	2	1	Minnesota Twins @ Toronto Blue Jays Rogers Centre, Toronto, ON Mon Aug 03 2015, 1:09 PM - 3:44 PM EDT Att: 45,766 - Partly Cloudy - 73 F	
9 Eduardo Núñez, R OBP: 0.297, SLG: 0.415										4	0	0	0	0	1	1		
24 Trevor Plouffe, R OBP: 0.314, SLG: 0.456										4	0	1	0	0	0	0		
22 Miguel Sanó, R OBP: 0.404, SLG: 0.500										3	0	0	0	1	2	0		
48 Tori Hunter, R OBP: 0.303, SLG: 0.433										3	1	1	1	1	1	0		
20 Eddie Rosario, L OBP: 0.307, SLG: 0.440										3	0	0	0	0	2	3		
32 Aaron Hicks, S OBP: 0.340, SLG: 0.404										3	0	0	0	0	2	3		
8 Kurt Suzuki, R OBP: 0.287, SLG: 0.304										3	0	1	0	0	1	3		
5 Eduardo Escobar, S OBP: 0.270, SLG: 0.380										3	0	0	0	0	1	1		
Inning Stats	R: 0 E: 0 K: 2 S: 8	H: 0 LOB: 0 BB: 0 P: 15	R: 1 E: 0 K: 2 S: 13	H: 1 LOB: 0 BB: 0 P: 17	R: 0 E: 0 K: 1 S: 8	H: 1 LOB: 1 BB: 0 P: 13	R: 0 E: 0 K: 2 S: 16	H: 1 LOB: 3 BB: 0 P: 30	R: 0 E: 0 K: 0 S: 9	H: 0 LOB: 0 BB: 0 P: 12	R: 0 E: 0 K: 1 S: 10	H: 0 LOB: 0 BB: 0 P: 14	R: 0 E: 0 K: 1 S: 8	H: 0 LOB: 0 BB: 0 P: 10	1B: 0 2B: 2 3B: 0 HR: 1	SF: 0 SAC: 0 DP: 0 HBP: 0		WP: 0 PB: 0 SB: 0 CS: 0
PITCHER	IP WLS BF H R ER SO BB IBB HBP BLK WP HR S P ERA WHIP																	
14 David Price, L ERA: 2.45	8.0 W 29 3 1 1 11 2 0 0 0 0 1 80 119 1.12 0.625																	
32 LaTroy Hawkins, R ERA: 3.2	1.0 3 0 0 0 1 0 0 0 0 0 0 8 10 0.00 0.000																	

Batter	1	2	3	4	5	6	7	8	9	AB	R	H	RBI	BB	SO	LOB	BOTTOM			
2 Troy Tulowitzki, R OBP: 0.356, SLG: 0.478										3	2	1	0	1	0	2	Minnesota Twins @ Toronto Blue Jays Rogers Centre, Toronto, ON Mon Aug 03 2015, 1:09 PM - 3:44 PM EDT Att: 45,766 - Partly Cloudy - 73 F			
20 Josh Donaldson, R OBP: 0.358, SLG: 0.558										4	1	2	2	0	1	3				
19 José Bautista, R OBP: 0.360, SLG: 0.497										4	0	0	0	0	1	2				
10 Edwin Encarnación, R OBP: 0.343, SLG: 0.454										3	1	1	1	1	0	0				
13 Justin Smoak, S OBP: 0.312, SLG: 0.446										4	0	1	1	0	0	2				
55 Russell Martin, R OBP: 0.343, SLG: 0.476										4	0	0	0	0	1	1				
17 Ryan Goins, L OBP: 0.281, SLG: 0.330										4	1	2	1	0	1	0				
11 Kevin Pillar, R OBP: 0.303, SLG: 0.383										3	0	1	0	1	0	1				
7 Ben Revere, L OBP: 0.327, SLG: 0.364										3	0	0	0	1	0	2				
Inning Stats	R: 0 E: 0 K: 0 S: 15	H: 1 LOB: 2 BB: 1 P: 27	R: 1 E: 0 K: 2 S: 10	H: 2 LOB: 2 BB: 1 P: 20	R: 0 E: 0 K: 0 S: 7	H: 0 LOB: 0 BB: 0 P: 15	R: 0 E: 0 K: 0 S: 12	H: 0 LOB: 1 BB: 1 P: 21	R: 2 E: 0 K: 0 S: 9	H: 2 LOB: 0 BB: 0 P: 13	R: 0 E: 0 K: 0 S: 8	H: 1 LOB: 1 BB: 0 P: 12	R: 2 E: 0 K: 1 S: 12	H: 2 LOB: 1 BB: 1 P: 22	R: 0 E: 0 K: 1 S: 9	H: 0 LOB: 0 BB: 0 P: 13		1B: 5 2B: 1 3B: 0 HR: 2	SF: 0 SAC: 0 DP: 0 HBP: 0	WP: 0 PB: 0 SB: 0 CS: 0
PITCHER	IP WLS BF H R ER SO BB IBB HBP BLK WP HR S P ERA WHIP																			
54 Ervin Santana, R ERA: 3.89	6.0 L 27 6 3 3 3 2 3 0 0 0 0 2 61 108 4.50 1.500																			
36 Blaine Boyer, R ERA: 3.02	1.0 6 2 2 2 1 1 0 0 0 0 0 12 22 18.00 3.000																			
61 Ryan O'Rourke, L ERA: 0.84	1.0 3 0 0 0 1 0 0 0 0 0 0 9 13 0.00 0.000																			

Batter	1	2	3	4	5	6	7	8	9	AB	R	H	RBI	BB	SO	LOB	TOP								
2 Brian Dozier, R OBP: 0.323, SLG: 0.501				 22 BB 48 SF9 24 BB 1B						4	1	1	0	0	2	0	Minnesota Twins @ Toronto Blue Jays Rogers Centre, Toronto, ON Tue Aug 04 2015, 7:08 PM - 9:43 PM EDT Att: 26,504 - Roof Closed - 68 F								
7 Joe Mauer, L OBP: 0.375, SLG: 0.375										4	0	0	0	0	1	1									
24 Trevor Plouffe, R OBP: 0.313, SLG: 0.452				 48 SF9 22 BB						3	0	0	0	1	0	0									
22 Miguel Sanó, R OBP: 0.407, SLG: 0.488										2	0	0	0	2	0	0									
5 Eduardo Escobar, S OBP: 0.270, SLG: 0.380										0	0	0	0	0	0	0									
48 Tori Hunter, R OBP: 0.299, SLG: 0.429										3	0	0	1	0	1	1									
20 Eddie Rosario, L OBP: 0.307, SLG: 0.443										3	0	1	0	0	1	2									
32 Aaron Hicks, S OBP: 0.335, SLG: 0.398										3	0	0	0	0	0	1									
8 Kurt Suzuki, R OBP: 0.284, SLG: 0.301										3	0	0	0	0	0	0									
9 Eduardo Núñez, R OBP: 0.291, SLG: 0.406										3	0	0	0	0	1	0									
Inning Stats	R: 0 H: 0 E: 0 K: 1 S: 11	H: 0 LOB: 0 BB: 0 P: 16	R: 0 H: 0 E: 0 K: 1 S: 7	H: 0 LOB: 0 BB: 0 P: 9	R: 0 H: 0 E: 0 K: 0 S: 11	H: 0 LOB: 0 BB: 0 P: 16	R: 1 H: 1 E: 0 K: 2 S: 15	H: 1 LOB: 2 BB: 2 P: 25	R: 0 H: 0 E: 0 K: 0 S: 6	H: 0 LOB: 0 BB: 0 P: 9	R: 0 H: 0 E: 0 K: 1 S: 10	H: 0 LOB: 0 BB: 0 P: 14	R: 0 H: 1 E: 0 K: 0 S: 9	H: 1 LOB: 0 BB: 0 P: 16	R: 0 H: 0 E: 0 K: 1 S: 8	H: 0 LOB: 0 BB: 0 P: 9	R: 0 H: 0 E: 0 K: 0 S: 9	H: 0 LOB: 1 BB: 1 P: 14	1B: 1 2B: 1 3B: 0 HR: 0	SF: 1 SAC: 0 DP: 0 HBP: 0	WP: 0 PB: 0 SB: 0 CS: 0	PA: 32			
PITCHER	IP WLS BF H R ER SO BB IBB HBP BLK WP HR S P ERA WHIP	IP WLS BF H R ER SO BB IBB HBP BLK WP HR S P ERA WHIP	IP WLS BF H R ER SO BB IBB HBP BLK WP HR S P ERA WHIP	IP WLS BF H R ER SO BB IBB HBP BLK WP HR S P ERA WHIP	IP WLS BF H R ER SO BB IBB HBP BLK WP HR S P ERA WHIP	IP WLS BF H R ER SO BB IBB HBP BLK WP HR S P ERA WHIP	IP WLS BF H R ER SO BB IBB HBP BLK WP HR S P ERA WHIP	IP WLS BF H R ER SO BB IBB HBP BLK WP HR S P ERA WHIP	IP WLS BF H R ER SO BB IBB HBP BLK WP HR S P ERA WHIP	IP WLS BF H R ER SO BB IBB HBP BLK WP HR S P ERA WHIP	IP WLS BF H R ER SO BB IBB HBP BLK WP HR S P ERA WHIP	IP WLS BF H R ER SO BB IBB HBP BLK WP HR S P ERA WHIP	IP WLS BF H R ER SO BB IBB HBP BLK WP HR S P ERA WHIP	IP WLS BF H R ER SO BB IBB HBP BLK WP HR S P ERA WHIP	IP WLS BF H R ER SO BB IBB HBP BLK WP HR S P ERA WHIP	IP WLS BF H R ER SO BB IBB HBP BLK WP HR S P ERA WHIP	IP WLS BF H R ER SO BB IBB HBP BLK WP HR S P ERA WHIP	IP WLS BF H R ER SO BB IBB HBP BLK WP HR S P ERA WHIP	IP WLS BF H R ER SO BB IBB HBP BLK WP HR S P ERA WHIP	IP WLS BF H R ER SO BB IBB HBP BLK WP HR S P ERA WHIP	IP WLS BF H R ER SO BB IBB HBP BLK WP HR S P ERA WHIP	IP WLS BF H R ER SO BB IBB HBP BLK WP HR S P ERA WHIP	IP WLS BF H R ER SO BB IBB HBP BLK WP HR S P ERA WHIP	IP WLS BF H R ER SO BB IBB HBP BLK WP HR S P ERA WHIP	IP WLS BF H R ER SO BB IBB HBP BLK WP HR S P ERA WHIP
25 Marco Estrada, R ERA: 3.4	6.2	W	24	2	1	1	5	2	0	0	0	0	0	0	0	0	0	0	0	68	103	1.35	0.600		
57 Mark Lowe, R ERA: 1.59	0.1	H	1	0	0	0	0	0	0	0	0	0	0	0	1	2	0.00	0.000							
41 Aaron Sanchez, R ERA: 3.39	1.0	H	3	0	0	0	1	0	0	0	0	0	0	0	8	9	0.00	0.000							
54 Roberto Osuna, R ERA: 2.22	1.0	S	4	0	0	0	0	1	0	0	0	0	0	0	9	14	0.00	1.000							
Batter	1	2	3	4	5	6	7	8	9	AB	R	H	RBI	BB	SO	LOB	BOTTOM								
2 Troy Tulowitzki, R OBP: 0.355, SLG: 0.484										4	1	1	1	0	0	0									
20 Josh Donaldson, R OBP: 0.357, SLG: 0.562										4	1	1	1	0	1	0									
19 José Bautista, R OBP: 0.359, SLG: 0.494										4	0	1	0	0	1	0									
10 Edwin Encarnación, R OBP: 0.344, SLG: 0.455				 55 G5-3 55 WP		 55 F9 30 2B				3	1	1	0	1	0	1									
13 Justin Smoak, S OBP: 0.312, SLG: 0.446										0	0	0	0	0	0	0									
55 Russell Martin, R OBP: 0.340, SLG: 0.470										4	0	0	0	0	1	2									
30 Dioner Navarro, S OBP: 0.286, SLG: 0.351						 17 1B				4	0	1	1	0	2	1									
17 Ryan Goins, L OBP: 0.289, SLG: 0.335										3	0	2	0	1	1	0									
11 Kevin Pillar, R OBP: 0.303, SLG: 0.381										2	0	0	0	1	0	3									
7 Ben Revere, L OBP: 0.324, SLG: 0.361										3	0	0	0	0	0	3									
Inning Stats	R: 1 H: 1 E: 0 K: 0 S: 9	H: 1 LOB: 0 BB: 0 P: 15	R: 0 H: 0 E: 0 K: 1 S: 8	H: 0 LOB: 1 BB: 1 P: 18	R: 1 H: 1 E: 0 K: 1 S: 12	H: 1 LOB: 0 BB: 0 P: 19	R: 0 H: 1 E: 0 K: 1 S: 12	H: 1 LOB: 2 BB: 1 P: 25	R: 0 H: 0 E: 0 K: 0 S: 5	H: 0 LOB: 0 BB: 0 P: 7	R: 1 H: 3 E: 0 K: 0 S: 16	H: 3 LOB: 3 BB: 1 P: 29	R: 0 H: 1 E: 0 K: 1 S: 10	H: 1 LOB: 0 BB: 0 P: 16	R: 0 H: 0 E: 0 K: 2 S: 9	H: 0 LOB: 0 BB: 0 P: 13	R: 0 H: 0 E: 0 K: 0 S: 9	H: 0 LOB: 0 BB: 0 P: 14	1B: 3 2B: 2 3B: 0 HR: 2	SF: 0 SAC: 0 DP: 0 HBP: 0	WP: 1 PB: 0 SB: 0 CS: 0	PA: 34			
PITCHER	IP WLS BF H R ER SO BB IBB HBP BLK WP HR S P ERA WHIP	IP WLS BF H R ER SO BB IBB HBP BLK WP HR S P ERA WHIP	IP WLS BF H R ER SO BB IBB HBP BLK WP HR S P ERA WHIP	IP WLS BF H R ER SO BB IBB HBP BLK WP HR S P ERA WHIP	IP WLS BF H R ER SO BB IBB HBP BLK WP HR S P ERA WHIP	IP WLS BF H R ER SO BB IBB HBP BLK WP HR S P ERA WHIP	IP WLS BF H R ER SO BB IBB HBP BLK WP HR S P ERA WHIP	IP WLS BF H R ER SO BB IBB HBP BLK WP HR S P ERA WHIP	IP WLS BF H R ER SO BB IBB HBP BLK WP HR S P ERA WHIP	IP WLS BF H R ER SO BB IBB HBP BLK WP HR S P ERA WHIP	IP WLS BF H R ER SO BB IBB HBP BLK WP HR S P ERA WHIP	IP WLS BF H R ER SO BB IBB HBP BLK WP HR S P ERA WHIP	IP WLS BF H R ER SO BB IBB HBP BLK WP HR S P ERA WHIP	IP WLS BF H R ER SO BB IBB HBP BLK WP HR S P ERA WHIP	IP WLS BF H R ER SO BB IBB HBP BLK WP HR S P ERA WHIP	IP WLS BF H R ER SO BB IBB HBP BLK WP HR S P ERA WHIP	IP WLS BF H R ER SO BB IBB HBP BLK WP HR S P ERA WHIP	IP WLS BF H R ER SO BB IBB HBP BLK WP HR S P ERA WHIP	IP WLS BF H R ER SO BB IBB HBP BLK WP HR S P ERA WHIP	IP WLS BF H R ER SO BB IBB HBP BLK WP HR S P ERA WHIP	IP WLS BF H R ER SO BB IBB HBP BLK WP HR S P ERA WHIP	IP WLS BF H R ER SO BB IBB HBP BLK WP HR S P ERA WHIP	IP WLS BF H R ER SO BB IBB HBP BLK WP HR S P ERA WHIP	IP WLS BF H R ER SO BB IBB HBP BLK WP HR S P ERA WHIP	IP WLS BF H R ER SO BB IBB HBP BLK WP HR S P ERA WHIP
45 Phil Hughes, R ERA: 4.14	5.2	L	24	5	3	3	3	2	0	0	0	0	0	0	0	0	0	0	0	56	99	4.76	1.235		
61 Ryan O'Rourke, L ERA: 0.82	0.1		3	1	0	0	0	0	1	0	0	0	0	0	6	14	0.00	3.000							
50 Casey Fien, R ERA: 4.08	1.0		4	1	0	0	1	0	0	0	0	0	0	10	16	0.00	1.000								
49 Kevin Jepsen, R ERA: 3.14	1.0		3	0	0	0	2	0	0	0	0	0	0	9	13	0.00	0.000								

Batter	1	2	3	4	5	6	7	8	9	AB	R	H	RBI	BB	SO	LOB	TOP										
32 Aaron Hicks, S OBP: 0.336, SLG: 0.403										5	2	2	0	0	1	4											
2 Brian Dozier, R OBP: 0.320, SLG: 0.495										5	0	0	0	0	2	5											
7 Joe Mauer, L OBP: 0.332, SLG: 0.374										3	2	1	2	1	1	0											
22 Miguel Sanó, R OBP: 0.411, SLG: 0.522										4	2	2	3	0	2	0											
24 Trevor Plouffe, R OBP: 0.313, SLG: 0.453										4	0	1	2	0	0	0											
20 Eddie Rosario, L OBP: 0.302, SLG: 0.436										4	0	0	0	0	1	1											
5 Eduardo Escobar, S OBP: 0.278, SLG: 0.388										3	0	2	0	1	0	0											
26 Eric Fryer, R OBP: 0.286, SLG: 0.222										3	0	0	0	0	3	2											
9 Eduardo Núñez, R OBP: 0.266, SLG: 0.410										1	0	1	0	0	0	0											
21 Shane Robinson, R OBP: 0.290, SLG: 0.319										3	1	1	0	0	1	1											
Inning Stats	R: 3 E: 0 K: 0 S: 12	H: 3 LOB: 0 BB: 1 P: 19	R: 0 E: 0 K: 1 S: 11	H: 1 LOB: 1 BB: 1 P: 19	R: 0 E: 0 K: 3 S: 11	H: 0 LOB: 0 BB: 0 P: 17	R: 0 E: 0 K: 0 S: 7	H: 0 LOB: 0 BB: 0 P: 9	R: 4 E: 1 K: 1 S: 12	H: 3 LOB: 0 BB: 0 P: 20	R: 0 E: 0 K: 3 S: 13	H: 1 LOB: 1 BB: 0 P: 17	R: 0 E: 0 K: 2 S: 7	H: 0 LOB: 0 BB: 0 P: 10	R: 0 E: 0 K: 1 S: 8	H: 2 LOB: 2 BB: 0 P: 15	1B: 6 2B: 3 3B: 0 HR: 1	SF: 0 SAC: 1 DP: 1 HBP: 0	WP: 0 PB: 0 SB: 0 CS: 1	PA: 38							
PITCHER	IP	WLS	BF	H	R	ER	SO	BB	IBB	HBP	BLK	WP	HR	S	P	ERA	WHIP										
36 Drew Hutchison, R ERA: 5.42	5.0	W	23	7	7	3	5	2	0	0	0	0	1	53	84	5.40	1.800										
31 Liam Hendriks, R ERA: 2.47	1.0	H	4	1	0	0	3	0	0	0	0	0	0	13	17	0.00	1.000										
27 Brett Cecil, L ERA: 3.79	1.0	H	3	0	0	0	2	0	0	0	0	0	0	7	10	0.00	0.000										
57 Mark Lowe, R ERA: 1.64	1.0	H	3	0	0	0	1	0	0	0	0	0	0	8	10	0.00	0.000										
32 LaTroy Hawkins, R ERA: 3.88	1.0	S	5	2	0	0	0	0	0	0	0	0	0	13	15	0.00	2.000										
Batter	1	2	3	4	5	6	7	8	9	AB	R	H	RBI	BB	SO	LOB	BOTTOM										
2 Troy Tulowitzki, R OBP: 0.353, SLG: 0.479										4	1	0	0	1	2	5											
20 Josh Donaldson, R OBP: 0.358, SLG: 0.566										4	2	1	2	1	3	1											
19 José Bautista, R OBP: 0.360, SLG: 0.500										4	2	1	4	1	0	0											
10 Edwin Encarnación, R OBP: 0.344, SLG: 0.461										4	1	1	3	0	0	0											
15 Chris Colabello, R OBP: 0.358, SLG: 0.494										3	0	1	0	0	0	0											
13 Justin Smoak, S OBP: 0.310, SLG: 0.443										1	0	0	0	0	1	0											
55 Russell Martin, R OBP: 0.336, SLG: 0.464										4	0	0	0	0	0	1											
17 Ryan Goins, L OBP: 0.296, SLG: 0.336										2	1	1	0	2	1	0											
11 Kevin Pillar, R OBP: 0.305, SLG: 0.380										3	1	1	0	1	0	2											
7 Ben Revere, L OBP: 0.327, SLG: 0.364										3	1	2	0	0	2												
Inning Stats	R: 2 E: 0 K: 0 S: 17	H: 2 LOB: 1 BB: 1 P: 31	R: 4 E: 0 K: 1 S: 15	H: 3 LOB: 0 BB: 1 P: 29	R: 0 E: 0 K: 1 S: 7	H: 0 LOB: 1 BB: 0 P: 11	R: 3 E: 0 K: 2 S: 12	H: 2 LOB: 0 BB: 1 P: 24	R: 0 E: 0 K: 0 S: 11	H: 1 LOB: 2 BB: 1 P: 21	R: 0 E: 0 K: 1 S: 9	H: 0 LOB: 0 BB: 0 P: 11	R: 0 E: 0 K: 1 S: 8	H: 0 LOB: 2 BB: 2 P: 19	R: 0 E: 0 K: 1 S: 8	H: 0 LOB: 0 BB: 0 P: 15	1B: 5 2B: 0 3B: 0 HR: 3	SF: 0 SAC: 1 DP: 0 HBP: 0	WP: 3 PB: 0 SB: 0 CS: 0	PA: 39							
PITCHER	IP	WLS	BF	H	R	ER	SO	BB	IBB	HBP	BLK	WP	HR	S	P	ERA	WHIP										
56 Tyler Duffey, R ERA: 27.0	2.0	L	13	5	6	6	1	2	0	0	0	1	2	32	60	27.00	3.500										
62 J.R. Graham, R ERA: 4.21	2.1		11	2	3	3	3	1	0	0	0	1	1	22	39	11.57	1.286										
52 Brian Duensing, L ERA: 5.81	0.1		3	1	0	0	0	1	0	0	0	0	0	5	11	0.00	6.000										
36 Blaine Boyer, R ERA: 2.93	1.1		4	0	0	0	1	0	0	0	0	0	0	12	17	0.00	0.000										
49 Kevin Jepsen, R ERA: 3.07	1.0		5	0	0	0	1	2	0	0	0	1	0	8	19	0.00	2.000										
PITCHER	IP	WLS	BF	H	R	ER	SO	BB	IBB	HBP	BLK	WP	HR	S	P	ERA	WHIP										
50 Casey Fien, R ERA: 3.96	1.0		3	0	0	0	1	0	0	0	0	0	0	8	15	0.00	0.000										

Minnesota Twins @ Toronto Blue Jays
Rogers Centre, Toronto, ON
Wed Aug 05 2015, 7:08 PM - 10:13 PM EDT
Att: 27,725 - Partly Cloudy - 73 F

livebaseballscorecards.com

AB 35
R 7
H 10
RBI 7
BB 2
SO 11
LOB 13

Minnesota Twins @ Toronto Blue Jays
Rogers Centre, Toronto, ON
Wed Aug 05 2015, 7:08 PM - 10:13 PM EDT
Att: 27,725 - Partly Cloudy - 73 F

livebaseballscorecards.com

AB 32
R 9
H 8
RBI 9
BB 6
SO 7
LOB 11

Batter	1	2	3	4	5	6	7	8	9	AB	R	H	RBI	BB	SO	LOB	TOP			
2 Brian Dozier, R OBP: 0.319, SLG: 0.493										4	0	1	0	0	1	0	Minnesota Twins @ Toronto Blue Jays Rogers Centre, Toronto, ON Thu Aug 06 2015, 7:07 PM - 9:45 PM EDT Att: 34,847 - Clear - 70 F			
7 Joe Mauer, L OBP: 0.329, SLG: 0.371										4	0	0	0	0	2					
48 Tori Hunter, R OBP: 0.299, SLG: 0.426										3	0	0	0	1	0					
22 Miguel Sanó, R OBP: 0.405, SLG: 0.521										4	1	1	0	0	1					
24 Trevor Plouffe, R OBP: 0.312, SLG: 0.458										4	1	1	2	0	0					
32 Aaron Hicks, S OBP: 0.335, SLG: 0.415										4	1	1	1	0	0					
20 Eddie Rosario, L OBP: 0.298, SLG: 0.429										4	0	0	0	0	0					
8 Kurt Suzuki, R OBP: 0.285, SLG: 0.299										2	0	0	0	1	0					
5 Eduardo Escobar, S OBP: 0.278, SLG: 0.388										3	0	1	0	0	1					
Inning Stats	R: 0 E: 0 K: 0 S: 7	H: 0 LOB: 0 BB: 0 P: 10	R: 0 E: 0 K: 0 S: 5	H: 0 LOB: 0 BB: 0 P: 7	R: 0 E: 0 K: 0 S: 10	H: 2 LOB: 2 BB: 0 P: 16	R: 2 E: 0 K: 0 S: 8	H: 2 LOB: 0 BB: 0 P: 11	R: 0 E: 0 K: 0 S: 6	H: 0 LOB: 0 BB: 0 P: 10	R: 1 E: 0 K: 0 S: 9	H: 1 LOB: 1 BB: 1 P: 19	R: 0 E: 0 K: 0 S: 12	H: 0 LOB: 0 BB: 0 P: 23	R: 0 E: 0 K: 0 S: 9	H: 0 LOB: 0 BB: 0 P: 12		1B: 2 2B: 1 3B: 0 HR: 2	SF: 0 SAC: 0 DP: 0 HBP: 0	WP: 0 PB: 0 SB: 0 CS: 0
PITCHER	IP WLS BF H R ER SO BB IBB HBP BLK WP HR S P ERA WHIP																			
56 Mark Buehrle, L ERA: 3.34	(1, 1)	7.0 W 27 5 3 3 1 1 0 0 0 0 2 51 83 3.86 0.857																		
47 Bo Schultz, R ERA: 2.25	(8, 1)	2.0 7 0 0 0 0 1 0 0 0 0 0 21 35 0.00 0.500																		

AB	32
R	3
H	5
RBI	3
BB	2
SO	1
LOB	4



Batter	1	2	3	4	5	6	7	8	9	AB	R	H	RBI	BB	SO	LOB	BOTTOM			
2 Troy Tulowitzki, R OBP: 0.354, SLG: 0.478										5	1	2	0	0	2	1	Minnesota Twins @ Toronto Blue Jays Rogers Centre, Toronto, ON Thu Aug 06 2015, 7:07 PM - 9:45 PM EDT Att: 34,847 - Clear - 70 F			
20 Josh Donaldson, R OBP: 0.383, SLG: 0.569										3	2	2	1	2	1	2				
19 José Bautista, R OBP: 0.358, SLG: 0.499										5	1	1	1	0	1	6				
10 Edwin Encarnación, R OBP: 0.349, SLG: 0.478										4	2	3	4	1	1	1				
30 Dioner Navarro, S OBP: 0.285, SLG: 0.348										4	0	1	2	0	1	1				
13 Justin Smoak, S OBP: 0.314, SLG: 0.450										4	0	2	1	0	1	0				
11 Kevin Pillar, R OBP: 0.302, SLG: 0.377										4	0	0	0	0	1	3				
17 Ryan Goins, L OBP: 0.296, SLG: 0.332										3	0	0	0	1	1	2				
7 Ben Revere, L OBP: 0.331, SLG: 0.368										4	3	3	0	0	2					
Inning Stats	R: 1 E: 0 K: 1 S: 14	H: 1 LOB: 1 BB: 1 P: 26	R: 0 E: 0 K: 0 S: 7	H: 0 LOB: 0 BB: 0 P: 10	R: 3 E: 0 K: 1 S: 12	H: 4 LOB: 0 BB: 0 P: 18	R: 0 E: 0 K: 2 S: 11	H: 0 LOB: 0 BB: 0 P: 18	R: 4 E: 1 K: 1 S: 14	H: 4 LOB: 2 BB: 2 P: 29	R: 1 E: 0 K: 1 S: 11	H: 3 LOB: 2 BB: 0 P: 15	R: 0 E: 0 K: 0 S: 11	H: 1 LOB: 2 BB: 1 P: 20	R: 0 E: 0 K: 3 S: 14	H: 1 LOB: 1 BB: 0 P: 19		1B: 8 2B: 5 3B: 0 HR: 1	SF: 0 SAC: 0 DP: 1 HBP: 0	WP: 1 PB: 0 SB: 1 CS: 0
PITCHER	IP WLS BF H R ER SO BB IBB HBP BLK WP HR S P ERA WHIP																			
44 Kyle Gibson, R ERA: 3.78	(1, 1)	4.2 L 25 9 8 8 4 2 1 0 0 0 0 0 0 4 6 27.00 3.000																		
61 Ryan O'Rourke, L ERA: 1.59	(5, 1)	0.1 2 1 1 1 1 0 0 0 0 0 0 0 4 6 27.00 3.000																		
36 Blaine Boyer, R ERA: 2.87	(6, 1)	1.0 4 2 0 0 0 1 0 0 0 0 0 0 10 13 0.00 2.000																		
52 Brian Duensing, L ERA: 5.6	(7, 1)	1.0 5 1 0 0 0 1 0 0 0 0 1 0 11 20 0.00 2.000																		
65 Trevor May, R ERA: 4.19	(8, 1)	1.0 4 1 0 0 3 0 0 0 0 0 0 0 14 19 0.00 1.000																		

AB	36
R	9
H	14
RBI	9
BB	4
SO	9
LOB	18



Batter	1	2	3	4	5	6	7	8	9	AB R H RBI BB SO LOB	TOP									
2 Troy Tulowitzki, R OBP: 0.350, SLG: 0.477	G5-3		K			G6-3	HR		P5	5 1 1 1 0 1 0	Toronto Blue Jays @ New York Yankees Yankee Stadium, Bronx, NY Sat Aug 08 2015, 1:10 PM - 4:05 PM EDT Att: 45,255 - Partly Cloudy - 79 F									
20 Josh Donaldson, R OBP: 0.364, SLG: 0.571	1B		K			10 BB 13 HR 19 1B	G6-3			3 1 1 0 1 1 0										
19 José Bautista, R OBP: 0.360, SLG: 0.504					K			E4 10 1B 55 1B		4 2 1 0 0 2 1										
10 Edwin Encarnación, R OBP: 0.349, SLG: 0.476	K				G4-3					3 1 1 0 1 1 1										
13 Justin Smoak, S OBP: 0.305, SLG: 0.450		G1-3			L9			G6-3		4 1 1 4 0 0 2										
55 Russell Martin, R OBP: 0.337, SLG: 0.461		G1-3				17 FC2-6 HBP	K			3 0 1 1 0 1 0										
17 Ryan Goins, L OBP: 0.291, SLG: 0.326						7 WP FC2-6 G3-1	K			4 0 1 0 0 2 2										
11 Kevin Pillar, R OBP: 0.300, SLG: 0.373					G3-1					4 0 0 0 0 1 2										
7 Ben Revere, L OBP: 0.327, SLG: 0.363					G4-3					4 0 0 0 0 0 1										
Inning Stats	R: 0 H: 1 E: 0 K: 2 S: 15	H: 1 LOB: 1 BB: 0 P: 23	R: 0 H: 0 E: 0 K: 1 S: 15	H: 1 LOB: 1 BB: 0 P: 22	R: 0 H: 0 E: 0 K: 1 S: 8	H: 0 LOB: 0 BB: 0 P: 12	R: 0 H: 0 E: 0 K: 1 S: 8	H: 0 LOB: 0 BB: 0 P: 13	R: 4 H: 2 E: 0 K: 2 S: 13	H: 2 LOB: 1 BB: 2 P: 29		R: 1 H: 1 E: 0 K: 0 S: 8	H: 1 LOB: 0 BB: 0 P: 15	R: 1 H: 2 E: 1 K: 1 S: 13	H: 2 LOB: 1 BB: 0 P: 20	R: 0 H: 0 E: 0 K: 0 S: 7	H: 0 LOB: 0 BB: 0 P: 11	1B: 5 2B: 0 3B: 0 HR: 2	SF: 0 SAC: 0 DP: 1 HBP: 1	WP: 2 PB: 0 SB: 0 CS: 0
PITCHER	IP WLS BF H R ER SO BB IBB HBP BLK WP HR S P ERA WHIP											IP WLS BF H R ER SO BB IBB HBP BLK WP HR S P ERA WHIP								
47 Iván Nova, R ERA: 3.52	5.1 L 23 4 4 4 6 2 0 1 0 2 1 61 102 6.75 1.125																			
43 Adam Warren, R ERA: 3.39	0.2 2 0 0 0 2 0 0 0 0 0 0 6 9 0.00 0.000																			
55 Bryan Mitchell, R ERA: 4.41	3.0 12 3 2 1 1 0 0 0 0 0 1 28 46 3.00 1.000																			

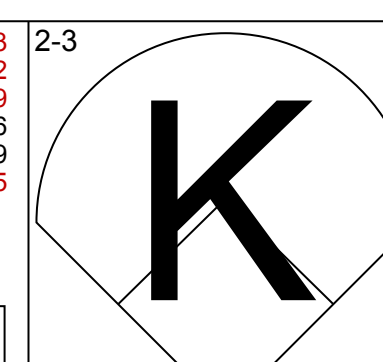
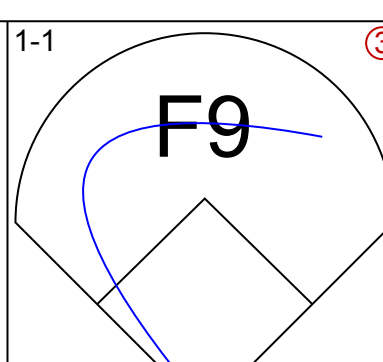
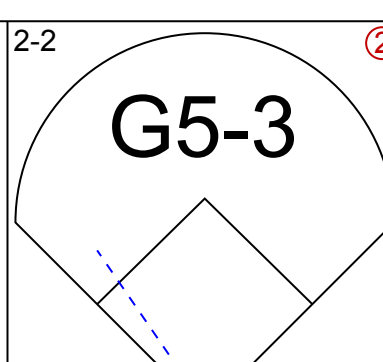
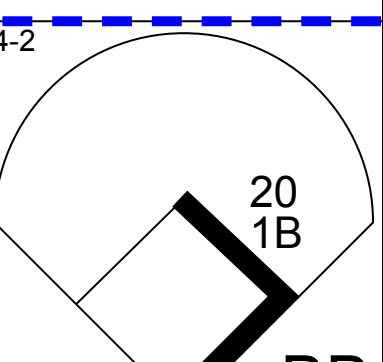
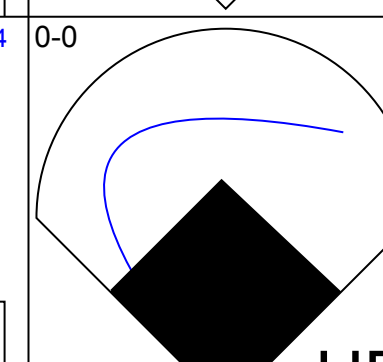
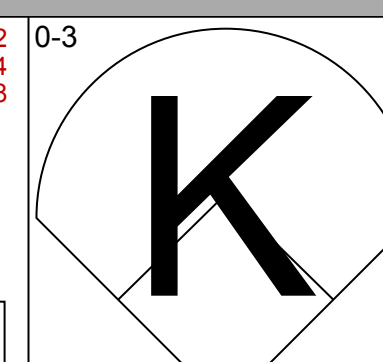
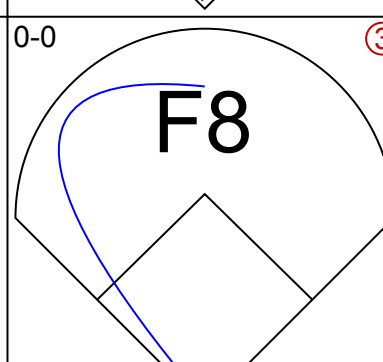
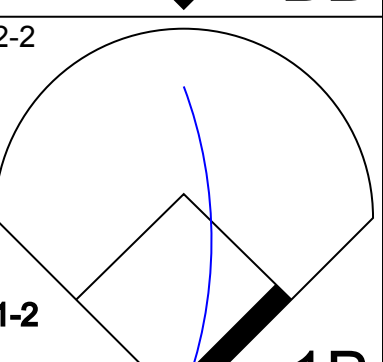
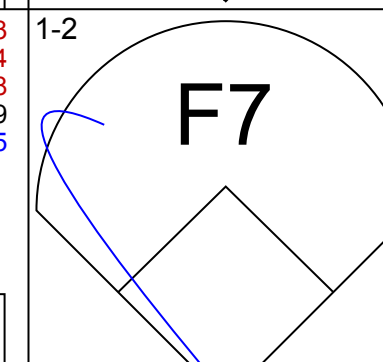
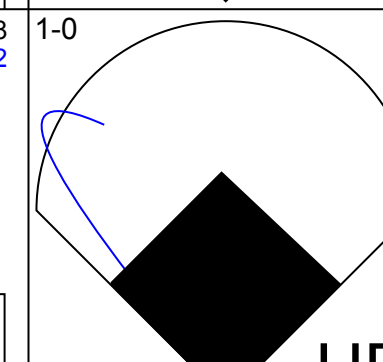
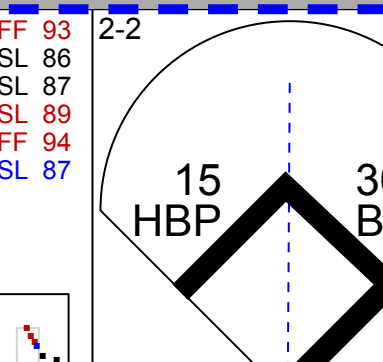
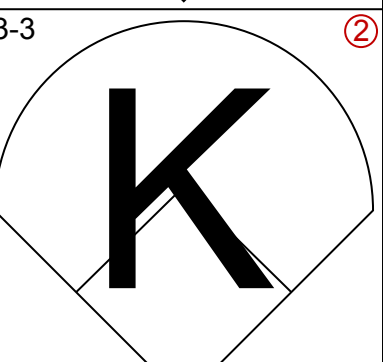
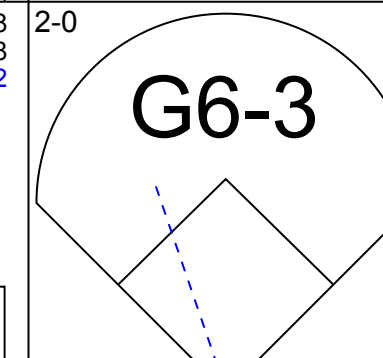
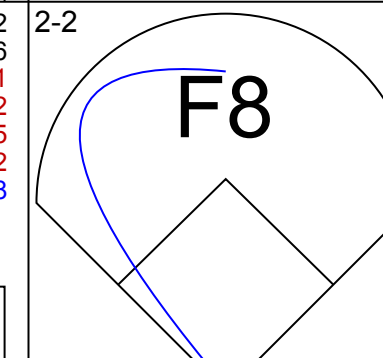
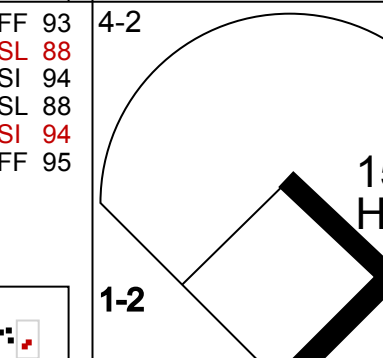
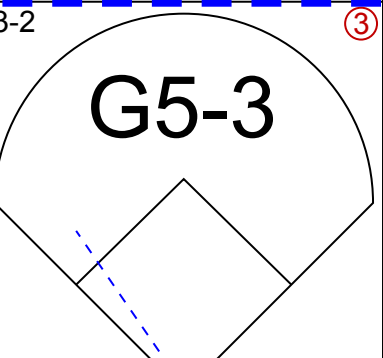
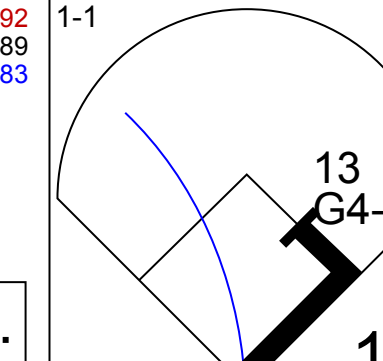
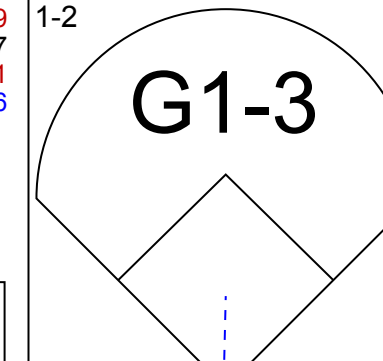
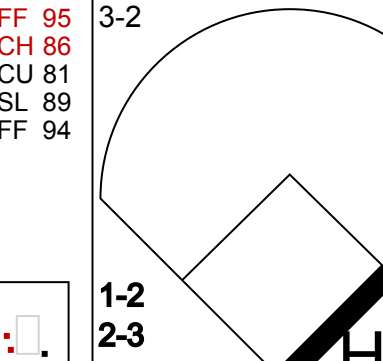


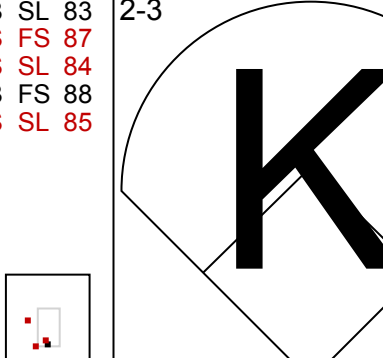
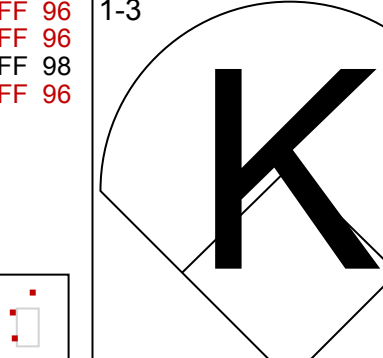


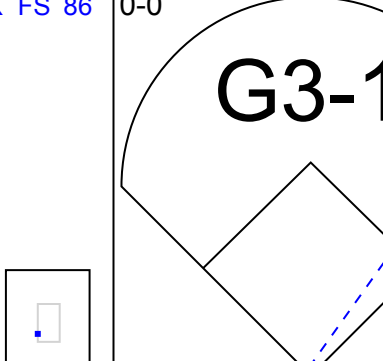
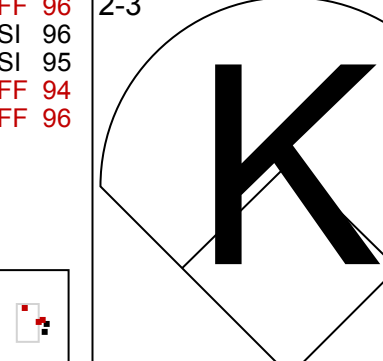

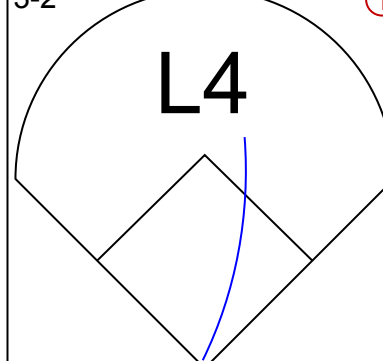
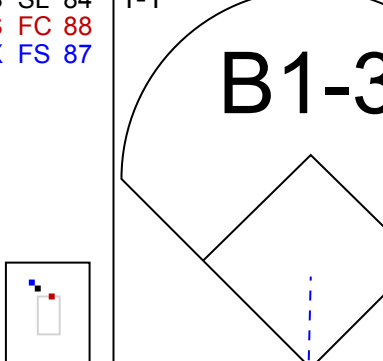
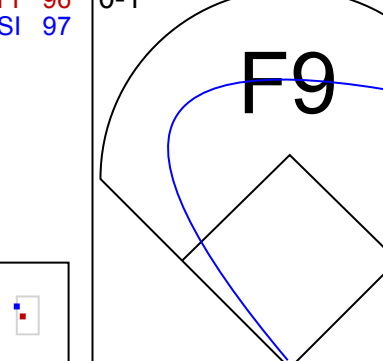


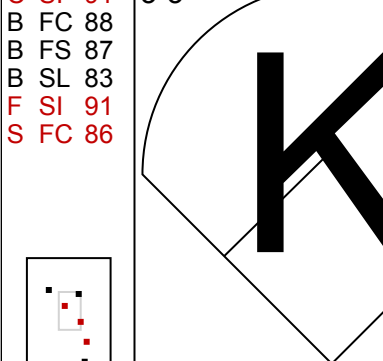
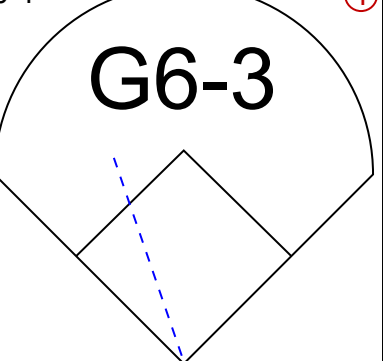
Batter	1	2	3	4	5	6	7	8	9	AB R H RBI BB SO LOB	BOTTOM											
22 Jacoby Ellsbury, L OBP: 0.343, SLG: 0.366	K					P4		G4-3		3 0 0 0 1 1 0	Toronto Blue Jays @ New York Yankees Yankee Stadium, Bronx, NY Sat Aug 08 2015, 1:10 PM - 4:05 PM EDT Att: 45,255 - Partly Cloudy - 79 F											
24 Chris Young, R OBP: 0.316, SLG: 0.486	F8									3 0 0 0 0 1 1												
11 Brett Gardner, L OBP: 0.369, SLG: 0.449			G4-3			K		K		1 0 0 0 0 1 0												
13 Alex Rodriguez, R OBP: 0.385, SLG: 0.529	G5-3					K		F8		4 0 1 0 0 1 0												
25 Mark Teixeira, S OBP: 0.368, SLG: 0.575		F8				G5-3				4 0 0 0 0 1 1												
34 Brian McCann, L OBP: 0.316, SLG: 0.463		P2				K		K		4 0 0 0 0 3 1												
36 Carlos Beltrán, S OBP: 0.321, SLG: 0.438										3 0 1 0 1 0 0												
12 Chase Headley, S OBP: 0.328, SLG: 0.390		FC6-4				F8				2 0 0 0 1 0 3												
18 Didi Gregorius, L OBP: 0.308, SLG: 0.347						G6-3				3 0 1 0 0 1 0												
17 Brendan Ryan, R OBP: 0.314, SLG: 0.438						L8				3 0 0 0 0 0 2												
Inning Stats	R: 0 H: 0 E: 0 K: 1 S: 9	H: 0 LOB: 0 BB: 0 P: 13	R: 0 H: 0 E: 0 K: 0 S: 10	H: 0 LOB: 1 BB: 1 P: 19	R: 0 H: 0 E: 0 K: 0 S: 11	H: 0 LOB: 1 BB: 1 P: 18	R: 0 H: 2 E: 0 K: 2 S: 15	H: 2 LOB: 2 BB: 0 P: 20	R: 0 H: 0 E: 0 K: 1 S: 6	H: 0 LOB: 0 BB: 0 P: 10	R: 0 H: 0 E: 0 K: 2 S: 10	H: 0 LOB: 0 BB: 0 P: 12	R: 0 H: 1 E: 0 K: 1 S: 10	H: 1 LOB: 2 BB: 1 P: 18	R: 0 H: 0 E: 0 K: 1 S: 8	H: 0 LOB: 0 BB: 0 P: 12	R: 0 H: 0 E: 0 K: 1 S: 10	H: 0 LOB: 0 BB: 0 P: 12	1B: 3 2B: 0 3B: 0 HR: 0	SF: 0 SAC: 0 DP: 0 HBP: 0	WP: 0 PB: 0 SB: 0 CS: 0	PA: 33
PITCHER	IP WLS BF H R ER SO BB IBB HBP BLK WP HR S P ERA WHIP											IP WLS BF H R ER SO BB IBB HBP BLK WP HR S P ERA WHIP										
14 David Price, L ERA: 2.35	7.0 W 27 3 0 0 7 3 0 0 0 0 0 0 8 12 0.00 0.857																					
41 Aaron Sanchez, R ERA: 3.34	1.0 3 0 0 0 1 0 0 0 0 0 0 8 12 0.00 0.000																					
57 Mark Lowe, R ERA: 1.6	1.0 3 0 0 0 1 0 0 0 0 0 0 10 12 0.00 0.000																					

AB	34
R	6
H	7
RBI	6
BB	2
SO	9
LOB	9



AB	30
R	0
H	3
RBI	0
BB	3
SO	9
LOB	8

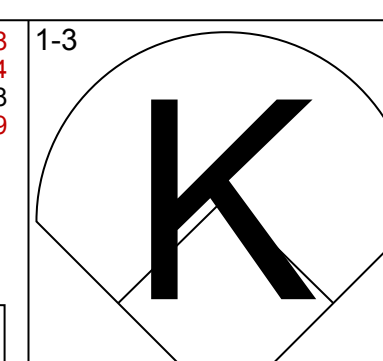
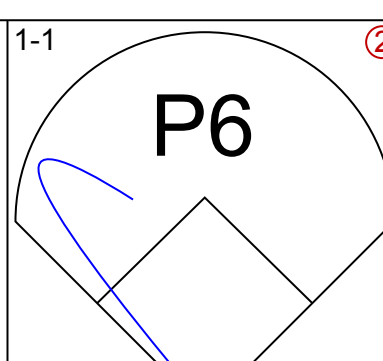
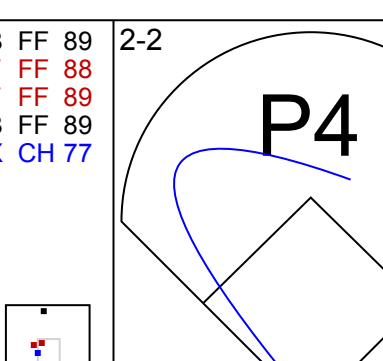
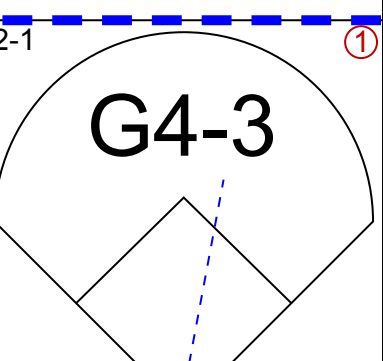
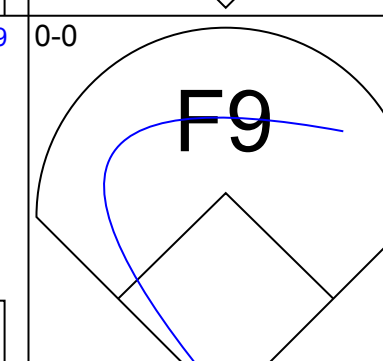
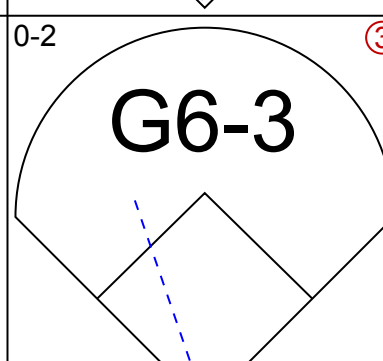
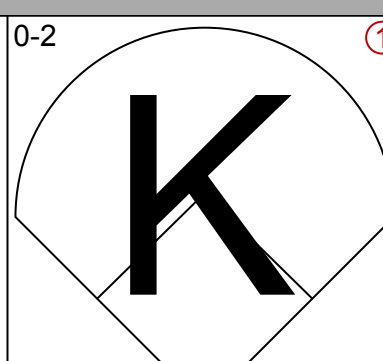
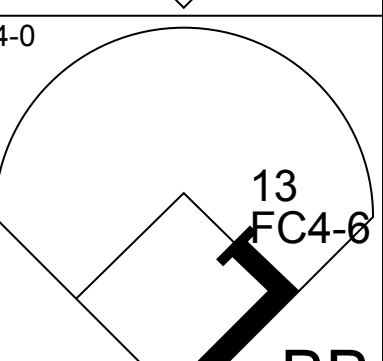
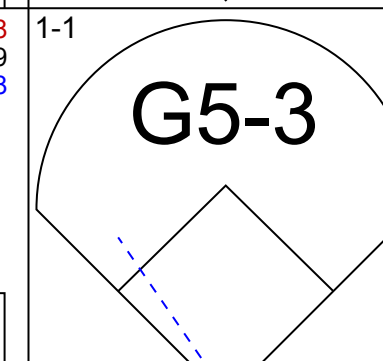
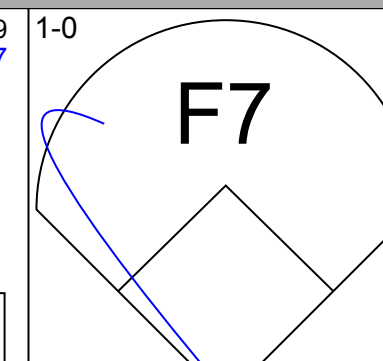
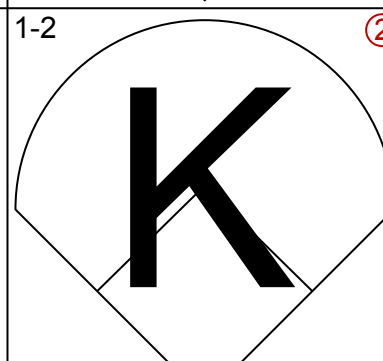
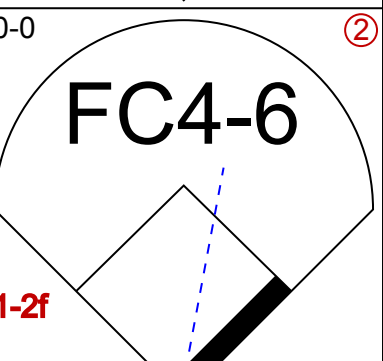
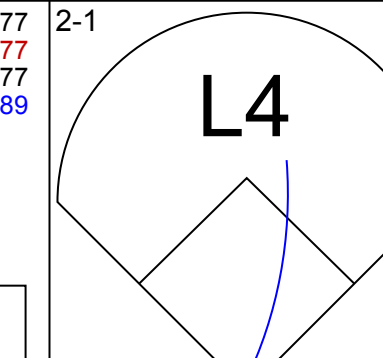
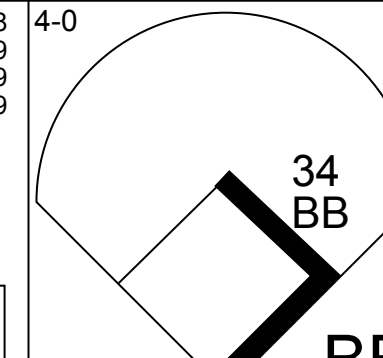
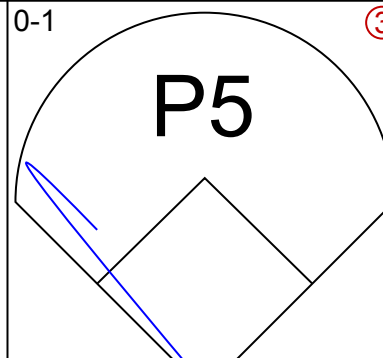
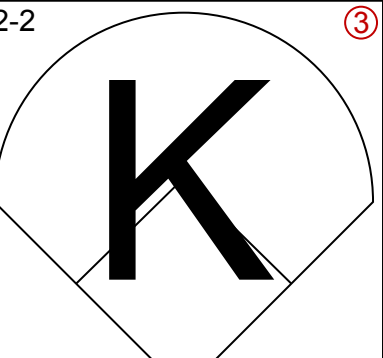
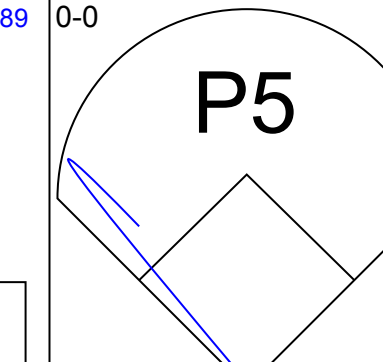
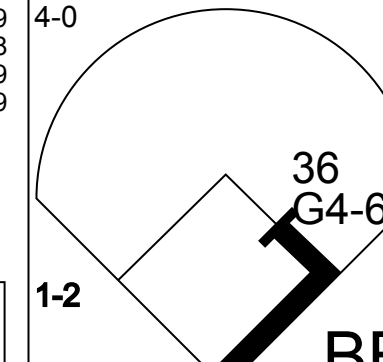
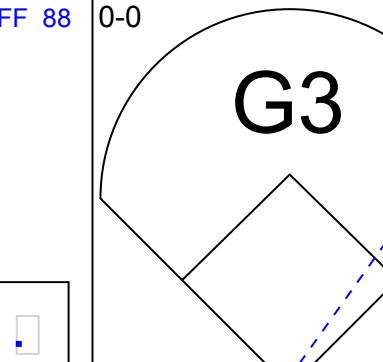

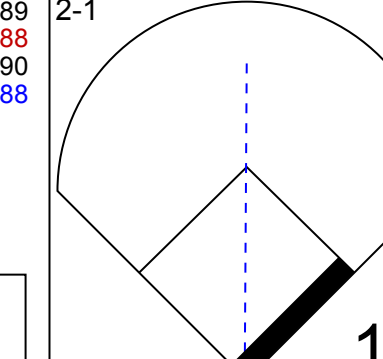
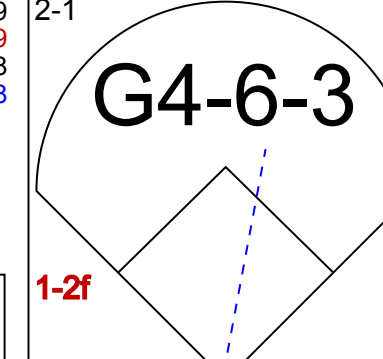
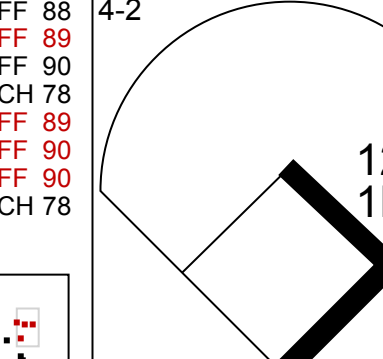


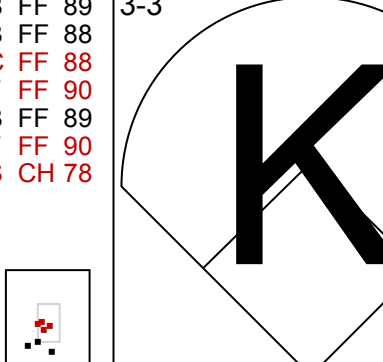
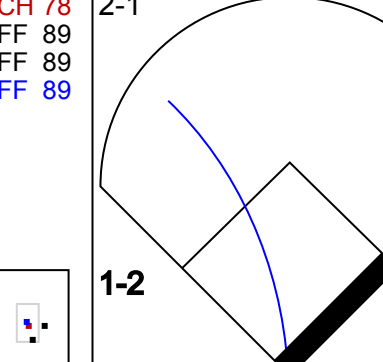

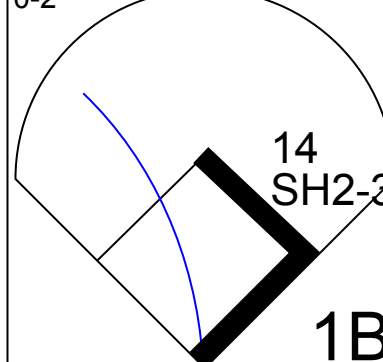
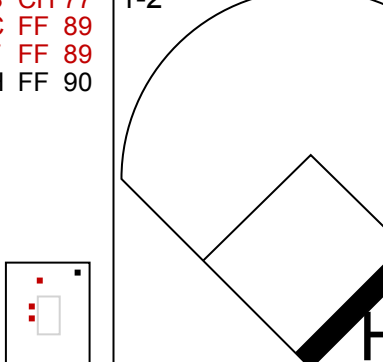
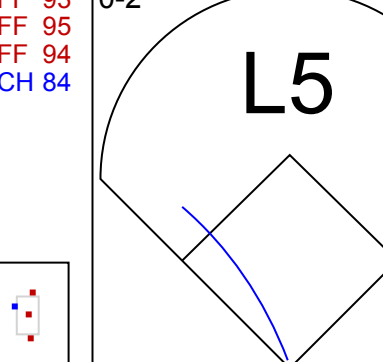
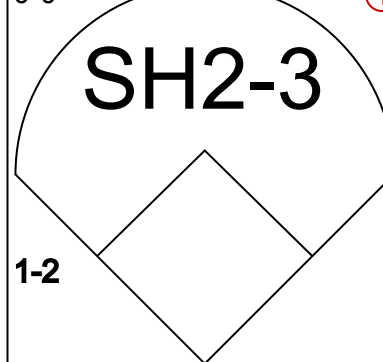
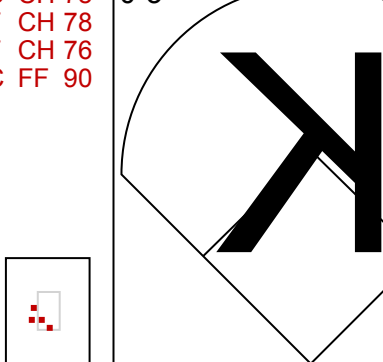
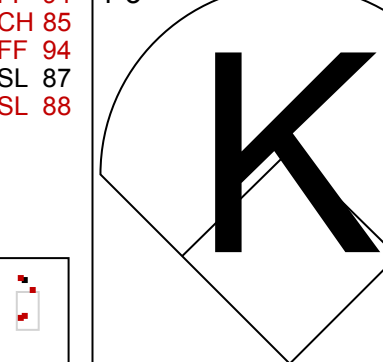


Batter	1	2	3	4	5	6	7	8	9	AB	R	H	RBI	BB	SO	LOB	TOP			
2 Troy Tulowitzki, R OBP: 0.349, SLG: 0.473										3	0	0	0	1	1	0	Toronto Blue Jays @ New York Yankees Yankee Stadium, Bronx, NY Sun Aug 09 2015, 1:12 PM - 4:09 PM EDT Att: 42,034 - Partly Cloudy - 82 F			
20 Josh Donaldson, R OBP: 0.365, SLG: 0.578										4	1	2	1	0	1	0				
19 José Bautista, R OBP: 0.361, SLG: 0.512										4	1	2	1	0	1	2				
30 Dioner Navarro, S OBP: 0.284, SLG: 0.339										3	0	0	0	1	0	2				
15 Chris Colabello, R OBP: 0.362, SLG: 0.494										3	0	1	0	0	1	0				
13 Justin Smoak, S OBP: 0.299, SLG: 0.440										4	0	0	0	0	2	4				
17 Ryan Goins, L OBP: 0.289, SLG: 0.323 9 Cliff Pennington, S OBP: 0.316, SLG: 0.279										2	0	0	0	0	1	0				
11 Kevin Pillar, R OBP: 0.297, SLG: 0.369										4	0	0	0	0	1	4				
7 Ben Revere, L OBP: 0.325, SLG: 0.360										3	0	0	0	0	1	0				
Inning Stats	R: 1 E: 0 K: 1 S: 10	H: 1 LOB: 0 BB: 0 P: 15	R: 0 E: 0 K: 1 S: 8	H: 1 LOB: 0 BB: 0 P: 14	R: 0 E: 0 K: 0 S: 8	H: 0 LOB: 0 BB: 0 P: 14	R: 1 E: 0 K: 1 S: 12	H: 1 LOB: 0 BB: 0 P: 16	R: 0 E: 0 K: 1 S: 7	H: 0 LOB: 0 BB: 0 P: 12	R: 0 E: 0 K: 2 S: 16	H: 1 LOB: 3 BB: 1 P: 28	R: 0 E: 0 K: 1 S: 14	H: 1 LOB: 2 BB: 1 P: 26	R: 0 E: 0 K: 2 S: 10	H: 0 LOB: 1 BB: 1 P: 19	1B: 3 2B: 0 3B: 0 HR: 2	SF: 0 SAC: 0 DP: 1 HBP: 1	WP: 0 PB: 0 SB: 0 CS: 0	PA: 35
PITCHER	IP WLS BF H R ER SO BB IBB HBP BLK WP HR S P ERA WHIP																			
19 Masahiro Tanaka, R ERA: 3.79	6.0 L 20 3 2 2 5 0 0 0 0 0 0 2 51 80 3.00 0.500																			
43 Adam Warren, R ERA: 3.39	0.0 3 1 0 0 0 1 0 0 1 0 0 0 8 17 ∞ ∞																			
41 Justin Wilson, L ERA: 2.43	1.1 4 0 0 0 2 0 0 0 0 0 0 0 10 13 0.00 0.000																			
57 Branden Pinder, R ERA: 2.81	0.1 3 1 0 0 1 1 0 0 0 0 0 0 9 18 0.00 6.000																			
45 Chasen Shreve, L ERA: 2.66	1.1 5 0 0 0 2 1 0 0 0 0 0 0 13 25 0.00 0.750																			

Toronto Blue Jays @ New York Yankees
Yankee Stadium, Bronx, NY
Sun Aug 09 2015, 1:12 PM - 4:09 PM EDT
Att: 42,034 - Partly Cloudy - 82 F

AB	31
R	2
H	5
RBI	2
BB	3
SO	10
LOB	15




Batter	1	2	3	4	5	6	7	8	9	AB	R	H	RBI	BB	SO	LOB	BOTTOM					
22 Jacoby Ellsbury, L OBP: 0.338, SLG: 0.360										4	0	0	0	0	1	2	Toronto Blue Jays @ New York Yankees Yankee Stadium, Bronx, NY Sun Aug 09 2015, 1:12 PM - 4:09 PM EDT Att: 42,034 - Partly Cloudy - 82 F					
11 Brett Gardner, L OBP: 0.385, SLG: 0.446										3	0	0	0	1	1							
13 Alex Rodriguez, R OBP: 0.382, SLG: 0.523										4	0	0	0	0	1							
25 Mark Teixeira, S OBP: 0.367, SLG: 0.570										3	0	0	0	1	1							
34 Brian McCann, L OBP: 0.316, SLG: 0.459										3	0	0	0	1	0							
36 Carlos Beltrán, S OBP: 0.323, SLG: 0.437										3	0	1	0	1	0	2						
12 Chase Headley, S OBP: 0.327, SLG: 0.389										4	0	1	0	0	3	1						
18 Didi Gregorius, L OBP: 0.311, SLG: 0.348										2	0	1	0	0	0	2						
14 Stephen Drew, L OBP: 0.261, SLG: 0.378										2	0	0	0	0	2	3						
Inning Stats	R: 0 E: 0 K: 1 S: 6	H: 0 LOB: 0 BB: 0 P: 8	R: 0 E: 0 K: 1 S: 8	H: 1 LOB: 1 BB: 0 P: 14	R: 0 E: 0 K: 0 S: 10	H: 1 LOB: 1 BB: 0 P: 11	R: 0 E: 0 K: 0 S: 3	H: 0 LOB: 1 BB: 2 P: 14	R: 0 E: 0 K: 2 S: 14	H: 0 LOB: 0 BB: 0 P: 20	R: 0 E: 0 K: 2 S: 8	H: 0 LOB: 0 BB: 0 P: 9	R: 0 E: 0 K: 1 S: 15	H: 1 LOB: 2 BB: 1 P: 22	R: 0 E: 0 K: 1 S: 6	H: 0 LOB: 1 BB: 1 P: 14	R: 0 E: 0 K: 1 S: 9	H: 0 LOB: 0 BB: 0 P: 11	1B: 3 2B: 0 3B: 0 HR: 0	SF: 0 SAC: 1 DP: 1 HBP: 1	WP: 0 PB: 0 SB: 0 CS: 0	PA: 34
PITCHER	IP WLS BF H R ER SO BB IBB HBP BLK WP HR S P ERA WHIP																					
25 Marco Estrada, R ERA: 3.21	6.1 W 25 3 0 0 0 1 0 0 0 0 0 0 56 89 0.00 0.947																					
32 LaTroy Hawkins, R ERA: 2.89	0.2 H 2 0 0 0 1 0 0 0 0 0 0 0 8 9 0.00 0.000																					
41 Aaron Sanchez, R ERA: 3.3	1.0 H 4 0 0 0 1 1 0 0 0 0 0 0 6 14 0.00 1.000																					
54 Roberto Osuna, R ERA: 2.13	1.0 S 3 0 0 0 1 0 0 0 0 0 0 0 9 11 0.00 0.000																					

Toronto Blue Jays @ New York Yankees
Yankee Stadium, Bronx, NY
Sun Aug 09 2015, 1:12 PM - 4:09 PM EDT
Att: 42,034 - Partly Cloudy - 82 F

AB	28
R	0
H	3
RBI	0
BB	4
SO	9
LOB	13



Batter	1	2	3	4	5	6	7	8	9	AB	R	H	RBI	BB	SO	LOB	TOP										
1 Billy Burns, S OBP: 0.339, SLG: 0.376	G4-3		G3-6-3 1B		G4-3			G4-3 2H 1B		4	0	2	1	0	0	1	Oakland Athletics @ Toronto Blue Jays Rogers Centre, Toronto, ON Tue Aug 11 2015, 7:09 PM - 9:42 PM EDT Att: 39,381 - Roof Closed - 68 F										
4 Coco Crisp, S OBP: 0.215, SLG: 0.101	FC5-6 BB		G3-6-3			P4		K		3	0	0	0	1	1	3											
22 Josh Reddick, L OBP: 0.330, SLG: 0.452	FC5-6 26 2B		G4-3			K		G1-3		4	1	0	0	0	1	3											
26 Danny Valencia, R OBP: 0.345, SLG: 0.544						G1-3				4	0	1	1	0	2	0											
21 Stephen Vogt, L OBP: 0.337, SLG: 0.443	K					G4-3				4	0	1	0	0	1	1											
15 Brett Lawrie, R OBP: 0.303, SLG: 0.401		F8				K				4	0	0	0	0	2	1											
17 Ike Davis, L OBP: 0.305, SLG: 0.359		L7								4	0	0	0	0	2	1											
10 Marcus Semien, R OBP: 0.303, SLG: 0.391			L9							2	1	1	0	1	0	0											
28 Eric Sogard, L OBP: 0.292, SLG: 0.285						P5				2	0	1	0	0	0	1											
										2	0	1	0	0	0	1											
Inning Stats	R: 1 E: 0 K: 1 S: 13	H: 1 LOB: 1 BB: 1 P: 21	R: 0 E: 0 K: 0 S: 7	H: 0 LOB: 0 BB: 0 P: 9	R: 0 E: 0 K: 0 S: 7	H: 2 LOB: 1 BB: 0 P: 8	R: 0 E: 0 K: 2 S: 9	H: 0 LOB: 0 BB: 0 P: 13	R: 0 E: 0 K: 0 S: 5	H: 0 LOB: 1 BB: 1 P: 10	R: 0 E: 0 K: 1 S: 6	H: 0 LOB: 0 BB: 0 P: 6	R: 0 E: 0 K: 2 S: 9	H: 0 LOB: 0 BB: 0 P: 12	R: 1 E: 0 K: 1 S: 11	H: 2 LOB: 1 BB: 0 P: 14	R: 0 E: 0 K: 2 S: 11	H: 1 LOB: 1 BB: 0 P: 16	1B: 4 2B: 2 3B: 0 HR: 0	SF: 0 SAC: 1 DP: 1 HBP: 0	WP: 0 PB: 0 SB: 0 CS: 0	PA: 34					
PITCHER	IP	WLS	BF	H	R	ER	SO	BB	IBB	HBP	BLK	WP	HR	S	P	ERA	WHIP										
36 Drew Hutchison, R ERA: 5.26	7.0	W	26	4	2	2	6	2	0	0	0	0	0	59	82	2.57	0.857										
41 Aaron Sanchez, R ERA: 3.25	1.0	H	4	1	0	0	1	0	0	0	0	0	0	8	11	0.00	1.000										
54 Roberto Osuna, R ERA: 2.09	1.0	S	4	1	0	0	2	0	0	0	0	0	0	11	16	0.00	1.000										

Batter	1	2	3	4	5	6	7	8	9	AB	R	H	RBI	BB	SO	LOB	BOTTOM										
2 Troy Tulowitzki, R OBP: 0.346, SLG: 0.468	G5-3	G6-3			K					4	0	0	0	0	2	1	Oakland Athletics @ Toronto Blue Jays Rogers Centre, Toronto, ON Tue Aug 11 2015, 7:09 PM - 9:42 PM EDT Att: 39,381 - Roof Closed - 68 F										
20 Josh Donaldson, R OBP: 0.382, SLG: 0.572	G6-3		F7		G1-3					4	0	0	0	0	1	0											
19 José Bautista, R OBP: 0.360, SLG: 0.517	K		G6-3							4	1	1	1	0	1	0											
15 Chris Colabello, R OBP: 0.369, SLG: 0.506										4	1	3	0	0	1	0											
9 Cliff Pennington, S OBP: 0.316, SLG: 0.279			K							0	0	0	0	0	0	0											
55 Russell Martin, R OBP: 0.333, SLG: 0.455	E6 13 2B									4	1	0	0	0	2	2											
13 Justin Smoak, S OBP: 0.298, SLG: 0.441										4	1	1	1	0	0	1											
11 Kevin Pillar, R OBP: 0.297, SLG: 0.369	E4 7 G4-3 17 G4-3 2B									3	0	1	0	0	1	1											
17 Ryan Goins, L OBP: 0.290, SLG: 0.321		G4-3								2	0	0	1	1	1	1											
7 Ben Revere, L OBP: 0.322, SLG: 0.358		G4-3								3	0	0	0	0	0	3											
Inning Stats	R: 0 E: 0 K: 1 S: 7	H: 0 LOB: 0 BB: 0 P: 11	R: 3 E: 2 K: 0 S: 20	H: 2 LOB: 1 BB: 0 P: 33	R: 0 E: 0 K: 1 S: 9	H: 0 LOB: 0 BB: 0 P: 14	R: 0 E: 0 K: 1 S: 13	H: 1 LOB: 2 BB: 1 P: 24	R: 1 E: 0 K: 1 S: 13	H: 2 LOB: 1 BB: 0 P: 22	R: 0 E: 0 K: 2 S: 10	H: 0 LOB: 0 BB: 0 P: 15	R: 0 E: 0 K: 2 S: 10	H: 0 LOB: 0 BB: 0 P: 14	R: 0 E: 0 K: 1 S: 7	H: 1 LOB: 1 BB: 0 P: 9	1B: 2 2B: 3 3B: 0 HR: 1	SF: 0 SAC: 0 DP: 0 HBP: 0	WP: 0 PB: 0 SB: 0 CS: 0	PA: 33							
PITCHER	IP	WLS	BF	H	R	ER	SO	BB	IBB	HBP	BLK	WP	HR	S	P	ERA	WHIP										
31 Kendall Graveman, R ERA: 3.85	4.2	L	22	5	4	2	4	1	0	0	0	0	0	11	16	0.00	0.000										
58 Evan Scribner, R ERA: 3.63	1.1		4	0	0	0	2	0	0	0	0	0	0	11	16	0.00	0.000										
68 Arnold Leon, R ERA: 5.68	2.0		7	1	0	0	3	0	0	0	0	0	0	17	23	0.00	0.500										

AB 31
R 2
H 6
RBI 2
BB 2
SO 9
LOB 11

AB 32
R 4
H 6
RBI 3
BB 1
SO 9
LOB 9



Batter	1	2	3	4	5	6	7	8	9	AB	R	H	RBI	BB	SO	LOB	TOP			
1 Billy Burns, S OBP: 0.340, SLG: 0.380										3	1	1	1	1	0	2				
20 Mark Canha, R OBP: 0.296, SLG: 0.391										4	0	1	1	0	0	0				
15 Brett Lawrie, R OBP: 0.302, SLG: 0.398										4	0	2	0	0	0	0				
26 Danny Valencia, R OBP: 0.342, SLG: 0.545										4	0	0	0	0	1	4				
19 Josh Phegley, R OBP: 0.324, SLG: 0.478										3	0	0	0	0	0	2				
21 Stephen Vogt, L OBP: 0.339, SLG: 0.445										1	0	0	0	0	0	0				
16 Billy Butler, R OBP: 0.304, SLG: 0.361										3	0	0	0	1	0	0				
22 Josh Reddick, L OBP: 0.331, SLG: 0.453										4	0	2	0	0	0	1				
4 Coco Crisp, S OBP: 0.214, SLG: 0.110										4	0	1	0	0	1	2				
10 Marcus Semien, R OBP: 0.303, SLG: 0.390										3	1	1	0	0	1	2				
Inning Stats	R: 0 E: 0 K: 0 S: 8	H: 2 LOB: 2 BB: 1 P: 16	R: 0 E: 0 K: 1 S: 10	H: 2 LOB: 2 BB: 0 P: 15	R: 0 E: 0 K: 1 S: 9	H: 0 LOB: 0 BB: 0 P: 12	R: 0 E: 0 K: 1 S: 7	H: 0 LOB: 1 BB: 1 P: 15	R: 0 E: 0 K: 0 S: 6	H: 1 LOB: 0 BB: 0 P: 7	R: 0 E: 0 K: 0 S: 7	H: 0 LOB: 0 BB: 0 P: 12	R: 2 E: 0 K: 1 S: 16	H: 2 LOB: 0 BB: 0 P: 20	R: 0 E: 0 K: 0 S: 8	H: 1 LOB: 1 BB: 0 P: 13	1B: 6 2B: 1 3B: 1 HR: 0	SF: 0 SAC: 0 DP: 2 HBP: 0	WP: 0 PB: 0 SB: 0 CS: 0	PA: 35
PITCHER	IP WLS BF H R ER SO BB IBB HBP BLK WP HR S P ERA WHIP																			
56 Mark Buehrle, L ERA: 3.31	7.0 W 28 7 2 2 2 2 0 0 0 0 0 0 60 95 2.57 1.286																			
41 Aaron Sanchez, R ERA: 3.21	1.0 H 3 0 0 0 1 0 0 0 0 0 0 0 10 12 0.00 0.000																			
54 Roberto Osuna, R ERA: 2.05	1.0 S 4 1 0 0 0 0 0 0 0 0 0 0 8 13 0.00 1.000																			

Oakland Athletics @ Toronto Blue Jays
Rogers Centre, Toronto, ON
Thu Aug 13 2015, 12:43 PM - 3:02 PM EDT
Att: 46,902 - Cloudy - 70 F

AB 33
R 2
H 8
RBI 2
BB 2
SO 3
LOB 13



Batter	1	2	3	4	5	6	7	8	9	AB	R	H	RBI	BB	SO	LOB	BOTTOM			
7 Ben Revere, L OBP: 0.323, SLG: 0.360										4	0	2	0	0	2	0				
20 Josh Donaldson, R OBP: 0.382, SLG: 0.567										4	0	0	0	0	2	2				
19 José Bautista, R OBP: 0.359, SLG: 0.516										3	0	0	0	0	1					
15 Chris Colabello, R OBP: 0.366, SLG: 0.512										3	0	0	0	1	0					
30 Dioner Navarro, S OBP: 0.285, SLG: 0.339										3	1	1	0	0	1	0				
13 Justin Smoak, S OBP: 0.298, SLG: 0.451										3	1	1	0	0	1	0				
11 Kevin Pillar, R OBP: 0.297, SLG: 0.370										3	1	1	1	0	0	0				
17 Ryan Goins, L OBP: 0.289, SLG: 0.329										3	1	1	3	0	2	0				
9 Cliff Pennington, S OBP: 0.310, SLG: 0.273										3	0	0	0	0	2	0				
Inning Stats	R: 0 E: 0 K: 1 S: 9	H: 1 LOB: 0 BB: 0 P: 14	R: 4 E: 0 K: 3 S: 20	H: 4 LOB: 0 BB: 0 P: 29	R: 0 E: 0 K: 1 S: 10	H: 0 LOB: 0 BB: 0 P: 16	R: 0 E: 0 K: 2 S: 8	H: 0 LOB: 0 BB: 0 P: 14	R: 0 E: 0 K: 2 S: 11	H: 1 LOB: 1 BB: 0 P: 17	R: 0 E: 0 K: 0 S: 10	H: 0 LOB: 0 BB: 0 P: 14	R: 0 E: 0 K: 1 S: 7	H: 0 LOB: 0 BB: 0 P: 10	R: 0 E: 0 K: 1 S: 7	H: 0 LOB: 0 BB: 0 P: 10	1B: 5 2B: 0 3B: 0 HR: 1	SF: 0 SAC: 0 DP: 1 HBP: 0	WP: 0 PB: 0 SB: 0 CS: 0	PA: 29
PITCHER	IP WLS BF H R ER SO BB IBB HBP BLK WP HR S P ERA WHIP																			
30 Jesse Chavez, R ERA: 3.84	6.0 L 23 6 4 4 9 0 0 0 0 0 0 0 68 104 6.00 1.000																			
13 Drew Pomeranz, L ERA: 3.76	1.2 5 0 0 0 2 0 0 0 0 0 0 0 13 19 0.00 0.000																			
33 Fernando Rodriguez Jr., R ERA: 3.96	0.1 1 0 0 0 0 0 0 0 0 0 0 0 1 1 0.00 0.000																			

Oakland Athletics @ Toronto Blue Jays
Rogers Centre, Toronto, ON
Thu Aug 13 2015, 12:43 PM - 3:02 PM EDT
Att: 46,902 - Cloudy - 70 F

AB 29
R 4
H 6
RBI 4
BB 0
SO 11
LOB 3



Batter	1	2	3	4	5	6	7	8	9	AB	R	H	RBI	BB	SO	LOB	TOP							
22 Jacoby Ellsbury, L (1, 8) OBP: 0.332, SLG: 0.350	G4-3		P5				L7		L9	5	0	1	0	0	0	2								
11 Brett Gardner, L (1, 7) OBP: 0.371, SLG: 0.443	F8						K		G4-3	5	0	2	0	0	1	1								
13 Alex Rodriguez, R (1, 10) OBP: 0.373, SLG: 0.505			L8					F8	K	5	0	1	0	0	1	4								
25 Mark Teixeira, S (1, 3) OBP: 0.360, SLG: 0.554	G5-3									4	1	1	0	0	2	3								
34 Brian McCann, L (1, 2) OBP: 0.312, SLG: 0.464		P2								4	1	1	0	0	0	0								
12 Chase Headley, S (1, 5) OBP: 0.323, SLG: 0.392										4	1	3	1	0	0	0								
24 Chris Young, R (1, 9) OBP: 0.310, SLG: 0.471										3	0	0	0	0	2	2								
36 Carlos Beltrán, S (8, PH) OBP: 0.328, SLG: 0.459										1	1	1	3	0	0	0								
18 Didi Gregorius, L (1, 6) OBP: 0.312, SLG: 0.350										4	0	2	0	0	0	1								
17 Brendan Ryan, R (1, 4) OBP: 0.293, SLG: 0.400										4	0	1	0	0	1	2								
Inning Stats	R: 0 H: 1 E: 0 K: 0 S: 14	H: 1 LOB: 1 BB: 0 P: 20	R: 0 H: 1 E: 0 K: 1 S: 10	H: 1 LOB: 1 BB: 0 P: 14	R: 0 H: 2 E: 0 K: 1 S: 14	H: 2 LOB: 2 BB: 0 P: 19	R: 0 H: 0 E: 0 K: 1 S: 7	H: 0 LOB: 0 BB: 0 P: 10	R: 0 H: 2 E: 0 K: 1 S: 11	H: 2 LOB: 2 BB: 0 P: 14	R: 0 H: 1 E: 0 K: 1 S: 10	H: 1 LOB: 1 BB: 0 P: 13	R: 0 H: 1 E: 0 K: 1 S: 10	H: 1 LOB: 1 BB: 0 P: 10	R: 4 H: 5 E: 0 K: 0 S: 15	H: 5 LOB: 0 BB: 0 P: 19	R: 0 H: 0 E: 0 K: 1 S: 8	H: 0 LOB: 0 BB: 0 P: 12	1B: 9 2B: 3 HR: 1	SF: 0 SAC: 0 DP: 1 HBP: 0	WP: 0 PB: 0 SB: 0 CS: 0	PA: 39		
PITCHER	IP WLS BF H R ER SO BB IBB HBP BLK WP HR S P ERA WHIP	IP WLS BF H R ER SO BB IBB HBP BLK WP HR S P ERA WHIP	IP WLS BF H R ER SO BB IBB HBP BLK WP HR S P ERA WHIP	IP WLS BF H R ER SO BB IBB HBP BLK WP HR S P ERA WHIP	IP WLS BF H R ER SO BB IBB HBP BLK WP HR S P ERA WHIP	IP WLS BF H R ER SO BB IBB HBP BLK WP HR S P ERA WHIP	IP WLS BF H R ER SO BB IBB HBP BLK WP HR S P ERA WHIP	IP WLS BF H R ER SO BB IBB HBP BLK WP HR S P ERA WHIP	IP WLS BF H R ER SO BB IBB HBP BLK WP HR S P ERA WHIP	IP WLS BF H R ER SO BB IBB HBP BLK WP HR S P ERA WHIP	IP WLS BF H R ER SO BB IBB HBP BLK WP HR S P ERA WHIP	IP WLS BF H R ER SO BB IBB HBP BLK WP HR S P ERA WHIP	IP WLS BF H R ER SO BB IBB HBP BLK WP HR S P ERA WHIP	IP WLS BF H R ER SO BB IBB HBP BLK WP HR S P ERA WHIP	IP WLS BF H R ER SO BB IBB HBP BLK WP HR S P ERA WHIP	IP WLS BF H R ER SO BB IBB HBP BLK WP HR S P ERA WHIP	IP WLS BF H R ER SO BB IBB HBP BLK WP HR S P ERA WHIP	IP WLS BF H R ER SO BB IBB HBP BLK WP HR S P ERA WHIP	IP WLS BF H R ER SO BB IBB HBP BLK WP HR S P ERA WHIP	IP WLS BF H R ER SO BB IBB HBP BLK WP HR S P ERA WHIP	IP WLS BF H R ER SO BB IBB HBP BLK WP HR S P ERA WHIP	IP WLS BF H R ER SO BB IBB HBP BLK WP HR S P ERA WHIP	IP WLS BF H R ER SO BB IBB HBP BLK WP HR S P ERA WHIP	IP WLS BF H R ER SO BB IBB HBP BLK WP HR S P ERA WHIP

New York Yankees @ Toronto Blue Jays
Rogers Centre, Toronto, ON
Fri Aug 14, 2015, 7:10 PM - 10:21 PM EDT
Att. 46,689 - Roof Closed - 68 F

AB 39
R 4
H 13
RBI 4
BB 0
SO 7
LOB 15



Batter	1	2	3	4	5	6	7	8	9	AB	R	H	RBI	BB	SO	LOB	BOTTOM							
2 Troy Tulowitzki, R (1, 6) OBP: 0.347, SLG: 0.463	G5-3		FC1-6						K	5	1	1	1	0	1	4								
20 Josh Donaldson, R (1, 5) OBP: 0.361, SLG: 0.564	G6-3									4	1	1	0	0	1	2								
19 José Bautista, R (1, 9) OBP: 0.358, SLG: 0.515										4	0	1	1	0	2	0								
10 Edwin Encarnación, R (1, 10) OBP: 0.350, SLG: 0.479										2	0	1	1	0	0	0								
13 Justin Smoak, S (1, 3) OBP: 0.292, SLG: 0.442										4	0	0	0	0	0	3								
55 Russell Martin, R (1, 2) OBP: 0.329, SLG: 0.447										4	0	0	0	0	1	2								
17 Ryan Goins, L (1, 4) OBP: 0.286, SLG: 0.325										3	0	0	0	0	0	1								
15 Chris Colabello, R (9, PH) OBP: 0.368, SLG: 0.512										0	0	0	0	1	0	0								
9 Cliff Pennington, S (9, PR) OBP: 0.310, SLG: 0.273										0	0	0	0	0	0	0								
11 Kevin Pillar, R (1, 8) OBP: 0.299, SLG: 0.369										3	1	1	0	0	0	0								
7 Ben Revere, L (1, 7) OBP: 0.325, SLG: 0.360										3	0	1	0	1	1	2								
Inning Stats	R: 0 H: 0 E: 0 K: 1 S: 9	H: 0 LOB: 0 BB: 0 P: 13	R: 0 H: 0 E: 0 K: 1 S: 11	H: 0 LOB: 1 BB: 0 P: 16	R: 3 H: 3 E: 0 K: 0 S: 13	H: 3 LOB: 1 BB: 0 P: 19	R: 0 H: 0 E: 0 K: 0 S: 6	H: 0 LOB: 0 BB: 0 P: 11	R: 0 H: 1 E: 0 K: 0 S: 9	H: 1 LOB: 1 BB: 0 P: 13	R: 0 H: 1 E: 0 K: 0 S: 9	H: 1 LOB: 2 BB: 1 P: 19	R: 0 H: 0 E: 0 K: 1 S: 6	H: 0 LOB: 0 BB: 0 P: 7	R: 0 H: 1 E: 0 K: 2 S: 20	H: 1 LOB: 3 BB: 1 P: 28	1B: 4 2B: 2 HR: 0	SF: 1 SAC: 0 DP: 0 HBP: 2	WP: 1 PB: 0 SB: 0 CS: 0	PA: 37				
PITCHER	IP WLS BF H R ER SO BB IBB HBP BLK WP HR S P ERA WHIP	IP WLS BF H R ER SO BB IBB HBP BLK WP HR S P ERA WHIP	IP WLS BF H R ER SO BB IBB HBP BLK WP HR S P ERA WHIP	IP WLS BF H R ER SO BB IBB HBP BLK WP HR S P ERA WHIP	IP WLS BF H R ER SO BB IBB HBP BLK WP HR S P ERA WHIP	IP WLS BF H R ER SO BB IBB HBP BLK WP HR S P ERA WHIP	IP WLS BF H R ER SO BB IBB HBP BLK WP HR S P ERA WHIP	IP WLS BF H R ER SO BB IBB HBP BLK WP HR S P ERA WHIP	IP WLS BF H R ER SO BB IBB HBP BLK WP HR S P ERA WHIP	IP WLS BF H R ER SO BB IBB HBP BLK WP HR S P ERA WHIP	IP WLS BF H R ER SO BB IBB HBP BLK WP HR S P ERA WHIP	IP WLS BF H R ER SO BB IBB HBP BLK WP HR S P ERA WHIP	IP WLS BF H R ER SO BB IBB HBP BLK WP HR S P ERA WHIP	IP WLS BF H R ER SO BB IBB HBP BLK WP HR S P ERA WHIP	IP WLS BF H R ER SO BB IBB HBP BLK WP HR S P ERA WHIP	IP WLS BF H R ER SO BB IBB HBP BLK WP HR S P ERA WHIP	IP WLS BF H R ER SO BB IBB HBP BLK WP HR S P ERA WHIP	IP WLS BF H R ER SO BB IBB HBP BLK WP HR S P ERA WHIP	IP WLS BF H R ER SO BB IBB HBP BLK WP HR S P ERA WHIP	IP WLS BF H R ER SO BB IBB HBP BLK WP HR S P ERA WHIP	IP WLS BF H R ER SO BB IBB HBP BLK WP HR S P ERA WHIP	IP WLS BF H R ER SO BB IBB HBP BLK WP HR S P ERA WHIP	IP WLS BF H R ER SO BB IBB HBP BLK WP HR S P ERA WHIP	IP WLS BF H R ER SO BB IBB HBP BLK WP HR S P ERA WHIP

New York Yankees @ Toronto Blue Jays
Rogers Centre, Toronto, ON
Fri Aug 14, 2015, 7:10 PM - 10:21 PM EDT
Att. 46,689 - Roof Closed - 68 F

AB 32
R 3
H 6
RBI 3
BB 2
SO 6
LOB 14



Batter	1	2	3	4	5	6	7	8	9	AB R H RBI BB SO LOB	TOP											
22 Jacoby Ellsbury, L OBP: 0.335, SLG: 0.371										4 1 2 1 0 1 0	New York Yankees @ Toronto Blue Jays Rogers Centre, Toronto, ON Sun Aug 16 2015, 1:17 PM - 3:57 PM EDT Att: 46,792 - Sunny - 75 F											
11 Brett Gardner, L OBP: 0.366, SLG: 0.436										4 0 1 0 0 1 1												
13 Alex Rodriguez, R OBP: 0.372, SLG: 0.501										3 0 0 0 1 3 2												
25 Mark Teixeira, S OBP: 0.360, SLG: 0.556										4 0 0 0 0 0 2												
34 Brian McCann, L OBP: 0.315, SLG: 0.467										2 0 1 0 0 0 0												
36 Carlos Beltrán, S OBP: 0.320, SLG: 0.470										3 0 0 0 0 0 2												
12 Chase Headley, S OBP: 0.330, SLG: 0.387										3 0 0 0 0 0 0												
18 Didi Gregorius, L OBP: 0.307, SLG: 0.343										3 0 0 0 0 1 0												
14 Stephen Drew, L OBP: 0.261, SLG: 0.392										3 0 0 0 0 1 0												
Inning Stats	R: 0 E: 0 K: 1 S: 8	H: 1 LOB: 0 BB: 0 P: 11	R: 0 E: 0 K: 0 S: 7	H: 0 LOB: 0 BB: 0 P: 11	R: 0 E: 0 K: 10 S: 10	H: 0 LOB: 1 BB: 1 P: 15	R: 0 E: 0 K: 2 S: 9	H: 0 LOB: 1 BB: 1 P: 18	R: 0 E: 0 K: 0 S: 8	H: 0 LOB: 1 BB: 0 P: 11	R: 1 E: 0 K: 1 S: 10	H: 1 LOB: 0 BB: 0 P: 13	R: 0 E: 0 K: 1 S: 11	H: 1 LOB: 0 BB: 0 P: 16	R: 0 E: 0 K: 1 S: 8	H: 0 LOB: 0 BB: 0 P: 13	R: 0 E: 0 K: 1 S: 11	H: 1 LOB: 1 BB: 0 P: 15	1B: 2 2B: 1 3B: 0 HR: 1	SF: 0 SAC: 0 DP: 1 HBP: 1	WP: 0 PB: 0 SB: 0 CS: 1	PA: 32
PITCHER	IP WLS BF H R ER SO BB IBB HBP BLK WP HR S P ERA WHIP											IP WLS BF H R ER SO BB IBB HBP BLK WP HR S P ERA WHIP										
36 Drew Hutchison, R ERA: 5.06	6.2 W 23 3 1 1 5 1 0 1 0 0 0 1 59 90 1.35 0.600																					
27 Brett Cecil, L ERA: 3.55	0.1 H 1 0 0 0 0 0 0 0 0 0 0 0 4 5 0.00 0.000																					
41 Aaron Sanchez, R ERA: 3.26	1.0 H 3 0 0 0 1 0 0 0 0 0 0 0 8 13 0.00 0.000																					
54 Roberto Osuna, R ERA: 2.01	1.0 S 4 1 0 0 1 0 0 0 0 0 0 0 11 15 0.00 1.000																					

AB	29
R	1
H	4
RBI	1
BB	1
SO	7
LOB	7



Batter	1	2	3	4	5	6	7	8	9	AB R H RBI BB SO LOB	BOTTOM									
2 Troy Tulowitzki, R OBP: 0.345, SLG: 0.460										4 1 1 0 0 3 2	New York Yankees @ Toronto Blue Jays Rogers Centre, Toronto, ON Sun Aug 16 2015, 1:17 PM - 3:57 PM EDT Att: 46,792 - Sunny - 75 F									
20 Josh Donaldson, R OBP: 0.381, SLG: 0.560										3 1 1 1 1 0 2										
19 José Bautista, R OBP: 0.358, SLG: 0.519										3 1 1 2 1 1 1										
10 Edwin Encarnación, R OBP: 0.350, SLG: 0.479										4 0 1 0 0 3 0										
13 Justin Smoak, S OBP: 0.291, SLG: 0.438										4 0 1 0 0 2 1										
55 Russell Martin, R OBP: 0.328, SLG: 0.443										3 0 0 0 1 2 2										
17 Ryan Goins, L OBP: 0.290, SLG: 0.323										2 0 1 0 1 0 1										
11 Kevin Pillar, R OBP: 0.296, SLG: 0.366										3 0 1 0 0 0 2										
7 Ben Revere, L OBP: 0.323, SLG: 0.357										3 0 0 0 0 1 2										
Inning Stats	R: 0 E: 0 K: 1 S: 7	H: 0 LOB: 1 BB: 1 P: 12	R: 0 E: 0 K: 2 S: 12	H: 1 LOB: 0 BB: 0 P: 17	R: 3 E: 0 K: 2 S: 16	H: 3 LOB: 0 BB: 0 P: 21	R: 0 E: 0 K: 0 S: 7	H: 1 LOB: 1 BB: 1 P: 15	R: 0 E: 0 K: 2 S: 10	H: 0 LOB: 1 BB: 1 P: 18	R: 0 E: 0 K: 2 S: 14	H: 0 LOB: 0 BB: 0 P: 21	R: 0 E: 0 K: 1 S: 11	H: 1 LOB: 2 BB: 1 P: 21	R: 0 E: 0 K: 2 S: 14	H: 1 LOB: 1 BB: 0 P: 19	1B: 5 2B: 2 3B: 0 HR: 1	SF: 0 SAC: 0 DP: 1 HBP: 0	WP: 0 PB: 0 SB: 0 CS: 0	PA: 34
PITCHER	IP WLS BF H R ER SO BB IBB HBP BLK WP HR S P ERA WHIP											IP WLS BF H R ER SO BB IBB HBP BLK WP HR S P ERA WHIP								
40 Luis Severino, R ERA: 3.18	6.0 L 24 5 3 3 3 0 3 0 0 0 0 0 66 104 4.50 1.333																			
45 Chasen Shreve, L ERA: 1.96	0.1 3 1 0 0 0 1 0 0 0 0 0 0 6 12 0.00 6.000																			
43 Adam Warren, R ERA: 3.27	1.2 6 1 0 0 3 0 0 0 0 0 0 0 19 28 0.00 0.600																			

AB	29
R	3
H	7
RBI	3
BB	4
SO	12
LOB	13



Batter	1	2	3	4	5	6	7	8	9	AB	R	H	RBI	BB	SO	LOB	TOP					
2 Troy Tulowitzki, R OBP: 0.343, SLG: 0.457	L5		K	G5-3		20 HR	K			5	1	1	0	0	2	3						
20 Josh Donaldson, R OBP: 0.365, SLG: 0.575	HR		55 BB 3 BB	10 BB		HR		E5		4	3	3	4	1	0	0						
19 José Bautista, R OBP: 0.355, SLG: 0.512	K		F8	L7		P3		F7		5	0	0	0	0	1	4						
10 Edwin Encarnación, R OBP: 0.351, SLG: 0.485	E5		55 BB 3 BB			K		F8		4	2	1	1	1	1	1						
41 Aaron Sanchez, R										0	0	0	0	0	0	0						
54 Roberto Osuna, R										0	0	0	0	0	0	0						
55 Russell Martin, R OBP: 0.327, SLG: 0.438	F8		3 BB			L9		P4		4	0	0	0	1	0	2						
3 Ezequiel Carrera, L																						
32 LaTroy Hawkins, R																						
13 Justin Smoak, S																						
7 Ben Revere, L OBP: 0.324, SLG: 0.355	G4-3		G4-3			9 B5-3 15 BB		K2-3		3	1	0	0	2	1	2						
17 Ryan Goins, L OBP: 0.295, SLG: 0.329						20 BB 43 SH3-4				1	0	1	0	1	0	0						
9 Cliff Pennington, S OBP: 0.311, SLG: 0.275										3	0	1	0	0	1	2						
43 R.A. Dickey, R																						
31 Liam Hendriks, R																						
15 Chris Colabello, R																						
27 Brett Cecil, R																						
11 Kevin Pillar, R OBP: 0.297, SLG: 0.365																						
Inning Stats	R: 1 H: 1 E: 1 K: 1 S: 11	H: 1 LOB: 1 BB: 0 P: 17	R: 0 H: 1 E: 0 K: 1 S: 7	H: 1 LOB: 1 BB: 0 P: 10	R: 2 H: 1 E: 0 K: 1 S: 20	H: 1 LOB: 2 BB: 3 P: 38	R: 0 H: 1 E: 0 K: 0 S: 7	H: 1 LOB: 2 BB: 1 P: 14	R: 0 H: 0 E: 0 K: 2 S: 8	H: 0 LOB: 0 BB: 0 P: 15	R: 5 H: 4 E: 0 K: 0 S: 13	H: 4 LOB: 0 BB: 1 P: 23	R: 0 H: 0 E: 1 K: 3 S: 13	H: 0 LOB: 2 BB: 1 P: 23	R: 0 H: 1 E: 0 K: 1 S: 7	H: 1 LOB: 0 BB: 0 P: 11	1B: 5 2B: 1 3B: 0 HR: 3	SF: 0 SAC: 1 DP: 0 HBP: 1	WP: 0 PB: 0 SB: 0 CS: 0	PA: 45		
PITCHER	IP WLS BF H R ER SO BB IBB HBP BLK WP HR S P ERA WHIP	IP WLS BF H R ER SO BB IBB HBP BLK WP HR S P ERA WHIP	IP WLS BF H R ER SO BB IBB HBP BLK WP HR S P ERA WHIP	IP WLS BF H R ER SO BB IBB HBP BLK WP HR S P ERA WHIP	IP WLS BF H R ER SO BB IBB HBP BLK WP HR S P ERA WHIP	IP WLS BF H R ER SO BB IBB HBP BLK WP HR S P ERA WHIP	IP WLS BF H R ER SO BB IBB HBP BLK WP HR S P ERA WHIP	IP WLS BF H R ER SO BB IBB HBP BLK WP HR S P ERA WHIP	IP WLS BF H R ER SO BB IBB HBP BLK WP HR S P ERA WHIP	IP WLS BF H R ER SO BB IBB HBP BLK WP HR S P ERA WHIP	IP WLS BF H R ER SO BB IBB HBP BLK WP HR S P ERA WHIP	IP WLS BF H R ER SO BB IBB HBP BLK WP HR S P ERA WHIP	IP WLS BF H R ER SO BB IBB HBP BLK WP HR S P ERA WHIP	IP WLS BF H R ER SO BB IBB HBP BLK WP HR S P ERA WHIP	IP WLS BF H R ER SO BB IBB HBP BLK WP HR S P ERA WHIP	IP WLS BF H R ER SO BB IBB HBP BLK WP HR S P ERA WHIP	IP WLS BF H R ER SO BB IBB HBP BLK WP HR S P ERA WHIP	IP WLS BF H R ER SO BB IBB HBP BLK WP HR S P ERA WHIP	IP WLS BF H R ER SO BB IBB HBP BLK WP HR S P ERA WHIP	IP WLS BF H R ER SO BB IBB HBP BLK WP HR S P ERA WHIP	IP WLS BF H R ER SO BB IBB HBP BLK WP HR S P ERA WHIP	
27 Aaron Nola, R ERA: 4.41	5.0	0.1	0.2	1.0	1.0	1.0	1.0	1.0	1.0	1.0	1.0	1.0	1.0	1.0	1.0	1.0	5.40	1.600				
59 Elvis Araujo, L ERA: 3.27	0.1	0.2	0.1	0.0	0.0	0.0	0.0	0.0	0.0	0.0	0.0	0.0	0.0	0.0	0.0	0.0	27.00	3.000				
46 Jeanmar Gómez, R ERA: 2.75	0.2	L	6	4	4	0	0	0	0	2	8	13	54.00	6.000								
21 Adam Loewen, L ERA: 7.2	1.0	5	0	0	0	3	1	0	1	0	0	13	23	0.00	1.000							
50 Héctor Neris, R ERA: 2.11	1.0	4	0	0	0	0	0	0	0	0	10	15	0.00	0.000								
PITCHER	IP WLS BF H R ER SO BB IBB HBP BLK WP HR S P ERA WHIP	IP WLS BF H R ER SO BB IBB HBP BLK WP HR S P ERA WHIP	IP WLS BF H R ER SO BB IBB HBP BLK WP HR S P ERA WHIP	IP WLS BF H R ER SO BB IBB HBP BLK WP HR S P ERA WHIP	IP WLS BF H R ER SO BB IBB HBP BLK WP HR S P ERA WHIP	IP WLS BF H R ER SO BB IBB HBP BLK WP HR S P ERA WHIP	IP WLS BF H R ER SO BB IBB HBP BLK WP HR S P ERA WHIP	IP WLS BF H R ER SO BB IBB HBP BLK WP HR S P ERA WHIP	IP WLS BF H R ER SO BB IBB HBP BLK WP HR S P ERA WHIP	IP WLS BF H R ER SO BB IBB HBP BLK WP HR S P ERA WHIP	IP WLS BF H R ER SO BB IBB HBP BLK WP HR S P ERA WHIP	IP WLS BF H R ER SO BB IBB HBP BLK WP HR S P ERA WHIP	IP WLS BF H R ER SO BB IBB HBP BLK WP HR S P ERA WHIP	IP WLS BF H R ER SO BB IBB HBP BLK WP HR S P ERA WHIP	IP WLS BF H R ER SO BB IBB HBP BLK WP HR S P ERA WHIP	IP WLS BF H R ER SO BB IBB HBP BLK WP HR S P ERA WHIP	IP WLS BF H R ER SO BB IBB HBP BLK WP HR S P ERA WHIP	IP WLS BF H R ER SO BB IBB HBP BLK WP HR S P ERA WHIP	IP WLS BF H R ER SO BB IBB HBP BLK WP HR S P ERA WHIP	IP WLS BF H R ER SO BB IBB HBP BLK WP HR S P ERA WHIP	IP WLS BF H R ER SO BB IBB HBP BLK WP HR S P ERA WHIP	
Chase Utley, L OBP: 0.284, SLG: 0.333	P5		G3			37 BB 16 BB 3 G4-6-3		G1-3		5	1	2	0	0	0	1						
16 César Hernández, S OBP: 0.356, SLG: 0.365	G6-3		37 CS			3 BB 37 BB		L8		4	0	2	1	0	0	1						
37 Odúbel Herrera, L OBP: 0.320, SLG: 0.424	L7		CS			18 BB 25 BB 3 BB		L8		3	1	1	0	1	0	1						
3 Jeff Francoeur, R																						
46 Jeanmar Gómez, R																						
21 Adam Loewen, L																						
9 Dominic Brown, L																						
50 Héctor Neris, R																						
53 Ken Giles, R																						
18 Darin Ruf, R OBP: 0.296, SLG: 0.368																						
6 Ryan Howard, L OBP: 0.282, SLG: 0.443																						
25 Cody Asche, L OBP: 0.295, SLG: 0.384	P3																					
13 Freddy Galvis, S OBP: 0.307, SLG: 0.353	P2																					
29 Cameron Rupp, R OBP: 0.293, SLG: 0.360																						
27 Aaron Nola, R OBP: 0.231, SLG: 0.167																						
59 Elvis Araujo, L																						
40 Aaron Altherr, R																						
Inning Stats	R: 0 H: 0 E: 0 K: 0 S: 7	H: 0 LOB: 0 BB: 0 P: 12	R: 1 H: 1 E: 0 K: 1 S: 13	H: 1 LOB: 0 BB: 0 P: 16	R: 1 H: 2 E: 0 K: 0 S: 7	H: 2 LOB: 0 BB: 0 P: 10	R: 2 H: 3 E: 0 K: 1 S: 13	H: 3 LOB: 2 BB: 2 P: 25	R: 1 H: 3 E: 0 K: 1 S: 15	H: 3 LOB: 1 BB: 0 P: 21	R: 0 H: 1 E: 0 K: 1 S: 12	H: 1 LOB: 1 BB: 0 P: 18	R: 0 H: 1 E: 0 K: 1 S: 8	H: 1 LOB: 0 BB: 0 P: 12	R: 0 H: 0 E: 0 K: 1 S: 10	H: 0 LOB: 0 BB: 0 P: 16	R: 0 H: 0 E: 0 K: 1 S: 10	H: 0 LOB: 0 BB: 0 P: 15	1B: 8 2B: 1 3B: 1 HR: 1	SF: 0 SAC: 1 DP: 2 HBP: 0	WP: 1 PB: 0 SB: 0 CS: 1	PA: 38
PITCHER	IP WLS BF H R ER SO BB IBB HBP BLK WP HR S P ERA WHIP	IP WLS BF H R ER SO BB IBB HBP BLK WP HR S P ERA WHIP	IP WLS BF H R ER SO BB IBB HBP BLK WP HR S P ERA WHIP	IP WLS BF H R ER SO BB IBB HBP BLK WP HR S P ERA WHIP	IP WLS BF H R ER SO BB IBB HBP BLK WP HR S P ERA WHIP	IP WLS BF H R ER SO BB IBB HBP BLK WP HR S P ERA WHIP	IP WLS BF H R ER SO BB IBB HBP BLK WP HR S P ERA WHIP	IP WLS BF H R ER SO BB IBB HBP BLK WP HR S P ERA WHIP	IP WLS BF H R ER SO BB IBB HBP BLK WP HR S P ERA WHIP	IP WLS BF H R ER SO BB IBB HBP BLK WP HR S P ERA WHIP	IP WLS BF H R ER SO BB IBB HBP BLK WP HR S P ERA WHIP	IP WLS BF H R ER SO BB IBB HBP BLK WP HR S P ERA WHIP	IP WLS BF H R ER SO BB IBB HBP BLK WP HR S P ERA WHIP	IP WLS BF H R ER SO BB IBB HBP BLK WP HR S P ERA WHIP	IP WLS BF H R ER SO BB IBB HBP BLK WP HR S P ERA WHIP	IP WLS BF H R ER SO BB IBB HBP BLK WP HR S P ERA WHIP	IP WLS BF H R ER SO BB IBB HBP BLK WP HR S P ERA WHIP	IP WLS BF H R ER SO BB IBB HBP BLK WP HR S P ERA WHIP	IP WLS BF H R ER SO BB IBB HBP BLK WP HR S P ERA WHIP	IP WLS BF H R ER SO BB IBB HBP BLK WP HR S P ERA WHIP	IP WLS BF H R ER SO BB IBB HBP BLK WP HR S P ERA WHIP	
43 R.A. Dickey, R ERA: 4.14	4.0	1.0	1.0	1.0	1.0	1.0	1.0	1.0	1.0	1.0	1.0	1.0	1.0	1.0	1.0	1.0	11.25	2.500				
31 Liam Hendriks, R ERA: 2.36	1.0	W	2	0	0	1	0	0	0	0	8	10	0.00	0.000								
27 Brett Cecil, L ERA: 3.46	1.0	H	4	1	0	1	0	0	0	0	12	18	0.00	1.000								
32 LaTroy Hawkins, R ERA: 3.0	1.0	H	4	1	0	1	0	0	0	0	8	12	0.00	1.000								
41 Aaron Sanchez, R ERA: 3.22	1.0	H	3	0	0	1	0	0	0	0	10	16	0.00	0.000								

Toronto Blue Jays @ Philadelphia Phillies
Citizens Bank Park, Philadelphia, PA
Tue Aug 18 2015, 7:07 PM - 10:16 PM EDT
Att: 26,547 - Partly Cloudy - 85 F

AB	37
R	8
H	9
RBI	8
BB	6
SO	9
LOB	16



Toronto Blue Jays @ Philadelphia Phillies
Citizens Bank Park, Philadelphia, PA
Tue Aug 18 2015, 7:07 PM - 10:16 PM EDT
Att: 26,547 - Partly Cloudy - 85 F

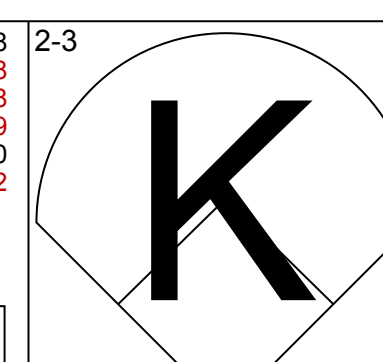
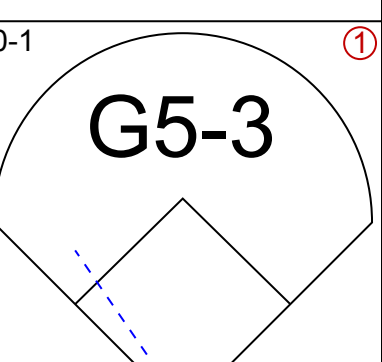
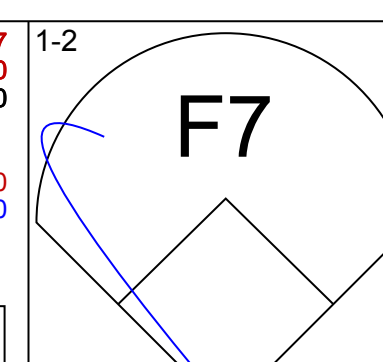
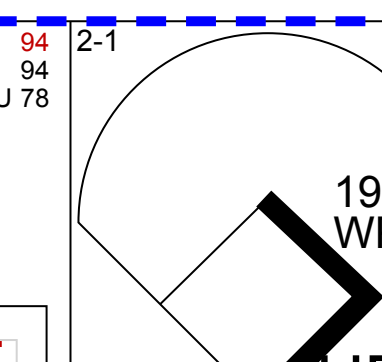
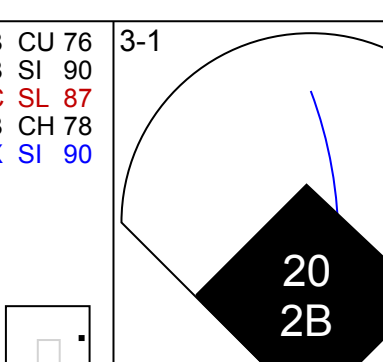
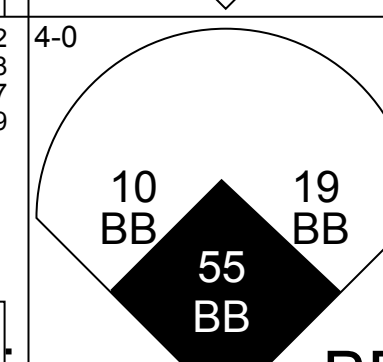
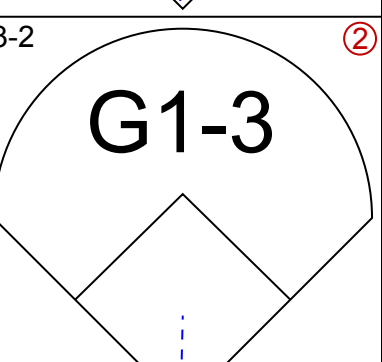
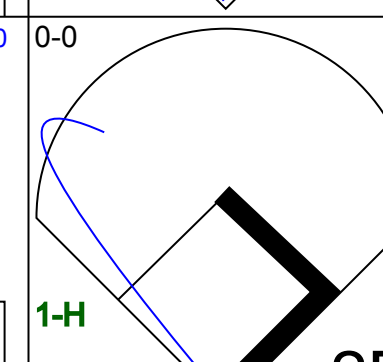
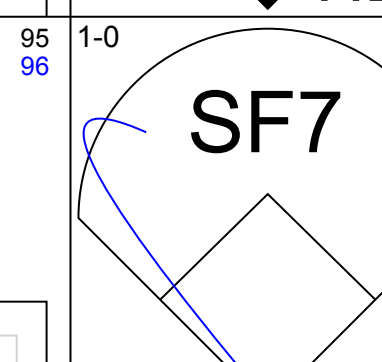
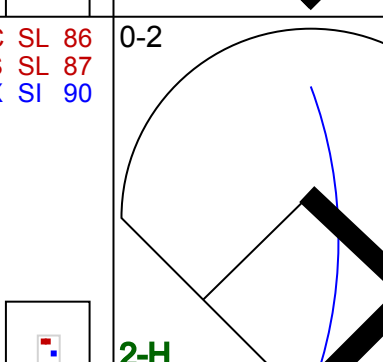
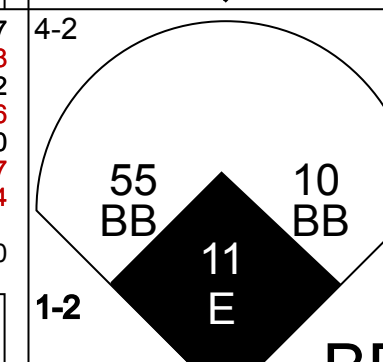
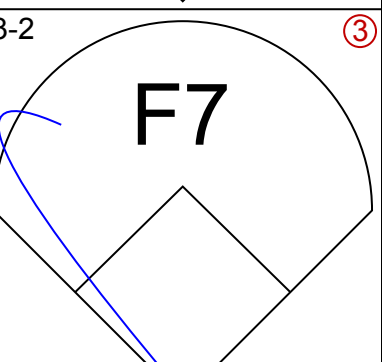
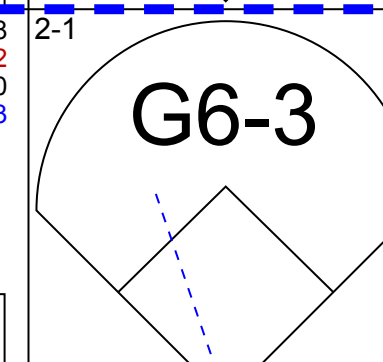
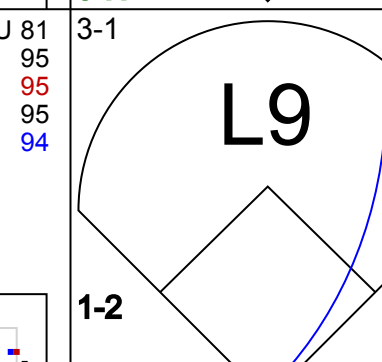
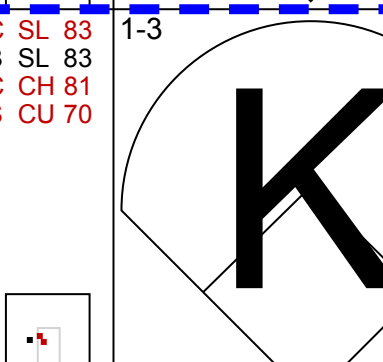
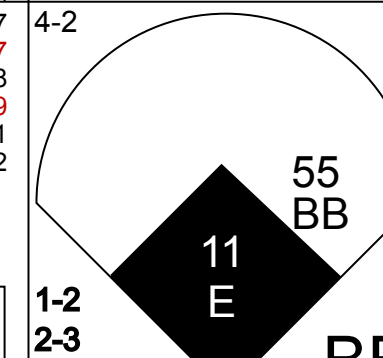
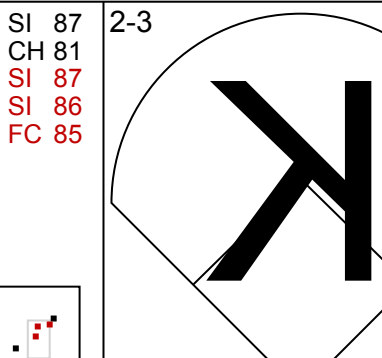
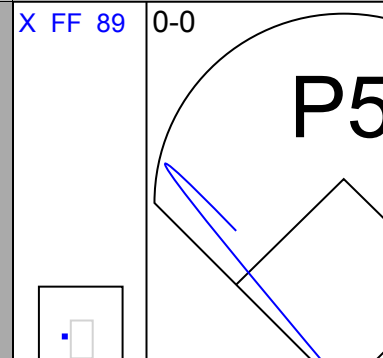
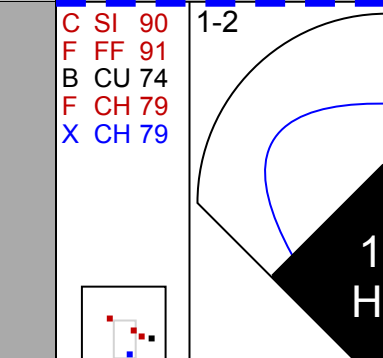
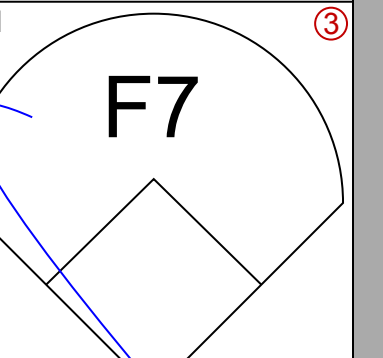
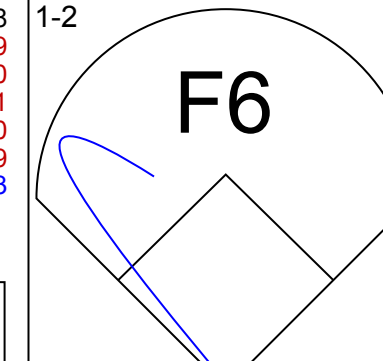




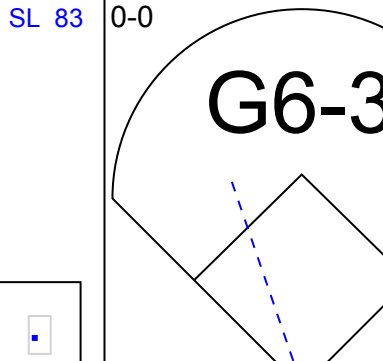
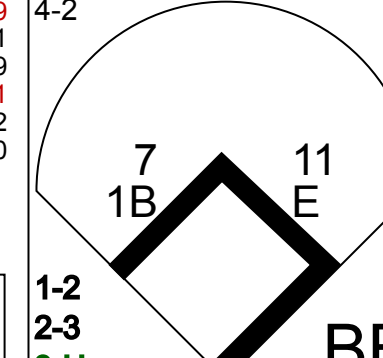




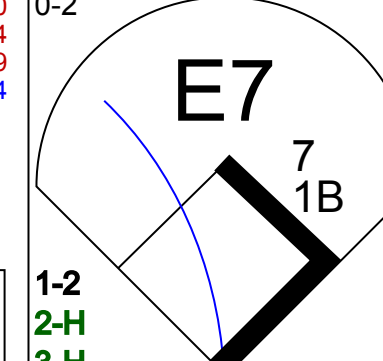




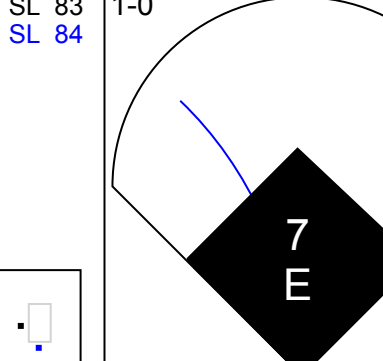
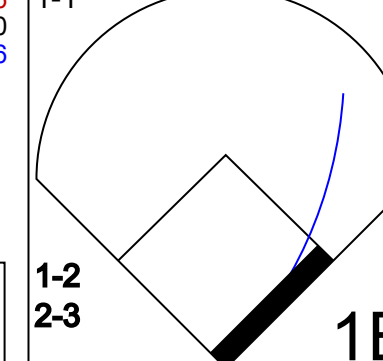
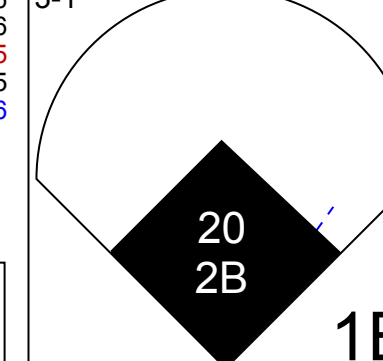
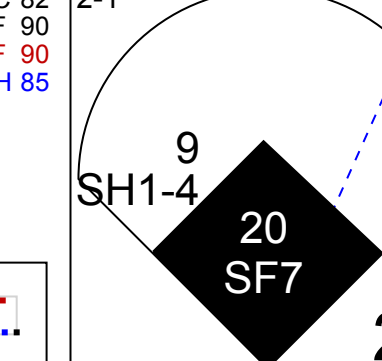

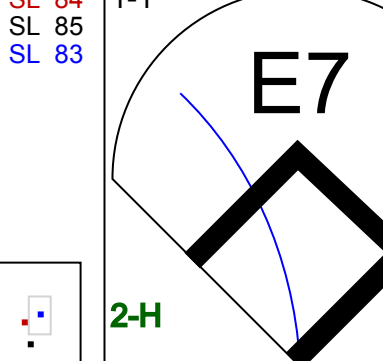
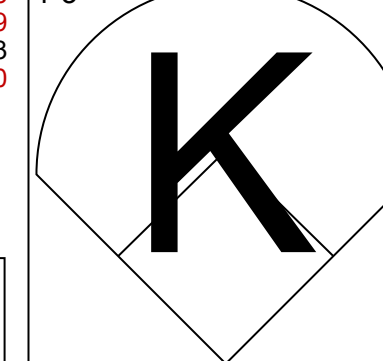


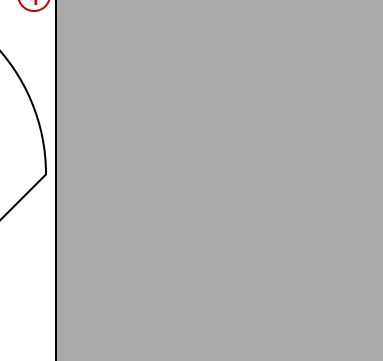
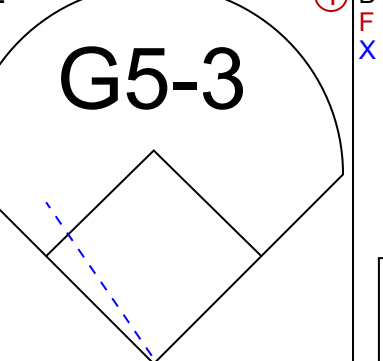
AB	34
R	5
H	11
RBI	4
BB	2
SO	7
LOB	12



Batter	1	2	3	4	5	6	7	8	9	AB	R	H	RBI	BB	SO	LOB	TOP								
2 Troy Tulowitzki, R OBP: 0.343, SLG: 0.455										4	0	1	1	0	0	1	Toronto Blue Jays @ Philadelphia Phillies Citizens Bank Park, Philadelphia, PA Wed Aug 19 2015, 7:08 PM - 9:32 PM EDT Att: 26,246 - Cloudy - 87 F								
20 Josh Donaldson, R OBP: 0.362, SLG: 0.570										4	0	0	0	0	1	2									
19 José Bautista, R OBP: 0.352, SLG: 0.507										4	0	0	0	0	1	2									
10 Edwin Encarnación, R OBP: 0.350, SLG: 0.490										4	1	1	1	0	1	0									
55 Russell Martin, R OBP: 0.326, SLG: 0.436										4	0	1	0	0	0	0									
11 Kevin Pillar, R OBP: 0.295, SLG: 0.362										4	0	0	0	0	0	2									
7 Ben Revere, L OBP: 0.325, SLG: 0.355										3	2	1	0	1	0	1									
9 Cliff Pennington, S OBP: 0.317, SLG: 0.285										2	1	1	1	1	0	0									
56 Mark Buehrle, L OBP: 0.167, SLG: 0.167										1	0	0	0	0	0	0									
15 Chris Coghlan, R OBP: 0.307, SLG: 0.500										1	0	0	0	0	1	1									
47 Bo Schultz, R OBP: 0.297, SLG: 0.350										0	0	0	0	0	0	0									
31 Liam Hendriks, R OBP: 0.286, SLG: 0.334										0	0	0	0	0	0	0									
13 Justin Smoak, S OBP: 0.286, SLG: 0.334										1	0	0	0	0	0	1									
57 Mark Lowe, L OBP: 0.286, SLG: 0.334										0	0	0	0	0	0	0									
Inning Stats	R: 0 E: 0 K: 0 S: 6	H: 1 LOB: 0 BB: 0 P: 10	R: 0 E: 0 K: 0 S: 6	H: 0 LOB: 0 BB: 0 P: 10	R: 0 E: 0 K: 0 S: 6	H: 0 LOB: 0 BB: 0 P: 8	R: 0 E: 0 K: 0 S: 8	H: 0 LOB: 0 BB: 0 P: 11	R: 2 E: 0 K: 1 S: 18	H: 4 LOB: 1 BB: 0 P: 24	R: 0 E: 0 K: 1 S: 6	H: 0 LOB: 0 BB: 0 P: 8	R: 0 E: 0 K: 1 S: 8	H: 0 LOB: 0 BB: 0 P: 12	R: 2 E: 1 K: 1 S: 13	H: 0 LOB: 1 BB: 2 P: 26	R: 0 E: 1 K: 0 S: 6	H: 0 LOB: 1 BB: 0 P: 7	1B: 3 2B: 1 3B: 0 HR: 1	SF: 0 SAC: 0 DP: 2 HBP: 0	WP: 0 PB: 0 SB: 0 CS: 0	PA: 34			
PITCHER	IP	WLS	BF	H	R	ER	SO	BB	IBB	HBP	BLK	WP	HR	S	P	ERA	WHIP								
39 Adam Morgan, L ERA: 3.92	7.0	W	24	5	2	2	3	0	0	0	0	0	1	58	83	2.57	0.714								
57 Luis García, R ERA: 3.46	1.0		6	0	2	1	1	2	0	0	0	0	0	13	26	9.00	2.000								
53 Ken Giles, R ERA: 1.69	1.0	S	4	0	0	0	0	0	0	0	0	0	0	6	7	0.00	0.000								

Batter	1	2	3	4	5	6	7	8	9	AB	R	H	RBI	BB	SO	LOB	BOTTOM								
16 César Hernández, S OBP: 0.351, SLG: 0.359										5	0	0	0	0	0	1	Toronto Blue Jays @ Philadelphia Phillies Citizens Bank Park, Philadelphia, PA Wed Aug 19 2015, 7:08 PM - 9:32 PM EDT Att: 26,246 - Cloudy - 87 F								
4 Andrés Blanco, S OBP: 0.300, SLG: 0.540										4	2	2	1	0	2	0									
37 Odúbel Herrera, L OBP: 0.324, SLG: 0.426										3	2	2	0	1	0	0									
3 Jeff Francoeur, R OBP: 0.304, SLG: 0.492										3	1	1	2	0	2	2									
18 Darin Ruf, R OBP: 0.301, SLG: 0.371										4	1	2	1	0	1	2									
40 Aaron Altherr, R OBP: 0.500, SLG: 1.200										3	1	2	3	1	0	1									
13 Freddy Galvis, S OBP: 0.306, SLG: 0.351										3	0	0	0	1	0	3									
29 Cameron Rupp, R OBP: 0.292, SLG: 0.358										4	0	1	0	0	1	1									
39 Adam Morgan, L OBP: 0.053, SLG: 0.105										3	0	0	0	0	1	1									
57 Luis García, R ERA: 2.63										0	0	0	0	0	0	0									
9 Dominic Brown, L OBP: 0.282, SLG: 0.345										1	0	0	0	0	0	0									
53 Ken Giles, R ERA: 1.52										0	0	0	0	0	0	0									
Inning Stats	R: 3 E: 2 K: 0 S: 13	H: 4 LOB: 1 BB: 0 P: 17	R: 0 E: 0 K: 0 S: 6	H: 0 LOB: 0 BB: 0 P: 8	R: 1 E: 0 K: 1 S: 13	H: 2 LOB: 1 BB: 0 P: 19	R: 0 E: 0 K: 1 S: 8	H: 1 LOB: 1 BB: 0 P: 9	R: 3 E: 0 K: 1 S: 14	H: 2 LOB: 1 BB: 2 P: 26	R: 0 E: 0 K: 1 S: 8	H: 0 LOB: 0 BB: 0 P: 12	R: 0 E: 0 K: 2 S: 15	H: 1 LOB: 2 BB: 1 P: 22	R: 0 E: 0 K: 1 S: 10	H: 0 LOB: 0 BB: 0 P: 11	1B: 6 2B: 1 3B: 0 HR: 3	SF: 1 SAC: 0 DP: 0 HBP: 0	WP: 0 PB: 0 SB: 1 CS: 0	PA: 37					
PITCHER	IP	WLS	BF	H	R	ER	SO	BB	IBB	HBP	BLK	WP	HR	S	P	ERA	WHIP								
56 Mark Buehrle, L ERA: 3.45	4.0	L	19	7	4	4	2	0	0	0	0	0	2	22	38	13.50	2.000								
47 Bo Schultz, R ERA: 2.63	2.0		10	2	3	3	2	2	0	0	0	0	2	22	38	13.50	2.000								
31 Liam Hendriks, R ERA: 2.31	1.0		5	1	0	0	2	1	0	0	0	0	0	15	22	0.00	2.000								
57 Mark Lowe, R ERA: 1.52	1.0		3	0	0	0	1	0	0	0	0	0	0	10	11	0.00	0.000								

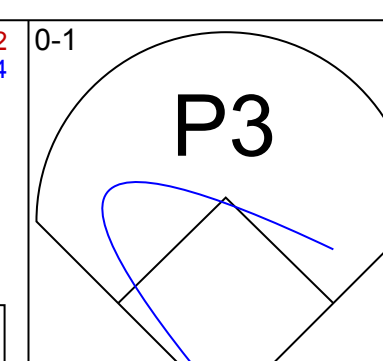
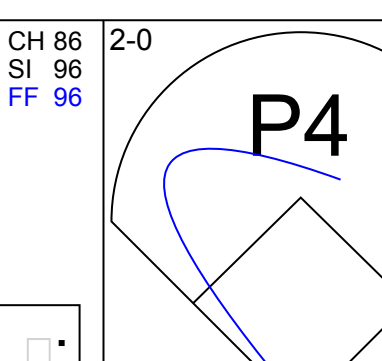
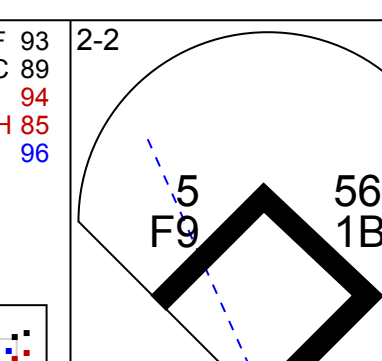
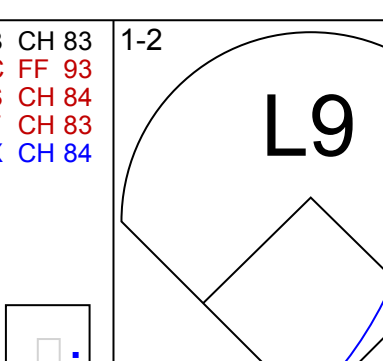
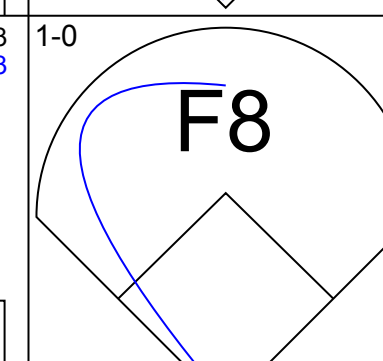
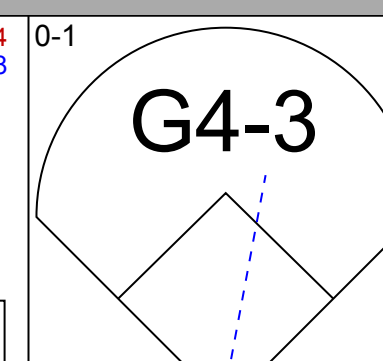
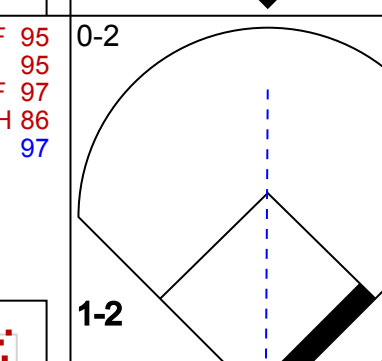

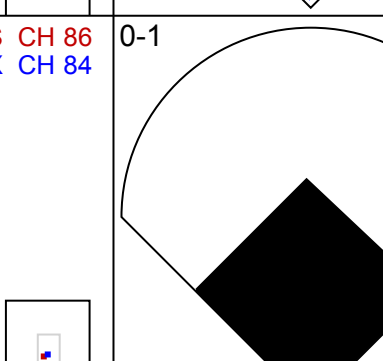
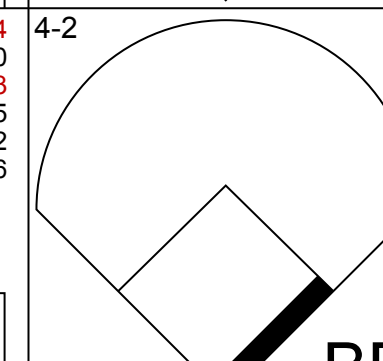
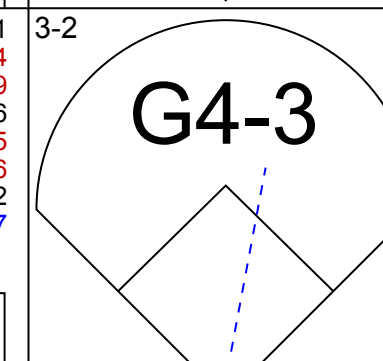
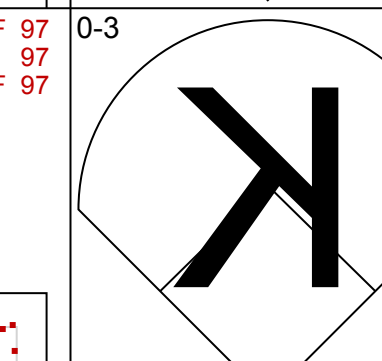
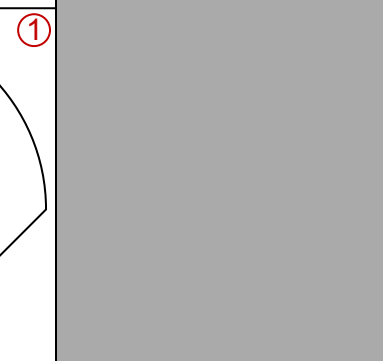
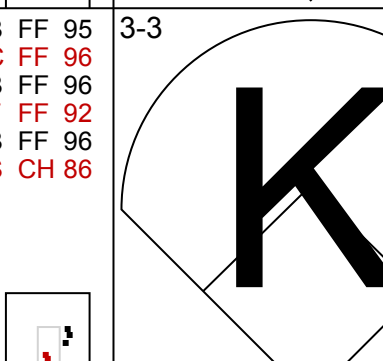
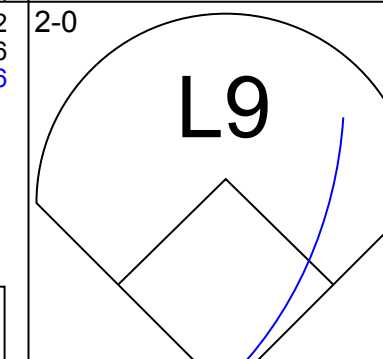
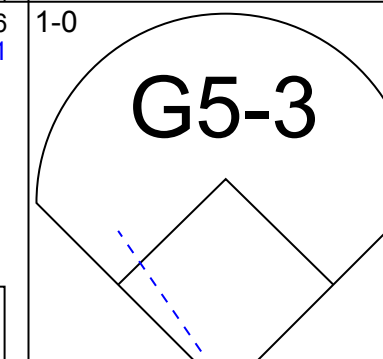
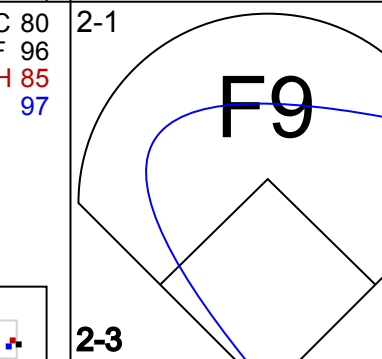
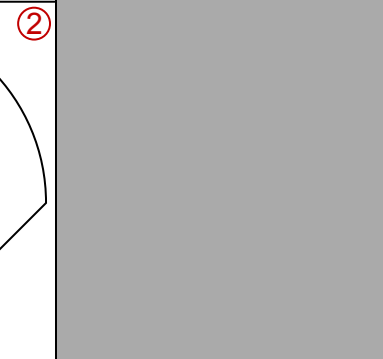
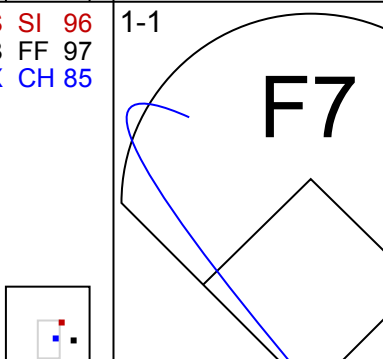
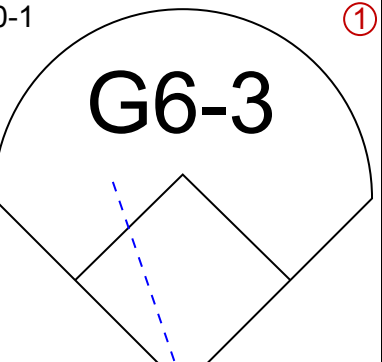
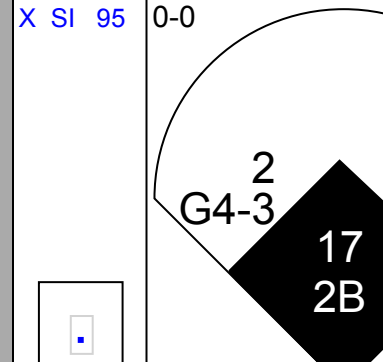
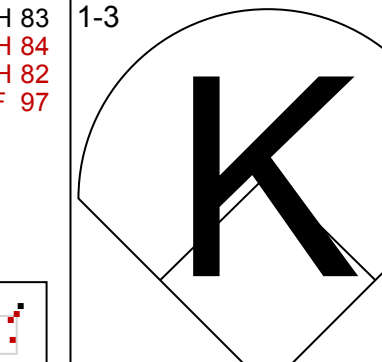




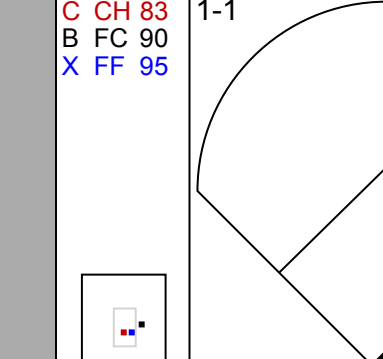




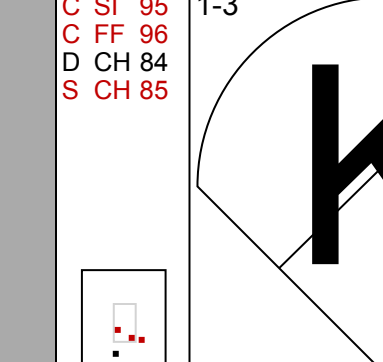

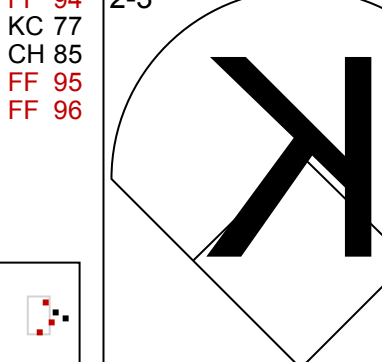
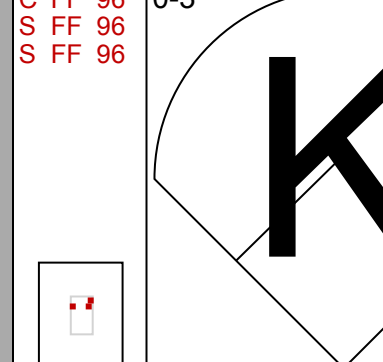
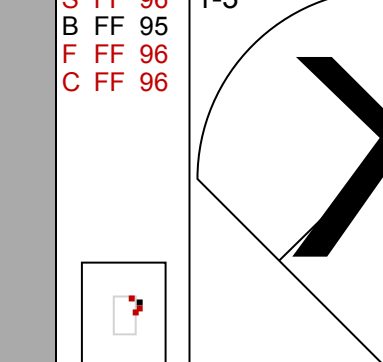

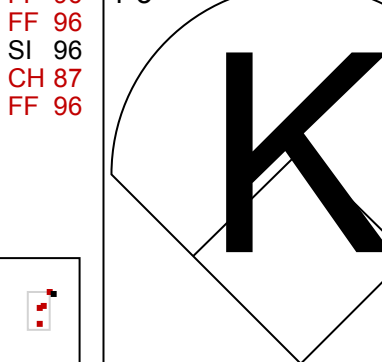
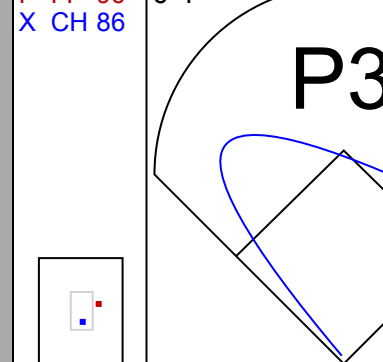
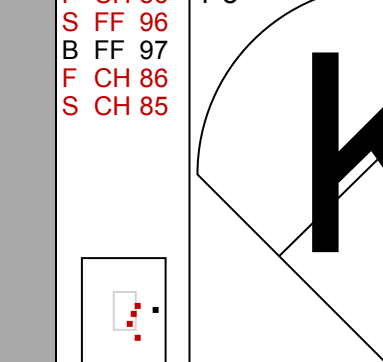



Batter	1	2	3	4	5	6	7	8	9	AB	R	H	RBI	BB	SO	LOB	TOP						
2 Troy Tulowitzki, R OBP: 0.343, SLG: 0.455										4	1	1	0	0	1	1							
20 Josh Donaldson, R OBP: 0.365, SLG: 0.574										3	1	2	3	1	0	0							
19 José Bautista, R OBP: 0.350, SLG: 0.502										4	1	0	0	1	1	3							
10 Edwin Encarnación, R OBP: 0.351, SLG: 0.487										4	2	1	0	1	1	1							
13 Justin Smoak, S OBP: 0.287, SLG: 0.443										5	1	1	2	0	0	3							
55 Russell Martin, R OBP: 0.327, SLG: 0.434										4	0	1	1	1	0	0							
11 Kevin Pillar, R OBP: 0.294, SLG: 0.362										5	1	1	0	0	1	3							
7 Ben Revere, L OBP: 0.330, SLG: 0.362										5	2	4	1	0	1	0							
9 Cliff Pennington, S OBP: 0.310, SLG: 0.277										4	0	0	0	0	2	5							
Inning Stats	R: 3 E: 1 K: 2 S: 27	H: 1 LOB: 3 BB: 4 P: 48	R: 0 E: 0 K: 0 S: 10	H: 0 LOB: 0 BB: 0 P: 16	R: 0 E: 1 K: 1 S: 11	H: 0 LOB: 1 BB: 0 P: 16	R: 1 E: 0 K: 1 S: 12	H: 2 LOB: 1 BB: 0 P: 19	R: 0 E: 0 K: 0 S: 8	H: 1 LOB: 1 BB: 0 P: 10	R: 1 E: 0 K: 0 S: 7	H: 1 LOB: 0 BB: 0 P: 15	R: 2 E: 0 K: 2 S: 16	H: 2 LOB: 0 BB: 0 P: 22	R: 1 E: 0 K: 1 S: 13	H: 2 LOB: 1 BB: 0 P: 18	R: 1 E: 1 K: 0 S: 8	H: 2 LOB: 1 BB: 0 P: 12	1B: 5 2B: 5 HR: 1	SF: 1 2B: 5 HBP: 1	WP: 1 PB: 0 SB: 0 CS: 0	PA: 45	
PITCHER	IP WLS BF H R ER SO BB IBB HBP BLK WP HR S P ERA WHIP	IP WLS BF H R ER SO BB IBB HBP BLK WP HR S P ERA WHIP	IP WLS BF H R ER SO BB IBB HBP BLK WP HR S P ERA WHIP	IP WLS BF H R ER SO BB IBB HBP BLK WP HR S P ERA WHIP	IP WLS BF H R ER SO BB IBB HBP BLK WP HR S P ERA WHIP	IP WLS BF H R ER SO BB IBB HBP BLK WP HR S P ERA WHIP	IP WLS BF H R ER SO BB IBB HBP BLK WP HR S P ERA WHIP	IP WLS BF H R ER SO BB IBB HBP BLK WP HR S P ERA WHIP	IP WLS BF H R ER SO BB IBB HBP BLK WP HR S P ERA WHIP	IP WLS BF H R ER SO BB IBB HBP BLK WP HR S P ERA WHIP	IP WLS BF H R ER SO BB IBB HBP BLK WP HR S P ERA WHIP	IP WLS BF H R ER SO BB IBB HBP BLK WP HR S P ERA WHIP	IP WLS BF H R ER SO BB IBB HBP BLK WP HR S P ERA WHIP	IP WLS BF H R ER SO BB IBB HBP BLK WP HR S P ERA WHIP	IP WLS BF H R ER SO BB IBB HBP BLK WP HR S P ERA WHIP	IP WLS BF H R ER SO BB IBB HBP BLK WP HR S P ERA WHIP	IP WLS BF H R ER SO BB IBB HBP BLK WP HR S P ERA WHIP	IP WLS BF H R ER SO BB IBB HBP BLK WP HR S P ERA WHIP	IP WLS BF H R ER SO BB IBB HBP BLK WP HR S P ERA WHIP	IP WLS BF H R ER SO BB IBB HBP BLK WP HR S P ERA WHIP	IP WLS BF H R ER SO BB IBB HBP BLK WP HR S P ERA WHIP	IP WLS BF H R ER SO BB IBB HBP BLK WP HR S P ERA WHIP	IP WLS BF H R ER SO BB IBB HBP BLK WP HR S P ERA WHIP

Toronto Blue Jays @ Los Angeles Angels
Angel Stadium of Anaheim, Anaheim, CA
Fri Aug 21 2015, 7:10 PM - 10:15 PM PDT
Att.: 41,110 - Clear - 75 F

AB 38
R 9
H 11
RBI 7
BB 4
SO 7
LOB 16



Batter	1	2	3	4	5	6	7	8	9	AB	R	H	RBI	BB	SO	LOB	BOTTOM						
18 Shane Victorino, S OBP: 0.311, SLG: 0.301										4	0	1	0	0	0	0							
56 Kole Calhoun, L OBP: 0.393, SLG: 0.449										4	1	2	1	0	0	0							
27 Mike Trout, R OBP: 0.393, SLG: 0.584										3	0	0	0	1	2	2							
5 Albert Pujols, R OBP: 0.310, SLG: 0.503										4	0	0	0	0	0	3							
24 C.J. Cron, R OBP: 0.302, SLG: 0.433										4	1	1	0	0	2	2							
2 Enck Aybar, S OBP: 0.305, SLG: 0.327											4	0	1	0	0	1							
17 Chris Iannetta, R OBP: 0.288, SLG: 0.318											4	0	1	1	0	2							
32 Ryan Jackson, R											3	0	0	0	0	3	2						
41 Kaleb Cowart, S											3	0	0	0	0	2	2						
Inning Stats	R: 0 E: 0 K: 0 S: 6	H: 0 LOB: 1 BB: 1 P: 13	R: 0 E: 0 K: 0 S: 6	H: 0 LOB: 0 BB: 0 P: 7	R: 0 E: 0 K: 2 S: 8	H: 0 LOB: 0 BB: 0 P: 13	R: 0 E: 0 K: 0 S: 8	H: 0 LOB: 0 BB: 0 P: 12	R: 1 E: 0 K: 1 S: 9	H: 2 LOB: 1 BB: 0 P: 11	R: 0 E: 0 K: 2 S: 16	H: 2 LOB: 2 BB: 0 P: 21	R: 0 E: 0 K: 3 S: 12	H: 1 LOB: 1 BB: 0 P: 16	R: 1 E: 0 K: 1 S: 11	H: 1 LOB: 0 BB: 0 P: 16	R: 0 E: 0 K: 3 S: 9	H: 0 LOB: 0 BB: 0 P: 15	1B: 3 2B: 2 HR: 1	SF: 0 2B: 2 HBP: 0	WP: 0 PB: 0 SB: 0 CS: 0	PA: 34	
PITCHER	IP WLS BF H R ER SO BB IBB HBP BLK WP HR S P ERA WHIP	IP WLS BF H R ER SO BB IBB HBP BLK WP HR S P ERA WHIP	IP WLS BF H R ER SO BB IBB HBP BLK WP HR S P ERA WHIP	IP WLS BF H R ER SO BB IBB HBP BLK WP HR S P ERA WHIP	IP WLS BF H R ER SO BB IBB HBP BLK WP HR S P ERA WHIP	IP WLS BF H R ER SO BB IBB HBP BLK WP HR S P ERA WHIP	IP WLS BF H R ER SO BB IBB HBP BLK WP HR S P ERA WHIP	IP WLS BF H R ER SO BB IBB HBP BLK WP HR S P ERA WHIP	IP WLS BF H R ER SO BB IBB HBP BLK WP HR S P ERA WHIP	IP WLS BF H R ER SO BB IBB HBP BLK WP HR S P ERA WHIP	IP WLS BF H R ER SO BB IBB HBP BLK WP HR S P ERA WHIP	IP WLS BF H R ER SO BB IBB HBP BLK WP HR S P ERA WHIP	IP WLS BF H R ER SO BB IBB HBP BLK WP HR S P ERA WHIP	IP WLS BF H R ER SO BB IBB HBP BLK WP HR S P ERA WHIP	IP WLS BF H R ER SO BB IBB HBP BLK WP HR S P ERA WHIP	IP WLS BF H R ER SO BB IBB HBP BLK WP HR S P ERA WHIP	IP WLS BF H R ER SO BB IBB HBP BLK WP HR S P ERA WHIP	IP WLS BF H R ER SO BB IBB HBP BLK WP HR S P ERA WHIP	IP WLS BF H R ER SO BB IBB HBP BLK WP HR S P ERA WHIP	IP WLS BF H R ER SO BB IBB HBP BLK WP HR S P ERA WHIP	IP WLS BF H R ER SO BB IBB HBP BLK WP HR S P ERA WHIP	IP WLS BF H R ER SO BB IBB HBP BLK WP HR S P ERA WHIP	IP WLS BF H R ER SO BB IBB HBP BLK WP HR S P ERA WHIP

Toronto Blue Jays @ Los Angeles Angels
Angel Stadium of Anaheim, Anaheim, CA
Fri Aug 21 2015, 7:10 PM - 10:15 PM PDT
Att.: 41,110 - Clear - 75 F

AB 33
R 2
H 6
RBI 2
BB 1
SO 12
LOB 13



Batter	1	2	3	4	5	6	7	8	9	AB	R	H	RBI	BB	SO	LOB	TOP																			
2 Troy Tulowitzki, R OBP: 0.346, SLG: 0.451										5	1	3	1	0	1	1																				
20 Josh Donaldson, R OBP: 0.369, SLG: 0.561										4	0	0	0	1	1	4																				
19 José Bautista, R OBP: 0.355, SLG: 0.522										5	1	1	2	0	0	4																				
10 Edwin Encarnación, R OBP: 0.355, SLG: 0.510										4	1	1	1	0	0	0																				
15 Chris Colabello, R OBP: 0.373, SLG: 0.531										4	1	2	1	0	1	0																				
17 Ryan Goins, L OBP: 0.299, SLG: 0.335										0	0	0	0	0	0	0																				
55 Russell Martin, R OBP: 0.329, SLG: 0.432										2	0	0	0	1	1	1																				
3 Ezequiel Carrera, L OBP: 0.329, SLG: 0.315										0	1	0	0	0	0	0																				
30 Dioner Navarro, S OBP: 0.284, SLG: 0.328										0	0	1	0	0	0	2																				
11 Kevin Pillar, R OBP: 0.298, SLG: 0.364										3	1	1	0	1	1	2																				
7 Ben Revere, L OBP: 0.335, SLG: 0.364										3	0	0	0	0	0	1																				
9 Cliff Pennington, S OBP: 0.303, SLG: 0.268										1	0	0	0	0	0	2																				
13 Justin Smoak, S OBP: 0.280, SLG: 0.433										3	0	0	0	0	0	1																				
Inning Stats	R: 0 E: 0 K: 1 S: 8	H: 1 LOB: 0 BB: 0 P: 12	R: 1 E: 0 K: 1 S: 13	H: 2 LOB: 1 BB: 0 P: 22	R: 2 E: 0 K: 0 S: 9	H: 2 LOB: 0 BB: 0 P: 16	R: 0 E: 0 K: 1 S: 10	H: 0 LOB: 1 BB: 0 P: 18	R: 0 E: 0 K: 0 S: 10	H: 0 LOB: 0 BB: 1 P: 17	R: 1 E: 0 K: 0 S: 6	H: 2 LOB: 0 BB: 0 P: 9	R: 0 E: 0 K: 1 S: 10	H: 1 LOB: 1 BB: 0 P: 15	R: 0 E: 0 K: 1 S: 8	H: 0 LOB: 0 BB: 0 P: 12	R: 2 E: 1 K: 0 S: 15	H: 1 LOB: 2 BB: 2 P: 29	1B: 6 2B: 0 3B: 0 HR: 3	SF: 0 SAC: 0 DP: 2 HBP: 1	WP: 0 PB: 0 SB: 1 CS: 0	PA: 39														
PITCHER	IP	WLS	BF	H	R	ER	SO	BB	IBB	HBP	BLK	WP	HR	S	P	ERA	WHIP	PITCHER	IP	WLS	BF	H	R	ER	SO	BB	IBB	HBP	BLK	WP	HR	S	P	ERA	WHIP	
45 Derek Holland, L ERA: 4.73	6.0		25	7	4	4	3	1	0	1	0	0	3	56	94	6.00	1.333	44 Spencer Patton, R ERA: 7.13	0.1		1	0	0	0	0	0	0	0	0	0	0	4	5	0.00	0.000	
41 Jake Diekmann, L ERA: 4.35	0.1	H	2	1	0	0	0	0	0	0	0	0	0	6	11	0.00	3.000																			
47 Sam Dyson, R ERA: 3.3	0.2	H	2	0	0	0	1	0	0	0	0	0	0	4	4	0.00	0.000																			
50 Keone Kela, R ERA: 2.79	1.0	H	3	0	0	0	1	0	0	0	0	0	0	8	12	0.00	0.000																			
37 Shawn Tolleson, R ERA: 2.53	0.2	L	6	1	2	1	0	2	0	0	0	0	0	11	24	13.50	4.500																			

Toronto Blue Jays @ Texas Rangers
Globe Life Park in Arlington, Arlington, TX
Tue Aug 25 2015, 8:09 PM - 11:10 PM EDT
Att: 22,227 - Partly Cloudy - 88 F

AB	35
R	6
H	9
RBI	5
BB	3
SO	5
LOB	17



Batter	1	2	3	4	5	6	7	8	9	AB	R	H	RBI	BB	SO	LOB	BOTTOM																			
7 Delino DeShields, R OBP: 0.347, SLG: 0.373										5	1	2	1	0	2	0																				
17 Shin-Soo Choo, L OBP: 0.342, SLG: 0.423										4	1	2	0	1	1	2																				
84 Prince Fielder, L OBP: 0.382, SLG: 0.478										5	0	0	0	0	0	5																				
29 Adrián Beltré, R OBP: 0.308, SLG: 0.413										5	0	2	1	0	1	1																				
18 Mitch Moreland, L OBP: 0.336, SLG: 0.493										4	0	1	0	0	1	2																				
1 Elvis Andrus, R OBP: 0.304, SLG: 0.352										4	1	2	0	0	0	0																				
12 Rougned Odor, L OBP: 0.333, SLG: 0.479										3	2	2	2	0	1	0																				
68 Hanser Alberto, R OBP: 0.250, SLG: 0.282										1	0	0	0	0	0	2																				
8 Bobby Wilson, R OBP: 0.242, SLG: 0.220										3	0	1	0	0	1	0																				
20 Ryan Strausborger, R OBP: 0.288, SLG: 0.306										1	0	0	1	0	0	0																				
30 Will Venable, L OBP: 0.320, SLG: 0.377										1	0	0	0	1	0	3																				
Inning Stats	R: 1 E: 0 K: 2 S: 12	H: 2 LOB: 1 BB: 0 P: 18	R: 1 E: 0 K: 0 S: 11	H: 1 LOB: 0 BB: 0 P: 16	R: 1 E: 0 K: 0 S: 9	H: 2 LOB: 1 BB: 1 P: 17	R: 2 E: 0 K: 0 S: 8	H: 2 LOB: 0 BB: 0 P: 13	R: 0 E: 0 K: 1 S: 8	H: 0 LOB: 0 BB: 0 P: 13	R: 0 E: 0 K: 2 S: 14	H: 1 LOB: 2 BB: 1 P: 23	R: 0 E: 0 K: 0 S: 18	H: 3 LOB: 3 BB: 0 P: 26	R: 0 E: 0 K: 2 S: 12	H: 1 LOB: 1 BB: 0 P: 18	1B: 7 2B: 2 3B: 1 HR: 2	SF: 1 SAC: 1 DP: 1 HBP: 0	WP: 0 PB: 0 SB: 2 CS: 0	PA: 40																
PITCHER	IP	WLS	BF	H	R	ER	SO	BB	IBB	HBP	BLK	WP	HR	S	P	ERA	WHIP	PITCHER	IP	WLS	BF	H	R	ER	SO	BB	IBB	HBP	BLK	WP	HR	S	P	ERA	WHIP	
56 Mark Buehrle, L ERA: 3.6	6.0		25	7	5	5	3	1	0	0	0	0	10	16	7.50	1.333																				
31 Liam Hendriks, R ERA: 2.25	0.1		3	1	0	0	1	1	0	0	0	0	0	10	16	0.00	6.000																			
27 Brett Cecil, L ERA: 3.29	0.2		2	0	0	0	1	0	0	0	0	0	0	4	7	0.00	0.000																			
32 LaTroy Hawkins, R ERA: 2.81	1.0	W	6	3	0	0	0	0	0	0	0	0	0	18	26	0.00	3.000																			
54 Roberto Osuna, R ERA: 1.91	1.0	S	4	1	0	0	2	0	0	0	0	0	0	12	18	0.00	1.000																			

Toronto Blue Jays @ Texas Rangers
Globe Life Park in Arlington, Arlington, TX
Tue Aug 25 2015, 8:09 PM - 11:10 PM EDT
Att: 22,227 - Partly Cloudy - 88 F

AB	36
R	5
H	12
RBI	5
BB	2
SO	7
LOB	15



Batter	1	2	3	4	5	6	7	8	9	AB	R	H	RBI	BB	SO	LOB	TOP								
2 Troy Tulowitzki, R OBP: 0.346, SLG: 0.448	L8	G1-3		F7		20 HR 10 BB	19 BB 10 WP		K	5	2	1	0	1	1	4									
20 Josh Donaldson, R OBP: 0.368, SLG: 0.577	G6-3		E5 10 G3 13 G4-3	L4		19 BB 10 HR	19 BB 10 HR		G3-6-1	5	2	1	1	1	0	2									
19 José Bautista, R OBP: 0.359, SLG: 0.521 3 Ezequiel Carrera, L OBP: 0.329, SLG: 0.375			13 G4-3 10 G3			13 WP 13 HR	10 HR		G5-4-3	1	2	0	0	4	0	2									
10 Edwin Encarnación, R OBP: 0.353, SLG: 0.513	F8		G3							5	1	1	4	0	0	4									
13 Justin Smoak, S OBP: 0.282, SLG: 0.445		K	G4-3							5	1	2	3	0	1	1									
55 Russell Martin, R OBP: 0.329, SLG: 0.428	P6									3	0	0	0	2	1	1									
7 Ben Revere, L OBP: 0.334, SLG: 0.362				F7						5	1	1	0	0	1	4									
11 Kevin Pillar, R OBP: 0.301, SLG: 0.373										5	1	3	1	0	0	2									
17 Ryan Goins, L OBP: 0.308, SLG: 0.336										2	2	1	1	3	0	1									
Inning Stats	R: 0 H: 0 E: 0 K: 0 S: 7	H: 0 LOB: 1 BB: 1 P: 14	R: 1 H: 3 E: 0 K: 1 S: 14	H: 3 LOB: 2 BB: 0 P: 19	R: 1 H: 0 E: 1 K: 0 S: 11	H: 0 LOB: 2 BB: 2 P: 22	R: 0 H: 1 E: 0 K: 0 S: 4	H: 1 LOB: 1 BB: 0 P: 7	R: 2 H: 0 E: 0 K: 1 S: 15	H: 0 LOB: 0 BB: 3 P: 24	R: 6 H: 4 E: 0 K: 1 S: 24	H: 4 LOB: 1 BB: 3 P: 43	R: 2 H: 0 E: 0 K: 0 S: 8	H: 0 LOB: 0 BB: 3 P: 25	R: 0 H: 1 E: 0 K: 1 S: 10	H: 1 LOB: 1 BB: 0 P: 14	R: 0 H: 0 E: 0 K: 1 S: 10	H: 0 LOB: 1 BB: 1 P: 18	1B: 7 2B: 0 3B: 0 HR: 3	SF: 0 SAC: 0 DP: 2 HBP: 0	WP: 3 PB: 0 SB: 0 CS: 0	PA: 47			
PITCHER	IP	WLS	BF	H	R	ER	SO	BB	IBB	HBP	BLK	WP	HR	S	P	ERA	WHIP								
48 Colby Lewis, R ERA: 4.38	5.0	L	26	6	5	4	1	4	0	0	0	1	2	53	89	7.20	2.000								
44 Spencer Patton, R ERA: 9.0	0.0		5	3	5	5	0	2	0	0	0	0	1	14	26	∞	∞								
71 Sam Freeman, L ERA: 3.06	1.0		7	0	2	2	1	4	0	0	0	0	0	10	28	18.00	4.000								
63 Anthony Bass, R ERA: 4.53	3.0		9	1	0	0	2	1	0	0	0	1	0	26	43	0.00	0.667								

Toronto Blue Jays @ Texas Rangers
Globe Life Park in Arlington, Arlington, TX
Wed Aug 26 2015, 8:08 PM - 11:27 PM EDT
Att: 20,572 - Clear - 94 F

livebaseballscorecards.com

AB 36
R 12
H 10
RBI 10
BB 11
SO 4
LOB 21



Batter	1	2	3	4	5	6	7	8	9	AB	R	H	RBI	BB	SO	LOB	BOTTOM								
7 Delino DeShields, R OBP: 0.344, SLG: 0.370 30 Will Venable, L OBP: 0.324, SLG: 0.379	F8									3	0	0	0	0	0	0									
17 Shin-Soo Choo, L OBP: 0.345, SLG: 0.425			L7							1	0	1	0	1	0	0									
29 Adrian Beltré, R OBP: 0.308, SLG: 0.418										5	1	3	2	0	1	2									
84 Prince Fielder, L OBP: 0.381, SLG: 0.476										4	1	1	2	0	1	3									
25 Mike Napoli, R OBP: 0.312, SLG: 0.400										4	0	1	0	0	2	1									
1 Elvis Andrus, R OBP: 0.304, SLG: 0.350										3	0	0	0	1	0	1									
20 Ryan Strausborger, R OBP: 0.267, SLG: 0.300										4	1	1	0	0	2	2									
38 Chris Gimenez, R OBP: 0.317, SLG: 0.590										4	1	1	0	0	1	2									
68 Hanser Alberto, R OBP: 0.250, SLG: 0.280										4	0	1	0	0	1	4									
Inning Stats	R: 2 H: 3 E: 0 K: 1 S: 14	H: 0 LOB: 0 BB: 0 P: 20	R: 0 H: 0 E: 0 K: 1 S: 6	H: 0 LOB: 0 BB: 0 P: 7	R: 0 H: 1 E: 0 K: 1 S: 8	H: 1 LOB: 1 BB: 0 P: 12	R: 0 H: 1 E: 0 K: 3 S: 20	H: 1 LOB: 2 BB: 1 P: 29	R: 0 H: 0 E: 0 K: 1 S: 8	H: 0 LOB: 0 BB: 0 P: 12	R: 0 H: 0 E: 0 K: 1 S: 9	H: 0 LOB: 0 BB: 0 P: 15	R: 2 H: 4 E: 0 K: 0 S: 13	H: 4 LOB: 1 BB: 0 P: 18	R: 0 H: 0 E: 0 K: 0 S: 6	H: 0 LOB: 0 BB: 0 P: 10	R: 0 H: 1 E: 0 K: 0 S: 11	H: 1 LOB: 2 BB: 1 P: 21	1B: 9 2B: 0 3B: 0 HR: 1	SF: 0 SAC: 0 DP: 1 HBP: 0	WP: 1 PB: 0 SB: 0 CS: 0	PA: 38			
PITCHER	IP	WLS	BF	H	R	ER	SO	BB	IBB	HBP	BLK	WP	HR	S	P	ERA	WHIP								
14 David Price, L ERA: 2.42	6.0	W	24	5	2	2	0	1	0	0	0	1	1	65	95	3.00	1.000								
57 Mark Lowe, R ERA: 1.57	1.0		6	4	2	2	0	0	0	0	0	0	0	13	18	18.00	4.000								
47 Bo Schultz, R ERA: 2.61	2.0		8	1	0	0	0	1	0	0	0	0	0	17	31	0.00	1.000								

Toronto Blue Jays @ Texas Rangers
Globe Life Park in Arlington, Arlington, TX
Wed Aug 26 2015, 8:08 PM - 11:27 PM EDT
Att: 20,572 - Clear - 94 F

livebaseballscorecards.com

AB 36
R 4
H 10
RBI 4
BB 2
SO 8
LOB 16



Batter	1	2	3	4	5	6	7	8	9	AB	R	H	RBI	BB	SO	LOB	TOP	
2 Troy Tulowitzki, R OBP: 0.342, SLG: 0.442										5	0	0	0	0	1	4		
20 Josh Donaldson, R OBP: 0.367, SLG: 0.573										3	0	0	0	1	2	0		
19 José Bautista, R OBP: 0.362, SLG: 0.521										2	1	1	0	2	0	0		
10 Edwin Encarnación, R OBP: 0.352, SLG: 0.513										4	0	1	1	0	1	3		
30 Dioner Navarro, S OBP: 0.289, SLG: 0.328										3	0	1	0	1	1	3		
11 Kevin Pillar, R OBP: 0.298, SLG: 0.370										4	0	0	0	0	2	3		
7 Ben Revere, L OBP: 0.338, SLG: 0.365										4	0	3	0	0	0	0		
9 Cliff Pennington, S OBP: 0.302, SLG: 0.263										3	0	0	0	1	0	2		
17 Ryan Goins, L OBP: 0.311, SLG: 0.338										4	0	2	0	0	0	0		
Inning Stats	R: 0 H: 0 E: 0 K: 0 S: 14	H: 0 LOB: 1 BB: 1 P: 24	R: 0 H: 2 E: 0 K: 0 S: 11	H: 2 LOB: 1 BB: 0 P: 19	R: 0 H: 0 E: 0 K: 2 S: 12	H: 0 LOB: 0 BB: 0 P: 19	R: 0 H: 0 E: 0 K: 0 S: 13	H: 1 LOB: 1 BB: 0 P: 13	R: 0 H: 0 E: 0 K: 2 S: 11	H: 2 LOB: 2 BB: 1 P: 24	R: 1 H: 2 E: 0 K: 2 S: 16	H: 2 LOB: 1 BB: 0 P: 19	R: 0 H: 1 E: 0 K: 0 S: 10	H: 1 LOB: 1 BB: 0 P: 14	1B: 7 2B: 2 3B: 0 HR: 0	SF: 0 SAC: 0 DP: 3 HBP: 0	WP: 0 PA: 37 PB: 1 SB: 3 CS: 0	
PITCHER	IP	WLS	BF	H	R	ER	SO	BB	IBB	HBP	BLK	WP	HR	S	P	ERA	WHIP	
49 Yovani Gallardo, R ERA: 3.14	5.1	W	20	3	0	0	2	3	0	0	0	0	0	58	101	0.00	1.125	
50 Keone Kela, R ERA: 2.75	0.2	H	3	0	0	0	2	1	0	0	0	0	0	10	18	0.00	1.500	
41 Jake Diekmann, L ERA: 4.35	0.1	H	4	2	0	0	1	1	0	0	0	0	0	13	22	0.00	9.000	
47 Sam Dyson, R ERA: 3.36	1.2	H	6	2	1	1	2	0	0	0	0	0	0	18	21	5.40	1.200	
37 Shawn Tolleson, R ERA: 2.78	1.0	S	4	1	0	0	0	0	0	0	0	0	0	10	14	0.00	1.000	

Toronto Blue Jays @ Texas Rangers
Globe Life Park in Arlington, Arlington, TX
Thu Aug 27 2015, 2:09 PM - 5:48 PM EDT
Att: 17,884 - Cloudy - 90 F

AB	32
R	1
H	8
RBI	1
BB	5
SO	7
LOB	15



Batter	1	2	3	4	5	6	7	8	9	AB	R	H	RBI	BB	SO	LOB	BOTTOM	
7 Delino DeShields, R OBP: 0.353, SLG: 0.374										2	2	2	0	3	0	0		
17 Shin-Soo Choo, L OBP: 0.344, SLG: 0.422										5	0	1	0	0	2	6		
20 Ryan Strausborger, R OBP: 0.287, SLG: 0.300										4	0	1	0	0	2	1		
84 Prince Fielder, L OBP: 0.380, SLG: 0.474										3	0	1	0	1	0	2		
29 Adrián Beltré, R OBP: 0.309, SLG: 0.418										4	0	1	1	0	0	3		
18 Mitch Moreland, L OBP: 0.335, SLG: 0.490										4	0	1	1	0	0	3		
1 Elvis Andrus, R OBP: 0.305, SLG: 0.353										4	0	2	0	0	0	3		
30 Will Venable, L OBP: 0.323, SLG: 0.378										4	0	1	0	0	2	2		
8 Bobby Wilson, R OBP: 0.252, SLG: 0.223										3	1	1	0	1	0	0		
68 Hanser Alberto, R OBP: 0.250, SLG: 0.279										4	1	1	0	0	1	2		
Inning Stats	R: 1 H: 2 E: 0 K: 2 S: 21	H: 2 LOB: 2 BB: 1 P: 33	R: 0 H: 0 E: 0 K: 1 S: 9	H: 0 LOB: 0 BB: 0 P: 12	R: 0 H: 1 E: 0 K: 1 S: 10	H: 1 LOB: 0 BB: 0 P: 15	R: 0 H: 1 E: 0 K: 1 S: 11	H: 0 LOB: 1 BB: 1 P: 13	R: 0 H: 0 E: 0 K: 0 S: 8	H: 0 LOB: 1 BB: 1 P: 16	R: 3 H: 6 E: 1 K: 0 S: 22	H: 6 LOB: 2 BB: 0 P: 29	R: 0 H: 1 E: 0 K: 1 S: 17	H: 1 LOB: 3 BB: 2 P: 31	1B: 10 2B: 1 3B: 0 HR: 0	SF: 0 SAC: 0 DP: 0 HBP: 0	WP: 0 PA: 38 PB: 0 SB: 1 CS: 1	
PITCHER	IP	WLS	BF	H	R	ER	SO	BB	IBB	HBP	BLK	WP	HR	S	P	ERA	WHIP	
25 Marco Estrada, R ERA: 3.19	6.0	L	24	4	1	1	6	3	0	0	0	0	0	66	105	1.50	1.167	
31 Liam Hendriks, R ERA: 2.72	1.0		8	6	3	3	0	0	0	0	0	0	0	22	29	27.00	6.000	
32 LaTroy Hawkins, R ERA: 2.76	0.2		5	1	0	0	1	2	0	0	0	0	0	14	25	0.00	4.500	
41 Aaron Sanchez, R ERA: 3.16	0.1		1	0	0	0	0	0	0	0	0	0	0	3	6	0.00	0.000	

Toronto Blue Jays @ Texas Rangers
Globe Life Park in Arlington, Arlington, TX
Thu Aug 27 2015, 2:09 PM - 5:48 PM EDT
Att: 17,884 - Cloudy - 90 F

AB	33
R	4
H	11
RBI	1
BB	5
SO	7
LOB	19



Batter	1	2	3	4	5	6	7	8	9	AB	R	H	RBI	BB	SO	LOB	TOP											
20 Rajai Davis, R OBP: 0.295, SLG: 0.398			L4			G5-3	K			4	0	0	0	0	2	0	Detroit Tigers @ Toronto Blue Jays Rogers Centre, Toronto, ON Fri Aug 28 2015, 7:09 PM - 9:33 PM EDT Att: 46,518 - Cloudy - 68 F											
3 Ian Kinsler, R OBP: 0.358, SLG: 0.450			G5-3			41 1B		G6-3		4	1	2	1	0	0	0												
24 Miguel Cabrera, R OBP: 0.467, SLG: 0.601			K					G4-3		4	0	1	0	0	2	1												
41 Victor Martinez, S OBP: 0.296, SLG: 0.365								L5		4	0	1	0	0	0	1												
28 J.D. Martinez, R OBP: 0.350, SLG: 0.562										4	0	0	0	0	1	3												
9 Nick Castellanos, R OBP: 0.299, SLG: 0.417		G6-3								4	0	0	0	0	2	0												
34 James McCann, R OBP: 0.302, SLG: 0.403						G4-3				4	0	1	0	0	2	0												
1 Jose Iglesias, R OBP: 0.349, SLG: 0.373			F8			L9				2	1	0	0	1	0	1												
12 Anthony Gose, L OBP: 0.308, SLG: 0.366			G4-3			K				3	1	1	2	0	1	1												
Inning Stats	R: 1 H: 2 E: 0 K: 1 S: 8	H: 2 LOB: 1 BB: 0 P: 10	R: 0 H: 1 E: 0 K: 0 S: 7	H: 1 LOB: 1 BB: 0 P: 11	R: 0 H: 0 E: 0 K: 1 S: 7	H: 0 LOB: 0 BB: 0 P: 12	R: 0 H: 0 E: 0 K: 0 S: 6	H: 0 LOB: 0 BB: 0 P: 9	R: 0 H: 0 E: 0 K: 1 S: 9	H: 0 LOB: 0 BB: 0 P: 14	R: 0 H: 2 E: 0 K: 1 S: 14	H: 2 LOB: 2 BB: 0 P: 21	R: 2 H: 1 E: 0 K: 3 S: 12	H: 1 LOB: 0 BB: 1 P: 20	R: 0 H: 0 E: 0 K: 0 S: 4	H: 0 LOB: 0 BB: 0 P: 5		R: 0 H: 0 E: 0 K: 3 S: 9	H: 0 LOB: 0 BB: 0 P: 12	1B: 4 2B: 0 3B: 0 HR: 2	SF: 0 SAC: 0 DP: 0 HBP: 0	WP: 0 PB: 0 SB: 0 CS: 0	PA: 34					
PITCHER	IP	WLS	BF	H	R	ER	SO	BB	IBB	HBP	BLK	WP	HR	S	P	ERA		WHIP										
43 R.A. Dickey, R ERA: 4.25	6.2	W	27	6	3	3	6	1	0	0	0	0	2	60	94	4.05		1.050										
57 Mark Lowe, R ERA: 1.55	0.1	H	1	0	0	0	1	0	0	0	0	0	0	3	3	0.00	0.000											
41 Aaron Sanchez, R ERA: 3.12	1.0	H	3	0	0	0	0	0	0	0	0	0	0	4	5	0.00	0.000											
54 Roberto Osuna, R ERA: 1.87	1.0	S	3	0	0	0	3	0	0	0	0	0	0	9	12	0.00	0.000											

Batter	1	2	3	4	5	6	7	8	9	AB	R	H	RBI	BB	SO	LOB	BOTTOM										
2 Troy Tulowitzki, R OBP: 0.343, SLG: 0.449				L7			10 BB			3	1	1	1	1	1	1	Detroit Tigers @ Toronto Blue Jays Rogers Centre, Toronto, ON Fri Aug 28 2015, 7:09 PM - 9:33 PM EDT Att: 46,518 - Cloudy - 68 F										
20 Josh Donaldson, R OBP: 0.397, SLG: 0.577					L7					4	1	1	1	0	1	1											
19 José Bautista, R OBP: 0.365, SLG: 0.529			L7							3	2	2	1	1	0	0											
10 Edwin Encarnación, R OBP: 0.356, SLG: 0.516										2	0	1	1	2	1	0											
15 Chris Colabello, R OBP: 0.368, SLG: 0.524			P4							4	0	0	0	0	2	5											
13 Justin Smoak, S OBP: 0.282, SLG: 0.445										0	0	0	0	0	0	0											
11 Kevin Pillar, R OBP: 0.300, SLG: 0.371		P4		17 BB	22 G4-6-3					4	1	2	0	0	0	0											
7 Ben Revere, L OBP: 0.339, SLG: 0.365										3	0	1	0	1	0	1											
17 Ryan Goins, L OBP: 0.310, SLG: 0.337										4	0	1	0	0	2	2											
22 Josh Thole, L OBP: 0.294, SLG: 0.290										2	0	0	0	0	0	2											
30 Dioner Navarro, S OBP: 0.286, SLG: 0.324										2	0	0	0	0	1	1											
Inning Stats	R: 1 H: 1 E: 0 K: 1 S: 13	H: 1 LOB: 1 BB: 1 P: 23	R: 0 H: 1 E: 0 K: 0 S: 6	H: 1 LOB: 0 BB: 0 P: 6	R: 2 H: 2 E: 0 K: 0 S: 16	H: 2 LOB: 1 BB: 1 P: 27	R: 1 H: 2 E: 0 K: 0 S: 9	H: 2 LOB: 1 BB: 1 P: 14	R: 1 H: 1 E: 0 K: 2 S: 9	H: 1 LOB: 0 BB: 0 P: 14	R: 0 H: 0 E: 0 K: 1 S: 7	H: 0 LOB: 0 BB: 0 P: 9	R: 0 H: 1 E: 0 K: 3 S: 14	H: 1 LOB: 3 BB: 2 P: 27	R: 0 H: 1 E: 0 K: 1 S: 10	H: 1 LOB: 0 BB: 0 P: 12		1B: 5 2B: 1 3B: 0 HR: 3	SF: 0 SAC: 0 DP: 2 HBP: 0	WP: 0 PB: 0 SB: 1 CS: 0	PA: 36						
PITCHER	IP	WLS	BF	H	R	ER	SO	BB	IBB	HBP	BLK	WP	HR	S	P	ERA	WHIP										
48 Matthew Boyd, L ERA: 7.12	6.0	L	26	7	5	5	4	3	0	0	0	0	3	60	93	7.50	1.667										
54 Drew VerHagen, R ERA: 3.52	1.0		6	1	0	0	3	2	0	0	0	0	0	14	27	0.00	3.000										
39 Neftali Feliz, R ERA: 7.46	1.0		4	1	0	0	1	0	0	0	0	0	0	10	12	0.00	1.000										

livebaseballscorecards.com

AB 33
R 3
H 6
RBI 3
BB 1
SO 10
LOB 7

livebaseballscorecards.com

AB 31
R 5
H 9
RBI 4
BB 5
SO 8
LOB 13

Batter	1	2	3	4	5	6	7	8	9	AB	R	H	RBI	BB	SO	LOB	TOP										
12 Anthony Gose, L OBP: 0.310, SLG: 0.365	P5		K					FC4-6 BB		3	0	1	0	1	1	2	Detroit Tigers @ Toronto Blue Jays Rogers Centre, Toronto, ON Sat Aug 29 2015, 1:09 PM - 4:33 PM EDT Att: 46,444 - Cloudy - 65 F										
3 Ian Kinsler, R OBP: 0.358, SLG: 0.449 17 Andrew Romine, S OBP: 0.302, SLG: 0.336	1B		G6-3			FC6-4		FC4-6		3	0	1	1	0	0	3											
24 Miguel Cabrera, R OBP: 0.463, SLG: 0.594	F8		G3			K		K		4	0	0	0	0	2	3											
41 Victor Martinez, S OBP: 0.293, SLG: 0.361 13 Alex Avila, L OBP: 0.322, SLG: 0.260	L7				G4-3	G4-3		K		4	0	0	0	0	1	2											
9 Nick Castellanos, R OBP: 0.299, SLG: 0.416		18 CS			K	K		K		4	0	1	0	0	3	0											
18 Tyler Collins, L OBP: 0.273, SLG: 0.376		K			F9			G4-3		4	0	0	0	0	1	1											
34 James McCann, R OBP: 0.301, SLG: 0.401						K		K		4	0	1	0	0	2	0											
1 Jose Iglesias, R OBP: 0.350, SLG: 0.375								L8		4	1	2	0	0	0	2											
20 Rajai Davis, R OBP: 0.295, SLG: 0.397								FC4		3	0	1	0	0	0	2											
Inning Stats	R: 0 E: 0 K: 0 S: 10	H: 1 LOB: 1 BB: 0 P: 13	R: 0 E: 0 K: 1 S: 15	H: 1 LOB: 0 BB: 0 P: 20	R: 1 E: 0 K: 1 S: 13	H: 2 LOB: 1 BB: 0 P: 19	R: 0 E: 0 K: 1 S: 7	H: 0 LOB: 0 BB: 0 P: 10	R: 0 E: 0 K: 1 S: 13	H: 2 LOB: 2 BB: 0 P: 18	R: 0 E: 0 K: 2 S: 9	H: 0 LOB: 1 BB: 0 P: 10	R: 0 E: 0 K: 2 S: 15	H: 0 LOB: 1 BB: 0 P: 21	R: 0 E: 0 K: 1 S: 11	H: 1 LOB: 0 BB: 0 P: 14		1B: 7 2B: 1 3B: 0 HR: 0	SF: 0 SAC: 0 DP: 1 HBP: 0	WP: 1 PB: 0 SB: 0 CS: 1	PA: 35						
PITCHER	IP	WLS	BF	H	R	ER	SO	BB	IBB	HBP	BLK	WP	HR	S	P	ERA	WHIP										
36 Drew Hutchison, R ERA: 4.87	7.0	W	27	6	1	1	7	0	0	0	0	1	0	76	105	1.29	0.857										
31 Liam Hendriks, R ERA: 2.67	1.0		4	0	0	0	2	1	0	0	0	0	0	15	21	0.00	1.000										
47 Bo Schultz, R ERA: 2.54	1.0		4	1	0	0	1	0	0	0	0	0	0	11	14	0.00	1.000										

Batter	1	2	3	4	5	6	7	8	9	AB	R	H	RBI	BB	SO	LOB	BOTTOM										
2 Troy Tulowitzki, R OBP: 0.343, SLG: 0.446	K					K		K		5	1	1	0	1	4	2	Detroit Tigers @ Toronto Blue Jays Rogers Centre, Toronto, ON Sat Aug 29 2015, 1:09 PM - 4:33 PM EDT Att: 46,444 - Cloudy - 65 F										
20 Josh Donaldson, R OBP: 0.369, SLG: 0.580 9 Cliff Pennington, S OBP: 0.300, SLG: 0.281	10 HR		P3		SF8			K		4	2	3	2	0	0	2											
19 José Bautista, R OBP: 0.396, SLG: 0.525 3 Ezequiel Carrera, L OBP: 0.327, SLG: 0.373	10 HR		F7		P2			L8		3	2	0	0	2	0	3											
10 Edwin Encarnación, R OBP: 0.358, SLG: 0.538	HR		E9		G5-3					5	4	3	9	0	0	0											
13 Justin Smoak, S OBP: 0.297, SLG: 0.459	FC6-5		G6-4-3					HR		2	1	2	0	3	0	0											
55 Russell Martin, R OBP: 0.330, SLG: 0.434	FC6-5		G6-4-3					HR		4	1	1	2	1	1	4											
7 Ben Revere, L OBP: 0.344, SLG: 0.372	CS							HR		5	1	4	1	0	0	2											
11 Kevin Pillar, R OBP: 0.299, SLG: 0.369			P4		G6-3			HR		5	0	1	0	0	1	4											
17 Ryan Goins, L OBP: 0.315, SLG: 0.342										5	2	3	1	0	0	2											
Inning Stats	R: 3 E: 0 K: 1 S: 17	H: 3 LOB: 0 BB: 1 P: 27	R: 1 E: 0 K: 0 S: 11	H: 3 LOB: 2 BB: 0 P: 16	R: 1 E: 2 K: 0 S: 15	H: 1 LOB: 1 BB: 1 P: 23	R: 1 E: 0 K: 1 S: 12	H: 1 LOB: 0 BB: 0 P: 18	R: 0 E: 0 K: 1 S: 14	H: 1 LOB: 2 BB: 1 P: 23	R: 3 E: 0 K: 1 S: 13	H: 4 LOB: 2 BB: 1 P: 21	R: 6 E: 0 K: 1 S: 24	H: 5 LOB: 3 BB: 3 P: 46	R: 0 E: 0 K: 2 S: 7	H: 0 LOB: 0 BB: 0 P: 10		1B: 10 2B: 4 3B: 0 HR: 4	SF: 1 SAC: 0 DP: 1 HBP: 0	WP: 1 PB: 0 SB: 1 CS: 1	PA: 49						
PITCHER	IP	WLS	BF	H	R	ER	SO	BB	IBB	HBP	BLK	WP	HR	S	P	ERA	WHIP										
45 Buck Farmer, R ERA: 8.21	4.0	L	21	8	6	5	2	2	0	0	0	0	0	55	84	11.25	2.500										
38 Guido Knudson, R ERA: 11.57	1.2		12	5	3	3	2	1	1	0	0	1	1	25	42	16.20	3.600										
32 Tom Gorzelanny, L ERA: 6.9	1.0		6	1	3	3	1	2	0	0	0	0	0	14	27	27.00	3.000										
30 Alex Wilson, R ERA: 2.18	0.1		6	4	3	3	0	1	0	0	0	0	2	12	21	81.00	15.000										
39 Neftali Feliz, R ERA: 7.25	1.0		3	0	0	0	2	0	0	0	0	0	0	7	10	0.00	0.000										

Batter	1	2	3	4	5	6	7	8	9	AB	R	H	RBI	BB	SO	LOB	TOP											
20 Rajai Davis, R OBP: 0.294, SLG: 0.399			L3			G6-3		L8		4	1	1	0	0	1	0	Detroit Tigers @ Toronto Blue Jays Rogers Centre, Toronto, ON Sun Aug 30 2015, 1:08 PM - 3:45 PM EDT Att: 46,625 - Partly Cloudy - 73 F											
3 Ian Kinsler, R OBP: 0.357, SLG: 0.447			F7			L5		G4-3		3	0	0	0	1	0	1												
24 Miguel Cabrera, R OBP: 0.460, SLG: 0.589			P4			G5-3		G5-3		3	0	0	1	1	0	1												
28 J.D. Martinez, R OBP: 0.350, SLG: 0.559			G6-3			G5-3		G6-3		4	0	1	0	0	0	1												
41 Victor Martinez, S OBP: 0.295, SLG: 0.361			F9			G5-3		G4-3		3	1	1	0	1	0	2												
9 Nick Castellanos, R OBP: 0.302, SLG: 0.423			F9			F9		G4-3		4	0	3	0	0	0	1												
34 James McCann, R OBP: 0.297, SLG: 0.396			F8			F9		G6-3		4	0	0	1	0	1	3												
1 Jose Iglesias, R OBP: 0.349, SLG: 0.373			G6-3			F9		G6-3		4	0	1	0	0	0	3												
12 Anthony Gose, L OBP: 0.307, SLG: 0.361			L4			G3-6-4-5		G6-3		4	0	0	0	0	0	3												
Inning Stats	R: 0 E: 0 K: 1 S: 9	H: 0 LOB: 1 BB: 1 P: 15	R: 0 E: 0 K: 0 S: 11	H: 1 LOB: 1 BB: 0 P: 17	R: 0 E: 0 K: 0 S: 8	H: 0 LOB: 0 BB: 0 P: 9	R: 0 E: 0 K: 0 S: 9	H: 1 LOB: 0 BB: 0 P: 14	R: 0 E: 0 K: 1 S: 9	H: 1 LOB: 0 BB: 0 P: 12	R: 1 E: 1 K: 0 S: 9	H: 1 LOB: 0 BB: 0 P: 11	R: 1 E: 0 K: 0 S: 10	H: 1 LOB: 1 BB: 1 P: 17	R: 0 E: 0 K: 0 S: 9	H: 1 LOB: 2 BB: 0 P: 17		R: 0 E: 0 K: 0 S: 9	H: 1 LOB: 1 BB: 0 P: 15	1B: 4 2B: 3 3B: 0 HR: 0	SF: 0 SAC: 0 DP: 1 HBP: 0	WP: 0 PB: 0 SB: 0 CS: 0	PA: 36					
PITCHER	IP	WLS	BF	H	R	ER	SO	BB	IBB	HBP	BLK	WP	HR	S	P	ERA		WHIP										
56 Mark Buehrle, L ERA: 3.53	6.0	W	24	5	2	1	2	2	0	0	0	0	0	61	89	1.50		1.167										
57 Mark Lowe, R ERA: 1.51	1.0		3	0	0	0	0	0	0	0	0	0	0	4	6	0.00	0.000											
41 Aaron Sanchez, R ERA: 3.09	1.0		5	1	0	0	0	1	0	0	0	0	0	9	17	0.00	2.000											
47 Bo Schultz, R ERA: 2.48	1.0		4	1	0	0	0	0	0	0	0	0	0	9	15	0.00	1.000											

Batter	1	2	3	4	5	6	7	8	9	AB	R	H	RBI	BB	SO	LOB	BOTTOM											
7 Ben Revere, L OBP: 0.342, SLG: 0.369						G6-3		K		4	0	0	0	1	1	1	Detroit Tigers @ Toronto Blue Jays Rogers Centre, Toronto, ON Sun Aug 30 2015, 1:08 PM - 3:45 PM EDT Att: 46,625 - Partly Cloudy - 73 F											
20 Josh Donaldson, R OBP: 0.365, SLG: 0.564			G6-3		L1-3		K			5	1	2	2	0	1	2												
19 José Bautista, R OBP: 0.364, SLG: 0.522			F7			G6-3		K		5	0	1	0	0	1	1												
10 Edwin Encarnación, R OBP: 0.361, SLG: 0.546			L9			L9		K		3	1	2	1	0	0	0												
2 Troy Tulowitzki, R OBP: 0.342, SLG: 0.446			K			K		L9		4	1	1	0	0	2	3												
13 Justin Smoak, S OBP: 0.292, SLG: 0.451			F7			G4-3		G6-3		4	0	0	0	0	0	2												
55 Russell Martin, R OBP: 0.334, SLG: 0.444			11 HR			13 HR		G6-3		3	3	2	2	1	0	0												
11 Kevin Pillar, R OBP: 0.302, SLG: 0.377			7 HR			7 HR		G4-3		3	2	2	2	1	0	0												
17 Ryan Goins, L OBP: 0.314, SLG: 0.344			F8			F8		K		4	1	1	2	0	1	1												
Inning Stats	R: 2 E: 0 K: 1 S: 13	H: 2 LOB: 0 BB: 0 P: 25	R: 2 E: 0 K: 0 S: 20	H: 1 LOB: 0 BB: 1 P: 29	R: 0 E: 0 K: 0 S: 6	H: 0 LOB: 0 BB: 0 P: 7	R: 2 E: 0 K: 0 S: 16	H: 3 LOB: 2 BB: 1 P: 24	R: 0 E: 0 K: 1 S: 11	H: 0 LOB: 1 BB: 0 P: 19	R: 0 E: 0 K: 1 S: 6	H: 0 LOB: 0 BB: 0 P: 9	R: 0 E: 0 K: 1 S: 12	H: 2 LOB: 2 BB: 0 P: 18	R: 3 E: 0 K: 2 S: 15	H: 3 LOB: 1 BB: 1 P: 26		1B: 5 2B: 2 3B: 0 HR: 4	SF: 0 SAC: 0 DP: 0 HBP: 1	WP: 1 PB: 0 SB: 0 CS: 0	PA: 39							
PITCHER	IP	WLS	BF	H	R	ER	SO	BB	IBB	HBP	BLK	WP	HR	S	P	ERA		WHIP										
31 Alfredo Simon, R ERA: 5.09	5.0	L	24	6	6	6	2	2	0	0	0	0	0	18	27	0.00		1.600										
54 Drew VerHagen, R ERA: 2.79	2.0		8	2	0	0	2	0	0	0	0	0	0	12	21	40.50	6.000											
43 Bruce Rondón, R ERA: 6.85	0.2		6	3	3	3	1	1	0	0	0	0	0	3	5	0.00	0.000											
65 Blaine Hardy, L ERA: 2.59	0.1		1	0	0	0	1	0	0	0	0	1	0	3	5	0.00	0.000											

AB	33
R	2
H	7
RBI	2
BB	3
SO	2
LOB	15



Batter	1	2	3	4	5	6	7	8	9	AB	R	H	RBI	BB	SO	LOB	TOP							
22 Jason Kipnis, L OBP: 0.392, SLG: 0.473											4	1	1	0	0	2	0							
12 Francisco Lindor, S OBP: 0.347, SLG: 0.433											4	0	0	0	0	1	1							
23 Michael Brantley, L OBP: 0.385, SLG: 0.483																								
41 Carlos Santana, S OBP: 0.353, SLG: 0.395																								
9 Ryan Raburn, R OBP: 0.374, SLG: 0.507																								
11 José Ramírez, S OBP: 0.276, SLG: 0.275																								
10 Yan Gomes, R OBP: 0.262, SLG: 0.366																								
40 Jerry Sands, R OBP: 0.287, SLG: 0.349																								
8 Lonnie Chisenhall, L OBP: 0.311, SLG: 0.406																								
35 Abraham Almonte, S OBP: 0.306, SLG: 0.424																								
4 Mike Aviles, R OBP: 0.275, SLG: 0.305																								
Inning Stats	R: 1 H: 1 E: 0 K: 0 S: 10	H: 1 LOB: 0 BB: 0 P: 13	R: 0 H: 0 E: 0 K: 3 S: 11	H: 0 LOB: 0 BB: 0 P: 15	R: 0 H: 1 E: 0 K: 0 S: 3	H: 1 LOB: 0 BB: 0 P: 5	R: 0 H: 1 E: 0 K: 1 S: 12	H: 1 LOB: 1 BB: 0 P: 18	R: 0 H: 0 E: 0 K: 2 S: 12	H: 0 LOB: 0 BB: 0 P: 16	R: 0 H: 0 E: 0 K: 2 S: 10	H: 0 LOB: 0 BB: 0 P: 14	R: 2 H: 3 E: 0 K: 1 S: 19	H: 3 LOB: 2 BB: 1 P: 28	R: 0 H: 0 E: 0 K: 1 S: 5	H: 0 LOB: 0 BB: 0 P: 7	R: 1 H: 2 E: 1 K: 1 S: 12	H: 2 LOB: 1 BB: 0 P: 14	1B: 6 2B: 2 3B: 0 HR: 0	SF: 0 SAC: 0 DP: 2 HBP: 0	WP: 0 PB: 0 CS: 0	PA: 35		
PITCHER	IP WLS BF H R ER SO BB IBB HBP BLK WP HR S P ERA WHIP	7.0 L 27 6 3 3 9 1 0 0 0 0 0 5 109 3.86 1.000	1.0 3 0 0 0 1 0 0 0 0 0 0 5 7 0.00 0.000	1.0 5 2 1 0 1 0 0 0 0 0 0 12 14 0.00 2.000																				

Cleveland Indians @ Toronto Blue Jays
Rogers Centre, Toronto, ON
Mon Aug 31 2015, 7:08 PM - 10:04 PM EDT
Att: 46,643 - Partly Cloudy - 75 F

AB 34
R 4
H 8
RBI 2
BB 1
SO 11
LOB 8



Batter	1	2	3	4	5	6	7	8	9	AB	R	H	RBI	BB	SO	LOB	BOTTOM						
7 Ben Revere, L OBP: 0.343, SLG: 0.369											5	1	2	0	0	1	2						
20 Josh Donaldson, R OBP: 0.385, SLG: 0.585											4	0	1	2	1	2	3						
19 José Bautista, R OBP: 0.363, SLG: 0.519																							
10 Edwin Encarnación, R OBP: 0.362, SLG: 0.548																							
2 Troy Tulowitzki, R OBP: 0.344, SLG: 0.448																							
15 Chris Colabello, R OBP: 0.365, SLG: 0.518																							
13 Justin Smoak, S OBP: 0.291, SLG: 0.449																							
55 Russell Martin, R OBP: 0.331, SLG: 0.440																							
11 Kevin Pillar, R OBP: 0.302, SLG: 0.376																							
17 Ryan Goins, L OBP: 0.316, SLG: 0.347																							
Inning Stats	R: 0 H: 0 E: 0 K: 3 S: 11	H: 0 LOB: 1 BB: 1 P: 21	R: 0 H: 0 E: 0 K: 1 S: 6	H: 0 LOB: 0 BB: 0 P: 12	R: 0 H: 1 E: 0 K: 2 S: 10	H: 1 LOB: 1 BB: 0 P: 13	R: 0 H: 1 E: 0 K: 1 S: 10	H: 1 LOB: 1 BB: 0 P: 15	R: 2 H: 3 E: 0 K: 1 S: 12	H: 3 LOB: 1 BB: 0 P: 21	R: 0 H: 1 E: 0 K: 0 S: 4	H: 1 LOB: 0 BB: 0 P: 6	R: 0 H: 0 E: 0 K: 2 S: 10	H: 0 LOB: 0 BB: 0 P: 15	R: 0 H: 2 E: 0 K: 1 S: 9	H: 2 LOB: 3 BB: 1 P: 19	R: 0 H: 2 E: 0 K: 1 S: 16	H: 2 LOB: 2 BB: 0 P: 22	1B: 7 2B: 2 3B: 1 HR: 0	SF: 0 SAC: 0 DP: 1 HBP: 0	WP: 0 PB: 0 CS: 0	PA: 38	
PITCHER	IP WLS BF H R ER SO BB IBB HBP BLK WP HR S P ERA WHIP	7.0 H 3 1 0 0 0 0 0 0 0 0 5 9 0.00 1.500	1.1 S 8 3 0 0 2 0 1 0 0 0 20 32 0.00 2.250																				

Cleveland Indians @ Toronto Blue Jays
Rogers Centre, Toronto, ON
Mon Aug 31 2015, 7:08 PM - 10:04 PM EDT
Att: 46,643 - Partly Cloudy - 75 F

AB 36
R 2
H 10
RBI 2
BB 2
SO 12
LOB 13



Batter	1	2	3	4	5	6	7	8	9	10	AB	R	H	RBI	BB	SO	LOB	TOP																
22 Jason Kipnis, L OBP: 0.389, SLG: 0.467	F7		F8		K			G1-3		K2-3	5	0	0	0	0	2	2																	
12 Francisco Lindor, S OBP: 0.348, SLG: 0.440	F7			G6-3		P6		G6-3 2B			5	0	2	0	0	0	0																	
23 Michael Brantley, L OBP: 0.385, SLG: 0.489	F8			HR		1B		G6-3		G5-3	5	1	2	1	0	0	2																	
41 Carlos Santana, S OBP: 0.353, SLG: 0.594		1B		G4-3		P4		G3			4	0	1	0	1	0	2																	
8 Lonnie Chisenhall, L OBP: 0.307, SLG: 0.400		P4																																
40 Jerry Sands, R OBP: 0.284, SLG: 0.345				G3		P5				G6-3	1	0	0	0	0	0	2																	
10 Yan Gomes, R OBP: 0.265, SLG: 0.389						P4		HR			4	2	2	2	0	1	1																	
35 Abraham Almonte, S OBP: 0.311, SLG: 0.437		G4-3				1B BB		G3		HR	3	0	1	0	1	0	1																	
39 Gio Urshela, R OBP: 0.273, SLG: 0.319				G6-3		F9		G5-3		G4-3	3	0	0	0	0	0	1																	
30 Chris Johnson, R OBP: 0.288, SLG: 0.349											1	0	0	0	0	0	1																	
4 Mike Aviles, R OBP: 0.275, SLG: 0.305											0	0	0	0	0	0	0																	
11 José Ramírez, S OBP: 0.276, SLG: 0.275				F7		1B		G6-3		L9	4	0	1	0	0	0	1																	
Inning Stats	R: 0 E: 0 K: 0 S: 7	H: 0 LOB: 0 BB: 10 P: 10	R: 0 E: 0 K: 10 S: 10	H: 1 LOB: 1 BB: 0 P: 14	R: 0 E: 0 K: 0 S: 6	H: 0 LOB: 0 BB: 0 P: 10	R: 1 E: 0 K: 0 S: 9	H: 1 LOB: 0 BB: 12 P: 12	R: 0 E: 0 K: 1 S: 8	H: 1 LOB: 2 BB: 1 P: 16	R: 0 E: 0 K: 0 S: 8	H: 1 LOB: 1 BB: 0 P: 12	R: 1 E: 0 K: 0 S: 12	H: 1 LOB: 0 BB: 0 P: 16	R: 0 E: 0 K: 0 S: 11	H: 1 LOB: 1 BB: 0 P: 15	R: 1 E: 0 K: 0 S: 16	H: 2 LOB: 1 BB: 0 P: 27	R: 0 E: 0 K: 1 S: 7	H: 1 LOB: 2 BB: 1 P: 15	1B: 3 2B: 2 3B: 1 HR: 3	SF: 0 SAC: 0 DP: 0 HBP: 0	WP: 0 PB: 0 SB: 0 CS: 0	PA: 41										
PITCHER	IP WLS BF H R ER SO BB IBB HBP BLK WP HR S P ERA WHIP	25 Marco Estrada, R ERA: 3.16	41 Aaron Sanchez, R ERA: 3.05	54 Roberto Osuna, R ERA: 1.99	27 Brett Cecil, L ERA: 3.16	57 Mark Lowe, R ERA: 1.8	PITCHER	IP WLS BF H R ER SO BB IBB HBP BLK WP HR S P ERA WHIP	25 Marco Estrada, R ERA: 3.16	41 Aaron Sanchez, R ERA: 3.05	54 Roberto Osuna, R ERA: 1.99	27 Brett Cecil, L ERA: 3.16	57 Mark Lowe, R ERA: 1.8	PITCHER	IP WLS BF H R ER SO BB IBB HBP BLK WP HR S P ERA WHIP	25 Marco Estrada, R ERA: 3.16	41 Aaron Sanchez, R ERA: 3.05	54 Roberto Osuna, R ERA: 1.99	27 Brett Cecil, L ERA: 3.16	57 Mark Lowe, R ERA: 1.8	PITCHER	IP WLS BF H R ER SO BB IBB HBP BLK WP HR S P ERA WHIP	25 Marco Estrada, R ERA: 3.16	41 Aaron Sanchez, R ERA: 3.05	54 Roberto Osuna, R ERA: 1.99	27 Brett Cecil, L ERA: 3.16	57 Mark Lowe, R ERA: 1.8	PITCHER	IP WLS BF H R ER SO BB IBB HBP BLK WP HR S P ERA WHIP	25 Marco Estrada, R ERA: 3.16	41 Aaron Sanchez, R ERA: 3.05	54 Roberto Osuna, R ERA: 1.99	27 Brett Cecil, L ERA: 3.16	57 Mark Lowe, R ERA: 1.8

Cleveland Indians @ Toronto Blue Jays
Rogers Centre, Toronto, ON
Tue Sep 01 2015, 7:09 PM - 10:14 PM EDT
Att: 41,356 - Partly Cloudy - 73 F

AB 39
R 3
H 9
RBI 3
BB 2
SO 3
LOB 15



Batter	1	2	3	4	5	6	7	8	9	10	AB	R	H	RBI	BB	SO	LOB	BOTTOM											
7 Ben Revere, L OBP: 0.342, SLG: 0.368	G3-1				G4-3			K			4	0	1	0	0	1	0												
20 Josh Donaldson, R OBP: 0.369, SLG: 0.584	1B SF8		SH1-3		G5-3			K			3	1	1	0	0	1	0												
19 José Bautista, R OBP: 0.362, SLG: 0.516	1B		SF7			P2		G6-3			3	0	1	1	0	0	0												
10 Edwin Encarnación, R OBP: 0.361, SLG: 0.545	SF8		BB		L6					P3	2	0	0	1	1	0	0												
2 Troy Tulowitzki, R OBP: 0.343, SLG: 0.446	K		FC6-4		F8					1B	4	0	1	0	0	1	3												
13 Justin Smoak, S OBP: 0.291, SLG: 0.445		G4-3		G3				BB SF8		G5-4-3	2	0	0	0	1	0	0												
45 Dalton Pompey, S OBP: 0.264, SLG: 0.337											0	1	0	0	0	0	0												
15 Chris Colabello, R OBP: 0.363, SLG: 0.516											1	0	0	0	0	0	1												
30 Dioner Navarro, S OBP: 0.285, SLG: 0.321		G1-3		K		F7					4	0	1	0	0	1	1												
3 Ezequiel Carrera, L OBP: 0.327, SLG: 0.373											0	1	0	0	0	0	0												
11 Kevin Pillar, R OBP: 0.300, SLG: 0.374		G5-3		G6-3		SF8				F8	3	0	0	1	0	0	1												
17 Ryan Goins, L OBP: 0.318, SLG: 0.357			BB SF7		G4-3			G4-3		HR	3	2	1	2	1	0	1												
Inning Stats	R: 1 E: 0 K: 1 S: 12	H: 2 LOB: 1 BB: 0 P: 15	R: 0 E: 0 K: 0 S: 5	H: 0 LOB: 0 BB: 0 P: 7	R: 1 E: 0 K: 0 S: 13	H: 1 LOB: 2 BB: 2 P: 26	R: 0 E: 0 K: 1 S: 8	H: 0 LOB: 0 BB: 0 P: 10	R: 0 E: 0 K: 0 S: 8	H: 0 LOB: 0 BB: 0 P: 14	R: 0 E: 0 K: 0 S: 5	H: 0 LOB: 0 BB: 0 P: 11	R: 1 E: 0 K: 0 S: 7	H: 0 LOB: 1 BB: 0 P: 13	R: 0 E: 0 K: 2 S: 11	H: 0 LOB: 0 BB: 0 P: 17	R: 0 E: 0 K: 0 S: 6	H: 1 LOB: 0 BB: 0 P: 8	R: 2 E: 0 K: 0 S: 8	H: 2 LOB: 1 BB: 0 P: 12	1B: 5 2B: 0 3B: 0 HR: 1	SF: 3 SAC: 1 DP: 1 HBP: 0	WP: 0 PB: 0 SB: 2 CS: 0	PA: 36					
PITCHER	IP WLS BF H R ER SO BB IBB HBP BLK WP HR S P ERA WHIP	56 Cody Anderson, R ERA: 4.17	54 Ryan Webb, R ERA: 2.89	53 Jeff Manship, R ERA: 1.37	27 Bryan Shaw, R ERA: 2.66	PITCHER	IP WLS BF H R ER SO BB IBB HBP BLK WP HR S P ERA WHIP	56 Cody Anderson, R ERA: 4.17	54 Ryan Webb, R ERA: 2.89	53 Jeff Manship, R ERA: 1.37	27 Bryan Shaw, R ERA: 2.66	PITCHER	IP WLS BF H R ER SO BB IBB HBP BLK WP HR S P ERA WHIP	56 Cody Anderson, R ERA: 4.17	54 Ryan Webb, R ERA: 2.89	53 Jeff Manship, R ERA: 1.37	27 Bryan Shaw, R ERA: 2.66	PITCHER	IP WLS BF H R ER SO BB IBB HBP BLK WP HR S P ERA WHIP	56 Cody Anderson, R ERA: 4.17	54 Ryan Webb, R ERA: 2.89	53 Jeff Manship, R ERA: 1.37	27 Bryan Shaw, R ERA: 2.66	PITCHER	IP WLS BF H R ER SO BB IBB HBP BLK WP HR S P ERA WHIP	56 Cody Anderson, R ERA: 4.17	54 Ryan Webb, R ERA: 2.89	53 Jeff Manship, R ERA: 1.37	27 Bryan Shaw, R ERA: 2.66

Cleveland Indians @ Toronto Blue Jays
Rogers Centre, Toronto, ON
Tue Sep 01 2015, 7:09 PM - 10:14 PM EDT
Att: 41,356 - Partly Cloudy - 73 F

AB 29
R 5
H 6
RBI 5
BB 3
SO 4
LOB 7




Batter	1	2	3	4	5	6	7	8	9	AB	R	H	RBI	BB	SO	LOB	TOP			
22 Jason Kipnis, L (1,4) OBP: 0.389, SLG: 0.468	F8			G1-6-3 1B		G4-3			G6-3 1B	4	1	2	0	0	0	0	Cleveland Indians @ Toronto Blue Jays Rogers Centre, Toronto, ON Wed Sep 02 2015, 7:09 PM - 9:43 PM EDT Att. 46,538 - Roof Closed - 68 F			
12 Francisco Lindor, S (1,6) OBP: 0.347, SLG: 0.437	K			G1-6-3 1B		G3-1			G6-3 1-2	4	0	1	1	0	0	1				
23 Michael Brantley, L (1,7) OBP: 0.393, SLG: 0.486	F7			G1-6-3 1-2 2-3					F7	3	0	0	0	0	0	2				
41 Carlos Santana, S (1,10) OBP: 0.353, SLG: 0.393		G6-3							K	3	0	1	1	0	1	0				
10 Yan Gomes, R (1,2) OBP: 0.262, SLG: 0.385		G6-3							G6-3	3	0	0	0	0	1	1				
8 Lonnie Chisenhall, L (1,9) OBP: 0.303, SLG: 0.395									G3-1	3	0	0	0	0	1	0				
30 Chris Johnson, R (1,5) OBP: 0.283, SLG: 0.343									G5-3	3	0	0	0	0	0	0				
35 Abraham Almonte, S (1,8) OBP: 0.305, SLG: 0.428									K	3	0	0	0	0	2	0				
40 Jerry Sands, R (1,3) OBP: 0.276, SLG: 0.333									G6-3	3	0	0	0	0	0	0				
Inning Stats	R: 0 E: 0 K: 1 S: 8	H: 0 LOB: 0 BB: 0 P: 12	R: 0 E: 0 K: 0 S: 6	H: 0 LOB: 0 BB: 0 P: 6	R: 0 E: 0 K: 1 S: 10	H: 0 LOB: 0 BB: 0 P: 13	R: 1 E: 0 K: 1 S: 8	H: 3 LOB: 1 BB: 0 P: 14	R: 0 E: 0 K: 1 S: 8	H: 0 LOB: 0 BB: 0 P: 10	R: 0 E: 0 K: 1 S: 6	H: 0 LOB: 0 BB: 0 P: 9	R: 0 E: 0 K: 1 S: 8	H: 0 LOB: 0 BB: 0 P: 9	R: 0 E: 0 K: 1 S: 6	H: 1 LOB: 0 BB: 0 P: 9	1B: 4 2B: 0 3B: 0 HR: 0	SF: 0 SAC: 0 DP: 2 HBP: 0	WP: 0 PB: 0 SB: 0 CS: 0	PA: 29
PITCHER 43 R.A. Dickey, R (1,1) ERA: 4.09	IP: 9.0 WLS: W BF: 29 H: 4 R: 1 ER: 1 SO: 6 BB: 0 IBB: 0 HBP: 0 BLK: 0 WP: 0 HR: 0 S: 68 P: 92 ERA: 1.00 WHIP: 0.444															PITCHER				

AB	29
R	1
H	4
RBI	1
BB	0
SO	6
LOB	4



Batter	1	2	3	4	5	6	7	8	9	AB	R	H	RBI	BB	SO	LOB	BOTTOM			
7 Ben Revere, L (1,7) OBP: 0.343, SLG: 0.369	G4-3 1B					G4-3				4	2	2	0	0	0	0	Cleveland Indians @ Toronto Blue Jays Rogers Centre, Toronto, ON Wed Sep 02 2015, 7:09 PM - 9:43 PM EDT Att. 46,538 - Roof Closed - 68 F			
20 Josh Donaldson, R (1,5) OBP: 0.372, SLG: 0.589	G4-3 1B					G6-3				4	2	3	3	0	0	0				
19 José Bautista, R (1,9) OBP: 0.363, SLG: 0.516	G4-6 1B					L7				2	0	0	0	2	1	1				
10 Edwin Encarnación, R (1,10) OBP: 0.361, SLG: 0.541	F7					G5-3				3	0	0	0	1	0	3				
2 Troy Tulowitzki, R (1,6) OBP: 0.344, SLG: 0.447	G4-6 1B					G5-3				3	0	2	2	0	0	0				
13 Justin Smoak, S (1,3) OBP: 0.287, SLG: 0.438	FC4-6 1B					G5-3				4	0	0	0	0	2	5				
11 Kevin Pillar, R (1,8) OBP: 0.297, SLG: 0.371	K					G6-3				4	0	0	0	0	1	3				
17 Ryan Goins, L (1,4) OBP: 0.318, SLG: 0.356		K				K				4	0	1	0	0	2	0				
22 Josh Thole, L (1,2) OBP: 0.289, SLG: 0.286						G6-3				4	1	1	0	0	0	2				
Inning Stats	R: 2 E: 0 K: 1 S: 17	H: 3 LOB: 2 BB: 1 P: 30	R: 3 E: 0 K: 2 S: 16	H: 3 LOB: 2 BB: 2 P: 31	R: 0 E: 0 K: 0 S: 6	H: 0 LOB: 0 BB: 0 P: 10	R: 0 E: 0 K: 1 S: 15	H: 1 LOB: 1 BB: 0 P: 19	R: 0 E: 0 K: 0 S: 8	H: 0 LOB: 0 BB: 0 P: 10	R: 0 E: 0 K: 1 S: 9	H: 0 LOB: 0 BB: 0 P: 11	R: 0 E: 0 K: 0 S: 11	H: 0 LOB: 0 BB: 0 P: 15	R: 0 E: 0 K: 1 S: 17	H: 2 LOB: 2 BB: 0 P: 28	1B: 7 2B: 2 3B: 0 HR: 0	SF: 1 SAC: 0 DP: 0 HBP: 0	WP: 0 PB: 0 SB: 1 CS: 0	PA: 36
PITCHER 47 Trevor Bauer, R (1,1) ERA: 4.56 53 Jeff Manship, R (2,1) ERA: 1.32 57 Kyle Crockett, L (3,1) ERA: 3.38 49 Austin Adams, R (4,1) ERA: 3.41 34 Zach McAllister, R (6,1) ERA: 3.02	IP: 1.1 WLS: L BF: 11 H: 5 R: 0 ER: 0 SO: 1 BB: 2 IBB: 0 HBP: 0 BLK: 0 WP: 0 HR: 0 S: 26 P: 44 ERA: 33.75 WHIP: 5.250															PITCHER 26 Gavin Floyd, R (7,1) ERA: 51 Shawn Armstrong, R (8,1) ERA:				

AB	32
R	5
H	9
RBI	5
BB	3
SO	6
LOB	14



Batter	1	2	3	4	5	6	7	8	9	AB	R	H	RBI	BB	SO	LOB	TOP					
13 Manny Machado, R OBP: 0.354, SLG: 0.495	F8	G6-3			G5-3	SF7		18 2B		4	1	1	1	0	0	2	Baltimore Orioles @ Toronto Blue Jays Rogers Centre, Toronto, ON Fri Sep 04 2015, 7:08 PM - 10:03 PM EDT Att: 46,201 - Clear - 74 F					
18 Gerardo Parra, L OBP: 0.342, SLG: 0.487	G3		G6-3		G6-3	P2		10 HR		5	1	1	2	0	0	2						
10 Adam Jones, R OBP: 0.316, SLG: 0.489	G1-3							19 HR		4	2	2	2	0	1	0						
19 Chris Davis, L OBP: 0.339, SLG: 0.549					G3					5	2	2	3	0	1	1						
32 Matt Wieters, S OBP: 0.296, SLG: 0.407					G6-3					5	1	1	1	0	0	1						
6 Jonathan Schoop, R OBP: 0.318, SLG: 0.509										5	1	2	0	0	0	2						
38 Jimmy Paredes, S OBP: 0.310, SLG: 0.424										4	1	2	0	0	0	3						
48 Junior Lake, R OBP: 0.247, SLG: 0.329										1	0	0	0	0	1	0						
28 Steve Pearce, R OBP: 0.294, SLG: 0.397										4	0	1	0	0	0	1						
3 Ryan Flaherty, L OBP: 0.288, SLG: 0.350										3	1	1	1	1	2	3						
Inning Stats	R: 0 E: 0 K: 0 S: 5	H: 0 LOB: 0 BB: 0 P: 8	R: 2 E: 0 K: 0 S: 10	H: 3 LOB: 2 BB: 0 P: 15	R: 0 E: 0 K: 1 S: 8	H: 0 LOB: 0 BB: 0 P: 13	R: 0 E: 0 K: 0 S: 9	H: 1 LOB: 1 BB: 0 P: 15	R: 0 E: 0 K: 1 S: 5	H: 0 LOB: 0 BB: 0 P: 6	R: 4 E: 0 K: 1 S: 18	H: 6 LOB: 2 BB: 0 P: 25	R: 0 E: 1 K: 1 S: 9	H: 0 LOB: 0 BB: 0 P: 13	R: 4 E: 0 K: 0 S: 11	H: 3 LOB: 0 BB: 1 P: 22	R: 0 E: 0 K: 1 S: 8	H: 0 LOB: 0 BB: 0 P: 11	1B: 5 2B: 4 3B: 0 HR: 4	SF: 1 SAC: 0 DP: 0 HBP: 2	WP: 0 PB: 0 SB: 0 CS: 0	PA: 44
PITCHER	IP	WLS	BF	H	R	ER	SO	BB	IBB	HBP	BLK	WP	HR	S	P	ERA	WHIP					
36 Drew Hutchison, R ERA: 5.07	5.0	L	25	9	6	6	2	0	0	0	0	0	0	3	43	65	10.80	1.800				
31 Liam Hendriks, R ERA: 2.52	1.0		4	1	0	0	1	0	0	0	0	0	0	12	17	0.00	1.000					
52 Ryan Tepera, R ERA: 2.19	1.0		5	0	0	0	1	0	0	0	0	0	0	9	13	0.00	0.000					
47 Bo Schultz, R ERA: 3.35	0.1		5	3	4	4	0	1	0	0	0	0	1	6	13	108.00	12.000					
62 Aaron Loup, L ERA: 5.11	0.2		2	0	0	0	0	0	0	0	0	0	0	5	9	0.00	0.000					

AB	40
R	10
H	13
RBI	10
BB	1
SO	5
LOB	15



Batter	1	2	3	4	5	6	7	8	9	AB	R	H	RBI	BB	SO	LOB	BOTTOM					
7 Ben Revere, L OBP: 0.340, SLG: 0.365	F7		G6-3		G4-3		F7		K	5	0	0	0	0	1	3	Baltimore Orioles @ Toronto Blue Jays Rogers Centre, Toronto, ON Fri Sep 04 2015, 7:08 PM - 10:03 PM EDT Att: 46,201 - Clear - 74 F					
20 Josh Donaldson, R OBP: 0.385, SLG: 0.585										4	0	0	1	0	2	1						
19 José Bautista, R OBP: 0.365, SLG: 0.514										3	0	1	0	2	1	0						
10 Edwin Encarnación, R OBP: 0.361, SLG: 0.538										3	0	0	0	2	0	3						
2 Troy Tulowitzki, R OBP: 0.341, SLG: 0.442										5	0	0	0	0	3	4						
15 Chris Colabello, R OBP: 0.372, SLG: 0.525										3	1	3	0	1	0	0						
55 Russell Martin, R OBP: 0.333, SLG: 0.440										4	0	2	0	0	0	4						
17 Ryan Goins, L OBP: 0.320, SLG: 0.353										2	1	0	0	2	1	3						
11 Kevin Pillar, R OBP: 0.299, SLG: 0.372										4	0	2	0	0	0	3						
Inning Stats	R: 0 E: 0 K: 1 S: 10	H: 0 LOB: 1 BB: 1 P: 18	R: 1 E: 1 K: 1 S: 12	H: 1 LOB: 1 BB: 1 P: 18	R: 0 E: 0 K: 1 S: 7	H: 0 LOB: 0 BB: 0 P: 10	R: 0 E: 0 K: 0 S: 9	H: 1 LOB: 1 BB: 1 P: 15	R: 1 E: 0 K: 0 S: 11	H: 1 LOB: 2 BB: 2 P: 22	R: 0 E: 1 K: 0 S: 7	H: 1 LOB: 2 BB: 1 P: 16	R: 0 E: 0 K: 0 S: 7	H: 0 LOB: 0 BB: 0 P: 11	R: 0 E: 0 K: 1 S: 13	H: 2 LOB: 0 BB: 0 P: 20		R: 0 E: 0 K: 3 S: 18	H: 2 LOB: 3 BB: 1 P: 29	1B: 7 2B: 1 3B: 0 HR: 0	SF: 1 SAC: 0 DP: 2 HBP: 0	WP: 0 PB: 0 SB: 1 CS: 0
PITCHER	IP	WLS	BF	H	R	ER	SO	BB	IBB	HBP	BLK	WP	HR	S	P	ERA	WHIP					
31 Ubaldo Jiménez, R ERA: 4.24	5.2	W	26	4	2	1	4	0	0	0	0	0	0	9	15	0.00	0.000					
60 Mychal Givens, R ERA: 1.92	1.1	H	4	0	0	0	0	0	0	0	0	0	0	9	15	0.00	0.000					
56 Darren O'Day, R ERA: 1.71	1.0		5	2	0	0	1	0	0	0	0	0	0	13	20	0.00	2.000					
71 Oliver Drake, R ERA: 3.72	1.0		6	2	0	0	3	1	0	0	0	0	0	18	29	0.00	3.000					

AB	33
R	2
H	8
RBI	1
BB	7
SO	8
LOB	21



Batter	1	2	3	4	5	6	7	8	9	AB	R	H	RBI	BB	SO	LOB	TOP										
13 Manny Machado, R (1.5) OBP: 0.355, SLG: 0.494										3	0	1	0	1	0	0	Baltimore Orioles @ Toronto Blue Jays Rogers Centre, Toronto, ON Sat Sep 05 2015, 1:08 PM - 3:51 PM EDT Att: 46,373 - Partly Cloudy - 76 F										
18 Gerardo Parra, L (1.9) OBP: 0.339, SLG: 0.482										4	0	0	0	0	0	3											
10 Adam Jones, R (1.8) OBP: 0.316, SLG: 0.486										3	0	0	0	1	2	1											
19 Chris Davis, L (1.10) OBP: 0.341, SLG: 0.548										3	1	1	0	1	2	1											
28 Steve Pearce, R (1.3) OBP: 0.289, SLG: 0.390										4	0	0	0	0	1	3											
6 Jonathan Schoop, R (1.4) OBP: 0.317, SLG: 0.502										3	0	0	0	1	1	1											
36 Caleb Joseph, R (1.2) OBP: 0.314, SLG: 0.427										3	0	1	1	0	1	0											
48 Junior Lake, R (1.7) OBP: 0.250, SLG: 0.342										3	0	1	0	0	1	2											
15 Paul Janish, R (1.6) OBP: 0.200, SLG: 0.263										3	0	0	0	0	1	3											
Inning Stats	R: 0 E: 0 K: 1 S: 7	H: 0 LOB: 0 BB: 0 P: 8	R: 0 E: 0 K: 1 S: 6	H: 1 LOB: 0 BB: 0 P: 7	R: 0 E: 0 K: 1 S: 9	H: 1 LOB: 2 BB: 1 P: 15	R: 0 E: 0 K: 2 S: 11	H: 0 LOB: 1 BB: 1 P: 19	R: 0 E: 0 K: 0 S: 6	H: 0 LOB: 0 BB: 0 P: 10	R: 0 E: 0 K: 1 S: 11	H: 0 LOB: 0 BB: 0 P: 16	R: 1 E: 0 K: 2 S: 19	H: 1 LOB: 2 BB: 2 P: 28	R: 0 E: 0 K: 0 S: 7	H: 1 LOB: 0 BB: 0 P: 10	R: 0 E: 0 K: 1 S: 9	H: 0 LOB: 0 BB: 0 P: 14	1B: 3 2B: 1 3B: 0 HR: 0	SF: 0 SAC: 0 DP: 2 HBP: 0	WP: 0 PB: 0 SB: 0 CS: 0	PA: 33					
PITCHER	IP	WLS	BF	H	R	ER	SO	BB	IBB	HBP	BLK	WP	HR	S	P	ERA	WHIP										
14 David Price, L (1.1) ERA: 2.43	7.0	W	27	3	1	1	8	4	0	0	0	0	0	69	103	1.29	1.000										
41 Aaron Sanchez, R (8.1) ERA: 3.01	1.0		3	1	0	0	0	0	0	0	0	0	0	7	10	0.00	1.000										
27 Brett Cecil, L (9.1) ERA: 3.09	1.0		3	0	0	0	1	0	0	0	0	0	0	9	14	0.00	0.000										

Batter	1	2	3	4	5	6	7	8	9	AB	R	H	RBI	BB	SO	LOB	BOTTOM										
7 Ben Revere, L (1.7) OBP: 0.339, SLG: 0.364										4	0	1	1	0	0	1	Baltimore Orioles @ Toronto Blue Jays Rogers Centre, Toronto, ON Sat Sep 05 2015, 1:08 PM - 3:51 PM EDT Att: 46,373 - Partly Cloudy - 76 F										
20 Josh Donaldson, R (1.5) OBP: 0.385, SLG: 0.581										3	0	0	0	1	0	2											
19 José Bautista, R (1.9) OBP: 0.366, SLG: 0.523										4	1	2	2	0	1	2											
10 Edwin Encarnación, R (1.10) OBP: 0.360, SLG: 0.534										3	0	0	0	0	1	0											
2 Troy Tulowitzki, R (1.6) OBP: 0.340, SLG: 0.441										4	1	1	0	0	2	3											
13 Justin Smoak, S (1.3) OBP: 0.290, SLG: 0.447										4	1	2	0	0	0	3											
55 Russell Martin, R (1.2) OBP: 0.330, SLG: 0.436										4	0	0	1	0	2	2											
17 Ryan Goins, L (1.4) OBP: 0.322, SLG: 0.362										4	1	2	1	0	2	1											
11 Kevin Pillar, R (1.8) OBP: 0.300, SLG: 0.373										4	1	2	0	0	1	1											
Inning Stats	R: 1 E: 0 K: 0 S: 9	H: 1 LOB: 0 BB: 0 P: 14	R: 0 E: 0 K: 3 S: 14	H: 1 LOB: 1 BB: 0 P: 23	R: 1 E: 0 K: 1 S: 13	H: 2 LOB: 3 BB: 1 P: 23	R: 1 E: 0 K: 0 S: 15	H: 3 LOB: 2 BB: 0 P: 20	R: 2 E: 0 K: 2 S: 13	H: 3 LOB: 1 BB: 0 P: 19	R: 0 E: 0 K: 1 S: 6	H: 0 LOB: 0 BB: 0 P: 10	R: 0 E: 0 K: 0 S: 6	H: 0 LOB: 0 BB: 0 P: 9	R: 0 E: 0 K: 2 S: 8	H: 0 LOB: 0 BB: 0 P: 12	1B: 4 2B: 5 3B: 0 HR: 1	SF: 0 SAC: 0 DP: 0 HBP: 1	WP: 1 PB: 0 SB: 0 CS: 0	PA: 36							
PITCHER	IP	WLS	BF	H	R	ER	SO	BB	IBB	HBP	BLK	WP	HR	S	P	ERA	WHIP										
59 Mike Wright Jr., R (1.1) ERA: 5.19	4.0	L	21	7	3	3	4	1	0	0	0	0	0	51	80	6.75	2.000										
61 Jason Garcia, R (5.1) ERA: 4.51	1.0		6	3	2	2	2	0	0	0	0	0	0	13	19	18.00	3.000										
57 Jorge Rondon, R (6.1) ERA: 9.58	2.0		6	0	0	0	1	0	0	0	0	0	0	12	19	0.00	0.000										
66 T.J. McFarland, L (8.1) ERA: 4.13	1.0		3	0	0	0	2	0	0	0	0	0	0	8	12	0.00	0.000										

AB	29
R	1
H	4
RBI	1
BB	4
SO	9
LOB	14



AB	34
R	5
H	10
RBI	5
BB	1
SO	9
LOB	15



Batter	1	2	3	4	5	6	7	8	9	AB	R	H	RBI	BB	SO	LOB	TOP										
13 Manny Machado, R (1.6) OBP: 0.356, SLG: 0.492										3	0	0	0	2	0	0	Baltimore Orioles @ Toronto Blue Jays Rogers Centre, Toronto, ON Sun Sep 06 2015, 1:09 PM - 4:30 PM EDT Att: 46,136 - Sunny - 76 F										
18 Gerardo Parra, L (1.9) OBP: 0.336, SLG: 0.478										4	0	0	0	0	0	3											
10 Adam Jones, R (1.8) OBP: 0.315, SLG: 0.484										4	1	1	0	0	1	3											
19 Chris Davis, L (1.3) OBP: 0.342, SLG: 0.548										3	0	1	0	1	0	1											
6 Jonathan Schoop, R (1.4) OBP: 0.312, SLG: 0.493										4	0	0	0	0	2	4											
38 Jimmy Paredes, S (1.10) OBP: 0.310, SLG: 0.425										4	0	1	1	0	1	1											
45 Steve Clevenger, L (1.2) OBP: 0.344, SLG: 0.431										3	0	0	0	1	0	0											
14 Nolan Reimold, R (1.7) OBP: 0.313, SLG: 0.376										4	2	2	1	0	0	2											
3 Ryan Flaherty, L (1.5) OBP: 0.291, SLG: 0.363										3	1	1	2	1	1	0											
Inning Stats	R: 0 H: 0 E: 1 K: 2 S: 10	WLS: 0 LOB: 2 BB: 2 P: 23	R: 0 H: 0 E: 0 K: 0 S: 12	LOB: 0 BB: 0 P: 15	R: 0 H: 0 E: 0 K: 0 S: 12	LOB: 1 BB: 2 P: 23	R: 0 H: 0 E: 0 K: 2 S: 8	LOB: 0 BB: 0 P: 12	R: 2 H: 2 E: 0 K: 0 S: 12	LOB: 0 BB: 0 P: 16	R: 1 H: 2 E: 0 K: 0 S: 12	LOB: 2 BB: 0 P: 22	R: 0 H: 0 E: 0 K: 0 S: 5	LOB: 0 BB: 0 P: 9	R: 0 H: 1 E: 0 K: 0 S: 9	LOB: 1 BB: 0 P: 12		R: 1 H: 1 E: 0 K: 1 S: 10	LOB: 0 BB: 0 P: 14	1B: 2 2B: 2 HR: 2	SF: 0 SAC: 0 HBP: 0	WP: 0 PB: 0 SB: 1 CS: 0	PA: 37				
PITCHER	IP	WLS	BF	H	R	ER	SO	BB	IBB	HBP	BLK	WP	HR	S	P	ERA	WHIP										
25 Marco Estrada, R (1.1) ERA: 3.18	5.0	W	20	2	2	2	4	3	1	0	0	0	1	54	89	3.60	1.000										
32 LaTroy Hawkins, R (6.1) ERA: 2.96	1.0		6	2	1	1	0	1	0	0	0	0	0	12	22	9.00	3.000										
31 Liam Hendriks, R (7.1) ERA: 2.57	1.0		3	0	0	0	0	0	0	0	0	0	0	5	9	0.00	0.000										
57 Mark Lowe, R (8.1) ERA: 1.76	1.0		4	1	0	0	0	0	0	0	0	0	0	9	12	0.00	1.000										
54 Roberto Osuna, R (9.1) ERA: 2.11	1.0		4	1	1	1	1	0	0	0	0	0	1	10	14	9.00	1.000										

Batter	1	2	3	4	5	6	7	8	9	AB	R	H	RBI	BB	SO	LOB	BOTTOM										
7 Ben Revere, L (1.7) OBP: 0.342, SLG: 0.367										5	3	3	0	0	1	1	Baltimore Orioles @ Toronto Blue Jays Rogers Centre, Toronto, ON Sun Sep 06 2015, 1:09 PM - 4:30 PM EDT Att: 46,136 - Sunny - 76 F										
20 Josh Donaldson, R (1.5) OBP: 0.370, SLG: 0.664										3	1	2	2	1	0	1											
9 Cliff Pennington, S (8.5) OBP: 0.300, SLG: 0.281										0	0	0	0	0	0	0											
19 José Bautista, R (1.9) OBP: 0.399, SLG: 0.533										3	3	2	3	1	0	1											
3 Ezequiel Carrera, L (8.5) OBP: 0.325, SLG: 0.373										0	0	0	1	0	0	0											
10 Edwin Encarnación, R (1.10) OBP: 0.361, SLG: 0.535										5	0	2	1	0	0	2											
2 Troy Tulowitzki, R (1.6) OBP: 0.339, SLG: 0.445										5	1	1	2	0	2	3											
15 Chris Colabello, R (1.3) OBP: 0.370, SLG: 0.521										4	0	1	0	0	2	2											
13 Justin Smoak, S (7.3) OBP: 0.290, SLG: 0.447										0	0	0	0	0	0	0											
30 Dioner Navaro, S (1.2) OBP: 0.290, SLG: 0.333										4	0	2	0	0	1	1											
17 Ryan Goins, L (1.4) OBP: 0.321, SLG: 0.361										4	0	1	0	0	1	3											
11 Kevin Pillar, R (1.8) OBP: 0.302, SLG: 0.379										3	2	1	1	1	1	1											
Inning Stats	R: 3 H: 4 E: 0 K: 2 S: 17	WLS: 1 LOB: 1 BB: 0 P: 28	R: 0 H: 1 E: 0 K: 0 S: 7	LOB: 1 BB: 0 P: 12	R: 2 H: 2 E: 0 K: 1 S: 16	LOB: 1 BB: 1 P: 25	R: 1 H: 1 E: 0 K: 1 S: 12	LOB: 0 BB: 1 P: 21	R: 0 H: 2 E: 0 K: 2 S: 14	LOB: 0 BB: 0 P: 21	R: 3 H: 3 E: 0 K: 0 S: 13	LOB: 3 BB: 1 P: 25	R: 0 H: 0 E: 0 K: 2 S: 11	LOB: 0 BB: 0 P: 14	R: 1 H: 2 E: 0 K: 0 S: 11	LOB: 1 BB: 0 P: 12	1B: 8 2B: 4 HR: 3	SF: 2 SAC: 0 HBP: 0	WP: 0 PB: 0 SB: 1 CS: 0	PA: 41							
PITCHER	IP	WLS	BF	H	R	ER	SO	BB	IBB	HBP	BLK	WP	HR	S	P	ERA	WHIP										
30 Chris Tillman, R (1.1) ERA: 5.15	3.0	L	18	8	6	6	3	1	0	0	0	0	0	17	29	18.00	3.000										
52 Steve Johnson, R (4.1) ERA: 4.5	1.2		7	2	0	0	2	1	0	0	0	0	0	17	29	0.00	1.800										
17 Brian Matusz, L (5.1) ERA: 2.25	0.1		1	0	0	0	1	0	0	0	0	0	0	4	6	0.00	0.000										
65 Chaz Roe, R (6.1) ERA: 3.65	0.1		5	3	3	3	0	1	0	0	0	0	0	7	15	81.00	12.000										
35 Brad Brach, R (6.1) ERA: 2.59	0.2		2	0	0	0	0	0	0	0	0	0	0	6	10	0.00	0.000										
61 Jason Garcia, R (7.1) ERA: 4.62	1.0		5	2	1	1	0	0	0	0	0	0	0	11	14	9.00	2.000										
71 Oliver Drake, R (8.1) ERA: 4.22	1.0		5	2	1	1	0	0	0	0	0	0	0	11	12	9.00	2.000										



Batter	1	2	3	4	5	6	7	8	9	10	AB	R	H	RBI	BB	SO	LOB	TOP																	
7 Ben Revere, L OBP: 0.343, SLG: 0.365 13 Justin Smoak, S OBP: 0.296, SLG: 0.458 3 Ezequiel Carrera, L OBP: 0.323, SLG: 0.376	(1, 7) C FF 90 1-1 H FF 88 10 S 20 WP G4-3 HBP		(3, 3) B FF 87 3-3 S CH 77 1 F FF 89 C FF 87 S CH 77 B CH 77 F FF 88 F CH 77 S CH 76	(4, 1) B FF 88 4-1 B FF 87 C FF 87 F FF 89 S CH 77 B CH 77 F FF 88 F CH 77 S CH 76	(0, 1) S SI 91 0-1 X FF 90 L7	(2, 2) C CU 77 2-2 S FF 94 B FF 94 B FF 93 X CU 75	(0, 1) C CU 77 0-1 S FF 94 B FF 94 B FF 93 X CU 75	(0, 1) C CU 77 0-1 S FF 94 B FF 94 B FF 93 X CU 75	(2, 2) C CU 77 2-2 S FF 94 B FF 94 B FF 93 X CU 75	(0, 1) S FF 96 0-1 X FF 96 2 1B	1 1 0 0 1 1 0 1 0 0 0 0 0 1 1 0 0 0 0 0 0																								
20 Josh Donaldson, R OBP: 0.372, SLG: 0.592	(1, 5) C FF 90 1-2 S CH 80 F FF 91 B FF 90 F FF 92 X CU 73		(4, 2) B FF 90 4-2 F FF 89 S CH 72 B CH 72 F FF 91 B FF 90 F FF 92 X CU 73	(0, 1) F FF 89 0-1 1 SAFE X CH 76	(0, 1) F FF 89 0-1 1 SAFE X CH 76	(0, 1) F FF 89 0-1 1 SAFE X CH 76	(0, 1) F FF 89 0-1 1 SAFE X CH 76	(0, 1) F FF 89 0-1 1 SAFE X CH 76	(0, 1) F FF 89 0-1 1 SAFE X CH 76	(0, 1) F FF 89 0-1 1 SAFE X CH 76	4 1 1 0 1 0 3																								
19 José Bautista, R OBP: 0.369, SLG: 0.528	(1, 9) C CU 71 4-2 B FF 90 B FF 90 B SL 78 B FF 91		(2, 3) F FF 88 2-3 F FF 89 C CU 73 1 SAFE F FF 89 D CH 78 S SL 77	(0, 0) X FF 90 0-0	(0, 0) X FF 90 0-0	(0, 0) X FF 90 0-0	(0, 0) X FF 90 0-0	(0, 0) X FF 90 0-0	(0, 0) X FF 90 0-0	(0, 0) X FF 90 0-0	4 0 0 0 1 1 2																								
10 Edwin Encarnación, R OBP: 0.360, SLG: 0.520 45 Dalton Pompey, S OBP: 0.264, SLG: 0.337	(1, 10) B FF 90 2-2 C FF 91 S CH 76 X CH 78		(1, 0) 1 SAFE X CH 77	(1, 0) B FF 87 1-0 X CH 77	(1, 0) B FF 87 1-0 X CH 77	(1, 0) B FF 87 1-0 X CH 77	(1, 0) B FF 87 1-0 X CH 77	(1, 0) B FF 87 1-0 X CH 77	(1, 0) B FF 87 1-0 X CH 77	(1, 0) B FF 87 1-0 X CH 77	3 0 0 1 1 0 2 0 1 0 0 0 0 0																								
2 Troy Tulowitzki, R OBP: 0.338, SLG: 0.441	(1, 6) S FF 90 2-2 B FF 89 D CH 79 F FF 91 X FF 91		(1, 0) H FF 88 1-0	(0, 0) X FF 88 0-0	(0, 0) X FF 88 0-0	(0, 0) X FF 88 0-0	(0, 0) X FF 88 0-0	(0, 0) X FF 88 0-0	(0, 0) X FF 88 0-0	(0, 0) X FF 88 0-0	4 1 2 1 0 1 3																								
15 Chris Colabello, R OBP: 0.374, SLG: 0.524		(1, 0) B CH 77 1-0 X FF 89	(3, 3) C CH 77 3-3 D CH 79 S CH 77 B FF 89 S SL 77 1 SAFE C CH 75	(4, 0) B CH 77 4-0 B SL 76 B FF 89 B FF 89	(1, 3) C FF 93 1-1 1 SAFE B CH 86 X FF 93	(1, 3) C FF 93 1-1 1 SAFE B CH 86 X FF 93	(1, 3) C FF 93 1-1 1 SAFE B CH 86 X FF 93	(1, 3) C FF 93 1-1 1 SAFE B CH 86 X FF 93	(1, 3) C FF 93 1-1 1 SAFE B CH 86 X FF 93	(1, 3) C FF 93 1-1 1 SAFE B CH 86 X FF 93	4 1 2 1 1 2 3																								
11 Kevin Pillar, R OBP: 0.301, SLG: 0.377		(3, 2) B FF 89 3-2 S FF 89 C FF 90 D CU 72 F FF 89 B FF 91 X FF 90	(1, 0) 1 SAFE X FF 89	(1, 1) C FF 93 1-1 1 SAFE B CH 86 X FF 93	(2, 2) C FF 93 2-2 P FF 93 D CU 76 F FF 94 X FF 87	(2, 2) C FF 93 2-2 P FF 93 D CU 76 F FF 94 X FF 87	(2, 2) C FF 93 2-2 P FF 93 D CU 76 F FF 94 X FF 87	(2, 2) C FF 93 2-2 P FF 93 D CU 76 F FF 94 X FF 87	(2, 2) C FF 93 2-2 P FF 93 D CU 76 F FF 94 X FF 87	(2, 2) C FF 93 2-2 P FF 93 D CU 76 F FF 94 X FF 87	4 0 1 1 0 0 5																								
9 Cliff Pennington, S OBP: 0.292, SLG: 0.253		(2, 0) B FF 91 2-0 B FF 90 X FF 90	(0, 2) F FF 89 0-2 X CH 75	(1, 2) C FF 93 1-2 1 SAFE B CH 86 X FF 93	(1, 2) C FF 93 1-2 1 SAFE B CH 86 X FF 93	(1, 2) C FF 93 1-2 1 SAFE B CH 86 X FF 93	(1, 2) C FF 93 1-2 1 SAFE B CH 86 X FF 93	(1, 2) C FF 93 1-2 1 SAFE B CH 86 X FF 93	(1, 2) C FF 93 1-2 1 SAFE B CH 86 X FF 93	(1, 2) C FF 93 1-2 1 SAFE B CH 86 X FF 93	5 0 0 0 0 1 4																								
22 Josh Thole, L OBP: 0.275, SLG: 0.270 55 Russell Martin, R OBP: 0.327, SLG: 0.430		(0, 2) C FF 89 0-2 X FF 91	(1, 2) C FF 89 1-2 1 SAFE B CH 86 X FF 91	(4, 2) C SI 92 4-2 B SI 91 B SL 87 B SL 86 B SL 87 B SL 86 B SL 87 B SL 86	(3, 2) B FF 94 3-2 C CU 77 S FF 94 B SL 87 F FF 94	(3, 2) B FF 94 3-2 C CU 77 S FF 94 B SL 87 F FF 94	(3, 2) B FF 94 3-2 C CU 77 S FF 94 B SL 87 F FF 94	(3, 2) B FF 94 3-2 C CU 77 S FF 94 B SL 87 F FF 94	(3, 2) B FF 94 3-2 C CU 77 S FF 94 B SL 87 F FF 94	(3, 2) B FF 94 3-2 C CU 77 S FF 94 B SL 87 F FF 94	2 0 0 0 0 0 3 1 0 0 0 1 1 0																								
Inning Stats	R: 1 E: 0 K: 1 S: 15	H: 0 LOB: 1 BB: 1 P: 25	R: 0 E: 0 K: 0 S: 9	H: 1 LOB: 1 BB: 1 P: 15	R: 0 E: 0 K: 2 S: 14	H: 0 LOB: 1 BB: 0 P: 24	R: 0 E: 0 K: 1 S: 10	H: 1 LOB: 2 BB: 0 P: 16	R: 0 E: 0 K: 0 S: 4	H: 0 LOB: 0 BB: 1 P: 8	R: 0 E: 0 K: 0 S: 4	H: 1 LOB: 1 BB: 1 P: 10	R: 0 E: 1 K: 2 S: 12	H: 0 LOB: 2 BB: 0 P: 20	R: 0 E: 0 K: 1 S: 9	H: 0 LOB: 0 BB: 0 P: 15	R: 4 E: 0 K: 1 S: 15	H: 3 LOB: 1 BB: 1 P: 24	1B: 4 2B: 1 3B: 1 HR: 0	SF: 1 SAC: 0 DP: 2 HBP: 3	WP: 3 PB: 0 SB: 4 CS: 0	PA: 44													
PITCHER	IP 5.1	WLS 24	BF 3	H 1	R 1	ER 1	SO 3	BB 4	IBB 0	HBP 2	BLK 1	WP 2	HR 0	S 54	P 95	ERA 1.69	WHIP 1.312	PITCHER	IP 1.0	WLS 3	BF 0	H 0	R 0	ER 0	SO 1	BB 0	IBB 0	HBP 0	BLK 0	WP 0	HR 0	S 9	P 15	ERA 0.00	WHIP 0.000
60 Henry Owens, L ERA: 5.25 64 Jean Machi, R ERA: 5.60 59 Tommy Layne, L ERA: 4.04 66 Noé Ramirez, R ERA: 3.68 36 Junichi Tazawa, R ERA: 3.95	(1, 1) (6, 1) (7, 1) (7, 1) (8, 1)	1.0 0.1 0.2 0.2	2 2 2 2	0 0 0 0	0 0 0 0	0 0 1 0	0 0 0 1	0 0 0 0	0 0 0 0	0 0 0 0	0 0 0 0	0 0 0 0	0 0 0 0	0 0 0 0	0 0 0 0	0 0 0 0	0 0 0 0	0 0 0 0	0 0 0 0	0 0 0 0	0 0 0 0	0 0 0 0	0 0 0 0	0 0 0 0	0 0 0 0	0 0 0 0	0 0 0 0	0 0 0 0	0 0 0 0	0 0 0 0	0 0 0 0	0 0 0 0			
28 Robbie Ross Jr., L ERA: 3.86 41 Alexi Ogando, R ERA: 4.14	(9, 1) (10, 1)	1.0 1.0	L 7	3 3	4 4	4 4	1 1	0 0	1 0	0 1	0 0	1 1	0 0	15 24	36.00 3.000																				

Toronto Blue Jays @ Boston Red Sox
Fenway Park, Boston, MA
Tue Sep 08 2015, 7:11 PM - 10:34 PM EDT
Att: 33,492 - Cloudy - 78 F

AB 34
R 5
H 6
RBI 4
BB 6
SO 7
LOB 26



Batter	1	2	3	4	5	6	7	8	9	10	AB	R	H	RBI	BB	SO	LOB	BOTTOM																	
50 Mookie Betts, R OBP: 0.330, SLG: 0.463	(1, 8) C FF 82 0-2 X KN 78 G4-3		(1, 2) C KN 79 1-2 F FF 80 S KN 80 B KN 80 X KN 80			(0, 0) X KN 75 0-0		(2, 3) S SL 88 2-3 S FF 97 S SL 88 B KN 88 S SL 88			4 0 1 0 0 1 0																								
15 Dustin Pedroia, R OBP: 0.347, SLG: 0.427 30 Josh Rutledge, R OBP: 0.375, SLG: 0.383	(1, 4) F KN 75 1-3 B KN 76 T KN 76 S KN 79		(0, 1) C KN 74 0-1 1 SAFE X KN 78			(1, 0) B FF 84 1-0 X KN 74		(0, 1) C FF 96 0-1 X SL 86			4 0 1 0 0 1 1 0 0 0 0 0 0 0																								
2 Xander Bogaerts, R OBP: 0.347, SLG: 0.411	(1, 6) C FF 84 0-2 S KN 78 F KN 80 X KN 79		(3, 2) B KN 78 3-2 C KN 76 F KN 80 S KN 80 B KN 78 X KN 79			(4, 1) D KN 78 4-1 B KN 78 C KN 77 B KN 78 B KN 77		(1, 1) C SI 97 1-1 X CU 80			3 0 0 0 1 0 0																								
34 David Ortiz, L OBP: 0.354, SLG: 0.535 38 Rusney Castillo, R OBP: 0.314, SLG: 0.407	(1, 10) B KN 75 2-0 B KN 74 X KN 74		(2, 3) B KN 75 2-3 F KN 81 S KN 80 S KN 80			(2, 2) B KN 80 2-2 F KN 81 B KN 80 F FF 81		(4, 2) B CU 82 4-2 S FF 97 S FF 97 F FF 98 B SI 97 F FF 97 F CU 80 B SI 97			3 0 0 0 1 1 2 0 0 0 0 0 0 0																								
47 Travis Shaw, L OBP: 0.317, SLG: 0.530	(1, 3) X FF 83 0-0		(0, 1) C KN 79 0-1 X KN 80			(3, 1) B KN 81 3-1 B KN 78 C KN 74 X KN 75		(3, 2) C FF 96 3-2 B FF 96 B SI 96 B SI 96 X SI 96			4 1 1 1 0 0 3																								
Pablo Sandoval, S OBP: 0.295, SLG: 0.376	(1, 5) X KN 77 0-0		(1, 1) B KN 79 1-1 B KN 80 X KN 80			(0, 6) X CU 84 0-6		(0, 1) C FF 96 0-1 X CH 84			4 0 1 0 0 0 0																								
26 Brock Holt, L OBP: 0.349, SLG: 0.379		(3, 1) B KN 75 3-1 B FF 83 C FF 82 B KN 74 X FF 82		(1, 1) B KN 79 1-1 C KN 78 X KN 78			(2, 3) C SI 90 2-3 B CU 85 C CU 95		(2, 1) C FF 96 2-1 B FF 96 B SL 98 X FF 96		4 0 0 0 0 1 1																								
23 Blake Swihart, S OBP: 0.332, SLG: 0.386			(1, 3) B KN 76 1-3 F KN 78 F KN 79 C FF 84			(0, 0) X KN 80 0-0		(3, 3) B SI 92 3-3 F FF 90 B CU 85 B CU 86 S CU 84			4 0 0 0 0 3 1																								
25 Jackie Bradley Jr., L OBP: 0.378, SLG: 0.616			(0, 3) C KN 77 0-3 S KN 87 S KN 79			(1, 0) B KN 81 1-0 X KN 80		(3, 3) B CU 83 3-3 S SI 92 S FF 90 B SI 95 FF 89 C FF 90			3 0 0 0 0 2 1																								
Inning Stats	R: 0 E: 0 K: 1 S: 12	H: 0 LOB: 0 BB: 0 P: 13	R: 1 E: 0 K: 0 S: 5	H: 1 LOB: 0 BB: 0 P: 10	R: 0 E: 0 K: 2 S: 13	H: 1 LOB: 1 BB: 0 P: 15	R: 0 E: 0 K: 1 S: 9	H: 0 LOB: 0 BB: 0 P: 14	R: 0 E: 0 K: 0 S: 6	H: 1 LOB: 1 BB: 0 P: 9	R: 0 E: 0 K: 2 S: 7	H: 0 LOB: 0 BB: 0 P: 12	R: 0 E: 0 K: 2 S: 8	H: 0 LOB: 0 BB: 0 P: 13	R: 0 E: 0 K: 0 S: 9	H: 0 LOB: 1 BB: 0 P: 17	R: 0 E: 0 K: 1 S: 7	H: 0 LOB: 0 BB: 0 P: 10	1B: 1 2B: 2 3B: 0 HR: 1	SF: 0 SAC: 0 DP: 0 HBP: 0	WP: 0 PB: 0 SB: 0 CS: 1	PA: 35													
PITCHER	IP 6.0	WLS 23	BF 4	H 1	R 1	ER 1	SO 4	BB 1	IBB 0	HBP 0	BLK 0	WP 0	HR 1	S 54	P 80	ERA 1.50	WHIP 0.833	PITCHER	IP 1.0	WLS 3	BF 0	H 0	R 0	ER 0	SO 1	BB 0	IBB 0	HBP 0	BLK 0	WP 0	HR 0	S 9	P 15	ERA 0.000	WHIP 0.000
27 Brett Cecil, L ERA: 3.0 57 Mark Lowe, R ERA: 1.74 41 Aaron Sanchez, R ERA: 2.98 54 Roberto Osuna, R ERA: 2.00	(7, 1) (8, 1) (9, 1) (10, 1)	1.1 0.2 1.0 1.0	4 2 3 3	0 0 0 0	0 0 0 0	0 0 0 0	0 0 0 0	0 0 0 0	0 0 0 0	0 0 0 0	0 0 0 0	0 0 0 0	0 0 0 0	0 0 0 0	0 0 0 0	0 0 0 0	0 0 0 0	0 0 0 0	0 0 0 0	0 0 0 0	0 0 0 0	0 0 0 0	0 0 0 0	0 0 0 0	0 0 0 0	0 0 0 0	0 0 0 0	0 0 0 0	0 0 0 0	0 0 0 0					

Toronto Blue Jays @ Boston Red Sox
Fenway Park, Boston, MA
Tue Sep 08 2015, 7:11 PM - 10:34 PM EDT
Att: 33,492 - Cloudy - 78 F

AB 33
R 1
H 4
RBI 1
BB 2
SO 9
LOB 9



Batter	1	2	3	4	5	6	7	8	9	AB	R	H	RBI	BB	SO	LOB	TOP					
7 Ben Revere, L OBP: 0.347, SLG: 0.370										4	1	2	0	1	0	0	Toronto Blue Jays @ New York Yankees Yankee Stadium, Bronx, NY Fri Sep 11 2015, 7:10 PM - 10:48 PM EDT Att: 40,220 - Clear - 80 F					
20 Josh Donaldson, R OBP: 0.374, SLG: 0.599										5	1	2	2	0	1	2						
19 José Bautista, R OBP: 0.369, SLG: 0.524										5	1	2	0	0	3	2						
10 Edwin Encarnación, R OBP: 0.364, SLG: 0.538										4	3	2	2	1	1	2						
2 Troy Tulowitzki, R OBP: 0.337, SLG: 0.438										5	1	2	1	0	0	3						
13 Justin Smoak, S OBP: 0.300, SLG: 0.469										4	2	2	2	1	1	2						
55 Russell Martin, R OBP: 0.328, SLG: 0.444										5	2	3	4	0	2	0						
17 Ryan Goins, L OBP: 0.313, SLG: 0.350										5	0	1	0	0	1	2						
11 Kevin Pillar, R OBP: 0.297, SLG: 0.372										5	0	0	0	0	0	3						
Inning Stats	R: 5 E: 0 K: 2 S: 20	H: 5 LOB: 0 BB: 0 P: 32	R: 0 E: 0 K: 2 S: 11	H: 0 LOB: 1 BB: 1 P: 19	R: 1 E: 0 K: 1 S: 14	H: 1 LOB: 2 BB: 2 P: 24	R: 2 E: 0 K: 0 S: 13	H: 3 LOB: 1 BB: 0 P: 17	R: 1 E: 0 K: 0 S: 8	H: 1 LOB: 0 BB: 0 P: 12	R: 0 E: 0 K: 1 S: 13	H: 1 LOB: 1 BB: 0 P: 20	R: 2 E: 0 K: 0 S: 10	H: 3 LOB: 1 BB: 0 P: 16	R: 0 E: 0 K: 2 S: 12	H: 1 LOB: 1 BB: 0 P: 18	R: 0 E: 0 K: 1 S: 9	H: 1 LOB: 0 BB: 0 P: 14	1B: 9 2B: 2 3B: 0 HR: 5	SF: 0 SAC: 0 DP: 1 HBP: 0	WP: 1 PB: 0 SB: 1 CS: 0	PA: 45
PITCHER	IP WLS BF H R ER SO BB IBB HBP BLK WP HR S P ERA WHIP																					
40 Luis Severino, R ERA: 3.35	(1, 1) 2.1 L 16 6 6 6 4 3 0 0 0 0 1 2 41 71 23.14 3.857																					
33 Chris Martin, R ERA: 6.11	(3, 1) 1.2 8 3 2 2 1 0 0 0 0 0 1 17 21 10.80 1.800																					
38 Andrew Bailey, R ERA: 6.75	(5, 1) 2.0 8 2 1 1 1 0 0 0 0 0 1 21 32 4.50 1.000																					
45 Chasen Shreve, L ERA: 2.29	(7, 1) 0.2 5 3 2 2 0 0 0 0 0 0 1 8 14 27.00 4.500																					
65 Caleb Cotham, R ERA: 9.0	(7, 1) 1.1 5 1 0 0 2 0 0 0 0 0 0 14 20 0.00 0.750																					

Toronto Blue Jays @ New York Yankees
Yankee Stadium, Bronx, NY
Fri Sep 11 2015, 7:10 PM - 10:48 PM EDT
Att: 40,220 - Clear - 80 F

livebaseballscores.com

AB 42
R 11
H 16
RBI 11
BB 3
SO 9
LOB 16

Batter	1	2	3	4	5	6	7	8	9	AB	R	H	RBI	BB	SO	LOB	BOTTOM					
22 Jacoby Ellsbury, L OBP: 0.328, SLG: 0.361										5	0	1	0	0	1	0	Toronto Blue Jays @ New York Yankees Yankee Stadium, Bronx, NY Fri Sep 11 2015, 7:10 PM - 10:48 PM EDT Att: 40,220 - Clear - 80 F					
11 Brett Gardner, L OBP: 0.335, SLG: 0.414										3	0	2	1	1	1	0						
13 Alex Rodriguez, R OBP: 0.355, SLG: 0.492										4	0	0	0	0	4	4						
34 Brian McCann, L OBP: 0.325, SLG: 0.472										4	0	0	0	0	1	3						
36 Carlos Beltrán, S OBP: 0.339, SLG: 0.476										4	1	1	0	0	2	1						
12 Chase Headley, S OBP: 0.335, SLG: 0.389										4	1	1	0	0	1	0						
33 Greg Bird, L OBP: 0.316, SLG: 0.448										4	1	1	0	0	1	2						
18 Didi Gregorius, L OBP: 0.318, SLG: 0.374										4	1	2	4	0	0	0						
17 Brendan Ryan, R OBP: 0.259, SLG: 0.351										2	1	1	0	0	1	2						
29 Dustin Ackley, L OBP: 0.265, SLG: 0.383										1	0	0	0	0	0	0						
14 Stephen Drew, L OBP: 0.273, SLG: 0.391										0	0	0	0	0	0	0						
64 Rob Refsnyder, R OBP: 0.154, SLG: 0.385										1	0	0	0	0	0	0						
Inning Stats	R: 0 E: 0 K: 1 S: 15	H: 1 LOB: 1 BB: 0 P: 22	R: 0 E: 0 K: 3 S: 10	H: 0 LOB: 0 BB: 0 P: 13	R: 1 E: 0 K: 1 S: 10	H: 2 LOB: 1 BB: 0 P: 14	R: 1 E: 0 K: 1 S: 21	H: 3 LOB: 2 BB: 0 P: 29	R: 0 E: 0 K: 1 S: 9	H: 0 LOB: 1 BB: 1 P: 18	R: 3 E: 1 K: 0 S: 17	H: 2 LOB: 0 BB: 0 P: 23	R: 0 E: 0 K: 3 S: 16	H: 1 LOB: 1 BB: 0 P: 23	R: 0 E: 0 K: 0 S: 5	H: 0 LOB: 0 BB: 0 P: 8	R: 0 E: 0 K: 2 S: 13	H: 0 LOB: 0 BB: 0 P: 18	1B: 7 2B: 1 3B: 0 HR: 1	SF: 1 SAC: 0 DP: 0 HBP: 0	WP: 0 PB: 0 SB: 0 CS: 0	PA: 38
PITCHER	IP WLS BF H R ER SO BB IBB HBP BLK WP HR S P ERA WHIP																					
14 David Price, L ERA: 2.46	(1, 1) 5.0 W 22 6 2 2 2 0 1 0 0 0 0 1 16 22 3.60 1.400																					
32 LaTroy Hawkins, R ERA: 3.31	(6, 1) 0.2 5 2 3 2 0 0 0 0 0 0 1 16 22 27.00 3.000																					
27 Brett Cecil, L ERA: 2.91	(6, 1) 1.1 5 1 0 0 3 0 0 0 0 0 0 17 24 0.00 0.750																					
57 Mark Lowe, R ERA: 1.7	(8, 1) 1.0 3 0 0 0 0 0 0 0 0 0 0 5 8 0.00 0.000																					
62 Aaron Loup, L ERA: 4.93	(9, 1) 1.0 3 0 0 0 2 0 0 0 0 0 0 0 13 18 0.00 0.000																					

Toronto Blue Jays @ New York Yankees
Yankee Stadium, Bronx, NY
Fri Sep 11 2015, 7:10 PM - 10:48 PM EDT
Att: 40,220 - Clear - 80 F

livebaseballscores.com

AB 36
R 5
H 9
RBI 5
BB 1
SO 12
LOB 12

Batter	1	2	3	4	5	6	7	8	9	AB	R	H	RBI	BB	SO	LOB	TOP					
7 Ben Revere, L OBP: 0.350, SLG: 0.379	L9	19 WP 19 S 2B	20 WP			19 S 2B	20 WP		L7	6	2	4	2	0	0	0	Toronto Blue Jays @ New York Yankees Yankee Stadium, Bronx, NY Sat Sep 12 2015, 6:18 PM - 10:21 PM EDT Att: 46,278 - Cloudy - 74 F					
20 Josh Donaldson, R OBP: 0.374, SLG: 0.590	10 FC5-4 19 S	F7				P3	19 1B			4	0	2	1	1	0	2						
19 José Bautista, R OBP: 0.374, SLG: 0.538	10 FC5-4	13 HBP 55 2B				K	19 1B			4	1	2	2	1	1	3						
11 Kevin Pillar, R OBP: 0.295, SLG: 0.369	10 FC5-4	13 HBP 55 2B				K	19 1B			0	0	0	0	0	0	0						
10 Edwin Encarnación, R OBP: 0.365, SLG: 0.541	10 FC5-4	13 HBP 55 2B				K	19 1B			3	1	0	0	0	1	3						
15 Chris Colabello, R OBP: 0.378, SLG: 0.529	10 FC5-4	13 HBP 55 2B				K	19 1B			1	0	0	0	0	1	2						
13 Justin Smoak, S OBP: 0.301, SLG: 0.464	L7	55 2B HBP				G4-3	9 BB 7 1B			4	1	1	0	0	0	2						
55 Russell Martin, R OBP: 0.328, SLG: 0.444						G1-3	F9			5	0	1	2	0	2	1						
3 Ezequiel Carrera, L OBP: 0.324, SLG: 0.375						G6-3	9 BB 7 1B			5	2	2	0	0	1	2						
17 Ryan Goins, L OBP: 0.311, SLG: 0.346						G6-3	9 BB 7 1B			5	1	1	1	0	1	2						
9 Cliff Pennington, S OBP: 0.296, SLG: 0.269						L5	7 1B 20 1B			4	2	1	2	1	0	0	Toronto Blue Jays @ New York Yankees Yankee Stadium, Bronx, NY Sat Sep 12 2015, 6:18 PM - 10:21 PM EDT Att: 46,278 - Cloudy - 74 F					
Inning Stats	R: 0 E: 0 K: 0 S: 11	H: 1 LOB: 2 BB: 1 P: 19	R: 6 E: 0 K: 1 S: 29	H: 6 LOB: 2 BB: 0 P: 46	R: 0 E: 0 K: 0 S: 11	H: 1 LOB: 0 BB: 1 P: 20	R: 0 E: 0 K: 0 S: 8	H: 0 LOB: 0 BB: 0 P: 9	R: 0 E: 0 K: 2 S: 11	H: 1 LOB: 1 BB: 0 P: 14	R: 4 E: 0 K: 2 S: 21	H: 5 LOB: 2 BB: 1 P: 33	R: 0 E: 0 K: 2 S: 10	H: 0 LOB: 0 BB: 0 P: 16	R: 0 E: 0 K: 0 S: 8	H: 0 LOB: 0 BB: 0 P: 14		1B: 10 2B: 3 3B: 0 HR: 1	SF: 0 SAC: 0 DP: 0 HBP: 2	WP: 3 PB: 1 SB: 2 CS: 0	PA: 46	
PITCHER	IP WLS BF H R ER SO BB IBB HBP BLK	IP WLS BF H R ER SO BB IBB HBP BLK	IP WLS BF H R ER SO BB IBB HBP BLK	IP WLS BF H R ER SO BB IBB HBP BLK	IP WLS BF H R ER SO BB IBB HBP BLK	IP WLS BF H R ER SO BB IBB HBP BLK	IP WLS BF H R ER SO BB IBB HBP BLK	IP WLS BF H R ER SO BB IBB HBP BLK	IP WLS BF H R ER SO BB IBB HBP BLK	IP WLS BF H R ER SO BB IBB HBP BLK	IP WLS BF H R ER SO BB IBB HBP BLK	IP WLS BF H R ER SO BB IBB HBP BLK	IP WLS BF H R ER SO BB IBB HBP BLK	IP WLS BF H R ER SO BB IBB HBP BLK	IP WLS BF H R ER SO BB IBB HBP BLK	IP WLS BF H R ER SO BB IBB HBP BLK		ERA WHIP	ERA WHIP			
47 Iván Nova, R ERA: 5.11	1.2 L	15 7	6 6	1 0	0 0	1 1	0 0	2 0	0 0	1 0	14 25	0.00 0.00	1.500									
50 Nick Rumbelow, R ERA: 2.94	3.2 1	16 4	4 4	3 3	1 0	0 0	0 0	0 0	0 0	19 39	5.6 56	9.82	1.364									
26 Chris Capuano, L ERA: 7.91	1.1 6	2 2	0 0	3 3	0 0	0 0	0 0	0 0	0 0	8 14	0.00 0.00	0.000										
57 Branden Pinder, R ERA: 2.45	1.0 3	0 0	0 0	0 0	0 0	0 0	0 0	0 0	0 0	8 14	0.00 0.00	0.000										
67 James Pazos, L ERA:																						
PITCHER	IP WLS BF H R ER SO BB IBB HBP BLK	IP WLS BF H R ER SO BB IBB HBP BLK	IP WLS BF H R ER SO BB IBB HBP BLK	IP WLS BF H R ER SO BB IBB HBP BLK	IP WLS BF H R ER SO BB IBB HBP BLK	IP WLS BF H R ER SO BB IBB HBP BLK	IP WLS BF H R ER SO BB IBB HBP BLK	IP WLS BF H R ER SO BB IBB HBP BLK	IP WLS BF H R ER SO BB IBB HBP BLK	IP WLS BF H R ER SO BB IBB HBP BLK	IP WLS BF H R ER SO BB IBB HBP BLK	IP WLS BF H R ER SO BB IBB HBP BLK	IP WLS BF H R ER SO BB IBB HBP BLK	IP WLS BF H R ER SO BB IBB HBP BLK	IP WLS BF H R ER SO BB IBB HBP BLK	IP WLS BF H R ER SO BB IBB HBP BLK		ERA WHIP	ERA WHIP			
22 Jacoby Ellsbury, L OBP: 0.321, SLG: 0.352	G4-3		L8			G3-1	L7		F7	5	0	0	0	0	7	Toronto Blue Jays @ New York Yankees Yankee Stadium, Bronx, NY Sat Sep 12 2015, 6:18 PM - 10:21 PM EDT Att: 46,278 - Cloudy - 74 F						
11 Brett Gardner, L OBP: 0.356, SLG: 0.433	L7		G3			HR	F7		HR	5	2	2	6	0	1							
36 Carlos Beltrán, S OBP: 0.339, SLG: 0.472	G3-1		G3			1B	G3		34 PB 1B	5	0	2	0	0	1							
34 Brian McCann, L OBP: 0.328, SLG: 0.472						G5-3	P5		12 1B	4	0	1	0	0	1							
12 Chase Headley, S OBP: 0.334, SLG: 0.393						G6-3	K		1B	5	0	1	0	0	3							
29 Dustin Ackley, L OBP: 0.267, SLG: 0.359						G4-3	66 1B 18 2B		K	4	1	1	0	1	1							
66 John Ryan Murphy, R OBP: 0.329, SLG: 0.425									G2-3	5	0	2	0	0	1							
18 Didi Gregorius, L OBP: 0.317, SLG: 0.373						G1-3	FC6-4 17 1B		G4-3	4	2	2	1	0	0							
17 Brendan Ryan, R OBP: 0.277, SLG: 0.359									14 1B 11 HR	1	1	1	0	1	0							
24 Chris Young, R ERA: 3.46									11 HR	1	0	0	0	0	2							
14 Stephen Drew, L OBP: 0.274, SLG: 0.388									11 HR	1	1	1	0	0	0							
Inning Stats	R: 0 E: 0 K: 0 S: 9	H: 0 LOB: 0 BB: 0 P: 13	R: 0 E: 0 K: 2 S: 7	H: 0 LOB: 1 BB: 1 P: 13	R: 0 E: 0 K: 0 S: 10	H: 0 LOB: 1 BB: 1 P: 18	R: 0 E: 0 K: 0 S: 6	H: 0 LOB: 0 BB: 0 P: 8	R: 3 E: 0 K: 0 S: 16	H: 4 LOB: 1 BB: 0 P: 26	R: 1 E: 0 K: 1 S: 17	H: 3 LOB: 2 BB: 0 P: 27	R: 0 E: 0 K: 1 S: 14	H: 2 LOB: 0 BB: 0 P: 20	R: 3 E: 0 K: 1 S: 27	H: 4 LOB: 1 BB: 0 P: 40	R: 0 E: 0 K: 1 S: 7	H: 0 LOB: 0 BB: 0 P: 11	1B: 10 2B: 1 3B: 0 HR: 2	SF: 0 SAC: 0 DP: 0 HBP: 1	WP: 0 PB: 1 SB: 0 CS: 0	PA: 43
PITCHER	IP WLS BF H R ER SO BB IBB HBP BLK	IP WLS BF H R ER SO BB IBB HBP BLK	IP WLS BF H R ER SO BB IBB HBP BLK	IP WLS BF H R ER SO BB IBB HBP BLK	IP WLS BF H R ER SO BB IBB HBP BLK	IP WLS BF H R ER SO BB IBB HBP BLK	IP WLS BF H R ER SO BB IBB HBP BLK	IP WLS BF H R ER SO BB IBB HBP BLK	IP WLS BF H R ER SO BB IBB HBP BLK	IP WLS BF H R ER SO BB IBB HBP BLK	IP WLS BF H R ER SO BB IBB HBP BLK	IP WLS BF H R ER SO BB IBB HBP BLK	IP WLS BF H R ER SO BB IBB HBP BLK	IP WLS BF H R ER SO BB IBB HBP BLK	IP WLS BF H R ER SO BB IBB HBP BLK	IP WLS BF H R ER SO BB IBB HBP BLK	ERA WHIP	ERA WHIP				
6 Marcus Stroman, R ERA: 5.4	5.0 H	22 3	4 2	3 1	2 1	1 1	1 1	0 0	0 0	0 0	8 13	27.00	6.000									
47 Bo Schultz, R ERA: 3.46	0.1 H	3 2	1 1	1 1	1 1	1 1	0 0	0 0	0 0	0 0	9 14	0.00	1.500									
62 Aaron Loup, L ERA: 4.76	0.2 H	3 1	0 0	0 0	0 0	0 0	0 0	0 0	0 0	0 0	1 34	50	16.20	3.000								
35 Jeff Francis, L ERA: 6.87	1.2 H	10 5	3 3	3 1	0 0	0 0	0 0	0 0	0 0	7 10	0.00	3.000										
50 Steve Delabar, R ERA: 4.55	0.1 H	2 1	0 0	0 0	1 1	0 0	0 0	0 0	0 0	7 10	0.00	3.000										

Batter	1	2	3	4	5	6	7	8	9	AB	R	H	RBI	BB	SO	LOB	TOP										
7 Ben Revere, L (1, 7) OBP: 0.349, SLG: 0.377 23 Matt Hague, R (9, PH) OBP: 0.333, SLG: 0.333	G4-3		L8			G3			L7	3	0	0	0	0	0	1	Toronto Blue Jays @ New York Yankees Yankee Stadium, Bronx, NY Sun Sep 13 2015, 1:12 PM - 3:51 PM EDT Att: 39,127 - Partly Cloudy - 77 F										
20 Josh Donaldson, R (1, 5) OBP: 0.371, SLG: 0.566	F9		K			G5-3			G5-3	4	0	0	0	0	1												
19 José Bautista, R (1, 9) OBP: 0.373, SLG: 0.538	2B								G5-3	4	0	1	0	0	1	0											
15 Chris Colabello, R (1, 10) OBP: 0.377, SLG: 0.530	K									3	0	1	0	0	2	1											
13 Justin Smoak, S (1, 3) OBP: 0.298, SLG: 0.458	G4-3									3	0	0	0	0	1	1											
11 Kevin Pillar, R (1, 8) OBP: 0.295, SLG: 0.370	2B									3	0	1	0	0	0	1											
17 Ryan Goins, L (1, 6) OBP: 0.308, SLG: 0.343	K									3	0	0	0	0	3	1											
9 Cliff Pennington, S (1, 4) OBP: 0.291, SLG: 0.264	G3-1									3	0	0	0	0	1	0											
22 Josh Thole, L (1, 2) OBP: 0.273, SLG: 0.268	1B									3	0	1	0	0	1	0											
Inning Stats	R: 0 H: 1 E: 0 K: 1 S: 10	WLS: 1 LOB: 1 BB: 0 P: 12	R: 0 H: 1 E: 0 K: 1 S: 9	LOB: 0 BB: 0 P: 11	R: 0 H: 1 E: 0 K: 1 S: 14	LOB: 1 BB: 0 P: 20	R: 0 H: 0 E: 0 K: 2 S: 10	LOB: 0 BB: 0 P: 15	R: 0 H: 0 E: 0 K: 1 S: 10	LOB: 0 BB: 0 P: 17	R: 0 H: 0 E: 0 K: 0 S: 9	LOB: 0 BB: 0 P: 14	R: 0 H: 1 E: 0 K: 1 S: 14	LOB: 1 BB: 0 P: 19	R: 0 H: 0 E: 0 K: 3 S: 9	LOB: 0 BB: 0 P: 11	R: 0 H: 0 E: 0 K: 0 S: 4	LOB: 0 BB: 0 P: 9	1B: 1 2B: 3 HR: 0	SF: 0 SAC: 0 DP: 0 HBP: 0	WP: 0 PB: 0 CS: 0	PA: 30					
PITCHER	IP	WLS	BF	H	R	ER	SO	BB	IBB	HBP	BLK	WP	HR	S	P	ERA	WHIP										
19 Masahiro Tanaka, R (1, 1) ERA: 3.4	7.0	W	24	4	0	0	7	0	0	0	0	0	0	76	108	0.00	0.571										
68 Dellin Betances, R (8, 1) ERA: 1.46	1.0		3	0	0	0	3	0	0	0	0	0	0	9	11	0.00	0.000										
67 James Pazos, L (9, 1) ERA:	0.1		1	0	0	0	0	0	0	0	0	0	0	2	4	0.00	0.000										
65 Caleb Cotham, R (9, 1) ERA: 7.94	0.2		2	0	0	0	0	0	0	0	0	0	0	2	5	0.00	0.000										

Batter	1	2	3	4	5	6	7	8	9	AB	R	H	RBI	BB	SO	LOB	BOTTOM										
22 Jacoby Ellsbury, L (1, 8) OBP: 0.318, SLG: 0.348	F7		G6-3			K			P5	4	0	0	0	0	1	2	Toronto Blue Jays @ New York Yankees Yankee Stadium, Bronx, NY Sun Sep 13 2015, 1:12 PM - 3:51 PM EDT Att: 39,127 - Partly Cloudy - 77 F										
11 Brett Gardner, L (1, 7) OBP: 0.353, SLG: 0.429	P4		G3-1			G3			G3	4	0	0	0	0	0												
36 Carlos Beltrán, S (1, 9) OBP: 0.358, SLG: 0.469 70 Rico Noel, R (8, PR)	L8		G4-3			F8			13 2B	4	0	1	0	0	0	0											
24 Chris Young, R (9, 9) OBP: 0.313, SLG: 0.456									1B	0	1	0	0	0	0	0											
34 Brian McCann, L (1, 2) OBP: 0.328, SLG: 0.468		12 BB 29 SF8 13 1B				K			F8	3	1	0	0	1	1												
13 Alex Rodriguez, R (1, 10) OBP: 0.358, SLG: 0.500 63 José Pirela, R (8, PR) (9, 10) OBP: 0.247, SLG: 0.314		29 SF8 18 BB				G6-3			F9	4	1	2	1	0	0	0											
12 Chase Headley, S (1, 5) OBP: 0.335, SLG: 0.393		18 SF8 1B							2B	0	0	0	0	0	0	0											
29 Dustin Ackley, L (1, 3) OBP: 0.273, SLG: 0.380		18 SF8 BB							K	3	1	1	0	1	1	2											
18 Didi Gregorius, L (1, 6) OBP: 0.317, SLG: 0.376		2-3 3-H							1B	2	1	1	0	0	0	0											
14 Stephen Drew, L (1, 4) OBP: 0.272, SLG: 0.385		3-H							P4	3	0	0	0	0	0	3											
Inning Stats	R: 0 H: 0 E: 0 K: 0 S: 6	WLS: 0 LOB: 0 BB: 0 P: 8	R: 2 H: 1 E: 0 K: 0 S: 12	LOB: 1 BB: 2 P: 25	R: 0 H: 0 E: 0 K: 0 S: 14	LOB: 0 BB: 0 P: 15	R: 2 H: 2 E: 0 K: 1 S: 16	LOB: 2 BB: 0 P: 20	R: 0 H: 0 E: 0 K: 0 S: 7	LOB: 0 BB: 0 P: 10	R: 0 H: 2 E: 0 K: 0 S: 11	LOB: 2 BB: 0 P: 19	R: 1 H: 2 E: 0 K: 1 S: 8	LOB: 2 BB: 0 P: 13	1B: 4 2B: 2 3B: 0 HR: 1	SF: 2 SAC: 0 DP: 0 HBP: 0	WP: 0 PB: 0 CS: 0	PA: 33									
PITCHER	IP	WLS	BF	H	R	ER	SO	BB	IBB	HBP	BLK	WP	HR	S	P	ERA	WHIP										
43 R.A. Dickey, R (1, 1) ERA: 4.08	7.2	L	32	7	5	5	2	2	0	0	0	0	0	1	15	5.87	1.174										
52 Ryan Tepera, R (8, 1) ERA: 2.89	0.1		1	0	0	0	1	0	0	0	0	0	0	3	6	0.00	0.000										

AB	30
R	0
H	4
RBI	0
BB	0
SO	10
LOB	6



AB	29
R	5
H	7
RBI	5
BB	2
SO	3
LOB	8



Batter	1	2	3	4	5	6	7	8	9	AB	R	H	RBI	BB	SO	LOB	TOP								
7 Ben Revere, L OBP: 0.345, SLG: 0.373	F8	G4-3			G1-3		G5-3		F7	5	0	0	0	0	0	3	Toronto Blue Jays @ Atlanta Braves Turner Field, Atlanta, GA Tue Sep 15 2015, 7:12 PM - 9:57 PM EDT Att: 16,399 - Partly Cloudy - 74 F								
20 Josh Donaldson, R OBP: 0.369, SLG: 0.561	K		P6		F7		F8			4	0	0	0	0	1	0									
19 José Bautista, R OBP: 0.370, SLG: 0.534	K		K		F7		K			4	0	0	0	0	3	0									
13 Justin Smoak, S OBP: 0.301, SLG: 0.469			K			HR		K		3	2	1	1	1	2	0									
55 Russell Martin, R OBP: 0.328, SLG: 0.440		K			K		G6-3			3	0	0	0	1	2	1									
17 Ryan Goins, L OBP: 0.310, SLG: 0.343							L3			3	0	1	0	1	1	1									
41 Aaron Sanchez, R (8, 1)										0	0	0	0	0	0	0									
11 Kevin Pillar, R OBP: 0.294, SLG: 0.370										4	0	1	0	0	1	4									
9 Cliff Pennington, S OBP: 0.300, SLG: 0.271										3	0	2	1	1	0	0									
56 Mark Buehrle, L OBP: 0.290, SLG: 0.147										1	0	0	0	1	0	2									
3 Ezquiel Carrasco, L OBP: 0.248, SLG: 0.379										1	0	0	0	0	0	2									
15 Chris Coghlan, R OBP: 0.296, SLG: 0.528										0	0	0	0	0	0	0									
27 Brett Cecil, R OBP: 0.306, SLG: 0.528										0	0	0	0	0	0	0									
57 Mark Lowe, L (7, 1)										0	0	0	0	0	0	0									
18 Darwin Barney, R (8, 4)										1	0	0	0	0	0	0									
Inning Stats	R: 0 E: 0 K: 2 S: 9	H: 0 LOB: 0 BB: 0 P: 11	R: 1 E: 0 K: 2 S: 14	H: 2 LOB: 3 BB: 2 P: 32	R: 0 E: 0 K: 2 S: 8	H: 0 LOB: 0 BB: 0 P: 12	R: 0 E: 0 K: 1 S: 17	H: 1 LOB: 2 BB: 1 P: 25	R: 0 E: 0 K: 0 S: 7	H: 0 LOB: 0 BB: 0 P: 10	R: 1 E: 0 K: 0 S: 12	H: 2 LOB: 2 BB: 1 P: 24	R: 0 E: 0 K: 1 S: 9	H: 0 LOB: 0 BB: 0 P: 15	R: 0 E: 0 K: 2 S: 11	H: 0 LOB: 1 BB: 1 P: 18	R: 0 E: 0 K: 0 S: 6	H: 0 LOB: 0 BB: 0 P: 9	1B: 4 2B: 0 3B: 0 HR: 1	SF: 0 SAC: 0 DP: 0 HBP: 0	WP: 0 PB: 0 SB: 1 CS: 0	PA: 37			
PITCHER	IP	WLS	BF	H	R	ER	SO	BB	IBB	HBP	BLK	WP	HR	S	P	ERA	WHIP								
49 Julio Teheran, R ERA: 4.34	(1, 1)	5.2	26	5	2	7	4	0	0	0	0	0	1	66	113	3.18	1.588								
52 Andrew McKirahan, L ERA: 5.55	(6, 1)	0.2	2	0	0	0	0	0	0	0	0	0	0	3	4	0.00	0.000								
50 Brandon Cunniff, R ERA: 4.4	(7, 1)	1.0	4	0	0	2	1	0	0	0	0	0	0	11	22	0.00	1.000								
56 Matt Marksberry, L ERA: 5.31	(8, 1)	0.1	1	0	0	1	0	0	0	0	0	0	0	3	3	0.00	0.000								
58 Peter Moylan, R ERA: 4.5	(8, 1)	0.1	1	0	0	0	0	0	0	0	0	0	0	4	5	0.00	0.000								

Batter	1	2	3	4	5	6	7	8	9	AB	R	H	RBI	BB	SO	LOB	BOTTOM								
22 Nick Markakis, L OBP: 0.371, SLG: 0.376	F8				F8					4	1	2	0	0	0	1	Toronto Blue Jays @ Atlanta Braves Turner Field, Atlanta, GA Tue Sep 15 2015, 7:12 PM - 9:57 PM EDT Att: 16,399 - Partly Cloudy - 74 F								
14 Daniel Castro, R OBP: 0.328, SLG: 0.393										3	0	1	0	0	2	2									
5 Freddie Freeman, L OBP: 0.368, SLG: 0.468										4	0	0	0	0	1	2									
13 Adonis Garcia, R OBP: 0.288, SLG: 0.490										4	1	2	0	0	1	1									
26 Todd Cunningham, PR OBP: 0.299, SLG: 0.299										0	1	0	0	0	0	0									
15 A.J. Pierzynski, L OBP: 0.335, SLG: 0.418										4	0	3	0	0	0	0									
27 Christian Bethancourt, PR OBP: 0.299, SLG: 0.271										0	0	0	0	0	0	0									
23 Nick Swisher, S OBP: 0.314, SLG: 0.335										2	0	0	0	1	1	3									
25 Cameron Maybin, R7, PR OBP: 0.331, SLG: 0.381										1	0	0	0	0	0	2									
19 Andrelton Simmons, R OBP: 0.325, SLG: 0.335										4	0	1	2	0	0	3									
2 Michael Bourn, L OBP: 0.302, SLG: 0.275										2	0	0	0	1	0	1									
49 Julio Teheran, R OBP: 0.146, SLG: 0.100										2	0	1	0	0	0	2									
52 Andrew McKirahan, R ERA: 5.55	(6, 1)	0.2	2	0	0	0	0	0	0	0	0	0	0	0	0	0									
50 Brandon Cunniff, R ERA: 4.4	(7, 1)	1.0	4	0	0	2	1	0	0	0	0	0	0	11	22	0.00									
56 Matt Marksberry, L ERA: 5.31	(8, 1)	0.1	1	0	0	1	0	0	0	0	0	0	0	3	3	0.00									
58 Peter Moylan, R ERA: 4.5	(8, 1)	0.1	1	0	0	0	0	0	0	0	0	0	0	4	5	0.00									
Inning Stats	R: 0 E: 0 K: 0 S: 6	H: 1 LOB: 0 BB: 0 P: 10	R: 1 E: 0 K: 1 S: 13	H: 2 LOB: 1 BB: 1 P: 21	R: 1 E: 1 K: 0 S: 9	H: 1 LOB: 0 BB: 0 P: 13	R: 0 E: 0 K: 0 S: 4	H: 1 LOB: 0 BB: 0 P: 6	R: 0 E: 0 K: 1 S: 11	H: 1 LOB: 1 BB: 0 P: 16	R: 0 E: 0 K: 2 S: 8	H: 0 LOB: 0 BB: 0 P: 10	R: 0 E: 0 K: 0 S: 7	H: 0 LOB: 1 BB: 1 P: 15	R: 0 E: 0 K: 1 S: 12	H: 1 LOB: 0 BB: 0 P: 19	R: 1 E: 0 K: 0 S: 9	H: 3 LOB: 2 BB: 0 P: 12	1B: 8 2B: 2 3B: 0 HR: 0	SF: 0 SAC: 1 DP: 4 HBP: 0	WP: 0 PB: 0 SB: 0 CS: 0	PA: 34			
PITCHER	IP	WLS	BF	H	R	ER	SO	BB	IBB	HBP	BLK	WP	HR	S	P	ERA	WHIP								
56 Mark Buehrle, L ERA: 3.66	(1, 1)	5.0	20	6	2	1	2	1	0	0	0	0	0	8	10	0.00	0.000								
27 Brett Cecil, L ERA: 2.93	(6, 1)	1.0	3	0	0	0	2	0	0	0	0	0	0	8	10	0.00	0.000								
57 Mark Lowe, R ERA: 1.6	(7, 1)	1.0	3	0	0	0	0	1	0	0	0	0	0	7	15	0.00	1.000								
41 Aaron Sanchez, R ERA: 3.1	(8, 1)	1.1	L 8	4	1	1	1	0	0	0	0	0	0	21	31	6.75	3.000								



Batter	1	2	3	4	5	6	7	8	9	AB	R	H	RBI	BB	SO	LOB	TOP								
7 Ben Revere, L OBP: 0.346, SLG: 0.376																		4	1	2	2	0	0	0	
20 Josh Donaldson, R OBP: 0.388, SLG: 0.560																		5	0	1	0	0	1	3	
18 Darwin Barney, R (9.4)																		0	0	0	0	0	0	0	
19 José Bautista, R OBP: 0.371, SLG: 0.533																		4	1	1	1	1	0	0	
52 Ryan Tepera, R (9.1)																		0	0	0	0	0	0	0	
10 Edwin Encarnación, R OBP: 0.371, SLG: 0.544																		3	1	3	0	2	0	0	
66 Munenori Kawasaki, L OBP: 0.296, SLG: 0.316																		0	1	0	0	0	0	0	
13 Justin Smoak, S OBP: 0.301, SLG: 0.469																		0	0	0	0	0	0	0	
55 Russell Martin, R OBP: 0.328, SLG: 0.450																		5	2	2	4	0	1	5	
17 Ryan Goins, L OBP: 0.314, SLG: 0.344																		2	1	1	1	2	0	1	
11 Kevin Pillar, R OBP: 0.297, SLG: 0.372																		4	1	2	0	0	0	2	
9 Cliff Pennington, S OBP: 0.298, SLG: 0.265																		4	1	0	1	1	2	4	
14 David Price, L (1.1)																		4	0	0	0	0	0	4	
62 Aaron Loup, L (8.1)																									

Batter	1	2	3	4	5	6	7	8	9	AB	R	H	RBI	BB	SO	LOB	TOP										
22 Jacoby Ellsbury, L (1, 8) OBP: 0.318, SLG: 0.346	L1		11 BB 1-2 1B		P6			1-2 3-H 1B		4	0	2	1	0	0	0	New York Yankees @ Toronto Blue Jays Rogers Centre, Toronto, ON Mon Sep 21 2015, 7:09 PM - 10:22 PM EDT Att. 47,648 - Clear - 62 F										
11 Brett Gardner, L (1, 7) OBP: 0.347, SLG: 0.413	L8		1-2 2-3 BB		G3			1-3 3-3 1B		3	0	0	0	1	1	2											
13 Alex Rodriguez, R (1, 10) OBP: 0.358, SLG: 0.499	34 FC6-5 1B		3-2 BB		K			1-3 2-2 K		4	0	1	0	0	3	5											
34 Brian McCann, L (1, 2) OBP: 0.325, SLG: 0.458	FC6-5 1-2		0-2 L8		L8			1-3 K		4	0	0	0	0	1	6											
36 Carlos Beltrán, S (1, 9) OBP: 0.335, SLG: 0.464	F9				L9			1-2 G1-3		4	0	0	0	0	0	0											
12 Chase Headley, S (1, 5) OBP: 0.328, SLG: 0.377	K				F9			0-3 K		4	0	0	0	0	3	0											
33 Greg Bird, L (1, 3) OBP: 0.333, SLG: 0.534	G3-1				K			1-3 K		4	1	1	1	0	2	0											
18 Didi Gregorius, L (1, 6) OBP: 0.312, SLG: 0.366					G4-3			4-1 29 1B 22 1B BB		3	1	0	0	1	1	0											
29 Dustin Ackley, L (1, 4) OBP: 0.282, SLG: 0.411	E4 11 BB 22 1B				G3			1-2 22 1B 1B		3	0	1	0	0	0	0											
Inning Stats	R: 0 E: 0 K: 0 S: 14	H: 1 LOB: 1 BB: 0 P: 16	R: 0 E: 0 K: 1 S: 8	H: 0 LOB: 0 BB: 0 P: 9	R: 0 E: 1 K: 1 S: 18	H: 1 LOB: 3 BB: 1 P: 29	R: 0 E: 0 K: 1 S: 7	H: 0 LOB: 0 BB: 0 P: 9	R: 0 E: 0 K: 1 S: 15	H: 0 LOB: 0 BB: 0 P: 19	R: 0 E: 0 K: 1 S: 12	H: 0 LOB: 0 BB: 0 P: 17	R: 0 E: 0 K: 2 S: 13	H: 0 LOB: 0 BB: 0 P: 15	R: 1 E: 0 K: 3 S: 17	H: 2 LOB: 2 BB: 1 P: 29		R: 1 E: 0 K: 1 S: 10	H: 1 LOB: 0 BB: 0 P: 13	1B: 4 2B: 0 3B: 0 HR: 1	SF: 0 SAC: 0 DP: 0 HBP: 0	WP: 0 PB: 0 SB: 0 CS: 0	PA: 35				
PITCHER	IP	WLS	BF	H	R	ER	SO	BB	IBB	HBP	BLK	WP	HR	S	P	ERA	WHIP										
14 David Price, L (1, 1) ERA: 2.34	7.0	W	25	2	0	0	7	1	0	0	0	0	0	87	114	0.00	0.429										
41 Aaron Sanchez, R (8, 1) ERA: 3.39	0.0		2	1	1	1	0	1	0	0	0	0	0	4	9	∞	∞										
27 Brett Cecil, L (8, 1) ERA: 2.72	1.0	H	4	1	0	0	3	0	0	0	0	0	0	13	20	0.00	1.000										
54 Roberto Osuna, R (9, 1) ERA: 2.48	1.0	S	4	1	1	1	1	0	0	0	0	0	1	10	13	9.00	1.000										

AB 33
R 2
H 5
RBI 2
BB 2
SO 11
LOB 13



Batter	1	2	3	4	5	6	7	8	9	AB	R	H	RBI	BB	SO	LOB	BOTTOM										
7 Ben Revere, L (1, 7) OBP: 0.343, SLG: 0.370	20 HBP 19 1B 1B				G5-3			1-2 1B		5	1	2	0	0	1	3	New York Yankees @ Toronto Blue Jays Rogers Centre, Toronto, ON Mon Sep 21 2015, 7:09 PM - 10:22 PM EDT Att. 47,648 - Clear - 62 F										
20 Josh Donaldson, R (1, 5) OBP: 0.385, SLG: 0.574	10 WP 19 1B 10 G6-3 HBP				E5 1B			1-2 P4		3	2	1	0	1	1	1											
19 José Bautista, R (1, 9) OBP: 0.375, SLG: 0.534	10 WP 13 2B 1B				G5-3			0-0 55 SF8 BB		4	1	2	1	0	0	1											
10 Edwin Encarnación, R (1, 10) OBP: 0.371, SLG: 0.547	G6-3 1-2 2-H				1B			4-0 IBB		3	0	1	1	1	0	1											
13 Justin Smoak, S (1, 3) OBP: 0.301, SLG: 0.470	55 G4-3 2B				K			0-1 G6-3		4	0	1	1	0	1	4											
55 Russell Martin, R (1, 2) OBP: 0.324, SLG: 0.444	G4-3 2-3				K			0-2 SF8		3	0	0	1	0	2	2											
17 Ryan Goins, L (1, 6) OBP: 0.319, SLG: 0.350	BB				G1-3			1-1 23 BB 11 BB 1B		3	0	1	0	1	0	3											
11 Kevin Pillar, R (1, 8) OBP: 0.296, SLG: 0.367	K				K			4-1 23 BB 1-2 BB		3	0	0	0	1	2	2											
9 Cliff Pennington, S (1, 4) OBP: 0.288, SLG: 0.273	F7				P3			4-2 BB		2	0	0	0	0	0	0											
23 Matt Hague, R (6, PH) OBP: 0.500, SLG: 0.600								0-0 L7		0	0	0	0	1	0	0											
18 Darwin Barney, R (7, 4) OBP: 0.304								1-2 2-3 BB		1	0	0	0	0	0	0											
Inning Stats	R: 3 E: 0 K: 1 S: 17	H: 3 LOB: 2 BB: 1 P: 35	R: 0 E: 1 K: 1 S: 15	H: 1 LOB: 1 BB: 0 P: 22	R: 0 E: 1 K: 2 S: 12	H: 1 LOB: 1 BB: 0 P: 19	R: 0 E: 0 K: 1 S: 7	H: 0 LOB: 0 BB: 0 P: 10	R: 0 E: 0 K: 1 S: 11	H: 0 LOB: 0 BB: 0 P: 15	R: 0 E: 0 K: 1 S: 11	H: 1 LOB: 3 BB: 2 P: 23	R: 1 E: 0 K: 0 S: 13	H: 1 LOB: 2 BB: 2 P: 23	R: 0 E: 0 K: 0 S: 9	H: 1 LOB: 1 BB: 0 P: 11	1B: 6 2B: 2 3B: 0 HR: 0	SF: 1 SAC: 0 DP: 0 HBP: 1	WP: 1 PB: 0 SB: 0 CS: 0	PA: 38							
PITCHER	IP	WLS	BF	H	R	ER	SO	BB	IBB	HBP	BLK	WP	HR	S	P	ERA	WHIP										
43 Adam Warren, R (1, 1) ERA: 3.46	3.1	L	17	5	3	3	5	1	0	1	0	0	0	48	82	8.10	1.800										
67 James Pazos, L (4, 1) ERA: 5.63	0.2		2	0	0	0	0	0	0	0	0	0	0	3	4	0.00	0.000										
65 Caleb Cotham, R (5, 1) ERA: 5.63	1.2		5	0	0	0	2	0	0	0	0	0	0	15	22	0.00	0.000										
45 Chasen Shreve, L (6, 1) ERA: 2.85	0.1		4	1	0	0	0	2	0	0	0	0	0	7	16	0.00	9.000										
57 Brandon Pinder, R (7, 1) ERA: 3.04	0.0		3	1	1	1	0	1	1	0	0	0	0	4	12	∞	∞										

AB 31
R 4
H 8
RBI 4
BB 5
SO 7
LOB 17



Batter	1	2	3	4	5	6	7	8	9	AB	R	H	RBI	BB	SO	LOB	TOP								
22 Jacoby Ellsbury, L (1, 8) OBP: 0.318, SLG: 0.348										4	0	0	0	0	1	1	New York Yankees @ Toronto Blue Jays Rogers Centre, Toronto, ON Wed Sep 23 2015, 7:13 PM - 10:04 PM EDT Att: 48,056 - Clear - 68 F								
11 Brett Gardner, L (1, 7) OBP: 0.345, SLG: 0.409										4	0	0	0	0	2	0									
13 Alex Rodriguez, R (1, 10) OBP: 0.356, SLG: 0.495										4	0	1	0	0	0	0									
34 Brian McCann, L (1, 2) OBP: 0.325, SLG: 0.456										4	0	1	0	0	0	1									
36 Carlos Beltrán, S (1, 9) OBP: 0.336, SLG: 0.470										2	0	0	0	1	1	1									
71 Slade Heathcott, L (7, PR) OBP: 0.350, SLG: 0.700										1	0	0	0	0	1	1									
33 Greg Bird, L (1, 3) OBP: 0.333, SLG: 0.552										4	0	1	0	0	1	2									
12 Chase Headley, S (1, 5) OBP: 0.326, SLG: 0.374										3	0	1	0	0	1	1									
29 Dustin Ackley, L (1, 4) OBP: 0.283, SLG: 0.411										3	0	1	0	0	0	2									
18 Didi Gregorius, L (1, 6) OBP: 0.315, SLG: 0.370										3	0	1	0	0	1	1									
Inning Stats	R: 0 H: 0 E: 0 K: 2 S: 9	H: 0 LOB: 0 BB: 0 P: 14	R: 0 H: 0 E: 0 K: 1 S: 8	H: 0 LOB: 0 BB: 0 P: 13	R: 0 H: 1 E: 0 K: 1 S: 13	H: 1 LOB: 1 BB: 0 P: 20	R: 0 H: 1 E: 0 K: 1 S: 10	H: 1 LOB: 1 BB: 0 P: 14	R: 0 H: 2 E: 0 K: 0 S: 6	H: 2 LOB: 1 BB: 0 P: 11	R: 0 H: 0 E: 0 K: 0 S: 7	H: 0 LOB: 0 BB: 0 P: 7	R: 0 H: 1 E: 0 K: 0 S: 8	H: 1 LOB: 2 BB: 1 P: 16	R: 0 H: 0 E: 0 K: 2 S: 8	H: 0 LOB: 0 BB: 0 P: 9	R: 0 H: 1 E: 0 K: 1 S: 12	H: 1 LOB: 1 BB: 0 P: 15	1B: 4 2B: 2 3B: 0 HR: 0	SF: 0 SAC: 0 DP: 1 HBP: 0	WP: 0 PB: 0 SB: 0 CS: 0	PA: 33			
PITCHER	IP	WLS	BF	H	R	ER	SO	BB	IBB	HBP	BLK	WP	HR	S	P	ERA	WHIP								
6 Marcus Stroman, R (1, 1) ERA: 1.89	7.0	W	26	5	0	0	5	1	0	0	0	0	0	61	95	0.00	0.857								
27 Brett Cecil, L (8, 1) ERA: 2.59	1.0		3	0	0	0	2	0	0	0	0	0	0	8	9	0.00	0.000								
54 Roberto Osuna, R (9, 1) ERA: 2.44	1.0		4	1	0	0	1	0	0	0	0	0	0	12	15	0.00	1.000								

Batter	1	2	3	4	5	6	7	8	9	AB	R	H	RBI	BB	SO	LOB	BOTTOM								
7 Ben Revere, L (1, 7) OBP: 0.339, SLG: 0.366										5	0	0	0	0	0	5	New York Yankees @ Toronto Blue Jays Rogers Centre, Toronto, ON Wed Sep 23 2015, 7:13 PM - 10:04 PM EDT Att: 48,056 - Clear - 68 F								
20 Josh Donaldson, R (1, 5) OBP: 0.371, SLG: 0.574									4	1	3	0	0	1	0										
19 José Bautista, R (1, 9) OBP: 0.373, SLG: 0.527									4	0	0	0	0	2	3										
10 Edwin Encarnación, R (1, 10) OBP: 0.371, SLG: 0.550										3	1	1	0	1	0	1									
13 Justin Smoak, S (1, 3) OBP: 0.295, SLG: 0.458										4	0	0	0	0	4	5									
55 Russell Martin, R (1, 2) OBP: 0.326, SLG: 0.450										3	2	1	3	1	0	0									
17 Ryan Goins, L (1, 6) OBP: 0.319, SLG: 0.347										3	0	1	0	1	1	0									
11 Kevin Pillar, R (1, 8) OBP: 0.300, SLG: 0.377										4	0	1	1	0	0	1									
18 Darwin Barney, R (1, 4) OBP: 0.125, SLG: 0.125										2	0	1	0	0	0	1									
3 Ezequiel Carrera, L (6, PH) OBP: 0.324, SLG: 0.370										0	0	0	0	1	0	0									
9 Cliff Pennington, S (7, 4) OBP: 0.287, SLG: 0.272										1	0	0	0	0	1	0									
Inning Stats	R: 0 H: 2 E: 0 K: 2 S: 14	H: 1 LOB: 2 BB: 1 P: 22	R: 0 H: 1 E: 0 K: 0 S: 12	H: 1 LOB: 1 BB: 0 P: 17	R: 0 H: 1 E: 0 K: 2 S: 13	H: 1 LOB: 1 BB: 0 P: 16	R: 0 H: 0 E: 0 K: 0 S: 12	H: 0 LOB: 0 BB: 0 P: 20	R: 0 H: 0 E: 0 K: 1 S: 8	H: 0 LOB: 0 BB: 0 P: 15	R: 1 H: 2 E: 0 K: 1 S: 19	H: 2 LOB: 3 BB: 2 P: 34	R: 3 H: 2 E: 0 K: 2 S: 14	H: 2 LOB: 0 BB: 1 P: 24	R: 0 H: 0 E: 0 K: 1 S: 6	H: 0 LOB: 0 BB: 0 P: 8	1B: 5 2B: 2 3B: 0 HR: 1	SF: 0 SAC: 0 DP: 0 HBP: 0	WP: 0 PB: 0 SB: 2 CS: 0	PA: 37					
PITCHER	IP	WLS	BF	H	R	ER	SO	BB	IBB	HBP	BLK	WP	HR	S	P	ERA	WHIP								
47 Iván Nova, R (1, 1) ERA: 4.87	5.2	L	24	4	1	1	6	2	0	0	0	0	0	70	110	1.59	1.059								
67 James Pazos, L (6, 1) ERA:	0.0		1	1	0	0	0	0	0	0	0	0	0	4	4										
65 Caleb Cotham, R (6, 1) ERA: 5.4	0.1		3	1	0	0	0	1	0	0	0	0	0	4	10	0.00	6.000								
38 Andrew Bailey, R (7, 1) ERA: 7.5	1.0		6	2	3	3	2	0	1	0	0	0	1	14	24	27.00	2.000								
55 Bryan Mitchell, R (8, 1) ERA: 5.81	1.0		3	0	0	0	1	0	0	0	0	0	0	6	8	0.00	0.000								

AB	32
R	0
H	6
RBI	0
BB	1
SO	8
LOB	10



AB	33
R	4
H	8
RBI	4
BB	4
SO	9
LOB	16



Batter	1	2	3	4	5	6	7	8	9	AB	R	H	RBI	BB	SO	LOB	TOP					
5 Brandon Guyer, R (1, 7) OBP: 0.354, SLG: 0.411 28 John Jaso, L (9, PH) OBP: 0.374, SLG: 0.448										4	1	1	0	0	2	0						
20 Steven Souza Jr., R (1, 9) OBP: 0.315, SLG: 0.465										5	1	1	1	0	1	2						
3 Evan Longoria, R (1, 10) OBP: 0.306, SLG: 0.434										5	0	0	0	0	1	4						
11 Logan Forsythe, R (1, 4) OBP: 0.359, SLG: 0.446										3	0	0	1	0	1	0						
13 Adrúbal Cabrera, S (1, 6) OBP: 0.316, SLG: 0.428										3	1	3	1	1	0	0						
36 Richie Shaffer, R (1, 5) OBP: 0.321, SLG: 0.400										4	1	0	0	0	2	4						
21 James Loney, L (1, 3) OBP: 0.321, SLG: 0.360										4	0	0	0	0	0	4						
39 Kevin Kiermaier, L (1, 8) OBP: 0.301, SLG: 0.423										4	3	2	2	0	0	1						
44 René Rivera, R (1, 2) OBP: 0.215, SLG: 0.277 24 Grady Sizemore, L (9, PH) OBP: 0.303, SLG: 0.372										2	1	0	0	1	1	0						
Inning Stats	R: 0 E: 0 K: 1 S: 9	H: 0 LOB: 0 BB: 0 P: 11	R: 0 E: 0 K: 1 S: 13	H: 1 LOB: 1 BB: 0 P: 19	R: 4 E: 1 K: 2 S: 30	H: 4 LOB: 1 BB: 1 P: 39	R: 1 E: 0 K: 2 S: 13	H: 1 LOB: 0 BB: 0 P: 17	R: 0 E: 0 K: 0 S: 8	H: 0 LOB: 0 BB: 0 P: 9	R: 0 E: 0 K: 1 S: 6	H: 1 LOB: 0 BB: 0 P: 7	R: 0 E: 0 K: 0 S: 7	H: 0 LOB: 0 BB: 0 P: 11	R: 0 E: 0 K: 1 S: 7	H: 0 LOB: 0 BB: 0 P: 8	R: 3 E: 2 K: 0 S: 15	H: 2 LOB: 2 BB: 1 P: 27	1B: 7 2B: 1 3B: 0 HR: 1	SF: 1 SAC: 0 DP: 1 HBP: 0	WP: 0 PB: 0 SB: 0 CS: 0	PA: 39
PITCHER	IP WLS BF H R ER SO BB IBB HBP BLK WP HR S P ERA WHIP	5.0 W 22 6 5 4 6 1 0 0 0 0 1 73 95 7.20 1.400	6.1 1.0 3 1 0 0 1 0 0 0 0 0 0 6 7 0.00 1.000	7.1 0.1 1 0 0 0 0 0 0 0 0 0 0 2 3 0.00 0.000	7.1 0.2 2 0 0 0 0 0 0 0 0 0 0 5 8 0.00 0.000	8.1 1.0 3 0 0 0 1 0 0 0 0 0 0 7 8 0.00 0.000	PITCHER	IP WLS BF H R ER SO BB IBB HBP BLK WP HR S P ERA WHIP	9.1 0.0 2 0 2 0 0 1 0 0 0 0 0 0 2 3 0.00 0.000	9.1 0.1 2 0 0 0 0 0 0 0 0 0 0 4 6 0.00 0.000	9.1 0.2 S 4 2 1 0 0 0 0 0 0 0 8 13 0.00 3.000	52 Ryan Tepera, R (9, 1) ERA: 2.67 27 Brett Cecil, L (9, 1) ERA: 2.95 54 Roberto Osuna, R (9, 1) ERA: 2.38										
7 Ben Revere, L (1, 7) OBP: 0.342, SLG: 0.374										5	1	3	1	0	0	1						
20 Josh Donaldson, R (1, 5) OBP: 0.373, SLG: 0.575										3	1	0	0	2	0	3						
19 José Bautista, R (1, 9) OBP: 0.377, SLG: 0.543										3	2	2	4	2	0	2						
10 Edwin Encarnación, R (1, 10) OBP: 0.366, SLG: 0.540										5	1	0	0	0	1	4						
13 Justin Smoak, S (1, 3) OBP: 0.297, SLG: 0.457										5	2	2	0	0	1	0						
55 Russell Martin, R (1, 2) OBP: 0.327, SLG: 0.452										4	1	1	2	1	2	0						
17 Ryan Goins, L (1, 6) OBP: 0.315, SLG: 0.346										3	1	1	1	0	0	0						
11 Kevin Pillar, R (1, 8) OBP: 0.306, SLG: 0.392										4	1	3	2	0	1	0						
9 Cliff Pennington, S (1, 4) OBP: 0.296, SLG: 0.289 15 Chris Colabello, R (7, PH) OBP: 0.371, SLG: 0.516 18 Darwin Barney, R (8, 4) OBP: 0.200, SLG: 0.200										2	0	0	0	1	1	2						
Inning Stats	R: 5 E: 0 K: 2 S: 17	H: 4 LOB: 0 BB: 1 P: 33	R: 0 E: 0 K: 0 S: 8	H: 1 LOB: 2 BB: 1 P: 16	R: 2 E: 0 K: 1 S: 12	H: 3 LOB: 2 BB: 1 P: 18	R: 2 E: 0 K: 1 S: 22	H: 2 LOB: 2 BB: 2 P: 38	R: 0 E: 0 K: 0 S: 7	H: 0 LOB: 1 BB: 1 P: 15	R: 0 E: 0 K: 1 S: 7	H: 0 LOB: 0 BB: 0 P: 12	R: 0 E: 0 K: 1 S: 11	H: 1 LOB: 1 BB: 0 P: 14	R: 1 E: 0 K: 1 S: 11	H: 1 LOB: 0 BB: 0 P: 17	1B: 5 2B: 4 3B: 0 HR: 3	SF: 1 SAC: 0 DP: 0 HBP: 0	WP: 0 PB: 0 SB: 1 CS: 0	PA: 42		
PITCHER	IP WLS BF H R ER SO BB IBB HBP BLK WP HR S P ERA WHIP	3.2 L 26 10 9 9 3 5 0 0 0 0 0 2 55 100 9.00 1.000	4.1 1.1 5 0 0 0 1 1 0 0 0 0 0 0 11 20 0.00 0.750	6.1 1.0 3 0 0 0 1 0 0 0 0 0 0 7 12 0.00 0.000	7.1 0.2 3 1 0 0 1 0 0 0 0 0 0 10 13 0.00 1.500	7.1 0.1 1 0 0 0 0 0 0 0 0 0 0 1 1 0.00 0.000	PITCHER	IP WLS BF H R ER SO BB IBB HBP BLK WP HR S P ERA WHIP	8.1 1.0 4 1 1 1 1 0 0 0 0 0 0 0 11 20 0.00 0.750	8.1 1.0 4 1 1 1 1 0 0 0 0 0 0 0 11 20 0.00 0.750	8.1 1.0 4 1 1 1 1 0 0 0 0 0 0 0 11 20 0.00 0.750	8.1 1.0 4 1 1 1 1 0 0 0 0 0 0 0 11 20 0.00 0.750	49 Kirby Yates, R (8, 1) ERA: 8.38									

Tampa Bay Rays @ Toronto Blue Jays
Rogers Centre, Toronto, ON
Sat Sep 26 2015, 1:08 PM - 4:25 PM EDT
Att: 47,094 - Sunny - 65 F

AB 36
R 8
H 9
RBI 7
BB 2
SO 8
LOB 15



Tampa Bay Rays @ Toronto Blue Jays
Rogers Centre, Toronto, ON
Sat Sep 26 2015, 1:08 PM - 4:25 PM EDT
Att: 47,094 - Sunny - 65 F

AB 35
R 10
H 12
RBI 10
BB 6
SO 7
LOB 13



Batter	1	2	3	4	5	6	7	8	9	AB	R	H	RBI	BB	SO	LOB	TOP										
5 Brandon Guyer, R (1, 7) OBP: 0.356, SLG: 0.416										3	2	1	0	0	1	0	Tampa Bay Rays @ Toronto Blue Jays Rogers Centre, Toronto, ON Sun Sep 27 2015, 1:07 PM - 4:02 PM EDT Att: 47,287 - Sunny - 67 F										
27 Mikie Mahtook, R (1, 8) OBP: 0.364, SLG: 0.578										3	1	2	2	1	1	1											
3 Evan Longoria, R (1, 5) OBP: 0.328, SLG: 0.431										4	0	0	0	0	1	3											
11 Logan Forsythe, R (1, 10) OBP: 0.358, SLG: 0.444										4	0	1	1	0	1	2											
13 Asdrúbal Cabrera, S (1, 6) OBP: 0.314, SLG: 0.422										4	0	0	0	0	1	1											
20 Steven Souza Jr., R (1, 9) OBP: 0.314, SLG: 0.403										4	1	1	0	0	1	0											
1 Tim Beckham, R (1, 4) OBP: 0.283, SLG: 0.460										4	0	1	0	0	1	0											
36 Richie Shaffer, R (1, 3) OBP: 0.309, SLG: 0.388										2	0	0	1	0	0	0											
46 Luke Maile, R (1, 2) OBP: 0.080, SLG: 0.160										2	0	0	0	0	0	1											
28 John Jaso, L (7, PH) OBP: 0.373, SLG: 0.446										1	0	0	0	0	1	0											
44 René Rivera, R (7, 2) OBP: 0.215, SLG: 0.277										0	0	0	0	0	0	0											
Inning Stats	R: 1 E: 0 K: 1 S: 12	H: 2 LOB: 1 BB: 0 P: 15	R: 0 E: 0 K: 1 S: 8	H: 0 LOB: 0 BB: 0 P: 10	R: 2 E: 0 K: 2 S: 14	H: 1 LOB: 0 BB: 0 P: 21	R: 1 E: 0 K: 0 S: 11	H: 2 LOB: 1 BB: 0 P: 15	R: 0 E: 0 K: 1 S: 8	H: 0 LOB: 0 BB: 0 P: 12	R: 0 E: 0 K: 2 S: 10	H: 1 LOB: 0 BB: 0 P: 12	R: 0 E: 0 K: 1 S: 6	H: 0 LOB: 0 BB: 0 P: 8	R: 0 E: 0 K: 1 S: 6	H: 0 LOB: 0 BB: 0 P: 8	1B: 4 2B: 0 3B: 1 HR: 1	SF: 1 SAC: 0 DP: 1 HBP: 1	WP: 0 PB: 0 SB: 1 CS: 0	PA: 34							
PITCHER	IP	WLS	BF	H	R	ER	SO	BB	IBB	HBP	BLK	WP	HR	S	P	ERA	WHIP										
56 Mark Buehrle, L (1, 1) ERA: 3.76	6.0		25	5	4	4	5	1	0	1	0	0	1	60	90	6.00	1.000										
31 Liam Hendriks, R (7, 1) ERA: 2.53	1.1		5	1	0	0	2	0	0	0	0	0	0	14	21	0.00	0.750										
41 Aaron Sanchez, R (8, 1) ERA: 3.31	0.2		1	0	0	0	0	0	0	0	0	0	0	3	4	0.00	0.000										
27 Brett Cecil, L (9, 1) ERA: 2.6	1.0	W	3	0	0	0	1	0	0	0	0	0	0	6	8	0.00	0.000										

Batter	1	2	3	4	5	6	7	8	9	AB	R	H	RBI	BB	SO	LOB	BOTTOM										
7 Ben Revere, L (1, 7) OBP: 0.343, SLG: 0.375										4	0	1	0	1	0	0	Tampa Bay Rays @ Toronto Blue Jays Rogers Centre, Toronto, ON Sun Sep 27 2015, 1:07 PM - 4:02 PM EDT Att: 47,287 - Sunny - 67 F										
20 Josh Donaldson, R (1, 5) OBP: 0.373, SLG: 0.578										4	2	1	1	1	1	3											
19 José Bautista, R (1, 9) OBP: 0.374, SLG: 0.539										4	0	0	0	0	0	2											
10 Edwin Encarnación, R (1, 10) OBP: 0.367, SLG: 0.539										3	1	1	0	1	0	0											
13 Justin Smoak, S (1, 3) OBP: 0.303, SLG: 0.475										4	1	3	3	0	1	0											
45 Dalton Pompey, S (8, PR) OBP: 0.258, SLG: 0.329										0	1	0	0	0	0	0											
23 Matt Hague, R (9, 3) OBP: 0.571, SLG: 0.600										0	0	0	0	0	0	0											
30 Dioner Navarro, S (1, 2) OBP: 0.304, SLG: 0.382										4	0	1	0	0	0	3											
11 Kevin Pillar, R (1, 8) OBP: 0.307, SLG: 0.395										4	0	2	1	0	0	0											
17 Ryan Goins, L (1, 6) OBP: 0.313, SLG: 0.344										2	0	0	0	0	1	0											
15 Chris Colabello, R (6, PH) OBP: 0.370, SLG: 0.514										1	0	0	0	0	0	2											
9 Cliff Pennington, S (7, 6) OBP: 0.294, SLG: 0.287										1	0	0	0	0	1	2											
18 Darwin Barney, R (1, 4) OBP: 0.231, SLG: 0.308										3	0	1	0	0	0	0											
3 Ezequiel Carrera, L (9, PH) OBP: 0.322, SLG: 0.368										1	0	0	0	0	0	0											
Inning Stats	R: 1 E: 0 K: 0 S: 16	H: 2 LOB: 2 BB: 1 P: 27	R: 0 E: 0 K: 0 S: 10	H: 0 LOB: 0 BB: 0 P: 17	R: 0 E: 0 K: 1 S: 7	H: 0 LOB: 0 BB: 0 P: 8	R: 0 E: 0 K: 1 S: 6	H: 1 LOB: 2 BB: 1 P: 15	R: 2 E: 0 K: 0 S: 13	H: 3 LOB: 1 BB: 1 P: 23	R: 0 E: 0 K: 0 S: 9	H: 1 LOB: 1 BB: 0 P: 20	R: 1 E: 0 K: 1 S: 13	H: 2 LOB: 2 BB: 0 P: 21	R: 1 E: 0 K: 0 S: 5	H: 1 LOB: 0 BB: 0 P: 8	1B: 4 2B: 4 3B: 0 HR: 2	SF: 0 SAC: 0 DP: 1 HBP: 0	WP: 0 PB: 1 SB: 1 CS: 0	PA: 38							
PITCHER	IP	WLS	BF	H	R	ER	SO	BB	IBB	HBP	BLK	WP	HR	S	P	ERA	WHIP										
35 Matt Andriese, R (1, 1) ERA: 4.31	3.0		12	2	1	1	1	1	0	0	0	0	0	33	54	3.00	1.000										
45 Enny Romero, L (4, 1) ERA: 4.29	1.2		7	1	0	0	2	1	0	0	0	0	0	12	20	0.00	1.200										
59 Andrew Bellatti, R (5, 1) ERA: 1.19	0.1	H	1	0	0	0	0	0	0	0	0	0	0	1	3	0.00	0.000										
47 Brandon Gomes, R (6, 1) ERA: 3.88	0.1	H	3	1	2	2	0	1	0	0	0	0	1	7	14	54.00	6.000										
31 Xavier Cedeño, L (6, 1) ERA: 2.22	0.2	H	3	2	0	0	0	0	0	0	0	0	0	6	9	0.00	3.000										
PITCHER	IP	WLS	BF	H	R	ER	SO	BB	IBB	HBP	BLK	WP	HR	S	P	ERA	WHIP										
57 Jake McGee, L (7, 1) ERA: 2.5	1.0		4	1	0	0	0	0	0	0	0	0	0	9	20	0.00	1.000										
37 Alex Colomé, R (8, 1) ERA: 4.0	1.0	B	5	2	1	1	1	0	0	0	0	0	0	13	21	9.00	2.000										
54 Steve Geltz, R (9, 1) ERA: 3.78	0.2	L	3	1	1	1	0	0	0	0	0	0	1	5	8	13.50	1.500										

AB	31
R	4
H	6
RBI	4
BB	1
SO	8
LOB	8



AB	35
R	5
H	10
RBI	5
BB	3
SO	4
LOB	12



Batter	1	2	3	4	5	6	7	8	9	AB	R	H	RBI	BB	SO	LOB	TOP							
7 Ben Revere, L OBP: 0.342, SLG: 0.373	L8		G6-3		FC6			20 1B 19 1B	L6	5	1	1	1	0	0	3								
20 Josh Donaldson, R OBP: 0.372, SLG: 0.575	G6-3		G4-3			G4-3		19 1B		4	0	1	0	0	0	0								
19 José Bautista, R OBP: 0.375, SLG: 0.539	G1-3				10 G4-6-3 1B	G3		1B		4	0	2	1	0	0	0								
10 Edwin Encarnación, R OBP: 0.368, SLG: 0.544		HR			1-2 G4-6-3	G5-3		BB		3	1	1	1	1	0	1								
15 Chris Colabello, R OBP: 0.368, SLG: 0.511		K								4	0	1	0	0	2	2								
18 Darwin Barney, R OBP: 0.231, SLG: 0.308								K		0	0	0	0	0	0	0								
30 Dioner Navarro, S OBP: 0.303, SLG: 0.379	F8									4	0	1	0	0	1	1								
45 Dalton Pompey, S OBP: 0.258, SLG: 0.329								17 SH2-4 13 FC2		0	1	0	0	0	0	0								
55 Russell Martin, R OBP: 0.327, SLG: 0.452								1B		0	0	0	0	0	0	0								
11 Kevin Pillar, R OBP: 0.309, SLG: 0.395								17 SH2-4 13 FC2		4	0	2	0	0	0	0								
17 Ryan Goins, L OBP: 0.313, SLG: 0.344								13 SH2-4 7 G2-3		3	1	1	0	0	1	1								
66 Munenori Kawasaki, L OBP: 0.280, SLG: 0.273										1	0	0	0	1	0	0								
13 Justin Smoak, S OBP: 0.351, SLG: 0.472										2	0	0	1	0	0	3								
Inning Stats	R: 0 E: 0 K: 0 S: 8	H: 0 LOB: 0 BB: 0 P: 12	R: 1 E: 0 K: 2 S: 15	H: 2 LOB: 1 BB: 0 P: 18	R: 0 E: 0 K: 0 S: 8	H: 0 LOB: 0 BB: 0 P: 13	R: 0 E: 0 K: 1 S: 9	H: 2 LOB: 1 BB: 0 P: 12	R: 0 E: 0 K: 0 S: 12	H: 0 LOB: 0 BB: 0 P: 13	R: 0 E: 0 K: 0 S: 7	H: 0 LOB: 0 BB: 0 P: 8	R: 2 E: 0 K: 1 S: 17	H: 4 LOB: 2 BB: 0 P: 27	R: 1 E: 0 K: 0 S: 11	H: 2 LOB: 2 BB: 0 P: 15	1B: 9 2B: 0 3B: 0 HR: 1	SF: 0 SAC: 1 DP: 1 HBP: 0	WP: 0 PB: 0 SB: 0 CS: 0	PA: 37				
PITCHER	IP WLS BF ERA WHIP	WLS BF ERA WHIP	H R ER SO BB IBB HBP BLK WP HR S P ERA WHIP	H R ER SO BB IBB HBP BLK WP HR S P ERA WHIP	IP WLS BF ERA WHIP	WLS BF ERA WHIP	H R ER SO BB IBB HBP BLK WP HR S P ERA WHIP	H R ER SO BB IBB HBP BLK WP HR S P ERA WHIP	IP WLS BF ERA WHIP	WLS BF ERA WHIP	H R ER SO BB IBB HBP BLK WP HR S P ERA WHIP	H R ER SO BB IBB HBP BLK WP HR S P ERA WHIP	IP WLS BF ERA WHIP	WLS BF ERA WHIP	H R ER SO BB IBB HBP BLK WP HR S P ERA WHIP	H R ER SO BB IBB HBP BLK WP HR S P ERA WHIP	IP WLS BF ERA WHIP	WLS BF ERA WHIP	H R ER SO BB IBB HBP BLK WP HR S P ERA WHIP	H R ER SO BB IBB HBP BLK WP HR S P ERA WHIP	IP WLS BF ERA WHIP	WLS BF ERA WHIP	H R ER SO BB IBB HBP BLK WP HR S P ERA WHIP	H R ER SO BB IBB HBP BLK WP HR S P ERA WHIP

Toronto Blue Jays @ Baltimore Orioles
 Oriole Park at Camden Yards, Baltimore, MD
 Mon Sep 28 2015, 7:09 PM - 9:44 PM EDT
 Att: 19,093 - Partly Cloudy - 73 F

AB 34
 R 4
 H 10
 RBI 4
 BB 2
 SO 4
 LOB 11



Batter	1	2	3	4	5	6	7	8	9	AB	R	H	RBI	BB	SO	LOB	BOTTOM							
18 Gerardo Parra, L OBP: 0.322, SLG: 0.449	F7	F8			F8			K		4	0	0	0	0	1	0								
13 Manny Machado, R OBP: 0.355, SLG: 0.485	P4		P3		G6-3			G6-3		4	0	0	0	0	0	0								
19 Chris Davis, L OBP: 0.352, SLG: 0.540										3	0	0	0	1	2	0								
28 Steve Pearce, R OBP: 0.290, SLG: 0.421										3	0	0	0	0	0	1								
38 Jimmy Paredes, S OBP: 0.311, SLG: 0.417	G6-3		L9							1	0	0	0	0	1	0								
45 Steve Clevenger, L OBP: 0.315, SLG: 0.430										4	0	0	0	0	0	0								
32 Matt Wieters, S OBP: 0.295, SLG: 0.398										3	1	2	0	0	0	0								
6 Jonathan Schoop, R OBP: 0.301, SLG: 0.473										3	1	1	0	0	0	1								
3 Ryan Flaherty, L OBP: 0.296, SLG: 0.378										3	1	1	3	0	1	1								
9 David Lough, L OBP: 0.245, SLG: 0.318										0	0	0	0	0	0	0								
2 J.J. Hardy, R OBP: 0.246, SLG: 0.306										3	0	0	0	0	0	0								
Inning Stats	R: 0 E: 0 K: 0 S: 7	H: 0 LOB: 1 BB: 1 P: 13	R: 3 E: 0 K: 0 S: 12	H: 3 LOB: 0 BB: 0 P: 13	R: 0 E: 0 K: 0 S: 8	H: 0 LOB: 0 BB: 0 P: 11	R: 0 E: 0 K: 0 S: 7	H: 1 LOB: 0 BB: 0 P: 9	R: 0 E: 0 K: 1 S: 5	H: 0 LOB: 0 BB: 0 P: 9	R: 0 E: 0 K: 1 S: 8	H: 0 LOB: 0 BB: 0 P: 12	R: 0 E: 0 K: 1 S: 11	H: 0 LOB: 0 BB: 0 P: 17	R: 0 E: 0 K: 2 S: 9	H: 0 LOB: 0 BB: 0 P: 10	1B: 3 2B: 0 3B: 0 HR: 1	SF: 0 SAC: 0 DP: 0 HBP: 0	WP: 0 PB: 0 SB: 0 CS: 0	PA: 32				
PITCHER	IP WLS BF ERA WHIP	WLS BF ERA WHIP	H R ER SO BB IBB HBP BLK WP HR S P ERA WHIP	H R ER SO BB IBB HBP BLK WP HR S P ERA WHIP	IP WLS BF ERA WHIP	WLS BF ERA WHIP	H R ER SO BB IBB HBP BLK WP HR S P ERA WHIP	H R ER SO BB IBB HBP BLK WP HR S P ERA WHIP	IP WLS BF ERA WHIP	WLS BF ERA WHIP	H R ER SO BB IBB HBP BLK WP HR S P ERA WHIP	H R ER SO BB IBB HBP BLK WP HR S P ERA WHIP	IP WLS BF ERA WHIP	WLS BF ERA WHIP	H R ER SO BB IBB HBP BLK WP HR S P ERA WHIP	H R ER SO BB IBB HBP BLK WP HR S P ERA WHIP	IP WLS BF ERA WHIP	WLS BF ERA WHIP	H R ER SO BB IBB HBP BLK WP HR S P ERA WHIP	H R ER SO BB IBB HBP BLK WP HR S P ERA WHIP	IP WLS BF ERA WHIP	WLS BF ERA WHIP	H R ER SO BB IBB HBP BLK WP HR S P ERA WHIP	H R ER SO BB IBB HBP BLK WP HR S P ERA WHIP

Toronto Blue Jays @ Baltimore Orioles
 Oriole Park at Camden Yards, Baltimore, MD
 Mon Sep 28 2015, 7:09 PM - 9:44 PM EDT
 Att: 19,093 - Partly Cloudy - 73 F

AB 31
 R 3
 H 4
 RBI 3
 BB 1
 SO 5
 LOB 3



Batter	1	2	3	4	5	6	7	8	9	AB	R	H	RBI	BB	SO	LOB	TOP			
45 Dalton Pompey, S OBP: 0.284, SLG: 0.355										4	1	3	0	1	0	1	Toronto Blue Jays @ Baltimore Orioles Oriole Park at Camden Yards, Baltimore, MD Thu Oct 01 2015, 12:11 PM - 6:47 PM EDT Att: 18,257 - Cloudy - 56 F			
9 Cliff Pennington, S OBP: 0.294, SLG: 0.290 17 Ryan Goins, L OBP: 0.322, SLG: 0.353										2	0	0	0	1	0	2				
3 Ezequiel Carrera, L OBP: 0.324, SLG: 0.376										4	0	1	2	0	2	2				
15 Chris Colabello, R OBP: 0.366, SLG: 0.508										4	1	2	0	0	1	1				
23 Matt Hague, R OBP: 0.400, SLG: 0.333										3	0	0	0	0	1	3				
22 Josh Thole, L OBP: 0.258, SLG: 0.250										4	0	1	0	0	1	1				
66 Munenori Kawasaki, L OBP: 0.291, SLG: 0.259										3	1	1	1	1	1	2				
18 Darwin Barney, R OBP: 0.269, SLG: 0.400										4	0	0	0	0	1	4				
1 Jonathan Diaz, R OBP: 0.231, SLG: 0.091										3	1	1	1	0	1	1				
Inning Stats	R: 0 E: 0 K: 1 S: 11	H: 1 LOB: 2 BB: 2 P: 23	R: 0 E: 0 K: 0 S: 8	H: 1 LOB: 1 BB: 0 P: 10	R: 0 E: 0 K: 1 S: 8	H: 1 LOB: 0 BB: 0 P: 11	R: 1 E: 0 K: 0 S: 11	H: 2 LOB: 1 BB: 0 P: 19	R: 0 E: 0 K: 3 S: 10	H: 0 LOB: 0 BB: 0 P: 17	R: 3 E: 0 K: 1 S: 13	H: 3 LOB: 1 BB: 1 P: 25	R: 0 E: 0 K: 2 S: 12	H: 0 LOB: 1 BB: 0 P: 18	R: 0 E: 0 K: 1 S: 10	H: 0 LOB: 0 BB: 0 P: 15		1B: 6 2B: 3 3B: 0 HR: 0	SF: 0 SAC: 0 DP: 2 HBP: 2	WP: 1 PB: 0 SB: 0 CS: 1
PITCHER	IP WLS BF H R ER SO	IP WLS BF H R ER SO	IP WLS BF H R ER SO	IP WLS BF H R ER SO	IP WLS BF H R ER SO	IP WLS BF H R ER SO	IP WLS BF H R ER SO	IP WLS BF H R ER SO	IP WLS BF H R ER SO	IP WLS BF H R ER SO	IP WLS BF H R ER SO	IP WLS BF H R ER SO	IP WLS BF H R ER SO	IP WLS BF H R ER SO	IP WLS BF H R ER SO	IP WLS BF H R ER SO	WP HR S P	ERA WHIP	ERA WHIP	
63 Tyler Wilson, R ERA: 3.5	1.0	5	1	0	0	1	2	0	0	0	0	0	0	0	0	0	0	0	0.00	3.000
66 T.J. McFarland, L ERA: 4.82	4.0	W	16	5	1	1	2	0	0	0	0	1	0	40	59	2.25	1.250	0.00	0.000	
60 Mychal Givens, R ERA: 1.88	1.0	3	0	0	0	2	0	0	0	0	0	0	0	10	17	0.00	0.000	0.00	0.000	
35 Brad Brach, R ERA: 2.77	0.2	5	2	3	3	1	1	0	0	0	0	0	0	9	17	40.50	4.500			
17 Brian Matusz, L ERA: 2.94	0.0	1	1	0	0	0	0	0	0	0	0	0	0	1	3	∞	∞			

Batter	1	2	3	4	5	6	7	8	9	AB	R	H	RBI	BB	SO	LOB	BOTTOM			
14 Nolan Reimold, R OBP: 0.324, SLG: 0.373										5	0	1	1	0	1	1	Toronto Blue Jays @ Baltimore Orioles Oriole Park at Camden Yards, Baltimore, MD Thu Oct 01 2015, 12:11 PM - 6:47 PM EDT Att: 18,257 - Cloudy - 56 F			
18 Gerardo Parra, L OBP: 0.320, SLG: 0.444										4	1	1	0	0	1	2				
13 Manny Machado, R OBP: 0.360, SLG: 0.496										4	3	3	3	1	0	2				
19 Chris Davis, L OBP: 0.355, SLG: 0.549										2	1	1	0	3	0	0				
6 Jonathan Schoop, R OBP: 0.306, SLG: 0.482 15 Paul Janish, R OBP: 0.242, SLG: 0.313										0	0	0	0	0	0	0				
28 Steve Pearce, R OBP: 0.295, SLG: 0.433										4	1	1	1	1	2	3				
2 J.J. Hardy, R OBP: 0.246, SLG: 0.303										3	0	0	0	1	0	2				
3 Ryan Flaherty, L OBP: 0.289, SLG: 0.365 9 David Lough, L OBP: 0.245, SLG: 0.316										3	0	0	0	1	1	3				
36 Caleb Joseph, R OBP: 0.302, SLG: 0.397										0	0	0	0	1	0	5				
Inning Stats	R: 3 E: 0 K: 1 S: 15	H: 4 LOB: 3 BB: 1 P: 27	R: 1 E: 0 K: 2 S: 13	H: 1 LOB: 2 BB: 2 P: 25	R: 0 E: 0 K: 0 S: 6	H: 0 LOB: 0 BB: 0 P: 10	R: 0 E: 0 K: 1 S: 11	H: 1 LOB: 2 BB: 1 P: 21	R: 1 E: 0 K: 0 S: 11	H: 1 LOB: 2 BB: 2 P: 24	R: 1 E: 0 K: 0 S: 11	H: 1 LOB: 1 BB: 1 P: 17	R: 0 E: 0 K: 0 S: 15	H: 0 LOB: 2 BB: 1 P: 28	R: 0 E: 0 K: 1 S: 8	H: 0 LOB: 0 BB: 0 P: 12		1B: 4 2B: 2 3B: 0 HR: 2	SF: 0 SAC: 0 DP: 0 HBP: 2	WP: 2 PB: 0 SB: 0 CS: 0
PITCHER	IP WLS BF H R ER SO	IP WLS BF H R ER SO	IP WLS BF H R ER SO	IP WLS BF H R ER SO	IP WLS BF H R ER SO	IP WLS BF H R ER SO	IP WLS BF H R ER SO	IP WLS BF H R ER SO	IP WLS BF H R ER SO	IP WLS BF H R ER SO	IP WLS BF H R ER SO	IP WLS BF H R ER SO	IP WLS BF H R ER SO	IP WLS BF H R ER SO	IP WLS BF H R ER SO	IP WLS BF H R ER SO	WP HR S P	ERA WHIP	ERA WHIP	
36 Drew Hutchison, R ERA: 5.47	1.0	L	4	3	3	1	1	0	0	0	0	0	0	1	3	0	0	0.00	5.000	
35 Jeff Francis, L ERA: 3.56	2.2	13	2	1	1	3	3	0	0	0	1	0	28	53	3.38	1.875	0.00	0.000		
47 Bo Schultz, R ERA: 3.56	1.1	7	1	1	1	0	2	0	0	0	1	0	13	27	6.75	2.250				
64 Chad Jenkins, R ERA: 4.91	1.2	8	1	1	1	0	2	0	0	0	0	1	23	37	5.40	1.800				
62 Aaron Loup, L ERA: 4.61	0.0	1	0	0	0	0	0	0	0	0	0	0	2	5	∞	∞				

Batter	1	2	3	4	5	6	7	8	9	AB	R	H	RBI	BB	SO	LOB	TOP
7 Ben Revere, L OBP: 0.343, SLG: 0.378	1-2 FC4-6 1B		1-1 G4-3		0-1 20 1B	0-0 SF9		1-2 2B		4	0	3	1	0	0	0	Toronto Blue Jays @ Tampa Bay Rays Tropicana Field, St. Petersburg, FL Fri Oct 02 2015, 7:13 PM - 10:19 PM EDT Att: 13,668 - Dome - 72 F
20 Josh Donaldson, R OBP: 0.375, SLG: 0.575	0-0 L5		3-2 10 BB		3-1 1 SAFE 1B	3-2 G5-3		2-2 G1-3		5	0	2	0	0	0	3	
19 José Bautista, R OBP: 0.373, SLG: 0.537	0-0 FC4-6 10 1B		0-0 F7		0-0 K		0-0 G4-3	3-2 P5		5	0	0	0	0	1	6	
10 Edwin Encarnación, R OBP: 0.373, SLG: 0.555	1-1 15 2-3 1B		4-1 BB		1-1 P2		1-0 HR	2-3 K		4	1	2	1	1	1	4	
13 Justin Smoak, S OBP: 0.298, SLG: 0.476	1-3 1B		1-2 BB							0	0	0	0	0	0	0	
15 Chris Colabello, R OBP: 0.366, SLG: 0.512	2-1 2-3	2-2 11 WP 55 1B	0-0 G6-3		0-3 K	3-2 55 HR		3-3 K		5	2	2	0	0	2	2	
55 Russell Martin, R OBP: 0.337, SLG: 0.460		2-2 11 WP 1B		1-1 F8		0-0 11 2B	2-0 HR	1-2 P3		5	2	3	2	0	0	0	
2 Troy Tulowitzki, R OBP: 0.337, SLG: 0.439		2-2 L9		1-3 K		1-1 11 2B	2-1 F8	2-2 2B		5	1	2	0	0	1	2	
11 Kevin Pillar, R OBP: 0.311, SLG: 0.397		1-2 G6-3		1-1 F8		0-0 17 3B	2-2 F7	1-2 G5-3		5	1	1	2	0	0	2	
17 Ryan Goins, L OBP: 0.324, SLG: 0.360	2-2 G4-3				0-1 P6	1-1 7 SF9		1-2 7 2B		4	1	2	2	0	0	1	
Inning Stats	R: 0 H: 2 E: 0 K: 0 S: 8	H: 2 LOB: 1 BB: 0 P: 12	R: 1 H: 2 E: 0 K: 0 S: 17	H: 1 LOB: 2 BB: 1 P: 17	R: 0 H: 0 E: 0 K: 1 S: 7	H: 0 LOB: 0 BB: 0 P: 10	R: 0 H: 2 E: 0 K: 1 S: 12	H: 4 LOB: 0 BB: 0 P: 18	R: 4 H: 4 E: 0 K: 1 S: 15	H: 3 LOB: 0 BB: 0 P: 23	R: 0 H: 2 E: 0 K: 1 S: 19	H: 1 LOB: 1 BB: 0 P: 19	1B: 10 2B: 3 3B: 2 HR: 2	SF: 1 SAC: 0 DP: 0 HBP: 0	WP: 1 PB: 0 SB: 0 CS: 0	PA: 44	
PITCHER	IP WLS BF H R ER SO BB IBB HBP BLK WP HR S P ERA WHIP	IP WLS BF H R ER SO BB IBB HBP BLK WP HR S P ERA WHIP	IP WLS BF H R ER SO BB IBB HBP BLK WP HR S P ERA WHIP	IP WLS BF H R ER SO BB IBB HBP BLK WP HR S P ERA WHIP	IP WLS BF H R ER SO BB IBB HBP BLK WP HR S P ERA WHIP	IP WLS BF H R ER SO BB IBB HBP BLK WP HR S P ERA WHIP	IP WLS BF H R ER SO BB IBB HBP BLK WP HR S P ERA WHIP	IP WLS BF H R ER SO BB IBB HBP BLK WP HR S P ERA WHIP	IP WLS BF H R ER SO BB IBB HBP BLK WP HR S P ERA WHIP	IP WLS BF H R ER SO BB IBB HBP BLK WP HR S P ERA WHIP	IP WLS BF H R ER SO BB IBB HBP BLK WP HR S P ERA WHIP	IP WLS BF H R ER SO BB IBB HBP BLK WP HR S P ERA WHIP	IP WLS BF H R ER SO BB IBB HBP BLK WP HR S P ERA WHIP	IP WLS BF H R ER SO BB IBB HBP BLK WP HR S P ERA WHIP	IP WLS BF H R ER SO BB IBB HBP BLK WP HR S P ERA WHIP	IP WLS BF H R ER SO BB IBB HBP BLK WP HR S P ERA WHIP	ERA WHIP


AB 42
R 8
H 17
RBI 8
BB 1
SO 5
LOB 20




Batter	1	2	3	4	5	6	7	8	9	AB	R	H	RBI	BB	SO	LOB	BOTTOM
5 Brandon Guyer, R OBP: 0.362, SLG: 0.417	1-0 G6-4-3 HBP		4-1 BB		3-1 27 HR		3-2 HBP			0	1	0	0	1	0	0	Toronto Blue Jays @ Tampa Bay Rays Tropicana Field, St. Petersburg, FL Fri Oct 02 2015, 7:13 PM - 10:19 PM EDT Att: 13,668 - Dome - 72 F
27 Mikie Mahtook, R OBP: 0.348, SLG: 0.600	3-1 F8		2-0 F8		1-2 HR		1-3 K			4	1	1	3	0	1	4	
3 Evan Longoria, R OBP: 0.328, SLG: 0.436	3-2 G6-4-3		1-2 G5-3		0-3 K			3-2 F7		4	0	0	0	0	1	3	
13 Asdrúbal Cabrera, S OBP: 0.314, SLG: 0.425	1-2 L9		0-1 F8		0-1 F9			2-1 G1-3		4	0	0	0	0	0	0	
9 Joey Butler, R OBP: 0.320, SLG: 0.387	1-1 1B		1-1 F9		1-0 F7			2-3 K		4	0	1	0	0	1	0	
1 Tim Beckham, R OBP: 0.270, SLG: 0.437	0-0 P4		2-2 G6-3		1-2 G5-3			0-3 K		4	0	0	0	0	1	1	
36 Richie Shaffer, R OBP: 0.318, SLG: 0.498		3-3 K		1-2 SH1-4 46 1B		0-1 2 CS		2-3 K2-3		4	1	2	0	0	2	1	
2 Nick Franklin, S OBP: 0.217, SLG: 0.313			3-1 G4-3		0-0 SH1-4		1-1 CS	2-3 K		3	0	0	0	0	2	0	
46 Luke Maile, R OBP: 0.129, SLG: 0.194			0-2 5 BB		1-0 27 HR			1-1 L8		3	1	2	1	0	0	0	
Inning Stats	R: 0 H: 0 E: 0 K: 0 S: 5	H: 1 LOB: 1 BB: 0 P: 15	R: 0 H: 1 E: 0 K: 0 S: 10	H: 1 LOB: 2 BB: 1 P: 20	R: 0 H: 0 E: 0 K: 0 S: 7	H: 0 LOB: 0 BB: 0 P: 11	R: 4 H: 3 E: 0 K: 1 S: 14	H: 1 LOB: 0 BB: 0 P: 11	R: 0 H: 0 E: 0 K: 2 S: 11	R: 0 H: 0 E: 0 K: 1 S: 10	H: 0 LOB: 0 BB: 0 P: 17	H: 0 LOB: 0 BB: 0 P: 14	1B: 4 2B: 1 3B: 0 HR: 1	SF: 0 SAC: 1 DP: 1 HBP: 3	WP: 0 PB: 0 SB: 0 CS: 1	PA: 36	
PITCHER	IP WLS BF H R ER SO BB IBB HBP BLK WP HR S P ERA WHIP	IP WLS BF H R ER SO BB IBB HBP BLK WP HR S P ERA WHIP	IP WLS BF H R ER SO BB IBB HBP BLK WP HR S P ERA WHIP	IP WLS BF H R ER SO BB IBB HBP BLK WP HR S P ERA WHIP	IP WLS BF H R ER SO BB IBB HBP BLK WP HR S P ERA WHIP	IP WLS BF H R ER SO BB IBB HBP BLK WP HR S P ERA WHIP	IP WLS BF H R ER SO BB IBB HBP BLK WP HR S P ERA WHIP	IP WLS BF H R ER SO BB IBB HBP BLK WP HR S P ERA WHIP	IP WLS BF H R ER SO BB IBB HBP BLK WP HR S P ERA WHIP	IP WLS BF H R ER SO BB IBB HBP BLK WP HR S P ERA WHIP	IP WLS BF H R ER SO BB IBB HBP BLK WP HR S P ERA WHIP	IP WLS BF H R ER SO BB IBB HBP BLK WP HR S P ERA WHIP	IP WLS BF H R ER SO BB IBB HBP BLK WP HR S P ERA WHIP	IP WLS BF H R ER SO BB IBB HBP BLK WP HR S P ERA WHIP	IP WLS BF H R ER SO BB IBB HBP BLK WP HR S P ERA WHIP	IP WLS BF H R ER SO BB IBB HBP BLK WP HR S P ERA WHIP	ERA WHIP

AB 30
R 4
H 6
RBI 4
BB 1
SO 8
LOB 9



Batter	1	2	3	4	5	6	7	8	9	AB	R	H	RBI	BB	SO	LOB	TOP			
7 Delino DeShields, R OBP: 0.500, SLG: 0.750 15 Drew Stubbs, R (7, 8)	L8		17 G6-3 29 1B		B1-3		E7 2B			4	1	2	1	0	0	0	<p>Texas Rangers @ Toronto Blue Jays</p> <p>Rogers Centre, Toronto, ON</p> <p>Thu Oct 08 2015, 3:38 PM - 6:30 PM EDT</p> <p>Att. 49,834 - Roof Closed - 68 F</p>			
17 Shin-Soo Choo, L (1, 9)	29 BB		G6-3		G4-3		F7			3	0	0	0	1	0	2				
29 Adrian Beltré, R OBP: 1.000, SLG: 1.000 68 Hanser Alberto, R (3, 5)	84 G4-6-3 BB		G4-3		G5-3		G4-3			1	0	1	1	1	0	0				
84 Prince Fielder, L (1, 10)	G4-6-3		G4-3				P6			4	0	0	0	0	1	3				
25 Mike Napoli, R (1, 3)							L8			3	0	0	0	1	2	0				
18 Mitch Moreland, L (8, 3)										0	0	0	0	0	0	0				
32 Josh Hamilton, L (1, 7)										4	0	0	0	0	2	1				
30 Will Venable, L (9, 7)										0	0	0	0	0	0	0				
1 Elvis Andrus, R (1, 6)							F7			4	0	0	0	0	2	0				
12 Rougned Odor, L OBP: 0.750, SLG: 2.000 (1, 4)										2	3	1	1	0	0	0				
61 Robinson Chirinos, R OBP: 0.250, SLG: 1.000 (1, 2)										4	1	1	2	0	0	1				
																	<p>AB 31</p> <p>R 5</p> <p>H 5</p> <p>RBI 5</p> <p>BB 3</p> <p>SO 7</p> <p>LOB 7</p>			
																				
Inning Stats	R: 0 E: 0 K: 0 S: 7	H: 0 LOB: 1 BB: 2 P: 17	R: 0 E: 0 K: 3 S: 10	H: 0 LOB: 0 BB: 0 P: 14	R: 2 E: 0 K: 0 S: 12	H: 2 LOB: 1 BB: 0 P: 17	R: 0 E: 0 K: 1 S: 7	H: 0 LOB: 0 BB: 0 P: 11	R: 2 E: 0 K: 0 S: 6	H: 1 LOB: 0 BB: 0 P: 11	R: 0 E: 0 K: 1 S: 8	H: 0 LOB: 0 BB: 0 P: 10	R: 1 E: 1 K: 0 S: 9	H: 2 LOB: 1 BB: 0 P: 10	R: 0 E: 0 K: 1 S: 10	H: 0 LOB: 1 BB: 1 P: 15	1B: 2 2B: 1 3B: 0 HR: 2	SF: 0 SAC: 0 DP: 1 HBP: 2	WP: 0 PB: 0 SB: 0 CS: 0	PA: 36
PITCHER	IP WLS BF H R ER SO BB IBB HBP BLK WP HR S P ERA WHIP																			
14 David Price, L ERA: 6.43 (1, 1)	7.0 L 29 5 5 5 5 2 0 2 0 0 2 59 90 6.43 1.000																			
27 Brett Cecil, L ERA: (8, 1)	1.0 4 0 0 0 1 1 0 0 0 0 0 10 15 0.00 1.000																			
41 Aaron Sanchez, R ERA: (9, 1)	1.0 3 0 0 0 1 0 0 0 0 0 0 9 16 0.00 0.000																			

Batter	1	2	3	4	5	6	7	8	9	AB	R	H	RBI	BB	SO	LOB	BOTTOM					
7 Ben Revere, L OBP: 0.250, SLG: 0.250 (1, 7)	F8									4	1	1	0	0	0	1	<p>Texas Rangers @ Toronto Blue Jays</p> <p>Rogers Centre, Toronto, ON</p> <p>Thu Oct 08 2015, 3:38 PM - 6:30 PM EDT</p> <p>Att. 49,834 - Roof Closed - 68 F</p>					
20 Josh Donaldson, R (1, 5)	F8									1	0	0	0	1	0	0						
3 Ezequiel Carrera, L (5, PH)	F8									1	0	0	0	0	1	0						
9 Cliff Pennington, S (6, 5)	F8									1	0	0	0	0	0	0						
19 José Bautista, R OBP: 0.250, SLG: 1.000 45 Dalton Pompey, S (9, 9)	P4									4	1	1	1	0	0	2						
10 Edwin Encarnación, R OBP: 0.500, SLG: 0.500 (1, 10)	F8									4	0	2	1	0	0	0						
2 Troy Tulowitzki, R (1, 6)	G6-3									4	0	0	0	0	1	3						
13 Justin Smoak, S (1, 3)	G6-3									4	0	0	0	0	2	3						
55 Russell Martin, R OBP: 0.250, SLG: 0.500 (1, 2)	G5-3									4	1	1	0	0	1	1						
17 Ryan Goins, L (1, 4)	G6-3									3	0	0	0	0	0	1						
11 Kevin Pillar, R OBP: 0.333, SLG: 0.667 (1, 8)	G1-3									3	0	1	1	0	0	0						
																	<p>AB 33</p> <p>R 3</p> <p>H 6</p> <p>RBI 3</p> <p>BB 1</p> <p>SO 4</p> <p>LOB 12</p>					
																						
Inning Stats	R: 0 E: 0 K: 0 S: 7	H: 0 LOB: 0 BB: 0 P: 13	R: 0 E: 0 K: 0 S: 5	H: 0 LOB: 0 BB: 0 P: 10	R: 0 E: 0 K: 0 S: 8	H: 0 LOB: 0 BB: 0 P: 13	R: 1 E: 0 K: 1 S: 14	H: 2 LOB: 2 BB: 1 P: 24	R: 0 E: 0 K: 0 S: 11	H: 2 LOB: 1 BB: 0 P: 19	R: 1 E: 0 K: 1 S: 11	H: 1 LOB: 0 BB: 0 P: 17	R: 0 E: 0 K: 1 S: 6	H: 0 LOB: 0 BB: 0 P: 6	R: 0 E: 0 K: 0 S: 8	H: 0 LOB: 0 BB: 0 P: 10	R: 0 E: 0 K: 1 S: 11	H: 1 LOB: 1 BB: 0 P: 17	1B: 3 2B: 2 3B: 0 HR: 1	SF: 0 SAC: 0 DP: 0 HBP: 0	WP: 0 PB: 0 SB: 0 CS: 0	PA: 34
PITCHER	IP WLS BF H R ER SO BB IBB HBP BLK WP HR S P ERA WHIP																					
49 Yovani Gallardo, R ERA: 3.6 (1, 1)	5.0 W 20 4 2 2 2 1 0 0 0 0 0 1 11 17 3.60 1.000																					
50 Keone Kela, R ERA: 9.0 (6, 1)	1.0 H 4 1 1 1 1 0 0 0 0 0 0 1 11 17 9.00 1.000																					
41 Jake Diekmann, L ERA: (7, 1)	2.0 H 6 0 0 0 1 0 0 0 0 0 0 0 14 16 0.00 0.000																					
47 Sam Dyson, R ERA: (9, 1)	1.0 S 4 1 0 0 1 0 0 0 0 0 0 0 11 17 0.00 1.000																					

Batter	1	2	3	4	5	6	7	8	9	AB	R	H	RBI	BB	SO	LOB	TOP					
7 Ben Revere, L OBP: 0.267, SLG: 0.267	G1-3		G1-3		L4-5		20 BB		F8	5	0	1	0	0	0	1	<p>Toronto Blue Jays @ Texas Rangers</p> <p>Globe Life Park in Arlington, Arlington, TX</p> <p>Sun Oct 11 2015, 8:12 PM - 11:18 PM EDT</p> <p>Att: 50,941 - Clear - 93 F</p>					
20 Josh Donaldson, R OBP: 0.417, SLG: 0.700	G5-3			19 F8 2 BB		19 BB 15 G3-2-3				3	1	2	0	1	0	0						
19 José Bautista, R OBP: 0.286, SLG: 0.462	K		F8		15 BB 10 HR					4	1	1	0	0	1	3						
10 Edwin Encarnación, R OBP: 0.357, SLG: 0.182	L6			2 BB 15 BB		2 HR 15 G3-2-3			L1	2	1	0	0	2	0	0						
15 Chris Colabello, R OBP: 0.333, SLG: 0.375 13 Justin Smoak, S (8.3)	K			2 BB		G3-2-3			F9	3	0	0	0	1	1	3						
2 Troy Tulowitzki, R OBP: 0.214, SLG: 0.385	G1-3			2 BB		1-2-3 2-H				0	0	0	0	0	0	0						
30 Dioner Navarro, S OBP: 0.250, SLG: 0.500				30 G4-6-3 BB		2-H 3-H				3	1	2	4	1	0	0						
11 Kevin Pillar, R OBP: 0.308, SLG: 0.462			11 BB 17 G4-3							4	0	2	0	0	0	0						
17 Ryan Goins, L (1.4)	G4-3									3	0	0	0	0	1	1						
Inning Stats	R: 0 E: 0 K: 1 S: 9	H: 0 LOB: 0 BB: 0 P: 13	R: 0 E: 0 K: 1 S: 8	H: 0 LOB: 0 BB: 0 P: 16	R: 1 E: 0 K: 0 S: 9	H: 2 LOB: 0 BB: 0 P: 13	R: 1 E: 0 K: 0 S: 14	H: 1 LOB: 0 BB: 0 P: 33	R: 0 E: 1 K: 0 S: 4	H: 1 LOB: 0 BB: 0 P: 7	R: 3 E: 0 K: 0 S: 18	H: 3 LOB: 0 BB: 1 P: 32	R: 0 E: 0 K: 0 S: 10	H: 1 LOB: 2 BB: 1 P: 18	R: 0 E: 0 K: 0 S: 9	H: 1 LOB: 1 BB: 0 P: 11		R: 0 E: 0 K: 1 S: 8	H: 0 LOB: 0 BB: 0 P: 14	1B: 6 2B: 3 HR: 1	SF: 0 SAC: 1 DP: 4 HBP: 0	WP: 0 PB: 0 SB: 0 CS: 0
PITCHER	IP WLS BF H R ER SO BB IBB HBP BLK WP HR S P ERA WHIP	IP WLS BF H R ER SO BB IBB HBP BLK WP HR S P ERA WHIP	IP WLS BF H R ER SO BB IBB HBP BLK WP HR S P ERA WHIP	IP WLS BF H R ER SO BB IBB HBP BLK WP HR S P ERA WHIP	IP WLS BF H R ER SO BB IBB HBP BLK WP HR S P ERA WHIP	IP WLS BF H R ER SO BB IBB HBP BLK WP HR S P ERA WHIP	IP WLS BF H R ER SO BB IBB HBP BLK WP HR S P ERA WHIP	IP WLS BF H R ER SO BB IBB HBP BLK WP HR S P ERA WHIP	IP WLS BF H R ER SO BB IBB HBP BLK WP HR S P ERA WHIP	IP WLS BF H R ER SO BB IBB HBP BLK WP HR S P ERA WHIP	IP WLS BF H R ER SO BB IBB HBP BLK WP HR S P ERA WHIP	IP WLS BF H R ER SO BB IBB HBP BLK WP HR S P ERA WHIP	IP WLS BF H R ER SO BB IBB HBP BLK WP HR S P ERA WHIP	IP WLS BF H R ER SO BB IBB HBP BLK WP HR S P ERA WHIP	IP WLS BF H R ER SO BB IBB HBP BLK WP HR S P ERA WHIP	IP WLS BF H R ER SO BB IBB HBP BLK WP HR S P ERA WHIP	IP WLS BF H R ER SO BB IBB HBP BLK WP HR S P ERA WHIP					
33 Martín Pérez, L ERA: 7.2	5.0	L	21	6	4	4	2	2	1	0	0	0	0	0	0	0	0	0	49	90	7.20	1.600
21 Chi Chi González, R ERA: 5.4	1.2		8	2	1	1	0	2	0	0	0	0	0	1	22	39	5.40	2.400				
51 Ross Ohlendorf, R ERA:	1.1		5	1	0	0	0	0	0	0	0	0	0	0	10	14	0.00	0.750				
37 Shawn Tolleson, R ERA:	1.0		3	0	0	0	1	0	0	0	0	0	0	0	8	14	0.00	0.000				

AB	31
R	5
H	9
RBI	4
BB	5
SO	3
LOB	12



Batter	1	2	3	4	5	6	7	8	9	AB	R	H	RBI	BB	SO	LOB	BOTTOM					
7 Delino DeShields, R OBP: 0.400, SLG: 0.533	F8		F9			17 G3 1B			G4-3	4	0	1	0	0	0	1	<p>Toronto Blue Jays @ Texas Rangers</p> <p>Globe Life Park in Arlington, Arlington, TX</p> <p>Sun Oct 11 2015, 8:12 PM - 11:18 PM EDT</p> <p>Att: 50,941 - Clear - 93 F</p>					
17 Shin-Soo Choo, L OBP: 0.143, SLG: 0.077	P5			K		G3			K	4	0	0	0	0	2	1						
84 Prince Fielder, L OBP: 0.154, SLG: 0.083	K			P6		G5-3				4	0	0	0	0	1	1						
18 Mitch Moreland, L (1.3)	G4-3			F7					F8	4	0	0	0	0	0	0						
1 Elvis Andrus, R OBP: 0.143, SLG: 0.143	F8					P6				4	1	1	0	0	0	0						
32 Josh Hamilton, L OBP: 0.154, SLG: 0.154	G3									3	0	2	0	0	0	0						
12 Rougned Odor, L OBP: 0.385, SLG: 0.500			K			K				3	0	0	1	0	2	2						
61 Robinson Chirinos, R OBP: 0.143, SLG: 0.571			P4			G5-3				3	0	0	0	0	1	2						
68 Hanser Alberto, R OBP: 0.182, SLG: 0.300									F8	3	0	1	0	0	0	0						
Inning Stats	R: 0 E: 0 K: 1 S: 8	H: 0 LOB: 0 BB: 0 P: 14	R: 0 E: 0 K: 0 S: 5	H: 0 LOB: 0 BB: 0 P: 11	R: 0 E: 0 K: 1 S: 11	H: 1 LOB: 1 BB: 0 P: 16	R: 0 E: 0 K: 1 S: 9	H: 0 LOB: 0 BB: 0 P: 17	R: 0 E: 0 K: 0 S: 9	H: 1 LOB: 1 BB: 0 P: 10	R: 0 E: 0 K: 0 S: 10	H: 1 LOB: 1 BB: 0 P: 15	R: 1 E: 0 K: 1 S: 12	H: 2 LOB: 1 BB: 0 P: 16	R: 0 E: 0 K: 1 S: 8	H: 0 LOB: 0 BB: 0 P: 11		R: 0 E: 0 K: 0 S: 5	H: 0 LOB: 0 BB: 0 P: 5	1B: 4 2B: 1 HR: 0	SF: 0 SAC: 0 DP: 0 HBP: 0	WP: 0 PB: 0 SB: 0 CS: 0
PITCHER	IP WLS BF H R ER SO BB IBB HBP BLK WP HR S P ERA WHIP	IP WLS BF H R ER SO BB IBB HBP BLK WP HR S P ERA WHIP	IP WLS BF H R ER SO BB IBB HBP BLK WP HR S P ERA WHIP	IP WLS BF H R ER SO BB IBB HBP BLK WP HR S P ERA WHIP	IP WLS BF H R ER SO BB IBB HBP BLK WP HR S P ERA WHIP	IP WLS BF H R ER SO BB IBB HBP BLK WP HR S P ERA WHIP	IP WLS BF H R ER SO BB IBB HBP BLK WP HR S P ERA WHIP	IP WLS BF H R ER SO BB IBB HBP BLK WP HR S P ERA WHIP	IP WLS BF H R ER SO BB IBB HBP BLK WP HR S P ERA WHIP	IP WLS BF H R ER SO BB IBB HBP BLK WP HR S P ERA WHIP	IP WLS BF H R ER SO BB IBB HBP BLK WP HR S P ERA WHIP	IP WLS BF H R ER SO BB IBB HBP BLK WP HR S P ERA WHIP	IP WLS BF H R ER SO BB IBB HBP BLK WP HR S P ERA WHIP	IP WLS BF H R ER SO BB IBB HBP BLK WP HR S P ERA WHIP	IP WLS BF H R ER SO BB IBB HBP BLK WP HR S P ERA WHIP	IP WLS BF H R ER SO BB IBB HBP BLK WP HR S P ERA WHIP	IP WLS BF H R ER SO BB IBB HBP BLK WP HR S P ERA WHIP					
25 Marco Estrada, R ERA: 1.42	6.1	W	24	5	1	1	4	0	0	0	0	0	0	0	0	0	0	0	57	89	1.42	0.789
62 Aaron Loup, L ERA:	0.1		1	0	0	0	0	0	0	0	0	0	0	0	3	3	0.00	0.000				
57 Mark Lowe, R ERA:	0.1		1	0	0	0	1	0	0	0	0	0	0	0	4	7	0.00	0.000				
41 Aaron Sanchez, R ERA:	1.0		3	0	0	0	1	0	0	0	0	0	0	0	8	11	0.00	0.000				
54 Roberto Osuna, R ERA:	1.0		3	0	0	0	0	0	0	0	0	0	0	5	5	0.00	0.000					

AB	32
R	1
H	5
RBI	1
BB	0
SO	6
LOB	7



Batter	1	2	3	4	5	6	7	8	9	AB	R	H	RBI	BB	SO	LOB	TOP							
7 Ben Revere, L OBP: 0.350, SLG: 0.316										4	1	2	0	1	0	2								
20 Josh Donaldson, R OBP: 0.412, SLG: 0.786										4	2	1	2	1	1	2								
19 José Bautista, R OBP: 0.283, SLG: 0.444										5	0	1	0	0	0	2								
10 Edwin Encarnación, R OBP: 0.368, SLG: 0.313										5	1	2	1	0	0	2								
15 Chris Colabello, R OBP: 0.385, SLG: 0.750 13 Justin Smoak, S										4	2	2	0	2	3									
2 Troy Tulowitzki, R OBP: 0.211, SLG: 0.294										4	0	0	0	1	1									
55 Russell Martin, R OBP: 0.400, SLG: 0.417										3	1	1	0	1	0	1								
11 Kevin Pillar, R OBP: 0.412, SLG: 0.706										4	1	3	3	0	0	1								
17 Ryan Goins, L OBP: 0.211, SLG: 0.294										3	0	0	0	1	1	3								
Inning Stats	R: 3 E: 0 K: 0 S: 12	H: 3 LOB: 0 BB: 0 P: 18	R: 1 E: 0 K: 0 S: 6	H: 1 LOB: 0 BB: 0 P: 12	R: 3 E: 0 K: 0 S: 15	H: 3 LOB: 2 BB: 1 P: 28	R: 0 E: 0 K: 1 S: 11	H: 1 LOB: 2 BB: 1 P: 21	R: 0 E: 0 K: 2 S: 9	H: 0 LOB: 2 BB: 1 P: 18	R: 0 E: 0 K: 2 S: 12	H: 1 LOB: 1 BB: 0 P: 19	R: 1 E: 0 K: 2 S: 11	H: 2 LOB: 1 BB: 0 P: 19	R: 0 E: 0 K: 0 S: 6	H: 1 LOB: 1 BB: 1 P: 8	R: 0 E: 0 K: 0 S: 3	H: 0 LOB: 0 BB: 1 P: 9	1B: 5 2B: 5 3B: 0 HR: 3	SF: 0 SAC: 0 DP: 2 HBP: 1	WP: 0 PB: 0 SB: 1 CS: 1	PA: 43		
PITCHER	IP WLS BF H R ER SO BB IBB HBP BLK WP HR S P ERA WHIP	IP WLS BF H R ER SO BB IBB HBP BLK WP HR S P ERA WHIP	IP WLS BF H R ER SO BB IBB HBP BLK WP HR S P ERA WHIP	IP WLS BF H R ER SO BB IBB HBP BLK WP HR S P ERA WHIP	IP WLS BF H R ER SO BB IBB HBP BLK WP HR S P ERA WHIP	IP WLS BF H R ER SO BB IBB HBP BLK WP HR S P ERA WHIP	IP WLS BF H R ER SO BB IBB HBP BLK WP HR S P ERA WHIP	IP WLS BF H R ER SO BB IBB HBP BLK WP HR S P ERA WHIP	IP WLS BF H R ER SO BB IBB HBP BLK WP HR S P ERA WHIP	IP WLS BF H R ER SO BB IBB HBP BLK WP HR S P ERA WHIP	IP WLS BF H R ER SO BB IBB HBP BLK WP HR S P ERA WHIP	IP WLS BF H R ER SO BB IBB HBP BLK WP HR S P ERA WHIP	IP WLS BF H R ER SO BB IBB HBP BLK WP HR S P ERA WHIP	IP WLS BF H R ER SO BB IBB HBP BLK WP HR S P ERA WHIP	IP WLS BF H R ER SO BB IBB HBP BLK WP HR S P ERA WHIP	IP WLS BF H R ER SO BB IBB HBP BLK WP HR S P ERA WHIP	IP WLS BF H R ER SO BB IBB HBP BLK WP HR S P ERA WHIP	IP WLS BF H R ER SO BB IBB HBP BLK WP HR S P ERA WHIP	IP WLS BF H R ER SO BB IBB HBP BLK WP HR S P ERA WHIP	IP WLS BF H R ER SO BB IBB HBP BLK WP HR S P ERA WHIP	IP WLS BF H R ER SO BB IBB HBP BLK WP HR S P ERA WHIP	IP WLS BF H R ER SO BB IBB HBP BLK WP HR S P ERA WHIP	IP WLS BF H R ER SO BB IBB HBP BLK WP HR S P ERA WHIP	IP WLS BF H R ER SO BB IBB HBP BLK WP HR S P ERA WHIP
45 Derek Holland, L ERA: 27.0	2.0 L 12 5 6 6 0 1 0 0 0 0 3 21 37 27.00 3.000	3.0 16 3 1 1 1 3 0 1 0 0 0 32 60 3.00 2.000	1.0 4 1 0 0 2 0 0 0 0 0 0 12 19 0.00 1.000	1.0 4 2 1 1 2 0 0 0 0 0 0 11 19 9.00 2.000	1.0 4 1 0 0 0 0 0 0 0 0 0 6 8 0.00 1.000	1.0 4 1 0 0 0 0 0 0 0 0 0 6 8 0.00 1.000	1.0 4 1 0 0 0 0 0 0 0 0 0 6 8 0.00 1.000	1.0 4 1 0 0 0 0 0 0 0 0 0 6 8 0.00 1.000	1.0 4 1 0 0 0 0 0 0 0 0 0 6 8 0.00 1.000	1.0 4 1 0 0 0 0 0 0 0 0 0 6 8 0.00 1.000	1.0 4 1 0 0 0 0 0 0 0 0 0 6 8 0.00 1.000	1.0 4 1 0 0 0 0 0 0 0 0 0 6 8 0.00 1.000	1.0 4 1 0 0 0 0 0 0 0 0 0 6 8 0.00 1.000	1.0 4 1 0 0 0 0 0 0 0 0 0 6 8 0.00 1.000	1.0 4 1 0 0 0 0 0 0 0 0 0 6 8 0.00 1.000	1.0 4 1 0 0 0 0 0 0 0 0 0 6 8 0.00 1.000	1.0 4 1 0 0 0 0 0 0 0 0 0 6 8 0.00 1.000	1.0 4 1 0 0 0 0 0 0 0 0 0 6 8 0.00 1.000	1.0 4 1 0 0 0 0 0 0 0 0 0 6 8 0.00 1.000	1.0 4 1 0 0 0 0 0 0 0 0 0 6 8 0.00 1.000	1.0 4 1 0 0 0 0 0 0 0 0 0 6 8 0.00 1.000	1.0 4 1 0 0 0 0 0 0 0 0 0 6 8 0.00 1.000	1.0 4 1 0 0 0 0 0 0 0 0 0 6 8 0.00 1.000	1.0 4 1 0 0 0 0 0 0 0 0 0 6 8 0.00 1.000
48 Colby Lewis, R ERA: 3.0	3.0 W 14 6 3 3 2 0 0 0 0 0 0 38 50 9.00 2.000	0.1 1 0 0 0 1 0 0 0 0 0 0 3 4 0.00 0.000	1.0 3 0 0 0 1 0 0 0 0 0 0 9 13 0.00 0.000	1.0 3 0 0 0 1 0 0 0 0 0 0 9 13 0.00 0.000	1.0 3 0 0 0 1 0 0 0 0 0 0 9 13 0.00 0.000	1.0 3 0 0 0 1 0 0 0 0 0 0 9 13 0.00 0.000	1.0 3 0 0 0 1 0 0 0 0 0 0 9 13 0.00 0.000	1.0 3 0 0 0 1 0 0 0 0 0 0 9 13 0.00 0.000	1.0 3 0 0 0 1 0 0 0 0 0 0 9 13 0.00 0.000	1.0 3 0 0 0 1 0 0 0 0 0 0 9 13 0.00 0.000	1.0 3 0 0 0 1 0 0 0 0 0 0 9 13 0.00 0.000	1.0 3 0 0 0 1 0 0 0 0 0 0 9 13 0.00 0.000	1.0 3 0 0 0 1 0 0 0 0 0 0 9 13 0.00 0.000	1.0 3 0 0 0 1 0 0 0 0 0 0 9 13 0.00 0.000	1.0 3 0 0 0 1 0 0 0 0 0 0 9 13 0.00 0.000	1.0 3 0 0 0 1 0 0 0 0 0 0 9 13 0.00 0.000	1.0 3 0 0 0 1 0 0 0 0 0 0 9 13 0.00 0.000	1.0 3 0 0 0 1 0 0 0 0 0 0 9 13 0.00 0.000	1.0 3 0 0 0 1 0 0 0 0 0 0 9 13 0.00 0.000	1.0 3 0 0 0 1 0 0 0 0 0 0 9 13 0.00 0.000	1.0 3 0 0 0 1 0 0 0 0 0 0 9 13 0.00 0.000	1.0 3 0 0 0 1 0 0 0 0 0 0 9 13 0.00 0.000	1.0 3 0 0 0 1 0 0 0 0 0 0 9 13 0.00 0.000	

Toronto Blue Jays @ Texas Rangers
Globe Life Park in Arlington, Arlington, TX
Mon Oct 12 2015, 4:08 PM - 7:25 PM EDT
Att: 47,679 - Sunny - 91 F

AB	37
R	8
H	12
RBI	8
BB	5
SO	5
LOB	17



Batter	1	2	3	4	5	6	7	8	9	AB	R	H	RBI	BB	SO	LOB	BOTTOM
7 Delino DeShields, R OBP: 0.300, SLG: 0.400										5	0	0	0	0	1	2	
17 Shin-Soo Choo, L OBP: 0.278, SLG: 0.235										4	2	3	0	0	0	1	
29 Adrián Beltré, R OBP: 0.667, SLG: 0.600										4	0	2	0	0	0	1	
84 Prince Fielder, L OBP: 0.176, SLG: 0.125										4	1	1	0	0	0	3	
18 Mitch Moreland, L										4	0	0	1	0	2	3	
1 Elvis Andrus, R OBP: 0.222, SLG: 0.222										4	0	2	1	0	1	0	
32 Josh Hamilton, L OBP: 0.133, SLG: 0.133										2	0	0	0	0	0	0	
25 Mike Napoli, R OBP: 0.375, SLG: 0.167										1	0	0	0	0	0	1	
30 Will Venable, L OBP: 1.000, SLG: 1.000										0	0	0	0	0	0	1	
15 Drew Stubbs, R										1	0	0	0	0	1	1	
12 Rougned Odor, L OBP: 0.353, SLG: 0.500										4	1	1	0	0	1	0	
61 Robinson Chirinos, R OBP: 0.273, SLG: 0.545										4	0	2	1	0	1	0	
Inning Stats	R: 0 E: 0 K: 0 S: 10	H: 2 LOB: 2 BB: 0 P: 16	R: 0 E: 0 K: 2 S: 8	H: 0 LOB: 0 BB: 0 P: 11	R: 1 E: 0 K: 0 S: 12	H: 2 LOB: 1 BB: 0 P: 24	R: 0 E: 0 K: 1 S: 6	H: 0 LOB: 0 BB: 0 P: 10	R: 0 E: 0 K: 1 S: 6	H: 0 LOB							

Batter	1	2	3	4	5	6	7	8	9	AB	R	H	RBI	BB	SO	LOB	TOP				
7 Delino DeShields, R OBP: 0.292, SLG: 0.417 15 Drew Stubbs, R OBP: 0.500, SLG: 0.500 30 Will Venable, L OBP: 0.500, SLG: 0.500										4	1	1	0	0	0	2					
17 Shin-Soo Choo, L OBP: 0.273, SLG: 0.381										4	1	1	1	0	2	2					
84 Prince Fielder, L OBP: 0.190, SLG: 0.150										4	0	1	1	0	1	1					
29 Adrián Beltré, R OBP: 0.500, SLG: 0.444										4	0	1	0	0	1	2					
18 Mitch Moreland, L										3	0	0	0	1	0	2					
32 Josh Hamilton, L OBP: 0.211, SLG: 0.222										3	0	1	0	1	1	2					
1 Elvis Andrus, R OBP: 0.182, SLG: 0.182										4	0	0	0	0	1	4					
12 Rougned Odor, L OBP: 0.381, SLG: 0.500										4	1	2	0	0	0	0					
38 Chris Gimenez, R OBP: 0.250, SLG: 0.250 25 Mike Napoli, R OBP: 0.333, SLG: 0.143										2	0	1	0	0	1	2					
Inning Stats	R: 1 E: 0 K: 0 S: 11	H: 1 LOB: 1 BB: 0 P: 15	R: 0 E: 0 K: 1 S: 12	H: 1 LOB: 1 BB: 1 P: 19	R: 1 E: 0 K: 0 S: 13	H: 2 LOB: 1 BB: 0 P: 17	R: 0 E: 0 K: 0 S: 10	H: 0 LOB: 0 BB: 0 P: 16	R: 0 E: 0 K: 1 S: 9	H: 1 LOB: 1 BB: 0 P: 13	R: 1 E: 0 K: 1 S: 8	H: 1 LOB: 0 BB: 0 P: 13	R: 0 E: 0 K: 2 S: 15	H: 1 LOB: 2 BB: 1 P: 26	R: 0 E: 0 K: 2 S: 14	H: 0 LOB: 0 BB: 0 P: 20	1B: 5 2B: 2 3B: 0 HR: 1	SF: 0 SAC: 1 DP: 0 HBP: 0	WP: 0 PB: 0 SB: 0 CS: 1	PA: 38	
PITCHER	IP WLS BF H R ER SO BB IBB HBP BLK WP HR S P ERA WHIP	6.0 1.1 7 2 1 0 1 1 0 0 0 0 1 14 25 3.00 1.167	1.1 W 7 2 1 0 1 1 0 0 0 0 0 14 25 0.00 2.250	1.2 S 5 0 0 0 4 0 0 0 0 0 0 23 34 0.00 0.000																	

Texas Rangers @ Toronto Blue Jays
Rogers Centre, Toronto, ON
Wed Oct 14 2015, 4:08 PM - 7:43 PM EDT
Att. 49,742 - Roof Closed - 68 F

AB	34
R	3
H	8
RBI	2
BB	2
SO	9
LOB	17



Batter	1	2	3	4	5	6	7	8	9	AB	R	H	RBI	BB	SO	LOB	BOTTOM				
7 Ben Revere, L OBP: 0.333, SLG: 0.304										4	1	1	0	0	0	3					
20 Josh Donaldson, R OBP: 0.333, SLG: 0.611										4	1	0	1	0	1	3					
19 José Bautista, R OBP: 0.304, SLG: 0.636										4	1	2	4	0	0	0					
10 Edwin Encarnación, R OBP: 0.478, SLG: 0.556										2	1	2	1	2	0	0					
15 Chris Colabello, R OBP: 0.412, SLG: 0.688 13 Justin Smoak, S										4	0	2	0	0	1	2					
2 Troy Tulowitzki, R OBP: 0.174, SLG: 0.238										4	0	0	0	0	2	4					
55 Russell Martin, R OBP: 0.245, SLG: 0.333 45 Dalton Pompey, S OBP: 0.200, SLG: 0.400										3	0	0	0	0	0	2					
30 Dioner Navarro, S OBP: 0.200, SLG: 0.400										1	0	0	0	0	0	0					
11 Kevin Pillar, R OBP: 0.333, SLG: 0.571										4	1	0	0	0	2	3					
17 Ryan Goins, L										4	1	0	0	0	2	2					
Inning Stats	R: 0 E: 0 K: 1 S: 8	H: 0 LOB: 0 BB: 0 P: 11	R: 0 E: 0 K: 2 S: 12	H: 1 LOB: 2 BB: 1 P: 19	R: 1 E: 0 K: 1 S: 16	H: 2 LOB: 1 BB: 1 P: 29	R: 0 E: 0 K: 1 S: 7	H: 0 LOB: 0 BB: 0 P: 10	R: 0 E: 0 K: 1 S: 6	H: 0 LOB: 0 BB: 0 P: 10	R: 1 E: 0 K: 2 S: 11	H: 1 LOB: 0 BB: 0 P: 18	R: 4 E: 0 K: 0 S: 22	H: 3 LOB: 2 BB: 0 P: 30	R: 0 E: 0 K: 0 S: 6	H: 0 LOB: 0 BB: 0 P: 9	1B: 4 2B: 1 3B: 0 HR: 2	SF: 0 SAC: 0 DP: 0 HBP: 0	WP: 0 PB: 0 SB: 0 CS: 0	PA: 36	
PITCHER	IP WLS BF H R ER SO BB IBB HBP BLK WP HR S P ERA WHIP	6.1 0.2 5 3 1 0 0 0 0 0 0 0 1 10 16 0.00 4.500	1.0 B 3 0 0 0 0 0 0 0 0 0 0 6 9 0.00 0.000																		

Texas Rangers @ Toronto Blue Jays
Rogers Centre, Toronto, ON
Wed Oct 14 2015, 4:08 PM - 7:43 PM EDT
Att. 49,742 - Roof Closed - 68 F

AB	34
R	6
H	7
RBI	6
BB	2
SO	8
LOB	19



Batter	1	2	3	4	5	6	7	8	9	AB	R	H	RBI	BB	SO	LOB	TOP										
7 Ben Revere, L OBP: 0.242, SLG: 0.219	G4-3		K		F7		G6-3		K	5	0	0	0	0	2	3	<p>Toronto Blue Jays @ Kansas City Royals</p> <p>Kauffman Stadium, Kansas City, MO</p> <p>Sat Oct 17 2015, 3:11 PM - 6:29 PM CDT</p> <p>Att: 40,357 - Sunny - 59 F</p> <p>livebaseballscores.com</p>										
20 Josh Donaldson, R OBP: 0.333, SLG: 0.500	K		G6-3			19 BB 10 1B	F8		K	5	1	1	0	0	2	3											
19 José Bautista, R OBP: 0.344, SLG: 0.519	G5-3		F8			10 1B 2 2B			F9	4	1	0	0	1	1	3											
10 Edwin Encarnación, R OBP: 0.433, SLG: 0.480		55 L6-4 15 1B			K				K	4	0	2	1	0	2	0											
15 Chris Colabello, R OBP: 0.400, SLG: 0.625		1B			G5-3				K	4	0	2	0	0	1	2											
2 Troy Tulowitzki, R OBP: 0.194, SLG: 0.276	K								F9	4	0	2	1	0	1	3											
55 Russell Martin, R OBP: 0.318, SLG: 0.278	L6-4				G5-3				K	3	0	0	0	1	1	4											
11 Kevin Pillar, R OBP: 0.345, SLG: 0.536										4	1	2	0	0	0	3											
17 Ryan Goins, L OBP: 0.125, SLG: 0.130										3	0	1	1	0	1	3											
9 Cliff Pennington, S (9, PH)										0	0	0	0	1	0	0											
Inning Stats	R: 0 E: 0 K: 1 S: 9	H: 0 LOB: 0 BB: 0 P: 12	R: 0 E: 0 K: 1 S: 8	H: 2 LOB: 1 BB: 0 P: 12	R: 1 E: 0 K: 1 S: 11	H: 2 LOB: 1 BB: 0 P: 15	R: 0 E: 0 K: 1 S: 9	H: 1 LOB: 1 BB: 0 P: 15	R: 0 E: 0 K: 1 S: 7	H: 0 LOB: 0 BB: 0 P: 12	R: 2 E: 0 K: 1 S: 21	H: 3 LOB: 3 BB: 2 P: 36	R: 0 E: 0 K: 1 S: 11	H: 0 LOB: 0 BB: 0 P: 16	R: 0 E: 0 K: 2 S: 8	H: 1 LOB: 1 BB: 0 P: 11	R: 0 E: 0 K: 2 S: 13	H: 1 LOB: 2 BB: 1 P: 20	1B: 6 2B: 5 3B: 0 HR: 0	SF: 0 SAC: 0 DP: 1 HBP: 0	WP: 0 PB: 0 SB: 0 CS: 0	PA: 39					
PITCHER	IP	WLS	BF	H	R	ER	SO	BB	IBB	HBP	BLK	WP	HR	S	P	ERA	WHIP										
30 Yordano Ventura, R ERA: 6.57	5.1		25	8	3	3	6	2	0	0	0	0	0	60	97	5.06	1.875										
44 Luke Hochevar, R ERA:	0.2		2	0	0	0	0	0	0	0	0	0	0	5	5	0.00	0.000										
41 Danny Duffy, L ERA: 5.4	1.0	W	3	0	0	0	1	0	0	0	0	0	0	11	16	0.00	0.000										
40 Kelvin Herrera, R ERA: 1.8	1.0	H	4	1	0	0	2	0	0	0	0	0	0	8	11	0.00	1.000										
17 Wade Davis, R ERA:	1.0	S	5	1	0	0	2	1	0	0	0	0	0	13	20	0.00	2.000										

Batter	1	2	3	4	5	6	7	8	9	AB	R	H	RBI	BB	SO	LOB	BOTTOM										
2 Alcides Escobar, R OBP: 0.367, SLG: 0.500	FC5-4 18		G1-3			K			G6-3	4	0	1	0	0	1	1	<p>Toronto Blue Jays @ Kansas City Royals</p> <p>Kauffman Stadium, Kansas City, MO</p> <p>Sat Oct 17 2015, 3:11 PM - 6:29 PM CDT</p> <p>Att: 40,357 - Sunny - 59 F</p> <p>livebaseballscores.com</p>										
18 Ben Zobrist, S OBP: 0.345, SLG: 0.346	FC5-4 1-2				K				F8	4	1	1	0	0	1	1											
6 Lorenzo Cain, R OBP: 0.333, SLG: 0.407	F8				G6-3					3	1	1	0	1	0	1											
35 Eric Hosmer, L OBP: 0.241, SLG: 0.357	K2-3				K					3	2	1	1	1	2	1											
25 Kendrys Morales, S OBP: 0.286, SLG: 0.600	K				L5				G6-3	3	0	0	1	1	1	1											
8 Mike Moustakas, L OBP: 0.241, SLG: 0.192	G4-3				F8					4	1	2	2	0	0	0											
13 Salvador Perez, R OBP: 0.360, SLG: 0.667	G6-3				G6-3					4	0	0	0	0	1	3											
4 Alex Gordon, L OBP: 0.320, SLG: 0.522					P6					3	1	1	1	0	1	0											
15 Alex Rios, R OBP: 0.348, SLG: 0.350					G6-3					3	0	1	1	0	1	0											
16 Paulo Orlando, R (7, PR) (8, 9)										0	0	0	0	0	0	0											
Inning Stats	R: 0 E: 0 K: 1 S: 9	H: 1 LOB: 1 BB: 0 P: 10	R: 0 E: 0 K: 1 S: 8	H: 0 LOB: 0 BB: 0 P: 12	R: 0 E: 0 K: 0 S: 6	H: 0 LOB: 0 BB: 0 P: 7	R: 0 E: 0 K: 2 S: 8	H: 0 LOB: 0 BB: 0 P: 10	R: 0 E: 0 K: 0 S: 8	H: 0 LOB: 0 BB: 0 P: 13	R: 0 E: 0 K: 3 S: 10	H: 0 LOB: 0 BB: 0 P: 14	R: 5 E: 0 K: 1 S: 23	H: 6 LOB: 1 BB: 0 P: 35	R: 1 E: 0 K: 0 S: 8	H: 1 LOB: 3 BB: 3 P: 26	R: 1 E: 0 K: 2 S: 8	H: 1 LOB: 2 BB: 1 P: 26	1B: 7 2B: 1 3B: 0 HR: 0	SF: 0 SAC: 0 DP: 0 HBP: 0	WP: 0 PB: 0 SB: 0 CS: 1	PA: 34					
PITCHER	IP	WLS	BF	H	R	ER	SO	BB	IBB	HBP	BLK	WP	HR	S	P	ERA	WHIP										
14 David Price, L ERA: 7.02	6.2	L	26	6	5	5	8	0	0	0	0	0	0	69	96	6.75	0.900										
41 Aaron Sanchez, R ERA:	0.2		4	1	1	1	0	1	0	0	0	0	0	6	15	13.50	3.000										
62 Aaron Loup, L ERA: 4.5	0.1		3	1	0	0	0	2	0	0	0	0	0	2	12	0.00	9.000										
57 Mark Lowe, R ERA:	0.1		1	0	0	0	0	0	0	0	0	0	0	3	4	0.00	0.000										



Batter	1	2	3	4	5	6	7	8	9	AB	R	H	RBI	BB	SO	LOB	TOP										
2 Alcides Escobar, R OBP: 0.422, SLG: 0.575	G5-3			G4-6-3 18 1B			G4-3	L9		4	0	1	0	0	0	2											
18 Ben Zobrist, S OBP: 0.384, SLG: 0.500	K			G4-6-3 1-2f			G6-3		G4-3	4	0	0	0	0	1	1											
6 Lorenzo Cain, R OBP: 0.364, SLG: 0.378	K			P4					G1-3	3	0	0	0	1	1	0											
35 Eric Hosmer, L OBP: 0.233, SLG: 0.317		F7			G6-3				G3	4	0	0	0	0	0	1											
25 Kendrys Morales, S OBP: 0.317, SLG: 0.595		G4-3			F8				K	3	0	0	0	0	1	0											
8 Mike Moustakas, L OBP: 0.190, SLG: 0.158		K			F7				L8	3	0	0	0	0	1	0											
13 Salvador Perez, R OBP: 0.324, SLG: 0.625			L6			F8				3	1	1	1	0	0	0											
4 Alex Gordon, L OBP: 0.351, SLG: 0.455			K			G4-3				3	0	1	0	0	1	0											
15 Alex Rios, R OBP: 0.364, SLG: 0.467			G3			F8				3	0	1	0	0	0	0											
Inning Stats	R: 0 E: 0 K: 2 S: 8	H: 0 LOB: 0 BB: 0 P: 12	R: 0 E: 0 K: 1 S: 6	H: 0 LOB: 0 BB: 0 P: 10	R: 0 E: 0 K: 1 S: 12	H: 0 LOB: 0 BB: 0 P: 14	R: 0 E: 0 K: 0 S: 8	H: 1 LOB: 0 BB: 0 P: 14	R: 0 E: 0 K: 0 S: 9	H: 0 LOB: 0 BB: 0 P: 14	R: 0 E: 0 K: 0 S: 8	H: 0 LOB: 0 BB: 0 P: 12	R: 0 E: 0 K: 0 S: 10	H: 0 LOB: 1 BB: 1 P: 17	R: 1 E: 0 K: 1 S: 17	H: 3 LOB: 2 BB: 0 P: 23	R: 0 E: 0 K: 0 S: 4	H: 0 LOB: 0 BB: 0 P: 5	1B: 3 2B: 0 3B: 0 HR: 1	SF: 0 SAC: 0 DP: 1 HBP: 0	WP: 0 PB: 0 SB: 0 CS: 0	PA: 31					
PITCHER	IP	WLS	BF	H	R	ER	SO	BB	IBB	HBP	BLK	WP	HR	S	P	ERA	WHIP										
25 Marco Estrada, R ERA: 2.33	7.2	W	26	3	1	1	5	1	0	0	0	0	1	72	108	1.17	0.522										
41 Aaron Sanchez, R ERA: 1.23	0.1		2	1	0	0	0	0	0	0	0	0	0	6	8	0.00	3.000										
54 Roberto Osuna, R ERA: 1.23	1.0		3	0	0	0	0	0	0	0	0	0	0	4	5	0.00	0.000										

Kansas City Royals @ Toronto Blue Jays
Rogers Centre, Toronto, ON
Wed Oct 21 2015, 4:08 PM - 7:05 PM EDT
Att. 49,325 - Roof Closed - 68 F

livebaseballscorecards.com

AB 30
R 1
H 4
RBI 1
BB 1
SO 5
LOB 4



Batter	1	2	3	4	5	6	7	8	9	AB	R	H	RBI	BB	SO	LOB	BOTTOM										
7 Ben Revere, L OBP: 0.304, SLG: 0.238	G3		B1-3				K2-3			3	1	0	0	1	1	0											
20 Josh Donaldson, R OBP: 0.395, SLG: 0.611	K		G4-3							3	2	1	0	0	1	0											
19 José Bautista, R OBP: 0.400, SLG: 0.514	P3									3	1	2	1	1	0	0											
10 Edwin Encarnación, R OBP: 0.372, SLG: 0.378		P3								3	1	0	1	1	1	2											
15 Chris Colabello, R OBP: 0.324, SLG: 0.543										4	1	1	1	0	2	4											
13 Justin Smoak, S										0	0	0	0	0	0	0											
2 Troy Tulowitzki, R OBP: 0.282, SLG: 0.425		L5								4	1	2	3	0	0	0											
30 Dioner Navarro, S OBP: 0.154, SLG: 0.167										3	0	0	0	1	3	2											
11 Kevin Pillar, R OBP: 0.317, SLG: 0.500										4	0	2	1	0	1	2											
17 Ryan Goins, L OBP: 0.176, SLG: 0.273			G6-3							3	0	0	0	0	1	1											
Inning Stats	R: 0 E: 0 K: 1 S: 8	H: 0 LOB: 0 BB: 0 P: 12	R: 1 E: 0 K: 0 S: 13	H: 1 LOB: 1 BB: 1 P: 19	R: 0 E: 0 K: 0 S: 4	H: 0 LOB: 0 BB: 0 P: 7	R: 0 E: 0 K: 0 S: 7	H: 1 LOB: 0 BB: 0 P: 10	R: 0 E: 0 K: 1 S: 10	H: 1 LOB: 1 BB: 0 P: 16	R: 4 E: 0 K: 3 S: 21	H: 1 LOB: 1 BB: 3 P: 37	R: 1 E: 0 K: 3 S: 13	H: 2 LOB: 1 BB: 0 P: 19	R: 1 E: 0 K: 2 S: 12	H: 2 LOB: 1 BB: 0 P: 13	R: 1 E: 0 K: 2 S: 12	H: 2 LOB: 1 BB: 0 P: 13	1B: 3 2B: 4 3B: 0 HR: 1	SF: 0 SAC: 0 DP: 1 HBP: 1	WP: 0 PB: 0 SB: 0 CS: 0	PA: 35					
PITCHER	IP	WLS	BF	H	R	ER	SO	BB	IBB	HBP	BLK	WP	HR	S	P	ERA	WHIP										
36 Edinson Volquez, R ERA: 4.32	5.0	L	22	4	0	5	2	4	0	1	0	0	0	10	13	9.00	1.400										
40 Kelvin Herrera, R ERA: 1.29	1.0		4	1	0	0	3	0	0	0	0	0	0	10	13	0.00	1.000										
41 Danny Duffy, L ERA: 7.36	2.0		9	4	2	2	5	0	0	0	0	0	0	25	32	9.00	2.000										

Kansas City Royals @ Toronto Blue Jays
Rogers Centre, Toronto, ON
Wed Oct 21 2015, 4:08 PM - 7:05 PM EDT
Att. 49,325 - Roof Closed - 68 F

livebaseballscorecards.com

AB 30
R 7
H 8
RBI 7
BB 4
SO 10
LOB 11

