

# Toronto Blue Jays - 2018













Batter	1	2	3	4	5	6	7	8	9	AB	R	H	RBI	BB	SO	LOB	TOP							
Ezequiel Carrera, L (1.9) 23 Dalton Pompey, S (6. PH) OBP: 0.400, SLG: 0.500	F7			G1-3		G6-3 30 HR		G6-4-3		2	0	0	0	0	0	0	<b>Toronto Blue Jays @ Tampa Bay Rays</b> Charlotte Sports Park, Port Charlotte, FL Mon Feb 26 2018, 1:09 PM - 3:53 PM EST Att: 3,627 - Partly Cloudy - 84 F							
7 Richard Urena, S (1.4) 43 Roemon Fields, L (6.8)	G5-3			G3		G6-3		E6		3	0	0	0	0	0	1								
30 Anthony Alford, R (1.8) 56 Cavan Biggio, L (6.4)	G6-3			K		HR		K		3	1	1	2	0	1	0								
37 Teoscar Hernández, R (1.7) 27 Dwight Smith Jr., L (6. PH) OBP: 0.143, SLG: 0.571		K			G5-3	K		HR		2	0	0	0	0	1	0								
13 Lourdes Gurriel Jr., R (1.6) 84 Kevin Vicuña, R (6.6)						F8		G4-3		3	0	2	0	0	0	0								
49 Max Pentecost, R (1.10) 79 Jon Berfi, R (9. PH)						1B		G4-3		2	0	0	0	1	1	1								
21 Luke Maile, R (1.2) 9 Danny Jansen, R (6.2) OBP: 0.250, SLG: 0.250					G4-3	F6		G4-3		2	0	0	0	0	0	2								
64 Jason Leblebician, R (1.3) 78 Nash Knight, S (7.3)					K	L5		G4-3		3	0	0	0	0	1	2								
66 Tim Lopes, R (1.5) 81 Gunnar Heidt, R (7.5)								E5 23 G6-4-3		2	1	1	0	0	0	0								
										1	0	0	0	0	0	0								
<b>Inning Stats</b>	R: 0 E: 0 K: 0 S: 3	H: 0 LOB: 0 BB: 0 P: 4	R: 0 E: 0 K: 2 S: 7	H: 1 LOB: 1 BB: 0 P: 7	R: 0 E: 0 K: 1 S: 5	H: 0 LOB: 0 BB: 0 P: 5	R: 0 E: 0 K: 1 S: 5	H: 0 LOB: 0 BB: 0 P: 5	R: 0 E: 0 K: 0 S: 4	H: 1 LOB: 2 BB: 0 P: 8	R: 3 E: 0 K: 1 S: 9	H: 3 LOB: 0 BB: 0 P: 11	R: 0 E: 0 K: 0 S: 3	H: 0 LOB: 0 BB: 0 P: 3	R: 0 E: 2 K: 1 S: 6	H: 1 LOB: 1 BB: 0 P: 6	R: 1 E: 0 K: 0 S: 5	H: 1 LOB: 0 BB: 0 P: 7	1B: 4 2B: 2 3B: 0 HR: 2	SF: 0 SAC: 0 DP: 2 HBP: 0	WP: 0 PB: 0 SB: 0 CS: 1	PA: 34		
<b>PITCHER</b>	IP WLS BF H R ER SO BB IBB HBP BLK WP HR S P ERA WHIP	2.0 6 1 0 0 2 0 0 0 0 0 0 10 11 0.00 0.500	1.0 3 0 0 0 1 0 0 0 0 0 0 5 5 0.00 0.000	1.0 3 0 0 0 1 0 0 0 0 0 0 5 5 0.00 0.000	0.2 H 4 1 0 0 0 1 0 0 0 0 0 0 3 7 0.00 3.000	1.1 W 7 3 3 3 1 0 0 0 0 0 0 1 10 12 20.25 2.250	1.0 3 0 0 0 2 0 0 0 0 0 0 10 11 0.00 0.500	1.0 3 0 0 0 1 0 0 0 0 0 0 5 5 0.00 0.000	1.0 4 1 0 0 1 0 0 0 0 0 0 6 6 0.00 1.000	1.0 4 1 1 1 0 0 0 0 0 0 1 5 7 9.00 1.000	7.1 1.0 3 0 0 0 0 0 0 0 0 0 3 3 0.00 0.000	8.1 1.0 4 1 0 0 1 0 0 0 0 0 6 6 0.00 1.000	9.1 1.0 4 1 1 1 0 0 0 0 0 0 1 5 7 9.00 1.000											

AB	33
R	4
H	7
RBI	4
BB	1
SO	6
LOB	8



Batter	1	2	3	4	5	6	7	8	9	AB	R	H	RBI	BB	SO	LOB	BOTTOM					
5 Matt Duffy, R (1.5) 14 Ryan Schimpf, L (6.5)	G6-3		G5-3		F8	F7		F7		3	0	0	0	0	0	2	<b>Toronto Blue Jays @ Tampa Bay Rays</b> Charlotte Sports Park, Port Charlotte, FL Mon Feb 26 2018, 1:09 PM - 3:53 PM EST Att: 3,627 - Partly Cloudy - 84 F					
17 Jason Coats, R (1.9) 89 Jesús Sánchez, L (6.9)	F9				HR	44 1B		76 G3-1		2	1	1	1	0	0	0						
44 C.J. Cron, R (1.10) 76 Johnny Monell, L (7. PH) OBP: 0.500, SLG: 0.750	K				K	1 HR		G3-1		3	1	1	1	0	2	0						
29 Brandon Snyder, R (1.3) 70 Jake Bauers, L (7.3)		F9				2B		F8		3	0	1	0	0	0	1						
1 Willy Adames, R (1.6) 77 Andrew Velazquez, S (7.6) OBP: 0.250, SLG: 0.250						K		G6-3		2	1	1	2	1	1	1						
0 Mallex Smith, L (1.8) 74 Johnny Field, R (7.8) OBP: 0.600, SLG: 0.800		G3-6			L5			B1-3		3	0	0	0	0	0	2						
28 Daniel Robertson, R (1.4) 81 Michael Russell, R (7.4)						K		84 2B		2	1	0	0	1	2	0						
45 Jesús Sucre, R (1.2) 84 Xorge Carrillo, R (6.2) OBP: 0.667, SLG: 1.000						K		84 2B		0	0	0	0	1	0	0						
7 Micah Johnson, L (1.7) 75 Joe McCarthy, L (6.7)						G1-3		E7		2	0	1	0	0	0	0						
								75 HR		2	1	1	0	0	0	2						
<b>Inning Stats</b>	R: 0 E: 0 K: 1 S: 5	H: 0 LOB: 0 BB: 0 P: 5	R: 0 E: 0 K: 0 S: 2	H: 0 LOB: 0 BB: 1 P: 6	R: 0 E: 0 K: 1 S: 5	H: 0 LOB: 1 BB: 1 P: 9	R: 1 E: 0 K: 2 S: 11	H: 2 LOB: 0 BB: 0 P: 14	R: 0 E: 0 K: 1 S: 6	H: 1 LOB: 1 BB: 0 P: 6	R: 6 E: 1 K: 0 S: 11	H: 5 LOB: 0 BB: 1 P: 16	R: 0 E: 0 K: 0 S: 4	H: 1 LOB: 1 BB: 0 P: 4	R: 0 E: 0 K: 0 S: 3	H: 1 LOB: 2 BB: 2 P: 11	1B: 4 2B: 2 3B: 1 HR: 3	SF: 0 SAC: 0 DP: 2 HBP: 0	WP: 0 PB: 0 SB: 0 CS: 0	PA: 37		
<b>PITCHER</b>	IP WLS BF H R ER SO BB IBB HBP BLK WP HR S P ERA WHIP	2.0 6 1 0 0 2 0 0 0 0 0 0 7 11 0.00 0.500	1.0 4 0 0 0 1 1 0 0 0 0 0 5 9 0.00 1.000	1.0 5 2 1 1 2 0 0 0 0 0 0 11 14 9.00 2.000	1.0 4 1 0 0 1 0 0 0 0 0 0 6 6 0.00 1.000	0.2 L 7 4 5 5 0 1 0 0 0 0 0 1 7 11 67.50 7.500	6.1 0.1 1 1 1 1 0 0 0 0 0 0 4 5 27.00 3.000	7.1 1.0 4 1 0 0 0 0 0 0 0 0 4 4 0.00 1.000	1.0 5 1 0 0 0 2 0 0 0 0 0 3 11 0.00 3.000													

AB	32
R	7
H	10
RBI	6
BB	5
SO	5
LOB	14

















Batter	1	2	3	4	5	6	7	8	9	AB	R	H	RBI	BB	SO	LOB	TOP
23 Dalton Pompey, S OBP: 0.222, SLG: 0.250 65 Kacy Clemens, L (5, 3)	E6 7 S		K		G6-3 1-2			F7		3	0	0	0	0	1	2	<b>Toronto Blue Jays @ Minnesota Twins</b> CenturyLink Sports Complex, Fort Myers, FL Fri Mar 02 2018, 1:08 PM - 3:36 PM EST Att: 7,408 - Sunny - 84 F
7 Richard Urena, S OBP: 0.167, SLG: 0.091 56 Cavan Biggio, L OBP: 0.500, SLG: 1.500 (1, 6) (6, 4)	P6 1-2		K			G4-3				3	0	0	0	0	1	2	
30 Anthony Alford, R OBP: 0.333, SLG: 0.786 88 Kevin Smith, R (1, 8) (5, 9) (6, 5)	K2-3					F8				3	0	1	0	0	1	1	
37 Teoscar Hernández, R OBP: 0.167, SLG: 0.250 89 Reggie Pruitt, R (1, 9) (5, 8) (6, 7)	K					F7				3	0	0	0	0	2	2	
13 Lourdes Gurriel Jr., R OBP: 0.231, SLG: 0.231 84 Kevin Viqueña, R OBP: 0.500, SLG: 1.000 (1, 4) (6, 6) (7, 6)	L7					K				3	0	0	0	0	1	1	
9 Danny Jansen, R OBP: 0.125, SLG: 0.143 49 Max Pentecost, R OBP: 0.273, SLG: 0.222 (1, 2) (5, 2)	F8					F8				2	0	0	0	0	0	1	
27 Dwight Smith Jr., L OBP: 0.182, SLG: 0.455 78 Nash Knight, S OBP: 0.500, SLG: 0.750 (1, 10) (7, PH) (7, 10)	F7					F7				2	0	0	0	0	0	0	
64 Jason Leblebician, R OBP: 0.375, SLG: 0.571 39 Jonathan Davis, R OBP: 0.200, SLG: 0.222 (1, 3) (5, 7) (6, 8)	F9									1	0	0	0	1	0	0	
66 Tim Lopes, R OBP: 0.200, SLG: 0.500 45 Andrew Guilloitte, R OBP: 0.250, SLG: 0.250 (1, 5) (5, 5) (6, 9)	E9					P4				2	0	0	0	0	0	1	
<b>Inning Stats</b>	R: 0 E: 1 K: 2 S: 9	H: 0 LOB: 1 BB: 0 P: 10	R: 0 E: 0 K: 0 S: 3	H: 0 LOB: 0 BB: 0 P: 3	R: 0 E: 1 K: 2 S: 8	H: 0 LOB: 1 BB: 0 P: 8	R: 0 E: 0 K: 0 S: 3	H: 1 LOB: 1 BB: 0 P: 8	R: 0 E: 0 K: 1 S: 6	H: 1 LOB: 1 BB: 0 P: 6	R: 1 E: 0 K: 2 S: 10	H: 3 LOB: 2 BB: 0 P: 10	1B: 2 2B: 3 3B: 1 HR: 0	SF: 0 SAC: 0 DP: 0 HBP: 0	WP: 0 PB: 0 SB: 3 CS: 0	PA: 36	
<b>PITCHER</b>	IP WLS BF H R ER SO BB IBB HBP BLK WP HR S P ERA WHIP	12 Jake Odorizzi, R (1, 1) 2.2 W 10 0 0 0 3 0 0 0 0 0 0 0 17 18 0.00 0.000 55 Taylor Rogers, L (3, 1) 1.1 H 5 1 0 0 3 0 0 0 0 0 0 0 3 11 0.00 0.750 39 Trevor Hildenberger, R (5, 1) 1.0 H 4 0 0 0 0 1 0 0 0 0 0 0 3 8 0.00 1.000 58 Gabriel Moya, L (6, 1) 2.0 H 7 1 0 0 2 0 0 0 0 0 0 0 11 11 0.00 0.500 70 Jake Reed, R (8, 1) 1.0 H 4 1 0 0 1 0 0 0 0 0 0 0 6 6 0.00 1.000															

AB 35  
R 1  
H 6  
RBI 1  
BB 1  
SO 11  
LOB 16



Batter	1	2	3	4	5	6	7	8	9	AB	R	H	RBI	BB	SO	LOB	BOTTOM	
2 Brian Dozier, R OBP: 0.250, SLG: 0.286 33 Ryan Walker, L (1, 4) (6, 4)	G4-3		G5-3 1-3		F8			G1-3		3	0	0	0	0	0	1	<b>Toronto Blue Jays @ Minnesota Twins</b> CenturyLink Sports Complex, Fort Myers, FL Fri Mar 02 2018, 1:08 PM - 3:36 PM EST Att: 7,408 - Sunny - 84 F	
7 Joe Mauer, L OBP: 0.200, SLG: 0.200 62 Jordan Pacheco, R (6, FR) (1, 3) (7, 3)	K		G4-3 3-H							3	0	1	1	0	1	0		
22 Miguel Sanó, R (1, 5)	G3-1		K							3	0	0	0	0	1	1		
37 Sean Miller, R OBP: 0.286, SLG: 0.333 (7, 5)										0	0	0	0	0	0	0		
20 Eddie Rosario, L OBP: 0.273, SLG: 0.545 24 Chris Heisey, R (1, 7) (7, 7)	HR									3	1	1	1	0	1	1		
99 Logan Morrison, L OBP: 0.333, SLG: 1.000 (1, 10)	K									3	0	1	0	0	1	0		
25 Byron Buxton, R OBP: 0.286, SLG: 0.571 20 Tanner English, R (1, 8) (8, 8)	K									3	0	0	0	0	2	1		
26 Max Kepler, L OBP: 0.309, SLG: 0.250 24 James Ramsey, L (1, 9) (8, 9)										3	0	1	0	0	0	1		
11 Jorge Polanco, S OBP: 0.154, SLG: 0.154 40 Gregorio Petit, R OBP: 0.154, SLG: 0.167 (1, 6) (6, 6)	F7									2	0	1	0	0	0	1		
78 Williams Astudillo, R OBP: 0.400, SLG: 0.250 81 Winston Sawyer, R OBP: 0.500, SLG: 0.400 (1, 2) (6, 2)										1	1	0	0	1	0	1		
<b>Inning Stats</b>	R: 0 E: 0 K: 1 S: 5	H: 2 LOB: 1 BB: 0 P: 10	R: 1 E: 0 K: 2 S: 10	H: 2 LOB: 1 BB: 0 P: 10	R: 1 E: 0 K: 1 S: 5	H: 0 LOB: 0 BB: 1 P: 10	R: 0 E: 0 K: 1 S: 6	H: 1 LOB: 1 BB: 0 P: 6	R: 0 E: 0 K: 0 S: 3	H: 1 LOB: 0 BB: 0 P: 3	R: 0 E: 0 K: 1 S: 5	H: 0 LOB: 0 BB: 0 P: 5	R: 0 E: 0 K: 0 S: 3	H: 0 LOB: 0 BB: 0 P: 3	1B: 3 2B: 0 3B: 1 HR: 1	SF: 0 SAC: 0 DP: 2 HBP: 0	WP: 0 PB: 1 SB: 0 CS: 0	PA: 28
<b>PITCHER</b>	IP WLS BF H R ER SO BB IBB HBP BLK WP HR S P ERA WHIP	45 Thomas Pannone, L (1, 1) 2.0 L 8 1 1 0 2 1 0 0 0 0 0 0 11 15 0.00 1.000 57 Jon Harris, R (3, 1) 2.0 8 1 1 0 2 1 0 0 0 0 0 0 3 3 0.00 1.000 58 Tim Mayza, L (5, 1) 1.0 3 1 0 0 0 0 0 0 0 0 0 0 3 3 0.00 1.000 50 Matt Dermody, L (6, 1) 1.1 4 1 0 0 1 0 0 0 0 0 0 0 6 6 0.00 0.750 69 Justin Shafer, R (7, 1) 0.2 2 0 0 0 0 0 0 0 0 0 0 0 2 2 0.00 0.000																

AB 27  
R 2  
H 5  
RBI 2  
BB 1  
SO 6  
LOB 7





















Batter	1	2	3	4	5	6	7	8	9	AB	R	H	RBI	BB	SO	LOB	TOP										
23 Dalton Pompey, S (1, 7) 83 Harold Ramirez, R (7, 7) OBP: 0.333, SLG: 0.357 OBP: 1.000, SLG: 2.000										4	2	2	0	0	0	0	<b>Toronto Blue Jays @ Detroit Tigers</b> Publix Field at Joker Marchant Stadium, Lakeland, FL Wed Mar 07 2018, 1:07 PM - 4:11 PM EST Att: 6,169 - Sunny - 75 F <a href="http://livebaseballscorecards.com">livebaseballscorecards.com</a>										
26 Yanervis Solarte, S (1, 6) 77 Reese McGuire, L (6, 2) OBP: 0.143, SLG: 0.250 OBP: 0.444, SLG: 0.857										3	0	0	1	0	0	2											
20 Josh Donaldson, R (1, 10) 49 Max Pentecost, R (7, PH) OBP: 0.250, SLG: 0.214 OBP: 0.210, SLG: 0.100										2	0	0	0	1	0	2											
14 Justin Smoak, S (1, 3) 78 Nash Knight, S (5, PR) OBP: 0.211, SLG: 0.118 OBP: 0.500, SLG: 0.667										2	0	0	0	1	0	2											
11 Kevin Pillar, R (1, 8) 30 Anthony Alford, R (5, 9) OBP: 0.500, SLG: 0.765 OBP: 0.263, SLG: 0.611										3	0	1	2	0	0	1											
37 Teoscar Hernández, R (1, 9) 39 Jonathan Davis, R (5, 8) OBP: 0.263, SLG: 0.474 OBP: 0.182, SLG: 0.200										3	1	2	0	0	1	2											
9 Danny Jansen, R (1, 2) 66 Tim Lopes, R (6, 4) OBP: 0.333, SLG: 0.462										3	0	1	1	0	0	1											
64 Jason Leblebicijan, R (1, 5) 81 Gunnar Heidt, R (6, 5)										3	0	0	0	0	1	2											
61 Gift Ngoepe, R (1, 4) 89 Yeltsin Gudino, R (6, 6)										3	0	0	0	0	2	2											
<b>Inning Stats</b>	R: 0 E: 0 K: 0 S: 4	H: 1 LOB: 1 BB: 0 P: 4	R: 1 E: 0 K: 1 S: 7	H: 2 LOB: 1 BB: 0 P: 9	R: 1 E: 1 K: 0 S: 4	H: 0 LOB: 1 BB: 1 P: 10	R: 0 E: 0 K: 1 S: 6	H: 1 LOB: 1 BB: 0 P: 6	R: 2 E: 0 K: 1 S: 7	H: 2 LOB: 2 BB: 1 P: 11	R: 0 E: 0 K: 1 S: 5	H: 0 LOB: 0 BB: 0 P: 5	R: 0 E: 0 K: 1 S: 5	H: 0 LOB: 0 BB: 0 P: 5	R: 1 E: 0 K: 1 S: 7	H: 2 LOB: 1 BB: 0 P: 7		R: 1 E: 0 K: 1 S: 7	H: 2 LOB: 1 BB: 0 P: 7	1B: 7 2B: 3 3B: 0 HR: 0	SF: 0 SAC: 0 DP: 0 HBP: 0	WP: 1 PB: 3 SB: 1 CS: 0	PA: 40				
<b>PITCHER</b>	IP	WLS	BF	H	R	ER	SO	BB	IBB	HBP	BLK	WP	HR	S	P	ERA	WHIP										
48 Matthew Boyd, L (1, 1) ERA: 5.63	3.0		14	3	2	1	1	1	0	0	0	1	0	15	23	3.00	1.333										
62 Sandy Baez, R (4, 1) ERA: 4.5	2.0	B	10	3	2	2	2	1	0	0	0	0	0	13	17	9.00	2.000										
67 Enrique Burgos, R (6, 1) ERA: 7.36	1.0		3	0	0	0	1	0	0	0	0	0	0	5	5	0.00	0.000										
53 Warwick Saupold, R (7, 1) ERA: 4.26	1.1	H	5	1	1	1	1	0	0	0	0	0	0	7	7	6.75	0.750										
64 Chad Bell, L (8, 1) ERA: 1.35	1.2	L	8	3	1	1	2	0	0	0	0	0	0	12	12	5.40	1.800										

Batter	1	2	3	4	5	6	7	8	9	AB	R	H	RBI	BB	SO	LOB	BOTTOM										
12 Leonys Martin, L (1, 8) 21 JaCoby Jones, R (6, 8) OBP: 0.280, SLG: 0.250 OBP: 0.526, SLG: 0.533										2	1	1	0	0	1	2	<b>Toronto Blue Jays @ Detroit Tigers</b> Publix Field at Joker Marchant Stadium, Lakeland, FL Wed Mar 07 2018, 1:07 PM - 4:11 PM EST Att: 6,169 - Sunny - 75 F <a href="http://livebaseballscorecards.com">livebaseballscorecards.com</a>										
1 Jose Iglesias, R (1, 6) 81 Pete Kozma, R (6, 6) OBP: 0.409, SLG: 0.353 OBP: 0.333, SLG: 0.100										2	0	1	1	0	0	1											
24 Miguel Cabrera, R (1, 3) 74 Edwin Espinal, R (6, 3) OBP: 0.316, SLG: 0.368 OBP: 0.273, SLG: 0.350										1	0	0	1	0	0	0											
9 Nick Castellanos, R (1, 9) 13 Mike Carbin, R (7, 9) OBP: 0.435, SLG: 1.048 OBP: 0.353, SLG: 0.357										3	1	1	2	0	0	0											
41 Victor Martinez, S (1, 10) 37 James Adduci, L (8, PH) OBP: 0.280, SLG: 0.625 OBP: 0.476, SLG: 0.737										3	1	1	1	0	0	0											
76 Niko Goodrum, S (1, 4) 14 Alexi Amarista, L (6, 4) OBP: 0.375, SLG: 0.773 OBP: 0.158, SLG: 0.222										2	0	0	0	0	0	0											
33 Derek Norris, R (1, 2) 89 Jake Rogers, R (6, 2) OBP: 0.455, SLG: 0.818 OBP: 0.200, SLG: 0.200										2	0	0	0	0	1	0											
22 Victor Reyes, S (1, 7) 73 Jason Krizan, L (7, 7) OBP: 0.304, SLG: 0.286 OBP: 0.286, SLG: 0.417										2	0	1	0	0	0	0											
80 Ronny Rodríguez, R (1, 5) 82 Kody Eaves, L (6, 5) OBP: 0.360, SLG: 0.435 OBP: 0.462, SLG: 0.400										2	0	1	0	0	0	0											
<b>Inning Stats</b>	R: 1 E: 0 K: 0 S: 5	H: 1 LOB: 0 BB: 0 P: 5	R: 1 E: 0 K: 0 S: 4	H: 1 LOB: 0 BB: 0 P: 4	R: 1 E: 0 K: 0 S: 3	H: 0 LOB: 0 BB: 0 P: 3	R: 0 E: 0 K: 2 S: 8	H: 2 LOB: 3 BB: 0 P: 9	R: 2 E: 0 K: 1 S: 8	H: 2 LOB: 1 BB: 0 P: 9	R: 0 E: 0 K: 0 S: 3	H: 1 LOB: 1 BB: 1 P: 7	R: 0 E: 0 K: 2 S: 8	H: 1 LOB: 2 BB: 1 P: 12	R: 0 E: 0 K: 0 S: 3	H: 0 LOB: 0 BB: 0 P: 3		1B: 5 2B: 2 3B: 0 HR: 2	SF: 2 SAC: 1 DP: 1 HBP: 1	WP: 0 PB: 0 SB: 1 CS: 0	PA: 37						
<b>PITCHER</b>	IP	WLS	BF	H	R	ER	SO	BB	IBB	HBP	BLK	WP	HR	S	P	ERA	WHIP										
45 Thomas Pannone, L (1, 1) ERA: 7.5	3.0		12	3	3	3	0	0	0	0	0	0	0	13	13	9.00	1.000										
48 Deck McGuire, R (4, 1) ERA: 7.5	2.0		8	2	0	0	2	0	0	1	0	0	0	11	12	0.00	1.000										
57 Jon Harris, R (6, 1) ERA: 4.5	1.0	B	5	2	2	2	1	0	0	0	0	0	1	8	9	18.00	2.000										
67 José Manuel Fernández, L (7, 1) ERA: 4.5	1.0		4	1	0	0	0	1	0	0	0	0	0	3	7	0.00	2.000										
66 Andrew Case, R (8, 1) ERA: 4.5	1.0	W	5	1	0	0	2	1	0	0	0	0	0	8	12	0.00	2.000										







Batter	1	2	3	4	5	6	7	8	9	AB	R	H	RBI	BB	SO	LOB	TOP			
47 Alex Presley, L (1,9) 23 Joey Rickard, R (7,9) OBP: 0.393, SLG: 0.375 OBP: 0.276, SLG: 0.167	F7		F7			G3 16 G6-3 2B		P6		3	1	1	0	0	0	0				
1 Tim Beckham, R (1,5) 25 Anthony Santander, S (7,7) OBP: 0.250, SLG: 0.467 OBP: 0.313, SLG: 0.548	G5-3		G6-4-3 16 G6-4-3 1B			G3		K		3	0	1	0	0	0	1				
16 Trey Mancini, R (1,7) 70 Cedric Mullins, L (7,8) OBP: 0.250, SLG: 0.292	G6-3		G6-4-3 1-2			G5-3		K		3	0	0	1	0	0	1				
47 Danny Valencia, R (1,3) 29 Austin Wynns, R (7,2) OBP: 0.333, SLG: 0.833 OBP: 0.429, SLG: 0.590		L8		K		E6		E5 96 1B 12 3B		3	0	0	0	0	1	0				
2 Pedro Alvarez, L (1,10) 79 Ryan Mountcastle, R (9,PH) OBP: 0.350, SLG: 0.529 OBP: 0.281, SLG: 0.590		K		G4-3		G4-3		K		3	0	0	0	0	1	1				
14 Craig Gentry, R (1,8) 96 Aderin Rodriguez, R (7,3) OBP: 0.375, SLG: 0.467 OBP: 0.333, SLG: 0.333				F8				F9		3	1	1	0	0	0	0				
36 Caleb Joseph, R (1,2) 12 Engelb Vielma, S (7,4) OBP: 0.333, SLG: 0.333										3	0	1	1	0	2	0				
3 Luis Sardinas, S (1,6) 27 Andrew Susac, R (9,PH) OBP: 0.407, SLG: 0.400 OBP: 0.214, SLG: 1.590										3	0	2	0	0	0	0				
17 Rubén Tejeda, R (1,4) (7,5)										4	0	0	0	0	0	3				
<b>Inning Stats</b>	R: 0 E: 0 K: 0 S: 4	H: 0 LOB: 0 BB: 0 P: 4	R: 1 E: 0 K: 1 S: 8	H: 3 LOB: 2 BB: 0 P: 8	R: 0 E: 0 K: 1 S: 3	H: 1 LOB: 0 BB: 0 P: 3	R: 0 E: 0 K: 1 S: 5	H: 0 LOB: 0 BB: 0 P: 5	R: 0 E: 0 K: 0 S: 5	H: 1 LOB: 1 BB: 0 P: 5	R: 0 E: 0 K: 1 S: 6	H: 1 LOB: 1 BB: 0 P: 6	R: 0 E: 0 K: 2 S: 7	H: 0 LOB: 0 BB: 0 P: 7	R: 3 E: 1 K: 1 S: 8	H: 2 LOB: 0 BB: 0 P: 8	1B: 5 2B: 1 3B: 2 HR: 0	SF: 1 SAC: 0 DP: 1 HBP: 0	WP: 0 PB: 0 SB: 0 CS: 0	PA: 36
<b>PITCHER</b>	IP WLS BF H R ER SO BB IBB HBP BLK WP HR S P ERA WHIP																			
25 Marco Estrada, R (1,1) ERA: 1.13	4.0 W 15 4 1 1 2 0 0 0 0 0 0 0 20 10 2.25 1.000																			
56 Ryan Borucki, L (5,1) ERA: 10.13	2.0 H 8 1 1 1 1 0 0 0 0 0 0 0 10 10 4.50 0.500																			
54 Roberto Osuna, R (7,1) ERA:	1.0 H 4 1 0 0 1 0 0 0 0 0 0 0 6 6 0.00 1.000																			
78 Tyler Clippard, R (8,1) ERA:	1.0 3 0 0 0 2 0 0 0 0 0 0 0 7 7 0.00 0.000																			
58 Tim Lincecum, L (9,1) ERA: 3.6	1.0 6 2 3 1 1 0 0 0 0 0 0 0 8 8 9.00 2.000																			

Baltimore Orioles @ Toronto Blue Jays  
Dunedin Stadium, Dunedin, FL  
Fri Mar 09 2018, 1:08 PM - 3:34 PM EST  
Att: 4,770 - Sunny - 65 F

AB 35  
R 5  
H 8  
RBI 5  
BB 0  
SO 7  
LOB 7



Batter	1	2	3	4	5	6	7	8	9	AB	R	H	RBI	BB	SO	LOB	BOTTOM			
18 Curtis Granderson, L (1,7) 37 Teoscar Hernández, R (6,7) OBP: 0.476, SLG: 1.059 OBP: 0.286, SLG: 0.476	29 G6-3 20 1B 2B		4-2 1-2 BB			P6		K		2	1	1	0	1	0	0				
29 Devon Travis, R (1,4) 66 Tim Lopes, R (8,5) OBP: 0.381, SLG: 0.632 OBP: 0.333, SLG: 0.400	G6-3		P2			G6-3		HR		4	1	1	2	0	0	3				
20 Josh Donaldson, R (1,5) 64 Jason Leblebjian, R (6,5) OBP: 0.497, SLG: 0.273 OBP: 0.333, SLG: 0.481	14 G3-6-3 1B		F9			G6-3		L4		3	0	1	1	0	0	2				
14 Justin Smoak, S (1,3) 83 Ryan Noda, L (6,PR) OBP: 0.273, SLG: 0.158	G3-6-3					55 2B 8 G4-3 1B		K		2	1	1	0	1	0	1				
55 Russell Martin, R (1,2) 77 Reese McGuire, L (7,PH) OBP: 0.316, SLG: 0.824 OBP: 0.400, SLG: 0.750	G6-3					8 G4-3 15 2B 2B		G3		3	1	1	0	0	1	1				
8 Kendrys Morales, S (1,10) OBP: 0.320, SLG: 0.478	G6-3					15 SF9 11 2B 2B		HR		4	2	2	2	0	0	1				
15 Randal Grichuk, R (1,9) 43 Roemon Fields, L (7,8) 27 Dwight Smith Jr., L (8,PR) OBP: 0.369, SLG: 0.529 OBP: 0.563, SLG: 0.857 OBP: 0.353, SLG: 0.687	G5-3					SF9		39 G6-4-3 HBP		2	0	1	2	0	0	0				
11 Kevin Pillar, R (1,8) 39 Jonathan Davis, R (6,PR) OBP: 0.476, SLG: 0.750 OBP: 0.294, SLG: 0.333			K			F9		G6-4-3		3	0	1	1	0	1	1				
1 Aledmys Diaz, R (1,6) 7 Richard Urena, S (8,6) OBP: 0.190, SLG: 0.150 OBP: 0.105, SLG: 0.056			18 BB BB			F7		E5		2	0	0	0	1	1	3				
<b>Inning Stats</b>	R: 1 E: 0 K: 0 S: 4	H: 2 LOB: 0 BB: 0 P: 4	R: 0 E: 0 K: 0 S: 3	H: 0 LOB: 0 BB: 0 P: 3	R: 0 E: 0 K: 1 S: 7	H: 0 LOB: 2 BB: 2 P: 15	R: 2 E: 0 K: 0 S: 6	H: 3 LOB: 1 BB: 0 P: 6	R: 0 E: 0 K: 0 S: 3	H: 0 LOB: 0 BB: 0 P: 3	R: 2 E: 0 K: 2 S: 9	H: 2 LOB: 2 BB: 1 P: 13	R: 2 E: 0 K: 1 S: 8	H: 2 LOB: 0 BB: 0 P: 11	R: 1 E: 1 K: 1 S: 8	H: 1 LOB: 1 BB: 0 P: 9	1B: 3 2B: 5 3B: 0 HR: 2	SF: 1 SAC: 0 DP: 2 HBP: 1	WP: 0 PB: 0 SB: 0 CS: 0	PA: 37
<b>PITCHER</b>	IP WLS BF H R ER SO BB IBB HBP BLK WP HR S P ERA WHIP																			
50 Miguel Castro, R (1,1) ERA: 3.0	3.0 L 12 2 1 1 1 2 0 0 0 0 0 0 9 9 3.00 1.333																			
51 Aler Asher, R (4,1) ERA: 3.0	2.0 9 3 2 2 0 0 0 0 0 0 0 0 9 9 9.00 1.500																			
38 Pedro Araújo, R (6,1) ERA: 4.5	1.0 6 2 2 2 2 1 0 0 0 0 0 0 9 13 18.00 3.000																			
52 Jhan Maríñez, R (7,1) ERA: 6.75	1.0 5 2 2 2 1 0 0 0 0 0 0 1 8 11 18.00 2.000																			
66 Tanner Scott, L (8,1) ERA: 2.25	1.0 5 1 1 1 1 0 0 0 1 0 0 0 8 9 9.00 1.000																			

Baltimore Orioles @ Toronto Blue Jays  
Dunedin Stadium, Dunedin, FL  
Fri Mar 09 2018, 1:08 PM - 3:34 PM EST  
Att: 4,770 - Sunny - 65 F

AB 32  
R 8  
H 10  
RBI 8  
BB 3  
SO 5  
LOB 15





















Batter	1	2	3	4	5	6	7	8	9	AB	R	H	RBI	BB	SO	LOB	TOP										
1 Aledmys Diaz, R OBP: 0.290, SLG: 0.367 89 Yeltsin Gudino, R OBP: 0.500, SLG: 1.000										4	1	2	1	0	1	0	4										
11 Kevin Pillar, R OBP: 0.484, SLG: 0.690 83 Harold Ramirez, R OBP: 0.500, SLG: 1.000										4	0	0	0	0	1	4	4										
28 Steve Pearce, R OBP: 0.438, SLG: 0.615 82 Michael De La Cruz, S OBP: 0.500, SLG: 1.000										3	0	1	2	1	1	0	3										
37 Teoscar Hernandez, R OBP: 0.400, SLG: 0.719 79 Jon Seri, R OBP: 0.167, SLG: 0.333										4	0	2	2	0	2	1	4										
64 Jason Leblebici, R OBP: 0.333, SLG: 0.405 88 Emilio Guerrero, R OBP: 0.500, SLG: 1.000										2	0	0	0	1	1	2	2										
Reese McGuire, L OBP: 0.286, SLG: 0.500 75 Pat Cantwell, R OBP: 0.400, SLG: 0.400										2	0	0	0	0	2	0	2										
7 Richard Urena, S OBP: 0.400, SLG: 0.545 43 Roemon Fields, L OBP: 0.400, SLG: 0.545										2	1	1	0	0	1	2	7										
61 Gift Ngoepe, R OBP: 0.350, SLG: 0.333 45 Andrew Guillotte, R OBP: 0.375, SLG: 0.286										2	1	0	0	1	0	2	5										
39 Jonathan Davis, R OBP: 0.304, SLG: 0.300 66 Tim Lopes, R OBP: 0.364, SLG: 0.353										1	1	0	0	0	1	0	1										
<b>Inning Stats</b>	R: 0 E: 0 K: 1 S: 5	H: 0 LOB: 0 BB: 0 P: 5	R: 0 E: 0 K: 1 S: 6	H: 1 LOB: 2 BB: 1 P: 10	R: 0 E: 0 K: 1 S: 5	H: 0 LOB: 0 BB: 0 P: 5	R: 0 E: 0 K: 2 S: 7	H: 0 LOB: 0 BB: 0 P: 7	R: 4 E: 0 K: 1 S: 10	H: 3 LOB: 2 BB: 2 P: 19	R: 0 E: 0 K: 1 S: 5	H: 0 LOB: 0 BB: 0 P: 5	R: 1 E: 0 K: 3 S: 11	H: 2 LOB: 1 BB: 0 P: 12	R: 0 E: 0 K: 1 S: 5	H: 0 LOB: 0 BB: 0 P: 5	R: 0 E: 0 K: 0 S: 4	H: 1 LOB: 1 BB: 0 P: 4	1B: 4 2B: 3 3B: 0 HR: 0	SF: 0 SAC: 1 DP: 0 HBP: 1	WP: 1 PB: 0 SB: 0 CS: 0	PA: 38					
<b>PITCHER</b>	IP WLS BF H R ER SO BB IBB HBP BLK WP HR S P ERA WHIP	24 David Price, L ERA: 4.15	29 Roenis Elias, L ERA: 4.15	54 Trevor Kelley, R ERA: 4.15	56 Joe Kelly, R ERA: 1.8	39 Carson Smith, R ERA: 3.0	60 William Cuevas, R ERA: 8.1	59 Tommy Layne, L ERA: 9.1	IP WLS BF H R ER SO BB IBB HBP BLK WP HR S P ERA WHIP	60 William Cuevas, R ERA: 8.1	59 Tommy Layne, L ERA: 9.1	IP WLS BF H R ER SO BB IBB HBP BLK WP HR S P ERA WHIP	60 William Cuevas, R ERA: 8.1	59 Tommy Layne, L ERA: 9.1	IP WLS BF H R ER SO BB IBB HBP BLK WP HR S P ERA WHIP	60 William Cuevas, R ERA: 8.1	59 Tommy Layne, L ERA: 9.1	IP WLS BF H R ER SO BB IBB HBP BLK WP HR S P ERA WHIP	60 William Cuevas, R ERA: 8.1	59 Tommy Layne, L ERA: 9.1	IP WLS BF H R ER SO BB IBB HBP BLK WP HR S P ERA WHIP	60 William Cuevas, R ERA: 8.1	59 Tommy Layne, L ERA: 9.1	IP WLS BF H R ER SO BB IBB HBP BLK WP HR S P ERA WHIP	60 William Cuevas, R ERA: 8.1	59 Tommy Layne, L ERA: 9.1	IP WLS BF H R ER SO BB IBB HBP BLK WP HR S P ERA WHIP

Toronto Blue Jays @ Boston Red Sox  
 JetBlue Park, Ft. Myers, FL  
 Thu Mar 15 2018, 1:07 PM - 4:09 PM EDT  
 Att: 10,179 - Sunny - 68 F

AB	33
R	5
H	7
RBI	5
BB	3
SO	12
LOB	12



Batter	1	2	3	4	5	6	7	8	9	AB	R	H	RBI	BB	SO	LOB	BOTTOM									
50 Mookie Betts, R OBP: 0.364, SLG: 0.320 23 Blake Swihart, S OBP: 0.405, SLG: 0.684										2	2	1	0	1	0	0	2									
16 Andrew Benintendi, L OBP: 0.443, SLG: 0.685 80 Chad De La Guerra, L OBP: 0.280, SLG: 0.409										3	0	2	2	0	0	0	3									
13 Hanley Ramirez, R OBP: 0.273, SLG: 0.355 5 Tzu-Wei Lin, L OBP: 0.294, SLG: 0.143										2	1	0	0	1	2	2	2									
28 J.D. Martinez, R OBP: 0.429, SLG: 0.538 55 Ivan De Jesus, Jr., R OBP: 0.389, SLG: 0.394										3	1	1	0	0	1	1	3									
2 Xander Bogaerts, R OBP: 0.414, SLG: 0.654 59 Sam Travis, R OBP: 0.273, SLG: 0.548										2	1	1	1	0	0	1	2									
11 Rafael Devers, L OBP: 0.371, SLG: 0.686 17 Deven Marrero, R OBP: 0.250, SLG: 0.273										3	0	2	2	0	0	0	3									
36 Eduardo Nunez, R OBP: 0.222, SLG: 0.125 12 Brock Holt, L OBP: 0.381, SLG: 0.368 5 Mike Miller, R OBP: 0.500, SLG: 0.750										2	0	0	0	0	0	1	2									
19 Jackie Bradley Jr., L OBP: 0.267, SLG: 0.259 83 Aneury Tavarez, L OBP: 0.294, SLG: 0.406										3	1	0	0	0	0	2	3									
7 Christian Vazquez, R OBP: 0.318, SLG: 0.571 70 Dan Butler, R										3	1	1	2	0	0	2	3									
<b>Inning Stats</b>	R: 1 E: 1 K: 1 S: 6	H: 1 LOB: 1 BB: 1 P: 10	R: 2 E: 0 K: 0 S: 6	H: 1 LOB: 0 BB: 0 P: 8	R: 2 E: 0 K: 0 S: 5	H: 2 LOB: 1 BB: 1 P: 9	R: 1 E: 0 K: 1 S: 7	H: 2 LOB: 0 BB: 0 P: 7	R: 1 E: 0 K: 1 S: 8	H: 3 LOB: 2 BB: 0 P: 8	R: 0 E: 0 K: 0 S: 3	H: 0 LOB: 0 BB: 0 P: 3	R: 0 E: 0 K: 0 S: 3	H: 1 LOB: 1 BB: 1 P: 7	R: 0 E: 0 K: 2 S: 7	H: 0 LOB: 0 BB: 0 P: 7	R: 0 E: 0 K: 2 S: 7	H: 0 LOB: 0 BB: 0 P: 7	1B: 4 2B: 5 3B: 0 HR: 1	SF: 1 SAC: 0 DP: 1 HBP: 0	WP: 0 PB: 0 SB: 0 CS: 0	PA: 37				
<b>PITCHER</b>	IP WLS BF H R ER SO BB IBB HBP BLK WP HR S P ERA WHIP	56 Ryan Borucki, L ERA: 9.39	71 Luis Santos, R ERA: 2.45	50 Matt Dermody, L ERA: 9.0	59 Rhiner Cruz, R ERA: 1.59	46 Chad Gironi, L ERA:	48 Deck McGuire, R ERA: 8.1	IP WLS BF H R ER SO BB IBB HBP BLK WP HR S P ERA WHIP	48 Deck McGuire, R ERA: 8.1	IP WLS BF H R ER SO BB IBB HBP BLK WP HR S P ERA WHIP	48 Deck McGuire, R ERA: 8.1	IP WLS BF H R ER SO BB IBB HBP BLK WP HR S P ERA WHIP	48 Deck McGuire, R ERA: 8.1	IP WLS BF H R ER SO BB IBB HBP BLK WP HR S P ERA WHIP	48 Deck McGuire, R ERA: 8.1	IP WLS BF H R ER SO BB IBB HBP BLK WP HR S P ERA WHIP	48 Deck McGuire, R ERA: 8.1	IP WLS BF H R ER SO BB IBB HBP BLK WP HR S P ERA WHIP	48 Deck McGuire, R ERA: 8.1	IP WLS BF H R ER SO BB IBB HBP BLK WP HR S P ERA WHIP	48 Deck McGuire, R ERA: 8.1	IP WLS BF H R ER SO BB IBB HBP BLK WP HR S P ERA WHIP	48 Deck McGuire, R ERA: 8.1	IP WLS BF H R ER SO BB IBB HBP BLK WP HR S P ERA WHIP	48 Deck McGuire, R ERA: 8.1	IP WLS BF H R ER SO BB IBB HBP BLK WP HR S P ERA WHIP

Toronto Blue Jays @ Boston Red Sox  
 JetBlue Park, Ft. Myers, FL  
 Thu Mar 15 2018, 1:07 PM - 4:09 PM EDT  
 Att: 10,179 - Sunny - 68 F

AB	33
R	7
H	10
RBI	7
BB	3
SO	5
LOB	11





Batter	1	2	3	4	5	6	7	8	9	AB	R	H	RBI	BB	SO	LOB	TOP					
18 Curtis Granderson, L (1.8) OBP: 0.457, SLG: 1.000 45 Andrew Guillotte, R (6. PR) OBP: 0.333, SLG: 0.250 86 Connor Panas, L (8. PH) (9. 7)	0-0 F8 1-2 2-3 3-H	0-0 E3 1-2 2-3 3-H		0-3 K 0-0 0-0		4-0 BB		0-0 G1-3 1-2	0-0 F9 1-2	3	0	0	1	1	1	2	Toronto Blue Jays @ Philadelphia Phillies Spectrum Field, Clearwater, FL Fri Mar 16 2018, 1:12 PM - 4:11 PM EDT Att: 8,254 - Sunny - 74 F					
29 Devon Travis, R (1.4) OBP: 0.281, SLG: 0.433 7 Richard Urena, S (7. 6)	0-0 P3 1-2	0-3 K 1-2		0-3 K 0-0 0-0	0-3 K 0-0 0-0			0-0 G6-3 1B 64 G6-3		4	0	0	0	0	3	6						
20 Josh Donaldson, R (1.5) OBP: 0.341, SLG: 0.395 64 Jason Leblebjian, R (5. 5)	0-0 1B 8 2B	0-3 K 1-2			0-0 F8 1-2		4-0 BB 8 2B 55 SF8	0-0 G6-3 1-2		3	0	1	0	0	1	3						
8 Kendrys Morales, S (1.3) OBP: 0.308, SLG: 0.444 83 Ryan Noda, L (7. PR) (7. 3)	0-0 2B 1-3		0-3 K 1-2		0-0 G5-3 1-2		0-0 BB 61 1B 43 WP	0-3 K 1-2		4	0	2	0	0	1	0						
55 Russell Martin, R (1.2) OBP: 0.267, SLG: 0.577 75 Pat Cantwell, R (8. 2)	0-3 1B 26 S			0-0 1B 26 S		0-0 G4-3 1-2	0-0 SF8 3-H	4-0 BB 66 1B 65 1B 43 G6-3		3	0	1	1	0	1	2						
26 Yaneris Solarte, S (1.10) OBP: 0.234, SLG: 0.286 81 Gunnar Heidt, R (7. PH) (7. 10)		0-0 1B 43 1B 18 E	0-3 K 1-2		0-0 2B 43 1B	0-0 2B 43 1B	0-3 K 1-2	0-0 BB 43 G6-3 39 FC5-2 66 1B		3	2	2	0	0	1	1						
65 Christian Williams, L (9. PH) (9. 10)			0-3 K 1-2		0-0 1B 43 1B	0-0 1B 43 1B		0-0 1B 43 G6-3 39 FC5-2 43 G6-3		1	0	1	0	0	0	0						
61 Gift Ngoepe, R (1.6) OBP: 0.393 66 Tim Lopes, R (7. 4)	0-0 F8 1-2		0-3 K 1-2		0-0 1B 43 1B	0-0 1B 43 1B		0-0 1B 43 G6-3 39 FC5-2 43 G6-3		4	0	2	1	0	1	2						
43 Roemon Fields, L (1.7) (6. 8)	0-0 1B 18 E 39 S			0-3 K 1-2		0-0 1B 2-3	0-0 K2-3 1-3	0-0 G6-3 1-2 2-3 3-H		5	0	2	1	0	2	4						
39 Jonathan Davis, R (1.9) OBP: 0.321, SLG: 0.417	0-0 BB 1-2 18 E		0-3 K2-3 1-2		0-0 G6-3 1-2		0-0 HR 2-3 3-H	0-0 FC5-2 2-3 3-H		4	1	1	1	1	1	4						
<b>Inning Stats</b>	R: 0 E: 0 K: 1 S: 7	H: 2 LOB: 2 P: 7	R: 1 E: 1 K: 2 S: 10	H: 2 LOB: 3 BB: 1 P: 14	R: 0 E: 0 K: 3 S: 10	H: 1 LOB: 1 BB: 0 P: 10	R: 0 E: 0 K: 3 S: 9	H: 0 LOB: 0 BB: 0 P: 9	R: 0 E: 0 K: 1 S: 5	H: 0 LOB: 0 BB: 0 P: 5	R: 1 E: 0 K: 1 S: 8	H: 3 LOB: 3 BB: 1 P: 12	R: 2 E: 0 K: 2 S: 9	H: 2 LOB: 2 BB: 1 P: 14	R: 1 E: 0 K: 0 S: 7	H: 2 LOB: 1 BB: 0 P: 7	R: 1 E: 0 K: 0 S: 5	H: 2 LOB: 2 BB: 1 P: 9	1B: 8 2B: 5 3B: 0 HR: 1	SF: 1 SAC: 0 DP: 0 HBP: 0	WP: 1 PB: 0 SB: 4 CS: 0	PA: 46
<b>PITCHER</b>	IP WLS BF H R ER SO BB IBB HBP BLK WP HR S P ERA WHIP	2.2 L 15 5 1 1 5 1 0 0 0 0 0 0 24 28 3.38 2.250	0.1 1 0 0 0 1 0 0 0 0 0 0 0 3 3 0.00 0.000	1.0 3 0 0 0 3 0 0 0 0 0 0 0 9 9 0.00 0.000	5.0 3 0 0 0 1 0 0 0 0 0 0 0 5 5 0.00 0.000	3.0 18 7 4 4 4 2 0 0 0 1 1 24 33 12.00 3.000											64 Victor Arano, R (9. 1) ERA: 3.38	1.0 6 2 1 1 0 1 0 0 0 0 0 5 9 9.00 3.000				

Batter	1	2	3	4	5	6	7	8	9	AB	R	H	RBI	BB	SO	LOB	BOTTOM					
16 César Hernández, S (1.4) OBP: 0.270, SLG: 0.389	0-0 G4-3 1-2		0-0 G6-3 1-2			2-1 HR		0-3 K 1-2		4	1	1	1	0	1	0	Toronto Blue Jays @ Philadelphia Phillies Spectrum Field, Clearwater, FL Fri Mar 16 2018, 1:12 PM - 4:11 PM EDT Att: 8,254 - Sunny - 74 F					
37 Odúbel Herrera, L (1.8) OBP: 0.229, SLG: 0.219	0-0 G3 1-2			0-0 G3 1-2		0-0 HR F9		0-3 K 1-2		4	0	0	0	0	1	0						
5 Nick Williams, L (1.7) OBP: 0.207, SLG: 0.214 18 Pedro Florimón, S (8. 7)	0-3 K2-3 1-2			0-0 G3 1-2			0-0 1B 41 E		2-2 HR 1B	3	0	1	0	0	1	0						
41 Carlos Santana, S (1.3) OBP: 0.282, SLG: 0.250		0-0 2B 21 PB		0-0 G6-3 1-2			0-0 E5 31 G6-4-3		0-0 G4-3 1-2	4	0	1	0	0	0	1						
7 Maikel Franco, R (1.5) OBP: 0.189, SLG: 0.361 60 Danny Ortiz, L (9. PR) OBP: 0.222, SLG: 0.444		0-0 G5-3 1-2			0-0 P2 1-2		0-3 K 1-2		0-0 1B 21 F9-6 83 BB	4	0	1	0	0	1	3						
38 Jorge Alfaro, R (1.2) OBP: 0.387, SLG: 0.556 31 Mark Leiter Jr., R (6. 1) 64 Víctor Arano, R (9. 1) 83 Mitch Walding, L (9. PH) OBP: 0.444, SLG: 0.600		0-0 P3 1-2			0-0 1B 21 G6-4-3		0-0 G6-4-3 1-2		4-0 1B 1-2	2	0	1	0	0	0	1						
21 Collin Cowgill, R (1.9) OBP: 0.250, SLG: 0.289		1-3 K2-3 2-3			0-0 G6-4-3 1-2			0-0 2B 29 HR	0-0 F9-6 2-2	4	1	1	0	0	1	4						
28 Vince Velasquez, R (1.1) 61 Edubray Ramos, R (3. PH) 99 Jesus Alastre, R (4. 1) 55 Hoby Milner, L (5. 1) 50 Héctor Neris, R (5. 1) 29 Cameron Rupp, R (6. 2)			0-0 G6-3 1-2				0-3 K 1-2	3-2 HR 2H		0	0	0	0	0	0	0						
24 Roman Quinn, S (1.6) OBP: 0.370, SLG: 0.333			0-3 K 1-2			0-0 G3 1-2		0-0 G6-3 1-2		3	0	0	0	0	1	0						
<b>Inning Stats</b>	R: 0 E: 0 K: 1 S: 5	H: 0 LOB: 0 P: 5	R: 0 E: 0 K: 1 S: 6	H: 1 LOB: 1 BB: 0 P: 7	R: 0 E: 0 K: 1 S: 5	H: 0 LOB: 0 BB: 0 P: 5	R: 0 E: 0 K: 0 S: 3	H: 0 LOB: 0 BB: 0 P: 3	R: 0 E: 0 K: 0 S: 3	H: 1 LOB: 0 BB: 0 P: 3	R: 1 E: 0 K: 1 S: 7	H: 1 LOB: 0 BB: 0 P: 9	R: 0 E: 1 K: 1 S: 6	H: 1 LOB: 1 BB: 0 P: 6	R: 2 E: 0 K: 2 S: 11	H: 2 LOB: 0 BB: 0 P: 14		R: 1 E: 0 K: 0 S: 6	H: 2 LOB: 1 BB: 1 P: 12	1B: 3 2B: 3 3B: 0 HR: 3	SF: 0 SAC: 0 DP: 3 HBP: 0	WP: 0 PB: 1 SB: 0 CS: 0
<b>PITCHER</b>	IP WLS BF H R ER SO BB IBB HBP BLK WP HR S P ERA WHIP	5.0 W 16 2 1 1 1 1 0 0 0 0 0 1 7 9 9.00 1.000	1.0 H 4 1 1 1 1 0 0 0 0 0 0 0 6 6 0.00 1.000	1.0 H 4 1 0 0 1 0 0 0 0 0 0 0 5 8 54.00 6.000	0.1 3 2 2 2 0 0 0 0 0 0 1 5 8 54.00 6.000	0.2 H 2 0 0 0 2 0 0 0 0 0 0 0 6 6 0.00 0.000											24 Danny Barnes, R (9. 1) ERA: 7.5	1.0 S 5 2 1 1 0 0 0 0 0 1 6 6 9.00 3.000				









Batter	1	2	3	4	5	6	7	8	9	AB	R	H	RBI	BB	SO	LOB	TOP								
1 Aledmys Diaz, R OBP: 0.286, SLG: 0.333										3	0	0	1	1	1	0	Toronto Blue Jays @ Baltimore Orioles Ed Smith Stadium, Sarasota, FL Sat Mar 17 2018, 1:08 PM - 3:58 PM EDT Att: 7,409 - Sunny - 73 F								
61 Gift Ngoepe, R OBP: 0.314, SLG: 0.379										1	0	0	0	0	0	1									
3 Danny Espinosa, S OBP: 0.364, SLG: 0.414										4	0	4	1	0	0	0									
79 Jon Berti, R OBP: 0.143, SLG: 0.286										1	0	0	1	0	0	0									
26 Yanger Solarte, S OBP: 0.211, SLG: 0.286										4	0	0	0	0	0	4									
7 Richard Urena, S OBP: 0.200, SLG: 0.241										1	0	0	0	0	1	0									
14 Justin Smoak, S OBP: 0.300, SLG: 0.296										3	0	1	0	0	0	2									
64 Jason Leblond, R OBP: 0.356, SLG: 0.395										0	0	0	0	1	0	0									
28 Steve Pearce, R OBP: 0.368, SLG: 0.500										3	0	0	0	0	2	1									
83 Ian Parmley, L										1	0	0	0	0	0	2									
37 Teoscar Hernández, R OBP: 0.359, SLG: 0.639										4	0	0	0	0	2	0									
39 Jonathan Davis, R OBP: 0.321, SLG: 0.417										0	0	0	0	0	0	0									
11 Kevin Pillar, R OBP: 0.529, SLG: 0.719										3	1	3	0	0	0	0									
88 Juan Kelly, S										1	0	0	0	0	1	0									
21 Luke Maile, R OBP: 0.456, SLG: 0.500										3	1	1	0	1	1	1									
75 Pat Cantwell, R OBP: 0.500, SLG: 0.400										0	0	0	0	0	0	0									
43 Roemon Fields, L OBP: 0.441, SLG: 0.600										3	3	2	2	1	0	2									
<b>Inning Stats</b>	R: 0 E: 1 K: 0 S: 3	H: 1 LOB: 0 BB: 0 P: 3	R: 0 E: 0 K: 2 S: 7	H: 0 LOB: 0 BB: 0 P: 7	R: 1 E: 0 K: 0 S: 4	H: 3 LOB: 2 BB: 1 P: 8	R: 0 E: 0 K: 0 S: 3	H: 1 LOB: 0 BB: 0 P: 3	R: 3 E: 0 K: 1 S: 8	H: 4 LOB: 2 BB: 0 P: 8	R: 0 E: 0 K: 1 S: 6	H: 1 LOB: 2 BB: 1 P: 10	R: 0 E: 0 K: 1 S: 6	H: 1 LOB: 2 BB: 1 P: 10	R: 0 E: 0 K: 3 S: 9	H: 0 LOB: 0 BB: 0 P: 9	R: 1 E: 0 K: 1 S: 5	H: 0 LOB: 0 BB: 1 P: 10	1B: 10 2B: 2 3B: 1 HR: 0	SF: 0 SAC: 0 DP: 3 HBP: 0	WP: 0 PB: 0 SB: 2 CS: 0	PA: 39			
<b>PITCHER</b>	IP	WLS	BF	H	R	ER	SO	BB	IBB	HBP	BLK	WP	HR	S	P	ERA	WHIP								
43 Mike Wright Jr., R ERA: 4.91	4.2	L	21	9	4	4	2	1	0	0	1	0	0	24	28	7.71	2.143								
63 Joely Rodriguez, L ERA:	0.1		1	0	0	0	0	0	0	0	0	0	0	1	1	0.00	0.000								
74 José Mesa Jr., R ERA: 5.87	2.0		10	2	0	0	2	2	0	0	0	0	0	12	20	0.00	2.000								
56 Darren O'Day, R ERA: 1.5	1.0		3	0	0	0	3	0	0	0	0	0	0	9	9	0.00	0.000								
66 Tanner Scott, L ERA: 3.86	1.0		4	0	1	1	1	1	0	0	0	0	0	5	10	9.00	1.000								

Batter	1	2	3	4	5	6	7	8	9	AB	R	H	RBI	BB	SO	LOB	BOTTOM								
14 Craig Gentry, R OBP: 0.345, SLG: 0.346										2	0	0	0	1	1	0	Toronto Blue Jays @ Baltimore Orioles Ed Smith Stadium, Sarasota, FL Sat Mar 17 2018, 1:08 PM - 3:58 PM EDT Att: 7,409 - Sunny - 73 F								
18 Austin Hays, R OBP: 0.233, SLG: 0.185										1	0	0	0	0	1	0									
28 Colby Rasmus, L OBP: 0.382, SLG: 0.448										3	0	1	0	0	0	1									
29 Austin Wynns, R OBP: 0.391, SLG: 0.556										1	0	0	0	0	0	0									
16 Trey Mancini, R OBP: 0.340, SLG: 0.511										3	0	1	0	0	2	1									
70 Cedric Mullins, L OBP: 0.286, SLG: 0.419										1	1	1	0	0	0	0									
10 Adam Jones, R OBP: 0.353, SLG: 0.563										3	1	1	1	0	0	1									
96 Adelin Rodriguez, R OBP: 0.250, SLG: 0.250										1	0	0	0	0	1	1									
25 Anthony Santander, S OBP: 0.346, SLG: 0.640										3	0	1	0	0	1	0									
47 Alex Presley, R OBP: 0.425, SLG: 0.455										1	0	1	1	0	0	0									
47 Danny Valencia, R OBP: 0.233, SLG: 0.393										3	0	0	0	0	1	1									
27 Andrew Susac, R OBP: 0.500, SLG: 0.600										1	0	0	0	0	1	1									
15 Chance Sisco, L OBP: 0.429, SLG: 0.600										3	0	1	0	0	2	1									
92 Sharon Schoop, R										1	0	0	0	0	0	1									
3 Luis Sardinas, S OBP: 0.375, SLG: 0.378										3	0	0	0	0	1	2									
97 Jomar Reyes, R OBP: 0.200, SLG: 0.200										0	0	0	0	0	0	0									
12 Engelb Vielma, S OBP: 0.208, SLG: 0.190										3	0	0	0	0	2	0									
82 Adrian Marin, R										0	0	0	0	0	0	0									
<b>Inning Stats</b>	R: 0 E: 0 K: 0 S: 3	H: 1 LOB: 1 BB: 1 P: 7	R: 0 E: 0 K: 2 S: 8	H: 1 LOB: 0 BB: 0 P: 8	R: 0 E: 0 K: 3 S: 10	H: 1 LOB: 1 BB: 0 P: 10	R: 1 E: 0 K: 1 S: 9	H: 1 LOB: 0 BB: 0 P: 12	R: 0 E: 0 K: 1 S: 5	H: 0 LOB: 0 BB: 0 P: 5	R: 0 E: 0 K: 1 S: 5	H: 0 LOB: 0 BB: 0 P: 5	R: 0 E: 0 K: 2 S: 8	H: 1 LOB: 1 BB: 0 P: 8	R: 0 E: 0 K: 1 S: 5	H: 0 LOB: 0 BB: 0 P: 5	R: 1 E: 0 K: 2 S: 9	H: 2 LOB: 1 BB: 0 P: 9	1B: 4 2B: 1 3B: 1 HR: 1	SF: 0 SAC: 0 DP: 0 HBP: 0	WP: 0 PB: 0 SB: 0 CS: 0	PA: 34			
<b>PITCHER</b>	IP	WLS	BF	H	R	ER	SO	BB	IBB	HBP	BLK	WP	HR	S	P	ERA	WHIP								
31 Joe Biagini, R ERA: 6.59	3.2		15	4	1	1	5	1	0	0	0	0	0	8	34	2.46	1.364								
58 Tim Lincecum, L ERA: 2.45	1.1	W	4	0	0	0	2	0	0	0	0	0	0	8	8	0.00	0.000								
72 John Axford, R ERA: 1.59	1.0	H	3	0	0	0	1	0	0	0	0	0	0	5	5	0.00	0.000								
59 Rhiner Cruz, R ERA: 1.35	1.0	H	4	1	0	0	2	0	0	0	0	0	0	8	8	0.00	1.000								
73 Craig Breslow, L ERA: 7.11	1.0	H	3	0	0	0	1	0	0	0	0	0	0	5	5	0.00	0.000								

livebaseballscores.com

AB 35  
R 5  
H 11  
RBI 5  
BB 4  
SO 8  
LOB 13

livebaseballscores.com

AB 33  
R 2  
H 7  
RBI 2  
BB 1  
SO 13  
LOB 10



Batter	1	2	3	4	5	6	7	8	9	AB	R	H	RBI	BB	SO	LOB	TOP			
44 Christopher Bostick, R Kevin Kramer, L OBP: 0.194, SLG: 0.242 OBP: 0.522, SLG: 1.000	L8		P6		F9			90 SF7 3B		3	0	0	0	0	0	1				
12 Corey Dickerson, L 90 Bigh Madris, L	2B		F7		G6-3			SF7		3	0	1	0	0	0	1				
6 Starling Marte, R Bryan Reynolds, S	F8		1B		HR			K		3	1	2	1	0	0	1				
55 Josh Bell, S 84 Will Craig, R	K		G4-3		F9			G6-3		3	0	0	0	0	1	3				
36 José Osuna, R 51 Jordan Milbrath, R		G1-3		G5-3		L7			G5-3	3	0	0	0	0	0	0				
81 Ke'Bryan Hayes, R										0	0	0	0	0	0	0				
32 Elias Díaz, R 63 Ryan Lavamway, R	G4-3		K					38 S 1B	F9	3	0	1	0	0	0	1				
38 Max Moroff, S 92 Alfredo Reyes, R	BB		K					K	G2-3	2	0	0	0	1	2	1				
82 Stephen Alemis, R 60 John Stilson, R 65 Casey Sadler, R	G6-3				K			P4		3	0	0	0	0	1	2				
43 Steven Brault, L 96 Lucas Tancas, R 48 Richard Rodríguez, R 99 Jared Oliva, R					K			F7		1	0	1	0	0	0	0				
<b>Inning Stats</b>	R: 0 E: 0 K: 1 S: 6	H: 1 LOB: 1 BB: 0 P: 7	R: 0 E: 0 K: 0 S: 3	H: 0 LOB: 1 BB: 1 P: 7	R: 0 E: 0 K: 0 S: 5	H: 2 LOB: 2 BB: 0 P: 5	R: 0 E: 0 K: 2 S: 7	H: 0 LOB: 0 BB: 0 P: 7	R: 0 E: 0 K: 1 S: 6	H: 1 LOB: 0 BB: 0 P: 9	R: 0 E: 0 K: 1 S: 6	H: 1 LOB: 1 BB: 0 P: 7	R: 1 E: 0 K: 1 S: 6	H: 1 LOB: 0 BB: 0 P: 6	R: 0 E: 0 K: 0 S: 3	H: 0 LOB: 0 BB: 0 P: 3	1B: 3 2B: 1 3B: 1 HR: 1	SF: 1 SAC: 0 DP: 0 HBP: 0	WP: 0 PA: 34 PB: 0 SB: 1 CS: 0	
<b>PITCHER</b>	IP WLS BF H R ER SO BB IBB HBP BLK WP HR S P ERA WHIP																			
33 J.A. Happ, L 71 Luis Santos, R 54 Roberto Osuna, R 78 Tyler Clippard, R	(1, 1) (7, 1) (8, 1) (9, 1)	6.0 1.0 1.0 1.0	WLS 4 W S	BF 23 4 3	H 4 1 0	R 1 1 0	ER 1 1 0	SO 5 1 0	BB 1 0 0	IBB 0 0 0	HBP 0 0 0	BLK 0 0 0	WP 0 0 0	HR 1 0 0	S 34 6 6	P 42 6 3	ERA 1.50 0.00 9.00 0.00	WHIP 0.833 1.000 1.000 0.000		

Pittsburgh Pirates @ Toronto Blue Jays  
Dunedin Stadium, Dunedin, FL  
Sun Mar 18 2018, 1:07 PM - 3:28 PM EDT  
Att: 5,057 - Sunny - 77 F

AB 32  
R 2  
H 6  
RBI 2  
BB 1  
SO 7  
LOB 10



Batter	1	2	3	4	5	6	7	8	9	AB	R	H	RBI	BB	SO	LOB	BOTTOM			
29 Devon Travis, R 75 Pat Cantwell, R	55 F9-6 1B			G4-1		G6-3		3 1B		3	0	1	0	0	0	0				
55 Russell Martin, R 3 Danny Espinosa, S	F9-6		14 FC6-4 BB			F9		61 1B		1	0	0	0	1	0	1				
20 Josh Donaldson, R 61 Gift Ngoepe, R	F9		P4			14 HR 1B		88 C6-4-3 1B		2	0	0	0	0	0	1				
14 Justin Smoak, S 88 Emilio Guerrero, R		G4-3		FC6-4		1-H HR		G6-4-3		3	1	1	2	0	0	1				
11 Kevin Pillar, R 82 D.J. Davis, L	F9				F8			K		2	0	0	0	0	0	0				
8 Kendrys Morales, S	K				K			G4-3		1	0	0	0	0	1	0				
1 Aledmys Díaz, R 78 Nash Knight, S			P6		K			K		3	0	0	0	0	2	0				
18 Curtis Granderson, L 45 Andrew Guillotte, R			G3			G3-1		39 2B 75 1B BB		2	0	0	0	0	0	0				
39 Jonathan Davis, R			G6-3			F8		75 1B 2B		3	1	1	0	0	0	0				
<b>Inning Stats</b>	R: 0 E: 0 K: 0 S: 3	H: 1 LOB: 0 BB: 0 P: 3	R: 0 E: 0 K: 1 S: 5	H: 0 LOB: 0 BB: 0 P: 5	R: 0 E: 0 K: 0 S: 3	H: 0 LOB: 0 BB: 0 P: 3	R: 0 E: 0 K: 0 S: 3	H: 0 LOB: 1 BB: 1 P: 7	R: 0 E: 0 K: 2 S: 7	H: 0 LOB: 0 BB: 0 P: 7	R: 0 E: 0 K: 0 S: 3	H: 0 LOB: 0 BB: 0 P: 3	R: 2 E: 0 K: 1 S: 8	H: 2 LOB: 0 BB: 0 P: 11	R: 3 E: 0 K: 1 S: 8	H: 4 LOB: 1 BB: 1 P: 12	1B: 5 2B: 2 3B: 0 HR: 1	SF: 0 SAC: 0 DP: 2 HBP: 0	WP: 0 PA: 31 PB: 0 SB: 0 CS: 0	
<b>PITCHER</b>	IP WLS BF H R ER SO BB IBB HBP BLK WP HR S P ERA WHIP																			
43 Steven Brault, L 48 Richard Rodríguez, R 51 Jordan Milbrath, R 60 John Stilson, R 65 Casey Sadler, R	(1, 1) (5, 1) (6, 1) (7, 1) (8, 1)	4.0 1.0 1.0 1.0 1.0	WLS 13 H B L	BF 13 3 5 7	H 0 3 2 4	R 0 0 2 3	ER 0 0 0 3	SO 1 0 0 1	BB 1 0 0 1	IBB 0 0 0 0	HBP 0 0 0 0	BLK 0 0 0 0	WP 0 0 0 0	HR 0 0 1 8	S 14 7 3 11	P 18 7 3 12	ERA 0.00 0.00 0.00 18.00 27.00	WHIP 0.500 0.000 0.000 2.000 5.000		

Pittsburgh Pirates @ Toronto Blue Jays  
Dunedin Stadium, Dunedin, FL  
Sun Mar 18 2018, 1:07 PM - 3:28 PM EDT  
Att: 5,057 - Sunny - 77 F

AB 29  
R 5  
H 7  
RBI 5  
BB 2  
SO 5  
LOB 5






Batter	1	2	3	4	5	6	7	8	9	AB	R	H	RBI	BB	SO	LOB					
3 Danny Espinosa, S OBP: 0.342, SLG: 0.382 79 Jon Berti, R OBP: 0.125, SLG: 0.250	G3			F7		P4		F8		3	0	0	0	0	0	1					
20 Josh Donaldson, R OBP: 0.375, SLG: 0.711 64 Jason Leblebicijan, R OBP: 0.370, SLG: 0.395	K			F7		K			81 WP 88 S BB	3	0	0	0	0	2	1					
8 Kendrys Morales, S OBP: 0.267, SLG: 0.381 88 Juan Kelly, S	G6-3			G4-3		PO	L5			3	0	0	0	0	0	0					
28 Steve Pearce, R OBP: 0.364, SLG: 0.474 83 Harold Ramirez, R OBP: 0.333, SLG: 0.667		F8			P6					3	0	1	0	0	0	0					
26 Yangervis Solarte, S OBP: 0.195, SLG: 0.263 81 Gunnar Heidt, R		G4-3			K2-3					3	0	1	0	0	0	0					
37 Teoscar Hernandez, R OBP: 0.381, SLG: 0.697 86 Connor Panas, L										3	0	0	0	0	1	1					
21 Luke Maile, R OBP: 0.444, SLG: 0.450 82 Michael De La Cruz, S				F7						3	0	0	0	0	1	0					
61 Gift Ngoepe, R OBP: 0.325, SLG: 0.382				K2-3		P6				2	0	0	0	1	0	2					
43 Roemon Fields, L OBP: 0.432, SLG: 0.576				G4-3						0	0	0	0	0	0	0					
<b>Inning Stats</b>	R: 0 E: 0 K: 1 S: 5	H: 0 LOB: 0 BB: 0 P: 5	R: 0 E: 0 K: 1 S: 5	H: 0 LOB: 0 BB: 0 P: 5	R: 0 E: 0 K: 1 S: 5	H: 0 LOB: 0 BB: 0 P: 5	R: 0 E: 0 K: 0 S: 3	H: 0 LOB: 0 BB: 0 P: 3	R: 0 E: 0 K: 1 S: 6	H: 1 LOB: 2 BB: 1 P: 10	R: 0 E: 0 K: 2 S: 5	H: 2 LOB: 2 BB: 0 P: 5	R: 0 E: 0 K: 2 S: 7	H: 0 LOB: 0 BB: 0 P: 7	R: 0 E: 0 K: 3 S: 9	H: 0 LOB: 1 BB: 1 P: 14	1B: 3 2B: 1 3B: 0 HR: 0	SF: 0 SAC: 0 DP: 0 HBP: 0	WP: 1 PB: 0 SB: 1 CS: 0	PA: 33	
<b>PITCHER</b>	IP	WLS	BF	H	R	ER	SO	BB	IBB	HBP	BLK	WP	HR	S	P	ERA	WHIP				
49 Julio Teheran, R ERA: 0.87	6.2	W	24	4	0	0	5	1	0	0	0	0	0	33	37	0.00	0.750				
51 Shane Carle, R ERA: 3.72	0.1	H	1	0	0	0	0	0	0	0	0	0	0	1	1	0.00	0.000				
71 Josh Ravin, R ERA: 3.86	1.0		3	0	0	0	2	0	0	0	0	0	0	7	7	0.00	0.000				
77 Josh Graham, R ERA: 4.5	1.0		4	0	0	0	3	1	0	0	0	1	0	9	14	0.00	1.000				

**Toronto Blue Jays @ Atlanta Braves**  
 Stadium at the ESPN Wide World of Sports, Lake Buena Vista  
 Mon Mar 19 2018, 1:08 PM - 3:42 PM EDT  
 Att: 6,138 - Cloudy - 75 F


**AB 30**  
**R 0**  
**H 4**  
**RBI 0**  
**BB 2**  
**SO 10**  
**LOB 10**



Batter	1	2	3	4	5	6	7	8	9	AB	R	H	RBI	BB	SO	LOB					
11 Ender Inciarte, L OBP: 0.350, SLG: 0.286 97 Connor Lien, R	G4-3			E6		K				3	0	0	0	1	1	0					
1 Ozzie Albies, S OBP: 0.364, SLG: 0.490 91 Daniel Lockhart, L				L9		K				4	1	2	1	0	1	1					
5 Freddie Freeman, L OBP: 0.350, SLG: 0.486 73 Sean Kazmar Jr., R OBP: 0.276, SLG: 0.200										2	0	0	1	0	1	0					
25 Tyler Flowers, R OBP: 0.292, SLG: 0.105 90 Keith Curcio, L										3	0	0	0	0	1	0					
69 Rob Brantly, L OBP: 0.450, SLG: 0.950										0	1	0	0	0	0	0					
22 Nick Markakis, L OBP: 0.387, SLG: 0.400 87 Dustin Peterson, R OBP: 0.286, SLG: 0.519										3	0	2	0	0	0	0					
8 Charlie Culberson, R OBP: 0.224, SLG: 0.311 89 Dylan Moore, R										1	1	0	0	0	1	0					
20 Preston Tucker, L OBP: 0.500, SLG: 2.000										3	0	1	2	0	0	0					
14 Rio Ruiz, L OBP: 0.250, SLG: 0.400 90 Marcus Mooney, R OBP: 0.333, SLG: 0.333										1	1	0	0	0	1	0					
49 Julio Teheran, R										3	1	1	1	0	0	0					
51 Shane Carle, R										0	0	0	0	0	0	0					
18 Lane Adams, R OBP: 0.239, SLG: 0.370 71 Josh Ravin, R 77 Josh Graham, R										1	0	0	0	0	1	2					
<b>Inning Stats</b>	R: 1 E: 0 K: 0 S: 4	H: 1 LOB: 0 BB: 0 P: 4	R: 0 E: 0 K: 0 S: 3	H: 1 LOB: 0 BB: 0 P: 3	R: 0 E: 1 K: 0 S: 4	H: 0 LOB: 1 BB: 0 P: 4	R: 0 E: 0 K: 2 S: 7	H: 0 LOB: 0 BB: 0 P: 7	R: 0 E: 0 K: 0 S: 3	H: 0 LOB: 0 BB: 0 P: 3	R: 0 E: 0 K: 2 S: 7	H: 0 LOB: 0 BB: 0 P: 7	R: 5 E: 2 K: 1 S: 10	H: 4 LOB: 3 BB: 3 P: 22	R: 0 E: 0 K: 3 S: 9	H: 0 LOB: 0 BB: 0 P: 9	1B: 5 2B: 0 3B: 1 HR: 0	SF: 1 SAC: 0 DP: 1 HBP: 0	WP: 0 PB: 0 SB: 0 CS: 0	PA: 34	
<b>PITCHER</b>	IP	WLS	BF	H	R	ER	SO	BB	IBB	HBP	BLK	WP	HR	S	P	ERA	WHIP				
41 Aaron Sanchez, R ERA: 3.06	6.1	L	22	2	2	2	4	0	0	0	0	0	0	6	10	54.00	12.000				
52 Ryan Tepera, R ERA: 9.53	0.1		5	3	3	2	1	1	0	0	0	0	0	6	10	27.00	9.000				
73 Craig Breslow, L ERA: 6.75	0.1		4	1	1	1	0	2	0	0	0	0	0	2	10	0.00	0.000				
24 Danny Barnes, R ERA: 6.43	1.0		3	0	0	0	3	0	0	0	0	0	0	9	9	0.00	0.000				

**Toronto Blue Jays @ Atlanta Braves**  
 Stadium at the ESPN Wide World of Sports, Lake Buena Vista  
 Mon Mar 19 2018, 1:08 PM - 3:42 PM EDT  
 Att: 6,138 - Cloudy - 75 F

**AB 30**  
**R 6**  
**H 6**  
**RBI 5**  
**BB 3**  
**SO 8**  
**LOB 7**






Batter	1	2	3	4	5	6	7	8	9	AB	R	H	RBI	BB	SO	LOB	TOP	
18 Curtis Granderson, L (1, 7) OBP: 0.400, SLG: 0.848	0-3 K			0-3 K		0-3 K				3	0	0	0	0	0	3	1	
29 Devon Travis, R (1, 4) OBP: 0.316, SLG: 0.444	0-0 F9			0-0 26 2B		0-0 26 G5-4-3				3	0	2	0	0	0	0	0	
3 Danny Espinosa, S (6, 4) OBP: 0.342, SLG: 0.382				1B		1B				0	0	0	0	0	0	0	0	
26 Yanervis Solarte, S (1, 5) OBP: 0.255, SLG: 0.293	0-0 G6-3			0-0 1-3 2B		0-0 1-3 G5-4-3				3	0	1	0	0	0	0	2	
14 Justin Smoak, S (1, 3) OBP: 0.278, SLG: 0.364		0-0 L9		0-3 K			0-0 L7			3	0	0	0	0	1	2		
55 Russell Martin, R (1, 2) OBP: 0.265, SLG: 0.517		0-3 K		0-0 G1-3						2	0	0	0	0	1	2		
8 Kendrys Morales, S (1, 10) OBP: 0.255, SLG: 0.364		0-0 F9			0-0 F8					2	0	0	0	0	0	0		
37 Teoscar Hernández, R (1, 9) OBP: 0.364, SLG: 0.634			0-0 L9		0-0 G5-3					2	0	0	0	0	0	0		
11 Kevin Pillar, R (1, 8) OBP: 0.500, SLG: 0.667			0-0 1 G5-4-3 1B		0-0 G5-3					2	0	1	0	0	0	0		
1 Aledmys Díaz, R (1, 6) OBP: 0.275, SLG: 0.316			0-0 G5-4-3			0-0 29 1B				2	0	1	0	0	0	1		
<b>Inning Stats</b>	R: 0 E: 0 K: 1 S: 5	H: 0 LOB: 0 BB: 0 P: 5	R: 0 E: 0 K: 1 S: 5	H: 0 LOB: 0 BB: 0 P: 5	R: 0 E: 0 K: 0 S: 3	H: 1 LOB: 0 BB: 0 P: 3	R: 0 E: 0 K: 2 S: 9	H: 2 LOB: 2 BB: 0 P: 9	R: 0 E: 0 K: 0 S: 3	H: 0 LOB: 0 BB: 0 P: 3	R: 0 E: 0 K: 1 S: 6	H: 2 LOB: 1 BB: 0 P: 6	R: 0 E: 0 K: 0 S: 1	H: 0 LOB: 0 BB: 0 P: 1				
<b>PITCHER</b>	IP WLS BF H R ER SO BB IBB HBP BLK WP HR S P ERA WHIP															<b>PITCHER</b>	IP WLS BF H R ER SO BB IBB HBP BLK WP HR S P ERA WHIP	
54 Ben Lively, R (1, 1) ERA: 2.84	5.0 W 17	3 0 0 4	0 0 0 0	0 0 0 0	0 0 0 0	0 0 0 0	0 0 0 0	0 0 0 0	0 0 0 0	0 0 0 0	0 0 0 0	0 0 0 0	0 0 0 0	0 0 0 0	0 0 0 0	0 0 0 0	0.00 0.600	
46 Adam Morgan, L (6, 1) ERA:	1.0 H 4	2 0 0 1	0 0 0 0	0 0 0 0	0 0 0 0	0 0 0 0	0 0 0 0	0 0 0 0	0 0 0 0	0 0 0 0	0 0 0 0	0 0 0 0	0 0 0 0	0 0 0 0	0 0 0 0	0 0 0 0	0.00 2.000	
91 Ranfi Casimiro, R (7, 1) ERA:	0.1 S 1	0 0 0 0	0 0 0 0	0 0 0 0	0 0 0 0	0 0 0 0	0 0 0 0	0 0 0 0	0 0 0 0	0 0 0 0	0 0 0 0	0 0 0 0	0 0 0 0	0 0 0 0	0 0 0 0	0 0 0 0	0.00 0.000	

Toronto Blue Jays @ Philadelphia Phillies  
Spectrum Field, Clearwater, FL  
Tue Mar 20 2018, 1:08 PM - 2:42 PM EDT  
Att: 6,255 - Cloudy - 76 F

livebaseballscores.com

AB 22  
R 0  
H 5  
RBI 0  
BB 0  
SO 5  
LOB 8




WP: 0 PA: 22  
PB: 0  
SB: 0  
3B: 0 DP: 2  
HR: 0 HBP: 0  
CS: 0

Batter	1	2	3	4	5	6	7	8	9	AB	R	H	RBI	BB	SO	LOB	BOTTOM
2 J.P. Crawford, L (1, 6) OBP: 0.268, SLG: 0.375	0-3 K2-3		0-0 G4-3		0-0 P6					3	0	0	0	0	1	1	
80 Scott Kingery, R (1, 4) OBP: 0.405, SLG: 0.650	0-3 K		0-0 38 CS 1B		0-0 F8					3	0	1	0	0	1	0	
38 Jorge Alfaro, R (1, 2) OBP: 0.378, SLG: 0.531	0-0 L9		1-0 CS		0-0 G3					3	0	1	0	0	0	0	
30 Matt McBride, R (7, 2) OBP: 0.200, SLG: 0.286			1-2 2B		0-0 G6-3					0	0	0	0	0	0	0	
37 Odúbel Herrera, L (1, 8) OBP: 0.190, SLG: 0.179		0-0 P2		0-0 P5						3	0	0	0	0	0	1	
60 Danny Ortiz, L (7, 8) OBP: 0.200, SLG: 0.400		4-0 18 3B BB		0-0 P5						0	0	0	0	0	0	0	
76 Jesmuel Valentin, S (1, 9) OBP: 0.385, SLG: 0.647		0-0 21 G4-3 3B		0-3 K						1	1	0	0	1	0	1	
18 Pedro Florimón, S (1, 5) OBP: 0.415, SLG: 0.571		0-0 1-H G4-3 3B			0-0 9 G1 2B					2	0	1	1	0	0	0	
21 Collin Cowgill, R (1, 7) OBP: 0.242, SLG: 0.300		0-0 3-H K		0-3 K		0-0 2-3 G1				2	0	0	0	0	1	1	
9 Adam Rosales, R (1, 3) OBP: 0.289, SLG: 0.353			0-0 K		0-0 G1					2	0	0	0	0	1	1	
54 Ben Lively, R (1, 1) ERA: 2.08	5.0 L 19	4 2 2 5	1 0 0 0	0 0 0 0	0 0 0 0	0 0 0 0	0 0 0 0	0 0 0 0	0 0 0 0	0 0 0 0	0 0 0 0	0 0 0 0	0 0 0 0	0 0 0 0	0 0 0 0	0 0 0 0	3.60 1.000
24 Roman Quinn, S (5, PH) OBP: 0.382, SLG: 0.333	1.0 3	0 0 0 0	0 0 0 0	0 0 0 0	0 0 0 0	0 0 0 0	0 0 0 0	0 0 0 0	0 0 0 0	0 0 0 0	0 0 0 0	0 0 0 0	0 0 0 0	0 0 0 0	0 0 0 0	0 0 0 0	0.00 0.000
46 Adam Morgan, L (6, 1) ERA:																	
91 Ranfi Casimiro, R (7, 1) ERA:																	
<b>Inning Stats</b>	R: 0 E: 0 K: 2 S: 7	H: 0 LOB: 0 BB: 0 P: 7	R: 2 E: 0 K: 1 S: 6	H: 1 LOB: 0 BB: 1 P: 10	R: 0 E: 0 K: 1 S: 5	H: 1 LOB: 0 BB: 0 P: 6	R: 0 E: 0 K: 1 S: 6	H: 1 LOB: 1 BB: 0 P: 6	R: 0 E: 0 K: 0 S: 4	H: 1 LOB: 1 BB: 0 P: 4	R: 0 E: 0 K: 0 S: 3	H: 0 LOB: 0 BB: 0 P: 3					
<b>PITCHER</b>	IP WLS BF H R ER SO BB IBB HBP BLK WP HR S P ERA WHIP															<b>PITCHER</b>	IP WLS BF H R ER SO BB IBB HBP BLK WP HR S P ERA WHIP
25 Marco Estrada, R (1, 1) ERA: 2.08	5.0 L 19	4 2 2 5	1 0 0 0	0 0 0 0	0 0 0 0	0 0 0 0	0 0 0 0	0 0 0 0	0 0 0 0	0 0 0 0	0 0 0 0	0 0 0 0	0 0 0 0	0 0 0 0	0 0 0 0	0 0 0 0	3.60 1.000
72 John Axford, R (6, 1) ERA: 1.35	1.0 3	0 0 0 0	0 0 0 0	0 0 0 0	0 0 0 0	0 0 0 0	0 0 0 0	0 0 0 0	0 0 0 0	0 0 0 0	0 0 0 0	0 0 0 0	0 0 0 0	0 0 0 0	0 0 0 0	0 0 0 0	0.00 0.000

Toronto Blue Jays @ Philadelphia Phillies  
Spectrum Field, Clearwater, FL  
Tue Mar 20 2018, 1:08 PM - 2:42 PM EDT  
Att: 6,255 - Cloudy - 76 F

livebaseballscores.com

AB 21  
R 2  
H 4  
RBI 2  
BB 1  
SO 5  
LOB 6



WP: 0 PA: 23  
PB: 0  
SB: 0  
3B: 1 DP: 0  
HR: 0 HBP: 0  
CS: 1











Batter	1	2	3	4	5	6	7	8	9	AB	R	H	RBI	BB	SO	LOB	TOP					
18 Curtis Granderson, L (1, 7) 83 Harold Ramirez, R (7, 7) OBP: 0.395, SLG: 0.833										3	0	1	0	0	0	0	Toronto Blue Jays @ Pittsburgh Pirates LECOM Park, Bradenton, FL Thu Mar 22 20:18, 6:07 PM - 9:12 PM EDT Att: 6,052 - Clear - 62 F					
11 Kevin Pillar, R (1, 8) 82 D.J. Davis, L (7, 8) OBP: 0.452, SLG: 0.600										4	0	0	0	0	1	1						
14 Justin Smoak, S (1, 3) 88 Emilio Guerrero, R (8, 3) OBP: 0.300, SLG: 0.444										3	1	1	1	1	1	0						
15 Randal Grichuk, R (1, 9) 86 Connor Panas, L (8, 9) OBP: 0.296, SLG: 0.400										4	1	1	0	0	2	2						
8 Kendrys Morales, S (1, 10) OBP: 0.255, SLG: 0.354										4	0	1	0	0	2	2						
26 Yanervis Solarte, S (1, 4) 79 Jon Berti, R (7, 4) OBP: 0.191, SLG: 0.273										3	0	0	0	0	2	2						
27 Vladimir Guerrero Jr., R (1, 5) OBP: 0.667, SLG: 0.776										4	1	2	1	0	1	1						
7 Bo Bichette, R (1, 6) OBP: 0.429, SLG: 0.857										4	1	1	2	0	3	2						
Danny Jansen, R (1, 2) OBP: 0.182, SLG: 0.158										4	0	0	0	0	1	1						
<b>Inning Stats</b>	R: 0 E: 0 K: 1 S: 7	H: 1 LOB: 2 BB: 1 P: 11	R: 0 E: 0 K: 1 S: 6	H: 1 LOB: 1 BB: 0 P: 6	R: 0 E: 0 K: 0 S: 3	H: 0 LOB: 0 BB: 0 P: 3	R: 1 E: 1 K: 2 S: 9	H: 2 LOB: 1 BB: 0 P: 9	R: 0 E: 0 K: 1 S: 5	H: 0 LOB: 0 BB: 0 P: 5	R: 1 E: 0 K: 2 S: 9	H: 1 LOB: 0 BB: 0 P: 9	R: 2 E: 0 K: 1 S: 7	H: 2 LOB: 0 BB: 0 P: 7	R: 0 E: 0 K: 3 S: 9	H: 0 LOB: 0 BB: 0 P: 9		R: 1 E: 0 K: 2 S: 8	H: 1 LOB: 0 BB: 0 P: 9	1B: 3 2B: 2 3B: 0 HR: 3	SF: 0 SAC: 0 DP: 0 HBP: 0	WP: 0 PB: 0 SB: 0 CS: 0
<b>PITCHER</b>	IP WLS BF H R ER SO BB IBB HBP BLK WP HR S P ERA WHIP																					
39 Chad Kuhl, R (1, 1) ERA: 9.27	5.1	22	5	2	1	5	1	0	0	0	0	0	1	33	37	1.69	1.125					
66 Dovydas Neverauskas, R (6, 1) ERA: 7.27	0.2	H	2	0	0	2	0	0	0	0	0	0	0	6	6	0.00	0.000					
73 Felipe Vázquez, L (7, 1) ERA: 6.0	1.0	L	5	2	2	2	1	0	0	0	0	0	1	7	7	18.00	2.000					
45 Michael Feliz, R (8, 1) ERA: 3.27	1.0		3	0	0	0	3	0	0	0	0	0	0	9	9	0.00	0.000					
53 Josh Smoker, L (9, 1) ERA: 4.82	1.0		4	1	1	1	2	0	0	0	0	0	1	8	9	9.00	1.000					

Batter	1	2	3	4	5	6	7	8	9	AB	R	H	RBI	BB	SO	LOB	BOTTOM					
26 Adam Frazier, L (1, 7) 92 Alfredo Reyes, R (9, PR) OBP: 0.426, SLG: 0.595										5	0	1	1	0	0	1	Toronto Blue Jays @ Pittsburgh Pirates LECOM Park, Bradenton, FL Thu Mar 22 20:18, 6:07 PM - 9:12 PM EDT Att: 6,052 - Clear - 62 F					
5 Josh Harrison, R (1, 4) OBP: 0.310, SLG: 0.306										4	1	1	0	1	1	2						
19 Colin Moran, L (1, 5) OBP: 0.360, SLG: 0.396										5	1	3	1	0	1	3						
23 David Freese, R (1, 3) 84 Will Craig, R (8, 3) OBP: 0.303, SLG: 0.414										2	1	0	0	1	1	1						
29 Francisco Cervelli, R (1, 2) OBP: 0.486, SLG: 0.690										2	0	0	0	0	0	4						
3 Sean Rodriguez, R (1, 8) OBP: 0.357, SLG: 0.622										3	0	2	2	1	0	0						
47 Jordan Luplow, R (1, 9) OBP: 0.225, SLG: 0.579										3	0	2	2	1	0	0						
10 Jordy Mercer, R (1, 6) 92 Michael De La Cruz, L (9, PR) OBP: 0.282, SLG: 0.343										3	0	0	0	1	1	3						
47 Jordan Luplow, R (1, 9) OBP: 0.225, SLG: 0.579										4	0	1	0	0	1	3						
39 Chad Kuhl, R (1, 1) 66 Dovydas Neverauskas, R (6, 1) 73 Felipe Vázquez, L (7, 1) 95 Jeremias Portorreal, L (7, PH) 45 Michael Feliz, R (8, 1) 53 Josh Smoker, L (9, 1) 82 Dylan Busby, R (9, PH) OBP: 0.426, SLG: 0.595										3	0	0	0	1	0	1						
<b>Inning Stats</b>	R: 2 E: 0 K: 0 S: 5	H: 2 LOB: 1 BB: 1 P: 10	R: 0 E: 0 K: 0 S: 3	H: 0 LOB: 0 BB: 0 P: 3	R: 1 E: 0 K: 1 S: 7	H: 2 LOB: 2 BB: 1 P: 11	R: 0 E: 0 K: 1 S: 5	H: 0 LOB: 0 BB: 0 P: 5	R: 0 E: 0 K: 1 S: 4	H: 0 LOB: 0 BB: 0 P: 9	R: 0 E: 0 K: 1 S: 5	H: 0 LOB: 0 BB: 0 P: 5	R: 0 E: 0 K: 1 S: 7	H: 1 LOB: 1 BB: 0 P: 6	R: 0 E: 0 K: 1 S: 7	H: 2 LOB: 3 BB: 1 P: 11	R: 1 E: 0 K: 1 S: 7	H: 2 LOB: 3 BB: 1 P: 11	1B: 8 2B: 1 3B: 0 HR: 0	SF: 0 SAC: 0 DP: 0 HBP: 0	WP: 2 PB: 0 SB: 0 CS: 1	PA: 40
<b>PITCHER</b>	IP WLS BF H R ER SO BB IBB HBP BLK WP HR S P ERA WHIP																					
31 Joe Biagini, R (1, 1) ERA: 6.5	4.1	20	4	3	3	2	3	0	0	0	0	0	0	14	15	0.00	0.375					
48 Deck McGuire, R (5, 1) ERA: 1.93	2.2	W	8	1	0	0	3	0	0	0	0	0	0	4	4	0.00	3.000					
58 Tim Mayza, L (8, 1) ERA: 1.93	0.2	H	4	2	0	0	0	0	0	0	0	0	0	3	7	0.00	3.000					
59 Rhiner Cruz, R (8, 1) ERA: 1.29	0.1	H	2	0	0	0	1	1	0	0	0	0	0	3	7	0.00	3.000					
46 Chad Cirolo, L (9, 1) ERA: 1.13	1.0	S	6	2	1	1	1	1	0	0	0	0	0	7	11	9.00	3.000					



Batter	1	2	3	4	5	6	7	8	9	AB	R	H	RBI	BB	SO	LOB	TOP			
29 Devon Travis, R OBP: 0.295, SLG: 0.429 45 Andrew Guillotte, R OBP: 0.353, SLG: 0.267	G5-3		G6-3		K			F9	G1-3	3	0	0	0	0	1	2	<b>Toronto Blue Jays @ Tampa Bay Rays</b> Charlotte Sports Park, Port Charlotte, FL Fri Mar 23 2018, 1:07 PM - 3:39 PM EDT Att.: 4,754 - Sunny - 70 F			
1 Aledmys Díaz, R OBP: 0.261, SLG: 0.295 89 Yeltsin Gudino, R OBP: 0.500, SLG: 0.750	F9				G5-4-3 1B		G5-3	G1-3	G1-3	3	0	1	0	0	0	0				
3 Danny Espinosa, S OBP: 0.319, SLG: 0.405 79 Matt Morgan, R (6, PH)	K				G5-4-3 1-2		G4-3	FC5-4 1-2	K	3	0	0	0	0	1	1				
28 Steve Pearce, R OBP: 0.357, SLG: 0.480 89 Reggie Pruitt, R OBP: 0.333, SLG: 0.333		F7					K			3	0	1	0	0	1	0				
37 Teoscar Hernández, R OBP: 0.365, SLG: 0.646 83 Ryan Noda, L OBP: 0.200, SLG: 0.200		G5-3			FC5-4 1-2					2	0	0	0	0	0	1				
21 Luke Maile, R OBP: 0.375, SLG: 0.360 22 Riley Adams, R		E4 64 FC4-6					G3-1			2	0	0	0	0	0	0				
64 Jason Leblebicijan, R OBP: 0.394, SLG: 0.363 82 D.J. Davis, L OBP: 0.500, SLG: 1.000		FC4-6 1-2						G6-3		3	0	1	0	0	0	1				
61 Gift Ngoepe, R OBP: 0.319, SLG: 0.333 78 Nash Knight, S			K				K			2	0	0	0	0	2	1				
43 Roemon Fields, L OBP: 0.413, SLG: 0.595 65 Christian Williams, L OBP: 0.500, SLG: 1.250			K					FC4-6 89 1B		2	1	1	3	0	0	1				
<b>Inning Stats</b>	R: 0 E: 0 K: 1 S: 5	H: 0 LOB: 0 BB: 0 P: 6	R: 0 E: 1 K: 0 S: 4	H: 0 LOB: 1 BB: 0 P: 4	R: 0 E: 0 K: 2 S: 7	H: 2 LOB: 1 BB: 0 P: 4	R: 0 E: 0 K: 2 S: 9	H: 2 LOB: 0 BB: 0 P: 9	R: 0 E: 0 K: 1 S: 5	H: 0 LOB: 0 BB: 0 P: 5	R: 0 E: 0 K: 2 S: 7	H: 0 LOB: 0 BB: 0 P: 7	R: 0 E: 0 K: 0 S: 4	H: 1 LOB: 2 BB: 1 P: 8	R: 5 E: 1 K: 1 S: 13	H: 5 LOB: 1 BB: 0 P: 16		1B: 8 2B: 1 3B: 0 HR: 1	SF: 0 SAC: 0 DP: 1 HBP: 0	WP: 0 PB: 0 SB: 0 CS: 0
<b>PITCHER</b>	IP WLS BF H R ER SO BB IBB HBP BLK WP HR S P ERA WHIP																			
35 Matt Andriese, R ERA: 2.25	3.0	10	0	0	0	3	0	0	0	0	0	0	0	0	16	17	0.00	0.000		
43 Dan Jennings, L ERA: 5.69	2.0	9	4	0	0	2	0	0	0	0	0	0	0	0	13	13	0.00	2.000		
37 Alex Colomé, R ERA: 1.8	1.0	H	3	0	0	1	0	0	0	0	0	0	0	5	5	0.00	0.000			
71 Mike Franco, R ERA	2.0	H	8	1	0	2	1	0	0	0	0	0	0	11	15	0.00	1.000			
Adam Kolarek, L ERA: 7.2	1.0	W	9	5	5	4	1	0	0	0	0	0	0	1	13	16	36.00	5.000		

AB	38
R	5
H	10
RBI	5
BB	1
SO	9
LOB	16



Batter	1	2	3	4	5	6	7	8	9	AB	R	H	RBI	BB	SO	LOB	BOTTOM					
5 Matt Duffy, R OBP: 0.326, SLG: 0.275	G1-3		F9		K		G6-3			4	1	0	0	1	1	1	<b>Toronto Blue Jays @ Tampa Bay Rays</b> Charlotte Sports Park, Port Charlotte, FL Fri Mar 23 2018, 1:07 PM - 3:39 PM EDT Att.: 4,754 - Sunny - 70 F					
39 Kevin Kiermaier, L OBP: 0.360, SLG: 0.375	K		G4-3		K		E7 1B			5	1	2	1	0	2	0						
44 C.J. Cron, R OBP: 0.340, SLG: 0.596			G5-3							5	1	3	2	0	1	1						
27 Carlos Gómez, R OBP: 0.324, SLG: 0.545	L6				G5-3		F9	G6-3		4	0	0	0	0	0	3						
2 Denard Span, L OBP: 0.365, SLG: 0.468		F8			F9					4	0	1	1	0	0	0						
11 Adayni Hechavarría, R OBP: 0.342, SLG: 0.488					G6-3					4	0	1	0	0	1	1						
45 Jesús Sucre, R OBP: 0.258, SLG: 0.345		P4			G6-3					4	0	1	0	0	1	1						
29 Brandon Snyder, R OBP: 0.333, SLG: 0.459										2	1	0	0	2	0	2						
18 Joey Wendle, L OBP: 0.396, SLG: 0.614		G4-3								4	2	2	2	0	0	2						
<b>Inning Stats</b>	R: 0 E: 0 K: 1 S: 6	H: 1 LOB: 1 BB: 0 P: 6	R: 0 E: 0 K: 0 S: 4	H: 1 LOB: 2 BB: 1 P: 8	R: 0 E: 0 K: 0 S: 3	H: 0 LOB: 0 BB: 0 P: 3	R: 0 E: 0 K: 0 S: 3	H: 0 LOB: 0 BB: 0 P: 3	R: 2 E: 0 K: 2 S: 9	H: 1 LOB: 0 BB: 1 P: 15	R: 1 E: 0 K: 1 S: 8	H: 3 LOB: 2 BB: 0 P: 8	R: 1 E: 1 K: 1 S: 7	H: 2 LOB: 1 BB: 0 P: 7	R: 0 E: 0 K: 1 S: 5	H: 0 LOB: 0 BB: 0 P: 5		R: 2 E: 0 K: 0 S: 4	H: 2 LOB: 1 BB: 1 P: 8	1B: 5 2B: 4 3B: 0 HR: 1	SF: 0 SAC: 0 DP: 0 HBP: 0	WP: 0 PB: 1 SB: 1 CS: 0
<b>PITCHER</b>	IP WLS BF H R ER SO BB IBB HBP BLK WP HR S P ERA WHIP																					
33 J.A. Happ, L ERA: 3.05	4.0	15	2	0	0	1	1	0	0	0	0	0	0	0	16	20	0.00	0.750				
78 Tyler Clippard, R ERA: 4.5	1.0	5	1	2	2	2	1	0	0	0	0	1	9	15	18.00	2.000						
71 Luis Santos, R ERA: 5.56	2.0	11	5	2	2	2	0	0	0	0	0	0	15	15	9.00	2.500						
51 AJ Alburquerque, R ERA: 3.38	1.0	3	0	0	0	1	0	0	0	0	0	0	5	5	0.00	0.000						
13 Conor Fisk, R ERA: 27.0	0.2	L	5	2	2	2	0	1	0	0	0	0	4	8	27.00	4.500						

AB	36
R	6
H	10
RBI	6
BB	3
SO	6
LOB	11













Batter	1	2	3	4	5	6	7	8	9	AB	R	H	RBI	BB	SO	LOB	TOP										
25 Dexter Fowler, S OBP: 0.316, SLG: 0.400 75 Adolis Garcia, R OBP: 0.356, SLG: 0.472										2 3	0 0	1 0	0 0	0 0	0 0	0 3	St. Louis Cardinals @ Toronto Blue Jays Olympic Stadium, Montreal, QB Mon Mar 26 2018, 7:08 PM - 10:20 PM EDT Att: 25,335 - Dome - 70 F										
28 Tommy Pham, R OBP: 0.313, SLG: 0.351 34 Yairo Muñoz, R OBP: 0.381, SLG: 0.542										2 2	0 1	0 0	1 0	1 0	1 1												
13 Matt Carpenter, L OBP: 0.271, SLG: 0.762 73 Patrick Wisdom, R OBP: 0.288, SLG: 0.255										2 3	0 1	0 2	0 0	2 0	0 1												
23 Marcell Ozuna, R OBP: 0.375, SLG: 0.702 54 Alex Mejia, R OBP: 0.229, SLG: 0.242										2 2	1 0	1 0	1 0	1 1	0 3												
38 José Martínez, R OBP: 0.356, SLG: 0.566 78 Randy Arozarena, R, PR OBP: 0.333, SLG: 0.419										2 2	0 1	0 0	0 0	0 0	0 3												
4 Yadier Molina, R OBP: 0.315, SLG: 0.531 46 Francisco Peña, R OBP: 0.333, SLG: 0.379										2 2	0 1	0 0	0 0	0 0	0 0												
12 Paul DeJong, R OBP: 0.333, SLG: 0.279 Max Schrock, L OBP: 1.000, SLG: 2.000										2 2	0 2	0 1	0 0	0 0	0 0												
3 Jedd Gyorko, R OBP: 0.261, SLG: 0.293										3	0	1	1	1	0	1											
16 Kolten Wong, L OBP: 0.333, SLG: 0.279 35 Greg Garcia, L OBP: 0.393, SLG: 0.364										2 2	0 1	0 0	0 1	0 1	1 2												
<b>Inning Stats</b>	R: 0 E: 0 K: 1 S: 5	H: 1 LOB: 0 BB: 0 P: 5	R: 0 E: 0 K: 1 S: 5	H: 0 LOB: 0 BB: 0 P: 5	R: 0 E: 0 K: 1 S: 5	H: 0 LOB: 0 BB: 0 P: 5	R: 0 E: 0 K: 2 S: 7	H: 0 LOB: 0 BB: 0 P: 7	R: 2 E: 0 K: 2 S: 11	H: 3 LOB: 2 BB: 0 P: 12	R: 0 E: 0 K: 2 S: 8	H: 1 LOB: 2 BB: 1 P: 12	R: 0 E: 0 K: 2 S: 8	H: 1 LOB: 2 BB: 1 P: 12	R: 3 E: 1 K: 0 S: 7	H: 4 LOB: 1 BB: 0 P: 7		R: 0 E: 0 K: 1 S: 6	H: 1 LOB: 1 BB: 0 P: 6	1B: 7 2B: 2 3B: 1 HR: 1	SF: 0 SAC: 0 DP: 1 HBP: 0	WP: 0 PB: 0 SB: 3 CS: 0	PA: 39				
<b>PITCHER</b>	IP	WLS	BF	H	R	ER	SO	BB	IBB	HBP	BLK	WP	HR	S	P	ERA	WHIP										
6 Marcus Stroman, R ERA: 3.88	4.2		16	3	2	2	6	0	0	0	0	0	1	28	28	3.86	0.643										
24 Danny Barnes, R ERA: 7.56	0.1		2	1	0	0	1	0	0	0	0	0	0	5	6	0.00	3.000										
62 Aaron Loup, L ERA: 2.35	1.0		5	1	0	0	2	1	0	0	0	0	0	8	12	0.00	2.000										
52 Ryan Tepera, R ERA: 7.88	1.0		5	1	0	0	2	1	0	0	0	0	0	8	12	0.00	2.000										
22 Seungwhan Oh, R ERA: 13.5	1.0	L	7	4	3	3	0	0	0	0	0	0	0	7	7	27.00	4.000										

AB	37
R	5
H	11
RBI	5
BB	2
SO	12
LOB	18



Batter	1	2	3	4	5	6	7	8	9	AB	R	H	RBI	BB	SO	LOB	BOTTOM										
18 Curtis Granderson, L OBP: 0.360, SLG: 0.744 43 Roemon Fields, L OBP: 0.423, SLG: 0.514										3 1	0 0	0 0	0 1	0 0	1 1		St. Louis Cardinals @ Toronto Blue Jays Olympic Stadium, Montreal, QB Mon Mar 26 2018, 7:08 PM - 10:20 PM EDT Att: 25,335 - Dome - 70 F										
26 Yanoris Solarte, S OBP: 0.241, SLG: 0.333 27 Vladimir Guerrero Jr., R OBP: 0.545, SLG: 0.636										3 2	0 0	0 0	0 0	0 0	0 2												
55 Russell Martin, R OBP: 0.275, SLG: 0.514 21 Luke Maile, R OBP: 0.361, SLG: 0.345										3 2	0 0	0 0	0 1	1 1													
14 Justin Smoak, S OBP: 0.306, SLG: 0.395 64 Jason LeBlond, R OBP: 0.368, SLG: 0.388										1 1	0 1	0 1	0 0	2 0	1 0												
15 Randal Grichuk, R OBP: 0.286, SLG: 0.438 28 Steve Pearce, R OBP: 0.406, SLG: 0.593										2 1	0 0	0 0	0 1	1 1	1 1												
8 Kendrys Morales, S OBP: 0.283, SLG: 0.357 45 Andrew Guilloitte, R OBP: 0.300, SLG: 0.222										2 1	0 1	1 0	1 0	0 0	0 2												
11 Kevin Pillar, R OBP: 0.459, SLG: 0.674 37 Teoscar Hernández, R OBP: 0.393, SLG: 0.712										2 2	1 2	0 2	0 0	0 0	0 0												
3 Danny Espinosa, S OBP: 0.304, SLG: 0.373 56 Cavan Biggio, L OBP: 0.500, SLG: 0.833										3 1	0 0	1 0	1 0	2 1	2 1												
1 Aledmys Diaz, R OBP: 0.255, SLG: 0.286 7 Bo Bichette, R OBP: 0.333, SLG: 0.667										2 2	0 0	0 0	0 0	1 0	1 1												
<b>Inning Stats</b>	R: 0 E: 0 K: 2 S: 8	H: 1 LOB: 1 BB: 0 P: 8	R: 0 E: 0 K: 1 S: 6	H: 1 LOB: 0 BB: 0 P: 6	R: 0 E: 0 K: 1 S: 5	H: 0 LOB: 0 BB: 0 P: 5	R: 0 E: 0 K: 2 S: 8	H: 1 LOB: 2 BB: 1 P: 12	R: 0 E: 0 K: 1 S: 5	H: 0 LOB: 0 BB: 0 P: 5	R: 2 E: 0 K: 0 S: 5	H: 2 LOB: 1 BB: 1 P: 9	R: 1 E: 0 K: 1 S: 7	H: 2 LOB: 2 BB: 1 P: 12	R: 0 E: 0 K: 1 S: 5	H: 0 LOB: 1 BB: 1 P: 10		1B: 4 2B: 2 3B: 1 HR: 0	SF: 0 SAC: 0 DP: 0 HBP: 0	WP: 0 PB: 0 SB: 2 CS: 0	PA: 39						
<b>PITCHER</b>	IP	WLS	BF	H	R	ER	SO	BB	IBB	HBP	BLK	WP	HR	S	P	ERA	WHIP										
52 Michael Wacha, R ERA: 3.32	4.0		16	3	0	0	6	1	0	0	0	0	0	27	31	0.00	1.000										
67 Matt Bowman, R ERA: 2.38	1.0	H	3	0	0	0	1	0	0	0	0	0	0	5	5	0.00	0.000										
27 Brett Cecil, L ERA: 3.38	1.0	H	4	0	0	0	1	1	0	0	0	0	0	5	9	0.00	1.000										
59 Mike Mayers, R ERA: 1.38	1.0	W	6	2	2	2	0	1	0	0	0	0	0	5	9	18.00	3.000										
70 Tyler Lyons, L ERA: 3.66	1.0	H	6	2	1	1	1	1	0	0	0	0	0	7	12	9.00	3.000										

AB	34
R	3
H	7
RBI	3
BB	5
SO	10
LOB	15














Batter	1	2	3	4	5	6	7	8	9	AB	R	H	RBI	BB	SO	LOB	TOP										
11 Brett Gardner, L (1, 8) OBP: 0.300, SLG: 0.556										4	0	1	0	1	0	2											
99 Aaron Judge, R (1, 9) OBP: 0.333, SLG: 0.375										4	0	0	0	0	1	2											
27 Giancarlo Stanton, R (1, 10) OBP: 0.333, SLG: 1.111										4	0	0	0	0	2	0											
18 Didi Gregorius, L (1, 6)										3	2	2	0	1	0	0											
24 Gary Sánchez, R (1, 2)										4	1	0	0	0	1	3											
14 Neil Walker, S (1, 3)										3	1	1	0	1	0	1											
39 Billy McKinney, L (1, 7)										4	0	1	0	0	1	4											
29 Brandon Drury, R (1, 5)										3	0	2	2	1	0	0											
12 Tyler Wade, L (1, 4)										4	0	1	2	0	1	4											
<b>Inning Stats</b>	R: 0 E: 0 K: 0 S: 8	H: 1 LOB: 0 BB: 0 P: 11	R: 1 E: 0 K: 1 S: 13	H: 3 LOB: 2 BB: 0 P: 19	R: 0 E: 0 K: 1 S: 8	H: 0 LOB: 0 BB: 0 P: 12	R: 1 E: 0 K: 0 S: 6	H: 2 LOB: 2 BB: 1 P: 12	R: 0 E: 0 K: 0 S: 5	H: 0 LOB: 0 BB: 1 P: 13	R: 2 E: 0 K: 0 S: 11	H: 2 LOB: 2 BB: 2 P: 28	R: 0 E: 0 K: 2 S: 9	H: 0 LOB: 0 BB: 0 P: 11	R: 0 E: 0 K: 2 S: 9	H: 0 LOB: 0 BB: 0 P: 12	R: 0 E: 0 K: 0 S: 9	H: 0 LOB: 0 BB: 0 P: 13	1B: 4 2B: 3 3B: 1 HR: 0	SF: 0 SAC: 0 DP: 2 HBP: 0	WP: 0 PB: 0 SB: 0 CS: 0	PA: 37					
<b>PITCHER</b>	IP	WLS	BF	H	R	ER	SO	BB	IBB	HBP	BLK	WP	HR	S	P	ERA	WHIP										
41 Aaron Sanchez, R (1, 1) ERA: 6.35	5.2	L	27	8	4	4	2	4	0	0	0	0	0	48	89	6.35	2.118										
24 Danny Barnes, R (6, 1) ERA: 5.75	0.1		1	0	0	0	0	0	0	0	0	0	0	3	6	0.00	0.000										
52 Ryan Tepera, R (7, 1) ERA: 4.5	1.0		3	0	0	0	2	0	0	0	0	0	0	9	11	0.00	0.000										
36 Tyler Clippard, R (8, 1) ERA: 4.5	1.0		3	0	0	0	2	0	0	0	0	0	0	9	12	0.00	0.000										
54 Roberto Osuna, R (9, 1) ERA: 4.5	1.0		3	0	0	0	0	0	0	0	0	0	0	9	13	0.00	0.000										

**New York Yankees @ Toronto Blue Jays**  
Rogers Centre, Toronto, ON  
Fri Mar 30 2018, 7:09 PM - 9:57 PM EDT  
Att: 33,716 - Roof Closed - 68 F

livebaseballscorecards.com

AB	33
R	4
H	8
RBI	4
BB	4
SO	6
LOB	16




Batter	1	2	3	4	5	6	7	8	9	AB	R	H	RBI	BB	SO	LOB	BOTTOM										
29 Devon Travis, R (1, 4)										4	0	0	0	0	2	1											
20 Josh Donaldson, R (1, 10)										4	0	0	0	0	3	0											
14 Justin Smoak, S (1, 3)										4	0	1	0	0	2	0											
18 Curtis Granderson, L (1, 7) OBP: 0.333, SLG: 0.200										3	0	0	0	0	2	1											
28 Steve Pearce, R (9, PH) OBP: 0.500, SLG: 1.000										1	1	1	0	0	0	0											
26 Yangervis Solarte, S (1, 5)										4	0	1	1	0	0	0											
15 Randal Grichuk, R (1, 9) OBP: 0.143, SLG: 0.571										4	1	1	1	0	1	1											
55 Russell Martin, R (1, 2)										2	0	0	0	1	0	0											
11 Kevin Pillar, R (1, 8) OBP: 0.333, SLG: 1.000										3	0	1	0	0	1	1											
1 Aledmys Diaz, R (1, 6)										2	0	0	0	0	1	1											
8 Kendrys Morales, S (8, PH)										1	0	0	0	0	0	1											
61 Gift Ngoepe, R (9, 6)										0	0	0	0	0	0	0											
<b>Inning Stats</b>	R: 0 E: 0 K: 1 S: 7	H: 1 LOB: 1 BB: 0 P: 9	R: 1 E: 0 K: 0 S: 14	H: 2 LOB: 1 BB: 0 P: 16	R: 0 E: 0 K: 3 S: 11	H: 0 LOB: 0 BB: 0 P: 18	R: 0 E: 0 K: 1 S: 6	H: 0 LOB: 0 BB: 0 P: 7	R: 0 E: 0 K: 2 S: 11	H: 0 LOB: 0 BB: 0 P: 12	R: 0 E: 0 K: 1 S: 12	H: 0 LOB: 0 BB: 0 P: 17	R: 0 E: 0 K: 1 S: 5	H: 0 LOB: 0 BB: 0 P: 6	R: 0 E: 0 K: 0 S: 8	H: 0 LOB: 1 BB: 1 P: 17	R: 1 E: 0 K: 3 S: 18	H: 2 LOB: 1 BB: 0 P: 23	1B: 0 2B: 4 3B: 0 HR: 1	SF: 0 SAC: 0 DP: 0 HBP: 0	WP: 0 PB: 0 SB: 0 CS: 0	PA: 33					
<b>PITCHER</b>	IP	WLS	BF	H	R	ER	SO	BB	IBB	HBP	BLK	WP	HR	S	P	ERA	WHIP										
19 Masahiro Tanaka, R (1, 1) ERA: 1.5	6.0	W	21	3	1	1	8	0	0	0	0	0	0	10	18	0.00	0.750										
48 Tommy Kahnle, R (7, 1) ERA: 1.5	1.1	H	5	0	0	0	1	1	0	0	0	0	0	10	18	0.00	0.750										
30 David Robertson, R (8, 1) ERA: 1.5	0.2	H	2	0	0	0	0	0	0	0	0	0	0	3	5	0.00	0.000										
54 Aroldis Chapman, L (9, 1) ERA: 4.5	1.0	S	5	2	1	1	3	0	0	0	0	0	0	18	23	9.00	2.000										

**New York Yankees @ Toronto Blue Jays**  
Rogers Centre, Toronto, ON  
Fri Mar 30 2018, 7:09 PM - 9:57 PM EDT  
Att: 33,716 - Roof Closed - 68 F

livebaseballscorecards.com

AB	32
R	2
H	5
RBI	2
BB	1
SO	12
LOB	6





Batter	1	2	3	4	5	6	7	8	9	AB	R	H	RBI	BB	SO	LOB	TOP				
14 Neil Walker, S OBP: 0.333, SLG: 0.300										3	0	0	0	1	0	0					
99 Aaron Judge, R OBP: 0.231, SLG: 0.250										4	0	0	0	0	1	1					
27 Giancarlo Stanton, R OBP: 0.385, SLG: 1.000										3	0	1	0	1	0	0					
18 Didi Gregorius, L OBP: 0.417, SLG: 0.700										4	0	1	0	0	0	2					
24 Gary Sánchez, R OBP: 0.077, SLG: 0.154										4	0	0	0	0	0	1					
29 Brandon Drury, R OBP: 0.217, SLG: 0.400										3	1	0	0	1	0	0					
39 Billy McKinney, L OBP: 0.250, SLG: 0.250										0	0	0	0	0	0	0					
11 Brett Gardner, L OBP: 0.286, SLG: 0.417										3	2	2	3	0	1	1					
26 Tyler Austin, R OBP: 0.333, SLG: 1.333										3	0	0	0	0	1	0					
12 Tyler Wade, L OBP: 0.125, SLG: 0.250																					
<b>Inning Stats</b>	R: 0 H: 1 E: 0 K: 0 S: 9	H: 1 LOB: 1 BB: 1 P: 16	R: 0 H: 0 E: 0 K: 1 S: 7	ER: 0 LOB: 1 BB: 1 P: 14	R: 0 H: 0 E: 0 K: 1 S: 9	H: 0 LOB: 0 BB: 0 P: 12	R: 0 H: 0 E: 0 K: 0 S: 5	H: 0 LOB: 0 BB: 0 P: 9	R: 2 H: 1 E: 0 K: 0 S: 11	H: 1 LOB: 1 BB: 1 P: 12	R: 0 H: 1 E: 0 K: 0 S: 11	H: 1 LOB: 1 BB: 0 P: 13	R: 1 H: 1 E: 0 K: 0 S: 9	H: 1 LOB: 0 BB: 0 P: 15	R: 0 H: 0 E: 0 K: 1 S: 5	H: 0 LOB: 1 BB: 1 P: 10	1B: 0 2B: 2 3B: 0 HR: 2	SF: 0 SAC: 0 DP: 1 HBP: 0	WP: 0 PB: 0 SB: 0 CS: 0	PA: 34	
<b>PITCHER</b>	IP: 7.0 WLS: 0 BF: 27 ERA: 3.86	WLS: 4 BF: 4 ERA: 0.00	WLS: 0 BF: 0 ERA: 0.00	WLS: 0 BF: 0 ERA: 0.00	WLS: 0 BF: 0 ERA: 0.00	WLS: 0 BF: 0 ERA: 0.00	WLS: 0 BF: 0 ERA: 0.00	WLS: 0 BF: 0 ERA: 0.00	IP: 1.0 WLS: 0 BF: 5 ERA: 0.00	WLS: 13 BF: 13 ERA: 0.00	IP: 1.0 WLS: 0 BF: 3 ERA: 0.00	WLS: 3 BF: 3 ERA: 0.00	IP: 1.0 WLS: 0 BF: 10 ERA: 0.00	WLS: 7 BF: 10 ERA: 0.00	IP: 1.0 WLS: 0 BF: 13 ERA: 0.00	WLS: 10 BF: 10 ERA: 0.00	IP: 7.0 WLS: 4 BF: 27 ERA: 3.86	WLS: 0 BF: 0 ERA: 0.00	WLS: 0 BF: 0 ERA: 0.00	IP: 7.0 WLS: 4 BF: 27 ERA: 3.86	WLS: 0 BF: 0 ERA: 0.00

New York Yankees @ Toronto Blue Jays  
Rogers Centre, Toronto, ON  
Sat Mar 31 2018, 4:09 PM - 6:45 PM EDT  
Att: 37,692 - Roof Closed - 68 F

AB 30  
R 3  
H 4  
RBI 3  
BB 4  
SO 4  
LOB 6



Batter	1	2	3	4	5	6	7	8	9	AB	R	H	RBI	BB	SO	LOB	BOTTOM				
28 Steve Pearce, R OBP: 0.200, SLG: 0.400										3	1	0	0	0	1	0					
18 Curtis Granderson, L OBP: 0.420, SLG: 0.333										3	1	1	0	1	2	2					
20 Josh Donaldson, R OBP: 0.250, SLG: 0.200										4	0	3	2	0	0	1					
14 Justin Smoak, S OBP: 0.417, SLG: 0.545										4	1	1	1	0	0	4					
26 Yangervis Solarte, S OBP: 0.250, SLG: 0.750										3	0	1	0	1	1	0					
15 Randal Grichuk, R OBP: 0.273, SLG: 0.500										3	2	1	0	1	0	4					
11 Kevin Pillar, R OBP: 0.400, SLG: 0.778										4	0	0	0	0	2	2					
1 Aledmys Diaz, R										4	0	0	0	0	2	2					
21 Luke Maile, R OBP: 0.500, SLG: 0.333										3	0	1	1	1	0	0					
61 Gift Ngoepe, R										4	0	0	0	0	3	2					
<b>Inning Stats</b>	R: 1 H: 3 E: 0 K: 0 S: 12	H: 3 LOB: 2 BB: 0 P: 17	R: 0 H: 0 E: 0 K: 0 S: 5	H: 0 LOB: 0 BB: 0 P: 5	R: 1 H: 1 E: 1 K: 1 S: 13	H: 1 LOB: 2 BB: 1 P: 24	R: 0 H: 0 E: 0 K: 2 S: 10	H: 0 LOB: 0 BB: 0 P: 15	R: 0 H: 1 E: 0 K: 1 S: 14	H: 1 LOB: 1 BB: 1 P: 23	R: 1 H: 1 E: 0 K: 1 S: 7	H: 1 LOB: 1 BB: 1 P: 14	R: 0 H: 1 E: 0 K: 1 S: 8	H: 1 LOB: 0 BB: 0 P: 14	R: 2 H: 2 E: 0 K: 3 S: 15	H: 2 LOB: 1 BB: 1 P: 26	1B: 6 2B: 2 3B: 0 HR: 1	SF: 0 SAC: 0 DP: 1 HBP: 0	WP: 0 PB: 0 SB: 4 CS: 1	PA: 36	
<b>PITCHER</b>	IP: 5.0 WLS: 1 BF: 22 ERA: 1.8	WLS: 3 BF: 1 ERA: 13.50	WLS: 0 BF: 0 ERA: 0.00	WLS: 0 BF: 0 ERA: 0.00	IP: 0.2 WLS: 0 BF: 2 ERA: 13.50	WLS: 7 BF: 7 ERA: 0.00	IP: 0.1 WLS: 0 BF: 5 ERA: 0.00	WLS: 5 BF: 7 ERA: 0.00	IP: 2.0 WLS: 0 BF: 9 ERA: 9.00	WLS: 2 BF: 4 ERA: 2.00	IP: 5.0 WLS: 1 BF: 22 ERA: 1.8	WLS: 0 BF: 0 ERA: 0.00	WLS: 0 BF: 0 ERA: 0.00	IP: 0.1 WLS: 0 BF: 5 ERA: 0.00	WLS: 7 BF: 7 ERA: 0.00	IP: 0.2 WLS: 0 BF: 2 ERA: 13.50	WLS: 0 BF: 0 ERA: 0.00	IP: 5.0 WLS: 1 BF: 22 ERA: 1.8	WLS: 0 BF: 0 ERA: 0.00	IP: 5.0 WLS: 1 BF: 22 ERA: 1.8	WLS: 0 BF: 0 ERA: 0.00

New York Yankees @ Toronto Blue Jays  
Rogers Centre, Toronto, ON  
Sat Mar 31 2018, 4:09 PM - 6:45 PM EDT  
Att: 37,692 - Roof Closed - 68 F

AB 32  
R 5  
H 9  
RBI 4  
BB 4  
SO 9  
LOB 15



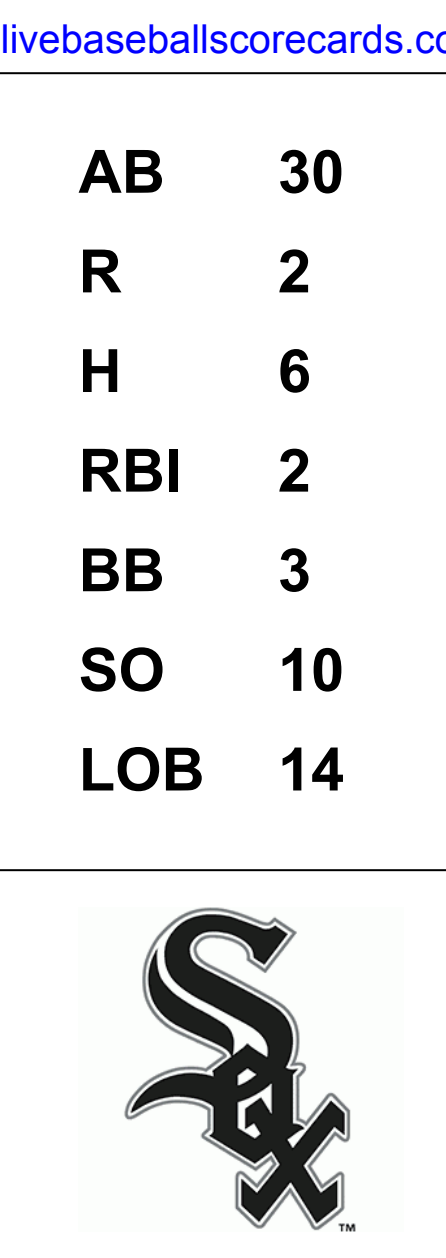






Batter	1	2	3	4	5	6	7	8	9	AB	R	H	RBI	BB	SO	LOB	TOP			
10 Yoán Moncada, S OBP: 0.333, SLG: 0.538	1-0 G6-4-3 1B		4-2 BB		0-1 G5-3		2-1 F7			3	0	1	0	1	0	3				
26 Avisail García, R OBP: 0.286, SLG: 0.357	0-1 G6-4-3 1-2		1-3 K			0-1 G6-3		0-1 L9		4	0	0	0	0	1	3				
79 José Abreu, R OBP: 0.462, SLG: 0.750	2-3 K2-3			2-0 G5-4-3 1B		0-1 G6-3	24 F7-4 1B	1-2 2B		4	0	3	0	0	1	0				
24 Matt Davidson, R OBP: 0.462, SLG: 1.182		1-0 G5-3		3-2 G5-4-3 1-2		1-2 F7-4		2-3 K		4	0	0	0	0	1	3				
21 Welington Castillo, R OBP: 0.231, SLG: 0.769		3-3 K		2-1 HR			2-0 HR	2-3 K		4	2	2	2	0	2	1				
7 Tim Anderson, R OBP: 0.308, SLG: 0.750		2-3 K2-3		3-3 K2-3			0-1 G6-3		0-1 F9	4	0	0	0	0	2	0				
28 Leury García, S OBP: 0.500, SLG: 0.250			0-3 K		2-3 K2-3		4-2 5 HBP BB		0-1 G5-3	3	0	0	0	1	2	0	AB 30 R 2 H 6 RBI 2 BB 3 SO 10 LOB 14			
5 Yolmer Sánchez, S OBP: 0.462, SLG: 0.222			3-2 15 E 15 S FC5-4 HBP		4-2 15 FC5-4 BB		2-2 HBP		0-3 K	1	0	0	0	1	1	0				
15 Adam Engel, R OBP: 0.417, SLG: 0.400			2-2 FC5-2-6		0-0 FC5-4		1-1 F6			3	0	0	0	0	0	4				
<b>Inning Stats</b>	R: 0 E: 0 K: 1 S: 7	H: 1 LOB: 0 BB: 0 P: 10	R: 0 E: 0 K: 2 S: 9	H: 0 LOB: 0 BB: 0 P: 15	R: 0 E: 0 K: 2 S: 15	H: 0 LOB: 2 BB: 1 P: 25	R: 1 E: 0 K: 1 S: 10	H: 2 LOB: 0 BB: 0 P: 20	R: 0 E: 0 K: 0 S: 8	H: 1 LOB: 1 BB: 1 P: 14	R: 1 E: 0 K: 0 S: 12	H: 1 LOB: 2 BB: 1 P: 23	R: 0 E: 0 K: 2 S: 12	H: 1 LOB: 1 BB: 0 P: 17	R: 0 E: 0 K: 1 S: 8	H: 0 LOB: 0 BB: 0 P: 8	1B: 3 2B: 2 3B: 0 HR: 2	SF: 0 SAC: 0 DP: 3 HBP: 2	WP: 0 PB: 0 SB: 1 CS: 0	PA: 35
<b>PITCHER</b>	IP ERA WLS BF H R ER SO BB IBB HBP BLK WP HR S P ERA WHIP	6.0 1.5 W 6 1 1 1 7 2 0 1 0 0 1 12 23 9.00 2.000	7.1 3.0 H 4 1 0 2 1 0 0 0 0 0 12 17 0.00 1.000	8.1 3.0 S 3 0 0 1 0 0 0 0 0 0 8 8 0.00 0.000																

Chicago White Sox @ Toronto Blue Jays  
Rogers Centre, Toronto, ON  
Mon Apr 02 2018, 7:09 PM - 9:59 PM EDT  
Att. 16,629 - Roof Closed - 68 F



Batter	1	2	3	4	5	6	7	8	9	AB	R	H	RBI	BB	SO	LOB	BOTTOM			
29 Devon Travis, R OBP: 0.116, SLG: 0.063	3-3 K		1-2 L4			2-3 K		1-1 L8		4	0	0	0	0	2	0				
20 Josh Donaldson, R OBP: 0.333, SLG: 0.412	1-2 G1-3			0-0 G5-3		2-2 HR		1-0 P4		4	1	1	1	0	0	0				
14 Justin Smoak, S OBP: 0.429, SLG: 0.789	1-3 K			1-2 L7		2-3 K		0-2 E5 26 BB		4	0	0	0	0	2	0				
26 Yangervis Solarte, S OBP: 0.235, SLG: 0.438		1-3 K		0-1 P6		2-0 L6		4-2 BB		3	0	0	0	1	1	0				
18 Curtis Granderson, L OBP: 0.333, SLG: 0.231		2-1 P3		2-2 15 BB 1B		4-2 55 HR BB		0-1 F7		3	1	1	0	1	0	2				
15 Randal Grichuk, R OBP: 0.276, SLG: 0.333		4-2 BB		1-2 11 G6-4-3 BB		2-0 F9				1	0	0	0	2	0	1				
55 Russell Martin, R OBP: 0.308, SLG: 0.455		0-1 F9		2-3 K		1-2 HR				3	1	1	2	0	1	3	AB 28 R 4 H 4 RBI 4 BB 4 SO 6 LOB 8			
11 Kevin Pillar, R OBP: 0.412, SLG: 0.625			3-2 G6-3		3-2 G6-4-3		2-1 F8			3	0	0	0	0	0	2				
1 Aledmys Díaz, R OBP: 0.154, SLG: 0.462			3-2 F8			0-0 G5-3				3	1	1	1	0	0	0				
<b>Inning Stats</b>	R: 0 E: 0 K: 2 S: 10	H: 0 LOB: 0 BB: 0 P: 15	R: 0 E: 0 K: 1 S: 9	H: 0 LOB: 1 BB: 1 P: 16	R: 0 E: 0 K: 0 S: 10	H: 0 LOB: 0 BB: 0 P: 17	R: 0 E: 0 K: 0 S: 6	H: 0 LOB: 0 BB: 0 P: 7	R: 0 E: 0 K: 1 S: 15	H: 1 LOB: 1 BB: 1 P: 26	R: 1 E: 0 K: 2 S: 13	H: 1 LOB: 0 BB: 0 P: 19	R: 2 E: 0 K: 0 S: 13	H: 1 LOB: 0 BB: 1 P: 24	R: 1 E: 1 K: 0 S: 14	H: 1 LOB: 2 BB: 1 P: 20	1B: 1 2B: 0 3B: 0 HR: 3	SF: 0 SAC: 0 DP: 1 HBP: 0	WP: 0 PB: 0 SB: 0 CS: 0	PA: 32
<b>PITCHER</b>	IP ERA WLS BF H R ER SO BB IBB HBP BLK WP HR S P ERA WHIP	6.0 1.5 H 2 0 1 1 0 1 0 0 0 0 0 7 13 27.00 3.000	7.1 6.75 L 6 2 2 2 0 0 0 0 0 0 2 10 17 13.50 1.500	8.1 7.71 0.1 3 0 0 0 0 1 0 0 0 0 0 10 14 0.00 3.000																

Chicago White Sox @ Toronto Blue Jays  
Rogers Centre, Toronto, ON  
Mon Apr 02 2018, 7:09 PM - 9:59 PM EDT  
Att. 16,629 - Roof Closed - 68 F









Batter	1	2	3	4	5	6	7	8	9	AB	R	H	RBI	BB	SO	LOB	TOP									
10 Yoán Moncada, S OBP: 0.333, SLG: 0.400										3	0	1	1	1	1	1	Chicago White Sox @ Toronto Blue Jays Rogers Centre, Toronto, ON Wed Apr 04 2018, 7:09 PM - 10:04 PM EDT Att: 17,268 - Roof Closed - 68 F									
26 Avisail García, R OBP: 0.348, SLG: 0.500										3	0	0	1	0	2	2										
79 José Abreu, R OBP: 0.455, SLG: 0.750										4	1	1	1	0	1	3										
24 Matt Davidson, R OBP: 0.364, SLG: 0.895										3	1	1	1	0	1	0										
28 Leury García, S OBP: 0.250, SLG: 0.250										0	0	0	0	0	0	0										
30 Nicky Delmonico, L OBP: 0.267, SLG: 0.154										4	0	1	0	0	1	1										
21 Wellington Castillo, R OBP: 0.238, SLG: 0.550										3	1	1	0	1	1	1										
5 Yolmer Sánchez, S OBP: 0.474, SLG: 0.600										4	1	2	0	0	1	2										
7 Tim Anderson, R OBP: 0.333, SLG: 0.750										4	0	0	0	0	2	3										
15 Adam Engel, R OBP: 0.400, SLG: 0.313										3	0	1	0	0	1	0										
<b>Inning Stats</b>	R: 0 E: 0 K: 1 S: 7	H: 0 LOB: 0 BB: 1 P: 13	R: 1 E: 0 K: 2 S: 13	H: 2 LOB: 1 BB: 0 P: 21	R: 0 E: 0 K: 2 S: 8	H: 0 LOB: 0 BB: 0 P: 12	R: 0 E: 0 K: 0 S: 6	H: 0 LOB: 0 BB: 0 P: 7	R: 2 E: 0 K: 1 S: 13	H: 2 LOB: 2 BB: 1 P: 24	R: 0 E: 0 K: 1 S: 11	H: 2 LOB: 1 BB: 0 P: 21	R: 0 E: 0 K: 2 S: 13	H: 1 LOB: 1 BB: 0 P: 17	R: 1 E: 0 K: 0 S: 6	H: 1 LOB: 1 BB: 0 P: 10	R: 0 E: 0 K: 2 S: 11	H: 0 LOB: 0 BB: 0 P: 14	1B: 5 2B: 1 3B: 0 HR: 2	SF: 0 SAC: 0 DP: 4 HBP: 3	WP: 0 PB: 0 SB: 0 CS: 0	PA: 36				
<b>PITCHER</b>	IP WLS BF H R ER SO BB IBB HBP BLK WP HR S P ERA WHIP																									
41 Aaron Sanchez, R ERA: 5.4	6.0		25	6	3	3	7	2	0	2	0	0	0	0	0	1	58	98	4.50	1.333						
22 Seungwhan Oh, R ERA: 2.25	7.1	1.0		4	1	0	2	0	0	0	0	0	0	0	0	0	13	17	0.00	1.000						
52 Ryan Tepera, R ERA: 2.25	8.1	1.0	L	4	1	1	1	0	0	1	0	0	0	0	0	1	6	10	9.00	1.000						
62 Aaron Loup, L ERA:	9.1	1.0		3	0	0	2	0	0	0	0	0	0	0	0	0	11	14	0.00	0.000						

Batter	1	2	3	4	5	6	7	8	9	AB	R	H	RBI	BB	SO	LOB	BOTTOM										
29 Devon Travis, R OBP: 0.095, SLG: 0.050										4	0	0	0	0	1	0	Chicago White Sox @ Toronto Blue Jays Rogers Centre, Toronto, ON Wed Apr 04 2018, 7:09 PM - 10:04 PM EDT Att: 17,268 - Roof Closed - 68 F										
20 Josh Donaldson, R OBP: 0.400, SLG: 0.542										3	1	1	0	1	0	0											
14 Justin Smoak, S OBP: 0.433, SLG: 0.731										4	1	1	0	0	1	1											
18 Curtis Granderson, L OBP: 0.409, SLG: 0.550										2	0	2	0	0	0	0											
28 Steve Pearce, R OBP: 0.286, SLG: 0.429										2	1	1	1	0	0	0											
15 Randal Grichuk, R OBP: 0.185, SLG: 0.217										4	0	0	0	0	3	6											
55 Russell Martin, R OBP: 0.235, SLG: 0.333										4	0	0	1	0	1	3											
8 Kendrys Morales, S OBP: 0.200, SLG: 0.143										4	0	1	1	0	1	1											
11 Kevin Pillar, R OBP: 0.346, SLG: 0.520										4	0	0	0	0	2	2											
61 Gift Ngoepe, R OBP: 0.182, SLG: 0.100										3	0	0	0	0	1	0											
<b>Inning Stats</b>	R: 0 E: 0 K: 2 S: 13	H: 1 LOB: 2 BB: 1 P: 23	R: 0 E: 0 K: 1 S: 5	H: 0 LOB: 0 BB: 0 P: 10	R: 0 E: 0 K: 1 S: 10	H: 0 LOB: 0 BB: 0 P: 12	R: 1 E: 1 K: 1 S: 12	H: 1 LOB: 1 BB: 0 P: 16	R: 0 E: 0 K: 0 S: 4	H: 0 LOB: 0 BB: 0 P: 6	R: 2 E: 0 K: 1 S: 17	H: 4 LOB: 2 BB: 0 P: 27	R: 0 E: 0 K: 1 S: 10	H: 0 LOB: 0 BB: 0 P: 13	R: 0 E: 0 K: 1 S: 5	H: 0 LOB: 0 BB: 0 P: 7	R: 0 E: 0 K: 2 S: 11	H: 0 LOB: 0 BB: 0 P: 17	1B: 4 2B: 2 3B: 0 HR: 0	SF: 0 SAC: 0 DP: 0 HBP: 0	WP: 0 PB: 0 SB: 0 CS: 0	PA: 35					
<b>PITCHER</b>	IP WLS BF H R ER SO BB IBB HBP BLK WP HR S P ERA WHIP																										
51 Carson Fulmer, R ERA: 3.6	5.0		21	4	3	2	5	1	0	0	0	0	0	0	0	0	7	13	0.00	3.000							
39 Aaron Bummer, L ERA:	6.1	0.2	B	4	2	0	1	0	0	0	0	0	0	0	0	0	0	7	13	0.00	0.000						
43 Danny Farquhar, R ERA: 5.4	6.1	1.0		3	0	0	1	0	0	0	0	0	0	0	0	0	0	13	18	0.00	0.000						
65 Nate Jones, R ERA:	7.1	1.1	W	4	0	0	1	0	0	0	0	0	0	0	0	0	8	10	0.00	0.000							
48 Joakim Soria, R ERA:	9.1	1.0	S	3	0	0	2	0	0	0	0	0	0	0	0	0	11	17	0.00	0.000							



Batter	1	2	3	4	5	6	7	8	9	AB	R	H	RBI	BB	SO	LOB	TOP										
28 Steve Pearce, R OBP: 0.250, SLG: 0.273 18 Curtis Granderson, L OBP: 0.409, SLG: 0.550	F8		L5	20 1B 14 SF7 BB	F8		G4-3			4	1	0	0	1	0	1											
20 Josh Donaldson, R OBP: 0.400, SLG: 0.517	L7		26 BB 14 1B 55 1B	26 BB 55 1B		K		F9		5	2	2	1	0	1	0											
14 Justin Smoak, S OBP: 0.429, SLG: 0.690	55 HBP 26 BB BB		55 1B 26 BB 55 E	SF7		G4-3		K		3	1	1	1	1	1	0											
26 Yangervis Solarte, S OBP: 0.407, SLG: 0.636	55 HBP BB		55 E 8 SF9	55 1B		HR		G4-3		2	2	1	1	3	0	0											
55 Russell Martin, R OBP: 0.364, SLG: 0.579	HBP		8 SF9	11 FC5 8 BB		HR		K		4	1	3	3	0	1	0											
8 Kendrys Morales, S OBP: 0.200, SLG: 0.118	F8		SF9	11 FC5 BB		K		G1-3		3	0	0	1	1	1	3											
11 Kevin Pillar, R OBP: 0.290, SLG: 0.433	K		F8	FC5		P3		G6-3		5	0	0	0	0	1	4											
15 Randal Grichuk, R OBP: 0.161, SLG: 0.185	F9		P6	F8		K				4	0	0	0	0	1	0											
29 Devon Travis, R OBP: 0.160, SLG: 0.167 61 Gift Ngoepe, R OBP: 0.182, SLG: 0.100	P3		20 1B 2B	F8		K				4	1	2	0	0	1	0											
<b>Inning Stats</b>	R: 0 H: 0 E: 0 K: 0 S: 12	H: 0 LOB: 3 BB: 2 P: 26	R: 0 H: 0 E: 0 K: 1 S: 7	H: 0 LOB: 0 BB: 0 P: 9	R: 3 H: 3 E: 1 K: 0 S: 14	LOB: 1 BB: 1 P: 27	R: 3 H: 3 E: 0 K: 0 S: 16	H: 3 LOB: 3 BB: 3 P: 38	R: 0 H: 0 E: 0 K: 1 S: 8	H: 0 LOB: 0 BB: 0 P: 13	R: 2 H: 2 E: 0 K: 2 S: 13	H: 2 LOB: 0 BB: 0 P: 22	R: 0 H: 1 E: 0 K: 1 S: 12	H: 1 LOB: 1 BB: 0 P: 15	R: 0 H: 0 E: 0 K: 1 S: 6	H: 0 LOB: 0 BB: 0 P: 11	R: 0 H: 0 E: 0 K: 1 S: 6	H: 0 LOB: 0 BB: 0 P: 9	1B: 6 2B: 1 3B: 0 HR: 2	SF: 2 SAC: 0 DP: 0 HBP: 1	WP: 0 PB: 0 SB: 0 CS: 0	PA: 43					
<b>PITCHER</b>	IP	WLS	BF	H	R	ER	SO	BB	IBB	HBP	BLK	WP	HR	S	P	ERA	WHIP										
55 Matt Moore, L ERA: 11.05	3.1	L	20	5	6	5	1	4	0	1	0	0	0	38	73	13.50	2.700										
53 Jesse Chavez, R ERA: 7.71	2.2		13	3	2	2	3	2	0	0	0	0	2	32	62	6.75	1.875										
51 Matt Bush, R ERA: 1.69	2.0		7	1	0	0	2	0	0	0	0	0	0	18	26	0.00	0.500										
58 Alex Claudio, L ERA: 5.06	1.0		3	0	0	0	1	0	0	0	0	0	0	6	9	0.00	0.000										

Toronto Blue Jays @ Texas Rangers  
Globe Life Park in Arlington, Arlington, TX  
Fri Apr 06 2018, 8:41 PM - 11:47 PM EDT  
Att: 21,670 - Partly Cloudy - 74 F

AB	34
R	8
H	9
RBI	7
BB	6
SO	7
LOB	8



Batter	1	2	3	4	5	6	7	8	9	AB	R	H	RBI	BB	SO	LOB	BOTTOM										
17 Shin-Soo Choo, L OBP: 0.371, SLG: 0.656	K		G3			HR	1 1B 2B		G3-6-1	5	2	2	2	0	1	1											
13 Joey Gallo, L OBP: 0.205, SLG: 0.368	K2-3		G4-3			K	F7		FC6-4 1B	5	0	1	0	0	2	1											
1 Elvis Andrus, R OBP: 0.421, SLG: 0.543	G5-3		G4-3	29 G4-3 1B		30 BB 29 1B	29 2B 1B		FC6-4	5	1	3	1	0	0	1											
29 Adrián Beltré, R OBP: 0.343, SLG: 0.424			G4-3	G4-3		30 BB 1B	1B			4	0	3	1	0	0	1											
30 Nomar Mazara, L OBP: 0.400, SLG: 0.452	F8		K				F7			3	0	0	0	1	1	3											
61 Robinson Chirinos, R OBP: 0.111, SLG: 0.150	P6		K			F8			K	4	0	0	0	0	2	4											
12 Rougned Odor, L OBP: 0.258, SLG: 0.250	F9		P2				16 G6-3 18 1B		19 G3-6-1 1B	4	1	2	0	0	0	1											
16 Ryan Rua, R OBP: 0.125, SLG: 0.087 19 Jurickson Proffar, S	P4		K			G6-3	L9-3			3	0	0	0	0	1	1											
18 Drew Robinson, L OBP: 0.409, SLG: 0.474	K		G4-3			17 2B 1B				4	1	2	1	0	1	0											
<b>Inning Stats</b>	R: 0 H: 0 E: 0 K: 2 S: 10	H: 1 LOB: 0 BB: 0 P: 13	R: 0 H: 0 E: 0 K: 1 S: 7	H: 0 LOB: 0 BB: 0 P: 14	R: 0 H: 1 E: 0 K: 1 S: 12	LOB: 1 BB: 0 P: 15	R: 0 H: 3 E: 0 K: 1 S: 21	H: 3 LOB: 3 BB: 1 P: 35	R: 4 H: 5 E: 0 K: 0 S: 19	H: 5 LOB: 1 BB: 0 P: 31	R: 0 H: 1 E: 0 K: 1 S: 9	H: 1 LOB: 0 BB: 0 P: 15	R: 0 H: 2 E: 0 K: 0 S: 8	H: 2 LOB: 1 BB: 0 P: 11	1B: 9 2B: 4 3B: 0 HR: 1	SF: 0 SAC: 0 DP: 2 HBP: 0	WP: 0 PB: 0 SB: 0 CS: 0	PA: 39									
<b>PITCHER</b>	IP	WLS	BF	H	R	ER	SO	BB	IBB	HBP	BLK	WP	HR	S	P	ERA	WHIP										
25 Marco Estrada, R ERA: 2.77	6.0	W	24	5	1	1	7	1	0	0	0	0	0	69	105	1.50	1.000										
62 Aaron Loup, L ERA: 8.1	0.1		4	3	3	3	0	0	0	0	0	0	0	8	14	81.00	9.000										
22 Seunghwan Oh, R ERA: 3.86	0.2		4	2	1	1	0	0	0	0	0	0	0	11	17	13.50	3.000										
52 Ryan Tepera, R ERA: 1.8	1.0	H	3	1	0	0	1	0	0	0	0	0	0	9	15	0.00	1.000										
54 Roberto Osuna, R ERA:	1.0	S	4	2	0	0	0	0	0	0	0	0	0	8	11	0.00	2.000										

Toronto Blue Jays @ Texas Rangers  
Globe Life Park in Arlington, Arlington, TX  
Fri Apr 06 2018, 8:41 PM - 11:47 PM EDT  
Att: 21,670 - Partly Cloudy - 74 F

AB	38
R	5
H	13
RBI	5
BB	1
SO	8
LOB	14





Batter	1	2	3	4	5	6	7	8	9	AB R H RBI BB SO LOB	TOP											
28 Steve Pearce, R OBP: 0.313, SLG: 0.500										3 1 1 1 1 0 0	<p>Toronto Blue Jays @ Texas Rangers Globe Life Park in Arlington, Arlington, TX Sat Apr 07 2018, 8:10 PM - 10:45 PM EDT Att: 26,229 - Overcast - 42 F</p> <p>livebaseballscorecards.com</p> <p>AB 27 R 1 H 2 RBI 1 BB 3 SO 9 LOB 6</p>											
20 Josh Donaldson, R OBP: 0.359, SLG: 0.455										4 0 0 0 0 2 1												
14 Justin Smoak, S OBP: 0.410, SLG: 0.625										3 0 0 0 1 3 0												
26 Yangeris Solarte, S OBP: 0.400, SLG: 0.583										2 0 0 0 1 0 2												
55 Russell Martin, R OBP: 0.320, SLG: 0.500										3 0 0 0 0 2 1												
11 Kevin Pillar, R OBP: 0.294, SLG: 0.485										3 0 1 0 0 0 0												
1 Aledmys Diaz, R OBP: 0.263, SLG: 0.684										3 0 0 0 0 1 1												
15 Randal Grichuk, R OBP: 0.147, SLG: 0.167										3 0 0 0 0 1 1												
29 Devon Travis, R OBP: 0.143, SLG: 0.148										3 0 0 0 0 0 0												
<b>Inning Stats</b>	R: 0 E: 0 K: 1 S: 9	H: 0 LOB: 1 BB: 2 P: 17	R: 0 E: 0 K: 1 S: 7	H: 0 LOB: 0 BB: 12 P: 12	R: 0 E: 0 K: 0 S: 7	H: 0 LOB: 0 BB: 0 P: 13	R: 0 E: 0 K: 1 S: 8	H: 0 LOB: 0 BB: 0 P: 13	R: 0 E: 0 K: 2 S: 12	H: 1 LOB: 1 BB: 0 P: 19	R: 1 E: 0 K: 2 S: 11	H: 1 LOB: 0 BB: 1 P: 19	R: 0 E: 0 K: 0 S: 3	H: 0 LOB: 0 BB: 1 P: 8	R: 0 E: 0 K: 1 S: 8	H: 0 LOB: 0 BB: 0 P: 9	R: 0 E: 0 K: 1 S: 12	H: 0 LOB: 0 BB: 0 P: 19	1B: 0 2B: 0 3B: 1 HR: 1	SF: 0 SAC: 0 DP: 2 HBP: 0	WP: 0 PB: 0 SB: 0 CS: 0	PA: 30
<b>PITCHER</b>	IP WLS BF H R ER SO BB IBB HBP BLK WP HR S P ERA WHIP											IP WLS BF H R ER SO BB IBB HBP BLK WP HR S P ERA WHIP										
36 Mike Minor, L ERA: 2.53	6.0 W 21 2 1 1 7 2 0 0 0 0 1 54 93 1.50 0.667																					
32 Kevin Jepsen, R ERA: 3.0	2.0 6 0 0 0 1 1 0 0 0 0 0 11 17 0.00 0.500																					
41 Jake Diekman, L ERA: 3.86	1.0 3 0 0 0 1 0 0 0 0 0 0 12 19 0.00 0.000																					

Batter	1	2	3	4	5	6	7	8	9	AB R H RBI BB SO LOB	BOTTOM									
17 Shin-Soo Choo, L OBP: 0.385, SLG: 0.629										3 1 1 0 1 0 0	<p>Toronto Blue Jays @ Texas Rangers Globe Life Park in Arlington, Arlington, TX Sat Apr 07 2018, 8:10 PM - 10:45 PM EDT Att: 26,229 - Overcast - 42 F</p> <p>livebaseballscorecards.com</p> <p>AB 30 R 5 H 8 RBI 5 BB 5 SO 6 LOB 19</p>									
12 Rougned Odor, L OBP: 0.257, SLG: 0.226										3 1 0 0 1 1 1										
1 Elvis Andrus, R OBP: 0.429, SLG: 0.538										4 0 2 0 0 0 2										
30 Nomar Mazara, L OBP: 0.359, SLG: 0.400										4 0 0 0 0 1 5										
13 Joey Gallo, L OBP: 0.256, SLG: 0.400										2 2 1 2 2 0 0										
19 Jurickson Profar, S OBP: 0.385, SLG: 0.900										3 1 2 1 1 0 0										
8 Juan Centeno, L OBP: 0.250, SLG: 0.250										4 0 1 1 0 1 4										
16 Ryan Rua, R OBP: 0.143, SLG: 0.115										3 0 1 1 0 0 2										
18 Drew Robinson, L OBP: 0.346, SLG: 0.391										4 0 0 0 0 3 5										
<b>Inning Stats</b>	R: 0 E: 0 K: 0 S: 9	H: 1 LOB: 1 BB: 0 P: 17	R: 1 E: 0 K: 0 S: 6	H: 0 LOB: 1 BB: 2 P: 18	R: 0 E: 0 K: 0 S: 8	H: 2 LOB: 1 BB: 0 P: 16	R: 0 E: 0 K: 2 S: 12	H: 1 LOB: 2 BB: 1 P: 20	R: 4 E: 0 K: 2 S: 19	H: 4 LOB: 2 BB: 2 P: 38	R: 0 E: 0 K: 1 S: 8	H: 0 LOB: 0 BB: 0 P: 11	R: 0 E: 0 K: 0 S: 7	H: 0 LOB: 0 BB: 0 P: 10	R: 0 E: 0 K: 1 S: 7	H: 0 LOB: 0 BB: 0 P: 13	1B: 6 2B: 2 3B: 0 HR: 0	SF: 1 SAC: 0 DP: 1 HBP: 0	WP: 0 PB: 0 SB: 0 CS: 0	PA: 36
<b>PITCHER</b>	IP WLS BF H R ER SO BB IBB HBP BLK WP HR S P ERA WHIP											IP WLS BF H R ER SO BB IBB HBP BLK WP HR S P ERA WHIP								
6 Marcus Stroman, R ERA: 8.38	4.2 L 24 6 2 0 0 2 5 0 0 0 0 0 44 95 9.64 2.357																			
24 Danny Barnes, R ERA: 2.08	1.1 6 2 0 0 2 0 0 0 0 0 0 18 25 0.00 1.500																			
36 Tyler Clippard, R ERA: 3.6	1.0 3 0 0 0 0 0 0 0 0 0 0 7 10 0.00 0.000																			
77 John Axford, R ERA: 2.7	1.0 3 0 0 0 1 0 0 0 0 0 0 7 13 0.00 0.000																			







Batter	1	2	3	4	5	6	7	8	9	AB	R	H	RBI	BB	SO	LOB	TOP				
18 Curtis Granderson, L OBP: 0.448, SLG: 0.520										3	2	1	1	2	1	0					
20 Josh Donaldson, R OBP: 0.347, SLG: 0.476										4	1	1	4	1	2	1					
14 Justin Smoak, S OBP: 0.408, SLG: 0.571										5	0	2	0	0	2	4					
28 Steve Pearce, R OBP: 0.348, SLG: 0.762										4	1	2	2	0	0	3					
15 Randal Grichuk, R OBP: 0.154, SLG: 0.290										1	0	1	0	0	0	0					
8 Kendrys Morales, S OBP: 0.280, SLG: 0.364										4	0	0	0	0	3	3					
26 Yangervis Solarte, S OBP: 0.447, SLG: 0.952										3	1	1	0	1	0	0					
55 Russell Martin, R OBP: 0.276, SLG: 0.423										3	1	1	0	1	0	0					
11 Kevin Pillar, R OBP: 0.310, SLG: 0.450										3	1	0	0	1	0	0					
29 Devon Travis, R OBP: 0.156, SLG: 0.133										3	1	0	0	0	2	3					
1 Aledmys Diaz, R OBP: 0.222, SLG: 0.519										4	0	1	0	0	0	6					
<b>Inning Stats</b>	R: 0 H: 0 E: 0 K: 2 S: 11	H: 0 LOB: 0 BB: 0 P: 15	R: 0 H: 2 E: 0 K: 1 S: 12	H: 2 LOB: 3 BB: 1 P: 22	R: 2 H: 1 E: 0 K: 3 S: 13	H: 1 LOB: 0 BB: 1 P: 23	R: 0 H: 0 E: 0 K: 1 S: 5	H: 0 LOB: 0 BB: 0 P: 8	R: 0 H: 0 E: 0 K: 0 S: 8	H: 1 LOB: 0 BB: 0 P: 10	R: 0 H: 0 E: 0 K: 2 S: 9	H: 0 LOB: 0 BB: 0 P: 11	R: 0 H: 2 E: 0 K: 0 S: 7	H: 2 LOB: 2 BB: 1 P: 16	R: 5 H: 4 E: 0 K: 1 S: 23	H: 4 LOB: 2 BB: 2 P: 40	1B: 7 2B: 2 3B: 0 HR: 2	SF: 0 SAC: 0 DP: 2 HBP: 1	WP: 0 PB: 0 SB: 0 CS: 0	PA: 41	
<b>PITCHER</b>	IP	WLS	BF	H	R	ER	SO	BB	IBB	HBP	BLK	WP	HR	S	P	ERA	WHIP				
37 Dylan Bundy, R ERA: 1.35	7.0	L	26	4	2	2	10	2	0	0	0	0	1	66	101	2.57	0.857				
60 Mychal Givens, R ERA: 7.94	1.2		10	3	3	3	1	2	0	1	0	0	0	19	37	16.20	3.000				
51 Nestor Cortes, L ERA: 7.71	0.1		5	3	2	2	0	1	0	0	0	0	1	11	19	54.00	12.000				

Toronto Blue Jays @ Baltimore Orioles  
 Oriole Park at Camden Yards, Baltimore, MD  
 Mon Apr 09 2018, 7:11 PM - 10:05 PM EDT  
 Att: 7,915 - Cloudy - 44 F

AB 35  
 R 7  
 H 10  
 RBI 7  
 BB 5  
 SO 11  
 LOB 22



Batter	1	2	3	4	5	6	7	8	9	AB	R	H	RBI	BB	SO	LOB	BOTTOM					
16 Trey Mancini, R OBP: 0.373, SLG: 0.372										4	0	3	0	1	1	2						
13 Manny Machado, R OBP: 0.415, SLG: 0.565										4	1	2	1	1	0	3						
6 Jonathan Schoop, R OBP: 0.231, SLG: 0.320										4	0	0	0	0	2	5						
10 Adam Jones, R OBP: 0.294, SLG: 0.469										4	0	1	0	0	1	7						
19 Chris Davis, L OBP: 0.225, SLG: 0.176										4	0	0	0	0	2	3						
2 Danny Valencia, R OBP: 0.278, SLG: 0.400										3	0	0	0	0	0	0						
24 Pedro Alvarez, L OBP: 0.500, SLG: 0.615										3	0	1	0	1	0	1						
1 Tim Beckham, R OBP: 0.245, SLG: 0.304										4	0	0	0	0	3	4						
25 Anthony Santander, S OBP: 0.250, SLG: 0.333										3	0	1	0	0	1	1						
36 Caleb Joseph, R OBP: 0.148, SLG: 0.192										3	0	1	0	0	2	2						
15 Chance Sisco, L OBP: 0.263, SLG: 0.278										1	0	0	0	0	0	0						
<b>Inning Stats</b>	R: 0 H: 1 E: 0 K: 3 S: 14	H: 1 LOB: 2 BB: 1 P: 20	R: 0 H: 1 E: 1 K: 3 S: 16	H: 1 LOB: 0 BB: 0 P: 23	R: 1 H: 2 E: 0 K: 0 S: 11	H: 2 LOB: 0 BB: 0 P: 14	R: 0 H: 0 E: 0 K: 1 S: 10	H: 0 LOB: 0 BB: 0 P: 14	R: 0 H: 1 E: 0 K: 0 S: 8	H: 1 LOB: 2 BB: 1 P: 17	R: 0 H: 0 E: 0 K: 2 S: 10	H: 0 LOB: 1 BB: 1 P: 16	R: 0 H: 2 E: 0 K: 1 S: 13	H: 2 LOB: 2 BB: 0 P: 18	R: 0 H: 1 E: 0 K: 0 S: 10	H: 1 LOB: 1 BB: 0 P: 14	R: 0 H: 1 E: 0 K: 1 S: 9	H: 1 LOB: 1 BB: 0 P: 15	1B: 8 2B: 0 3B: 0 HR: 1	SF: 0 SAC: 0 DP: 2 HBP: 1	WP: 1 PB: 0 SB: 0 CS: 0	PA: 39
<b>PITCHER</b>	IP	WLS	BF	H	R	ER	SO	BB	IBB	HBP	BLK	WP	HR	S	P	ERA	WHIP					
33 J.A. Happ, L ERA: 3.94	6.0	W	26	5	1	1	9	3	0	1	0	0	0	69	104	1.50	1.333					
24 Danny Barnes, R ERA: 1.69	1.0	H	5	2	0	0	1	0	0	0	0	0	0	13	18	0.00	2.000					
52 Ryan Tepera, R ERA: 2.57	1.0	H	4	1	0	0	0	0	0	0	0	0	0	10	14	0.00	1.000					
77 John Axford, R ERA: 2.08	1.0		4	1	0	0	1	0	0	0	0	1	0	9	15	0.00	1.000					

Toronto Blue Jays @ Baltimore Orioles  
 Oriole Park at Camden Yards, Baltimore, MD  
 Mon Apr 09 2018, 7:11 PM - 10:05 PM EDT  
 Att: 7,915 - Cloudy - 44 F

AB 35  
 R 1  
 H 9  
 RBI 1  
 BB 3  
 SO 11  
 LOB 27









Batter	1	2	3	4	5	6	7	8	9	AB R H RBI BB SO LOB	TOP											
18 Curtis Granderson, L OBP: 0.436, SLG: 0.559										5 0 1 0 0 2 2	<p><b>Toronto Blue Jays @ Baltimore Orioles</b>  <b>Oriole Park at Camden Yards, Baltimore, MD</b>            Wed Apr 11 2018, 7:10 PM - 10:05 PM EDT            Att: 10,399 - Partly Cloudy - 58 F</p> <p>livebaseballscores.com</p> <p>AB 34 R 3 H 7 RBI 3 BB 3 SO 9 LOB 12</p>											
14 Justin Smoak, S OBP: 0.397, SLG: 0.500										3 1 0 0 1 0 1												
26 Yanervis Solarte, S OBP: 0.447, SLG: 0.553										4 0 2 1 0 0 1												
28 Steve Pearce, R OBP: 0.290, SLG: 0.571										3 0 0 0 1 0 3												
11 Kevin Pillar, R OBP: 0.320, SLG: 0.438										4 0 1 1 0 2 0												
15 Randal Grichuk, R OBP: 0.140, SLG: 0.179										4 0 0 0 0 1 2												
1 Aledmys Diaz, R OBP: 0.229, SLG: 0.529										4 1 1 1 0 1 0												
21 Luke Maile, R OBP: 0.471, SLG: 0.600										3 1 2 0 1 1 0												
61 Gift Ngoepe, R OBP: 0.143, SLG: 0.077										3 0 0 0 0 2 2												
29 Devon Travis, R OBP: 0.135, SLG: 0.114										1 0 0 0 0 0 1												
<b>Inning Stats</b>	R: 1 E: 0 K: 1 S: 15	H: 2 LOB: 2 BB: 1 P: 26	R: 0 E: 0 K: 2 S: 9	H: 0 LOB: 0 BB: 0 P: 10	R: 0 E: 0 K: 0 S: 7	H: 1 LOB: 1 BB: 0 P: 12	R: 0 E: 0 K: 1 S: 7	H: 0 LOB: 0 BB: 0 P: 12	R: 1 E: 0 K: 2 S: 11	H: 2 LOB: 2 BB: 1 P: 18	R: 1 E: 0 K: 2 S: 19	H: 1 LOB: 1 BB: 1 P: 28	R: 0 E: 0 K: 1 S: 12	H: 0 LOB: 0 BB: 0 P: 18	R: 0 E: 0 K: 1 S: 12	H: 0 LOB: 0 BB: 0 P: 18	R: 0 E: 0 K: 0 S: 5	H: 1 LOB: 1 BB: 0 P: 11	1B: 5 2B: 1 3B: 0 HR: 1	SF: 0 SAC: 0 DP: 0 HBP: 0	WP: 0 PB: 0 SB: 0 CS: 0	PA: 37
<b>PITCHER</b>	IP WLS BF H R ER SO BB IBB HBP BLK WP HR S P ERA WHIP											IP WLS BF H R ER SO BB IBB HBP BLK WP HR S P ERA WHIP										
34 Kevin Gausman, R ERA: 6.6	6.0 W 27 6 3 3 7 3 0 0 0 0 1 68 106 4.50 1.500																					
48 Richard Bleier, L ERA: 0.93	7.1 1.0 H 3 0 0 0 1 0 0 0 0 0 0 7 12 0.00 0.000																					
56 Darren O'Day, R ERA: 1.35	8.1 1.0 H 3 0 0 0 1 0 0 0 0 0 0 12 18 0.00 0.000																					
35 Brad Brach, R ERA: 2.7	9.1 1.0 S 4 1 0 0 0 0 0 0 0 0 0 5 11 0.00 1.000																					

Batter	1	2	3	4	5	6	7	8	9	AB R H RBI BB SO LOB	BOTTOM									
16 Trey Mancini, R OBP: 0.350, SLG: 0.333										4 0 1 0 1 1 1	<p><b>Toronto Blue Jays @ Baltimore Orioles</b>  <b>Oriole Park at Camden Yards, Baltimore, MD</b>            Wed Apr 11 2018, 7:10 PM - 10:05 PM EDT            Att: 10,399 - Partly Cloudy - 58 F</p> <p>livebaseballscores.com</p> <p>AB 34 R 5 H 11 RBI 5 BB 3 SO 11 LOB 21</p>									
25 Anthony Santander, S OBP: 0.256, SLG: 0.333										0 0 0 0 0 0 0										
13 Manny Machado, R OBP: 0.419, SLG: 0.547										5 1 2 0 0 2 2										
6 Jonathan Schoop, R OBP: 0.250, SLG: 0.333										4 1 2 2 0 2 2										
10 Adam Jones, R OBP: 0.254, SLG: 0.404										4 0 0 0 0 3 4										
24 Pedro Alvarez, L OBP: 0.462, SLG: 0.526										3 1 1 0 1 1 3										
19 Chris Davis, L OBP: 0.250, SLG: 0.195										4 0 2 1 0 1 3										
1 Tim Beckham, R OBP: 0.250, SLG: 0.327										3 1 1 1 0 0 2										
14 Craig Gentry, R OBP: 0.250, SLG: 0.250										4 0 0 0 0 1 4										
15 Chance Sisco, L OBP: 0.385, SLG: 0.435										3 1 2 1 1 0 0										
<b>Inning Stats</b>	R: 0 E: 0 K: 2 S: 8	H: 0 LOB: 0 BB: 0 P: 13	R: 0 E: 0 K: 1 S: 7	H: 0 LOB: 0 BB: 0 P: 9	R: 0 E: 0 K: 1 S: 11	H: 0 LOB: 1 BB: 1 P: 19	R: 3 E: 0 K: 1 S: 19	H: 3 LOB: 1 BB: 1 P: 32	R: 1 E: 0 K: 2 S: 16	H: 3 LOB: 3 BB: 1 P: 28	R: 1 E: 0 K: 1 S: 17	H: 3 LOB: 2 BB: 0 P: 25	R: 0 E: 0 K: 2 S: 15	H: 2 LOB: 2 BB: 0 P: 22	R: 0 E: 0 K: 1 S: 7	H: 0 LOB: 0 BB: 0 P: 11	1B: 7 2B: 4 3B: 0 HR: 0	SF: 1 SAC: 0 DP: 0 HBP: 0	WP: 0 PB: 0 SB: 0 CS: 0	PA: 38
<b>PITCHER</b>	IP WLS BF H R ER SO BB IBB HBP BLK WP HR S P ERA WHIP											IP WLS BF H R ER SO BB IBB HBP BLK WP HR S P ERA WHIP								
25 Marco Estrada, R ERA: 4.24	4.0 L 21 6 4 4 2 3 0 0 0 0 0 0 8 14 0.00 0.000																			
24 Danny Barnes, R ERA: 1.42	5.1 1.0 3 0 0 0 2 0 0 0 0 0 0 8 14 0.00 0.000																			
77 John Axford, R ERA: 3.38	6.1 1.0 6 3 1 1 1 0 0 0 0 0 0 17 25 9.00 3.000																			
22 Seunghwan Oh, R ERA: 3.0	7.1 1.0 5 2 0 0 2 0 0 0 0 0 0 15 22 0.00 2.000																			
36 Tyler Clippard, R ERA: 2.7	8.1 1.0 3 0 0 0 1 0 0 0 0 0 0 7 11 0.00 0.000																			







Batter	1	2	3	4	5	6	7	8	9	AB	R	H	RBI	BB	SO	LOB	TOP										
25 Jon Jay, L OBP: 0.345, SLG: 0.300 45 Abraham Almonte, R OBP: 0.322, SLG: 0.083	K2-3		K				G3		G5-3	4	0	1	0	0	2	0	<b>Kansas City Royals @ Toronto Blue Jays</b> Rogers Centre, Toronto, ON Tue Apr 17 2018, 3:09 PM - 6:05 PM EDT Roof Closed - 68 F  <b>livebaseballscorecards.com</b>  <b>AB 35</b> <b>R 3</b> <b>H 11</b> <b>RBI 2</b> <b>BB 1</b> <b>SO 7</b> <b>LOB 18</b>										
15 Whit Merrifield, R OBP: 0.322, SLG: 0.315	BB		K			F9	2B			3	0	1	0	1	2												
8 Mike Moustakas, L OBP: 0.362, SLG: 0.643	G4-3		HR			P2	1B			4	1	2	1	0	0												
21 Lucas Duda, L OBP: 0.362, SLG: 0.512		G6-4-3	HR			F8	L7			4	2	2	1	0	0												
12 Jorge Soler, R OBP: 0.333, SLG: 0.293	G6-4-3		K				19 G5-3		P6	4	0	2	0	0	1												
19 Cheslor Cuthbert, R OBP: 0.333, SLG: 0.257	1B					G5-3			F9	4	0	2	0	0	0												
16 Paulo Orlando, R OBP: 0.243, SLG: 0.278	G6-4-3		L9			K			G4-3	4	0	0	0	0	1												
2 Alcides Escobar, R OBP: 0.245, SLG: 0.255 1 Ryan Goins, L OBP: 0.234, SLG: 0.313	HR		K			G6-3			K	2	0	0	0	0	1												
36 Cam Gallagher, R OBP: 0.238, SLG: 0.300	FC5-4					F9			P4	4	0	1	0	0	0												
<b>Inning Stats</b>	R: 0 E: 0 K: 1 S: 5	H: 0 LOB: 0 BB: 1 P: 12	R: 1 E: 0 K: 0 S: 17	H: 3 LOB: 2 BB: 0 P: 26	R: 2 E: 0 K: 3 S: 14	H: 2 LOB: 0 BB: 0 P: 23	R: 0 E: 0 K: 1 S: 5	H: 1 LOB: 1 BB: 0 P: 10	R: 0 E: 0 K: 0 S: 10	H: 2 LOB: 2 BB: 0 P: 15	R: 0 E: 0 K: 1 S: 14	H: 1 LOB: 2 BB: 0 P: 19	R: 0 E: 0 K: 0 S: 11	H: 2 LOB: 0 BB: 0 P: 16	R: 0 E: 0 K: 0 S: 11	H: 0 LOB: 0 BB: 0 P: 15		R: 0 E: 0 K: 1 S: 8	H: 0 LOB: 0 BB: 0 P: 10	1B: 7 2B: 3 3B: 0 HR: 2	SF: 0 SAC: 0 DP: 2 HBP: 1	WP: 0 PB: 0 SB: 0 CS: 2	PA: 37				
<b>PITCHER</b>	IP	WLS	BF	H	R	ER	SO	BB	IBB	HBP	BLK	WP	HR	S	P	ERA	WHIP										
57 Jaime Garcia, L ERA: 3.86	5.0	W	22	8	3	3	5	1	0	1	0	0	2	51	86	5.40	1.800										
22 Seungwhan Oh, R ERA: 2.57	1.0	H	4	1	0	0	1	0	0	0	0	0	0	14	19	0.00	1.000										
62 Aaron Loup, L ERA: 5.79	1.0		5	2	0	0	0	0	0	0	0	0	0	11	16	0.00	2.000										
77 John Axford, R ERA: 2.45	2.0		6	0	0	0	1	0	0	0	0	0	0	19	25	0.00	0.000										

Batter	1	2	3	4	5	6	7	8	9	AB	R	H	RBI	BB	SO	LOB	BOTTOM										
28 Steve Pearce, R OBP: 0.333, SLG: 0.606 18 Curtis Granderson, L OBP: 0.386, SLG: 0.487	HR		K			F8	K			3	2	2	1	0	1	0	<b>Kansas City Royals @ Toronto Blue Jays</b> Rogers Centre, Toronto, ON Tue Apr 17 2018, 3:09 PM - 6:05 PM EDT Roof Closed - 68 F  <b>livebaseballscorecards.com</b>  <b>AB 36</b> <b>R 11</b> <b>H 13</b> <b>RBI 11</b> <b>BB 3</b> <b>SO 10</b> <b>LOB 14</b>										
37 Teoscar Hernandez, R OBP: 0.400, SLG: 0.700	K		K			G4-3				5	2	2	0	0	2												
14 Justin Smoak, S	F8		E6			G3-1				4	1	1	1	1	0												
26 Yangervis Solarte, S OBP: 0.429, SLG: 0.578 61 Cliff Ngongue, R OBP: 0.133, SLG: 0.071	HR		K			SF8				3	1	2	4	0	1												
55 Russell Martin, R OBP: 0.262, SLG: 0.306	K					G6-3	1B			3	0	0	0	2	2												
11 Kevin Pillar, R OBP: 0.328, SLG: 0.464	L8		K			E5				4	1	1	2	0	1												
1 Aledmys Diaz, R OBP: 0.279, SLG: 0.595	FC5-4		L3							4	1	2	0	0	1												
15 Randal Grichuk, R OBP: 0.176, SLG: 0.283	F8					P2				4	2	2	3	0	0												
29 Devon Travis, R OBP: 0.178, SLG: 0.122	FC5-4					L9	HR			3	1	1	0	0	0												
<b>Inning Stats</b>	R: 2 E: 0 K: 2 S: 12	H: 2 LOB: 0 BB: 0 P: 16	R: 0 E: 0 K: 0 S: 6	H: 1 LOB: 1 BB: 0 P: 11	R: 0 E: 1 K: 3 S: 17	H: 0 LOB: 1 BB: 0 P: 22	R: 0 E: 0 K: 1 S: 5	H: 0 LOB: 0 BB: 1 P: 11	R: 3 E: 0 K: 0 S: 14	H: 5 LOB: 1 BB: 0 P: 17	R: 6 E: 1 K: 1 S: 28	H: 5 LOB: 2 BB: 2 P: 44	R: 0 E: 0 K: 1 S: 12	H: 0 LOB: 1 BB: 0 P: 18	R: 0 E: 0 K: 2 S: 8	H: 0 LOB: 0 BB: 0 P: 11		1B: 8 2B: 4 3B: 0 HR: 2	SF: 1 SAC: 0 DP: 1 HBP: 1	WP: 0 PB: 0 SB: 0 CS: 0	PA: 41						
<b>PITCHER</b>	IP	WLS	BF	H	R	ER	SO	BB	IBB	HBP	BLK	WP	HR	S	P	ERA	WHIP										
53 Eric Skoglund, L ERA: 9.31	5.0	L	23	8	5	5	6	1	0	0	0	0	1	54	77	9.00	1.800										
51 Blaine Boyer, R ERA: 25.2	0.1		7	4	6	2	0	0	1	0	0	0	1	16	23	54.00	12.000										
64 Burch Smith, R ERA: 1.5	2.2		11	1	0	0	4	1	0	1	0	0	0	32	50	0.00	0.750										











Batter	1	2	3	4	5	6	7	8	9	AB	R	H	RBI	BB	SO	LOB	TOP										
28 Steve Pearce, R OBP: 0.348, SLG: 0.581	G5-3		G5-3				G4-3		K	5	0	1	0	0	1	2											
37 Teoscar Hernández, R OBP: 0.400, SLG: 0.709	F8		G5-3				G6-3		K	5	1	1	0	0	1	3											
14 Justin Smoak, S OBP: 0.361, SLG: 0.397	G6-3		P3				F8			3	0	0	0	1	0	2											
26 Yanervis Solarte, S OBP: 0.414, SLG: 0.554										2	1	0	0	0	2	1											
11 Kevin Pillar, R OBP: 0.361, SLG: 0.485	FC5-4									3	0	0	0	0	1	4											
1 Aledmys Díaz, R OBP: 0.288, SLG: 0.491	FC5-4									3	0	0	0	0	0	3											
18 Curtis Granderson, L OBP: 0.423, SLG: 0.556										1	0	1	1	0	0	0											
61 Gift Ngoepe, R OBP: 0.105, SLG: 0.056										0	0	0	0	0	0	0											
15 Randal Grichuk, R OBP: 0.185, SLG: 0.228	K									4	0	0	0	0	3	6											
21 Luke Maile, R OBP: 0.552, SLG: 0.640										4	1	2	1	0	1	3											
29 Devon Travis, R OBP: 0.216, SLG: 0.170										4	0	1	0	0	1	2											
<b>Inning Stats</b>	R: 0 E: 0 K: 0 S: 10	H: 0 LOB: 0 BB: 0 P: 13	R: 0 E: 0 K: 1 S: 11	H: 0 LOB: 1 BB: 1 P: 16	R: 1 E: 0 K: 0 S: 13	H: 2 LOB: 1 BB: 0 P: 22	R: 1 E: 1 K: 0 S: 10	H: 1 LOB: 2 BB: 0 P: 12	R: 0 E: 0 K: 1 S: 7	H: 0 LOB: 0 BB: 0 P: 11	R: 0 E: 0 K: 1 S: 8	H: 0 LOB: 0 BB: 0 P: 15	R: 1 E: 0 K: 2 S: 14	H: 2 LOB: 3 BB: 2 P: 26	R: 0 E: 0 K: 3 S: 9	H: 0 LOB: 0 BB: 0 P: 12	1B: 6 2B: 0 3B: 0 HR: 0	SF: 0 SAC: 0 DP: 0 HBP: 1	WP: 0 PB: 2 SB: 0 CS: 0	PA: 38							
<b>PITCHER</b>	IP	WLS	BF	H	R	ER	SO	BB	IBB	HBP	BLK	WP	HR	S	P	ERA	WHIP										
52 CC Sabathia, L ERA: 2.7	4.1		20	4	2	0	1	1	0	1	0	0	0	50	71	0.00	1.154										
57 Chad Green, R ERA: 1.8	1.2	W	5	0	0	0	2	0	0	0	0	0	0	12	18	0.00	0.000										
68 Dellin Betances, R ERA: 6.23	1.0	H	3	0	0	0	1	0	0	0	0	0	0	8	15	0.00	0.000										
30 David Robertson, R ERA: 4.22	1.0	H	7	2	1	1	2	2	0	0	0	0	0	14	26	9.00	4.000										
54 Aroldis Chapman, L ERA: 2.25	1.0	S	3	0	0	0	3	0	0	0	0	0	0	9	12	0.00	0.000										

Toronto Blue Jays @ New York Yankees  
Yankee Stadium, Bronx, NY  
Thu Apr 19 2018, 6:40 PM - 9:38 PM EDT  
Att: 36,665 - Cloudy - 45 F

AB 34  
R 3  
H 6  
RBI 2  
BB 3  
SO 9  
LOB 26



Batter	1	2	3	4	5	6	7	8	9	AB	R	H	RBI	BB	SO	LOB	BOTTOM										
11 Brett Gardner, L OBP: 0.385, SLG: 0.354	G4-3									4	0	1	0	0	1	1											
99 Aaron Judge, R OBP: 0.481, SLG: 0.629										3	1	1	1	1	1	2											
18 Didi Gregorius, L OBP: 0.452, SLG: 0.764	L4									4	0	1	1	0	0	1											
27 Giancarlo Stanton, R OBP: 0.316, SLG: 0.420	F7									3	0	1	0	1	0	1											
24 Gary Sánchez, R OBP: 0.219, SLG: 0.403										4	0	1	0	0	0	3											
31 Aaron Hicks, S OBP: 0.423, SLG: 0.619	FC3-6									3	1	1	0	1	0	1											
14 Neil Walker, S OBP: 0.246, SLG: 0.214	G4-3									4	1	1	0	0	1	2											
12 Tyler Wade, L OBP: 0.158, SLG: 0.143	G4-3									3	0	0	1	0	0	2											
74 Ronald Torreyes, R OBP: 0.414, SLG: 0.500										2	1	1	1	1	0	1											
<b>Inning Stats</b>	R: 0 E: 0 K: 0 S: 12	H: 3 LOB: 1 BB: 0 P: 22	R: 2 E: 0 K: 1 S: 15	H: 3 LOB: 1 BB: 0 P: 21	R: 0 E: 0 K: 1 S: 7	H: 0 LOB: 0 BB: 0 P: 12	R: 0 E: 0 K: 0 S: 4	H: 0 LOB: 0 BB: 0 P: 7	R: 1 E: 0 K: 0 S: 15	H: 3 LOB: 3 BB: 1 P: 26	R: 0 E: 0 K: 0 S: 7	H: 1 LOB: 1 BB: 0 P: 11	R: 1 E: 0 K: 0 S: 15	H: 1 LOB: 1 BB: 1 P: 26	R: 0 E: 0 K: 1 S: 8	H: 0 LOB: 1 BB: 1 P: 17	1B: 6 2B: 2 3B: 0 HR: 1	SF: 0 SAC: 0 DP: 1 HBP: 0	WP: 0 PB: 0 SB: 0 CS: 1	PA: 34							
<b>PITCHER</b>	IP	WLS	BF	H	R	ER	SO	BB	IBB	HBP	BLK	WP	HR	S	P	ERA	WHIP										
41 Aaron Sanchez, R ERA: 3.86	6.0	L	27	7	3	3	2	2	0	0	0	0	0	60	99	4.50	1.500										
36 Tyler Clippard, R ERA: 2.79	1.0		5	1	1	1	0	1	0	0	0	0	1	15	26	9.00	2.000										
77 John Axford, R ERA: 2.16	1.0		3	0	0	0	1	1	0	0	0	0	0	8	17	0.00	1.000										

Toronto Blue Jays @ New York Yankees  
Yankee Stadium, Bronx, NY  
Thu Apr 19 2018, 6:40 PM - 9:38 PM EDT  
Att: 36,665 - Cloudy - 45 F

AB 30  
R 4  
H 8  
RBI 4  
BB 4  
SO 3  
LOB 14



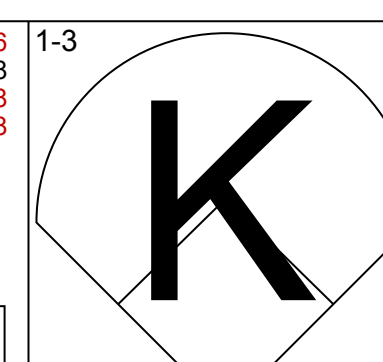
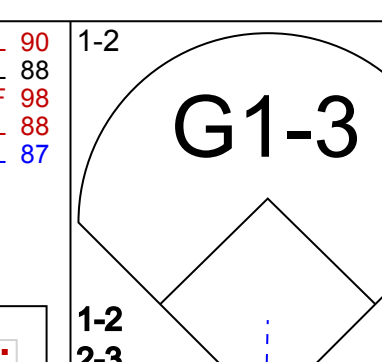
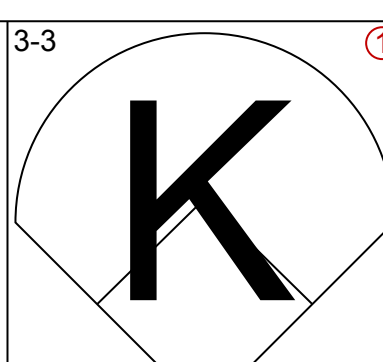
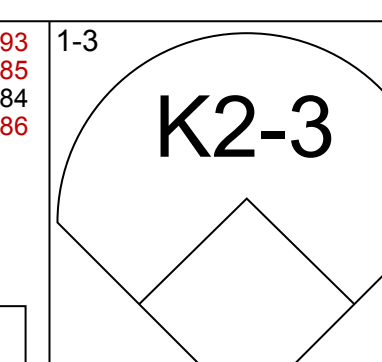
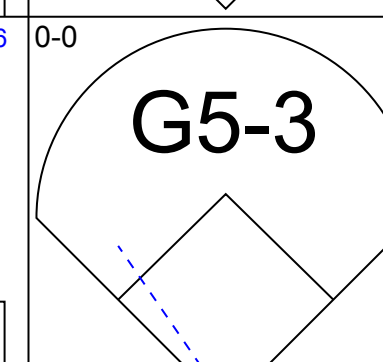
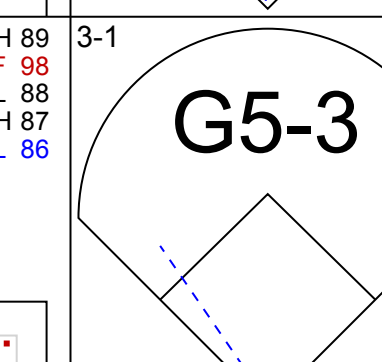
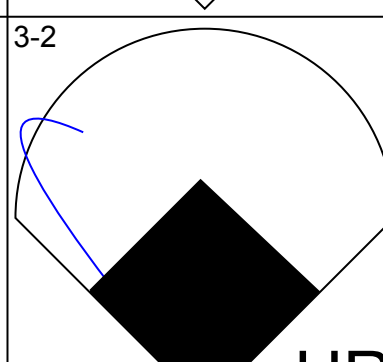
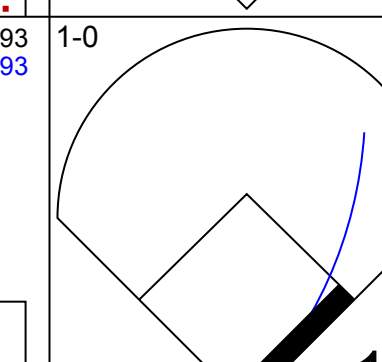
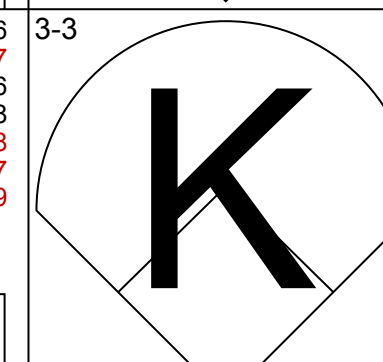
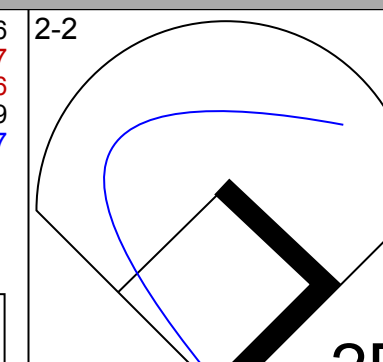
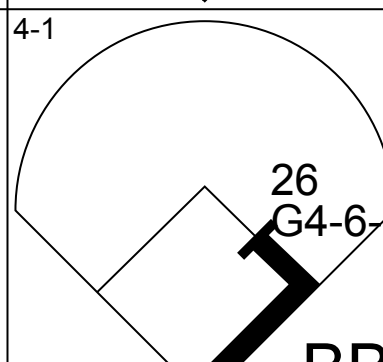
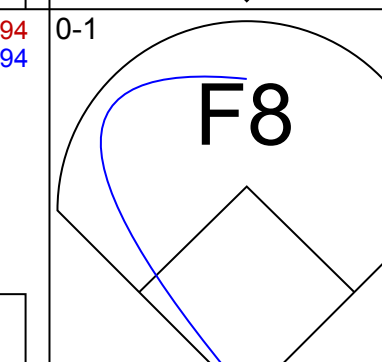
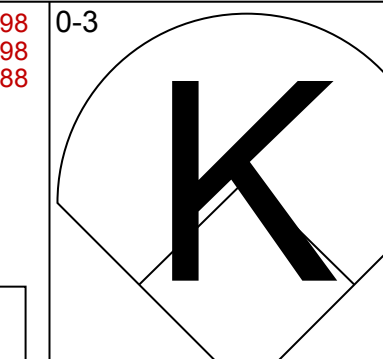
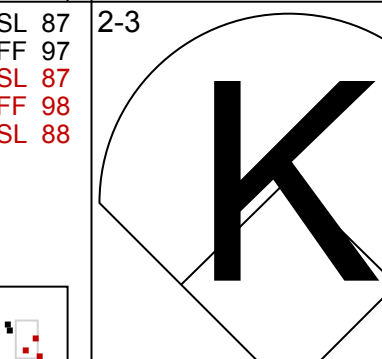
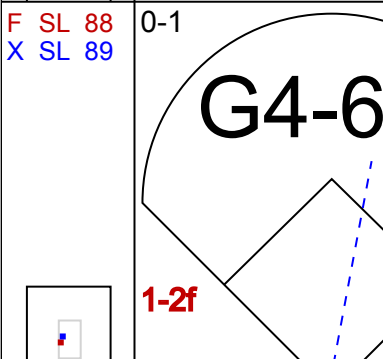
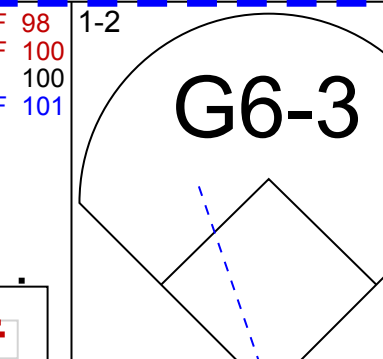
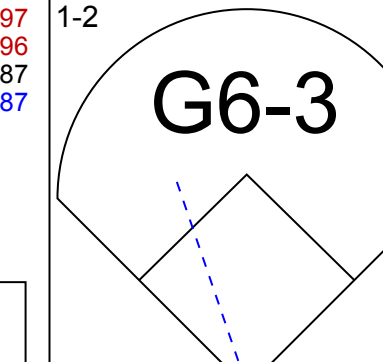
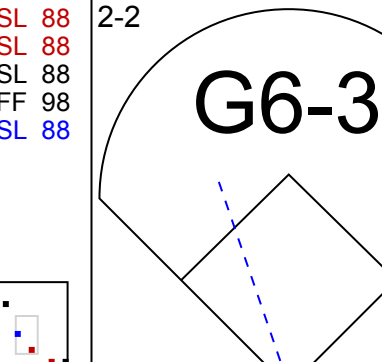
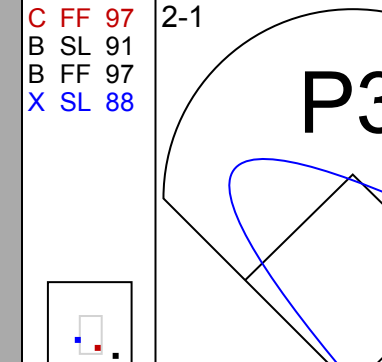
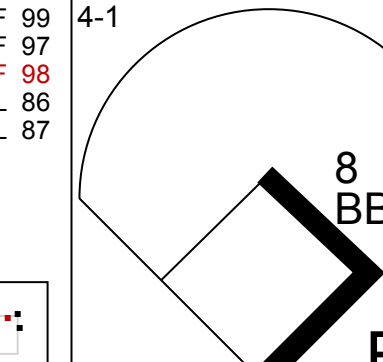
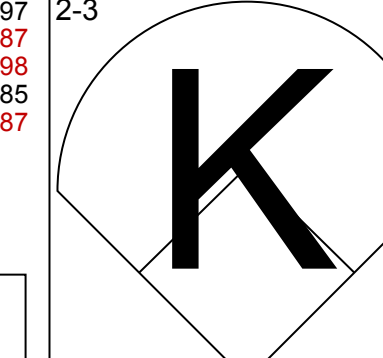
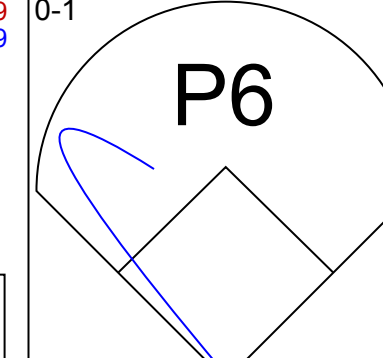
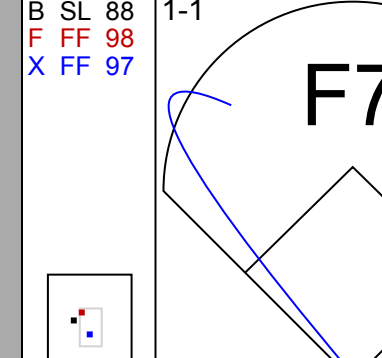
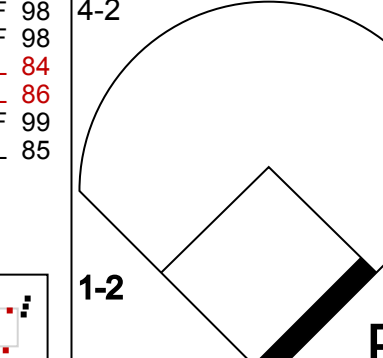
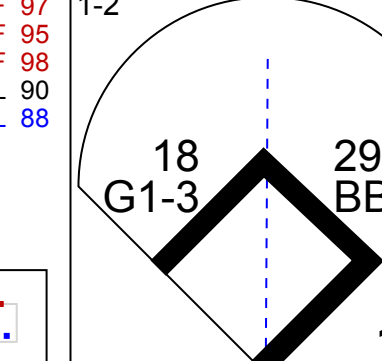
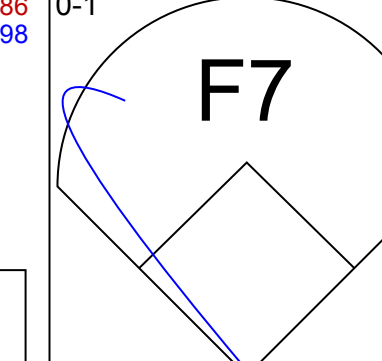
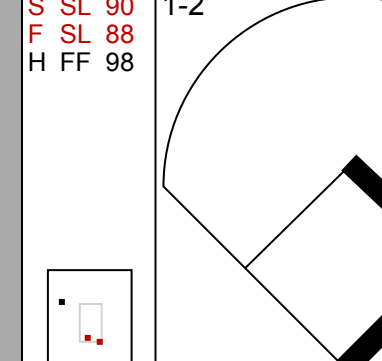
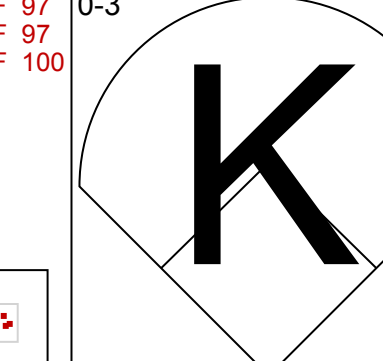
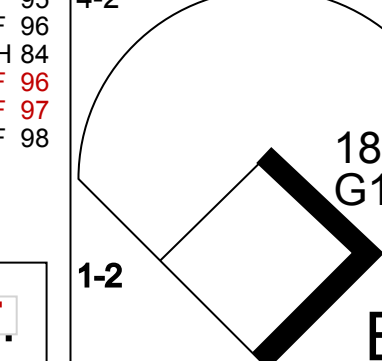
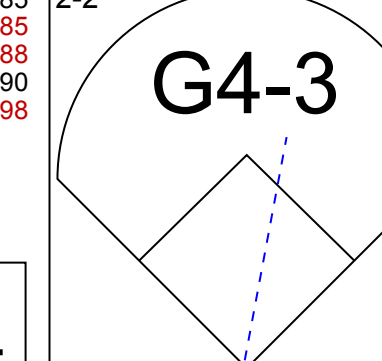
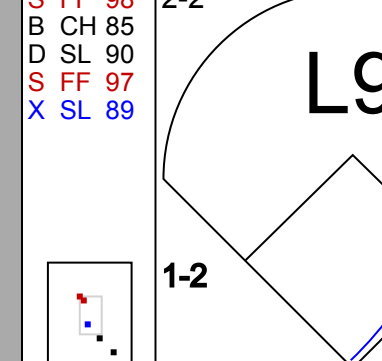
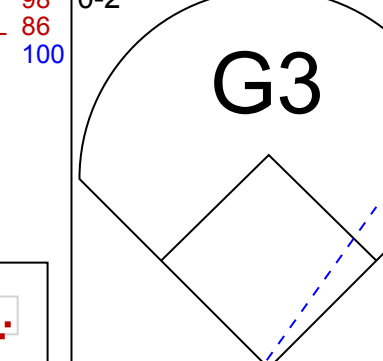
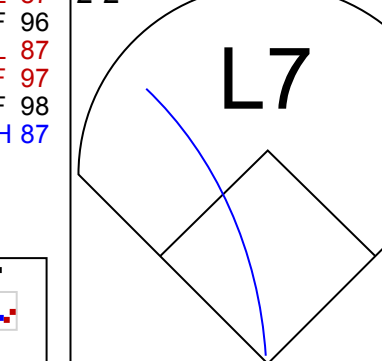
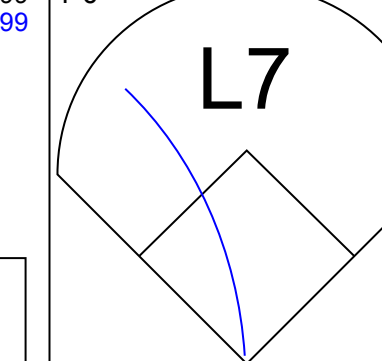
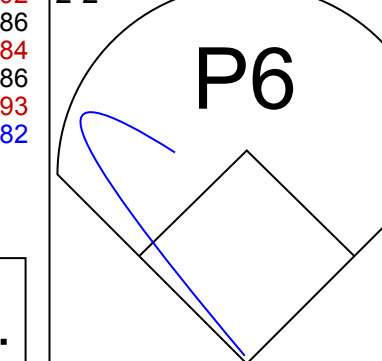


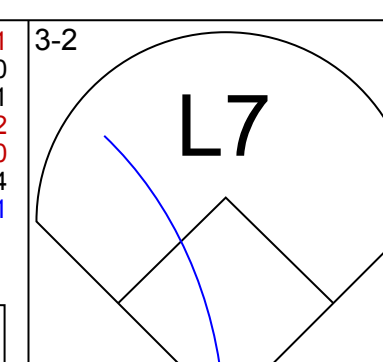
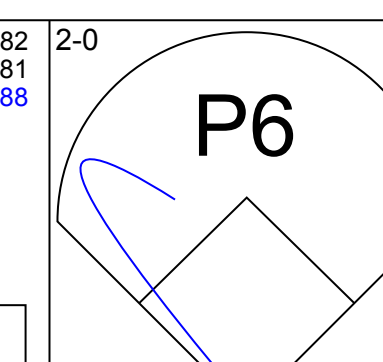
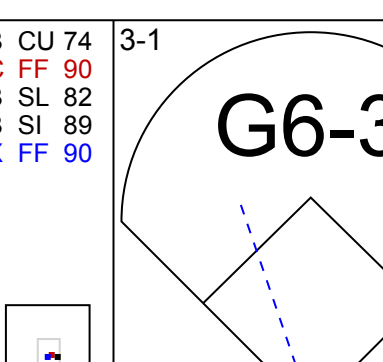
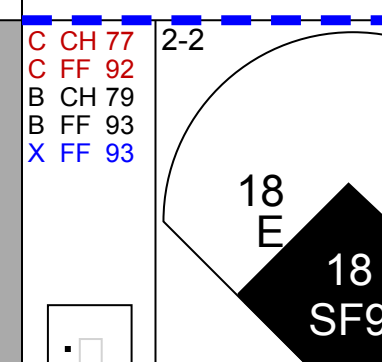
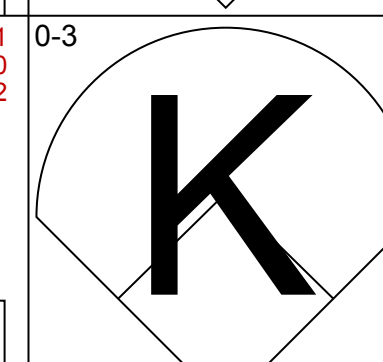
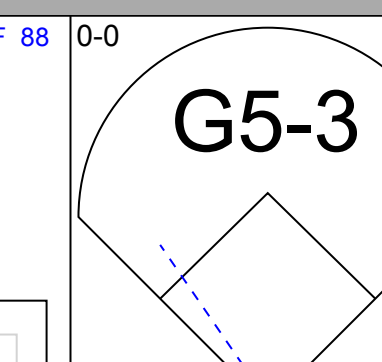
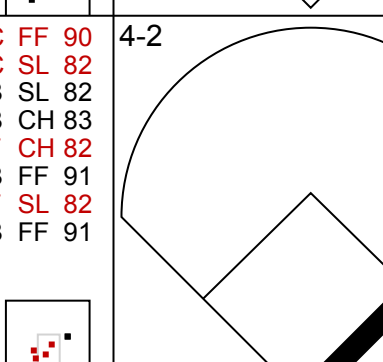
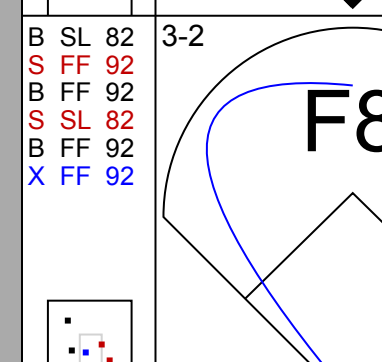
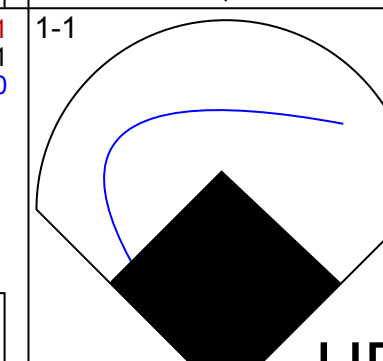
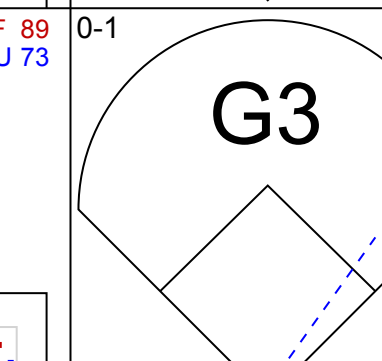
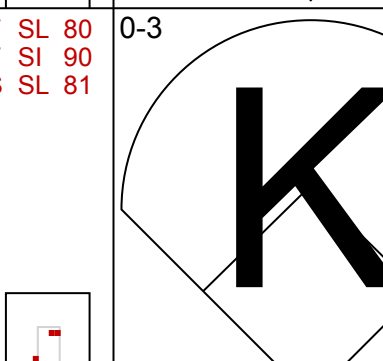
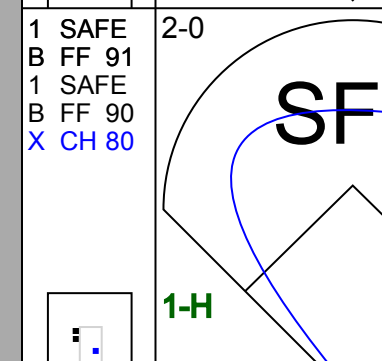
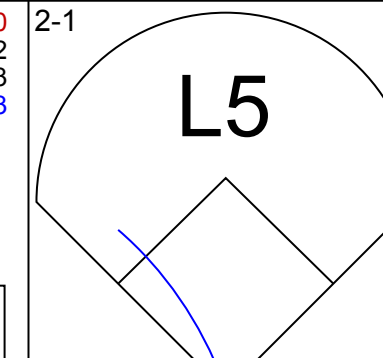
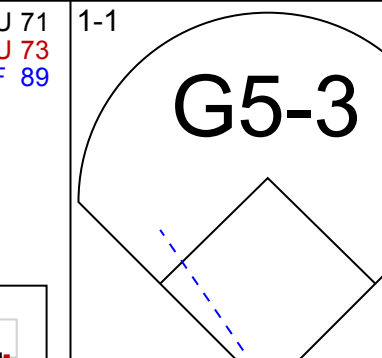
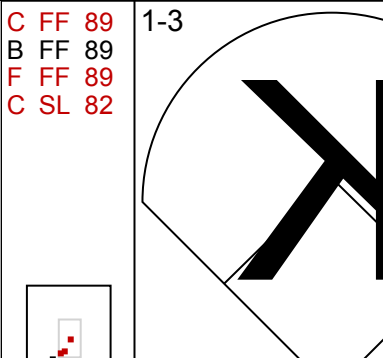
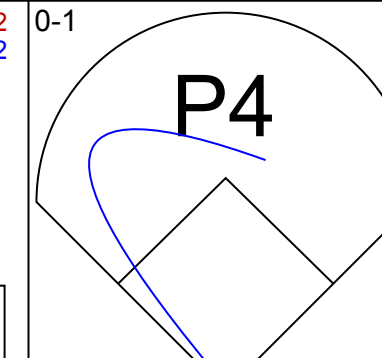
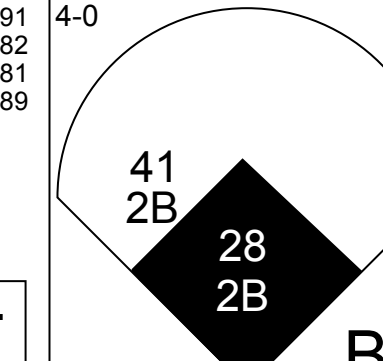
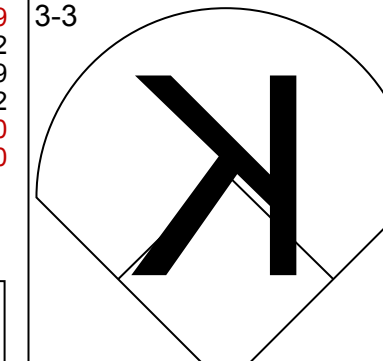
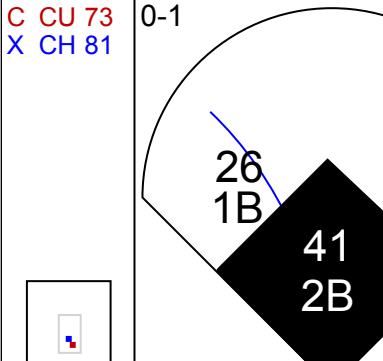
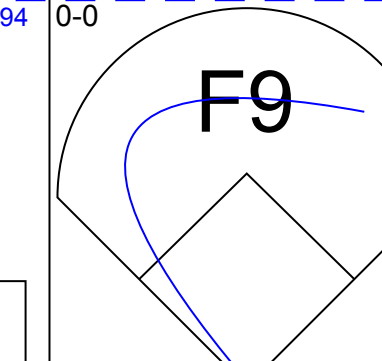
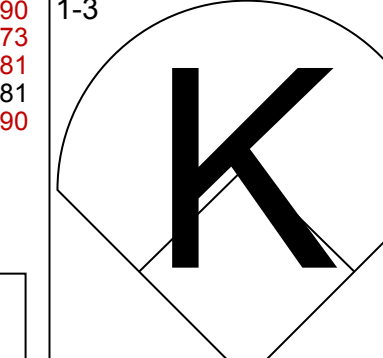
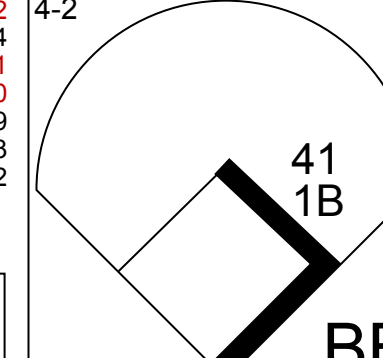

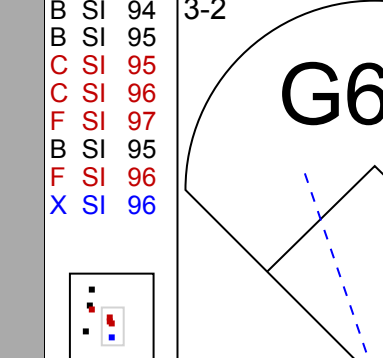
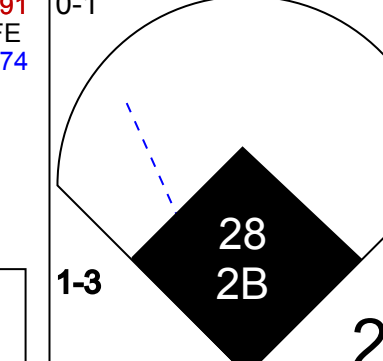
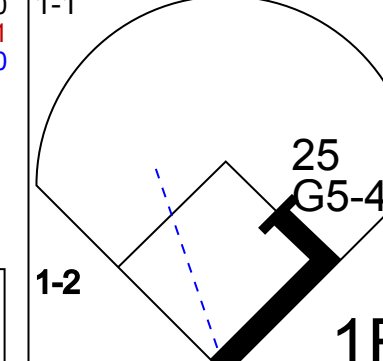
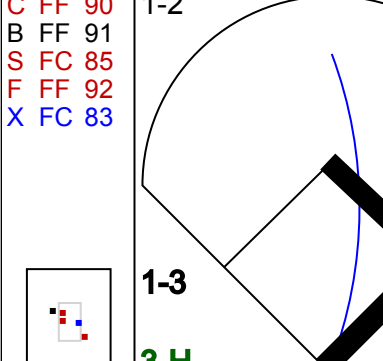
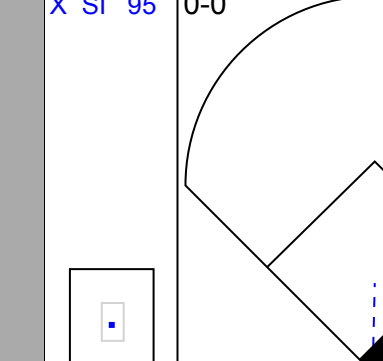
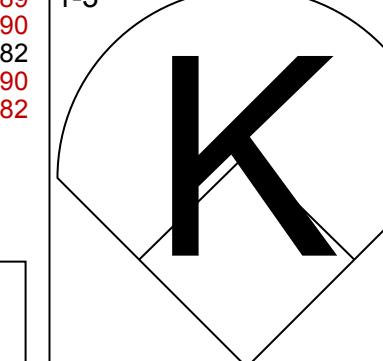
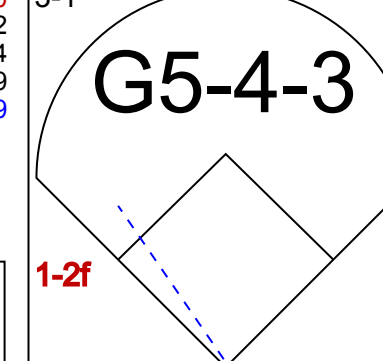
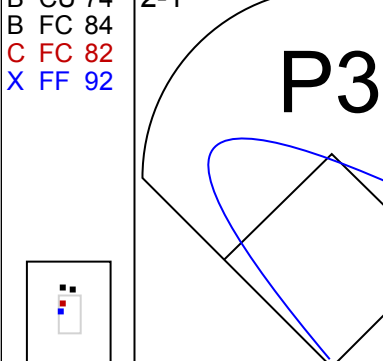
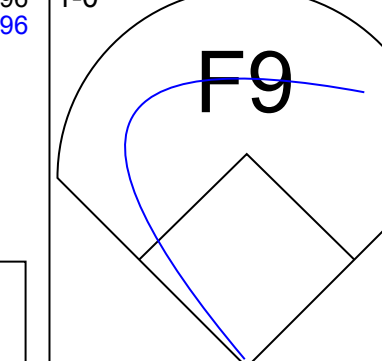
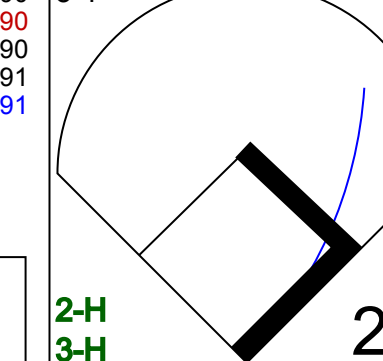
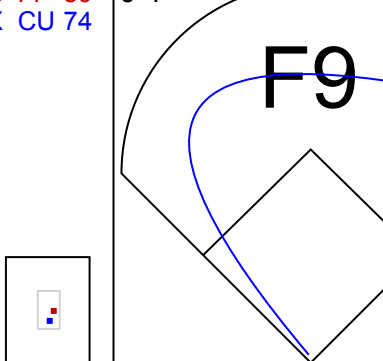









Batter	1	2	3	4	5	6	7	8	9	AB	R	H	RBI	BB	SO	LOB	TOP					
18 Curtis Granderson, L (1, 9) OBP: 0.410, SLG: 0.490										4	0	0	0	0	3	2	<p>Toronto Blue Jays @ New York Yankees Yankee Stadium, Bronx, NY Sun Apr 22 2018, 1:10 PM - 3:56 PM EDT Att: 43,628 - Sunny - 6Z F</p>					
37 Teoscar Hernández, R (1, 7) OBP: 0.366, SLG: 0.743										4	1	2	1	0	0	2						
14 Justin Smoak, S (1, 3) OBP: 0.359, SLG: 0.395										3	0	1	0	1	1	1						
26 Yangeris Solarte, S (1, 5) OBP: 0.373, SLG: 0.515										4	0	0	0	0	2	2						
55 Russell Martin, R (1, 2) OBP: 0.286, SLG: 0.283										3	0	0	0	1	0	1						
8 Kendrys Morales, S (1, 10) OBP: 0.289, SLG: 0.353										3	0	0	0	1	1	1						
11 Kevin Pillar, R (1, 8) OBP: 0.353, SLG: 0.443											3	0	1	0	0	1		2				
29 Devon Travis, R (1, 4) OBP: 0.218, SLG: 0.160											3	0	0	0	1	0		3				
13 Lourdes Gurriel Jr., R (1, 6) OBP: 0.273, SLG: 0.273											3	0	0	0	0	2						
<b>Inning Stats</b>	R: 0 E: 0 K: 2 S: 8	H: 0 LOB: 0 BB: 0 P: 12	R: 0 E: 0 K: 2 S: 9	H: 0 LOB: 0 BB: 0 P: 12	R: 0 E: 0 K: 0 S: 16	H: 1 LOB: 2 BB: 1 P: 27	R: 0 E: 0 K: 1 S: 11	H: 1 LOB: 1 BB: 0 P: 17	R: 0 E: 0 K: 0 S: 7	H: 0 LOB: 0 BB: 0 P: 10	R: 1 E: 0 K: 1 S: 9	H: 1 LOB: 0 BB: 1 P: 19	R: 0 E: 0 K: 0 S: 9	H: 0 LOB: 0 BB: 0 P: 15	R: 0 E: 0 K: 1 S: 10	H: 1 LOB: 1 BB: 2 P: 14		R: 0 E: 0 K: 1 S: 12	H: 0 LOB: 2 BB: 2 P: 21	1B: 2 2B: 1 HR: 1	SF: 0 SAC: 0 HBP: 1	WP: 0 PB: 0 SB: 1 CS: 0
<b>PITCHER</b>	IP WLS BF H R ER SO BB IBB HBP BLK WP HR S P ERA WHIP																					
40 Luis Severino, R (1, 1) ERA: 2.32	7.0 W 26 3 1 1 6 2 0 1 0 0 1 69 112 1.29 0.714																					
30 David Robertson, R (8, 1) ERA: 3.86	1.0 4 1 0 0 1 0 0 0 0 0 0 10 14 0.00 1.000																					
54 Aroldis Chapman, L (9, 1) ERA: 2.0	1.0 5 0 0 0 1 2 0 0 0 0 0 0 12 21 0.00 2.000																					

Batter	1	2	3	4	5	6	7	8	9	AB	R	H	RBI	BB	SO	LOB	BOTTOM			
31 Aaron Hicks, S (1, 8) OBP: 0.421, SLG: 0.516										4	1	1	0	0	0	1	<p>Toronto Blue Jays @ New York Yankees Yankee Stadium, Bronx, NY Sun Apr 22 2018, 1:10 PM - 3:56 PM EDT Att: 43,628 - Sunny - 6Z F</p>			
99 Aaron Judge, R (1, 9) OBP: 0.462, SLG: 0.688										3	0	0	0	1	1	1				
18 Didi Gregorius, L (1, 6) OBP: 0.442, SLG: 0.742										3	1	1	2	0	1	1				
27 Giancarlo Stanton, R (1, 7) OBP: 0.293, SLG: 0.407										4	0	0	0	0	1	0				
24 Gary Sánchez, R (1, 10) OBP: 0.222, SLG: 0.391										3	2	1	0	1	1	0				
26 Tyler Austin, R (1, 3) OBP: 0.375, SLG: 0.551										3	0	1	0	1	1	1				
41 Miguel Andujar, R (1, 5) OBP: 0.327, SLG: 0.596										4	1	4	1	0	0	0				
25 Gleyber Torres, R (1, 4) OBP: 0.375, SLG: 0.596										4	0	0	0	0	1	7				
28 Austin Romine, R (1, 2) OBP: 0.370, SLG: 0.333										3	0	1	2	0	0	2				
<b>Inning Stats</b>	R: 1 E: 0 K: 1 S: 11	H: 1 LOB: 0 BB: 0 P: 17	R: 2 E: 0 K: 2 S: 13	H: 2 LOB: 1 BB: 1 P: 24	R: 0 E: 0 K: 0 S: 5	H: 0 LOB: 0 BB: 0 P: 6	R: 0 E: 0 K: 1 S: 10	H: 1 LOB: 1 BB: 1 P: 21	R: 0 E: 0 K: 1 S: 11	H: 0 LOB: 1 BB: 1 P: 18	R: 1 E: 0 K: 1 S: 18	H: 3 LOB: 2 BB: 0 P: 26	R: 1 E: 0 K: 0 S: 9	H: 1 LOB: 0 BB: 0 P: 16	R: 0 E: 0 K: 0 S: 8	H: 1 LOB: 0 BB: 0 P: 12		1B: 4 2B: 4 HR: 1	SF: 1 SAC: 0 HBP: 0	WP: 0 PB: 0 SB: 1 CS: 0
<b>PITCHER</b>	IP WLS BF H R ER SO BB IBB HBP BLK WP HR S P ERA WHIP																			
57 Jaime Garcia, L (1, 1) ERA: 4.57	5.1 L 24 6 4 4 6 3 0 0 0 0 0 67 95 6.75 1.688																			
22 Seungwhan Oh, R (6, 1) ERA: 2.08	0.2 3 1 0 0 0 0 0 0 0 0 0 11 17 0.00 1.500																			
24 Danny Barnes, R (7, 1) ERA: 0.77	1.0 4 1 1 0 0 0 0 0 0 0 0 9 16 0.00 1.000																			
77 John Axford, R (8, 1) ERA: 2.7	1.0 4 1 0 0 0 0 0 0 0 0 0 8 12 0.00 1.000																			

AB	30
R	1
H	4
RBI	1
BB	4
SO	8
LOB	16

AB	31
R	5
H	9
RBI	5
BB	3
SO	6
LOB	13



Batter	1	2	3	4	5	6	7	8	9	10	AB	R	H	RBI	BB	SO	LOB	TOP									
50 Mookie Betts, R OBP: 0.444, SLG: 0.693	P3		K			F8		K		F8	4	0	0	0	1	2	3	<b>Boston Red Sox @ Toronto Blue Jays</b> Rogers Centre, Toronto, ON Tue Apr 24 2018, 7:09 PM - 9:59 PM EDT Att: 20,070 - Roof Closed - 68 F									
16 Andrew Benintendi, L OBP: 0.344, SLG: 0.373	K			K		K		K		F8	5	0	0	0	0	4	3										
13 Hanley Ramirez, R OBP: 0.386, SLG: 0.507	G6-3			1B						G6-4-3	5	1	3	1	0	0	1										
28 J.D. Martinez, R OBP: 0.318, SLG: 0.532	G4-3			K		K		K			4	0	0	0	0	3	3										
11 Rafael Devers, L OBP: 0.340, SLG: 0.459	G6-3			G6-3							4	1	1	0	0	0	1										
36 Eduardo Núñez, R OBP: 0.316, SLG: 0.437	F9					L8		G6-3			4	0	1	1	0	0	0										
19 Jackie Bradley Jr., L OBP: 0.313, SLG: 0.366				F8				K			4	0	1	0	0	2	2										
3 Sandy León, S OBP: 0.107, SLG: 0.107				K				G5-3			2	0	0	0	0	2	1										
18 Mitch Moreland, L OBP: 0.460, SLG: 0.591											1	0	0	0	0	0	0										
7 Christian Vázquez, R OBP: 0.274, SLG: 0.263											0	0	0	0	1	0	0										
12 Brock Holt, L OBP: 0.360, SLG: 0.444				K							4	1	3	1	0	1	1										
<b>Inning Stats</b>	R: 0 E: 0 K: 1 S: 6	H: 0 LOB: 0 BB: 0 P: 7	R: 0 E: 0 K: 0 S: 7	H: 0 LOB: 0 BB: 12	R: 0 E: 0 K: 3 S: 11	H: 1 LOB: 1 BB: 0 P: 17	R: 0 E: 0 K: 2 S: 10	H: 1 LOB: 1 BB: 0 P: 15	R: 0 E: 0 K: 1 S: 7	H: 0 LOB: 0 BB: 0 P: 11	R: 1 E: 0 K: 2 S: 13	H: 2 LOB: 1 BB: 0 P: 20	R: 0 E: 0 K: 1 S: 9	H: 0 LOB: 0 BB: 0 P: 15	R: 0 E: 0 K: 2 S: 13	H: 1 LOB: 1 BB: 0 P: 20	R: 2 E: 0 K: 2 S: 20	H: 4 LOB: 2 BB: 1 P: 31	R: 0 E: 0 K: 0 S: 8	H: 0 LOB: 0 BB: 1 P: 15	1B: 8 2B: 1 3B: 0 HR: 0	SF: 0 SAC: 0 DP: 1 HBP: 0	WP: 0 PB: 0 SB: 1 CS: 0	PA: 39			
<b>PITCHER</b>	IP 7.0	WLS 25	BF 41	H 4	R 1	ER 1	SO 10	BB 0	IBB 0	HBP 0	BLK 0	WP 0	HR 0	S 63	P 97	ERA 1.29	WHIP 0.571										
33 J.A. Happ, L ERA: 3.72	1.0	H	4	1	0	0	2	0	0	0	0	0	0	13	20	0.00	1.000										
52 Ryan Tepera, R ERA: 2.39	1.0	B	7	4	2	2	2	1	0	0	0	0	0	20	31	18.00	5.000										
54 Roberto Osuna, R ERA: 1.74	1.0	W	3	0	0	0	0	1	0	0	0	0	0	8	15	0.00	1.000										
36 Tyler Clippard, R ERA: 2.31																											

Batter	1	2	3	4	5	6	7	8	9	10	AB	R	H	RBI	BB	SO	LOB	BOTTOM									
18 Curtis Granderson, L OBP: 0.424, SLG: 0.571	K						L4				5	1	3	3	0	1	0	<b>Boston Red Sox @ Toronto Blue Jays</b> Rogers Centre, Toronto, ON Tue Apr 24 2018, 7:09 PM - 9:59 PM EDT Att: 20,070 - Roof Closed - 68 F									
37 Teoscar Hernández, R OBP: 0.391, SLG: 0.684		1B								HR	3	0	0	0	1	1	2										
15 Randal Grichuk, R OBP: 0.206, SLG: 0.224			K				L9				0	0	0	0	0	0	0										
14 Justin Smoak, S OBP: 0.354, SLG: 0.380				G4-3							3	0	0	0	1	2	1										
26 Yangervis Solarte, S OBP: 0.356, SLG: 0.456											4	0	0	0	0	2	3										
28 Steve Pearce, R OBP: 0.359, SLG: 0.542											2	1	0	0	1	1	0										
8 Kendrys Morales, S OBP: 0.282, SLG: 0.343											1	0	0	0	0	0	0										
55 Russell Martin, R OBP: 0.283, SLG: 0.280											4	0	1	0	0	1	0										
11 Kevin Pillar, R OBP: 0.348, SLG: 0.446											4	0	1	1	0	1	1										
1 Aledmys Díaz, R OBP: 0.246, SLG: 0.415											4	1	0	0	0	1	3										
29 Devon Travis, R OBP: 0.203, SLG: 0.148											4	1	0	0	0	1	2										
<b>Inning Stats</b>	R: 0 E: 0 K: 3 S: 13	H: 0 LOB: 1 BB: 1 P: 21	R: 3 E: 0 K: 1 S: 11	H: 2 LOB: 1 BB: 1 P: 19	R: 0 E: 0 K: 2 S: 7	H: 0 LOB: 0 BB: 0 P: 11	R: 0 E: 0 K: 3 S: 12	H: 0 LOB: 0 BB: 0 P: 17	R: 0 E: 0 K: 0 S: 8	H: 0 LOB: 2 BB: 1 P: 13	R: 0 E: 0 K: 0 S: 7	H: 0 LOB: 0 BB: 0 P: 10	R: 0 E: 0 K: 0 S: 7	H: 0 LOB: 0 BB: 0 P: 12	R: 0 E: 0 K: 1 S: 7	H: 1 LOB: 1 BB: 0 P: 11	R: 1 E: 0 K: 1 S: 5	H: 1 LOB: 0 BB: 0 P: 9	1B: 2 2B: 2 3B: 0 HR: 1	SF: 0 SAC: 0 DP: 0 HBP: 0	WP: 1 PB: 0 SB: 0 CS: 0	PA: 37					
<b>PITCHER</b>	IP 7.0	WLS 28	BF 33	H 3	R 3	ER 3	SO 9	BB 3	IBB 0	HBP 0	BLK 0	WP 1	HR 0	S 65	P 103	ERA 3.86	WHIP 0.857										
22 Rick Porcello, R ERA: 1.93	2.0	7	1	0	0	1	0	0	0	0	0	0	0	14	20	0.00	0.500										
56 Joe Kelly, R ERA: 3.30	0.1	L	2	1	1	1	1	0	0	0	0	0	1	5	9	27.00	3.000										
46 Craig Kimbrel, R ERA: 1.08																											







Batter	1	2	3	4	5	6	7	8	9	AB	R	H	RBI	BB	SO	LOB	TOP								
50 Mookie Betts, R OBP: 0.420, SLG: 0.706										5	0	0	0	0	0	3									
16 Andrew Benintendi, L OBP: 0.354, SLG: 0.379										4	1	2	1	0	2	0									
13 Hanley Ramirez, R OBP: 0.391, SLG: 0.488										3	1	2	0	1	1	0									
28 J.D. Martinez, R OBP: 0.351, SLG: 0.565										4	1	2	3	0	0	1									
19 Jackie Bradley Jr., L OBP: 0.310, SLG: 0.351										0	0	0	0	0	0	0									
18 Mitch Moreland, L OBP: 0.370, SLG: 0.542										4	1	0	0	0	1	1									
36 Eduardo Nájera, R OBP: 0.298, SLG: 0.418										4	0	1	0	0	2	0									
11 Rafael Devers, L OBP: 0.320, SLG: 0.424										2	0	0	1	1	2	0									
7 Christian Vázquez, R OBP: 0.257, SLG: 0.234										4	0	0	0	0	1	2									
12 Brock Holt, L OBP: 0.400, SLG: 0.520										1	0	1	0	0	0	0									
5 Tzu-Wei Lin, L OBP: 0.370, SLG: 0.348										2	1	0	0	1	0	0									
<b>Inning Stats</b>	R: 0 E: 0 K: 1 S: 10	H: 1 LOB: 1 BB: 0 P: 16	R: 0 E: 0 K: 3 S: 11	H: 0 LOB: 0 BB: 0 P: 17	R: 1 E: 0 K: 1 S: 10	H: 2 LOB: 2 BB: 1 P: 20	R: 1 E: 0 K: 0 S: 13	H: 2 LOB: 1 BB: 0 P: 18	R: 3 E: 0 K: 0 S: 19	H: 3 LOB: 0 BB: 0 P: 26	R: 0 E: 0 K: 1 S: 10	H: 0 LOB: 0 BB: 0 P: 13	R: 0 E: 0 K: 1 S: 9	H: 0 LOB: 0 BB: 0 P: 11	R: 0 E: 0 K: 1 S: 9	H: 0 LOB: 0 BB: 0 P: 14	R: 0 E: 0 K: 1 S: 10	H: 0 LOB: 2 BB: 2 P: 18	1B: 4 2B: 3 3B: 0 HR: 1	SF: 1 SAC: 0 DP: 0 HBP: 0	WP: 0 PB: 0 SB: 1 CS: 0	PA: 38			
<b>PITCHER</b>	IP	WLS	BF	H	R	ER	SO	BB	IBB	HBP	BLK	WP	HR	S	P	ERA	WHIP								
25 Marco Estrada, R ERA: 6.0	5.0	L	23	8	5	5	5	1	0	0	0	0	1	63	97	9.00	1.800								
62 Aaron Loup, L ERA: 4.32	2.0		6	0	0	0	2	0	0	0	0	0	0	19	24	0.00	0.000								
22 Seungwhan Oh, R ERA: 1.74	1.0		3	0	0	0	1	0	0	0	0	0	0	9	14	0.00	0.000								
24 Danny Bames, R ERA: 2.08	1.0		5	0	0	0	1	2	0	0	0	0	0	10	18	0.00	2.000								

**Boston Red Sox @ Toronto Blue Jays**  
Rogers Centre, Toronto, ON  
Thu Apr 26 2018, 7:10 PM - 10:17 PM EDT  
Att: 23,571 - Roof Closed - 68 F

AB 33  
R 5  
H 8  
RBI 5  
BB 3  
SO 9  
LOB 7



Batter	1	2	3	4	5	6	7	8	9	AB	R	H	RBI	BB	SO	LOB	BOTTOM								
28 Steve Pearce, R OBP: 0.356, SLG: 0.537										3	0	0	0	0	0	0									
8 Kendrys Morales, S OBP: 0.244, SLG: 0.293										2	0	0	1	0	0	0									
37 Teoscar Hernández, R OBP: 0.392, SLG: 0.644										3	1	1	0	2	1	0									
14 Justin Smoak, S OBP: 0.356, SLG: 0.414										4	1	2	1	0	2	2									
26 Yanervis Solarte, S OBP: 0.347, SLG: 0.494										3	0	0	0	0	1	1									
11 Kevin Pillar, R OBP: 0.340, SLG: 0.438										2	0	1	1	1	0	0									
13 Lourdes Gurriel Jr., R OBP: 0.222, SLG: 0.222										3	0	0	0	0	0	3									
18 Curtis Granderson, L OBP: 0.433, SLG: 0.571										0	0	0	0	1	0	0									
1 Aledmys Diaz, R OBP: 0.236, SLG: 0.397										0	0	0	0	0	0	0									
15 Randal Grichuk, R OBP: 0.192, SLG: 0.206										4	0	0	0	0	0	2									
21 Luke Maile, R OBP: 0.432, SLG: 0.485										4	0	0	0	0	3	2									
29 Devon Travis, R OBP: 0.222, SLG: 0.259										4	2	2	1	0	1	0									
<b>Inning Stats</b>	R: 1 E: 0 K: 0 S: 13	H: 1 LOB: 2 BB: 1 P: 19	R: 1 E: 0 K: 1 S: 10	H: 1 LOB: 0 BB: 0 P: 14	R: 1 E: 0 K: 1 S: 13	H: 2 LOB: 1 BB: 0 P: 17	R: 0 E: 0 K: 1 S: 7	H: 0 LOB: 0 BB: 0 P: 15	R: 0 E: 0 K: 1 S: 19	H: 0 LOB: 1 BB: 1 P: 27	R: 0 E: 0 K: 0 S: 9	H: 0 LOB: 0 BB: 0 P: 12	R: 1 E: 0 K: 1 S: 12	H: 2 LOB: 1 BB: 0 P: 19	R: 0 E: 0 K: 2 S: 11	H: 0 LOB: 2 BB: 2 P: 24	R: 0 E: 0 K: 1 S: 9	H: 0 LOB: 0 BB: 0 P: 16	1B: 1 2B: 2 3B: 1 HR: 2	SF: 1 SAC: 0 DP: 0 HBP: 1	WP: 0 PB: 0 SB: 0 CS: 0	PA: 38			
<b>PITCHER</b>	IP	WLS	BF	H	R	ER	SO	BB	IBB	HBP	BLK	WP	HR	S	P	ERA	WHIP								
41 Chris Sale, L ERA: 2.31	6.0	W	25	4	3	3	4	2	0	0	0	0	2	71	104	4.50	1.000								
39 Carson Smith, R ERA: 5.87	0.2	H	4	2	1	1	0	0	0	0	0	0	0	9	14	13.50	3.000								
32 Matt Barnes, R ERA: 2.89	1.1	H	6	0	0	0	3	2	0	0	0	0	0	14	29	0.00	1.500								
46 Craig Kimbrel, R ERA: 0.87	1.0	S	3	0	0	0	1	0	0	0	0	0	0	9	16	0.00	0.000								

**Boston Red Sox @ Toronto Blue Jays**  
Rogers Centre, Toronto, ON  
Thu Apr 26 2018, 7:10 PM - 10:17 PM EDT  
Att: 23,571 - Roof Closed - 68 F

AB 32  
R 4  
H 6  
RBI 4  
BB 4  
SO 8  
LOB 10





Batter	1	2	3	4	5	6	7	8	9	AB	R	H	RBI	BB	SO	LOB	TOP						
3 Delino DeShields, R OBP: 0.241, SLG: 0.185										4	1	1	0	0	0	2							
17 Shin-Soo Choo, L OBP: 0.316, SLG: 0.437										4	1	0	0	1	0	1							
19 Jurickson Profar, S OBP: 0.339, SLG: 0.286										4	0	0	0	0	1	3							
30 Nomar Mazara, L OBP: 0.340, SLG: 0.417										4	2	3	2	0	0	0							
13 Joey Gallo, L OBP: 0.315, SLG: 0.520										4	2	2	2	0	1	1							
9 Ishikiri-Falecia, R OBP: 0.321, SLG: 0.380										3	0	1	0	0	1	0							
67 Ronald Guzmán, L OBP: 0.279, SLG: 0.463										4	0	2	2	0	1	0							
8 Juan Centeno, L OBP: 0.176, SLG: 0.182										3	0	0	0	1	1	1							
18 Drew Robinson, L OBP: 0.274, SLG: 0.234										4	0	1	0	0	2	2							
<b>Inning Stats</b>	R: 4 H: 3 E: 0 K: 2 S: 19	L: 3 LOB: 0 BB: 1 P: 30	R: 0 H: 0 E: 0 K: 2 S: 9	H: 0 LOB: 0 BB: 0 P: 15	R: 0 H: 1 E: 0 K: 0 S: 11	H: 1 LOB: 1 BB: 0 P: 18	R: 0 H: 0 E: 0 K: 0 S: 8	H: 0 LOB: 0 BB: 0 P: 9	R: 0 H: 1 E: 0 K: 0 S: 7	H: 1 LOB: 1 BB: 0 P: 10	R: 2 H: 3 E: 0 K: 0 S: 15	H: 3 LOB: 2 BB: 1 P: 25	R: 0 H: 0 E: 0 K: 1 S: 9	H: 0 LOB: 0 BB: 0 P: 11	R: 0 H: 2 E: 0 K: 1 S: 7	H: 2 LOB: 1 BB: 0 P: 13	R: 0 H: 0 E: 0 K: 1 S: 6	H: 0 LOB: 0 BB: 0 P: 10	1B: 7 2B: 2 3B: 0 HR: 1	SF: 0 SAC: 2 DP: 0 HBP: 0	WP: 1 PB: 0 SB: 0 CS: 1	PA: 38	
<b>PITCHER</b>	IP WLS BF H R ER SO BB IBB HBP BLK WP HR S P ERA WHIP	IP WLS BF H R ER SO BB IBB HBP BLK WP HR S P ERA WHIP	IP WLS BF H R ER SO BB IBB HBP BLK WP HR S P ERA WHIP	IP WLS BF H R ER SO BB IBB HBP BLK WP HR S P ERA WHIP	IP WLS BF H R ER SO BB IBB HBP BLK WP HR S P ERA WHIP	IP WLS BF H R ER SO BB IBB HBP BLK WP HR S P ERA WHIP	IP WLS BF H R ER SO BB IBB HBP BLK WP HR S P ERA WHIP	IP WLS BF H R ER SO BB IBB HBP BLK WP HR S P ERA WHIP	IP WLS BF H R ER SO BB IBB HBP BLK WP HR S P ERA WHIP	IP WLS BF H R ER SO BB IBB HBP BLK WP HR S P ERA WHIP	IP WLS BF H R ER SO BB IBB HBP BLK WP HR S P ERA WHIP	IP WLS BF H R ER SO BB IBB HBP BLK WP HR S P ERA WHIP	IP WLS BF H R ER SO BB IBB HBP BLK WP HR S P ERA WHIP	IP WLS BF H R ER SO BB IBB HBP BLK WP HR S P ERA WHIP	IP WLS BF H R ER SO BB IBB HBP BLK WP HR S P ERA WHIP	IP WLS BF H R ER SO BB IBB HBP BLK WP HR S P ERA WHIP	IP WLS BF H R ER SO BB IBB HBP BLK WP HR S P ERA WHIP	IP WLS BF H R ER SO BB IBB HBP BLK WP HR S P ERA WHIP	IP WLS BF H R ER SO BB IBB HBP BLK WP HR S P ERA WHIP	IP WLS BF H R ER SO BB IBB HBP BLK WP HR S P ERA WHIP	IP WLS BF H R ER SO BB IBB HBP BLK WP HR S P ERA WHIP	IP WLS BF H R ER SO BB IBB HBP BLK WP HR S P ERA WHIP	IP WLS BF H R ER SO BB IBB HBP BLK WP HR S P ERA WHIP

Texas Rangers @ Toronto Blue Jays  
Rogers Centre, Toronto, ON  
Fri Apr 27 2018, 7:10 PM - 9:59 PM EDT  
Att: 26,312 - Roof Closed - 68 F

AB	34
R	6
H	10
RBI	6
BB	2
SO	7
LOB	10



Batter	1	2	3	4	5	6	7	8	9	AB	R	H	RBI	BB	SO	LOB	BOTTOM						
28 Steve Pearce, R OBP: 0.344, SLG: 0.525										5	0	1	2	0	1	0							
37 Teoscar Hernández, R OBP: 0.375, SLG: 0.600										5	1	1	0	0	1	1							
14 Justin Smoak, S OBP: 0.380, SLG: 0.451										4	0	4	1	0	0	0							
26 Yangervis Solarte, S OBP: 0.343, SLG: 0.482										4	1	1	0	0	1	4							
11 Kevin Pillar, R OBP: 0.347, SLG: 0.473										4	0	2	1	0	0	1							
55 Russell Martin, R OBP: 0.275, SLG: 0.281										4	1	1	0	0	0	1							
8 Kendrys Morales, S OBP: 0.212, SLG: 0.246										3	0	0	0	1	2	2							
15 Randal Grichuk, R OBP: 0.192, SLG: 0.206										0	0	0	0	0	0	0							
29 Devon Travis, R OBP: 0.212, SLG: 0.246										3	0	0	0	0	0	1							
18 Curtis Granderson, L OBP: 0.426, SLG: 0.561										1	0	0	0	0	0	1							
13 Lourdes Gurriel Jr., R OBP: 0.222, SLG: 0.222										0	0	0	0	0	0	0							
1 Aledmys Díaz, R OBP: 0.237, SLG: 0.380										3	1	0	0	0	0	0							
<b>Inning Stats</b>	R: 1 H: 3 E: 0 K: 2 S: 12	L: 2 LOB: 2 BB: 0 P: 18	R: 2 H: 2 E: 1 K: 1 S: 13	H: 2 LOB: 1 BB: 0 P: 22	R: 1 H: 3 E: 0 K: 1 S: 14	H: 3 LOB: 1 BB: 0 P: 21	R: 0 H: 0 E: 0 K: 0 S: 11	H: 0 LOB: 0 BB: 0 P: 12	R: 0 H: 1 E: 0 K: 0 S: 9	H: 1 LOB: 0 BB: 0 P: 15	R: 0 H: 0 E: 0 K: 0 S: 4	H: 0 LOB: 0 BB: 0 P: 6	R: 0 H: 1 E: 0 K: 0 S: 12	H: 1 LOB: 2 BB: 0 P: 20	R: 0 H: 0 E: 0 K: 0 S: 5	H: 0 LOB: 1 BB: 1 P: 10	R: 0 H: 0 E: 0 K: 1 S: 5	H: 0 LOB: 0 BB: 0 P: 5	1B: 4 2B: 5 3B: 1 HR: 0	SF: 0 SAC: 0 DP: 0 HBP: 1	WP: 2 PB: 0 SB: 0 CS: 0	PA: 38	
<b>PITCHER</b>	IP WLS BF H R ER SO BB IBB HBP BLK WP HR S P ERA WHIP	IP WLS BF H R ER SO BB IBB HBP BLK WP HR S P ERA WHIP	IP WLS BF H R ER SO BB IBB HBP BLK WP HR S P ERA WHIP	IP WLS BF H R ER SO BB IBB HBP BLK WP HR S P ERA WHIP	IP WLS BF H R ER SO BB IBB HBP BLK WP HR S P ERA WHIP	IP WLS BF H R ER SO BB IBB HBP BLK WP HR S P ERA WHIP	IP WLS BF H R ER SO BB IBB HBP BLK WP HR S P ERA WHIP	IP WLS BF H R ER SO BB IBB HBP BLK WP HR S P ERA WHIP	IP WLS BF H R ER SO BB IBB HBP BLK WP HR S P ERA WHIP	IP WLS BF H R ER SO BB IBB HBP BLK WP HR S P ERA WHIP	IP WLS BF H R ER SO BB IBB HBP BLK WP HR S P ERA WHIP	IP WLS BF H R ER SO BB IBB HBP BLK WP HR S P ERA WHIP	IP WLS BF H R ER SO BB IBB HBP BLK WP HR S P ERA WHIP	IP WLS BF H R ER SO BB IBB HBP BLK WP HR S P ERA WHIP	IP WLS BF H R ER SO BB IBB HBP BLK WP HR S P ERA WHIP	IP WLS BF H R ER SO BB IBB HBP BLK WP HR S P ERA WHIP	IP WLS BF H R ER SO BB IBB HBP BLK WP HR S P ERA WHIP	IP WLS BF H R ER SO BB IBB HBP BLK WP HR S P ERA WHIP	IP WLS BF H R ER SO BB IBB HBP BLK WP HR S P ERA WHIP	IP WLS BF H R ER SO BB IBB HBP BLK WP HR S P ERA WHIP	IP WLS BF H R ER SO BB IBB HBP BLK WP HR S P ERA WHIP	IP WLS BF H R ER SO BB IBB HBP BLK WP HR S P ERA WHIP	IP WLS BF H R ER SO BB IBB HBP BLK WP HR S P ERA WHIP

Texas Rangers @ Toronto Blue Jays  
Rogers Centre, Toronto, ON  
Fri Apr 27 2018, 7:10 PM - 9:59 PM EDT  
Att: 26,312 - Roof Closed - 68 F

AB	36
R	4
H	10
RBI	4
BB	1
SO	5
LOB	11





Batter	1	2	3	4	5	6	7	8	9	AB	R	H	RBI	BB	SO	LOB	TOP										
3 Delino DeShields, R OBP: 0.265, SLG: 0.226		G4-3								4	2	1	0	1	2	1											
17 Shin-Soo Choo, L OBP: 0.320, SLG: 0.435			G4-3		E8					5	0	2	1	0	1	0											
9 Isiah Kiner-Falefa, R OBP: 0.310, SLG: 0.364					F7					5	0	1	0	0	2	2											
30 Nomar Mazara, L OBP: 0.333, SLG: 0.406		K2-3								5	0	1	0	0	1	2											
13 Joey Gallo, L OBP: 0.319, SLG: 0.505										3	1	0	0	2	2	2											
20 Renato Núñez, R OBP: 0.222, SLG: 0.188		F7		F8						3	0	0	0	1	0	3											
19 Jurickson Profar, S OBP: 0.340, SLG: 0.333										3	1	1	2	1	1	1											
61 Robinson Chirinos, R OBP: 0.284, SLG: 0.471										4	2	2	2	0	1	2											
16 Ryan Rua, R OBP: 0.212, SLG: 0.306					FC1-4					4	1	1	0	0	2	1											
<b>Inning Stats</b>	R: 0 E: 0 K: 3 S: 10	H: 0 LOB: 0 BB: 0 P: 16	R: 3 E: 0 K: 1 S: 15	H: 3 LOB: 1 BB: 1 P: 28	R: 0 E: 0 K: 1 S: 12	H: 1 LOB: 2 BB: 1 P: 23	R: 2 E: 1 K: 0 S: 14	H: 0 LOB: 1 BB: 2 P: 27	R: 0 E: 0 K: 0 S: 7	H: 0 LOB: 0 BB: 0 P: 9	R: 1 E: 0 K: 2 S: 11	H: 1 LOB: 0 BB: 0 P: 15	R: 0 E: 0 K: 0 S: 7	H: 1 LOB: 0 BB: 0 P: 12	R: 0 E: 0 K: 3 S: 14	H: 0 LOB: 1 BB: 1 P: 22	R: 1 E: 0 K: 2 S: 15	H: 3 LOB: 2 BB: 0 P: 21	1B: 4 2B: 1 3B: 1 HR: 3	SF: 0 SAC: 0 DP: 1 HBP: 0	WP: 3 PB: 0 SB: 2 CS: 0	PA: 41					
<b>PITCHER</b>	IP	WLS	BF	H	R	ER	SO	BB	IBB	HBP	BLK	WP	HR	S	P	ERA	WHIP										
57 Jaime García, L ERA: 4.73	5.0	L	24	4	5	3	5	4	0	0	0	3	2	58	103	5.40	1.600										
22 Saenghwan Oh, R ERA: 2.38	1.0		4	1	1	1	2	0	0	0	0	0	1	11	15	9.00	1.000										
52 Ryan Tepera, R ERA: 2.13	1.0		3	1	0	0	0	0	0	0	0	0	0	7	12	0.00	1.000										
77 John Axford, R ERA: 2.08	1.0		4	0	0	0	3	1	0	0	0	0	0	14	22	0.00	1.000										
54 Roberto Osuna, R ERA: 2.38	1.0		6	3	1	1	2	0	0	0	0	0	0	15	21	9.00	3.000										

Texas Rangers @ Toronto Blue Jays  
Rogers Centre, Toronto, ON  
Sat Apr 28 2018, 4:10 PM - 7:08 PM EDT  
Att: 39,176 - Roof Closed - 68 F

AB 36  
R 7  
H 9  
RBI 5  
BB 5  
SO 12  
LOB 14



Batter	1	2	3	4	5	6	7	8	9	AB	R	H	RBI	BB	SO	LOB	BOTTOM										
18 Curtis Granderson, L OBP: 0.423, SLG: 0.567										3	0	1	0	0	0	2											
28 Steve Pearce, R OBP: 0.336, SLG: 0.517										1	0	0	0	0	1	0											
37 Teoscar Hernández, R OBP: 0.367, SLG: 0.630										4	1	1	0	0	1	1											
14 Justin Smoak, S OBP: 0.366, SLG: 0.432										4	0	0	0	0	0	2											
26 Yangervis Solarte, S OBP: 0.330, SLG: 0.460		G5-6-3								4	0	0	1	0	0	1											
11 Kevin Pillar, R OBP: 0.352, SLG: 0.536		P4								4	2	2	2	0	0	0											
13 Lourdes Gurriel Jr., R OBP: 0.227, SLG: 0.364										4	1	1	1	0	1	0											
8 Kendrys Morales, S OBP: 0.245, SLG: 0.255										3	0	0	0	1	0	0											
21 Luke Maile, R OBP: 0.415, SLG: 0.459										4	0	1	0	0	1	1											
1 Aledmys Díaz, R OBP: 0.241, SLG: 0.378										3	0	1	0	0	0	0											
<b>Inning Stats</b>	R: 0 E: 0 K: 0 S: 8	H: 0 LOB: 0 BB: 0 P: 12	R: 0 E: 0 K: 1 S: 8	H: 0 LOB: 0 BB: 0 P: 10	R: 0 E: 0 K: 0 S: 6	H: 0 LOB: 0 BB: 0 P: 10	R: 0 E: 0 K: 0 S: 9	H: 1 LOB: 1 BB: 0 P: 15	R: 1 E: 0 K: 0 S: 13	H: 3 LOB: 2 BB: 0 P: 19	R: 1 E: 0 K: 0 S: 10	H: 1 LOB: 0 BB: 0 P: 15	R: 1 E: 0 K: 1 S: 11	H: 1 LOB: 0 BB: 0 P: 17	R: 0 E: 0 K: 2 S: 10	H: 0 LOB: 0 BB: 0 P: 14	R: 1 E: 0 K: 0 S: 9	H: 1 LOB: 1 BB: 1 P: 18	1B: 2 2B: 1 3B: 1 HR: 3	SF: 0 SAC: 0 DP: 0 HBP: 0	WP: 0 PB: 1 SB: 0 CS: 0	PA: 35					
<b>PITCHER</b>	IP	WLS	BF	H	R	ER	SO	BB	IBB	HBP	BLK	WP	HR	S	P	ERA	WHIP										
40 Bartolo Colon, R ERA: 2.87	7.0	W	27	6	3	3	2	0	0	0	0	0	2	65	98	3.86	0.857										
41 Jake Diekmann, L ERA: 5.4	1.0	H	3	0	0	0	2	0	0	0	0	0	0	10	14	0.00	0.000										
32 Kevin Jepsen, R ERA: 4.85	0.2		4	1	1	1	0	1	0	0	0	0	1	7	14	13.50	3.000										
50 Keone Kela, R ERA: 3.0	0.1	S	1	0	0	0	0	0	0	0	0	0	0	2	4	0.00	0.000										

Texas Rangers @ Toronto Blue Jays  
Rogers Centre, Toronto, ON  
Sat Apr 28 2018, 4:10 PM - 7:08 PM EDT  
Att: 39,176 - Roof Closed - 68 F

AB 34  
R 4  
H 7  
RBI 4  
BB 1  
SO 4  
LOB 7





Batter	1	2	3	4	5	6	7	8	9	AB	R	H	RBI	BB	SO	LOB	TOP										
3 Delino DeShields, R OBP: 0.289, SLG: 0.286										4	1	2	0	0	1	1											
17 Shin-Soo Choo, L OBP: 0.310, SLG: 0.420										4	0	0	0	0	1	3											
9 Isiah Kiner-Falefa, R OBP: 0.306, SLG: 0.373										4	0	1	1	0	0	2											
30 Nomar Mazara, L OBP: 0.321, SLG: 0.390										4	0	0	0	0	1	1											
13 Joey Gallo, L OBP: 0.308, SLG: 0.486										4	0	0	0	0	3	1											
20 Renato Núñez, R OBP: 0.238, SLG: 0.368										3	1	1	1	0	1	0											
19 Jurickson Profar, S OBP: 0.340, SLG: 0.333										3	0	1	0	0	1	0											
61 Robinson Chirinos, R OBP: 0.274, SLG: 0.452										3	0	0	0	0	3	1											
16 Ryan Rua, R OBP: 0.218, SLG: 0.308										3	0	1	0	0	1	0											
<b>Inning Stats</b>	R: 0 E: 1 K: 1 S: 12	H: 1 LOB: 0 BB: 0 P: 16	R: 1 E: 0 K: 3 S: 14	H: 2 LOB: 1 BB: 0 P: 24	R: 0 E: 0 K: 1 S: 9	H: 1 LOB: 1 BB: 0 P: 15	R: 0 E: 0 K: 1 S: 8	H: 0 LOB: 0 BB: 0 P: 13	R: 0 E: 0 K: 2 S: 8	H: 0 LOB: 0 BB: 0 P: 9	R: 1 E: 0 K: 0 S: 10	H: 1 LOB: 0 BB: 0 P: 13	R: 0 E: 0 K: 1 S: 6	H: 0 LOB: 0 BB: 0 P: 9	R: 0 E: 0 K: 2 S: 8	H: 0 LOB: 0 BB: 0 P: 10	R: 0 E: 0 K: 1 S: 11	H: 1 LOB: 1 BB: 0 P: 14	1B: 3 2B: 3 3B: 0 HR: 1	SF: 0 SAC: 0 DP: 1 HBP: 0	WP: 0 PB: 0 SB: 1 CS: 0	PA: 32					
<b>PITCHER</b>	IP	WLS	BF	H	R	ER	SO	BB	IBB	HBP	BLK	WP	HR	S	P	ERA	WHIP										
33 J.A. Happ, L ERA: 3.5	7.0	W	25	5	2	2	9	0	0	0	0	0	1	67	99	2.57	0.714										
52 Ryan Tepera, R ERA: 1.99	1.0		3	0	0	0	2	0	0	0	0	0	0	8	10	0.00	0.000										
62 Aaron Loup, L ERA: 3.48	1.0		4	1	0	0	1	0	0	0	0	0	0	11	14	0.00	1.000										

Texas Rangers @ Toronto Blue Jays  
Rogers Centre, Toronto, ON  
Sun Apr 29 2018, 1:08 PM - 3:45 PM EDT  
Att: 31,669 - Roof Closed - 68 F

AB	32
R	2
H	6
RBI	2
BB	0
SO	12
LOB	9



Batter	1	2	3	4	5	6	7	8	9	AB	R	H	RBI	BB	SO	LOB	BOTTOM										
28 Steve Pearce, R OBP: 0.333, SLG: 0.492										3	1	0	0	1	0	3											
37 Teoscar Hernández, R OBP: 0.391, SLG: 0.702										3	2	2	1	1	1	0											
14 Justin Smoak, S OBP: 0.362, SLG: 0.423										2	0	0	1	0	0	1											
26 Yangervis Solarte, S OBP: 0.336, SLG: 0.495										4	1	2	2	0	0	1											
11 Kevin Pillar, R OBP: 0.358, SLG: 0.560										3	2	1	1	1	1	2											
55 Russell Martin, R OBP: 0.292, SLG: 0.283										3	1	1	0	1	1	1											
13 Lourdes Gurriel Jr., R OBP: 0.269, SLG: 0.360										3	0	1	0	1	0	2											
15 Randal Grichuk, R OBP: 0.208, SLG: 0.227										3	0	2	2	0	0	1											
1 Aledmys Díaz, R OBP: 0.229, SLG: 0.359										4	0	0	0	0	2	6											
<b>Inning Stats</b>	R: 0 E: 0 K: 0 S: 4	H: 0 LOB: 0 BB: 1 P: 11	R: 2 E: 0 K: 1 S: 10	H: 2 LOB: 1 BB: 1 P: 21	R: 1 E: 0 K: 0 S: 8	H: 1 LOB: 0 BB: 0 P: 9	R: 1 E: 0 K: 1 S: 17	H: 2 LOB: 2 BB: 2 P: 31	R: 0 E: 0 K: 2 S: 12	H: 0 LOB: 1 BB: 0 P: 18	R: 1 E: 1 K: 0 S: 8	H: 1 LOB: 0 BB: 0 P: 13	R: 2 E: 0 K: 1 S: 13	H: 2 LOB: 1 BB: 1 P: 19	R: 0 E: 0 K: 0 S: 7	H: 1 LOB: 0 BB: 0 P: 10	1B: 5 2B: 2 3B: 0 HR: 3	SF: 2 SAC: 0 DP: 3 HBP: 1	WP: 1 PB: 0 SB: 0 CS: 0	PA: 36							
<b>PITCHER</b>	IP	WLS	BF	H	R	ER	SO	BB	IBB	HBP	BLK	WP	HR	S	P	ERA	WHIP										
33 Martín Pérez, L ERA: 9.67	4.0	L	19	5	4	4	2	4	0	0	0	0	3	39	72	9.00	2.250										
43 Tony Barnette, R ERA: 3.86	2.0		10	2	3	2	2	1	0	1	0	0	0	23	38	9.00	1.500										
41 Jake Diekman, L ERA: 4.82	1.0		4	1	0	0	1	0	0	0	0	0	0	10	12	0.00	1.000										
55 Matt Moore, L ERA: 5.33	1.0		3	1	0	0	0	0	0	0	0	0	0	7	10	0.00	1.000										

Texas Rangers @ Toronto Blue Jays  
Rogers Centre, Toronto, ON  
Sun Apr 29 2018, 1:08 PM - 3:45 PM EDT  
Att: 31,669 - Roof Closed - 68 F

AB	28
R	7
H	9
RBI	7
BB	5
SO	5
LOB	17













Batter	1	2	3	4	5	6	7	8	9	AB	R	H	RBI	BB	SO	LOB	TOP										
18 Curtis Granderson, L (1.7) OBP: 0.419, SLG: 0.493										3	0	0	0	0	3	2	<b>Toronto Blue Jays @ Minnesota Twins</b> Target Field, Minneapolis, MN Wed May 02 2018, 12:11 PM - 2:57 PM CDT Att: 16,420 - Sunny - 58 F										
37 Teoscar Hernández, R (1.9) OBP: 0.354, SLG: 0.611										4	0	1	0	0	1	3											
14 Justin Smoak, S (1.3) OBP: 0.362, SLG: 0.431										4	0	1	0	0	1	1											
26 Yangelvis Solarte, S (1.5) OBP: 0.331, SLG: 0.476										4	0	0	0	0	0	2											
11 Kevin Pillar, R (1.8) OBP: 0.374, SLG: 0.577										3	0	2	0	1	1	0											
55 Russell Martin, R (1.2) OBP: 0.296, SLG: 0.313										3	0	0	0	1	0	3											
8 Kendrys Morales, S (1.10) OBP: 0.313, SLG: 0.386										4	0	1	0	0	2	4											
13 Lourdes Gurriel Jr., R (1.4) OBP: 0.231, SLG: 0.289										3	0	0	0	0	0	3											
1 Aledmys Díaz, R (1.6) OBP: 0.242, SLG: 0.360										2	0	1	0	1	1	1											
<b>Inning Stats</b>	R: 0 E: 0 K: 1 S: 9	H: 0 LOB: 0 BB: 0 P: 14	R: 0 E: 0 K: 1 S: 14	H: 1 LOB: 2 BB: 1 P: 22	R: 0 E: 0 K: 2 S: 11	H: 0 LOB: 1 BB: 1 P: 20	R: 0 E: 0 K: 1 S: 12	H: 2 LOB: 2 BB: 0 P: 20	R: 0 E: 0 K: 0 S: 7	H: 0 LOB: 1 BB: 1 P: 14	R: 0 E: 0 K: 2 S: 11	H: 1 LOB: 1 BB: 0 P: 18	R: 0 E: 0 K: 1 S: 7	H: 0 LOB: 0 BB: 0 P: 9	R: 0 E: 0 K: 1 S: 8	H: 0 LOB: 0 BB: 0 P: 14	1B: 5 2B: 2 3B: 0 HR: 0	SF: 0 SAC: 0 DP: 2 HBP: 1	WP: 0 PB: 0 SB: 0 CS: 2	PA: 35							
<b>PITCHER</b>	IP	WLS	BF	H	R	ER	SO	BB	IBB	HBP	BLK	WP	HR	S	P	ERA	WHIP										
77 Fernando Romero, R (1.1) ERA: 4.05	5.2	W: 23	4	0	0	5	3	0	1	0	0	0	0	59	97	0.00	1.235										
39 Trevor Hildenberger, R (6.1) ERA: 4.05	0.1	H: 1	0	0	0	0	0	0	0	0	0	0	0	1	2	0.00	0.000										
32 Zach Duke, L (7.1) ERA: 4.22	1.0	H: 4	1	0	0	2	0	0	0	0	0	0	0	11	18	0.00	1.000										
43 Addison Reed, R (8.1) ERA: 2.81	1.0	H: 3	1	0	0	1	0	0	0	0	0	0	0	7	9	0.00	1.000										
56 Fernando Rodney, R (9.1) ERA: 4.66	1.0	3	0	0	0	1	0	0	0	0	0	0	0	8	14	0.00	0.000										

Batter	1	2	3	4	5	6	7	8	9	AB	R	H	RBI	BB	SO	LOB	BOTTOM										
2 Brian Dozier, R (1.4) OBP: 0.306, SLG: 0.391										4	0	0	0	0	1	3	<b>Toronto Blue Jays @ Minnesota Twins</b> Target Field, Minneapolis, MN Wed May 02 2018, 12:11 PM - 2:57 PM CDT Att: 16,420 - Sunny - 58 F										
7 Joe Mauer, L (1.10) OBP: 0.441, SLG: 0.398										4	0	2	0	0	1	0											
26 Max Kepler, L (1.8) OBP: 0.359, SLG: 0.543										4	1	1	1	0	2	3											
5 Eduardo Escobar, S (1.5) OBP: 0.350, SLG: 0.582										4	1	2	0	0	0	2											
20 Eddie Rosario, L (1.7) OBP: 0.282, SLG: 0.475										4	1	2	1	0	0	1											
36 Robbie Grossman, S (1.9) OBP: 0.261, SLG: 0.323										3	0	0	1	0	1	1											
24 Ryan LaMarre, R (9.8) OBP: 0.407, SLG: 0.333										0	0	0	0	0	0	0											
99 Logan Morrison, L (1.3) OBP: 0.263, SLG: 0.253										3	0	1	0	1	1	1											
40 Gregorio Petit, R (1.6) OBP: 0.500, SLG: 0.429										3	1	1	1	1	0	1											
15 Jason Castro, L (1.2) OBP: 0.242, SLG: 0.254										3	0	0	0	1	1	3											
<b>Inning Stats</b>	R: 0 E: 0 K: 1 S: 7	H: 0 LOB: 0 BB: 0 P: 10	R: 1 E: 0 K: 0 S: 7	H: 1 LOB: 0 BB: 0 P: 10	R: 1 E: 0 K: 1 S: 11	H: 2 LOB: 2 BB: 1 P: 19	R: 0 E: 0 K: 1 S: 14	H: 1 LOB: 1 BB: 0 P: 19	R: 0 E: 0 K: 1 S: 9	H: 0 LOB: 0 BB: 0 P: 12	R: 0 E: 0 K: 2 S: 8	H: 0 LOB: 0 BB: 0 P: 10	R: 2 E: 0 K: 2 S: 20	H: 3 LOB: 3 BB: 2 P: 37	1B: 7 2B: 1 3B: 0 HR: 1	SF: 1 SAC: 0 DP: 1 HBP: 0	WP: 1 PB: 0 SB: 2 CS: 0	PA: 36									
<b>PITCHER</b>	IP	WLS	BF	H	R	ER	SO	BB	IBB	HBP	BLK	WP	HR	S	P	ERA	WHIP										
6 Marcus Stroman, R (1.1) ERA: 7.52	7.0	L: 28	6	3	2	2	1	1	0	0	0	0	0	14	26	27.00	6.000										
62 Aaron Loup, L (8.1) ERA: 5.56	0.2	6	3	2	2	1	1	0	0	0	0	0	0	6	11	0.00	3.000										
38 Carlos Ramirez, R (8.1) ERA:	0.1	2	0	0	0	1	1	0	0	0	0	0	0	6	11	0.00	3.000										







Batter	1	2	3	4	5	6	7	8	9	AB	R	H	RBI	BB	SO	LOB	TOP										
13 Lourdes Gurriel Jr. R OBP: 0.260, SLG: 0.313										5	0	0	0	0	2	4											
20 Josh Donaldson R OBP: 0.354, SLG: 0.579										4	1	1	1	0	2	0											
37 Teoscar Hernández R OBP: 0.333, SLG: 0.561										4	0	0	0	0	1	0											
26 Yangerve Solarte S OBP: 0.371, SLG: 0.574										4	2	3	1	0	1	0											
11 Kevin Pillar R OBP: 0.373, SLG: 0.562										4	0	1	0	0	0	1											
8 Kendrys Morales S OBP: 0.273, SLG: 0.328										4	0	0	0	0	0	3											
27 Dwight Smith Jr. L OBP: 0.550, SLG: 1.000										4	0	2	1	0	0	1											
21 Luke Maile R OBP: 0.412, SLG: 0.409										3	0	0	0	1	1	2											
1 Aledmys Díaz R OBP: 0.255, SLG: 0.383										3	1	1	1	1	0	1											
<b>Inning Stats</b>	R: 0 H: 0 E: 0 K: 2 S: 14	H: 0 LOB: 0 BB: 0 P: 19	R: 1 H: 1 E: 0 K: 0 S: 11	LOB: 0 BB: 0 P: 16	R: 0 H: 0 E: 0 K: 0 S: 7	LOB: 0 BB: 0 P: 9	R: 1 H: 2 E: 0 K: 0 S: 11	LOB: 1 BB: 0 P: 19	R: 0 H: 0 E: 0 K: 2 S: 9	LOB: 0 BB: 0 P: 11	R: 0 H: 1 E: 0 K: 0 S: 9	LOB: 1 BB: 0 P: 12	R: 1 H: 1 E: 0 K: 1 S: 8	LOB: 1 BB: 0 P: 10	R: 1 H: 2 E: 0 K: 0 S: 15	LOB: 3 BB: 2 P: 28	1B: 2 2B: 3 3B: 0 HR: 3	SF: 0 SAC: 0 DP: 0 HBP: 0	WP: 0 PB: 0 SB: 0 CS: 0	PA: 37							
<b>PITCHER</b>	IP	WLS	BF	H	R	ER	SO	BB	IBB	HBP	BLK	WP	HR	S	P	ERA	WHIP										
45 Adam Plutko R ERA: 3.88	7.1	W	28	6	3	3	6	0	0	0	0	0	3	76	104	3.68	0.818										
50 Evan Marshall R ERA:	0.2		2	0	0	0	1	0	0	0	0	0	0	5	8	0.00	0.000										
38 Jeff Beliveau L ERA: 10.8	1.0		7	2	1	1	0	2	0	0	0	0	0	15	28	9.00	4.000										

Toronto Blue Jays @ Cleveland Indians  
Progressive Field, Cleveland, OH  
Thu May 03 2018, 8:33 PM - 11:43 PM EDT  
Att: 19,008 - Cloudy - 68 F

AB 35  
R 4  
H 8  
RBI 4  
BB 2  
SO 7  
LOB 12



Batter	1	2	3	4	5	6	7	8	9	AB	R	H	RBI	BB	SO	LOB	BOTTOM										
12 Francisco Lindor S OBP: 0.347, SLG: 0.496										6	1	2	2	0	1	4											
22 Jason Kipnis L OBP: 0.283, SLG: 0.298										5	2	2	0	1	0	1											
11 José Ramírez S OBP: 0.372, SLG: 0.538										5	2	3	3	1	0	2											
23 Michael Brantley L OBP: 0.379, SLG: 0.584										3	0	1	1	1	0	2											
6 Brandon Guyer R OBP: 0.273, SLG: 0.408										0	0	0	0	0	0	0											
17 Yonder Alonso L OBP: 0.277, SLG: 0.454										4	1	1	0	1	1	2											
30 Tyler Naquin L OBP: 0.354, SLG: 0.393										5	2	2	0	0	2	4											
55 Roberto Pérez R OBP: 0.255, SLG: 0.200										4	1	1	1	1	2	3											
4 Bradley Zimmer L OBP: 0.284, SLG: 0.307										2	2	1	1	3	1	0											
9 Erick González R OBP: 0.417, SLG: 0.609										5	2	3	4	0	1	3											
<b>Inning Stats</b>	R: 0 H: 0 E: 0 K: 1 S: 7	H: 1 LOB: 0 BB: 0 P: 10	R: 1 H: 3 E: 0 K: 1 S: 17	LOB: 2 BB: 0 P: 25	R: 1 H: 2 E: 0 K: 0 S: 14	LOB: 2 BB: 1 P: 23	R: 9 H: 7 E: 0 K: 1 S: 25	LOB: 1 BB: 3 P: 45	R: 1 H: 2 E: 0 K: 1 S: 15	LOB: 1 BB: 0 P: 20	R: 1 H: 0 E: 0 K: 1 S: 11	LOB: 3 BB: 3 P: 28	R: 0 H: 1 E: 0 K: 1 S: 15	LOB: 2 BB: 1 P: 27	1B: 10 2B: 5 3B: 0 HR: 1	SF: 1 SAC: 0 DP: 0 HBP: 0	WP: 3 PB: 0 SB: 0 CS: 0	PA: 48									
<b>PITCHER</b>	IP	WLS	BF	H	R	ER	SO	BB	IBB	HBP	BLK	WP	HR	S	P	ERA	WHIP										
31 Joe Biagini R ERA: 8.1	4.1	L	24	10	6	6	4	1	0	0	0	0	0	30	51	12.46	2.538										
71 Luis Santos R ERA: 32.4	1.2		13	5	6	6	2	3	0	0	0	0	0	26	55	4.50	2.500										
38 Carlos Ramirez R ERA: 3.86	2.0		11	1	1	1	2	4	0	0	0	0	0	26	55	4.50	2.500										

Toronto Blue Jays @ Cleveland Indians  
Progressive Field, Cleveland, OH  
Thu May 03 2018, 8:33 PM - 11:43 PM EDT  
Att: 19,008 - Cloudy - 68 F

AB 39  
R 13  
H 16  
RBI 12  
BB 8  
SO 8  
LOB 21









Batter	1	2	3	4	5	6	7	8	9	AB	R	H	RBI	BB	SO	LOB	TOP			
37 Teoscar Hernández, R OBP: 0.327, SLG: 0.573										4	1	2	2	0	2	2	Toronto Blue Jays @ Tampa Bay Rays Tropicana Field, St. Petersburg, FL Sat May 05 2018, 6:10 PM - 9:02 PM EDT Att: 16,297 - Dome - 72 F			
20 Josh Donaldson, R OBP: 0.342, SLG: 0.524										3	0	0	0	1	0	3				
26 Yanervis Solarte, S OBP: 0.350, SLG: 0.537										4	0	0	0	0	1	2				
11 Kevin Pillar, R OBP: 0.359, SLG: 0.535										4	0	1	0	0	0	0				
55 Russell Martin, R OBP: 0.286, SLG: 0.329										4	0	0	0	0	1	1				
8 Kendrys Morales, S OBP: 0.247, SLG: 0.293										4	0	0	0	0	2	1				
13 Lourdes Gurriel Jr., R OBP: 0.281, SLG: 0.352										3	1	1	1	0	1	0				
23 Dalton Pompey, S OBP: 0.333, SLG: 0.333										3	0	1	0	0	1	0				
1 Aledmys Díaz, R OBP: 0.269, SLG: 0.430										3	1	2	0	0	0	0				
<b>Inning Stats</b>	R: 0 E: 0 K: 1 S: 8	H: 0 LOB: 0 BB: 1 P: 12	R: 0 E: 0 K: 1 S: 6	H: 0 LOB: 0 BB: 0 P: 11	R: 0 E: 0 K: 1 S: 11	H: 0 LOB: 0 BB: 0 P: 18	R: 1 E: 0 K: 0 S: 6	H: 1 LOB: 0 BB: 0 P: 10	R: 0 E: 0 K: 1 S: 13	H: 2 LOB: 1 BB: 0 P: 20	R: 0 E: 0 K: 1 S: 10	H: 1 LOB: 1 BB: 0 P: 14	R: 2 E: 0 K: 2 S: 17	H: 3 LOB: 1 BB: 0 P: 24	R: 0 E: 0 K: 1 S: 7	H: 0 LOB: 0 BB: 0 P: 9	1B: 4 2B: 1 3B: 0 HR: 2	SF: 0 SAC: 0 DP: 2 HBP: 0	WP: 0 PB: 0 SB: 0 CS: 0	PA: 33
<b>PITCHER</b>	IP WLS BF H R ER SO BB IBB HBP BLK WP HR S P ERA WHIP																<b>PITCHER</b>	IP WLS BF H R ER SO BB IBB HBP BLK WP HR S P ERA WHIP		
34 Jake Faria, R ERA: 4.15	(1, 1) 5.1 W 19 3 1 1 4 1 0 0 0 0 0 1 46 73 1.69 0.750																			
52 Chaz Roe, R ERA: 4.15	(6, 1) 1.1 H 4 1 0 0 1 0 0 0 0 0 0 0 10 15 0.00 0.750																			
46 José Alvarado, L ERA: 2.4	(7, 1) 0.1 H 1 0 0 0 0 0 0 0 0 0 0 0 2 3 0.00 0.000																			
54 Sergio Romo, R ERA: 6.75	(8, 1) 0.1 H 4 3 2 2 1 0 0 0 0 0 0 1 9 14 54.00 9.000																			
37 Alex Colomé, R ERA: 4.91	(8, 1) 1.2 S 5 0 0 0 2 0 0 0 0 0 0 0 15 19 0.00 0.000																			

Batter	1	2	3	4	5	6	7	8	9	AB	R	H	RBI	BB	SO	LOB	BOTTOM			
2 Denard Span, L OBP: 0.382, SLG: 0.422										4	1	1	1	1	0	3	Toronto Blue Jays @ Tampa Bay Rays Tropicana Field, St. Petersburg, FL Sat May 05 2018, 6:10 PM - 9:02 PM EDT Att: 16,297 - Dome - 72 F			
44 C.J. Cron, R OBP: 0.305, SLG: 0.479										4	1	1	1	0	2					
5 Matt Duffy, R OBP: 0.313, SLG: 0.363										3	1	0	1	1	2					
13 Brad Miller, L OBP: 0.316, SLG: 0.414										2	0	1	0	2	1					
40 Wilson Ramos, R OBP: 0.358, SLG: 0.500										4	0	1	1	0	2					
18 Joey Wendle, L OBP: 0.360, SLG: 0.450										4	0	0	0	0	1					
11 Adeiny Hechavarría, R OBP: 0.299, SLG: 0.327										3	0	0	0	1	0					
0 Mallex Smith, L OBP: 0.410, SLG: 0.427										2	2	2	0	2	0					
10 Johnny Field, R OBP: 0.306, SLG: 0.529										3	0	0	0	0	1					
<b>Inning Stats</b>	R: 1 E: 1 K: 1 S: 9	H: 0 LOB: 2 BB: 3 P: 26	R: 0 E: 0 K: 1 S: 10	H: 0 LOB: 1 BB: 1 P: 21	R: 1 E: 0 K: 1 S: 9	H: 3 LOB: 2 BB: 0 P: 16	R: 2 E: 1 K: 1 S: 19	H: 2 LOB: 1 BB: 0 P: 29	R: 0 E: 0 K: 0 S: 10	H: 0 LOB: 2 BB: 2 P: 23	R: 0 E: 0 K: 0 S: 6	H: 0 LOB: 0 BB: 0 P: 10	R: 0 E: 0 K: 0 S: 10	H: 0 LOB: 1 BB: 1 P: 16	R: 1 E: 1 K: 1 S: 10	H: 1 LOB: 1 BB: 0 P: 14	1B: 5 2B: 1 3B: 0 HR: 0	SF: 2 SAC: 1 DP: 1 HBP: 0	WP: 0 PB: 0 SB: 3 CS: 0	PA: 39
<b>PITCHER</b>	IP WLS BF H R ER SO BB IBB HBP BLK WP HR S P ERA WHIP																<b>PITCHER</b>	IP WLS BF H R ER SO BB IBB HBP BLK WP HR S P ERA WHIP		
41 Aaron Sanchez, R ERA: 4.14	(1, 1) 3.2 L 21 5 4 2 3 4 0 0 0 0 0 0 15 30 0.00 1.500																			
62 Aaron Loup, L ERA: 4.97	(4, 1) 1.1 6 0 0 0 1 2 0 0 0 0 0 0 15 30 0.00 1.500																			
22 Seungwan Oh, R ERA: 1.76	(6, 1) 2.0 7 0 0 0 0 1 0 0 0 0 0 0 16 26 0.00 0.500																			
36 Tyler Clippard, R ERA: 1.56	(8, 1) 1.0 5 1 1 0 1 0 0 0 0 0 0 0 10 14 0.00 1.000																			

livebaseballscorecards.com



Batter	1	2	3	4	5	6	7	8	9	AB	R	H	RBI	BB	SO	LOB	TOP								
37 Teoscar Hernández, R OBP: 0.314, SLG: 0.548										4	0	0	0	0	2	2	Toronto Blue Jays @ Tampa Bay Rays Tropicana Field, St. Petersburg, FL Sun May 06 2018, 1:10 PM - 4:07 PM EDT Att: 14,032 - Dome - 72 F								
20 Josh Donaldson, R OBP: 0.325, SLG: 0.493										4	0	0	0	0	2	2									
26 Yanerquis Solarte, S OBP: 0.354, SLG: 0.532										3	0	1	0	1	1	0									
14 Justin Smoak, S OBP: 0.358, SLG: 0.425										4	0	1	0	0	1	2									
11 Kevin Pillar, R OBP: 0.363, SLG: 0.549										4	1	2	0	0	0	2									
8 Kendrys Morales, S OBP: 0.236, SLG: 0.278										4	0	0	0	0	0	4									
30 Anthony Alford, R OBP: 0.250, SLG: 0.250										4	1	1	0	0	1	1									
21 Luke Maile, R OBP: 0.379, SLG: 0.373										4	0	0	0	0	1	1									
1 Aledmys Díaz, R OBP: 0.273, SLG: 0.431										2	0	1	1	0	0	0									
13 Lourdes Gurriel Jr., R OBP: 0.263, SLG: 0.364										1	0	1	0	0	0	0									
<b>Inning Stats</b>	R: 0 E: 0 K: 1 S: 7	H: 0 LOB: 0 BB: 0 P: 9	R: 0 E: 0 K: 1 S: 9	H: 1 LOB: 1 BB: 0 P: 15	R: 0 E: 0 K: 1 S: 7	H: 0 LOB: 0 BB: 0 P: 10	R: 0 E: 0 K: 1 S: 15	H: 2 LOB: 2 BB: 0 P: 22	R: 0 E: 0 K: 1 S: 11	H: 2 LOB: 1 BB: 0 P: 18	R: 0 E: 0 K: 0 S: 7	H: 0 LOB: 0 BB: 0 P: 12	R: 0 E: 0 K: 1 S: 8	H: 0 LOB: 0 BB: 0 P: 11	R: 0 E: 0 K: 2 S: 12	H: 1 LOB: 2 BB: 1 P: 18	R: 1 E: 0 K: 0 S: 9	H: 1 LOB: 0 BB: 0 P: 14	1B: 5 2B: 2 3B: 0 HR: 0	SF: 0 SAC: 0 DP: 0 HBP: 0	WP: 1 PB: 0 SB: 1 CS: 0	PA: 35			
<b>PITCHER</b>	IP	WLS	BF	H	R	ER	SO	BB	IBB	HBP	BLK	WP	HR	S	P	ERA	WHIP								
22 Chris Archer, R ERA: 5.32	(1, 1)	7.0	26	5	1	1	6	0	0	0	0	0	0	64	97	1.29	0.714								
35 Matt Andriese, R ERA: 4.34	(8, 1)	1.0	5	1	0	0	2	1	0	0	0	0	0	12	18	0.00	2.000								
37 Alex Colomé, R ERA: 5.17	(9, 1)	1.0	L	4	1	1	0	0	0	0	0	1	0	9	14	9.00	1.000								

AB	34
R	2
H	7
RBI	1
BB	1
SO	8
LOB	14



Batter	1	2	3	4	5	6	7	8	9	AB	R	H	RBI	BB	SO	LOB	BOTTOM								
2 Denard Span, L OBP: 0.368, SLG: 0.404										4	0	0	0	0	1	4	Toronto Blue Jays @ Tampa Bay Rays Tropicana Field, St. Petersburg, FL Sun May 06 2018, 1:10 PM - 4:07 PM EDT Att: 14,032 - Dome - 72 F								
44 C.J. Cron, R OBP: 0.313, SLG: 0.471										2	0	0	0	2	1	0									
8 Rob Refsnyder, R OBP: 0.371, SLG: 0.296										0	0	0	0	0	0	0									
5 Matt Duffy, R OBP: 0.320, SLG: 0.368										4	0	2	0	0	1	1									
13 Brad Miller, L OBP: 0.313, SLG: 0.397										3	0	0	0	1	1	2									
40 Wilson Ramos, R OBP: 0.364, SLG: 0.500										4	0	2	0	0	0	4									
18 Joey Wendle, L OBP: 0.344, SLG: 0.429										4	0	0	0	0	1	2									
28 Daniel Robertson, R OBP: 0.439, SLG: 0.467										4	0	1	0	0	1	2									
0 Mallex Smith, L OBP: 0.413, SLG: 0.418										2	0	0	0	2	1	2									
27 Carlos Gómez, R OBP: 0.256, SLG: 0.358										4	1	3	1	0	0	1									
<b>Inning Stats</b>	R: 0 E: 0 K: 2 S: 12	H: 0 LOB: 0 BB: 0 P: 19	R: 0 E: 0 K: 0 S: 9	H: 1 LOB: 1 BB: 0 P: 16	R: 0 E: 0 K: 1 S: 8	H: 1 LOB: 0 BB: 1 P: 15	R: 0 E: 0 K: 0 S: 9	H: 1 LOB: 1 BB: 1 P: 17	R: 0 E: 0 K: 0 S: 12	H: 1 LOB: 2 BB: 1 P: 19	R: 0 E: 0 K: 0 S: 6	H: 0 LOB: 0 BB: 1 P: 10	R: 0 E: 0 K: 2 S: 9	H: 1 LOB: 0 BB: 0 P: 12	R: 1 E: 0 K: 1 S: 16	H: 2 LOB: 2 BB: 1 P: 27	R: 0 E: 0 K: 1 S: 13	H: 1 LOB: 1 BB: 0 P: 19	1B: 7 2B: 1 3B: 0 HR: 1	SF: 0 SAC: 0 DP: 2 HBP: 0	WP: 0 PB: 0 SB: 1 CS: 2	PA: 37			
<b>PITCHER</b>	IP	WLS	BF	H	R	ER	SO	BB	IBB	HBP	BLK	WP	HR	S	P	ERA	WHIP								
25 Marco Estrada, R ERA: 5.21	(1, 1)	6.0	22	4	0	0	3	4	0	0	0	0	0	56	96	0.00	1.333								
36 Tyler Clippard, R ERA: 1.47	(7, 1)	1.0	H	4	1	0	2	0	0	0	0	0	0	9	12	0.00	1.000								
52 Ryan Tepera, R ERA: 3.24	(8, 1)	1.0	W	6	2	1	1	1	0	0	1	0	1	16	27	9.00	3.000								
54 Roberto Osuna, R ERA: 2.93	(9, 1)	1.0	S	4	1	0	1	0	0	0	0	0	0	13	19	0.00	1.000								

AB	31
R	1
H	8
RBI	1
BB	5
SO	7
LOB	18





Batter	1	2	3	4	5	6	7	8	9	AB	R	H	RBI	BB	SO	LOB	TOP											
9 Dee Strange-Gordon, L (1.8) OBP: 0.375, SLG: 0.448										5	1	3	0	0	0	1	<b>Seattle Mariners @ Toronto Blue Jays</b> Rogers Centre, Toronto, ON Tue May 08 2018, 7:10 PM - 9:28 PM EDT Att: 20,513 - Roof Closed - 68 F											
2 Jean Segura, R (1.6) OBP: 0.305, SLG: 0.406										5	0	0	0	0	2	5												
22 Robinson Cano, L (1.4) OBP: 0.399, SLG: 0.427										4	1	2	1	1	0	1												
23 Nelson Cruz, R (1.10) OBP: 0.311, SLG: 0.531										4	0	2	1	1	0	3												
15 Kyle Seager, L (1.5) OBP: 0.290, SLG: 0.396										5	0	1	0	0	2	2												
17 Mitch Haniger, R (1.9) OBP: 0.284, SLG: 0.612										3	0	0	1	0	0	1												
27 Ryon Healy, R (1.3) OBP: 0.284, SLG: 0.538										4	1	2	0	0	1	2												
3 Mike Zunino, R (1.2) OBP: 0.241, SLG: 0.500										4	1	1	2	0	0	4												
16 Ben Gamel, L (1.7) OBP: 0.245, SLG: 0.244										3	1	1	0	1	0	0												
<b>Inning Stats</b>	R: 0 E: 0 K: 0 S: 8	H: 0 LOB: 0 BB: 0 P: 12	R: 0 E: 0 K: 1 S: 10	H: 1 LOB: 2 BB: 1 P: 21	R: 2 E: 0 K: 1 S: 16	H: 2 LOB: 1 BB: 1 P: 26	R: 2 E: 1 K: 0 S: 11	H: 3 LOB: 1 BB: 0 P: 14	R: 1 E: 0 K: 0 S: 8	H: 3 LOB: 2 BB: 0 P: 15	R: 0 E: 0 K: 2 S: 12	H: 1 LOB: 0 BB: 0 P: 22	R: 0 E: 0 K: 1 S: 9	H: 1 LOB: 1 BB: 0 P: 13	R: 0 E: 0 K: 0 S: 8	H: 1 LOB: 0 BB: 0 P: 12		1B: 10 2B: 1 3B: 0 HR: 1	SF: 1 SAC: 0 DP: 1 HBP: 0	WP: 0 PB: 0 SB: 1 CS: 0	PA: 41							
<b>PITCHER</b>	IP	WLS	BF	H	R	ER	SO	BB	IBB	HBP	BLK	WP	HR	S	P	ERA		WHIP										
6 Marcus Stroman, R (1.1) ERA: 7.71	5.0	L	26	9	5	5	2	2	0	0	0	0	1	53	88	9.00		2.200										
58 Tim Lincecum, L (6.1) ERA: 4.15	0.2		4	1	0	0	0	1	0	0	0	0	0	11	20	0.00		3.000										
39 Jake Petricka, R (6.1) ERA: 3.38	1.1		4	0	0	0	2	0	0	0	0	0	0	9	15	0.00		0.000										
62 Aaron Loup, L (8.1) ERA: 4.61	1.0		4	1	0	0	1	0	0	0	0	0	0	9	13	0.00		1.000										
77 John Axford, R (9.1) ERA: 1.55	1.0		3	1	0	0	0	0	0	0	0	0	0	8	12	0.00		1.000										
<b>Batter</b>	<b>1</b>	<b>2</b>	<b>3</b>	<b>4</b>	<b>5</b>	<b>6</b>	<b>7</b>	<b>8</b>	<b>9</b>	<b>AB</b>	<b>R</b>	<b>H</b>	<b>RBI</b>	<b>BB</b>	<b>SO</b>	<b>LOB</b>	<b>BOTTOM</b>											
37 Teoscar Hernández, R (1.9) OBP: 0.302, SLG: 0.526										4	0	0	0	0	2	2	<b>Seattle Mariners @ Toronto Blue Jays</b> Rogers Centre, Toronto, ON Tue May 08 2018, 7:10 PM - 9:28 PM EDT Att: 20,513 - Roof Closed - 68 F											
20 Josh Donaldson, R (1.5) OBP: 0.305, SLG: 0.465										4	0	0	0	0	2	2												
26 Yangervis Solarte, S (1.4) OBP: 0.347, SLG: 0.519										3	0	0	0	0	1	0												
14 Justin Smoak, S (1.3) OBP: 0.358, SLG: 0.417										2	0	0	0	1	0	0												
11 Kevin Pillar, R (1.8) OBP: 0.356, SLG: 0.537										3	0	0	0	0	0	1												
55 Russell Martin, R (1.2) OBP: 0.277, SLG: 0.316										3	0	0	0	0	0	0												
8 Kendrys Morales, S (1.10) OBP: 0.239, SLG: 0.272										2	0	0	0	1	0	0												
13 Lourdes Gurriel Jr., R (1.6) OBP: 0.250, SLG: 0.345										3	0	0	0	0	1	1												
30 Anthony Alford, R (1.7) OBP: 0.286, SLG: 0.167										2	0	0	0	1	1	0												
<b>Inning Stats</b>	R: 0 E: 0 K: 2 S: 7	H: 0 LOB: 0 BB: 0 P: 11	R: 0 E: 0 K: 0 S: 5	H: 0 LOB: 0 BB: 0 P: 9	R: 0 E: 0 K: 0 S: 10	H: 0 LOB: 2 BB: 2 P: 20	R: 0 E: 0 K: 1 S: 6	H: 0 LOB: 0 BB: 1 P: 11	R: 0 E: 0 K: 0 S: 6	H: 0 LOB: 0 BB: 0 P: 6	R: 0 E: 0 K: 2 S: 9	H: 0 LOB: 0 BB: 0 P: 14	R: 0 E: 0 K: 1 S: 6	H: 0 LOB: 0 BB: 0 P: 9	R: 0 E: 0 K: 1 S: 7	H: 0 LOB: 0 BB: 0 P: 7		1B: 0 2B: 0 3B: 0 HR: 0	SF: 0 SAC: 0 DP: 1 HBP: 0	WP: 0 PB: 0 SB: 0 CS: 0	PA: 29							
<b>PITCHER</b>	IP	WLS	BF	H	R	ER	SO	BB	IBB	HBP	BLK	WP	HR	S	P	ERA		WHIP										
65 James Paxton, L (1.1) ERA: 3.4	9.0	W	29	0	0	0	7	3	0	0	0	0	0	64	99	0.00		0.333										



Batter	1	2	3	4	5	6	7	8	9	AB	R	H	RBI	BB	SO	LOB	TOP							
9 Dee Strange-Gordon, L (1, 8) OBP: 0.362, SLG: 0.431										5	1	0	0	0	1	2								
2 Jean Segura, R (1, 6) OBP: 0.374, SLG: 0.419										5	1	3	1	0	2	1								
22 Robinson Cano, L (1, 4) OBP: 0.386, SLG: 0.411										3	0	0	0	1	0	3								
23 Nelson Cruz, R (1, 10) OBP: 0.309, SLG: 0.515										1	0	1	1	3	0	0								
17 Mitch Haniger, R (1, 9) OBP: 0.386, SLG: 0.623										2	0	0	0	1	0	3								
15 Kyle Seager, L (1, 5) OBP: 0.295, SLG: 0.390										4	0	0	0	0	1	6								
27 Ryon Healy, R (1, 3) OBP: 0.268, SLG: 0.507										4	0	0	0	0	2	1								
3 Mike Zunino, R (1, 2) OBP: 0.226, SLG: 0.466										2	0	0	0	1	0	0								
5 Guillermo Heredia, R (1, 7) OBP: 0.417, SLG: 0.459										2	0	0	0	1	0	0								
16 Ben Gamel, L (9, PH) OBP: 0.250, SLG: 0.251										1	0	1	0	0	0	0								
<b>Inning Stats</b>	R: 1 E: 0 K: 2 S: 15	H: 1 LOB: 3 BB: 1 P: 25	R: 0 E: 0 K: 0 S: 7	H: 0 LOB: 0 BB: 1 P: 14	R: 1 E: 1 K: 0 S: 15	H: 2 LOB: 2 BB: 1 P: 25	R: 0 E: 0 K: 0 S: 7	H: 0 LOB: 0 BB: 0 P: 10	R: 0 E: 0 K: 1 S: 6	H: 0 LOB: 2 BB: 2 P: 18	R: 0 E: 0 K: 1 S: 6	H: 0 LOB: 0 BB: 0 P: 7	R: 0 E: 0 K: 1 S: 12	H: 1 LOB: 1 BB: 0 P: 14	R: 0 E: 0 K: 1 S: 9	H: 0 LOB: 1 BB: 1 P: 16	R: 0 E: 0 K: 2 S: 15	H: 1 LOB: 1 BB: 0 P: 20	1B: 3 2B: 2 HR: 0	SF: 0 SAC: 0 DP: 0 HBP: 1	WP: 1 PB: 0 SB: 1 CS: 1	PA: 39		
<b>PITCHER</b>	IP WLS BF H R ER SO BB IBB HBP BLK WP HR S P ERA WHIP	5.0 5.4 24 3 2 1 3 5 0 1 0 1 0 50 92 1.80 1.600	1.0 3 0 0 0 1 0 0 0 0 0 0 6 7 0.00 0.000	1.0 4 1 0 0 1 0 0 0 0 0 0 12 14 0.00 1.000	1.0 W 4 0 0 0 1 1 0 0 0 0 0 9 16 0.00 1.000	1.0 S 4 1 0 0 2 0 0 0 0 0 0 15 20 0.00 1.000																		
57 Jaime Garcia, L (1, 1) ERA: 5.4																								
22 Seungwhan Oh, R (6, 1) ERA: 1.95																								
77 John Axford, R (7, 1) ERA: 1.47																								
52 Ryan Tepera, R (8, 1) ERA: 3.06																								
36 Tyler Clippard, R (9, 1) ERA: 1.4																								
<b>Batter</b>	<b>1</b>	<b>2</b>	<b>3</b>	<b>4</b>	<b>5</b>	<b>6</b>	<b>7</b>	<b>8</b>	<b>9</b>	<b>AB</b>	<b>R</b>	<b>H</b>	<b>RBI</b>	<b>BB</b>	<b>SO</b>	<b>LOB</b>	<b>BOTTOM</b>							
37 Teoscar Hernández, R (1, 9) OBP: 0.318, SLG: 0.574										4	1	3	1	0	0	2								
20 Josh Donaldson, R (1, 10) OBP: 0.306, SLG: 0.467										4	1	1	0	0	2	2								
26 Yangervis Solarte, S (1, 4) OBP: 0.286, SLG: 0.167										4	0	2	1	0	1	2								
14 Justin Smoak, S (1, 3) OBP: 0.362, SLG: 0.424										3	1	1	1	1	0	1								
11 Kevin Pillar, R (1, 8) OBP: 0.359, SLG: 0.536										4	0	2	1	0	1	2								
55 Russell Martin, R (1, 5) OBP: 0.276, SLG: 0.325										4	1	1	0	0	1	2								
13 Lourdes Gurriel Jr., R (1, 6) OBP: 0.234, SLG: 0.323										4	0	0	0	0	1	1								
21 Luke Maile, R (1, 2) OBP: 0.387, SLG: 0.418										4	0	2	1	0	0	1								
23 Dalton Pompey, S (1, 7) OBP: 0.333, SLG: 0.250										2	0	0	0	1	1	1								
18 Curtis Granderson, L (8, PH) OBP: 0.436, SLG: 0.950										1	0	0	0	0	1	1								
7 Richard Urena, S (9, 4) ERA: 2.7										0	0	0	0	0	0	0								
<b>Inning Stats</b>	R: 0 E: 0 K: 1 S: 10	H: 1 LOB: 0 BB: 0 P: 13	R: 0 E: 0 K: 1 S: 5	H: 0 LOB: 0 BB: 0 P: 8	R: 0 E: 1 K: 0 S: 7	H: 0 LOB: 0 BB: 0 P: 9	R: 1 E: 0 K: 0 S: 16	H: 3 LOB: 2 BB: 0 P: 20	R: 0 E: 0 K: 1 S: 7	H: 0 LOB: 0 BB: 0 P: 8	R: 0 E: 0 K: 1 S: 21	H: 1 LOB: 2 BB: 1 P: 32	R: 0 E: 0 K: 1 S: 10	H: 1 LOB: 2 BB: 1 P: 18	R: 4 E: 0 K: 2 S: 23	H: 6 LOB: 2 BB: 0 P: 31	R: 0 E: 0 K: 2 S: 15	H: 0 LOB: 0 BB: 0 P: 20	1B: 5 2B: 6 HR: 1	SF: 0 SAC: 0 DP: 2 HBP: 0	WP: 1 PB: 0 SB: 0 CS: 0	PA: 36		
<b>PITCHER</b>	IP WLS BF H R ER SO BB IBB HBP BLK WP HR S P ERA WHIP	5.0 3.18 18 4 1 1 3 0 0 0 0 0 0 45 58 1.80 0.800	0.2 H 4 1 0 0 1 1 0 0 0 0 0 18 29 0.00 3.000	1.1 H 6 1 0 0 1 1 0 0 0 0 0 13 21 0.00 1.500	0.1 L 5 5 4 4 0 0 0 0 0 0 0 15 21 108.00 15.000	0.2 3 1 0 0 2 0 0 0 0 0 1 0 8 10 0.00 1.500																		
49 Wade LeBlanc, L (1, 1) ERA: 3.18																								
60 Chasen Bradford, R (6, 1) ERA: 2.4																								
50 Nick Vincent, R (6, 1) ERA: 4.61																								
12 Juan Nicasio, R (8, 1) ERA: 6.0																								
62 Erik Goeddel, R (8, 1) ERA: 2.7																								

Seattle Mariners @ Toronto Blue Jays  
Rogers Centre, Toronto, ON  
Wed May 09 2018, 7:09 PM - 10:16 PM EDT  
Att: 20,290 - Clear - 62 F

AB 32  
R 2  
H 5  
RBI 2  
BB 6  
SO 8  
LOB 20



Seattle Mariners @ Toronto Blue Jays  
Rogers Centre, Toronto, ON  
Wed May 09 2018, 7:09 PM - 10:16 PM EDT  
Att: 20,290 - Clear - 62 F

AB 34  
R 5  
H 12  
RBI 5  
SO 7  
LOB 15













Batter	1	2	3	4	5	6	7	8	9	AB R H RBI BB SO LOB	TOP											
50 Mookie Betts, R OBP: 0.435, SLG: 0.780										5 2 3 0 0 0 0	<b>Boston Red Sox @ Toronto Blue Jays</b> Rogers Centre, Toronto, ON Sat May 12 2018, 4:10 PM - 7:19 PM EDT Att: 37,588 - Roof Closed - 68 F											
16 Andrew Benintendi, L OBP: 0.344, SLG: 0.419										5 1 3 2 0 1 2												
13 Hanley Ramirez, R OBP: 0.350, SLG: 0.464										5 1 1 2 0 2 3												
28 J.D. Martinez, R OBP: 0.385, SLG: 0.603										3 0 0 0 1 2 1												
2 Xander Bogaerts, R OBP: 0.353, SLG: 0.573										4 1 1 0 0 0 1												
11 Rafael Devers, L OBP: 0.306, SLG: 0.439										4 0 2 1 0 2 1												
36 Eduardo Núñez, R OBP: 0.264, SLG: 0.370										4 0 1 0 0 1 2												
19 Jackie Bradley Jr., L OBP: 0.256, SLG: 0.254										4 0 0 0 0 2 2												
7 Christian Vázquez, R OBP: 0.239, SLG: 0.225										4 0 1 0 0 1 0												
<b>Inning Stats</b>	R: 0 E: 0 K: 1 S: 10	H: 1 LOB: 1 BB: 0 P: 16	R: 0 E: 1 K: 1 S: 13	H: 1 LOB: 1 BB: 0 P: 17	R: 3 E: 0 K: 1 S: 21	H: 3 LOB: 1 BB: 1 P: 35	R: 0 E: 0 K: 1 S: 11	H: 0 LOB: 0 BB: 0 P: 14	R: 0 E: 0 K: 0 S: 6	H: 0 LOB: 0 BB: 0 P: 8		R: 1 E: 0 K: 1 S: 10	H: 2 LOB: 1 BB: 0 P: 13	R: 0 E: 0 K: 1 S: 11	H: 2 LOB: 0 BB: 0 P: 16	R: 0 E: 0 K: 2 S: 11	H: 1 LOB: 1 BB: 0 P: 15	R: 1 E: 0 K: 3 S: 14	H: 2 LOB: 1 BB: 0 P: 21	1B: 7 2B: 4 3B: 0 HR: 1	SF: 0 SAC: 0 DP: 0 HBP: 0	WP: 0 PB: 0 SB: 0 CS: 2
<b>PITCHER</b>	IP WLS BF H R ER SO BB IBB HBP BLK WP HR S P ERA WHIP											IP WLS BF H R ER SO BB IBB HBP BLK WP HR S P ERA WHIP										
25 Marco Estrada, R ERA: 5.32	6.0 L 26 7 4 4 5 1 0 0 0 0 0 1 71 103 6.00 1.333																					
39 Jake Patricka, R ERA: 4.15	0.0 2 2 0 0 0 0 0 0 0 0 0 6 8 ∞ ∞																					
62 Aaron Loup, L ERA: 3.86	0.2 1 0 0 0 1 0 0 0 0 0 0 3 5 0.00 0.000																					
22 Seunghwan Oh, R ERA: 1.45	1.1 5 1 0 0 2 0 0 0 0 0 0 13 18 0.00 0.750																					
52 Ryan Tepera, R ERA: 3.2	1.0 5 2 1 1 3 0 0 0 0 0 0 14 21 9.00 2.000																					

Batter	1	2	3	4	5	6	7	8	9	AB R H RBI BB SO LOB	BOTTOM											
37 Teoscar Hernández, R OBP: 0.309, SLG: 0.553										4 0 2 0 0 0 1	<b>Boston Red Sox @ Toronto Blue Jays</b> Rogers Centre, Toronto, ON Sat May 12 2018, 4:10 PM - 7:19 PM EDT Att: 37,588 - Roof Closed - 68 F											
20 Josh Donaldson, R OBP: 0.316, SLG: 0.460										3 0 0 0 1 0 3												
26 Yangervis Solarte, S OBP: 0.329, SLG: 0.486										4 0 0 0 0 1 2												
14 Justin Smoak, S OBP: 0.351, SLG: 0.423										3 1 1 1 1 1 1												
11 Kevin Pillar, R OBP: 0.358, SLG: 0.533										4 1 1 0 0 1 1												
55 Russell Martin, R OBP: 0.276, SLG: 0.348										3 0 0 0 1 2 1												
30 Anthony Alford, R ERA: 4.89										3 0 1 1 0 1 0												
18 Curtis Granderson, L OBP: 0.440, SLG: 0.481										1 0 0 0 0 0 0												
21 Luke Maile, R OBP: 0.394, SLG: 0.508										4 0 0 0 0 4 3												
3 Gio Urshela, R OBP: 0.500, SLG: 0.500										2 0 1 0 0 1 0												
7 Richard Urena, S OBP: 0.333, SLG: 0.333										2 0 1 0 0 1 0												
<b>Inning Stats</b>	R: 0 E: 0 K: 0 S: 8	H: 0 LOB: 1 BB: 1 P: 14	R: 0 E: 3 K: 3 S: 9	H: 0 LOB: 0 BB: 0 P: 14	R: 0 E: 0 K: 1 S: 11	H: 2 LOB: 1 BB: 0 P: 17	R: 1 E: 0 K: 1 S: 15	H: 1 LOB: 2 BB: 2 P: 28	R: 0 E: 0 K: 1 S: 7	H: 1 LOB: 1 BB: 0 P: 11	R: 1 E: 0 K: 1 S: 12	H: 1 LOB: 0 BB: 0 P: 21	R: 0 E: 0 K: 0 S: 5	H: 1 LOB: 0 BB: 0 P: 6	R: 0 E: 0 K: 3 S: 11	H: 1 LOB: 1 BB: 0 P: 18	R: 0 E: 0 K: 2 S: 9	H: 0 LOB: 0 BB: 0 P: 10	1B: 5 2B: 2 3B: 0 HR: 1	SF: 0 SAC: 0 DP: 2 HBP: 0	WP: 0 PB: 0 SB: 1 CS: 0	PA: 36
<b>PITCHER</b>	IP WLS BF H R ER SO BB IBB HBP BLK WP HR S P ERA WHIP											IP WLS BF H R ER SO BB IBB HBP BLK WP HR S P ERA WHIP										
24 David Price, L ERA: 4.89	5.1 W 23 5 2 2 6 3 0 0 0 0 0 1 55 93 3.38 1.500																					
39 Carson Smith, R ERA: 3.38	0.2 H 3 0 0 0 1 0 0 0 0 0 0 7 12 0.00 0.000																					
76 Hector Velázquez, R ERA: 2.28	1.0 H 3 1 0 0 0 0 0 0 0 0 0 5 6 0.00 1.000																					
56 Joe Kelly, R ERA: 2.45	1.0 H 4 1 0 0 3 0 0 0 0 0 0 11 18 0.00 1.000																					
46 Craig Kimbrel, R ERA: 2.08	1.0 S 3 0 0 0 2 0 0 0 0 0 0 9 10 0.00 0.000																					





Batter	1	2	3	4	5	6	7	8	9	AB	R	H	RBI	BB	SO	LOB	TOP					
50 Mookie Betts, R OBP: 0.440, SLG: 0.772										4	1	2	0	1	2	0						
16 Andrew Benintendi, L OBP: 0.365, SLG: 0.414										4	2	1	0	1	0	5						
28 J.D. Martinez, R OBP: 0.394, SLG: 0.624										3	1	2	3	1	1							
18 Mitch Moreland, L OBP: 0.394, SLG: 0.609										3	0	1	1	1	1							
2 Xander Bogaerts, R OBP: 0.340, SLG: 0.550										4	0	0	1	0	0	4						
11 Rafael Devers, L OBP: 0.298, SLG: 0.428										4	0	0	0	0	1							
12 Brock Holt, L OBP: 0.369, SLG: 0.483										4	0	1	0	0	1	0						
7 Christian Vázquez, R OBP: 0.230, SLG: 0.217										4	0	0	0	0	0	1						
19 Jackie Bradley Jr., L OBP: 0.263, SLG: 0.256										3	1	1	0	1	1	0						
<b>Inning Stats</b>	R: 2 E: 0 K: 1 S: 9	H: 2 LOB: 0 BB: 0 P: 16	R: 0 E: 0 K: 2 S: 8	H: 0 LOB: 0 BB: 0 P: 12	R: 1 E: 0 K: 0 S: 24	H: 1 LOB: 2 BB: 3 P: 41	R: 0 E: 0 K: 0 S: 5	H: 0 LOB: 0 BB: 0 P: 10	R: 1 E: 0 K: 1 S: 11	H: 2 LOB: 1 BB: 0 P: 19	R: 0 E: 0 K: 0 S: 5	H: 0 LOB: 0 BB: 0 P: 8	R: 0 E: 0 K: 2 S: 9	H: 0 LOB: 0 BB: 0 P: 16	R: 1 E: 0 K: 1 S: 14	H: 1 LOB: 1 BB: 1 P: 24	R: 0 E: 0 K: 0 S: 13	H: 2 LOB: 2 BB: 1 P: 21	1B: 6 2B: 1 3B: 0 HR: 1	SF: 0 SAC: 0 DP: 1 HBP: 0	WP: 0 PB: 0 SB: 4 CS: 1	PA: 38
<b>PITCHER</b>	IP WLS BF H R ER SO BB IBB HBP BLK WP HR S P ERA WHIP																					
31 Joe Biagini, R ERA: 7.98	(1, 1) 4.2 L 20 4 4 4 3 3 0 0 0 0 0 1 52 90 7.71 1.500																					
77 John Axford, R ERA: 1.31	(5, 1) 1.1 5 1 0 0 1 0 0 0 0 0 0 10 16 0.00 0.750																					
43 Sam Gaviglio, R ERA: 2.08	(7, 1) 1.1 6 1 1 1 3 1 0 0 0 0 0 18 33 6.75 1.500																					
36 Tyler Clippard, R ERA: 1.23	(8, 1) 1.2 7 2 0 0 0 1 0 0 0 0 0 18 28 0.00 1.800																					

**Boston Red Sox @ Toronto Blue Jays**  
Rogers Centre, Toronto, ON  
Sun May 13 2018, 1:10 PM - 4:50 PM EDT  
Att: 37,888 - Sunny - 59 F

AB 33  
R 5  
H 8  
RBI 5  
BB 5  
SO 7  
LOB 13



Batter	1	2	3	4	5	6	7	8	9	AB	R	H	RBI	BB	SO	LOB	BOTTOM					
37 Teoscar Hernández, R OBP: 0.305, SLG: 0.538										5	1	1	0	0	1	4						
20 Josh Donaldson, R OBP: 0.320, SLG: 0.467										5	1	2	0	0	2	1						
14 Justin Smoak, S OBP: 0.358, SLG: 0.429										3	1	1	2	2	0	0						
26 Yangervis Solarte, S OBP: 0.331, SLG: 0.480										4	0	1	0	1	1	3						
11 Kevin Pillar, R OBP: 0.349, SLG: 0.519										4	0	0	0	0	2	6						
55 Russell Martin, R OBP: 0.294, SLG: 0.376										4	0	3	1	0	1	0						
8 Kendrys Morales, S OBP: 0.250, SLG: 0.275										2	0	1	0	2	0	2						
30 Anthony Alford, R OBP: 0.250, SLG: 0.143										2	0	0	0	0	2	3						
18 Curtis Granderson, L OBP: 0.431, SLG: 0.468										2	0	0	0	0	1	1						
7 Richard Urena, S OBP: 0.286, SLG: 0.286										4	0	1	0	0	1	4						
<b>Inning Stats</b>	R: 0 E: 0 K: 0 S: 13	H: 1 LOB: 2 BB: 1 P: 27	R: 0 E: 0 K: 2 S: 11	H: 1 LOB: 2 BB: 1 P: 19	R: 0 E: 0 K: 2 S: 12	H: 0 LOB: 1 BB: 1 P: 22	R: 0 E: 0 K: 2 S: 9	H: 0 LOB: 1 BB: 1 P: 16	R: 3 E: 0 K: 1 S: 19	H: 4 LOB: 1 BB: 1 P: 29	R: 0 E: 0 K: 1 S: 14	H: 1 LOB: 1 BB: 0 P: 20	R: 0 E: 0 K: 1 S: 9	H: 2 LOB: 2 BB: 0 P: 14	R: 0 E: 0 K: 2 S: 10	H: 1 LOB: 1 BB: 0 P: 16	R: 0 E: 0 K: 0 S: 3	H: 0 LOB: 0 BB: 0 P: 4	1B: 7 2B: 3 3B: 0 HR: 0	SF: 0 SAC: 0 DP: 1 HBP: 0	WP: 1 PB: 0 SB: 0 CS: 0	PA: 40
<b>PITCHER</b>	IP WLS BF H R ER SO BB IBB HBP BLK WP HR S P ERA WHIP																					
31 Drew Pomeranz, L ERA: 5.47	(1, 1) 4.0 W 7 2 0 0 2 5 0 0 0 0 0 1 21 30 0.00 1.000																					
76 Hector Velázquez, R ERA: 2.1	(5, 1) 2.0 W 7 2 0 0 2 0 0 0 0 0 0 0 9 14 0.00 2.000																					
32 Matt Barnes, R ERA: 3.06	(7, 1) 1.0 H 4 2 0 0 1 0 0 0 0 0 0 9 14 0.00 2.000																					
37 Heath Hembree, R ERA: 5.4	(8, 1) 1.0 H 4 1 0 0 2 0 0 0 0 0 0 10 16 0.00 1.000																					
56 Joe Kelly, R ERA: 2.33	(9, 1) 1.0 S 3 0 0 0 0 0 0 0 0 0 0 3 4 0.00 0.000																					

**Boston Red Sox @ Toronto Blue Jays**  
Rogers Centre, Toronto, ON  
Sun May 13 2018, 1:10 PM - 4:50 PM EDT  
Att: 37,888 - Sunny - 59 F

AB 35  
R 3  
H 10  
RBI 3  
BB 5  
SO 11  
LOB 24





Batter	1	2	3	4	5	6	7	8	9	AB	R	H	RBI	BB	SO	LOB	TOP			
18 Curtis Granderson, L (1.7) OBP: 0.425, SLG: 0.458										4	1	1	0	0	2	0	<b>Toronto Blue Jays @ New York Mets</b> Citi Field, Flushing, NY Tue May 15 2018, 8:37 PM - 11:38 PM EDT Att: 28,967 - Cloudy - 67 F			
20 Josh Donaldson, R (1.5) OBP: 0.318, SLG: 0.469										4	0	1	0	0	1	1				
3 Gio Urshela, R (8.5)										0	0	0	0	0	0	0				
14 Justin Smoak, S (1.3) OBP: 0.362, SLG: 0.426										3	1	1	0	1	1	0				
37 Teoscar Hernández, R (1.9) OBP: 0.313, SLG: 0.537										2	0	1	0	0	0	2				
48 Deck McGuire, R (5.1) OBP: 1.000, SLG: 1.000										1	0	1	0	0	0	0				
26 Yangervis Solarte, S (1.4) OBP: 0.329, SLG: 0.474										4	0	1	2	0	0	2				
11 Kevin Pillar, R (1.8) OBP: 0.341, SLG: 0.506										4	0	0	0	0	1	3				
55 Russell Martin, R (1.2) OBP: 0.292, SLG: 0.365										3	0	0	0	1	1	0				
7 Richard Urena, S (1.6) OBP: 0.200, SLG: 0.200										3	0	0	0	0	2	2				
21 Luke Maile, R (8.2) OBP: 0.389, SLG: 0.500										1	0	0	0	0	1	0				
57 Jaime Garcia, L (1.1)										2	0	0	0	0	2	0				
39 Jake Petricka, R (4.1)										0	0	0	0	0	0	0				
27 Dwight Smith Jr., R (5.9) OBP: 0.400, SLG: 0.600										1	0	0	0	0	1	0				
<b>Inning Stats</b>	R: 0 E: 0 K: 3 S: 11	H: 0 LOB: 0 BB: 15	R: 0 E: 0 K: 1 S: 16	H: 1 LOB: 2 BB: 1 P: 24	R: 2 E: 0 K: 1 S: 12	H: 3 LOB: 2 BB: 0 P: 26	R: 0 E: 0 K: 2 S: 11	H: 0 LOB: 0 BB: 0 P: 18	R: 0 E: 0 K: 0 S: 8	H: 1 LOB: 1 BB: 1 P: 20	R: 0 E: 0 K: 2 S: 8	H: 0 LOB: 0 BB: 0 P: 11	R: 0 E: 0 K: 0 S: 7	H: 1 LOB: 1 BB: 0 P: 10	R: 0 E: 0 K: 1 S: 5	H: 0 LOB: 0 BB: 9	1B: 5 2B: 1 3B: 0 HR: 0	SF: 0 SAC: 0 DP: 1 HBP: 1	WP: 0 PB: 0 SB: 1 CS: 0	PA: 35
<b>PITCHER</b>	IP WLS BF H R ER SO BB IBB HBP BLK WP HR S P ERA WHIP																			
34 Noah Syndergaard, R (1.1) ERA: 3.14	5.0 W 22 5 2 2 7 2 0 1 0 0 0 0 58 103 3.60 1.400																			
67 Seth Lugo, R (6.1) ERA: 2.13	3.0 10 1 0 0 4 0 0 0 0 0 0 0 25 35 0.00 0.333																			
35 Jacob Rhamer, R (9.1) ERA: 5.79	1.0 3 0 0 0 1 0 0 0 0 0 0 0 5 9 0.00 0.000																			

AB	32
R	2
H	6
RBI	2
BB	2
SO	12
LOB	10



Batter	1	2	3	4	5	6	7	8	9	AB	R	H	RBI	BB	SO	LOB	BOTTOM			
9 Brandon Nimmo, L (1.7) OBP: 0.436, SLG: 0.424										5	0	1	1	0	1	4	<b>Toronto Blue Jays @ New York Mets</b> Citi Field, Flushing, NY Tue May 15 2018, 8:37 PM - 11:38 PM EDT Att: 28,967 - Cloudy - 67 F			
12 Juan Lagares, R (1.8) OBP: 0.393, SLG: 0.411										5	2	4	3	0	1	0				
13 Asdrúbal Cabrera, S (1.4) OBP: 0.373, SLG: 0.551										4	0	1	1	0	1	3				
15 Luis Guillorme, L (8.4) OBP: 1.000, SLG: 1.000										1	0	1	1	0	0	0				
4 Wilmer Flores, R (1.3) OBP: 0.303, SLG: 0.380										4	1	0	0	1	1	2				
19 Jay Bruce, L (1.9) OBP: 0.309, SLG: 0.384										5	1	1	0	0	0	3				
29 Devin Mesoraco, R (1.2) OBP: 0.302, SLG: 0.411										2	4	2	2	3	0	0				
7 José Reyes, S (1.5) OBP: 0.180, SLG: 0.208										5	1	1	0	0	1	3				
34 Noah Syndergaard, L (1.1) ERA: 6.28										1	0	1	2	0	0	0				
23 Adrián González, L (5.9) OBP: 0.333, SLG: 0.433										1	1	1	0	0	0	0				
67 Seth Lugo, R (6.1) ERA: 8.44										1	0	0	0	0	1	0				
35 Jacob Rhamer, R (9.1) ERA: 8.1										0	0	0	0	0	0	0				
1 Amed Rosario, R (1.6) OBP: 0.288, SLG: 0.345										4	2	3	2	0	0	1				
<b>Inning Stats</b>	R: 0 E: 0 K: 1 S: 11	H: 1 LOB: 2 BB: 1 P: 20	R: 1 E: 0 K: 0 S: 8	H: 1 LOB: 1 BB: 1 P: 15	R: 0 E: 0 K: 2 S: 9	H: 0 LOB: 0 BB: 0 P: 12	R: 5 E: 0 K: 0 S: 16	H: 5 LOB: 1 BB: 1 P: 27	R: 3 E: 1 K: 0 S: 19	H: 5 LOB: 2 BB: 0 P: 26	R: 0 E: 0 K: 2 S: 8	H: 0 LOB: 1 BB: 1 P: 14	R: 0 E: 0 K: 1 S: 7	H: 1 LOB: 0 BB: 0 P: 10	R: 3 E: 0 K: 0 S: 16	H: 3 LOB: 0 BB: 0 P: 23	1B: 10 2B: 4 3B: 1 HR: 1	SF: 1 SAC: 0 DP: 1 HBP: 0	WP: 0 PB: 0 SB: 1 CS: 0	PA: 43
<b>PITCHER</b>	IP WLS BF H R ER SO BB IBB HBP BLK WP HR S P ERA WHIP																			
57 Jaime Garcia, L (1.1) ERA: 6.28	3.2 L 20 6 6 6 3 3 0 0 0 0 0 0 39 67 14.73 2.455																			
39 Jake Petricka, R (4.1) ERA: 8.44	1.0 9 6 3 3 0 0 0 0 0 0 0 0 22 31 27.00 6.000																			
48 Deck McGuire, R (5.1) ERA: 8.1	3.1 14 4 3 3 3 1 0 0 0 0 0 1 33 49 8.10 1.500																			

AB	38
R	12
H	16
RBI	12
BB	4
SO	6
LOB	16

















Batter	1	2	3	4	5	6	7	8	9	AB	R	H	RBI	BB	SO	LOB	TOP																
10 Marcus Semien, R (1, 6) OBP: 0.321, SLG: 0.387										5	0	2	0	0	2	2	<p>Oakland Athletics @ Toronto Blue Jays</p> <p>Rogers Centre, Toronto, ON</p> <p>Sat May 19 2018, 1:10 PM - 4:25 PM EDT</p> <p>Att: 35,786 - Roof Closed - 68 F</p>																
23 Matt Joyce, L (1, 7) OBP: 0.335, SLG: 0.373										5	0	0	0	0	1	4																	
26 Matt Chapman, R (1, 5) OBP: 0.339, SLG: 0.461										4	1	0	0	1	1	0																	
2 Khris Davis, R (1, 10) OBP: 0.310, SLG: 0.503										5	1	2	0	0	3	0																	
28 Matt Olson, L (1, 3) OBP: 0.330, SLG: 0.417										4	0	1	0	1	1	2																	
25 Stephen Piscotty, R (1, 9) OBP: 0.294, SLG: 0.370										4	1	2	1	0	1	3																	
11 Dustin Fowler, L (1, 8) OBP: 0.310, SLG: 0.440										3	0	0	0	1	0	3																	
21 Jonathan Lucroy, R (1, 2) OBP: 0.338, SLG: 0.363										3	0	1	0	0	0	3																	
8 Jed Lowrie, S (8, PH) OBP: 0.450, SLG: 0.559										0	1	0	0	1	0	0																	
18 Chad Pinder, R (1, 4) OBP: 0.341, SLG: 0.507										4	1	2	4	0	1	0																	
19 Josh Phegley, R (8, 2) OBP: 0.250, SLG: 0.500										0	0	0	0	0	0	0																	
<b>Inning Stats</b>	R: 0 E: 0 K: 1 S: 9	H: 0 LOB: 0 BB: 0 P: 12	R: 0 E: 0 K: 1 S: 9	H: 1 LOB: 1 BB: 0 P: 13	R: 0 E: 0 K: 0 S: 10	H: 1 LOB: 1 BB: 0 P: 13	R: 0 E: 0 K: 3 S: 11	H: 1 LOB: 1 BB: 0 P: 17	R: 0 E: 0 K: 1 S: 16	H: 2 LOB: 2 BB: 0 P: 21	R: 0 E: 0 K: 0 S: 12	H: 1 LOB: 3 BB: 2 P: 24	R: 0 E: 0 K: 1 S: 10	H: 0 LOB: 0 BB: 0 P: 13	R: 5 E: 1 K: 2 S: 21	H: 4 LOB: 1 BB: 2 P: 37	R: 0 E: 0 K: 1 S: 7	H: 0 LOB: 0 BB: 0 P: 12	1B: 7 2B: 2 3B: 0 HR: 1	SF: 0 SAC: 0 DP: 0 HBP: 0	WP: 0 PB: 0 SB: 1 CS: 0	PA: 41											
<b>PITCHER</b>	IP WLS BF H R ER SO BB IBB HBP BLK WP HR S P ERA WHIP																																
43 Sam Gaviglio, R (1, 1) ERA: 0.93	5.1	23	6	0	0	6	1	0	0	0	0	0	0	0	61	88	0.00	1.312															
22 Seungwhan Oh, R (6, 1) ERA: 2.57	1.2	H	6	0	0	1	1	0	0	0	0	0	0	0	16	25	0.00	0.600															
77 John Axford, R (8, 1) ERA: 3.27	0.1	H	4	2	3	3	1	0	0	0	0	0	0	8	16	81.00	9.000																
36 Tyler Clippard, R (8, 1) ERA: 1.9	0.2	L	5	2	2	2	1	0	0	0	0	1	13	21	27.00	4.500																	
48 Deek McGuire, R (9, 1) ERA: 6.23	1.0	S	3	0	0	0	0	0	0	0	0	0	7	12	0.00	0.000																	

AB	37
R	5
H	10
RBI	5
BB	4
SO	10
LOB	17



Batter	1	2	3	4	5	6	7	8	9	AB	R	H	RBI	BB	SO	LOB	BOTTOM															
37 Teoscar Hernández, R (1, 9) OBP: 0.312, SLG: 0.538										5	0	0	0	0	2	1	<p>Oakland Athletics @ Toronto Blue Jays</p> <p>Rogers Centre, Toronto, ON</p> <p>Sat May 19 2018, 1:10 PM - 4:25 PM EDT</p> <p>Att: 35,786 - Roof Closed - 68 F</p>															
20 Josh Donaldson, R (1, 5) OBP: 0.317, SLG: 0.422										4	1	0	0	1	1	0																
14 Justin Smoak, S (1, 3) OBP: 0.377, SLG: 0.450										3	1	2	0	2	0	0																
21 Luke Maile, R (9, PR) OBP: 0.395, SLG: 0.500										5	0	2	1	0	1	3																
26 Yangervis Solarte, S (1, 4) OBP: 0.323, SLG: 0.462										2	0	0	1	1	0	1																
11 Kevin Pillar, R (1, 8) OBP: 0.335, SLG: 0.491										3	0	0	0	1	0	3																
55 Russell Martin, R (1, 2) OBP: 0.288, SLG: 0.333										3	0	0	0	1	0	3																
8 Kendrys Morales, S (1, 10) OBP: 0.239, SLG: 0.270										4	0	1	0	0	1	2																
27 Dwight Smith Jr., L (1, 7) OBP: 0.389, SLG: 0.500										2	1	0	0	1	0	3																
3 Gio Urshela, R (1, 6) OBP: 0.250, SLG: 0.500										3	1	1	2	0	0	3																
18 Curtis Granderson, L (8, PH) OBP: 0.450, SLG: 0.457										1	0	0	0	0	0	1																
7 Richard Urena, S (9, 6) OBP: 0.313, SLG: 0.500										0	0	0	0	0	0	0																
<b>Inning Stats</b>	R: 0 E: 0 K: 0 S: 9	H: 1 LOB: 1 BB: 0 P: 12	R: 0 E: 1 K: 0 S: 12	H: 0 LOB: 2 BB: 1 P: 22	R: 0 E: 0 K: 1 S: 10	H: 0 LOB: 0 BB: 0 P: 15	R: 0 E: 0 K: 1 S: 10	H: 1 LOB: 1 BB: 1 P: 19	R: 4 E: 0 K: 0 S: 18	H: 3 LOB: 1 BB: 1 P: 29	R: 0 E: 0 K: 1 S: 9	H: 1 LOB: 1 BB: 0 P: 13	R: 0 E: 0 K: 0 S: 10	H: 0 LOB: 1 BB: 1 P: 16	R: 0 E: 0 K: 0 S: 10	H: 0 LOB: 1 BB: 1 P: 16	R: 0 E: 0 K: 2 S: 12	H: 0 LOB: 1 BB: 1 P: 20	1B: 2 2B: 3 3B: 0 HR: 1	SF: 1 SAC: 0 DP: 1 HBP: 1	WP: 0 PB: 0 SB: 1 CS: 0	PA: 40										
<b>PITCHER</b>	IP WLS BF H R ER SO BB IBB HBP BLK WP HR S P ERA WHIP																															
55 Sean Manaea, L (1, 1) ERA: 2.71	5.0	24	5	4	4	2	3	0	0	0	0	0	0	19	29	0.00	1.000															
15 Emilio Pagan, R (6, 1) ERA: 5.17	2.0	W	8	1	0	0	1	0	0	0	0	0	0	10	16	0.00	1.000															
62 Lou Trivino, R (8, 1) ERA: 0.55	1.0	H	4	0	0	0	1	0	0	0	0	0	0	12	20	0.00	1.000															
39 Blake Treinen, R (9, 1) ERA: 1.19	1.0	S	4	0	0	0	2	1	0	0	0	0	0	0	0	0																

AB	32
R	4
H	6
RBI	4
BB	6
SO	5
LOB	17





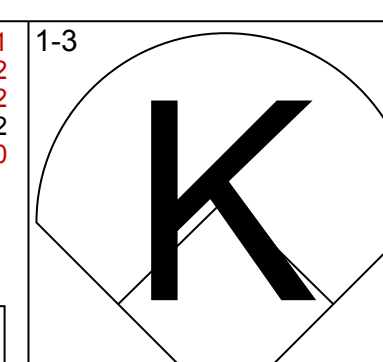
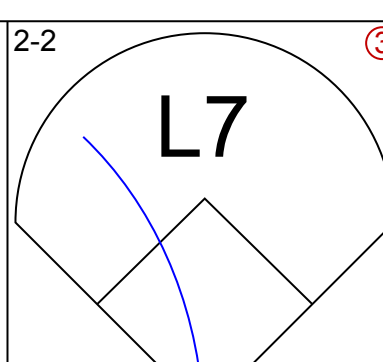
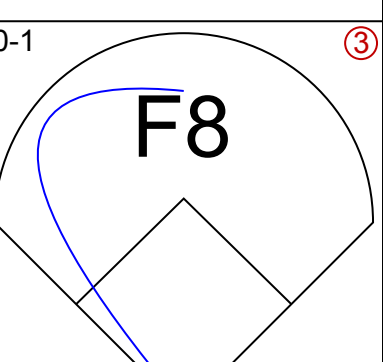
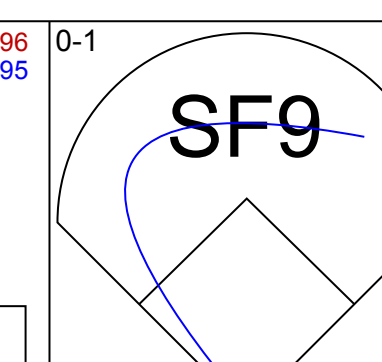
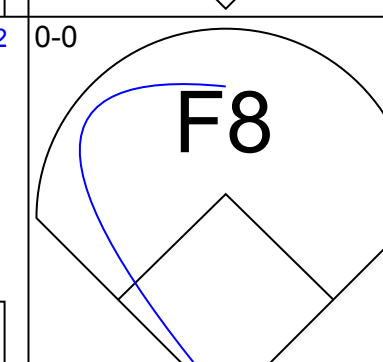
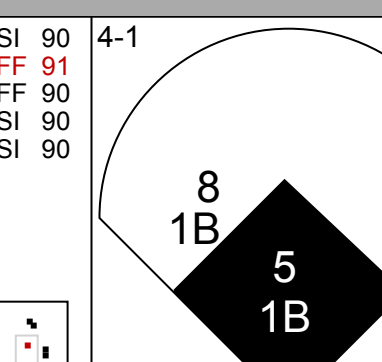
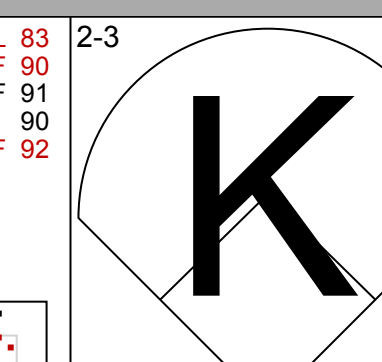
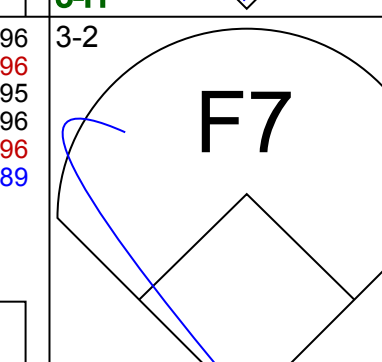
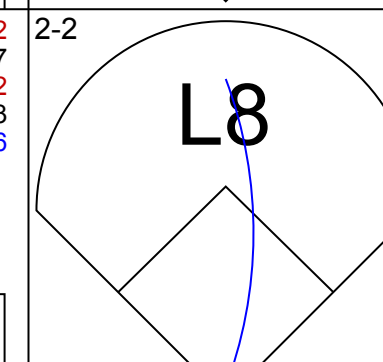
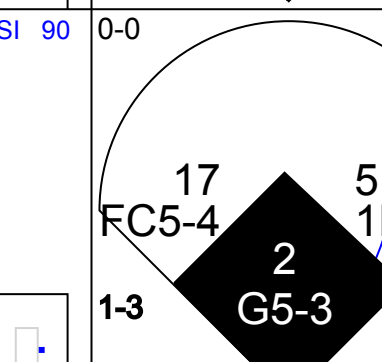
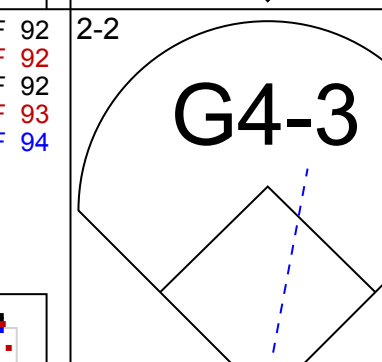
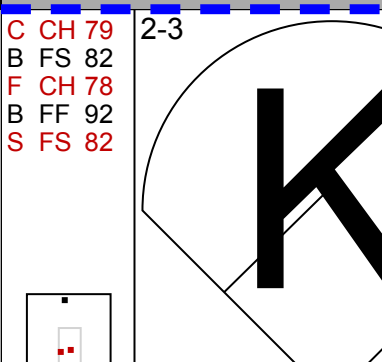
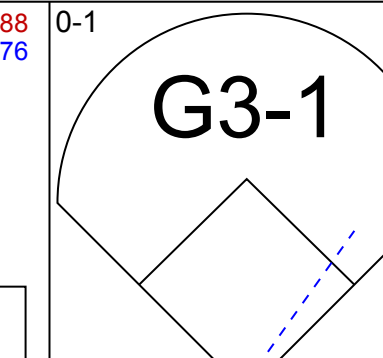
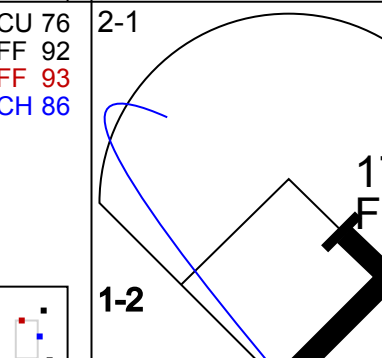
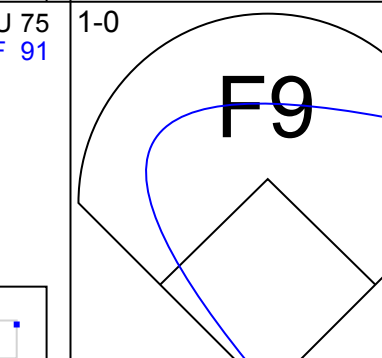
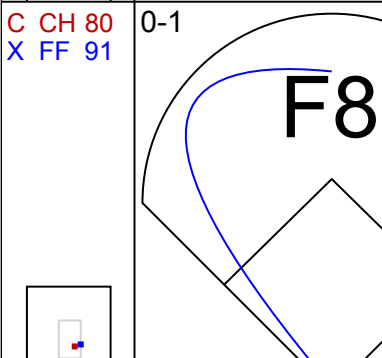
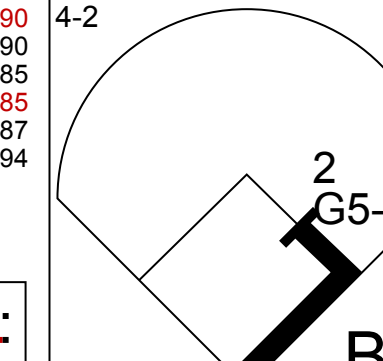
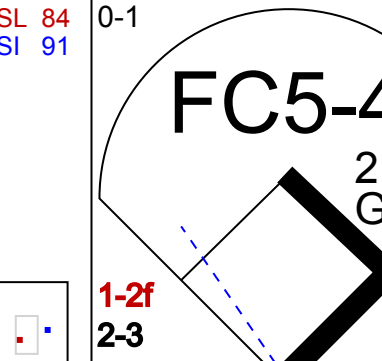
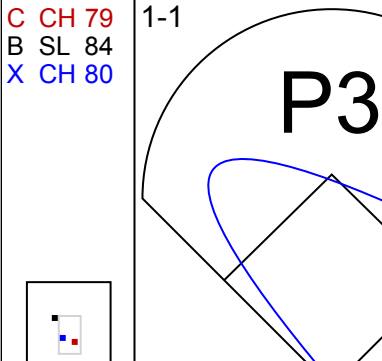
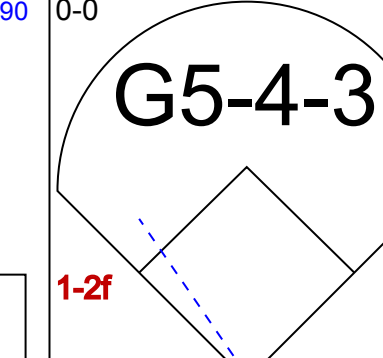
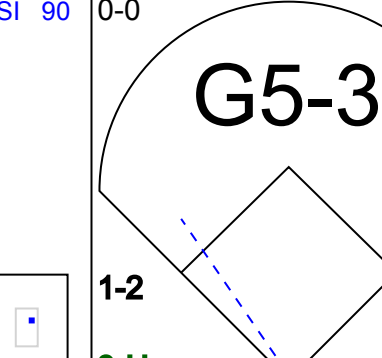
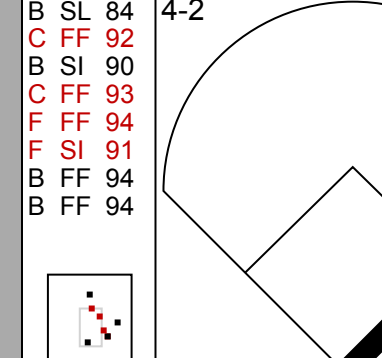
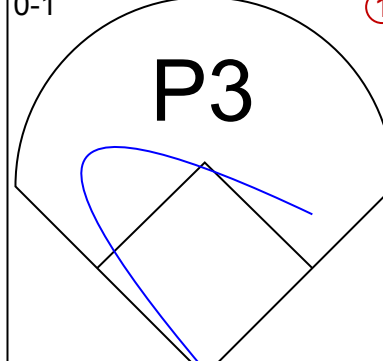
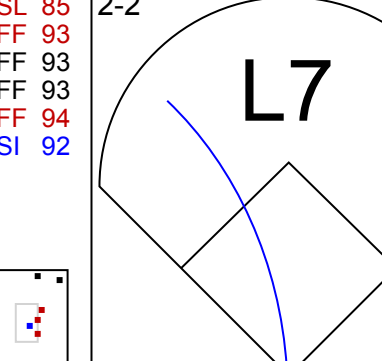
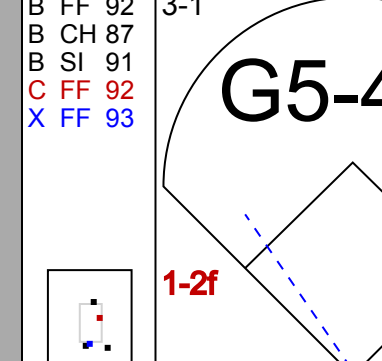
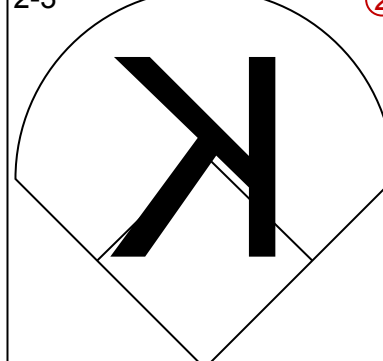
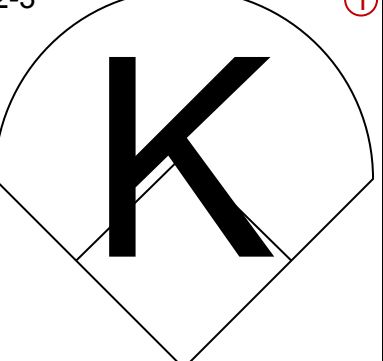
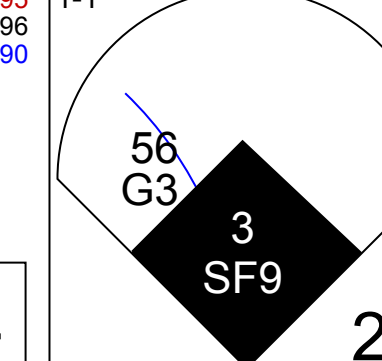
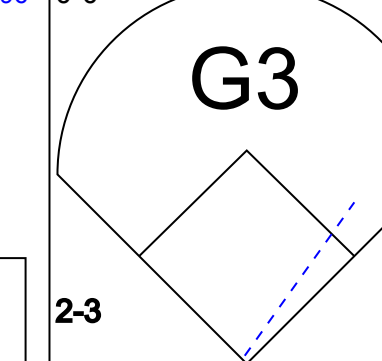

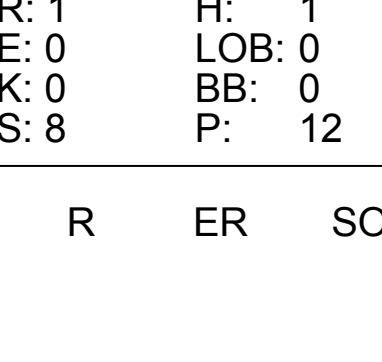
Batter	1	2	3	4	5	6	7	8	9	AB	R	H	RBI	BB	SO	LOB	TOP					
11 Dustin Fowler, L (1.8) OBP: 0.294, SLG: 0.414	G4-3		CS		G4-3	SF		P6		4	1	1	2	0	0	1	<b>Oakland Athletics @ Toronto Blue Jays</b> Rogers Centre, Toronto, ON Sun May 20 2018, 1:08 PM - 4:18 PM EDT Att: 30,676 - Partly Cloudy - 64 F					
10 Marcus Semien, R (1.6) OBP: 0.323, SLG: 0.404	CS		L9		HR	SF9		L7		4	1	2	3	0	0	1						
8 Jed Lowrie, S (1.4) OBP: 0.389, SLG: 0.547	CS		CS		HR	F7		E6		4	0	0	0	1	2	1						
20 Mark Canha, R (9.7) OBP: 0.302, SLG: 0.472	K		CS		BB			E6		0	0	0	0	0	0	0						
2 Khris Davis, R (1.10) OBP: 0.307, SLG: 0.497		F9		G6-4-3				F9		2	0	0	0	0	0	1						
23 Matt Joyce, L (5.7) OBP: 0.335, SLG: 0.380				G6-4-3				F9		3	0	1	0	0	1	1						
28 Matt Olson, L (1.3) OBP: 0.326, SLG: 0.417		K			F8			F7		5	0	1	0	0	1	1						
26 Matt Chapman, R (1.5) OBP: 0.351, SLG: 0.479					F7					4	2	3	0	1	0	1						
25 Stephen Piscotty, R (1.9) OBP: 0.311, SLG: 0.362										3	2	0	0	2	0	2						
21 Jonathan Lucroy, R (1.2) OBP: 0.348, SLG: 0.367										4	1	2	1	1	0	2						
18 Chad Pinder, R (1.7) OBP: 0.337, SLG: 0.494										4	2	1	1	0	1	5						
<b>Inning Stats</b>	R: 0 E: 0 K: 1 S: 8	H: 1 LOB: 1 BB: 0 P: 12	R: 1 E: 0 K: 1 S: 14	H: 1 LOB: 1 BB: 0 P: 25	R: 0 E: 0 K: 0 S: 6	H: 1 LOB: 1 BB: 0 P: 12	R: 0 E: 0 K: 0 S: 11	H: 1 LOB: 1 BB: 1 P: 18	R: 4 E: 0 K: 1 S: 21	H: 4 LOB: 1 BB: 1 P: 38	R: 0 E: 0 K: 2 S: 17	H: 1 LOB: 3 BB: 2 P: 32	R: 0 E: 1 K: 0 S: 7	H: 0 LOB: 1 BB: 0 P: 11	R: 0 E: 0 K: 0 S: 7	H: 0 LOB: 1 BB: 1 P: 16	1B: 6 2B: 5 3B: 0 HR: 1	SF: 2 SAC: 0 DP: 2 HBP: 0	WP: 1 PB: 0 SB: 0 CS: 2	PA: 45		
<b>PITCHER</b>	IP WLS BF H R ER SO BB IBB HBP BLK WP HR S P ERA WHIP	IP WLS BF H R ER SO BB IBB HBP BLK WP HR S P ERA WHIP	IP WLS BF H R ER SO BB IBB HBP BLK WP HR S P ERA WHIP	IP WLS BF H R ER SO BB IBB HBP BLK WP HR S P ERA WHIP	IP WLS BF H R ER SO BB IBB HBP BLK WP HR S P ERA WHIP	IP WLS BF H R ER SO BB IBB HBP BLK WP HR S P ERA WHIP	IP WLS BF H R ER SO BB IBB HBP BLK WP HR S P ERA WHIP	IP WLS BF H R ER SO BB IBB HBP BLK WP HR S P ERA WHIP	IP WLS BF H R ER SO BB IBB HBP BLK WP HR S P ERA WHIP	IP WLS BF H R ER SO BB IBB HBP BLK WP HR S P ERA WHIP	IP WLS BF H R ER SO BB IBB HBP BLK WP HR S P ERA WHIP	IP WLS BF H R ER SO BB IBB HBP BLK WP HR S P ERA WHIP	IP WLS BF H R ER SO BB IBB HBP BLK WP HR S P ERA WHIP	IP WLS BF H R ER SO BB IBB HBP BLK WP HR S P ERA WHIP	IP WLS BF H R ER SO BB IBB HBP BLK WP HR S P ERA WHIP	IP WLS BF H R ER SO BB IBB HBP BLK WP HR S P ERA WHIP	IP WLS BF H R ER SO BB IBB HBP BLK WP HR S P ERA WHIP	IP WLS BF H R ER SO BB IBB HBP BLK WP HR S P ERA WHIP	IP WLS BF H R ER SO BB IBB HBP BLK WP HR S P ERA WHIP	IP WLS BF H R ER SO BB IBB HBP BLK WP HR S P ERA WHIP	IP WLS BF H R ER SO BB IBB HBP BLK WP HR S P ERA WHIP	IP WLS BF H R ER SO BB IBB HBP BLK WP HR S P ERA WHIP



Batter	1	2	3	4	5	6	7	8	9	AB	R	H	RBI	BB	SO	LOB	BOTTOM						
18 Curtis Granderson, L (1.7) OBP: 0.416, SLG: 0.439	F9		K			G3		K		4	0	0	0	0	2	4	<b>Oakland Athletics @ Toronto Blue Jays</b> Rogers Centre, Toronto, ON Sun May 20 2018, 1:08 PM - 4:18 PM EDT Att: 30,676 - Partly Cloudy - 64 F						
20 Josh Donaldson, R (1.5) OBP: 0.310, SLG: 0.411	F9		G5-3			F7		F7		3	0	0	0	0	0	2							
3 Gio Urshela, R (8.5) OBP: 0.231, SLG: 0.462										1	0	0	0	0	0	0							
14 Justin Smoak, S (1.3) OBP: 0.369, SLG: 0.439	L9				F9			K		4	0	0	0	0	1	0							
37 Teoscar Hernández, R (1.9) OBP: 0.310, SLG: 0.526		P2			L9			G5-3		3	1	0	0	1	0	0							
26 Yangervis Solarte, S (1.4) OBP: 0.327, SLG: 0.480					L1			G3-1		4	1	2	2	0	0	0							
11 Kevin Pillar, R (1.8) OBP: 0.332, SLG: 0.486										2	0	0	0	0	0	0							
27 Dwight Smith Jr., L (8.7) OBP: 0.400, SLG: 0.471										1	0	0	0	1	0	0							
8 Kendrys Morales, S (1.10) OBP: 0.248, SLG: 0.279										4	0	2	0	0	1	1							
21 Luke Maile, R (1.2) OBP: 0.405, SLG: 0.493										1	0	0	0	2	0	0							
7 Richard Urena, S (1.6) OBP: 0.278, SLG: 0.444										2	0	0	0	0	1	2							
<b>Inning Stats</b>	R: 0 E: 0 K: 0 S: 10	H: 0 LOB: 0 BB: 0 P: 14	R: 0 E: 0 K: 0 S: 11	H: 1 LOB: 0 BB: 0 P: 16	R: 0 E: 0 K: 1 S: 15	H: 1 LOB: 2 BB: 1 P: 25	R: 0 E: 0 K: 0 S: 7	H: 0 LOB: 0 BB: 0 P: 11	R: 0 E: 0 K: 1 S: 6	H: 0 LOB: 0 BB: 0 P: 9	R: 0 E: 0 K: 1 S: 9	H: 0 LOB: 0 BB: 0 P: 12	R: 0 E: 0 K: 0 S: 6	H: 0 LOB: 0 BB: 0 P: 10	R: 0 E: 0 K: 1 S: 13	H: 1 LOB: 2 BB: 1 P: 22	R: 2 E: 0 K: 2 S: 13	H: 1 LOB: 1 BB: 2 P: 23	1B: 3 2B: 0 3B: 0 HR: 1	SF: 0 SAC: 1 DP: 0 HBP: 0	WP: 0 PB: 0 SB: 0 CS: 0	PA: 34	
<b>PITCHER</b>	IP WLS BF H R ER SO BB IBB HBP BLK WP HR S P ERA WHIP	IP WLS BF H R ER SO BB IBB HBP BLK WP HR S P ERA WHIP	IP WLS BF H R ER SO BB IBB HBP BLK WP HR S P ERA WHIP	IP WLS BF H R ER SO BB IBB HBP BLK WP HR S P ERA WHIP	IP WLS BF H R ER SO BB IBB HBP BLK WP HR S P ERA WHIP	IP WLS BF H R ER SO BB IBB HBP BLK WP HR S P ERA WHIP	IP WLS BF H R ER SO BB IBB HBP BLK WP HR S P ERA WHIP	IP WLS BF H R ER SO BB IBB HBP BLK WP HR S P ERA WHIP	IP WLS BF H R ER SO BB IBB HBP BLK WP HR S P ERA WHIP	IP WLS BF H R ER SO BB IBB HBP BLK WP HR S P ERA WHIP	IP WLS BF H R ER SO BB IBB HBP BLK WP HR S P ERA WHIP	IP WLS BF H R ER SO BB IBB HBP BLK WP HR S P ERA WHIP	IP WLS BF H R ER SO BB IBB HBP BLK WP HR S P ERA WHIP	IP WLS BF H R ER SO BB IBB HBP BLK WP HR S P ERA WHIP	IP WLS BF H R ER SO BB IBB HBP BLK WP HR S P ERA WHIP	IP WLS BF H R ER SO BB IBB HBP BLK WP HR S P ERA WHIP	IP WLS BF H R ER SO BB IBB HBP BLK WP HR S P ERA WHIP	IP WLS BF H R ER SO BB IBB HBP BLK WP HR S P ERA WHIP	IP WLS BF H R ER SO BB IBB HBP BLK WP HR S P ERA WHIP	IP WLS BF H R ER SO BB IBB HBP BLK WP HR S P ERA WHIP	IP WLS BF H R ER SO BB IBB HBP BLK WP HR S P ERA WHIP	IP WLS BF H R ER SO BB IBB HBP BLK WP HR S P ERA WHIP	IP WLS BF H R ER SO BB IBB HBP BLK WP HR S P ERA WHIP



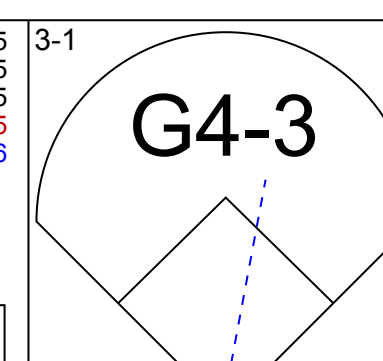
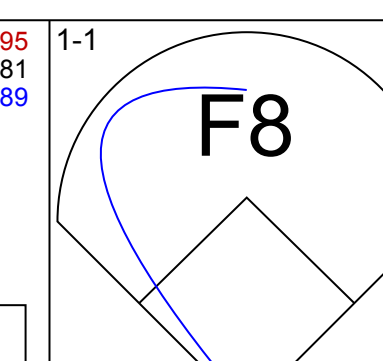
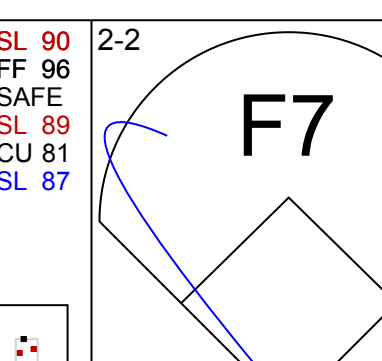
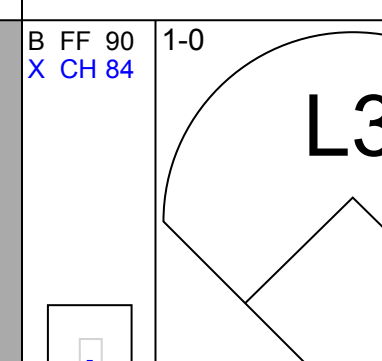
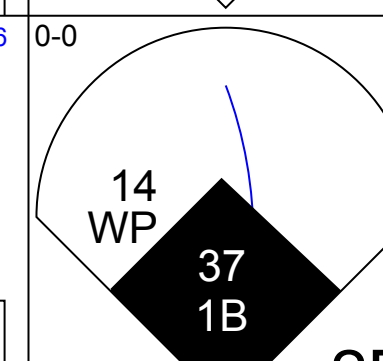
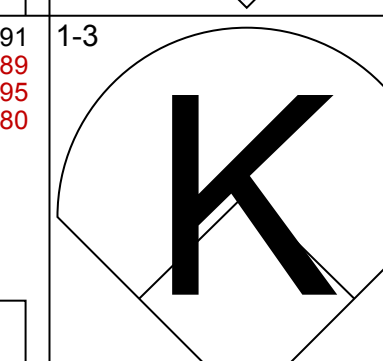
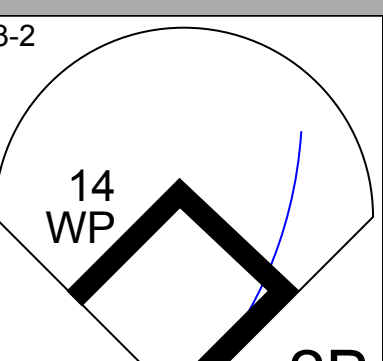
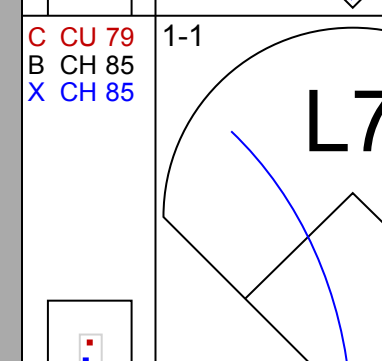
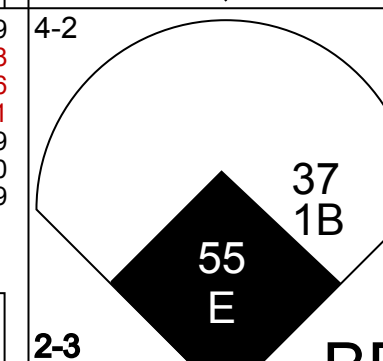
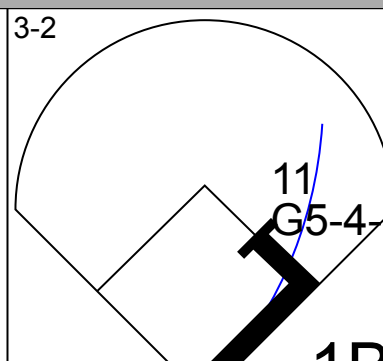
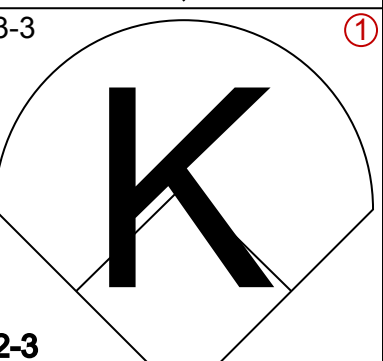
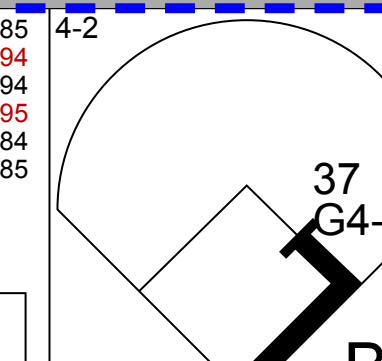
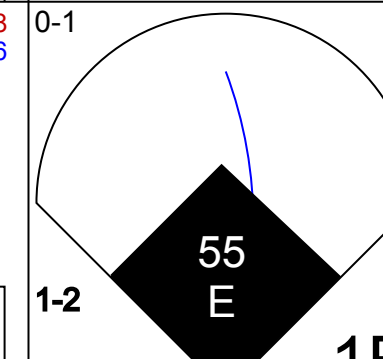
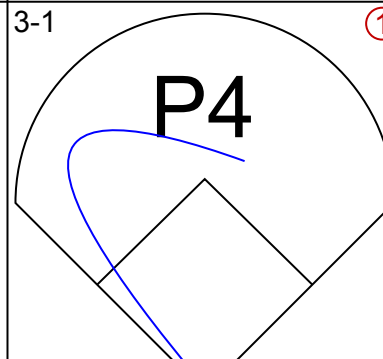
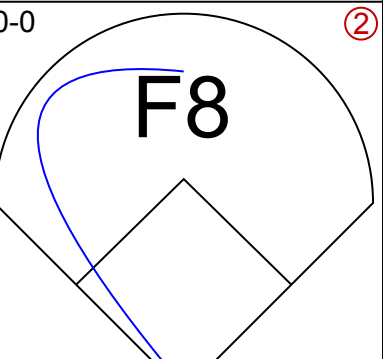
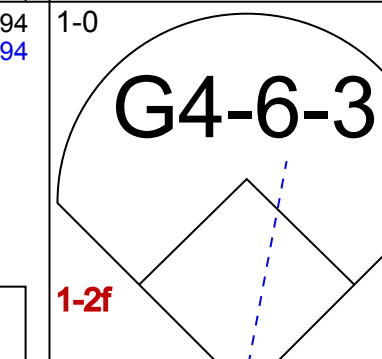
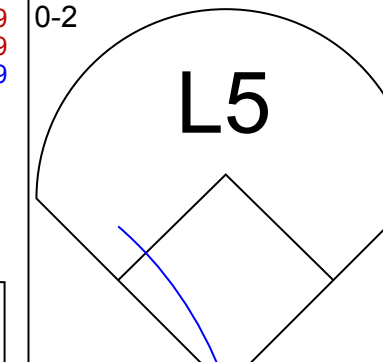
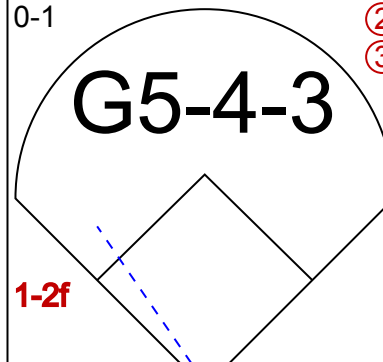
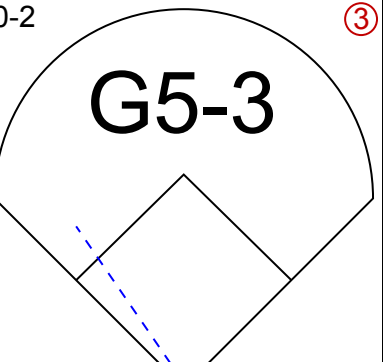
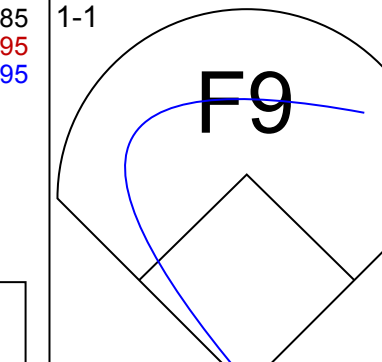
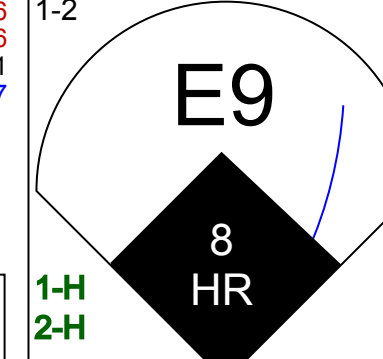
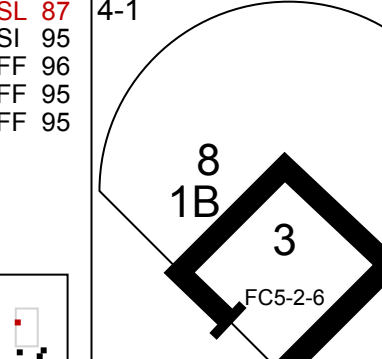
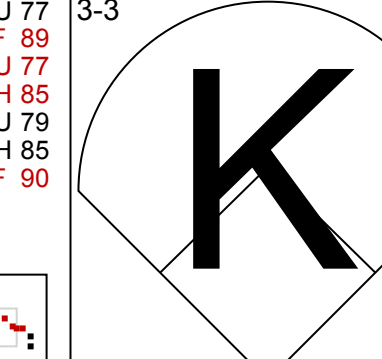
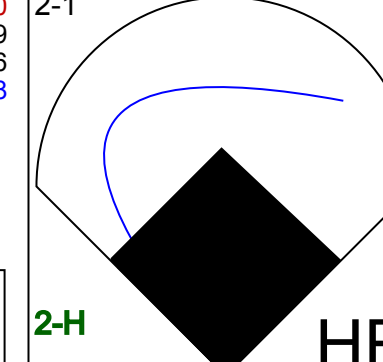
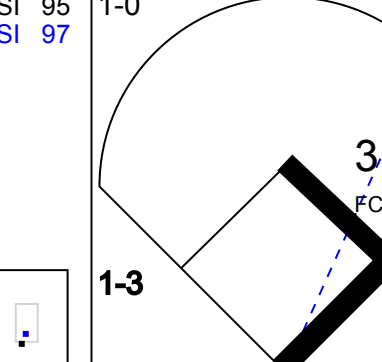
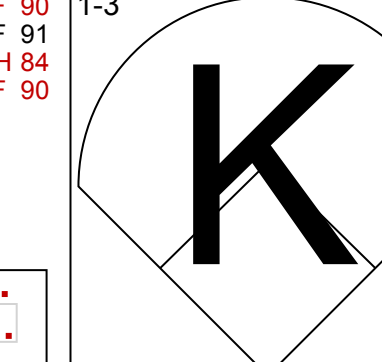
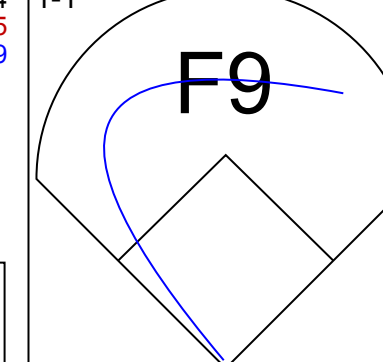
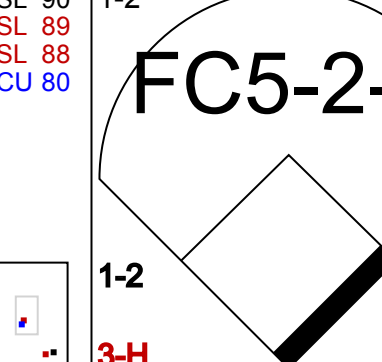
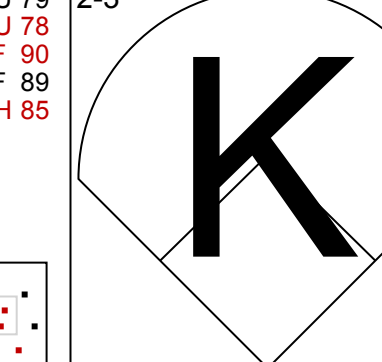
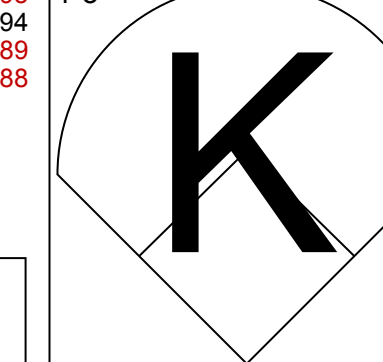
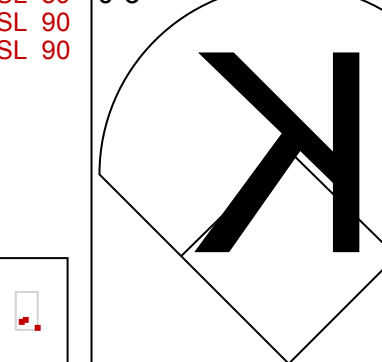
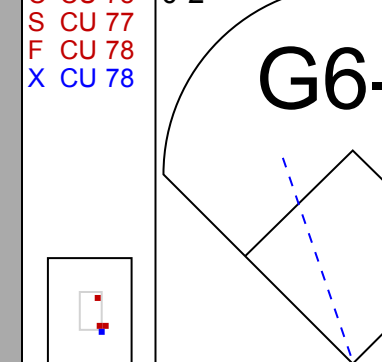


Batter	1	2	3	4	5	6	7	8	9	AB	R	H	RBI	BB	SO	LOB	TOP			
3 Ian Kinsler, R OBP: 0.275, SLG: 0.288										3	0	0	1	0	1	1				
27 Mike Trout, R OBP: 0.436, SLG: 0.620										3	1	0	0	1	1	0				
8 Justin Upton, R OBP: 0.311, SLG: 0.462										4	1	1	0	0	1	0				
5 Albert Pujols, R OBP: 0.282, SLG: 0.399										4	0	1	1	0	0	0				
17 Shohei Ohtani, L OBP: 0.362, SLG: 0.598										3	0	0	0	1	1	2				
2 Andrelton Simmons, R OBP: 0.397, SLG: 0.462										2	0	0	1	1	0	2				
7 Zack Cozart, R OBP: 0.298, SLG: 0.404										3	0	0	0	0	0	2				
12 Martin Maldonado, R OBP: 0.322, SLG: 0.370										3	1	1	0	0	2	0				
24 Chris Young, R OBP: 0.241, SLG: 0.308										2	0	1	0	0	0	0				
56 Kole Calhoun, L OBP: 0.197, SLG: 0.201										1	0	0	0	0	0	1				
<b>Inning Stats</b>	R: 0 E: 0 K: 1 S: 8	H: 0 LOB: 0 BB: 0 P: 11	R: 0 E: 0 K: 0 S: 5	H: 0 LOB: 0 BB: 0 P: 9	R: 0 E: 0 K: 1 S: 12	H: 1 LOB: 1 BB: 0 P: 18	R: 2 E: 0 K: 0 S: 11	H: 2 LOB: 1 BB: 0 P: 19	R: 0 E: 0 K: 1 S: 7	H: 0 LOB: 0 BB: 0 P: 10	R: 0 E: 0 K: 1 S: 10	H: 0 LOB: 0 BB: 1 P: 20	R: 1 E: 0 K: 0 S: 8	H: 1 LOB: 0 BB: 0 P: 12	R: 0 E: 0 K: 1 S: 7	H: 0 LOB: 0 BB: 0 P: 10	1B: 3 2B: 1 3B: 0 HR: 0	SF: 1 SAC: 0 DP: 2 HBP: 0	WP: 0 PB: 0 SB: 0 CS: 0	PA: 32
<b>PITCHER</b>	IP WLS BF H R ER SO BB IBB HBP BLK WP HR S P ERA WHIP																			
33 J.A. Happ, L ERA: 3.97	(1, 1)	7.0 W 25 3 2 2 5 3 0 0 0 0 0 0 60 99 2.57 0.857																		
52 Ryan Tepera, R ERA: 3.18	(8, 1)	1.0 H 4 1 1 1 0 0 0 0 0 0 0 8 12 9.00 1.000																		
36 Tyler Clippard, R ERA: 1.82	(9, 1)	1.0 S 3 0 0 0 1 0 0 0 0 0 0 7 10 0.00 0.000																		

Los Angeles Angels @ Toronto Blue Jays  
Rogers Centre, Toronto, ON  
Tue May 22 2018, 7:08 PM - 9:38 PM EDT  
Att: 21,480 - Roof Closed - 68 F

AB 28  
R 3  
H 4  
RBI 3  
BB 3  
SO 6  
LOB 8



Batter	1	2	3	4	5	6	7	8	9	AB	R	H	RBI	BB	SO	LOB	BOTTOM			
18 Curtis Granderson, L OBP: 0.403, SLG: 0.422										4	0	0	0	0	0	2				
20 Josh Donaldson, R OBP: 0.316, SLG: 0.431										4	1	2	0	0	1	0				
14 Justin Smoak, S OBP: 0.377, SLG: 0.439										2	1	1	0	2	1	1				
37 Teoscar Hernández, R OBP: 0.309, SLG: 0.518										4	1	1	1	0	0	3				
11 Kevin Pillar, R OBP: 0.325, SLG: 0.475										4	0	0	0	0	0	4				
55 Russell Martin, R OBP: 0.289, SLG: 0.327										2	1	0	0	1	1	0				
8 Kendrys Morales, S OBP: 0.258, SLG: 0.318										3	1	2	2	0	1	0				
3 Gio Urshela, R OBP: 0.188, SLG: 0.375										3	0	0	0	0	1	2				
29 Devon Travis, R OBP: 0.203, SLG: 0.234										3	0	0	0	0	2	2				
<b>Inning Stats</b>	R: 5 E: 1 K: 0 S: 18	H: 3 LOB: 0 BB: 1 P: 29	R: 0 E: 0 K: 2 S: 8	H: 0 LOB: 0 BB: 0 P: 11	R: 0 E: 0 K: 0 S: 9	H: 1 LOB: 0 BB: 0 P: 15	R: 0 E: 0 K: 1 S: 11	H: 1 LOB: 2 BB: 1 P: 19	R: 0 E: 0 K: 3 S: 10	H: 0 LOB: 0 BB: 0 P: 16	R: 0 E: 0 K: 0 S: 7	H: 0 LOB: 0 BB: 0 P: 9	R: 0 E: 0 K: 0 S: 5	H: 0 LOB: 0 BB: 1 P: 11	R: 0 E: 0 K: 0 S: 5	H: 0 LOB: 0 BB: 0 P: 11	1B: 3 2B: 2 3B: 0 HR: 1	SF: 0 SAC: 0 DP: 2 HBP: 0	WP: 2 PB: 0 SB: 0 CS: 0	PA: 32
<b>PITCHER</b>	IP WLS BF H R ER SO BB IBB HBP BLK WP HR S P ERA WHIP																			
43 Garrett Richards, R ERA: 3.31	(1, 1)	5.0 L 23 6 5 1 4 2 0 0 0 0 0 0 17 25 0.00 0.000																		
25 Noé Ramirez, R ERA: 3.58	(6, 1)	2.0 6 0 0 0 3 0 0 0 0 0 0 5 11 0.00 1.000																		
32 Cam Bedrosian, R ERA: 0.98	(8, 1)	1.0 3 0 0 0 0 1 0 0 0 0 0 0 5 11 0.00 1.000																		

Los Angeles Angels @ Toronto Blue Jays  
Rogers Centre, Toronto, ON  
Tue May 22 2018, 7:08 PM - 9:38 PM EDT  
Att: 21,480 - Roof Closed - 68 F

AB 29  
R 5  
H 6  
RBI 3  
BB 3  
SO 7  
LOB 14










Batter	1	2	3	4	5	6	7	8	9	AB	R	H	RBI	BB	SO	LOB	TOP					
3 Ian Kinsler, R OBP: 0.264, SLG: 0.282	F7	P3	L9				G1-3	F8		5	1	1	0	0	0	3						
27 Mike Trout, R OBP: 0.443, SLG: 0.628	BB		F8			HR		G4-3		4	1	1	1	1	1	1						
8 Justin Upton, R OBP: 0.313, SLG: 0.458 59 Michael Hermosillo, R OBP: 0.429, SLG: 0.667	P3		5 1B			1B		G1-3	K	5	1	2	1	0	1	1						
5 Albert Pujols, R OBP: 0.293, SLG: 0.414 19 Jefry Marte, R OBP: 0.336, SLG: 0.492	G4-3		2B			P6		K	HR	5	1	2	2	0	1	2						
17 Shohei Ohtani, L OBP: 0.385, SLG: 0.666		2B	FC1-2			K		FC9-5	2B	3	2	2	0	2	1	1						
2 Andrelton Simmons, R OBP: 0.402, SLG: 0.468	FC1-2		2B			P3		18 2B	1B	4	2	2	1	1	0	3						
18 Luis Valbuena, L OBP: 0.269, SLG: 0.341	G1-3		K			G4-3		FC9-5	L7	5	0	0	0	0	1	7						
12 Martin Maldonado, R OBP: 0.323, SLG: 0.376	56 1B		F9			K		FC3-2		4	0	2	3	0	1	0						
56 Kole Calhoun, L OBP: 0.186, SLG: 0.190	G3		L7			L7		FC3-2		4	0	0	0	0	0	3						
<b>Inning Stats</b>	R: 0 E: 0 K: 0 S: 9	H: 0 LOB: 1 BB: 1 P: 17	R: 2 E: 1 K: 0 S: 10	H: 2 LOB: 1 BB: 1 P: 21	R: 1 E: 0 K: 1 S: 14	H: 3 LOB: 2 BB: 0 P: 21	R: 0 E: 0 K: 0 S: 10	H: 0 LOB: 0 BB: 0 P: 17	R: 1 E: 0 K: 1 S: 13	H: 2 LOB: 1 BB: 0 P: 16	R: 0 E: 0 K: 1 S: 7	H: 0 LOB: 0 BB: 0 P: 11	R: 1 E: 0 K: 2 S: 11	H: 1 LOB: 0 BB: 0 P: 19	R: 1 E: 0 K: 0 S: 12	H: 1 LOB: 2 BB: 2 P: 22	R: 2 E: 0 K: 1 S: 15	H: 3 LOB: 1 BB: 0 P: 20	1B: 4 2B: 6 3B: 0 HR: 2	SF: 0 SAC: 0 DP: 0 HBP: 0	WP: 0 PB: 0 SB: 2 CS: 0	PA: 43
<b>PITCHER</b>	IP	WLS	BF	H	R	ER	SO	BB	IBB	HBP	BLK	WP	HR	S	P	ERA	WHIP					
25 Marco Estrada, R ERA: 5.4	4.1	L	22	7	4	4	1	2	0	0	0	0	1	52	88	8.31	2.077					
62 Aaron Loup, L ERA: 3.05	1.2		5	0	0	0	2	0	0	0	0	0	0	11	15	0.00	0.000					
77 John Axford, R ERA: 3.91	1.0		4	1	1	1	2	0	0	0	0	0	0	11	19	9.00	1.000					
Deck McGuire, R ERA: 6.48	2.0		12	4	3	3	1	2	0	0	0	0	1	27	42	13.50	3.000					

Los Angeles Angels @ Toronto Blue Jays  
Rogers Centre, Toronto, ON  
Thu May 24 2018, 12:39 PM - 3:31 PM EDT  
Att: 43,344 - Sunny - 73 F

AB 39  
R 8  
H 12  
RBI 8  
BB 4  
SO 6  
LOB 21



Batter	1	2	3	4	5	6	7	8	9	AB	R	H	RBI	BB	SO	LOB	BOTTOM					
27 Dwight Smith Jr., L OBP: 0.400, SLG: 0.591	G1-3		G1-6-3			HR		F7		4	1	1	1	0	0	2						
20 Josh Donaldson, R OBP: 0.317, SLG: 0.427	F9		K			26 1B		K		4	0	1	0	0	2	0						
26 Yangelis Solarte, S OBP: 0.329, SLG: 0.497	2B		F7			G4-6-3		G6-3		4	0	1	0	0	0	1						
37 Teoscar Hernández, R OBP: 0.297, SLG: 0.500	K		K			G6-3		G4-3		4	0	0	0	0	2	1						
11 Kevin Pillar, R OBP: 0.324, SLG: 0.462		BB	G1-3			P3				2	0	0	0	1	0	0						
8 Kendrys Morales, S OBP: 0.258, SLG: 0.315	F7		L6			K				3	0	0	0	0	1	1						
21 Luke Maile, R OBP: 0.391, SLG: 0.474	K		P4					K		3	0	0	0	0	2	1						
3 Gio Urshela, R OBP: 0.227, SLG: 0.381	P4		F9					2B		3	0	1	0	0	0	1						
29 Devon Travis, R OBP: 0.213, SLG: 0.286			27 1B			G5-3		K		3	0	1	0	0	1	1						
<b>Inning Stats</b>	R: 0 E: 0 K: 1 S: 7	H: 1 LOB: 0 BB: 0 P: 9	R: 0 E: 0 K: 1 S: 9	H: 0 LOB: 1 BB: 1 P: 14	R: 0 E: 0 K: 1 S: 9	H: 1 LOB: 0 BB: 0 P: 15	R: 0 E: 0 K: 1 S: 10	H: 0 LOB: 0 BB: 0 P: 13	R: 0 E: 0 K: 1 S: 8	H: 2 LOB: 0 BB: 0 P: 12	R: 0 E: 0 K: 1 S: 8	H: 0 LOB: 0 BB: 0 P: 13	R: 0 E: 0 K: 2 S: 11	H: 1 LOB: 1 BB: 0 P: 18	R: 0 E: 0 K: 1 S: 7	H: 0 LOB: 0 BB: 0 P: 8	1B: 2 2B: 2 3B: 0 HR: 1	SF: 0 SAC: 0 DP: 2 HBP: 0	WP: 0 PB: 0 SB: 0 CS: 0	PA: 31		
<b>PITCHER</b>	IP	WLS	BF	H	R	ER	SO	BB	IBB	HBP	BLK	WP	HR	S	P	ERA	WHIP					
35 Nick Tropeano, R ERA: 3.86	7.1		25	4	1	1	6	1	0	0	0	0	1	61	92	1.23	0.682					
25 Noé Ramirez, R ERA: 3.54	0.1		2	1	0	0	1	0	0	0	0	0	0	5	8	0.00	3.000					
4B Jose Alvarez, L ERA: 2.57	1.1		4	0	0	0	1	0	0	0	0	0	0	10	13	0.00	0.000					

Los Angeles Angels @ Toronto Blue Jays  
Rogers Centre, Toronto, ON  
Thu May 24 2018, 12:39 PM - 3:31 PM EDT  
Att: 43,344 - Sunny - 73 F

AB 30  
R 1  
H 5  
RBI 1  
BB 1  
SO 8  
LOB 8





Batter	1	2	3	4	5	6	7	8	9	AB	R	H	RBI	BB	SO	LOB	TOP					
18 Curtis Granderson, L OBP: 0.391, SLG: 0.414	 2-2	 1-1			 1-1	 1-3			 3-2	5	1	1	0	0	2	1	<b>Toronto Blue Jays @ Philadelphia Phillies</b> Citizens Bank Park, Philadelphia, PA Fri May 25 2018, 7:10 PM - 10:06 PM EDT Att: 21,374 - Partly Cloudy - 84 F					
20 Josh Donaldson, R OBP: 0.320, SLG: 0.430	 1-0	 4-1			 0-0	 1-0			 1-0	4	1	1	0	1	0	1						
14 Justin Smoak, S OBP: 0.375, SLG: 0.448	 1-1	 1-1			 1-0			 0-0		4	1	2	2	0	0	3						
37 Teoscar Hernández, R OBP: 0.302, SLG: 0.500	 0-2		 0-1		 1-0			 0-1		4	1	2	1	0	0	1						
26 Yangervis Solarte, S OBP: 0.332, SLG: 0.503	 1-0	 1-0			 3-1	 1-1		 2-3		4	2	2	1	0	2	1						
11 Kevin Pillar, R OBP: 0.322, SLG: 0.463	 2-0	 2-0		 1-3	 2-2	 1-3		 2-3		4	0	1	1	0	2	1						
55 Russell Martin, R OBP: 0.287, SLG: 0.322	 3-3			 1-3	 1-1	 1-1		 2-2		4	0	1	1	0	2	1						
3 Gio Urshela, R OBP: 0.192, SLG: 0.320		 2-3		 1-1	 2-1			 0-3		4	0	0	0	0	2	2						
43 Sam Gaviglio, R OBP: 0.333, SLG: 0.667		 2-2		 2-3		 0-1		 1-0		3	0	1	0	0	1	0						
22 Seungwan Oh, R ERA: 1.2										0	0	0	0	0	0	0						
36 Tyler Clippard, R ERA: 1.98										0	0	0	0	0	0	0						
27 Dwight Smith Jr., L OBP: 0.385, SLG: 0.565										1	0	0	0	0	0	0						
52 Ryan Tepera, R ERA: 3.86										0	0	0	0	0	0	0						
<b>Inning Stats</b>	R: 3 K: 2 S: 18	H: 4 LOB: 1 BB: 0 P: 28	R: 0 E: 0 K: 1 S: 12	H: 1 LOB: 2 BB: 1 P: 22	R: 0 E: 0 K: 2 S: 9	H: 1 LOB: 0 BB: 0 P: 13	R: 0 E: 0 K: 2 S: 10	H: 0 LOB: 0 BB: 0 P: 14	R: 3 E: 1 K: 1 S: 15	H: 4 LOB: 2 BB: 0 P: 26	R: 0 E: 0 K: 1 S: 6	H: 0 LOB: 0 BB: 0 P: 8	R: 0 E: 0 K: 1 S: 6	H: 1 LOB: 0 BB: 0 P: 8	R: 0 E: 0 K: 2 S: 12	H: 0 LOB: 0 BB: 0 P: 16	R: 0 E: 0 K: 0 S: 5	H: 0 LOB: 0 BB: 0 P: 10	1B: 6 2B: 5 3B: 0 HR: 1	SF: 0 SAC: 0 DP: 2 HBP: 0	WP: 1 PB: 1 CS: 0 ER: 1	PA: 38
<b>PITCHER</b>	IP WLS BF H R ER SO BB IBB HBP BLK WP HR S P ERA WHIP	IP WLS BF H R ER SO BB IBB HBP BLK WP HR S P ERA WHIP																				
56 Zach Eflin, R ERA: 3.27	4.2 L 24 9 6 5 7 1 0 0 0 1 1 60 96 9.64 2.143																					
64 Victor Arano, R ERA: 1.2	1.1 5 1 0 0 1 0 0 0 0 0 0 10 15 0.00 0.750																					
46 Adam Morgan, L ERA: 1.98	2.0 6 1 0 0 3 0 0 0 0 0 0 18 24 0.00 0.500																					
40 Tommy Hunter, R ERA: 3.86	1.0 3 0 0 0 0 0 0 0 0 0 0 5 10 0.00 0.000																					

AB	37
R	6
H	11
RBI	6
BB	1
SO	11
LOB	11



Batter	1	2	3	4	5	6	7	8	9	AB	R	H	RBI	BB	SO	LOB	BOTTOM					
16 César Hernández, S OBP: 0.384, SLG: 0.429	 3-2		 2-1			 1-3		 2-0	 4-0	4	1	1	0	1	1	0	<b>Toronto Blue Jays @ Philadelphia Phillies</b> Citizens Bank Park, Philadelphia, PA Fri May 25 2018, 7:10 PM - 10:06 PM EDT Att: 21,374 - Partly Cloudy - 84 F					
17 Rhys Hoskins, R OBP: 0.376, SLG: 0.429	 1-2		 4-2	 3-3	 4-2	 0-0		 0-1	 2-3	4	0	1	1	1	3							
37 Odúbel Herrera, L OBP: 0.401, SLG: 0.531	 0-0		 3-3	 3-3	 0-1	 0-1		 2-1	 0-0	5	1	1	0	0	1	5						
41 Carlos Santana, S OBP: 0.329, SLG: 0.439		 1-1	 4-1	 1-2	 0-0	 2-0		 0-1		3	1	1	2	1	0	1						
7 Maikel Franco, R OBP: 0.291, SLG: 0.444		 3-1	 0-1	 0-1	 1-3	 1-3		 1-3		3	0	0	0	0	1	2						
46 Adam Morgan, L ERA: 1.98										0	0	0	0	0	0	0						
9 Jesmuel Valentin, S OBP: 0.683, SLG: 0.683										0	0	0	0	0	0	1						
40 Tommy Hunter, R ERA: 3.86										0	0	0	0	0	0	0						
5 Nick Williams, L OBP: 0.301, SLG: 0.366		 2-2		 0-0				 4-0		2	0	0	0	0	0	2						
64 Victor Arano, R ERA: 2.35										0	0	0	0	0	0	0						
4 Scott Kingery, R OBP: 0.266, SLG: 0.331										1	0	0	0	1	0	0						
38 Jorge Alfaro, R OBP: 0.299, SLG: 0.364			 1-3		 0-3	 0-3		 0-3		4	1	1	0	0	3	1						
18 Pedro Florimón, S OBP: 0.333, SLG: 0.509		 0-1			 0-0			 3-2	 2-2	4	0	1	0	0	0	1						
56 Zach Eflin, R OBP: 0.286, SLG: 0.714									 4-2	1	1	1	1	0	0	0						
23 Aaron Altherr, R OBP: 0.333, SLG: 0.373				 0-1		 0-3		 2-3	 3-3	2	0	0	0	1	2	1						
<b>Inning Stats</b>	R: 0 K: 0 S: 8	H: 0 LOB: 0 BB: 0 P: 12	R: 0 E: 0 K: 0 S: 8	H: 0 LOB: 0 BB: 0 P: 14	R: 1 E: 0 K: 1 S: 11	H: 1 LOB: 0 BB: 0 P: 14	R: 0 E: 0 K: 1 S: 11	H: 0 LOB: 2 BB: 0 P: 22	R: 0 E: 0 K: 2 S: 7	H: 0 LOB: 0 BB: 0 P: 7	R: 2 E: 0 K: 2 S: 13	H: 2 LOB: 0 BB: 0 P: 15	R: 0 E: 0 K: 2 S: 12	H: 0 LOB: 1 BB: 1 P: 21	R: 1 E: 0 K: 1 S: 10	H: 2 LOB: 1 BB: 0 P: 15	R: 1 E: 0 K: 1 S: 13	H: 2 LOB: 3 BB: 2 P: 26	1B: 1 2B: 4 3B: 0 HR: 2	SF: 0 SAC: 0 DP: 0 HBP: 0	WP: 1 PB: 0 CS: 0 ER: 1	PA: 39
<b>PITCHER</b>	IP WLS BF H R ER SO BB IBB HBP BLK WP HR S P ERA WHIP	IP WLS BF H R ER SO BB IBB HBP BLK WP HR S P ERA WHIP																				
43 Sam Gaviglio, R ERA: 2.3	6.0 W 23 3 3 3 6 2 0 0 0 0 2 12 4.50 0.833																					
22 Seungwan Oh, R ERA: 2.35	1.0 H 4 0 0 0 2 1 0 0 0 0 12 21 0.00 1.000																					
36 Tyler Clippard, R ERA: 3.46	1.0 H 5 2 1 1 1 0 0 0 0 0 10 15 9.00 2.000																					
52 Ryan Tepera, R ERA: 3.24	1.0 S 7 2 1 1 1 2 0 0 0 1 0 13 26 9.00 4.000																					

AB	34
R	5
H	7
RBI	4
BB	5
SO	10
LOB	17





Batter	1	2	3	4	5	6	7	8	9	AB	R	H	RBI	BB	SO	LOB	TOP				
18 Curtis Granderson, L (1, 8) 31 Joe Blagini, R (8, 1) 62 Aaron Loup, L (8, 1)										4	0	0	0	0	3	1					
20 Josh Donaldson, R (1, 5) OBP: 0.325, SLG: 0.427										3	0	1	0	1	0	0					
14 Justin Smoak, S (1, 3) OBP: 0.373, SLG: 0.440										3	1	0	0	1	3	2					
37 Teoscar Hernández, R (1, 9) OBP: 0.295, SLG: 0.487										4	0	0	0	0	0	3					
26 Yangervis Solarte, S (1, 4) OBP: 0.332, SLG: 0.497										2	0	0	0	1	0	0					
55 Russell Martin, R (1, 6) OBP: 0.288, SLG: 0.322										3	0	1	1	0	1	0					
27 Dwight Smith Jr., L (1, 7) OBP: 0.345, SLG: 0.590										3	0	0	0	0	1	2					
21 Luke Maile, R (1, 2) OBP: 0.378, SLG: 0.456										3	0	0	0	0	2	0					
57 Jaime García, L (1, 1) 11 Kevin Pillar, R (8, PH)										2	0	0	0	0	2	0					
										1	0	1	0	0	0	0					
<b>Inning Stats</b>	R: 0 H: 0 E: 0 K: 2 S: 11	H: 0 LOB: 1 BB: 1 P: 20	R: 0 H: 0 E: 0 K: 0 S: 8	H: 0 LOB: 0 BB: 0 P: 13	R: 0 H: 0 E: 0 K: 2 S: 9	H: 0 LOB: 0 BB: 0 P: 17	R: 0 H: 0 E: 0 K: 1 S: 8	H: 0 LOB: 0 BB: 0 P: 12	R: 0 H: 0 E: 0 K: 3 S: 9	H: 0 LOB: 0 BB: 0 P: 14	R: 1 H: 1 E: 0 K: 0 S: 14	H: 1 LOB: 2 BB: 2 P: 27	R: 0 H: 1 E: 0 K: 1 S: 7	H: 1 LOB: 0 BB: 0 P: 10	R: 0 H: 1 E: 0 K: 1 S: 6	H: 1 LOB: 0 BB: 0 P: 10	1B: 3 2B: 0 3B: 0 HR: 0	SF: 0 SAC: 0 DP: 2 HBP: 0	WP: 0 PB: 0 CS: 0	PA: 31	
<b>PITCHER</b>	IP: 6.2 WLS: 2 BF: 24 ERA: 2.27	W: 4 S: 3	H: 1 R: 0 ER: 0 SO: 1	R: 0 ER: 0 SO: 1	BB: 0 IBB: 0 HBP: 0 BLK: 0	BB: 0 IBB: 0 HBP: 0 BLK: 0	BB: 0 IBB: 0 HBP: 0 BLK: 0	BB: 0 IBB: 0 HBP: 0 BLK: 0	WP: 0 HR: 0 S: 8 P: 10	ERA: 1.35 WHIP: 0.600	IP: 1.1 WLS: 1 BF: 4 ERA: 3.05	W: 0 S: 3	H: 0 R: 0 ER: 0 SO: 1	R: 0 ER: 0 SO: 1	BB: 0 IBB: 0 HBP: 0 BLK: 0	BB: 0 IBB: 0 HBP: 0 BLK: 0	WP: 0 HR: 0 S: 12 P: 10	ERA: 0.00 WHIP: 1.000			

Toronto Blue Jays @ Philadelphia Phillies  
Citizens Bank Park, Philadelphia, PA  
Sat May 26 2018, 4:36 PM - 7:12 PM EDT  
Att: 26,788 - Partly Cloudy - 88 F

livebaseballscorecards.com

AB 28  
R 1  
H 3  
RBI 1  
BB 3  
SO 12  
LOB 8

Batter	1	2	3	4	5	6	7	8	9	AB	R	H	RBI	BB	SO	LOB	BOTTOM				
16 César Hernández, S (1, 4) OBP: 0.377, SLG: 0.419										4	0	0	0	0	0	0					
17 Rhys Hoskins, R (1, 7) OBP: 0.374, SLG: 0.425										4	0	1	0	0	0	0					
37 Odúbel Herrera, L (1, 8) OBP: 0.398, SLG: 0.522										3	0	0	0	0	0	1					
41 Carlos Santana, S (1, 3) OBP: 0.322, SLG: 0.429										4	0	0	0	0	2	2					
23 Aaron Altherr, R (1, 9) OBP: 0.327, SLG: 0.364										3	0	0	0	0	1	0					
7 Maikel Franco, R (1, 5) OBP: 0.288, SLG: 0.468										3	1	2	1	0	0	0					
4 Scott Kingery, R (1, 6) OBP: 0.274, SLG: 0.338										3	0	2	0	0	1	0					
38 Jorge Alfaro, R (1, 2) OBP: 0.292, SLG: 0.355										3	0	0	0	0	1	3					
27 Aaron Nola, R (1, 1) 58 Seranthony Domínguez, R (1, 1) 5 Nick Williams, L (8, PH) 57 Luis García, R (9, 1)										2	0	0	0	0	0	0					
										0	0	0	0	0	0	0					
										1	1	1	1	0	0	0					
										0	0	0	0	0	0	0					
<b>Inning Stats</b>	R: 0 H: 1 E: 0 K: 1 S: 7	H: 1 LOB: 1 BB: 0 P: 9	R: 0 H: 1 E: 0 K: 2 S: 9	H: 1 LOB: 0 BB: 0 P: 13	R: 0 H: 0 E: 0 K: 0 S: 8	H: 0 LOB: 0 BB: 0 P: 11	R: 0 H: 0 E: 0 K: 0 S: 5	H: 0 LOB: 0 BB: 0 P: 8	R: 1 H: 1 E: 0 K: 1 S: 7	H: 1 LOB: 0 BB: 0 P: 11	R: 0 H: 0 E: 0 K: 0 S: 7	H: 0 LOB: 0 BB: 0 P: 9	R: 0 H: 2 E: 0 K: 1 S: 9	H: 2 LOB: 2 BB: 0 P: 12	R: 1 H: 1 E: 0 K: 0 S: 10	H: 1 LOB: 1 BB: 0 P: 15	1B: 4 2B: 0 3B: 0 HR: 2	SF: 0 SAC: 0 DP: 0 HBP: 1	WP: 0 PB: 0 CS: 0	PA: 31	
<b>PITCHER</b>	IP: 7.0 WLS: 5 BF: 26 ERA: 5.52	L: 3	H: 1 R: 1 ER: 1 SO: 0	H: 1 R: 1 ER: 1 SO: 0	BB: 0 IBB: 0 HBP: 0 BLK: 0	BB: 0 IBB: 0 HBP: 0 BLK: 0	BB: 0 IBB: 0 HBP: 0 BLK: 0	BB: 0 IBB: 0 HBP: 0 BLK: 0	WP: 0 HR: 1 S: 6 P: 7	ERA: 13.50 WHIP: 1.500	IP: 0.2 WLS: 1 BF: 3 ERA: 7.51	W: 0 S: 1	H: 1 R: 1 ER: 1 SO: 0	R: 0 ER: 0 SO: 0	BB: 0 IBB: 0 HBP: 0 BLK: 0	BB: 0 IBB: 0 HBP: 0 BLK: 0	WP: 0 HR: 0 S: 6 P: 8	ERA: 0.00 WHIP: 0.000			

Toronto Blue Jays @ Philadelphia Phillies  
Citizens Bank Park, Philadelphia, PA  
Sat May 26 2018, 4:36 PM - 7:12 PM EDT  
Att: 26,788 - Partly Cloudy - 88 F

livebaseballscorecards.com

AB 30  
R 2  
H 6  
RBI 2  
BB 0  
SO 5  
LOB 6







Batter	1	2	3	4	5	6	7	8	9	AB	R	H	RBI	BB	SO	LOB	TOP					
37 Teoscar Hernández, R OBP: 0.328, SLG: 0.503										5	0	2	1	0	0	0	Toronto Blue Jays @ Boston Red Sox Fenway Park, Boston, MA Mon May 28 2018, 1:07 PM - 4:02 PM EDT Att: 34,700 - Cloudy - 53 F					
20 Josh Donaldson, R OBP: 0.333, SLG: 0.423										1	0	1	0	2	0	0						
3 Gio Urshela, R OBP: 0.179, SLG: 0.296										2	1	0	0	0	2	2						
14 Justin Smoak, S OBP: 0.377, SLG: 0.439										3	0	1	0	1	2	2						
26 Yangervis Solarte, S OBP: 0.324, SLG: 0.485										3	0	0	1	0	0	4						
11 Kevin Pillar, R OBP: 0.323, SLG: 0.460										3	1	1	0	1	2	2						
55 Russell Martin, R OBP: 0.293, SLG: 0.315										3	0	0	0	1	1	1						
8 Kendrys Morales, S OBP: 0.256, SLG: 0.310										4	0	1	1	0	0	2						
21 Luke Maile, R OBP: 0.362, SLG: 0.434										4	0	0	0	0	1	3						
29 Devon Travis, R OBP: 0.241, SLG: 0.338										4	1	1	0	0	1	3						
<b>Inning Stats</b>	R: 0 E: 0 K: 1 S: 10	H: 1 LOB: 1 BB: 15	R: 0 E: 0 K: 1 S: 17	H: 0 LOB: 2 BB: 34	R: 0 E: 0 K: 1 S: 9	H: 0 LOB: 1 BB: 16	R: 1 E: 0 K: 0 S: 10	H: 2 LOB: 1 BB: 14	R: 1 E: 0 K: 1 S: 11	H: 1 LOB: 2 BB: 16	R: 0 E: 0 K: 2 S: 9	H: 0 LOB: 0 BB: 14	R: 1 E: 0 K: 1 S: 10	H: 2 LOB: 1 BB: 19	R: 0 E: 0 K: 1 S: 8	H: 0 LOB: 0 BB: 9	R: 0 E: 0 K: 1 S: 8	H: 1 LOB: 1 BB: 0 P: 11	1B: 2 2B: 3 3B: 2 HR: 0	SF: 1 SAC: 0 DP: 1 HBP: 0	WP: 0 PB: 0 SB: 1 CS: 0	PA: 38
<b>PITCHER</b>	IP WLS BF H R ER SO BB IBB HBP BLK WP HR S P ERA WHIP	IP WLS BF H R ER SO BB IBB HBP BLK WP HR S P ERA WHIP	IP WLS BF H R ER SO BB IBB HBP BLK WP HR S P ERA WHIP	IP WLS BF H R ER SO BB IBB HBP BLK WP HR S P ERA WHIP	IP WLS BF H R ER SO BB IBB HBP BLK WP HR S P ERA WHIP	IP WLS BF H R ER SO BB IBB HBP BLK WP HR S P ERA WHIP	IP WLS BF H R ER SO BB IBB HBP BLK WP HR S P ERA WHIP	IP WLS BF H R ER SO BB IBB HBP BLK WP HR S P ERA WHIP	IP WLS BF H R ER SO BB IBB HBP BLK WP HR S P ERA WHIP	IP WLS BF H R ER SO BB IBB HBP BLK WP HR S P ERA WHIP	IP WLS BF H R ER SO BB IBB HBP BLK WP HR S P ERA WHIP	IP WLS BF H R ER SO BB IBB HBP BLK WP HR S P ERA WHIP	IP WLS BF H R ER SO BB IBB HBP BLK WP HR S P ERA WHIP	IP WLS BF H R ER SO BB IBB HBP BLK WP HR S P ERA WHIP	IP WLS BF H R ER SO BB IBB HBP BLK WP HR S P ERA WHIP	IP WLS BF H R ER SO BB IBB HBP BLK WP HR S P ERA WHIP	IP WLS BF H R ER SO BB IBB HBP BLK WP HR S P ERA WHIP					
24 David Price, L ERA: 4.04	5.0	W	23	4	2	2	4	4	0	0	0	0	0	0	57	95	3.60	1.600				
37 Heath Hembree, R ERA: 4.51	2.0		8	2	1	1	3	1	0	0	0	0	0	0	19	33	4.50	1.500				
35 Steven Wright, R ERA: 2.77	2.0		7	1	0	0	2	0	0	0	0	0	0	0	16	20	0.00	0.500				

Batter	1	2	3	4	5	6	7	8	9	AB	R	H	RBI	BB	SO	LOB	BOTTOM					
16 Andrew Benintendi, L OBP: 0.378, SLG: 0.521										5	1	3	4	0	0	0	Toronto Blue Jays @ Boston Red Sox Fenway Park, Boston, MA Mon May 28 2018, 1:07 PM - 4:02 PM EDT Att: 34,700 - Cloudy - 53 F					
2 Xander Bogaerts, R OBP: 0.329, SLG: 0.507										5	1	1	0	0	2	2						
18 Mitch Moreland, L OBP: 0.385, SLG: 0.642										4	0	1	0	0	1	2						
28 J.D. Martinez, R OBP: 0.379, SLG: 0.650										3	1	1	2	1	0	2						
11 Rafael Devers, L OBP: 0.296, SLG: 0.426										4	1	2	0	0	0	1						
36 Eduardo Nájera, R OBP: 0.260, SLG: 0.357										4	1	1	0	0	1	2						
12 Brock Holt, L OBP: 0.398, SLG: 0.479										1	0	0	1	2	0	0						
7 Christian Vázquez, R OBP: 0.234, SLG: 0.231										4	1	1	0	0	0	3						
19 Jackie Bradley Jr., L OBP: 0.275, SLG: 0.286										3	2	1	1	1	0	1						
<b>Inning Stats</b>	R: 1 E: 0 K: 0 S: 13	H: 2 LOB: 1 BB: 0 P: 20	R: 0 E: 0 K: 1 S: 6	H: 0 LOB: 1 BB: 1 P: 14	R: 0 E: 0 K: 1 S: 9	H: 1 LOB: 0 BB: 0 P: 11	R: 5 E: 0 K: 2 S: 16	H: 5 LOB: 0 BB: 0 P: 23	R: 1 E: 0 K: 0 S: 11	H: 1 LOB: 0 BB: 0 P: 14	R: 1 E: 0 K: 0 S: 8	H: 1 LOB: 1 BB: 1 P: 14	R: 0 E: 0 K: 0 S: 8	H: 1 LOB: 2 BB: 2 P: 20	R: 0 E: 0 K: 0 S: 5	H: 0 LOB: 0 BB: 0 P: 8		R: 0 E: 0 K: 0 S: 5	H: 0 LOB: 0 BB: 0 P: 8	1B: 7 2B: 1 3B: 1 HR: 2	SF: 1 SAC: 0 DP: 1 HBP: 0	WP: 0 PB: 1 SB: 1 CS: 0
<b>PITCHER</b>	IP WLS BF H R ER SO BB IBB HBP BLK WP HR S P ERA WHIP	IP WLS BF H R ER SO BB IBB HBP BLK WP HR S P ERA WHIP	IP WLS BF H R ER SO BB IBB HBP BLK WP HR S P ERA WHIP	IP WLS BF H R ER SO BB IBB HBP BLK WP HR S P ERA WHIP	IP WLS BF H R ER SO BB IBB HBP BLK WP HR S P ERA WHIP	IP WLS BF H R ER SO BB IBB HBP BLK WP HR S P ERA WHIP	IP WLS BF H R ER SO BB IBB HBP BLK WP HR S P ERA WHIP	IP WLS BF H R ER SO BB IBB HBP BLK WP HR S P ERA WHIP	IP WLS BF H R ER SO BB IBB HBP BLK WP HR S P ERA WHIP	IP WLS BF H R ER SO BB IBB HBP BLK WP HR S P ERA WHIP	IP WLS BF H R ER SO BB IBB HBP BLK WP HR S P ERA WHIP	IP WLS BF H R ER SO BB IBB HBP BLK WP HR S P ERA WHIP	IP WLS BF H R ER SO BB IBB HBP BLK WP HR S P ERA WHIP	IP WLS BF H R ER SO BB IBB HBP BLK WP HR S P ERA WHIP	IP WLS BF H R ER SO BB IBB HBP BLK WP HR S P ERA WHIP	IP WLS BF H R ER SO BB IBB HBP BLK WP HR S P ERA WHIP						
41 Aaron Sanchez, R ERA: 4.77	5.0	L	25	9	7	7	4	1	0	0	0	0	0	0	0	0	12.60	2.000				
24 Danny Barnes, R ERA: 3.44	1.0		5	1	1	1	0	1	0	0	0	0	0	0	8	14	9.00	2.000				
77 John Axford, R ERA: 3.75	1.0		5	1	0	0	0	2	0	0	0	0	0	0	8	20	0.00	3.000				
39 Jake Petricka, R ERA: 5.4	1.0		3	0	0	0	0	0	0	0	0	0	0	5	8	0.00	0.000					

AB 32  
R 3  
H 7  
RBI 3  
BB 5  
SO 9  
LOB 19



AB 33  
R 8  
H 11  
RBI 8  
BB 4  
SO 4  
LOB 13





Batter	1	2	3	4	5	6	7	8	9	AB	R	H	RBI	BB	SO	LOB	TOP					
18 Curtis Granderson, L (1, 7)											4	0	1	1	1	0	3					
11 Kevin Pillar, R (1, 8)										5	0	0	0	0	4	6						
26 Yanervis Solarte, S (1, 6)										4	0	0	0	0	0	3						
14 Justin Smoak, S (1, 3)										4	1	1	1	0	1	1						
37 Teoscar Hernández, R (1, 9)										3	0	0	0	0	0	0						
55 Russell Martin, R (1, 5)										3	1	1	0	0	0	1						
8 Kendrys Morales, S (1, 10)										3	1	2	0	1	0	0						
29 Devon Travis, R (1, 4)										4	0	2	0	0	0	2						
21 Luke Maile, R (1, 2)										3	0	0	0	0	2	3						
27 Dwight Smith Jr., L (9, PH)										1	0	1	0	0	0	0						
<b>Inning Stats</b>	R: 0 E: 0 K: 1 S: 9	H: 0 LOB: 0 BB: 1 P: 17	R: 0 E: 0 K: 0 S: 10	H: 2 LOB: 2 BB: 0 P: 12	R: 0 E: 0 K: 1 S: 8	H: 0 LOB: 0 BB: 0 P: 10	R: 1 E: 0 K: 0 S: 9	H: 1 LOB: 0 BB: 0 P: 12	R: 0 E: 0 K: 0 S: 6	H: 0 LOB: 0 BB: 0 P: 7	R: 0 E: 0 K: 2 S: 12	H: 0 LOB: 1 BB: 0 P: 17	R: 2 E: 1 K: 2 S: 15	H: 2 LOB: 2 BB: 1 P: 24	R: 0 E: 0 K: 0 S: 9	H: 0 LOB: 1 BB: 0 P: 19	R: 0 E: 0 K: 1 S: 17	H: 3 LOB: 3 BB: 0 P: 22	1B: 6 2B: 1 3B: 0 HR: 1	SF: 0 SAC: 0 DP: 0 HBP: 3	WP: 0 PA: 39 CS: 0	
<b>PITCHER</b>	IP WLS BF H R ER SO BB IBB HBP BLK WP HR S P ERA WHIP	6.2 W 28 5 3 2 5 2 0 2 0 0 1 66 96 2.70 1.050	1.1 H 5 0 0 1 0 0 0 0 0 0 0 0 12 22 0.00 0.000	0.1 4 3 0 0 0 0 0 0 0 0 0 9 11 0.00 0.000	0.2 S 2 0 0 0 1 0 0 0 0 0 0 0 8 11 0.00 0.000																	

Batter	1	2	3	4	5	6	7	8	9	AB	R	H	RBI	BB	SO	LOB	BOTTOM				
16 Andrew Benintendi, L (1, 7)										5	0	1	1	0	0	4					
2 Xander Bogaerts, R (1, 6)										4	2	2	1	1	1	1					
18 Mitch Moreland, L (1, 3)										4	1	1	1	0	0	1					
28 J.D. Martinez, R (1, 10)										4	0	2	1	0	1	0					
11 Rafael Devers, L (1, 5)										4	1	1	0	0	1	2					
15 Dustin Pedroia, R (1, 4)										4	0	1	0	0	2						
12 Brock Holt, L (1, 9)										3	2	1	0	0	1	2					
3 Sandy León, S (1, 2)										4	2	3	3	0	0	1					
19 Jackie Bradley Jr., L (1, 8)										3	0	1	1	1	0	1					
<b>Inning Stats</b>	R: 2 E: 0 K: 0 S: 7	H: 3 LOB: 1 BB: 0 P: 12	R: 1 E: 0 K: 0 S: 11	H: 2 LOB: 1 BB: 0 P: 21	R: 0 E: 0 K: 1 S: 8	H: 0 LOB: 0 BB: 0 P: 13	R: 1 E: 0 K: 0 S: 14	H: 2 LOB: 1 BB: 0 P: 20	R: 0 E: 0 K: 1 S: 10	H: 0 LOB: 0 BB: 1 P: 18	R: 1 E: 0 K: 1 S: 18	H: 3 LOB: 2 BB: 1 P: 26	R: 1 E: 0 K: 0 S: 10	H: 2 LOB: 1 BB: 0 P: 13	R: 2 E: 0 K: 1 S: 13	H: 1 LOB: 0 BB: 0 P: 19	R: 0 E: 0 K: 1 S: 17	H: 1 LOB: 0 BB: 0 P: 22	1B: 5 2B: 6 3B: 0 HR: 2	SF: 0 SAC: 0 DP: 2 HBP: 1	WP: 1 PA: 38 CS: 0
<b>PITCHER</b>	IP WLS BF H R ER SO BB IBB HBP BLK WP HR S P ERA WHIP	3.2 L 18 4 0 0 1 1 0 0 0 0 0 13 21 0.00 0.750	1.0 7 4 2 2 1 1 0 0 0 0 1 20 29 18.00 5.000	1.0 4 1 0 0 0 0 0 0 0 0 0 8 10 0.00 1.000	1.0 5 1 2 2 1 0 0 1 0 0 1 13 19 18.00 1.000																

**Toronto Blue Jays @ Boston Red Sox**  
 Fenway Park, Boston, MA  
 Tue May 29 2018, 7:16 PM - 10:14 PM EDT  
 Att: 33,380 - Clear - 74 F

AB	34
R	3
H	8
RBI	2
BB	2
SO	7
LOB	19

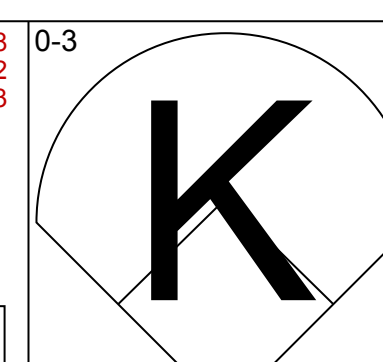
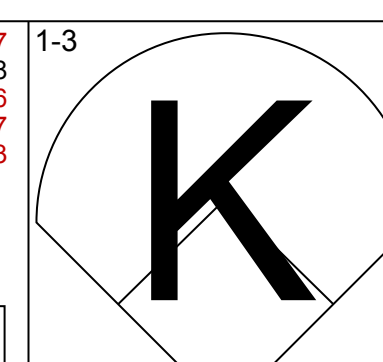
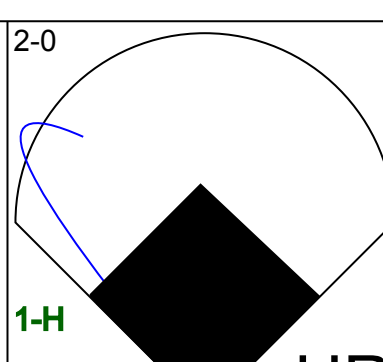
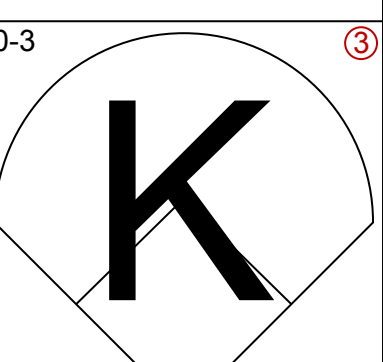
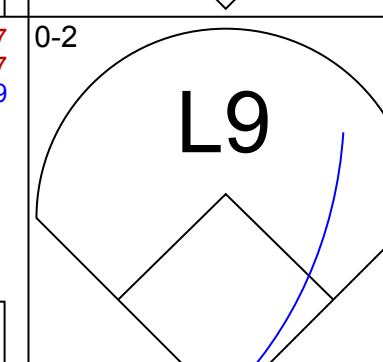
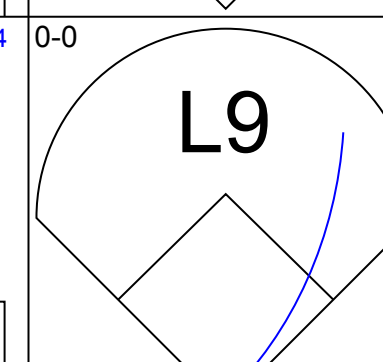
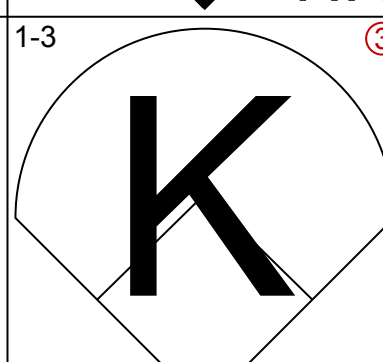
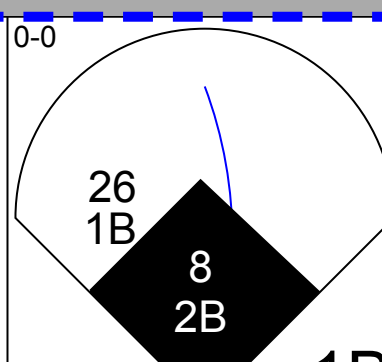
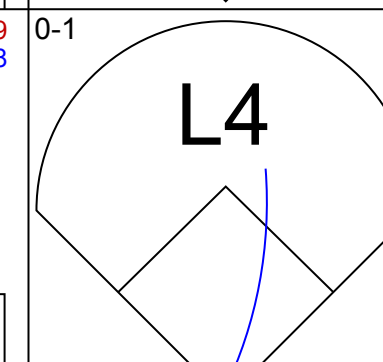
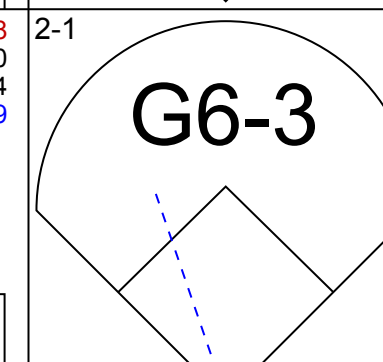
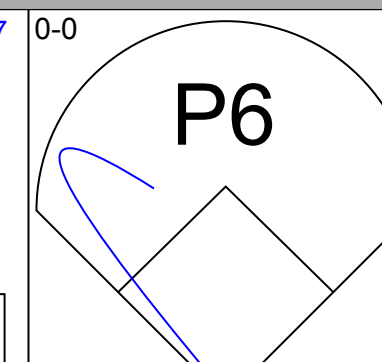
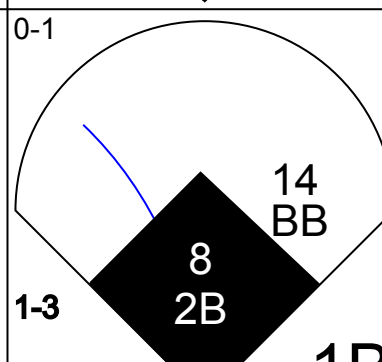
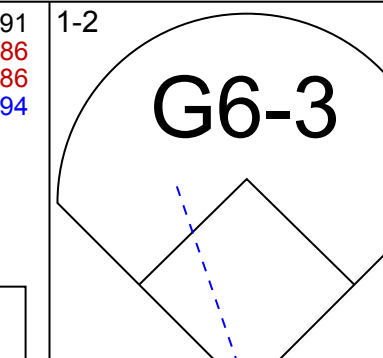
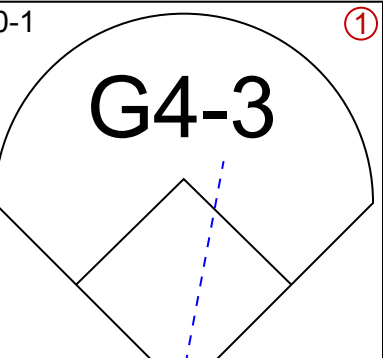
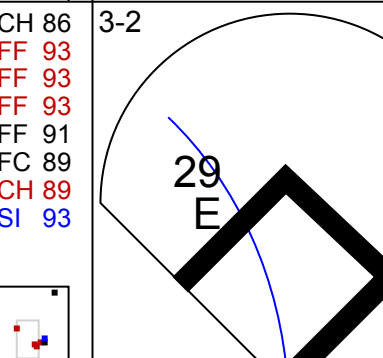
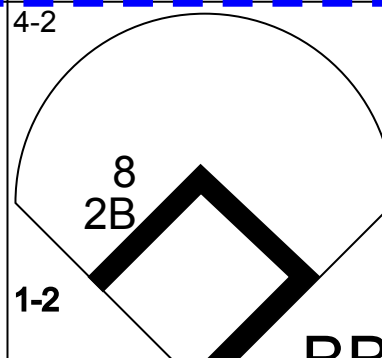
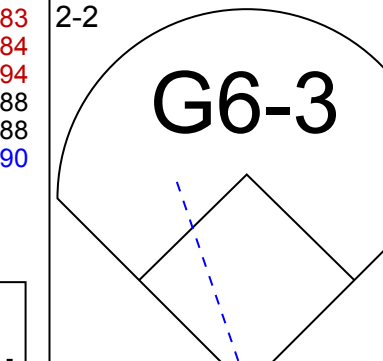
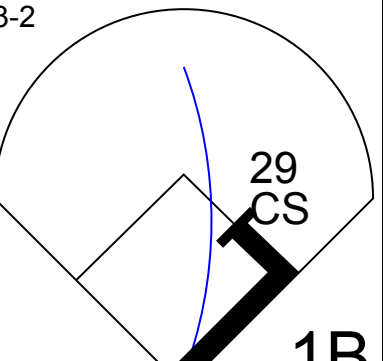
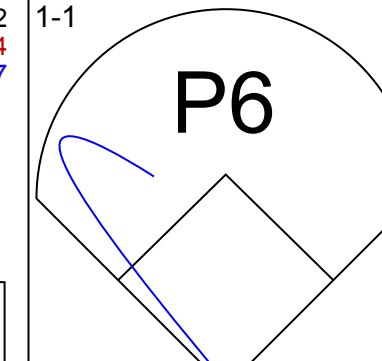
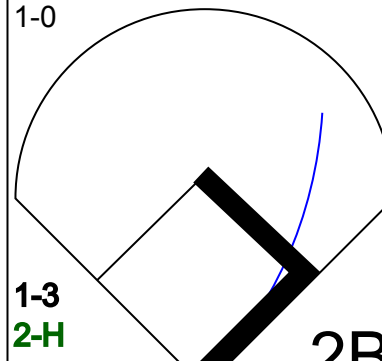
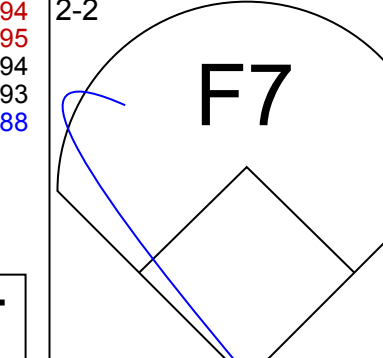
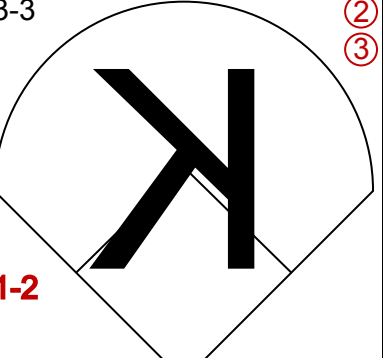
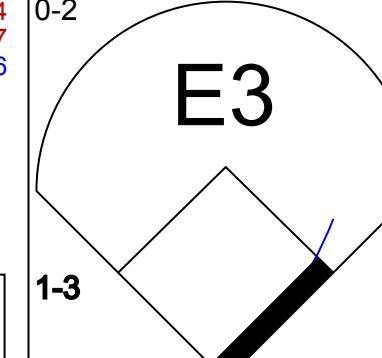
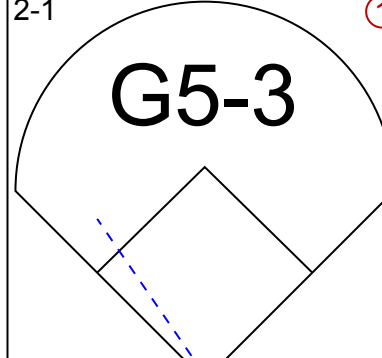


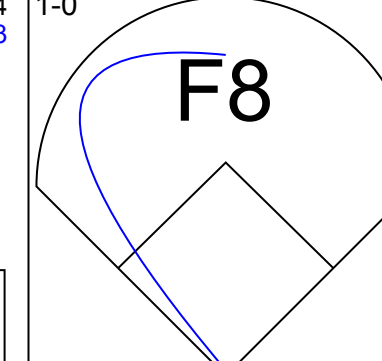
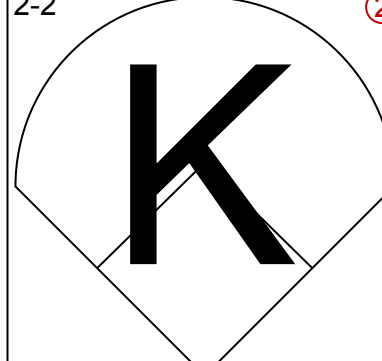
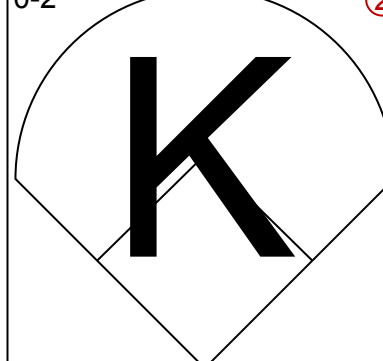
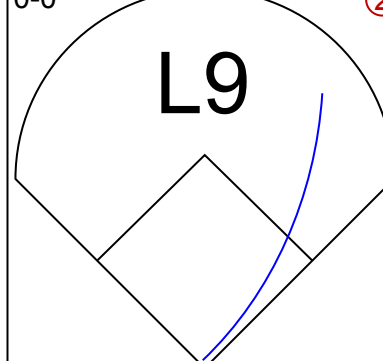

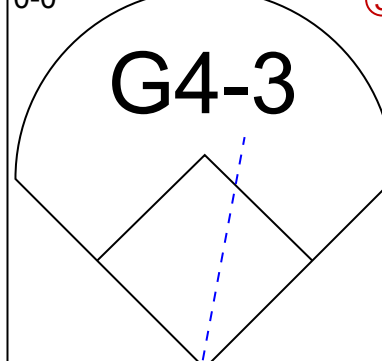
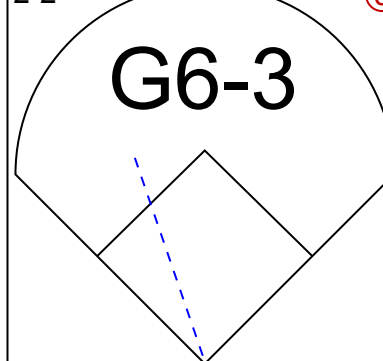
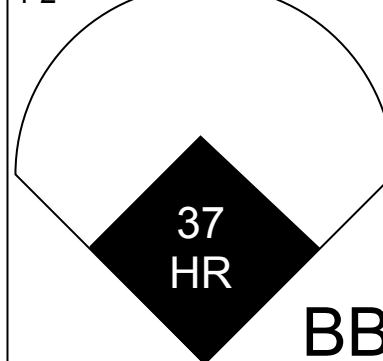
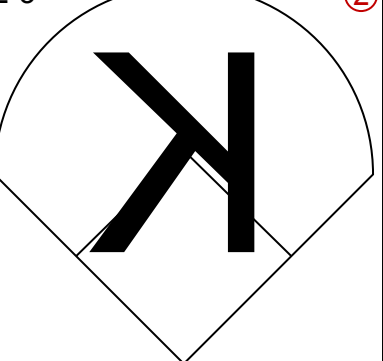

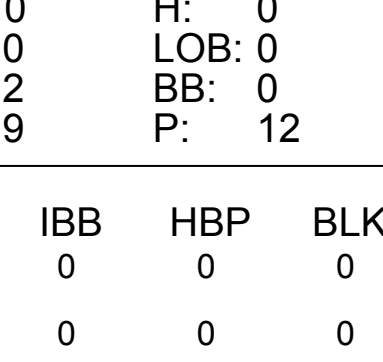
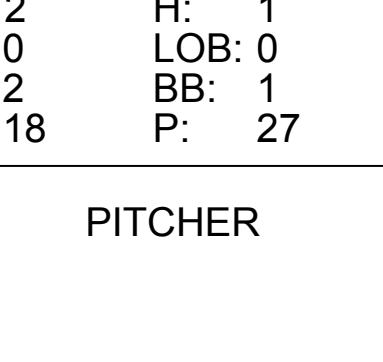
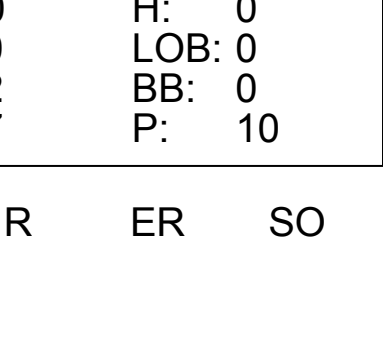


**Toronto Blue Jays @ Boston Red Sox**  
 Fenway Park, Boston, MA  
 Tue May 29 2018, 7:16 PM - 10:14 PM EDT  
 Att: 33,380 - Clear - 74 F

AB	35
R	8
H	13
RBI	8
BB	2
SO	4
LOB	14

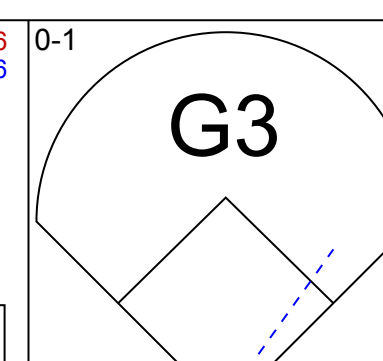
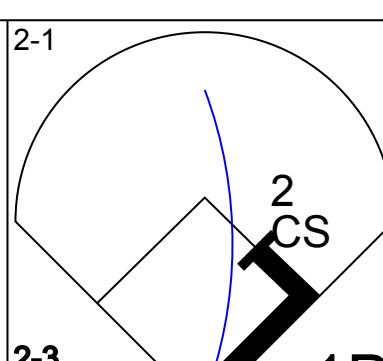
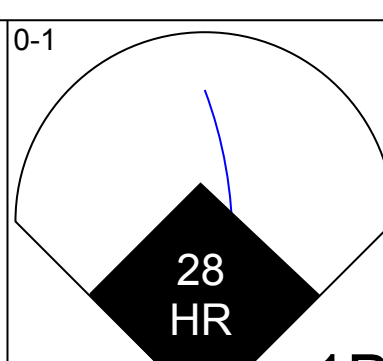
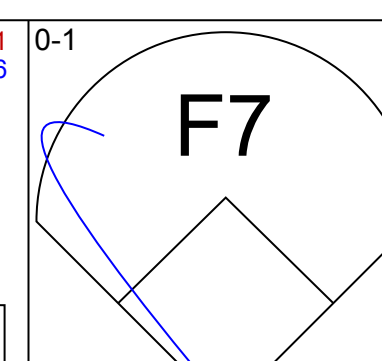
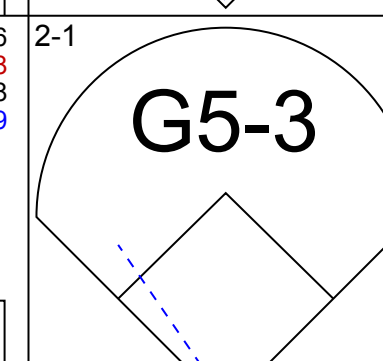
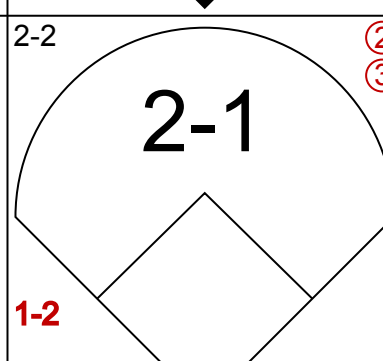
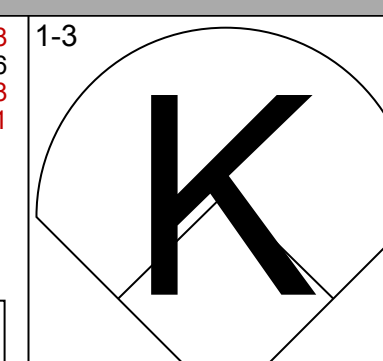
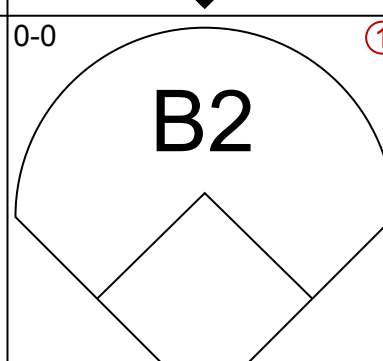
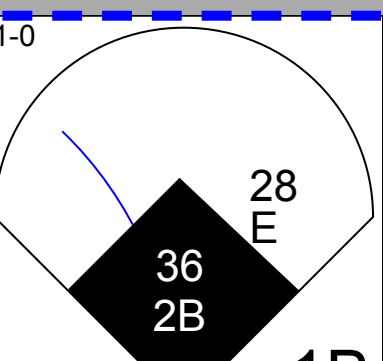

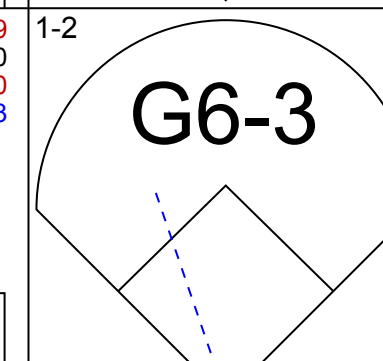

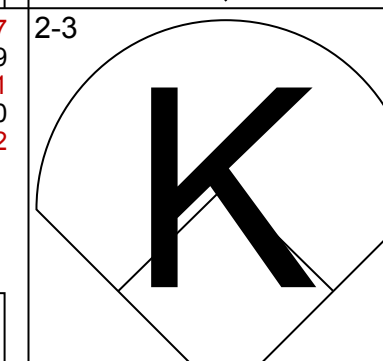
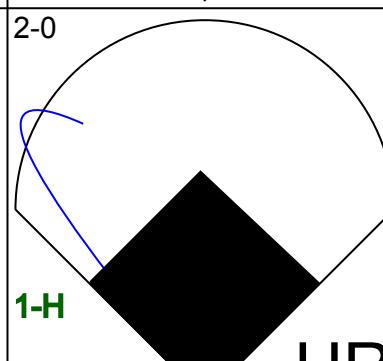

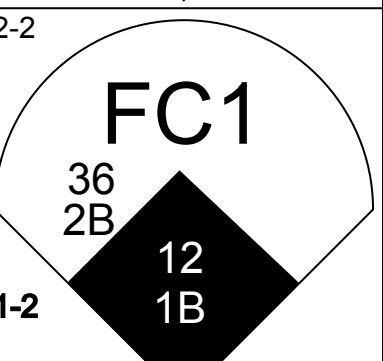

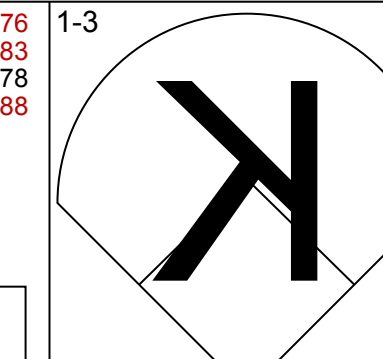
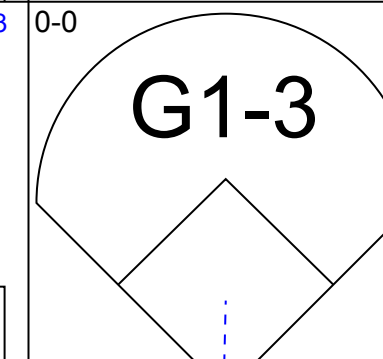
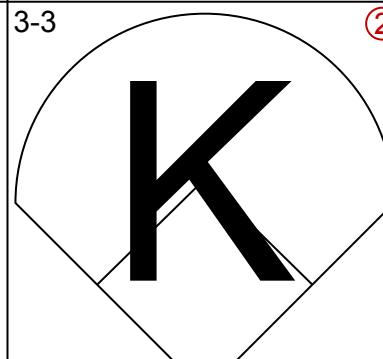

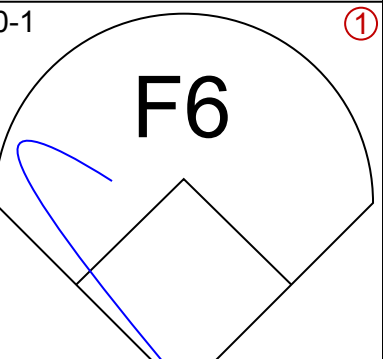
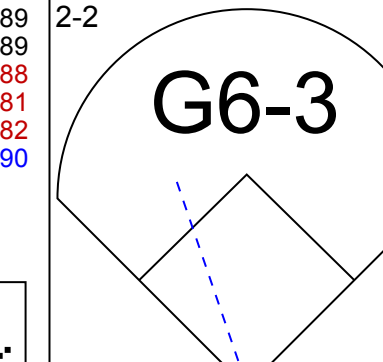
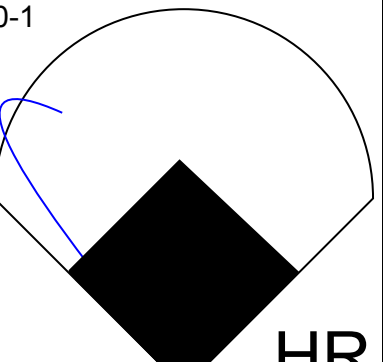
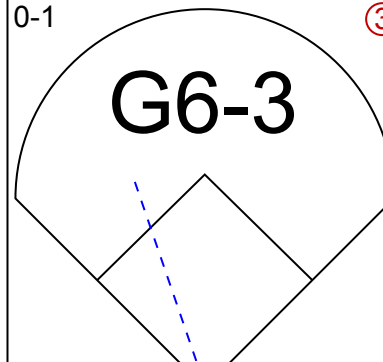
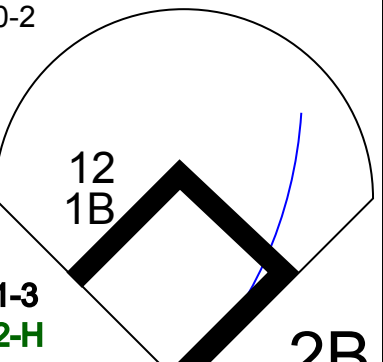

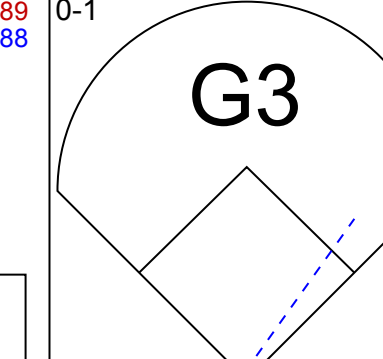
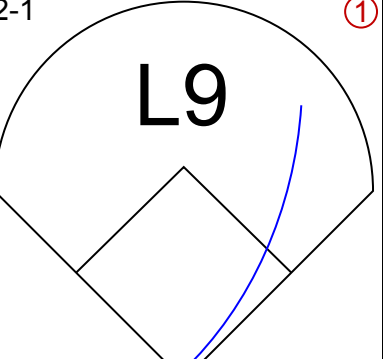
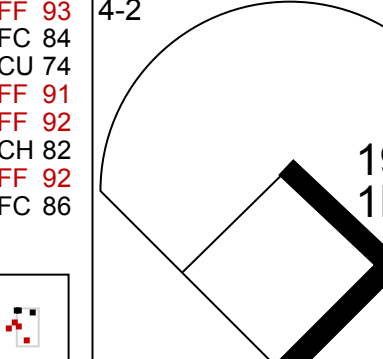
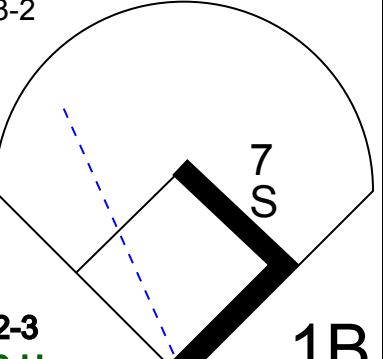
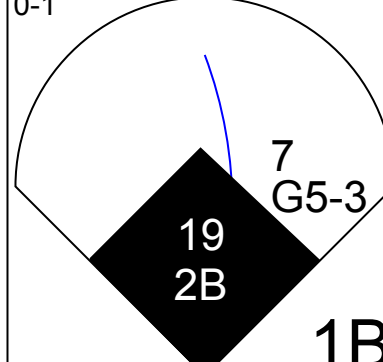
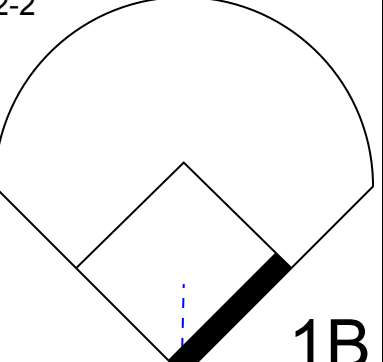
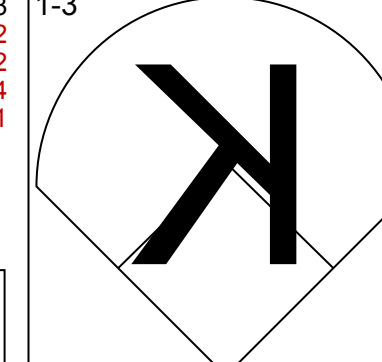

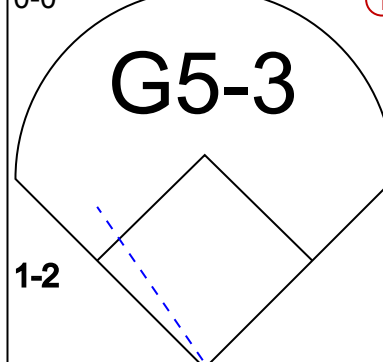
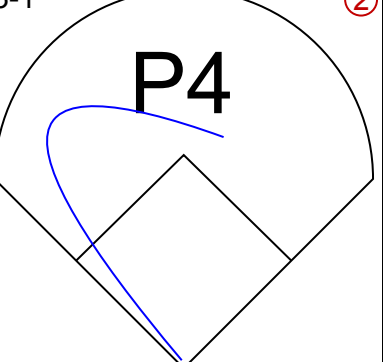
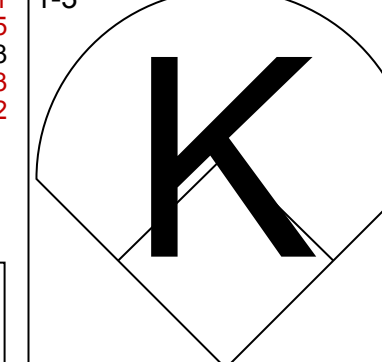

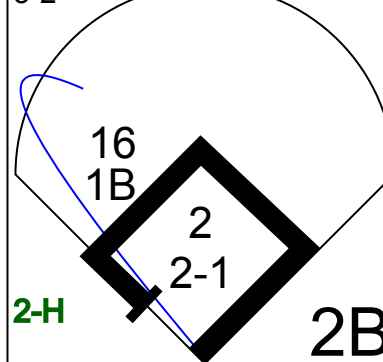
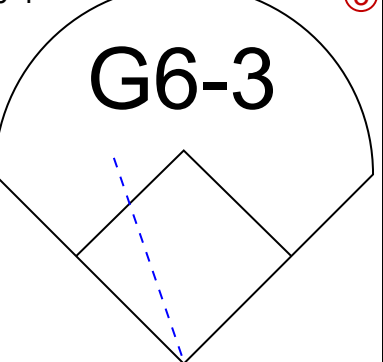
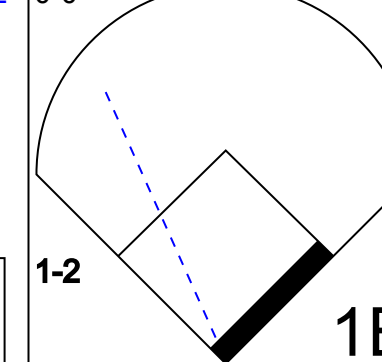


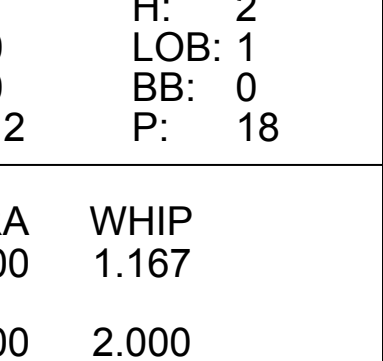
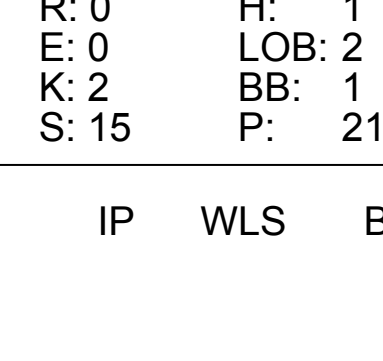




Batter	1	2	3	4	5	6	7	8	9	AB	R	H	RBI	BB	SO	LOB	TOP									
37 Teoscar Hernández, R OBP: 0.296, SLG: 0.506										4	1	2	0	3	0		<b>Toronto Blue Jays @ Boston Red Sox</b> Fenway Park, Boston, MA Wed May 30 2018, 1:07 PM - 3:59 PM EDT Att: 33,451 - Partly Cloudy - 65 F									
11 Kevin Pillar, R OBP: 0.314, SLG: 0.444										4	1	1	0	0	1	0										
26 Yanervis Solarte, S OBP: 0.320, SLG: 0.471										4	1	1	0	0	0	0										
14 Justin Smoak, S OBP: 0.377, SLG: 0.450										3	0	1	0	1	0	0										
8 Kendrys Morales, S OBP: 0.277, SLG: 0.341										4	0	2	2	0	0	1										
27 Dwight Smith Jr., L OBP: 0.362, SLG: 0.633										0	0	0	0	0	0	0										
29 Devon Travis, R OBP: 0.242, SLG: 0.329										4	0	0	0	0	1	4										
18 Curtis Granderson, L OBP: 0.372, SLG: 0.496										4	0	0	0	0	3	4										
21 Luke Maile, R OBP: 0.337, SLG: 0.400										4	0	0	0	0	1	2										
3 Gio Urshela, R OBP: 0.194, SLG: 0.276										2	1	0	0	1	1	0										
<b>Inning Stats</b>	R: 0 E: 0 K: 1 S: 8	H: 0 LOB: 0 BB: 0 P: 8	R: 0 E: 0 K: 0 S: 10	H: 0 LOB: 0 BB: 0 P: 15	R: 0 E: 0 K: 2 S: 9	H: 0 LOB: 0 BB: 0 P: 12	R: 0 E: 0 K: 1 S: 7	H: 0 LOB: 0 BB: 0 P: 10	R: 0 E: 0 K: 1 S: 10	H: 1 LOB: 1 BB: 0 P: 16	R: 2 E: 0 K: 2 S: 18	H: 1 LOB: 0 BB: 1 P: 27	R: 0 E: 1 K: 0 S: 12	H: 1 LOB: 2 BB: 0 P: 17	R: 0 E: 0 K: 2 S: 7	H: 0 LOB: 0 BB: 0 P: 10	R: 2 E: 0 K: 1 S: 13	H: 3 LOB: 2 BB: 1 P: 22	1B: 4 2B: 2 3B: 0 HR: 1	SF: 0 SAC: 0 DP: 1 HBP: 0	WP: 0 PB: 0 SB: 0 CS: 1	PA: 35				
<b>PITCHER</b>	IP WLS BF H R ER SO BB IBB HBP BLK WP HR S P ERA WHIP	IP WLS BF H R ER SO BB IBB HBP BLK WP HR S P ERA WHIP	IP WLS BF H R ER SO BB IBB HBP BLK WP HR S P ERA WHIP	IP WLS BF H R ER SO BB IBB HBP BLK WP HR S P ERA WHIP	IP WLS BF H R ER SO BB IBB HBP BLK WP HR S P ERA WHIP	IP WLS BF H R ER SO BB IBB HBP BLK WP HR S P ERA WHIP	IP WLS BF H R ER SO BB IBB HBP BLK WP HR S P ERA WHIP	IP WLS BF H R ER SO BB IBB HBP BLK WP HR S P ERA WHIP	IP WLS BF H R ER SO BB IBB HBP BLK WP HR S P ERA WHIP	IP WLS BF H R ER SO BB IBB HBP BLK WP HR S P ERA WHIP	IP WLS BF H R ER SO BB IBB HBP BLK WP HR S P ERA WHIP	IP WLS BF H R ER SO BB IBB HBP BLK WP HR S P ERA WHIP	IP WLS BF H R ER SO BB IBB HBP BLK WP HR S P ERA WHIP	IP WLS BF H R ER SO BB IBB HBP BLK WP HR S P ERA WHIP	IP WLS BF H R ER SO BB IBB HBP BLK WP HR S P ERA WHIP	IP WLS BF H R ER SO BB IBB HBP BLK WP HR S P ERA WHIP	IP WLS BF H R ER SO BB IBB HBP BLK WP HR S P ERA WHIP	IP WLS BF H R ER SO BB IBB HBP BLK WP HR S P ERA WHIP	IP WLS BF H R ER SO BB IBB HBP BLK WP HR S P ERA WHIP	IP WLS BF H R ER SO BB IBB HBP BLK WP HR S P ERA WHIP	IP WLS BF H R ER SO BB IBB HBP BLK WP HR S P ERA WHIP	IP WLS BF H R ER SO BB IBB HBP BLK WP HR S P ERA WHIP	IP WLS BF H R ER SO BB IBB HBP BLK WP HR S P ERA WHIP	IP WLS BF H R ER SO BB IBB HBP BLK WP HR S P ERA WHIP	IP WLS BF H R ER SO BB IBB HBP BLK WP HR S P ERA WHIP	IP WLS BF H R ER SO BB IBB HBP BLK WP HR S P ERA WHIP
57 Eduardo Rodríguez, L ERA: 3.86	6.2	W	23	3	2	2	7	1	0	0	0	0	0	1	70	100	2.70	0.600								
32 Matt Barnes, R ERA: 2.35	7.1	H	5	0	0	0	2	0	0	0	0	0	0	11	15	0.00	0.000									
61 Brian Johnson, L ERA: 5.33	0.0		2	2	2	2	0	0	0	0	0	0	0	3	3	∞	∞									
46 Craig Kimbrel, R ERA: 2.16	1.0	S	5	1	0	0	1	1	0	0	0	0	0	10	19	0.00	2.000									

AB 33  
R 4  
H 6  
RBI 4  
BB 2  
SO 10  
LOB 11



Batter	1	2	3	4	5	6	7	8	9	AB	R	H	RBI	BB	SO	LOB	BOTTOM									
16 Andrew Benintendi, L OBP: 0.376, SLG: 0.517										4	1	2	0	0	0	2	<b>Toronto Blue Jays @ Boston Red Sox</b> Fenway Park, Boston, MA Wed May 30 2018, 1:07 PM - 3:59 PM EDT Att: 33,451 - Partly Cloudy - 65 F									
2 Xander Bogaerts, R OBP: 0.335, SLG: 0.519										4	1	1	0	0	1	1										
28 J.D. Martinez, R OBP: 0.379, SLG: 0.663										4	2	1	2	0	1	1										
11 Rafael Devers, L OBP: 0.290, SLG: 0.415										4	0	0	0	0	2	2										
36 Eduardo Núñez, R OBP: 0.265, SLG: 0.381										4	1	2	2	0	0	0										
12 Brock Holt, L OBP: 0.407, SLG: 0.468										3	0	1	1	1	0	0										
23 Blake Swihart, S OBP: 0.273, SLG: 0.295										3	1	2	0	0	1	1										
18 Mitch Moreland, L OBP: 0.379, SLG: 0.632										1	0	0	0	0	1	2										
7 Christian Vázquez, R OBP: 0.228, SLG: 0.225										4	0	0	0	0	2	5										
19 Jackie Bradley Jr., L OBP: 0.287, SLG: 0.301										3	0	2	1	0	0	1										
<b>Inning Stats</b>	R: 0 E: 0 K: 0 S: 7	H: 0 LOB: 0 BB: 0 P: 10	R: 0 E: 0 K: 1 S: 9	H: 0 LOB: 0 BB: 0 P: 12	R: 1 E: 0 K: 0 S: 11	H: 3 LOB: 1 BB: 0 P: 18	R: 0 E: 0 K: 2 S: 7	H: 0 LOB: 0 BB: 0 P: 10	R: 1 E: 0 K: 0 S: 12	H: 2 LOB: 1 BB: 0 P: 18	R: 2 E: 0 K: 1 S: 10	H: 2 LOB: 0 BB: 0 P: 15	R: 0 E: 0 K: 2 S: 15	H: 1 LOB: 2 BB: 1 P: 21	R: 2 E: 1 K: 2 S: 19	H: 3 LOB: 2 BB: 0 P: 26	1B: 7 2B: 2 3B: 0 HR: 2	SF: 0 SAC: 0 DP: 0 HBP: 0	WP: 0 PB: 0 SB: 1 CS: 1	PA: 35						
<b>PITCHER</b>	IP WLS BF H R ER SO BB IBB HBP BLK WP HR S P ERA WHIP	IP WLS BF H R ER SO BB IBB HBP BLK WP HR S P ERA WHIP	IP WLS BF H R ER SO BB IBB HBP BLK WP HR S P ERA WHIP	IP WLS BF H R ER SO BB IBB HBP BLK WP HR S P ERA WHIP	IP WLS BF H R ER SO BB IBB HBP BLK WP HR S P ERA WHIP	IP WLS BF H R ER SO BB IBB HBP BLK WP HR S P ERA WHIP	IP WLS BF H R ER SO BB IBB HBP BLK WP HR S P ERA WHIP	IP WLS BF H R ER SO BB IBB HBP BLK WP HR S P ERA WHIP	IP WLS BF H R ER SO BB IBB HBP BLK WP HR S P ERA WHIP	IP WLS BF H R ER SO BB IBB HBP BLK WP HR S P ERA WHIP	IP WLS BF H R ER SO BB IBB HBP BLK WP HR S P ERA WHIP	IP WLS BF H R ER SO BB IBB HBP BLK WP HR S P ERA WHIP	IP WLS BF H R ER SO BB IBB HBP BLK WP HR S P ERA WHIP	IP WLS BF H R ER SO BB IBB HBP BLK WP HR S P ERA WHIP	IP WLS BF H R ER SO BB IBB HBP BLK WP HR S P ERA WHIP	IP WLS BF H R ER SO BB IBB HBP BLK WP HR S P ERA WHIP	IP WLS BF H R ER SO BB IBB HBP BLK WP HR S P ERA WHIP	IP WLS BF H R ER SO BB IBB HBP BLK WP HR S P ERA WHIP	IP WLS BF H R ER SO BB IBB HBP BLK WP HR S P ERA WHIP	IP WLS BF H R ER SO BB IBB HBP BLK WP HR S P ERA WHIP	IP WLS BF H R ER SO BB IBB HBP BLK WP HR S P ERA WHIP	IP WLS BF H R ER SO BB IBB HBP BLK WP HR S P ERA WHIP	IP WLS BF H R ER SO BB IBB HBP BLK WP HR S P ERA WHIP	IP WLS BF H R ER SO BB IBB HBP BLK WP HR S P ERA WHIP	IP WLS BF H R ER SO BB IBB HBP BLK WP HR S P ERA WHIP	IP WLS BF H R ER SO BB IBB HBP BLK WP HR S P ERA WHIP
43 Sam Gaviglio, R ERA: 3.32	6.0	L	24	7	4	4	4	0	0	0	0	0	0	0	0	0	6.00	1.167								
22 Seungwhan Oh, R ERA: 2.13	1.0		5	1	0	0	2	1	0	0	0	0	0	15	21	0.00	2.000									
52 Ryan Tepera, R ERA: 3.33	1.0		7	3	2	1	2	0	0	0	0	0	0	19	26	9.00	3.000									

AB 34  
R 6  
H 11  
RBI 6  
BB 1  
SO 8  
LOB 15





Batter	1	2	3	4	5	6	7	8	9	AB	R	H	RBI	BB	SO	LOB	TOP		
37 Teoscar Hernández, R (1.7)										5	1	3	1	0	1	2	<p><b>Toronto Blue Jays @ Detroit Tigers</b> Comerica Park, Detroit, MI Fri Jun 01 2018, 7:11 PM - 10:02 PM EDT Att: 22,192 - Cloudy - 75 F</p> <p>livebaseballscorecards.com</p> <p>AB 31 R 2 H 7 RBI 2 BB 5 SO 5 LOB 18</p>		
26 Yanervis Solarte, S (1.5)									5	0	0	0	0	2	3				
14 Justin Smoak, S (1.3)										2	0	0	0	2	0				
8 Kendrys Morales, S (1.10)									2	0	1	1	1	0	0				
11 Kevin Pillar, R (1.8)									4	0	0	0	0	0	4				
55 Russell Martin, R (1.2)										3	0	1	0	0	1				
29 Devon Travis, R (1.4)									3	0	1	0	1	0	4				
15 Randal Grichuk, R (1.9)										2	0	0	0	0	3				
18 Curtis Granderson, L (7.74)										2	0	0	0	0	1				
1 Aledmys Díaz, R (1.6)										3	1	1	0	1	0				
<b>Inning Stats</b>	R: 0 H: 0 E: 0 K: 2 S: 7	H: 0 LOB: 0 BB: 0 P: 13	R: 0 H: 1 E: 0 K: 1 S: 9	H: 2 LOB: 2 BB: 1 P: 18	R: 0 H: 1 E: 0 K: 0 S: 8	H: 0 LOB: 0 BB: 0 P: 12	R: 0 H: 0 E: 0 K: 0 S: 5	R: 0 H: 0 E: 0 K: 0 S: 9	R: 0 H: 0 E: 0 K: 0 S: 12	R: 2 H: 1 E: 0 K: 0 S: 12	H: 1 LOB: 1 BB: 2 P: 23	R: 0 H: 2 E: 0 K: 0 S: 11	H: 1 LOB: 3 BB: 1 P: 15	R: 0 H: 1 E: 0 K: 1 S: 17	H: 1 LOB: 0 BB: 0 P: 12	1B: 5 2B: 1 3B: 1 HR: 0	SF: 1 SAC: 0 DP: 2 HBP: 1	WP: 1 PB: 0 SB: 0 CS: 0	PA: 38
<b>PITCHER</b>	IP WLS BF H R ER SO BB IBB HBP BLK WP HR S P ERA WHIP																		
36 Blaine Hardy, L (1.1)	6.0 W 23 3 2 2 3 4 0 0 0 0 1 0 50 88 3.00 1.167																		
45 Buck Farmer, R (7.1)	1.0 H 5 2 0 0 0 0 0 0 0 0 0 0 11 15 0.00 2.000																		
51 Johnny Barbatto, R (8.1)	0.2 H 5 1 0 0 1 1 0 0 1 0 0 0 14 25 0.00 3.000																		
57 Artie Lewicki, R (8.1)	0.1 H 1 0 0 0 0 0 0 0 0 0 0 0 3 3 0.00 0.000																		
61 Shane Greene, R (9.1)	1.0 S 4 1 0 0 1 0 0 0 0 0 0 0 9 12 0.00 1.000																		

Batter	1	2	3	4	5	6	7	8	9	AB	R	H	RBI	BB	SO	LOB	BOTTOM		
46 Jeimer Candelario, S (1.5)										4	0	1	1	0	0	0	<p><b>Toronto Blue Jays @ Detroit Tigers</b> Comerica Park, Detroit, MI Fri Jun 01 2018, 7:11 PM - 10:02 PM EDT Att: 22,192 - Cloudy - 75 F</p> <p>livebaseballscorecards.com</p> <p>AB 33 R 5 H 11 RBI 5 SO 6 LOB 9</p>		
9 Nick Castellanos, R (1.9)										4	1	3	1	0	0				
24 Miguel Cabrera, R (1.3)									3	0	1	0	1	0	1				
41 Victor Martinez, S (1.10)										4	1	1	0	0	1	4			
34 James McCann, R (1.2)									4	1	1	0	0	2	1				
21 Jacoby Jones, R (1.7)										4	1	2	2	0	1	0			
12 Leonys Martin, L (1.8)										4	0	1	1	0	0	0			
1 Jose Iglesias, R (1.6)										3	1	1	0	0	0	1			
60 Ronny Rodríguez, R (1.4)										3	0	0	0	0	2	2			
<b>Inning Stats</b>	R: 0 H: 1 E: 0 K: 0 S: 9	H: 6 LOB: 3 BB: 1 P: 34	R: 4 H: 6 E: 0 K: 1 S: 21	H: 0 LOB: 1 BB: 1 P: 34	R: 0 H: 0 E: 0 K: 0 S: 7	H: 0 LOB: 0 BB: 0 P: 13	R: 0 H: 0 E: 0 K: 1 S: 8	R: 0 H: 0 E: 0 K: 0 S: 10	R: 0 H: 1 E: 0 K: 1 S: 12	R: 0 H: 2 E: 0 K: 0 S: 7	H: 1 LOB: 1 BB: 0 P: 11	R: 1 H: 1 E: 0 K: 1 S: 11	H: 1 LOB: 0 BB: 0 P: 15	R: 0 H: 0 E: 0 K: 2 S: 10	H: 0 LOB: 0 BB: 0 P: 15	1B: 7 2B: 2 3B: 1 HR: 1		SF: 0 SAC: 0 DP: 1 HBP: 0	WP: 0 PB: 0 SB: 1 CS: 1
<b>PITCHER</b>	IP WLS BF H R ER SO BB IBB HBP BLK WP HR S P ERA WHIP																		
57 Jaime García, L (1.1)	1.2 L 11 7 4 4 1 0 0 0 0 0 0 0 9 19 0.00 0.750																		
24 Danny Barnes, R (2.1)	1.1 5 0 0 0 0 1 0 0 0 0 0 0 9 19 0.00 0.750																		
31 Joe Biagini, R (4.1)	3.0 11 3 0 0 2 0 0 0 0 0 0 0 27 34 0.00 1.000																		
36 Tyler Clippard, R (7.1)	1.0 4 1 1 1 1 0 0 0 0 0 0 1 11 15 9.00 1.000																		
77 John Axford, R (8.1)	1.0 3 0 0 0 2 0 0 0 0 0 0 0 10 15 0.00 0.000																		



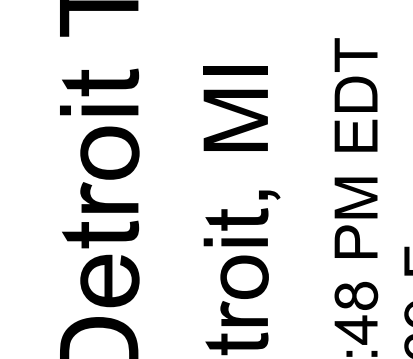
Batter	1	2	3	4	5	6	7	8	9	AB	R	H	RBI	BB	SO	LOB	TOP										
37 Teoscar Hernández, R OBP: 0.301, SLG: 0.514 18 Curtis Granderson, L OBP: 0.363, SLG: 0.394	F9		L7		K		K			2	0	0	0	0	0	1	Toronto Blue Jays @ Detroit Tigers Comerica Park, Detroit, MI Sat Jun 02 2018, 4:11 PM - 6:48 PM EDT Att: 34,674 - Sunny - 69 F										
26 Yanervis Solarte, S OBP: 0.316, SLG: 0.419	G6-3		14 1B 2B		HR		G4-3			4	2	2	2	0	0	0											
14 Justin Smoak, S OBP: 0.382, SLG: 0.443	BB		G6-4-3 1B		L8		P5			3	0	1	1	1	0	0											
8 Kendrys Morales, S OBP: 0.276, SLG: 0.333	P4		G6-4-3 1-2		K		K			4	0	0	0	0	2	2											
11 Kevin Pillar, R OBP: 0.303, SLG: 0.428	G4-3		P4		F8		P3			4	0	0	0	0	0	0											
29 Devon Travis, R OBP: 0.253, SLG: 0.326	G3 1B		F9		G6-3		G3-1			4	0	1	0	0	0	0											
1 Aledmys Díaz, R OBP: 0.271, SLG: 0.422	G3 1-2		F7		F7		G5-3			4	0	0	0	0	0	1											
15 Randal Grichuk, R OBP: 0.195, SLG: 0.211	F9		G5-3		F9		F9			3	0	0	0	0	0	1											
21 Luke Maile, R OBP: 0.356, SLG: 0.457	26 2B 2B		HR		HR		BB			2	2	2	1	1	0	0											
<b>Inning Stats</b>	R: 0 H: 0 K: 0 S: 9	H: 0 LOB: 1 BB: 1 P: 15	R: 0 H: 1 K: 0 S: 6	H: 1 LOB: 1 BB: 0 P: 11	R: 2 H: 3 K: 0 S: 16	H: 3 LOB: 0 BB: 0 P: 22	R: 0 H: 0 K: 0 S: 6	H: 0 LOB: 0 BB: 0 P: 9	R: 2 H: 2 K: 1 S: 9	H: 2 LOB: 0 BB: 0 P: 14	R: 0 H: 0 K: 1 S: 5	H: 0 LOB: 0 BB: 0 P: 9	R: 0 H: 0 K: 1 S: 7	H: 0 LOB: 1 BB: 1 P: 14	R: 0 H: 0 K: 1 S: 8	H: 0 LOB: 0 BB: 0 P: 15	R: 0 H: 0 K: 0 S: 8	H: 0 LOB: 0 BB: 0 P: 13	1B: 2 2B: 2 3B: 0 HR: 2	SF: 0 SAC: 0 DP: 1 HBP: 0	WP: 0 PB: 0 SB: 0 CS: 0	PA: 34					
<b>PITCHER</b>	IP	WLS	BF	H	R	ER	SO	BB	IBB	HBP	BLK	WP	HR	S	P	ERA	WHIP										
48 Matthew Boyd, L ERA: 3.23	7.0		28	6	4	4	3	2	0	0	0	0	2	58	94	5.14	1.143										
19 Louis Coleman, R ERA: 1.39	1.0	W	3	0	0	0	1	0	0	0	0	0	0	8	15	0.00	0.000										
77 Joe Jiménez, R ERA: 2.54	1.0	S	3	0	0	0	0	0	0	0	0	0	0	8	13	0.00	0.000										

Batter	1	2	3	4	5	6	7	8	9	AB	R	H	RBI	BB	SO	LOB	BOTTOM											
46 Jeimer Candelario, S OBP: 0.363, SLG: 0.531	HR		K		G5-3		K			4	1	1	1	0	2	2	Toronto Blue Jays @ Detroit Tigers Comerica Park, Detroit, MI Sat Jun 02 2018, 4:11 PM - 6:48 PM EDT Att: 34,674 - Sunny - 69 F											
9 Nick Castellanos, R OBP: 0.384, SLG: 0.536	K		24 BB 1B		F9		F9			4	0	2	2	0	1	0												
24 Miguel Cabrera, R OBP: 0.414, SLG: 0.505	K		2B		1B		41 2B 55 1B			3	0	1	0	1	2	1												
22 Victor Reyes, S OBP: 0.200, SLG: 0.325	K		K		BB		55 1B 2B			0	1	0	0	0	0	0												
41 Victor Martínez, S OBP: 0.313, SLG: 0.366	P3		F8		G4-3		55 1B 2B			4	0	1	0	0	0	2												
60 Ronny Rodríguez, R8, PR OBP: 0.296, SLG: 0.296	P3		F8		G4-3		55 1B 2B			0	1	0	0	0	0	0												
28 Niko Goodrum, S OBP: 0.321, SLG: 0.466	K		G6-3		F8		55 1B 21 SF7			3	1	0	0	1	1	0												
55 John Hicks, R OBP: 0.319, SLG: 0.448	K		K		K		1B			4	0	1	2	0	3	0												
21 JaCoby Jones, R OBP: 0.279, SLG: 0.396	P3		K		P5		SF7			3	0	0	1	0	1	0												
1 Jose Iglesias, R OBP: 0.308, SLG: 0.370	F8		49 2B BB		G5-3		49 S 2B			3	1	1	0	1	0	0												
49 Dixon Machado, R OBP: 0.268, SLG: 0.307	9 2B 2B		9 1B 2B		P3		F7			4	2	2	1	0	0	2												
<b>Inning Stats</b>	R: 1 H: 1 K: 2 S: 11	H: 1 LOB: 0 BB: 0 P: 19	R: 0 H: 0 K: 2 S: 9	H: 0 LOB: 0 BB: 0 P: 15	R: 1 H: 2 K: 2 S: 11	H: 2 LOB: 1 BB: 0 P: 17	R: 0 H: 0 K: 1 S: 9	H: 0 LOB: 0 BB: 0 P: 15	R: 2 H: 2 K: 1 S: 22	H: 2 LOB: 2 BB: 2 P: 40	R: 0 H: 0 K: 1 S: 7	H: 0 LOB: 0 BB: 0 P: 14	R: 0 H: 0 K: 1 S: 10	H: 0 LOB: 0 BB: 0 P: 16	R: 3 H: 4 K: 0 S: 21	H: 4 LOB: 2 BB: 1 P: 29	1B: 4 2B: 4 3B: 0 HR: 1	SF: 1 SAC: 0 DP: 0 HBP: 0	WP: 0 PB: 0 SB: 1 CS: 0	PA: 36								
<b>PITCHER</b>	IP	WLS	BF	H	R	ER	SO	BB	IBB	HBP	BLK	WP	HR	S	P	ERA	WHIP											
33 J.A. Happ, L ERA: 4.08	5.0		22	5	4	4	8	2	0	0	0	0	0	17	30	0.00	0.000											
77 John Axford, R ERA: 3.33	2.0		6	0	0	0	2	0	0	0	0	0	0	20	27	40.50	6.000											
22 Seungwhan Oh, R ERA: 3.12	0.2	L	7	4	3	3	0	0	1	0	0	0	0	0	1	2	0.00	0.000										
58 Tim Mayza, L ERA: 4.05	0.1		1	0	0	0	0	0	0	0	0	0	0	1	2	0.00	0.000											

AB 32  
R 4  
H 6  
RBI 4  
BB 2  
SO 4  
LOB 6



AB 32  
R 7  
H 9  
RBI 7  
SO 10  
LOB 7





Batter	1	2	3	4	5	6	7	8	9	AB	R	H	RBI	BB	SO	LOB	TOP								
18 Curtis Granderson, L OBP: 0.322, SLG: 0.380	F7		G4-3			P5	K		F7	5	0	0	0	0	1	3	<b>Toronto Blue Jays @ Detroit Tigers</b> Comerica Park, Detroit, MI Sun Jun 03 2018, 1:11 PM - 4:12 PM EDT Att: 24,658 - Cloudy - 65 F								
26 Yanervis Solarte, S OBP: 0.322, SLG: 0.417	K			G6-3		14 HR BB	14 2B		14 1B	3	1	1	1	2	1	0									
14 Justin Smoak, S OBP: 0.386, SLG: 0.468	G6-3			K		HR	2B		1B	5	1	3	3	0	1	0									
8 Kendrys Morales, S OBP: 0.267, SLG: 0.321	F7			K		G4-3	K		F8	5	0	0	0	0	2	4									
11 Kevin Pillar, R OBP: 0.301, SLG: 0.423	G4-3			G6-3		29 F9 55 BB	15 2B		F7	5	1	1	0	0	0	2									
55 Russell Martin, R OBP: 0.314, SLG: 0.318	G6-3			29 CS		15 2B	1 1B		FC6-4	2	1	1	0	2	0	0									
29 Devon Travis, R OBP: 0.262, SLG: 0.326				15 G6-4-3 BB		15 CS-4	1 1B		FC6-4	3	1	1	0	1	0	3									
15 Randal Grichuk, R OBP: 0.209, SLG: 0.280				G6-4-3		FC5-4	1 1B		HR	4	2	2	3	0	0	2									
1 Aledmys Diaz, R OBP: 0.279, SLG: 0.425				1B		G6-3	26 1B		L7	4	1	2	1	0	0	0									
<b>Inning Stats</b>	R: 0 E: 0 K: 1 S: 6	H: 0 LOB: 0 BB: 0 P: 8	R: 0 E: 0 K: 0 S: 4	H: 0 LOB: 0 BB: 0 P: 7	R: 0 E: 0 K: 0 S: 9	H: 1 LOB: 1 BB: 1 P: 13	R: 0 E: 0 K: 2 S: 8	H: 0 LOB: 0 BB: 0 P: 12	R: 0 E: 0 K: 0 S: 12	H: 2 LOB: 1 BB: 0 P: 21	R: 2 E: 0 K: 0 S: 14	H: 1 LOB: 0 BB: 1 P: 22	R: 4 E: 0 K: 2 S: 19	H: 5 LOB: 2 BB: 1 P: 31	R: 2 E: 0 K: 0 S: 13	H: 1 LOB: 0 BB: 1 P: 22	R: 0 E: 0 K: 0 S: 11	H: 1 LOB: 2 BB: 1 P: 23	1B: 7 2B: 2 3B: 0 HR: 2	SF: 0 SAC: 0 DP: 1 HBP: 0	WP: 0 PB: 0 SB: 0 CS: 1	PA: 41			
<b>PITCHER</b>	IP	WLS	BF	H	R	ER	SO	BB	IBB	HBP	BLK	WP	HR	S	P	ERA	WHIP								
32 Michael Fulmer, R ERA: 4.73	6.0	L	24	5	4	4	3	3	0	0	0	0	1	56	90	6.00	1.333								
53 Warwick Saupold, R ERA: 3.09	1.0		7	4	2	2	2	0	0	0	0	0	0	16	24	18.00	4.000								
26 Zac Reinerger, R ERA: 12.27	1.0		5	1	2	2	0	1	0	0	0	0	1	13	22	18.00	2.000								
Johnny Barbato, R ERA: 5.06	1.0		5	1	0	0	0	1	0	0	0	0	0	11	23	0.00	2.000								

Batter	1	2	3	4	5	6	7	8	9	AB	R	H	RBI	BB	SO	LOB	BOTTOM								
12 Leonys Martin, L OBP: 0.325, SLG: 0.453	G5-3		BB			HR	L9		K	3	2	1	1	2	1	0	<b>Toronto Blue Jays @ Detroit Tigers</b> Comerica Park, Detroit, MI Sun Jun 03 2018, 1:11 PM - 4:12 PM EDT Att: 24,658 - Cloudy - 65 F								
9 Nick Castellanos, R OBP: 0.378, SLG: 0.527	G6-3		K			L9	L8			4	0	0	0	0	1	3									
24 Miguel Cabrera, R OBP: 0.408, SLG: 0.495	P4					K	28 1B		46 1B	4	1	1	0	0	1	0									
46 Jeimer Candelario, S OBP: 0.370, SLG: 0.530	K2-3					34 S	28 1B		55 WP	2	1	1	1	2	1	0									
28 Niko Goodrum, S OBP: 0.319, SLG: 0.459	F7					K	55 WP		1B	4	0	1	1	0	2	2									
34 James McCann, R OBP: 0.310, SLG: 0.375	G3					K			1B	2	0	0	0	0	1	1									
55 John Hicks, R OBP: 0.315, SLG: 0.441						K				2	0	0	0	0	1	1									
21 JaCoby Jones, R OBP: 0.274, SLG: 0.387						F7			P1	4	0	0	0	0	2	1									
1 Jose Iglesias, R OBP: 0.311, SLG: 0.378						L8			G6-3	4	0	2	0	0	0	0									
60 Ronny Rodriguez, R OBP: 0.182, SLG: 0.182						L8			K	4	0	0	0	0	2	2									
<b>Inning Stats</b>	R: 0 E: 0 K: 0 S: 8	H: 0 LOB: 0 BB: 0 P: 15	R: 0 E: 0 K: 1 S: 10	H: 0 LOB: 0 BB: 0 P: 13	R: 0 E: 0 K: 2 S: 10	H: 1 LOB: 1 BB: 1 P: 21	R: 0 E: 0 K: 2 S: 15	H: 0 LOB: 1 BB: 1 P: 22	R: 0 E: 0 K: 0 S: 7	H: 0 LOB: 0 BB: 0 P: 12	R: 1 E: 0 K: 2 S: 10	H: 1 LOB: 1 BB: 1 P: 17	R: 0 E: 0 K: 2 S: 11	H: 1 LOB: 1 BB: 0 P: 18	R: 3 E: 0 K: 1 S: 18	H: 3 LOB: 1 BB: 1 P: 31	R: 0 E: 0 K: 2 S: 9	H: 0 LOB: 0 BB: 0 P: 14	1B: 4 2B: 1 3B: 0 HR: 1	SF: 0 SAC: 0 DP: 0 HBP: 0	WP: 1 PB: 0 SB: 1 CS: 0	PA: 37			
<b>PITCHER</b>	IP	WLS	BF	H	R	ER	SO	BB	IBB	HBP	BLK	WP	HR	S	P	ERA	WHIP								
41 Aaron Sanchez, R ERA: 4.48	6.0		23	2	1	1	7	3	0	0	0	0	0	60	100	1.50	0.833								
36 Tyler Clippard, R ERA: 3.41	1.0		4	1	0	0	2	0	0	0	0	0	0	11	18	0.00	1.000								
24 Danny Barnes, R ERA: 4.71	0.1		3	1	2	2	0	1	0	0	0	0	0	6	15	54.00	6.000								
62 Aaron Loup, L ERA: 3.22	0.0		2	2	0	0	0	0	0	0	0	0	0	7	10	∞	∞								
52 Ryan Tepera, R ERA: 3.14	1.2		5	0	1	1	3	0	0	0	0	1	0	14	20	5.40	0.000								






Batter	1	2	3	4	5	6	7	8	9	AB	R	H	RBI	BB	SO	LOB	TOP										
11 Brett Gardner, L OBP: 0.357, SLG: 0.390	G4-3		G5-3			F9	P5		G5-3	5	0	1	0	0	0	0											
27 Giancarlo Stanton, R OBP: 0.323, SLG: 0.460	33 G3 2B		K			F9		33 G6-3 31 WP 1B	F9	5	1	2	0	0	1	1											
33 Greg Bird, L OBP: 0.324, SLG: 0.618	G3					K		G6-3		4	0	1	0	0	1	2											
24 Gary Sánchez, R OBP: 0.308, SLG: 0.465	G5-3					K		K		4	1	1	0	0	2	3											
18 Didi Gregorius, L OBP: 0.321, SLG: 0.464		L7				F8				2	2	0	0	1	0	1											
31 Aaron Hicks, S OBP: 0.353, SLG: 0.439		G1-3				G1-3				3	2	1	3	1	0	1											
41 Miguel Andujar, R OBP: 0.328, SLG: 0.539						F8				3	1	2	4	0	0	0											
26 Tyler Austin, R OBP: 0.278, SLG: 0.483			K							4	0	1	0	0	3	2											
25 Gleyber Torres, R OBP: 0.363, SLG: 0.568			K			K				4	0	0	0	0	2	1											
<b>Inning Stats</b>	R: 0 E: 0 K: 0 S: 7	H: 1 LOB: 1 BB: 0 P: 13	R: 0 E: 0 K: 1 S: 12	H: 1 LOB: 1 BB: 0 P: 19	R: 0 E: 0 K: 2 S: 8	H: 0 LOB: 0 BB: 0 P: 12	R: 0 E: 0 K: 1 S: 11	H: 1 LOB: 1 BB: 0 P: 13	R: 0 E: 0 K: 1 S: 10	H: 1 LOB: 1 BB: 0 P: 16	R: 0 E: 0 K: 1 S: 11	H: 1 LOB: 0 BB: 0 P: 18	R: 4 E: 0 K: 1 S: 22	H: 2 LOB: 0 BB: 1 P: 35	R: 3 E: 0 K: 2 S: 17	H: 2 LOB: 1 BB: 1 P: 29	R: 0 E: 0 K: 0 S: 6	H: 0 LOB: 0 BB: 0 P: 10	1B: 5 2B: 3 3B: 0 HR: 2	SF: 0 SAC: 0 DP: 1 HBP: 2	WP: 1 PB: 0 SB: 1 CS: 2	PA: 38					
<b>PITCHER</b>	IP	WLS	BF	H	R	ER	SO	BB	IBB	HBP	BLK	WP	HR	S	P	ERA	WHIP										
25 Marco Estrada, R ERA: 5.29	6.0		22	6	1	1	6	0	0	0	0	0	0	63	97	1.50	1.000										
22 Seungwhan Oh, R ERA: 4.0	1.0	L	6	1	3	3	1	1	0	1	0	0	1	18	29	27.00	2.000										
31 Joe Biagini, R ERA: 7.5	0.2		3	1	1	1	1	0	0	0	0	1	0	7	11	13.50	1.500										
62 Aaron Loup, L ERA: 3.97	0.1		4	1	2	2	1	1	0	1	0	0	1	10	18	54.00	6.000										
58 Tim Lincecum, L ERA: 3.52	1.0		3	0	0	0	0	0	0	0	0	0	0	6	10	0.00	0.000										

New York Yankees @ Toronto Blue Jays  
Rogers Centre, Toronto, ON  
Tue Jun 05 2018, 7:08 PM - 9:46 PM EDT  
Att: 29,308 - Roof Closed - 68 F

AB 34  
R 7  
H 9  
RBI 7  
BB 2  
SO 9  
LOB 11



Batter	1	2	3	4	5	6	7	8	9	AB	R	H	RBI	BB	SO	LOB	BOTTOM										
37 Teoscar Hernández, R OBP: 0.300, SLG: 0.525	P4		G6-3			HR		F7		4	1	1	1	0	0	0											
26 Yanervis Solarte, S OBP: 0.321, SLG: 0.473						G5-3				4	0	1	0	0	0	0											
14 Justin Smoak, S OBP: 0.384, SLG: 0.461										3	0	0	0	1	2	1											
8 Kendrys Morales, S OBP: 0.260, SLG: 0.312										4	0	0	0	0	2	2											
11 Kevin Pillar, R OBP: 0.302, SLG: 0.435										3	1	1	1	0	0	1											
55 Russell Martin, R OBP: 0.309, SLG: 0.311										3	0	0	0	0	2	0											
15 Randal Grichuk, R OBP: 0.202, SLG: 0.289										3	0	0	0	0	1	0											
1 Aledmys Díaz, R OBP: 0.272, SLG: 0.414										3	0	0	0	0	1	0											
29 Devon Travis, R OBP: 0.255, SLG: 0.316										3	0	0	0	0	1	0											
<b>Inning Stats</b>	R: 0 E: 0 K: 0 S: 11	H: 1 LOB: 1 BB: 0 P: 15	R: 0 E: 0 K: 1 S: 6	H: 0 LOB: 0 BB: 0 P: 8	R: 0 E: 0 K: 0 S: 8	H: 0 LOB: 0 BB: 0 P: 12	R: 0 E: 0 K: 0 S: 7	H: 0 LOB: 1 BB: 1 P: 13	R: 0 E: 0 K: 1 S: 6	H: 0 LOB: 0 BB: 0 P: 11	R: 1 E: 0 K: 2 S: 9	H: 1 LOB: 0 BB: 0 P: 12	R: 1 E: 0 K: 2 S: 10	H: 1 LOB: 0 BB: 0 P: 18	R: 0 E: 0 K: 1 S: 9	H: 0 LOB: 0 BB: 0 P: 15	R: 0 E: 0 K: 2 S: 7	H: 0 LOB: 0 BB: 0 P: 10	1B: 1 2B: 0 3B: 0 HR: 2	SF: 0 SAC: 0 DP: 0 HBP: 0	WP: 0 PB: 0 SB: 0 CS: 0	PA: 31					
<b>PITCHER</b>	IP	WLS	BF	H	R	ER	SO	BB	IBB	HBP	BLK	WP	HR	S	P	ERA	WHIP										
52 CC Sabathia, L ERA: 3.99	7.0		25	3	2	2	6	1	0	0	0	0	2	57	89	2.57	0.571										
30 David Robertson, R ERA: 4.23	1.0		3	0	0	0	1	0	0	0	0	0	0	9	15	0.00	0.000										
45 Chasen Shreve, L ERA: 4.35	1.0		3	0	0	0	2	0	0	0	0	0	0	7	10	0.00	0.000										

New York Yankees @ Toronto Blue Jays  
Rogers Centre, Toronto, ON  
Tue Jun 05 2018, 7:08 PM - 9:46 PM EDT  
Att: 29,308 - Roof Closed - 68 F

AB 30  
R 2  
H 3  
RBI 2  
BB 1  
SO 9  
LOB 4





Batter	1	2	3	4	5	6	7	8	9	10	11	12	13	AB	R	H	RBI	BB	SO	LOB	TOP	
11 Brett Gardner, L OBP: 0.357, SLG: 0.388	G6-3		K					K		L7			99 HR	6	1	2	0	0	2	1		
99 Aaron Judge, R OBP: 0.309, SLG: 0.564	G4-3		G6-3					G6-3					1B	5	1	1	2	1	1	0		
33 Greg Bird, L OBP: 0.279, SLG: 0.525	F7							F8					F8	6	0	0	0	0	0	3		
27 Giancarlo Stanton, R OBP: 0.327, SLG: 0.489								G6-3						4	1	1	1	2	1	0		
24 Gary Sánchez, R OBP: 0.305, SLG: 0.461								K						6	0	1	0	0	2	2		
18 Didi Gregorius, L OBP: 0.318, SLG: 0.458								K						5	0	1	0	0	1	2		
41 Miguel Andujar, R OBP: 0.335, SLG: 0.541								G6-3						3	0	1	0	2	0	0		
28 Austin Romine, R OBP: 0.425, SLG: 0.609								G1-3						5	0	0	0	0	1	4		
25 Gleyber Torres, R OBP: 0.358, SLG: 0.555								L7						5	0	1	0	0	2	1		
<b>Inning Stats</b>	R: 0 E: 0 K: 0 S: 9	H: 0 LOB: 0 BB: 0 P: 13	R: 0 E: 0 K: 0 S: 12	H: 0 LOB: 2 BB: 2 P: 22	R: 0 E: 0 K: 2 S: 8	H: 1 LOB: 1 BB: 0 P: 9	R: 0 E: 0 K: 0 S: 11	H: 2 LOB: 3 BB: 1 P: 15	R: 0 E: 0 K: 0 S: 6	H: 0 LOB: 0 BB: 0 P: 11	R: 0 E: 0 K: 1 S: 7	H: 1 LOB: 1 BB: 0 P: 17	R: 0 E: 0 K: 2 S: 16	H: 0 LOB: 1 BB: 1 P: 26	R: 0 E: 0 K: 1 S: 7	H: 0 LOB: 0 BB: 1 P: 15	R: 3 E: 0 K: 1 S: 15	H: 3 LOB: 0 BB: 0 P: 22	1B: 4 2B: 0 3B: 0 HR: 2	SF: 0 SAC: 0 DP: 1 HBP: 0	W/P: 3 PB: 0 SB: 0 CS: 1	PA: 51
<b>PITCHER</b>	IP 7.0	WLS 27	BF 3	H 3	R 0	ER 0	SO 4	BB 3	IBB 0	HBP 0	BLK 0	WP 1	HR 0	S 65	P 104	ERA 0.00	WHIP 0.857					
43 Sam Gaviglio, R ERA: 2.51	2.0	6	1	0	0	0	1	0	0	0	0	0	0	16	28	0.00	0.500					
52 Ryan Tepera, R ERA: 2.93	0.2	3	1	0	0	0	1	0	0	0	0	0	0	5	7	0.00	1.500					
36 Tyler Clippard, R ERA: 3.34	0.1	1	0	0	0	0	0	0	0	0	0	0	0	2	2	0.00	0.000					
58 Tim Lincecum, L ERA: 3.36	1.0	4	0	0	0	0	2	1	0	0	0	1	0	16	26	0.00	1.000					
77 John Axford, R ERA: 3.21																						
24 Danny Barnes, R ERA: 4.5	1.0	L	6	3	3	3	1	0	0	0	0	0	2	15	22	27.00	3.000					
31 Joe Blaginski, R ERA: 8.26																						
<b>Batter</b>	1	2	3	4	5	6	7	8	9	10	11	12	13	AB <td>R <td>H <td>RBI <td>BB <td>SO <td>LOB <td>BOTTOM</td> </td></td></td></td></td></td>	R <td>H <td>RBI <td>BB <td>SO <td>LOB <td>BOTTOM</td> </td></td></td></td></td>	H <td>RBI <td>BB <td>SO <td>LOB <td>BOTTOM</td> </td></td></td></td>	RBI <td>BB <td>SO <td>LOB <td>BOTTOM</td> </td></td></td>	BB <td>SO <td>LOB <td>BOTTOM</td> </td></td>	SO <td>LOB <td>BOTTOM</td> </td>	LOB <td>BOTTOM</td>	BOTTOM	
18 Curtis Granderson, L OBP: 0.347, SLG: 0.399	G6-3													4	0	0	0	1	2	0		
26 Yangervis Solarte, S OBP: 0.315, SLG: 0.463	L7													5	0	0	0	0	2	1		
37 Teoscar Hernández, R OBP: 0.292, SLG: 0.511	K													5	0	0	0	0	4	0		
14 Justin Smoak, S OBP: 0.380, SLG: 0.460														5	0	1	0	0	2	0		
8 Kendrys Morales, S OBP: 0.264, SLG: 0.322														5	0	2	0	0	0	0		
11 Kevin Pillar, R OBP: 0.296, SLG: 0.425														5	0	0	0	0	2	3		
55 Russell Martin, R OBP: 0.305, SLG: 0.302														4	0	0	0	1	1	1		
29 Devon Travis, R OBP: 0.255, SLG: 0.314														4	0	1	0	0	0	3		
1 Aledmys Díaz, R OBP: 0.264, SLG: 0.400														4	0	0	0	0	2	1		
<b>Inning Stats</b>	R: 0 E: 0 K: 1 S: 6	H: 0 LOB: 0 BB: 0 P: 6	R: 0 E: 0 K: 1 S: 6	H: 0 LOB: 0 BB: 0 P: 8	R: 0 E: 0 K: 1 S: 8	H: 0 LOB: 0 BB: 0 P: 15	R: 0 E: 0 K: 0 S: 8	H: 2 LOB: 2 BB: 1 P: 20	R: 0 E: 0 K: 0 S: 6	H: 0 LOB: 0 BB: 0 P: 12	R: 0 E: 0 K: 2 S: 10	H: 1 LOB: 1 BB: 0 P: 16	R: 0 E: 0 K: 2 S: 7	H: 0 LOB: 0 BB: 1 P: 14	R: 0 E: 0 K: 1 S: 10	H: 1 LOB: 1 BB: 0 P: 13	1B: 2 2B: 2 3B: 0 HR: 0	SF: 0 SAC: 0 DP: 2 HBP: 0	W/P: 0 PB: 0 SB: 1 CS: 0	PA: 43		
<b>PITCHER</b>	IP 8.0	WLS 26	BF 2	H 2	R 0	ER 0	SO 8	BB 2	IBB 0	HBP 0	BLK 0	WP 0	HR 0	S 63	P 99	ERA 0.00	WHIP 0.500					
55 Sonny Gray, R ERA: 4.81	2.0	6	0	0	0	0	2	0	0	0	0	0	0	18	23	0.00	0.000					
57 Chad Green, R ERA: 2.61	1.0	4	1	0	0	2	0	0	0	0	0	0	0	11	16	0.00	1.000					
68 Dellin Betances, R ERA: 3.81	1.0	W	3	0	0	0	2	0	0	0	0	0	0	7	14	0.00	0.000					
30 David Robertson, R ERA: 4.08	1.0	S	4	1	0	0	1	0	0	0	0	0	0	10	13	0.00	1.000					
54 Aroldis Chapman, L ERA: 1.4																						

New York Yankees @ Toronto Blue Jays  
Rogers Centre, Toronto, ON  
Wed Jun 06 2018, 7:10 PM - 10:50 PM EDT  
Att. 27,838 - Clear - 57 F

AB 45  
R 3  
H 8  
RBI 3  
BB 5  
SO 10  
LOB 13



New York Yankees @ Toronto Blue Jays  
Rogers Centre, Toronto, ON  
Wed Jun 06 2018, 7:10 PM - 10:50 PM EDT  
Att. 27,838 - Clear - 57 F

AB 41  
R 0  
H 4  
RBI 0  
BB 2  
SO 15  
LOB 9





Batter	1	2	3	4	5	6	7	8	9	10	AB	R	H	RBI	BB	SO	LOB	TOP									
16 Trey Mancini, R OBP: 0.308, SLG: 0.369 23 Joey Rickard, R OBP: 0.298, SLG: 0.434	(1, 7) C FF 89 B SL 80 X FF 90 1-2 G6-3 10 13 SF9 2B		(2) C CH 81 X SL 80 0-3 K		(3) S CH 82 F CH 81 S SL 79 0-3 K		(2) S SL 86 B CH 79 B SL 80 S CH 82 S CH 81 1-3 K		(3) X FF 90 0-0 F9			4	1	1	0	0	3	0	1	0	0	0	0	0			
10 Adam Jones, R OBP: 0.299, SLG: 0.461	(1, 8) D SI 90 B SL 81 X SI 90 1-0 G6-3		(3) C SI 90 X SL 80 0-1 G6-3			(1) F SI 89 B SL 82 X CH 82 0-2 G6-3	(3) S FS 85 S FS 81 S FF 92 1-3 K			(1) B CH 76 X FF 92 1-0 P5		5	0	0	0	0	1	1									
13 Manny Machado, R OBP: 0.390, SLG: 0.614	(1, 6) D FF 90 D SL 81 B SL 80 X FF 90 2-1 SF9			(1) C SI 88 B CU 74 B SL 89 B SL 82 X CH 83 3-2 L7				(1) B FF 95 X SI 95 1-0 L9		(2) C FF 83 B SL 83 FF 92 FF 92 FF 94 C CH 88 3-3 K		4	0	1	1	0	1	0									
2 Danny Valencia, R OBP: 0.333, SLG: 0.487	(1, 5) B CU 72 C FF 90 B CH 82 B SI 89 F FF 89 D SI 90 4-2 BB			(2) X SI 91 0-0 6 WP 1B			(2) C SI 89 C FF 89 C SI 82 C SI 89 1-2 L8			(3) B CH 76 B SL 92 B FF 96 B CH 80 X FF 97 3-1 HR		4	1	2	1	1	1	1									
45 Mark Trumbo, R OBP: 0.324, SLG: 0.443	(1, 10) D SI 88 B SL 81 C FF 88 X FF 89 3-1 F8			(2) B SI 90 I SAFE X CH 82 X FF 89 1-1 P3			(2) C FF 89 X FF 89 0-1 6 IBB 1B			(2) S SI 96 X SI 96 0-1 HR		4	1	2	1	0	0	2									
6 Jonathan Schoop, R OBP: 0.283, SLG: 0.371	(1, 4) B FF 89 B FF 90 B FF 89 C FF 89 X FF 90 3-1 G6-3			(2) C SI 90 D CH 82 K: 1 B SI 81 B SI 90 1-2 BB						(2) B FF 96 X SI 96 1-1 G6-3		2	0	0	0	2	0	0									
19 Chris Davis, L OBP: 0.232, SLG: 0.232	(1, 3) B FF 89 B SI 89 B SL 80 S SL 80 2-3 K2-3			(3) C SI 90 B SI 81 S SI 81 S SI 81 0-3 K2-3						(3) C SI 89 X SI 91 0-1 G5-3		4	0	0	0	3	5										
14 Craig Gentry, R OBP: 0.276, SLG: 0.256	(1, 9) C FF 90 B SI 91 S CH 82 1-3 K2-3			(1) C FF 88 M SI 89 B SI 90 X CH 81 1-2 G5-3						(1) F FF 91 S CH 77 S FS 81 1-3 K		4	0	0	0	2	0										
61 Austin Wynns, R OBP: 0.286, SLG: 0.714	(1, 2) X FF 90 0-0 G5-3			(2) B CH 82 F FF 89 X SI 89 1-1 L9						(2) B CH 77 F FF 91 X CH 78 1-1 HR		4	1	1	1	0	0	0									
<b>Inning Stats</b>	R: 1 E: 0 K: 0 S: 10	H: 1 LOB: 1 BB: 1 P: 21	R: 0 E: 0 K: 2 S: 8	H: 0 LOB: 0 BB: 0 P: 14	R: 0 E: 0 K: 1 S: 6	H: 0 LOB: 0 BB: 0 P: 6	R: 0 E: 0 K: 1 S: 13	H: 1 LOB: 2 BB: 1 P: 21	R: 0 E: 0 K: 1 S: 8	H: 0 LOB: 0 BB: 0 P: 10	R: 0 E: 0 K: 1 S: 12	H: 2 LOB: 3 BB: 1 P: 19	R: 1 E: 0 K: 3 S: 11	H: 1 LOB: 0 BB: 0 P: 15	R: 2 E: 0 K: 0 S: 9	H: 2 LOB: 0 BB: 0 P: 14	R: 0 E: 0 K: 0 S: 7	H: 0 LOB: 0 BB: 0 P: 9	R: 0 E: 0 K: 2 S: 8	H: 0 LOB: 0 BB: 0 P: 14	1B: 3 2B: 1 3B: 0 HR: 3	SF: 1 SAC: 0 DP: 0 HBP: 0	WP: 1 PB: 0 SB: 0 CS: 0	PA: 40			
<b>PITCHER</b>	IP 6.0	WLS 25	BF 4	H 1	R 1	ER 1	SO 6	BB 2	IBB 0	HBP 0	BLK 0	WP 1	HR 0	S 57	P 91	ERA 1.50	WHIP 1.000										
57 Jaime Garcia, L ERA: 5.57	(1, 1)																										
36 Tyler Clippard, R ERA: 3.52	(7, 1)																										
77 John Axford, R ERA: 3.77	(8, 1)																										
62 Aaron Loup, L ERA: 3.91	(8, 1)																										
22 Seungwhan Oh, R ERA: 3.99	(9, 1)																										

Baltimore Orioles @ Toronto Blue Jays  
Rogers Centre, Toronto, ON  
Thu Jun 07 2018, 7:10 PM - 10:22 PM EDT  
Att. 24,494 - Partly Cloudy - 72 F

AB 36  
R 4  
H 7  
RBI 4  
BB 3  
SO 11  
LOB 9



Batter	1	2	3	4	5	6	7	8	9	10	AB	R	H	RBI	BB	SO	LOB	BOTTOM									
18 Curtis Granderson, L OBP: 0.347, SLG: 0.389 11 Kevin Pillar, R OBP: 0.297, SLG: 0.426	(1, 9) C FF 92 B FF 92 F FF 95 B CH 85 X FF 92 3-2 HR		(2) C FF 91 X CH 71 0-1 F7		(2) C CH 83 D CH 82 X CU 70 1-1 G4-6-3							3	1	1	1	0	0	2									
26 Yangelis Solarte, S OBP: 0.309, SLG: 0.453	(1, 4) X CH 84 0-0 F7		(3) C FF 93 D SL 81 S CH 83 1-3 K									5	0	0	0	0	1	3									
37 Teoscar Hernández, R OBP: 0.300, SLG: 0.516	(1, 7) C FF 94 B FF 94 F FF 94 B SL 82 X FF 94 3-2 G5-3			(2) B SI 79 B FF 90 B FF 90 B FF 91 4-1 14 CS BB								4	1	2	0	1	0	0									
14 Justin Smoak, S OBP: 0.377, SLG: 0.450	(1, 3) C FF 94 B FF 94 B SL 80 C FF 93 3-3 K			(2) F FF 91 B FF 90 B SL 82 1-3 K								4	0	0	0	1	2	2									
8 Kendrys Morales, S OBP: 0.269, SLG: 0.324	(1, 10) B FF 92 X CH 94 1-1 L7			(2) B CH 84 F FF 92 C CH 83 S SL 79 X SL 79 2-2 21 BB 1B								5	0	2	0	0	1	2									
21 Luke Maile, R OBP: 0.358, SLG: 0.442	(1, 2) B FF 92 C SL 80 B SL 81 C FF 93 2-3 K			(2) B FF 92 C SL 75 B SL 78 B FF 92 4-1 1B								3	1	0	0	2	2	3									
1 Aledmys Diaz, R OBP: 0.269, SLG: 0.408	(1, 6) F FF 94 B FF 94 X SL 81 1-2 F8			(3) X FF 93 0-0 F8								5	1	2	1	0	0	3									
15 Randal Grichuk, R OBP: 0.226, SLG: 0.317	(1, 8) (9, 9) X FF 91 0-0 2B			(1) C SL 77 B FF 95 B FF 90 F FF 93 X SL 80 2-2 G6-3								4	1	3	2	0	0	0									
3 Gio Urshela, R OBP: 0.206, SLG: 0.281 29 Devon Travis, R OBP: 0.261, SLG: 0.314	(1, 5) (9, PH) (10, 4) X SL 77 0-0 F9			(2) C FF 92 F FF 92 X FF 94 0-2 G4-6-3 1B								3	0	1	0	0	0	3									
<b>Inning Stats</b>	R: 1 E: 0 K: 1 S: 17	H: 1 LOB: 0 BB: 0 P: 26	R: 0 E: 0 K: 1 S: 11	H: 0 LOB: 0 BB: 0 P: 15	R: 0 E: 0 K: 1 S: 7	H: 1 LOB: 1 BB: 0 P: 8	R: 0 E: 0 K: 1 S: 9	H: 1 LOB: 2 BB: 2 P: 20	R: 0 E: 0 K: 0 S: 9	H: 0 LOB: 0 BB: 0 P: 12	R: 0 E: 0 K: 0 S: 8	H: 0 LOB: 0 BB: 0 P: 12	R: 0 E: 0 K: 0 S: 13	H: 2 LOB: 2 BB: 0 P: 19	R: 0 E: 0 K: 0 S: 9	H: 1 LOB: 1 BB: 0 P: 11	R: 3 E: 0 K: 0 S: 14	H: 3 LOB: 1 BB: 0 P: 25	R: 1 E: 0 K: 2 S: 14	H: 2 LOB: 2 BB: 1 P: 26	1B: 7 2B: 5 3B: 0 HR: 1	SF: 0 SAC: 0 DP: 3 HBP: 0	WP: 0 PB: 0 SB: 0 CS: 1	PA: 43			
<b>PITCHER</b>	IP 6.0	WLS 23	BF 5	H 1	R 1	ER 1	SO 4	BB 2	IBB 0	HBP 0	BLK 0	WP 0	HR 1	S 65	P 99	ERA 1.50	WHIP 1.167										
41 David Hess, R ERA: 3.07	(1, 1)																										
60 Mychal Givens, R ERA: 3.77	(7, 1)																										
48 Richard Bleier, L ERA: 2.05	(8, 1)																										
35 Brad Brach, R ERA: 4.24	(9, 1)																										
50 Miguel Castro, R ERA: 3.0	(9, 1)																										

Baltimore Orioles @ Toronto Blue Jays  
Rogers Centre, Toronto, ON  
Thu Jun 07 2018, 7:10 PM - 10:22 PM EDT  
Att. 24,494 - Partly Cloudy - 72 F

AB 38  
R 5  
H 12  
RBI 5  
BB 5  
SO 6  
LOB 18





Batter	1	2	3	4	5	6	7	8	9	AB	R	H	RBI	BB	SO	LOB	TOP																						
23 <b>Joey Rickard, R</b> OBP: 0.279, SLG: 0.404	G6-3		P2		F9			P5									4 0 0 0 0 0 3																						
10 <b>Adam Jones, R</b> OBP: 0.298, SLG: 0.458	L8		F7			F7											4 0 1 0 0 0 1																						
13 <b>Manny Machado, R</b> OBP: 0.384, SLG: 0.604	F8		G5-3			F9		G6-3									4 0 0 0 0 0 3																						
2 <b>Danny Valencia, R</b> OBP: 0.338, SLG: 0.484		BB		G5-3		G5-3											3 1 1 0 1 0 0																						
6 <b>Jonathan Schoop, R</b> OBP: 0.297, SLG: 0.362	F8		F7			P3		P2									4 0 0 0 0 0 1																						
45 <b>Mark Trumbo, R</b> OBP: 0.322, SLG: 0.431	FC6-4		G1-3			K		F8									3 0 0 0 1 1 0																						
16 <b>Trey Mancini, R</b> OBP: 0.305, SLG: 0.364	FC6-4		K			L9											3 0 0 0 0 1 1																						
61 <b>Austin Wynns, R</b> OBP: 0.222, SLG: 0.556								F9									2 0 0 0 0 1 1																						
15 <b>Chance Sisco, L</b> OBP: 0.322, SLG: 0.320	K					G5-3											1 0 0 0 0 0 0																						
14 <b>Craig Gentry, R</b> OBP: 0.297, SLG: 0.290								10 1B									3 0 3 0 0 0 0																						
<b>Inning Stats</b>	R: 0 E: 0 K: 0 S: 9	H: 0 LOB: 0 BB: 0 P: 14	R: 1 E: 1 K: 1 S: 11	H: 0 LOB: 1 BB: 2 P: 25	R: 0 E: 0 K: 0 S: 9	H: 1 LOB: 0 BB: 0 P: 13	R: 0 E: 0 K: 0 S: 8	H: 0 LOB: 0 BB: 0 P: 11	R: 0 E: 0 K: 1 S: 11	H: 1 LOB: 0 BB: 0 P: 21	R: 0 E: 0 K: 0 S: 6	H: 0 LOB: 0 BB: 0 P: 9	R: 0 E: 0 K: 1 S: 11	H: 0 LOB: 0 BB: 0 P: 12	R: 0 E: 0 K: 0 S: 9	H: 2 LOB: 2 BB: 0 P: 12	R: 0 E: 0 K: 0 S: 5	H: 1 LOB: 0 BB: 0 P: 6	1B: 4 2B: 1 3B: 0 HR: 0	SF: 0 SAC: 0 DP: 0 HBP: 0	WP: 0 PB: 0 SB: 1 CS: 0	PA: 33																	
<b>PITCHER</b>	IP	WLS	BF	H	R	ER	SO	BB	IBB	HBP	BLK	WP	HR	S	P	ERA	WHIP	<b>PITCHER</b>					IP	WLS	BF	H	R	ER	SO	BB	IBB	HBP	BLK	WP	HR	S	P	ERA	WHIP
33 <b>J.A. Happ, L</b> ERA: 3.71	7.0	W	25	2	1	0	3	2	0	0	0	0	0	65	105	0.00	0.571						7.0	W	25	2	1	0	3	2	0	0	0	0	0	65	105	0.00	0.571
22 <b>Seungwhan Oh, R</b> ERA: 3.77	0.2	H	4	2	0	0	0	0	0	0	0	0	0	7	10	0.00	3.000						0.2	H	4	2	0	0	0	0	0	0	0	0	7	10	0.00	3.000	
52 <b>Ryan Tepera, R</b> ERA: 2.81	1.1	S	4	1	0	0	0	0	0	0	0	0	0	7	8	0.00	0.750						1.1	S	4	1	0	0	0	0	0	0	0	7	8	0.00	0.750		

Baltimore Orioles @ Toronto Blue Jays  
Rogers Centre, Toronto, ON  
Fri Jun 08 2018, 7:09 PM - 9:51 PM EDT  
Att: 28,863 - Clear - 72 F

AB 31  
R 1  
H 5  
RBI 0  
BB 2  
SO 3  
LOB 10



Batter	1	2	3	4	5	6	7	8	9	AB	R	H	RBI	BB	SO	LOB	BOTTOM																						
18 <b>Curtis Granderson, L</b> OBP: 0.347, SLG: 0.388	FC2-4		K			G4-3		G3									3 0 1 0 0 1 2																						
8 <b>Kendrys Morales, S</b> OBP: 0.265, SLG: 0.350	G3-6-3		G3			F8											2 0 0 0 0 0 2																						
26 <b>Yanervis Solarte, S</b> OBP: 0.368, SLG: 0.449	G3-6-3		G3														4 1 1 0 0 0 3																						
37 <b>Teoscar Hernández, R</b> OBP: 0.304, SLG: 0.525	F9		K			11 1B		3B									4 1 2 1 0 1 0																						
14 <b>Justin Smoak, S</b> OBP: 0.375, SLG: 0.444	G3		FC5-4			K		K									3 0 0 0 1 2 2																						
11 <b>Kevin Pillar, R</b> OBP: 0.300, SLG: 0.440	K		FC5-4			55 1B		HR									4 1 2 1 0 1 1																						
55 <b>Russell Martin, R</b> OBP: 0.316, SLG: 0.331	HR		G4-3			15 BB		2B									3 1 2 2 1 0 1																						
15 <b>Randal Grichuk, R</b> OBP: 0.237, SLG: 0.353	G5-3		HR			1 FC6-4		F9									3 1 1 1 1 0 1																						
1 <b>Aledmys Díaz, R</b> OBP: 0.283, SLG: 0.426			FC6-4			1B											4 0 3 0 0 0 2																						
29 <b>Devon Travis, R</b> OBP: 0.261, SLG: 0.311	F8		F8					G3-4									4 0 1 0 0 1 3																						
<b>Inning Stats</b>	R: 0 E: 0 K: 0 S: 3	H: 1 LOB: 0 BB: 0 P: 5	R: 1 E: 0 K: 1 S: 7	H: 1 LOB: 0 BB: 0 P: 14	R: 0 E: 0 K: 0 S: 9	H: 2 LOB: 1 BB: 0 P: 13	R: 0 E: 0 K: 1 S: 11	H: 0 LOB: 1 BB: 1 P: 21	R: 1 E: 0 K: 1 S: 13	H: 2 LOB: 1 BB: 0 P: 22	R: 1 E: 0 K: 0 S: 10	H: 3 LOB: 2 BB: 1 P: 20	R: 1 E: 0 K: 2 S: 14	H: 2 LOB: 1 BB: 0 P: 18	R: 1 E: 0 K: 0 S: 19	H: 2 LOB: 2 BB: 1 P: 31	1B: 8 2B: 1 3B: 1 HR: 3	SF: 0 SAC: 0 DP: 1 HBP: 0	WP: 0 PB: 0 SB: 0 CS: 1	PA: 37																			
<b>PITCHER</b>	IP	WLS	BF	H	R	ER	SO	BB	IBB	HBP	BLK	WP	HR	S	P	ERA	WHIP	<b>PITCHER</b>					IP	WLS	BF	H	R	ER	SO	BB	IBB	HBP	BLK	WP	HR	S	P	ERA	WHIP
54 <b>Andrew Cashner, R</b> ERA: 4.98	6.0	L	26	9	3	3	4	2	0	0	0	0	0	14	18	9.00	2.000						6.0	L	26	9	3	3	4	2	0	0	0	0	14	18	9.00	2.000	
66 <b>Tanner Scott, L</b> ERA: 4.96	1.0		5	2	1	1	2	0	0	0	0	0	0	1	19	9.00	3.000						1.0		5	2	1	1	2	0	0	0	0	1	19	9.00	3.000		
43 <b>Mike Wright Jr., R</b> ERA: 6.46	1.0		6	2	1	1	0	1	0	0	0	0	0	1	19	9.00	3.000						1.0		6	2	1	1	0	1	0	0	1	19	9.00	3.000			

Baltimore Orioles @ Toronto Blue Jays  
Rogers Centre, Toronto, ON  
Fri Jun 08 2018, 7:09 PM - 9:51 PM EDT  
Att: 28,863 - Clear - 72 F

AB 34  
R 5  
H 13  
RBI 5  
BB 3  
SO 6  
LOB 17









Batter	1	2	3	4	5	6	7	8	9	AB	R	H	RBI	BB	SO	LOB	TOP							
29 Jace Peterson, L (1.5) OBP: 0.304, SLG: 0.247			G4-3			K	FC5-4			3	0	0	1	1	1	2	<p><b>Baltimore Orioles @ Toronto Blue Jays</b> Rogers Centre, Toronto, ON Sun Jun 10 2018, 1:10 PM - 4:12 PM EDT Att: 33,485 - Sunny - 68 F</p> <p>livebaseballscorecards.com</p> <p>AB 33 R 3 H 7 RBI 3 BB 2 SO 12 LOB 13</p>							
10 Adam Jones, R (1.8) OBP: 0.301, SLG: 0.453	K		P3			F9	K			3	0	0	0	0	1	1								
24 Pedro Alvarez, L (7. PH) OBP: 0.295, SLG: 0.434	K		P6							1	0	0	0	0	1	2								
13 Manny Machado, R (1.6) OBP: 0.360, SLG: 0.591	K									3	0	1	0	0	1	1								
14 Craig Gentry, R (7.8) OBP: 0.298, SLG: 0.292	K									1	0	1	0	0	0	0								
45 Mark Trumbo, R (1.10) OBP: 0.298, SLG: 0.398	P2									4	0	0	0	0	1	3								
6 Jonathan Schoop, R (1.4) OBP: 0.255, SLG: 0.368	K									4	1	1	1	0	2	0								
19 Chris Davis, L (1.3) OBP: 0.232, SLG: 0.233	K									4	1	1	0	0	2	0								
16 Trey Mancini, R (1.7) OBP: 0.309, SLG: 0.381	HR									4	1	2	1	0	0	0								
15 Chance Sisco, L (1.2) OBP: 0.338, SLG: 0.336	1B									3	0	1	0	0	2	2								
23 Joey Rickard, R (1.9) OBP: 0.277, SLG: 0.383	F8									3	0	0	0	1	1	2								
<b>Inning Stats</b>	R: 0 E: 0 K: 2 S: 14	H: 0 LOB: 1 BB: 1 P: 21	R: 1 E: 0 K: 2 S: 14	H: 2 LOB: 1 BB: 0 P: 19	R: 0 E: 0 K: 0 S: 5	H: 0 LOB: 0 BB: 0 P: 7	R: 0 E: 0 K: 2 S: 9	H: 0 LOB: 0 BB: 0 P: 11	R: 0 E: 0 K: 1 S: 12	H: 1 LOB: 2 BB: 0 P: 18	R: 2 E: 0 K: 2 S: 23	H: 3 LOB: 2 BB: 1 P: 36	R: 0 E: 0 K: 0 S: 8	H: 1 LOB: 0 BB: 0 P: 12	R: 0 E: 0 K: 1 S: 9	H: 0 LOB: 1 BB: 0 P: 14	1B: 4 2B: 1 3B: 0 HR: 2	SF: 0 SAC: 0 DP: 1 HBP: 1	WP: 0 PB: 0 SB: 1 CS: 0	PA: 36				
<b>PITCHER</b>	IP WLS BF H R ER SO BB IBB HBP BLK WP HR S P ERA WHIP	6.0 W 23 4 2 2 9 1 0 0 0 0 2 72 97 3.00 0.833	1.0 6 2 1 1 2 1 0 0 0 0 0 18 30 9.00 3.000	2.0 7 1 0 0 1 0 0 0 1 0 0 17 26 0.00 0.500																				

Batter	1	2	3	4	5	6	7	8	9	AB	R	H	RBI	BB	SO	LOB	BOTTOM								
18 Curtis Granderson, L (1.10) OBP: 0.361, SLG: 0.434	26 1B									5	2	4	6	1	1	0	<p><b>Baltimore Orioles @ Toronto Blue Jays</b> Rogers Centre, Toronto, ON Sun Jun 10 2018, 1:10 PM - 4:12 PM EDT Att: 33,485 - Sunny - 68 F</p> <p>livebaseballscorecards.com</p> <p>AB 43 R 13 H 19 RBI 13 BB 3 SO 10 LOB 21</p>								
26 Yanoris Solarte, S (1.4) OBP: 0.316, SLG: 0.465	1B	F7								5	1	3	0	0	0	2									
37 Teoscar Hernández, R (1.7) OBP: 0.304, SLG: 0.935	K									5	2	2	2	0	1	5									
8 Kendrys Morales, S (1.3) OBP: 0.273, SLG: 0.350	F8									5	1	2	1	0	0	4									
11 Kevin Pillar, R (1.8) OBP: 0.304, SLG: 0.451	K									5	2	2	3	0	2	3									
55 Russell Martin, R (1.2) OBP: 0.313, SLG: 0.322	K									4	0	0	0	1	2	1									
21 Luke Maile, R (9.2) OBP: 0.351, SLG: 0.424	K									0	0	0	0	0	0	0									
15 Randal Grichuk, R (1.9) OBP: 0.262, SLG: 0.394	18 2B									5	2	3	1	0	1	1									
1 Aledmys Díaz, R (1.6) OBP: 0.279, SLG: 0.413	K									5	0	1	0	0	2	4									
3 Gio Urshela, R (1.5) OBP: 0.302, SLG: 0.350	18 2B									4	3	2	0	1	1	1									
<b>Inning Stats</b>	R: 0 E: 0 K: 2 S: 14	H: 1 LOB: 2 BB: 1 P: 19	R: 2 E: 0 K: 2 S: 13	H: 3 LOB: 1 BB: 0 P: 16	R: 1 E: 0 K: 1 S: 10	H: 1 LOB: 0 BB: 0 P: 18	R: 6 E: 0 K: 1 S: 23	H: 7 LOB: 2 BB: 1 P: 44	R: 4 E: 0 K: 0 S: 8	H: 3 LOB: 3 BB: 0 P: 18	R: 0 E: 0 K: 0 S: 17	H: 3 LOB: 0 BB: 0 P: 20	R: 0 E: 0 K: 2 S: 13	H: 1 LOB: 1 BB: 0 P: 21	R: 0 E: 0 K: 2 S: 9	H: 0 LOB: 0 BB: 0 P: 17	1B: 13 2B: 2 3B: 0 HR: 4	SF: 0 SAC: 0 DP: 0 HBP: 0	WP: 0 PB: 0 SB: 0 CS: 0	PA: 46					
<b>PITCHER</b>	IP WLS BF H R ER SO BB IBB HBP BLK WP HR S P ERA WHIP	3.2 L 23 11 9 9 5 2 0 0 0 0 2 13 31 36.00 6.000	4.1 9 4 4 4 1 2 0 0 0 0 0 2 13 31 36.00 6.000	2.1 11 4 0 0 2 0 0 0 0 0 0 31 42 0.00 1.714	1.0 3 0 0 0 2 0 0 0 0 0 0 9 17 0.00 0.000																				



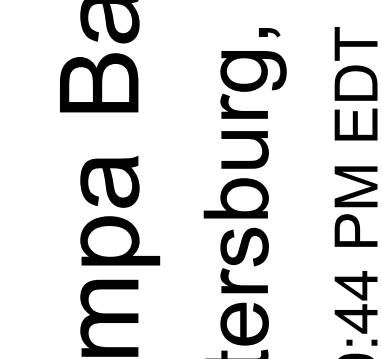
Batter	1	2	3	4	5	6	7	8	9	AB	R	H	RBI	BB	SO	LOB	TOP			
37 Teoscar Hernández, R OBP: 0.317, SLG: 0.549										4	1	2	2	0	1	0	Toronto Blue Jays @ Tampa Bay Rays Tropicana Field, St. Petersburg, FL Mon Jun 11 2018, 7:11 PM - 9:44 PM EDT Att: 10,769 - Dome - 72 F			
26 Yanervis Solarte, S OBP: 0.314, SLG: 0.466										4	1	1	0	0	1	0				
14 Justin Smoak, S OBP: 0.373, SLG: 0.431										3	0	0	0	1	0	1				
8 Kendrys Morales, S OBP: 0.278, SLG: 0.360										4	1	2	1	0	0	1				
11 Kevin Pillar, R OBP: 0.300, SLG: 0.444										4	0	0	0	0	0	1				
55 Russell Martin, R OBP: 0.317, SLG: 0.322										3	0	1	0	1	2	0				
15 Randal Grichuk, R OBP: 0.261, SLG: 0.388										4	0	1	1	0	3	1				
1 Aledmys Díaz, R OBP: 0.273, SLG: 0.404										3	0	0	0	0	1	2				
29 Devon Travis, R OBP: 0.263, SLG: 0.312										3	1	1	0	0	1	2				
<b>Inning Stats</b>	R: 1 E: 0 K: 1 S: 9	H: 2 LOB: 1 BB: 0 P: 13	R: 0 E: 0 K: 2 S: 9	H: 0 LOB: 0 BB: 0 P: 14	R: 2 E: 0 K: 0 S: 11	H: 2 LOB: 0 BB: 0 P: 15	R: 1 E: 0 K: 0 S: 17	H: 3 LOB: 2 BB: 0 P: 20	R: 0 E: 0 K: 1 S: 7	H: 0 LOB: 1 BB: 1 P: 15	R: 0 E: 0 K: 2 S: 11	H: 1 LOB: 0 BB: 0 P: 20	R: 0 E: 0 K: 1 S: 6	H: 0 LOB: 0 BB: 1 P: 15	R: 0 E: 0 K: 2 S: 10	H: 0 LOB: 0 BB: 0 P: 14		1B: 5 2B: 2 3B: 0 HR: 1	SF: 0 SAC: 0 DP: 1 HBP: 0	WP: 0 PB: 0 SB: 0 CS: 1
<b>PITCHER</b>	IP WLS BF H R ER SO BB IBB HBP BLK WP HR S P ERA WHIP																			
48 Ryan Yarbrough, L ERA: 3.9	6.0 W 25 7 4 4 4 1 0 0 0 0 1 59 88 6.00 1.333																			
63 Diego Castillo, R ERA: 2.45	1.0 H 3 1 0 0 2 0 0 0 0 0 0 6 15 0.00 1.000																			
49 Jonny Venters, L ERA: 4.63	1.0 3 0 0 0 1 1 0 0 0 0 0 10 14 0.00 0.000																			
54 Sergio Romo, R ERA: 5.4	1.0 3 0 0 0 2 0 0 0 0 0 0 10 14 0.00 0.000																			

Batter	1	2	3	4	5	6	7	8	9	AB	R	H	RBI	BB	SO	LOB	BOTTOM			
5 Matt Duffy, R OBP: 0.357, SLG: 0.420										5	2	2	0	0	0	0	Toronto Blue Jays @ Tampa Bay Rays Tropicana Field, St. Petersburg, FL Mon Jun 11 2018, 7:11 PM - 9:44 PM EDT Att: 10,769 - Dome - 72 F			
9 Jake Bauers, L OBP: 0.333, SLG: 0.579										3	3	2	2	2	0	0				
40 Wilson Ramos, R OBP: 0.329, SLG: 0.435										5	1	1	0	0	2	3				
44 C.J. Cron, R OBP: 0.330, SLG: 0.480										2	1	0	0	0	1	1				
18 Joey Wendle, L OBP: 0.323, SLG: 0.378										3	1	1	1	0	1	1				
1 Willy Adames, R OBP: 0.250, SLG: 0.429										2	0	1	2	1	1	0				
0 Mallex Smith, L OBP: 0.352, SLG: 0.374										4	0	2	1	0	0	3				
27 Carlos Gómez, R OBP: 0.258, SLG: 0.335										4	0	0	0	0	1	4				
8 Rob Refsnyder, R OBP: 0.323, SLG: 0.299										4	0	0	0	0	1	2				
<b>Inning Stats</b>	R: 1 E: 0 K: 1 S: 13	H: 2 LOB: 3 BB: 1 P: 23	R: 0 E: 0 K: 1 S: 7	H: 0 LOB: 0 BB: 0 P: 12	R: 2 E: 0 K: 1 S: 14	H: 3 LOB: 2 BB: 1 P: 22	R: 2 E: 0 K: 1 S: 13	H: 2 LOB: 0 BB: 0 P: 21	R: 0 E: 0 K: 2 S: 8	H: 0 LOB: 0 BB: 0 P: 11	R: 0 E: 0 K: 0 S: 4	H: 0 LOB: 0 BB: 0 P: 4	R: 3 E: 1 K: 1 S: 15	H: 2 LOB: 2 BB: 1 P: 22	R: 0 E: 0 K: 0 S: 7	H: 0 LOB: 0 BB: 0 P: 10		1B: 7 2B: 1 3B: 0 HR: 1	SF: 2 SAC: 0 DP: 0 HBP: 2	WP: 0 PB: 0 SB: 1 CS: 0
<b>PITCHER</b>	IP WLS BF H R ER SO BB IBB HBP BLK WP HR S P ERA WHIP																			
43 Sam Gaviglio, R ERA: 3.86	3.1 L 20 7 5 5 3 2 0 0 1 0 0 0 43 70 13.50 2.700																			
24 Danny Barnes, R ERA: 3.91	1.2 5 0 0 0 3 0 0 0 0 0 0 12 19 0.00 0.000																			
77 John Axford, R ERA: 3.98	1.0 7 1 3 2 0 1 0 1 0 0 0 8 13 18.00 2.000																			
22 Seunghwan Oh, R ERA: 3.64	1.0 4 1 0 0 1 0 0 0 0 0 0 11 13 0.00 1.000																			
49 Preston Guilmet, R ERA: 15.0	1.0 3 0 0 0 0 0 0 0 0 0 0 7 10 0.00 0.000																			

AB 32  
R 4  
H 8  
RBI 4  
BB 2  
SO 9  
LOB 8



AB 32  
R 8  
H 9  
RBI 6  
BB 3  
SO 7  
LOB 14









Batter	1	2	3	4	5	6	7	8	9	AB	R	H	RBI	BB	SO	LOB	TOP				
18 Curtis Granderson, L (1, 10) OBP: 0.372, SLG: 0.443										4	0	3	0	0	0	0					
14 Justin Smoak, S (1, 3) OBP: 0.395, SLG: 0.417										4	0	0	0	0	0	3					
37 Teoscar Hernández, R (1, 7) OBP: 0.365, SLG: 0.536										3	0	1	0	1	1	1					
26 Yangelis Solarte, S (1, 4) OBP: 0.359, SLG: 0.446										4	0	1	0	0	0	4					
29 Devon Travis, R (8, PR) OBP: 0.284, SLG: 0.313										0	0	0	0	0	0	0					
11 Kevin Pillar, R (1, 8) OBP: 0.295, SLG: 0.434										4	0	0	0	0	1	3					
55 Russell Martin, R (1, 2) OBP: 0.315, SLG: 0.316										3	0	0	0	1	0	0					
15 Randal Grichuk, R (1, 9) OBP: 0.261, SLG: 0.371										3	0	0	0	1	2	1					
1 Aledmys Díaz, R (1, 6) OBP: 0.272, SLG: 0.392										3	0	0	0	1	1	2					
3 Gio Urshela, R (1, 5) OBP: 0.283, SLG: 0.326										3	0	0	0	0	0	4					
<b>Inning Stats</b>	R: 0 H: 1 E: 1 K: 0 S: 16	H: 1 R: 0 ER: 0 SO: 1 BB: 1 P: 28	R: 0 H: 0 E: 1 K: 0 S: 11	H: 0 R: 0 ER: 1 SO: 1 BB: 1 P: 18	R: 0 H: 1 E: 0 K: 1 S: 9	H: 1 R: 0 ER: 0 SO: 1 BB: 0 P: 13	R: 0 H: 0 E: 0 K: 1 S: 9	H: 0 R: 0 ER: 0 SO: 2 BB: 2 P: 20	R: 0 H: 2 E: 0 K: 0 S: 7	H: 0 R: 0 ER: 0 SO: 1 BB: 0 P: 12	R: 0 H: 0 E: 0 K: 1 S: 13	H: 0 R: 0 ER: 0 SO: 1 BB: 0 P: 17	R: 0 H: 1 E: 0 K: 1 S: 10	H: 0 R: 0 ER: 0 SO: 1 BB: 0 P: 14	R: 0 H: 0 E: 0 K: 1 S: 7	H: 0 R: 0 ER: 0 SO: 9 BB: 0 P: 9	1B: 5 2B: 0 3B: 0 HR: 0	SF: 0 SAC: 0 DP: 0 HBP: 0	WP: 1 PB: 0 SB: 0 CS: 0	PA: 35	
<b>PITCHER</b>	IP WLS BF H R ER SO BB IBB HBP BLK WP HR S P ERA WHIP	IP WLS BF H R ER SO BB IBB HBP BLK WP HR S P ERA WHIP	IP WLS BF H R ER SO BB IBB HBP BLK WP HR S P ERA WHIP	IP WLS BF H R ER SO BB IBB HBP BLK WP HR S P ERA WHIP	IP WLS BF H R ER SO BB IBB HBP BLK WP HR S P ERA WHIP	IP WLS BF H R ER SO BB IBB HBP BLK WP HR S P ERA WHIP	IP WLS BF H R ER SO BB IBB HBP BLK WP HR S P ERA WHIP	IP WLS BF H R ER SO BB IBB HBP BLK WP HR S P ERA WHIP	IP WLS BF H R ER SO BB IBB HBP BLK WP HR S P ERA WHIP	IP WLS BF H R ER SO BB IBB HBP BLK WP HR S P ERA WHIP	IP WLS BF H R ER SO BB IBB HBP BLK WP HR S P ERA WHIP	IP WLS BF H R ER SO BB IBB HBP BLK WP HR S P ERA WHIP	IP WLS BF H R ER SO BB IBB HBP BLK WP HR S P ERA WHIP	IP WLS BF H R ER SO BB IBB HBP BLK WP HR S P ERA WHIP	IP WLS BF H R ER SO BB IBB HBP BLK WP HR S P ERA WHIP	IP WLS BF H R ER SO BB IBB HBP BLK WP HR S P ERA WHIP	IP WLS BF H R ER SO BB IBB HBP BLK WP HR S P ERA WHIP	IP WLS BF H R ER SO BB IBB HBP BLK WP HR S P ERA WHIP	IP WLS BF H R ER SO BB IBB HBP BLK WP HR S P ERA WHIP	IP WLS BF H R ER SO BB IBB HBP BLK WP HR S P ERA WHIP	IP WLS BF H R ER SO BB IBB HBP BLK WP HR S P ERA WHIP

Toronto Blue Jays @ Tampa Bay Rays  
Tropicana Field, St. Petersburg, FL  
Wed Jun 13 2018, 1:11 PM - 4:10 PM EDT  
Att: 10,847 - Dome - 72 F

AB	31
R	0
H	5
RBI	0
BB	4
SO	5
LOB	18



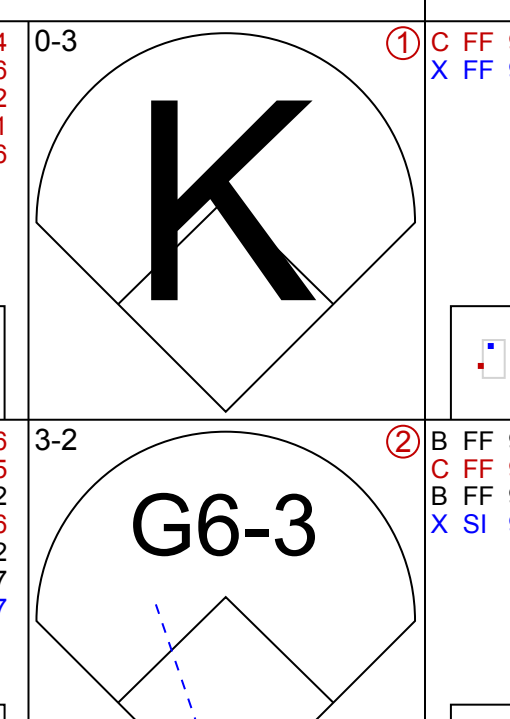
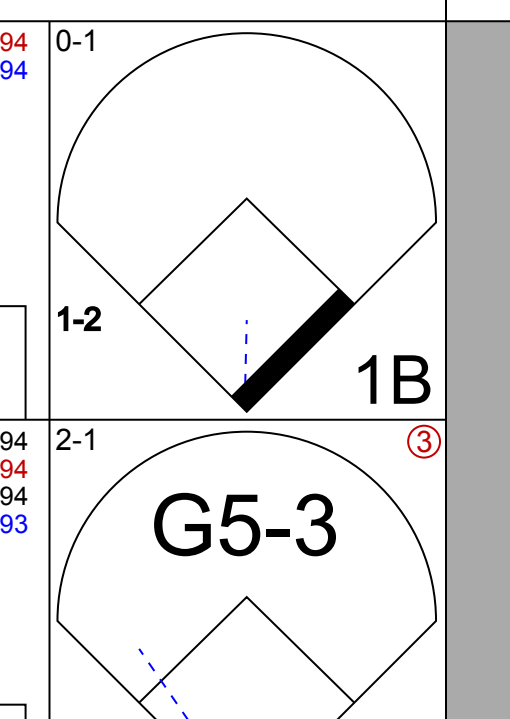
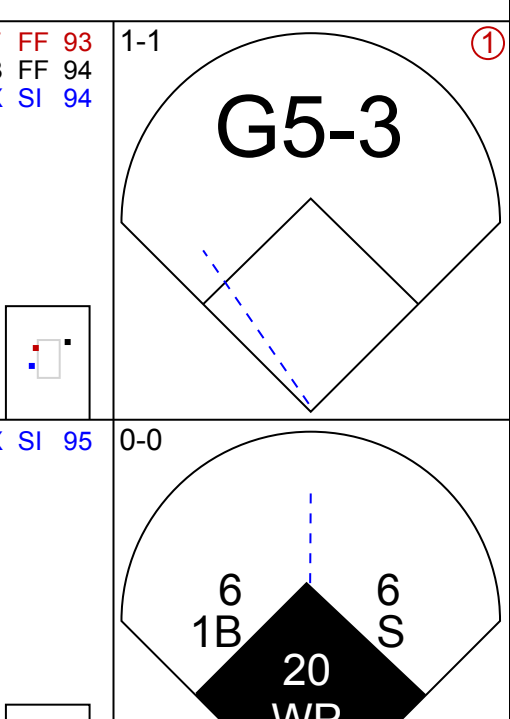
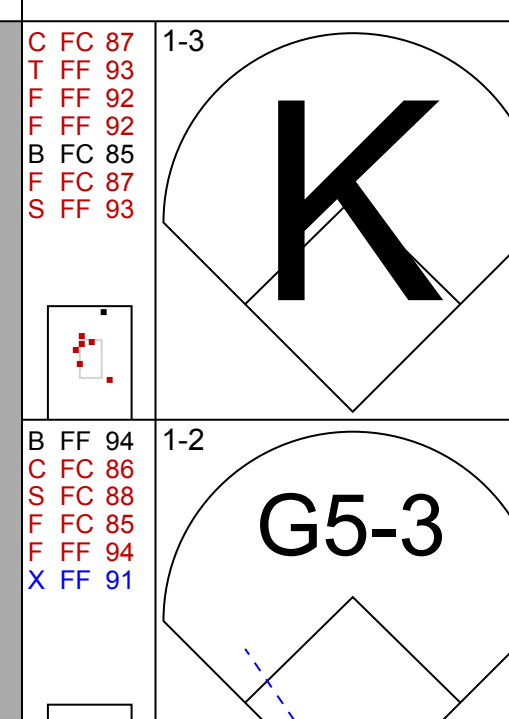
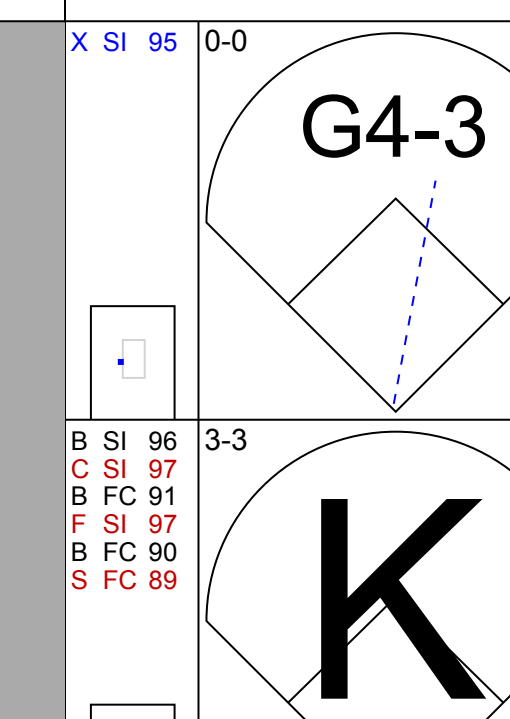
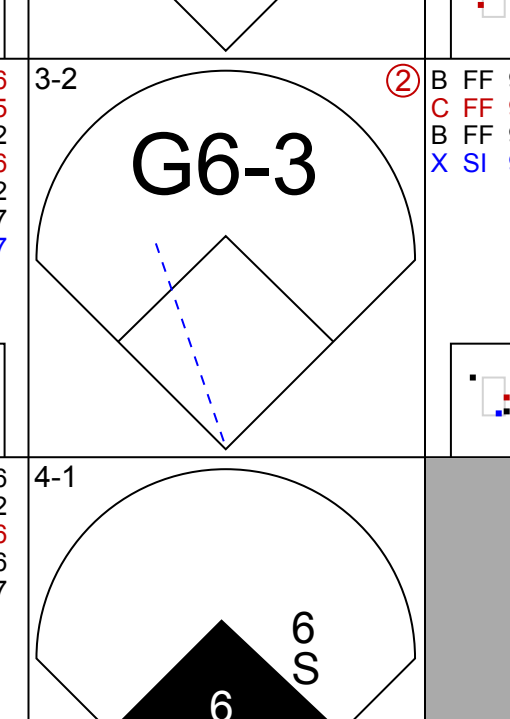
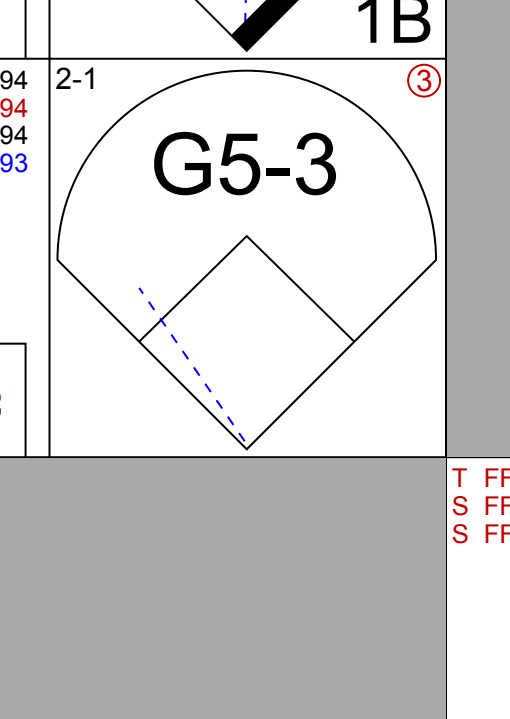
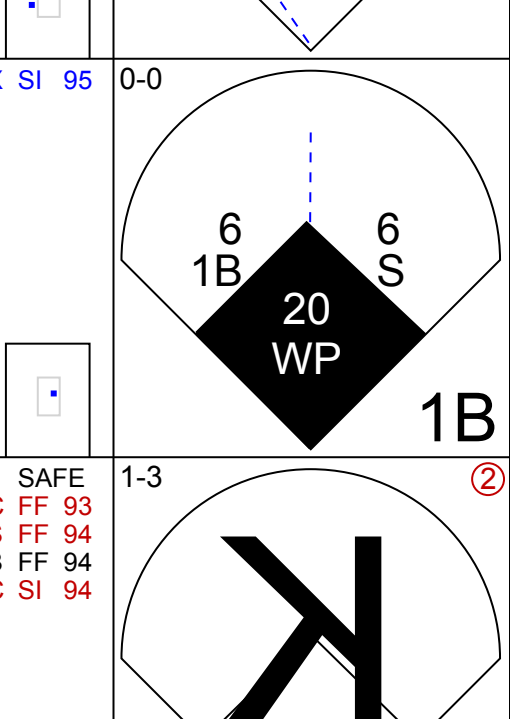
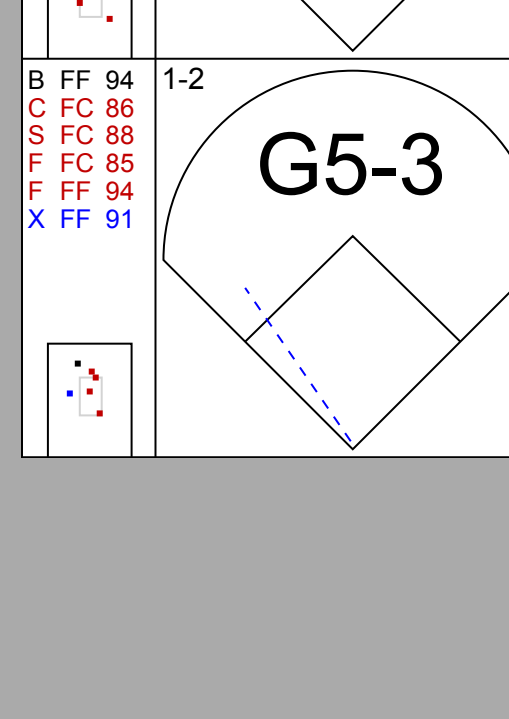
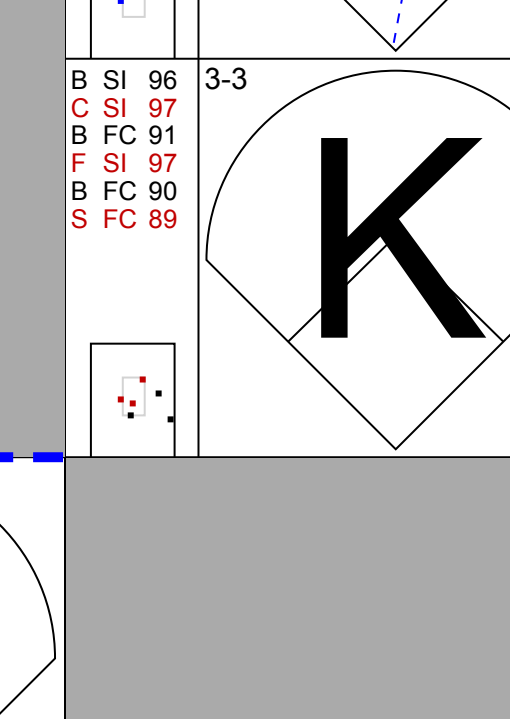
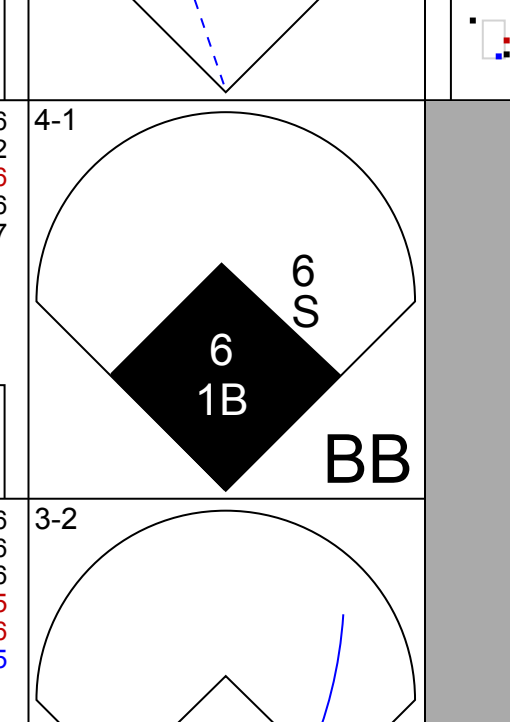
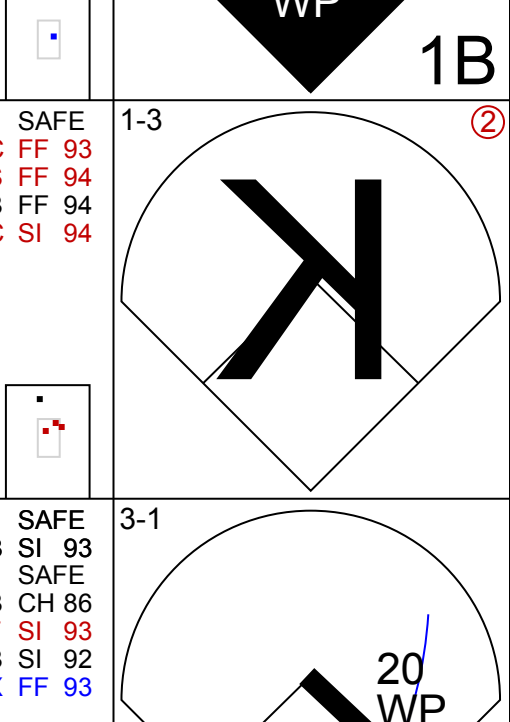
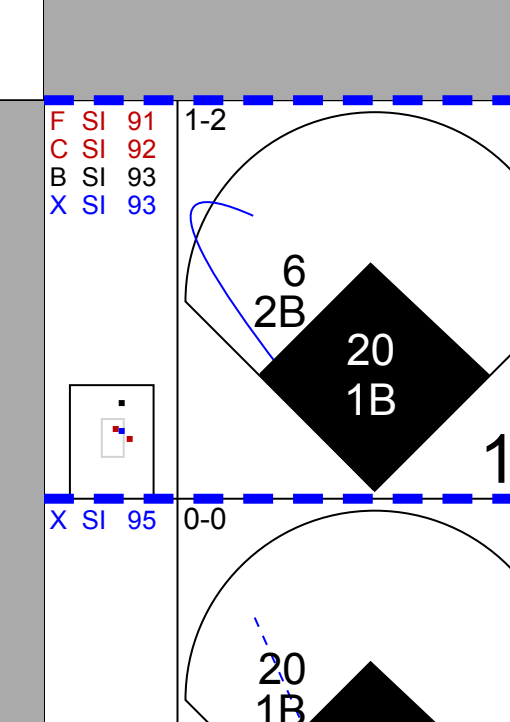
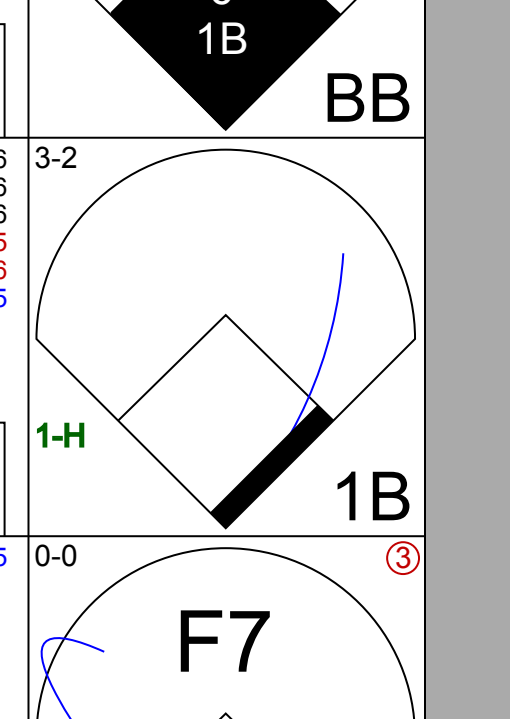
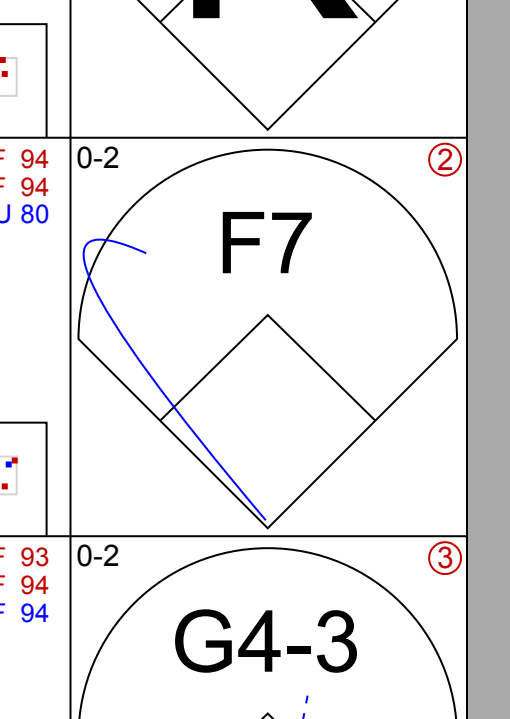
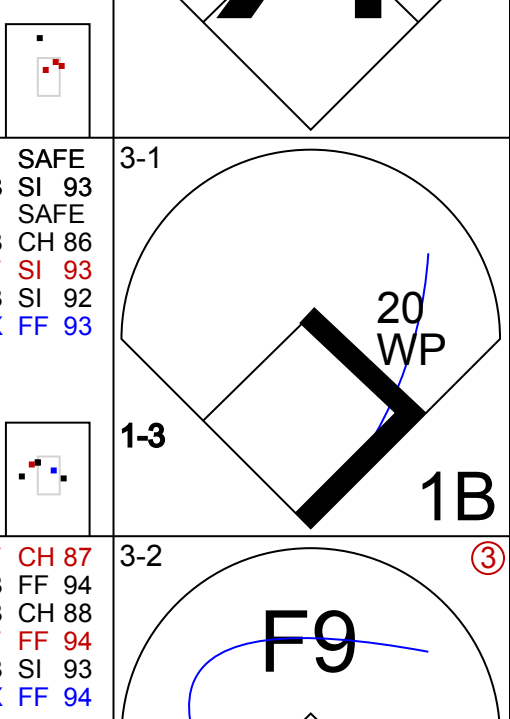
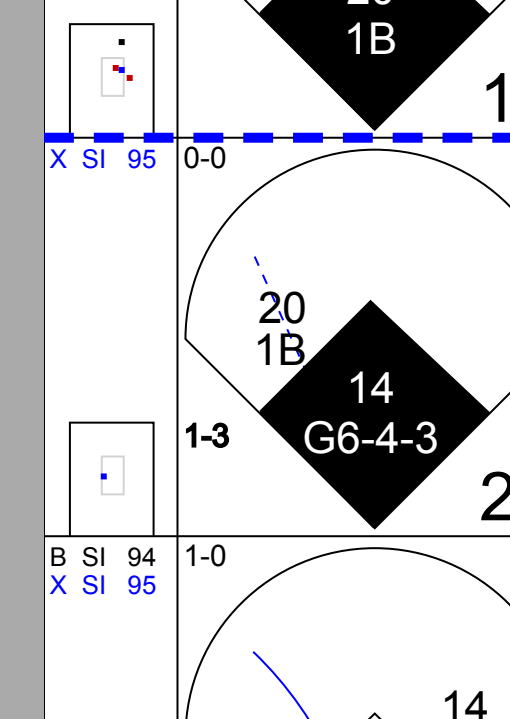
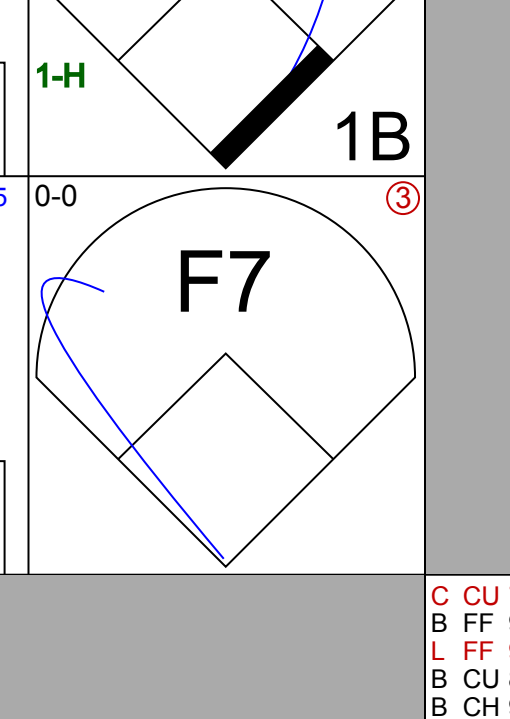
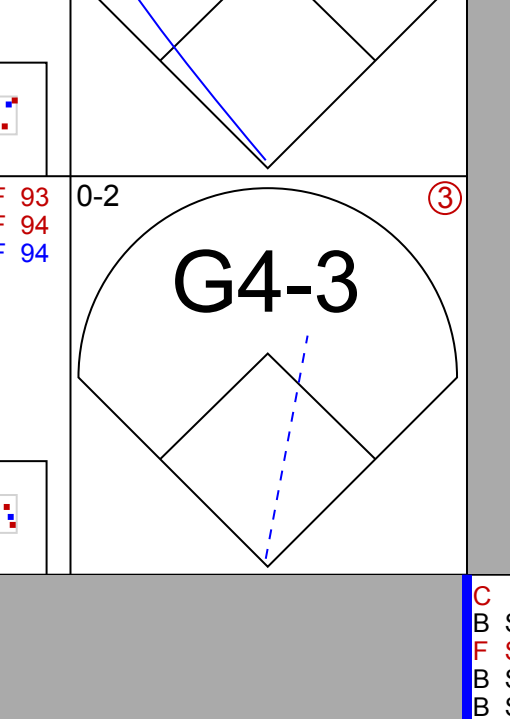
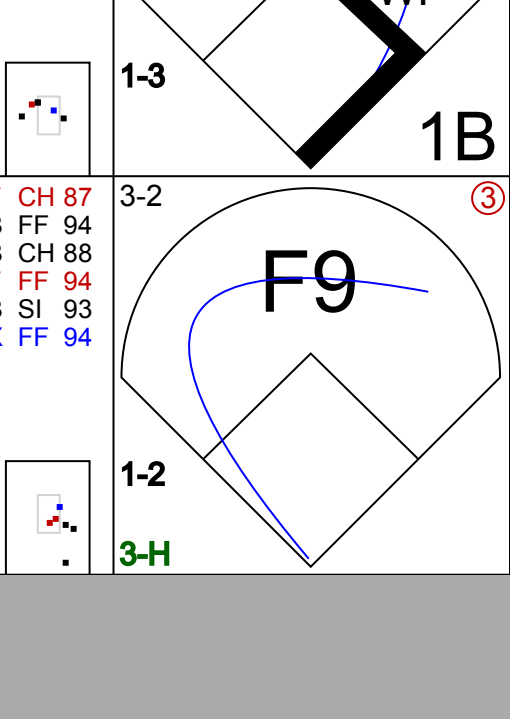
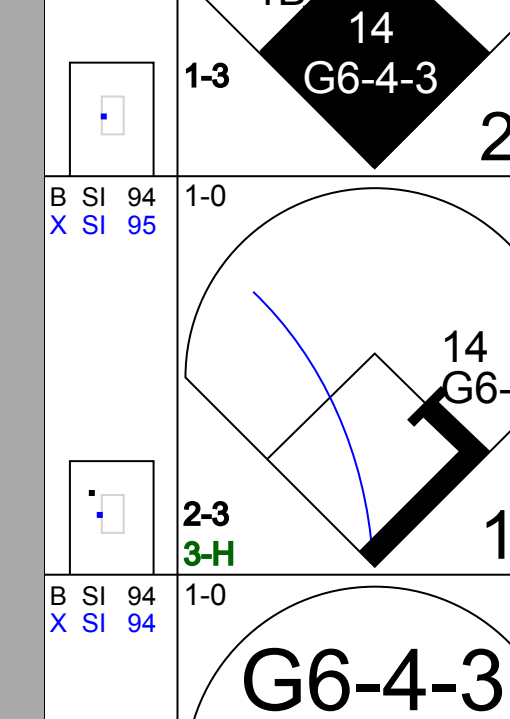
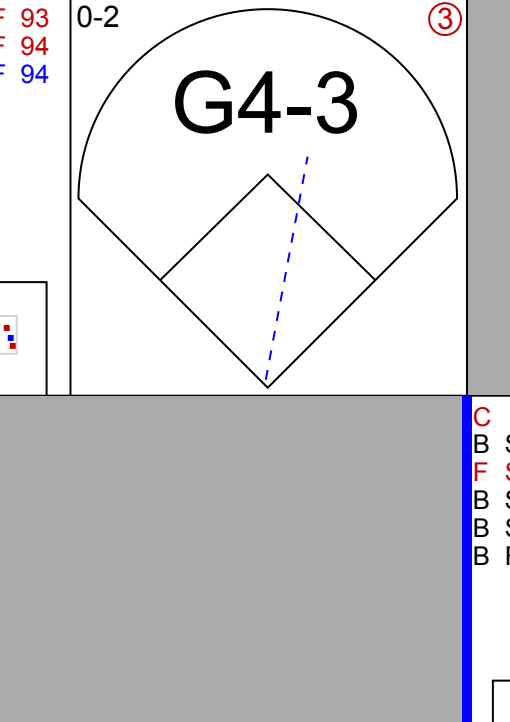
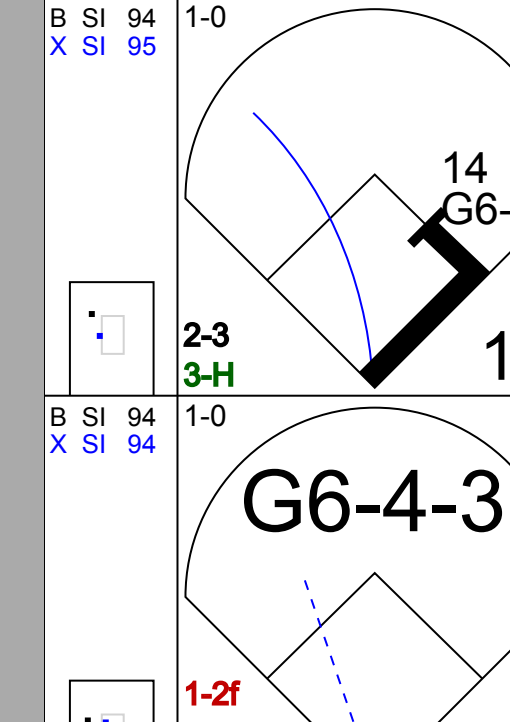
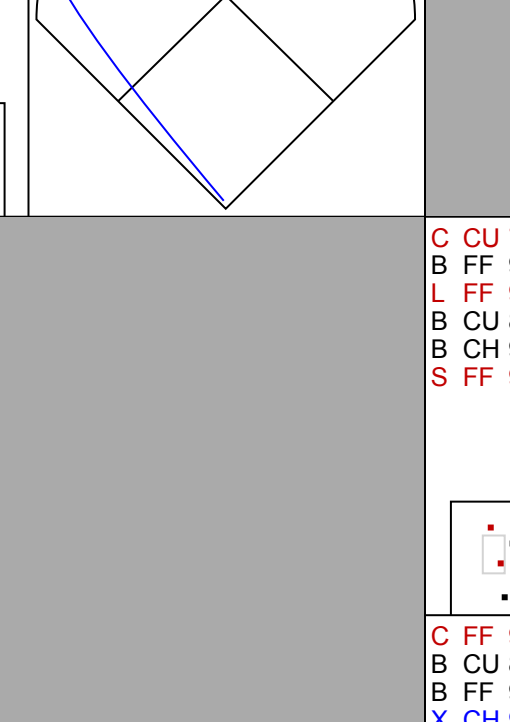
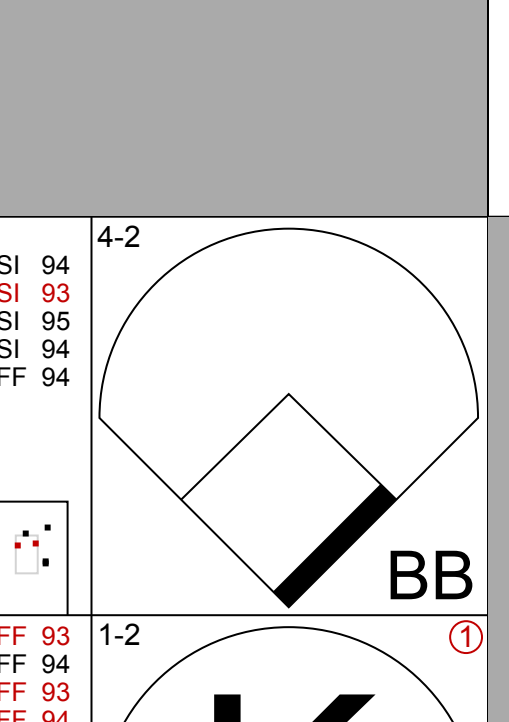
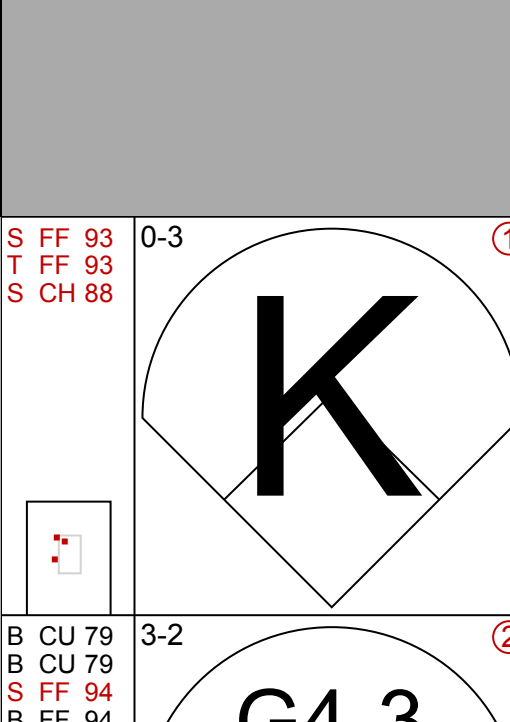
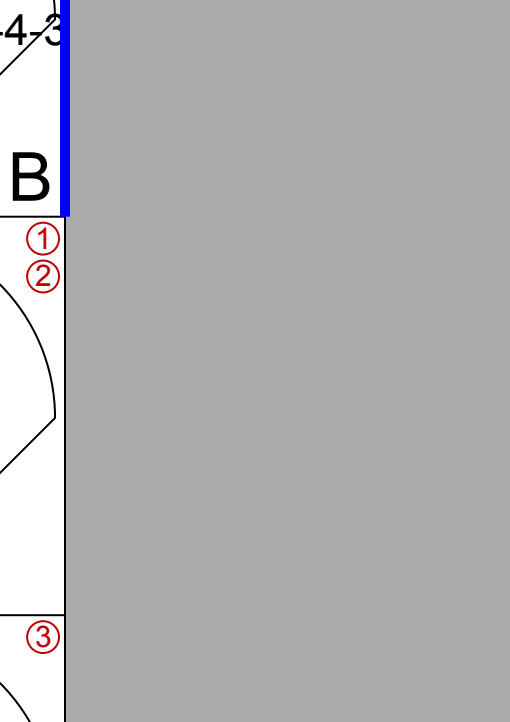
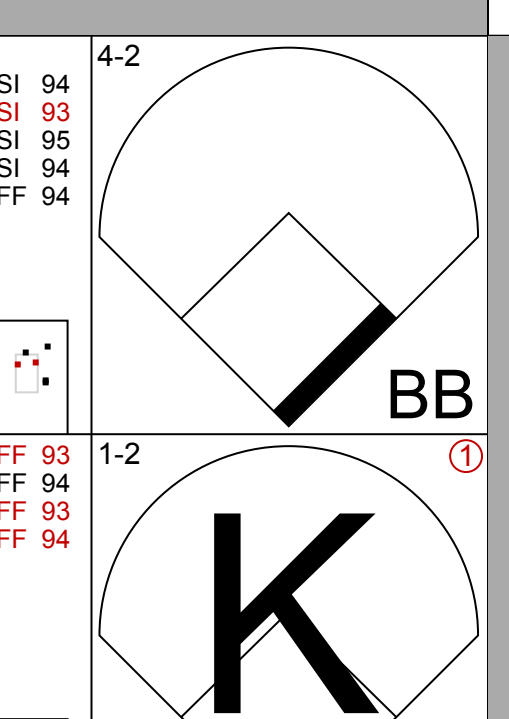
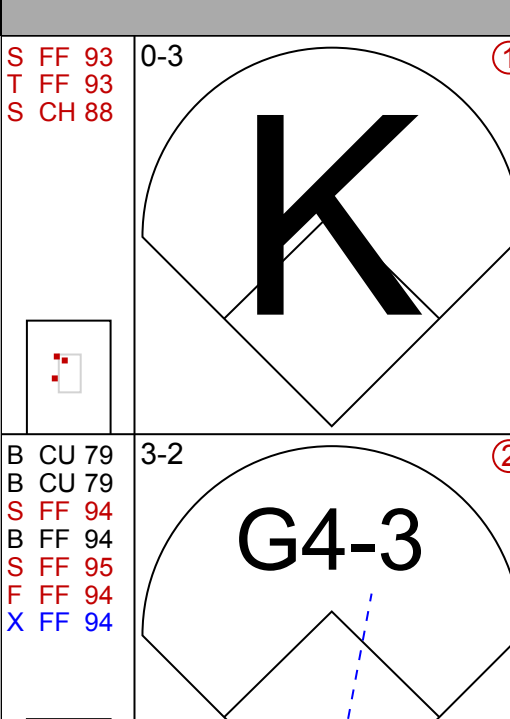
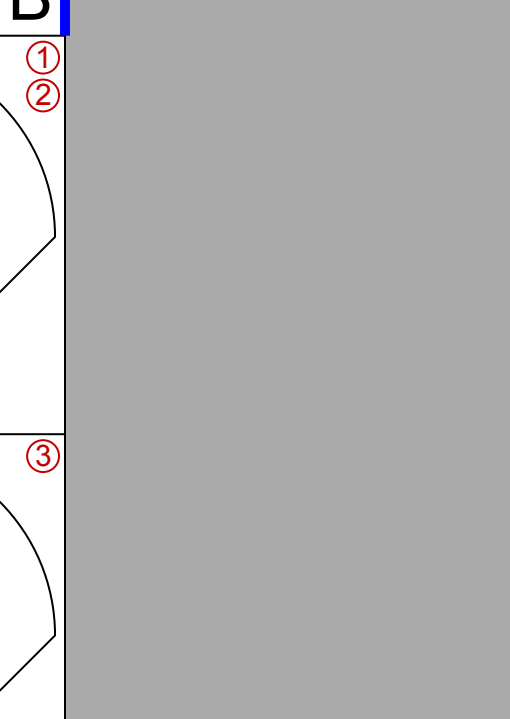
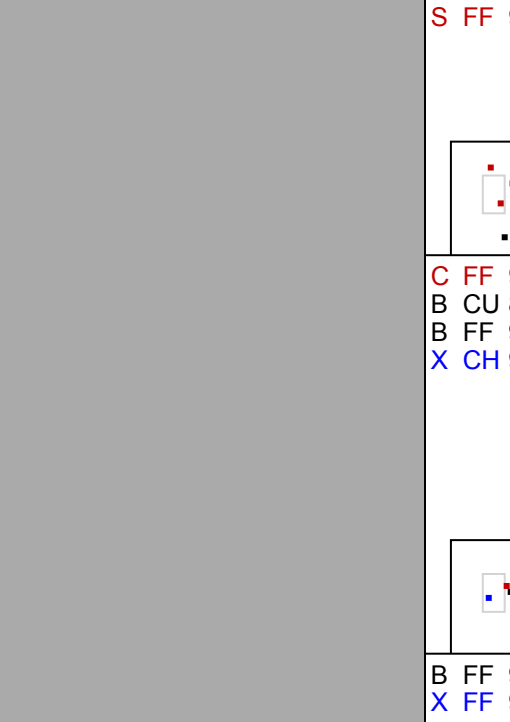
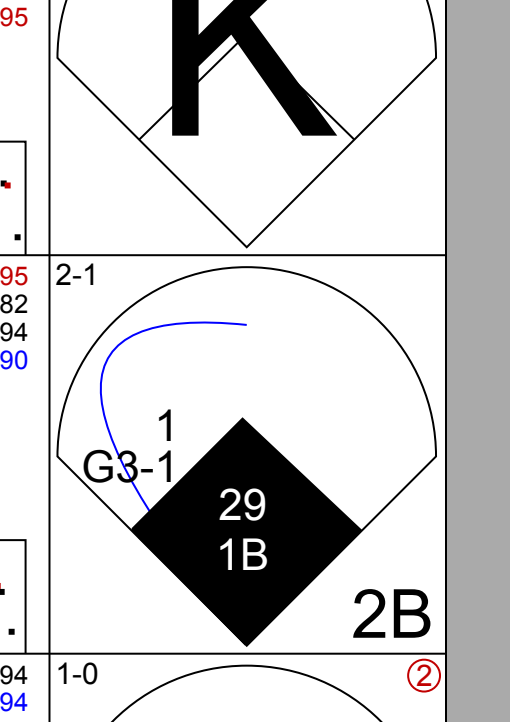
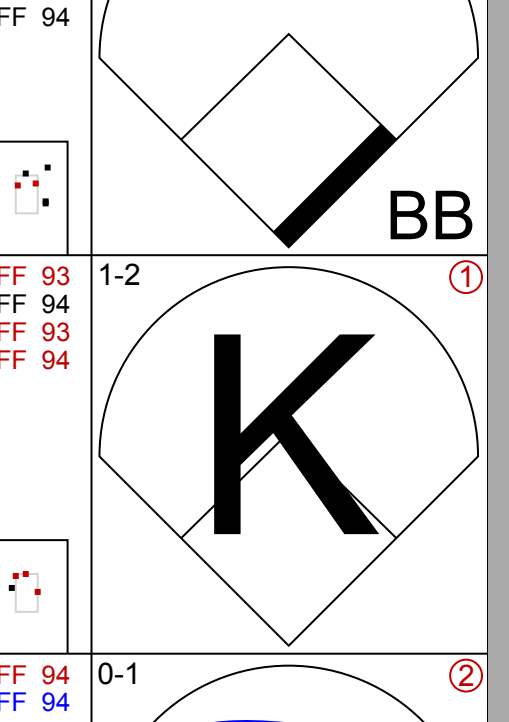
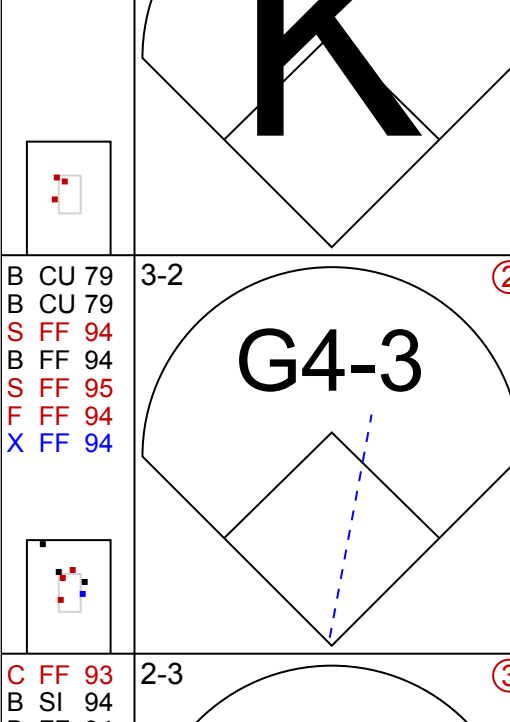
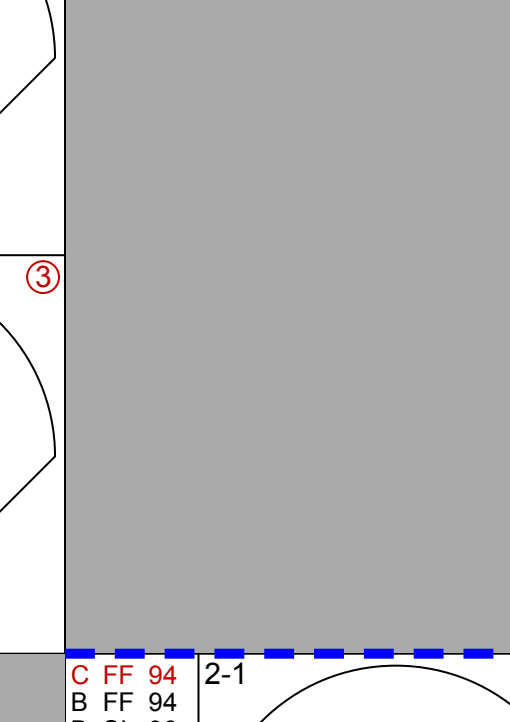
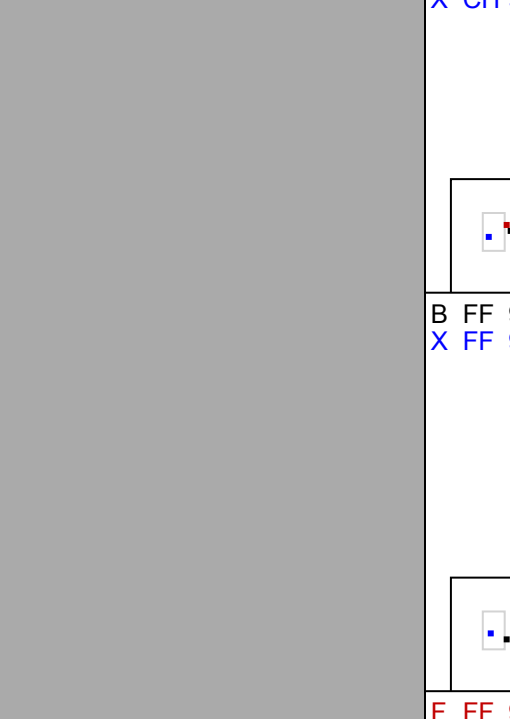
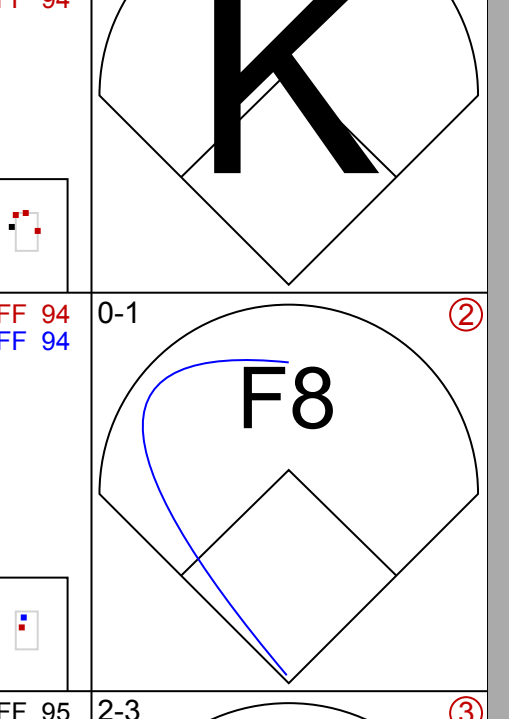
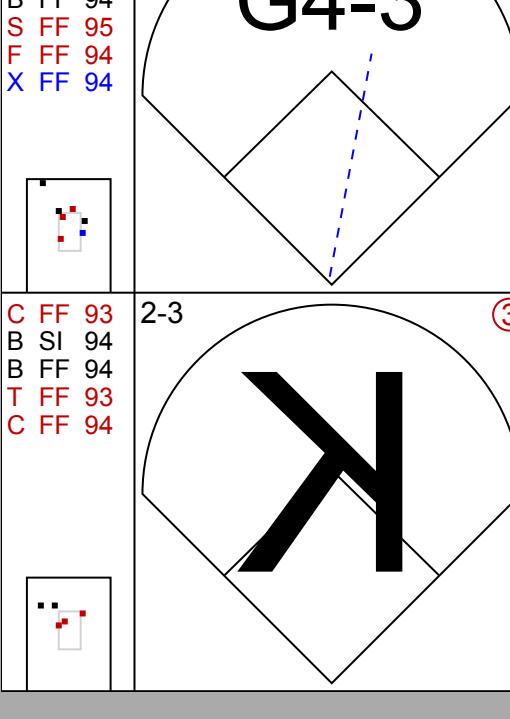
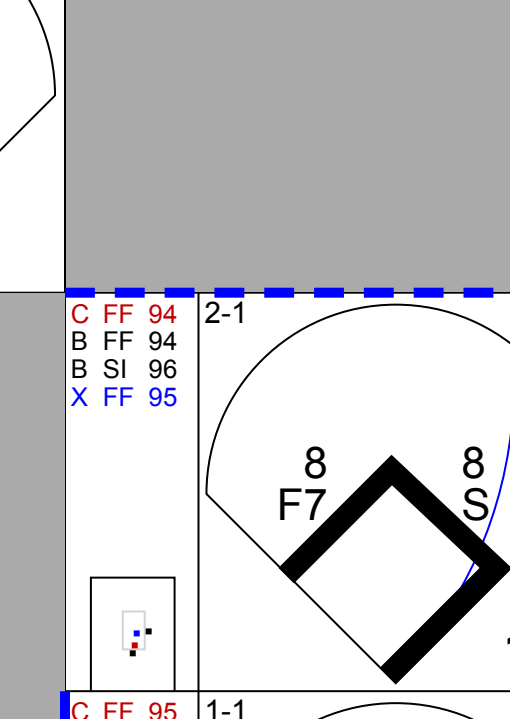

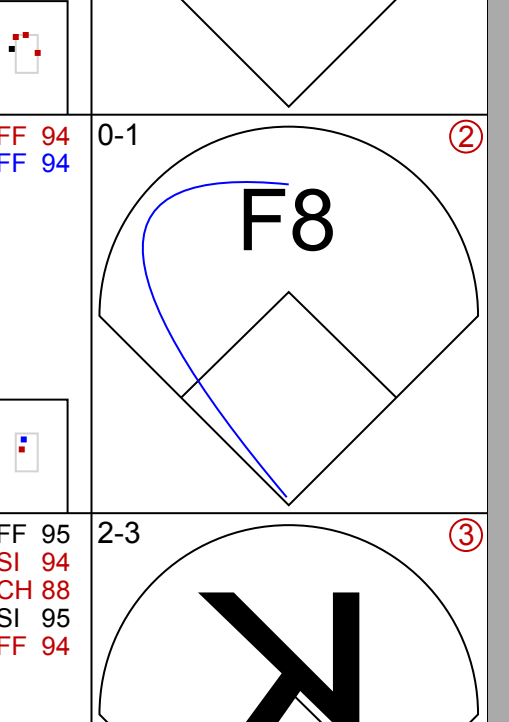
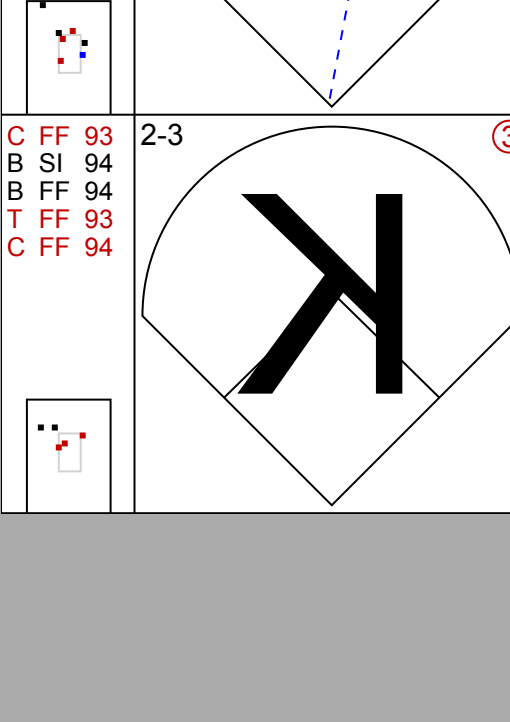
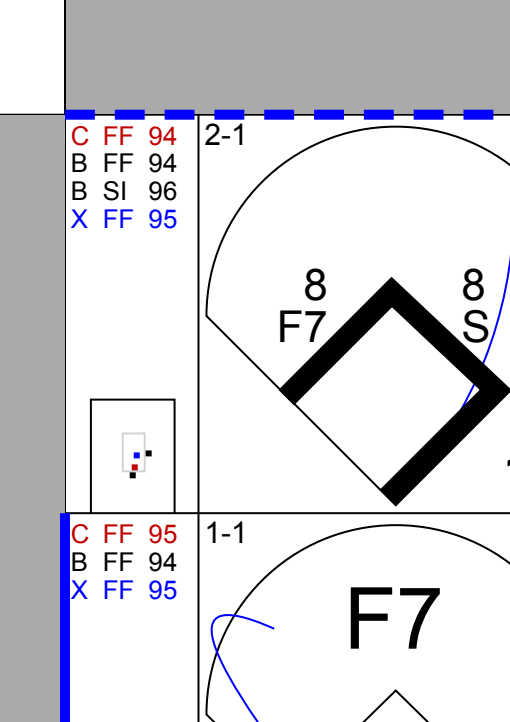
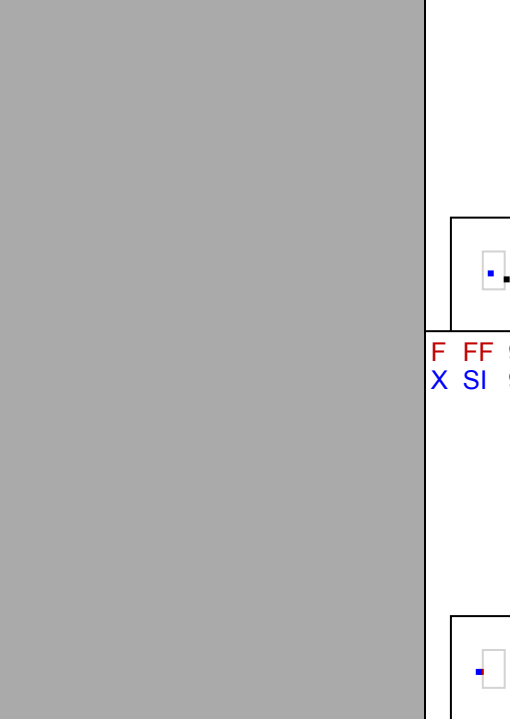
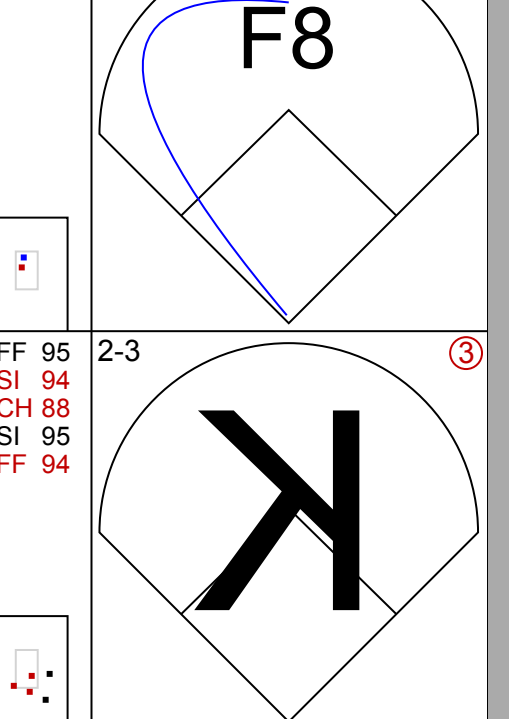
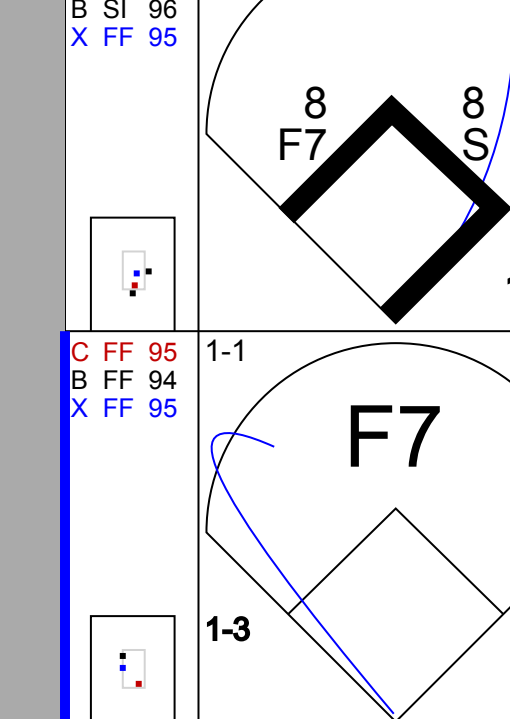
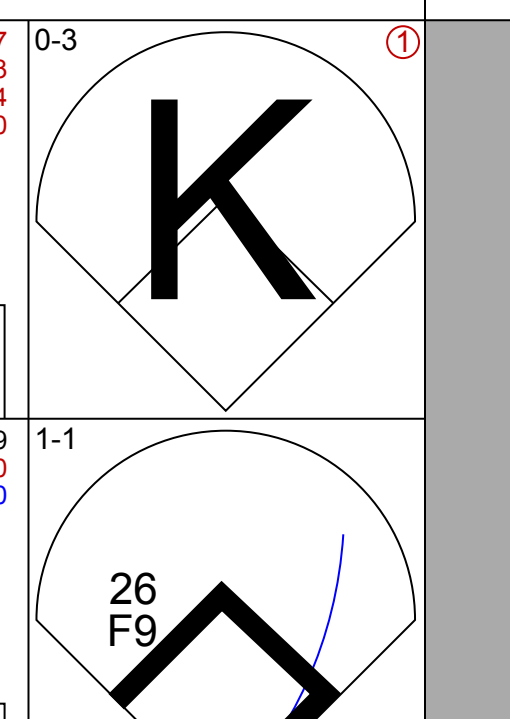
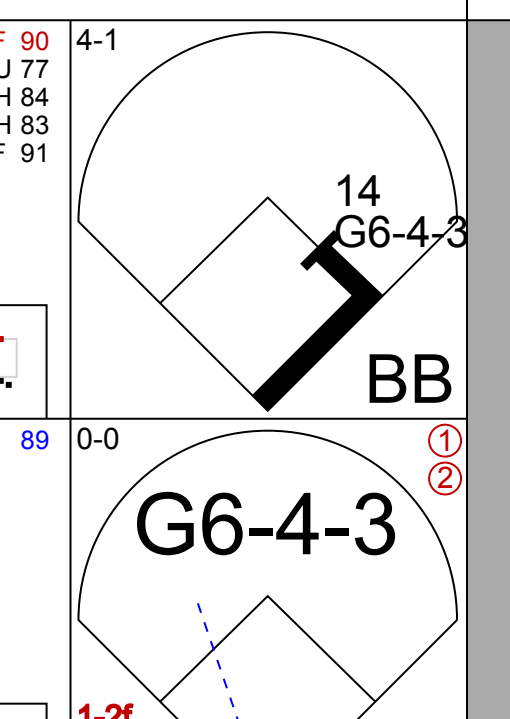
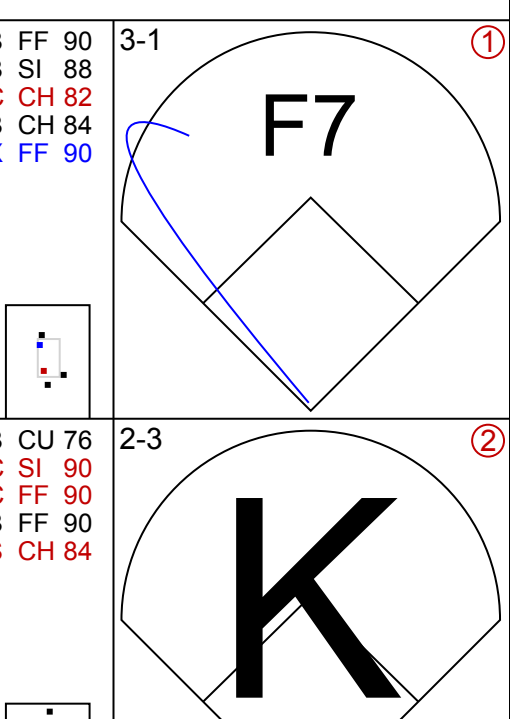
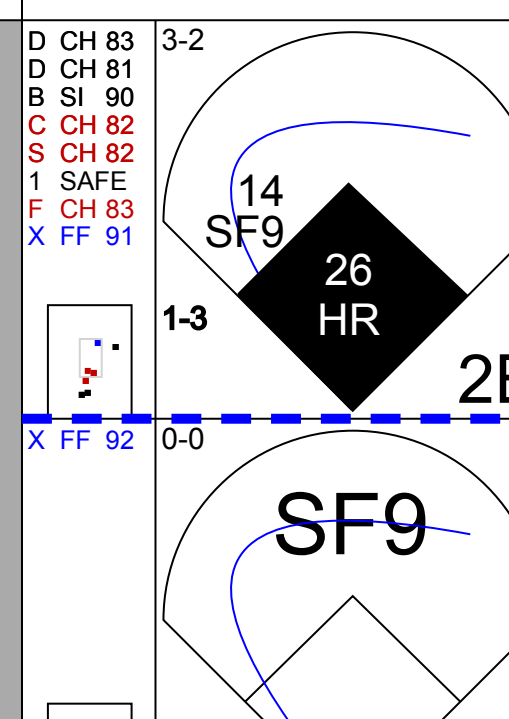

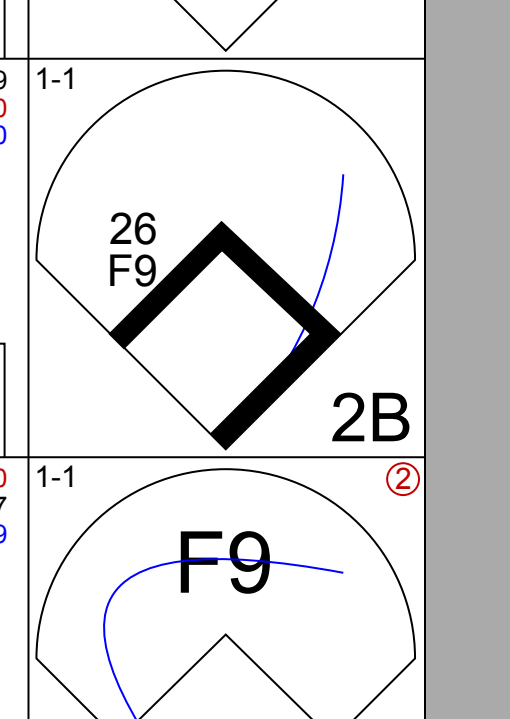
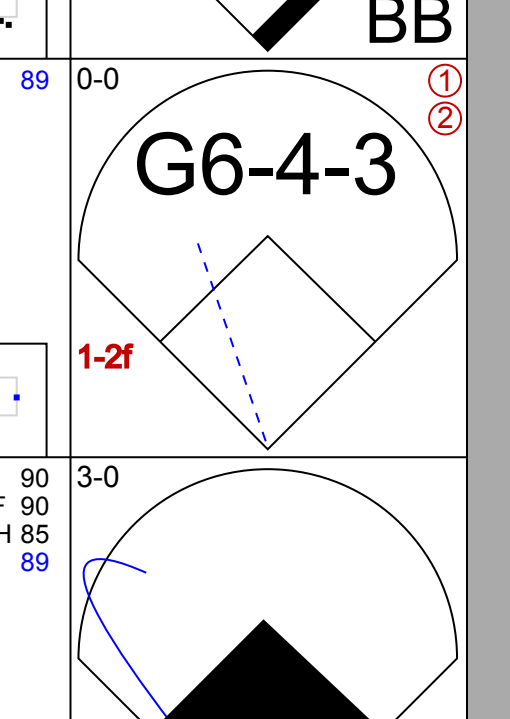
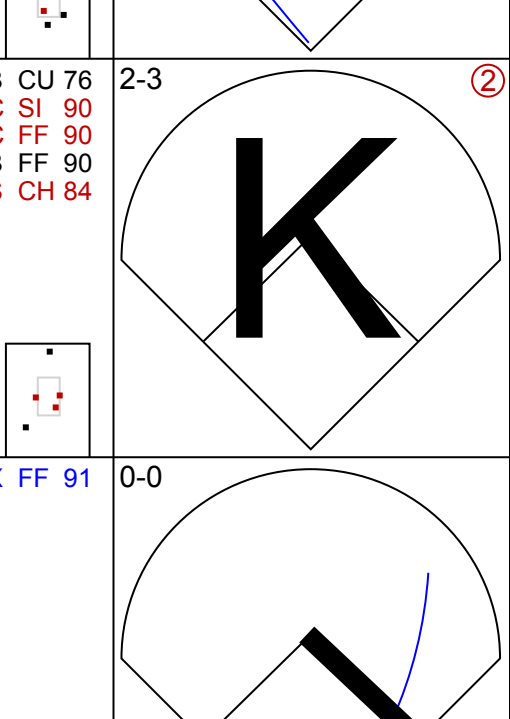
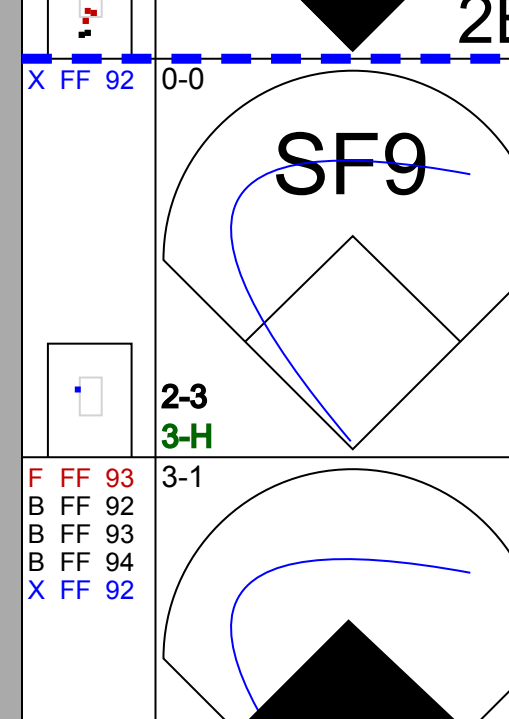

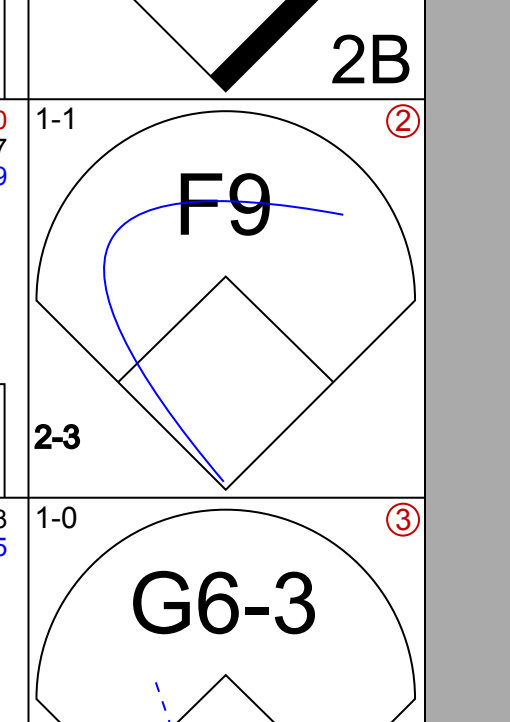
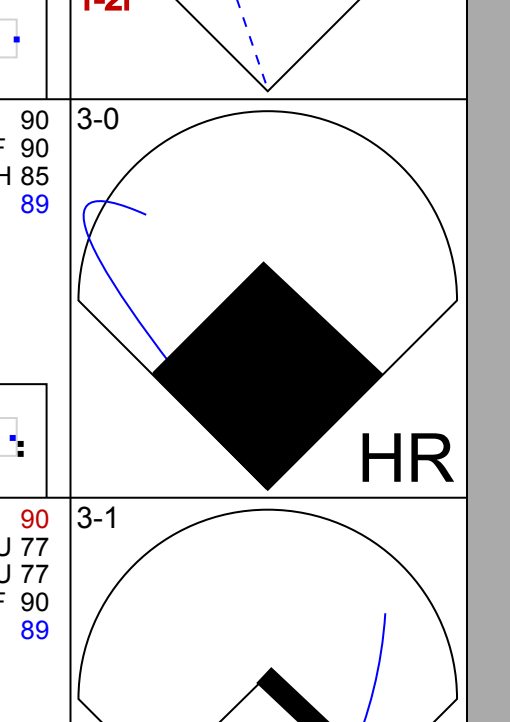
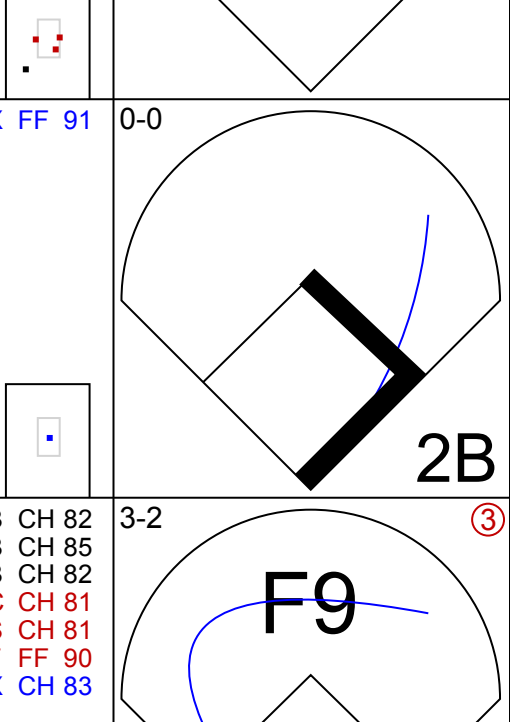
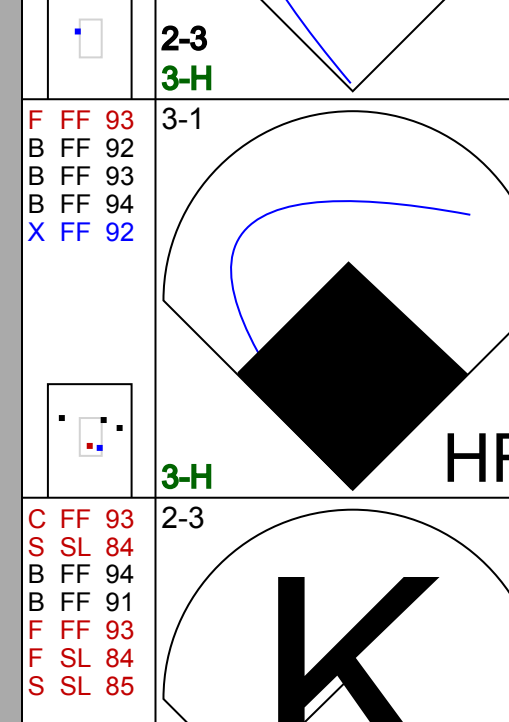

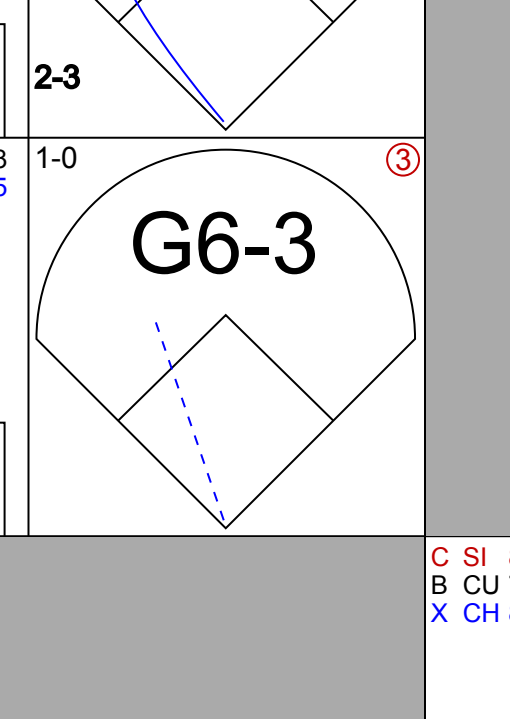
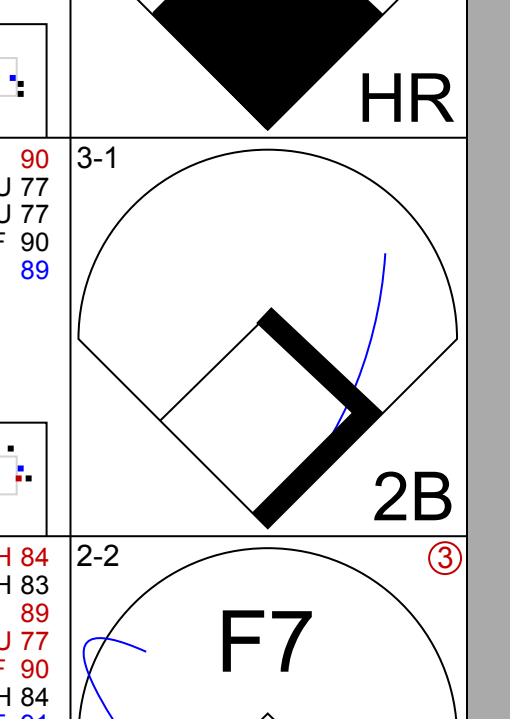
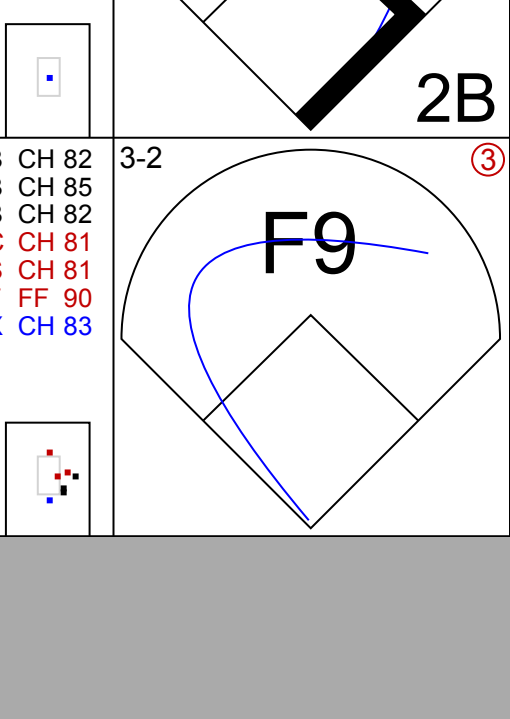
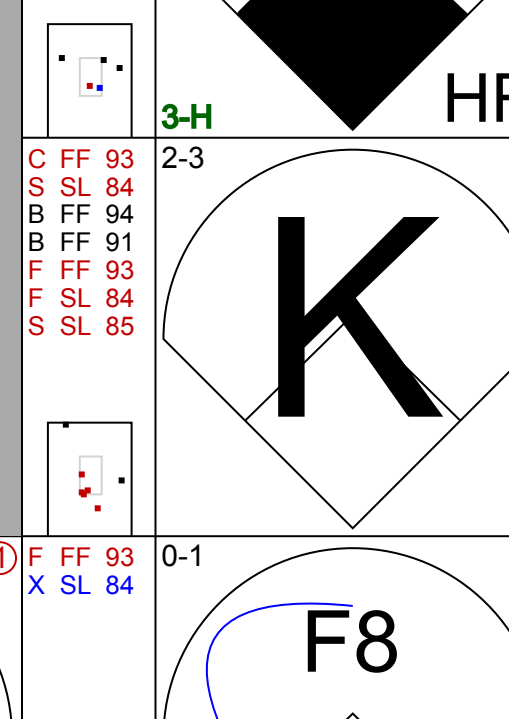

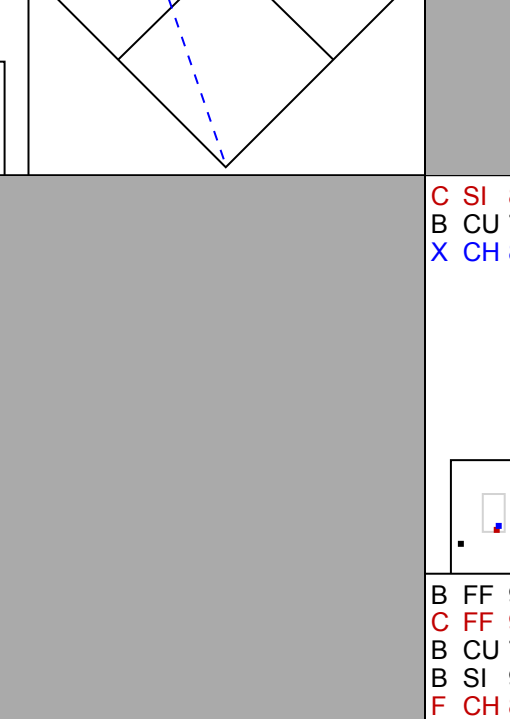
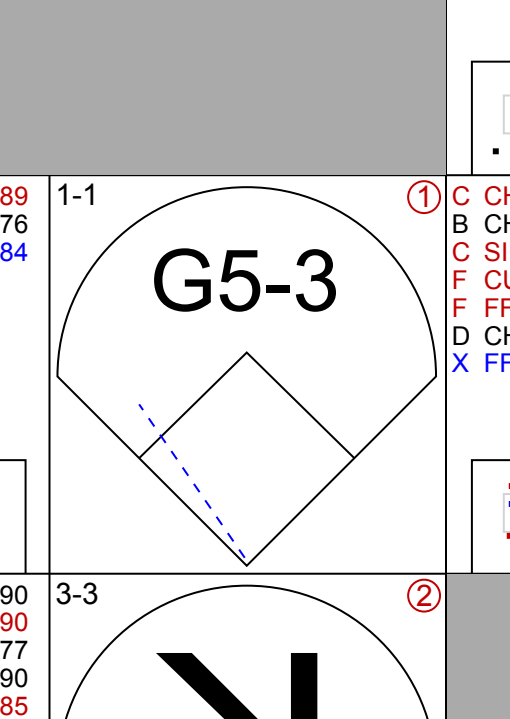
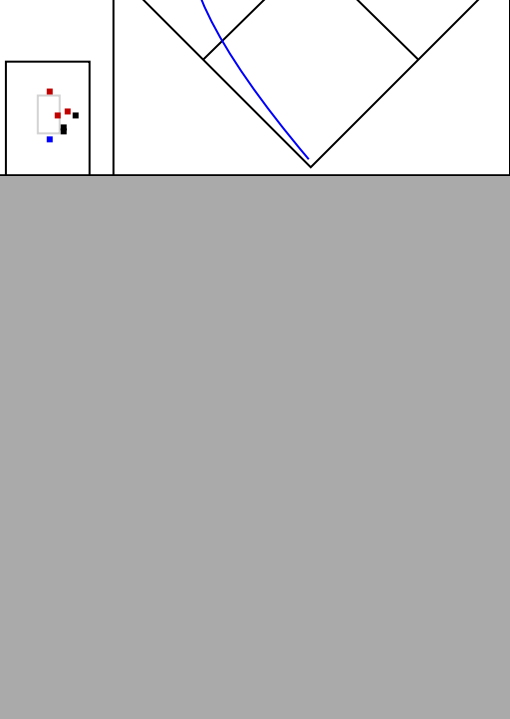
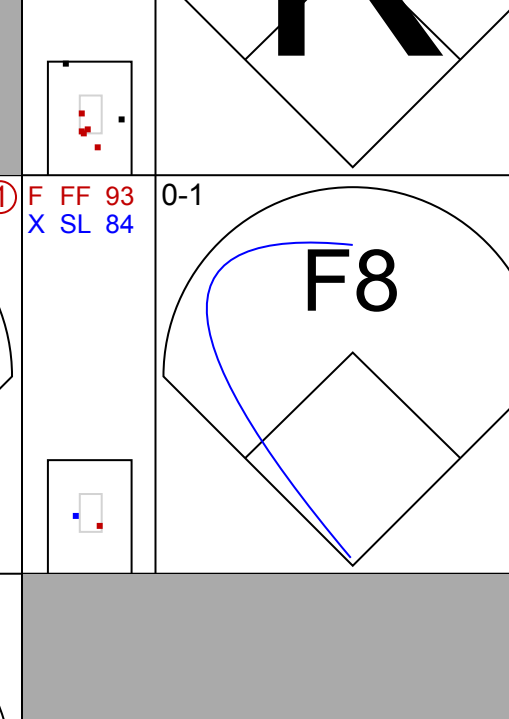

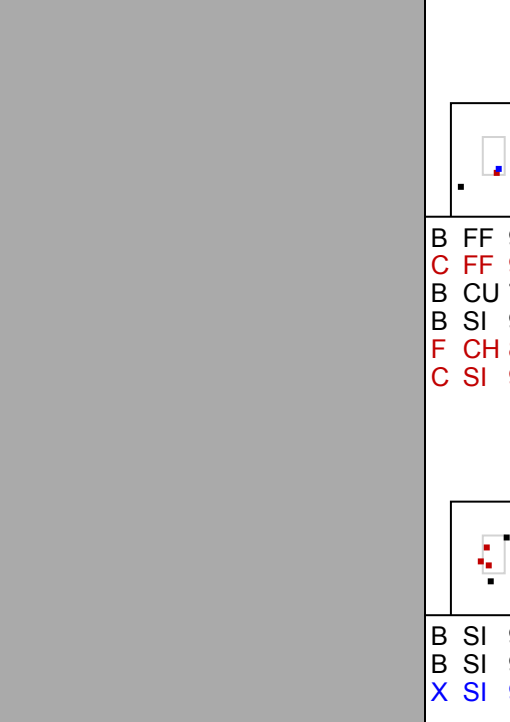
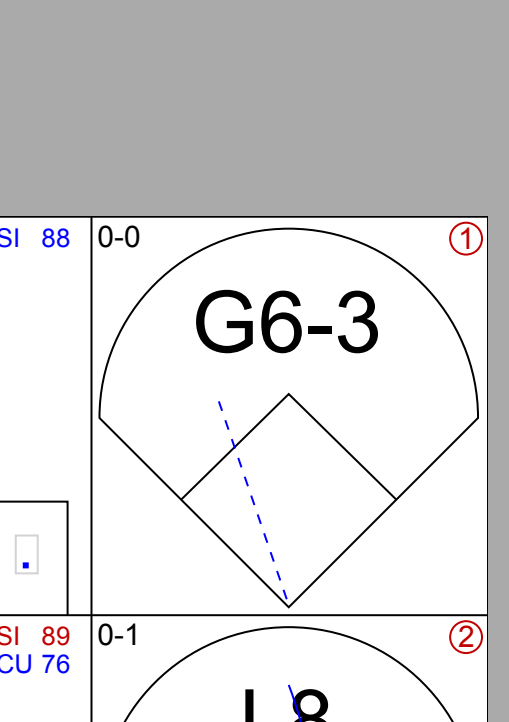
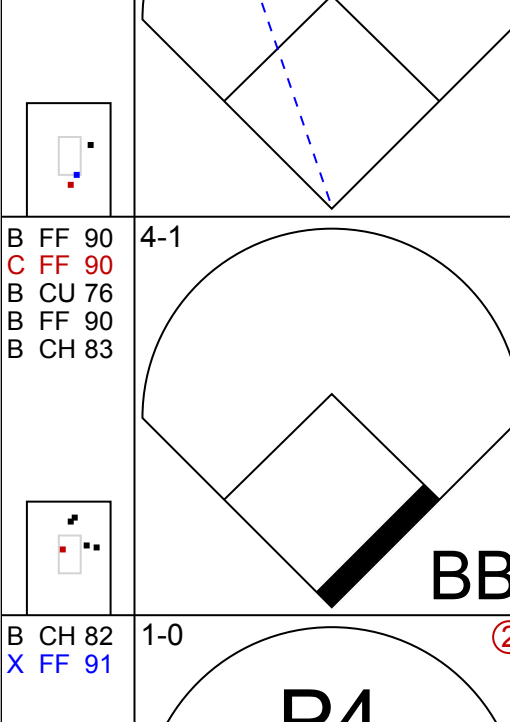
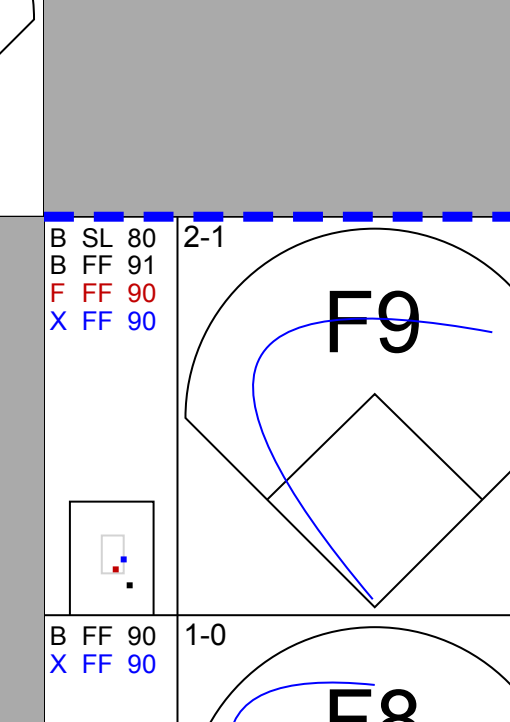
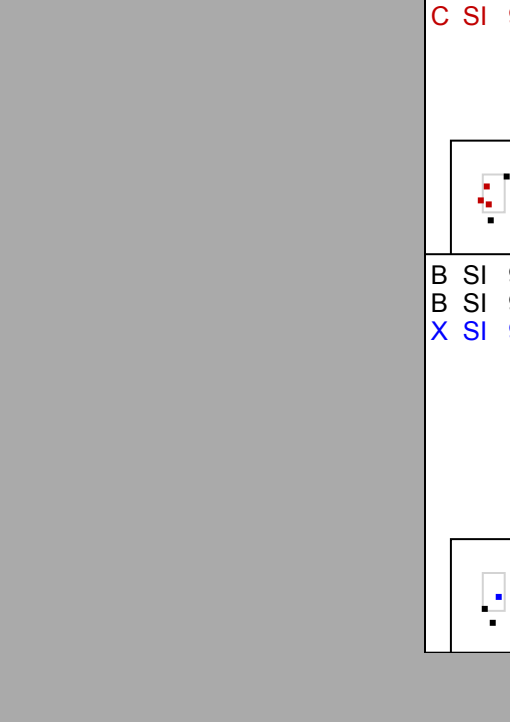
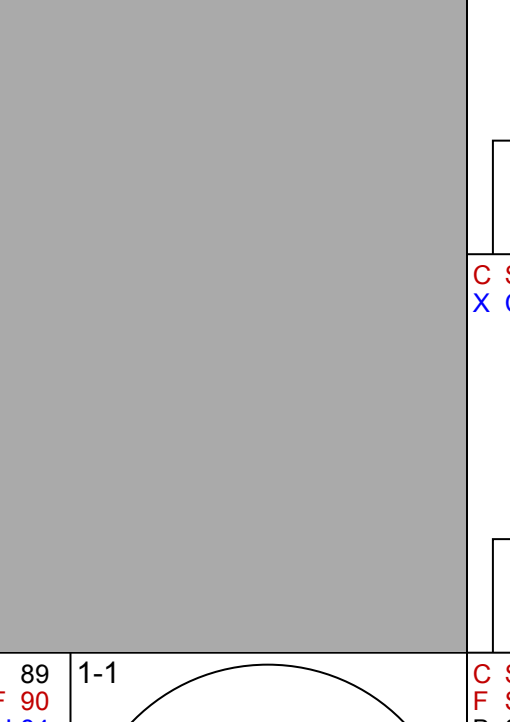


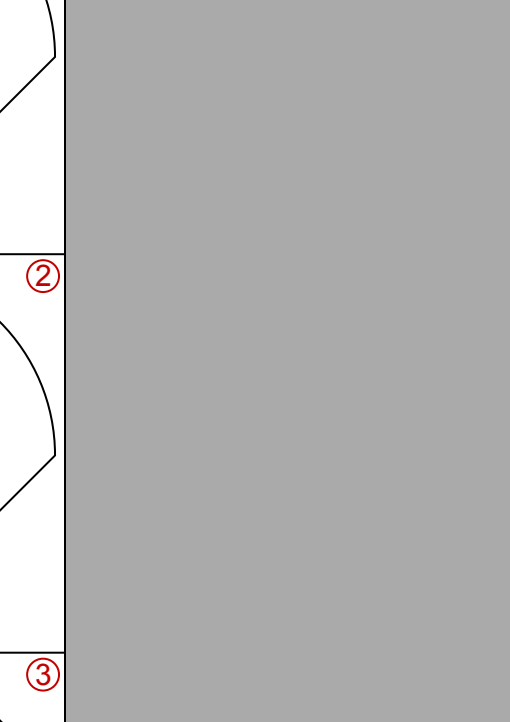

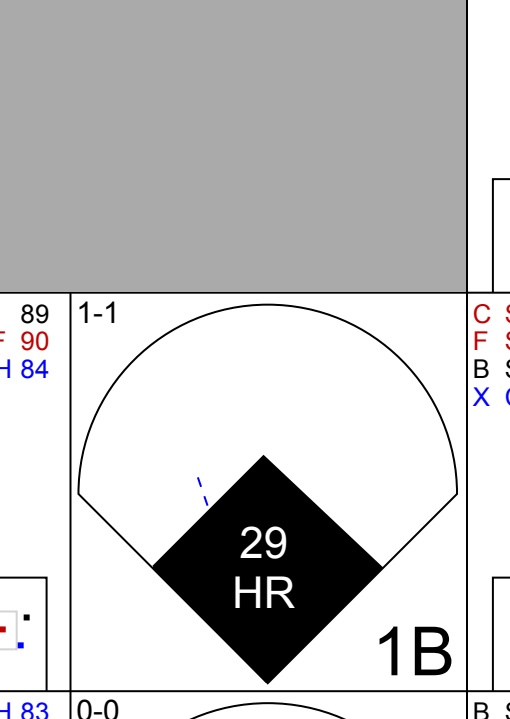


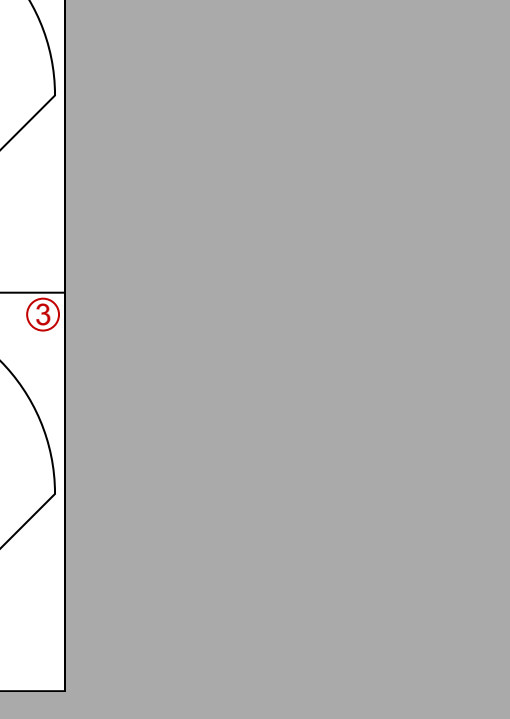

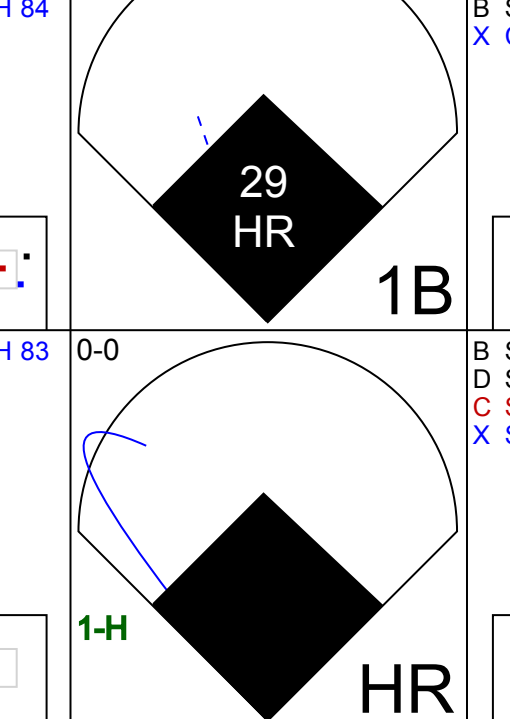

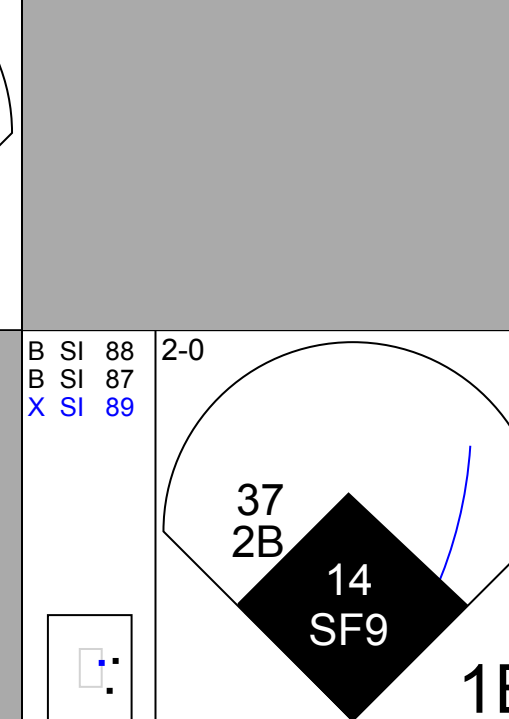

Batter	1	2	3	4	5	6	7	8	9	AB	R	H	RBI	BB	SO	LOB	BOTTOM					
5 Matt Duffy, R (1, 5) OBP: 0.351, SLG: 0.409										4	0	1	1	1	0	3						
9 Jake Bauers, L (1, 3) OBP: 0.375, SLG: 0.538										4	0	2	0	0	0	2						
1 Willy Adames, R (1, 6) OBP: 0.250, SLG: 0.409										4	0	0	0	0	3	4						
44 C.J. Cron, R (1, 10) OBP: 0.331, SLG: 0.470										2	0	0	0	1	2	1						
21 Christian Arroyo, R (1, 4) OBP: 0.364, SLG: 0.429										2	0	0	0	0	0	0						
18 Joey Wendle, L (6, PH) OBP: 0.322, SLG: 0.375										2	0	0	0	0	1	3						
27 Carlos Gómez, R (1, 9) OBP: 0.255, SLG: 0.325										4	0	0	0	0	1	3						
10 Johnny Field, R (1, 7) OBP: 0.284, SLG: 0.453										3	0	0	0	1	2	0						
0 Mallex Smith, L (1, 8) OBP: 0.356, SLG: 0.387										3	1	2	0	0	0	0						
45 Jesus Sucre, R (1, 2) OBP: 0.243, SLG: 0.217										1	0	0	0	1	0	0						
40 Wilson Ramos, R (7, PH) OBP: 0.324, SLG: 0.442										2	0	0	0	0	0	2						
<b>Inning Stats</b>	R: 0 H: 0 E: 0 K: 2 S: 23	H: 0 R: 0 ER: 0 SO: 0 BB: 0 P: 30	R: 0 H: 0 E: 0 K: 0 S: 5	H: 0 R: 0 ER: 0 SO: 6 BB: 0 P: 6	R: 0 H: 1 E: 0 K: 1 S: 15	H: 1 R: 0 ER: 0 SO: 1 BB: 1 P: 26	R: 0 H: 0 E: 0 K: 1 S: 8	H: 0 R: 0 ER: 0 SO: 0 BB: 0 P: 11	R: 0 H: 0 E: 0 K: 0 S: 13	H: 0 R: 0 ER: 0 SO: 2 BB: 2 P: 25	R: 0 H: 0 E: 0 K: 2 S: 9	H: 0 R: 0 ER: 0 SO: 1 BB: 0 P: 14	R: 0 H: 1 E: 0 K: 1 S: 10	H: 1 R: 0 ER: 0 SO: 1 BB: 0 P: 13	R: 0 H: 1 E: 0 K: 1 S: 12	H: 1 R: 0 ER: 0 SO: 2 BB: 1 P: 23	R: 1 H: 2 E: 0 K: 1 S: 9	H: 2 R: 0 ER: 0 SO: 1 BB: 0 P: 11	1B: 3 2B: 2 3B: 0 HR: 0	SF: 0 SAC: 1 DP: 0 HBP: 1	WP: 0 PB: 0 SB: 0 CS: 0	PA: 37
<b>PITCHER</b>	IP WLS BF H R ER SO BB IBB HBP BLK WP HR S P ERA WHIP	IP WLS BF H R ER SO BB IBB HBP BLK WP HR S P ERA WHIP	IP WLS BF H R ER SO BB IBB HBP BLK WP HR S P ERA WHIP	IP WLS BF H R ER SO BB IBB HBP BLK WP HR S P ERA WHIP	IP WLS BF H R ER SO BB IBB HBP BLK WP HR S P ERA WHIP	IP WLS BF H R ER SO BB IBB HBP BLK WP HR S P ERA WHIP	IP WLS BF H R ER SO BB IBB HBP BLK WP HR S P ERA WHIP	IP WLS BF H R ER SO BB IBB HBP BLK WP HR S P ERA WHIP	IP WLS BF H R ER SO BB IBB HBP BLK WP HR S P ERA WHIP	IP WLS BF H R ER SO BB IBB HBP BLK WP HR S P ERA WHIP	IP WLS BF H R ER SO BB IBB HBP BLK WP HR S P ERA WHIP	IP WLS BF H R ER SO BB IBB HBP BLK WP HR S P ERA WHIP	IP WLS BF H R ER SO BB IBB HBP BLK WP HR S P ERA WHIP	IP WLS BF H R ER SO BB IBB HBP BLK WP HR S P ERA WHIP	IP WLS BF H R ER SO BB IBB HBP BLK WP HR S P ERA WHIP	IP WLS BF H R ER SO BB IBB HBP BLK WP HR S P ERA WHIP	IP WLS BF H R ER SO BB IBB HBP BLK WP HR S P ERA WHIP	IP WLS BF H R ER SO BB IBB HBP BLK WP HR S P ERA WHIP	IP WLS BF H R ER SO BB IBB HBP BLK WP HR S P ERA WHIP	IP WLS BF H R ER SO BB IBB HBP BLK WP HR S P ERA WHIP	IP WLS BF H R ER SO BB IBB HBP BLK WP HR S P ERA WHIP	

Toronto Blue Jays @ Tampa Bay Rays  
Tropicana Field, St. Petersburg, FL  
Wed Jun 13 2018, 1:11 PM - 4:10 PM EDT  
Att: 10,847 - Dome - 72 F

AB	31
R	1
H	5
RBI	1
BB	4
SO	9
LOB	18





Batter	1	2	3	4	5	6	7	8	9	AB	R	H	RBI	BB	SO	LOB	TOP							
2 Adam Eaton, L (1,9) OBP: 0.404, SLG: 0.553										5	0	1	0	0	2	1	<b>Washington Nationals @ Toronto Blue Jays</b> Rogers Centre, Toronto, ON Fri Jun 15 2018, 7:10 PM - 9:44 PM EDT Att: 29,633 - Clear - 75 F <a href="http://livebaseballscorecards.com">livebaseballscorecards.com</a>							
7 Trea Turner, R (1,6) OBP: 0.340, SLG: 0.389										5	1	1	0	0	1	3								
34 Bryce Harper, L (1,8) OBP: 0.366, SLG: 0.496										3	2	1	0	1	2	1								
6 Anthony Rendon, R (1,5) OBP: 0.338, SLG: 0.448										4	1	3	1	0	0	0								
20 Daniel Murphy, L (1,10) OBP: 0.167, SLG: 0.091										4	0	1	1	0	0	2								
3 Michael Taylor, R (8, PR) OBP: 0.289, SLG: 0.381										0	0	0	0	0	0	0								
15 Matt Adams, L (1,3) OBP: 0.351, SLG: 0.575										1	0	0	0	0	1	0								
14 Mark Reynolds, R (3,3) OBP: 0.338, SLG: 0.559										2	0	0	0	1	1	1								
22 Juan Soto, L (1,7) OBP: 0.439, SLG: 0.671										4	1	1	0	0	2	2								
1 Wilmer Difo, S (1,4) OBP: 0.307, SLG: 0.349										4	0	1	0	0	1	2								
29 Pedro Severino, R (1,2) OBP: 0.300, SLG: 0.254										3	0	1	1	0	1	1								
8 Brian Goodwin, L (9, PH) OBP: 0.298, SLG: 0.237										1	0	0	0	0	0	1								
<b>Inning Stats</b>	R: 1 E: 0 K: 1 S: 14	H: 1 LOB: 1 BB: 1 P: 24	R: 1 E: 0 K: 1 S: 12	H: 3 LOB: 2 BB: 0 P: 20	R: 0 E: 0 K: 1 S: 9	H: 0 LOB: 0 BB: 0 P: 9	R: 0 E: 0 K: 2 S: 10	H: 0 LOB: 1 BB: 0 P: 17	R: 1 E: 0 K: 1 S: 11	H: 2 LOB: 1 BB: 0 P: 19	R: 0 E: 0 K: 2 S: 10	H: 0 LOB: 0 BB: 0 P: 15	R: 0 E: 0 K: 1 S: 14	H: 0 LOB: 0 BB: 0 P: 16	R: 2 E: 0 K: 1 S: 9	H: 3 LOB: 1 BB: 0 P: 13	R: 0 E: 0 K: 1 S: 8	H: 1 LOB: 1 BB: 0 P: 14	1B: 8 2B: 2 3B: 0 HR: 0	SF: 0 SAC: 0 DP: 1 HBP: 0	WP: 1 PB: 0 SB: 3 CS: 0	PA: 38		
<b>PITCHER</b>	IP WLS BF H R ER SO BB IBB HBP BLK WP HR S P ERA WHIP	IP WLS BF H R ER SO BB IBB HBP BLK WP HR S P ERA WHIP	IP WLS BF H R ER SO BB IBB HBP BLK WP HR S P ERA WHIP	IP WLS BF H R ER SO BB IBB HBP BLK WP HR S P ERA WHIP	IP WLS BF H R ER SO BB IBB HBP BLK WP HR S P ERA WHIP	IP WLS BF H R ER SO BB IBB HBP BLK WP HR S P ERA WHIP	IP WLS BF H R ER SO BB IBB HBP BLK WP HR S P ERA WHIP	IP WLS BF H R ER SO BB IBB HBP BLK WP HR S P ERA WHIP	IP WLS BF H R ER SO BB IBB HBP BLK WP HR S P ERA WHIP	IP WLS BF H R ER SO BB IBB HBP BLK WP HR S P ERA WHIP	IP WLS BF H R ER SO BB IBB HBP BLK WP HR S P ERA WHIP	IP WLS BF H R ER SO BB IBB HBP BLK WP HR S P ERA WHIP	IP WLS BF H R ER SO BB IBB HBP BLK WP HR S P ERA WHIP	IP WLS BF H R ER SO BB IBB HBP BLK WP HR S P ERA WHIP	IP WLS BF H R ER SO BB IBB HBP BLK WP HR S P ERA WHIP	IP WLS BF H R ER SO BB IBB HBP BLK WP HR S P ERA WHIP	IP WLS BF H R ER SO BB IBB HBP BLK WP HR S P ERA WHIP	IP WLS BF H R ER SO BB IBB HBP BLK WP HR S P ERA WHIP	IP WLS BF H R ER SO BB IBB HBP BLK WP HR S P ERA WHIP	IP WLS BF H R ER SO BB IBB HBP BLK WP HR S P ERA WHIP	IP WLS BF H R ER SO BB IBB HBP BLK WP HR S P ERA WHIP	IP WLS BF H R ER SO BB IBB HBP BLK WP HR S P ERA WHIP	IP WLS BF H R ER SO BB IBB HBP BLK WP HR S P ERA WHIP	IP WLS BF H R ER SO BB IBB HBP BLK WP HR S P ERA WHIP
41 Aaron Sanchez, R (1,1) ERA: 4.35	6.0	W	3	0	0	1	0	0	0	0	0	0	0	0	14	16	0.00	0.000						
22 Seungwhan Oh, R (7,1) ERA: 3.41	1.0	W	3	0	0	1	0	0	0	0	0	0	0	0	3	4	∞	∞						
62 Aaron Loup, L (8,1) ERA: 4.07	0.0	L	1	1	1	0	0	0	0	0	0	0	0	0	4	4	∞	∞						
77 John Axford, R (8,1) ERA: 4.13	1.0	H	4	2	1	1	0	0	0	0	0	0	0	6	9	9.00	2.000							
52 Ryan Tepera, R (9,1) ERA: 2.89	1.0	S	4	1	0	0	1	0	0	0	0	0	0	8	14	0.00	1.000							
<b>Batter</b>	<b>1</b>	<b>2</b>	<b>3</b>	<b>4</b>	<b>5</b>	<b>6</b>	<b>7</b>	<b>8</b>	<b>9</b>	<b>AB</b>	<b>R</b>	<b>H</b>	<b>RBI</b>	<b>BB</b>	<b>SO</b>	<b>LOB</b>	<b>BOTTOM</b>							
37 Teoscar Hernández, R (1,7) OBP: 0.309, SLG: 0.537										3	1	1	0	1	1	0	<b>Washington Nationals @ Toronto Blue Jays</b> Rogers Centre, Toronto, ON Fri Jun 15 2018, 7:10 PM - 9:44 PM EDT Att: 29,633 - Clear - 75 F <a href="http://livebaseballscorecards.com">livebaseballscorecards.com</a>							
14 Justin Smoak, S (1,3) OBP: 0.394, SLG: 0.421										3	0	1	1	0	1	1								
26 Yangervis Solarte, S (1,5) OBP: 0.315, SLG: 0.477										4	2	3	3	0	0	1								
8 Kendrys Morales, S (1,10) OBP: 0.280, SLG: 0.361										4	0	1	0	0	1	2								
11 Kevin Pillar, R (1,8) OBP: 0.290, SLG: 0.427										4	0	0	0	0	0	1								
55 Russell Martin, R (1,2) OBP: 0.314, SLG: 0.310										3	0	0	0	1	1	0								
15 Randal Grichuk, R (1,9) OBP: 0.252, SLG: 0.358										4	0	0	0	0	0	1								
1 Aledmys Díaz, R (1,6) OBP: 0.278, SLG: 0.395										4	1	2	0	0	1	1								
29 Devon Travis, R (1,4) OBP: 0.274, SLG: 0.348										3	2	2	2	0	0	1								
<b>Inning Stats</b>	R: 0 E: 0 K: 1 S: 9	H: 1 LOB: 1 BB: 0 P: 12	R: 0 E: 0 K: 1 S: 6	H: 0 LOB: 0 BB: 0 P: 12	R: 3 E: 0 K: 0 S: 13	H: 4 LOB: 1 BB: 1 P: 26	R: 0 E: 0 K: 0 S: 8	H: 1 LOB: 1 BB: 0 P: 11	R: 0 E: 0 K: 0 S: 6	H: 0 LOB: 0 BB: 1 P: 15	R: 3 E: 0 K: 1 S: 15	H: 3 LOB: 0 BB: 0 P: 25	R: 0 E: 0 K: 1 S: 6	H: 0 LOB: 0 BB: 0 P: 10	1B: 3 2B: 4 3B: 0 HR: 3	SF: 1 SAC: 0 DP: 1 HBP: 0		WP: 0 PB: 0 SB: 0 CS: 0	PA: 35					
<b>PITCHER</b>	IP WLS BF H R ER SO BB IBB HBP BLK WP HR S P ERA WHIP	IP WLS BF H R ER SO BB IBB HBP BLK WP HR S P ERA WHIP	IP WLS BF H R ER SO BB IBB HBP BLK WP HR S P ERA WHIP	IP WLS BF H R ER SO BB IBB HBP BLK WP HR S P ERA WHIP	IP WLS BF H R ER SO BB IBB HBP BLK WP HR S P ERA WHIP	IP WLS BF H R ER SO BB IBB HBP BLK WP HR S P ERA WHIP	IP WLS BF H R ER SO BB IBB HBP BLK WP HR S P ERA WHIP	IP WLS BF H R ER SO BB IBB HBP BLK WP HR S P ERA WHIP	IP WLS BF H R ER SO BB IBB HBP BLK WP HR S P ERA WHIP	IP WLS BF H R ER SO BB IBB HBP BLK WP HR S P ERA WHIP	IP WLS BF H R ER SO BB IBB HBP BLK WP HR S P ERA WHIP	IP WLS BF H R ER SO BB IBB HBP BLK WP HR S P ERA WHIP	IP WLS BF H R ER SO BB IBB HBP BLK WP HR S P ERA WHIP	IP WLS BF H R ER SO BB IBB HBP BLK WP HR S P ERA WHIP	IP WLS BF H R ER SO BB IBB HBP BLK WP HR S P ERA WHIP	IP WLS BF H R ER SO BB IBB HBP BLK WP HR S P ERA WHIP	IP WLS BF H R ER SO BB IBB HBP BLK WP HR S P ERA WHIP	IP WLS BF H R ER SO BB IBB HBP BLK WP HR S P ERA WHIP	IP WLS BF H R ER SO BB IBB HBP BLK WP HR S P ERA WHIP	IP WLS BF H R ER SO BB IBB HBP BLK WP HR S P ERA WHIP	IP WLS BF H R ER SO BB IBB HBP BLK WP HR S P ERA WHIP	IP WLS BF H R ER SO BB IBB HBP BLK WP HR S P ERA WHIP	IP WLS BF H R ER SO BB IBB HBP BLK WP HR S P ERA WHIP	
47 Gio González, L (1,1) ERA: 3.01	6.0	L	28	9	5	3	2	0	0	0	0	0	0	0	0	0	7.50	1.833						
60 Justin Miller, R (7,1) ERA: 0.77	1.0	W	4	1	1	1	0	0	0	0	0	0	0	1	10	15	9.00	1.000						
27 Shawn Kelley, R (8,1) ERA: 3.95	1.0	W	3	0	0	0	0	0	0	0	0	0	0	6	10	0.00	0.000							








Batter	1	2	3	4	5	6	7	8	9	AB	R	H	RBI	BB	SO	LOB	TOP					
7 Trea Turner, R OBP: 0.340, SLG: 0.388										5	0	1	0	0	2	4						
34 Bryce Harper, L OBP: 0.355, SLG: 0.477										5	0	0	0	0	2	3						
6 Anthony Rendon, R OBP: 0.343, SLG: 0.447										5	1	2	0	0	2	0						
20 Daniel Murphy, L OBP: 0.143, SLG: 0.100										5	0	1	1	0	1	1						
22 Juan Soto, L OBP: 0.407, SLG: 0.608										5	1	1	0	0	2	0						
3 Michael Taylor, R OBP: 0.301, SLG: 0.391										4	2	3	0	0	1	1						
8 Brian Goodwin, L OBP: 0.314, SLG: 0.286										4	1	2	2	0	0	2						
1 Wilmer Difo, S OBP: 0.306, SLG: 0.347										4	1	2	1	0	2	2						
64 Spencer Kieboom, R (1,2) OBP: 0.267, SLG: 0.222										0	0	0	0	2	0	0						
2 Adam Eaton, L (6,PH) OBP: 0.398, SLG: 0.519										1	0	1	1	0	0	0						
29 Pedro Severino, R (6,2) OBP: 0.299, SLG: 0.248										0	0	0	0	1	0	0						
<b>Inning Stats</b>	R: 0 E: 0 K: 2 S: 9	H: 1 LOB: 1 BB: 0 P: 9	R: 2 E: 1 K: 2 S: 17	H: 2 LOB: 1 BB: 1 P: 28	R: 1 E: 0 K: 1 S: 11	H: 2 LOB: 0 BB: 0 P: 17	R: 0 E: 0 K: 1 S: 13	H: 1 LOB: 2 BB: 1 P: 23	R: 0 E: 0 K: 1 S: 7	H: 0 LOB: 0 BB: 0 P: 14	R: 2 E: 0 K: 0 S: 12	H: 4 LOB: 1 BB: 0 P: 17	R: 0 E: 0 K: 1 S: 6	H: 0 LOB: 0 BB: 0 P: 8	R: 1 E: 0 K: 2 S: 20	H: 3 LOB: 3 BB: 1 P: 34	R: 0 E: 0 K: 2 S: 8	H: 0 LOB: 0 BB: 0 P: 11	1B: 11 2B: 2 3B: 0 HR: 0	SF: 0 SAC: 0 DP: 0 HBP: 0	WP: 1 PA: 41	
<b>PITCHER</b>	IP WLS BF H R ER SO BB IBB HBP BLK WP HR S P ERA WHIP	4.0 19 7 6 3 2 6 2 0 0 0 0 0 0 50 77 4.50 2.000	5.1 1.1 7 3 2 2 1 0 0 0 0 0 0 0 16 26 13.50 2.250	6.1 0.2 2 1 0 0 0 0 0 0 0 0 0 0 3 5 0.00 1.500	7.1 1.0 3 0 0 0 1 0 0 0 0 0 0 0 6 8 0.00 0.000	8.1 0.2 4 2 1 1 2 0 0 0 0 1 0 15 25 13.50 3.000	8.1 1.1 W 6 1 0 0 2 1 0 0 0 0 0 0 13 20 0.00 1.500	9.1 1.1 W 6 1 0 0 2 1 0 0 0 0 0 0 13 20 0.00 1.500														

Washington Nationals @ Toronto Blue Jays  
Rogers Centre, Toronto, ON  
Sun Jun 17 2018, 1:09 PM - 4:40 PM EDT  
Att: 35,146 - Sunny - 79 F

livebaseballscorecards.com

AB 38  
R 6  
H 13  
RBI 5  
BB 3  
SO 12  
LOB 13




Batter	1	2	3	4	5	6	7	8	9	AB	R	H	RBI	BB	SO	LOB	BOTTOM				
18 Curtis Granderson, L OBP: 0.364, SLG: 0.430										3	1	0	0	0	0	1					
14 Justin Smoak, S (6,PH) OBP: 0.359, SLG: 0.410										2	0	0	0	0	1	1					
37 Teoscar Hernández, R (1,7) OBP: 0.319, SLG: 0.550										4	1	3	1	0	0	0					
26 Yangervis Solarte, S (1,5) OBP: 0.312, SLG: 0.480										5	2	2	1	0	1	4					
8 Kendrys Morales, S (1,3) OBP: 0.284, SLG: 0.362										5	1	2	1	0	2	2					
52 Ryan Tepera, R (9,1) ERA: 4.01										0	0	0	0	0	0	0					
11 Kevin Pillar, R (1,8) OBP: 0.289, SLG: 0.425										5	1	2	1	0	0	2					
55 Russell Martin, R (1,2) OBP: 0.313, SLG: 0.304										3	0	0	0	1	0	1					
15 Randal Grichuk, R (1,9) OBP: 0.276, SLG: 0.429										3	2	3	4	1	0	0					
1 Aledmys Díaz, R (1,6) OBP: 0.272, SLG: 0.390										4	0	1	0	0	0	4					
29 Devon Travis, R (1,4) OBP: 0.290, SLG: 0.393										4	0	2	0	0	0	2					
<b>Inning Stats</b>	R: 0 E: 0 K: 2 S: 16	H: 1 LOB: 1 BB: 0 P: 23	R: 1 E: 0 K: 0 S: 12	H: 2 LOB: 1 BB: 0 P: 16	R: 2 E: 0 K: 0 S: 19	H: 3 LOB: 3 BB: 2 P: 38	R: 1 E: 0 K: 0 S: 14	H: 2 LOB: 2 BB: 0 P: 20	R: 1 E: 0 K: 0 S: 12	H: 2 LOB: 1 BB: 0 P: 16	R: 0 E: 0 K: 0 S: 6	H: 1 LOB: 0 BB: 0 P: 10	R: 1 E: 0 K: 0 S: 15	H: 2 LOB: 1 BB: 0 P: 23	R: 2 E: 0 K: 2 S: 17	H: 2 LOB: 0 BB: 0 P: 24	1B: 8 2B: 3 3B: 0 HR: 4	SF: 0 SAC: 0 DP: 1 HBP: 1	WP: 0 PA: 41		
<b>PITCHER</b>	IP WLS BF H R ER SO BB IBB HBP BLK WP HR S P ERA WHIP	4.0 4 4 2 1 4 2 2 0 0 0 0 0 1 10 14 13.50 3.000	5.1 0.2 4 2 1 1 0 0 0 0 0 0 0 0 1 10 14 13.50 3.000	5.1 1.1 4 1 0 0 0 0 0 0 0 0 0 0 8 12 0.00 0.750	6.1 1.0 5 2 1 1 0 0 0 0 0 0 0 0 15 23 9.00 2.000	7.1 1.0 L 5 2 2 2 0 0 0 0 0 2 17 24 18.00 2.000															

Washington Nationals @ Toronto Blue Jays  
Rogers Centre, Toronto, ON  
Sun Jun 17 2018, 1:09 PM - 4:40 PM EDT  
Att: 35,146 - Sunny - 79 F

livebaseballscorecards.com

AB 38  
R 8  
H 15  
RBI 8  
BB 2  
SO 4  
LOB 17





Batter	1	2	3	4	5	6	7	8	9	AB	R	H	RBI	BB	SO	LOB	TOP										
1 Ozzie Albies, S OBP: 0.293, SLG: 0.489	G6-3	E4	F7	F8				G4-3	K	6	0	1	1	0	1	4	Atlanta Braves @ Toronto Blue Jays Rogers Centre, Toronto, ON Tue Jun 19 2018, 7:09 PM - 10:10 PM EDT Att: 32,466 - Partly Cloudy - 68 F										
7 Dansby Swanson, R OBP: 0.303, SLG: 0.428	P4	L8	F7	F7	G1-3			G4-3	2B	6	0	1	1	0	0	4											
5 Freddie Freeman, L OBP: 0.422, SLG: 0.583	G4-3		G5-3	FC4-6				K	K	6	0	1	0	0	2	4											
22 Nick Markakis, L OBP: 0.389, SLG: 0.482		G6-3	K		G5-3			IBB		3	1	0	0	2	1	1											
25 Tyler Flowers, R OBP: 0.398, SLG: 0.424		K			L8					3	0	0	0	2	1	2											
24 Kurt Suzuki, R OBP: 0.333, SLG: 0.467		1B	L8		1B			BB		5	2	2	0	0	0	4											
8 Charlie Culberson, R OBP: 0.303, SLG: 0.446		1B		HR	F9			G5-3	2B	4	3	2	1	1	0	2											
11 Ender Inciarte, L OBP: 0.309, SLG: 0.358		1B		1B	2B			K	2B	4	3	3	3	1	1	0											
17 Johan Camargo, S OBP: 0.354, SLG: 0.448		HR		1B	1B			2B	K	5	2	4	5	0	1	1											
<b>Inning Stats</b>	R: 0 E: 0 K: 0 S: 8	H: 0 LOB: 0 BB: 0 P: 13	R: 4 E: 1 K: 1 S: 12	H: 2 LOB: 1 BB: 2 P: 28	R: 0 E: 0 K: 1 S: 9	H: 0 LOB: 1 BB: 0 P: 16	R: 1 E: 0 K: 0 S: 8	H: 3 LOB: 2 BB: 0 P: 11	R: 3 E: 0 K: 0 S: 15	H: 3 LOB: 1 BB: 1 P: 31	R: 0 E: 0 K: 0 S: 14	H: 1 LOB: 1 BB: 0 P: 19	R: 0 E: 0 K: 1 S: 6	H: 0 LOB: 0 BB: 0 P: 9	R: 1 E: 0 K: 1 S: 13	H: 2 LOB: 3 BB: 2 P: 19	R: 2 E: 0 K: 3 S: 14	H: 3 LOB: 1 BB: 0 P: 18	1B: 4 2B: 7 HR: 2	SF: 0 SAC: 0 DP: 0 HBP: 0	WP: 0 PB: 0 SB: 0 CS: 0	PA: 48					
<b>PITCHER</b>	IP	WLS	BF	H	R	ER	SO	BB	IBB	HBP	BLK	WP	HR	S	P	ERA	WHIP										
57 Jaime Garcia, L ERA: 6.16	3.0	L	18	5	5	5	2	3	0	0	0	0	2	34	64	15.00	2.667										
24 Danny Barnes, R ERA: 4.4	1.2		9	3	3	3	0	1	0	0	0	0	0	16	33	16.20	2.400										
31 Joe Biagini, R ERA: 7.89	1.1		5	1	0	0	0	0	0	0	0	0	0	16	21	0.00	0.750										
49 Preston Guilmet, R ERA: 10.8	2.0		10	2	1	1	2	1	1	0	0	0	0	19	28	4.50	1.500										
62 Aaron Loup, L ERA: 4.5	1.0		6	3	2	2	3	0	0	0	0	0	0	14	18	18.00	3.000										

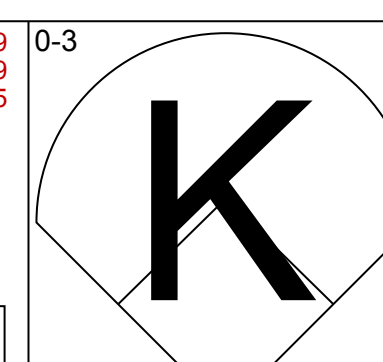
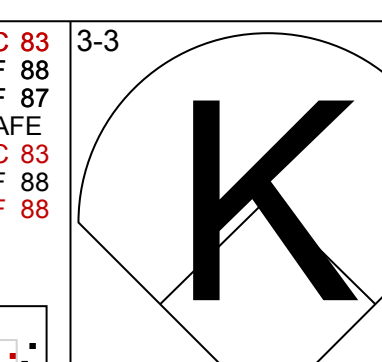
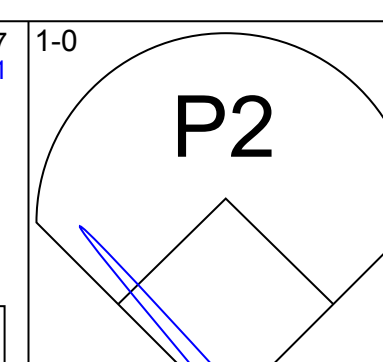
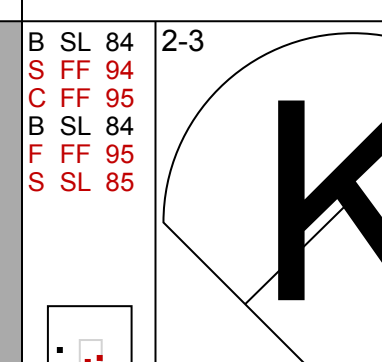
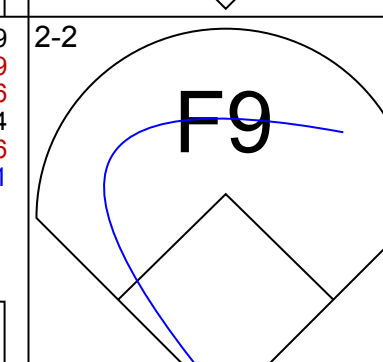
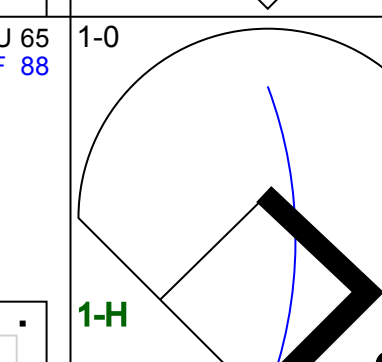
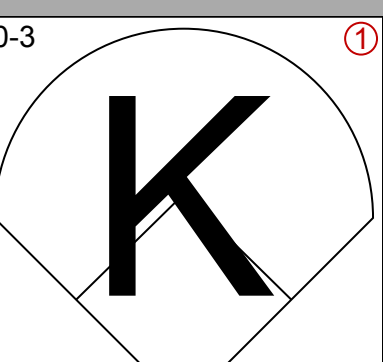
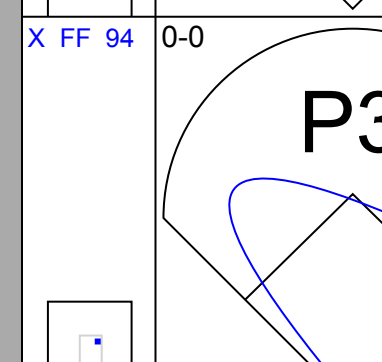
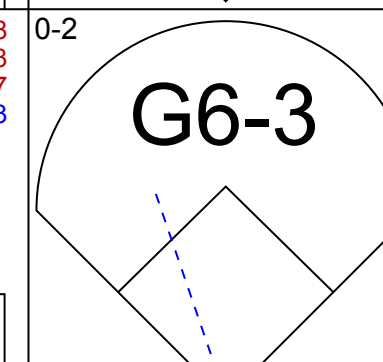
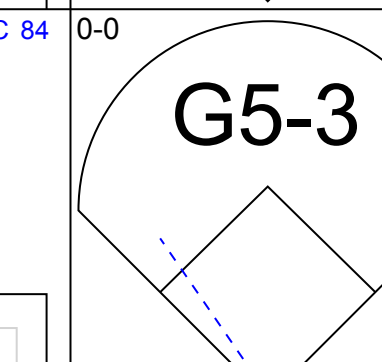
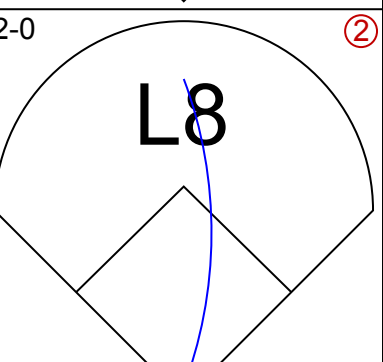
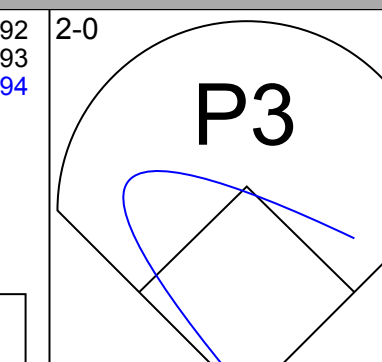
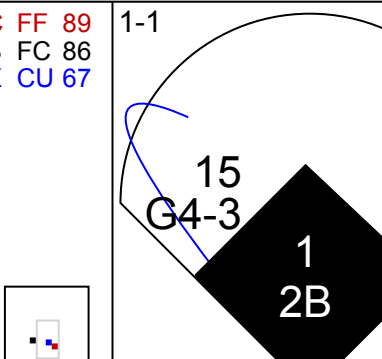
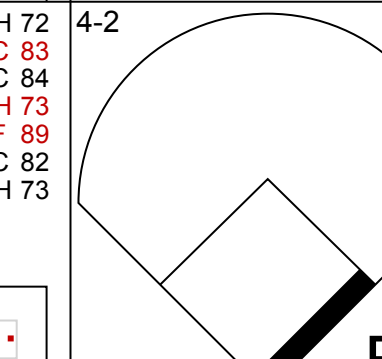
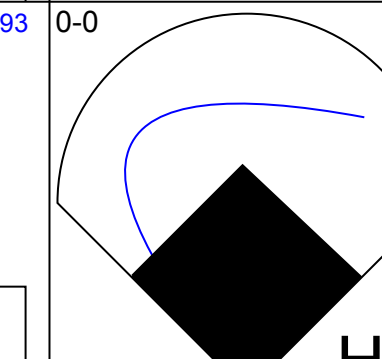
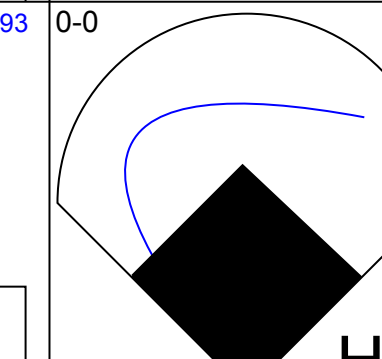
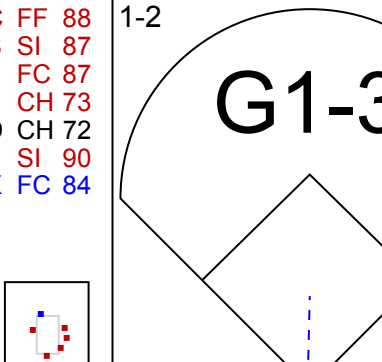
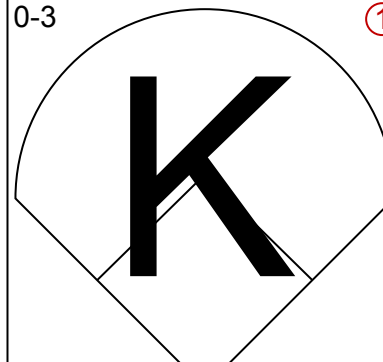
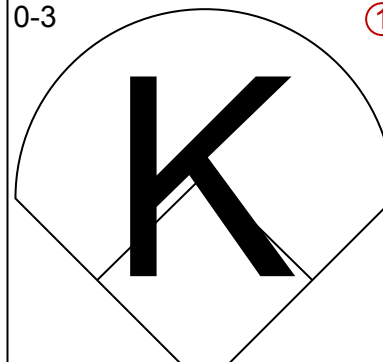
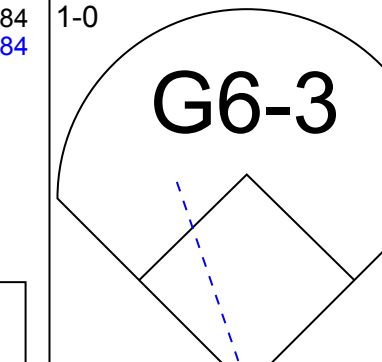
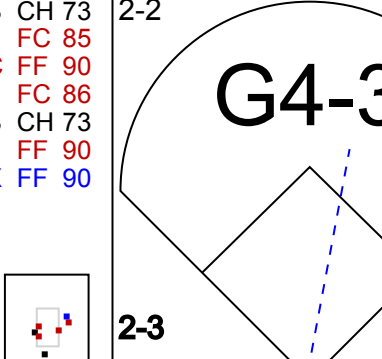
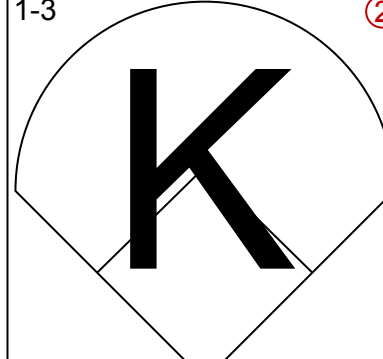
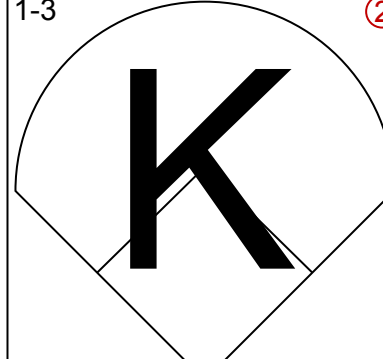
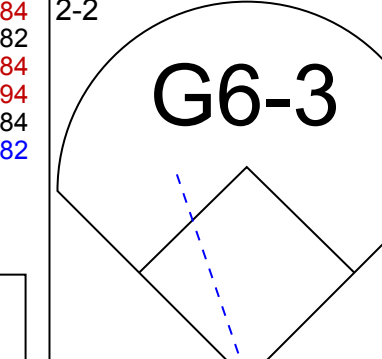
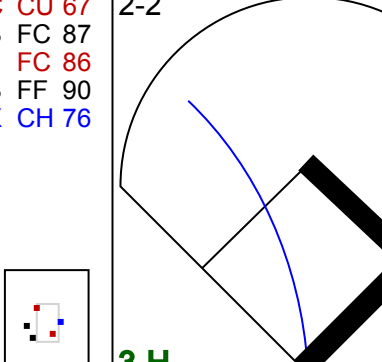
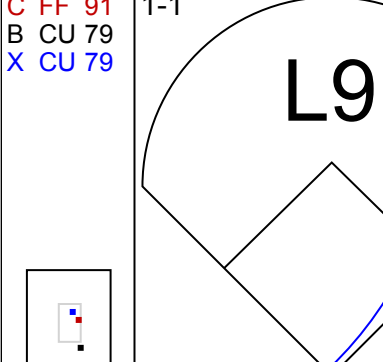
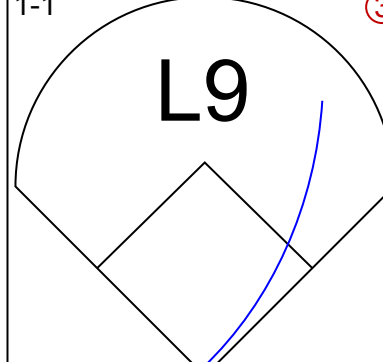
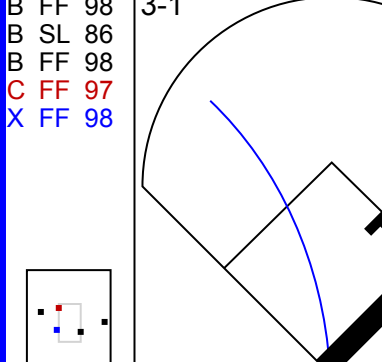

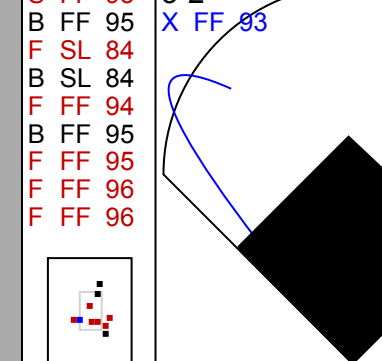
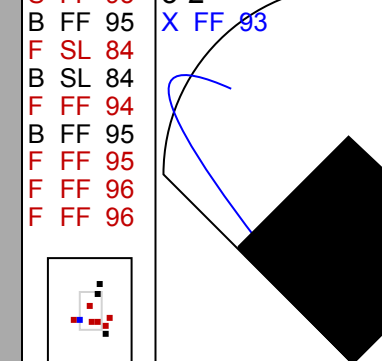
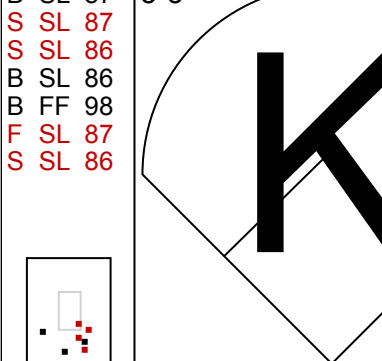
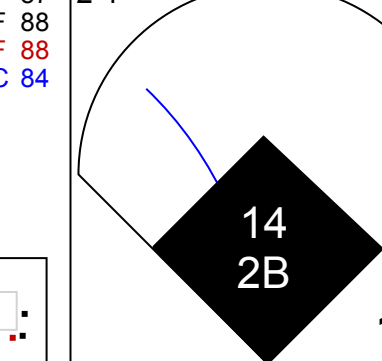
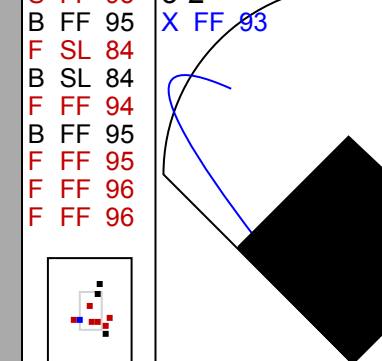
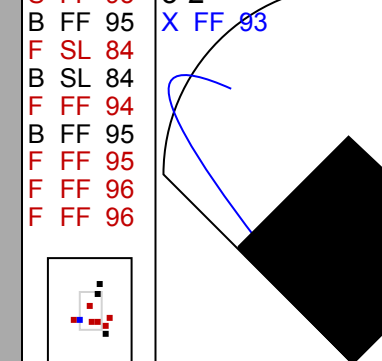
Batter	1	2	3	4	5	6	7	8	9	AB	R	H	RBI	BB	SO	LOB	BOTTOM											
18 Curtis Granderson, L OBP: 0.362, SLG: 0.432	1B		K		G4-3				G4-3	4	0	1	0	0	2	0	Atlanta Braves @ Toronto Blue Jays Rogers Centre, Toronto, ON Tue Jun 19 2018, 7:09 PM - 10:10 PM EDT Att: 32,466 - Partly Cloudy - 68 F											
8 Kendrys Morales, S OBP: 0.252, SLG: 0.350	2B					K				1	0	0	0	0	0	0												
14 Justin Smoak, S OBP: 0.358, SLG: 0.416	L7									4	1	2	0	0	0	1												
37 Teoscar Hernández, R OBP: 0.319, SLG: 0.549	K		G6-3							4	1	1	0	0	1	2												
26 Yangervis Solarte, S OBP: 0.314, SLG: 0.482	1B		F8							3	0	1	2	1	1	1												
11 Kevin Pillar, R OBP: 0.289, SLG: 0.426	F7				G6-3					4	1	1	0	0	1	3												
15 Randal Grichuk, R OBP: 0.282, SLG: 0.435		2B	G4-3							3	1	1	0	1	1	1												
1 Aledmys Díaz, R OBP: 0.266, SLG: 0.380	L7				G5-3					4	0	0	0	0	0	4												
21 Luke Maile, R OBP: 0.339, SLG: 0.398	G6-3									4	0	1	2	0	1	0												
29 Devon Travis, R OBP: 0.281, SLG: 0.381	F9				G4-3					4	0	0	0	0	0	1												
<b>Inning Stats</b>	R: 0 E: 0 K: 1 S: 11	H: 1 LOB: 2 BB: 1 P: 19	R: 1 E: 0 K: 0 S: 8	H: 1 LOB: 0 BB: 0 P: 11	R: 0 E: 0 K: 1 S: 10	H: 1 LOB: 1 BB: 0 P: 17	R: 1 E: 0 K: 0 S: 8	H: 2 LOB: 1 BB: 0 P: 15	R: 2 E: 0 K: 0 S: 12	H: 3 LOB: 2 BB: 1 P: 17	R: 0 E: 0 K: 1 S: 8	H: 0 LOB: 0 BB: 0 P: 10	R: 0 E: 0 K: 2 S: 10	H: 0 LOB: 0 BB: 0 P: 16	R: 0 E: 0 K: 1 S: 8	H: 0 LOB: 0 BB: 0 P: 10	1B: 2 2B: 6 HR: 0	SF: 0 SAC: 0 DP: 0 HBP: 0	WP: 1 PB: 1 SB: 0 CS: 0	PA: 37								
<b>PITCHER</b>	IP	WLS	BF	H	R	ER	SO	BB	IBB	HBP	BLK	WP	HR	S	P	ERA	WHIP											
40 Michael Soroka, R ERA: 3.51	4.2		24	4	4	4	2	2	0	0	0	0	0	0	0	0	7.71	2.143										
30 Peter Moynan, R ERA: 3.91	1.0		3	0	0	0	0	0	0	0	0	0	0	6	9	0.00	0.000											
39 Sam Freeman, L ERA: 3.94	2.1	W	7	0	0	0	4	0	0	0	0	0	0	21	33	0.00	0.000											
63 Jesse Biddle, L ERA: 3.09	1.0		3	0	0	0	1	0	0	0	0	0	0	8	10	0.00	0.000											

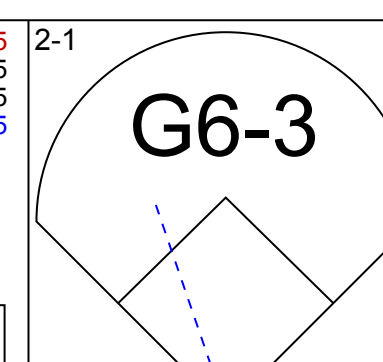
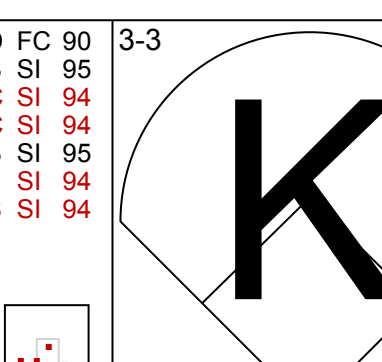
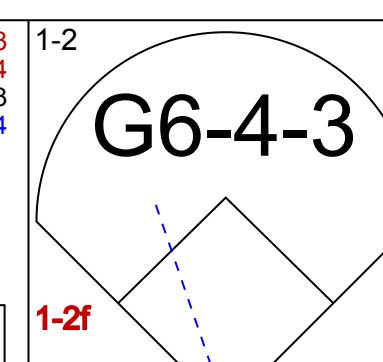
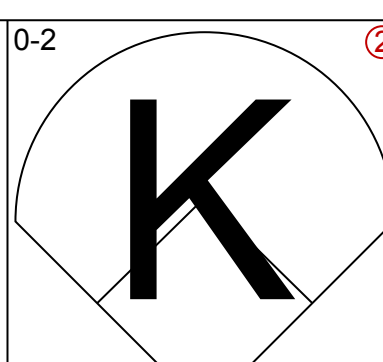
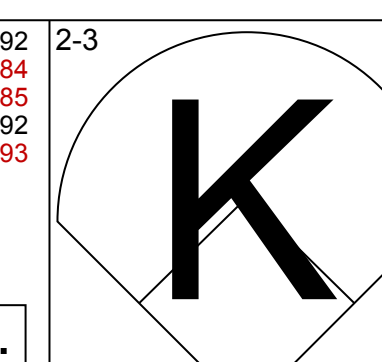
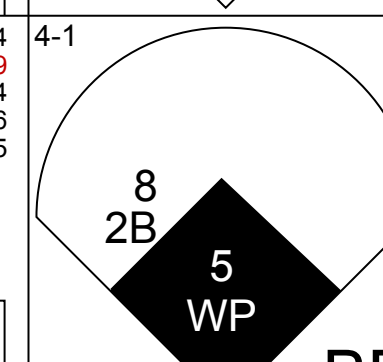
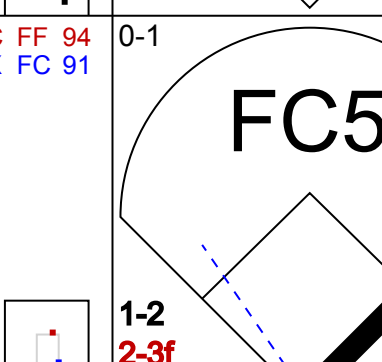
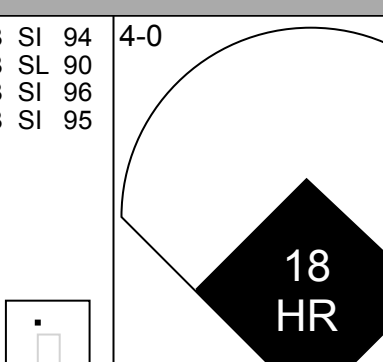
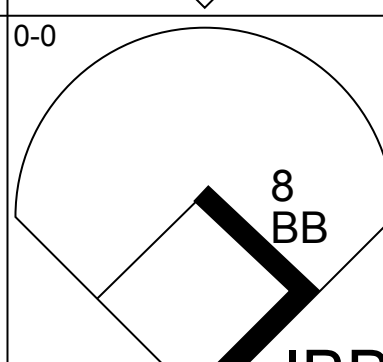
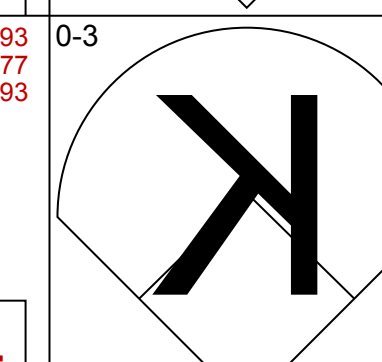
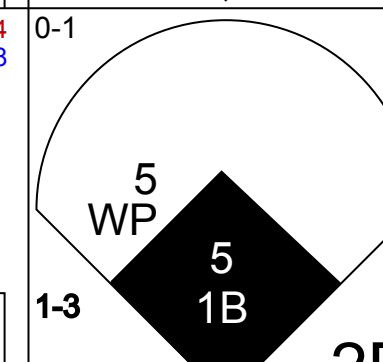
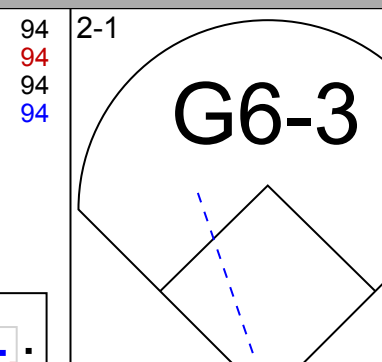
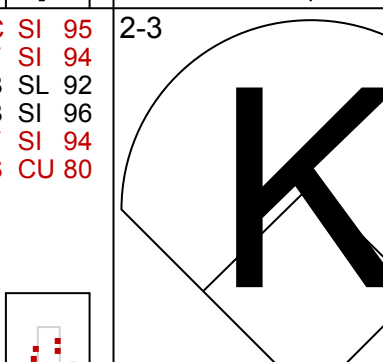
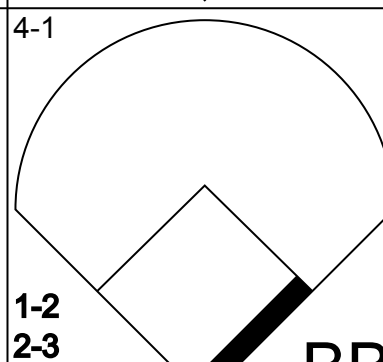
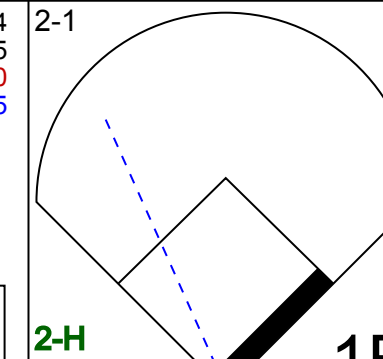
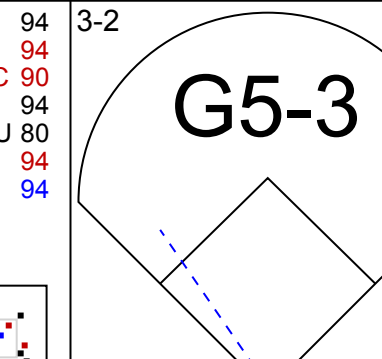
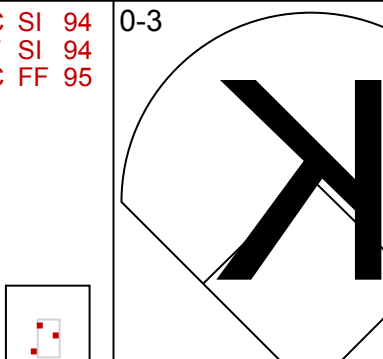
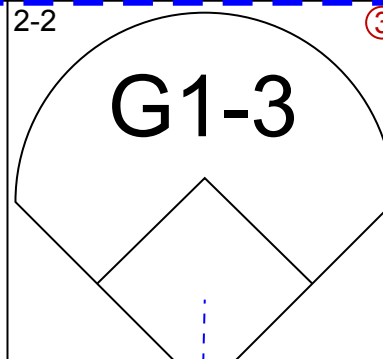
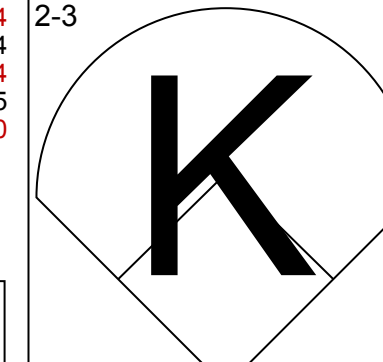
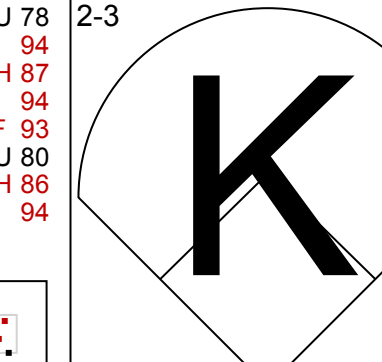
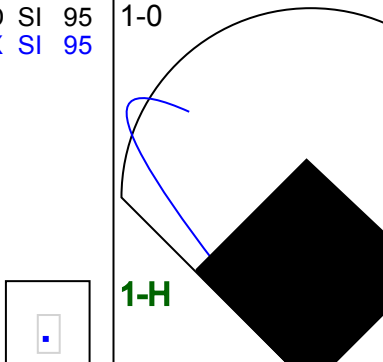
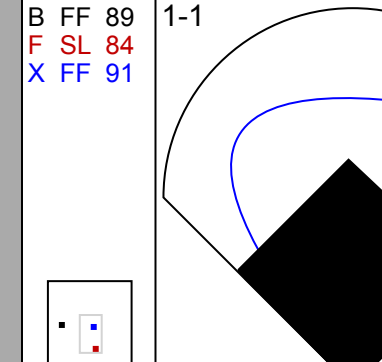
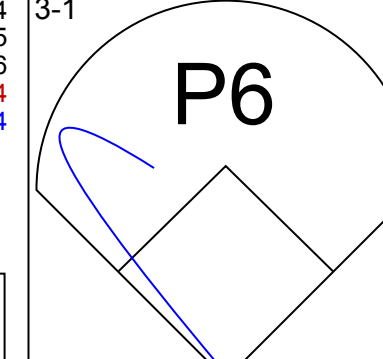
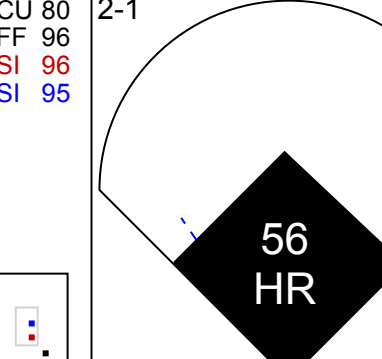
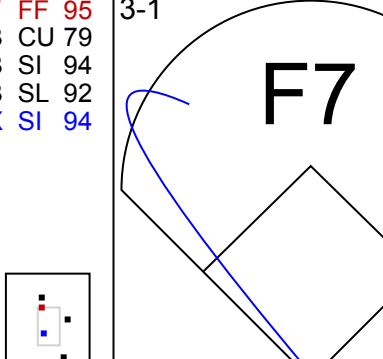
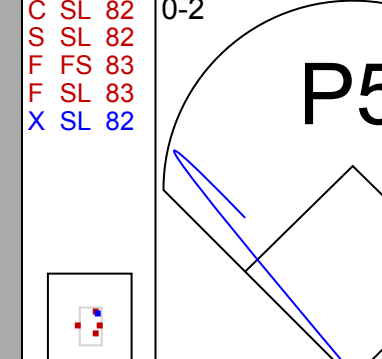

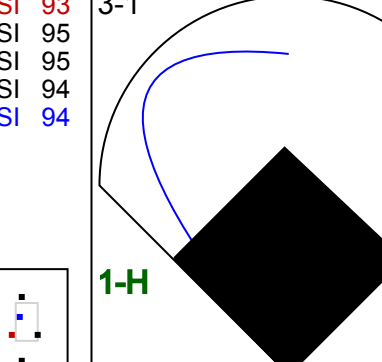

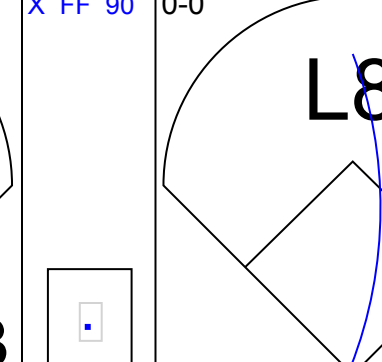
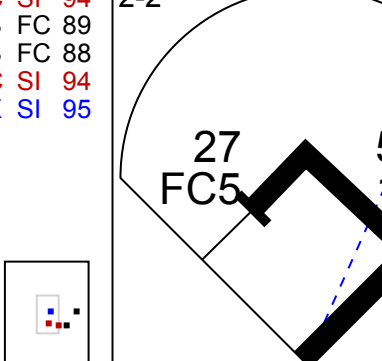
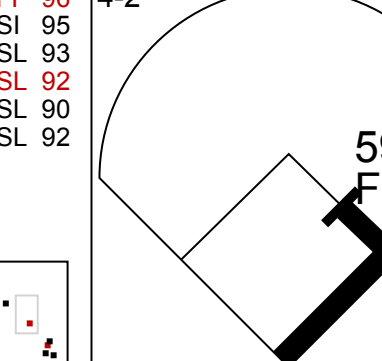

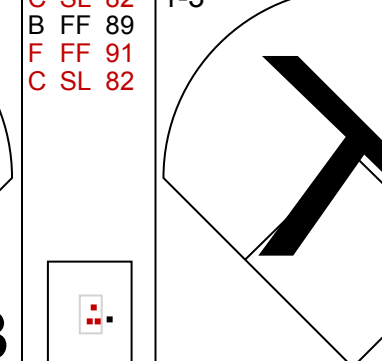
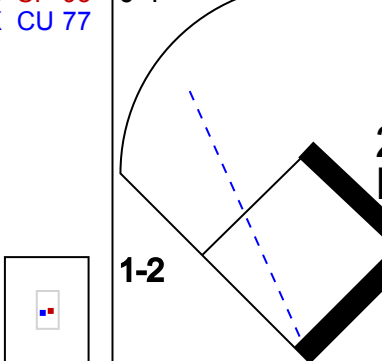
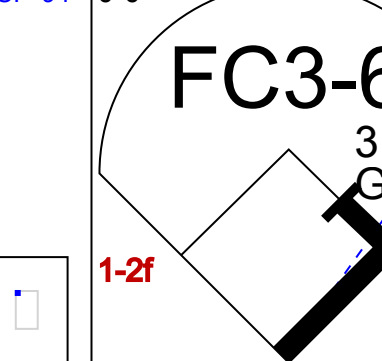
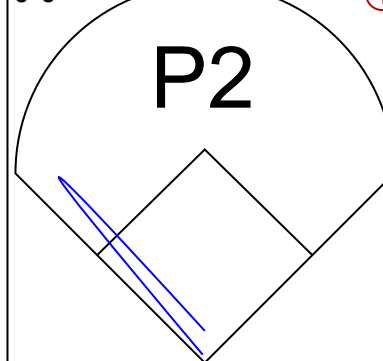
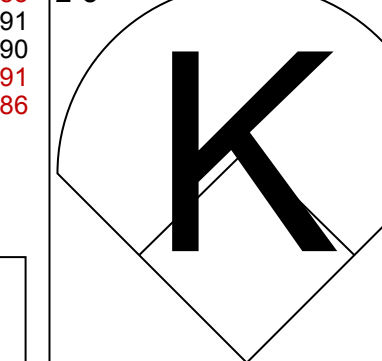








Batter	1	2	3	4	5	6	7	8	9	AB	R	H	RBI	BB	SO	LOB	TOP								
37 Teoscar Hernández, R OBP: 0.308, SLG: 0.530										4	0	0	0	0	3	2	<b>Toronto Blue Jays @ Los Angeles Angels</b> Angel Stadium, Anaheim, CA Thu Jun 21 2018, 7:08 PM - 10:11 PM PDT Att: 30,416 - Clear - 72 F								
14 Justin Smoak, S OBP: 0.359, SLG: 0.416										4	0	1	1	0	1	0									
26 Yanerquis Solarte, S OBP: 0.313, SLG: 0.473										4	0	0	0	0	0	1									
8 Kendrys Morales, S OBP: 0.300, SLG: 0.408										3	2	2	1	1	0	0									
11 Kevin Pillar, R OBP: 0.281, SLG: 0.414										4	0	0	0	0	1	3									
15 Randal Grichuk, R OBP: 0.281, SLG: 0.455										4	1	1	1	0	1	1									
1 Aledmys Díaz, R OBP: 0.272, SLG: 0.391										3	0	1	1	0	1	0									
18 Curtis Granderson, L OBP: 0.365, SLG: 0.435										1	0	1	0	0	0	0									
21 Luke Maile, R OBP: 0.336, SLG: 0.393										4	0	1	0	0	2	2									
13 Lourdes Gurriel Jr., R OBP: 0.243, SLG: 0.361										4	2	2	1	0	2	1									
<b>Inning Stats</b>	R: 0 E: 0 K: 1 S: 11	H: 0 LOB: 0 BB: 0 P: 13	R: 1 E: 0 K: 1 S: 19	H: 2 LOB: 1 BB: 0 P: 27	R: 1 E: 0 K: 1 S: 13	H: 2 LOB: 2 BB: 1 P: 25	R: 1 E: 0 K: 2 S: 14	H: 2 LOB: 1 BB: 0 P: 18	R: 0 E: 0 K: 1 S: 7	H: 0 LOB: 0 BB: 0 P: 10	R: 0 E: 0 K: 2 S: 9	H: 0 LOB: 0 BB: 0 P: 11	R: 1 E: 0 K: 2 S: 15	H: 1 LOB: 0 BB: 0 P: 21	R: 1 E: 0 K: 0 S: 7	H: 1 LOB: 0 BB: 0 P: 12	R: 0 E: 0 K: 1 S: 9	H: 1 LOB: 0 BB: 0 P: 17	1B: 3 2B: 3 3B: 0 HR: 3	SF: 0 SAC: 0 DP: 1 HBP: 0	WP: 0 PB: 0 SB: 0 CS: 0	PA: 36			
<b>PITCHER</b>	IP	WLS	BF	H	R	ER	SO	BB	IBB	HBP	BLK	WP	HR	S	P	ERA	WHIP								
46 John Lamb, L ERA: 5.4	3.1		17	6	3	3	4	1	0	0	0	0	1	52	76	8.10	2.100								
25 Noé Ramirez, R ERA: 3.53	2.2	W	8	0	0	0	4	0	0	0	0	0	0	21	28	0.00	0.000								
60 Eduardo Paredes, R ERA: 7.43	2.0		8	2	2	2	2	0	0	0	0	0	2	22	33	9.00	1.000								
38 Justin Anderson, R ERA: 3.08	1.0	S	3	1	0	0	1	0	0	0	0	0	0	9	17	0.00	1.000								

Batter	1	2	3	4	5	6	7	8	9	AB	R	H	RBI	BB	SO	LOB	BOTTOM								
3 Ian Kinsler, R OBP: 0.288, SLG: 0.400										5	0	0	0	0	3	4	<b>Toronto Blue Jays @ Los Angeles Angels</b> Angel Stadium, Anaheim, CA Thu Jun 21 2018, 7:08 PM - 10:11 PM PDT Att: 30,416 - Clear - 72 F								
27 Mike Trout, R OBP: 0.471, SLG: 0.683										2	2	0	0	3	1	2									
8 Justin Upton, R OBP: 0.339, SLG: 0.463										3	1	1	0	1	1	1									
5 Albert Pujols, R OBP: 0.284, SLG: 0.415										4	0	1	1	0	1	4									
18 Luis Valbuena, L OBP: 0.271, SLG: 0.369										4	2	2	3	0	2	1									
2 Andrelton Simmons, R OBP: 0.379, SLG: 0.430										4	1	1	0	0	0	1									
56 Kole Calhoun, L OBP: 0.209, SLG: 0.224										3	2	1	2	1	0	0									
12 Martin Maldonado, R OBP: 0.305, SLG: 0.352										3	0	2	1	1	1	0									
59 Michael Hermosillo, R OBP: 0.250, SLG: 0.240										4	0	1	0	0	1	2									
<b>Inning Stats</b>	R: 2 E: 0 K: 1 S: 12	H: 2 LOB: 1 BB: 1 P: 25	R: 0 E: 0 K: 1 S: 12	H: 2 LOB: 0 BB: 0 P: 17	R: 0 E: 0 K: 1 S: 12	H: 0 LOB: 0 BB: 0 P: 19	R: 2 E: 0 K: 0 S: 10	H: 2 LOB: 0 BB: 1 P: 20	R: 2 E: 0 K: 2 S: 10	H: 1 LOB: 0 BB: 1 P: 20	R: 1 E: 0 K: 1 S: 13	H: 1 LOB: 3 BB: 3 P: 24	R: 1 E: 0 K: 1 S: 11	H: 1 LOB: 0 BB: 0 P: 13	R: 0 E: 0 K: 3 S: 9	H: 0 LOB: 0 BB: 0 P: 13		1B: 4 2B: 2 3B: 0 HR: 3	SF: 0 SAC: 0 DP: 1 HBP: 0	WP: 1 PB: 0 SB: 1 CS: 0	PA: 38				
<b>PITCHER</b>	IP	WLS	BF	H	R	ER	SO	BB	IBB	HBP	BLK	WP	HR	S	P	ERA	WHIP								
41 Aaron Sanchez, R ERA: 4.52	1.0		6	2	2	2	1	1	0	0	0	0	0	12	25	18.00	3.000								
31 Joe Blaginski, R ERA: 7.39	2.0		8	2	0	0	2	0	0	0	0	0	0	24	36	0.00	1.000								
77 John Axford, R ERA: 4.79	2.0	L	10	3	4	4	2	2	0	0	0	0	2	20	40	18.00	2.500								
24 Danny Barnes, R ERA: 4.6	0.2		6	1	1	1	1	2	1	0	0	0	0	8	17	13.50	4.500								
49 Preston Guilmet, R ERA: 9.95	1.1		5	1	1	1	1	0	0	0	0	0	1	16	20	6.75	0.750								

**Toronto Blue Jays @ Los Angeles Angels**  
 Angel Stadium, Anaheim, CA  
 Thu Jun 21 2018, 7:08 PM - 10:11 PM PDT  
 Att: 30,416 - Clear - 72 F

AB	35
R	5
H	9
RBI	5
BB	1
SO	11
LOB	10



**Toronto Blue Jays @ Los Angeles Angels**  
 Angel Stadium, Anaheim, CA  
 Thu Jun 21 2018, 7:08 PM - 10:11 PM PDT  
 Att: 30,416 - Clear - 72 F

AB	32
R	8
H	9
RBI	7
BB	6
SO	10
LOB	15





Batter	1	2	3	4	5	6	7	8	9	AB	R	H	RBI	BB	SO	LOB	TOP										
28 Steve Pearce, R OBP: 0.355, SLG: 0.514	G4-3		1B				1B			4	0	3	0	0	0	0	<b>Toronto Blue Jays @ Los Angeles Angels</b> Angel Stadium, Anaheim, CA Fri Jun 22 2018, 7:09 PM - 9:26 PM PDT Att: 38,028 - Clear - 77 F										
14 Justin Smoak, S OBP: 0.354, SLG: 0.409	K		K				K			4	0	0	0	0	3	4											
26 Yangervis Solarte, S OBP: 0.309, SLG: 0.467	K						L7			4	0	0	0	0	1	2											
8 Kendrys Morales, S OBP: 0.304, SLG: 0.410		15 FC5-4 1B					G4-3		G6-3	4	0	2	0	0	0	0											
11 Kevin Pillar, R OBP: 0.281, SLG: 0.415	F8		55 E 1B				2B		P4	4	0	1	0	0	0	2											
55 Russell Martin, R OBP: 0.315, SLG: 0.299	F7		E9 1B				P3		P5	4	0	1	0	0	0	2											
15 Randal Grichuk, R OBP: 0.273, SLG: 0.441	FC5-4		G5-3				G5-3		G6-3	4	0	0	0	0	0	3											
1 Aledmys Diaz, R OBP: 0.273, SLG: 0.390			F9				F8		L8	3	1	1	0	0	0	0											
18 Curtis Granderson, L OBP: 0.363, SLG: 0.433							2B		K	1	0	0	0	0	0	0											
29 Devon Travis, R OBP: 0.280, SLG: 0.388	G4-3		G6-3				2B			4	0	1	1	0	1	0											
<b>Inning Stats</b>	R: 0 E: 0 K: 2 S: 9	H: 0 LOB: 0 BB: 0 P: 11	R: 0 E: 0 K: 0 S: 7	H: 1 LOB: 1 BB: 0 P: 14	R: 0 E: 0 K: 1 S: 15	H: 1 LOB: 1 BB: 0 P: 21	R: 0 E: 1 K: 0 S: 8	H: 2 LOB: 2 BB: 0 P: 13	R: 0 E: 0 K: 0 S: 8	H: 1 LOB: 1 BB: 0 P: 11	R: 0 E: 0 K: 0 S: 7	H: 1 LOB: 2 BB: 0 P: 12	R: 1 E: 0 K: 1 S: 12	H: 3 LOB: 2 BB: 0 P: 14	R: 0 E: 0 K: 0 S: 8	H: 0 LOB: 0 BB: 0 P: 14	R: 0 E: 0 K: 1 S: 8	H: 0 LOB: 0 BB: 0 P: 11	1B: 6 2B: 3 HR: 0	SF: 0 SAC: 0 DP: 0 HBP: 0	WP: 0 PB: 0 SB: 0 CS: 0	PA: 36					
<b>PITCHER</b>	IP	WLS	BF	H	R	ER	SO	BB	IBB	HBP	BLK	WP	HR	S	P	ERA	WHIP										
28 Andrew Heaney, L ERA: 3.43	7.0	W	30	9	1	1	4	0	0	0	0	0	0	66	96	1.29	1.286										
32 Cam Bedrosian, R ERA: 3.71	1.0	H	3	0	0	0	0	0	0	0	0	0	0	8	14	0.00	0.000										
53 Blake Parker, R ERA: 3.41	1.0	S	3	0	0	0	1	0	0	0	0	0	0	8	11	0.00	0.000										

Batter	1	2	3	4	5	6	7	8	9	AB	R	H	RBI	BB	SO	LOB	BOTTOM										
3 Ian Kinsler, R OBP: 0.284, SLG: 0.394	G5-3		P4				F8		G4-3	4	0	0	0	0	0	1	<b>Toronto Blue Jays @ Los Angeles Angels</b> Angel Stadium, Anaheim, CA Fri Jun 22 2018, 7:09 PM - 9:26 PM PDT Att: 38,028 - Clear - 77 F										
27 Mike Trout, R OBP: 0.497, SLG: 0.676	K		K				F7			3	0	0	0	0	2	0											
8 Justin Upton, R OBP: 0.339, SLG: 0.460	5 2B BB		K				K			2	1	0	0	1	2	0											
5 Albert Pujols, R OBP: 0.288, SLG: 0.421	18 1B 2B						F8			3	1	2	1	0	0	0											
18 Luis Valbuena, L OBP: 0.272, SLG: 0.368	L3		L3				K			3	0	1	1	0	1	1											
2 Andrelton Simmons, R OBP: 0.375, SLG: 0.424	F9		K				L7			3	0	0	0	0	1	1											
56 Kole Calhoun, L OBP: 0.206, SLG: 0.220	F7						F7			3	0	0	0	0	0	0											
12 Martin Maldonado, R OBP: 0.305, SLG: 0.349	P6						BB		F8	2	0	0	0	1	0	0											
59 Michael Hermosillo, R OBP: 0.228, SLG: 0.214	P5						K		B5-3	3	0	0	0	0	1	1											
<b>Inning Stats</b>	R: 2 E: 0 K: 1 S: 12	H: 2 LOB: 1 BB: 1 P: 23	R: 0 E: 0 K: 0 S: 5	H: 0 LOB: 0 BB: 0 P: 6	R: 0 E: 0 K: 2 S: 10	H: 0 LOB: 0 BB: 0 P: 16	R: 0 E: 0 K: 1 S: 8	H: 1 LOB: 0 BB: 0 P: 14	R: 0 E: 0 K: 1 S: 7	H: 0 LOB: 1 BB: 1 P: 16	R: 0 E: 0 K: 1 S: 7	H: 0 LOB: 0 BB: 0 P: 12	R: 0 E: 0 K: 1 S: 7	H: 0 LOB: 0 BB: 0 P: 13	R: 0 E: 0 K: 0 S: 4	H: 0 LOB: 0 BB: 0 P: 5		1B: 2 2B: 2 3B: 0 HR: 0	SF: 0 SAC: 0 DP: 1 HBP: 0	WP: 0 PB: 0 SB: 0 CS: 0	PA: 28						
<b>PITCHER</b>	IP	WLS	BF	H	R	ER	SO	BB	IBB	HBP	BLK	WP	HR	S	P	ERA	WHIP										
25 Marco Estrada, R ERA: 4.48	7.0	L	25	3	2	2	7	2	0	0	0	0	0	56	100	2.57	0.714										
36 Tyler Clippard, R ERA: 3.34	1.0		3	0	0	0	0	0	0	0	0	0	0	4	5	0.00	0.000										



Batter	1	2	3	4	5	6	7	8	9	AB	R	H	RBI	BB	SO	LOB	TOP										
18 Curtis Granderson, L OBP: 0.363, SLG: 0.428 28 Steve Pearce, R OBP: 0.359, SLG: 0.556										2	0	0	0	1	1	0	Toronto Blue Jays @ Los Angeles Angels Angel Stadium, Anaheim, CA Sat Jun 23 2018, 6:09 PM - 9:15 PM PDT Att: 40,612 - Partly Cloudy - 68 F										
37 Teoscar Hernández, R OBP: 0.310, SLG: 0.540										5	1	2	1	0	2	1											
26 Yanervis Solarte, S OBP: 0.309, SLG: 0.464										4	0	1	0	0	0	2											
8 Kendrys Morales, S OBP: 0.308, SLG: 0.405 3 Gio Urshela, R OBP: 0.293, SLG: 0.326 14 Justin Smoak, S OBP: 0.354, SLG: 0.409										2	0	0	0	2	0	2											
11 Kevin Pillar, R OBP: 0.280, SLG: 0.417										4	0	1	0	0	1	2											
55 Russell Martin, R OBP: 0.324, SLG: 0.301										2	0	1	0	2	0	0											
15 Randal Grichuk, R OBP: 0.272, SLG: 0.431										3	0	0	0	1	1	3											
1 Aledmys Díaz, R OBP: 0.273, SLG: 0.386										4	1	1	0	0	1	4											
29 Devon Travis, R OBP: 0.286, SLG: 0.387										3	1	1	0	1	1	4											
<b>Inning Stats</b>	R: 0 H: 0 E: 0 K: 1 S: 9	H: 0 LOB: 1 BB: 1 P: 19	R: 0 H: 0 E: 0 K: 3 S: 13	H: 0 LOB: 2 BB: 2 P: 24	R: 1 H: 2 E: 0 K: 1 S: 10	H: 2 LOB: 0 BB: 0 P: 18	R: 0 H: 1 E: 0 K: 0 S: 9	H: 1 LOB: 2 BB: 1 P: 17	R: 0 H: 1 E: 0 K: 0 S: 8	H: 1 LOB: 0 BB: 0 P: 15	R: 0 H: 0 E: 0 K: 0 S: 4	H: 0 LOB: 0 BB: 0 P: 8	R: 0 H: 1 E: 0 K: 1 S: 8	H: 1 LOB: 1 BB: 0 P: 9	R: 0 H: 0 E: 0 K: 1 S: 5	H: 0 LOB: 1 BB: 1 P: 10		R: 3 H: 3 E: 0 K: 0 S: 19	H: 3 LOB: 0 BB: 1 P: 34	1B: 5 2B: 1 3B: 0 HR: 2	SF: 0 SAC: 0 DP: 3 HBP: 0	WP: 0 PB: 0 SB: 0 CS: 1	PA: 38				
<b>PITCHER</b>	IP	WLS	BF	H	R	ER	SO	BB	IBB	HBP	BLK	WP	HR	S	P	ERA	WHIP										
51 Jaime Barria, R ERA: 3.4	5.0		21	4	1	1	5	4	0	0	0	0	1	49	93	1.80	1.600										
32 Cam Bedrosian, R ERA: 3.53	1.2		6	1	0	0	1	1	0	0	0	0	0	11	16	0.00	1.200										
48 Jose Alvarez, L ERA: 2.73	1.1		5	0	0	0	1	1	0	0	0	0	0	6	11	0.00	0.750										
38 Justin Anderson, R ERA: 4.0	0.2	L	5	3	3	3	0	1	0	0	0	0	1	15	28	40.50	6.000										
58 Akkeel Morris, R ERA: 6.17	0.1		1	0	0	0	0	0	0	0	0	0	0	4	6	0.00	0.000										

Batter	1	2	3	4	5	6	7	8	9	AB	R	H	RBI	BB	SO	LOB	BOTTOM										
6 David Fletcher, R OBP: 0.412, SLG: 0.529										4	0	2	0	0	0	0	Toronto Blue Jays @ Los Angeles Angels Angel Stadium, Anaheim, CA Sat Jun 23 2018, 6:09 PM - 9:15 PM PDT Att: 40,612 - Partly Cloudy - 68 F										
27 Mike Trout, R OBP: 0.464, SLG: 0.669										4	0	1	0	0	3	1											
8 Justin Upton, R OBP: 0.341, SLG: 0.458										3	0	1	0	1	2	0											
18 Luis Valbuena, L OBP: 0.271, SLG: 0.380										4	1	1	1	0	2	5											
2 Andrelton Simmons, R OBP: 0.373, SLG: 0.421										4	0	1	0	0	1	2											
56 Kole Calhoun, L OBP: 0.207, SLG: 0.221										4	0	1	0	0	1	1											
10 José Briceño, R OBP: 0.400, SLG: 0.667										4	0	1	0	0	1	1											
20 José Miguel Fernández, Jr. OBP: 0.273, SLG: 0.333										4	0	1	0	0	1	2											
59 Michael Hermosillo, R OBP: 0.212, SLG: 0.200 3 Ian Kinsler, R OBP: 0.263, SLG: 0.392										2	0	0	0	0	2												
<b>Inning Stats</b>	R: 0 H: 2 E: 0 K: 2 S: 15	H: 0 LOB: 0 BB: 0 P: 21	R: 0 H: 2 E: 0 K: 0 S: 7	H: 2 LOB: 1 BB: 1 P: 17	R: 0 H: 2 E: 0 K: 0 S: 12	H: 2 LOB: 2 BB: 0 P: 18	R: 0 H: 1 E: 0 K: 1 S: 9	H: 1 LOB: 1 BB: 0 P: 11	R: 0 H: 1 E: 0 K: 0 S: 6	H: 1 LOB: 0 BB: 0 P: 9	R: 1 H: 1 E: 0 K: 3 S: 13	H: 1 LOB: 0 BB: 0 P: 19	R: 0 H: 0 E: 0 K: 2 S: 11	H: 0 LOB: 0 BB: 0 P: 14	1B: 8 2B: 2 3B: 0 HR: 1	SF: 0 SAC: 0 DP: 2 HBP: 0		WP: 0 PB: 0 SB: 0 CS: 0	PA: 35								
<b>PITCHER</b>	IP	WLS	BF	H	R	ER	SO	BB	IBB	HBP	BLK	WP	HR	S	P	ERA	WHIP										
6 Marcus Stroman, R ERA: 6.8	5.0		21	6	0	0	5	1	0	0	0	0	0	51	81	0.00	1.400										
62 Aaron Loup, L ERA: 4.39	0.2	H	3	1	0	0	1	0	0	0	0	0	0	6	8	0.00	1.500										
36 Tyler Clippard, R ERA: 3.22	1.1	H	4	1	0	0	0	0	0	0	0	0	0	9	12	0.00	0.750										
22 Seunghwan Oh, R ERA: 3.41	1.0	W	4	1	1	1	3	0	0	0	0	0	1	13	19	9.00	1.000										
52 Ryan Tepera, R ERA: 2.63	1.0	S	3	0	0	0	2	0	0	0	0	0	0	11	14	0.00	0.000										

AB 31  
R 4  
H 8  
RBI 4  
BB 7  
SO 7  
LOB 19



AB 34  
R 1  
H 9  
RBI 1  
BB 1  
SO 11  
LOB 15



livebaseballscores.com

livebaseballscores.com



Batter	1	2	3	4	5	6	7	8	9	10	AB	R	H	RBI	BB	SO	LOB	TOP								
18 Curtis Granderson, L OBP: 0.364, SLG: 0.444 15 Randal Grichuk, R OBP: 0.272, SLG: 0.431	G1-3			F7		HR		G4-3			5	1	2	1	0	0	0									
37 Teoscar Hernández, R OBP: 0.304, SLG: 0.529	K	K			P4	F8			G1-3		5	0	0	0	0	0	2									
26 Yangervis Solarte, S OBP: 0.309, SLG: 0.463					G3-1		P5				5	0	2	0	0	1	0									
28 Steve Pearce, R OBP: 0.349, SLG: 0.532	G4-3						G6-3				5	0	1	0	0	2	2									
14 Justin Smoak, S OBP: 0.311, SLG: 0.423											4	1	3	0	1	1	0									
11 Kevin Pillar, R OBP: 0.276, SLG: 0.410											5	0	0	0	0	2	6									
1 Aledmys Díaz, R OBP: 0.277, SLG: 0.406 8 Kendrys Morales, S (10, PH) OBP: 0.311, SLG: 0.424 3 Gio Urshela, R OBP: 0.283, SLG: 0.326											4	3	2	1	0	0	2									
21 Luke Maile, R OBP: 0.331, SLG: 0.397											4	0	1	1	0	2	2									
29 Devon Travis, R OBP: 0.283, SLG: 0.401											5	1	1	3	0	1	1									
<b>Inning Stats</b>	R: 0 E: 0 K: 1 S: 13	H: 1 LOB: 1 BB: 0 P: 19	R: 3 E: 0 K: 3 S: 18	H: 3 LOB: 1 BB: 1 P: 28	R: 0 E: 0 K: 2 S: 12	H: 2 LOB: 2 BB: 0 P: 17	R: 0 E: 0 K: 0 S: 6	H: 0 LOB: 0 BB: 0 P: 8	R: 0 E: 0 K: 0 S: 7	H: 2 LOB: 2 BB: 0 P: 11	R: 2 E: 0 K: 1 S: 13	H: 2 LOB: 0 BB: 0 P: 21	R: 0 E: 0 K: 0 S: 15	H: 1 LOB: 1 BB: 0 P: 22	R: 1 E: 1 K: 0 S: 9	H: 0 LOB: 0 BB: 0 P: 10	R: 0 E: 0 K: 2 S: 7	H: 0 LOB: 0 BB: 0 P: 10	R: 1 E: 0 K: 1 S: 14	H: 2 LOB: 1 BB: 0 P: 21	1B: 6 2B: 3 3B: 0 HR: 4	SF: 1 SAC: 0 DP: 0 HBP: 0	WP: 0 PB: 0 SB: 0 CS: 0	PA: 45		
<b>PITCHER</b>	IP	WLS	BF	H	R	ER	SO	BB	IBB	HBP	BLK	WP	HR	S	P	ERA	WHIP									
64 Félix Peña, R ERA: 5.4 25 Noé Ramirez, R ERA: 4.14 48 Jose Alvarez, L ERA: 2.65 68 Deck McGuire, R ERA: 5.79 53 Blake Parker, R ERA: 3.32	5.0		24	8	3	3	6	1	0	0	0	0	0	1	56	83	5.40	1.800								
57 Hansel Robles, R ERA: 5.23	1.0		5	2	1	1	1	0	0	0	0	0	0	15	22	5.00	1.000									
64 Félix Peña, R ERA: 5.4 25 Noé Ramirez, R ERA: 4.14 48 Jose Alvarez, L ERA: 2.65 68 Deck McGuire, R ERA: 5.79 53 Blake Parker, R ERA: 3.32	1.0		3	0	0	0	2	0	0	0	0	0	0	7	10	0.00	0.000									

Toronto Blue Jays @ Los Angeles Angels  
Angel Stadium, Anaheim, CA  
Sun Jun 24 2018, 1:10 PM - 4:41 PM PDT  
Att. 33,102 - Sunny - 75 F

AB	43
R	7
H	13
RBI	7
BB	1
SO	11
LOB	14



Batter	1	2	3	4	5	6	7	8	9	10	AB	R	H	RBI	BB	SO	LOB	BOTTOM								
3 Ian Kinsler, R OBP: 0.281, SLG: 0.388	G6-3										5	0	1	1	0	2	0									
27 Mike Trout, R OBP: 0.461, SLG: 0.661	F7										5	0	1	0	0	1	0									
8 Justin Upton, R OBP: 0.342, SLG: 0.468	F8										5	1	2	1	0	0	2									
5 Albert Pujols, R OBP: 0.283, SLG: 0.414											5	1	0	0	0	0	1									
18 Luis Valbuena, L OBP: 0.298, SLG: 0.375 6 David Fletcher, R OBP: 0.368, SLG: 0.474											3	0	0	0	0	1	1									
2 Andrelton Simmons, R OBP: 0.378, SLG: 0.421											2	0	0	0	0	0	2									
56 Kole Calhoun, L OBP: 0.217, SLG: 0.233											5	2	2	0	0	0	2									
12 Martin Maldonado, R OBP: 0.309, SLG: 0.357											3	1	2	0	1	0	0									
24 Chris Young, R OBP: 0.267, SLG: 0.363											4	0	0	0	0	4	1									
<b>Inning Stats</b>	R: 0 E: 0 K: 0 S: 7	H: 0 LOB: 0 BB: 0 P: 9	R: 0 E: 0 K: 0 S: 6	H: 0 LOB: 0 BB: 0 P: 11	R: 0 E: 0 K: 2 S: 8	H: 0 LOB: 0 BB: 0 P: 11	R: 1 E: 1 K: 2 S: 13	H: 1 LOB: 1 BB: 0 P: 22	R: 2 E: 0 K: 1 S: 14	H: 5 LOB: 2 BB: 0 P: 21	R: 0 E: 0 K: 1 S: 8	H: 2 LOB: 2 BB: 0 P: 13	R: 0 E: 0 K: 1 S: 9	H: 0 LOB: 0 BB: 0 P: 13	R: 3 E: 2 K: 0 S: 12	H: 1 LOB: 0 BB: 1 P: 22	R: 0 E: 0 K: 2 S: 10	H: 0 LOB: 0 BB: 0 P: 14	R: 0 E: 0 K: 0 S: 8	H: 1 LOB: 1 BB: 0 P: 13	1B: 7 2B: 2 3B: 0 HR: 1	SF: 0 SAC: 0 DP: 0 HBP: 0	WP: 1 PB: 0 SB: 0 CS: 1	PA: 43		
<b>PITCHER</b>	IP	WLS	BF	H	R	ER	SO	BB	IBB	HBP	BLK	WP	HR	S	P	ERA	WHIP									
43 Sam Gaviglio, R ERA: 3.98 31 Joe Blagini, R ERA: 7.09 22 Seungwan Oh, R ERA: 3.31 77 John Axford, R ERA: 4.75 62 Aaron Loup, L ERA: 4.33	4.2		19	5	3	3	5	0	0	0	0	0	0	1	46	71	5.79	1.071								
52 Ryan Tepera, R ERA: 2.54 36 Tyler Clippard, R ERA: 3.13	1.1		4	1	2	0	2	0	0	0	0	0	0	8	13	0.00	0.750									

Toronto Blue Jays @ Los Angeles Angels  
Angel Stadium, Anaheim, CA  
Sun Jun 24 2018, 1:10 PM - 4:41 PM PDT  
Att. 33,102 - Sunny - 75 F

AB	41
R	6
H	10
RBI	6
BB	1
SO	9
LOB	11









Batter	1	2	3	4	5	6	7	8	9	AB	R	H	RBI	BB	SO	LOB	TOP				
18 Curtis Granderson, L (1, 10) OBP: 0.362, SLG: 0.468										4	0	0	0	0	3	0	Toronto Blue Jays @ Houston Astros Minute Maid Park, Houston, TX Tue Jun 26 2018, 7:11 PM - 9:52 PM CDT Att: 38,700 - Roof Closed - 73 F				
37 Teoscar Hernández, R (1, 7) OBP: 0.369, SLG: 0.530										4	0	1	0	0	3	0					
26 Yanervis Solarte, S (1, 5) (7, 6)										3	0	1	0	1	2	0					
14 Justin Smoak, S (1, 3) OBP: 0.358, SLG: 0.419										3	0	0	0	1	2	3					
11 Kevin Pillar, R (1, 8) OBP: 0.275, SLG: 0.407										4	0	1	0	0	2	2					
55 Russell Martin, R (1, 2) (7, 5)										3	0	1	0	1	1	2					
15 Randal Grichuk, R (1, 9) OBP: 0.271, SLG: 0.442										4	0	1	0	0	1	3					
1 Aledmys Díaz, R (1, 6) OBP: 0.274, SLG: 0.398										2	0	0	0	0	2						
8 Kendrys Morales, S (7, PH) OBP: 0.309, SLG: 0.415										1	0	0	0	0	1	1					
21 Luke Maile, R (7, 2) OBP: 0.331, SLG: 0.397										0	0	0	0	0	0	0					
29 Devon Travis, R (1, 4) OBP: 0.277, SLG: 0.389										3	0	0	0	0	0	0					
<b>Inning Stats</b>	R: 0 H: 0 E: 0 K: 3 S: 11	H: 0 LOB: 0 BB: 0 P: 13	R: 0 H: 0 E: 0 K: 2 S: 8	H: 0 LOB: 0 BB: 1 P: 14	R: 0 H: 0 E: 0 K: 0 S: 5	H: 0 LOB: 0 BB: 0 P: 6	R: 0 H: 0 E: 0 K: 3 S: 9	H: 2 LOB: 0 BB: 0 P: 13	R: 0 H: 1 E: 0 K: 1 S: 14	H: 1 LOB: 2 BB: 1 P: 26	R: 0 H: 1 E: 0 K: 2 S: 10	H: 1 LOB: 1 BB: 0 P: 12	R: 0 H: 0 E: 0 K: 1 S: 8	H: 0 LOB: 0 BB: 0 P: 10	R: 0 H: 1 E: 0 K: 1 S: 13	H: 1 LOB: 2 BB: 1 P: 23	1B: 5 2B: 0 3B: 0 HR: 0	SF: 0 SAC: 0 DP: 0 HBP: 0	WP: 0 PB: 0 SB: 0 CS: 1	PA: 34	
<b>PITCHER</b>	IP WLS BF H R ER SO BB IBB HBP BLK WP HR S P ERA WHIP	IP WLS BF H R ER SO BB IBB HBP BLK WP HR S P ERA WHIP	IP WLS BF H R ER SO BB IBB HBP BLK WP HR S P ERA WHIP	IP WLS BF H R ER SO BB IBB HBP BLK WP HR S P ERA WHIP	IP WLS BF H R ER SO BB IBB HBP BLK WP HR S P ERA WHIP	IP WLS BF H R ER SO BB IBB HBP BLK WP HR S P ERA WHIP	IP WLS BF H R ER SO BB IBB HBP BLK WP HR S P ERA WHIP	IP WLS BF H R ER SO BB IBB HBP BLK WP HR S P ERA WHIP	IP WLS BF H R ER SO BB IBB HBP BLK WP HR S P ERA WHIP	IP WLS BF H R ER SO BB IBB HBP BLK WP HR S P ERA WHIP	IP WLS BF H R ER SO BB IBB HBP BLK WP HR S P ERA WHIP	IP WLS BF H R ER SO BB IBB HBP BLK WP HR S P ERA WHIP	IP WLS BF H R ER SO BB IBB HBP BLK WP HR S P ERA WHIP	IP WLS BF H R ER SO BB IBB HBP BLK WP HR S P ERA WHIP	IP WLS BF H R ER SO BB IBB HBP BLK WP HR S P ERA WHIP	IP WLS BF H R ER SO BB IBB HBP BLK WP HR S P ERA WHIP	IP WLS BF H R ER SO BB IBB HBP BLK WP HR S P ERA WHIP	IP WLS BF H R ER SO BB IBB HBP BLK WP HR S P ERA WHIP	IP WLS BF H R ER SO BB IBB HBP BLK WP HR S P ERA WHIP	IP WLS BF H R ER SO BB IBB HBP BLK WP HR S P ERA WHIP	IP WLS BF H R ER SO BB IBB HBP BLK WP HR S P ERA WHIP
50 Charlie Morton, R (1, 1) ERA: 2.54	7.0	W	26	4	0	0	13	2	0	0	0	0	0	0	0	0	0.00	0.857			
47 Chris Devenski, R (8, 1) ERA: 1.35	1.0	H	3	0	0	0	1	0	0	0	0	0	0	0	0	0	0.00	0.000			
30 Héctor Rondón, R (9, 1) ERA: 1.55	1.0	5	1	0	0	1	1	0	0	0	0	0	0	0	0	0	0.00	2.000			

AB	31
R	0
H	5
RBI	0
BB	3
SO	15
LOB	13



Batter	1	2	3	4	5	6	7	8	9	AB	R	H	RBI	BB	SO	LOB	BOTTOM				
4 George Springer, R (1, 9) OBP: 0.345, SLG: 0.460										5	1	1	0	0	0	0	Toronto Blue Jays @ Houston Astros Minute Maid Park, Houston, TX Tue Jun 26 2018, 7:11 PM - 9:52 PM CDT Att: 38,700 - Roof Closed - 73 F				
2 Alex Bregman, R (1, 5) OBP: 0.376, SLG: 0.490										5	2	4	2	0	0	0					
27 Jose Altuve, R (1, 4) OBP: 0.408, SLG: 0.492										1	1	1	0	3	0	0					
10 Yuli Gurriel, R (1, 3) OBP: 0.327, SLG: 0.421										5	0	0	0	0	0	7					
11 Evan Gattis, R (1, 10) OBP: 0.310, SLG: 0.496										3	0	1	2	1	0	2					
18 Tony Kemp, L (8, PR) OBP: 0.390, SLG: 0.414										0	1	0	0	0	0	0					
22 Josh Reddick, L (1, 7) OBP: 0.351, SLG: 0.407										4	1	3	0	0	0	1					
30 Héctor Rondón, R (9, 1)										0	0	0	0	0	0	0					
9 Marwin Gonzalez, S (1, 6) OBP: 0.316, SLG: 0.369										4	0	0	0	0	1	4					
6 Jake Marisnick, R (1, 8) OBP: 0.221, SLG: 0.353										3	1	2	3	1	1	1					
16 Brian McCann, L (1, 2) OBP: 0.289, SLG: 0.331										4	0	0	0	0	2	5					
<b>Inning Stats</b>	R: 0 H: 0 E: 0 K: 0 S: 7	H: 2 LOB: 1 BB: 1 P: 16	R: 0 H: 2 E: 0 K: 1 S: 16	H: 2 LOB: 0 BB: 0 P: 21	R: 0 H: 1 E: 0 K: 0 S: 9	H: 1 LOB: 2 BB: 1 P: 20	R: 0 H: 1 E: 0 K: 2 S: 11	H: 1 LOB: 1 BB: 0 P: 12	R: 2 H: 2 E: 0 K: 0 S: 9	H: 2 LOB: 1 BB: 1 P: 17	R: 0 H: 0 E: 0 K: 0 S: 3	H: 0 LOB: 0 BB: 1 P: 9	R: 0 H: 1 E: 0 K: 0 S: 5	H: 1 LOB: 1 BB: 0 P: 10	R: 5 H: 5 E: 0 K: 1 S: 24	H: 5 LOB: 1 BB: 1 P: 38	1B: 4 2B: 6 3B: 0 HR: 2	SF: 0 SAC: 1 DP: 1 HBP: 0	WP: 1 PB: 0 SB: 0 CS: 0	PA: 40	
<b>PITCHER</b>	IP WLS BF H R ER SO BB IBB HBP BLK WP HR S P ERA WHIP	IP WLS BF H R ER SO BB IBB HBP BLK WP HR S P ERA WHIP	IP WLS BF H R ER SO BB IBB HBP BLK WP HR S P ERA WHIP	IP WLS BF H R ER SO BB IBB HBP BLK WP HR S P ERA WHIP	IP WLS BF H R ER SO BB IBB HBP BLK WP HR S P ERA WHIP	IP WLS BF H R ER SO BB IBB HBP BLK WP HR S P ERA WHIP	IP WLS BF H R ER SO BB IBB HBP BLK WP HR S P ERA WHIP	IP WLS BF H R ER SO BB IBB HBP BLK WP HR S P ERA WHIP	IP WLS BF H R ER SO BB IBB HBP BLK WP HR S P ERA WHIP	IP WLS BF H R ER SO BB IBB HBP BLK WP HR S P ERA WHIP	IP WLS BF H R ER SO BB IBB HBP BLK WP HR S P ERA WHIP	IP WLS BF H R ER SO BB IBB HBP BLK WP HR S P ERA WHIP	IP WLS BF H R ER SO BB IBB HBP BLK WP HR S P ERA WHIP	IP WLS BF H R ER SO BB IBB HBP BLK WP HR S P ERA WHIP	IP WLS BF H R ER SO BB IBB HBP BLK WP HR S P ERA WHIP	IP WLS BF H R ER SO BB IBB HBP BLK WP HR S P ERA WHIP	IP WLS BF H R ER SO BB IBB HBP BLK WP HR S P ERA WHIP	IP WLS BF H R ER SO BB IBB HBP BLK WP HR S P ERA WHIP	IP WLS BF H R ER SO BB IBB HBP BLK WP HR S P ERA WHIP	IP WLS BF H R ER SO BB IBB HBP BLK WP HR S P ERA WHIP	IP WLS BF H R ER SO BB IBB HBP BLK WP HR S P ERA WHIP
56 Ryan Borucki, L (1, 1) ERA: 3.0	6.0	L	27	6	2	2	3	4	0	0	0	0	0	0	0	0	3.00	1.667			
49 Preston Guilmet, R (7, 1) ERA: 11.74	1.1	8	3	4	4	0	1	0	0	0	0	1	17	31	27.00	3.000					
58 Tim Mayza, L (8, 1) ERA: 4.22	0.2	5	3	1	1	1	0	0	0	0	0	0	1	12	17	13.50	4.500				

AB	34
R	7
H	12
RBI	7
BB	5
SO	4
LOB	20













Batter	1	2	3	4	5	6	7	8	9	AB	R	H	RBI	BB	SO	LOB	TOP										
12 Leonys Martin, L OBP: 0.327, SLG: 0.432	L8		K		K			G1-3		4	0	1	0	0	2	1	<b>Detroit Tigers @ Toronto Blue Jays</b> Rogers Centre, Toronto, ON Sat Jun 30 2018, 1:09 PM - 3:47 PM EDT Att: 27,066 - Roof Closed - 68 F										
9 Nick Castellanos, R OBP: 0.356, SLG: 0.517	G4-3		HR					G1-3		4	1	2	2	0	1	0											
46 Jeimer Candelario, S OBP: 0.344, SLG: 0.462	41 CS		G4-3					F8		3	0	1	0	1	0	2											
41 Victor Martinez, S OBP: 0.297, SLG: 0.326	CS	G5-3		F7				G1-3		4	0	0	0	0	0	3											
28 Niko Goodrum, S OBP: 0.304, SLG: 0.414		G3-1		F8				L9		4	0	0	0	0	0	4											
55 John Hicks, R OBP: 0.297, SLG: 0.446		HR		FC6-4				G6-3		3	1	1	1	1	1	2											
17 Grayson Greiner, R OBP: 0.296, SLG: 0.292										3	0	1	0	1	1	1											
22 Victor Reyes, S OBP: 0.206, SLG: 0.279										0	0	0	0	0	0	0											
34 James McCann, R OBP: 0.279, SLG: 0.324										0	0	0	0	0	0	0											
1 Jose Iglesias, R OBP: 0.311, SLG: 0.381			21 SH2-3		G1-3			L9		4	1	1	0	0	0	2											
21 JaCoby Jones, R OBP: 0.267, SLG: 0.364			SH2-3		G6-3			K		3	0	0	0	0	1	1											
<b>Inning Stats</b>	R: 0 H: 0 E: 0 K: 0 S: 8	H: 0 LOB: 0 BB: 1 P: 15	R: 1 H: 1 E: 0 K: 1 S: 9	H: 1 LOB: 0 BB: 0 P: 13	R: 2 H: 2 E: 0 K: 1 S: 10	H: 2 LOB: 0 BB: 0 P: 12	R: 0 H: 0 E: 0 K: 0 S: 6	H: 0 LOB: 1 BB: 1 P: 14	R: 0 H: 0 E: 0 K: 1 S: 6	H: 0 LOB: 0 BB: 0 P: 7	R: 0 H: 1 E: 1 K: 2 S: 12	H: 1 LOB: 2 BB: 0 P: 19	R: 0 H: 0 E: 0 K: 0 S: 8	H: 0 LOB: 0 BB: 1 P: 17	R: 0 H: 2 E: 0 K: 0 S: 9	H: 2 LOB: 2 BB: 0 P: 16	R: 0 H: 1 E: 0 K: 1 S: 12	H: 1 LOB: 1 BB: 0 P: 16	1B: 4 2B: 1 3B: 0 HR: 2	SF: 0 SAC: 1 DP: 0 HBP: 0	WP: 0 PB: 0 SB: 0 CS: 2	PA: 37					
<b>PITCHER</b>	IP	WLS	BF	H	R	ER	SO	BB	IBB	HBP	BLK	WP	HR	S	P	ERA	WHIP										
43 Sam Gaviglio, R ERA: 3.97	7.0		27	4	3	3	5	3	0	0	0	0	2	59	97	3.86	1.000										
31 Joe Blagini, R ERA: 6.5	1.0		5	2	0	0	0	0	0	0	0	0	0	9	16	0.00	2.000										
22 Seunghwan Oh, R ERA: 3.05	1.0	W	4	1	0	0	1	0	0	0	0	0	0	12	16	0.00	1.000										

Batter	1	2	3	4	5	6	7	8	9	AB	R	H	RBI	BB	SO	LOB	BOTTOM										
15 Randal Grichuk, R OBP: 0.280, SLG: 0.464	G6-3		K2-3		HR			G5-3		4	1	1	2	0	1	2	<b>Detroit Tigers @ Toronto Blue Jays</b> Rogers Centre, Toronto, ON Sat Jun 30 2018, 1:09 PM - 3:47 PM EDT Att: 27,066 - Roof Closed - 68 F										
37 Teoscar Hernández, R OBP: 0.309, SLG: 0.513	K				G5-3			26 BB		3	0	0	0	1	2	0											
26 Yangervis Solarte, S OBP: 0.313, SLG: 0.454	F9				BB			14 G5-4-3		3	0	2	0	1	0	0											
8 Kendrys Morales, S OBP: 0.297, SLG: 0.398		K			K			K		4	0	0	0	0	4	4											
14 Justin Smoak, S OBP: 0.359, SLG: 0.438	F8				P3			G5-4-3		4	1	1	1	0	0	2											
11 Kevin Pillar, R OBP: 0.284, SLG: 0.414	P3							G1-3		3	1	1	0	0	0	0											
21 Luke Maile, R OBP: 0.336, SLG: 0.392					K			L8		2	0	0	0	1	1	1											
1 Aledmys Díaz, R OBP: 0.285, SLG: 0.400					F8			L9		3	1	1	0	0	0	1											
29 Devon Travis, R OBP: 0.266, SLG: 0.371	L6				G5-3			15 G5-3		3	0	1	1	0	0	2											
<b>Inning Stats</b>	R: 0 H: 0 E: 0 K: 1 S: 7	H: 0 LOB: 0 BB: 0 P: 9	R: 0 H: 0 E: 0 K: 1 S: 5	H: 0 LOB: 0 BB: 0 P: 6	R: 0 H: 0 E: 0 K: 1 S: 6	H: 0 LOB: 1 BB: 1 P: 12	R: 0 H: 0 E: 0 K: 2 S: 9	H: 0 LOB: 1 BB: 1 P: 19	R: 3 H: 3 E: 0 K: 1 S: 21	H: 3 LOB: 0 BB: 0 P: 27	R: 0 H: 1 E: 0 K: 1 S: 9	H: 1 LOB: 0 BB: 0 P: 14	R: 0 H: 0 E: 0 K: 0 S: 4	H: 0 LOB: 0 BB: 0 P: 7	R: 0 H: 2 E: 0 K: 1 S: 14	H: 2 LOB: 2 BB: 1 P: 29		R: 1 H: 1 E: 0 K: 0 S: 1	H: 1 LOB: 0 BB: 0 P: 2	1B: 4 2B: 1 3B: 0 HR: 2	SF: 0 SAC: 0 DP: 1 HBP: 0	WP: 0 PB: 0 SB: 1 CS: 0	PA: 32				
<b>PITCHER</b>	IP	WLS	BF	H	R	ER	SO	BB	IBB	HBP	BLK	WP	HR	S	P	ERA	WHIP										
48 Matthew Boyd, L ERA: 4.18	6.0		23	4	3	3	7	2	0	0	0	0	0	13	26	0.00	1.500										
30 Alex Wilson, R ERA: 3.94	1.1		6	1	0	0	0	1	0	0	0	0	0	6	12	13.50	3.000										
77 Joe Jiménez, R ERA: 2.77	0.2	L	3	2	1	1	1	0	0	0	0	0	1	6	12	13.50	3.000										








Batter	1	2	3	4	5	6	7	8	9	10	AB	R	H	RBI	BB	SO	LOB	TOP									
8 Mikie Mahtook, R OBP: 0.228, SLG: 0.260											4	0	1	0	0	2	0										
9 Nick Castellanos, R OBP: 0.356, SLG: 0.521											4	2	1	0	0	1	1										
46 Jaimer Candelario, S OBP: 0.344, SLG: 0.458											4	0	3	0	0	0	0										
55 John Hicks, R OBP: 0.328, SLG: 0.436											4	0	1	1	0	1	2										
41 Victor Martinez, S OBP: 0.227, SLG: 0.320											4	0	1	1	0	1	2										
34 James McCann, R OBP: 0.274, SLG: 0.317											4	0	0	0	0	1	3										
28 Niko Goodrum, S OBP: 0.316, SLG: 0.437											4	1	1	0	0	0	0										
1 Jose Iglesias, R OBP: 0.309, SLG: 0.379											3	0	0	1	0	1	0										
21 Jacoby Jones, R OBP: 0.270, SLG: 0.377											4	0	0	0	0	3	0										
<b>Inning Stats</b>	R: 1 E: 0 K: 1 S: 13	H: 4 LOB: 2 BB: 0 P: 20	R: 0 E: 0 K: 1 S: 5	H: 0 LOB: 0 BB: 0 P: 7	R: 0 E: 0 K: 2 S: 7	H: 0 LOB: 0 BB: 10 P: 10	R: 0 E: 0 K: 2 S: 11	H: 0 LOB: 0 BB: 0 P: 17	R: 0 E: 0 K: 2 S: 7	H: 0 LOB: 0 BB: 0 P: 8	R: 1 E: 0 K: 0 S: 12	H: 2 LOB: 1 BB: 0 P: 16	R: 0 E: 0 K: 0 S: 13	H: 0 LOB: 0 BB: 0 P: 19	R: 0 E: 0 K: 0 S: 4	H: 0 LOB: 0 BB: 0 P: 6	R: 0 E: 0 K: 1 S: 15	H: 1 LOB: 1 BB: 0 P: 22	R: 1 E: 0 K: 1 S: 10	H: 1 LOB: 0 BB: 0 P: 14	1B: 7 2B: 1 3B: 1 HR: 0	SF: 1 SAC: 0 DP: 2 HBP: 0	WP: 0 PB: 0 SB: 0 CS: 1	PA: 36			
<b>PITCHER</b>	IP	WLS	BF	H	R	ER	SO	BB	IBB	HBP	BLK	WP	HR	S	P	ERA	WHIP										
56 Ryan Borucki, L ERA: 2.77	7.0		26	6	2	2	8	0	0	0	0	0	0	4	6	0.00	0.000										
31 Joe Blagini, R ERA: 0.32	1.0		3	0	0	0	0	0	0	0	0	0	0	4	6	0.00	0.000										
36 Tyler Clippard, R ERA: 3.12	1.0		3	1	0	0	1	0	0	0	0	0	0	15	22	0.00	1.000										
22 Seungwhan Oh, R ERA: 3.2	1.0	L	4	1	1	1	1	0	0	0	0	0	0	10	14	9.00	1.000										

**Detroit Tigers @ Toronto Blue Jays**  
Rogers Centre, Toronto, ON  
Mon Jul 02 2018, 1:08 PM - 3:51 PM EDT  
Att: 29,575 - Roof Closed - 68 F

livebaseballscores.com

AB 35  
R 3  
H 8  
RBI 3  
BB 0  
SO 10  
LOB 8




Batter	1	2	3	4	5	6	7	8	9	10	AB	R	H	RBI	BB	SO	LOB	BOTTOM									
18 Curtis Granderson, L OBP: 0.358, SLG: 0.456											3	1	1	0	1	1	0										
15 Randal Grichuk, R OBP: 0.273, SLG: 0.453											5	0	1	0	0	3	2										
26 Yangervis Solarte, S OBP: 0.309, SLG: 0.444											3	0	0	0	1	0	3										
29 Devon Travis, R OBP: 0.272, SLG: 0.374											1	1	0	0	0	0	1										
37 Teoscar Hernández, R OBP: 0.310, SLG: 0.520											4	0	2	1	0	0	1										
8 Kendrys Morales, S OBP: 0.255, SLG: 0.390											3	0	0	0	1	0	2										
11 Kevin Pillar, R OBP: 0.281, SLG: 0.406											4	0	0	0	0	1	4										
1 Aledmys Díaz, R OBP: 0.282, SLG: 0.393											3	0	0	0	0	1	0										
14 Justin Smoak, S OBP: 0.359, SLG: 0.439											0	0	0	1	1	0	0										
21 Luke Maile, R OBP: 0.326, SLG: 0.379											4	0	0	0	0	2	3										
13 Lourdes Gurriel Jr., R OBP: 0.244, SLG: 0.355											4	0	1	0	0	0	0										
<b>Inning Stats</b>	R: 0 E: 0 K: 0 S: 6	H: 0 LOB: 0 BB: 0 P: 6	R: 0 E: 0 K: 0 S: 8	H: 0 LOB: 0 BB: 0 P: 9	R: 0 E: 0 K: 1 S: 5	H: 0 LOB: 0 BB: 6 P: 6	R: 1 E: 0 K: 0 S: 14	H: 2 LOB: 1 BB: 0 P: 21	R: 0 E: 0 K: 2 S: 9	H: 0 LOB: 0 BB: 0 P: 11	R: 0 E: 0 K: 1 S: 9	H: 0 LOB: 1 BB: 1 P: 15	R: 0 E: 0 K: 0 S: 8	H: 1 LOB: 1 BB: 0 P: 9	R: 0 E: 0 K: 1 S: 8	H: 0 LOB: 0 BB: 0 P: 12	R: 1 E: 0 K: 1 S: 16	H: 1 LOB: 3 BB: 0 P: 27	R: 0 E: 0 K: 1 S: 8	H: 1 LOB: 1 BB: 0 P: 11	1B: 3 2B: 2 3B: 0 HR: 0	SF: 0 SAC: 1 DP: 0 HBP: 0	WP: 0 PB: 0 SB: 0 CS: 0	PA: 39			
<b>PITCHER</b>	IP	WLS	BF	H	R	ER	SO	BB	IBB	HBP	BLK	WP	HR	S	P	ERA	WHIP										
50 Mike Fiers, R ERA: 3.79	8.0		28	3	1	1	5	2	1	0	0	0	0	67	89	1.12	0.500										
77 Joe Jiménez, R ERA: 2.93	1.0	W	7	1	1	1	1	2	1	0	0	0	0	16	27	9.00	3.000										
45 Buck Farmer, R ERA: 4.74	0.0		1	1	0	0	0	0	0	0	0	0	0	2	3												
36 Blaine Hardy, L ERA: 3.44	1.0	S	3	0	0	0	1	0	0	0	0	0	0	6	8	0.00	0.000										

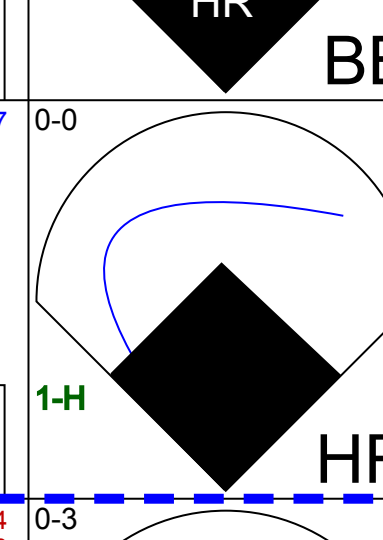

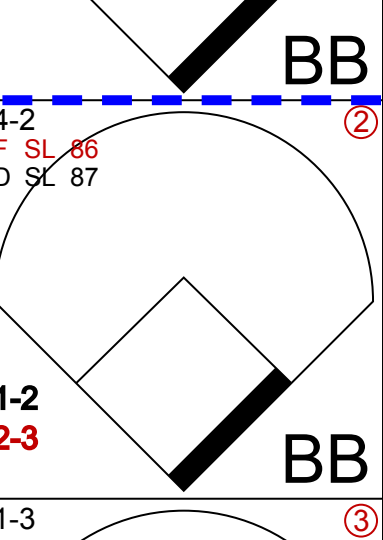
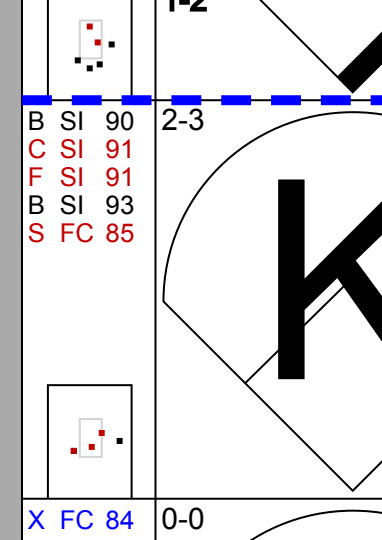
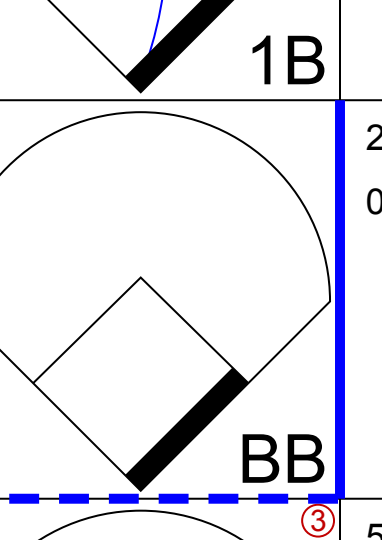
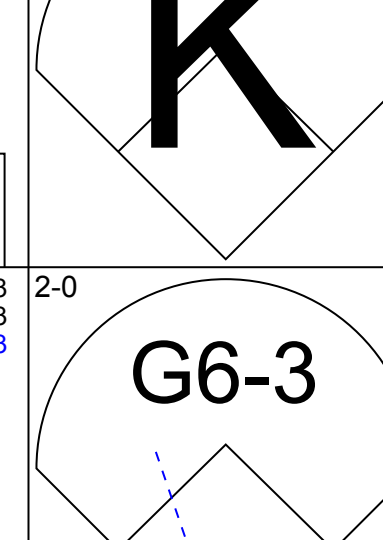
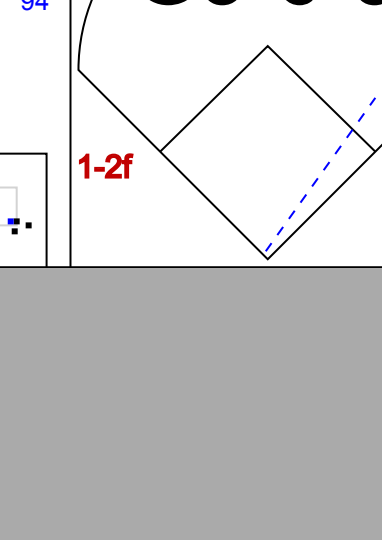

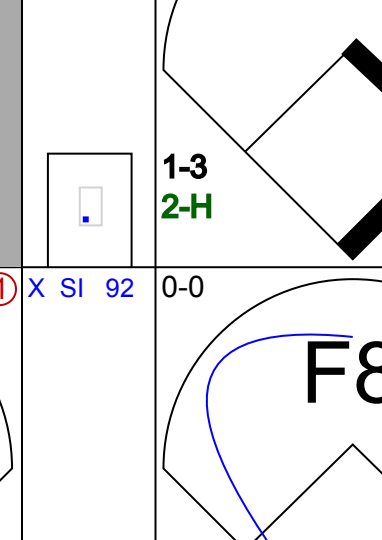
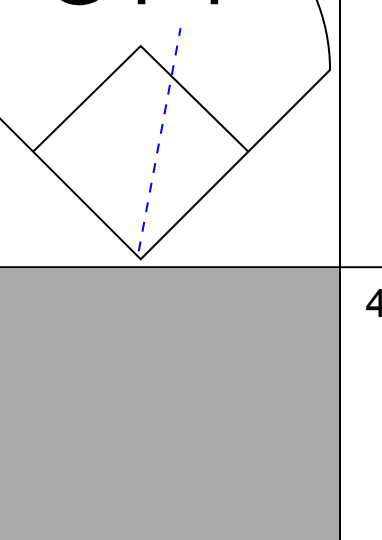










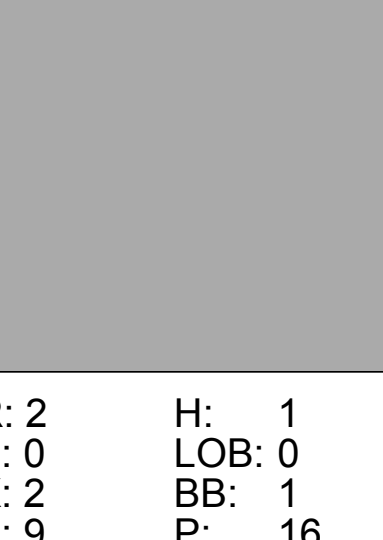
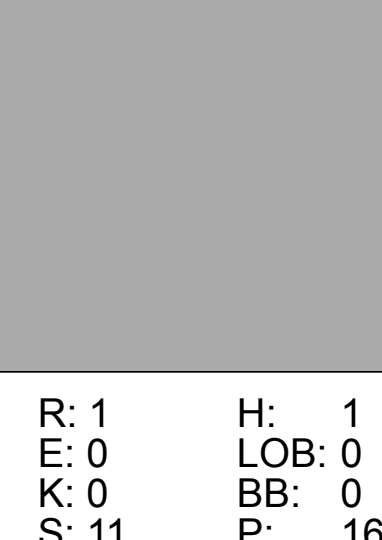
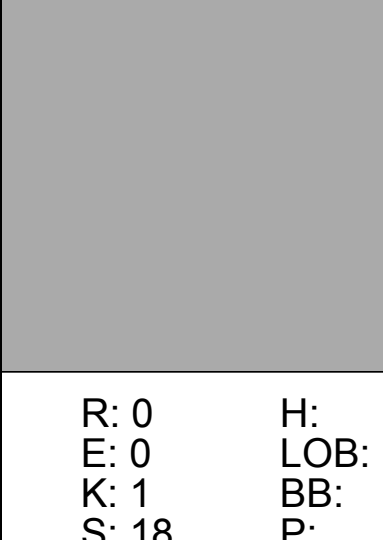
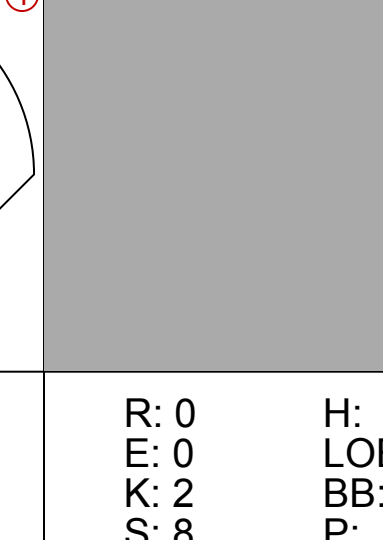



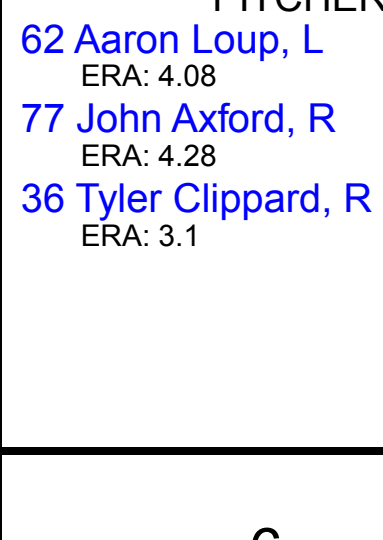


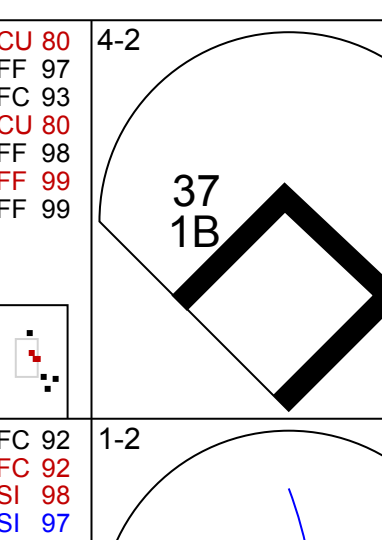

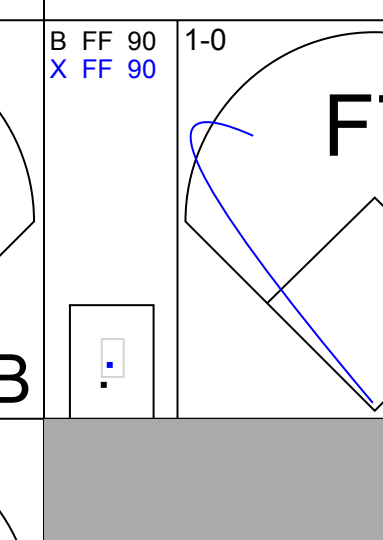

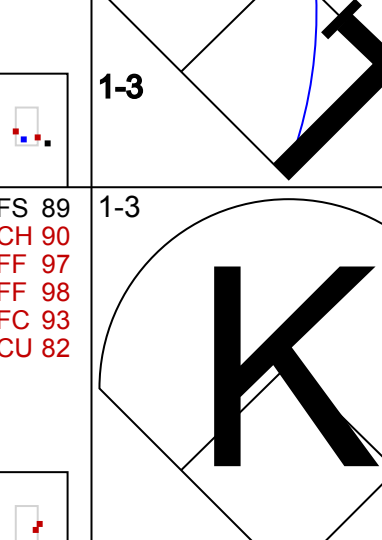
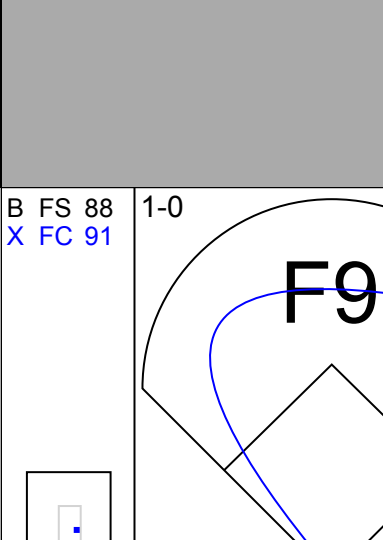


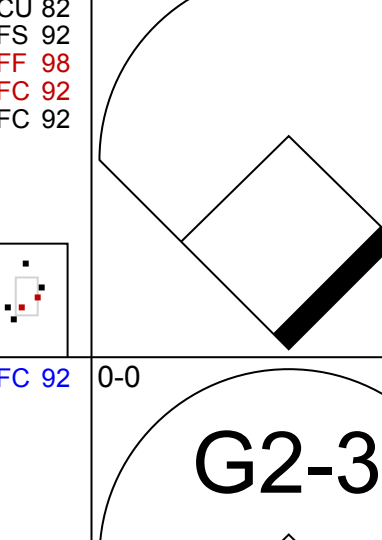
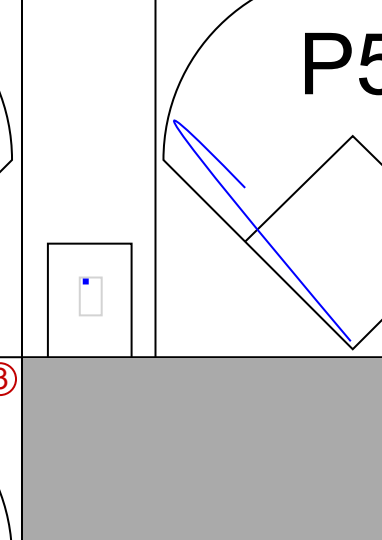

**Detroit Tigers @ Toronto Blue Jays**  
Rogers Centre, Toronto, ON  
Mon Jul 02 2018, 1:08 PM - 3:51 PM EDT  
Att: 29,575 - Roof Closed - 68 F

livebaseballscores.com


AB 34  
R 2  
H 5  
RBI 2  
BB 4  
SO 7  
LOB 17





Batter	1	2	3	4	5	6	7	8	9	AB	R	H	RBI	BB	SO	LOB	TOP					
9 Brandon Nimmo, L (1, 8) OBP: 0.382, SLG: 0.527										4	1	1	0	1	2	0	<b>New York Mets @ Toronto Blue Jays</b> Rogers Centre, Toronto, ON Tue Jul 03 2018, 7:09 PM - 10:21 PM EDT Att: 24,010 - Clear - 81 F					
11 José Bautista, R (1, 9) OBP: 0.387, SLG: 0.438										2	1	1	0	3	0	0						
13 Asdrúbal Cabrera, S (1, 4) 7 José Reyes, S (9, PR) OBP: 0.299, SLG: 0.489 OBP: 0.256, SLG: 0.245										2	1	1	2	3	1	2						
30 Michael Conforto, L (1, 7) OBP: 0.344, SLG: 0.381										0	0	0	0	0	0	0						
4 Wilmer Flores, R (1, 10) OBP: 0.319, SLG: 0.453										4	1	1	1	0	0	2						
21 Todd Frazier, R (1, 5) OBP: 0.302, SLG: 0.377										4	0	0	0	0	1	0						
22 Dominic Smith, L (1, 3) OBP: 0.269, SLG: 0.440										4	1	2	0	0	1	0						
29 Devin Mesoraco, R (1, 2) 26 Kevin Plawecki, R (7, 2) OBP: 0.312, SLG: 0.424 OBP: 0.360, SLG: 0.386										3	1	1	2	0	1	1						
1 Amed Rosario, R (1, 6) OBP: 0.285, SLG: 0.356										4	0	0	0	0	1	0						
<b>Inning Stats</b>	R: 2 E: 0 K: 2 S: 9	H: 1 LOB: 0 BB: 1 P: 16	R: 2 E: 0 K: 0 S: 10	H: 2 LOB: 0 BB: 0 P: 16	R: 0 E: 0 K: 0 S: 6	H: 0 LOB: 0 BB: 1 P: 14	R: 1 E: 0 K: 0 S: 11	H: 1 LOB: 0 BB: 0 P: 16	R: 0 E: 0 K: 2 S: 21	H: 1 LOB: 2 BB: 2 P: 31	R: 0 E: 0 K: 1 S: 18	H: 1 LOB: 1 BB: 2 P: 27	R: 1 E: 0 K: 1 S: 9	H: 1 LOB: 2 BB: 2 P: 19	R: 0 E: 0 K: 2 S: 8	H: 0 LOB: 0 BB: 0 P: 11		R: 0 E: 0 K: 1 S: 10	H: 1 LOB: 2 BB: 1 P: 20	1B: 1 2B: 4 3B: 0 HR: 3	SF: 0 SAC: 0 DP: 1 HBP: 0	WP: 0 PB: 0 SB: 0 CS: 2
<b>PITCHER</b>	IP WLS BF H R ER SO BB IBB HBP BLK WP HR S P ERA WHIP	0.1 3 1 2 2 1 1 0 0 0 0 1 5 10 54.00 6.000	2.2 10 2 2 2 1 1 0 0 0 0 1 20 36 6.75 1.125	1.1 7 2 1 1 1 1 0 0 0 0 1 22 32 6.75 2.250	5.1 5 1 0 0 1 1 0 0 0 0 0 24 37 0.00 1.500	0.2 4 0 1 1 1 2 0 0 0 0 0 8 17 13.50 3.000	0.2 3 1 0 0 1 0 0 0 0 0 0 5 7 0.00 1.500	1.2 7 1 0 0 3 1 0 0 0 0 0 16 28 0.00 1.200	0.1 1 0 0 0 0 0 0 0 0 0 0 2 3 0.00 0.000	<b>PITCHER</b>	IP WLS BF H R ER SO BB IBB HBP BLK WP HR S P ERA WHIP	0.2 3 1 0 0 1 0 0 0 0 0 0 5 7 0.00 1.500	1.2 7 1 0 0 3 1 0 0 0 0 0 16 28 0.00 1.200	0.1 1 0 0 0 0 0 0 0 0 0 0 2 3 0.00 0.000	0.1 4 0 0 0 1 0 0 0 0 0 0 0 0 0 0 0.00 0.000	0.1 3 1 0 0 1 0 0 0 0 0 0 0 0 0 0 0.00 1.500						

AB	33
R	6
H	8
RBI	6
BB	7
SO	9
LOB	10



AB	33
R	6
H	8
RBI	6
BB	7
SO	9
LOB	10



AB	30
R	8
H	7
RBI	7
BB	5
SO	5
LOB	8



1B:	3
2B:	2
3B:	0
HR:	2
SF:	0
SAC:	0
DP:	0
HBP:	2
WP:	1
PB:	0
SB:	0
CS:	0
PA:	37















Batter	1	2	3	4	5	6	7	8	9	10	AB	R	H	RBI	BB	SO	LOB	TOP	
11 Brett Gardner, L OBP: 0.347, SLG: 0.379	F8	FC6			L8		G5-3			1B	5	0	1	1	0	0	3	<b>New York Yankees @ Toronto Blue Jays</b> Rogers Centre, Toronto, ON Sun Jul 08 2018, 1:09 PM - 3:59 PM EDT Att. 39,866 - Sunny - 77 F	
99 Aaron Judge, R OBP: 0.399, SLG: 0.572	1B		F9		BB		1B			K	4	1	2	0	1	1	2		
27 Giancarlo Stanton, R OBP: 0.341, SLG: 0.510	2B		1B		G5-4-3		1B			K	5	0	2	0	0	1	5		
41 Miguel Andujar, R OBP: 0.305, SLG: 0.498	G4-3		F7				L7				4	0	0	1	0	1	2		
18 Didi Gregorius, L OBP: 0.317, SLG: 0.454	P2		L9							P3	4	0	1	0	0	0	2		
77 Clint Frazier, R OBP: 0.400, SLG: 0.360	F8				BB		K			K	3	0	0	0	1	2	1		
29 Brandon Drury, R OBP: 0.283, SLG: 0.317	1B		G6-4-3				F9			P2	4	0	1	0	0	0	2		
14 Neil Walker, S OBP: 0.268, SLG: 0.254	1B		G3				K			28 SH3	0	1	0	0	0	0	0		
33 Greg Bird, L OBP: 0.321, SLG: 0.404	1B						K			SH3	3	0	1	0	0	2	2		
12 Tyler Wade, L OBP: 0.158, SLG: 0.143	1B										3	0	1	0	0	2	2		
28 Austin Romine, R OBP: 0.342, SLG: 0.481											3	0	1	0	0	2	2		
<b>Inning Stats</b>	R: 1 E: 0 K: 0 S: 11	H: 2 LOB: 1 BB: 0 P: 15	R: 0 E: 0 K: 1 S: 10	H: 2 LOB: 2 BB: 0 P: 14	R: 0 E: 0 K: 0 S: 16	H: 1 LOB: 1 BB: 0 P: 21	R: 0 E: 0 K: 0 S: 6	H: 0 LOB: 0 BB: 1 P: 14	R: 0 E: 0 K: 2 S: 10	H: 1 LOB: 1 BB: 0 P: 14	R: 0 E: 0 K: 2 S: 10	H: 0 LOB: 0 BB: 0 P: 15	R: 0 E: 0 K: 1 S: 7	H: 0 LOB: 0 BB: 0 P: 14	R: 0 E: 0 K: 2 S: 13	H: 1 LOB: 2 BB: 0 P: 20	1B: 8 2B: 1 3B: 0 HR: 0	SF: 0 SAC: 1 DP: 3 HBP: 1	WP: 0 PB: 0 SB: 0 CS: 0
<b>PITCHER</b>	IP 7.0	WLS 28	BF 7	H 1	R 1	ER 1	SO 5	BB 2	IBB 0	HBP 0	BLK 0	WP 0	HR 0	S 71	P 107	ERA 1.29	WHIP 1.286		
56 Ryan Borucki, L ERA: 2.25	2.0	6	1	0	0	1	0	0	0	0	0	0	0	12	20	0.00	0.500		
22 Seungwhan Oh, R ERA: 3.0	1.0	L	5	1	1	1	2	0	0	1	0	0	0	13	20	9.00	1.000		
36 Tyler Clippard, R ERA: 3.16																			

AB	35
R	2
H	9
RBI	2
BB	2
SO	8
LOB	19



Batter	1	2	3	4	5	6	7	8	9	10	AB	R	H	RBI	BB	SO	LOB	BOTTOM					
37 Teoscar Hernández, R OBP: 0.307, SLG: 0.505	P3		1B		F8		K			G4-3	5	0	1	0	0	1	2	<b>New York Yankees @ Toronto Blue Jays</b> Rogers Centre, Toronto, ON Sun Jul 08 2018, 1:09 PM - 3:59 PM EDT Att. 39,866 - Sunny - 77 F					
26 Yangervis Solarte, S OBP: 0.309, SLG: 0.444	G6-3		F8		G3		P3			F7	5	0	0	0	0	0	3						
14 Justin Smoak, S OBP: 0.362, SLG: 0.450	2B				G3-1		G3				4	0	2	0	0	0	1						
8 Kendrys Morales, S OBP: 0.305, SLG: 0.428	K				F8		HR			11 CS	4	1	2	1	0	1	2						
1 Aledmys Diaz, R OBP: 0.276, SLG: 0.399											0	0	0	0	0	0	0						
11 Kevin Pillar, R OBP: 0.276, SLG: 0.404	G4-3		L8				K			K	4	0	0	0	0	2	2						
55 Russell Martin, R OBP: 0.326, SLG: 0.286	G5-3				G5-3					F8	3	0	0	0	1	0	0						
15 Randal Grichuk, R OBP: 0.270, SLG: 0.446	K				G6-3					K	3	0	0	0	1	2	0						
13 Lourdes Gurriel Jr., R OBP: 0.245, SLG: 0.380	F7				K					F9	4	0	1	0	0	1	3						
29 Devon Travis, R OBP: 0.283, SLG: 0.368	K				E3		K			K2-3	3	0	0	0	0	2	1						
18 Curtis Granderson, L OBP: 0.354, SLG: 0.450											1	0	0	0	0	1	0						
<b>Inning Stats</b>	R: 0 E: 0 K: 1 S: 8	H: 1 LOB: 1 BB: 0 P: 10	R: 0 E: 0 K: 1 S: 7	H: 0 LOB: 0 BB: 0 P: 11	R: 0 E: 0 K: 1 S: 9	H: 1 LOB: 1 BB: 0 P: 13	R: 0 E: 0 K: 1 S: 16	H: 1 LOB: 3 BB: 2 P: 29	R: 0 E: 0 K: 0 S: 9	H: 0 LOB: 1 BB: 0 P: 12	R: 1 E: 0 K: 1 S: 15	H: 1 LOB: 1 BB: 0 P: 25	R: 0 E: 0 K: 2 S: 13	H: 1 LOB: 1 BB: 0 P: 22	R: 0 E: 0 K: 1 S: 10	H: 0 LOB: 0 BB: 0 P: 19	R: 0 E: 0 K: 1 S: 7	H: 0 LOB: 0 BB: 0 P: 11	R: 0 E: 0 K: 1 S: 9	H: 0 LOB: 0 BB: 0 P: 12	1B: 3 2B: 2 3B: 0 HR: 1	SF: 0 SAC: 0 DP: 0 HBP: 0	WP: 0 PB: 0 SB: 0 CS: 1
<b>PITCHER</b>	IP 6.0	WLS 25	BF 4	H 1	R 1	ER 1	SO 5	BB 2	IBB 0	HBP 0	BLK 0	WP 0	HR 1	S 64	P 100	ERA 1.50	WHIP 1.000						
65 Domingo German, R ERA: 5.08	2.0	7	2	0	0	3	0	0	0	0	0	0	0	23	41	0.00	1.000						
43 Adam Warren, R ERA: 1.93	1.0	W	3	0	0	0	1	0	0	0	0	0	0	7	11	0.00	0.000						
57 Chad Green, R ERA: 1.91	1.0	S	3	0	0	0	1	0	0	0	0	0	0	9	12	0.00	0.000						
30 David Robertson, R ERA: 3.35																							

AB	36
R	1
H	6
RBI	1
BB	2
SO	10
LOB	14





Batter	1	2	3	4	5	6	7	8	9	AB	R	H	RBI	BB	SO	LOB	TOP			
18 Curtis Granderson, L OBP: 0.353, SLG: 0.446 37 Teoscar Hernández, R (7, PH) OBP: 0.359, SLG: 0.592	F8	K			14 BB		G5-3	G6-4-3		2	0	0	0	1	1	2				
26 Yanervis Solarte, S OBP: 0.309, SLG: 0.442 13 Lourdes Gurriel Jr., R OBP: 0.376, SLG: 0.498	15 BB		G1-3		F7			E6 15 1B 55 1B	L8	4	0	1	0	0	0	1				
14 Justin Smoak, S OBP: 0.362, SLG: 0.458	K			1-1				P3	K	4	1	1	1	1	2	2				
15 Randal Grichuk, R OBP: 0.274, SLG: 0.442			G1-3		HR				G2-3	4	1	1	0	1	0	2				
55 Russell Martin, R OBP: 0.325, SLG: 0.286	K			1-1						4	1	1	1	0	1	2				
11 Kevin Pillar, R OBP: 0.276, SLG: 0.402		G1-3			L8					4	1	1	1	0	0	0				
1 Aledmys Díaz, R OBP: 0.275, SLG: 0.401		E5 29 C4-6			G4-3					4	1	1	2	0	0	0				
29 Devon Travis, R OBP: 0.282, SLG: 0.371		FC4-6 6 1B			K					4	0	1	1	0	1	1				
6 Marcus Stroman, R OBP: 0.333, SLG: 0.333 8 Kendry's Morales, S (8, PH) OBP: 0.308, SLG: 0.428 62 Aaron Loup, L OBP: 0.311, SLG: 0.428 22 Seunghwan Oh, R OBP: 0.311, SLG: 0.428 36 Tyler Clippard, R OBP: 0.311, SLG: 0.428										3	0	1	0	0	1	0				
<b>Inning Stats</b>	R: 0 H: 1 E: 0 K: 2 S: 15	H: 1 LOB: 2 BB: 1 P: 27	R: 0 H: 1 E: 1 K: 1 S: 10	H: 1 LOB: 2 BB: 0 P: 13	R: 1 H: 1 E: 0 K: 0 S: 11	H: 1 LOB: 0 BB: 0 P: 16	R: 0 H: 0 E: 0 K: 1 S: 9	H: 0 LOB: 2 BB: 2 P: 14	R: 0 H: 0 E: 0 K: 0 S: 6	H: 0 LOB: 0 BB: 0 P: 8	R: 0 H: 0 E: 0 K: 0 S: 11	H: 0 LOB: 0 BB: 0 P: 13	R: 5 H: 5 E: 0 K: 0 S: 22	H: 5 LOB: 2 BB: 1 P: 33	R: 0 H: 0 E: 0 K: 1 S: 7	H: 0 LOB: 0 BB: 0 P: 14	1B: 5 2B: 2 3B: 0 HR: 1	SF: 0 SAC: 0 DP: 1 HBP: 0	WP: 0 PB: 0 SB: 0 CS: 1	PA: 40
<b>PITCHER</b>	IP WLS BF H R ER SO BB IBB HBP BLK WP HR S P ERA WHIP	IP WLS BF H R ER SO BB IBB HBP BLK WP HR S P ERA WHIP	IP WLS BF H R ER SO BB IBB HBP BLK WP HR S P ERA WHIP	IP WLS BF H R ER SO BB IBB HBP BLK WP HR S P ERA WHIP	IP WLS BF H R ER SO BB IBB HBP BLK WP HR S P ERA WHIP	IP WLS BF H R ER SO BB IBB HBP BLK WP HR S P ERA WHIP	IP WLS BF H R ER SO BB IBB HBP BLK WP HR S P ERA WHIP	IP WLS BF H R ER SO BB IBB HBP BLK WP HR S P ERA WHIP	IP WLS BF H R ER SO BB IBB HBP BLK WP HR S P ERA WHIP	IP WLS BF H R ER SO BB IBB HBP BLK WP HR S P ERA WHIP	IP WLS BF H R ER SO BB IBB HBP BLK WP HR S P ERA WHIP	IP WLS BF H R ER SO BB IBB HBP BLK WP HR S P ERA WHIP	IP WLS BF H R ER SO BB IBB HBP BLK WP HR S P ERA WHIP	IP WLS BF H R ER SO BB IBB HBP BLK WP HR S P ERA WHIP	IP WLS BF H R ER SO BB IBB HBP BLK WP HR S P ERA WHIP	IP WLS BF H R ER SO BB IBB HBP BLK WP HR S P ERA WHIP	IP WLS BF H R ER SO BB IBB HBP BLK WP HR S P ERA WHIP	IP WLS BF H R ER SO BB IBB HBP BLK WP HR S P ERA WHIP	IP WLS BF H R ER SO BB IBB HBP BLK WP HR S P ERA WHIP	IP WLS BF H R ER SO BB IBB HBP BLK WP HR S P ERA WHIP

Toronto Blue Jays @ Atlanta Braves  
SunTrust Park, Atlanta, GA  
Tue Jul 10 2018, 7:38 PM - 10:36 PM EDT  
Att: 31,747 - Partly Cloudy - 90 F

AB	36
R	6
H	8
RBI	6
BB	4
SO	6
LOB	12



Batter	1	2	3	4	5	6	7	8	9	AB	R	H	RBI	BB	SO	LOB	BOTTOM			
11 Ender Inciarte, L OBP: 0.315, SLG: 0.340	G1-3		G4-3		K			G3		4	0	0	0	0	1	3				
1 Ozzie Albies, S OBP: 0.324, SLG: 0.514	G1				5 FC4-6 1B					4	2	3	0	0	0	0				
5 Freddie Freeman, L OBP: 0.404, SLG: 0.538					24 FC4-6 22 1B					3	0	0	0	1	2	3				
22 Nick Markakis, L OBP: 0.391, SLG: 0.493										4	0	2	0	0	1	2				
24 Kurt Suzuki, R OBP: 0.343, SLG: 0.455										4	0	1	2	0	0	3				
17 Johan Camargo, S OBP: 0.348, SLG: 0.431										4	0	0	0	0	2	2				
13 Ronald Acuña Jr., R OBP: 0.317, SLG: 0.456										4	0	0	0	0	2	0				
7 Dansby Swanson, R OBP: 0.300, SLG: 0.403										3	0	1	0	1	0	0				
49 Julio Teheran, R ERA: 4.26 63 Jesse Biddle, L ERA: 2.41 27 Ryan Larkin, L ERA: 4.11 33 A.J. Minter, L ERA: 3.38 51 Shane Bieber, R ERA: 2.83										2	0	1	0	0	0	0				
<b>Inning Stats</b>	R: 0 H: 0 E: 0 K: 1 S: 8	H: 0 LOB: 1 BB: 1 P: 14	R: 0 H: 0 E: 0 K: 0 S: 5	H: 0 LOB: 0 BB: 0 P: 10	R: 0 H: 0 E: 0 K: 0 S: 7	H: 2 LOB: 1 BB: 0 P: 10	R: 0 H: 1 E: 0 K: 1 S: 13	H: 1 LOB: 1 BB: 1 P: 22	R: 1 H: 2 E: 0 K: 2 S: 12	H: 2 LOB: 1 BB: 0 P: 16	R: 0 H: 1 E: 0 K: 1 S: 8	H: 1 LOB: 1 BB: 0 P: 13	R: 1 H: 2 E: 0 K: 2 S: 12	H: 2 LOB: 1 BB: 0 P: 17	R: 0 H: 0 E: 0 K: 2 S: 11	H: 0 LOB: 0 BB: 0 P: 16	1B: 7 2B: 1 3B: 0 HR: 0	SF: 0 SAC: 0 DP: 1 HBP: 0	WP: 0 PB: 0 SB: 1 CS: 0	PA: 36
<b>PITCHER</b>	IP WLS BF H R ER SO BB IBB HBP BLK WP HR S P ERA WHIP	IP WLS BF H R ER SO BB IBB HBP BLK WP HR S P ERA WHIP	IP WLS BF H R ER SO BB IBB HBP BLK WP HR S P ERA WHIP	IP WLS BF H R ER SO BB IBB HBP BLK WP HR S P ERA WHIP	IP WLS BF H R ER SO BB IBB HBP BLK WP HR S P ERA WHIP	IP WLS BF H R ER SO BB IBB HBP BLK WP HR S P ERA WHIP	IP WLS BF H R ER SO BB IBB HBP BLK WP HR S P ERA WHIP	IP WLS BF H R ER SO BB IBB HBP BLK WP HR S P ERA WHIP	IP WLS BF H R ER SO BB IBB HBP BLK WP HR S P ERA WHIP	IP WLS BF H R ER SO BB IBB HBP BLK WP HR S P ERA WHIP	IP WLS BF H R ER SO BB IBB HBP BLK WP HR S P ERA WHIP	IP WLS BF H R ER SO BB IBB HBP BLK WP HR S P ERA WHIP	IP WLS BF H R ER SO BB IBB HBP BLK WP HR S P ERA WHIP	IP WLS BF H R ER SO BB IBB HBP BLK WP HR S P ERA WHIP	IP WLS BF H R ER SO BB IBB HBP BLK WP HR S P ERA WHIP	IP WLS BF H R ER SO BB IBB HBP BLK WP HR S P ERA WHIP	IP WLS BF H R ER SO BB IBB HBP BLK WP HR S P ERA WHIP	IP WLS BF H R ER SO BB IBB HBP BLK WP HR S P ERA WHIP	IP WLS BF H R ER SO BB IBB HBP BLK WP HR S P ERA WHIP	IP WLS BF H R ER SO BB IBB HBP BLK WP HR S P ERA WHIP

Toronto Blue Jays @ Atlanta Braves  
SunTrust Park, Atlanta, GA  
Tue Jul 10 2018, 7:38 PM - 10:36 PM EDT  
Att: 31,747 - Partly Cloudy - 90 F

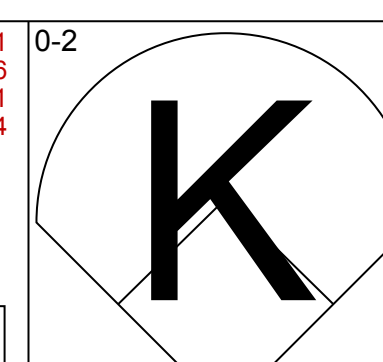
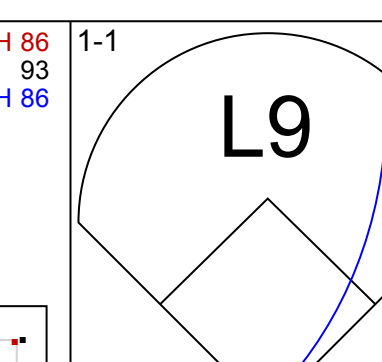
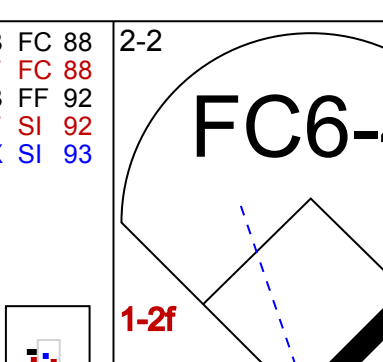
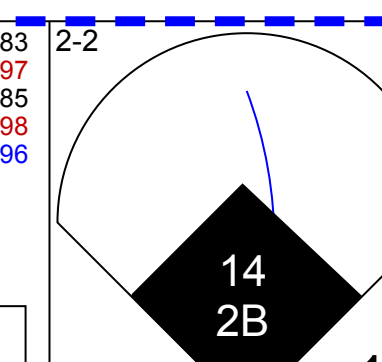
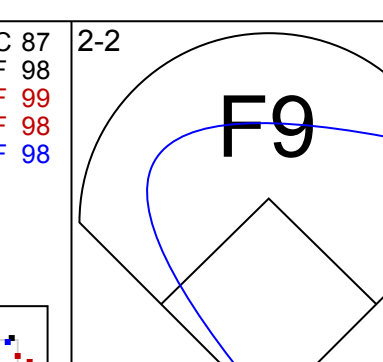
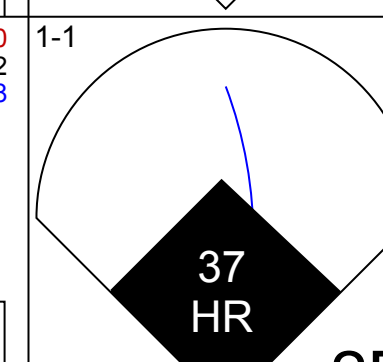
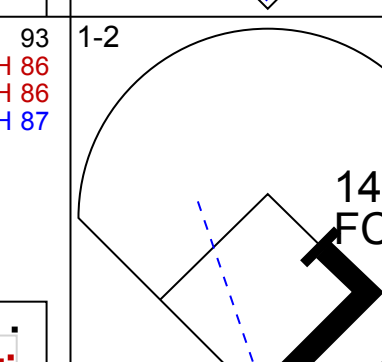

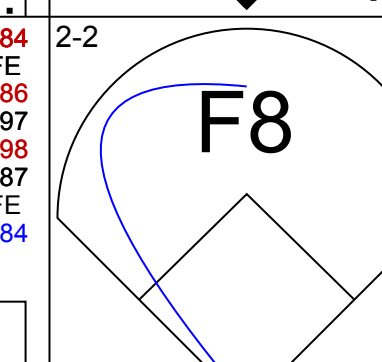
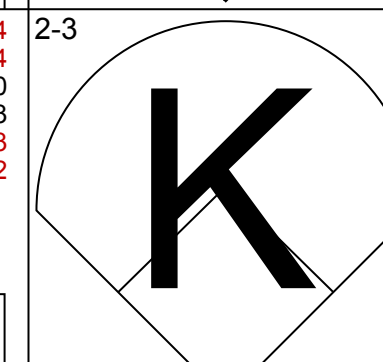
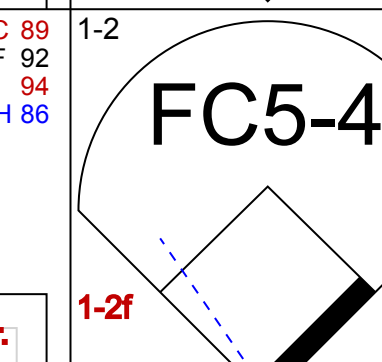

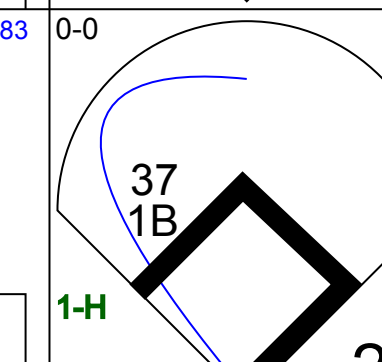
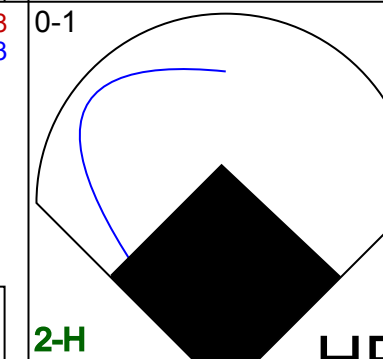
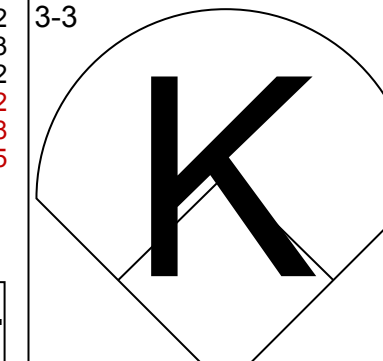

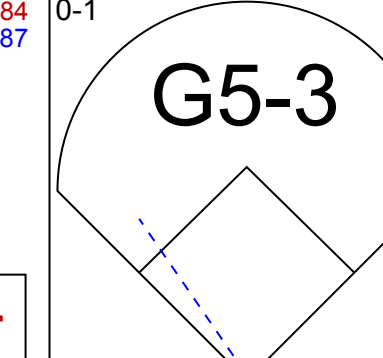

AB	34
R	2
H	8
RBI	2
BB	2
SO	9
LOB	14

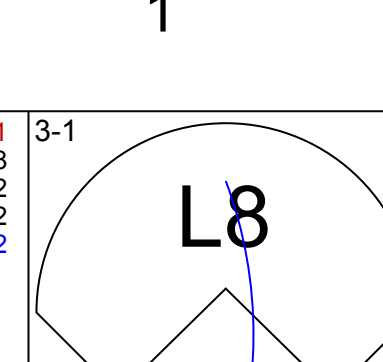
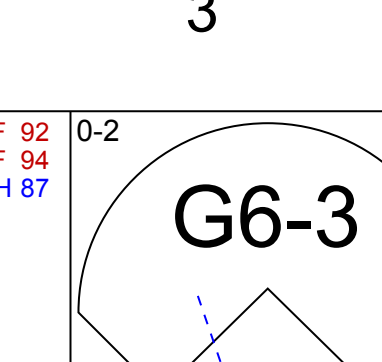
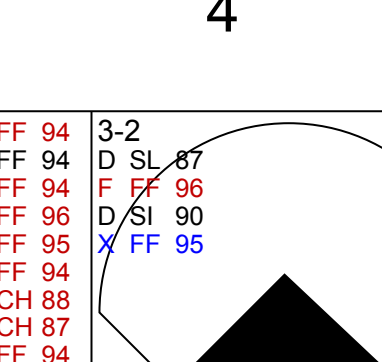
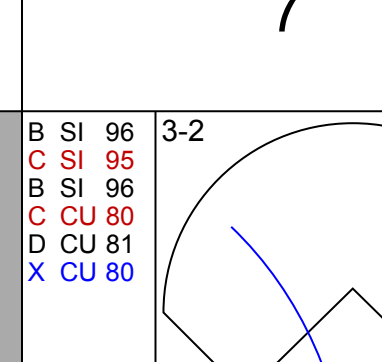
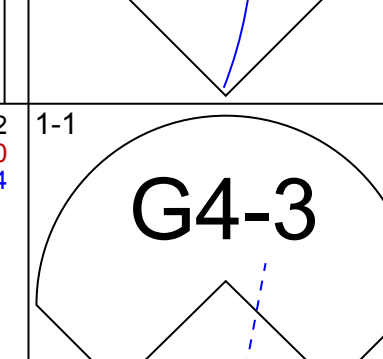
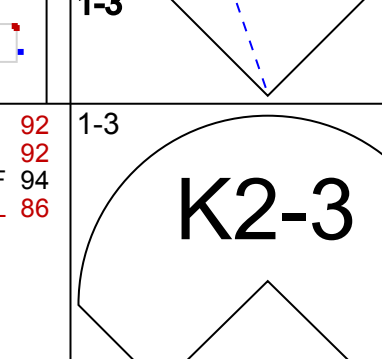
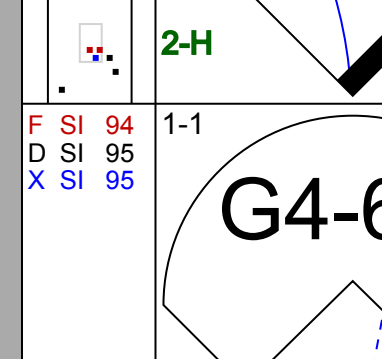
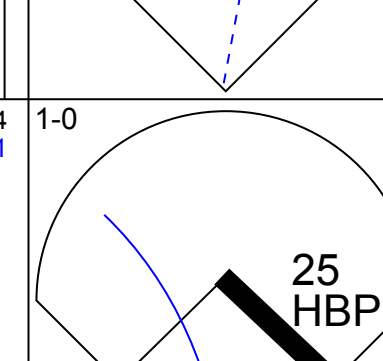
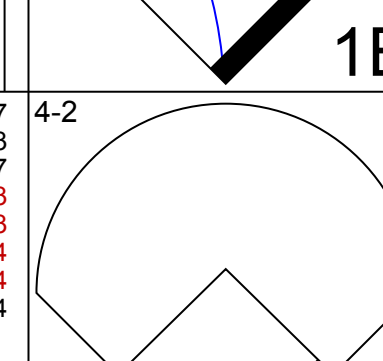
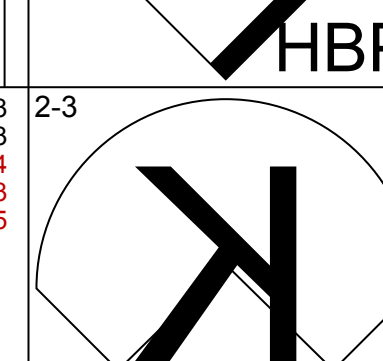
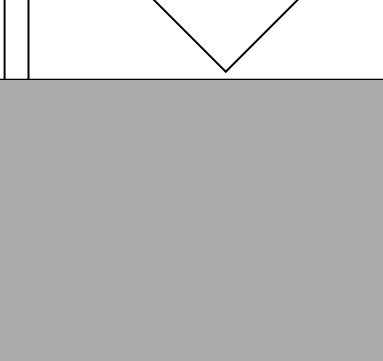








Batter	1	2	3	4	5	6	7	8	9	AB	R	H	RBI	BB	SO	LOB	TOP										
15 Randal Grichuk, R OBP: 0.267, SLG: 0.426										5	1	1	0	0	1	2	<b>Toronto Blue Jays @ Boston Red Sox</b> Fenway Park, Boston, MA Thu Jul 12 2018, 7:12 PM - 10:30 PM EDT Att: 37,182 - Clear - 69 F										
13 Lourdes Gurriel Jr., R OBP: 0.262, SLG: 0.399										4	1	2	0	0	0	1											
14 Justin Smoak, S OBP: 0.307, SLG: 0.468										4	0	1	1	0	1	2											
18 Curtis Granderson, L OBP: 0.349, SLG: 0.440										0	0	0	0	0	0	0											
37 Teoscar Hernández, R OBP: 0.307, SLG: 0.508										4	1	2	2	0	1	0											
21 Luke Maile, R OBP: 0.322, SLG: 0.371										0	0	0	0	0	0	0											
8 Kendrys Morales, S OBP: 0.306, SLG: 0.436										4	1	1	1	0	2	2											
55 Russell Martin, R OBP: 0.320, SLG: 0.280										4	0	0	0	0	2	2											
11 Kevin Pillar, R OBP: 0.272, SLG: 0.396										4	0	0	0	0	1	0											
29 Devon Travis, R OBP: 0.297, SLG: 0.401										4	0	4	0	0	0	0											
1 Aledmys Díaz, R OBP: 0.281, SLG: 0.401										2	0	0	0	0	2	1											
26 Yanervis Solarte, S OBP: 0.354, SLG: 0.455										2	0	0	0	0	0	2											
<b>Inning Stats</b>	R: 2 H: 2 E: 0 K: 3 S: 15	H: 2 LOB: 0 BB: 0 P: 21	R: 0 H: 0 E: 0 K: 1 S: 8	H: 1 LOB: 1 BB: 0 P: 10	R: 0 H: 1 E: 0 K: 1 S: 11	H: 1 LOB: 1 BB: 0 P: 14	R: 0 H: 0 E: 0 K: 1 S: 8	H: 0 LOB: 0 BB: 0 P: 12	R: 0 H: 1 E: 0 K: 1 S: 14	H: 1 LOB: 1 BB: 0 P: 19	R: 0 H: 0 E: 0 K: 1 S: 10	H: 0 LOB: 0 BB: 0 P: 14	R: 1 H: 2 E: 0 K: 0 S: 14	H: 2 LOB: 1 BB: 0 P: 21	R: 1 H: 3 E: 0 K: 2 S: 17	H: 3 LOB: 2 BB: 0 P: 27	R: 0 H: 1 E: 0 K: 0 S: 10	H: 1 LOB: 1 BB: 0 P: 15	1B: 7 2B: 2 3B: 0 HR: 2	SF: 0 SAC: 0 DP: 0 HBP: 0	WP: 1 PB: 0 SB: 0 CS: 0	PA: 37					
<b>PITCHER</b>	IP	WLS	BF	H	R	ER	SO	BB	IBB	HBP	BLK	WP	HR	S	P	ERA	WHIP										
24 David Price, L ERA: 4.42	6.2	W	25	6	3	3	8	0	0	0	0	0	2	76	103	4.05	0.900										
44 Brandon Workman, R ERA: 1.75	0.1	H	2	1	0	0	0	0	0	0	0	0	0	4	8	0.00	3.000										
32 Matt Barnes, R ERA: 2.43	1.0	H	6	3	1	1	2	0	0	0	0	0	0	17	27	9.00	3.000										
46 Craig Kimbrel, R ERA: 1.86	1.0	S	4	1	0	0	0	0	0	0	0	1	0	10	15	0.00	1.000										

Batter	1	2	3	4	5	6	7	8	9	AB	R	H	RBI	BB	SO	LOB	BOTTOM										
50 Mookie Betts, R OBP: 0.440, SLG: 0.683										4	1	2	5	0	0	1	<b>Toronto Blue Jays @ Boston Red Sox</b> Fenway Park, Boston, MA Thu Jul 12 2018, 7:12 PM - 10:30 PM EDT Att: 37,182 - Clear - 69 F										
16 Andrew Benintendi, L OBP: 0.360, SLG: 0.517										4	0	0	0	0	2	2											
28 J.D. Martinez, R OBP: 0.392, SLG: 0.644										4	0	1	0	0	2	1											
25 Steve Pearce, R OBP: 0.386, SLG: 0.573										0	0	0	0	0	0	0											
23 Blake Swihart, S OBP: 0.263, SLG: 0.250										3	0	1	0	0	1	0											
18 Mitch Moreland, L OBP: 0.354, SLG: 0.510										0	0	0	0	0	0	0											
2 Xander Bogaerts, R OBP: 0.353, SLG: 0.522										4	1	1	0	0	1	3											
12 Brock Holt, L OBP: 0.359, SLG: 0.379										4	0	0	0	0	2	2											
36 Eduardo Núñez, R OBP: 0.288, SLG: 0.370										4	1	1	0	0	0	1											
3 Sandy León, S OBP: 0.286, SLG: 0.377										3	1	0	1	0	2	2											
19 Jackie Bradley Jr., L OBP: 0.299, SLG: 0.342										2	2	2	0	1	0	0											
<b>Inning Stats</b>	R: 0 H: 1 E: 0 K: 1 S: 12	H: 0 LOB: 2 BB: 0 P: 23	R: 0 H: 0 E: 0 K: 2 S: 11	H: 0 LOB: 0 BB: 0 P: 14	R: 0 H: 1 E: 0 K: 2 S: 11	H: 1 LOB: 1 BB: 0 P: 15	R: 5 H: 3 E: 1 K: 2 S: 35	H: 3 LOB: 0 BB: 1 P: 50	R: 0 H: 0 E: 0 K: 0 S: 6	H: 0 LOB: 0 BB: 0 P: 9	R: 0 H: 0 E: 0 K: 1 S: 6	H: 0 LOB: 0 BB: 0 P: 9	R: 1 H: 2 E: 0 K: 1 S: 10	H: 2 LOB: 0 BB: 0 P: 19	R: 0 H: 1 E: 0 K: 1 S: 17	H: 1 LOB: 1 BB: 0 P: 24	1B: 5 2B: 2 3B: 0 HR: 1	SF: 0 SAC: 0 DP: 1 HBP: 1	WP: 2 PB: 0 SB: 1 CS: 0	PA: 34							
<b>PITCHER</b>	IP	WLS	BF	H	R	ER	SO	BB	IBB	HBP	BLK	WP	HR	S	P	ERA	WHIP										
33 J.A. Happ, L ERA: 4.29	3.2	L	19	5	0	0	6	1	0	0	0	0	1	66	98	0.00	1.636										
31 Joe Blaginski, R ERA: 5.73	2.1		7	0	0	0	2	0	0	0	0	0	0	15	22	0.00	0.000										
77 John Axford, R ERA: 4.15	1.0		4	2	1	1	1	0	0	0	0	1	0	10	19	9.00	2.000										
22 Seunghwan Oh, R ERA: 2.89	1.0		4	1	0	0	1	0	0	0	0	0	0	17	24	0.00	1.000										





Batter	1	2	3	4	5	6	7	8	9	AB	R	H	RBI	BB	SO	LOB	TOP				
18 Curtis Granderson, L OBP: 0.345, SLG: 0.430	F8	K	K		K		L7		FC4-6 HBP	5	0	0	0	0	3	2					
13 Lourdes Gurriel Jr., R OBP: 0.275, SLG: 0.396	G6-3		G5-3					14 PB 26 1B HBP	F7	5	1	2	1	0	0	1					
26 Yanervis Solarte, S 1 Aledmys Diaz, R OBP: 0.314, SLG: 0.401		G6-3		K	G4-3			8 2B 14 1B HBP	FC4-6 14 HR	6	1	2	0	0	1	4					
14 Justin Smoak, S OBP: 0.368, SLG: 0.490	K					F9		8 2B 55 FC4-2 HBP	HR	5	2	3	4	1	1	1					
8 Kendrys Morales, S OBP: 0.314, SLG: 0.439		11 2B 55 BB	11 2B 55 BB			G3-1		55 FC4-2 11 1B	K	3	3	1	1	3	1	1					
55 Russell Martin, R OBP: 0.325, SLG: 0.281		11 2B 27 SF7	11 2B	K				FC4-2 11 1B		3	2	1	0	2	1	4					
11 Kevin Pillar, R OBP: 0.279, SLG: 0.408		27 SF7 13 1B								5	2	4	4	0	1	1					
27 Dwight Smith Jr., L 15 Randal Grichuk, R OBP: 0.265, SLG: 0.424	SF7				FC3-6		F8			3	1	1	3	0	0	3					
29 Devon Travis, R OBP: 0.295, SLG: 0.392			G6-3		K		G6-3	P2		4	0	0	0	1	1	2					
<b>Inning Stats</b>	R: 0 H: 1 E: 0 K: 1 S: 12	H: 1 LOB: 1 BB: 0 P: 18	R: 3 H: 2 E: 0 K: 1 S: 13	H: 2 LOB: 2 BB: 3 P: 26	R: 5 H: 4 E: 0 K: 1 S: 18	H: 4 LOB: 0 BB: 1 P: 30	R: 0 H: 1 E: 0 K: 2 S: 15	H: 1 LOB: 3 BB: 2 P: 30	R: 0 H: 1 E: 0 K: 1 S: 17	H: 0 LOB: 1 BB: 0 P: 25	R: 0 H: 0 E: 0 K: 0 S: 14	H: 0 LOB: 0 BB: 7 P: 7	R: 3 H: 4 E: 0 K: 1 S: 15	H: 4 LOB: 2 BB: 0 P: 22	R: 2 H: 1 E: 0 K: 1 S: 11	H: 1 LOB: 1 BB: 0 P: 23	1B: 8 2B: 3 3B: 0 HR: 3	SF: 1 SAC: 0 DP: 0 HBP: 2	WP: 0 PB: 1 SB: 0 CS: 0	PA: 50	
<b>PITCHER</b>	IP WLS BF H R ER SO BB IBB HBP BLK WP HR S P ERA WHIP	2.0 L 17 7 8 8 2 4 0 0 0 0 2 35 64 36.00 5.500	2.0 9 1 0 0 3 2 0 0 0 0 0 23 40 0.00 1.500	1.0 4 1 0 0 2 0 0 0 0 0 17 25 0.00 1.000	2.0 7 0 0 0 1 1 0 0 0 0 19 28 0.00 0.500	0.0 3 2 3 3 0 0 0 1 0 0 5 8 =	2.0 10 10 3 2 2 2 0 0 0 1 0 0 1 37 9.00 1.500														

Toronto Blue Jays @ Boston Red Sox  
Fenway Park, Boston, MA  
Fri Jul 13 2018, 7:11 PM - 10:52 PM EDT  
Att: 37,018 - Cloudy - 71 F

AB	40
R	13
H	14
RBI	13
BB	7
SO	10
LOB	21



Batter	1	2	3	4	5	6	7	8	9	AB	R	H	RBI	BB	SO	LOB	BOTTOM					
50 Mookie Betts, R OBP: 0.445, SLG: 0.697	28 E	12 1B					L5			4	2	3	2	1	0	0						
12 Brock Holt, L OBP: 0.380, SLG: 0.385	K	2 1B			G6-4-3					5	1	2	1	0	2	4						
28 J.D. Martinez, R OBP: 0.392, SLG: 0.644	FC6 18 PB	F8								5	1	2	0	0	1	2						
2 Xander Bogaerts, R OBP: 0.354, SLG: 0.518	K									4	0	1	1	1	3	3						
18 Mitch Moreland, L OBP: 0.355, SLG: 0.506	G4-3									4	0	1	1	1	0	2						
36 Eduardo Nunez, R OBP: 0.287, SLG: 0.368		G4-3								5	0	1	0	0	0	4						
59 Sam Travis, R OBP: 0.278, SLG: 0.250										4	1	1	0	1	1	3						
3 Sandy León, S OBP: 0.283, SLG: 0.366		E6 19 E 50 3B	K2-3							4	1	0	0	1	2	3						
19 Jackie Bradley Jr., L OBP: 0.297, SLG: 0.339		E8 50 3B	K							5	1	1	1	0	1	5						
<b>Inning Stats</b>	R: 1 H: 1 E: 2 K: 1 S: 12	H: 4 LOB: 2 BB: 2 P: 33	R: 5 H: 4 E: 2 K: 0 S: 20	H: 4 LOB: 2 BB: 2 P: 33	R: 0 H: 1 E: 0 K: 3 S: 13	H: 1 LOB: 2 BB: 1 P: 16	R: 1 H: 2 E: 0 K: 0 S: 14	H: 2 LOB: 3 BB: 2 P: 26	R: 0 H: 2 E: 0 K: 1 S: 11	H: 2 LOB: 1 BB: 0 P: 19	R: 0 H: 0 E: 0 K: 0 S: 5	H: 0 LOB: 0 BB: 0 P: 8	R: 0 H: 0 E: 0 K: 0 S: 6	H: 0 LOB: 0 BB: 0 P: 13	R: 0 H: 1 E: 0 K: 2 S: 12	H: 1 LOB: 1 BB: 0 P: 17	R: 0 H: 1 E: 0 K: 2 S: 10	H: 1 LOB: 1 BB: 0 P: 10	1B: 7 2B: 3 3B: 2 HR: 0	SF: 0 SAC: 0 DP: 1 HBP: 0	WP: 0 PB: 1 SB: 1 CS: 0	PA: 45
<b>PITCHER</b>	IP WLS BF H R ER SO BB IBB HBP BLK WP HR S P ERA WHIP	3.0 W 8 2 0 0 1 1 0 0 0 0 0 21 36 0.00 1.500	2.0 W 8 2 0 0 1 1 0 0 0 0 0 21 36 0.00 1.500	0.1 H 1 0 0 0 0 0 0 0 0 0 1 1 0.00 0.000	1.1 H 4 0 0 0 0 0 0 0 0 0 7 14 0.00 0.000	4.0 H 4 1 0 0 2 0 0 0 0 0 13 21 0.00 1.000	0.1 WLS BF H R ER SO BB IBB HBP BLK WP HR S P ERA WHIP	0.1 1 1 0 0 0 0 0 0 0 0 0 0 2 2 0.00 0.000	1.0 4 1 0 0 2 0 0 0 0 0 0 0 10 10 0.00 1.000													

Toronto Blue Jays @ Boston Red Sox  
Fenway Park, Boston, MA  
Fri Jul 13 2018, 7:11 PM - 10:52 PM EDT  
Att: 37,018 - Cloudy - 71 F

AB	40
R	7
H	12
RBI	6
BB	5
SO	10
LOB	26









Batter	1	2	3	4	5	6	7	8	9	AB	R	H	RBI	BB	SO	LOB	TOP							
15 Randal Grichuk, R OBP: 0.273, SLG: 0.427										4	1	2	0	1	2	0	<b>Toronto Blue Jays @ Boston Red Sox</b> Fenway Park, Boston, MA Sun Jul 15 2018, 1:08 PM - 4:19 PM EDT Att: 36,940 - Cloudy - 78 F							
26 Yanervis Solarte, S OBP: 0.297, SLG: 0.422										5	0	0	0	0	2	4								
37 Teoscar Hernández, R OBP: 0.309, SLG: 0.910										3	1	1	2	1	2	1								
14 Justin Smoak, S OBP: 0.364, SLG: 0.480										4	0	1	0	0	1	1								
8 Kendrys Morales, S OBP: 0.320, SLG: 0.436										3	0	0	0	1	0	1								
55 Russell Martin, R OBP: 0.328, SLG: 0.285										4	0	2	0	0	0	1								
29 Devon Travis, R OBP: 0.294, SLG: 0.389										4	0	1	0	0	2	2								
27 Dwight Smith Jr., L OBP: 0.378, SLG: 0.579										3	0	0	0	1	2	3								
1 Aledmys Díaz, R OBP: 0.277, SLG: 0.393										3	0	1	0	0	0	2								
18 Curtis Granderson, L OBP: 0.342, SLG: 0.429										1	0	0	0	0	0	0								
<b>Inning Stats</b>	R: 0 E: 0 K: 2 S: 12	H: 0 LOB: 1 BB: 1 P: 20	R: 0 E: 0 K: 0 S: 10	H: 0 LOB: 2 BB: 2 P: 21	R: 2 E: 0 K: 0 S: 13	H: 2 LOB: 0 BB: 0 P: 14	R: 0 E: 0 K: 2 S: 10	H: 0 LOB: 0 BB: 0 P: 16	R: 0 E: 0 K: 1 S: 11	H: 1 LOB: 1 BB: 0 P: 14	R: 0 E: 0 K: 0 S: 11	H: 2 LOB: 1 BB: 0 P: 16	R: 0 E: 0 K: 2 S: 17	H: 3 LOB: 3 BB: 0 P: 19	R: 0 E: 0 K: 2 S: 10	H: 0 LOB: 0 BB: 0 P: 14	1B: 6 2B: 1 3B: 0 HR: 1	SF: 0 SAC: 0 DP: 1 HBP: 0	WP: 0 PB: 0 SB: 0 CS: 0	PA: 38				
<b>PITCHER</b>	IP WLS BF H R ER SO BB IBB HBP BLK WP HR S P ERA WHIP	IP WLS BF H R ER SO BB IBB HBP BLK WP HR S P ERA WHIP	IP WLS BF H R ER SO BB IBB HBP BLK WP HR S P ERA WHIP	IP WLS BF H R ER SO BB IBB HBP BLK WP HR S P ERA WHIP	IP WLS BF H R ER SO BB IBB HBP BLK WP HR S P ERA WHIP	IP WLS BF H R ER SO BB IBB HBP BLK WP HR S P ERA WHIP	IP WLS BF H R ER SO BB IBB HBP BLK WP HR S P ERA WHIP	IP WLS BF H R ER SO BB IBB HBP BLK WP HR S P ERA WHIP	IP WLS BF H R ER SO BB IBB HBP BLK WP HR S P ERA WHIP	4.2 2 20 2 2 2 5 4 0 0 0 0 1 52 84 3.86 1.286	1.0 S 3 0 0 0 2 0 0 0 0 0 4 7 0.00 0.000	1.0 S 3 0 0 0 2 0 0 0 0 0 11 14 0.00 1.000	1.0 H 4 1 0 0 1 0 0 0 0 0 11 16 0.00 2.000	1.0 H 6 3 0 0 2 0 0 0 0 0 17 19 0.00 3.000	1.0 S 3 0 0 0 2 0 0 0 0 0 10 14 0.00 0.000	1.0 S 3 0 0 0 2 0 0 0 0 0 10 14 0.00 0.000	0.00 0.000	0.00 0.000	0.00 0.000	0.00 0.000	0.00 0.000	0.00 0.000	0.00 0.000	0.00 0.000

AB	34
R	2
H	8
RBI	2
BB	4
SO	11
LOB	15



Batter	1	2	3	4	5	6	7	8	9	AB	R	H	RBI	BB	SO	LOB	BOTTOM											
50 Mookie Betts, R OBP: 0.448, SLG: 0.691										3	0	0	0	1	1	1	<b>Toronto Blue Jays @ Boston Red Sox</b> Fenway Park, Boston, MA Sun Jul 15 2018, 1:08 PM - 4:19 PM EDT Att: 36,940 - Cloudy - 78 F											
2 Xander Bogaerts, R OBP: 0.383, SLG: 0.535										4	1	1	2	0	1	1												
28 J.D. Martinez, R OBP: 0.393, SLG: 0.644										2	1	0	0	2	1	0												
18 Mitch Moreland, L OBP: 0.353, SLG: 0.500										3	1	0	0	1	0	2												
25 Steve Pearce, R OBP: 0.390, SLG: 0.562										2	0	0	0	1	1	2												
12 Brock Holt, L OBP: 0.383, SLG: 0.385										3	0	2	2	1	1	0												
36 Eduardo Núñez, R OBP: 0.283, SLG: 0.361										4	0	0	0	0	0	6												
3 Sandy León, S OBP: 0.283, SLG: 0.369										3	1	2	0	0	0	2												
19 Jackie Bradley Jr., L OBP: 0.297, SLG: 0.345										3	1	1	1	0	0	0												
<b>Inning Stats</b>	R: 2 E: 1 K: 0 S: 20	H: 2 LOB: 2 BB: 1 P: 31	R: 0 E: 0 K: 1 S: 12	H: 1 LOB: 0 BB: 0 P: 20	R: 0 E: 0 K: 1 S: 7	H: 0 LOB: 0 BB: 0 P: 13	R: 0 E: 0 K: 2 S: 10	H: 0 LOB: 0 BB: 0 P: 13	R: 2 E: 0 K: 0 S: 10	H: 2 LOB: 0 BB: 0 P: 18	R: 1 E: 0 K: 0 S: 13	H: 1 LOB: 1 BB: 1 P: 24	R: 0 E: 0 K: 1 S: 14	H: 0 LOB: 1 BB: 1 P: 24	R: 0 E: 0 K: 0 S: 9	H: 0 LOB: 2 BB: 3 P: 24		1B: 3 2B: 2 3B: 0 HR: 1	SF: 0 SAC: 0 DP: 2 HBP: 1	WP: 0 PB: 0 SB: 1 CS: 0	PA: 34							
<b>PITCHER</b>	IP WLS BF H R ER SO BB IBB HBP BLK WP HR S P ERA WHIP	IP WLS BF H R ER SO BB IBB HBP BLK WP HR S P ERA WHIP	IP WLS BF H R ER SO BB IBB HBP BLK WP HR S P ERA WHIP	IP WLS BF H R ER SO BB IBB HBP BLK WP HR S P ERA WHIP	IP WLS BF H R ER SO BB IBB HBP BLK WP HR S P ERA WHIP	IP WLS BF H R ER SO BB IBB HBP BLK WP HR S P ERA WHIP	IP WLS BF H R ER SO BB IBB HBP BLK WP HR S P ERA WHIP	IP WLS BF H R ER SO BB IBB HBP BLK WP HR S P ERA WHIP	IP WLS BF H R ER SO BB IBB HBP BLK WP HR S P ERA WHIP	5.0 L 21 5 4 3 4 1 0 0 0 0 1 59 95 5.40 1.200	0.1 S 1 0 0 0 0 0 0 0 0 0 8 16 - -	0.1 S 1 0 0 0 0 0 0 0 0 0 5 8 0.00 0.000	1.0 H 4 0 0 0 1 1 0 0 0 0 14 24 0.00 1.000	0.2 H 4 0 0 0 0 3 0 0 0 0 6 20 0.00 4.500	0.0 L 3 1 1 1 0 1 0 1 0 0 0 8 16 - -	0.0 L 3 1 1 1 0 1 0 1 0 0 0 5 8 0.00 0.000	0.0 L 3 1 1 1 0 1 0 1 0 0 0 5 8 0.00 0.000	0.0 L 3 1 1 1 0 1 0 1 0 0 0 5 8 0.00 0.000	0.0 L 3 1 1 1 0 1 0 1 0 0 0 5 8 0.00 0.000	0.0 L 3 1 1 1 0 1 0 1 0 0 0 5 8 0.00 0.000	0.0 L 3 1 1 1 0 1 0 1 0 0 0 5 8 0.00 0.000	0.0 L 3 1 1 1 0 1 0 1 0 0 0 5 8 0.00 0.000	0.00 0.000	0.00 0.000	0.00 0.000	0.00 0.000	0.00 0.000	0.00 0.000





Batter	1	2	3	4	5	6	7	8	9	10	AB	R	H	RBI	BB	SO	LOB	TOP				
1 Tim Beckham, R OBP: 0.258, SLG: 0.308											4	1	1	2	0	2	0					
6 Jonathan Schoop, R OBP: 0.262, SLG: 0.395											5	1	1	1	0	2	2					
10 Adam Jones, R OBP: 0.301, SLG: 0.421											4	1	1	0	1	2	0					
45 Mark Trumbo, R OBP: 0.308, SLG: 0.446											5	0	1	0	0	0	2					
19 Chris Davis, L OBP: 0.232, SLG: 0.283											5	1	1	2	0	3	2					
2 Danny Valencia, R OBP: 0.306, SLG: 0.414											5	0	1	0	0	2	1					
16 Trey Mancini, R OBP: 0.295, SLG: 0.367											4	1	2	0	0	0	3					
39 Renato Núñez, R OBP: 0.244, SLG: 0.300											4	1	1	0	0	1	1					
36 Caleb Joseph, R OBP: 0.248, SLG: 0.355											4	1	1	1	0	1	2					
<b>Inning Stats</b>	R: 0 E: 0 K: 2 S: 8	H: 0 LOB: 0 BB: 0 P: 12	R: 0 E: 0 K: 1 S: 8	H: 0 LOB: 0 BB: 0 P: 9	R: 0 E: 1 K: 0 S: 10	H: 1 LOB: 2 BB: 1 P: 12	R: 0 E: 0 K: 0 S: 8	H: 1 LOB: 2 BB: 1 P: 14	R: 2 E: 0 K: 3 S: 12	H: 2 LOB: 0 BB: 0 P: 19	R: 0 E: 0 K: 1 S: 6	H: 0 LOB: 0 BB: 0 P: 10	R: 2 E: 0 K: 1 S: 11	H: 2 LOB: 0 BB: 0 P: 17	R: 3 E: 1 K: 2 S: 19	H: 3 LOB: 0 BB: 0 P: 26	R: 0 E: 0 K: 2 S: 8	H: 0 LOB: 0 BB: 0 P: 9	1B: 4 2B: 2 3B: 0 HR: 4	SF: 0 SAC: 0 DP: 0 HBP: 1	WP: 1 PB: 0 SB: 0 CS: 0	PA: 42
<b>PITCHER</b>	IP WLS BF H R ER SO BB IBB HBP BLK WP HR S P ERA WHIP																					
43 Sam Gaviglio, R ERA: 4.59	7.2	0	32	7	4	4	8	1	0	0	0	0	0	0	0	0	0	0	4.70	1.043		
22 Seunghwan Oh, R ERA: 2.8	0.1	H	1	0	0	0	1	0	0	0	0	0	0	0	0	0	0	0	0.00	0.000		
36 Tyler Clippard, R ERA: 3.69	0.2	B	5	3	3	3	1	0	0	0	0	1	2	16	22	40.50	4.500					
52 Ryan Tepera, R ERA: 2.86	0.1	1	0	0	0	0	1	0	0	0	0	0	0	3	4	0.00	0.000					
77 John Axford, R ERA: 3.94	1.0	W	3	0	0	0	2	0	0	0	0	0	0	8	9	0.00	0.000					

Baltimore Orioles @ Toronto Blue Jays  
Rogers Centre, Toronto, ON  
Fri Jul 20 2018, 7:10 PM - 10:09 PM EDT  
Att: 31,115 - Partly Cloudy - 78 F

AB 40  
R 7  
H 10  
RBI 6  
BB 1  
SO 13  
LOB 13



Batter	1	2	3	4	5	6	7	8	9	10	AB	R	H	RBI	BB	SO	LOB	BOTTOM						
18 Curtis Granderson, L OBP: 0.347, SLG: 0.432											4	1	2	1	1	0	0							
37 Teoscar Hernández, R OBP: 0.303, SLG: 0.503											4	0	0	1	0	3	3							
14 Justin Smoak, S OBP: 0.362, SLG: 0.479											5	0	1	1	0	1	3							
26 Yangervis Solarte, S OBP: 0.296, SLG: 0.417											4	0	0	0	0	1	2							
8 Kendrys Morales, S OBP: 0.314, SLG: 0.427											5	0	0	0	0	2	1							
55 Russell Martin, R OBP: 0.326, SLG: 0.297											5	2	1	1	0	1	1							
15 Randal Grichuk, R OBP: 0.276, SLG: 0.438											4	1	1	1	1	0	0							
1 Aledmys Díaz, R OBP: 0.287, SLG: 0.419											5	2	4	2	0	0	0							
29 Devon Travis, R OBP: 0.288, SLG: 0.399											3	2	1	1	1	0	1							
<b>Inning Stats</b>	R: 0 E: 0 K: 1 S: 9	H: 0 LOB: 0 BB: 0 P: 13	R: 0 E: 0 K: 1 S: 9	H: 0 LOB: 0 BB: 0 P: 13	R: 1 E: 0 K: 0 S: 9	H: 1 LOB: 0 BB: 0 P: 13	R: 0 E: 0 K: 1 S: 10	H: 0 LOB: 1 BB: 0 P: 15	R: 4 E: 0 K: 0 S: 16	H: 4 LOB: 1 BB: 1 P: 25	R: 0 E: 1 K: 1 S: 11	H: 0 LOB: 0 BB: 0 P: 18	R: 2 E: 0 K: 1 S: 16	H: 3 LOB: 1 BB: 0 P: 24	R: 0 E: 0 K: 0 S: 7	H: 0 LOB: 0 BB: 0 P: 12	R: 0 E: 0 K: 2 S: 8	H: 1 LOB: 2 BB: 1 P: 13	R: 1 E: 1 K: 1 S: 11	H: 1 LOB: 2 BB: 1 P: 22	1B: 3 2B: 4 3B: 1 HR: 3	SF: 1 SAC: 0 DP: 1 HBP: 1	WP: 0 PB: 0 SB: 1 CS: 1	PA: 44
<b>PITCHER</b>	IP WLS BF H R ER SO BB IBB HBP BLK WP HR S P ERA WHIP																							
37 Dylan Bundy, R ERA: 4.57	5.0	0	22	5	5	5	3	1	0	0	0	0	0	0	0	0	0	9.00	1.200					
59 Jhan Maríñez, R ERA: 2.7	1.0	3	0	0	0	0	1	0	0	0	0	0	0	11	18	0.00	0.000							
60 Mychal Givens, R ERA: 4.56	1.0	6	3	2	2	1	0	0	0	0	0	0	0	16	24	18.00	3.000							
35 Brad Brach, R ERA: 4.34	1.0	3	0	0	0	0	0	0	0	0	0	0	0	7	12	0.00	0.000							
50 Miguel Castro, R ERA: 3.49	0.2	4	1	0	0	0	1	0	1	0	0	0	0	5	8	0.00	1.500							

Baltimore Orioles @ Toronto Blue Jays  
Rogers Centre, Toronto, ON  
Fri Jul 20 2018, 7:10 PM - 10:09 PM EDT  
Att: 31,115 - Partly Cloudy - 78 F

AB 39  
R 8  
H 10  
RBI 8  
BB 3  
SO 8  
LOB 11





Batter	1	2	3	4	5	6	7	8	9	AB	R	H	RBI	BB	SO	LOB	TOP							
1 Tim Beckham, R OBP: 0.263, SLG: 0.312										4	1	2	0	0	0	1	<p><b>Baltimore Orioles @ Toronto Blue Jays</b> Rogers Centre, Toronto, ON Sat Jul 21 2018, 1:10 PM - 3:39 PM EDT Att: 35,912 - Sunny - 75 F</p>							
6 Jonathan Schoop, R OBP: 0.282, SLG: 0.394										4	0	1	0	0	1	2								
10 Adam Jones, R OBP: 0.303, SLG: 0.425										4	0	2	1	0	0	0								
45 Mark Trumbo, R OBP: 0.307, SLG: 0.440										3	0	0	0	1	1	2								
19 Chris Davis, L OBP: 0.232, SLG: 0.280										3	0	0	0	0	2	1								
16 Trey Mancini, R OBP: 0.291, SLG: 0.363										4	0	0	0	0	2	3								
39 Renato Núñez, R OBP: 0.229, SLG: 0.279										3	0	0	0	0	1	2								
23 Joey Rickard, R OBP: 0.272, SLG: 0.365										3	0	0	0	0	2	0								
61 Austin Wynns, R OBP: 0.207, SLG: 0.286										2	0	0	0	1	0	0								
<b>Inning Stats</b>	R: 1 E: 0 K: 0 S: 9	H: 3 LOB: 0 BB: 0 P: 12	R: 0 E: 0 K: 1 S: 7	H: 0 LOB: 0 BB: 0 P: 9	R: 0 E: 0 K: 1 S: 9	H: 0 LOB: 1 BB: 1 P: 16	R: 0 E: 0 K: 2 S: 12	H: 1 LOB: 2 BB: 0 P: 19	R: 0 E: 0 K: 1 S: 14	H: 1 LOB: 1 BB: 0 P: 20	R: 0 E: 0 K: 0 S: 10	H: 0 LOB: 1 BB: 1 P: 17	R: 0 E: 0 K: 2 S: 10	H: 0 LOB: 0 BB: 0 P: 14	R: 0 E: 0 K: 0 S: 6	H: 0 LOB: 0 BB: 0 P: 10	R: 0 E: 0 K: 2 S: 7	H: 0 LOB: 0 BB: 0 P: 12	1B: 4 2B: 1 3B: 0 HR: 0	SF: 0 SAC: 0 DP: 1 HBP: 1	WP: 0 PB: 1 SB: 0 CS: 0	PA: 33		
<b>PITCHER</b>	IP WLS BF H R ER SO BB IBB HBP BLK WP HR S P ERA WHIP	7.0 W 27 5 1 1 7 2 0 1 0 0 0 0 6 10 1.29 1.000	1.0 H 3 0 0 0 0 0 0 0 0 0 0 0 6 10 0.00 0.000	1.0 S 3 0 0 0 2 0 0 0 0 0 0 0 7 12 0.00 0.000																				

Batter	1	2	3	4	5	6	7	8	9	AB	R	H	RBI	BB	SO	LOB	BOTTOM						
18 Curtis Granderson, L OBP: 0.342, SLG: 0.424										4	0	0	0	0	2	0	<p><b>Baltimore Orioles @ Toronto Blue Jays</b> Rogers Centre, Toronto, ON Sat Jul 21 2018, 1:10 PM - 3:39 PM EDT Att: 35,912 - Sunny - 75 F</p>						
37 Teoscar Hernández, R OBP: 0.303, SLG: 0.503										4	1	1	0	0	2	0							
14 Justin Smoak, S OBP: 0.363, SLG: 0.476										2	1	0	0	2	0	1							
26 Yangervis Solarte, S OBP: 0.293, SLG: 0.413										4	1	0	0	0	1	2							
15 Randal Grichuk, R OBP: 0.275, SLG: 0.440										4	1	1	1	0	1	0							
8 Kendrys Morales, S OBP: 0.318, SLG: 0.426										4	1	1	1	0	1	0							
1 Aledmys Díaz, R OBP: 0.292, SLG: 0.422										3	0	2	0	0	2								
21 Luke Maile, R OBP: 0.327, SLG: 0.370										3	0	2	1	0	0	2							
29 Devon Travis, R OBP: 0.294, SLG: 0.393										3	0	0	0	0	1	1							
<b>Inning Stats</b>	R: 0 E: 0 K: 1 S: 6	H: 0 LOB: 0 BB: 0 P: 8	R: 0 E: 0 K: 1 S: 11	H: 1 LOB: 2 BB: 1 P: 21	R: 0 E: 0 K: 1 S: 8	H: 0 LOB: 0 BB: 0 P: 13	R: 3 E: 0 K: 0 S: 20	H: 2 LOB: 1 BB: 2 P: 34	R: 1 E: 0 K: 1 S: 9	H: 1 LOB: 0 BB: 0 P: 12	R: 0 E: 0 K: 0 S: 15	H: 2 LOB: 2 BB: 0 P: 18	R: 0 E: 0 K: 3 S: 9	H: 0 LOB: 0 BB: 0 P: 12	R: 0 E: 0 K: 0 S: 6	H: 0 LOB: 0 BB: 1 P: 13	1B: 4 2B: 2 3B: 0 HR: 0	SF: 0 SAC: 0 DP: 2 HBP: 0	WP: 0 PB: 0 SB: 0 CS: 0	PA: 32			
<b>PITCHER</b>	IP WLS BF H R ER SO BB IBB HBP BLK WP HR S P ERA WHIP	5.0 L 22 4 4 1 4 3 0 0 0 0 0 0 15 18 1.80 1.400	1.0 4 2 0 0 0 0 0 0 0 0 0 0 9 12 0.00 2.000	1.0 3 0 0 0 3 0 0 0 0 0 0 0 6 13 0.00 1.000																			

AB 30  
R 1  
H 5  
RBI 1  
BB 2  
SO 9  
LOB 11



WP: 0  
PB: 1  
SB: 0  
CS: 0

AB 28  
R 4  
H 6  
RBI 2  
BB 4  
SO 7  
LOB 8













Batter	1	2	3	4	5	6	7	8	9	AB	R	H	RBI	BB	SO	LOB	TOP							
7 Joe Mauer, L (1, 3) OBP: 0.366, SLG: 0.371	G4-3			G4-3		E7 20 G4-3 2 SF8		20 1B 5 HR BB	F7	4	2	0	0	1	0	0								
20 Eddie Rosario, L (1, 7) OBP: 0.348, SLG: 0.521	L9			1B		G4-3		5 HR 1B		4	1	2	0	0	0	1								
2 Brian Dozier, R (1, 4) OBP: 0.306, SLG: 0.410	G4-3			1B		SF8		K		3	0	1	1	0	1	2								
5 Eduardo Escobar, S (1, 5)				P4		36 2B		HR		4	2	2	3	0	1	2								
36 Robbie Grossman, S (1, 10) OBP: 0.332, SLG: 0.369	G6-3			F8		2B		K		4	0	1	1	0	1	2								
26 Max Kepler, L (1, 8) OBP: 0.313, SLG: 0.415						2B				4	0	1	0	0	1	1								
45 Taylor Motter, R (1, 9) OBP: 0.237, SLG: 0.235										4	0	1	0	0	0	1								
11 Jorge Polanco, S (1, 6) OBP: 0.338, SLG: 0.362										4	0	1	0	0	0	0								
46 Bobby Wilson, R (1, 2) OBP: 0.224, SLG: 0.264										4	0	0	0	0	1	2								
<b>Inning Stats</b>	R: 0 E: 0 K: 0 S: 8	H: 0 LOB: 0 BB: 0 P: 13	R: 0 E: 0 K: 2 S: 11	H: 0 LOB: 0 BB: 0 P: 14	R: 0 E: 0 K: 0 S: 9	H: 0 LOB: 0 BB: 0 P: 12	R: 0 E: 0 K: 0 S: 10	H: 2 LOB: 2 BB: 0 P: 19	R: 0 E: 0 K: 0 S: 9	H: 2 LOB: 1 BB: 0 P: 11	R: 2 E: 1 K: 0 S: 15	H: 2 LOB: 1 BB: 0 P: 20	R: 0 E: 0 K: 0 S: 5	H: 0 LOB: 0 BB: 0 P: 7	R: 3 E: 0 K: 2 S: 19	H: 3 LOB: 1 BB: 1 P: 38	R: 0 E: 0 K: 1 S: 9	H: 0 LOB: 0 BB: 0 P: 14	1B: 6 2B: 2 3B: 0 HR: 1	SF: 1 SAC: 0 DP: 1 HBP: 0	WP: 0 PB: 0 SB: 2 CS: 0	PA: 37		
<b>PITCHER</b>	IP WLS BF H R ER SO BB IBB HBP BLK WP HR S P ERA WHIP	IP WLS BF H R ER SO BB IBB HBP BLK WP HR S P ERA WHIP	IP WLS BF H R ER SO BB IBB HBP BLK WP HR S P ERA WHIP	IP WLS BF H R ER SO BB IBB HBP BLK WP HR S P ERA WHIP	IP WLS BF H R ER SO BB IBB HBP BLK WP HR S P ERA WHIP	IP WLS BF H R ER SO BB IBB HBP BLK WP HR S P ERA WHIP	IP WLS BF H R ER SO BB IBB HBP BLK WP HR S P ERA WHIP	IP WLS BF H R ER SO BB IBB HBP BLK WP HR S P ERA WHIP	IP WLS BF H R ER SO BB IBB HBP BLK WP HR S P ERA WHIP	IP WLS BF H R ER SO BB IBB HBP BLK WP HR S P ERA WHIP	IP WLS BF H R ER SO BB IBB HBP BLK WP HR S P ERA WHIP	IP WLS BF H R ER SO BB IBB HBP BLK WP HR S P ERA WHIP	IP WLS BF H R ER SO BB IBB HBP BLK WP HR S P ERA WHIP	IP WLS BF H R ER SO BB IBB HBP BLK WP HR S P ERA WHIP	IP WLS BF H R ER SO BB IBB HBP BLK WP HR S P ERA WHIP	IP WLS BF H R ER SO BB IBB HBP BLK WP HR S P ERA WHIP	IP WLS BF H R ER SO BB IBB HBP BLK WP HR S P ERA WHIP	IP WLS BF H R ER SO BB IBB HBP BLK WP HR S P ERA WHIP	IP WLS BF H R ER SO BB IBB HBP BLK WP HR S P ERA WHIP	IP WLS BF H R ER SO BB IBB HBP BLK WP HR S P ERA WHIP	IP WLS BF H R ER SO BB IBB HBP BLK WP HR S P ERA WHIP	IP WLS BF H R ER SO BB IBB HBP BLK WP HR S P ERA WHIP	IP WLS BF H R ER SO BB IBB HBP BLK WP HR S P ERA WHIP	IP WLS BF H R ER SO BB IBB HBP BLK WP HR S P ERA WHIP

Minnesota Twins @ Toronto Blue Jays  
Rogers Centre, Toronto, ON  
Tue Jul 24 2018, 7:10 PM - 9:38 PM EDT  
Att: 31,933 - Roof Closed - 68 F

AB 35  
R 5  
H 9  
RBI 5  
BB 1  
SO 5  
LOB 11



Batter	1	2	3	4	5	6	7	8	9	AB	R	H	RBI	BB	SO	LOB	BOTTOM								
18 Curtis Granderson, L (1, 9) OBP: 0.332, SLG: 0.410	P6					G3		G4-5-3		4	0	0	0	0	1	1									
13 Lourdes Gurriel Jr., R (1, 6) OBP: 0.317, SLG: 0.443	K					1B		F9		4	0	2	0	0	1	0									
14 Justin Smoak, S (1, 3) OBP: 0.362, SLG: 0.472	F8					L9		G6-3		4	0	0	0	0	1	2									
37 Teoscar Hernández, R (1, 7) OBP: 0.333, SLG: 0.494						K		G1-4-3		4	0	0	0	0	2	1									
26 Yangervis Solarte, S (1, 5) OBP: 0.294, SLG: 0.424						K		K		3	0	1	0	0	2	0									
8 Kendrys Morales, S (1, 10) OBP: 0.329, SLG: 0.429						K		G6-3		2	0	1	0	1	0	0									
55 Russell Martin, R (1, 2) OBP: 0.317, SLG: 0.288						FC6-4		K		3	0	0	0	0	2	3									
15 Randal Grichuk, R (1, 8) OBP: 0.274, SLG: 0.445						FC6-4		K		3	0	0	0	0	2	2									
29 Devon Travis, R (1, 4) OBP: 0.297, SLG: 0.392						F8		K		3	0	1	0	0	0	0									
<b>Inning Stats</b>	R: 0 E: 0 K: 1 S: 9	H: 0 LOB: 0 BB: 0 P: 13	R: 0 E: 0 K: 2 S: 13	H: 2 LOB: 0 BB: 0 P: 20	R: 0 E: 0 K: 1 S: 9	H: 1 LOB: 0 BB: 0 P: 16	R: 0 E: 0 K: 2 S: 9	H: 0 LOB: 1 BB: 1 P: 17	R: 0 E: 0 K: 0 S: 5	H: 0 LOB: 0 BB: 0 P: 9	R: 0 E: 0 K: 1 S: 8	H: 1 LOB: 0 BB: 0 P: 13	R: 0 E: 0 K: 2 S: 12	H: 0 LOB: 0 BB: 0 P: 14	R: 0 E: 0 K: 1 S: 9	H: 1 LOB: 0 BB: 0 P: 12	R: 0 E: 0 K: 1 S: 7	H: 0 LOB: 0 BB: 0 P: 9	1B: 4 2B: 1 3B: 0 HR: 0	SF: 0 SAC: 0 DP: 2 HBP: 0	WP: 0 PB: 0 SB: 0 CS: 0	PA: 31			
<b>PITCHER</b>	IP WLS BF H R ER SO BB IBB HBP BLK WP HR S P ERA WHIP	IP WLS BF H R ER SO BB IBB HBP BLK WP HR S P ERA WHIP	IP WLS BF H R ER SO BB IBB HBP BLK WP HR S P ERA WHIP	IP WLS BF H R ER SO BB IBB HBP BLK WP HR S P ERA WHIP	IP WLS BF H R ER SO BB IBB HBP BLK WP HR S P ERA WHIP	IP WLS BF H R ER SO BB IBB HBP BLK WP HR S P ERA WHIP	IP WLS BF H R ER SO BB IBB HBP BLK WP HR S P ERA WHIP	IP WLS BF H R ER SO BB IBB HBP BLK WP HR S P ERA WHIP	IP WLS BF H R ER SO BB IBB HBP BLK WP HR S P ERA WHIP	IP WLS BF H R ER SO BB IBB HBP BLK WP HR S P ERA WHIP	IP WLS BF H R ER SO BB IBB HBP BLK WP HR S P ERA WHIP	IP WLS BF H R ER SO BB IBB HBP BLK WP HR S P ERA WHIP	IP WLS BF H R ER SO BB IBB HBP BLK WP HR S P ERA WHIP	IP WLS BF H R ER SO BB IBB HBP BLK WP HR S P ERA WHIP	IP WLS BF H R ER SO BB IBB HBP BLK WP HR S P ERA WHIP	IP WLS BF H R ER SO BB IBB HBP BLK WP HR S P ERA WHIP	IP WLS BF H R ER SO BB IBB HBP BLK WP HR S P ERA WHIP	IP WLS BF H R ER SO BB IBB HBP BLK WP HR S P ERA WHIP	IP WLS BF H R ER SO BB IBB HBP BLK WP HR S P ERA WHIP	IP WLS BF H R ER SO BB IBB HBP BLK WP HR S P ERA WHIP	IP WLS BF H R ER SO BB IBB HBP BLK WP HR S P ERA WHIP	IP WLS BF H R ER SO BB IBB HBP BLK WP HR S P ERA WHIP	IP WLS BF H R ER SO BB IBB HBP BLK WP HR S P ERA WHIP	IP WLS BF H R ER SO BB IBB HBP BLK WP HR S P ERA WHIP	IP WLS BF H R ER SO BB IBB HBP BLK WP HR S P ERA WHIP

Minnesota Twins @ Toronto Blue Jays  
Rogers Centre, Toronto, ON  
Tue Jul 24 2018, 7:10 PM - 9:38 PM EDT  
Att: 31,933 - Roof Closed - 68 F

AB 30  
R 0  
H 5  
RBI 0  
BB 1  
SO 11  
LOB 9





Batter	1	2	3	4	5	6	7	8	9	10	11	AB	R	H	RBI	BB	SO	LOB	TOP				
7 Joe Mauer, L OBP: 0.368, SLG: 0.380	G4-3	2B		G3			F7	2B		K	1B	7	0	3	3	0	1	1					
20 Eddie Rosario, L OBP: 0.352, SLG: 0.521	G4-3	BB			1B		K	F8			G3	6	0	3	0	1	1	2					
5 Eduardo Escobar, S OBP: 0.337, SLG: 0.515	G4-3	K						2B			G1-3	5	0	0	0	2	1	6					
2 Brian Dozier, R OBP: 0.306, SLG: 0.412	K						F8	BB			1B	6	1	2	0	0	2	5					
99 Logan Morrison, L OBP: 0.289, SLG: 0.370		K					G3					4	1	0	0	2	2	3					
11 Jorge Polanco, S OBP: 0.349, SLG: 0.365												5	3	2	0	1	1	1					
26 Max Kepler, L OBP: 0.316, SLG: 0.416												4	3	1	1	1	0	0					
23 Mitch Garver, R OBP: 0.351, SLG: 0.416												6	2	4	5	0	0	1					
60 Jake Cave, L OBP: 0.328, SLG: 0.517												4	1	1	1	0	1	3					
36 Robbie Grossman, R OBP: 0.333, SLG: 0.374												2	1	1	2	0	0	0					
<b>Inning Stats</b>	R: 0 E: 0 K: 1 S: 14	H: 1 LOB: 1 BB: 0 P: 17	R: 3 E: 0 K: 2 S: 19	H: 3 LOB: 2 BB: 2 P: 35	R: 0 E: 0 K: 1 S: 9	H: 0 LOB: 0 BB: 1 P: 17	R: 0 E: 1 K: 0 S: 10	H: 1 LOB: 1 BB: 0 P: 13	R: 0 E: 0 K: 1 S: 14	H: 1 LOB: 2 BB: 1 P: 18	R: 2 E: 0 K: 1 S: 17	H: 4 LOB: 3 BB: 1 P: 26	R: 0 E: 0 K: 1 S: 6	H: 0 LOB: 0 BB: 0 P: 10	R: 0 E: 0 K: 1 S: 6	H: 0 LOB: 0 BB: 0 P: 10	R: 6 E: 0 K: 0 S: 19	H: 5 LOB: 2 BB: 2 P: 41	1B: 9 2B: 7 3B: 0 HR: 1	SF: 0 SAC: 0 DP: 1 HBP: 1	WP: 0 PB: 0 SB: 0 CS: 1	PA: 57	
<b>PITCHER</b>	43 Sam Gavaggio, R ERA: 4.65	62 Aaron Loup, L ERA: 4.76	36 Tyler Clippard, R ERA: 3.54	31 Joe Blagini, R ERA: 6.6	52 Ryan Tepera, R ERA: 2.74	57 Jaime Garcia, L ERA: 5.64	39 Jake Petricka, R ERA: 4.64	71 Luis Santos, R ERA: 5.71															

Minnesota Twins @ Toronto Blue Jays  
Rogers Centre, Toronto, ON  
Wed Jul 25 2018, 4:10 PM - 8:28 PM EDT  
Att: 32,686 - Party Cloudy - 82 F

AB 49  
R 12  
H 17  
RBI 12  
BB 7  
SO 9  
LOB 22



Batter	1	2	3	4	5	6	7	8	9	10	11	AB	R	H	RBI	BB	SO	LOB	BOTTOM					
18 Curtis Granderson, L OBP: 0.332, SLG: 0.408		K										6	1	2	0	0	2	2						
13 Lourdes Gurriel Jr., R OBP: 0.318, SLG: 0.445	K											6	1	2	0	0	2	2						
14 Justin Smoak, S OBP: 0.366, SLG: 0.474												5	0	3	0	1	1	1						
8 Kendrys Morales, S OBP: 0.332, SLG: 0.436												5	1	3	2	0	0	3						
26 Yangervis Solarte, S OBP: 0.291, SLG: 0.419												5	0	0	0	0	0	7						
15 Randal Grichuk, R OBP: 0.280, SLG: 0.457												5	2	3	0	0	0	0						
27 Dwight Smith Jr., L ERA: 3.02												1	0	0	0	0	1	0						
37 Trevor Hernández, R (6, PH) OBP: 0.303, SLG: 0.491												2	1	0	0	1	2	1						
21 Luke Maile, R OBP: 0.327, SLG: 0.367												5	0	3	2	0	1	3						
1 Aledmys Díaz, R OBP: 0.293, SLG: 0.410												4	0	0	2	0	1	4						
<b>Inning Stats</b>	R: 1 E: 0 K: 1 S: 12	H: 2 LOB: 1 BB: 1 P: 17	R: 1 E: 0 K: 1 S: 12	H: 1 LOB: 1 BB: 0 P: 22	R: 0 E: 0 K: 1 S: 14	H: 1 LOB: 1 BB: 1 P: 24	R: 0 E: 0 K: 2 S: 9	H: 1 LOB: 1 BB: 0 P: 13	R: 1 E: 0 K: 0 S: 13	H: 2 LOB: 1 BB: 0 P: 21	R: 0 E: 0 K: 1 S: 9	H: 0 LOB: 0 BB: 0 P: 13	R: 3 E: 0 K: 0 S: 13	H: 3 LOB: 1 BB: 1 P: 20	R: 0 E: 0 K: 0 S: 8	H: 1 LOB: 1 BB: 0 P: 9	R: 0 E: 0 K: 2 S: 12	H: 1 LOB: 0 BB: 0 P: 17	R: 0 E: 0 K: 0 S: 10	H: 2 LOB: 1 BB: 0 P: 15	1B: 12 2B: 6 3B: 0 HR: 0	SF: 2 SAC: 0 DP: 3 HBP: 1	WP: 0 PB: 0 SB: 1 CS: 0	PA: 49
<b>PITCHER</b>	54 Ervin Santana, R ERA: 5.4	32 Zach Duke, L ERA: 3.02	57 Ryan Pressly, R ERA: 3.4	39 Trevor Hernández, R ERA: 3.83	38 Matt Belsie, R ERA: 6.18	56 Fernando Rodney, R ERA: 3.44																		

Minnesota Twins @ Toronto Blue Jays  
Rogers Centre, Toronto, ON  
Wed Jul 25 2018, 4:10 PM - 8:28 PM EDT  
Att: 32,686 - Party Cloudy - 82 F

AB 44  
R 6  
H 16  
RBI 6  
BB 2  
SO 10  
LOB 23





Batter	1	2	3	4	5	6	7	8	9	AB	R	H	RBI	BB	SO	LOB	TOP						
18 Curtis Granderson, L (1.9) OBP: 0.334, SLG: 0.421 10 Brandon Drury, R (8. PH) OBP: 0.239, SLG: 0.269 27 Dwight Smith Jr., L (8.9) OBP: 0.377, SLG: 0.523										2	2	1	2	1	1	0							
13 Lourdes Gurriel Jr., R (1.6) OBP: 0.326, SLG: 0.564										5	2	3	2	0	1	2							
14 Justin Smoak, S (1.3) OBP: 0.367, SLG: 0.476									5	0	2	1	0	1	1								
8 Kendrys Morales, S (1.10) OBP: 0.333, SLG: 0.444										4	1	1	1	1	0	1							
26 Yaneng Solarte, S (1.5) OBP: 0.287, SLG: 0.414										5	0	0	0	0	1	2							
37 Teoscar Hernández, R (1.7) OBP: 0.301, SLG: 0.485										4	1	0	0	1	2	2							
55 Russell Martin, R (1.2) OBP: 0.320, SLG: 0.293										3	2	1	1	1	0	1							
15 Randal Grichuk, R (1.8) OBP: 0.284, SLG: 0.469										3	2	1	2	0	1	1							
29 Devon Travis, R (1.4) OBP: 0.296, SLG: 0.386										3	0	0	0	0	0	0							
<b>Inning Stats</b>	R: 2 H: 3 E: 0 K: 1 S: 11	H: 3 R: 1 ER: 1 LOB: 1 P: 19	R: 3 H: 2 E: 0 K: 1 S: 13	H: 2 R: 0 ER: 0 LOB: 1 P: 30	R: 0 H: 0 E: 1 K: 0 S: 9	H: 0 R: 0 ER: 0 LOB: 0 P: 18	R: 1 H: 1 E: 0 K: 1 S: 9	H: 1 R: 0 ER: 0 LOB: 0 P: 13	R: 4 H: 2 E: 0 K: 0 S: 20	H: 2 R: 0 ER: 0 LOB: 1 P: 35	R: 0 H: 0 E: 0 K: 2 S: 9	H: 0 R: 0 ER: 0 LOB: 0 P: 11	R: 0 H: 0 E: 0 K: 2 S: 9	H: 0 R: 0 ER: 0 LOB: 0 P: 10	R: 0 H: 1 E: 0 K: 1 S: 16	H: 1 R: 0 ER: 0 LOB: 1 P: 25	R: 0 H: 0 E: 0 K: 0 S: 8	H: 0 R: 0 ER: 0 LOB: 0 P: 10	1B: 1 2B: 3 3B: 0 HR: 5	SF: 1 SAC: 0 DP: 1 HBP: 2	WP: 1 PB: 0 SB: 0 CS: 0	PA: 42	
<b>PITCHER</b>	IP: 4.1 WLS: L BF: 24 ERA: 4.57	H: 7 R: 8 ER: 8 LOB: 3	H: 7 R: 8 ER: 8 LOB: 3	H: 8 R: 8 ER: 8 LOB: 3	BB: 4 IBB: 0 HBP: 0 BLK: 0	BB: 4 IBB: 0 HBP: 0 BLK: 0	BB: 4 IBB: 0 HBP: 0 BLK: 0	BB: 4 IBB: 0 HBP: 0 BLK: 0	WP: 0 HR: 5 S: 50 P: 93	ERA: 16.61 WHIP: 2.538	IP: 1.0 WLS: 3 BF: 3 ERA: 0.00	H: 0 R: 0 ER: 0 LOB: 0	H: 0 R: 0 ER: 0 LOB: 0	H: 0 R: 0 ER: 0 LOB: 0	H: 0 R: 0 ER: 0 LOB: 0	H: 0 R: 0 ER: 0 LOB: 0	H: 0 R: 0 ER: 0 LOB: 0	H: 0 R: 0 ER: 0 LOB: 0	WP: 0 HR: 0 S: 8 P: 10	1B: 0 2B: 3 3B: 0 HR: 0	SF: 0 SAC: 0 DP: 1 HBP: 0	WP: 0 PB: 0 SB: 0 CS: 0	ERA: 0.00 WHIP: 0.000

Toronto Blue Jays @ Chicago White Sox  
Guaranteed Rate Field, Chicago, IL  
Fri Jul 27 2018, 7:11 PM - 10:16 PM CDT  
Att: 20,524 - Cloudy - 76 F

AB	35
R	10
H	9
RBI	9
BB	4
SO	8
LOB	10



Batter	1	2	3	4	5	6	7	8	9	AB	R	H	RBI	BB	SO	LOB	BOTTOM						
10 Yoán Moncada, S (1.4) OBP: 0.308, SLG: 0.412										5	0	1	0	0	0	2							
5 Yoimer Sánchez, S (1.5) OBP: 0.305, SLG: 0.386										5	0	0	0	0	0	3							
79 José Abreu, R (1.3) OBP: 0.320, SLG: 0.457										4	0	1	1	0	0	0							
26 Avisail García, R (1.9) OBP: 0.289, SLG: 0.536										4	0	2	0	0	0	2							
18 Daniel Palka, L (1.10) OBP: 0.278, SLG: 0.483										4	1	2	0	0	1	1							
7 Tim Anderson, R (1.6) OBP: 0.295, SLG: 0.409										4	1	1	1	0	2	2							
38 Omar Narváez, L (1.2) OBP: 0.346, SLG: 0.490										4	0	0	0	0	1	2							
30 Nicky Delmonico, L (1.7) OBP: 0.331, SLG: 0.358										4	2	2	1	0	0	0							
15 Adam Engel, R (1.8) OBP: 0.273, SLG: 0.306										3	1	2	2	1	0	0							
<b>Inning Stats</b>	R: 0 H: 0 E: 0 K: 0 S: 6	H: 2 R: 2 ER: 2 LOB: 0 P: 12	R: 1 H: 2 E: 0 K: 0 S: 11	H: 2 R: 0 ER: 0 LOB: 1 P: 22	R: 0 H: 0 E: 0 K: 2 S: 9	H: 0 R: 0 ER: 0 LOB: 0 P: 10	R: 0 H: 1 E: 0 K: 0 S: 16	H: 1 R: 0 ER: 0 LOB: 1 P: 23	R: 1 H: 2 E: 0 K: 1 S: 13	H: 2 R: 0 ER: 0 LOB: 1 P: 18	R: 0 H: 0 E: 0 K: 0 S: 7	H: 0 R: 0 ER: 0 LOB: 0 P: 11	R: 3 H: 4 E: 0 K: 1 S: 17	H: 4 R: 0 ER: 0 LOB: 1 P: 25	1B: 6 2B: 3 3B: 2 HR: 0	SF: 0 SAC: 0 DP: 1 HBP: 0	WP: 1 PB: 0 SB: 0 CS: 0	PA: 38					
<b>PITCHER</b>	IP: 6.2 WLS: W BF: 27 ERA: 5.2	H: 7 R: 2 ER: 2 LOB: 1	H: 7 R: 2 ER: 2 LOB: 1	H: 8 R: 2 ER: 2 LOB: 1	BB: 1 IBB: 0 HBP: 0 BLK: 0	BB: 1 IBB: 0 HBP: 0 BLK: 0	BB: 1 IBB: 0 HBP: 0 BLK: 0	BB: 1 IBB: 0 HBP: 0 BLK: 0	WP: 0 HR: 6 S: 68 P: 106	ERA: 2.70 WHIP: 1.200	IP: 1.1 WLS: 4 BF: 4 ERA: 6.41	H: 0 R: 0 ER: 0 LOB: 0	H: 0 R: 0 ER: 0 LOB: 0	H: 0 R: 0 ER: 0 LOB: 0	H: 0 R: 0 ER: 0 LOB: 0	H: 0 R: 0 ER: 0 LOB: 0	H: 0 R: 0 ER: 0 LOB: 0	H: 0 R: 0 ER: 0 LOB: 0	WP: 0 HR: 0 S: 17 P: 25	1B: 0 2B: 3 3B: 2 HR: 0	SF: 0 SAC: 0 DP: 1 HBP: 0	WP: 0 PB: 0 SB: 0 CS: 0	ERA: 0.00 WHIP: 4.000

Toronto Blue Jays @ Chicago White Sox  
Guaranteed Rate Field, Chicago, IL  
Fri Jul 27 2018, 7:11 PM - 10:16 PM CDT  
Att: 20,524 - Cloudy - 76 F

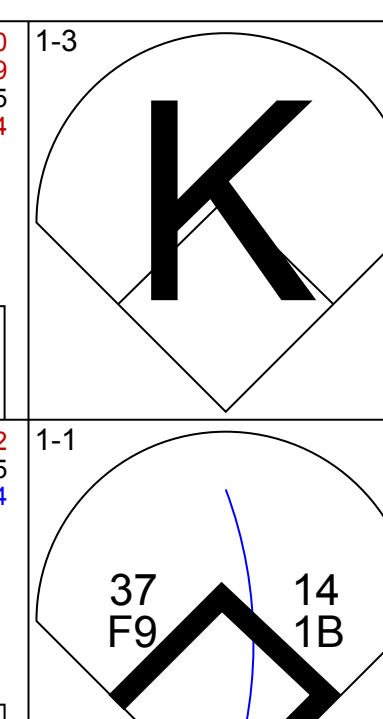
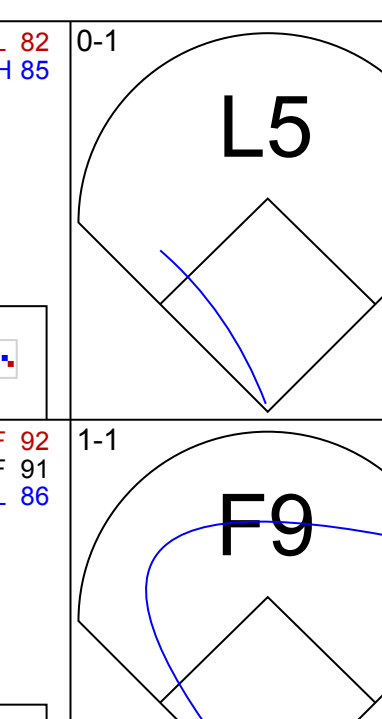
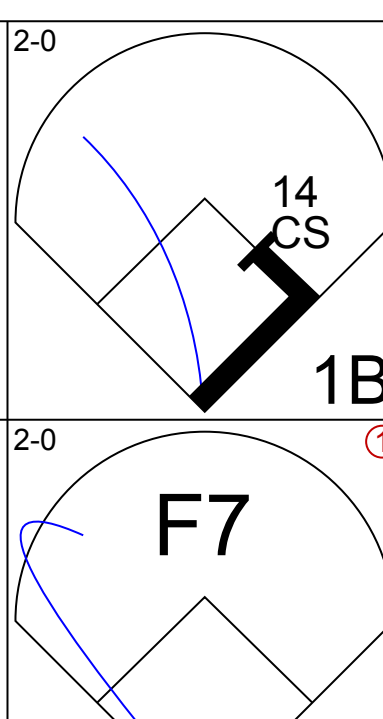
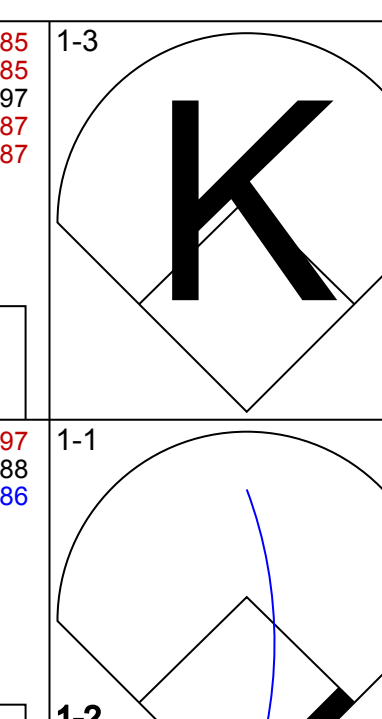
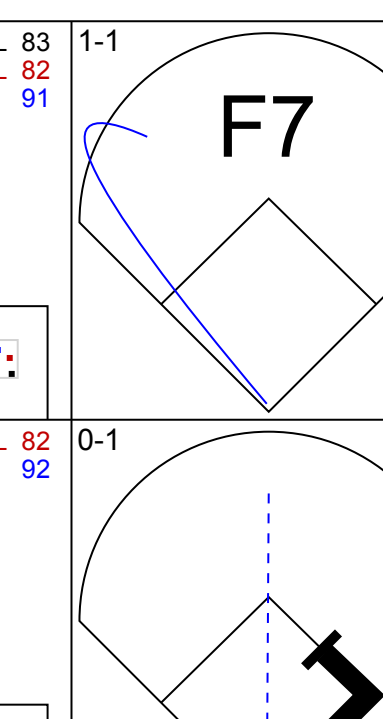
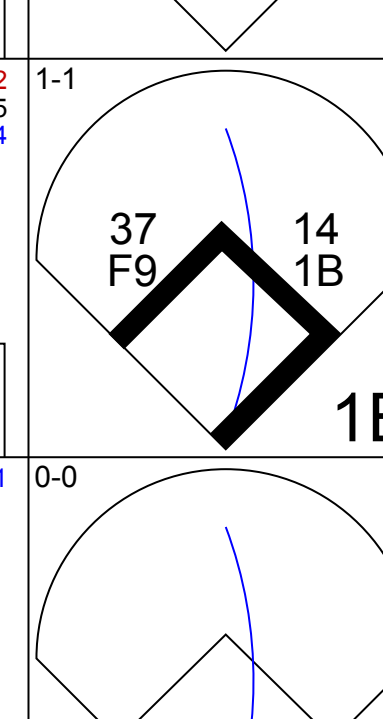
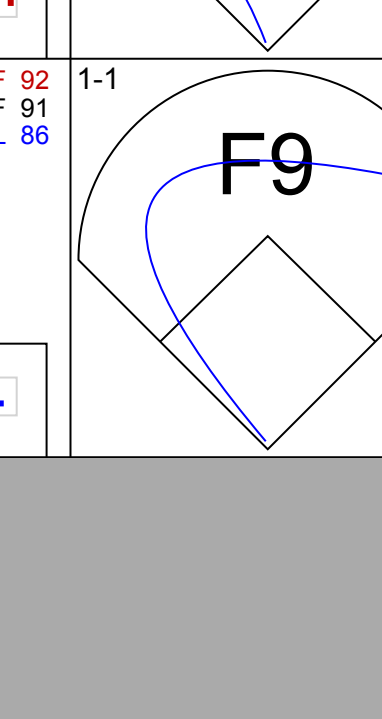
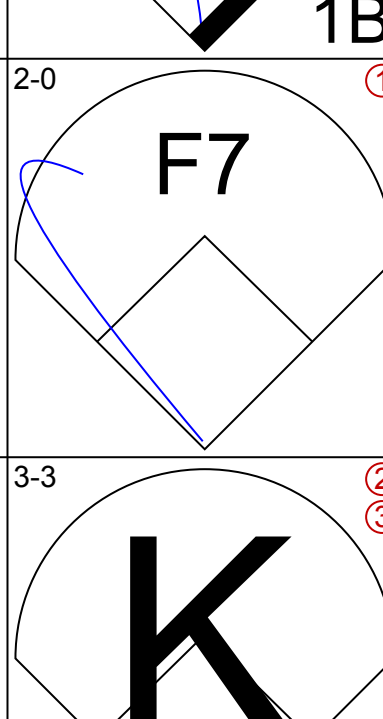
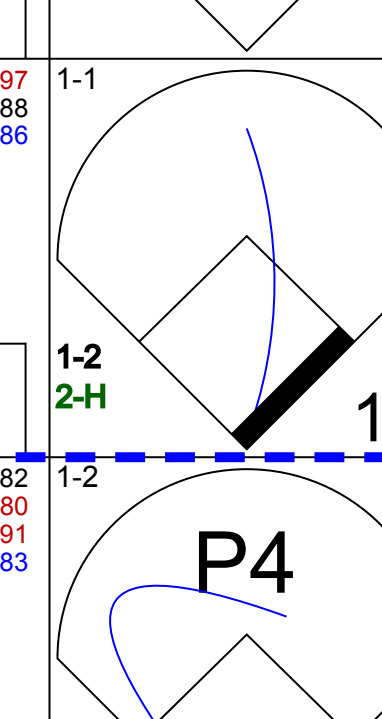
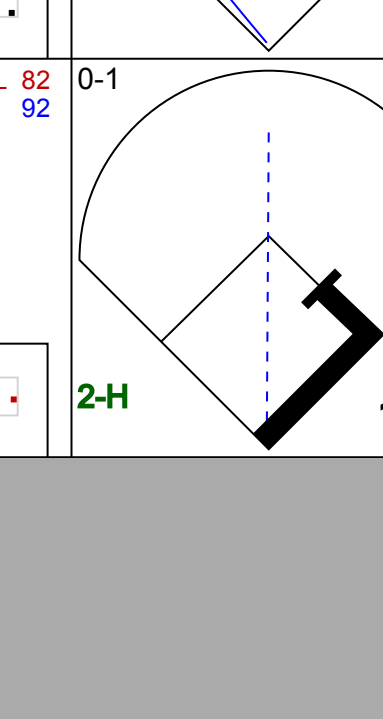
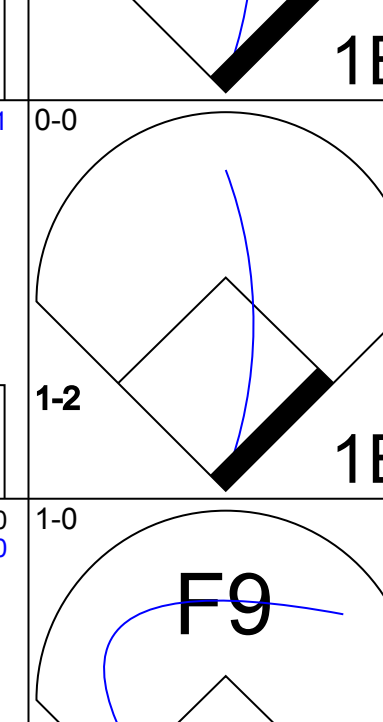
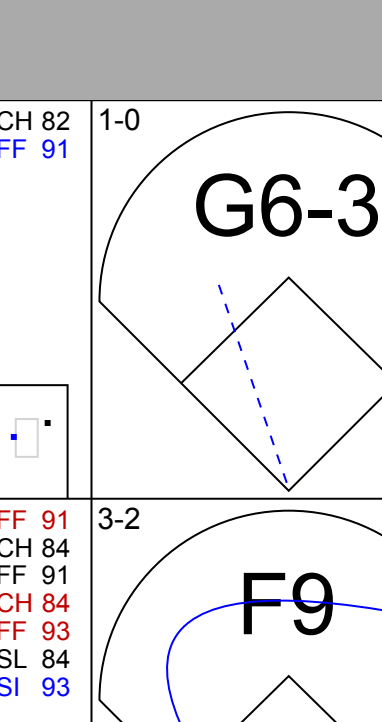
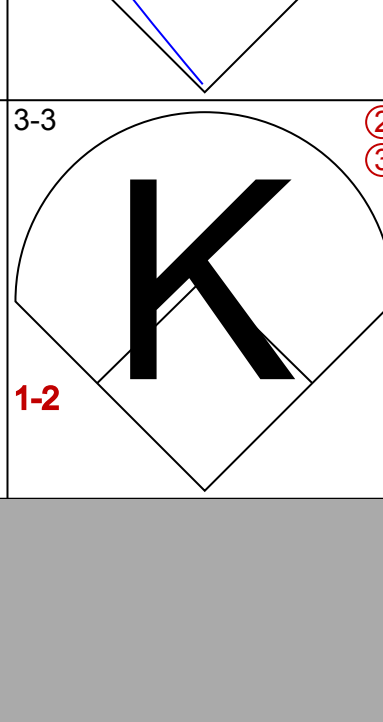
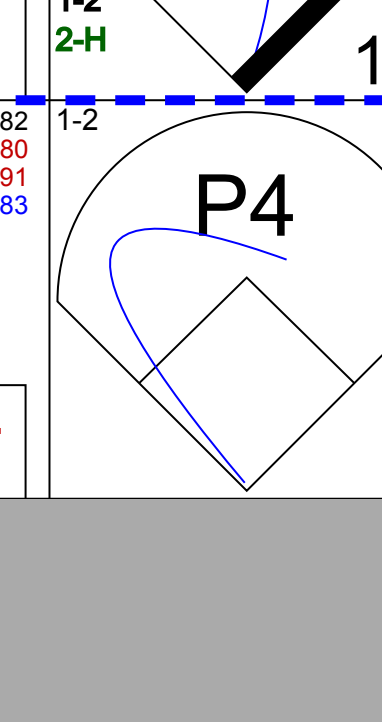
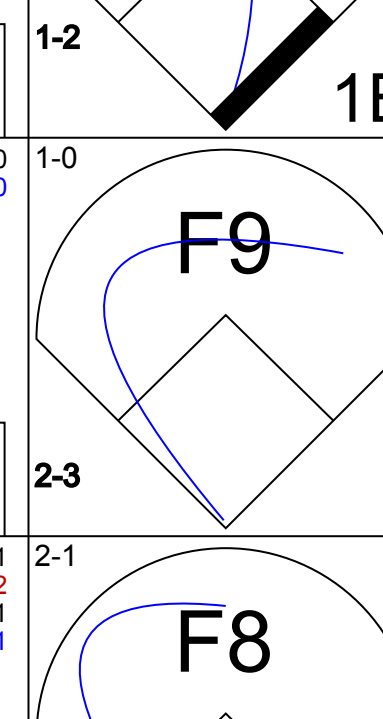


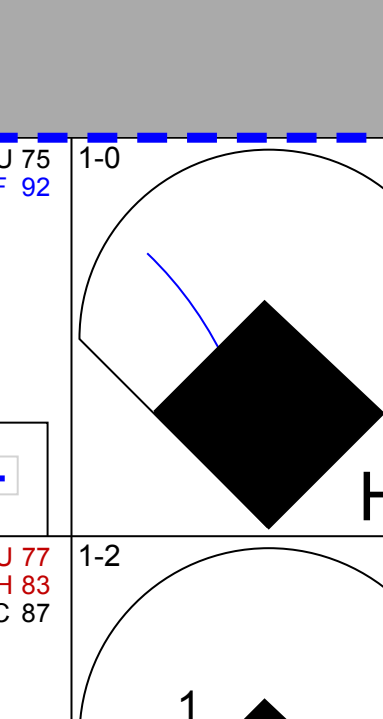
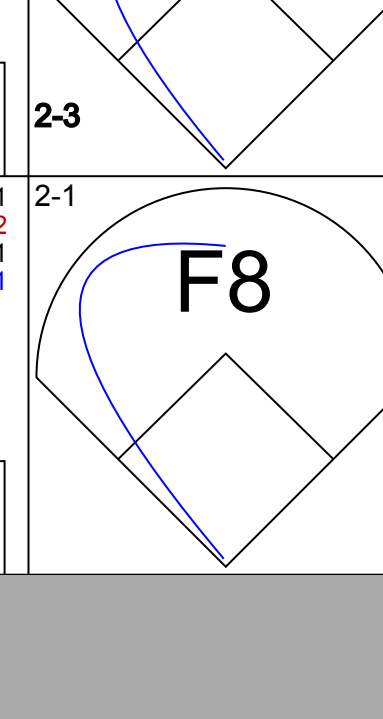


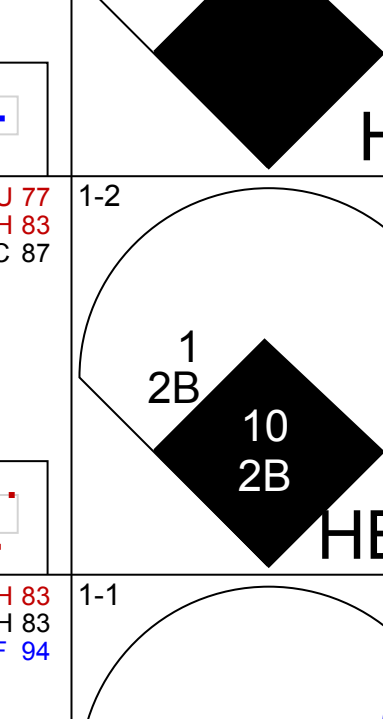
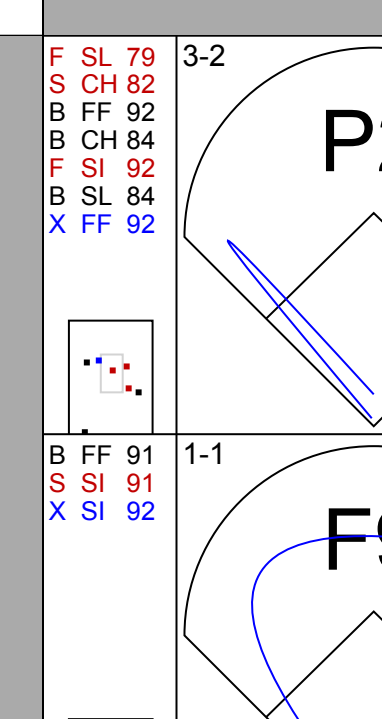
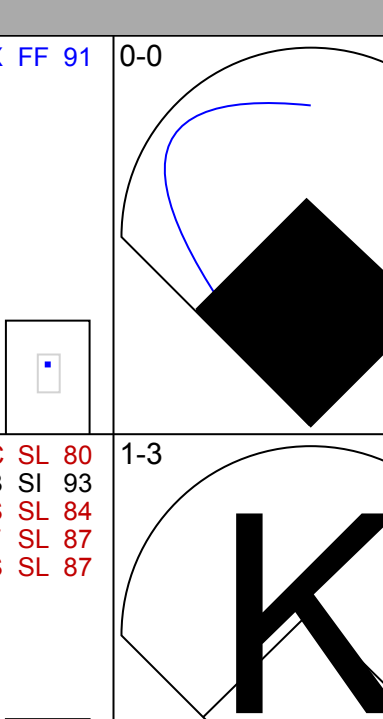
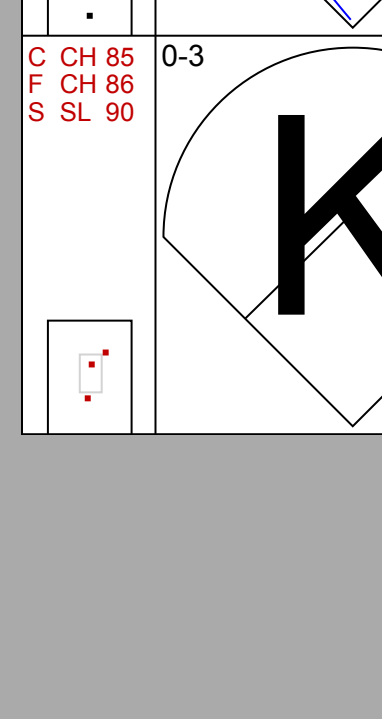
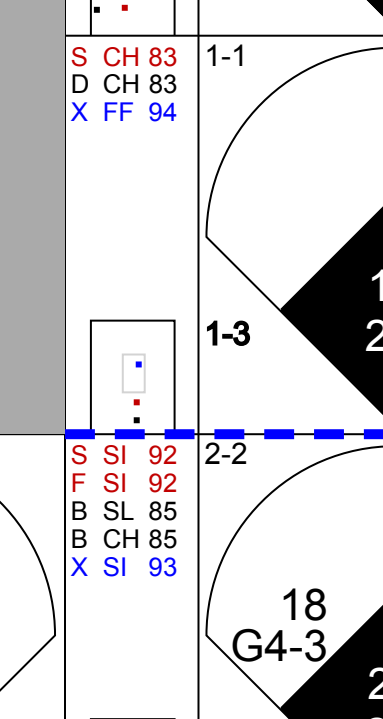

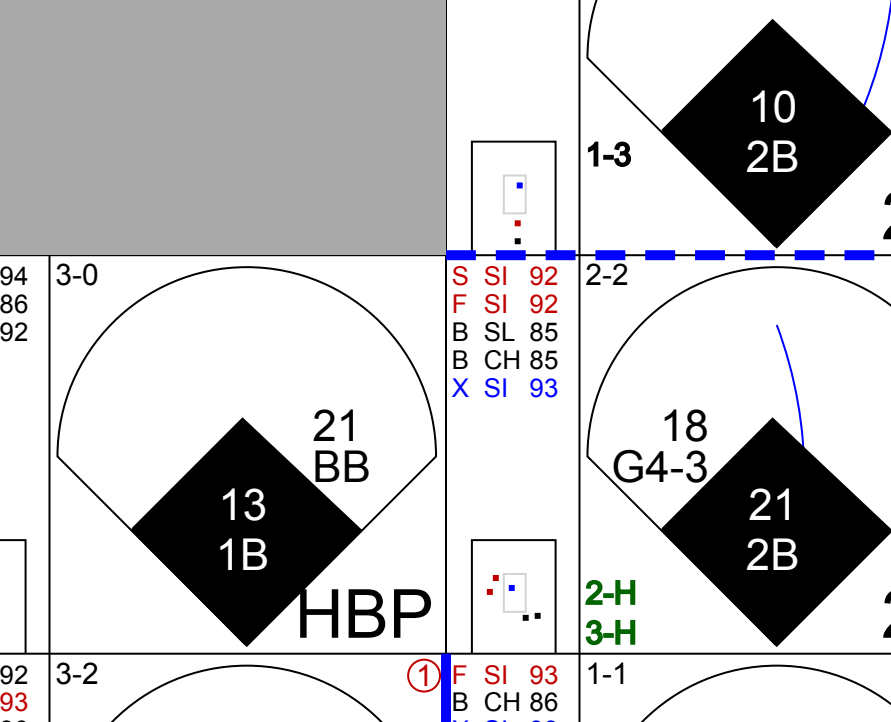

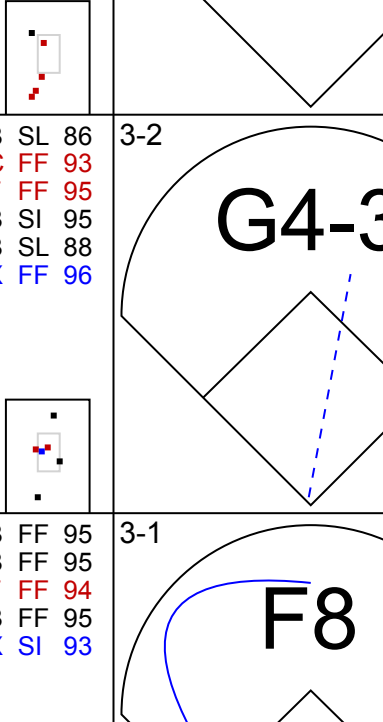
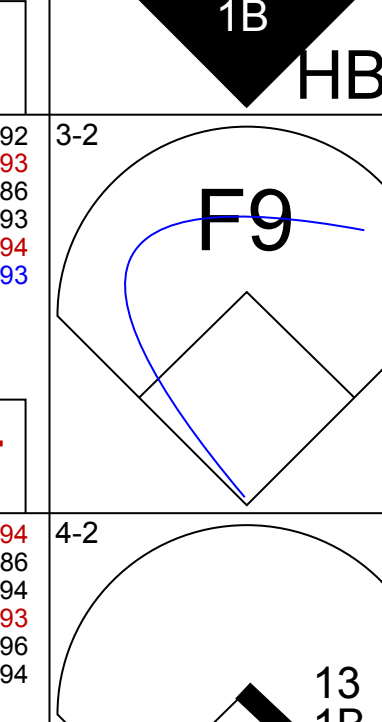
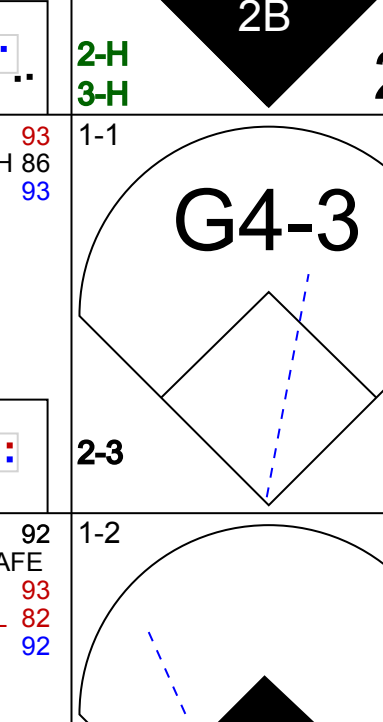
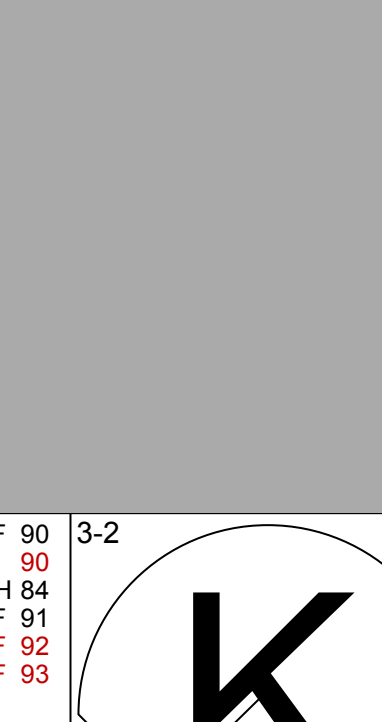
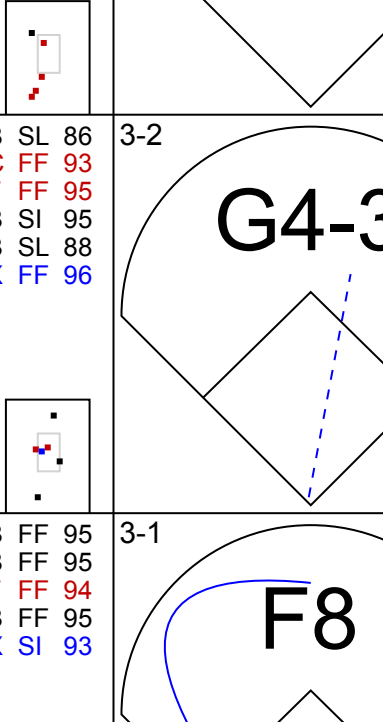
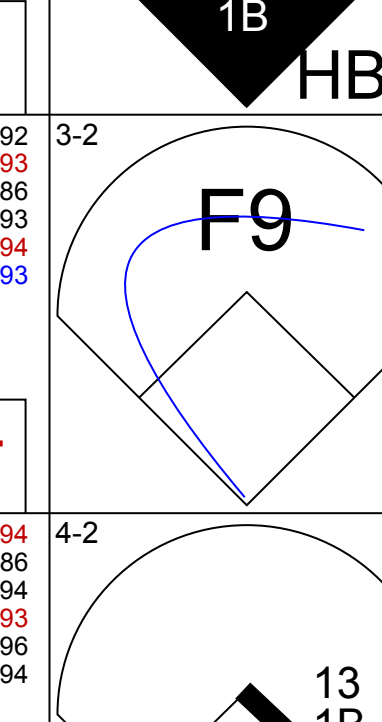
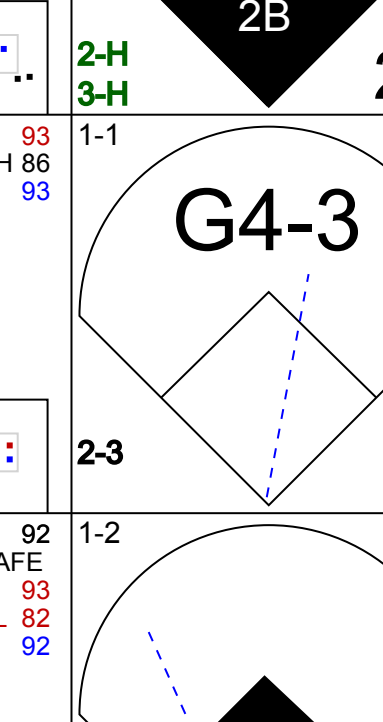
AB	37
R	5
H	11
RBI	5
SO	4
LOB	12

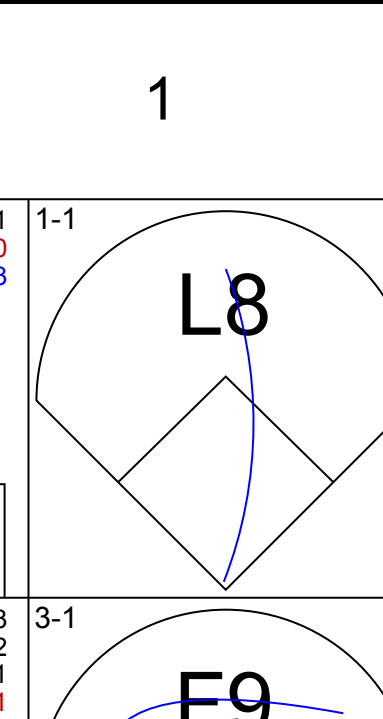
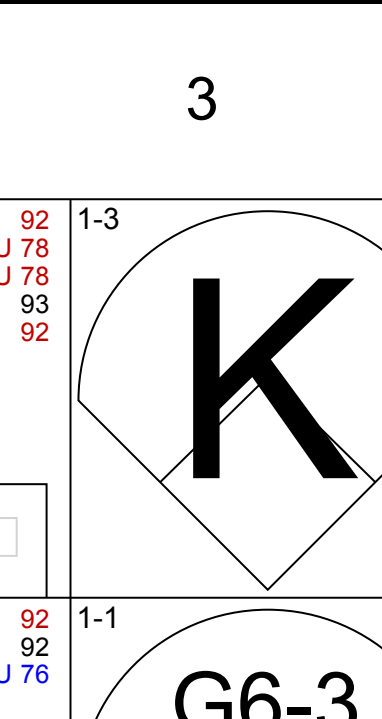
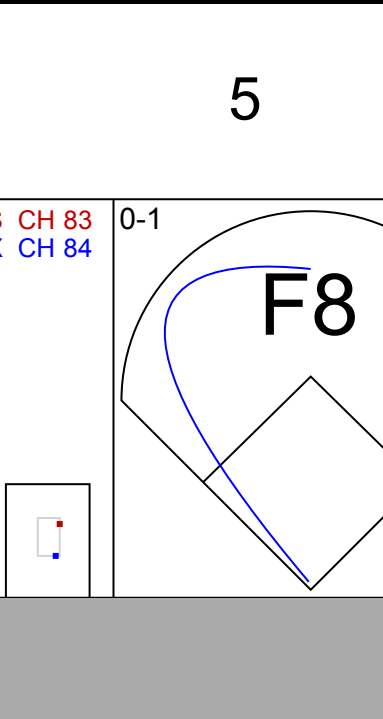
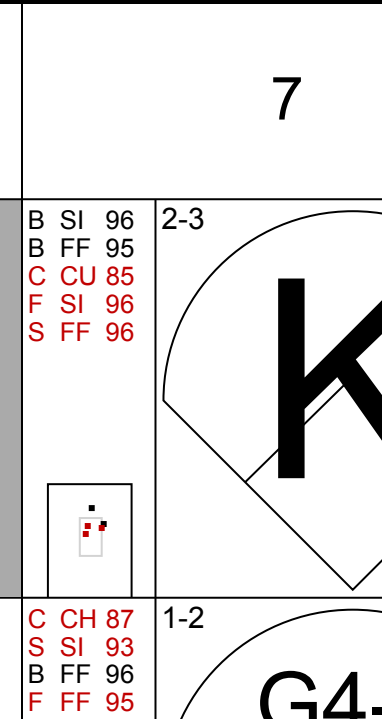
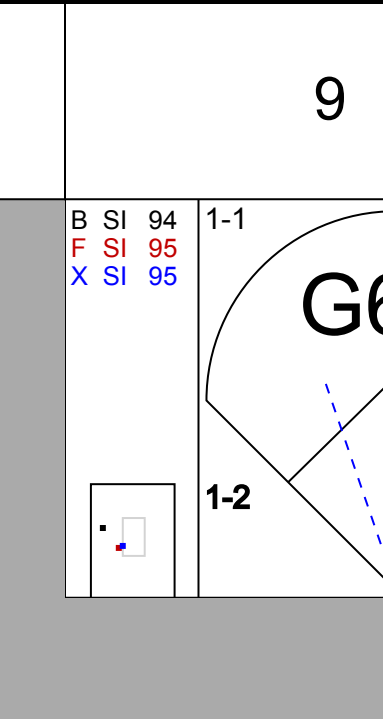
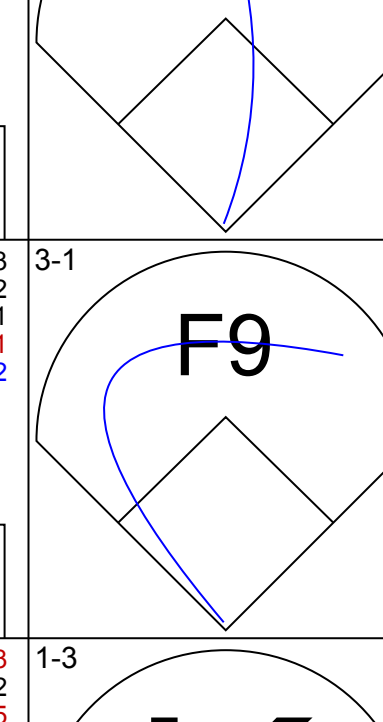
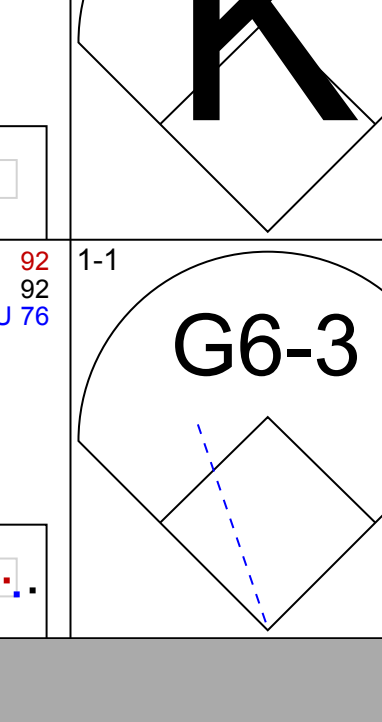
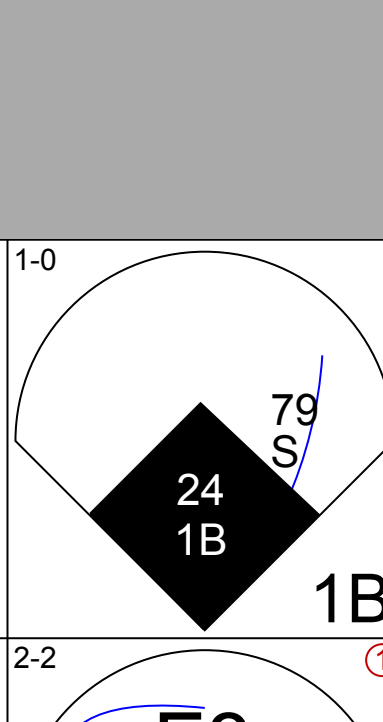
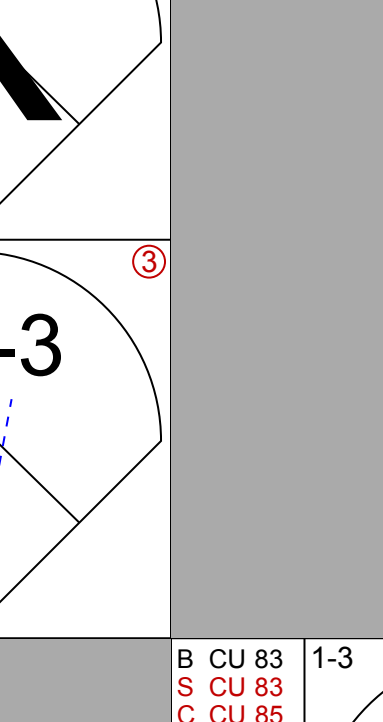
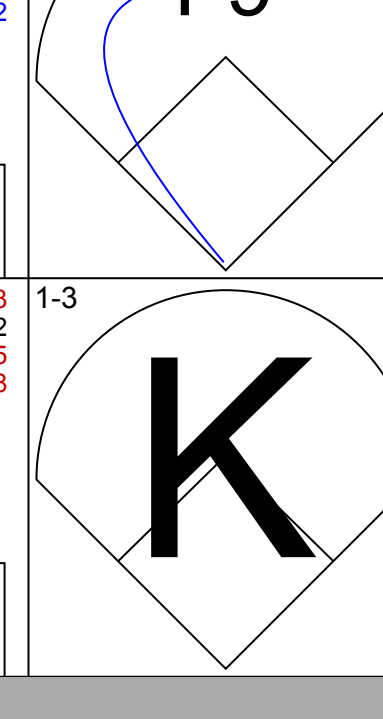
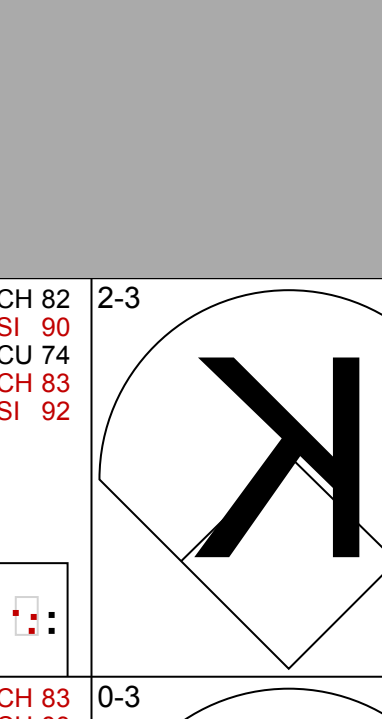

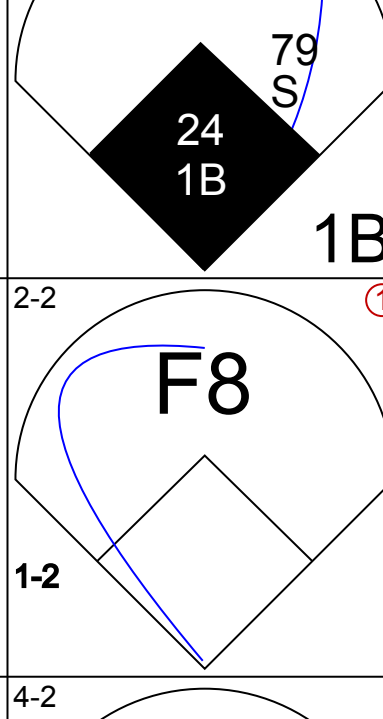
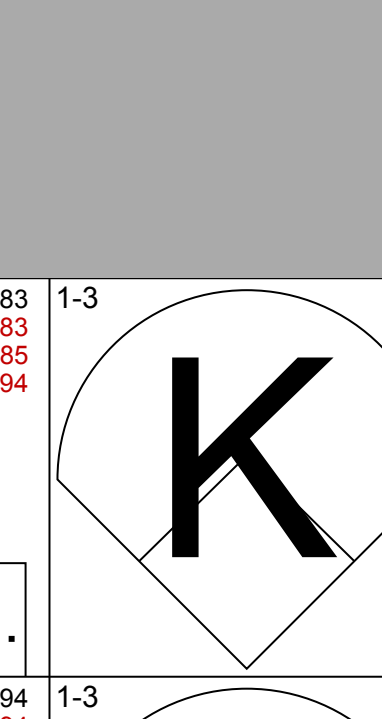
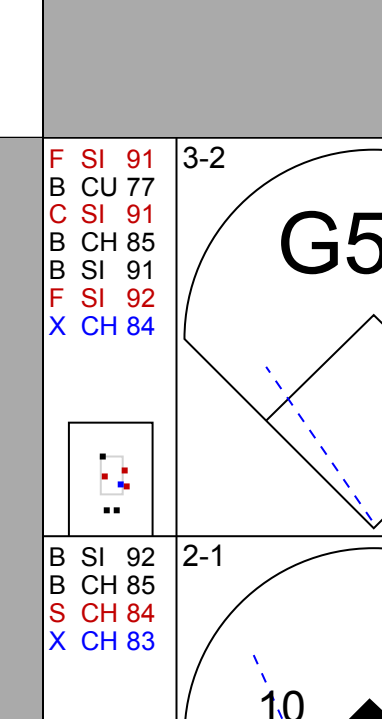
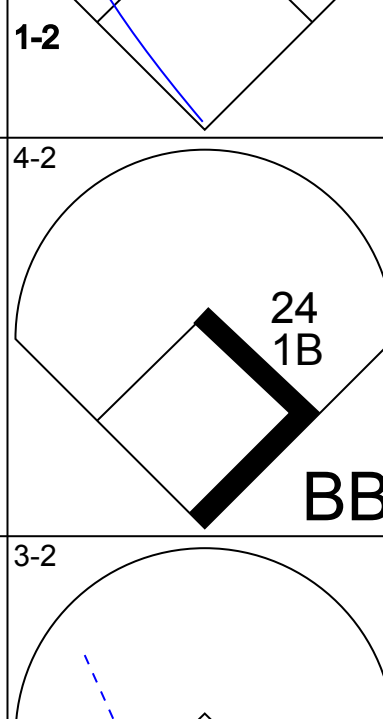
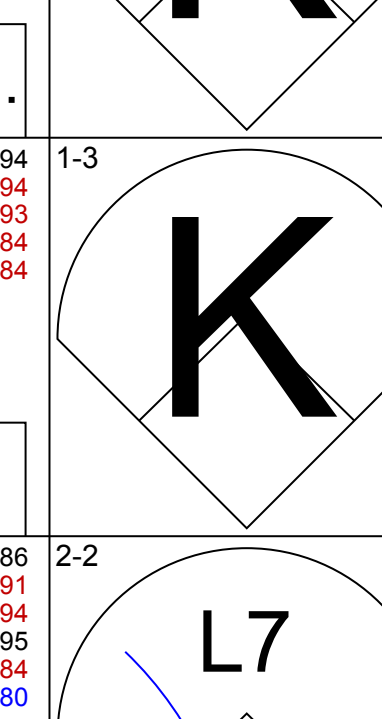

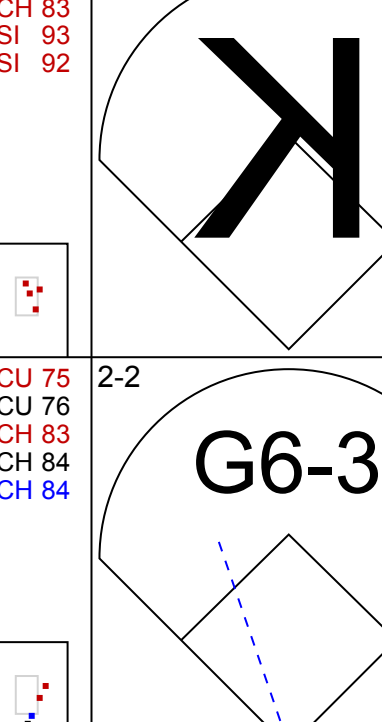
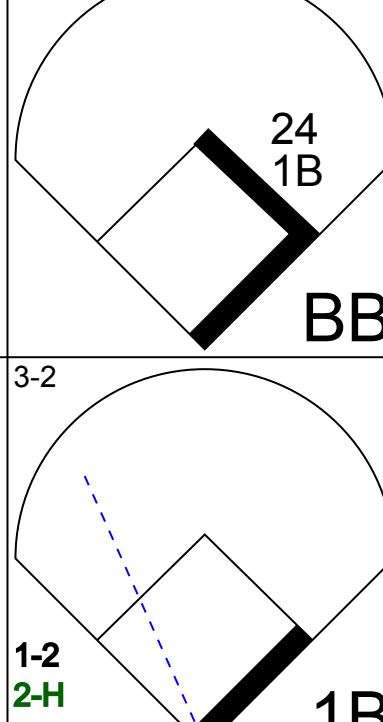
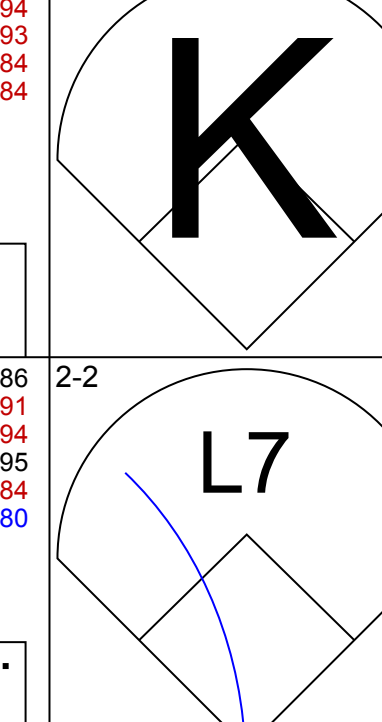

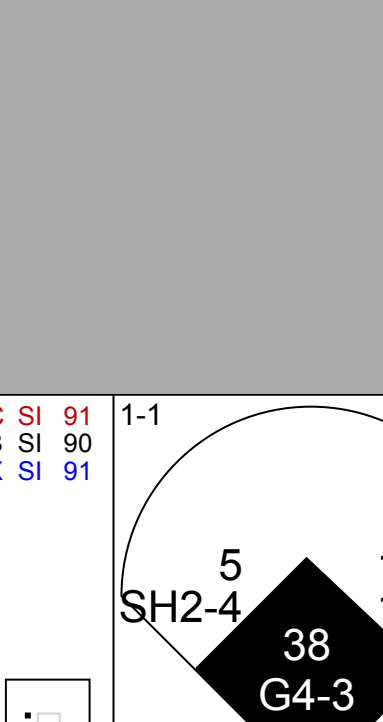
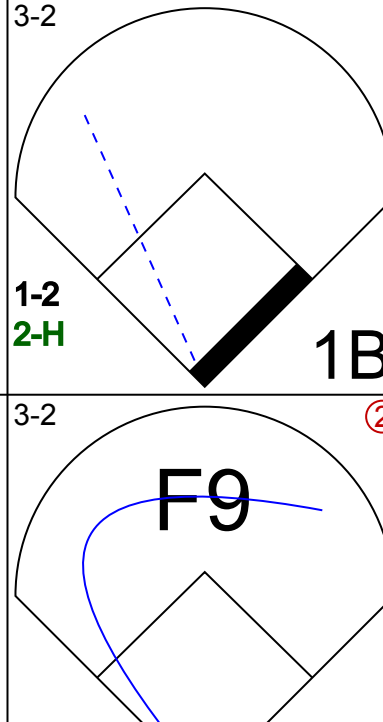
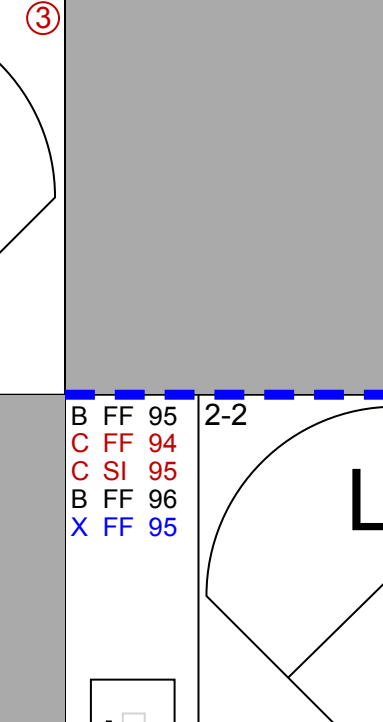

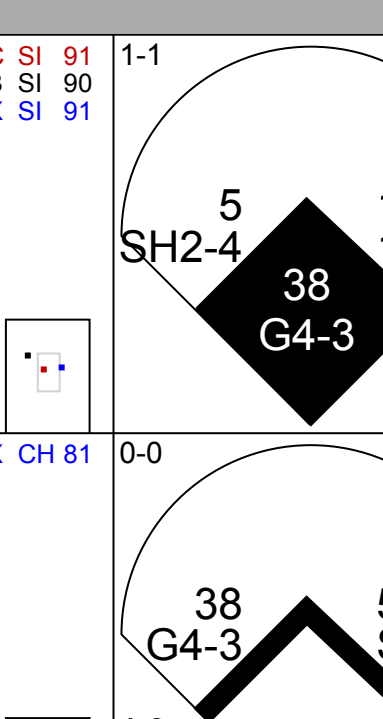
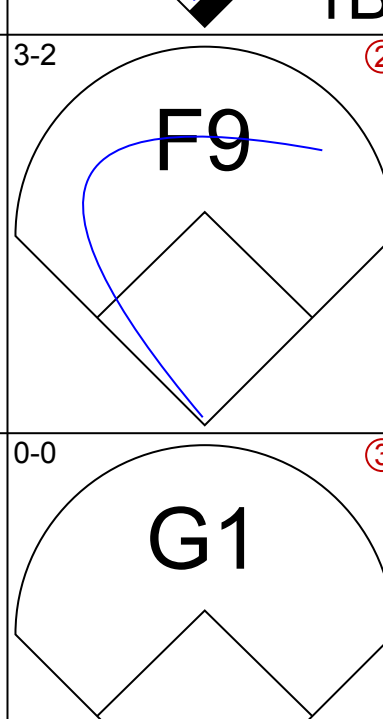
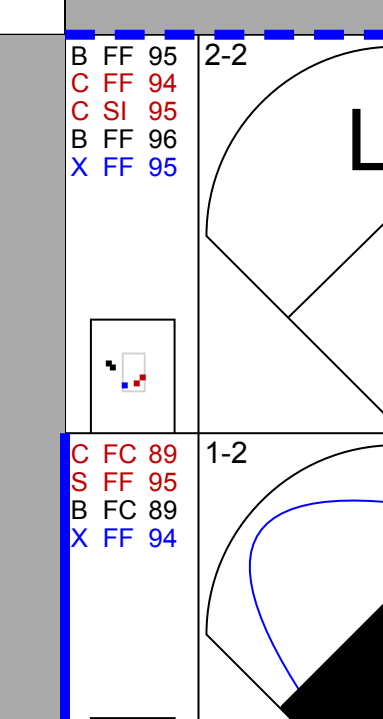

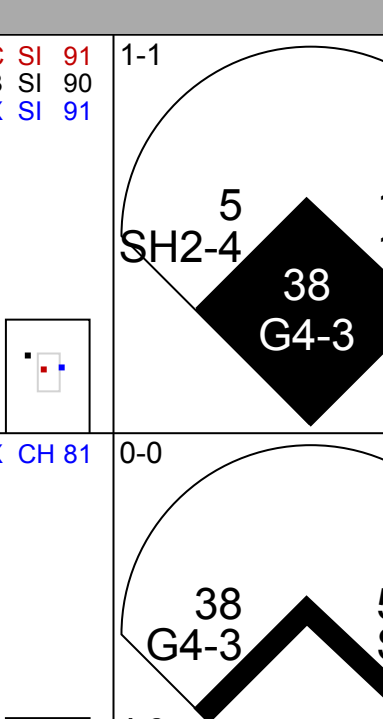

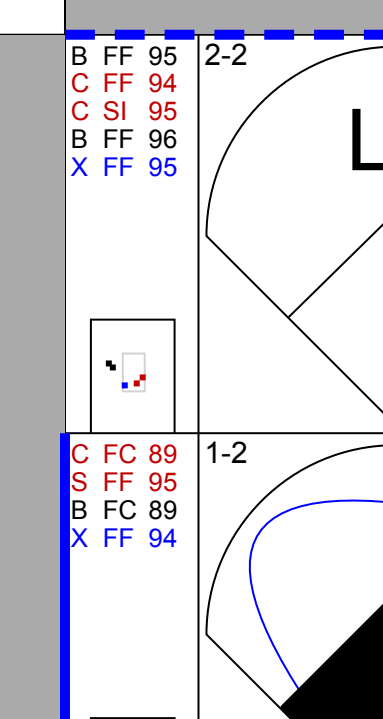
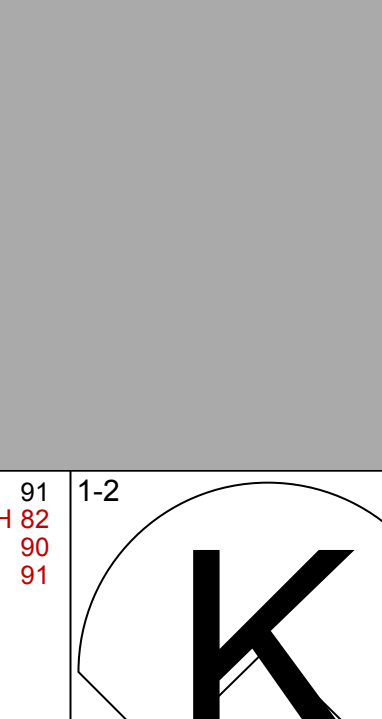
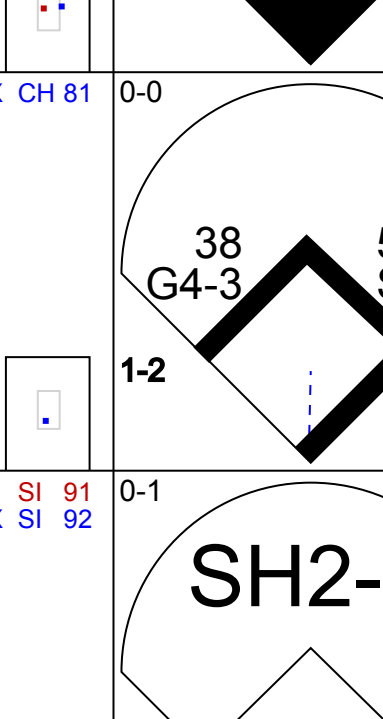
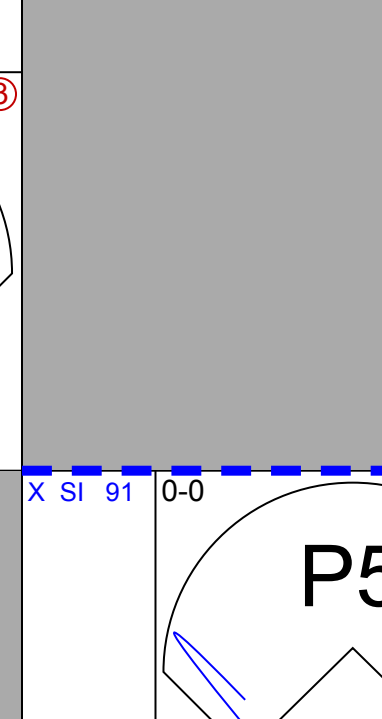
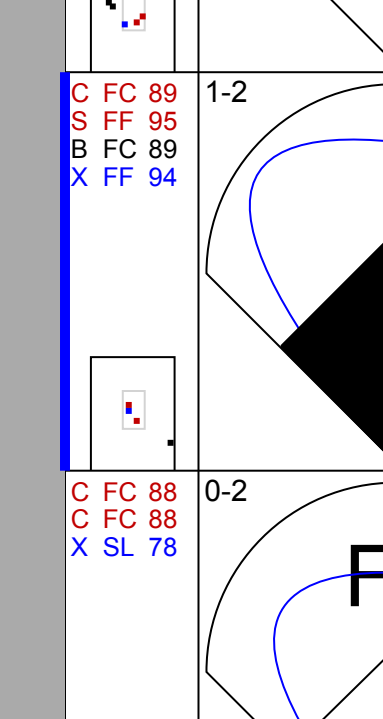


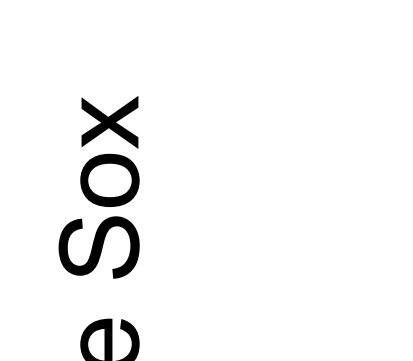






Batter	1	2	3	4	5	6	7	8	9	AB	R	H	RBI	BB	SO	LOB	TOP										
15 Randal Grichuk, R OBP: 0.286, SLG: 0.462										5	0	1	0	0	2	3	Toronto Blue Jays @ Chicago White Sox Guaranteed Rate Field, Chicago, IL Sun Jul 29 2018, 1:12 PM - 4:08 PM CDT Att: 23,836 - Partly Cloudy - 77 F										
13 Lourdes Gurriel Jr., R 55 Russell Martin, R OBP: 0.340, SLG: 0.603										5	0	3	2	0	0	1											
14 Justin Smoak, S OBP: 0.363, SLG: 0.472										4	0	1	0	0	1	3											
37 Teoscar Hernández, R OBP: 0.300, SLG: 0.486										4	1	1	1	0	0	2											
8 Kendrys Morales, S OBP: 0.333, SLG: 0.442										3	1	0	0	0	0	2											
1 Aledmys Díaz, R OBP: 0.286, SLG: 0.427										4	2	2	1	0	1	0											
10 Brandon Drury, R OBP: 0.273, SLG: 0.288										3	2	1	2	0	1	0											
27 Dwight Smith Jr., L 26 Yangelis Solarte, S 18 Curtis Granderson, L OBP: 0.364, SLG: 0.550										2	0	0	0	0	0	0											
21 Luke Maile, R OBP: 0.331, SLG: 0.373										1	0	0	0	0	0	1											
<b>Inning Stats</b>	R: 0 H: 2 E: 0 K: 1 S: 9	H: 0 LOB: 2 BB: 0 P: 14	R: 0 H: 0 E: 0 K: 0 S: 9	H: 0 LOB: 0 BB: 0 P: 14	R: 0 H: 0 E: 0 K: 1 S: 7	H: 0 LOB: 0 BB: 0 P: 11	R: 0 H: 0 E: 0 K: 0 S: 7	H: 0 LOB: 0 BB: 0 P: 13	R: 1 H: 1 E: 0 K: 1 S: 10	H: 1 LOB: 1 BB: 0 P: 17	R: 0 H: 1 E: 0 K: 1 S: 7	H: 1 LOB: 1 BB: 0 P: 14	R: 0 H: 0 E: 0 K: 1 S: 7	H: 0 LOB: 0 BB: 0 P: 10	R: 1 H: 1 E: 0 K: 1 S: 14	H: 1 LOB: 2 BB: 1 P: 27		R: 5 H: 5 E: 0 K: 0 S: 17	H: 5 LOB: 1 BB: 0 P: 25	1B: 5 2B: 4 3B: 0 HR: 2	SF: 0 SAC: 0 DP: 1 HBP: 2	WP: 0 PB: 0 SB: 0 CS: 1	PA: 38				
<b>PITCHER</b>	IP	WLS	BF	H	R	ER	SO	BB	IBB	HBP	BLK	WP	HR	S	P	ERA	WHIP										
55 Carlos Rodón, L ERA: 3.24	7.2		29	5	2	2	6	1	0	1	0	0	1	67	116	2.35	0.783										
70 Luis Avilán, L ERA: 3.9	0.1	H	1	0	0	0	0	0	0	0	0	0	0	3	4	0.00	0.000										
57 Jace Fry, L ERA: 4.5	0.0	L	3	2	3	3	0	0	0	1	0	0	1	5	8	∞	∞										
54 Jeanmar Gómez, R ERA: 6.75	1.0		5	3	2	2	0	0	0	0	0	0	0	12	17	18.00	3.000										

Batter	1	2	3	4	5	6	7	8	9	AB	R	H	RBI	BB	SO	LOB	BOTTOM										
7 Tim Anderson, R OBP: 0.319, SLG: 0.402										5	0	0	0	0	2	3	Toronto Blue Jays @ Chicago White Sox Guaranteed Rate Field, Chicago, IL Sun Jul 29 2018, 1:12 PM - 4:08 PM CDT Att: 23,836 - Partly Cloudy - 77 F										
28 Leury García, S OBP: 0.313, SLG: 0.407										4	1	1	0	0	0	1											
79 José Abreu, R OBP: 0.319, SLG: 0.455										4	0	0	0	0	3	1											
26 Avisail García, R OBP: 0.293, SLG: 0.526										3	0	0	0	1	2	0											
24 Matt Davidson, R OBP: 0.327, SLG: 0.439										4	0	2	1	0	0	0											
10 Yoán Moncada, S OBP: 0.306, SLG: 0.406										4	1	1	0	0	0	3											
15 Adam Engel, R 18 Daniel Palka, L OBP: 0.274, SLG: 0.306										3	0	1	0	0	0	3											
5 Yolmer Sánchez, S OBP: 0.303, SLG: 0.389										3	0	0	0	0	1	0											
38 Omar Narváez, L OBP: 0.355, SLG: 0.438										4	1	3	2	0	0	1											
<b>Inning Stats</b>	R: 0 H: 0 E: 0 K: 1 S: 7	H: 1 LOB: 1 BB: 0 P: 12	R: 0 H: 1 E: 0 K: 0 S: 10	H: 1 LOB: 0 BB: 0 P: 20	R: 0 H: 1 E: 0 K: 2 S: 12	H: 1 LOB: 1 BB: 0 P: 18	R: 0 H: 0 E: 0 K: 2 S: 10	H: 0 LOB: 0 BB: 0 P: 14	R: 1 H: 2 E: 0 K: 0 S: 14	H: 2 LOB: 2 BB: 1 P: 27	R: 1 H: 1 E: 0 K: 1 S: 12	H: 1 LOB: 0 BB: 0 P: 17	R: 0 H: 0 E: 0 K: 2 S: 11	H: 0 LOB: 0 BB: 0 P: 15	R: 1 H: 2 E: 0 K: 0 S: 14	H: 2 LOB: 1 BB: 0 P: 21		1B: 5 2B: 1 3B: 1 HR: 2	SF: 0 SAC: 1 DP: 0 HBP: 0	WP: 0 PB: 0 SB: 1 CS: 0	PA: 37						
<b>PITCHER</b>	IP	WLS	BF	H	R	ER	SO	BB	IBB	HBP	BLK	WP	HR	S	P	ERA	WHIP										
56 Ryan Borucki, L ERA: 2.83	6.0		25	6	2	2	5	1	0	0	0	0	1	62	103	3.00	1.167										
71 Luis Santos, R ERA: 8.03	2.0	W	7	1	1	1	3	0	0	0	0	0	1	23	32	4.50	0.500										
52 Ryan Tepera, R ERA: 3.71	1.0		5	2	1	1	0	0	0	0	0	0	1	14	21	9.00	2.000										





Batter	1	2	3	4	5	6	7	8	9	AB	R	H	RBI	BB	SO	LOB	TOP				
18 Curtis Granderson, L OBP: 0.337, SLG: 0.422 27 Dwight Smith Jr., L OBP: 0.357, SLG: 0.489	4-2 8 G6-3 55 WP BB		1-2 2B		2-2 L8		3-3 K	0-0 P5		3	0	1	0	1	1	0					
55 Russell Martin, R OBP: 0.329, SLG: 0.316	4-2 8 G6-3 BB		3-3 K2-3		0-0 2B		1-0 G6-3			3	0	1	0	1	1	1					
15 Randal Grichuk, R OBP: 0.285, SLG: 0.456	1-0 F8		4-1 BB		0-0 F7		0-3 K			3	0	0	0	1	1	3					
8 Kendrys Morales, S OBP: 0.332, SLG: 0.438	1-0 G6-3		2-3 K		2-2 G1-3		4-2 26 1B BB			3	0	0	0	1	1	4					
26 Yangervis Solarte, S OBP: 0.286, SLG: 0.409	0-3 K		0-2 G4-3		1-0 F8		0-2 1B			4	0	1	0	0	1	4					
37 Teoscar Hernández, R OBP: 0.300, SLG: 0.454		0-3 K		3-3 K		1-2 FC6-4 1B		0-3 K		4	0	1	0	0	3	2					
1 Aledmys Díaz, R OBP: 0.286, SLG: 0.437		3-2 E5 21 FC6-4		0-0 F9		0-2 FC6-4		0-0 HR		4	1	1	1	0	0	1					
10 Brandon Drury, R OBP: 0.257, SLG: 0.270		2-1 P5		1-0 G5-3		0-1 G5-3		2-1 P3		4	0	0	0	0	0	1					
21 Luke Maile, R OBP: 0.324, SLG: 0.364		3-1 FC6-4		1-1 F9		1-3 K		2-3 K		4	0	0	0	0	2	1					
<b>Inning Stats</b>	R: 0 E: 0 K: 1 S: 11	H: 0 LOB: 2 BB: 2 P: 21	R: 0 E: 1 K: 1 S: 11	H: 0 LOB: 1 BB: 0 P: 19	R: 0 E: 0 K: 2 S: 15	H: 1 LOB: 2 BB: 1 P: 25	R: 0 E: 0 K: 1 S: 10	H: 0 LOB: 0 BB: 0 P: 14	R: 0 E: 0 K: 0 S: 10	H: 1 LOB: 1 BB: 0 P: 14	R: 0 E: 0 K: 2 S: 10	H: 0 LOB: 0 BB: 0 P: 12	R: 0 E: 0 K: 2 S: 12	H: 1 LOB: 2 BB: 1 P: 17	R: 1 E: 0 K: 1 S: 8	H: 1 LOB: 0 BB: 0 P: 12	1B: 2 2B: 2 3B: 0 HR: 1	SF: 0 SAC: 0 DP: 0 HBP: 0	WP: 1 PB: 0 SB: 0 CS: 0	PA: 37	
<b>PITCHER</b>	IP WLS BF ERA WHIP	IP WLS BF ERA WHIP	IP WLS BF ERA WHIP	IP WLS BF ERA WHIP	IP WLS BF ERA WHIP	IP WLS BF ERA WHIP	IP WLS BF ERA WHIP	IP WLS BF ERA WHIP	IP WLS BF ERA WHIP	IP WLS BF ERA WHIP	IP WLS BF ERA WHIP	IP WLS BF ERA WHIP	IP WLS BF ERA WHIP	IP WLS BF ERA WHIP	IP WLS BF ERA WHIP	IP WLS BF ERA WHIP	IP WLS BF ERA WHIP	IP WLS BF ERA WHIP	IP WLS BF ERA WHIP	IP WLS BF ERA WHIP	
37 Edwin Jackson, R ERA: 3.32	5.2 W 24	3 0 0 0 5	3 0 0 0 0	3 0 0 0 0	3 0 0 0 0	3 0 3 3 0.00	0.00	1.059													
66 Ryan Dull, R ERA: 5.89	0.1 1 0 0 0	0 0 0 0 0	0 0 0 0 0	0 0 0 0 0	0 0 0 0 0	0 0 3 3 0.00	0.00	0.000													
62 Lou Trivino, R ERA: 1.25	1.0 3 0 0 0	2 0 0 0 2	1 0 0 0 0	1 0 0 0 0	1 0 0 0 0	12 17 0.00	2.000														
32 Jeury Familia, R ERA: 2.51	1.0 4 1 1 1	1 1 1 1 1	0 0 0 0 0	0 0 0 0 0	0 0 1 8 12	9.00	1.000														
52 Ryan Buchter, L ERA: 3.18																					

Toronto Blue Jays @ Oakland Athletics  
Oakland Coliseum, Oakland, CA  
Mon Jul 30 2018, 7:08 PM - 10:05 PM PDT  
Att: 11,449 - Partly Cloudy - 65 F

livebaseballscorecards.com

AB 33  
R 1  
H 5  
RBI 1  
BB 4  
SO 10  
LOB 17



Batter	1	2	3	4	5	6	7	8	9	AB	R	H	RBI	BB	SO	LOB	BOTTOM				
38 Nick Martini, L OBP: 0.426, SLG: 0.500 1 Franklin Barreto, R OBP: 0.237, SLG: 0.421	0-1 L7		2-2 8 L9 26 BB 2 SF7 1B	2-1 1-H 2B		0-1 FC5-6		1-3 K2-3		4	1	2	1	0	0	2					
26 Matt Chapman, R OBP: 0.383, SLG: 0.479	2-2 G6-3		4-2 BB	3-2 G3-1		2-3 K		4-0 8 2B BB		3	1	0	0	2	1	3					
8 Jed Lowrie, S OBP: 0.356, SLG: 0.474 11 Dustin Fowler, L OBP: 0.260, SLG: 0.368	4-2 2 WP BB		1-0 L9		2-3 K		2-2 G5-3	0-0 2 1B 2B		4	0	1	2	1	1	2					
2 Khris Davis, R OBP: 0.326, SLG: 0.536	4-1 BB		1-0 SF7		4-1 BB		0-1 F9	0-0 28 2B 1B		2	0	1	2	2	0	0					
28 Matt Olson, L OBP: 0.324, SLG: 0.439	0-0 F9		2-2 G3		0-1 F8		2-0 P2	2-1 20 G5-3 2B		5	0	1	0	0	0	4					
25 Stephen Piscotty, R OBP: 0.322, SLG: 0.462	1-1 F7		0-0 10 1B 21 SF9 1B		0-1 G4-3			0-0 HR		4	2	2	1	1	0	1					
20 Mark Canha, R OBP: 0.335, SLG: 0.467	0-0 HR		0-2 F8		0-2 L9		0-2 1B	0-2 G5-3		5	2	2	1	0	0	4					
10 Marcus Semien, R OBP: 0.314, SLG: 0.370	0-0 P2		2-2 38 2B 1B		1-3 38 2B 1B		2-2 38 FC5-6 2B	0-2 E7 21 2B		4	2	2	0	0	0	1					
21 Jonathan Lucroy, R OBP: 0.301, SLG: 0.329	1-1 F8		0-0 SF9		0-0 SF9		4-1 38 FC5-6 BB	1-1 8 2B 2B		2	1	1	3	1	0	0					
<b>Inning Stats</b>	R: 0 E: 0 K: 0 S: 9	H: 0 LOB: 2 BB: 2 P: 19	R: 1 E: 0 K: 0 S: 6	H: 1 LOB: 0 BB: 0 P: 8	R: 1 E: 0 K: 0 S: 10	H: 1 LOB: 1 BB: 1 P: 20	R: 2 E: 0 K: 0 S: 15	H: 3 LOB: 1 BB: 0 P: 22	R: 0 E: 0 K: 1 S: 9	H: 0 LOB: 1 BB: 1 P: 15	R: 0 E: 0 K: 1 S: 12	H: 1 LOB: 2 BB: 1 P: 23	R: 0 E: 0 K: 0 S: 6	H: 0 LOB: 0 BB: 0 P: 10	R: 6 E: 1 K: 1 S: 22	H: 6 LOB: 3 BB: 2 P: 37	1B: 5 2B: 5 3B: 0 HR: 2	SF: 2 SAC: 0 DP: 1 HBP: 0	WP: 1 PB: 0 SB: 0 CS: 0	PA: 43	
<b>PITCHER</b>	IP WLS BF ERA WHIP	IP WLS BF ERA WHIP	IP WLS BF ERA WHIP	IP WLS BF ERA WHIP	IP WLS BF ERA WHIP	IP WLS BF ERA WHIP	IP WLS BF ERA WHIP	IP WLS BF ERA WHIP	IP WLS BF ERA WHIP	IP WLS BF ERA WHIP	IP WLS BF ERA WHIP	IP WLS BF ERA WHIP	IP WLS BF ERA WHIP	IP WLS BF ERA WHIP	IP WLS BF ERA WHIP	IP WLS BF ERA WHIP	IP WLS BF ERA WHIP	IP WLS BF ERA WHIP	IP WLS BF ERA WHIP	IP WLS BF ERA WHIP	
25 Marco Estrada, R ERA: 4.9	4.0 L 20	5 4 4 0 1	5 0 0 0 1	5 0 0 0 1	5 0 0 0 0	9 15 0.00	1.000														
Aaron Loup, L ERA: 4.54	1.0 4 0 0 0	0 0 0 0 1	1 0 0 0 0	1 0 0 0 0	1 0 0 0 0	12 23 0.00	2.000														
39 Jake Petricka, R ERA: 4.44	1.0 5 1 0 0	0 0 0 0 1	1 0 0 0 0	1 0 0 0 0	1 0 0 0 0	12 23 0.00	2.000														
57 Jaime Garcia, L ERA: 6.42	1.1 13 6 6 5	1 6 5 1 1	2 0 0 0 0	2 0 0 0 0	2 0 0 0 0	25 42 33.75	6.000														
31 Joe Biagini, R ERA: 6.32	0.2 1 0 0 0	0 0 0 0 0	0 0 0 0 0	0 0 0 0 0	0 0 0 0 0	3 5 0.00	0.000														

Toronto Blue Jays @ Oakland Athletics  
Oakland Coliseum, Oakland, CA  
Mon Jul 30 2018, 7:08 PM - 10:05 PM PDT  
Att: 11,449 - Partly Cloudy - 65 F

livebaseballscorecards.com

AB 34  
R 10  
H 12  
RBI 10  
BB 7  
SO 3  
LOB 18









Batter	1	2	3	4	5	6	7	8	9	AB	R	H	RBI	BB	SO	LOB	TOP			
15 Randal Grichuk, R OBP: 0.287, SLG: 0.463 (1, 8)	G5-3		K						G5-3	5	0	2	1	0	1	1	<b>Toronto Blue Jays @ Oakland Athletics</b> Oakland Coliseum, Oakland, CA Wed Aug 01 2018, 12:37 PM - 3:40 PM PDT Att: 17,058 - Partly Cloudy - 65 F			
37 Teoscar Hernández, R OBP: 0.298, SLG: 0.479 (1, 9)	K		L8						K	4	0	0	0	1	3	2				
14 Justin Smoak, S OBP: 0.360, SLG: 0.475 (1, 3)	P3		G6-3						K	5	0	1	0	0	2	4				
8 Kendrys Morales, S OBP: 0.339, SLG: 0.437 (1, 10)									K	5	0	1	0	0	1	1				
26 Yangervis Solarte, S OBP: 0.288, SLG: 0.408 (1, 4)										3	1	2	0	1	0	0				
55 Russell Martin, R OBP: 0.335, SLG: 0.333 (1, 2)										3	1	2	2	1	0	2				
1 Aledmys Díaz, R OBP: 0.281, SLG: 0.425 (1, 6)										4	1	0	0	0	0	5				
10 Brandon Drury, R OBP: 0.257, SLG: 0.258 (1, 5)										3	0	0	0	1	2	3				
38 Darnell Sweeney, S (1, 7)										2	0	0	0	2	0	1				
<b>Inning Stats</b>	R: 0 E: 0 K: 1 S: 6	H: 0 LOB: 0 BB: 0 P: 9	R: 0 E: 0 K: 1 S: 13	H: 2 LOB: 2 BB: 0 P: 21	R: 0 E: 0 K: 1 S: 9	H: 0 LOB: 1 BB: 1 P: 16	R: 0 E: 0 K: 0 S: 13	H: 1 LOB: 1 BB: 0 P: 22	R: 0 E: 0 K: 1 S: 12	H: 0 LOB: 0 BB: 0 P: 10	R: 1 E: 0 K: 2 S: 29	H: 2 LOB: 3 BB: 2 P: 46	R: 2 E: 0 K: 0 S: 9	H: 1 LOB: 1 BB: 2 P: 20	R: 0 E: 0 K: 2 S: 11	H: 1 LOB: 1 BB: 0 P: 12	1B: 5 2B: 2 3B: 0 HR: 1	SF: 0 SAC: 0 DP: 1 HBP: 0	WP: 0 PB: 0 SB: 0 CS: 0	PA: 40
<b>PITCHER</b>	IP WLS BF H R ER SO BB IBB HBP BLK WP HR S P ERA WHIP	IP WLS BF H R ER SO BB IBB HBP BLK WP HR S P ERA WHIP	IP WLS BF H R ER SO BB IBB HBP BLK WP HR S P ERA WHIP	IP WLS BF H R ER SO BB IBB HBP BLK WP HR S P ERA WHIP	IP WLS BF H R ER SO BB IBB HBP BLK WP HR S P ERA WHIP	IP WLS BF H R ER SO BB IBB HBP BLK WP HR S P ERA WHIP	IP WLS BF H R ER SO BB IBB HBP BLK WP HR S P ERA WHIP	IP WLS BF H R ER SO BB IBB HBP BLK WP HR S P ERA WHIP	IP WLS BF H R ER SO BB IBB HBP BLK WP HR S P ERA WHIP	IP WLS BF H R ER SO BB IBB HBP BLK WP HR S P ERA WHIP	IP WLS BF H R ER SO BB IBB HBP BLK WP HR S P ERA WHIP	IP WLS BF H R ER SO BB IBB HBP BLK WP HR S P ERA WHIP	IP WLS BF H R ER SO BB IBB HBP BLK WP HR S P ERA WHIP	IP WLS BF H R ER SO BB IBB HBP BLK WP HR S P ERA WHIP	IP WLS BF H R ER SO BB IBB HBP BLK WP HR S P ERA WHIP	IP WLS BF H R ER SO BB IBB HBP BLK WP HR S P ERA WHIP	IP WLS BF H R ER SO BB IBB HBP BLK WP HR S P ERA WHIP	IP WLS BF H R ER SO BB IBB HBP BLK WP HR S P ERA WHIP		

AB	34
R	3
H	8
RBI	3
BB	6
SO	9
LOB	19



Batter	1	2	3	4	5	6	7	8	9	AB	R	H	RBI	BB	SO	LOB	BOTTOM			
38 Nick Martini, L OBP: 0.439, SLG: 0.467 (1, 7)	K									2	0	0	1	1	2	2	<b>Toronto Blue Jays @ Oakland Athletics</b> Oakland Coliseum, Oakland, CA Wed Aug 01 2018, 12:37 PM - 3:40 PM PDT Att: 17,058 - Partly Cloudy - 65 F			
26 Matt Chapman, R OBP: 0.382, SLG: 0.475 (1, 5)										5	0	1	0	0	2	3				
25 Stephen Piscotty, R OBP: 0.319, SLG: 0.452 (1, 9)										5	0	0	0	0	2	4				
2 Khris Davis, R OBP: 0.331, SLG: 0.543 (1, 10)										3	1	1	0	1	0	0				
28 Matt Olson, L OBP: 0.327, SLG: 0.445 (1, 3)										4	1	2	0	0	2	0				
20 Mark Canha, R OBP: 0.340, SLG: 0.473 (1, 8)										3	1	1	0	0	0	4				
10 Marcus Semien, R OBP: 0.317, SLG: 0.372 (1, 6)										4	2	2	0	0	0	3				
21 Jonathan Lucroy, R OBP: 0.306, SLG: 0.334 (1, 2)										4	2	3	4	0	0	0				
1 Franklin Barreto, R OBP: 0.270, SLG: 0.508 (1, 4)										4	1	3	3	0	0	1				
<b>Inning Stats</b>	R: 0 E: 0 K: 1 S: 12	H: 1 LOB: 0 BB: 0 P: 17	R: 2 E: 0 K: 1 S: 15	H: 3 LOB: 2 BB: 1 P: 27	R: 0 E: 0 K: 1 S: 13	H: 2 LOB: 2 BB: 0 P: 17	R: 2 E: 0 K: 1 S: 7	H: 2 LOB: 0 BB: 0 P: 11	R: 2 E: 0 K: 2 S: 11	H: 0 LOB: 0 BB: 0 P: 13	R: 3 E: 0 K: 1 S: 18	H: 4 LOB: 1 BB: 1 P: 28	R: 0 E: 0 K: 1 S: 8	H: 0 LOB: 1 BB: 0 P: 13	R: 1 E: 0 K: 0 S: 9	H: 1 LOB: 1 BB: 0 P: 17	1B: 9 2B: 3 3B: 0 HR: 1	SF: 1 SAC: 0 DP: 2 HBP: 2	WP: 1 PB: 0 SB: 0 CS: 0	PA: 39
<b>PITCHER</b>	IP WLS BF H R ER SO BB IBB HBP BLK WP HR S P ERA WHIP	IP WLS BF H R ER SO BB IBB HBP BLK WP HR S P ERA WHIP	IP WLS BF H R ER SO BB IBB HBP BLK WP HR S P ERA WHIP	IP WLS BF H R ER SO BB IBB HBP BLK WP HR S P ERA WHIP	IP WLS BF H R ER SO BB IBB HBP BLK WP HR S P ERA WHIP	IP WLS BF H R ER SO BB IBB HBP BLK WP HR S P ERA WHIP	IP WLS BF H R ER SO BB IBB HBP BLK WP HR S P ERA WHIP	IP WLS BF H R ER SO BB IBB HBP BLK WP HR S P ERA WHIP	IP WLS BF H R ER SO BB IBB HBP BLK WP HR S P ERA WHIP	IP WLS BF H R ER SO BB IBB HBP BLK WP HR S P ERA WHIP	IP WLS BF H R ER SO BB IBB HBP BLK WP HR S P ERA WHIP	IP WLS BF H R ER SO BB IBB HBP BLK WP HR S P ERA WHIP	IP WLS BF H R ER SO BB IBB HBP BLK WP HR S P ERA WHIP	IP WLS BF H R ER SO BB IBB HBP BLK WP HR S P ERA WHIP	IP WLS BF H R ER SO BB IBB HBP BLK WP HR S P ERA WHIP	IP WLS BF H R ER SO BB IBB HBP BLK WP HR S P ERA WHIP	IP WLS BF H R ER SO BB IBB HBP BLK WP HR S P ERA WHIP	IP WLS BF H R ER SO BB IBB HBP BLK WP HR S P ERA WHIP		

AB	34
R	8
H	13
RBI	8
BB	2
SO	8
LOB	17





Batter	1	2	3	4	5	6	7	8	9	AB	R	H	RBI	BB	SO	LOB	TOP					
18 Curtis Granderson, L OBP: 0.338, SLG: 0.419	K2-3	K		G1-3			K		E5 14 FC5	5	1	1	0	0	3	4	<b>Toronto Blue Jays @ Seattle Mariners</b> Safeco Field, Seattle, WA Thu Aug 02 2018, 7:11 PM - 10:11 PM PDT Att: 26,110 - Cloudy - 68 F					
15 Randal Grichuk, R OBP: 0.285, SLG: 0.458	P4	P4		G6-3			HR		E5 14 FC5	5	2	1	0	0	0	3						
14 Justin Smoak, S OBP: 0.358, SLG: 0.474				G1-3			K		FC5	5	0	1	0	0	1	2						
8 Kendrys Morales, S OBP: 0.336, SLG: 0.444	G4-3			G3-1			F7		G5-4-3	5	1	1	2	0	0	3						
26 Yangervis Solarte, S OBP: 0.289, SLG: 0.407 1 Aledmys Diaz, R OBP: 0.294, SLG: 0.438				L8			F7		HR	4	1	1	0	0	0	0						
37 Teoscar Hernández, R OBP: 0.305, SLG: 0.491							G3		HR	1	1	1	2	0	0	0						
10 Brandon Drury, R OBP: 0.256, SLG: 0.246									P4	5	1	4	0	0	0	0						
21 Luke Maile, R OBP: 0.321, SLG: 0.350										3	0	0	0	1	1	4						
29 Devon Travis, R OBP: 0.291, SLG: 0.379										2	0	0	0	2	1	3						
<b>Inning Stats</b>	R: 0 H: 1 E: 0 K: 1 S: 9	H: 1 LOB: 1 BB: 0 P: 18	R: 2 H: 3 E: 0 K: 1 S: 16	H: 3 LOB: 2 BB: 1 P: 28	R: 0 H: 0 E: 0 K: 0 S: 6	H: 0 LOB: 0 BB: 0 P: 10	R: 0 H: 1 E: 0 K: 0 S: 12	H: 1 LOB: 2 BB: 1 P: 23	R: 0 H: 0 E: 0 K: 0 S: 8	H: 0 LOB: 0 BB: 0 P: 13	R: 0 H: 1 E: 0 K: 2 S: 14	H: 1 LOB: 2 BB: 0 P: 24	R: 2 H: 2 E: 0 K: 2 S: 14	H: 2 LOB: 0 BB: 0 P: 26	R: 0 H: 1 E: 0 K: 1 S: 10	H: 1 LOB: 1 BB: 0 P: 14	R: 3 H: 2 E: 2 K: 0 S: 10	H: 2 LOB: 0 BB: 0 P: 12	1B: 4 2B: 5 3B: 0 HR: 2	SF: 0 SAC: 0 DP: 1 HBP: 0	WP: 0 PB: 1 SB: 0 CS: 0	PA: 42
<b>PITCHER</b>	IP	WLS	BF	H	R	ER	SO	BB	IBB	HBP	BLK	WP	HR	S	P	ERA	WHIP					
34 Félix Hernández, R ERA: 5.49	5.0		22	5	2	2	2	2	0	0	0	0	0	51	92	3.60	1.400					
43 Adam Warren, R ERA: 2.53	1.0		5	1	0	0	2	1	0	0	0	0	0	14	24	0.00	2.000					
33 Zach Duke, L ERA: 4.03	0.1		1	0	0	0	1	0	0	0	0	0	0	3	6	0.00	0.000					
12 Juan Nicasio, R ERA: 6.0	0.2	L	4	2	2	2	1	0	0	0	0	0	1	11	20	27.00	3.000					
62 Sam Tuivailala, R ERA: 3.41	1.0		4	1	0	0	1	0	0	0	0	0	0	10	14	0.00	1.000					

AB	39
R	7
H	11
RBI	6
BB	3
SO	7
LOB	24



Batter	1	2	3	4	5	6	7	8	9	AB	R	H	RBI	BB	SO	LOB	BOTTOM					
9 Dee Strange-Gordon, L OBP: 0.308, SLG: 0.349 7 Andrew Romine, S OBP: 0.260, SLG: 0.253	G4-3 23 HR			K			K			3	1	1	0	1	2	2	<b>Toronto Blue Jays @ Seattle Mariners</b> Safeco Field, Seattle, WA Thu Aug 02 2018, 7:11 PM - 10:11 PM PDT Att: 26,110 - Cloudy - 68 F					
2 Jean Segura, R OBP: 0.341, SLG: 0.440	G4-3	F9		K			G4-3		L1	5	0	0	0	0	1	6						
4 Denard Span, L OBP: 0.350, SLG: 0.422	K	F7					G4-3		F9	4	0	0	0	0	1	3						
23 Nelson Cruz, R OBP: 0.354, SLG: 0.559		HR		F8			G4-3		HR	4	2	2	3	0	0	0						
17 Mitch Haniger, R OBP: 0.359, SLG: 0.458	15 1B			G6-5-3			L8		G4-3	3	0	2	0	1	0	0						
15 Kyle Seager, L OBP: 0.278, SLG: 0.406				G6-5-3			L4		L7	4	0	1	0	0	0	2						
27 Ryon Healy, R OBP: 0.270, SLG: 0.448	F7						G6-3		G4-3	3	0	0	0	0	0	3						
3 Mike Zunino, R OBP: 0.258, SLG: 0.408				K					G5-3	4	0	2	0	0	1	0						
10 Cameron Maybin, R OBP: 0.342, SLG: 0.342				L6			K		F8	4	0	1	0	0	1	3						
<b>Inning Stats</b>	R: 2 H: 3 E: 0 K: 1 S: 18	H: 3 LOB: 2 BB: 1 P: 28	R: 0 H: 1 E: 0 K: 1 S: 10	H: 1 LOB: 1 BB: 1 P: 19	R: 0 H: 1 E: 0 K: 0 S: 4	H: 1 LOB: 0 BB: 0 P: 10	R: 0 H: 1 E: 0 K: 2 S: 16	H: 1 LOB: 2 BB: 0 P: 23	R: 0 H: 0 E: 0 K: 0 S: 7	H: 0 LOB: 0 BB: 0 P: 10	R: 0 H: 1 E: 0 K: 1 S: 9	H: 1 LOB: 1 BB: 0 P: 15	R: 0 H: 0 E: 0 K: 1 S: 7	H: 0 LOB: 0 BB: 0 P: 12	R: 1 H: 2 E: 0 K: 0 S: 4	H: 2 LOB: 0 BB: 0 P: 6	R: 0 H: 1 E: 0 K: 0 S: 6	H: 1 LOB: 1 BB: 0 P: 7	1B: 7 2B: 1 3B: 0 HR: 2	SF: 0 SAC: 0 DP: 2 HBP: 1	WP: 0 PB: 1 SB: 0 CS: 0	PA: 38
<b>PITCHER</b>	IP	WLS	BF	H	R	ER	SO	BB	IBB	HBP	BLK	WP	HR	S	P	ERA	WHIP					
36 Tyler Clippard, R ERA: 4.01	1.0		7	3	2	2	1	1	0	0	0	0	0	18	28	18.00	4.000					
44 Mike Hauschild, R ERA: 3.55	6.0	W	23	4	0	0	5	1	0	1	0	0	0	53	89	0.00	0.833					
31 Joe Blagini, R ERA: 6.2	1.0	H	4	2	1	1	0	0	0	0	0	0	1	4	6	9.00	2.000					
52 Ryan Tepera, R ERA: 3.55	1.0		4	1	0	0	0	0	0	0	0	0	0	6	7	0.00	1.000					

AB	35
R	3
H	10
RBI	3
BB	2
SO	6
LOB	19





Batter	1	2	3	4	5	6	7	8	9	AB R H RBI BB SO LOB	TOP											
15 Randal Grichuk, R OBP: 0.294, SLG: 0.469										5 2 4 1 0 0 0	<b>Toronto Blue Jays @ Seattle Mariners</b> Safeco Field, Seattle, WA Fri Aug 03 2018, 7:11 PM - 9:33 PM PDT Att: 30,715 - Partly Cloudy - 71 F											
29 Devon Travis, R OBP: 0.294, SLG: 0.393										5 1 2 3 0 1 3												
14 Justin Smoak, S OBP: 0.357, SLG: 0.471										4 0 1 0 0 1 3												
8 Kendrys Morales, S OBP: 0.332, SLG: 0.438										4 0 0 0 0 1 4												
37 Teoscar Hernández, R OBP: 0.304, SLG: 0.494										4 1 1 0 0 2 1												
55 Russell Martin, R OBP: 0.337, SLG: 0.349										4 2 2 2 0 1 0												
1 Aledmys Díaz, R OBP: 0.283, SLG: 0.436										4 1 1 0 0 0 0												
10 Brandon Drury, R OBP: 0.244, SLG: 0.233										4 0 0 0 0 1 2												
11 Kevin Pillar, R OBP: 0.276, SLG: 0.403										3 0 0 1 0 0 0												
<b>Inning Stats</b>	R: 1 H: 2 E: 0 K: 2 S: 11	H: 2 LOB: 1 BB: 0 P: 15	R: 0 H: 0 E: 0 K: 2 S: 9	H: 0 LOB: 0 BB: 0 P: 12	R: 0 H: 1 E: 1 K: 2 S: 12	H: 1 LOB: 2 BB: 0 P: 15	R: 1 H: 1 E: 0 K: 1 S: 8	H: 1 LOB: 0 BB: 0 P: 12	R: 2 H: 3 E: 0 K: 0 S: 7	H: 0 LOB: 0 BB: 0 P: 9	R: 0 H: 0 E: 0 K: 0 S: 9	H: 0 LOB: 0 BB: 0 P: 13	R: 0 H: 0 E: 0 K: 0 S: 7	H: 0 LOB: 0 BB: 0 P: 7	R: 0 H: 0 E: 0 K: 0 S: 4	H: 0 LOB: 0 BB: 0 P: 6	R: 3 H: 4 E: 0 K: 0 S: 16	H: 4 LOB: 1 BB: 0 P: 22	1B: 7 2B: 1 3B: 1 HR: 2	SF: 1 SAC: 0 DP: 1 HBP: 0	WP: 0 PB: 0 SB: 1 CS: 0	PA: 38
<b>PITCHER</b>	IP WLS BF H R ER SO BB IBB HBP BLK WP HR S P ERA WHIP																					
32 Marco Gonzales, L ERA: 3.46	7.0 L 28 7 4 4 7 0 0 0 0 0 0 2 63 83 5.14 1.000																					
50 Nick Vincent, R ERA: 4.54	1.0 3 0 0 0 0 0 0 0 0 0 0 0 4 6 0.00 0.000																					
60 Chasen Bradford, R ERA: 3.29	1.0 7 4 3 3 0 0 0 0 0 0 0 0 16 22 27.00 4.000																					

Batter	1	2	3	4	5	6	7	8	9	AB R H RBI BB SO LOB	BOTTOM											
9 Dee Strange-Gordon, L OBP: 0.305, SLG: 0.345										4 0 0 0 0 0 1	<b>Toronto Blue Jays @ Seattle Mariners</b> Safeco Field, Seattle, WA Fri Aug 03 2018, 7:11 PM - 9:33 PM PDT Att: 30,715 - Partly Cloudy - 71 F											
2 Jean Segura, R OBP: 0.340, SLG: 0.438										4 0 1 0 0 0 0												
17 Mitch Haniger, R OBP: 0.361, SLG: 0.459										4 2 2 0 0 0 0												
23 Nelson Cruz, R OBP: 0.351, SLG: 0.552										4 0 0 0 0 1 4												
15 Kyle Seager, L OBP: 0.280, SLG: 0.409										4 0 2 1 0 1 3												
27 Ryan Healy, R OBP: 0.269, SLG: 0.446										4 0 1 1 0 1 2												
3 Mike Zunino, R OBP: 0.254, SLG: 0.401										4 0 0 0 0 2 2												
10 Cameron Maybin, R OBP: 0.339, SLG: 0.338										3 0 0 0 0 0 0												
5 Guillermo Heredia, R OBP: 0.311, SLG: 0.331										3 0 0 0 0 0 1												
<b>Inning Stats</b>	R: 0 H: 0 E: 0 K: 0 S: 8	H: 0 LOB: 0 BB: 0 P: 14	R: 0 H: 1 E: 0 K: 0 S: 7	H: 1 LOB: 0 BB: 0 P: 10	R: 0 H: 0 E: 1 K: 0 S: 5	H: 0 LOB: 0 BB: 0 P: 7	R: 1 H: 1 E: 1 K: 0 S: 15	H: 1 LOB: 1 BB: 0 P: 20	R: 0 H: 0 E: 0 K: 1 S: 5	H: 0 LOB: 0 BB: 0 P: 7	R: 0 H: 2 E: 0 K: 0 S: 14	H: 2 LOB: 2 BB: 0 P: 24	R: 0 H: 0 E: 0 K: 1 S: 12	H: 0 LOB: 0 BB: 0 P: 16	R: 0 H: 0 E: 0 K: 0 S: 9	H: 0 LOB: 0 BB: 0 P: 13	R: 1 H: 2 E: 0 K: 3 S: 16	H: 2 LOB: 1 BB: 0 P: 23	1B: 5 2B: 1 3B: 0 HR: 0	SF: 0 SAC: 0 DP: 1 HBP: 0	WP: 0 PB: 0 SB: 0 CS: 0	PA: 34
<b>PITCHER</b>	IP WLS BF H R ER SO BB IBB HBP BLK WP HR S P ERA WHIP																					
56 Ryan Borucki, L ERA: 2.3	8.0 W 29 4 1 0 2 0 0 0 0 0 0 0 75 11 0.00 0.500																					
51 Ken Giles, R ERA: 5.12	1.0 5 2 1 1 3 0 0 0 0 0 0 0 16 23 9.00 2.000																					



Batter	1	2	3	4	5	6	7	8	9	AB	R	H	RBI	BB	SO	LOB	TOP										
15 Randal Grichuk, R OBP: 0.297, SLG: 0.469	G4-3		29 WP 1B					L6		4	1	2	0	0	0	1	<b>Toronto Blue Jays @ Seattle Mariners</b> Safeco Field, Seattle, WA Sat Aug 04 2018, 7:12 PM - 9:44 PM PDT Att. 41,238 - Clear - 76 F										
29 Devon Travis, R OBP: 0.301, SLG: 0.401	2B		14 G6-4-3 1B		G5-4-3			37 CS 14 1B BB		3	0	2	2	1	0	2											
14 Justin Smoak, S OBP: 0.359, SLG: 0.470	BB		G6-4-3			G6-3				3	0	1	1	1	0	1											
37 Teoscar Hernández, R OBP: 0.301, SLG: 0.489	G5-4-3									4	0	0	0	0	3	4											
26 Yangervis Solarte, S OBP: 0.285, SLG: 0.403	K									4	0	0	0	0	2	0											
55 Russell Martin, R OBP: 0.336, SLG: 0.347	K									4	0	1	0	0	1	0											
1 Aledmys Díaz, R OBP: 0.286, SLG: 0.451	G6-3									4	2	2	1	0	0	1											
10 Brandon Drury, R OBP: 0.256, SLG: 0.260										4	0	2	1	0	1	0											
11 Kevin Pillar, R OBP: 0.278, SLG: 0.407										4	2	2	0	0	1	2											
<b>Inning Stats</b>	R: 0 E: 0 K: 0 S: 13	H: 1 LOB: 1 BB: 1 P: 22	R: 0 E: 0 K: 2 S: 10	H: 0 LOB: 0 BB: 0 P: 13	R: 2 E: 0 K: 1 S: 21	H: 3 LOB: 0 BB: 0 P: 28	R: 0 E: 0 K: 1 S: 7	H: 0 LOB: 0 BB: 0 P: 10	R: 1 E: 0 K: 1 S: 9	H: 3 LOB: 1 BB: 0 P: 11	R: 0 E: 0 K: 2 S: 10	H: 0 LOB: 0 BB: 0 P: 11	R: 0 E: 0 K: 0 S: 8	H: 1 LOB: 0 BB: 0 P: 10	R: 1 E: 0 K: 1 S: 8	H: 2 LOB: 1 BB: 1 P: 16		R: 1 E: 0 K: 0 S: 12	H: 2 LOB: 1 BB: 0 P: 21	1B: 7 2B: 10 3B: 0 HR: 1	SF: 0 2B: 4 3B: 0 HBP: 0	WP: 2 PB: 0 SB: 1 CS: 1	PA: 36				
<b>PITCHER</b>	IP	WLS	BF	H	R	ER	SO	BB	IBB	HBP	BLK	WP	HR	S	P	ERA	WHIP										
65 James Paxton, L ERA: 3.51	7.0	L	26	8	3	3	7	1	0	0	0	1	1	78	105	3.86	1.286										
62 Sam Tuivailala, R ERA: 3.57	1.0		5	2	1	1	1	1	0	0	0	1	0	8	16	9.00	3.000										
47 James Pazos, L ERA: 2.43	1.0		5	2	1	1	0	0	0	0	0	0	0	12	21	9.00	2.000										

Batter	1	2	3	4	5	6	7	8	9	AB	R	H	RBI	BB	SO	LOB	BOTTOM										
2 Jean Segura, R OBP: 0.337, SLG: 0.434	G6-3		F9							4	0	0	0	0	1	1	<b>Toronto Blue Jays @ Seattle Mariners</b> Safeco Field, Seattle, WA Sat Aug 04 2018, 7:12 PM - 9:44 PM PDT Att. 41,238 - Clear - 76 F										
4 Denard Span, L OBP: 0.348, SLG: 0.418	L7									3	0	0	0	0	0	0											
17 Mitch Haniger, R OBP: 0.360, SLG: 0.459	G1-3									4	0	1	0	0	1	1											
23 Nelson Cruz, R OBP: 0.352, SLG: 0.550	BB									3	0	1	0	1	0	1											
15 Kyle Seager, L OBP: 0.278, SLG: 0.405	F8									4	0	0	0	0	0	4											
27 Ryon Healy, R OBP: 0.270, SLG: 0.443	P6									2	1	0	0	1	0	1											
10 Cameron Maybin, R OBP: 0.339, SLG: 0.338	K									3	0	1	0	0	1	1											
3 Mike Zunino, R OBP: 0.251, SLG: 0.396										3	0	0	0	0	3	2											
7 Andrew Romine, S OBP: 0.255, SLG: 0.228										2	0	0	0	0	0	0											
26 Chris Herrmann, L OBP: 0.314, SLG: 0.372	F7									0	0	0	1	0	0	0											
<b>Inning Stats</b>	R: 0 E: 0 K: 0 S: 9	H: 0 LOB: 0 BB: 0 P: 9	R: 0 E: 0 K: 1 S: 11	H: 0 LOB: 1 BB: 1 P: 19	R: 0 E: 0 K: 1 S: 14	H: 0 LOB: 0 BB: 0 P: 19	R: 0 E: 0 K: 1 S: 7	H: 0 LOB: 0 BB: 0 P: 12	R: 0 E: 0 K: 0 S: 6	H: 0 LOB: 0 BB: 0 P: 7	R: 0 E: 0 K: 1 S: 12	H: 0 LOB: 0 BB: 0 P: 15	R: 0 E: 0 K: 0 S: 7	H: 1 LOB: 1 BB: 0 P: 8	R: 1 E: 0 K: 2 S: 11	H: 1 LOB: 1 BB: 1 P: 21	R: 0 E: 0 K: 0 S: 10	H: 1 LOB: 1 BB: 0 P: 14	1B: 2 2B: 1 3B: 0 HR: 0	SF: 1 2B: 1 3B: 0 HBP: 1	WP: 1 PB: 0 SB: 0 CS: 0	PA: 32					
<b>PITCHER</b>	IP	WLS	BF	H	R	ER	SO	BB	IBB	HBP	BLK	WP	HR	S	P	ERA	WHIP										
25 Marco Estrada, R ERA: 4.65	7.0	W	24	1	1	1	4	2	0	0	0	0	0	66	93	1.29	0.429										
52 Ryan Tepera, R ERA: 3.47	1.0		4	1	0	0	2	0	0	0	0	0	0	11	17	0.00	1.000										
51 Ken Giles, R ERA: 4.96	1.0		4	1	0	0	0	0	0	1	0	1	0	10	14	0.00	1.000										

AB	34
R	5
H	12
RBI	5
BB	2
SO	8
LOB	11



AB	28
R	1
H	3
RBI	1
BB	2
SO	6
LOB	11



livebaseballscores.com

livebaseballscores.com



Batter	1	2	3	4	5	6	7	8	9	AB	R	H	RBI	BB	SO	LOB	TOP					
18 Curtis Granderson, L OBP: 0.333, SLG: 0.418 37 Teoscar Hernández, R (7, PH) OBP: 0.301, SLG: 0.467	G3		1-2 1B			L9		K		3	0	1	0	0	0	1	Toronto Blue Jays @ Seattle Mariners Safeco Field, Seattle, WA Sun Aug 05 2018, 1:11 PM - 3:47 PM PDT Att: 40,515 - Sunny - 67 F					
29 Devon Travis, R OBP: 0.300, SLG: 0.398	14 1B 15 E 1B		L5-4			F7		F9		4	0	1	0	0	0	3						
15 Randal Grichuk, R OBP: 0.293, SLG: 0.462	G6-3		K			G5-3		G5-3		4	0	0	0	0	1	2						
14 Justin Smoak, S OBP: 0.360, SLG: 0.469			1B			G3		K		3	0	1	0	1	1	0						
8 Kendrys Morales, S OBP: 0.328, SLG: 0.432	K					F7		F8		4	0	0	0	0	1	3						
26 Yanervis Solarte, S OBP: 0.285, SLG: 0.461		G4-3				F8		1 HR 1B		4	1	1	0	0	1	0						
1 Aledmys Díaz, R OBP: 0.293, SLG: 0.471			21 G4-3 1B			21 1B 2B		G5-3		4	2	3	2	0	0	0						
21 Luke Maile, R OBP: 0.319, SLG: 0.348		G4-3				2H 1B		F8		4	0	1	1	0	1	1						
11 Kevin Pillar, R OBP: 0.279, SLG: 0.407			29 L5-4 18 1B			K		K		3	0	1	0	0	2	1						
<b>Inning Stats</b>	R: 0 E: 1 K: 1 S: 10	H: 2 LOB: 2 BB: 0 P: 12	R: 0 E: 0 K: 0 S: 5	H: 1 LOB: 0 BB: 0 P: 6	R: 0 E: 0 K: 1 S: 8	H: 2 LOB: 1 BB: 0 P: 12	R: 0 E: 0 K: 0 S: 8	H: 0 LOB: 0 BB: 0 P: 12	R: 1 E: 0 K: 1 S: 11	H: 2 LOB: 1 BB: 0 P: 16	R: 0 E: 0 K: 1 S: 8	H: 0 LOB: 0 BB: 0 P: 12	R: 2 E: 0 K: 2 S: 13	H: 2 LOB: 0 BB: 0 P: 19	R: 0 E: 0 K: 0 S: 6	H: 0 LOB: 1 BB: 0 P: 10	R: 0 E: 0 K: 2 S: 8	H: 0 LOB: 0 BB: 0 P: 10	1B: 7 2B: 2 3B: 0 HR: 1	SF: 0 SAC: 0 DP: 2 HBP: 0	WP: 0 PB: 0 SB: 0 CS: 0	PA: 35
<b>PITCHER</b>	IP WLS BF H R ER SO BB IBB HBP BLK WP HR S P ERA WHIP	6.2 1 27 9 3 3 5 0 0 0 0 0 1 60 84 4.05 1.350	7.1 0 1 0 0 0 1 0 0 0 0 0 0 3 5 0.00 0.000	8.1 1 4 0 0 0 0 1 0 0 0 0 0 6 13 0.00 1.000	9.1 1 3 0 0 0 2 0 0 0 0 0 0 8 10 0.00 0.000	<b>PITCHER</b>										IP WLS BF H R ER SO BB IBB HBP BLK WP HR S P ERA WHIP						

AB	34
R	3
H	9
RBI	3
BB	1
SO	8
LOB	11



Batter	1	2	3	4	5	6	7	8	9	AB	R	H	RBI	BB	SO	LOB	BOTTOM					
4 Denard Span, L OBP: 0.346, SLG: 0.415	F8		23 1B			F7		L7		5	1	1	0	0	1	4	Toronto Blue Jays @ Seattle Mariners Safeco Field, Seattle, WA Sun Aug 05 2018, 1:11 PM - 3:47 PM PDT Att: 40,515 - Sunny - 67 F					
2 Jean Segura, R OBP: 0.336, SLG: 0.435	F8		23 1B			F8		17 S 23 HR 1B		4	1	2	0	0	0	0						
17 Mitch Haniger, R OBP: 0.357, SLG: 0.455	K		L6			G5-3		G6-3		4	0	0	0	0	1	4						
23 Nelson Cruz, R OBP: 0.354, SLG: 0.558	G6-3		1-3 2H 3H 1B			K		HR		4	1	2	4	0	1	0						
15 Kyle Seager, L OBP: 0.280, SLG: 0.421	K		F8			HR		HR		4	2	2	2	0	1	2						
27 Ryon Healy, R OBP: 0.272, SLG: 0.447	2B					26 2B 1B		K		4	0	2	0	0	2	0						
26 Chris Herrmann, L OBP: 0.309, SLG: 0.383 3 Mike Zunino, R OBP: 0.251, SLG: 0.396	K2-3							P5		4	0	1	0	0	2	1						
5 Guillermo Heredia, R OBP: 0.310, SLG: 0.326			K			G5-3		7 BB BB		3	0	0	0	1	1	2						
7 Andrew Romine, S OBP: 0.265, SLG: 0.223			2 1B 4 1B 23 1B BB			L6		K		2	1	0	0	2	1	2						
<b>Inning Stats</b>	R: 0 E: 0 K: 1 S: 6	H: 0 LOB: 0 BB: 0 P: 6	R: 0 E: 0 K: 2 S: 10	H: 1 LOB: 1 BB: 0 P: 15	R: 2 E: 0 K: 1 S: 14	H: 3 LOB: 2 BB: 1 P: 25	R: 0 E: 0 K: 1 S: 9	H: 2 LOB: 2 BB: 0 P: 11	R: 0 E: 0 K: 1 S: 9	H: 0 LOB: 0 BB: 0 P: 15	R: 1 E: 0 K: 1 S: 9	H: 1 LOB: 2 BB: 2 P: 20	R: 3 E: 0 K: 2 S: 17	H: 3 LOB: 0 BB: 0 P: 25	R: 0 E: 0 K: 1 S: 7	H: 0 LOB: 0 BB: 0 P: 10	R: 0 E: 0 K: 1 S: 7	H: 0 LOB: 0 BB: 0 P: 10	1B: 5 2B: 2 3B: 0 HR: 3	SF: 0 SAC: 0 DP: 0 HBP: 0	WP: 0 PB: 0 SB: 1 CS: 0	PA: 37
<b>PITCHER</b>	IP WLS BF H R ER SO BB IBB HBP BLK WP HR S P ERA WHIP	5.2 0 27 7 3 3 7 3 0 0 0 0 2 10 18 40.50 4.500	6.1 1 5 3 3 3 0 0 0 0 0 0 0 8 10 0.00 0.000	7.1 0 2 0 0 0 2 0 0 0 0 0 0 7 10 0.00 0.000	<b>PITCHER</b>										IP WLS BF H R ER SO BB IBB HBP BLK WP HR S P ERA WHIP							

AB	34
R	6
H	10
RBI	6
BB	3
SO	10
LOB	15













Batter	1	2	3	4	5	6	7	8	9	AB	R	H	RBI	BB	SO	LOB	TOP											
50 Mookie Betts, R OBP: 0.334, SLG: 0.668	1-1 C CH 82 B SI 91 X CH 84 28 F9 16 1B	2-2 C SI 92 B SI 92 F SI 93 X SI 93 36 1B		2-2 C CU 76 B SI 90 F CH 84 B SI 90 X CU 79 2B		4-2 C SI 90 B SI 90 B CH 84 B SI 90 D FF 91 BB			3-2 C FF 96 B SI 96 F FF 96 X SL 86 HR	4	2	4	1	1	0	0												
16 Andrew Benintendi, L OBP: 0.336, SLG: 0.559	2-1 D SI 92 B CU 77 C SI 92 X SI 92 36 1B	1-1 B SI 92 C SI 92 X SI 92 2 BB		0-2 C CU 76 F SI 91 X SI 92 G3		2-2 B SI 90 C SI 91 X SI 90 G3			2-3 C SL 86 B SI 97 F FF 97 S SL 86 K	5	1	1	0	0	1	3												
25 Steve Pearce, R OBP: 0.383, SLG: 0.570	0-0 X SI 93 P3		4-2 B SI 91 B CH 83 C SI 93 C CH 84 B CH 84 28 G6-4-3		3-2 B CH 83 B SI 90 C SI 90 F SI 91 X SI 90 G5-3			2-1 B FF 90 C SI 90 X FF 91 G1-3	3	0	0	0	1	0	2													
18 Mitch Moreland, L (9, PH) OBP: 0.334, SLG: 0.482									3-3 B FF 97 F FF 97 S SL 86 K	3	0	0	0	1	0	2												
28 J.D. Martinez, R OBP: 0.397, SLG: 0.657	1-0 B SI 92 X SI 92 F9		0-0 X SI 92 28 G6-4-3		2-2 B SI 92 C SI 91 F SI 91 X SI 91 G6-4-3		3-2 B CU 71 B SI 91 C SI 91 F SI 91 T CH 79 K		3-3 B FF 97 F FF 97 S SL 86 K	4	1	1	1	0	1	3												
2 Xander Bogaerts, R OBP: 0.348, SLG: 0.504	4-0 B SI 93 B SI 92 B CH 86 D CH 85 36 1B		4-2 C SI 93 B SI 92 B CU 78 C CH 84 F SI 92 F SI 91 B SI 91 B CH 84 36 1B		2-2 B SI 91 B SI 92 B CH 84 F SI 91 X CH 84 F9		2-1 B FF 90 D CH 79 X FF 90 L5			2	0	0	0	2	0	0												
36 Eduardo Nájera, R OBP: 0.291, SLG: 0.371	1-2 C CH 86 B SI 92 F SI 93 X CH 85 1B		2-0 B SI 91 X SI 92 1B		0-1 F SI 92 X SI 92 12 S 12 1B			0-1 C SI 95 X SI 83 P2		4	1	3	2	0	0	0												
12 Brock Holt, L OBP: 0.335, SLG: 0.341	0-0 X SI 93 G4-3		2-3 C SI 92 B SI 92 C SI 90 1B		1-0 B CU 76 X SI 92 3 CS 1B			1-2 B FC 89 C SI 95 F CH 88 X SI 86 F7		4	0	1	1	0	1	4												
3 Sandy León, S OBP: 0.270, SLG: 0.328		3-2 C CU 74 B CH 82 C CH 82 F SI 90 B CH 84 X SI 86 F7		2-2 C SI 91 B CH 84 B CU 77 X CH 84 F8	0-1 F CH 84 1 SAFE CS		0-2 C FF 89 X SL 81 F7		0-0 X FF 96 F9	4	0	0	0	0	0	0												
19 Jackie Bradley Jr., L OBP: 0.294, SLG: 0.357		1-1 F SI 93 X SI 92 G5-3		3-2 C SI 92 B SI 92 C SI 92 F SI 93 X SI 92 K		0-0 X SI 90 G1-3		0-0 X FF 96 F9	4	0	0	0	0	1	0													
<b>Inning Stats</b>	R: 2 E: 0 K: 0 S: 11	H: 3 LOB: 2 BB: 1 P: 20	R: 0 E: 0 K: 0 S: 11	H: 1 LOB: 1 BB: 0 P: 18	R: 0 E: 0 K: 1 S: 12	H: 1 LOB: 2 BB: 2 P: 24	R: 0 E: 0 K: 1 S: 13	H: 0 LOB: 0 BB: 0 P: 20	R: 2 E: 0 K: 0 S: 15	H: 3 LOB: 1 BB: 0 P: 23	R: 0 E: 0 K: 0 S: 10	H: 0 LOB: 0 BB: 0 P: 16	R: 0 E: 0 K: 0 S: 6	H: 0 LOB: 0 BB: 0 P: 7	R: 1 E: 0 K: 2 S: 10	H: 1 LOB: 0 BB: 0 P: 18	1B: 6 2B: 1 3B: 1 HR: 2	SF: 0 SAC: 0 DP: 1 HBP: 0	WP: 0 PB: 0 SB: 1 CS: 1	PA: 40								
<b>PITCHER</b>	IP	WLS	BF	H	R	ER	SO	BB	IBB	HBP	BLK	WP	HR	S	P	ERA	WHIP	<b>PITCHER</b>										
56 Ryan Borucki, L ERA: 2.81	(1, 1)	5.0	W	25	9	4	4	2	3	0	0	0	0	1	62	105	7.20	2.400										
57 Jaime Garcia, L ERA: 6.24	(6, 1)	1.0	H	4	0	0	0	0	1	0	0	0	0	0	10	16	0.00	1.000										
36 Tyler Clippard, R ERA: 3.86	(7, 1)	1.0		3	0	0	1	0	0	0	0	0	0	7	14	0.00	0.000											
52 Ryan Tepera, R ERA: 4.07	(8, 1)	1.0		3	0	0	0	0	0	0	0	0	0	6	7	0.00	0.000											
51 Ken Giles, R ERA: 6.29	(9, 1)	1.0		4	1	1	1	2	0	0	0	0	1	10	18	9.00	1.000											
<b>Batter</b>	<b>1</b>	<b>2</b>	<b>3</b>	<b>4</b>	<b>5</b>	<b>6</b>	<b>7</b>	<b>8</b>	<b>9</b>	<b>AB</b>	<b>R</b>	<b>H</b>	<b>RBI</b>	<b>BB</b>	<b>SO</b>	<b>LOB</b>	<b>BOTTOM</b>											
18 Curtis Granderson, L OBP: 0.334, SLG: 0.419	4-1 B SI 88 B SI 89 B FF 89 C SI 89 B SI 91 29 BB 14 1B	0-2 C SI 91 X FF 92 F8		1-3 C CH 81 F CU 74 B CU 74 F SI 91 F SI 91 F SI 87 K		3-1 B SI 93 B CU 76 B SI 92 B CH 86 X SL 85 29 1B			3-3 B CU 78 F FF 93 F CU 77 B FF 92 S CU 77 K	4	2	1	0	1	2	4												
29 Devon Travis, R OBP: 0.302, SLG: 0.404	4-1 B SI 90 F CH 82 C SI 92 B SI 85 B SI 92 14 1B 15 FC6-4	2-1 1 SAFE D CH 82 D CH 82 F SI 85 X SI 91 FC5-2-5		0-1 X SI 89 P5		2-2 B SI 84 F CH 85 F SI 91 F SI 91 X CU 80 14 2B		2-2 B SI 84 F CH 85 F SI 91 F SI 91 X CU 80 1B	2	3	2	1	1	0	2													
14 Justin Smoak, S OBP: 0.370, SLG: 0.488	1-2 C CU 76 F CU 76 B FF 93 X FF 92 15 FC6-4	2-3 C FF 92 F CU 76 B CU 76 S CU 76 K		0-0 X CU 76 15 HR 2B		0-0 X SI 91 15 G6-4-3		0-0 X SI 91 1B	4	1	3	2	0	1	2													
15 Randal Grichuk, R OBP: 0.295, SLG: 0.475	1-2 B CU 74 C SI 92 C SI 85 X CU 76 FC6-4 26 G6-3		0-1 X SI 89 P5		2-2 B CU 76 F FF 91 F SI 91 X FF 92 HR		0-0 X SI 89 G6-4-3		0-0 X SI 89 G6-4-3	4	1	1	3	0	0	2												
26 Yangervis Solarte, S OBP: 0.288, SLG: 0.398	0-0 X FF 92 G6-3		1-1 C FF 91 X CU 75 G3		0-1 C FF 89 X FF 89 HR		2-2 B SI 89 F SI 92 F SI 93 X FF 91 F8			4	0	1	0	0	0	1												
37 Teóscar Hernández, R OBP: 0.301, SLG: 0.497	1-3 F FF 92 S FF 92 F CU 76 C FF 92 K		0-1 C FF 91 X SI 89 HR		0-0 X FF 90 F9			1-3 S FF 92 F FF 93 F FF 93 C CU 79 K	4	1	1	1	0	2	2													
55 Russell Martin, R OBP: 0.340, SLG: 0.344		4-2 B CU 74 C CU 75 B SL 84 C CH 84 B CU 75 B SI 89 1 1B 11 E	1-3 C SI 89 F CH 82 B SL 88 K		3-3 B FC 86 C KC 79 C KC 79 B FC 86 1 SAFE F SI 90 F FC 88 S FC 88 K		2-1 B SI 90 F SI 85 B CH 87 X SI 91 G6-3		1-3 C CH 86 F FF 94 B FF 93 B FF 93 F SI 93 S CU 78 K	3	1	0	0	1	3	1												
1 Aledmys Díaz, R OBP: 0.297, SLG: 0.465	1-0 B CU 74 X CU 75 18 F9 11 E	1-3 E: 1 LOB: 2 BB: 1 P: 21		0-2 F CU 74 F SI 84 X FF 91 F8		2-1 B SI 90 B CH 87 X SI 91 G6-3		3-2 F CH 86 F SI 84 B FF 93 B FF 93 B CU 78 X CU 77 18 S 11 1B	4	0	2	0	0	0	0													
11 Kevin Pillar, R OBP: 0.277, SLG: 0.409	0-0 X CH 82 E5 29 FC5-2-5 29 S		0-3 C CU 76 F SI 85 S CU 74 K		0-2 M CU 76 F CU 76 X FF 92 L9			1-0 B CU 78 X CH 85 1B	4	0	1	1	0	1	1													
<b>Inning Stats</b>	R: 2 E: 0 K: 1 S: 13	H: 1 LOB: 1 BB: 2 P: 24	R: 1 E: 1 K: 1 S: 9	H: 1 LOB: 0 BB: 0 P: 11	R: 0 E: 0 K: 2 S: 14	H: 0 LOB: 0 BB: 0 P: 15	R: 3 E: 0 K: 1 S: 13	H: 4 LOB: 1 BB: 0 P: 18	R: 1 E: 0 K: 0 S: 11	H: 2 LOB: 1 BB: 0 P: 18	R: 0 E: 0 K: 0 S: 5	H: 1 LOB: 0 BB: 0 P: 7	R: 0 E: 0 K: 3 S: 15	H: 2 LOB: 2 BB: 0 P: 24	1B: 8 2B: 3 3B: 0 HR: 2	SF: 0 SAC: 0 DP: 2 HBP: 0	WP: 0 PB: 0 SB: 2 CS: 1	PA: 37										
<b>PITCHER</b>	IP	WLS	BF	H	R	ER	SO	BB	IBB	HBP	BLK	WP	HR	S	P	ERA	WHIP	<b>PITCHER</b>										
22 Rick Porcello, R ERA: 4.13	(1, 1)	4.0	L	22	6	7	7	5	3	0	0	0	0	2	54	79	15.75	2.250										
44 Brandon Workman, R ERA: 2.78	(5, 1)	1.0		3	1	0	1	0	0	0	0	0	0	7	10	0.00	1.000											
76 Hector Velázquez, R ERA: 2.64	(6, 1)	2.0		7	3	1	1	0	0	0	0	0	0	16	25	4.50	1.500											
47 Tyler Thornburg, R ERA: 5.4	(8, 1)	1.0		5	2	0	3	0	0	0	0	0	0	15	24	0.00	2.000											

**Boston Red Sox @ Toronto Blue Jays**  
Rogers Centre, Toronto, ON  
Thu Aug 09 2018, 7:08 PM - 9:56 PM EDT  
Att: 28,415 - Roof Closed - 68 F

AB 35  
R 5  
H 10  
RBI 5  
BB 4  
SO 5  
LOB 12

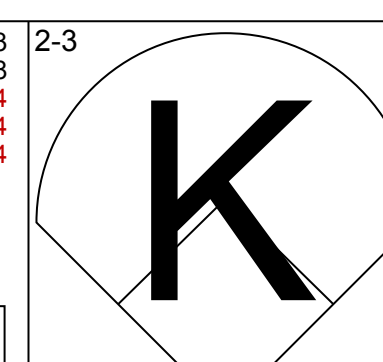
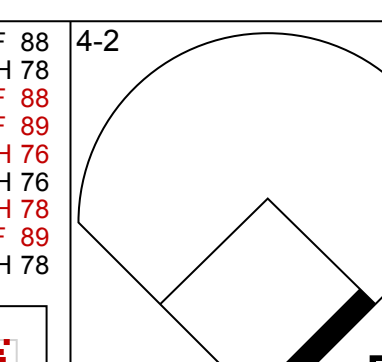
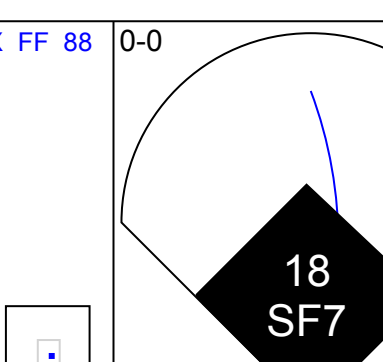
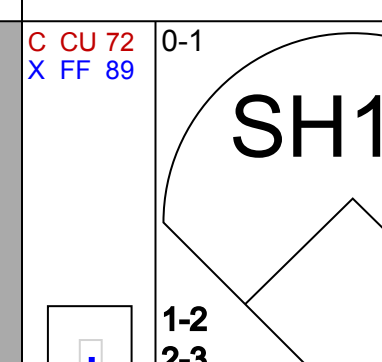
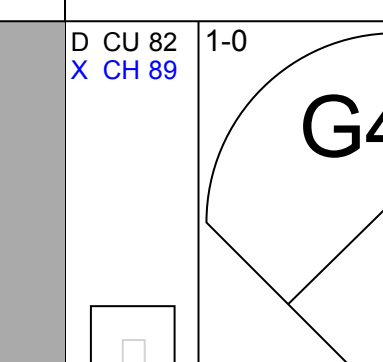
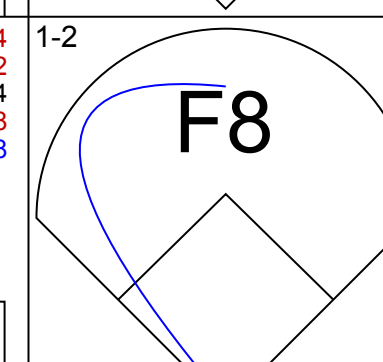
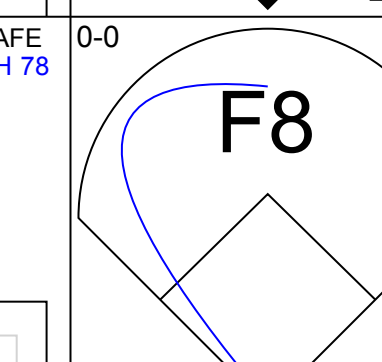
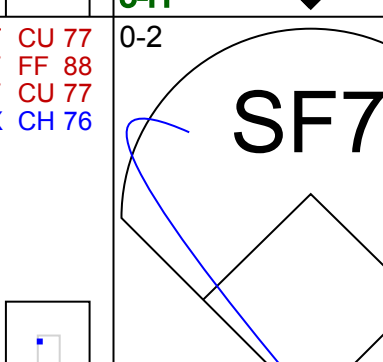
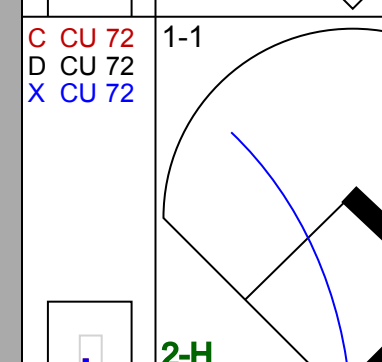
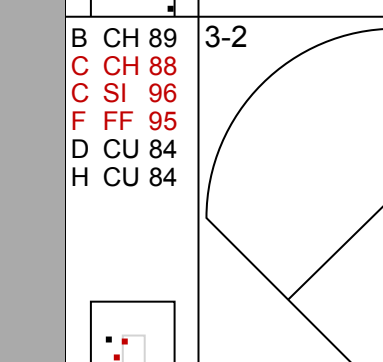
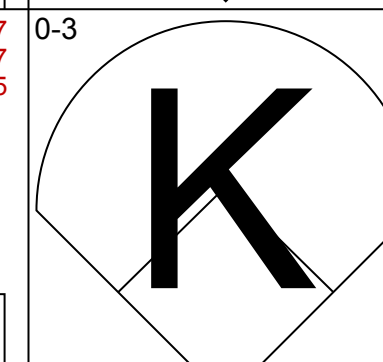
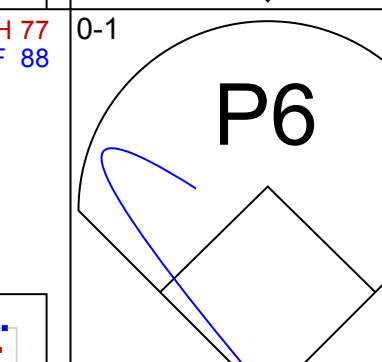
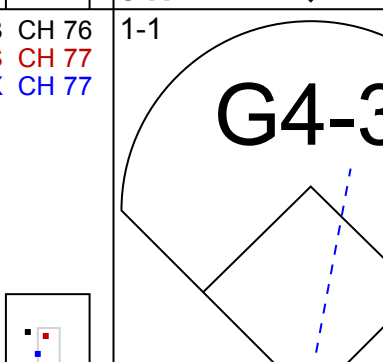
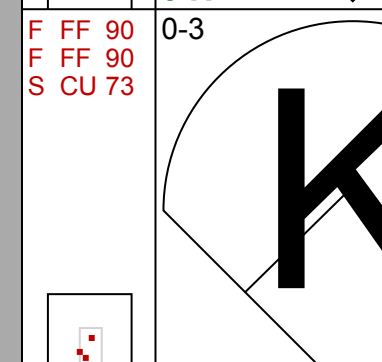
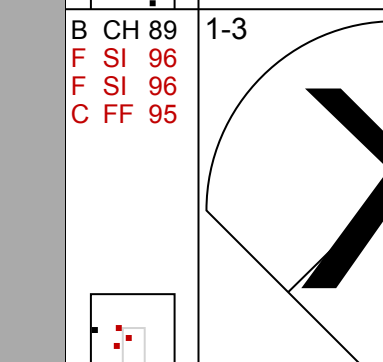



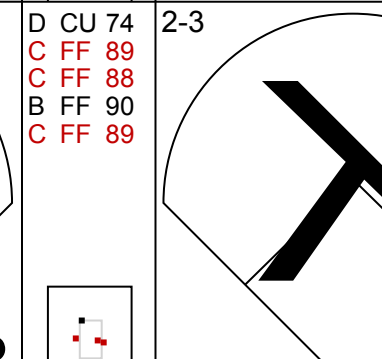



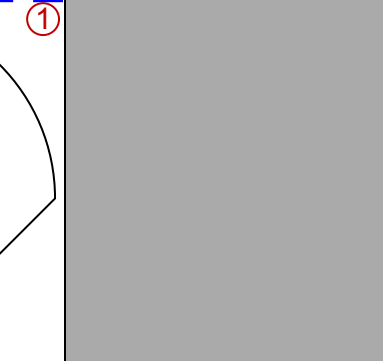




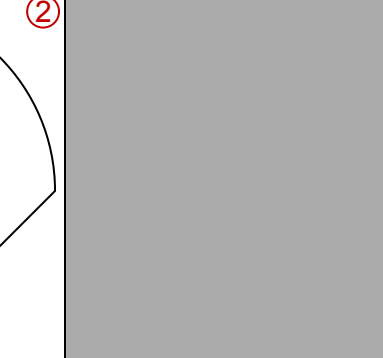

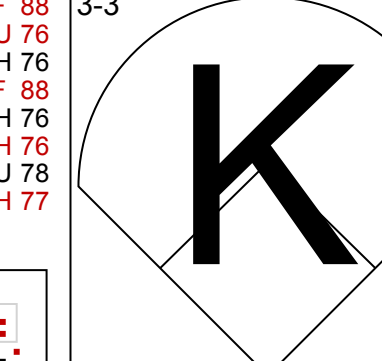

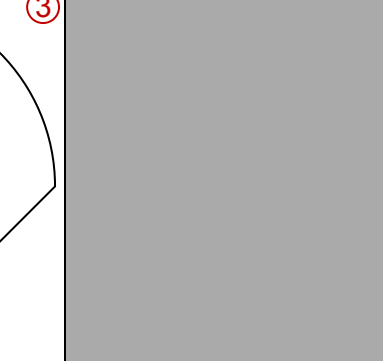
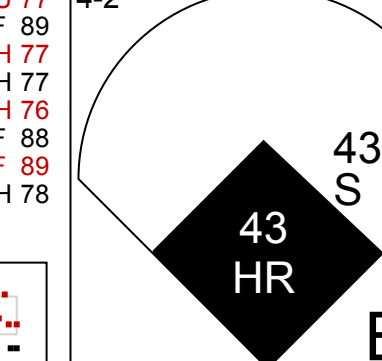
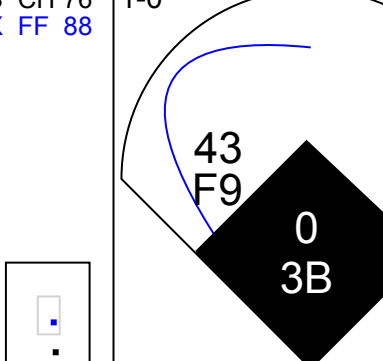
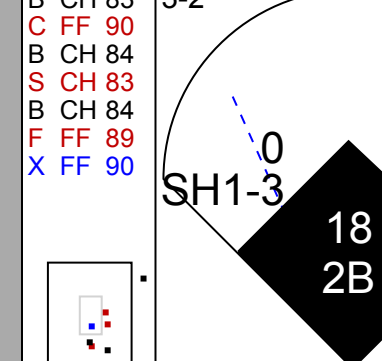
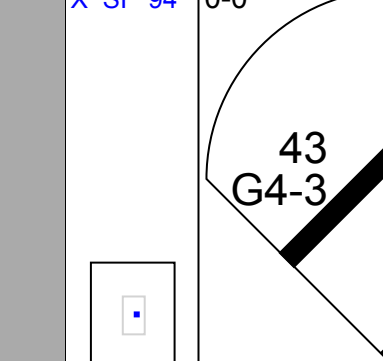
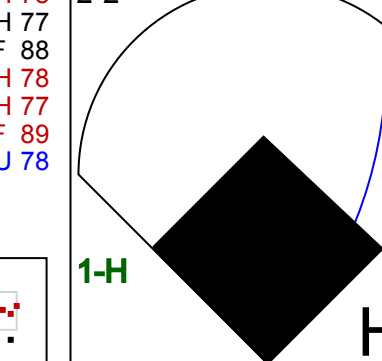
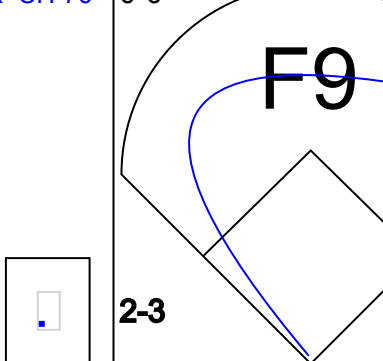
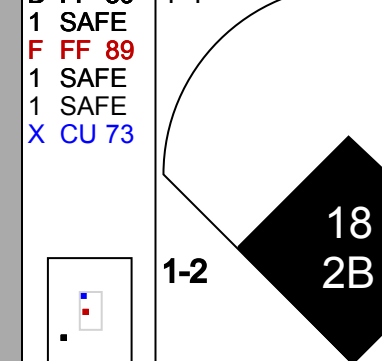
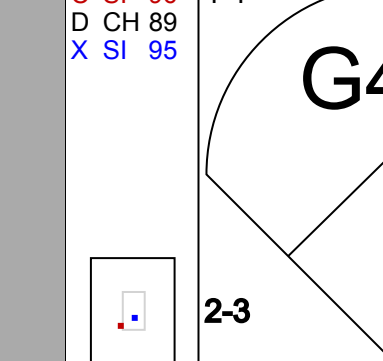


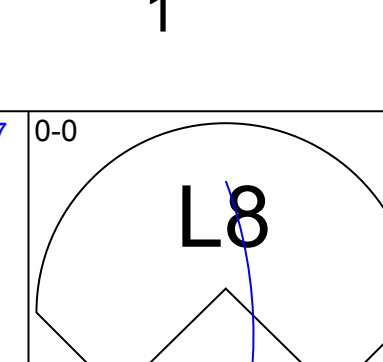
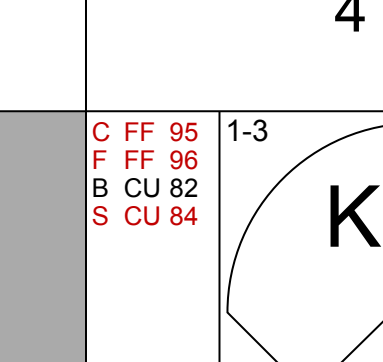
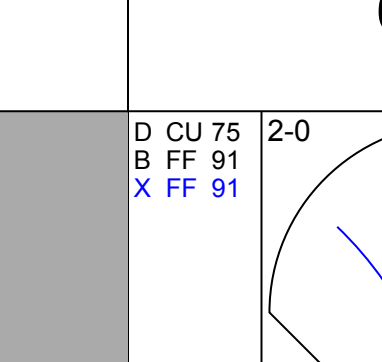
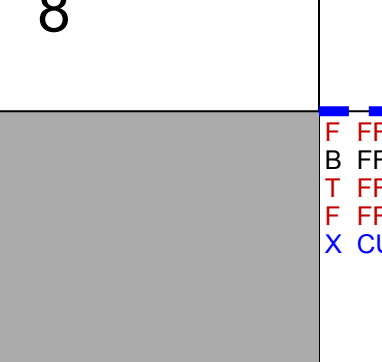
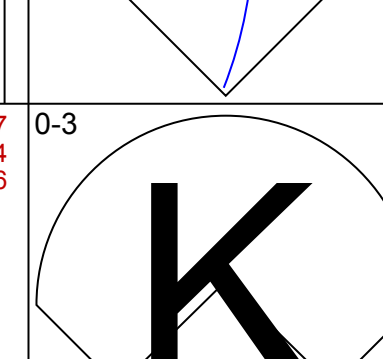
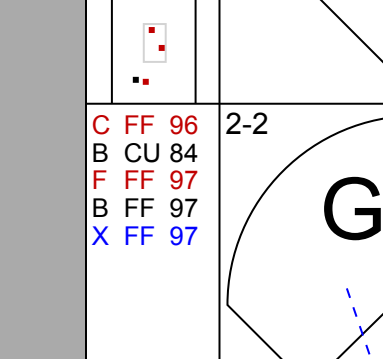
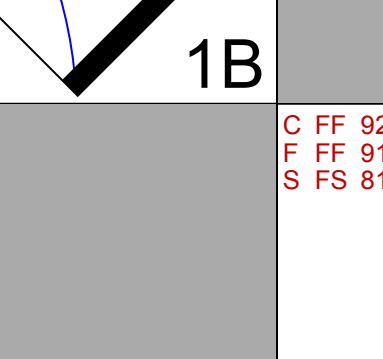
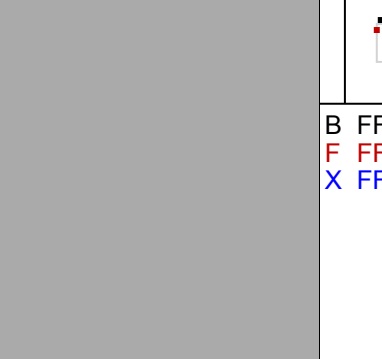
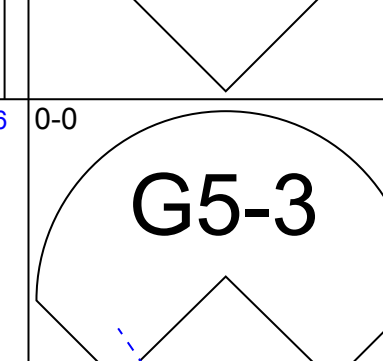
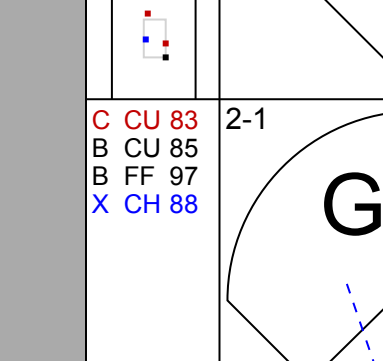
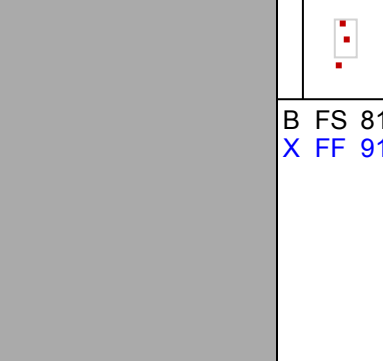

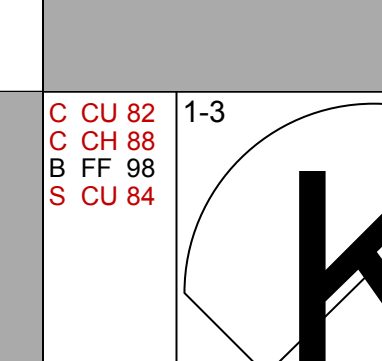
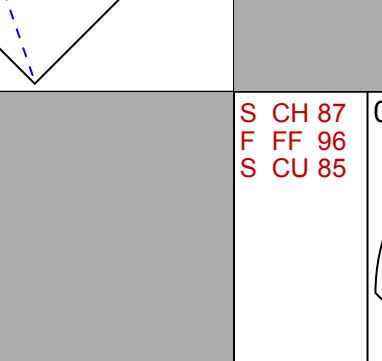
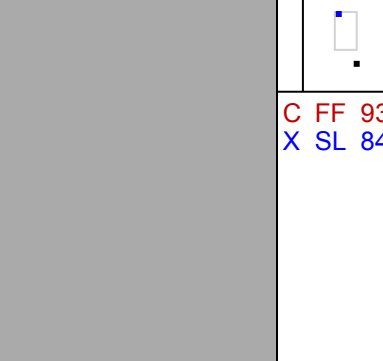
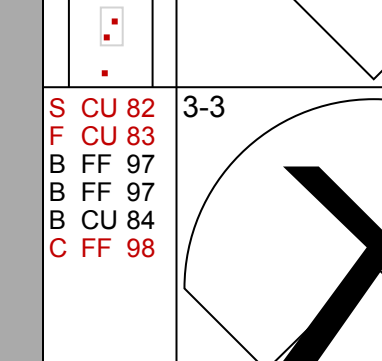
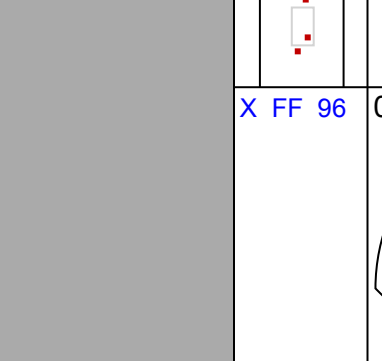
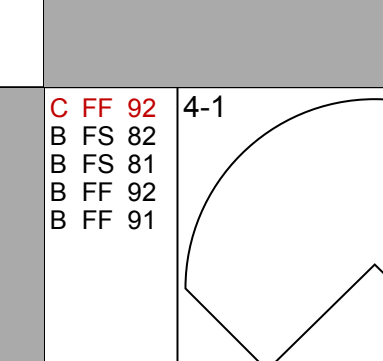
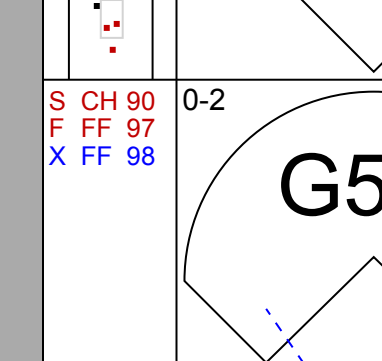
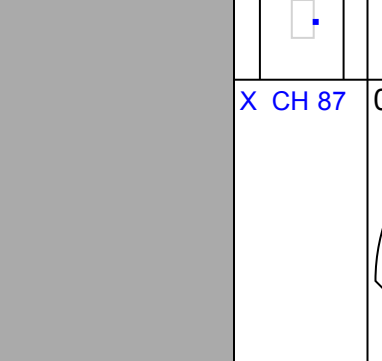
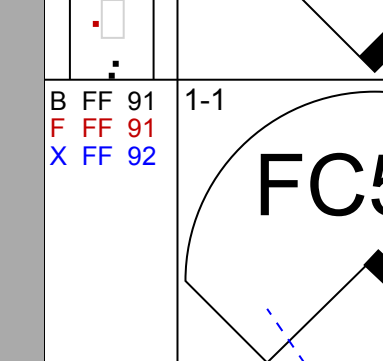
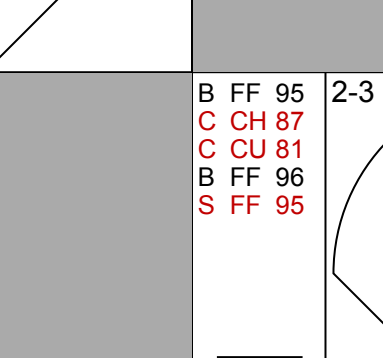
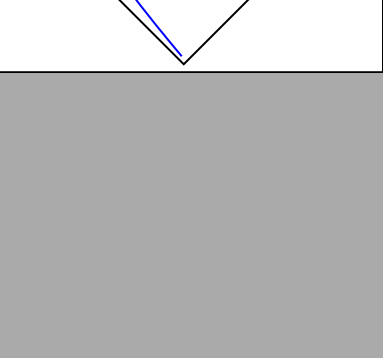
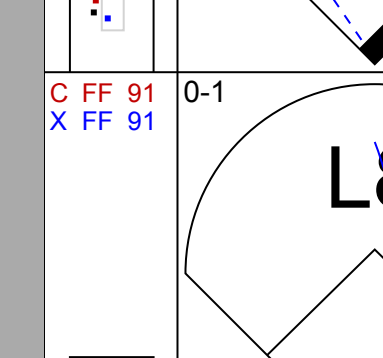
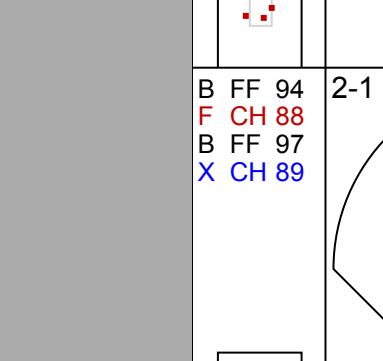

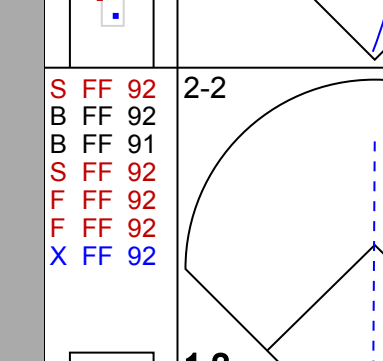
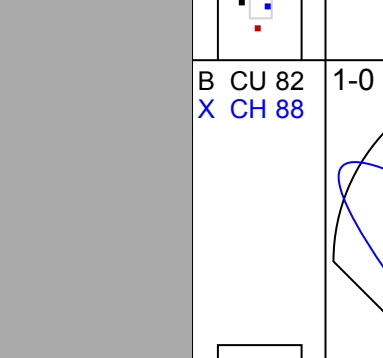

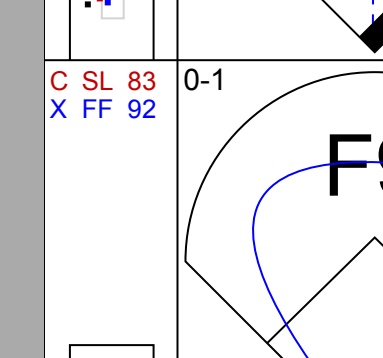
**Boston Red Sox @ Toronto Blue Jays**  
Rogers Centre, Toronto, ON  
Thu Aug 09 2018, 7:08 PM - 9:56 PM EDT  
Att: 28,415 - Roof Closed - 68 F

AB 34  
R 8  
H 12  
RBI 8  
BB 3  
SO 9  
LOB 15





Batter	1	2	3	4	5	6	7	8	9	AB R H RBI BB SO LOB	TOP											
0 Mallex Smith, L (1, 7)										3 1 1 1 1 1 1	<p><b>Tampa Bay Rays @ Toronto Blue Jays</b>  Rogers Centre, Toronto, ON  Fri Aug 10 2018, 7:09 PM - 9:34 PM EDT  Att: 23,082 - Clear - 75 F</p>											
16 Joey Wendle, L (1, 5)										3 0 1 3 0 0 1												
9 Jake Bauers, L (1, 3)										5 0 0 0 0 3 4												
26 Ji Man Choi, L (1, 10)										4 1 1 1 1 0 3 1												
27 Carlos Gómez, R (1, 9)										4 0 0 0 0 1 0												
39 Kevin Kiermaier, L (1, 8)										4 0 1 0 0 1 0												
35 Brandon Lowe, L (1, 4)										4 0 0 0 0 1 1												
1 Willy Adames, R (1, 6)										3 3 3 0 1 0 0												
43 Michael Pérez, L (1, 2)										4 2 2 2 0 0 2												
<b>Inning Stats</b>	R: 0 E: 0 K: 2 S: 10	H: 0 LOB: 0 BB: 0 P: 13	R: 0 E: 0 K: 1 S: 8	H: 0 LOB: 0 BB: 0 P: 12	R: 2 E: 0 K: 1 S: 22	H: 1 LOB: 1 BB: 2 P: 35	R: 0 E: 0 K: 1 S: 9	H: 1 LOB: 0 BB: 0 P: 12	R: 2 E: 0 K: 0 S: 9	H: 2 LOB: 0 BB: 0 P: 11		R: 1 E: 0 K: 2 S: 11	H: 1 LOB: 0 BB: 0 P: 15	R: 2 E: 0 K: 2 S: 16	H: 3 LOB: 1 BB: 0 P: 23	R: 0 E: 0 K: 0 S: 5	H: 0 LOB: 0 BB: 0 P: 5	R: 0 E: 0 K: 1 S: 10	H: 1 LOB: 2 BB: 0 P: 16	1B: 3 2B: 3 HR: 2	SF: 1 SAC: 1 DP: 0 HBP: 1	WP: 0 PB: 0 SB: 1 CS: 0
<b>PITCHER</b>	IP WLS BF H R ER SO BB IBB HBP BLK WP HR S P ERA WHIP											IP WLS BF H R ER SO BB IBB HBP BLK WP HR S P ERA WHIP										
25 Marco Estrada, R (1, 1)	5.1 L 23 5 5 5 6 2 0 0 0 0 0 2 64 91 8.44 1.312																					
45 Thomas Pannone, L (6, 1)	1.2 8 3 2 2 3 0 0 0 0 0 0 0 21 30 10.80 1.800																					
31 Joe Biagini, R (8, 1)	2.0 8 1 0 0 1 0 0 0 1 0 0 0 15 21 0.00 0.500																					

Batter	1	2	3	4	5	6	7	8	9	AB R H RBI BB SO LOB	BOTTOM									
15 Randal Grichuk, R (1, 9)										4 0 1 0 0 1 0	<p><b>Tampa Bay Rays @ Toronto Blue Jays</b>  Rogers Centre, Toronto, ON  Fri Aug 10 2018, 7:09 PM - 9:34 PM EDT  Att: 23,082 - Clear - 75 F</p>									
29 Devon Travis, R (1, 4)										4 0 0 0 0 2 0										
14 Justin Smoak, S (1, 3)										4 0 0 0 0 0 0										
37 Teoscar Hernández, R (1, 7)										3 0 0 0 0 2 0										
8 Kendrys Morales, S (1, 10)										2 0 0 0 1 1 0										
1 Aledmys Díaz, R (1, 6)										3 0 0 0 0 0 1										
21 Luke Maile, R (1, 2)										3 0 1 0 0 1 1										
7 Richard Urena, S (1, 5)										3 0 1 0 0 1 1										
11 Kevin Pillar, R (1, 8)										3 0 0 0 0 1 3										
<b>Inning Stats</b>	R: 0 E: 0 K: 1 S: 5	H: 0 LOB: 0 BB: 0 P: 5	R: 0 E: 0 K: 2 S: 9	H: 0 LOB: 0 BB: 0 P: 13	R: 0 E: 0 K: 1 S: 6	H: 0 LOB: 0 BB: 0 P: 11	R: 0 E: 0 K: 1 S: 8	H: 0 LOB: 0 BB: 0 P: 13	R: 0 E: 0 K: 2 S: 5	H: 2 LOB: 2 BB: 0 P: 17		R: 0 E: 0 K: 1 S: 6	H: 0 LOB: 0 BB: 0 P: 7	R: 0 E: 0 K: 0 S: 12	H: 1 LOB: 2 BB: 1 P: 19	R: 0 E: 0 K: 0 S: 8	H: 0 LOB: 0 BB: 0 P: 13	1B: 3 2B: 0 3B: 0 HR: 0	SF: 0 SAC: 0 DP: 0 HBP: 0	WP: 0 PB: 0 SB: 0 CS: 0
<b>PITCHER</b>	IP WLS BF H R ER SO BB IBB HBP BLK WP HR S P ERA WHIP											IP WLS BF H R ER SO BB IBB HBP BLK WP HR S P ERA WHIP								
42 Blake Snell, L (1, 1)	5.0 W 15 3 0 0 3 1 0 0 0 0 0 0 29 43 0.00 1.333																			
34 Jake Faria, R (6, 1)	3.0 12 3 0 0 3 1 0 0 0 0 0 0 8 13 0.00 0.000																			
57 Jaime Schultz, R (9, 1)	1.0 3 0 0 0 0 0 0 0 0 0 0 0 8 13 0.00 0.000																			



Batter	1	2	3	4	5	6	7	8	9	AB	R	H	RBI	BB	SO	LOB	TOP
0 Mallex Smith, L OBP: 0.374, SLG: 0.420										4	1	1	0	1	2	0	<b>Tampa Bay Rays @ Toronto Blue Jays</b> Rogers Centre, Toronto, ON Sat Aug 11 2018, 4:35 PM - 7:30 PM EDT Att: 38,797 - Sunny - 79 F
5 Matt Duffy, R OBP: 0.355, SLG: 0.382										4	0	0	0	0	1	3	
18 Joey Wendle, L OBP: 0.346, SLG: 0.419										4	0	2	1	0	0	0	
44 C.J. Cron, R OBP: 0.317, SLG: 0.469										4	0	2	0	0	2	2	
27 Carlos Gómez, R OBP: 0.359, SLG: 0.354										4	0	1	0	0	1	3	
26 Ji Man Choi, L OBP: 0.296, SLG: 0.455										4	1	1	0	0	1	3	
39 Kevin Kiermaier, L OBP: 0.292, SLG: 0.372										4	1	1	0	0	1	3	
1 Willy Adames, R OBP: 0.292, SLG: 0.372										4	1	2	1	0	1	1	
35 Brandon Lowe, L OBP: 0.342, SLG: 0.463										3	0	0	0	0	1	2	
9 Jake Bauers, L OBP: 0.257, SLG: 0.246										4	0	1	1	0	2	1	
<b>Inning Stats</b>	R: 1 H: 2 E: 0 K: 1 S: 16	WLS: 2 BF: 22 LOB: 1 P: 23	H: 1 R: 1 ER: 0 K: 1 S: 11	H: 1 R: 0 ER: 0 K: 2 S: 13	H: 1 R: 0 ER: 0 K: 1 S: 14	H: 0 R: 0 ER: 0 K: 2 S: 8	H: 1 R: 0 ER: 0 K: 1 S: 10	H: 1 R: 0 ER: 0 K: 1 S: 9	H: 2 R: 1 ER: 0 K: 1 S: 8	1B: 6 2B: 4 3B: 0 HR: 0	SF: 0 DP: 0 HBP: 0	WP: 0 PA: 37					
<b>PITCHER</b>	IP WLS BF H R ER SO BB IBB HBP BLK WP HR S P ERA WHIP																
43 Sam Gaviglio, R ERA: 4.86	(1, 1) 5.1 L 22 6 2 1 7 0 0 0 0 0 0 0 67 99 1.69 1.125																
57 Jaime García, L ERA: 5.18	(6, 1) 0.2 0 0 0 0 1 0 0 0 0 0 0 5 7 0.00 0.000																
39 Jake Petricka, R ERA: 4.71	(7, 1) 1.0 5 1 0 0 1 1 0 0 0 0 0 8 17 0.00 2.000																
36 Tyler Clippard, R ERA: 3.79	(8, 1) 1.0 4 1 0 0 1 0 0 0 0 0 0 9 11 0.00 1.000																
52 Ryan Tepera, R ERA: 4.17	(9, 1) 1.0 4 2 1 1 1 0 0 0 0 0 0 8 14 9.00 2.000																

Batter	1	2	3	4	5	6	7	8	9	AB	R	H	RBI	BB	SO	LOB	BOTTOM
15 Randal Grichuk, R OBP: 0.291, SLG: 0.465										4	0	0	0	0	3	0	<b>Tampa Bay Rays @ Toronto Blue Jays</b> Rogers Centre, Toronto, ON Sat Aug 11 2018, 4:35 PM - 7:30 PM EDT Att: 38,797 - Sunny - 79 F
29 Devon Travis, R OBP: 0.287, SLG: 0.395										4	0	1	0	0	0	0	
14 Justin Smoak, S OBP: 0.365, SLG: 0.479										3	0	0	0	1	1	1	
37 Teoscar Hernández, R OBP: 0.300, SLG: 0.495										3	0	1	0	1	2	1	
8 Kendrys Morales, S OBP: 0.325, SLG: 0.418										3	0	1	0	1	0	1	
26 Yanervis Solarte, S OBP: 0.287, SLG: 0.397										0	0	0	0	0	0	0	
7 Richard Urena, S OBP: 0.261, SLG: 0.391										3	1	1	1	0	0	4	
18 Curtis Granderson, L OBP: 0.333, SLG: 0.418										2	0	1	0	0	0	0	
1 Aledmys Díaz, R OBP: 0.294, SLG: 0.469										3	1	1	1	0	0	4	
11 Kevin Pillar, R OBP: 0.275, SLG: 0.403										2	0	0	0	1	0	3	
<b>Inning Stats</b>	R: 0 H: 0 E: 0 K: 1 S: 7	H: 1 R: 0 ER: 0 K: 1 S: 17	H: 0 R: 0 ER: 0 K: 2 S: 9	H: 1 R: 0 ER: 0 K: 0 S: 5	H: 2 R: 1 ER: 0 K: 0 S: 10	H: 0 R: 0 ER: 0 K: 1 S: 11	H: 1 R: 0 ER: 0 K: 1 S: 8	H: 0 R: 0 ER: 0 K: 2 S: 8	H: 0 R: 0 ER: 0 K: 1 S: 6	1B: 3 2B: 1 3B: 0 HR: 1	SF: 0 DP: 2 HBP: 1	WP: 0 PA: 34					
<b>PITCHER</b>	IP WLS BF H R ER SO BB IBB HBP BLK WP HR S P ERA WHIP																
55 Ryne Stanek, R ERA: 2.49	(1, 1) 1.1 W 10 1 0 0 2 1 0 1 0 0 0 20 34 0.00 0.750																
63 Diego Castillo, R ERA: 3.99	(2, 1) 2.0 8 2 1 1 1 1 0 0 0 0 1 21 35 4.50 1.500																
57 Jaime Schultz, R ERA: 4.58	(5, 1) 1.0 H 3 1 0 0 0 1 0 0 0 0 0 8 16 0.00 2.000																
61 Hunter Wood, R ERA: 3.91	(7, 1) 1.0 H 3 0 0 0 2 0 0 0 0 0 0 8 10 0.00 0.000																
46 José Alvarado, L ERA: 2.39	(8, 1) 1.0 1.0 H 3 0 0 0 2 0 0 0 0 0 0 8 10 0.00 0.000																



Batter	1	2	3	4	5	6	7	8	9	AB	R	H	RBI	BB	SO	LOB	TOP										
0 Mallex Smith, L OBP: 0.370, SLG: 0.415	G6-3		L1		FC1-5		G4-3			4	0	0	0	0	0	3	<b>Tampa Bay Rays @ Toronto Blue Jays</b> Rogers Centre, Toronto, ON Sun Aug 12 2018, 1:09 PM - 3:43 PM EDT Att: 33,746 - Sunny - 81 F										
5 Matt Duffy, R OBP: 0.352, SLG: 0.379	BB		K		G6-4-3			L4		3	0	0	0	1	1												
9 Jake Bauers, L OBP: 0.336, SLG: 0.454	K		G1-3			F7		L7		4	0	0	0	0	1												
18 Joey Wendle, L OBP: 0.345, SLG: 0.417	G4-3				1B	K2-3		G5-3		4	1	1	0	0	1												
26 Ji Man Choi, L OBP: 0.294, SLG: 0.446			G5-3			K		F7		4	0	1	0	0	1												
39 Kevin Kiermaier, L OBP: 0.290, SLG: 0.294	FC3-6		G3			L6		G3-1		4	0	0	0	0	2												
1 Willy Adames, R OBP: 0.297, SLG: 0.375	1B		1B			F9		K		4	0	2	1	0	1												
35 Brandon Lowe, L OBP: 0.297, SLG: 0.375	FC4-6		F8			BB				2	0	0	0	1	0												
43 Michael Pérez, L OBP: 0.378, SLG: 0.529	G1-3		2B			1B				3	0	2	0	0	2												
<b>Inning Stats</b>	R: 0 H: 0 E: 0 K: 1 S: 10	H: 0 LOB: 1 BB: 1 P: 16	R: 0 H: 2 E: 0 K: 0 S: 8	H: 2 LOB: 2 BB: 0 P: 12	R: 0 H: 0 E: 0 K: 1 S: 8	H: 0 LOB: 0 BB: 0 P: 13	R: 1 H: 2 E: 0 K: 0 S: 15	H: 2 LOB: 1 BB: 0 P: 25	R: 0 H: 1 E: 0 K: 0 S: 5	H: 0 LOB: 0 BB: 0 P: 10	R: 0 H: 0 E: 0 K: 2 S: 7	H: 0 LOB: 0 BB: 0 P: 11	R: 0 H: 1 E: 0 K: 0 S: 13	H: 1 LOB: 2 BB: 1 P: 23	R: 0 H: 0 E: 0 K: 0 S: 3	H: 0 LOB: 0 BB: 0 P: 5		R: 0 H: 0 E: 0 K: 1 S: 6	H: 0 LOB: 0 BB: 0 P: 9	1B: 5 2B: 1 3B: 0 HR: 0	SF: 0 SAC: 0 DP: 1 HBP: 0	WP: 0 PB: 0 SB: 1 CS: 0	PA: 34				
<b>PITCHER</b>	IP	WLS	BF	H	R	ER	SO	BB	IBB	HBP	BLK	WP	HR	S	P	ERA	WHIP										
6 Marcus Stroman, R ERA: 5.03	5.0		20	5	1	1	2	1	0	0	0	0	0	46	76	1.80	1.200										
57 Jaime Garcia, L ERA: 6.1	1.0	W	3	0	0	0	2	0	0	0	0	0	0	7	11	0.00	0.000										
24 Danny Barnes, R ERA: 4.5	0.2	H	4	1	0	0	0	1	0	0	0	0	0	10	19	0.00	3.000										
36 Tyler Clippard, R ERA: 3.76	0.1	H	1	0	0	0	0	0	0	0	0	0	0	3	4	0.00	0.000										
52 Ryan Tepera, R ERA: 4.09	1.0	H	3	0	0	0	0	0	0	0	0	0	0	3	5	0.00	0.000										

Batter	1	2	3	4	5	6	7	8	9	AB	R	H	RBI	BB	SO	LOB	BOTTOM										
18 Curtis Granderson, L OBP: 0.331, SLG: 0.415	L4		K			2B		L3-6		2	0	0	0	0	1	1	<b>Tampa Bay Rays @ Toronto Blue Jays</b> Rogers Centre, Toronto, ON Sun Aug 12 2018, 1:09 PM - 3:43 PM EDT Att: 33,746 - Sunny - 81 F										
11 Kevin Pillar, R OBP: 0.276, SLG: 0.406						1B				2	1	1	0	0	0												
29 Devon Travis, R OBP: 0.301, SLG: 0.398	F8					1B				3	0	2	1	0	0												
14 Justin Smoak, S OBP: 0.363, SLG: 0.476	K		G3			K				3	0	0	0	0	2												
15 Randal Grichuk, R OBP: 0.288, SLG: 0.460	K		K			G2-3				3	0	0	1	0	2												
37 Teoscar Hernández, R OBP: 0.301, SLG: 0.492	BB		K			2-5		F8		2	0	0	0	1	1												
8 Kendrys Morales, S OBP: 0.322, SLG: 0.414	G4-6-3					K		G6-3		3	0	0	0	0	1												
55 Russell Martin, R OBP: 0.343, SLG: 0.349						P4		G1-3		3	0	1	0	0	0												
1 Aledmys Díaz, R OBP: 0.294, SLG: 0.471	P4					F8				3	0	1	0	0	0												
21 Luke Maile, R OBP: 0.322, SLG: 0.356	L7					BB		K		2	1	0	0	1	2												
<b>Inning Stats</b>	R: 0 H: 0 E: 0 K: 1 S: 9	H: 0 LOB: 0 BB: 1 P: 13	R: 0 H: 0 E: 0 K: 1 S: 8	H: 0 LOB: 0 BB: 1 P: 14	R: 0 H: 1 E: 0 K: 1 S: 10	H: 1 LOB: 1 BB: 0 P: 14	R: 0 H: 1 E: 0 K: 2 S: 14	H: 1 LOB: 0 BB: 0 P: 23	R: 0 H: 0 E: 0 K: 1 S: 6	H: 0 LOB: 0 BB: 0 P: 10	R: 2 H: 2 E: 0 K: 1 S: 13	H: 2 LOB: 1 BB: 1 P: 22	R: 0 H: 0 E: 0 K: 0 S: 5	H: 0 LOB: 0 BB: 0 P: 7	R: 0 H: 1 E: 0 K: 1 S: 9	H: 1 LOB: 0 BB: 0 P: 13	1B: 2 2B: 4 3B: 0 HR: 0	SF: 0 SAC: 0 DP: 2 HBP: 0	WP: 0 PB: 0 SB: 1 CS: 0	PA: 28							
<b>PITCHER</b>	IP	WLS	BF	H	R	ER	SO	BB	IBB	HBP	BLK	WP	HR	S	P	ERA	WHIP										
20 Tyler Glasnow, R ERA: 3.97	5.0		18	2	1	1	6	2	0	0	0	0	0	48	79	1.80	0.800										
46 Jose Alvarado, L ERA: 2.55	0.1	L	3	2	0	0	1	0	0	0	0	0	0	9	12	0.00	6.000										
55 Ryne Stanek, R ERA: 2.45	0.2		2	0	1	1	0	0	0	0	0	0	0	3	5	13.50	0.000										
48 Ryan Yarbrough, L ERA: 4.16	2.0		6	1	0	0	1	0	0	0	0	0	0	14	20	0.00	0.500										

AB	32
R	1
H	6
RBI	1
BB	2
SO	5
LOB	14

AB	26
R	2
H	5
RBI	2
BB	2
SO	8
LOB	12



Batter	1	2	3	4	5	6	7	8	9	AB	R	H	RBI	BB	SO	LOB	TOP										
18 Curtis Granderson, L OBP: 0.333, SLG: 0.414	F9		K2-3			14 G6-5-3 1B		1-2 BB		3	0	1	0	1	1	0	Toronto Blue Jays @ Kansas City Royals Kauffman Stadium, Kansas City, MO Mon Aug 13 2018, 7:17 PM - 9:58 PM CDT Att: 14,721 - Cloudy - 86 F										
29 Devon Travis, R OBP: 0.300, SLG: 0.408	HR		G1-3			P2		L8		4	1	1	1	0	0	3											
14 Justin Smoak, S OBP: 0.364, SLG: 0.473	BB		G1-5-3			G6-5-3		8 G5-6-3 BB		2	0	0	0	2	0	1											
15 Randal Grichuk, R OBP: 0.288, SLG: 0.457	F8			55 CS 1B		K		K		4	0	1	0	0	2	2											
8 Kendrys Morales, S OBP: 0.318, SLG: 0.409	G4-3		F7			G4-3		G5-6-3		4	0	0	0	0	0	3											
55 Russell Martin, R OBP: 0.343, SLG: 0.347						K		K		2	0	0	0	1	2	1											
1 Aledmys Diaz, R OBP: 0.292, SLG: 0.466						P6		K		3	0	0	0	0	1	1											
11 Kevin Pillar, R OBP: 0.274, SLG: 0.403						L8		K		3	0	0	0	0	1	1											
9 Danny Jansen, R OBP: 0.667, SLG: 0.667						F9		18 WP 1B		3	0	2	0	0	0	0											
<b>Inning Stats</b>	R: 1 E: 0 K: 0 S: 7	H: 1 LOB: 1 BB: 1 P: 13	R: 0 E: 0 K: 0 S: 9	H: 1 LOB: 2 BB: 1 P: 19	R: 0 E: 0 K: 1 S: 8	H: 0 LOB: 0 BB: 0 P: 13	R: 0 E: 0 K: 1 S: 8	H: 1 LOB: 1 BB: 0 P: 14	R: 0 E: 0 K: 0 S: 8	H: 0 LOB: 0 BB: 0 P: 11	R: 0 E: 0 K: 0 S: 9	H: 1 LOB: 0 BB: 0 P: 16	R: 0 E: 0 K: 2 S: 8	H: 0 LOB: 0 BB: 0 P: 15	R: 0 E: 0 K: 2 S: 14	H: 1 LOB: 2 BB: 1 P: 24	R: 0 E: 0 K: 1 S: 8	H: 0 LOB: 0 BB: 1 P: 15	1B: 4 2B: 1 3B: 0 HR: 1	SF: 0 SAC: 0 DP: 3 HBP: 0	WP: 1 PB: 0 SB: 0 CS: 1	PA: 32					
<b>PITCHER</b>	IP	WLS	BF	H	R	ER	SO	BB	IBB	HBP	BLK	WP	HR	S	P	ERA	WHIP										
56 Brad Keller, R ERA: 3.4	7.0	W	24	4	1	1	4	2	0	0	0	0	1	57	101	1.29	0.857										
37 Brandon Maurer, R ERA: 9.47	1.0	H	5	1	0	0	2	1	0	0	0	1	0	14	24	0.00	2.000										
43 Wily Peralta, R ERA: 3.86	1.0	S	3	0	0	0	1	1	0	0	0	0	0	8	15	0.00	1.000										

Batter	1	2	3	4	5	6	7	8	9	AB	R	H	RBI	BB	SO	LOB	BOTTOM										
15 Whit Merrifield, R OBP: 0.367, SLG: 0.420	13 G5-4-3 1B									4	0	3	0	0	1	0	Toronto Blue Jays @ Kansas City Royals Kauffman Stadium, Kansas City, MO Mon Aug 13 2018, 7:17 PM - 9:58 PM CDT Att: 14,721 - Cloudy - 86 F										
4 Alex Gordon, L OBP: 0.320, SLG: 0.343	F9		K			F8		L8		4	0	0	0	0	1	3											
13 Salvador Perez, R OBP: 0.271, SLG: 0.420	G5-4-3		G5-3			F9		P3		4	0	0	0	0	0	3											
21 Lucas Duda, L OBP: 0.313, SLG: 0.396	L8			14 1B 66 BB		K		BB		3	1	1	0	1	1	1											
7 Rosell Herrera, S OBP: 0.290, SLG: 0.335	F8			66 BB 14 1B		27 CS 1B		K		3	0	1	0	1	1	1											
14 Brett Phillips, L OBP: 0.294, SLG: 0.371	66 HR BB			66 BB 1B		K		K		2	1	1	0	1	1	1											
66 Ryan O'Hearn, L OBP: 0.300, SLG: 0.490	HR			66 BB 1B		K		K		2	1	1	3	1	1	1											
27 Adalberto Mondesi, S OBP: 0.273, SLG: 0.416	K			2 G6-4-3 BB		CS		2 G6-4-3 BB		2	0	0	0	1	1	3											
2 Alcides Escobar, R OBP: 0.255, SLG: 0.281	P6			G6-4-3		G6-4-3		G6-4-3		3	0	0	0	0	0	4											
<b>Inning Stats</b>	R: 0 E: 0 K: 0 S: 10	H: 1 LOB: 0 BB: 0 P: 18	R: 2 E: 0 K: 1 S: 12	H: 1 LOB: 0 BB: 1 P: 18	R: 0 E: 0 K: 1 S: 6	H: 1 LOB: 1 BB: 0 P: 11	R: 1 E: 0 K: 0 S: 21	H: 2 LOB: 2 BB: 2 P: 33	R: 0 E: 0 K: 1 S: 13	H: 1 LOB: 1 BB: 0 P: 17	R: 0 E: 0 K: 2 S: 11	H: 1 LOB: 0 BB: 0 P: 18	R: 0 E: 0 K: 1 S: 6	H: 0 LOB: 0 BB: 1 P: 14	R: 0 E: 0 K: 1 S: 9	H: 0 LOB: 1 BB: 1 P: 20	1B: 6 2B: 0 3B: 0 HR: 1	SF: 0 SAC: 0 DP: 3 HBP: 0	WP: 1 PB: 0 SB: 0 CS: 1	PA: 33							
<b>PITCHER</b>	IP	WLS	BF	H	R	ER	SO	BB	IBB	HBP	BLK	WP	HR	S	P	ERA	WHIP										
54 Sean Reid-Foley, R ERA: 5.4	5.0	L	22	6	3	3	3	3	0	0	0	0	1	62	97	5.40	1.800										
71 Luis Santos, R ERA: 5.68	2.0		6	1	0	0	3	1	0	0	0	0	0	17	32	0.00	1.000										
45 Thomas Pannone, L ERA: 6.75	1.0		4	0	0	0	1	1	0	0	0	0	0	9	20	0.00	1.000										

AB	28
R	1
H	5
RBI	1
BB	4
SO	7
LOB	12



AB	27
R	3
H	7
RBI	3
BB	5
SO	7
LOB	17





Batter	1	2	3	4	5	6	7	8	9	AB	R	H	RBI	BB	SO	LOB	TOP										
18 Curtis Granderson, L OBP: 0.332, SLG: 0.409	G3		14 2B 55 HBP 29 G6-3	G6-3			P5		G1-3	3	1	0	0	1	0	0	<b>Toronto Blue Jays @ Kansas City Royals</b> Kauffman Stadium, Kansas City, MO Tue Aug 14 2018, 7:47 PM - 10:52 PM CDT Att. 13,680 - Rain - 73 F										
15 Randal Grichuk, R OBP: 0.297, SLG: 0.459	G5-3		G6-3	L8			K		G4-3	5	0	0	0	0	1	1											
29 Devon Travis, R OBP: 0.295, SLG: 0.400	G5-3		G6-3	L8			K		G4-3	5	0	0	0	0	1	1											
14 Justin Smoak, S OBP: 0.367, SLG: 0.476	K		55 HBP 2B						G6-3	4	0	2	0	1	1	0											
37 Teoscar Hernández, R OBP: 0.300, SLG: 0.488		55 1B 8 BB G6-4-3	K						G6-4-3	3	1	0	0	1	1	4											
8 Kendrys Morales, S OBP: 0.323, SLG: 0.408		55 1B 11 BB G6-4-3							G4-3	1	1	0	0	3	0	0											
55 Russell Martin, R OBP: 0.285, SLG: 0.346									G3	3	0	1	1	0	0	1											
1 Aledmys Díaz, R OBP: 0.291, SLG: 0.462									G6-4-3	3	1	0	0	1	1	5											
11 Kevin Pillar, R OBP: 0.277, SLG: 0.412									11 HR BB	4	1	2	3	0	0	0											
9 Danny Jansen, R OBP: 0.429, SLG: 0.857	P6								P4	4	1	1	1	0	0	1											
<b>Inning Stats</b>	R: 0 E: 0 K: 1 S: 10	H: 0 LOB: 0 BB: 0 P: 15	R: 2 E: 0 K: 0 S: 11	H: 2 LOB: 1 BB: 2 P: 20	R: 1 E: 0 K: 2 S: 16	H: 1 LOB: 3 BB: 2 P: 33	R: 1 E: 0 K: 0 S: 8	H: 1 LOB: 0 BB: 1 P: 11	R: 0 E: 0 K: 0 S: 7	H: 1 LOB: 1 BB: 1 P: 14	R: 0 E: 0 K: 0 S: 8	H: 0 LOB: 0 BB: 0 P: 12	R: 0 E: 0 K: 1 S: 7	H: 0 LOB: 1 BB: 1 P: 14	R: 2 E: 0 K: 0 S: 14	H: 1 LOB: 0 BB: 1 P: 22	R: 0 E: 0 K: 0 S: 5	H: 0 LOB: 0 BB: 0 P: 8	1B: 3 2B: 1 3B: 0 HR: 2	SF: 0 SAC: 0 DP: 2 HBP: 1	WP: 0 PB: 0 SB: 0 CS: 0	PA: 39					
<b>PITCHER</b>	IP	WLS	BF	H	R	ER	SO	BB	IBB	HBP	BLK	WP	HR	S	P	ERA	WHIP										
49 Heath Fillmyer, R ERA: 3.61	5.0		24	5	4	4	3	5	0	1	0	0	1	52	93	7.20	2.000										
50 Jason Adam, R ERA: 4.78	2.0		7	0	0	0	1	1	0	0	0	0	0	15	26	0.00	0.500										
51 Blaine Boyer, R ERA: 12.05	1.0	L	5	1	2	2	0	1	0	0	0	0	1	14	22	18.00	2.000										
54 Tim Hill, L ERA: 5.03	1.0		3	0	0	0	0	0	0	0	0	0	0	5	8	0.00	0.000										

Batter	1	2	3	4	5	6	7	8	9	AB	R	H	RBI	BB	SO	LOB	BOTTOM										
15 Whit Merrifield, R OBP: 0.367, SLG: 0.418	G5-3		4 1B 4 S	4 BB			F7		F7	4	1	1	1	1	0	2	<b>Toronto Blue Jays @ Kansas City Royals</b> Kauffman Stadium, Kansas City, MO Tue Aug 14 2018, 7:47 PM - 10:52 PM CDT Att. 13,680 - Rain - 73 F										
4 Alex Gordon, L OBP: 0.321, SLG: 0.342	L3		13 2B	BB			K		K	4	1	1	1	1	2	0											
13 Salvador Perez, R OBP: 0.273, SLG: 0.424	F8		13 2B	BB			K		K	5	1	2	1	0	2	3											
38 Jorge Bonifacio, R OBP: 0.294, SLG: 0.339		7 BB	F8				G1-3		G1-3	4	0	1	1	1	0	1											
7 Rosell Herrera, S OBP: 0.294, SLG: 0.335		14 G6-3	G4-3				G5-3		G5-3	3	0	1	0	1	0	2											
17 Hunter Dozier, R OBP: 0.273, SLG: 0.327	F7		G5-3				G6-4-3		K	4	0	0	0	0	1	4											
14 Brett Phillips, L OBP: 0.292, SLG: 0.364	G6-3		G6-3						K	4	0	1	0	0	1	2											
2 Alcides Escobar, R OBP: 0.255, SLG: 0.283			G1-3						K	4	1	1	0	0	2	1											
27 Adalberto Mondesi, S OBP: 0.295, SLG: 0.450			15 S 15 1B						K	4	1	4	1	0	0	0											
<b>Inning Stats</b>	R: 0 E: 0 K: 0 S: 4	H: 0 LOB: 0 BB: 0 P: 8	R: 0 E: 0 K: 0 S: 7	H: 0 LOB: 2 BB: 2 P: 19	R: 3 E: 0 K: 0 S: 18	H: 4 LOB: 1 BB: 0 P: 23	R: 1 E: 0 K: 1 S: 14	H: 2 LOB: 3 BB: 2 P: 31	R: 0 E: 0 K: 0 S: 6	H: 1 LOB: 0 BB: 0 P: 8	R: 0 E: 0 K: 1 S: 10	H: 2 LOB: 1 BB: 0 P: 15	R: 1 E: 0 K: 2 S: 13	H: 2 LOB: 1 BB: 0 P: 21	R: 0 E: 0 K: 2 S: 11	H: 1 LOB: 1 BB: 0 P: 16	R: 0 E: 0 K: 2 S: 9	H: 0 LOB: 0 BB: 0 P: 12	1B: 6 2B: 6 3B: 0 HR: 0	SF: 0 SAC: 0 DP: 2 HBP: 0	WP: 0 PB: 0 SB: 4 CS: 1	PA: 40					
<b>PITCHER</b>	IP	WLS	BF	H	R	ER	SO	BB	IBB	HBP	BLK	WP	HR	S	P	ERA	WHIP										
56 Ryan Borucki, L ERA: 3.29	4.0		21	6	4	4	4	3	1	0	0	0	0	43	81	9.00	2.250										
31 Joe Blaginski, R ERA: 6.35	2.0		7	3	0	0	1	0	0	0	0	0	0	16	23	0.00	1.500										
45 Thomas Pannone, L ERA: 6.0	0.1		1	0	0	0	1	0	0	0	0	0	0	3	6	0.00	0.000										
39 Jake Petricka, R ERA: 4.91	0.2	W	4	2	1	1	1	0	0	0	0	0	0	10	15	13.50	3.000										
36 Tyler Clippard, R ERA: 3.7	1.0	H	4	1	0	0	2	0	0	0	0	0	0	11	16	0.00	1.000										

AB 31  
R 6  
H 6  
RBI 5  
BB 7  
SO 4  
LOB 12



AB 36  
R 5  
H 12  
RBI 5  
BB 4  
SO 8  
LOB 15





Batter	1	2	3	4	5	6	7	8	9	AB	R	H	RBI	BB	SO	LOB	TOP				
18 Curtis Granderson, L (1, 10) OBP: 0.334, SLG: 0.421 8 Kendrys Morales, S (8, PH) OBP: 0.322, SLG: 0.466	L9		F7	HR		14 BB 1B		G6-3		4	1	2	4	0	0	1					
15 Randal Grichuk, R (1, 9) OBP: 0.285, SLG: 0.452	F9		14 WP 2H 1B	K		F8		F9		5	0	1	0	0	1	2					
14 Justin Smoak, S (1, 3) OBP: 0.365, SLG: 0.471	F8		F9							4	0	0	0	1	0	1					
37 Teoscar Hernández, R (1, 7) OBP: 0.301, SLG: 0.490		11 BB 2B		55 HBP 1B		K		K		5	2	2	0	0	3	3					
55 Russell Martin, R (1, 5) OBP: 0.349, SLG: 0.346	G5-3		1 BB 18 HR HBP	11 BB				1 FC5-4 1B		3	1	1	0	1	0	1					
11 Kevin Pillar, R (1, 8) OBP: 0.281, SLG: 0.414			18 HR 1B							3	1	2	2	1	1	1					
1 Aledmys Díaz, R (1, 6) OBP: 0.291, SLG: 0.459	L9		18 HR 1B					FC5-4		4	1	1	0	0	0	4					
21 Luke Maile, R (1, 2) OBP: 0.315, SLG: 0.348	F7		K			L8		F9		4	0	0	0	0	1	5					
7 Richard Urena, S (1, 4) OBP: 0.296, SLG: 0.423			15 BB 2B	P5		15 F8 18 BB		G1-3		3	0	1	0	1	0	3					
<b>Inning Stats</b>	R: 0 E: 0 K: 0 S: 9	H: 0 LOB: 0 BB: 0 P: 15	R: 1 E: 0 K: 0 S: 13	H: 2 LOB: 1 BB: 0 P: 16	R: 0 E: 0 K: 1 S: 10	H: 2 LOB: 1 BB: 0 P: 15	R: 5 E: 0 K: 2 S: 16	H: 4 LOB: 0 BB: 0 P: 23	R: 0 E: 0 K: 1 S: 11	H: 1 LOB: 2 BB: 2 P: 21	R: 0 E: 0 K: 1 S: 11	H: 1 LOB: 1 BB: 0 P: 13	R: 0 E: 0 K: 0 S: 4	H: 0 LOB: 0 BB: 0 P: 7	R: 0 E: 0 K: 1 S: 9	H: 0 LOB: 0 BB: 0 P: 14	1B: 7 2B: 2 3B: 0 HR: 1	SF: 0 SAC: 0 DP: 0 HBP: 1	WP: 1 PB: 0 SB: 0 CS: 0	PA: 41	
<b>PITCHER</b>	IP	WLS	BF	H	R	ER	SO	BB	IBB	HBP	BLK	WP	HR	S	P	ERA	WHIP				
Jorge López, R (1, 1) ERA: 4.44	4.2	L	24	8	6	6	3	2	0	1	0	1	1	57	88	11.57	2.143				
64 Burch Smith, R (5, 1) ERA: 6.71	2.1		11	2	0	0	2	2	0	0	0	0	0	23	37	0.00	1.714				
54 Tim Hill, L (8, 1) ERA: 4.89	1.0		3	0	0	0	0	0	0	0	0	0	4	7	0.00	0.000					
39 Jason Hammel, R (9, 1) ERA: 6.1	1.0		3	0	0	0	1	0	0	0	0	0	0	9	14	0.00	0.000				

Toronto Blue Jays @ Kansas City Royals  
Kauffman Stadium, Kansas City, MO  
Wed Aug 15 2018, 7:32 PM - 10:09 PM CDT  
Att: 14,391 - Partly Cloudy - 80 F

AB	36
R	6
H	10
RBI	6
BB	4
SO	6
LOB	21



Batter	1	2	3	4	5	6	7	8	9	AB	R	H	RBI	BB	SO	LOB	BOTTOM					
15 Whit Merrifield, R (1, 10) OBP: 0.368, SLG: 0.418	13 HR BB		K			13 BB 1B		L6		3	1	1	0	1	1	0						
4 Alex Gordon, L (1, 7) OBP: 0.321, SLG: 0.339	K		F8			F8				3	0	0	0	1	1	2						
13 Salvador Perez, R (1, 2) OBP: 0.277, SLG: 0.443	1H HR					21 G6-3 1B		P2		4	2	3	3	0	0	1						
21 Lucas Duda, L (1, 3) OBP: 0.309, SLG: 0.390	K		L8			G6-3		K		4	0	0	0	0	2	3						
7 Rosell Herrera, S (1, 4) OBP: 0.288, SLG: 0.328	G3		P5			F8		G4-3		4	0	0	0	0	0	0						
38 Jorge Bonifacio, R (1, 9) OBP: 0.288, SLG: 0.331 66 Ryan O'Hearn, L (8, PH) OBP: 0.323, SLG: 0.538	P2		F7			L8		HR		3	0	0	0	0	0	0						
14 Brett Phillips, L (1, 8) OBP: 0.289, SLG: 0.386	P4					F7		P3		4	1	1	0	0	0	0						
2 Alcides Escobar, R (1, 5) OBP: 0.255, SLG: 0.282	L9					P4		K		4	0	1	1	0	1	0						
27 Adalberto Mondesi, S (1, 6) OBP: 0.289, SLG: 0.439			P6			G3		G4-3		3	0	0	0	0	0	1						
<b>Inning Stats</b>	R: 2 E: 0 K: 2 S: 12	H: 1 LOB: 0 BB: 1 P: 19	R: 0 E: 0 K: 0 S: 7	H: 0 LOB: 0 BB: 0 P: 12	R: 0 E: 0 K: 1 S: 6	H: 0 LOB: 0 BB: 0 P: 11	R: 1 E: 0 K: 0 S: 13	H: 1 LOB: 0 BB: 0 P: 16	R: 0 E: 0 K: 0 S: 8	H: 0 LOB: 0 BB: 0 P: 10	R: 0 E: 0 K: 0 S: 9	H: 2 LOB: 1 BB: 0 P: 11	R: 1 E: 0 K: 0 S: 11	H: 2 LOB: 1 BB: 0 P: 16	R: 0 E: 0 K: 1 S: 9	H: 0 LOB: 1 BB: 1 P: 19	R: 1 E: 0 K: 1 S: 10	H: 1 LOB: 0 BB: 0 P: 12	1B: 3 2B: 0 3B: 1 HR: 3	SF: 0 SAC: 0 DP: 1 HBP: 0	WP: 0 PB: 0 SB: 0 CS: 0	PA: 35
<b>PITCHER</b>	IP	WLS	BF	H	R	ER	SO	BB	IBB	HBP	BLK	WP	HR	S	P	ERA	WHIP					
25 Marco Estrada, R (1, 1) ERA: 4.87	6.2	W	26	6	4	4	3	1	0	0	0	0	0	65	94	5.40	1.050					
52 Ryan Tepera, R (7, 1) ERA: 3.99	1.1	H	5	0	0	0	1	1	0	0	0	0	0	10	20	0.00	0.750					
51 Ken Giles, R (9, 1) ERA: 6.03	1.0	S	4	1	1	1	1	0	0	0	0	0	1	10	12	9.00	1.000					

Toronto Blue Jays @ Kansas City Royals  
Kauffman Stadium, Kansas City, MO  
Wed Aug 15 2018, 7:32 PM - 10:09 PM CDT  
Att: 14,391 - Partly Cloudy - 80 F

AB	33
R	5
H	7
RBI	5
BB	2
SO	5
LOB	7









Batter	1	2	3	4	5	6	7	8	9	AB	R	H	RBI	BB	SO	LOB	TOP																																																																							
18 Curtis Granderson, L (1, 9) OBP: 0.336, SLG: 0.424										3	1	1	0	1	1	0	<b>Toronto Blue Jays @ New York Yankees</b> Yankee Stadium, Bronx, NY Fri Aug 17 2018, 7:10 PM - 9:41 PM EDT Att. 42,121 - Overcast - 83 F																																																																							
29 Devon Travis, R (1, 4) OBP: 0.294, SLG: 0.396										4	1	1	1	0	0	1																																																																								
14 Justin Smoak, S (1, 3) OBP: 0.363, SLG: 0.466										3	1	0	0	1	2	1																																																																								
8 Kendrys Morales, S (1, 10) OBP: 0.330, SLG: 0.409										3	1	2	1	0	1	1																																																																								
55 Russell Martin, R (1, 2) OBP: 0.349, SLG: 0.346										3	0	1	0	0	1	3																																																																								
11 Kevin Pillar, R (1, 8) OBP: 0.284, SLG: 0.417										3	1	1	1	0	1	2																																																																								
15 Randal Grichuk, R (1, 7) OBP: 0.282, SLG: 0.443										2	0	0	0	1	0	0																																																																								
1 Aledmys Diaz, R (1, 5) OBP: 0.291, SLG: 0.453										3	0	1	2	0	1	0																																																																								
7 Richard Urena, S (1, 6) OBP: 0.265, SLG: 0.364										3	0	0	0	0	1	2																																																																								
<b>Inning Stats</b>	R: 4 H: 3 E: 0 K: 2 S: 21	H: 3 R: 0 ER: 0 LOB: 2 BB: 3 P: 37	R: 0 H: 0 E: 0 K: 1 S: 14	H: 1 R: 0 ER: 0 LOB: 0 BB: 0 P: 20	R: 0 H: 0 E: 0 K: 1 S: 14	H: 3 R: 1 ER: 0 LOB: 2 BB: 0 P: 22	R: 0 H: 0 E: 0 K: 2 S: 4	H: 0 R: 0 ER: 0 LOB: 0 BB: 0 P: 4	R: 0 H: 0 E: 0 K: 2 S: 8	H: 0 R: 0 ER: 0 LOB: 0 BB: 0 P: 14	1B: 6 2B: 1 3B: 0 HR: 0	SF: 0 SAC: 0 DP: 1 HBP: 0	WP: 1 PB: 0 SB: 0 CS: 0	PA: 30																																																																										
<b>PITCHER</b>	IP WLS BF H R ER SO BB IBB HBP BLK WP HR S P ERA WHIP	<table border="0"> <tr> <td>36 Lance Lynn, R (1, 1) ERA: 4.68</td> <td>4.0</td> <td>W</td> <td>20</td> <td>6</td> <td>5</td> <td>5</td> <td>5</td> <td>3</td> <td>0</td> <td>0</td> <td>0</td> <td>1</td> <td>0</td> <td>62</td> <td>99</td> <td>11.25</td> <td>2.250</td> </tr> <tr> <td>57 Chad Green, R (5, 1) ERA: 2.75</td> <td>2.0</td> <td>L</td> <td>7</td> <td>1</td> <td>0</td> <td>0</td> <td>1</td> <td>0</td> <td>0</td> <td>0</td> <td>0</td> <td>0</td> <td>0</td> <td>14</td> <td>18</td> <td>0.00</td> <td>0.500</td> </tr> <tr> <td>30 David Robertson, R (7, 1) ERA: 3.11</td> <td>1.0</td> <td>S</td> <td>3</td> <td>0</td> <td>0</td> <td>0</td> <td>2</td> <td>0</td> <td>0</td> <td>0</td> <td>0</td> <td>0</td> <td>0</td> <td>8</td> <td>14</td> <td>0.00</td> <td>0.000</td> </tr> </table>															36 Lance Lynn, R (1, 1) ERA: 4.68	4.0	W	20	6	5	5	5	3	0	0	0	1	0	62	99	11.25	2.250	57 Chad Green, R (5, 1) ERA: 2.75	2.0	L	7	1	0	0	1	0	0	0	0	0	0	14	18	0.00	0.500	30 David Robertson, R (7, 1) ERA: 3.11	1.0	S	3	0	0	0	2	0	0	0	0	0	0	8	14	0.00	0.000																		
36 Lance Lynn, R (1, 1) ERA: 4.68	4.0	W	20	6	5	5	5	3	0	0	0	1	0	62	99	11.25	2.250																																																																							
57 Chad Green, R (5, 1) ERA: 2.75	2.0	L	7	1	0	0	1	0	0	0	0	0	0	14	18	0.00	0.500																																																																							
30 David Robertson, R (7, 1) ERA: 3.11	1.0	S	3	0	0	0	2	0	0	0	0	0	0	8	14	0.00	0.000																																																																							
<b>Batter</b>	<b>1</b>	<b>2</b>	<b>3</b>	<b>4</b>	<b>5</b>	<b>6</b>	<b>7</b>	<b>8</b>	<b>9</b>	<b>AB</b>	<b>R</b>	<b>H</b>	<b>RBI</b>	<b>BB</b>	<b>SO</b>	<b>LOB</b>	<b>BOTTOM</b>																																																																							
11 Brett Gardner, L (1, 7) OBP: 0.335, SLG: 0.376										4	0	1	0	0	1	0	<b>Toronto Blue Jays @ New York Yankees</b> Yankee Stadium, Bronx, NY Fri Aug 17 2018, 7:10 PM - 9:41 PM EDT Att. 42,121 - Overcast - 83 F																																																																							
27 Giancarlo Stanton, R (1, 10) OBP: 0.349, SLG: 0.636										4	1	2	1	0	1	1																																																																								
31 Aaron Hicks, S (1, 8) OBP: 0.366, SLG: 0.477										2	2	0	0	2	1	1																																																																								
18 Didi Gregorius, L (1, 6) OBP: 0.333, SLG: 0.477										3	1	1	1	0	0	2																																																																								
41 Miquel Andujar, R (1, 5) OBP: 0.328, SLG: 0.524										3	0	2	1	0	0	0																																																																								
25 Cleyber Torres, R (1, 4) OBP: 0.324, SLG: 0.490										3	1	1	1	0	1	2																																																																								
33 Greg Bird, L (1, 3) OBP: 0.302, SLG: 0.393										2	1	0	0	1	0	1																																																																								
14 Neil Walker, S (1, 9) OBP: 0.298, SLG: 0.336										3	1	1	3	0	0	0																																																																								
2B Austin Romine, R (1, 2) OBP: 0.309, SLG: 0.450										3	0	0	0	0	1	0																																																																								
<b>Inning Stats</b>	R: 2 H: 2 E: 0 K: 2 S: 17	H: 2 R: 0 ER: 0 LOB: 1 BB: 1 P: 29	R: 0 H: 0 E: 0 K: 0 S: 6	H: 1 R: 0 ER: 0 LOB: 0 BB: 0 P: 9	R: 0 H: 1 E: 0 K: 0 S: 10	H: 3 R: 3 ER: 0 LOB: 1 BB: 1 P: 32	R: 1 H: 1 E: 0 K: 0 S: 11	H: 0 R: 0 ER: 0 LOB: 0 BB: 0 P: 10	R: 1 H: 1 E: 0 K: 1 S: 8	H: 1 R: 0 ER: 0 LOB: 0 BB: 0 P: 12	1B: 3 2B: 2 3B: 1 HR: 2	SF: 0 SAC: 0 DP: 0 HBP: 0	WP: 0 PB: 0 SB: 0 CS: 0	PA: 30																																																																										
<b>PITCHER</b>	IP WLS BF H R ER SO BB IBB HBP BLK WP HR S P ERA WHIP	<table border="0"> <tr> <td>6 Marcus Stroman, R (1, 1) ERA: 5.27</td> <td>4.0</td> <td>L</td> <td>4</td> <td>1</td> <td>1</td> <td>1</td> <td>0</td> <td>1</td> <td>0</td> <td>0</td> <td>0</td> <td>0</td> <td>0</td> <td>8</td> <td>13</td> <td>13.50</td> <td>3.000</td> </tr> <tr> <td>31 Joe Blaginski, R (5, 1) ERA: 6.47</td> <td>0.2</td> <td>L</td> <td>4</td> <td>1</td> <td>1</td> <td>1</td> <td>0</td> <td>0</td> <td>0</td> <td>0</td> <td>0</td> <td>0</td> <td>0</td> <td>12</td> <td>14</td> <td>0.00</td> <td>0.000</td> </tr> <tr> <td>58 Tim Mayza, L (5, 1) ERA: 4.19</td> <td>1.1</td> <td></td> <td>4</td> <td>0</td> <td>0</td> <td>0</td> <td>2</td> <td>0</td> <td>0</td> <td>0</td> <td>0</td> <td>0</td> <td>0</td> <td>8</td> <td>12</td> <td>27.00</td> <td>3.000</td> </tr> <tr> <td>71 Luis Santos, R (7, 1) ERA: 6.05</td> <td>0.1</td> <td></td> <td>2</td> <td>1</td> <td>1</td> <td>1</td> <td>1</td> <td>0</td> <td>0</td> <td>0</td> <td>0</td> <td>0</td> <td>1</td> <td>8</td> <td>12</td> <td></td> <td></td> </tr> </table>															6 Marcus Stroman, R (1, 1) ERA: 5.27	4.0	L	4	1	1	1	0	1	0	0	0	0	0	8	13	13.50	3.000	31 Joe Blaginski, R (5, 1) ERA: 6.47	0.2	L	4	1	1	1	0	0	0	0	0	0	0	12	14	0.00	0.000	58 Tim Mayza, L (5, 1) ERA: 4.19	1.1		4	0	0	0	2	0	0	0	0	0	0	8	12	27.00	3.000	71 Luis Santos, R (7, 1) ERA: 6.05	0.1		2	1	1	1	1	0	0	0	0	0	1	8	12		
6 Marcus Stroman, R (1, 1) ERA: 5.27	4.0	L	4	1	1	1	0	1	0	0	0	0	0	8	13	13.50	3.000																																																																							
31 Joe Blaginski, R (5, 1) ERA: 6.47	0.2	L	4	1	1	1	0	0	0	0	0	0	0	12	14	0.00	0.000																																																																							
58 Tim Mayza, L (5, 1) ERA: 4.19	1.1		4	0	0	0	2	0	0	0	0	0	0	8	12	27.00	3.000																																																																							
71 Luis Santos, R (7, 1) ERA: 6.05	0.1		2	1	1	1	1	0	0	0	0	0	1	8	12																																																																									











Batter	1	2	3	4	5	6	7	8	9	AB	R	H	RBI	BB	SO	LOB	TOP										
3 Cedric Mullins, L OBP: 0.425, SLG: 0.571										4	0	0	0	1	1	1	<b>Baltimore Orioles @ Toronto Blue Jays</b> Rogers Centre, Toronto, ON Mon Aug 20 2018, 7:08 PM - 9:41 PM EDT Att: 25,031 - Overcast - 75 F										
34 Jonathan Villar, S OBP: 0.322, SLG: 0.389										4	1	1	0	1	0	3											
16 Trey Mancini, R OBP: 0.300, SLG: 0.388										4	0	1	0	0	0	1											
10 Adam Jones, R OBP: 0.316, SLG: 0.435										3	0	0	0	1	1	1											
19 Chris Davis, L OBP: 0.244, SLG: 0.309										3	0	0	1	0	1	0											
39 Renato Núñez, R OBP: 0.316, SLG: 0.402										4	1	1	1	0	2	2											
1 Tim Beckham, R OBP: 0.283, SLG: 0.358										4	0	1	0	0	1	0											
14 Craig Gentry, R OBP: 0.310, SLG: 0.313										4	1	3	0	0	0	0											
36 Caleb Joseph, R OBP: 0.258, SLG: 0.338										4	0	1	1	0	1	3											
<b>Inning Stats</b>	R: 0 E: 0 K: 1 S: 10	H: 0 LOB: 1 BB: 1 P: 17	R: 0 E: 0 K: 2 S: 10	H: 2 LOB: 2 BB: 0 P: 17	R: 1 E: 0 K: 0 S: 14	H: 2 LOB: 1 BB: 1 P: 23	R: 0 E: 0 K: 1 S: 9	H: 1 LOB: 2 BB: 1 P: 13	R: 0 E: 0 K: 0 S: 7	H: 0 LOB: 0 BB: 0 P: 9	R: 2 E: 1 K: 0 S: 17	H: 3 LOB: 1 BB: 0 P: 26	R: 0 E: 0 K: 2 S: 10	H: 0 LOB: 0 BB: 0 P: 12	R: 0 E: 0 K: 1 S: 7	H: 0 LOB: 0 BB: 0 P: 11		R: 0 E: 0 K: 0 S: 6	H: 0 LOB: 0 BB: 0 P: 10	1B: 5 2B: 2 HR: 1	SF: 1 SAC: 0 DP: 0 HBP: 0	WP: 0 PB: 0 SB: 2 CS: 0	PA: 38				
<b>PITCHER</b>	IP	WLS	BF	H	R	ER	SO	BB	IBB	HBP	BLK	WP	HR	S	P	ERA	WHIP										
25 Marco Estrada, R ERA: 4.88	5.1	W	26	7	3	3	4	3	0	0	0	0	1	62	97	5.06	1.875										
52 Ryan Tepera, R ERA: 3.53	1.1	H	5	1	0	0	1	0	0	0	0	0	0	12	15	0.00	0.750										
57 Jaime Garcia, L ERA: 5.93	0.1	H	1	0	0	0	1	0	0	0	0	0	0	3	5	0.00	0.000										
36 Tyler Clippard, R ERA: 3.57	1.0	H	3	0	0	0	1	0	0	0	0	0	0	7	11	0.00	0.000										
51 Ken Giles, R ERA: 5.87	1.0	S	3	0	0	0	0	0	0	0	0	0	0	6	10	0.00	0.000										

Batter	1	2	3	4	5	6	7	8	9	AB	R	H	RBI	BB	SO	LOB	BOTTOM										
18 Curtis Granderson, L OBP: 0.338, SLG: 0.425										4	0	0	0	0	0	2	<b>Baltimore Orioles @ Toronto Blue Jays</b> Rogers Centre, Toronto, ON Mon Aug 20 2018, 7:08 PM - 9:41 PM EDT Att: 25,031 - Overcast - 75 F										
28 Billy McKinney, L OBP: 0.365, SLG: 0.333										0	0	0	0	0	0	0											
11 Kevin Pillar, R OBP: 0.287, SLG: 0.426										4	1	2	1	0	1	1											
14 Justin Smoak, S OBP: 0.365, SLG: 0.463										2	1	0	0	2	1	1											
8 Kendrys Morales, S OBP: 0.334, SLG: 0.439										4	2	2	4	0	1	2											
15 Randal Grichuk, R OBP: 0.282, SLG: 0.450										4	0	0	0	0	0	0											
55 Russell Martin, R OBP: 0.348, SLG: 0.341										3	0	0	0	1	1	0											
9 Danny Jansen, R OBP: 0.391, SLG: 0.667										4	0	1	0	0	0	0											
1 Aledmys Díaz, R OBP: 0.290, SLG: 0.445										3	0	1	0	0	1	2											
7 Richard Urena, S OBP: 0.317, SLG: 0.395										2	1	1	0	1	0	1											
<b>Inning Stats</b>	R: 0 E: 0 K: 0 S: 7	H: 1 LOB: 1 BB: 0 P: 12	R: 0 E: 0 K: 0 S: 7	H: 0 LOB: 0 BB: 0 P: 9	R: 0 E: 0 K: 0 S: 6	H: 0 LOB: 1 BB: 1 P: 13	R: 1 E: 0 K: 2 S: 15	H: 2 LOB: 2 BB: 1 P: 25	R: 4 E: 0 K: 0 S: 16	H: 3 LOB: 0 BB: 1 P: 31	R: 0 E: 0 K: 0 S: 5	H: 1 LOB: 0 BB: 0 P: 7	R: 0 E: 0 K: 2 S: 11	H: 0 LOB: 1 BB: 1 P: 17	R: 0 E: 0 K: 1 S: 11	H: 0 LOB: 0 BB: 0 P: 17	1B: 1 2B: 4 HR: 2	SF: 0 SAC: 0 DP: 1 HBP: 0	WP: 0 PB: 0 SB: 0 CS: 0	PA: 34							
<b>PITCHER</b>	IP	WLS	BF	H	R	ER	SO	BB	IBB	HBP	BLK	WP	HR	S	P	ERA	WHIP										
54 Andrew Cashner, R ERA: 4.84	6.0	L	27	7	5	5	2	3	0	0	0	0	2	56	97	7.50	1.667										
43 Mike Wright Jr., R ERA: 5.09	1.0		4	0	0	0	2	1	0	0	0	0	0	11	17	0.00	1.000										
60 Mychal Givens, R ERA: 4.65	1.0		3	0	0	0	1	0	0	0	0	0	0	11	17	0.00	0.000										

AB	34
R	3
H	8
RBI	3
BB	3
SO	7
LOB	11





Batter	1	2	3	4	5	6	7	8	9	AB	R	H	RBI	BB	SO	LOB	TOP				
3 Cedric Mullins, L (1, 8) OBP: 0.409, SLG: 0.615	G2-3	FC6			HR		F7			4	1	1	1	0	0	4	<b>Baltimore Orioles @ Toronto Blue Jays</b> Rogers Centre, Toronto, ON Tue Aug 21 2018, 7:09 PM - 9:48 PM EDT Att: 25,855 - Roof Closed - 68 F				
34 Jonathan Villar, S (1, 4) OBP: 0.321, SLG: 0.387	G4-3		L9		G4-3			19 WP 10 G5-3 1B		4	0	1	0	0	0	0					
16 Trey Mancini, R (1, 10) OBP: 0.300, SLG: 0.387	G5-3				P3			K		4	0	1	0	0	1	1					
10 Adam Jones, R (1, 9) OBP: 0.316, SLG: 0.433					P4			G5-3		4	1	1	0	0	0	2					
19 Chris Davis, L (1, 3) OBP: 0.241, SLG: 0.306					K			K		4	0	0	0	0	4	3					
39 Renato Núñez, R (1, 5) OBP: 0.324, SLG: 0.392					K			G5-3		3	0	0	0	1	2	1					
1 Tim Beckham, R (1, 6) OBP: 0.283, SLG: 0.357					G5-3			K		4	0	1	0	0	1	1					
64 John Andreoli, R (1, 7) OBP: 0.400, SLG: 0.250					G5-3			G4-3		3	0	1	0	1	0	1					
36 Caleb Joseph, R (1, 2) OBP: 0.258, SLG: 0.337					G1-3			G6-3		4	0	1	1	0	1	2					
<b>Inning Stats</b>	R: 0 E: 0 K: 0 S: 8	H: 0 LOB: 0 BB: 0 P: 12	R: 1 E: 0 K: 2 S: 17	H: 4 LOB: 3 BB: 0 P: 24	R: 0 E: 0 K: 1 S: 10	H: 1 LOB: 1 BB: 0 P: 14	R: 0 E: 0 K: 1 S: 6	H: 0 LOB: 2 BB: 0 P: 8	R: 1 E: 0 K: 0 S: 10	H: 1 LOB: 0 BB: 0 P: 14	R: 0 E: 0 K: 1 S: 8	H: 0 LOB: 1 BB: 0 P: 18	R: 0 E: 0 K: 2 S: 9	H: 1 LOB: 1 BB: 0 P: 12	R: 0 E: 0 K: 0 S: 13	H: 0 LOB: 1 BB: 1 P: 21		1B: 6 2B: 0 3B: 0 HR: 1	SF: 0 SAC: 0 DP: 0 HBP: 0	WP: 1 PB: 0 SB: 0 CS: 0	PA: 36
<b>PITCHER</b>	IP WLS BF ERA	WLS BF ERA	H R ER SO	R ER SO	BB IBB HBP BLK	WP HR S P	ERA WHIP	<b>PITCHER</b>	IP WLS BF ERA	H R ER SO	BB IBB HBP BLK	WP HR S P	ERA WHIP								
43 Sam Gaviglio, R (1, 1) ERA: 4.94	7.0 W 28	6 2 2 7	1 0 0 0	0 0 0 0	0 0 0 0	0 0 0 0	2.57 1.000														
39 Jake Petricka, R (8, 1) ERA: 4.5	1.0 4 1 0	0 0 2 0	0 0 0 0	1 0 0 0	0 0 0 0	0 0 13 21	0.00 1.000														
66 Justin Shafer, R (9, 1) ERA:	1.0 4 0 0	0 0 0 0	1 0 0 0	0 0 0 0	0 0 0 0	0 0 0 0	0.00 1.000														

Batter	1	2	3	4	5	6	7	8	9	AB	R	H	RBI	BB	SO	LOB	BOTTOM				
18 Curtis Granderson, L (1, 9) OBP: 0.341, SLG: 0.431	G3-6-1 14 8 1B				F5			G6-4-3		3	1	2	0	0	0	2	<b>Baltimore Orioles @ Toronto Blue Jays</b> Rogers Centre, Toronto, ON Tue Aug 21 2018, 7:09 PM - 9:48 PM EDT Att: 25,855 - Roof Closed - 68 F				
37 Teoscar Hernández, R (6, PH) OBP: 0.298, SLG: 0.476	E4				G6-4-3			G6-3		4	0	0	0	0	1	4					
29 Devon Travis, R (1, 4) OBP: 0.280, SLG: 0.376	G3-6-1				K			L6		4	1	1	1	0	1	2					
14 Justin Smoak, S (1, 3) OBP: 0.364, SLG: 0.468					K			HR		4	2	3	2	0	1	0					
8 Kendrys Morales, S (1, 10) OBP: 0.339, SLG: 0.452					11 2B 28 1B			K		4	1	1	0	0	0	1					
11 Kevin Pillar, R (1, 8) OBP: 0.286, SLG: 0.426	L7				28 1B			L6		4	1	1	0	0	0	1					
28 Billy McKinney, L (1, 7) OBP: 0.471, SLG: 0.600	P6				7 1B 21 E			HR		3	2	2	3	1	0	0					
1 Aledmys Díaz, R (1, 5) OBP: 0.289, SLG: 0.452	HR				F9			F8		4	1	1	1	0	0	2					
7 Richard Urena, S (1, 6) OBP: 0.333, SLG: 0.390	F7				21 E			G6-3		3	0	1	0	1	0	0					
21 Luke Maile, R (1, 2) OBP: 0.314, SLG: 0.346	K				E5			G4-3		4	0	1	1	0	1	2					
<b>Inning Stats</b>	R: 1 E: 1 K: 0 S: 11	H: 2 LOB: 1 BB: 0 P: 14	R: 1 E: 0 K: 1 S: 9	H: 1 LOB: 0 BB: 0 P: 13	R: 0 E: 0 K: 1 S: 6	H: 1 LOB: 0 BB: 0 P: 9	R: 3 E: 0 K: 1 S: 21	H: 4 LOB: 2 BB: 0 P: 33	R: 0 E: 0 K: 0 S: 9	H: 0 LOB: 0 BB: 0 P: 13	R: 0 E: 0 K: 1 S: 11	H: 0 LOB: 1 BB: 1 P: 16	R: 0 E: 0 K: 0 S: 7	H: 1 LOB: 0 BB: 0 P: 11	1B: 6 2B: 2 3B: 0 HR: 4	SF: 0 SAC: 0 DP: 3 HBP: 0	WP: 0 PB: 0 SB: 0 CS: 0	PA: 37			
<b>PITCHER</b>	IP WLS BF ERA	WLS BF ERA	H R ER SO	R ER SO	BB IBB HBP BLK	WP HR S P	ERA WHIP	<b>PITCHER</b>	IP WLS BF ERA	H R ER SO	BB IBB HBP BLK	WP HR S P	ERA WHIP								
37 Dylan Bundy, R (1, 1) ERA: 5.31	4.0 L 22	10 7 7 3	0 0 0 0	0 0 0 0	0 0 0 0	0 0 1 10	15.75 2.500														
52 Ryan Metsinger, R (6, 1) ERA: 3.52	1.0 5 1 1	1 1 1 0	1 0 0 0	0 0 0 0	0 0 0 0	0 0 18 27	9.00 0.600														
66 Tanner Scott, L (6, 1) ERA: 6.13	1.2 6 0 0	0 0 1 1	0 0 0 0	0 0 0 0	0 0 0 0	0 0 9 13	0.00 0.750														
49 Cody Carroll, R (7, 1) ERA: 3.86	1.1 4 1 0	0 0 0 0	0 0 0 0	0 0 0 0	0 0 0 0	0 0 0 0	0.00 0.750														

AB	34
R	2
H	7
RBI	2
BB	2
SO	9
LOB	15



AB	35
R	8
H	12
RBI	8
BB	2
SO	4
LOB	14









Batter	1	2	3	4	5	6	7	8	9	AB R H RBI BB SO LOB	TOP											
16 César Hernández, S (1, 4) OBP: 0.366, SLG: 0.369	 1B	 F8			 1B		 1B		 K	5 1 3 0 0 1 3	<b>Philadelphia Phillies @ Toronto Blue Jays</b> Rogers Centre, Toronto, ON Fri Aug 24 2018, 7:07 PM - 9:50 PM EDT Att: 26,292 - Partly Cloudy - 77 F											
17 Rhys Hoskins, R (1, 7) OBP: 0.360, SLG: 0.491	 1B		 F9		 F8		 G6-3		 K	5 0 1 0 0 1 5												
13 Asdrúbal Cabrera, S (1, 5) OBP: 0.311, SLG: 0.456	 K		 G4-3		 K			 K	4 0 0 0 0 3 4													
40 Wilson Ramos, R (1, 2) OBP: 0.348, SLG: 0.502	 SF9		 L7		 K			 1B	3 0 1 1 0 1 0													
41 Carlos Santana, S (1, 3) OBP: 0.350, SLG: 0.399	 BB		 G5-3		 F7			 F8	3 0 0 0 1 0 1													
7 Maikel Franco, R (1, 10) OBP: 0.320, SLG: 0.482	 G5-3		 L6		 P2			 K	4 0 0 0 0 1 3													
37 Odúbel Herrera, L (1, 8) OBP: 0.319, SLG: 0.441		 K		 F7			 G4-3		 1B	4 0 1 0 0 1 0												
4 Scott Kingery, R (1, 6) OBP: 0.270, SLG: 0.342		 1B			 K			 FC6-4	3 1 2 1 0 1 0													
5 Nick Williams, L (9, PH) OBP: 0.334, SLG: 0.451		 1B					 HR	 BB	1 0 0 0 0 0 1													
24 Roman Quinn, S (1, 9) OBP: 0.370, SLG: 0.500	 1B		 1B				 G3	 BB	3 0 2 0 1 0 0													
<b>Inning Stats</b>	R: 1 E: 0 K: 1 S: 10	H: 2 LOB: 2 BB: 1 P: 15	R: 0 E: 0 K: 1 S: 11	H: 2 LOB: 1 BB: 0 P: 17	R: 0 E: 0 K: 0 S: 8	H: 0 LOB: 0 BB: 0 P: 12	R: 0 E: 0 K: 0 S: 5	H: 0 LOB: 0 BB: 0 P: 10	R: 0 E: 0 K: 1 S: 15	H: 2 LOB: 2 BB: 0 P: 26	R: 0 E: 0 K: 1 S: 8	H: 0 LOB: 0 BB: 0 P: 15	R: 1 E: 0 K: 0 S: 10	H: 2 LOB: 1 BB: 0 P: 16	R: 0 E: 0 K: 2 S: 8	H: 1 LOB: 1 BB: 0 P: 10	R: 0 E: 0 K: 2 S: 18	H: 1 LOB: 2 BB: 1 P: 29	1B: 9 2B: 0 3B: 0 HR: 1	SF: 1 SAC: 0 DP: 0 HBP: 0	WP: 1 PB: 0 SB: 2 CS: 0	PA: 38
<b>PITCHER</b>	IP WLS BF H R ER SO BB IBB HBP BLK WP HR S P ERA WHIP											IP WLS BF H R ER SO BB IBB HBP BLK WP HR S P ERA WHIP										
56 Ryan Borucki, L (1, 1) ERA: 4.12	6.1 W 26 7 2 2 5 1 0 0 0 1 1 62 103 2.84 1.263																					
52 Ryan Tepera, R (7, 1) ERA: 3.72	0.2 H 3 1 0 0 0 0 0 0 0 0 0 5 8 0.00 1.500																					
36 Tyler Clippard, R (8, 1) ERA: 3.51	1.0 H 4 1 0 0 2 0 0 0 0 0 0 8 10 0.00 1.000																					
51 Ken Giles, R (9, 1) ERA: 5.72	1.0 S 5 1 0 0 2 1 0 0 0 0 0 0 18 29 0.00 2.000																					

Batter	1	2	3	4	5	6	7	8	9	AB R H RBI BB SO LOB	BOTTOM											
13 Lourdes Gurriel Jr., R (1, 6) OBP: 0.338, SLG: 0.497	 G5-3		 K		 1B		 K		 K	4 0 1 1 0 2 2	<b>Philadelphia Phillies @ Toronto Blue Jays</b> Rogers Centre, Toronto, ON Fri Aug 24 2018, 7:07 PM - 9:50 PM EDT Att: 26,292 - Partly Cloudy - 77 F											
29 Devon Travis, R (1, 4) OBP: 0.276, SLG: 0.379	 K		 G6-3		 K		 K		 K	4 0 0 0 0 3 4												
14 Justin Smoak, S (1, 3) OBP: 0.358, SLG: 0.459	 K		 G3		 G6-3		 K		 K	4 0 0 0 0 2 4												
8 Kendrys Morales, S (1, 10) OBP: 0.339, SLG: 0.468		 HR		 G6-3		 K		 G6-3	 G6-3	4 1 1 1 0 1 2												
15 Randal Grichuk, R (1, 9) OBP: 0.287, SLG: 0.453		 1B		 BB		 1B		 P5	 P3	3 0 2 0 1 0 0												
11 Kevin Pillar, R (1, 8) OBP: 0.284, SLG: 0.422		 G4-3		 L7		 L9-3		 P3	 P3	4 0 0 0 0 0 3												
55 Russell Martin, R (1, 2) OBP: 0.342, SLG: 0.333		 G6-3		 G5-3		 G5-3			 G5-3	3 0 0 0 0 0 1												
1 Aledmys Díaz, R (1, 5) OBP: 0.293, SLG: 0.455			 BB		 2B		 E6		 E6	2 2 1 0 1 0 0												
28 Billy McKinney, L (1, 7) OBP: 0.500, SLG: 0.684		 HR		 BB		 BB		 BB	 BB	1 1 1 2 1 0 0												
<b>Inning Stats</b>	R: 0 E: 0 K: 2 S: 7	H: 0 LOB: 0 BB: 0 P: 12	R: 1 E: 0 K: 0 S: 9	H: 2 LOB: 0 BB: 0 P: 15	R: 2 E: 0 K: 1 S: 8	H: 1 LOB: 0 BB: 1 P: 16	R: 0 E: 0 K: 0 S: 13	H: 0 LOB: 1 BB: 1 P: 23	R: 1 E: 0 K: 2 S: 14	H: 2 LOB: 2 BB: 1 P: 22		R: 0 E: 0 K: 0 S: 7	H: 1 LOB: 0 BB: 0 P: 9	R: 0 E: 1 K: 3 S: 13	H: 0 LOB: 2 BB: 0 P: 19	R: 0 E: 0 K: 0 S: 10	H: 0 LOB: 0 BB: 0 P: 16	1B: 3 2B: 2 3B: 0 HR: 2	SF: 0 SAC: 0 DP: 1 HBP: 1	WP: 0 PB: 0 SB: 0 CS: 0	PA: 33	
<b>PITCHER</b>	IP WLS BF H R ER SO BB IBB HBP BLK WP HR S P ERA WHIP											IP WLS BF H R ER SO BB IBB HBP BLK WP HR S P ERA WHIP										
49 Jake Arrieta, R (1, 1) ERA: 3.37	6.0 L 27 4 4 4 3 0 0 0 0 0 0 0 10 15 0.00 0.000																					
50 Héctor Neris, R (7, 1) ERA: 5.8	1.0 3 0 0 0 3 0 0 0 0 0 0 0 10 15 0.00 0.000																					
70 Luis Avilán, L (8, 1) ERA: 3.83	0.1 1 0 0 0 0 0 0 0 0 0 0 0 3 6 0.00 0.000																					
57 Luis García, R (8, 1) ERA: 4.04	0.2 2 0 0 0 0 0 0 0 0 0 0 0 7 10 0.00 0.000																					



Batter	1	2	3	4	5	6	7	8	9	AB	R	H	RBI	BB	SO	LOB	TOP																					
16 César Hernández, S (1, 4) OBP: 0.367, SLG: 0.368										4	0	1	0	1	1	3																						
17 Rhys Hoskins, R (1, 10) OBP: 0.358, SLG: 0.489										4	0	1	3	0	1	1																						
5 Nick Williams, L (1, 9) OBP: 0.330, SLG: 0.444										5	0	0	0	0	2	2																						
41 Carlos Santana, S (1, 3) OBP: 0.351, SLG: 0.403										5	0	2	0	0	0	1																						
13 Adrúbal Cabrera, S (1, 6) OBP: 0.314, SLG: 0.460										5	2	3	0	0	0	1																						
7 Maikel Franco, R (1, 5) OBP: 0.318, SLG: 0.480										4	1	1	0	0	0	3																						
37 Odúbel Herrera, L (1, 8) OBP: 0.322, SLG: 0.445										3	1	2	0	1	0	2																						
38 Jorge Alfaro, R (1, 2) OBP: 0.309, SLG: 0.384										4	0	1	1	0	2	6																						
24 Roman Quinn, S (1, 7) OBP: 0.379, SLG: 0.518										4	2	2	2	0	1	3																						
<b>Inning Stats</b>	R: 0 E: 0 K: 1 S: 9	H: 0 LOB: 0 BB: 1 P: 16	R: 0 E: 0 K: 1 S: 10	H: 1 LOB: 2 BB: 1 P: 16	R: 1 E: 0 K: 0 S: 14	H: 2 LOB: 1 BB: 0 P: 19	R: 4 E: 0 K: 0 S: 17	H: 5 LOB: 1 BB: 0 P: 28	R: 1 E: 0 K: 0 S: 10	H: 3 LOB: 2 BB: 0 P: 18	R: 0 E: 0 K: 3 S: 9	H: 0 LOB: 0 BB: 0 P: 11	R: 0 E: 0 K: 0 S: 4	H: 0 LOB: 0 BB: 7 P: 7	R: 0 E: 0 K: 2 S: 13	H: 1 LOB: 1 BB: 0 P: 20	R: 0 E: 0 K: 0 S: 7	H: 1 LOB: 1 BB: 8 P: 8	1B: 8 2B: 5 HR: 0	SF: 1 SAC: 0 DP: 0 HBP: 0	WP: 0 PB: 0 SB: 0 CS: 1	PA: 41																
<b>PITCHER</b>	IP WLS BF H R ER SO BB IBB HBP BLK WP HR S P ERA WHIP																																					
41 Aaron Sanchez, R (1, 1) ERA: 4.95	4.0	23	10	6	6	2	2	0	0	0	0	0	0	0	0	54	86	13.50	3.000																			
39 Jake Patrick, R (5, 1) ERA: 4.37	1.0	4	1	0	0	0	0	0	0	0	0	0	0	0	6	11	0.00	1.000																				
58 Tim Mayza, L (6, 1) ERA: 5.32	2.0	6	0	0	0	3	0	0	0	0	0	0	0	0	13	18	0.00	0.000																				
31 Joe Biagini, R (8, 1) ERA: 5.9	1.0	W	4	1	0	0	2	0	0	0	0	0	0	0	13	20	0.00	1.000																				
51 Ken Giles, R (9, 1) ERA: 5.88	1.0	S	4	1	0	0	0	0	0	0	0	0	0	7	8	0.00	1.000																					

Philadelphia Phillies @ Toronto Blue Jays  
Rogers Centre, Toronto, ON  
Sat Aug 25 2018, 4:08 PM - 7:06 PM EDT  
Att: 33,127 - Roof Closed - 68 F

livebaseballscores.com

AB 38  
R 6  
H 13  
RBI 6  
BB 2  
SO 7  
LOB 22

Batter	1	2	3	4	5	6	7	8	9	AB	R	H	RBI	BB	SO	LOB	BOTTOM																				
28 Billy McKinney, L (1, 9) OBP: 0.448, SLG: 0.708										5	1	1	2	0	3	4																					
29 Devon Travis, R (1, 4) OBP: 0.276, SLG: 0.375										3	0	0	0	1	0	2																					
14 Justin Smoak, S (1, 3) OBP: 0.357, SLG: 0.456										3	1	0	0	1	1	1																					
8 Kendrys Morales, S (1, 10) ERA: 4.78										4	1	2	2	0	0	0																					
18 Curtis Granderson, L (8, PR) OBP: 0.341, SLG: 0.431										4	1	1	0	0	0	1																					
13 Lourdes Gurriel Jr., R (1, 6) OBP: 0.335, SLG: 0.487										3	1	0	0	1	0	1																					
9 Danny Jansen, R (1, 2) OBP: 0.433, SLG: 0.692										3	2	2	0	0	0	0																					
37 Teoscar Hernández, R (1, 7) OBP: 0.300, SLG: 0.474										3	0	1	1	1	2	4																					
15 Randal Grichuk, R (8, 9) OBP: 0.287, SLG: 0.453										0	0	0	0	0	0	0																					
1 Aledmys Díaz, R (1, 5) OBP: 0.295, SLG: 0.459										4	0	2	3	0	1	3																					
<b>Inning Stats</b>	R: 0 E: 0 K: 1 S: 7	H: 0 LOB: 0 BB: 0 P: 9	R: 0 E: 0 K: 0 S: 5	H: 0 LOB: 0 BB: 0 P: 6	R: 0 E: 0 K: 1 S: 9	H: 1 LOB: 2 BB: 1 P: 17	R: 3 E: 0 K: 0 S: 17	H: 4 LOB: 1 BB: 1 P: 27	R: 0 E: 0 K: 0 S: 9	H: 0 LOB: 0 BB: 0 P: 14	R: 0 E: 0 K: 0 S: 6	H: 0 LOB: 0 BB: 0 P: 11	R: 2 E: 0 K: 3 S: 13	H: 2 LOB: 1 BB: 1 P: 21	R: 3 E: 0 K: 2 S: 17	H: 2 LOB: 2 BB: 1 P: 26	R: 0 E: 0 K: 0 S: 0	H: 0 LOB: 0 BB: 0 P: 0	1B: 4 2B: 3 HR: 2	SF: 0 SAC: 0 DP: 1 HBP: 1	WP: 0 PB: 0 SB: 0 CS: 0	PA: 37															
<b>PITCHER</b>	IP WLS BF H R ER SO BB IBB HBP BLK WP HR S P ERA WHIP																																				
43 Nick Pivetta, R (1, 1) ERA: 3.22	6.2	29	7	5	5	4	3	0	0	0	0	0	0	0	11	18	40.50	3.000																			
58 Seranthony Dominguez, R (1, 1) ERA: 3.22	0.2	L	5	1	3	3	1	0	0	0	0	0	0	0	0	0																					
64 Victor Arano, R (8, 1) ERA: 2.76	0.2	B	3	1	0	0	2	0	0	0	0	0	0	0	9	12	0.00	1.500																			

Philadelphia Phillies @ Toronto Blue Jays  
Rogers Centre, Toronto, ON  
Sat Aug 25 2018, 4:08 PM - 7:06 PM EDT  
Att: 33,127 - Roof Closed - 68 F

livebaseballscores.com

AB 32  
R 8  
H 9  
RBI 8  
BB 4  
SO 7  
LOB 16







Batter	1	2	3	4	5	6	7	8	9	AB	R	H	RBI	BB	SO	LOB	TOP				
18 Curtis Granderson, L OBP: 0.339, SLG: 0.427 37 Teoscar Hernández, R (8, PH) OBP: 0.299, SLG: 0.410 (8, 9)	F9		L8		G3			14 F8 28 1B		3	0	0	0	0	0	3					
28 Billy McKinney, L OBP: 0.486, SLG: 0.774	L8				L9			1B		4	0	2	0	0	0	0					
8 Kendrys Morales, S OBP: 0.342, SLG: 0.480	K				G3-1			K		3	0	0	0	1	2	3					
14 Justin Smoak, S OBP: 0.354, SLG: 0.452		K			K			F8		4	0	0	0	0	3	4					
15 Randal Grichuk, R OBP: 0.291, SLG: 0.465		K			L7			K		4	0	1	0	0	2	3					
1 Aledmys Díaz, R OBP: 0.294, SLG: 0.454					F8			G6-3		4	0	1	0	0	0	2					
55 Russell Martin, R OBP: 0.340, SLG: 0.335					F8			1B		4	0	1	0	0	2	1					
21 Luke Maile, R OBP: 0.318, SLG: 0.346					1B			F9		3	0	1	0	1	0	1					
29 Devon Travis, R OBP: 0.272, SLG: 0.370					P3			G6-3		4	0	0	0	0	0	4					
<b>Inning Stats</b>	R: 0 E: 0 K: 1 S: 10	H: 0 LOB: 0 BB: 0 P: 18	R: 0 E: 0 K: 2 S: 10	H: 0 LOB: 0 BB: 0 P: 15	R: 0 E: 0 K: 0 S: 8	H: 1 LOB: 1 BB: 0 P: 13	R: 0 E: 0 K: 1 S: 12	H: 1 LOB: 1 BB: 0 P: 17	R: 0 E: 0 K: 0 S: 8	H: 1 LOB: 2 BB: 1 P: 16	R: 0 E: 0 K: 1 S: 12	H: 0 LOB: 0 BB: 0 P: 9	R: 0 E: 0 K: 2 S: 11	H: 2 LOB: 2 BB: 0 P: 16	R: 0 E: 0 K: 1 S: 8	H: 1 LOB: 1 BB: 0 P: 9	1B: 4 2B: 3 HR: 0	SF: 0 SAC: 0 DP: 0 HBP: 0	WP: 0 PB: 0 SB: 0 CS: 0	PA: 36	
<b>PITCHER</b>	IP	WLS	BF	H	R	ER	SO	BB	IBB	HBP	BLK	WP	HR	S	P	ERA	WHIP				
41 David Hess, R ERA: 5.08	6.0	W	24	4	0	0	5	2	0	0	0	0	0	60	99	0.00	1.000				
50 Miguel Castro, R ERA: 4.33	1.0		3	0	0	0	1	0	0	0	0	0	0	6	9	0.00	0.000				
51 Paul Fry, L ERA: 3.09	1.0		5	2	0	0	2	0	0	0	0	0	0	11	16	0.00	2.000				
60 Mychal Givens, R ERA: 4.52	1.0		4	1	0	0	1	0	0	0	0	0	0	8	9	0.00	1.000				

Toronto Blue Jays @ Baltimore Orioles  
 Oriole Park at Camden Yards, Baltimore, MD  
 Mon Aug 27 2018, 7:10 PM - 9:58 PM EDT  
 Att: 15,436 - Partly Cloudy - 88 F

AB 34  
 R 0  
 H 7  
 RBI 0  
 BB 2  
 SO 9  
 LOB 21



Batter	1	2	3	4	5	6	7	8	9	AB	R	H	RBI	BB	SO	LOB	BOTTOM				
3 Cedric Mullins, L OBP: 0.379, SLG: 0.492	G6-3		SH5-3			10 WP 19 FC4-6 34 1B	G5-3	G4-3		4	1	1	0	0	0	0					
34 Jonathan Villar, S OBP: 0.322, SLG: 0.386	10 G6-4-3 BB		10 S 1B			19 FC4-6 16 HR 10 WP 16 2B 10 1B	10 1B BB			2	2	2	0	2	0	0					
10 Adam Jones, R OBP: 0.313, SLG: 0.423	10 G6-4-3 1-2		G5-3			19 FC4-6 16 2B 19 S 16 1B	19 FC4-6 16 2B 19 S 16 1B			3	1	1	0	1	0	3					
19 Chris Davis, L OBP: 0.246, SLG: 0.311		G4-3 1 WP 1B		K		16 HR FC4-6 K	K			4	1	1	1	0	2	4					
16 Trey Mancini, R OBP: 0.303, SLG: 0.402	F9				K		1B 2B			4	2	2	5	0	1	1					
1 Tim Beckham, R OBP: 0.277, SLG: 0.346	G4-3				G5-3		G1			4	0	1	1	0	0	1					
39 Renato Núñez, R OBP: 0.315, SLG: 0.367	F7				G6-3		G6-3			4	0	1	0	0	0	2					
29 Jace Peterson, L OBP: 0.316, SLG: 0.323		G4-3			L8		L8			4	0	1	0	0	0	0					
36 Caleb Joseph, R OBP: 0.258, SLG: 0.329			34 1B 3 SH5-3 1B		G1-3		G5-3			4	0	1	0	0	0	2					
<b>Inning Stats</b>	R: 0 E: 0 K: 0 S: 7	H: 0 LOB: 1 BB: 0 P: 13	R: 0 E: 0 K: 0 S: 9	H: 1 LOB: 0 BB: 0 P: 13	R: 0 E: 0 K: 0 S: 15	H: 2 LOB: 0 BB: 0 P: 20	R: 0 E: 0 K: 2 S: 9	H: 0 LOB: 0 BB: 0 P: 14	R: 0 E: 0 K: 0 S: 6	H: 0 LOB: 0 BB: 0 P: 8	R: 4 E: 0 K: 0 S: 16	H: 5 LOB: 2 BB: 1 P: 29	R: 3 E: 0 K: 1 S: 17	H: 3 LOB: 1 BB: 1 P: 28	R: 0 E: 0 K: 0 S: 6	H: 0 LOB: 0 BB: 0 P: 11	1B: 8 2B: 2 3B: 0 HR: 1	SF: 0 SAC: 1 DP: 1 HBP: 0	WP: 2 PB: 0 SB: 2 CS: 0	PA: 37	
<b>PITCHER</b>	IP	WLS	BF	H	R	ER	SO	BB	IBB	HBP	BLK	WP	HR	S	P	ERA	WHIP				
43 Sam Gaviglio, R ERA: 5.02	5.2	L	25	7	4	4	2	1	1	0	0	2	1	60	93	6.35	1.412				
24 Danny Barnes, R ERA: 5.18	1.0		8	4	3	3	1	1	0	0	0	0	0	17	29	27.00	5.000				
64 Murphy Smith, R ERA:	1.1		4	0	0	0	0	0	0	0	0	0	0	8	14	0.00	0.000				

Toronto Blue Jays @ Baltimore Orioles  
 Oriole Park at Camden Yards, Baltimore, MD  
 Mon Aug 27 2018, 7:10 PM - 9:58 PM EDT  
 Att: 15,436 - Partly Cloudy - 88 F

AB 33  
 R 7  
 H 11  
 RBI 7  
 SO 3  
 LOB 13









Batter	1	2	3	4	5	6	7	8	9	AB	R	H	RBI	BB	SO	LOB	TOP			
28 Billy McKinney, L (1, 7) OBP: 0.444, SLG: 0.703 9 Danny Jansen, R (8, PH) OBP: 0.410, SLG: 0.576	G6-3	SF7		G4-3		2B		13 WP 1B		3	0	1	1	0	0	1	<b>Toronto Blue Jays @ Baltimore Orioles</b> Oriole Park at Camden Yards, Baltimore, MD Wed Aug 29 2018, 7:09 PM - 10:31 PM EDT Att: 11,834 - Partly Cloudy - 93 F			
13 Lourdes Gurriel Jr., R (1, 6) OBP: 0.320, SLG: 0.454	G3	2-3 3-H			L7	G5-3		L9		5	0	0	0	0	1	4				
14 Justin Smoak, S (1, 3) OBP: 0.357, SLG: 0.464	HR			G5-3		15 2B	BB	8 FC3-6	F9	3	1	1	1	2	0	0				
8 Kendrys Morales, S (1, 10) OBP: 0.337, SLG: 0.473	G6-3			G3		K		G1-4-6-3	G1-3	5	0	0	0	0	1	2				
15 Randal Grichuk, R (1, 9) OBP: 0.305, SLG: 0.488			K		2B				11 1B	4	0	3	0	1	1	0				
11 Kevin Pillar, R (1, 8) OBP: 0.284, SLG: 0.423		HR		F9		2B			BB	5	1	2	1	0	0	4				
55 Russell Martin, R (1, 2) OBP: 0.341, SLG: 0.331		HR				G6-3		G5-3		5	1	2	1	0	0	4				
1 Aledmys Diaz, R (1, 5) OBP: 0.291, SLG: 0.448 18 Curtis Granderson, L (8, PH) OBP: 0.340, SLG: 0.429		1B 29 2B		K		G5-3		F8		3	1	0	0	2	1	0				
37 Teoscar Hernández, R (9, PH) OBP: 0.299, SLG: 0.468		29 2B		G4-3		L5		29 FC3-6	K	3	1	1	0	0	0	0				
29 Devon Travis, R (1, 4) OBP: 0.280, SLG: 0.390		28 SF7		1B				1B		1	0	0	0	0	1	3				
		28 SF7		2B				FC3-6 13 WP 9 1B		4	1	3	2	0	0	1				
<b>Inning Stats</b>	R: 1 E: 0 K: 0 S: 8	H: 1 LOB: 0 BB: 0 P: 11	R: 3 E: 0 K: 2 S: 14	H: 3 LOB: 1 BB: 1 P: 21	R: 0 E: 0 K: 1 S: 15	H: 1 LOB: 1 BB: 0 P: 21	R: 0 E: 0 K: 1 S: 12	H: 1 LOB: 1 BB: 0 P: 17	R: 0 E: 0 K: 1 S: 11	H: 1 LOB: 2 BB: 1 P: 19	R: 0 E: 0 K: 0 S: 9	H: 1 LOB: 1 BB: 1 P: 11	R: 0 E: 0 K: 0 S: 14	H: 2 LOB: 2 BB: 2 P: 20	R: 0 E: 0 K: 1 S: 15	H: 1 LOB: 3 BB: 2 P: 27	1B: 5 2B: 5 3B: 0 HR: 3	SF: 1 SAC: 0 DP: 1 HBP: 0	WP: 1 PB: 0 SB: 0 CS: 0	PA: 44
<b>PITCHER</b>	IP WLS BF H R ER SO BB IBB HBP BLK WP HR S P ERA WHIP	IP WLS BF H R ER SO BB IBB HBP BLK WP HR S P ERA WHIP	IP WLS BF H R ER SO BB IBB HBP BLK WP HR S P ERA WHIP	IP WLS BF H R ER SO BB IBB HBP BLK WP HR S P ERA WHIP	IP WLS BF H R ER SO BB IBB HBP BLK WP HR S P ERA WHIP	IP WLS BF H R ER SO BB IBB HBP BLK WP HR S P ERA WHIP	IP WLS BF H R ER SO BB IBB HBP BLK WP HR S P ERA WHIP	IP WLS BF H R ER SO BB IBB HBP BLK WP HR S P ERA WHIP	IP WLS BF H R ER SO BB IBB HBP BLK WP HR S P ERA WHIP	IP WLS BF H R ER SO BB IBB HBP BLK WP HR S P ERA WHIP	IP WLS BF H R ER SO BB IBB HBP BLK WP HR S P ERA WHIP	IP WLS BF H R ER SO BB IBB HBP BLK WP HR S P ERA WHIP	IP WLS BF H R ER SO BB IBB HBP BLK WP HR S P ERA WHIP	IP WLS BF H R ER SO BB IBB HBP BLK WP HR S P ERA WHIP	IP WLS BF H R ER SO BB IBB HBP BLK WP HR S P ERA WHIP	IP WLS BF H R ER SO BB IBB HBP BLK WP HR S P ERA WHIP	IP WLS BF H R ER SO BB IBB HBP BLK WP HR S P ERA WHIP			

AB	38
R	5
H	13
RBI	5
BB	5
SO	5
LOB	15



Batter	1	2	3	4	5	6	7	8	9	AB	R	H	RBI	BB	SO	LOB	BOTTOM			
2 Jonathan Villar, S (1, 4) OBP: 0.327, SLG: 0.387	16 CS 14 1B		G4-3		L8	F7		16 E 14 S 10 1B		4	1	1	0	0	2	<b>Toronto Blue Jays @ Baltimore Orioles</b> Oriole Park at Camden Yards, Baltimore, MD Wed Aug 29 2018, 7:09 PM - 10:31 PM EDT Att: 11,834 - Partly Cloudy - 93 F				
14 Craig Gentry, R (1, 7) OBP: 0.271, SLG: 0.346	16 CS		L8		16 1B 10 HR	16 WP BB		K		4	1	2	0	1	2					
16 Trey Mancini, R (1, 10) OBP: 0.305, SLG: 0.416	F9				HR	10 HR 1B		G6-3		5	2	2	1	0	4					
10 Adam Jones, R (1, 9) OBP: 0.318, SLG: 0.432	G5-3				F9	HR		K		5	1	2	5	0	1					
19 Chris Davis, L (1, 3) OBP: 0.249, SLG: 0.316		E6 1 G3		L8		HR		G5-3		5	0	1	0	0	1					
1 Tim Beckham, R (1, 6) OBP: 0.277, SLG: 0.355	G3				F7	1B		K		5	0	1	0	0	4					
39 Renato Núñez, R (1, 5) OBP: 0.318, SLG: 0.359					F9			E9		4	0	0	0	0	3					
34 John Andreoli, R (1, 8) OBP: 0.273, SLG: 0.258	F9				F9			G4-3		4	2	2	0	0	1					
61 Austin Wynns, R (1, 2) OBP: 0.284, SLG: 0.408			K		F9			SH		3	3	2	1	0	1					
					16 1B 10 HR	14 1B 16 BB		SH 2B 16 E		1B: 9 2B: 2 3B: 0 HR: 2	SF: 0 SAC: 1 DP: 0 HBP: 1	WP: 2 PB: 0 SB: 0 CS: 2	PA: 42							
<b>Inning Stats</b>	R: 0 E: 0 K: 0 S: 8	H: 1 LOB: 1 BB: 0 P: 13	R: 0 E: 1 K: 1 S: 11	H: 0 LOB: 1 BB: 0 P: 16	R: 0 E: 0 K: 1 S: 6	H: 0 LOB: 0 BB: 0 P: 9	R: 1 E: 0 K: 0 S: 13	H: 2 LOB: 1 BB: 0 P: 15	R: 4 E: 0 K: 0 S: 25	H: 5 LOB: 1 BB: 0 P: 39	R: 2 E: 0 K: 0 S: 11	H: 2 LOB: 1 BB: 1 P: 22	R: 0 E: 1 K: 1 S: 8	H: 0 LOB: 0 BB: 0 P: 13	R: 3 E: 2 K: 2 S: 21	H: 3 LOB: 2 BB: 0 P: 32	1B: 9 2B: 2 3B: 0 HR: 2	SF: 0 SAC: 1 DP: 0 HBP: 1	WP: 2 PB: 0 SB: 0 CS: 2	PA: 42
<b>PITCHER</b>	IP WLS BF H R ER SO BB IBB HBP BLK WP HR S P ERA WHIP	IP WLS BF H R ER SO BB IBB HBP BLK WP HR S P ERA WHIP	IP WLS BF H R ER SO BB IBB HBP BLK WP HR S P ERA WHIP	IP WLS BF H R ER SO BB IBB HBP BLK WP HR S P ERA WHIP	IP WLS BF H R ER SO BB IBB HBP BLK WP HR S P ERA WHIP	IP WLS BF H R ER SO BB IBB HBP BLK WP HR S P ERA WHIP	IP WLS BF H R ER SO BB IBB HBP BLK WP HR S P ERA WHIP	IP WLS BF H R ER SO BB IBB HBP BLK WP HR S P ERA WHIP	IP WLS BF H R ER SO BB IBB HBP BLK WP HR S P ERA WHIP	IP WLS BF H R ER SO BB IBB HBP BLK WP HR S P ERA WHIP	IP WLS BF H R ER SO BB IBB HBP BLK WP HR S P ERA WHIP	IP WLS BF H R ER SO BB IBB HBP BLK WP HR S P ERA WHIP	IP WLS BF H R ER SO BB IBB HBP BLK WP HR S P ERA WHIP	IP WLS BF H R ER SO BB IBB HBP BLK WP HR S P ERA WHIP	IP WLS BF H R ER SO BB IBB HBP BLK WP HR S P ERA WHIP	IP WLS BF H R ER SO BB IBB HBP BLK WP HR S P ERA WHIP				

AB	39
R	10
H	13
RBI	7
BB	1
SO	5
LOB	19









Batter	1	2	3	4	5	6	7	8	9	AB R H RBI BB SO LOB	TOP
13 Lourdes Gurriel Jr., R (1.6) OBP: 0.315, SLG: 0.444										4 1 1 0 0 2 0	<b>Toronto Blue Jays @ Miami Marlins</b> Marlins Park, Miami, FL Sat Sep 01 2018, 7:11 PM - 9:47 PM EDT Att. 11,174 - Roof Closed - 77 F
29 Devon Travis, R (1.4) OBP: 0.282, SLG: 0.391										4 1 2 0 0 0 1	
14 Justin Smoak, S (1.3) OBP: 0.357, SLG: 0.477									4 1 1 2 0 1 2		
15 Randal Grichuk, R (1.9) OBP: 0.301, SLG: 0.480									3 0 0 1 0 1 1		
11 Kevin Pillar, R (1.8) OBP: 0.279, SLG: 0.416									4 0 0 0 0 0 0		
55 Russell Martin, R (1.5) OBP: 0.338, SLG: 0.328									3 0 0 0 0 0 0		
9 Danny Jansen, R (1.2) OBP: 0.391, SLG: 0.513									3 0 0 0 0 1 0		
37 Teoscar Hernández, R (1.7) OBP: 0.299, SLG: 0.466									3 0 1 0 0 0 0		
25 Marco Estrada, R (1.1) 24 Danny Barnes, L (5.1) 1 Aledmys Diaz, R (6. Ph) 65 Taylor Guenther, R (6.1) 8 Kendrya Morales, S (6. Ph) 50 José Manuel Fernández, L (8.1)									1 0 0 0 0 1 0 0 0 0 0 0 0 0 1 0 0 0 0 1 0 0 0 0 0 0 0 0 1 0 0 0 0 0 1 0 0 0 0 0 0 0		
<b>Inning Stats</b>	R: 0 H: 1 E: 0 LOB: 1 K: 2 S: 13	R: 0 H: 0 E: 0 LOB: 0 K: 0 S: 6	R: 0 H: 0 E: 0 LOB: 0 K: 1 S: 6	R: 1 H: 1 E: 0 LOB: 0 K: 0 S: 13	R: 0 H: 0 E: 0 LOB: 0 K: 1 S: 9	R: 0 H: 0 E: 0 LOB: 0 K: 2 S: 8	R: 0 H: 0 E: 0 LOB: 0 K: 1 S: 8	R: 0 H: 1 E: 0 LOB: 1 K: 0 S: 11	R: 2 H: 2 E: 0 LOB: 0 K: 0 S: 10	1B: 3 SF: 1 2B: 1 SAC: 0 3B: 0 DP: 0 HR: 1 HBP: 0	
<b>PITCHER</b>	IP WLS BF H R ER SO BB IBB HBP BLK WP HR S P ERA WHIP									<b>PITCHER</b>	IP WLS BF H R ER SO BB IBB HBP BLK WP HR S P ERA WHIP
54 Wei-Yin Chen, L (1.1) ERA: 4.64	8.0 W 27 3 1 1 7 0 0 0 0 0 0 74 107 1.12 0.375									56 Tayron Guerrero, R (9.1) ERA: 5.02	1.0 5 2 2 2 0 0 0 0 0 0 1 10 20 18.00 2.000

Batter	1	2	3	4	5	6	7	8	9	AB R H RBI BB SO LOB	BOTTOM
10 JT Riddle, L (1.6) OBP: 0.279, SLG: 0.390										3 2 2 0 1 0 1	<b>Toronto Blue Jays @ Miami Marlins</b> Marlins Park, Miami, FL Sat Sep 01 2018, 7:11 PM - 9:47 PM EDT Att. 11,174 - Roof Closed - 77 F
9 Lewis Brinson, R (1.8) OBP: 0.232, SLG: 0.337										4 0 1 0 0 1 3	
11 J.T. Realmuto, R (1.2) OBP: 0.348, SLG: 0.500										3 2 2 1 1 0 0	
15 Brian Anderson, R (1.5) OBP: 0.361, SLG: 0.405										2 1 0 2 1 0 0	
14 Martín Prado, R (1.3) OBP: 0.287, SLG: 0.305										4 0 1 3 0 1 2	
44 Austin Dean, R (1.7) 79 Isaac Galloway, R (9.7)										4 0 0 0 0 0 3 0 0 0 0 0 0 0	
19 Miguel Rojas, R (1.4) OBP: 0.301, SLG: 0.353										4 0 1 0 0 0 1	
34 Magneuris Sierra, L (1.9) OBP: 0.186, SLG: 0.198										4 0 1 0 0 0 1	
54 Wei-Yin Chen, R (1.1) 56 Tayron Guerrero, R (9.1)										2 1 1 0 0 0 0 0 0 0 0 0 0 0	
<b>Inning Stats</b>	R: 1 H: 2 E: 0 LOB: 2 K: 0 S: 20	R: 0 H: 1 E: 0 LOB: 1 K: 0 S: 10	R: 1 H: 1 E: 0 LOB: 0 K: 1 S: 13	R: 0 H: 1 E: 0 LOB: 0 K: 0 S: 7	R: 4 H: 3 E: 0 LOB: 1 K: 0 S: 9	R: 0 H: 1 E: 0 LOB: 1 K: 0 S: 10	R: 0 H: 0 E: 0 LOB: 0 K: 1 S: 7	R: 0 H: 0 E: 0 LOB: 0 K: 0 S: 6	R: 0 H: 0 E: 0 LOB: 0 K: 0 S: 10	1B: 6 SF: 1 2B: 3 SAC: 1 3B: 0 DP: 1 HR: 1 HBP: 0	
<b>PITCHER</b>	IP WLS BF H R ER SO BB IBB HBP BLK WP HR S P ERA WHIP									<b>PITCHER</b>	IP WLS BF H R ER SO BB IBB HBP BLK WP HR S P ERA WHIP
25 Marco Estrada, R (1.1) ERA: 5.43	4.1 L 23 8 6 6 1 3 0 0 0 0 0 0 57 93 12.46 2.538									50 José Manuel Fernández, L (8.1) ERA: 5.4	1.0 3 0 0 0 0 0 0 0 0 0 6 10 0.00 0.000

AB	31
R	3
H	5
RBI	3
BB	0
SO	7
LOB	5



AB	30
R	6
H	9
RBI	6
BB	3
SO	2
LOB	11









Batter	1	2	3	4	5	6	7	8	9	AB	R	H	RBI	BB	SO	LOB	TOP											
0 Mallex Smith, L OBP: 0.375, SLG: 0.430	G6-3	5 2B		K		K			K	5	1	1	1	0	3	0	<b>Tampa Bay Rays @ Toronto Blue Jays</b> Rogers Centre, Toronto, ON Mon Sep 03 2018, 7:08 PM - 9:47 PM EDT Att: 18,034 - Cloudy - 79 F											
5 Matt Duffy, R OBP: 0.350, SLG: 0.375 11 Andrew Velazquez, S	26 1B	29 G1-3		L5		K2-3			F9	4	1	2	2	0	1	0												
26 Ji Man Choi, L OBP: 0.346, SLG: 0.489	G1-3	L9		F7					P2	5	1	1	1	0	0	2												
29 Tommy Pham, R OBP: 0.341, SLG: 0.411	18 1B	18 CS							G6-3	2	1	1	1	1	0	0												
18 Joey Wendle, L OBP: 0.350, SLG: 0.432	1B	CS		39 1B					G5-3	4	1	3	0	0	0	0												
35 Brandon Lowe, L OBP: 0.361, SLG: 0.443	G3			P6					G6-4-3	4	0	0	0	0	1	5												
39 Kevin Kiermaier, L OBP: 0.268, SLG: 0.336		0 1B		9 G4-3					G5-3	4	1	3	1	0	0	0												
9 Jake Bauers, L OBP: 0.314, SLG: 0.382		K2-3		G4-3					G6-3	4	0	0	0	0	2	3												
19 Nick Ciuffo, L		FC3 0 1B		K					G6-3	4	1	0	0	0	2	3												
<b>Inning Stats</b>	R: 1 E: 0 K: 0 S: 13	H: 3 LOB: 2 BB: 0 P: 20	R: 3 E: 0 K: 1 S: 19	H: 3 LOB: 1 BB: 0 P: 30	R: 1 E: 0 K: 1 S: 15	H: 2 LOB: 1 BB: 0 P: 18	R: 0 E: 0 K: 1 S: 9	H: 0 LOB: 0 BB: 0 P: 10	R: 1 E: 0 K: 0 S: 8	H: 1 LOB: 0 BB: 0 P: 15	R: 0 E: 0 K: 1 S: 10	H: 0 LOB: 0 BB: 0 P: 16	R: 1 E: 0 K: 1 S: 9	H: 1 LOB: 0 BB: 0 P: 13	R: 0 E: 0 K: 3 S: 14	H: 1 LOB: 1 BB: 0 P: 18		R: 0 E: 0 K: 1 S: 10	H: 0 LOB: 0 BB: 0 P: 16	1B: 6 2B: 3 3B: 1 HR: 1	SF: 0 SAC: 0 DP: 1 HBP: 1	WP: 1 PB: 0 SB: 0 CS: 1	PA: 40					
<b>PITCHER</b>	IP	WLS	BF	H	R	ER	SO	BB	IBB	HBP	BLK	WP	HR	S	P	ERA	WHIP											
6 Marcus Stroman, R ERA: 5.84	1.2	L	13	6	4	4	1	0	0	0	0	0	0	31	49	21.60	3.600											
50 José Manuel Fernández, L ERA: 2.7	2.1		8	2	1	1	2	0	0	0	0	0	0	25	29	3.86	0.857											
24 Danny Bames, R ERA: 5.68	0.0		2	1	1	1	0	1	0	0	0	0	0	4	8	∞	∞											
58 Tim Lincecum, L ERA: 4.23	2.0		5	0	0	0	1	0	0	0	0	1	0	14	23	0.00	0.000											
65 Taylor Guerrieri, R ERA: 3.0	1.0		4	1	1	1	1	0	0	0	0	0	1	9	13	9.00	1.000											
36 Tyler Clippard, R ERA: 3.82	1.0		4	1	0	0	3	0	0	0	0	0	0	0	0	0	0.00	1.000										
62 Mark Leiter Jr., R ERA: 5.09	1.0		3	0	0	0	1	0	0	0	0	0	0	0	0	0	0.00	0.000										

Batter	1	2	3	4	5	6	7	8	9	AB	R	H	RBI	BB	SO	LOB	BOTTOM										
28 Billy McKinney, L OBP: 0.441, SLG: 0.640	K		K						G3-1	4	0	1	0	0	2	0	<b>Tampa Bay Rays @ Toronto Blue Jays</b> Rogers Centre, Toronto, ON Mon Sep 03 2018, 7:08 PM - 9:47 PM EDT Att: 18,034 - Cloudy - 79 F										
13 Lourdes Gurriel Jr., R OBP: 0.305, SLG: 0.430	G6-3		G5-3						F9	4	0	0	0	0	0	1											
14 Justin Smoak, S OBP: 0.355, SLG: 0.472	P5		K						G1-6-3	4	0	0	0	0	1	0											
11 Kevin Pillar, R OBP: 0.280, SLG: 0.414		K		L6					55 1B	3	0	1	0	1	1	0											
1 Aledmys Díaz, R OBP: 0.286, SLG: 0.437		55 BB		F9					55 1B	3	1	1	0	1	0	1											
55 Russell Martin, R OBP: 0.338, SLG: 0.325		37 1B		K					G6-4-3	2	0	0	0	1	1	2											
37 Teoscar Hernández, R OBP: 0.303, SLG: 0.473		37 1B		K					G5-3	3	0	1	1	0	0	1											
9 Danny Jansen, R OBP: 0.388, SLG: 0.488		P4		G5-3					L6	3	0	1	1	0	0	1											
21 Luke Maile, R OBP: 0.326, SLG: 0.366		K		G6-4-3					G6-3	2	0	0	0	1	0	2											
		K		G6-4-3					G5-3	3	0	0	0	0	1	3											
<b>Inning Stats</b>	R: 0 E: 0 K: 1 S: 11	H: 0 LOB: 0 BB: 0 P: 16	R: 1 E: 0 K: 2 S: 12	H: 1 LOB: 2 BB: 2 P: 25	R: 0 E: 0 K: 2 S: 7	H: 0 LOB: 0 BB: 0 P: 11	R: 0 E: 0 K: 1 S: 5	H: 0 LOB: 0 BB: 0 P: 7	R: 0 E: 0 K: 0 S: 4	H: 0 LOB: 0 BB: 1 P: 9	R: 0 E: 0 K: 0 S: 3	H: 1 LOB: 0 BB: 0 P: 4	R: 0 E: 0 K: 0 S: 5	H: 2 LOB: 1 BB: 0 P: 7	R: 0 E: 0 K: 0 S: 6	H: 0 LOB: 0 BB: 0 P: 9	R: 0 E: 0 K: 0 S: 5	H: 0 LOB: 1 BB: 1 P: 10	1B: 4 2B: 0 3B: 0 HR: 0	SF: 0 SAC: 0 DP: 3 HBP: 0	WP: 0 PB: 0 SB: 0 CS: 0	PA: 32					
<b>PITCHER</b>	IP	WLS	BF	H	R	ER	SO	BB	IBB	HBP	BLK	WP	HR	S	P	ERA	WHIP										
55 Ryne Stanek, R ERA: 2.72	1.0		3	0	0	0	0	0	0	0	0	0	0	11	16	0.00	0.000										
72 Yonny Chirinos, R ERA: 3.75	7.0	W	25	4	1	1	5	3	0	0	0	0	0	42	72	1.29	1.000										
57 Jaime Schultz, R ERA: 4.35	1.0		4	0	0	0	0	1	0	0	0	0	0	5	10	0.00	1.000										

AB	37
R	7
H	11
RBI	6
BB	1
SO	9
LOB	13



AB	28
R	1
H	4
RBI	1
BB	4
SO	6
LOB	10





Batter	1	2	3	4	5	6	7	8	9	AB	R	H	RBI	BB	SO	LOB	TOP							
0 Mallex Smith, L OBP: 0.373, SLG: 0.427										5	0	1	1	0	1	2								
29 Tommy Pham, R OBP: 0.342, SLG: 0.416										5	1	2	1	0	1	2								
9 Jake Bauers, L OBP: 0.314, SLG: 0.382										4	0	1	1	1	1	1								
5 Matt Duffy, R OBP: 0.320, SLG: 0.486										5	0	0	0	0	2	4								
18 Joey Wendle, L OBP: 0.349, SLG: 0.429										3	0	0	0	1	1	0								
1 Willy Adames, R OBP: 0.321, SLG: 0.390										4	0	0	0	0	2	3								
39 Kevin Kiermaier, L OBP: 0.275, SLG: 0.337										2	1	1	0	0	0	0								
27 Carlos Gómez, R OBP: 0.310, SLG: 0.347										2	0	1	0	0	0	0								
35 Brandon Lowe, L OBP: 0.365, SLG: 0.444										2	1	1	0	0	0	1								
45 Jesús Sucre, R OBP: 0.233, SLG: 0.221										1	0	0	0	0	0	1								
26 Ji Man Choi, L OBP: 0.350, SLG: 0.500										1	1	1	1	0	0	0								
19 Nick Ciuffo, L OBP: 0.350, SLG: 0.500										1	0	0	0	0	0	2								
<b>Inning Stats</b>	R: 0 E: 0 K: 2 S: 18	H: 1 LOB: 3 BB: 2 P: 31	R: 1 E: 0 K: 1 S: 12	H: 2 LOB: 1 BB: 0 P: 16	R: 0 E: 0 K: 0 S: 5	H: 0 LOB: 0 BB: 0 P: 11	R: 0 E: 1 K: 0 S: 8	H: 0 LOB: 1 BB: 0 P: 9	R: 0 E: 0 K: 1 S: 14	H: 0 LOB: 0 BB: 0 P: 18	R: 0 E: 0 K: 1 S: 7	H: 0 LOB: 0 BB: 0 P: 10	R: 3 E: 0 K: 2 S: 15	H: 3 LOB: 1 BB: 0 P: 21	R: 0 E: 0 K: 1 S: 10	H: 1 LOB: 2 BB: 0 P: 15	R: 0 E: 0 K: 0 S: 9	H: 1 LOB: 1 BB: 0 P: 13	1B: 6 2B: 1 3B: 1 HR: 0	SF: 0 SAC: 1 DP: 0 HBP: 2	WP: 0 PB: 0 SB: 1 CS: 0	PA: 40		
<b>PITCHER</b>	IP WLS BF H R ER SO BB IBB HBP BLK WP HR S P ERA WHIP	IP WLS BF H R ER SO BB IBB HBP BLK WP HR S P ERA WHIP	IP WLS BF H R ER SO BB IBB HBP BLK WP HR S P ERA WHIP	IP WLS BF H R ER SO BB IBB HBP BLK WP HR S P ERA WHIP	IP WLS BF H R ER SO BB IBB HBP BLK WP HR S P ERA WHIP	IP WLS BF H R ER SO BB IBB HBP BLK WP HR S P ERA WHIP	IP WLS BF H R ER SO BB IBB HBP BLK WP HR S P ERA WHIP	IP WLS BF H R ER SO BB IBB HBP BLK WP HR S P ERA WHIP	IP WLS BF H R ER SO BB IBB HBP BLK WP HR S P ERA WHIP	IP WLS BF H R ER SO BB IBB HBP BLK WP HR S P ERA WHIP	IP WLS BF H R ER SO BB IBB HBP BLK WP HR S P ERA WHIP	IP WLS BF H R ER SO BB IBB HBP BLK WP HR S P ERA WHIP	IP WLS BF H R ER SO BB IBB HBP BLK WP HR S P ERA WHIP	IP WLS BF H R ER SO BB IBB HBP BLK WP HR S P ERA WHIP	IP WLS BF H R ER SO BB IBB HBP BLK WP HR S P ERA WHIP	IP WLS BF H R ER SO BB IBB HBP BLK WP HR S P ERA WHIP	IP WLS BF H R ER SO BB IBB HBP BLK WP HR S P ERA WHIP	IP WLS BF H R ER SO BB IBB HBP BLK WP HR S P ERA WHIP	IP WLS BF H R ER SO BB IBB HBP BLK WP HR S P ERA WHIP	IP WLS BF H R ER SO BB IBB HBP BLK WP HR S P ERA WHIP	IP WLS BF H R ER SO BB IBB HBP BLK WP HR S P ERA WHIP	IP WLS BF H R ER SO BB IBB HBP BLK WP HR S P ERA WHIP	IP WLS BF H R ER SO BB IBB HBP BLK WP HR S P ERA WHIP	
56 Ryan Borucki, L ERA: 4.38	6.0 L 25 3 2 2 5 2 0 1 0 0 0 0 64 96 3.00 0.833	7.1 1.0 6 3 2 2 0 0 0 0 0 0 15 20 18.00 3.000	8.1 1.0 5 1 0 0 0 0 0 1 0 0 0 10 15 0.00 1.000	9.1 1.0 4 1 0 0 0 0 0 0 0 0 9 13 0.00 1.000																				

Tampa Bay Rays @ Toronto Blue Jays  
Rogers Centre, Toronto, ON  
Tue Sep 04 2018, 7:08 PM - 9:45 PM EDT  
Att. 17,594 - Clear - 79 F

AB	35
R	4
H	8
RBI	4
BB	2
SO	8
LOB	16



Batter	1	2	3	4	5	6	7	8	9	AB	R	H	RBI	BB	SO	LOB	BOTTOM						
29 Devon Travis, R OBP: 0.281, SLG: 0.389										4	0	1	0	0	0	1							
14 Justin Smoak, S OBP: 0.356, SLG: 0.470										2	0	0	0	2	1	1							
8 Kendrys Morales, S OBP: 0.336, SLG: 0.465										3	0	1	0	0	1	2							
15 Randal Grichuk, R OBP: 0.299, SLG: 0.474										4	0	0	0	0	2	4							
11 Kevin Pillar, R OBP: 0.278, SLG: 0.410										4	0	0	0	0	0	2							
37 Teoscar Hernández, R OBP: 0.301, SLG: 0.459										3	0	0	0	0	2	0							
9 Danny Jansen, R OBP: 0.365, SLG: 0.455										3	0	0	0	0	1	0							
1 Aledmys Díaz, R OBP: 0.287, SLG: 0.436										3	0	1	0	0	1	0							
7 Richard Urena, S OBP: 0.320, SLG: 0.391										2	0	0	0	0	2	0							
<b>Inning Stats</b>	R: 0 E: 0 K: 1 S: 6	H: 1 LOB: 2 BB: 0 P: 10	R: 0 E: 0 K: 0 S: 7	H: 0 LOB: 0 BB: 0 P: 11	R: 0 E: 0 K: 1 S: 6	H: 0 LOB: 0 BB: 0 P: 8	R: 0 E: 0 K: 2 S: 9	H: 0 LOB: 0 BB: 0 P: 12	R: 0 E: 0 K: 1 S: 11	H: 1 LOB: 2 BB: 1 P: 18	R: 0 E: 0 K: 1 S: 7	H: 0 LOB: 0 BB: 0 P: 11	R: 0 E: 0 K: 2 S: 9	H: 0 LOB: 0 BB: 0 P: 12	R: 0 E: 0 K: 2 S: 13	H: 1 LOB: 2 BB: 1 P: 22	1B: 2 2B: 2 3B: 0 HR: 0	SF: 0 SAC: 1 DP: 1 HBP: 1	WP: 0 PB: 0 SB: 0 CS: 1	PA: 32			
<b>PITCHER</b>	IP WLS BF H R ER SO BB IBB HBP BLK WP HR S P ERA WHIP	IP WLS BF H R ER SO BB IBB HBP BLK WP HR S P ERA WHIP	IP WLS BF H R ER SO BB IBB HBP BLK WP HR S P ERA WHIP	IP WLS BF H R ER SO BB IBB HBP BLK WP HR S P ERA WHIP	IP WLS BF H R ER SO BB IBB HBP BLK WP HR S P ERA WHIP	IP WLS BF H R ER SO BB IBB HBP BLK WP HR S P ERA WHIP	IP WLS BF H R ER SO BB IBB HBP BLK WP HR S P ERA WHIP	IP WLS BF H R ER SO BB IBB HBP BLK WP HR S P ERA WHIP	IP WLS BF H R ER SO BB IBB HBP BLK WP HR S P ERA WHIP	IP WLS BF H R ER SO BB IBB HBP BLK WP HR S P ERA WHIP	IP WLS BF H R ER SO BB IBB HBP BLK WP HR S P ERA WHIP	IP WLS BF H R ER SO BB IBB HBP BLK WP HR S P ERA WHIP	IP WLS BF H R ER SO BB IBB HBP BLK WP HR S P ERA WHIP	IP WLS BF H R ER SO BB IBB HBP BLK WP HR S P ERA WHIP	IP WLS BF H R ER SO BB IBB HBP BLK WP HR S P ERA WHIP	IP WLS BF H R ER SO BB IBB HBP BLK WP HR S P ERA WHIP	IP WLS BF H R ER SO BB IBB HBP BLK WP HR S P ERA WHIP	IP WLS BF H R ER SO BB IBB HBP BLK WP HR S P ERA WHIP	IP WLS BF H R ER SO BB IBB HBP BLK WP HR S P ERA WHIP	IP WLS BF H R ER SO BB IBB HBP BLK WP HR S P ERA WHIP	IP WLS BF H R ER SO BB IBB HBP BLK WP HR S P ERA WHIP	IP WLS BF H R ER SO BB IBB HBP BLK WP HR S P ERA WHIP	
55 Ryne Stanek, R ERA: 2.67	1.0 W 6 0 0 0 1 0 0 0 0 0 0 13 19 0.00 0.000	2.0 W 6 0 0 0 1 0 0 0 0 0 0 24 31 0.00 0.375	0.1 H 2 0 0 0 1 1 0 0 0 0 5 11 0.00 3.000	2.0 6 0 0 0 3 0 0 0 0 0 0 16 23 0.00 0.000																			

Tampa Bay Rays @ Toronto Blue Jays  
Rogers Centre, Toronto, ON  
Tue Sep 04 2018, 7:08 PM - 9:45 PM EDT  
Att. 17,594 - Clear - 79 F

AB	28
R	0
H	3
RBI	0
BB	2
SO	10
LOB	10





Batter	1	2	3	4	5	6	7	8	9	AB	R	H	RBI	BB	SO	LOB	TOP										
0 Mallex Smith, L (1,9) OBP: 0.373, SLG: 0.424	F7				F7				G5-3	3	0	0	1	2	0	0	<b>Tampa Bay Rays @ Toronto Blue Jays</b> Rogers Centre, Toronto, ON Wed Sep 05 2018, 7:09 PM - 9:50 PM EDT Att: 17,872 - Roof Closed - 68 F										
5 Matt Duffy, R (1,5) OBP: 0.354, SLG: 0.371	K	K			K2-3		F9			4	0	0	0	0	3	4											
26 Ji Man Choi, L (1,10) OBP: 0.277, SLG: 0.490	G3				G4-3					3	0	0	0	1	1	0											
18 Joey Wendle, L (1,4) OBP: 0.346, SLG: 0.425		G1-3			G1-3					4	0	0	0	0	0	2											
11 Andrew Velazquez, S (7,4)							L9			0	0	0	0	0	0	0											
39 Kevin Kiermaier, L (1,8) OBP: 0.277, SLG: 0.360									K	4	2	2	2	0	1	0											
35 Brandon Lowe, L (1,7) OBP: 0.372, SLG: 0.439										3	1	1	0	1	1	0											
1 Willy Adames, R (1,6) OBP: 0.324, SLG: 0.392										4	0	2	0	0	1	1											
9 Jake Bauers, L (1,3) OBP: 0.310, SLG: 0.376										4	0	0	0	0	1	4											
19 Nick Ciuffo, L (1,2) OBP: 0.111, SLG: 0.111										4	0	1	0	0	1	1											
<b>Inning Stats</b>	R: 0 E: 0 K: 1 S: 9	H: 0 LOB: 0 BB: 0 P: 12	R: 2 E: 0 K: 2 S: 13	H: 3 LOB: 3 BB: 2 P: 27	R: 0 E: 0 K: 1 S: 8	H: 0 LOB: 0 BB: 0 P: 14	R: 0 E: 0 K: 2 S: 9	H: 1 LOB: 1 BB: 0 P: 16	R: 0 E: 0 K: 1 S: 6	H: 0 LOB: 0 BB: 0 P: 9	R: 1 E: 0 K: 1 S: 12	H: 2 LOB: 1 BB: 0 P: 20	R: 0 E: 0 K: 0 S: 5	H: 0 LOB: 2 BB: 2 P: 15	R: 0 E: 0 K: 1 S: 8	H: 0 LOB: 0 BB: 0 P: 12	R: 0 E: 0 K: 0 S: 10	H: 0 LOB: 0 BB: 0 P: 13	1B: 4 2B: 0 3B: 0 HR: 2	SF: 0 SAC: 0 DP: 0 HBP: 0	WP: 0 PB: 0 SB: 0 CS: 0	PA: 37					
<b>PITCHER</b>	IP	WLS	BF	H	R	ER	SO	BB	IBB	HBP	BLK	WP	HR	S	P	ERA	WHIP										
41 Aaron Sanchez, R (1,1) ERA: 5.17	6.0	W	26	6	3	3	8	2	0	0	0	0	2	57	98	4.50	1.333										
52 Ryan Tepera, R (7,1) ERA: 3.55	1.0		5	0	0	0	0	2	0	0	0	0	0	5	15	0.00	2.000										
58 Tim Mayza, L (8,1) ERA: 4.08	1.0		3	0	0	0	1	0	0	0	0	0	0	8	12	0.00	0.000										
51 Ken Giles, R (9,1) ERA: 5.48	1.0		3	0	0	0	0	0	0	0	0	0	0	10	13	0.00	0.000										

AB 33  
R 3  
H 6  
RBI 3  
BB 4  
SO 9  
LOB 12



Batter	1	2	3	4	5	6	7	8	9	AB	R	H	RBI	BB	SO	LOB	BOTTOM										
28 Billy McKinney, L (1,7) OBP: 0.438, SLG: 0.667										4	2	1	1	1	1	2	<b>Tampa Bay Rays @ Toronto Blue Jays</b> Rogers Centre, Toronto, ON Wed Sep 05 2018, 7:09 PM - 9:50 PM EDT Att: 17,872 - Roof Closed - 68 F										
29 Devon Travis, R (1,4) OBP: 0.285, SLG: 0.396										5	1	3	1	0	1	0											
14 Justin Smoak, S (1,3) OBP: 0.356, SLG: 0.469										5	2	2	1	0	1	3											
8 Kendrys Morales, S (1,10) OBP: 0.341, SLG: 0.468										4	1	3	1	1	1	1											
27 Dwight Smith Jr., L (7,PK) OBP: 0.350, SLG: 0.471										0	0	0	0	0	0	0											
15 Randal Grichuk, R (1,9) OBP: 0.298, SLG: 0.470										5	0	1	1	0	2	5											
13 Lourdes Gurriel Jr., R (1,6) OBP: 0.313, SLG: 0.440										5	1	3	1	0	0	2											
1 Aledmys Diaz, R (1,5) OBP: 0.291, SLG: 0.448										4	2	2	3	1	0	2											
9 Danny Jansen, R (1,2) OBP: 0.368, SLG: 0.426										3	1	0	0	1	1	4											
67 Jonathan Davis, R (1,8) OBP: 0.277, SLG: 0.409										3	0	0	0	0	3	7											
68 Rowdy Tellez, L (6,PH) ERA: 1.63										1	0	1	1	0	0	0											
11 Kevin Pillar, R (7,8) OBP: 0.277, SLG: 0.409										1	0	0	0	0	0	0											
<b>Inning Stats</b>	R: 7 E: 0 K: 3 S: 28	H: 6 LOB: 2 BB: 2 P: 45	R: 0 E: 0 K: 3 S: 17	H: 1 LOB: 3 BB: 2 P: 26	R: 0 E: 0 K: 1 S: 6	H: 0 LOB: 0 BB: 0 P: 8	R: 0 E: 0 K: 2 S: 12	H: 2 LOB: 3 BB: 0 P: 18	R: 1 E: 0 K: 1 S: 12	H: 2 LOB: 1 BB: 0 P: 14	R: 1 E: 0 K: 0 S: 11	H: 2 LOB: 1 BB: 0 P: 13	R: 1 E: 0 K: 0 S: 10	H: 3 LOB: 2 BB: 0 P: 17	R: 0 E: 0 K: 0 S: 7	H: 0 LOB: 0 BB: 0 P: 9	1B: 10 2B: 5 3B: 0 HR: 2	SF: 0 SAC: 0 DP: 1 HBP: 1	WP: 2 PB: 0 SB: 0 CS: 0	PA: 45							
<b>PITCHER</b>	IP	WLS	BF	H	R	ER	SO	BB	IBB	HBP	BLK	WP	HR	S	P	ERA	WHIP										
20 Tyler Glasnow, R (1,1) ERA: 4.64	0.2	L	10	5	7	7	2	2	0	0	0	0	1	23	39	94.50	10.500										
36 Andrew Kittredge, R (1,1) ERA: 7.67	1.1		8	2	0	0	4	1	1	0	0	0	0	22	32	0.00	2.250										
38 Vidal Nuno, L (3,1) ERA: 1.63	3.0		14	4	1	1	4	0	0	1	0	0	1	30	40	3.00	1.333										
34 Jake Faria, R (6,1) ERA: 4.9	3.0		13	5	2	2	0	0	0	0	0	0	0	28	39	6.00	1.667										

AB 40  
R 10  
H 16  
RBI 10  
BB 4  
SO 10  
LOB 26

























Batter	1	2	3	4	5	6	7	8	9	AB	R	H	RBI	BB	SO	LOB	TOP										
28 Billy McKinney, L (1, 9) OBP: 0.398, SLG: 0.575	G4-3			K		F8		FC4-6		4	0	0	0	0	1	3	<b>Toronto Blue Jays @ Boston Red Sox</b> Fenway Park, Boston, MA Wed Sep 12 2018, 7:11 PM - 9:51 PM EDT Att: 35,178 - Cloudy - 68 F										
29 Devon Travis, R (1, 4) OBP: 0.280, SLG: 0.388	L8			K		F8		L9		4	0	0	0	0	1	3											
13 Lourdes Gurriel Jr., R (1, 6) OBP: 0.315, SLG: 0.422	L6			F8						4	0	0	0	0	0	0											
8 Kendrys Morales, S (1, 10) OBP: 0.337, SLG: 0.453		F9			G6-3			K		4	0	0	0	0	2	0											
26 Yangelis Solarte, S (1, 5) OBP: 0.289, SLG: 0.398 1 Aledmys Diaz, R (7, PR) OBP: 0.250, SLG: 0.450		G6-3								3	0	2	0	0	0	0											
14 Justin Smoak, S (8, PH) OBP: 0.354, SLG: 0.467 7 Richard Urena, S (8, PR) OBP: 0.300, SLG: 0.375					1B					0	0	0	0	0	0	0											
37 Teoscar Hernández, R (1, 7) OBP: 0.299, SLG: 0.474 27 Dwight Smith Jr., L (8, PH) OBP: 0.333, SLG: 0.444					L7					0	0	0	0	1	0	0											
68 Rowdy Tellez, L (1, 3) OBP: 0.435, SLG: 0.864				K						3	0	1	0	0	2	1											
9 Danny Jansen, R (1, 2) OBP: 0.368, SLG: 0.421		L6				P5				2	0	0	0	1	0	0											
67 Jonathan Davis, R (1, 8) OBP: 0.200, SLG: 0.200 11 Kevin Pillar, R (8, PH) OBP: 0.274, SLG: 0.411					G5-3					2	0	1	0	0	0	0											
<b>Inning Stats</b>	R: 0 E: 0 K: 0 S: 10	H: 0 LOB: 0 BB: 0 P: 15	R: 0 E: 0 K: 1 S: 7	H: 0 LOB: 0 BB: 0 P: 12	R: 0 E: 0 K: 1 S: 6	H: 0 LOB: 0 BB: 0 P: 7	R: 0 E: 0 K: 2 S: 9	H: 0 LOB: 0 BB: 0 P: 13	R: 0 E: 0 K: 1 S: 12	H: 1 LOB: 1 BB: 0 P: 18	R: 0 E: 0 K: 0 S: 8	H: 1 LOB: 1 BB: 0 P: 11	R: 0 E: 0 K: 2 S: 11	H: 1 LOB: 1 BB: 0 P: 16	R: 0 E: 0 K: 1 S: 9	H: 1 LOB: 2 BB: 1 P: 15	R: 0 E: 0 K: 2 S: 10	H: 0 LOB: 1 BB: 1 P: 20	1B: 3 2B: 1 3B: 0 HR: 0	SF: 0 SAC: 0 DP: 0 HBP: 0	WP: 0 PB: 1 SB: 0 CS: 0	PA: 33					
<b>PITCHER</b>	IP	WLS	BF	H	R	ER	SO	BB	IBB	HBP	BLK	WP	HR	S	P	ERA	WHIP										
24 David Price, L (1, 1) ERA: 3.42	7.0	W	24	3	0	0	7	0	0	0	0	0	0	63	92	0.00	0.429										
35 Steven Wright, R (8, 1) ERA: 3.0	1.0	H	5	1	0	0	1	1	0	0	0	0	0	9	15	0.00	2.000										
46 Craig Kimbrel, R (9, 1) ERA: 2.37	1.0	S	4	0	0	0	2	1	0	0	0	0	0	10	20	0.00	1.000										

Batter	1	2	3	4	5	6	7	8	9	AB	R	H	RBI	BB	SO	LOB	BOTTOM										
50 Mookie Betts, R (1, 9) OBP: 0.433, SLG: 0.627	G6-3 16 WP		K		FC6-4					3	0	1	0	1	1	2	<b>Toronto Blue Jays @ Boston Red Sox</b> Fenway Park, Boston, MA Wed Sep 12 2018, 7:11 PM - 9:51 PM EDT Att: 35,178 - Cloudy - 68 F										
16 Andrew Benintendi, L (1, 7) OBP: 0.369, SLG: 0.479	G6-3			F8		F8		L6		4	0	0	0	0	0	3											
28 J.D. Martinez, R (1, 10) OBP: 0.400, SLG: 0.629	K			L4		K				3	0	0	0	1	2	1											
2 Xander Bogaerts, R (1, 6) OBP: 0.361, SLG: 0.522	G3-1					F7		F7		4	0	1	0	0	0	4											
18 Mitch Moreland, L (1, 3) OBP: 0.325, SLG: 0.449		G4-6-3 12 BB						G4-3 11 FC4 BB		1	0	0	0	2	0	0											
11 Rafael Devers, L (1, 5) OBP: 0.294, SLG: 0.413			K		FC4 12 BB 19 WP			F7		3	1	0	0	0	1	2											
12 Brock Holt, L (1, 4) OBP: 0.348, SLG: 0.370		G4-6-3 1-2						G3		3	0	1	0	0	0	1											
3 Sandy León, S (1, 2) OBP: 0.242, SLG: 0.290			K					F7		3	0	0	0	0	1	2											
19 Jackie Bradley Jr., L (1, 8) OBP: 0.311, SLG: 0.400			K							2	0	1	0	1	1	0											
<b>Inning Stats</b>	R: 0 E: 0 K: 1 S: 10	H: 1 LOB: 1 BB: 0 P: 17	R: 0 E: 0 K: 1 S: 4	H: 0 LOB: 0 BB: 1 P: 9	R: 0 E: 0 K: 3 S: 11	H: 0 LOB: 0 BB: 0 P: 15	R: 0 E: 0 K: 0 S: 7	H: 1 LOB: 1 BB: 0 P: 9	R: 0 E: 0 K: 1 S: 11	H: 1 LOB: 2 BB: 2 P: 21	R: 0 E: 0 K: 1 S: 7	H: 0 LOB: 0 BB: 0 P: 9	R: 0 E: 0 K: 0 S: 7	H: 0 LOB: 0 BB: 0 P: 11	R: 0 E: 0 K: 0 S: 13	H: 1 LOB: 3 BB: 2 P: 25		R: 0 E: 0 K: 1 S: 10	H: 0 LOB: 1 BB: 1 P: 20	1B: 3 2B: 1 3B: 0 HR: 0	SF: 0 SAC: 0 DP: 1 HBP: 0	WP: 2 PB: 0 SB: 3 CS: 0	PA: 31				
<b>PITCHER</b>	IP	WLS	BF	H	R	ER	SO	BB	IBB	HBP	BLK	WP	HR	S	P	ERA	WHIP										
41 Aaron Sanchez, R (1, 1) ERA: 4.9	7.0	L	25	3	1	1	6	3	0	0	0	2	0	57	91	1.29	0.857										
36 Tyler Clippard, R (8, 1) ERA: 3.69	1.0		6	1	0	0	0	2	0	0	0	0	0	13	25	0.00	3.000										





Batter	1	2	3	4	5	6	7	8	9	AB	R	H	RBI	BB	SO	LOB	TOP					
13 Lourdes Gurriel Jr., R OBP: 0.317, SLG: 0.436										5	2	2	1	0	2	0	<b>Toronto Blue Jays @ Boston Red Sox</b> Fenway Park, Boston, MA Thu Sep 13 2018, 7:11 PM - 10:00 PM EDT Att: 36,427 - Partly Cloudy - 68 F					
26 Yanervis Solarte, S OBP: 0.287, SLG: 0.384										4	0	0	0	0	0	1						
14 Justin Smoak, S OBP: 0.355, SLG: 0.466										3	0	1	1	1	2	0						
67 Jonathan Davis, R OBP: 0.200, SLG: 0.200										0	1	0	0	0	0	0						
68 Rowdy Tellez, L OBP: 0.435, SLG: 0.864										0	0	0	0	0	0	0						
8 Kendrys Morales, S OBP: 0.339, SLG: 0.456										4	0	2	0	0	0	1						
27 Dwight Smith Jr., L OBP: 0.333, SLG: 0.444										0	0	0	0	0	0	0						
15 Randal Grichuk, R OBP: 0.302, SLG: 0.481										3	0	1	0	0	2	1						
11 Kevin Pillar, R OBP: 0.274, SLG: 0.408										3	0	0	1	0	0	2						
37 Teoscar Hernández, R OBP: 0.393, SLG: 0.568										3	0	1	0	0	0	1						
28 Billy McKinney, L OBP: 0.357, SLG: 0.407										1	0	0	0	0	1	3						
1 Aledmys Díaz, R OBP: 0.290, SLG: 0.445										4	0	0	0	0	0	3						
70 Reese McGuire, L OBP: 0.333, SLG: 0.375										2	0	0	0	0	1	0						
9 Danny Jansen, R OBP: 0.357, SLG: 0.407										2	0	0	0	0	1	0						
<b>Inning Stats</b>	R: 0 E: 0 K: 2 S: 8	H: 0 LOB: 0 BB: 0 P: 13	R: 0 E: 0 K: 1 S: 8	H: 2 LOB: 2 BB: 0 P: 10	R: 1 E: 0 K: 0 S: 9	H: 2 LOB: 1 BB: 0 P: 16	R: 0 E: 0 K: 0 S: 7	H: 1 LOB: 1 BB: 0 P: 13	R: 0 E: 0 K: 2 S: 10	H: 0 LOB: 0 BB: 0 P: 15	R: 0 E: 0 K: 0 S: 10	H: 0 LOB: 0 BB: 0 P: 10	R: 2 E: 0 K: 1 S: 13	H: 2 LOB: 3 BB: 1 P: 25	R: 0 E: 0 K: 1 S: 7	H: 0 LOB: 0 BB: 0 P: 8	1B: 5 2B: 1 3B: 0 HR: 1	SF: 0 SAC: 0 DP: 0 HBP: 2	WP: 0 PB: 0 SB: 0 CS: 0	PA: 37		
<b>PITCHER</b>	IP WLS BF H R ER SO BB IBB HBP BLK WP HR S P ERA WHIP	IP WLS BF H R ER SO BB IBB HBP BLK WP HR S P ERA WHIP	IP WLS BF H R ER SO BB IBB HBP BLK WP HR S P ERA WHIP	IP WLS BF H R ER SO BB IBB HBP BLK WP HR S P ERA WHIP	IP WLS BF H R ER SO BB IBB HBP BLK WP HR S P ERA WHIP	IP WLS BF H R ER SO BB IBB HBP BLK WP HR S P ERA WHIP	IP WLS BF H R ER SO BB IBB HBP BLK WP HR S P ERA WHIP	IP WLS BF H R ER SO BB IBB HBP BLK WP HR S P ERA WHIP	IP WLS BF H R ER SO BB IBB HBP BLK WP HR S P ERA WHIP	IP WLS BF H R ER SO BB IBB HBP BLK WP HR S P ERA WHIP	IP WLS BF H R ER SO BB IBB HBP BLK WP HR S P ERA WHIP	IP WLS BF H R ER SO BB IBB HBP BLK WP HR S P ERA WHIP	IP WLS BF H R ER SO BB IBB HBP BLK WP HR S P ERA WHIP	IP WLS BF H R ER SO BB IBB HBP BLK WP HR S P ERA WHIP	IP WLS BF H R ER SO BB IBB HBP BLK WP HR S P ERA WHIP	IP WLS BF H R ER SO BB IBB HBP BLK WP HR S P ERA WHIP	IP WLS BF H R ER SO BB IBB HBP BLK WP HR S P ERA WHIP	IP WLS BF H R ER SO BB IBB HBP BLK WP HR S P ERA WHIP	IP WLS BF H R ER SO BB IBB HBP BLK WP HR S P ERA WHIP	IP WLS BF H R ER SO BB IBB HBP BLK WP HR S P ERA WHIP	IP WLS BF H R ER SO BB IBB HBP BLK WP HR S P ERA WHIP	IP WLS BF H R ER SO BB IBB HBP BLK WP HR S P ERA WHIP

AB	34
R	3
H	7
RBI	3
BB	1
SO	9
LOB	12



Batter	1	2	3	4	5	6	7	8	9	AB	R	H	RBI	BB	SO	LOB	BOTTOM					
16 Andrew Benintendi, L OBP: 0.367, SLG: 0.473										4	0	0	0	0	0	3	<b>Toronto Blue Jays @ Boston Red Sox</b> Fenway Park, Boston, MA Thu Sep 13 2018, 7:11 PM - 10:00 PM EDT Att: 36,427 - Partly Cloudy - 68 F					
5 Ian Kinsler, R OBP: 0.306, SLG: 0.396										3	0	0	1	0	0	0						
18 Mitch Moreland, L OBP: 0.325, SLG: 0.447										4	0	1	0	0	1	0						
28 J.D. Martinez, R OBP: 0.400, SLG: 0.634										4	1	2	1	0	1	0						
2 Xander Bogaerts, R OBP: 0.362, SLG: 0.524										4	1	2	0	0	1	0						
23 Blake Swihart, S OBP: 0.277, SLG: 0.298										3	0	0	0	1	1	3						
36 Eduardo Núñez, R OBP: 0.287, SLG: 0.387										2	0	1	0	0	0	1						
11 Rafael Devers, L OBP: 0.295, SLG: 0.420										2	1	1	1	0	1	1						
7 Christian Vázquez, R OBP: 0.256, SLG: 0.298										3	0	1	0	0	0	2						
12 Brock Holt, L OBP: 0.347, SLG: 0.368										1	0	0	0	0	1	1						
3 Sandy León, S OBP: 0.242, SLG: 0.290										0	0	0	0	0	0	0						
19 Jackie Bradley Jr., L OBP: 0.311, SLG: 0.401										3	1	1	0	0	1	2						
<b>Inning Stats</b>	R: 0 E: 0 K: 1 S: 7	H: 1 LOB: 0 BB: 0 P: 9	R: 1 E: 0 K: 0 S: 12	H: 1 LOB: 1 BB: 1 P: 23	R: 1 E: 0 K: 0 S: 11	H: 4 LOB: 3 BB: 0 P: 17	R: 0 E: 0 K: 0 S: 7	H: 1 LOB: 2 BB: 0 P: 12	R: 0 E: 0 K: 1 S: 8	H: 2 LOB: 0 BB: 0 P: 10	R: 1 E: 0 K: 3 S: 15	H: 2 LOB: 1 BB: 0 P: 25	R: 0 E: 0 K: 0 S: 6	H: 0 LOB: 0 BB: 0 P: 10	R: 1 E: 1 K: 2 S: 14	H: 1 LOB: 1 BB: 0 P: 25	1B: 4 2B: 3 3B: 0 HR: 2	SF: 1 SAC: 0 DP: 0 HBP: 0	WP: 0 PB: 0 SB: 3 CS: 0	PA: 35		
<b>PITCHER</b>	IP WLS BF H R ER SO BB IBB HBP BLK WP HR S P ERA WHIP	IP WLS BF H R ER SO BB IBB HBP BLK WP HR S P ERA WHIP	IP WLS BF H R ER SO BB IBB HBP BLK WP HR S P ERA WHIP	IP WLS BF H R ER SO BB IBB HBP BLK WP HR S P ERA WHIP	IP WLS BF H R ER SO BB IBB HBP BLK WP HR S P ERA WHIP	IP WLS BF H R ER SO BB IBB HBP BLK WP HR S P ERA WHIP	IP WLS BF H R ER SO BB IBB HBP BLK WP HR S P ERA WHIP	IP WLS BF H R ER SO BB IBB HBP BLK WP HR S P ERA WHIP	IP WLS BF H R ER SO BB IBB HBP BLK WP HR S P ERA WHIP	IP WLS BF H R ER SO BB IBB HBP BLK WP HR S P ERA WHIP	IP WLS BF H R ER SO BB IBB HBP BLK WP HR S P ERA WHIP	IP WLS BF H R ER SO BB IBB HBP BLK WP HR S P ERA WHIP	IP WLS BF H R ER SO BB IBB HBP BLK WP HR S P ERA WHIP	IP WLS BF H R ER SO BB IBB HBP BLK WP HR S P ERA WHIP	IP WLS BF H R ER SO BB IBB HBP BLK WP HR S P ERA WHIP	IP WLS BF H R ER SO BB IBB HBP BLK WP HR S P ERA WHIP	IP WLS BF H R ER SO BB IBB HBP BLK WP HR S P ERA WHIP	IP WLS BF H R ER SO BB IBB HBP BLK WP HR S P ERA WHIP	IP WLS BF H R ER SO BB IBB HBP BLK WP HR S P ERA WHIP	IP WLS BF H R ER SO BB IBB HBP BLK WP HR S P ERA WHIP	IP WLS BF H R ER SO BB IBB HBP BLK WP HR S P ERA WHIP	IP WLS BF H R ER SO BB IBB HBP BLK WP HR S P ERA WHIP

AB	33
R	4
H	9
RBI	3
BB	1
SO	7
LOB	13







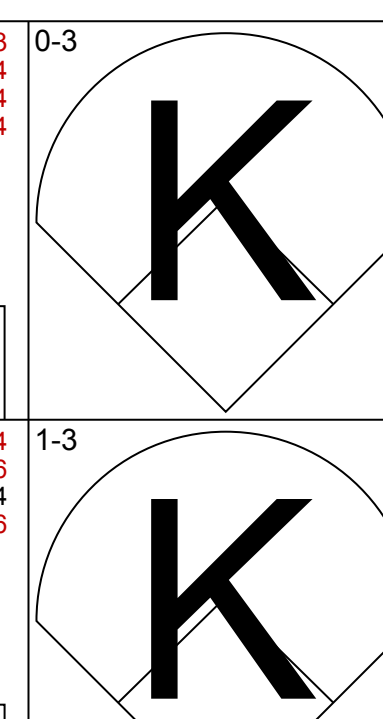
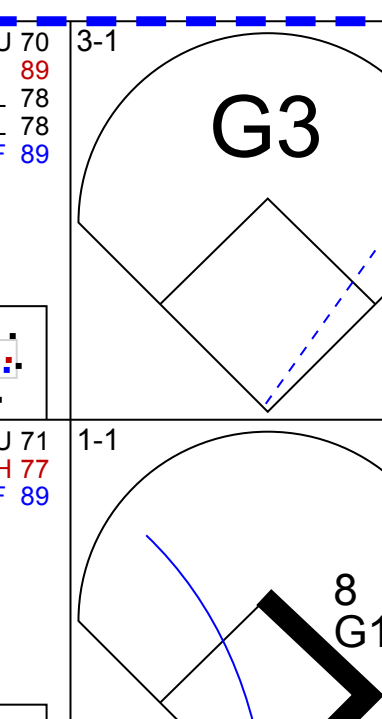
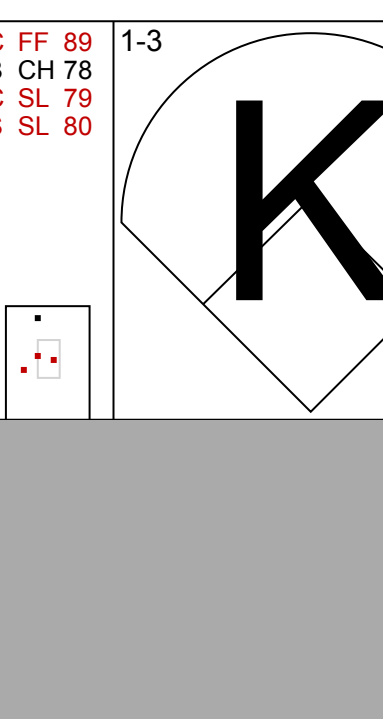
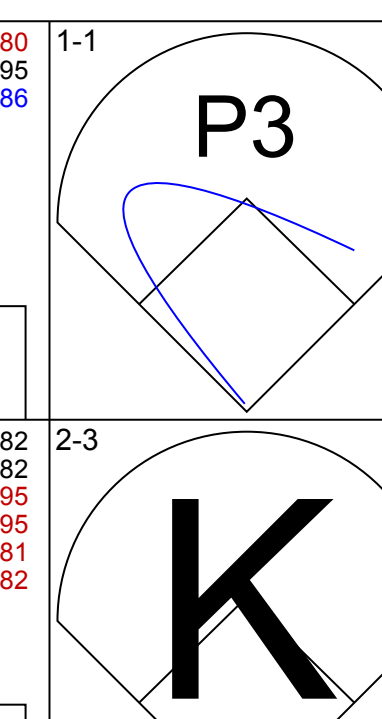
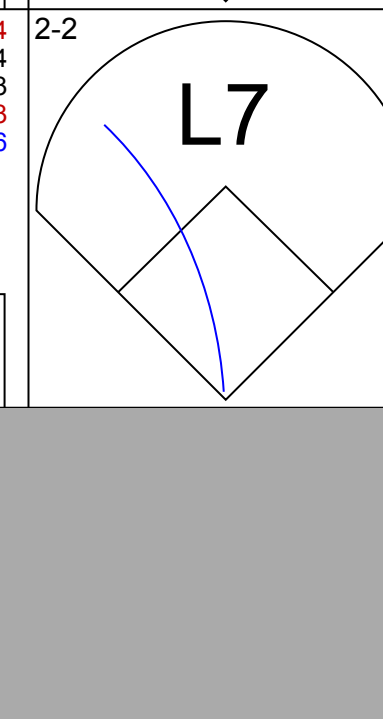
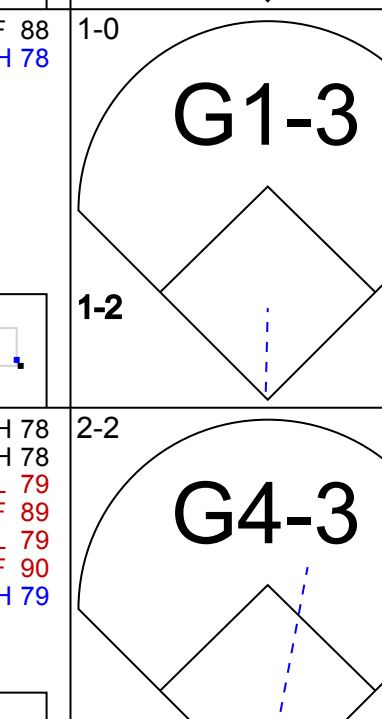
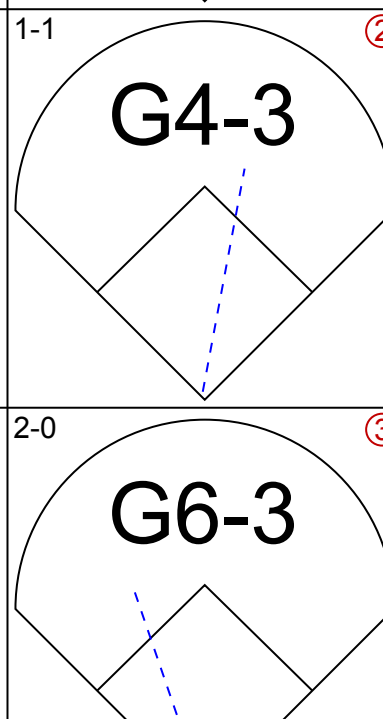





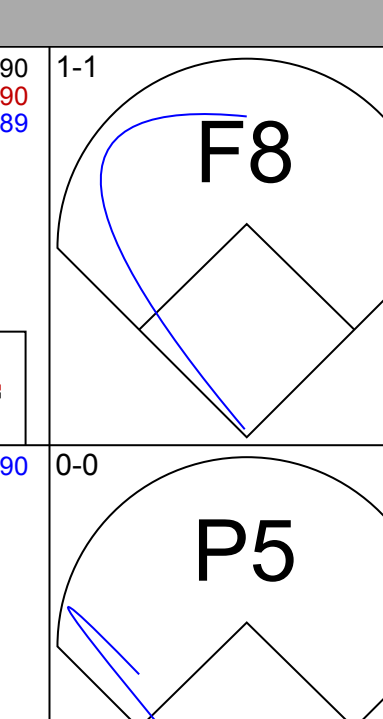
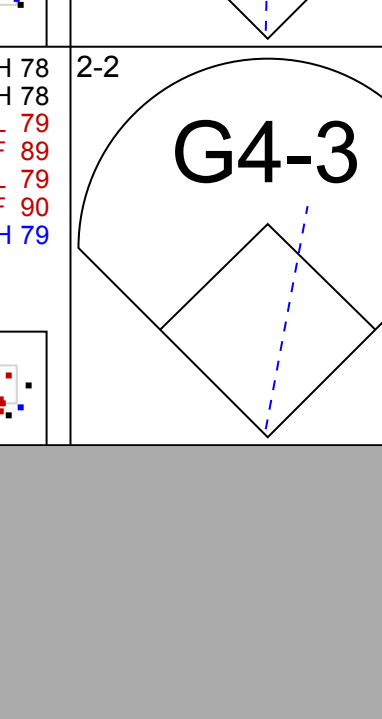
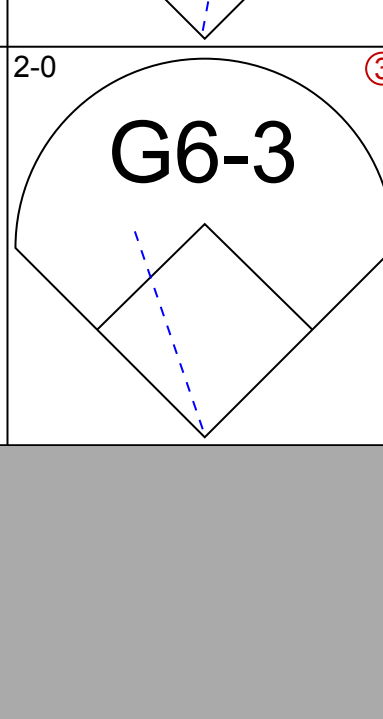

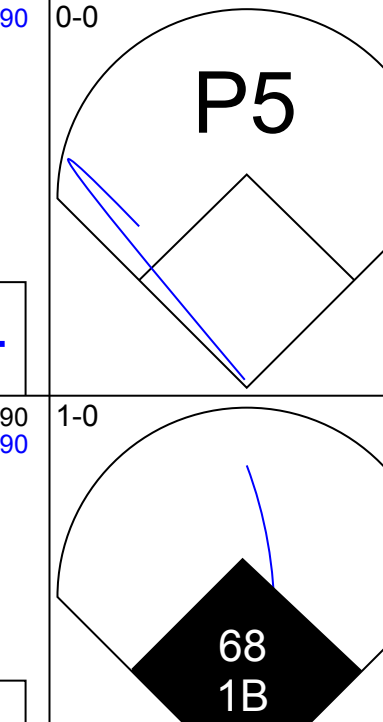
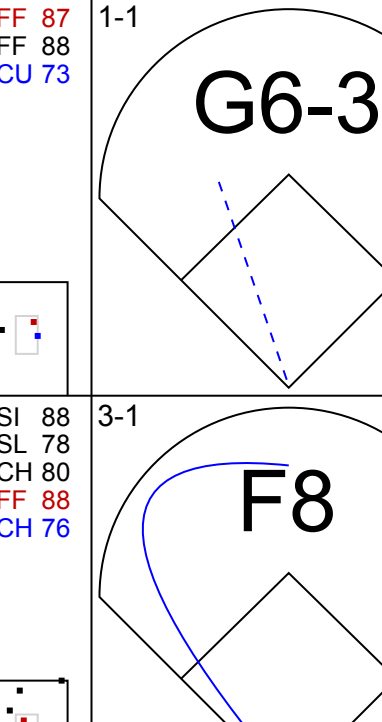
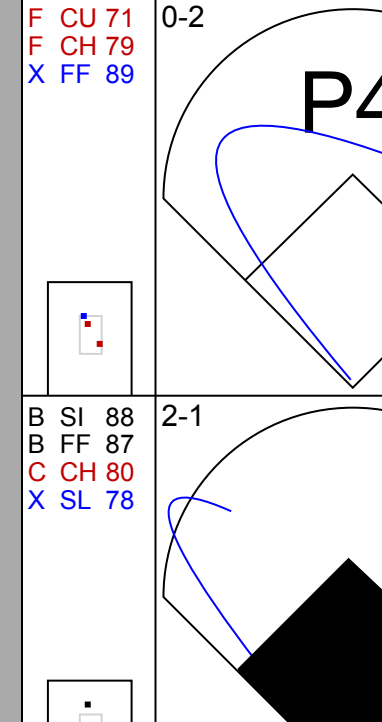

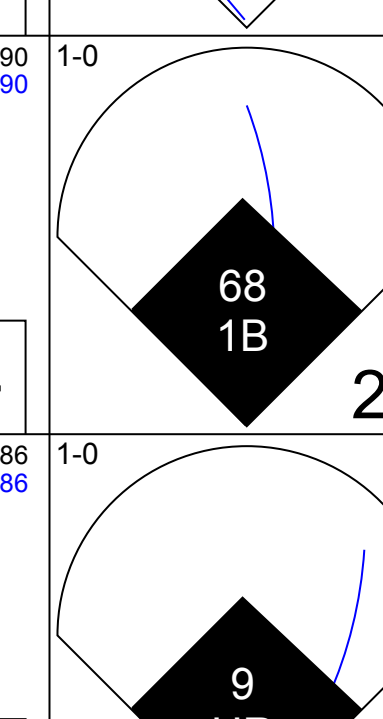
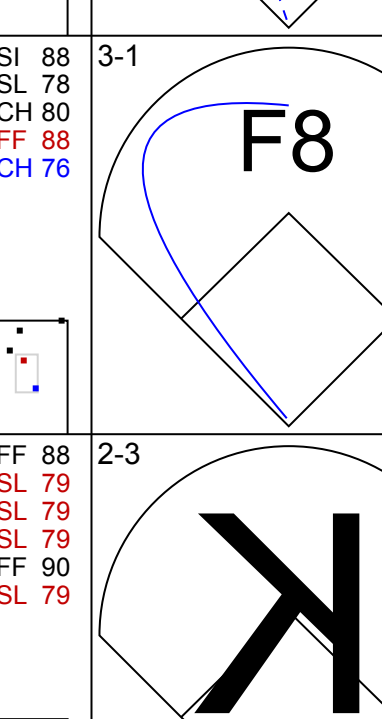
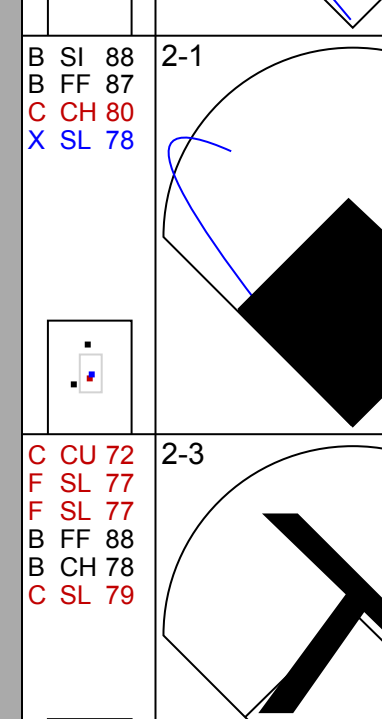

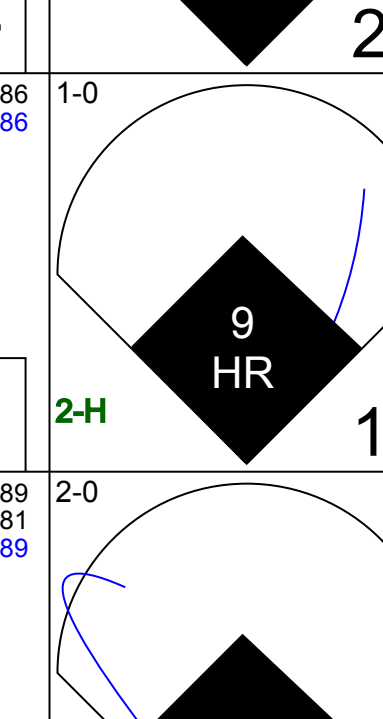
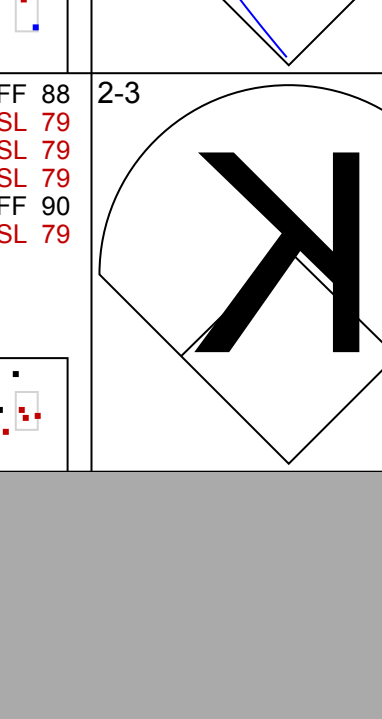
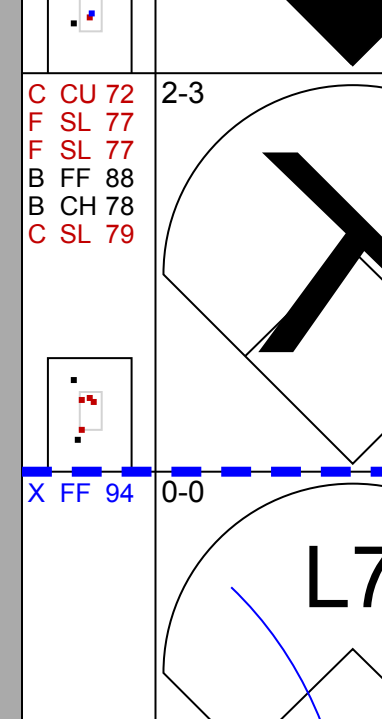
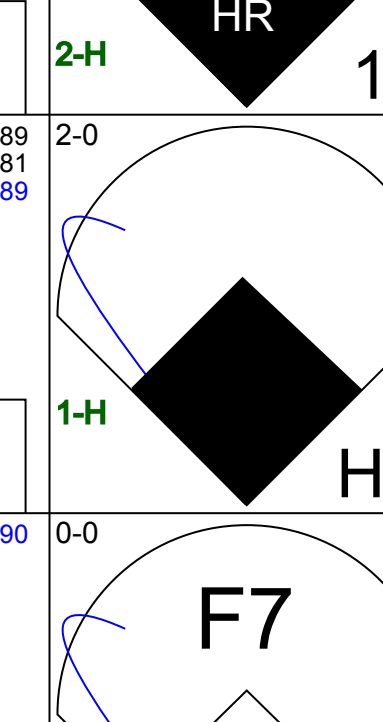
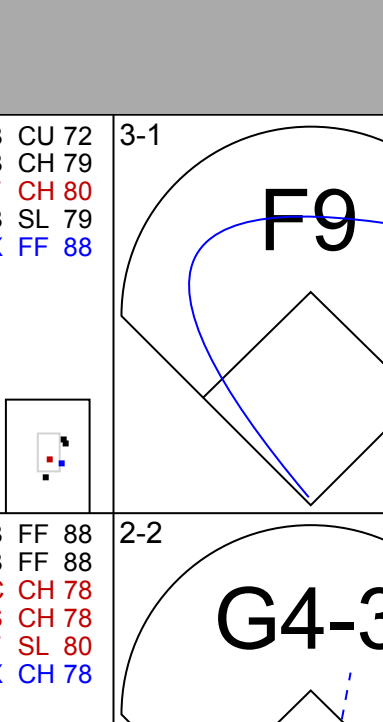
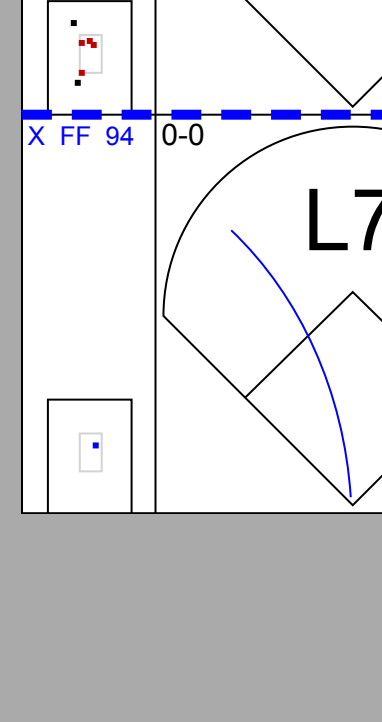
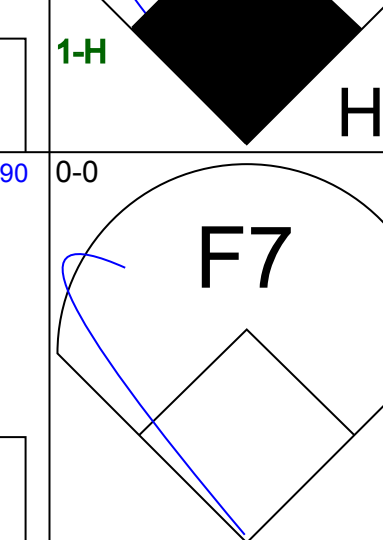
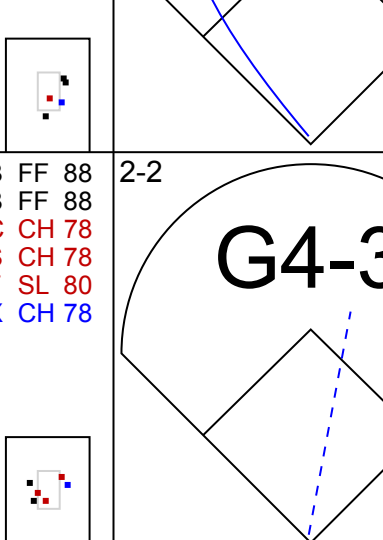
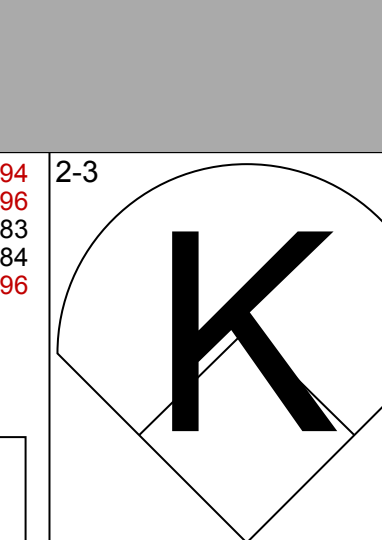






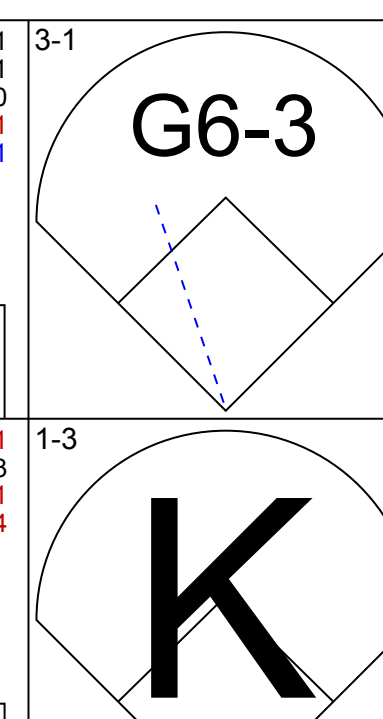
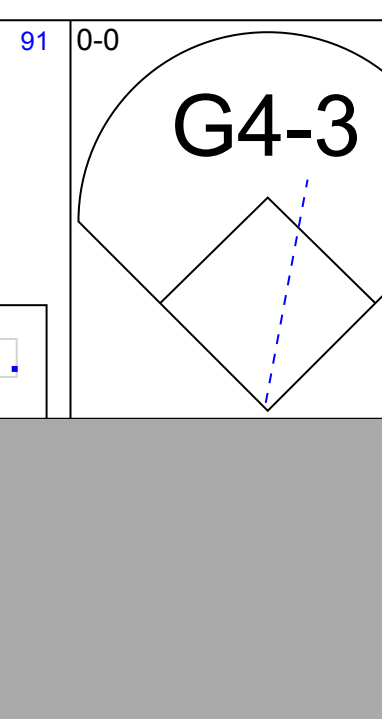
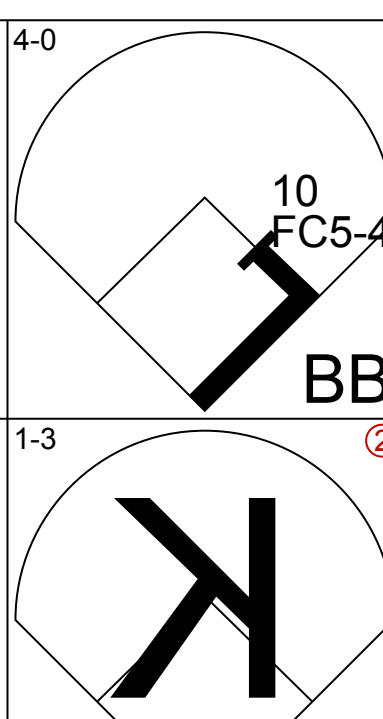

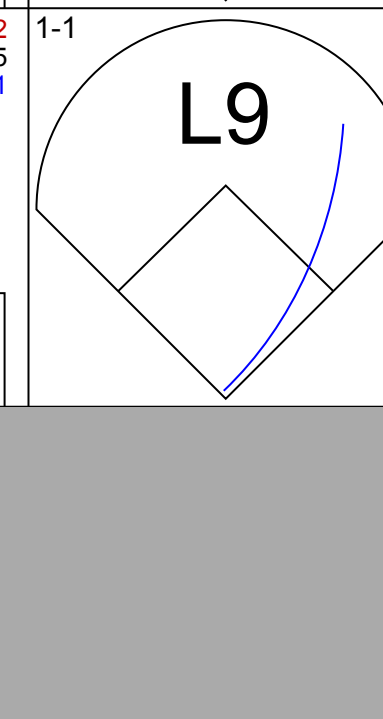
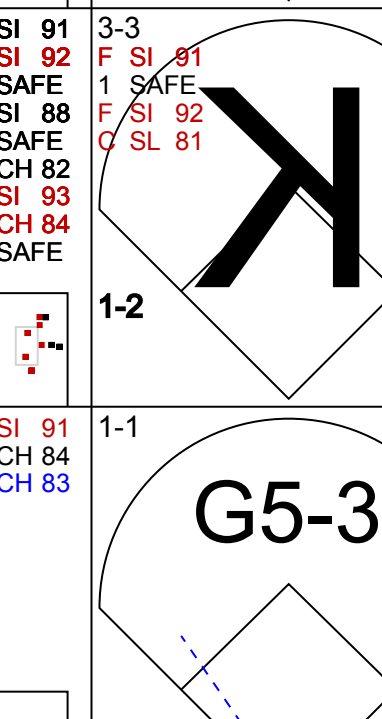
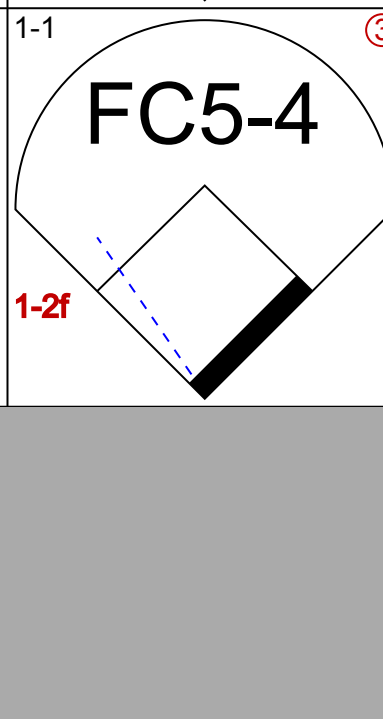


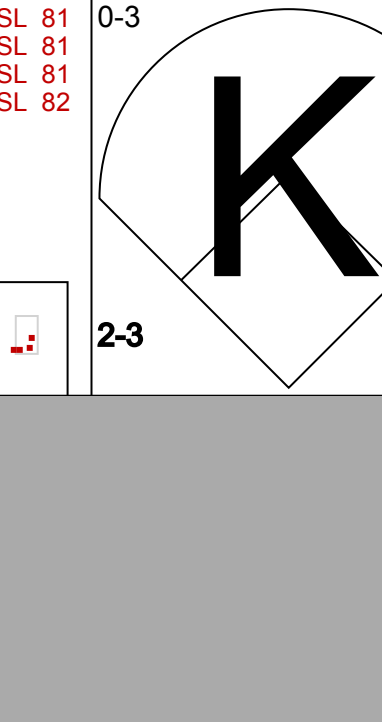


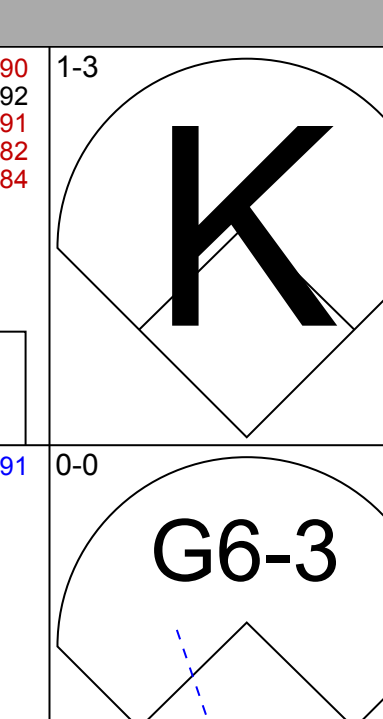
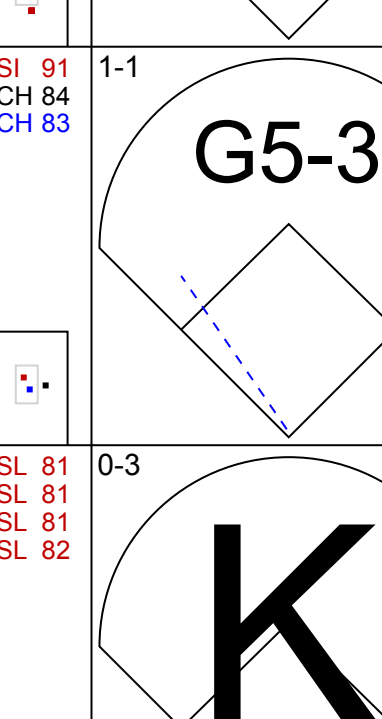
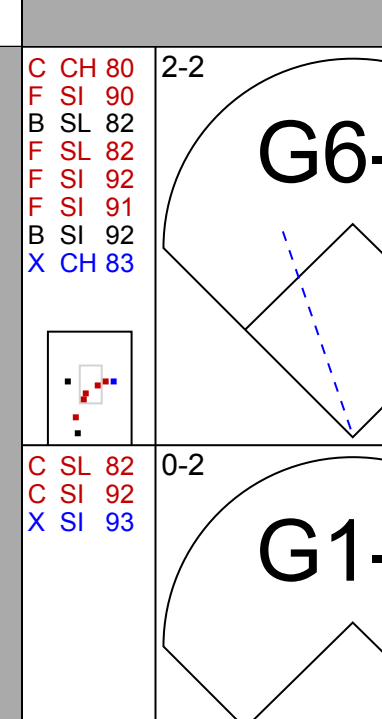
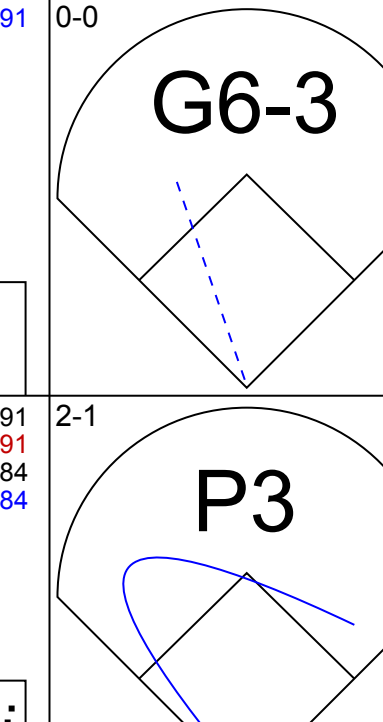
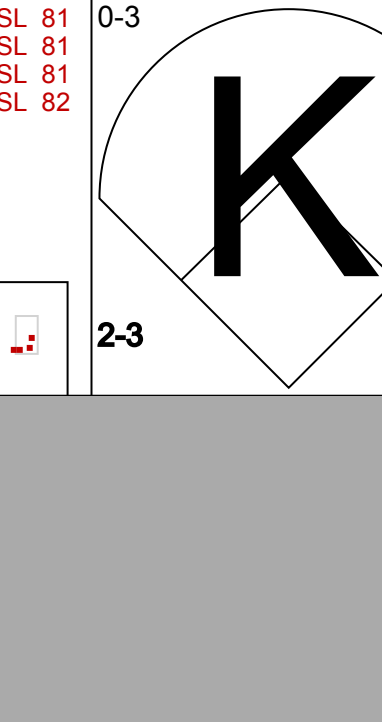
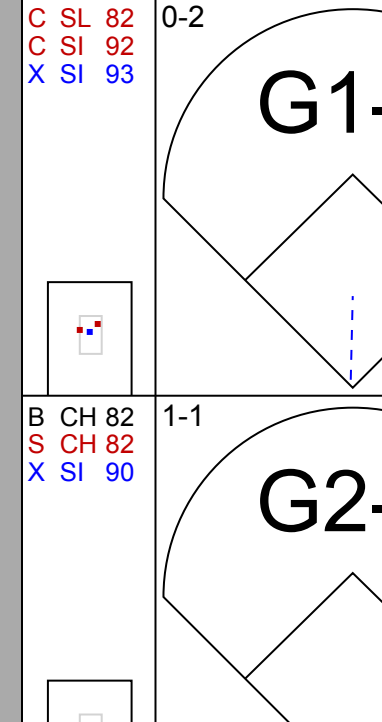
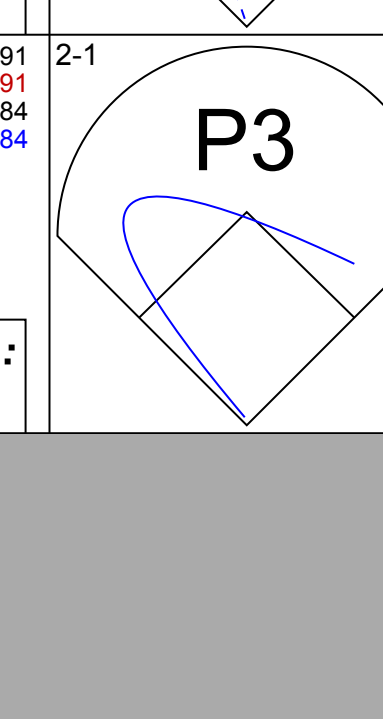

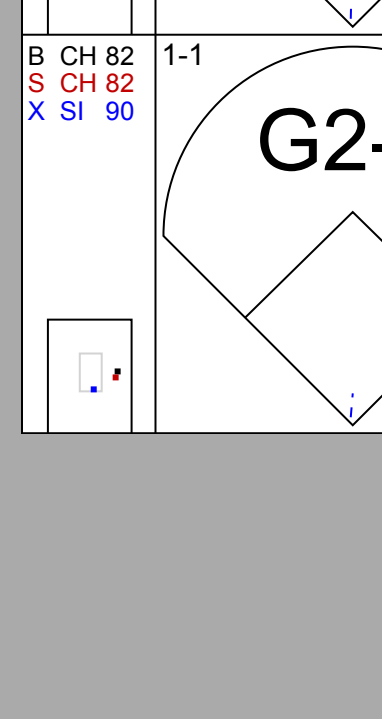
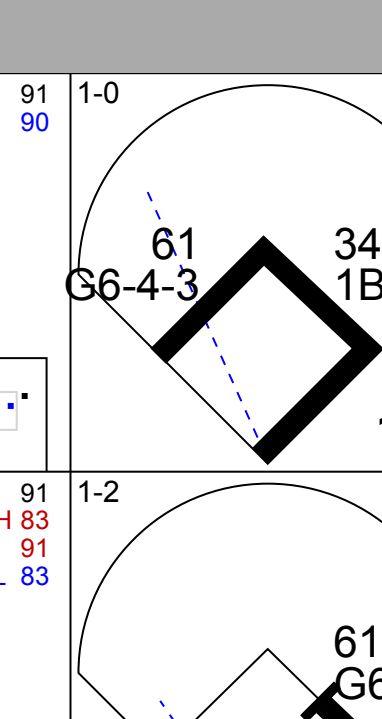
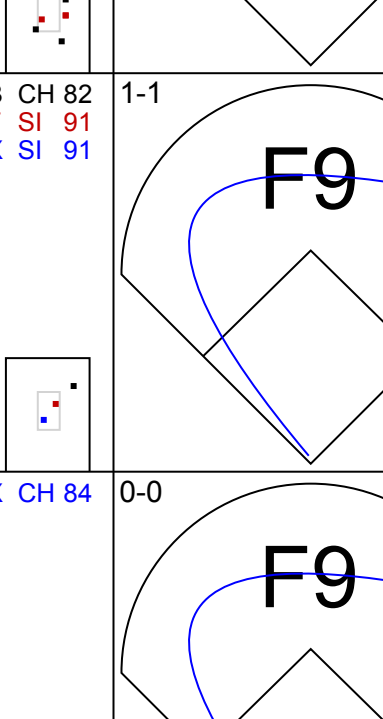
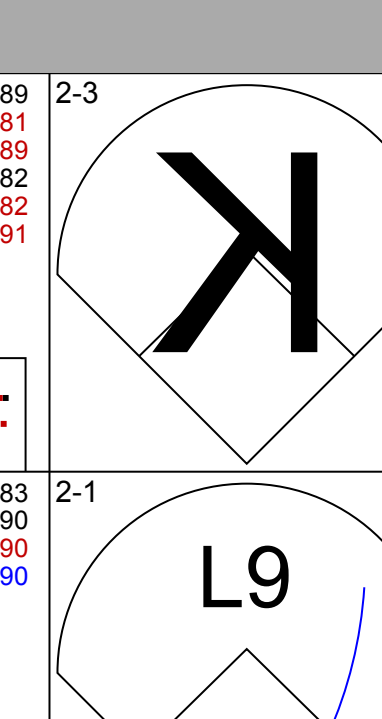
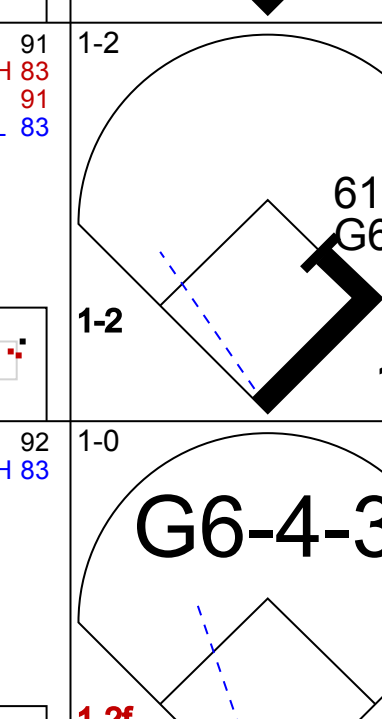
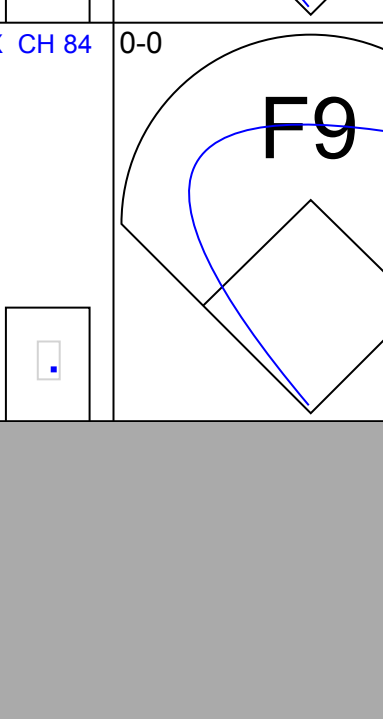
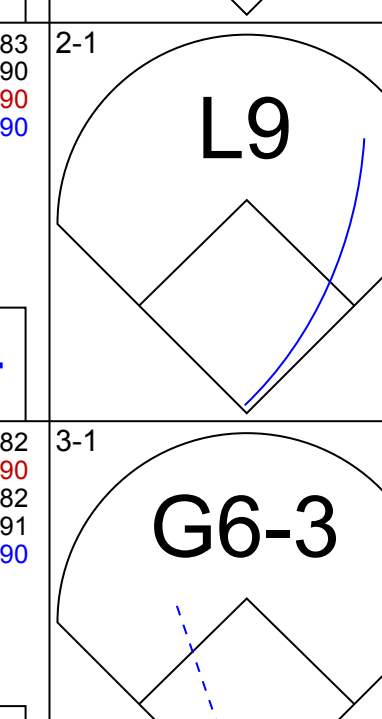
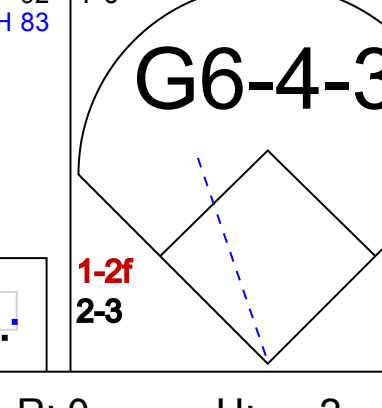
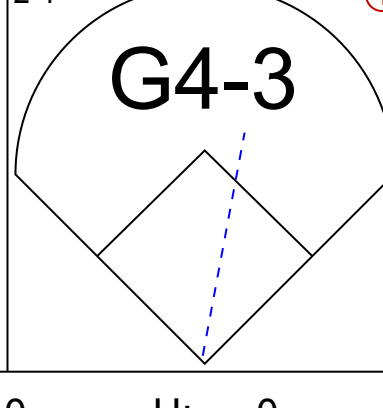
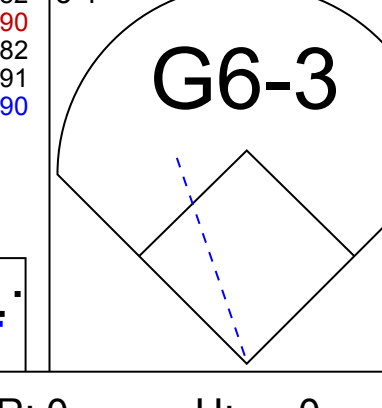




Batter	1	2	3	4	5	6	7	8	9	AB R H RBI BB SO LOB	TOP									
28 Billy McKinney, L (1, 7) OBP: 0.340, SLG: 0.483										4 0 0 0 0 2 0	<p>Toronto Blue Jays @ Baltimore Orioles</p> <p>Oriole Park at Camden Yards, Baltimore, MD</p> <p>Mon Sep 17 2018, 7:36 PM - 9:50 PM EDT</p> <p>Att: 8,198 - Cloudy - 76 F</p>									
13 Lourdes Gurriel Jr., R (1, 6) OBP: 0.368, SLG: 0.420										4 0 1 0 0 2 0										
8 Kendrys Morales, S (1, 10) OBP: 0.336, SLG: 0.448										4 0 0 0 0 1 1										
15 Randal Grichuk, R (1, 9) OBP: 0.301, SLG: 0.492										4 0 0 0 0 0 1										
26 Yangervis Solarte, S (1, 5) OBP: 0.283, SLG: 0.388 1 Aledmys Diaz, R (7, 5) OBP: 0.234, SLG: 0.456										3 0 0 0 0 0 0 1 1 1 1 0 0 0										
11 Kevin Pillar, R (1, 8) OBP: 0.277, SLG: 0.421										4 2 2 1 0 1 0										
68 Rowdy Tellez, L (1, 3) OBP: 0.419, SLG: 0.733										3 1 1 1 0 2 0										
9 Danny Jansen, R (1, 2) OBP: 0.346, SLG: 0.433										3 1 1 2 0 0 0										
7 Richard Urena, S (1, 4) OBP: 0.292, SLG: 0.353										3 0 0 0 0 1 0										
<b>Inning Stats</b>	R: 0 E: 0 K: 2 S: 10	H: 0 LOB: 0 BB: 0 P: 13	R: 3 E: 0 K: 0 S: 7	H: 3 LOB: 0 BB: 0 P: 12	R: 0 E: 0 K: 0 S: 10	H: 1 LOB: 1 BB: 0 P: 17	R: 0 E: 0 K: 1 S: 8	H: 0 LOB: 0 BB: 0 P: 14	R: 0 E: 0 K: 0 S: 4	H: 0 LOB: 0 BB: 0 P: 7		R: 1 E: 0 K: 1 S: 10	H: 1 LOB: 0 BB: 0 P: 14	R: 0 E: 0 K: 2 S: 9	H: 0 LOB: 0 BB: 0 P: 14	R: 1 E: 0 K: 2 S: 12	H: 1 LOB: 0 BB: 0 P: 15	1B: 2 2B: 1 3B: 0 HR: 3	SF: 0 SAC: 0 DP: 0 HBP: 0	WP: 0 PB: 0 SB: 0 CS: 0
<b>PITCHER</b>	IP WLS BF H R ER SO BB IBB HBP BLK WP HR S P ERA WHIP											IP WLS BF H R ER SO BB IBB HBP BLK WP HR S P ERA WHIP								
58 Evan Phillips, R (1, 1) ERA: 13.11	2.0 L 9 3 3 3 2 0 0 0 0 0 0 1 17 25 13.50 1.500																			
63 Sean Gilmartin, L (3, 1) ERA: 3.43	4.2 16 2 1 1 3 0 0 0 0 0 0 1 40 66 1.93 0.429																			
49 Cody Carroll, R (7, 1) ERA: 7.3	2.1 8 1 1 1 4 0 0 0 0 0 0 1 22 30 3.86 0.429																			

AB	33
R	5
H	6
RBI	5
BB	0
SO	9
LOB	2



Batter	1	2	3	4	5	6	7	8	9	AB R H RBI BB SO LOB	BOTTOM											
3 Cedric Mullins, L (1, 8) OBP: 0.351, SLG: 0.420										3 0 0 0 1 1 1	<p>Toronto Blue Jays @ Baltimore Orioles</p> <p>Oriole Park at Camden Yards, Baltimore, MD</p> <p>Mon Sep 17 2018, 7:36 PM - 9:50 PM EDT</p> <p>Att: 8,198 - Cloudy - 76 F</p>											
2 Jonathan Villar, S (1, 4) OBP: 0.327, SLG: 0.400										4 0 1 0 0 3 1												
10 Adam Jones, R (1, 10) OBP: 0.314, SLG: 0.426										4 0 0 0 0 2 2												
16 Trey Mancini, R (1, 7) OBP: 0.298, SLG: 0.412										3 0 0 0 0 1 1												
19 Chris Davis, L (1, 3) OBP: 0.246, SLG: 0.303										3 0 0 0 0 1 1												
1 Tim Beckham, R (1, 6) OBP: 0.276, SLG: 0.355										3 0 0 0 0 1 0												
39 Renato Nunez, R (1, 5) OBP: 0.308, SLG: 0.374										3 0 1 0 0 1 0												
34 John Andreoli, R (1, 9) OBP: 0.268, SLG: 0.250										3 0 1 0 0 0 0												
61 Austin Wynns, R (1, 2) OBP: 0.258, SLG: 0.356										3 0 0 0 0 0 2												
<b>Inning Stats</b>	R: 0 E: 0 K: 1 S: 7	H: 0 LOB: 0 BB: 0 P: 12	R: 0 E: 0 K: 1 S: 7	H: 0 LOB: 0 BB: 0 P: 10	R: 0 E: 0 K: 0 S: 6	H: 2 LOB: 1 BB: 0 P: 9	R: 0 E: 0 K: 2 S: 14	H: 1 LOB: 1 BB: 0 P: 19	R: 0 E: 0 K: 1 S: 6	H: 0 LOB: 0 BB: 0 P: 10		R: 0 E: 0 K: 1 S: 8	H: 0 LOB: 0 BB: 1 P: 16	R: 0 E: 0 K: 0 S: 11	H: 0 LOB: 0 BB: 0 P: 14	R: 0 E: 0 K: 1 S: 8	H: 0 LOB: 0 BB: 0 P: 15	R: 0 E: 0 K: 3 S: 11	H: 0 LOB: 0 BB: 0 P: 13	1B: 3 2B: 0 3B: 0 HR: 0	SF: 0 SAC: 0 DP: 1 HBP: 0	WP: 0 PB: 0 SB: 2 CS: 0
<b>PITCHER</b>	IP WLS BF H R ER SO BB IBB HBP BLK WP HR S P ERA WHIP											IP WLS BF H R ER SO BB IBB HBP BLK WP HR S P ERA WHIP										
56 Ryan Borucki, L (1, 1) ERA: 3.86	8.0 W 27 3 0 0 0 3 0 0 0 0 0 0 0 11 13 0.00 0.500																					
58 Tim Lincecum, L (9, 1) ERA: 3.55	1.0 3 0 0 0 3 0 0 0 0 0 0 0 0 11 13 0.00 0.000																					

AB	29
R	0
H	3
RBI	0
BB	1
SO	10
LOB	8









Batter	1	2	3	4	5	6	7	8	9	AB	R	H	RBI	BB	SO	LOB	TOP										
28 Billy McKinney, L (1,7) OBP: 0.346, SLG: 0.511											4	1	2	1	0	1	0	<b>Toronto Blue Jays @ Baltimore Orioles</b> <b>Oriole Park at Camden Yards, Baltimore, MD</b> Wed Sep 19 2018, 7:09 PM - 9:42 PM EDT Att: 11,337 - Clear - 82 F									
13 Lourdes Gurriel Jr., R (1,6) OBP: 0.316, SLG: 0.424											4	0	2	0	0	0	0										
14 Justin Smoak, S (1,3) OBP: 0.355, SLG: 0.461											2	0	0	0	2	1	0										
8 Kendrys Morales, S (1,10) OBP: 0.333, SLG: 0.443											4	0	0	0	0	1	5										
11 Kevin Pillar, R (1,8) OBP: 0.277, SLG: 0.419											3	0	0	0	0	2	2										
1 Aledmys Díaz, R (1,5) OBP: 0.294, SLG: 0.456											3	0	0	0	0	1	3										
68 Rowdy Tellez, L (9,PH) OBP: 0.389, SLG: 0.657											1	0	0	0	0	0	0										
37 Teoscar Hernández, R (1,9) OBP: 0.297, SLG: 0.465											3	0	0	0	0	1	0										
29 Devon Travis, R (1,4) OBP: 0.277, SLG: 0.384											3	0	0	0	0	0	0										
21 Luke Maile, R (1,2) OBP: 0.336, SLG: 0.371											2	0	0	0	0	0	0										
26 Yangelis Solarte, S (8,PH) OBP: 0.232, SLG: 0.357											1	0	0	0	0	0	0										
9 Danny Jansen, R (8,2) OBP: 0.346, SLG: 0.433											0	0	0	0	0	0	0										
<b>Inning Stats</b>	R: 0 E: 0 K: 2 S: 7	H: 0 LOB: 0 BB: 0 P: 11	R: 0 E: 0 K: 2 S: 13	H: 0 LOB: 0 BB: 0 P: 21	R: 0 E: 0 K: 0 S: 9	H: 0 LOB: 0 BB: 0 P: 13	R: 0 E: 0 K: 0 S: 10	H: 2 LOB: 3 BB: 1 P: 19	R: 0 E: 0 K: 2 S: 11	H: 1 LOB: 2 BB: 1 P: 20	R: 0 E: 0 K: 1 S: 7	H: 0 LOB: 0 BB: 0 P: 9	R: 1 E: 0 K: 0 S: 6	H: 1 LOB: 0 BB: 0 P: 6	R: 0 E: 0 K: 0 S: 6	H: 0 LOB: 0 BB: 0 P: 8	1B: 3 2B: 1 3B: 0 HR: 1	SF: 0 SAC: 0 DP: 1 HBP: 1	WP: 1 PB: 0 SB: 0 CS: 0	PA: 33							
<b>PITCHER</b>	IP	WLS	BF	H	R	ER	SO	BB	IBB	HBP	BLK	WP	HR	S	P	ERA	WHIP										
31 Jimmy Yacobonis, R (1,1) ERA: 6.34	4.0	2.0	15	2	0	0	4	1	0	1	0	1	0	39	64	0.00	0.750										
43 Mike Wright Jr., R (5,1) ERA: 5.47	2.0	W	8	1	0	0	2	1	0	0	0	0	0	19	35	0.00	1.000										
50 Miguel Castro, R (7,1) ERA: 4.06	1.2	H	6	1	1	1	1	0	0	0	0	0	1	12	14	5.40	0.600										
66 Tanner Scott, L (8,1) ERA: 5.99	0.1	H	1	0	0	0	0	0	0	0	0	0	0	1	1	0.00	0.000										
60 Mychal Givens, R (9,1) ERA: 4.33	1.0	S	3	0	0	0	0	0	0	0	0	0	0	6	8	0.00	0.000										

AB 30  
R 1  
H 4  
RBI 1  
BB 2  
SO 7  
LOB 10



Batter	1	2	3	4	5	6	7	8	9	AB	R	H	RBI	BB	SO	LOB	BOTTOM										
3 Cedric Mullins, L (1,8) OBP: 0.345, SLG: 0.433											4	0	1	1	0	0	2										
23 Joey Rickard, R (1,7) OBP: 0.291, SLG: 0.401											4	0	0	0	0	2	3										
2 Jonathan Villar, S (1,4) OBP: 0.323, SLG: 0.394											4	0	0	0	0	2	1										
10 Adam Jones, R (1,9) OBP: 0.315, SLG: 0.426											4	0	1	0	0	0	0										
16 Trey Mancini, R (1,3) OBP: 0.297, SLG: 0.413											4	0	0	0	0	2	1										
1 Tim Beckham, R (1,6) OBP: 0.277, SLG: 0.353											2	0	0	0	1	0	2										
39 Renato Núñez, R (1,5) OBP: 0.304, SLG: 0.369											3	0	0	0	0	0	2										
29 Jace Peterson, L (8,5) OBP: 0.313, SLG: 0.330											0	0	0	0	0	0	0										
62 DJ Stewart, L (1,10) OBP: 0.286, SLG: 0.389											3	2	2	1	0	1	0										
61 Austin Wynns, R (1,2) OBP: 0.271, SLG: 0.366											3	0	2	0	0	0	1										
<b>Inning Stats</b>	R: 0 E: 0 K: 2 S: 9	H: 0 LOB: 0 BB: 0 P: 14	R: 0 E: 0 K: 0 S: 10	H: 0 LOB: 1 BB: 0 P: 13	R: 1 E: 0 K: 1 S: 16	H: 2 LOB: 1 BB: 0 P: 21	R: 0 E: 0 K: 0 S: 11	H: 0 LOB: 1 BB: 1 P: 18	R: 0 E: 0 K: 1 S: 10	H: 1 LOB: 1 BB: 0 P: 16	R: 0 E: 0 K: 1 S: 10	H: 1 LOB: 0 BB: 0 P: 16	R: 1 E: 0 K: 1 S: 20	H: 2 LOB: 1 BB: 0 P: 28	R: 0 E: 0 K: 1 S: 7	H: 0 LOB: 0 BB: 0 P: 14	1B: 4 2B: 1 3B: 0 HR: 1	SF: 0 SAC: 0 DP: 0 HBP: 0	WP: 0 PB: 0 SB: 0 CS: 0	PA: 32							
<b>PITCHER</b>	IP	WLS	BF	H	R	ER	SO	BB	IBB	HBP	BLK	WP	HR	S	P	ERA	WHIP										
25 Marco Estrada, R (1,1) ERA: 5.57	6.0	L	24	4	1	1	5	1	0	0	0	0	0	14	21	1.50	0.833										
24 Danny Barnes, R (7,1) ERA: 6.05	0.2		3	1	1	1	0	0	0	0	0	0	0	14	21	13.50	1.500										
58 Tim Mayza, L (7,1) ERA: 3.55	0.1		2	1	0	0	1	0	0	0	0	0	0	6	7	0.00	3.000										
52 Ryan Tepera, R (8,1) ERA: 3.77	1.0		3	0	0	0	1	0	0	0	0	0	0	7	14	0.00	0.000										

AB 31  
R 2  
H 6  
RBI 2  
SO 7  
LOB 12










Batter	1	2	3	4	5	6	7	8	9	AB	R	H	RBI	BB	SO	LOB	TOP		
0 Mallex Smith, L OBP: 0.373, SLG: 0.412 11 Andrew Velazquez, S OBP: 0.429, SLG: 0.333	F7	G4-6-3		2B		5B 17B BB	5B 17B HBP			3	2	1	1	1	0	2			
5 Matt Duffy, R OBP: 0.392, SLG: 0.372	G4-3	K		K		17B 29SF7 1B	17B 29E BB		G6-3	5	2	1	0	1	2	2			
26 Ji Man Choi, L OBP: 0.350, SLG: 0.513 17 Austin Meadows, L OBP: 0.337, SLG: 0.481	18E 1B		P5		293B 2B	18S 1B	18E 2B 1B		291B 2B	3	2	2	0	0	0	0			
29 Tommy Pham, R OBP: 0.358, SLG: 0.451	18E BB			BB		SF7	P3		18HBP 1B	3	1	2	2	2	0	1			
18 Joey Wendle, L OBP: 0.354, SLG: 0.439	E3		L7		P5	1B IBB	2B		1G6-4-3 HBP	4	0	1	1	1	0	2			
1 Willy Adames, R OBP: 0.338, SLG: 0.408			K		K	39WP 1B	P3		G6-4-3 1-2f	5	0	1	1	1	2	6			
39 Kevin Kiermaier, L OBP: 0.287, SLG: 0.380	K		F8		G3-1					4	0	0	0	1	2	3			
9 Jake Bauers, L OBP: 0.319, SLG: 0.395		G4-6-3 191B BB		0 2B 2B		K				4	1	1	0	1	3	3			
19 Nick Ciuffo, L OBP: 0.286, SLG: 0.333 44 C.J. Cron, R OBP: 0.324, SLG: 0.486 45 Jesus Suarez, R OBP: 0.249, SLG: 0.246				K		5 17B 1B	K			2	0	1	0	0	1	1			
										1	1	1	0	0	0	0			
										2	0	1	0	0	1	0			
<b>Inning Stats</b>	R: 2 H: 1 E: 0 K: 1 S: 18	H: 1 LOB: 2 BB: 2 P: 32	R: 0 H: 0 E: 0 K: 1 S: 8	H: 1 LOB: 1 BB: 1 P: 19	R: 0 H: 0 E: 0 K: 1 S: 11	H: 0 LOB: 1 BB: 1 P: 18	R: 1 H: 2 E: 0 K: 2 S: 15	H: 2 LOB: 1 BB: 0 P: 19	R: 1 H: 2 E: 0 K: 1 S: 13	H: 2 LOB: 1 BB: 1 P: 30	R: 0 H: 1 E: 0 K: 3 S: 13	H: 1 LOB: 2 BB: 0 P: 19	R: 0 H: 2 E: 0 K: 0 S: 10	H: 2 LOB: 2 BB: 0 P: 14	1B: 9 2B: 5 3B: 1 HR: 0	SF: 1 SAC: 0 DP: 2 HBP: 2	WP: 1 PA: 51 PB: 0 SB: 1 CS: 0		
<b>PITCHER</b>	IP WLS BF H R ER SO BB IBB HBP BLK WP HR S P ERA WHIP	4.0 L 22 6 4 2 5 4 0 0 0 0 0 0 56 95 4.50 2.500	1.1 L 6 2 1 2 2 1 0 0 0 0 0 0 17 26 13.50 1.500	6.1 L 4 2 1 1 0 2 0 1 0 0 0 0 6 14 27.00 6.000	6.1 L 7 2 4 4 2 2 0 1 0 1 0 19 36 54.00 6.000	7.1 L 7 2 0 0 3 0 0 0 0 0 0 18 31 0.00 1.200	<b>PITCHER</b>	IP WLS BF H R ER SO BB IBB HBP BLK WP HR S P ERA WHIP	1.0 L 5 2 0 0 0 0 0 0 0 0 0 0 10 14 0.00 2.000	54 Sean Reid-Foley, R ERA: 9.4	50 José Manuel Fernández, L ERA: 4.15	62 Mark Leiter Jr., R ERA: 5.06	65 Taylor Guerrieri, R ERA: 4.91	24 Danny Barnes, R ERA: 5.8	39 Jake Petricka, R ERA: 4.78				
Batter	1	2	3	4	5	6	7	8	9	AB	R	H	RBI	BB	SO	LOB	BOTTOM		
28 Billy McKinney, L OBP: 0.327, SLG: 0.480 30 Anthony Alford, R OBP: 0.222, SLG: 0.125	K		G4-3			K		FC4-6 13PB		3	0	0	0	0	2	0			
13 Lourdes Gurriel Jr., R OBP: 0.353, SLG: 0.453	HR			HR		1B		G6-3		4	2	3	2	0	0	1			
8 Kendrys Morales, S OBP: 0.333, SLG: 0.441 9 Danny Jansen, R OBP: 0.337, SLG: 0.458	G6-3		G1-3		F8			G6-3		3	0	0	0	0	0	1			
15 Randal Grichuk, R OBP: 0.299, SLG: 0.495 67 Jonathan Davis, R OBP: 0.333, SLG: 0.250	G5-3			HR		F8		L7		3	1	1	1	0	0	1			
68 Rowdy Tellez, L OBP: 0.386, SLG: 0.698	F8			K		F9		371B 1B		4	0	1	0	0	1	0			
37 Teoscar Hernández, R OBP: 0.298, SLG: 0.454		29 2-4 BB	F9		F9		G5-3			3	0	1	0	1	0	0			
26 Yanervis Solarte, S OBP: 0.293, SLG: 0.385 7 Richard Urena, S OBP: 0.286, SLG: 0.342	F8		G4-3			L7		F8		3	0	0	0	0	0	1			
										1	0	0	0	0	2				
29 Devon Travis, R OBP: 0.275, SLG: 0.381	2-4		G5-3		F9			P6		3	0	0	0	0	0	0			
70 Reese McGuire, L OBP: 0.318, SLG: 0.350						K		30 FC4-6 1B		3	0	1	0	0	2	0			
<b>Inning Stats</b>	R: 1 H: 1 E: 0 K: 1 S: 9	H: 0 LOB: 0 BB: 0 P: 15	R: 0 H: 0 E: 0 K: 0 S: 6	H: 0 LOB: 1 BB: 1 P: 11	R: 0 H: 0 E: 0 K: 1 S: 7	H: 0 LOB: 0 BB: 0 P: 10	R: 2 H: 2 E: 0 K: 1 S: 15	H: 2 LOB: 0 BB: 0 P: 26	R: 0 H: 1 E: 0 K: 1 S: 10	H: 0 LOB: 0 BB: 0 P: 15	R: 0 H: 0 E: 0 K: 0 S: 7	H: 0 LOB: 0 BB: 0 P: 12	R: 0 H: 1 E: 0 K: 0 S: 11	H: 2 LOB: 2 BB: 0 P: 16	R: 0 H: 2 E: 0 K: 0 S: 7	H: 2 LOB: 2 BB: 0 P: 10	1B: 4 2B: 0 3B: 0 HR: 3	SF: 0 SAC: 0 DP: 0 HBP: 0	WP: 0 PA: 34 PB: 1 SB: 0 CS: 0
<b>PITCHER</b>	IP WLS BF H R ER SO BB IBB HBP BLK WP HR S P ERA WHIP	1.0 W 12 2 2 2 2 1 0 0 0 0 0 2 28 47 6.00 1.000	1.2 H 6 1 0 0 2 0 0 0 0 0 0 19 28 0.00 0.600	0.1 L 1 0 0 0 0 0 0 0 0 0 0 1 2 0.00 0.000	3.0 S 12 3 0 0 0 0 0 0 0 0 0 25 38 0.00 1.000	63 Diego Castillo, R ERA: 3.25	66 Jalen Beeks, L ERA: 5.39	56 Adam Kolarek, L ERA: 3.82	61 Hunter Wood, R ERA: 3.58	50 Austin Pruitt, R ERA: 4.57									


Tampa Bay Rays @ Toronto Blue Jays  
Rogers Centre, Toronto, ON  
Fri Sep 21 2018, 7:09 PM - 10:28 PM EDT  
Att: 21,167 - Cloudy - 78 F

AB 40  
R 11  
H 15  
RBI 8  
BB 8  
SO 12  
LOB 21



Tampa Bay Rays @ Toronto Blue Jays  
Rogers Centre, Toronto, ON  
Fri Sep 21 2018, 7:09 PM - 10:28 PM EDT  
Att: 21,167 - Cloudy - 78 F

AB 33  
R 3  
H 7  
RBI 3  
BB 1  
SO 5  
LOB 7



livebaseballscorecards.com



Batter	1	2	3	4	5	6	7	8	9	AB	R	H	RBI	BB	SO	LOB	TOP		
0 Mallex Smith, L (1, 8) OBP: 0.373, SLG: 0.414										5	0	2	0	0	1	1			
29 Tommy Pham, R (1, 7) OBP: 0.358, SLG: 0.455										4	1	1	1	1	1	2			
5 Matt Duffy, R (1, 5) OBP: 0.361, SLG: 0.369										3	0	0	0	1	2	3			
44 C.J. Cron, R (1, 3) OBP: 0.325, SLG: 0.485										3	0	1	0	1	1	1			
18 Joey Wendle, L (1, 4) OBP: 0.353, SLG: 0.436									3	0	0	0	1	1	1				
1 Willy Adames, R (1, 6) OBP: 0.340, SLG: 0.410									4	0	2	0	0	1	4				
17 Austin Meadows, L (1, 9) OBP: 0.329, SLG: 0.469										4	0	0	0	0	1	2			
27 Carlos Gómez, R (1, 10) OBP: 0.302, SLG: 0.343										3	0	0	0	0	1	1			
35 Brandon Lowe, L (9, PH) OBP: 0.339, SLG: 0.455										3	1	1	1	0	0	0			
45 Jesús Sucre, R (1, 2) OBP: 0.250, SLG: 0.264										0	0	0	0	1	0	0			
26 Ji Man Choi, L (9, PH) OBP: 0.353, SLG: 0.513										0	0	0	0	1	0	0			
<b>Inning Stats</b>	R: 0 E: 0 K: 2 S: 13	H: 1 LOB: 1 BB: 0 P: 21	R: 0 E: 0 K: 1 S: 10	H: 1 LOB: 1 BB: 0 P: 15	R: 1 E: 0 K: 1 S: 14	H: 1 LOB: 3 BB: 3 P: 30	R: 0 E: 0 K: 1 S: 6	H: 0 LOB: 0 BB: 0 P: 9	R: 0 E: 0 K: 0 S: 7	H: 1 LOB: 0 BB: 0 P: 12	R: 1 E: 0 K: 1 S: 16	H: 2 LOB: 2 BB: 1 P: 25	R: 0 E: 0 K: 2 S: 9	H: 1 LOB: 1 BB: 0 P: 13	R: 0 E: 0 K: 1 S: 7	H: 0 LOB: 1 BB: 1 P: 12	1B: 4 2B: 1 HR: 2	SF: 0 SAC: 0 DP: 1 HBP: 0	WP: 0 PA: 38 PB: 0 SB: 1 CS: 0
<b>PITCHER</b>	IP WLS BF H R ER SO BB IBB HBP BLK WP HR S P ERA WHIP																		
45 Thomas Pannone, L (1, 1) ERA: 3.58	6.2 W 28 6 2 2 5 3 0 0 0 0 2 66 108 2.70 1.350																		
52 Ryan Tepera, R (7, 1) ERA: 3.75	0.1 H 2 0 0 0 1 1 0 0 0 0 0 5 10 0.00 3.000																		
36 Tyler Clippard, R (8, 1) ERA: 3.78	1.0 H 4 1 0 0 2 0 0 0 0 0 0 9 13 0.00 1.000																		
51 Ken Giles, R (9, 1) ERA: 4.84	1.0 S 4 0 0 0 1 1 0 0 0 0 0 7 12 0.00 1.000																		

Tampa Bay Rays @ Toronto Blue Jays  
Rogers Centre, Toronto, ON  
Sat Sep 22 2018, 4:08 PM - 6:51 PM EDT  
Att: 27,648 - Sunny - 59 F

AB 33  
R 2  
H 7  
RBI 2  
BB 5  
SO 9  
LOB 15



Batter	1	2	3	4	5	6	7	8	9	AB	R	H	RBI	BB	SO	LOB	BOTTOM		
28 Billy McKinney, L (1, 7) OBP: 0.327, SLG: 0.476										3	0	1	0	0	1	1			
37 Teoscar Hernández, R (7, PH) OBP: 0.298, SLG: 0.463										4	0	0	0	0	1	2			
13 Lourdes Gurriel Jr., R (1, 6) OBP: 0.315, SLG: 0.455										3	1	0	0	1	1	0			
14 Justin Smoak, S (1, 3) OBP: 0.354, SLG: 0.463										4	1	1	0	0	3	1			
15 Randal Grichuk, R (1, 9) OBP: 0.299, SLG: 0.495										4	1	3	3	0	1	0			
68 Rowdy Tellez, L (1, 10) OBP: 0.417, SLG: 0.787									4	1	3	3	0	1	0				
30 Anthony Alford, R (8, PR) OBP: 0.222, SLG: 0.125									4	0	2	1	0	1	1				
1 Aledmys Díaz, R (1, 5) OBP: 0.296, SLG: 0.458									4	1	1	0	0	0	3				
11 Kevin Pillar, R (8, 1) OBP: 0.277, SLG: 0.417									4	1	1	0	0	0	3				
70 Reese McGuire, L (1, 2) OBP: 0.333, SLG: 0.409										2	0	1	1	0	0	0			
9 Danny Jansen, R (7, PH) OBP: 0.333, SLG: 0.452										1	0	0	0	0	0	0			
7 Richard Urena, S (1, 4) OBP: 0.300, SLG: 0.347										2	0	1	0	1	0	1			
<b>Inning Stats</b>	R: 0 E: 0 K: 0 S: 7	H: 0 LOB: 0 BB: 0 P: 13	R: 0 E: 0 K: 1 S: 9	H: 1 LOB: 1 BB: 0 P: 13	R: 0 E: 0 K: 1 S: 9	H: 0 LOB: 1 BB: 1 P: 15	R: 3 E: 1 K: 2 S: 17	H: 3 LOB: 1 BB: 1 P: 30	R: 0 E: 0 K: 0 S: 8	H: 1 LOB: 0 BB: 0 P: 10	R: 0 E: 0 K: 2 S: 12	H: 1 LOB: 1 BB: 0 P: 17	R: 0 E: 0 K: 2 S: 9	H: 3 LOB: 1 BB: 0 P: 15	R: 2 E: 0 K: 1 S: 12	H: 3 LOB: 1 BB: 0 P: 15	1B: 5 2B: 4 HR: 1	SF: 0 SAC: 0 DP: 0 HBP: 0	WP: 1 PA: 34 PB: 0 SB: 0 CS: 0
<b>PITCHER</b>	IP WLS BF H R ER SO BB IBB HBP BLK WP HR S P ERA WHIP																		
20 Tyler Glasnow, R (1, 1) ERA: 4.23	6.0 L 25 6 3 3 6 2 0 0 0 0 0 1 62 98 4.50 1.333																		
56 Adam Kolarek, L (7, 1) ERA: 3.78	0.1 2 1 0 0 0 0 0 0 0 0 0 3 3 0.00 3.000																		
55 Ryne Stanek, R (7, 1) ERA: 2.71	0.2 2 0 0 0 2 0 0 0 0 0 0 6 9 0.00 0.000																		
46 José Alvarado, L (8, 1) ERA: 2.31	1.0 5 3 2 2 1 0 0 0 0 1 0 12 15 18.00 3.000																		

Tampa Bay Rays @ Toronto Blue Jays  
Rogers Centre, Toronto, ON  
Sat Sep 22 2018, 4:08 PM - 6:51 PM EDT  
Att: 27,648 - Sunny - 59 F

AB 32  
R 5  
H 10  
RBI 5  
BB 2  
SO 9  
LOB 10











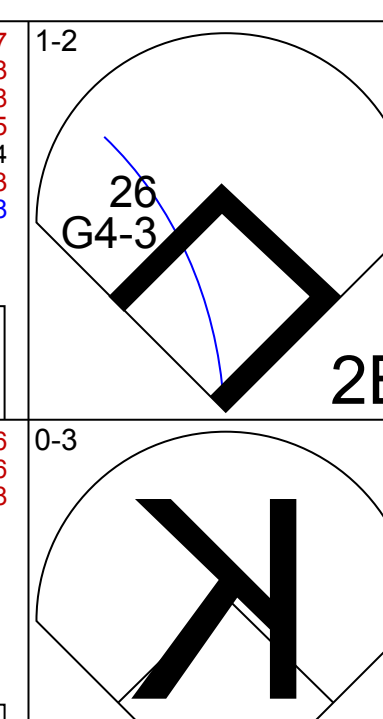
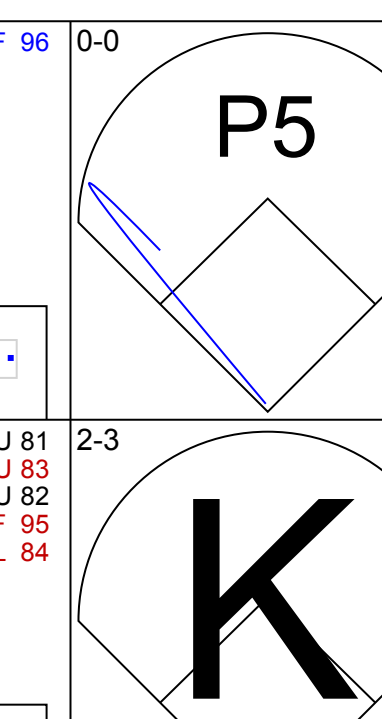
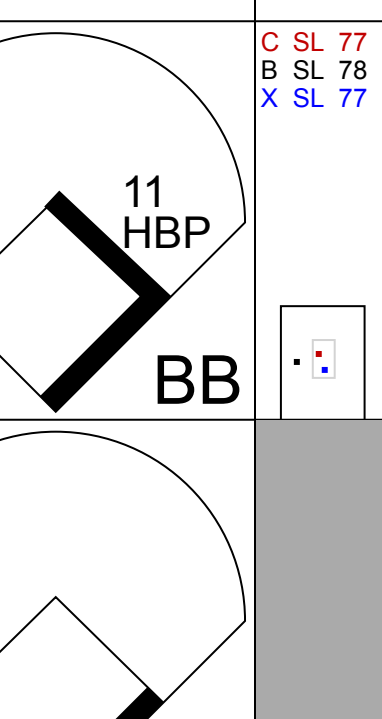
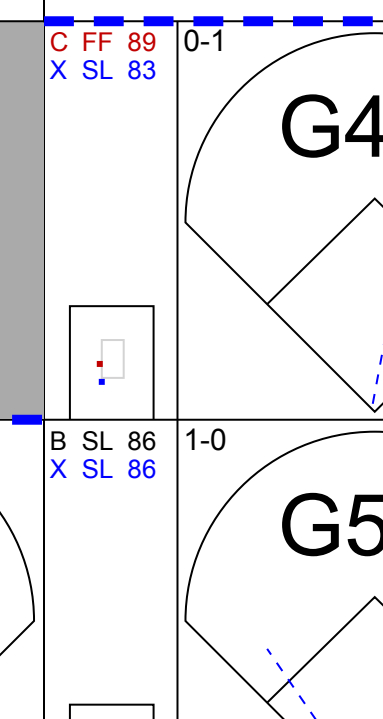
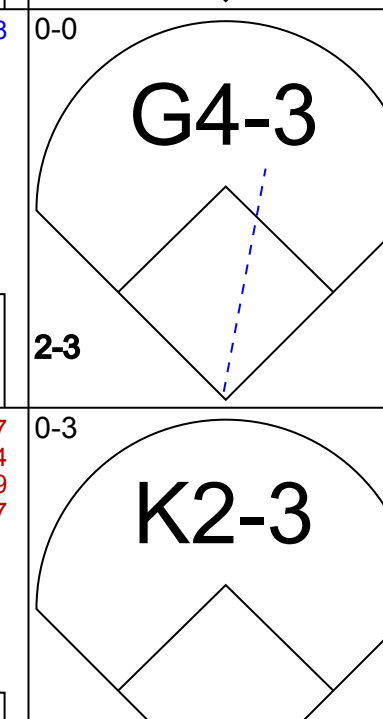
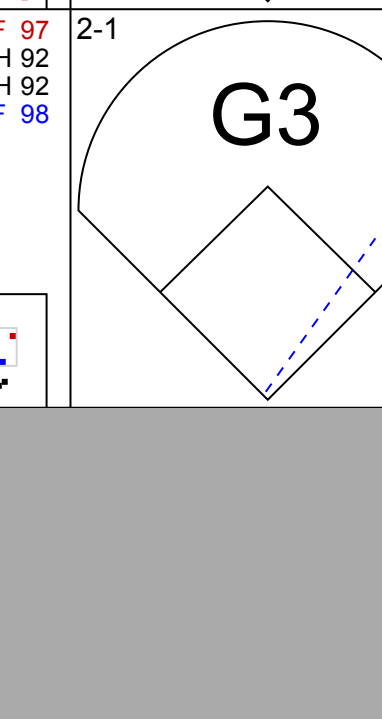
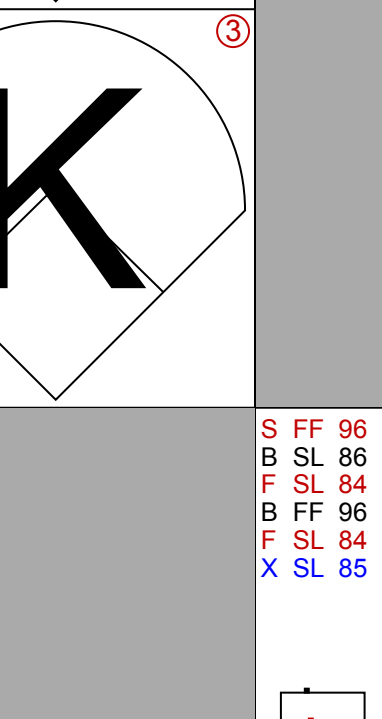
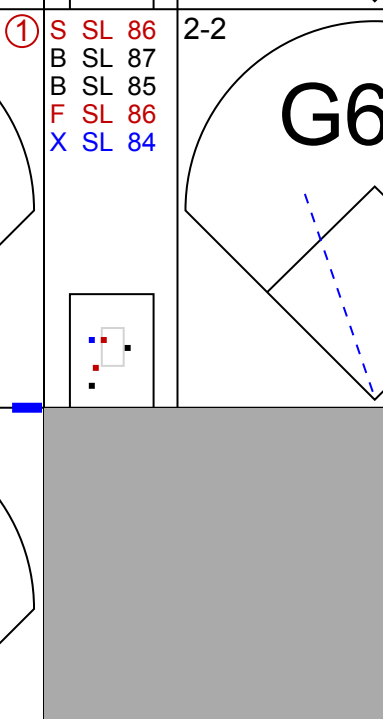


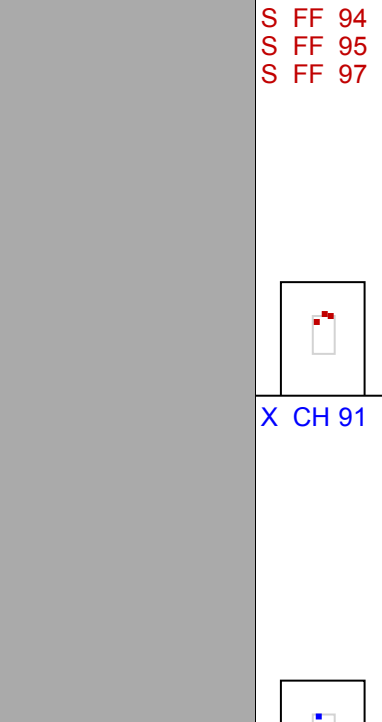
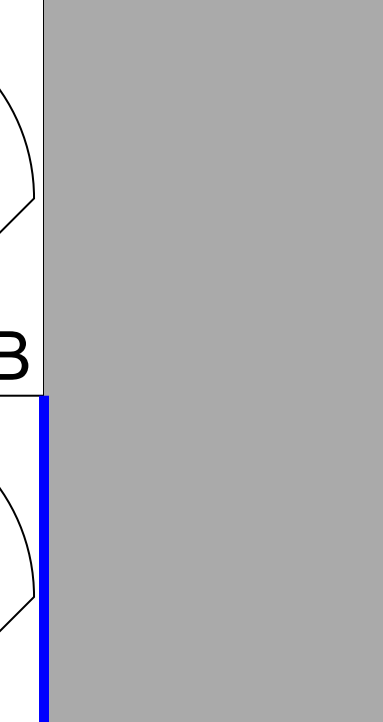


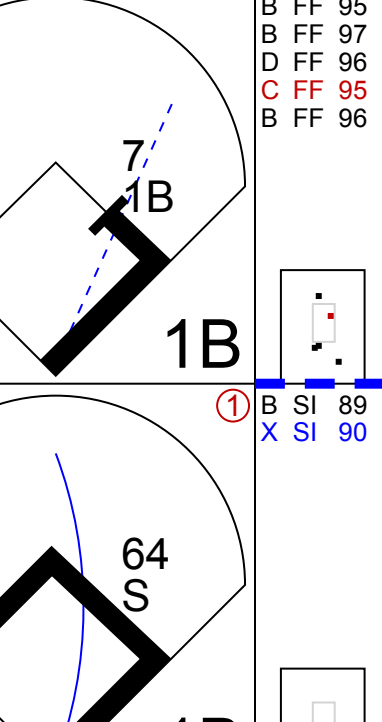
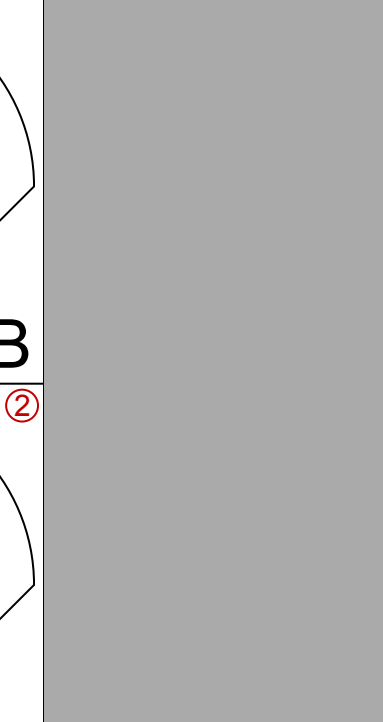
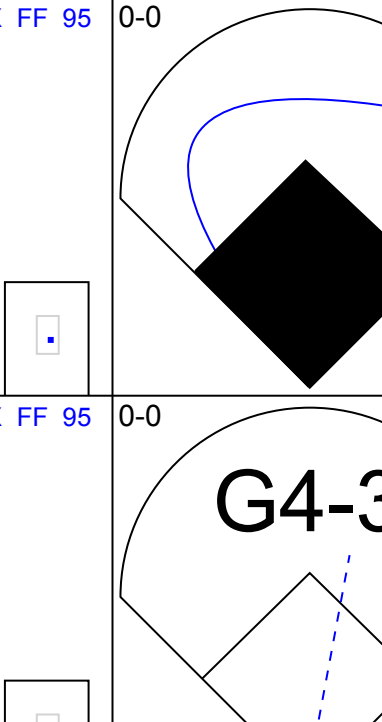
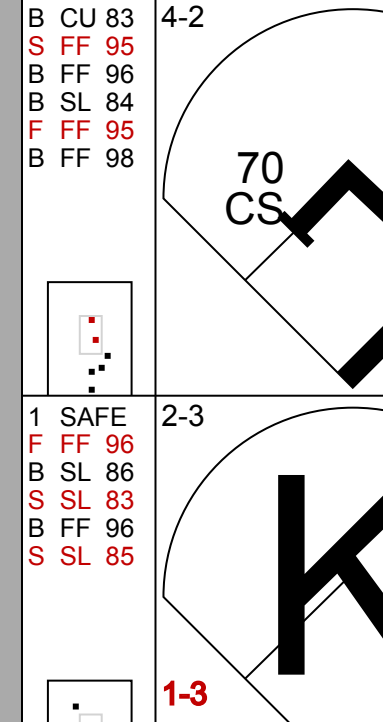
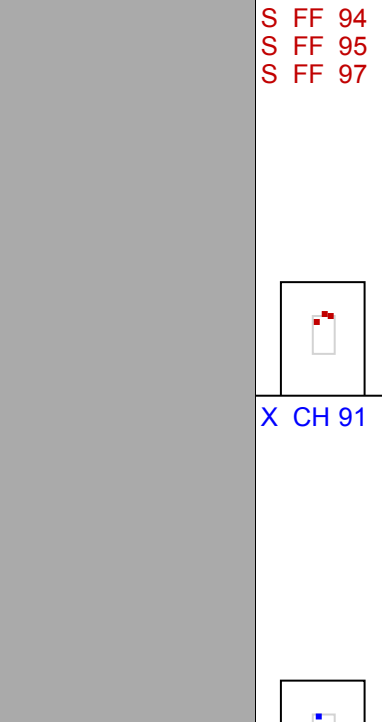
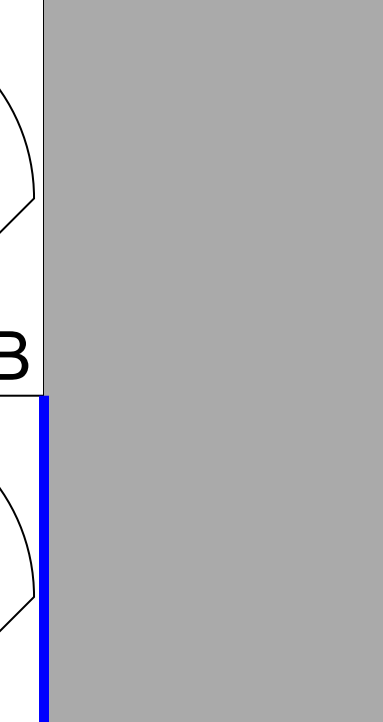


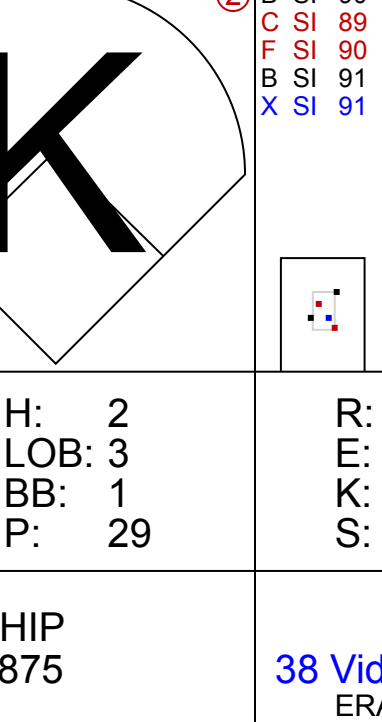
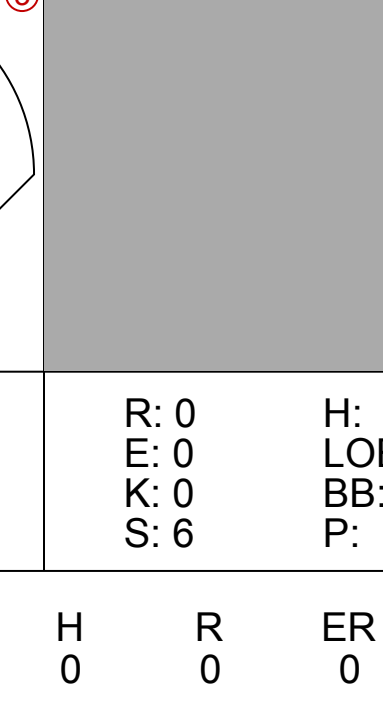
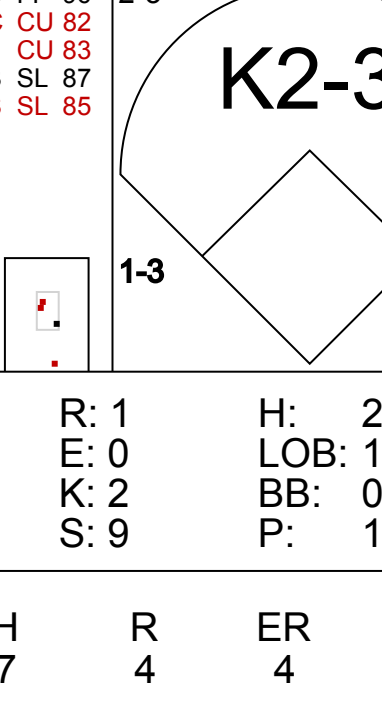

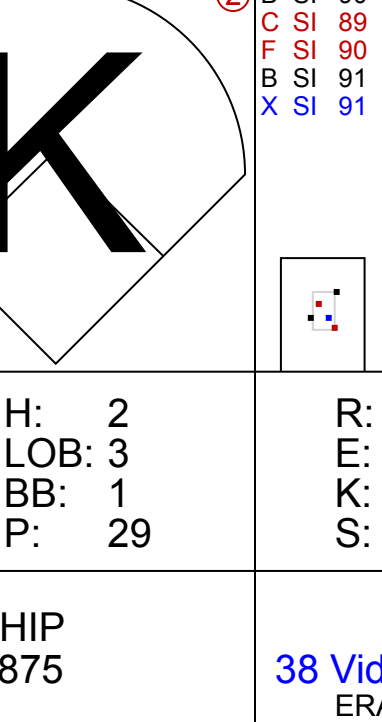
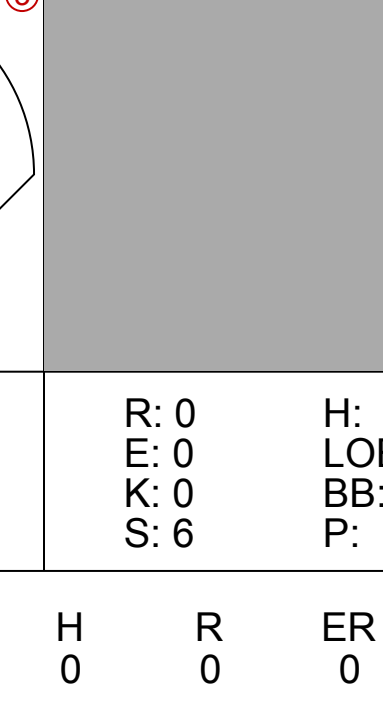
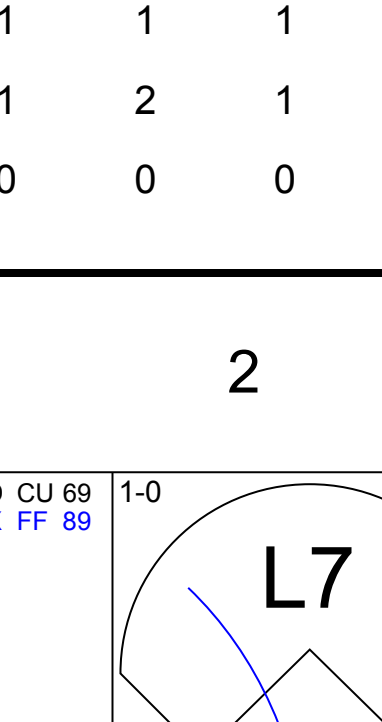
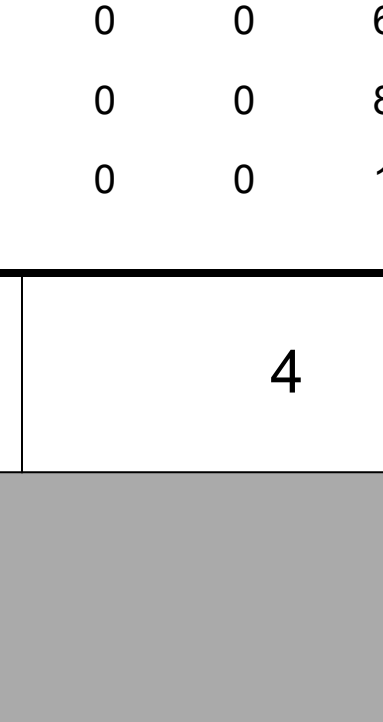
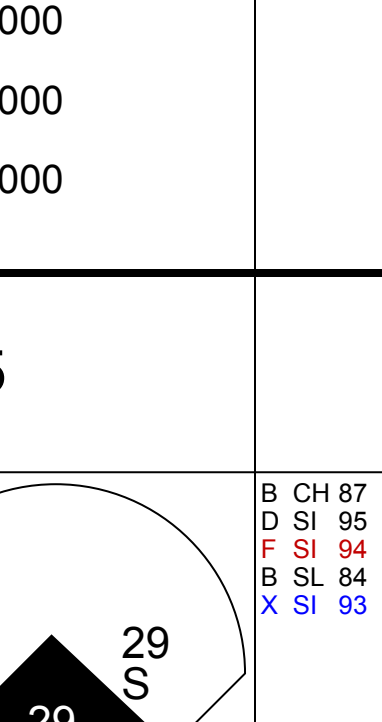
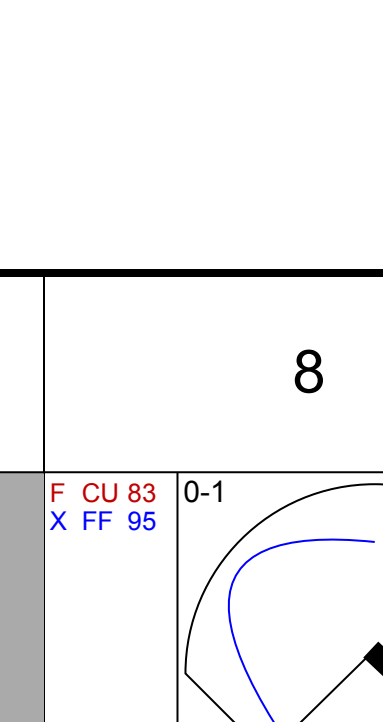
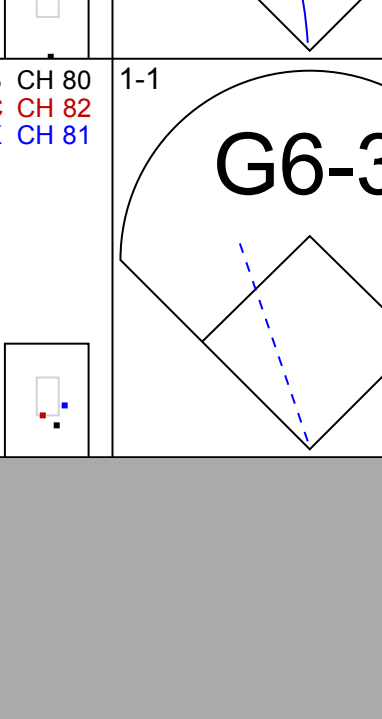

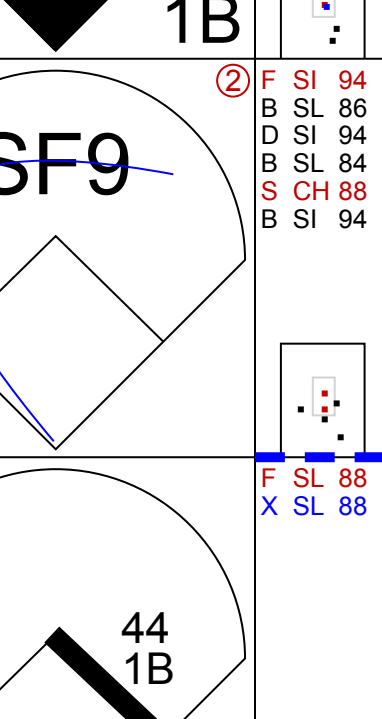
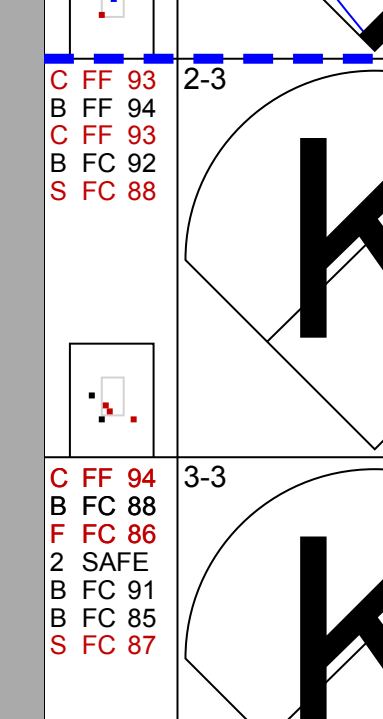


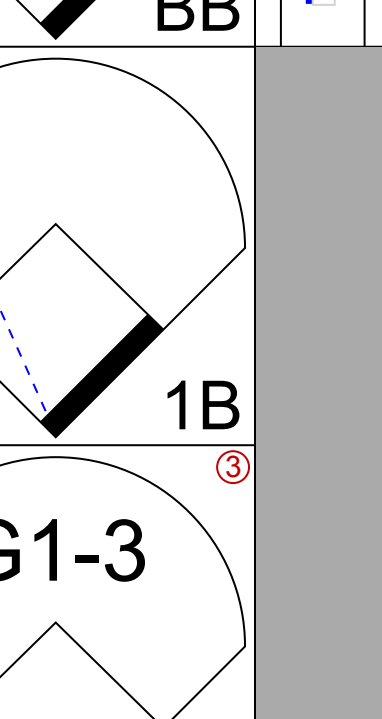
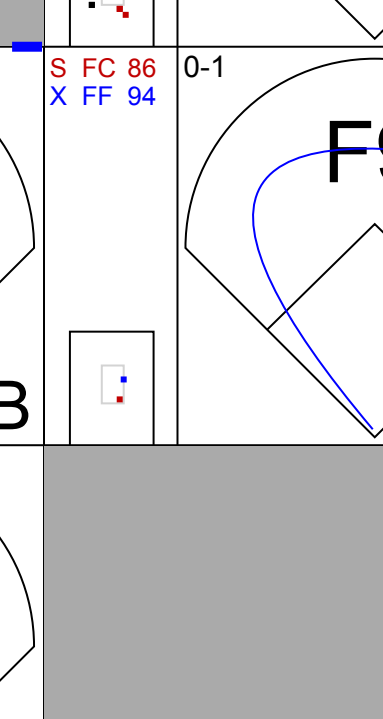

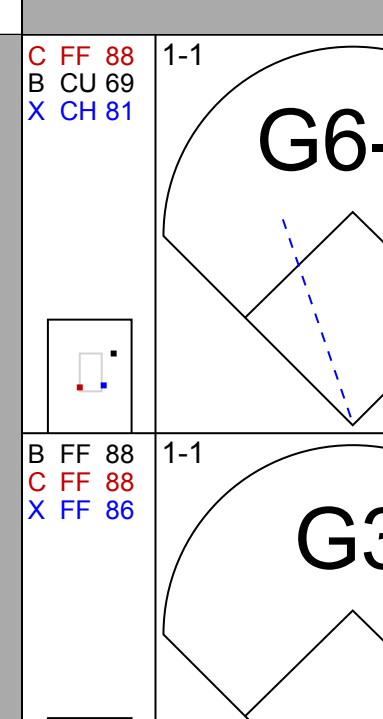
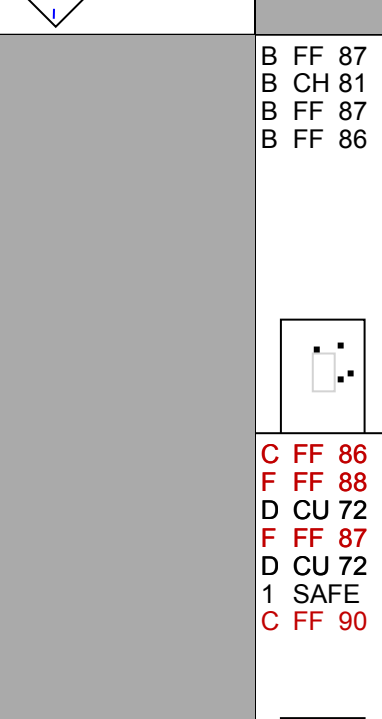
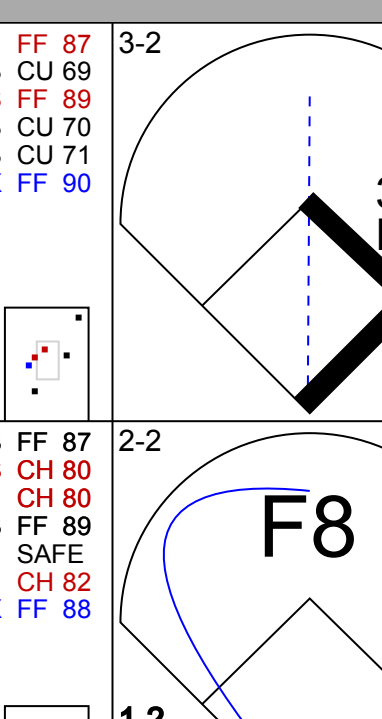
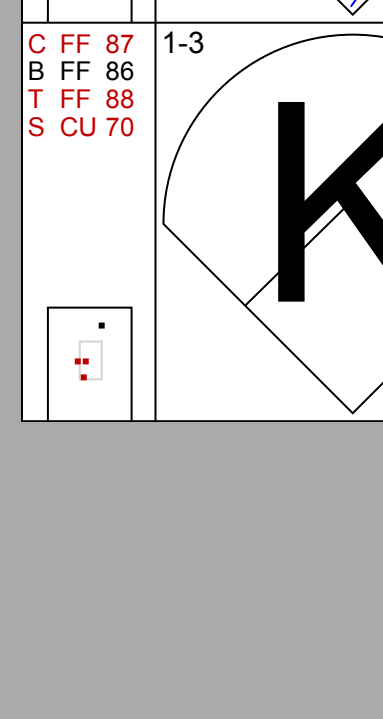
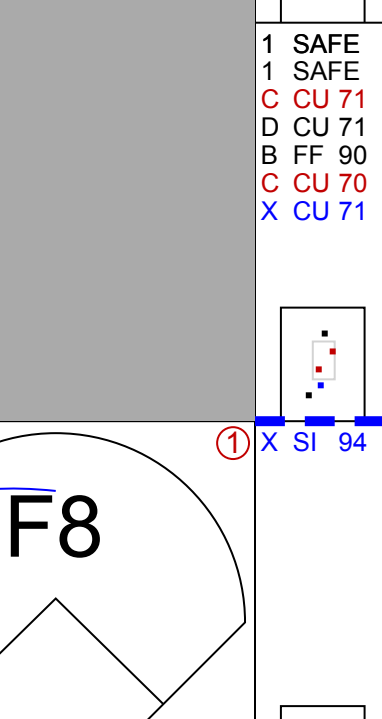
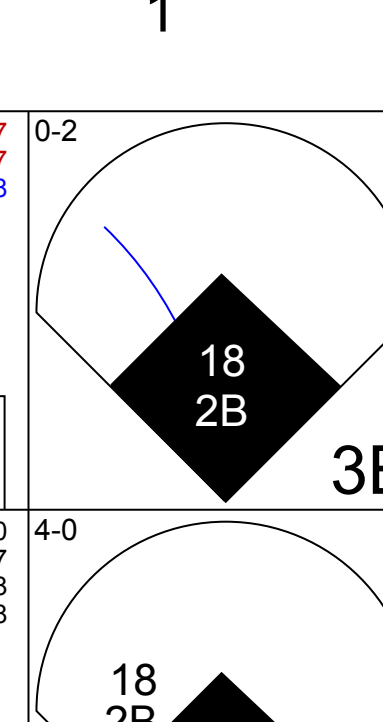

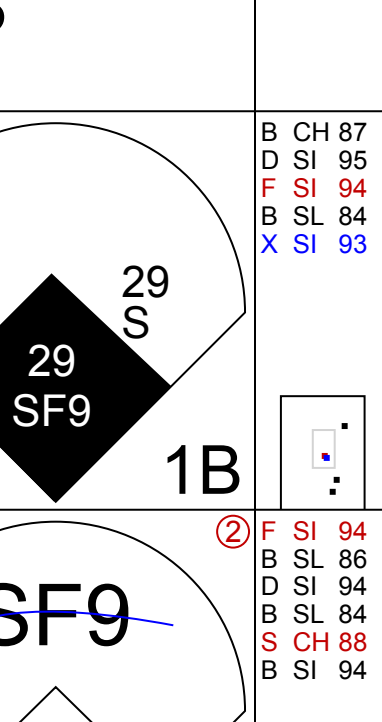
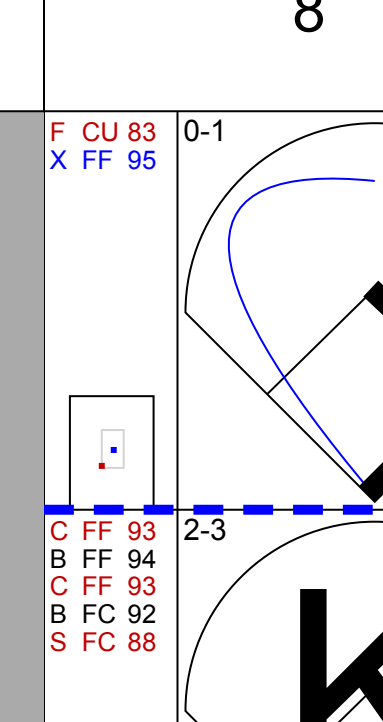

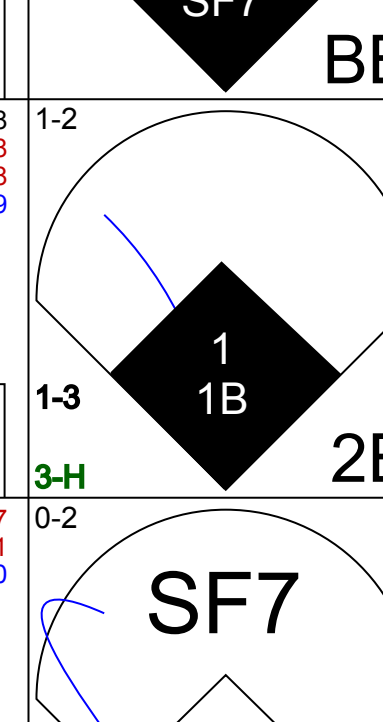
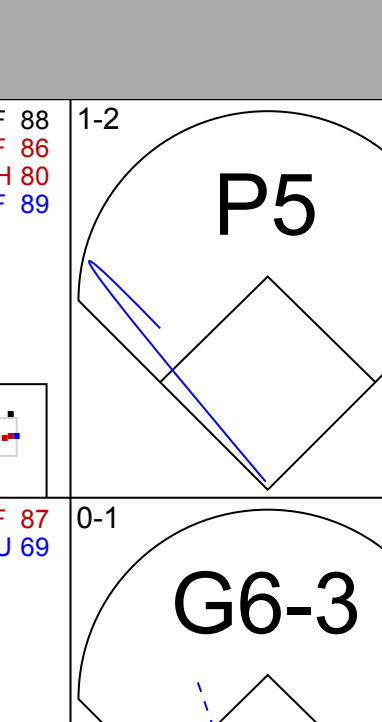
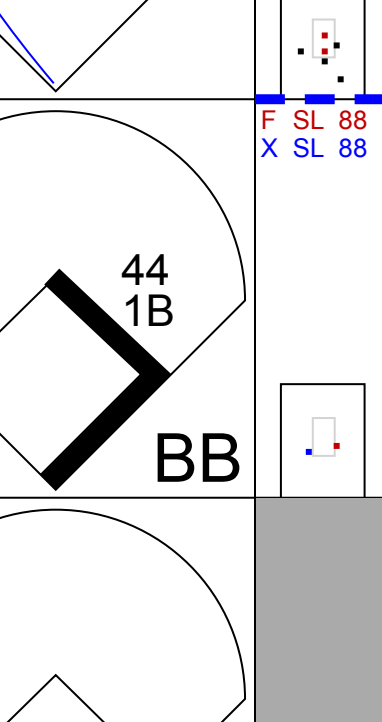
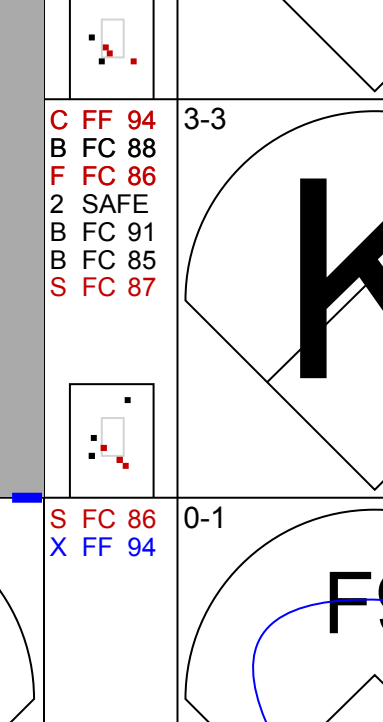
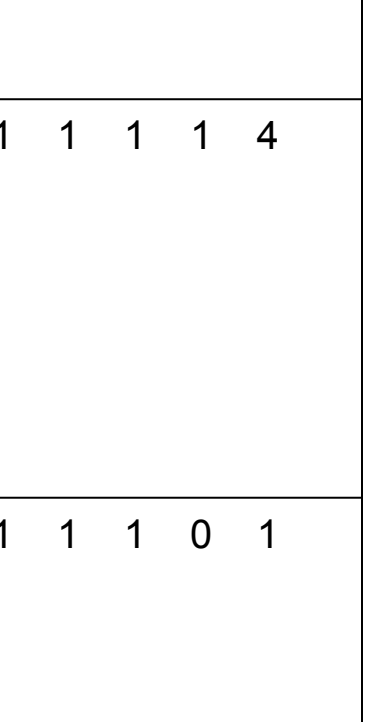
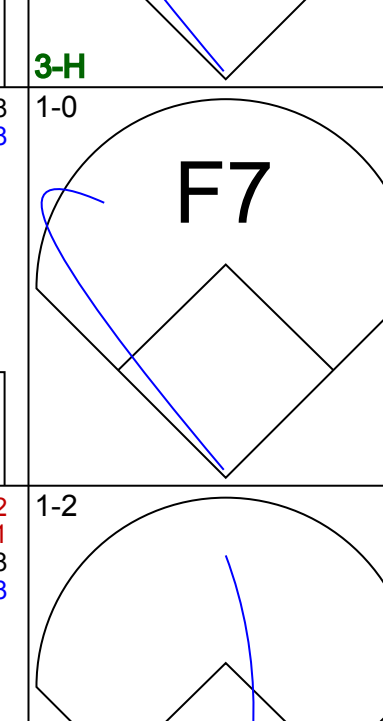
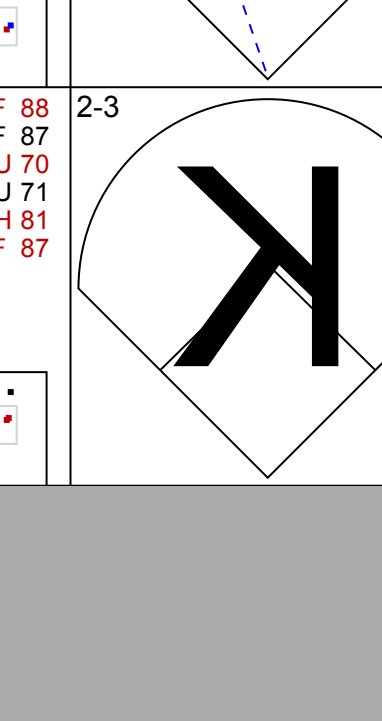
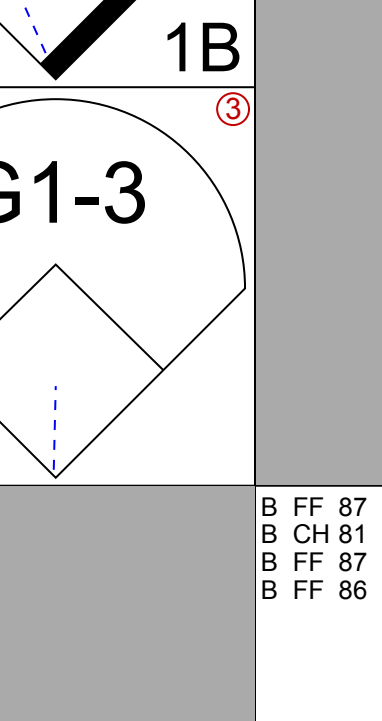
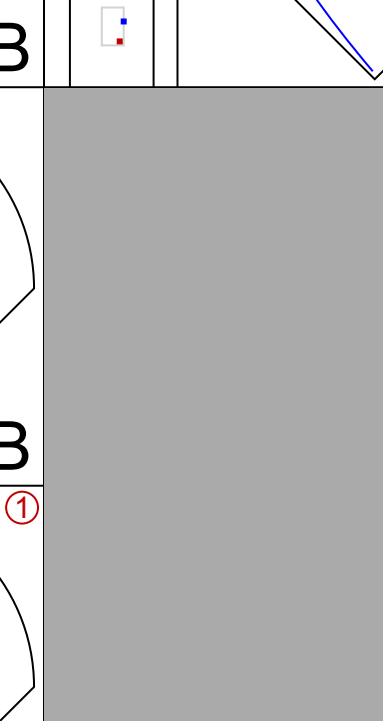
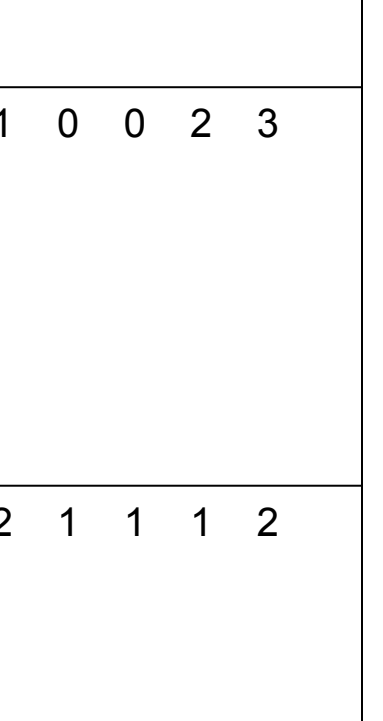
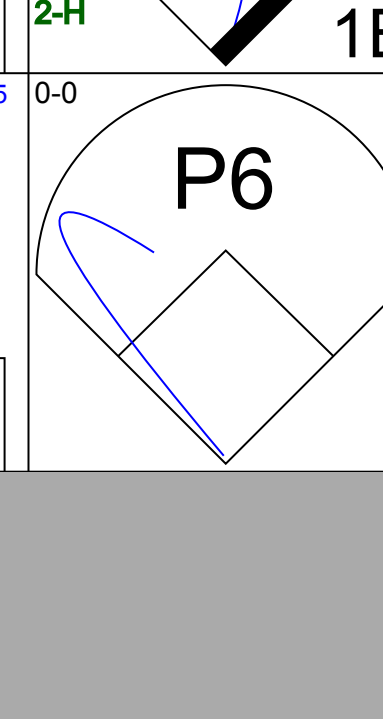

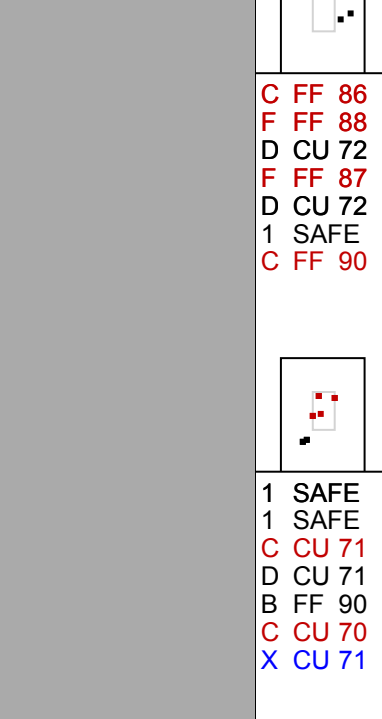

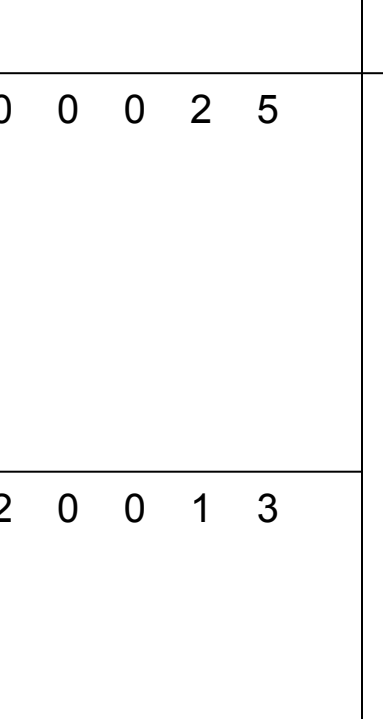

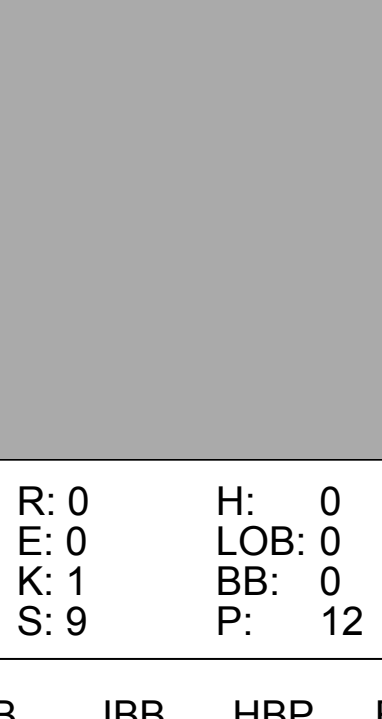
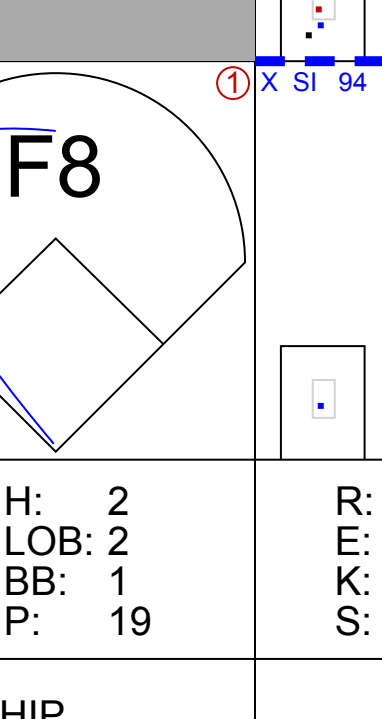
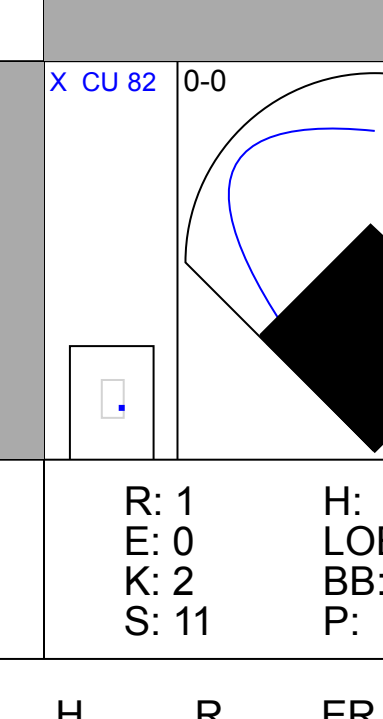
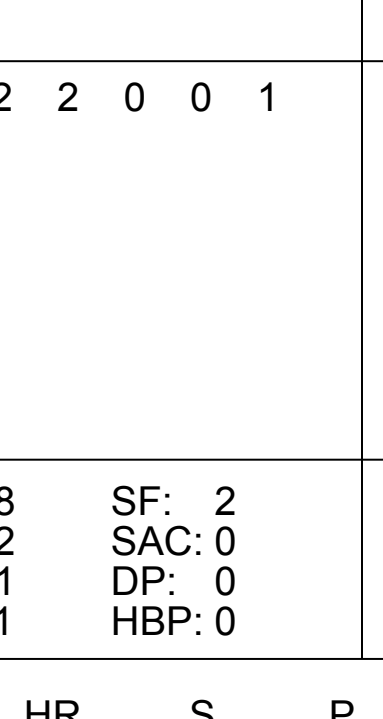
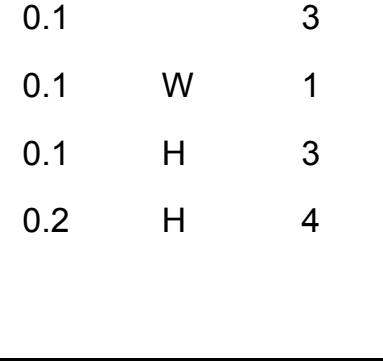

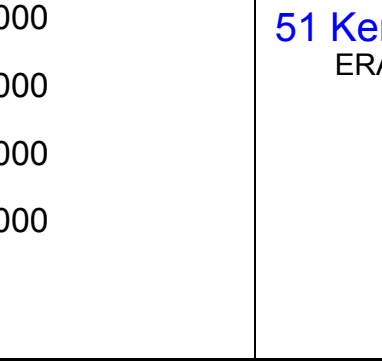












Batter	1	2	3	4	5	6	7	8	9	AB	R	H	RBI	BB	SO	LOB	TOP			
28 Billy McKinney, L OBP: 0.331, SLG: 0.482										4	0	1	0	1	0	1	Toronto Blue Jays @ Tampa Bay Rays Tropicana Field, St. Petersburg, FL Fri Sep 28 2018, 7:12 PM - 10:47 PM EDT Att: 12,061 - Dome - 72 F			
11 Kevin Pillar, R OBP: 0.278, SLG: 0.420										4	1	1	0	0	2	1				
26 Yanervis Solarte, S OBP: 0.277, SLG: 0.378										5	0	0	0	0	1	5				
68 Rowdy Tellez, L OBP: 0.338, SLG: 0.651										5	2	1	1	0	2	2				
37 Teoscar Hernández, R OBP: 0.300, SLG: 0.465										3	2	2	1	2	1	0				
70 Reese McGuire, L OBP: 0.333, SLG: 0.500										3	0	1	0	0	1	1				
15 Randal Grichuk, R OBP: 0.297, SLG: 0.502										1	0	1	3	0	0	0				
67 Jonathan Davis, R OBP: 0.288, SLG: 0.283										1	0	0	0	0	0	1				
27 Dwight Smith Jr., L OBP: 0.359, SLG: 0.449										2	1	1	0	1	1	0				
9 Danny Jansen, R OBP: 0.399, SLG: 0.449										1	0	0	0	1	0	1				
7 Richard Urena, S OBP: 0.347, SLG: 0.380										4	1	3	0	0	1	2				
64 Jon Berti, R OBP: 0.286, SLG: 0.429										4	0	1	2	0	2	4				
<b>Inning Stats</b>	R: 0 E: 0 K: 2 S: 14	H: 1 LOB: 1 BB: 0 P: 15	R: 1 E: 0 K: 2 S: 9	H: 2 LOB: 1 BB: 0 P: 13	R: 0 E: 0 K: 1 S: 6	H: 0 LOB: 0 BB: 0 P: 10	R: 0 E: 0 K: 1 S: 6	H: 0 LOB: 0 BB: 1 P: 13	R: 0 E: 0 K: 2 S: 16	H: 2 LOB: 3 BB: 1 P: 29	R: 3 E: 0 K: 1 S: 15	H: 4 LOB: 1 BB: 1 P: 25	R: 3 E: 0 K: 1 S: 15	H: 2 LOB: 2 BB: 2 P: 32	R: 0 E: 0 K: 0 S: 6	H: 1 LOB: 1 BB: 0 P: 12	1B: 6 2B: 3 3B: 1 HR: 2	SF: 0 SAC: 0 DP: 0 HBP: 1	WP: 1 PB: 0 SB: 3 CS: 1	PA: 43
<b>PITCHER</b>	IP: 5.1 WLS: 0 BF: 25 ERA: 4.27	WLS: 0 BF: 3 ERA: 3.53	H: 7 R: 4 ER: 4 SO: 9	H: 4 R: 0 ER: 0 SO: 9	H: 7 R: 4 ER: 4 SO: 9	H: 4 R: 0 ER: 0 SO: 9	H: 4 R: 0 ER: 0 SO: 9	H: 4 R: 0 ER: 0 SO: 9	H: 4 R: 0 ER: 0 SO: 9	H: 4 R: 0 ER: 0 SO: 9	H: 4 R: 0 ER: 0 SO: 9	H: 4 R: 0 ER: 0 SO: 9	H: 4 R: 0 ER: 0 SO: 9	H: 4 R: 0 ER: 0 SO: 9	H: 4 R: 0 ER: 0 SO: 9	H: 4 R: 0 ER: 0 SO: 9	WP: 0 HR: 0 S: 6 P: 9	2B: 3 3B: 1 DP: 0 HBP: 1	ERA: 0.00 WHIP: 0.000	
20 Tyler Glasnow, R ERA: 4.27	IP: 5.1 WLS: 0 BF: 25 ERA: 4.27	WLS: 0 BF: 3 ERA: 3.53	H: 7 R: 4 ER: 4 SO: 9	H: 4 R: 0 ER: 0 SO: 9	H: 7 R: 4 ER: 4 SO: 9	H: 4 R: 0 ER: 0 SO: 9	H: 4 R: 0 ER: 0 SO: 9	H: 4 R: 0 ER: 0 SO: 9	H: 4 R: 0 ER: 0 SO: 9	H: 4 R: 0 ER: 0 SO: 9	H: 4 R: 0 ER: 0 SO: 9	H: 4 R: 0 ER: 0 SO: 9	H: 4 R: 0 ER: 0 SO: 9	H: 4 R: 0 ER: 0 SO: 9	H: 4 R: 0 ER: 0 SO: 9	H: 4 R: 0 ER: 0 SO: 9	WP: 0 HR: 0 S: 6 P: 9	2B: 3 3B: 1 DP: 0 HBP: 1	ERA: 0.00 WHIP: 0.000	
56 Adam Kolarek, L ERA: 3.53	IP: 0.2 WLS: 0 BF: 3 ERA: 3.53	WLS: 0 BF: 3 ERA: 3.53	H: 7 R: 4 ER: 4 SO: 9	H: 4 R: 0 ER: 0 SO: 9	H: 7 R: 4 ER: 4 SO: 9	H: 4 R: 0 ER: 0 SO: 9	H: 4 R: 0 ER: 0 SO: 9	H: 4 R: 0 ER: 0 SO: 9	H: 4 R: 0 ER: 0 SO: 9	H: 4 R: 0 ER: 0 SO: 9	H: 4 R: 0 ER: 0 SO: 9	H: 4 R: 0 ER: 0 SO: 9	H: 4 R: 0 ER: 0 SO: 9	H: 4 R: 0 ER: 0 SO: 9	H: 4 R: 0 ER: 0 SO: 9	H: 4 R: 0 ER: 0 SO: 9	WP: 0 HR: 0 S: 6 P: 9	2B: 3 3B: 1 DP: 0 HBP: 1	ERA: 0.00 WHIP: 1.000	
52 Chaz Roe, R ERA: 3.65	IP: 0.1 WLS: 1 BF: 2 ERA: 3.65	WLS: 1 BF: 2 ERA: 3.65	H: 7 R: 4 ER: 4 SO: 9	H: 4 R: 0 ER: 0 SO: 9	H: 7 R: 4 ER: 4 SO: 9	H: 4 R: 0 ER: 0 SO: 9	H: 4 R: 0 ER: 0 SO: 9	H: 4 R: 0 ER: 0 SO: 9	H: 4 R: 0 ER: 0 SO: 9	H: 4 R: 0 ER: 0 SO: 9	H: 4 R: 0 ER: 0 SO: 9	H: 4 R: 0 ER: 0 SO: 9	H: 4 R: 0 ER: 0 SO: 9	H: 4 R: 0 ER: 0 SO: 9	H: 4 R: 0 ER: 0 SO: 9	H: 4 R: 0 ER: 0 SO: 9	WP: 0 HR: 0 S: 6 P: 9	2B: 3 3B: 1 DP: 0 HBP: 1	ERA: 0.00 WHIP: 1.000	
46 José Alvarado, L ERA: 2.39	IP: 0.1 WLS: 0 BF: 5 ERA: 2.39	WLS: 0 BF: 5 ERA: 2.39	H: 7 R: 4 ER: 4 SO: 9	H: 4 R: 0 ER: 0 SO: 9	H: 7 R: 4 ER: 4 SO: 9	H: 4 R: 0 ER: 0 SO: 9	H: 4 R: 0 ER: 0 SO: 9	H: 4 R: 0 ER: 0 SO: 9	H: 4 R: 0 ER: 0 SO: 9	H: 4 R: 0 ER: 0 SO: 9	H: 4 R: 0 ER: 0 SO: 9	H: 4 R: 0 ER: 0 SO: 9	H: 4 R: 0 ER: 0 SO: 9	H: 4 R: 0 ER: 0 SO: 9	H: 4 R: 0 ER: 0 SO: 9	H: 4 R: 0 ER: 0 SO: 9	WP: 0 HR: 0 S: 6 P: 9	2B: 3 3B: 1 DP: 0 HBP: 1	ERA: 0.00 WHIP: 0.000	
61 Hunter Wood, R ERA: 3.54	IP: 0.1 WLS: 0 BF: 1 ERA: 3.54	WLS: 0 BF: 1 ERA: 3.54	H: 7 R: 4 ER: 4 SO: 9	H: 4 R: 0 ER: 0 SO: 9	H: 7 R: 4 ER: 4 SO: 9	H: 4 R: 0 ER: 0 SO: 9	H: 4 R: 0 ER: 0 SO: 9	H: 4 R: 0 ER: 0 SO: 9	H: 4 R: 0 ER: 0 SO: 9	H: 4 R: 0 ER: 0 SO: 9	H: 4 R: 0 ER: 0 SO: 9	H: 4 R: 0 ER: 0 SO: 9	H: 4 R: 0 ER: 0 SO: 9	H: 4 R: 0 ER: 0 SO: 9	H: 4 R: 0 ER: 0 SO: 9	H: 4 R: 0 ER: 0 SO: 9	WP: 0 HR: 0 S: 6 P: 9	2B: 3 3B: 1 DP: 0 HBP: 1	ERA: 0.00 WHIP: 0.000	
<b>PITCHER</b>	IP: 5.1 WLS: 0 BF: 25 ERA: 4.27	WLS: 0 BF: 3 ERA: 3.53	H: 7 R: 4 ER: 4 SO: 9	H: 4 R: 0 ER: 0 SO: 9	H: 7 R: 4 ER: 4 SO: 9	H: 4 R: 0 ER: 0 SO: 9	H: 4 R: 0 ER: 0 SO: 9	H: 4 R: 0 ER: 0 SO: 9	H: 4 R: 0 ER: 0 SO: 9	H: 4 R: 0 ER: 0 SO: 9	H: 4 R: 0 ER: 0 SO: 9	H: 4 R: 0 ER: 0 SO: 9	H: 4 R: 0 ER: 0 SO: 9	H: 4 R: 0 ER: 0 SO: 9	H: 4 R: 0 ER: 0 SO: 9	H: 4 R: 0 ER: 0 SO: 9	WP: 0 HR: 0 S: 6 P: 9	2B: 3 3B: 1 DP: 0 HBP: 1	ERA: 0.00 WHIP: 0.000	
38 Vidal Nuño, L ERA: 1.64	IP: 1.0 WLS: 0 BF: 3 ERA: 1.64	WLS: 0 BF: 3 ERA: 3.53	H: 7 R: 4 ER: 4 SO: 9	H: 4 R: 0 ER: 0 SO: 9	H: 7 R: 4 ER: 4 SO: 9	H: 4 R: 0 ER: 0 SO: 9	H: 4 R: 0 ER: 0 SO: 9	H: 4 R: 0 ER: 0 SO: 9	H: 4 R: 0 ER: 0 SO: 9	H: 4 R: 0 ER: 0 SO: 9	H: 4 R: 0 ER: 0 SO: 9	H: 4 R: 0 ER: 0 SO: 9	H: 4 R: 0 ER: 0 SO: 9	H: 4 R: 0 ER: 0 SO: 9	H: 4 R: 0 ER: 0 SO: 9	H: 4 R: 0 ER: 0 SO: 9	WP: 0 HR: 0 S: 6 P: 9	2B: 3 3B: 1 DP: 0 HBP: 1	ERA: 0.00 WHIP: 0.000	
54 Sergio Romo, R ERA: 4.07	IP: 1.0 WLS: 0 BF: 4 ERA: 4.07	WLS: 0 BF: 3 ERA: 3.53	H: 7 R: 4 ER: 4 SO: 9	H: 4 R: 0 ER: 0 SO: 9	H: 7 R: 4 ER: 4 SO: 9	H: 4 R: 0 ER: 0 SO: 9	H: 4 R: 0 ER: 0 SO: 9	H: 4 R: 0 ER: 0 SO: 9	H: 4 R: 0 ER: 0 SO: 9	H: 4 R: 0 ER: 0 SO: 9	H: 4 R: 0 ER: 0 SO: 9	H: 4 R: 0 ER: 0 SO: 9	H: 4 R: 0 ER: 0 SO: 9	H: 4 R: 0 ER: 0 SO: 9	H: 4 R: 0 ER: 0 SO: 9	H: 4 R: 0 ER: 0 SO: 9	WP: 0 HR: 0 S: 6 P: 9	2B: 3 3B: 1 DP: 0 HBP: 1	ERA: 0.00 WHIP: 1.000	
<b>PITCHER</b>	IP: 1.0 WLS: 0 BF: 4 ERA: 4.07	WLS: 0 BF: 3 ERA: 3.53	H: 7 R: 4 ER: 4 SO: 9	H: 4 R: 0 ER: 0 SO: 9	H: 7 R: 4 ER: 4 SO: 9	H: 4 R: 0 ER: 0 SO: 9	H: 4 R: 0 ER: 0 SO: 9	H: 4 R: 0 ER: 0 SO: 9	H: 4 R: 0 ER: 0 SO: 9	H: 4 R: 0 ER: 0 SO: 9	H: 4 R: 0 ER: 0 SO: 9	H: 4 R: 0 ER: 0 SO: 9	H: 4 R: 0 ER: 0 SO: 9	H: 4 R: 0 ER: 0 SO: 9	H: 4 R: 0 ER: 0 SO: 9	H: 4 R: 0 ER: 0 SO: 9	WP: 0 HR: 0 S: 6 P: 9	2B: 3 3B: 1 DP: 0 HBP: 1	ERA: 0.00 WHIP: 0.000	
<b>Batter</b>	1	2	3	4	5	6	7	8	9	AB	R	H	RBI	BB	SO	LOB	BOTTOM			
0 Mallex Smith, L OBP: 0.364, SLG: 0.406										5	2	3	0	0	0	3	Toronto Blue Jays @ Tampa Bay Rays Tropicana Field, St. Petersburg, FL Fri Sep 28 2018, 7:12 PM - 10:47 PM EDT Att: 12,061 - Dome - 72 F			
29 Tommy Pham, R OBP: 0.344, SLG: 0.459										2	1	0	1	2	1	2				
18 Joey Wendle, L OBP: 0.354, SLG: 0.436										4	1	1	1	1	1	4				
44 C.J. Cron, R OBP: 0.323, SLG: 0.492										3	0	1	1	1	0	1				
35 Brandon Lowe, L OBP: 0.331, SLG: 0.467										5	0	1	0	0	2	3				
1 Willy Adames, R OBP: 0.344, SLG: 0.404										4	1	2	1	1	1	2				
9 Jake Bauers, L OBP: 0.309, SL																				



Batter	1	2	3	4	5	6	7	8	9	AB	R	H	RBI	BB	SO	LOB	TOP										
64 Jon Bertl, R OBP: 0.273, SLG: 0.364																	4 1 1 0 0 1 0										
67 Jonathan Davis, R OBP: 0.240, SLG: 0.217																	4 0 0 0 0 1 1										
1 Aledmys Diaz, R OBP: 0.306, SLG: 0.457																	2 0 1 0 2 0 0										
15 Randal Grichuk, R OBP: 0.299, SLG: 0.501																	3 0 1 0 1 2 1										
68 Rowdy Tellez, L OBP: 0.319, SLG: 0.621																	3 0 0 1 0 2 2										
37 Teoscar Hernández, R OBP: 0.347, SLG: 0.432																	2 1 1 1 1 1 2										
28 Billy McKinney, L OBP: 0.329, SLG: 0.478																	1 0 0 0 0 1 0										
9 Danny Jansen, R OBP: 0.347, SLG: 0.432																	3 0 0 0 0 3 3										
70 Reese McGuire, L OBP: 0.355, SLG: 0.621																	1 1 1 1 1 0 0 0										
7 Richard Urena, S OBP: 0.333, SLG: 0.365																	4 0 0 0 0 4 0										
30 Anthony Alford, R OBP: 0.190, SLG: 0.105																	3 0 0 0 0 2 0										
14 Justin Smoak, S OBP: 0.350, SLG: 0.457																	1 0 0 0 0 1 0										
<b>Inning Stats</b>	R: 1 E: 0 K: 2 S: 12	H: 1 LOB: 3 BB: 3 P: 26	R: 0 E: 0 K: 3 S: 10	H: 0 LOB: 0 BB: 0 P: 13	R: 0 E: 0 K: 2 S: 13	H: 2 LOB: 2 BB: 0 P: 16	R: 0 E: 0 K: 1 S: 7	H: 0 LOB: 0 BB: 0 P: 12	R: 0 E: 0 K: 1 S: 7	H: 0 LOB: 1 BB: 1 P: 15	R: 1 E: 0 K: 3 S: 14	H: 1 LOB: 0 BB: 0 P: 20	R: 0 E: 0 K: 1 S: 8	H: 0 LOB: 0 BB: 0 P: 13	R: 0 E: 0 K: 1 S: 7	H: 0 LOB: 0 BB: 0 P: 9	R: 1 E: 0 K: 3 S: 13	H: 1 LOB: 0 BB: 0 P: 23	1B: 3 2B: 0 3B: 0 HR: 2	SF: 1 SAC: 0 DP: 0 HBP: 0	WP: 0 PB: 1 SB: 1 CS: 0	PA: 36					
<b>PITCHER</b>	IP	WLS	BF	H	R	ER	SO	BB	IBB	HBP	BLK	WP	HR	S	P	ERA	WHIP										
42 Blake Snell, L ERA: 1.89	5.0		22	3	1	1	10	4	0	0	0	0	0	49	82	1.80	1.400										
63 Diego Castillo, R ERA: 3.18	2.0	W	7	1	1	1	4	0	0	0	0	0	1	22	33	4.50	0.500										
52 Chaz Roe, R ERA: 3.58	1.0	H	3	0	0	0	1	0	0	0	0	0	0	7	9	0.00	0.000										
54 Sergio Romo, R ERA: 4.14	1.0	S	4	1	1	1	3	0	0	0	0	0	1	13	23	9.00	1.000										

Toronto Blue Jays @ Tampa Bay Rays  
Tropicana Field, St. Petersburg, FL  
Sat Sep 29 2018, 6:10 PM - 8:48 PM EDT  
Att: 13,221 - Dome - 72 F

livebaseballscores.com

AB 31  
R 3  
H 5  
RBI 3  
BB 4  
SO 18  
LOB 9

Batter	1	2	3	4	5	6	7	8	9	AB	R	H	RBI	BB	SO	LOB	BOTTOM										
0 Mallex Smith, L OBP: 0.365, SLG: 0.407																	4 0 2 1 0 0 0										
29 Tommy Pham, R OBP: 0.363, SLG: 0.457																	4 1 1 0 0 0 1										
1 Willy Adames, R OBP: 0.346, SLG: 0.405																	4 0 2 0 0 0 1										
44 C.J. Cron, R OBP: 0.324, SLG: 0.497																	3 1 1 1 1 0 2										
35 Brandon Lowe, L OBP: 0.336, SLG: 0.464																	3 0 1 1 1 2 2										
27 Carlos Gómez, R OBP: 0.298, SLG: 0.336																	3 0 0 0 1 2 2										
17 Austin Meadows, L OBP: 0.326, SLG: 0.469																	2 1 1 1 1 0 2										
45 Jesús Sucre, R OBP: 0.247, SLG: 0.253																	3 0 0 0 0 0 1										
11 Andrew Velazquez, S OBP: 0.364, SLG: 0.400																	3 1 1 0 0 0 0										
<b>Inning Stats</b>	R: 0 E: 0 K: 0 S: 6	H: 1 LOB: 0 BB: 0 P: 7	R: 1 E: 0 K: 1 S: 11	H: 1 LOB: 1 BB: 1 P: 21	R: 0 E: 0 K: 0 S: 6	H: 0 LOB: 0 BB: 0 P: 9	R: 0 E: 0 K: 1 S: 11	H: 1 LOB: 2 BB: 2 P: 26	R: 0 E: 0 K: 0 S: 8	H: 0 LOB: 0 BB: 0 P: 10	R: 1 E: 0 K: 0 S: 7	H: 2 LOB: 0 BB: 0 P: 14	R: 2 E: 0 K: 1 S: 12	H: 3 LOB: 1 BB: 0 P: 15	R: 0 E: 0 K: 1 S: 10	H: 1 LOB: 2 BB: 1 P: 18	1B: 6 2B: 1 3B: 0 HR: 2	SF: 0 SAC: 0 DP: 1 HBP: 0	WP: 0 PB: 0 SB: 1 CS: 1	PA: 34							
<b>PITCHER</b>	IP	WLS	BF	H	R	ER	SO	BB	IBB	HBP	BLK	WP	HR	S	P	ERA	WHIP										
56 Ryan Borucki, L ERA: 3.87	6.2	L	27	7	4	4	3	3	0	0	0	0	0	56	94	5.40	1.500										
58 Tim Lincecum, L ERA: 3.29	0.1		1	1	0	0	0	0	0	0	0	0	0	5	8	0.00	3.000										
22 David Paulino, R ERA: 1.35	1.0		5	1	0	0	1	1	0	0	0	0	0	10	18	0.00	2.000										

Toronto Blue Jays @ Tampa Bay Rays  
Tropicana Field, St. Petersburg, FL  
Sat Sep 29 2018, 6:10 PM - 8:48 PM EDT  
Att: 13,221 - Dome - 72 F

livebaseballscores.com

AB 29  
R 4  
H 9  
RBI 4  
BB 4  
SO 4  
LOB 11



Batter	1	2	3	4	5	6	7	8	9	AB R H RBI BB SO LOB	TOP																	
11 Kevin Pillar, R OBP: 0.282, SLG: 0.426 67 Jonathan Davis, R OBP: 0.259, SLG: 0.240										3 1 3 1 0 0 0 2 0 1 0 0 0 1	<p><b>Toronto Blue Jays @ Tampa Bay Rays</b> Tropicana Field, St. Petersburg, FL Sun Sep 30 2018, 3:10 PM - 6:15 PM EDT Att: 13,313 - Dome - 72 F</p> <p>livebaseballscorecards.com</p> <p>AB 35 R 4 H 9 RBI 3 BB 3 SO 7 LOB 14</p>																	
15 Randal Grichuk, R OBP: 0.301, SLG: 0.502 27 Dwight Smith Jr., L OBP: 0.347, SLG: 0.477										3 0 1 1 1 0 2 1 0 0 0 0 0 0																		
28 Billy McKinney, L OBP: 0.318, SLG: 0.462										4 0 0 0 0 0 5																		
37 Teoscar Hernández, R OBP: 0.302, SLG: 0.468										3 1 0 0 1 0 1																		
68 Rowdy Tellez, L OBP: 0.329, SLG: 0.614										4 0 2 0 0 2 0																		
1 Aledmys Díaz, R OBP: 0.303, SLG: 0.453										4 0 0 1 0 2 2																		
70 Reese McGuire, L OBP: 0.333, SLG: 0.581 21 Luke Maile, R OBP: 0.333, SLG: 0.366										2 0 0 0 0 2 0 2 0 0 0 0 1 2																		
64 Jon Berti, R OBP: 0.267, SLG: 0.467										4 1 1 0 0 0 1																		
7 Richard Urena, S OBP: 0.340, SLG: 0.364										3 1 1 0 1 0 0																		
<b>Inning Stats</b>	R: 0 E: 0 K: 0 S: 6	H: 1 LOB: 1 BB: 0 P: 9	R: 0 E: 0 K: 3 S: 12	H: 0 LOB: 0 BB: 0 P: 18	R: 1 E: 0 K: 0 S: 10	H: 2 LOB: 1 BB: 0 P: 14	R: 0 E: 0 K: 1 S: 8	H: 0 LOB: 0 BB: 0 P: 13	R: 1 E: 0 K: 1 S: 13	H: 2 LOB: 2 BB: 1 P: 24		R: 1 E: 0 K: 0 S: 13	H: 1 LOB: 1 BB: 0 P: 21	R: 0 E: 0 K: 2 S: 10	H: 1 LOB: 1 BB: 0 P: 14	R: 1 E: 0 K: 0 S: 13	H: 1 LOB: 0 BB: 1 P: 19	1B: 6 2B: 2 3B: 1 HR: 0	SF: 0 SAC: 0 DP: 1 HBP: 0	WP: 0 PB: 1 SB: 1 CS: 0	PA: 38							
<b>PITCHER</b>	IP WLS BF H R ER SO BB IBB HBP BLK WP HR S P ERA WHIP											<b>PITCHER</b>	IP WLS BF H R ER SO BB IBB HBP BLK WP HR S P ERA WHIP															
55 Ryne Stanek, R ERA: 2.98	2.0	7	1	0	0	3	0	0	0	0	0	0	0	0	18	27	0.00	0.500										
48 Ryan Yarbrough, L ERA: 3.91	3.0	W 14	4	2	1	2	1	0	0	0	0	0	0	0	31	51	3.00	1.667										
61 Hunter Wood, R ERA: 3.73	0.1	H 3	1	1	1	0	1	0	0	0	0	0	0	6	11	27.00	6.000											
60 Hoby Milner, L ERA: 7.36	0.1	H 1	0	0	0	0	0	0	0	0	0	0	0	5	8	0.00	0.000											
50 Austin Pruitt, R ERA: 4.65	3.1	S 13	3	1	1	2	1	0	0	0	0	0	0	32	48	2.70	1.200											

Batter	1	2	3	4	5	6	7	8	9	AB R H RBI BB SO LOB	BOTTOM																
0 Mallex Smith, L OBP: 0.367, SLG: 0.406										3 2 1 1 1 1 4	<p><b>Toronto Blue Jays @ Tampa Bay Rays</b> Tropicana Field, St. Petersburg, FL Sun Sep 30 2018, 3:10 PM - 6:15 PM EDT Att: 13,313 - Dome - 72 F</p> <p>livebaseballscorecards.com</p> <p>AB 30 R 9 H 10 RBI 7 BB 6 SO 4 LOB 16</p>																
29 Tommy Pham, R OBP: 0.367, SLG: 0.464										4 2 3 1 1 1 1																	
18 Joey Wendle, L OBP: 0.354, SLG: 0.435 11 Andrew Velazquez, S OBP: 0.417, SLG: 0.400										3 1 1 2 0 0 2 0 0 0 0 0 0 0																	
44 C.J. Cron, R OBP: 0.323, SLG: 0.493										4 1 0 0 1 0 4																	
35 Brandon Lowe, L OBP: 0.324, SLG: 0.450										4 0 0 1 0 1 1																	
1 Willy Adames, R OBP: 0.348, SLG: 0.406										4 1 2 0 0 1 0																	
17 Austin Meadows, L OBP: 0.325, SLG: 0.461										3 0 0 0 1 0 1																	
9 Jake Bauers, L OBP: 0.316, SLG: 0.384										3 2 3 2 1 0 0																	
19 Nick Ciuffo, L OBP: 0.262, SLG: 0.297 31 Adam Moore, R OBP: 0.263, SLG: 0.444										1 0 0 0 0 0 1 1 0 0 0 1 0 2																	
<b>Inning Stats</b>	R: 0 E: 0 K: 1 S: 12	H: 0 LOB: 1 BB: 1 P: 20	R: 0 E: 0 K: 2 S: 10	H: 0 LOB: 0 BB: 0 P: 14	R: 2 E: 0 K: 0 S: 11	H: 2 LOB: 1 BB: 1 P: 23	R: 0 E: 0 K: 0 S: 6	H: 0 LOB: 0 BB: 0 P: 8	R: 3 E: 0 K: 0 S: 8	H: 3 LOB: 0 BB: 0 P: 16		R: 0 E: 0 K: 1 S: 7	H: 1 LOB: 3 BB: 2 P: 18	R: 3 E: 0 K: 0 S: 15	H: 3 LOB: 2 BB: 2 P: 29	R: 1 E: 0 K: 0 S: 10	H: 1 LOB: 1 BB: 0 P: 14	1B: 8 2B: 1 3B: 1 HR: 0	SF: 2 SAC: 1 DP: 1 HBP: 2	WP: 2 PB: 0 SB: 6 CS: 0	PA: 41						
<b>PITCHER</b>	IP WLS BF H R ER SO BB IBB HBP BLK WP HR S P ERA WHIP											<b>PITCHER</b>	IP WLS BF H R ER SO BB IBB HBP BLK WP HR S P ERA WHIP														
43 Sam Gaviglio, R ERA: 5.31	5.2	L 26	6	5	5	3	3	0	0	0	0	0	0	3	9	0.00	3.000										
50 José Manuel Fernández, L ERA: 6.1	0.1	2	0	0	0	1	1	0	0	0	0	0	0	12	23	40.50	7.500										
31 Joe Blagoin, R ERA: 6.0	0.2	7	3	3	3	0	2	0	0	0	1	0	0	13	20	6.75	0.750										
65 Taylor Guerrieri, R ERA: 4.66	1.1	6	1	1	1	0	0	0	0	0	0	0	0	13	20	6.75	0.750										