

Toronto Blue Jays - 2019

Batter	1	2	3	4	5	6	7	8	9	AB	R	H	RBI	BB	SO	LOB	TOP			
8 Mikie Mahtook, R OBP: 1.000, SLG: 1.000 80 Danny Woodrow, L (6, PH) (6, 9)	4-0 14 1B BB		0-0 46 2B 2H 1B	0-0 1B	0-0 1B	0-0 G6-3			0-0 G6-3	2	1	2	1	1	0	0				
14 Christin Stewart, L OBP: 0.333, SLG: 0.333 22 Victor Reyes, S OBP: 0.500, SLG: 0.500	0-0 1B		0-3 K	0-0 L9					0-0 G3-1	3	0	1	1	0	0	1	2			
46 Jaimer Candelario, S OBP: 0.667, SLG: 1.000 82 Kody Eaves, L (5, 5)	0-0 L4		0-0 55 G4-3 28 HR 2B		4-0 28 G3-6 BB				0-3 FC4-6 29 1B 1-2	2	1	1	1	1	0	2				
55 John Hicks, R 60 Ronny Rodríguez, R (5, 3)	0-3 K		0-0 G4-3		0-3 K				0-3 K	3	0	0	0	0	2	4				
28 Niko Goodrum, S OBP: 0.333, SLG: 1.333 29 Gordon Beckham, R (5, 4) OBP: 1.000, SLG: 1.000	0-0 F7		1-1 HR		0-0 G3-6-1				0-0 1B	3	1	1	2	0	0	3				
13 Dustin Peterson, R OBP: 0.500, SLG: 0.500		0-0 21 G4-6-3 1B	0-0 1B						0-0 P5	4	0	2	0	0	0	2				
21 JaCoby Jones, R 79 Jacob Robson, L (6, 8)		0-0 G4-6-3 1-2	0-0 G1-6-3						0-0 G5-3	3	0	0	0	0	0	2				
7 Jordy Mercer, R OBP: 0.333, SLG: 0.333 33 Pete Kozma, R (6, PR) (6, 6)		0-0 G4-3			0-0 G5-3				0-0 17 BB 1B	3	0	1	0	0	0	0				
17 Grayson Greiner, R OBP: 0.667, SLG: 1.000 37 Bobby Wilson, R (6, 2)			0-0 8 1B 2B		0-3 K				0-3 K	2	1	1	0	1	1	0				
Inning Stats	R: 0 E: 0 K: 1 S: 6	H: 1 LOB: 2 BB: 1 P: 10	R: 0 E: 0 K: 0 S: 3	H: 1 LOB: 0 BB: 0 P: 3	R: 4 E: 0 K: 1 S: 11	H: 5 LOB: 1 BB: 0 P: 12	R: 0 E: 0 K: 1 S: 6	H: 1 LOB: 1 BB: 0 P: 6	R: 0 E: 0 K: 1 S: 4	H: 0 LOB: 0 BB: 1 P: 8	R: 0 E: 0 K: 1 S: 7	H: 2 LOB: 2 BB: 0 P: 7	R: 0 E: 0 K: 2 S: 7	H: 0 LOB: 0 BB: 0 P: 7	R: 0 E: 0 K: 1 S: 5	H: 0 LOB: 0 BB: 0 P: 5	1B: 8 2B: 2 3B: 0 HR: 1	SF: 0 SAC: 0 DP: 2 HBP: 0	WP: 0 PB: 0 SB: 0 CS: 0	PA: 39
PITCHER	IP WLS BF H R ER SO	IP WLS BF H R ER SO	IP WLS BF H R ER SO	IP WLS BF H R ER SO	IP WLS BF H R ER SO	IP WLS BF H R ER SO	IP WLS BF H R ER SO	IP WLS BF H R ER SO	IP WLS BF H R ER SO	IP WLS BF H R ER SO	IP WLS BF H R ER SO	IP WLS BF H R ER SO	IP WLS BF H R ER SO	IP WLS BF H R ER SO	IP WLS BF H R ER SO	IP WLS BF H R ER SO	ERA WHIP	ERA WHIP	ERA WHIP	ERA WHIP
56 Ryan Borucki, L ERA: 54.0	2.0 8 2 0 0 1	0.2 L 7 5 4 4 1	0.1 1 0 0 0 0	2.0 7 1 0 0 2	1.0 5 1 0 0 0	1.0 5 1 0 0 0	1.0 5 1 0 0 0	1.0 5 1 0 0 0	1.0 5 2 0 0 1	1.0 3 0 0 0 2	1.0 3 0 0 0 1	1.0 3 0 0 0 1	1.0 3 0 0 0 1	1.0 3 0 0 0 1	1.0 3 0 0 0 1	1.0 3 0 0 0 1	0.00 1.500	0.00 2.000	0.00 0.000	0.00 0.000
45 Thomas Pannone, L ERA: 54.0	0.2 L 7 5 4 4 1	0.1 1 0 0 0 0	2.0 7 1 0 0 2	1.0 5 1 0 0 0	1.0 5 1 0 0 0	1.0 5 1 0 0 0	1.0 5 1 0 0 0	1.0 5 1 0 0 0	1.0 5 2 0 0 1	1.0 3 0 0 0 2	1.0 3 0 0 0 1	1.0 3 0 0 0 1	1.0 3 0 0 0 1	1.0 3 0 0 0 1	1.0 3 0 0 0 1	1.0 3 0 0 0 1	0.00 1.500	0.00 2.000	0.00 0.000	0.00 0.000
76 Conor Fisk, R ERA: 54.0	0.1 1 0 0 0 0	2.0 7 1 0 0 2	1.0 5 1 0 0 0	1.0 5 1 0 0 0	1.0 5 1 0 0 0	1.0 5 1 0 0 0	1.0 5 1 0 0 0	1.0 5 1 0 0 0	1.0 5 2 0 0 1	1.0 3 0 0 0 2	1.0 3 0 0 0 1	1.0 3 0 0 0 1	1.0 3 0 0 0 1	1.0 3 0 0 0 1	1.0 3 0 0 0 1	1.0 3 0 0 0 1	0.00 0.000	0.00 0.000	0.00 0.000	0.00 0.000
43 Sam Gaviglio, R ERA: 54.0	2.0 7 1 0 0 2	1.0 5 1 0 0 0	1.0 5 1 0 0 0	1.0 5 1 0 0 0	1.0 5 1 0 0 0	1.0 5 1 0 0 0	1.0 5 1 0 0 0	1.0 5 1 0 0 0	1.0 5 2 0 0 1	1.0 3 0 0 0 2	1.0 3 0 0 0 1	1.0 3 0 0 0 1	1.0 3 0 0 0 1	1.0 3 0 0 0 1	1.0 3 0 0 0 1	1.0 3 0 0 0 1	0.00 1.000	0.00 2.000	0.00 0.000	0.00 0.000
65 Elvis Luciano, R ERA: 54.0	1.0 5 1 0 0 0	1.0 5 1 0 0 0	1.0 5 1 0 0 0	1.0 5 1 0 0 0	1.0 5 1 0 0 0	1.0 5 1 0 0 0	1.0 5 1 0 0 0	1.0 5 1 0 0 0	1.0 5 2 0 0 1	1.0 3 0 0 0 2	1.0 3 0 0 0 1	1.0 3 0 0 0 1	1.0 3 0 0 0 1	1.0 3 0 0 0 1	1.0 3 0 0 0 1	1.0 3 0 0 0 1	0.00 2.000	0.00 2.000	0.00 0.000	0.00 0.000

Detroit Tigers @ Toronto Blue Jays
Dunedin Stadium, Dunedin, FL
Sat Feb 23 2019, 1:07 PM - 3:34 PM EST
Att: 5,040 - Partly Cloudy - 79 F

AB	36
R	4
H	11
RBI	4
BB	3
SO	8
LOB	19





Batter	1	2	3	4	5	6	7	8	9	AB	R	H	RBI	BB	SO	LOB	BOTTOM					
29 Devon Travis, R 5 Eric Sogard, L (5, 4)	0-0 G4-3		0-0 G6-4-3 1-2						0-0 P6	2	0	0	0	0	0	1						
3 Brandon Drury, R 72 Santiago Espinal, R OBP: 0.500, SLG: 1.500	0-3 K2-3			0-3 K					0-0 G4-3	2	0	0	0	0	2	0						
37 Teoscar Hernández, R OBP: 1.000, SLG: 1.500 18 Dwight Smith Jr., L (5, 7)	0-0 2B			0-0 14 G6-5-3 1B					0-0 P6	2	0	2	0	0	0	1						
14 Justin Smoak, S 44 Rowdy Tellez, L (5, 3)	0-0 G5-3			0-0 G6-5-3 1-2					4-0 P6 1 FC6-4 BB	2	0	0	0	0	2							
11 Kevin Pillar, R 1 Jonathan Davis, R OBP: 0.500, SLG: 0.500		4-0 16 G4-6-3 BB			0-0 L4				0-0 FC6-4	1	0	0	0	1	0	0						
9 Danny Jansen, R 10 Reese McGuire, L (6, 2)		0-0 F8			0-0 P3				0-0 G4-3	2	0	0	0	0	0	1						
16 Freddy Galvis, S 7 Richard Urena, S (6, 6)		0-0 G4-6-3 1-2			0-0 E1				0-0 F7	2	0	0	0	0	0	1						
66 Bo Bichette, R OBP: 0.500, SLG: 0.500 67 Cavan Biggio, L (8, PH) (9, 10)			0-0 23 FC6-4 1B						0-0 P6	2	0	1	0	0	1	1						
23 Dalton Pompey, S 28 Billy McKinney, L (7, 9)			0-0 FC6-4 29 G6-4-3						0-3 K	2	0	0	0	0	1	1						
Inning Stats	R: 0 E: 0 K: 1 S: 6	H: 1 LOB: 0 BB: 0 P: 6	R: 0 E: 0 K: 0 S: 2	H: 0 LOB: 0 BB: 1 P: 6	R: 0 E: 0 K: 0 S: 3	H: 1 LOB: 0 BB: 0 P: 3	R: 0 E: 0 K: 1 S: 5	H: 1 LOB: 0 BB: 0 P: 5	R: 0 E: 0 K: 1 S: 6	H: 0 LOB: 1 BB: 0 P: 6	R: 0 E: 0 K: 1 S: 5	H: 0 LOB: 0 BB: 0 P: 5	R: 0 E: 0 K: 1 S: 4	H: 1 LOB: 1 BB: 0 P: 4	R: 0 E: 0 K: 1 S: 5	H: 0 LOB: 0 BB: 0 P: 5	R: 0 E: 0 K: 0 S: 4	H: 1 LOB: 2 BB: 1 P: 8	1B: 3 2B: 1 3B: 1 HR: 0	SF: 0 SAC: 0 DP: 3 HBP: 0	WP: 0 PB: 0 SB: 0 CS: 0	PA: 32
PITCHER	IP WLS BF H R ER SO	IP WLS BF H R ER SO	IP WLS BF H R ER SO	IP WLS BF H R ER SO	IP WLS BF H R ER SO	IP WLS BF H R ER SO	IP WLS BF H R ER SO	IP WLS BF H R ER SO	IP WLS BF H R ER SO	IP WLS BF H R ER SO	IP WLS BF H R ER SO	IP WLS BF H R ER SO	IP WLS BF H R ER SO	IP WLS BF H R ER SO	IP WLS BF H R ER SO	IP WLS BF H R ER SO	ERA WHIP	ERA WHIP	ERA WHIP	ERA WHIP		
51 Matt Moore, L ERA: 54.0	2.0 7 1 0 0 1	1.0 3 1 0 0 0	1.0 3 1 0 0 1	1.0 3 1 0 0 1	1.0 3 1 0 0 1	1.0 3 1 0 0 1	1.0 3 1 0 0 1	1.0 3 1 0 0 1	1.0 3 1 0 0 1	1.0 3 1 0 0 1	1.0 3 1 0 0 1	1.0 3 1 0 0 1	1.0 3 1 0 0 1	1.0 3 1 0 0 1	1.0 3 1 0 0 1	1.0 3 1 0 0 1	0.00 1.000	0.00 1.000	0.00 0.000	0.00 0.000		
36 Blaine Hardy, L ERA: 54.0	1.0 3 1 0 0 0	1.0 3 1 0 0 1	1.0 3 1 0 0 1	1.0 3 1 0 0 1	1.0 3 1 0 0 1	1.0 3 1 0 0 1	1.0 3 1 0 0 1	1.0 3 1 0 0 1	1.0 3 1 0 0 1	1.0 3 1 0 0 1	1.0 3 1 0 0 1	1.0 3 1 0 0 1	1.0 3 1 0 0 1	1.0 3 1 0 0 1	1.0 3 1 0 0 1	1.0 3 1 0 0 1	0.00 1.000	0.00 1.000	0.00 0.000	0.00 0.000		
19 Louis Coleman, R ERA: 54.0	1.0 3 1 0 0 0	1.0 3 1 0 0 1	1.0 3 1 0 0 1	1.0 3 1 0 0 1	1.0 3 1 0 0 1	1.0 3 1 0 0 1	1.0 3 1 0 0 1	1.0 3 1 0 0 1	1.0 3 1 0 0 1	1.0 3 1 0 0 1	1.0 3 1 0 0 1	1.0 3 1 0 0 1	1.0 3 1 0 0 1	1.0 3 1 0 0 1	1.0 3 1 0 0 1	1.0 3 1 0 0 1	0.00 1.000	0.00 1.000	0.00 0.000	0.00 0.000		
50 Reed Garrett, R ERA: 54.0	1.0 3 1 0 0 0	1.0 3 1 0 0 1	1.0 3 1 0 0 1	1.0 3 1 0 0 1	1.0 3 1 0 0 1	1.0 3 1 0 0 1	1.0 3 1 0 0 1	1.0 3 1 0 0 1	1.0 3 1 0 0 1	1.0 3 1 0 0 1	1.0 3 1 0 0 1	1.0 3 1 0 0 1	1.0 3 1 0 0 1	1.0 3 1 0 0 1	1.0 3 1 0 0 1	1.0 3 1 0 0 1	0.00 0.000	0.00 0.000	0.00 0.000	0.00 0.000		
26 Zac Reinerling, R ERA: 54.0	2.0 7 1 0 0 1	1.0 3 1 0 0 1	1.0 3 1 0 0 1	1.0 3 1 0 0 1	1.0 3 1 0 0 1	1.0 3 1 0 0 1	1.0 3 1 0 0 1	1.0 3 1 0 0 1	1.0 3 1 0 0 1	1.0 3 1 0 0 1	1.0 3 1 0 0 1	1.0 3 1 0 0 1	1.0 3 1 0 0 1	1.0 3 1 0 0 1	1.0 3 1 0 0 1	1.0 3 1 0 0 1	0.00 0.500	0.00 0.500	0.00 0.000	0.00 0.000		

Detroit Tigers @ Toronto Blue Jays
Dunedin Stadium, Dunedin, FL
Sat Feb 23 2019, 1:07 PM - 3:34 PM EST
Att: 5,040 - Partly Cloudy - 79 F

AB	30
R	0
H	5
RBI	0
BB	2
SO	5
LOB	11



Batter	1	2	3	4	5	6	7	8	9	AB R H RBI BB SO LOB	TOP																								
												<p>Boston Red Sox @ Toronto Blue Jays Dunedin Stadium, Dunedin, FL Tue Feb 26 2019, 1:07 PM EST Partly Cloudy - 68 F</p> <p>livebaseballscorecards.com</p> <p>AB 0 R 0 H 0 RBI 0 BB 0 SO 0 LOB 0</p> 																							
Inning Stats											1B: 0 SF: 0 WP: 0 PA: 0 2B: 0 SAC: 0 FB: 0 3B: 0 DP: 0 SB: 0 HR: 0 HBP: 0 CS: 0																								
PITCHER	IP	WLS	BF	H	R	ER	SO	BB	IBB	HBP	BLK	WP	HR	S	P	ERA	WHIP	PITCHER	IP	WLS	BF	H	R	ER	SO	BB	IBB	HBP	BLK	WP	HR	S	P	ERA	WHIP

Batter	1	2	3	4	5	6	7	8	9	AB R H RBI BB SO LOB	BOTTOM																								
												<p>Boston Red Sox @ Toronto Blue Jays Dunedin Stadium, Dunedin, FL Tue Feb 26 2019, 1:07 PM EST Partly Cloudy - 68 F</p> <p>livebaseballscorecards.com</p> <p>AB 0 R 0 H 0 RBI 0 BB 0 SO 0 LOB 0</p> 																							
Inning Stats											1B: 0 SF: 0 WP: 0 PA: 0 2B: 0 SAC: 0 FB: 0 3B: 0 DP: 0 SB: 0 HR: 0 HBP: 0 CS: 0																								
PITCHER	IP	WLS	BF	H	R	ER	SO	BB	IBB	HBP	BLK	WP	HR	S	P	ERA	WHIP	PITCHER	IP	WLS	BF	H	R	ER	SO	BB	IBB	HBP	BLK	WP	HR	S	P	ERA	WHIP

Batter	1	2	3	4	5	6	7	8	9	AB	R	H	RBI	BB	SO	LOB	TOP				
23 Dalton Pompey, S (1.9) OBP: 0.250, SLG: 0.625 30 Anthony Alford, R (6, FH) OBP: 0.200, SLG: 0.200										3	0	0	0	0	1	2	Toronto Blue Jays @ Pittsburgh Pirates LECOM Park, Bradenton, FL Wed Feb 27 2019, 1:08 PM - 4:10 PM EST Att.: 4,613 - Sunny - 80 F				
11 Kevin Pillar, R (1.8) OBP: 0.250, SLG: 0.143 1 Jonathan Davis, R (6.8) OBP: 0.444, SLG: 0.286										3	1	1	0	0	2	0					
14 Justin Smoak, S (1.3) OBP: 0.200, SLG: 0.200 44 Rowdy Tellez, L (6.3) OBP: 0.571, SLG: 0.500										3	0	1	0	0	1	1					
37 Teoscar Hernández, R (1.7) OBP: 0.714, SLG: 0.800 18 Dwight Smith Jr., L (6.7) OBP: 0.143, SLG: 0.143										1	1	0	0	2	0	1					
8 Kendrys Morales, S (1.10) OBP: 0.500, SLG: 0.600 66 Bo Bichette, R (5, PR) OBP: 0.429, SLG: 0.333										3	0	2	2	0	0	2					
13 Lourdes Gurriel Jr., R (1.4) OBP: 0.333, SLG: 0.400 67 Cavan Biggio, L (6.4) OBP: 0.167, SLG: 0.167										2	0	0	0	0	1	1					
3 Brandon Drury, R (1.5) OBP: 0.286, SLG: 0.286 72 Santiago Espinal, R (6.5) OBP: 0.500, SLG: 1.000										3	0	2	0	0	0	2					
16 Freddy Galvis, S (1.6) 7 Richard Urena, S (6.6)										2	0	0	0	1	1	1					
21 Luke Maile, R (1.2) 70 Pat Cantwell, R (6.2) OBP: 0.333, SLG: 1.333										3	0	0	0	0	0	3					
Inning Stats	R: 0 E: 0 K: 2 S: 8	H: 1 LOB: 2 BB: 1 P: 13	R: 0 E: 0 K: 0 S: 4	H: 1 LOB: 2 BB: 1 P: 8	R: 1 E: 0 K: 0 S: 5	H: 2 LOB: 2 BB: 0 P: 6	R: 0 E: 0 K: 0 S: 3	H: 0 LOB: 0 BB: 0 P: 3	R: 1 E: 0 K: 3 S: 10	H: 1 LOB: 1 BB: 1 P: 14	R: 0 E: 0 K: 1 S: 6	H: 1 LOB: 1 BB: 0 P: 6	R: 0 E: 0 K: 1 S: 6	H: 1 LOB: 1 BB: 0 P: 6	R: 0 E: 0 K: 0 S: 3	H: 0 LOB: 2 BB: 1 P: 7		1B: 7 2B: 1 3B: 0 HR: 0	SF: 0 SAC: 0 DP: 0 HBP: 1	WP: 0 PB: 0 SB: 2 CS: 0	PA: 41
PITCHER	IP	WLS	BF	H	R	ER	SO	BB	IBB	HBP	BLK	WP	HR	S	P	ERA	WHIP				
52 Clay Holmes, R (1.1) ERA: 5.4	1.1		8	2	0	0	2	2	0	0	0	0	0	0	7	8	0.00	3.000			
78 Luis Escobar, R (2.1) ERA: 5.4	1.2	B	8	2	1	1	0	0	0	1	1	0	0	0	8	8	5.40	1.200			
47 Francisco Liriano, L (4.1) ERA: 9.0	1.0		3	0	0	0	0	0	0	0	0	0	0	3	3	0.00	0.000				
30 Kyle Crick, R (5.1) ERA: 9.0	1.0	L	5	1	1	1	3	1	0	0	0	0	0	10	14	9.00	2.000				
66 Dovydas Neverauskas, R (6.1) ERA: 9.0	1.0		4	1	0	0	1	0	0	0	0	0	0	6	6	0.00	1.000				
64 Aaron Slegers, R (7.1) ERA: 4.5	2.0		8	1	0	0	1	1	0	0	0	0	0	8	13	0.00	1.000				
57 Nick Burdi, R (9.1) ERA: 4.5	1.0		5	1	0	0	2	1	0	0	0	0	0	8	13	0.00	2.000				

Batter	1	2	3	4	5	6	7	8	9	AB	R	H	RBI	BB	SO	LOB	BOTTOM			
5 Lonnie Chisenhall, L (1.9) OBP: 0.600, SLG: 0.750 68 Bryan Reynolds, S (6.9) OBP: 0.444, SLG: 0.500										2	0	1	0	0	0	0	Toronto Blue Jays @ Pittsburgh Pirates LECOM Park, Bradenton, FL Wed Feb 27 2019, 1:08 PM - 4:10 PM EST Att.: 4,613 - Sunny - 80 F			
51 Jason Martin, L (1.8) OBP: 0.444, SLG: 1.111 80 Lolo Sanchez, R (6.8) OBP: 0.571, SLG: 0.500										2	1	1	1	0	0	2				
53 Melky Cabrera, S (1.7) OBP: 0.143, SLG: 0.286 36 José Osuna, R (6.7)										2	0	0	0	0	2	2				
55 Josh Bell, S (1.3) OBP: 0.333, SLG: 0.333 75 Will Craig, R (6.3) OBP: 0.444, SLG: 0.167										2	0	1	0	0	0	0				
29 Francisco Cervelli, R (1.10) OBP: 0.167, SLG: 0.167 74 Christian Kelley, R (7.10)										2	0	0	0	0	1	1				
19 Colin Moran, L (1.5) OBP: 0.167, SLG: 0.333 92 Dylan Busby, R (6.5)										2	0	0	0	0	1	1				
15 Pablo Reyes, R (1.4) OBP: 0.222, SLG: 0.333 44 Kevin Kramer, L (6.4) OBP: 0.125, SLG: 0.250										2	0	0	0	0	1	0				
27 Kevin Newman, R (1.6) OBP: 0.286, SLG: 0.400 3 Cole Tucker, S (6.6)										1	0	0	0	1	0	0				
58 Jacob Stallings, R (1.2) 84 Arden Pabst, R (6.2) OBP: 0.333, SLG: 0.333										2	0	0	0	0	1	1				
Inning Stats	R: 1 E: 0 K: 0 S: 7	H: 1 LOB: 0 BB: 0 P: 8	R: 0 E: 0 K: 1 S: 5	H: 0 LOB: 0 BB: 0 P: 5	R: 0 E: 0 K: 1 S: 5	H: 1 LOB: 2 BB: 1 P: 8	R: 0 E: 0 K: 1 S: 5	H: 1 LOB: 0 BB: 0 P: 5	R: 0 E: 0 K: 2 S: 8	H: 2 LOB: 2 BB: 1 P: 13	R: 0 E: 0 K: 1 S: 5	H: 0 LOB: 0 BB: 0 P: 5	R: 0 E: 0 K: 2 S: 8	H: 1 LOB: 1 BB: 0 P: 8	R: 0 E: 0 K: 1 S: 5	H: 0 LOB: 1 BB: 1 P: 9		1B: 5 2B: 0 3B: 0 HR: 1	SF: 0 SAC: 0 DP: 1 HBP: 0	WP: 1 PB: 0 SB: 0 CS: 0
PITCHER	IP	WLS	BF	H	R	ER	SO	BB	IBB	HBP	BLK	WP	HR	S	P	ERA	WHIP			
34 Matt Shoemaker, R (1.1) ERA: 4.5	2.0		7	1	1	1	1	1	0	0	0	0	0	9	13	0.00	1.500			
43 Sam Gaviglio, R (3.1)	2.0	W	8	2	0	0	1	1	0	0	0	0	0	9	13	0.00	1.500			
45 Thomas Pannone, L (5.1) ERA: 21.6	1.0	H	3	0	0	0	1	0	0	0	0	0	0	5	5	0.00	0.000			
64 Yennys Diaz, R (6.1) ERA: 21.6	1.0	H	5	2	0	0	2	1	0	0	0	1	0	8	13	0.00	3.000			
79 Corey Copping, R (7.1) ERA: 21.6	1.0	H	3	0	0	0	1	0	0	0	0	0	0	5	5	0.00	0.000			
65 Elvis Luciano, R (8.1) ERA: 4.5	1.0		4	1	0	0	2	0	0	0	0	0	0	5	9	0.00	1.000			
74 Zach Jackson, R (9.1) ERA: 4.5	1.0	S	4	0	0	0	1	1	0	0	0	0	0	5	9	0.00	1.000			

Batter	1	2	3	4	5	6	7	8	9	AB	R	H	RBI	BB	SO	LOB	TOP																				
4 Scott Kingery, R OBP: 0.462, SLG: 0.667 69 Malquin Canelo, R OBP: 0.250, SLG: 0.500										3	1	2	1	1	0	1	Philadelphia Phillies @ Toronto Blue Jays Dunedin Stadium, Dunedin, FL Thu Feb 28 2019, 1:06 PM - 4:14 PM EST Att: 3,454 - Sunny - 72 F																				
15 Andrew Knapp, S OBP: 0.222, SLG: 0.125 73 Deivy Grullón, R OBP: 0.143, SLG: 0.143										4	0	1	1	0	2	5																					
7 Maikel Franco, R OBP: 0.313, SLG: 0.429 70 Arquímedes Gamboa, S (6, 6)										4	0	0	0	0	0	4																					
23 Aaron Altherr, R OBP: 0.455, SLG: 0.143 78 Mickey Moniak, L OBP: 0.143, SLG: 0.286										0	2	0	0	3	0	0																					
25 Dylan Cozens, L OBP: 0.909, SLG: 2.000 85 Cornelius Randolph, L OBP: 0.333, SLG: 0.667										2	3	2	3	2	0	0																					
31 Shane Robinson, R OBP: 0.417, SLG: 0.417 99 Damek Tomscha, R										4	2	3	1	0	0	1																					
44 Rob Brantly, L OBP: 0.556, SLG: 0.625 98 Henri Lartigue, S										4	1	2	3	0	0	2																					
29 Mitch Walding, L OBP: 0.556, SLG: 0.333 83 Luke Williams, R OBP: 0.333, SLG: 0.667										2	1	1	1	2	1	1																					
40 Gregorio Petit, R OBP: 0.300, SLG: 0.250 83 Drew Stankiewicz, S										3	0	1	1	0	1	3																					
Inning Stats	R: 3 E: 0 K: 1 S: 10	H: 3 LOB: 1 BB: 1 P: 17	R: 1 E: 0 K: 0 S: 4	H: 1 LOB: 1 BB: 1 P: 8	R: 1 E: 0 K: 1 S: 6	H: 1 LOB: 1 BB: 1 P: 10	R: 0 E: 0 K: 1 S: 5	H: 1 LOB: 1 BB: 1 P: 9	R: 4 E: 0 K: 0 S: 6	H: 3 LOB: 2 BB: 3 P: 18	R: 2 E: 0 K: 2 S: 10	H: 3 LOB: 0 BB: 1 P: 14	R: 0 E: 0 K: 1 S: 5	H: 0 LOB: 0 BB: 0 P: 5	R: 0 E: 0 K: 1 S: 6	H: 1 LOB: 1 BB: 0 P: 6		R: 0 E: 0 K: 1 S: 6	H: 1 LOB: 1 BB: 0 P: 6	1B: 9 2B: 5 3B: 0 HR: 1	SF: 1 SAC: 0 DP: 1 HBP: 0	WP: 1 PB: 0 SB: 1 CS: 0	PA: 47														
PITCHER	IP WLS BF H R ER SO BB IBB HBP BLK WP HR S P ERA WHIP	IP WLS BF H R ER SO BB IBB HBP BLK WP HR S P ERA WHIP	IP WLS BF H R ER SO BB IBB HBP BLK WP HR S P ERA WHIP	IP WLS BF H R ER SO BB IBB HBP BLK WP HR S P ERA WHIP	IP WLS BF H R ER SO BB IBB HBP BLK WP HR S P ERA WHIP	IP WLS BF H R ER SO BB IBB HBP BLK WP HR S P ERA WHIP	IP WLS BF H R ER SO BB IBB HBP BLK WP HR S P ERA WHIP	IP WLS BF H R ER SO BB IBB HBP BLK WP HR S P ERA WHIP	IP WLS BF H R ER SO BB IBB HBP BLK WP HR S P ERA WHIP	56 Ryan Borucki, L ERA: 11.25	57 Trent Thornton, R ERA: 6.75	51 Ken Giles, R ERA: 6.75	76 Conor Fisk, R ERA: 18.0	52 Ryan Tepera, R ERA: 18.0	77 John Axford, R ERA: 18.0	58 Tim Mayza, L ERA: 18.0	24 Danny Barnes, R ERA: 18.0	23 Dalton Pompey, S OBP: 0.364, SLG: 0.636 72 Santiago Espinal, R OBP: 0.333, SLG: 0.660												3 2	1 0	2 0	0 0	0 0	1 1	0 1	Philadelphia Phillies @ Toronto Blue Jays Dunedin Stadium, Dunedin, FL Thu Feb 28 2019, 1:06 PM - 4:14 PM EST Att: 3,454 - Sunny - 72 F
5 Eric Sogard, L 71 Max Pentecost, R										2	1	1	3	1	0	1																					
15 Randal Grichuk, R OBP: 0.657, SLG: 2.000 18 Dwight Smith Jr., L OBP: 0.125, SLG: 0.125										2	1	1	3	1	0	1																					
44 Rowdy Tellez, L OBP: 0.400, SLG: 0.333 81 Andrew Guillotte, R										3	0	0	0	0	0	3																					
27 Vladimir Guerrero Jr., R OBP: 0.333, SLG: 0.500 82 Roemon Fields, L OBP: 0.250, SLG: 0.250										3	0	1	0	0	0	2																					
28 Billy McKinney, L OBP: 0.250, SLG: 0.375 68 Forrest Wall, L										2	0	0	0	0	0	1																					
9 Danny Jansen, R 66 Bo Bichette, R OBP: 0.444, SLG: 0.375										2	0	0	0	0	0	1																					
7 Richard Urena, S OBP: 0.143, SLG: 0.143										3	1	1	0	0	1	0																					
1 Jonathan Davis, R OBP: 0.455, SLG: 0.250 67 Cavan Biggio, L OBP: 0.250, SLG: 0.250										1	1	0	0	0	1	0																					
Inning Stats	R: 0 E: 0 K: 1 S: 5	H: 0 LOB: 1 BB: 1 P: 9	R: 0 E: 0 K: 0 S: 3	H: 0 LOB: 0 BB: 0 P: 3	R: 4 E: 1 K: 0 S: 7	H: 3 LOB: 1 BB: 0 P: 8	R: 0 E: 0 K: 2 S: 7	H: 0 LOB: 0 BB: 0 P: 7	R: 0 E: 0 K: 1 S: 6	H: 1 LOB: 2 BB: 1 P: 10	R: 0 E: 0 K: 0 S: 3	H: 0 LOB: 0 BB: 0 P: 3	R: 0 E: 0 K: 2 S: 7	H: 0 LOB: 0 BB: 0 P: 7	R: 0 E: 0 K: 1 S: 5	R: 0 E: 0 K: 1 S: 7	H: 3 LOB: 1 BB: 0 P: 7	1B: 5 2B: 1 3B: 0 HR: 1	SF: 1 SAC: 0 DP: 1 HBP: 1	WP: 0 PB: 0 SB: 0 CS: 0	PA: 37																
PITCHER	IP WLS BF H R ER SO BB IBB HBP BLK WP HR S P ERA WHIP	IP WLS BF H R ER SO BB IBB HBP BLK WP HR S P ERA WHIP	IP WLS BF H R ER SO BB IBB HBP BLK WP HR S P ERA WHIP	IP WLS BF H R ER SO BB IBB HBP BLK WP HR S P ERA WHIP	IP WLS BF H R ER SO BB IBB HBP BLK WP HR S P ERA WHIP	IP WLS BF H R ER SO BB IBB HBP BLK WP HR S P ERA WHIP	IP WLS BF H R ER SO BB IBB HBP BLK WP HR S P ERA WHIP	IP WLS BF H R ER SO BB IBB HBP BLK WP HR S P ERA WHIP	IP WLS BF H R ER SO BB IBB HBP BLK WP HR S P ERA WHIP	51 Enyel De Los Santos, R ERA: 5.4	54 Austin Davis, L ERA: 4.5	71 Edgar García, R ERA: 4.5	72 Tyler Gilbert, L ERA: 3.0	51 Enyel De Los Santos, R ERA: 5.4	54 Austin Davis, L ERA: 4.5	71 Edgar García, R ERA: 4.5	72 Tyler Gilbert, L ERA: 3.0	23 Dalton Pompey, S OBP: 0.364, SLG: 0.636 72 Santiago Espinal, R OBP: 0.333, SLG: 0.660												3 2	1 0	2 0	0 0	0 0	1 1	0 1	

Batter	1	2	3	4	5	6	7	8	9	AB	R	H	RBI	BB	SO	LOB	TOP					
46 Patrick Kivlehan, R (1.9) 88 Randolph Gassaway, R (6.9)	G4-3		F8			F9		F9		3	1	1	0	0	0	1	Pittsburgh Pirates @ Toronto Blue Jays Dunedin Stadium, Dunedin, FL Fri Mar 01 2019, 1:09 PM - 3:53 PM EST Att: 2,470 - Sunny - 74 F					
29 Francisco Cervelli, R (1.10) 98 Deon Stafford, R (6.10)	K			G6-3		E6		K		3	0	0	0	0	1	0						
19 Colin Moran, L (1.5) 90 Rodolfo Castro, S (6.5)	G6-3			G6-4-3		K		G6-3		2	0	0	0	1	1	1						
55 Josh Bell, S (1.3) 88 Mason Martin, L (6.3)		G6-3		G6-4-3				K2-3		2	0	0	0	0	0	1						
68 Bryan Reynolds, S (1.8) 81 Travis Swaggerty, L (6.8)					F7			K		1	0	0	0	1	0	0						
51 Jason Martin, L (1.7) 90 Cal Mitchell, L (6.7)					K			K2-3		2	0	0	0	0	1	1						
3 Cole Tucker, S (1.6) 91 Oneil Cruz, L (6.6)			G5-3		K					2	0	0	0	0	1	0						
74 Christian Kelley, R (1.2) 83 Jason Delay, R (6.2)								G6-4-3		2	0	1	0	0	1	0						
82 Stephen Alemais, R (1.4) 79 Alfredo Reyes, R (6.4)								E5		2	0	0	0	0	0	1						
										1	0	0	0	0	0	0						
Inning Stats	R: 0 E: 0 K: 1 S: 6	H: 0 LOB: 0 BB: 0 P: 6	R: 0 E: 0 K: 0 S: 2	H: 0 LOB: 0 BB: 1 P: 7	R: 0 E: 0 K: 0 S: 4	H: 1 LOB: 1 BB: 0 P: 4	R: 0 E: 0 K: 0 S: 2	H: 0 LOB: 0 BB: 1 P: 6	R: 0 E: 0 K: 2 S: 7	H: 0 LOB: 0 BB: 0 P: 7	R: 1 E: 1 K: 2 S: 9	H: 1 LOB: 1 BB: 0 P: 9	R: 0 E: 0 K: 0 S: 4	H: 2 LOB: 2 BB: 1 P: 8	R: 0 E: 1 K: 1 S: 6	H: 0 LOB: 1 BB: 0 P: 8	R: 0 E: 0 K: 3 S: 9	H: 0 LOB: 0 BB: 0 P: 9	1B: 2 2B: 2 3B: 0 HR: 0	SF: 0 SAC: 0 DP: 2 HBP: 0	WP: 2 PB: 2 SB: 1 CS: 0	PA: 33
PITCHER	IP WLS BF H R ER SO BB IBB HBP BLK WP HR S P ERA WHIP																					
41 Aaron Sanchez, R (1.1) ERA:	2.0 6 0 0 0 1 1 0 0 0 0 0 0 8 10 0.00 0.500																					
2 Clayton Richard, L (3.1) ERA:	2.0 7 1 0 0 0 1 0 0 0 0 0 0 6 10 0.00 1.000																					
22 David Paulino, R (5.1) ERA:	1.0 3 0 0 0 2 0 0 0 0 0 0 0 7 7 0.00 0.000																					
31 Joe Biagini, R (6.1) ERA:	1.0 5 1 1 0 2 0 0 0 0 0 0 0 9 9 0.00 1.000																					
48 Javy Guerra, R (7.1) ERA:	1.0 5 2 0 0 0 1 0 0 0 0 0 0 4 8 0.00 3.000																					
69 Shawn Morimando, L (8.1) ERA:	1.0 4 0 0 0 1 0 0 0 0 0 0 0 3 10 0.00 0.000																					
49 Mark Leiter Jr., R (9.1) ERA: 4.5	1.0 3 0 0 0 3 0 0 0 0 0 0 0 9 9 0.00 0.000																					

Batter	1	2	3	4	5	6	7	8	9	AB	R	H	RBI	BB	SO	LOB	BOTTOM					
28 Billy McKinney, L (1.7) 59 Brock Lundquist, L (6.7)	K									1	0	0	0	2	1	0	Pittsburgh Pirates @ Toronto Blue Jays Dunedin Stadium, Dunedin, FL Fri Mar 01 2019, 1:09 PM - 3:53 PM EST Att: 2,470 - Sunny - 74 F					
16 Freddy Galvis, S (1.6) 7 Richard Urena, S (6.6)	P5									3	0	1	0	0	1	2						
3 Brandon Drury, R (1.5) 86 Nash Knight, S (6.5)	K									2	0	0	0	1	2	2						
14 Justin Smoak, S (1.3) 87 Gunnar Heidt, R (6.3)										2	0	0	0	1	0	3						
11 Kevin Pillar, R (1.8) 86 Joshua Palacios, L (7.8)										3	0	1	0	0	0	1						
44 Rowdy Tellez, L (1.10) OBP: 0.286, SLG: 0.231										4	0	0	0	0	2	2						
5 Eric Sogard, L (1.4) 85 Logan Warmoth, R (6.4) OBP: 1.000, SLG: 4.000										3	0	1	0	0	0	2						
30 Anthony Alford, R (1.9) 82 Chavez Young, S (6.9) OBP: 1.000, SLG: 1.000										1	1	1	1	0	0	0						
21 Luke Maile, R (1.2) 70 Pat Cantwell, R (7.2) OBP: 0.250, SLG: 1.000										3	0	1	0	0	0	2						
										1	0	0	0	0	1	1						
Inning Stats	R: 0 E: 0 K: 2 S: 7	H: 0 LOB: 0 BB: 0 P: 7	R: 0 E: 0 K: 1 S: 5	H: 0 LOB: 1 BB: 1 P: 9	R: 0 E: 0 K: 1 S: 6	H: 1 LOB: 2 BB: 1 P: 10	R: 0 E: 0 K: 0 S: 4	H: 1 LOB: 1 BB: 0 P: 4	R: 0 E: 0 K: 0 S: 4	H: 1 LOB: 3 BB: 2 P: 12	R: 0 E: 0 K: 0 S: 4	H: 1 LOB: 2 BB: 1 P: 8	R: 0 E: 1 K: 0 S: 4	H: 0 LOB: 1 BB: 0 P: 4	R: 1 E: 0 K: 2 S: 10	H: 2 LOB: 1 BB: 0 P: 10	R: 0 E: 0 K: 2 S: 7	H: 0 LOB: 1 BB: 1 P: 11	1B: 3 2B: 2 3B: 0 HR: 1	SF: 0 SAC: 1 DP: 0 HBP: 0	WP: 0 PB: 0 SB: 1 CS: 0	PA: 40
PITCHER	IP WLS BF H R ER SO BB IBB HBP BLK WP HR S P ERA WHIP																					
62 Rookie Davis, R (1.1) ERA:	2.0 7 0 0 0 3 1 0 0 0 0 0 0 6 10 0.00 0.500																					
45 Michael Feliz, R (3.1) ERA:	1.0 5 1 0 0 1 1 0 0 0 0 0 0 6 10 0.00 2.000																					
60 Jesús Liranzo, R (4.1) ERA:	1.2 9 2 0 0 0 2 0 0 0 0 0 0 7 15 0.00 2.400																					
86 Tate Scioneaux, R (5.1) ERA:	0.1 1 0 0 0 0 0 0 0 0 0 0 0 1 1 0.00 0.000																					
82 Blake Weiman, L (6.1) ERA: 3.86	1.0 H 5 1 0 0 0 1 0 0 0 0 0 0 4 8 0.00 2.000																					
80 Eduardo Vera, R (7.1) ERA: 2.25	2.0 B 9 2 1 1 2 2 0 0 0 0 0 0 1 14 14 4.50 1.000																					
95 Yudy Garcia, R (9.1) ERA:	1.0 4 0 0 0 2 1 0 0 0 0 0 0 7 11 0.00 1.000																					

Batter	1	2	3	4	5	6	7	8	9	AB	R	H	RBI	BB	SO	LOB						
1 Jonathan Davis, R OBP: 0.428, SLG: 0.545 82 Roemon Fields, L OBP: 0.333, SLG: 0.333										3	1	1	1	0	0	3						
13 Lourdes Gurriel Jr., R OBP: 0.596, SLG: 1.000 72 Santiago Espinal, R OBP: 0.750, SLG: 0.750										2	1	2	1	0	0	0						
37 Teoscar Hernández, R OBP: 0.700, SLG: 0.750 68 Forrest Wall, L										3	0	2	0	0	0	1						
8 Kendrys Morales, S OBP: 0.444, SLG: 0.500 66 Bo Bichette, R OBP: 0.500, SLG: 0.375										3	0	1	1	0	0	1						
27 Vladimir Guerrero Jr., R OBP: 0.222, SLG: 0.333 99 Andy Burns, R										3	0	0	0	0	2	3						
9 Danny Jansen, R OBP: 0.100, SLG: 0.100										4	0	1	0	0	1	2						
67 Cavan Biggio, L OBP: 0.250, SLG: 0.333										4	0	1	0	0	0	4						
18 Dwight Smith Jr., L OBP: 0.182, SLG: 0.100 81 Andrew Guiltette, R OBP: 0.333, SLG: 0.333										2	0	0	0	1	1	0						
10 Reese McGuire, L 90 Riley Adams, R										2	0	0	0	1	0	0						
Inning Stats	R: 2 E: 0 K: 1 S: 10	H: 4 LOB: 2 BB: 0 P: 12	R: 0 E: 0 K: 1 S: 5	H: 0 LOB: 0 BB: 0 P: 5	R: 0 E: 0 K: 0 S: 3	H: 1 LOB: 0 BB: 0 P: 3	R: 0 E: 0 K: 1 S: 6	H: 1 LOB: 3 BB: 2 P: 14	R: 1 E: 0 K: 1 S: 7	H: 2 LOB: 2 BB: 0 P: 8	R: 0 E: 0 K: 1 S: 5	H: 0 LOB: 1 BB: 1 P: 9	R: 0 E: 0 K: 1 S: 6	H: 1 LOB: 1 BB: 0 P: 6	R: 0 E: 0 K: 1 S: 5	H: 1 LOB: 0 BB: 0 P: 5	1B: 7 2B: 1 3B: 0 HR: 2	SF: 0 SAC: 0 DP: 2 HBP: 1	WP: 0 PB: 0 CS: 0	PA: 39		
PITCHER	IP WLS BF H R ER SO BB IBB HBP BLK WP HR S P ERA WHIP	IP WLS BF H R ER SO BB IBB HBP BLK WP HR S P ERA WHIP	IP WLS BF H R ER SO BB IBB HBP BLK WP HR S P ERA WHIP	IP WLS BF H R ER SO BB IBB HBP BLK WP HR S P ERA WHIP	IP WLS BF H R ER SO BB IBB HBP BLK WP HR S P ERA WHIP	IP WLS BF H R ER SO BB IBB HBP BLK WP HR S P ERA WHIP	IP WLS BF H R ER SO BB IBB HBP BLK WP HR S P ERA WHIP	IP WLS BF H R ER SO BB IBB HBP BLK WP HR S P ERA WHIP	IP WLS BF H R ER SO BB IBB HBP BLK WP HR S P ERA WHIP	IP WLS BF H R ER SO BB IBB HBP BLK WP HR S P ERA WHIP	IP WLS BF H R ER SO BB IBB HBP BLK WP HR S P ERA WHIP	IP WLS BF H R ER SO BB IBB HBP BLK WP HR S P ERA WHIP	IP WLS BF H R ER SO BB IBB HBP BLK WP HR S P ERA WHIP	IP WLS BF H R ER SO BB IBB HBP BLK WP HR S P ERA WHIP	IP WLS BF H R ER SO BB IBB HBP BLK WP HR S P ERA WHIP	IP WLS BF H R ER SO BB IBB HBP BLK WP HR S P ERA WHIP	IP WLS BF H R ER SO BB IBB HBP BLK WP HR S P ERA WHIP	IP WLS BF H R ER SO BB IBB HBP BLK WP HR S P ERA WHIP	IP WLS BF H R ER SO BB IBB HBP BLK WP HR S P ERA WHIP	IP WLS BF H R ER SO BB IBB HBP BLK WP HR S P ERA WHIP	IP WLS BF H R ER SO BB IBB HBP BLK WP HR S P ERA WHIP	IP WLS BF H R ER SO BB IBB HBP BLK WP HR S P ERA WHIP

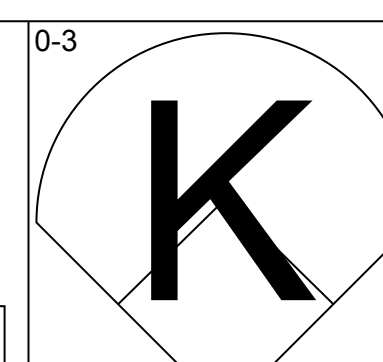
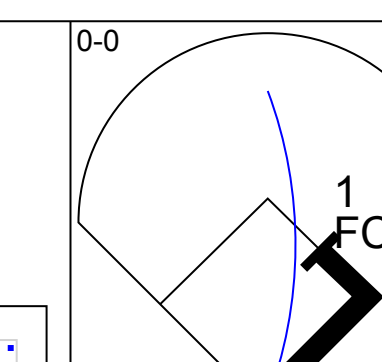
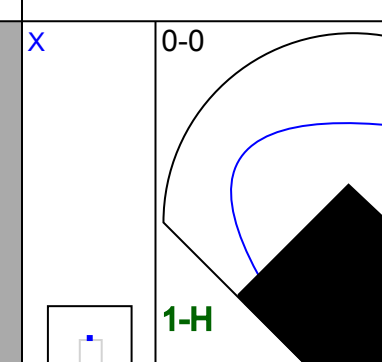
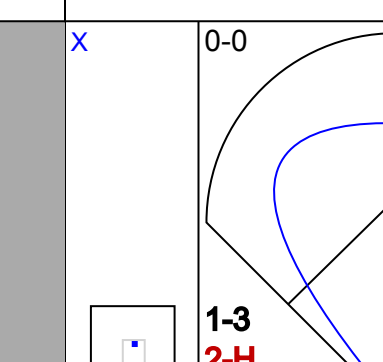
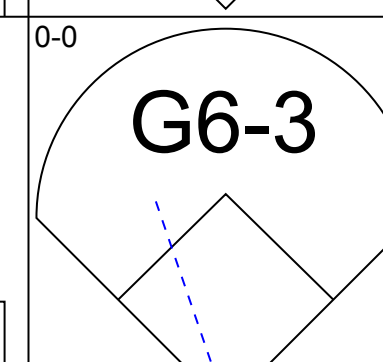
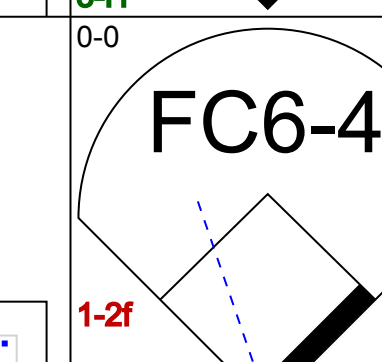
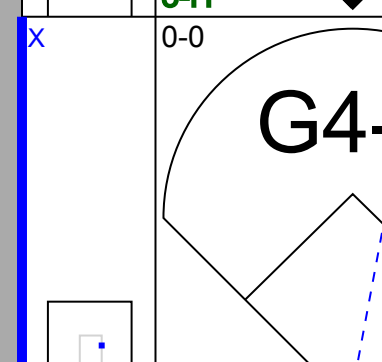
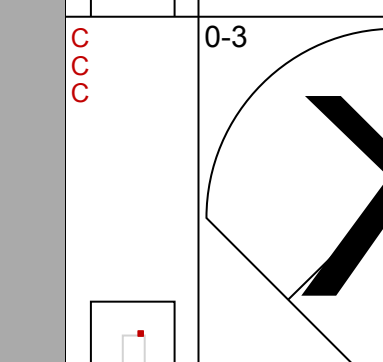
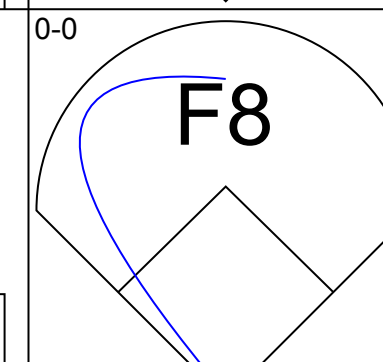
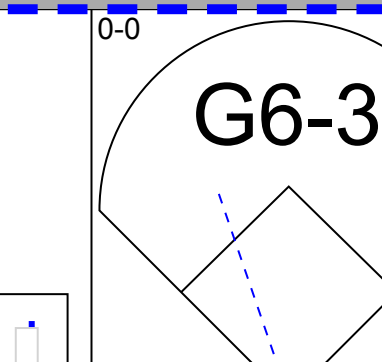
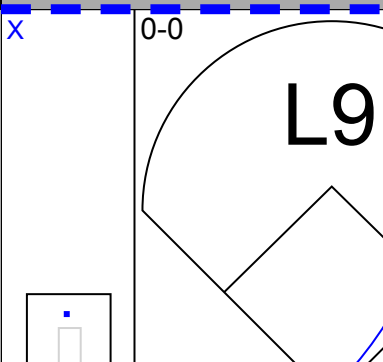
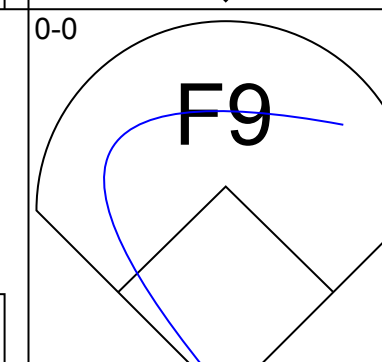
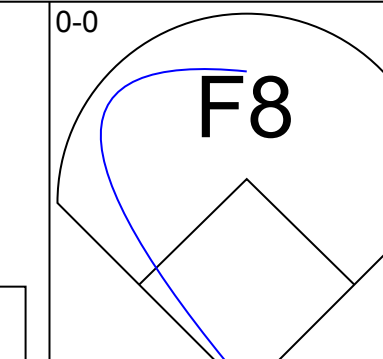
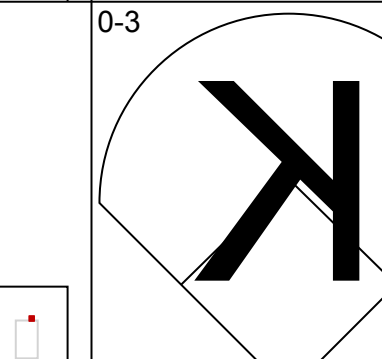
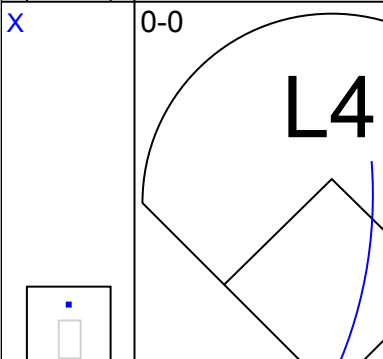
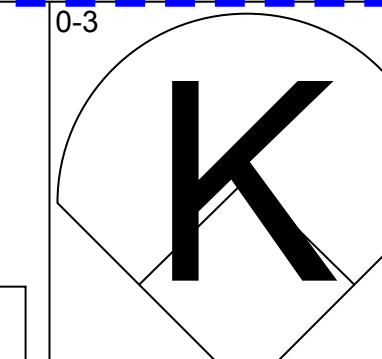
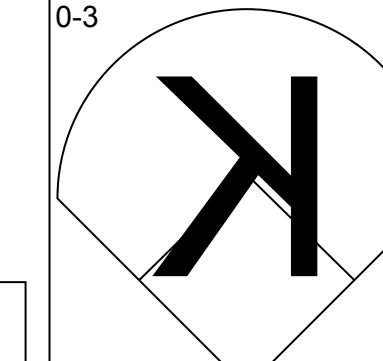
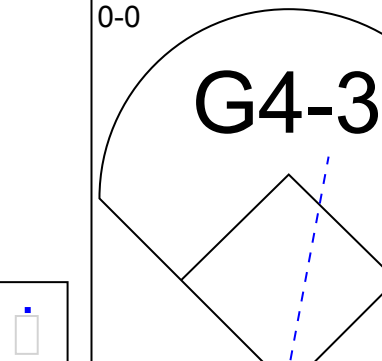
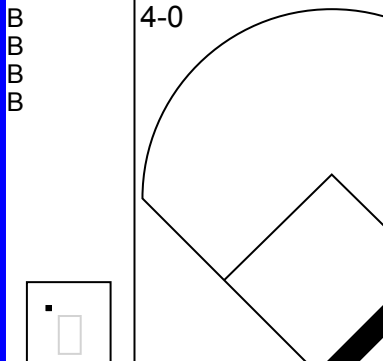
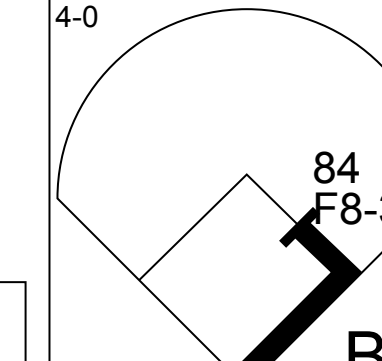
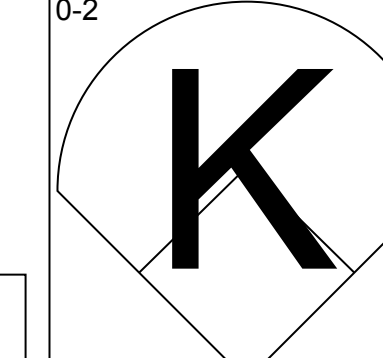
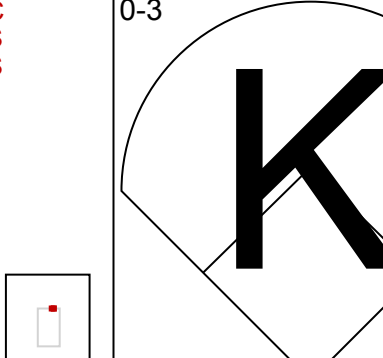
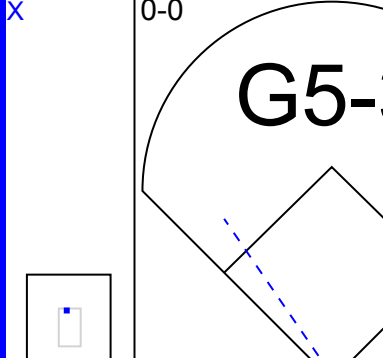
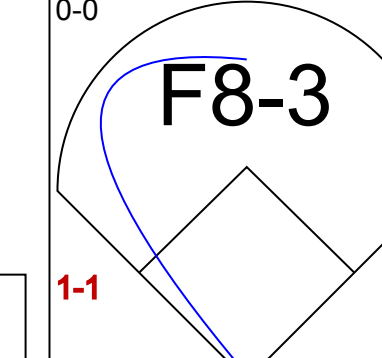
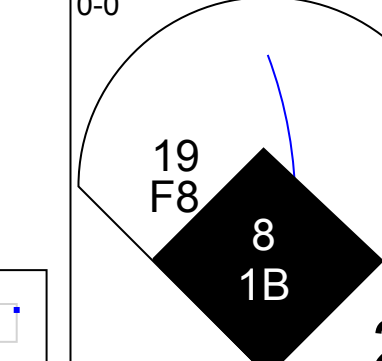
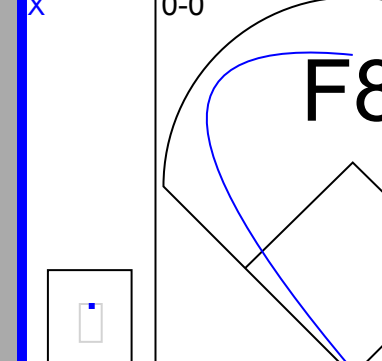
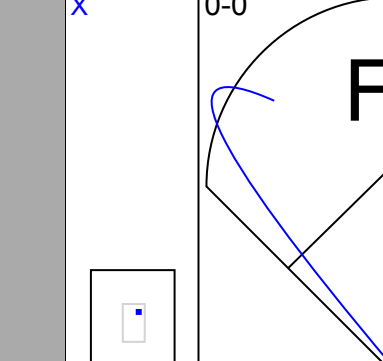
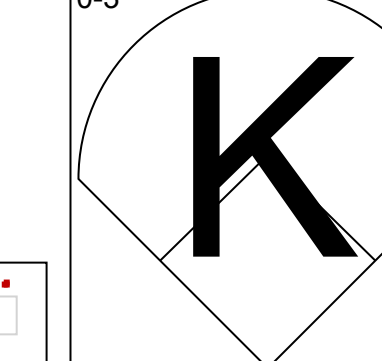
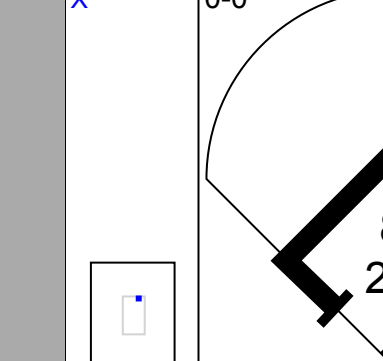
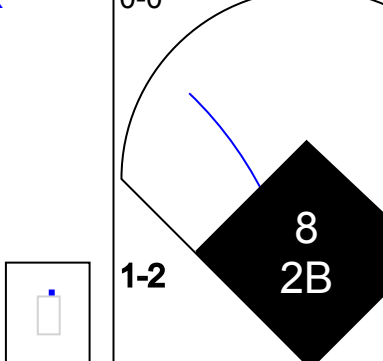
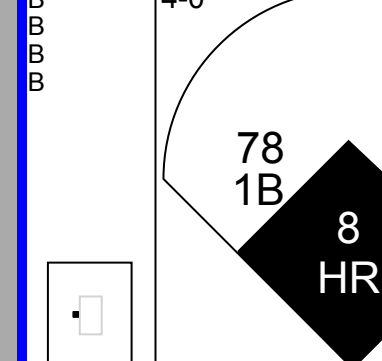
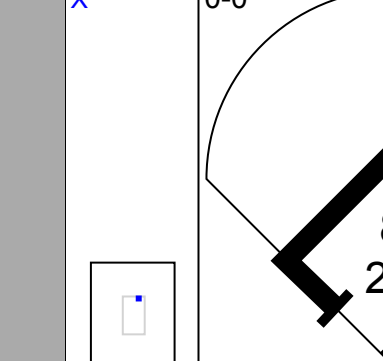
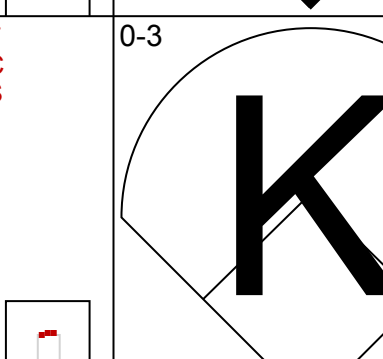
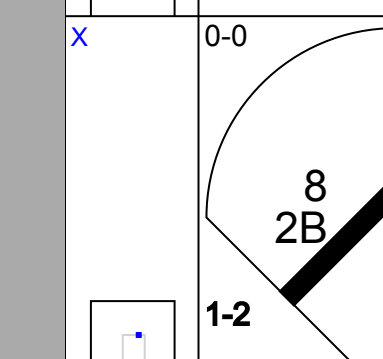
Batter	1	2	3	4	5	6	7	8	9	AB	R	H	RBI	BB	SO	LOB						
13 Ronald Acuña Jr., R OBP: 0.333, SLG: 0.143 83 Greyson Jenista, L OBP: 0.450, SLG: 0.500										2	0	0	0	0	0	1						
76 Luis Martí, R 94 Ray-Patrick Didder, R OBP: 0.429, SLG: 0.200										3	0	0	0	0	0	2						
5 Freddie Freeman, L 98 Daniel Lockhart, L										2	0	0	0	0	0	1						
22 Nick Markakis, L 91 Jeffrey Ramos, R OBP: 1.000, SLG: 2.000 89 Justin Dean, R										2	0	0	0	0	1	0						
16 Brian McCann, L 87 Jonathan Morales, R										2	0	1	0	0	0	0						
17 Johan Camargo, S 78 Sean Kazmar Jr., R OBP: 0.429, SLG: 0.429										2	0	0	0	0	0	1						
68 Ryan LaMarre, R 77 Cristian Pache, R OBP: 0.444, SLG: 0.429										1	2	1	0	1	0	0						
69 Rafael Ortega, L 90 Drew Waters, S OBP: 0.300, SLG: 0.400										1	1	1	0	1	0	0						
24 Andrés Blanco, S 60 Luis Valenzuela, L OBP: 0.500, SLG: 0.500										2	0	1	2	0	0	1						
Inning Stats	R: 0 E: 0 K: 0 S: 3	H: 0 LOB: 0 BB: 0 P: 3	R: 0 E: 0 K: 0 S: 3	H: 1 LOB: 0 BB: 0 P: 3	R: 2 E: 0 K: 0 S: 4	H: 1 LOB: 1 BB: 2 P: 12	R: 0 E: 0 K: 1 S: 5	H: 0 LOB: 0 BB: 0 P: 5	R: 1 E: 0 K: 0 S: 4	H: 2 LOB: 1 BB: 1 P: 8	R: 0 E: 0 K: 1 S: 6	H: 1 LOB: 2 BB: 1 P: 10	R: 0 E: 0 K: 1 S: 6	H: 1 LOB: 1 BB: 0 P: 6	R: 0 E: 0 K: 1 S: 5	H: 0 LOB: 0 BB: 0 P: 5	R: 1 E: 0 K: 0 S: 3	H: 2 LOB: 1 BB: 0 P: 4	1B: 5 2B: 3 3B: 0 HR: 0	SF: 0 SAC: 0 DP: 2 HBP: 0	WP: 2 PB: 0 CS: 0	PA: 36
PITCHER	IP WLS BF H R ER SO BB IBB HBP BLK WP HR S P ERA WHIP	IP WLS BF H R ER SO BB IBB HBP BLK WP HR S P ERA WHIP	IP WLS BF H R ER SO BB IBB HBP BLK WP HR S P ERA WHIP	IP WLS BF H R ER SO BB IBB HBP BLK WP HR S P ERA WHIP	IP WLS BF H R ER SO BB IBB HBP BLK WP HR S P ERA WHIP	IP WLS BF H R ER SO BB IBB HBP BLK WP HR S P ERA WHIP	IP WLS BF H R ER SO BB IBB HBP BLK WP HR S P ERA WHIP	IP WLS BF H R ER SO BB IBB HBP BLK WP HR S P ERA WHIP	IP WLS BF H R ER SO BB IBB HBP BLK WP HR S P ERA WHIP	IP WLS BF H R ER SO BB IBB HBP BLK WP HR S P ERA WHIP	IP WLS BF H R ER SO BB IBB HBP BLK WP HR S P ERA WHIP	IP WLS BF H R ER SO BB IBB HBP BLK WP HR S P ERA WHIP	IP WLS BF H R ER SO BB IBB HBP BLK WP HR S P ERA WHIP	IP WLS BF H R ER SO BB IBB HBP BLK WP HR S P ERA WHIP	IP WLS BF H R ER SO BB IBB HBP BLK WP HR S P ERA WHIP	IP WLS BF H R ER SO BB IBB HBP BLK WP HR S P ERA WHIP	IP WLS BF H R ER SO BB IBB HBP BLK WP HR S P ERA WHIP	IP WLS BF H R ER SO BB IBB HBP BLK WP HR S P ERA WHIP	IP WLS BF H R ER SO BB IBB HBP BLK WP HR S P ERA WHIP	IP WLS BF H R ER SO BB IBB HBP BLK WP HR S P ERA WHIP	IP WLS BF H R ER SO BB IBB HBP BLK WP HR S P ERA WHIP	IP WLS BF H R ER SO BB IBB HBP BLK WP HR S P ERA WHIP

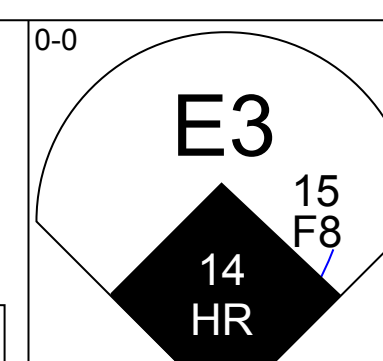
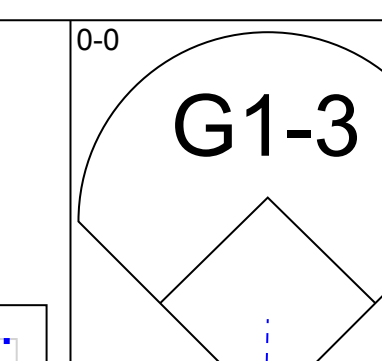
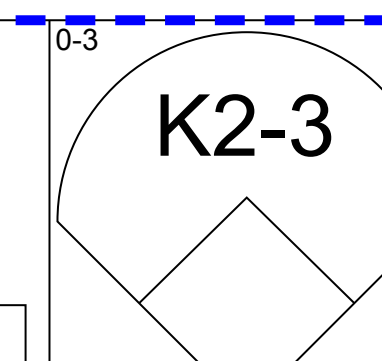
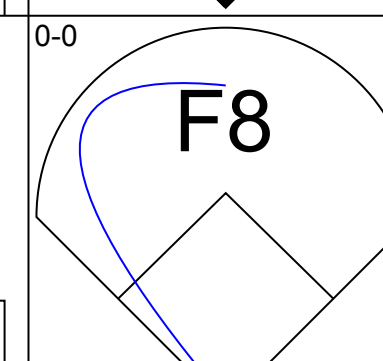
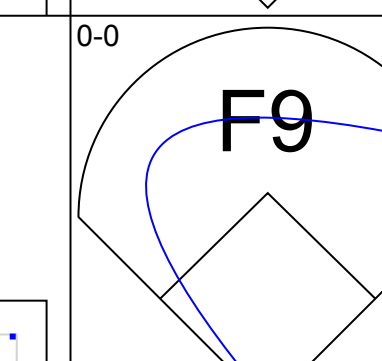
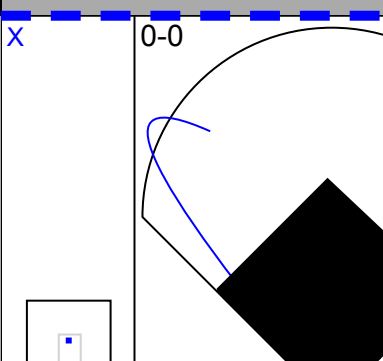
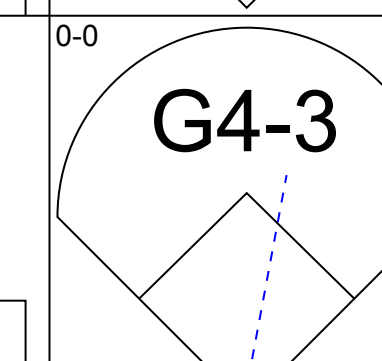
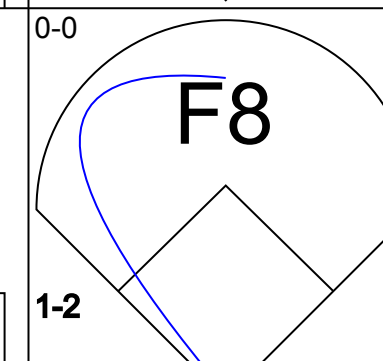
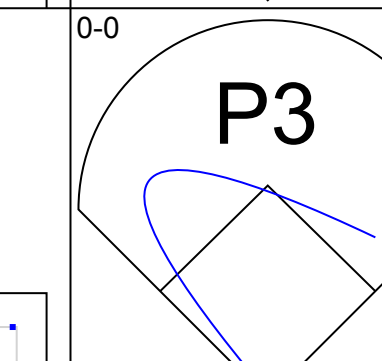
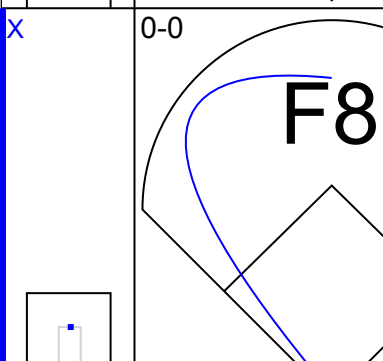
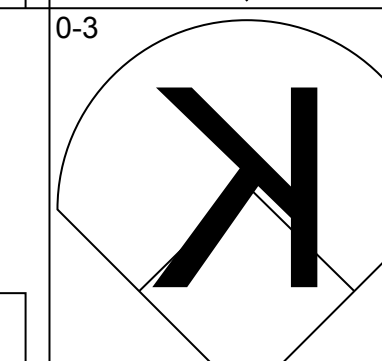
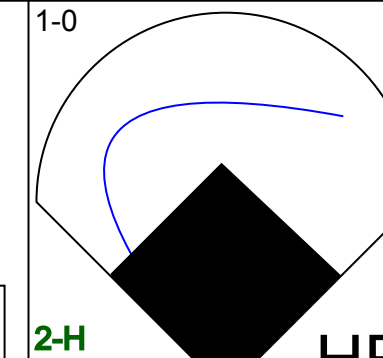
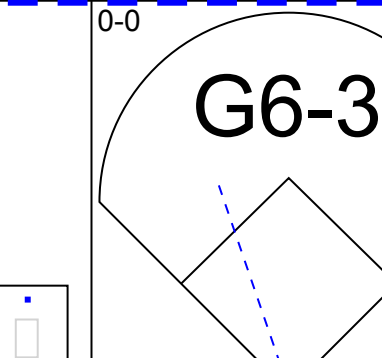
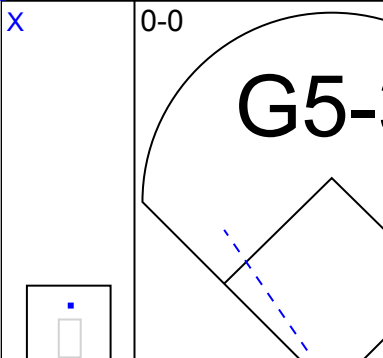
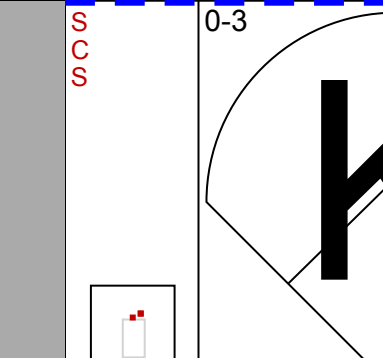
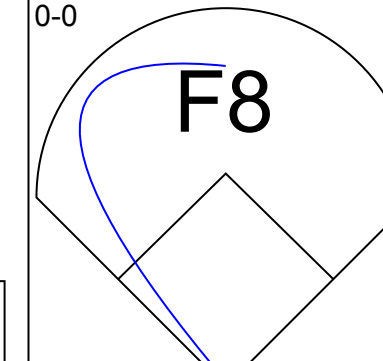
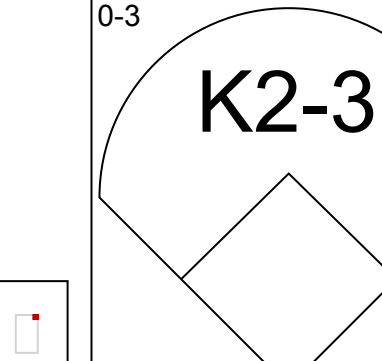
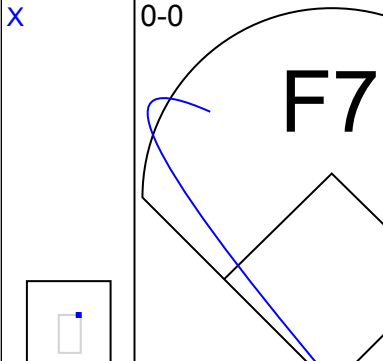
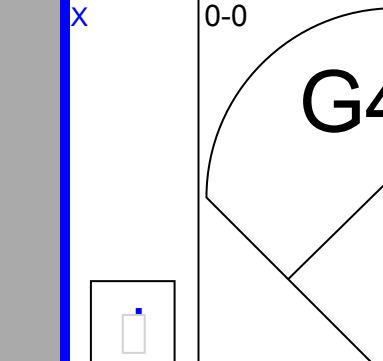
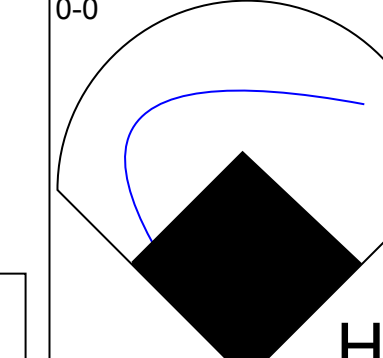
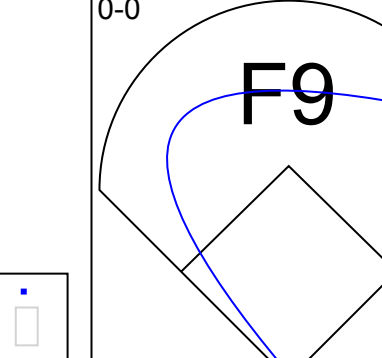
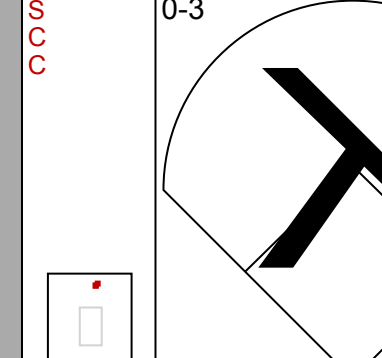
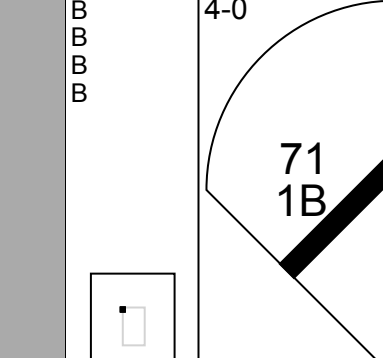
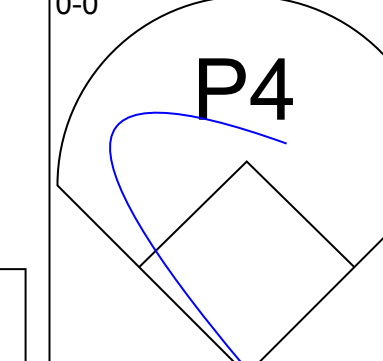
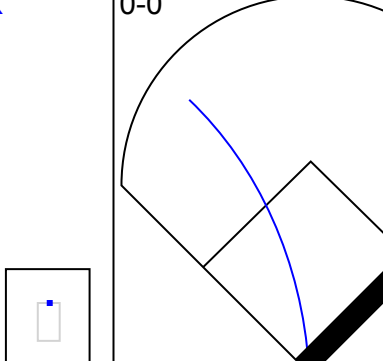
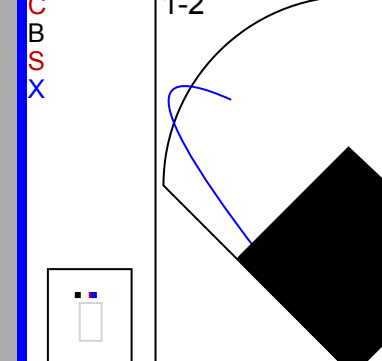
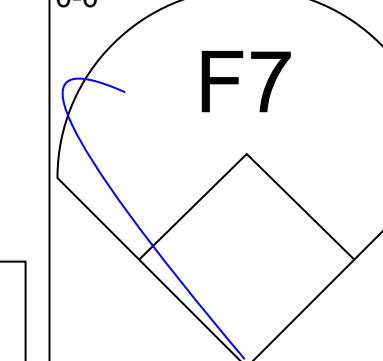
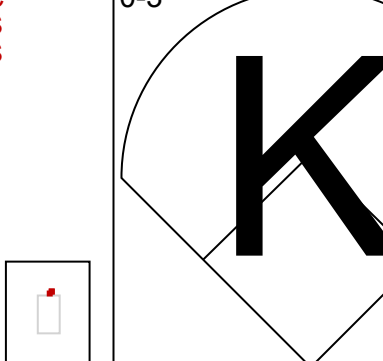
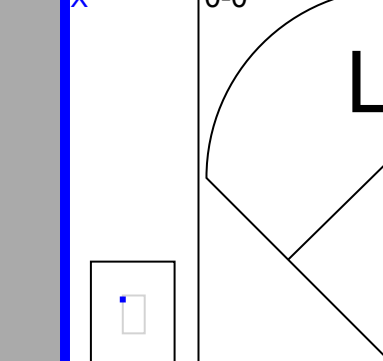
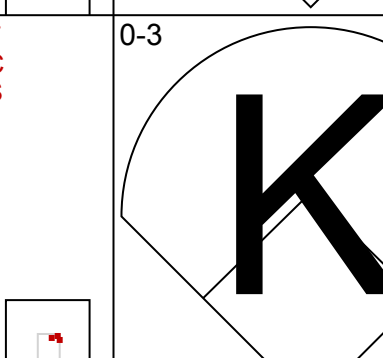
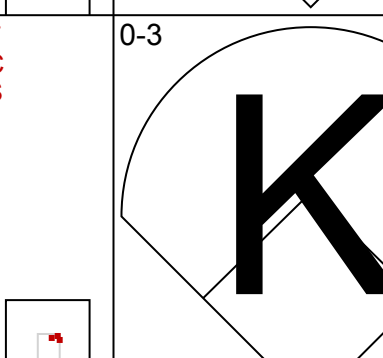
Toronto Blue Jays @ Atlanta Braves
 Stadium at the ESPN Wide World of Sports, Lake Buena Vista
 Fri Mar 01 2019, 1:07 PM - 4:09 PM EST
 Att.: 4,997 - Sunny - 82 F

AB 35
R 3
H 10
RBI 3
BB 3
SO 8
LOB 17

Toronto Blue Jays @ Atlanta Braves
 Stadium at the ESPN Wide World of Sports, Lake Buena Vista
 Fri Mar 01 2019, 1:07 PM - 4:09 PM EST
 Att.: 4,997 - Sunny - 82 F

AB 32
R 4
H 8
RBI 2
BB 4
SO 4
LOB 13

Batter	1	2	3	4	5	6	7	8	9	AB	R	H	RBI	BB	SO	LOB	TOP																				
8 Brandon Lowe, L OBP: 0.588, SLG: 1.000 (1, 3)										5	1	4	6	0	1	0	Tampa Bay Rays @ Toronto Blue Jays Dunedin Stadium, Dunedin, FL Sat Mar 02 2019, 1:10 PM - 3:42 PM EST Att: 4,496 - Sunny - 79 F																				
1 Willy Adames, R OBP: 0.187, SLG: 0.500 86 Lucius Fox, S OBP: 0.500, SLG: 0.500 (1, 6)										3	0	0	0	0	1	2																					
17 Austin Meadows, L OBP: 0.375, SLG: 0.933 65 Jesús Sánchez, L OBP: 0.200, SLG: 0.444 (1, 9)										3	0	0	0	0	0	0																					
79 Nathaniel Lowe, L OBP: 0.125, SLG: 0.375 (1, 10)										4	0	0	0	0	2	0																					
54 Guillermo Heredia, R OBP: 0.308, SLG: 0.538 81 Thomas Milone, L (6, PH)										2	0	0	0	0	1	0																					
80 Kean Wong, L OBP: 0.400, SLG: 0.143 84 Mike Brosseau, R OBP: 0.400, SLG: 0.375 (6, PH)										2	0	0	0	0	2	0																					
85 Nick Solak, R OBP: 0.417, SLG: 0.333 81 Jake Cronenworth, L OBP: 0.273, SLG: 0.111 (1, 4)										1	2	1	0	1	0	0																					
31 Jason Coats, R OBP: 0.308, SLG: 0.769 87 Grant Witherspoon, L (6, PH)										2	1	1	0	0	1	1																					
83 Roberto Alvarez, R OBP: 1.000, SLG: 1.000 (7, PR)										1	1	1	0	0	0	0																					
19 Nick Ciuffo, L (1, 2)										2	0	0	0	0	1	3																					
78 Mac James, R OBP: 0.600, SLG: 0.500 (7, 3)										2	1	2	0	0	0	0																					
Inning Stats	R: 0 E: 0 K: 1 S: 5	H: 0 LOB: 0 BB: 0 P: 5	R: 0 E: 0 K: 2 S: 7	H: 0 LOB: 0 BB: 0 P: 7	R: 1 E: 0 K: 1 S: 7	H: 2 LOB: 1 BB: 0 P: 7	R: 0 E: 0 K: 1 S: 5	H: 0 LOB: 0 BB: 0 P: 5	R: 2 E: 0 K: 3 S: 11	H: 2 LOB: 1 BB: 1 P: 15	R: 0 E: 0 K: 0 S: 3	H: 0 LOB: 1 BB: 1 P: 7	R: 3 E: 0 K: 0 S: 5	H: 2 LOB: 1 BB: 1 P: 9	R: 0 E: 0 K: 1 S: 4	H: 0 LOB: 0 BB: 1 P: 8	R: 0 E: 0 K: 1 S: 7	H: 3 LOB: 2 BB: 0 P: 7	1B: 5 2B: 4 HR: 1	SF: 0 SAC: 0 DP: 1 HBP: 0	WP: 0 PB: 0 SB: 0 CS: 0	PA: 38															
PITCHER	IP	WLS	BF	H	R	ER	SO	BB	IBB	HBP	BLK	WP	HR	S	P	ERA	WHIP	PITCHER		IP	WLS	BF	H	R	ER	SO	BB	IBB	HBP	BLK	WP	HR	S	P	ERA	WHIP	
6 Marcus Stroman, R ERA: 4.5	2.0		6	0	0	0	3	0	0	0	0	0	0	12	12	0.00	0.000	74 Zach Jackson, R ERA:		1.0		5	3	0	0	1	0	0	0	0	0	7	7	0.00	3.000		
65 Elvis Luciano, R ERA: 3.0	1.0	H	5	2	1	1	1	0	0	0	0	0	0	7	7	9.00	2.000																				
45 Thomas Pannone, L ERA: 14.73	2.0	B	9	2	2	2	4	1	0	0	0	0	0	16	20	9.00	1.500																				
64 Yennsy Diaz, R ERA: 9.0	2.0	L	10	2	3	3	0	2	0	0	0	0	1	8	16	13.50	2.000																				
79 Corey Copping, R ERA:	1.0		3	0	0	0	1	1	0	0	0	0	0	4	8	0.00	1.000																				

Batter	1	2	3	4	5	6	7	8	9	AB	R	H	RBI	BB	SO	LOB	BOTTOM																			
23 Dalton Pompey, S OBP: 0.267, SLG: 0.467 (1, 8)										4	1	0	0	0	1	1	Tampa Bay Rays @ Toronto Blue Jays Dunedin Stadium, Dunedin, FL Sat Mar 02 2019, 1:10 PM - 3:42 PM EST Att: 4,496 - Sunny - 79 F																			
66 Bo Bichette, R OBP: 0.482, SLG: 0.636 73 Kevin Smith, R (7, 6)										3	1	1	1	0	0	1																				
15 Randal Grichuk, R OBP: 0.400, SLG: 1.000 5 Eric Sogard, L OBP: 0.214, SLG: 0.182 (1, 9)										2	0	0	0	0	0	1																				
14 Justin Smoak, S OBP: 0.273, SLG: 0.500 86 Nash Knight, S (7, 3)										3	1	1	2	0	0	0																				
8 Kendrys Morales, S OBP: 0.333, SLG: 0.364 10 Reese McGuire, L (9, PH)										3	0	0	0	0	1	0																				
3 Brandon Drury, R OBP: 0.308, SLG: 0.500 72 Santiago Espinal, R OBP: 0.333, SLG: 0.429 (8, 5)										3	1	1	1	0	1	0																				
9 Danny Jansen, R OBP: 0.167, SLG: 0.167 71 Max Pentecost, R OBP: 0.400, SLG: 1.000 (7, 2)										2	0	1	0	0	0	0																				
67 Cavan Biggio, L OBP: 0.214, SLG: 0.286 81 Andrew Guillotte, R OBP: 0.250, SLG: 0.250 18 Dwight Smith Jr., L OBP: 0.167, SLG: 0.091 (1, 4)										2	0	0	0	0	1	1																				
81 Andrew Guillotte, R OBP: 0.250, SLG: 0.250 18 Dwight Smith Jr., L OBP: 0.167, SLG: 0.091 (6, 9)										1	0	0	0	0	1	0																				
18 Dwight Smith Jr., L OBP: 0.167, SLG: 0.091 (9, PH)										1	0	0	0	0	0	2																				
68 Forrest Wall, L (1, 7)										2	0	0	0	0	1	1																				
82 Roemton Fields, L OBP: 0.286, SLG: 0.286 (6, 7)										1	0	0	0	0	0	0																				
Inning Stats	R: 2 E: 1 K: 0 S: 5	H: 1 LOB: 0 BB: 0 P: 6	R: 1 E: 0 K: 0 S: 4	H: 1 LOB: 0 BB: 0 P: 4	R: 0 E: 0 K: 0 S: 3	H: 0 LOB: 0 BB: 0 P: 3	R: 0 E: 0 K: 1 S: 5	H: 0 LOB: 0 BB: 0 P: 5	R: 0 E: 0 K: 2 S: 8	H: 1 LOB: 1 BB: 0 P: 8	R: 1 E: 0 K: 0 S: 4	H: 1 LOB: 0 BB: 0 P: 4	R: 1 E: 0 K: 2 S: 10	H: 1 LOB: 0 BB: 0 P: 11	R: 0 E: 0 K: 2 S: 7	H: 0 LOB: 0 BB: 0 P: 7	R: 0 E: 0 K: 1 S: 7	H: 1 LOB: 2 BB: 1 P: 11	1B: 2 2B: 0 3B: 0 HR: 4	SF: 0 SAC: 0 DP: 0 HBP: 0	WP: 0 PB: 0 SB: 0 CS: 0	PA: 35														
PITCHER	IP	WLS	BF	H	R	ER	SO	BB	IBB	HBP	BLK	WP	HR	S	P	ERA	WHIP	PITCHER		IP	WLS	BF	H	R	ER	SO	BB	IBB	HBP	BLK	WP	HR	S	P	ERA	WHIP
62 Wilmer Font, R ERA:	1.0		5	1	2	0	0	0	0	0	0	0	0	1	5	6	0.00	1.000	92 Ian Gardeck, R ERA:		8.1		3	1	0	0	1	0	0	0	7	7	0.00	0.000		
45 Austin Pruitt, R ERA: 7.2	2.0		7	1	1	1	0	0	0	0	0	0	0	7	7	4.50	0.500	70 Ricardo Pinto, R ERA: 2.7		9.1		5	1	0	0	1	1	0	0	0	7	11	0.00	2.000		
15 Emilio Pagán, R ERA: 3.6	2.0		7	1	0	0	3	0	0	0	0	0	0	13	13	0.00	0.500																			
77 Curtis Taylor, R ERA: 9.0	1.0	W	4	1	1	1	0	0	0	0	0	0	1	4	4	9.00	1.000																			
60 Hoby Milner, L ERA: 3.0	1.0	H	4	1	1	1	2	0	0	0	0	0	1	10	11	9.00	1.000																			



Batter	1	2	3	4	5	6	7	8	9	AB	R	H	RBI	BB	SO	LOB	TOP								
4 Scott Kingery, R OBP: 0.318, SLG: 0.400 70 Arguemedes Gamboa, S OBP: 0.333, SLG: 0.143			FC5-4 15 BB	F9				44 FC5 BB		3	0	0	0	0	1	5	Philadelphia Phillies @ Toronto Blue Jays Dunedin Stadium, Dunedin, FL Wed Mar 06 2019, 1:10 PM - 4:39 PM EST Att: 5,232 - Sunny - 57 F								
15 Andrew Knapp, S OBP: 0.263, SLG: 0.294 44 Rob Brantly, L OBP: 0.538, SLG: 0.500					F8		FC5 73 G4-3			2	0	0	0	1	1	0									
23 Aaron Altherr, R OBP: 0.350, SLG: 0.143 73 Deivy Grullón, R OBP: 0.200, SLG: 0.300	L7							G4-3		3	0	0	0	0	2	3									
7 Maikel Franco, R OBP: 0.280, SLG: 0.391 80 Trevor Plouffe, R OBP: 0.333, SLG: 0.667		G5-3				F8				3	0	1	0	0	1	0									
25 Dylan Cozens, L OBP: 0.524, SLG: 0.882 78 Mickey Moniak, L OBP: 0.286, SLG: 0.571				E4 31 1B 40 BB						3	1	0	0	0	2	1									
31 Shane Robinson, R OBP: 0.450, SLG: 0.474 75 Adam Haseley, L OBP: 0.158, SLG: 0.278		G1-3								3	0	1	0	0	1	0									
18 Lane Adams, R OBP: 0.375, SLG: 0.333 76 Austin Listi, R OBP: 0.313, SLG: 0.357			P4							3	1	1	0	0	1	2									
29 Mitch Walding, L OBP: 0.625, SLG: 0.600 33 Matt McBride, R OBP: 0.154, SLG: 0.462										0	1	0	0	3	0	0									
40 Gregorio Petit, R OBP: 0.375, SLG: 0.308 69 Malquin Canelo, R OBP: 0.200, SLG: 0.444										2	1	2	2	1	0	0									
Inning Stats	R: 0 E: 0 K: 2 S: 7	H: 0 LOB: 0 BB: 0 P: 7	R: 0 E: 0 K: 1 S: 5	H: 0 LOB: 0 BB: 5	R: 0 E: 0 K: 1 S: 6	H: 1 LOB: 3 BB: 2 P: 14	R: 1 E: 1 K: 2 S: 9	H: 1 LOB: 3 BB: 2 P: 17	R: 0 E: 0 K: 3 S: 10	H: 1 LOB: 1 BB: 0 P: 10	R: 0 E: 0 K: 1 S: 5	H: 0 LOB: 1 BB: 1 P: 9	R: 2 E: 0 K: 2 S: 10	H: 3 LOB: 1 BB: 0 P: 10	1B: 6 2B: 3 3B: 0 HR: 1	SF: 0 SAC: 0 DP: 1 HBP: 0		WP: 2 PA: 45 PB: 0 SB: 0 CS: 0							
PITCHER	IP WLS BF H R ER SO BB IBB HBP BLK WP HR S P ERA WHIP	IP WLS BF H R ER SO BB IBB HBP BLK WP HR S P ERA WHIP	IP WLS BF H R ER SO BB IBB HBP BLK WP HR S P ERA WHIP	IP WLS BF H R ER SO BB IBB HBP BLK WP HR S P ERA WHIP	IP WLS BF H R ER SO BB IBB HBP BLK WP HR S P ERA WHIP	IP WLS BF H R ER SO BB IBB HBP BLK WP HR S P ERA WHIP	IP WLS BF H R ER SO BB IBB HBP BLK WP HR S P ERA WHIP	IP WLS BF H R ER SO BB IBB HBP BLK WP HR S P ERA WHIP	IP WLS BF H R ER SO BB IBB HBP BLK WP HR S P ERA WHIP	IP WLS BF H R ER SO BB IBB HBP BLK WP HR S P ERA WHIP	IP WLS BF H R ER SO BB IBB HBP BLK WP HR S P ERA WHIP	IP WLS BF H R ER SO BB IBB HBP BLK WP HR S P ERA WHIP	IP WLS BF H R ER SO BB IBB HBP BLK WP HR S P ERA WHIP	IP WLS BF H R ER SO BB IBB HBP BLK WP HR S P ERA WHIP	IP WLS BF H R ER SO BB IBB HBP BLK WP HR S P ERA WHIP	IP WLS BF H R ER SO BB IBB HBP BLK WP HR S P ERA WHIP	IP WLS BF H R ER SO BB IBB HBP BLK WP HR S P ERA WHIP								
41 Aaron Sanchez, R ERA: 12.27	48 Javy Guerra, R ERA: 21.6	51 Ken Giles, R ERA: 21.6	76 Conor Fisk, R ERA: 9.0	52 Ryan Tepera, R ERA: 6.0	65 Elvis Luciano, R ERA: 12.27	69 Shawn Morimando, L ERA: 12.27	22 David Paulino, R ERA: 9.0	62 Patrick Murphy, R ERA: 9.0	49 Mark Leiter Jr., R ERA: 9.0	67 Cavan Biggio, L ERA: 9.0	9 Danny Jansen, R ERA: 9.0	21 Luke Maile, R ERA: 21.6	30 Anthony Alford, R ERA: 9.0	82 Roemon Fields, L ERA: 21.6	7 Richard Urena, S ERA: 9.0	99 Andy Burns, R ERA: 9.0	21 Vince Velasquez, R ERA: 9.0	85 Seth McGarry, R ERA: 21.6	91 Tom Windle, L ERA: 21.6	55 Ranger Suárez, L ERA: 9.0	54 Austin Davis, L ERA: 7.2	58 Seranthony Dominguez, R ERA: 9.0	52 Jose Alvarez, L ERA: 21.6	61 Edbury Ramos, R ERA: 4.51	65 Edward Paredes, L ERA: 4.51

Batter	1	2	3	4	5	6	7	8	9	AB	R	H	RBI	BB	SO	LOB	BOTTOM
23 Dalton Pompey, S OBP: 0.316, SLG: 0.579 1 Jonathan Davis, R OBP: 0.438, SLG: 0.500			FC6-4							4	1	2	3	0	1	1	Philadelphia Phillies @ Toronto Blue Jays Dunedin Stadium, Dunedin, FL Wed Mar 06 2019, 1:10 PM - 4:39 PM EST Att: 5,232 - Sunny - 57 F
16 Freddy Galvis, S OBP: 0.283, SLG: 0.235 5 Eric Sogard, L OBP: 0.176, SLG: 0.154										2	1	1	1	1	1	0	
15 Randal Grichuk, R OBP: 0.455, SLG: 0.750 68 Forrest Wall, L OBP: 0.364, SLG: 0.500										2	0	1	0	1	0	1	
44 Rowdy Tellez, L OBP: 0.364, SLG: 0.500										4	0	2	1	1	0	0	
27 Vladimir Guerrero Jr., R OBP: 0.250, SLG: 0.375 72 Santiago Espinal, R OBP: 0.364, SLG: 0.375	F9									4	0	1	0	0	1	5	
67 Cavan Biggio, L OBP: 0.250, SLG: 0.421										4	2	1	1	1	0	3	
9 Danny Jansen, R OBP: 0.294, SLG: 0.294 21 Luke Maile, R OBP: 0.077, SLG: 0.077										2	1	2	0	0	0	0	
30 Anthony Alford, R OBP: 0.333, SLG: 0.545 82 Roemon Fields, L OBP: 0.286, SLG: 0.286										3	2	2	2	1	1	2	
7 Richard Urena, S OBP: 0.308, SLG: 0.273 99 Andy Burns, R OBP: 0.500, SLG: 0.500										2	2	1	1	1	0	1	
Inning Stats	R: 0 E: 0 K: 2 S: 7	H: 0 LOB: 2 BB: 2 P: 15	R: 5 E: 0 K: 0 S: 13	H: 7 LOB: 1 BB: 0 P: 16	R: 1 E: 0 K: 1 S: 6	H: 2 LOB: 1 BB: 1 P: 10	R: 2 E: 0 K: 2 S: 8	H: 1 LOB: 1 BB: 2 P: 16	R: 0 E: 0 K: 0 S: 4	H: 2 LOB: 2 BB: 1 P: 8	R: 0 E: 0 K: 1 S: 5	H: 0 LOB: 0 BB: 0 P: 5	R: 0 E: 0 K: 1 S: 5	H: 0 LOB: 0 BB: 0 P: 5	1B: 7 2B: 6 3B: 0 HR: 2	SF: 0 SAC: 0 DP: 1 HBP: 0	
PITCHER	IP WLS BF H R ER SO BB IBB HBP BLK WP HR S P ERA WHIP	IP WLS BF H R ER SO BB IBB HBP BLK WP HR S P ERA WHIP	IP WLS BF H R ER SO BB IBB HBP BLK WP HR S P ERA WHIP	IP WLS BF H R ER SO BB IBB HBP BLK WP HR S P ERA WHIP	IP WLS BF H R ER SO BB IBB HBP BLK WP HR S P ERA WHIP	IP WLS BF H R ER SO BB IBB HBP BLK WP HR S P ERA WHIP	IP WLS BF H R ER SO BB IBB HBP BLK WP HR S P ERA WHIP	IP WLS BF H R ER SO BB IBB HBP BLK WP HR S P ERA WHIP	IP WLS BF H R ER SO BB IBB HBP BLK WP HR S P ERA WHIP	IP WLS BF H R ER SO BB IBB HBP BLK WP HR S P ERA WHIP	IP WLS BF H R ER SO BB IBB HBP BLK WP HR S P ERA WHIP	IP WLS BF H R ER SO BB IBB HBP BLK WP HR S P ERA WHIP	IP WLS BF H R ER SO BB IBB HBP BLK WP HR S P ERA WHIP	IP WLS BF H R ER SO BB IBB HBP BLK WP HR S P ERA WHIP	IP WLS BF H R ER SO BB IBB HBP BLK WP HR S P ERA WHIP	IP WLS BF H R ER SO BB IBB HBP BLK WP HR S P ERA WHIP	IP WLS BF H R ER SO BB IBB HBP BLK WP HR S P ERA WHIP
21 Vince Velasquez, R ERA: 9.0	85 Seth McGarry, R ERA: 21.6	91 Tom Windle, L ERA: 21.6	55 Ranger Suárez, L ERA: 9.0	54 Austin Davis, L ERA: 7.2	58 Seranthony Dominguez, R ERA: 9.0	52 Jose Alvarez, L ERA: 21.6	61 Edbury Ramos, R ERA: 4.51	65 Edward Paredes, L ERA: 4.51									

Batter	1	2	3	4	5	6	7	8	9	AB	R	H	RBI	BB	SO	LOB	TOP																		
28 Billy McKinney, L (1, 9) 30 Anthony Alford, R (5, PH) OBP: 0.429, SLG: 0.500 OBP: 0.286, SLG: 0.462	F7		13 BB 37 1B	13 2B 37 1B	G5-3		K			2	2	1	0	1	0	0																			
13 Lourdes Gurriel Jr., R (1, 6) 66 Bo Bichette, R (5, PH) OBP: 0.500, SLG: 1.000 OBP: 0.375, SLG: 0.500	G4-3		14 BB 8 WP 37 1B	37 1B	K		K			2	2	1	1	1	0	0																			
37 Teoscar Hernández, R (1, 7) 1 Jonathan Davis, R (5, 8)	K		8 WP 8 1B	14 BB 8 E 14 1B		K		F9		3	2	2	4	0	1	0																			
14 Justin Smoak, S (1, 10) 90 Riley Adams, R (6, PH) OBP: 0.333, SLG: 0.625 OBP: 0.500, SLG: 0.500		K	8 WP 8 1B	8 E 3 WP 1B		K		K		2	2	1	0	1	1	0																			
8 Kendrys Morales, S (1, 3) 99 Andy Burns, R (5, 3)	G6-3		3 WP 1B	1-3 H 2-3 H 1B	F8		1B		K	3	0	1	2	0	0	1																			
3 Brandon Drury, R (1, 5) 72 Santiago Espinal, R (5, 5) OBP: 0.333, SLG: 0.579 OBP: 0.385, SLG: 0.430	1B		F8	1-2 3-H 1B	K		L7		10 1B	3	0	1	0	0	1	1																			
11 Kevin Pillar, R (1, 8) 10 Reese McGuire, L (5, 2) OBP: 0.266, SLG: 0.389 OBP: 0.300, SLG: 0.333	G6-3		G1-3		HR		F5 5 FO 2B		1B	3	1	1	1	0	0	2																			
5 Eric Sogard, L (1, 4) OBP: 0.273, SLG: 0.188			13 BB 37 1B	28 BB 21 S 13 2B	30 G5-3 21 BB		F9		K	3	2	1	0	2	1	3																			
21 Luke Maile, R (1, 2) 68 Forrest Wall, L (5, 7)	F7		F7	1-2 1B	30 G5-3 BB		P6		K2-3	2	0	0	0	1	1	2																			
Inning Stats	R: 0 E: 0 K: 1 S: 5	H: 0 LOB: 0 BB: 0 P: 5	R: 0 E: 0 K: 1 S: 6	H: 1 LOB: 1 BB: 0 P: 6	R: 5 E: 0 K: 0 S: 5	H: 2 LOB: 1 BB: 4 P: 23	R: 5 E: 1 K: 2 S: 12	H: 5 LOB: 0 BB: 0 P: 13	R: 1 E: 0 K: 1 S: 5	H: 1 LOB: 1 BB: 2 P: 13	R: 0 E: 0 K: 2 S: 8	H: 1 LOB: 1 BB: 0 P: 8	R: 0 E: 0 K: 1 S: 6	H: 1 LOB: 1 BB: 0 P: 6	R: 0 E: 0 K: 3 S: 7	H: 0 LOB: 0 BB: 0 P: 7	R: 0 E: 0 K: 3 S: 11	H: 2 LOB: 2 BB: 0 P: 11	1B: 10 2B: 2 3B: 0 HR: 1	SF: 0 SAC: 0 DP: 1 HBP: 0	WP: 3 PB: 0 SB: 1 CS: 0	PA: 45													
PITCHER	IP	WLS	BF	H	R	ER	SO	BB	IBB	HBP	BLK	WP	HR	S	P	ERA	WHIP	PITCHER	IP	WLS	BF	H	R	ER	SO	BB	IBB	HBP	BLK	WP	HR	S	P	ERA	WHIP
20 Tyler Glasnow, R (1, 1) ERA: 10.13	2.1	L	9	1	1	1	2	1	0	0	0	0	0	12	16	3.86	0.857	68 Jalen Beeks, L (6, 1) ERA: 7.2	1.0	4	1	0	0	2	0	0	0	0	0	0	8	8	0.00	1.000	
37 Colin Poche, L (3, 1) ERA: 12.27	0.0		5	2	4	4	0	3	0	0	0	1	0	2	15	∞	∞	Matt Krook, L (7, 1) ERA:	1.0	4	1	0	0	1	0	0	0	0	0	0	0	6	6	0.00	1.000
82 Dalton Moats, L (3, 1) ERA:	0.2		2	0	0	0	0	0	0	0	0	1	0	2	3	0.00	0.000	92 Ian Gardeck, R (8, 1) ERA:	1.1	6	2	0	0	3	0	0	0	0	0	12	12	0.00	1.500		
62 Wilmer Font, R (4, 1) ERA: 27.0	0.1		6	5	5	4	1	0	0	0	0	0	0	8	8	108.00	15.000	76 Mike Franco, R (9, 1) ERA: 5.79	0.2	2	0	0	0	2	0	0	0	0	0	6	6	0.00	0.000		
73 Casey Sadler, R (4, 1) ERA: 5.14	1.2		7	1	1	1	2	2	0	0	0	1	1	9	18	5.40	1.800																		

Toronto Blue Jays @ Tampa Bay Rays
Charlotte Sports Park, Port Charlotte, FL
Thu Mar 07 2019, 1:05 PM - 4:00 PM EST
Att: 4,128 - Sunny - 70 F

AB 39
R 11
H 13
RBI 8
BB 6
SO 13
LOB 17



Batter	1	2	3	4	5	6	7	8	9	AB	R	H	RBI	BB	SO	LOB	BOTTOM																		
17 Austin Meadows, L (1, 9) 64 Emilio Bonifacio, S (6, 9) OBP: 0.364, SLG: 0.850 OBP: 0.313, SLG: 0.313	G4-3		L8		K		L4			3	0	0	0	0	1	1																			
29 Tommy Pham, R (1, 10) 81 Jake Cronenworth, L (8, PH) OBP: 0.500, SLG: 0.500 OBP: 0.357, SLG: 0.250	K		18 1B 2 1B		BB		K			2	1	1	0	1	1	0																			
18 Joey Wendle, L (1, 4) 22 Christian Arroyo, R (6, 4) OBP: 0.350, SLG: 0.444 OBP: 0.267, SLG: 0.385	2 FC6-4 HBP		39 1B 2 1B		F7		P3			2	0	1	0	0	0	1																			
2 Yandy Diaz, R (1, 5) 84 Mike Brosseau, R (6, 5) OBP: 0.364, SLG: 0.444 OBP: 0.296, SLG: 0.250	FC6-4		39 1B		K		F9			3	0	1	2	0	1	2																			
39 Kevin Kiermaier, L (1, 8) 91 Josh Lowe, L (7, 8)	K		1-2 2-3 1B		F7		G4-3			3	0	1	0	0	1	0																			
10 Mike Zunino, R (1, 2) 67 Anthony Bembboom, L (7, 2) OBP: 0.222, SLG: 0.412 OBP: 0.273, SLG: 0.636	G4-3		K		G6-3		G1-3			3	0	0	0	1	3	0																			
8 Brandon Lowe, L (1, 3) 79 Nathaniel Lowe, L (6, PH) OBP: 0.500, SLG: 0.800 OBP: 0.100, SLG: 0.300	K2-3		K		G1-3		K			2	0	0	0	2	0	0																			
85 Nick Solak, R (1, 7) 31 Jason Coats, R (6, 7) OBP: 0.471, SLG: 0.273 OBP: 0.234, SLG: 0.625			18 1B 29 1B 2 1B		K		F8			1	1	0	0	1	1	0																			
11 Andrew Velazquez, S (1, 6) 86 Lucius Fox, S (6, 6) OBP: 0.222, SLG: 0.278 OBP: 0.462, SLG: 0.462	F7		F7		K		F8			2	0	0	0	1	1	0																			
Inning Stats	R: 0 E: 0 K: 1 S: 5	H: 0 LOB: 1 BB: 0 P: 6	R: 0 E: 0 K: 2 S: 7	H: 0 LOB: 0 BB: 0 P: 7	R: 2 E: 0 K: 1 S: 9	H: 4 LOB: 3 BB: 1 P: 13	R: 0 E: 0 K: 3 S: 9	H: 0 LOB: 0 BB: 0 P: 9	R: 0 E: 0 K: 2 S: 7	H: 0 LOB: 1 BB: 1 P: 11	R: 0 E: 0 K: 0 S: 3	H: 0 LOB: 0 BB: 0 P: 3	R: 0 E: 0 K: 1 S: 5	H: 0 LOB: 0 BB: 0 P: 5	R: 0 E: 0 K: 1 S: 5	H: 0 LOB: 0 BB: 0 P: 5	1B: 4 2B: 0 3B: 0 HR: 0	SF: 0 SAC: 0 DP: 0 HBP: 1	WP: 0 PB: 0 SB: 0 CS: 0	PA: 34															
PITCHER	IP	WLS	BF	H	R	ER	SO	BB	IBB	HBP	BLK	WP	HR	S	P	ERA	WHIP	PITCHER	IP	WLS	BF	H	R	ER	SO	BB	IBB	HBP	BLK	WP	HR	S	P	ERA	WHIP
2 Clayton Richard, L (1, 1) ERA: 3.86	2.2	W	14	4	2	2	3	1	0	0	0	0	0	18	23	6.75	1.875	64 Yennys Diaz, R (9, 1) ERA: 6.75	1.0	3	0	0	0	1	0	0	0	0	0	5	5	0.00	0.000		
79 Corey Copping, R (3, 1) ERA:	0.1	H	1	0	0	0	1	0	0	0	0	0	0	3	3	0.00	0.000																		
77 John Axford, R (4, 1) ERA:	1.0		3	0	0	0	3	0	0	0	0	0	0	9	9	0.00	0.000																		
45 Thomas Pannone, L (5, 1) ERA: 9.53	2.0		7	0	0	0	2	1	0	0	0	0	0	10	14	0.00	0.500																		
63 Hector Perez, R (7, 1) ERA: 2.08	2.0		6	0	0	0	1	0	0	0	0	0	0	8	8	0.00	0.000																		

Toronto Blue Jays @ Tampa Bay Rays
Charlotte Sports Park, Port Charlotte, FL
Thu Mar 07 2019, 1:05 PM - 4:00 PM EST
Att: 4,128 - Sunny - 70 F

AB 31
R 2
H 4
RBI 2
BB 2
SO 11
LOB 8



Batter	1	2	3	4	5	6	7	8	9	AB	R	H	RBI	BB	SO	LOB	TOP		
15 Pablo Reyes, R (1, 8) OBP: 0.333, SLG: 0.636 87 Jared Oliva, R (6, 8) OBP: 1.000, SLG: 2.000	0-3 K 53 CS		0-0 G6-3			4-0 19 FC5-2 53 BB 1-2 BB		0-0 92 2B 2B		2	0	0	0	1	1	0			
53 Melky Cabrera, S (1, 10) OBP: 0.333, SLG: 0.400 85 John Bormann, R (6, FR) (6, 10)	0-1 F9 1-2			0-0 G3		4-0 19 FC5-2 1-2 BB 2-3		0-3 K		2	0	0	0	1	0	1			
19 Colin Moran, L (1, 5) OBP: 0.273, SLG: 0.263 92 Dylan Busby, R (6, FR) OBP: 0.200, SLG: 0.400 (6, 5)	0-0 1B			0-0 L8		0-0 FC5-2 1-2 BB 2-3 3-H		0-0 2B		3	0	1	0	0	0	3			
55 Josh Bell, S (1, 3) OBP: 0.200, SLG: 0.400 83 Erich Weiss, L (6, 3)	0-3 K			0-0 G3-1		0-3 K		0-3 K		3	0	0	0	0	2	4			
44 Kevin Kramer, L (1, 4) OBP: 0.182, SLG: 0.364 96 Adrian Valerio, S (6, 4)		0-3 K				0-3 K		0-3 K		2	0	0	0	0	2	0			
2 Enk González, R (1, 6) OBP: 0.158, SLG: 0.278 91 Oneil Cruz, L (6, 6) OBP: 0.333, SLG: 0.800		0-0 F8				0-0 G6-3		4-0 HR		2	0	0	0	0	0	0			
51 Jason Martin, L (1, 7) OBP: 0.300, SLG: 0.790 94 Chris Sharpe, R (6, 7)		0-0 G3-1				0-0 P5		4-0 88 K BB		2	0	0	0	0	0	0			
68 Bryan Reynolds, S (1, 9) OBP: 0.417, SLG: 0.316 88 Randolph Gassaway, R (6, 9)			0-0 L8			0-0 53 BB 19 FC5-2 15 BB 1B		0-3 K		2	0	1	0	0	0	0			
61 Steven Baron, R (1, 2) OBP: 0.313, SLG: 0.214 83 Jason Delay, R (6, 2) OBP: 0.125, SLG: 0.125			0-0 G4-3			0-3 K		0-0 F9		2	0	0	0	0	1	1			
Inning Stats	R: 0 E: 0 K: 2 S: 9	H: 1 LOB: 1 BB: 0 P: 9	R: 0 E: 0 K: 1 S: 5	H: 0 LOB: 0 BB: 0 P: 5	R: 0 E: 0 K: 0 S: 3	H: 0 LOB: 0 BB: 0 P: 3	R: 0 E: 0 K: 1 S: 5	H: 0 LOB: 0 BB: 0 P: 5	R: 0 E: 0 K: 2 S: 8	H: 1 LOB: 3 BB: 2 P: 16	R: 1 E: 0 K: 3 S: 11	H: 2 LOB: 1 BB: 0 P: 11	R: 0 E: 0 K: 1 S: 5	H: 0 LOB: 0 BB: 0 P: 5	1B: 2 2B: 2 3B: 0 HR: 1	SF: 0 SAC: 0 DP: 0 HBP: 0	WP: 1 PB: 0 SB: 0 CS: 1	PA: 35	
PITCHER	IP WLS BF H R ER SO BB IBB HBP BLK WP HR S P ERA WHIP	IP WLS BF H R ER SO BB IBB HBP BLK WP HR S P ERA WHIP	IP WLS BF H R ER SO BB IBB HBP BLK WP HR S P ERA WHIP	IP WLS BF H R ER SO BB IBB HBP BLK WP HR S P ERA WHIP	IP WLS BF H R ER SO BB IBB HBP BLK WP HR S P ERA WHIP	IP WLS BF H R ER SO BB IBB HBP BLK WP HR S P ERA WHIP	IP WLS BF H R ER SO BB IBB HBP BLK WP HR S P ERA WHIP	IP WLS BF H R ER SO BB IBB HBP BLK WP HR S P ERA WHIP	IP WLS BF H R ER SO BB IBB HBP BLK WP HR S P ERA WHIP	IP WLS BF H R ER SO BB IBB HBP BLK WP HR S P ERA WHIP	IP WLS BF H R ER SO BB IBB HBP BLK WP HR S P ERA WHIP	IP WLS BF H R ER SO BB IBB HBP BLK WP HR S P ERA WHIP	IP WLS BF H R ER SO BB IBB HBP BLK WP HR S P ERA WHIP	IP WLS BF H R ER SO BB IBB HBP BLK WP HR S P ERA WHIP	IP WLS BF H R ER SO BB IBB HBP BLK WP HR S P ERA WHIP	IP WLS BF H R ER SO BB IBB HBP BLK WP HR S P ERA WHIP	IP WLS BF H R ER SO BB IBB HBP BLK WP HR S P ERA WHIP	IP WLS BF H R ER SO BB IBB HBP BLK WP HR S P ERA WHIP	IP WLS BF H R ER SO BB IBB HBP BLK WP HR S P ERA WHIP

Pittsburgh Pirates @ Toronto Blue Jays
Dunedin Stadium, Dunedin, FL
Fri Mar 08 2019, 1:08 PM - 3:47 PM EST
Att: 3,469 - Sunny - 73 F

AB 32
R 2
H 5
RBI 2
BB 3
SO 11
LOB 14



Batter	1	2	3	4	5	6	7	8	9	AB	R	H	RBI	BB	SO	LOB	BOTTOM		
11 Kevin Pillar, R (1, 8) OBP: 0.250, SLG: 0.333 68 Forrest Wall, L (6, 8)	0-0 L7	0-0 G4-3		0-0 G2-3		0-0 G5-3		0-3 K		3	0	0	0	0	0	0			
15 Randal Grichuk, R (1, 9) OBP: 0.500, SLG: 0.700 86 Joshua Palacios, L (6, 9)	4-0 37 1B 14 BB BB	0-0 14 BB 1B		0-3 K2-3		0-3 K				2	1	1	0	1	1	0			
37 Teoscar Hernández, R (1, 7) OBP: 0.565, SLG: 0.950 82 Chavez Young, S (6, 7) OBP: 1.000, SLG: 1.000	0-0 27 BB 3 BB 1-3 1B	0-0 F8		0-0 F7		4-0 27 G4-3 BB				3	1	1	0	0	0	1			
14 Justin Smoak, S (1, 3) OBP: 0.429, SLG: 0.667 44 Rowdy Tellez, R (7, 3) OBP: 0.348, SLG: 0.476	0-0 3 BB 13 SF8 27 BB 1-2 3-H 1B	4-0 BB BB 1-2 BB		0-0 3 1B 27 G5-3 1B		0-0 F7				2	1	2	1	1	0	0			
27 Vladimir Guerrero Jr., R (1, 10) OBP: 0.250, SLG: 0.316	4-0 13 SF8 3 BB 1-2 2-3 BB	0-0 F9		0-0 G5-3		0-0 G4-3 1-2				3	0	0	0	1	0	4			
3 Brandon Drury, R (1, 5) OBP: 0.435, SLG: 0.762 81 Cullen Large, S (7, 5)	4-0 1-2 2-3 3-H BB			0-0 HR		0-0 G S 1B		0-0 G5-3		2	1	2	2	1	0	0			
13 Lourdes Gurriel Jr., R (1, 4) OBP: 0.476, SLG: 0.959 72 Santiago Espinal, R (6, 4) OBP: 0.429, SLG: 0.455	0-0 SF8 2-3 3-H			0-0 16 CS 1B		0-0 F9		0-0 73 FC6-4 70 1B 1B		2	0	1	1	0	0	2			
9 Danny Jansen, R (1, 2) OBP: 0.250, SLG: 0.250 70 Pat Cantwell, R (6, 2) OBP: 0.500, SLG: 1.000	0-0 P5			0-0 P5		1-0 G4-3		0-0 73 FC6-4 1B		3	0	0	0	0	0	5			
16 Freddy Galvis, S (1, 6) OBP: 0.286, SLG: 0.421 73 Kevin Smith, R (6, 6)		0-0 HR		0-3 K		0-3 K		0-0 FC6-4 1-2 2-3		2	1	1	1	0	1	1			
Inning Stats	R: 3 E: 0 K: 0 S: 5	H: 2 LOB: 2 BB: 3 P: 17	R: 1 E: 0 K: 0 S: 5	H: 2 LOB: 1 BB: 1 P: 9	R: 1 E: 0 K: 1 S: 6	H: 2 LOB: 1 BB: 0 P: 6	R: 0 E: 0 K: 1 S: 5	H: 0 LOB: 0 BB: 0 P: 5	R: 0 E: 0 K: 2 S: 7	H: 0 LOB: 0 BB: 0 P: 7	R: 0 E: 0 K: 0 S: 2	H: 0 LOB: 0 BB: 1 P: 6	R: 0 E: 0 K: 1 S: 7	H: 2 LOB: 2 BB: 0 P: 7	1B: 8 2B: 1 3B: 0 HR: 2	SF: 1 SAC: 0 DP: 2 HBP: 0	WP: 0 PB: 0 SB: 1 CS: 1	PA: 37	
PITCHER	IP WLS BF H R ER SO BB IBB HBP BLK WP HR S P ERA WHIP	IP WLS BF H R ER SO BB IBB HBP BLK WP HR S P ERA WHIP	IP WLS BF H R ER SO BB IBB HBP BLK WP HR S P ERA WHIP	IP WLS BF H R ER SO BB IBB HBP BLK WP HR S P ERA WHIP	IP WLS BF H R ER SO BB IBB HBP BLK WP HR S P ERA WHIP	IP WLS BF H R ER SO BB IBB HBP BLK WP HR S P ERA WHIP	IP WLS BF H R ER SO BB IBB HBP BLK WP HR S P ERA WHIP	IP WLS BF H R ER SO BB IBB HBP BLK WP HR S P ERA WHIP	IP WLS BF H R ER SO BB IBB HBP BLK WP HR S P ERA WHIP	IP WLS BF H R ER SO BB IBB HBP BLK WP HR S P ERA WHIP	IP WLS BF H R ER SO BB IBB HBP BLK WP HR S P ERA WHIP	IP WLS BF H R ER SO BB IBB HBP BLK WP HR S P ERA WHIP	IP WLS BF H R ER SO BB IBB HBP BLK WP HR S P ERA WHIP	IP WLS BF H R ER SO BB IBB HBP BLK WP HR S P ERA WHIP	IP WLS BF H R ER SO BB IBB HBP BLK WP HR S P ERA WHIP	IP WLS BF H R ER SO BB IBB HBP BLK WP HR S P ERA WHIP	IP WLS BF H R ER SO BB IBB HBP BLK WP HR S P ERA WHIP	IP WLS BF H R ER SO BB IBB HBP BLK WP HR S P ERA WHIP	IP WLS BF H R ER SO BB IBB HBP BLK WP HR S P ERA WHIP

Pittsburgh Pirates @ Toronto Blue Jays
Dunedin Stadium, Dunedin, FL
Fri Mar 08 2019, 1:08 PM - 3:47 PM EST
Att: 3,469 - Sunny - 73 F

AB 31
R 5
H 10
RBI 5
BB 5
SO 5
LOB 18



Batter	1	2	3	4	5	6	7	8	9	AB	R	H	RBI	BB	SO	LOB	TOP										
17 Austin Meadows, L OBP: 0.355, SLG: 0.690 87 Emilio Gustave, R (6, 9)										3	0	1	0	0	1	0	Tampa Bay Rays @ Toronto Blue Jays Dunedin Stadium, Dunedin, FL Tue Mar 12 2019, 1:09 PM - 3:45 PM EDT Att: 5,515 - Partly Cloudy - 75 F										
29 Tommy Pham, R OBP: 0.367, SLG: 0.520 93 Jordan Qsar, L (1, 10) (8, PH) (8, 10)										3	0	0	0	0	1	1											
26 Ji Man Choi, L OBP: 0.577, SLG: 0.550 95 Robbie Tenerowicz, R (1, 3) (7, 3)										2	0	0	0	1	0	0											
2 Yandy Diaz, R OBP: 0.333, SLG: 0.385 74 Miles Mastroianni, L OBP: 0.200, SLG: 0.200 (7, PR) (7, 5)										3	0	1	0	0	0	2											
18 Joey Wendle, L OBP: 0.310, SLG: 0.556 80 Vidal Brujan, S (1, 4) (7, 4)										3	1	1	1	0	1	2											
28 Daniel Robertson, R OBP: 0.379, SLG: 0.500 85 Tristan Gray, L (1, 6) (6, 6)										2	0	0	0	0	1	0											
39 Kevin Kiermaier, L OBP: 0.379, SLG: 0.480 82 Carl Chester, R OBP: 0.500, SLG: 0.500 (1, 8) (7, 8)										2	0	1	1	0	0	0											
54 Guillermo Heredia, R OBP: 0.320, SLG: 0.682 79 Michael Smith, L (1, 7) (7, 7)										3	0	0	0	0	1	2											
78 Mac James, R OBP: 0.467, SLG: 0.385 92 René Pinto, R (1, 2) (6, 2)										2	0	0	0	0	0	1											
Inning Stats	R: 0 E: 0 K: 0 S: 3	H: 0 LOB: 0 BB: 0 P: 3	R: 0 E: 0 K: 1 S: 5	H: 0 LOB: 0 BB: 0 P: 5	R: 0 E: 0 K: 1 S: 5	H: 1 LOB: 2 BB: 1 P: 11	R: 0 E: 0 K: 0 S: 4	H: 1 LOB: 1 BB: 0 P: 4	R: 0 E: 0 K: 2 S: 7	H: 0 LOB: 0 BB: 0 P: 7	R: 2 E: 1 K: 0 S: 6	H: 2 LOB: 1 BB: 0 P: 6	R: 0 E: 0 K: 2 S: 7	H: 0 LOB: 0 BB: 0 P: 7	R: 0 E: 0 K: 2 S: 7	H: 0 LOB: 0 BB: 0 P: 7		1B: 3 2B: 1 3B: 0 HR: 0	SF: 1 SAC: 0 DP: 0 HBP: 0	WP: 0 PB: 0 SB: 1 CS: 1	PA: 32						
PITCHER	IP	WLS	BF	H	R	ER	SO	BB	IBB	HBP	BLK	WP	HR	S	P	ERA	WHIP										
41 Aaron Sanchez, R ERA: 1.1	4.0		14	1	0	0	3	1	0	0	0	0	0	19	24	0.00	0.500										
77 John Axford, R ERA: 13.5	1.0		4	1	0	0	0	0	0	0	0	0	0	4	4	0.00	1.000										
51 Ken Giles, R ERA: 7.2	1.0		3	0	0	0	2	0	0	0	0	0	0	7	7	0.00	0.000										
52 Ryan Tepera, R ERA: 8.1	1.0	L	5	2	2	2	0	0	0	0	0	0	0	6	6	18.00	2.000										
45 Thomas Pannone, L ERA: 8.1	1.0		3	0	0	0	2	0	0	0	0	0	0	7	7	0.00	0.000										

Batter	1	2	3	4	5	6	7	8	9	AB	R	H	RBI	BB	SO	LOB	BOTTOM										
28 Billy McKinney, L OBP: 0.406, SLG: 0.538 67 Cavan Biggio, L OBP: 0.280, SLG: 0.542 (1, 3) (8, 3)										4	0	1	0	0	0	3	Tampa Bay Rays @ Toronto Blue Jays Dunedin Stadium, Dunedin, FL Tue Mar 12 2019, 1:09 PM - 3:45 PM EDT Att: 5,515 - Partly Cloudy - 75 F										
16 Freddy Galvis, S OBP: 0.333, SLG: 0.458 66 Bo Bichette, R OBP: 0.429, SLG: 0.885 (1, 6) (6, 6)										3	0	1	0	0	2	1											
37 Teoscar Hernández, R OBP: 0.386, SLG: 0.560 82 Roemon Fields, L OBP: 0.125, SLG: 0.133 (1, 7) (8, 7)										2	1	1	0	1	1	0											
44 Rowdy Tellez, L OBP: 0.333, SLG: 0.588 (1, 10)										4	0	0	0	0	1	3											
13 Lourdes Gurriel Jr., R OBP: 0.464, SLG: 0.773 7 Richard Urena, S OBP: 0.450, SLG: 0.421 (1, 4) (8, 4)										2	0	0	0	1	1	0											
3 Brandon Drury, R OBP: 0.400, SLG: 0.630 5 Eric Sogard, L OBP: 0.364, SLG: 0.333 (1, 5) (7, 5)										3	0	0	0	0	1	2											
11 Kevin Pillar, R OBP: 0.258, SLG: 0.321 1 Jonathan Davis, R OBP: 0.286, SLG: 0.417 (1, 8) (6, PR) (7, 8)										3	0	2	1	0	0	0											
9 Danny Jansen, R OBP: 0.280, SLG: 0.320 21 Luke Maile, R OBP: 0.190, SLG: 0.105 99 Andy Burns, R OBP: 0.444, SLG: 0.556 (1, 2) (6, 2) (9, PR)										2	0	0	0	0	1	1											
30 Anthony Alford, R OBP: 0.379, SLG: 0.808 (1, 9)										3	0	1	0	0	1	1											
Inning Stats	R: 0 E: 0 K: 0 S: 4	H: 2 LOB: 1 BB: 0 P: 4	R: 0 E: 1 K: 1 S: 7	H: 1 LOB: 3 BB: 0 P: 8	R: 0 E: 0 K: 2 S: 3	H: 0 LOB: 0 BB: 0 P: 7	R: 0 E: 0 K: 0 S: 3	H: 0 LOB: 0 BB: 0 P: 3	R: 0 E: 0 K: 1 S: 6	H: 2 LOB: 1 BB: 0 P: 6	R: 1 E: 0 K: 2 S: 8	H: 1 LOB: 2 BB: 2 P: 16	R: 0 E: 0 K: 2 S: 7	H: 0 LOB: 0 BB: 0 P: 7	R: 0 E: 0 K: 2 S: 7	H: 0 LOB: 0 BB: 0 P: 7		R: 0 E: 0 K: 0 S: 3	H: 0 LOB: 1 BB: 1 P: 7	1B: 5 2B: 2 3B: 0 HR: 0	SF: 0 SAC: 0 DP: 2 HBP: 1	WP: 0 PB: 0 SB: 0 CS: 0	PA: 36				
PITCHER	IP	WLS	BF	H	R	ER	SO	BB	IBB	HBP	BLK	WP	HR	S	P	ERA	WHIP										
73 Ryan Merritt, L ERA: 2.25	1.1		5	1	0	0	0	0	0	0	0	0	0	4	5	0.00	1.500										
55 Ryne Stanek, R ERA: 15.75	0.2		5	1	0	0	0	0	0	1	0	0	0	4	5	0.00	1.500										
56 Adam Kolarek, L ERA: 15.75	1.0		3	0	0	0	2	0	0	0	0	0	0	7	7	0.00	0.000										
47 Oliver Drake, R ERA: 1.5	1.0		3	0	0	0	0	0	0	0	0	0	0	3	3	0.00	0.000										
44 Hunter Wood, R ERA: 1.23	2.0	W	10	3	1	1	3	2	0	0	0	0	0	14	22	4.50	2.500										
PITCHER	IP	WLS	BF	H	R	ER	SO	BB	IBB	HBP	BLK	WP	HR	S	P	ERA	WHIP										
60 Hoby Milner, L ERA: 2.19	2.0		6	0	0	0	4	0	0	0	0	0	0	14	14	0.00	0.000										
36 Andrew Kittredge, R ERA: 1.04	1.0	S	4	0	0	0	0	1	0	0	0	0	0	3	7	0.00	1.000										

AB	30
R	2
H	4
RBI	2
BB	1
SO	9
LOB	10



Batter	1	2	3	4	5	6	7	8	9	AB	R	H	RBI	BB	SO	LOB	TOP																	
26 DJ LeMahieu, R (1, 3) 86 Ryan McBroom, R (7, 3) OBP: 0.219, SLG: 0.233 OBP: 0.313, SLG: 0.429	G4-3		G5-3		F8			P6		3	0	0	0	0	0	1																		
25 Cleyber Torres, R (1, 4) 98 Oswaldo Cabrera, S (7, 4) OBP: 0.323, SLG: 0.448 OBP: 0.556, SLG: 0.500	K			12 1B 41 G5-3		F8		1B		3	1	1	0	0	1	0																		
12 Troy Tulowitzki, R (1, 6) 72 Kyle Holder, L (6, PR) OBP: 0.289, SLG: 0.545 OBP: 0.375, SLG: 0.429	K			41 G5-3		41 G4-6-3		F8		2	0	1	0	1	1	0																		
41 Miguel Andujar, R (1, 5) 89 Angel Aguilar, R (7, 5) OBP: 0.419, SLG: 0.487 OBP: 0.167, SLG: 0.417						G4-6-3				3	0	0	1	0	0	2																		
28 Austin Romine, R (1, 2) 66 Kyle Higashioka, R (7, PH) OBP: 0.278, SLG: 0.471 OBP: 0.412, SLG: 0.800										2	0	0	0	0	0	1																		
77 Clint Frazier, R (1, 7) OBP: 0.250, SLG: 0.233										2	0	2	0	0	0	0																		
92 Estevan Florial, L (1, 8) OBP: 0.406, SLG: 0.517										4	0	1	0	0	0	3																		
96 Matt Lipka, R (1, 10) OBP: 0.345, SLG: 0.348										3	0	1	0	1	1	1																		
35 Billy Burns, S (1, 9) OBP: 0.174, SLG: 0.100										3	0	1	0	1	0	2																		
										4	0	0	0	0	0	4																		
Inning Stats	R: 0 E: 0 K: 2 S: 8	H: 0 LOB: 0 BB: 0 P: 8	R: 0 E: 0 K: 1 S: 6	H: 1 LOB: 1 BB: 0 P: 6	R: 0 E: 0 K: 0 S: 3	H: 0 LOB: 0 BB: 0 P: 3	R: 1 E: 0 K: 0 S: 5	H: 2 LOB: 1 BB: 0 P: 5	R: 0 E: 0 K: 0 S: 2	H: 0 LOB: 1 BB: 0 P: 6	R: 0 E: 0 K: 0 S: 4	H: 2 LOB: 1 BB: 0 P: 4	R: 0 E: 0 K: 0 S: 4	H: 1 LOB: 3 BB: 2 P: 12	R: 0 E: 0 K: 0 S: 4	H: 1 LOB: 3 BB: 2 P: 12	1B: 7 2B: 2 3B: 0 HR: 0	SF: 0 SAC: 0 DP: 2 HBP: 0	WP: 0 PB: 0 SB: 1 CS: 1	PA: 36														
PITCHER	IP WLS BF H R ER SO BB IBB HBP BLK WP HR S P ERA WHIP																																	
34 Matt Shoemaker, R (1, 1) ERA: 4.85	5.1	21	4	1	1	3	1	0	0	0	0	0	0	0	27	32	1.69	0.938																
65 Elvis Luciano, R (6, 1) ERA: 9.95	1.2	5	2	0	0	0	0	0	0	0	0	0	0	5	5	4	0.00	1.200																
58 Tim Mayza, L (8, 1) ERA:	1.0	4	1	0	0	0	0	0	0	0	0	0	0	4	4	0.00	1.000																	
31 Joe Biagini, R (9, 1) ERA:	1.0	6	1	0	0	0	2	0	0	0	0	0	0	4	12	0.00	3.000																	

New York Yankees @ Toronto Blue Jays
Dunedin Stadium, Dunedin, FL
Thu Mar 14 2019, 1:09 PM - 3:49 PM EDT
Att.: 5,501 - Sunny - 79 F

AB	33
R	1
H	8
RBI	1
BB	3
SO	3
LOB	15



Batter	1	2	3	4	5	6	7	8	9	AB	R	H	RBI	BB	SO	LOB	BOTTOM																	
16 Freddy Galvis, S (1, 6) 66 Bo Bichette, R (6, 6) OBP: 0.310, SLG: 0.423 OBP: 0.457, SLG: 0.844	G4-3		E1			23 CS		1 WP		2	0	0	0	0	0	0																		
3 Brandon Drury, R (1, 5) 23 Dalton Pompey, S (6, 8) OBP: 0.406, SLG: 0.621 OBP: 0.240, SLG: 0.440			K			2B		L7		2	0	1	0	0	1	1																		
37 Teoscar Hernández, R (1, 7) 1 Jonathan Davis, R (6, 9) OBP: 0.549, SLG: 0.919 OBP: 0.324, SLG: 0.414										2	0	0	0	0	1	1																		
14 Justin Smoak, S (1, 3) 7 Richard Urena, S (6, 5) OBP: 0.423, SLG: 0.696 OBP: 0.379, SLG: 0.360										2	0	1	0	0	0	1																		
8 Kendrys Morales, S (1, 10) 38 Kacy Clemens, L (7, PR) OBP: 0.308, SLG: 0.333										2	0	0	0	0	0	2																		
13 Lourdes Gurriel Jr., R (1, 4) 67 Cavan Biggio, L (6, 7) 82 Chavez Young, S (9, PR) OBP: 0.433, SLG: 0.708 OBP: 0.290, SLG: 0.464 OBP: 1.000, SLG: 1.000										3	0	1	0	0	0	1																		
11 Kevin Pillar, R (1, 8) 5 Eric Sogard, L (6, 4) OBP: 0.242, SLG: 0.300 OBP: 0.395, SLG: 0.393										2	0	0	0	0	0	0																		
30 Anthony Alford, R (1, 9) 44 Rowdy Tellez, L (6, 3) OBP: 0.387, SLG: 0.778 OBP: 0.350, SLG: 0.579										2	0	1	1	0	0	1																		
21 Luke Maile, R (1, 2) 10 Reese McGuire, L (6, 2) OBP: 0.174, SLG: 0.095 OBP: 0.222, SLG: 0.188										2	0	0	0	0	0	1																		
										1	0	0	0	0	0	0																		
Inning Stats	R: 0 E: 0 K: 1 S: 6	H: 1 LOB: 1 BB: 0 P: 6	R: 0 E: 0 K: 0 S: 3	H: 0 LOB: 0 BB: 0 P: 3	R: 0 E: 0 K: 1 S: 5	H: 0 LOB: 1 BB: 1 P: 9	R: 0 E: 0 K: 1 S: 6	H: 1 LOB: 1 BB: 0 P: 6	R: 0 E: 0 K: 0 S: 3	H: 0 LOB: 0 BB: 0 P: 3	R: 0 E: 0 K: 1 S: 5	H: 1 LOB: 0 BB: 0 P: 5	R: 1 E: 0 K: 1 S: 7	H: 2 LOB: 2 BB: 0 P: 7	R: 0 E: 0 K: 0 S: 3	H: 0 LOB: 2 BB: 2 P: 11	R: 0 E: 0 K: 1 S: 4	H: 0 LOB: 1 BB: 1 P: 9	1B: 2 2B: 3 3B: 0 HR: 0	SF: 0 SAC: 0 DP: 1 HBP: 0	WP: 1 PB: 0 SB: 0 CS: 2	PA: 34												
PITCHER	IP WLS BF H R ER SO BB IBB HBP BLK WP HR S P ERA WHIP																																	
85 Luis Cessa, R (1, 1) ERA: 0.69	4.0	15	2	0	0	3	1	0	0	0	0	0	0	0	8	8	0.00	0.750																
76 Nestor Cortes, L (5, 1) ERA: 4.22	2.0	6	1	0	0	1	0	0	0	0	0	0	0	8	8	0.00	0.500																	
62 Danny Coulombe, L (7, 1) ERA: 4.05	1.0	5	2	1	1	1	0	0	0	0	0	0	0	7	7	9.00	2.000																	
55 Rex Brothers, L (8, 1) ERA:	1.0	5	0	0	0	0	2	0	0	0	1	0	3	11	0.00	2.000																		
98 Raymel Espinal, R (9, 1) ERA:	1.0	3	0	0	0	1	1	0	0	0	0	0	4	9	0.00	1.000																		

New York Yankees @ Toronto Blue Jays
Dunedin Stadium, Dunedin, FL
Thu Mar 14 2019, 1:09 PM - 3:49 PM EDT
Att.: 5,501 - Sunny - 79 F

AB	30
R	1
H	5
RBI	1
BB	4
SO	6
LOB	14



Batter	1	2	3	4	5	6	7	8	9	AB	R	H	RBI	BB	SO	LOB	TOP										
15 Randal Grichuk, R (1.9) OBP: 0.412, SLG: 0.538 30 Anthony Alford, R (6.7) OBP: 0.375, SLG: 0.750	G4-3		G1-3		P2			P3		3	0	0	0	0	0	0	Toronto Blue Jays @ Philadelphia Phillies Spectrum Field, Clearwater, FL Fri Mar 15 2019, 1:10 PM - 3:43 PM EDT Att: 10,289 - Sunny - 84 F										
11 Kevin Pillar, R (1.8) OBP: 0.278, SLG: 0.424 7 Richard Urena, S (6.5) OBP: 0.367, SLG: 0.346	P3		37 F 37 E 1B			HR		F9		3	1	2	1	0	0	0											
37 Teoscar Hernández, R (1.7) OBP: 0.530, SLG: 0.957 1 Jonathan Davis, R (6.8) OBP: 0.314, SLG: 0.400	K		E6			P6		K		3	0	0	0	0	1	1											
44 Rowdy Tellez, L (1.3) OBP: 0.333, SLG: 0.550 67 Cavan Biggio, L (6. PH) OBP: 0.273, SLG: 0.433		G5-3			F8			K		2	0	0	0	0	0	0											
3 Brandon Drury, R (1.5) OBP: 0.400, SLG: 0.625 86 Joshua Palacios, L (6. PR) OBP: 0.389, SLG: 0.500		F8			G5-3			G4-3		3	0	1	0	0	0	0											
8 Kendrys Morales, S (1.10) OBP: 0.345, SLG: 0.346 28 Billy McKinney, L (9. PH) OBP: 0.389, SLG: 0.500								G4-3		2	0	1	0	0	0	1											
13 Lourdes Gurriel Jr., R (1.4) OBP: 0.429, SLG: 0.657 99 Andy Burns, R (7.3) OBP: 0.500, SLG: 0.556										3	0	1	0	0	1	2											
16 Freddy Galvis, S (1.6) OBP: 0.323, SLG: 0.536 5 Enc Sogard, L (6.6) OBP: 0.365, SLG: 0.379										2	1	1	1	0	0	0											
21 Luke Maile, R (1.2) OBP: 0.154, SLG: 0.083 70 Pat Cantwell, R (8.2) OBP: 0.429, SLG: 0.833										3	0	0	0	0	0	1											
										0	0	0	0	0	0	0											
Inning Stats	R: 0 E: 0 K: 1 S: 6	H: 0 LOB: 0 BB: 0 P: 6	R: 0 E: 0 K: 1 S: 5	H: 0 LOB: 1 BB: 0 P: 6	R: 1 E: 2 K: 0 S: 5	H: 2 LOB: 2 BB: 0 P: 7	R: 0 E: 0 K: 0 S: 4	H: 1 LOB: 1 BB: 0 P: 4	R: 0 E: 0 K: 1 S: 3	H: 0 LOB: 0 BB: 0 P: 3	R: 1 E: 0 K: 1 S: 8	H: 2 LOB: 1 BB: 0 P: 9	R: 0 E: 0 K: 0 S: 3	H: 1 LOB: 0 BB: 0 P: 3	R: 0 E: 0 K: 1 S: 5	H: 0 LOB: 0 BB: 0 P: 5	R: 0 E: 0 K: 2 S: 7	H: 0 LOB: 0 BB: 0 P: 7	1B: 3 2B: 1 3B: 0 HR: 2	SF: 0 SAC: 0 DP: 1 HBP: 1	WP: 0 PB: 0 SB: 0 CS: 0	PA: 33					
PITCHER	IP	WLS	BF	H	R	ER	SO	BB	IBB	HBP	BLK	WP	HR	S	P	ERA	WHIP	PITCHER									
43 Nick Pivetta, R (1.1) ERA: 2.38	5.0		19	3	1	1	2	0	0	0	0	0	1	23	26	1.80	0.600										
30 David Robertson, R (6.1) ERA: 4.5	1.0		5	2	1	1	1	0	0	0	0	0	1	8	9	9.00	2.000										
93 Pat Neshek, R (7.1) ERA: 3.86	1.0		3	1	0	0	0	0	0	0	0	0	0	3	3	0.00	1.000										
52 Jose Alvarez, L (8.1) ERA: 3.86	1.0		3	0	0	0	1	0	0	0	0	0	0	5	5	0.00	0.000										
50 Héctor Neris, R (9.1) ERA: 3.86	1.0	W	3	0	0	0	2	0	0	0	0	0	0	7	7	0.00	0.000										

Batter	1	2	3	4	5	6	7	8	9	AB	R	H	RBI	BB	SO	LOB	BOTTOM										
22 Andrew McCutchen, R (1.7) OBP: 0.281, SLG: 0.419 25 Dylan Cozens, L (7.7) OBP: 0.460, SLG: 0.774	G6-3		2 B 1-2 1B			F8		F9		3	0	1	0	0	0	0	Toronto Blue Jays @ Philadelphia Phillies Spectrum Field, Clearwater, FL Fri Mar 15 2019, 1:10 PM - 3:43 PM EDT Att: 10,289 - Sunny - 84 F										
2 Jean Segura, R (1.6) OBP: 0.333, SLG: 0.441 9 Phil Gosselin, R (7.6) OBP: 0.433, SLG: 0.714	K		1-3 2-H 1B			G5-3		F7		3	0	1	1	0	1	0											
3 Bryce Harper, L (1.9) OBP: 0.361, SLG: 0.441	G6-3		0-3 K							2	0	0	0	0	1	2											
17 Rhys Hoskins, R (1.3) OBP: 0.361, SLG: 0.387 80 Trevor Plouffe, R (7.3) OBP: 0.346, SLG: 0.588		G5-3				G5-3				2	0	0	0	1	0	0											
5 Nick Williams, L (1.10) OBP: 0.314, SLG: 0.500		G3								4	1	2	1	0	1	2											
7 Maikel Franco, R (1.5) OBP: 0.283, SLG: 0.333 Mitch Walding, L (8.5) OBP: 0.448, SLG: 0.522		G5-3								3	0	0	0	0	0	1											
23 Aaron Altherr, R (1.8) OBP: 0.371, SLG: 0.259 75 Adam Haseley, L (8.8) OBP: 0.194, SLG: 0.235										3	0	0	0	0	3	0											
4 Scott Kingery, R (1.4) OBP: 0.244, SLG: 0.359 66 Gift Ngoepe, R (8.4) OBP: 0.231, SLG: 0.364										0	0	0	0	1	0	0											
41 Drew Butera, R (1.2) OBP: 0.379, SLG: 0.478 9 Jimmy Smith, R (8. PR) OBP: 0.217, SLG: 0.409										3	0	0	0	0	2	0											
										0	0	0	0	0	0	0											
Inning Stats	R: 0 E: 0 K: 1 S: 5	H: 0 LOB: 0 BB: 0 P: 5	R: 0 E: 0 K: 0 S: 3	H: 0 LOB: 0 BB: 0 P: 3	R: 1 E: 0 K: 2 S: 9	H: 2 LOB: 1 BB: 1 P: 13	R: 0 E: 0 K: 0 S: 3	H: 1 LOB: 0 BB: 0 P: 4	R: 0 E: 0 K: 3 S: 9	H: 0 LOB: 0 BB: 0 P: 9	R: 0 E: 0 K: 1 S: 5	H: 0 LOB: 2 BB: 1 P: 10	R: 0 E: 0 K: 2 S: 7	H: 0 LOB: 0 BB: 0 P: 7	R: 0 E: 0 K: 0 S: 2	H: 0 LOB: 1 BB: 1 P: 7	R: 2 E: 1 K: 0 S: 4	H: 2 LOB: 3 BB: 2 P: 12	1B: 4 2B: 1 3B: 0 HR: 0	SF: 0 SAC: 0 DP: 0 HBP: 1	WP: 0 PB: 0 SB: 0 CS: 2	PA: 35					
PITCHER	IP	WLS	BF	H	R	ER	SO	BB	IBB	HBP	BLK	WP	HR	S	P	ERA	WHIP	PITCHER									
56 Ryan Borucki, L (1.1) ERA: 3.24	4.2		17	3	1	1	5	1	0	0	0	0	0	8	13	0.00	0.750										
57 Trent Thornton, R (5.1) ERA: 4.82	1.1		6	0	0	0	2	1	0	1	0	0	0	8	13	0.00	0.750										
20 Bud Norris, R (7.1) ERA:	1.0	H	3	0	0	0	2	0	0	0	0	0	0	7	7	0.00	0.000										
52 Ryan Tepera, R (8.1) ERA: 6.0	1.0	H	3	0	0	0	0	1	0	0	0	0	0	2	7	0.00	1.000										
77 John Axford, R (9.1) ERA: 2.08	0.1	L	6	2	2	1	0	2	0	0	0	0	0	4	12	27.00	12.000										



Batter	1	2	3	4	5	6	7	8	9	AB	R	H	RBI	BB	SO	LOB	TOP										
28 Eric Young Jr., S OBP: 0.444, SLG: 0.429 35 Dwight Smith Jr., L OBP: 0.236, SLG: 0.159	G4-3		K		BB		BB		G4-6-3	3	0	1	0	1	1	1	Baltimore Orioles @ Toronto Blue Jays Dunedin Stadium, Dunedin, FL Sat Mar 16 2019, 1:08 PM - 3:57 PM EDT Att: 3,874 - Cloudy - 77 F										
45 Mark Trumbo, R OBP: 0.286, SLG: 0.167 25 Anthony Santander, S OBP: 0.389, SLG: 0.697	K				BB				G6-3	2	1	1	0	1	1	0											
15 Chance Sisco, L OBP: 0.488, SLG: 0.792 84 Preston Palmeiro, L (7, 3)	G3				BB				G6-3	3	0	0	1	1	0	3											
39 Renato Núñez, R OBP: 0.265, SLG: 0.452 29 Jace Peterson, L OBP: 0.424, SLG: 0.407		K			BB				P5	2	1	1	1	0	1	0											
21 Austin Hays, R OBP: 0.385, SLG: 0.892 94 Zach Jarrett, R OBP: 0.333, SLG: 0.333	K				BB				G6-3	3	0	0	0	0	0	0											
12 Stevie Wilkerson, S OBP: 0.250, SLG: 0.333 27 Andrew Susac, R OBP: 0.400, SLG: 0.500	K				BB				P5	4	1	1	1	0	1	4											
57 Hanser Alberto, R OBP: 0.250, SLG: 0.240					BB				K	3	0	1	1	0	1	0											
71 Zach Vincej, R OBP: 0.250, SLG: 0.182					BB				HR	0	0	0	0	0	0	0											
1 Richie Martin, R OBP: 0.342, SLG: 0.429 69 Jack Reinheimer, R OBP: 0.417, SLG: 0.625					BB				G6-4-3	2	1	1	0	0	1	0											
6 Drew Jackson, R OBP: 0.390, SLG: 0.474 68 Christopher Bostick, R OBP: 0.258, SLG: 0.300	E6				BB				BB	1	0	0	0	0	0	0											
Inning Stats	R: 0 E: 0 K: 1 S: 5	H: 0 LOB: 0 BB: 0 P: 6	R: 0 E: 0 K: 3 S: 9	H: 0 LOB: 0 BB: 0 P: 9	R: 0 E: 1 K: 1 S: 6	H: 1 LOB: 1 BB: 0 P: 6	R: 2 E: 0 K: 0 S: 5	H: 2 LOB: 3 BB: 1 P: 9	R: 1 E: 0 K: 2 S: 8	H: 1 LOB: 3 BB: 0 P: 7	R: 0 E: 1 K: 0 S: 5	H: 1 LOB: 3 BB: 0 P: 5	R: 1 E: 0 K: 1 S: 5	H: 1 LOB: 0 BB: 0 P: 9	R: 0 E: 0 K: 0 S: 3	H: 1 LOB: 0 BB: 0 P: 3	1B: 3 2B: 3 3B: 0 HR: 1	SF: 0 SAC: 0 DP: 2 HBP: 1	WP: 0 PB: 0 SB: 0 CS: 0	PA: 38							
PITCHER	IP	WLS	BF	H	R	ER	SO	BB	IBB	HBP	BLK	WP	HR	S	P	ERA	WHIP										
43 Sam Gaviglio, R ERA: 1.29	3.2		14	2	2	2	5	1	0	0	0	0	0	23	28	4.91	0.818										
35 Brad Wilson, R ERA: 10.8	0.1		2	1	0	0	0	0	0	0	0	0	0	2	2	0.00	3.000										
65 Elvis Luciano, R ERA: 10.8	0.1		5	1	1	1	1	2	0	1	0	0	0	4	13	27.00	9.000										
24 Danny Barnes, R ERA: 1.35	1.2		5	0	0	0	3	0	0	0	0	0	0	11	11	0.00	0.000										
22 David Paulino, R ERA: 6.75	1.0		5	1	0	0	0	0	0	0	0	0	0	5	5	0.00	1.000										
48 Javy Guerra, R ERA: 1.5	2.0	L	7	2	1	1	1	1	0	0	0	0	0	12	12	4.50	1.500										

Batter	1	2	3	4	5	6	7	8	9	AB	R	H	RBI	BB	SO	LOB	BOTTOM										
23 Dalton Pompey, S OBP: 0.241, SLG: 0.414 59 Brock Lundquist, L (9, 7)	K				BB				B1-3	4	0	1	1	0	1	0	Baltimore Orioles @ Toronto Blue Jays Dunedin Stadium, Dunedin, FL Sat Mar 16 2019, 1:08 PM - 3:57 PM EDT Att: 3,874 - Cloudy - 77 F										
16 Freddy Galvis, S OBP: 0.303, SLG: 0.500 82 Yeltsin Gudino, R OBP: 0.500, SLG: 0.500	K				BB				BB	2	0	0	0	0	1	0											
3 Brandon Drury, R OBP: 0.378, SLG: 0.588 87 Gunnar Heidt, R (6, 5)	K				BB				BB	2	0	0	0	0	2	1											
28 Billy McKinney, L OBP: 0.368, SLG: 0.469 82 Chavez Young, S OBP: 0.600, SLG: 0.333	K				BB				BB	2	0	0	0	0	1	1											
99 Andy Burns, R OBP: 0.357, SLG: 0.385	G5-3				BB				E4	4	0	0	0	0	1	0											
44 Rowdy Tellez, L OBP: 0.318, SLG: 0.524 38 Kacy Clemens, L (7, PH) (8, 10)	K				BB				K	2	0	0	0	0	2	0											
1 Jonathan Davis, R OBP: 0.324, SLG: 0.406 82 Roemon Fields, L OBP: 0.111, SLG: 0.118	G5-3				BB				K	2	1	0	0	0	1	1											
67 Cavan Biggio, L OBP: 0.306, SLG: 0.438 81 Andrew Guillotte, R OBP: 0.444, SLG: 0.667	F7				BB				BB	2	1	1	1	1	0	0											
10 Reese McGuire, L OBP: 0.227, SLG: 0.250	P6				BB				BB	4	1	1	1	0	1	2											
Inning Stats	R: 0 E: 0 K: 3 S: 9	H: 0 LOB: 0 BB: 0 P: 9	R: 0 E: 0 K: 2 S: 7	H: 0 LOB: 0 BB: 0 P: 7	R: 0 E: 0 K: 0 S: 3	H: 0 LOB: 0 BB: 0 P: 3	R: 0 E: 1 K: 1 S: 6	H: 0 LOB: 1 BB: 0 P: 6	R: 3 E: 1 K: 2 S: 11	H: 4 LOB: 2 BB: 0 P: 11	R: 0 E: 0 K: 1 S: 5	H: 0 LOB: 0 BB: 0 P: 5	R: 0 E: 0 K: 0 S: 2	H: 0 LOB: 1 BB: 1 P: 6	R: 0 E: 0 K: 1 S: 6	H: 1 LOB: 2 BB: 1 P: 10		R: 0 E: 1 K: 3 S: 11	H: 1 LOB: 2 BB: 0 P: 11	1B: 5 2B: 1 3B: 0 HR: 0	SF: 0 SAC: 0 DP: 0 HBP: 0	WP: 0 PB: 0 SB: 0 CS: 1	PA: 37				
PITCHER	IP	WLS	BF	H	R	ER	SO	BB	IBB	HBP	BLK	WP	HR	S	P	ERA	WHIP										
17 Alex Cobb, R ERA: 8.31	5.0		20	4	3	3	8	0	0	0	0	0	0	6	6	0.00	0.800										
67 John Means, L ERA: 4.15	1.1		4	0	0	0	1	0	0	0	0	0	0	6	6	0.00	0.000										
66 Tanner Scott, L ERA: 10.5	1.0	W	3	0	0	0	0	1	0	0	0	0	0	2	6	0.00	1.000										
58 Evan Phillips, R ERA: 2.57	0.2	H	4	1	0	0	1	1	0	0	0	0	0	5	9	0.00	3.000										
49 Cody Carroll, R ERA: 2.57	1.0	S	5	1	0	0	3	0	0	0	0	0	0	11	11	0.00	1.000										

Batter	1	2	3	4	5	6	7	8	9	AB	R	H	RBI	BB	SO	LOB	TOP							
30 Michael Reed, R (1,7) OBP: 0.294, SLG: 0.500 17 Jon Kemmer, L (8,7) OBP: 0.444, SLG: 0.286										4	1	1	1	0	1	5	Minnesota Twins @ Toronto Blue Jays Dunedin Stadium, Dunedin, FL Sun Mar 17 2019, 1:09 PM - 4:41 PM EDT Att: 4,598 - Sunny - 71 F							
19 Ronald Torreyes, R (1,4) OBP: 0.341, SLG: 0.439 56 Tomás Telis, S (7,3) OBP: 0.238, SLG: 0.286										3	0	1	0	0	0	2								
60 Jake Cave, L (1,8) OBP: 0.333, SLG: 0.390 72 Randy César, R (7,5) OBP: 0.321, SLG: 0.500										4	1	1	0	0	2	4								
31 Tyler Austin, R (1,3) OBP: 0.390, SLG: 0.659 9 Joe Cronin, R (7,6) OBP: 0.500, SLG: 2.000										4	1	1	1	0	3	3								
18 Mitch Garver, R (1,2) OBP: 0.257, SLG: 0.515 79 Brian Navarro, R (7, PR) OBP: 0.176, SLG: 0.563										4	1	3	1	0	1	1								
13 Ehire Adrianza, S (1,6) OBP: 0.455, SLG: 0.871 23 Jordany Valdespin, L (7,4) OBP: 0.625, SLG: 1.000										3	2	2	2	1	0	1								
27 Lucas Duda, L (1,10) OBP: 0.405, SLG: 0.367 81 Wynston Sawyer, R (9, PH) OBP: 0.263, SLG: 0.294										2	1	0	0	2	2	4								
36 Adam Rosales, R (1,5) OBP: 0.361, SLG: 0.758 21 Gilberto Celestino, R (7,8) OBP: 0.238, SLG: 0.286										3	0	0	1	1	0	5								
27 Alex Kirilloff, L (1,9) OBP: 0.364, SLG: 0.364										4	0	3	1	0	0	1								
Inning Stats	R: 1 E: 0 K: 2 S: 9	H: 2 LOB: 1 BB: 0 P: 11	R: 2 E: 0 K: 0 S: 6	H: 2 LOB: 1 BB: 1 P: 10	R: 1 E: 0 K: 2 S: 9	H: 2 LOB: 1 BB: 0 P: 9	R: 0 E: 0 K: 1 S: 5	H: 0 LOB: 1 BB: 1 P: 10	R: 2 E: 0 K: 2 S: 9	H: 2 LOB: 1 BB: 1 P: 15	R: 0 E: 0 K: 1 S: 6	H: 1 LOB: 3 BB: 0 P: 8	R: 2 E: 1 K: 1 S: 10	H: 3 LOB: 3 BB: 1 P: 17	R: 0 E: 0 K: 1 S: 6	H: 1 LOB: 1 BB: 0 P: 6		R: 0 E: 0 K: 2 S: 8	H: 0 LOB: 0 BB: 0 P: 8	1B: 8 2B: 3 3B: 0 HR: 2	SF: 1 SAC: 0 DP: 0 HBP: 1	WP: 2 PB: 1 SB: 3 CS: 1	PA: 45	
PITCHER	IP WLS BF H R ER SO BB IBB HBP BLK WP HR S P ERA WHIP	41 Aaron Sanchez, R (1,1) ERA: 2.31	76 Connor Fisk, R (4,1) ERA: 4.15	69 Shawn Morimando, L (5,1) ERA: 12.46	51 Ken Giles, R (6,1) ERA: 9.82	52 Ryan Tepera, R (7,1) ERA: 7.71	50 Justin Shafer, R (8,1) ERA: 2.84	86 Justin Watts, R (9,1) ERA:	1.0 W 4 1 0 0 1 0 0 0 0 0 0 24 30 9.00 2.333	1.0 S 3 0 0 0 2 0 0 1 13 20 10.80 1.800	1.0 S 3 0 0 0 2 0 0 0 6 8 0.00 1.000	1.0 S 7 3 2 2 1 1 0 0 0 0 0 1 10 17 18.00 4.000	1.0 W 4 1 0 0 1 0 0 0 0 0 0 0 0 6 6 0.00 1.000	1.0 S 3 0 0 0 2 0 0 0 0 0 0 0 0 8 8 0.00 0.000										

Batter	1	2	3	4	5	6	7	8	9	AB	R	H	RBI	BB	SO	LOB	BOTTOM				
15 Randal Grichuk, R (1,10) OBP: 0.450, SLG: 0.750 59 Brock Lundquist, L (4, PR) OBP: 0.400, SLG: 0.500										3	2	2	1	0	0	2	Minnesota Twins @ Toronto Blue Jays Dunedin Stadium, Dunedin, FL Sun Mar 17 2019, 1:09 PM - 4:41 PM EDT Att: 4,598 - Sunny - 71 F				
28 Billy McKinney, L (1,7) OBP: 0.415, SLG: 0.485 80 Rodrigo Orosco, S (6, PR) OBP: 0.500, SLG: 0.500										1	1	1	1	2	0	0					
13 Lourdes Gurriel Jr., R (1,6) OBP: 0.477, SLG: 0.621 66 Bo Bichette, R (6,6) OBP: 0.475, SLG: 0.833										2	1	0	1	1	1	3					
14 Justin Smoak, S (1,3) OBP: 0.406, SLG: 0.714 44 Rowdy Tellez, L (6,3) OBP: 0.326, SLG: 0.591										2	0	0	1	1	2	3					
67 Cavan Biggio, L (1,4) OBP: 0.325, SLG: 0.444 83 Kevin Vicuña, R (8,4) OBP: 0.250, SLG: 0.406										4	0	2	2	0	1	0					
30 Anthony Alford, R (1,9) OBP: 0.342, SLG: 0.636 13 Norberto Obeso, L (8,9) OBP: 1.000, SLG: 1.000										2	1	0	0	1	0	2					
7 Richard Urena, S (1,5) OBP: 0.389, SLG: 0.452 86 Nash Knight, S (7, PR) OBP: 0.500, SLG: 0.500										3	0	1	0	1	2	1					
23 Dalton Pompey, S (1,8) OBP: 0.250, SLG: 0.406 87 Cal Stevenson, L (7,8) OBP: 0.250, SLG: 0.406										3	1	1	0	0	1	4					
21 Luke Maile, R (1,2) OBP: 0.233, SLG: 0.185 70 Pat Cantwell, R (8,2) OBP: 0.429, SLG: 0.833										0	0	0	0	0	0	0					
Inning Stats	R: 1 E: 0 K: 2 S: 10	H: 2 LOB: 0 BB: 0 P: 10	R: 0 E: 0 K: 2 S: 7	H: 0 LOB: 0 BB: 0 P: 7	R: 5 E: 1 K: 2 S: 10	H: 2 LOB: 3 BB: 5 P: 30	R: 0 E: 0 K: 1 S: 6	H: 1 LOB: 2 BB: 0 P: 6	R: 0 E: 0 K: 1 S: 6	H: 1 LOB: 1 BB: 0 P: 6	R: 0 E: 0 K: 1 S: 6	H: 1 LOB: 2 BB: 1 P: 10	R: 2 E: 0 K: 1 S: 8	H: 3 LOB: 3 BB: 1 P: 12	R: 1 E: 0 K: 0 S: 6	H: 2 LOB: 0 BB: 0 P: 7		1B: 8 2B: 2 3B: 0 HR: 2	SF: 1 SAC: 2 DP: 0 HBP: 0	WP: 0 PB: 0 SB: 1 CS: 2	PA: 43
PITCHER	IP WLS BF H R ER SO BB IBB HBP BLK WP HR S P ERA WHIP	54 Preston Guilmet, R (1,1) ERA: 4.7	Tim Collins, L (2,1) ERA: 5.1	77 Fernando Romero, R (3,1) ERA: 5.0	64 Austin Adams, R (3,1) ERA:	95 DJ Baxendale, R (4,1) ERA: 1.5	49 Adalberto Mejia, L (5,1) ERA: 4.5	51 Mike Morin, R (6,1) ERA: 2.08	80 Ryan Eades, R (8,1) ERA: 1.29	1.0 W 5 1 0 0 2 1 0 0 0 0 0 7 7 9.00 2.000	1.2 9 3 2 2 1 1 0 0 0 0 0 0 10 14 10.80 2.400	1.0 L 4 2 1 1 0 0 0 0 0 0 0 0 0 6 7 9.00 2.000									

AB 38
R 8
H 13
RBI 7
BB 4
SO 12
LOB 28



AB 32
R 9
H 12
RBI 9
BB 7
SO 10
LOB 26



livebaseballscores.com

livebaseballscores.com

Batter	1	2	3	4	5	6	7	8	9	AB	R	H	RBI	BB	SO	LOB	TOP			
21 JaCoby Jones, R OBP: 0.310, SLG: 0.405 75 Daz Cameron, R OBP: 0.433, SLG: 0.692	L5		G5-3			K			F9	3	0	0	0	0	1	0				
29 Gordon Beckham, R OBP: 0.422, SLG: 0.550 Willi Castro, S OBP: 0.292, SLG: 0.364	HR			G5-3		P6			L7	3	1	1	1	0	0	0				
14 Christin Stewart, L OBP: 0.394, SLG: 0.533 85 Brock Deatherage, L	G4-3			K		K			BB	3	0	0	0	0	2	0				
28 Niko Goodrum, S OBP: 0.372, SLG: 0.550 82 Kody Eaves, L OBP: 0.291, SLG: 0.250	G6-3			G4-3					P6	3	0	0	0	0	0	0				
12 Brandon Dixon, R OBP: 0.300, SLG: 0.394 81 Parker Meadows, L OBP: 1.000, SLG: 1.000				K		BB				2	0	0	0	1	2	0				
60 Ronny Rodriguez, R OBP: 0.325, SLG: 0.684	P4					BB				0	0	0	0	0	0	0				
17 Grayson Greiner, R OBP: 0.433, SLG: 0.687 37 Bobby Wilson, R OBP: 0.105, SLG: 0.056	G1-3					2B				3	1	1	0	0	0	0				
70 Harold Castro, L OBP: 0.333, SLG: 0.548				K2-3		L4				2	0	1	1	0	0	0				
33 Pete Kozma, R OBP: 0.167, SLG: 0.310 73 Daniel Pinerio, R	G4-3			G4-3					F9	3	0	0	0	0	1	1				
Inning Stats	R: 1 E: 0 K: 0 S: 4	H: 1 LOB: 0 BB: 0 P: 5	R: 0 E: 0 K: 1 S: 5	H: 0 LOB: 0 BB: 0 P: 5	R: 0 E: 0 K: 1 S: 5	H: 0 LOB: 0 BB: 0 P: 5	R: 1 E: 0 K: 1 S: 6	H: 2 LOB: 1 BB: 1 P: 11	R: 0 E: 0 K: 2 S: 7	H: 0 LOB: 0 BB: 0 P: 7	R: 0 E: 0 K: 1 S: 5	H: 0 LOB: 0 BB: 0 P: 5	R: 0 E: 0 K: 2 S: 7	H: 0 LOB: 1 BB: 1 P: 7	R: 0 E: 0 K: 0 S: 3	H: 0 LOB: 1 BB: 1 P: 7	1B: 1 2B: 1 3B: 0 HR: 1	SF: 0 SAC: 0 DP: 0 HBP: 0	WP: 0 PB: 0 SB: 0 CS: 0	PA: 31
PITCHER	IP	WLS	BF	H	R	ER	SO	BB	IBB	HBP	BLK	WP	HR	S	P	ERA	WHIP			
2 Clayton Richard, L ERA: 3.38	6.0	W	21	3	2	2	6	1	0	0	0	0	1	32	38	3.00	0.667			
57 Trent Thornton, R ERA: 3.97	2.0	H	6	0	0	0	3	0	0	0	0	0	0	12	12	0.00	0.000			
20 Bud Norris, R ERA:	1.0	S	4	0	0	0	0	1	0	0	0	0	0	3	7	0.00	1.000			

Detroit Tigers @ Toronto Blue Jays
Dunedin Stadium, Dunedin, FL
Mon Mar 18 2019, 1:06 PM - 3:32 PM EDT
Att. 4,478 - Overcast - 68 F

AB	29
R	2
H	3
RBI	2
BB	2
SO	9
LOB	3





Batter	1	2	3	4	5	6	7	8	9	AB	R	H	RBI	BB	SO	LOB	BOTTOM			
23 Dalton Pompey, S OBP: 0.306, SLG: 0.472 82 Chavez Young, S OBP: 0.600, SLG: 0.333	G6-4-3			P2						4	0	3	2	0	0	1				
16 Freddy Galvis, S OBP: 0.270, SLG: 0.441 66 Bo Bichette, R OBP: 0.475, SLG: 0.833	G6-4-3					F9				4	0	0	0	0	2	4				
37 Teoscar Hernández, R OBP: 0.463, SLG: 0.914 30 Anthony Alford, R OBP: 0.342, SLG: 0.636	HR			G6-3						4	1	2	1	0	1	1				
8 Kendrys Morales, S OBP: 0.306, SLG: 0.394	G4-3			F8		G6-3				4	0	0	0	0	0	1				
3 Brandon Drury, R OBP: 0.400, SLG: 0.649 67 Cavan Biggio, L OBP: 0.317, SLG: 0.432						G5-3				3	1	2	0	0	0	1				
11 Kevin Pillar, R OBP: 0.279, SLG: 0.400				G5-3		G5-3				4	1	1	0	0	0	1				
44 Rowdy Tellez, L OBP: 0.313, SLG: 0.565 28 Billy McKinney, L OBP: 0.405, SLG: 0.471	P6			G5-3						2	0	0	0	0	0	2				
5 Eric Sogard, L OBP: 0.341, SLG: 0.324 7 Richard Urena, S OBP: 0.389, SLG: 0.452	K			P5		G6-3				3	0	0	0	0	1	2				
21 Luke Maile, R OBP: 0.281, SLG: 0.185 10 Reese McGuire, L OBP: 0.217, SLG: 0.238	BB									0	0	0	0	2	0	0				
Inning Stats	R: 1 E: 0 K: 0 S: 5	H: 2 LOB: 0 BB: 0 P: 6	R: 2 E: 0 K: 2 S: 10	H: 3 LOB: 2 BB: 1 P: 14	R: 0 E: 0 K: 0 S: 4	H: 1 LOB: 1 BB: 0 P: 4	R: 0 E: 0 K: 0 S: 3	H: 0 LOB: 1 BB: 1 P: 7	R: 0 E: 0 K: 0 S: 4	H: 1 LOB: 1 BB: 0 P: 5	R: 0 E: 0 K: 2 S: 8	H: 1 LOB: 1 BB: 0 P: 8	R: 0 E: 0 K: 0 S: 3	H: 0 LOB: 0 BB: 0 P: 3	R: 0 E: 0 K: 2 S: 8	H: 1 LOB: 1 BB: 1 P: 8	1B: 4 2B: 3 3B: 0 HR: 1	SF: 0 SAC: 0 DP: 1 HBP: 0	WP: 2 PB: 0 SB: 0 CS: 0	PA: 33
PITCHER	IP	WLS	BF	H	R	ER	SO	BB	IBB	HBP	BLK	WP	HR	S	P	ERA	WHIP			
44 Daniel Norris, L ERA: 5.06	3.0	L	15	6	3	3	2	1	0	0	0	0	0	3	7	9.00	2.333			
45 Buck Farmer, R ERA: 5.19	1.0		4	0	0	0	0	1	0	0	0	0	0	3	7	0.00	1.000			
31 Ryan Carpenter, L ERA:	3.0		11	2	0	0	2	0	0	0	0	1	0	15	16	0.00	0.667			
67 José Cisnero, R ERA: 2.7	1.0		3	0	0	0	0	0	0	0	0	0	0	3	3	0.00	0.000			

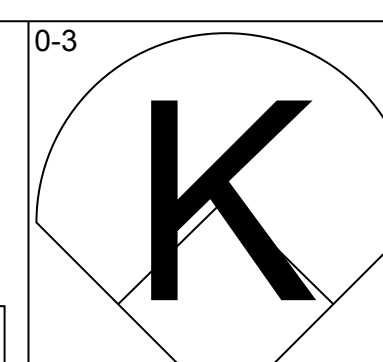
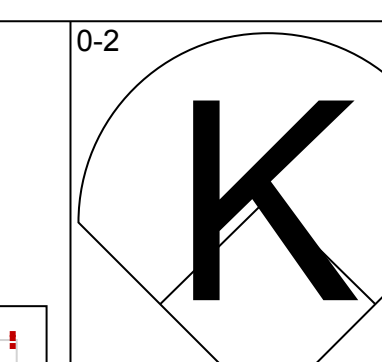
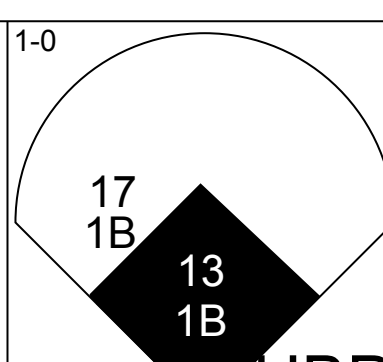
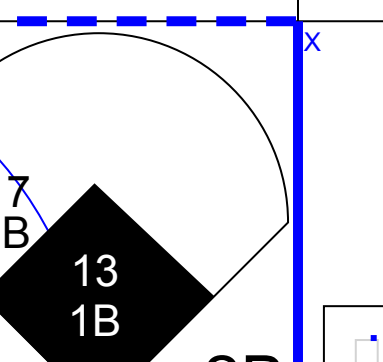
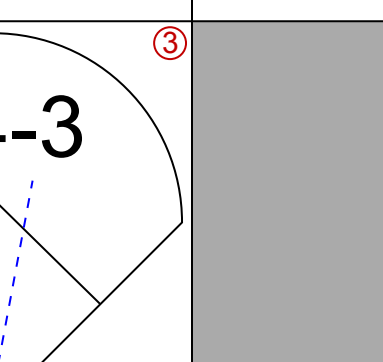
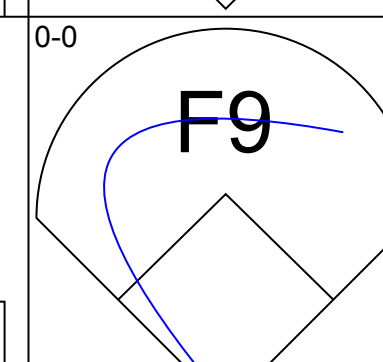
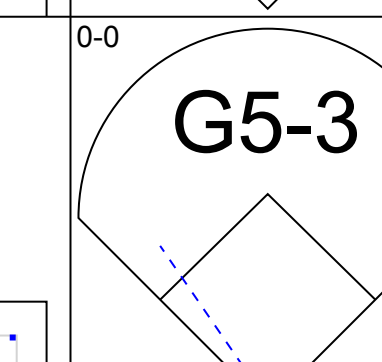
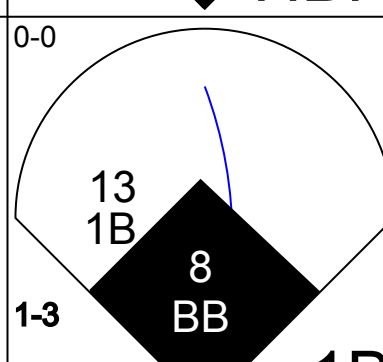
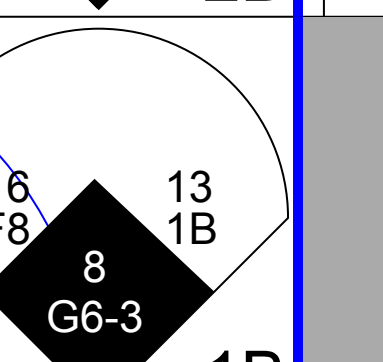
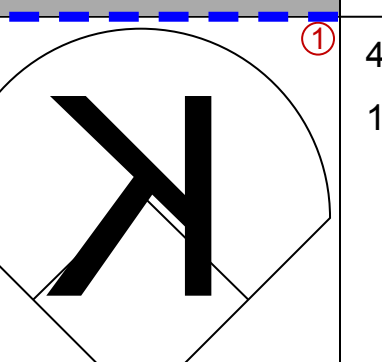
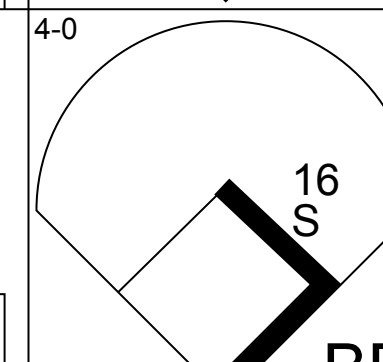
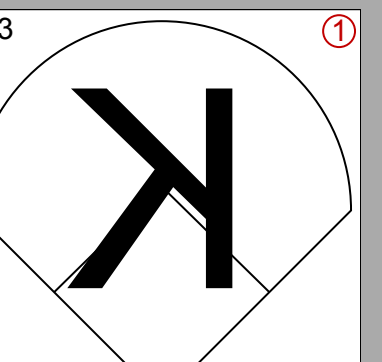
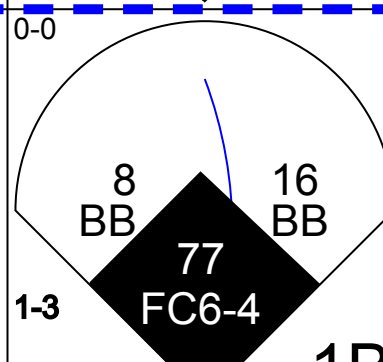
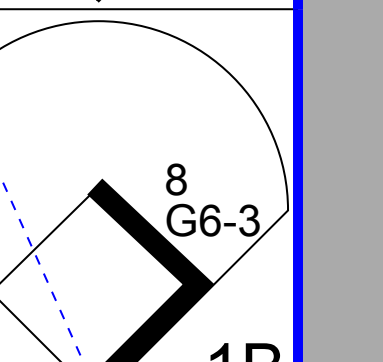
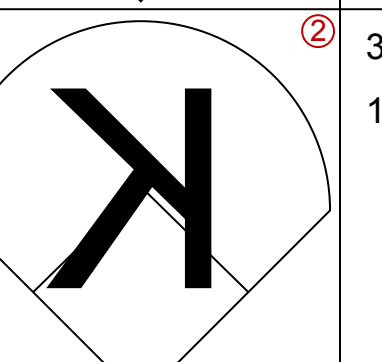
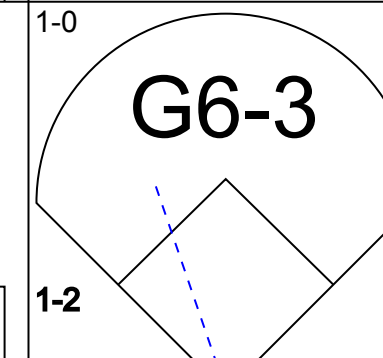
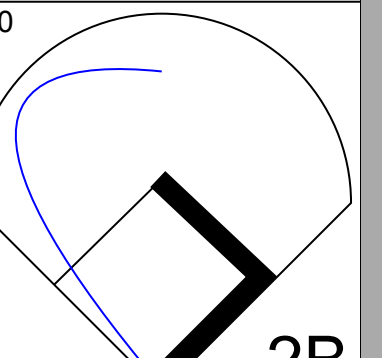
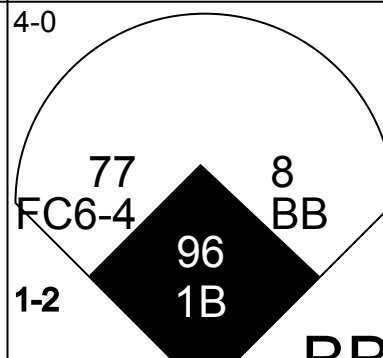
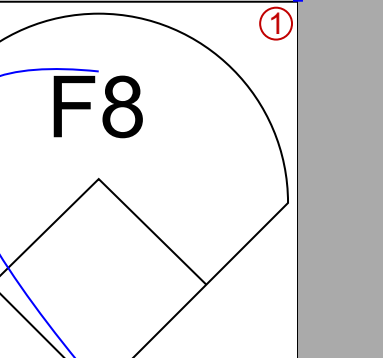
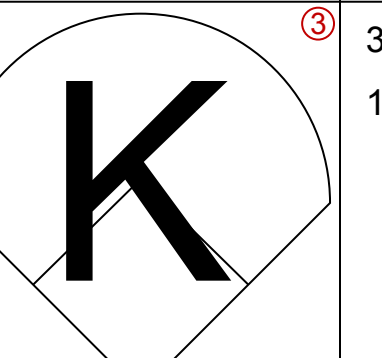
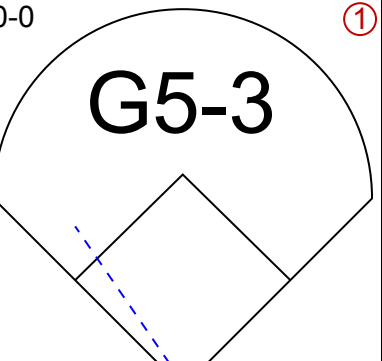

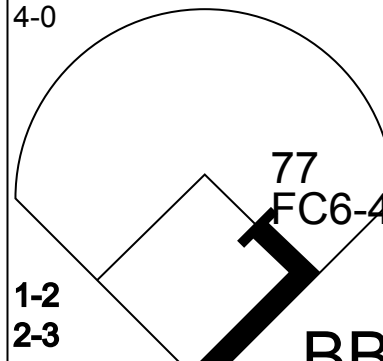
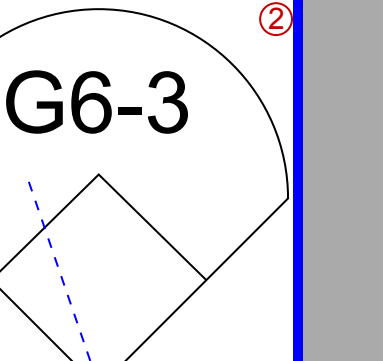
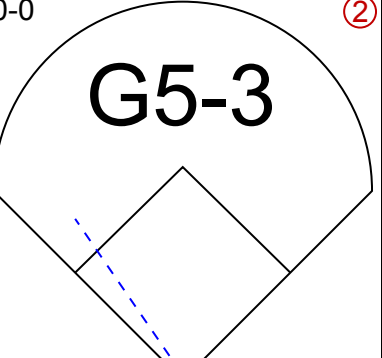
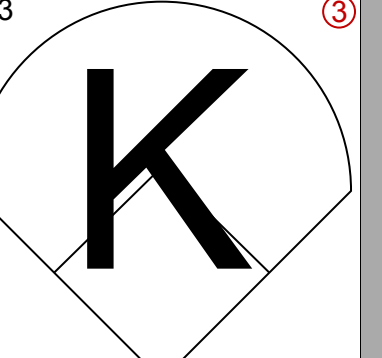
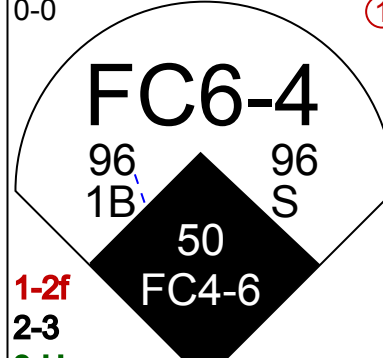
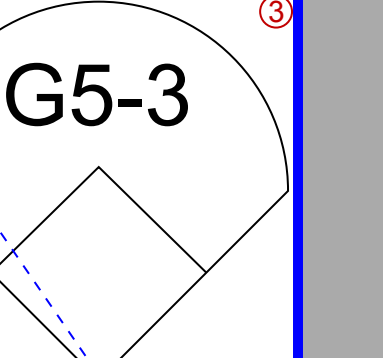
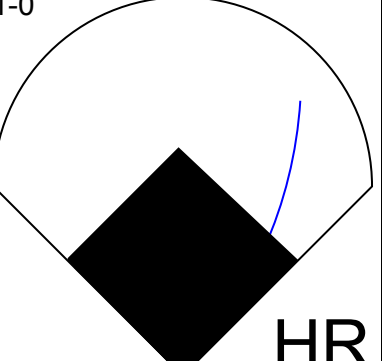
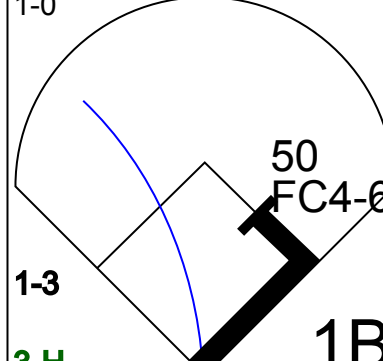
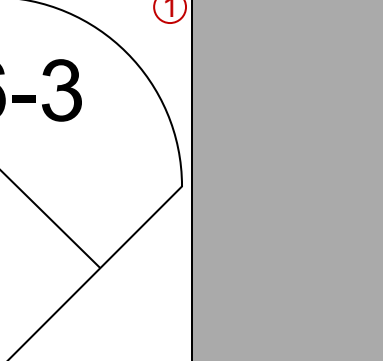
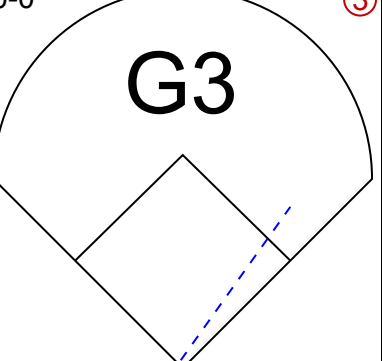
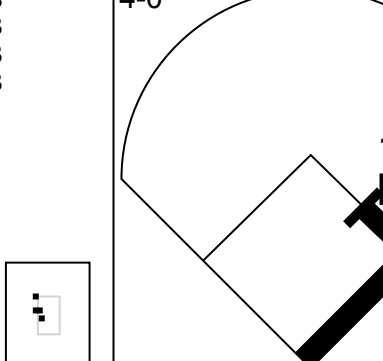
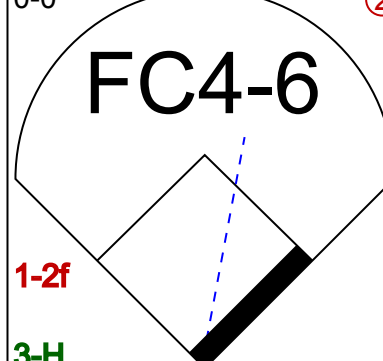
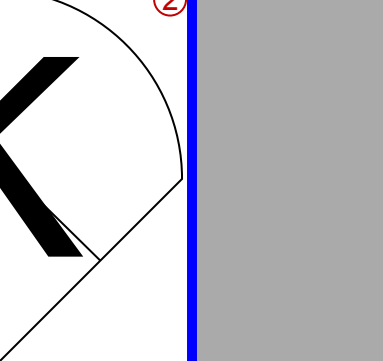
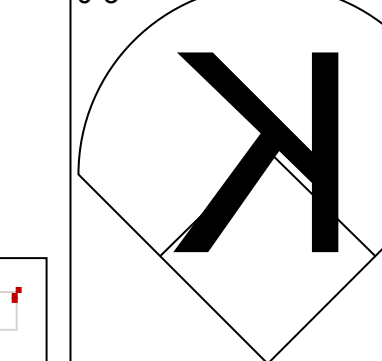
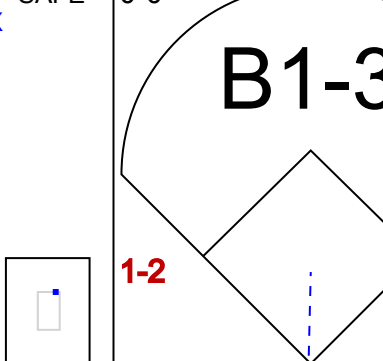

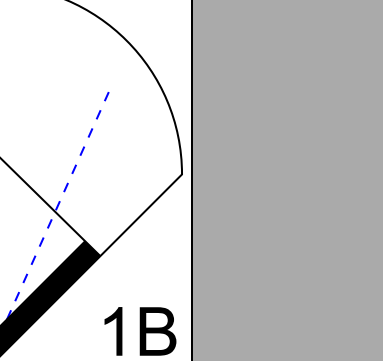
Detroit Tigers @ Toronto Blue Jays
Dunedin Stadium, Dunedin, FL
Mon Mar 18 2019, 1:06 PM - 3:32 PM EDT
Att. 4,478 - Overcast - 68 F

AB	31
R	3
H	8
RBI	3
BB	2
SO	4
LOB	13



Batter	1	2	3	4	5	6	7	8	9	AB R H RBI BB SO LOB	TOP																								
											<p style="text-align: center;">Toronto Blue Jays @ Boston Red Sox JetBlue Park, Ft. Myers, FL Tue Mar 19 2019, 1:05 PM EDT</p> <p style="text-align: right;">livebaseballscorecards.com</p> <p>AB 0 R 0 H 0 RBI 0 BB 0 SO 0 LOB 0</p> 																								
Inning Stats										1B: 0 SF: 0 2B: 0 SAC: 0 3B: 0 DP: 0 HR: 0 HBP: 0	WP: 0 PA: 0 FB: 0 SB: 0 CS: 0																								
PITCHER	IP	WLS	BF	H	R	ER	SO	BB	IBB	HBP	BLK	WP	HR	S	P	ERA	WHIP	PITCHER	IP	WLS	BF	H	R	ER	SO	BB	IBB	HBP	BLK	WP	HR	S	P	ERA	WHIP

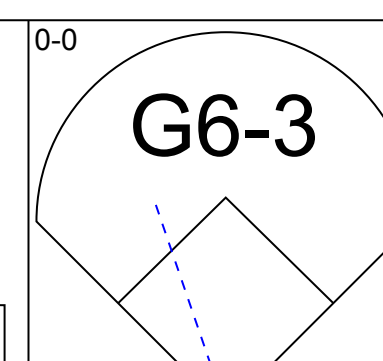
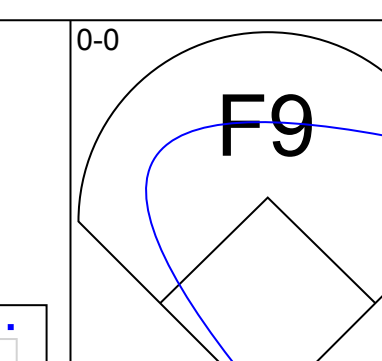
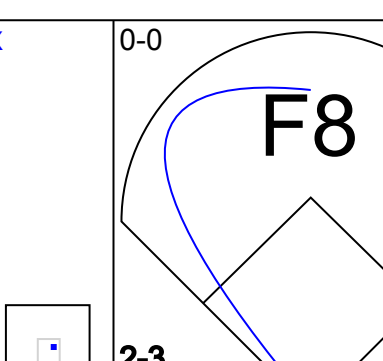
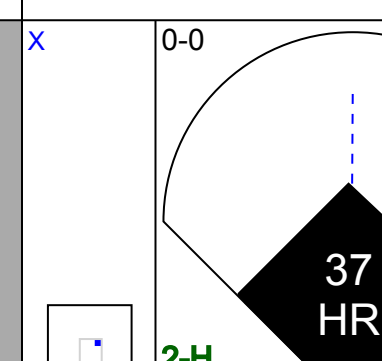
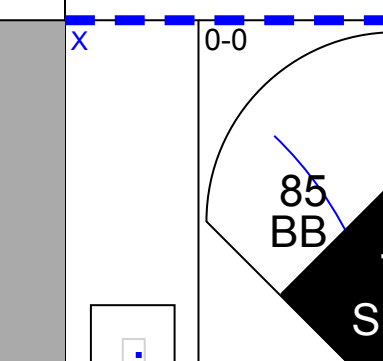
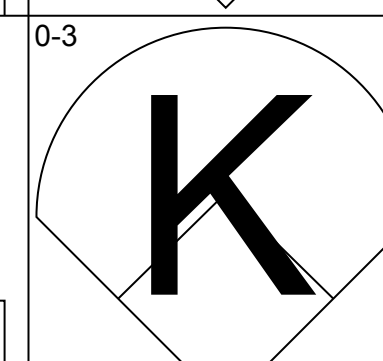
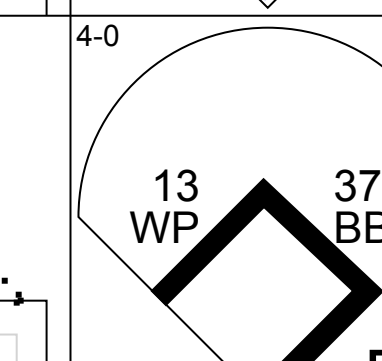
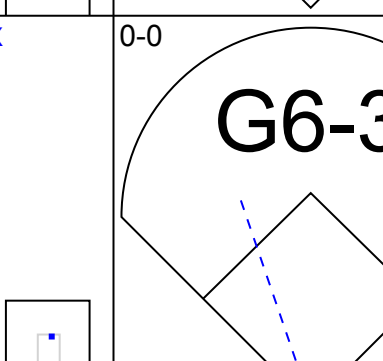
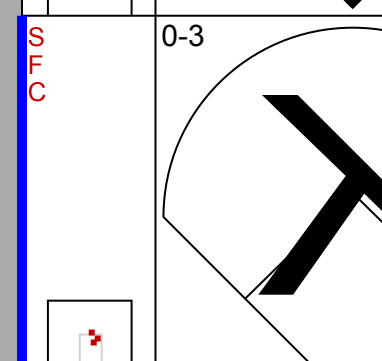
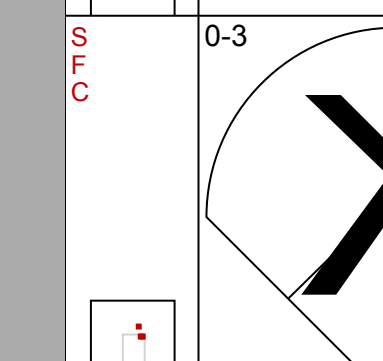
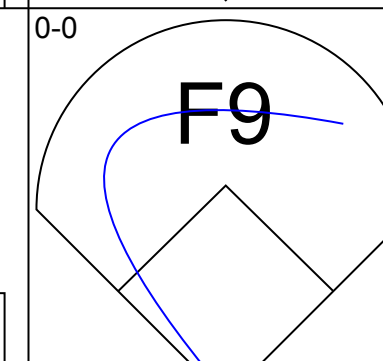
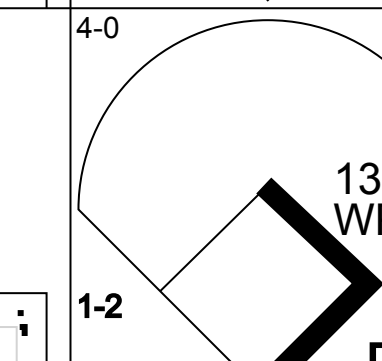
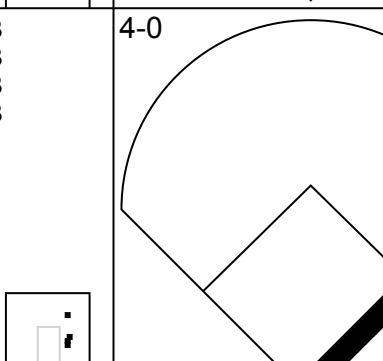
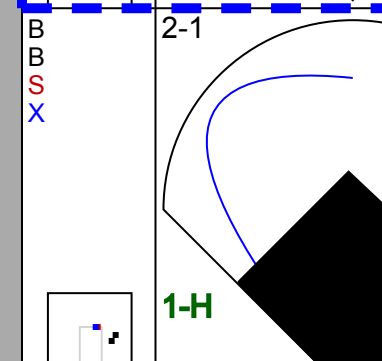
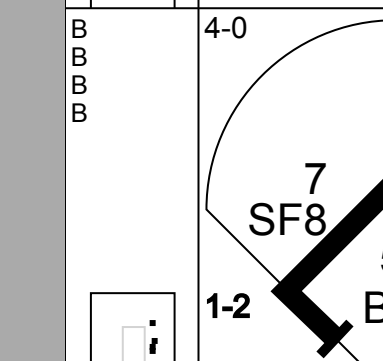
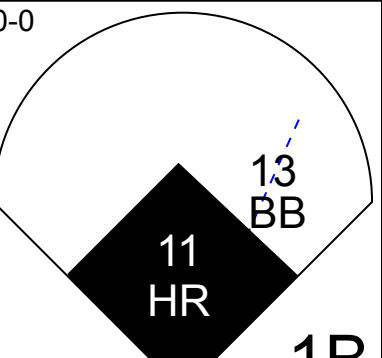
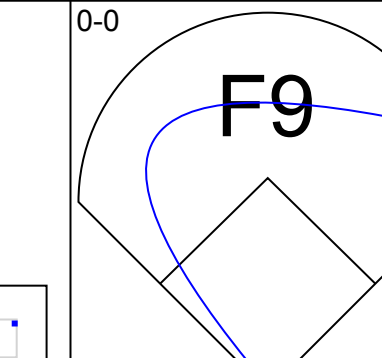
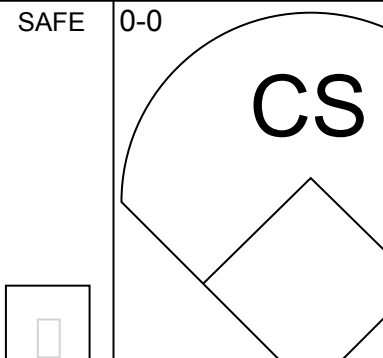
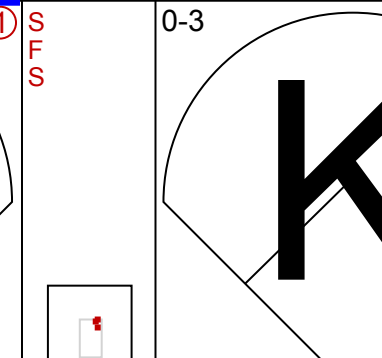
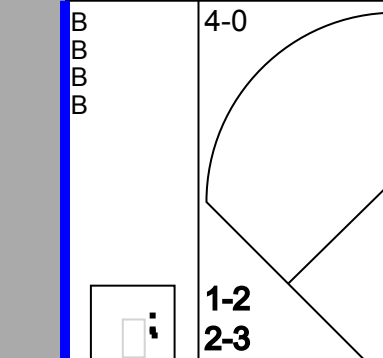
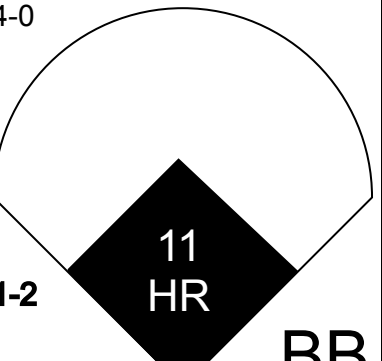
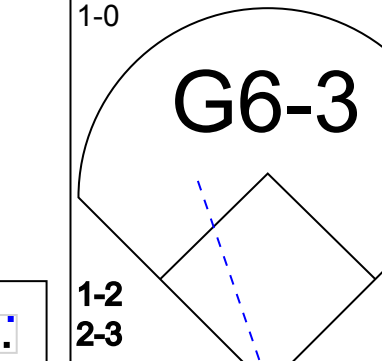
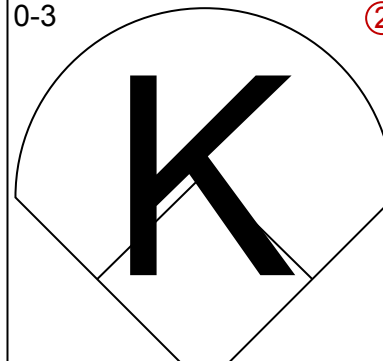
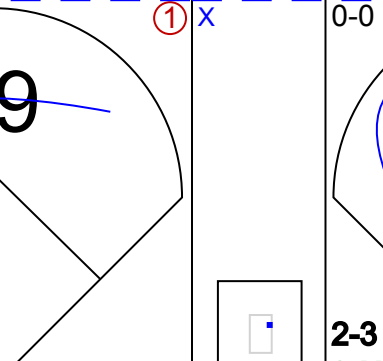
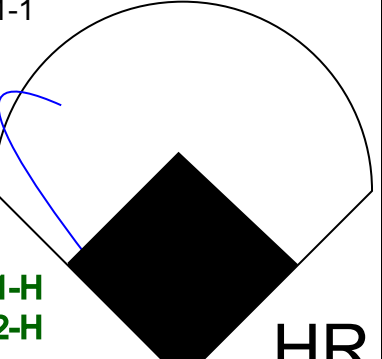
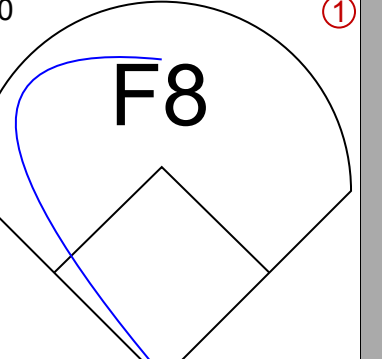
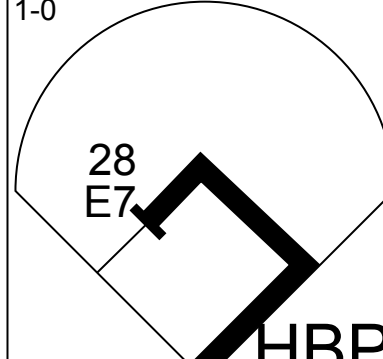
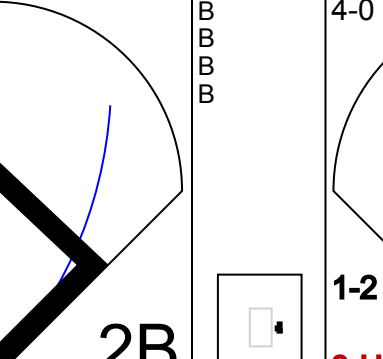
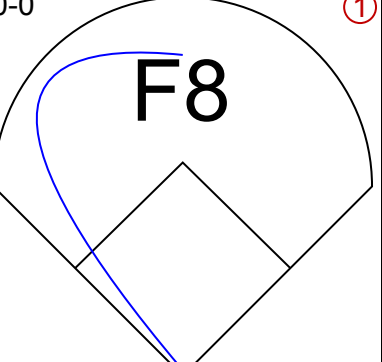
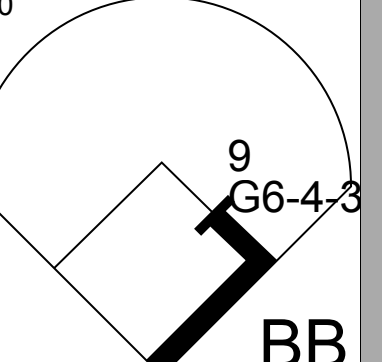
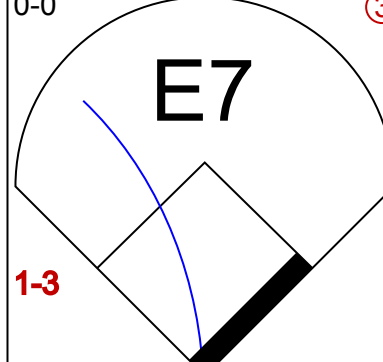
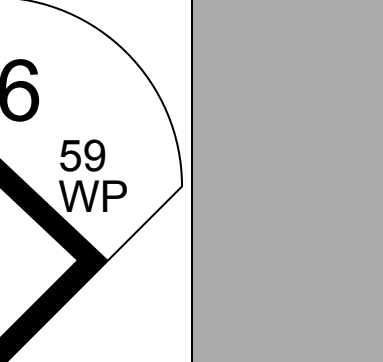
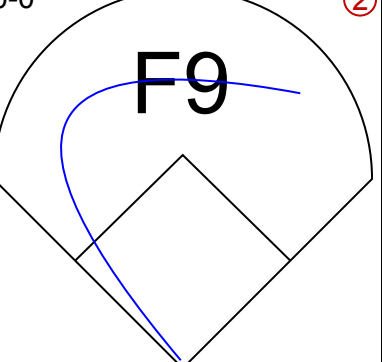
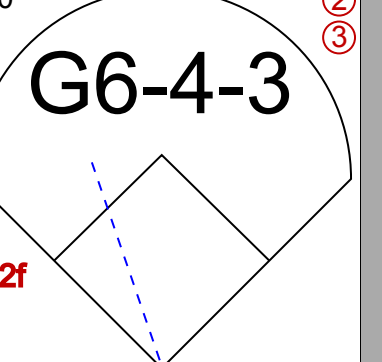
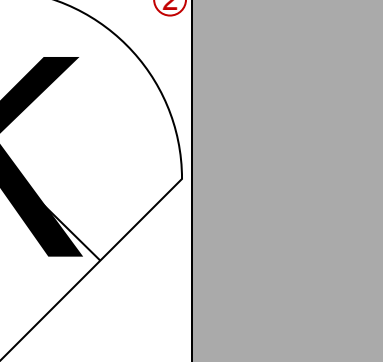
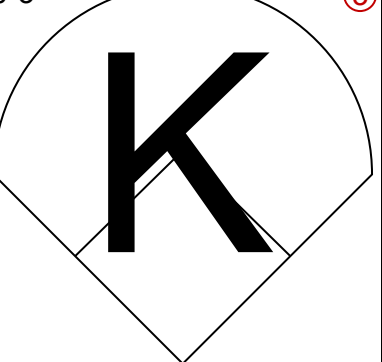
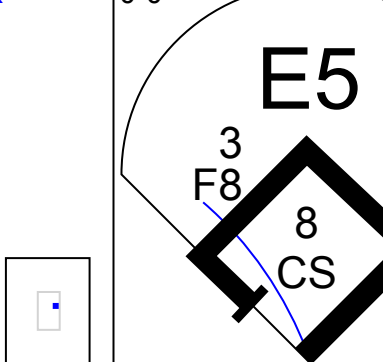
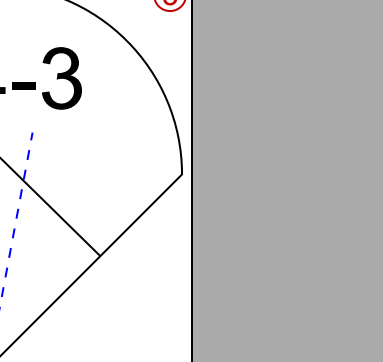
Batter	1	2	3	4	5	6	7	8	9	AB R H RBI BB SO LOB	BOTTOM																								
											<p style="text-align: center;">Toronto Blue Jays @ Boston Red Sox JetBlue Park, Ft. Myers, FL Tue Mar 19 2019, 1:05 PM EDT</p> <p style="text-align: right;">livebaseballscorecards.com</p> <p>AB 0 R 0 H 0 RBI 0 BB 0 SO 0 LOB 0</p> 																								
Inning Stats										1B: 0 SF: 0 2B: 0 SAC: 0 3B: 0 DP: 0 HR: 0 HBP: 0	WP: 0 PA: 0 FB: 0 SB: 0 CS: 0																								
PITCHER	IP	WLS	BF	H	R	ER	SO	BB	IBB	HBP	BLK	WP	HR	S	P	ERA	WHIP	PITCHER	IP	WLS	BF	H	R	ER	SO	BB	IBB	HBP	BLK	WP	HR	S	P	ERA	WHIP

Batter	1	2	3	4	5	6	7	8	9	AB	R	H	RBI	BB	SO	LOB	TOP						
7 Dansby Swanson, R OBP: 0.400, SLG: 0.333 94 Ray-Patrick Diddler, R OBP: 0.353, SLG: 0.533										3	1	1	0	0	2	0							
17 Johan Camargo, S OBP: 0.259, SLG: 0.329 57 Garrison Schwartz, L OBP: 0.182, SLG: 0.400										4	1	2	0	0	0	0							
13 Ronald Acuña Jr., R OBP: 0.420, SLG: 0.675 89 Nick Shumpert, R										3	1	2	2	1	1	0							
16 Brian McCann, L OBP: 0.462, SLG: 0.455 87 Jonathan Morales, R										3	1	1	0	1	0	3							
8 Charlie Culberson, R OBP: 0.291, SLG: 0.291 38 Aroldys Vizcaino, R OBP: 0.259, SLG: 0.329 99 Andres Santiago, R OBP: 0.259, SLG: 0.329 45 Jonny Venters, L OBP: 0.259, SLG: 0.329 72 Jose Rafael De Paula, R OBP: 0.259, SLG: 0.329 79 Jordan Harrison, R										3	0	0	2	1	1	3							
77 Cristian Pacheco, R OBP: 0.412, SLG: 0.719 61 Chad Sobotka, R OBP: 0.412, SLG: 0.719 92 Riley Delgado, R										3	1	0	1	0	1	3							
96 Andy Wilkins, L OBP: 0.400, SLG: 0.800 94 Terone Harris III, R										3	1	2	2	0	1	0							
50 Pedro Florimón, S OBP: 0.310, SLG: 0.421 96 Alejandro Salazar, R OBP: 0.273, SLG: 0.273										3	0	0	1	1	1	1							
15 Sean Newcomb, L OBP: 0.315, SLG: 0.467										2	0	0	0	0	1	1							
Inning Stats	R: 0 E: 0 K: 1 S: 5	H: 0 LOB: 1 P: 10	R: 1 E: 0 K: 0 S: 4	H: 1 LOB: 0 BB: 5	R: 0 E: 0 K: 2 S: 7	H: 0 LOB: 0 BB: 0 P: 7	R: 0 E: 0 K: 3 S: 10	H: 1 LOB: 1 BB: 0 P: 10	R: 0 E: 0 K: 1 S: 4	H: 0 LOB: 0 BB: 1 P: 8	R: 5 E: 0 K: 1 S: 8	H: 3 LOB: 1 BB: 2 P: 18	R: 2 E: 0 K: 0 S: 6	H: 3 LOB: 2 BB: 0 P: 6	R: 0 E: 0 K: 1 S: 6	H: 1 LOB: 1 BB: 0 P: 6	R: 0 E: 0 K: 3 S: 9	H: 0 LOB: 0 BB: 0 P: 9	1B: 6 2B: 2 3B: 0 HR: 1	SF: 0 SAC: 0 DP: 0 HBP: 1	WP: 0 PB: 0 SB: 2 CS: 0	PA: 40	
PITCHER	IP WLS BF H R ER SO BB IBB HBP BLK WP HR S P ERA WHIP																						
34 Matt Shoemaker, R ERA: 5.0	5.0	L	20	3	3	3	7	2	0	1	0	0	0	0	1	31	42	5.40	1.000				
65 Elvis Luciano, R ERA: 14.85	0.0	L	3	1	0	0	0	2	0	0	0	0	0	0	0	1	9	∞	∞				
48 Javy Guerra, R ERA: 1.29	1.0		4	1	3	3	1	0	0	0	0	0	0	0	6	7	27.00	1.000					
54 Sean Reid-Foley, R ERA: 6.23	2.0		10	4	2	2	1	0	0	0	0	0	0	0	12	12	9.00	2.000					
22 David Paulino, R ERA: 5.4	1.0		3	0	0	0	3	0	0	0	0	0	0	0	9	9	0.00	0.000					

Atlanta Braves @ Toronto Blue Jays
Dunedin Stadium, Dunedin, FL
Wed Mar 20, 2019, 1:09 PM - 4:25 PM EDT
Att: 5,097 - Partly Cloudy - 68 F

AB 35
R 8
H 9
RBI 8
BB 4
SO 12
LOB 15



Batter	1	2	3	4	5	6	7	8	9	AB	R	H	RBI	BB	SO	LOB	BOTTOM								
3 Brandon Drury, R OBP: 0.386, SLG: 0.610 72 Santiago Espinal, R OBP: 0.436, SLG: 0.462										4	0	1	1	0	0	1									
15 Randal Grichuk, R OBP: 0.435, SLG: 0.667 23 Dalton Pompey, S OBP: 0.289, SLG: 0.447										2	0	0	0	1	1	1									
37 Teoscar Hernández, R OBP: 0.469, SLG: 0.990 75 Ryan Noda, L OBP: 0.500, SLG: 0.667										2	1	1	2	2	0	0									
8 Kendrys Morales, S OBP: 0.300, SLG: 0.378 85 Ryan Hissey, L OBP: 0.300, SLG: 0.378 82 Yeltsin Gudino, R OBP: 0.500, SLG: 0.500										4	1	1	0	0	1	3									
13 Lourdes Gurriel Jr., R OBP: 0.410, SLG: 0.581 7 Richard Urena, S OBP: 0.366, SLG: 0.438										2	1	0	0	1	1	2									
11 Kevin Pillar, R OBP: 0.304, SLG: 0.476 5 Eric Sogard, L OBP: 0.370, SLG: 0.371										2	1	1	3	0	0	0									
28 Billy McKinney, L OBP: 0.400, SLG: 0.444 70 Pat Cantwell, R OBP: 0.375, SLG: 0.714										2	0	0	0	1	0	1									
9 Danny Jansen, R OBP: 0.286, SLG: 0.353 59 Brock Lundquist, L OBP: 0.333, SLG: 0.400										2	0	0	0	1	0	1									
16 Freddy Galvis, S OBP: 0.250, SLG: 0.405 44 Rowdy Tellez, L OBP: 0.306, SLG: 0.553										3	0	0	0	0	2	1									
Inning Stats	R: 0 E: 0 K: 1 S: 5	H: 2 LOB: 0 BB: 1 P: 13	R: 0 E: 0 K: 0 S: 3	H: 0 LOB: 2 BB: 2 P: 12	R: 0 E: 0 K: 0 S: 2	H: 0 LOB: 0 BB: 1 P: 6	R: 0 E: 1 K: 1 S: 5	H: 0 LOB: 1 BB: 0 P: 6	R: 3 E: 0 K: 3 S: 12	H: 2 LOB: 1 BB: 1 P: 19	R: 0 E: 1 K: 1 S: 7	H: 1 LOB: 2 BB: 0 P: 8	R: 1 E: 0 K: 1 S: 5	H: 1 LOB: 3 BB: 3 P: 17	1B: 3 2B: 1 3B: 0 HR: 2	SF: 1 SAC: 0 DP: 1 HBP: 1	WP: 3 PB: 0 SB: 0 CS: 1	PA: 43							
PITCHER	IP WLS BF H R ER SO BB IBB HBP BLK WP HR S P ERA WHIP																								
15 Sean Newcomb, L ERA: 5.29	5.0	H	21	2	3	3	2	5	0	0	0	0	0	0	0	0	5.40	1.400							
61 Chad Sobotka, R ERA: 10.29	1.0	H	4	0	0	0	1	0	0	1	0	0	0	0	5	6	0.00	0.000							
38 Aroldys Vizcaino, R ERA: 7.2	0.2		4	1	2	2	2	1	0	0	0	0	0	1	0	7	12	27.00	3.000						
99 Andres Santiago, R ERA: 2.25	0.1		2	1	1	1	1	0	0	0	0	0	0	1	5	7	27.00	3.000							
48 Jonny Venters, L ERA: 2.57	1.0	H	5	1	0	0	1	0	0	0	0	0	0	1	0	7	8	0.00	1.000						
72 Jose Rafael De Paula, R ERA: 4.5 79 Jordan Harrison, L ERA: 4.5	0.1	H	4	1	1	1	1	2	0	0	0	0	0	1	0	0	0	0	0	0	0	1	5	0.00	1.500

Atlanta Braves @ Toronto Blue Jays
Dunedin Stadium, Dunedin, FL
Wed Mar 20, 2019, 1:09 PM - 4:25 PM EDT
Att: 5,097 - Partly Cloudy - 68 F

AB 31
R 7
H 6
RBI 7
BB 9
SO 8
LOB 17



Batter	1	2	3	4	5	6	7	8	9	AB	R	H	RBI	BB	SO	LOB	TOP					
3 Brandon Drury, R OBP: 0.383, SLG: 0.591 44 Rowdy Tellez, L OBP: 0.314, SLG: 0.612	0-2 K	0-0 1-2 1B		0-0 1-2 G6-4-3			0-1 1-H HR		1-0 P4	3	0	1	0	0	1	1	Toronto Blue Jays @ Philadelphia Phillies Spectrum Field, Clearwater, FL Thu Mar 21 2019, 1:08 PM - 3:51 PM EDT Att: 8,934 - Sunny - 69 F					
15 Randal Grichuk, R OBP: 0.423, SLG: 0.762 88 Chad Spanberger, L (7, PH) OBP: 0.500, SLG: 0.500	2-2 HR	0-0 F9			0-0 F7		0-0 99 FC6-4 1B		0-3 K	3	1	1	1	0	0	2						
37 Teoscar Hernández, R OBP: 0.479, SLG: 0.951 87 Cal Stevenson, L (5, PR)	0-3 K		0-3 K		4-0 14 G4-5-3 BB		0-0 P5		2-0 0-0 0-0 1-2 0	2	0	0	0	1	2	0						
14 Justin Smoak, S OBP: 0.429, SLG: 0.733 99 Andy Burns, R OBP: 0.333, SLG: 0.357	4-0 13 2B		0-0 13 HR		0-0 G4-5-3		0-0 FC6-4		2-1 1-0 1-0 1	1	0	0	0	0	0	1						
13 Lourdes Gurriel Jr., R OBP: 0.439, SLG: 0.727 5 Eric Sogard, L OBP: 0.354, SLG: 0.351	1-0 1-3 2B		1-0 2-H HR		0-3 K		0-0 F7		2-1 2-2 0-0 0	2	0	0	0	0	0	0						
28 Billy McKinney, L OBP: 0.388, SLG: 0.500	0-3 K		0-3 K2-3		0-0 F8		0-2 HR		4-1 1-1 1-0 2-2	4	1	1	1	0	2	2						
86 Joshua Palacios, L (1, 8)		0-3 K	0-3 K		0-0 G3-1		0-0 G4-3		4-0 0-0 0-0 2-0	4	0	0	0	0	2	0						
9 Danny Jansen, R OBP: 0.297, SLG: 0.343 21 Luke Maile, R OBP: 0.265, SLG: 0.172		4-0 3 1B BB		0-3 K2-3			0-0 K		1-0 0-0 0-1 1-0	1	0	0	0	1	1	0						
16 Freddy Galvis, S OBP: 0.262, SLG: 0.395 7 Richard Urena, S OBP: 0.375, SLG: 0.441		0-3 K		4-0 3 G6-4-3 BB			0-0 44 HR 1B		2-1 1-1 0-0 1-0	2	1	1	0	0	1	0						
Inning Stats	R: 1 E: 0 K: 3 S: 13	H: 2 LOB: 2 BB: 1 P: 20	R: 0 E: 0 K: 2 S: 8	H: 1 LOB: 2 BB: 1 P: 12	R: 2 E: 0 K: 3 S: 11	H: 2 LOB: 0 BB: 0 P: 12	R: 0 E: 0 K: 1 S: 4	H: 0 LOB: 1 BB: 1 P: 8	R: 0 E: 0 K: 0 S: 2	H: 0 LOB: 1 BB: 1 P: 6	R: 0 E: 0 K: 1 S: 5	H: 0 LOB: 0 BB: 0 P: 5	R: 2 E: 0 K: 1 S: 9	H: 3 LOB: 1 BB: 0 P: 9	R: 1 E: 0 K: 0 S: 6	H: 1 LOB: 0 BB: 0 P: 6		R: 0 E: 0 K: 2 S: 7	H: 0 LOB: 0 BB: 0 P: 8	1B: 3 2B: 2 3B: 0 HR: 4	SF: 0 SAC: 0 DP: 2 HBP: 0	WP: 0 PB: 0 SB: 0 CS: 0
PITCHER	IP WLS BF H R ER SO BB IBB HBP BLK WP HR S P ERA WHIP	21 Vince Velasquez, R ERA: 12.79	3.1 W 18 5 3 3 9 3 0 0 0 0 2 35 51 8.10 2.400	98 Aaron Brown, L ERA: 3.39	0.2 H 1 0 0 0 0 0 0 0 0 0 0 1 1 0.00 0.000	93 Pat Neshek, R ERA: 1.93	0.1 2 0 0 0 0 0 0 0 0 0 0 0 1 5 0.00 3.000	53 Yackel Rios, R ERA: 0.9	1.2 4 0 0 0 1 0 0 0 0 0 0 0 6 6 0.00 0.000	52 Jose Alvarez, L ERA: 6.0	1.0 6 3 2 2 1 0 0 0 0 0 0 1 9 9 18.00 3.000	PITCHER	IP WLS BF H R ER SO BB IBB HBP BLK WP HR S P ERA WHIP	68 Josh Martin, R ERA: 2.57	1.0 4 1 1 1 0 0 0 0 0 0 0 0 1 6 6 9.00 1.000	91 Tom Windle, L ERA:	1.0 3 0 0 0 2 0 0 0 0 0 0 0 7 8 0.00 0.000					

AB	34
R	6
H	9
RBI	6
BB	4
SO	13
LOB	9



Batter	1	2	3	4	5	6	7	8	9	AB	R	H	RBI	BB	SO	LOB	BOTTOM			
22 Andrew McCutchen, R OBP: 0.317, SLG: 0.513 31 Shane Robinson, R OBP: 0.349, SLG: 0.463	4-0 3 HR BB	2-0 2-H HR		0-0 10 HR 2B		0-0 F8		0-0 1B		2	3	2	2	1	0	0	Toronto Blue Jays @ Philadelphia Phillies Spectrum Field, Clearwater, FL Thu Mar 21 2019, 1:08 PM - 3:51 PM EDT Att: 8,934 - Sunny - 69 F			
2 Jean Segura, R OBP: 0.311, SLG: 0.381 66 Gift Ngoepe, R OBP: 0.278, SLG: 0.533	0-3 K	0-0 L5		0-0 F9		3-2 HR		0-3 K		3	0	0	0	0	1	2				
3 Bryce Harper, L OBP: 0.500, SLG: 0.692 18 Lane Adams, R OBP: 0.286, SLG: 0.353	0-0 1-H HR		0-3 K	4-0 10 HR BB		2-1 HR		0-0 L5		3	3	2	3	1	1	0				
10 J.T. Realmuto, R OBP: 0.432, SLG: 0.853 41 Drew Butera, R OBP: 0.392, SLG: 0.500	0-3 K		0-0 G5-3	0-2 1-H 2-H HR		0-0 L5				3	1	1	3	0	1	0				
5 Nick Williams, L OBP: 0.241, SLG: 0.386 93 Pat Neshek, S ERA: 1.93 53 Yackel Rios, R ERA: 0.9 13 Sean Rodriguez, R OBP: 0.191, SLG: 0.263 68 Josh Martin, R ERA: 2.57 91 Tom Windle, L ERA:	0-0 F8		0-3 K	0-0 F8		0-0 L7				3	0	0	0	0	0	0				
16 César Hernández, S OBP: 0.182, SLG: 0.143 9 Phil Gosselin, R OBP: 0.432, SLG: 0.686		0-0 G3		0-3 K	0-3 K2-3		0-3 K		4-0 0-0 0-0 3-0	4	0	0	0	0	3	0				
4 Scott Kingery, R OBP: 0.271, SLG: 0.370 95 Alec Bohm, R (6, 5)		0-0 28 1B 21 G5-3 1B		0-0 15 HR 1B	0-0 G5-3		0-3 K		3-2 2-0 0-0 0-0 1-0	3	2	2	0	0	0	0				
28 Andrew Romine, S OBP: 0.325, SLG: 0.378 33 Matt McBride, R OBP: 0.222, SLG: 0.423		0-0 22 HR 1B		0-0 15 HR 1B	0-0 L4		0-0 G6-3		3-2 2-0 0-0 0-0	3	2	2	0	0	0	0				
21 Vince Velasquez, R (1, 1) 98 Aaron Brown, L (4, 1) 15 Andrew Knapp, S OBP: 0.400, SLG: 0.625 23 Aaron Altherr, R OBP: 0.372, SLG: 0.265		0-0 G5-3		0-1 1-H 2-H HR		0-0 G6-3		0-3 K		1	0	0	1	0	0	1				
Inning Stats	R: 2 E: 0 K: 2 S: 8	H: 1 LOB: 0 BB: 1 P: 12	R: 3 E: 0 K: 0 S: 6	H: 3 LOB: 0 BB: 0 P: 8	R: 0 E: 0 K: 2 S: 7	H: 0 LOB: 0 BB: 0 P: 7	R: 6 E: 0 K: 1 S: 13	H: 5 LOB: 1 BB: 1 P: 17	R: 0 E: 0 K: 1 S: 5	H: 0 LOB: 0 BB: 0 P: 5	R: 2 E: 0 K: 0 S: 10	H: 2 LOB: 0 BB: 0 P: 15	R: 0 E: 0 K: 2 S: 7	H: 0 LOB: 0 BB: 0 P: 7	R: 0 E: 0 K: 2 S: 8	H: 1 LOB: 1 BB: 0 P: 8		1B: 5 2B: 1 3B: 0 HR: 6	SF: 0 SAC: 0 DP: 0 HBP: 0	WP: 0 PB: 0 SB: 0 CS: 0
PITCHER	IP WLS BF H R ER SO BB IBB HBP BLK WP HR S P ERA WHIP	43 Sam Gaviglio, R ERA: 5.19	1.1 L 18 7 8 8 5 1 0 0 0 0 1 6 10 40.50 4.500	24 Danny Barnes, R ERA: 4.91	0.2 5 2 3 3 0 0 0 0 0 0 0 1 6 10 40.50 4.500	45 Thomas Pannone, L ERA: 11.12	3.0 11 2 2 2 3 0 0 0 0 0 2 22 27 6.00 0.667	60 Jason Adam, R ERA:	1.0 4 1 0 0 2 0 0 0 0 0 0 0 8 8 0.00 1.000	PITCHER	IP WLS BF H R ER SO BB IBB HBP BLK WP HR S P ERA WHIP									

AB	36
R	13
H	12
RBI	13
BB	2
SO	10
LOB	4



Batter	1	2	3	4	5	6	7	8	9	AB	R	H	RBI	BB	SO	LOB	TOP										
3 Cedric Mullins, L (1, 8) OBP: 0.264, SLG: 0.426	G4-3			P5		P5		L8		3	0	0	0	1	0	2	Baltimore Orioles @ Toronto Blue Jays Dunedin Stadium, Dunedin, FL Fri Mar 22 2019, 6:09 PM - 8:35 PM EDT Att. 5,139 - Clear - 66 F										
45 Mark Trumbo, R (1, 10) OBP: 0.231, SLG: 0.167	G5-3			K		P3				2	0	0	0	0	1	0											
39 Renato Núñez, R (6, PH) OBP: 0.278, SLG: 0.438	G5-3			K		P3				1	0	0	0	1	0	1											
2 Jonathan Villar, S (1, 4) OBP: 0.370, SLG: 0.351	G4-3			G4-3		F7		F8		3	0	0	0	0	0	1											
76 Ryan Mountcastle, R (6, 5) OBP: 0.342, SLG: 0.382	G4-3			G4-3		F7		F8		1	0	0	0	0	0	3											
19 Chris Davis, L (1, 3) OBP: 0.306, SLG: 0.241				F7		40 1B		K		2	0	0	0	1	1	0											
74 Carlos Pérez, R (7, 2) OBP: 0.333, SLG: 0.714				F7		40 1B		K		1	0	1	0	0	0	0											
23 Joey Rickard, R (1, 9) OBP: 0.400, SLG: 0.565	G5-3			G5-3		F7		K		3	0	0	0	0	1	1											
87 J.C. Escarra, L (7, 3) OBP: 0.500, SLG: 1.000	G5-3			G5-3		F7		K		1	0	0	0	0	1	1											
40 Jesús Sucre, R (1, 2) OBP: 0.287, SLG: 0.333	L9			L9		57 FC6-4		K		3	0	1	0	0	1	0											
83 Cole Billingsley, L (7, 9)	L9			L9		57 FC6-4		K		1	0	0	0	0	0	1											
6 Drew Jackson, R (1, 7) OBP: 0.471, SLG: 0.408				G6-3		K		L4		3	0	1	0	0	1	2											
91 Ademar Rifaela, L (8, PR) (8, 7)				G6-3		K		L4		1	0	0	0	0	0	1											
57 Hanser Alberto, R (1, 5) OBP: 0.282, SLG: 0.286				K		FC6-4				3	0	1	0	0	1	2											
85 Anderson Feliz, S (8, PR) (8, 4)				K		FC6-4				0	0	0	0	0	0	0											
1 Richie Martin, R (1, 6) OBP: 0.292, SLG: 0.341				G6-3				K		3	0	0	0	0	1	2											
Inning Stats	R: 0 E: 0 K: 0 S: 3	H: 0 LOB: 0 BB: 0 P: 4	R: 0 E: 0 K: 0 S: 3	H: 0 LOB: 0 BB: 0 P: 3	R: 0 E: 0 K: 1 S: 5	H: 0 LOB: 0 BB: 0 P: 5	R: 0 E: 0 K: 1 S: 5	H: 0 LOB: 0 BB: 0 P: 5	R: 0 E: 0 K: 1 S: 6	H: 1 LOB: 2 BB: 1 P: 10	R: 0 E: 0 K: 0 S: 3	H: 0 LOB: 1 BB: 1 P: 7	R: 0 E: 0 K: 3 S: 9	H: 0 LOB: 0 BB: 0 P: 9	R: 0 E: 0 K: 1 S: 7	H: 2 LOB: 3 BB: 1 P: 11	R: 0 E: 0 K: 1 S: 6	H: 1 LOB: 1 BB: 0 P: 6	1B: 4 2B: 0 3B: 0 HR: 0	SF: 0 SAC: 0 DP: 0 HBP: 0	WP: 0 PB: 0 SB: 0 CS: 0	PA: 34					
PITCHER	IP	WLS	BF	H	R	ER	SO	BB	IBB	HBP	BLK	WP	HR	S	P	ERA	WHIP										
41 Aaron Sanchez, R (1, 1) ERA: 1.53	6.0	W	21	1	0	0	3	2	0	0	0	0	0	25	34	0.00	0.500										
58 Tim Mayza, L (7, 1) ERA: 1.42	0.1		1	0	0	0	1	0	0	0	0	0	0	3	3	0.00	0.000										
31 Joe Biagini, R (7, 1) ERA: 1.42	0.2		2	0	0	0	2	0	0	0	0	0	0	6	6	0.00	0.000										
50 Justin Shafer, R (8, 1) ERA: 2.45	1.0		6	2	0	0	1	1	0	0	0	0	0	7	11	0.00	3.000										
51 Ken Giles, R (9, 1) ERA: 7.71	1.0		4	1	0	0	1	0	0	0	0	0	0	6	6	0.00	1.000										

Batter	1	2	3	4	5	6	7	8	9	AB	R	H	RBI	BB	SO	LOB	BOTTOM										
3 Brandon Drury, R (1, 5) OBP: 0.392, SLG: 0.638	L4									3	1	1	2	1	1	2	Baltimore Orioles @ Toronto Blue Jays Dunedin Stadium, Dunedin, FL Fri Mar 22 2019, 6:09 PM - 8:35 PM EDT Att. 5,139 - Clear - 66 F										
81 Andrew Guilloitte, R (8, 4) OBP: 0.444, SLG: 0.667	L4									0	0	0	0	0	0	0											
16 Freddy Galvis, S (1, 6) OBP: 0.261, SLG: 0.381	F9									4	0	1	0	0	1	4											
83 Kevin Vicuña, R (8, 6)	F9									0	0	0	0	0	0	0											
37 Teoscar Hernández, R (1, 7) OBP: 0.471, SLG: 0.935	K									2	1	0	0	1	1	1											
82 Roemón Fields, L (8, 8) OBP: 0.158, SLG: 0.167	K									1	0	1	0	0	0	0											
14 Justin Smoak, S (1, 3) OBP: 0.474, SLG: 0.848										3	1	3	1	0	0	0											
5 Enc Sogard, L (8, 5) OBP: 0.347, SLG: 0.342										1	0	0	0	0	1	1											
11 Kevin Pillar, R (1, 8) OBP: 0.286, SLG: 0.444										3	0	0	0	0	0	2											
44 Rowdy Tellez, L (8, 3) OBP: 0.308, SLG: 0.600										1	0	0	0	0	1	0											
8 Kendrys Morales, S (1, 10) OBP: 0.279, SLG: 0.350										3	0	0	0	0	0	1											
9 Danny Jansen, R (1, 2) OBP: 0.300, SLG: 0.342										3	1	1	0	0	0	1											
70 Pat Cantwell, R (7, 2) OBP: 0.375, SLG: 0.714										0	0	0	0	0	0	0											
28 Billy McKinney, L (1, 9) OBP: 0.404, SLG: 0.590										2	0	1	0	1	1	1											
80 Rodrigo Orozco, S (7, PR) OBP: 0.500, SLG: 0.500										0	0	0	0	0	0	0											
7 Richard Urena, S (1, 4) OBP: 0.372, SLG: 0.432										3	0	1	0	0	1	2											
75 Ryan Noda, L (7, PR) OBP: 0.500, SLG: 0.667										0	0	0	0	0	0	0											
Inning Stats	R: 0 E: 0 K: 1 S: 5	H: 0 LOB: 0 BB: 0 P: 5	R: 1 E: 0 K: 0 S: 6	H: 1 LOB: 0 BB: 0 P: 9	R: 0 E: 0 K: 2 S: 7	H: 1 LOB: 1 BB: 1 P: 12	R: 1 E: 0 K: 0 S: 3	H: 1 LOB: 0 BB: 1 P: 7	R: 2 E: 0 K: 1 S: 10	H: 3 LOB: 1 BB: 0 P: 13	R: 0 E: 0 K: 0 S: 4	H: 1 LOB: 1 BB: 0 P: 4	R: 0 E: 0 K: 1 S: 5	H: 1 LOB: 2 BB: 1 P: 9	R: 0 E: 0 K: 2 S: 7	H: 1 LOB: 0 BB: 0 P: 7	1B: 7 2B: 1 3B: 0 HR: 2	SF: 0 SAC: 0 DP: 3 HBP: 0	WP: 1 PB: 0 SB: 0 CS: 1	PA: 33							
PITCHER	IP	WLS	BF	H	R	ER	SO	BB	IBB	HBP	BLK	WP	HR	S	P	ERA	WHIP										
43 Mike Wright Jr., R (1, 1) ERA: 3.32	4.0	L	15	3	2	2	3	2	0	0	0	0	1	21	33	4.50	1.250										
67 John Means, L (5, 1) ERA: 5.09	2.0		10	4	2	2	1	0	0	0	0	0	1	14	17	9.00	2.000										
66 Tanner Scott, L (7, 1) ERA: 9.0	1.0		4	1	0	0	1	1	0	0	0	0	0	5	9	0.00	2.000										
38 Pedro Araújo, R (8, 1) ERA: 5.4	1.0		3	1	0	0	2	0	0	0	0	0	0	7	7	0.00	1.000										



Batter	1	2	3	4	5	6	7	8	9	AB	R	H	RBI	BB	SO	LOB	TOP											
73 Kevin Smith, R OBP: 0.222, SLG: 0.222 (1, 6)	G6-3		5 HR G3-1 1B	F9		2-3 1B		K		5	1	2	0	0	1	1	Toronto Blue Jays @ Detroit Tigers Publix Field at Joker Marchant Stadium, Lakeland, FL Sun Mar 24 2019, 1:08 PM - 4:06 PM EDT Att: 7,869 - Partly Cloudy - 77 F											
5 Eric Sogard, L OBP: 0.352, SLG: 0.357 (1, 5)	F8		G3-1			F8			3	0	1	1	0	0	1													
67 Cavan Biggio, L OBP: 0.326, SLG: 0.513 (5, 5)			1-2	2H				HR	2	1	1	1	0	0	2													
15 Randal Grichuk, R OBP: 0.424, SLG: 0.769 (1, 8)			2H						2	1	1	2	1	0	1													
87 Reggie Pruitt, R (4, 7)				G6-3					1	0	0	0	0	1	2													
81 Cullen Large, S (9, FH)									0	0	0	0	1	0	0													
28 Billy McKinney, L OBP: 0.382, SLG: 0.467 (1, 3)									7	2	1	2	1	0	1													
99 Andy Burns, R OBP: 0.313, SLG: 0.333 (5, 3)	P5		G4-3		G4-3				3	0	0	0	0	0	1													
80 Michael De La Cruz, S (9, PH)									1	0	0	0	0	1	1													
7 Richard Urena, S OBP: 0.370, SLG: 0.425 (1, 4)									3	0	1	0	0	0	0													
72 Santiago Espinal, R OBP: 0.444, SLG: 0.467 (5, 4)			G5-3		G3				2	0	1	0	0	1	0													
86 Joshua Palacios, L OBP: 0.250, SLG: 0.308 (1, 9)									5	0	2	0	0	3	3													
59 Brock Lundquist, L OBP: 0.273, SLG: 0.222 (1, 10)									4	1	0	0	1	3	5													
82 Roemon Fields, L OBP: 0.261, SLG: 0.286 (1, 7)									3	1	2	0	1	0	0													
21 Luke Maile, R OBP: 0.293, SLG: 0.229 (1, 2)									3	1	1	2	0	0	3													
70 Pat Cantwell, R OBP: 0.333, SLG: 0.625 (6, 2)									1	0	0	0	0	0	0													
Inning Stats	R: 0 E: 0 K: 0 S: 3	H: 0 LOB: 1 BB: 1 P: 7	R: 0 E: 0 K: 1 S: 6	H: 1 LOB: 2 BB: 1 P: 10	R: 2 E: 0 K: 0 S: 5	H: 2 LOB: 0 BB: 0 P: 6	R: 3 E: 0 K: 1 S: 8	H: 3 LOB: 1 BB: 1 P: 12	R: 0 E: 0 K: 1 S: 7	H: 2 LOB: 2 BB: 0 P: 7	R: 0 E: 0 K: 3 S: 10	H: 1 LOB: 1 BB: 0 P: 10	R: 0 E: 0 K: 1 S: 5	H: 0 LOB: 0 BB: 0 P: 5	R: 1 E: 0 K: 3 S: 11	H: 2 LOB: 2 BB: 1 P: 15	1B: 6 2B: 3 3B: 1 HR: 2	SF: 0 SAC: 0 DP: 0 HBP: 0	WP: 0 PB: 0 SB: 0 CS: 0	PA: 43								
PITCHER	IP	WLS	BF	H	R	ER	SO	BB	IBB	HBP	BLK	WP	HR	S	P	ERA	WHIP											
44 Daniel Norris, L ERA: 6.75 (1, 1)	4.0	W	21	6	5	5	2	3	0	0	0	0	0	1	22	35	11.25	2.250										
45 Buck Farmer, R ERA: 3.86 (5, 1)	2.0	H	9	3	0	0	2	0	0	0	0	0	0	0	13	13	0.00	1.500										
36 Blaine Hardy, L ERA: 4.5 (7, 1)	1.0		4	1	0	0	3	0	0	0	0	0	0	0	10	10	0.00	1.000										
68 Daniel Stumpf, L ERA: 2.53 (8, 1)	1.0		3	0	0	0	1	0	0	0	0	0	0	5	5	0.00	0.000											
93 Caleb Thielbar, L ERA: 9.0 (9, 1)	1.0		6	2	1	1	3	1	0	0	0	0	0	1	11	15	9.00	3.000										

Batter	1	2	3	4	5	6	7	8	9	AB	R	H	RBI	BB	SO	LOB	BOTTOM											
1 Josh Harrison, R OBP: 0.468, SLG: 0.564 (1, 4)	9 1B 28 SF8									1	3	1	0	2	0	0	Toronto Blue Jays @ Detroit Tigers Publix Field at Joker Marchant Stadium, Lakeland, FL Sun Mar 24 2019, 1:08 PM - 4:06 PM EDT Att: 7,869 - Partly Cloudy - 77 F											
33 Pete Kozma, R OBP: 0.176, SLG: 0.303 (5, FH)										2	0	0	0	0	1	1												
82 Kody Eaves, L OBP: 0.240, SLG: 0.227 (8, FH)										1	0	0	0	0	0	0												
9 Nick Castellanos, R OBP: 0.336, SLG: 0.475 (1, 9)										2	0	1	1	0	1	1												
Victor Reyes, S OBP: 0.250, SLG: 0.207 (6, 9)										1	2	1	0	1	0	0												
86 Reece Hampton, S (8, PH)										1	0	0	0	0	1	0												
24 Miguel Cabrera, R OBP: 0.426, SLG: 0.739 (1, 10)										3	1	2	4	0	1	2												
83 Cameron Rupp, R OBP: 0.400, SLG: 0.462 (6, PH)										3	1	2	0	0	0	0												
79 Jacob Robson, L OBP: 0.154, SLG: 0.167 (7, 10)										1	0	0	1	0	0	2												
28 Niko Goodrum, S OBP: 0.379, SLG: 0.519 (1, 7)										1	0	0	1	0	0	0												
79 Jacob Robson, L OBP: 0.154, SLG: 0.167 (6, 7)										2	0	1	1	0	0	2												
55 John Hicks, R OBP: 0.321, SLG: 0.347 (1, 2)										4	1	1	1	0	1	3												
81 Kade Scivicque, R OBP: 0.167, SLG: 0.667 (6, PH)										1	0	0	0	0	1	2												
29 Gordon Beckham, R OBP: 0.382, SLG: 0.413 (1, 5)										3	0	0	0	0	2	0												
72 Isaac Paredes, R OBP: 0.455, SLG: 0.500 (6, 5)										1	1	0	0	1	0	0												
7 Jordy Mercer, R OBP: 0.286, SLG: 0.409 (1, 6)										3	1	2	0	0	0	0												
Willi Castro, S OBP: 0.308, SLG: 0.375 (5, PR)										2	2	1	2	0	1	0												
Dustin Peterson, R OBP: 0.386, SLG: 0.450 (1, 3)										4	3	2	2	0	1	2												
73 Daniel Pinedo, R OBP: 0.429, SLG: 0.200 (7, 3)										1	0	1	0	0	0	0												
8 Mikie Mahtook, R OBP: 0.350, SLG: 0.500 (1, 8)										2	2	1	2	1	1	0												
75 Daz Cameron, R OBP: 0.438, SLG: 0.786 (6, 8)										2	1	1	4	0	0	1												
Inning Stats	R: 1 E: 0 K: 1 S: 6	H: 1 LOB: 1 BB: 1 P: 10	R: 4 E: 1 K: 2 S: 10	H: 3 LOB: 2 BB: 2 P: 19	R: 0 E: 0 K: 1 S: 5	H: 0 LOB: 0 BB: 0 P: 5	R: 2 E: 0 K: 2 S: 10	H: 2 LOB: 0 BB: 0 P: 10	R: 3 E: 0 K: 2 S: 10	H: 3 LOB: 1 BB: 0 P: 12	R: 8 E: 1 K: 1 S: 14	H: 7 LOB: 2 BB: 2 P: 24	R: 0 E: 0 K: 1 S: 6	H: 1 LOB: 1 BB: 0 P: 6	R: 0 E: 0 K: 1 S: 5	H: 0 LOB: 0 BB: 0 P: 5	1B: 7 2B: 7 3B: 0 HR: 3	SF: 2 SAC: 0 DP: 0 HBP: 1	WP: 1 PB: 0 SB: 0 CS: 0	PA: 48								
PITCHER	IP	WLS	BF	H	R	ER	SO	BB	IBB	HBP	BLK	WP	HR	S	P	ERA	WHIP											
54 Sean Reid-Foley, R ERA: 8.4 (1, 1)	2.0		14	4	5	5	3	3	0	0	0	0	0	1	15	15	9.00	3.500										
50 Justin Shafer, R ERA: 3.86 (3, 1)	2.0	L	8	2	2	2	3	0	0	0	0	0	0	1	15	15	9.00	1.000										
20 Bud Norris, R ERA: 9.0 (5, 1)	1.0		6	3	3	3	2	0	0	0	0	0	0	1	10	12	27.00	3.000										
63 Dusty Isaacs, R ERA: 162.0 (6, 1)	0.1		8	4	7	6	0	2	0	0	0	0	1	1	7	17	162.00	18.000										
62 Andrew Case, R ERA: 5.4 (6, 1)	1.2		9	4	1	1	2	0	0	0	0	0	0	0	13	13	5.40	2.400										



Batter	1	2	3	4	5	6	7	8	9	AB	R	H	RBI	BB	SO	LOB	TOP					
1 Josh Harrison, R (1,4)										4	0	0	0	0	0	0						
9 Nick Castellanos, R (1,9)										4	0	2	0	0	0	0						
24 Miguel Cabrera, R (1,3)										3	0	0	0	1	1	1						
46 Jeimer Candelario, S (1,5)										4	0	0	0	0	4	3						
28 Niko Goodrum, S (1,10)										3	0	0	0	0	0	2						
14 Christin Stewart, L (1,7)										2	0	0	0	1	1	0						
55 John Hicks, R (1,2)										3	0	0	0	0	0	1						
7 Jordy Mercer, R (1,6)										3	0	0	0	0	1	1						
8 Mikie Mahtook, R (1,8)										3	0	0	0	0	2	1						
Inning Stats	R: 0 E: 0 K: 1 S: 8	H: 0 LOB: 0 BB: 0 P: 10	R: 0 E: 0 K: 2 S: 10	H: 0 LOB: 0 BB: 0 P: 14	R: 0 E: 0 K: 1 S: 7	H: 0 LOB: 0 BB: 0 P: 8	R: 0 E: 0 K: 1 S: 13	H: 1 LOB: 2 BB: 1 P: 23	R: 0 E: 0 K: 1 S: 9	H: 0 LOB: 1 BB: 1 P: 15	R: 0 E: 0 K: 1 S: 7	H: 1 LOB: 1 BB: 0 P: 9	R: 0 E: 0 K: 0 S: 5	H: 0 LOB: 0 BB: 0 P: 8	R: 0 E: 0 K: 1 S: 11	H: 0 LOB: 0 BB: 0 P: 18	R: 0 E: 0 K: 1 S: 7	H: 0 LOB: 0 BB: 0 P: 9	1B: 0 2B: 1 3B: 1 HR: 0	SF: 0 SAC: 0 DP: 0 HBP: 0	WP: 0 PB: 0 SB: 0 CS: 0	PA: 31
PITCHER	IP WLS BF H R ER SO BB IBB HBP BLK WP HR S P ERA WHIP																					
34 Matt Shoemaker, R (1,1)	7.0 W 25 2 0 0 7 2 0 0 0 0 0 0 59 87 0.00 0.571																					
48 Javy Guerra, R (8,1)	2.0 6 0 0 0 2 0 0 0 0 0 0 0 18 27 0.00 0.000																					

Detroit Tigers @ Toronto Blue Jays
Rogers Centre, Toronto, ON
Fri Mar 29 2019, 7:08 PM - 9:35 PM EDT
Att. 18,054 - Roof Closed - 68 F

AB 29
R 0
H 2
RBI 0
BB 2
SO 9
LOB 9



Batter	1	2	3	4	5	6	7	8	9	AB	R	H	RBI	BB	SO	LOB	BOTTOM			
3 Brandon Drury, R (1,5)										4	0	1	0	0	3	2				
15 Randal Grichuk, R (1,10)										3	1	0	0	1	2	3				
14 Justin Smoak, S (1,3)										4	1	2	2	0	1	1				
37 Teoscar Hernández, R (1,7)										4	1	1	1	0	1	2				
13 Lourdes Gurriel Jr., R (1,4)										3	0	0	0	1	2	2				
11 Kevin Pillar, R (1,8)										4	0	0	0	0	1	3				
28 Billy McKinney, L (1,9)										4	1	1	0	0	1	1				
16 Freddy Galvis, S (1,6)										3	1	2	2	0	0	0				
21 Luke Maile, R (1,2)										2	1	0	0	1	1	1				
Inning Stats	R: 0 E: 0 K: 3 S: 11	H: 1 LOB: 1 BB: 0 P: 14	R: 0 E: 0 K: 2 S: 8	H: 0 LOB: 0 BB: 0 P: 10	R: 0 E: 0 K: 2 S: 7	H: 0 LOB: 0 BB: 0 P: 12	R: 4 E: 1 K: 1 S: 19	H: 4 LOB: 1 BB: 1 P: 34	R: 0 E: 0 K: 2 S: 9	H: 0 LOB: 0 BB: 0 P: 15	R: 0 E: 0 K: 0 S: 7	H: 0 LOB: 1 BB: 1 P: 14	R: 2 E: 0 K: 1 S: 14	H: 2 LOB: 1 BB: 1 P: 23	R: 0 E: 0 K: 1 S: 8	H: 0 LOB: 0 BB: 0 P: 16	1B: 6 2B: 0 3B: 1 HR: 0	SF: 0 SAC: 0 DP: 0 HBP: 0	WP: 0 PB: 0 SB: 0 CS: 0	PA: 34
PITCHER	IP WLS BF H R ER SO BB IBB HBP BLK WP HR S P ERA WHIP																			
48 Matthew Boyd, L (1,1)	5.0 L 21 5 4 3 10 1 0 0 0 0 0 0 7 14 0.00 1.000																			
45 Buck Farmer, R (6,1)	1.0 4 0 0 0 0 1 0 0 0 0 0 0 7 14 0.00 1.000																			
36 Blaine Hardy, L (7,1)	1.0 6 2 2 2 1 1 0 0 0 0 0 0 14 23 18.00 3.000																			
50 Reed Garrett, R (8,1)	1.0 3 0 0 0 1 0 0 0 0 0 0 0 8 16 0.00 0.000																			

Detroit Tigers @ Toronto Blue Jays
Rogers Centre, Toronto, ON
Fri Mar 29 2019, 7:08 PM - 9:35 PM EDT
Att. 18,054 - Roof Closed - 68 F

AB 31
R 6
H 7
RBI 5
BB 3
SO 12
LOB 15




Batter	1	2	3	4	5	6	7	8	9	10	11	AB	R	H	RBI	BB	SO	LOB	TOP		
46 Jaimer Candelario, S OBP: 0.333, SLG: 0.389	(1,5) 1-0 1B		(0,3) K			(0,0) FC5-4 1B	(0,1) 1B		(1,1) 2B		(0,2) 9 1B	6	0	5	2	0	1	0			
9 Nick Castellanos, R OBP: 0.333, SLG: 0.471	(1,9) 2-3 K			(2,3) K		(0,0) FC5-4 1B	(1,1) F8		(0,0) G6-3		(1,0) 1B	6	0	1	1	0	2	5			
24 Miguel Cabrera, R OBP: 0.235, SLG: 0.133	(1,10) 2-3 K			(2,1) F9		(0,0) F9					(0,3) FC5-4 1B	6	0	0	0	0	2	4			
28 Niko Goodrum, S OBP: 0.438, SLG: 0.538	(1,4) 3-3 K			(1,0) 1B			(2,1) 14 G3 7 BB				(4,2) 55 BB	4	1	3	0	1	1	1			
14 Christin Stewart, L OBP: 0.250, SLG: 0.308	(1,7) 3-2 K			(2,3) K			(0,1) G3				(0,3) K	4	0	0	0	1	3	3			
55 John Hicks, R OBP: 0.235, SLG: 0.133	(1,3) 0-1 L7			(0,1) G5-3			(4,2) 7 BB 17 HBP 46 1B				(3,2) G1-3	4	1	0	0	1	0	3			
8 Mikie Mahtook, R OBP: 0.235, SLG: 0.133	(1,8) 2-2 P3			(3,3) K			(2,3) 7 BB 17 HBP 46 1B				(1,0) F8	5	0	0	0	0	3	4			
17 Grayson Greiner, R OBP: 0.231, SLG: 0.167	(1,2) 2-2 G5-3			(0,0) F8			(1,0) 7 BB 46 1B				(1,1) G6-3	4	2	1	0	0	0	0			
7 Jordy Mercer, R OBP: 0.235, SLG: 0.133	(1,6) 2-2 P3			(2,3) K			(4,1) 46 1B				(3,1) P4	4	0	0	1	1	1	1			
Inning Stats	R: 0 E: 0 K: 3 S: 12	H: 1 LOB: 1 BB: 0 P: 20	R: 0 E: 0 K: 1 S: 10	H: 0 LOB: 0 BB: 0 P: 15	R: 0 E: 0 K: 1 S: 10	H: 0 LOB: 0 BB: 0 P: 14	R: 0 E: 0 K: 2 S: 10	H: 1 LOB: 1 BB: 0 P: 17	R: 0 E: 0 K: 1 S: 5	H: 0 LOB: 0 BB: 0 P: 9	R: 0 E: 0 K: 1 S: 12	H: 1 LOB: 2 BB: 0 P: 20	R: 0 E: 1 K: 2 S: 11	H: 0 LOB: 1 BB: 1 P: 18	R: 1 E: 0 K: 0 S: 15	H: 3 LOB: 2 BB: 2 P: 21	1B: 7 2B: 3 3B: 0 HR: 0	SF: 0 SAC: 0 DP: 0 HBP: 1	WP: 0 PB: 0 SB: 0 CS: 0	PA: 48	
57 Trent Thornton, R ERA: 9.00	(1,1) IP: 5.0	WLS: 17	BF: 17	H: 2	R: 0	ER: 0	SO: 8	BB: 0	IBB: 0	HBP: 0	BLK: 0	WP: 0	HR: 0	S: 47	P: 75	ERA: 9.00	WHIP: 0.400				
43 Sam Gaviglio, R ERA: 18.0	(6,1) 1.0	4	1	0	0	1	0	0	0	0	0	0	0	6	8	0.00	1.000				
58 Tim Mayza, L ERA: 18.0	(7,1) 0.1	3	1	2	2	0	1	0	0	0	0	0	0	7	13	54.00	6.000				
48 Javy Guerra, R ERA: 3.86	(7,1) 0.1	4	1	1	1	1	1	0	0	0	0	0	0	6	13	27.00	6.000				
65 Elvis Luciano, R ERA: 9.00	(7,1) 1.1	6	1	0	0	1	0	1	0	0	0	0	0	14	23	0.00	0.750				
51 Ken Giles, R ERA: 9.00	(9,1) 1.0	4	0	0	0	2	1	0	0	0	0	0	0	11	18	0.00	1.000				
31 Joe Biagini, R ERA: 9.00	(10,1) 1.0	L	6	3	1	1	0	0	0	0	0	0	0	15	21	9.00	3.000				
45 Thomas Pannone, L ERA: 9.00	(11,1) 1.0	L	6	3	1	1	0	0	0	0	0	0	0	15	21	9.00	3.000				

Detroit Tigers @ Toronto Blue Jays
Rogers Centre, Toronto, ON
Sun Mar 31 2019, 1:08 PM - 4:24 PM EDT
Att: 16,098 - Roof Closed - 68 F

livebaseballscores.com

AB 43
R 4
H 10
RBI 4
BB 4
SO 13
LOB 21




Batter	1	2	3	4	5	6	7	8	9	10	11	AB	R	H	RBI	BB	SO	LOB	BOTTOM					
9 Danny Jansen, R OBP: 0.167, SLG: 0.167	(1,10) 0-3 K			(0,0) G1-3		(0,2) G6-3					(1,0) F9	5	0	1	0	0	1	0						
3 Brandon Drury, R OBP: 0.235, SLG: 0.412	(1,5) 1-1 G6-3			(1,1) L6		(3,3) K					(1,1) 15 FC6-4 14 HBP	5	0	1	0	0	2	2						
14 Justin Smoak, S OBP: 0.294, SLG: 0.400	(1,3) 1-0 F9			(0,1) G5-3			(2,1) F8				(3,2) 15 FC6-4 HBP	4	0	0	0	0	1	0						
15 Randal Grichuk, R OBP: 0.235, SLG: 0.133	(1,9) 0-1 G6-3			(4,2) 37 FC5-4 BB		(1,3) K					(0,0) FC6-4	4	0	0	0	1	2	2						
37 Teoscar Hernández, R OBP: 0.235, SLG: 0.133	(1,7) 2-2 F8			(3,2) FC5-4 13 G6-4-3		(2,2) K					(2,2) L4	5	0	0	0	0	1	3						
13 Lourdes Gurriel Jr., R OBP: 0.235, SLG: 0.133	(1,4) 3-3 K			(1,1) G6-4-3							(1,2) 15 FC6-4 HBP	4	0	0	0	0	2	1						
11 Kevin Pillar, R OBP: 0.063, SLG: 0.063	(1,8) 0-0 F9			(0,0) G5-3							(3,2) L8	4	1	1	0	0	0	0						
7 Richard Urena, S OBP: 0.667, SLG: 1.000	(1,6) 1-0 G1-3			(1,1) 9 1B							(0,0) 16 1B	4	1	3	0	0	0	0						
21 Luke Maile, R OBP: 0.000, SLG: 0.000	(1,2) 1-3 K			(1,1) L8							(0,2) 2H 3H	2	0	0	0	0	1	1						
44 Freddy Galvis, S OBP: 0.000, SLG: 0.000	(1,1) 0-0 K										(1,1) 2H 3H	1	1	1	3	0	0	0						
51 Khris Davis, R OBP: 0.000, SLG: 0.000	(1,1) 0-0 K										(1,1) 10 1B	0	0	0	0	0	0	0						
16 Freddy Galvis, S OBP: 0.000, SLG: 0.000	(1,1) 0-0 K										(1,1) 10 1B	0	0	0	0	0	0	0						
45 Thomas Pannone, L ERA: 9.00	(11,1) 1.0	S	5	1	0	0	0	0	0	0	0	0	0	0	0	0	0	0						
Inning Stats	R: 0 E: 0 K: 1 S: 6	H: 0 LOB: 0 BB: 0 P: 8	R: 0 E: 0 K: 1 S: 10	H: 0 LOB: 0 BB: 0 P: 15	R: 0 E: 0 K: 1 S: 6	H: 0 LOB: 0 BB: 0 P: 8	R: 0 E: 0 K: 0 S: 5	H: 0 LOB: 0 BB: 0 P: 6	R: 0 E: 0 K: 1 S: 13	H: 2 LOB: 2 BB: 0 P: 18	R: 0 E: 0 K: 2 S: 8	H: 0 LOB: 0 BB: 0 P: 13	R: 3 E: 0 K: 1 S: 12	H: 3 LOB: 0 BB: 0 P: 17	R: 0 E: 0 K: 2 S: 7	H: 0 LOB: 0 BB: 0 P: 8	R: 0 E: 0 K: 1 S: 10	H: 2 LOB: 2 BB: 0 P: 14	R: 0 E: 0 K: 0 S: 9	H: 1 LOB: 2 BB: 0 P: 16	1B: 5 2B: 2 3B: 0 HR: 1	SF: 0 SAC: 0 DP: 1 HBP: 1	WP: 0 PB: 0 SB: 0 CS: 0	PA: 41
51 Matt Moore, L ERA: 13.5	(1,1) IP: 7.0	WLS: 6	BF: 23	H: 2	R: 0	ER: 0	SO: 6	BB: 1	IBB: 0	HBP: 0	BLK: 0	WP: 0	HR: 0	S: 56	P: 84	ERA: 13.5	WHIP: 0.429							
77 Joe Jiménez, R ERA: 13.5	(8,1) 1.0	B	6	3	3	3	1	0	0	0	0	0	0	1	12	17	27.00	3.000						
45 Buck Farmer, R ERA: 13.5	(9,1) 1.0	W	4	2	0	0	2	0	0	0	0	0	0	7	8	0.00	0.000							
68 Daniel Stumpf, L ERA: 13.5	(10,1) 1.0	W	4	2	0	0	1	0	0	0	0	0	0	10	14	0.00	2.000							
61 Shane Greene, R ERA: 13.5	(11,1) 1.0	S	5	1	0	0	0	0	0	0	0	0	0	9	16	0.00	1.000							

Detroit Tigers @ Toronto Blue Jays
Rogers Centre, Toronto, ON
Sun Mar 31 2019, 1:08 PM - 4:24 PM EDT
Att: 16,098 - Roof Closed - 68 F

livebaseballscores.com

AB 39
R 3
H 8
RBI 3
BB 1
SO 10
LOB 9



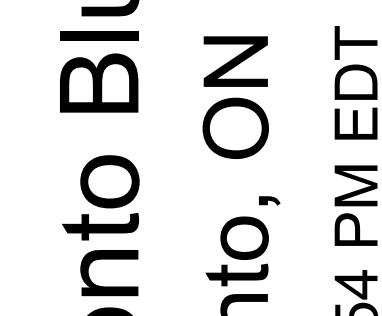
Batter	1	2	3	4	5	6	7	8	9	AB	R	H	RBI	BB	SO	LOB	TOP					
3 Cedric Mullins, L (1, 8) OBP: 0.273, SLG: 0.111										4	1	0	0	0	2	2	<p>Baltimore Orioles @ Toronto Blue Jays Rogers Centre, Toronto, ON Mon Apr 01 2019, 7:09 PM - 9:54 PM EDT Att: 10,460 - Roof Closed - 68 F</p> <p>livebaseballscores.com</p>					
35 Dwight Smith Jr., L (1, 7) OBP: 0.412, SLG: 0.438										5	1	1	0	0	0	2						
2 Jonathan Villar, S (1, 4) OBP: 0.333, SLG: 0.471										4	1	2	2	0	2	0						
16 Trey Mancini, R (1, 9) OBP: 0.471, SLG: 0.938										3	2	2	2	0	0	0						
23 Joey Rickard, R (9, 9) OBP: 0.250, SLG: 0.490										4	1	1	0	0	1	2						
14 Rio Ruiz, L (1, 5) OBP: 0.250, SLG: 0.267										3	0	0	0	1	1	1						
39 Renato Núñez, R (1, 10) OBP: 0.286, SLG: 0.417										3	0	0	0	1	1	1						
19 Chris Davis, L (1, 3)										3	0	0	1	1	2	0						
40 Jesús Sucre, R (1, 2)										4	0	0	0	0	2	2						
1 Richie Martin, R (1, 6) OBP: 0.267, SLG: 0.083										2	0	0	0	1	2	2						
Inning Stats	R: 4 H: 3 E: 1 K: 3 S: 20	H: 3 LOB: 2 BB: 2 P: 34	R: 1 H: 1 E: 0 K: 0 S: 12	H: 1 LOB: 1 BB: 0 P: 18	R: 0 H: 0 E: 0 K: 2 S: 9	H: 0 LOB: 0 BB: 0 P: 17	R: 0 H: 0 E: 0 K: 1 S: 14	H: 1 LOB: 1 BB: 0 P: 17	R: 0 H: 0 E: 0 K: 2 S: 15	H: 0 LOB: 1 BB: 0 P: 24	R: 1 H: 1 E: 0 K: 2 S: 9	H: 1 LOB: 0 BB: 0 P: 12	R: 0 H: 0 E: 0 K: 1 S: 10	H: 0 LOB: 0 BB: 0 P: 16	R: 0 H: 0 E: 0 K: 1 S: 5	H: 0 LOB: 0 BB: 0 P: 7	1B: 4 2B: 0 3B: 0 HR: 2	SF: 1 SAC: 0 DP: 0 HBP: 2	WP: 3 PB: 0 SB: 0 CS: 0	PA: 38		
PITCHER	IP WLS BF ERA WHIP	IP WLS BF ERA WHIP	IP WLS BF ERA WHIP	IP WLS BF ERA WHIP	IP WLS BF ERA WHIP	IP WLS BF ERA WHIP	IP WLS BF ERA WHIP	IP WLS BF ERA WHIP	IP WLS BF ERA WHIP	IP WLS BF ERA WHIP	IP WLS BF ERA WHIP	IP WLS BF ERA WHIP	IP WLS BF ERA WHIP	IP WLS BF ERA WHIP	IP WLS BF ERA WHIP	IP WLS BF ERA WHIP	IP WLS BF ERA WHIP	IP WLS BF ERA WHIP	IP WLS BF ERA WHIP	IP WLS BF ERA WHIP	IP WLS BF ERA WHIP	
54 Sean Reid-Foley, R (1, 1) ERA: 13.5	2.0	L	14	4	5	3	3	2	0	0	1	0	0	0	2	1	32	52	13.50	3.000		
45 Thomas Pannone, L (3, 1) ERA: 1.8	4.0		14	1	0	0	5	1	0	1	0	0	1	0	45	69	0.00	0.500				
43 Sam Gaviglio, R (7, 1) ERA: 2.25	3.0		10	1	1	1	4	0	0	0	0	0	0	0	1	24	35	3.00	0.333			

Batter	1	2	3	4	5	6	7	8	9	AB	R	H	RBI	BB	SO	LOB	BOTTOM				
28 Billy McKinney, L (1, 9) OBP: 0.333, SLG: 0.200										3	0	0	0	1	0	0	<p>Baltimore Orioles @ Toronto Blue Jays Rogers Centre, Toronto, ON Mon Apr 01 2019, 7:09 PM - 9:54 PM EDT Att: 10,460 - Roof Closed - 68 F</p> <p>livebaseballscores.com</p>				
3 Brandon Drury, R (1, 5) OBP: 0.238, SLG: 0.381										4	1	1	0	0	1	1					
14 Justin Smoak, S (1, 3) OBP: 0.286, SLG: 0.333										3	1	0	0	1	2	2					
15 Randal Grichuk, R (1, 8) OBP: 0.263, SLG: 0.375										4	2	2	2	0	1	1					
44 Rowdy Tellez, L (1, 10) OBP: 0.444, SLG: 0.714											3	0	1	0	0	0		0			
Kevin Pillar, R (9, PH) OBP: 0.059, SLG: 0.063										0	0	0	1	0	0	0					
37 Teóscar Hernández, R (1, 7) OBP: 0.238, SLG: 0.263										4	0	1	1	0	1	1					
13 Lourdes Gurriel Jr., R (1, 4)											4	0	0	0	0	3		1			
9 Danny Jansen, R (1, 2) OBP: 0.133, SLG: 0.133										3	0	0	0	0	0	0					
16 Freddy Galvis, S (1, 6) OBP: 0.357, SLG: 0.643										3	1	1	1	0	2	0					
Inning Stats	R: 0 H: 0 E: 0 K: 1 S: 7	H: 0 LOB: 0 BB: 0 P: 9	R: 0 H: 0 E: 0 K: 0 S: 4	H: 0 LOB: 0 BB: 0 P: 7	R: 0 H: 0 E: 0 K: 1 S: 7	H: 0 LOB: 0 BB: 0 P: 12	R: 0 H: 0 E: 0 K: 3 S: 12	H: 0 LOB: 1 BB: 1 P: 22	R: 0 H: 0 E: 0 K: 2 S: 7	H: 0 LOB: 0 BB: 0 P: 11	R: 2 H: 2 E: 0 K: 0 S: 12	H: 2 LOB: 0 BB: 1 P: 22	R: 1 H: 1 E: 0 K: 1 S: 11	H: 1 LOB: 0 BB: 0 P: 13	R: 2 H: 3 E: 0 K: 1 S: 13	H: 3 LOB: 1 BB: 0 P: 17	1B: 2 2B: 1 3B: 1 HR: 2	SF: 1 SAC: 0 DP: 1 HBP: 0	WP: 1 PB: 0 SB: 0 CS: 0	PA: 34	
PITCHER	IP WLS BF ERA WHIP	IP WLS BF ERA WHIP	IP WLS BF ERA WHIP	IP WLS BF ERA WHIP	IP WLS BF ERA WHIP	IP WLS BF ERA WHIP	IP WLS BF ERA WHIP	IP WLS BF ERA WHIP	IP WLS BF ERA WHIP	IP WLS BF ERA WHIP	IP WLS BF ERA WHIP	IP WLS BF ERA WHIP	IP WLS BF ERA WHIP	IP WLS BF ERA WHIP	IP WLS BF ERA WHIP	IP WLS BF ERA WHIP	IP WLS BF ERA WHIP	IP WLS BF ERA WHIP	IP WLS BF ERA WHIP	IP WLS BF ERA WHIP	IP WLS BF ERA WHIP
41 David Hess, R (1, 1) ERA	6.1	W	20	0	0	0	0	1	0	0	0	0	0	0	1	6	14	27.00	4.500		
38 Pedro Araújo, R (7, 1) ERA: 27.0	0.2		4	2	2	2	0	1	0	0	0	0	0	0	1	6	14	27.00	4.500		
43 Mike Wright Jr., R (8, 1) ERA: 6.75	1.0	S	5	2	2	2	1	0	0	0	0	0	0	0	1	13	15	18.00	2.000		
48 Richard Bleier, L (9, 1) ERA: 20.25	1.0	S	5	2	1	1	1	0	0	0	0	0	0	0	0	11	15	9.00	2.000		

AB 32
R 6
H 6
RBI 5
BB 3
SO 12
LOB 11



AB 31
R 5
H 6
RBI 5
BB 2
SO 10
LOB 6



Batter	1	2	3	4	5	6	7	8	9	AB	R	H	RBI	BB	SO	LOB	TOP										
3 Cedric Mullins, L (1, 8) OBP: 0.200, SLG: 0.077										4	0	0	0	0	1	3											
35 Dwight Smith Jr., L (1, 7) OBP: 0.361, SLG: 0.400										4	1	1	0	0	0	1											
2 Jonathan Villar, S (1, 6) OBP: 0.364, SLG: 0.619										4	1	2	1	0	0	0											
16 Trey Mancini, R (1, 10) OBP: 0.429, SLG: 0.800										4	0	1	1	0	1	1											
14 Rio Ruiz, L (1, 5) OBP: 0.250, SLG: 0.263										4	0	1	0	0	1	1											
23 Joey Rickard, R (1, 9) OBP: 0.375, SLG: 0.615										3	0	2	0	1	1	1											
19 Chris Davis, L (1, 3)										3	0	0	0	1	2	2											
40 Jesús Sucre, R (1, 2) OBP: 0.250, SLG: 0.313										4	0	1	0	0	2	2											
57 Hanser Alberto, R (1, 4) OBP: 0.600, SLG: 0.600										4	0	2	0	0	0	2											
1 Richie Martin, R (9, 6) OBP: 0.267, SLG: 0.083										0	0	0	0	0	0	0											
Inning Stats	R: 0 E: 0 K: 0 S: 8	H: 0 LOB: 0 BB: 0 P: 13	R: 0 E: 0 K: 1 S: 9	H: 1 LOB: 1 BB: 0 P: 14	R: 0 E: 0 K: 1 S: 10	H: 2 LOB: 1 BB: 0 P: 14	R: 0 E: 0 K: 2 S: 11	H: 2 LOB: 1 BB: 0 P: 16	R: 0 E: 0 K: 2 S: 11	H: 1 LOB: 1 BB: 0 P: 18	R: 2 E: 1 K: 0 S: 16	H: 3 LOB: 1 BB: 1 P: 31	R: 0 E: 0 K: 1 S: 11	H: 0 LOB: 0 BB: 0 P: 15	R: 0 E: 0 K: 0 S: 11	H: 0 LOB: 0 BB: 0 P: 16	R: 0 E: 0 K: 2 S: 11	H: 1 LOB: 2 BB: 1 P: 15	1B: 6 2B: 3 HR: 0	SF: 0 SAC: 0 DP: 2 HBP: 0	WP: 0 PB: 0 SB: 0 CS: 0	PA: 36					
PITCHER	IP	WLS	BF	H	R	ER	SO	BB	IBB	HBP	BLK	WP	HR	S	P	ERA	WHIP										
6 Marcus Stroman, R (1, 1) ERA: 1.42	5.2	L	24	9	2	2	5	1	0	0	0	0	0	63	101	3.18	1.765										
58 Tim Lincecum, L (6, 1) ERA: 7.71	1.1		4	0	0	0	1	0	0	0	0	0	0	13	20	0.00	0.000										
46 Daniel Hudson, R (8, 1) ERA: 6.0	1.0		3	0	0	0	0	0	0	0	0	0	0	11	16	0.00	0.000										
48 Javy Guerra, R (9, 1) ERA: 2.7	1.0		5	1	0	0	2	0	1	0	0	0	0	11	15	0.00	1.000										

Baltimore Orioles @ Toronto Blue Jays
Rogers Centre, Toronto, ON
Tue Apr 02 2019, 7:10 PM - 9:54 PM EDT
Att. 12,110 - Roof Closed - 68 F

AB	34
R	2
H	10
RBI	2
BB	2
SO	8
LOB	13



Batter	1	2	3	4	5	6	7	8	9	AB	R	H	RBI	BB	SO	LOB	BOTTOM										
3 Brandon Drury, R (1, 5) OBP: 0.240, SLG: 0.360										4	0	1	0	0	1	1											
28 Billy McKinney, L (1, 9) OBP: 0.250, SLG: 0.143										4	0	0	0	0	0	1											
37 Teoscar Hernández, R (1, 7) OBP: 0.280, SLG: 0.235										2	0	0	0	2	0	1											
14 Justin Smoak, S (1, 3) OBP: 0.320, SLG: 0.364										4	0	2	0	0	0	1											
9 Danny Jansen, R (1, 2) OBP: 0.158, SLG: 0.111										3	0	0	0	1	1	2											
44 Rowdy Tellez, L (1, 10) OBP: 0.482, SLG: 0.900										3	1	1	1	1	0	3											
30 Anthony Alford, R (1, 8) OBP: 0.250, SLG: 0.353										3	0	0	0	0	1	1											
15 Randal Grichuk, R (9, PH) OBP: 0.250, SLG: 0.353										1	0	0	0	0	0	0											
16 Freddy Galvis, S (1, 6) OBP: 0.333, SLG: 0.556										4	0	1	0	0	0	0											
7 Richard Urena, S (1, 4) OBP: 0.556, SLG: 0.778										3	0	1	0	0	1	1											
Inning Stats	R: 0 E: 0 K: 1 S: 10	H: 0 LOB: 0 BB: 0 P: 14	R: 0 E: 0 K: 1 S: 9	H: 0 LOB: 1 BB: 1 P: 15	R: 0 E: 0 K: 1 S: 8	H: 0 LOB: 0 BB: 0 P: 8	R: 0 E: 0 K: 0 S: 11	H: 1 LOB: 1 BB: 1 P: 18	R: 0 E: 0 K: 0 S: 9	H: 1 LOB: 1 BB: 0 P: 14	R: 0 E: 0 K: 0 S: 11	H: 2 LOB: 3 BB: 1 P: 20	R: 0 E: 0 K: 0 S: 11	H: 1 LOB: 0 BB: 0 P: 16	R: 0 E: 0 K: 0 S: 4	H: 0 LOB: 0 BB: 1 P: 9	R: 1 E: 0 K: 1 S: 10	H: 1 LOB: 0 BB: 0 P: 13	1B: 5 2B: 0 3B: 0 HR: 1	SF: 0 SAC: 0 DP: 2 HBP: 0	WP: 0 PB: 0 SB: 0 CS: 0	PA: 35					
PITCHER	IP	WLS	BF	H	R	ER	SO	BB	IBB	HBP	BLK	WP	HR	S	P	ERA	WHIP										
54 Andrew Cashner, R (1, 1) ERA: 5.4	6.0	W	24	4	0	0	3	3	0	0	0	0	0	58	89	0.00	1.167										
51 Paul Fry, L (7, 1) ERA: 2.7	2.0	H	7	1	0	0	0	1	0	0	0	0	0	15	25	0.00	1.000										
50 Miguel Castro, R (9, 1) ERA: 3.0	1.0	S	4	1	1	1	1	0	0	0	0	0	1	10	13	9.00	1.000										

Baltimore Orioles @ Toronto Blue Jays
Rogers Centre, Toronto, ON
Tue Apr 02 2019, 7:10 PM - 9:54 PM EDT
Att. 12,110 - Roof Closed - 68 F

AB	31
R	1
H	6
RBI	1
BB	4
SO	4
LOB	11

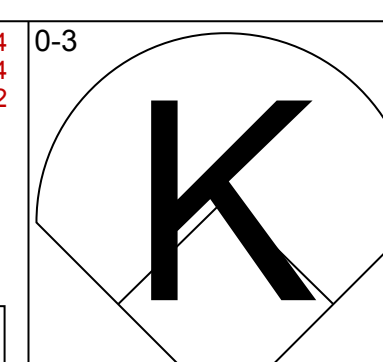
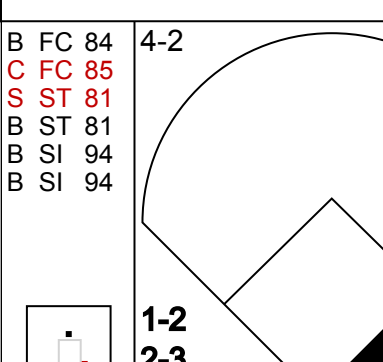
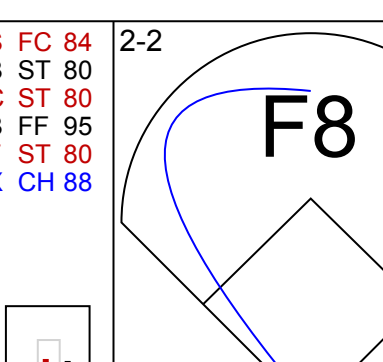
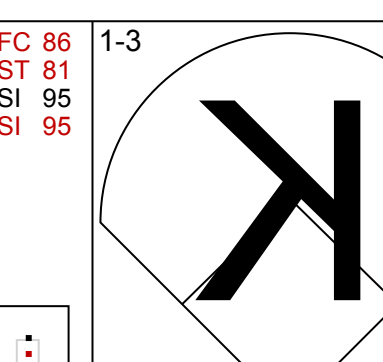
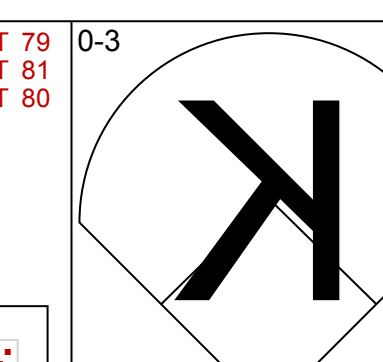
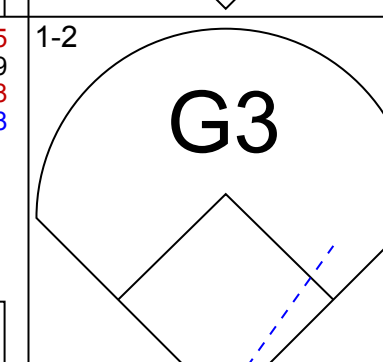
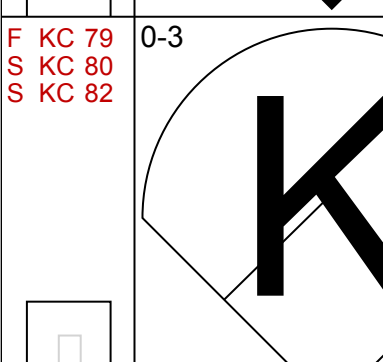
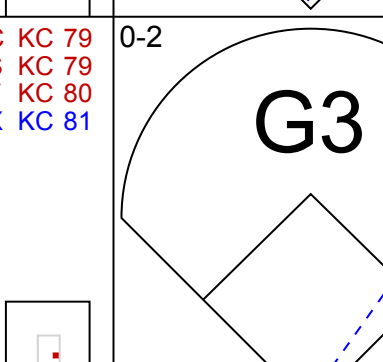

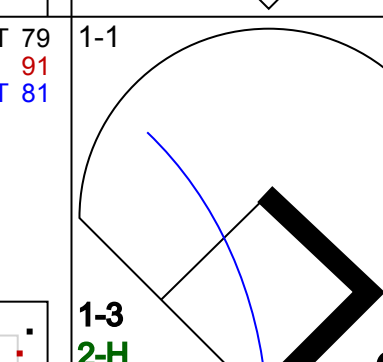
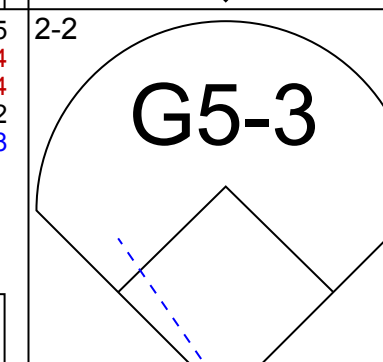
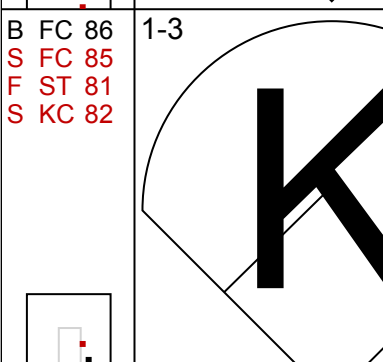

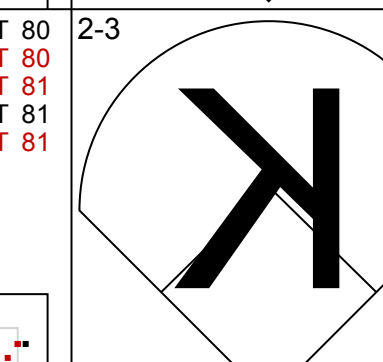

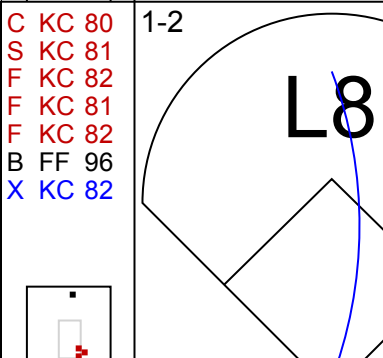


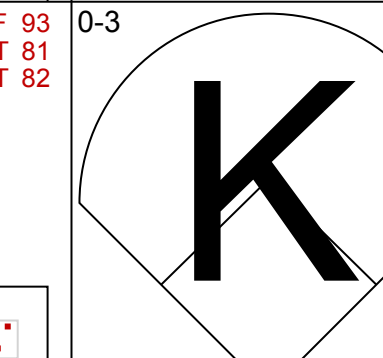











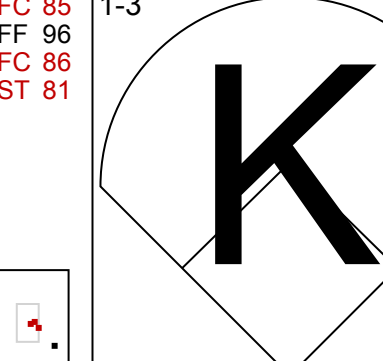
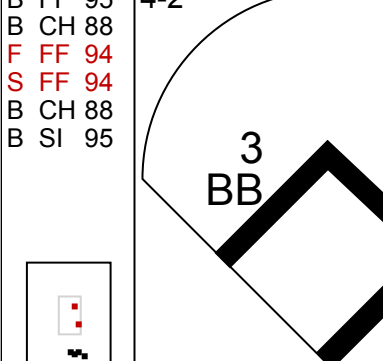
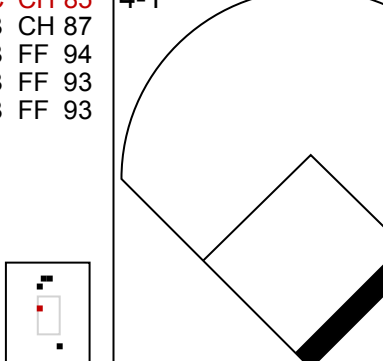
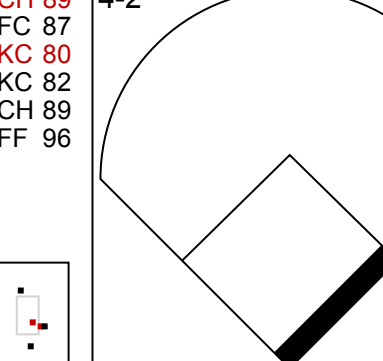
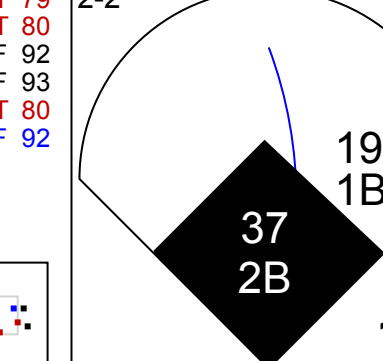
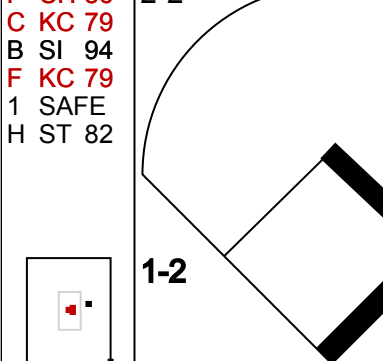
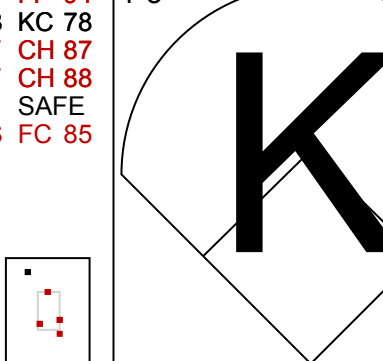
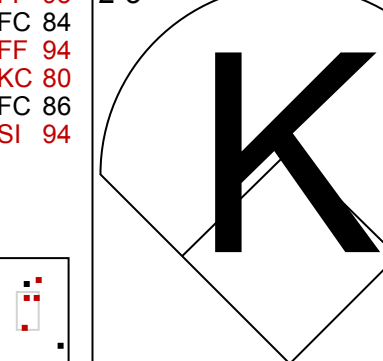
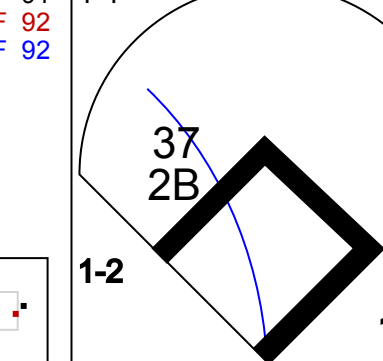


Batter	1	2	3	4	5	6	7	8	9	AB	R	H	RBI	BB	SO	LOB	TOP										
3 Cedric Mullins, L OBP: 0.158, SLG: 0.059	G3-1		G4-3			G1-3			F7	4	0	0	0	0	0	1	<p>Baltimore Orioles @ Toronto Blue Jays Rogers Centre, Toronto, ON Wed Apr 03 2019, 4:08 PM - 6:50 PM EDT Att. 11,436 - Roof Closed - 68 F</p> <p>livebaseballscorecards.com</p>										
35 Dwight Smith Jr., L OBP: 0.360, SLG: 0.375	K		G3-1			L5			1B	4	1	1	0	0	1	0											
2 Jonathan Villar, S OBP: 0.346, SLG: 0.560	G4-3		F7			K			1B	4	1	1	0	0	1	0											
16 Trey Mancini, R OBP: 0.400, SLG: 0.833	G6-3		K			F7			HR	4	1	1	3	0	1	0											
39 Renato Núñez, R OBP: 0.278, SLG: 0.333	HBP		K			K			K	3	0	0	0	0	3	0											
14 Rio Ruiz, L OBP: 0.278, SLG: 0.304	K		2B			G5-3			K	4	0	1	0	0	2	1											
19 Chris Davis, L			K2-3			L9				2	0	0	0	1	1	0											
28 Pedro Severino, R OBP: 0.286, SLG: 0.286			L5-4			L5-4			1B	3	0	2	0	0	0	2											
1 Richie Martin, R OBP: 0.235, SLG: 0.071			K			G6-3				2	0	0	0	0	1	1											
23 Joey Rickard, R OBP: 0.353, SLG: 0.571									P4	1	0	0	0	0	0	1											
57 Hanser Alberto, R OBP: 0.600, SLG: 0.600										0	0	0	0	0	0	0											
Inning Stats	R: 0 E: 0 K: 1 S: 5	H: 0 LOB: 0 BB: 0 P: 6	R: 0 E: 0 K: 1 S: 7	H: 0 LOB: 0 BB: 0 P: 12	R: 0 E: 0 K: 2 S: 11	H: 1 LOB: 1 BB: 0 P: 14	R: 0 E: 0 K: 1 S: 14	H: 0 LOB: 0 BB: 0 P: 20	R: 0 E: 0 K: 1 S: 11	H: 1 LOB: 1 BB: 1 P: 16	R: 0 E: 0 K: 0 S: 6	H: 0 LOB: 0 BB: 0 P: 10	R: 0 E: 0 K: 2 S: 9	H: 0 LOB: 0 BB: 0 P: 14	R: 0 E: 0 K: 0 S: 15	H: 1 LOB: 1 BB: 0 P: 22	R: 3 E: 0 K: 2 S: 17	H: 3 LOB: 0 BB: 0 P: 28	1B: 4 2B: 2 3B: 0 HR: 1	SF: 0 SAC: 0 DP: 1 HBP: 1	WP: 0 PB: 0 SB: 0 CS: 1	PA: 33					
PITCHER	IP	WLS	BF	H	R	ER	SO	BB	IBB	HBP	BLK	WP	HR	S	P	ERA	WHIP										
34 Matt Shoemaker, R ERA: 1.1	7.0	W	23	2	0	0	8	1	0	1	0	0	0	63	92	0.00	0.429										
31 Joe Biagini, R ERA: 8.1	1.0	H	4	1	0	0	0	0	0	0	0	0	15	22	0.00	1.000											
46 Daniel Hudson, R ERA: 13.5	0.1		4	3	3	3	0	0	0	0	0	0	1	11	19	81.00	9.000										
51 Ken Giles, R ERA: 9.1	0.2	S	2	0	0	0	2	0	0	0	0	0	0	6	9	0.00	0.000										

Batter	1	2	3	4	5	6	7	8	9	AB	R	H	RBI	BB	SO	LOB	BOTTOM										
28 Billy McKinney, L OBP: 0.200, SLG: 0.111	F7		L1-3			K			G3	4	0	0	0	0	1	2	<p>Baltimore Orioles @ Toronto Blue Jays Rogers Centre, Toronto, ON Wed Apr 03 2019, 4:08 PM - 6:50 PM EDT Att. 11,436 - Roof Closed - 68 F</p> <p>livebaseballscorecards.com</p>										
15 Randal Grichuk, R OBP: 0.333, SLG: 0.762	2B		HR			L8			HR	4	3	3	2	0	0	1											
14 Justin Smoak, S OBP: 0.310, SLG: 0.320	K		BB			G6-3			G3-1	3	0	0	0	1	1	1											
37 Teoscar Hernández, R OBP: 0.310, SLG: 0.250	E5		F8			F9			BB	3	1	1	0	1	0	1											
44 Rowdy Tellez, L OBP: 0.412, SLG: 0.714	K		F8			L8			1B	4	1	1	0	0	1	1											
13 Lourdes Gurriel Jr., R OBP: 0.150, SLG: 0.158	1B		G5-3			P4			2B	4	0	2	2	0	0	0											
16 Freddy Galvis, S OBP: 0.286, SLG: 0.476	K		F8			L3				3	0	0	0	0	1	1											
7 Richard Urena, S OBP: 0.500, SLG: 0.667	K		P5			1B				3	0	1	0	0	1	0											
21 Luke Maile, R OBP: 0.375, SLG: 0.429	1B		2B			L3				3	0	2	0	0	0	1											
Inning Stats	R: 1 E: 1 K: 2 S: 12	H: 2 LOB: 1 BB: 0 P: 15	R: 0 E: 0 K: 2 S: 11	H: 1 LOB: 0 BB: 0 P: 17	R: 1 E: 0 K: 0 S: 13	H: 2 LOB: 1 BB: 1 P: 24	R: 0 E: 0 K: 0 S: 7	H: 0 LOB: 0 BB: 0 P: 11	R: 0 E: 0 K: 1 S: 12	H: 1 LOB: 1 BB: 0 P: 14	R: 0 E: 0 K: 0 S: 4	H: 0 LOB: 0 BB: 0 P: 6	R: 0 E: 0 K: 0 S: 7	H: 1 LOB: 1 BB: 0 P: 12	R: 3 E: 0 K: 0 S: 15	H: 3 LOB: 1 BB: 1 P: 24		R: 3 E: 0 K: 2 S: 17	H: 3 LOB: 0 BB: 0 P: 28	1B: 5 2B: 5 3B: 0 HR: 2	SF: 0 SAC: 0 DP: 2 HBP: 0	WP: 0 PB: 0 SB: 0 CS: 1	PA: 33				
PITCHER	IP	WLS	BF	H	R	ER	SO	BB	IBB	HBP	BLK	WP	HR	S	P	ERA	WHIP										
36 Nate Karns, R ERA: 3.38	2.0	L	8	3	1	0	4	0	0	0	0	0	1	25	41	3.86	1.714										
48 Richard Bleier, L ERA: 9.0	1.2		5	0	0	0	1	0	0	0	0	0	0	11	14	0.00	0.000										
71 Matt Wotherspoon, R ERA: 13.5	2.0		10	4	3	3	0	1	0	0	0	0	1	22	36	13.50	2.500										

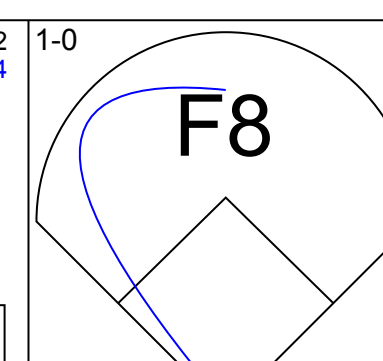
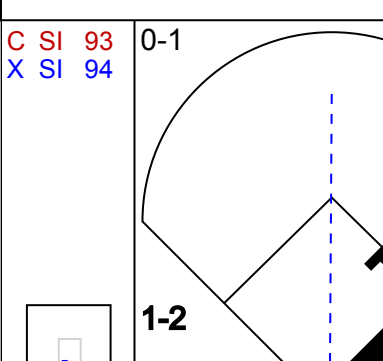
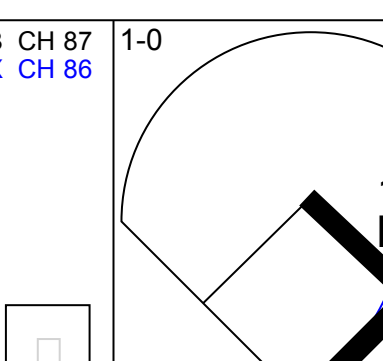
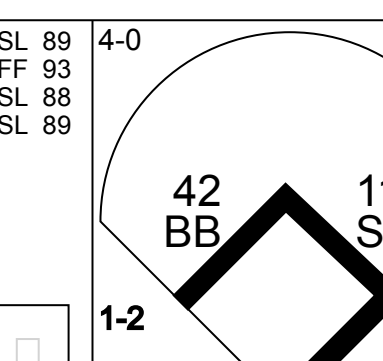
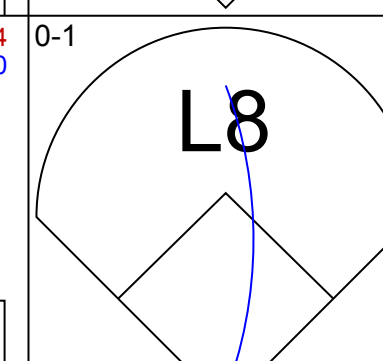
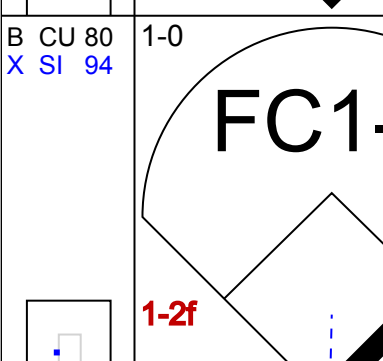
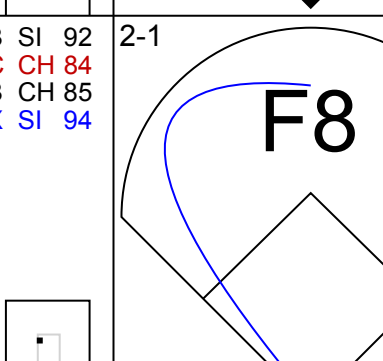
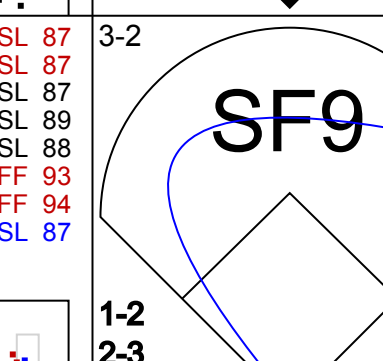
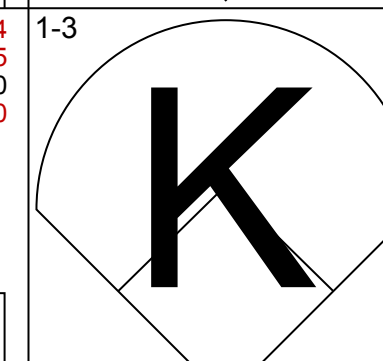

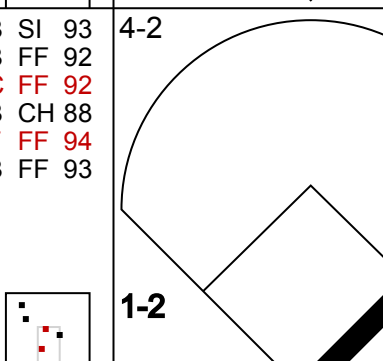
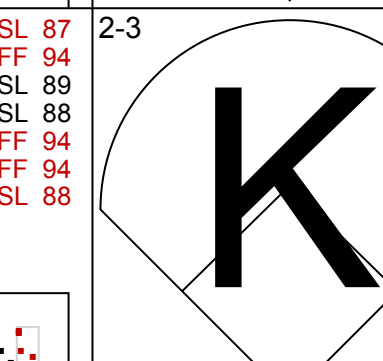


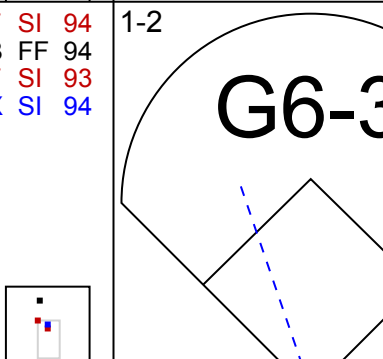
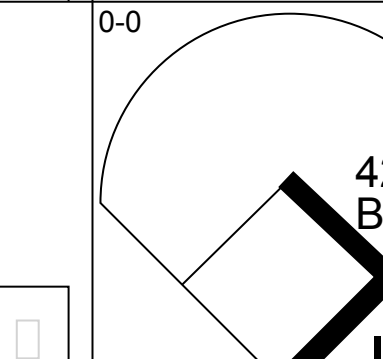



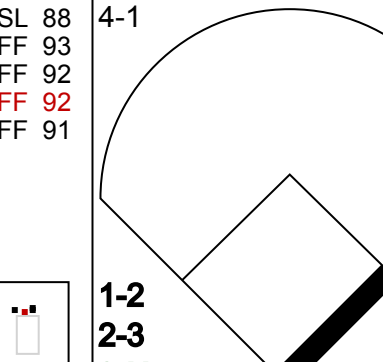



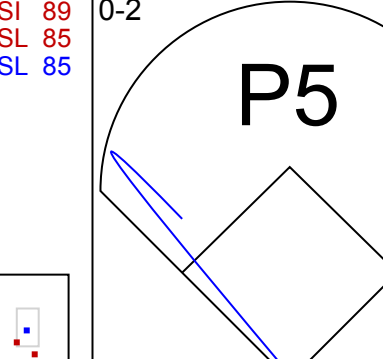
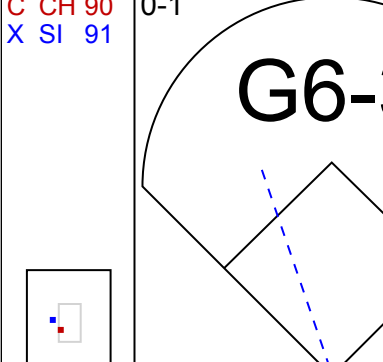
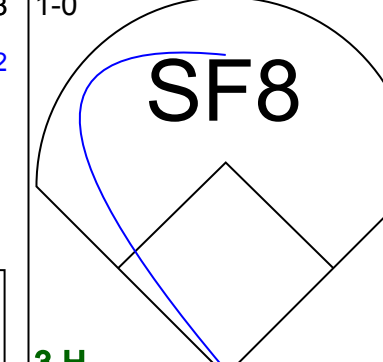
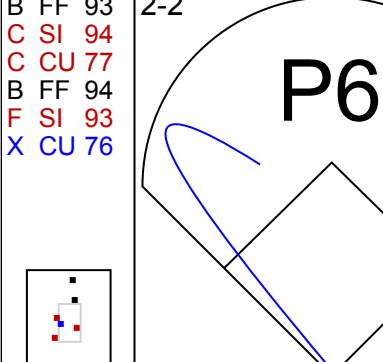
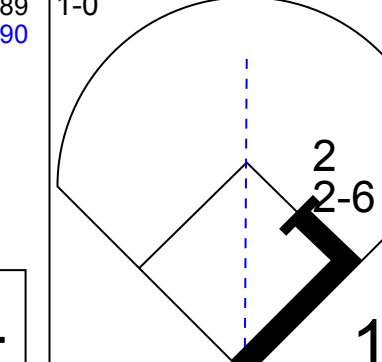
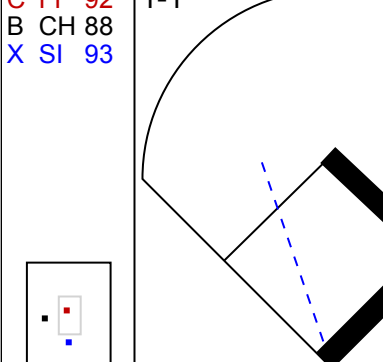
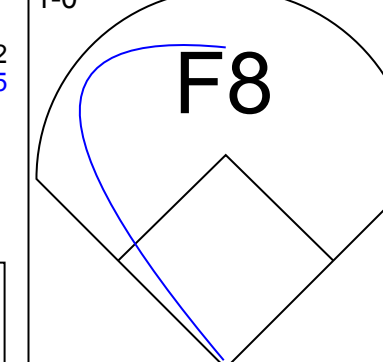

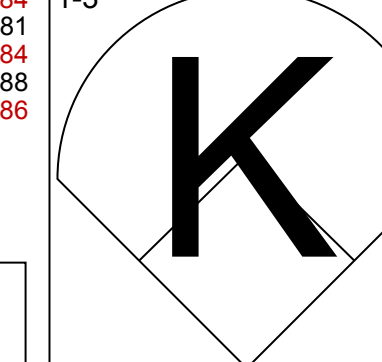
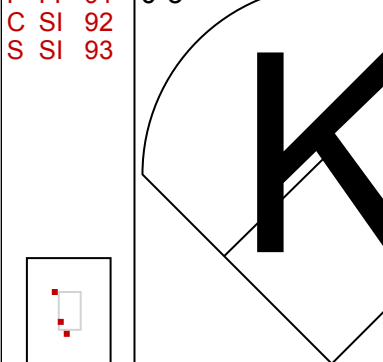


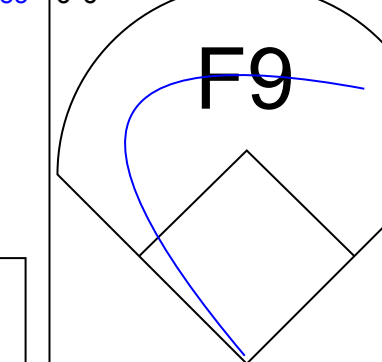
AB	31
R	3
H	6
RBI	3
BB	1
SO	10
LOB	6



Batter	1	2	3	4	5	6	7	8	9	AB	R	H	RBI	BB	SO	LOB	TOP					
3 Brandon Drury, R OBP: 0.233, SLG: 0.310										4	0	0	0	1	3	4	Toronto Blue Jays @ Cleveland Indians Progressive Field, Cleveland, OH Thu Apr 04 2019, 6:11 PM - 9:16 PM EDT Att: 10,375 - Cloudy - 42 F					
38 Sócrates Brito, L 37 Teoscar Hernández, R (9, PH) OBP: 0.333, SLG: 0.320										4	0	0	0	0	2	4						
15 Randal Grichuk, R OBP: 0.310, SLG: 0.640										4	0	0	0	1	2	5						
44 Rowdy Tellez, L OBP: 0.364, SLG: 0.556										4	0	0	0	0	1	5						
9 Danny Jansen, R OBP: 0.174, SLG: 0.095										3	0	0	0	1	2	2						
28 Billy McKinney, L OBP: 0.250, SLG: 0.100										2	0	0	0	2	0	1						
13 Lourdes Gurriel Jr., R OBP: 0.125, SLG: 0.130										4	0	0	0	0	1	4						
16 Freddy Galvis, S OBP: 0.400, SLG: 0.500										1	1	1	0	3	0	0						
19 Alen Hanson, S OBP: 0.500, SLG: 0.333										3	0	1	0	0	2	2						
Inning Stats	R: 0 E: 0 K: 1 S: 9	H: 0 LOB: 0 BB: 0 P: 12	R: 0 E: 0 K: 1 S: 8	H: 0 LOB: 1 BB: 1 P: 15	R: 0 E: 0 K: 2 S: 19	H: 0 LOB: 3 BB: 2 P: 31	R: 0 E: 0 K: 0 S: 5	H: 0 LOB: 0 BB: 0 P: 6	R: 0 E: 0 K: 1 S: 13	H: 0 LOB: 1 BB: 1 P: 20	R: 0 E: 0 K: 0 S: 9	H: 0 LOB: 1 BB: 1 P: 13	R: 0 E: 0 K: 3 S: 12	H: 0 LOB: 1 BB: 1 P: 20	R: 0 E: 0 K: 2 S: 11	H: 0 LOB: 3 BB: 2 P: 26		R: 1 E: 0 K: 3 S: 17	H: 3 LOB: 2 BB: 0 P: 23	1B: 2 2B: 1 HR: 0	SF: 0 SAC: 0 DP: 0 HBP: 2	WP: 0 PB: 0 SB: 0 CS: 0
PITCHER	IP WLS BF H R ER SO BB IBB HBP BLK WP HR S P ERA WHIP	7.0 W 28 0 0 0 8 6 0 1 0 0 0 75 117 0.00 0.857	0.2 S 5 0 0 0 2 2 0 1 0 0 0 8 20 0.00 3.000	1.1 S 7 3 1 1 3 0 0 0 0 0 0 20 29 6.75 2.250	PITCHER										IP WLS BF H R ER SO BB IBB HBP BLK WP HR S P ERA WHIP							

AB	30
R	1
H	3
RBI	1
BB	8
SO	13
LOB	27



Batter	1	2	3	4	5	6	7	8	9	AB	R	H	RBI	BB	SO	LOB	BOTTOM			
2 Leonys Martin, L OBP: 0.348, SLG: 0.316										3	0	2	0	1	0	0	Toronto Blue Jays @ Cleveland Indians Progressive Field, Cleveland, OH Thu Apr 04 2019, 6:11 PM - 9:16 PM EDT Att: 10,375 - Cloudy - 42 F			
11 José Ramírez, S 26 Max Moroff, S										3	0	0	1	0	0	3				
10 Jake Bauers, L										3	1	1	0	1	2	2				
41 Carlos Santana, S										3	1	1	0	1	1	2				
42 Brad Miller, L										2	0	0	1	2	0	0				
1 Greg Allen, S										4	0	0	1	0	1	5				
55 Roberto Pérez, R										3	0	1	1	0	0	0				
30 Tyler Naquin, L										4	1	2	0	0	1	2				
7 Eric Stamets, R										3	1	0	0	0	2	2				
Inning Stats	R: 0 E: 0 K: 1 S: 6	H: 0 LOB: 0 BB: 0 P: 8	R: 0 E: 0 K: 1 S: 9	H: 0 LOB: 0 BB: 0 P: 13	R: 0 E: 0 K: 1 S: 10	H: 2 LOB: 2 BB: 0 P: 12	R: 2 E: 0 K: 0 S: 8	H: 2 LOB: 1 BB: 1 P: 15	R: 0 E: 0 K: 1 S: 12	H: 1 LOB: 2 BB: 1 P: 22	R: 0 E: 0 K: 1 S: 12	H: 0 LOB: 0 BB: 0 P: 19	R: 2 E: 1 K: 1 S: 17	H: 1 LOB: 3 BB: 3 P: 33	R: 0 E: 0 K: 1 S: 7	H: 1 LOB: 1 BB: 0 P: 11		1B: 6 2B: 1 HR: 0	SF: 2 SAC: 1 DP: 0 HBP: 0	WP: 0 PB: 0 SB: 0 CS: 0
PITCHER	IP WLS BF H R ER SO BB IBB HBP BLK WP HR S P ERA WHIP	6.0 L 25 5 2 2 5 2 0 0 0 0 14 30 3.00 4.500	0.2 L 7 1 2 1 1 2 1 0 0 0 0 10 14 0.00 0.750	PITCHER										IP WLS BF H R ER SO BB IBB HBP BLK WP HR S P ERA WHIP						



Batter	1	2	3	4	5	6	7	8	9	AB	R	H	RBI	BB	SO	LOB	TOP					
38 Sócrates Brito, L (1, 9)	G4-3		L8			K		G3									4 0 0 0 0 1 1					
37 Teoscar Hernández, R (1, 7)	K			F9		G5-3		IBB									3 0 0 0 0 1 1 0					
28 Billy McKinney, L (1, 10) 1 Alen Hanson, S (8, PH)	F8		K			BB		K									2 0 0 0 0 1 1 0 1 0 0 0 0 0 1 2					
15 Randal Grichuk, R (1, 8)		K		L5		K			K								4 0 0 0 0 0 3 1					
44 Rowdy Tellez, L (1, 3)	K			16 HR				K									3 1 0 0 0 1 3 0					
3 Brandon Drury, R (1, 5)	1B					K		K									4 0 1 0 0 0 2 1					
16 Freddy Galvis, S (1, 6)	F9					HR		F8									3 1 1 2 0 0 0 1					
7 Richard Urena, S (1, 4)			P6			K		38 G3									3 0 1 0 0 0 1 0					
21 Luke Maile, R (1, 2)	G6-3					K		G5-3									3 0 0 0 0 0 1 1					
Inning Stats	R: 0 E: 0 K: 1 S: 7	H: 0 LOB: 0 BB: 0 P: 11	R: 0 E: 0 K: 2 S: 11	H: 1 LOB: 1 BB: 0 P: 15	R: 0 E: 0 K: 0 S: 8	H: 0 LOB: 0 BB: 0 P: 12	R: 0 E: 0 K: 1 S: 6	H: 0 LOB: 0 BB: 0 P: 11	R: 2 E: 0 K: 3 S: 15	H: 1 LOB: 0 BB: 1 P: 24	R: 0 E: 0 K: 2 S: 11	H: 0 LOB: 0 BB: 0 P: 18	R: 0 E: 0 K: 2 S: 12	H: 0 LOB: 0 BB: 0 P: 18	R: 0 E: 0 K: 1 S: 10	H: 1 LOB: 2 BB: 1 P: 17	R: 0 E: 0 K: 2 S: 10	H: 0 LOB: 0 BB: 0 P: 13	1B: 1 2B: 1 3B: 0 HR: 1	SF: 0 SAC: 0 DP: 0 HBP: 0	WP: 0 PB: 0 SB: 1 CS: 0	PA: 33
PITCHER	IP	WLS	BF	H	R	ER	SO	BB	IBB	HBP	BLK	WP	HR	S	P	ERA	WHIP					
57 Shane Bieber, R (1, 1)	6.0		22	2	2	2	9	2	0	0	0	0	1	58	91	3.00	0.667					
58 Neil Ramírez, R (7, 1)	1.0		3	0	0	0	2	0	0	0	0	0	0	12	18	0.00	0.000					
39 Oliver Pérez, L (8, 1)	1.0		5	1	0	0	1	0	1	0	0	0	0	10	17	0.00	1.000					
90 Adam Cimber, R (9, 1)	1.0	W	3	0	0	0	2	0	0	0	0	0	0	10	13	0.00	0.000					

Toronto Blue Jays @ Cleveland Indians
Progressive Field, Cleveland, OH
Fri Apr 05 2019, 7:10 PM - 9:52 PM EDT
Att. 12,881 - Partly Cloudy - 53 F

AB	30
R	2
H	3
RBI	2
BB	3
SO	14
LOB	7

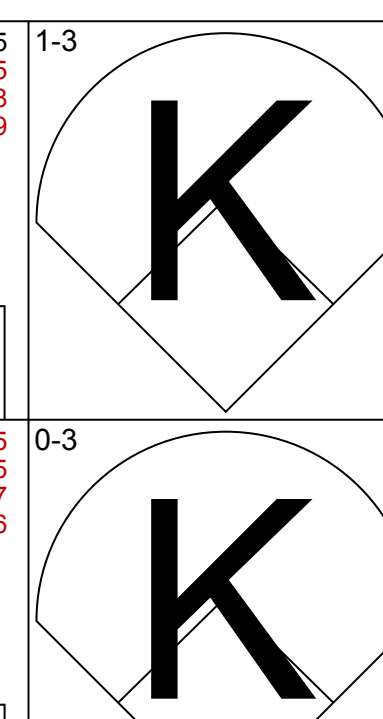
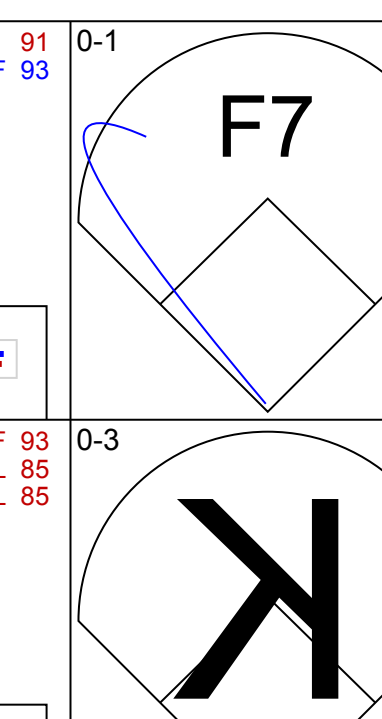
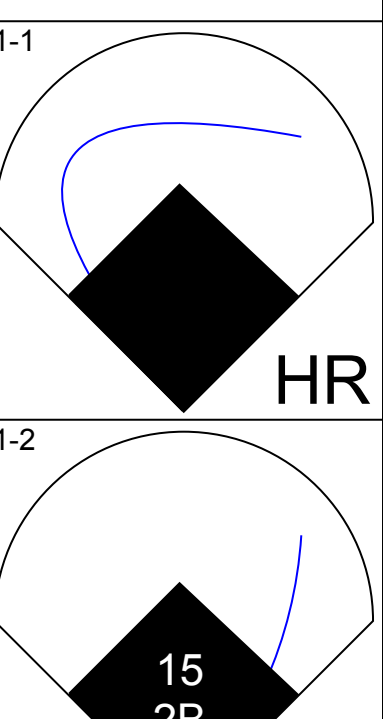
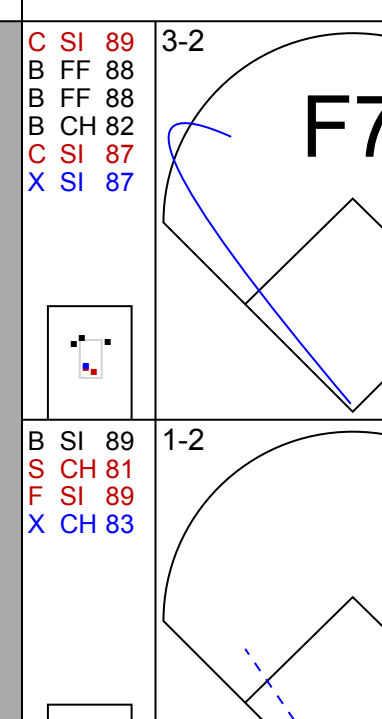
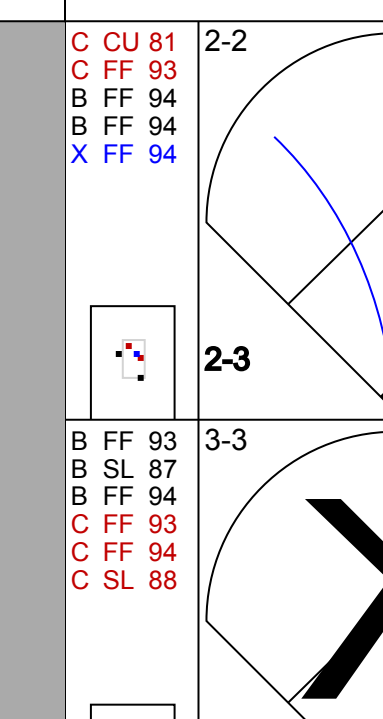
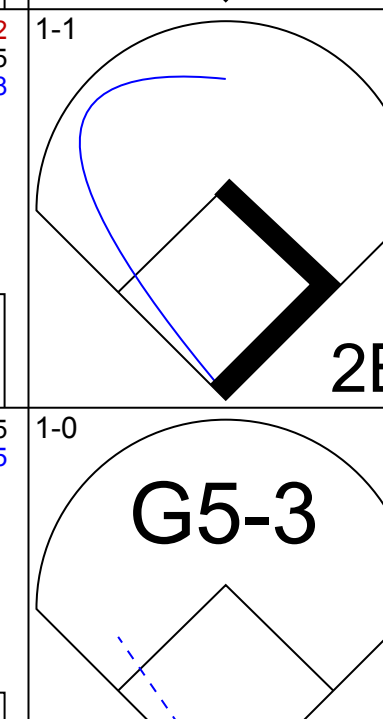
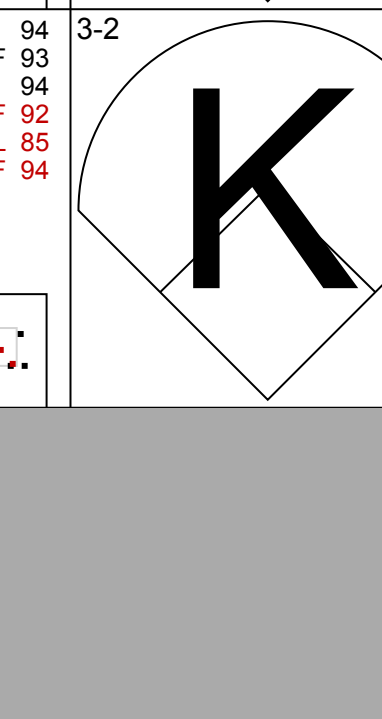
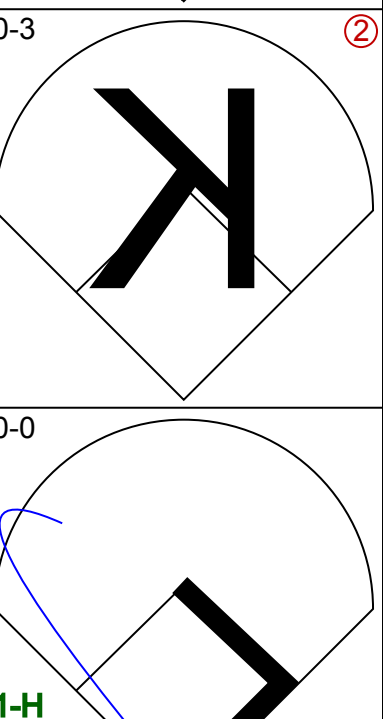
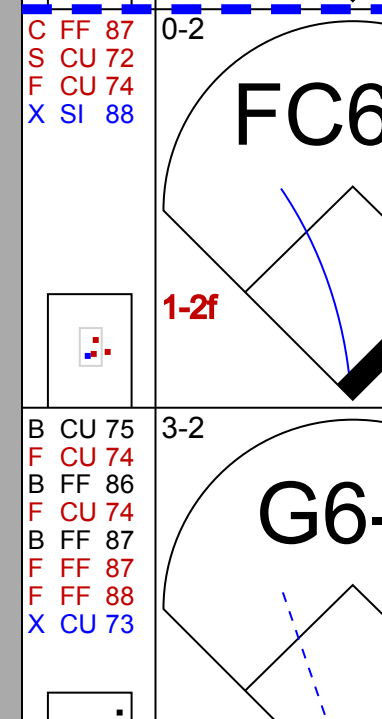
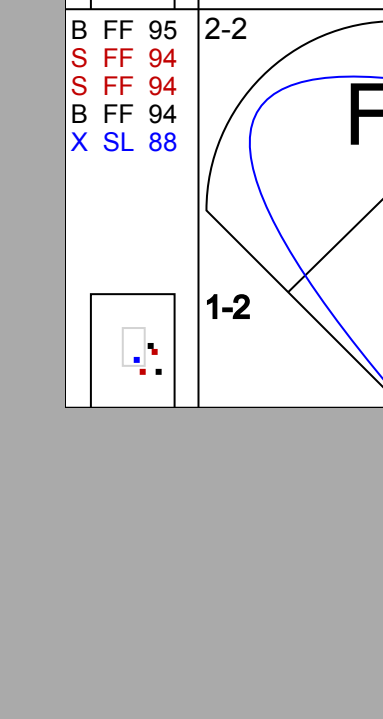




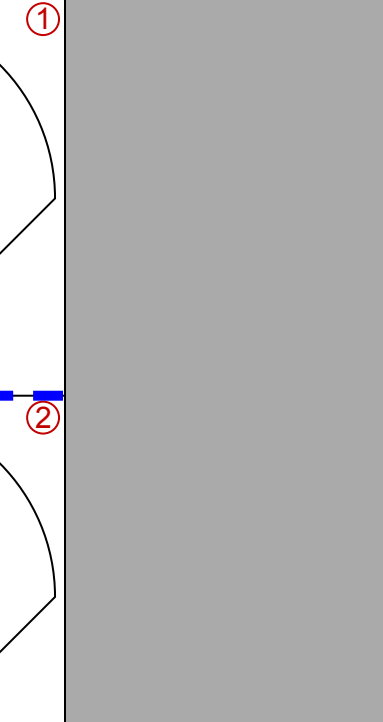




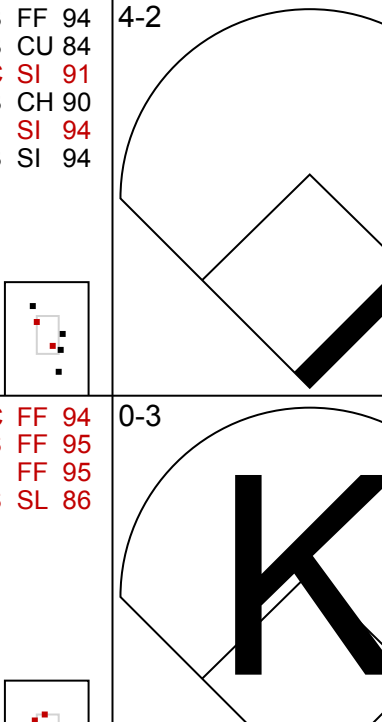
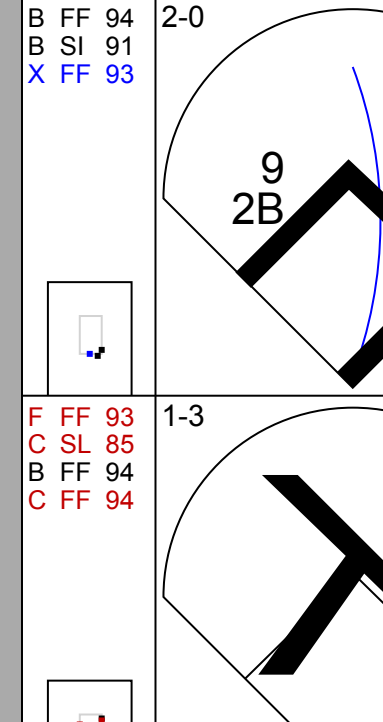
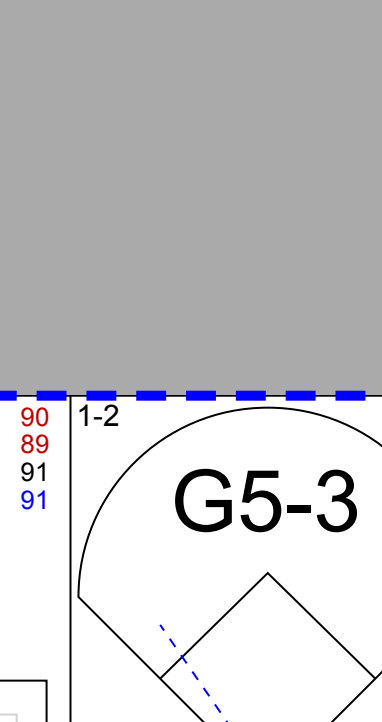
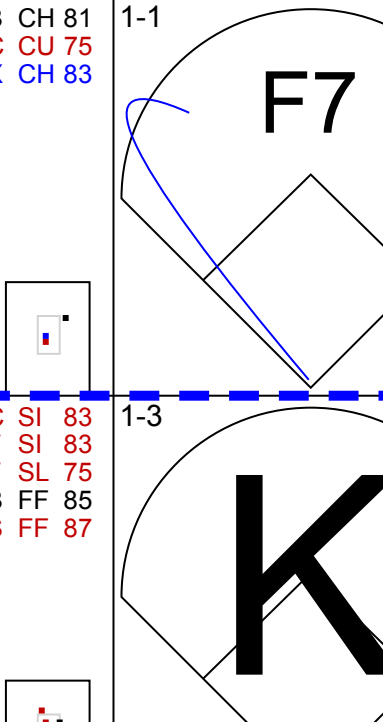
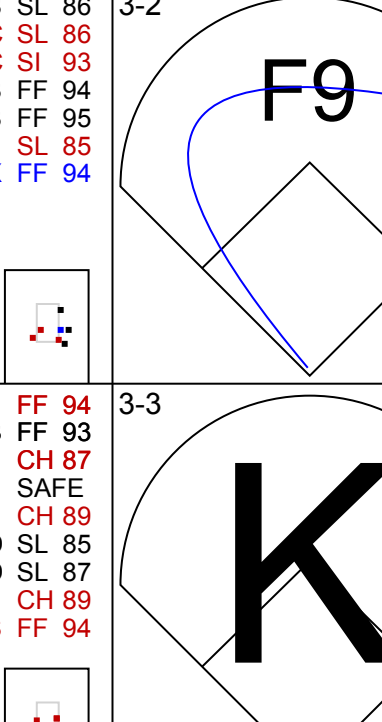
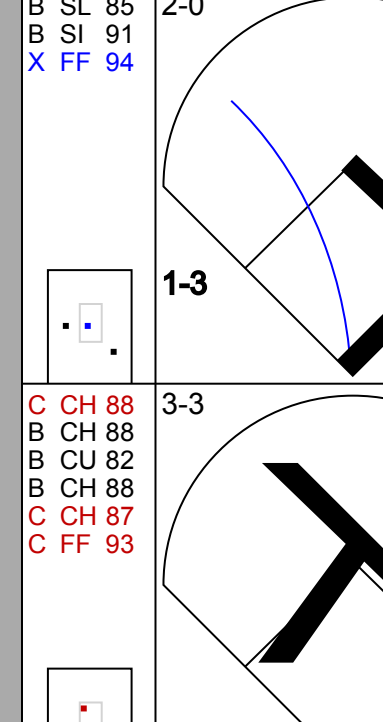
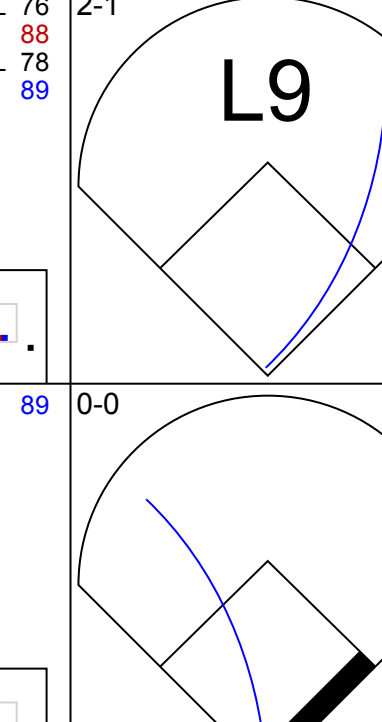
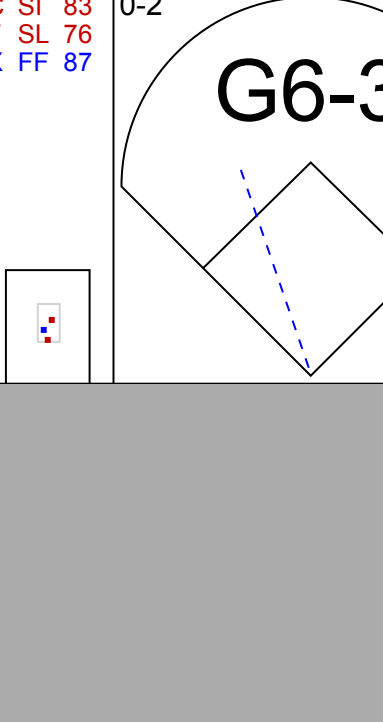


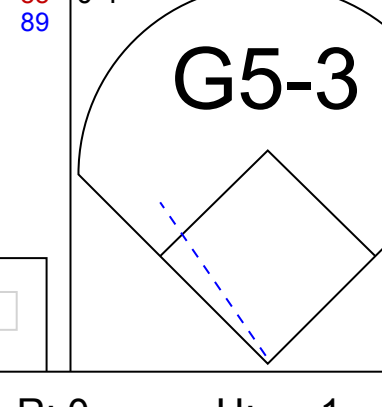

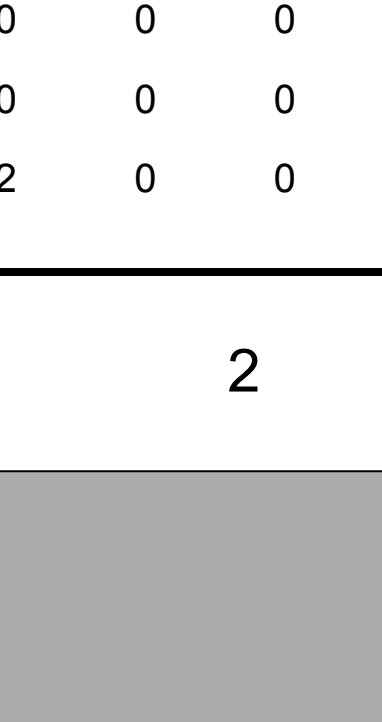
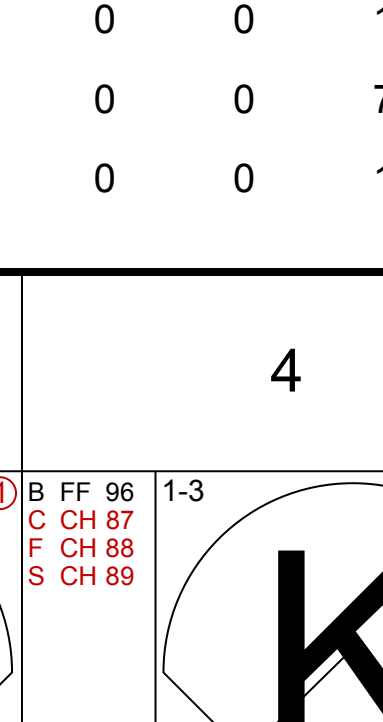
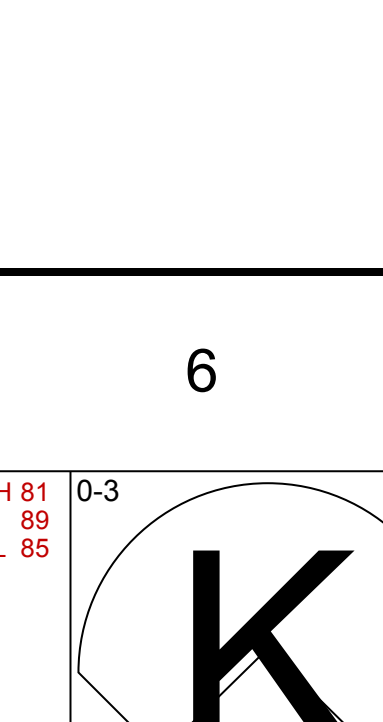
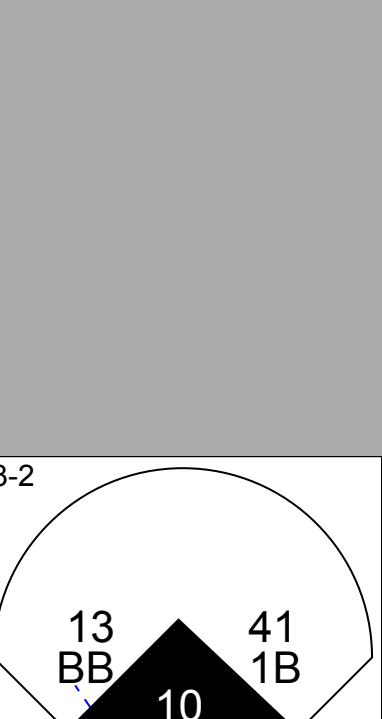

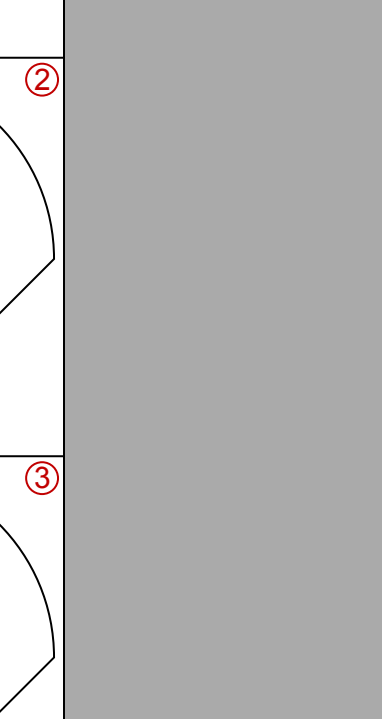


Batter	1	2	3	4	5	6	7	8	9	AB	R	H	RBI	BB	SO	LOB	BOTTOM					
2 Leonys Martin, L (1, 8)	K		G3-5-3			K		K									4 0 0 0 0 3 2					
30 Tyler Naquin, L (1, 9)	L9					K2-3		G4-3									4 0 0 0 0 2 1					
10 Jake Bauers, L (1, 7)	G4-3					L8											3 0 0 0 0 1 0 0					
41 Carlos Santana, S (1, 3)		L5				G5-3		G5-3									4 1 1 1 0 0 0 1					
13 Hanley Ramirez, R (1, 10)		K															3 1 1 0 0 2 0					
42 Brad Miller, L (1, 4)	G6-3					P5		F7									3 0 0 0 0 0 0 1					
27 Kevin Plawecki, R (1, 2)						HR											3 1 1 1 0 1 1 1					
26 Max Moroff, S (1, 5)						K		G6-3									3 0 1 1 0 1 0 0					
7 Eric Stamets, R (1, 6)																	1 0 0 0 0 1 1 1					
11 José Ramírez, S (8, PH)						K		2B									0 0 0 0 0 1 0 0					
Inning Stats	R: 0 E: 0 K: 1 S: 6	H: 0 LOB: 0 BB: 0 P: 12	R: 0 E: 0 K: 1 S: 7	H: 0 LOB: 0 BB: 0 P: 12	R: 1 E: 0 K: 1 S: 12	H: 1 LOB: 0 BB: 1 P: 24	R: 0 E: 0 K: 1 S: 9	H: 0 LOB: 0 BB: 0 P: 13	R: 1 E: 1 K: 1 S: 11	H: 2 LOB: 1 BB: 0 P: 16	R: 0 E: 0 K: 2 S: 8	H: 0 LOB: 1 BB: 1 P: 16	R: 0 E: 0 K: 2 S: 8	H: 0 LOB: 0 BB: 0 P: 11	R: 0 E: 0 K: 1 S: 9	H: 0 LOB: 1 BB: 1 P: 18	R: 1 E: 0 K: 0 S: 5	H: 1 LOB: 0 BB: 0 P: 9	1B: 1 2B: 1 3B: 0 HR: 2	SF: 0 SAC: 0 DP: 1 HBP: 0	WP: 0 PB: 0 SB: 1 CS: 0	PA: 31
PITCHER	IP	WLS	BF	H	R	ER	SO	BB	IBB	HBP	BLK	WP	HR	S	P	ERA	WHIP					
57 Trent Thornton, R (1, 1)	5.2		21	3	2	2	7	2	0	0	0	0	1	52	92	3.18	0.882					
48 Javy Guerra, R (6, 1)	1.1		4	0	0	0	2	0	0	0	0	0	0	9	12	0.00	0.000					
46 Daniel Hudson, R (8, 1)	1.0		4	0	0	0	1	1	0	0	0	0	0	9	18	0.00	1.000					
31 Joe Biagini, R (9, 1)	0.1	L	2	1	1	1	0	0	0	0	0	0	1	5	9	27.00	3.000					

Toronto Blue Jays @ Cleveland Indians
Progressive Field, Cleveland, OH
Fri Apr 05 2019, 7:10 PM - 9:52 PM EDT
Att. 12,881 - Partly Cloudy - 53 F

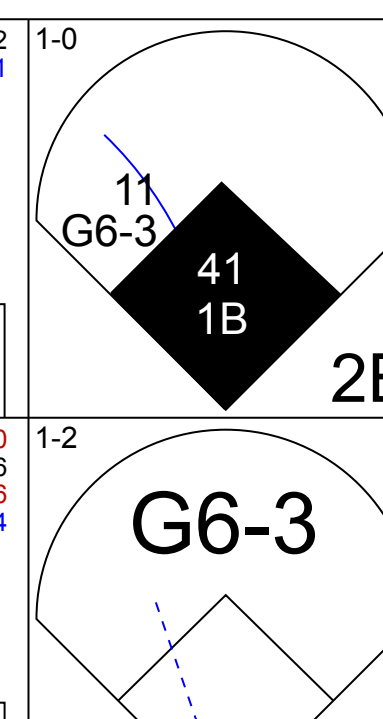
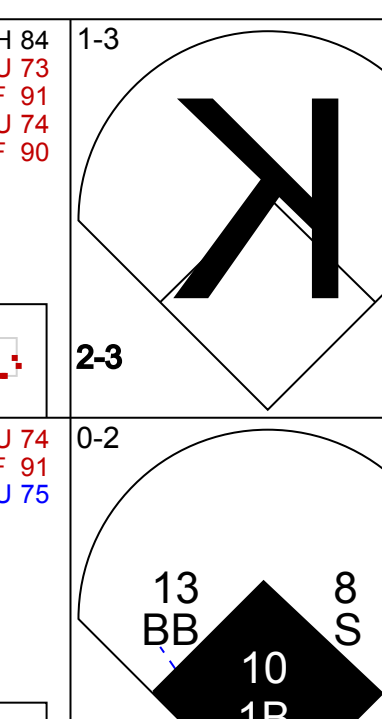


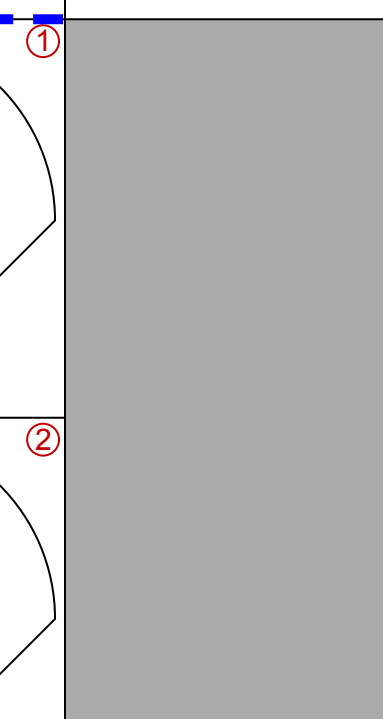
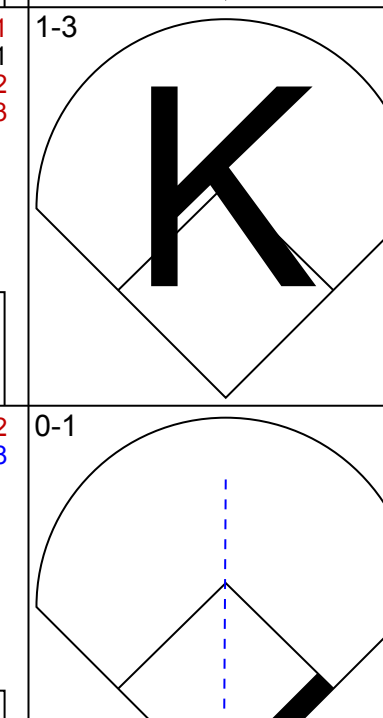
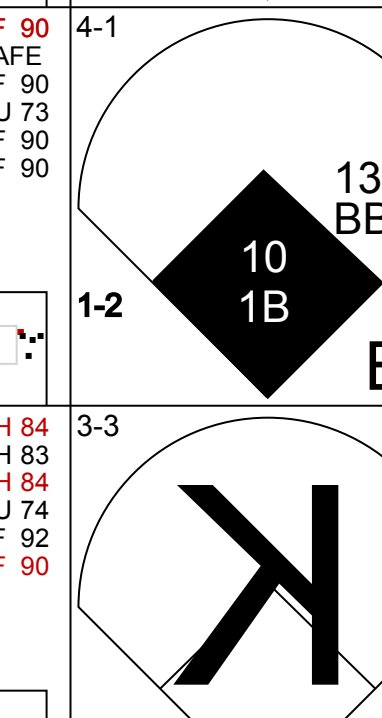
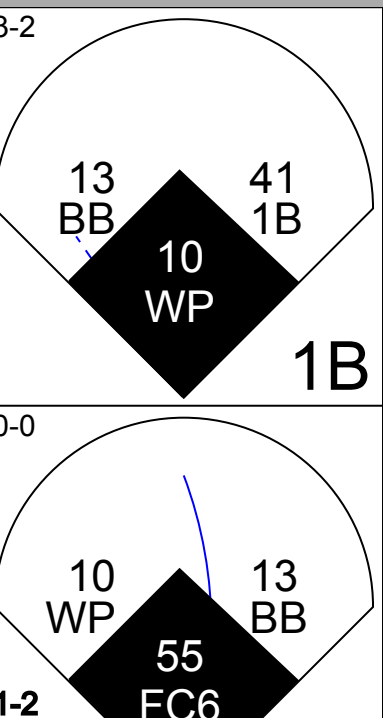



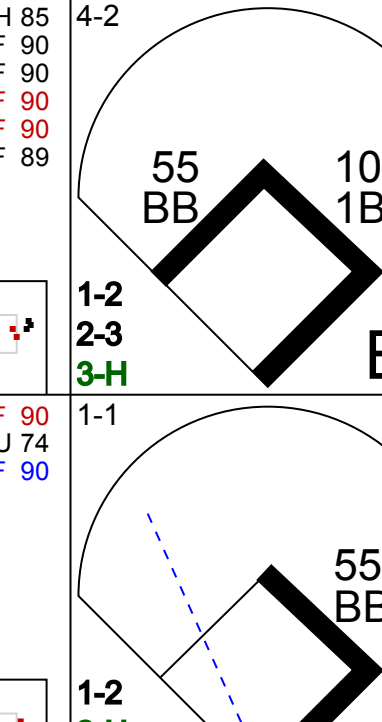
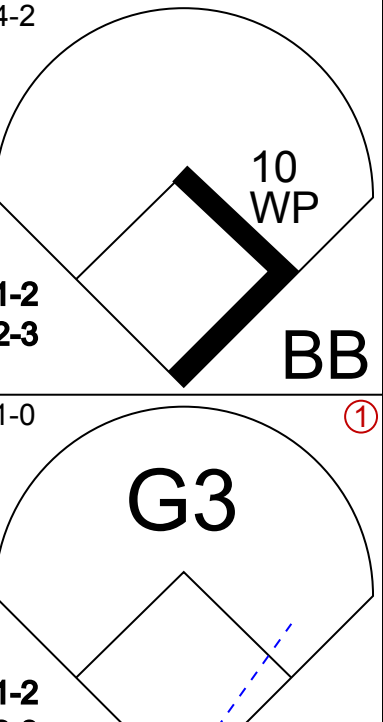



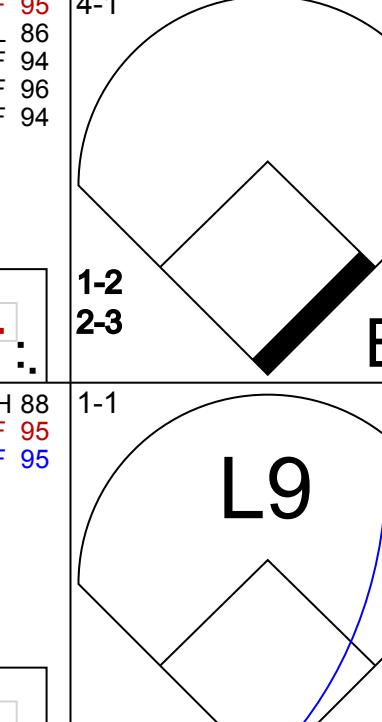
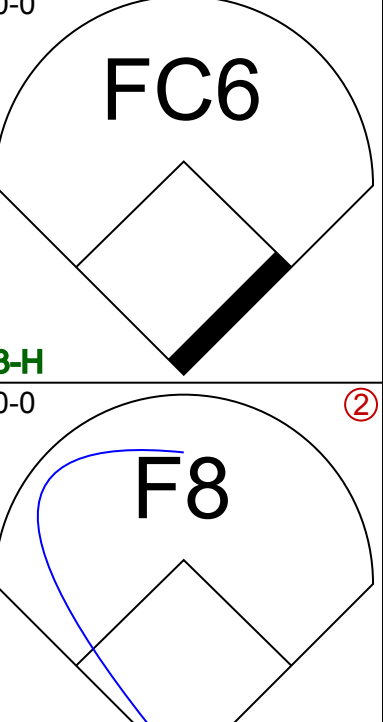
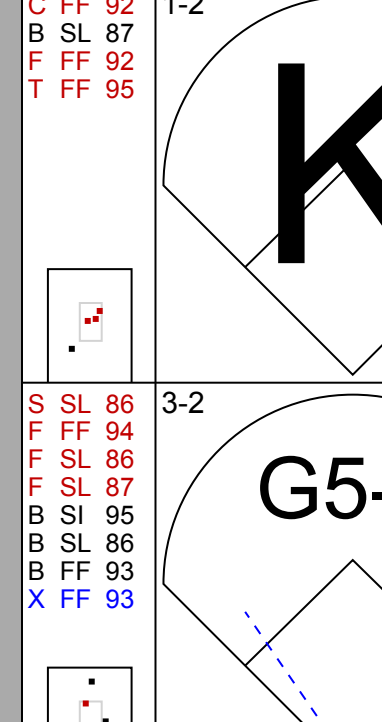

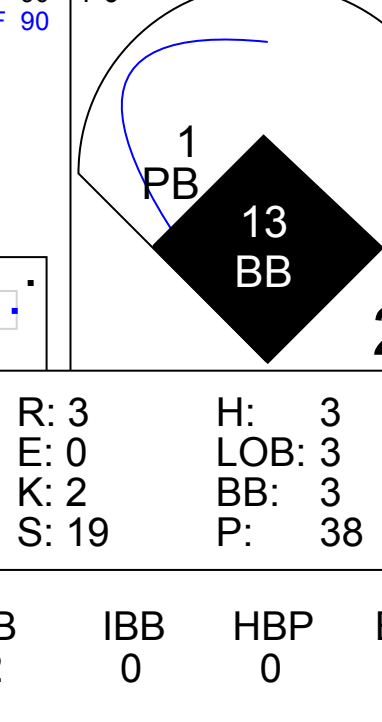
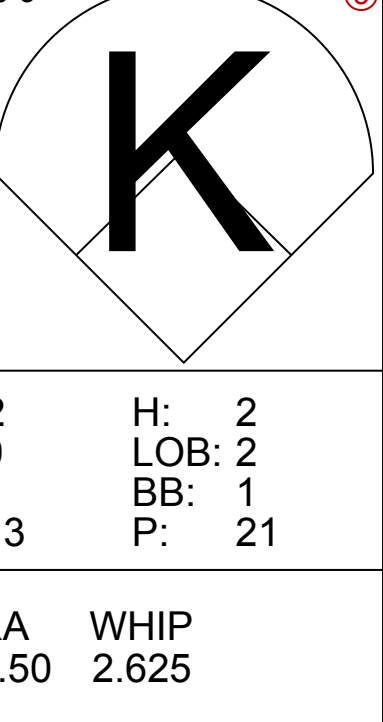
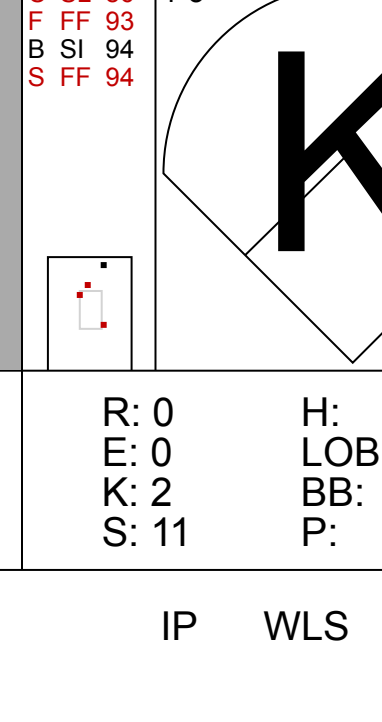


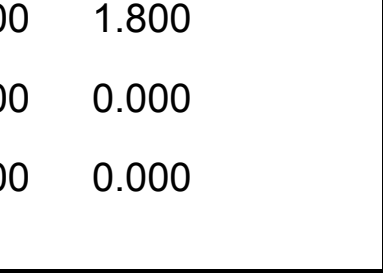

AB	28
R	3
H	4
RBI	3
BB	3
SO	10
LOB	7



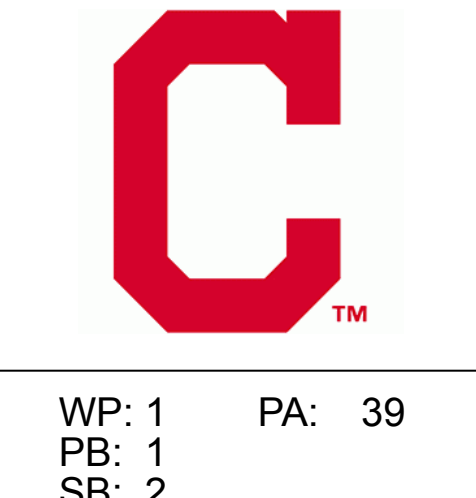
Batter	1	2	3	4	5	6	7	8	9	AB R H RBI BB SO LOB	TOP									
16 Freddy Galvis, S OBP: 0.394, SLG: 0.667										5 1 2 1 0 1 1	Toronto Blue Jays @ Cleveland Indians Progressive Field, Cleveland, OH Sat Apr 06 2019, 4:11 PM - 7:31 PM EDT Att: 18,429 - Partly Cloudy - 58 F									
37 Teoscar Hernández, R OBP: 0.333, SLG: 0.303										5 1 2 0 0 3 3										
14 Justin Smoak, S OBP: 0.294, SLG: 0.333										5 0 1 0 0 2 5										
15 Randal Grichuk, R OBP: 0.270, SLG: 0.545										4 0 1 1 0 1 2										
44 Rowdy Tellez, L OBP: 0.379, SLG: 0.478										2 0 1 0 1 1 1										
1 Alen Hanson, S OBP: 0.333, SLG: 0.200										1 0 0 0 0 0 0										
3 Brandon Drury, R OBP: 0.211, SLG: 0.270										4 0 0 0 0 3 2										
9 Danny Jansen, R OBP: 0.185, SLG: 0.160										4 0 1 0 0 0 1										
28 Billy McKinney, L OBP: 0.290, SLG: 0.192										4 0 2 0 0 2 3										
13 Lourdes Gurriel Jr., R OBP: 0.143, SLG: 0.115										3 0 0 0 0 1 2										
Inning Stats	R: 0 E: 0 K: 2 S: 10	H: 1 LOB: 1 BB: 0 P: 13	R: 0 E: 0 K: 2 S: 15	H: 0 LOB: 1 BB: 1 P: 25	R: 0 E: 0 K: 2 S: 8	H: 0 LOB: 1 BB: 0 P: 12	R: 0 E: 0 K: 3 S: 11	H: 2 LOB: 2 BB: 0 P: 20	R: 2 E: 0 K: 3 S: 17	H: 3 LOB: 1 BB: 0 P: 20	R: 0 E: 0 K: 0 S: 8	H: 1 LOB: 1 BB: 0 P: 11	R: 0 E: 0 K: 1 S: 9	H: 0 LOB: 0 BB: 0 P: 11	R: 0 E: 0 K: 1 S: 13	H: 2 LOB: 2 BB: 0 P: 24	1B: 5 2B: 4 3B: 0 HR: 1	SF: 0 SAC: 0 DP: 0 HBP: 1	WP: 0 PB: 0 SB: 0 CS: 0	PA: 39
PITCHER	IP WLS BF H R ER SO BB IBB HBP BLK WP HR S P ERA WHIP											IP WLS BF H R ER SO BB IBB HBP BLK WP HR S P ERA WHIP								
59 Carlos Carrasco, R ERA: 7.71	5.0 W 23 6 2 2 12 1 0 1 0 0 1 61 90 3.60 1.400																			
61 Dan Otero, R ERA:	(6, 1) 1.1 6 2 0 0 0 0 0 0 0 0 0 14 21 0.00 1.500																			
49 Tyler Olson, L ERA:	(7, 1) 1.0 3 0 0 0 0 0 0 0 0 0 0 0 11 15 0.00 0.000																			
90 Adam Cimber, R ERA:	(8, 1) 0.2 2 0 0 0 1 0 0 0 0 0 0 7 8 0.00 0.000																			
46 Jon Edwards, R ERA: 3.0	(9, 1) 1.0 5 2 0 0 1 0 0 0 0 0 0 13 24 0.00 2.000																			

AB	37
R	2
H	10
RBI	2
BB	1
SO	14
LOB	20



Batter	1	2	3	4	5	6	7	8	9	AB R H RBI BB SO LOB	BOTTOM									
1 Greg Allen, S OBP: 0.150, SLG: 0.118										5 1 1 0 0 3 1	Toronto Blue Jays @ Cleveland Indians Progressive Field, Cleveland, OH Sat Apr 06 2019, 4:11 PM - 7:31 PM EDT Att: 18,429 - Partly Cloudy - 58 F									
11 José Ramírez, S OBP: 0.233, SLG: 0.259										5 2 2 0 0 0 1										
8 Jordan Luplow, R OBP: 0.308, SLG: 0.182										4 2 1 0 1 2 1										
41 Carlos Santana, S OBP: 0.516, SLG: 0.593										3 1 2 1 1 1 3										
13 Hanley Ramirez, R OBP: 0.385, SLG: 0.524										1 0 0 1 3 1 1										
10 Jake Bauers, L OBP: 0.280, SLG: 0.227										4 0 1 2 0 0 4										
55 Roberto Pérez, R OBP: 0.190, SLG: 0.059										3 0 0 1 1 2 1										
26 Max Moroff, S OBP: 0.118, SLG: 0.176										4 0 0 0 0 1 5										
7 Eric Stamets, R OBP: 0.136, SLG: 0.100										4 1 1 0 0 3 2										
Inning Stats	R: 1 E: 0 K: 2 S: 12	H: 2 LOB: 1 BB: 0 P: 16	R: 0 E: 0 K: 2 S: 9	H: 0 LOB: 0 BB: 0 P: 14	R: 3 E: 0 K: 2 S: 19	H: 3 LOB: 3 BB: 3 P: 38	R: 0 E: 0 K: 2 S: 9	H: 0 LOB: 0 BB: 0 P: 13	R: 2 E: 0 K: 1 S: 13	H: 2 LOB: 2 BB: 1 P: 21		R: 1 E: 0 K: 1 S: 16	H: 1 LOB: 2 BB: 2 P: 32	R: 0 E: 0 K: 2 S: 11	H: 0 LOB: 0 BB: 0 P: 16	R: 0 E: 0 K: 1 S: 10	H: 0 LOB: 0 BB: 0 P: 12	1B: 5 2B: 3 3B: 0 HR: 0	SF: 0 SAC: 0 DP: 0 HBP: 0	WP: 1 PB: 1 SB: 2 CS: 0
PITCHER	IP WLS BF H R ER SO BB IBB HBP BLK WP HR S P ERA WHIP											IP WLS BF H R ER SO BB IBB HBP BLK WP HR S P ERA WHIP								
45 Thomas Pannone, L ERA: 5.87	2.2 L 15 5 4 4 6 2 0 0 0 0 1 0 20 37 10.80 2.400																			
65 Elvis Luciano, R ERA: 6.0	(3, 1) 1.2 9 2 2 2 2 2 0 0 0 0 0 21 37 0.00 1.800																			
43 Sam Gaviglio, R ERA: 1.29	(5, 1) 1.2 9 1 1 0 2 2 0 0 0 0 0 0 11 16 0.00 0.000																			
58 Tim Mayza, L ERA: 6.75	(7, 1) 1.0 3 0 0 0 2 0 0 0 0 0 0 0 11 16 0.00 0.000																			
43 Javy Guerra, R ERA: 1.59	(8, 1) 1.0 3 0 0 0 1 0 0 0 0 0 0 0 10 12 0.00 0.000																			

AB	33
R	7
H	8
RBI	5
BB	6
SO	13
LOB	19



Batter	1	2	3	4	5	6	7	8	9	AB	R	H	RBI	BB	SO	LOB	TOP										
38 Sócrates Brito, L (1.9) 13 Lourdes Gurriel Jr., R (8. Ph) OBP: 0.136, SLG: 0.111 (8.3)										2	0	0	0	1	2	0											
16 Freddy Galvis, S (1.6) OBP: 0.378, SLG: 0.647										4	0	1	0	0	2	0											
15 Randal Grichuk, R (1.8) OBP: 0.244, SLG: 0.486										4	0	0	0	0	2	2											
44 Rowdy Tellez, L (1.3) 3 Brandon Drury, R (7. Ph) OBP: 0.200, SLG: 0.256 (7.5)										2	0	0	0	0	1	2											
37 Teoscar Hernández, R (1.10) OBP: 0.310, SLG: 0.278										3	0	0	0	0	1	2											
28 Billy McKinney, L (1.7) OBP: 0.294, SLG: 0.241 (8.9)										3	1	1	0	0	2	0											
1 Alen Hanson, S (1.4) OBP: 0.222, SLG: 0.125 (7.3) (8.7)										3	0	0	0	0	2	1											
7 Richard Urena, S (1.5) OBP: 0.444, SLG: 0.588 (7.4)										2	0	0	0	1	1	0											
9 Danny Jansen, R (1.2) OBP: 0.200, SLG: 0.179										3	0	1	1	0	2	0											
Inning Stats	R: 0 E: 0 K: 2 S: 10	H: 0 LOB: 0 BB: 0 P: 15	R: 0 E: 0 K: 1 S: 7	H: 0 LOB: 0 BB: 0 P: 10	R: 0 E: 0 K: 2 S: 8	H: 0 LOB: 0 BB: 0 P: 10	R: 0 E: 0 K: 3 S: 15	H: 1 LOB: 2 BB: 1 P: 24	R: 0 E: 0 K: 2 S: 12	H: 0 LOB: 0 BB: 0 P: 16	R: 0 E: 0 K: 3 S: 9	H: 0 LOB: 0 BB: 0 P: 11	R: 0 E: 0 K: 0 S: 12	H: 0 LOB: 0 BB: 0 P: 15	R: 1 E: 0 K: 1 S: 10	H: 2 LOB: 1 BB: 1 P: 15	R: 0 E: 0 K: 2 S: 7	H: 0 LOB: 0 BB: 0 P: 8	1B: 1 2B: 2 3B: 0 HR: 0	SF: 0 SAC: 0 DP: 1 HBP: 0	WP: 0 PB: 0 SB: 0 CS: 0	PA: 31					
PITCHER	IP	WLS	BF	H	R	ER	SO	BB	IBB	HBP	BLK	WP	HR	S	P	ERA	WHIP										
52 Mike Clevinger, R (1.1) ERA: 6.75	5.0	W	17	1	0	0	10	1	0	0	0	0	0	52	75	0.00	0.400										
58 Neil Ramírez, R (6.1) ERA: 6.75	1.1	H	4	0	0	0	3	0	0	0	0	0	0	17	22	0.00	0.000										
39 Oliver Pérez, L (7.1) ERA: 7.71	1.0	H	5	1	1	1	1	1	0	0	0	0	0	17	15	9.00	2.000										
90 Adam Cimber, R (8.1) ERA: 1.69	0.0		1	1	0	0	0	0	0	0	0	0	0	1	1	∞	∞										
33 Brad Hand, L (8.1)	1.2	S	4	0	0	0	2	0	0	0	0	0	0	9	11	0.00	0.000										

Toronto Blue Jays @ Cleveland Indians
Progressive Field, Cleveland, OH
Sun Apr 07 2019, 1:12 PM - 3:47 PM EDT
Att: 17,264 - Partly Cloudy - 70 F

AB 29
R 1
H 3
RBI 1
BB 2
SO 16
LOB 9

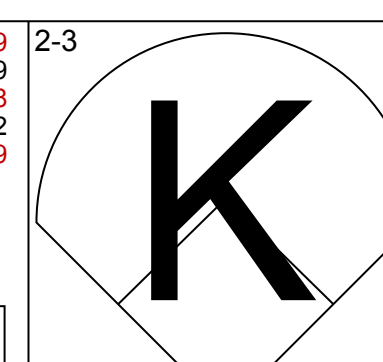
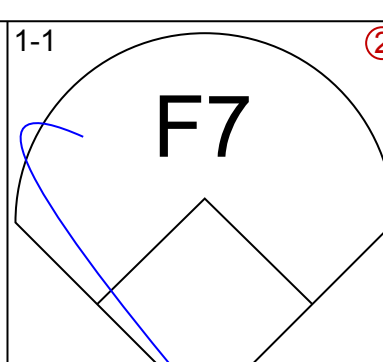
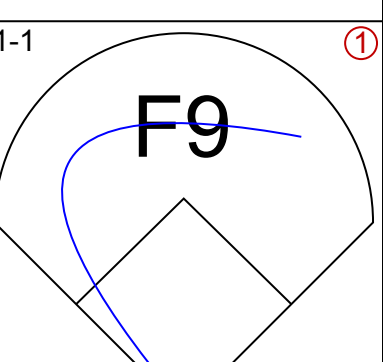
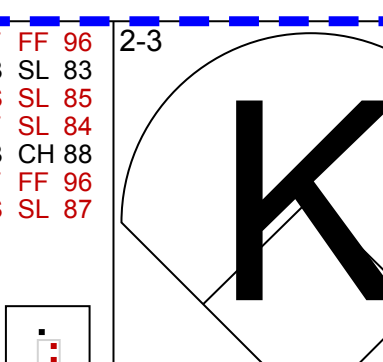
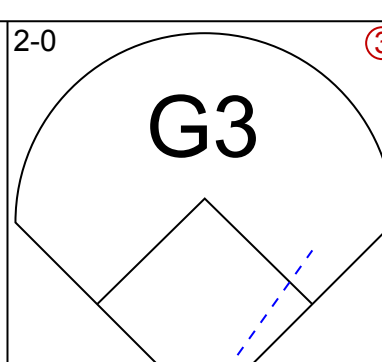
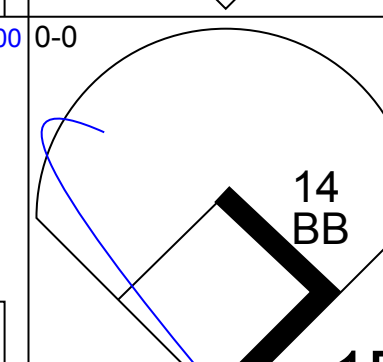
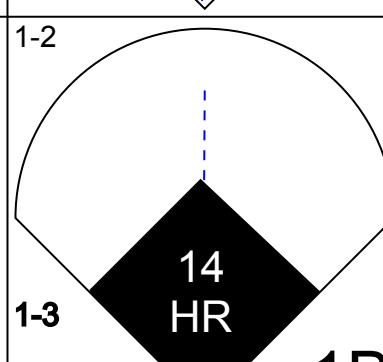
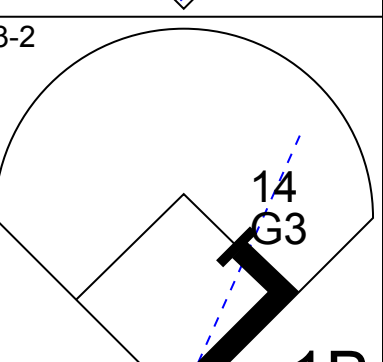
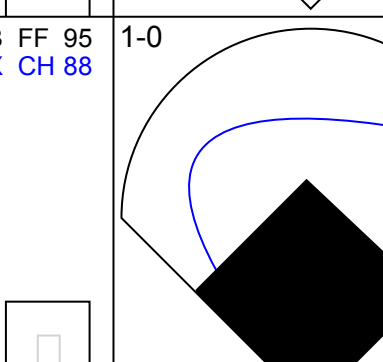
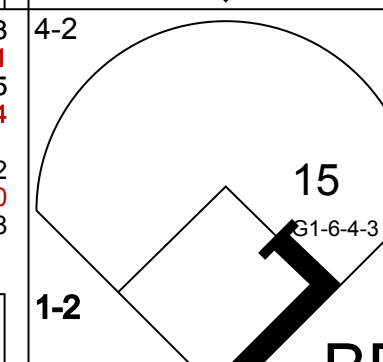
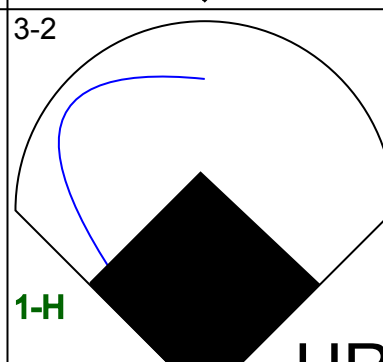
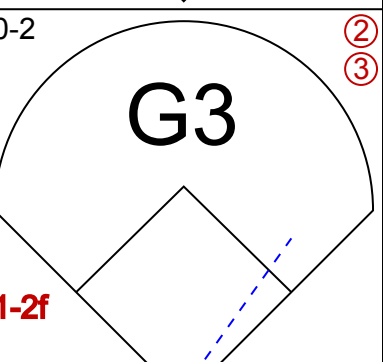
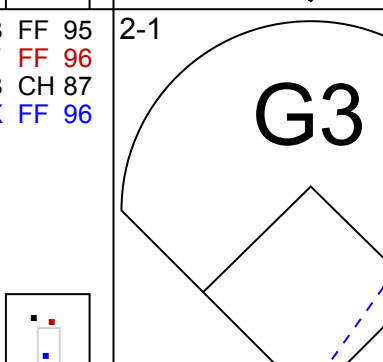
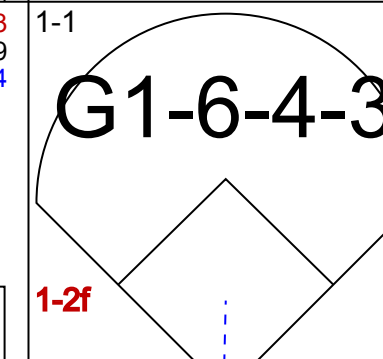
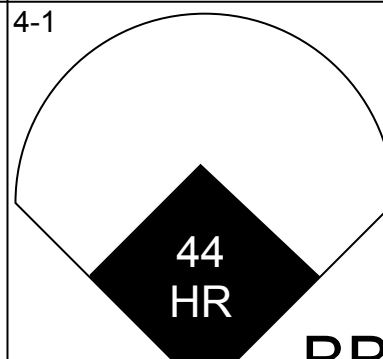

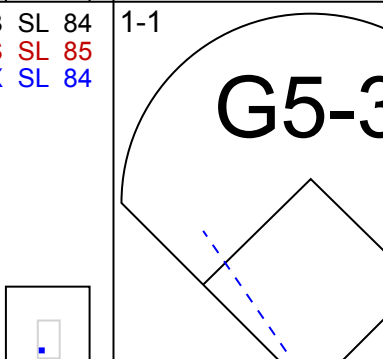

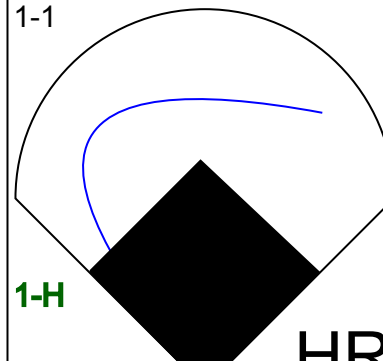



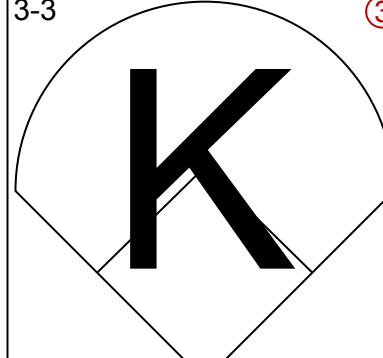






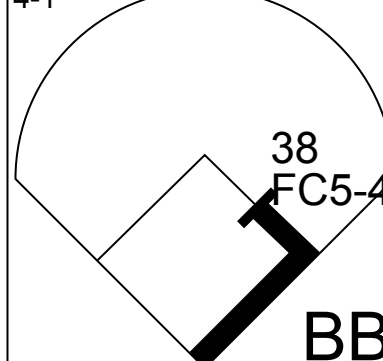


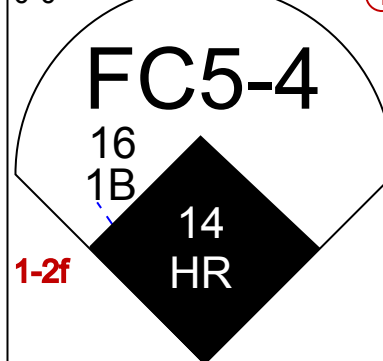



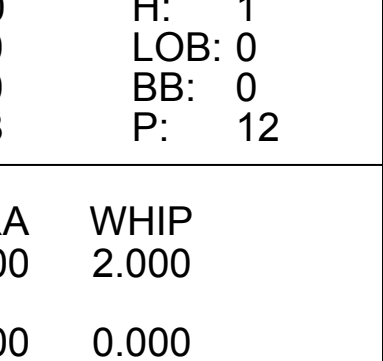
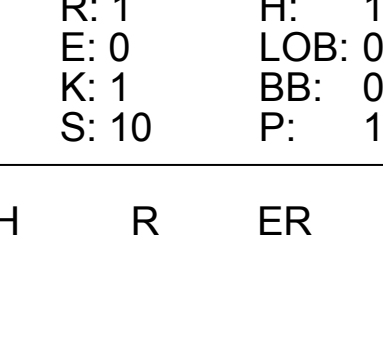


Batter	1	2	3	4	5	6	7	8	9	AB	R	H	RBI	BB	SO	LOB	BOTTOM										
2 Leonys Martin, L (1.8) OBP: 0.258, SLG: 0.222										4	0	0	0	0	3	1											
11 José Ramírez, S (1.5) OBP: 0.235, SLG: 0.258										4	0	1	1	0	1	0											
10 Jake Bauers, L (1.10) OBP: 0.276, SLG: 0.269										4	1	1	0	0	0	1											
41 Carlos Santana, S (1.3) OBP: 0.486, SLG: 0.581										4	1	1	1	0	0	0											
30 Tyler Naquin, L (1.9) OBP: 0.304, SLG: 0.391										3	0	3	1	0	0	0											
27 Kevin Plawecki, R (1.2) OBP: 0.182, SLG: 0.400										3	0	0	0	0	0	3											
1 Greg Allen, S (1.7) OBP: 0.130, SLG: 0.100										3	0	0	0	0	2	2											
42 Brad Miller, L (1.4) OBP: 0.238, SLG: 0.111										2	1	0	0	1	2	0											
26 Max Moroff, S (8.4) OBP: 0.116, SLG: 0.176										0	0	0	0	0	0	0											
7 Eric Stamets, R (1.6) OBP: 0.120, SLG: 0.087										3	0	0	0	0	1	1											
Inning Stats	R: 2 E: 0 K: 1 S: 15	H: 3 LOB: 1 BB: 0 P: 21	R: 0 E: 0 K: 2 S: 10	H: 0 LOB: 0 BB: 0 P: 11	R: 0 E: 0 K: 1 S: 9	H: 0 LOB: 0 BB: 0 P: 16	R: 0 E: 0 K: 1 S: 8	H: 1 LOB: 1 BB: 0 P: 16	R: 1 E: 0 K: 1 S: 11	H: 1 LOB: 1 BB: 1 P: 18	R: 0 E: 0 K: 0 S: 11	H: 1 LOB: 1 BB: 0 P: 17	R: 0 E: 0 K: 2 S: 8	H: 0 LOB: 0 BB: 0 P: 14	R: 0 E: 0 K: 1 S: 8	H: 0 LOB: 0 BB: 0 P: 9	1B: 3 2B: 3 3B: 0 HR: 0	SF: 0 SAC: 0 DP: 0 HBP: 0	WP: 0 PB: 0 SB: 1 CS: 0	PA: 31							
PITCHER	IP	WLS	BF	H	R	ER	SO	BB	IBB	HBP	BLK	WP	HR	S	P	ERA	WHIP										
6 Marcus Stroman, R (1.1) ERA: 2.41	6.0	L	25	6	3	3	6	1	0	0	0	0	0	64	99	4.50	1.167										
58 Tim Lincecum, L (7.1) ERA: 5.4	1.0		3	0	0	0	2	0	0	0	0	0	0	8	14	0.00	0.000										
51 Ken Giles, R (8.1) ERA:	1.0		3	0	0	0	1	0	0	0	0	0	0	8	9	0.00	0.000										

Toronto Blue Jays @ Cleveland Indians
Progressive Field, Cleveland, OH
Sun Apr 07 2019, 1:12 PM - 3:47 PM EDT
Att: 17,264 - Partly Cloudy - 70 F

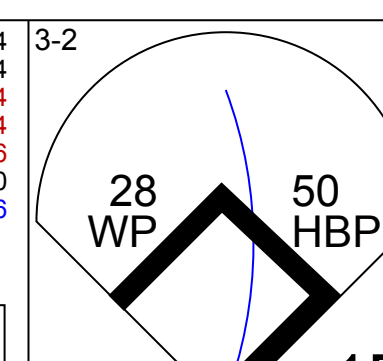
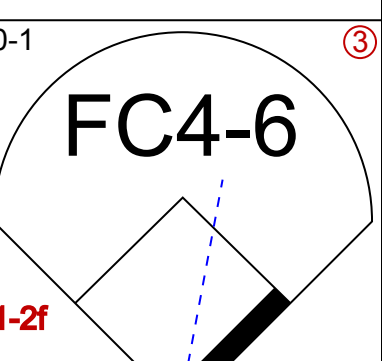
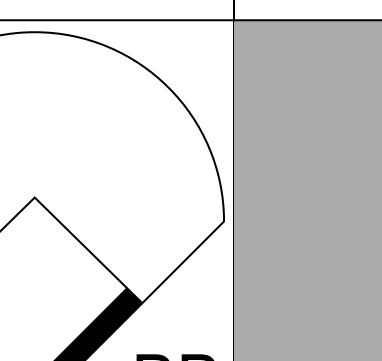
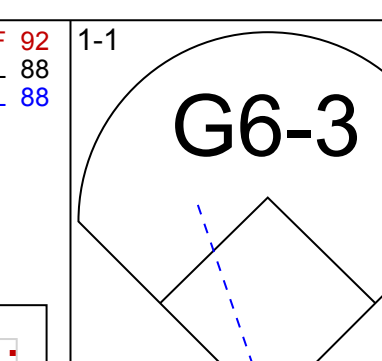
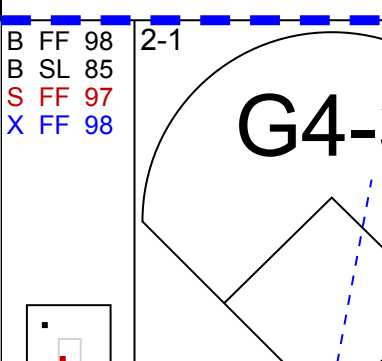
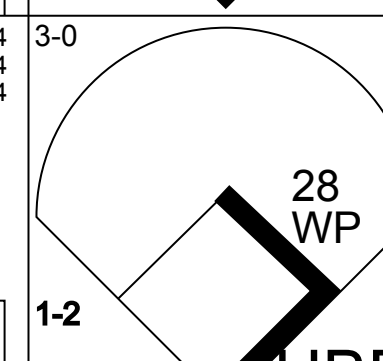
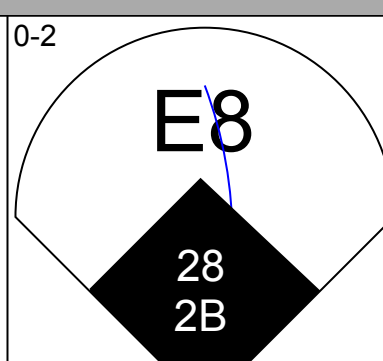
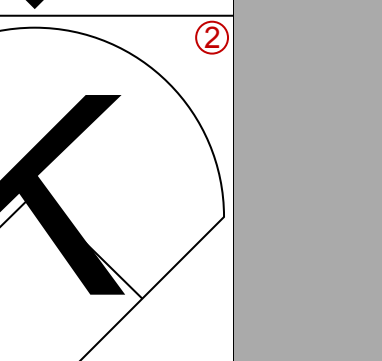
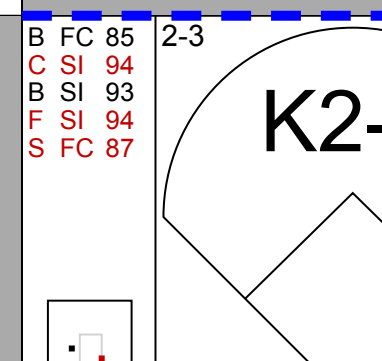
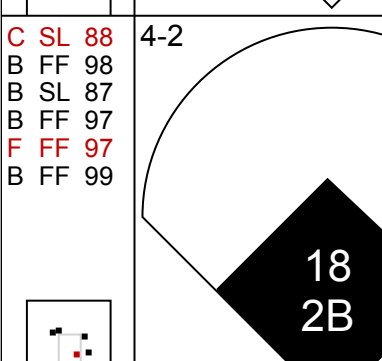
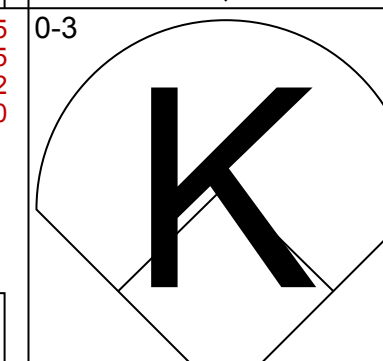
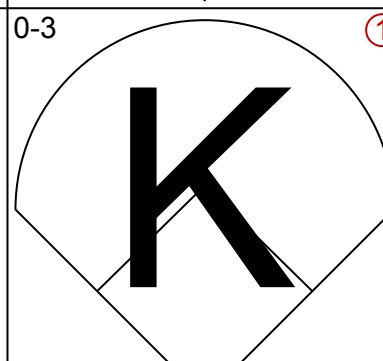
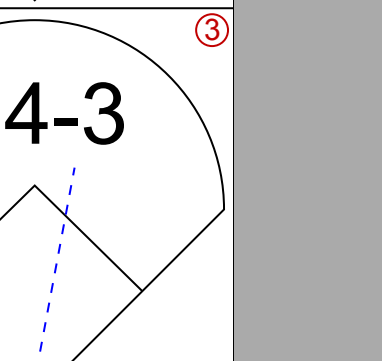
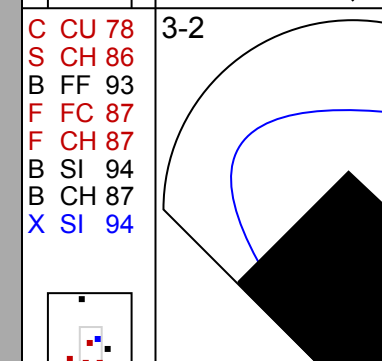
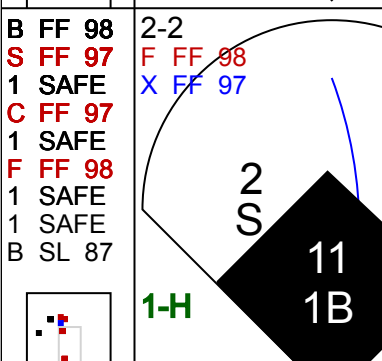
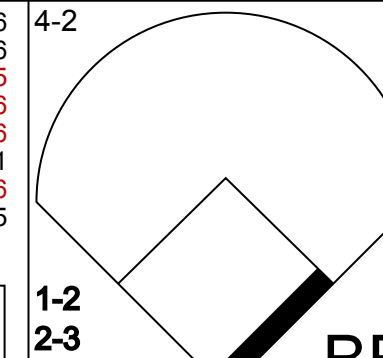
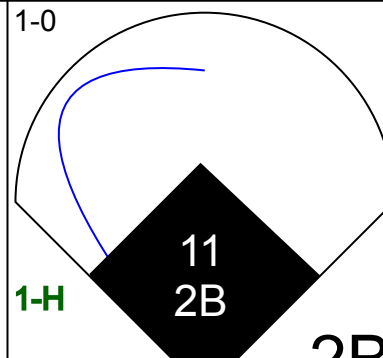
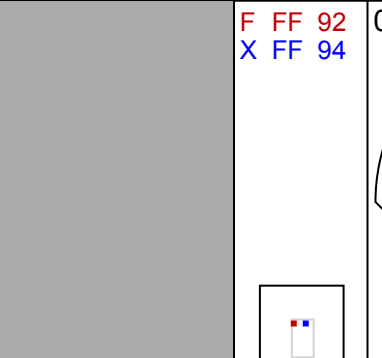
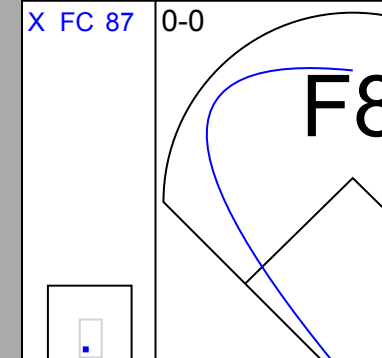
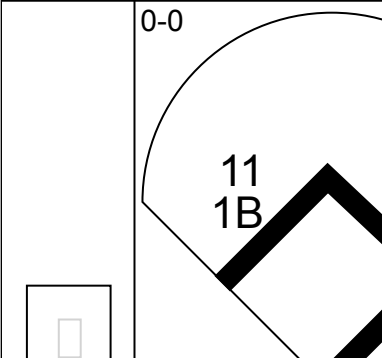
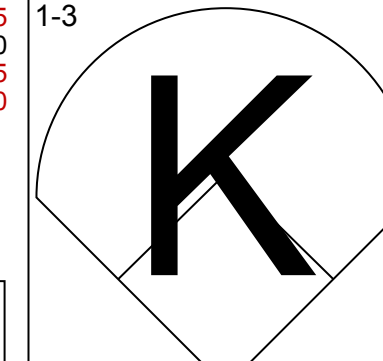
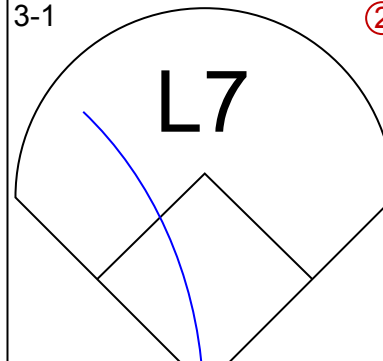
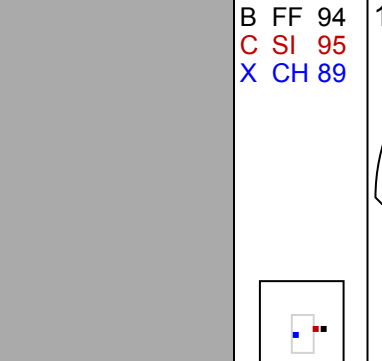
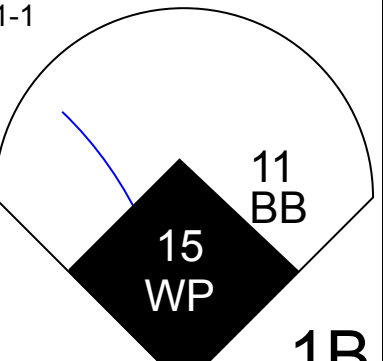
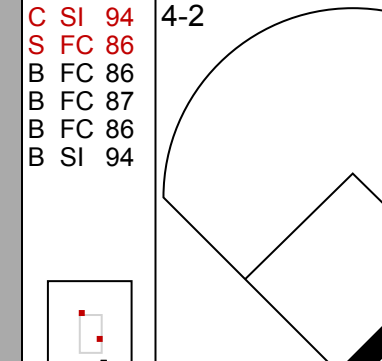
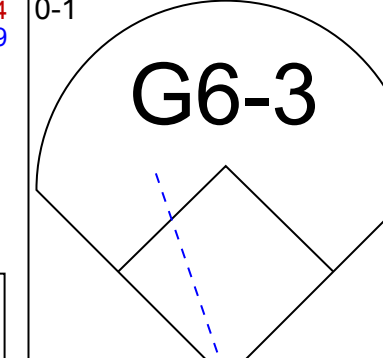
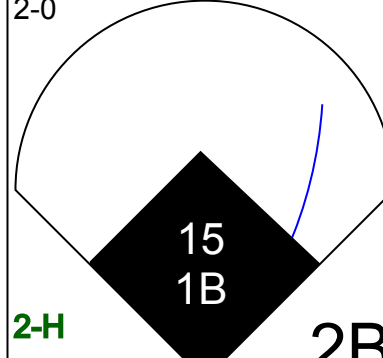
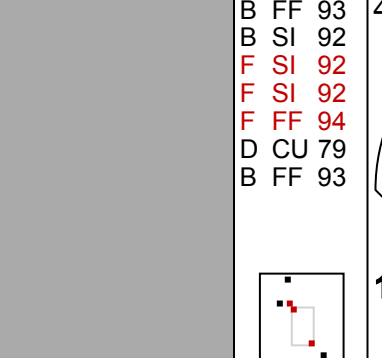
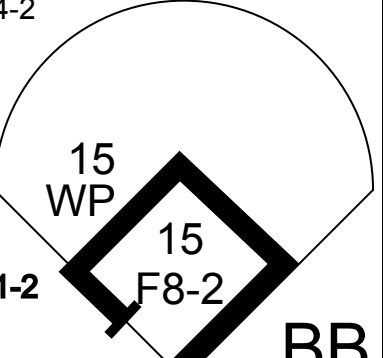
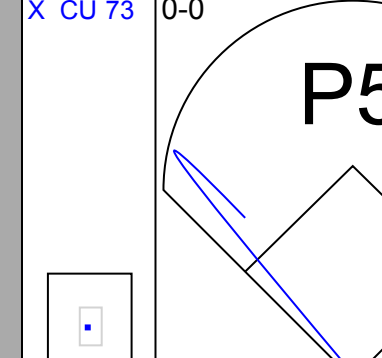

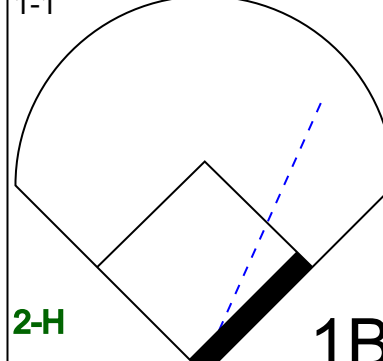
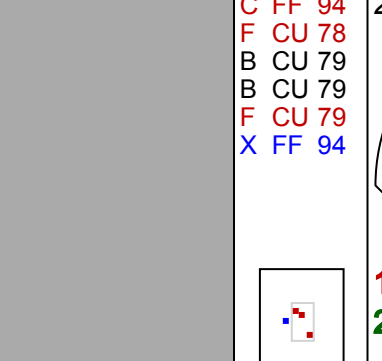
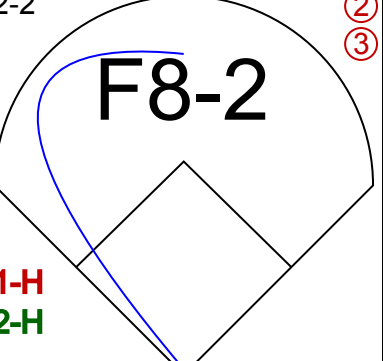


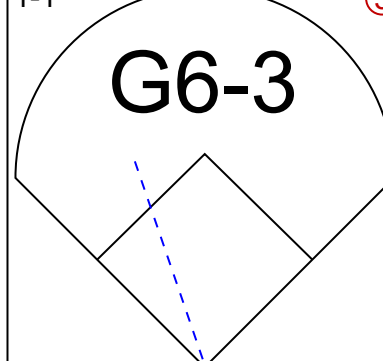

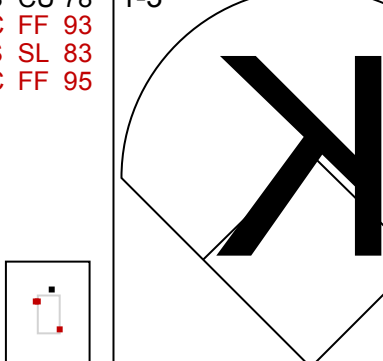


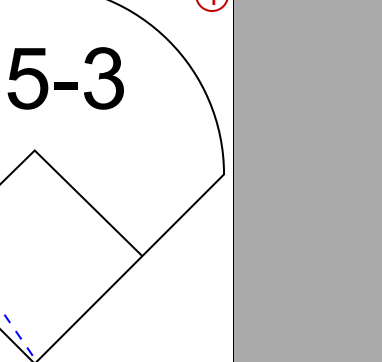
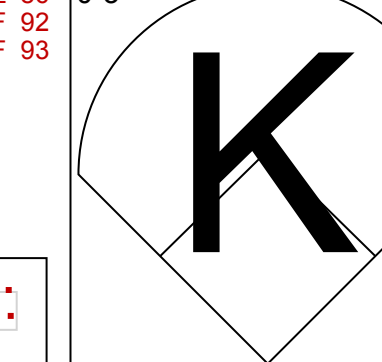
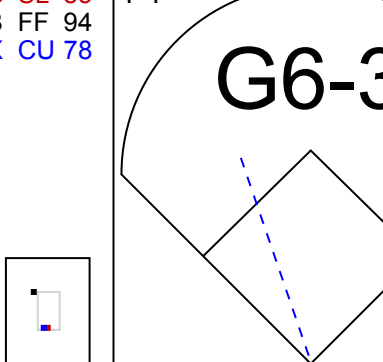
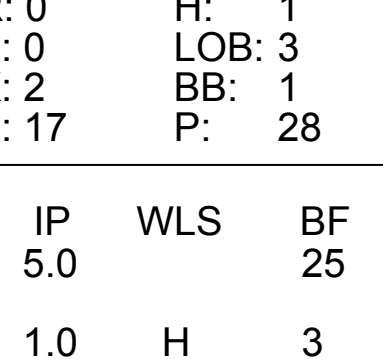

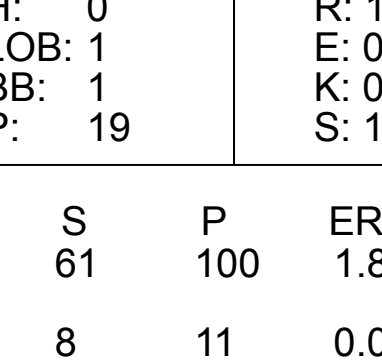
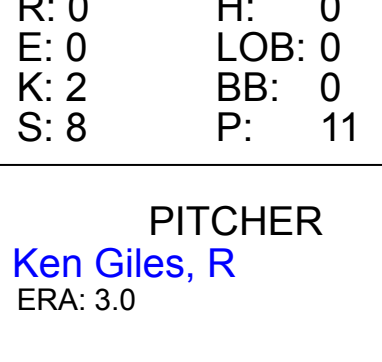
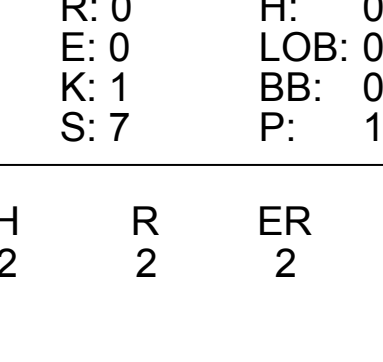
AB 30
R 3
H 6
RBI 3
BB 1
SO 9
LOB 8



Batter	1	2	3	4	5	6	7	8	9	AB	R	H	RBI	BB	SO	LOB	TOP												
28 Billy McKinney, L OBP: 0.302, SLG: 0.243										5	0	0	0	0	2	4	Toronto Blue Jays @ Boston Red Sox Fenway Park, Boston, MA Thu Apr 11 2019, 7:11 PM - 10:31 PM EDT Att: 36,510 - Cloudy - 46 F												
16 Freddy Galvis, S OBP: 0.435, SLG: 0.744										4	2	4	1	0	0	0													
14 Justin Smoak, S OBP: 0.316, SLG: 0.424										3	1	1	3	1	0	1													
15 Randal Grichuk, R OBP: 0.260, SLG: 0.444										3	1	0	0	1	0	2													
44 Rowdy Tellez, L OBP: 0.371, SLG: 0.552										4	1	2	2	0	2	0													
9 Danny Jansen, R OBP: 0.237, SLG: 0.176										2	0	0	0	1	2	0													
3 Brandon Drury, R OBP: 0.184, SLG: 0.213										4	0	0	0	0	1	3													
13 Lourdes Gurriel Jr., R OBP: 0.243, SLG: 0.212										2	0	1	0	2	1	0													
38 Sócrates Brito, L OBP: 0.237, SLG: 0.176										4	1	0	0	0	2	5													
										4	1	0	0	0	2	5													
Inning Stats	R: 0 K: 1 S: 9	H: 1 LOB: 1 BB: 1 P: 16	R: 0 E: 0 K: 1 S: 7	H: 0 LOB: 0 BB: 1 P: 14	R: 5 E: 0 K: 1 S: 19	H: 3 LOB: 0 BB: 2 P: 36	R: 0 E: 0 K: 1 S: 8	H: 1 LOB: 0 BB: 0 P: 11	R: 0 E: 0 K: 2 S: 8	H: 0 LOB: 0 BB: 0 P: 13	R: 0 E: 0 K: 2 S: 10	H: 0 LOB: 0 BB: 0 P: 13	R: 1 E: 0 K: 1 S: 10	H: 1 LOB: 0 BB: 0 P: 16	R: 0 E: 0 K: 1 S: 12	H: 1 LOB: 3 BB: 1 P: 23	1B: 5 2B: 0 3B: 0 HR: 3	SF: 0 SAC: 0 DP: 4 HBP: 1	WP: 0 PB: 0 SB: 0 CS: 0	PA: 37									
PITCHER	IP: 5.0 ERA: 8.4	WLS: 0 LOB: 1	BF: 21 H: 6 R: 5 ER: 5 SO: 4	BB: 4 IBB: 0 HBP: 0 BLK: 0	WP: 0 HR: 2 S: 51 P: 89	ERA: 9.00 WHIP: 2.000	PITCHER																						
17 Nathan Eovaldi, R ERA: 8.4	1.0	3	0	0	0	2	0	0	0	0	0	8	13	0.00	0.000														
37 Heath Hembree, R ERA: 3.95	1.0	3	0	0	0	2	0	0	0	0	0	10	13	0.00	0.000														
70 Ryan Brasier, R ERA: 1.59	1.0	4	1	1	1	1	0	0	0	0	1	10	16	9.00	1.000														
64 Marcus Walden, R ERA: 1.5	1.0	W	6	1	0	0	1	0	0	0	0	12	23	0.00	2.000														

AB	31
R	6
H	8
RBI	6
BB	5
SO	10
LOB	15



Batter	1	2	3	4	5	6	7	8	9	AB	R	H	RBI	BB	SO	LOB	BOTTOM													
16 Andrew Benintendi, L OBP: 0.321, SLG: 0.340										4	0	1	0	1	0	1	Toronto Blue Jays @ Boston Red Sox Fenway Park, Boston, MA Thu Apr 11 2019, 7:11 PM - 10:31 PM EDT Att: 36,510 - Cloudy - 46 F													
50 Mookie Betts, R OBP: 0.328, SLG: 0.480										3	2	0	0	1	2	1														
18 Mitch Moreland, L OBP: 0.356, SLG: 0.750										5	1	2	2	0	2	4														
36 Eduardo Núñez, R OBP: 0.167, SLG: 0.200										0	1	0	0	0	0	0														
28 J.D. Martinez, R OBP: 0.411, SLG: 0.551										3	1	1	1	2	0	0														
2 Xander Bogaerts, R OBP: 0.412, SLG: 0.439										3	1	1	0	2	1	4														
11 Rafael Devers, L OBP: 0.352, SLG: 0.333										4	1	2	2	1	0	4														
15 Dustin Pedroia, R OBP: 0.250, SLG: 0.250										4	0	1	1	0	1	1														
19 Jackie Bradley Jr., L OBP: 0.213, SLG: 0.182										3	0	0	0	1	2	1														
23 Blake Swihart, S OBP: 0.348, SLG: 0.476										4	0	0	0	0	1	1														
Inning Stats	R: 0 K: 2 S: 17	H: 1 LOB: 3 BB: 1 P: 28	R: 0 E: 0 K: 1 S: 8	H: 0 LOB: 1 BB: 1 P: 13	R: 3 E: 1 K: 1 S: 14	H: 3 LOB: 1 BB: 0 P: 22	R: 0 E: 0 K: 1 S: 11	H: 0 LOB: 1 BB: 1 P: 19	R: 1 E: 0 K: 0 S: 11	H: 1 LOB: 0 BB: 1 P: 18	R: 0 E: 0 K: 2 S: 8	H: 0 LOB: 0 BB: 0 P: 11	R: 1 E: 0 K: 1 S: 12	H: 1 LOB: 1 BB: 1 P: 21	R: 0 E: 0 K: 1 S: 7	H: 0 LOB: 0 BB: 0 P: 10	R: 2 E: 0 K: 0 S: 12	H: 2 LOB: 3 BB: 3 P: 26	1B: 4 2B: 4 3B: 0 HR: 1	SF: 0 SAC: 0 DP: 1 HBP: 1	WP: 3 PB: 0 SB: 1 CS: 0	PA: 42								
PITCHER	IP: 5.0 ERA: 1.69	WLS: 0 LOB: 3	BF: 25 H: 4 R: 4 ER: 1 SO: 5	BB: 4 IBB: 0 HBP: 1 BLK: 0	WP: 2 HR: 0 S: 61 P: 100	ERA: 1.80 WHIP: 1.800	PITCHER																							
41 Aaron Sanchez, R ERA: 1.69	1.0	H	3	0	0	0	2	0	0	0	0	8	11	0.00	0.000															
58 Tim Lincecum, L ERA: 4.5	0.2	B	4	1	1	1	1	1	0	0	0	1	11	20	13.50	3.000														
31 Joe Blaginski, R ERA: 4.26	0.1		1	0	0	0	0	0	0	0	0	1	1	0.00	0.000															
45 Thomas Pannone, L ERA: 5.63	1.0	H	3	0	0	0	1	0	0	0	0	7	10	0.00	0.000															



Batter	1	2	3	4	5	6	7	8	9	AB	R	H	RBI	BB	SO	LOB	TOP					
17 Austin Meadows, L OBP: 0.467, SLG: 0.788	F7		G4-6-3 1B			E7 29 F8 26 FC3-2 1B		IBB		3	0	2	1	1	0	0	<p>Tampa Bay Rays @ Toronto Blue Jays</p> <p>Rogers Centre, Toronto, ON</p> <p>Sat Apr 13 2019, 3:08 PM - 5:51 PM EDT</p> <p>Att: 20,771 - Roof Closed - 68 F</p>					
29 Tommy Pham, R OBP: 0.403, SLG: 0.379	G4-6-3 1B					F8 2-3		K		4	0	1	0	0	1	4						
26 Ji Man Choi, L OBP: 0.333, SLG: 0.354										3	0	1	0	0	0	1						
28 Daniel Robertson, R OBP: 0.296, SLG: 0.194										1	0	0	0	0	1	2						
2 Yandy Diaz, R OBP: 0.362, SLG: 0.500	L8									4	0	0	0	0	1	3						
8 Brandon Lowe, L OBP: 0.333, SLG: 0.592										4	0	1	0	0	2	0						
24 Avisail Garcia, R OBP: 0.360, SLG: 0.426										4	0	0	0	0	1	1						
39 Kevin Kiermaier, L OBP: 0.365, SLG: 0.609										4	0	1	0	0	1	2						
10 Mike Zunino, R OBP: 0.159, SLG: 0.214										3	0	1	0	0	0	1						
54 Guillermo Heredia, R OBP: 0.417, SLG: 0.400										0	0	0	0	0	0	0						
7 Michael Pérez, L OBP: 0.313, SLG: 0.467										0	0	0	0	0	0	0						
1 Willy Adames, R OBP: 0.316, SLG: 0.365										3	1	1	0	0	1	1						
Inning Stats	R: 0 H: 2 E: 0 K: 0 S: 6	H: 2 LOB: 1 BB: 0 P: 12	R: 0 H: 1 E: 0 K: 0 S: 10	H: 1 LOB: 1 BB: 0 P: 14	R: 0 H: 1 E: 0 K: 0 S: 7	H: 1 LOB: 0 BB: 0 P: 10	R: 0 H: 0 E: 0 K: 1 S: 7	H: 0 LOB: 0 BB: 0 P: 9	R: 0 H: 0 E: 0 K: 1 S: 7	H: 0 LOB: 0 BB: 0 P: 13	R: 1 H: 2 E: 1 K: 0 S: 8	H: 2 LOB: 1 BB: 0 P: 11	R: 0 H: 0 E: 0 K: 1 S: 7	H: 0 LOB: 0 BB: 0 P: 9	R: 0 H: 1 E: 0 K: 3 S: 12	H: 1 LOB: 2 BB: 1 P: 19	R: 0 H: 1 E: 0 K: 2 S: 12	H: 1 LOB: 1 BB: 0 P: 20	1B: 6 2B: 2 3B: 1 HR: 0	SF: 0 SAC: 0 DP: 2 HBP: 0	WP: 1 PB: 0 SB: 1 CS: 2	PA: 34
PITCHER	IP WLS BF H R ER SO BB IBB HBP BLK WP HR S P ERA WHIP	IP WLS BF H R ER SO BB IBB HBP BLK WP HR S P ERA WHIP	IP WLS BF H R ER SO BB IBB HBP BLK WP HR S P ERA WHIP	IP WLS BF H R ER SO BB IBB HBP BLK WP HR S P ERA WHIP	IP WLS BF H R ER SO BB IBB HBP BLK WP HR S P ERA WHIP	IP WLS BF H R ER SO BB IBB HBP BLK WP HR S P ERA WHIP	IP WLS BF H R ER SO BB IBB HBP BLK WP HR S P ERA WHIP	IP WLS BF H R ER SO BB IBB HBP BLK WP HR S P ERA WHIP	IP WLS BF H R ER SO BB IBB HBP BLK WP HR S P ERA WHIP	IP WLS BF H R ER SO BB IBB HBP BLK WP HR S P ERA WHIP	IP WLS BF H R ER SO BB IBB HBP BLK WP HR S P ERA WHIP	IP WLS BF H R ER SO BB IBB HBP BLK WP HR S P ERA WHIP	IP WLS BF H R ER SO BB IBB HBP BLK WP HR S P ERA WHIP	IP WLS BF H R ER SO BB IBB HBP BLK WP HR S P ERA WHIP	IP WLS BF H R ER SO BB IBB HBP BLK WP HR S P ERA WHIP	IP WLS BF H R ER SO BB IBB HBP BLK WP HR S P ERA WHIP						

AB	33
R	1
H	8
RBI	1
BB	1
SO	8
LOB	15



Batter	1	2	3	4	5	6	7	8	9	AB	R	H	RBI	BB	SO	LOB	BOTTOM	
16 Freddy Galvis, S OBP: 0.382, SLG: 0.654	G4-3									4	0	0	0	0	1	2	<p>Tampa Bay Rays @ Toronto Blue Jays</p> <p>Rogers Centre, Toronto, ON</p> <p>Sat Apr 13 2019, 3:08 PM - 5:51 PM EDT</p> <p>Att: 20,771 - Roof Closed - 68 F</p>	
14 Justin Smoak, S OBP: 0.382, SLG: 0.395	P3									2	1	1	0	2	0	0		
37 Teoscar Hernández, R OBP: 0.309, SLG: 0.295										4	0	1	1	0	2	2		
15 Randal Grichuk, R OBP: 0.276, SLG: 0.442										4	1	1	0	0	3	3		
13 Lourdes Gurriel Jr., R OBP: 0.256, SLG: 0.282										3	0	1	2	0	1	0		
3 Brandon Drury, R OBP: 0.173, SLG: 0.200										3	0	0	0	0	2	1		
44 Rowdy Tellez, L OBP: 0.333, SLG: 0.485										3	0	0	0	0	2	1		
1 Alen Hanson, S OBP: 0.250, SLG: 0.167										3	0	0	0	0	2	0		
38 Sócrates Brito, L ERA: 5.4										0	0	0	0	0	0	0		
21 Luke Maile, R OBP: 0.389, SLG: 0.563										2	1	1	0	1	1	0		
Inning Stats	R: 0 H: 0 E: 0 K: 1 S: 10	H: 0 LOB: 0 BB: 0 P: 15	R: 0 H: 0 E: 0 K: 2 S: 9	H: 0 LOB: 0 BB: 0 P: 12	R: 0 H: 0 E: 0 K: 2 S: 8	H: 0 LOB: 0 BB: 0 P: 14	R: 0 H: 0 E: 0 K: 1 S: 10	H: 0 LOB: 1 BB: 1 P: 18	R: 0 H: 1 E: 0 K: 1 S: 7	H: 1 LOB: 0 BB: 0 P: 11	R: 2 H: 3 E: 0 K: 2 S: 13	H: 3 LOB: 1 BB: 0 P: 21	R: 1 H: 1 E: 0 K: 3 S: 17	H: 1 LOB: 2 BB: 2 P: 31	1B: 3 2B: 2 3B: 0 HR: 0	SF: 0 SAC: 0 DP: 1 HBP: 0	WP: 0 PB: 0 SB: 0 CS: 0	PA: 31
PITCHER	IP WLS BF H R ER SO BB IBB HBP BLK WP HR S P ERA WHIP	IP WLS BF H R ER SO BB IBB HBP BLK WP HR S P ERA WHIP	IP WLS BF H R ER SO BB IBB HBP BLK WP HR S P ERA WHIP	IP WLS BF H R ER SO BB IBB HBP BLK WP HR S P ERA WHIP	IP WLS BF H R ER SO BB IBB HBP BLK WP HR S P ERA WHIP	IP WLS BF H R ER SO BB IBB HBP BLK WP HR S P ERA WHIP	IP WLS BF H R ER SO BB IBB HBP BLK WP HR S P ERA WHIP	IP WLS BF H R ER SO BB IBB HBP BLK WP HR S P ERA WHIP	IP WLS BF H R ER SO BB IBB HBP BLK WP HR S P ERA WHIP	IP WLS BF H R ER SO BB IBB HBP BLK WP HR S P ERA WHIP	IP WLS BF H R ER SO BB IBB HBP BLK WP HR S P ERA WHIP	IP WLS BF H R ER SO BB IBB HBP BLK WP HR S P ERA WHIP	IP WLS BF H R ER SO BB IBB HBP BLK WP HR S P ERA WHIP	IP WLS BF H R ER SO BB IBB HBP BLK WP HR S P ERA WHIP	IP WLS BF H R ER SO BB IBB HBP BLK WP HR S P ERA WHIP	IP WLS BF H R ER SO BB IBB HBP BLK WP HR S P ERA WHIP		

AB	28
R	3
H	5
RBI	3
BB	3
SO	14
LOB	9




Batter	1	2	3	4	5	6	7	8	9	AB	R	H	RBI	BB	SO	LOB	TOP											
17 Austin Meadows, L OBP: 0.438, SLG: 0.732 54 Guillermo Heredia, R OBP: 0.462, SLG: 0.727	G6-3		K	G3		G4-3	G4-3	HR		4	0	0	1	0	1	3												
2 Yandy Diaz, R OBP: 0.365, SLG: 0.472	BB		K	G6-3		G4-3	G4-3	BB		3	0	0	1	2	1	2												
26 Ji Man Choi, L OBP: 0.322, SLG: 0.340	FC3-6		E4	K		G4-3	G4-3	1B		5	0	1	0	0	1	3												
24 Avisail Garcia, R OBP: 0.364, SLG: 0.431	G5-3		BB			K				4	1	1	0	1	1	3												
8 Brandon Lowe, L OBP: 0.356, SLG: 0.585			BB			K				4	0	2	1	1	1	1												
28 Daniel Robertson, R OBP: 0.250, SLG: 0.175	K		FC6-4			K				4	1	0	0	1	3	5												
39 Kevin Kiermaier, L OBP: 0.351, SLG: 0.588	K		BB			K				5	2	1	1	0	1	2												
1 Willy Adames, R OBP: 0.311, SLG: 0.357	F8		BB			G6-3				4	1	1	0	0	0	3												
7 Michael Pérez, L OBP: 0.368, SLG: 0.471 10 Mike Zunino, R OBP: 0.178, SLG: 0.233			BB			K				2	1	1	0	1	1	0												
			BB			K				1	1	1	2	0	0	0												
Inning Stats	R: 0 H: 0 E: 0 K: 0 S: 10	H: 0 LOB: 1 BB: 1 P: 19	R: 0 H: 0 E: 0 K: 2 S: 9	H: 0 LOB: 1 BB: 1 P: 16	R: 1 H: 2 E: 1 K: 2 S: 22	H: 2 LOB: 3 BB: 1 P: 34	R: 2 H: 1 E: 1 K: 1 S: 10	H: 1 LOB: 1 BB: 1 P: 22	R: 0 H: 0 E: 0 K: 3 S: 9	H: 0 LOB: 0 BB: 0 P: 9	R: 0 H: 0 E: 0 K: 1 S: 10	H: 0 LOB: 0 BB: 0 P: 13	R: 0 H: 0 E: 0 K: 0 S: 11	H: 0 LOB: 0 BB: 0 P: 17	R: 5 H: 5 E: 0 K: 0 S: 20	H: 5 LOB: 2 BB: 2 P: 34	R: 0 H: 1 E: 0 K: 1 S: 12	H: 1 LOB: 0 BB: 0 P: 17	1B: 6 2B: 2 HR: 1	SF: 0 SAC: 0 DP: 1 HBP: 0	WP: 0 PA: 43 PB: 0 SB: 1 CS: 0							
PITCHER	IP	WLS	BF	H	R	ER	SO	BB	IBB	HBP	BLK	WP	HR	S	P	ERA	WHIP											
6 Marcus Stroman, R ERA: 1.99	4.0	L	21	3	3	0	5	4	0	0	0	0	0	0	30	91	0.00	1.750										
45 Thomas Pannone, L ERA: 3.75	3.0		9	0	0	0	4	0	0	0	0	0	0	0	7	39	0.00	0.000										
48 Javy Guerra, R ERA: 6.75	0.1		3	1	2	2	0	1	0	0	0	0	0	0	3	13	54.00	6.000										
58 Tim Mayza, L ERA: 8.1	0.1		6	4	3	3	0	1	0	0	0	0	1	11	19	81.00	15.000											
65 Elvis Luciano, R ERA: 6.75	1.1		4	1	0	0	1	0	0	0	0	0	0	0	14	19	0.00	0.750										
Batter	1	2	3	4	5	6	7	8	9	AB	R	H	RBI	BB	SO	LOB	BOTTOM											
28 Billy McKinney, L OBP: 0.308, SLG: 0.370	BB		G3-1				L9			5	2	3	2	0	0	0												
16 Freddy Galvis, S OBP: 0.383, SLG: 0.684	BB		P5				F8			5	1	2	2	0	1	1												
14 Justin Smoak, S OBP: 0.404, SLG: 0.400	HBP		BB				HR			2	0	1	0	2	1	0												
15 Randal Grichuk, R OBP: 0.270, SLG: 0.421	G5-4-3		BB				BB			5	0	1	0	0	1	5												
44 Rowdy Tellez, L OBP: 0.317, SLG: 0.457 37 Teoscar Hernández, R OBP: 0.290, SLG: 0.299	K		K				E5			2	0	0	0	0	2	3												
			K				K			2	0	0	0	0	2	3												
13 Lourdes Gurriel Jr., R OBP: 0.250, SLG: 0.275 1 Alen Hanson, S OBP: 0.261, SLG: 0.190	G6-3		K				P5			1	0	0	0	0	0	0												
			K				BB			3	0	1	0	0	1	2												
38 Sócrates Brito, L OBP: 0.261, SLG: 0.190	G6-3		BB				L6			3	0	0	0	1	0	1												
			BB				F8			4	0	0	0	0	2	4												
3 Brandon Drury, R OBP: 0.161, SLG: 0.185	K		P4				E6			4	0	0	0	0	2	4												
			BB				K			3	1	0	0	1	1	1												
9 Danny Jansen, R OBP: 0.233, SLG: 0.158	G6-3		G6-3				K			3	1	0	0	1	1	1												
			BB				HR			1	0	0	0	0	0	0												
Inning Stats	R: 1 H: 2 E: 0 K: 1 S: 11	H: 2 LOB: 1 BB: 0 P: 20	R: 0 H: 0 E: 0 K: 1 S: 11	H: 0 LOB: 0 BB: 0 P: 16	R: 0 H: 0 E: 0 K: 0 S: 8	H: 0 LOB: 0 BB: 0 P: 9	R: 0 H: 1 E: 0 K: 2 S: 13	H: 1 LOB: 3 BB: 2 P: 27	R: 0 H: 1 E: 1 K: 1 S: 13	H: 1 LOB: 3 BB: 1 P: 24	R: 0 H: 0 E: 0 K: 1 S: 11	H: 0 LOB: 1 BB: 0 P: 19	R: 1 H: 2 E: 0 K: 0 S: 7	H: 2 LOB: 0 BB: 0 P: 13	R: 0 H: 1 E: 0 K: 2 S: 13	H: 1 LOB: 0 BB: 0 P: 13	R: 2 H: 1 E: 0 K: 3 S: 22	H: 1 LOB: 0 BB: 1 P: 34	1B: 4 2B: 2 HR: 2	SF: 0 SAC: 0 DP: 2 HBP: 1	WP: 0 PA: 40 PB: 0 SB: 0 CS: 0							
PITCHER	IP	WLS	BF	H	R	ER	SO	BB	IBB	HBP	BLK	WP	HR	S	P	ERA	WHIP											
50 Charlie Morton, R ERA: 2.18	4.2		22	4	1	1	4	3	0	0	0	0	0	9	12	0.00	0.000											
56 Adam Kolarek, L ERA: 5.06	1.0	W	3	0	0	0	1	0	0	0	0	0	0	5	11	0.00	0.000											
52 Chaz Roe, R ERA: 5.06	0.1	H	2	0	0	0	1	0	0	0	0	0	0	1	6	11	27.00	6.000										
55 Ryne Stanek, R ERA: 2.16	0.1	H	3	2	1	1	0	0	0	0	0	0	1	6	11	27.00	6.000											
63 Diego Castillo, R ERA: 2.16	0.2	H	1	0	0	0	0	0	0	0	0	0	0	1	2	0.00	0.000											
			HR				P5			4	0	0	0	0	0	0												
			BB				F8			0	1	22	34	18.00	2.000													
PITCHER	IP	WLS	BF	H	R	ER	SO	BB	IBB	HBP	BLK	WP	HR	S	P	ERA	WHIP											
44 Hunter Wood, R ERA: 8.1	1.0		5	1	2	2	3	1	0	0	0	0	0	1	22	34	18.00	2.000										
62 Wilmer Font, R ERA: 8.1	1.0		5	1	2	2	3	1	0	0	0	0	0	1	22	34	18.00	2.000										

Tampa Bay Rays @ Toronto Blue Jays
Rogers Centre, Toronto, ON
Sun Apr 14 2019, 1:09 PM - 4:50 PM EDT
Att: 20,512 - Roof Closed - 68 F

livebaseballscorecards.com

AB 37
R 8
H 9
RBI 8
BB 6
SO 10
LOB 22



Tampa Bay Rays @ Toronto Blue Jays
Rogers Centre, Toronto, ON
Sun Apr 14 2019, 1:09 PM - 4:50 PM EDT
Att: 20,512 - Roof Closed - 68 F

livebaseballscorecards.com

AB 35
R 4
H 8
RBI 4
BB 4
SO 11
LOB 20



Batter	1	2	3	4	5	6	7	8	9	AB	R	H	RBI	BB	SO	LOB	TOP					
28 Billy McKinney, L OBP: 0.281, SLG: 0.333	F8		K		K		K		P3	5	0	0	0	0	3	0						
16 Freddy Galvis, S OBP: 0.369, SLG: 0.645	G5-3		G6-3		G4-3			15 2B 14 1B	F8	5	1	1	0	0	0	0						
15 Randal Grichuk, R OBP: 0.299, SLG: 0.475	14 BB		2B		G6-3			14 1B 37 HR		4	1	3	0	0	0	0						
14 Justin Smoak, S OBP: 0.429, SLG: 0.442 38 Sócrates Brito, L (8, PR)	BB				37 1B 1 SF9		G1-3	37 HR		3	1	2	1	1	0	0						
37 Teoscar Hernández, R OBP: 0.328, SLG: 0.377	F8				9 1B			2-3 3-H		4	1	3	3	0	0	2						
3 Brandon Drury, R OBP: 0.183, SLG: 0.211		9 G1-4-3			1B			1-H		3	0	1	0	1	1	3						
1 Alen Hanson, S OBP: 0.222, SLG: 0.167		B1			SF9			1-2		3	0	0	1	0	1	3						
9 Danny Jansen, R OBP: 0.234, SLG: 0.167		G1-4-3			3-H			1-2		4	0	1	0	0	2	2						
21 Luke Maile, R OBP: 0.318, SLG: 0.450		K			1B					4	0	0	0	0	2	3						
Inning Stats	R: 0 E: 0 K: 0 S: 14	H: 1 LOB: 2 BB: 1 P: 21	R: 0 E: 0 K: 1 S: 9	H: 1 LOB: 1 BB: 0 P: 14	R: 0 E: 0 K: 1 S: 6	H: 1 LOB: 1 BB: 0 P: 8	R: 1 E: 0 K: 2 S: 13	H: 3 LOB: 2 BB: 0 P: 17	R: 0 E: 0 K: 1 S: 6	H: 0 LOB: 0 BB: 0 P: 9	R: 0 E: 0 K: 0 S: 9	H: 1 LOB: 1 BB: 1 P: 17	R: 0 E: 0 K: 2 S: 11	H: 0 LOB: 0 BB: 0 P: 15	R: 4 E: 0 K: 2 S: 25	H: 4 LOB: 1 BB: 0 P: 31	R: 0 E: 0 K: 0 S: 8	H: 0 LOB: 0 BB: 0 P: 12	1B: 6 2B: 4 3B: 0 HR: 1	SF: 1 SAC: 0 DP: 0 HBP: 0	WP: 0 PB: 0 SB: 0 CS: 1	PA: 38
PITCHER	IP	WLS	BF	H	R	ER	SO	BB	IBB	HBP	BLK	WP	HR	S	P	ERA	WHIP					
33 Martín Pérez, L ERA: 5.02	6.0		25	7	1	1	5	2	0	0	0	0	0	57	86	1.50	1.500					
19 Ryne Harper, R ERA:	1.0	H	3	0	0	0	2	0	0	0	0	0	0	11	15	0.00	0.000					
49 Adalberto Mejía, L ERA: 9.39	2.0	L	10	4	4	4	2	0	0	0	0	0	1	33	43	18.00	2.000					

Toronto Blue Jays @ Minnesota Twins
Target Field, Minneapolis, MN
Mon Apr 15 2019, 6:44 PM - 9:43 PM CDT
Att: 11,727 - Cloudy - 54 F

AB	35
R	5
H	11
RBI	5
BB	2
SO	9
LOB	13

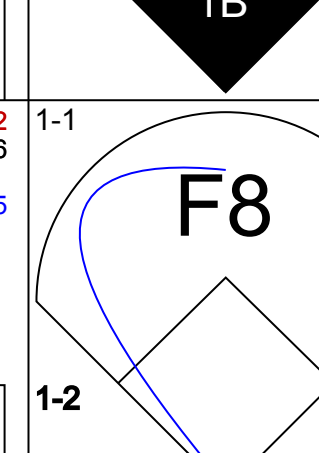
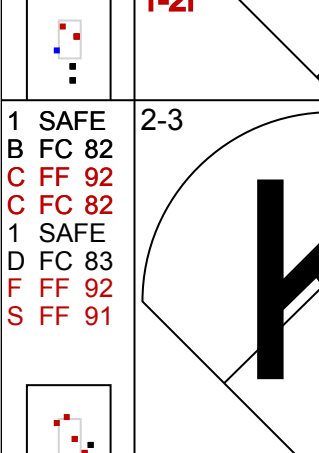
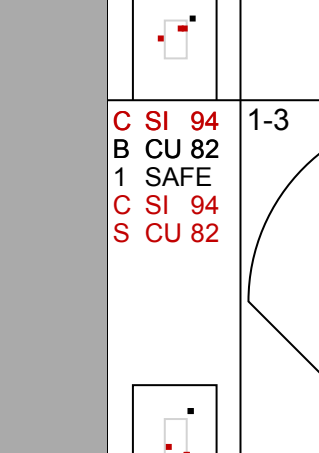
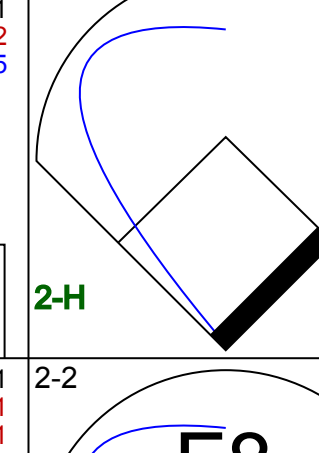
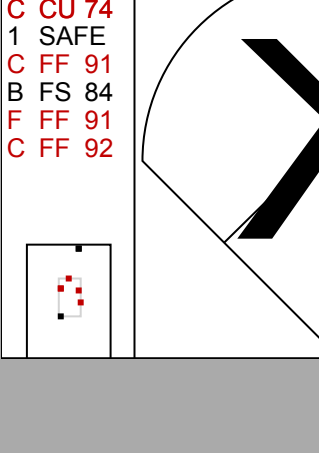
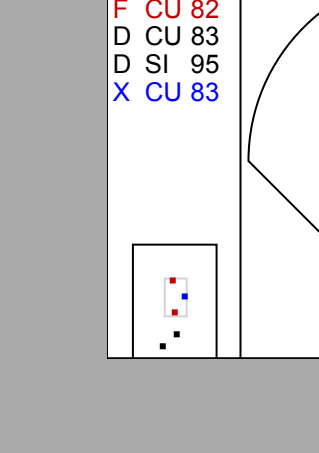
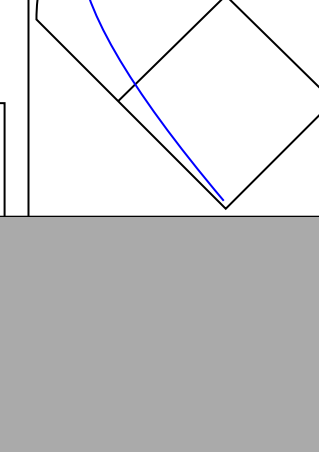




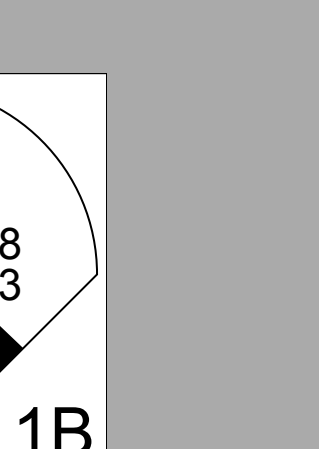

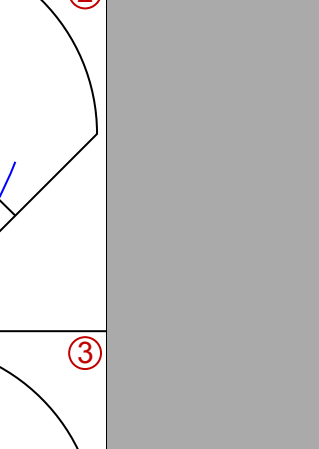
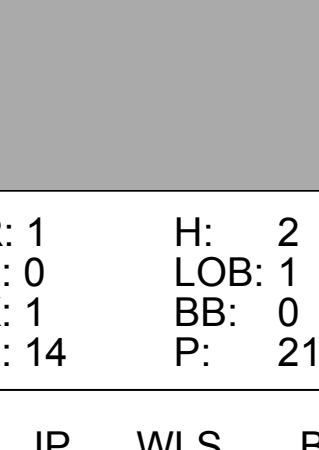
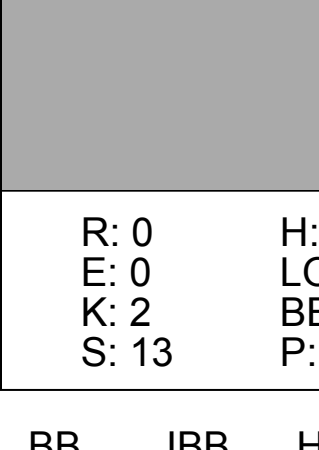
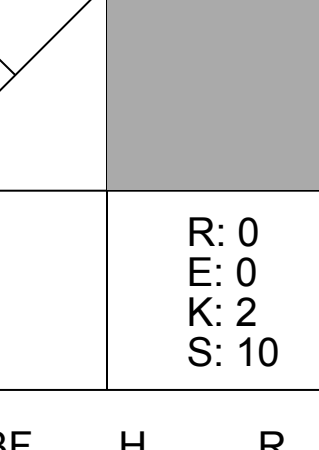




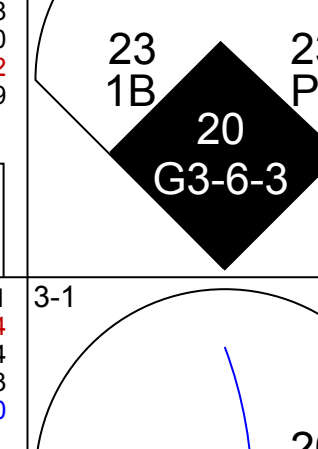
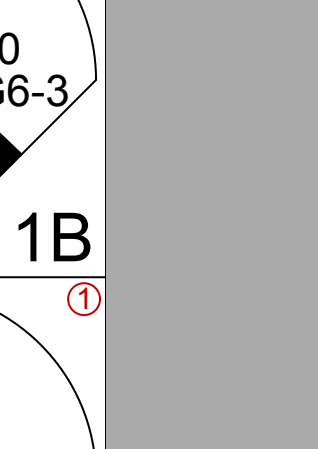


Batter	1	2	3	4	5	6	7	8	9	AB	R	H	RBI	BB	SO	LOB	BOTTOM					
18 Mitch Garver, R OBP: 0.444, SLG: 0.885	K		P4		K2-3		G2-3			4	0	0	0	0	2	1						
11 Jorge Polanco, S OBP: 0.464, SLG: 0.720	23 G5-4-3				20 WP 24 HR		23 G1-3			3	1	3	0	1	0	0						
23 Nelson Cruz, R OBP: 0.432, SLG: 0.448	G5-4-3				L7		G1-3			4	0	0	0	0	1	4						
20 Eddie Rosario, L OBP: 0.333, SLG: 0.510		F7			24 HR		F9			3	1	0	0	1	1	1						
24 C.J. Cron, R OBP: 0.262, SLG: 0.425		F8			1-H		G6-3			4	1	1	3	0	1	0						
64 Williams Aetudillo, R OBP: 0.333, SLG: 0.519		L9			F7		L7			4	0	0	0	0	0	0						
60 Jake Cave, L OBP: 0.444, SLG: 0.357					16 FC6-4					2	0	1	0	2	1	0						
16 Jonathan Schoop, R OBP: 0.313, SLG: 0.419					FC6-4		FC5			4	0	0	0	0	1	3						
25 Byron Buxton, R OBP: 0.341, SLG: 0.500					K		P2			4	0	0	0	0	1	3						
Inning Stats	R: 0 E: 0 K: 1 S: 8	H: 1 LOB: 0 BB: 0 P: 12	R: 0 E: 0 K: 0 S: 6	H: 0 LOB: 0 BB: 0 P: 10	R: 0 E: 0 K: 1 S: 12	H: 0 LOB: 1 BB: 1 P: 19	R: 3 E: 1 K: 0 S: 16	H: 2 LOB: 2 BB: 2 P: 29	R: 0 E: 0 K: 1 S: 8	H: 0 LOB: 1 BB: 1 P: 15	R: 0 E: 0 K: 1 S: 8	H: 1 LOB: 1 BB: 0 P: 15	R: 0 E: 0 K: 2 S: 9	H: 1 LOB: 1 BB: 0 P: 10	R: 0 E: 0 K: 2 S: 9	H: 0 LOB: 0 BB: 0 P: 16	R: 0 E: 0 K: 1 S: 6	H: 0 LOB: 0 BB: 0 P: 8	1B: 3 2B: 1 3B: 0 HR: 1	SF: 0 SAC: 0 DP: 1 HBP: 0	WP: 1 PB: 0 SB: 0 CS: 0	PA: 36
PITCHER	IP	WLS	BF	H	R	ER	SO	BB	IBB	HBP	BLK	WP	HR	S	P	ERA	WHIP					
34 Matt Shoemaker, R ERA: 1.75	6.0		26	4	3	3	4	4	0	0	0	0	0	8	10	0.00	1.000					
43 Sam Gaviglio, R ERA: 1.64	1.0	W	4	1	0	0	1	0	0	0	0	0	0	3	6	0.00	0.000					
58 Tim Lincecum, L ERA: 7.71	0.1	H	1	0	0	0	1	0	0	0	0	0	0	6	10	0.00	0.000					
46 Daniel Hudson, R ERA: 6.14	0.2	H	2	0	0	0	1	0	0	0	0	0	0	6	10	0.00	0.000					
31 Joe Biagini, R ERA: 3.99	1.0	S	3	0	0	0	1	0	0	0	0	0	0	6	8	0.00	0.000					

Toronto Blue Jays @ Minnesota Twins
Target Field, Minneapolis, MN
Mon Apr 15 2019, 6:44 PM - 9:43 PM CDT
Att: 11,727 - Cloudy - 54 F

AB	32
R	3
H	5
RBI	3
BB	4
SO	8
LOB	12

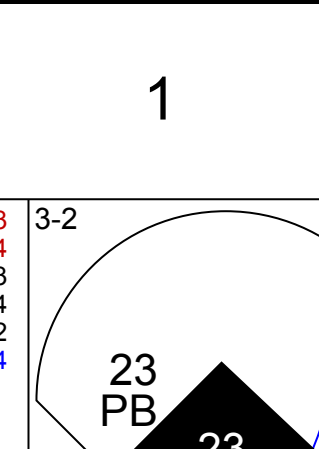

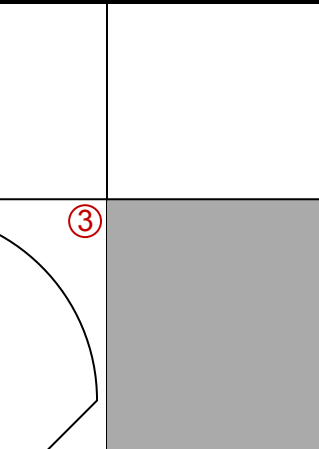

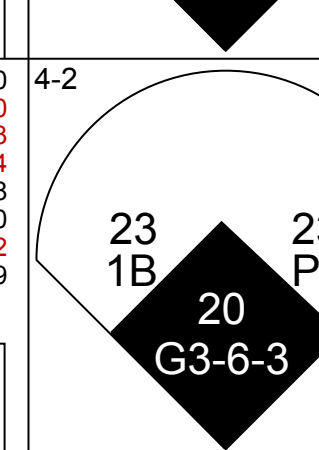
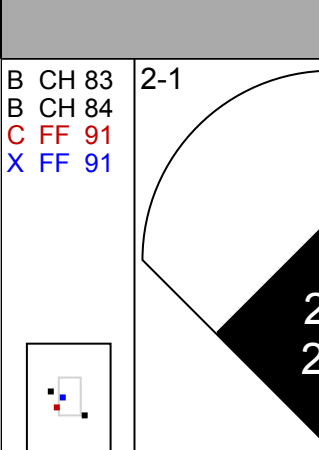
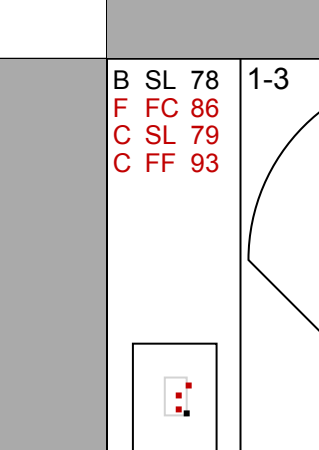
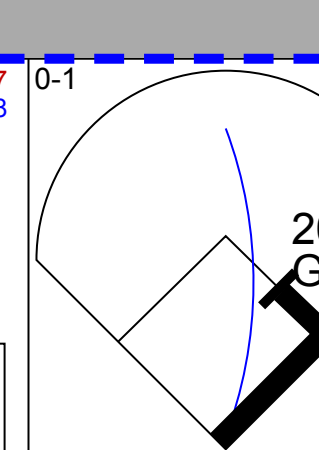
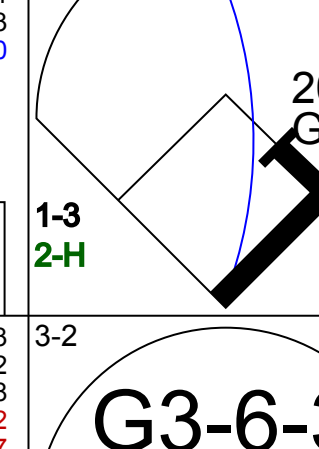
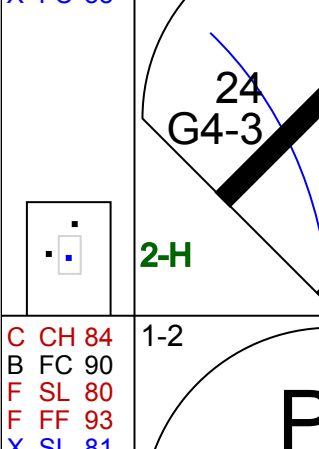
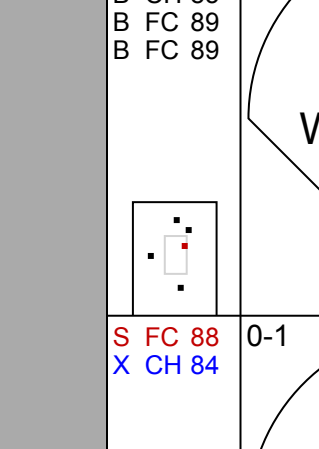
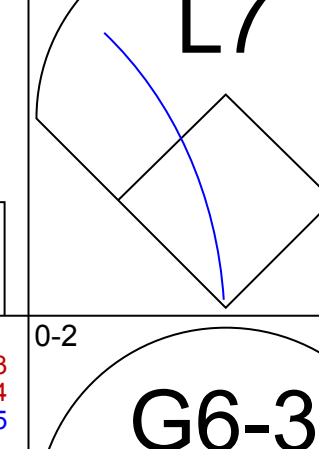
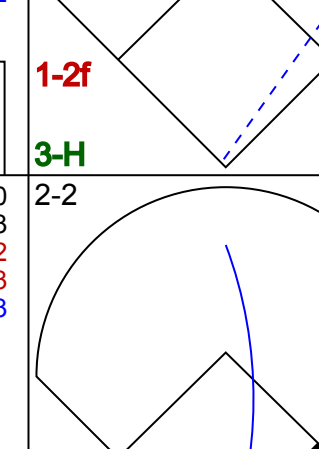
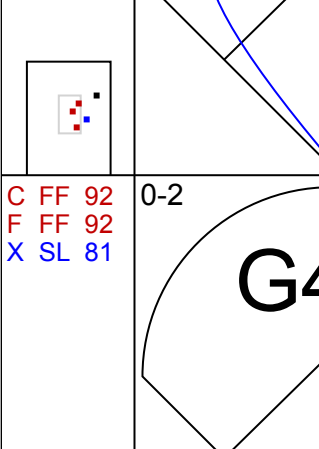
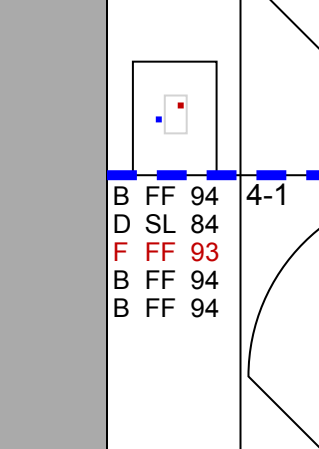
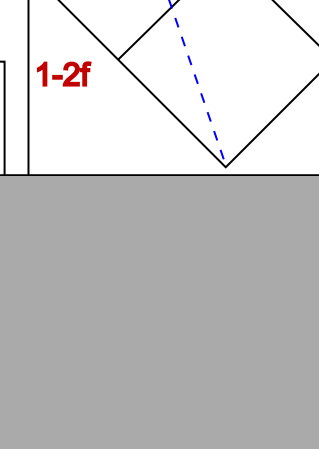
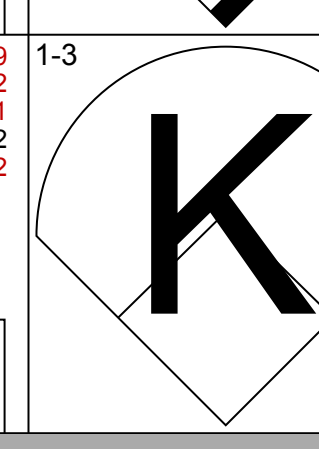
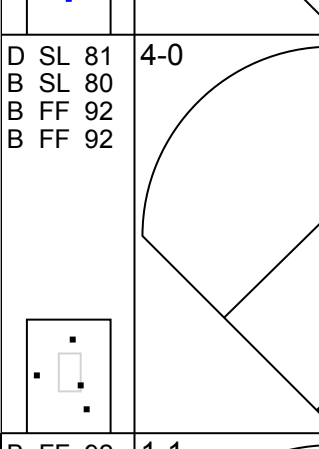
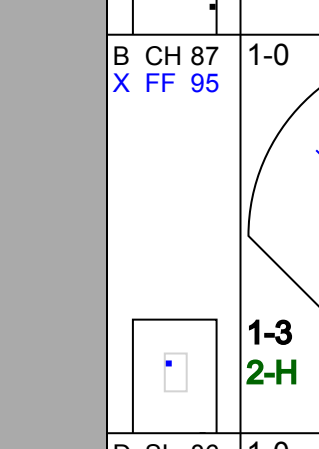


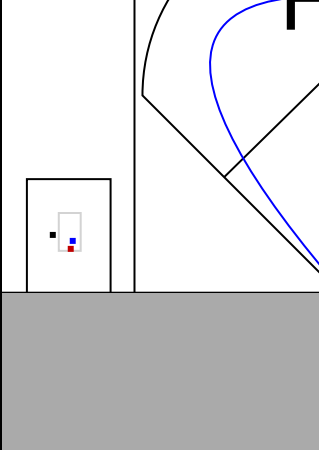
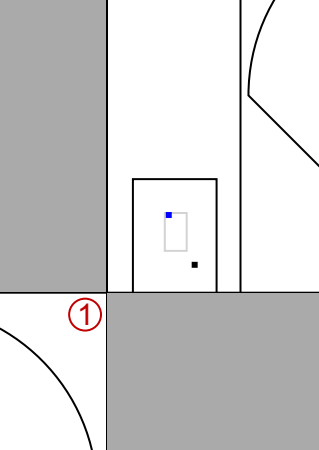


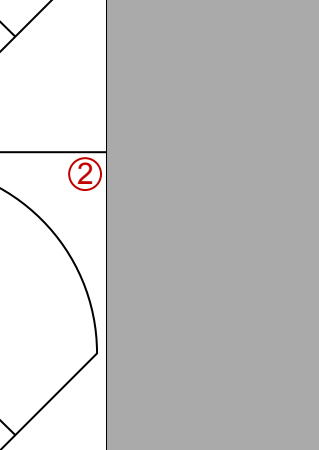

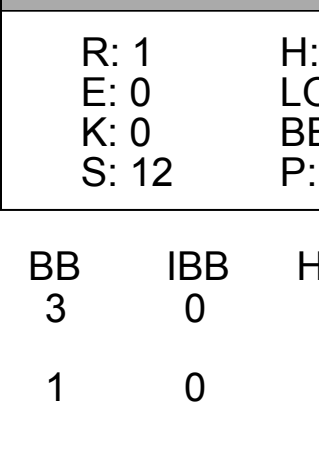
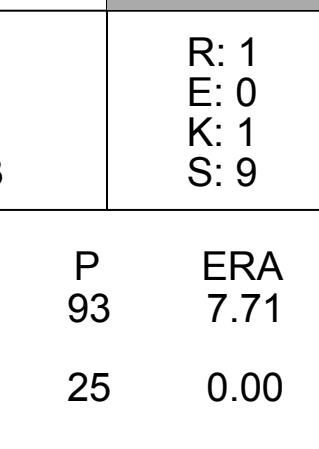
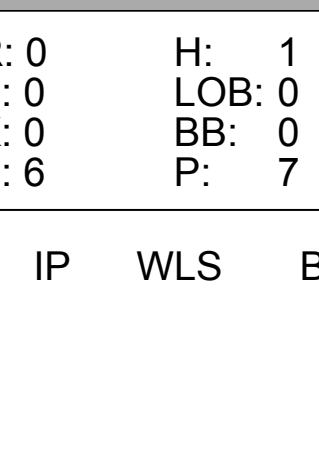





Batter	1	2	3	4	5	6	7	8	9	AB	R	H	RBI	BB	SO	LOB	TOP					
5 Eric Sogard, L (1,4) OBP: 0.556, SLG: 0.625										3	0	1	0	1	1	0						
16 Freddy Galvis, S (1,6) OBP: 0.365, SLG: 0.696										4	1	2	0	0	1	2						
15 Randal Grichuk, R (1,8) OBP: 0.316, SLG: 0.448										4	0	1	0	0	2	3						
14 Justin Smoak, S (1,3) OBP: 0.431, SLG: 0.420										4	0	1	1	0	1	3						
37 Teoscar Hernández, R (1,7) OBP: 0.333, SLG: 0.367										4	0	1	0	0	0	2						
44 Rowdy Tellez, L (1,10) OBP: 0.286, SLG: 0.395										4	0	0	0	0	2	2						
3 Brandon Drury, R (1,5) OBP: 0.188, SLG: 0.213										4	0	1	0	0	2	1						
28 Billy McKinney, L (1,9) OBP: 0.283, SLG: 0.333										3	0	1	0	0	0	2						
21 Luke Maile, R (1,2) OBP: 0.280, SLG: 0.391										3	0	0	0	0	1	1						
Inning Stats	R: 1 H: 2 E: 0 K: 1 S: 14	H: 2 BB: 0 P: 21	R: 0 H: 1 E: 0 K: 3 S: 11	H: 1 LOB: 1 BB: 0 P: 15	R: 0 H: 0 E: 0 K: 2 S: 13	H: 0 LOB: 1 BB: 1 P: 23	R: 0 H: 1 E: 0 K: 0 S: 10	H: 1 LOB: 1 BB: 0 P: 16	R: 0 H: 1 E: 0 K: 0 S: 8	H: 1 LOB: 0 BB: 0 P: 14	R: 0 H: 1 E: 0 K: 0 S: 9	H: 1 LOB: 1 BB: 0 P: 14	R: 0 H: 1 E: 0 K: 2 S: 5	H: 1 LOB: 1 BB: 0 P: 9	R: 0 H: 1 E: 0 K: 2 S: 10	H: 0 LOB: 0 BB: 0 P: 15	R: 0 H: 0 E: 0 K: 2 S: 10	H: 0 LOB: 0 BB: 0 P: 14	1B: 8 2B: 1 3B: 0 HR: 0	SF: 0 SAC: 0 DP: 1 HBP: 0	WP: 0 PB: 0 SB: 0 CS: 1	PA: 35
PITCHER	IP WLS BF H R ER SO BB IBB HBP BLK WP HR S P ERA WHIP																					
12 Jake Odorizzi, R (1,1) ERA: 4.76	5.2 W 23 6 1 1 6 1 0 0 0 0 0 64 101 1.59 1.235																					
49 Adalberto Mejia, L (6,1) ERA: 8.0	1.1 H 4 1 0 0 0 0 0 0 0 0 0 6 11 0.00 0.750																					
55 Taylor Rogers, L (8,1) ERA: 1.04	1.0 H 4 1 0 0 2 0 0 0 0 0 0 0 10 15 0.00 1.000																					
38 Blake Parker, R (9,1) ERA: 1.42	1.0 S 3 0 0 0 2 0 0 0 0 0 0 0 10 14 0.00 0.000																					

Toronto Blue Jays @ Minnesota Twins
Target Field, Minneapolis, MN
Wed Apr 17 2019, 7:35 PM - 10:31 PM CDT
Att. 11,465 - Drizzzie - 44 F

AB 33
R 1
H 8
RBI 1
BB 1
SO 10
LOB 16



Batter	1	2	3	4	5	6	7	8	9	AB	R	H	RBI	BB	SO	LOB	BOTTOM			
26 Max Kepler, L (1,9) OBP: 0.326, SLG: 0.466										4	1	1	0	0	2	1				
11 Jorge Polanco, S (1,6) OBP: 0.494, SLG: 0.768										3	2	2	0	1	1	0				
23 Nelson Cruz, R (1,10) OBP: 0.476, SLG: 0.500										3	1	2	2	1	0	1				
20 Eddie Rosario, L (1,7) OBP: 0.306, SLG: 0.509										4	0	0	0	0	0	4				
24 C.J. Cron, R (1,3) OBP: 0.277, SLG: 0.409										3	0	1	0	1	0	1				
9 Marwin Gonzalez, S (1,5) OBP: 0.289, SLG: 0.317										3	0	2	1	1	1	1				
16 Jonathan Schoop, R (1,4) OBP: 0.288, SLG: 0.383										4	0	0	0	0	1	5				
15 Jason Castro, L (1,2) OBP: 0.286, SLG: 0.167										4	0	1	0	0	0	1				
25 Byron Buxton, R (1,8) OBP: 0.333, SLG: 0.477										3	0	0	0	0	1	1				
Inning Stats	R: 2 H: 3 E: 0 K: 1 S: 21	H: 3 LOB: 1 BB: 1 P: 37	R: 0 H: 1 E: 0 K: 0 S: 7	H: 1 LOB: 1 BB: 0 P: 10	R: 1 H: 2 E: 0 K: 0 S: 12	H: 2 LOB: 2 BB: 1 P: 22	R: 0 H: 0 E: 0 K: 1 S: 10	H: 0 LOB: 0 BB: 0 P: 13	R: 1 H: 1 E: 0 K: 1 S: 9	H: 1 LOB: 2 BB: 2 P: 20	R: 0 H: 0 E: 0 K: 2 S: 10	H: 0 LOB: 0 BB: 0 P: 16	R: 0 H: 1 E: 0 K: 0 S: 6	H: 1 LOB: 0 BB: 0 P: 7	R: 0 H: 1 E: 0 K: 1 S: 11	H: 1 LOB: 1 BB: 0 P: 15	1B: 6 2B: 3 3B: 0 HR: 0	SF: 0 SAC: 0 DP: 2 HBP: 0	WP: 1 PB: 1 SB: 0 CS: 0	PA: 35
PITCHER	IP WLS BF H R ER SO BB IBB HBP BLK WP HR S P ERA WHIP																			
57 Trent Thornton, R (1,1) ERA: 5.4	4.2 L 22 6 4 0 3 3 0 0 0 0 0 56 93 7.71 1.929																			
65 Elvis Luciano, R (5,1) ERA: 5.4	1.1 6 1 0 0 2 1 0 0 0 1 0 13 25 0.00 1.500																			
48 Javy Guerra, R (7,1) ERA: 5.4	2.0 7 2 0 0 1 0 0 0 0 0 0 17 22 0.00 1.000																			

Toronto Blue Jays @ Minnesota Twins
Target Field, Minneapolis, MN
Wed Apr 17 2019, 7:35 PM - 10:31 PM CDT
Att. 11,465 - Drizzzie - 44 F

AB 31
R 4
H 9
RBI 3
BB 4
SO 6
LOB 15



Batter	1	2	3	4	5	6	7	8	9	AB	R	H	RBI	BB	SO	LOB	TOP	
1 Alan Hanson, S OBP: 0.216, SLG: 0.176										5	1	1	1	0	2	2		
16 Freddy Galvis, S OBP: 0.337, SLG: 0.528										5	1	2	0	0	0	2		
7 Richard Urena, S OBP: 0.360, SLG: 0.458										5	0	1	1	0	1	3		
15 Randal Grichuk, R OBP: 0.287, SLG: 0.424										5	1	4	2	0	0	2		
14 Justin Smoak, S OBP: 0.439, SLG: 0.582										5	1	4	2	0	0	2		
37 Teoscar Hernández, R OBP: 0.314, SLG: 0.360										5	0	0	0	0	2	4		
3 Brandon Drury, R OBP: 0.247, SLG: 0.355										4	1	2	0	0	2	0		
44 Rowdy Tellez, L OBP: 0.323, SLG: 0.481										2	1	1	1	1	0	0		
9 Danny Jansen, R OBP: 0.270, SLG: 0.232										3	0	1	0	1	1	2		
28 Billy McKinney, L OBP: 0.303, SLG: 0.377										3	0	1	0	0	1	3		
Inning Stats	R: 0 H: 0 E: 0 K: 1 S: 6	H: 0 LOB: 0 BB: 0 P: 6	R: 0 H: 1 E: 0 K: 1 S: 10	H: 1 LOB: 0 BB: 0 P: 16	R: 2 H: 3 E: 0 K: 0 S: 16	H: 3 LOB: 2 BB: 1 P: 22	R: 0 H: 1 E: 0 K: 1 S: 16	H: 1 LOB: 2 BB: 0 P: 28	R: 0 H: 2 E: 0 K: 1 S: 14	H: 2 LOB: 1 BB: 0 P: 18	R: 2 H: 2 E: 0 K: 2 S: 15	H: 2 LOB: 0 BB: 0 P: 23	R: 0 H: 1 E: 0 K: 0 S: 12	H: 1 LOB: 1 BB: 0 P: 16	R: 0 H: 1 E: 1 K: 1 S: 13	H: 1 LOB: 1 BB: 0 P: 18	1B: 10 SF: 1 2B: 2 3B: 0 HR: 1	WP: 0 PA: 41 PB: 0 SB: 2 CS: 0
PITCHER	IP WLS BF H R ER SO BB IBB HBP BLK WP HR S P ERA WHIP	IP WLS BF H R ER SO BB IBB HBP BLK WP HR S P ERA WHIP	IP WLS BF H R ER SO BB IBB HBP BLK WP HR S P ERA WHIP	IP WLS BF H R ER SO BB IBB HBP BLK WP HR S P ERA WHIP	IP WLS BF H R ER SO BB IBB HBP BLK WP HR S P ERA WHIP	IP WLS BF H R ER SO BB IBB HBP BLK WP HR S P ERA WHIP	IP WLS BF H R ER SO BB IBB HBP BLK WP HR S P ERA WHIP	IP WLS BF H R ER SO BB IBB HBP BLK WP HR S P ERA WHIP	IP WLS BF H R ER SO BB IBB HBP BLK WP HR S P ERA WHIP	IP WLS BF H R ER SO BB IBB HBP BLK WP HR S P ERA WHIP	IP WLS BF H R ER SO BB IBB HBP BLK WP HR S P ERA WHIP	IP WLS BF H R ER SO BB IBB HBP BLK WP HR S P ERA WHIP	IP WLS BF H R ER SO BB IBB HBP BLK WP HR S P ERA WHIP	IP WLS BF H R ER SO BB IBB HBP BLK WP HR S P ERA WHIP	IP WLS BF H R ER SO BB IBB HBP BLK WP HR S P ERA WHIP	IP WLS BF H R ER SO BB IBB HBP BLK WP HR S P ERA WHIP	IP WLS BF H R ER SO BB IBB HBP BLK WP HR S P ERA WHIP	IP WLS BF H R ER SO BB IBB HBP BLK WP HR S P ERA WHIP

Toronto Blue Jays @ Oakland Athletics
Oakland Coliseum, Oakland, CA
Sun Apr 21 2019, 1:07 PM - 4:25 PM PDT
Att: 16,015 - Sunny - 65 F

AB 37
R 5
H 13
RBI 5
BB 2
SO 9
LOB 18



Batter	1	2	3	4	5	6	7	8	9	AB	R	H	RBI	BB	SO	LOB	BOTTOM			
8 Robbie Grossman, S OBP: 0.309, SLG: 0.328										4	1	0	0	1	1	4				
10 Marcus Semien, R OBP: 0.392, SLG: 0.500										4	2	2	1	0	1	0				
26 Matt Chapman, R OBP: 0.383, SLG: 0.585										1	0	0	1	2	1	0				
2 Khris Davis, R OBP: 0.301, SLG: 0.609										3	0	2	1	1	0	0				
12 Kendrys Morales, S OBP: 0.277, SLG: 0.250										4	0	0	0	0	0	3				
25 Stephen Piscotty, R OBP: 0.320, SLG: 0.400										4	0	1	0	0	1	1				
23 Jurickson Profar, S OBP: 0.215, SLG: 0.299										4	0	0	0	0	0	1				
22 Ramón Laureano, R OBP: 0.282, SLG: 0.354										2	1	1	0	1	1	0				
3 Nick Hundley, R OBP: 0.152, SLG: 0.125										2	0	1	0	0	0	1				
18 Chad Pinder, R OBP: 0.323, SLG: 0.598										1	0	0	0	0	0	1				
19 Josh Phegley, R OBP: 0.294, SLG: 0.490										1	0	0	0	0	1	2				
Inning Stats	R: 0 H: 0 E: 0 K: 1 S: 13	H: 0 LOB: 1 BB: 2 P: 23	R: 0 H: 0 E: 0 K: 0 S: 9	H: 0 LOB: 0 BB: 0 P: 13	R: 0 H: 0 E: 0 K: 0 S: 2	H: 0 LOB: 0 BB: 0 P: 5	R: 1 H: 2 E: 0 K: 1 S: 11	H: 2 LOB: 1 BB: 1 P: 18	R: 0 H: 1 E: 0 K: 1 S: 11	H: 1 LOB: 0 BB: 0 P: 14	R: 0 H: 0 E: 0 K: 2 S: 8	H: 0 LOB: 0 BB: 0 P: 15	R: 0 H: 0 E: 0 K: 0 S: 6	H: 0 LOB: 0 BB: 0 P: 7	R: 3 H: 2 E: 1 K: 0 S: 16	H: 2 LOB: 1 BB: 2 P: 29	R: 0 H: 2 E: 0 K: 1 S: 9	H: 2 LOB: 2 BB: 0 P: 12	1B: 6 SF: 1 2B: 2 3B: 0 HR: 0	WP: 1 PA: 38 PB: 0 SB: 0 CS: 0
PITCHER	IP WLS BF H R ER SO BB IBB HBP BLK WP HR S P ERA WHIP	IP WLS BF H R ER SO BB IBB HBP BLK WP HR S P ERA WHIP	IP WLS BF H R ER SO BB IBB HBP BLK WP HR S P ERA WHIP	IP WLS BF H R ER SO BB IBB HBP BLK WP HR S P ERA WHIP	IP WLS BF H R ER SO BB IBB HBP BLK WP HR S P ERA WHIP	IP WLS BF H R ER SO BB IBB HBP BLK WP HR S P ERA WHIP	IP WLS BF H R ER SO BB IBB HBP BLK WP HR S P ERA WHIP	IP WLS BF H R ER SO BB IBB HBP BLK WP HR S P ERA WHIP	IP WLS BF H R ER SO BB IBB HBP BLK WP HR S P ERA WHIP	IP WLS BF H R ER SO BB IBB HBP BLK WP HR S P ERA WHIP	IP WLS BF H R ER SO BB IBB HBP BLK WP HR S P ERA WHIP	IP WLS BF H R ER SO BB IBB HBP BLK WP HR S P ERA WHIP	IP WLS BF H R ER SO BB IBB HBP BLK WP HR S P ERA WHIP	IP WLS BF H R ER SO BB IBB HBP BLK WP HR S P ERA WHIP	IP WLS BF H R ER SO BB IBB HBP BLK WP HR S P ERA WHIP	IP WLS BF H R ER SO BB IBB HBP BLK WP HR S P ERA WHIP	IP WLS BF H R ER SO BB IBB HBP BLK WP HR S P ERA WHIP	IP WLS BF H R ER SO BB IBB HBP BLK WP HR S P ERA WHIP		

Toronto Blue Jays @ Oakland Athletics
Oakland Coliseum, Oakland, CA
Sun Apr 21 2019, 1:07 PM - 4:25 PM PDT
Att: 16,015 - Sunny - 65 F

AB 30
R 4
H 7
RBI 3
BB 5
SO 6
LOB 13



Batter	1	2	3	4	5	6	7	8	9	AB	R	H	RBI	BB	SO	LOB	TOP		
6 Steven Duggar, L (1,9) OBP: 0.262, SLG: 0.375	F FF 94 C FC 90 B SL 81 X FF 84	2-2 G5-3	1-2 G4-3		C FF 92 B CH 80 S SL 80 X FC 88	2-2 L9	C FF 91 B FF 91 X FF 91	2-1 F7	X SI 96	0-0 G5-3	5	0	0	0	0	1			
8 Gerardo Parra, L (1,7) OBP: 0.291, SLG: 0.290	X FC 88	0-0 E3 28 FB 9 CS		C FF 92 B FF 92 S SL 81	1-3 K2-3	X FC 86	0-0 G3	C CU 74 S CU 75 X CU 75	1-2 G3		4	0	0	0	1	0			
28 Buster Posey, R (1,2) OBP: 0.308, SLG: 0.357	C SL 80 X FF 94	0-1 F8		C SL 79 X SL 80	0-1 10 WP 1B	B FC 88 S SL 84 X SL 80	2-3 K	C CU 75 C CU 74 F CH 85 X FF 91	0-2 F9		4	0	1	0	0	1			
9 Brandon Belt, L (1,3) OBP: 0.311, SLG: 0.481	B FC 89 D FF 84 C SL 80	2-2 CS	S FF 93 B FF 94 D FF 84 F FF 84 S SL 80 X CH 85	3-3 K	F CH 84 D SL 79 F FF 84 B FF 84 S SL 80 X SL 80	2-2 L9	C CU 74 C CU 75 S CU 76	1-3 K	S FF 96 C CU 74 X CU 74	0-2 HR	4	1	1	1	0	2	1		
10 Evan Longoria, R (1,5) OBP: 0.311, SLG: 0.395			C FF 92 B FC 89 S SL 80 X FC 88	1-3 K	B SL 79 X FF 94	1-1 G6-3		B FF 92 F CH 84 F FF 93 F FF 94 S SL 87 X FF 92	1-2 HR	C FF 96 B SL 95 S SL 87 S FF 95	2-3 K	4	1	1	1	0	2	1	
48 Pablo Sandoval, S (1,10) OBP: 0.344, SLG: 0.656		C SL 80 X SL 80	0-1 1B 35 1B		B CH 84 C SL 79 X SL 81	1-2 G5-3		F CH 86 S CU 76 S FF 93 B FF 93 F FF 97 X CU 75	2-2 1B	B SI 96 S SI 97 F FF 97 B FF 93 B CH 89 S SL 89 X SL 88	3-2 HR	4	2	3	1	0	0	0	
35 Brandon Crawford, L (1,6) OBP: 0.281, SLG: 0.235	C FF 92 B FC 88 X FC 87	1-1 1B 12 2B		F CH 86 B FC 88 C FC 92 X FC 87	1-3 K		B FF 92 F FF 91 F FF 92 X CU 76	1-2 F8		X FF 97	0-0 G1-3	4	1	1	0	0	1	1	
1 Kevin Pillar, R (1,8) OBP: 0.207, SLG: 0.366		B SL 81 X SI 93	1-1 12 2B		B FF 92 C FC 88 X SL 80	2-1 F7		D CH 86 X CH 85	1-0 G5-3		C FF 96 B FF 96 S SL 87 S FF 95	1-3 K	4	1	1	1	0	1	1
12 Joe Panik, L (1,4) OBP: 0.280, SLG: 0.288	B CH 85 S CH 84 B FF 94 X FF 94	2-1 1-H 3-H 2B			B FF 92 X FF 91	1-0 HR		B CU 74 X CU 74	1-0 L8		C SL 88 B SL 80 X SI 95	1-1 G4-3	4	1	2	3	0	0	0
Inning Stats	R: 0 E: 1 K: 0 S: 8	H: 0 LOB: 0 BB: 0 P: 12	R: 3 E: 0 K: 2 S: 19	H: 4 LOB: 1 BB: 0 P: 28	R: 0 E: 0 K: 1 S: 14	H: 1 LOB: 1 BB: 0 P: 18	R: 0 E: 0 K: 1 S: 8	H: 0 LOB: 0 BB: 0 P: 12	R: 1 E: 0 K: 1 S: 18	H: 2 LOB: 1 BB: 0 P: 24	R: 0 E: 0 K: 0 S: 6	H: 0 LOB: 0 BB: 0 P: 10	R: 2 E: 0 K: 1 S: 17	H: 2 LOB: 0 BB: 0 P: 22	R: 0 E: 0 K: 1 S: 8	H: 0 LOB: 0 BB: 0 P: 10	1B: 5 2B: 1 3B: 0 HR: 4	SF: 0 SAC: 0 DP: 0 HBP: 0	WP: 1 PA: 38 PB: 0 SB: 0 CS: 1
PITCHER	IP WLS BF H R ER SO BB IBB HBP BLK WP HR S P ERA WHIP																		
57 Trent Thornton, R (1,1) ERA: 5.79	5.0 L 21 6 4 4 5 0 0 0 0 0 1 1 57 83 7.20 1.200																		
45 Thomas Pannone, L (6,1) ERA: 4.2	2.1 10 3 2 2 1 0 0 0 0 0 2 32 42 7.71 1.286																		
46 Daniel Hudson, R (8,1) ERA: 5.06	1.0 4 1 1 1 2 0 0 0 0 0 0 1 14 20 9.00 1.000																		
58 Tim Lincecum, L (9,1) ERA: 7.27	0.2 2 0 0 0 0 0 0 0 0 0 0 0 3 4 0.00 0.000																		

San Francisco Giants @ Toronto Blue Jays
Rogers Centre, Toronto, ON
Tue Apr 23 2019, 7:10 PM - 10:14 PM EDT
Att: 20,384 - Roof Closed - 68 F

livebaseballscorecards.com

AB 37
R 7
H 10
RBI 7
BB 0
SO 8
LOB 6



Batter	1	2	3	4	5	6	7	8	9	AB	R	H	RBI	BB	SO	LOB	BOTTOM				
5 Eric Sogard, L (1,4) OBP: 0.329, SLG: 0.577	C FF 89 B FC 92 S SL 88 X FF 84	2-3 K		C FF 92 B FC 90 X FC 90	1-1 F9		F FF 91 B FC 89 X FF 91	1-2 HR	B FC 90 B FC 90 B SI 91	4-2 15 1B 7 1B 44 HR	BB	B FF 94 C FC 92 S SL 83 X FF 95	2-3 K	4	2	1	1	1	2	0	
7 Richard Urena, S (1,6) OBP: 0.397, SLG: 0.448	F FF 91 B FC 88 S SL 88 X FC 88	1-2 15 G4-3 1B		F FC 90 B FC 90 X FC 93	0-2 F7		X FF 92	0-0 F8	X SI 92	0-0 44 HR 15 1B	1B	C CU 78 X CU 79	0-1 G4-3	5	1	2	0	0	0	0	
15 Randal Grichuk, R (1,9) OBP: 0.296, SLG: 0.427	B FF 90 B FC 89 S SL 80 X FC 90	2-2 G4-3		C KC 78 B SI 94 X FC 91	1-1 P3		B KC 78 X SI 93	1-0 44 F8 14 BB		X SI 93	0-0 44 HR 1B	1B		4	1	2	0	0	0	1	
14 Justin Smoak, S (1,3) OBP: 0.430, SLG: 0.557	C FF 91 B FC 87 S SL 80 X FC 86	3-3 K		X FF 92	0-0 F8		B FC 88 B FC 87 S SL 89	4-2 BB		S CH 84 S CH 86	0-3 K			3	0	0	0	1	2	4	
44 Rowdy Tellez, L (1,10) OBP: 0.333, SLG: 0.552		C FC 88 B FC 88 S SL 83 X FC 82	1-2 38 3B 2B	B FF 93 B FF 92 B FC 90 S FC 92	3-3 K		B FC 82 B FC 93 X KC 82	1-2 F8		F SI 92 C SI 92 B FC 85 B FC 85 B SI 94 X SI 94	3-2 HR			4	2	2	4	0	1	2	
3 Brandon Drury, R (1,5) OBP: 0.235, SLG: 0.338	B FF 92 F SL 86 X SI 93	1-1 G6-3		C SL 86 B FC 88 X FC 86	1-1 F8		B FF 92 B FC 91 S FC 91	2-3 K		X CH 86	0-0 G3-1			4	0	0	0	0	1	3	
28 Billy McKinney, L (1,7) OBP: 0.300, SLG: 0.370	F FF 92 B FC 89 S SL 86 X FC 87	1-2 K		F FC 86 X FF 93	0-1 G4-3		C FC 92 C CH 85 S CH 87	0-3 K		C SL 80 X SL 84	0-2 1B			4	0	1	0	0	2	1	
38 Sócrates Brito, L (1,8) OBP: 0.194, SLG: 0.148	F FC 86 X KC 77	0-1 2H		B SL 86 X SL 85	1-0 G3		B FC 92 B SI 93 X SI 91	2-0 G1-3		X CH 86	0-0 F8			3	0	1	1	0	0	0	
37 Teoscar Hernández, R (8, PH) OBP: 0.310, SLG: 0.355		2H		B SL 85 X SL 85	1-0 P5		X FF 93	0-0 G6-3		C FF 94 B FF 94 S SL 82 X FF 95	2-3 K			3	0	0	0	0	0	1	
21 Luke Maile, R (1,2) OBP: 0.250, SLG: 0.310		0-2 P3																			
16 Freddy Galvis, S (8, PH) OBP: 0.333, SLG: 0.522																					
Inning Stats	R: 0 E: 0 K: 2 S: 21	H: 1 LOB: 1 BB: 0 P: 29	R: 1 E: 0 K: 1 S: 14	H: 2 LOB: 1 BB: 0 P: 17	R: 0 E: 0 K: 0 S: 8	H: 0 LOB: 0 BB: 0 P: 10	R: 0 E: 0 K: 1 S: 6	H: 0 LOB: 0 BB: 0 P: 10	R: 0 E: 0 K: 0 S: 4	H: 0 LOB: 0 BB: 0 P: 6	R: 1 E: 0 K: 1 S: 14	H: 2 LOB: 2 BB: 1 P: 23	R: 0 E: 0 K: 1 S: 5	H: 0 LOB: 0 BB: 0 P: 7	R: 4 E: 0 K: 1 S: 17	H: 4 LOB: 1 BB: 1 P: 24	R: 0 E: 0 K: 2 S: 10	H: 0 LOB: 0 BB: 0 P: 14	1B: 5 2B: 1 3B: 1 HR: 2	SF: 0 SAC: 0 DP: 0 HBP: 0	WP: 0 PA: 38 PB: 0 SB: 0 CS: 0
PITCHER	IP WLS BF H R ER SO BB IBB HBP BLK WP HR S P ERA WHIP																				
29 Jeff Samardzija, R (1,1) ERA: 3.0	5.1 W 22 5 2 2 4 1 0 0 0 0 0 0 7 10 3.38 1.125																				
41 Mark Melancon, R (6,1) ERA: 4.38	0.2 H 2 0 0 0 1 0 0 0 0 0 0 0 7 10 0.00 0.000																				
49 Sam Dyson, R (7,1) ERA: 4.38	1.0 H 6 2 3 3 1 1 0 0 0 0 0 0 9 15 27.00 3.000																				
56 Tony Watson, L (8,1) ERA: 2.25	1.0 H 5 2 1 1 1 0 0 0 0 0 0 1 13 16 9.00 2.000																				
13 Will Smith, L (9,1) ERA: 1.04	1.0 S 3 0 0 0 2 0 0 0 0 0 0 0 10 14 0.00 0.000																				

San Francisco Giants @ Toronto Blue Jays
Rogers Centre, Toronto, ON
Tue Apr 23 2019, 7:10 PM - 10:14 PM EDT
Att: 20,384 - Roof Closed - 68 F

livebaseballscorecards.com

AB 36
R 6
H 9
RBI 6
BB 2
SO 9
LOB 13



Batter	1	2	3	4	5	6	7	8	9	AB	R	H	RBI	BB	SO	LOB	TOP								
6 Steven Duggar, L OBP: 0.289, SLG: 0.370	G3			G6-3 8 2B	F7		K		BB	4	1	1	0	1	1	1	San Francisco Giants @ Toronto Blue Jays Rogers Centre, Toronto, ON Wed Apr 24 2019, 4:09 PM - 6:50 PM EDT Att: 19,652 - Roof Closed - 68 F								
8 Gerardo Parra, L OBP: 0.286, SLG: 0.284	G5-3			G6-3			L7		G4-3	5	1	1	0	0	0	3									
28 Buster Posey, R OBP: 0.305, SLG: 0.365	G6-3			G6-3			G6-3			4	1	1	1	0	0	1									
9 Brandon Belt, L OBP: 0.330, SLG: 0.494	G1-3			G6-3			G6-3			2	0	1	1	2	0	0									
10 Evan Longoria, R OBP: 0.255, SLG: 0.400	G1-3			L1			G6-3		G6-3	4	0	1	1	0	0	2									
48 Pablo Sandoval, S OBP: 0.333, SLG: 0.694	K			K			G6-3		G5-3	4	1	1	1	0	1	2									
35 Brandon Crawford, L OBP: 0.280, SLG: 0.226				F9			G3-1		F8	3	0	0	0	1	0	2									
1 Kevin Pillar, R OBP: 0.220, SLG: 0.376	F9			F9			G3-1		F9	3	0	1	0	1	0	1									
12 Joe Panik, L OBP: 0.266, SLG: 0.271	K			K			L8		FC1-2	4	0	0	0	0	1	5									
Inning Stats	R: 0 E: 0 K: 0 S: 9	H: 0 LOB: 0 BB: 0 P: 11	R: 0 E: 0 K: 1 S: 8	H: 0 LOB: 0 BB: 0 P: 11	R: 0 E: 0 K: 1 S: 8	H: 0 LOB: 0 BB: 0 P: 10	R: 1 E: 0 K: 0 S: 16	H: 2 LOB: 1 BB: 0 P: 22	R: 1 E: 0 K: 0 S: 8	H: 2 LOB: 1 BB: 0 P: 11	R: 2 E: 0 K: 0 S: 13	H: 3 LOB: 3 BB: 2 P: 26	R: 0 E: 0 K: 1 S: 7	H: 0 LOB: 0 BB: 0 P: 12	R: 0 E: 0 K: 0 S: 7	H: 0 LOB: 0 BB: 1 P: 13	R: 0 E: 0 K: 0 S: 11	H: 0 LOB: 0 BB: 2 P: 25	1B: 2 2B: 4 3B: 0 HR: 1	SF: 0 SAC: 0 DP: 1 HBP: 0	WP: 0 PB: 0 SB: 0 CS: 0	PA: 38			
PITCHER	IP	WLS	BF	H	R	ER	SO	BB	IBB	HBP	BLK	WP	HR	S	P	ERA	WHIP								
36 Clay Buchholz, R ERA: 4.6	5.0	L	21	6	4	4	2	0	0	0	0	0	1	52	70	7.20	1.200								
58 Tim Lincecum, L ERA: 6.1	1.2		8	1	0	0	1	1	1	0	0	0	0	15	28	0.00	1.200								
52 Ryan Tepera, R ERA: 9.0	1.1		4	0	0	0	1	0	0	0	0	0	0	9	18	0.00	0.750								
65 Elvis Luciano, R ERA: 4.66	1.0		5	0	0	0	0	2	0	0	0	0	0	11	25	0.00	2.000								

Batter	1	2	3	4	5	6	7	8	9	AB	R	H	RBI	BB	SO	LOB	BOTTOM								
5 Eric Sogard, L OBP: 0.306, SLG: 0.533	L6			G1-3					L8	4	0	1	0	0	0	0	San Francisco Giants @ Toronto Blue Jays Rogers Centre, Toronto, ON Wed Apr 24 2019, 4:09 PM - 6:50 PM EDT Att: 19,652 - Roof Closed - 68 F								
3 Brandon Drury, R OBP: 0.225, SLG: 0.321	G4-3			K					L6	4	0	0	0	0	1	2									
14 Justin Smoak, S OBP: 0.411, SLG: 0.527	K			F9					F7	4	0	0	0	0	2	2									
15 Randal Grichuk, R OBP: 0.287, SLG: 0.413				K2-3					F7	3	0	0	0	0	1	0									
44 Rowdy Tellez, L OBP: 0.333, SLG: 0.533	L7			L7					P5	2	0	0	0	1	0	0									
37 Teóscar Hernández, R OBP: 0.311, SLG: 0.354	G4-3			G4-3					K	3	0	1	0	0	1	0									
9 Danny Jansen, R OBP: 0.258, SLG: 0.220	G4-3			K					K	3	0	0	0	0	2	1									
7 Richard Urena, S OBP: 0.333, SLG: 0.406	K2-3			K2-3					G1-3	3	0	0	0	0	1	0									
1 Alen Hanson, S OBP: 0.225, SLG: 0.167	G5-3			G5-3					K	2	0	0	0	1	1	0									
Inning Stats	R: 0 E: 0 K: 1 S: 8	H: 0 LOB: 0 BB: 0 P: 11	R: 0 E: 0 K: 1 S: 8	H: 0 LOB: 0 BB: 0 P: 12	R: 0 E: 0 K: 1 S: 10	H: 0 LOB: 0 BB: 0 P: 14	R: 0 E: 0 K: 1 S: 8	H: 0 LOB: 0 BB: 0 P: 15	R: 0 E: 0 K: 0 S: 7	H: 1 LOB: 1 BB: 1 P: 16	R: 0 E: 0 K: 0 S: 12	H: 1 LOB: 2 BB: 1 P: 19	R: 0 E: 0 K: 1 S: 11	H: 0 LOB: 0 BB: 0 P: 18	R: 0 E: 0 K: 2 S: 11	H: 0 LOB: 0 BB: 0 P: 15	R: 0 E: 0 K: 1 S: 9	H: 0 LOB: 0 BB: 0 P: 16	1B: 2 2B: 0 3B: 0 HR: 0	SF: 0 SAC: 0 DP: 0 HBP: 0	WP: 0 PB: 0 SB: 0 CS: 0	PA: 30			
PITCHER	IP	WLS	BF	H	R	ER	SO	BB	IBB	HBP	BLK	WP	HR	S	P	ERA	WHIP								
37 Drew Pomeranz, L ERA: 3.65	6.0	W	21	2	0	0	5	2	0	0	0	0	0	53	87	0.00	0.667								
54 Reyes Moronta, R ERA: 2.45	1.0		3	0	0	0	1	0	0	0	0	0	0	11	18	0.00	0.000								
58 Trevor Gott, R ERA: 2.08	2.0		6	0	0	0	3	0	0	0	0	0	0	20	31	0.00	0.000								



Batter	1	2	3	4	5	6	7	8	9	AB	R	H	RBI	BB	SO	LOB	TOP										
8 Robbie Grossman, S OBP: 0.308, SLG: 0.357	F7		G3-1				P6			3	0	0	0	1	0	1	Oakland Athletics @ Toronto Blue Jays Rogers Centre, Toronto, ON Sat Apr 27 2019, 3:09 PM - 5:58 PM EDT Att: 22,254 - Roof Closed - 68 F										
10 Marcus Semien, R OBP: 0.387, SLG: 0.495	G6-3							K		3	0	0	0	1	1	2											
26 Matt Chapman, R OBP: 0.388, SLG: 0.602	K		G4-3							4	0	1	0	0	1	3											
2 Khris Davis, R OBP: 0.278, SLG: 0.509				P3				F9		3	0	0	0	1	1	1											
25 Stephen Piscotty, R OBP: 0.336, SLG: 0.445					K			F7		4	0	0	0	0	3	2											
12 Kendrys Morales, S OBP: 0.295, SLG: 0.231																											
20 Mark Canha, R OBP: 0.400, SLG: 0.405						G4-3																					
22 Ramón Laureano, R OBP: 0.305, SLG: 0.381																											
23 Jurickson Profar, S OBP: 0.222, SLG: 0.273																											
3 Nick Hundley, R OBP: 0.200, SLG: 0.179																											
Inning Stats	R: 0 E: 0 K: 1 S: 7	H: 0 LOB: 0 BB: 0 P: 10	R: 0 E: 0 K: 1 S: 16	H: 1 LOB: 2 BB: 1 P: 23	R: 0 E: 0 K: 0 S: 5	H: 0 LOB: 1 BB: 1 P: 12	R: 0 E: 0 K: 2 S: 8	H: 0 LOB: 0 BB: 0 P: 12	R: 1 E: 1 K: 0 S: 10	H: 1 LOB: 2 BB: 2 P: 27	R: 0 E: 0 K: 2 S: 11	H: 0 LOB: 0 BB: 0 P: 15	R: 0 E: 0 K: 0 S: 11	H: 1 LOB: 1 BB: 0 P: 15	R: 0 E: 0 K: 1 S: 8	H: 1 LOB: 1 BB: 1 P: 14	R: 0 E: 0 K: 0 S: 9	H: 0 LOB: 1 BB: 1 P: 14	1B: 2 2B: 2 HR: 0	SF: 0 SAC: 0 DP: 0 HBP: 0	WP: 0 PB: 0 SB: 0 CS: 0	PA: 36					
PITCHER	IP	WLS	BF	H	R	ER	SO	BB	IBB	HBP	BLK	WP	HR	S	P	ERA	WHIP										
41 Aaron Sanchez, R ERA: 2.32	5.0	W	21	2	1	0	4	4	0	0	0	0	0	46	84	0.00	1.200										
43 Sam Gaviglio, R ERA: 1.0	3.0	H	11	2	0	0	3	0	0	0	0	0	0	30	41	0.00	0.667										
46 Daniel Hudson, R ERA: 4.63	1.0		4	0	0	0	0	1	0	0	0	0	0	9	14	0.00	1.000										

AB	31
R	1
H	4
RBI	0
BB	5
SO	7
LOB	14



Batter	1	2	3	4	5	6	7	8	9	AB	R	H	RBI	BB	SO	LOB	BOTTOM										
5 Eric Sogard, L OBP: 0.375, SLG: 0.657	15 1B 37 E	SH3-4		L3				27 1B BB		2	2	1	1	2	0	0	Oakland Athletics @ Toronto Blue Jays Rogers Centre, Toronto, ON Sat Apr 27 2019, 3:09 PM - 5:58 PM EDT Att: 22,254 - Roof Closed - 68 F										
14 Justin Smoak, S OBP: 0.404, SLG: 0.500	15 1B 37 E	G5-3					K	L9		4	1	1	0	1	1	3											
15 Randal Grichuk, R OBP: 0.300, SLG: 0.426	15 1B 37 E									5	0	3	2	0	1	2											
27 Vladimir Guerrero Jr., R OBP: 0.333, SLG: 0.375										4	0	1	0	1	2	5											
37 Teoscar Hernández, R OBP: 0.293, SLG: 0.330	FC5-4 3 1B			F9			FC6-4 3 1B	K		5	1	0	1	0	2	5											
3 Brandon Drury, R OBP: 0.258, SLG: 0.385	44 1B FC6-4									3	1	3	0	1	0	0											
44 Rowdy Tellez, L OBP: 0.312, SLG: 0.485	FC6-4			G3-1						4	0	1	1	0	1	4											
9 Danny Jansen, R OBP: 0.260, SLG: 0.246										3	1	1	1	0	0	2											
1 Alen Hanson, S OBP: 0.227, SLG: 0.175										4	1	1	0	0	2	2											
38 Sócrates Brito, L OBP: 0.194, SLG: 0.148										0	0	0	0	0	0	0											
Inning Stats	R: 2 E: 1 K: 1 S: 14	H: 3 LOB: 2 BB: 1 P: 25	R: 2 E: 0 K: 0 S: 7	H: 3 LOB: 1 BB: 0 P: 11	R: 0 E: 0 K: 0 S: 9	H: 1 LOB: 1 BB: 0 P: 14	R: 0 E: 0 K: 1 S: 9	H: 1 LOB: 0 BB: 0 P: 14	R: 2 E: 0 K: 0 S: 10	H: 2 LOB: 1 BB: 1 P: 21	R: 1 E: 0 K: 3 S: 14	H: 1 LOB: 1 BB: 1 P: 26	R: 0 E: 0 K: 2 S: 10	H: 0 LOB: 1 BB: 1 P: 16	R: 0 E: 0 K: 2 S: 10	H: 1 LOB: 2 BB: 1 P: 19	1B: 8 2B: 4 3B: 0 HR: 0	SF: 1 SAC: 1 DP: 0 HBP: 0	WP: 1 PB: 0 SB: 0 CS: 0	PA: 41							
PITCHER	IP	WLS	BF	H	R	ER	SO	BB	IBB	HBP	BLK	WP	HR	S	P	ERA	WHIP										
30 Brett Anderson, L ERA: 4.35	4.1	L	25	10	6	6	2	2	0	0	0	0	0	44	78	12.46	2.769										
16 Liam Hendriks, R ERA: 2.4	1.2		7	1	1	1	3	1	0	0	0	1	0	19	33	5.40	1.200										
56 Fernando Rodney, R ERA: 6.55	1.0		4	0	0	0	2	1	0	0	0	0	0	10	16	0.00	1.000										
66 Ryan Dull, R ERA: 10.8	1.0		5	1	0	0	2	1	0	0	0	0	0	10	19	0.00	2.000										

AB	34
R	7
H	12
RBI	6
BB	5
SO	9
LOB	23



Batter	1	2	3	4	5	6	7	8	9	10	11	AB	R	H	RBI	BB	SO	LOB	TOP					
10 Marcus Semien, R OBP: 0.392, SLG: 0.491	FC4-6 1B	L9			K		F8			1B	IBB	5	0	2	0	1	1	1						
8 Robbie Grossman, S OBP: 0.310, SLG: 0.336	FC4-6 25 BB 2 BB		F8		26 G5-3 BB			K2-3		B5	BB	4	0	0	0	2	1	2						
26 Matt Chapman, R OBP: 0.385, SLG: 0.578	P3				G5-3			F9		K		4	1	0	1	1	1	3						
2 Khris Davis, R OBP: 0.289, SLG: 0.514	25 BB				2 BB			K		K		5	0	2	1	1	2	5						
25 Stephen Piscotty, R OBP: 0.339, SLG: 0.434					2 BB			F8		E7		3	1	0	0	2	1	2						
18 Chad Pinder, R OBP: 0.330, SLG: 0.482	K				G5-3			K		K		4	0	0	0	1	2	7						
20 Mark Canha, R OBP: 0.377, SLG: 0.375					F8			K		P5		3	0	0	0	0	2	1						
12 Kendrys Morales, S OBP: 0.300, SLG: 0.239					K			K				2	1	1	0	0	0	0						
22 Ramón Laureano, R (1, 8) OBP: 0.291, SLG: 0.366					K			G6-3		K		4	0	0	1	0	2	0						
19 Josh Phegley, R OBP: 0.268, SLG: 0.476					K			F9		P3		4	1	1	1	1	1	0						
Inning Stats	R: 0 E: 0 K: 1 S: 14	H: 1 LOB: 3 BB: 0 P: 28	R: 0 E: 0 K: 2 S: 11	H: 0 LOB: 1 BB: 1 P: 19	R: 1 E: 0 K: 1 S: 10	H: 1 LOB: 1 BB: 1 P: 14	R: 0 E: 0 K: 1 S: 10	H: 0 LOB: 0 BB: 0 P: 19	R: 0 E: 0 K: 2 S: 11	H: 0 LOB: 1 BB: 1 P: 23	R: 0 E: 0 K: 1 S: 8	H: 0 LOB: 0 BB: 0 P: 15	R: 0 E: 0 K: 2 S: 12	H: 1 LOB: 2 BB: 0 P: 19	R: 0 E: 0 K: 1 S: 7	H: 0 LOB: 0 BB: 0 P: 10	R: 0 E: 0 K: 2 S: 9	H: 1 LOB: 1 BB: 0 P: 16	R: 3 E: 0 K: 0 S: 15	H: 2 LOB: 3 BB: 3 P: 29	1B: 4 2B: 2 3B: 0 HR: 0	SF: 1 SAC: 0 DP: 0 HBP: 1	WP: 0 PB: 0 SB: 0 CS: 1	PA: 49
PITCHER	57 Trent Thornton, R ERA: 5.08	IP: 5.0 WLS: 1.0 BF: 22	H: 2 R: 1 ER: 1 SO: 7	BB: 5 IBB: 0 HBP: 0 BLK: 0	WP: 0 HR: 0 S: 56 P: 103	ERA: 1.80 WHIP: 1.400	45 Thomas Pannone, L (10, 1) ERA: 5.4	IP: 1.2 WLS: 0.1 BF: 2	H: 0 R: 0 ER: 0 SO: 2	BB: 2 IBB: 1 HBP: 0 BLK: 0	WP: 0 HR: 0 S: 22 P: 41	ERA: 16.20 WHIP: 3.000	65 Elvis Luciano, R (11, 1) ERA: 4.5	IP: 0.1 WLS: 0 BF: 2	H: 0 R: 0 ER: 0 SO: 0	BB: 0 IBB: 0 HBP: 1 BLK: 0	WP: 0 HR: 0 S: 2 P: 4	ERA: 0.00 WHIP: 0.000						

Oakland Athletics @ Toronto Blue Jays
Rogers Centre, Toronto, ON
Sun Apr 28 2019, 1:08 PM - 5:04 PM EDT
Att: 18,557 - Roof Closed - 68 F

livebaseballscores.com

AB 38
R 4
H 6
RBI 4
BB 9
SO 13
LOB 21



Batter	1	2	3	4	5	6	7	8	9	10	11	AB	R	H	RBI	BB	SO	LOB	BOTTOM			
5 Eric Sogard, L OBP: 0.478, SLG: 0.732	HR		P5		G4-3			1B		2B	F7	6	1	3	1	0	0	2				
14 Justin Smoak, S OBP: 0.390, SLG: 0.477	K		L8					F9		K		6	0	1	1	0	3	2				
15 Randal Grichuk, R OBP: 0.296, SLG: 0.415	K		G5-3					F9		G4-3		5	0	1	0	0	1	2				
44 Rowdy Tellez, L OBP: 0.305, SLG: 0.479	G4-3				K			FC5-6 1B		G4-3		5	1	1	0	0	1	1				
27 Vladimir Guerrero Jr., R (1, 5) OBP: 0.308, SLG: 0.533					K			G6-3				4	0	1	0	0	1	1				
1 Allen Hanson, S OBP: 0.244, SLG: 0.175					K			G6-3		28 FC3-5 1B		0	0	0	0	1	0	0				
28 Billy McKinney, L OBP: 0.284, SLG: 0.346	E4				1B			F8		FC3-5 3 BB 1B		5	1	1	0	0	0	4				
3 Brandon Drury, R OBP: 0.285, SLG: 0.417					F7			P5				5	1	2	3	0	1	3				
38 Sócrates Brito, L OBP: 0.176, SLG: 0.133					K			K				3	0	0	0	0	3	2				
16 Freddy Galvis, S OBP: 0.337, SLG: 0.522					K			K				2	1	1	0	0	1	2				
21 Luke Maile, R OBP: 0.298, SLG: 0.290					G6-3			F9		F8		2	0	0	0	0	0	2				
37 Teoscar Hernández, R (8, PH) OBP: 0.296, SLG: 0.326												1	0	0	0	0	0	0				
9 Danny Jansen, R OBP: 0.267, SLG: 0.242												1	0	0	0	1	0	0				
Inning Stats	R: 1 E: 0 K: 2 S: 11	H: 1 LOB: 0 BB: 0 P: 14	R: 0 E: 2 K: 2 S: 12	H: 0 LOB: 2 BB: 0 P: 20	R: 0 E: 0 K: 0 S: 9	H: 0 LOB: 0 BB: 0 P: 13	R: 0 E: 0 K: 2 S: 9	H: 1 LOB: 1 BB: 0 P: 17	R: 0 E: 0 K: 1 S: 7	H: 0 LOB: 0 BB: 0 P: 9	R: 0 E: 0 K: 0 S: 5	H: 1 LOB: 1 BB: 2 P: 6	R: 0 E: 0 K: 1 S: 14	H: 2 LOB: 2 BB: 0 P: 19	R: 0 E: 0 K: 1 S: 10	H: 1 LOB: 1 BB: 1 P: 16	R: 4 E: 0 K: 0 S: 11	H: 4 LOB: 2 BB: 2 P: 23	1B: 7 2B: 2 3B: 0 HR: 2	SF: 0 SAC: 0 DP: 0 HBP: 0	WP: 0 PB: 0 SB: 0 CS: 0	PA: 47
PITCHER	40 Chris Bassitt, R ERA: 0.75	IP: 7.0 WLS: 1.0 BF: 26	H: 3 R: 1 ER: 1 SO: 9	BB: 0 IBB: 0 HBP: 0 BLK: 0	WP: 0 HR: 1 S: 70 P: 103	ERA: 1.29 WHIP: 0.429	57 J.B. Wendelen, R ERA: 3.44	IP: 1.0 WLS: 0 BF: 4	H: 1 R: 0 ER: 0 SO: 0	BB: 0 IBB: 0 HBP: 0 BLK: 0	WP: 0 HR: 0 S: 5 P: 6	ERA: 0.00 WHIP: 1.000	48 Joakim Soria, R ERA: 0.75	IP: 1.0 WLS: 0 BF: 5	H: 2 R: 0 ER: 0 SO: 1	BB: 0 IBB: 0 HBP: 0 BLK: 0	WP: 0 HR: 0 S: 14 P: 21	ERA: 21.60 WHIP: 4.200				

Oakland Athletics @ Toronto Blue Jays
Rogers Centre, Toronto, ON
Sun Apr 28 2019, 1:08 PM - 5:04 PM EDT
Att: 18,557 - Roof Closed - 68 F

livebaseballscores.com

AB 45
R 5
H 11
RBI 5
BB 2
SO 11
LOB 21



Batter	1	2	3	4	5	6	7	8	9	AB	R	H	RBI	BB	SO	LOB	TOP										
5 Eric Sogard, L (1,4) OBP: 0.358, SLG: 0.698	G6-3			G4-3	G6-3		P6			2	0	0	0	0	0	0	Toronto Blue Jays @ Los Angeles Angels Angel Stadium, Anaheim, CA Tue Apr 30 2019, 7:09 PM - 10:04 PM PDT Att: 38,797 - Partly Cloudy - 63 F										
28 Billy McKinney, L (5,9) OBP: 0.278, SLG: 0.337	F7			14 BB 27 WP 15 1B	G4-3			K		4	1	1	0	0	1	0											
16 Freddy Galvis, S (1,6) OBP: 0.333, SLG: 0.510	G6-3			27 WP 14 BB				P2		4	0	2	0	0	0	0											
15 Randal Grichuk, R (1,8) OBP: 0.303, SLG: 0.418	G6-3			27 WP 14 BB				L9		3	0	0	0	1	1	1											
14 Justin Smoak, S (1,10) OBP: 0.385, SLG: 0.462	K			27 WP BB	F8			L9		3	0	0	0	1	1	1											
27 Vladimir Guerrero Jr., R (1,5) OBP: 0.353, SLG: 0.286	K			G6-3				44 G6-3 BB		2	0	0	0	2	1	2											
1 Alen Hanson, S (9,PR) OBP: 0.244, SLG: 0.175	K			G6-3				BB		0	0	0	0	0	0	0											
44 Rowdy Tellez, L (1,3) OBP: 0.291, SLG: 0.455	K			G6-3				G6-3		4	0	0	0	0	3	5											
3 Brandon Drury, R (1,9) OBP: 0.284, SLG: 0.440				K				K		4	1	1	1	0	2	3											
37 Teoscar Hernández, R (1,7) OBP: 0.291, SLG: 0.337				K				K		3	1	1	0	0	2	0											
21 Luke Maile, R (1,2) OBP: 0.216, SLG: 0.265	P4			L9				P6		3	0	0	0	0	0	1											
Inning Stats	R: 0 E: 0 K: 0 S: 6	H: 0 LOB: 0 BB: 0 P: 12	R: 0 E: 0 K: 3 S: 13	H: 0 LOB: 0 BB: 0 P: 21	R: 0 E: 0 K: 2 S: 8	H: 0 LOB: 0 BB: 0 P: 15	R: 1 E: 0 K: 1 S: 15	H: 2 LOB: 2 BB: 1 P: 26	R: 2 E: 0 K: 1 S: 11	H: 2 LOB: 0 BB: 0 P: 13	R: 0 E: 0 K: 1 S: 10	H: 1 LOB: 2 BB: 1 P: 18	R: 0 E: 0 K: 1 S: 7	H: 0 LOB: 0 BB: 0 P: 12	R: 0 E: 0 K: 1 S: 8	H: 0 LOB: 1 BB: 1 P: 11	1B: 3 2B: 1 3B: 0 HR: 1	SF: 0 SAC: 0 DP: 1 HBP: 0	WP: 1 PB: 0 SB: 0 CS: 0	PA: 34							
PITCHER	IP	WLS	BF	H	R	ER	SO	BB	IBB	HBP	BLK	WP	HR	S	P	ERA	WHIP										
47 Griffin Canning, R (1,1) ERA: 6.23	4.1		18	4	3	3	6	1	0	0	0	1	1	49	82	6.23	1.154										
32 Cam Bedrosian, R (5,1) ERA: 2.97	1.2		7	1	0	0	1	1	0	0	0	0	0	14	23	0.00	1.200										
38 Justin Anderson, R (7,1) ERA: 2.79	1.0		3	0	0	0	1	0	0	0	0	0	0	7	12	0.00	0.000										
31 Ty Buttrey, R (8,1) ERA: 1.29	1.0	W	3	0	0	0	1	0	0	0	0	0	0	8	11	0.00	0.000										
57 Hansel Robles, R (9,1) ERA: 3.21	1.0	S	3	0	0	0	1	1	0	0	0	0	0	6	11	0.00	1.000										

Batter	1	2	3	4	5	6	7	8	9	AB	R	H	RBI	BB	SO	LOB	BOTTOM										
56 Kole Calhoun, L (1,9) OBP: 0.281, SLG: 0.435	L3			F7			K			4	0	0	0	0	1	2	Toronto Blue Jays @ Los Angeles Angels Angel Stadium, Anaheim, CA Tue Apr 30 2019, 7:09 PM - 10:04 PM PDT Att: 38,797 - Partly Cloudy - 63 F										
27 Mike Trout, R (1,8) OBP: 0.487, SLG: 0.565	P3			18 1B IBB			K		L7	3	0	0	0	1	1	0											
18 Brian Goodwin, L (1,7) OBP: 0.426, SLG: 0.575	K						K			4	1	2	1	0	2	0											
25 Peter Bourjos, R (9,7) OBP: 0.109, SLG: 0.114	K			1B			K		HR	0	0	0	0	0	0	0											
2 Andrelton Simmons, R (1,6) OBP: 0.306, SLG: 0.446	G5-3 1B			5 S 9 1B	L8			G6-3		4	1	2	0	0	0	0											
5 Albert Pujols, R (1,10) OBP: 0.318, SLG: 0.396	G5-3			G6-3			P3		P6	4	0	0	0	0	0	2											
9 Tommy La Stella, L (1,5) OBP: 0.352, SLG: 0.539	CI			20 HR 1B			P4			2	1	1	1	0	0	0											
6 David Fletcher, R (9,5) OBP: 0.351, SLG: 0.409	CI			20 HR 1B			P4			0	0	0	0	0	0	0											
20 Jonathan Lucroy, R (1,2) OBP: 0.312, SLG: 0.349	G6-4-3			HR			K			3	1	1	2	0	1	2											
41 Justin Bour, L (1,3) OBP: 0.275, SLG: 0.325				HR			K2-3			2	0	0	0	1	1	0											
4 Luis Rengifo, S (1,4) OBP: 0.316, SLG: 0.375	P4			18 1B 56 WP	G1-5-3		L9			3	0	1	0	0	0	1											
Inning Stats	R: 0 E: 0 K: 1 S: 6	H: 0 LOB: 0 BB: 0 P: 12	R: 0 E: 1 K: 0 S: 11	H: 1 LOB: 1 BB: 0 P: 18	R: 0 E: 0 K: 0 S: 16	H: 1 LOB: 2 BB: 2 P: 29	R: 3 E: 0 K: 0 S: 17	H: 4 LOB: 1 BB: 0 P: 25	R: 0 E: 0 K: 2 S: 8	H: 0 LOB: 0 BB: 0 P: 11	R: 0 E: 0 K: 1 S: 7	H: 0 LOB: 0 BB: 0 P: 13	R: 0 E: 0 K: 2 S: 7	H: 0 LOB: 0 BB: 0 P: 11	R: 1 E: 0 K: 0 S: 8	H: 1 LOB: 0 BB: 0 P: 14	1B: 4 2B: 1 3B: 0 HR: 2	SF: 0 SAC: 0 DP: 1 HBP: 0	WP: 1 PB: 0 SB: 1 CS: 0	PA: 32							
PITCHER	IP	WLS	BF	H	R	ER	SO	BB	IBB	HBP	BLK	WP	HR	S	P	ERA	WHIP										
36 Clay Buchholz, R (1,1) ERA: 4.79	5.0		22	6	3	3	3	1	1	0	0	0	1	58	95	5.40	1.400										
43 Sam Gaviglio, R (6,1) ERA: 0.95	1.0		3	0	0	0	1	0	0	0	0	0	0	7	13	0.00	0.000										
58 Tim Mayza, L (7,1) ERA: 5.56	1.0		3	0	0	0	2	0	0	0	0	0	0	7	11	0.00	0.000										
52 Ryan Tepera, R (8,1) ERA: 6.75	1.0	L	4	1	1	1	0	0	0	0	0	0	1	8	14	9.00	1.000										

AB	31
R	3
H	5
RBI	2
BB	3
SO	10
LOB	12



AB	29
R	4
H	7
RBI	4
BB	2
SO	6
LOB	7



Batter	1	2	3	4	5	6	7	8	9	10	11	12	AB	R	H	RBI	BB	SO	LOB	TOP			
5 Eric Sogard, L OBP: 0.496, SLG: 0.640	16 E BB		15 1B		1B			P3		SH1		G5-3	4	0	2	0	1	0	2				
16 Freddy Galvis, S OBP: 0.316, SLG: 0.473	E7 1B		K		P2			15 1B 2B		G4-3		15 1B IBB	5	0	2	0	1	1	3				
15 Randal Grichuk, R OBP: 0.308, SLG: 0.444	K2-3		14 FC6-4 1B		F7			2H 1B		K		FC2	6	0	2	0	0	2	6				
14 Justin Smoak, S OBP: 0.374, SLG: 0.437	K		FC6-4		27 G6-4-3 BB			1B		K		K	5	0	0	0	1	3	7				
27 Vladimir Guerrero Jr., R (1, 5) OBP: 0.269, SLG: 0.217	L8		K		G6-4-3			1B		G5-3		G6-3	5	0	1	0	0	1	3				
44 Rowdy Tellez, L OBP: 0.313, SLG: 0.494	K		K		K			37 L5-3 1B		K		L8	5	0	1	0	0	3	1				
3 Brandon Drury, R OBP: 0.261, SLG: 0.425	G5-3		K		P3			P3		1B		9 SH 37 1B E	5	1	2	0	0	1	1				
37 Teoscar Hernández, R OBP: 0.276, SLG: 0.308	K		P3		L5-3			K		K		9 E 15 FC2 1B	5	0	1	0	0	2	3				
21 Luke Maile, R OBP: 0.200, SLG: 0.243	G2-3		K		K			G1-6-3		16 G4-3 5 SH1 BB		15 FC2 SH	3	0	0	0	0	1	0				
28 Billy McKinney, L (10, PH) OBP: 0.271, SLG: 0.318													0	0	0	0	1	0	0				
9 Danny Jansen, R OBP: 0.268, SLG: 0.247													0	0	0	0	0	0	0				
Inning Stats	R: 0 E: 1 K: 2 S: 11	H: 1 LOB: 2 BB: 1 P: 25	R: 0 E: 0 K: 2 S: 7	H: 0 LOB: 0 BB: 0 P: 9	R: 0 E: 0 K: 1 S: 13	H: 2 LOB: 2 BB: 0 P: 17	R: 0 E: 0 K: 3 S: 12	H: 0 LOB: 0 BB: 1 P: 15	R: 0 E: 0 K: 1 S: 4	H: 1 LOB: 1 BB: 0 P: 9	R: 0 E: 0 K: 0 S: 7	H: 2 LOB: 2 BB: 0 P: 14	R: 0 E: 0 K: 1 S: 10	H: 0 LOB: 1 BB: 1 P: 18	R: 0 E: 0 K: 0 S: 5	H: 0 LOB: 0 BB: 0 P: 12	R: 1 E: 1 K: 3 S: 26	H: 2 LOB: 3 BB: 1 P: 34	1B: 10 2B: 2 3B: 0 HR: 0	SF: 0 SAC: 2 DP: 2 HBP: 0	WP: 0 PB: 0 SB: 0 CS: 0	PA: 49	
PITCHER	IP WLS BF H R ER SO BB IBB HBP BLK WP HR S P ERA WHIP	23 Mike Minor, L ERA: 3.24	31 Chris Martin, R ERA: 3.65	27 Shawn Kelley, R ERA: 1.38	59 Brett Martin, L ERA: 3.86	57 Ariel Jurado, R ERA:	PITCHER	IP WLS BF H R ER SO BB IBB HBP BLK WP HR S P ERA WHIP															

Toronto Blue Jays @ Texas Rangers
Globe Life Park in Arlington, Arlington, TX
Fri May 03 2019, 8:09 PM - 12:08 AM EDT
Alt. 26,179 - Cloudy - 73 F

AB 43
R 1
H 11
RBI 0
BB 4
SO 14
LOB 26





Batter	1	2	3	4	5	6	7	8	9	10	11	12	AB	R	H	RBI	BB	SO	LOB	BOTTOM				
17 Shin-Soo Choo, L OBP: 0.409, SLG: 0.568	K		K		L5-3			G5-3		12 BB FC6-4 1B			5	0	1	0	0	2	1					
12 Rougned Odor, L OBP: 0.218, SLG: 0.200	G6-3		K		K			P2		1 FC6-4 BB		1 FC6-4 BB	4	0	0	0	1	2	0					
1 Elvis Andrus, R OBP: 0.403, SLG: 0.556	P3		F8		F8			F8		30 F9 2B		30 DI FC6-4	5	0	1	0	0	0	2					
30 Nomar Mazara, L OBP: 0.291, SLG: 0.435	L8		1B		G4-3			G4-3		F9		L7	5	0	1	0	0	0	3					
13 Joey Gallo, L OBP: 0.407, SLG: 0.681	G1-3		BB		14 G1-3 1B			14 DI 1B		14 DI IBB		K	3	0	1	0	2	1	0					
14 Astrival Cabrera, S OBP: 0.266, SLG: 0.461	F7		F7		F7			G1-3		K		K	5	0	0	0	0	2	4					
38 Danny Santana, S OBP: 0.366, SLG: 0.576	F7		G4-3		G4-3			K		IBB		K	4	0	0	0	1	2	2					
2 Jeff Mathis, R OBP: 0.214, SLG: 0.212	B1-3		K		K			K		G4-3			2	0	0	0	0	1	0					
24 Hunter Pence, R OBP: 0.344, SLG: 0.500													1	0	0	0	0	1	1					
9 Isiah Kiner-Falecia, R OBP: 0.305, SLG: 0.333													1	0	0	0	0	0	3					
3 Delino DeShields, R OBP: 0.360, SLG: 0.511	B2-3		17 L5-3 BB		G6-3			K				K	3	0	0	0	1	1	0					
Inning Stats	R: 0 E: 1 K: 1 S: 8	H: 0 LOB: 0 BB: 0 P: 16	R: 0 E: 0 K: 0 S: 9	H: 0 LOB: 0 BB: 0 P: 15	R: 0 E: 0 K: 0 S: 5	H: 0 LOB: 0 BB: 0 P: 7	R: 0 E: 0 K: 2 S: 15	H: 0 LOB: 0 BB: 0 P: 24	R: 0 E: 0 K: 1 S: 9	H: 0 LOB: 1 BB: 1 P: 17	R: 0 E: 0 K: 1 S: 9	H: 1 LOB: 0 BB: 0 P: 13	R: 0 E: 0 K: 0 S: 7	H: 0 LOB: 0 BB: 0 P: 13	R: 0 E: 0 K: 1 S: 10	H: 1 LOB: 3 BB: 2 P: 15	R: 0 E: 0 K: 1 S: 14	H: 1 LOB: 2 BB: 1 P: 25	R: 0 E: 0 K: 3 S: 10	H: 0 LOB: 0 BB: 0 P: 13	1B: 3 2B: 2 3B: 0 HR: 0	SF: 0 SAC: 0 DP: 1 HBP: 0	WP: 0 PB: 0 SB: 0 CS: 0	PA: 43
PITCHER	IP WLS BF H R ER SO BB IBB HBP BLK WP HR S P ERA WHIP	57 Trent Thornton, R ERA: 4.61	58 Tim Lincecum, L ERA: 4.61	31 Joe Blagden, R ERA: 2.93	52 Ryan Tepera, R ERA: 5.68	46 Daniel Hudson, R ERA: 3.68	PITCHER	IP WLS BF H R ER SO BB IBB HBP BLK WP HR S P ERA WHIP																

Toronto Blue Jays @ Texas Rangers
Globe Life Park in Arlington, Arlington, TX
Fri May 03 2019, 8:09 PM - 12:08 AM EDT
Alt. 26,179 - Cloudy - 73 F

AB 38
R 0
H 4
RBI 0
BB 5
SO 12
LOB 16



Batter	1	2	3	4	5	6	7	8	9	AB	R	H	RBI	BB	SO	LOB	TOP					
5 Eric Sogard, L OBP: 0.368, SLG: 0.660	F7		16 2B 14 SF8	16 G4-3		16 WP			P6	3	2	1	2	2	0	0	Toronto Blue Jays @ Texas Rangers Globe Life Park in Arlington, Arlington, TX Sat May 04 2019, 8:09 PM - 11:07 PM EDT Att: 31,787 - Partly Cloudy - 74 F AB 32 R 5 H 9 RBI 5 BB 5 SO 6 LOB 13 					
16 Freddy Galvis, S OBP: 0.311, SLG: 0.470	G3			G4-3					F7	5	0	1	1	0	1	2						
14 Justin Smoak, S OBP: 0.370, SLG: 0.429			SF8	L4					G3-1	2	1	0	1	1	0	0						
15 Randal Grichuk, R OBP: 0.307, SLG: 0.433				K2-3					K	3	0	0	0	1	2	1						
27 Vladimir Guerrero Jr., R (1), S									K	3	0	1	1	1	1	0						
44 Rowdy Tellez, L OBP: 0.320, SLG: 0.495	L9			K						4	0	2	0	0	1	4						
28 Billy McKinney, L OBP: 0.280, SLG: 0.326										4	1	2	0	0	1	1						
9 Danny Jansen, R OBP: 0.267, SLG: 0.247										4	0	1	0	0	0	3						
38 Sócrates Brito, L OBP: 0.184, SLG: 0.147										4	1	1	0	0	0	2						
Inning Stats	R: 1 E: 0 K: 0 S: 9	H: 1 LOB: 2 BB: 2 P: 22	R: 0 E: 0 K: 0 S: 6	H: 1 LOB: 0 BB: 7 P: 7	R: 1 E: 0 K: 2 S: 14	H: 1 LOB: 2 BB: 2 P: 23	R: 3 E: 0 K: 0 S: 16	H: 3 LOB: 0 BB: 0 P: 24	R: 0 E: 0 K: 0 S: 6	H: 1 LOB: 1 BB: 0 P: 9	R: 0 E: 0 K: 2 S: 13	H: 0 LOB: 0 BB: 0 P: 17	R: 0 E: 0 K: 1 S: 8	H: 1 LOB: 0 BB: 0 P: 10	R: 0 E: 0 K: 0 S: 6	H: 0 LOB: 0 BB: 0 P: 8	1B: 7 2B: 1 3B: 1 HR: 0	SF: 1 SAC: 0 DP: 2 HBP: 0	WP: 2 PB: 0 SB: 0 CS: 0	PA: 38		
PITCHER	IP WLS BF H R ER SO BB IBB HBP BLK WP HR S P ERA WHIP	IP WLS BF H R ER SO BB IBB HBP BLK WP HR S P ERA WHIP	IP WLS BF H R ER SO BB IBB HBP BLK WP HR S P ERA WHIP	IP WLS BF H R ER SO BB IBB HBP BLK WP HR S P ERA WHIP	IP WLS BF H R ER SO BB IBB HBP BLK WP HR S P ERA WHIP	IP WLS BF H R ER SO BB IBB HBP BLK WP HR S P ERA WHIP	IP WLS BF H R ER SO BB IBB HBP BLK WP HR S P ERA WHIP	IP WLS BF H R ER SO BB IBB HBP BLK WP HR S P ERA WHIP	IP WLS BF H R ER SO BB IBB HBP BLK WP HR S P ERA WHIP	IP WLS BF H R ER SO BB IBB HBP BLK WP HR S P ERA WHIP	IP WLS BF H R ER SO BB IBB HBP BLK WP HR S P ERA WHIP	IP WLS BF H R ER SO BB IBB HBP BLK WP HR S P ERA WHIP	IP WLS BF H R ER SO BB IBB HBP BLK WP HR S P ERA WHIP	IP WLS BF H R ER SO BB IBB HBP BLK WP HR S P ERA WHIP	IP WLS BF H R ER SO BB IBB HBP BLK WP HR S P ERA WHIP	IP WLS BF H R ER SO BB IBB HBP BLK WP HR S P ERA WHIP	IP WLS BF H R ER SO BB IBB HBP BLK WP HR S P ERA WHIP					
35 Lance Lynn, R ERA: 5.75	6.0	W	29	8	5	5	3	5	0	0	0	0	0	0	0	0	2	0	62	103	7.50	2.167
25 José Leclerc, R ERA: 7.71	1.0	H	3	0	0	0	2	0	0	0	0	0	0	0	0	0	0	0	13	17	0.00	0.000
31 Chris Martin, R ERA: 3.38	1.0	H	3	1	0	0	1	0	0	0	0	0	0	0	0	0	0	0	8	10	0.00	1.000
27 Shawn Kelley, R ERA: 1.29	1.0	S	3	0	0	0	0	0	0	0	0	0	0	0	0	0	0	0	6	8	0.00	0.000

Batter	1	2	3	4	5	6	7	8	9	AB	R	H	RBI	BB	SO	LOB	BOTTOM					
17 Shin-Soo Choo, L OBP: 0.402, SLG: 0.548	G4-3		G4-3			G4-3				4	0	0	0	1	0	2	Toronto Blue Jays @ Texas Rangers Globe Life Park in Arlington, Arlington, TX Sat May 04 2019, 8:09 PM - 11:07 PM EDT Att: 31,787 - Partly Cloudy - 74 F AB 31 R 8 H 7 RBI 8 BB 7 SO 7 LOB 13 					
3 Delino DeShields, R OBP: 0.340, SLG: 0.513		L4								0	0	0	0	0	0	0						
1 Elvis Andrus, R OBP: 0.395, SLG: 0.541	B3					F8				5	0	1	1	0	0	2						
30 Nomar Mazara, L OBP: 0.289, SLG: 0.455										4	1	1	1	0	1	1						
24 Hunter Pence, R OBP: 0.368, SLG: 0.500	G6-3									2	1	1	0	2	0	0						
13 Joey Gallo, L OBP: 0.410, SLG: 0.670										3	2	1	0	1	1	2						
12 Rougned Odor, L OBP: 0.207, SLG: 0.189										4	0	0	0	0	2	4						
14 Adrúbal Cabrera, S OBP: 0.294, SLG: 0.451										2	2	0	0	2	1	0						
41 Logan Forsythe, R OBP: 0.388, SLG: 0.470										3	1	2	2	1	1	0						
9 Isiah Kiner-Falefa, R OBP: 0.302, SLG: 0.273										4	1	1	4	0	1	2						
Inning Stats	R: 1 E: 0 K: 0 S: 9	H: 1 LOB: 0 BB: 0 P: 12	R: 4 E: 0 K: 1 S: 16	H: 2 LOB: 1 BB: 3 P: 33	R: 3 E: 1 K: 1 S: 19	H: 3 LOB: 1 BB: 1 P: 31	R: 0 E: 0 K: 1 S: 10	H: 0 LOB: 1 BB: 1 P: 17	R: 0 E: 0 K: 0 S: 9	H: 0 LOB: 0 BB: 0 P: 16	R: 0 E: 0 K: 1 S: 11	H: 0 LOB: 0 BB: 0 P: 13	R: 0 E: 0 K: 1 S: 9	H: 0 LOB: 1 BB: 1 P: 19	R: 0 E: 0 K: 2 S: 11	H: 1 LOB: 2 BB: 1 P: 21	1B: 5 2B: 0 3B: 1 HR: 1	SF: 0 SAC: 0 DP: 0 HBP: 0	WP: 0 PB: 0 SB: 1 CS: 0	PA: 38		
PITCHER	IP WLS BF H R ER SO BB IBB HBP BLK WP HR S P ERA WHIP	IP WLS BF H R ER SO BB IBB HBP BLK WP HR S P ERA WHIP	IP WLS BF H R ER SO BB IBB HBP BLK WP HR S P ERA WHIP	IP WLS BF H R ER SO BB IBB HBP BLK WP HR S P ERA WHIP	IP WLS BF H R ER SO BB IBB HBP BLK WP HR S P ERA WHIP	IP WLS BF H R ER SO BB IBB HBP BLK WP HR S P ERA WHIP	IP WLS BF H R ER SO BB IBB HBP BLK WP HR S P ERA WHIP	IP WLS BF H R ER SO BB IBB HBP BLK WP HR S P ERA WHIP	IP WLS BF H R ER SO BB IBB HBP BLK WP HR S P ERA WHIP	IP WLS BF H R ER SO BB IBB HBP BLK WP HR S P ERA WHIP	IP WLS BF H R ER SO BB IBB HBP BLK WP HR S P ERA WHIP	IP WLS BF H R ER SO BB IBB HBP BLK WP HR S P ERA WHIP	IP WLS BF H R ER SO BB IBB HBP BLK WP HR S P ERA WHIP	IP WLS BF H R ER SO BB IBB HBP BLK WP HR S P ERA WHIP	IP WLS BF H R ER SO BB IBB HBP BLK WP HR S P ERA WHIP	IP WLS BF H R ER SO BB IBB HBP BLK WP HR S P ERA WHIP						
45 Thomas Pannone, L ERA: 8.05	2.1	L	15	7	7	7	1	3	0	0	0	0	0	0	0	0	2	0	21	35	0.00	1.800
64 Derek Law, R ERA: 1.21	1.2		8	1	1	0	1	2	0	0	0	0	0	0	0	0	0	0	20	29	0.00	0.000
43 Sam Gaviglio, R ERA: 1.21	2.0		6	0	0	0	2	0	0	0	0	0	0	0	0	0	0	0	20	40	0.00	1.500
65 Elvis Luciano, R ERA: 3.07	2.0		9	1	0	0	3	2	0	0	0	0	0	0	0	0	0	0	20	40	0.00	1.500

Batter	1	2	3	4	5	6	7	8	9	AB	R	H	RBI	BB	SO	LOB	TOP			
5 Eric Sogard, L (1.4) OBP: 0.370, SLG: 0.696										3	1	1	1	1	0	0				
16 Freddy Galvis, S (1.6) OBP: 0.301, SLG: 0.454										4	0	0	0	0	1	1				
15 Randal Grichuk, R (1.8) OBP: 0.377, SLG: 0.439																				
38 Sócrates Brito, L (7.8) OBP: 0.179, SLG: 0.143																				
14 Justin Smoak, S (1.3) OBP: 0.297, SLG: 0.333																				
28 Billy McKinney, L (9. PH)																				
27 Vladimir Guerrero Jr., R (1.5) OBP: 0.265, SLG: 0.200																				
44 Rowdy Tellez, L (1.10) OBP: 0.316, SLG: 0.485																				
3 Brandon Drury, R (1.9) OBP: 0.254, SLG: 0.414																				
37 Teoscar Hernández, R (1.7) OBP: 0.277, SLG: 0.308										3	0	1	0	0	1	0				
9 Danny Jansen, R (1.2) OBP: 0.258, SLG: 0.238										3	0	0	0	0	1	1				
Inning Stats	R: 0 E: 0 K: 1 S: 10	H: 0 LOB: 1 BB: 1 P: 17	R: 0 E: 0 K: 2 S: 10	H: 0 LOB: 0 BB: 14	R: 1 E: 0 K: 1 S: 14	H: 1 LOB: 0 BB: 21	R: 0 E: 0 K: 1 S: 7	H: 1 LOB: 1 BB: 16	R: 0 E: 0 K: 0 S: 6	H: 1 LOB: 0 BB: 10	R: 1 E: 0 K: 0 S: 9	H: 2 LOB: 0 BB: 12	R: 0 E: 0 K: 1 S: 9	H: 0 LOB: 1 BB: 17	R: 0 E: 0 K: 0 S: 12	H: 1 LOB: 0 BB: 15	1B: 3 2B: 2 3B: 0 HR: 1	SF: 0 SAC: 0 DP: 3 HBP: 0	WP: 0 PB: 0 SB: 0 CS: 0	PA: 33
PITCHER	IP WLS BF H R ER SO BB IBB HBP BLK WP HR S P ERA WHIP																			
33 Drew Smyly, L (1.1) ERA: 6.63	4.0	15	2	1	1	5	2	0	0	0	0	0	0	0	1	41	68	2.25	1.000	
43 Kyle Dowdy, R (5.1) ERA: 5.82	2.0	W 6	1	0	0	0	0	0	0	0	0	0	12	20	0.00	0.500				
59 Brett Martin, L (7.1) ERA: 4.35	1.0	4	2	1	1	0	0	0	0	0	0	0	9	12	9.00	2.000				
46 Jeanmar Gómez, R (8.1) ERA: 8.74	1.0	4	0	0	0	1	1	0	0	0	0	0	9	17	0.00	1.000				
53 Jesse Chavez, R (9.1) ERA: 8.22	1.0	4	1	0	0	0	0	0	0	0	0	0	12	15	0.00	1.000				

Toronto Blue Jays @ Texas Rangers
Globe Life Park in Arlington, Arlington, TX
Sun May 05 2019, 3:10 PM - 5:58 PM EDT
Att: 30,934 - Sunny - 81 F

AB	30
R	2
H	6
RBI	2
BB	3
SO	6
LOB	10





Batter	1	2	3	4	5	6	7	8	9	AB	R	H	RBI	BB	SO	LOB	BOTTOM			
17 Shin-Soo Choo, L (1.10) OBP: 0.416, SLG: 0.555										4	2	3	1	1	1	0				
1 Elvis Andrus, R (1.6) OBP: 0.391, SLG: 0.532										4	0	1	2	0	0	3				
30 Nomar Mazara, L (1.9) OBP: 0.288, SLG: 0.448										4	1	1	0	0	1	2				
13 Joey Gallo, L (1.7) OBP: 0.413, SLG: 0.660										3	2	1	0	1	1	2				
14 Asdrúbal Cabrera, S (1.5) OBP: 0.302, SLG: 0.495										4	2	2	4	0	1	1				
12 Rougned Odor, L (1.4) OBP: 0.221, SLG: 0.244										4	1	2	3	0	0	0				
38 Danny Santana, S (1.3) OBP: 0.360, SLG: 0.571										4	1	1	0	0	0	1				
2 Jeff Mathis, R (1.2) OBP: 0.217, SLG: 0.232										4	1	1	0	0	0	1				
3 Delino DeShields, R (1.8) OBP: 0.327, SLG: 0.298										4	0	0	0	0	0	2				
Inning Stats	R: 0 E: 0 K: 1 S: 6	H: 1 LOB: 0 BB: 0 P: 6	R: 3 E: 0 K: 0 S: 15	H: 3 LOB: 0 BB: 0 P: 25	R: 3 E: 0 K: 0 S: 14	H: 2 LOB: 1 BB: 1 P: 23	R: 1 E: 0 K: 0 S: 16	H: 2 LOB: 1 BB: 0 P: 22	R: 1 E: 0 K: 2 S: 14	H: 2 LOB: 1 BB: 0 P: 23	R: 2 E: 0 K: 0 S: 11	H: 2 LOB: 1 BB: 1 P: 26	R: 0 E: 0 K: 0 S: 5	H: 0 LOB: 0 BB: 9	R: 0 E: 0 K: 1 S: 9	H: 0 LOB: 0 BB: 0 P: 15	1B: 7 2B: 3 3B: 0 HR: 2	SF: 0 SAC: 0 DP: 1 HBP: 0	WP: 2 PB: 0 SB: 0 CS: 0	PA: 37
PITCHER	IP WLS BF H R ER SO BB IBB HBP BLK WP HR S P ERA WHIP																			
36 Clay Buchholz, R (1.1) ERA: 6.57	4.0	L 20	8	7	7	1	1	0	0	0	0	0	1	0	14	23	9.00	2.000		
64 Derek Law, R (5.1) ERA: 3.98	1.0	5	2	1	1	2	0	0	0	0	0	0	1	0	7	19	54.00	9.000		
65 Elvis Luciano, R (6.1) ERA: 4.2	0.1	4	2	2	2	0	1	0	0	0	0	0	0	4	7	0.00	0.000			
58 Tim Mayza, L (6.1) ERA: 4.4	0.2	2	0	0	0	0	0	0	0	0	0	0	0	5	9	0.00	0.000			
52 Ryan Tepera, R (7.1) ERA: 4.91	1.0	3	0	0	0	0	0	0	0	0	0	0	0	5	9	0.00	0.000			

Toronto Blue Jays @ Texas Rangers
Globe Life Park in Arlington, Arlington, TX
Sun May 05 2019, 3:10 PM - 5:58 PM EDT
Att: 30,934 - Sunny - 81 F

AB	35
R	10
H	12
RBI	10
BB	2
SO	4
LOB	12



Batter	1	2	3	4	5	6	7	8	9	AB	R	H	RBI	BB	SO	LOB	TOP					
26 Max Kepler, L (1,9) OBP: 0.315, SLG: 0.482 60 Jake Cave, L (8,9) OBP: 0.308, SLG: 0.235	G3-1	G3		L3-6			K		11 2B 20 SF9 BB	4	0	0	0	0	1	2	Minnesota Twins @ Toronto Blue Jays Rogers Centre, Toronto, ON Mon May 06 2019, 7:09 PM - 10:01 PM EDT Att: 12,292 - Roof Closed - 68 F AB 36 R 8 H 12 RBI 8 BB 3 SO 5 LOB 15 					
11 Jorge Polanco, S (1,6) OBP: 0.289, SLG: 0.610	20 F 23 1B G4-3 1B	PO	B1-3		23 G5-4-3 BB		HR	24 PB 2B	4	2	3	1	1	0	0							
23 Nelson Cruz, R (1,10) OBP: 0.393, SLG: 0.588	20 G4-3 1B		24 FC5-4 1B		G5-4-3		1B	P3	5	0	3	0	0	0	3							
20 Eddie Rosario, L (1,7) OBP: 0.269, SLG: 0.552	G4-3		F7		HR		K	SF9	4	1	1	3	0	1	3							
24 C.J. Cron, R (1,3) OBP: 0.272, SLG: 0.412	K		FC5-4		F9		G2-3	K	5	0	0	0	0	2	4							
9 Marwin Gonzalez, S (1,5) OBP: 0.273, SLG: 0.280 13 Ehire Adrianza, S (8,PH) OBP: 0.245, SLG: 0.214	K								2	1	0	0	1	1	0							
16 Jonathan Schoop, R (1,4) OBP: 0.339, SLG: 0.523									1	0	0	0	0	0	0							
15 Jason Castro, L (1,2) OBP: 0.380, SLG: 0.585 18 Mitch Garver, R (9,2) OBP: 0.387, SLG: 0.719									3	1	2	3	0	0	1							
25 Byron Buxton, R (1,8) OBP: 0.318, SLG: 0.485									0	0	0	0	0	0	0							
Inning Stats	R: 1 H: 2 E: 1 K: 1 S: 14	H: 2 LOB: 0 BB: 0 P: 19	R: 2 H: 2 E: 1 K: 1 S: 11	H: 2 LOB: 0 BB: 0 P: 17	R: 0 H: 1 E: 0 K: 0 S: 5	H: 1 LOB: 1 BB: 0 P: 6	R: 2 H: 2 E: 0 K: 0 S: 8	H: 2 LOB: 0 BB: 1 P: 15	R: 1 H: 1 E: 0 K: 0 S: 9	H: 1 LOB: 0 BB: 0 P: 17	R: 0 H: 0 E: 0 K: 0 S: 9	H: 0 LOB: 1 BB: 0 P: 14	R: 1 H: 1 E: 0 K: 1 S: 17	H: 1 LOB: 1 BB: 1 P: 30	1B: 5 2B: 5 3B: 0 HR: 3	SF: 1 SAC: 0 DP: 2 HBP: 1	WP: 0 PB: 1 SB: 0 CS: 0	PA: 42				
PITCHER	IP WLS BF H R ER SO BB IBB HBP BLK WP HR S P ERA WHIP																					
6 Marcus Stroman, R (1,1) ERA: 2.96 46 Daniel Hudson, R (5,1) ERA: 3.86 43 Sam Gaviglio, R (7,1) ERA: 1.13 31 Joe Biagini, R (9,1) ERA: 3.45 45 Thomas Pannone, L (9,1) ERA: 7.79	4.2 L 22 8 6 5 2 2 0 0 0 0 0 2 45 71 9.64 2.143																					
Batter	1	2	3	4	5	6	7	8	9	AB	R	H	RBI	BB	SO	LOB	BOTTOM					
5 Eric Sogard, L (1,4) OBP: 0.343, SLG: 0.650	F8		K						G1-3	4	0	0	0	0	2	1	Minnesota Twins @ Toronto Blue Jays Rogers Centre, Toronto, ON Mon May 06 2019, 7:09 PM - 10:01 PM EDT Att: 12,292 - Roof Closed - 68 F AB 29 R 0 H 3 RBI 0 SO 10 LOB 8 					
16 Freddy Galvis, S (1,6) OBP: 0.302, SLG: 0.451 38 Sócrates Brito, L (8,9) OBP: 0.175, SLG: 0.139	L9								G5-3	3	0	1	0	0	1	0						
15 Randal Grichuk, R (1,8) OBP: 0.313, SLG: 0.436	G6-3								G4-3	4	0	1	0	0	1	1						
14 Justin Smoak, S (1,3) OBP: 0.373, SLG: 0.427									L9	3	0	0	0	1	1	1						
27 Vladimir Guerrero Jr., R (1,5) OBP: 0.243, SLG: 0.182										3	0	0	0	0	2	2						
44 Rowdy Tellez, L (1,10) OBP: 0.318, SLG: 0.480	F8									3	0	1	0	0	0	0						
3 Brandon Drury, R (1,9) OBP: 0.248, SLG: 0.403										3	0	0	0	0	1	1						
37 Teoscar Hernández, R (1,7) OBP: 0.270, SLG: 0.300										3	0	0	0	0	2	1						
9 Danny Jansen, R (1,2) OBP: 0.261, SLG: 0.232										2	0	0	0	1	0	1						
Inning Stats	R: 0 H: 0 E: 0 K: 0 S: 10	H: 0 LOB: 0 BB: 0 P: 12	R: 0 H: 0 E: 0 K: 2 S: 11	H: 0 LOB: 0 BB: 0 P: 15	R: 0 H: 0 E: 0 K: 2 S: 9	H: 0 LOB: 1 BB: 1 P: 16	R: 0 H: 1 E: 0 K: 1 S: 10	H: 1 LOB: 1 BB: 1 P: 20	R: 0 H: 0 E: 0 K: 1 S: 11	H: 0 LOB: 0 BB: 0 P: 15	R: 0 H: 0 E: 0 K: 2 S: 7	H: 0 LOB: 0 BB: 0 P: 11	R: 0 H: 0 E: 0 K: 1 S: 8	H: 0 LOB: 0 BB: 0 P: 13	R: 0 H: 0 E: 0 K: 1 S: 5	H: 0 LOB: 0 BB: 0 P: 8	R: 0 H: 1 E: 0 K: 0 S: 9	H: 1 LOB: 1 BB: 0 P: 15	1B: 3 2B: 0 3B: 0 HR: 0	SF: 0 SAC: 0 DP: 1 HBP: 0	WP: 0 PB: 0 SB: 0 CS: 0	PA: 31
PITCHER	IP WLS BF H R ER SO BB IBB HBP BLK WP HR S P ERA WHIP																					
33 Martin Pérez, L (1,1) ERA: 2.83 19 Ryne Harper, R (8,1) ERA: 1.99 68 Matt Magill, R (9,1) ERA: 3.86	7.0 W 24 2 0 0 0 1 0 0 0 0 0 0 5 8 0.00 0.000																					
68 Matt Magill, R (9,1) ERA: 3.86	1.0 4 1 0 0 0 0 0 0 0 0 0 0 9 15 0.00 1.000																					

Batter	1	2	3	4	5	6	7	8	9	AB	R	H	RBI	BB	SO	LOB	TOP			
26 Max Kepler, L OBP: 0.318, SLG: 0.487										5	1	2	0	0	0	0				
11 Jorge Polanco, S OBP: 0.392, SLG: 0.603										3	0	1	0	1	1	1				
23 Nelson Cruz, R OBP: 0.380, SLG: 0.566										4	0	0	0	0	2	4				
20 Eddie Rosario, L OBP: 0.268, SLG: 0.543										4	1	1	0	0	1	2				
18 Mitch Garver, R OBP: 0.424, SLG: 0.783										3	1	3	2	1	0	0				
9 Marwin Gonzalez, S OBP: 0.281, SLG: 0.282										3	0	1	1	1	1	1				
16 Jonathan Schoop, R OBP: 0.328, SLG: 0.505										4	0	0	0	0	0	6				
13 Ehire Adrianza, S OBP: 0.226, SLG: 0.196										4	0	0	0	0	0	1				
25 Byron Buxton, R OBP: 0.306, SLG: 0.466										4	0	0	0	0	2	0				
Inning Stats	R: 1 H: 2 E: 0 K: 1 S: 18	H: 2 LOB: 3 BB: 2 P: 31	R: 0 H: 0 E: 0 K: 0 S: 8	H: 0 LOB: 0 BB: 0 P: 13	R: 0 H: 0 E: 0 K: 1 S: 6	H: 0 LOB: 0 BB: 1 P: 12	R: 0 H: 1 E: 0 K: 1 S: 11	H: 1 LOB: 1 BB: 0 P: 12	R: 0 H: 1 E: 0 K: 2 S: 8	H: 1 LOB: 1 BB: 0 P: 11	R: 2 H: 2 E: 0 K: 0 S: 7	H: 2 LOB: 0 BB: 0 P: 11	R: 0 H: 0 E: 0 K: 1 S: 6	H: 2 LOB: 2 BB: 0 P: 9	R: 0 H: 0 E: 0 K: 1 S: 7	H: 0 LOB: 0 BB: 0 P: 9	1B: 6 2B: 1 HR: 1	SF: 0 SAC: 0 DP: 0 HBP: 0	WP: 0 PB: 0 SB: 0 CS: 0	PA: 37
PITCHER	IP WLS BF H R ER SO BB IBB HBP BLK WP HR S P ERA WHIP																			
41 Aaron Sanchez, R ERA: 3.21	7.0 L 29 6 3 3 6 3 0 0 0 0 0 1 64 99 3.86 1.286																			
52 Ryan Tepera, R ERA: 4.32	1.0 5 2 0 0 0 0 0 0 0 0 0 0 11 18 0.00 2.000																			
51 Ken Giles, R ERA: 1.65	1.0 3 0 0 0 1 0 0 0 0 0 0 0 7 9 0.00 0.000																			

Minnesota Twins @ Toronto Blue Jays
Rogers Centre, Toronto, ON
Tue May 07 2019, 7:08 PM - 9:38 PM EDT
Att. 14,039 - Roof Closed - 68 F

livebaseballscores.com

AB 34
R 3
H 8
RBI 3
BB 3
SO 7
LOB 15



Batter	1	2	3	4	5	6	7	8	9	AB	R	H	RBI	BB	SO	LOB	BOTTOM					
16 Freddy Galvis, S OBP: 0.292, SLG: 0.437										4	0	0	0	0	0	2						
14 Justin Smoak, S OBP: 0.370, SLG: 0.421										4	0	1	0	0	1	1						
15 Randal Grichuk, R OBP: 0.311, SLG: 0.431										4	0	1	0	0	0	2						
44 Rowdy Tellez, L OBP: 0.307, SLG: 0.462										4	0	0	0	0	2	2						
27 Vladimir Guerrero Jr., R OBP: 0.244, SLG: 0.189										4	0	1	0	0	1	1						
28 Billy McKinney, L OBP: 0.286, SLG: 0.340										4	0	1	0	0	1	2						
3 Brandon Drury, R OBP: 0.250, SLG: 0.402										3	0	1	0	0	1	1						
37 Teoscar Hernández, R OBP: 0.264, SLG: 0.292										3	0	0	0	0	0	1						
21 Luke Maile, R OBP: 0.209, SLG: 0.250										3	0	1	0	0	0	1						
Inning Stats	R: 0 H: 0 E: 0 K: 0 S: 12	H: 0 LOB: 0 BB: 0 P: 17	R: 0 H: 0 E: 0 K: 2 S: 10	H: 0 LOB: 0 BB: 0 P: 13	R: 0 H: 1 E: 0 K: 0 S: 6	H: 1 LOB: 1 BB: 0 P: 10	R: 0 H: 1 E: 0 K: 1 S: 11	H: 1 LOB: 1 BB: 0 P: 14	R: 0 H: 1 E: 0 K: 1 S: 10	H: 0 LOB: 0 BB: 0 P: 15	R: 0 H: 1 E: 0 K: 1 S: 11	H: 1 LOB: 1 BB: 0 P: 15	R: 0 H: 1 E: 0 K: 0 S: 5	H: 1 LOB: 1 BB: 0 P: 8	R: 0 H: 0 E: 0 K: 0 S: 8	H: 0 LOB: 0 BB: 0 P: 13	R: 0 H: 2 E: 0 K: 1 S: 10	H: 2 LOB: 2 BB: 0 P: 14	1B: 5 2B: 1 HR: 0	SF: 0 SAC: 0 DP: 0 HBP: 0	WP: 1 PB: 0 SB: 0 CS: 0	PA: 33
PITCHER	IP WLS BF H R ER SO BB IBB HBP BLK WP HR S P ERA WHIP																					
17 José Berrios, R ERA: 2.53	7.0 W 25 4 0 0 0 0 0 0 0 0 0 0 65 92 0.00 0.571																					
39 Trevor Hildenberger, R ERA: 4.63	0.2 H 2 0 0 0 0 0 0 0 0 0 0 0 6 10 0.00 0.000																					
65 Trevor May, R ERA: 2.73	0.1 H 1 0 0 0 0 0 0 0 0 0 0 0 2 3 0.00 0.000																					
55 Taylor Rogers, L ERA: 1.72	1.0 S 5 2 0 0 1 0 0 0 0 0 1 0 10 14 0.00 2.000																					

Minnesota Twins @ Toronto Blue Jays
Rogers Centre, Toronto, ON
Tue May 07 2019, 7:08 PM - 9:38 PM EDT
Att. 14,039 - Roof Closed - 68 F

livebaseballscores.com

AB 33
R 0
H 6
RBI 0
BB 0
SO 6
LOB 13




Batter	1	2	3	4	5	6	7	8	9	AB	R	H	RBI	BB	SO	LOB	TOP	
28 Leury Garcia, S OBP: 0.331, SLG: 0.368										4	0	0	1	0	1	1	Chicago White Sox @ Toronto Blue Jays Rogers Centre, Toronto, ON Fri May 10 2019, 7:09 PM - 10:17 PM EDT Att: 20,402 - Roof Closed - 68 F	
10 Yoan Moncada, S OBP: 0.342, SLG: 0.503										3	1	1	0	1	1			
79 Jose Abreu, R OBP: 0.346, SLG: 0.541										4	0	1	1	0	2			
17 Yonder Alonso, L OBP: 0.279, SLG: 0.328										4	0	0	0	0	1	2		
21 Welington Castillo, R OBP: 0.300, SLG: 0.284										3	0	0	0	1	0	1		
30 Nicky Delmonico, L OBP: 0.283, SLG: 0.333										4	0	1	0	0	2	2		
7 Tim Anderson, R OBP: 0.357, SLG: 0.522										4	2	2	1	0	0	1		
22 Charles Tilson, L OBP: 0.389, SLG: 0.412										4	0	1	0	0	0	1		
49 Ryan Cordell, R OBP: 0.329, SLG: 0.435										2	0	0	0	0	2	1		
Inning Stats	R: 1 E: 0 K: 1 S: 10	H: 2 LOB: 1 BB: 0 P: 13	R: 0 E: 0 K: 1 S: 10	H: 1 LOB: 1 BB: 0 P: 16	R: 0 E: 0 K: 1 S: 6	H: 0 LOB: 0 BB: 0 P: 8	R: 0 E: 0 K: 0 S: 7	H: 0 LOB: 0 BB: 0 P: 11	R: 1 E: 0 K: 3 S: 18	H: 2 LOB: 1 BB: 0 P: 20	R: 0 E: 0 K: 0 S: 8	H: 0 LOB: 0 BB: 0 P: 11	R: 0 E: 0 K: 1 S: 9	H: 0 LOB: 0 BB: 0 P: 12	1B: 3 2B: 2 3B: 0 HR: 1	SF: 0 SAC: 1 DP: 0 HBP: 0		WP: 0 PB: 0 CS: 2
PITCHER	IP WLS BF H R ER SO BB IBB HBP BLK WP HR S P ERA WHIP																	
46 Daniel Hudson, R ERA: 3.93	1.0	5	2	1	1	1	0	0	0	0	0	0	0	10	13	9.00	2.000	31 Joe Biagini, R ERA: 3.18 51 Ken Giles, R ERA: 1.96
45 Thomas Pannone, L ERA: 8.85	1.2	6	1	0	0	1	0	0	0	0	0	0	0	13	19	0.00	0.600	
43 Sam Gaviglio, R ERA: 1.95	2.2	H 10	1	1	1	3	1	0	0	0	0	1	26	44	3.38	0.750		
58 Tim Mayza, L ERA: 3.94	0.2	H 3	0	0	0	2	1	0	0	0	0	0	11	19	0.00	1.500		
52 Ryan Tepera, R ERA: 5.0	0.2	H 4	2	1	1	0	0	0	0	0	0	0	8	14	13.50	3.000		

Batter	1	2	3	4	5	6	7	8	9	AB	R	H	RBI	BB	SO	LOB	BOTTOM			
5 Eric Sogard, L OBP: 0.323, SLG: 0.597										4	0	1	0	0	0	0	Chicago White Sox @ Toronto Blue Jays Rogers Centre, Toronto, ON Fri May 10 2019, 7:09 PM - 10:17 PM EDT Att: 20,402 - Roof Closed - 68 F			
27 Vladimir Guerrero Jr., R OBP: 0.222, SLG: 0.171										4	0	0	0	0	0	1				
14 Justin Smoak, S OBP: 0.384, SLG: 0.410										0	1	0	0	4	0	0				
44 Rowdy Tellez, L OBP: 0.306, SLG: 0.455										3	1	1	0	1	2	2				
15 Randal Grichuk, R OBP: 0.301, SLG: 0.434										4	1	1	3	0	1	3				
16 Freddy Galvis, S OBP: 0.283, SLG: 0.418										4	0	0	0	0	1	0				
37 Teoscar Hernandez, R OBP: 0.279, SLG: 0.322										2	1	1	1	2	0	0				
9 Danny Jansen, R OBP: 0.250, SLG: 0.221										4	0	0	0	0	1	3				
49 Jonathan Davis, R OBP: 0.301, SLG: 0.434										3	0	0	0	0	1	3				
Inning Stats	R: 3 E: 0 K: 1 S: 14	H: 2 LOB: 2 BB: 0 P: 24	R: 1 E: 0 K: 0 S: 9	H: 1 LOB: 0 BB: 0 P: 16	R: 0 E: 0 K: 2 S: 10	H: 0 LOB: 1 BB: 1 P: 17	R: 0 E: 0 K: 0 S: 6	H: 0 LOB: 1 BB: 1 P: 15	R: 0 E: 0 K: 1 S: 7	H: 0 LOB: 2 BB: 1 P: 15	R: 0 E: 0 K: 2 S: 15	H: 0 LOB: 2 BB: 1 P: 22	R: 0 E: 0 K: 0 S: 13	H: 1 LOB: 1 BB: 1 P: 21	R: 0 E: 0 K: 0 S: 5	H: 0 LOB: 0 BB: 0 P: 7		1B: 1 2B: 1 3B: 0 HR: 2	SF: 0 SAC: 0 DP: 1 HBP: 0	WP: 1 PB: 0 SB: 0 CS: 0
PITCHER	IP WLS BF H R ER SO BB IBB HBP BLK WP HR S P ERA WHIP																			
68 Dylan Covey, R ERA: 5.91	4.2	L 21	3	4	4	3	5	0	0	0	0	1	0	3	4	0.00	0.000	31 Joe Biagini, R ERA: 3.18 51 Ken Giles, R ERA: 1.96		
64 Josh Osich, L ERA: 3.0	0.1	1	0	0	0	1	0	0	0	0	0	0	1	3	4	0.00	0.000			
61 Ryan Burr, R ERA: 4.91	1.0	5	0	0	0	2	1	0	0	0	0	0	0	15	22	0.00	1.000			
43 Evan Marshall, R ERA: 3.0	1.0	5	1	0	0	0	1	0	0	0	0	0	0	13	21	0.00	2.000			
39 Aaron Bummer, L ERA: 3.0	1.0	3	0	0	0	0	0	0	0	0	0	0	0	5	7	0.00	0.000			

Batter	1	2	3	4	5	6	7	8	9	AB	R	H	RBI	BB	SO	LOB	TOP			
28 Leury García, S OBP: 0.329, SLG: 0.364	L8		G4-3	K					G6-3	2	0	0	0	0	0	1	Chicago White Sox @ Toronto Blue Jays Rogers Centre, Toronto, ON Sun May 12 2019, 1:09 PM - 3:56 PM EDT Att: 24,222 - Roof Closed - 68 F			
20 José Rondón, R OBP: 0.279, SLG: 0.397										3	0	1	0	0	1					
10 Yoán Moncada, S OBP: 0.339, SLG: 0.484	K			F7	K				K	5	0	0	0	0	3	2				
79 José Abreu, R OBP: 0.331, SLG: 0.513	K				G5-3				F9	5	1	1	0	0	2	0				
17 Yonder Alonso, L OBP: 0.284, SLG: 0.349					17 HR					4	1	2	2	0	2	0				
33 James McCann, R OBP: 0.421, SLG: 0.607	K									4	1	2	0	0	1	0				
22 Charles Tilson, L OBP: 0.407, SLG: 0.440	K									4	1	1	0	0	3	2				
7 Tim Anderson, R OBP: 0.362, SLG: 0.535										4	1	3	3	0	1	0				
5 Yolmer Sánchez, S OBP: 0.298, SLG: 0.283										3	0	0	0	1	2	2				
49 Ryan Cordell, R OBP: 0.329, SLG: 0.409										2	0	0	0	1	1	2				
Inning Stats	R: 0 E: 0 K: 2 S: 7	H: 0 LOB: 0 BB: 0 P: 10	R: 0 E: 0 K: 3 S: 9	H: 0 LOB: 0 BB: 0 P: 13	R: 0 E: 0 K: 1 S: 6	H: 1 LOB: 1 BB: 1 P: 13	R: 5 E: 0 K: 1 S: 16	H: 5 LOB: 1 BB: 0 P: 23	R: 0 E: 0 K: 2 S: 13	H: 1 LOB: 2 BB: 1 P: 20	R: 0 E: 0 K: 2 S: 15	H: 0 LOB: 0 BB: 0 P: 12	R: 0 E: 0 K: 2 S: 15	H: 1 LOB: 1 BB: 0 P: 20	R: 0 E: 0 K: 1 S: 7	H: 0 LOB: 0 BB: 0 P: 10	1B: 8 2B: 0 HR: 2	SF: 0 SAC: 0 DP: 0 HBP: 1	WP: 0 PB: 0 SB: 1 CS: 1	PA: 39
PITCHER	IP WLS BF H R ER SO	IP WLS BF H R ER SO	IP WLS BF H R ER SO	IP WLS BF H R ER SO	IP WLS BF H R ER SO	IP WLS BF H R ER SO	IP WLS BF H R ER SO	IP WLS BF H R ER SO	IP WLS BF H R ER SO	IP WLS BF H R ER SO	IP WLS BF H R ER SO	IP WLS BF H R ER SO	IP WLS BF H R ER SO	IP WLS BF H R ER SO	IP WLS BF H R ER SO	IP WLS BF H R ER SO	ERA WHIP	ERA WHIP		
41 Aaron Sanchez, R ERA: 3.75	6.0	L	29	9	5	5	11	2	0	0	0	0	0	0	0	0	0	7.50	1.833	
46 Daniel Hudson, R ERA: 3.72	1.0		3	0	0	0	2	0	0	0	0	0	0	0	0	0	0	0.00	0.000	
58 Tim Lincecum, L ERA: 3.71	1.0		3	1	0	0	2	0	0	0	0	0	0	0	0	0	0	0.00	1.000	
31 Joe Biagini, R ERA: 3.0	1.0		3	0	0	0	1	0	0	0	0	0	0	0	0	0	0	0.00	0.000	

Batter	1	2	3	4	5	6	7	8	9	AB	R	H	RBI	BB	SO	LOB	BOTTOM					
16 Freddy Galvis, S OBP: 0.295, SLG: 0.426	F7									4	1	1	0	0	2	1	Chicago White Sox @ Toronto Blue Jays Rogers Centre, Toronto, ON Sun May 12 2019, 1:09 PM - 3:56 PM EDT Att: 24,222 - Roof Closed - 68 F					
27 Vladimir Guerrero Jr., R OBP: 0.263, SLG: 0.254										4	0	1	0	0	1	0						
14 Justin Smoak, S OBP: 0.364, SLG: 0.384	L3									4	0	0	0	0	0	2						
44 Rowdy Tellez, L OBP: 0.295, SLG: 0.432										4	0	1	1	0	2	0						
15 Randal Grichuk, R OBP: 0.305, SLG: 0.461										3	0	0	0	1	2	2						
3 Brandon Drury, R OBP: 0.239, SLG: 0.383	P4									3	0	0	0	0	0	3						
37 Teoscar Hernández, R OBP: 0.272, SLG: 0.311										3	0	1	0	0	1	1						
9 Danny Jansen, R OBP: 0.242, SLG: 0.213										3	0	0	0	0	1	2						
49 Jonathan Davis, R OBP: 0.242, SLG: 0.213										3	0	0	0	0	1	1						
Inning Stats	R: 1 E: 0 K: 1 S: 12	H: 3 LOB: 2 BB: 0 P: 16	R: 0 E: 0 K: 1 S: 8	H: 1 LOB: 1 BB: 0 P: 12	R: 0 E: 0 K: 1 S: 9	H: 0 LOB: 0 BB: 0 P: 13	R: 0 E: 0 K: 0 S: 11	H: 0 LOB: 1 BB: 1 P: 20	R: 0 E: 0 K: 2 S: 11	H: 0 LOB: 0 BB: 0 P: 16	R: 0 E: 0 K: 1 S: 9	H: 0 LOB: 0 BB: 0 P: 14	R: 0 E: 0 K: 2 S: 9	H: 0 LOB: 0 BB: 0 P: 14	R: 0 E: 0 K: 1 S: 6	H: 0 LOB: 0 BB: 0 P: 8	R: 0 E: 0 K: 1 S: 7	H: 0 LOB: 0 BB: 0 P: 11	1B: 3 2B: 1 HR: 0	SF: 0 SAC: 0 DP: 0 HBP: 0	WP: 0 PB: 0 SB: 0 CS: 0	PA: 32
PITCHER	IP WLS BF H R ER SO	IP WLS BF H R ER SO	IP WLS BF H R ER SO	IP WLS BF H R ER SO	IP WLS BF H R ER SO	IP WLS BF H R ER SO	IP WLS BF H R ER SO	IP WLS BF H R ER SO	IP WLS BF H R ER SO	IP WLS BF H R ER SO	IP WLS BF H R ER SO	IP WLS BF H R ER SO	IP WLS BF H R ER SO	IP WLS BF H R ER SO	IP WLS BF H R ER SO	IP WLS BF H R ER SO	ERA WHIP	ERA WHIP				
27 Lucas Giolito, R ERA: 3.55	7.0	W	26	4	1	1	8	1	0	0	0	0	0	0	0	0	1.29	0.714				
61 Ryan Burr, R ERA: 4.6	1.0		3	0	0	0	1	0	0	0	0	0	0	0	0	0	0.00	0.000				
39 Aaron Bummer, L ERA: 4.6	1.0		3	0	0	0	1	0	0	0	0	0	0	0	0	0	0.00	0.000				

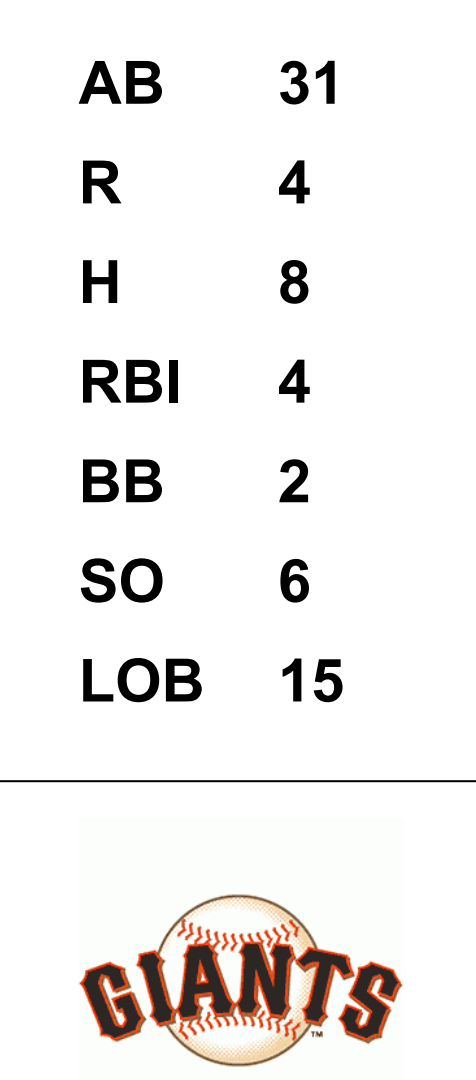
AB	36
R	5
H	10
RBI	5
BB	2
SO	16
LOB	10



Batter	1	2	3	4	5	6	7	8	9	AB	R	H	RBI	BB	SO	LOB	TOP							
3 Brandon Drury, R OBP: 0.246, SLG: 0.382										3	3	1	0	1	0	0	Toronto Blue Jays @ San Francisco Giants Oracle Park, San Francisco, CA Wed May 15 2019, 12:46 PM - 3:46 PM PDT Att: 31,828 - Overcast - 62 F							
27 Vladimir Guerrero Jr., R (1, 5) OBP: 0.323, SLG: 0.370										3	0	0	1	1	0	1								
44 Rowdy Tellez, L OBP: 0.293, SLG: 0.434										4	0	1	0	0	1	3								
49 Jonathan Davis, R (8, PR) (8, 8)										3	0	1	0	1	1	3								
15 Randal Grichuk, R (1, 8) (8, 9)										4	0	2	1	0	0	2								
16 Freddy Galvis, S OBP: 0.297, SLG: 0.433										4	0	0	0	0	4	4								
37 Tossias Hernández, R (1, 7) OBP: 0.292, SLG: 0.299										4	0	0	0	0	1	2								
28 Billy McKinney, L OBP: 0.281, SLG: 0.366											3	0	0	0	0	1								
21 Luke Maile, R OBP: 0.192, SLG: 0.224										3	0	0	0	0	1	1								
14 Justin Smoak, S OBP: 0.353, SLG: 0.372										1	0	0	0	0	1	0								
33 Edwin Jackson, R (1, 1)										2	0	0	0	0	1	0								
52 Ryan Tepera, R (6, 1)										0	0	0	0	0	0	0								
5 Eric Sogard, L OBP: 0.409, SLG: 0.553										1	0	0	0	0	1	0								
58 Tim Mayza, L (7, 1)										0	0	0	0	0	0	0								
46 Daniel Hudson, R (8, 1)										0	0	0	0	0	0	0								
Inning Stats	R: 1 E: 0 K: 2 S: 19	H: 2 LOB: 2 BB: 1 P: 26	R: 0 E: 1 K: 2 S: 10	H: 0 LOB: 0 BB: 0 P: 16	R: 1 E: 0 K: 0 S: 10	H: 0 LOB: 1 BB: 2 P: 19	R: 0 E: 0 K: 1 S: 10	H: 0 LOB: 0 BB: 0 P: 15	R: 1 E: 2 K: 0 S: 15	H: 0 LOB: 0 BB: 0 P: 20	R: 0 E: 0 K: 1 S: 8	H: 2 LOB: 1 BB: 0 P: 10	R: 0 E: 0 K: 1 S: 12	H: 0 LOB: 0 BB: 0 P: 18	R: 0 E: 0 K: 1 S: 8	H: 1 LOB: 1 BB: 0 P: 11	R: 0 E: 0 K: 3 S: 10	H: 0 LOB: 0 BB: 0 P: 13	1B: 3 2B: 4 3B: 0 HR: 0	SF: 0 SAC: 0 DP: 2 HBP: 0	WP: 2 PB: 0 CS: 1	PA: 35		
PITCHER	IP WLS BF H R ER SO BB IBB HBP BLK WP HR S P ERA WHIP	5.0 3.6 21 2 3 2 5 3 0 0 0 0 2 0 64 96 3.60 1.000	6.1 2.75 21 2 0 0 1 0 0 0 0 0 0 8 10 0.00 2.000	7.1 2.91 21 3 0 0 1 0 0 0 0 0 0 12 18 0.00 0.000	8.1 2.4 21 4 1 0 0 1 0 0 0 0 0 8 11 0.00 1.000	9.1 2.7 21 3 0 0 3 0 0 0 0 0 0 10 13 0.00 0.000																		

Batter	1	2	3	4	5	6	7	8	9	AB	R	H	RBI	BB	SO	LOB	BOTTOM						
12 Joe Panik, L OBP: 0.329, SLG: 0.339										3	1	1	0	0	0	3	Toronto Blue Jays @ San Francisco Giants Oracle Park, San Francisco, CA Wed May 15 2019, 12:46 PM - 3:46 PM PDT Att: 31,828 - Overcast - 62 F						
6 Steven Duggar, L OBP: 0.296, SLG: 0.368										3	0	0	0	1	1	2							
10 Evan Longoria, R OBP: 0.276, SLG: 0.426										4	0	1	0	0	1	3							
48 Pablo Sandoval, S OBP: 0.300, SLG: 0.603										4	0	1	1	0	0	1							
51 Mac Williamson, R (1, 7)										3	0	0	0	1	0	2							
35 Brandon Crawford, L OBP: 0.288, SLG: 0.278											4	1	1	1	0	0		2					
1 Kevin Pillar, R OBP: 0.247, SLG: 0.385											4	1	1	0	0	1							
16 Aramis Garcia, R (1, 2) OBP: 0.286, SLG: 0.667										3	1	1	2	0	2	1							
64 Shaun Anderson, R ERA: 3.6										2	0	2	0	0	0	0							
41 Mark Melancon, R (6, 1)										0	0	0	0	0	0	0							
49 Sam Dyson, R (7, 1)										0	0	0	0	0	0	0							
19 Tyler Austin, R OBP: 0.320, SLG: 0.475										1	0	0	0	0	1	0							
56 Tony Watson, L (8, 1)										0	0	0	0	0	0	0							
13 Will Smith, R (9, 1)										0	0	0	0	0	0	0							
Inning Stats	R: 1 E: 0 K: 0 S: 11	H: 1 LOB: 1 BB: 1 P: 21	R: 2 E: 1 K: 0 S: 10	H: 2 LOB: 1 BB: 0 P: 16	R: 0 E: 0 K: 0 S: 6	H: 1 LOB: 1 BB: 0 P: 9	R: 0 E: 0 K: 1 S: 11	H: 2 LOB: 1 BB: 0 P: 17	R: 0 E: 0 K: 1 S: 9	H: 0 LOB: 0 BB: 0 P: 14	R: 1 E: 0 K: 2 S: 11	H: 1 LOB: 0 BB: 0 P: 18	R: 0 E: 0 K: 2 S: 11	H: 1 LOB: 1 BB: 0 P: 17	R: 0 E: 0 K: 0 S: 14	H: 0 LOB: 1 BB: 1 P: 21	1B: 1 2B: 5 3B: 0 HR: 2	SF: 0 SAC: 0 DP: 2 HBP: 1	WP: 0 PB: 0 CS: 0	PA: 34			
PITCHER	IP WLS BF H R ER SO BB IBB HBP BLK WP HR S P ERA WHIP	5.0 3.6 22 6 3 2 2 1 0 0 0 0 1 11 47 3.60 1.400	6.1 5.4 22 4 1 1 2 0 0 0 0 0 1 11 18 9.00 1.000	7.1 3.26 22 4 1 0 2 0 0 0 0 0 0 11 17 0.00 1.000	8.1 3.48 22 4 0 0 0 0 1 0 0 0 0 14 21 0.00 1.000																		

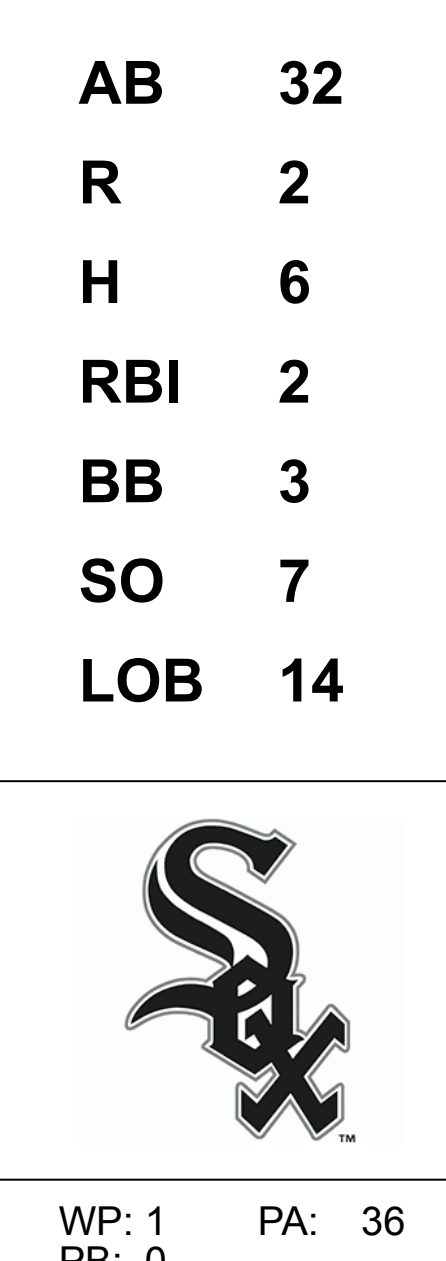
AB	32
R	3
H	5
RBI	2
BB	3
SO	11
LOB	16



Batter	1	2	3	4	5	6	7	8	9	AB	R	H	RBI	BB	SO	LOB	TOP										
5 Eric Sogard, L OBP: 0.312, SLG: 0.542										5	1	2	1	1	1	2	<p>Toronto Blue Jays @ Chicago White Sox Guaranteed Rate Field, Chicago, IL Fri May 17 2019, 7:11 PM - 10:24 PM CDT Att: 17,078 - Cloudy - 46 F</p>										
27 Vladimir Guerrero Jr., R (1, 5) OBP: 0.310, SLG: 0.387										4	2	1	2	1	0	2											
7 Richard Urena, S OBP: 0.324, SLG: 0.394										2	2	1	1	3	0	0											
14 Justin Smoak, S OBP: 0.379, SLG: 0.391										5	0	1	0	0	0	4											
44 Rowdy Tellez, L OBP: 0.290, SLG: 0.425										5	1	2	0	0	1	1											
15 Randal Grichuk, R OBP: 0.308, SLG: 0.440										5	1	2	0	0	1	1											
16 Freddy Galvis, S OBP: 0.293, SLG: 0.440										5	1	1	1	0	1	2											
3 Brandon Drury, R OBP: 0.245, SLG: 0.381										4	1	1	1	0	2	0											
28 Billy McKinney, L OBP: 0.292, SLG: 0.388										5	1	4	1	0	0	1											
9 Danny Jansen, R OBP: 0.261, SLG: 0.245										4	1	2	2	1	1	2											
Inning Stats	R: 1 H: 2 E: 0 K: 1 S: 9	H: 2 R: 0 BB: 0 P: 11	R: 2 H: 2 E: 0 K: 0 S: 13	H: 2 R: 0 BB: 0 P: 22	R: 4 H: 3 E: 1 K: 0 S: 23	H: 3 R: 1 BB: 2 P: 37	R: 2 H: 1 E: 0 K: 1 S: 12	H: 1 R: 0 LOB: 0 BB: 2 P: 23	R: 1 H: 2 E: 0 K: 2 S: 17	H: 2 R: 0 LOB: 0 BB: 1 P: 27	R: 0 H: 0 E: 0 K: 0 S: 10	H: 0 R: 0 LOB: 0 BB: 0 P: 15	R: 0 H: 2 E: 0 K: 0 S: 11	H: 2 R: 0 LOB: 2 BB: 0 P: 15	R: 0 H: 1 E: 0 K: 0 S: 8	H: 2 R: 0 LOB: 2 BB: 0 P: 15	R: 0 H: 2 E: 0 K: 3 S: 17	H: 2 R: 0 LOB: 2 BB: 0 P: 21	1B: 8 2B: 4 3B: 0 HR: 3	SF: 1 SAC: 0 DP: 1 HBP: 0	WP: 1 PB: 0 SB: 0 CS: 0	PA: 47					
PITCHER	IP	WLS	BF	H	R	ER	SO	BB	IBB	HBP	BLK	WP	HR	S	P	ERA	WHIP										
46 Iván Nova, R ERA: 7.42	3.0	L	21	8	9	8	1	4	0	0	0	0	3	52	88	24.00	4.000										
37 Juan Minaya, R ERA: 2.94	2.0		8	2	1	1	3	1	0	0	0	1	0	22	32	4.50	1.500										
64 Josh Osich, L ERA: 4.38	2.0		8	2	0	0	0	0	0	0	0	0	0	21	30	0.00	1.000										
39 Aaron Bummer, L ERA:	1.0		5	1	0	0	0	1	0	0	0	0	0	8	15	0.00	2.000										
61 Ryan Burr, R ERA: 4.32	1.0		5	2	0	0	3	0	0	0	0	0	0	17	21	0.00	2.000										

Batter	1	2	3	4	5	6	7	8	9	AB	R	H	RBI	BB	SO	LOB	BOTTOM										
28 Leury García, S OBP: 0.323, SLG: 0.358										4	0	0	1	0	0	2	<p>Toronto Blue Jays @ Chicago White Sox Guaranteed Rate Field, Chicago, IL Fri May 17 2019, 7:11 PM - 10:24 PM CDT Att: 17,078 - Cloudy - 46 F</p>										
10 Yadir Moncada, S OBP: 0.342, SLG: 0.512										4	0	2	1	0	2	0											
79 José Abreu, R OBP: 0.314, SLG: 0.494										4	0	0	0	0	2	3											
17 Yonder Alonso, L OBP: 0.280, SLG: 0.329										4	0	0	0	0	1	3											
33 James McCann, R OBP: 0.398, SLG: 0.563										3	0	0	0	0	0	0											
30 Nicky Delmonico, L OBP: 0.281, SLG: 0.305										3	0	0	0	1	1	0											
7 Tim Anderson, R OBP: 0.354, SLG: 0.513										4	1	2	0	0	0	2											
5 Yolmer Sánchez, S OBP: 0.322, SLG: 0.311										2	1	1	0	2	0	0											
22 Charles Tilson, L OBP: 0.349, SLG: 0.366										4	0	1	0	0	1	4											
Inning Stats	R: 0 H: 0 E: 0 K: 2 S: 8	H: 0 R: 0 LOB: 0 BB: 0 P: 10	R: 0 H: 0 E: 0 K: 2 S: 10	H: 0 R: 0 LOB: 0 BB: 0 P: 17	R: 2 H: 3 E: 0 K: 0 S: 12	H: 3 R: 1 LOB: 2 BB: 1 P: 21	R: 0 H: 0 E: 0 K: 0 S: 11	H: 0 R: 0 LOB: 0 BB: 2 P: 24	R: 0 H: 1 E: 0 K: 1 S: 10	H: 0 R: 0 LOB: 1 BB: 0 P: 12	R: 0 H: 0 E: 0 K: 0 S: 5	H: 0 R: 0 LOB: 0 BB: 0 P: 5	R: 0 H: 0 E: 0 K: 1 S: 7	H: 0 R: 0 LOB: 0 BB: 0 P: 8	R: 0 H: 0 E: 0 K: 1 S: 11	H: 0 R: 0 LOB: 0 BB: 0 P: 16	R: 0 H: 2 E: 0 K: 0 S: 9	H: 2 R: 0 LOB: 2 BB: 0 P: 15	1B: 6 2B: 0 3B: 0 HR: 0	SF: 0 SAC: 0 DP: 1 HBP: 1	WP: 1 PB: 0 SB: 0 CS: 0	PA: 36					
PITCHER	IP	WLS	BF	H	R	ER	SO	BB	IBB	HBP	BLK	WP	HR	S	P	ERA	WHIP										
41 Aaron Sanchez, R ERA: 3.88	3.0		15	3	2	2	4	2	0	1	0	0	0	31	54	6.00	1.667										
43 Sam Gaviglio, R ERA: 1.79	3.0	W	10	1	0	0	1	1	0	0	0	0	0	25	35	0.00	0.667										
48 Javy Guerra, R ERA: 3.86	3.0	S	11	2	0	0	2	0	0	0	0	0	0	27	39	0.00	0.667										

AB	40
R	10
H	15
RBI	9
BB	6
SO	7
LOB	16



Batter	1	2	3	4	5	6	7	8	9	AB	R	H	RBI	BB	SO	LOB	TOP										
5 Eric Sogard, L (1,4) OBP: 0.392, SLG: 0.511	G4-3		G3-6-3		L8			B5	G5-3	5	0	0	0	0	0	2											
27 Vladimir Guerrero Jr., R (1,5) OBP: 0.325, SLG: 0.441	L9			16 BB		F9		HR		4	1	2	2	0	0	0											
14 Justin Smoak, S (1,3) OBP: 0.377, SLG: 0.384	P5			16 BB		F9		44 G3		3	0	1	0	1	0	0											
44 Rowdy Tellez, L (1,10) OBP: 0.299, SLG: 0.424	P2		F5					G3		4	0	1	0	0	0	3											
15 Randal Grichuk, R (1,9) OBP: 0.303, SLG: 0.428	L9		F8					G1-3		4	0	0	0	0	0	4											
16 Freddy Galvis, S (1,6) OBP: 0.294, SLG: 0.439	F8									3	0	0	0	1	1	0											
28 Billy McKinney, L (1,7) OBP: 0.285, SLG: 0.398			HR							4	2	1	1	0	1	3											
9 Danny Jansen, R (1,2) OBP: 0.270, SLG: 0.284			5 G3-6-3		F7					4	1	2	2	0	1	0											
49 Jonathan Davis, R (1,8) OBP: 0.056, SLG: 0.056	L7				P3			27 HR		4	1	1	0	0	1	1											
Inning Stats	R: 0 E: 0 K: 0 S: 9	H: 0 LOB: 0 BB: 0 P: 13	R: 0 E: 0 K: 0 S: 7	H: 0 LOB: 0 BB: 0 P: 7	R: 1 E: 0 K: 0 S: 13	H: 2 LOB: 0 BB: 0 P: 19	R: 0 E: 0 K: 1 S: 23	H: 1 LOB: 3 BB: 2 P: 39	R: 0 E: 0 K: 0 S: 6	H: 0 LOB: 0 BB: 0 P: 12	R: 0 E: 0 K: 0 S: 6	H: 1 LOB: 1 BB: 0 P: 9	R: 0 E: 0 K: 1 S: 8	H: 0 LOB: 0 BB: 0 P: 10	R: 2 E: 0 K: 0 S: 14	H: 3 LOB: 1 BB: 0 P: 18	R: 2 E: 1 K: 2 S: 15	H: 1 LOB: 0 BB: 0 P: 23	1B: 5 2B: 0 3B: 0 HR: 3	SF: 0 SAC: 0 DP: 1 HBP: 0	WP: 0 PB: 0 SB: 0 CS: 0	PA: 37					
PITCHER	IP	WLS	BF	H	R	ER	SO	BB	IBB	HBP	BLK	WP	HR	S	P	ERA	WHIP										
40 Reynaldo López, R (1,1) ERA: 5.14	6.0		23	4	1	1	1	2	0	0	0	0	1	64	99	1.50	1.000										
43 Evan Marshall, R (7,1) ERA:	1.0		3	0	0	0	1	0	0	0	0	0	0	8	10	0.00	0.000										
41 Kelvin Herrera, R (8,1) ERA: 5.85	1.0	L	6	3	2	2	0	0	0	0	0	0	1	14	18	18.00	3.000										
57 Jace Fry, L (9,1) ERA: 5.51	1.0		5	1	2	1	2	0	0	0	0	0	1	15	23	9.00	1.000										

Toronto Blue Jays @ Chicago White Sox
Guaranteed Rate Field, Chicago, IL
Sun May 19 2019, 1:12 PM - 4:17 PM CDT
Att: 18,605 - Cloudy - 70 F

livebaseballscorecards.com

AB 35
R 5
H 8
RBI 5
SO 4
LOB 13




Batter	1	2	3	4	5	6	7	8	9	AB	R	H	RBI	BB	SO	LOB	BOTTOM										
28 Leury García, S (1,8) OBP: 0.327, SLG: 0.381	G4-3		L7							4	0	2	0	0	0	0											
10 Yadir Moncada, S (1,5) OBP: 0.353, SLG: 0.529				79 G5-3		10 HBP		G4-3		2	1	1	0	1	0	2											
79 José Abreu, R (1,10) OBP: 0.320, SLG: 0.497	F8		G5-3			HBP				4	0	1	2	0	0	3											
17 Yonder Alonso, L (1,3) OBP: 0.282, SLG: 0.329	K		G1-3							4	0	0	0	0	2	4											
21 Welington Castillo, R (1,2) OBP: 0.297, SLG: 0.333	G1-3		L8							4	0	0	0	0	1	0											
30 Nicky Delmonico, L (1,7) OBP: 0.285, SLG: 0.286	L9									4	0	0	0	0	2	0											
7 Tim Anderson, R (1,6) OBP: 0.383, SLG: 0.516	G3-1									4	0	3	0	0	0	0											
5 Yolmer Sánchez, S (1,4) OBP: 0.311, SLG: 0.299	K									4	0	0	0	0	2	3											
22 Charles Tilson, L (1,9) OBP: 0.354, SLG: 0.356	K									2	1	0	0	1	1	0											
Inning Stats	R: 0 E: 0 K: 1 S: 9	H: 0 LOB: 1 BB: 1 P: 17	R: 0 E: 0 K: 0 S: 8	H: 0 LOB: 0 BB: 0 P: 13	R: 0 E: 0 K: 2 S: 9	H: 0 LOB: 0 BB: 0 P: 15	R: 1 E: 0 K: 0 S: 9	H: 1 LOB: 0 BB: 0 P: 14	R: 0 E: 0 K: 1 S: 10	H: 1 LOB: 1 BB: 0 P: 13	R: 0 E: 0 K: 0 S: 8	H: 1 LOB: 2 BB: 0 P: 15	R: 0 E: 0 K: 1 S: 9	H: 1 LOB: 0 BB: 0 P: 11	R: 1 E: 0 K: 1 S: 17	H: 2 LOB: 1 BB: 1 P: 29	R: 0 E: 0 K: 2 S: 13	H: 1 LOB: 0 BB: 0 P: 18	1B: 5 2B: 2 3B: 1 HR: 0	SF: 0 SAC: 0 DP: 2 HBP: 1	WP: 0 PB: 0 SB: 0 CS: 1	PA: 35					
PITCHER	IP	WLS	BF	H	R	ER	SO	BB	IBB	HBP	BLK	WP	HR	S	P	ERA	WHIP										
57 Trent Thornton, R (1,1) ERA: 4.41	6.0		22	3	1	1	4	1	0	1	0	0	0	53	87	1.50	0.667										
46 Daniel Hudson, R (7,1) ERA: 3.32	1.0	W	4	1	0	0	1	0	0	0	0	0	0	9	11	0.00	1.000										
58 Tim Mayza, L (8,1) ERA: 3.6	0.2	H	3	1	1	1	0	1	0	0	0	0	0	12	20	13.50	3.000										
51 Ken Giles, R (8,1) ERA: 1.37	1.1	S	6	2	0	0	3	0	0	0	0	0	0	18	27	0.00	1.500										

Toronto Blue Jays @ Chicago White Sox
Guaranteed Rate Field, Chicago, IL
Sun May 19 2019, 1:12 PM - 4:17 PM CDT
Att: 18,605 - Cloudy - 70 F

livebaseballscorecards.com

AB 32
R 2
H 7
RBI 2
SO 8
LOB 12



Batter	1	2	3	4	5	6	7	8	9	AB	R	H	RBI	BB	SO	LOB	TOP					
16 Andrew Benintendi, L OBP: 0.359, SLG: 0.429	F FF 93 B FC 92 X SL 87		C CH 85 B CU 78 F FC 92 B CH 86 F FC 90 B SL 85	D CU 79 B SL 86 S SL 86		B FF 94 B SL 85 F FC 92 S SL 86 X FF 94		F FF 94 B SL 86 X SL 86	X FF 94	5	0	1	0	1	1	4						
50 Mookie Betts, R OBP: 0.403, SLG: 0.483	C SL 86 B SL 84 F FC 92 X SL 85		B FF 94 B SL 86 X FC 92	B FF 94 B SL 86 X FC 92		C FF 94 B SL 85 X FC 92		C SL 86 B SL 85 F FC 92 X CU 87		5	1	1	0	0	0	3						
18 Mitch Moreland, L OBP: 0.329, SLG: 0.575	B CU 78 B CU 76 F FC 92 X FC 90		1 SAFE L CH 84 1 SAFE B FC 90 X FC 92		B FC 91 C SL 86 X CH 88		B FF 93 F FC 94 X CH 88		B SL 84 X FF 96		5	3	3	0	0	2						
2 Xander Bogaerts, R OBP: 0.380, SLG: 0.500	D FC 92 F FC 93 X FC 93		B SL 86 X FC 92	B SL 86 X FC 92		B FC 94 C CH 85 C CH 86 Y FF 97		S SL 82 X FF 94		5	3	3	3	0	1	1						
11 Rafael Devers, L OBP: 0.383, SLG: 0.451	B SL 85 B SL 84 F FC 92		F CU 77 1 SAFE B CH 84 S SL 85 F FC 93 B SL 83 F FC 91 X SL 85		B FC 91 C CH 86		B FF 94 X SL 84		F FF 95 X FF 94		5	2	3	3	0	1						
23 Michael Chavis, R OBP: 0.389, SLG: 0.592	B FF 94 1 SAFE C FC 94 S SL 86 S SL 88		S FC 93 X FC 92		B FC 91 B CU 80 X FC 92		F FF 94 B FF 95 X FF 95		F FC 86 F FC 84 S FC 86		5	1	2	2	0	2						
25 Steve Pearce, R OBP: 0.197, SLG: 0.174			B FC 89 F FC 91 F FC 92 B SL 85 X SL 85							3	1	1	1	1	0	0						
19 Jackie Bradley Jr., L OBP: 0.243, SLG: 0.200			F CU 76 F FC 93 X SL 86		B FC 91 S CH 91 C FC 94 F FC 95		C FF 94 X CH 88		B FF 93 B FC 88 S SL 83		5	1	1	2	0	2						
3 Sandy León, S OBP: 0.333, SLG: 0.333			B SL 84 X FC 92		C SL 86 B CU 77 X FC 92		B FF 95 B FF 94 B FF 95		B FC 89 F FC 88 B FC 84		3	0	1	0	2	0						
Inning Stats	R: 2 H: 3 E: 0 K: 1 S: 16	H: 3 LOB: 1 BB: 0 P: 24	R: 0 H: 0 E: 0 K: 0 S: 9	H: 0 LOB: 0 BB: 0 P: 14	R: 4 H: 3 E: 0 K: 0 S: 16	H: 3 LOB: 1 BB: 0 P: 24	R: 0 H: 1 E: 0 K: 2 S: 9	H: 1 LOB: 1 BB: 0 P: 17	R: 0 H: 0 E: 0 K: 1 S: 6	H: 0 LOB: 0 BB: 0 P: 9	R: 2 H: 1 E: 0 K: 0 S: 14	H: 1 LOB: 1 BB: 2 P: 28	R: 2 H: 3 E: 0 K: 0 S: 8	H: 3 LOB: 1 BB: 0 P: 12	R: 0 H: 2 E: 0 K: 0 S: 14	H: 2 LOB: 1 BB: 0 P: 20	R: 2 H: 3 E: 0 K: 2 S: 18	H: 3 LOB: 2 BB: 1 P: 26	1B: 9 2B: 3 3B: 0 HR: 4	SF: 1 SAC: 0 DP: 1 HBP: 0	WP: 0 PB: 0 SB: 1 CS: 0	PA: 46
PITCHER	IP WLS BF H R ER SO BB IBB HBP BLK WP HR S P ERA WHIP																					
33 Edwin Jackson, R ERA: 6.3	5.0 L 23 7 6 5 4 1 0 0 0 0 0 1 56 88 9.00 1.600																					
65 Elvis Luciano, R ERA: 6.87	1.1 10 4 4 4 0 2 0 0 0 0 0 1 20 36 27.00 4.500																					
64 Derek Law, R ERA: 5.63	1.2 6 2 0 0 0 0 0 0 0 0 0 0 16 24 0.00 1.200																					
52 Ryan Tepera, R ERA: 6.55	1.0 7 3 2 2 2 1 0 0 0 0 0 2 18 26 18.00 4.000																					
Batter	1	2	3	4	5	6	7	8	9	AB	R	H	RBI	BB	SO	LOB	BOTTOM					
49 Jonathan Davis, R OBP: 0.091, SLG: 0.091	B FF 90 C FC 89 B SL 82 X CH 88		S CH 85 B SL 92 X KC 82		C SL 83 F FC 95 X FC 90				B SL 84 F SL 83 T FF 96 F FF 96 F FC 96 B SL 85 F FC 95 X FF 95		4	0	1	0	0	1						
3 Brandon Drury, R OBP: 0.235, SLG: 0.366	C FF 93 F FC 93 B FC 89 B SL 91 F FC 87 X FF 94		B SL 91 B FF 88 X CH 86		S FC 86 B FC 79 X KC 79				B SL 91 F FC 92 X SL 86		4	0	0	0	0	1						
14 Justin Smoak, S OBP: 0.374, SLG: 0.380	B CH 85 X CH 85		C FC 88 B CH 86 X KC 83		B FC 90 B FC 80 F FC 89 S FC 86 X KC 81				B SL 92 B CH 86 F FC 87 B SL 85		4	0	1	0	0	2						
15 Randal Grichuk, R OBP: 0.297, SLG: 0.418	C FC 89 X CH 87		F CH 87 C FC 89		C KC 83 B FC 86 S FC 91				S SL 85 B SL 82 F FC 92 X SL 82		4	0	0	0	3	2						
16 Freddy Galvis, S OBP: 0.293, SLG: 0.431	B FC 89 B FC 88 X CH 88		B CH 84 X FC 86		B FC 93 B FC 92 B FC 93				B SL 87 C CH 88 S FC 93 S FC 93		3	0	0	0	1	2						
9 Danny Jansen, R OBP: 0.283, SLG: 0.276			C SL 91 B KC 81 F CH 85 B SL 92 S FC 89		X FC 86				C SL 86 X FF 94		3	0	0	0	1	1						
28 Billy McKinney, L OBP: 0.279, SLG: 0.389			C FF 92 X SL 92		B KC 83 X SL 92				S FF 93 X FF 94		3	1	0	0	0	1						
7 Richard Urena, S OBP: 0.282, SLG: 0.342			C FC 89 B FC 92 B SL 83 X FF 94		F FC 87 S FC 89				S CU 85 B FF 96 B FF 96 S CU 85		3	0	0	0	2	2						
21 Luke Maile, R OBP: 0.193, SLG: 0.278			C CH 86 X FF 93		C KC 83 B FC 86 X KC 83				B FF 96 X SL 84		3	1	1	2	0	0						
Inning Stats	R: 0 H: 2 E: 0 K: 0 S: 12	H: 1 LOB: 2 BB: 0 P: 20	R: 2 H: 1 E: 1 K: 1 S: 14	H: 1 LOB: 0 BB: 0 P: 19	R: 0 H: 0 E: 0 K: 1 S: 7	H: 0 LOB: 0 BB: 0 P: 10	R: 0 H: 0 E: 0 K: 0 S: 3	H: 0 LOB: 0 BB: 0 P: 5	R: 0 H: 0 E: 0 K: 2 S: 12	H: 0 LOB: 0 BB: 0 P: 13	R: 0 H: 0 E: 0 K: 2 S: 9	H: 0 LOB: 0 BB: 1 P: 15	R: 0 H: 0 E: 0 K: 1 S: 9	H: 0 LOB: 0 BB: 0 P: 15	R: 0 H: 0 E: 0 K: 3 S: 9	H: 0 LOB: 0 BB: 0 P: 15	1B: 2 2B: 0 3B: 0 HR: 1	SF: 0 SAC: 0 DP: 0 HBP: 0	WP: 1 PB: 0 SB: 0 CS: 0	PA: 32		
PITCHER	IP WLS BF H R ER SO BB IBB HBP BLK WP HR S P ERA WHIP																					
10 David Price, L ERA: 3.29	5.0 W 19 3 2 0 4 0 0 0 0 0 0 0 9 15 0.00 0.600																					
44 Brandon Workman, R ERA: 2.11	1.0 3 0 0 0 0 2 0 0 0 0 0 0 9 15 0.00 1.000																					
37 Heath Hembree, R ERA: 3.15	1.0 4 0 0 0 0 1 1 0 0 0 0 1 0 9 15 0.00 1.000																					
70 Ryan Brasier, R ERA: 3.2	1.0 3 0 0 0 0 0 0 0 0 0 0 0 12 17 0.00 0.000																					
76 Hector Velazquez, R ERA: 5.34	1.0 3 0 0 0 0 3 0 0 0 0 0 0 9 15 0.00 0.000																					

Boston Red Sox @ Toronto Blue Jays
Rogers Centre, Toronto, ON
Mon May 20 2019, 1:08 PM - 4:04 PM EDT
Att: 26,794 - Roof Closed - 68 F

AB 41
R 12
H 16
RBI 11
BB 4
SO 6
LOB 14



Boston Red Sox @ Toronto Blue Jays
Rogers Centre, Toronto, ON
Mon May 20 2019, 1:08 PM - 4:04 PM EDT
Att: 26,794 - Roof Closed - 68 F

AB 31
R 2
H 3
RBI 2
BB 1
SO 10
LOB 9



Batter	1	2	3	4	5	6	7	8	9	AB	R	H	RBI	BB	SO	LOB	TOP							
16 Andrew Benintendi, L OBP: 0.357, SLG: 0.424										4	0	1	0	1	1	1								
50 Mookie Betts, R OBP: 0.395, SLG: 0.472										4	0	0	0	1	2	4								
18 Mitch Moreland, L OBP: 0.331, SLG: 0.587										4	1	1	1	1	2	6								
2 Xander Bogaerts, R OBP: 0.376, SLG: 0.489										4	0	0	0	1	2	7								
11 Rafael Devers, L OBP: 0.390, SLG: 0.472										3	1	2	1	1	0	0								
23 Michael Chavis, R OBP: 0.385, SLG: 0.574										3	0	0	0	1	1	2								
7 Christian Vázquez, R OBP: 0.352, SLG: 0.517										4	0	0	0	0	0	4								
19 Jackie Bradley Jr., L OBP: 0.250, SLG: 0.231										4	1	2	1	0	1	0								
25 Steve Pearce, R OBP: 0.225, SLG: 0.183										2	0	1	0	2	1	0								
Inning Stats	R: 0 E: 0 K: 1 S: 7	H: 0 LOB: 0 BB: 0 P: 11	R: 0 E: 0 K: 0 S: 8	H: 1 LOB: 1 BB: 1 P: 14	R: 0 E: 0 K: 3 S: 15	H: 1 LOB: 3 BB: 2 P: 29	R: 0 E: 1 K: 0 S: 5	H: 0 LOB: 0 BB: 0 P: 9	R: 0 E: 0 K: 0 S: 11	H: 1 LOB: 1 BB: 0 P: 17	R: 1 E: 0 K: 0 S: 7	H: 1 LOB: 3 BB: 2 P: 17	R: 0 E: 0 K: 2 S: 17	H: 1 LOB: 2 BB: 2 P: 31	R: 2 E: 0 K: 2 S: 11	H: 2 LOB: 0 BB: 0 P: 14	R: 0 E: 0 K: 2 S: 11	H: 0 LOB: 1 BB: 1 P: 19	1B: 4 2B: 0 3B: 0 HR: 3	SF: 0 SAC: 0 DP: 3 HBP: 0	WP: 0 PB: 0 SB: 0 CS: 0	PA: 40		
PITCHER	IP WLS BF H R ER SO BB IBB HBP BLK WP HR S P ERA WHIP	6.0 W 27 5 1 1 4 6 0 0 0 0 1 57 105 1.50 1.833	0.2 3 0 0 0 2 1 0 0 0 0 0 10 18 0.00 1.500	0.2 3 1 1 1 1 0 0 0 0 0 1 9 12 13.50 1.500	1.2 7 1 1 1 3 1 0 0 0 0 1 16 26 5.40 1.200																			

Boston Red Sox @ Toronto Blue Jays
Rogers Centre, Toronto, ON
Tue May 21 2019, 7:08 PM - 10:25 PM EDT
Att. 14,407 - Roof Closed - 68 F

AB 32
R 3
H 7
RBI 3
BB 8
SO 10
LOB 24



Batter	1	2	3	4	5	6	7	8	9	AB	R	H	RBI	BB	SO	LOB	BOTTOM						
49 Jonathan Davis, R OBP: 0.111, SLG: 0.111										5	0	1	0	0	2	4							
27 Vladimir Guerrero Jr., R OBP: 0.309, SLG: 0.438										5	2	2	0	0	1	3							
14 Justin Smoak, S OBP: 0.375, SLG: 0.372										3	1	0	0	1	0	1							
44 Rowdy Tellez, L OBP: 0.302, SLG: 0.467										5	2	2	5	0	2	3							
15 Randal Grichuk, R OBP: 0.301, SLG: 0.436										4	2	2	1	0	1	0							
16 Freddy Galvis, S OBP: 0.303, SLG: 0.432										2	2	1	0	2	0	0							
28 Billy McKinney, L OBP: 0.278, SLG: 0.381										3	1	0	0	1	3	3							
9 Danny Jansen, R OBP: 0.262, SLG: 0.275										4	0	1	1	0	1	3							
3 Brandon Drury, R OBP: 0.248, SLG: 0.378										3	0	2	3	1	0	0							
Inning Stats	R: 0 E: 0 K: 0 S: 9	H: 1 LOB: 0 BB: 0 P: 11	R: 0 E: 0 K: 1 S: 13	H: 0 LOB: 0 BB: 0 P: 18	R: 0 E: 0 K: 2 S: 9	H: 0 LOB: 1 BB: 1 P: 18	R: 3 E: 0 K: 2 S: 14	H: 3 LOB: 1 BB: 1 P: 26	R: 3 E: 0 K: 0 S: 12	H: 2 LOB: 0 BB: 1 P: 22	R: 2 E: 0 K: 3 S: 22	H: 2 LOB: 3 BB: 2 P: 40	R: 2 E: 0 K: 1 S: 11	H: 3 LOB: 1 BB: 0 P: 19	R: 0 E: 0 K: 1 S: 7	H: 0 LOB: 0 BB: 0 P: 12	1B: 7 2B: 2 3B: 0 HR: 3	SF: 0 SAC: 0 DP: 1 HBP: 1	WP: 1 PB: 0 SB: 0 CS: 0	PA: 40			
PITCHER	IP WLS BF H R ER SO BB IBB HBP BLK WP HR S P ERA WHIP	5.0 L 23 6 6 6 3 3 0 0 0 0 1 3 57 95 10.80 1.800	1.0 8 2 2 2 3 2 0 1 0 0 0 22 40 18.00 4.000	2.0 9 3 2 2 2 0 0 0 0 0 0 18 31 9.00 1.500																			

Boston Red Sox @ Toronto Blue Jays
Rogers Centre, Toronto, ON
Tue May 21 2019, 7:08 PM - 10:25 PM EDT
Att. 14,407 - Roof Closed - 68 F

AB 34
R 10
H 11
RBI 10
BB 5
SO 10
LOB 17



Batter	1	2	3	4	5	6	7	8	9	AB	R	H	RBI	BB	SO	LOB	TOP											
5 Greg Garcia, L (1.4) OBP: 0.364, SLG: 0.417	L8		G3-1							3	0	0	0	1	1	1	San Diego Padres @ Toronto Blue Jays Rogers Centre, Toronto, ON Sun May 26 2019, 1:09 PM - 4:16 PM EDT Att: 24,462 - Roof Closed - 68 F											
22 Josh Naylor, L (1.9) OBP: 0.214, SLG: 0.286	L9		K							4	0	0	0	0	2	2												
13 Manny Machado, R (1.6) OBP: 0.349, SLG: 0.440	G4-3									4	0	1	0	0	0	0												
30 Eric Hosmer, L (1.10) OBP: 0.347, SLG: 0.462	G4-3									4	0	2	0	0	1	1												
10 Hunter Renfroe, R (1.7) OBP: 0.291, SLG: 0.611	FC5-4 1B									4	0	2	0	0	1	1												
4 Will Myers, R (1.3) OBP: 0.315, SLG: 0.459	FC5-4 1B									4	1	1	1	0	0	4												
11 Ty France, R (1.5) OBP: 0.298, SLG: 0.382	G5-3 1B									4	0	2	0	0	1	0												
62 Austin Allen, L (1.2) OBP: 0.200, SLG: 0.211	G3									4	0	1	0	0	0	2												
7 Manuel Margot, R (1.8) OBP: 0.262, SLG: 0.325	P3									4	0	1	0	0	1	2												
Inning Stats	R: 0 E: 0 K: 0 S: 7	H: 0 LOB: 0 BB: 0 P: 13	R: 0 E: 0 K: 0 S: 14	H: 2 LOB: 2 BB: 0 P: 21	R: 0 E: 0 K: 1 S: 9	H: 0 LOB: 0 BB: 0 P: 13	R: 0 E: 0 K: 1 S: 8	H: 1 LOB: 0 BB: 0 P: 14	R: 1 E: 0 K: 0 S: 15	H: 2 LOB: 2 BB: 1 P: 28	R: 0 E: 0 K: 1 S: 15	H: 1 LOB: 1 BB: 0 P: 21	R: 0 E: 0 K: 1 S: 8	H: 2 LOB: 1 BB: 0 P: 12	R: 0 E: 0 K: 1 S: 15	H: 2 LOB: 2 BB: 0 P: 21	R: 0 E: 0 K: 2 S: 11	H: 0 LOB: 0 BB: 0 P: 18	1B: 8 2B: 2 HR: 1	SF: 0 SAC: 0 DP: 1 HBP: 0	WP: 0 PB: 0 SB: 1 CS: 0	PA: 36						
PITCHER	IP	WLS	BF	H	R	ER	SO	BB	IBB	HBP	BLK	WP	HR	S	P	ERA	WHIP											
6 Marcus Stroman, R (1.1) ERA: 2.74	5.0	W	20	5	1	1	2	1	0	0	0	0	0	1	53	89	1.80	1.200										
46 Daniel Hudson, R (6.1) ERA: 4.01	1.0		6	3	0	0	1	0	0	0	0	0	0	0	18	27	0.00	3.000										
31 Joe Biagini, R (7.1) ERA: 3.33	2.0		7	2	0	0	2	0	0	0	0	0	0	20	27	0.00	1.000											
51 Ken Giles, R (9.1) ERA: 1.25	1.0		3	0	0	0	2	0	0	0	0	0	0	11	18	0.00	0.000											

Batter	1	2	3	4	5	6	7	8	9	AB	R	H	RBI	BB	SO	LOB	BOTTOM										
5 Eric Sogard, L (1.5) OBP: 0.359, SLG: 0.466	K	P3								5	1	2	0	0	1	2	San Diego Padres @ Toronto Blue Jays Rogers Centre, Toronto, ON Sun May 26 2019, 1:09 PM - 4:16 PM EDT Att: 24,462 - Roof Closed - 68 F										
27 Vladimir Guerrero Jr., R (1.10) OBP: 0.314, SLG: 0.432	2B									5	1	3	0	0	1	2											
14 Justin Smoak, S (1.3) OBP: 0.374, SLG: 0.461	F8									5	2	2	5	0	0	3											
15 Randal Grichuk, R (1.8) OBP: 0.298, SLG: 0.414	BB									4	1	2	0	1	2	0											
16 Freddy Galvis, S (1.6) OBP: 0.296, SLG: 0.432	F7									5	0	0	0	0	3	4											
13 Lourdes Gurriel Jr., R (1.7) OBP: 0.315, SLG: 0.540	FC6-4 1B									4	3	4	2	0	0	0											
8 Cavan Biggio, L (1.4) OBP: 0.300, SLG: 0.600	FC6-4 1B									4	1	3	2	0	0	1											
3 Brandon Drury, R (1.9) OBP: 0.251, SLG: 0.386	FC6-4									4	1	1	1	0	1	2											
9 Danny Jansen, R (1.2) OBP: 0.244, SLG: 0.254	K									4	0	0	0	0	2	2											
Inning Stats	R: 0 E: 0 K: 1 S: 10	H: 1 LOB: 2 BB: 1 P: 23	R: 1 E: 0 K: 1 S: 11	H: 2 LOB: 1 BB: 0 P: 18	R: 0 E: 0 K: 1 S: 9	H: 1 LOB: 0 BB: 0 P: 14	R: 2 E: 0 K: 1 S: 11	H: 2 LOB: 0 BB: 0 P: 19	R: 4 E: 0 K: 1 S: 18	H: 5 LOB: 1 BB: 0 P: 24	R: 0 E: 0 K: 1 S: 11	H: 1 LOB: 1 BB: 0 P: 19	R: 0 E: 0 K: 2 S: 11	H: 1 LOB: 0 BB: 0 P: 14	R: 3 E: 0 K: 2 S: 20	H: 4 LOB: 1 BB: 0 P: 34	1B: 10 2B: 3 3B: 0 HR: 4	SF: 0 SAC: 0 DP: 1 HBP: 0	WP: 1 PB: 0 SB: 0 CS: 0	PA: 41							
PITCHER	IP	WLS	BF	H	R	ER	SO	BB	IBB	HBP	BLK	WP	HR	S	P	ERA	WHIP										
41 Robbie Erlin, L (1.1) ERA: 3.7	2.0	L	10	3	1	1	2	1	0	0	0	0	0	21	41	4.50	2.000										
49 Matt Wisler, R (3.1) ERA: 4.05	2.0		8	3	2	2	2	0	0	0	0	0	2	20	33	9.00	1.500										
61 Luis Perdomo, R (5.1) ERA: 6.3	3.0		16	7	4	4	4	0	0	0	0	0	1	40	57	12.00	2.333										
17 Adam Warren, R (8.1) ERA: 5.06	1.0		7	4	3	3	2	0	0	0	0	1	1	20	34	27.00	4.000										



Batter	1	2	3	4	5	6	7	8	9	AB	R	H	RBI	BB	SO	LOB	TOP				
5 Eric Sogard, L (1.4) OBP: 0.355, SLG: 0.453	L9		K			K		G4-6-3 BB		3	0	0	0	1	2	1	Toronto Blue Jays @ Tampa Bay Rays Tropicana Field, St. Petersburg, FL Mon May 27 2019, 1:13 PM - 4:32 PM EDT Att: 15,863 - Dome - 72 F				
27 Vladimir Guerrero Jr., R (1.5) OBP: 0.312, SLG: 0.419	L8		F7					L8		3	0	0	0	1	0	1					
44 Rowdy Tellez, L (1.3) OBP: 0.294, SLG: 0.455	K2-3					F8		K		4	0	0	0	0	2	3					
15 Randal Grichuk, R (1.9) OBP: 0.292, SLG: 0.406		G4-3				K		K		4	0	0	0	0	2	2					
16 Freddy Galvis, S (1.6) OBP: 0.300, SLG: 0.446		K				G4-3				3	2	1	1	1	1	0					
13 Lourdes Gurriel Jr., R (1.7) OBP: 0.329, SLG: 0.547								F8		3	0	1	0	1	1	1					
8 Cavan Biggio, L (1.10)										3	0	0	0	1	2	2					
49 Jonathan Davis, R (1.8) OBP: 0.128, SLG: 0.205										4	1	1	2	0	1	3					
21 Luke Maile, R (1.2)										3	0	1	0	0	0	0					
Inning Stats	R: 0 E: 0 K: 1 S: 9	H: 0 LOB: 0 BB: 0 P: 12	R: 0 E: 0 K: 2 S: 11	H: 0 LOB: 2 BB: 2 P: 21	R: 0 E: 0 K: 1 S: 7	H: 0 LOB: 0 BB: 0 P: 9	R: 0 E: 0 K: 1 S: 7	H: 0 LOB: 0 BB: 0 P: 11	R: 0 E: 0 K: 2 S: 13	H: 1 LOB: 2 BB: 1 P: 25	R: 2 E: 0 K: 1 S: 9	H: 1 LOB: 0 BB: 1 P: 19	R: 0 E: 0 K: 0 S: 7	H: 0 LOB: 0 BB: 0 P: 16	R: 1 E: 0 K: 0 S: 9	H: 2 LOB: 1 BB: 0 P: 14	1B: 1 2B: 1 3B: 0 HR: 2	SF: 0 SAC: 0 DP: 1 HBP: 0	WP: 0 PB: 0 SB: 0 CS: 0	PA: 35	
PITCHER	IP	WLS	BF	H	R	ER	SO	BB	IBB	HBP	BLK	WP	HR	S	P	ERA	WHIP				
72 Yonny Chirinos, R (1.1) ERA: 2.91	5.0	W	17	0	0	0	7	2	0	0	0	0	0	45	69	0.00	0.400				
47 Oliver Drake, R (6.1) ERA: 3.95	0.2		4	1	0	0	2	1	0	0	0	0	0	10	19	0.00	3.000				
52 Chaz Roe, R (6.1) ERA: 2.35	0.1	H	1	0	0	0	1	0	0	0	0	0	0	3	6	0.00	0.000				
44 Hunter Wood, R (7.1) ERA: 1.89	1.0		5	1	2	2	1	1	0	0	0	0	1	9	19	18.00	2.000				
46 José Alvarado, L (8.1) ERA: 2.91	1.0	H	3	0	0	0	0	1	0	0	0	0	0	7	16	0.00	1.000				

AB 30
R 3
H 4
RBI 3
BB 5
SO 11
LOB 13



Batter	1	2	3	4	5	6	7	8	9	AB	R	H	RBI	BB	SO	LOB	BOTTOM				
17 Austin Meadows, L (1.10) OBP: 0.426, SLG: 0.679	29 2B									5	1	3	3	0	1	1	Toronto Blue Jays @ Tampa Bay Rays Tropicana Field, St. Petersburg, FL Mon May 27 2019, 1:13 PM - 4:32 PM EDT Att: 15,863 - Dome - 72 F				
29 Tommy Pham, R (1.7) OBP: 0.398, SLG: 0.474										4	1	2	1	1	0	0					
26 Ji Man Choi, L (1.3) OBP: 0.335, SLG: 0.409										5	1	2	1	0	2	4					
24 Avisail Garcia, R (1.9) OBP: 0.344, SLG: 0.494										4	0	1	0	0	1	3					
8 Brandon Lowe, L (1.4) OBP: 0.332, SLG: 0.534										3	0	0	0	2	1	2					
1 Willy Adames, R (1.6) OBP: 0.311, SLG: 0.385										4	0	1	0	0	1	5					
39 Kevin Kiermaier, L (1.8) OBP: 0.300, SLG: 0.430										4	1	1	0	0	1	2					
37 Travis d'Arnaud, R (1.2) OBP: 0.197, SLG: 0.175										4	3	3	0	0	0	0					
28 Daniel Robertson, R (1.5) OBP: 0.312, SLG: 0.296										4	1	1	2	0	1	2					
Inning Stats	R: 0 E: 0 K: 1 S: 16	H: 2 LOB: 3 BB: 1 P: 25	R: 1 E: 0 K: 0 S: 12	H: 2 LOB: 1 BB: 1 P: 25	R: 0 E: 1 K: 0 S: 7	H: 2 LOB: 1 BB: 0 P: 14	R: 3 E: 1 K: 3 S: 18	H: 3 LOB: 0 BB: 0 P: 27	R: 0 E: 0 K: 2 S: 8	H: 0 LOB: 0 BB: 0 P: 9	R: 0 E: 0 K: 0 S: 10	H: 0 LOB: 2 BB: 1 P: 26	R: 0 E: 0 K: 2 S: 14	H: 0 LOB: 2 BB: 1 P: 26	R: 4 E: 0 K: 0 S: 17	H: 5 LOB: 1 BB: 0 P: 26	1B: 7 2B: 6 3B: 0 HR: 1	SF: 0 SAC: 0 DP: 1 HBP: 1	WP: 0 PB: 0 SB: 1 CS: 0	PA: 41	
PITCHER	IP	WLS	BF	H	R	ER	SO	BB	IBB	HBP	BLK	WP	HR	S	P	ERA	WHIP				
41 Aaron Sanchez, R (1.1) ERA: 3.75	3.0	L	16	6	1	1	1	2	0	0	0	0	0	35	64	3.00	2.667				
62 Jacob Waguespack, R (4.1) ERA: 4.5	4.0		17	3	3	2	7	1	0	1	0	0	0	50	75	4.50	1.000				
59 Zac Rosscup, L (8.1) ERA: 4.8	0.0		2	2	2	2	0	0	0	0	0	0	0	6	10	*	*				
43 Sam Gaviglio, R (8.1) ERA: 4.0	1.0		6	3	2	2	0	0	0	0	0	0	1	11	16	18.00	3.000				

AB 37
R 8
H 14
RBI 7
BB 3
SO 8
LOB 19



Batter	1	2	3	4	5	6	7	8	9	AB	R	H	RBI	BB	SO	LOB	TOP										
5 Eric Sogard, L (1,4) OBP: 0.352, SLG: 0.440										3	0	0	0	1	1	0	Toronto Blue Jays @ Tampa Bay Rays Tropicana Field, St. Petersburg, FL Tue May 28 2019, 7:12 PM - 9:59 PM EDT Att: 5,786 - Dome - 72 F										
27 Vladimir Guerrero Jr., R (1,5) OBP: 0.301, SLG: 0.462										4	0	0	0	0	2	1											
14 Justin Smoak, S (1,3) OBP: 0.376, SLG: 0.462										4	0	2	0	0	1	0											
44 Rowdy Tellez, L (1,10)										4	0	1	0	0	0	1											
15 Randal Grichuk, R (1,9) OBP: 0.291, SLG: 0.403										4	1	1	0	0	0	2											
13 Lourdes Gurriel Jr., R (1,7) OBP: 0.323, SLG: 0.544										4	0	1	0	0	0	2											
3 Brandon Drury, R (1,6) OBP: 0.257, SLG: 0.387										2	0	1	1	1	1	2											
9 Danny Jansen, R (1,2) OBP: 0.237, SLG: 0.246										4	0	0	0	0	0	3											
49 Jonathan Davis, R (1,8) OBP: 0.119, SLG: 0.190										3	0	0	0	0	0	1											
Inning Stats	R: 0 E: 0 K: 1 S: 10	H: 1 LOB: 1 BB: 0 P: 15	R: 0 E: 0 K: 0 S: 6	H: 0 LOB: 1 BB: 1 P: 11	R: 0 E: 0 K: 0 S: 6	H: 0 LOB: 0 BB: 0 P: 8	R: 0 E: 0 K: 1 S: 11	H: 2 LOB: 2 BB: 0 P: 15	R: 0 E: 0 K: 0 S: 11	H: 0 LOB: 1 BB: 1 P: 22	R: 0 E: 0 K: 0 S: 6	H: 0 LOB: 0 BB: 0 P: 9	R: 0 E: 0 K: 3 S: 10	H: 1 LOB: 0 BB: 0 P: 14	R: 0 E: 0 K: 3 S: 10	H: 0 LOB: 0 BB: 0 P: 16		R: 1 E: 0 K: 0 S: 11	H: 2 LOB: 1 BB: 0 P: 17	1B: 4 2B: 2 3B: 0 HR: 0	SF: 1 SAC: 0 DP: 0 HBP: 0	WP: 0 PB: 0 SB: 0 CS: 0	PA: 35				
PITCHER	IP	WLS	BF	H	R	ER	SO	BB	IBB	HBP	BLK	WP	HR	S	P	ERA	WHIP										
55 Ryne Stanek, R (1,1) ERA: 2.67	2.0		8	1	0	0	1	1	0	0	0	0	0	16	26	0.00	1.000										
48 Ryan Yarbrough, L (3,1) ERA: 5.53	3.2	W	14	2	0	0	1	1	0	0	0	0	0	33	53	0.00	0.818										
52 Chaz Roe, R (6,1) ERA: 2.3	0.1	H	1	0	0	0	0	0	0	0	0	0	0	1	1	0.00	0.000										
15 Emilio Pagán, R (7,1) ERA: 0.47	2.0	H	7	1	0	0	3	0	0	0	0	0	0	20	30	0.00	0.500										
63 Diego Castillo, R (9,1) ERA: 1.65	1.0	S	5	2	1	1	0	0	0	0	0	0	0	11	17	9.00	2.000										

Batter	1	2	3	4	5	6	7	8	9	AB	R	H	RBI	BB	SO	LOB	BOTTOM										
24 Avisail García, R (1,10) OBP: 0.347, SLG: 0.511										4	2	2	1	0	1	0	Toronto Blue Jays @ Tampa Bay Rays Tropicana Field, St. Petersburg, FL Tue May 28 2019, 7:12 PM - 9:59 PM EDT Att: 5,786 - Dome - 72 F										
29 Tommy Pham, R (1,7) OBP: 0.400, SLG: 0.469										2	0	0	0	2	1	0											
17 Austin Meadows, L (1,9) OBP: 0.428, SLG: 0.696										4	1	2	1	0	0	3											
1 Willy Adames, R (1,6) OBP: 0.309, SLG: 0.378										3	0	0	0	1	1	2											
37 Travis d'Arnaud, R (1,2) OBP: 0.200, SLG: 0.169										2	0	0	1	1	0	1											
28 Daniel Robertson, R (1,5) OBP: 0.317, SLG: 0.297										3	0	1	0	1	0	3											
26 Ji Man Choi, L (1,3) OBP: 0.339, SLG: 0.408										3	0	1	0	1	1	1											
54 Guillermo Heredia, R (1,8) OBP: 0.355, SLG: 0.389										4	0	0	0	0	2	5											
11 Andrew Velazquez, S (1,4) OBP: 0.083, SLG: 0.167										3	0	0	0	0	2	4											
Inning Stats	R: 1 E: 0 K: 0 S: 19	H: 1 LOB: 2 BB: 2 P: 32	R: 0 E: 0 K: 2 S: 7	H: 0 LOB: 0 BB: 0 P: 9	R: 1 E: 0 K: 0 S: 9	H: 1 LOB: 1 BB: 1 P: 17	R: 0 E: 0 K: 1 S: 14	H: 1 LOB: 1 BB: 1 P: 23	R: 0 E: 0 K: 0 S: 6	H: 0 LOB: 2 BB: 2 P: 25	R: 1 E: 0 K: 3 S: 13	H: 1 LOB: 0 BB: 0 P: 17	R: 0 E: 0 K: 0 S: 9	H: 1 LOB: 1 BB: 0 P: 14	R: 0 E: 0 K: 0 S: 9	H: 1 LOB: 0 BB: 0 P: 14		1B: 4 2B: 0 3B: 0 HR: 2	SF: 1 SAC: 0 DP: 0 HBP: 0	WP: 0 PB: 0 SB: 0 CS: 1	PA: 35						
PITCHER	IP	WLS	BF	H	R	ER	SO	BB	IBB	HBP	BLK	WP	HR	S	P	ERA	WHIP										
2 Clayton Richard, L (1,1) ERA: 3.38	4.0	L	18	3	2	2	3	4	0	0	0	0	0	49	81	4.50	1.750										
50 Justin Shafer, R (5,1) ERA: 7.0	1.1		6	1	0	0	0	1	0	0	0	0	0	10	19	0.00	1.500										
45 Thomas Pannone, L (6,1) ERA: 7.0	2.2		11	2	1	1	5	1	0	0	0	0	1	29	45	3.38	1.125										

AB	32
R	1
H	6
RBI	1
BB	2
SO	5
LOB	12

AB	28
R	3
H	6
RBI	3
BB	6
SO	8
LOB	19



Batter	1	2	3	4	5	6	7	8	9	AB	R	H	RBI	BB	SO	LOB	TOP			
16 Freddy Galvis, S OBP: 0.296, SLG: 0.436 64 Derek Law, R										4	0	0	0	1	0	5				
27 Vladimir Guerrero Jr., R (1,5) OBP: 0.322, SLG: 0.459										4	1	3	1	1	0	1				
44 Rowdy Tellez, L OBP: 0.293, SLG: 0.446 65 Elvis Luciano, R										2	0	0	0	0	0	3				
43 Sam Gaviglio, R										5	1	1	0	0	2	2				
3 Brandon Drury, R OBP: 0.263, SLG: 0.394										4	1	1	2	0	1	1				
13 Lourdes Gurriel Jr., R OBP: 0.315, SLG: 0.559										4	1	1	2	0	1	1				
15 Randal Grichuk, R OBP: 0.292, SLG: 0.408										4	1	1	2	0	1	1				
8 Cavan Biggio, L OBP: 0.316, SLG: 0.444										4	2	2	0	0	1	0				
49 Jonathan Davis, R OBP: 0.188, SLG: 0.217										2	0	1	0	2	0	0				
21 Luke Maile, R OBP: 0.214, SLG: 0.262										3	0	1	2	1	1	2				
33 Edwin Jackson, R										1	0	0	0	0	1	1				
5 Eric Sogard, L OBP: 0.351, SLG: 0.436										2	0	1	1	0	1	1				
Inning Stats	R: 0 E: 0 K: 0 S: 4	H: 0 LOB: 1 BB: 2 P: 12	R: 2 E: 0 K: 1 S: 17	H: 2 LOB: 1 BB: 1 P: 26	R: 0 E: 0 K: 0 S: 5	H: 1 LOB: 0 BB: 0 P: 9	R: 0 E: 0 K: 3 S: 14	H: 1 LOB: 1 BB: 0 P: 19	R: 0 E: 0 K: 1 S: 8	H: 0 LOB: 0 BB: 0 P: 11	R: 0 E: 0 K: 1 S: 12	H: 1 LOB: 1 BB: 0 P: 14	R: 4 E: 0 K: 0 S: 13	H: 4 LOB: 2 BB: 2 P: 26	R: 0 E: 0 K: 2 S: 10	H: 1 LOB: 0 BB: 0 P: 17	1B: 7 2B: 2 3B: 0 HR: 2	SF: 2 SAC: 0 DP: 2 HBP: 0	WP: 1 PB: 0 SB: 0 CS: 0	PA: 41
PITCHER	IP	WLS	BF	H	R	ER	SO	BB	IBB	HBP	BLK	WP	HR	S	P	ERA	WHIP			
48 Germán Márquez, R (1,1) ERA: 3.48	7.0	W	28	6	2	2	7	3	0	0	0	1	1	68	103	2.57	1.286			
52 Chris Rusin, L (8,1) ERA: 108.0	0.1		6	4	4	4	0	1	0	0	0	0	1	10	18	108.00	15.000			
51 Jake McGee, L (8,1) ERA:	0.2		3	0	0	0	0	1	0	0	0	0	0	3	8	0.00	1.500			
32 Jesus Tinoco, R (9,1) ERA:	1.0		4	1	0	0	2	0	0	0	0	0	0	10	17	0.00	1.000			

Toronto Blue Jays @ Colorado Rockies
Coors Field, Denver, CO
Fri May 31 2019, 6:42 PM - 9:51 PM MDT
Att: 32,990 - Cloudy - 64 F

AB 34
R 6
H 11
RBI 6
BB 5
SO 9
LOB 18



Batter	1	2	3	4	5	6	7	8	9	AB	R	H	RBI	BB	SO	LOB	BOTTOM			
15 Raimel Tapia, L OBP: 0.324, SLG: 0.491										4	4	2	0	1	0	2				
27 Trevor Story, R OBP: 0.382, SLG: 0.561										4	4	3	7	1	0	1				
26 David Dahl, L OBP: 0.372, SLG: 0.512										4	1	1	1	1	2	2				
28 Nolan Arenado, R OBP: 0.395, SLG: 0.634 7 Brendan Rodgers, R OBP: 0.376, SLG: 0.382										4	1	3	3	0	0	1				
9 Daniel Murphy, L OBP: 0.303, SLG: 0.404										5	0	1	2	0	1	3				
24 Ryan McMahon, L OBP: 0.344, SLG: 0.432										5	0	0	0	0	1	3				
20 Ian Desmond, R OBP: 0.326, SLG: 0.470										4	0	2	0	1	0	0				
14 Tony Wolters, L OBP: 0.346, SLG: 0.426										4	2	2	0	1	1	3				
48 Germán Márquez, R (1,1) 12 Mark Reynolds, R (7,PH) 52 Chris Rusin, L (8,1) 51 Jake McGee, L (8,1) 22 Chris Iannetta, R (8,PH) 32 Jesus Tinoco, R (9,1)										3	1	2	0	0	0	2				
Inning Stats	R: 4 E: 0 K: 3 S: 19	H: 3 LOB: 2 BB: 2 P: 34	R: 2 E: 0 K: 1 S: 14	H: 2 LOB: 1 BB: 1 P: 23	R: 4 E: 0 K: 0 S: 20	H: 5 LOB: 1 BB: 0 P: 26	R: 0 E: 0 K: 0 S: 8	H: 1 LOB: 0 BB: 0 P: 12	R: 1 E: 0 K: 0 S: 7	H: 2 LOB: 2 BB: 1 P: 14	R: 0 E: 0 K: 1 S: 6	H: 0 LOB: 0 BB: 0 P: 8	R: 2 E: 0 K: 1 S: 13	H: 2 LOB: 0 BB: 0 P: 18	R: 0 E: 0 K: 1 S: 15	H: 2 LOB: 3 BB: 1 P: 27	1B: 8 2B: 7 3B: 0 HR: 2	SF: 0 SAC: 0 DP: 1 HBP: 0	WP: 2 PB: 0 SB: 0 CS: 0	PA: 45
PITCHER	IP	WLS	BF	H	R	ER	SO	BB	IBB	HBP	BLK	WP	HR	S	P	ERA	WHIP			
33 Edwin Jackson, R (1,1) ERA: 13.22	2.1	L	21	10	10	10	4	3	0	0	0	2	1	49	7	38.57	5.571			
65 Elvis Luciano, R (3,1) ERA: 6.85	2.2		10	3	1	1	0	1	0	0	0	0	0	19	32	3.38	1.500			
43 Sam Gaviglio, R (6,1) ERA: 4.26	2.0		8	2	2	2	2	0	0	0	0	0	1	19	26	9.00	1.000			
64 Derek Law, R (8,1) ERA: 5.14	1.0		6	2	0	0	1	1	0	0	0	0	0	15	27	0.00	3.000			

Toronto Blue Jays @ Colorado Rockies
Coors Field, Denver, CO
Fri May 31 2019, 6:42 PM - 9:51 PM MDT
Att: 32,990 - Cloudy - 64 F

AB 40
R 13
H 17
RBI 13
BB 5
SO 7
LOB 21




Batter	1	2	3	4	5	6	7	8	9	AB	R	H	RBI	BB	SO	LOB	TOP			
16 Freddy Galvis, S (1, 6) OBP: 0.290, SLG: 0.427	G4-3		P5			G4-3		F8		4	0	0	0	0	0	0	Toronto Blue Jays @ Colorado Rockies Coors Field, Denver, CO Sat Jun 01 2019, 7:13 PM - 9:40 PM MDT Att: 34,025 - Partly Cloudy - 69 F			
27 Vladimir Guerrero Jr., R (1, 5) OBP: 0.320, SLG: 0.460	G6-3		G3-1					K		4	0	1	0	0	1	0				
14 Justin Smoak, S (1, 3) OBP: 0.376, SLG: 0.475	G3-1			L7		L9			HR	4	1	1	1	0	0	1				
13 Lourdes Gurriel Jr., R (1, 7) OBP: 0.312, SLG: 0.542		G4-3		G4-3			K		K	4	0	1	0	0	2	0				
15 Randal Grichuk, R (1, 9) OBP: 0.287, SLG: 0.401	F9			G6-3			K		G2-3	4	0	0	0	0	1	1				
8 Cavan Biggio, L (1, 4) OBP: 0.348, SLG: 0.400						K			E6	2	1	0	0	2	1	0				
9 Danny Jansen, R (1, 2) OBP: 0.250, SLG: 0.250						G5-3				3	0	1	1	1	1	2				
49 Jonathan Davis, R (1, 8) OBP: 0.176, SLG: 0.204						G5-3				3	0	0	0	0	1	4				
44 Rowdy Tellez, L (9, PH) OBP: 0.291, SLG: 0.443						G5-3			G3	1	0	0	0	0	0	1				
6 Marcus Stroman, R (1, 1) OBP: 0.348, SLG: 0.432										2	0	0	0	0	2	0				
5 Eric Sogard, L (8, PH) OBP: 0.348, SLG: 0.432										1	0	0	0	0	0	0				
51 Ken Giles, R (8, 1)										0	0	0	0	0	0	0				
Inning Stats	R: 0 H: 0 E: 0 K: 0 S: 5	H: 0 LOB: 0 BB: 0 P: 7	R: 0 H: 1 E: 0 K: 2 S: 10	LOB: 2 BB: 1 P: 19	R: 0 H: 0 E: 0 K: 1 S: 7	LOB: 0 BB: 0 P: 10	R: 0 H: 0 E: 0 K: 0 S: 5	H: 0 LOB: 0 BB: 0 P: 9	R: 0 H: 0 E: 0 K: 1 S: 8	H: 1 LOB: 1 BB: 0 P: 12	R: 0 H: 0 E: 0 K: 2 S: 12	H: 0 LOB: 2 BB: 2 P: 24	R: 0 H: 0 E: 0 K: 1 S: 8	H: 0 LOB: 0 BB: 0 P: 11	R: 2 H: 2 E: 1 K: 1 S: 15	H: 2 LOB: 1 BB: 0 P: 21	1B: 1 2B: 2 3B: 0 HR: 1	SF: 0 SAC: 0 DP: 0 HBP: 0	WP: 0 PB: 0 SB: 2 CS: 0	PA: 35
PITCHER	IP WLS BF H R ER SO BB IBB HBP BLK WP HR S P ERA WHIP	IP WLS BF H R ER SO BB IBB HBP BLK WP HR S P ERA WHIP	IP WLS BF H R ER SO BB IBB HBP BLK WP HR S P ERA WHIP	IP WLS BF H R ER SO BB IBB HBP BLK WP HR S P ERA WHIP	IP WLS BF H R ER SO BB IBB HBP BLK WP HR S P ERA WHIP	IP WLS BF H R ER SO BB IBB HBP BLK WP HR S P ERA WHIP	IP WLS BF H R ER SO BB IBB HBP BLK WP HR S P ERA WHIP	IP WLS BF H R ER SO BB IBB HBP BLK WP HR S P ERA WHIP	IP WLS BF H R ER SO BB IBB HBP BLK WP HR S P ERA WHIP	IP WLS BF H R ER SO BB IBB HBP BLK WP HR S P ERA WHIP	IP WLS BF H R ER SO BB IBB HBP BLK WP HR S P ERA WHIP	IP WLS BF H R ER SO BB IBB HBP BLK WP HR S P ERA WHIP	IP WLS BF H R ER SO BB IBB HBP BLK WP HR S P ERA WHIP	IP WLS BF H R ER SO BB IBB HBP BLK WP HR S P ERA WHIP	IP WLS BF H R ER SO BB IBB HBP BLK WP HR S P ERA WHIP	IP WLS BF H R ER SO BB IBB HBP BLK WP HR S P ERA WHIP	IP WLS BF H R ER SO BB IBB HBP BLK WP HR S P ERA WHIP			
55 Jon Gray, R (1, 1) ERA: 4.11	6.2	W	25	2	0	0	7	3	0	0	0	0	0	0	0	0	0.00	0.750		
37 Jairo Diaz, R (7, 1) ERA: 2.57	0.1	H	1	0	0	0	0	0	0	0	0	0	0	0	0	0	0.00	0.000		
54 Carlos Estévez, R (8, 1) ERA: 4.28	1.2		8	2	2	1	2	0	0	0	0	0	0	1	20	27	5.40	1.200		
45 Scott Oberg, R (9, 1) ERA: 1.71	0.1	S	1	0	0	0	0	0	0	0	0	0	0	0	3	5	0.00	0.000		

Batter	1	2	3	4	5	6	7	8	9	AB	R	H	RBI	BB	SO	LOB	BOTTOM			
15 Raimel Tapia, L (1, 7) OBP: 0.322, SLG: 0.491	G4-3	G4-6-3			E8			K		4	1	1	0	0	1	1	Toronto Blue Jays @ Colorado Rockies Coors Field, Denver, CO Sat Jun 01 2019, 7:13 PM - 9:40 PM MDT Att: 34,025 - Partly Cloudy - 69 F			
27 Trevor Story, R (1, 6) OBP: 0.380, SLG: 0.556			G4-3		L7			K		4	1	1	0	0	1	0				
26 David Dahl, L (1, 9) OBP: 0.380, SLG: 0.523					G3					4	1	3	0	0	0	0				
28 Nolan Arenado, R (1, 5) OBP: 0.393, SLG: 0.627			G5-3			F9		K		4	1	1	1	0	1	2				
9 Daniel Murphy, L (1, 3) OBP: 0.304, SLG: 0.411			G1-3			P5				3	0	1	2	0	0	1				
20 Ian Desmond, R (1, 8) OBP: 0.321, SLG: 0.461					K		P3			3	0	0	0	0	1	1				
7 Brendan Rodgers, R (1, 4) OBP: 0.350, SLG: 0.351			G4-3		G5-3					3	0	0	0	0	0	1				
14 Tony Wolters, L (1, 2) OBP: 0.345, SLG: 0.424					G3-1					3	0	1	0	0	0	0				
55 Jon Gray, R (1, 1) ERA: 0.115, SLG: 0.080										2	0	0	0	0	1	1				
37 Jairo Diaz, R (7, 1) ERA: 2.84										0	0	0	0	0	0	0				
12 Mark Reynolds, R (7, PH) OBP: 0.307, SLG: 0.362										1	0	0	0	0	0	0				
54 Carlos Estévez, R (8, 1)										0	0	0	0	0	0	0				
45 Scott Oberg, R (9, 1)										0	0	0	0	0	0	0				
Inning Stats	R: 3 H: 4 E: 0 K: 0 S: 20	H: 4 LOB: 1 BB: 0 P: 30	R: 0 H: 1 E: 0 K: 0 S: 6	H: 1 LOB: 0 BB: 0 P: 8	R: 0 H: 1 E: 0 K: 0 S: 11	H: 1 LOB: 1 BB: 0 P: 15	R: 0 H: 0 E: 0 K: 1 S: 8	H: 0 LOB: 0 BB: 0 P: 11	R: 1 H: 1 E: 1 K: 1 S: 8	H: 1 LOB: 0 BB: 0 P: 13	R: 0 H: 0 E: 0 K: 0 S: 6	H: 0 LOB: 0 BB: 0 P: 9	R: 0 H: 0 E: 0 K: 3 S: 11	H: 1 LOB: 1 BB: 0 P: 14	R: 0 H: 0 E: 0 K: 0 S: 11	H: 0 LOB: 0 BB: 0 P: 7	1B: 5 2B: 3 3B: 0 HR: 0	SF: 0 SAC: 0 DP: 1 HBP: 0	WP: 0 PB: 0 SB: 0 CS: 0	PA: 31
PITCHER	IP WLS BF H R ER SO BB IBB HBP BLK WP HR S P ERA WHIP	IP WLS BF H R ER SO BB IBB HBP BLK WP HR S P ERA WHIP	IP WLS BF H R ER SO BB IBB HBP BLK WP HR S P ERA WHIP	IP WLS BF H R ER SO BB IBB HBP BLK WP HR S P ERA WHIP	IP WLS BF H R ER SO BB IBB HBP BLK WP HR S P ERA WHIP	IP WLS BF H R ER SO BB IBB HBP BLK WP HR S P ERA WHIP	IP WLS BF H R ER SO BB IBB HBP BLK WP HR S P ERA WHIP	IP WLS BF H R ER SO BB IBB HBP BLK WP HR S P ERA WHIP	IP WLS BF H R ER SO BB IBB HBP BLK WP HR S P ERA WHIP	IP WLS BF H R ER SO BB IBB HBP BLK WP HR S P ERA WHIP	IP WLS BF H R ER SO BB IBB HBP BLK WP HR S P ERA WHIP	IP WLS BF H R ER SO BB IBB HBP BLK WP HR S P ERA WHIP	IP WLS BF H R ER SO BB IBB HBP BLK WP HR S P ERA WHIP	IP WLS BF H R ER SO BB IBB HBP BLK WP HR S P ERA WHIP	IP WLS BF H R ER SO BB IBB HBP BLK WP HR S P ERA WHIP	IP WLS BF H R ER SO BB IBB HBP BLK WP HR S P ERA WHIP	IP WLS BF H R ER SO BB IBB HBP BLK WP HR S P ERA WHIP			
6 Marcus Stroman, R (1, 1) ERA: 2.84	7.0	L	27	7	4	3	2	0	0	0	0	0	0	0	0	0	0.00	1.000		
51 Ken Giles, R (8, 1) ERA: 1.19	1.0		4	1	0	0	3	0	0	0	0	0	0	0	0	0	0.00	1.000		


livebaseballscorecards.com

AB 32
R 2
H 4
RBI 2
BB 3
SO 9
LOB 9



livebaseballscorecards.com

AB 31
R 4
H 8
RBI 3
BB 0
SO 5
LOB 7




Batter	1	2	3	4	5	6	7	8	9	AB	R	H	RBI	BB	SO	LOB	TOP				
5 Eric Sogard, L (1,4) OBP: 0.350, SLG: 0.431										5	1	2	0	0	2	2					
27 Vladimir Guerrero Jr., R (1,5) OBP: 0.318, SLG: 0.453										4	0	1	0	0	0	2					
14 Justin Smoak, S (1,3) OBP: 0.383, SLG: 0.475										2	0	1	1	2	0	1					
15 Randal Grichuk, R (1,8) OBP: 0.282, SLG: 0.394										4	0	0	0	0	0	5					
8 Cavan Biggio, L (1,9) OBP: 0.333, SLG: 0.348										3	0	0	0	1	2	2					
3 Brandon Drury, R (1,7) OBP: 0.263, SLG: 0.388										3	0	0	0	1	1	4					
16 Freddy Galvis, S (1,6) OBP: 0.285, SLG: 0.419										4	0	2	0	0	0	0					
21 Luke Maile, R (1,2) OBP: 0.230, SLG: 0.275										4	0	2	0	0	0	0					
41 Aaron Sanchez, R (1,1) ERA: 5.19										2	0	0	0	0	0	0					
44 Rowdy Tellez, L (7,PH) OBP: 0.250, SLG: 0.440										1	0	0	0	0	0	1					
50 Justin Shafer, R (7,1) ERA: 4.91										0	0	0	0	0	0	0					
45 Thomas Pannone, L (8,1) ERA: 6.75										0	0	0	0	0	0	1					
13 Lourdes Gurriel Jr., R (9,PH) OBP: 0.308, SLG: 0.534										1	0	0	0	0	1	1					
Inning Stats	R: 1 H: 2 E: 0 K: 0 S: 13	L: 2 BB: 3 P: 22	R: 0 H: 0 E: 0 K: 1 S: 7	H: 0 LOB: 0 BB: 0 P: 9	R: 0 H: 1 E: 0 K: 0 S: 7	L: 0 LOB: 0 BB: 0 P: 12	R: 0 H: 0 E: 0 K: 1 S: 7	H: 0 LOB: 0 BB: 0 P: 10	R: 0 H: 1 E: 0 K: 0 S: 9	L: 1 LOB: 1 BB: 0 P: 15	R: 0 H: 0 E: 0 K: 2 S: 9	H: 0 LOB: 2 BB: 2 P: 22	R: 0 H: 1 E: 0 K: 0 S: 13	L: 1 LOB: 1 BB: 0 P: 19	R: 0 H: 0 E: 0 K: 1 S: 11	L: 0 LOB: 1 BB: 1 P: 21	R: 0 H: 1 E: 0 K: 3 S: 11	L: 1 LOB: 1 BB: 0 P: 16	1B: 6 2B: 0 3B: 0 HR: 0	SF: 0 SAC: 0 DP: 1 HBP: 0	WP: 1 PA: 37 PB: 0 SB: 0 CS: 0
PITCHER	IP WLS BF H R ER SO BB IBB HBP BLK WP HR S P ERA WHIP	IP WLS BF H R ER SO BB IBB HBP BLK WP HR S P ERA WHIP	IP WLS BF H R ER SO BB IBB HBP BLK WP HR S P ERA WHIP	IP WLS BF H R ER SO BB IBB HBP BLK WP HR S P ERA WHIP	IP WLS BF H R ER SO BB IBB HBP BLK WP HR S P ERA WHIP	IP WLS BF H R ER SO BB IBB HBP BLK WP HR S P ERA WHIP	IP WLS BF H R ER SO BB IBB HBP BLK WP HR S P ERA WHIP	IP WLS BF H R ER SO BB IBB HBP BLK WP HR S P ERA WHIP	IP WLS BF H R ER SO BB IBB HBP BLK WP HR S P ERA WHIP	IP WLS BF H R ER SO BB IBB HBP BLK WP HR S P ERA WHIP	IP WLS BF H R ER SO BB IBB HBP BLK WP HR S P ERA WHIP	IP WLS BF H R ER SO BB IBB HBP BLK WP HR S P ERA WHIP	IP WLS BF H R ER SO BB IBB HBP BLK WP HR S P ERA WHIP	IP WLS BF H R ER SO BB IBB HBP BLK WP HR S P ERA WHIP	IP WLS BF H R ER SO BB IBB HBP BLK WP HR S P ERA WHIP	IP WLS BF H R ER SO BB IBB HBP BLK WP HR S P ERA WHIP	IP WLS BF H R ER SO BB IBB HBP BLK WP HR S P ERA WHIP	IP WLS BF H R ER SO BB IBB HBP BLK WP HR S P ERA WHIP	IP WLS BF H R ER SO BB IBB HBP BLK WP HR S P ERA WHIP	IP WLS BF H R ER SO BB IBB HBP BLK WP HR S P ERA WHIP	IP WLS BF H R ER SO BB IBB HBP BLK WP HR S P ERA WHIP


Toronto Blue Jays @ Colorado Rockies
Coors Field, Denver, CO
Sun Jun 02 2019, 1:14 PM - 3:56 PM MDT
Att: 37,861 - Partly Cloudy - 76 F

AB 33
R 1
H 6
RBI 1
BB 4
SO 8
LOB 23



Batter	1	2	3	4	5	6	7	8	9	AB	R	H	RBI	BB	SO	LOB	BOTTOM		
15 Raimel Tapia, L (1,7) OBP: 0.321, SLG: 0.486										4	0	1	0	0	0	0			
26 David Dahl, L (1,9) OBP: 0.383, SLG: 0.528										4	1	2	1	0	0	0			
28 Nolan Arenado, R (1,5) OBP: 0.395, SLG: 0.638										4	1	2	1	0	0	2			
9 Daniel Murphy, L (1,3) OBP: 0.310, SLG: 0.414										4	0	2	1	0	0	0			
24 Ryan McMahon, L (1,4) OBP: 0.342, SLG: 0.422										3	1	0	0	1	2	3			
7 Brendan Rodgers, R (1,8) OBP: 0.318, SLG: 0.317										4	0	0	0	0	1	4			
22 Chris Iannetta, R (1,2) OBP: 0.346, SLG: 0.580										3	1	2	2	1	0	0			
1 Garrett Hampson, R (1,8) OBP: 0.225, SLG: 0.260										3	0	0	0	1	0	1			
49 Antonio Senzatele, R (1,1) ERA: 3.95										1	1	0	0	1	0	2			
12 Mark Reynolds, R (6,PH) OBP: 0.244, SLG: 0.300										1	0	0	0	0	0	0			
35 Chad Bettis, R (7,1) ERA: 4.91										0	0	0	0	0	0	0			
38 Mike Dunn, L (8,1) ERA: 6.75										0	0	0	0	0	0	0			
37 Jairo Diaz, R (8,1) ERA: 6.75										0	0	0	0	0	0	0			
20 Ian Desmond, R (8,PH) OBP: 0.378, SLG: 0.458										0	0	0	0	0	0	1			
29 Bryan Shaw, S (9,1) ERA: 3.95										0	0	0	0	0	0	0			
Inning Stats	R: 1 H: 3 E: 0 K: 1 S: 11	L: 3 LOB: 2 BB: 0 P: 13	R: 1 H: 2 E: 0 K: 0 S: 12	H: 2 LOB: 1 BB: 1 P: 18	R: 1 H: 1 E: 0 K: 0 S: 8	L: 0 LOB: 2 BB: 2 P: 16	R: 1 H: 1 E: 0 K: 0 S: 7	H: 0 LOB: 0 BB: 0 P: 11	R: 0 H: 0 E: 0 K: 1 S: 7	L: 0 LOB: 0 BB: 0 P: 10	R: 1 H: 1 E: 0 K: 0 S: 11	L: 1 LOB: 1 BB: 0 P: 17	R: 1 H: 2 E: 0 K: 1 S: 16	L: 0 LOB: 1 BB: 0 P: 24	R: 0 H: 0 E: 0 K: 0 S: 5	L: 0 LOB: 0 BB: 1 P: 9	1B: 5 2B: 2 3B: 0 HR: 2	SF: 0 SAC: 0 DP: 1 HBP: 0	WP: 0 PA: 36 PB: 0 SB: 0 CS: 0
PITCHER	IP WLS BF H R ER SO BB IBB HBP BLK WP HR S P ERA																		


Batter	1	2	3	4	5	6	7	8	9	AB	R	H	RBI	BB	SO	LOB	TOP			
26 DJ LeMahieu, R OBP: 0.357, SLG: 0.449	G6-3		G1-3		G1-3		G6-4-3		K	5	0	1	0	0	1	1	<p>New York Yankees @ Toronto Blue Jays Rogers Centre, Toronto, ON Tue Jun 04 2019, 7:08 PM - 10:07 PM EDT Att: 20,671 - Roof Closed - 68 F</p> <p>livebaseballscorecards.com</p> <p>AB 34 R 3 H 8 RBI 3 BB 7 SO 10 LOB 21</p> 			
45 Luke Voit, R OBP: 0.384, SLG: 0.521	G4-3		FC5-4		2B		K		1B	4	0	2	0	1	1					
24 Gary Sánchez, R OBP: 0.343, SLG: 0.649			FC5-4		2B		G6-4-3		K	4	0	1	0	1	4					
31 Aaron Hicks, S OBP: 0.324, SLG: 0.345	K				F8				HR	4	2	2	1	1	3					
25 Gleyber Torres, R OBP: 0.328, SLG: 0.530	K		P3		BB				K	4	0	0	0	1	3					
77 Clint Frazier, R OBP: 0.317, SLG: 0.533	K		HR		BB				L4	3	1	1	2	1	0					
29 Gio Urshela, R OBP: 0.373, SLG: 0.460	F8		G1-3		F7				1B	4	0	1	0	0	2					
38 Cameron Maybin, R OBP: 0.367, SLG: 0.351			G5-3		K				BB	2	0	0	0	1	2					
36 Kendrys Morales, S OBP: 0.323, SLG: 0.257			BB						BB	0	0	0	0	1	0					
30 Thairo Estrada, R OBP: 0.347, SLG: 0.565			FC4		F8				L8	0	0	0	0	0	0					
11 Brett Gardner, L OBP: 0.308, SLG: 0.429	FC4				K					4	0	0	0	0	1					
Inning Stats	R: 0 H: 0 E: 0 K: 1 S: 9	H: 0 LOB: 1 BB: 1 P: 16	R: 0 H: 0 E: 0 K: 2 S: 7	H: 0 LOB: 0 BB: 0 P: 11	R: 0 H: 0 E: 0 K: 0 S: 6	H: 0 LOB: 2 BB: 2 P: 17	R: 2 H: 2 E: 0 K: 0 S: 19	H: 2 LOB: 0 BB: 0 P: 30	R: 0 H: 0 E: 0 K: 1 S: 12	H: 0 LOB: 2 BB: 2 P: 14	R: 0 H: 1 E: 0 K: 1 S: 9	H: 1 LOB: 0 BB: 0 P: 16	R: 1 H: 2 E: 0 K: 1 S: 18	H: 2 LOB: 2 BB: 1 P: 27	R: 0 H: 1 E: 0 K: 3 S: 12	H: 1 LOB: 2 BB: 1 P: 17	1B: 3 2B: 4 3B: 0 HR: 2	SF: 0 SAC: 0 DP: 1 HBP: 0	WP: 0 PB: 0 SB: 0 CS: 0	PA: 41
PITCHER	IP WLS BF H R ER SO BB IBB HBP BLK WP HR S P ERA WHIP	IP WLS BF H R ER SO BB IBB HBP BLK WP HR S P ERA WHIP	IP WLS BF H R ER SO BB IBB HBP BLK WP HR S P ERA WHIP	IP WLS BF H R ER SO BB IBB HBP BLK WP HR S P ERA WHIP	IP WLS BF H R ER SO BB IBB HBP BLK WP HR S P ERA WHIP	IP WLS BF H R ER SO BB IBB HBP BLK WP HR S P ERA WHIP	IP WLS BF H R ER SO BB IBB HBP BLK WP HR S P ERA WHIP	IP WLS BF H R ER SO BB IBB HBP BLK WP HR S P ERA WHIP	IP WLS BF H R ER SO BB IBB HBP BLK WP HR S P ERA WHIP	IP WLS BF H R ER SO BB IBB HBP BLK WP HR S P ERA WHIP	IP WLS BF H R ER SO BB IBB HBP BLK WP HR S P ERA WHIP	IP WLS BF H R ER SO BB IBB HBP BLK WP HR S P ERA WHIP	IP WLS BF H R ER SO BB IBB HBP BLK WP HR S P ERA WHIP	IP WLS BF H R ER SO BB IBB HBP BLK WP HR S P ERA WHIP	IP WLS BF H R ER SO BB IBB HBP BLK WP HR S P ERA WHIP	IP WLS BF H R ER SO BB IBB HBP BLK WP HR S P ERA WHIP	IP WLS BF H R ER SO BB IBB HBP BLK WP HR S P ERA WHIP			
2 Clayton Richard, L ERA: 3.55	4.2	3	4	2	2	4	3	0	0	1	0	0	0	0	0	0	3.86	1.500		
45 Thomas Pannone, L ERA: 5.67	0.1	W	3	0	0	0	2	0	0	0	0	0	0	0	0	0	0.00	6.000		
46 Daniel Hudson, R ERA: 3.62	1.1	H	5	1	0	2	0	0	0	0	0	0	0	0	0	0	0.00	0.750		
31 Joe Biagini, R ERA: 3.25	1.1	H	5	2	1	1	0	0	0	0	1	14	21	6.75	1.500					
51 Ken Giles, R ERA: 1.13	1.1	S	7	1	0	0	2	0	0	0	0	0	19	29	0.00	2.250				

Batter	1	2	3	4	5	6	7	8	9	AB	R	H	RBI	BB	SO	LOB	BOTTOM	
5 Eric Sogard, L OBP: 0.361, SLG: 0.449	G4-3		G4-3		2B		FC3-6		1B	4	1	3	0	0	0	0	<p>New York Yankees @ Toronto Blue Jays Rogers Centre, Toronto, ON Tue Jun 04 2019, 7:08 PM - 10:07 PM EDT Att: 20,671 - Roof Closed - 68 F</p> <p>livebaseballscorecards.com</p> <p>AB 31 R 4 H 8 RBI 4 BB 2 SO 5 LOB 12</p> 	
27 Vladimir Guerrero Jr., R OBP: 0.316, SLG: 0.446	G5-3		K		1B		FC3-6		1B	4	0	1	1	0	1	2		
14 Justin Smoak, S OBP: 0.385, SLG: 0.473	G1-6-3		P3		F8		1B		1B	3	0	1	0	1	0	1		
44 Rowdy Tellez, L OBP: 0.289, SLG: 0.436	G1-6-3		G4-3		1B		K		1B	4	0	1	0	0	1	4		
15 Randal Grichuk, R OBP: 0.282, SLG: 0.404	P3		HR		P5		K		K	4	1	1	1	0	1	1		
8 Cavan Biggio, L OBP: 0.323, SLG: 0.308	L8		16 S		F8		K		K	3	1	0	0	1	1	1		
49 Jonathan Davis, R OBP: 0.176, SLG: 0.204			BB		16 HR		K		K	0	0	0	0	0	0	0		
13 Lourdes Gurriel Jr., R OBP: 0.305, SLG: 0.513	K		P4		HBP		F9		F9	3	0	0	0	0	1	1		
16 Freddy Galvis, S OBP: 0.286, SLG: 0.432	G4-3		G4-3		HR		G4-3		G4-3	3	1	1	2	0	0	2		
9 Danny Jansen, R OBP: 0.245, SLG: 0.244	G5-3		G1-3		G1-3		F7		F7	3	0	0	0	0	0	0		
Inning Stats	R: 0 H: 1 E: 0 K: 0 S: 9	H: 0 LOB: 0 BB: 0 P: 9	R: 0 H: 0 E: 0 K: 0 S: 7	H: 0 LOB: 0 BB: 0 P: 10	R: 0 H: 0 E: 0 K: 1 S: 7	H: 0 LOB: 0 BB: 0 P: 10	R: 4 H: 4 E: 0 K: 0 S: 21	H: 4 LOB: 1 BB: 1 P: 32	R: 0 H: 1 E: 0 K: 0 S: 7	H: 1 LOB: 2 BB: 0 P: 10	R: 0 H: 2 E: 0 K: 1 S: 14	H: 2 LOB: 0 BB: 0 P: 25	R: 0 H: 0 E: 0 K: 2 S: 12	H: 0 LOB: 0 BB: 0 P: 19	1B: 5 2B: 1 3B: 0 HR: 2	SF: 0 SAC: 0 DP: 1 HBP: 1	WP: 1 PB: 0 SB: 1 CS: 0	PA: 34
PITCHER	IP WLS BF H R ER SO BB IBB HBP BLK WP HR S P ERA WHIP	IP WLS BF H R ER SO BB IBB HBP BLK WP HR S P ERA WHIP	IP WLS BF H R ER SO BB IBB HBP BLK WP HR S P ERA WHIP	IP WLS BF H R ER SO BB IBB HBP BLK WP HR S P ERA WHIP	IP WLS BF H R ER SO BB IBB HBP BLK WP HR S P ERA WHIP	IP WLS BF H R ER SO BB IBB HBP BLK WP HR S P ERA WHIP	IP WLS BF H R ER SO BB IBB HBP BLK WP HR S P ERA WHIP	IP WLS BF H R ER SO BB IBB HBP BLK WP HR S P ERA WHIP	IP WLS BF H R ER SO BB IBB HBP BLK WP HR S P ERA WHIP	IP WLS BF H R ER SO BB IBB HBP BLK WP HR S P ERA WHIP	IP WLS BF H R ER SO BB IBB HBP BLK WP HR S P ERA WHIP	IP WLS BF H R ER SO BB IBB HBP BLK WP HR S P ERA WHIP	IP WLS BF H R ER SO BB IBB HBP BLK WP HR S P ERA WHIP	IP WLS BF H R ER SO BB IBB HBP BLK WP HR S P ERA WHIP	IP WLS BF H R ER SO BB IBB HBP BLK WP HR S P ERA WHIP	IP WLS BF H R ER SO BB IBB HBP BLK WP HR S P ERA WHIP	IP WLS BF H R ER SO BB IBB HBP BLK WP HR S P ERA WHIP	
19 Masahiro Tanaka, R ERA: 3.42	6.0	L	26	4	4	2	2	0	1	0	0	0	0	0	0	0	6.00	1.333
56 Jonathan Holder, R ERA: 4.25	1.0		5	2	0	0	0	0	0	0	0	14	25	0.00	2.000			
57 Chad Green, R ERA: 9.17	1.0		3	0	0	0	0	0	0	0	0	12	19	0.00	0.000			

Batter	1	2	3	4	5	6	7	8	9	AB	R	H	RBI	BB	SO	LOB	TOP										
26 DJ LeMahieu, R OBP: 0.363, SLG: 0.466	F9			G3	24 1B 45 BB	HR			45 WP 1B	5	1	3	4	0	0	0											
45 Luke Voit, R OBP: 0.380, SLG: 0.511	K			G6-3	24 1B BB	G5-6-3			G5-3	4	0	0	0	1	1	1											
24 Gary Sánchez, R OBP: 0.345, SLG: 0.660	F8			HR	1B				K	5	1	2	2	0	2	1											
36 Kendrys Morales, S OBP: 0.314, SLG: 0.250		G4-3		HR	BB				K	4	0	0	0	1	2	4											
25 Gleyber Torres, R OBP: 0.326, SLG: 0.523	L6			G4-3	K				K	3	0	0	0	1	1	4											
77 Clint Frazier, R OBP: 0.327, SLG: 0.529										3	1	1	0	1	2	1											
31 Aaron Hicks, S OBP: 0.324, SLG: 0.345	K				11 FC3-6 BB	38 1B 26 HR			K	0	0	0	0	0	0	0											
11 Brett Gardner, L OBP: 0.302, SLG: 0.420				G4-3	FC3-6 29 1B 38 1B	F8			P4	4	1	0	0	0	2												
29 Gio Urshela, R OBP: 0.371, SLG: 0.455		L9				L8			G5-3	4	1	1	0	0	0	1											
38 Cameron Maybin, R OBP: 0.372, SLG: 0.358									K	4	2	2	1	0	1	0											
Inning Stats	R: 0 H: 0 E: 0 K: 1 S: 9	H: 0 LOB: 0 BB: 0 P: 14	R: 0 H: 0 E: 0 K: 1 S: 8	H: 0 LOB: 0 BB: 0 P: 15	R: 0 H: 0 E: 0 K: 0 S: 8	H: 0 LOB: 0 BB: 0 P: 13	R: 1 H: 1 E: 0 K: 0 S: 12	H: 1 LOB: 1 BB: 0 P: 18	R: 3 H: 4 E: 0 K: 2 S: 18	H: 3 LOB: 3 BB: 2 P: 32	R: 0 H: 0 E: 0 K: 2 S: 12	H: 0 LOB: 1 BB: 1 P: 19	R: 0 H: 0 E: 0 K: 1 S: 6	H: 0 LOB: 0 BB: 0 P: 10	R: 0 H: 1 E: 0 K: 2 S: 13	H: 1 LOB: 1 BB: 0 P: 17	1B: 7 2B: 0 3B: 0 HR: 2	SF: 0 SAC: 0 DP: 0 HBP: 0	WP: 1 PB: 0 SB: 0 CS: 0	PA: 40							
PITCHER	IP	WLS	BF	H	R	ER	SO	BB	IBB	HBP	BLK	WP	HR	S	P	ERA	WHIP										
57 Trent Thornton, R ERA: 4.73	5.0		23	5	4	4	4	3	0	0	0	0	1	55	92	7.20	1.600										
64 Derek Law, R ERA: 6.6	1.0		6	3	3	3	0	0	0	0	0	0	1	16	23	27.00	3.000										
43 Sam Gaviglio, R ERA: 4.05	2.0	W	7	0	0	0	3	1	0	0	0	0	0	18	29	0.00	0.500										
51 Ken Giles, R ERA: 1.08	1.0		4	1	0	0	2	0	0	0	0	1	0	13	17	0.00	1.000										

New York Yankees @ Toronto Blue Jays
Rogers Centre, Toronto, ON
Wed Jun 05 2019, 7:09 PM - 10:30 PM EDT
Att: 16,609 - Roof Closed - 68 F


AB	36
R	7
H	9
RBI	7
BB	4
SO	9
LOB	14



Batter	1	2	3	4	5	6	7	8	9	AB	R	H	RBI	BB	SO	LOB	BOTTOM										
13 Lourdes Gurriel Jr., R OBP: 0.310, SLG: 0.494	K	L8			27 1B 27 E	G5-3			27 HR BB	3	2	0	0	2	1	4											
27 Vladimir Guerrero Jr., R OBP: 0.366, SLG: 0.472	15 HR BB		F7		E5				E6	4	3	2	3	1	0	0											
14 Justin Smoak, S OBP: 0.377, SLG: 0.460	F8		P5		P2				G4-3	5	0	0	0	0	1	4											
15 Randal Grichuk, R OBP: 0.288, SLG: 0.432	1H HR		F8		K				37 E HBP	4	3	2	3	0	1	1											
3 Brandon Drury, R OBP: 0.267, SLG: 0.404	G4-3				K				L8	5	1	2	1	0	1	2											
37 Teoscar Hernández, R OBP: 0.267, SLG: 0.318			8 1B 2B		K				FC5-4 9 WP 8 S	5	1	2	2	0	1	2											
8 Cavan Biggio, L OBP: 0.371, SLG: 0.321		9 F8 2H 1B							G3	2	0	1	1	2	0	1											
16 Freddy Galvis, S OBP: 0.281, SLG: 0.424		F8			K				G5-3	4	0	0	0	0	2	4											
9 Danny Jansen, R OBP: 0.252, SLG: 0.246										3	0	1	0	1	0	1											
5 Eric Sogard, L OBP: 0.361, SLG: 0.449										0	1	0	0	0	0	0											
21 Luke Maile, R OBP: 0.230, SLG: 0.275									13 BB 27 HR 1B	0	0	0	0	0	0	0											
Inning Stats	R: 2 H: 1 E: 0 K: 1 S: 8	H: 2 LOB: 1 BB: 0 P: 21	R: 0 H: 0 E: 0 K: 0 S: 9	H: 0 LOB: 0 BB: 0 P: 11	R: 0 H: 0 E: 0 K: 3 S: 13	H: 0 LOB: 1 BB: 1 P: 21	R: 1 H: 1 E: 1 K: 1 S: 14	H: 1 LOB: 1 BB: 1 P: 24	R: 0 H: 1 E: 0 K: 1 S: 23	H: 3 LOB: 3 BB: 2 P: 39	R: 2 H: 1 E: 2 K: 1 S: 11	H: 1 LOB: 1 BB: 0 P: 16	R: 5 H: 4 E: 0 K: 0 S: 21	H: 4 LOB: 1 BB: 1 P: 34	1B: 4 2B: 2 3B: 0 HR: 4	SF: 0 SAC: 0 DP: 0 HBP: 1	WP: 1 PB: 0 SB: 1 CS: 0	PA: 42									
PITCHER	IP	WLS	BF	H	R	ER	SO	BB	IBB	HBP	BLK	WP	HR	S	P	ERA	WHIP										
65 James Paxton, L ERA: 3.11	4.2		21	4	4	3	4	3	0	0	0	0	0	15	26	0.00	3.000										
0 Adam Ottavino, R ERA: 1.27	0.2		4	1	0	0	1	1	0	0	0	0	0	12	20	0.00	1.500										
48 Tommy Kahnle, R ERA: 1.48	0.2	H	3	0	0	0	1	1	0	0	0	1	0	9	13	0.00	1.500										
56 Jonathan Holder, R ERA: 4.15	0.2	H	5	1	2	0	1	0	0	1	0	0	0	9	13	0.00	1.500										
53 Zack Britton, L ERA: 2.99	1.0	L	6	2	4	4	0	1	0	0	0	0	1	15	23	36.00	3.000										

New York Yankees @ Toronto Blue Jays
Rogers Centre, Toronto, ON
Wed Jun 05 2019, 7:09 PM - 10:30 PM EDT
Att: 16,609 - Roof Closed - 68 F

AB	35
R	11
H	10
RBI	10
BB	6
SO	7
LOB	19



Batter	1	2	3	4	5	6	7	8	9	AB	R	H	RBI	BB	SO	LOB	TOP								
26 DJ LeMahieu, R OBP: 0.371, SLG: 0.480										4	1	3	2	1	0	0	New York Yankees @ Toronto Blue Jays Rogers Centre, Toronto, ON Thu Jun 06 2019, 7:11 PM - 10:16 PM EDT Att: 25,657 - Clear - 68 F								
31 Aaron Hicks, S OBP: 0.329, SLG: 0.397										5	1	2	3	0	1	3									
45 Luke Voit, R OBP: 0.381, SLG: 0.504										3	0	0	0	2	0	1									
24 Gary Sánchez, R OBP: 0.335, SLG: 0.640										5	0	0	0	0	1	4									
36 Kendrys Morales, S OBP: 0.312, SLG: 0.245										3	0	0	0	1	1	2									
77 Clint Frazier, R OBP: 0.320, SLG: 0.516										4	0	0	0	0	1	1									
29 Gio Urshela, R OBP: 0.368, SLG: 0.468										4	1	1	1	0	0	1									
30 Thairo Estrada, R OBP: 0.321, SLG: 0.520									4	1	0	0	0	0	2	0									
38 Cameron Maybin, R OBP: 0.378, SLG: 0.376									4	2	2	0	0	1	0	0									
Inning Stats	R: 0 E: 0 K: 2 S: 15	H: 0 LOB: 2 BB: 2 P: 30	R: 4 E: 1 K: 1 S: 15	H: 3 LOB: 0 BB: 0 P: 27	R: 0 E: 0 K: 0 S: 9	H: 0 LOB: 0 BB: 0 P: 13	R: 2 E: 0 K: 0 S: 12	H: 3 LOB: 1 BB: 0 P: 20	R: 0 E: 0 K: 0 S: 8	H: 0 LOB: 1 BB: 1 P: 13	R: 0 E: 0 K: 1 S: 10	H: 1 LOB: 0 BB: 0 P: 15	R: 0 E: 0 K: 0 S: 9	H: 0 LOB: 0 BB: 0 P: 15	R: 0 E: 0 K: 1 S: 6	H: 0 LOB: 0 BB: 0 P: 8	R: 0 E: 0 K: 2 S: 13	H: 1 LOB: 2 BB: 1 P: 22	1B: 3 2B: 3 3B: 0 HR: 2	SF: 0 SAC: 0 DP: 0 HBP: 0	WP: 0 PB: 0 SB: 0 CS: 0	PA: 40			
PITCHER	IP WLS BF H R ER SO BB IBB HBP BLK WP HR S P ERA WHIP	IP WLS BF H R ER SO BB IBB HBP BLK WP HR S P ERA WHIP	IP WLS BF H R ER SO BB IBB HBP BLK WP HR S P ERA WHIP	IP WLS BF H R ER SO BB IBB HBP BLK WP HR S P ERA WHIP	IP WLS BF H R ER SO BB IBB HBP BLK WP HR S P ERA WHIP	IP WLS BF H R ER SO BB IBB HBP BLK WP HR S P ERA WHIP	IP WLS BF H R ER SO BB IBB HBP BLK WP HR S P ERA WHIP	IP WLS BF H R ER SO BB IBB HBP BLK WP HR S P ERA WHIP	IP WLS BF H R ER SO BB IBB HBP BLK WP HR S P ERA WHIP	IP WLS BF H R ER SO BB IBB HBP BLK WP HR S P ERA WHIP	IP WLS BF H R ER SO BB IBB HBP BLK WP HR S P ERA WHIP	IP WLS BF H R ER SO BB IBB HBP BLK WP HR S P ERA WHIP	IP WLS BF H R ER SO BB IBB HBP BLK WP HR S P ERA WHIP	IP WLS BF H R ER SO BB IBB HBP BLK WP HR S P ERA WHIP	IP WLS BF H R ER SO BB IBB HBP BLK WP HR S P ERA WHIP	IP WLS BF H R ER SO BB IBB HBP BLK WP HR S P ERA WHIP	IP WLS BF H R ER SO BB IBB HBP BLK WP HR S P ERA WHIP	IP WLS BF H R ER SO BB IBB HBP BLK WP HR S P ERA WHIP	IP WLS BF H R ER SO BB IBB HBP BLK WP HR S P ERA WHIP	IP WLS BF H R ER SO BB IBB HBP BLK WP HR S P ERA WHIP	IP WLS BF H R ER SO BB IBB HBP BLK WP HR S P ERA WHIP	IP WLS BF H R ER SO BB IBB HBP BLK WP HR S P ERA WHIP	IP WLS BF H R ER SO BB IBB HBP BLK WP HR S P ERA WHIP	IP WLS BF H R ER SO BB IBB HBP BLK WP HR S P ERA WHIP	IP WLS BF H R ER SO BB IBB HBP BLK WP HR S P ERA WHIP

AB	36
R	6
H	8
RBI	6
BB	4
SO	7
LOB	12



Batter	1	2	3	4	5	6	7	8	9	AB	R	H	RBI	BB	SO	LOB	BOTTOM								
5 Eric Sogard, L OBP: 0.365, SLG: 0.481										4	1	2	1	0	0	2	New York Yankees @ Toronto Blue Jays Rogers Centre, Toronto, ON Thu Jun 06 2019, 7:11 PM - 10:16 PM EDT Att: 25,657 - Clear - 68 F								
27 Vladimir Guerrero Jr., R OBP: 0.317, SLG: 0.457									4	0	0	0	0	0	3										
14 Justin Smoak, S OBP: 0.374, SLG: 0.455										4	1	1	0	0	0	1									
15 Randal Grichuk, R OBP: 0.291, SLG: 0.433										4	0	2	0	0	0	1									
13 Lourdes Gurriel Jr., R OBP: 0.308, SLG: 0.482										4	0	1	0	0	0	1									
37 Teoscar Hernández, R OBP: 0.290, SLG: 0.399										4	0	0	0	0	2	4									
16 Freddy Galvis, S OBP: 0.276, SLG: 0.416										4	0	0	0	0	2	2									
3 Brandon Drury, R OBP: 0.268, SLG: 0.403										3	0	1	0	0	0	1									
21 Luke Maile, R OBP: 0.234, SLG: 0.278									3	0	1	0	0	0	1										
Inning Stats	R: 0 E: 0 K: 0 S: 13	H: 1 LOB: 1 BB: 0 P: 22	R: 0 E: 0 K: 1 S: 11	H: 0 LOB: 0 BB: 0 P: 15	R: 0 E: 0 K: 0 S: 10	H: 1 LOB: 1 BB: 0 P: 15	R: 0 E: 0 K: 1 S: 9	H: 1 LOB: 1 BB: 0 P: 13	R: 0 E: 0 K: 0 S: 11	H: 0 LOB: 0 BB: 0 P: 15	R: 1 E: 0 K: 0 S: 6	H: 1 LOB: 0 BB: 0 P: 10	R: 0 E: 1 K: 1 S: 9	H: 0 LOB: 1 BB: 0 P: 12	R: 0 E: 0 K: 0 S: 9	H: 1 LOB: 0 BB: 0 P: 14	R: 1 E: 0 K: 0 S: 11	H: 3 LOB: 1 BB: 0 P: 17	1B: 6 2B: 1 3B: 0 HR: 1	SF: 0 SAC: 0 DP: 2 HBP: 0	WP: 0 PB: 0 SB: 0 CS: 0	PA: 34			
PITCHER	IP WLS BF H R ER SO BB IBB HBP BLK WP HR S P ERA WHIP	IP WLS BF H R ER SO BB IBB HBP BLK WP HR S P ERA WHIP	IP WLS BF H R ER SO BB IBB HBP BLK WP HR S P ERA WHIP	IP WLS BF H R ER SO BB IBB HBP BLK WP HR S P ERA WHIP	IP WLS BF H R ER SO BB IBB HBP BLK WP HR S P ERA WHIP	IP WLS BF H R ER SO BB IBB HBP BLK WP HR S P ERA WHIP	IP WLS BF H R ER SO BB IBB HBP BLK WP HR S P ERA WHIP	IP WLS BF H R ER SO BB IBB HBP BLK WP HR S P ERA WHIP	IP WLS BF H R ER SO BB IBB HBP BLK WP HR S P ERA WHIP	IP WLS BF H R ER SO BB IBB HBP BLK WP HR S P ERA WHIP	IP WLS BF H R ER SO BB IBB HBP BLK WP HR S P ERA WHIP	IP WLS BF H R ER SO BB IBB HBP BLK WP HR S P ERA WHIP	IP WLS BF H R ER SO BB IBB HBP BLK WP HR S P ERA WHIP	IP WLS BF H R ER SO BB IBB HBP BLK WP HR S P ERA WHIP	IP WLS BF H R ER SO BB IBB HBP BLK WP HR S P ERA WHIP	IP WLS BF H R ER SO BB IBB HBP BLK WP HR S P ERA WHIP	IP WLS BF H R ER SO BB IBB HBP BLK WP HR S P ERA WHIP	IP WLS BF H R ER SO BB IBB HBP BLK WP HR S P ERA WHIP	IP WLS BF H R ER SO BB IBB HBP BLK WP HR S P ERA WHIP	IP WLS BF H R ER SO BB IBB HBP BLK WP HR S P ERA WHIP	IP WLS BF H R ER SO BB IBB HBP BLK WP HR S P ERA WHIP	IP WLS BF H R ER SO BB IBB HBP BLK WP HR S P ERA WHIP	IP WLS BF H R ER SO BB IBB HBP BLK WP HR S P ERA WHIP	IP WLS BF H R ER SO BB IBB HBP BLK WP HR S P ERA WHIP	IP WLS BF H R ER SO BB IBB HBP BLK WP HR S P ERA WHIP

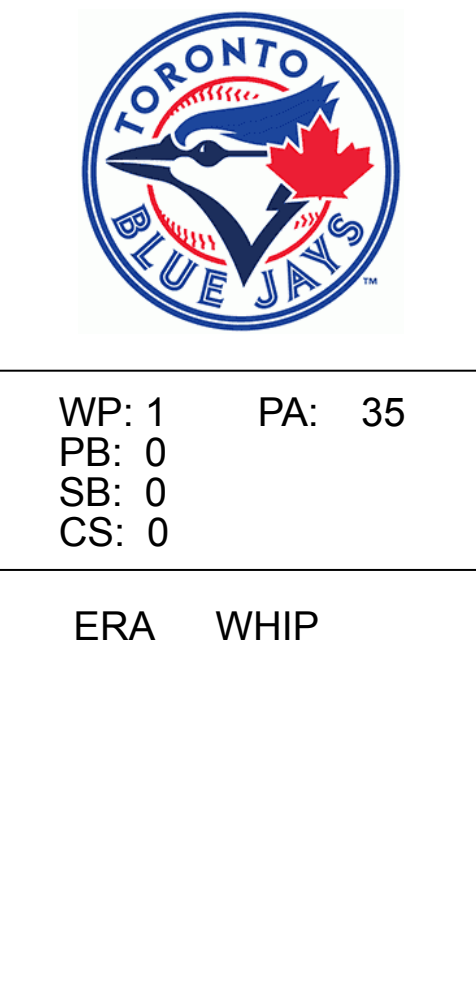



Batter	1	2	3	4	5	6	7	8	9	AB	R	H	RBI	BB	SO	LOB	TOP	
4 Ketel Marte, S OBP: 0.320, SLG: 0.513 (1, 8)	G6-3		HR		F8		P6			5	1	1	1	0	0	2	Arizona Diamondbacks @ Toronto Blue Jays Rogers Centre, Toronto, ON Sun Jun 09 2019, 1:07 PM - 4:11 PM EDT Att: 19,661 - Partly Cloudy - 67 F	
15 Ildemaro Vargas, S OBP: 0.294, SLG: 0.356 (1, 4)	P2		G5-3	53 BB	F7			G3-1		5	0	1	0	0	0	1		
5 Eduardo Escobar, S OBP: 0.349, SLG: 0.563 (1, 5)	2B		53 BB	32 WP	1B		FC6-4	1B		3	1	3	0	2	0	0		
David Peralta, L OBP: 0.350, SLG: 0.514 (1, 7)	K		53 BB	32 1B	F7		FC6-4	53 G1-4-3		4	1	0	0	1	1	5		
53 Christian Walker, R OBP: 0.329, SLG: 0.485 (1, 3)	P2		1 16 32 1B	1B			G1-4-3	F8		3	1	0	0	2	0	2		
32 Kevin Cron, R OBP: 0.282, SLG: 0.607 (1, 10)	L7		1 16 3B	1B			P3			5	1	1	2	0	2	4		
13 Nick Ahmed, R OBP: 0.323, SLG: 0.407 (3, PH)			1 16 3B	1B						1	0	1	0	0	0	0		
1 Jarrod Dyson, L OBP: 0.349, SLG: 0.366 (3, B)			1 16 3B	1B						4	1	1	0	0	1	3		
16 Tim Locastro, R OBP: 0.407, SLG: 0.359 (1, 9)	FC6		1 18 HR	3B						4	1	1	3	1	1	1		
18 Carson Kelly, R OBP: 0.333, SLG: 0.500 (1, 2)			K							3	1	1	2	1	2	1		
Inning Stats	R: 0 H: 1 E: 0 K: 1 S: 11	H: 1 LOB: 1 BB: 0 P: 14	R: 0 H: 0 E: 0 K: 0 S: 8	H: 1 LOB: 1 BB: 0 P: 12	R: 8 H: 6 E: 0 K: 1 S: 28	H: 6 LOB: 2 BB: 2 P: 50	R: 0 H: 1 E: 0 K: 1 S: 14	H: 1 LOB: 3 BB: 2 P: 28	R: 0 H: 0 E: 0 K: 1 S: 10	H: 0 LOB: 1 BB: 0 P: 19	R: 0 H: 0 E: 0 K: 0 S: 9	H: 0 LOB: 1 BB: 1 P: 16	R: 0 H: 0 E: 0 K: 2 S: 11	H: 0 LOB: 0 BB: 0 P: 15	1B: 6 2B: 1 3B: 1 HR: 2	SF: 0 SAC: 0 DP: 0 HBP: 0	WP: 1 PB: 0 CS: 0	PA: 44
PITCHER	IP WLS BF H R ER SO BB IBB HBP BLK WP HR S P ERA WHIP																	
2 Clayton Richard, L ERA: 7.04 (1, 1)	2.2 L 17 7 7 7 2 2 0 0 0 0 1 1 44 70 23.62 3.375																	
45 Thomas Pannone, L ERA: 5.94 (3, 1)	1.1 8 2 1 1 1 2 0 0 0 0 0 1 17 34 6.75 3.000																	
64 Derek Law, R ERA: 5.89 (5, 1)	2.0 8 1 0 0 1 1 0 0 0 0 0 0 24 40 0.00 1.000																	
65 Elvis Luciano, R ERA: 5.93 (7, 1)	2.0 8 0 0 0 1 2 0 0 0 0 0 0 19 35 0.00 1.000																	
31 Joe Biagini, R ERA: 3.14 (9, 1)	1.0 3 0 0 0 2 0 0 0 0 0 0 0 11 15 0.00 0.000																	


Batter	1	2	3	4	5	6	7	8	9	AB	R	H	RBI	BB	SO	LOB	BOTTOM					
5 Eric Sogard, L OBP: 0.346, SLG: 0.453 (1, 10)	G4-3		K		K			K		4	0	0	0	0	3	2	Arizona Diamondbacks @ Toronto Blue Jays Rogers Centre, Toronto, ON Sun Jun 09 2019, 1:07 PM - 4:11 PM EDT Att: 19,661 - Partly Cloudy - 67 F					
13 Lourdes Gurriel Jr., R OBP: 0.301, SLG: 0.537 (1, 7)	HR		K		P4			2B		4	1	2	1	0	1	1						
15 Randal Grichuk, R OBP: 0.282, SLG: 0.416 (1, 9)	K		F8				P4			4	0	0	0	0	2	1						
14 Justin Smoak, S OBP: 0.374, SLG: 0.449 (1, 3)	1B		K				F8			4	0	1	0	0	1	1						
37 Teoscar Hernández, R OBP: 0.261, SLG: 0.333 (1, 8)	K		L7				F8			4	0	1	0	0	1	1						
8 Cavan Biggio, L OBP: 0.318, SLG: 0.237 (1, 4)	K		G4-3							4	0	0	0	0	3	1						
16 Freddy Galvis, S OBP: 0.276, SLG: 0.412 (1, 6)	9 WP		K				G4-3			4	1	1	0	0	1	1						
9 Danny Jansen, R OBP: 0.265, SLG: 0.259 (1, 2)	2B		1B					G4-3		3	0	2	1	1	0	1						
3 Brandon Drury, R OBP: 0.265, SLG: 0.393 (1, 5)	K		2B				P2			3	0	0	0	0	1	3						
Inning Stats	R: 1 H: 2 E: 0 K: 2 S: 12	H: 2 LOB: 1 BB: 0 P: 18	R: 1 H: 2 E: 0 K: 3 S: 15	H: 2 LOB: 0 BB: 0 P: 24	R: 0 H: 0 E: 0 K: 2 S: 10	H: 0 LOB: 0 BB: 0 P: 17	R: 0 H: 0 E: 0 K: 1 S: 7	H: 0 LOB: 0 BB: 0 P: 10	R: 0 H: 0 E: 0 K: 1 S: 10	H: 0 LOB: 1 BB: 1 P: 18	R: 0 H: 0 E: 0 K: 0 S: 4	H: 0 LOB: 0 BB: 0 P: 6	R: 0 H: 1 E: 0 K: 1 S: 9	H: 1 LOB: 1 BB: 0 P: 15	R: 0 H: 1 E: 0 K: 2 S: 9	H: 1 LOB: 1 BB: 0 P: 12		R: 0 H: 1 E: 0 K: 1 S: 9	H: 1 LOB: 1 BB: 0 P: 15	1B: 3 2B: 3 3B: 0 HR: 1	SF: 0 SAC: 0 DP: 0 HBP: 0	WP: 1 PB: 0 CS: 0
PITCHER	IP WLS BF H R ER SO BB IBB HBP BLK WP HR S P ERA WHIP																					
38 Robbie Ray, L ERA: 3.54 (7, 1)	6.2 W 26 5 2 2 10 1 0 0 0 0 0 0 10 13 0.00 0.750																					
25 Archie Bradley, R ERA: 4.71 (9, 1)	1.1 5 1 0 0 2 0 0 0 0 0 0 0 9 15 0.00 1.000																					
50 Yoan López, R ERA: 1.4 (9, 1)	1.0 4 1 0 0 1 0 0 0 0 0 0 0 9 15 0.00 1.000																					

livebaseballscores.com

livebaseballscores.com



Batter	1	2	3	4	5	6	7	8	9	AB R H RBI BB SO LOB	TOP
5 Eric Sogard, L (1.4) OBP: 0.349, SLG: 0.470	P6		F7		G1-3	G1-3			F9	6 1 2 0 0 0 2	Toronto Blue Jays @ Baltimore Orioles Oriole Park at Camden Yards, Baltimore, MD Thu Jun 13 2019, 7:37 PM - 11:00 PM EDT Att: 14,910 - Partly Cloudy - 65 F AB 42 R 12 H 17 RBI 12 BB 4 SO 4 LOB 18 
27 Vladimir Guerrero Jr., R (1.5) OBP: 0.329, SLG: 0.463					F7	F7			P4	4 0 3 2 0 0 0	
3 Brandon Drury, R (8.5)										1 0 0 0 0 0 1	
13 Lourdes Gurriel Jr., R (1.7) OBP: 0.342, SLG: 0.551										5 1 3 3 0 1 3	
14 Justin Smoak, S (1.3) OBP: 0.366, SLG: 0.429										5 0 1 1 0 1 5	
44 Rowdy Tellez, L (1.10) OBP: 0.278, SLG: 0.432										5 1 1 0 0 0 4	
37 Teoscar Hernández, R (1.8) OBP: 0.289, SLG: 0.338										4 1 1 0 1 1 0	
8 Cavan Biggio, L (1.9) OBP: 0.351, SLG: 0.378										4 3 2 2 1 1 1	
16 Freddy Galvis, S (1.6) OBP: 0.277, SLG: 0.404										3 2 1 2 2 0 1	
9 Danny Jansen, R (1.2) OBP: 0.269, SLG: 0.263										5 3 3 2 0 0 1	
Inning Stats	R: 0 H: 1 E: 0 LOB: 1 K: 1 S: 10	R: 1 H: 1 E: 0 LOB: 0 K: 0 S: 12	R: 1 H: 3 E: 0 LOB: 0 K: 0 S: 14	R: 0 H: 1 E: 0 LOB: 0 K: 0 S: 10	R: 0 H: 0 E: 0 LOB: 0 K: 0 S: 8	R: 7 H: 7 E: 0 LOB: 2 K: 1 S: 31	R: 3 H: 4 E: 0 LOB: 2 K: 0 S: 20	R: 0 H: 0 E: 0 LOB: 0 K: 2 S: 8	R: 0 H: 0 E: 0 LOB: 1 K: 0 S: 7	1B: 11 SF: 1 2B: 3 3B: 0 HR: 3	WP: 0 PA: 47 FB: 0 SB: 0 CS: 0
PITCHER	IP WLS BF H R ER SO BB IBB HBP BLK WP HR S P ERA WHIP	PITCHER IP WLS BF H R ER SO BB IBB HBP BLK WP HR S P ERA WHIP									
64 Gabriel Ynoa, R (1.1) ERA: 5.02	5.0 L 21 7 3 3 1 0 0 0 0 0 2 58 92 5.40 1.400										
51 Paul Fry, L (6.1) ERA: 4.75	0.1 6 3 4 4 0 2 0 0 0 0 0 17 33 108.00 15.000										
58 Evan Phillips, R (6.1) ERA: 7.71	0.2 5 3 2 2 1 0 0 0 0 0 0 10 13 27.00 4.500										
70 Josh Lucas, R (7.1) ERA: 5.74	3.0 15 4 3 3 2 2 0 0 0 0 1 35 63 9.00 2.000										


Batter	1	2	3	4	5	6	7	8	9	AB R H RBI BB SO LOB	BOTTOM
2 Jonathan Villar, S (1.4) OBP: 0.310, SLG: 0.403	F8		K		G2-3				K	5 0 0 0 0 3 3	Toronto Blue Jays @ Baltimore Orioles Oriole Park at Camden Yards, Baltimore, MD Thu Jun 13 2019, 7:37 PM - 11:00 PM EDT Att: 14,910 - Partly Cloudy - 65 F AB 37 R 3 H 10 RBI 3 BB 0 SO 10 LOB 13 
25 Anthony Santander, S (1.7) OBP: 0.467, SLG: 0.577										4 0 3 2 0 0 0	
16 Trey Mancini, R (1.9) OBP: 0.356, SLG: 0.553										3 0 1 0 0 0 2	
9 Keon Broxton, R (8.8) OBP: 0.215, SLG: 0.277										1 0 0 0 0 1 0	
15 Chance Sisco, L (1.2) OBP: 0.407, SLG: 0.682										4 1 1 1 0 2 3	
39 Renato Núñez, R (1.10) OBP: 0.300, SLG: 0.492										4 0 2 0 0 0 0	
14 Rio Ruiz, L (1.5) OBP: 0.302, SLG: 0.325										4 0 0 0 0 1 2	
12 Stevie Wilkerson, S (1.8) OBP: 0.273, SLG: 0.371										4 0 1 0 0 1 1	
19 Chris Davis, L (1.3) OBP: 0.251, SLG: 0.300										4 1 1 0 0 1 1	
1 Richie Martin, R (1.6) OBP: 0.243, SLG: 0.312										4 1 1 0 0 1 1	
Inning Stats	R: 0 H: 1 E: 0 LOB: 1 K: 1 S: 13	R: 0 H: 1 E: 0 LOB: 0 K: 0 S: 5	R: 1 H: 2 E: 0 LOB: 1 K: 1 S: 13	R: 0 H: 0 E: 0 LOB: 1 K: 1 S: 10	R: 1 H: 3 E: 0 LOB: 0 K: 1 S: 15	R: 0 H: 0 E: 0 LOB: 0 K: 1 S: 8	R: 0 H: 0 E: 0 LOB: 0 K: 3 S: 10	R: 1 H: 2 E: 0 LOB: 1 K: 1 S: 12	R: 0 H: 1 E: 0 LOB: 1 K: 1 S: 16	1B: 8 SF: 0 2B: 1 3B: 0 HR: 1	WP: 0 PA: 37 FB: 1 SB: 1 CS: 0
PITCHER	IP WLS BF H R ER SO BB IBB HBP BLK WP HR S P ERA WHIP	PITCHER IP WLS BF H R ER SO BB IBB HBP BLK WP HR S P ERA WHIP									
6 Marcus Stroman, R (1.1) ERA: 3.18	6.0 W 25 7 2 1 5 0 0 0 0 0 0 64 105 1.50 1.167										
50 Justin Shafer, R (7.1) ERA: 4.75	2.0 8 2 1 1 4 0 0 0 0 0 1 22 32 4.50 1.000										
45 Thomas Pannone, L (9.1) ERA: 5.77	1.0 4 1 0 0 1 0 0 0 0 0 0 16 23 0.00 1.000										

Batter	1	2	3	4	5	6	7	8	9	AB	R	H	RBI	BB	SO	LOB	TOP							
5 Eric Sogard, L (1,5) OBP: 0.360, SLG: 0.487										3	3	2	0	2	0	1								
27 Vladimir Guerrero Jr., R (1,10) OBP: 0.329, SLG: 0.455										5	1	1	0	0	1	3								
13 Lourdes Gurriel Jr., R (1,7) OBP: 0.331, SLG: 0.546										4	2	2	4	0	0	1								
44 Rowdy Tellez, L (1,3) OBP: 0.266, SLG: 0.424										5	1	1	1	0	0	3								
37 Teoscar Hernández, R (1,8) OBP: 0.283, SLG: 0.373										4	2	2	4	1	1	0								
8 Cavan Biggio, L (1,4) OBP: 0.343, SLG: 0.397										5	1	2	0	0	1	1								
15 Randal Grichuk, R (1,9) OBP: 0.274, SLG: 0.400										4	1	1	0	1	1	2								
16 Freddy Galvis, S (1,6) OBP: 0.293, SLG: 0.425										5	1	3	3	0	0	2								
9 Danny Jansen, R (1,2) OBP: 0.257, SLG: 0.250										5	0	0	0	0	2	5								
Inning Stats	R: 2 H: 2 E: 0 K: 2 S: 12	WLS: 2 BF: 0 LOB: 0 P: 17	R: 0 H: 0 E: 0 K: 2 S: 10	H: 0 LOB: 1 BB: 1 P: 17	R: 0 H: 0 E: 0 K: 0 S: 8	H: 0 LOB: 1 BB: 1 P: 17	R: 0 H: 1 E: 0 K: 1 S: 10	H: 1 LOB: 2 BB: 1 P: 16	R: 2 H: 2 E: 0 K: 0 S: 15	H: 2 LOB: 0 BB: 0 P: 22	R: 7 H: 6 E: 0 K: 0 S: 21	H: 6 LOB: 0 BB: 1 P: 35	R: 0 H: 1 E: 0 K: 1 S: 11	H: 1 LOB: 0 BB: 0 P: 17	R: 0 H: 0 E: 0 K: 0 S: 9	H: 0 LOB: 0 BB: 0 P: 16	R: 1 H: 2 E: 0 K: 0 S: 10	H: 2 LOB: 1 BB: 0 P: 17	1B: 5 2B: 3 3B: 1 HR: 5	SF: 1 SAC: 0 DP: 0 HBP: 0	WP: 0 PB: 0 SB: 0 CS: 0	PA: 45		
PITCHER	IP: 5.0 WLS: L BF: 23 ERA: 3.67	H: 5 R: 4 ER: 4 SO: 5	BB: 3 IBB: 0 HBP: 0 BLK: 0	WP: 0 HR: 2 S: 55 P: 89	ERA: 7.20 WHIP: 1.600	IP: 3.0 WLS: L BF: 17 ERA: 11.25	H: 7 R: 7 ER: 7 SO: 1	BB: 1 IBB: 0 HBP: 0 BLK: 0	WP: 0 HR: 2 S: 41 P: 68	ERA: 21.00 WHIP: 2.667	IP: 1.0 WLS: L BF: 5 ERA: 6.75	H: 2 R: 1 ER: 1 SO: 0	BB: 0 IBB: 0 HBP: 0 BLK: 0	WP: 0 HR: 1 S: 10 P: 17	ERA: 9.00 WHIP: 2.000									

Toronto Blue Jays @ Houston Astros
Minute Maid Park, Houston, TX
Sun Jun 16 2019, 1:11 PM - 4:12 PM CDT
Att. 42,174 - Roof Closed - 73 F

livebaseballscores.com

AB 40
R 12
H 14
RBI 12
BB 4
SO 6
LOB 18




Batter	1	2	3	4	5	6	7	8	9	AB	R	H	RBI	BB	SO	LOB	BOTTOM					
2 Alex Bregman, R (1,5) OBP: 0.401, SLG: 0.538										3	0	0	0	2	1	1						
23 Michael Brantley, L (1,7) OBP: 0.373, SLG: 0.604										2	0	1	0	1	0	1						
11 Garrett Stubbs, L (7,7) OBP: 0.217, SLG: 0.227										1	0	0	0	0	1	3						
44 Yordan Alvarez, L (1,10) OBP: 0.519, SLG: 0.952										4	0	0	0	0	2	2						
22 Josh Reddick, L (1,9) OBP: 0.342, SLG: 0.450										3	0	2	0	1	0	0						
28 Robinson Chirinos, R (1,2) OBP: 0.370, SLG: 0.517										3	0	1	0	1	2	3						
13 Tyler White, R (1,3) OBP: 0.329, SLG: 0.326										3	0	1	0	1	1	3						
18 Tony Kemp, L (1,4) OBP: 0.303, SLG: 0.426										4	0	0	0	0	1	3						
9 Jack Mayfield, R (1,6) OBP: 0.163, SLG: 0.310										4	0	1	0	0	0	2						
26 Myles Straw, R (1,8) OBP: 0.378, SLG: 0.375										4	0	1	0	0	1	2						
Inning Stats	R: 0 H: 0 E: 0 K: 0 S: 5	WLS: 27 BF: 27 LOB: 0 P: 10	R: 0 H: 1 E: 0 K: 0 S: 9	H: 1 LOB: 2 BB: 1 P: 18	R: 0 H: 0 E: 0 K: 1 S: 7	H: 0 LOB: 0 BB: 1 P: 13	R: 0 H: 1 E: 0 K: 3 S: 10	H: 1 LOB: 0 BB: 0 P: 16	R: 0 H: 2 E: 0 K: 2 S: 13	H: 2 LOB: 2 BB: 0 P: 19	R: 0 H: 2 E: 0 K: 1 S: 15	H: 2 LOB: 3 BB: 1 P: 25	R: 0 H: 0 E: 0 K: 0 S: 6	H: 0 LOB: 1 BB: 2 P: 14	R: 0 H: 1 E: 0 K: 1 S: 9	H: 1 LOB: 0 BB: 0 P: 15	1B: 7 2B: 0 3B: 0 HR: 0	SF: 0 SAC: 0 DP: 3 HBP: 0	WP: 1 PB: 0 SB: 0 CS: 0	PA: 37		
PITCHER	IP: 6.2 WLS: W BF: 27 ERA: 4.36	H: 6 R: 0 ER: 0 SO: 7	BB: 3 IBB: 0 HBP: 0 BLK: 0	WP: 1 HR: 0 S: 61 P: 102	ERA: 0.00 WHIP: 1.350	IP: 7.1 WLS: L BF: 6 ERA: 3.86	H: 0 R: 0 ER: 0 SO: 1	BB: 3 IBB: 0 HBP: 0 BLK: 0	WP: 0 HR: 0 S: 11 P: 24	ERA: 0.00 WHIP: 2.250	IP: 1.0 WLS: L BF: 4 ERA: 3.6	H: 1 R: 0 ER: 0 SO: 1	BB: 0 IBB: 0 HBP: 0 BLK: 0	WP: 0 HR: 0 S: 9 P: 15	ERA: 0.00 WHIP: 1.000							

Toronto Blue Jays @ Houston Astros
Minute Maid Park, Houston, TX
Sun Jun 16 2019, 1:11 PM - 4:12 PM CDT
Att. 42,174 - Roof Closed - 73 F

livebaseballscores.com

AB 31
R 0
H 7
RBI 0
BB 6
SO 9
LOB 20



Batter	1	2	3	4	5	6	7	8	9	10	AB	R	H	RBI	BB	SO	LOB	TOP		
5 Eric Sogard, L OBP: 0.379, SLG: 0.508	(1,4) (10,5) 3-2 C FF 92 B SI 91 X FF 93 C FF 93 B SI 91 X FF 93 C FF 93 B SI 91 X FF 93	2-2 C FF 93 B SI 91 X FF 93		2-2 B SL 76 B SI 79 X SL 79		3-2 C FC 93 B FC 92 S CU 82 B CU 81 X SL 86 C FF 92		0-2 C CH 87 B CH 87 X SI 97		1-1 B KC 81 X KC 82	G1-3	6	1	4	0	0	0	2		
27 Vladimir Guerrero Jr., R OBP: 0.316, SLG: 0.420	(1,10) 2-1 S SL 78 B SI 80 X CH 85	0-0 C CH 81		2-3 C FF 93 B SI 91 X SL 92 C FF 93 B SI 91 X SL 92		1-0 B SL 89 X CU 81		3-2 B SL 85 B FF 97 B FF 96 B FF 96 X SL 84			F9	5	0	1	0	0	1	4		
13 Lourdes Gurriel Jr., R OBP: 0.327, SLG: 0.555	(1,7) 1-0 C CH 84 X SL 78	0-0 X SI 94		2-3 C SI 80 B FF 91 S SI 94 C FF 93		2-2 C CU 89 F FC 92 B FC 93 B CU 82 X SL 82			3-3 F FF 96 B FF 96 C FF 97 C FF 97		K	5	0	0	0	0	2	3		
37 Teoscar Hernández, R OBP: 0.281, SLG: 0.375	(1,8) 4-2 C SI 91 B FF 91 1 SAFE B SI 92 S SL 80 B SL 80	1-2 C CH 89 B FF 93 B SI 80	3-1 B SI 92 B CH 89 C CH 85 B FF 93 X CH 85		0-1 F SL 78 X FF 92		4-2 B FC 94 B FC 92 S CU 82 B CU 82 B CU 82		1-3 C FF 97 B FF 97 S FF 96		K	3	3	0	0	2	1	0		
15 Randal Grichuk, R OBP: 0.274, SLG: 0.425	(1,9) 4-2 B SL 79 S CH 88 F SL 79 B FF 94 B FF 95 B CH 87	1-2 C CH 87 X CH 87	1-0 B CH 87 X CH 87		2-0 B SI 92 B SI 90 X SI 92		3-2 C SL 88 1 SAFE B FC 93 S CU 82 B CU 83 B CU 81 X SL 89		1-1 C KC 87 B FF 97 X FF 97		F8	4	1	3	3	1	0	0		
16 Freddy Galvis, S OBP: 0.297, SLG: 0.423	(1,6) 0-2 C SL 80 B SI 82 X SL 84	0-2 C SI 93 F FF 92 B CH 88 B FF 94 C FF 94		0-0 X SL 78		1-2 1 SAFE F FF 96 D SL 88 X SL 88		1-2 1 SAFE F FF 96 D SL 88 X SL 88		2-2 B KC 80 C KC 80 B FF 95 1 FF 95	K	5	0	2	2	0	2	1		
9 Danny Jansen, R OBP: 0.253, SLG: 0.237	(1,2) 0-3 S CH 88 C CH 87 X FF 95	0-3 S CH 85 X FF 92		1-2 C CH 85 C CH 87 B FF 91 X FF 92		0-1 C CH 85 C CH 87 B FF 91 X FF 92		3-3 B SL 86 B SI 97 B FF 95 C FF 95 S FF 94		4-2 B KC 82 C KC 82 C FF 94 C KC 82 D KC 84	K	4	0	0	0	0	2	4		
8 Cavan Biggio, L OBP: 0.356, SLG: 0.449	(10,4) 1-3 C SI 91 B SL 78 S SL 78	1-3 H SL 74		0-3 C SI 86 C CU 80		0-1 C SI 85 X SI 97				2-0 B KC 80 B FF 93	IBB	4	0	1	0	0	3	1		
28 Billy McKinney, L OBP: 0.274, SLG: 0.379	(1,3) 1-3 C SI 91 B SL 78 S SL 78	1-0 H SL 74		1-3 C SI 91 B SL 78 S SL 78		1-2 C CH 85 C CH 87 B FF 91 X FF 92		1-3 F SI 95 F SI 96 S SL 89		1-2 B KC 80 B FF 93	K	4	0	0	0	0	4	3		
3 Brandon Drury, R OBP: 0.248, SLG: 0.356	(1,5) 1-3 C CH 88 C CH 87 C FF 93	1-3 C SI 91 B SL 78 S SL 78		2-3 C SI 91 B SL 78 S SL 78		0-3 C SI 86 C CU 80		0-1 C SI 85 X SI 97		2-0 B KC 80 B FF 93	K	4	0	1	0	0	3	1		
44 Rowdy Tellez, L OBP: 0.274, SLG: 0.440	(10,PH) 1-3 C CH 88 C CH 87 C FF 93	1-3 C SI 91 B SL 78 S SL 78		2-3 C SI 91 B SL 78 S SL 78		0-3 C SI 86 C CU 80		0-1 C SI 85 X SI 97		2-0 B KC 80 B FF 93	K	0	0	0	0	1	0	0		
21 Luke Maile, R OBP: 0.221, SLG: 0.258	(10,2) 1-3 C CH 88 C CH 87 C FF 93	1-3 C SI 91 B SL 78 S SL 78		2-3 C SI 91 B SL 78 S SL 78		0-3 C SI 86 C CU 80		0-1 C SI 85 X SI 97		2-0 B KC 80 B FF 93	K	0	0	0	0	0	0	0		
Inning Stats	R: 2 E: 1 K: 1 S: 22	H: 2 LOB: 2 BB: 2 P: 36	R: 0 E: 0 K: 2 S: 12	H: 2 LOB: 2 BB: 0 P: 16	R: 2 E: 1 K: 2 S: 12	H: 1 LOB: 1 BB: 0 P: 21	R: 0 E: 0 K: 2 S: 9	H: 0 LOB: 0 BB: 0 P: 15	R: 0 E: 0 K: 1 S: 8	H: 1 LOB: 0 BB: 0 P: 12	R: 1 E: 0 K: 2 S: 11	H: 1 LOB: 0 BB: 1 P: 21	R: 0 E: 0 K: 2 S: 9	H: 0 LOB: 0 BB: 0 P: 14	R: 0 E: 0 K: 2 S: 10	H: 0 LOB: 2 BB: 2 P: 20	1B: 10 2B: 0 3B: 0 HR: 1	SF: 0 SAC: 0 DP: 2 HBP: 1	WP: 1 PB: 0 SB: 2 CS: 0	PA: 46
PITCHER	IP 5.0	WLS 26	H 7	R 4	ER 3	SO 8	BB 2	IBB 0	HBP 1	BLK 0	WP 0	HR 1	S 65	P 101	ERA 5.40	WHIP 1.800				
41 Chris Sale, L ERA: 3.59	(1,1)																			
54 Colten Brewer, R ERA: 4.32	(6,1)	1.1	6	2	1	1	1	0	0	0	1	0	16	29	6.75	2.250				
72 Josh Taylor, L ERA: 5.59	(7,1)	1.1	3	0	0	2	0	0	0	0	0	0	10	15	0.00	0.000				
70 Ryan Brasier, R ERA: 3.48	(8,1)	0.1	3	2	0	0	0	0	0	0	0	0	8	11	0.00	6.000				
32 Matt Barnes, R ERA: 3.06	(9,1)	1.0	3	0	0	2	0	0	0	0	0	0	9	14	0.00	0.000				

Toronto Blue Jays @ Boston Red Sox
Fenway Park, Boston, MA
Fri Jun 21 2019, 7:15 PM - 11:09 PM EDT
Att: 36,911 - Cloudy - 72 F

AB 40
R 5
H 11
RBI 5
BB 5
SO 15
LOB 18



Batter	1	2	3	4	5	6	7	8	9	10	AB	R	H	RBI	BB	SO	LOB	BOTTOM				
50 Mookie Betts, R OBP: 0.384, SLG: 0.466	(1,9) 1-1 C FF 93 B SI 92 X SI 92	1-3 C FF 93 B SI 91 S SL 82		2-3 C SL 81 B SI 82 S FF 94		0-1 C SL 81 X FF 93		1-1 F FF 94 B SI 94 X SL 79		1-0 B FF 92 X FC 89	P4	5	1	1	0	0	2	3				
16 Andrew Benintendi, L OBP: 0.356, SLG: 0.427	(1,7) 4-0 B FF 94 B FF 94 B FF 92		2-0 B FF 93 B SI 83 X FF 93		0-1 C SL 81 X FF 93		1-2 S SL 87 B SI 86 D SL 86 X SL 89		0-2 C SL 85 F FF 97 T FF 97		K	4	2	2	1	1	1	0				
2 Xander Bogaerts, R OBP: 0.352, SLG: 0.535	(1,6) 0-3 C FF 94 F FF 95 S FF 94	0-3 C SL 80 X FC 90		0-1 C SL 80 X FC 90		1-1 B FF 95 C SL 81		3-3 B CU 74 C SI 95 S FC 89 1 SAFE X SI 95		4-1 B SL 87 B FF 97 B FF 94	BB	4	1	1	1	1	1	2				
28 J.D. Martinez, R OBP: 0.372, SLG: 0.541	(1,10) 0-1 C SL 82 F SI 94	0-1 B FC 89 B FC 90 X FF 93		0-0 X FF 92		2-0 B FF 95 B CH 91 X FC 89		2-0 B FF 95 B CH 91 X FC 89		1-3 F FF 94 B FF 93 S FF 96	K	5	0	3	1	0	1	1				
12 Brock Holt, L OBP: 0.372, SLG: 0.402	(1,4) (9,5) 1-3 C FF 94 B SL 81 C FF 94 C SL 81	1-3 B SL 80 B SI 81 C FF 92		1-3 B SL 80 B SI 81 C FF 92		2-1 C SL 78 B SI 81 X FF 92		0-2 C SL 78 F FF 94 X FC 89		2-3 1 SAFE T FF 94 S FF 94	K	4	0	1	1	0	2	4				
23 Michael Chavis, R OBP: 0.340, SLG: 0.458	(1,3) 2-0 B FF 93 S SL 80 X SL 82	1-3 1 SAFE B FF 94 F SI 91 1 SAFE S SL 82		1-3 1 SAFE B FF 94 F SI 91 1 SAFE S SL 82		1-2 B SL 80 B SI 81 X SL 81		1-2 B SL 80 B SI 81 X SL 81		1-3 B FF 95 C FF 94 S FF 94	K	5	0	2	0	0	3	1				
19 Jackie Bradley Jr., L OBP: 0.308, SLG: 0.371	(1,8) 1-1 C FF 93 D CH 84 X FF 93			0-0 X SL 81		2-2 B SL 80 F FC 87 D SL 81 C CH 81		2-2 B SL 80 F FC 87 D SL 81 C CH 81		0-0 X KC 80	G6-3	5	1	1	0	0	1	3				
36 Eduardo Núñez, R OBP: 0.250, SLG: 0.313	(1,5) 0-0 X FF 94			1-0 B SL 80 X SL 80		2-3 B FF 95 B FF 94 S SL 80 S SL 81		2-2 B FC 90 B FC 90 D KC 82 X KC 81		1-2 F FF 94 S FF 95	K	3	0	1	0	0	1	2				
11 Rafael Devers, L OBP: 0.352, SLG: 0.505	(8,PH) 1-2 B SL 82 C FF 93 X FF 93	2-2 B SL 82 C FF 93 X FF 93		0-0 B SL 80 X SL 80		2-2 B FF 92 B FF 93 S SL 80 S SL 81		2-3 C SL 78 B SI 91 X FF 92		3-2 C FC 89 B FC 90 D KC 82 X KC 81	K	1	0	1	1	0	0	0				
40 Marco Hernández, L OBP: 0.280, SLG: 0.500	(9,4) 1-2 B SL 82 C FF 93 X FF 93	1-2 B SL 82 C FF 93 X FF 93		1-0 B SL 80 X SL 80		2-2 B FF 92 B FF 93 S SL 80 S SL 81		2-3 C SL 78 B SI 91 X FF 92		3-2 C FC 89 B FC 90 D KC 82 X KC 81	HR	0	1	0	0	0	0	0				
3 Sandy León, S OBP: 0.270, SLG: 0.291	(1,2) 2-2 B SL 82 C FF 93 X FF 93	2-2 B SL 82 C FF 93 X FF 93		2-2 B FF 92 B FF 93 S SL 80 S SL 81		2-2 B FF 92 B FF 93 S SL 80 S SL 81		2-3 C SL 78 B SI 91 X FF 92		3-2 C FC 89 B FC 90 D KC 82 X KC 81	L8	3	0	0	0	0	1	2				
7 Christian Vazquez, R OBP: 0.330, SLG: 0.460	(8,PH) (9,2) 2-2 B SL 82 C FF 93 X FF 93	2-2 B SL 82 C FF 93 X FF 93		2-2 B FF 92 B FF 93 S SL 80 S SL 81		2-2 B FF 92 B FF 93 S SL 80 S SL 81		2-3 C SL 78 B SI 91 X FF 92		3-2 C FC 89 B FC 90 D KC 82 X KC 81	HR	2	1	1	2	0	0	1				
Inning Stats	R: 0 E: 0 K: 2 S: 12	H: 1 LOB: 2 BB: 1 P: 18	R: 0 E: 0 K: 1 S: 10	H: 2 LOB: 2 BB: 0 P: 16	R: 1 E: 0 K: 1 S: 11	H: 2 LOB: 1 BB: 0 P: 19	R: 0 E: 0 K: 0 S: 6	H: 0 LOB: 0 BB: 0 P: 9	R: 0 E: 0 K: 1 S: 7	H: 0 LOB: 0 BB: 0 P: 10	R: 3 E: 0 K: 1 S: 17	H: 4 LOB: 0 BB: 0 P: 25	R: 1 E: 0 K: 1 S: 12	H: 2 LOB: 1 BB: 0 P: 20	R: 0 E: 0 K: 3 S: 14	H: 0 LOB: 1 BB: 1 P: 21	R: 2 E: 0 K: 2 S: 13	H: 1 LOB: 0 BB: 0 P: 19	1B: 10 2B: 1 3B: 2 HR: 1	SF: 1 SAC: 0 DP: 1 HBP: 1	WP: 1 PB: 0 SB: 0 CS: 0	PA: 45
PITCHER	IP 6.1	WLS 28	H 8	R 2	ER 2	SO 7	BB 1	IBB 0	HBP 0	BLK 0	WP 0	HR 0	S 65	P 102	ERA 2.84	WHIP 1.421						
57 Trent Thornton, R ERA: 4.25	(1,1)																					
58 Tim Mayza, L ERA: 4.76	(7,1)	0.0	1	0	0	0	0	0	0	0	0	0	3	4	∞	∞						
31 Joe Biagini, R ERA: 3.62	(7,1)	0.2	H	3	2	2	0	0	0	0	1	0	7	11	27.00	3.000						
35 David Phelps, R ERA: 6.0	(8,1)	1.0	B	5	2	1	1	0	0	0	0	0	12	20	9.00	2.000						
68 Jordan Romano, R ERA: 5.06	(9,1)	1.2	L	8	1	2	2	5	1	0	1	0	27	40	10.80	1.200						

Toronto Blue Jays @ Boston Red Sox
Fenway Park, Boston, MA
Fri Jun 21 2019, 7:15 PM - 11:09 PM EDT
Att: 36,911 - Cloudy - 72 F

AB 41
R 7
H 14
RBI 7
BB 2
SO 13
LOB 19




Batter	1	2	3	4	5	6	7	8	9	AB	R	H	RBI	BB	SO	LOB	TOP										
5 Eric Sogard, L (1,10) OBP: 0.375, SLG: 0.497	F9		P2		F9		K	27 BB		4	0	0	1	1	1	1	Toronto Blue Jays @ Boston Red Sox Fenway Park, Boston, MA Sat Jun 22 2019, 4:30 PM - 8:20 PM EDT Att: 36,712 - Partly Cloudy - 76 F										
27 Vladimir Guerrero Jr., R (1,5) OBP: 0.323, SLG: 0.421	G5-3			13 WP E		K	13 WP			4	1	2	1	1	1	0											
13 Lourdes Gurriel Jr., R (1,7) OBP: 0.329, SLG: 0.549	E7		E6			K	K	P3		5	0	2	0	0	2	4											
15 Randal Grichuk, R (1,9) OBP: 0.283, SLG: 0.417	L7					K				5	0	0	0	0	3	2											
37 Teoscar Hernández, R (1,8) OBP: 0.284, SLG: 0.376		K					P4	8 WP 1B		5	1	2	0	0	2	0											
8 Cavan Biggio, L (1,4) OBP: 0.355, SLG: 0.446	G4-3									5	2	2	1	0	2	2											
16 Freddy Galvis, S (1,6) OBP: 0.297, SLG: 0.431	F8									4	1	1	2	0	0	3											
44 Rowdy Tellez, L (1,3) OBP: 0.277, SLG: 0.452			G4-3							3	2	1	1	1	0	0											
21 Luke Maile, R (1,2) OBP: 0.224, SLG: 0.253										2	1	0	0	1	1	0											
28 Billy McKinney, L (8,PH) OBP: 0.278, SLG: 0.379										0	0	0	0	1	0	0											
9 Danny Jansen, R (8,2) OBP: 0.253, SLG: 0.237										0	0	0	0	0	0	0											
Inning Stats	R: 0 H: 1 E: 1 K: 0 S: 8	H: 1 LOB: 1 BB: 0 P: 13	R: 0 H: 0 E: 0 K: 1 S: 9	H: 0 LOB: 0 BB: 0 P: 14	R: 0 H: 0 E: 0 K: 0 S: 10	H: 0 LOB: 0 BB: 0 P: 17	R: 1 H: 3 E: 1 K: 2 S: 16	H: 3 LOB: 2 BB: 0 P: 25	R: 0 H: 0 E: 0 K: 1 S: 7	H: 0 LOB: 0 BB: 0 P: 14	R: 0 H: 0 E: 0 K: 2 S: 9	H: 0 LOB: 1 BB: 1 P: 13	R: 4 H: 4 E: 0 K: 2 S: 21	H: 4 LOB: 1 BB: 1 P: 37	R: 3 H: 2 E: 0 K: 1 S: 25	H: 2 LOB: 3 BB: 4 P: 50	R: 0 H: 0 E: 0 K: 3 S: 9	H: 0 LOB: 0 BB: 0 P: 14	1B: 8 2B: 0 3B: 0 HR: 2	SF: 0 SAC: 0 DP: 0 HBP: 0	WP: 4 PB: 0 SB: 0 CS: 0	PA: 42					
PITCHER	IP	WLS	BF	H	R	ER	SO	BB	IBB	HBP	BLK	WP	HR	S	P	ERA	WHIP										
61 Brian Johnson, L (1,1) ERA: 6.43	5.0		19	4	1	0	4	0	0	0	0	1	0	50	83	0.00	0.800										
73 Mike Shawayrn, R (6,1) ERA: 3.18	1.1		7	3	3	3	2	0	0	0	0	0	2	16	26	20.25	2.250										
64 Marcus Walden, R (7,1) ERA: 2.61	0.2	H	4	1	1	1	2	1	0	0	0	1	0	14	24	13.50	3.000										
32 Matt Barnes, R (8,1) ERA: 3.82	0.2	L	6	2	3	3	1	2	0	0	0	2	0	20	36	40.50	6.000										
70 Ryan Brasier, R (8,1) ERA: 3.45	0.1		3	0	0	0	0	2	0	0	0	0	0	5	14	0.00	6.000										

AB	37
R	8
H	10
RBI	6
BB	5
SO	12
LOB	12



Batter	1	2	3	4	5	6	7	8	9	AB	R	H	RBI	BB	SO	LOB	BOTTOM										
50 Mookie Betts, R (1,9) OBP: 0.387, SLG: 0.463	G4-3			G4-3						2	2	0	0	3	0	1	Toronto Blue Jays @ Boston Red Sox Fenway Park, Boston, MA Sat Jun 22 2019, 4:30 PM - 8:20 PM EDT Att: 36,712 - Partly Cloudy - 76 F										
16 Andrew Benintendi, L (1,7) OBP: 0.357, SLG: 0.453	G4-3						F7			5	0	2	2	0	1	2											
2 Xander Bogaerts, R (1,6) OBP: 0.389, SLG: 0.533	G6-3									5	0	1	1	0	0	2											
28 J.D. Martinez, R (1,10) OBP: 0.369, SLG: 0.533										4	1	0	0	1	3	1											
12 Brock Holt, L (1,4) OBP: 0.367, SLG: 0.395										4	0	1	0	0	1	1											
7 Christian Vázquez, R (1,2) OBP: 0.333, SLG: 0.453										3	2	1	1	1	0	1											
19 Jackie Bradley Jr., L (1,8) OBP: 0.311, SLG: 0.376										4	1	2	2	0	0	1											
23 Michael Chavis, R (1,3) OBP: 0.339, SLG: 0.455										4	1	1	1	0	2	1											
36 Eduardo Núñez, R (1,5) OBP: 0.252, SLG: 0.313										3	0	1	0	0	0	1											
11 Rafael Devers, L (8,PH) OBP: 0.361, SLG: 0.503										1	0	0	0	0	1	0											
Inning Stats	R: 0 H: 0 E: 0 K: 0 S: 11	H: 0 LOB: 0 BB: 0 P: 17	R: 5 H: 3 E: 0 K: 0 S: 22	H: 3 LOB: 1 BB: 3 P: 41	R: 1 H: 2 E: 0 K: 0 S: 11	H: 2 LOB: 1 BB: 0 P: 15	R: 0 H: 2 E: 0 K: 0 S: 8	H: 2 LOB: 1 BB: 0 P: 8	R: 0 H: 1 E: 0 K: 1 S: 9	H: 0 LOB: 0 BB: 0 P: 18	R: 0 H: 0 E: 0 K: 1 S: 10	H: 0 LOB: 1 BB: 1 P: 19	R: 0 H: 0 E: 0 K: 2 S: 9	H: 0 LOB: 0 BB: 0 P: 14	R: 0 H: 0 E: 0 K: 1 S: 11	H: 0 LOB: 0 BB: 0 P: 16	R: 1 H: 1 E: 0 K: 3 S: 15	H: 1 LOB: 1 BB: 1 P: 24	1B: 4 2B: 4 3B: 0 HR: 1	SF: 0 SAC: 0 DP: 1 HBP: 0	WP: 0 PB: 0 SB: 1 CS: 0	PA: 40					
PITCHER	IP	WLS	BF	H	R	ER	SO	BB	IBB	HBP	BLK	WP	HR	S	P	ERA	WHIP										
64 Derek Law, R (1,1) ERA: 6.38	1.1		8	2	4	4	0	2	0	0	0	0	1	38	57	4.91	1.909										
43 Sam Gaviglio, R (2,1) ERA: 4.5	3.2		17	6	2	2	1	1	0	0	0	0	1	38	57	4.91	1.909										
66 Nick Kingham, R (6,1) ERA: 9.07	2.0	W	7	0	0	0	3	1	0	0	0	0	0	19	33	0.00	0.500										
46 Daniel Hudson, R (8,1) ERA: 2.54	1.0	H	3	0	0	0	1	0	0	0	0	0	0	11	16	0.00	0.000										
51 Ken Giles, R (9,1) ERA: 1.33	1.0	S	5	1	1	1	3	1	0	0	0	0	0	15	24	9.00	2.000										

AB	35
R	7
H	9
RBI	7
BB	5
SO	8
LOB	11



Batter	1	2	3	4	5	6	7	8	9	AB	R	H	RBI	BB	SO	LOB	TOP			
5 Eric Sogard, L (1, 10) OBP: 0.376, SLG: 0.503										3	1	1	0	2	1	0	<p>Toronto Blue Jays @ New York Yankees Yankee Stadium, Bronx, NY Mon Jun 24 2019, 7:12 PM - 10:53 PM EDT Att: 37,204 - Clear - 80 F</p> <p>livebaseballscorecards.com</p> <p>AB 40 R 8 H 14 RBI 8 BB 2 SO 14 LOB 13</p>			
27 Vladimir Guerrero Jr., R (1, 5) OBP: 0.322, SLG: 0.420										5	1	3	1	0	1	1				
13 Lourdes Gurriel Jr., R (1, 7) OBP: 0.339, SLG: 0.572										5	1	2	1	0	3	4				
8 Cavan Biggio, L (1, 4) OBP: 0.353, SLG: 0.434										5	1	1	0	0	2	2				
15 Randal Grichuk, R (1, 8) OBP: 0.284, SLG: 0.418										5	2	3	0	0	1	1				
44 Rowdy Tellez, L (1, 3) OBP: 0.287, SLG: 0.465										4	1	2	2	0	1	1				
16 Freddy Galvis, S (1, 6) OBP: 0.303, SLG: 0.444										5	1	2	4	0	0	2				
28 Billy McKinney, L (1, 9) OBP: 0.272, SLG: 0.369										4	0	0	0	0	3	2				
21 Luke Maile, R (1, 2) OBP: 0.216, SLG: 0.242										4	0	0	0	0	2	0				
Inning Stats	R: 2 E: 0 K: 1 S: 18	H: 3 LOB: 2 BB: 1 P: 29	R: 0 E: 0 K: 1 S: 8	H: 0 LOB: 1 BB: 1 P: 17	R: 0 E: 0 K: 1 S: 6	H: 1 LOB: 0 BB: 0 P: 10	R: 0 E: 0 K: 1 S: 6	H: 0 LOB: 0 BB: 0 P: 11	R: 0 E: 0 K: 2 S: 12	H: 1 LOB: 2 BB: 0 P: 16	R: 0 E: 0 K: 3 S: 14	H: 0 LOB: 0 BB: 0 P: 8	R: 5 E: 0 K: 3 S: 30	H: 7 LOB: 2 BB: 0 P: 38	R: 1 E: 1 K: 1 S: 18	H: 1 LOB: 0 BB: 0 P: 25		1B: 9 2B: 3 3B: 0 HR: 2	SF: 1 SAC: 0 DP: 0 HBP: 0	WP: 0 PB: 0 SB: 2 CS: 1
PITCHER	IP WLS BF H R ER SO BB IBB HBP BLK WP HR S P ERA WHIP																			
52 CC Sabathia, L (1, 1) ERA: 4.04	6.0 W 26 6 2 2 9 2 0 0 0 0 0 0 0 64 104 3.00 1.333																			
48 Tommy Kahnle, R (7, 1) ERA: 2.97	1.0 3 0 0 0 1 0 0 0 0 0 0 0 6 8 0.00 0.000																			
56 Jonathan Holder, R (8, 1) ERA: 6.81	0.0 5 5 5 5 0 0 0 0 0 0 2 15 19 ∞ ∞																			
57 Chad Green, R (8, 1) ERA: 6.75	0.2 H 4 2 0 0 2 0 0 0 0 0 0 12 16 0.00 3.000																			
0 Adam Ottavino, R (8, 1) ERA: 1.59	0.1 H 1 0 0 0 1 0 0 0 0 0 0 3 3 0.00 0.000																			

Batter	1	2	3	4	5	6	7	8	9	AB	R	H	RBI	BB	SO	LOB	BOTTOM			
26 DJ LeMahieu, R (1, 3) OBP: 0.380, SLG: 0.495										4	2	4	0	1	0	0	<p>Toronto Blue Jays @ New York Yankees Yankee Stadium, Bronx, NY Mon Jun 24 2019, 7:12 PM - 10:53 PM EDT Att: 37,204 - Clear - 80 F</p> <p>livebaseballscorecards.com</p> <p>AB 37 R 10 H 13 RBI 10 BB 7 SO 7 LOB 21</p>			
45 Luke Voit, R (1, 10) OBP: 0.387, SLG: 0.493										5	2	2	2	0	2	3				
31 Aaron Hicks, S (1, 8) OBP: 0.305, SLG: 0.372										4	2	1	3	1	2	3				
24 Gary Sánchez, R (1, 2) OBP: 0.336, SLG: 0.623										4	0	0	0	1	2	4				
27 Giancarlo Stanton, R (1, 9) OBP: 0.405, SLG: 0.400										5	1	1	3	0	1	1				
18 Didi Gregorius, L (1, 6) OBP: 0.288, SLG: 0.315										4	1	2	0	1	0	1				
25 Gleyber Torres, R (1, 4) OBP: 0.350, SLG: 0.539										2	1	1	0	3	0	1				
29 Gio Urshela, R (1, 5) OBP: 0.359, SLG: 0.465										5	0	2	1	0	0	5				
11 Brett Gardner, L (1, 7) OBP: 0.317, SLG: 0.440										4	1	0	1	0	0	3				
Inning Stats	R: 0 E: 0 K: 2 S: 9	H: 0 LOB: 1 BB: 1 P: 13	R: 0 E: 0 K: 0 S: 11	H: 1 LOB: 2 BB: 1 P: 20	R: 0 E: 0 K: 2 S: 12	H: 1 LOB: 1 BB: 0 P: 22	R: 0 E: 0 K: 0 S: 8	H: 0 LOB: 1 BB: 1 P: 13	R: 3 E: 0 K: 0 S: 12	H: 3 LOB: 0 BB: 0 P: 17	R: 7 E: 0 K: 1 S: 28	H: 7 LOB: 2 BB: 2 P: 44	R: 0 E: 0 K: 1 S: 12	H: 1 LOB: 1 BB: 0 P: 16	R: 0 E: 0 K: 1 S: 10	H: 0 LOB: 2 BB: 2 P: 22		1B: 9 2B: 2 3B: 0 HR: 2	SF: 0 SAC: 0 DP: 0 HBP: 0	WP: 0 PB: 0 SB: 0 CS: 0
PITCHER	IP WLS BF H R ER SO BB IBB HBP BLK WP HR S P ERA WHIP																			
41 Aaron Sanchez, R (1, 1) ERA: 5.89	5.1 L 28 5 1 7 4 3 0 0 0 0 0 1 67 104 81.00 9.000																			
64 Derek Law, R (6, 1) ERA: 7.4	0.1 4 2 3 3 1 1 0 0 0 0 0 1 10 18 0.00 2.500																			
54 Sean Reid-Foley, R (6, 1) ERA: 6.75	2.0 11 2 0 0 2 3 0 0 0 0 0 0 23 42 0.00 2.500																			
31 Joe Biagini, R (8, 1) ERA: 3.48	0.1 1 0 0 0 0 0 0 0 0 0 0 0 2 3 0.00 0.000																			

Batter	1	2	3	4	5	6	7	8	9	AB	R	H	RBI	BB	SO	LOB	TOP																	
8 Cavan Biggio, L (1.4) OBP: 0.373, SLG: 0.456										4	1	3	1	1	1	1																		
27 Vladimir Guerrero Jr., R (1.10) OBP: 0.318, SLG: 0.468										4	1	0	0	1	1	4																		
13 Lourdes Gurriel Jr., R (1.7) OBP: 0.351, SLG: 0.615										5	2	3	4	0	1	2																		
15 Randal Grichuk, R (1.9) OBP: 0.285, SLG: 0.414										4	0	1	0	1	1	4																		
44 Rowdy Tellez, L (1.3) OBP: 0.282, SLG: 0.453										4	0	1	0	0	2	2																		
37 Tossias Hernández, R (1.8) OBP: 0.273, SLG: 0.389										4	0	0	0	0	2	2																		
16 Freddy Galvis, S (1.6)										4	0	1	0	0	0	1																		
3 Brandon Drury, R (1.5) OBP: 0.252, SLG: 0.354										4	1	1	0	0	1	1																		
9 Danny Jansen, R (1.2) OBP: 0.269, SLG: 0.274										3	1	3	2	1	0	0																		
28 Billy McKinney, L (9, PR) OBP: 0.272, SLG: 0.369										0	1	0	0	0	0	0																		
21 Luke Maile, R (9.2) OBP: 0.216, SLG: 0.242										0	0	0	0	0	0	0																		
Inning Stats	R: 3 E: 0 K: 3 S: 15	H: 1 LOB: 0 BB: 2 P: 27	R: 2 E: 0 K: 0 S: 14	H: 4 LOB: 2 BB: 0 P: 19	R: 0 E: 0 K: 0 S: 9	H: 1 LOB: 0 BB: 0 P: 13	R: 0 E: 0 K: 0 S: 12	H: 1 LOB: 1 BB: 1 P: 20	R: 1 E: 0 K: 0 S: 11	H: 1 LOB: 0 BB: 1 P: 20	R: 0 E: 0 K: 3 S: 12	H: 1 LOB: 1 BB: 0 P: 17	R: 0 E: 0 K: 1 S: 11	H: 1 LOB: 1 BB: 0 P: 16	R: 1 E: 1 K: 0 S: 9	H: 2 LOB: 2 BB: 0 P: 14	1B: 9 2B: 1 3B: 0 HR: 3	SF: 0 SAC: 0 DP: 3 HBP: 0	WP: 0 PB: 1 SB: 0 CS: 0	PA: 40														
PITCHER	IP WLS BF H R ER SO BB IBB HBP BLK WP HR S P ERA WHIP																																	
65 James Paxton, L (1.1) ERA: 4.34	4.1	23	8	6	6	3	4	0	0	0	0	0	0	3	55	91	12.46	2.769																
75 David Hale, R (5.1) ERA: 3.18	1.2	5	1	0	0	2	0	0	0	0	0	0	0	17	23	0.00	0.600																	
0 Adam Ottavino, R (7.1) ERA: 1.51	1.0	H	4	1	0	3	0	0	0	0	0	0	0	12	17	0.00	1.000																	
71 Stephen Tarpley, L (8.1) ERA: 6.48	1.0	H	3	1	0	1	0	0	0	0	0	0	0	11	16	0.00	1.000																	
53 Zack Britton, L (9.1) ERA: 2.62	1.0	W	5	2	1	1	0	0	0	0	0	0	0	9	14	9.00	2.000																	

Toronto Blue Jays @ New York Yankees
 Yankee Stadium, Bronx, NY
 Wed Jun 26 2019, 1:11 PM - 4:53 PM EDT
 Att: 40,578 - Sunny - 83 F

livebaseballscores.com

AB 36
 R 7
 H 13
 RBI 7
 BB 4
 SO 9
 LOB 17

Batter	1	2	3	4	5	6	7	8	9	AB	R	H	RBI	BB	SO	LOB	BOTTOM																
26 DJ LeMahieu, R (1.5) OBP: 0.385, SLG: 0.522										4	1	2	2	1	1	1																	
99 Aaron Judge, R (1.9) OBP: 0.394, SLG: 0.505										5	1	3	2	0	2	1																	
24 Gary Sánchez, R (1.2) OBP: 0.332, SLG: 0.607										5	0	1	0	0	2	5																	
45 Luke Voit, R (1.3) OBP: 0.386, SLG: 0.491										5	0	2	1	0	0	3																	
30 Edwin Encarnación, R (1.10) OBP: 0.346, SLG: 0.522										5	1	1	0	0	1	3																	
18 Didi Gregorius, L (1.6) OBP: 0.295, SLG: 0.390										5	2	3	1	0	1	1																	
31 Aaron Hicks, S (1.8) OBP: 0.307, SLG: 0.361										2	1	0	1	2	1	1																	
25 Gleyber Torres, R (1.4) OBP: 0.354, SLG: 0.549										5	2	3	1	0	1	1																	
11 Brett Gardner, L (1.7) OBP: 0.313, SLG: 0.431										4	0	1	0	0	1	3																	
Inning Stats	R: 0 E: 0 K: 1 S: 16	H: 1 LOB: 1 BB: 0 P: 25	R: 3 E: 0 K: 1 S: 22	H: 3 LOB: 2 BB: 2 P: 43	R: 0 E: 0 K: 2 S: 8	H: 1 LOB: 1 BB: 0 P: 12	R: 2 E: 0 K: 2 S: 12	H: 2 LOB: 0 BB: 0 P: 18	R: 1 E: 0 K: 0 S: 14	H: 2 LOB: 1 BB: 0 P: 23	R: 1 E: 0 K: 0 S: 11	H: 3 LOB: 2 BB: 0 P: 21	R: 0 E: 0 K: 2 S: 7	H: 0 LOB: 0 BB: 0 P: 13	R: 0 E: 0 K: 2 S: 18	H: 2 LOB: 2 BB: 0 P: 22	R: 1 E: 0 K: 0 S: 7	H: 2 LOB: 2 BB: 1 P: 16	1B: 12 2B: 2 3B: 0 HR: 2	SF: 1 SAC: 0 DP: 0 HBP: 0	WP: 0 PB: 0 SB: 0 CS: 0	PA: 44											
PITCHER	IP WLS BF H R ER SO BB IBB HBP BLK WP HR S P ERA WHIP																																
57 Trent Thornton, R (1.1) ERA: 4.6	3.1	19	7	5	5	4	2	0	0	0	0	0	0	21	33	5.40	1.200																
43 Sam Gaviglio, R (4.1) ERA: 4.53	1.2	7	2	1	1	2	0	0	0	0	0	0	0	11	21	9.00	3.000																
31 Joe Biagini, R (6.1) ERA: 3.63	1.0	6	3	1	1	0	0	0	0	0	0	0	0	9	15	0.00	1.000																
58 Tim Mayza, L (7.1) ERA: 4.6	1.0	4	1	0	0	2	0	0	0	0	0	0	0	9	15	0.00	1.000																
46 Daniel Hudson, R (8.1) ERA: 2.86	1.0	4	1	0	0	2	0	0	0	0	0	0	0	16	20	0.00	1.000																

Toronto Blue Jays @ New York Yankees
 Yankee Stadium, Bronx, NY
 Wed Jun 26 2019, 1:11 PM - 4:53 PM EDT
 Att: 40,578 - Sunny - 83 F

livebaseballscores.com

AB 40
 R 8
 H 16
 RBI 8
 BB 3
 SO 10
 LOB 19

Batter	1	2	3	4	5	6	7	8	9	AB	R	H	RBI	BB	SO	LOB	TOP										
15 Whit Merrifield, R OBP: 0.347, SLG: 0.497	G4-3		G1-4-3			G6-3			K	4	0	0	0	1	1	1	Kansas City Royals @ Toronto Blue Jays Rogers Centre, Toronto, ON Fri Jun 28 2019, 7:08 PM - 9:54 PM EDT Att: 18,399 - Roof Closed - 68 F										
1 Nicky Lopez, L OBP: 0.276, SLG: 0.321	K			F7		4 1B	G3			4	1	1	0	0	1	3											
4 Alex Gordon, L OBP: 0.350, SLG: 0.456	G5-3			17 BB 1B		2H 1B				4	0	3	1	0	0	0											
17 Hunter Dozier, R OBP: 0.378, SLG: 0.566		F9		12 BB G6-4-3		K				3	0	0	0	1	2	2											
12 Jorge Soler, R OBP: 0.300, SLG: 0.495	K		G6-4-3			K				4	0	0	0	0	3	4											
19 Cheslor Cuthbert, R OBP: 0.337, SLG: 0.480		2 WP 1B								4	0	2	0	0	1	1											
2 Humberto Arteaga, R OBP: 0.241, SLG: 0.250	G6-3									4	0	0	0	0	2	2											
16 Martin Maldonado, R OBP: 0.298, SLG: 0.353		L9								4	1	3	1	0	0	0											
6 Billy Hamilton, S OBP: 0.291, SLG: 0.274		L8								4	0	0	0	0	2	3											
Inning Stats	R: 0 E: 0 K: 1 S: 8	H: 0 LOB: 0 BB: 0 P: 8	R: 0 E: 0 K: 1 S: 11	H: 1 LOB: 1 BB: 0 P: 20	R: 0 E: 0 K: 0 S: 6	H: 0 LOB: 0 BB: 0 P: 10	R: 0 E: 0 K: 0 S: 5	H: 1 LOB: 1 BB: 1 P: 10	R: 1 E: 0 K: 2 S: 11	H: 1 LOB: 0 BB: 0 P: 13	R: 1 E: 0 K: 2 S: 11	H: 2 LOB: 1 BB: 0 P: 17	R: 0 E: 0 K: 2 S: 16	H: 2 LOB: 3 BB: 1 P: 25	R: 0 E: 0 K: 3 S: 10	H: 1 LOB: 1 BB: 0 P: 15		R: 0 E: 0 K: 2 S: 14	H: 1 LOB: 1 BB: 0 P: 17	1B: 4 2B: 4 3B: 0 HR: 1	SF: 0 SAC: 0 DP: 1 HBP: 0	WP: 1 PB: 0 SB: 0 CS: 0	PA: 37				
PITCHER	IP	WLS	BF	H	R	ER	SO	BB	IBB	HBP	BLK	WP	HR	S	P	ERA	WHIP										
54 Sean Reid-Foley, R ERA: 4.82	5.1		21	5	2	2	3	1	0	0	0	1	1	42	67	3.38	1.125										
35 David Phelps, R ERA: 3.18	0.2		2	0	0	0	2	0	0	0	0	0	0	6	11	0.00	0.000										
31 Joe Biagini, R ERA: 3.57	0.2		5	2	0	0	2	0	1	0	0	0	0	14	20	0.00	3.000										
46 Daniel Hudson, R ERA: 2.75	1.1	W	5	1	0	0	3	0	0	0	0	0	0	12	20	0.00	0.750										
51 Ken Giles, R ERA: 1.29	1.0		4	1	0	0	2	0	0	0	0	0	0	14	17	0.00	1.000										


Batter	1	2	3	4	5	6	7	8	9	AB	R	H	RBI	BB	SO	LOB	BOTTOM										
5 Eric Sogard, L OBP: 0.372, SLG: 0.510	F7		1-2 1B			K				4	1	2	1	0	1	1	Kansas City Royals @ Toronto Blue Jays Rogers Centre, Toronto, ON Fri Jun 28 2019, 7:08 PM - 9:54 PM EDT Att: 18,399 - Roof Closed - 68 F										
27 Vladimir Guerrero Jr., R OBP: 0.317, SLG: 0.465	G6-3		F8			13 HR 1B	G5-3			4	1	1	0	0	0	2											
13 Lourdes Gurriel Jr., R OBP: 0.354, SLG: 0.645	F8		G5-3			HR				4	2	2	3	0	0	2											
8 Cavan Biggio, L OBP: 0.368, SLG: 0.441		K		K		L4				3	1	0	0	1	2	0											
37 Teoscar Hernández, R OBP: 0.268, SLG: 0.352		K		K		G3				4	0	0	0	0	2	1											
14 Justin Smoak, S OBP: 0.396, SLG: 0.421		BB		G6-3		15 FC6-4 1B				3	0	1	0	1	0	1											
15 Randal Grichuk, R OBP: 0.285, SLG: 0.421		K				P3	FC6-4			4	1	1	2	0	1	2											
16 Freddy Galvis, S OBP: 0.301, SLG: 0.436		K				9 FC4-6 1B				4	0	1	0	0	2	0											
9 Danny Jansen, R OBP: 0.270, SLG: 0.275				FC4-6			P4			3	0	1	0	0	0	1											
Inning Stats	R: 0 E: 0 K: 0 S: 7	H: 0 LOB: 0 BB: 0 P: 10	R: 0 E: 0 K: 3 S: 10	H: 0 LOB: 1 BB: 1 P: 20	R: 0 E: 0 K: 1 S: 10	H: 2 LOB: 2 BB: 0 P: 13	R: 0 E: 0 K: 2 S: 9	H: 0 LOB: 0 BB: 0 P: 15	R: 0 E: 0 K: 1 S: 8	H: 1 LOB: 1 BB: 0 P: 13	R: 2 E: 0 K: 0 S: 15	H: 3 LOB: 1 BB: 0 P: 23	R: 1 E: 0 K: 1 S: 11	H: 1 LOB: 0 BB: 0 P: 16	R: 3 E: 0 K: 0 S: 10	H: 2 LOB: 0 BB: 1 P: 20		1B: 5 2B: 0 3B: 0 HR: 4	SF: 0 SAC: 0 DP: 0 HBP: 0	WP: 0 PB: 0 SB: 1 CS: 0	PA: 35						
PITCHER	IP	WLS	BF	H	R	ER	SO	BB	IBB	HBP	BLK	WP	HR	S	P	ERA	WHIP										
41 Danny Duffy, L ERA: 4.43	6.2	L	28	7	3	3	8	1	0	0	0	0	2	69	109	4.05	1.200										
43 Wily Peralta, R ERA: 5.35	0.2		4	1	2	2	0	1	0	0	0	0	1	4	9	27.00	3.000										
54 Tim Hill, L ERA: 5.4	0.2		3	1	1	1	0	0	0	0	0	0	1	7	12	13.50	1.500										



Batter	1	2	3	4	5	6	7	8	9	AB	R	H	RBI	BB	SO	LOB	TOP						
15 Whit Merrifield, R OBP: 0.351, SLG: 0.497										4	1	2	0	1	1	2							
1 Nicky Lopez, L OBP: 0.287, SLG: 0.329										5	1	2	0	0	0	4							
4 Alex Gordon, L OBP: 0.345, SLG: 0.447											5	1	1	2	0	0	4						
17 Hunter Dozier, R OBP: 0.379, SLG: 0.566											5	1	2	1	0	2	2						
12 Jorge Soler, R OBP: 0.301, SLG: 0.498											4	1	2	2	1	2	2						
6 Billy Hamilton, S OBP: 0.291, SLG: 0.273											0	0	0	0	0	0	0						
19 Cheslor Cuthbert, R OBP: 0.333, SLG: 0.456											3	1	0	0	1	0	3						
9 Lucas Duda, L OBP: 0.266, SLG: 0.321											4	0	1	1	0	2	2						
16 Martin Maldonado, R OBP: 0.300, SLG: 0.362											3	0	0	0	1	1	1						
2 Humberto Arteaga, R OBP: 0.297, SLG: 0.265											3	1	1	0	1	0	0						
Inning Stats	R: 0 E: 0 K: 0 S: 5	H: 1 LOB: 0 BB: 0 P: 6	R: 1 E: 0 K: 2 S: 15	H: 1 LOB: 1 BB: 1 P: 28	R: 5 E: 0 K: 1 S: 18	H: 4 LOB: 0 BB: 2 P: 32	R: 0 E: 0 K: 0 S: 13	H: 1 LOB: 2 BB: 1 P: 19	R: 1 E: 0 K: 0 S: 7	H: 1 LOB: 0 BB: 0 P: 11	R: 0 E: 0 K: 1 S: 8	H: 1 LOB: 1 BB: 0 P: 10	R: 0 E: 0 K: 1 S: 12	H: 1 LOB: 2 BB: 1 P: 23	R: 0 E: 0 K: 1 S: 8	H: 0 LOB: 0 BB: 0 P: 11	R: 0 E: 0 K: 2 S: 8	H: 1 LOB: 2 BB: 0 P: 13	1B: 7 2B: 4 3B: 0 HR: 1	SF: 0 2B: 4 3B: 0 HBP: 0	WP: 0 PB: 0 SB: 0 CS: 1	PA: 41	
PITCHER	IP WLS BF H R ER SO BB IBB HBP BLK WP HR S P ERA WHIP	IP WLS BF H R ER SO BB IBB HBP BLK WP HR S P ERA WHIP	IP WLS BF H R ER SO BB IBB HBP BLK WP HR S P ERA WHIP	IP WLS BF H R ER SO BB IBB HBP BLK WP HR S P ERA WHIP	IP WLS BF H R ER SO BB IBB HBP BLK WP HR S P ERA WHIP	IP WLS BF H R ER SO BB IBB HBP BLK WP HR S P ERA WHIP	IP WLS BF H R ER SO BB IBB HBP BLK WP HR S P ERA WHIP	IP WLS BF H R ER SO BB IBB HBP BLK WP HR S P ERA WHIP	IP WLS BF H R ER SO BB IBB HBP BLK WP HR S P ERA WHIP	IP WLS BF H R ER SO BB IBB HBP BLK WP HR S P ERA WHIP	IP WLS BF H R ER SO BB IBB HBP BLK WP HR S P ERA WHIP	IP WLS BF H R ER SO BB IBB HBP BLK WP HR S P ERA WHIP	IP WLS BF H R ER SO BB IBB HBP BLK WP HR S P ERA WHIP	IP WLS BF H R ER SO BB IBB HBP BLK WP HR S P ERA WHIP	IP WLS BF H R ER SO BB IBB HBP BLK WP HR S P ERA WHIP	IP WLS BF H R ER SO BB IBB HBP BLK WP HR S P ERA WHIP	IP WLS BF H R ER SO BB IBB HBP BLK WP HR S P ERA WHIP	IP WLS BF H R ER SO BB IBB HBP BLK WP HR S P ERA WHIP	IP WLS BF H R ER SO BB IBB HBP BLK WP HR S P ERA WHIP	IP WLS BF H R ER SO BB IBB HBP BLK WP HR S P ERA WHIP	IP WLS BF H R ER SO BB IBB HBP BLK WP HR S P ERA WHIP	IP WLS BF H R ER SO BB IBB HBP BLK WP HR S P ERA WHIP	IP WLS BF H R ER SO BB IBB HBP BLK WP HR S P ERA WHIP
41 Aaron Sanchez, R ERA: 6.31	3.0	L	18	7	6	6	3	4	0	0	0	0	0	0	0	0	0	0	1	30	40	2.70	0.900
66 Nick Kingham, R ERA: 8.73	3.1		13	3	1	1	1	0	0	0	0	0	0	0	0	0	0	0	1	30	27	0.00	0.600
31 Joe Biagini, R ERA: 3.41	1.2		6	0	0	0	2	1	0	0	0	0	0	0	0	0	0	0	15	20	0.00	1.000	
64 Derek Law, R ERA: 6.84	1.0		4	1	0	0	2	0	0	0	0	0	0	0	0	0	0	0	8	13	0.00	1.000	

Kansas City Royals @ Toronto Blue Jays
Rogers Centre, Toronto, ON
Sun Jun 30 2019, 1:08 PM - 4:17 PM EDT
Att: 21,727 - Partly Cloudy - 72 F


AB 36
R 7
H 11
RBI 6
BB 5
SO 8
LOB 20



Batter	1	2	3	4	5	6	7	8	9	AB	R	H	RBI	BB	SO	LOB	BOTTOM						
5 Eric Sogard, L OBP: 0.379, SLG: 0.510											5	1	2	1	0	0	1						
14 Justin Smoak, S OBP: 0.381, SLG: 0.440											5	2	2	3	0	0	2						
13 Lourdes Gurriel Jr., R OBP: 0.355, SLG: 0.634											4	0	1	0	0	1	1						
8 Cavan Biggio, L OBP: 0.361, SLG: 0.450											4	0	0	0	0	1	2						
37 Teoscar Hernández, R OBP: 0.287, SLG: 0.350											4	0	1	0	0	0	0						
44 Rowdy Tellez, L OBP: 0.281, SLG: 0.448											4	1	1	0	0	1	3						
16 Freddy Galvis, S OBP: 0.297, SLG: 0.426											3	1	0	0	1	2	3						
3 Brandon Drury, R OBP: 0.254, SLG: 0.348											2	0	0	0	1	0	2						
27 Vladimir Guerrero Jr., R, PH											0	0	0	0	1	0	0						
21 Luke Maile, R OBP: 0.219, SLG: 0.265											3	1	1	2	0	0	1						
Inning Stats	R: 0 E: 0 K: 0 S: 9	H: 1 LOB: 1 BB: 0 P: 14	R: 5 E: 0 K: 1 S: 18	H: 4 LOB: 0 BB: 1 P: 32	R: 0 E: 1 K: 2 S: 12	H: 0 LOB: 1 BB: 0 P: 16	R: 0 E: 0 K: 0 S: 8	H: 0 LOB: 0 BB: 1 P: 13	R: 1 E: 0 K: 0 S: 15	H: 3 LOB: 2 BB: 0 P: 26	R: 0 E: 0 K: 0 S: 6	H: 0 LOB: 0 BB: 0 P: 9	R: 0 E: 0 K: 0 S: 5	H: 0 LOB: 0 BB: 0 P: 5	R: 0 E: 0 K: 2 S: 10	H: 0 LOB: 0 BB: 0 P: 12	R: 0 E: 0 K: 2 S: 8	H: 0 LOB: 1 BB: 1 P: 15	1B: 5 2B: 0 3B: 1 HR: 2	SF: 0 2B: 0 3B: 0 HBP: 0	WP: 0 PB: 0 SB: 0 CS: 0	PA: 38	
PITCHER	IP WLS BF H R ER SO BB IBB HBP BLK WP HR S P ERA WHIP	IP WLS BF H R ER SO BB IBB HBP BLK WP HR S P ERA WHIP	IP WLS BF H R ER SO BB IBB HBP BLK WP HR S P ERA WHIP	IP WLS BF H R ER SO BB IBB HBP BLK WP HR S P ERA WHIP	IP WLS BF H R ER SO BB IBB HBP BLK WP HR S P ERA WHIP	IP WLS BF H R ER SO BB IBB HBP BLK WP HR S P ERA WHIP	IP WLS BF H R ER SO BB IBB HBP BLK WP HR S P ERA WHIP	IP WLS BF H R ER SO BB IBB HBP BLK WP HR S P ERA WHIP	IP WLS BF H R ER SO BB IBB HBP BLK WP HR S P ERA WHIP	IP WLS BF H R ER SO BB IBB HBP BLK WP HR S P ERA WHIP	IP WLS BF H R ER SO BB IBB HBP BLK WP HR S P ERA WHIP	IP WLS BF H R ER SO BB IBB HBP BLK WP HR S P ERA WHIP	IP WLS BF H R ER SO BB IBB HBP BLK WP HR S P ERA WHIP	IP WLS BF H R ER SO BB IBB HBP BLK WP HR S P ERA WHIP	IP WLS BF H R ER SO BB IBB HBP BLK WP HR S P ERA WHIP	IP WLS BF H R ER SO BB IBB HBP BLK WP HR S P ERA WHIP	IP WLS BF H R ER SO BB IBB HBP BLK WP HR S P ERA WHIP	IP WLS BF H R ER SO BB IBB HBP BLK WP HR S P ERA WHIP	IP WLS BF H R ER SO BB IBB HBP BLK WP HR S P ERA WHIP	IP WLS BF H R ER SO BB IBB HBP BLK WP HR S P ERA WHIP	IP WLS BF H R ER SO BB IBB HBP BLK WP HR S P ERA WHIP	IP WLS BF H R ER SO BB IBB HBP BLK WP HR S P ERA WHIP	IP WLS BF H R ER SO BB IBB HBP BLK WP HR S P ERA WHIP
56 Brad Keller, R ERA: 4.63	5.0	W	25	8	6	6	3	2	0	0	0	0	0	0	0	0	0						
61 Kevin McCarthy, R ERA: 4.5	2.0	H	6	0	0	0	0	0	0	0	0	0	0	0	0	0	0						
40 Jake Diekman, L ERA: 4.63	1.0	H	3	0	0	0	2	0	0	0	0	0	0	0	0	0	0						
31 Ian Kennedy, R ERA: 3.27	1.0	S	4	0	0	0	0	1	0	0	0	0	0	0	0	0	0						

Kansas City Royals @ Toronto Blue Jays
Rogers Centre, Toronto, ON
Sun Jun 30 2019, 1:08 PM - 4:17 PM EDT
Att: 21,727 - Partly Cloudy - 72 F

AB 34
R 6
H 8
RBI 6
BB 3
SO 5
LOB 15



Batter	1	2	3	4	5	6	7	8	9	AB	R	H	RBI	BB	SO	LOB	TOP										
15 Whit Merrifield, R OBP: 0.352, SLG: 0.500										4	0	2	1	0	1	0	Kansas City Royals @ Toronto Blue Jays Rogers Centre, Toronto, ON Mon Jul 01 2019, 1:22 PM - 3:53 PM EDT Att: 29,339 - Sunny - 70 F										
1 Nicky Lopez, L OBP: 0.287, SLG: 0.327										4	0	1	0	0	0	2											
4 Alex Gordon, L OBP: 0.341, SLG: 0.441										4	1	0	0	0	2	2											
0 Terrance Gore, R OBP: 0.340, SLG: 0.333										0	0	0	0	0	0	0											
17 Hunter Dozier, R OBP: 0.385, SLG: 0.567										3	1	2	0	1	1	0											
12 Jorge Soler, R OBP: 0.300, SLG: 0.495										4	1	1	1	0	0	2											
19 Cheslor Cuthbert, R OBP: 0.330, SLG: 0.458										4	0	1	1	0	1	0											
2 Humberto Arteaga, R OBP: 0.293, SLG: 0.263										4	0	1	1	0	1	0											
16 Martin Maldonado, R OBP: 0.300, SLG: 0.364										4	1	1	0	0	1	2											
6 Billy Hamilton, S OBP: 0.287, SLG: 0.270										3	0	0	0	0	1	1											
Inning Stats	R: 0 E: 0 K: 1 S: 11	H: 0 LOB: 0 BB: 0 P: 14	R: 0 E: 0 K: 0 S: 7	H: 1 LOB: 0 BB: 0 P: 11	R: 0 E: 0 K: 0 S: 7	H: 0 LOB: 0 BB: 0 P: 8	R: 3 E: 0 K: 2 S: 18	H: 4 LOB: 2 BB: 0 P: 27	R: 0 E: 0 K: 1 S: 6	H: 1 LOB: 0 BB: 0 P: 10	R: 0 E: 0 K: 1 S: 6	H: 1 LOB: 0 BB: 0 P: 9	R: 1 E: 0 K: 1 S: 11	H: 2 LOB: 1 BB: 0 P: 16	R: 0 E: 0 K: 2 S: 7	H: 0 LOB: 0 BB: 0 P: 9	R: 0 E: 0 K: 1 S: 6	H: 0 LOB: 0 BB: 0 P: 6	1B: 7 2B: 2 3B: 0 HR: 0	SF: 0 SAC: 0 DP: 2 HBP: 0	WP: 0 PB: 0 SB: 0 CS: 0	PA: 35					
PITCHER	IP	WLS	BF	H	R	ER	SO	BB	IBB	HBP	BLK	WP	HR	S	P	ERA	WHIP										
2 Clayton Richard, L ERA: 6.51	6.0	W	24	7	3	3	4	1	0	0	0	0	0	55	79	4.50	1.333										
35 David Phelps, R ERA: 3.52	1.0		5	2	1	1	1	0	0	0	0	0	0	11	16	9.00	2.000										
43 Sam Gaviglio, R ERA: 4.42	2.0		6	0	0	0	3	0	0	0	0	0	0	13	15	0.00	0.000										

Batter	1	2	3	4	5	6	7	8	9	AB	R	H	RBI	BB	SO	LOB	BOTTOM										
5 Eric Sogard, L OBP: 0.379, SLG: 0.505										4	1	1	0	1	1	2	Kansas City Royals @ Toronto Blue Jays Rogers Centre, Toronto, ON Mon Jul 01 2019, 1:22 PM - 3:53 PM EDT Att: 29,339 - Sunny - 70 F										
27 Vladimir Guerrero Jr., R OBP: 0.369, SLG: 0.462										3	3	1	0	2	0	3											
13 Lourdes Gurriel Jr., R OBP: 0.366, SLG: 0.642										4	3	3	0	1	0	2											
8 Cavan Biggio, L OBP: 0.370, SLG: 0.467										5	1	3	4	0	0	2											
15 Randal Grichuk, R OBP: 0.295, SLG: 0.425										5	0	4	4	0	0	1											
44 Rowdy Tellez, L OBP: 0.279, SLG: 0.443										5	0	1	0	0	1	5											
37 Teoscar Hernández, R OBP: 0.270, SLG: 0.366										5	1	2	1	0	1	3											
16 Freddy Galvis, S OBP: 0.302, SLG: 0.453										4	2	3	2	0	0	0											
9 Danny Jansen, R OBP: 0.264, SLG: 0.284										4	0	0	0	0	0	2											
Inning Stats	R: 2 E: 0 K: 1 S: 14	H: 3 LOB: 1 BB: 0 P: 22	R: 5 E: 0 K: 0 S: 14	H: 5 LOB: 2 BB: 1 P: 24	R: 1 E: 0 K: 0 S: 8	H: 1 LOB: 0 BB: 0 P: 12	R: 2 E: 0 K: 0 S: 12	H: 2 LOB: 1 BB: 2 P: 27	R: 0 E: 0 K: 1 S: 12	H: 2 LOB: 2 BB: 0 P: 16	R: 1 E: 0 K: 1 S: 10	H: 3 LOB: 1 BB: 0 P: 16	R: 0 E: 0 K: 0 S: 8	H: 0 LOB: 1 BB: 1 P: 17	R: 0 E: 0 K: 0 S: 16	H: 2 LOB: 2 BB: 0 P: 23	1B: 11 2B: 4 3B: 0 HR: 3	SF: 0 SAC: 0 DP: 2 HBP: 0	WP: 0 PB: 0 SB: 0 CS: 0	PA: 43							
PITCHER	IP	WLS	BF	H	R	ER	SO	BB	IBB	HBP	BLK	WP	HR	S	P	ERA	WHIP										
57 Glenn Sparkman, R ERA: 5.09	3.0	L	18	9	8	8	1	1	0	0	0	0	0	3	36	24.00	3.333										
33 Brian Flynn, L ERA: 2.95	4.0		20	7	3	3	2	3	0	0	0	0	0	42	76	6.75	2.500										
43 Willy Peralta, R ERA: 5.19	1.0		5	2	0	0	0	0	0	0	0	0	0	16	23	0.00	2.000										



Batter	1	2	3	4	5	6	7	8	9	AB	R	H	RBI	BB	SO	LOB	TOP							
50 Mookie Betts, R OBP: 0.387, SLG: 0.455										3	3	2	0	2	0	0								
11 Rafael Devers, L OBP: 0.378, SLG: 0.548										5	2	4	6	0	1	0								
2 Xander Bogaerts, R OBP: 0.392, SLG: 0.541										5	1	2	1	0	0	3								
28 J.D. Martinez, R OBP: 0.372, SLG: 0.543										5	0	1	0	0	0	2								
16 Andrew Benintendi, L OBP: 0.351, SLG: 0.427										5	0	0	0	0	3	3								
7 Christian Vázquez, R OBP: 0.331, SLG: 0.262										5	3	3	2	0	1	0								
19 Jackie Bradley Jr., L OBP: 0.339, SLG: 0.413										5	1	2	1	0	1	0								
23 Michael Chavis, R OBP: 0.333, SLG: 0.462										4	0	1	0	0	1	3								
12 Brock Holt, L OBP: 0.364, SLG: 0.400										4	0	0	0	0	1	3								
Inning Stats	R: 4 H: 5 E: 0 K: 0 S: 19	H: 5 LOB: 1 BB: 0 P: 27	R: 1 H: 3 E: 0 K: 0 S: 9	H: 3 LOB: 2 BB: 0 P: 13	R: 2 H: 3 E: 0 K: 1 S: 17	H: 3 LOB: 2 BB: 1 P: 27	R: 0 H: 0 E: 0 K: 1 S: 11	H: 0 LOB: 0 BB: 0 P: 16	R: 0 H: 0 E: 0 K: 2 S: 8	H: 0 LOB: 0 BB: 0 P: 14	R: 0 H: 0 E: 0 K: 1 S: 9	H: 0 LOB: 0 BB: 0 P: 11	R: 1 H: 1 E: 0 K: 1 S: 11	H: 1 LOB: 0 BB: 0 P: 15	R: 2 H: 3 E: 0 K: 0 S: 15	H: 3 LOB: 1 BB: 1 P: 24	R: 0 H: 0 E: 0 K: 2 S: 9	H: 0 LOB: 0 BB: 0 P: 11	1B: 9 2B: 3 3B: 0 HR: 3	SF: 0 SAC: 0 DP: 1 HBP: 0	WP: 0 PB: 0 SB: 1 CS: 0	PA: 43		
PITCHER	IP WLS BF H R ER SO BB IBB HBP BLK WP HR S P ERA WHIP	IP WLS BF H R ER SO BB IBB HBP BLK WP HR S P ERA WHIP	IP WLS BF H R ER SO BB IBB HBP BLK WP HR S P ERA WHIP	IP WLS BF H R ER SO BB IBB HBP BLK WP HR S P ERA WHIP	IP WLS BF H R ER SO BB IBB HBP BLK WP HR S P ERA WHIP	IP WLS BF H R ER SO BB IBB HBP BLK WP HR S P ERA WHIP	IP WLS BF H R ER SO BB IBB HBP BLK WP HR S P ERA WHIP	IP WLS BF H R ER SO BB IBB HBP BLK WP HR S P ERA WHIP	IP WLS BF H R ER SO BB IBB HBP BLK WP HR S P ERA WHIP	IP WLS BF H R ER SO BB IBB HBP BLK WP HR S P ERA WHIP	IP WLS BF H R ER SO BB IBB HBP BLK WP HR S P ERA WHIP	IP WLS BF H R ER SO BB IBB HBP BLK WP HR S P ERA WHIP	IP WLS BF H R ER SO BB IBB HBP BLK WP HR S P ERA WHIP	IP WLS BF H R ER SO BB IBB HBP BLK WP HR S P ERA WHIP	IP WLS BF H R ER SO BB IBB HBP BLK WP HR S P ERA WHIP	IP WLS BF H R ER SO BB IBB HBP BLK WP HR S P ERA WHIP	IP WLS BF H R ER SO BB IBB HBP BLK WP HR S P ERA WHIP	IP WLS BF H R ER SO BB IBB HBP BLK WP HR S P ERA WHIP	IP WLS BF H R ER SO BB IBB HBP BLK WP HR S P ERA WHIP	IP WLS BF H R ER SO BB IBB HBP BLK WP HR S P ERA WHIP	IP WLS BF H R ER SO BB IBB HBP BLK WP HR S P ERA WHIP	IP WLS BF H R ER SO BB IBB HBP BLK WP HR S P ERA WHIP	IP WLS BF H R ER SO BB IBB HBP BLK WP HR S P ERA WHIP	
57 Trent Thornton, R ERA: 5.18	54 Sean Reid-Foley, R ERA: 3.55	64 Derek Law, R ERA: 6.91	31 Joe Biagini, R ERA: 3.79	51 Ken Giles, R ERA: 1.24																				
Batter	1	2	3	4	5	6	7	8	9	AB	R	H	RBI	BB	SO	LOB	BOTTOM							
5 Eric Sogard, L OBP: 0.380, SLG: 0.498										3	1	0	0	2	2	0								
27 Vladimir Guerrero Jr., R OBP: 0.331, SLG: 0.454										4	1	1	2	1	2	3								
13 Lourdes Gurriel Jr., R OBP: 0.367, SLG: 0.635										2	1	0	1	2	1	1								
14 Justin Smoak, S OBP: 0.355, SLG: 0.430										5	0	0	0	0	2	3								
15 Randal Grichuk, R OBP: 0.294, SLG: 0.422										4	0	1	0	0	1	0								
8 Cavan Biggio, L OBP: 0.374, SLG: 0.477										4	1	2	0	0	0	2								
16 Freddy Galvis, S OBP: 0.302, SLG: 0.450										4	0	1	1	0	1	2								
3 Brandon Drury, R OBP: 0.254, SLG: 0.343										3	0	0	0	1	1	2								
9 Danny Jansen, R OBP: 0.273, SLG: 0.314										4	2	3	2	0	0	0								
Inning Stats	R: 0 H: 0 E: 0 K: 2 S: 9	H: 0 LOB: 1 BB: 1 P: 15	R: 1 H: 2 E: 0 K: 0 S: 12	H: 2 LOB: 3 BB: 2 P: 25	R: 0 H: 0 E: 0 K: 2 S: 7	H: 0 LOB: 0 BB: 0 P: 9	R: 0 H: 0 E: 0 K: 1 S: 8	H: 0 LOB: 0 BB: 0 P: 12	R: 0 H: 0 E: 0 K: 1 S: 8	H: 0 LOB: 0 BB: 0 P: 8	R: 1 H: 2 E: 0 K: 0 S: 16	H: 2 LOB: 2 BB: 1 P: 24	R: 1 H: 1 E: 0 K: 2 S: 12	H: 1 LOB: 1 BB: 1 P: 25	R: 0 H: 1 E: 0 K: 0 S: 7	H: 1 LOB: 0 BB: 0 P: 13	R: 3 H: 2 E: 0 K: 1 S: 20	H: 2 LOB: 0 BB: 1 P: 33	1B: 4 2B: 3 3B: 0 HR: 1	SF: 1 SAC: 0 DP: 1 HBP: 0	WP: 1 PB: 0 SB: 0 CS: 0	PA: 40		
PITCHER	IP WLS BF H R ER SO BB IBB HBP BLK WP HR S P ERA WHIP	IP WLS BF H R ER SO BB IBB HBP BLK WP HR S P ERA WHIP	IP WLS BF H R ER SO BB IBB HBP BLK WP HR S P ERA WHIP	IP WLS BF H R ER SO BB IBB HBP BLK WP HR S P ERA WHIP	IP WLS BF H R ER SO BB IBB HBP BLK WP HR S P ERA WHIP	IP WLS BF H R ER SO BB IBB HBP BLK WP HR S P ERA WHIP	IP WLS BF H R ER SO BB IBB HBP BLK WP HR S P ERA WHIP	IP WLS BF H R ER SO BB IBB HBP BLK WP HR S P ERA WHIP	IP WLS BF H R ER SO BB IBB HBP BLK WP HR S P ERA WHIP	IP WLS BF H R ER SO BB IBB HBP BLK WP HR S P ERA WHIP	IP WLS BF H R ER SO BB IBB HBP BLK WP HR S P ERA WHIP	IP WLS BF H R ER SO BB IBB HBP BLK WP HR S P ERA WHIP	IP WLS BF H R ER SO BB IBB HBP BLK WP HR S P ERA WHIP	IP WLS BF H R ER SO BB IBB HBP BLK WP HR S P ERA WHIP	IP WLS BF H R ER SO BB IBB HBP BLK WP HR S P ERA WHIP	IP WLS BF H R ER SO BB IBB HBP BLK WP HR S P ERA WHIP	IP WLS BF H R ER SO BB IBB HBP BLK WP HR S P ERA WHIP	IP WLS BF H R ER SO BB IBB HBP BLK WP HR S P ERA WHIP	IP WLS BF H R ER SO BB IBB HBP BLK WP HR S P ERA WHIP	IP WLS BF H R ER SO BB IBB HBP BLK WP HR S P ERA WHIP	IP WLS BF H R ER SO BB IBB HBP BLK WP HR S P ERA WHIP	IP WLS BF H R ER SO BB IBB HBP BLK WP HR S P ERA WHIP	IP WLS BF H R ER SO BB IBB HBP BLK WP HR S P ERA WHIP	
10 David Price, L ERA: 3.33	54 Cotten Brewer, R ERA: 4.21	72 Josh Taylor, L ERA: 5.27	71 Trevor Kelley, R ERA: 27.0																					

Boston Red Sox @ Toronto Blue Jays
Rogers Centre, Toronto, ON
Tue Jul 02 2019, 7:09 PM - 10:27 PM EDT
Att: 18,415 - Partly Cloudy - 72 F

AB 41
R 10
H 15
RBI 10
BB 2
SO 8
LOB 14



Boston Red Sox @ Toronto Blue Jays
Rogers Centre, Toronto, ON
Tue Jul 02 2019, 7:09 PM - 10:27 PM EDT
Att: 18,415 - Partly Cloudy - 72 F

AB 33
R 6
H 8
RBI 6
BB 6
SO 10
LOB 13



Batter	1	2	3	4	5	6	7	8	9	AB	R	H	RBI	BB	SO	LOB	TOP			
50 Mookie Betts, R OBP: 0.388, SLG: 0.457										3	1	1	0	1	1	4	Boston Red Sox @ Toronto Blue Jays Rogers Centre, Toronto, ON Wed Jul 03 2019, 7:10 PM - 10:09 PM EDT Att: 16,883 - Clear - 80 F			
11 Rafael Devers, L OBP: 0.376, SLG: 0.544										4	0	1	2	0	1	2				
2 Xander Bogaerts, R OBP: 0.388, SLG: 0.534										4	0	0	0	0	4	1				
28 J.D. Martinez, R OBP: 0.370, SLG: 0.539										4	0	1	0	0	1	0				
16 Andrew Benintendi, L OBP: 0.347, SLG: 0.421										4	0	0	0	0	0	1				
7 Christian Vázquez, R OBP: 0.333, SLG: 0.515										4	1	2	1	0	1	0				
19 Jackie Bradley Jr., L OBP: 0.333, SLG: 0.497										4	0	0	0	0	1	1				
23 Michael Chavis, R OBP: 0.336, SLG: 0.470										4	0	2	0	0	0	0				
12 Brock Holt, L OBP: 0.367, SLG: 0.402										2	1	1	0	0	0	0				
36 Eduardo Núñez, R (7, PH) OBP: 0.250, SLG: 0.318										1	0	0	0	0	0	2				
Inning Stats	R: 0 E: 0 K: 1 S: 8	H: 0 LOB: 0 BB: 1 P: 13	R: 0 E: 0 K: 1 S: 9	H: 0 LOB: 0 BB: 0 P: 12	R: 2 E: 0 K: 1 S: 11	H: 3 LOB: 1 BB: 0 P: 15	R: 1 E: 0 K: 0 S: 12	H: 1 LOB: 0 BB: 0 P: 15	R: 0 E: 0 K: 1 S: 9	H: 0 LOB: 0 BB: 0 P: 15	R: 0 E: 0 K: 2 S: 11	H: 2 LOB: 2 BB: 0 P: 14	R: 0 E: 0 K: 1 S: 12	H: 1 LOB: 0 BB: 0 P: 10	R: 0 E: 0 K: 1 S: 7	H: 0 LOB: 0 BB: 0 P: 10	1B: 4 2B: 3 HR: 1	SF: 0 SAC: 0 DP: 1 HBP: 0	WP: 0 PB: 0 SB: 0 CS: 0	PA: 35
PITCHER	IP WLS BF H R ER SO BB IBB HBP BLK WP HR S P ERA WHIP	IP WLS BF H R ER SO BB IBB HBP BLK WP HR S P ERA WHIP	IP WLS BF H R ER SO BB IBB HBP BLK WP HR S P ERA WHIP	IP WLS BF H R ER SO BB IBB HBP BLK WP HR S P ERA WHIP	IP WLS BF H R ER SO BB IBB HBP BLK WP HR S P ERA WHIP	IP WLS BF H R ER SO BB IBB HBP BLK WP HR S P ERA WHIP	IP WLS BF H R ER SO BB IBB HBP BLK WP HR S P ERA WHIP	IP WLS BF H R ER SO BB IBB HBP BLK WP HR S P ERA WHIP	IP WLS BF H R ER SO BB IBB HBP BLK WP HR S P ERA WHIP	IP WLS BF H R ER SO BB IBB HBP BLK WP HR S P ERA WHIP	IP WLS BF H R ER SO BB IBB HBP BLK WP HR S P ERA WHIP	IP WLS BF H R ER SO BB IBB HBP BLK WP HR S P ERA WHIP	IP WLS BF H R ER SO BB IBB HBP BLK WP HR S P ERA WHIP	IP WLS BF H R ER SO BB IBB HBP BLK WP HR S P ERA WHIP	IP WLS BF H R ER SO BB IBB HBP BLK WP HR S P ERA WHIP	IP WLS BF H R ER SO BB IBB HBP BLK WP HR S P ERA WHIP				

Batter	1	2	3	4	5	6	7	8	9	AB	R	H	RBI	BB	SO	LOB	BOTTOM			
16 Freddy Galvis, S OBP: 0.309, SLG: 0.459										3	0	3	1	1	0	0	Boston Red Sox @ Toronto Blue Jays Rogers Centre, Toronto, ON Wed Jul 03 2019, 7:10 PM - 10:09 PM EDT Att: 16,883 - Clear - 80 F			
27 Vladimir Guerrero Jr., R (1, 5) OBP: 0.328, SLG: 0.416										4	0	0	0	1	2	5				
13 Lourdes Gurriel Jr., R (1, 7) OBP: 0.363, SLG: 0.639										5	1	1	1	0	2	3				
8 Cavan Biggio, L (1, 4) OBP: 0.370, SLG: 0.464										3	0	0	0	1	1	1				
15 Randal Grichuk, R (1, 8) OBP: 0.291, SLG: 0.417										4	0	0	0	0	2	1				
14 Justin Smoak, S (1, 10) OBP: 0.380, SLG: 0.431										2	1	1	0	1	1	1				
9 Danny Jansen, R (1, 2) OBP: 0.273, SLG: 0.328										4	1	1	2	0	0	2				
44 Rowdy Tellez, L (1, 3) OBP: 0.286, SLG: 0.449										3	2	2	0	1	0	0				
3 Brandon Drury, R (1, 9) OBP: 0.262, SLG: 0.368										4	1	3	2	0	0	2				
Inning Stats	R: 0 E: 0 K: 3 S: 11	H: 1 LOB: 1 BB: 0 P: 18	R: 0 E: 0 K: 0 S: 14	H: 2 LOB: 2 BB: 0 P: 21	R: 1 E: 0 K: 0 S: 5	H: 2 LOB: 0 BB: 0 P: 9	R: 2 E: 0 K: 2 S: 17	H: 2 LOB: 2 BB: 2 P: 27	R: 0 E: 0 K: 0 S: 15	H: 0 LOB: 0 BB: 0 P: 19	R: 2 E: 0 K: 0 S: 10	H: 3 LOB: 1 BB: 1 P: 15	R: 0 E: 0 K: 2 S: 12	H: 0 LOB: 1 BB: 1 P: 19	R: 1 E: 0 K: 1 S: 12	H: 1 LOB: 2 BB: 2 P: 21		1B: 5 2B: 3 3B: 0 HR: 3	SF: 1 SAC: 0 DP: 2 HBP: 1	WP: 0 PB: 0 SB: 1 CS: 0
PITCHER	IP WLS BF H R ER SO BB IBB HBP BLK WP HR S P ERA WHIP	IP WLS BF H R ER SO BB IBB HBP BLK WP HR S P ERA WHIP	IP WLS BF H R ER SO BB IBB HBP BLK WP HR S P ERA WHIP	IP WLS BF H R ER SO BB IBB HBP BLK WP HR S P ERA WHIP	IP WLS BF H R ER SO BB IBB HBP BLK WP HR S P ERA WHIP	IP WLS BF H R ER SO BB IBB HBP BLK WP HR S P ERA WHIP	IP WLS BF H R ER SO BB IBB HBP BLK WP HR S P ERA WHIP	IP WLS BF H R ER SO BB IBB HBP BLK WP HR S P ERA WHIP	IP WLS BF H R ER SO BB IBB HBP BLK WP HR S P ERA WHIP	IP WLS BF H R ER SO BB IBB HBP BLK WP HR S P ERA WHIP	IP WLS BF H R ER SO BB IBB HBP BLK WP HR S P ERA WHIP	IP WLS BF H R ER SO BB IBB HBP BLK WP HR S P ERA WHIP	IP WLS BF H R ER SO BB IBB HBP BLK WP HR S P ERA WHIP	IP WLS BF H R ER SO BB IBB HBP BLK WP HR S P ERA WHIP	IP WLS BF H R ER SO BB IBB HBP BLK WP HR S P ERA WHIP	IP WLS BF H R ER SO BB IBB HBP BLK WP HR S P ERA WHIP				



Batter	1	2	3	4	5	6	7	8	9	AB	R	H	RBI	BB	SO	LOB	TOP			
2 Jonathan Villar, S OBP: 0.328, SLG: 0.422										4	0	2	1	0	2	0	Baltimore Orioles @ Toronto Blue Jays Rogers Centre, Toronto, ON Fri Jul 05 2019, 7:09 PM - 9:55 PM EDT Att: 20,530 - Roof Closed - 68 F			
35 Dwight Smith Jr., L OBP: 0.295, SLG: 0.430 9 Keon Broxton, R OBP: 0.281, SLG: 0.261										3	0	0	0	1	0	3				
16 Trey Mancini, R OBP: 0.342, SLG: 0.482										3	0	0	0	1	0	2				
15 Chance Sisco, L OBP: 0.260, SLG: 0.371										4	0	1	0	0	1	2				
39 Renato Núñez, R OBP: 0.303, SLG: 0.488										3	1	0	0	1	1	1				
25 Anthony Santander, S OBP: 0.330, SLG: 0.449										3	0	0	0	0	1	1				
19 Chris Davis, L OBP: 0.264, SLG: 0.321										4	1	2	3	0	2	0				
14 Rio Ruiz, L OBP: 0.310, SLG: 0.332										3	1	1	0	1	1	0				
1 Richie Martin, R OBP: 0.230, SLG: 0.288										3	0	0	0	1	1	2				
Inning Stats	R: 0 H: 0 E: 0 K: 2 S: 12	H: 0 LOB: 1 BB: 1 P: 23	R: 2 H: 2 E: 0 K: 1 S: 17	H: 2 LOB: 2 BB: 2 P: 30	R: 0 H: 0 E: 0 K: 0 S: 16	H: 0 LOB: 0 BB: 1 P: 25	R: 0 H: 0 E: 0 K: 2 S: 7	H: 0 LOB: 0 BB: 0 P: 9	R: 0 H: 1 E: 1 K: 0 S: 8	H: 0 LOB: 0 BB: 0 P: 13	R: 0 H: 0 E: 0 K: 1 S: 9	H: 0 LOB: 0 BB: 0 P: 12	R: 0 H: 0 E: 0 K: 1 S: 5	H: 0 LOB: 0 BB: 0 P: 6	R: 2 H: 3 E: 0 K: 0 S: 13	H: 3 LOB: 1 BB: 1 P: 19		1B: 5 2B: 1 3B: 0 HR: 1	SF: 0 SAC: 1 DP: 2 HBP: 0	WP: 0 PB: 0 SB: 1 CS: 0
PITCHER	IP WLS BF H R ER SO BB IBB HBP BLK WP HR S P ERA WHIP																			
41 Aaron Sanchez, R ERA: 6.16	5.0 L 21 3 2 2 5 4 0 0 0 0 0 1 60 100 3.60 1.400																			
43 Sam Gaviglio, R ERA: 4.2	3.0 9 0 0 0 4 0 0 0 0 0 0 0 22 30 0.00 0.000																			
31 Joe Biagini, R ERA: 4.05	1.0 6 3 2 2 0 1 0 0 0 0 0 0 13 19 18.00 4.000																			

Batter	1	2	3	4	5	6	7	8	9	AB	R	H	RBI	BB	SO	LOB	BOTTOM					
5 Eric Sogard, L OBP: 0.370, SLG: 0.487										4	0	0	0	0	0	2	Baltimore Orioles @ Toronto Blue Jays Rogers Centre, Toronto, ON Fri Jul 05 2019, 7:09 PM - 9:55 PM EDT Att: 20,530 - Roof Closed - 68 F					
16 Freddy Galvis, S OBP: 0.310, SLG: 0.467										4	0	1	0	0	1	1						
27 Vladimir Guerrero Jr., R OBP: 0.325, SLG: 0.496										3	0	0	0	1	0	2						
8 Cavan Biggio, L OBP: 0.368, SLG: 0.441										4	0	0	0	0	3	1						
9 Danny Jansen, R OBP: 0.281, SLG: 0.379										4	0	1	0	0	0	0						
14 Justin Smoak, S OBP: 0.360, SLG: 0.427										4	0	0	0	0	2	1						
3 Brandon Drury, R OBP: 0.270, SLG: 0.388										2	1	1	1	1	0	1						
44 Rowdy Tellez, L OBP: 0.282, SLG: 0.439										3	0	0	0	0	1	2						
37 Teoscar Hernández, R OBP: 0.271, SLG: 0.368										3	0	1	0	0	1	1						
Inning Stats	R: 0 H: 0 E: 0 K: 1 S: 8	H: 1 LOB: 1 BB: 0 P: 14	R: 0 H: 1 E: 0 K: 1 S: 9	H: 1 LOB: 0 BB: 0 P: 12	R: 0 H: 1 E: 0 K: 0 S: 9	H: 1 LOB: 0 BB: 0 P: 14	R: 0 H: 0 E: 0 K: 1 S: 11	H: 0 LOB: 0 BB: 0 P: 15	R: 0 H: 0 E: 0 K: 1 S: 12	H: 0 LOB: 1 BB: 1 P: 20	R: 0 H: 0 E: 0 K: 2 S: 8	H: 0 LOB: 0 BB: 0 P: 9	R: 1 H: 1 E: 0 K: 0 S: 9	H: 1 LOB: 0 BB: 0 P: 16	R: 0 H: 1 E: 0 K: 1 S: 11	H: 1 LOB: 0 BB: 0 P: 18		R: 0 H: 0 E: 0 K: 1 S: 7	H: 0 LOB: 0 BB: 0 P: 11	1B: 1 2B: 1 3B: 1 HR: 1	SF: 0 SAC: 0 DP: 0 HBP: 0	WP: 0 PB: 0 SB: 1 CS: 0
PITCHER	IP WLS BF H R ER SO BB IBB HBP BLK WP HR S P ERA WHIP																					
37 Dylan Bundy, R ERA: 4.65	6.2 W 25 3 1 1 6 2 0 0 0 0 0 0 8 15 0.00 1.000																					
48 Richard Bleier, L ERA: 7.11	1.0 H 4 1 0 0 1 0 0 0 0 0 0 0 8 15 0.00 1.000																					
50 Miguel Castro, R ERA: 5.28	0.1 H 1 0 0 0 0 0 0 0 0 0 0 0 5 7 0.00 0.000																					
51 Paul Fry, L ERA: 4.41	1.0 S 3 0 0 0 1 0 0 0 0 0 0 0 7 11 0.00 0.000																					



Batter	1	2	3	4	5	6	7	8	9	AB	R	H	RBI	BB	SO	LOB	TOP										
2 Jonathan Villar, S OBP: 0.326, SLG: 0.421	L9		P5			L7		F8		4	0	0	0	0	0	0											
25 Anthony Santander, S OBP: 0.333, SLG: 0.443	G4-3			G6-3		F9		P4		4	0	0	0	0	0	0											
16 Trey Mancini, R OBP: 0.351, SLG: 0.517	P3			G6-3		K		F9		4	0	0	0	0	1	0											
15 Chance Sisco, L OBP: 0.394, SLG: 0.667		K			K			HR		4	1	2	1	0	2	0											
39 Renato Núñez, R OBP: 0.304, SLG: 0.495		K				F7		G3		4	0	1	0	0	1	0											
19 Chris Davis, L OBP: 0.274, SLG: 0.332						14 F9 57 1B		57 F8 57 WP BB		3	0	2	0	1	0	2											
57 Hanser Alberto, R OBP: 0.329, SLG: 0.390								F8		4	0	1	0	0	1	4											
14 Rio Ruiz, L OBP: 0.307, SLG: 0.328			L9			F9		F7		3	0	0	0	0	0	3											
12 Stevie Wilkerson, S OBP: 0.261, SLG: 0.384			G6-3			F8		F9		3	0	0	0	0	0	2											
Inning Stats	R: 0 H: 0 E: 0 K: 0 S: 9	WLS: 0 BF: 0 LOB: 0 P: 11	R: 0 H: 1 E: 0 K: 3 S: 12	ER: 0 LOB: 1 BB: 0 P: 16	R: 0 H: 0 E: 0 K: 0 S: 7	WLS: 0 BF: 0 LOB: 0 P: 10	R: 0 H: 0 E: 0 K: 1 S: 13	ER: 0 LOB: 0 BB: 0 P: 18	R: 0 H: 2 E: 0 K: 0 S: 13	WLS: 2 BF: 2 LOB: 2 P: 22	R: 0 H: 0 E: 0 K: 1 S: 9	WLS: 0 BF: 0 LOB: 0 P: 12	R: 1 H: 1 E: 0 K: 0 S: 13	ER: 1 LOB: 1 BB: 1 P: 23	R: 0 H: 0 E: 0 K: 0 S: 7	WLS: 0 BF: 0 LOB: 0 P: 10	R: 0 H: 2 E: 0 K: 0 S: 16	ER: 2 LOB: 2 BB: 0 P: 25	1B: 3 2B: 2 3B: 0 HR: 1	SF: 0 SAC: 0 DP: 0 HBP: 0	WP: 1 PB: 0 SB: 0 CS: 0	PA: 34					
PITCHER	IP	WLS	BF	H	R	ER	SO	BB	IBB	HBP	BLK	WP	HR	S	P	ERA	WHIP										
57 Trent Thornton, R ERA: 4.85	6.0	W	21	3	0	0	5	0	0	0	0	0	0	63	89	0.00	0.500										
35 David Phelps, R ERA: 3.72	1.0		5	1	1	1	0	1	0	0	0	1	1	13	23	9.00	2.000										
58 Tim Mayza, L ERA: 4.73	1.0		3	0	0	0	0	0	0	0	0	0	0	7	10	0.00	0.000										
46 Daniel Hudson, R ERA: 2.72	1.0		5	2	0	0	0	0	0	0	0	0	0	16	25	0.00	2.000										

Baltimore Orioles @ Toronto Blue Jays
Rogers Centre, Toronto, ON
Sun Jul 07 2019, 1:11 PM - 3:53 PM EDT
Att: 22,487 - Sunny - 72 F

AB 33
R 1
H 6
RBI 1
BB 1
SO 5
LOB 11



Batter	1	2	3	4	5	6	7	8	9	AB	R	H	RBI	BB	SO	LOB	BOTTOM										
5 Eric Sogard, L OBP: 0.364, SLG: 0.478	G5-3		F9			G3		P5		4	0	0	0	0	0	1											
16 Freddy Galvis, S OBP: 0.309, SLG: 0.467				K				FC5-4		3	1	1	0	1	1	1											
13 Lourdes Gurriel Jr., R OBP: 0.355, SLG: 0.625										4	1	2	2	0	1	1											
8 Cavan Biggio, L OBP: 0.362, SLG: 0.424						F8		F8		3	0	0	0	1	1	2											
27 Vladimir Guerrero Jr., R (1.5) OBP: 0.328, SLG: 0.413										4	2	2	0	0	1	2											
14 Justin Smoak, S OBP: 0.358, SLG: 0.418										2	1	0	0	2	1	2											
9 Danny Jansen, R OBP: 0.281, SLG: 0.380										4	0	2	1	0	0	2											
44 Rowdy Tellez, L (1.10)										4	1	1	1	0	3	3											
37 Teoscar Hernández, R OBP: 0.267, SLG: 0.361										4	0	1	2	0	1	3											
Inning Stats	R: 2 H: 1 E: 0 K: 2 S: 20	WLS: 1 BF: 2 LOB: 2 P: 33	R: 0 H: 0 E: 0 K: 2 S: 10	ER: 0 LOB: 0 BB: 0 P: 13	R: 0 H: 0 E: 0 K: 1 S: 5	WLS: 0 BF: 0 LOB: 0 P: 6	R: 1 H: 2 E: 0 K: 1 S: 14	ER: 2 LOB: 1 BB: 1 P: 24	R: 0 H: 1 E: 0 K: 1 S: 10	WLS: 2 BF: 1 LOB: 1 P: 13	R: 3 H: 3 E: 0 K: 0 S: 11	WLS: 3 BF: 1 LOB: 1 P: 18	R: 0 H: 1 E: 0 K: 1 S: 11	ER: 1 LOB: 1 BB: 0 P: 17	R: 0 H: 1 E: 0 K: 1 S: 7	WLS: 1 BF: 0 LOB: 0 P: 10	1B: 4 2B: 3 3B: 1 HR: 1	SF: 0 SAC: 0 DP: 1 HBP: 0	WP: 0 PB: 0 SB: 1 CS: 0	PA: 36							
PITCHER	IP	WLS	BF	H	R	ER	SO	BB	IBB	HBP	BLK	WP	HR	S	P	ERA	WHIP										
29 Asher Wojciechowski, R (1.1)	4.1	L	20	4	3	3	6	3	0	0	0	0	0	53	80	6.23	1.615										
43 Shawn Armstrong, R (5.1)	1.0		5	1	2	2	1	1	0	0	0	0	0	10	20	18.00	2.000										
48 Richard Bleier, L (6.1)	0.2		4	2	1	1	0	0	0	0	0	0	0	7	7	13.50	3.000										
64 Gabriel Ynoa, R (7.1)	1.0		5	2	0	0	0	0	0	0	0	0	0	12	20	0.00	2.000										
51 Paul Fry, L (8.1)	1.0		2	0	0	0	1	0	0	0	0	0	0	6	7	0.00	0.000										

Baltimore Orioles @ Toronto Blue Jays
Rogers Centre, Toronto, ON
Sun Jul 07 2019, 1:11 PM - 3:53 PM EDT
Att: 22,487 - Sunny - 72 F

AB 32
R 6
H 9
RBI 6
BB 4
SO 9
LOB 17



Batter	1	2	3	4	5	6	7	8	9	AB	R	H	RBI	BB	SO	LOB	TOP				
5 Eric Sogard, L (1, 10) OBP: 0.366, SLG: 0.478										4	0	2	0	0	0	0					
16 Freddy Galvis, S (1, 6) OBP: 0.308, SLG: 0.464										4	0	1	0	0	1	3					
13 Lourdes Gurriel Jr., R (1, 7) OBP: 0.349, SLG: 0.613										4	0	0	0	0	0	4					
8 Cavan Biggio, L (1, 4) OBP: 0.359, SLG: 0.419										4	0	1	0	0	1	2					
27 Vladimir Guerrero Jr., R (1, 5) OBP: 0.327, SLG: 0.410										4	0	1	0	0	1	1					
14 Justin Smoak, S (1, 3) OBP: 0.354, SLG: 0.413										3	0	0	0	0	2	1					
15 Randal Grichuk, R (1, 9) OBP: 0.289, SLG: 0.413										3	0	0	0	0	1	1					
9 Danny Jansen, R (1, 2) OBP: 0.282, SLG: 0.380										3	0	1	0	0	2	0					
37 Teoscar Hernández, R (1, 8) OBP: 0.264, SLG: 0.356										3	0	0	0	0	2	1					
Inning Stats	R: 0 E: 0 K: 1 S: 11	H: 1 LOB: 1 BB: 0 P: 12	R: 0 E: 0 K: 2 S: 9	H: 0 LOB: 0 BB: 0 P: 13	R: 0 E: 0 K: 2 S: 10	H: 0 LOB: 0 BB: 0 P: 17	R: 0 E: 0 K: 0 S: 6	H: 0 LOB: 0 BB: 0 P: 12	R: 0 E: 0 K: 2 S: 9	H: 2 LOB: 2 BB: 0 P: 11	R: 0 E: 0 K: 0 S: 7	H: 2 LOB: 1 BB: 0 P: 10	R: 0 E: 0 K: 2 S: 9	H: 0 LOB: 0 BB: 0 P: 16	R: 0 E: 0 K: 1 S: 8	H: 1 LOB: 1 BB: 0 P: 13	1B: 6 2B: 0 3B: 0 HR: 0	SF: 0 SAC: 0 DP: 0 HBP: 0	WP: 1 PB: 0 SB: 0 CS: 0	PA: 32	
PITCHER	IP	WLS	BF	H	R	ER	SO	BB	IBB	HBP	BLK	WP	HR	S	P	ERA	WHIP				
55 Domingo Germán, R (1, 1) ERA: 3.4	6.0	W	21	3	0	0	7	0	0	0	0	1	0	54	78	0.00	0.500				
48 Tommy Kahnle, R (7, 1) ERA: 3.03	1.0		4	2	0	0	0	0	0	0	0	0	0	7	10	0.00	2.000				
57 Chad Green, R (8, 1) ERA: 5.35	2.0		7	1	0	0	3	0	0	0	0	0	0	17	29	0.00	0.500				

Toronto Blue Jays @ New York Yankees
 Yankee Stadium, Bronx, NY
 Fri Jul 12 2019, 7:10 PM - 9:52 PM EDT
 Att: 47,162 - Clear - 84 F

livebaseballscores.com

AB 32
 R 0
 H 6
 RBI 0
 BB 0
 SO 10
 LOB 13

Batter	1	2	3	4	5	6	7	8	9	AB	R	H	RBI	BB	SO	LOB	BOTTOM				
26 DJ LeMahieu, R (1, 3) OBP: 0.378, SLG: 0.512										4	0	0	1	0	0	1					
99 Aaron Judge, R (1, 9) OBP: 0.395, SLG: 0.521										3	1	1	0	1	1	1					
31 Aaron Hicks, S (1, 8) OBP: 0.333, SLG: 0.455										4	1	2	0	0	1	1					
24 Gary Sánchez, R (1, 2) OBP: 0.317, SLG: 0.557										3	1	1	0	0	1	1					
30 Edwin Encarnación, R (1, 10) OBP: 0.329, SLG: 0.494										4	0	2	3	0	0	1					
18 Didi Gregorius, L (1, 6) OBP: 0.286, SLG: 0.411										4	0	0	0	0	1	3					
25 Gleyber Torres, R (1, 4) OBP: 0.364, SLG: 0.533										3	0	2	0	1	0	1					
29 Gio Urshela, R (1, 5) OBP: 0.349, SLG: 0.461										4	0	0	0	0	1	5					
11 Brett Gardner, L (1, 7) OBP: 0.330, SLG: 0.481										4	1	2	0	0	0	1					
Inning Stats	R: 0 E: 0 K: 0 S: 5	H: 0 LOB: 0 BB: 0 P: 9	R: 0 E: 0 K: 0 S: 15	H: 2 LOB: 2 BB: 0 P: 22	R: 0 E: 0 K: 1 S: 10	H: 0 LOB: 1 BB: 1 P: 19	R: 0 E: 0 K: 0 S: 10	H: 1 LOB: 2 BB: 1 P: 20	R: 4 E: 0 K: 1 S: 14	H: 4 LOB: 1 BB: 0 P: 25	R: 0 E: 1 K: 1 S: 12	H: 1 LOB: 1 BB: 0 P: 15	R: 0 E: 0 K: 1 S: 9	H: 1 LOB: 0 BB: 0 P: 15	R: 0 E: 0 K: 1 S: 12	H: 1 LOB: 1 BB: 0 P: 17	1B: 4 2B: 6 3B: 1 HR: 0	SF: 0 SAC: 0 DP: 1 HBP: 1	WP: 0 PB: 0 SB: 0 CS: 1	PA: 36	
PITCHER	IP	WLS	BF	H	R	ER	SO	BB	IBB	HBP	BLK	WP	HR	S	P	ERA	WHIP				
41 Aaron Sanchez, R (1, 1) ERA: 6.22	5.0	L	25	7	4	4	2	2	0	0	0	0	0	54	95	7.20	1.800				
43 Sam Caviglio, R (6, 1) ERA: 4.06	2.0		7	2	0	0	2	0	0	0	0	0	0	21	30	0.00	1.000				
50 Justin Shafer, R (8, 1) ERA: 2.61	1.0		4	1	0	0	1	0	0	0	0	0	0	12	17	0.00	1.000				

Toronto Blue Jays @ New York Yankees
 Yankee Stadium, Bronx, NY
 Fri Jul 12 2019, 7:10 PM - 9:52 PM EDT
 Att: 47,162 - Clear - 84 F

livebaseballscores.com

AB 33
 R 4
 H 10
 RBI 4
 BB 2
 SO 5
 LOB 15

Batter	1	2	3	4	5	6	7	8	9	AB	R	H	RBI	BB	SO	LOB	TOP					
5 Eric Sogard, L (1,4) OBP: 0.365, SLG: 0.488	G6-3		FC4		HR		BB			3	1	1	1	0	1		Toronto Blue Jays @ New York Yankees Yankee Stadium, Bronx, NY Sun Jul 14 2019, 1:09 PM - 3:59 PM EDT Att: 42,303 - Sunny - 88 F					
16 Freddy Galvis, S (1,6) OBP: 0.307, SLG: 0.457	E4		F8		E3		K			4	0	1	0	0	1	4						
13 Lourdes Gurriel Jr., R (1,7) OBP: 0.345, SLG: 0.599	K		F7		G5-3					4	0	1	0	0	1	4						
8 Cavan Biggio, L (1,10) OBP: 0.354, SLG: 0.404	K			F9		F7		K		4	0	0	0	0	2	2						
27 Vladimir Guerrero Jr., R (1,5) OBP: 0.321, SLG: 0.401	G6-3		F7		G5-3		K			4	0	0	0	0	1	1						
14 Justin Smoak, S (1,3) OBP: 0.350, SLG: 0.406	K		G3-1		G4-3		FC6-4			4	0	0	0	0	1	1						
15 Randal Grichuk, R (1,9) OBP: 0.290, SLG: 0.421	G4-3				HR		P5			4	1	1	1	0	1	0						
9 Danny Jansen, R (1,2) OBP: 0.285, SLG: 0.382					K		BB			4	0	2	0	0	1	0						
37 Teoscar Hernández, R (1,8) OBP: 0.281, SLG: 0.353					F7		K			2	0	0	0	0	1	1						
44 Rowdy Tellez, L (7,PH) OBP: 0.260, SLG: 0.436							K			1	0	0	0	0	1	1						
3 Brandon Drury, R (7,4) OBP: 0.266, SLG: 0.379							K			1	0	0	0	0	0	0						
Inning Stats	R: 0 H: 1 E: 1 K: 2 S: 10	H: 1 LOB: 1 BB: 0 P: 12	R: 0 H: 0 E: 0 K: 1 S: 10	H: 0 LOB: 0 BB: 0 P: 16	R: 0 H: 1 E: 1 K: 1 S: 10	H: 1 LOB: 2 BB: 0 P: 13	R: 0 H: 0 E: 0 K: 0 S: 5	H: 0 LOB: 0 BB: 0 P: 8	R: 2 H: 2 E: 1 K: 1 S: 16	H: 2 LOB: 1 BB: 0 P: 22	R: 0 H: 0 E: 0 K: 0 S: 5	H: 0 LOB: 0 BB: 0 P: 8	R: 0 H: 1 E: 0 K: 2 S: 10	H: 1 LOB: 2 BB: 1 P: 18	R: 0 H: 1 E: 0 K: 2 S: 11	H: 1 LOB: 1 BB: 0 P: 16	R: 0 H: 0 E: 0 K: 1 S: 5	H: 0 LOB: 0 BB: 0 P: 8	1B: 4 2B: 0 3B: 0 HR: 2	SF: 0 SAC: 0 DP: 0 HBP: 0	WP: 0 PB: 0 SB: 0 CS: 0	PA: 36
PITCHER	IP WLS BF H R ER SO BB IBB HBP BLK WP HR S P ERA WHIP																					
19 Masahiro Tanaka, R (1,1) ERA: 3.81	6.0 W 24 4 2 2 5 0 0 0 0 0 0 2 56 79 3.00 0.667																					
0 Adam Ottavino, R (7,1) ERA: 1.75	0.1 H 2 1 0 0 0 0 0 0 0 0 0 0 3 5 0.00 3.000																					
48 Tommy Kahnle, R (7,1) ERA: 2.97	0.2 H 3 0 0 0 2 1 0 0 0 0 0 0 7 13 0.00 1.500																					
53 Zack Britton, L (8,1) ERA: 2.35	1.0 H 4 1 0 0 2 0 0 0 0 0 0 0 11 16 0.00 1.000																					
54 Aroldis Chapman, L (9,1) ERA: 1.77	1.0 S 3 0 0 0 1 0 0 0 0 0 0 0 5 8 0.00 0.000																					

Batter	1	2	3	4	5	6	7	8	9	AB	R	H	RBI	BB	SO	LOB	BOTTOM			
26 DJ LeMahieu, R (1,3) OBP: 0.375, SLG: 0.504	G4-3		K		FC4-6		BB			4	0	1	0	0	1	2	Toronto Blue Jays @ New York Yankees Yankee Stadium, Bronx, NY Sun Jul 14 2019, 1:09 PM - 3:59 PM EDT Att: 42,303 - Sunny - 88 F			
99 Aaron Judge, R (1,9) OBP: 0.417, SLG: 0.535	G4-6-3		F9		BB		BB			3	0	2	0	1	0	0				
18 Didi Gregorius, L (1,6) OBP: 0.274, SLG: 0.388	G4-6-3		P6		G1-3		K			4	0	0	0	0	1	5				
45 Luke Voit, R (1,10) OBP: 0.394, SLG: 0.503			25 2B		FC6-4		K			4	1	2	0	0	2	2				
25 Gleyber Torres, R (1,4) OBP: 0.359, SLG: 0.526			29 1B		FC6-4		K			4	1	1	0	0	1	1				
11 Brett Gardner, L (1,8) OBP: 0.331, SLG: 0.478			29 1B		K		BB			4	0	1	0	0	1	3				
29 Gio Urshela, R (1,5) OBP: 0.352, SLG: 0.461			26 FC4-6		BB		K			4	1	2	2	0	1	1				
28 Austin Romine, R (1,2) OBP: 0.248, SLG: 0.309			26 FC4-6		BB		K			2	0	0	0	1	2	1				
39 Mike Tauchman, L (1,7) OBP: 0.318, SLG: 0.427			26 FC4-6		BB		K			3	1	1	1	0	1	3				
Inning Stats	R: 0 H: 1 E: 0 K: 0 S: 7	H: 3 LOB: 1 BB: 0 P: 12	R: 2 H: 3 E: 0 K: 2 S: 13	H: 3 LOB: 1 BB: 0 P: 19	R: 0 H: 0 E: 0 K: 1 S: 8	H: 0 LOB: 0 BB: 0 P: 12	R: 0 H: 1 E: 0 K: 1 S: 5	H: 1 LOB: 0 BB: 0 P: 7	R: 1 H: 1 E: 0 K: 0 S: 13	H: 1 LOB: 2 BB: 2 P: 28	R: 0 H: 1 E: 0 K: 3 S: 12	H: 1 LOB: 1 BB: 0 P: 19	R: 1 H: 3 E: 0 K: 3 S: 19	H: 3 LOB: 2 BB: 0 P: 28	R: 0 H: 0 E: 0 K: 0 S: 7	H: 0 LOB: 0 BB: 0 P: 11		1B: 8 2B: 1 3B: 0 HR: 1	SF: 0 SAC: 0 DP: 1 HBP: 0	WP: 1 PB: 0 SB: 0 CS: 1
PITCHER	IP WLS BF H R ER SO BB IBB HBP BLK WP HR S P ERA WHIP																			
6 Marcus Stroman, R (1,1) ERA: 3.25	6.0 L 25 7 3 3 3 2 0 0 0 0 0 1 16 25 4.50 1.500																			
64 Derek Law, R (7,1) ERA: 7.14	0.2 5 3 1 1 2 0 0 0 0 0 0 1 16 25 13.50 4.500																			
50 Justin Shafer, R (7,1) ERA: 2.31	1.1 4 0 0 0 1 0 0 0 0 0 0 0 10 14 0.00 0.000																			

Batter	1	2	3	4	5	6	7	8	9	AB	R	H	RBI	BB	SO	LOB	TOP
5 Eric Sogard, L (1, 10)										5	1	3	0	0	0	2	
16 Freddy Galvis, S (1, 6)										5	1	2	2	0	0	2	
13 Lourdes Gurriel Jr., R (1, 7)										5	0	0	0	0	0	3	
8 Cavan Biggio, L (1, 4)										5	1	1	0	0	0	1	
15 Randal Grichuk, R (1, 8)										4	0	2	1	0	0	0	
14 Justin Smoak, S (1, 3)										5	1	1	1	0	1	3	
9 Danny Jansen, R (1, 2)										4	2	1	1	0	1	2	
28 Billy McKinney, L (1, 9)										4	2	2	2	0	0	0	
3 Brandon Drury, R (1, 5)										3	0	1	1	0	0	0	
Inning Stats	R: 0 H: 1 E: 0 K: 0 S: 9	WLS: 1 BF: 13	H: 2 R: 2 ER: 1 SO: 14	H: 2 R: 2 ER: 1 SO: 24	H: 3 R: 3 ER: 1 SO: 25	H: 1 R: 1 ER: 0 SO: 22	H: 0 R: 0 ER: 0 SO: 14	H: 1 R: 1 ER: 0 SO: 14	H: 0 R: 0 ER: 0 SO: 12	H: 5 R: 5 ER: 1 SO: 22	H: 0 R: 0 ER: 0 SO: 14	1B: 9 2B: 3 3B: 0 HR: 1	SF: 1 SAC: 0 DP: 0 HBP: 1	WP: 1 PB: 0 SB: 0 CS: 0	PA: 42		
PITCHER	IP	WLS	BF	H	R	ER	SO	BB	IBB	HBP	BLK	WP	HR	S	P	ERA	WHIP
22 Rick Porcello, R (1, 1)	6.0	W	28	8	4	4	2	0	0	1	0	0	1	71	112	6.00	1.333
64 Marcus Walden, R (7, 1)	1.0		3	0	0	0	0	0	0	0	0	0	0	8	12	0.00	0.000
70 Ryan Brasier, R (8, 1)	0.2		6	4	4	0	0	0	0	0	0	0	0	11	15	54.00	6.000
32 Matt Barnes, R (8, 1)	0.1	H	2	1	0	0	0	0	0	0	0	1	0	5	7	0.00	3.000
44 Brandon Workman, R (9, 1)	1.0	S	3	0	0	0	0	0	0	0	0	0	0	9	14	0.00	0.000

Toronto Blue Jays @ Boston Red Sox
Fenway Park, Boston, MA
Mon Jul 15 2019, 7:12 PM - 10:39 PM EDT
Att: 35,616 - Partly Cloudy - 84 F

AB	40
R	8
H	13
RBI	8
BB	0
SO	2
LOB	13



Batter	1	2	3	4	5	6	7	8	9	AB	R	H	RBI	BB	SO	LOB	BOTTOM
50 Mookie Betts, R (1, 9)										4	2	2	0	1	1	1	
11 Rafael Devers, L (1, 5)										5	1	2	2	0	0	2	
2 Xander Bogaerts, R (1, 6)										4	2	3	1	1	1	1	
28 J.D. Martinez, R (1, 10)										3	1	0	0	2	1	4	
16 Andrew Benintendi, L (1, 7)										5	1	2	3	0	1	3	
23 Michael Chavis, R (1, 3)										3	1	1	4	2	1	2	
19 Jackie Bradley Jr., L (1, 8)										4	0	1	0	1	2	1	
3 Sandy León, S (1, 2)										4	1	0	0	1	1	3	
12 Brock Holt, L (1, 4)										4	1	2	0	0	0	2	
Inning Stats	R: 5 H: 3 E: 0 K: 0 S: 19	H: 3 R: 5 ER: 0 SO: 12	H: 2 R: 2 ER: 0 SO: 12	H: 4 R: 4 ER: 0 SO: 44	H: 1 R: 1 ER: 0 SO: 8	H: 1 R: 1 ER: 0 SO: 16	H: 1 R: 1 ER: 0 SO: 14	H: 1 R: 1 ER: 0 SO: 11	H: 0 R: 0 ER: 0 SO: 18	1B: 7 2B: 5 3B: 0 HR: 1	SF: 0 SAC: 0 DP: 0 HBP: 0	WP: 0 PB: 0 SB: 0 CS: 0	PA: 44				
PITCHER	IP	WLS	BF	H	R	ER	SO	BB	IBB	HBP	BLK	WP	HR	S	P	ERA	WHIP
57 Trent Thornton, R (1, 1)	1.1	L	12	5	5	5	0	3	0	0	0	0	0	21	38	33.75	6.000
43 Sam Gaviglio, R (2, 1)	1.1		10	3	5	5	1	3	0	0	0	0	0	21	38	33.75	4.500
31 Joe Biagini, R (3, 1)	1.1		6	2	0	0	2	0	0	0	0	0	0	11	16	0.00	1.500
33 Edwin Jackson, R (5, 1)	3.0		12	3	0	0	2	1	0	0	0	0	0	24	41	0.00	1.333
64 Derek Law, R (8, 1)	1.0		4	0	0	0	3	1	0	0	0	0	0	11	18	0.00	1.000

Toronto Blue Jays @ Boston Red Sox
Fenway Park, Boston, MA
Mon Jul 15 2019, 7:12 PM - 10:39 PM EDT
Att: 35,616 - Partly Cloudy - 84 F

AB	36
R	10
H	13
RBI	10
BB	8
SO	8
LOB	19



Batter	1	2	3	4	5	6	7	8	9	AB	R	H	RBI	BB	SO	LOB	TOP					
5 Eric Sogard, L (1,4) OBP: 0.370, SLG: 0.496										5	1	2	1	0	1	1	Toronto Blue Jays @ Boston Red Sox Fenway Park, Boston, MA Tue Jul 16 2019, 7:15 PM - 10:55 PM EDT Att: 36,341 - Partly Cloudy - 84 F					
27 Vladimir Guerrero Jr., R (1,5) OBP: 0.322, SLG: 0.388										4	1	1	1	1	0	2						
13 Lourdes Gurriel Jr., R (1,10) OBP: 0.343, SLG: 0.599										5	1	3	0	0	0	1						
15 Randal Grichuk, R (1,9) OBP: 0.293, SLG: 0.425										4	0	1	1	0	0	2						
9 Danny Jansen, R (1,2) OBP: 0.287, SLG: 0.377										3	2	2	2	2	0	1						
14 Justin Smoak, S (1,3) OBP: 0.354, SLG: 0.421										4	1	2	0	0	0	3						
16 Freddy Galvis, S (1,6) OBP: 0.310, SLG: 0.457										4	2	1	3	0	2	2						
37 Teoscar Hernández, R (1,8) OBP: 0.261, SLG: 0.364										4	1	1	0	0	0	2						
28 Billy McKinney, L (1,7) OBP: 0.276, SLG: 0.401										4	1	1	0	0	0	2						
Inning Stats	R: 0 H: 2 E: 0 K: 0 S: 15	H: 2 BB: 0 P: 20	R: 3 H: 2 E: 0 K: 1 S: 13	H: 2 BB: 1 P: 24	R: 1 H: 2 E: 0 K: 0 S: 6	H: 2 BB: 1 P: 16	R: 0 H: 0 E: 0 K: 1 S: 13	H: 0 LOB: 1 BB: 0 P: 19	R: 0 H: 0 E: 0 K: 0 S: 5	R: 2 H: 2 E: 1 K: 1 S: 11	H: 2 LOB: 0 BB: 0 P: 19	R: 0 H: 1 E: 0 K: 0 S: 3	H: 1 LOB: 1 BB: 0 P: 8	R: 0 H: 0 E: 0 K: 2 S: 16	H: 0 LOB: 1 BB: 1 P: 24	R: 4 H: 5 E: 0 K: 0 S: 15		H: 5 LOB: 0 BB: 0 P: 23	1B: 7 2B: 5 3B: 2 HR: 2	SF: 0 SAC: 0 DP: 4 HBP: 1	WP: 2 PB: 1 SB: 1 CS: 0	PA: 42
PITCHER	IP WLS BF H R ER SO BB IBB HBP BLK WP HR S P ERA WHIP	IP WLS BF H R ER SO BB IBB HBP BLK WP HR S P ERA WHIP	IP WLS BF H R ER SO BB IBB HBP BLK WP HR S P ERA WHIP	IP WLS BF H R ER SO BB IBB HBP BLK WP HR S P ERA WHIP	IP WLS BF H R ER SO BB IBB HBP BLK WP HR S P ERA WHIP	IP WLS BF H R ER SO BB IBB HBP BLK WP HR S P ERA WHIP	IP WLS BF H R ER SO BB IBB HBP BLK WP HR S P ERA WHIP	IP WLS BF H R ER SO BB IBB HBP BLK WP HR S P ERA WHIP	IP WLS BF H R ER SO BB IBB HBP BLK WP HR S P ERA WHIP	IP WLS BF H R ER SO BB IBB HBP BLK WP HR S P ERA WHIP	IP WLS BF H R ER SO BB IBB HBP BLK WP HR S P ERA WHIP	IP WLS BF H R ER SO BB IBB HBP BLK WP HR S P ERA WHIP	IP WLS BF H R ER SO BB IBB HBP BLK WP HR S P ERA WHIP	IP WLS BF H R ER SO BB IBB HBP BLK WP HR S P ERA WHIP	IP WLS BF H R ER SO BB IBB HBP BLK WP HR S P ERA WHIP	IP WLS BF H R ER SO BB IBB HBP BLK WP HR S P ERA WHIP	IP WLS BF H R ER SO BB IBB HBP BLK WP HR S P ERA WHIP	IP WLS BF H R ER SO BB IBB HBP BLK WP HR S P ERA WHIP	IP WLS BF H R ER SO BB IBB HBP BLK WP HR S P ERA WHIP	IP WLS BF H R ER SO BB IBB HBP BLK WP HR S P ERA WHIP	IP WLS BF H R ER SO BB IBB HBP BLK WP HR S P ERA WHIP	IP WLS BF H R ER SO BB IBB HBP BLK WP HR S P ERA WHIP
48 Andrew Cashner, R (1,1) ERA: 4.05	5.0	L	25	8	6	5	2	2	0	1	0	1	2	57	92	9.00	2.000	65 Ryan Weber, R ERA: 5.31				
72 Josh Taylor, L (6,1) ERA: 3.54	1.0		3	0	0	0	0	0	0	0	0	1	0	6	11	0.00	0.000					
54 Colten Brewer, R (7,1) ERA: 4.25	1.0		3	1	0	0	0	0	0	0	0	0	0	3	8	0.00	1.000					
63 Darwinson Hernández, L (8,1) ERA: 4.26	1.0		4	0	0	0	2	1	0	0	0	0	0	16	24	0.00	1.000					
37 Heath Hembree, R (9,1) ERA: 3.38	0.0		3	3	3	3	0	0	0	0	0	0	0	7	11	=	=					

AB	38
R	10
H	14
RBI	9
BB	3
SO	5
LOB	16



Batter	1	2	3	4	5	6	7	8	9	AB	R	H	RBI	BB	SO	LOB	BOTTOM
50 Mookie Betts, R (1,9) OBP: 0.396, SLG: 0.473										5	1	3	2	0	1	1	Toronto Blue Jays @ Boston Red Sox Fenway Park, Boston, MA Tue Jul 16 2019, 7:15 PM - 10:55 PM EDT Att: 36,341 - Partly Cloudy - 84 F
11 Rafael Devers, L (1,5) OBP: 0.378, SLG: 0.546										4	0	0	0	1	0	3	
2 Xander Bogaerts, R (1,6) OBP: 0.397, SLG: 0.572										4	1	3	2	1	0	0	
28 J.D. Martinez, R (1,10) OBP: 0.366, SLG: 0.522										4	0	0	0	1	0	4	
16 Andrew Benintendi, L (1,7) OBP: 0.345, SLG: 0.423										4	0	1	0	1	0	4	
7 Christian Vázquez, R (1,2) OBP: 0.332, SLG: 0.517										3	0	0	0	1	0	1	
19 Jackie Bradley Jr., L (1,8) OBP: 0.329, SLG: 0.391										4	0	0	0	0	2	2	
23 Michael Chavis, R (1,3) OBP: 0.332, SLG: 0.463										3	1	1	0	1	2	2	
12 Brock Holt, L (1,4) OBP: 0.386, SLG: 0.442										1	1	1	0	1	0	0	
59 Sam Travis, R (6,PH) OBP: 0.188, SLG: 0.188																	

Batter	1	2	3	4	5	6	7	8	9	AB	R	H	RBI	BB	SO	LOB	TOP								
5 Eric Sogard, L (1,7) OBP: 0.367, SLG: 0.488										4	0	0	0	1	2	5	<p>Toronto Blue Jays @ Boston Red Sox</p> <p>Fenway Park, Boston, MA</p> <p>Wed Jul 17 2019, 7:46 PM - 11:18 PM EDT</p> <p>Att: 34,853 - Cloudy - 77 F</p> <p>livebaseballscorecards.com</p> <p>AB 32 R 4 H 5 RBI 4 BB 7 SO 10 LOB 24</p>								
27 Vladimir Guerrero Jr., R (1,5) OBP: 0.316, SLG: 0.390										5	0	0	0	0	0	3									
13 Lourdes Gurriel Jr., R (1,10) OBP: 0.344, SLG: 0.696										5	1	2	2	0	2	1									
15 Randal Grichuk, R (1,9) OBP: 0.295, SLG: 0.421										3	0	0	0	1	1	3									
8 Cavan Biggio, L (1,4) OBP: 0.353, SLG: 0.392										2	0	0	0	2	1	1									
14 Justin Smoak, S (1,3) OBP: 0.353, SLG: 0.418										4	0	1	0	0	2	4									
16 Freddy Galvis, S (1,6) OBP: 0.307, SLG: 0.452										4	0	0	0	0	1	4									
37 Teoscar Hernández, R (1,8) OBP: 0.273, SLG: 0.396										2	3	2	2	2	0	0									
21 Luke Maile, R (1,2) OBP: 0.211, SLG: 0.252										2	0	0	0	0	0	0									
9 Danny Jansen, R (7,PH) OBP: 0.289, SLG: 0.376										1	0	0	0	1	1	3									
Inning Stats	R: 0 H: 0 E: 0 K: 0 S: 12	H: 0 LOB: 1 BB: 1 P: 22	R: 0 H: 1 E: 0 K: 1 S: 9	H: 1 LOB: 0 BB: 0 P: 14	R: 1 H: 1 E: 0 K: 0 S: 10	H: 1 LOB: 0 BB: 0 P: 12	R: 0 H: 0 E: 0 K: 2 S: 11	H: 0 LOB: 1 BB: 1 P: 20	R: 1 H: 1 E: 0 K: 0 S: 8	H: 1 LOB: 0 BB: 0 P: 11	R: 0 H: 0 E: 0 K: 1 S: 9	H: 0 LOB: 0 BB: 0 P: 12	R: 0 H: 0 E: 1 K: 2 S: 13	H: 0 LOB: 3 BB: 2 P: 24	R: 1 H: 1 E: 0 K: 2 S: 17	H: 1 LOB: 2 BB: 1 P: 29	R: 1 H: 1 E: 0 K: 2 S: 17	H: 1 LOB: 2 BB: 2 P: 29	1B: 2 2B: 0 3B: 0 HR: 3	SF: 0 SAC: 0 DP: 0 HBP: 1	WP: 0 PB: 0 SB: 0 CS: 0	PA: 40			
PITCHER	IP	WLS	BF	H	R	ER	SO	BB	IBB	HBP	BLK	WP	HR	S	P	ERA	WHIP								
57 Eduardo Rodríguez, L (1,1) ERA: 4.34	6.1	W	25	3	2	2	4	3	0	0	0	0	2	63	99	2.84	0.947								
32 Matt Barnes, R (7,1) ERA: 4.38	0.2	H	3	0	0	0	2	1	0	0	0	0	0	9	16	0.00	1.500								
72 Josh Taylor, L (8,1) ERA: 3.92	0.1	H	4	1	1	1	0	1	0	1	0	0	1	7	13	27.00	6.000								
44 Brandon Workman, R (8,1) ERA: 1.84	1.2	S	8	1	1	1	4	2	0	0	0	0	0	27	45	5.40	1.800								

Batter	1	2	3	4	5	6	7	8	9	AB	R	H	RBI	BB	SO	LOB	BOTTOM								
50 Mookie Betts, R (1,9) OBP: 0.396, SLG: 0.470										4	1	1	0	1	1	3	<p>Toronto Blue Jays @ Boston Red Sox</p> <p>Fenway Park, Boston, MA</p> <p>Wed Jul 17 2019, 7:46 PM - 11:18 PM EDT</p> <p>Att: 34,853 - Cloudy - 77 F</p> <p>livebaseballscorecards.com</p> <p>AB 36 R 5 H 14 RBI 5 BB 3 SO 6 LOB 21</p>								
11 Rafael Devers, L (1,5) OBP: 0.338, SLG: 0.558										5	1	3	4	0	0	0									
2 Xander Bogaerts, R (1,6) OBP: 0.397, SLG: 0.573										5	0	1	0	0	0	4									
28 J.D. Martinez, R (1,10) OBP: 0.364, SLG: 0.518										3	1	1	0	1	1	1									
16 Andrew Benintendi, L (1,7) OBP: 0.346, SLG: 0.425										3	1	1	0	1	1	1									
23 Michael Chavis, R (1,3) OBP: 0.338, SLG: 0.463										2	0	1	0	1	0	1									
19 Jackie Bradley Jr., L (1,8) OBP: 0.326, SLG: 0.365										4	0	0	0	0	2	6									
7 Christian Vázquez, R (1,2) OBP: 0.334, SLG: 0.516										4	1	2	0	0	1	2									
12 Brock Holt, L (1,4) OBP: 0.397, SLG: 0.453										4	1	3	1	0	0	1									
Inning Stats	R: 0 H: 1 E: 0 K: 1 S: 14	H: 1 LOB: 0 BB: 0 P: 19	R: 1 H: 2 E: 0 K: 0 S: 11	H: 2 LOB: 1 BB: 0 P: 21	R: 2 H: 3 E: 0 K: 1 S: 17	H: 3 LOB: 1 BB: 0 P: 21	R: 0 H: 0 E: 0 K: 2 S: 13	H: 0 LOB: 1 BB: 0 P: 23	R: 0 H: 2 E: 0 K: 0 S: 5	H: 2 LOB: 3 BB: 0 P: 9	R: 0 H: 2 E: 0 K: 1 S: 12	H: 2 LOB: 1 BB: 1 P: 20	R: 1 H: 2 E: 0 K: 1 S: 13	H: 2 LOB: 2 BB: 1 P: 22	R: 1 H: 2 E: 0 K: 1 S: 13	H: 2 LOB: 2 BB: 1 P: 22		1B: 10 2B: 3 3B: 0 HR: 1	SF: 0 SAC: 0 DP: 1 HBP: 1	WP: 0 PB: 1 SB: 0 CS: 0	PA: 40				
PITCHER	IP	WLS	BF	H	R	ER	SO	BB	IBB	HBP	BLK	WP	HR	S	P	ERA	WHIP								
41 Aaron Sanchez, R (1,1) ERA: 6.26	5.0	L	25	8	4	4	4	1	0	0	0	0	1	66	99	7.20	1.800								
66 Nick Kingham, R (6,1) ERA: 7.69	2.0		9	4	0	0	1	0	1	0	0	0	0	17	29	0.00	2.000								
51 Ken Giles, R (8,1) ERA: 1.69	1.0		6	2	1	1	1	1	0	0	0	0	0	13	22	9.00	3.000								

Batter	1	2	3	4	5	6	7	8	9	10	AB	R	H	RBI	BB	SO	LOB	TOP									
5 Eric Sogard, L OBP: 0.369, SLG: 0.491	(1,4) P5		3-2 G3-6 1B			0-0 G3			1-2 E1 13 HR		4	1	1	0	0	0	0	Toronto Blue Jays @ Detroit Tigers Comerica Park, Detroit, MI Sun Jul 21 2019, 1:12 PM - 4:09 PM EDT Att: 22,562 - Cloudy - 76 F									
16 Freddy Galvis, S OBP: 0.310, SLG: 0.454	(1,6) 13 2B		2-1 G3-6 1-2			2-0 G1-3			2-3 K		4	1	1	0	0	1	2										
13 Lourdes Gurriel Jr., R OBP: 0.336, SLG: 0.600	(1,7) 1H		2-2 F9			2-2 F7			0-2 HR		4	1	2	3	0	0	0										
15 Randal Grichuk, R OBP: 0.291, SLG: 0.411	(1,9) K					0-2 F7			0-3 K		4	0	0	0	0	2	1										
27 Vladimir Guerrero Jr., R OBP: 0.253, SLG: 0.400	(1,10) G3-1					1-1 F7			4-0 BB		3	0	0	0	1	0	1										
14 Justin Smoak, S OBP: 0.351, SLG: 0.407	(1,3) BB					0-0 F9			1-3 K		3	0	0	0	1	1	1										
37 Teoscar Hernández, R OBP: 0.279, SLG: 0.409	(1,8) F8					0-1 F8			0-3 K		4	0	1	0	0	1	1										
3 Brandon Drury, R OBP: 0.261, SLG: 0.380	(1,5) F8					2-2 F8			0-1 G6-3		4	0	0	0	0	0	2										
21 Luke Maile, R OBP: 0.207, SLG: 0.248	(1,2) G6-3					2-2 L8			1-3 K		2	0	0	0	0	0	1										
28 Billy McKinney, L OBP: 0.278, SLG: 0.395	(8,PH)								0-1 P6-4		1	0	0	0	0	1	0										
9 Danny Jansen, R OBP: 0.282, SLG: 0.361	(8,2)								2-3f P6-4		1	0	0	0	0	0	1										
Inning Stats	R: 1 E: 0 K: 1 S: 10	H: 2 LOB: 1 BB: 0 P: 14	R: 0 E: 0 K: 12 S: 12	H: 0 LOB: 1 BB: 1 P: 19	R: 0 E: 0 K: 0 S: 8	H: 1 LOB: 0 BB: 0 P: 15	R: 0 E: 0 K: 0 S: 6	H: 0 LOB: 0 BB: 0 P: 7	R: 0 E: 0 K: 0 S: 11	H: 0 LOB: 0 BB: 0 P: 15	R: 0 E: 0 K: 0 S: 6	H: 0 LOB: 0 BB: 0 P: 10	R: 0 E: 0 K: 2 S: 7	H: 0 LOB: 0 BB: 0 P: 12	R: 0 E: 1 K: 3 S: 17	H: 1 LOB: 1 BB: 0 P: 28	R: 0 E: 0 K: 0 S: 5	H: 1 LOB: 0 BB: 0 P: 7	1B: 2 2B: 3 3B: 0 HR: 1	SF: 0 SAC: 0 DP: 2 HBP: 0	WP: 0 PB: 0 SB: 0 CS: 0	PA: 36					
PITCHER	IP 7.0	WLS 0	BF 24	H 3	R 1	ER 1	SO 1	BB 1	IBB 0	HBP 0	BLK 0	WP 0	HR 0	S 60	P 92	ERA 1.29	WHIP 0.571										
70 Tyler Alexander, L ERA: 2.25	(1,1)	1.0	H	3	0	0	2	0	0	0	0	0	0	8	9	0.00	0.000										
77 Joe Jiménez, R ERA: 5.35	(8,1)	1.0	B	6	1	2	1	3	1	0	0	0	1	17	28	9.00	2.000										
61 Shane Greene, R ERA: 1.25	(9,1)	1.0	W	3	1	0	0	0	0	0	0	0	0	5	7	0.00	1.000										
63 Nick Ramirez, L ERA: 4.4	(10,1)	1.0	W	3	1	0	0	0	0	0	0	0	0	5	7	0.00	1.000										

AB	34
R	3
H	5
RBI	3
BB	2
SO	6
LOB	10



Batter	1	2	3	4	5	6	7	8	9	10	AB	R	H	RBI	BB	SO	LOB	BOTTOM									
21 Jacoby Jones, R OBP: 0.317, SLG: 0.458	(1,8) L9		0-1 G3 2B			1-0 HR			2-0 G5-4-3		5	2	2	1	0	0	1	Toronto Blue Jays @ Detroit Tigers Comerica Park, Detroit, MI Sun Jul 21 2019, 1:12 PM - 4:09 PM EDT Att: 22,562 - Cloudy - 76 F									
30 Harold Castro, L OBP: 0.313, SLG: 0.421	(1,9) K		0-3 K			1-2 HR			0-3 K		5	0	1	0	0	4	1										
9 Nick Castellanos, R OBP: 0.342, SLG: 0.480	(1,10) 46 WP		1-0 G3 2B			1-2 L8			0-0 HR		5	1	3	1	0	1	1										
46 Jeimer Candelario, S OBP: 0.305, SLG: 0.370	(1,5) F9		3-2 G3			3-1 G6-3			1-2 2B		4	0	1	1	0	0	3										
12 Brandon Dixon, R OBP: 0.289, SLG: 0.476	(1,3) 28 2B		1-0 F8			0-0 14 1B			3-2 L9		4	1	2	0	0	0	2										
28 Niko Goodrum, S OBP: 0.318, SLG: 0.407	(1,6) 37 FC5-4		0-1 FC5-4			2-2 K			1-3 K		4	0	1	0	0	3	2										
14 Christin Stewart, L OBP: 0.321, SLG: 0.394	(1,7) 37 FC5-4		1-2 HBP			1-3 K			0-0 IBB		2	0	1	0	1	0	0										
37 Bobby Wilson, R OBP: 0.125, SLG: 0.128	(1,2) FC5-4		1-0 P1			0-0 L8			3-3 K		4	0	0	0	0	1	6										
29 Gordon Beckham, R OBP: 0.273, SLG: 0.376	(1,4) K		1-3 K			3-3 K			2-2 G5-4-3		4	0	1	0	0	3	3										
Inning Stats	R: 0 E: 0 K: 1 S: 12	H: 1 LOB: 1 BB: 0 P: 20	R: 1 E: 0 K: 12 S: 12	H: 2 LOB: 1 BB: 1 P: 15	R: 1 E: 0 K: 13 S: 13	H: 2 LOB: 1 BB: 0 P: 18	R: 0 E: 0 K: 2 S: 7	H: 0 LOB: 0 BB: 0 P: 11	R: 1 E: 0 K: 1 S: 13	H: 2 LOB: 1 BB: 0 P: 22	R: 0 E: 0 K: 2 S: 10	H: 2 LOB: 2 BB: 0 P: 15	R: 0 E: 0 K: 2 S: 10	H: 0 LOB: 0 BB: 0 P: 14	R: 0 E: 0 K: 2 S: 14	H: 1 LOB: 2 BB: 1 P: 22	R: 0 E: 0 K: 1 S: 7		H: 1 LOB: 0 BB: 0 P: 11	R: 1 E: 0 K: 0 S: 1	H: 1 LOB: 0 BB: 0 P: 1	1B: 7 2B: 4 3B: 0 HR: 2	SF: 0 SAC: 0 DP: 2 HBP: 1	WP: 1 PB: 0 SB: 0 CS: 0	PA: 39		
PITCHER	IP 5.1	WLS 0	BF 25	H 9	R 3	ER 3	SO 7	BB 0	IBB 0	HBP 1	BLK 0	WP 0	HR 1	S 63	P 94	ERA 5.06	WHIP 1.688										
62 Jacob Waguespack, R ERA: 5.68	(1,1)	1.2	5	0	0	3	0	0	0	0	0	0	0	14	21	0.00	0.000										
31 Joe Bagnini, R ERA: 3.68	(8,1)	1.0	5	1	0	0	2	0	1	0	0	0	0	14	22	0.00	1.000										
64 Derek Law, R ERA: 4.68	(8,1)	1.0	3	1	0	0	1	0	0	0	0	0	0	7	11	0.00	1.000										
35 David Phelps, R ERA: 2.45	(8,1)	1.0	3	1	0	0	1	0	0	0	0	0	0	7	11	0.00	1.000										
58 Tim Mayza, L ERA: 4.72	(10,1)	0.0	L	1	1	1	1	0	0	0	0	0	0	1	1												

AB	37
R	4
H	12
RBI	3
BB	1
SO	13
LOB	19



Batter	1	2	3	4	5	6	7	8	9	10	AB	R	H	RBI	BB	SO	LOB	TOP						
12 Francisco Lindor, S OBP: 0.349, SLG: 0.503	F8							G4-3		F8	5	0	2	1	0	0	2	Cleveland Indians @ Toronto Blue Jays Rogers Centre, Toronto, ON Tue Jul 23 2019, 7:09 PM - 10:26 PM EDT Att: 22,186 - Clear - 77 F						
35 Oscar Mercado, R OBP: 0.346, SLG: 0.486	P5							K		K	5	0	1	0	0	3	3							
41 Carlos Santana, S OBP: 0.403, SLG: 0.524	G4-3							G6-3			4	0	1	0	0	1	2							
22 Jason Kipnis, L OBP: 0.302, SLG: 0.368	K							G6-3			4	0	0	0	0	2	1							
11 José Ramírez, S OBP: 0.312, SLG: 0.384	P6							K			3	0	0	0	1	1	1							
10 Jake Bauers, L OBP: 0.311, SLG: 0.390	K							L9			3	0	0	0	0	2	1							
8 Jordan Luplow, R OBP: 0.346, SLG: 0.506											0	0	0	0	0	0	0							
55 Roberto Pérez, R OBP: 0.324, SLG: 0.473											4	0	1	0	0	1	2							
27 Kevin Plawecki, R (10, PR) OBP: 0.288, SLG: 0.333											0	0	0	0	0	0	0							
6 Mike Freeman, L OBP: 0.367, SLG: 0.429	G5-3										4	0	0	0	0	2	1							
1 Greg Allen, S OBP: 0.316, SLG: 0.437											3	1	1	0	1	0	0							
Inning Stats	R: 0 E: 0 K: 1 S: 8	H: 0 LOB: 0 BB: 0 P: 9	R: 0 E: 0 K: 2 S: 10	H: 0 LOB: 0 BB: 15	R: 1 E: 0 K: 2 S: 15	H: 2 LOB: 1 BB: 0 P: 23	R: 0 E: 0 K: 2 S: 9	H: 1 LOB: 2 BB: 0 P: 16	R: 0 E: 0 K: 2 S: 11	H: 2 LOB: 2 BB: 0 P: 17	R: 0 E: 0 K: 1 S: 7	H: 0 LOB: 0 BB: 0 P: 11	R: 0 E: 0 K: 1 S: 8	H: 0 LOB: 0 BB: 0 P: 12	R: 0 E: 0 K: 2 S: 10	H: 0 LOB: 0 BB: 1 P: 18	R: 0 E: 0 K: 1 S: 11	H: 1 LOB: 3 BB: 1 P: 20	1B: 4 2B: 2 3B: 0 HR: 0	SF: 0 SAC: 0 DP: 0 HBP: 1	WP: 0 PB: 0 SB: 2 CS: 1	PA: 39		
PITCHER	IP 5.0	WLS 21	BF 5	H 1	R 1	ER 1	SO 6	BB 0	IBB 0	HBP 1	BLK 0	WP 0	HR 0	S 53	P 80	ERA 1.80	WHIP 1.000							
41 Aaron Sanchez, R ERA: 6.08	2.0	6	0	0	0	2	0	0	0	0	0	0	0	15	23	0.00	0.000							
31 Joe Blagini, R ERA: 3.52	1.0	3	0	0	0	1	0	0	0	0	0	0	0	6	10	0.00	0.000							
46 Daniel Hudson, R ERA: 2.66	1.0	3	0	0	0	2	1	0	0	0	0	0	0	10	18	0.00	1.000							
35 David Phelps, R ERA: 2.3	1.0	W	5	1	0	0	1	1	0	0	0	0	0	11	20	0.00	2.000							
51 Ken Giles, R ERA: 1.59																								
Batter	1	2	3	4	5	6	7	8	9	10	AB	R	H	RBI	BB	SO	LOB	BOTTOM						
5 Eric Sogard, L OBP: 0.365, SLG: 0.480	G4-3							K			4	1	0	0	1	1	1	Cleveland Indians @ Toronto Blue Jays Rogers Centre, Toronto, ON Tue Jul 23 2019, 7:09 PM - 10:26 PM EDT Att: 22,186 - Clear - 77 F						
16 Freddy Galvis, S OBP: 0.306, SLG: 0.446	K										5	0	1	0	0	3	0							
14 Justin Smoak, S OBP: 0.355, SLG: 0.429	F8										5	1	2	2	0	2	0							
8 Cavan Biggio, L OBP: 0.342, SLG: 0.358											3	0	0	0	1	0	0							
27 Vladimir Guerrero Jr., R (1, 5) OBP: 0.332, SLG: 0.416											3	0	2	0	1	0	0							
15 Randal Grichuk, R OBP: 0.288, SLG: 0.406											4	0	1	0	0	0	3							
37 Teoscar Hernández, R (1, 8) OBP: 0.283, SLG: 0.408											3	0	1	0	1	2	3							
28 Billy McKinney, L OBP: 0.275, SLG: 0.405											3	0	0	0	0	2	3							
9 Danny Jansen, R OBP: 0.281, SLG: 0.357											1	0	0	0	0	0	0							
21 Luke Maile, R OBP: 0.203, SLG: 0.243											2	0	0	0	0	1	2							
13 Lourdes Gurriel Jr., R (8, PH) OBP: 0.336, SLG: 0.592											2	0	1	0	0	0	0							
Inning Stats	R: 0 E: 0 K: 1 S: 7	H: 0 LOB: 0 BB: 0 P: 9	R: 0 E: 0 K: 1 S: 9	H: 0 LOB: 1 BB: 2 P: 22	R: 0 E: 0 K: 0 S: 7	H: 0 LOB: 0 BB: 0 P: 12	R: 0 E: 0 K: 2 S: 8	H: 0 LOB: 0 BB: 0 P: 14	R: 0 E: 0 K: 2 S: 14	H: 1 LOB: 1 BB: 0 P: 23	R: 0 E: 0 K: 2 S: 9	H: 0 LOB: 0 BB: 0 P: 16	R: 0 E: 0 K: 0 S: 7	H: 0 LOB: 0 BB: 0 P: 8	R: 0 E: 0 K: 2 S: 11	H: 2 LOB: 1 BB: 0 P: 17	R: 1 E: 0 K: 1 S: 17	H: 3 LOB: 2 BB: 0 P: 23	R: 1 E: 0 K: 0 S: 10	H: 2 LOB: 2 BB: 1 P: 18	1B: 6 2B: 1 3B: 0 HR: 1	SF: 0 SAC: 0 DP: 0 HBP: 0	WP: 2 PB: 0 SB: 0 CS: 0	PA: 39
PITCHER	IP 7.2	WLS 27	BF 3	H 0	R 0	ER 0	SO 9	BB 3	IBB 0	HBP 0	BLK 0	WP 1	HR 0	S 68	P 117	ERA 0.000	WHIP 0.783							
47 Trevor Bauer, R ERA: 3.49	0.1	H	1	0	0	0	1	0	0	0	0	0	0	4	4	0.00	0.000							
39 Oliver Pérez, L ERA: 3.04	0.2	B	4	2	1	1	0	0	0	0	0	0	1	12	17	13.50	3.000							
33 Brad Hand, L ERA: 2.55	1.0	4	1	0	0	1	0	0	0	0	0	0	0	8	10	0.00	1.000							
90 Adam Cimber, R ERA: 2.77	0.0	L	3	2	1	1	0	1	0	0	0	1	0	7	14	∞	∞							
49 Tyler Olson, L ERA: 4.0																								

AB 35
R 1
H 6
RBI 1
BB 2
SO 12
LOB 13



AB 35
R 2
H 8
RBI 2
BB 4
SO 11
LOB 12



Batter	1	2	3	4	5	6	7	8	9	AB	R	H	RBI	BB	SO	LOB	TOP												
26 Ji Man Choi, L OBP: 0.347, SLG: 0.397	G4-3		F8		1 SAFE X FF 91		G1-3		K	5	1	1	0	0	1	1													
29 Tommy Pham, R OBP: 0.372, SLG: 0.456	1B		BB		X SL 84		E4			3	1	1	0	1	0	2													
17 Austin Meadows, L OBP: 0.361, SLG: 0.519	F8		3B		1 SAFE X FC 88		P5			3	0	1	1	1	0	2													
37 Travis d'Arnaud, R OBP: 0.309, SLG: 0.464	K		G5-3		F SL 84 X SL 87				K	4	0	1	2	0	2	2													
35 Nathaniel Lowe, L OBP: 0.360, SLG: 0.511	F8				S CU 78 B CH 82 F FF 91 F FF 91 F CU 79 B CH 84 B FC 89 B FC 88 X SL 84 X CU 80					4	0	2	0	0	0	0													
24 Avisail Garcia, R OBP: 0.332, SLG: 0.433	1B				B FF 91 B FC 89 X SL 84		G6-4-3		G6-4-3	4	0	1	0	0	0	2													
5 Matt Duffy, R OBP: 0.333, SLG: 0.455	L8		G6-3		B FF 92 B CU 82 B FC 89 B FC 93 X FF 94				G3-1	4	0	1	0	0	0	1													
18 Joey Wendle, L OBP: 0.275, SLG: 0.271	F8				1 SAFE X SL 81 X SL 90		G4-3		F8	4	0	0	0	0	0	2													
1 Willy Adames, R OBP: 0.294, SLG: 0.373			K		S FF 92 B CU 80 B FC 88 C SI 90		BB		G6-3	3	1	1	0	1	1	0													
Inning Stats	R: 0 E: 0 K: 1 S: 9	H: 1 LOB: 1 BB: 0 P: 14	R: 0 E: 0 K: 0 S: 7	H: 1 LOB: 1 BB: 0 P: 11	R: 1 E: 0 K: 1 S: 10	H: 1 LOB: 1 BB: 1 P: 21	R: 0 E: 0 K: 0 S: 11	H: 0 LOB: 0 BB: 0 P: 19	R: 2 E: 0 K: 0 S: 13	H: 2 LOB: 2 BB: 2 P: 21	R: 0 E: 0 K: 0 S: 10	H: 2 LOB: 1 BB: 0 P: 17	R: 0 E: 1 K: 0 S: 7	H: 0 LOB: 1 BB: 0 P: 11	R: 0 E: 0 K: 1 S: 10	H: 1 LOB: 0 BB: 0 P: 14	R: 0 E: 0 K: 1 S: 9	H: 1 LOB: 1 BB: 0 P: 16	1B: 6 2B: 2 3B: 1 HR: 0	SF: 0 SAC: 0 DP: 2 HBP: 0	WP: 0 PB: 0 SB: 1 CS: 0	PA: 37							
PITCHER	IP	WLS	BF	H	R	ER	SO	BB	IBB	HBP	BLK	WP	HR	S	P	ERA	WHIP												
62 Jacob Waguespack, R ERA: 5.63	(1.1)		5.0	L	23	6	3	3	2	3	0	0	0	0	0	54	93	5.40	1.800										
50 Justin Shafer, R ERA: 2.7	(6.1)		0.2		2	1	0	0	0	0	0	0	0	0	4	7	0.00	1.500											
58 Tim Mayza, L ERA: 4.38	(6.1)		1.0		3	0	0	0	0	0	0	0	0	6	9	0.00	0.000												
31 Joe Blagini, R ERA: 3.42	(7.1)		1.1		5	1	0	0	1	0	0	0	0	13	19	0.00	0.750												
64 Derek Law, R ERA: 6.29	(9.1)		1.0		4	1	0	0	1	0	0	0	0	9	16	0.00	1.000												

Tampa Bay Rays @ Toronto Blue Jays
Rogers Centre, Toronto, ON
Fri Jul 26 2019, 7:08 PM - 10:04 PM EDT
Att: 22,767 - Partly Cloudy - 79 F

AB 34
R 3
H 9
RBI 3
BB 3
SO 4
LOB 12



Batter	1	2	3	4	5	6	7	8	9	AB	R	H	RBI	BB	SO	LOB	BOTTOM											
8 Cavan Biggio, L OBP: 0.335, SLG: 0.350	F8		G4-3		F FF 89 C CU 74 S CU 75				K	4	0	0	0	0	2	1												
27 Vladimir Guerrero Jr., R OBP: 0.331, SLG: 0.462	K				F FC 83 F CH 79 B CH 84 C FC 84		G6-3			3	0	0	0	1	2	1												
13 Lourdes Gurriel Jr., R OBP: 0.331, SLG: 0.576	F8				C CH 79 F FF 89 F FF 89 S FC 83					4	0	0	0	0	2	1												
14 Justin Smoak, S OBP: 0.353, SLG: 0.423			BB		B FF 87 B FC 83 B FF 88 B FF 87		G4-3		F8	3	1	1	0	1	0	0												
15 Randal Grichuk, R OBP: 0.286, SLG: 0.401	G1-3				C FC 85 X CH 79		P2		P6	4	0	1	0	0	0	1												
16 Freddy Galvis, S OBP: 0.302, SLG: 0.442	F9				C CH 81 F FC 85 X FC 84				L9	4	0	1	1	0	1	1												
9 Danny Jansen, R OBP: 0.279, SLG: 0.349	F7				X FC 83					2	0	0	0	1	0	3												
3 Brandon Drury, R OBP: 0.260, SLG: 0.379			G6-3		B CH 78 B FC 84 X FC 84		G5-4-3			3	0	1	0	0	0	1												
37 Teoscar Hernández, R OBP: 0.276, SLG: 0.398	L8				X FC 85		G5-3		L8	3	0	0	0	0	0	1												
Inning Stats	R: 0 E: 0 K: 1 S: 6	H: 0 LOB: 0 BB: 0 P: 10	R: 0 E: 0 K: 0 S: 6	H: 0 LOB: 1 BB: 1 P: 10	R: 0 E: 0 K: 0 S: 6	H: 0 LOB: 0 BB: 0 P: 8	R: 1 E: 0 K: 2 S: 14	H: 3 LOB: 2 BB: 0 P: 17	R: 0 E: 0 K: 1 S: 8	H: 1 LOB: 0 BB: 0 P: 11	R: 0 E: 0 K: 0 S: 8	H: 0 LOB: 0 BB: 0 P: 12	R: 0 E: 0 K: 1 S: 7	H: 0 LOB: 0 BB: 1 P: 14	R: 0 E: 0 K: 2 S: 8	H: 0 LOB: 1 BB: 1 P: 16	R: 0 E: 0 K: 0 S: 11	H: 0 LOB: 0 BB: 0 P: 14	1B: 2 2B: 2 3B: 0 HR: 0	SF: 0 SAC: 0 DP: 1 HBP: 0	WP: 1 PB: 0 SB: 0 CS: 0	PA: 33						
PITCHER	IP	WLS	BF	H	R	ER	SO	BB	IBB	HBP	BLK	WP	HR	S	P	ERA	WHIP											
63 Diego Castillo, R ERA: 3.86	(1.1)		1.0		3	0	0	0	1	0	0	0	0	6	10	0.00	0.000											
Ryan Yarbrough, L ERA: 3.78	(2.1)		5.1	W	21	4	1	1	4	1	0	0	0	0	45	61	1.69	0.938										
52 Chaz Roe, R ERA: 4.55	(7.1)		1.2	H	6	0	0	0	2	2	0	0	0	1	12	27	0.00	1.200										
38 Colin Poche, L ERA: 6.46	(9.1)		1.0	S	3	0	0	0	0	0	0	0	0	11	14	0.00	0.000											

Tampa Bay Rays @ Toronto Blue Jays
Rogers Centre, Toronto, ON
Fri Jul 26 2019, 7:08 PM - 10:04 PM EDT
Att: 22,767 - Partly Cloudy - 79 F

AB 30
R 1
H 4
RBI 1
BB 3
SO 7
LOB 10



Batter	1	2	3	4	5	6	7	8	9	10	11	12	AB	R	H	RBI	BB	SO	LOB	TOP		
5 Matt Duffy, R OBP: 0.276, SLG: 0.353	F9	K	1B 1B		G5-3		K			G4-3			6	0	1	1	0	2	1			
29 Tommy Pham, R OBP: 0.371, SLG: 0.453	1B	1B	G1-3		FC5		K			G4-3			5	1	1	1	1	1	2			
17 Austin Meadows, L OBP: 0.363, SLG: 0.517	1B	1B	1B		L9				G6-3		K		5	1	2	0	1	1	1			
37 Travis d'Arnaud, R OBP: 0.314, SLG: 0.479	1B	HR	1B		L8				G5-3		G4-3		5	2	2	3	1	0	2			
24 Avisail Garcia, R OBP: 0.332, SLG: 0.435	G5-4-3								P5		K		3	0	1	0	0	1	3			
18 Joey Wendle, L OBP: 0.276, SLG: 0.279		2B			K								3	0	1	0	0	1	0			
43 Mike Brosseau, R OBP: 0.324, SLG: 0.549										F7			5	1	1	0	1	3	3			
54 Guillermo Heredia, R OBP: 0.313, SLG: 0.342											K		5	2	2	1	0	0	1			
10 Mike Zunino, R OBP: 0.231, SLG: 0.306													6	0	0	0	0	2	5			
26 Ji Man Choi, L OBP: 0.346, SLG: 0.396													1	0	0	0	0	0	0			
1 Willy Adames, R OBP: 0.296, SLG: 0.383													4	2	2	3	1	0	0			
Inning Stats	R: 0 E: 0 K: 0 S: 11	H: 2 LOB: 2 BB: 1 P: 21	R: 6 E: 0 K: 3 S: 27	H: 6 LOB: 1 BB: 1 P: 40	R: 2 E: 0 K: 0 S: 16	H: 4 LOB: 2 BB: 0 P: 19	R: 0 E: 0 K: 1 S: 10	H: 0 LOB: 1 BB: 1 P: 15	R: 0 E: 0 K: 0 S: 10	H: 0 LOB: 0 BB: 0 P: 10	R: 0 E: 0 K: 1 S: 7	H: 0 LOB: 0 BB: 0 P: 10	R: 0 E: 0 K: 1 S: 9	H: 0 LOB: 0 BB: 0 P: 10	R: 0 E: 0 K: 1 S: 9	H: 0 LOB: 0 BB: 0 P: 10	1B: 8 2B: 3 3B: 0 HR: 2	SF: 1 SAC: 0 DP: 1 HBP: 0	WP: 0 PB: 0 SB: 0 CS: 0	PA: 53		
PITCHER	IP WLS BF H R ER SO BB IBB HBP BLK WP HR S P ERA WHIP	2.0 10.8 3.0 3.0 1.0 1.0 1.0	15 15 11 3 0 0 0	6 6 4 2 0 0 0	3 3 1 1 0 0 0	3 3 0 0 0 0 0	2 2 0 0 0 0 0	38 38 24 32 8 7 10	61 49 30 38 12 10 0.00	5,000 2,000 0.667 0.000 0.000 0.000	PITCHER	IP WLS BF H R ER SO BB IBB HBP BLK WP HR S P ERA WHIP	1.0 1.0 3 0 0 0 1 0 0 0 0 0 9 10 0.00 0.000	1.0 3 0 0 0 0 1 0 0 0 0 0 0 10 10 0.00 0.000	1.0 3 0 0 0 0 1 0 0 0 0 0 9 10 0.00 0.000	1.0 3 0 0 0 0 1 0 0 0 0 0 9 10 0.00 0.000	1.0 3 0 0 0 0 1 0 0 0 0 0 9 10 0.00 0.000	1.0 3 0 0 0 0 1 0 0 0 0 0 9 10 0.00 0.000	1.0 3 0 0 0 0 1 0 0 0 0 0 9 10 0.00 0.000	1.0 3 0 0 0 0 1 0 0 0 0 0 9 10 0.00 0.000	1.0 3 0 0 0 0 1 0 0 0 0 0 9 10 0.00 0.000	1.0 3 0 0 0 0 1 0 0 0 0 0 9 10 0.00 0.000

Tampa Bay Rays @ Toronto Blue Jays
Rogers Centre, Toronto, ON
Sat Jul 27 2019, 3:09 PM - 7:16 PM EDT
Att. 28,204 - Roof Closed - 68 F

AB 47
R 9
H 13
RBI 9
BB 5
SO 11
LOB 18



Batter	1	2	3	4	5	6	7	8	9	10	11	12	AB	R	H	RBI	BB	SO	LOB	BOTTOM							
Eric Sogard, L OBP: 0.363, SLG: 0.477	K		1B	F8			G6-3			K			6	0	2	0	0	2	2								
16 Freddy Galvis, S OBP: 0.300, SLG: 0.438	K		1B		G1-3		E5		G4-3		F8		6	0	1	0	0	1	1								
13 Lourdes Gurriel Jr., R OBP: 0.335, SLG: 0.580	1B		F8		F9		1B			G6-3			6	2	3	0	0	0	2								
15 Randal Grichuk, R OBP: 0.286, SLG: 0.401	2B		K		G1-3		K				HR		5	1	1	1	1	2	4								
27 Vladimir Guerrero Jr., R OBP: 0.331, SLG: 0.415	K		FC5-4				G6-3				HR		6	2	2	3	0	1	5								
8 Cavan Biggio, L OBP: 0.345, SLG: 0.367	HR						2B						3	1	1	1	1	3	2	0							
9 Danny Jansen, R OBP: 0.274, SLG: 0.343							BB						5	0	0	0	0	3	3								
14 Justin Smoak, S OBP: 0.355, SLG: 0.423	K						G6-4-3						0	0	0	0	1	0	0								
10 Reese McGuire, L OBP: 0.268, SLG: 0.407	K						1B						0	0	0	0	0	0	0								
3 Brandon Drury, R OBP: 0.268, SLG: 0.407	K						1B						6	2	4	3	0	1	2								
37 Teoscar Hernández, R OBP: 0.276, SLG: 0.420	K						F8						6	2	2	2	0	2	3								
Inning Stats	R: 1 E: 0 K: 3 S: 13	H: 2 LOB: 1 BB: 0 P: 18	R: 1 E: 0 K: 3 S: 12	H: 1 LOB: 0 BB: 0 P: 18	R: 0 E: 0 K: 1 S: 10	H: 2 LOB: 2 BB: 0 P: 12	R: 0 E: 0 K: 1 S: 9	H: 1 LOB: 1 BB: 1 P: 20	R: 0 E: 0 K: 0 S: 7	H: 0 LOB: 0 BB: 0 P: 9	R: 1 E: 0 K: 1 S: 15	H: 2 LOB: 1 BB: 0 P: 23	R: 2 E: 0 K: 3 S: 17	H: 3 LOB: 0 BB: 0 P: 27	R: 4 E: 0 K: 3 S: 15	H: 3 LOB: 0 BB: 0 P: 27	R: 0 E: 0 K: 1 S: 9	H: 0 LOB: 0 BB: 0 P: 13	R: 0 E: 0 K: 0 S: 9	H: 0 LOB: 2 BB: 2 P: 19	1B: 7 2B: 3 3B: 0 HR: 6	SF: 0 SAC: 0 DP: 1 HBP: 0	WP: 0 PB: 0 SB: 1 CS: 0	PA: 54			
PITCHER	IP WLS BF H R ER SO BB IBB HBP BLK WP HR S P ERA WHIP	3.0 4.0 1.0 0.0 0.1	14 18 6 3 0	5 1 2 2 0	2 1 2 2 1	7 1 0 0 0	0 0 0 0 0	0 0 0 0 0	0 0 0 0 0	0 0 0 0 0	1 13 17 29 6.75	19 19 29 29 0.750	13 19 29 29 6.75	19 19 29 29 0.750	13 19 29 29 0.750	13 19 29 29 0.750	13 19 29 29 0.750	13 19 29 29 0.750	13 19 29 29 0.750	13 19 29 29 0.750	13 19 29 29 0.750	13 19 29 29 0.750	13 19 29 29 0.750	13 19 29 29 0.750	13 19 29 29 0.750	13 19 29 29 0.750	13 19 29 29 0.750

Tampa Bay Rays @ Toronto Blue Jays
Rogers Centre, Toronto, ON
Sat Jul 27 2019, 3:09 PM - 7:16 PM EDT
Att. 28,204 - Roof Closed - 68 F

AB 49
R 10
H 16
RBI 10
BB 5
SO 14
LOB 22



Batter	1	2	3	4	5	6	7	8	9	AB	R	H	RBI	BB	SO	LOB	TOP																		
26 Ji Man Choi, L (1, 10) OBP: 0.350, SLG: 0.410																																			
29 Tommy Pham, R (1, 7) OBP: 0.373, SLG: 0.454																																			
43 Mike Brosseau, R (7, 7)																																			
17 Austin Meadows, L (1, 9) OBP: 0.363, SLG: 0.514																																			
37 Travis d'Arnaud, R (1, 2) OBP: 0.316, SLG: 0.482																																			
35 Nathaniel Lowe, L (1, 3) OBP: 0.371, SLG: 0.527																																			
5 Matt Duffy, R (1, 5) OBP: 0.346, SLG: 0.381																																			
18 Joey Wendle, L (1, 4) OBP: 0.274, SLG: 0.277																																			
54 Guillermo Heredia, R (1, 8) OBP: 0.315, SLG: 0.360																																			
1 Willy Adames, R (1, 6) OBP: 0.299, SLG: 0.390																																			
Inning Stats	R: 0 E: 0 K: 3 S: 11	H: 0 LOB: 0 BB: 0 P: 16	R: 0 E: 0 K: 3 S: 9	H: 0 LOB: 0 BB: 0 P: 13	R: 0 E: 0 K: 1 S: 9	H: 0 LOB: 0 BB: 0 P: 12	R: 0 E: 0 K: 1 S: 9	H: 1 LOB: 1 BB: 0 P: 12	R: 1 E: 0 K: 2 S: 10	H: 2 LOB: 0 BB: 0 P: 15	R: 3 E: 0 K: 1 S: 28	H: 5 LOB: 2 BB: 0 P: 41	R: 2 E: 0 K: 2 S: 18	H: 4 LOB: 2 BB: 1 P: 30	R: 3 E: 0 K: 2 S: 20	H: 3 LOB: 0 BB: 0 P: 28	R: 1 E: 0 K: 2 S: 18	H: 1 LOB: 3 BB: 3 P: 33	1B: 11 2B: 2 3B: 0 HR: 3	SF: 0 SAC: 0 DP: 0 HBP: 0	WP: 1 PB: 0 SB: 0 CS: 0	PA: 45													
PITCHER	IP 5.2	WLS 22	BF 6	H 4	R 4	ER 4	SO 10	BB 0	IBB 0	HBP 0	BLK 0	WP 1	HR 0	S 67	P 95	ERA 6.35	WHIP 1.059	PITCHER	IP 0.2	WLS 3	BF 0	H 0	R 0	ER 0	SO 1	BB 1	IBB 0	HBP 0	BLK 0	WP 0	HR 0	S 8	P 14	ERA 0.00	WHIP 1.500
41 Aaron Sanchez, R (1, 1) ERA: 6.07	50 Justin Shafer, R (6, 1) ERA: 2.95	31 Joe Biagini, R (7, 1) ERA: 3.75	35 David Phelps, R (7, 1) ERA: 3.63	46 Daniel Hudson, R (8, 1) ERA: 2.87	64 Derek Law, R (9, 1) ERA: 6.17																														

Tampa Bay Rays @ Toronto Blue Jays
Rogers Centre, Toronto, ON
Sun Jul 28 2019, 1:10 PM - 5:18 PM EDT
Att: 24,542 - Roof Closed - 68 F

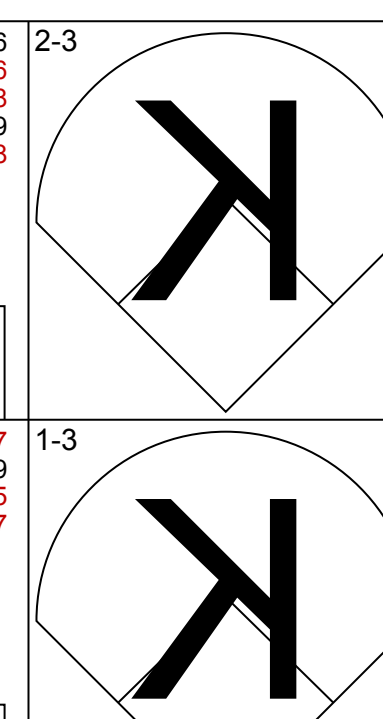
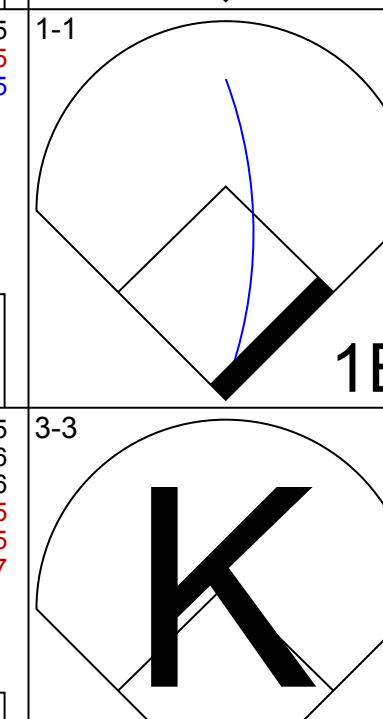



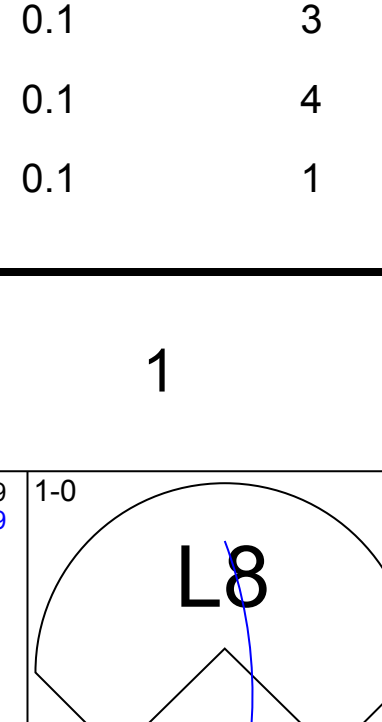
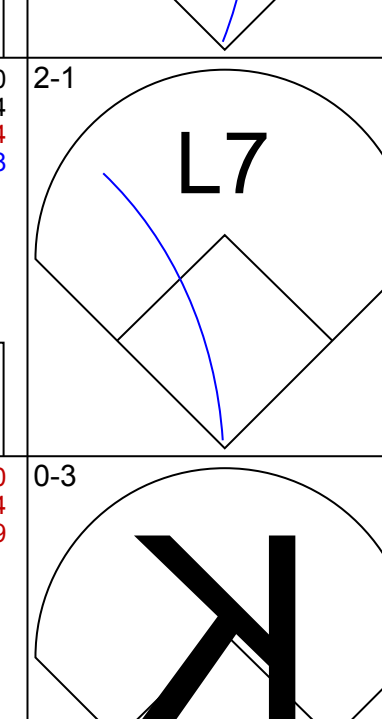

AB	41
R	10
H	16
RBI	10
BB	4
SO	17
LOB	15



Tampa Bay Rays @ Toronto Blue Jays
Rogers Centre, Toronto, ON
Sun Jul 28 2019, 1:10 PM - 5:18 PM EDT
Att: 24,542 - Roof Closed - 68 F

AB	39
R	9
H	12
RBI	8
BB	6
SO	11
LOB	19



Batter	1	2	3	4	5	6	7	8	9	AB	R	H	RBI	BB	SO	LOB	TOP										
8 Cavan Biggio, L (1,4) OBP: 0.347, SLG: 0.386			G3			15 HR		HR	G5-3	5	3	3	2	0	1	0	Toronto Blue Jays @ Kansas City Royals Kauffman Stadium, Kansas City, MO Mon Jul 29 2019, 7:17 PM - 10:09 PM CDT Att: 18,306 - Clear - 86 F										
15 Randal Grichuk, R (1,9) OBP: 0.290, SLG: 0.417			L9			HR		3B	G5-3	5	1	3	3	0	1	0											
27 Vladimir Guerrero Jr., R (1,5) OBP: 0.336, SLG: 0.420				G1-3		F8		K	G5-3	4	0	1	0	1	1	1											
14 Justin Smoak, S (1,3) OBP: 0.357, SLG: 0.427				G3		G4-3		BB	G5-3	4	0	0	1	1	1	3											
3 Brandon Drury, R (1,7) OBP: 0.286, SLG: 0.398 13 Lourdes Gurriel Jr., R (9,7) OBP: 0.336, SLG: 0.679				P4		1B		K	P6	5	0	1	0	0	2	4											
11 Bo Bichette, R (1,6) OBP: 0.250, SLG: 0.250						L6		K		4	0	1	0	0	1	3											
28 Billy McKinney, L (1,10) OBP: 0.272, SLG: 0.409				FC4-6		K		K		4	0	0	0	0	2	1											
37 Teoscar Hernández, R (1,8) OBP: 0.290, SLG: 0.437				FC6-4		HR		BB		3	2	1	1	1	0	1											
9 Danny Jansen, R (1,2) OBP: 0.274, SLG: 0.341						F9		1B		4	1	1	0	0	0	0											
Inning Stats	R: 0 E: 0 K: 3 S: 11	H: 1 LOB: 1 BB: 0 P: 18	R: 0 E: 0 K: 1 S: 9	H: 0 LOB: 0 BB: 0 P: 9	R: 0 E: 0 K: 0 S: 8	H: 0 LOB: 0 BB: 0 P: 12	R: 0 E: 0 K: 0 S: 6	H: 0 LOB: 0 BB: 0 P: 8	R: 1 E: 0 K: 1 S: 11	H: 1 LOB: 0 BB: 0 P: 18	R: 2 E: 0 K: 0 S: 15	H: 3 LOB: 1 BB: 0 P: 18	R: 0 E: 0 K: 0 S: 7	H: 0 LOB: 0 BB: 0 P: 8	R: 1 E: 0 K: 3 S: 18	H: 2 LOB: 2 BB: 1 P: 29	R: 3 E: 0 K: 1 S: 19	H: 3 LOB: 2 BB: 2 P: 31	1B: 7 2B: 0 3B: 1 HR: 3	SF: 0 SAC: 0 DP: 0 HBP: 0	WP: 0 PB: 0 CS: 0	PA: 41					
PITCHER	IP	WLS	BF	H	R	ER	SO	BB	IBB	HBP	BLK	WP	HR	S	P	ERA	WHIP										
56 Brad Keller, R (1,1) ERA: 4.01	7.0	L	29	8	4	4	5	0	0	0	0	0	3	73	101	5.14	1.143										
58 Scott Barlow, R (8,1) ERA: 5.7	1.0		4	0	0	0	3	1	0	0	0	0	0	12	19	0.00	1.000										
63 Josh Staumont, R (9,1) ERA: 5.4	0.1		3	1	2	2	1	1	0	0	0	0	0	9	16	54.00	6.000										
54 Tim Hill, L (9,1) ERA: 3.6	0.1		4	2	1	1	0	1	0	0	0	0	0	8	12	27.00	9.000										
28 Jorge López, R (9,1) ERA: 6.22	0.1		1	0	0	0	0	0	0	0	0	0	0	2	3	0.00	0.000										

Batter	1	2	3	4	5	6	7	8	9	AB	R	H	RBI	BB	SO	LOB	BOTTOM										
15 Whit Merrifield, R (1,4) OBP: 0.356, SLG: 0.486	L8		4 HBP		P4			L7		4	0	1	1	0	0	1	Toronto Blue Jays @ Kansas City Royals Kauffman Stadium, Kansas City, MO Mon Jul 29 2019, 7:17 PM - 10:09 PM CDT Att: 18,306 - Clear - 86 F										
4 Alex Gordon, L (1,7) OBP: 0.358, SLG: 0.444	L7		HBP			G6-3		G4-3		3	0	0	0	0	0	0											
17 Hunter Dozier, R (1,5) OBP: 0.369, SLG: 0.529	K		F9			BB		K		3	1	0	0	1	2	2											
12 Jorge Soler, R (1,10) OBP: 0.329, SLG: 0.515		L7			F8			BB		3	1	1	0	1	0	0											
19 Cheslor Cuthbert, R (1,3) OBP: 0.325, SLG: 0.432		P6			2B			K		4	0	1	1	0	1	1											
11 Bubba Starling, R (1,9) OBP: 0.310, SLG: 0.364	K		F8			G6-3		K		4	0	0	0	0	2	2											
2 Humberto Arleaga, R (1,6) OBP: 0.246, SLG: 0.263 1 Nicky Lopez, L (9,PH) OBP: 0.262, SLG: 0.288			F9		G5-3			G5-3		3	0	0	0	0	0	1											
36 Cam Gallagher, R (1,2) OBP: 0.313, SLG: 0.319			15 1B		G5-3			1B		3	1	2	0	1	0	0											
6 Billy Hamilton, S (1,8) OBP: 0.275, SLG: 0.264 66 Ryan O'Hearn, L (9,PH) OBP: 0.279, SLG: 0.323			K		K			K		3	0	0	0	0	3	2											
Inning Stats	R: 0 E: 0 K: 1 S: 6	H: 0 LOB: 0 BB: 0 P: 9	R: 0 E: 0 K: 1 S: 6	H: 0 LOB: 0 BB: 0 P: 8	R: 1 E: 0 K: 1 S: 15	H: 2 LOB: 2 BB: 0 P: 26	R: 0 E: 0 K: 0 S: 12	H: 1 LOB: 1 BB: 0 P: 19	R: 0 E: 0 K: 1 S: 6	H: 0 LOB: 0 BB: 0 P: 9	R: 2 E: 0 K: 0 S: 13	H: 1 LOB: 0 BB: 1 P: 22	R: 0 E: 0 K: 1 S: 12	H: 1 LOB: 1 BB: 0 P: 16	R: 0 E: 0 K: 2 S: 10	H: 0 LOB: 1 BB: 1 P: 19	R: 0 E: 0 K: 1 S: 11	H: 0 LOB: 1 BB: 1 P: 20	1B: 2 2B: 3 3B: 0 HR: 0	SF: 0 SAC: 0 DP: 1 HBP: 1	WP: 1 PB: 0 CS: 0	PA: 36					
PITCHER	IP	WLS	BF	H	R	ER	SO	BB	IBB	HBP	BLK	WP	HR	S	P	ERA	WHIP										
45 Thomas Pannone, L (1,1) ERA: 5.98	6.0		24	4	3	2	4	1	0	1	0	0	0	12	16	0.00	1.000										
58 Tim Mayza, L (7,1) ERA: 4.15	1.0	W	4	1	0	0	1	0	0	0	0	0	0	10	19	0.00	1.000										
50 Justin Shafer, R (8,1) ERA: 2.5	1.0	H	4	0	0	0	2	1	0	0	0	0	0	10	19	0.00	1.000										
64 Derek Law, R (9,1) ERA: 6.0	1.0		4	0	0	0	1	1	0	0	0	1	0	11	20	0.00	1.000										

AB	38
R	7
H	11
RBI	7
BB	3
SO	9
LOB	13

AB	32
R	3
H	5
RBI	2
BB	3
SO	8
LOB	10



Batter	1	2	3	4	5	6	7	8	9	AB	R	H	RBI	BB	SO	LOB	TOP		
11 Bo Bichette, R OBP: 0.444, SLG: 0.375										4	1	2	0	1	0	3	Toronto Blue Jays @ Kansas City Royals Kauffman Stadium, Kansas City, MO Tue Jul 30 2019, 7:16 PM - 10:52 PM CDT Att: 18,379 - Clear - 84 F		
16 Freddy Galvis, S OBP: 0.300, SLG: 0.435										5	1	2	2	0	1	3			
13 Lourdes Gurriel Jr., R OBP: 0.340, SLG: 0.574										3	1	1	1	1	0	2			
15 Randal Grichuk, R OBP: 0.289, SLG: 0.414										5	2	1	0	0	1	6			
27 Vladimir Guerrero Jr., R (1.5)										5	1	2	5	0	1	0			
8 Cavan Biggio, L OBP: 0.344, SLG: 0.378										4	0	0	0	1	1	1			
37 Teoscar Hernández, R (1.8)										5	0	1	0	0	1	0			
3 Brandon Drury, R OBP: 0.265, SLG: 0.392										4	1	0	0	1	1	3			
9 Danny Jansen, R OBP: 0.277, SLG: 0.345										3	2	1	0	1	0	0			
Inning Stats	R: 2 H: 4 E: 0 K: 0 S: 15	H: 4 R: 0 ER: 0 LOB: 1 BB: 0 P: 20	R: 0 H: 1 E: 0 K: 2 S: 13	H: 1 R: 0 ER: 0 LOB: 1 BB: 0 P: 20	R: 0 H: 0 E: 0 K: 1 S: 7	H: 0 R: 0 ER: 0 LOB: 0 BB: 0 P: 13	R: 2 H: 2 E: 0 K: 0 S: 14	H: 2 R: 0 ER: 1 LOB: 1 BB: 0 P: 18	R: 0 H: 0 E: 0 K: 2 S: 11	H: 0 R: 0 ER: 0 LOB: 2 BB: 2 P: 16	R: 0 H: 0 E: 0 K: 2 S: 11	H: 0 R: 5 ER: 1 LOB: 2 BB: 2 P: 41	H: 3 R: 1 ER: 3 LOB: 2 BB: 2 P: 41	1B: 8 2B: 1 3B: 0 HR: 1	SF: 0 SAC: 0 DP: 0 HBP: 1	WP: 0 PB: 0 SB: 0 CS: 2		PA: 44	
PITCHER	IP WLS BF H R ER SO BB IBB HBP BLK WP HR S P ERA WHIP																		
21 Mike Montgomery, L ERA: 8.34	(1.1)	4.1	L	20	7	4	4	4	1	0	0	0	0	0	0	54	78	8.31	1.846
61 Kevin McCarthy, R ERA: 5.12	(5.1)	0.2		2	0	0	0	0	0	0	0	0	0	0	0	5	7	0.00	0.000
45 Kyle Zimmer, R ERA: 3.0	(6.1)	2.0		9	0	0	0	0	2	0	0	0	0	0	21	34	0.00	1.000	
55 Richard Lovelady, L ERA: 4.3	(8.1)	1.0		3	0	0	0	2	0	0	0	0	0	0	11	18	0.00	0.000	
63 Josh Staumont, R ERA: 4.15	(9.1)	1.0		10	3	5	0	0	2	0	1	0	0	0	1	22	41	0.00	5.000

Batter	1	2	3	4	5	6	7	8	9	AB	R	H	RBI	BB	SO	LOB	BOTTOM	
15 Whit Merrifield, R OBP: 0.357, SLG: 0.484										4	0	1	0	1	1	3	Toronto Blue Jays @ Kansas City Royals Kauffman Stadium, Kansas City, MO Tue Jul 30 2019, 7:16 PM - 10:52 PM CDT Att: 18,379 - Clear - 84 F	
4 Alex Gordon, L OBP: 0.358, SLG: 0.444										4	0	1	0	1	0	4		
17 Hunter Dozier, R OBP: 0.300, SLG: 0.527										5	0	2	0	0	1	2		
12 Jorge Soler, R OBP: 0.330, SLG: 0.514										5	1	2	0	0	1	3		
66 Ryan O'Hearn, L OBP: 0.278, SLG: 0.317										4	0	0	0	1	1	5		
19 Cheslor Cuthbert, R OBP: 0.322, SLG: 0.431										5	0	1	1	0	0	5		
1 Nicky Lopez, L OBP: 0.268, SLG: 0.296										4	1	2	0	1	0	1		
2 Humberto Arteaga, R OBP: 0.247, SLG: 0.206										4	0	1	0	0	1	3		
72 Meibrys Vilorio, L OBP: 0.385, SLG: 0.364										3	0	1	1	1	1	2		
Inning Stats	R: 0 H: 1 E: 1 K: 1 S: 16	H: 1 R: 0 ER: 1 LOB: 3 BB: 1 P: 24	R: 0 H: 1 E: 0 K: 3 S: 10	H: 1 R: 0 ER: 0 LOB: 1 BB: 0 P: 13	R: 0 H: 0 E: 0 K: 0 S: 7	H: 0 R: 0 ER: 0 LOB: 2 BB: 2 P: 18	R: 0 H: 2 E: 0 K: 1 S: 15	H: 2 R: 0 ER: 0 LOB: 0 BB: 0 P: 21	R: 0 H: 1 E: 0 K: 0 S: 16	H: 1 R: 1 ER: 0 LOB: 2 BB: 1 P: 22	R: 1 H: 2 E: 0 K: 1 S: 11	H: 2 R: 0 ER: 1 LOB: 1 BB: 0 P: 14	1B: 7 2B: 4 3B: 0 HR: 0	SF: 0 SAC: 0 DP: 1 HBP: 0	WP: 0 PB: 0 SB: 0 CS: 0	PA: 43		
PITCHER	IP WLS BF H R ER SO BB IBB HBP BLK WP HR S P ERA WHIP																	
54 Sean Reid-Foley, R ERA: 2.55	(1.1)	5.0	W	24	4	0	0	0	4	0	0	0	0	0	31	43	0.00	1.600
63 Wilmer Font, R ERA: 5.09	(6.1)	2.0		8	3	0	0	1	0	0	0	0	0	0	11	22	9.00	3.000
31 Joe Blagini, R ERA: 3.86	(8.1)	1.0		6	2	1	1	1	1	0	0	0	0	0	10	14	9.00	2.000
Daniel Hudson, R ERA: 3.0	(9.1)	1.0		5	2	1	1	0	0	0	0	0	0	0	10	14	9.00	2.000

AB	38
R	9
H	10
RBI	8
BB	5
SO	6
LOB	18



AB	38
R	2
H	11
RBI	2
BB	5
SO	6
LOB	28



Batter	1	2	3	4	5	6	7	8	9	AB	R	H	RBI	BB	SO	LOB	TOP	
11 Bo Bichette, R OBP: 0.500, SLG: 0.769										5	1	3	1	0	0	0	Toronto Blue Jays @ Kansas City Royals Kauffman Stadium, Kansas City, MO Wed Jul 31 2019, 12:16 PM - 2:39 PM CDT Att: 14,480 - Overcast - 73 F	
8 Cavan Biggio, L OBP: 0.350, SLG: 0.383										3	2	1	0	2	0	1		
13 Lourdes Gurriel Jr., R OBP: 0.341, SLG: 0.571 37 Teoscar Hernández, R OBP: 0.289, SLG: 0.435										1	0	0	0	1	0	0		
14 Justin Smoak, S OBP: 0.358, SLG: 0.426										3	0	1	1	1	1	2		
15 Randal Grichuk, R OBP: 0.286, SLG: 0.410										4	0	0	0	0	0	5		
16 Freddy Galvis, S OBP: 0.300, SLG: 0.440										4	1	1	1	0	2	1		
28 Billy McKinney, L OBP: 0.267, SLG: 0.400										4	0	0	0	0	1	0		
3 Brandon Drury, R OBP: 0.264, SLG: 0.390										4	0	1	0	0	0	0		
10 Reese McGuire, L OBP: 0.222, SLG: 0.222										4	0	1	0	0	1	1		
Inning Stats	R: 0 H: 1 E: 0 K: 1 S: 12	H: 1 LOB: 2 BB: 1 P: 20	R: 0 H: 0 E: 0 K: 1 S: 6	H: 0 LOB: 0 BB: 0 P: 8	R: 0 H: 0 E: 0 K: 0 S: 5	H: 0 LOB: 0 BB: 0 P: 8	R: 0 H: 1 E: 0 K: 1 S: 8	H: 1 LOB: 1 BB: 0 P: 10	R: 1 H: 1 E: 0 K: 2 S: 12	H: 1 LOB: 0 BB: 1 P: 14	R: 2 H: 3 E: 0 K: 0 S: 12	H: 3 LOB: 1 BB: 1 P: 17	R: 0 H: 2 E: 0 K: 1 S: 14	H: 2 LOB: 3 BB: 1 P: 22	1B: 4 2B: 3 HR: 2	SF: 0 SAC: 0 DP: 1 HBP: 0		WP: 0 PB: 0 SB: 2 CS: 0
PITCHER	IP: 7.0 WLS: L BF: 29 ERA: 5.03	H: 6 R: 4 ER: 4 SO: 6	BB: 2 IBB: 0 HBP: 0 BLK: 0	WP: 0 HR: 2 S: 64 P: 92	ERA: 5.14 WHIP: 1.143	IP: 1.0 WLS: H BF: 4 ERA: 4.50	H: 1 R: 0 ER: 0 SO: 0	BB: 1 IBB: 0 HBP: 0 BLK: 0	WP: 0 HR: 8 S: 12 P: 12	ERA: 0.00 WHIP: 2.000	IP: 1.0 WLS: S BF: 6 ERA: 3.25	H: 2 R: 0 ER: 0 SO: 1	BB: 1 IBB: 0 HBP: 0 BLK: 0	WP: 0 HR: 14 S: 22 P: 22	ERA: 0.00 WHIP: 3.000			
15 Whit Merrifield, R OBP: 0.356, SLG: 0.480										3	0	0	0	1	1	0	Toronto Blue Jays @ Kansas City Royals Kauffman Stadium, Kansas City, MO Wed Jul 31 2019, 12:16 PM - 2:39 PM CDT Att: 14,480 - Overcast - 73 F	
4 Alex Gordon, L OBP: 0.355, SLG: 0.440										4	0	0	0	0	1	1		
17 Hunter Dozier, R OBP: 0.369, SLG: 0.522										3	0	0	0	1	0	1		
12 Jorge Soler, R OBP: 0.327, SLG: 0.509										4	0	0	0	0	1	2		
19 Cheslor Cuthbert, R OBP: 0.325, SLG: 0.429										3	0	1	0	0	1	0		
66 Ryan O'Hearn, L OBP: 0.274, SLG: 0.312										3	0	0	0	0	1	2		
11 Bubba Starling, R OBP: 0.311, SLG: 0.362										3	0	1	0	0	0	1		
1 Nicky Lopez, L OBP: 0.265, SLG: 0.292										3	0	0	0	0	0	2		
36 Cam Gallagher, R OBP: 0.313, SLG: 0.345										3	1	1	1	0	0	0		
Inning Stats	R: 0 H: 0 E: 0 K: 1 S: 13	H: 0 LOB: 1 BB: 0 P: 7	R: 1 H: 1 E: 0 K: 1 S: 13	H: 1 LOB: 1 BB: 1 P: 21	R: 0 H: 2 E: 0 K: 0 S: 9	H: 2 LOB: 1 BB: 0 P: 12	R: 0 H: 0 E: 0 K: 0 S: 4	H: 0 LOB: 0 BB: 0 P: 6	R: 0 H: 0 E: 0 K: 1 S: 3	H: 0 LOB: 0 BB: 0 P: 6	R: 0 H: 0 E: 0 K: 1 S: 8	H: 0 LOB: 0 BB: 0 P: 12	R: 0 H: 0 E: 0 K: 1 S: 9	H: 0 LOB: 0 BB: 0 P: 14	1B: 2 2B: 0 3B: 0 HR: 1	SF: 0 SAC: 0 DP: 1 HBP: 1		WP: 0 PB: 0 SB: 0 CS: 0
PITCHER	IP: 6.0 WLS: W BF: 23 ERA: 4.8	H: 3 R: 1 ER: 1 SO: 2	BB: 2 IBB: 0 HBP: 0 BLK: 0	WP: 0 HR: 1 S: 48 P: 76	ERA: 1.50 WHIP: 0.833	IP: 7.1 WLS: H BF: 3 ERA: 4.05	H: 0 R: 0 ER: 0 SO: 1	BB: 0 IBB: 0 HBP: 0 BLK: 0	WP: 0 HR: 9 S: 14 P: 14	ERA: 0.00 WHIP: 0.000	IP: 1.0 WLS: S BF: 3 ERA: 3.78	H: 0 R: 0 ER: 0 SO: 0	BB: 0 IBB: 0 HBP: 0 BLK: 0	WP: 0 HR: 8 S: 12 P: 12	ERA: 0.00 WHIP: 0.000			

Batter	1	2	3	4	5	6	7	8	9	AB	R	H	RBI	BB	SO	LOB	TOP										
11 Bo Bichette, R OBP: 0.480, SLG: 0.682	F7	G1-3			F9		G5-3		BB	4	0	1	0	1	0	0	Toronto Blue Jays @ Baltimore Orioles Oriole Park at Camden Yards, Baltimore, MD Fri Aug 02 2019, 7:09 PM - 10:12 PM EDT Att: 16,331 - Partly Cloudy - 84 F livebaseballscorecards.com										
8 Cavan Biggio, L OBP: 0.343, SLG: 0.373 37 Teoscar Hernández, R OBP: 0.289, SLG: 0.429	F7		L7		F9		K		K	4	0	0	0	0	1	1											
13 Lourdes Gurriel Jr., R OBP: 0.340, SLG: 0.570	27 1B		G5-3		K			P3		4	1	1	0	0	1	1											
27 Vladimir Guerrero Jr., R OBP: 0.343, SLG: 0.455	16 1B				G6-3			L8		3	1	1	1	1	0	1											
14 Justin Smoak, S OBP: 0.358, SLG: 0.417	16 1B		G4-3					G6-3		2	0	0	0	2	0	1											
16 Freddy Galvis, S OBP: 0.303, SLG: 0.446	1-3 2H				HR			G4-6-3		4	2	3	2	0	0	1											
3 Brandon Drury, R OBP: 0.264, SLG: 0.399	K		G5-3				HR		G5-3	4	1	1	1	0	1	3											
20 Derek Fisher, L OBP: 0.313, SLG: 0.351		G6-3			K		G4-3			4	0	1	1	0	1	0											
9 Danny Jansen, R OBP: 0.279, SLG: 0.356		G5-3			K		G5-3		F7	4	0	0	0	0	1	1											
Inning Stats	R: 2 H: 3 E: 0 K: 1 S: 18	H: 3 LOB: 2 BB: 1 P: 30	R: 0 H: 0 E: 0 K: 0 S: 9	H: 0 LOB: 0 BB: 0 P: 10	R: 0 H: 0 E: 0 K: 0 S: 11	H: 0 LOB: 1 BB: 1 P: 21	R: 1 H: 1 E: 0 K: 2 S: 10	H: 1 LOB: 0 BB: 0 P: 17	R: 0 H: 1 E: 0 K: 1 S: 10	H: 1 LOB: 1 BB: 0 P: 14	R: 1 H: 1 E: 0 K: 0 S: 9	H: 1 LOB: 0 BB: 0 P: 19	R: 0 H: 0 E: 0 K: 1 S: 9	H: 0 LOB: 0 BB: 0 P: 7	R: 0 H: 0 E: 0 K: 0 S: 5	H: 2 LOB: 2 BB: 1 P: 25	1B: 4 2B: 2 3B: 0 HR: 2	SF: 0 SAC: 0 DP: 1 HBP: 0	WP: 0 PB: 0 SB: 0 CS: 0	PA: 38							
PITCHER	IP	WLS	BF	H	R	ER	SO	BB	IBB	HBP	BLK	WP	HR	S	P	ERA	WHIP										
38 Aaron Brooks, R ERA: 5.45	5.0	L	23	5	4	4	4	3	0	0	0	0	1	59	97	7.20	1.600										
64 Gabriel Ynoa, R ERA: 5.55	2.0		6	1	0	0	1	0	0	0	0	0	1	17	26	0.00	0.500										
42 Mychal Givens, R ERA: 4.43	1.0		3	0	0	0	0	0	0	0	0	0	0	5	7	0.00	0.000										
51 Paul Fry, L ERA: 3.92	0.2		5	2	1	1	0	1	0	0	0	0	0	10	17	13.50	4.500										
41 David Hess, R ERA: 7.27	0.1		1	0	0	0	1	0	0	0	0	0	0	5	8	0.00	0.000										

Batter	1	2	3	4	5	6	7	8	9	AB	R	H	RBI	BB	SO	LOB	BOTTOM										
2 Jonathan Villar, S OBP: 0.326, SLG: 0.419	K		G6-3		G4-3				16 FC5-4	4	0	1	0	1	1	2	Toronto Blue Jays @ Baltimore Orioles Oriole Park at Camden Yards, Baltimore, MD Fri Aug 02 2019, 7:09 PM - 10:12 PM EDT Att: 16,331 - Partly Cloudy - 84 F livebaseballscorecards.com										
16 Trev Mancini, R OBP: 0.342, SLG: 0.533	F8					G6-3	L7		FC5-4	4	0	0	0	1	0	3											
25 Anthony Santander, S OBP: 0.343, SLG: 0.495			G6-3						23 WP	3	0	2	0	1	0	2											
39 Renato Núñez, R OBP: 0.316, SLG: 0.496	P3				G4-3		F7		F7	4	0	0	0	0	0	3											
23 Jace Peterson, L OBP: 0.206, SLG: 0.182		G6-3			K		G6-3		K	4	0	0	0	0	2	2											
28 Pedro Severino, R OBP: 0.348, SLG: 0.464		F9			G5-3				P3	4	1	1	0	0	0	1											
15 Chance Sisco, L OBP: 0.315, SLG: 0.431					F8		K		L8	4	0	0	0	0	2	1											
19 Chris Davis, L OBP: 0.267, SLG: 0.331			K		G1				2 DI 2 WP	3	1	1	2	1	1	0											
1 Richie Martin, R OBP: 0.251, SLG: 0.303 57 Hanser Alberto, R OBP: 0.334, SLG: 0.408					G6-3				F7	3	0	2	0	0	1	0											
Inning Stats	R: 0 H: 1 E: 0 K: 1 S: 10	H: 0 LOB: 0 BB: 0 P: 15	R: 0 H: 0 E: 0 K: 1 S: 7	H: 0 LOB: 0 BB: 0 P: 11	R: 0 H: 1 E: 0 K: 1 S: 15	H: 1 LOB: 2 BB: 1 P: 25	R: 0 H: 0 E: 0 K: 1 S: 10	H: 0 LOB: 0 BB: 0 P: 17	R: 0 H: 1 E: 0 K: 0 S: 8	H: 1 LOB: 1 BB: 0 P: 12	R: 2 H: 3 E: 0 K: 2 S: 15	H: 3 LOB: 1 BB: 0 P: 21	R: 0 H: 0 E: 0 K: 1 S: 6	H: 0 LOB: 1 BB: 1 P: 14	R: 0 H: 0 E: 0 K: 0 S: 13	H: 0 LOB: 2 BB: 2 P: 22	1B: 5 2B: 1 3B: 0 HR: 1	SF: 0 SAC: 0 DP: 0 HBP: 0	WP: 2 PB: 0 SB: 0 CS: 0	PA: 38							
PITCHER	IP	WLS	BF	H	R	ER	SO	BB	IBB	HBP	BLK	WP	HR	S	P	ERA	WHIP										
63 Wilmer Font, R ERA: 4.91	2.0		7	1	0	0	2	0	0	0	0	0	0	35	57	0.00	1.000										
66 Nick Kingham, R ERA: 7.29	3.0	W	12	2	0	0	2	1	0	0	0	0	0	35	57	0.00	1.000										
43 Sam Gaviglio, R ERA: 4.94	1.2		8	3	2	2	2	0	0	0	0	0	1	20	28	10.80	1.800										
58 Tim Mayza, L ERA: 4.02	0.1	H	3	1	0	0	0	1	0	0	0	0	0	4	10	0.00	6.000										
64 Derek Law, R ERA: 5.54	2.0	S	8	0	0	0	1	2	0	0	0	2	0	18	31	0.00	1.000										

AB 34
R 5
H 8
RBI 5
BB 4
SO 6
LOB 11



AB 34
R 2
H 7
RBI 2
BB 4
SO 7
LOB 15



Batter	1	2	3	4	5	6	7	8	9	AB	R	H	RBI	BB	SO	LOB	TOP			
11 Bo Bichette, R OBP: 0.462, SLG: 0.833																				
8 Cavan Biggio, L OBP: 0.343, SLG: 0.383																				
13 Lourdes Gurriel Jr., R OBP: 0.337, SLG: 0.554																				
14 Justin Smoak, S OBP: 0.352, SLG: 0.406																				
27 Vladimir Guerrero Jr., R OBP: 0.351, SLG: 0.465																				
16 Freddy Galvis, S OBP: 0.306, SLG: 0.456																				
15 Randal Grichuk, R OBP: 0.295, SLG: 0.427																				
20 Derek Fisher, L OBP: 0.294, SLG: 0.328																				
10 Reese McGuire, L OBP: 0.176, SLG: 0.353																				
Inning Stats	R: 1 H: 2 E: 0 K: 1 S: 13	H: 2 LOB: 1 BB: 0 P: 19	R: 0 H: 0 E: 0 K: 3 S: 12	H: 1 LOB: 1 BB: 0 P: 19	R: 1 H: 2 E: 0 K: 1 S: 12	H: 2 LOB: 2 BB: 0 P: 20	R: 0 H: 0 E: 0 K: 2 S: 14	H: 0 LOB: 0 BB: 0 P: 18	R: 0 H: 0 E: 0 K: 1 S: 6	H: 0 LOB: 0 BB: 0 P: 8	R: 0 H: 0 E: 0 K: 1 S: 7	H: 0 LOB: 0 BB: 0 P: 11	R: 0 H: 0 E: 0 K: 0 S: 7	H: 0 LOB: 0 BB: 0 P: 12	R: 0 H: 0 E: 0 K: 0 S: 7	H: 2 LOB: 2 BB: 0 P: 17	1B: 6 2B: 2 3B: 0 HR: 1	SF: 0 SAC: 1 DP: 0 HBP: 0	WP: 0 PB: 0 SB: 0 CS: 0	PA: 36
PITCHER	IP WLS BF H R ER SO BB IBB HBP BLK WP HR S P ERA WHIP																			
50 Charlie Morton, R ERA: 2.77	(1, 1) 7.0 L 28 7 2 2 9 0 0 0 0 0 1 71 107 2.57 1.000																			
45 Austin Pruitt, R ERA: 5.16	(8, 1) 2.0 8 2 0 0 1 0 0 0 0 0 0 19 29 0.00 1.000																			

Toronto Blue Jays @ Tampa Bay Rays
Tropicana Field, St. Petersburg, FL
Mon Aug 05 2019, 7:11 PM - 9:56 PM EDT
Att: 11,948 - Dome - 72 F

livebaseballscorecards.com

AB 35
R 2
H 9
RBI 2
BB 0
SO 10
LOB 17

Batter	1	2	3	4	5	6	7	8	9	AB	R	H	RBI	BB	SO	LOB	BOTTOM					
26 Ji Man Choi, L OBP: 0.360, SLG: 0.418																						
29 Tommy Pham, R OBP: 0.372, SLG: 0.453																						
17 Austin Meadows, L OBP: 0.359, SLG: 0.527																						
21 Jesús Aguilar, R OBP: 0.332, SLG: 0.391																						
39 Kevin Kiermaier, L OBP: 0.285, SLG: 0.423																						
43 Mike Brosseau, R OBP: 0.341, SLG: 0.560																						
9 Eric Sogard, L OBP: 0.366, SLG: 0.493																						
10 Mike Zunino, R OBP: 0.238, SLG: 0.316																						
37 Travis d'Arnaud, R OBP: 0.339, SLG: 0.493																						
1 Willy Adames, R OBP: 0.301, SLG: 0.401																						
Inning Stats	R: 0 H: 0 E: 0 K: 0 S: 11	H: 0 LOB: 0 BB: 0 P: 18	R: 0 H: 0 E: 0 K: 2 S: 15	H: 0 LOB: 2 BB: 0 P: 19	R: 0 H: 1 E: 0 K: 0 S: 7	H: 0 LOB: 0 BB: 0 P: 11	R: 0 H: 0 E: 0 K: 0 S: 6	H: 0 LOB: 0 BB: 0 P: 8	R: 0 H: 2 E: 0 K: 0 S: 8	H: 1 LOB: 1 BB: 0 P: 13	R: 0 H: 1 E: 0 K: 2 S: 15	H: 0 LOB: 2 BB: 1 P: 27	R: 0 H: 1 E: 1 K: 0 S: 9	H: 1 LOB: 2 BB: 1 P: 16	R: 0 H: 0 E: 0 K: 0 S: 5	H: 0 LOB: 0 BB: 0 P: 8	R: 0 H: 0 E: 0 K: 1 S: 6	H: 0 LOB: 0 BB: 0 P: 10	1B: 5 2B: 1 3B: 0 HR: 0	SF: 0 SAC: 0 DP: 2 HBP: 0	WP: 0 PB: 0 SB: 0 CS: 0	PA: 34
PITCHER	IP WLS BF H R ER SO BB IBB HBP BLK WP HR S P ERA WHIP																					
62 Jacob Waguespack, R ERA: 4.0	(1, 1) 6.0 W 23 4 1 0 0 0 1 0 0 0 0 0 0 10 18 0.00 0.833																					
50 Justin Shafer, R ERA: 2.11	(7, 1) 1.1 H 6 1 0 0 0 0 1 0 0 0 0 0 0 2 3 0.00 0.000																					
58 Tim Mayza, L ERA: 0.69	(8, 1) 0.1 H 1 0 0 0 0 0 0 0 0 0 0 0 0 2 3 0.00 0.000																					
64 Derek Law, R ERA: 5.36	(8, 1) 1.1 S 4 0 0 0 1 0 0 0 0 0 0 0 0 8 13 0.00 0.000																					

Toronto Blue Jays @ Tampa Bay Rays
Tropicana Field, St. Petersburg, FL
Mon Aug 05 2019, 7:11 PM - 9:56 PM EDT
Att: 11,948 - Dome - 72 F

livebaseballscorecards.com

AB 32
R 0
H 5
RBI 0
BB 2
SO 5
LOB 17

Batter	1	2	3	4	5	6	7	8	9	AB	R	H	RBI	BB	SO	LOB	TOP			
26 DJ LeMahieu, R OBP: 0.387, SLG: 0.536										4	0	2	0	0	0	0	New York Yankees @ Toronto Blue Jays Rogers Centre, Toronto, ON Fri Aug 09 09:09 PM - 7:09 PM - 10:04 PM EDT Att: 25,782 - Partly Cloudy - 75 F			
11 Brett Gardner, L OBP: 0.335, SLG: 0.487										2	0	1	0	0	1	1				
99 Aaron Judge, R OBP: 0.398, SLG: 0.475										2	0	0	0	0	2	2				
29 Gio Urshela, R OBP: 0.365, SLG: 0.562										3	0	0	0	1	1	2				
18 Didi Gregorius, L OBP: 0.297, SLG: 0.448										4	0	1	0	0	0	3				
38 Cameron Maybin, R OBP: 0.402, SLG: 0.541										4	0	0	0	0	4	2				
39 Mike Tauchman, L OBP: 0.375, SLG: 0.581										4	1	2	1	0	0	0				
28 Austin Romine, R OBP: 0.290, SLG: 0.426										4	0	0	0	0	0	1				
74 Mike Ford, L OBP: 0.328, SLG: 0.396										4	1	1	1	0	0	0				
36 Breyvic Valera, S OBP: 0.300, SLG: 0.308										2	0	0	0	1	1	0				
Inning Stats	R: 0 H: 2 E: 0 K: 3 S: 16	H: 2 LOB: 2 BB: 0 P: 27	R: 0 H: 0 E: 0 K: 0 S: 11	H: 1 LOB: 1 BB: 0 P: 12	R: 1 H: 1 E: 0 K: 1 S: 13	H: 1 LOB: 0 BB: 0 P: 15	R: 0 H: 0 E: 0 K: 1 S: 6	H: 0 LOB: 0 BB: 0 P: 8	R: 1 H: 1 E: 0 K: 2 S: 12	H: 1 LOB: 0 BB: 0 P: 22	R: 0 H: 0 E: 0 K: 1 S: 9	H: 1 LOB: 0 BB: 0 P: 9	1B: 3 2B: 2 3B: 0 HR: 2	SF: 0 SAC: 0 DP: 1 HBP: 0	WP: 0 PB: 0 SB: 0 CS: 0	PA: 35				
PITCHER	IP WLS BF H R ER SO BB IBB HBP BLK WP HR S P ERA WHIP																			
54 Sean Reid-Foley, R ERA: 2.36	5.0 W 22 5 1 1 5 2 0 0 0 0 0 1 64 95 1.80 1.400																			
58 Tim Lincecum, L ERA: 4.15	6.1 1.1 5 1 1 1 2 0 0 0 0 0 0 1 12 19 6.75 0.750																			
50 Justin Shafer, R ERA: 1.9	7.1 1.0 3 0 0 0 1 0 0 0 0 0 0 0 10 18 0.00 0.000																			
67 Buddy Boshers, L ERA: 9.64	8.1 0.2 2 0 0 0 1 0 0 0 0 0 0 0 5 9 0.00 0.000																			
64 Derek Law, R ERA: 5.1	9.1 1.0 3 1 0 0 0 0 0 0 0 0 0 0 7 9 0.00 1.000																			
Batter	1	2	3	4	5	6	7	8	9	AB	R	H	RBI	BB	SO	LOB	BOTTOM			
11 Bo Bichette, R OBP: 0.439, SLG: 0.788										3	1	0	0	1	1	0	New York Yankees @ Toronto Blue Jays Rogers Centre, Toronto, ON Fri Aug 09 09:09 PM - 7:09 PM - 10:04 PM EDT Att: 25,782 - Partly Cloudy - 75 F			
8 Cavan Biggio, L OBP: 0.281, SLG: 0.382										3	0	0	0	1	2	1				
27 Vladimir Guerrero Jr., R OBP: 0.343, SLG: 0.452										3	0	0	0	1	1	2				
15 Randal Grichuk, R OBP: 0.293, SLG: 0.433										4	1	1	2	0	0	2				
16 Freddy Galvis, S OBP: 0.303, SLG: 0.451										4	1	1	0	0	1	0				
37 Teoscar Hernández, R OBP: 0.295, SLG: 0.442										3	2	2	3	1	0	0				
3 Brandon Drury, R OBP: 0.272, SLG: 0.410										4	1	1	0	0	2	1				
20 Derek Fisher, L OBP: 0.291, SLG: 0.394										2	1	0	0	1	0	1				
9 Danny Jansen, R OBP: 0.275, SLG: 0.363										3	1	1	3	0	0	0				
Inning Stats	R: 2 H: 1 E: 0 K: 1 S: 12	H: 1 LOB: 1 BB: 1 P: 19	R: 1 H: 1 E: 0 K: 1 S: 13	H: 1 LOB: 0 BB: 0 P: 21	R: 0 H: 0 E: 0 K: 0 S: 8	H: 0 LOB: 1 BB: 1 P: 14	R: 3 H: 2 E: 0 K: 1 S: 18	H: 2 LOB: 0 BB: 1 P: 33	R: 0 H: 0 E: 0 K: 1 S: 7	H: 0 LOB: 0 BB: 0 P: 12	R: 0 H: 0 E: 0 K: 0 S: 10	H: 0 LOB: 0 BB: 1 P: 21	R: 0 H: 0 E: 0 K: 2 S: 10	H: 0 LOB: 0 BB: 0 P: 15	R: 2 H: 2 E: 0 K: 1 S: 13	H: 2 LOB: 0 BB: 1 P: 22		1B: 0 2B: 2 3B: 0 HR: 4	SF: 0 SAC: 0 DP: 1 HBP: 0	WP: 1 PB: 0 SB: 0 CS: 0
PITCHER	IP WLS BF H R ER SO BB IBB HBP BLK WP HR S P ERA WHIP																			
34 J.A. Happ, L ERA: 5.48	5.0 L 22 3 0 0 0 2 1 0 0 0 0 0 0 20 36 0.00 0.500																			
67 Nestor Cortes, L ERA: 4.18	6.1 2.0 7 0 0 0 2 1 0 0 0 0 0 0 20 36 0.00 0.500																			
48 Tommy Kahnle, R ERA: 3.04	8.1 1.0 5 2 2 2 1 1 0 0 0 0 0 1 13 22 18.00 3.000																			

Batter	1	2	3	4	5	6	7	8	9	AB	R	H	RBI	BB	SO	LOB	TOP								
26 DJ LeMahieu, R OBP: 0.393, SLG: 0.531										4	0	0	1	0	1	3									
99 Aaron Judge, R OBP: 0.399, SLG: 0.473										3	1	1	0	1	0	0									
18 Didi Gregorius, L OBP: 0.291, SLG: 0.439										4	0	0	0	0	1	3									
24 Gary Sánchez, R OBP: 0.298, SLG: 0.515										4	1	1	1	0	2	1									
29 Gio Urshela, R OBP: 0.367, SLG: 0.570										3	1	1	2	1	2	0									
11 Brett Gardner, L OBP: 0.334, SLG: 0.484										4	0	1	0	0	1	1									
38 Cameron Maybin, R (1, 10) OBP: 0.393, SLG: 0.528										4	0	0	0	0	1	1									
74 Mike Ford, L OBP: 0.324, SLG: 0.375										3	1	0	0	1	1	0									
39 Mike Tauchman, L OBP: 0.387, SLG: 0.588										1	0	1	0	3	0	0									
Inning Stats	R: 0 E: 0 K: 1 S: 13	H: 0 LOB: 0 BB: 0 P: 20	R: 0 E: 0 K: 2 S: 13	H: 0 LOB: 0 BB: 0 P: 17	R: 0 E: 0 K: 0 S: 9	H: 0 LOB: 1 BB: 1 P: 19	R: 1 E: 0 K: 2 S: 10	H: 1 LOB: 1 BB: 1 P: 22	R: 0 E: 0 K: 0 S: 13	H: 0 LOB: 1 BB: 1 P: 22	R: 2 E: 0 K: 0 S: 14	H: 2 LOB: 0 BB: 0 P: 18	R: 1 E: 0 K: 0 S: 17	H: 1 LOB: 2 BB: 2 P: 35	R: 0 E: 0 K: 3 S: 13	H: 1 LOB: 1 BB: 0 P: 20	R: 0 E: 0 K: 1 S: 6	H: 0 LOB: 0 BB: 0 P: 12	1B: 2 2B: 1 3B: 0 HR: 2	SF: 1 SAC: 0 DP: 1 HBP: 0	WP: 0 PB: 0 SB: 0 CS: 0	PA: 37			
PITCHER	IP	WLS	BF	H	R	ER	SO	BB	IBB	HBP	BLK	WP	HR	S	P	ERA	WHIP								
63 Wilmer Font, R (1, 1) ERA: 4.55	2.0		6	0	0	0	3	0	0	0	0	0	0	26	37	0.00	0.000								
62 Jacob Waguespack, R (3, 1) ERA: 4.31	3.2		17	3	3	3	2	3	0	0	0	0	2	43	76	7.36	1.636								
58 Tim Mayza, L (6, 1) ERA: 4.3	0.2		4	1	1	1	0	1	0	0	0	0	0	9	19	13.50	3.000								
48 Jason Adam, R (7, 1) ERA: 1.29	1.1	W	5	0	0	0	2	1	0	0	0	0	0	18	32	0.00	0.750								
64 Derek Law, R (8, 1) ERA: 4.98	1.1	S	5	1	0	0	2	1	0	0	0	0	0	12	21	0.00	1.500								

New York Yankees @ Toronto Blue Jays
Rogers Centre, Toronto, ON
Sat Aug 10 2019, 3:11 PM - 6:36 PM EDT
Att: 33,903 - Partly Cloudy - 75 F

AB 30
R 4
H 5
RBI 4
BB 6
SO 9
LOB 9

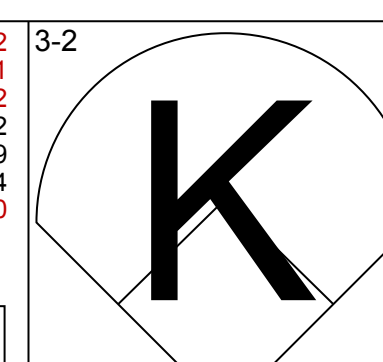
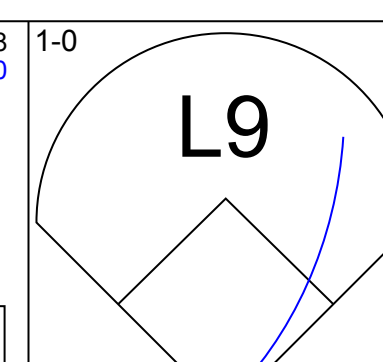
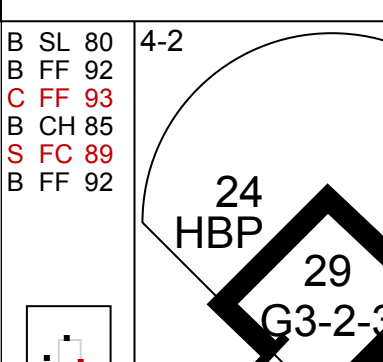
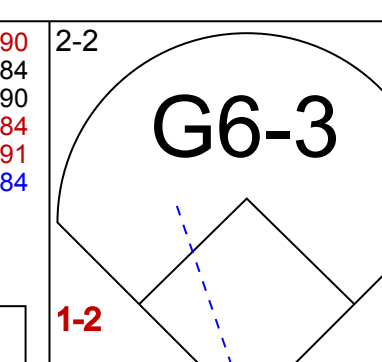
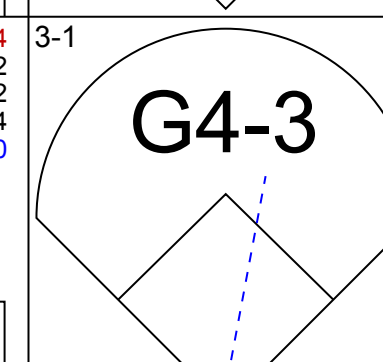
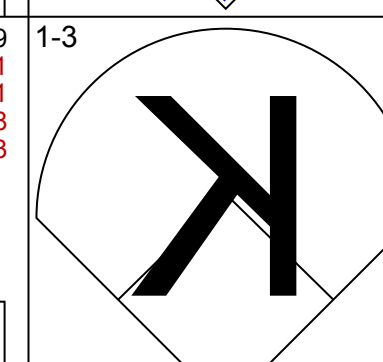
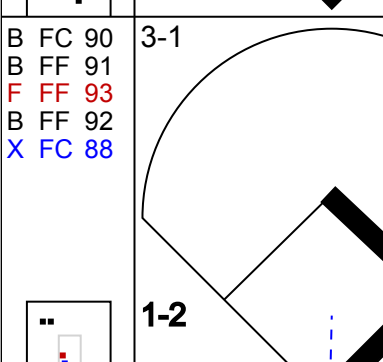
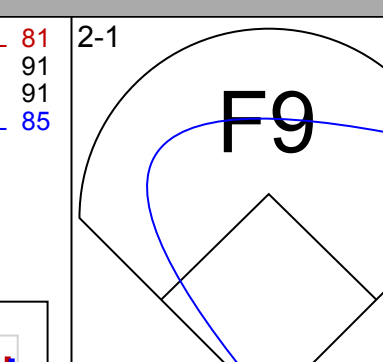
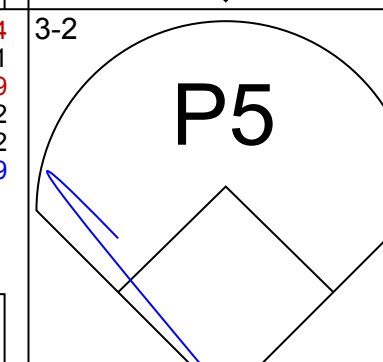
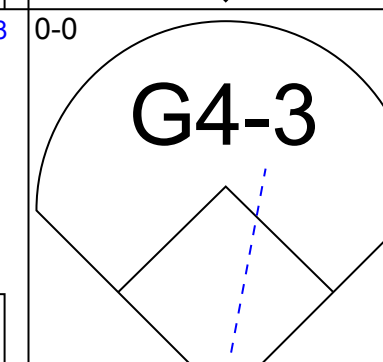
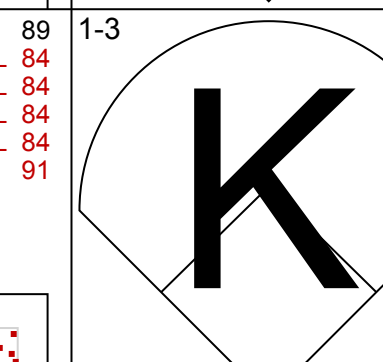
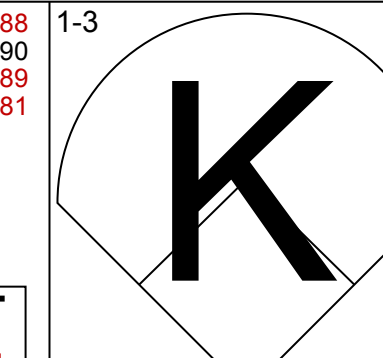
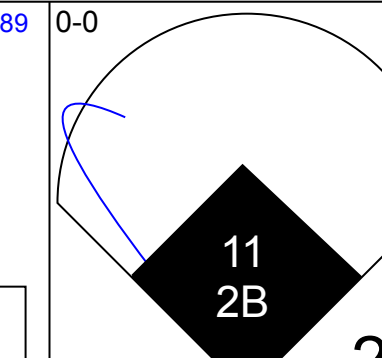
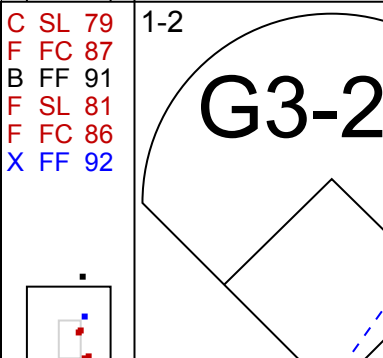
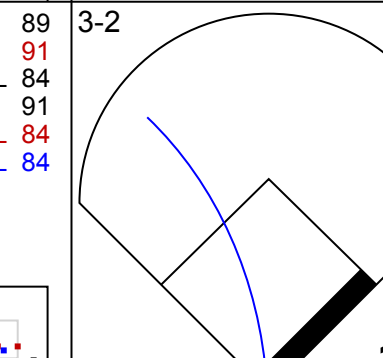
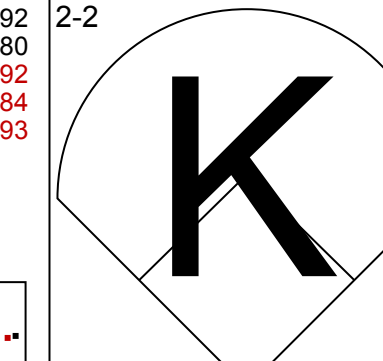
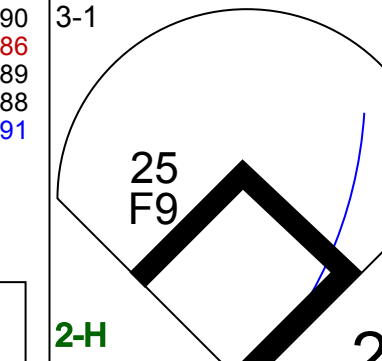
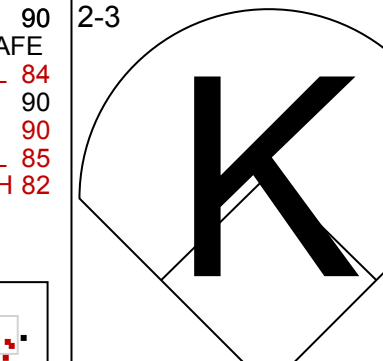
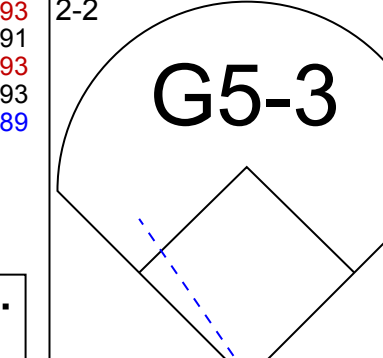
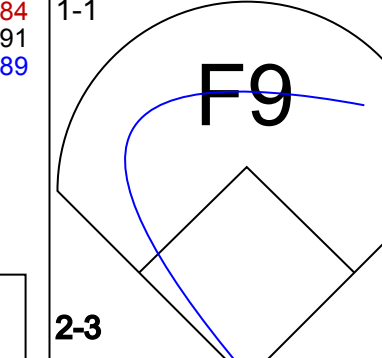
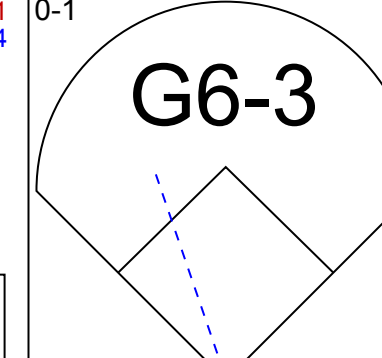
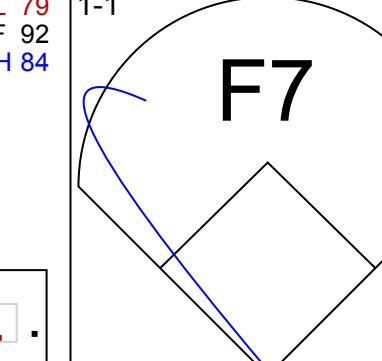
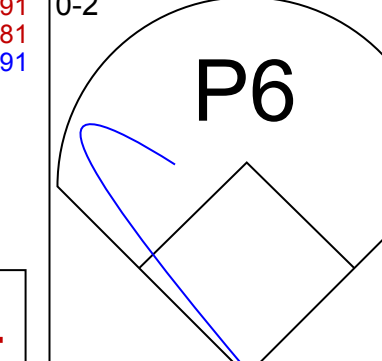
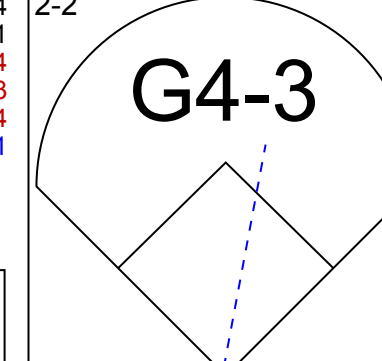
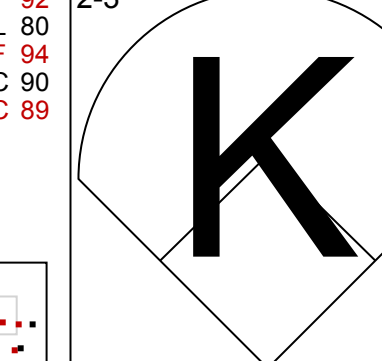
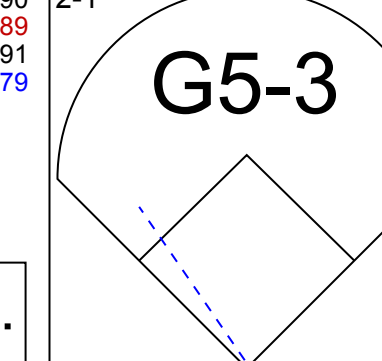
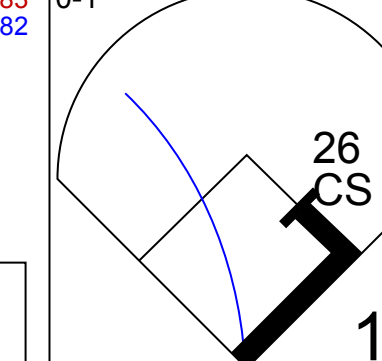
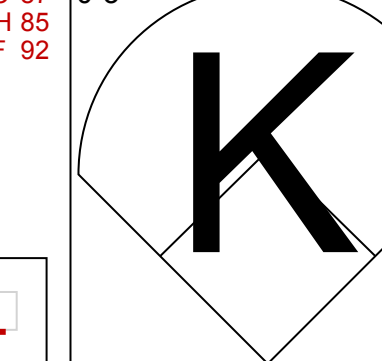
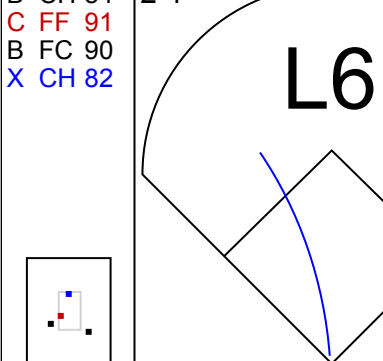
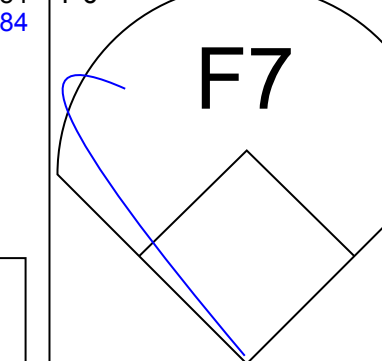


Batter	1	2	3	4	5	6	7	8	9	AB	R	H	RBI	BB	SO	LOB	BOTTOM								
11 Bo Bichette, R OBP: 0.419, SLG: 0.732										4	1	0	0	1	3	5									
8 Cavan Biggio, L OBP: 0.338, SLG: 0.380										4	1	1	0	0	2	0									
27 Vladimir Guerrero Jr., R (1, 5) OBP: 0.347, SLG: 0.460										3	0	2	2	1	0	0									
15 Randal Grichuk, R (1, 9) OBP: 0.291, SLG: 0.429										4	0	0	0	0	3	3									
14 Justin Smoak, S (1, 3) OBP: 0.348, SLG: 0.395										3	1	0	0	1	2	2									
16 Freddy Galvis, S (1, 6) OBP: 0.301, SLG: 0.447										4	0	0	0	0	1	1									
20 Derek Fisher, L (1, 7) OBP: 0.301, SLG: 0.392										3	1	1	0	1	2	0									
37 Teoscar Hernández, R (1, 8) OBP: 0.301, SLG: 0.453										2	1	1	3	2	1	0									
9 Danny Jansen, R (1, 2) OBP: 0.278, SLG: 0.360										2	0	0	0	2	0	0									
Inning Stats	R: 0 E: 0 K: 1 S: 12	H: 0 LOB: 1 BB: 1 P: 24	R: 0 E: 0 K: 2 S: 15	H: 0 LOB: 3 BB: 3 P: 32	R: 0 E: 0 K: 2 S: 10	H: 0 LOB: 0 BB: 0 P: 14	R: 3 E: 0 K: 1 S: 13	H: 2 LOB: 0 BB: 1 P: 24	R: 0 E: 0 K: 1 S: 8	H: 1 LOB: 1 BB: 0 P: 12	R: 0 E: 0 K: 3 S: 10	H: 0 LOB: 0 BB: 0 P: 14	R: 2 E: 0 K: 2 S: 21	H: 2 LOB: 1 BB: 1 P: 31	R: 0 E: 0 K: 2 S: 12	H: 0 LOB: 2 BB: 2 P: 25	1B: 3 2B: 0 3B: 1 HR: 1	SF: 0 SAC: 0 DP: 0 HBP: 0	WP: 1 PB: 0 SB: 0 CS: 0	PA: 37					
PITCHER	IP	WLS	BF	H	R	ER	SO	BB	IBB	HBP	BLK	WP	HR	S	P	ERA	WHIP								
57 Chad Green, R (1, 1) ERA: 4.82	1.0		4	0	0	0	1	1	0	0	0	0	0	12	24	0.00	1.000								
71 Stephen Tarpley, L (2, 1) ERA: 8.24	2.1		12	1	2	2	4	4	0	0	0	0	0	31	57	7.71	2.143								
35 Chance Adams, R (4, 1) ERA: 6.5	1.2	B	7	2	1	1	2	0	0	0	0	0	1	15	25	5.40	1.200								
48 Tommy Kahnle, R (6, 1) ERA: 2.98	1.0		3	0	0	0	3	0	0	0	0	0	0	10	14	0.00	0.000								
0 Adam Ottavino, R (7, 1) ERA: 1.73	1.0	L	6	2	2	2	2	1	0	0	0	0	0	21	31	18.00	3.000								

New York Yankees @ Toronto Blue Jays
Rogers Centre, Toronto, ON
Sat Aug 10 2019, 3:11 PM - 6:36 PM EDT
Att: 33,903 - Partly Cloudy - 75 F

AB 29
R 5
H 5
RBI 5
BB 8
SO 14
LOB 11

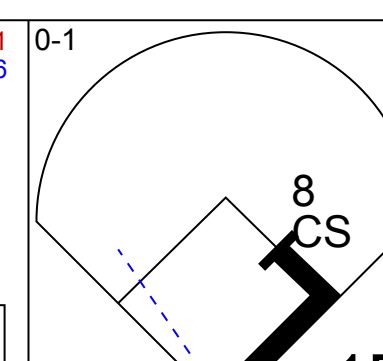
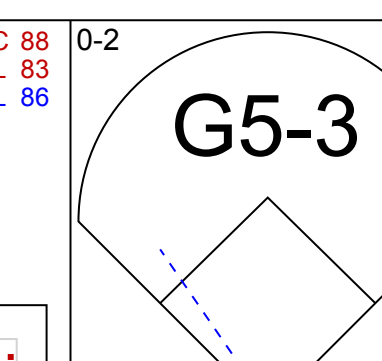
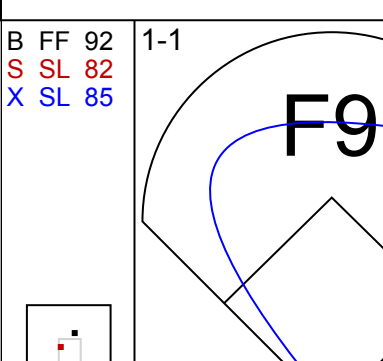
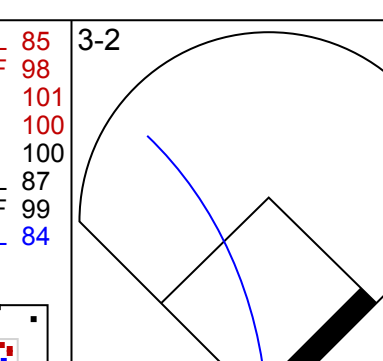
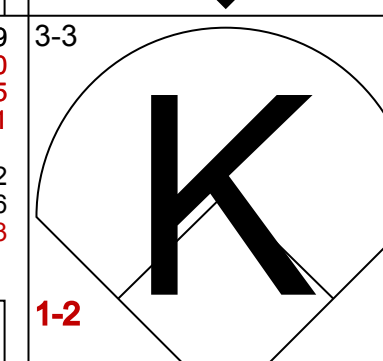
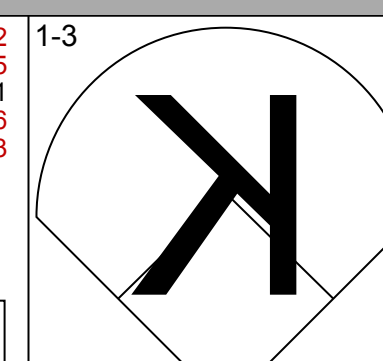
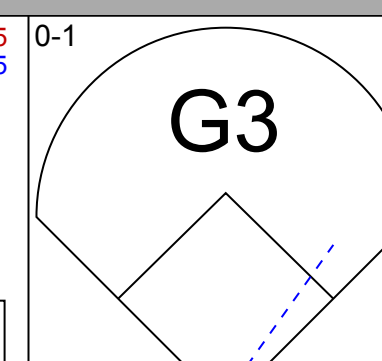
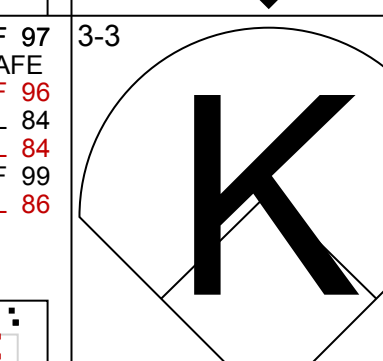
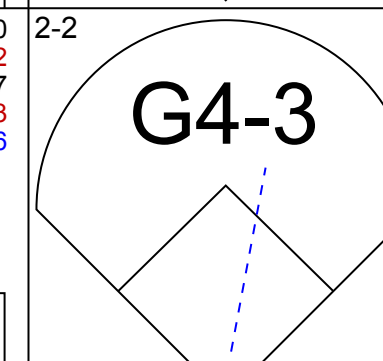
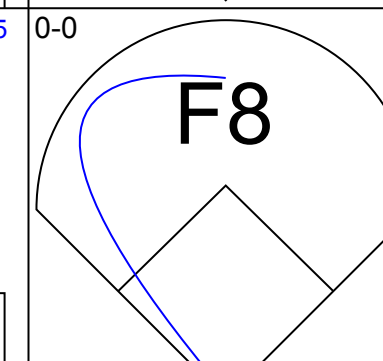
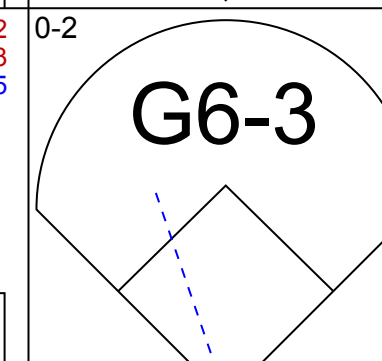
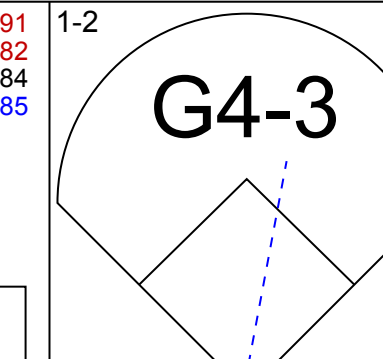
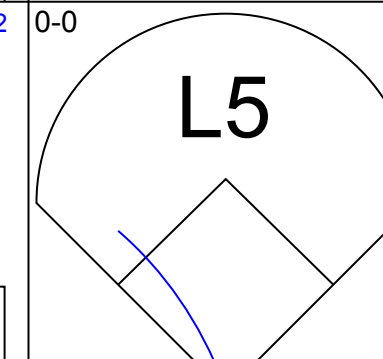
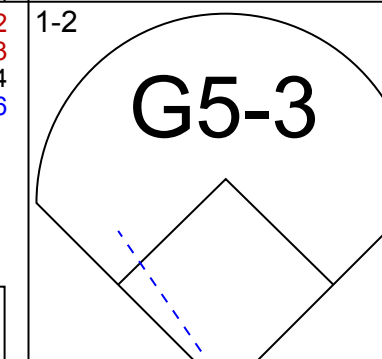
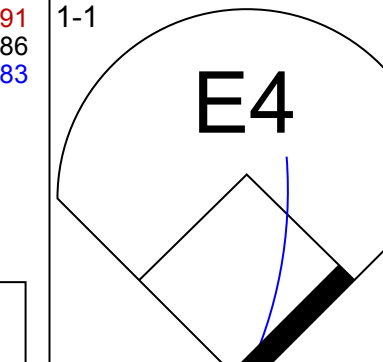
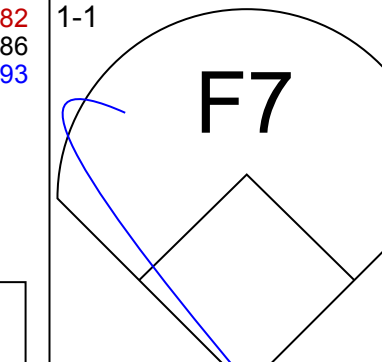
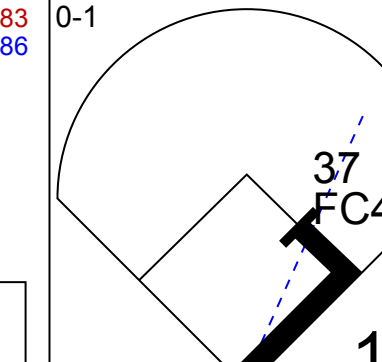
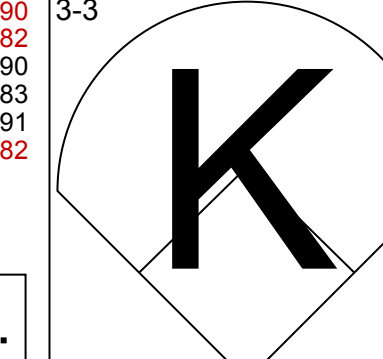
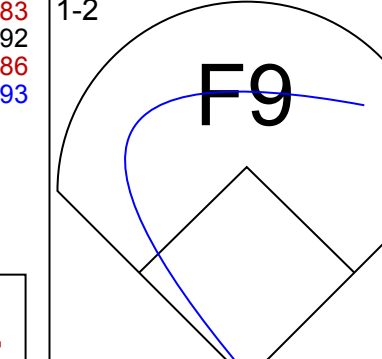
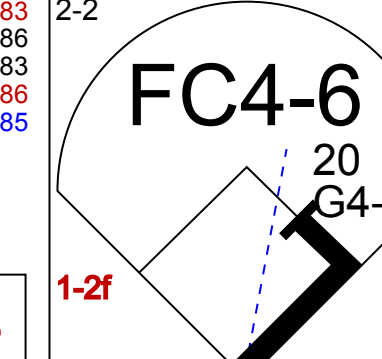
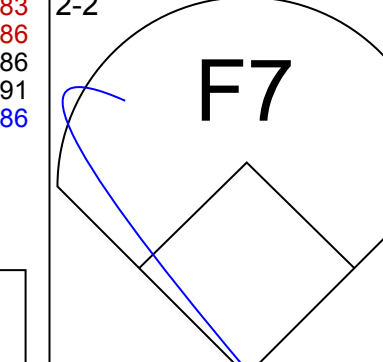
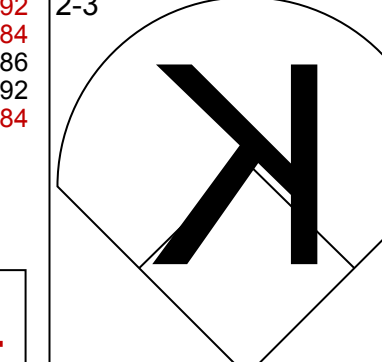
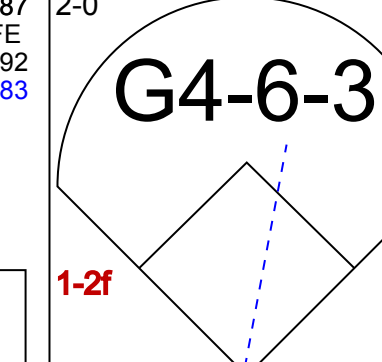
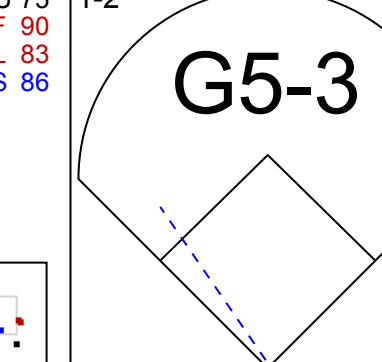
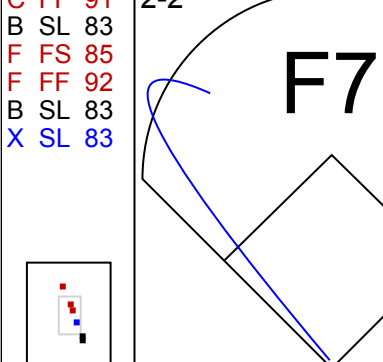
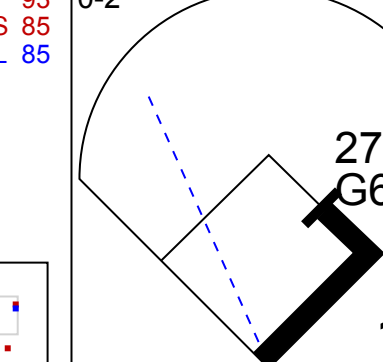
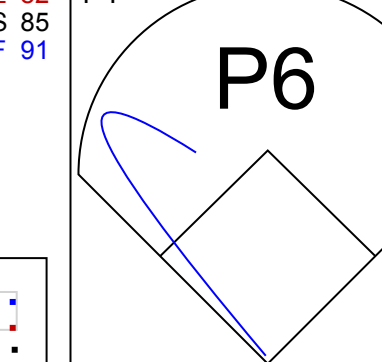
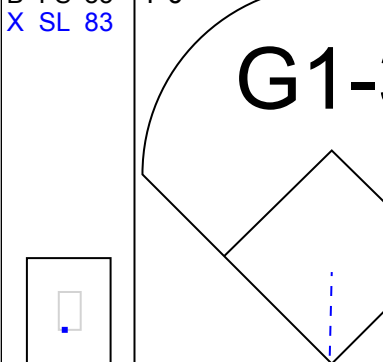
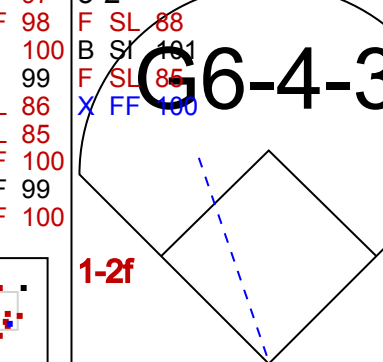
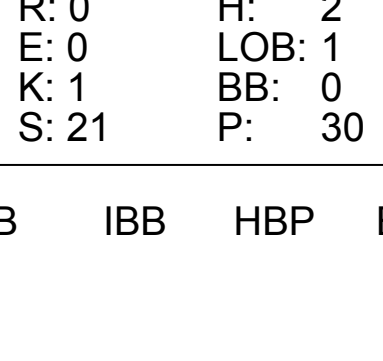
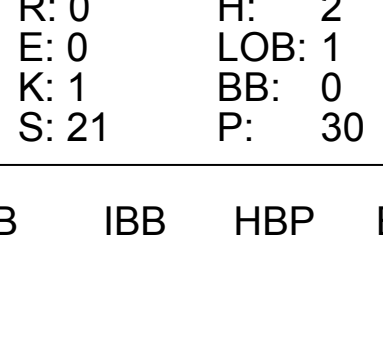


Batter	1	2	3	4	5	6	7	8	9	AB	R	H	RBI	BB	SO	LOB	TOP								
26 DJ LeMahieu, R (1,4) OBP: 0.382, SLG: 0.528										3	0	0	0	1	1	1									
99 Aaron Judge, R (1,9) OBP: 0.397, SLG: 0.469										4	0	1	0	0	0	1	0								
24 Gary Sánchez, R (1,10) OBP: 0.298, SLG: 0.510										3	0	0	0	0	0	1	0								
29 Gio Urshela, R (1,5) OBP: 0.368, SLG: 0.572										4	1	2	0	0	1	3									
11 Brett Gardner, L (1,8) OBP: 0.333, SLG: 0.484										4	0	1	1	0	2	1									
25 Gleyber Torres, R (1,6) OBP: 0.345, SLG: 0.501										3	0	0	0	0	0	1									
36 Mike Ford, L (1,3) OBP: 0.310, SLG: 0.356										3	0	0	0	0	0	1									
28 Austin Romine, R (1,2) OBP: 0.291, SLG: 0.424										3	0	1	0	0	1	1									
39 Mike Tauchman, L (1,7) OBP: 0.381, SLG: 0.579										3	0	0	0	0	1	1									
Inning Stats	R: 0 E: 0 K: 1 S: 9	H: 0 LOB: 0 BB: 0 P: 18	R: 0 E: 0 K: 2 S: 9	H: 0 LOB: 0 BB: 0 P: 14	R: 0 E: 0 K: 2 S: 8	H: 0 LOB: 0 BB: 0 P: 11	R: 0 E: 0 K: 1 S: 6	H: 0 LOB: 0 BB: 0 P: 8	R: 1 E: 0 K: 0 S: 10	H: 2 LOB: 1 BB: 0 P: 16	R: 0 E: 0 K: 0 S: 11	H: 1 LOB: 2 BB: 1 P: 22	R: 0 E: 0 K: 0 S: 10	H: 0 LOB: 0 BB: 0 P: 15	R: 0 E: 0 K: 0 S: 7	H: 1 LOB: 0 BB: 0 P: 10	R: 0 E: 0 K: 2 S: 14	H: 1 LOB: 1 BB: 0 P: 22	1B: 3 2B: 2 3B: 0 HR: 0	SF: 0 SAC: 0 DP: 1 HBP: 1	WP: 0 PB: 0 SB: 0 CS: 1	PA: 32			
PITCHER	IP	WLS	BF	H	R	ER	SO	BB	IBB	HBP	BLK	WP	HR	S	P	ERA	WHIP								
57 Trent Thornton, R (1,1) ERA: 5.34	6.0	L	22	3	1	1	6	1	0	1	0	0	0	53	89	1.50	0.667								
43 Sam Gaviglio, R (7,1) ERA: 4.54	3.0		10	2	0	0	2	0	0	0	0	0	0	31	47	0.00	0.667								

New York Yankees @ Toronto Blue Jays
Rogers Centre, Toronto, ON
Sun Aug 11 2019, 1:10 PM - 3:50 PM EDT
Att: 27,790 - Sunny - 77 F

AB	30
R	1
H	5
RBI	1
BB	1
SO	8
LOB	9



Batter	1	2	3	4	5	6	7	8	9	AB	R	H	RBI	BB	SO	LOB	BOTTOM								
11 Bo Bichette, R (1,6) OBP: 0.424, SLG: 0.717										4	0	2	0	0	0	0									
8 Cavan Biggio, L (1,10) OBP: 0.333, SLG: 0.373										4	0	0	0	0	3	2									
Freddy Galvis, S (1,4) OBP: 0.299, SLG: 0.444										3	0	0	0	0	0	0									
15 Randal Grichuk, R (1,9) OBP: 0.289, SLG: 0.426										3	0	0	0	0	0	0									
14 Justin Smoak, S (1,3) OBP: 0.348, SLG: 0.394										3	0	1	0	0	0	0									
37 Teoscar Hernández, R (1,8) OBP: 0.298, SLG: 0.448										3	0	0	0	0	1	2									
20 Derek Fisher, L (1,7) OBP: 0.291, SLG: 0.377										3	0	0	0	0	1	2									
3 Brandon Drury, R (1,5) OBP: 0.273, SLG: 0.409										3	0	1	0	0	0	0									
10 Reese McGuire, L (1,2) OBP: 0.259, SLG: 0.519										2	0	0	0	0	0	0									
27 Vladimir Guerrero Jr., R (9, PH) OBP: 0.346, SLG: 0.469										1	0	0	0	0	0	1									
Inning Stats	R: 0 E: 0 K: 1 S: 9	H: 1 LOB: 0 BB: 0 P: 14	R: 0 E: 0 K: 1 S: 11	H: 0 LOB: 1 BB: 0 P: 18	R: 0 E: 0 K: 0 S: 8	H: 0 LOB: 0 BB: 0 P: 10	R: 0 E: 0 K: 1 S: 6	H: 0 LOB: 0 BB: 0 P: 7	R: 0 E: 0 K: 0 S: 8	H: 0 LOB: 0 BB: 0 P: 12	R: 0 E: 0 K: 0 S: 7	H: 0 LOB: 0 BB: 0 P: 11	R: 0 E: 0 K: 0 S: 8	H: 0 LOB: 0 BB: 0 P: 9	R: 0 E: 0 K: 0 S: 6	H: 1 LOB: 0 BB: 0 P: 10	R: 0 E: 0 K: 1 S: 21	H: 2 LOB: 1 BB: 0 P: 30	1B: 4 2B: 1 3B: 0 HR: 0	SF: 0 SAC: 0 DP: 3 HBP: 0	WP: 0 PB: 0 SB: 0 CS: 1	PA: 29			
PITCHER	IP	WLS	BF	H	R	ER	SO	BB	IBB	HBP	BLK	WP	HR	S	P	ERA	WHIP								
19 Masahiro Tanaka, R (1,1) ERA: 4.64	8.0		26	3	0	0	4	0	0	0	0	0	0	66	94	0.00	0.375								
54 Aroldis Chapman, L (9,1) ERA: 2.56	1.0	S	3	1	0	0	1	0	0	0	0	0	0	18	27	0.00	1.000								

New York Yankees @ Toronto Blue Jays
Rogers Centre, Toronto, ON
Sun Aug 11 2019, 1:10 PM - 3:50 PM EDT
Att: 27,790 - Sunny - 77 F

AB	29
R	0
H	4
RBI	0
BB	0
SO	5
LOB	7



Batter	1	2	3	4	5	6	7	8	9	AB	R	H	RBI	BB	SO	LOB	TOP			
17 Shin-Soo Choo, L (1, 10) OBP: 0.372, SLG: 0.478										4	0	0	0	1	0	2	<p>Texas Rangers @ Toronto Blue Jays Rogers Centre, Toronto, ON Mon Aug 12 2019, 7:09 PM - 10:12 PM EDT Att: 16,492 - Roof Closed - 68 F</p>			
38 Danny Santana, S (1, 8) OBP: 0.338, SLG: 0.565										4	0	1	0	0	0	1				
1 Elvis Andrus, R (1, 6) OBP: 0.330, SLG: 0.415										3	0	0	0	0	0	1				
3 Delino DeShields, R (7, 8) OBP: 0.344, SLG: 0.362										0	0	0	0	0	0	0				
5 Willie Calhoun, L (1, 7) OBP: 0.316, SLG: 0.555										4	1	1	1	0	0	2				
30 Nomar Mazara, L (1, 9) OBP: 0.315, SLG: 0.453										4	2	2	1	0	0	0				
12 Rameed Odor, L (1, 4) OBP: 0.279, SLG: 0.441										4	1	2	1	0	1	1				
41 Logan Forsythe, R (1, 3) OBP: 0.354, SLG: 0.404										4	0	0	0	0	2	2				
9 Isiah Kiner-Falefa, R (1, 5) OBP: 0.297, SLG: 0.328										4	0	1	0	0	1	1				
56 Jose Trevino, R (1, 2) OBP: 0.200, SLG: 0.200										4	0	1	1	0	2	0				
Inning Stats	R: 0 E: 0 K: 0 S: 7	H: 0 LOB: 0 BB: 0 P: 7	R: 1 E: 0 K: 1 S: 14	H: 2 LOB: 1 BB: 0 P: 20	R: 0 E: 0 K: 0 S: 8	H: 0 LOB: 0 BB: 0 P: 14	R: 0 E: 0 K: 1 S: 9	H: 0 LOB: 0 BB: 0 P: 13	R: 0 E: 0 K: 1 S: 7	H: 1 LOB: 1 BB: 0 P: 9	R: 2 E: 0 K: 1 S: 12	H: 2 LOB: 0 BB: 0 P: 18	R: 0 E: 0 K: 1 S: 9	H: 0 LOB: 2 BB: 1 P: 16	R: 1 E: 0 K: 1 S: 11	H: 3 LOB: 2 BB: 0 P: 14	1B: 4 2B: 1 3B: 0 HR: 3	SF: 0 SAC: 0 DP: 0 HBP: 1	WP: 0 PB: 0 SB: 0 CS: 0	PA: 37
PITCHER	IP WLS BF H R ER SO BB IBB HBP BLK WP HR S P ERA WHIP	IP WLS BF H R ER SO BB IBB HBP BLK WP HR S P ERA WHIP	IP WLS BF H R ER SO BB IBB HBP BLK WP HR S P ERA WHIP	IP WLS BF H R ER SO BB IBB HBP BLK WP HR S P ERA WHIP	IP WLS BF H R ER SO BB IBB HBP BLK WP HR S P ERA WHIP	IP WLS BF H R ER SO BB IBB HBP BLK WP HR S P ERA WHIP	IP WLS BF H R ER SO BB IBB HBP BLK WP HR S P ERA WHIP	IP WLS BF H R ER SO BB IBB HBP BLK WP HR S P ERA WHIP	IP WLS BF H R ER SO BB IBB HBP BLK WP HR S P ERA WHIP	IP WLS BF H R ER SO BB IBB HBP BLK WP HR S P ERA WHIP	IP WLS BF H R ER SO BB IBB HBP BLK WP HR S P ERA WHIP	IP WLS BF H R ER SO BB IBB HBP BLK WP HR S P ERA WHIP	IP WLS BF H R ER SO BB IBB HBP BLK WP HR S P ERA WHIP	IP WLS BF H R ER SO BB IBB HBP BLK WP HR S P ERA WHIP	IP WLS BF H R ER SO BB IBB HBP BLK WP HR S P ERA WHIP	IP WLS BF H R ER SO BB IBB HBP BLK WP HR S P ERA WHIP	IP WLS BF H R ER SO BB IBB HBP BLK WP HR S P ERA WHIP			
33 Neil Ramirez, R (1, 1) ERA: 5.09	1.0	3	0	0	0	0	0	0	0	0	0	0	0	0	0	0	0.00	0.000		
35 Brock Stewart, R (2, 1) ERA: 7.43	5.1	W	21	5	3	3	3	0	0	0	0	0	0	3	51	76	5.06	0.938		
67 Buddy Boshers, L (7, 1) ERA: 7.5	1.1	6	0	0	0	2	1	0	0	1	0	0	0	0	14	21	0.00	0.750		
50 Justin Shafer, R (8, 1) ERA: 2.16	1.1	7	3	1	1	1	0	0	0	0	0	0	0	0	12	16	6.75	2.250		

AB	35
R	4
H	8
RBI	4
BB	1
SO	6
LOB	10



Batter	1	2	3	4	5	6	7	8	9	AB	R	H	RBI	BB	SO	LOB	BOTTOM	
11 Bo Bichette, R (1, 6) OBP: 0.444, SLG: 0.742										6	3	4	1	0	0	0	<p>Texas Rangers @ Toronto Blue Jays Rogers Centre, Toronto, ON Mon Aug 12 2019, 7:09 PM - 10:12 PM EDT Att: 16,492 - Roof Closed - 68 F</p>	
8 Cavan Biggio, L (1, 4) OBP: 0.333, SLG: 0.381										6	0	2	2	0	0	3		
27 Vladimir Guerrero Jr., R (1, 5) OBP: 0.349, SLG: 0.462										4	3	2	1	1	0	2		
14 Justin Smoak, S (1, 10) OBP: 0.351, SLG: 0.413										5	2	3	4	0	2	1		
15 Randal Grichuk, R (1, 9) OBP: 0.292, SLG: 0.437										5	3	3	4	0	1	1		
37 Teoscar Hernández, R (1, 8) OBP: 0.300, SLG: 0.449										4	1	1	0	1	2	2		
20 Derek Fisher, L (1, 7) OBP: 0.308, SLG: 0.375										3	3	1	0	2	1	1		
3 Brandon Drury, R (1, 3) OBP: 0.275, SLG: 0.418										5	1	2	5	0	0	1		
9 Danny Jansen, R (1, 2) OBP: 0.283, SLG: 0.375										5	3	3	2	0	1	2		
Inning Stats	R: 0 E: 0 K: 1 S: 11	H: 1 LOB: 1 BB: 0 P: 18	R: 2 E: 0 K: 1 S: 19	H: 3 LOB: 2 BB: 1 P: 26	R: 3 E: 0 K: 1 S: 9	H: 4 LOB: 0 BB: 0 P: 16	R: 8 E: 0 K: 1 S: 28	H: 6 LOB: 2 BB: 2 P: 49	R: 2 E: 0 K: 0 S: 12	H: 2 LOB: 1 BB: 0 P: 19	R: 0 E: 0 K: 3 S: 9	H: 0 LOB: 0 BB: 0 P: 13	R: 2 E: 0 K: 0 S: 10	H: 2 LOB: 0 BB: 0 P: 11	1B: 8 2B: 9 3B: 0 HR: 4	SF: 0 SAC: 0 DP: 0 HBP: 0	WP: 0 PB: 0 SB: 1 CS: 1	PA: 47
PITCHER	IP WLS BF H R ER SO BB IBB HBP BLK WP HR S P ERA WHIP	IP WLS BF H R ER SO BB IBB HBP BLK WP HR S P ERA WHIP	IP WLS BF H R ER SO BB IBB HBP BLK WP HR S P ERA WHIP	IP WLS BF H R ER SO BB IBB HBP BLK WP HR S P ERA WHIP	IP WLS BF H R ER SO BB IBB HBP BLK WP HR S P ERA WHIP	IP WLS BF H R ER SO BB IBB HBP BLK WP HR S P ERA WHIP	IP WLS BF H R ER SO BB IBB HBP BLK WP HR S P ERA WHIP	IP WLS BF H R ER SO BB IBB HBP BLK WP HR S P ERA WHIP	IP WLS BF H R ER SO BB IBB HBP BLK WP HR S P ERA WHIP	IP WLS BF H R ER SO BB IBB HBP BLK WP HR S P ERA WHIP	IP WLS BF H R ER SO BB IBB HBP BLK WP HR S P ERA WHIP	IP WLS BF H R ER SO BB IBB HBP BLK WP HR S P ERA WHIP	IP WLS BF H R ER SO BB IBB HBP BLK WP HR S P ERA WHIP	IP WLS BF H R ER SO BB IBB HBP BLK WP HR S P ERA WHIP	IP WLS BF H R ER SO BB IBB HBP BLK WP HR S P ERA WHIP	IP WLS BF H R ER SO BB IBB HBP BLK WP HR S P ERA WHIP		
57 Ariel Jurado, R (1, 1) ERA: 5.31	3.2	L	21	11	8	8	3	0	0	0	0	0	0	0	1	15	19.64	3.273
52 Adrian Sampson, R (4, 1) ERA: 5.71	0.1	6	3	5	5	1	2	0	0	0	0	0	0	0	1	26	135.00	15.000
59 Brett Martin, L (5, 1) ERA: 5.0	1.0	6	2	2	2	0	0	0	0	0	0	0	0	0	12	19	18.00	3.000
53 Jesse Chavez, R (6, 1) ERA: 4.85	1.0	6	3	2	2	0	0	0	0	0	0	0	0	0	14	19	18.00	3.000
48 Rafael Montero, R (7, 1) ERA: 1.5	1.0	3	0	0	0	3	0	0	0	0	0	0	0	0	9	13	0.00	0.000

AB	43
R	19
H	21
RBI	19
BB	4
SO	7
LOB	13



Batter	1	2	3	4	5	6	7	8	9	AB	R	H	RBI	BB	SO	LOB	TOP		
17 Shin-Soo Choo, L (1,9) OBP: 0.370, SLG: 0.474	4-2 38 2B BB		1-3 K		2-0 G6-3		1-3 K		1-0 P5	4	0	0	0	1	2	2			
38 Danny Santana, S (1,3) OBP: 0.340, SLG: 0.571	2-2 2B		2-1 P4		1-2 2B		1-0 FC4			4	0	2	0	0	0	1			
1 Elvis Andrus, R (1,6) OBP: 0.318, SLG: 0.411	0-1 P4		0-3 K		0-1 F8				1-3 K	4	0	0	0	0	2	3			
5 Willie Calhoun, L (1,7) OBP: 0.321, SLG: 0.550	4-1 BB				1-2 G6-3		3-2 G4-3		1-2 FC4-6 1B	3	0	1	0	1	0	0			
24 Hunter Pence, R (1,10) OBP: 0.343, SLG: 0.558	1-1 F5				4-2 41 F7 12 WP BB		0-0 2B		0-0 FC4-6 12 S 1B	3	0	1	0	1	0	4			
12 Rovedo Odor, L (1,4) OBP: 0.279, SLG: 0.437	1-3 K				4-0 BB		1-3 K		2-3 K	3	0	0	0	1	3	5			
41 Logan Forsythe, R (1,5) OBP: 0.349, SLG: 0.398			2-1 P3		0-1 F7		3-2 G5-3		2-0 L7	4	0	0	0	0	0	3	AB 32 R 0 H 5 RBI 0 BB 5 SO 10 LOB 21		
3 Delino DeShields, R (1,8) OBP: 0.342, SLG: 0.358			2-1 P3		3-2 G6-3				4-2 17 DI BB	3	0	0	0	1	1	2			
2 Jeff Mathis, R (1,2) OBP: 0.220, SLG: 0.232			2-3 K				0-2 G6-3		0-3 K	3	0	1	0	0	1	0			
30 Nomar Mazara, L (9,PH) OBP: 0.314, SLG: 0.452									2-0 K	1	0	0	0	0	1	1			
Inning Stats	R: 0 E: 0 K: 1 S: 14	H: 1 LOB: 3 BB: 2 P: 26	R: 0 E: 0 K: 1 S: 7	H: 0 LOB: 0 BB: 0 P: 13	R: 0 E: 0 K: 2 S: 8	H: 0 LOB: 2 BB: 0 P: 11	R: 0 E: 0 K: 0 S: 10	H: 1 LOB: 1 BB: 0 P: 14	R: 0 E: 0 K: 2 S: 9	H: 1 LOB: 1 BB: 0 P: 12	R: 0 E: 0 K: 2 S: 10	H: 0 LOB: 1 BB: 1 P: 14	1B: 2 2B: 3 3B: 0 HR: 0	SF: 0 SAC: 0 DP: 0 HBP: 0	WP: 1 PB: 0 SB: 1 CS: 0	PA: 37			
PITCHER	IP WLS BF H R ER SO BB IBB HBP BLK WP HR S P ERA WHIP																		
63 Wilmer Font, R (1,1) ERA: 4.4	2.0	9	1	0	0	2	2	0	0	0	0	0	0	0	0	0	0	0.00	1.500
45 Thomas Pannone, L (3,1) ERA: 6.39	4.0	16	2	0	0	3	2	0	0	0	1	0	0	40	65	0.00	1.000		
58 Tim Mayza, L (7,1) ERA: 4.2	1.0	4	1	0	0	2	0	0	0	0	0	0	0	9	12	0.00	1.000		
64 Derek Law, R (8,1) ERA: 4.84	1.0	4	1	0	0	2	0	0	0	0	0	0	0	10	14	0.00	1.000		
51 Ken Giles, R (9,1) ERA: 1.89	1.0	4	0	0	0	1	1	0	0	0	0	0	0	7	14	0.00	1.000		

Texas Rangers @ Toronto Blue Jays
Rogers Centre, Toronto, ON
Tue Aug 13 2019, 7:10 PM - 9:56 PM EDT
Att: 22,958 - Partly Cloudy - 77 F

AB	32
R	0
H	5
RBI	0
BB	5
SO	10
LOB	21

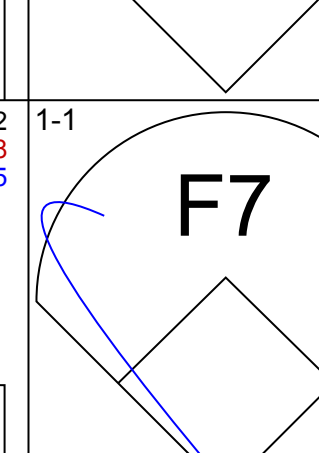
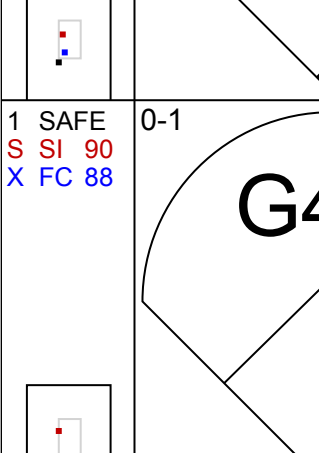

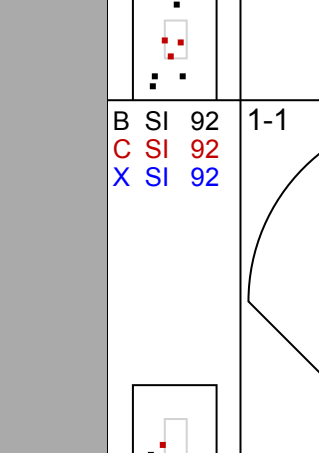








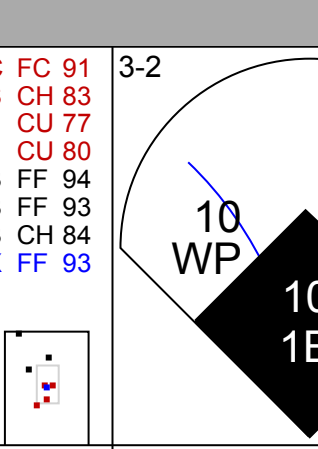
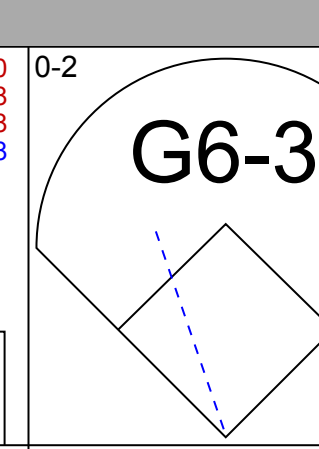

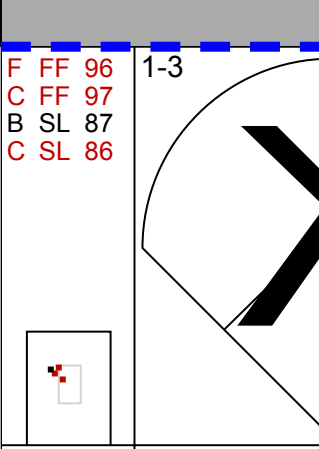

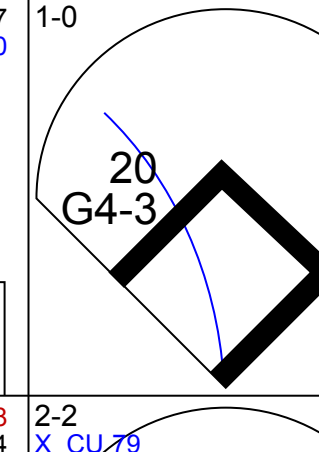
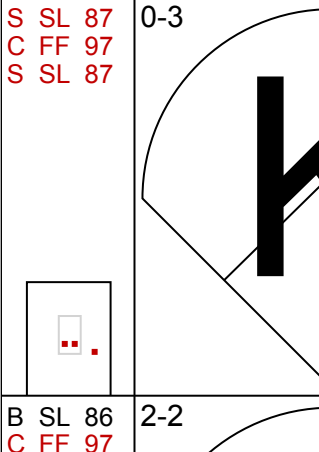


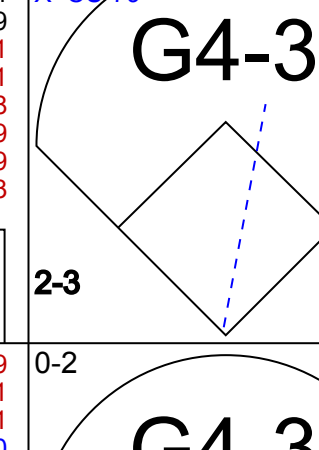
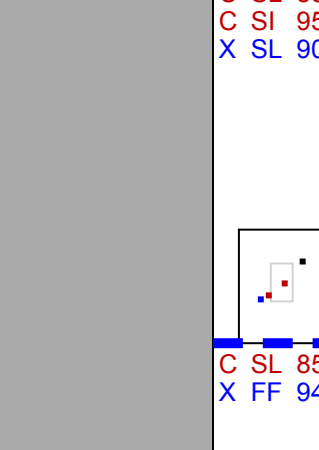
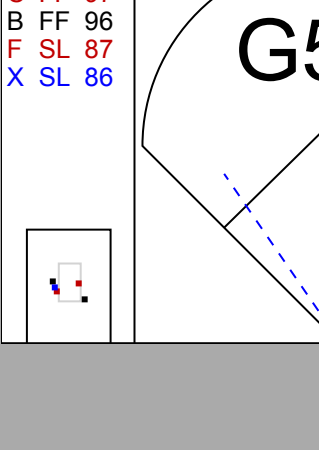


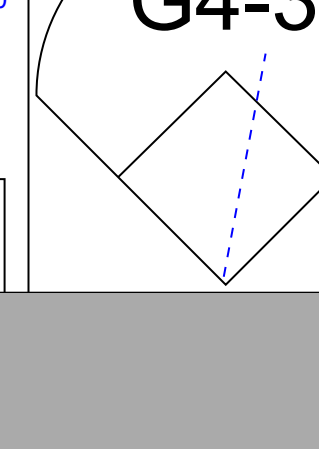
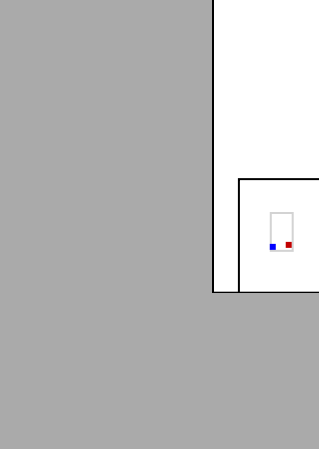

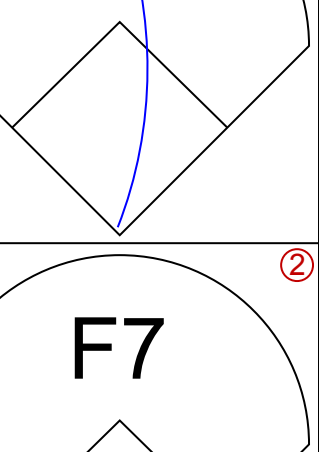
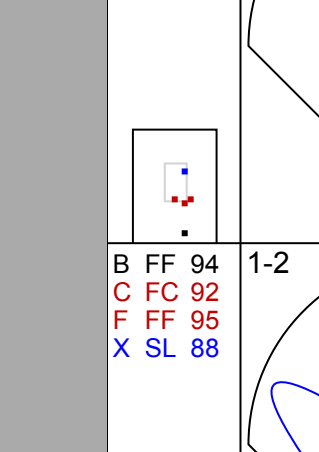
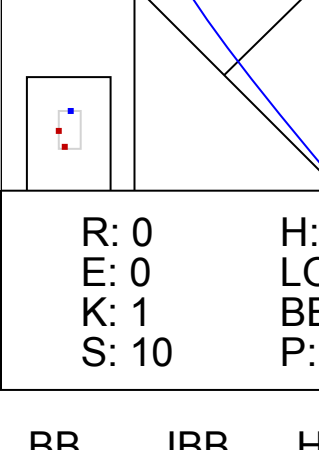
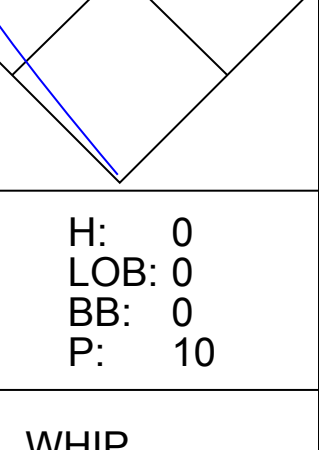
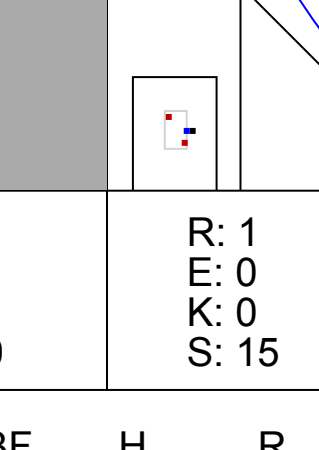


Batter	1	2	3	4	5	6	7	8	9	AB	R	H	RBI	BB	SO	LOB	BOTTOM	
11 Bo Bichette, R (1,6) OBP: 0.434, SLG: 0.710	1-3 K		4-2 8 FC3-6 BB		1-3 K		2-2 G4-3			3	0	0	0	1	2	0		
8 Cavan Biggio, L (1,4) OBP: 0.332, SLG: 0.376	4-0 27 G5-3 BB		2-2 FC3-6		3-2 F9		2-3 K			3	0	0	0	1	1	1		
27 Vladimir Guerrero Jr., R (1,5) OBP: 0.340, SLG: 0.463	3-2 G5-3		1-2 L4		1-1 2B		0-0 G6-3			4	0	1	0	0	0	2		
14 Justin Smoak, S (1,3) OBP: 0.352, SLG: 0.412	1-3 K				1-2 37 FC5-4 15 1B 1B		1-3 K		4-2 37 FC5-4 BB	3	0	1	0	1	2	2		
15 Randal Grichuk, R (1,10) OBP: 0.294, SLG: 0.444			1-2 HR		3-2 37 FC5-4 1B		0-0 F7		0-3 K	4	1	2	1	0	1	1		
37 Teoscar Hernández, R (1,8) OBP: 0.299, SLG: 0.458			1-3 K		0-0 FC5-4 28 BB 1B		1-2 HR		0-2 FC5-4	4	1	1	1	0	1	3		
28 Billy McKinney, L (1,9) OBP: 0.275, SLG: 0.431			1-3 K		4-0 BB		1-1 HR		1-1 L6	3	1	1	1	1	1	1	AB 30 R 3 H 6 RBI 3 BB 4 SO 8 LOB 16	
3 Brandon Drury, R (1,7) OBP: 0.272, SLG: 0.414			2-2 L6		0-1 F3		0-2 G5-3			3	0	0	0	0	0	3		
20 Derek Fisher, L (9,7) OBP: 0.308, SLG: 0.375										0	0	0	0	0	0	0		
10 Reese McGuire, L (1,2) OBP: 0.233, SLG: 0.467			1-2 G4-3		1-2 L8		0-0 L8			3	0	0	0	0	0	3		
Inning Stats	R: 0 E: 0 K: 2 S: 11	H: 0 LOB: 1 BB: 1 P: 20	R: 1 E: 0 K: 2 S: 15	H: 1 LOB: 0 BB: 0 P: 20	R: 0 E: 0 K: 0 S: 11	H: 2 LOB: 3 BB: 1 P: 19	R: 0 E: 0 K: 0 S: 13	H: 1 LOB: 1 BB: 0 P: 20	R: 2 E: 0 K: 1 S: 14	H: 2 LOB: 0 BB: 0 P: 16	R: 0 E: 0 K: 1 S: 8	H: 0 LOB: 1 BB: 1 P: 16	1B: 2 2B: 1 3B: 0 HR: 3	SF: 0 SAC: 0 DP: 0 HBP: 0	WP: 0 PB: 0 SB: 0 CS: 0	PA: 34		
PITCHER	IP WLS BF H R ER SO BB IBB HBP BLK WP HR S P ERA WHIP																	
35 Lance Lynn, R (1,1) ERA: 3.54	5.0	22	4	1	1	6	3	0	0	0	0	0	0	1	64	101	1.80	1.400
27 Shawn Kelley, R (6,1) ERA: 4.11	1.0	5	2	2	2	0	0	0	0	0	0	2	14	16	18.00	2.000		
43 Emmanuel Clase, R (7,1) ERA: 1.69	1.0	3	0	0	0	1	0	0	0	0	0	0	8	12	0.00	0.000		
49 David Carpenter, R (8,1) ERA: 10.8	1.0	4	0	0	0	1	1	0	0	0	0	0	11	16	0.00	1.000		

Texas Rangers @ Toronto Blue Jays
Rogers Centre, Toronto, ON
Tue Aug 13 2019, 7:10 PM - 9:56 PM EDT
Att: 22,958 - Partly Cloudy - 77 F

AB	30
R	3
H	6
RBI	3
BB	4
SO	8
LOB	16

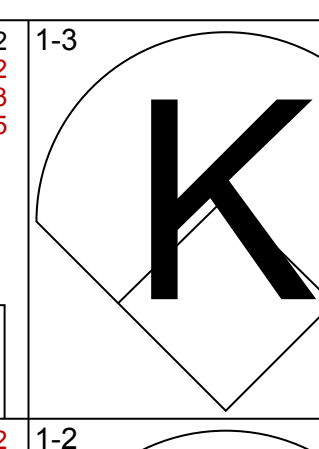
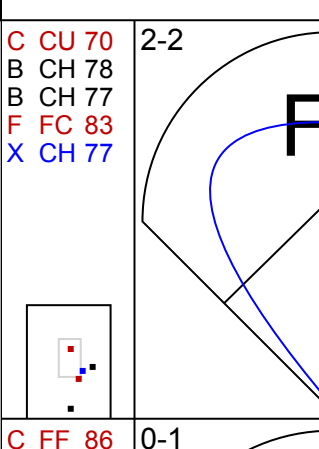
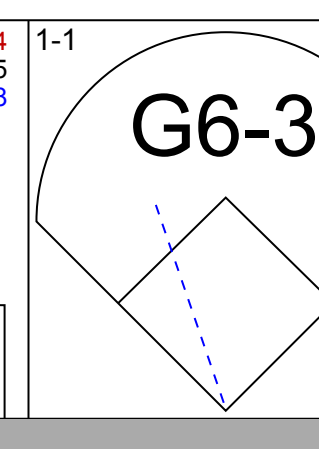
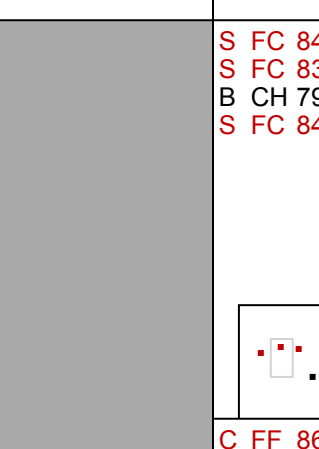
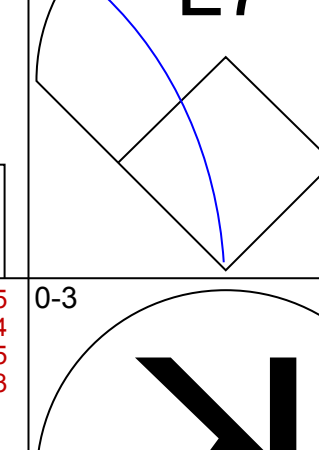
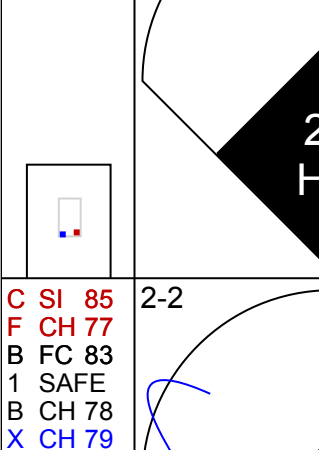
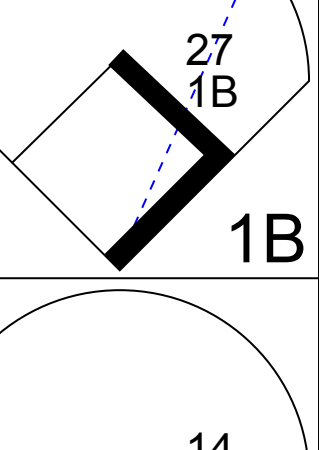
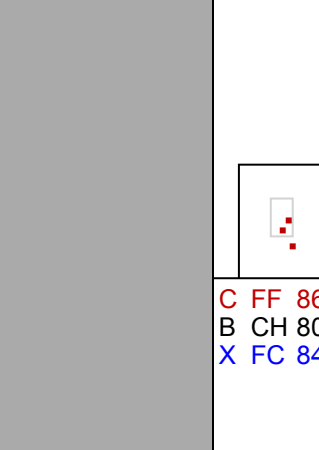
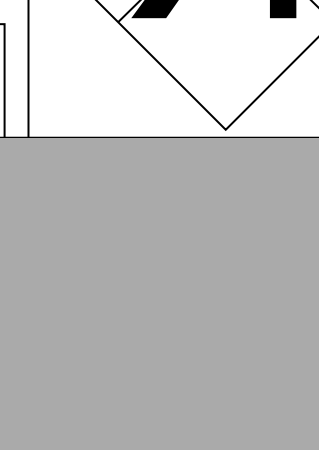
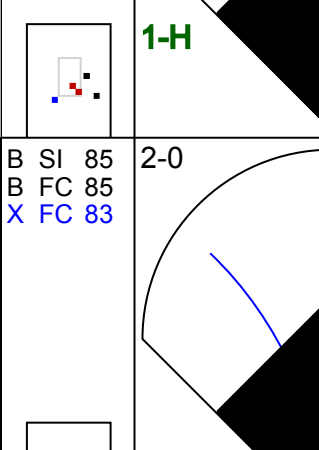
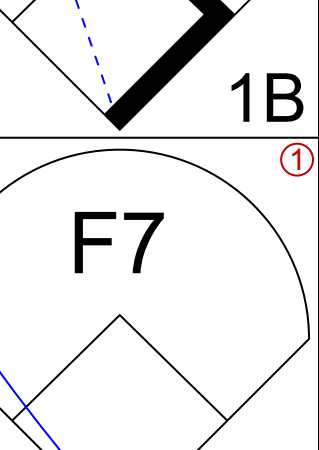
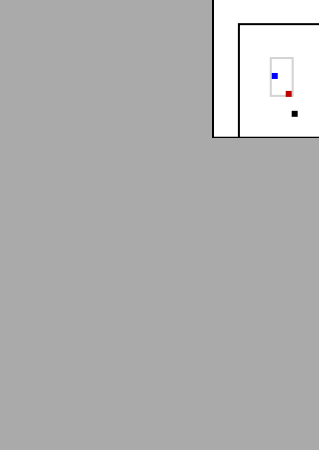
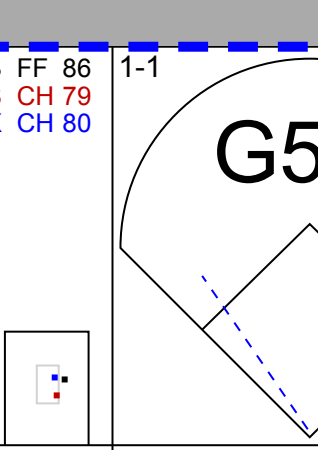
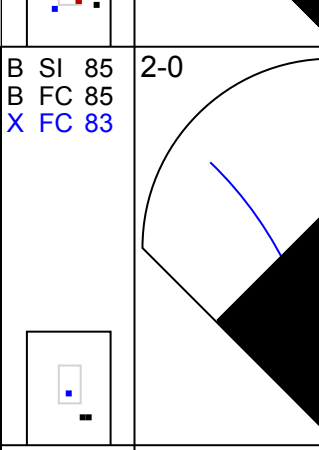
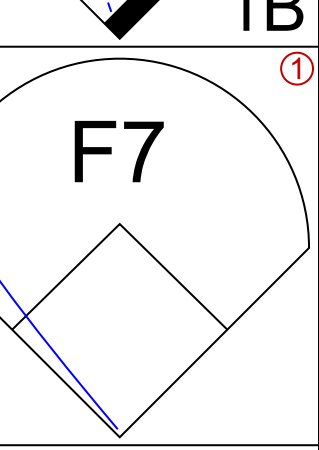
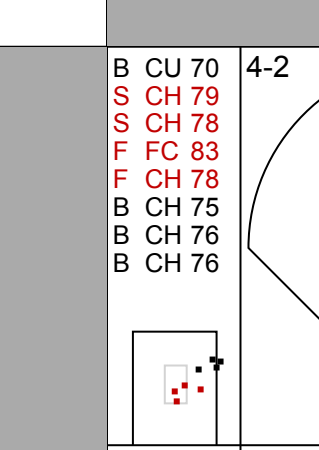

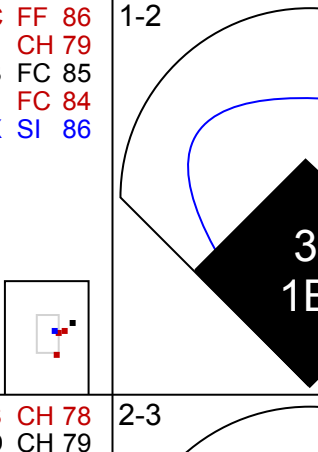
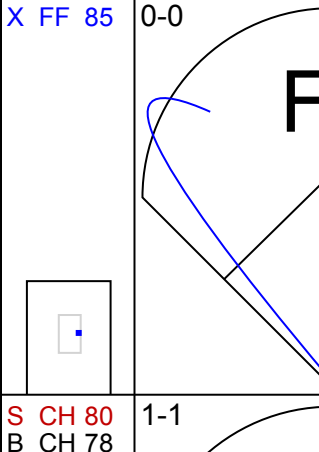
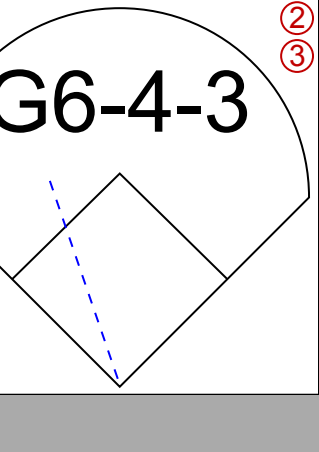
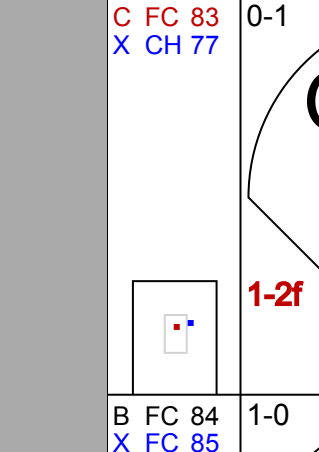

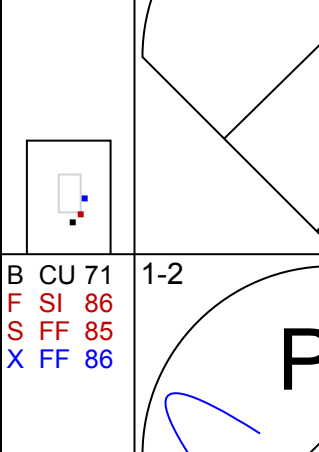

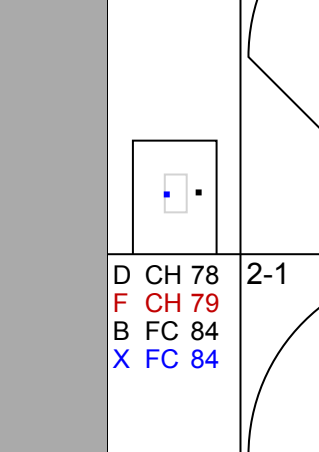

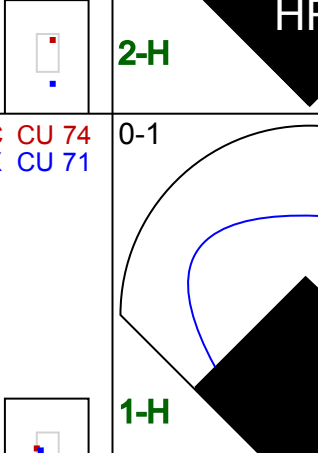
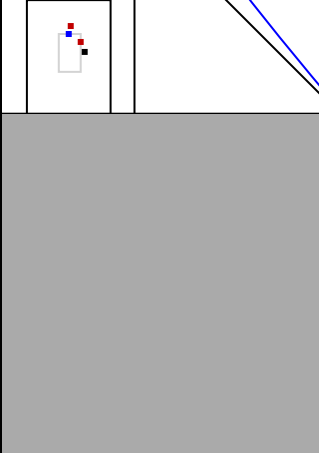

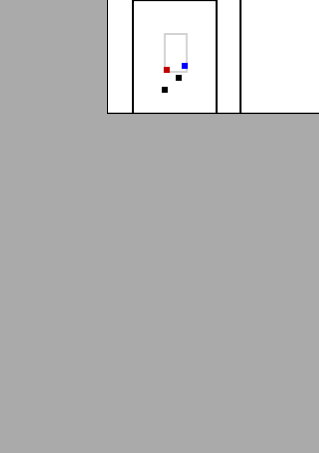





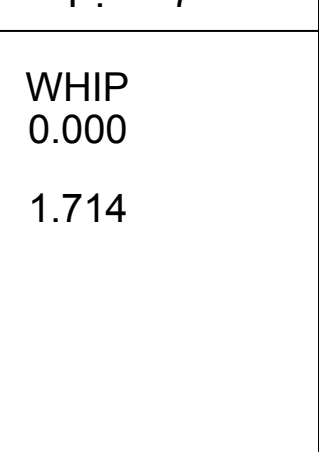


Batter	1	2	3	4	5	6	7	8	9	AB	R	H	RBI	BB	SO	LOB	TOP								
0 Mallex Smith, L OBP: 0.305, SLG: 0.353										4	0	1	1	0	3	0									
3 J.P. Crawford, L OBP: 0.325, SLG: 0.399										3	0	1	0	1	1	0									
22 Omar Narváez, L OBP: 0.364, SLG: 0.470										4	0	1	0	0	0	2									
15 Kyle Seager, L OBP: 0.314, SLG: 0.464										4	1	1	0	0	1	1									
23 Austin Nola, R OBP: 0.355, SLG: 0.491										3	0	1	0	1	2	1									
20 Daniel Vogelbach, L OBP: 0.349, SLG: 0.482										3	1	0	0	1	0	2									
10 Tim Lopes, R OBP: 0.313, SLG: 0.393										3	0	1	2	0	0	2									
9 Dee Strange-Gordon, L OBP: 0.305, SLG: 0.370										3	1	1	0	0	0	1									
25 Dylan Moore, R OBP: 0.302, SLG: 0.369										3	0	0	0	0	0	1									
Inning Stats	R: 0 E: 0 K: 2 S: 8	H: 0 LOB: 0 BB: 0 P: 11	R: 2 E: 0 K: 1 S: 20	H: 2 LOB: 0 BB: 1 P: 32	R: 0 E: 0 K: 1 S: 10	H: 1 LOB: 1 BB: 0 P: 13	R: 0 E: 0 K: 0 S: 17	H: 1 LOB: 1 BB: 0 P: 20	R: 0 E: 0 K: 1 S: 7	H: 0 LOB: 0 BB: 0 P: 10	R: 0 E: 0 K: 0 S: 15	H: 1 LOB: 0 BB: 1 P: 20	R: 0 E: 0 K: 0 S: 5	H: 0 LOB: 0 BB: 1 P: 10	R: 1 E: 0 K: 0 S: 15	H: 2 LOB: 1 BB: 1 P: 25	R: 0 E: 0 K: 2 S: 9	H: 0 LOB: 0 BB: 0 P: 12	1B: 5 2B: 1 3B: 1 HR: 0	SF: 0 SAC: 0 DP: 2 HBP: 0	WP: 1 PB: 0 SB: 0 CS: 1	PA: 33			
PITCHER	IP	WLS	BF	H	R	ER	SO	BB	IBB	HBP	BLK	WP	HR	S	P	ERA	WHIP								
62 Jacob Waguespack, R ERA: 4.2	5.1	W	21	5	2	2	5	1	0	0	0	1	0	75	102	3.38	1.125								
58 Tim Mayza, L ERA: 4.11	1.0		3	0	0	0	0	1	0	0	0	0	0	5	12	0.00	1.000								
50 Justin Shafer, R ERA: 2.28	1.1		4	2	1	1	0	0	0	0	0	0	0	12	17	6.75	1.500								
67 Buddy Boshers, L ERA: 8.1	0.1		2	0	0	0	0	1	0	0	0	0	0	5	10	0.00	3.000								
51 Ken Giles, R ERA: 1.88	1.0		3	0	0	0	2	0	0	0	0	0	0	9	12	0.00	0.000								

Seattle Mariners @ Toronto Blue Jays
Rogers Centre, Toronto, ON
Fri Aug 16 2019, 7:08 PM - 9:44 PM EDT
Att: 20,844 - Cloudy - 73 F

AB 30
R 3
H 7
RBI 3
BB 3
SO 7
LOB 10



Batter	1	2	3	4	5	6	7	8	9	AB	R	H	RBI	BB	SO	LOB	BOTTOM								
11 Bo Bichette, R OBP: 0.400, SLG: 0.654										4	0	0	0	0	2	0									
8 Cavan Biggio, L OBP: 0.335, SLG: 0.381										4	1	2	0	0	1	0									
27 Vladimir Guerrero Jr., R OBP: 0.345, SLG: 0.485										4	1	2	2	0	1	0									
15 Randal Grichuk, R OBP: 0.298, SLG: 0.454										3	1	1	1	1	0	2									
14 Justin Smoak, S OBP: 0.351, SLG: 0.413										4	1	1	0	0	0	3									
37 Teoscar Hernández, R OBP: 0.301, SLG: 0.455										4	0	2	0	0	1	1									
3 Brandon Drury, R OBP: 0.289, SLG: 0.407										4	1	1	1	0	0	2									
20 Derek Fisher, L OBP: 0.296, SLG: 0.391										3	1	1	2	0	0	0									
9 Danny Jansen, R OBP: 0.286, SLG: 0.386										3	1	1	1	0	0	0									
Inning Stats	R: 0 E: 0 K: 2 S: 10	H: 0 LOB: 0 BB: 0 P: 12	R: 3 E: 0 K: 1 S: 15	H: 3 LOB: 0 BB: 0 P: 19	R: 3 E: 0 K: 0 S: 15	H: 4 LOB: 1 BB: 0 P: 23	R: 0 E: 0 K: 0 S: 6	H: 0 LOB: 0 BB: 0 P: 10	R: 0 E: 0 K: 0 S: 5	H: 2 LOB: 1 BB: 0 P: 7	R: 0 E: 0 K: 0 S: 4	H: 0 LOB: 0 BB: 0 P: 7	R: 1 E: 0 K: 2 S: 10	H: 1 LOB: 0 BB: 0 P: 14	R: 0 E: 0 K: 0 S: 9	H: 1 LOB: 1 BB: 1 P: 16	R: 0 E: 0 K: 2 S: 9	H: 0 LOB: 0 BB: 0 P: 12	1B: 5 2B: 2 3B: 0 HR: 4	SF: 0 SAC: 0 DP: 2 HBP: 0	WP: 0 PB: 0 SB: 0 CS: 0	PA: 34			
PITCHER	IP	WLS	BF	H	R	ER	SO	BB	IBB	HBP	BLK	WP	HR	S	P	ERA	WHIP								
44 Matt Wisler, R ERA: 4.25	1.0	L	31	11	7	7	3	1	0	0	0	0	4	64	96	9.00	1.714								
49 Wade LeBlanc, L ERA: 5.4																									

Seattle Mariners @ Toronto Blue Jays
Rogers Centre, Toronto, ON
Fri Aug 16 2019, 7:08 PM - 9:44 PM EDT
Att: 20,844 - Cloudy - 73 F

AB 33
R 7
H 11
RBI 7
BB 1
SO 5
LOB 8



Batter	1	2	3	4	5	6	7	8	9	AB	R	H	RBI	BB	SO	LOB	TOP			
10 Tim Lopes, R OBP: 0.333, SLG: 0.387										3	0	1	0	1	0	3	<p>Seattle Mariners @ Toronto Blue Jays Rogers Centre, Toronto, ON Sat Aug 17 2019, 3:09 PM - 5:56 PM EDT Att: 22,073 - Roof Closed - 68 F</p> <p>livebaseballscorecards.com</p> <p>AB 28 R 4 H 6 RBI 4 BB 5 SO 5 LOB 8</p>			
3 J.P. Crawford, L OBP: 0.328, SLG: 0.393										4	0	0	0	0	0	2				
22 Omar Narváez, L OBP: 0.361, SLG: 0.464										4	0	0	0	0	1	1				
15 Kyle Seager, L OBP: 0.313, SLG: 0.472										4	1	1	1	0	1	1				
23 Austin Nola, R OBP: 0.360, SLG: 0.517										4	2	2	1	0	1	0				
20 Daniel Vogelbach, L OBP: 0.350, SLG: 0.484										3	1	1	0	1	1	0				
9 Dee Strange-Gordon, L OBP: 0.307, SLG: 0.369										3	0	1	0	1	0	1				
4 Keon Broxton, R OBP: 0.238, SLG: 0.281										1	0	0	2	1	0	0				
25 Dylan Moore, R OBP: 0.303, SLG: 0.365										2	0	0	0	1	1	0				
Inning Stats	R: 0 E: 0 K: 0 S: 6	H: 0 LOB: 0 BB: 1 P: 12	R: 1 E: 0 K: 0 S: 11	H: 1 LOB: 3 BB: 3 P: 24	R: 0 E: 0 K: 0 S: 6	H: 0 LOB: 0 BB: 0 P: 12	R: 2 E: 0 K: 0 S: 9	H: 2 LOB: 0 BB: 0 P: 12	R: 0 E: 0 K: 2 S: 10	H: 1 LOB: 0 BB: 0 P: 16	R: 0 E: 0 K: 1 S: 8	H: 0 LOB: 0 BB: 0 P: 9	R: 1 E: 0 K: 1 S: 10	H: 1 LOB: 0 BB: 0 P: 13	R: 0 E: 0 K: 0 S: 8	H: 0 LOB: 1 BB: 1 P: 14	1B: 3 2B: 1 3B: 0 HR: 2	SF: 2 SAC: 0 DP: 1 HBP: 0	WP: 1 PB: 0 SB: 0 CS: 2	PA: 37
PITCHER	IP WLS BF H R ER SO	IP WLS BF H R ER SO	IP WLS BF H R ER SO	IP WLS BF H R ER SO	IP WLS BF H R ER SO	IP WLS BF H R ER SO	IP WLS BF H R ER SO	IP WLS BF H R ER SO	IP WLS BF H R ER SO	IP WLS BF H R ER SO	IP WLS BF H R ER SO	IP WLS BF H R ER SO	IP WLS BF H R ER SO	IP WLS BF H R ER SO	IP WLS BF H R ER SO	IP WLS BF H R ER SO	ERA WHIP	ERA WHIP	ERA WHIP	ERA WHIP
57 Trent Thornton, R ERA: 5.3	6.0	3	5	3	3	4	0	0	0	1	1	50	86	4.50	1.500					
43 Sam Gaviglio, R ERA: 4.48	1.0	3	0	0	0	0	0	0	0	0	0	7	9	0.00	0.000					
58 Tim Mayza, L ERA: 4.24	0.2	L	3	1	1	0	0	0	0	0	1	6	6	13.50	1.500					
64 Derek Law, R ERA: 4.7	1.1	4	0	0	0	1	0	0	0	0	0	12	21	0.00	0.750					

Batter	1	2	3	4	5	6	7	8	9	AB	R	H	RBI	BB	SO	LOB	BOTTOM					
11 Bo Bichette, R OBP: 0.400, SLG: 0.675										5	1	2	1	0	1	1	<p>Seattle Mariners @ Toronto Blue Jays Rogers Centre, Toronto, ON Sat Aug 17 2019, 3:09 PM - 5:56 PM EDT Att: 22,073 - Roof Closed - 68 F</p> <p>livebaseballscorecards.com</p> <p>AB 34 R 3 H 9 RBI 3 BB 3 SO 6 LOB 11</p>					
8 Cavan Biggio, L OBP: 0.338, SLG: 0.379										4	0	1	0	0	1	1						
27 Vladimir Guerrero Jr., R OBP: 0.343, SLG: 0.464										1	0	0	0	0	0	1						
3 Brandon Drury, R OBP: 0.289, SLG: 0.409										3	0	1	0	0	1	0						
44 Rowdy Tellez, L OBP: 0.282, SLG: 0.432										4	0	1	0	0	0	2						
15 Randal Grichuk, R OBP: 0.295, SLG: 0.450										4	0	0	0	0	0	1						
14 Justin Smoak, S OBP: 0.355, SLG: 0.416										2	1	1	0	2	0	0						
20 Derek Fisher, L OBP: 0.294, SLG: 0.378										3	0	0	0	1	2	2						
28 Billy McKinney, L OBP: 0.274, SLG: 0.427										4	0	1	1	0	1	1						
10 Reese McGuire, L OBP: 0.285, SLG: 0.588										4	1	2	1	0	0	2						
37 Teoscar Hernández, R OBP: 0.301, SLG: 0.455										0	0	0	0	0	0	0						
Inning Stats	R: 0 E: 1 K: 0 S: 6	H: 1 LOB: 0 BB: 0 P: 8	R: 1 E: 0 K: 0 S: 16	H: 2 LOB: 2 BB: 1 P: 21	R: 0 E: 0 K: 0 S: 9	H: 0 LOB: 0 BB: 0 P: 14	R: 0 E: 0 K: 0 S: 6	H: 1 LOB: 1 BB: 1 P: 14	R: 1 E: 0 K: 0 S: 14	H: 3 LOB: 2 BB: 0 P: 22	R: 0 E: 0 K: 1 S: 12	H: 0 LOB: 0 BB: 1 P: 23	R: 1 E: 0 K: 2 S: 14	H: 1 LOB: 0 BB: 0 P: 16	R: 0 E: 0 K: 0 S: 8	H: 0 LOB: 0 BB: 0 P: 11	R: 0 E: 0 K: 3 S: 13	H: 1 LOB: 1 BB: 0 P: 19	1B: 4 2B: 3 3B: 0 HR: 2	SF: 0 SAC: 0 DP: 1 HBP: 0	WP: 0 PB: 0 SB: 0 CS: 1	PA: 37
PITCHER	IP WLS BF H R ER SO	IP WLS BF H R ER SO	IP WLS BF H R ER SO	IP WLS BF H R ER SO	IP WLS BF H R ER SO	IP WLS BF H R ER SO	IP WLS BF H R ER SO	IP WLS BF H R ER SO	IP WLS BF H R ER SO	IP WLS BF H R ER SO	IP WLS BF H R ER SO	IP WLS BF H R ER SO	IP WLS BF H R ER SO	IP WLS BF H R ER SO	IP WLS BF H R ER SO	IP WLS BF H R ER SO	ERA WHIP	ERA WHIP	ERA WHIP	ERA WHIP		
36 Reggie McClain, R ERA: 4.5	1.1	6	1	0	0	1	0	0	0	0	0	12	22	0.00	1.200							
35 Cory Gearrin, R ERA: 3.89	1.2	6	1	0	0	1	0	0	0	0	0	14	24	9.00	2.000							
45 Taylor Guilbeau, L ERA: 9.0	1.0	H	5	2	1	1	0	0	0	0	0	15	27	0.00	1.500							
37 Zac Grotz, R ERA: 4.26	1.1	H	6	1	0	0	1	1	0	0	0	14	16	9.00	1.000							
52 Anthony Bass, R ERA: 3.67	1.0	W	4	1	1	1	2	0	0	0	0	1	14	16	9.00	1.000						
26 Sam Tuivailala, R ERA: 1.74	8.1	1.0	3	1	0	0	3	0	0	0	0	13	19	0.00	1.000							
61 Matt Magill, R ERA: 4.19	9.1	1.0	S	4	1	0	3	0	0	0	0	13	19	0.00	1.000							

Batter	1	2	3	4	5	6	7	8	9	AB	R	H	RBI	BB	SO	LOB	TOP					
11 Bo Bichette, R OBP: 0.375, SLG: 0.648										5	1	3	0	0	0	0	Toronto Blue Jays @ Seattle Mariners T-Mobile Park, Seattle, WA Fri Aug 23 2019, 7:12 PM - 11:02 PM PDT Att: 34,707 - Cloudy - 66 F					
20 Derek Fisher, L OBP: 0.289, SLG: 0.386										4	1	1	0	1	2	3						
27 Vladimir Guerrero Jr., R OBP: 0.354, SLG: 0.474										5	0	1	1	0	2	4						
15 Randal Grichuk, R OBP: 0.291, SLG: 0.444										5	1	1	0	0	0	5						
14 Justin Smoak, S OBP: 0.352, SLG: 0.412										4	0	1	1	1	0	0						
37 Teoscar Hernández, R OBP: 0.297, SLG: 0.445										4	0	2	2	0	1	0						
8 Cavan Biggio, L OBP: 0.330, SLG: 0.365										3	0	1	0	1	0	2						
3 Brandon Drury, R OBP: 0.263, SLG: 0.399										4	0	0	0	0	2	6						
10 Reese McGuire, L OBP: 0.238, SLG: 0.500										4	1	1	0	0	1	2						
Inning Stats	R: 2 E: 0 K: 2 S: 24	H: 4 LOB: 3 BB: 1 P: 37	R: 0 E: 0 K: 1 S: 10	H: 1 LOB: 1 BB: 0 P: 17	R: 1 E: 0 K: 0 S: 13	H: 2 LOB: 2 BB: 1 P: 22	R: 0 E: 0 K: 0 S: 4	H: 0 LOB: 1 BB: 1 P: 10	R: 0 E: 0 K: 0 S: 10	H: 0 LOB: 0 BB: 0 P: 14	R: 1 E: 1 K: 2 S: 17	H: 3 LOB: 2 BB: 0 P: 21	R: 0 E: 0 K: 1 S: 9	H: 1 LOB: 1 BB: 0 P: 11	R: 0 E: 0 K: 1 S: 8	H: 0 LOB: 0 BB: 0 P: 9		R: 0 E: 0 K: 1 S: 7	H: 0 LOB: 0 BB: 0 P: 10	1B: 9 2B: 2 3B: 0 HR: 0	SF: 0 SAC: 0 DP: 0 HBP: 0	WP: 0 PB: 0 SB: 1 CS: 0
PITCHER	IP WLS BF H R ER SO BB IBB HBP BLK WP HR S P ERA WHIP	33 Justus Sheffield, L ERA: 4.43	37 Zac Grotz, R ERA: 3.52	44 Matt Wisler, R ERA: 4.09	26 Sam Tuivailala, R ERA: 1.46	52 Anthony Bass, R ERA: 3.47	61 Matt Magill, R ERA: 4.43	1.0 S 3 0 0 0 1 0 0 0 0 0 0 0 0 0.00 2.500														


Batter	1	2	3	4	5	6	7	8	9	AB	R	H	RBI	BB	SO	LOB	BOTTOM			
0 Mallex Smith, L OBP: 0.302, SLG: 0.353										3	1	1	0	1	0	3	Toronto Blue Jays @ Seattle Mariners T-Mobile Park, Seattle, WA Fri Aug 23 2019, 7:12 PM - 11:02 PM PDT Att: 34,707 - Cloudy - 66 F			
3 J.P. Crawford, L OBP: 0.336, SLG: 0.418										4	2	1	1	1	0	4				
23 Austin Nola, R OBP: 0.367, SLG: 0.533										4	1	1	0	1	2	3				
15 Kyle Seager, L OBP: 0.322, SLG: 0.494										3	0	2	2	2	0	1				
22 Omar Narváez, L OBP: 0.360, SLG: 0.466										4	1	2	1	1	1	3				
20 Daniel Vogelbach, L OBP: 0.348, SLG: 0.479										5	0	0	0	0	2	8				
10 Tim Lopes, R ERA: 5.34										2	0	1	0	2	1	0				
4 Keon Broxton, R OBP: 0.242, SLG: 0.287										1	0	0	0	0	1	2				
8 Jake Fraley, L OBP: 0.222, SLG: 0.125										5	1	1	0	0	1	9				
9 Dee Strange-Gordon, L OBP: 0.309, SLG: 0.377										4	1	3	1	0	0	0				
Inning Stats	R: 0 E: 0 K: 1 S: 12	H: 1 LOB: 1 BB: 0 P: 22	R: 2 E: 0 K: 1 S: 10	H: 3 LOB: 0 BB: 0 P: 14	R: 1 E: 1 K: 2 S: 12	H: 1 LOB: 1 BB: 1 P: 20	R: 0 E: 0 K: 0 S: 10	H: 2 LOB: 1 BB: 0 P: 15	R: 1 E: 0 K: 1 S: 20	H: 3 LOB: 3 BB: 1 P: 33	R: 3 E: 0 K: 1 S: 19	H: 1 LOB: 3 BB: 4 P: 42	R: 0 E: 0 K: 0 S: 9	H: 0 LOB: 1 BB: 1 P: 17	R: 0 E: 0 K: 2 S: 11	H: 1 LOB: 2 BB: 1 P: 22	1B: 6 2B: 3 3B: 1 HR: 2	SF: 0 SAC: 1 DP: 1 HBP: 0	WP: 2 PB: 0 SB: 2 CS: 0	PA: 44
PITCHER	IP WLS BF H R ER SO BB IBB HBP BLK WP HR S P ERA WHIP	57 Trent Thornton, R ERA: 5.34	67 Buddy Boshers, L ERA: 5.59	43 Sam Gaviglio, R ERA: 4.82	58 Tim Mayza, L ERA: 4.28	33 Neil Ramírez, R ERA: 6.14	50 Justin Shafer, R ERA: 3.19	1.0 S 5 1 0 0 2 1 0 0 0 0 0 0 0.00 2.000												

AB	38
R	4
H	11
RBI	4
BB	3
SO	8
LOB	22



Batter	1	2	3	4	5	6	7	8	9	AB	R	H	RBI	BB	SO	LOB	TOP										
11 Bo Bichette, R OBP: 0.388, SLG: 0.684	F9		1B			2B		K		4	1	2	0	0	1	0	Toronto Blue Jays @ Seattle Mariners T-Mobile Park, Seattle, WA Sun Aug 25 2019, 1:11 PM - 3:38 PM PDT Att: 29,345 - Cloudy - 67 F										
8 Cavan Biggio, L OBP: 0.330, SLG: 0.356	G3		P5			K		BB		3	0	0	0	1	1	2											
27 Vladimir Guerrero Jr., R(1, 10) OBP: 0.391, SLG: 0.469	K					L9				4	0	1	0	0	1	1											
44 Rowdy Tellez, L OBP: 0.283, SLG: 0.429		BB				G1-3		F7		3	0	1	1	1	0	2											
15 Randal Grichuk, R OBP: 0.290, SLG: 0.441		K				G3				4	0	0	0	0	2	2											
20 Derek Fisher, L OBP: 0.297, SLG: 0.394	F8					BB		2B		3	0	1	0	1	0	1											
37 Teoscar Hernández, R OBP: 0.290, SLG: 0.449	K					P6		K		4	0	0	0	0	2	3											
3 Brandon Drury, R OBP: 0.261, SLG: 0.395			G5-3			K		P3		4	0	0	0	0	1	2											
10 Reese McGuire, L OBP: 0.222, SLG: 0.467			P6			G3-1		F7		3	0	0	0	0	0	1											
Inning Stats	R: 0 E: 0 K: 1 S: 8	H: 0 LOB: 0 BB: 0 P: 13	R: 0 E: 0 K: 2 S: 15	H: 0 LOB: 1 BB: 1 P: 24	R: 0 E: 0 K: 0 S: 6	H: 1 LOB: 1 BB: 0 P: 9	R: 0 E: 0 K: 0 S: 7	H: 0 LOB: 0 BB: 0 P: 9	R: 0 E: 1 K: 1 S: 10	H: 0 LOB: 1 BB: 1 P: 16	R: 1 E: 0 K: 1 S: 14	H: 2 LOB: 1 BB: 0 P: 18	R: 0 E: 0 K: 0 S: 7	H: 0 LOB: 0 BB: 0 P: 10	R: 0 E: 0 K: 1 S: 8	H: 1 LOB: 2 BB: 1 P: 18		R: 0 E: 0 K: 2 S: 12	H: 1 LOB: 1 BB: 0 P: 18	1B: 2 2B: 3 3B: 0 HR: 0	SF: 0 SAC: 0 DP: 0 HBP: 0	WP: 0 PB: 0 SB: 0 CS: 0	PA: 35				
PITCHER	IP	WLS	BF	H	R	ER	SO	BB	IBB	HBP	BLK	WP	HR	S	P	ERA	WHIP										
7 Marco Gonzales, L ERA: 4.17	7.0	W	26	3	1	1	5	2	0	0	0	0	0	67	99	1.29	0.714										
26 Sam Tuivailala, R ERA: 1.35	1.0	H	5	1	0	0	1	1	0	0	0	0	0	8	18	0.00	2.000										
61 Matt Magill, R ERA: 4.32	1.0	S	4	1	0	0	2	0	0	0	0	0	0	12	18	0.00	1.000										

AB	32
R	1
H	5
RBI	1
BB	3
SO	8
LOB	14



Batter	1	2	3	4	5	6	7	8	9	AB	R	H	RBI	BB	SO	LOB	BOTTOM										
0 Mallex Smith, L OBP: 0.301, SLG: 0.348	F8		K			P6				3	0	0	0	0	1	0	Toronto Blue Jays @ Seattle Mariners T-Mobile Park, Seattle, WA Sun Aug 25 2019, 1:11 PM - 3:38 PM PDT Att: 29,345 - Cloudy - 67 F										
3 J.P. Crawford, L OBP: 0.333, SLG: 0.417	G6-3					L7				3	1	1	0	0	0	0											
23 Austin Nola, R OBP: 0.361, SLG: 0.514	G6-3					1B				3	1	1	0	0	1	1											
15 Kyle Seager, L OBP: 0.327, SLG: 0.500	L5					2B		P6		3	0	1	1	0	0	1											
22 Omar Narváez, L OBP: 0.358, SLG: 0.471	P6					L4-6		SF7		2	0	0	1	0	0	1											
2 Tom Murphy, R OBP: 0.316, SLG: 0.601	P4					G5-3		K		3	0	0	0	0	1	0											
8 Jake Fraley, L OBP: 0.188, SLG: 0.200	K					G3		G4-3		3	0	0	0	0	1	0											
9 Dee Strange-Gordon, L OBP: 0.306, SLG: 0.373	G4-3					G1-3		K		3	0	0	0	0	1	0											
25 Dylan Moore, R OBP: 0.302, SLG: 0.384	HR					F7		K		3	1	1	1	0	1	0											
Inning Stats	R: 0 E: 0 K: 0 S: 5	H: 0 LOB: 0 BB: 0 P: 9	R: 0 E: 0 K: 0 S: 7	H: 0 LOB: 0 BB: 0 P: 8	R: 1 E: 0 K: 2 S: 10	H: 1 LOB: 0 BB: 0 P: 13	R: 1 E: 0 K: 1 S: 9	H: 2 LOB: 0 BB: 0 P: 14	R: 0 E: 0 K: 0 S: 7	H: 0 LOB: 0 BB: 0 P: 9	R: 0 E: 0 K: 0 S: 7	H: 0 LOB: 0 BB: 0 P: 12	R: 1 E: 1 K: 1 S: 11	H: 1 LOB: 0 BB: 0 P: 17	R: 0 E: 0 K: 2 S: 8	H: 0 LOB: 0 BB: 0 P: 10		1B: 2 2B: 2 3B: 0 HR: 1	SF: 1 SAC: 0 DP: 1 HBP: 0	WP: 0 PB: 0 SB: 0 CS: 0	PA: 27						
PITCHER	IP	WLS	BF	H	R	ER	SO	BB	IBB	HBP	BLK	WP	HR	S	P	ERA	WHIP										
36 Clay Buchholz, R ERA: 5.87	6.0	L	20	3	2	2	3	0	0	0	0	0	0	45	65	3.00	0.500										
48 Jason Adam, R ERA: 0.93	1.0		4	1	1	0	1	0	0	0	0	0	0	11	17	0.00	1.000										
51 Ken Giles, R ERA: 1.76	1.0		3	0	0	0	2	0	0	0	0	0	0	8	10	0.00	0.000										

AB	26
R	3
H	4
RBI	3
BB	0
SO	6
LOB	3



Batter	1	2	3	4	5	6	7	8	9	AB	R	H	RBI	BB	SO	LOB	TOP					
13 Ronald Acuña Jr., R OBP: 0.340, SLG: 0.525										5	0	1	0	0	3	6	Atlanta Braves @ Toronto Blue Jays Rogers Centre, Toronto, ON Tue Aug 27 2019, 7:07 PM - 10:04 PM EDT Att: 24,578 - Roof Closed - 68 F					
1 Ozzie Albies, S OBP: 0.340, SLG: 0.482										5	0	1	1	0	2	5						
5 Freddie Freeman, L OBP: 0.391, SLG: 0.566										4	0	0	0	1	1	2						
20 Josh Donaldson, R OBP: 0.374, SLG: 0.529										4	0	0	0	0	0	4						
14 Matt Joyce, L OBP: 0.379, SLG: 0.423										3	0	1	0	1	1	0						
7 Dansby Swanson, R OBP: 0.324, SLG: 0.458										4	0	0	0	0	1	2						
18 Rafael Ortega, L OBP: 0.324, SLG: 0.364										3	0	1	0	1	1	0						
25 Tyler Flowers, R OBP: 0.307, SLG: 0.407										4	1	1	0	0	1	2						
9 Billy Hamilton, S OBP: 0.285, SLG: 0.276										2	0	2	0	2	0	0						
Inning Stats	R: 0 E: 0 K: 1 S: 9	H: 1 LOB: 1 BB: 0 P: 15	R: 0 E: 0 K: 3 S: 11	H: 0 LOB: 0 BB: 0 P: 15	R: 0 E: 0 K: 1 S: 9	H: 0 LOB: 1 BB: 1 P: 16	R: 0 E: 0 K: 0 S: 9	H: 2 LOB: 2 BB: 0 P: 22	R: 0 E: 0 K: 0 S: 10	H: 1 LOB: 1 BB: 0 P: 16	R: 1 E: 0 K: 1 S: 14	H: 2 LOB: 3 BB: 2 P: 27	R: 0 E: 0 K: 1 S: 7	H: 0 LOB: 1 BB: 1 P: 14	R: 0 E: 0 K: 2 S: 11	H: 1 LOB: 1 BB: 0 P: 13	1B: 4 2B: 3 3B: 0 HR: 0	SF: 0 SAC: 0 DP: 0 HBP: 0	WP: 0 PB: 0 SB: 1 CS: 0	PA: 39		
PITCHER	IP WLS BF H R ER SO BB IBB HBP BLK WP HR S P ERA WHIP	IP WLS BF H R ER SO BB IBB HBP BLK WP HR S P ERA WHIP	IP WLS BF H R ER SO BB IBB HBP BLK WP HR S P ERA WHIP	IP WLS BF H R ER SO BB IBB HBP BLK WP HR S P ERA WHIP	IP WLS BF H R ER SO BB IBB HBP BLK WP HR S P ERA WHIP	IP WLS BF H R ER SO BB IBB HBP BLK WP HR S P ERA WHIP	IP WLS BF H R ER SO BB IBB HBP BLK WP HR S P ERA WHIP	IP WLS BF H R ER SO BB IBB HBP BLK WP HR S P ERA WHIP	IP WLS BF H R ER SO BB IBB HBP BLK WP HR S P ERA WHIP	IP WLS BF H R ER SO BB IBB HBP BLK WP HR S P ERA WHIP	IP WLS BF H R ER SO BB IBB HBP BLK WP HR S P ERA WHIP	IP WLS BF H R ER SO BB IBB HBP BLK WP HR S P ERA WHIP	IP WLS BF H R ER SO BB IBB HBP BLK WP HR S P ERA WHIP	IP WLS BF H R ER SO BB IBB HBP BLK WP HR S P ERA WHIP	IP WLS BF H R ER SO BB IBB HBP BLK WP HR S P ERA WHIP	IP WLS BF H R ER SO BB IBB HBP BLK WP HR S P ERA WHIP	IP WLS BF H R ER SO BB IBB HBP BLK WP HR S P ERA WHIP	IP WLS BF H R ER SO BB IBB HBP BLK WP HR S P ERA WHIP	IP WLS BF H R ER SO BB IBB HBP BLK WP HR S P ERA WHIP	IP WLS BF H R ER SO BB IBB HBP BLK WP HR S P ERA WHIP	IP WLS BF H R ER SO BB IBB HBP BLK WP HR S P ERA WHIP	IP WLS BF H R ER SO BB IBB HBP BLK WP HR S P ERA WHIP
63 Wilmer Font, R ERA: 4.35	64 Derek Law, R ERA: 4.83	46 Zack Godley, R ERA: 5.17	58 Tim Mayza, L ERA: 4.22	48 Jason Adam, R ERA: 0.9	68 Jordan Romano, R ERA: 5.14	51 Ken Giles, R ERA: 1.71																

AB	34
R	1
H	7
RBI	1
BB	5
SO	10
LOB	21



Batter	1	2	3	4	5	6	7	8	9	AB	R	H	RBI	BB	SO	LOB	BOTTOM				
11 Bo Bichette, R OBP: 0.384, SLG: 0.669										4	1	1	0	0	1	3	Atlanta Braves @ Toronto Blue Jays Rogers Centre, Toronto, ON Tue Aug 27 2019, 7:07 PM - 10:04 PM EDT Att: 24,578 - Roof Closed - 68 F				
8 Cavan Biggio, L OBP: 0.335, SLG: 0.360										3	1	2	0	1	0	1					
27 Vladimir Guerrero Jr., R (1,5) OBP: 0.353, SLG: 0.499										4	0	2	1	0	0	3					
44 Rowdy Tellez, L OBP: 0.282, SLG: 0.427										4	0	1	0	0	0	3					
15 Randal Grichuk, R OBP: 0.288, SLG: 0.437										4	0	0	0	0	1	3					
14 Justin Smoak, S OBP: 0.352, SLG: 0.418										3	1	2	2	1	0	0					
28 Billy McKinney, L OBP: 0.272, SLG: 0.423										2	0	0	0	0	0	2					
37 Teoscar Hernández, R (7,PH) OBP: 0.299, SLG: 0.448										1	0	0	0	1	1	1					
10 Reese McGuire, L OBP: 0.271, SLG: 0.489										2	0	2	0	1	0	0					
20 Derek Fisher, L OBP: 0.289, SLG: 0.383										3	0	0	0	0	1	4					
Inning Stats	R: 2 E: 1 K: 1 S: 16	H: 4 LOB: 2 BB: 0 P: 24	R: 0 E: 0 K: 0 S: 8	H: 1 LOB: 0 BB: 0 P: 10	R: 0 E: 0 K: 0 S: 9	H: 1 LOB: 0 BB: 0 P: 13	R: 0 E: 0 K: 0 S: 5	H: 0 LOB: 0 BB: 0 P: 7	R: 0 E: 1 K: 0 S: 8	H: 1 LOB: 1 BB: 0 P: 13	R: 0 E: 0 K: 0 S: 10	H: 1 LOB: 0 BB: 0 P: 12	R: 1 E: 0 K: 2 S: 13	H: 1 LOB: 3 BB: 3 P: 30	R: 0 E: 0 K: 1 S: 13	H: 1 LOB: 1 BB: 1 P: 22	1B: 9 2B: 0 3B: 0 HR: 1	SF: 0 SAC: 0 DP: 2 HBP: 0	WP: 0 PB: 0 SB: 0 CS: 0	PA: 34	
PITCHER	IP WLS BF H R ER SO BB IBB HBP BLK WP HR S P ERA WHIP	IP WLS BF H R ER SO BB IBB HBP BLK WP HR S P ERA WHIP	IP WLS BF H R ER SO BB IBB HBP BLK WP HR S P ERA WHIP	IP WLS BF H R ER SO BB IBB HBP BLK WP HR S P ERA WHIP	IP WLS BF H R ER SO BB IBB HBP BLK WP HR S P ERA WHIP	IP WLS BF H R ER SO BB IBB HBP BLK WP HR S P ERA WHIP	IP WLS BF H R ER SO BB IBB HBP BLK WP HR S P ERA WHIP	IP WLS BF H R ER SO BB IBB HBP BLK WP HR S P ERA WHIP	IP WLS BF H R ER SO BB IBB HBP BLK WP HR S P ERA WHIP	IP WLS BF H R ER SO BB IBB HBP BLK WP HR S P ERA WHIP	IP WLS BF H R ER SO BB IBB HBP BLK WP HR S P ERA WHIP	IP WLS BF H R ER SO BB IBB HBP BLK WP HR S P ERA WHIP	IP WLS BF H R ER SO BB IBB HBP BLK WP HR S P ERA WHIP	IP WLS BF H R ER SO BB IBB HBP BLK WP HR S P ERA WHIP	IP WLS BF H R ER SO BB IBB HBP BLK WP HR S P ERA WHIP	IP WLS BF H R ER SO BB IBB HBP BLK WP HR S P ERA WHIP	IP WLS BF H R ER SO BB IBB HBP BLK WP HR S P ERA WHIP	IP WLS BF H R ER SO BB IBB HBP BLK WP HR S P ERA WHIP	IP WLS BF H R ER SO BB IBB HBP BLK WP HR S P ERA WHIP	IP WLS BF H R ER SO BB IBB HBP BLK WP HR S P ERA WHIP	IP WLS BF H R ER SO BB IBB HBP BLK WP HR S P ERA WHIP
40 Michael Soroka, R ERA: 2.44	15 Sean Newcomb, L ERA: 3.39	19 Shane Greene, R ERA: 2.19																			



Batter	1	2	3	4	5	6	7	8	9	AB	R	H	RBI	BB	SO	LOB	TOP										
4 George Springer, R OBP: 0.385, SLG: 0.570	L9		K		HR			BB		4	2	4	1	1	0		Houston Astros @ Toronto Blue Jays Rogers Centre, Toronto, ON Fri Aug 30 2019, 7:09 PM - 10:31 PM EDT Att: 25,289 - Partly Cloudy - 72 F										
27 Jose Altuve, R OBP: 0.382, SLG: 0.556	K		K		1B		F9	1B		5	0	2	0	0	2	2											
23 Michael Brantley, L OBP: 0.393, SLG: 0.534	G3				1B		F7	FC3-6		5	0	2	0	0	0	3											
2 Alex Bregman, R OBP: 0.410, SLG: 0.566		1B			F9		F7			5	0	2	1	0	1	3											
44 Yordan Alvarez, L OBP: 0.421, SLG: 0.681		K			F8			1B		4	1	1	0	1	2	4											
10 Yuli Gurriel, R OBP: 0.348, SLG: 0.551		K			E5		P3			5	2	1	0	0	1	3											
16 Aledmys Diaz, R OBP: 0.329, SLG: 0.476		FC5-4			K		SF9			3	0	1	1	1	1	2											
28 Robinson Chirinos, R OBP: 0.342, SLG: 0.436			G6-3		2B		P2			5	1	1	0	0	0	5											
22 Josh Reddick, L OBP: 0.307, SLG: 0.384		G5-3			1B		BB			3	1	1	1	1	0	0											
Inning Stats	R: 0 E: 0 K: 1 S: 7	H: 0 LOB: 0 BB: 0 P: 7	R: 0 E: 0 K: 2 S: 11	H: 1 LOB: 1 BB: 0 P: 16	R: 0 E: 0 K: 1 S: 10	H: 0 LOB: 0 BB: 0 P: 17	R: 0 E: 0 K: 1 S: 12	H: 1 LOB: 1 BB: 0 P: 19	R: 4 E: 1 K: 1 S: 17	H: 4 LOB: 1 BB: 0 P: 23	R: 2 E: 0 K: 0 S: 15	H: 3 LOB: 2 BB: 1 P: 26	R: 0 E: 0 K: 1 S: 15	H: 1 LOB: 3 BB: 2 P: 27	R: 1 E: 0 K: 1 S: 12	H: 2 LOB: 2 BB: 1 P: 24	R: 0 E: 0 K: 0 S: 8	H: 1 LOB: 0 BB: 0 P: 14	1B: 9 2B: 3 3B: 0 HR: 1	SF: 1 SAC: 0 DP: 1 HBP: 0	WP: 0 PB: 0 SB: 0 CS: 0	PA: 44					
PITCHER	IP	WLS	BF	H	R	ER	SO	BB	IBB	HBP	BLK	WP	HR	S	P	ERA	WHIP										
57 Trent Thornton, R ERA: 5.34	5.0	L	22	6	4	3	6	0	0	0	0	0	1	57	82	5.40	1.200										
48 Jason Adam, R ERA: 4.79	1.0		7	3	2	2	0	1	0	0	0	0	0	15	26	18.00	4.000										
33 Neil Ramirez, R ERA: 5.4	1.0		6	1	0	0	1	2	0	0	0	0	0	15	27	0.00	3.000										
58 Tim Mayza, L ERA: 4.32	1.0		6	2	1	1	1	1	0	0	0	0	0	12	24	9.00	3.000										
67 Buddy Boskers, L ERA: 5.25	1.0		3	1	0	0	0	0	0	0	0	0	0	8	14	0.00	1.000										

Batter	1	2	3	4	5	6	7	8	9	AB	R	H	RBI	BB	SO	LOB	BOTTOM										
11 Bo Bichette, R OBP: 0.370, SLG: 0.641	F8		K		2B		G6-3			5	0	1	0	0	2	4	Houston Astros @ Toronto Blue Jays Rogers Centre, Toronto, ON Fri Aug 30 2019, 7:09 PM - 10:31 PM EDT Att: 25,289 - Partly Cloudy - 72 F										
8 Cavan Biggio, L OBP: 0.340, SLG: 0.373	BB		K		K		BB			3	1	1	1	2	5	5											
27 Vladimir Guerrero Jr., R OBP: 0.332, SLG: 0.464			G5-3				K			3	0	0	0	1	1	1											
28 Billy McKinney, L OBP: 0.270, SLG: 0.419	BB				G6-3					1	0	0	0	0	0	0											
15 Randal Grichuk, R OBP: 0.289, SLG: 0.436	K		P3		L8		BB			4	0	0	0	1	1	1											
37 Teoscar Hernández, R OBP: 0.300, SLG: 0.446		BB			1B		F9			4	1	1	0	1	2	2											
14 Justin Smoak, S OBP: 0.355, SLG: 0.416		BB			F7		G6-4-3			3	0	1	0	1	0	1											
3 Brandon Drury, R OBP: 0.258, SLG: 0.390		K			L6		G6-4-3			4	0	0	0	0	1	3											
20 Derek Fisher, L OBP: 0.296, SLG: 0.409		BB			K		P5			3	1	1	1	1	1	0											
10 Reese McGuire, L OBP: 0.314, SLG: 0.580	CI				1B		HR			3	1	3	2	0	0	0											
Inning Stats	R: 0 E: 0 K: 1 S: 12	H: 0 LOB: 1 BB: 2 P: 25	R: 1 E: 1 K: 3 S: 23	H: 0 LOB: 3 BB: 3 P: 41	R: 0 E: 0 K: 0 S: 11	H: 1 LOB: 1 BB: 0 P: 18	R: 0 E: 0 K: 2 S: 17	H: 2 LOB: 2 BB: 0 P: 25	R: 0 E: 0 K: 1 S: 11	H: 0 LOB: 0 BB: 0 P: 18	R: 0 E: 0 K: 0 S: 8	H: 1 LOB: 2 BB: 0 P: 14	R: 1 E: 0 K: 1 S: 12	H: 1 LOB: 2 BB: 2 P: 26	R: 1 E: 0 K: 1 S: 12	H: 2 LOB: 1 BB: 0 P: 16	R: 1 E: 0 K: 1 S: 6	H: 1 LOB: 0 BB: 0 P: 10	1B: 4 2B: 1 3B: 0 HR: 3	SF: 0 SAC: 0 DP: 1 HBP: 0	WP: 0 PB: 0 SB: 0 CS: 0	PA: 41					
PITCHER	IP	WLS	BF	H	R	ER	SO	BB	IBB	HBP	BLK	WP	HR	S	P	ERA	WHIP										
20 Wade Miley, L ERA: 3.06	3.2		18	2	1	0	0	5	0	0	0	0	0	11	14	0.00	3.000										
31 Collin McHugh, R ERA: 4.7	0.1	W	2	1	0	0	1	0	0	0	0	0	0	11	14	0.00	3.000										
29 Joe Biagini, R ERA: 3.86	2.0	H	6	1	0	0	1	0	0	0	0	0	0	19	32	0.00	0.500										
30 Héctor Rondón, R ERA: 3.81	1.0		6	1	1	1	1	2	0	0	0	0	1	12	26	9.00	3.000										
47 Chris Devenski, R ERA: 5.34	1.0		5	2	1	1	1	0	0	0	0	0	1	12	16	9.00	2.000										
PITCHER	IP	WLS	BF	H	R	ER	SO	BB	IBB	HBP	BLK	WP	HR	S	P	ERA	WHIP										
36 Will Harris, R ERA: 1.74	1.0		4	1	1	1	1	0	0	0	0	0	0	6	10	9.00	1.000										

AB	39
R	7
H	13
RBI	7
BB	4
SO	8
LOB	22



AB	33
R	4
H	8
RBI	4
BB	7
SO	10
LOB	17



Batter	1	2	3	4	5	6	7	8	9	AB R H RBI BB SO LOB	TOP						
27 Jose Altuve, R (1,4) OBP: 0.360, SLG: 0.548	G6-3		G5-3			K		1B		4 0 1 0 0 1 0	Houston Astros @ Toronto Blue Jays Rogers Centre, Toronto, ON Sun Sep 01 2019, 1:11 PM - 3:37 PM EDT Att: 24,104 - Roof Closed - 68 F						
23 Michael Brantley, L (1,7) OBP: 0.369, SLG: 0.529	K		G6-3			G5-3		G6-3		4 0 0 0 0 1 1							
2 Alex Bregman, R (1,6) OBP: 0.413, SLG: 0.565		BB			F9			G6-3	2B	3 1 1 0 1 0 0							
44 Yordan Alvarez, L (1,10) OBP: 0.416, SLG: 0.665	K				G6-3		1B	13 F8 16 HBP	K	4 0 1 0 0 2 2							
16 Aledmys Diaz, R (1,3) OBP: 0.331, SLG: 0.476		22 G1-3 2B			K		1B		F8	3 0 1 0 0 1 1							
13 Abraham Toro, S (1,5) OBP: 0.324, SLG: 0.414	K					K		F8	3-H HR	4 1 1 2 0 2 3							
22 Josh Reddick, L (1,9) OBP: 0.308, SLG: 0.381			G1-3		P5			G6-3	G5-3	4 0 0 0 0 0 3							
28 Robinson Chirinos, R (1,2) OBP: 0.339, SLG: 0.432			F7			K		F7		3 0 0 0 0 1 1							
6 Jake Marisnick, R (1,8) OBP: 0.295, SLG: 0.424 4 George Springer, R (8,PH) OBP: 0.386, SLG: 0.567					G6-3			G5-3		2 0 0 0 0 1 0 1 0 0 0 0 0 0							
Inning Stats	R: 0 H: 0 E: 0 LOB: 1 K: 2 BB: 1 S: 14 P: 23	R: 0 H: 1 E: 0 LOB: 1 K: 1 BB: 0 S: 14 P: 16	R: 0 H: 0 E: 0 LOB: 0 K: 0 BB: 0 S: 5 P: 7	R: 0 H: 0 E: 0 LOB: 0 K: 1 BB: 0 S: 7 P: 11	R: 0 H: 0 E: 0 LOB: 0 K: 2 BB: 0 S: 9 P: 11	R: 0 H: 0 E: 0 LOB: 0 K: 1 BB: 0 S: 9 P: 14	R: 0 H: 1 E: 0 LOB: 2 K: 0 BB: 0 S: 11 P: 16	R: 0 H: 1 E: 0 LOB: 1 K: 1 BB: 0 S: 10 P: 14	R: 2 H: 2 E: 0 LOB: 0 K: 1 BB: 0 S: 10 P: 14	1B: 2 SF: 0 2B: 2 SAC: 0 3B: 0 DP: 0 HR: 1 HBP: 1	WP: 0 PA: 34 PB: 0 SB: 0 CS: 0						
PITCHER	IP WLS BF H R ER SO BB IBB HBP BLK WP HR S P ERA WHIP	PITCHER IP WLS BF H R ER SO BB IBB HBP BLK WP HR S P ERA WHIP															
63 Wilmer Font, R (1,1) ERA: 4.22	2.0	8	1	0	0	3	1	0	0	0	0	0	0	28	39	0.00	1.000
43 Sam Gaviglio, R (3,1) ERA: 4.5	3.0	9	0	0	0	3	0	0	0	0	0	0	0	21	29	0.00	0.000
46 Zack Godley, R (6,1) ERA: 5.97	3.0	12	2	0	0	2	0	0	1	0	0	0	0	29	46	0.00	0.667
51 Ken Giles, R (9,1) ERA: 2.05	1.0	L	5	2	2	2	1	0	0	0	0	0	1	10	14	18.00	2.000

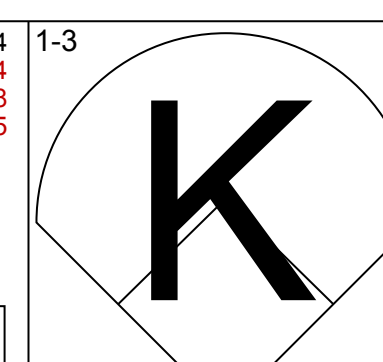
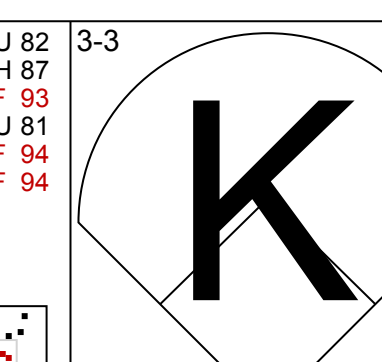
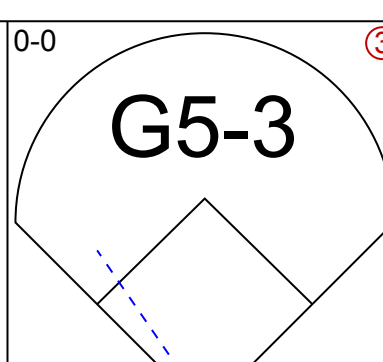
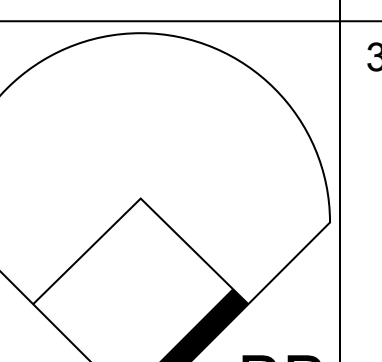

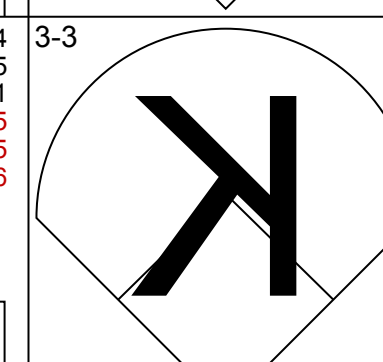
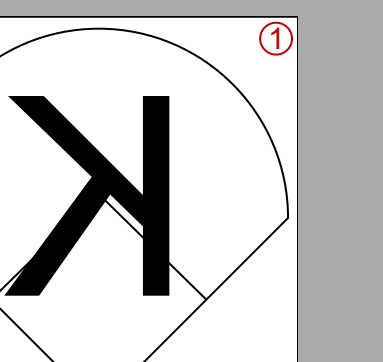
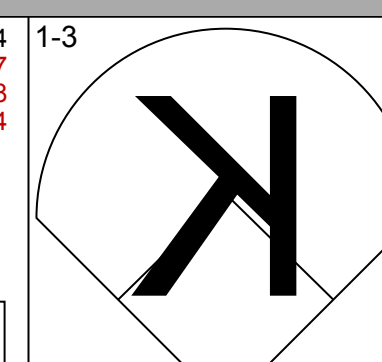
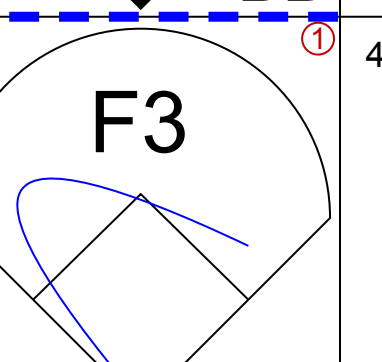
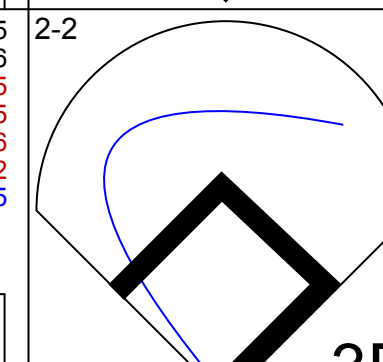
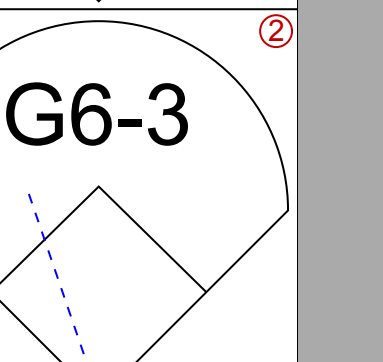
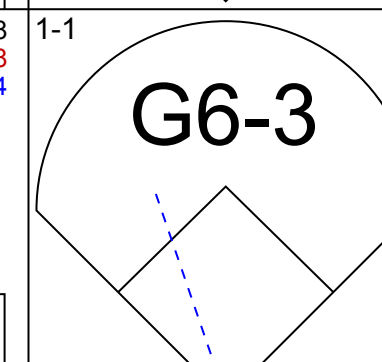
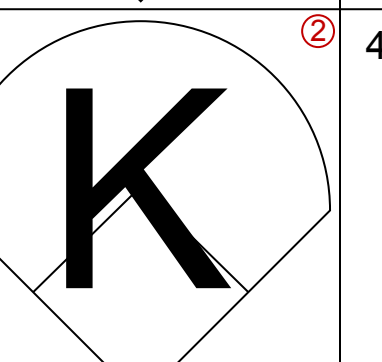
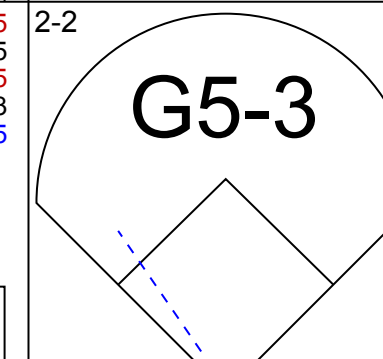

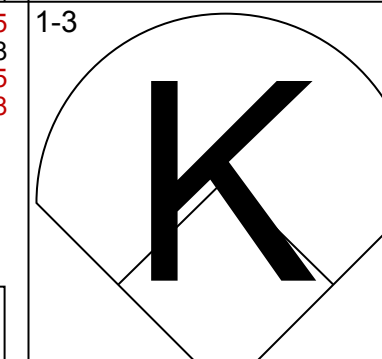
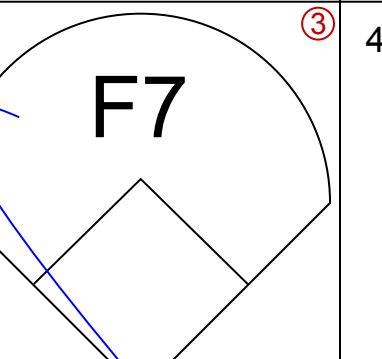
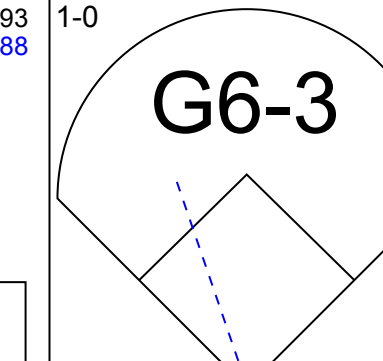
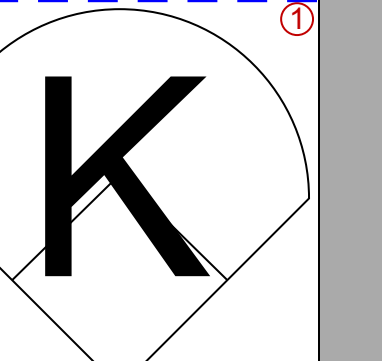
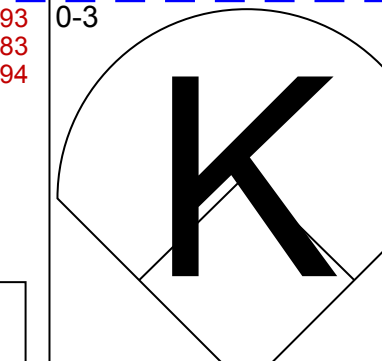
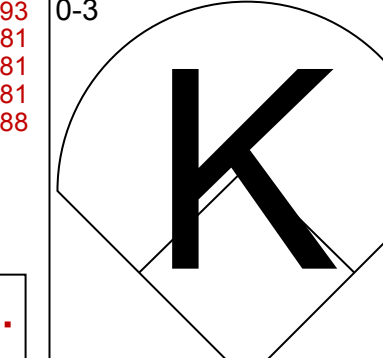
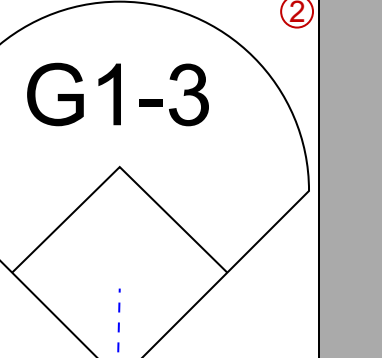
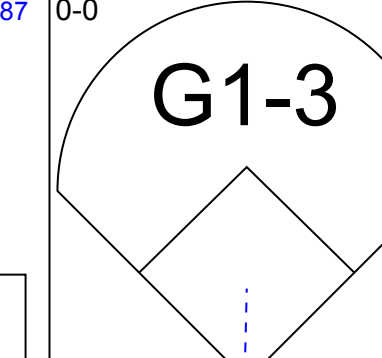
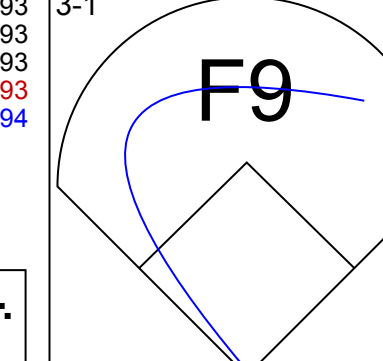
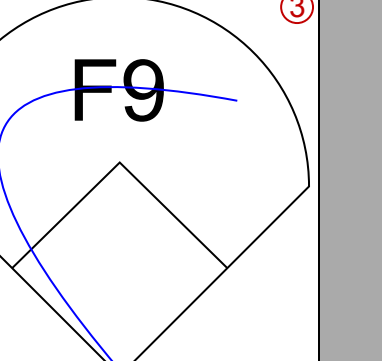
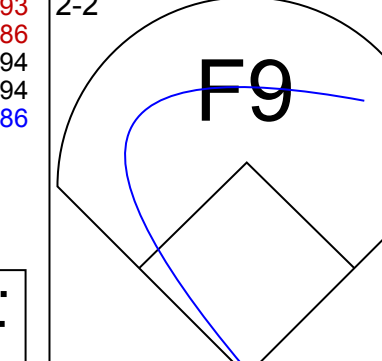
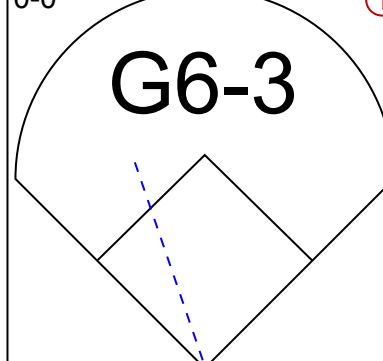
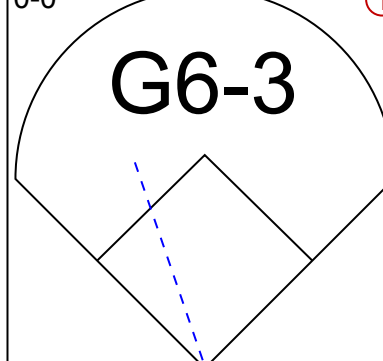
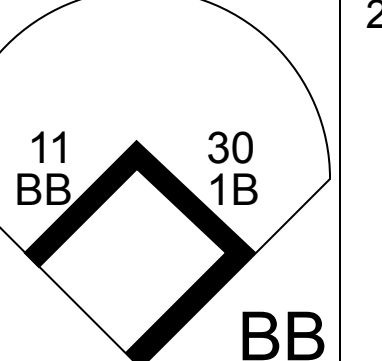
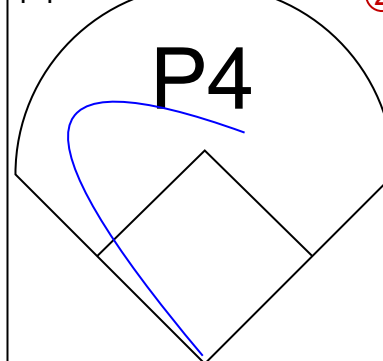
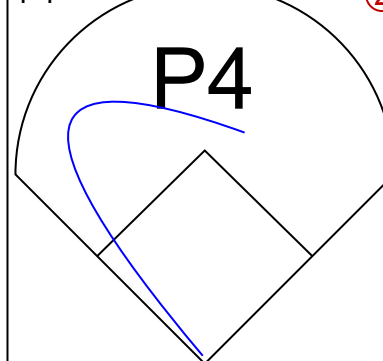
Batter	1	2	3	4	5	6	7	8	9	AB R H RBI BB SO LOB	BOTTOM						
11 Bo Bichette, R (1,6) OBP: 0.361, SLG: 0.613	K		K			G4-3			G5-3	4 0 0 0 0 2 0	Houston Astros @ Toronto Blue Jays Rogers Centre, Toronto, ON Sun Sep 01 2019, 1:11 PM - 3:37 PM EDT Att: 24,104 - Roof Closed - 68 F						
8 Cavan Biggio, L (1,4) OBP: 0.345, SLG: 0.388		27 G5-3 BB			K			K		2 0 0 0 1 2 0							
27 Vladimir Guerrero Jr., R (1,5) OBP: 0.391, SLG: 0.460		G5-3			G5-3			P3		3 0 0 0 0 0 1							
14 Justin Smoak, S (1,3) OBP: 0.353, SLG: 0.413					K			F8		3 0 0 0 0 2 1							
44 Rowdy Tellez, L (1,10) OBP: 0.278, SLG: 0.413		K			K			K		3 0 0 0 0 3 0							
15 Randal Grichuk, R (1,8) OBP: 0.287, SLG: 0.432		K			P3			K		3 0 0 0 0 2 0							
28 Billy McKinney, L (1,9) OBP: 0.266, SLG: 0.413		L9			G3-1			K		3 0 0 0 0 1 0							
3 Brandon Drury, R (1,7) OBP: 0.261, SLG: 0.389					P3			K		3 0 0 0 0 1 0							
10 Reese McGuire, L (1,2) OBP: 0.296, SLG: 0.547					P5			F9		3 0 0 0 0 1 0							
Inning Stats	R: 0 H: 0 E: 0 LOB: 1 K: 2 BB: 1 S: 11 P: 21	R: 0 H: 0 E: 0 LOB: 0 K: 2 BB: 0 S: 10 P: 14	R: 0 H: 0 E: 0 LOB: 0 K: 1 BB: 0 S: 11 P: 16	R: 0 H: 0 E: 0 LOB: 0 K: 2 BB: 0 S: 9 P: 15	R: 0 H: 0 E: 0 LOB: 0 K: 1 BB: 0 S: 5 P: 7	R: 0 H: 0 E: 0 LOB: 0 K: 1 BB: 0 S: 7 P: 11	R: 0 H: 0 E: 0 LOB: 0 K: 1 BB: 0 S: 6 P: 9	R: 0 H: 0 E: 0 LOB: 0 K: 3 BB: 0 S: 10 P: 13	R: 0 H: 0 E: 0 LOB: 0 K: 1 BB: 0 S: 10 P: 14	1B: 0 SF: 0 2B: 0 SAC: 0 3B: 0 DP: 0 HR: 0 HBP: 0	WP: 0 PA: 28 PB: 0 SB: 0 CS: 0						
PITCHER	IP WLS BF H R ER SO BB IBB HBP BLK WP HR S P ERA WHIP	PITCHER IP WLS BF H R ER SO BB IBB HBP BLK WP HR S P ERA WHIP															
35 Justin Verlander, R (1,1) ERA: 2.56	9.0	W	28	0	0	0	14	1	0	0	0	0	0	79	120	0.00	0.111

AB	32
R	2
H	5
RBI	2
BB	1
SO	9
LOB	11



AB	27
R	0
H	0
RBI	0
BB	1
SO	14
LOB	2

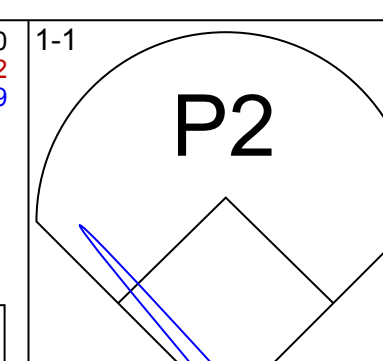
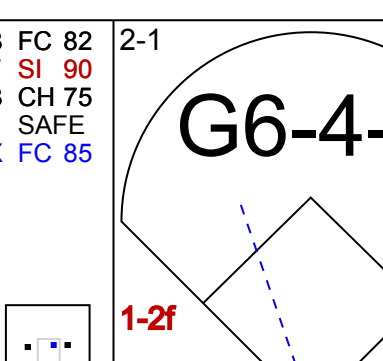
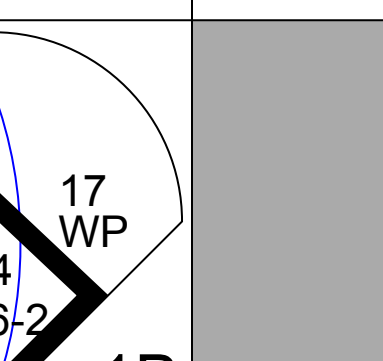
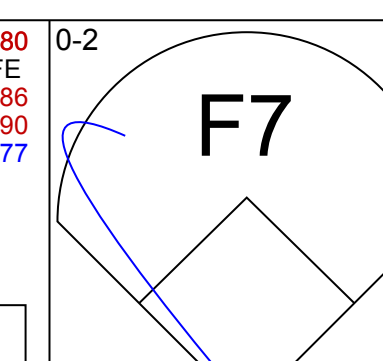
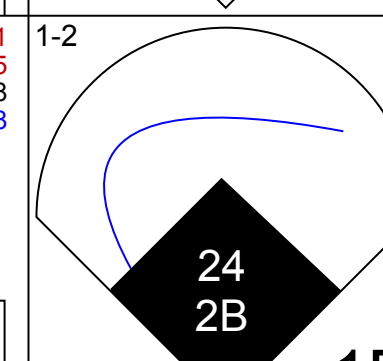
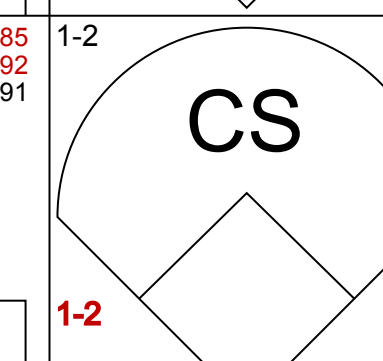
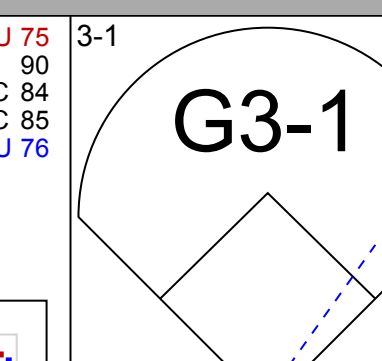
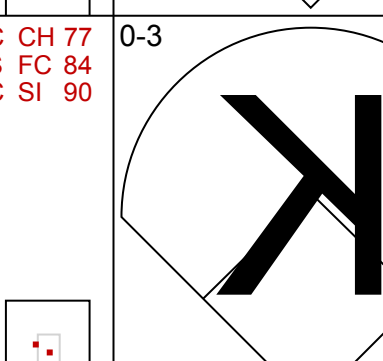
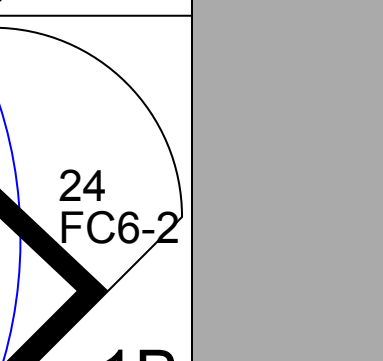
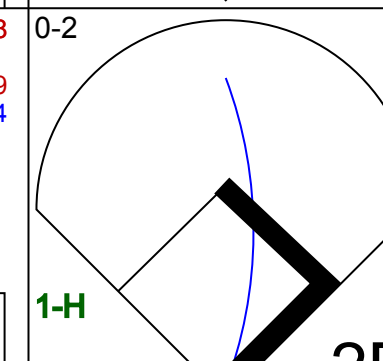
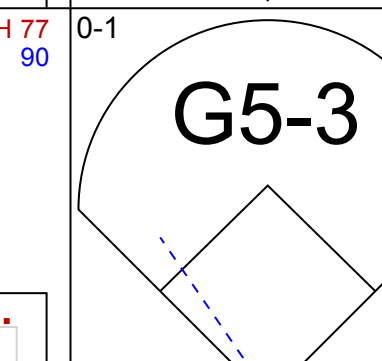
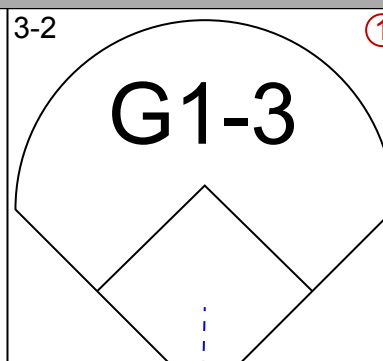
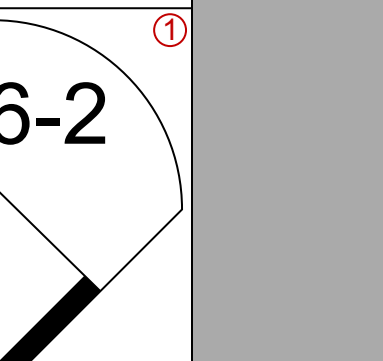
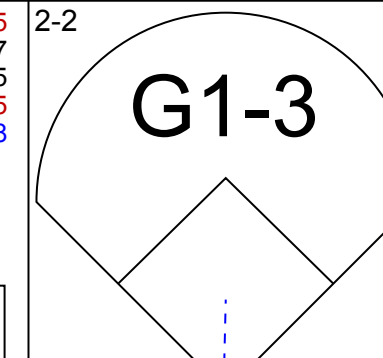
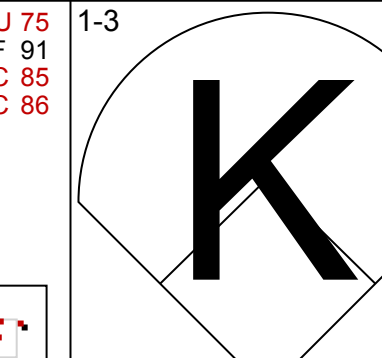
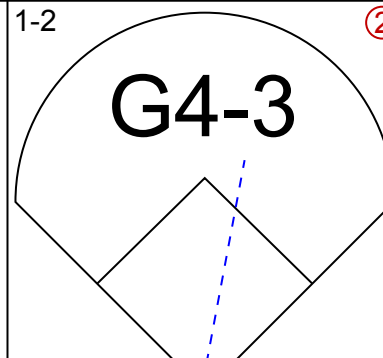
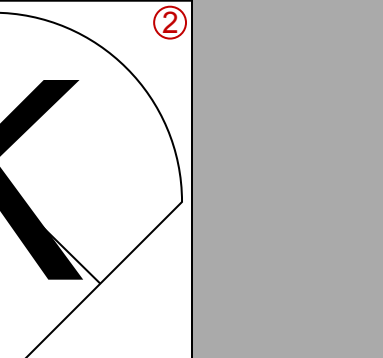
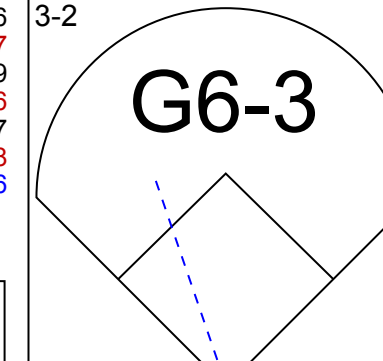
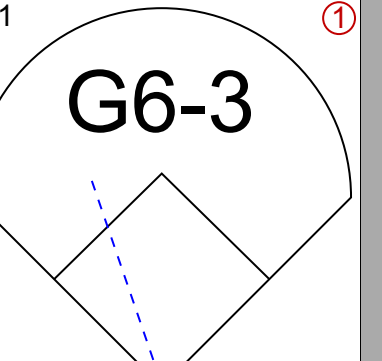
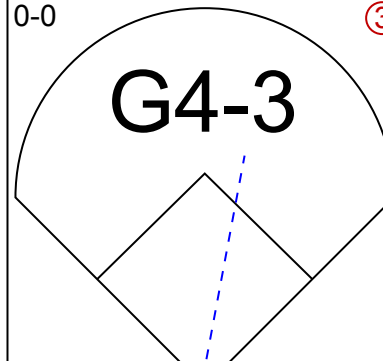
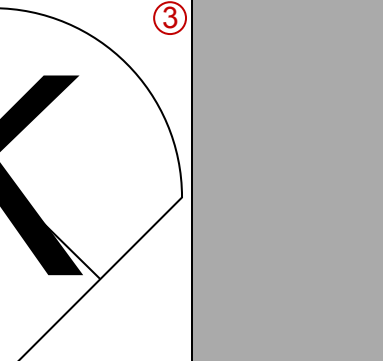
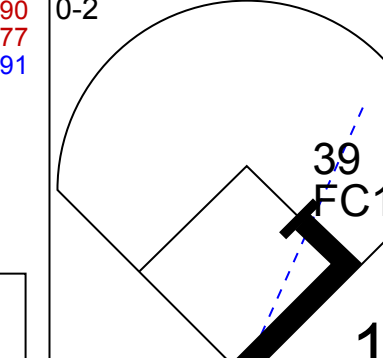
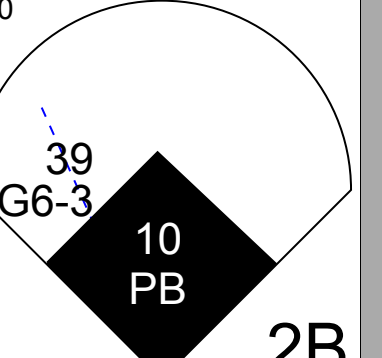
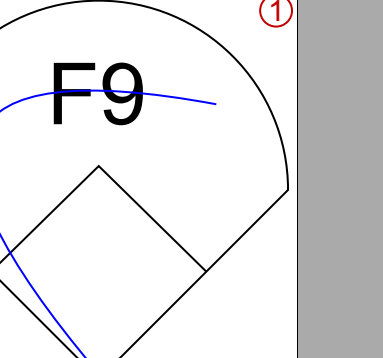
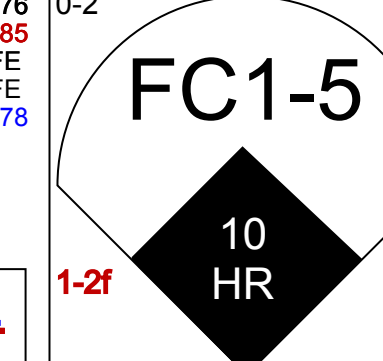
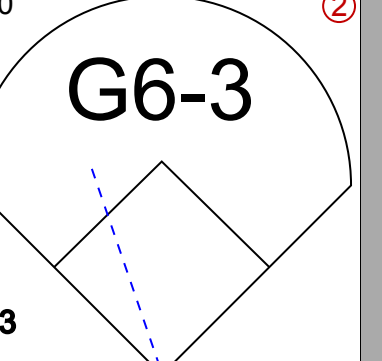

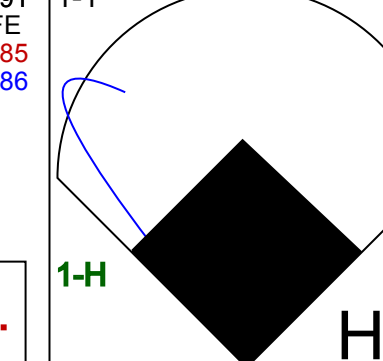

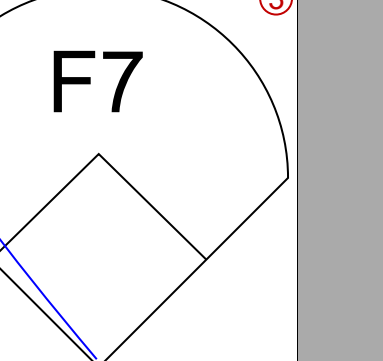
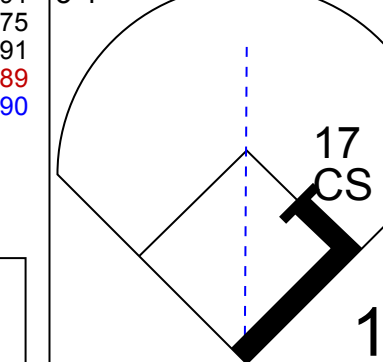
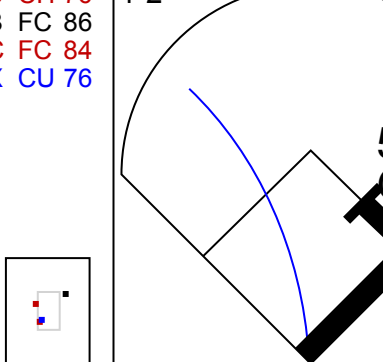
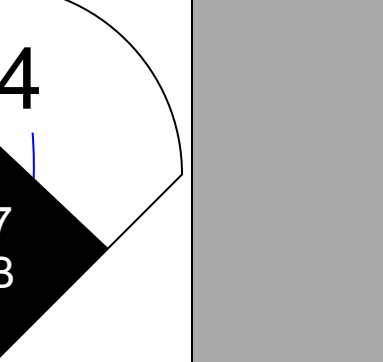


Batter	1	2	3	4	5	6	7	8	9	AB	R	H	RBI	BB	SO	LOB	TOP							
11 Bo Bichette, R OBP: 0.360, SLG: 0.618										3	0	0	0	1	2	0								
37 Teoscar Hernández, R OBP: 0.294, SLG: 0.442										4	0	0	0	0	3	3								
15 Randal Grichuk, R OBP: 0.282, SLG: 0.433										4	0	1	0	0	2	3								
27 Vladimir Guerrero Jr., R OBP: 0.351, SLG: 0.458										4	0	0	0	0	2	4								
44 Rowdy Tellez, L OBP: 0.276, SLG: 0.425										3	0	0	0	0	2	0								
3 Brandon Drury, R OBP: 0.259, SLG: 0.384										3	0	0	0	0	1	0								
49 Jonathan Davis, R OBP: 0.164, SLG: 0.189										3	0	0	0	0	0	0								
9 Danny Jansen, R OBP: 0.280, SLG: 0.364										2	0	0	0	1	0	0								
30 Anthony Alford, R OBP: 0.143, SLG: 0.143										3	0	1	0	0	1	0								
Inning Stats	R: 0 H: 1 E: 0 K: 2 S: 14	H: 1 LOB: 1 BB: 0 P: 22	R: 0 H: 0 E: 0 K: 1 S: 8	H: 0 LOB: 0 BB: 0 P: 12	R: 0 H: 0 E: 0 K: 2 S: 8	H: 0 LOB: 0 BB: 0 P: 15	R: 0 H: 0 E: 0 K: 3 S: 9	H: 0 LOB: 0 BB: 0 P: 13	R: 0 H: 0 E: 0 K: 1 S: 8	H: 0 LOB: 0 BB: 0 P: 12	R: 0 H: 0 E: 0 K: 0 S: 4	H: 0 LOB: 0 BB: 0 P: 5	R: 0 H: 0 E: 0 K: 2 S: 8	H: 0 LOB: 0 BB: 0 P: 11	R: 0 H: 0 E: 0 K: 1 S: 7	H: 0 LOB: 0 BB: 0 P: 9	R: 0 H: 1 E: 0 K: 1 S: 12	H: 1 LOB: 3 BB: 2 P: 23	1B: 1 2B: 0 3B: 1 HR: 0	SF: 0 SAC: 0 DP: 0 HBP: 0	WP: 0 PB: 0 SB: 0 CS: 0	PA: 31		
PITCHER	IP	WLS	BF	H	R	ER	SO	BB	IBB	HBP	BLK	WP	HR	S	P	ERA	WHIP							
49 Brendan McKay, L ERA: 5.03	(1, 1)	3.2	12	1	0	0	7	0	0	0	0	0	0	36	59	0.00	0.273							
44 Pete Fairbanks, R ERA: 6.92	(4, 1)	1.1	W	4	0	0	2	0	0	0	0	0	0	11	15	0.00	0.000							
36 Andrew Kittredge, R ERA: 4.17	(6, 1)	2.0		6	0	0	2	0	0	0	0	0	0	12	16	0.00	0.000							
71 Cole Sulser, R ERA:	(8, 1)	1.0	S	6	1	0	1	2	0	0	0	0	0	11	22	0.00	3.000							
15 Emilio Pagan, R ERA: 2.19	(9, 1)	1.0	S	3	0	0	1	0	0	0	0	0	0	8	10	0.00	0.000							

Toronto Blue Jays @ Tampa Bay Rays
Tropicana Field, St. Petersburg, FL
Fri Sep 06 2019, 7:11 PM - 9:45 PM EDT
Att. 10,853 - Dome - 72 F

AB	29
R	0
H	2
RBI	0
BB	2
SO	13
LOB	10



Batter	1	2	3	4	5	6	7	8	9	AB	R	H	RBI	BB	SO	LOB	BOTTOM							
9 Eric Sogard, L OBP: 0.360, SLG: 0.466										2	0	0	0	0	0	1								
5 Matt Duffy, R OBP: 0.301, SLG: 0.264										2	0	1	0	0	0	1								
17 Austin Meadows, L OBP: 0.354, SLG: 0.551										4	1	2	1	0	1	0								
24 Avisail Garcia, R OBP: 0.323, SLG: 0.446										4	0	1	1	0	0	2								
26 Ji Man Choi, L OBP: 0.355, SLG: 0.424										4	0	0	0	0	2	3								
35 Nathaniel Lowe, L OBP: 0.352, SLG: 0.504										4	0	0	0	0	1	3								
1 Willy Adames, R OBP: 0.312, SLG: 0.405										3	1	2	0	0	0	0								
39 Kevin Kiermaier, L OBP: 0.286, SLG: 0.414										3	1	0	0	0	1	2								
10 Mike Zunino, R OBP: 0.242, SLG: 0.328										3	1	1	2	0	1	0								
18 Joey Wendle, L OBP: 0.291, SLG: 0.324										3	1	2	0	0	0	0								
Inning Stats	R: 1 H: 2 E: 0 K: 0 S: 15	H: 2 LOB: 1 BB: 0 P: 22	R: 2 H: 3 E: 0 K: 0 S: 16	H: 3 LOB: 0 BB: 0 P: 21	R: 0 H: 0 E: 0 K: 1 S: 7	H: 0 LOB: 0 BB: 0 P: 11	R: 1 H: 1 E: 0 K: 1 S: 7	H: 1 LOB: 0 BB: 0 P: 11	R: 0 H: 0 E: 0 K: 0 S: 10	H: 0 LOB: 0 BB: 0 P: 14	R: 0 H: 0 E: 0 K: 1 S: 8	H: 0 LOB: 0 BB: 0 P: 12	R: 1 H: 2 E: 1 K: 2 S: 15	H: 2 LOB: 2 BB: 0 P: 25	1B: 6 2B: 2 3B: 0 HR: 1	SF: 0 SAC: 0 DP: 1 HBP: 0	WP: 1 PB: 1 SB: 0 CS: 1	PA: 33						
PITCHER	IP	WLS	BF	H	R	ER	SO	BB	IBB	HBP	BLK	WP	HR	S	P	ERA	WHIP							
36 Clay Buchholz, R ERA: 5.31	(1, 1)	6.0	L	23	7	4	3	3	0	0	0	0	0	63	90	4.50	1.167							
45 Thomas Pannone, L ERA: 6.35	(7, 1)	1.0		3	0	0	0	1	0	0	0	0	0	8	12	0.00	0.000							
50 Justin Shafer, R ERA: 3.09	(8, 1)	1.0		6	2	1	0	2	0	0	0	1	0	15	25	0.00	2.000							

Toronto Blue Jays @ Tampa Bay Rays
Tropicana Field, St. Petersburg, FL
Fri Sep 06 2019, 7:11 PM - 9:45 PM EDT
Att. 10,853 - Dome - 72 F

AB	32
R	5
H	9
RBI	4
BB	0
SO	6
LOB	12



Batter	1	2	3	4	5	6	7	8	9	AB	R	H	RBI	BB	SO	LOB	TOP			
11 Bo Bichette, R OBP: 0.349, SLG: 0.599	F8		P4		G4-3		P3		K	5	0	0	0	0	1	0	Toronto Blue Jays @ Tampa Bay Rays Tropicana Field, St. Petersburg, FL Sat Sep 07 2019, 6:10 PM - 9:16 PM EDT Att: 12,663 - Dome - 72 F			
8 Cavan Biggio, L OBP: 0.342, SLG: 0.376	K		44 HBP BB			K			K	3	0	0	0	2	3	0				
44 Rowdy Tellez, L OBP: 0.281, SLG: 0.425										2	1	1	0	0	1	1				
27 Vladimir Guerrero Jr., R (1,5) OBP: 0.350, SLG: 0.459	G5-3									4	1	1	0	0	1	4				
14 Justin Smoak, S OBP: 0.350, SLG: 0.407 30 Anthony Alford, R (8, PR) OBP: 0.143, SLG: 0.143										3	1	1	0	1	2	0				
10 Reese McGuire, L OBP: 0.317, SLG: 0.548	L8									0	0	0	0	0	0	0				
49 Jonathan Davis, R (1,8)										4	0	1	1	0	1	1				
28 Billy McKinney, L OBP: 0.264, SLG: 0.407										4	0	2	1	0	0	1				
20 Derek Fisher, L OBP: 0.291, SLG: 0.387 37 Teoscar Hernández, R (9, PH) OBP: 0.253, SLG: 0.441										3	0	0	1	0	2	2				
										1	0	0	0	0	1	0				
Inning Stats	R: 0 E: 0 K: 1 S: 9	H: 0 LOB: 1 BB: 0 P: 14	R: 0 E: 0 K: 2 S: 9	H: 1 LOB: 1 BB: 0 P: 13	R: 0 E: 0 K: 2 S: 12	H: 0 LOB: 2 BB: 1 P: 20	R: 0 E: 0 K: 1 S: 8	H: 0 LOB: 3 BB: 0 P: 8	R: 0 E: 0 K: 2 S: 8	H: 0 LOB: 0 BB: 0 P: 11	R: 3 E: 0 K: 2 S: 18	H: 4 LOB: 2 BB: 1 P: 26	R: 0 E: 0 K: 1 S: 14	H: 1 LOB: 1 BB: 0 P: 17	R: 0 E: 0 K: 3 S: 11	H: 0 LOB: 0 BB: 0 P: 19	1B: 3 2B: 3 HR: 0	SF: 1 SAC: 0 DP: 0 HBP: 2	WP: 0 PB: 0 SB: 1 CS: 0	PA: 38
PITCHER	IP WLS BF H R ER SO BB IBB HBP BLK WP HR S P ERA WHIP	6.0 27 5 3 3 10 2 0 2 0 0 0 64 92 4.50 1.167	1.0 4 0 0 0 1 1 0 0 0 0 0 9 17 0.00 1.000	1.0 W 4 1 0 0 1 0 0 0 0 0 14 17 0.00 1.000	1.0 S 3 0 0 0 3 0 0 0 0 0 11 19 0.00 0.000	PITCHER										IP WLS BF H R ER SO BB IBB HBP BLK WP HR S P ERA WHIP	0.2 3 1 1 1 0 0 0 0 0 0 6 10 13.50 1.500			

AB	32
R	3
H	6
RBI	3
BB	3
SO	15
LOB	11



Batter	1	2	3	4	5	6	7	8	9	AB	R	H	RBI	BB	SO	LOB	BOTTOM			
24 Avisail García, R OBP: 0.324, SLG: 0.445	G6-4-3 1B									5	1	2	0	0	2	3	Toronto Blue Jays @ Tampa Bay Rays Tropicana Field, St. Petersburg, FL Sat Sep 07 2019, 6:10 PM - 9:16 PM EDT Att: 12,663 - Dome - 72 F			
29 Tommy Pham, R OBP: 0.378, SLG: 0.465	G6-4-3 1-2									4	1	1	0	0	1	2				
17 Austin Meadows, L OBP: 0.355, SLG: 0.550										3	0	1	1	1	2	0				
21 Jesús Aguilar, R OBP: 0.327, SLG: 0.378										4	0	0	0	0	1	4				
5 Matt Duffy, R OBP: 0.310, SLG: 0.261 26 Ji Man Choi, L (8, PH) OBP: 0.350, SLG: 0.424 43 Mike Brosseau, R OBP: 0.321, SLG: 0.484										1	0	0	0	1	0	0				
39 Kevin Kiermaier, L OBP: 0.286, SLG: 0.416										0	0	0	0	1	0	0				
1 Willy Adames, R OBP: 0.312, SLG: 0.404 35 Nathaniel Lowe, L OBP: 0.349, SLG: 0.500 18 Joey Wendle, L OBP: 0.289, SLG: 0.322										3	1	1	0	1	1	3				
10 Mike Zunino, R OBP: 0.240, SLG: 0.325 31 Kean Wong, L (7, PH) OBP: 0.333, SLG: 0.333 7 Michael Pérez, L OBP: 0.370, SLG: 0.385 37 Travis d'Arnaud, R (8, PH) OBP: 0.314, SLG: 0.450										1	0	0	1	1	0	0				
28 Daniel Robertson, R OBP: 0.313, SLG: 0.290										2	0	2	2	0	1	0				
										1	0	0	0	1	2	1				
Inning Stats	R: 0 E: 0 K: 1 S: 8	H: 1 LOB: 0 BB: 0 P: 14	R: 0 E: 0 K: 1 S: 7	H: 0 LOB: 0 BB: 0 P: 10	R: 0 E: 0 K: 1 S: 9	H: 0 LOB: 0 BB: 0 P: 12	R: 2 E: 0 K: 2 S: 16	H: 3 LOB: 3 BB: 1 P: 28	R: 0 E: 0 K: 2 S: 7	H: 0 LOB: 0 BB: 0 P: 14	R: 0 E: 0 K: 2 S: 10	H: 0 LOB: 2 BB: 2 P: 20	R: 1 E: 0 K: 1 S: 14	H: 2 LOB: 2 BB: 1 P: 24	R: 2 E: 0 K: 1 S: 17	H: 2 LOB: 2 BB: 1 P: 29	1B: 6 2B: 2 3B: 0 HR: 0	SF: 1 SAC: 0 DP: 1 HBP: 1	WP: 0 PB: 0 SB: 0 CS: 0	PA: 37
PITCHER	IP WLS BF H R ER SO BB IBB HBP BLK WP HR S P ERA WHIP	5.2 24 4 2 2 8 3 0 1 0 0 0 0 53 92 27.00 6.000	0.1 B 3 2 1 1 1 0 0 0 0 0 0 10 17 27.00 6.000	1.0 L 1 0 1 1 0 1 0 0 0 0 3 7 ∞ ∞	0.1 2 1 0 0 1 0 0 0 0 0 0 6 10 0.00 3.000	PITCHER										IP WLS BF H R ER SO BB IBB HBP BLK WP HR S P ERA WHIP	0.2 3 1 1 1 0 0 0 0 0 0 6 10 13.50 1.500			

AB	30
R	5
H	8
RBI	5
BB	5
SO	11
LOB	19




Batter	1	2	3	4	5	6	7	8	9	AB	R	H	RBI	BB	SO	LOB	TOP										
12 Brock Holt, L OBP: 0.380, SLG: 0.427	F7		K			F8			F8	4	0	1	0	0	1	0	Boston Red Sox @ Toronto Blue Jays Rogers Centre, Toronto, ON Wed Sep 11 2019, 7:08 PM - 9:56 PM EDT Att: 14,463 - Roof Closed - 68 F										
2 Xander Bogaerts, R OBP: 0.380, SLG: 0.560 36 Chris Owings, R OBP: 0.190, SLG: 0.212	G5-3					G4-3			FC5-4	2	0	0	0	1	0	0											
11 Rafael Devers, L OBP: 0.364, SLG: 0.563 47 Gorkys Hernández, R OBP: 0.190, SLG: 0.212						L7			FC3-5	4	0	1	0	0	1	2											
28 J.D. Martinez, R OBP: 0.380, SLG: 0.569	F9								FC6-4	4	0	0	0	0	2	2											
18 Mitch Moreland, L OBP: 0.330, SLG: 0.492 59 Sam Travis, R OBP: 0.281, SLG: 0.403						F8			G4-3	3	0	0	0	0	1	0											
16 Andrew Benintendi, L OBP: 0.350, SLG: 0.447						G4-3				3	0	0	0	0	1	0											
7 Christian Vázquez, R OBP: 0.350, SLG: 0.447 68 Juan Centeno, L						G5-3				2	0	0	0	0	0	0											
19 Jackie Bradley Jr., L OBP: 0.321, SLG: 0.413									G3-1	3	0	0	0	0	2	1											
40 Marco Hernández, L OBP: 0.320, SLG: 0.398									F9	3	0	0	0	0	1	0											
Inning Stats	R: 0 H: 1 E: 0 K: 0 S: 7	H: 1 LOB: 1 BB: 0 P: 9	R: 0 H: 0 E: 1 K: 2 S: 12	H: 0 LOB: 1 BB: 1 P: 14	R: 0 H: 0 E: 0 K: 2 S: 11	H: 0 LOB: 1 BB: 1 P: 18	R: 0 H: 0 E: 0 K: 1 S: 9	H: 0 LOB: 0 BB: 0 P: 13	R: 0 H: 0 E: 0 K: 2 S: 11	H: 0 LOB: 0 BB: 0 P: 15	R: 0 H: 0 E: 0 K: 0 S: 11	H: 0 LOB: 0 BB: 0 P: 19	R: 0 H: 0 E: 0 K: 2 S: 8	H: 0 LOB: 0 BB: 0 P: 10	R: 0 H: 0 E: 0 K: 0 S: 6	H: 1 LOB: 1 BB: 0 P: 12		R: 0 H: 1 E: 0 K: 0 S: 13	H: 1 LOB: 1 BB: 0 P: 17	1B: 2 2B: 0 3B: 0 HR: 0	SF: 0 SAC: 0 DP: 0 HBP: 0	WP: 0 PB: 0 SB: 1 CS: 1	PA: 31				
PITCHER	IP	WLS	BF	H	R	ER	SO	BB	IBB	HBP	BLK	WP	HR	S	P	ERA	WHIP										
63 Wilmer Font, R ERA: 4.26	2.0		8	1	0	0	2	0	0	0	0	0	0	19	23	0.00	0.500										
57 Trent Thornton, R ERA: 5.04	5.0	W	16	0	0	0	7	1	0	0	0	0	0	50	75	0.00	0.200										
48 Jason Adam, R ERA: 4.02	1.0		3	0	0	0	0	0	0	0	0	0	0	6	12	0.00	0.000										
52 Ryan Tepera, R ERA: 5.52	1.0		4	1	0	0	0	0	0	0	0	0	0	13	17	0.00	1.000										
Batter	1	2	3	4	5	6	7	8	9	AB	R	H	RBI	BB	SO	LOB	BOTTOM										
11 Bo Bichette, R OBP: 0.341, SLG: 0.571	L4			K		G5-3				4	1	1	0	0	1	2	Boston Red Sox @ Toronto Blue Jays Rogers Centre, Toronto, ON Wed Sep 11 2019, 7:08 PM - 9:56 PM EDT Att: 14,463 - Roof Closed - 68 F										
8 Cavan Biggio, L OBP: 0.350, SLG: 0.392	P5									3	2	2	0	1	0	0											
27 Vladimir Guerrero Jr., R OBP: 0.347, SLG: 0.452	P4									3	1	1	3	0	0	2											
44 Rowdy Tellez, L OBP: 0.283, SLG: 0.443										4	1	1	1	0	2	2											
15 Randal Grichuk, R OBP: 0.283, SLG: 0.440 30 Anthony Alford, R OBP: 0.125, SLG: 0.125										4	1	2	2	0	0	0											
37 Teoscar Hernández, R OBP: 0.294, SLG: 0.445										0	0	0	0	0	0	0											
49 Jonathan Davis, R OBP: 0.186, SLG: 0.221										4	1	2	2	0	1	0											
3 Brandon Drury, R OBP: 0.263, SLG: 0.381										2	0	0	0	2	1	0											
9 Danny Jansen, R OBP: 0.280, SLG: 0.361										4	1	2	0	0	1	1											
Inning Stats	R: 0 H: 0 E: 0 K: 0 S: 15	H: 0 LOB: 0 BB: 0 P: 22	R: 0 H: 0 E: 0 K: 2 S: 10	H: 0 LOB: 0 BB: 0 P: 13	R: 0 H: 0 E: 0 K: 2 S: 9	H: 0 LOB: 0 BB: 0 P: 14	R: 2 H: 4 E: 1 K: 1 S: 20	H: 4 LOB: 2 BB: 0 P: 31	R: 6 H: 6 E: 0 K: 1 S: 13	H: 6 LOB: 0 BB: 0 P: 19	R: 0 H: 1 E: 0 K: 0 S: 12	H: 1 LOB: 2 BB: 2 P: 23	R: 0 H: 0 E: 0 K: 1 S: 7	H: 0 LOB: 0 BB: 0 P: 10	R: 0 H: 0 E: 0 K: 1 S: 7	H: 0 LOB: 0 BB: 1 P: 12		R: 0 H: 0 E: 0 K: 1 S: 7	H: 0 LOB: 0 BB: 1 P: 12	1B: 7 2B: 2 3B: 0 HR: 2	SF: 1 SAC: 0 DP: 2 HBP: 0	WP: 1 PB: 0 SB: 1 CS: 0	PA: 36				
PITCHER	IP	WLS	BF	H	R	ER	SO	BB	IBB	HBP	BLK	WP	HR	S	P	ERA	WHIP										
66 Bobby Poyner, L ERA: 7.88	2.0		6	0	0	0	2	0	0	0	0	0	0	25	35	0.00	0.000										
71 Trevor Kelley, R ERA: 9.64	1.2	L	8	3	2	2	3	0	0	0	0	0	1	25	36	10.80	1.800										
65 Ryan Weber, L ERA: 5.25	0.2		7	5	4	4	0	0	0	0	0	1	0	9	15	54.00	7.500										
61 Brian Johnson, L ERA: 6.29	0.1		1	0	0	0	0	0	0	0	0	0	0	1	2	0.00	0.000										
56 Travis Lakins Sr., R ERA: 4.82	0.1		3	2	2	2	1	0	0	0	0	0	1	7	11	54.00	6.000										
PITCHER	IP	WLS	BF	H	R	ER	SO	BB	IBB	HBP	BLK	WP	HR	S	P	ERA	WHIP										
76 Hector Velázquez, R ERA: 5.4	1.0		5	1	0	0	0	2	0	0	0	0	0	14	22	0.00	0.500										
73 Mike Shawaryn, R ERA: 7.27	2.0		6	1	0	0	2	1	0	0	0	0	0	14	22	0.00	0.500										

Batter	1	2	3	4	5	6	7	8	9	10	11	12	AB	R	H	RBI	BB	SO	LOB	TOP				
26 DJ LeMahieu, R OBP: 0.374, SLG: 0.515	G6-3		L8		FC6-4 25 1B	1B			G5-3		L8		6	0	2	0	0	0	1					
25 Gleyber Torres, R OBP: 0.346, SLG: 0.544	G5-3 29 1B				FC6-4 29 1B	F8			G5-3		G6-3		5	1	1	0	1	0	3					
45 Luke Voit, R OBP: 0.390, SLG: 0.487			G4-3		FC5 29 1B			K			K		4	1	1	1	1	1	3					
14 Tyler Wade, L OBP: 0.341, SLG: 0.347													0	0	0	0	0	0	0					
99 Aaron Judge, R OBP: 0.361, SLG: 0.515													1	0	0	0	0	1	0					
29 Gio Urshela, R OBP: 0.363, SLG: 0.558	G5-3												6	0	1	2	0	0	3					
18 Didi Gregorius, L OBP: 0.289, SLG: 0.474		G4-3		G4-3									2	0	0	0	3	0	0					
38 Cameron Maybin, R OBP: 0.356, SLG: 0.469		K		G1-3		F9					FC5-4 11 CS		5	0	0	0	0	1	4					
11 Brett Gardner, L OBP: 0.320, SLG: 0.483											G4-3		5	1	1	0	0	1	3					
77 Clint Frazier, R OBP: 0.313, SLG: 0.479			F9		E9 28 1B	K					K		5	1	1	1	0	2	0					
28 Austin Romine, R OBP: 0.319, SLG: 0.446					FC6-4 25 1B	G6-3					K		5	1	2	1	0	2	0					
Inning Stats	R: 0 E: 0 K: 9	H: 2 LOB: 1 BB: 14	R: 0 E: 0 K: 12	H: 0 LOB: 0 BB: 15	R: 0 E: 0 K: 6	H: 1 LOB: 2 BB: 14	R: 0 E: 0 K: 14	H: 0 LOB: 0 BB: 21	R: 5 E: 1 K: 32	H: 5 LOB: 2 BB: 51	R: 0 E: 0 K: 9	H: 1 LOB: 1 BB: 12	R: 0 E: 0 K: 8	H: 0 LOB: 0 BB: 16	R: 0 E: 0 K: 7	H: 0 LOB: 0 BB: 10	R: 0 E: 0 K: 11	H: 0 LOB: 0 BB: 13	R: 0 E: 0 K: 9	H: 0 LOB: 0 BB: 13	1B: 7 2B: 2 3B: 0 HR: 0	SF: 0 SAC: 0 DP: 1 HBP: 0	WP: 1 PB: 0 SB: 0 CS: 1	PA: 49
PITCHER	IP WLS BF H R ER SO BB IBB HBP BLK WP HR S P ERA WHIP	70 Anthony Kay, L ERA: 4.3	48 Jason Adam, R ERA: 4.02	67 Buddy Boshers, L ERA: 5.28	43 Sam Gaviglio, R ERA: 4.47	64 Derek Law, R ERA: 4.72	PITCHER	IP WLS BF H R ER SO BB IBB HBP BLK WP HR S P ERA WHIP	51 Ken Giles, R ERA: 1.91	58 Tim Mayza, L ERA: 4.91	52 Ryan Tepera, R ERA: 5.17	63 Wilmer Font, R ERA: 4.14	70 Tyler Lyons, L ERA: 7.27											

New York Yankees @ Toronto Blue Jays
Rogers Centre, Toronto, ON
Fri Sep 13 2019, 7:08 PM - 11:15 PM EDT
Att. 23,915 - Roof Closed - 68 F

livebaseballscorecards.com

AB 44
R 5
H 9
RBI 5
BB 5
SO 8
LOB 17





Batter	1	2	3	4	5	6	7	8	9	10	11	12	AB	R	H	RBI	BB	SO	LOB	BOTTOM				
11 Bo Bichette, R OBP: 0.353, SLG: 0.592	F7		FC5-4		8 1B								5	2	3	1	1	0	1					
8 Cavan Biggio, L OBP: 0.357, SLG: 0.403	K		K		44 G4-3 44 WP				FC3-6 27 BLK				5	0	2	1	0	2	3					
27 Vladimir Guerrero Jr., R OBP: 0.342, SLG: 0.444	K				F8				F7				5	0	0	0	0	1	4					
44 Rowdy Tellez, L OBP: 0.279, SLG: 0.437		G6-3			G4-3								3	1	1	0	0	0	1					
49 Jonathan Davis, R OBP: 0.186, SLG: 0.221					10 2B								0	0	0	0	0	0	0					
14 Justin Smoak, S OBP: 0.346, SLG: 0.401													1	0	0	0	1	0	0					
15 Randal Grichuk, R OBP: 0.282, SLG: 0.444													5	1	1	1	0	2	4					
10 Reese McGuire, L OBP: 0.342, SLG: 0.569		HR											5	1	1	1	0	0	0					
37 Teoscar Hernández, R OBP: 0.295, SLG: 0.444		G3-1			37 E								5	0	2	0	0	2	0					
28 Billy McKinney, L OBP: 0.261, SLG: 0.401					E4 28 1B								5	0	1	0	0	1	1					
7 Richard Urena, S OBP: 0.260, SLG: 0.306													5	1	2	0	0	2	2					
Inning Stats	R: 0 E: 0 K: 7	H: 0 LOB: 0 BB: 0	R: 1 E: 0 K: 11	H: 1 LOB: 0 BB: 15	R: 0 E: 0 K: 17	H: 1 LOB: 1 BB: 23	R: 2 E: 1 K: 19	H: 4 LOB: 2 BB: 27	R: 1 E: 0 K: 10	H: 2 LOB: 1 BB: 16	R: 0 E: 0 K: 7	H: 1 LOB: 1 BB: 11	R: 0 E: 0 K: 10	H: 0 LOB: 0 BB: 12	R: 0 E: 0 K: 10	H: 2 LOB: 1 BB: 16	R: 0 E: 0 K: 11	H: 0 LOB: 0 BB: 10	R: 0 E: 0 K: 8	H: 0 LOB: 0 BB: 10	1B: 9 2B: 3 3B: 0 HR: 2	SF: 0 SAC: 0 DP: 2 HBP: 0	WP: 2 PB: 0 SB: 0 CS: 0	PA: 46
PITCHER	IP WLS BF H R ER SO BB IBB HBP BLK WP HR S P ERA WHIP	19 Masahiro Tanaka, R ERA: 4.6	48 Tommy Kahnle, R ERA: 3.3	0 Adam Ottavino, R ERA: 1.85	53 Zack Britton, L ERA: 2.01	85 Luis Cessa, R ERA: 3.71	PITCHER	IP WLS BF H R ER SO BB IBB HBP BLK WP HR S P ERA WHIP	70 Tyler Lyons, L ERA: 7.27															

New York Yankees @ Toronto Blue Jays
Rogers Centre, Toronto, ON
Fri Sep 13 2019, 7:08 PM - 11:15 PM EDT
Att. 23,915 - Roof Closed - 68 F

livebaseballscorecards.com

AB 44
R 6
H 13
RBI 4
BB 2
SO 10
LOB 16



Batter	1	2	3	4	5	6	7	8	9	AB	R	H	RBI	BB	SO	LOB	TOP						
26 DJ LeMahieu, R OBP: 0.377, SLG: 0.517	G4-3		99 1B 25 FC5-2-2	1B		25 HR 1B			L9	6	1	4	0	0	0	1	New York Yankees @ Toronto Blue Jays Rogers Centre, Toronto, ON Sat Sep 14 2019, 3:10 PM - 6:56 PM EDT Att: 26,308 - Partly Cloudy - 72 F						
99 Aaron Judge, R OBP: 0.381, SLG: 0.512			25 45 2B FC5-2-2	1B		K			L6	4	1	1	0	1	2	5							
77 Clint Frazier, R OBP: 0.316, SLG: 0.486	25 CS BB		25 45 2B FC5-2-2	1B		K			L6	1	1	1	0	0	0	0							
25 Gleyber Torres, R OBP: 0.347, SLG: 0.549			45 2B 29 L4-5	1B		11 HR HBP			L9	3	2	1	2	0	1	3							
14 Tyler Wade, L OBP: 0.333, SLG: 0.338	K		45 2B 29 L4-5	1B		11 HR HBP			L9	2	0	0	1	0	0	3							
45 Luke Voit, R OBP: 0.394, SLG: 0.499			29 1B 11 2B	BB		11 HR BB			G6-3	3	3	2	2	2	0	0							
36 Mike Ford, L OBP: 0.329, SLG: 0.532			29 1B 11 2B	BB		11 HR BB			G6-3	1	1	1	2	0	0	0							
29 Gio Urshela, R OBP: 0.363, SLG: 0.555			11 2B	1B		F8			F9	6	0	2	0	0	0	4							
11 Brett Gardner, L OBP: 0.323, SLG: 0.500			11 2B	1B		HR			FC1-6	5	2	3	5	0	0	1							
74 Brevin Valera, S OBP: 0.324, SLG: 0.313			11 2B	1B		HR			FC1-6	0	0	0	0	0	0	0							
38 Cameron Maybin, R OBP: 0.357, SLG: 0.465	P4		66 FC6-4	1B		BB			P2	4	0	1	0	1	0	3	AB 44 R 13 H 19 RBI 13 BB 4 SO 6 LOB 28						
66 Kyle Higashioka, R OBP: 0.234, SLG: 0.543	K		90 1B 77 2B 14 G3-1	2B					90 1B 77 2B 14 G3-1	5	1	1	0	0	2	5							
90 Thairo Estrada, R OBP: 0.308, SLG: 0.459	K		90 1B 77 2B 14 G3-1	2B					90 1B 77 2B 14 G3-1	4	1	2	1	0	1	3							
Inning Stats	R: 0 H: 0 E: 0 K: 1 S: 9	H: 0 LOB: 1 BB: 1 P: 19	R: 1 H: 2 E: 0 K: 2 S: 14	H: 2 LOB: 2 BB: 1 P: 22	R: 1 H: 3 E: 0 K: 0 S: 10	H: 3 LOB: 1 BB: 0 P: 12	R: 1 H: 2 E: 0 K: 2 S: 15	H: 2 LOB: 2 BB: 0 P: 26	R: 3 H: 2 E: 0 K: 0 S: 17	H: 2 LOB: 1 BB: 1 P: 30	R: 3 H: 3 E: 0 K: 1 S: 16	H: 3 LOB: 2 BB: 1 P: 28	R: 0 H: 2 E: 0 K: 0 S: 9	H: 1 LOB: 1 BB: 0 P: 11	R: 4 H: 4 E: 0 K: 0 S: 22	H: 4 LOB: 0 BB: 0 P: 30	1B: 10 2B: 7 3B: 0 HR: 5	SF: 0 SAC: 0 DP: 3 HBP: 2	WP: 0 PA: 50 PB: 0 SB: 0 CS: 1				
PITCHER	IP WLS BF H R ER SO BB IBB HBP BLK WP HR S P ERA WHIP	IP WLS BF H R ER SO BB IBB HBP BLK WP HR S P ERA WHIP	IP WLS BF H R ER SO BB IBB HBP BLK WP HR S P ERA WHIP	IP WLS BF H R ER SO BB IBB HBP BLK WP HR S P ERA WHIP	IP WLS BF H R ER SO BB IBB HBP BLK WP HR S P ERA WHIP	IP WLS BF H R ER SO BB IBB HBP BLK WP HR S P ERA WHIP	IP WLS BF H R ER SO BB IBB HBP BLK WP HR S P ERA WHIP	IP WLS BF H R ER SO BB IBB HBP BLK WP HR S P ERA WHIP	IP WLS BF H R ER SO BB IBB HBP BLK WP HR S P ERA WHIP	IP WLS BF H R ER SO BB IBB HBP BLK WP HR S P ERA WHIP	IP WLS BF H R ER SO BB IBB HBP BLK WP HR S P ERA WHIP	IP WLS BF H R ER SO BB IBB HBP BLK WP HR S P ERA WHIP	IP WLS BF H R ER SO BB IBB HBP BLK WP HR S P ERA WHIP	IP WLS BF H R ER SO BB IBB HBP BLK WP HR S P ERA WHIP	IP WLS BF H R ER SO BB IBB HBP BLK WP HR S P ERA WHIP	IP WLS BF H R ER SO BB IBB HBP BLK WP HR S P ERA WHIP	IP WLS BF H R ER SO BB IBB HBP BLK WP HR S P ERA WHIP	IP WLS BF H R ER SO BB IBB HBP BLK WP HR S P ERA WHIP	IP WLS BF H R ER SO BB IBB HBP BLK WP HR S P ERA WHIP	IP WLS BF H R ER SO BB IBB HBP BLK WP HR S P ERA WHIP			
62 Jacob Waguespack, R ERA: 4.7	3.2	L	19	7	3	3	4	2	0	0	1	0	0	0	0	0	0	1	45	73	7.36	2.455	
35 Brock Stewart, R ERA: 7.94	2.0		14	5	6	6	2	1	0	1	0	0	0	0	0	0	0	3	33	57	27.00	3.000	
48 Jason Adam, R ERA: 3.94	0.1		2	0	0	0	0	1	0	0	0	0	0	0	0	0	0	0	3	7	0.00	3.000	
65 Elvis Luciano, R ERA: 6.29	1.0		4	2	0	0	0	0	0	0	0	0	0	0	0	0	0	0	9	11	0.00	2.000	
68 Jordan Romano, R ERA: 5.25	0.2		3	1	0	0	0	0	0	0	0	0	0	0	0	0	0	0	6	11	0.00	1.500	
50 Justin Shafer, R ERA: 3.79	1.1		8	4	4	4	0	0	0	0	0	0	0	0	0	0	0	0	1	25	36	27.00	3.000
Batter	1	2	3	4	5	6	7	8	9	AB	R	H	RBI	BB	SO	LOB	BOTTOM						
11 Bo Bichette, R OBP: 0.352, SLG: 0.589	13 2B BB		F9		SF9		F9		2B	1	0	0	1	1	0	0	New York Yankees @ Toronto Blue Jays Rogers Centre, Toronto, ON Sat Sep 14 2019, 3:10 PM - 6:56 PM EDT Att: 26,308 - Partly Cloudy - 72 F						
7 Richard Urena, S OBP: 0.269, SLG: 0.333			F9		SF9		F9		2B	2	0	1	2	0	0	0							
15 Randal Grichuk, R OBP: 0.282, SLG: 0.443	F9		P5		1B		L4		1B	3	0	1	0	0	0	1							
30 Anthony Alford, R OBP: 0.308, SLG: 0.250			P5		1B		L4		1B	2	0	1	0	0	0	0							
13 Lourdes Gurriel Jr., R OBP: 0.336, SLG: 0.552			37 FC5-4	HBP	K				1B	3	0	2	0	0	1	2							
20 Derek Fisher, L OBP: 0.291, SLG: 0.372			37 FC5-4	HBP	K				1B	1	0	0	0	0	1	2							
27 Vladimir Guerrero Jr., R OBP: 0.340, SLG: 0.441	P3		37 1B 11 SF9	1B					K	5	0	1	0	0	2	6							
37 Teoscar Hernández, R OBP: 0.295, SLG: 0.442	K		37 1B 11 SF9	1B					K	4	0	1	0	0	1	4							
14 Justin Smoak, S OBP: 0.345, SLG: 0.396	K		37 1B 11 SF9	1B					K	4	0	0	0	0	1	4							
3 Brandon Drury, R OBP: 0.266, SLG: 0.385	L7		9 2B 11 SF9	1B					L7	4	2	2	0	0	0	2							
9 Danny Jansen, R OBP: 0.279, SLG: 0.358	P6		9 2B 11 SF9	1B					2B	3	1	0	0	1	1	3							
49 Jonathan Davis, R OBP: 0.189, SLG: 0.211	F8		15 1B BB	BB					K	3	0	0	0	1	2	2	AB 35 R 3 H 9 RBI 3 BB 3 SO 9 LOB 26						
Inning Stats	R: 0 H: 1 E: 0 K: 1 S: 19	H: 0 LOB: 2 BB: 1 P: 31	R: 0 H: 0 E: 0 K: 1 S: 8	H: 0 LOB: 0 BB: 0 P: 13	R: 0 H: 0 E: 0 K: 0 S: 6	H: 0 LOB: 0 BB: 0 P: 10	R: 0 H: 0 E: 0 K: 0 S: 8	H: 0 LOB: 1 BB: 0 P: 13	R: 1 H: 2 E: 1 K: 1 S: 21	H: 2 LOB: 2 BB: 1 P: 34	R: 0 H: 2 E: 0 K: 1 S: 12	H: 2 LOB: 2 BB: 0 P: 19	R: 0 H: 0 E: 0 K: 1 S: 9	H: 0 LOB: 0 BB: 0 P: 13	R: 0 H: 1 E: 0 K: 1 S: 10	H: 1 LOB: 1 BB: 0 P: 16	R: 2 H: 3 E: 0 K: 3 S: 17	H: 3 LOB: 2 BB: 1 P: 32	1B: 6 2B: 3 3B: 0 HR: 0	SF: 1 SAC: 0 DP: 0 HBP: 1	WP: 0 PA: 40 PB: 0 SB: 0 CS: 0		
PITCHER	IP WLS BF H R ER SO BB IBB HBP BLK WP HR S P ERA WHIP	IP WLS BF H R ER SO BB IBB HBP BLK WP HR S P ERA WHIP	IP WLS BF H R ER SO BB IBB HBP BLK WP HR S P ERA WHIP	IP WLS BF H R ER SO BB IBB HBP BLK WP HR S P ERA WHIP	IP WLS BF H R ER SO BB IBB HBP BLK WP HR S P ERA WHIP	IP WLS BF H R ER SO BB IBB HBP BLK WP HR S P ERA WHIP	IP WLS BF H R ER SO BB IBB HBP BLK WP HR S P ERA WHIP	IP WLS BF H R ER SO BB IBB HBP BLK WP HR S P ERA WHIP	IP WLS BF H R ER SO BB IBB HBP BLK WP HR S P ERA WHIP	IP WLS BF H R ER SO BB IBB HBP BLK WP HR S P ERA WHIP	IP WLS BF H R ER SO BB IBB HBP BLK WP HR S P ERA WHIP	IP WLS BF H R ER SO BB IBB HBP BLK WP HR S P ERA WHIP	IP WLS BF H R ER SO BB IBB HBP BLK WP HR S P ERA WHIP	IP WLS BF H R ER SO BB IBB HBP BLK WP HR S P ERA WHIP	IP WLS BF H R ER SO BB IBB HBP BLK WP HR S P ERA WHIP	IP WLS BF H R ER SO BB IBB HBP BLK WP HR S P ERA WHIP	IP WLS BF H R ER SO BB IBB HBP BLK WP HR S P ERA WHIP	IP WLS BF H R ER SO BB IBB HBP BLK WP HR S P ERA WHIP	IP WLS BF H R ER SO BB IBB HBP BLK WP HR S P ERA WHIP	IP WLS BF H R ER SO BB IBB HBP BLK WP HR S P ERA WHIP			
65 James Paxton, L ERA: 3.88	5.0	W	21	3	1	1	0	2	0	1	0	0	0	0	0	0	0	0	62	101	1.80	1.000	
35 Cory Gearrin, R ERA: 4.24	1.0		5	2	0	0	1	0	0	0	0	0	0	0	0	0	0	0	12	19	0.00	2.000	
43 Jonathan Loáisiga, R ERA: 4.56	2.0		7	1	0	0	2	0	0	0	0	0	0	0	0	0	0	0	19	29	0.00	0.500	
73 Ryan Dull, R ERA: 13.5	1.0		7	3	2	2	3	1	0	0	0	0	0	0	0	0	0	0	17	32	18.00	4.000	

Batter	1	2	3	4	5	6	7	8	9	AB	R	H	RBI	BB	SO	LOB	TOP					
26 DJ LeMahieu, R OBP: 0.375, SLG: 0.516	L4		18 1B		G6-3		E5		G6-3	5	1	1	1	0	0	0	New York Yankees @ Toronto Blue Jays Rogers Centre, Toronto, ON Sun Sep 15 2019, 1:09 PM - 3:56 PM EDT Att: 22,562 - Roof Closed - 68 F					
99 Aaron Judge, R OBP: 0.394, SLG: 0.519	HR		18 1B		K				K	3	1	1	1	1	2	0						
18 Didi Gregorius, L OBP: 0.289, SLG: 0.471	K		11 1B		K				K	4	0	1	1	0	3	2						
25 Gleyber Torres, R OBP: 0.344, SLG: 0.544	F8		P4		K		G6-3			4	0	0	0	0	1	4						
11 Brett Gardner, L OBP: 0.326, SLG: 0.500		45 G5-4-3	45 FC6-4						K	2	0	1	0	2	1	0						
45 Luke Voit, R OBP: 0.391, SLG: 0.494	G5-4-3		FC6-4						G4-3	4	0	0	0	0	0	5						
36 Mike Ford, L					F8					3	0	0	0	1	2	1						
38 Cameron Maybin, R, (PR)										0	0	0	0	0	0	0						
28 Austin Romine, R OBP: 0.318, SLG: 0.447		G5-3	G4-3				26 E		K	4	1	1	0	0	1	1						
14 Tyler Wade, L					G1-3				G5-3	3	1	1	0	0	0	1						
29 Gio Urshela, R OBP: 0.362, SLG: 0.553			26 2B				P6			1	0	0	0	0	0	0						
Inning Stats	R: 1 E: 0 K: 1 S: 11	H: 1 LOB: 0 BB: 0 P: 14	R: 0 E: 0 K: 1 S: 7	H: 1 LOB: 0 BB: 0 P: 10	R: 2 E: 0 K: 0 S: 13	H: 3 LOB: 3 BB: 2 P: 27	R: 0 E: 0 K: 0 S: 6	H: 0 LOB: 0 BB: 0 P: 9	R: 0 E: 0 K: 2 S: 8	H: 0 LOB: 1 BB: 1 P: 23	R: 0 E: 0 K: 2 S: 14	H: 0 LOB: 2 BB: 0 P: 23	R: 1 E: 1 K: 1 S: 12	H: 1 LOB: 2 BB: 0 P: 22	R: 0 E: 0 K: 2 S: 9	H: 0 LOB: 1 BB: 1 P: 18	R: 0 E: 0 K: 1 S: 9	H: 0 LOB: 0 BB: 0 P: 11	1B: 3 2B: 2 HR: 1	SF: 0 SAC: 0 HBP: 1	WP: 0 PB: 0 SB: 1 CS: 0	PA: 38
PITCHER	IP WLS BF H R ER SO BB IBB HBP BLK WP HR S P ERA WHIP																					
63 Wilmer Font, R ERA: 4.21	1.0	4	1	1	1	1	0	0	0	0	0	0	0	0	1	11	14	9.00	1.000			
71 T.J. Zeuch, R ERA: 4.51	5.1	23	5	3	2	5	3	0	0	0	0	0	0	51	89	3.38	1.500					
64 Derek Law, R ERA: 4.66	0.2	4	0	0	0	1	0	0	0	0	0	0	0	9	16	0.00	0.000					
43 Sam Gaviglio, R ERA: 4.42	1.0	4	0	0	0	2	1	0	0	0	0	0	0	9	18	0.00	0.000					
51 Ken Giles, R ERA: 1.88	1.0	3	0	0	0	1	0	0	0	0	0	0	0	9	11	0.00	0.000					

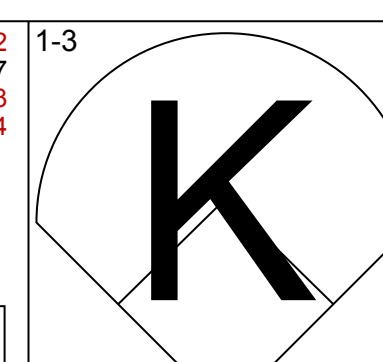
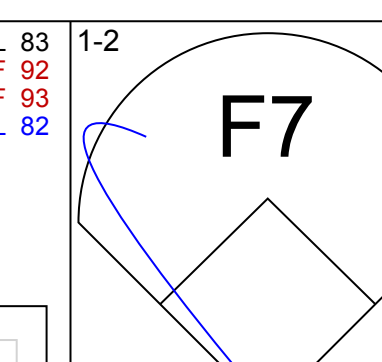
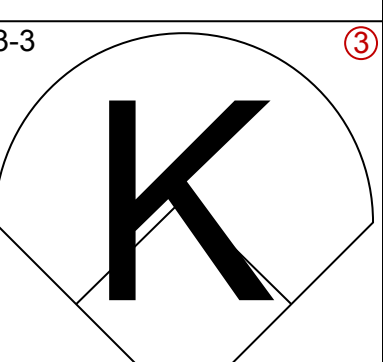
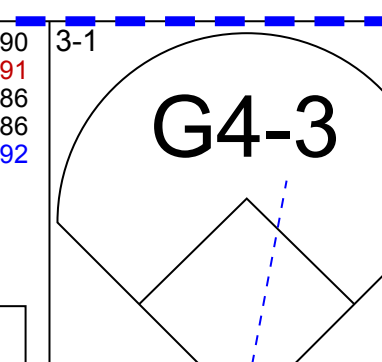
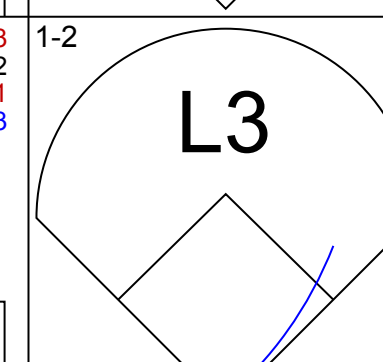
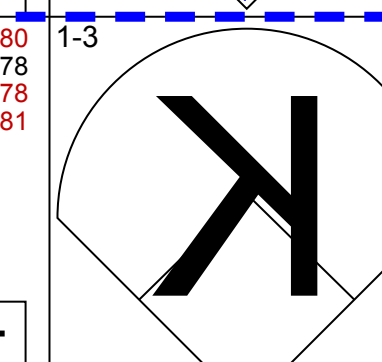
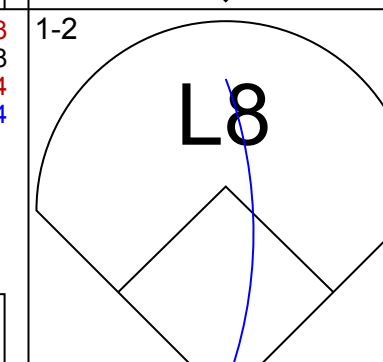
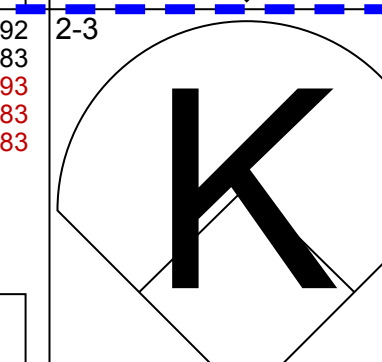

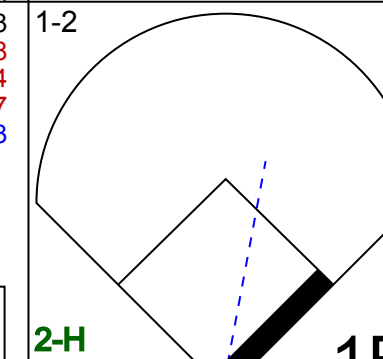
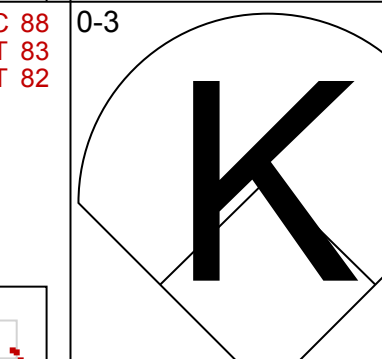


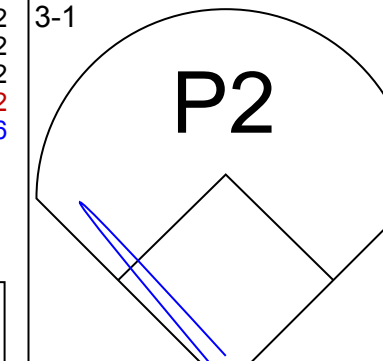


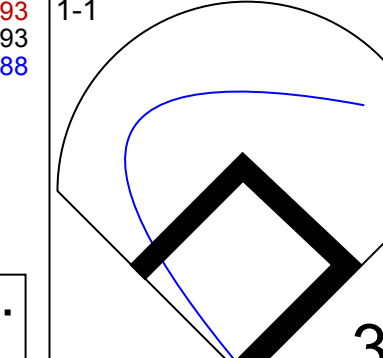
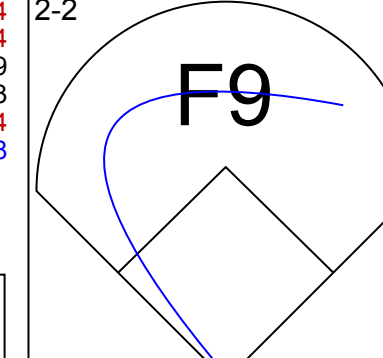


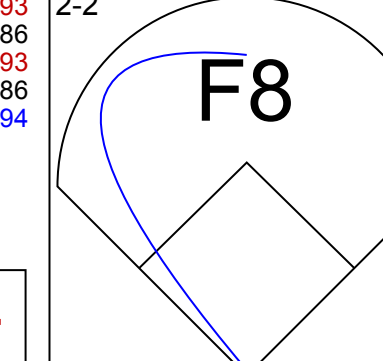



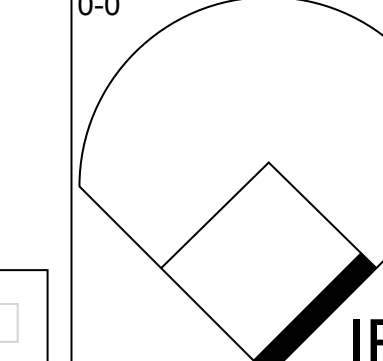




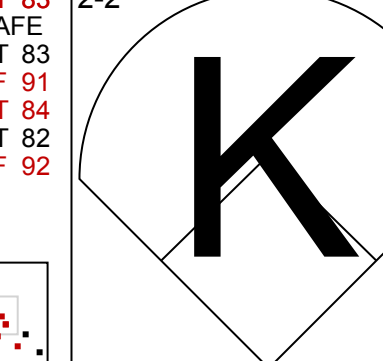

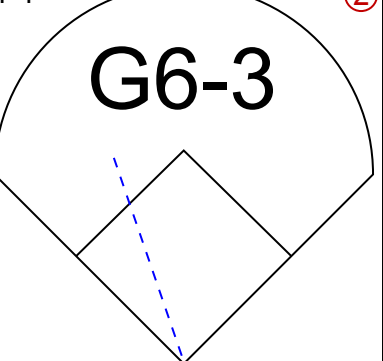


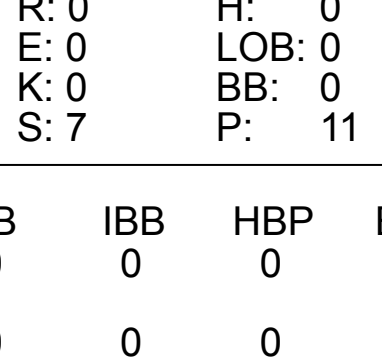
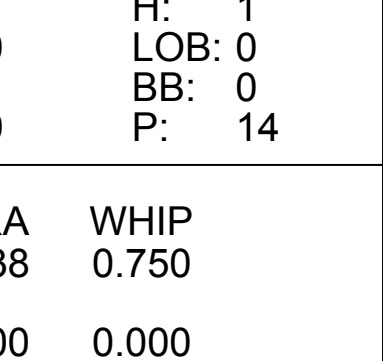
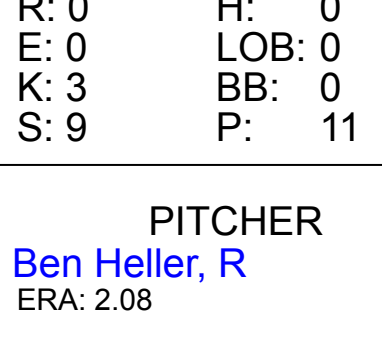
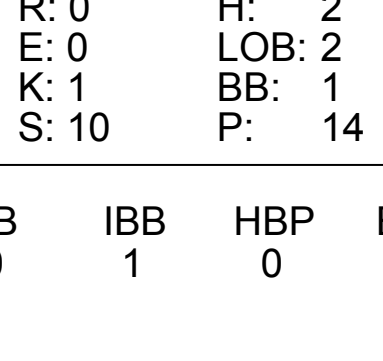

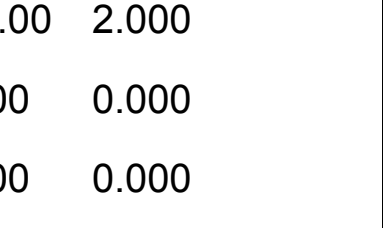


Batter	1	2	3	4	5	6	7	8	9	AB	R	H	RBI	BB	SO	LOB	BOTTOM					
11 Bo Bichette, R OBP: 0.355, SLG: 0.592	15 G5-3		K		15 HR		K			4	1	2	0	0	2	2	New York Yankees @ Toronto Blue Jays Rogers Centre, Toronto, ON Sun Sep 15 2019, 1:09 PM - 3:56 PM EDT Att: 22,562 - Roof Closed - 68 F					
8 Cavan Biggio, L OBP: 0.356, SLG: 0.399	K		G4-3		15 HR		F8			3	1	0	0	1	1	2						
15 Randal Grichuk, R OBP: 0.284, SLG: 0.455	G5-3		HR		HR		K			4	2	2	4	0	1	1						
44 Rowdy Tellez, L OBP: 0.276, SLG: 0.432	K		L8		K		L9			4	0	0	0	0	2	1						
37 Teoscar Hernández, R OBP: 0.294, SLG: 0.439	L7		K		10 1B		K			3	0	0	0	1	2	0						
10 Reese McGuire, L OBP: 0.338, SLG: 0.553	F8				1B				K	4	0	1	0	0	2	0						
3 Brandon Drury, R OBP: 0.266, SLG: 0.386		28 1B			L9		L9			4	1	1	0	0	1	2						
28 Billy McKinney, L OBP: 0.265, SLG: 0.400									K	3	1	1	1	1	2	0						
49 Jonathan Davis, R OBP: 0.189, SLG: 0.211	7 2B								K	0	0	0	0	0	0	0						
7 Richard Urena, S OBP: 0.278, SLG: 0.358							SH3-4			2	0	1	1	0	1	0						
Inning Stats	R: 0 E: 0 K: 2 S: 12	H: 1 LOB: 1 BB: 0 P: 19	R: 2 E: 0 K: 1 S: 17	H: 3 LOB: 1 BB: 0 P: 26	R: 1 E: 0 K: 1 S: 9	H: 1 LOB: 0 BB: 0 P: 15	R: 0 E: 0 K: 3 S: 10	H: 0 LOB: 0 BB: 0 P: 12	R: 3 E: 0 K: 2 S: 20	H: 3 LOB: 2 BB: 2 P: 34	R: 0 E: 0 K: 1 S: 6	H: 0 LOB: 1 BB: 1 P: 12	R: 0 E: 0 K: 2 S: 7	H: 0 LOB: 0 BB: 0 P: 13	R: 0 E: 0 K: 2 S: 9	H: 0 LOB: 0 BB: 0 P: 12	R: 0 E: 0 K: 2 S: 9	H: 0 LOB: 0 BB: 0 P: 12	1B: 3 2B: 3 HR: 2	SF: 0 SAC: 1 HBP: 0	WP: 0 PB: 0 SB: 0 CS: 0	PA: 35
PITCHER	IP WLS BF H R ER SO BB IBB HBP BLK WP HR S P ERA WHIP																					
57 Chad Green, R ERA: 4.5	1.0	4	1	0	2	0	0	0	0	0	0	0	0	0	12	19	0.00	1.000				
47 Jordan Montgomery, L ERA: 13.5	2.0	10	4	3	3	2	0	0	0	0	0	0	0	1	26	41	13.50	2.000				
68 Dellin Betances, R ERA: 5.54	0.2	2	0	0	0	2	0	0	0	0	0	0	0	7	8	0.00	0.000					
67 Nestor Cortes, L ERA: 5.54	1.1	L	9	3	3	3	2	0	0	0	0	0	0	1	23	38	20.25	3.750				
61 Ben Heller, R ERA: 3.0	2.0	7	0	0	0	3	1	0	0	0	0	0	0	13	25	0.00	0.500					
70 Tyler Lyons, L ERA: 6.52	1.0	3	0	0	0	0	0	0	0	0	0	0	0	9	12	0.00	0.000					

AB 33
R 4
H 6
RBI 3
BB 4
SO 10
LOB 14



AB 31
R 6
H 8
RBI 6
BB 3
SO 14
LOB 8

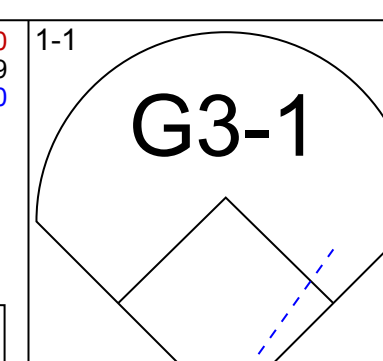
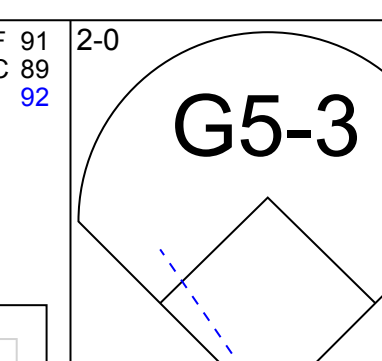
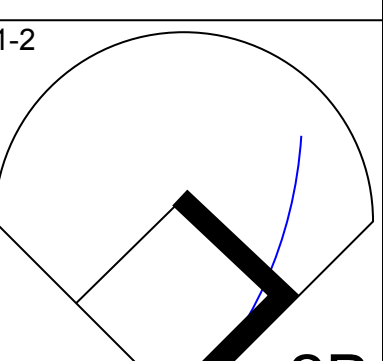
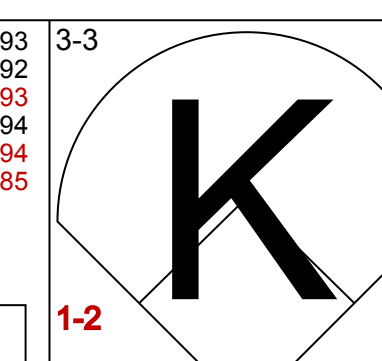
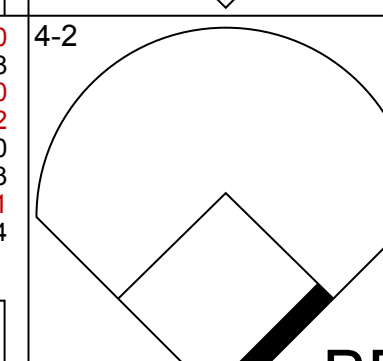
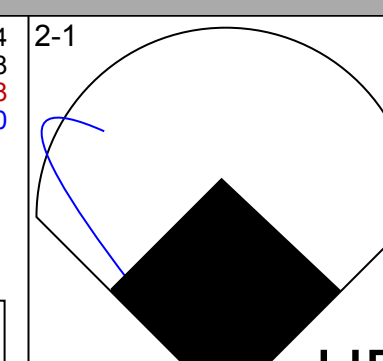
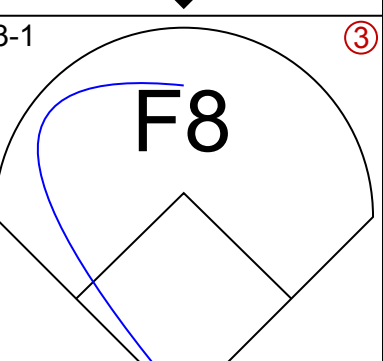
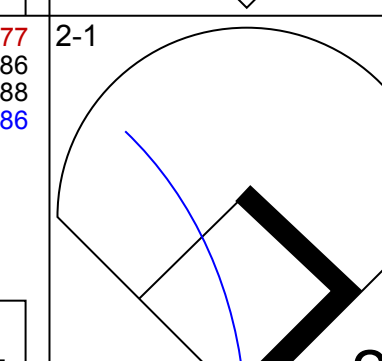
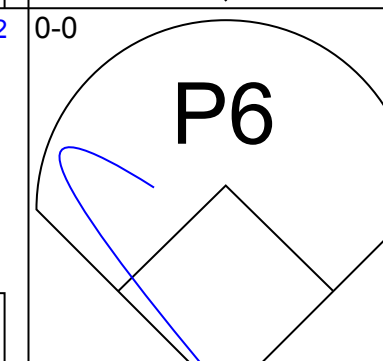
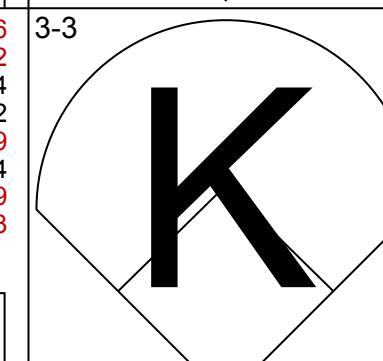

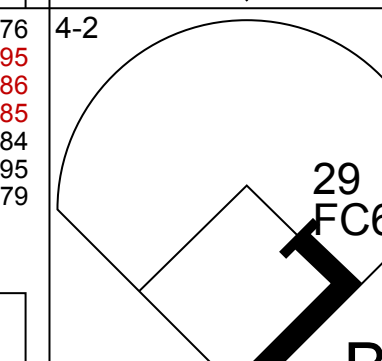
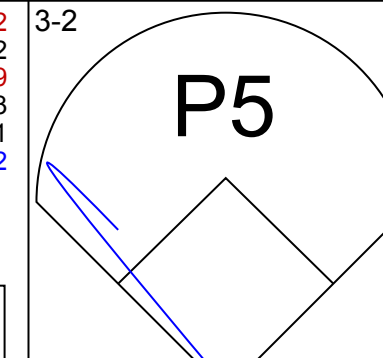
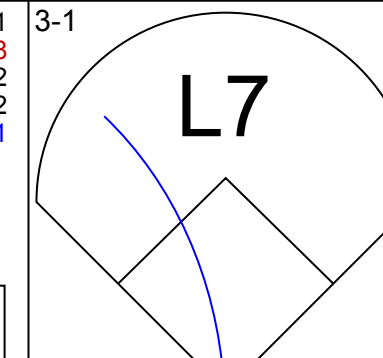

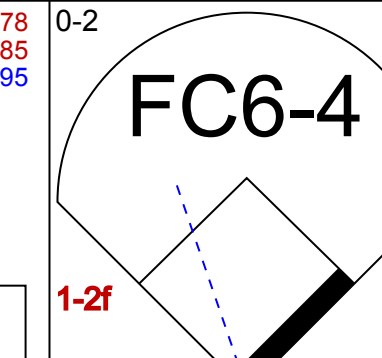
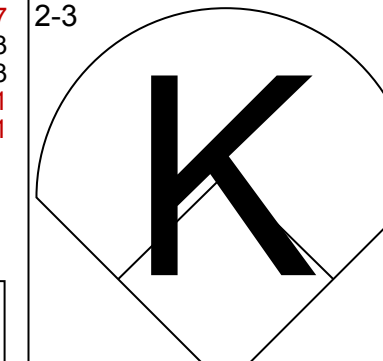


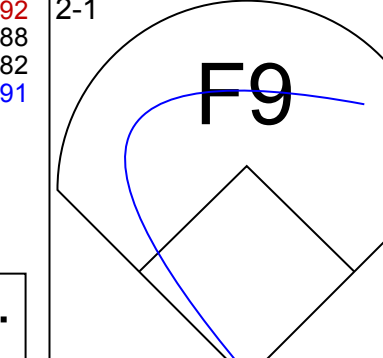

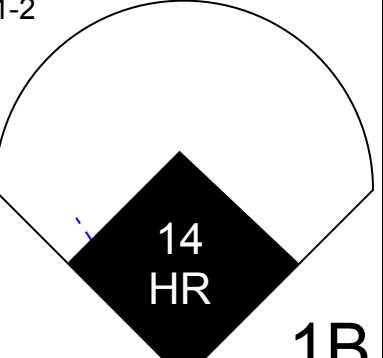

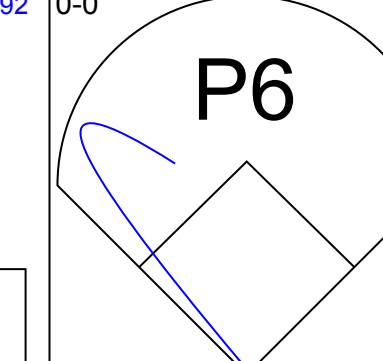
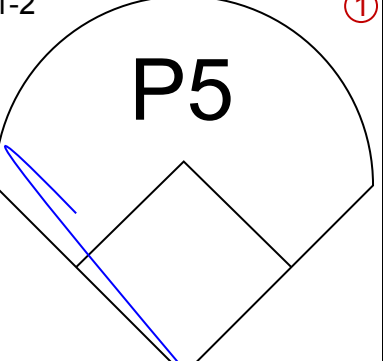
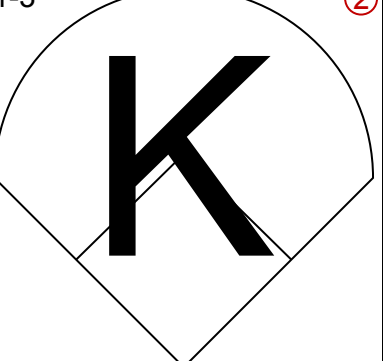



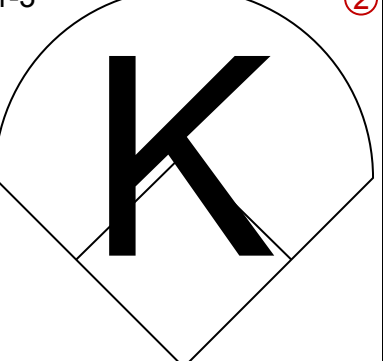


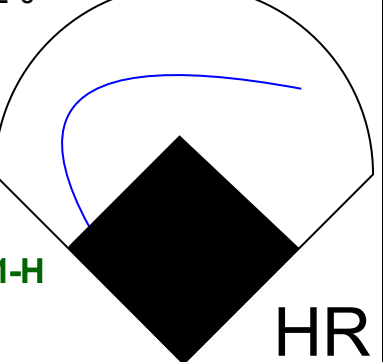
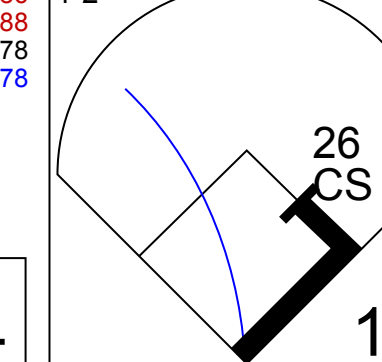
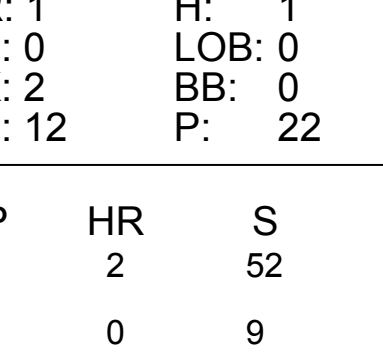
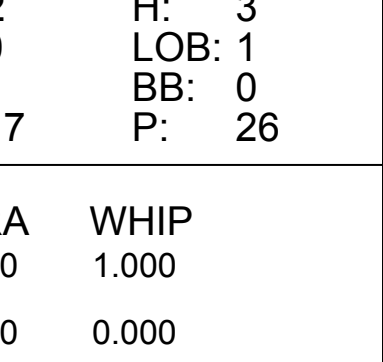
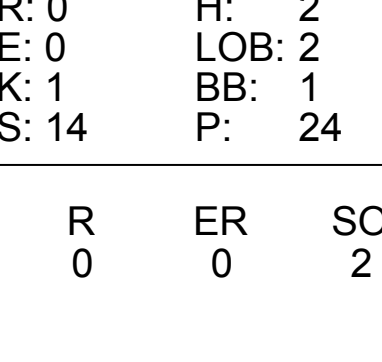





Batter	1	2	3	4	5	6	7	8	9	AB	R	H	RBI	BB	SO	LOB	TOP						
30 Anthony Alford, R (1, 7) OBP: 0.235, SLG: 0.188										3	0	0	0	0	2	0							
44 Rowdy Tellez, L (8, PH) OBP: 0.285, SLG: 0.433										1	0	0	0	0	0	0							
49 Jonathan Davis, R (8, 8) OBP: 0.184, SLG: 0.205										0	0	0	0	0	0	0							
8 Cavan Biggio, L (1, 4) OBP: 0.360, SLG: 0.433										4	1	1	0	0	2	0							
13 Lourdes Gurriel Jr., R (1, 10) OBP: 0.331, SLG: 0.546										4	0	0	0	0	3	1							
27 Vladimir Guerrero Jr., R (1, 5) OBP: 0.346, SLG: 0.443										4	0	2	1	0	1	0							
15 Randal Grichuk, R (1, 9) OBP: 0.282, SLG: 0.458										4	0	0	0	0	1	2							
37 Tossler Hernández, R (1, 8) OBP: 0.296, SLG: 0.449										3	1	2	0	1	0	1							
14 Justin Smoak, S (1, 3) OBP: 0.343, SLG: 0.405										3	1	1	2	1	0	1							
9 Danny Jansen, R (1, 2) OBP: 0.282, SLG: 0.367										4	1	1	1	0	2	2							
7 Richard Urena, S (1, 6) OBP: 0.271, SLG: 0.345										3	0	0	0	0	1	0							
Inning Stats	R: 0 E: 0 K: 1 S: 9	H: 0 LOB: 0 BB: 12	R: 0 E: 0 K: 0 S: 9	H: 1 LOB: 1 BB: 15	R: 0 E: 0 K: 0 S: 7	H: 0 LOB: 0 BB: 11	R: 1 E: 0 K: 1 S: 16	H: 2 LOB: 1 BB: 25	R: 1 E: 0 K: 1 S: 9	H: 1 LOB: 0 BB: 14	R: 0 E: 0 K: 3 S: 9	H: 0 LOB: 0 BB: 11	R: 2 E: 0 K: 3 S: 18	H: 1 LOB: 0 BB: 28	R: 0 E: 0 K: 2 S: 8	H: 0 LOB: 0 BB: 14	R: 0 E: 0 K: 1 S: 10	H: 2 LOB: 2 BB: 1	1B: 2 2B: 2 3B: 1 HR: 2	SF: 0 SAC: 0 DP: 1 HBP: 0	WP: 0 PB: 0 SB: 0 CS: 0	PA: 35	
PITCHER	IP: 5.1 ERA: 5.01	WLS: 2 BF: 20	H: 4 R: 2 ER: 2 SO: 4	BB: 0 IBB: 0 HBP: 0 BLK: 0	WP: 0 HR: 1 S: 53 P: 82	ERA: 3.38 WHIP: 0.750	61 Ben Heller, R (8, 1) ERA: 2.08	IP: 1.1	WLS: 0 BF: 6	H: 2 R: 0 ER: 0 SO: 2	BB: 0 IBB: 1 HBP: 0 BLK: 0	WP: 0 HR: 0 S: 13 P: 19	ERA: 0.00 WHIP: 1.500										
34 J.A. Happ, L (1, 1) ERA: 5.01	0.2	H: 2	0	0	0	2	0	0	0	0	0	6	6	0.00	0.000								
0 Adam Ottavino, R (6, 1) ERA: 1.82	1.0	L: 5	1	2	2	3	1	0	0	0	1	18	28	18.00	2.000								
48 Tommy Kahnle, R (7, 1) ERA: 3.51	0.1	1	0	0	0	0	0	0	0	0	2	5	0.00	0.000									
35 Cory Gearrin, R (8, 1) ERA: 4.08	0.1	1	0	0	0	1	0	0	0	0	3	4	0.00	0.000									
70 Tyler Lyons, L (8, 1) ERA: 6.3																							

Toronto Blue Jays @ New York Yankees
 Yankee Stadium, Bronx, NY
 Fri Sep 20 2019, 7:11 PM - 10:18 PM EDT
 Att: 45,270 - Clear - 76 F

AB	33
R	4
H	7
RBI	4
BB	2
SO	12
LOB	7



Batter	1	2	3	4	5	6	7	8	9	AB	R	H	RBI	BB	SO	LOB	BOTTOM					
26 DJ LeMahieu, R (1, 5) OBP: 0.376, SLG: 0.518										4	0	1	0	0	1	1						
99 Aaron Judge, R (1, 10) OBP: 0.394, SLG: 0.531										3	1	2	1	1	0	1						
18 Didi Gregorius, L (1, 6) OBP: 0.286, SLG: 0.459										3	0	0	0	1	1	1						
25 Gleyber Torres, R (1, 4) OBP: 0.343, SLG: 0.546										3	0	0	0	0	1	1						
29 Gio Urshela, R (7, 5) OBP: 0.363, SLG: 0.545										1	0	0	0	0	0	2						
45 Luke Voit, R (1, 3) OBP: 0.382, SLG: 0.477										4	0	0	0	0	4	0						
11 Brett Gardner, L (1, 8) OBP: 0.330, SLG: 0.505										4	1	1	0	0	0	0						
77 Clint Frazier, R (1, 9) ERA: 4.75										3	0	0	0	0	1	1						
36 Mike Ford, L (9, PH) OBP: 0.322, SLG: 0.511										1	0	0	0	0	1	0						
28 Austin Romine, R (1, 2) OBP: 0.307, SLG: 0.429										3	0	0	0	0	2	1						
14 Tyler Wade, L (1, 7) OBP: 0.337, SLG: 0.380										2	1	1	2	0	1	0						
38 Cameron Maybin, R (8, PH) OBP: 0.368, SLG: 0.486										1	0	1	0	0	0	0						
Inning Stats	R: 0 E: 0 K: 0 S: 10	H: 0 LOB: 1 BB: 1 P: 18	R: 0 E: 0 K: 1 S: 6	H: 0 LOB: 0 BB: 9	R: 0 E: 0 K: 2 S: 7	H: 0 LOB: 0 BB: 13	R: 1 E: 0 K: 2 S: 12	H: 1 LOB: 0 BB: 22	R: 2 E: 0 K: 1 S: 17	H: 3 LOB: 1 BB: 0 P: 26	R: 0 E: 0 K: 2 S: 9	H: 0 LOB: 0 BB: 15	R: 0 E: 0 K: 1 S: 6	H: 0 LOB: 0 BB: 8	R: 0 E: 0 K: 1 S: 14	H: 2 LOB: 2 BB: 1 P: 24	R: 0 E: 0 K: 2 S: 10	H: 0 LOB: 0 BB: 15	1B: 2 2B: 3 3B: 0 HR: 2	SF: 0 SAC: 0 DP: 1 HBP: 0	WP: 0 PB: 0 SB: 0 CS: 1	PA: 34
PITCHER	IP: 5.0 ERA: 4.75	WLS: 3 BF: 20	H: 4 R: 3 ER: 3 SO: 6	BB: 1 IBB: 0 HBP: 0 BLK: 0	WP: 0 HR: 2 S: 22 P: 88	ERA: 5.40 WHIP: 1.000	51 Ken Giles, R (9, 1) ERA: 1.98	IP: 1.0	WLS: 0 BF: 3	H: 0 R: 0 ER: 0 SO: 2	BB: 0 IBB: 0 HBP: 0 BLK: 0	WP: 0 HR: 0 S: 10 P: 15	ERA: 0.00 WHIP: 0.000									
62 Jacob Waguespack, R (1, 1) ERA: 3.71	1.0	W: 3	0	0	0	2	0	0	0	9	15	0.00	0.000									
67 Buddy Boshers, L (7, 1) ERA: 5.17	0.1	H: 1	0	0	0	0	0	0	0	2	2	0.00	0.000									
43 Sam Gaviglio, R (7, 1) ERA: 4.34	0.2	H: 2	0	0	0	1	0	0	0	4	6	0.00	0.000									
64 Derek Law, R (8, 1) ERA: 4.58	1.0	H: 5	2	0	0	1	1	0	0	14	24	0.00	3.000									

Toronto Blue Jays @ New York Yankees
 Yankee Stadium, Bronx, NY
 Fri Sep 20 2019, 7:11 PM - 10:18 PM EDT
 Att: 45,270 - Clear - 76 F

AB	32
R	3
H	6
RBI	3
BB	2
SO	12
LOB	8



Batter	1	2	3	4	5	6	7	8	9	AB	R	H	RBI	BB	SO	LOB	TOP			
28 Billy McKinney, L (1,9) OBP: 0.270, SLG: 0.420										5	2	2	3	0	2	1	Toronto Blue Jays @ New York Yankees Yankee Stadium, Bronx, NY Sun Sep 22 2019, 1:40 PM - 4:23 PM EDT Att: 44,583 - Sunny - 84 F			
8 Cavan Biggio, L (1,4) OBP: 0.385, SLG: 0.430										3	0	1	0	0	1	0				
74 Breyvic Valera, S (6,4)										2	0	0	0	0	0	0				
15 Randal Grichuk, R (1,8) OBP: 0.283, SLG: 0.459										3	0	2	0	0	0	1				
49 Jonathan Davis, R (6,8) OBP: 0.210, SLG: 0.221										1	0	1	0	0	0	0				
14 Justin Smoak, S (1,10) OBP: 0.339, SLG: 0.400										5	0	0	0	0	2	4				
10 Reese McGuire, L (1,2) OBP: 0.368, SLG: 0.557										4	0	1	0	0	3	0				
44 Rowdy Tellez, L (1,3) OBP: 0.285, SLG: 0.429										3	0	0	0	1	1	0				
7 Richard Urena, S (1,6) OBP: 0.303, SLG: 0.349										2	0	1	0	1	1	3				
3 Brandon Drury, R (1,5) OBP: 0.263, SLG: 0.383										4	1	1	0	0	1	3				
20 Derek Fisher, L (1,7) OBP: 0.295, SLG: 0.363										2	0	0	0	0	2	1				
30 Anthony Alford, R (7,PH) OBP: 0.211, SLG: 0.167										2	0	0	0	0	2	1				
Inning Stats	R: 0 H: 1 E: 0 K: 1 S: 15	H: 1 LOB: 1 P: 19	R: 0 H: 0 E: 0 K: 2 S: 12	H: 0 LOB: 1 P: 16	R: 0 H: 1 E: 0 K: 2 S: 10	H: 1 LOB: 1 P: 17	R: 0 H: 0 E: 0 K: 2 S: 7	H: 0 LOB: 0 P: 12	R: 0 H: 1 E: 0 K: 3 S: 10	H: 2 LOB: 3 P: 31	R: 2 H: 2 E: 0 K: 1 S: 14	H: 2 LOB: 1 P: 20	R: 0 H: 0 E: 0 K: 1 S: 8	H: 0 LOB: 1 P: 17	R: 1 H: 2 E: 0 K: 1 S: 13	H: 2 LOB: 1 P: 22	1B: 6 2B: 1 3B: 0 HR: 2	SF: 0 SAC: 0 DP: 0 HBP: 2	WP: 0 PB: 0 CS: 0	PA: 40
PITCHER	IP WLS BF H R ER SO BB IBB HBP BLK WP HR S P ERA WHIP																			
40 Luis Severino, R (1,1) ERA: 7.36	5.0 W 19 3 0 0 9 0 0 1 0 0 0 54 80 0.00 0.600																			
71 Stephen Tarpley, L (6,1) ERA: 7.36	1.0 6 2 0 0 3 1 0 0 0 0 0 19 31 0.00 3.000																			
70 Tyler Lyons, L (7,1) ERA: 7.36	1.0 6 2 2 2 1 0 0 0 1 0 0 14 20 18.00 2.000																			
67 Nestor Cortes, L (8,1) ERA: 5.51	2.0 9 2 1 1 2 1 0 0 0 0 0 1 21 39 4.50 1.500																			

Batter	1	2	3	4	5	6	7	8	9	AB	R	H	RBI	BB	SO	LOB	BOTTOM			
26 DJ LeMahieu, R (1,4) OBP: 0.377, SLG: 0.523										4	2	2	2	0	1	0	Toronto Blue Jays @ New York Yankees Yankee Stadium, Bronx, NY Sun Sep 22 2019, 1:40 PM - 4:23 PM EDT Att: 44,583 - Sunny - 84 F			
99 Aaron Judge, R (1,10)										4	2	2	1	0	2	0				
27 Giancarlo Stanton, R (1,7) OBP: 0.412, SLG: 0.912										1	1	0	1	1	0	0				
90 Thairo Estrada, R (7,6) OBP: 0.303, SLG: 0.452										1	0	0	0	0	0	0				
45 Luke Voit, R (1,3) OBP: 0.383, SLG: 0.476										3	1	1	1	1	0	0				
11 Brett Gardner, L (1,8) OBP: 0.330, SLG: 0.507										4	1	1	3	0	1	1				
29 Gio Urshela, R (1,5) OBP: 0.356, SLG: 0.535										4	0	0	0	0	1	1				
38 Cameron Maybin, R (1,9) OBP: 0.366, SLG: 0.480										3	0	0	0	0	0	0				
28 Austin Romine, R (1,2) OBP: 0.307, SLG: 0.427										3	1	1	0	0	0	0				
14 Tyler Wade, L (1,6) OBP: 0.344, SLG: 0.388										3	0	0	0	0	1	1				
Inning Stats	R: 4 H: 2 E: 0 K: 1 S: 18	H: 2 LOB: 2 P: 36	R: 2 H: 2 E: 0 K: 1 S: 11	H: 2 LOB: 0 P: 16	R: 0 H: 0 E: 0 K: 0 S: 8	H: 0 LOB: 0 P: 11	R: 0 H: 0 E: 0 K: 0 S: 7	H: 0 LOB: 0 P: 14	R: 2 H: 3 E: 0 K: 1 S: 17	H: 3 LOB: 1 P: 27	R: 0 H: 0 E: 0 K: 1 S: 8	H: 0 LOB: 0 P: 12	R: 0 H: 0 E: 0 K: 1 S: 10	H: 0 LOB: 0 P: 11	R: 0 H: 0 E: 0 K: 1 S: 10	H: 0 LOB: 0 P: 11	1B: 4 2B: 0 3B: 0 HR: 3	SF: 1 SAC: 0 DP: 0 HBP: 0	WP: 1 PB: 0 CS: 0	PA: 33
PITCHER	IP WLS BF H R ER SO BB IBB HBP BLK WP HR S P ERA WHIP																			
63 Wilmer Font, R (1,1) ERA: 4.5	1.0 L 7 2 4 4 3 2 0 0 0 0 1 1 50 79 7.20 1.000																			
57 Trent Thornton, R (2,1) ERA: 5.0	5.0 20 5 4 4 3 2 0 0 0 0 0 0 8 12 0.00 0.000																			
48 Jason Adam, R (7,1) ERA: 3.5	1.0 3 0 0 0 1 0 0 0 0 0 0 0 10 11 0.00 0.000																			
67 Buddy Boshers, L (8,1) ERA: 4.86	1.0 3 0 0 0 1 0 0 0 0 0 0 0 10 11 0.00 0.000																			

Batter	1	2	3	4	5	6	7	8	9	10	11	12	13	14	15	AB	R	H	RBI	BB	SO	LOB	TOP																																				
2 Jonathan Villar, S OBP: 0.341, SLG: 0.460 (14, 4)	G3-1		FC3-5 21 HR 1B		HR	FC4 21 FC4		21 1B			G4-3		B1-3		F7	8	2	3	2	0	0	1																																					
21 Austin Hays, R OBP: 0.314, SLG: 0.627 (1, 8)	K		HR		HR	FC4		16 S 1B			K		K		K	8	2	3	5	0	4	1																																					
16 Trey Mancini, R OBP: 0.358, SLG: 0.530 (1, 10)	L9		1B		1B	FC3-5 25 FC3-5 BB		G4-3		G4-3	1B				P6	6	0	2	0	2	0	3																																					
25 Anthony Santander, S OBP: 0.297, SLG: 0.476 (1, 9)	K		F9		FC3-5 14 HR		F7		L8		K2-3		G6-3			7	1	0	0	0	2	4																																					
14 Rio Ruiz, L OBP: 0.310, SLG: 0.386 39 Renato Nunez, R (14, Ph) OBP: 0.274, SLG: 0.420 1 Richie Martin, R OBP: 0.253, SLG: 0.302 (14, 6)	57 FC5-4-3 BB		G4-3		G4-3		G4-3		L9				G3-1		P4	5	1	1	2	1	0	0																																					
57 Hanser Alberto, R OBP: 0.331, SLG: 0.427 (14, 5)	G5-4-3		K		G6-3		K		G4-3		G4-3		G4-3		12 1B	7	0	1	0	0	1	1																																					
19 Chris Davis, L OBP: 0.271, SLG: 0.326 (1, 3)			G3		K		K		K		28 FC1-4-3 1B		HR		K	6	1	2	1	1	3	1																																					
12 Stevie Wilkerson, S OBP: 0.286, SLG: 0.390 (1, 7)			G3		1B		2 FC4 BB		L7						61 FC6-4 1B	6	1	4	0	1	0	1																																					
15 Chance Sisco, L OBP: 0.330, SLG: 0.400 24 DJ Stewart, L (8, Ph) OBP: 0.274, SLG: 0.322 28 Pedro Severino, R OBP: 0.231, SLG: 0.420 61 Austin Wynns, R (14, 2) OBP: 0.263, SLG: 0.241 (13, 2)	2 1B HRBP		K		P6		2 1B BB		G1-4-3				B3		FC6-4	2	1	0	0	1	1	3																																					
Inning Stats	R: 0 E: 0 K: 1 S: 10	H: 0 LOB: 0 BB: 0 P: 13	R: 0 E: 0 K: 1 S: 6	H: 0 LOB: 0 BB: 1 P: 11	R: 3 E: 0 K: 0 S: 18	H: 3 LOB: 1 BB: 0 P: 25	R: 0 E: 0 K: 2 S: 17	H: 1 LOB: 2 BB: 1 P: 25	R: 4 E: 0 K: 1 S: 21	H: 3 LOB: 0 BB: 1 P: 29	R: 0 E: 0 K: 0 S: 15	H: 0 LOB: 1 BB: 1 P: 20	R: 0 E: 0 K: 0 S: 7	H: 0 LOB: 0 BB: 0 P: 13	R: 2 E: 0 K: 1 S: 20	H: 3 LOB: 2 BB: 1 P: 32	R: 0 E: 0 K: 0 S: 6	H: 0 LOB: 0 BB: 0 P: 7	R: 0 E: 0 K: 0 S: 9	H: 1 LOB: 0 BB: 0 P: 14	R: 0 E: 0 K: 2 S: 11	H: 1 LOB: 1 BB: 0 P: 13	R: 1 E: 0 K: 0 S: 12	H: 2 LOB: 1 BB: 0 P: 16	R: 0 E: 0 K: 1 S: 7	H: 0 LOB: 2 BB: 0 P: 11	R: 0 E: 0 K: 1 S: 12	H: 2 LOB: 2 BB: 0 P: 16	R: 0 E: 0 K: 1 S: 9	H: 0 LOB: 0 BB: 0 P: 14	1B: 10 2B: 0 3B: 1 HR: 5	SF: 0 SAC: 0 DP: 2 HBP: 1	WP: 0 PB: 0 SB: 1 CS: 0	PA: 66																									
PITCHER	IP ERA	WLS 4.0	BF 21	H 6	R 6	ER 6	SO 4	BB 3	IBB 0	HBP 1	BLK 0	WP 0	HR 3	S 58	P 85	ERA 13.50	WHIP 2.250	52 Ryan Tepera, R (8, 1) ERA: 5.68	IP 1.1	WLS 4	BF 4	H 0	R 0	ER 0	SO 0	BB 0	IBB 0	HBP 0	BLK 0	WP 0	HR 0	S 9	P 12	ERA 0.00	WHIP 0.000	51 Ken Giles, R (10, 1) ERA: 1.94	IP 1.0	WLS 3	BF 1	H 0	R 0	ER 0	SO 0	BB 0	IBB 0	HBP 0	BLK 0	WP 0	HR 0	S 14	P 9	ERA 0.00	WHIP 1.000						
36 Clay Buchholz, R (1, 1) ERA: 7.0	4.0	21	6	6	6	6	4	3	0	0	0	0	3	58	85	13.50	2.250	51 Ken Giles, R (10, 1) ERA: 1.94	1.0	3	1	0	0	0	0	0	0	0	0	0	0	0	9	14	0.00	1.000	68 Jordan Romano, R (11, 1) ERA: 5.65	2.0	9	3	1	1	2	0	0	0	0	0	0	0	0	0	1	23	29	4.50	1.500		
50 Justin Shafer, R (5, 1) ERA: 3.99	1.0	4	1	1	1	1	1	0	0	0	0	0	0	1	14	18	9.00	1.000	67 Buddy Boshers, L (13, 1) ERA: 4.34	2.0	9	2	0	0	2	1	0	0	0	0	0	0	0	0	19	27	0.00	1.500	48 Jason Adam, R (15, 1) ERA: 3.32	1.0	W	3	0	0	0	1	0	0	0	0	0	0	0	0	0	9	14	0.00	0.000
45 Thomas Pannone, L (8, 1) ERA: 5.9	1.0	4	0	0	0	0	0	1	0	0	0	0	0	15	20	9.00	1.000	48 Jason Adam, R (15, 1) ERA: 3.32	1.0	W	3	0	0	0	1	0	0	0	0	0	0	0	0	9	14	0.00	0.000																						
43 Sam Gaviglio, R (7, 1) ERA: 4.29	1.0	3	0	0	0	0	0	0	0	0	0	0	0	7	13	0.00	0.000																																										
64 Derek Law, R (8, 1) ERA: 4.83	0.2	6	3	2	2	1	1	0	0	0	0	0	0	17	27	27.00	6.000																																										

Baltimore Orioles @ Toronto Blue Jays
Rogers Centre, Toronto, ON
Mon Sep 23 2019, 7:09 PM - 12:30 AM EDT
Att. 13,193 - Roof Closed - 68 F

AB 59
R 10
H 16
RBI 10
BB 6
SO 11
LOB 19



Batter	1	2	3	4	5	6	7	8	9	10	11	12	13	14	15	AB	R	H	RBI	BB	SO	LOB	BOTTOM																														
28 Billy McKinney, L OBP: 0.273, SLG: 0.420 30 Anthony Alford, R (8, Ph) OBP: 0.273, SLG: 0.281 (10, 9)	15 HR 1B	K		F7			F9		15 1B 27 1B 1B		G2-3				HR	5	1	2	0	0	1	0																															
8 Cavan Biggio, L OBP: 0.363, SLG: 0.438 (13, 3)	15 HR BB	F8				F8		HR	SF9		15 L4-3 BB				27 G5-4-3 BB	3	2	1	2	3	0	0																															
15 Randal Grichuk, R (1, 10) OBP: 0.285, SLG: 0.463	27 1B 44 1B HBP	K				K		L8	L4-3		L4-3				P3	6	2	2	3	0	1	3																															
27 Vladimir Guerrero Jr., R (1, 5) OBP: 0.344, SLG: 0.442	G5-3					G6-3		F8					E5		G5-4-3	7	1	2	1	0	0	2																															
44 Rowdy Tellez, L (1, 3) OBP: 0.290, SLG: 0.429 20 Derek Fisher, L (12, Ph) OBP: 0.285, SLG: 0.363 74 Breyvic Valera, S (13, 4) OBP: 0.300, SLG: 0.286	K					37 1B BB		37 G6-4-3 BB	F9				3 BB HBP		F8	3	0	1	1	2	1	2																															
37 Teoscar Hernandez, R (1, 7) OBP: 0.293, SLG: 0.445	G1-3					1B		1B	G6-4-3		G6-3		K		L7	7	0	1	0	0	1	4																															
3 Brandon Drury, R (1, 6) OBP: 0.294, SLG: 0.387	HR					F9		P2	K		K		BB		G1-3	6	1	1	1	1	1	3																															
49 Jonathan Davis, R (1, 8) OBP: 0.277, SLG: 0.259	HR					F8		28 1B 8 SF9 HBP					SF8		P4	4	2	1	2	0	1	2																															
9 Danny Jansen, R (1, 2) OBP: 0.277, SLG: 0.360 10 Reese McGuire, L (15, 2) OBP: 0.369, SLG: 0.551	F9					L8		K	F9		F9		L6		F7	6	0	0	0	0	1	6																															
Inning Stats	R: 3 E: 0 K: 1 S: 15	H: 2 LOB: 0 BB: 1 P: 25	R: 2 E: 0 K: 1 S: 16	H: 2 LOB: 0 BB: 0 P: 23	R: 1 E: 0 K: 0 S: 8	H: 2 LOB: 1 BB: 0 P: 15	R: 0 E: 0 K: 0 S: 6	H: 0 LOB: 0 BB: 0 P: 8	R: 0 E: 0 K: 1 S: 10	H: 1 LOB: 2 BB: 0 P: 22	R: 1 E: 0 K: 0 S: 17	H: 1 LOB: 0 BB: 0 P: 24	R: 0 E: 0 K: 0 S: 6	H: 0 LOB: 0 BB: 0 P: 12	R: 2 E: 0 K: 1 S: 16	H: 3 LOB: 2 BB: 0 P: 28	R: 0 E: 0 K: 1 S: 7	H: 0 LOB: 1 BB: 0 P: 15	R: 0 E: 0 K: 0 S: 11	H: 0 LOB: 0 BB: 0 P: 20	R: 1 E: 1 K: 0 S: 19	H: 0 LOB: 2 BB: 1 P: 35	R: 0 E: 0 K: 0 S: 10	H: 1 LOB: 1 BB: 1 P: 17	R: 0 E: 0 K: 0 S: 5	H: 0 LOB: 0 BB: 0 P: 7	R: 1 E: 0 K: 0 S: 6	H: 1 LOB: 0 BB: 0 P: 13	1B: 8 2B: 1 3B: 0 HR: 5	SF: 2 SAC: 0 DP: 3 HBP: 4	WP: 0 PB: 0 SB: 1 CS: 0	PA: 64																					
PITCHER	IP ERA	WLS 3.0	BF 16	H 6	R 6	ER 6	SO 4	BB 3	IBB 0	HBP 1	BLK 0	WP 0	HR 3	S 58	P 85	ERA 18.00	WHIP 2.333	52 Brandon Kilne, R (8, 1) ERA: 6.02	IP 1.0	WLS 4	BF 4	H 0	R 0	ER 0	SO 0	BB 0	IBB 0	HBP 0	BLK 0	WP 0	HR 0	S 6	P 12	ERA 0.00	WHIP 1.000	43 Shawn Armstrong, R (8, 1) ERA: 3.65	1.0	B	7	3	2	2	1	0	0	1	0	0	0	16	28	18.00	3.000
58 Evan Phillips, R (4, 1) ERA: 4.49	2.0	7	0	0	0	1	1	0	0	0	0	0	0	12	19	0.00	0.500	55 Dillon Tate, R (10, 1) ERA: 8.2	1.0	4	0	0	0	1	0	0	0	0	0	7	15	0.00	3.000	41 David Hess, R (11, 1) ERA: 7.09	2.0	9	0	1	0	1	2	0	1	0	0	0	30	55	0.00	1.000			
50 Miguel Castro, R (6, 1) ERA: 4.66	1.0	H	4	1	0	0	1	0	0	0	0	0	0	1	7	11	27.00	3.000	36 Ryan Eades, R (13, 1) ERA: 2.38	2.2	L	10	2	1	1	0	1	0	0	0	1	21	37	3.38	1.125																		
51 Paul Fry, L (7, 1) ERA: 5.37	0.1	B	2	1	1	1	0	0	0	0	0	0	0	10	13	0.00	0.000																																				
42 Mychal Givens, R (1, 4) ERA: 4.72	0.2	2	0	0	0	0	0	0	0	0	0	0	0	10	13	0.00	0.000																																				

Baltimore Orioles @ Toronto Blue Jays
Rogers Centre, Toronto, ON
Mon Sep 23 2019, 7:09 PM - 12:30 AM EDT
Att. 13,193 - Roof Closed - 68 F

AB 52
R 11
H 13
RBI 11
BB 7
SO 6
LOB 22



Batter	1	2	3	4	5	6	7	8	9	AB	R	H	RBI	BB	SO	LOB	TOP						
18 Joey Wendle, L (1,5) OBP: 0.296, SLG: 0.345										4	1	1	0	1	2	5							
17 Austin Meadows, L (1,7) OBP: 0.396, SLG: 0.563										4	1	1	1	1	0	2							
29 Tommy Pham, R (1,10) OBP: 0.367, SLG: 0.449										5	1	1	2	0	1	4							
8 Brandon Lowe, L (1,4) OBP: 0.334, SLG: 0.517										3	0	0	0	0	2	1							
21 Jesus Aguilar, R (8,PH) OBP: 0.531, SLG: 0.396										1	0	0	0	0	1	0							
28 Daniel Robertson, R (8,5) OBP: 0.310, SLG: 0.252										1	0	0	0	0	0	0							
37 Travis d'Arnaud, R (1,2) OBP: 0.311, SLG: 0.433										4	0	1	0	0	0	0							
73 Johnny Davis, S (8,PR) OBP: 1.000, SLG: 3.000										0	1	0	0	0	0	0							
10 Mike Zunino, R (8,2) OBP: 0.235, SLG: 0.317										1	0	0	0	0	1	0							
35 Nathaniel Lowe, L (1,3) OBP: 0.335, SLG: 0.469										3	2	2	0	1	1	0							
24 Avisail Garcia, R (1,9) OBP: 0.331, SLG: 0.462										4	0	1	1	0	1	2							
39 Kevin Kiermaier, L (1,8) OBP: 0.278, SLG: 0.399										3	0	1	0	1	2	3							
1 Willy Adames, R (1,6) OBP: 0.317, SLG: 0.419										4	0	2	1	0	1	3							
Inning Stats	R: 0 E: 0 K: 0 S: 13	H: 0 LOB: 1 BB: 1 P: 23	R: 0 E: 0 K: 1 S: 11	H: 1 LOB: 2 BB: 1 P: 20	R: 2 E: 0 K: 1 S: 13	H: 2 LOB: 0 BB: 0 P: 19	R: 1 E: 0 K: 1 S: 9	H: 1 LOB: 1 BB: 1 P: 17	R: 0 E: 0 K: 1 S: 8	H: 0 LOB: 0 BB: 0 P: 12	R: 0 E: 0 K: 1 S: 10	H: 0 LOB: 0 BB: 0 P: 12	R: 0 E: 1 K: 1 S: 9	H: 2 LOB: 2 BB: 1 P: 15	R: 2 E: 0 K: 4 S: 22	H: 3 LOB: 2 BB: 0 P: 31	R: 1 E: 0 K: 2 S: 10	H: 1 LOB: 0 BB: 0 P: 17	1B: 6 2B: 2 3B: 0 HR: 2	SF: 0 SAC: 0 DP: 1 HBP: 0	WP: 0 PB: 1 SB: 0 CS: 0	PA: 41	
PITCHER	IP WLS BF H R ER SO BB IBB HBP BLK WP HR S P ERA WHIP	IP WLS BF H R ER SO BB IBB HBP BLK WP HR S P ERA WHIP	IP WLS BF H R ER SO BB IBB HBP BLK WP HR S P ERA WHIP	IP WLS BF H R ER SO BB IBB HBP BLK WP HR S P ERA WHIP	IP WLS BF H R ER SO BB IBB HBP BLK WP HR S P ERA WHIP	IP WLS BF H R ER SO BB IBB HBP BLK WP HR S P ERA WHIP	IP WLS BF H R ER SO BB IBB HBP BLK WP HR S P ERA WHIP	IP WLS BF H R ER SO BB IBB HBP BLK WP HR S P ERA WHIP	IP WLS BF H R ER SO BB IBB HBP BLK WP HR S P ERA WHIP	5.0 L 22 4 3 3 4 3 0 0 0 0 1 54 91 5.40 1.400	1.0 3 0 0 0 1 0 0 0 0 0 0 10 12 0.00 0.000	0.1 4 2 0 0 1 1 0 0 0 0 0 7 11 0.00 9.000	0.2 1 0 0 0 0 0 0 0 0 0 0 2 4 0.00 0.000	0.1 1 0 0 0 1 0 0 0 0 0 0 4 5 0.00 0.000	0.1 5 3 2 1 2 0 0 0 0 0 0 1 13 20 6.75 0.750	0.1 5 1 1 1 3 0 0 0 0 0 0 1 13 20 6.75 0.750	0.1 5 3 2 1 2 0 0 0 0 0 0 1 13 20 6.75 0.750	0.1 5 3 2 1 2 0 0 0 0 0 0 1 13 20 6.75 0.750	0.1 5 3 2 1 2 0 0 0 0 0 0 1 13 20 6.75 0.750	0.1 5 3 2 1 2 0 0 0 0 0 0 1 13 20 6.75 0.750	0.1 5 3 2 1 2 0 0 0 0 0 0 1 13 20 6.75 0.750	0.1 5 3 2 1 2 0 0 0 0 0 0 1 13 20 6.75 0.750	0.1 5 3 2 1 2 0 0 0 0 0 0 1 13 20 6.75 0.750
28 Billy McKinney, L (1,9) OBP: 0.275, SLG: 0.424										4	0	0	0	0	2	0							
8 Cavan Biggio, L (1,4) OBP: 0.364, SLG: 0.434										3	0	1	0	1	2	0							
15 Randal Grichuk, R (1,10) OBP: 0.282, SLG: 0.458										4	0	0	0	0	2	2							
44 Rowdy Tellez, L (1,3) OBP: 0.292, SLG: 0.445										4	0	0	0	0	1	2							
27 Vladimir Guerrero Jr., R (1,5) OBP: 0.339, SLG: 0.433										4	0	1	0	0	1	0							
10 Reese McGuire, L (1,2) OBP: 0.346, SLG: 0.526										4	1	0	0	0	0	1							
37 Teoscar Hernández, R (1,8) OBP: 0.298, SLG: 0.456										2	1	2	2	1	0	0							
7 Richard Urena, S (1,6) OBP: 0.290, SLG: 0.333										3	0	0	0	0	2	2							
20 Derek Fisher, L (1,7) OBP: 0.289, SLG: 0.372										3	0	0	0	0	1	1							
Inning Stats	R: 0 E: 0 K: 2 S: 8	H: 0 LOB: 1 BB: 1 P: 15	R: 0 E: 0 K: 1 S: 9	H: 0 LOB: 1 BB: 1 P: 18	R: 0 E: 0 K: 1 S: 10	H: 0 LOB: 0 BB: 0 P: 17	R: 0 E: 0 K: 0 S: 6	H: 0 LOB: 0 BB: 0 P: 12	R: 0 E: 0 K: 0 S: 5	H: 1 LOB: 0 BB: 0 P: 10	R: 0 E: 0 K: 2 S: 12	H: 1 LOB: 0 BB: 0 P: 16	R: 2 E: 0 K: 2 S: 14	H: 2 LOB: 0 BB: 0 P: 18	R: 0 E: 0 K: 2 S: 7	H: 0 LOB: 0 BB: 0 P: 9	R: 0 E: 0 K: 1 S: 10	H: 0 LOB: 0 BB: 0 P: 15	1B: 1 2B: 2 3B: 0 HR: 1	SF: 0 SAC: 0 DP: 0 HBP: 0	WP: 1 PB: 0 SB: 2 CS: 0	PA: 33	
PITCHER	IP WLS BF H R ER SO BB IBB HBP BLK WP HR S P ERA WHIP	IP WLS BF H R ER SO BB IBB HBP BLK WP HR S P ERA WHIP	IP WLS BF H R ER SO BB IBB HBP BLK WP HR S P ERA WHIP	IP WLS BF H R ER SO BB IBB HBP BLK WP HR S P ERA WHIP	IP WLS BF H R ER SO BB IBB HBP BLK WP HR S P ERA WHIP	IP WLS BF H R ER SO BB IBB HBP BLK WP HR S P ERA WHIP	IP WLS BF H R ER SO BB IBB HBP BLK WP HR S P ERA WHIP	IP WLS BF H R ER SO BB IBB HBP BLK WP HR S P ERA WHIP	IP WLS BF H R ER SO BB IBB HBP BLK WP HR S P ERA WHIP	IP WLS BF H R ER SO BB IBB HBP BLK WP HR S P ERA WHIP	4.1 7 15 2 0 0 2 2 0 0 0 0 1 35 66 0.00 0.462	1.2 2 7 0 0 0 2 0 0 0 0 0 15 22 0.00 1.200	0.0 1 1 1 1 0 0 0 0 0 0 0 2 3 ∞ ∞	2.0 W 7 1 1 1 4 0 0 0 0 0 1 19 24 4.50 0.500	1.0 3 0 0 0 1 0 0 0 0 0 0 10 15 0.00 0.000	0.1 5 3 2 1 2 0 0 0 0 0 0 1 13 20 6.75 0.750	0.1 5 3 2 1 2 0 0 0 0 0 0 1 13 20 6.75 0.750	0.1 5 3 2 1 2 0 0 0 0 0 0 1 13 20 6.75 0.750	0.1 5 3 2 1 2 0 0 0 0 0 0 1 13 20 6.75 0.750	0.1 5 3 2 1 2 0 0 0 0 0 0 1 13 20 6.75 0.750	0.1 5 3 2 1 2 0 0 0 0 0 0 1 13 20 6.75 0.750	0.1 5 3 2 1 2 0 0 0 0 0 0 1 13 20 6.75 0.750	0.1 5 3 2 1 2 0 0 0 0 0 0 1 13 20 6.75 0.750

Tampa Bay Rays @ Toronto Blue Jays
Rogers Centre, Toronto, ON
Fri Sep 27 2019, 7:08 PM - 10:11 PM EDT
Att: 16,348 - Roof Closed - 68 F

AB 37
R 6
H 10
RBI 5
BB 4
SO 12
LOB 20



Tampa Bay Rays @ Toronto Blue Jays
Rogers Centre, Toronto, ON
Fri Sep 27 2019, 7:08 PM - 10:11 PM EDT
Att: 16,348 - Roof Closed - 68 F

AB 31
R 2
H 4
RBI 2
BB 2
SO 11
LOB 8



Batter	1	2	3	4	5	6	7	8	9	AB	R	H	RBI	BB	SO	LOB	TOP					
18 Joey Wendle, L (1,6) OBP: 0.293, SLG: 0.340 28 Daniel Robertson, R (7,PH) OBP: 0.309, SLG: 0.291										3	0	0	0	0	1	1	Tampa Bay Rays @ Toronto Blue Jays Rogers Centre, Toronto, ON Sat Sep 28 2019, 3:09 PM - 6:25 PM EDT Att: 20,293 - Cloudy - 64 F					
17 Austin Meadows, L (1,9) OBP: 0.354, SLG: 0.559										4	0	0	0	0	2	1						
29 Tommy Pham, R (1,7) OBP: 0.369, SLG: 0.449										2	0	1	0	2	1	0						
8 Brandon Lowe, L (1,4) OBP: 0.336, SLG: 0.514										2	0	0	0	2	1	2						
21 Jesús Aguilar, R (1,10) OBP: 0.327, SLG: 0.391										4	0	0	0	0	1	5						
35 Nathaniel Lowe, L (1,3) OBP: 0.327, SLG: 0.457										4	0	0	0	0	1	2						
5 Matt Duffy, R (1,5) OBP: 0.343, SLG: 0.331										4	1	2	1	0	1	1						
7 Michael Pérez, L (1,2) OBP: 0.345, SLG: 0.326										2	0	0	0	2	2	1						
54 Guillermo Heredia, R (1,8) OBP: 0.304, SLG: 0.381 49 Brendan McKay, L (7,PH) OBP: 0.273, SLG: 0.500 73 Johnny Davis, S (7,8) OBP: 1.000, SLG: 3.000										2	0	0	0	0	1	2						
										1	0	0	0	0	0	0						
Inning Stats	R: 0 E: 0 K: 1 S: 20	H: 0 LOB: 2 BB: 2 P: 36	R: 0 E: 0 K: 1 S: 10	H: 1 LOB: 1 BB: 0 P: 14	R: 0 E: 0 K: 2 S: 9	H: 0 LOB: 0 BB: 0 P: 13	R: 0 E: 0 K: 2 S: 11	H: 0 LOB: 1 BB: 1 P: 19	R: 0 E: 0 K: 2 S: 12	H: 0 LOB: 1 BB: 1 P: 21	R: 0 E: 0 K: 1 S: 8	H: 0 LOB: 1 BB: 1 P: 13	R: 1 E: 0 K: 1 S: 9	H: 1 LOB: 0 BB: 1 P: 17	R: 0 E: 0 K: 1 S: 12	H: 1 LOB: 1 BB: 0 P: 17	R: 0 E: 0 K: 1 S: 7	H: 0 LOB: 0 BB: 0 P: 10	1B: 2 2B: 0 HR: 1	SF: 0 SAC: 0 HBP: 0	WP: 0 PB: 0 SB: 1 CS: 0	PA: 35
PITCHER	IP: 5.0 WLS: W BF: 20 ERA: 4.84	WLS: H BF: 4 ERA: 3.0	H: 1 R: 0 ER: 0 SO: 8	R: 0 ER: 0 SO: 1	BB: 1 IBB: 0 HBP: 0 BLK: 0	BB: 0 IBB: 0 HBP: 0 BLK: 0	WP: 0 HR: 0 S: 62 P: 103	ERA: 0.00 WHIP: 1.000	PITCHER	IP: 1.0 WLS: S BF: 3 ERA: 1.87	H: 0 R: 0 ER: 0 SO: 1	BB: 0 IBB: 0 HBP: 0 BLK: 0	WP: 0 HR: 0 S: 7 P: 10	ERA: 0.00 WHIP: 0.000								
57 Trent Thornton, R (1,1) ERA: 4.84	51 Ken Giles, R (9,1)	48 Jason Adam, R (6,1) ERA: 3.0	43 Sam Gaviglio, R (7,1) ERA: 4.61	67 Buddy Boskers, L (7,1) ERA: 4.05	64 Derek Law, R (8,1) ERA: 4.5																	

Batter	1	2	3	4	5	6	7	8	9	AB	R	H	RBI	BB	SO	LOB	BOTTOM			
37 Teoscar Hernández, R (1,8) OBP: 0.302, SLG: 0.464										2	1	1	1	2	1	0	Tampa Bay Rays @ Toronto Blue Jays Rogers Centre, Toronto, ON Sat Sep 28 2019, 3:09 PM - 6:25 PM EDT Att: 20,293 - Cloudy - 64 F			
8 Cavan Biggio, L (1,4) OBP: 0.365, SLG: 0.433										3	1	1	0	0	1					
15 Randal Grichuk, R (1,9) OBP: 0.282, SLG: 0.460										4	1	1	1	0	1	4				
44 Rowdy Tellez, L (1,3) OBP: 0.294, SLG: 0.448										4	0	2	1	0	1	3				
3 Brandon Drury, R (1,5) OBP: 0.262, SLG: 0.380										3	0	0	0	1	2	2				
14 Justin Smoak, S (1,10) OBP: 0.341, SLG: 0.400 20 Derek Fisher, L (8,FR) OBP: 0.289, SLG: 0.372										3	0	1	0	0	1	2				
30 Anthony Alford, R (1,7) OBP: 0.250, SLG: 0.338 28 Billy McKinney, L (7,PH) OBP: 0.274, SLG: 0.422 49 Jonathan Davis, R (8,8) OBP: 0.244, SLG: 0.259										2	0	0	0	0	2					
9 Danny Jansen, R (1,2) OBP: 0.279, SLG: 0.360										1	0	0	0	1	0					
7 Richard Urena, S (1,6) OBP: 0.288, SLG: 0.343										4	0	1	1	0	1	5				
										2	0	0	0	0	2					
										1	0	0	0	1	0					
										0	0	0	0	1	0					
Inning Stats	R: 3 E: 0 K: 1 S: 16	H: 4 LOB: 0 BB: 0 P: 27	R: 0 E: 0 K: 1 S: 7	H: 0 LOB: 0 BB: 0 P: 8	R: 0 E: 0 K: 0 S: 5	H: 0 LOB: 0 BB: 1 P: 12	R: 0 E: 0 K: 0 S: 11	H: 1 LOB: 3 BB: 1 P: 20	R: 0 E: 0 K: 1 S: 7	H: 0 LOB: 0 BB: 0 P: 12	R: 0 E: 0 K: 2 S: 8	H: 0 LOB: 1 BB: 1 P: 17	R: 1 E: 0 K: 2 S: 18	H: 2 LOB: 3 BB: 1 P: 28	R: 0 E: 0 K: 2 S: 14	H: 1 LOB: 2 BB: 1 P: 24	1B: 4 2B: 3 3B: 1 HR: 1	SF: 0 SAC: 0 DP: 3 HBP: 2	WP: 0 PB: 0 SB: 1 CS: 1	PA: 36
PITCHER	IP: 5.0 WLS: L BF: 21 ERA: 4.13	IP: 1.0 WLS: 3 BF: 3 ERA: 6.86	H: 3 R: 3 ER: 3 SO: 3	H: 0 R: 0 ER: 0 SO: 2	BB: 1 IBB: 0 HBP: 0 BLK: 0	BB: 0 IBB: 0 HBP: 0 BLK: 0	WP: 0 HR: 0 S: 46 P: 79	ERA: 5.40 WHIP: 1.200	PITCHER	IP: 1.0 WLS: 3 BF: 3 ERA: 3.41	H: 1 R: 1 ER: 1 SO: 3	BB: 1 IBB: 0 HBP: 0 BLK: 0	WP: 0 HR: 0 S: 13 P: 22	ERA: 27.00 WHIP: 9.000	IP: 1.2 WLS: 8 BF: 1 ERA: 4.31	H: 1 R: 0 ER: 0 SO: 3	BB: 1 IBB: 0 HBP: 1 BLK: 0	WP: 0 HR: 0 S: 19 P: 30	ERA: 0.00 WHIP: 1.200	
Ryan Yarbrough, L (1,1) ERA: 4.13	44 Pete Fairbanks, R (6,1) ERA: 6.86	63 Diego Castillo, R (7,1) ERA: 3.41	68 Jalen Beeks, L (7,1) ERA: 4.31																	



