

Toronto Blue Jays - 2020

Batter	1	2	3	4	5	6	7	8	9	AB R H RBI BB SO LOB	TOP																								
11 Bo Bichette, R (1, 6) 33 Rubén Tejada, R (4, 6)	0-0 G4-3		0-0 G4-3			0-0 F9	4-0 BB			2 0 0 0 0 0 1 1 0 0 0 1 0 0																									
8 Cavan Biggio, L (1, 4) 78 Kevin Smith, R (4, 4)	0-3 K			0-0 27 E 27 WP 1B		0-0 F9	0-3 K			2 0 1 0 0 1 0 2 0 0 0 0 1 2																									
13 Lourdes Gurriel Jr., R (1, 10) 85 Alejandro Kirk, R (6, PH) 85 Alejandro Kirk, R (6, 10)	0-3 K			0-0 L8		0-0 75 WP 75 2B 1B		0-0 G5-3		2 0 0 0 0 1 1 2 1 1 0 0 0 0																									
27 Vladimir Guerrero Jr., R (1, 5) 75 Andy Burns, R (4, 5)		0-0 F8		1-0 G6-3		1-0 1-H 2B		0-0 G6-3		2 0 0 0 0 0 1 2 0 1 1 0 0 0																									
44 Rowdy Tellez, L (1, 3) 46 Patrick Kivlehan, R (4, 3)		0-0 F7		4-0 BB		0-3 K		0-0 30 CS 1B		1 0 0 0 1 0 0 2 0 1 0 0 1 1																									
15 Randal Grichuk, R (1, 8) 30 Anthony Alford, R (4, 8)		0-3 K		0-0 G5-3			0-0 82 S 7 S 1B	0-1 CS	0-3 K	2 0 0 0 0 1 2 2 1 1 0 0 1 0																									
37 Teoscar Hernández, R (1, 9) 77 Joshua Palacios, L (5, 9)			0-3 K		0-0 G6-3		0-3 K		0-0 G3-1	2 0 0 0 0 1 0 2 0 0 0 0 1 1	AB 32 R 2 H 6 RBI 1 BB 3 SO 8 LOB 11																								
23 Derek Fisher, L (1, 7) 82 Forrest Wall, L (5, 7)			0-0 2B		0-0 F8		4-1 7 G4-3 7 S 1-3 BB		0-0 F9	2 0 1 0 0 0 0 1 0 0 0 1 0 0																									
9 Danny Jansen, R (1, 2) 7 Caleb Joseph, R (6, 2)			0-0 F7		0-0 F8			0-0 G4-3		2 0 0 0 0 0 1 1 0 0 0 0 0 1																									
Inning Stats	R: 0 E: 0 K: 2 S: 7	H: 0 LOB: 0 BB: 0 P: 7	R: 0 E: 0 K: 1 S: 5	H: 0 LOB: 0 BB: 0 P: 5	R: 0 E: 0 K: 1 S: 6	H: 1 LOB: 1 BB: 0 P: 6	R: 0 E: 0 K: 0 S: 4	H: 1 LOB: 2 BB: 1 P: 9	R: 0 E: 0 K: 0 S: 3	H: 0 LOB: 0 BB: 0 P: 3	R: 1 E: 0 K: 1 S: 7	H: 2 LOB: 1 BB: 0 P: 8	R: 1 E: 0 K: 2 S: 9	H: 1 LOB: 2 BB: 2 P: 17	R: 0 E: 0 K: 0 S: 4	H: 1 LOB: 0 BB: 0 P: 4	R: 0 E: 0 K: 1 S: 5	H: 0 LOB: 0 BB: 0 P: 5	1B: 4 2B: 2 3B: 0 HR: 0	SF: 0 SAC: 0 DP: 0 HBP: 0	WP: 2 PB: 0 SB: 4 CS: 1	PA: 36													
PITCHER 33 J.A. Happ, L (1, 1) 73 Michael King, R (3, 1) 85 Luis Cessa, R (4, 1) 35 Nick Tropeano, R (6, 1) 70 Luis Avilán, L (7, 1)	IP 2.0 1.2 1.1 1.0 0.2	WLS 6 8 4 L 4	BF 6 8 4 5 4	H 0 2 0 2 1	R 0 0 0 1 1	ER 0 0 0 1 1	SO 3 1 0 1 1	BB 0 1 0 0 1	IBB 0 0 0 0 0	HBP 0 0 0 0 0	BLK 0 0 0 0 0	WP 0 1 0 1 0	HR 0 0 0 0 0	S 12 9 4 7 6	P 12 14 4 8 10	ERA 0.00 0.00 0.00 9.00 13.50	WHIP 0.000 1.800 0.000 2.000 3.000	PITCHER 88 Kaleb Ort, R (7, 1) 95 Domingo Acevedo, R (8, 1) 82 Brooks Kriske, R (9, 1)	IP 0.1 1.0 1.0	WLS 2 3 3	BF 2 3 3	H 0 1 0	R 0 0 0	ER 0 0 0	SO 1 0 1	BB 1 0 0	IBB 0 0 0	HBP 0 0 0	BLK 0 0 0	WP 0 0 0	HR 0 0 0	S 3 4 5	P 7 4 5	ERA 0.00 0.00 0.00	WHIP 3.000 1.000 0.000

Toronto Blue Jays @ New York Yankees
George M. Steinbrenner Field, Tampa, FL
Sat Feb 22 2020, 1:06 PM - 4:02 PM EST
Att: 9,864 - Sunny - 67 F

livebaseballscorecards.com



Batter	1	2	3	4	5	6	7	8	9	AB R H RBI BB SO LOB
26 DJ LeMahieu, R (1, 4) 92 Chris Gittens, R (5, 3) OBP: 0.500, SLG: 2.000	4-0 FC6-4 BB		0-3 K			0-3 K			1-1 HR	1 0 0 0 1 1 1 2 1 1 1 0 1 0
25 Gleyber Torres, R (1, 6) 76 Kyle Holder, L (5, 6)	0-0 FC6-4 1-2f		0-3 K			0-3 K			4-0 94 G5-3 BB	2 0 0 0 0 1 2 1 0 0 0 1 1 0
29 Gio Urshela, R (1, 5) 94 Armando Alvarez, R (5, 5)	0-0 F9			0-3 K			0-0 G4-3		0-0 G5-3 1-2	2 0 0 0 0 1 1 2 0 0 0 0 0 1
36 Mike Ford, L (1, 3) 69 Hoy Park, L (5, 4)	0-0 G6-3			0-0 F8			0-0 G4-3		4-0 BB	2 0 0 0 0 0 1 1 0 0 0 1 0 0
77 Clint Frazier, R (1, 7) 89 Ben Rota, L (5, 7) OBP: 0.500, SLG: 1.000		0-0 L7		0-0 F7			0-0 2B		0-0 F8	2 0 0 0 0 0 0 2 0 1 0 0 0 2
66 Kyle Higashioka, R (1, 2) 30 Josh Thole, L (6, 2)		0-0 L5			0-0 G6-3		0-0 G5-3		0-2 K	2 0 0 0 0 0 0 2 0 0 0 0 1 3
38 Erik Kratz, R (1, 10) 78 Kellin Deglan, L (8, PH) (9, 10)		0-0 P4			0-0 F7			0-0 G4-3		2 0 0 0 0 0 0 1 0 0 0 0 0 0
12 Rosell Herrera, S (1, 9) 28 Zack Zehner, R (6, 9)			0-0 74 G3 74 WP 1B		0-2 K			0-0 P3		2 0 1 0 0 1 0 1 0 0 0 0 0 0
74 Zack Granite, L (1, 8) 67 Pablo Olivares, R (7, 8)			1-0 G3 1-3			0-0 G3-1		0-3 K		2 0 0 0 0 0 1 1 0 0 0 0 1 0

BOTTOM

Toronto Blue Jays @ New York Yankees
George M. Steinbrenner Field, Tampa, FL
 Sat Feb 22 2020, 1:06 PM - 4:02 PM EST
 Att. 9,864 - Sunny - 67 F

AB	30
R	1
H	3
RBI	1
BB	3
SO	8
LOB	12



Inning Stats	R: 0	H: 0	E: 0	K: 3	S: 3	R: 0	H: 0	E: 0	K: 3	S: 3	R: 0	H: 1	E: 0	K: 2	S: 8	R: 0	H: 0	E: 0	K: 1	S: 5	R: 0	H: 0	E: 0	K: 2	S: 7	R: 0	H: 1	E: 0	K: 0	S: 4	R: 0	H: 0	E: 0	K: 1	S: 5	R: 1	H: 1	E: 0	K: 1	S: 7	1B: 1	2B: 1	3B: 0	HR: 1	SF: 0	SAC: 0	DP: 0	HBP: 0	WP: 1	PB: 0	SB: 0	CS: 0	PA: 33
PITCHER	IP	WLS	BF	H	R	ER	SO	BB	IBB	HBP	BLK	WP	HR	S	P	ERA	WHIP																																				
57 Trent Thornton, R (1, 1) ERA:	2.0		7	0	0	0	0	1	0	0	0	0	0	6	10	0.00	0.500																																				
43 Sam Gaviglio, R (3, 1) ERA:	1.0		4	1	0	0	2	0	0	0	0	1	0	8	9	0.00	1.000																																				
68 Jordan Romano, R (4, 1) ERA:	1.0		3	0	0	0	1	0	0	0	0	0	0	5	5	0.00	0.000																																				
36 A.J. Cole, R (5, 1) ERA:	1.0	W	3	0	0	0	1	0	0	0	0	0	0	5	5	0.00	0.000																																				
48 Brian Moran, L (6, 1) ERA:	1.0	H	3	0	0	0	2	0	0	0	0	0	0	7	7	0.00	0.000																																				
PITCHER	IP	WLS	BF	H	R	ER	SO	BB	IBB	HBP	BLK	WP	HR	S	P	ERA	WHIP																																				
50 Phillippe Aumont, R (7, 1) ERA:	1.0	H	4	1	0	0	0	0	0	0	0	0	0	4	4	0.00	1.000																																				
59 Yennsy Diaz, R (8, 1) ERA:	1.0	H	3	0	0	0	1	0	0	0	0	0	0	5	5	0.00	0.000																																				
58 Jake Petricka, R (9, 1) ERA: 9.0	1.0	S	6	1	1	1	1	2	0	0	0	0	1	16	16	9.00	3.000																																				

Batter	1	2	3	4	5	6	7	8	9	AB R H RBI BB SO LOB	TOP
23 Derek Fisher, L (1, 7) OBP: 0.400, SLG: 0.600 82 Forrest Wall, L (6, 7) OBP: 0.500, SLG: 0.500	1-0 1B			0-0 F8		0-0 P3	0-0 SF9		0-0 1B	3 0 1 0 0 0 2 1 0 1 1 0 0 0	
2 Joe Panik, L (1, 4) 80 Logan Warmoth, R (6, 4)	0-0 L4-3			0-3 K		0-0 SF8	0-3 K		0-0 F8	2 0 0 1 0 1 1 2 0 0 0 0 1 3	
3 Brandon Drury, R (1, 5) 75 Andy Burns, R (5, 5) OBP: 0.750, SLG: 1.000	0-3 K			0-0 G5-3		1-0 46 BB 44 1B HBP	0-0 1B			2 0 0 0 0 1 0 1 1 1 1 0 0 0	
6 Travis Shaw, L (1, 3) 46 Patrick Kivlehan, R (5, 3) OBP: 0.500, SLG: 0.333		0-3 K			0-0 G4-3	4-0 44 1B BB	0-3 K			2 0 0 0 0 1 0 1 0 0 0 1 1 2	
44 Rowdy Tellez, L (1, 10) OBP: 0.600, SLG: 0.500 76 Riley Adams, R (8, PH) (8, 10)		0-3 K			0-0 1B	0-0 1B		0-0 G6-3		3 0 2 2 0 1 0 1 0 0 0 0 0 0	
30 Anthony Alford, R (1, 8) 92 Chavez Young, S (6, 8)		0-3 K			0-0 P6	0-3 K		0-0 L6		3 0 0 0 0 2 3 1 0 0 0 0 0 0	
10 Reese McGuire, L (1, 2) 85 Alejandro Kirk, R (6, 2) OBP: 0.500, SLG: 0.333			0-3 K		0-3 K		4-0 78 BB 82 SF9 77 1B BB	0-0 F9		2 0 0 0 0 2 1 1 1 0 0 1 0 0	
28 Billy McKinney, L (1, 9) 77 Joshua Palacios, L (6, 9) OBP: 0.250, SLG: 0.250			0-0 F9			4-0 72 2B 2 SF8 BB	0-0 82 SF9 75 1B 78 BB 1B		0-3 K	1 1 0 0 1 0 0 2 1 1 0 0 1 0	
72 Santiago Espinal, R (1, 6) 78 Kevin Smith, R (6, 6)			0-3 K			0-0 2 SF8 44 1B 2B	4-0 75 1B BB		0-0 G6-3	2 1 1 0 0 1 0 1 0 0 0 1 0 0	

Inning Stats	R: 0 E: 0 K: 1 S: 5	H: 1 LOB: 0 BB: 0 P: 6	R: 0 E: 0 K: 3 S: 9	H: 0 LOB: 0 BB: 0 P: 9	R: 0 E: 0 K: 2 S: 7	H: 0 LOB: 0 BB: 0 P: 7	R: 0 E: 0 K: 1 S: 5	H: 0 LOB: 0 BB: 0 P: 5	R: 0 E: 0 K: 1 S: 6	H: 1 LOB: 1 BB: 0 P: 6	R: 3 E: 0 K: 1 S: 7	H: 2 LOB: 2 BB: 2 P: 16	R: 2 E: 0 K: 2 S: 9	H: 2 LOB: 2 BB: 2 P: 17	R: 0 E: 0 K: 0 S: 3	H: 0 LOB: 0 BB: 0 P: 3	R: 0 E: 0 K: 1 S: 6	H: 1 LOB: 1 BB: 0 P: 6	1B: 6 2B: 2 3B: 0 HR: 0	SF: 2 SAC: 0 DP: 1 HBP: 1	WP: 0 PB: 0 SB: 0 CS: 0	PA: 38
--------------	------------------------------	---------------------------------	------------------------------	---------------------------------	------------------------------	---------------------------------	------------------------------	---------------------------------	------------------------------	---------------------------------	------------------------------	----------------------------------	------------------------------	----------------------------------	------------------------------	---------------------------------	------------------------------	---------------------------------	----------------------------------	------------------------------------	----------------------------------	--------

PITCHER	IP	WLS	BF	H	R	ER	SO	BB	IBB	HBP	BLK	WP	HR	S	P	ERA	WHIP
17 José Berríos, R (1, 1) ERA: 27.0	2.0		6	1	0	0	4	0	0	0	0	0	0	14	15	0.00	0.500
54 Sergio Romo, R (3, 1) ERA:	1.0	H	3	0	0	0	2	0	0	0	0	0	0	7	7	0.00	0.000
36 Tyler Clippard, R (4, 1) ERA:	1.0	H	3	0	0	0	1	0	0	0	0	0	0	5	5	0.00	0.000
55 Taylor Rogers, L (5, 1) ERA:	1.0	H	4	1	0	0	1	0	0	0	0	0	0	6	6	0.00	1.000
66 Jorge Alcala, R (6, 1) ERA: 27.0	1.0		8	2	3	3	1	2	0	1	0	0	0	7	16	27.00	4.000

PITCHER	IP	WLS	BF	H	R	ER	SO	BB	IBB	HBP	BLK	WP	HR	S	P	ERA	WHIP
49 Jake Reed, R (7, 1) ERA: 27.0	0.2	B	6	2	2	2	1	2	0	0	0	0	0	6	14	27.00	6.000
11 Mitch Horacek, L (7, 1) ERA:	0.1		1	0	0	0	1	0	0	0	0	0	0	3	3	0.00	0.000
83 Griffin Jax, R (8, 1) ERA:	1.0		3	0	0	0	0	0	0	0	0	0	0	3	3	0.00	0.000
82 Sam Clay, L (9, 1) ERA:	1.0		4	1	0	0	1	0	0	0	0	0	0	6	6	0.00	1.000

Toronto Blue Jays @ Minnesota Twins
CenturyLink Sports Complex, Fort Myers, FL
Sun Feb 23 2020, 1:08 PM - 4:03 PM EST
Att: 8,309 - Sunny - 75 F

livebaseballscorecards.com

AB	31
R	5
H	7
RBI	5
BB	4
SO	12
LOB	12




Batter	1	2	3	4	5	6	7	8	9	AB	R	H	RBI	BB	SO	LOB
87 Ryan Jeffers, R (1, 10) 90 Caleb Hamilton, R (7, PH) (8, 10)	K		K	K			F9		K	3	0	0	0	0	3	2
24 Josh Donaldson, R (1, 5) 73 Juan Graterol, R (6, 2)	G5-3		K		G5-3		K		CS	3	0	0	0	0	1	0
8 Mitch Garver, R (1, 2) 88 Drew Maggi, R (5, PR) (6, 5)	P6		FC6-4		13 E		K			2	0	1	0	1	0	0
22 Miguel Sanó, R (1, 3) 89 Zander Wiel, R (6, 3) OBP: 0.667, SLG: 2.000		FC6-4			F7			HR		3	1	1	0	0	0	2
13 Ehire Adrianza, S (1, 6) 78 Jack Reinheimer, R (5, PR) (6, 6)		FC4-6		FC4-6	E8			G6-3		3	2	2	0	0	0	0
30 LaMonte Wade Jr., L (1, 8) 91 Mark Contreras, L (6, 8) OBP: 0.600, SLG: 0.750		F8		E4	G5-3			BB		3	0	1	0	0	0	4
74 Travis Blankenhorn, L (1, 4) 9 Joe Cronin, R (7, 4)		SF9		FC4-6			F8		G4-3	2	0	0	2	0	0	1
50 Jimmy Kerrigan, S (1, 9) 33 Ramón Flores, L (7, 9) OBP: 0.400, SLG: 0.600							G6-3		P5	3	0	2	1	0	0	0
99 Cody Asche, L (1, 7) 22 Tyler Webb, R (7, 7) OBP: 1.000, SLG: 2.000		K		G3			L3		CS	1	0	1	0	0	0	0

Inning Stats	R: 0	H: 0	E: 0	K: 1	S: 5	LOB: 0	BB: 0	P: 5	R: 2	H: 3	E: 0	K: 1	S: 8	LOB: 1	BB: 0	P: 8	R: 0	H: 0	E: 0	K: 2	S: 7	LOB: 1	BB: 1	P: 11	R: 1	H: 3	E: 1	K: 1	S: 8	LOB: 2	BB: 0	P: 8	R: 1	H: 1	E: 1	K: 0	S: 5	LOB: 2	BB: 0	P: 5	R: 0	H: 0	E: 0	K: 2	S: 7	LOB: 0	BB: 0	P: 7	R: 1	H: 1	E: 0	K: 1	S: 6	LOB: 0	BB: 1	P: 10	R: 0	H: 1	E: 0	K: 1	S: 6	LOB: 0	BB: 0	P: 6	1B: 6	SF: 1	2B: 2	3B: 0	HR: 1	SAC: 0	DP: 1	HBP: 0	WP: 0	HR: 0	S: 7	P: 7	ERA: 0.00	WHIP: 1.500
--------------	------	------	------	------	------	--------	-------	------	------	------	------	------	------	--------	-------	------	------	------	------	------	------	--------	-------	-------	------	------	------	------	------	--------	-------	------	------	------	------	------	------	--------	-------	------	------	------	------	------	------	--------	-------	------	------	------	------	------	------	--------	-------	-------	------	------	------	------	------	--------	-------	------	-------	-------	-------	-------	-------	--------	-------	--------	-------	-------	------	------	-----------	-------------

PITCHER	IP	WLS	BF	H	R	ER	SO	BB	IBB	HBP	BLK	WP	HR	S	P	ERA	WHIP
47 Anthony Kay, L (1, 1) ERA: 9.0	2.0		9	3	2	2	2							13	13	9.00	1.500
62 Jacob Waguespack, R (3, 1) ERA: 9.0	1.0		4	0	0	0	2	1	0	0	0			7	11	0.00	1.000
45 Thomas Pannone, L (4, 1) ERA: 9.0	1.0		6	3	1	1	1	0	0	0	0			8	8	9.00	3.000
54 Sean Reid-Foley, R (5, 1) ERA: 9.0	1.0		5	1	1	0	0	0	0	0	0			5	5	0.00	1.000
60 Justin Miller, R (6, 1) ERA: 9.0	1.0		3	0	0	0	0	0	0	0	0			3	3	0.00	0.000

Toronto Blue Jays @ Minnesota Twins
CenturyLink Sports Complex, Fort Myers, FL
 Sun Feb 23 2020, 1:08 PM - 4:03 PM EST
 Att. 8,309 - Sunny - 75 F

AB	34
R	5
H	9
RBI	4
BB	2
SO	8
LOB	14



Atlanta Braves @ Toronto Blue Jays

TD Ballpark, Dunedin, FL

Mon Feb 24 2020, 1:22 PM - 4:34 PM EST
Att. 6,335 - Partly Cloudy - 78 F

Batter	1	2	3	4	5	6	7	8	9	AB	R	H	RBI	BB	SO	LOB
11 Ender Inciarte, L OBP: 0.200, SLG: 0.250 18 Rafael Ortega, L OBP: 0.333, SLG: 0.333	0-0 F8	0-0 7 1B		0-3 K			1-0 G6-3			3	0	1	0	0	1	0
7 Dansby Swanson, R OBP: 0.400, SLG: 0.500 0 Pete Kozma, R OBP: 0.333, SLG: 0.333	0-0 8 BB 17 HBP 81 1B	0-0 1B			0-0 L4		0-3 K			3	1	2	0	0	0	0
17 Johan Camargo, S OBP: 0.400, SLG: 0.250 79 Thomas Burrows, L 85 Kurt Hoekstra, L 89 Connor Johnstone, R 82 Bryce Ball, L 72 Ben Rowen, R	1-0 8 BB 81 1B HBP	0-3 1B			0-0 F7			0-3 K		2	1	0	0	0	1	2
45 Yonder Alonso, L 76 Sean Kazmar Jr., R	0-0 F9	0-0 L9			0-0 G4-3			0-0 F8		3	0	0	0	0	0	4
8 Charlie Culberson, R 91 Riley Unroe, S	4-0 81 1B 68 1B BB		0-0 G6-3			4-0 81 CS BB		0-3 K		1	1	0	0	2	0	0
81 Drew Waters, S 84 Terone Harris III, R	0-0 12 S 68 1B		0-3 K			0-3 K			0-0 F9	3	0	1	2	0	2	1
68 Cristian Pache, R 74 Greyson Jenista, L	0-0 12 S 1B		0-0 G6-3			0-0 F9			0-3 K	3	0	1	1	0	0	0
12 Alex Jackson, R 86 Carlos Martínez, R	1-3 K			0-3 K			0-0 G6-3		0-0 F9	2	0	0	0	0	2	2
70 Yangervis Solarte, S		0-0 G5-3		0-0 G4-3			0-0 18 G6-3 18 WP 1B			3	0	1	0	0	0	0

livebaseballscorecards.com

AB	32
R	3
H	6
RBI	3
BB	2
SO	10
LOB	11



Inning Stats	R	H	E	K	S	R	H	E	K	S	R	H	E	K	S	R	H	E	K	S	R	H	E	K	S	1B	2B	3B	HR	SF	SAC	DP	HBP	WP	PA	
	3	3	0	1	8	0	2	0	1	7	0	0	0	2	5	0	0	0	0	3	0	0	0	0	0	6	1	0	0	0	0	1	0	1	0	35

PITCHER	IP	WLS	BF	H	R	ER	SO	BB	IBB	HBP	BLK	WP	HR	S	P	ERA	WHIP
1 Shun Yamaguchi, R ERA: 40.5	0.2		7	3	3	3	0	1	0	1	0	0	0	5	10	40.50	6.000
79 Conor Fisk, R ERA:	0.1		1	0	0	0	1	0	0	0	0	0	0	3	4	0.00	0.000
79 Travis Bergen, L ERA:	1.0		5	2	0	0	1	0	0	0	0	0	0	7	7	0.00	2.000
51 Ken Giles, R ERA:	1.0	W	3	0	0	0	1	0	0	0	0	0	0	5	5	0.00	0.000
52 Anthony Bass, R ERA:	1.0	H	3	0	0	0	2	0	0	0	0	0	0	7	7	0.00	0.000
PITCHER	IP	WLS	BF	H	R	ER	SO	BB	IBB	HBP	BLK	WP	HR	S	P	ERA	WHIP
63 Wilmer Font, R ERA:	1.0		3	0	0	0	0	0	0	0	0	0	0	3	3	0.00	0.000
64 Hector Perez, R ERA:	1.0	H	3	0	0	0	1	1	0	0	0	0	0	4	8	0.00	1.000
73 Ty Tice, R ERA:	1.0	H	4	1	0	0	1	0	0	0	0	0	1	6	7	0.00	1.000
95 Vinny Nittoli, R ERA:	1.0	H	3	0	0	0	2	0	0	0	0	0	0	7	7	0.00	0.000
81 Bryan Baker, R ERA:	1.0	S	3	0	0	0	1	0	0	0	0	0	0	5	5	0.00	0.000

Batter	1	2	3	4	5	6	7	8	9
11 Bo Bichette, R (1, 6) 33 Rubén Tejada, R (6, 6)	0-0 8 2B 1B	0-0 G5-3		0-0 L9		0-3 K		0-0 F7	
8 Cavan Biggio, L (1, 4) 78 Kevin Smith, R (6, 4)	0-0 15 S 15 2B 2B	0-0 G4-3		0-3 K			4-0 74 1B BB		
13 Lourdes Gurriel Jr., R (1, 7) 82 Forrest Wall, L (6, 7)	0-3 K		0-3 K	1-0 2-4	0-0 F9		0-0 F8		
27 Vladimir Guerrero Jr., R (1, 10) 74 Brock Lundquist, L (7, PH) 82 Forrest Wall, L (6, 7)	4-0 15 2B 15 S 9 BB BB		0-0 15 BB 37 1B 1B		0-0 G4-3		0-0 1-2 1B		
15 Randal Grichuk, R (1, 8) 30 Anthony Alford, R (5, PR) 82 Forrest Wall, L (6, 7)	1-0 9 BB 2B		4-0 37 1B 9 BLK BB		4-0 BB		0-3 K		
37 Teoscar Hernández, R (1, 9) 28 Billy McKinney, L (6, 9)	4-0 9 BB BB		0-0 9 BLK 1B		0-0 F8		0-0 F7		
9 Danny Jansen, R (1, 2) 76 Riley Adams, R (6, 2)	4-0 3 G4-6-3 BB		4-0 3 FC6-4 BB		0-0 L9		0-0 P6		
3 Brandon Drury, R (1, 5) 75 Andy Burns, R (6, 5)	0-0 G4-6-3 1-2f		0-0 FC6-4 1-2f		0-0 P2		0-3 K		
46 Patrick Kivlehan, R (1, 3) 94 Ryan Noda, L (6, 3)		0-0 F7		0-0 13 2-4 1B		4-0 BB		0-0 2B	

Inning Stats	R: 3 E: 0 K: 1 S: 7	H: 3 LOB: 2 BB: 3 P: 20	R: 0 E: 0 K: 0 S: 3	H: 0 LOB: 0 BB: 3 P: 3	R: 1 E: 0 K: 1 S: 6	H: 2 LOB: 2 BB: 2 P: 14	R: 0 E: 0 K: 1 S: 5	H: 1 LOB: 1 BB: 0 P: 6	R: 0 E: 0 K: 0 S: 3	H: 0 LOB: 1 BB: 1 P: 7	R: 0 E: 0 K: 1 S: 5	H: 0 LOB: 1 BB: 1 P: 9	R: 0 E: 0 K: 1 S: 6	H: 1 LOB: 2 BB: 1 P: 10	R: 0 E: 0 K: 1 S: 6	H: 1 LOB: 1 BB: 0 P: 6
--------------	------------------------------	----------------------------------	------------------------------	---------------------------------	------------------------------	----------------------------------	------------------------------	---------------------------------	------------------------------	---------------------------------	------------------------------	---------------------------------	------------------------------	----------------------------------	------------------------------	---------------------------------

PITCHER	IP	WLS	BF	H	R	ER	SO	BB	IBB	HBP	BLK	WP	HR	S	P	ERA	WHIP
54 Max Fried, L (1, 1) ERA: 81.0	0.1		6	3	3	3	1	2	0	0	0	0	0	6	15	81.00	15.000
93 José Manuel Fernández, L (1, 1) ERA:	1.2	B	5	0	0	0	0	1	0	0	0	0	0	4	8	0.00	0.600
78 Ian Anderson, R (3, 1) ERA: 13.5	0.2	L	5	2	1	1	1	2	0	0	1	0	0	5	13	13.50	6.000
96 Tyler Matzek, L (3, 1) ERA:	1.1		5	1	0	0	1	0	0	0	0	0	0	6	7	0.00	0.750
79 Thomas Burrows, L (5, 1) ERA:	1.0		4	0	0	0	0	1	0	0	0	0	0	3	7	0.00	1.000

BOTTOM

AB	R	H	RBI	BB	SO	LOB
3	1	1	0	0	0	1
2	0	0	0	0	1	2
3	1	1	1	0	1	1
0	0	0	0	1	0	0
3	0	0	0	0	2	1
1	0	0	0	0	0	1
2	1	1	0	1	0	0
1	0	1	0	0	0	0
1	1	1	1	2	0	0
1	0	0	0	0	1	2
2	0	1	0	1	0	1
1	0	0	0	0	0	2
0	0	0	1	2	0	0
2	0	0	0	0	0	0
2	0	0	0	0	0	5
2	0	0	0	0	1	0
2	0	1	0	0	0	0
1	0	1	0	1	0	0

AB 29
R 4
H 8
RBI 3
BB 8
SO 6
LOB 16



livebaseballscorecards.com

WP	HR	S	P	ERA	WHIP
0	0	5	9	0.00	1.000
0	0	6	10	0.00	2.000
0	0	6	6	0.00	1.000

WP: 0 HR: 0 S: 5 P: 9 ERA: 0.00 WHIP: 1.000
 PB: 0 SAC: 0 DP: 1 HBP: 0 SB: 2 CS: 0

Atlanta Braves @ Toronto Blue Jays
TD Ballpark, Dunedin, FL
 Mon Feb 24 2020, 1:22 PM - 4:34 PM EST
 Att: 6,335 - Party Cloudy - 78 F

Batter	1	2	3	4	5	6	7	8	9	AB R H RBI BB SO LOB	TOP																																																																																																																																																									
14 Tyler Wade, L (1, 6) 92 Chris Gittens, R (6, 3) OBP: 0.500, SLG: 1.000	1-3 K		0-3 K		0-0 G4-3		0-3 K			3 0 0 0 0 2 0 1 0 0 0 0 1 1	New York Yankees @ Toronto Blue Jays TD Ballpark, Dunedin, FL Tue Feb 25 2020, 1:11 PM - 3:51 PM EST Att: 4,586 - Cloudy - 80 F																																																																																																																																																									
41 Miquel Andujar, R (1, 5) 76 Kyle Holder, L (6, 6) OBP: 0.400, SLG: 0.250	0-3 K		0-0 G5-3			0-3 K		0-0 G4-3		3 0 0 0 0 2 0 1 0 0 0 0 0 0																																																																																																																																																										
39 Mike Tauchman, L (1, 8) 68 Brandon Lockridge, R (5, 8)	0-3 K			0-0 G6-3		0-0 L8		0-3 K		2 0 0 0 0 1 0 2 0 0 0 0 1 0																																																																																																																																																										
59 Luke Voit, R (1, 3) 28 Zack Zehner, R (6, 7)		0-3 K		0-0 2B		0-0 P3		0-3 K2-3		3 0 1 0 0 1 0 1 0 0 0 0 1 0																																																																																																																																																										
66 Kyle Higashioka, R (1, 2) 78 Kellin Deglan, L (7, PR) OBP: 0.500, SLG: 0.750		0-3 K		0-0 P4			4-0 22 1B 12 3B BB		0-0 2B	2 0 0 0 1 1 1 1 1 1 0 0 0 0																																																																																																																																																										
22 Chris Iannetta, R (1, 10) 94 Wynston Sawyer, R(7, PR)		0-0 71 1B 2B		4-0 BB			0-0 12 3B 1B		0-2 K	2 1 2 0 1 0 0 1 1 0 0 0 1 1																																																																																																																																																										
71 Thairo Estrada, R (1, 4) 69 Hoy Park, L (7, 4)		0-0 2-H 1B		0-0 P1			0-3 K		0-3 K	3 0 1 1 0 1 4 1 0 0 0 0 1 1																																																																																																																																																										
93 Thomas Milone, L (1, 7) 12 Rosell Herrera, S (6, 5) OBP: 0.200, SLG: 0.200 OBP: 0.333, SLG: 0.667		0-0 F7			0-3 K2-3		0-0 91 WP 3B		0-0 F7	2 0 0 0 0 1 1 2 1 1 2 0 0 1																																																																																																																																																										
91 Trey Amburgey, R (1, 9) 67 Pablo Olivares, R (7, 9)			0-3 K			0-3 K				3 0 0 0 0 3 1 0 0 0 0 0 0 0																																																																																																																																																										
Inning Stats	R: 0 E: 0 K: 3 S: 9	H: 0 LOB: 0 BB: 0 P: 10	R: 1 E: 0 K: 2 S: 9	H: 2 LOB: 1 BB: 0 P: 9	R: 0 E: 0 K: 2 S: 7	H: 0 LOB: 0 BB: 0 P: 7	R: 0 E: 0 K: 0 S: 4	H: 1 LOB: 2 BB: 1 P: 8	R: 0 E: 0 K: 1 S: 5	H: 0 LOB: 0 BB: 0 P: 5		R: 3 E: 0 K: 3 S: 11	H: 2 LOB: 1 BB: 1 P: 16	R: 0 E: 0 K: 2 S: 7	H: 0 LOB: 0 BB: 0 P: 7	R: 0 E: 0 K: 2 S: 8	H: 1 LOB: 1 BB: 0 P: 8	1B: 2 2B: 3 3B: 1 HR: 0	SF: 0 SAC: 0 DP: 0 HBP: 0	WP: 1 PB: 0 SB: 0 CS: 0	PA: 35																																																																																																																																															
PITCHER	IP WLS BF H R ER SO BB IBB HBP BLK WP HR S P ERA WHIP	<table border="0"> <tr> <td>71 Nate Pearson, R (1, 1) ERA: 0.00</td> <td>1.0</td> <td>3</td> <td>0</td> <td>0</td> <td>0</td> <td>3</td> <td>0</td> <td>0</td> <td>0</td> <td>0</td> <td>0</td> <td>0</td> <td>9</td> <td>10</td> <td>0.00</td> <td>0.000</td> </tr> <tr> <td>67 Julian Merryweather, R (2, 1) ERA: 9.00</td> <td>1.0</td> <td>5</td> <td>2</td> <td>1</td> <td>1</td> <td>2</td> <td>0</td> <td>0</td> <td>0</td> <td>0</td> <td>0</td> <td>0</td> <td>9</td> <td>9</td> <td>9.00</td> <td>2.000</td> </tr> <tr> <td>66 Patrick Murphy, R (3, 1) ERA: 0.00</td> <td>1.0</td> <td>3</td> <td>0</td> <td>0</td> <td>0</td> <td>2</td> <td>0</td> <td>0</td> <td>0</td> <td>0</td> <td>0</td> <td>0</td> <td>7</td> <td>7</td> <td>0.00</td> <td>0.000</td> </tr> <tr> <td>36 A.J. Cole, R (4, 1) ERA: 0.00</td> <td>1.0</td> <td>5</td> <td>1</td> <td>0</td> <td>0</td> <td>0</td> <td>1</td> <td>0</td> <td>0</td> <td>0</td> <td>0</td> <td>0</td> <td>4</td> <td>8</td> <td>0.00</td> <td>2.000</td> </tr> <tr> <td>59 Yennys Díaz, R (5, 1) ERA: 0.00</td> <td>2.0</td> <td>6</td> <td>0</td> <td>0</td> <td>0</td> <td>3</td> <td>0</td> <td>0</td> <td>0</td> <td>0</td> <td>0</td> <td>0</td> <td>12</td> <td>12</td> <td>0.00</td> <td>0.000</td> </tr> </table>																			71 Nate Pearson, R (1, 1) ERA: 0.00	1.0	3	0	0	0	3	0	0	0	0	0	0	9	10	0.00	0.000	67 Julian Merryweather, R (2, 1) ERA: 9.00	1.0	5	2	1	1	2	0	0	0	0	0	0	9	9	9.00	2.000	66 Patrick Murphy, R (3, 1) ERA: 0.00	1.0	3	0	0	0	2	0	0	0	0	0	0	7	7	0.00	0.000	36 A.J. Cole, R (4, 1) ERA: 0.00	1.0	5	1	0	0	0	1	0	0	0	0	0	4	8	0.00	2.000	59 Yennys Díaz, R (5, 1) ERA: 0.00	2.0	6	0	0	0	3	0	0	0	0	0	0	12	12	0.00	0.000	<table border="0"> <tr> <td>PITCHER</td> <td>IP WLS BF H R ER SO BB IBB HBP BLK WP HR S P ERA WHIP</td> </tr> <tr> <td>50 Philippe Aumont, R (7, 1) ERA: 9.00</td> <td>2.0</td> <td>L</td> <td>9</td> <td>2</td> <td>3</td> <td>3</td> <td>5</td> <td>1</td> <td>0</td> <td>0</td> <td>0</td> <td>0</td> <td>1</td> <td>0</td> <td>18</td> <td>23</td> <td>13.50</td> <td>1.500</td> </tr> <tr> <td>98 Jackson McClelland, R (9, 1) ERA: 0.00</td> <td>1.0</td> <td></td> <td>4</td> <td>1</td> <td>0</td> <td>0</td> <td>2</td> <td>0</td> <td>0</td> <td>0</td> <td>0</td> <td>0</td> <td>0</td> <td>0</td> <td>8</td> <td>8</td> <td>0.00</td> <td>1.000</td> </tr> </table>																			PITCHER	IP WLS BF H R ER SO BB IBB HBP BLK WP HR S P ERA WHIP	50 Philippe Aumont, R (7, 1) ERA: 9.00	2.0	L	9	2	3	3	5	1	0	0	0	0	1	0	18	23	13.50	1.500	98 Jackson McClelland, R (9, 1) ERA: 0.00	1.0		4	1	0	0	2	0	0	0	0	0	0	0	8	8	0.00	1.000
71 Nate Pearson, R (1, 1) ERA: 0.00	1.0	3	0	0	0	3	0	0	0	0	0	0	9	10	0.00	0.000																																																																																																																																																				
67 Julian Merryweather, R (2, 1) ERA: 9.00	1.0	5	2	1	1	2	0	0	0	0	0	0	9	9	9.00	2.000																																																																																																																																																				
66 Patrick Murphy, R (3, 1) ERA: 0.00	1.0	3	0	0	0	2	0	0	0	0	0	0	7	7	0.00	0.000																																																																																																																																																				
36 A.J. Cole, R (4, 1) ERA: 0.00	1.0	5	1	0	0	0	1	0	0	0	0	0	4	8	0.00	2.000																																																																																																																																																				
59 Yennys Díaz, R (5, 1) ERA: 0.00	2.0	6	0	0	0	3	0	0	0	0	0	0	12	12	0.00	0.000																																																																																																																																																				
PITCHER	IP WLS BF H R ER SO BB IBB HBP BLK WP HR S P ERA WHIP																																																																																																																																																																			
50 Philippe Aumont, R (7, 1) ERA: 9.00	2.0	L	9	2	3	3	5	1	0	0	0	0	1	0	18	23	13.50	1.500																																																																																																																																																		
98 Jackson McClelland, R (9, 1) ERA: 0.00	1.0		4	1	0	0	2	0	0	0	0	0	0	0	8	8	0.00	1.000																																																																																																																																																		

livebaseballscores.com

AB	33
R	4
H	6
RBI	3
BB	2
SO	17
LOB	11



Batter	1	2	3	4	5	6	7	8	9	AB R H RBI BB SO LOB
23 Derek Fisher, L (1, 7) OBP: 0.286, SLG: 0.429 92 Griffin Conine, L (6, 7) OBP: 0.500, SLG: 0.500	0-3 K		0-3 K			0-3 K			0-0 K	2 0 0 0 0 2 1 2 0 1 0 0 1 0
15 Randal Grichuk, R (1, 10) OBP: 0.429, SLG: 0.400 91 Gabriel Moreno, R (6, PH) (7, 10)	0-0 G1-3			0-0 G5-3		0-0 G6-3			0-3 K	2 0 0 0 0 0 0 2 0 0 0 0 1 1
2 Joe Panik, L (1, 4) 80 Logan Warmoth, R (6, 4)	0-0 F8			0-3 K			0-0 G6-3		0-0 G5-3	2 0 0 0 0 1 0 2 0 0 0 0 0 1
27 Vladimir Guerrero Jr., R (1, 5) OBP: 0.429, SLG: 0.333 75 Andy Burns, R (5, 5) OBP: 0.429, SLG: 0.500		0-0 FC9-6 1B		0-0 G6-3			0-0 F7			2 0 1 0 0 0 0 1 0 0 0 0 0 0
6 Travis Shaw, L (1, 3) 94 Ryan Noda, L (6, 3) OBP: 0.667, SLG: 1.000		0-0 FC3 1B		0-3 K			0-3 K			2 0 0 0 0 1 1 1 0 0 0 0 1 0
37 Teoscar Hernández, R (1, 9) OBP: 0.286, SLG: 0.167 95 Gabriel Guerrero, R (6, 9)		0-0 FC9-6 1B		0-0 G4-3			0-3 K			2 0 0 0 0 0 2 1 0 0 0 0 1 0
10 Reese McGuire, L (1, 2) 76 Riley Adams, R (6, 2)		0-0 G6-4-3 1B		0-3 K			0-3 K			2 0 0 0 0 1 2 1 0 0 0 0 1 0
30 Anthony Alford, R (1, 8) OBP: 0.125, SLG: 0.125 92 Chavez Young, S (7, 8)			0-3 K			0-3 K		0-3 K		2 0 0 0 0 2 0 1 0 0 0 0 1 0
72 Santiago Espinal, R (1, 6) OBP: 0.750, SLG: 1.750 78 Kevin Vicuña, R (7, 6)			0-0 CS 1B			0-0 HR			0-0 F9	2 1 2 1 0 0 0 1 0 0 0 0 0 0

Inning Stats	R: 0 E: 0 K: 1 S: 5	H: 0 LOB: 0 BB: 0 P: 5	R: 0 E: 1 K: 0 S: 4	H: 1 LOB: 1 BB: 0 P: 4	R: 0 E: 0 K: 2 S: 7	H: 1 LOB: 1 BB: 0 P: 7	R: 0 E: 0 K: 1 S: 5	H: 0 LOB: 0 BB: 0 P: 5	R: 0 E: 0 K: 2 S: 7	H: 0 LOB: 0 BB: 0 P: 7	R: 1 E: 0 K: 2 S: 8	H: 1 LOB: 0 BB: 0 P: 8	R: 0 E: 0 K: 1 S: 5	H: 0 LOB: 0 BB: 0 P: 5	R: 0 E: 0 K: 3 S: 9	H: 0 LOB: 0 BB: 0 P: 9	R: 0 E: 0 K: 1 S: 6	H: 1 LOB: 1 BB: 0 P: 6	1B: 3 2B: 1 3B: 0 HR: 1	SF: 0 SAC: 0 DP: 2 HBP: 0	WP: 0 PB: 0 SB: 0 CS: 1	PA: 30
--------------	------------------------------	---------------------------------	------------------------------	---------------------------------	------------------------------	---------------------------------	------------------------------	---------------------------------	------------------------------	---------------------------------	------------------------------	---------------------------------	------------------------------	---------------------------------	------------------------------	---------------------------------	------------------------------	---------------------------------	----------------------------------	------------------------------------	----------------------------------	--------


PITCHER	IP	WLS	BF	H	R	ER	SO	BB	IBB	HBP	BLK	WP	HR	S	P	ERA	WHIP
35 Nick Tropeano, R (1, 1) ERA: 3.0	2.0		7	1	0	0	1	0	0	0	0	0	0	9	9	0.00	0.500
85 Luis Cessa, R (3, 1) ERA:	1.0	H	3	1	0	0	2	0	0	0	0	0	0	7	7	0.00	1.000
70 Luis Avilán, L (4, 1) ERA: 5.4	1.0	H	3	0	0	0	1	0	0	0	0	0	0	5	5	0.00	0.000
58 Tyler Lyons, L (5, 1) ERA:	1.0	H	3	0	0	0	2	0	0	0	0	0	0	7	7	0.00	0.000
82 Brooks Kriske, R (6, 1) ERA: 4.5	1.0	W	4	1	1	1	2	0	0	0	0	0	1	8	8	9.00	1.000

BOTTOM

New York Yankees @ Toronto Blue Jays
 TD Ballpark, Dunedin, FL
 Tue Feb 25 2020, 1:11 PM - 3:51 PM EST
 Att. 4,586 - Cloudy - 80 F

livebaseballscorecards.com

AB	30
R	1
H	4
RBI	1
BB	0
SO	13
LOB	8



Batter	1	2	3	4	5	6	7	8	9	AB R H RBI BB SO LOB	TOP															
28 Billy McKinney, L (1, 9) OBP: 0.571, SLG: 1.167 79 Demi Orimoloye, R (6, 9)	1-0 9 BB 44 HR 1B	0-3 K		0-0 2B		0-0 HR		0-0 G5-3	0-3 K	4 2 3 1 0 1 1 2 0 0 0 0 1 1																
11 Bo Bichette, R (1, 6) OBP: 0.125, SLG: 0.125 90 Luis De Los Santos, R (4, 6)	0-0 L9		0-0 L1	0-0 L7		0-0 G6-3		0-3 K		3 0 0 0 0 0 2 2 0 0 0 0 1 1																
8 Cavan Biggio, L (1, 4) OBP: 0.429, SLG: 0.500 90 Otto Lopez, R (4, 4)	0-0 F8		4-0 9 1B 44 2B BB		0-0 L5		0-0 70 E 2B		0-0 92 1B 46 SF7 2B	1 1 0 0 1 0 1 3 2 2 0 0 0 0																
9 Danny Jansen, R (1, 10) OBP: 0.571, SLG: 0.250 92 Kacy Clemens, L (7, PH) OBP: 0.500, SLG: 0.500	4-0 44 HR BB		0-0 44 2B 7 FC5-2 1B		0-0 G5-3		0-3 K		0-0 70 BB 74 2B 1B	2 1 1 0 1 0 0 2 1 1 0 0 1 1																
44 Rowdy Tellez, L (1, 3) OBP: 0.625, SLG: 1.143 46 Patrick Kivlehan, R (5, 3)	2-1 HR		0-0 FC5-2 2B		0-0 G4-3		0-3 K		0-0 SF7	3 1 2 4 0 0 0 1 0 0 1 0 1 1																
7 Caleb Joseph, R (1, 2) OBP: 0.250, SLG: 0.250 70 Pat Cantwell, R (6, 2)	0-0 82 WP 1B		0-0 FC5-2 2B		0-3 K		0-0 E1 1B		4-0 74 2B 78 SF7 BB	3 0 1 0 0 1 2 1 1 1 1 1 0 0																
82 Forrest Wall, L (1, 7) OBP: 0.375, SLG: 0.667 74 Brock Lundquist, L (6, 7)	1-3 K		0-0 L8		0-0 78 HR 3B		0-3 K		0-0 91 HR 2B	3 1 1 0 0 1 3 2 1 1 1 0 1 1																
33 Rubén Tejada, R (1, 5) 78 Kevin Smith, R (4, 5) OBP: 0.375, SLG: 0.800		0-0 B5-3		0-0 F8		2-0 HR		0-0 P3	0-0 SF7	2 0 0 0 0 0 0 2 1 1 3 0 0 0																
77 Joshua Palacios, L (1, 8) OBP: 0.143, SLG: 0.143 91 Reggie Pruitt, R (6, 8)		0-0 E1 28 CS		0-3 K		0-3 K		0-0 3B	2-0 HR	3 0 0 0 0 2 0 2 1 2 2 0 0 0																
Inning Stats	R: 3 E: 0 K: 1 S: 9	H: 3 LOB: 1 BB: 1 P: 17	R: 0 E: 1 K: 1 S: 5	H: 0 LOB: 0 BB: 0 P: 5	R: 1 E: 0 K: 0 S: 5	H: 2 LOB: 2 BB: 1 P: 9	R: 0 E: 0 K: 1 S: 6	H: 1 LOB: 1 BB: 0 P: 6	R: 0 E: 0 K: 0 S: 3	H: 0 LOB: 0 BB: 0 P: 3	R: 3 E: 0 K: 2 S: 10	H: 3 LOB: 0 BB: 0 P: 12	R: 1 E: 1 K: 3 S: 11	H: 2 LOB: 1 BB: 0 P: 11	R: 0 E: 0 K: 1 S: 6	H: 1 LOB: 1 BB: 0 P: 6	R: 5 E: 0 K: 1 S: 9	H: 4 LOB: 0 BB: 1 P: 15	1B: 5 2B: 5 3B: 2 HR: 4	SF: 2 SAC: 0 DP: 0 HBP: 0	WP: 1 PB: 0 SB: 0 CS: 1	PA: 46				
PITCHER	IP WLS BF H R ER SO BB IBB HBP BLK WP HR S P ERA WHIP	49 Jake Arrieta, R (1, 1) ERA: 13.5	60 Reggie McClain, R (3, 1) ERA: 4.5	52 Jose Alvarez, L (5, 1) ERA:	39 Anthony Swarzak, R (6, 1) ERA: 27.0	53 Blake Parker, R (7, 1) ERA: 9.0	PITCHER	IP WLS BF H R ER SO BB IBB HBP BLK WP HR S P ERA WHIP	17 Colton Eastman, R (8, 1) ERA:	47 Julian Garcia, R (9, 1) ERA: 108.0	69 Addison Russ, R (9, 1) ERA: 5.4	17 Colton Eastman, R (8, 1) ERA:	47 Julian Garcia, R (9, 1) ERA: 108.0	69 Addison Russ, R (9, 1) ERA: 5.4	17 Colton Eastman, R (8, 1) ERA:	47 Julian Garcia, R (9, 1) ERA: 108.0	69 Addison Russ, R (9, 1) ERA: 5.4	17 Colton Eastman, R (8, 1) ERA:	47 Julian Garcia, R (9, 1) ERA: 108.0	69 Addison Russ, R (9, 1) ERA: 5.4	17 Colton Eastman, R (8, 1) ERA:	47 Julian Garcia, R (9, 1) ERA: 108.0	69 Addison Russ, R (9, 1) ERA: 5.4	17 Colton Eastman, R (8, 1) ERA:	47 Julian Garcia, R (9, 1) ERA: 108.0	69 Addison Russ, R (9, 1) ERA: 5.4

Toronto Blue Jays @ Philadelphia Phillies
Spectrum Field, Clearwater, FL
Tue Feb 25 2020, 1:10 PM - 4:05 PM EST
Att: 4,004 - Sunny - 80 F

AB	41
R	13
H	16
RBI	13
BB	3
SO	10
LOB	14



Batter	1	2	3	4	5	6	7	8	9	AB	R	H	RBI	BB	SO	LOB
40 Adam Haseley, L (1, 8) 31 Simon Muzziotti, L (3, 8)	0-0 10 2B 3 SF7 2B	0-0 L3			0-3 K		4-0 13 HR 3 FC1-2 BB		0-0 L7	2	1	1	0	0	0	1
10 J.T. Realmuto, R (1, 2) 3 Abrahan Gutierrez, R (6, 2)	0-0 2-3 2B		0-0 G5-3		0-0 3B		0-0 13 HR FC1-2			3	0	2	0	0	0	0
3 Bryce Harper, L (1, 9) 13 Jhailyn Ortiz, R (6, 9) OBP: 0.333, SLG: 1.333	0-0 SF7		4-0 17 S BB		0-3 K		0-0 HR			1	0	0	1	1	1	1
17 Rhys Hoskins, R (1, 3) 88 Darick Hall, L (6, 3) OBP: 0.125, SLG: 0.375	0-3 K		0-1 G6-3		0-0 G2-3		0-0 G6-3			2	0	0	0	0	1	2
9 Jay Bruce, L (1, 10) 0 Mikie Mahtook, R (8, PH) OBP: 0.200, SLG: 0.800	0-0 L4		0-3 K		0-0 F7			0-3 K		3	0	0	0	0	1	2
7 Josh Harrison, R (1, 5) 76 Austin Listi, R (6, 5) OBP: 0.250, SLG: 0.143		0-0 E5 78 FC6-4 13 BB 70 SF7		0-0 F8		0-0 P5		0-0 F9		2	1	0	0	0	0	0
13 Logan Forsythe, R (1, 4) 90 Nick Maton, L (6, 4) OBP: 0.333, SLG: 1.000		4-0 78 FC6-4 BB		0-0 G6-3			0-0 G4-3		0-3 K	1	0	0	0	1	0	0
78 Mickey Moniak, L (1, 7) 2 Cornelius Randolph, L (6, 7) OBP: 0.200, SLG: 0.200		0-0 FC6-4		0-0 G3			0-0 31 BB 3 FC1-2 8 1B		0-3 K	2	0	0	0	0	0	2
70 Arquimedes Gamboa, S (1, 6) 8 Jonathan Guzmán, R (6, 6) OBP: 0.500, SLG: 0.500		0-0 SF7		0-0 F9			0-0 3 FC1-2 13 HR 31 BB 1B		0-0 F9	1	0	0	1	0	0	0


Inning Stats	R: 1	H: 2	E: 0	K: 1	S: 7	H: 2	LOB: 1	BB: 0	P: 7	R: 1	H: 0	E: 1	K: 0	S: 4	H: 0	LOB: 1	BB: 1	P: 8	R: 0	H: 0	E: 0	K: 1	S: 6	H: 0	LOB: 0	BB: 0	P: 3	R: 0	H: 1	E: 0	K: 2	S: 8	H: 0	LOB: 0	BB: 0	P: 8	R: 0	H: 0	E: 0	K: 0	S: 3	H: 3	LOB: 0	BB: 1	P: 10	R: 0	H: 0	E: 0	K: 2	S: 7	H: 0	LOB: 0	BB: 0	P: 7	R: 0	H: 0	E: 0	K: 1	S: 5	H: 0	LOB: 0	BB: 0	P: 5	1B: 2	2B: 2	3B: 1	SF: 2	SAC: 0	DP: 0	HBP: 0	WP: 0	PA: 37
--------------	------	------	------	------	------	------	--------	-------	------	------	------	------	------	------	------	--------	-------	------	------	------	------	------	------	------	--------	-------	------	------	------	------	------	------	------	--------	-------	------	------	------	------	------	------	------	--------	-------	-------	------	------	------	------	------	------	--------	-------	------	------	------	------	------	------	------	--------	-------	------	-------	-------	-------	-------	--------	-------	--------	-------	--------

PITCHER	IP	WLS	BF	H	R	ER	SO	BB	IBB	HBP	BLK	WP	HR	S	P	ERA	WHIP
22 Chase Anderson, R (1, 1) ERA: 4.5	2.0	W	10	2	2	1	1	1	0	0	0	0	0	11	15	4.50	1.500
35 T.J. Zeuch, R (3, 1) ERA:	2.0	H	7	0	0	0	1	1	0	0	0	0	0	9	13	0.00	0.500
68 Jordan Romano, R (5, 1) ERA:	1.0	H	4	1	0	0	2	0	0	0	0	0	0	8	8	0.00	1.000
48 Brian Moran, L (6, 1) ERA:	1.0		3	0	0	0	0	0	0	0	0	0	0	3	3	0.00	0.000
58 Jake Petricka, R (7, 1) ERA: 22.5	1.0		7	3	4	4	0	1	0	0	0	0	1	6	10	36.00	4.000

Toronto Blue Jays @ Philadelphia Phillies
Spectrum Field, Clearwater, FL
 Tue Feb 25 2020, 1:10 PM - 4:05 PM EST
 Att. 4,004 - Sunny - 80 F

AB	32
R	6
H	6
RBI	6
BB	3
SO	7
LOB	11



Batter	1	2	3	4	5	6	7	8	9	AB R H RBI BB SO LOB	TOP																															
												<p style="text-align: center;">Detroit Tigers @ Toronto Blue Jays TD Ballpark, Dunedin, FL Wed Feb 26 2020, 1:07 PM EST Drizzle - 79 F</p> <p style="text-align: right;">livebaseballscorecards.com</p> <table style="width: 100%; border-collapse: collapse;"> <tr><td style="width: 50%;">AB</td><td style="width: 50%; text-align: right;">0</td></tr> <tr><td>R</td><td style="text-align: right;">0</td></tr> <tr><td>H</td><td style="text-align: right;">0</td></tr> <tr><td>RBI</td><td style="text-align: right;">0</td></tr> <tr><td>BB</td><td style="text-align: right;">0</td></tr> <tr><td>SO</td><td style="text-align: right;">0</td></tr> <tr><td>LOB</td><td style="text-align: right;">0</td></tr> </table> <div style="text-align: center; margin-top: 10px;">  </div> <table style="width: 100%; border-collapse: collapse; font-size: small;"> <tr> <td style="width: 25%;">1B: 0</td> <td style="width: 25%;">SF: 0</td> <td style="width: 25%;">WP: 0</td> <td style="width: 25%;">PA: 0</td> </tr> <tr> <td>2B: 0</td> <td>SAC: 0</td> <td>PB: 0</td> <td></td> </tr> <tr> <td>3B: 0</td> <td>DP: 0</td> <td>SB: 0</td> <td></td> </tr> <tr> <td>HR: 0</td> <td>HBP: 0</td> <td>CS: 0</td> <td></td> </tr> </table>	AB	0	R	0	H	0	RBI	0	BB	0	SO	0	LOB	0	1B: 0	SF: 0	WP: 0	PA: 0	2B: 0	SAC: 0	PB: 0		3B: 0	DP: 0	SB: 0		HR: 0	HBP: 0	CS: 0	
AB											0																															
R											0																															
H											0																															
RBI											0																															
BB											0																															
SO											0																															
LOB											0																															
1B: 0											SF: 0		WP: 0	PA: 0																												
2B: 0	SAC: 0	PB: 0																																								
3B: 0	DP: 0	SB: 0																																								
HR: 0	HBP: 0	CS: 0																																								
Inning Stats																																										
PITCHER	IP	WLS	BF	H	R	ER	SO	BB	IBB	HBP	BLK	WP	HR	S	P	ERA	WHIP	PITCHER	IP	WLS	BF	H	R	ER	SO	BB	IBB	HBP	BLK	WP	HR	S	P	ERA	WHIP							

Batter	1	2	3	4	5	6	7	8	9	AB R H RBI BB SO LOB	BOTTOM
--------	---	---	---	---	---	---	---	---	---	----------------------	--------

												<p>Detroit Tigers @ Toronto Blue Jays TD Ballpark, Dunedin, FL Wed Feb 26 2020, 1:07 PM EST Drizzle - 79 F</p> <p>livebaseballscorecards.com</p> <p>AB 0 R 0 H 0 RBI 0 BB 0 SO 0 LOB 0</p> 

Inning Stats	1B: 0	SF: 0	WP: 0	PA: 0
	2B: 0	SAC: 0	PB: 0	
	3B: 0	DP: 0	SB: 0	
	HR: 0	HBP: 0	CS: 0	

PITCHER	IP	WLS	BF	H	R	ER	SO	BB	IBB	HBP	BLK	WP	HR	S	P	ERA	WHIP	PITCHER	IP	WLS	BF	H	R	ER	SO	BB	IBB	HBP	BLK	WP	HR	S	P	ERA	WHIP
---------	----	-----	----	---	---	----	----	----	-----	-----	-----	----	----	---	---	-----	------	---------	----	-----	----	---	---	----	----	----	-----	-----	-----	----	----	---	---	-----	------

Batter	1	2	3	4	5	6	7	8	9	AB R H RBI BB SO LOB	TOP		
60 Jake Cave, L (1, 9) OBP: 0.455, SLG: 0.900 22 Tyler Webb, R (5, 9) OBP: 0.667, SLG: 1.400	0-1 81 1B 64 FC5-2 2B		1-1 HR		0-0 2B			0-0 81 G4-6-3 1B		3 1 3 1 0 0 0 1 0 1 0 0 0 0			
81 Trevor Larnach, L (1, 10) OBP: 0.429, SLG: 0.833	0-0 64 FC5-2 2-3 1B		0-0 G4-3		0-3 K			0-0 G4-6-3		4 0 1 0 0 1 2			
64 Willians Astudillo, R (1, 2) OBP: 0.273, SLG: 0.273 23 Gabriel Maelcel, S (6, 8) OBP: 1.000, SLG: 2.000	0-0 FC5-2 1-3 3-H		0-0 G5-3				0-0 F7		0-0 97 1B 2B	3 0 0 0 0 0 2 1 1 1 0 0 0 0			
50 Brent Rooker, R (1, 7) OBP: 0.444, SLG: 0.167 44 Calten Daal, R (6, 4)	0-3 K		1-0 75 CS HBP				0-0 F8		0-0 G5-3	2 0 0 0 0 1 2 1 0 0 0 0 0 1			
75 Royce Lewis, R (1, 6) 5 Peter Mooney, L (6, 6)	0-0 G5-3		1 SAFE 0-0 CS	0-3 K			0-0 P5		0-0 G6-3	3 0 0 0 0 1 2 1 0 0 0 0 0 1			
74 Travis Blankenhorn, L (1, 4) OBP: 0.300, SLG: 0.286 97 Matt Wallner, L (6, 7) OBP: 0.500, SLG: 0.500		0-0 G4-3		0-3 K			0-3 K		0-0 2-H 1B	2 0 0 0 0 1 0 2 0 1 1 0 1 0			
89 Zander Wiel, R (1, 3) OBP: 0.556, SLG: 1.286 87 Ryan Jeffers, R (6, 2) OBP: 0.125, SLG: 0.125		1-0 HR		0-0 G6-3			0-0 F9		0-3 K	2 1 1 1 0 0 0 2 0 0 0 0 1 1			
79 Gilberto Celestino, R (1, 8) OBP: 0.200, SLG: 0.444 87 Kody Eaves, L (6, 5) OBP: 0.143, SLG: 0.143 9 Joe Cronin, R (9, 5)		0-3 K		0-0 F8			0-0 G4-3			2 0 0 0 0 1 0 1 0 0 0 0 0 0 0 0 0 0 0 0 0			
78 Jack Reinheimer, R (1, 5) 95 Gabe Snyder, L (6, 3) OBP: 0.600, SLG: 0.333		0-0 P6		0-0 F8			0-3 K			2 0 0 0 0 0 0 1 0 0 0 0 1 0			
Inning Stats	R: 0 H: 2 E: 0 LOB: 2 K: 1 BB: 0 S: 8 P: 8	R: 1 H: 1 E: 0 LOB: 0 K: 1 BB: 0 S: 6 P: 7	R: 1 H: 1 E: 0 LOB: 0 K: 2 BB: 0 S: 4 P: 6	R: 0 H: 0 E: 0 LOB: 0 K: 2 BB: 0 S: 7 P: 7	R: 0 H: 1 E: 0 LOB: 1 K: 1 BB: 0 S: 6 P: 6	R: 0 H: 0 E: 0 LOB: 0 K: 0 BB: 0 S: 3 P: 3	R: 0 H: 0 E: 0 LOB: 0 K: 1 BB: 0 S: 5 P: 5	R: 0 H: 1 E: 0 LOB: 0 K: 1 BB: 0 S: 5 P: 5	R: 1 H: 2 E: 0 LOB: 1 K: 1 BB: 0 S: 7 P: 7	1B: 3 SF: 0 2B: 3 SAC: 0 3B: 0 DP: 1 HR: 2 HBP: 1	WP: 0 PA: 35 PB: 0 SB: 0 CS: 1		
PITCHER	IP WLS BF H R ER SO BB IBB HBP BLK WP HR S P ERA WHIP											PITCHER	IP WLS BF H R ER SO BB IBB HBP BLK WP HR S P ERA WHIP
99 Hyun Jin Ryu, L (1, 1) ERA: 4.5	2.0 9 3 1 1 2 0 0 0 0 0 0 1 14 15 4.50 1.500											54 Sean Reid-Foley, R (7, 1) ERA: 4.5	1.0 3 0 0 0 1 0 0 0 0 0 0 0 5 5 0.00 0.000
52 Anthony Bass, R (3, 1) ERA: 4.5	1.0 4 1 1 1 0 0 0 0 1 0 0 1 4 6 9.00 1.000											83 Kirby Sneed, L (8, 1) ERA: 4.5	1.0 3 1 0 0 1 0 0 0 0 0 0 0 5 5 0.00 1.000
63 Wilmer Font, R (4, 1) ERA:	1.0 3 0 0 0 2 0 0 0 0 0 0 0 7 7 0.00 0.000											38 Ryan Dull, R (9, 1) ERA: 4.5	1.0 5 2 1 1 1 0 0 0 0 0 0 0 7 7 9.00 2.000
65 Elvis Luciano, R (5, 1) ERA:	1.0 4 1 0 0 1 0 0 0 0 0 0 0 6 6 0.00 1.000												
60 Justin Miller, R (6, 1) ERA:	1.0 3 0 0 0 0 0 0 0 0 0 0 0 3 3 0.00 0.000												

Minnesota Twins @ Toronto Blue Jays
TD Ballpark, Dunedin, FL
Thu Feb 27 2020, 1:07 PM - 3:20 PM EST
Att. 4,302 - Partly Cloudy - 55 F

livebaseballscores.com

AB	33
R	3
H	8
RBI	3
BB	0
SO	8
LOB	11



Batter	1	2	3	4	5	6	7	8	9	AB	R	H	RBI	BB	SO	LOB
11 Bo Bichette, R (1, 6) OBP: 0.091, SLG: 0.091 72 Santiago Espinal, R (7, 6) OBP: 0.800, SLG: 1.750	0-0 G1-3		0-0 G6-3			0-0 G3-1			4-0 78 1B 1-2 BB	3	0	0	0	0	0	0
8 Cavan Biggio, L (1, 4) OBP: 0.444, SLG: 0.429 80 Logan Warmoth, R (7, 4)	4-0 13 G4-3 BB			0-0 P6			0-3 K		0-0 P3	1	0	0	0	1	0	0
13 Lourdes Gurriel Jr., R (1, 10) 7 Caleb Joseph, R (9, PH) OBP: 0.400, SLG: 0.400	0-0 G4-3 1-2f			0-0 G6-3			0-0 G6-3		0-0 78 1B 1-2 2-3 1B	3	0	0	0	0	0	1
27 Vladimir Guerrero Jr., R (1, 5) OBP: 0.333, SLG: 0.250 78 Kevin Smith, R (7, 5) OBP: 0.400, SLG: 0.714		0-3 K		0-3 K			0-0 F8		0-0 46 FC6-4 1B 1-3 2-H 3-H	2	0	0	0	0	2	0
6 Travis Shaw, L (1, 3) 46 Patrick Kivlehan, R (7, 3) OBP: 0.300, SLG: 0.250		0-3 K			0-3 K			0-0 G5-3	0-0 FC6-4 1-2f	2	0	0	0	0	2	0
15 Randal Grichuk, R (1, 8) OBP: 0.333, SLG: 0.286 30 Anthony Alford, R (7, 8) OBP: 0.111, SLG: 0.111			0-0 F9			0-0 P3		0-3 K		2	0	0	0	0	0	0
28 Billy McKinney, L (1, 7) OBP: 0.444, SLG: 0.875 91 Reggie Pruitt, R (7, 7) OBP: 0.667, SLG: 2.333			0-0 G3-1			0-3 K		0-0 G1-3		2	0	0	0	0	1	0
37 Teoscar Hernández, R (1, 9) OBP: 0.222, SLG: 0.125 92 Chavez Young, S (7, 9)			0-0 G5-3			0-0 P5			0-3 K	2	0	0	0	0	0	0
10 Reese McGuire, L (1, 2) OBP: 0.167, SLG: 0.667 85 Alejandro Kirk, R (7, 2) OBP: 0.600, SLG: 0.500 90 Dom Abbadessa, R (9, PR)			0-0 HR			0-0 G6-3			0-0 78 1B 72 BB 1B	2	1	1	1	0	0	0


Inning Stats	R: 0	H: 0	E: 0	K: 0	S: 2	H: 0	LOB: 0	BB: 1	P: 6	R: 0	H: 0	E: 0	K: 2	S: 7	H: 0	LOB: 0	BB: 0	P: 7	R: 1	H: 1	E: 0	K: 0	S: 4	H: 0	LOB: 0	BB: 0	P: 4	R: 0	H: 0	E: 0	K: 1	S: 5	H: 0	LOB: 0	BB: 0	P: 5	R: 0	H: 0	E: 0	K: 2	S: 7	H: 0	LOB: 0	BB: 0	P: 7	R: 0	H: 0	E: 0	K: 1	S: 5	H: 0	LOB: 0	BB: 0	P: 5	R: 0	H: 0	E: 0	K: 1	S: 5	H: 0	LOB: 0	BB: 0	P: 5	R: 2	H: 3	E: 0	K: 1	S: 8	H: 3	LOB: 2	BB: 1	P: 12	1B: 3	2B: 0	3B: 0	HR: 1	SF: 0	SAC: 0	DP: 1	HBP: 0	WP: 0	PB: 0	SB: 0	CS: 0	PA: 32
--------------	------	------	------	------	------	------	--------	-------	------	------	------	------	------	------	------	--------	-------	------	------	------	------	------	------	------	--------	-------	------	------	------	------	------	------	------	--------	-------	------	------	------	------	------	------	------	--------	-------	------	------	------	------	------	------	------	--------	-------	------	------	------	------	------	------	------	--------	-------	------	------	------	------	------	------	------	--------	-------	-------	-------	-------	-------	-------	-------	--------	-------	--------	-------	-------	-------	-------	--------

PITCHER	IP	WLS	BF	H	R	ER	SO	BB	IBB	HBP	BLK	WP	HR	S	P	ERA	WHIP
68 Randy Dobnak, R (1, 1) ERA: 3.0	3.0		10	1	1	1	2	1	0	0	0	0	0	13	17	3.00	0.667
21 Tyler Duffey, R (4, 1) ERA:	1.0	H	3	0	0	0	1	0	0	0	0	0	0	5	5	0.00	0.000
72 Caleb Thielbar, L (5, 1) ERA: 6.0	1.0	H	3	0	0	0	2	0	0	0	0	0	0	7	7	0.00	0.000
83 Griffin Jax, R (6, 1) ERA:	2.0	H	6	0	0	0	1	0	0	0	0	0	0	8	8	0.00	0.000
86 Edwar Colina, R (8, 1) ERA: 6.75	1.2	H	8	2	2	2	2	1	0	0	0	0	0	11	15	10.80	1.800

MINNESOTA TWINS @ TORONTO BLUE JAYS
TD Ballpark, Dunedin, FL
 Thu Feb 27 2020, 1:07 PM - 3:20 PM EST
 Att: 4,302 - Party Cloudy - 55 F

livebaseballscorecards.com

AB	30
R	3
H	4
RBI	3
BB	2
SO	8
LOB	5



Batter	1	2	3	4	5	6	7	8	9	AB R H RBI BB SO LOB	TOP													
28 Billy McKinney, L (1, 9) OBP: 0.500, SLG: 0.800 30 Anthony Alford, R (5, 8) OBP: 0.091, SLG: 0.091	0-0 E4 72 2B 1B	0-0 L3		4-0 27 1B 2 BB 1-2 BB		0-3 K			0-0 G5-3	2 1 1 0 1 0 1 2 0 0 0 0 1 0														
72 Santiago Espinal, R (1, 4) OBP: 0.625, SLG: 1.286 80 Logan Warmoth, R (6, PH) OBP: 0.250, SLG: 0.143	0-0 27 G4-3 37 2B 2-H	1-3 K		0-0 L9		4-0 78 CS BB			0-0 95 WP 78 WP 1B	3 1 1 1 0 1 3 1 0 1 0 1 0 0														
2 Joe Panik, L (1, 6) OBP: 0.375, SLG: 0.200 78 Kevin Smith, R (5, 6) OBP: 0.417, SLG: 0.625	4-0 27 G4-3 37 2B BB		0-0 37 3B 1B	4-0 27 1B 1-2 2-3 BB		0-1 CS 1-2	0-3 K		4-0 95 WP 1-2 BB	1 2 1 0 2 0 0 1 0 0 0 1 1 0														
27 Vladimir Guerrero Jr., R (1, 10) OBP: 0.333, SLG: 0.273 95 Gabriel Guerrero, R (4, PR) OBP: 0.667, SLG: 0.500	0-0 G4-3 1-2 2-3		0-3 K	0-0 1-2 2-3 3-H 1B			0-0 77 P5 1B		4-0 1-2 2-3 BB	3 0 1 1 0 1 3 1 0 1 0 1 0 0														
37 Teoscar Hernández, R (1, 8) OBP: 0.333, SLG: 0.545 77 Joshua Palacios, L (5, 9) OBP: 0.111, SLG: 0.111	0-0 7 S 2-H 3-H 2B		0-0 1-H 3B	0-3 K			1-0 P5 1-2		0-0 P6	3 0 2 3 0 1 3 2 0 0 0 0 0 4														
44 Rowdy Tellez, L (1, 3) OBP: 0.545, SLG: 1.000 46 Patrick Kivlehan, R (5, PR) OBP: 0.273, SLG: 0.222	0-3 K2-3		0-0 G4-3		0-0 23 L3-6 2B				0-0 P3	3 0 1 0 0 1 2 1 0 0 0 0 0 0														
7 Caleb Joseph, R (1, 2) OBP: 0.250, SLG: 0.250 76 Riley Adams, R (6, 2) OBP: 0.250, SLG: 0.250	1-0 G5-3 2-3		0-0 P4		0-0 G5-3				0-3 K2-3	3 0 0 0 0 0 3 1 0 0 0 0 1 0														
23 Derek Fisher, L (1, 7) OBP: 0.200, SLG: 0.300 92 Griffin Conine, L (5, 7) OBP: 0.333, SLG: 0.333		0-0 F7		0-0 G3	0-0 L3-6				0-3 K	3 0 0 0 0 0 1 1 0 0 0 0 1 0														
3 Brandon Drury, R (1, 5) OBP: 0.286, SLG: 0.333 75 Andy Burns, R (6, 5) OBP: 0.375, SLG: 0.429		0-0 72 WP 2B		4-0 2 BB 28 BB 27 1B BB		0-0 P4			0-0 G5-3	2 1 1 0 1 0 0 1 0 0 0 0 0 0														
Inning Stats	R: 3 E: 1 K: 1 S: 8	H: 3 LOB: 1 BB: 1 P: 13	R: 0 E: 0 K: 1 S: 6	H: 1 LOB: 1 BB: 0 P: 7	R: 1 E: 0 K: 1 S: 7	H: 2 LOB: 1 BB: 0 P: 7	R: 1 E: 0 K: 1 S: 6	H: 1 LOB: 3 BB: 3 P: 18	R: 0 E: 0 K: 0 S: 3	H: 1 LOB: 1 BB: 0 P: 3	R: 0 E: 0 K: 1 S: 5	H: 0 LOB: 0 BB: 1 P: 9	R: 0 E: 0 K: 1 S: 5	H: 1 LOB: 1 BB: 0 P: 6	R: 0 E: 0 K: 2 S: 7	H: 0 LOB: 0 BB: 0 P: 7	R: 0 E: 0 K: 0 S: 4	H: 1 LOB: 3 BB: 2 P: 12	1B: 5 2B: 5 3B: 1 HR: 0	SF: 0 SAC: 0 DP: 1 HBP: 0	WP: 3 PB: 0 SB: 1 CS: 1	PA: 42		
PITCHER	IP WLS BF H R ER SO BB IBB HBP BLK WP HR S P ERA WHIP	IP WLS BF H R ER SO BB IBB HBP BLK WP HR S P ERA WHIP	IP WLS BF H R ER SO BB IBB HBP BLK WP HR S P ERA WHIP	IP WLS BF H R ER SO BB IBB HBP BLK WP HR S P ERA WHIP	IP WLS BF H R ER SO BB IBB HBP BLK WP HR S P ERA WHIP	IP WLS BF H R ER SO BB IBB HBP BLK WP HR S P ERA WHIP	IP WLS BF H R ER SO BB IBB HBP BLK WP HR S P ERA WHIP	IP WLS BF H R ER SO BB IBB HBP BLK WP HR S P ERA WHIP	IP WLS BF H R ER SO BB IBB HBP BLK WP HR S P ERA WHIP	IP WLS BF H R ER SO BB IBB HBP BLK WP HR S P ERA WHIP	IP WLS BF H R ER SO BB IBB HBP BLK WP HR S P ERA WHIP	IP WLS BF H R ER SO BB IBB HBP BLK WP HR S P ERA WHIP	IP WLS BF H R ER SO BB IBB HBP BLK WP HR S P ERA WHIP	IP WLS BF H R ER SO BB IBB HBP BLK WP HR S P ERA WHIP	IP WLS BF H R ER SO BB IBB HBP BLK WP HR S P ERA WHIP	IP WLS BF H R ER SO BB IBB HBP BLK WP HR S P ERA WHIP	IP WLS BF H R ER SO BB IBB HBP BLK WP HR S P ERA WHIP	IP WLS BF H R ER SO BB IBB HBP BLK WP HR S P ERA WHIP	IP WLS BF H R ER SO BB IBB HBP BLK WP HR S P ERA WHIP	IP WLS BF H R ER SO BB IBB HBP BLK WP HR S P ERA WHIP	IP WLS BF H R ER SO BB IBB HBP BLK WP HR S P ERA WHIP	IP WLS BF H R ER SO BB IBB HBP BLK WP HR S P ERA WHIP	IP WLS BF H R ER SO BB IBB HBP BLK WP HR S P ERA WHIP	IP WLS BF H R ER SO BB IBB HBP BLK WP HR S P ERA WHIP

Toronto Blue Jays @ Detroit Tigers
 Publix Field at Joker Marchant Stadium, Lakeland, FL
 Fri Feb 28 2020, 1:07 PM - 4:36 PM EST
 Att. 6,007 - Sunny - 61 F

AB	34
R	5
H	10
RBI	5
BB	7
SO	8
LOB	20



WP: 3	PA: 42
-------	--------

Batter	1	2	3	4	5	6	7	8	9	AB	R	H	RBI	BB	SO	LOB
29 Derek Hill, R OBP: 0.286, SLG: 0.714 54 José Azocar, R OBP: 0.333, SLG: 0.333	0-0 G1-3		0-3 K	0-0 F7		0-0 FC5		0-3 K		3	0	0	0	0	1	1
22 Victor Reyes, S OBP: 0.500, SLG: 0.750 53 Riley Greene, L OBP: 0.750, SLG: 2.000	0-0 26 BB 1B		4-0 26 BB 8 2B BB		4-0 24 G6-4-3 BB		0-3 K		0-0 E8 61 G1	1	1	1	0	0	1	0
24 Miguel Cabrera, R OBP: 0.385, SLG: 0.583 83 Brock Deatherage, L OBP: 0.200, SLG: 0.200	0-3 K		0-3 K		0-0 G6-4-3		0-0 G3		0-3 K	3	0	0	0	0	2	3
26 C.J. Cron, R OBP: 0.538, SLG: 0.778 61 Frank Schwindel, R OBP: 0.222, SLG: 0.125	4-0 1-2 BB		4-0 8 2B BB		0-3 K		4-0 93 1B 93 1B BB		0-0 G1	1	1	0	0	2	1	0
8 Jonathan Schoop, R OBP: 0.273, SLG: 0.364 93 Kody Clemens, L OBP: 0.500, SLG: 0.375	0-3 K		0-0 1-H 2-H 2B		4-0 78 BB 85 BB BB		0-0 1-H 1B		0-0 G4-3	2	0	1	2	0	1	2
14 Christin Stewart, L OBP: 0.200, SLG: 0.111 57 Jorge Bonifacio, R OBP: 0.500, SLG: 0.667		0-0 F7	0-3 K		0-0 L7		0-3 K			2	0	0	0	0	1	1
18 Dawel Lugo, R OBP: 0.556, SLG: 1.333		0-0 G5-3		0-0 G4-3		4-0 54 FC5 78 BB 1-2 BB		0-1 HR		2	0	0	0	0	0	0
7 Austin Romine, R OBP: 0.333, SLG: 0.400 78 Brady Policelli, R		0-0 2B		0-0 F9		4-0 1-2 2-3 BB		0-0 G6-3		2	0	1	0	0	0	0
49 Willi Castro, S OBP: 0.429, SLG: 0.500 40 Sergio Alcántara, S OBP: 0.333, SLG: 0.333		0-3 K		0-0 1B		0-3 K		0-0 G3-1		1	0	0	0	1	1	

Inning Stats	R: 0	H: 1	E: 0	LOB: 2	K: 2	P: 12	R: 0	H: 1	E: 0	LOB: 1	K: 1	P: 6	R: 2	H: 1	E: 0	LOB: 1	K: 3	P: 18	R: 0	H: 1	E: 0	LOB: 1	K: 0	P: 4	R: 0	H: 0	E: 0	LOB: 0	K: 1	P: 8	R: 0	H: 0	E: 0	LOB: 3	K: 1	P: 17	R: 1	H: 1	E: 0	LOB: 1	K: 2	P: 12	R: 1	H: 1	E: 0	LOB: 0	K: 1	P: 7	R: 0	H: 0	E: 1	LOB: 1	K: 1	P: 6	1B: 3	SF: 0	2B: 2	SAC: 0	3B: 0	DP: 1	HR: 1	HBP: 0	WP: 0	PA: 41
--------------	------	------	------	--------	------	-------	------	------	------	--------	------	------	------	------	------	--------	------	-------	------	------	------	--------	------	------	------	------	------	--------	------	------	------	------	------	--------	------	-------	------	------	------	--------	------	-------	------	------	------	--------	------	------	------	------	------	--------	------	------	-------	-------	-------	--------	-------	-------	-------	--------	-------	--------

PITCHER	IP	WLS	BF	H	R	ER	SO	BB	IBB	HBP	BLK	WP	HR	S	P	ERA	WHIP
47 Anthony Kay, L ERA: 4.5	2.0	W	9	2	0	0	3	1	0	0	0	0	0	14	18	0.00	1.500
73 Ty Tice, R ERA: 9.0	1.0		6	1	2	2	3	2	0	0	0	0	0	10	18	18.00	3.000
41 Rafael Dolis, R ERA:	1.0	H	4	1	0	0	0	0	0	0	0	0	0	4	4	0.00	1.000
62 Jacob Waguespack, R ERA:	1.1	H	7	0	0	0	1	4	0	0	0	0	0	5	21	0.00	3.000
79 Travis Bergen, L ERA:	0.2	H	2	0	0	0	1	0	0	0	0	0	0	4	4	0.00	0.000

Toronto Blue Jays @ Detroit Tigers
 Publix Field at Joker Marchant Stadium, Lakeland, FL
 Fri Feb 28 2020, 1:07 PM - 4:36 PM EST
 Att. 6,007 - Sunny - 61 F

AB	33
R	4
H	6
RBI	4
BB	8
SO	12
LOB	19



PITCHER	IP	WLS	BF	H	R	ER	SO	BB	IBB	HBP	BLK	WP	HR	S	P	ERA	WHIP
64 Hector Perez, R ERA: 4.5	1.0	H	5	1	1	1	2	1	0	0	0	0	0	8	12	9.00	2.000
81 Bryan Baker, R ERA: 4.5	1.0	H	4	1	1	1	1	0	0	0	0	0	1	7	7	9.00	1.000
58 Jake Petricka, R ERA: 15.0	1.0	S	4	0	0	0	1	0	0	0	0	0	0	6	6	0.00	0.000

Batter	1	2	3	4	5	6	7	8	9	AB R H RBI BB SO LOB	TOP
4 Scott Kingery, R (1, 4) <small>OBP: 0.267, SLG: 0.538</small> 8 Phil Gosselin, R (6, 4) <small>OBP: 0.385, SLG: 0.364</small>	1-0 		0-0 		0-0 		0-0 		0-0 	3 0 1 0 0 0 1 2 0 1 0 0 0 0	
7 Josh Harrison, R (1, 9) <small>OBP: 0.300, SLG: 0.222</small> 85 Luke Williams, R (6, 9) <small>OBP: 0.500, SLG: 0.615</small>	0-3 		0-0 		0-0 		0-0 		0-0 	3 0 0 0 0 1 2 2 0 0 0 0 0 2	
17 Rhys Hoskins, R (1, 3) <small>OBP: 0.286, SLG: 0.385</small> 76 Austin Listi, R (6, 3) <small>OBP: 0.357, SLG: 0.308</small>	0-0 		0-3 			4-0 	0-0 		0-0 	2 1 0 0 1 1 1 2 0 2 1 0 0 0	
5 Nick Williams, L (1, 7) <small>OBP: 0.357, SLG: 0.273</small> 74 Ronald Torreyes, R (6, 7) <small>OBP: 0.300, SLG: 0.400</small>		0-0 		0-0 		4-0 	0-0 			2 1 0 0 1 0 0 1 0 0 0 0 0 1	
12 Neil Walker, S (1, 10) <small>OBP: 0.273, SLG: 0.200</small> 88 Darick Hall, L (7, PH) <small>OBP: 0.231, SLG: 0.333</small> (7, 10)		0-0 		0-0 		0-0 	0-0 			3 0 1 0 0 0 2 1 0 0 0 0 0 2	
13 Logan Forsythe, R (1, 5) <small>OBP: 0.692, SLG: 1.333</small> 80 Alec Bohm, R (6, 5) <small>OBP: 0.500, SLG: 0.538</small>		0-0 		3-1 		4-0 		0-0 		2 1 1 1 1 0 1 1 0 0 0 0 0 0	
73 Deivy Grullón, R (1, 2) <small>OBP: 0.273, SLG: 0.636</small> 6 Rafael Marchán, S (6, 2) <small>OBP: 0.600, SLG: 0.600</small>		0-3 		0-3 		0-0 		0-3 		3 0 1 2 0 2 1 1 0 0 0 0 1 0	
31 Nick Martini, L (1, 8) <small>OBP: 0.500, SLG: 0.800</small> 78 Mickey Moniak, L (6, 8) <small>OBP: 0.455, SLG: 0.700</small>			1-0 		0-0 		0-3 		0-0 	3 1 1 1 0 1 1 1 0 1 0 0 0 0	
90 Nick Maton, L (1, 6) <small>OBP: 0.462, SLG: 0.700</small> 3 Jose Gomez, R (6, 6) <small>OBP: 0.500, SLG: 1.000</small>		4-0 		0-0 		0-0 	0-3 			1 0 0 0 1 0 0 2 1 0 0 0 1 1	
Inning Stats	R: 0 H: 0 E: 0 LOB: 0 K: 1 BB: 0 S: 5 P: 6	R: 0 H: 1 E: 0 LOB: 1 K: 1 BB: 0 S: 6 P: 6	R: 1 H: 1 E: 0 LOB: 1 K: 1 BB: 1 S: 6 P: 11	R: 1 H: 1 E: 0 LOB: 0 K: 1 BB: 0 S: 7 P: 10	R: 0 H: 1 E: 0 LOB: 1 K: 0 BB: 0 S: 4 P: 4	R: 2 H: 1 E: 0 LOB: 1 K: 1 BB: 3 S: 5 P: 17	R: 1 H: 2 E: 2 LOB: 2 K: 0 BB: 0 S: 6 P: 6	R: 0 H: 1 E: 0 LOB: 1 K: 2 BB: 0 S: 8 P: 8	R: 0 H: 1 E: 0 LOB: 1 K: 0 BB: 0 S: 3 P: 3	1B: 7 SF: 0 2B: 0 SAC: 0 3B: 0 DP: 1 HR: 2 HBP: 0	WP: 0 PA: 39 PB: 0 SB: 1 CS: 0
PITCHER 1 Shun Yamaguchi, R (1, 1) <small>ERA: 9.82</small> 51 Ken Giles, R (4, 1) <small>ERA: 4.5</small> 69 Thomas Hatch, R (5, 1) <small>ERA: 7.71</small> 60 Justin Miller, R (6, 1) <small>ERA:</small> 43 Sam Gaviglio, R (7, 1) <small>ERA:</small>	IP WLS BF H R ER SO BB IBB HBP BLK WP HR S P ERA WHIP 3.0 0 12 2 1 1 3 1 0 0 0 0 0 1 7 23 3.00 1.000 1.0 B 4 1 1 1 1 0 0 0 0 0 0 1 7 10 9.00 1.000 1.1 8 1 2 2 0 3 0 0 0 0 0 0 5 17 13.50 3.000 0.2 B 2 1 0 0 1 0 0 0 0 0 0 0 4 4 0.00 1.500 1.0 6 2 1 0 0 0 0 0 0 0 0 0 6 6 0.00 2.000	PITCHER 68 Jordan Romano, R (8, 1) <small>ERA:</small> 36 A.J. Cole, R (9, 1) <small>ERA:</small>	IP WLS BF H R ER SO BB IBB HBP BLK WP HR S P ERA WHIP 1.0 W 4 1 0 0 2 0 0 0 0 0 0 0 3 3 0.00 1.000 1.0 S 3 1 0 0 0 0 0 0 0 0 0 0 3 3 0.00 1.000								

Philadelphia Phillies @ Toronto Blue Jays
 TD Ballpark, Dunedin, FL
 Sat Feb 29 2020, 1:09 PM - 4:08 PM EST
 Att: 5,844 - Sunny - 63 F

AB	35
R	5
H	9
RBI	5
BB	4
SO	7
LOB	15



livebaseballscorecards.com

Batter	1	2	3	4	5	6	7	8	9	AB	R	H	RBI	BB	SO	LOB
11 Bo Bichette, R (1, 6) OBP: 0.143, SLG: 0.077 33 Rubén Tejada, R (5, PR) OBP: 0.286, SLG: 0.667 (6, 6)	0-0 L9		0-3 K		4-0 BB		0-0 HR			2	0	0	0	1	1	1
8 Cavan Biggio, L (1, 8) OBP: 0.500, SLG: 0.444 77 Joshua Palacios, L (5, PR) OBP: 0.100, SLG: 0.100 (6, 9)	0-0 L6		4-0 BB		1-0 1B		0-0 G4-3			2	0	1	0	1	0	0
13 Lourdes Gurriel Jr., R (1, 7) 91 Reggie Pruitt, R (6, 8) OBP: 0.500, SLG: 1.750	0-0 G6-3		0-0 L8		0-0 G5-3		0-3 K			3	0	0	0	0	0	4
6 Travis Shaw, L (1, 5) 72 Santiago Espinal, R (6, 5) OBP: 0.867, SLG: 1.286		4-0 BB	0-3 K		0-3 K			4-0 BB		2	0	0	0	1	2	4
15 Randal Grichuk, R (1, 10) 92 Griffin Conine, L (6, PR) OBP: 0.250, SLG: 0.250 (7, 10)		0-0 FC1-4		0-0 L7		0-0 G6-4-3		0-0 G1		3	1	1	0	0	0	1
44 Rowdy Tellez, L (1, 3) 75 Andy Burns, R (6, 3) OBP: 0.462, SLG: 0.833 OBP: 0.400, SLG: 0.444		0-2 K		0-2 K		0-3 K		0-0 1B		2	0	0	0	0	2	1
9 Danny Jansen, R (1, 2) 70 Pat Cantwell, R (6, 2) OBP: 0.667, SLG: 1.000 OBP: 0.500, SLG: 0.333		2-1 HR		0-0 1B		0-0 G6-4-3		0-2 K		2	1	2	2	0	0	0
3 Brandon Drury, R (1, 4) 80 Logan Warmoth, R (6, 4) OBP: 0.222, SLG: 0.250 OBP: 0.300, SLG: 0.444		0-0 F9		0-0 F9			0-0 HR	0-0 G5-3		2	0	0	0	0	0	1
23 Derek Fisher, L (1, 9) 92 Chavez Young, S (6, 7) OBP: 0.250, SLG: 0.333			0-0 BB		0-3 K		0-3 K			2	0	1	0	0	1	0


Inning Stats	R: 0	H: 0	E: 0	K: 0	S: 3	R: 2	H: 1	E: 0	K: 1	S: 7	R: 0	H: 1	E: 0	K: 2	S: 8	R: 1	H: 1	E: 1	K: 2	S: 8	R: 0	H: 1	E: 0	K: 1	S: 5	R: 2	H: 2	E: 0	K: 2	S: 9	R: 1	H: 1	E: 0	K: 1	S: 6	
	0	0	0	0	3	2	1	0	1	7	0	1	0	2	8	1	1	0	2	8	0	0	0	0	0	0	2	2	0	2	9	1	1	0	6	
	0	0	0	0	3	0	0	0	0	3	0	0	0	0	3	0	0	0	0	3	0	0	0	0	0	0	0	0	0	0	0	0	0	0	0	
	0	0	0	0	3	0	0	0	0	3	0	0	0	0	3	0	0	0	0	3	0	0	0	0	0	0	0	0	0	0	0	0	0	0	0	0
	0	0	0	0	3	0	0	0	0	3	0	0	0	0	3	0	0	0	0	3	0	0	0	0	0	0	0	0	0	0	0	0	0	0	0	0

BOTTOM

Philadelphia Phillies @ Toronto Blue Jays
 TD Ballpark, Dunedin, FL
 Sat Feb 29 2020, 1:09 PM - 4:08 PM EST
 Att. 5,844 - Sunny - 63 F

AB	31
R	6
H	8
RBI	5
BB	4
SO	10
LOB	18

WP: 1 PA: 35
 PB: 0 SB: 0
 CS: 0



livebaseballscores.com

PITCHER	IP	WLS	BF	H	R	ER	SO	BB	IBB	HBP	BLK	WP	HR	S	P	ERA	WHIP
45 Zack Wheeler, R (1, 1) ERA: 9.0	2.0		8	1	2	2	1	1	0	0	0	0	0	10	16	9.00	1.000
28 Bud Norris, R (3, 1) ERA: 4.5	1.0		5	1	0	0	2	1	0	0	0	0	0	8	12	0.00	2.000
52 Jose Alvarez, L (4, 1) ERA:	1.0		4	1	0	0	1	0	0	0	0	0	0	6	6	0.00	1.000
39 Anthony Swarzak, R (5, 1) ERA: 13.5	1.0		5	1	1	0	2	1	0	0	0	1	0	8	13	0.00	2.000
29 Drew Storen, R (6, 1) ERA:	1.0	H	3	1	0	0	1	0	0	0	0	0	0	5	5	0.00	1.000
53 Blake Parker, R (7, 1) ERA: 13.5	1.0	B	5	2	2	2	2	0	0	0	0	0	1	9	9	18.00	2.000
84 Ramón Rosso, R (8, 1) ERA: 3.0	1.0	L	5	1	1	1	1	1	0	0	0	0	0	6	10	9.00	2.000

Batter	1	2	3	4	5	6	7	8	9	AB	R	H	RBI	BB	SO	LOB	TOP								
11 Bo Bichette, R (1, 6) OBP: 0.176, SLG: 0.313 78 Kevin Smith, R (6, 6) OBP: 0.429, SLG: 0.600	0-1 G5-3		1-2 HR		0-2 K		0-0 FC3-6 1B	0-3 K		3	1	1	2	0	1	1									
8 Cavan Biggio, L (1, 10) OBP: 0.467, SLG: 0.364 74 Brock Lundquist, L (7, PH) OBP: 0.400, SLG: 0.600	0-0 G3-1		4-0 BB		0-0 G4-3		0-0 FC3-6 1-2f	0-3 K		2	0	0	0	1	0	1									
27 Vladimir Guerrero Jr., R (1, 5) OBP: 0.333, SLG: 0.500 84 Nash Knight, S (6, 5)	0-0 G3-1		0-0 G6-4-3			2-1 HR	0-0 F9		0-0 F8	3	1	1	1	0	0	1									
6 Travis Shaw, L (1, 3) OBP: 0.167, SLG: 0.182 46 Patrick Kivlehan, R (6, PR) OBP: 0.308, SLG: 0.545		0-3 K		0-0 P6		0-0 G6-3 2 HR 2B		1-1 HR	0-3 K	3	0	1	0	0	1	0									
37 Teoscar Hernández, R (1, 8) OBP: 0.267, SLG: 0.429 82 Forrest Wall, L (6, 8) OBP: 0.500, SLG: 1.125		0-0 P3		0-3 K		0-0 G6-3		0-0 85 BB 80 E 77 2B 1B	1-1 HR	3	0	0	0	0	1	1									
2 Joe Panik, L (1, 4) OBP: 0.545, SLG: 0.857 80 Logan Warmoth, R (6, 4) OBP: 0.250, SLG: 0.364		4-0 BB		0-0 1B		2-1 HR		0-0 E6 85 BB 77 2B 1-2	0-3 K	2	1	2	2	1	0	0									
10 Reese McGuire, L (1, 2) OBP: 0.111, SLG: 0.444 85 Alejandro Kirk, R (6, 2) OBP: 0.667, SLG: 0.500		0-0 F9		0-3 K		0-0 G2-3		4-0 77 2B 1-2 2-3 BB		3	0	0	0	0	1	3									
30 Anthony Alford, R (1, 7) OBP: 0.143, SLG: 0.286 77 Joshua Palacios, L (6, 7) OBP: 0.182, SLG: 0.273			0-0 11 HR 3B		0-3 K		0-3 K		0-0 1-3 2-H 3-H 2B	3	1	1	0	0	2	1									
28 Billy McKinney, L (1, 9) OBP: 0.500, SLG: 0.833 95 Gabriel Guerrero, R (6, 9) OBP: 0.400, SLG: 0.250			0-3 K		0-0 2B		0-0 G6-3		0-3 K	2	0	1	0	0	1	1									
										2	0	0	0	0	1	2									
Inning Stats	R: 0 E: 0 K: 0 S: 4	H: 0 LOB: 0 BB: 0 P: 4	R: 0 E: 0 K: 1 S: 5	H: 0 LOB: 1 BB: 1 P: 9	R: 2 E: 0 K: 1 S: 8	H: 2 LOB: 0 BB: 1 P: 13	R: 0 E: 0 K: 2 S: 8	H: 1 LOB: 1 BB: 0 P: 8	R: 0 E: 0 K: 2 S: 8	H: 1 LOB: 1 BB: 0 P: 8	R: 3 E: 0 K: 1 S: 10	H: 3 LOB: 1 BB: 0 P: 14	R: 0 E: 0 K: 0 S: 4	H: 1 LOB: 1 BB: 0 P: 4	R: 3 E: 1 K: 3 S: 14	H: 3 LOB: 2 BB: 1 P: 19	R: 1 E: 0 K: 2 S: 9	H: 1 LOB: 0 BB: 0 P: 10	1B: 3 2B: 3 3B: 1 HR: 5	SF: 0 SAC: 0 DP: 1 HBP: 0	WP: 0 PB: 0 SB: 0 CS: 0	PA: 42			
PITCHER	IP	WLS	BF	H	R	ER	SO	BB	IBB	HBP	BLK	WP	HR	S	P	ERA	WHIP								
59 Joe Musgrove, R (1, 1) ERA: 3.6	3.0	W	12	2	2	2	2	2	0	0	0	0	1	17	26	6.00	1.333								
46 Chris Stratton, R (4, 1) ERA: 6.0	1.0		4	1	0	0	2	0	0	0	0	0	0	8	8	0.00	1.000								
35 Keone Kela, R (5, 1) ERA: 9.0	1.0		4	1	0	0	2	0	0	0	0	0	0	8	8	0.00	1.000								
38 Yacksel Rios, R (6, 1) ERA: 9.0	1.0		6	3	3	3	1	0	0	0	0	0	2	10	14	27.00	3.000								
30 Kyle Crick, R (7, 1) ERA:	1.0	H	4	1	0	0	0	0	0	0	0	0	0	4	4	0.00	1.000								
PITCHER	IP	WLS	BF	H	R	ER	SO	BB	IBB	HBP	BLK	WP	HR	S	P	ERA	WHIP								
77 Luis Escobar, R (8, 1) ERA: 9.0	0.0		4	2	3	2	0	1	0	0	0	0	1	4	9	∞	∞								
54 Sam Howard, L (8, 1) ERA: 13.5	1.0	H	4	1	0	0	3	0	0	0	0	0	0	10	10	0.00	1.000								
57 Nick Burdi, R (9, 1) ERA: 3.38	1.0		4	1	1	1	2	0	0	0	0	0	1	9	10	9.00	1.000								

Toronto Blue Jays @ Pittsburgh Pirates
LECOM Park, Bradenton, FL
Sun Mar 01 2020, 1:10 PM - 4:31 PM EST
Att. 5,546 - Sunny - 70 F

AB	39
R	9
H	12
RBI	9
BB	3
SO	12
LOB	18



Batter	1	2	3	4	5	6	7	8	9
6 Jarrod Dyson, L (1, 8) 64 Phillip Evans, R (6, 5) OBP: 0.333, SLG: 0.400 OBP: 0.583, SLG: 0.556	0-0 P6	0-0 26 1B 55 2B	0-0 F9			1-0 44 G4-6-3 HBP	0-0 1B		
10 Bryan Reynolds, S (1, 7) 31 Will Craig, R (6, 3) OBP: 0.500, SLG: 0.125 OBP: 0.286, SLG: 0.273	4-0 26 2B BB	4-0 26 1B 55 2B BB		0-3 K		0-0 P3	0-3 K		
26 Adam Frazier, L (1, 4) 44 Kevin Kramer, L (5, 4) OBP: 0.214, SLG: 0.231 OBP: 0.267, SLG: 0.083	0-0 55 PB 19 2B	0-0 55 2B 19 G4-6-3 1B		0-0 F7		0-0 G4-6-3	0-0 G6-3		
55 Josh Bell, S (1, 3) 73 Charles Tilson, L (6, 7) OBP: 0.357, SLG: 0.200 OBP: 0.455, SLG: 0.143	4-0 25 BB 19 2B BB	0-0 19 G4-6-3 1B		0-3 K			0-0 G4-3	4-0 71 FC6-4 85 S 0 2B BB	
25 Gregory Polanco, L (1, 10) 85 Mason Martin, L (8, PH) (9, 10)	4-0 19 2B 3 1B BB	4-0 19 G4-6-3 BB		0-3 K			2-1 HR	4-0 71 FC6-4 BB	
19 Colin Moran, L (1, 5) 71 Lolo Sanchez, R (6, 8) OBP: 0.267, SLG: 0.357 OBP: 0.400, SLG: 1.200	0-0 3 1B 2B	0-0 G4-6-3		0-0 F8			1-1 HR	0-0 FC6-4 0 S 0 2B	
58 Jacob Stallings, R (1, 2) 0 Christian Kelley, R (7, PH) (8, 2)	0-0 G6-3	0-0 G5-3		0-0 G5-3			0-0 61 HR 1B	1-0 1-H 3-H 2B	
3 Cole Tucker, S (1, 6) 61 Oneil Cruz, L (7, 6) OBP: 0.438, SLG: 0.429 OBP: 0.231, SLG: 0.538	0-0 76 S 1B		0-0 F9			0-0 76 1B 2B	2-1 1-H HR	0-3 K	
76 Jared Oliva, R (1, 9) 80 Cal Mitchell, L (7, 9) OBP: 0.235, SLG: 0.188 OBP: 0.429, SLG: 0.500	1-3 K		0-3 K			0-0 64 HBP 1B	0-0 64 1B 1B	0-0 G5-3	

Inning Stats	R: 4 E: 0 K: 1 S: 8	H: 3 LOB: 2 BB: 3 P: 21	R: 3 E: 0 K: 0 S: 5	H: 3 LOB: 1 BB: 2 P: 13	R: 0 E: 0 K: 1 S: 5	H: 0 LOB: 0 BB: 0 P: 5	R: 0 E: 0 K: 2 S: 7	H: 0 LOB: 0 BB: 0 P: 7	R: 0 E: 0 K: 1 S: 5	H: 0 LOB: 0 BB: 0 P: 5	R: 0 E: 0 K: 0 S: 4	H: 2 LOB: 2 BB: 0 P: 5	R: 4 E: 0 K: 1 S: 14	H: 6 LOB: 2 BB: 0 P: 19	R: 2 E: 0 K: 1 S: 6	H: 1 LOB: 1 BB: 2 P: 15
1B: 6 2B: 6 3B: 0 HR: 3	SF: 0 SAC: 0 DP: 2 HBP: 1	WP: 0 PA: 45														

PITCHER	IP	WLS	BF	H	R	ER	SO	BB	IBB	HBP	BLK	WP	HR	S	P	ERA	WHIP	
22 Chase Anderson, R (1, 1) ERA: 16.88	0.2	L	8	3	4	4	0	3	0	0	0	0	0	3	4	54.00	9.000	
38 Ryan Dull, R (1, 1) ERA: 3.86	0.1		1	0	0	0	1	0	0	0	0	0	0	3	4	0.00	0.000	
63 Wilmer Font, R (2, 1) ERA: 9.0	1.0		7	3	3	3	0	2	0	0	0	0	0	5	13	27.00	5.000	
65 Elvis Luciano, R (3, 1) ERA:	1.0		3	0	0	0	1	0	0	0	0	0	0	5	5	0.00	0.000	
71 Nate Pearson, R (4, 1) ERA:	2.0		6	0	0	0	3	0	0	0	0	0	0	12	12	0.00	0.000	
PITCHER	IP	WLS	BF	H	R	ER	SO	BB	IBB	HBP	BLK	WP	HR	S	P	ERA	WHIP	
35 T.J. Zeuch, R (6, 1) ERA: 10.8	1.1		10	6	4	4	0	0	0	1	0	0	0	3	12	18	27.00	4.500
45 Thomas Pannone, L (7, 1) ERA: 5.4	0.2		4	2	0	0	1	0	0	0	0	0	0	6	6	0.00	3.000	
67 Julian Merryweather, R (8, 1) ERA: 16.2	0.2		5	1	2	2	1	2	0	0	0	0	0	5	14	27.00	4.500	
83 Kirby Sneed, L (8, 1) ERA: 3.86	0.1		1	0	0	0	0	0	0	0	0	0	0	1	1	0.00	0.000	

BOTTOM

Toronto Blue Jays @ Pittsburgh Pirates
LECOM Park, Bradenton, FL
Sun Mar 01 2020, 1:10 PM - 4:31 PM EST
Att. 5,546 - Sunny - 70 F

livebaseballscores.com

AB	37
R	13
H	15
RBI	12
BB	7
SO	7
LOB	21



Batter	1	2	3	4	5	6	7	8	9	AB R H RBI BB SO LOB	TOP
26 Adam Frazier, L (1, 4) <small>OBP: 0.235, SLG: 0.250</small> 64 Phillip Evans, R (6, 5) <small>OBP: 0.538, SLG: 0.500</small>	 <small>1</small>		 <small>13 CS</small> <small>1B</small> <small>1-3</small> <small>0-0</small>			 <small>0-3</small> <small>2</small>			 <small>0-3</small> <small>1</small>	3 0 1 0 0 1 0 1 0 0 0 0 1 0	Pittsburgh Pirates @ Toronto Blue Jays TD Ballpark, Dunedin, FL Mon Mar 02 2020, 1:09 PM - 3:29 PM EST Att. 4,493 - Sunny - 76 F
13 Ke'Bryan Hayes, R (1, 10) <small>OBP: 0.471, SLG: 0.429</small> 84 Arden Pabst, R (9, PH)	 <small>0-3</small> <small>2</small>		 <small>1-0</small> <small>3</small>	 <small>27 FC4-6</small> <small>BB</small> <small>4-0</small> <small>1</small>		 <small>0-0</small> <small>3</small>		 <small>0-3</small> <small>2</small>	2 0 0 0 1 1 0 1 0 0 0 0 1 0		
27 Kevin Newman, R (1, 6) <small>OBP: 0.133, SLG: 0.133</small> 31 Will Craig, R (7, 3) <small>OBP: 0.333, SLG: 0.273</small>	 <small>0-3</small> <small>3</small>		 <small>FC4-6</small> <small>36</small> <small>G4-6-3</small> <small>1-2f</small> <small>0-0</small> <small>1</small>			 <small>44 FC5-4</small> <small>1B</small> <small>0-0</small> <small>1</small>		 <small>80 FC6-4</small> <small>HBP</small> <small>1-0</small> <small>1</small>	3 0 1 0 0 1 1 0 0 0 0 0 0 0		
36 José Osuna, R (1, 3) <small>OBP: 0.412, SLG: 0.467</small> 80 Andrew Susac, R (7, 2) <small>OBP: 0.500, SLG: 0.333</small>		 <small>0-3</small> <small>1</small>		 <small>G4-6-3</small> <small>1-2f</small> <small>0-0</small> <small>2</small>		 <small>0-0</small> <small>1</small>		 <small>FC6-4</small> <small>1-2f</small> <small>0-0</small> <small>3</small>	3 0 0 0 0 1 2 1 0 0 0 0 0 1		
44 Kevin Kramer, L (1, 5) <small>OBP: 0.278, SLG: 0.071</small> 82 Rodolfo Castro, S (7, 4)		 <small>0-0</small> <small>2</small>		 <small>BB</small> <small>4-0</small> <small>1</small>		 <small>FC5-4</small> <small>1-2f</small> <small>0-0</small> <small>2</small>			2 0 0 0 1 0 1 0 0 0 0 0 0 0		
18 John Ryan Murphy, R (1, 2) <small>OBP: 0.250, SLG: 0.727</small> 84 Logan Hill, R (7, 7)		 <small>0-3</small> <small>3</small>		 <small>0-3</small> <small>1</small>		 <small>0-0</small> <small>3</small>			3 0 0 0 0 2 2 0 0 0 0 0 0 0		
51 Jason Martin, L (1, 8) <small>OBP: 0.273, SLG: 0.273</small> 61 Oneil Cruz, L (7, 6) <small>OBP: 0.214, SLG: 0.500</small>			 <small>68</small> <small>K</small> <small>1B</small> <small>0-0</small> <small>2</small>		 <small>0-0</small> <small>2</small>		 <small>0-0</small> <small>1</small>		2 0 1 0 0 0 1 1 0 0 0 0 0 0		
68 Jake Elmore, R (1, 7) <small>OBP: 0.059, SLG: 0.118</small> 76 Jared Oliva, R (5, 7) <small>OBP: 0.222, SLG: 0.176</small> <small>(7, 8)</small>		 <small>1 SAFE</small> <small>K</small> <small>0-3</small> <small>2</small>		 <small>G4-3</small> <small>1-2</small> <small>0-0</small> <small>3</small>		 <small>0-0</small> <small>3</small>		 <small>0-0</small> <small>2</small>	2 0 0 0 0 1 2 1 0 0 0 0 0 0		
73 Charles Tilson, L (1, 9) <small>OBP: 0.357, SLG: 0.100</small>			 <small>E6</small> <small>26</small> <small>1B</small> <small>0-0</small> <small>1</small>		 <small>0-0</small> <small>1</small>		 <small>0-3</small> <small>3</small>		3 0 0 0 0 1 0		
Inning Stats	R: 0 H: 0 E: 0 LOB: 0 K: 2 BB: 0 S: 8 P: 8	R: 0 H: 0 E: 0 LOB: 0 K: 2 BB: 0 S: 7 P: 7	R: 0 H: 2 E: 1 LOB: 1 K: 1 BB: 0 S: 6 P: 7	R: 0 H: 0 E: 0 LOB: 0 K: 0 BB: 1 S: 2 P: 6	R: 0 H: 0 E: 0 LOB: 1 K: 1 BB: 1 S: 5 P: 9	R: 0 H: 0 E: 0 LOB: 0 K: 1 BB: 0 S: 5 P: 5	R: 0 H: 1 E: 0 LOB: 1 K: 0 BB: 0 S: 4 P: 4	R: 0 H: 0 E: 0 LOB: 0 K: 1 BB: 0 S: 5 P: 5	R: 0 H: 0 E: 0 LOB: 1 K: 2 BB: 0 S: 7 P: 8	1B: 3 SF: 0 2B: 0 SAC: 0 3B: 0 DP: 1 HR: 0 HBP: 1	
PITCHER	34 Matt Shoemaker, R (1, 1) <small>ERA: 3.86</small> 52 Anthony Bass, R (3, 1) <small>ERA: 3.86</small> 57 Trent Thornton, R (4, 1) <small>ERA: 3.86</small> 54 Sean Reid-Foley, R (7, 1) <small>ERA: 3.86</small> 20 Marc Rzepczynski, L (8, 1) <small>ERA: 3.86</small>	IP: 2.2 WLS: W BF: 8 H: 1 R: 0 ER: 0 SO: 5 BB: 0 IBB: 0 HBP: 0 BLK: 0 WP: 0 HR: 0 S: 19 P: 19 ERA: 0.00 WHIP: 0.375	41 Rafael Dolis, R (9, 1) <small>ERA: 3.86</small>	IP: 1.0 WLS: H BF: 4 H: 0 R: 0 ER: 0 SO: 2 BB: 0 IBB: 0 HBP: 1 BLK: 0 WP: 0 HR: 0 S: 7 P: 8 ERA: 0.00 WHIP: 0.000							

livebaseballscorecards.com

AB 28
R 0
H 3
RBI 0
BB 2
SO 10
LOB 10



Batter	1	2	3	4	5	6	7	8	9
72 Santiago Espinal, R (1, 6) OBP: 0.500, SLG: 0.900 33 Rubén Tejada, R (6, 6) OBP: 0.250, SLG: 0.571	0-0 G5-3	0-0 G4-3			0-3 K2-3			0-0 G4-3	
8 Cavan Biggio, L (1, 4) OBP: 0.412, SLG: 0.308 78 Kevin Smith, R (5, 4) OBP: 0.375, SLG: 0.500	0-0 G1-3			0-0 F7	0-0 G6-3			0-0 G5-3	
13 Lourdes Gurriel Jr., R (1, 7) OBP: 0.143, SLG: 0.154 82 Forrest Wall, L (6, PR) OBP: 0.455, SLG: 1.000 (7, 7)	0-0 G1-3		0-0 G4-3 27 2B			4-0 15 S 15 PB BB		0-3 K	
27 Vladimir Guerrero Jr., R (1, 10) OBP: 0.278, SLG: 0.412		0-3 K	0-0 G4-3			0-3 K			
15 Randal Grichuk, R (1, 8) OBP: 0.400, SLG: 0.273 92 Chavez Young, S (6, PR) (7, 8)		4-0 44 E 9 HR BB	0-0 F8			4-1 44 K 2-H BB			
44 Rowdy Tellez, L (1, 3) OBP: 0.375, SLG: 0.667 75 Andy Burns, R (7, 3) OBP: 0.400, SLG: 0.444		0-3 K		0-0 G6-3		0-3 K			
9 Danny Jansen, R (1, 2) OBP: 0.636, SLG: 1.250 7 Caleb Joseph, R (7, 2) OBP: 0.222, SLG: 0.222		0-0 HR		0-0 F8			0-3 K		
23 Derek Fisher, L (1, 9) OBP: 0.286, SLG: 0.429 77 Joshua Palacios, L (6, 9) OBP: 0.167, SLG: 0.250		0-0 3 1B 2B		0-0 G4-3			0-0 F7		
3 Brandon Drury, R (1, 5) OBP: 0.273, SLG: 0.300 84 Nash Knight, S (6, 5)		0-0 2-H 1B			0-0 P6			0-3 K	

Inning Stats	R: 0 E: 0 K: 0 S: 3	H: 0 LOB: 0 BB: 0 P: 3	R: 3 E: 1 K: 2 S: 10	H: 3 LOB: 1 BB: 1 P: 14	R: 0 E: 0 K: 0 S: 4	H: 1 LOB: 1 BB: 0 P: 4	R: 0 E: 0 K: 0 S: 3	H: 0 LOB: 0 BB: 0 P: 3	R: 0 E: 0 K: 1 S: 5	H: 0 LOB: 0 BB: 0 P: 5	R: 1 E: 0 K: 2 S: 7	H: 0 LOB: 1 BB: 2 P: 15	R: 0 E: 0 K: 2 S: 7	H: 0 LOB: 0 BB: 0 P: 7	R: 0 E: 0 K: 1 S: 5	H: 0 LOB: 0 BB: 0 P: 5
--------------	------------------------------	---------------------------------	-------------------------------	----------------------------------	------------------------------	---------------------------------	------------------------------	---------------------------------	------------------------------	---------------------------------	------------------------------	----------------------------------	------------------------------	---------------------------------	------------------------------	---------------------------------

PITCHER	IP	WLS	BF	H	R	ER	SO	BB	IBB	HBP	BLK	WP	HR	S	P	ERA	WHIP
23 Mitch Keller, R (1, 1) ERA: 7.5	2.1	L	11	3	3	3	2	1	0	0	0	0	1	14	18	11.57	1.714
73 Brandon Waddell, L (3, 1) ERA: 4.5	0.2		3	1	0	0	0	0	0	0	0	0	0	3	3	0.00	1.500
37 Edgar Santana, R (4, 1) ERA:	1.0		3	0	0	0	0	0	0	0	0	0	0	3	3	0.00	0.000
32 Geoff Hartlieb, R (5, 1) ERA: 16.88	1.0		3	0	0	0	1	0	0	0	0	0	0	5	5	0.00	0.000
62 Blake Cederlind, R (6, 1) ERA:	1.0		4	0	1	0	2	2	0	0	0	0	0	7	15	0.00	2.000

BOTTOM


Pittsburgh Pirates @ Toronto Blue Jays
TD Ballpark, Dunedin, FL
Mon Mar 02 2020, 1:09 PM - 3:29 PM EST
Att. 4,493 - Sunny - 76 F

AB	27
R	4
H	4
RBI	3
BB	3
SO	8
LOB	6



1B:	1	SF:	0	WP:	0	PA:	30
2B:	2	SAC:	0	PB:	1		
3B:	0	DP:	0	SB:	2		
HR:	1	HBP:	0	CS:	0		

PITCHER	IP	WLS	BF	H	R	ER	SO	BB	IBB	HBP	BLK	WP	HR	S	P	ERA	WHIP
60 Cody Ponce, R (7, 1) ERA: 6.0	1.0		3	0	0	0	2	0	0	0	0	0	0	7	7	0.00	0.000
0 James Marvel, R (8, 1) ERA: 6.0	1.0		3	0	0	0	1	0	0	0	0	0	0	5	5	0.00	0.000

Batter	1	2	3	4	5	6	7	8	9	AB R H RBI BB SO LOB	TOP											
49 Jonathan Davis, R (1, 8) 80 Logan Warmoth, R (6, 8) OBP: 0.214, SLG: 0.308	0-3 K		4-0 11 3B 2 BB BBB	0-3 K			0-3 K		0-3 K	2 1 0 0 1 2 0 2 0 0 0 0 2 1												
2 Joe Panik, L (1, 4) 84 Nash Knight, S (5, 4) OBP: 0.500, SLG: 0.667	0-0 G4-3		4-0 11 3B 1-2 2-3 BB		0-0 F8		0-3 K			2 1 0 0 1 0 0 1 0 0 0 0 1 0												
11 Bo Bichette, R (1, 6) 78 Kevin Smith, R (5, PR) OBP: 0.300, SLG: 0.500 OBP: 0.353, SLG: 0.462	0-0 6 S 1B		0-0 13 2B 1-H 2-H 3-H 3B		4-0 6 PB BB			0-0 P4		2 1 2 3 1 0 0 1 0 0 0 0 0 0												
6 Travis Shaw, L (1, 5) 75 Andy Burns, R (5, 5) OBP: 0.133, SLG: 0.143 OBP: 0.364, SLG: 0.400	0-3 K		0-0 G4-3		1-3 K			0-0 P3		3 0 0 0 0 2 3 1 0 0 0 0 0 0												
13 Lourdes Gurriel Jr., R (1, 7) 77 Joshua Palacios, L (4, 7) OBP: 0.250, SLG: 0.333 OBP: 0.143, SLG: 0.214		0-0 44 FC4-6 1B	0-0 3-H 2B		0-0 F7			0-3 K		2 0 2 1 0 0 0 2 0 0 0 0 1 2												
44 Rowdy Tellez, L (1, 3) 46 Patrick Kivlehan, R (6, 3) OBP: 0.316, SLG: 0.556 OBP: 0.357, SLG: 0.833		0-0 FC4-6 1-2f	0-3 K		0-2 K			1-0 HR		3 0 0 0 0 2 2 1 1 1 1 0 0 0												
7 Caleb Joseph, R (1, 2) 76 Riley Adams, R (6, 2) OBP: 0.167, SLG: 0.167 OBP: 0.167, SLG: 0.333		0-3 K	0-0 P3		0-3 K			0-0 82 G3-1 2B		3 0 0 0 0 2 2 1 0 1 0 0 0 0	AB 34 R 5 H 7 RBI 5 BB 3 SO 14 LOB 13											
23 Derek Fisher, L (1, 10) 90 Luis De Los Santos, R (9, PH) OBP: 0.235, SLG: 0.353		0-0 G4-3		0-0 G3-1		0-0 F8		0-3 K		3 0 0 0 0 0 1 1 0 0 0 0 1 1												
30 Anthony Alford, R (1, 9) 82 Forrest Wall, L (6, 9) OBP: 0.188, SLG: 0.313 OBP: 0.385, SLG: 0.818			0-0 2 BB 49 S 11 3B 1B		0-0 F9		0-3 K		0-0 G3-1 2-3	2 1 1 0 0 0 0 2 0 0 0 0 1 1												
Inning Stats	R: 0 E: 0 K: 2 S: 8	H: 1 LOB: 1 BB: 0 P: 8	R: 0 E: 0 K: 1 S: 6	H: 1 LOB: 1 BB: 0 P: 6	R: 4 E: 0 K: 1 S: 8	H: 3 LOB: 1 BB: 2 P: 16	R: 0 E: 0 K: 1 S: 5	H: 0 LOB: 0 BB: 0 P: 5	R: 0 E: 0 K: 1 S: 5	H: 0 LOB: 2 BB: 1 P: 10	R: 0 E: 0 K: 2 S: 7	H: 0 LOB: 0 BB: 0 P: 7	R: 0 E: 0 K: 3 S: 9	H: 0 LOB: 0 BB: 0 P: 9	R: 0 E: 0 K: 1 S: 5	H: 0 LOB: 0 BB: 0 P: 5	R: 1 E: 0 K: 2 S: 9	H: 2 LOB: 1 BB: 0 P: 10	1B: 3 2B: 2 3B: 1 HR: 1	SF: 0 SAC: 0 DP: 0 HBP: 0	WP: 0 PB: 1 SB: 2 CS: 0	PA: 37
PITCHER 20 Tyler Glasnow, R (1, 1) ERA: 0.00 34 Trevor Richards, R (2, 1) ERA: 9.00 80 Phoenix Sanders, R (3, 1) ERA: 7.36 63 Diego Castillo, R (4, 1) ERA: 11.25 38 Colin Poche, L (5, 1) ERA: 11.25	IP: 1.2 WLS: W BF: 7 H: 2 R: 0 ER: 0 SO: 3 BB: 0 IBB: 0 HBP: 0 BLK: 0 WP: 0 HR: 0 S: 13 P: 13 ERA: 0.00 WHIP: 1.200	IP: 1.0 WLS: H BF: 8 H: 3 R: 4 ER: 4 SO: 1 BB: 2 IBB: 0 HBP: 0 BLK: 0 WP: 0 HR: 0 S: 8 P: 16 ERA: 36.00 WHIP: 5.000	IP: 0.1 WLS: H BF: 1 H: 0 R: 0 ER: 0 SO: 0 BB: 0 IBB: 0 HBP: 0 BLK: 0 WP: 0 HR: 0 S: 1 P: 1 ERA: 0.00 WHIP: 0.000	IP: 1.0 WLS: H BF: 3 H: 0 R: 0 ER: 0 SO: 1 BB: 0 IBB: 0 HBP: 0 BLK: 0 WP: 0 HR: 0 S: 5 P: 5 ERA: 0.00 WHIP: 0.000	IP: 1.0 WLS: H BF: 4 H: 0 R: 0 ER: 0 SO: 1 BB: 1 IBB: 0 HBP: 0 BLK: 0 WP: 0 HR: 0 S: 5 P: 10 ERA: 0.00 WHIP: 1.000	PITCHER 84 John Curtiss, R (6, 1) ERA: 0.00 81 Ryan Thompson, R (7, 1) ERA: 0.00 86 Brooks Pounders, R (8, 1) ERA: 0.00 65 D.J. Snellen, L (9, 1) ERA: 2.25	IP: 1.0 WLS: H BF: 3 H: 0 R: 0 ER: 0 SO: 3 BB: 0 IBB: 0 HBP: 0 BLK: 0 WP: 0 HR: 0 S: 8 P: 9 ERA: 0.00 WHIP: 0.000	IP: 1.0 WLS: H BF: 3 H: 0 R: 0 ER: 0 SO: 1 BB: 0 IBB: 0 HBP: 0 BLK: 0 WP: 0 HR: 0 S: 5 P: 5 ERA: 0.00 WHIP: 0.000	IP: 1.0 WLS: H BF: 5 H: 2 R: 1 ER: 1 SO: 2 BB: 0 IBB: 0 HBP: 0 BLK: 0 WP: 0 HR: 1 S: 9 P: 10 ERA: 9.00 WHIP: 2.000													

Toronto Blue Jays @ Tampa Bay Rays
Charlotte Sports Park, Port Charlotte, FL
Wed Mar 04 2020, 1:10 PM - 4:24 PM EST
Att: 3,566 - Sunny - 85 F

livebaseballscorecards.com

Batter	1	2	3	4	5	6	7	8	9
17 Austin Meadows, L (1, 7) OBP: 0.158, SLG: 0.059 78 Miles Mastrobuoni, L (6, 9) OBP: 0.357, SLG: 0.333									
25 Yoshi Tsutsugo, L (1, 5) OBP: 0.471, SLG: 0.643 43 Mike Brosseau, R (4, 5) OBP: 0.500, SLG: 0.600									
13 Manuel Margot, R (1, 9) OBP: 0.176, SLG: 0.188 44 Kevan Smith, R (6, 2) OBP: 0.385, SLG: 0.333									
26 Ji Man Choi, L (1, 3) OBP: 0.500, SLG: 0.500 31 Brian O'Grady, L (6, 3) OBP: 0.412, SLG: 0.667									
11 Hunter Renfroe, R (1, 10) OBP: 0.286, SLG: 0.300 55 Ronaldo Hernández, R (6, PH) OBP: 0.273, SLG: 0.273									
8 Brandon Lowe, L (1, 4) OBP: 0.611, SLG: 0.692 73 Ryan LaMarre, R (6, 7) OBP: 0.294, SLG: 0.375									
39 Kevin Kiermaier, L (1, 8) OBP: 0.167, SLG: 0.278 56 Randy Arozarena, R (6, 8) OBP: 0.722, SLG: 0.833									
28 Daniel Robertson, R (1, 6) OBP: 0.450, SLG: 0.375 19 Lucius Fox, S (6, 6) OBP: 0.385, SLG: 0.273									
7 Michael Pérez, L (1, 2) OBP: 0.333, SLG: 0.667 22 Vidal Bruján, S (6, 4) OBP: 0.143, SLG: 0.286									

Inning Stats	R: 4 E: 0 K: 2 S: 9	H: 2 LOB: 3 BB: 5 P: 29	R: 1 E: 0 K: 2 S: 8	H: 1 LOB: 2 BB: 1 P: 13	R: 0 E: 0 K: 1 S: 7	H: 2 LOB: 2 BB: 0 P: 7	R: 0 E: 0 K: 2 S: 7	H: 0 LOB: 1 BB: 1 P: 11	R: 0 E: 0 K: 2 S: 7	H: 0 LOB: 0 BB: 0 P: 7	R: 4 E: 1 K: 2 S: 12	H: 4 LOB: 2 BB: 1 P: 16	R: 0 E: 0 K: 1 S: 4	H: 0 LOB: 1 BB: 0 P: 6	R: 0 E: 0 K: 1 S: 5	H: 0 LOB: 0 BB: 0 P: 5
1B: 8 2B: 1 3B: 0 HR: 0	SF: 0 SAC: 0 DP: 1 HBP: 3	WP: 0 PB: 0 SB: 1 CS: 0	PA: 44													

PITCHER	IP	WLS	BF	H	R	ER	SO	BB	IBB	HBP	BLK	WP	HR	S	P	ERA	WHIP
47 Anthony Kay, L (1, 1) ERA: 12.46	0.1	L	6	1	4	4	0	4	0	0	0	0	0	2	18	108.00	15.000
79 Travis Bergen, L (1, 1) ERA: 3.0	0.2		4	1	0	0	2	1	0	0	0	0	0	7	11	0.00	3.000
48 Brian Moran, L (2, 1) ERA: 3.0	1.0		6	1	1	1	2	1	0	1	0	0	0	8	13	9.00	2.000
62 Jacob Waguespack, R (3, 1) ERA:	2.0		9	2	0	0	3	1	0	0	0	0	0	14	18	0.00	1.500
66 Patrick Murphy, R (5, 1) ERA: 11.57	1.1		10	4	4	3	3	1	0	0	0	0	0	15	19	20.25	3.750

Toronto Blue Jays @ Tampa Bay Rays
 Charlotte Sports Park, Port Charlotte, FL
 Wed Mar 04 2020, 1:10 PM - 4:24 PM EST
 Att. 3,566 - Sunny - 85 F

AB	R	H	RBI	BB	SO	LOB
33	9	9	9	8	13	23

Batter	1	2	3	4	5	6	7	8	9	AB R H RBI BB SO LOB	TOP																									
28 Billy McKinney, L (1, 9) OBP: 0.412, SLG: 0.667 77 Joshua Palacios, L (6, 9) OBP: 0.133, SLG: 0.200	0-3 K	0-0 F7			0-0 L6			0-0 G4-3		3 0 0 0 0 1 1 1 0 0 0 0 0 0																										
75 Andy Burns, R (1, 3) OBP: 0.357, SLG: 0.385 46 Patrick Kivlehan, R (6, 3) OBP: 0.333, SLG: 0.769	0-0 FC4-6 1B	1-3 K			0-0 G5-3			0-3 K		3 0 1 0 0 1 1 1 0 0 0 0 1 0																										
8 Cavan Biggio, L (1, 4) OBP: 0.350, SLG: 0.250 80 Logan Warmoth, R (6, 4) OBP: 0.200, SLG: 0.286	0-0 FC4-6 1B				0-0 P6			0-3 K		3 1 0 0 0 1 1 1 0 0 0 0 1 0																										
27 Vladimir Guerrero Jr., R (1, 5) OBP: 0.333, SLG: 0.579 78 Kevin Smith, R (6, 5) OBP: 0.333, SLG: 0.429	4-0 1B 15 1B BB				0-0 G6-3			0-3 K		2 2 1 1 1 0 0 1 0 0 0 0 1 0																										
6 Travis Shaw, L (1, 10) OBP: 0.167, SLG: 0.176 85 Alejandro Kirk, R (9, PH) OBP: 0.714, SLG: 0.500	0-0 15 1B 1-3 2-H 1B				0-3 K			0-3 K		3 0 1 1 0 2 0 0 0 0 0 1 0 0																										
15 Randal Grichuk, R (1, 8) OBP: 0.389, SLG: 0.286 92 Chavez Young, S (6, 8) OBP: 0.333, SLG: 0.200	0-0 1-3 3-H 1B				0-0 G6-3			0-3 K		3 0 1 1 0 1 0 1 0 0 0 0 1 1																										
10 Reese McGuire, L (1, 2) OBP: 0.091, SLG: 0.364 70 Pat Cantwell, R (6, 2) OBP: 0.333, SLG: 0.200	0-0 F7				0-3 K			0-3 K		2 0 0 0 0 1 2 2 0 0 0 0 1 1																										
30 Anthony Alford, R (1, 7) OBP: 0.167, SLG: 0.278 82 Forrest Wall, L (6, 7) OBP: 0.357, SLG: 0.750		0-0 F9			0-0 F9			0-0 E5 82 G3-6-1		2 0 0 0 0 0 0 1 0 0 0 0 0 1																										
33 Rubén Tejada, R (1, 6) OBP: 0.200, SLG: 0.444 72 Santiago Espinal, R (6, 6) OBP: 0.462, SLG: 0.818		0-0 E5 75 WP			0-0 G4-3			0-0 F9		2 0 0 0 0 0 0 1 0 0 0 0 0 0																										
Inning Stats	R: 2 E: 0 K: 1 S: 8	H: 3 LOB: 2 BB: 1 P: 12	R: 0 E: 1 K: 1 S: 6	H: 0 LOB: 1 BB: 0 P: 7	R: 0 E: 0 K: 1 S: 5	H: 0 LOB: 0 BB: 0 P: 5	R: 0 E: 0 K: 1 S: 5	H: 0 LOB: 0 BB: 0 P: 5	R: 0 E: 1 K: 0 S: 3	H: 0 LOB: 0 BB: 0 P: 3	R: 1 E: 0 K: 3 S: 10	H: 1 LOB: 0 BB: 0 P: 10	R: 0 E: 1 K: 0 S: 3	H: 0 LOB: 0 BB: 0 P: 3	R: 0 E: 0 K: 2 S: 7	H: 0 LOB: 0 BB: 0 P: 7	R: 0 E: 0 K: 3 S: 9	H: 0 LOB: 1 BB: 1 P: 13	1B: 3 2B: 0 3B: 0 HR: 1	SF: 0 SAC: 0 DP: 1 HBP: 0	WP: 1 PB: 0 SB: 0 CS: 0	PA: 34														
PITCHER	IP WLS BF H R ER SO BB IBB HBP BLK WP HR S P ERA WHIP																																			
45 Zack Wheeler, R (1, 1) ERA: 8.31	2.1		12	3	2	2	2	1	0	0	0	1	0	15	20	7.71	1.714																			
84 Ramón Rosso, R (3, 1) ERA: 2.45	0.2		2	0	0	0	1	0	0	0	0	0	0	4	4	0.00	0.000																			
47 Cole Irvin, L (4, 1) ERA: 5.14	2.0	W	6	0	0	0	1	0	0	0	0	0	0	8	8	0.00	0.000																			
57 Deolis Guerra, R (6, 1) ERA: 3.86	1.0	H	4	1	1	1	3	0	0	0	0	0	1	10	10	9.00	1.000																			
58 Seranthony Domínguez, R (7, 1) ERA:	1.0	H	3	0	0	0	0	0	0	0	0	0	0	3	3	0.00	0.000																			
PITCHER	IP WLS BF H R ER SO BB IBB HBP BLK WP HR S P ERA WHIP																																			
46 Adam Morgan, L (8, 1) ERA:	1.0	H	3	0	0	0	2	0	0	0	0	0	0	7	7	0.00	0.000																			
54 Austin Davis, L (9, 1) ERA:	1.0	S	4	0	0	0	3	1	0	0	0	0	0	9	13	0.00	1.000																			

Toronto Blue Jays @ Philadelphia Phillies
Spectrum Field, Clearwater, FL
Thu Mar 05 2020, 1:10 PM - 4:06 PM EST
Att. 6,750 - Partly Cloudy - 84 F

AB	32
R	3
H	4
RBI	3
BB	2
SO	12
LOB	8



WP: 1	PA: 34
PB: 0	
SB: 0	
CS: 0	

1B: 3	SF: 0
2B: 0	SAC: 0
3B: 0	DP: 1
HR: 1	HBP: 0

Batter	1	2	3	4	5	6	7	8	9	AB	R	H	RBI	BB	SO	LOB	BOTTOM														
10 J.T. Realmuto, R OBP: 0.529, SLG: 0.846 44 Christian Bethancourt, R, PR OBP: 0.267, SLG: 0.643	0-0 G6-3		4-0 G4-3 BB		0-3 K	0-0 P4		0-0 FC6-4		1	0	0	0	1	0	0															
24 Roman Quinn, S OBP: 0.350, SLG: 0.500 78 Mickey Moniak, L OBP: 0.500, SLG: 0.636	1-2 HR		0-0 G4-3 1-2f		4-0 3 HR BB	0-0 P5				2	2	1	1	1	0	1															
3 Bryce Harper, L OBP: 0.500, SLG: 1.400 85 Luke Williams, R OBP: 0.500, SLG: 0.588	4-0 17 BB BB		0-0 G1-3		3-2 HR	0-0 P3				2	1	1	2	1	0	1															
17 Rhys Hoskins, R OBP: 0.364, SLG: 0.579 73 Deivy Grullón, R OBP: 0.188, SLG: 0.438	4-0 18 G4-6-3 1-2 BB			2-1 HR	0-0 12 HBP 2B		0-0 G1-3			2	1	2	1	1	0	0															
18 Didi Gregorius, L 70 Arquímides Gamboa, S, PR OBP: 0.400, SLG: 0.545	0-0 G4-6-3 1-2f			0-0 F8	0-0 G6-3		0-2 K			3	0	0	0	0	0	3															
4 Scott Kingery, R OBP: 0.292, SLG: 0.368 90 Nick Maton, L OBP: 0.476, SLG: 0.533		0-0 F7		0-0 F7	4-0 12 HBP BB		0-3 K			2	0	0	0	1	0	0															
12 Neil Walker, S OBP: 0.300, SLG: 0.278 0 Mikie Mahtook, R OBP: 0.263, SLG: 0.353		0-3 K		0-0 2B	1-0 80 FC4-6 HBP		4-0 8 FC5-4 BB			2	0	1	0	0	1	0															
80 Alec Bohm, R OBP: 0.476, SLG: 0.444 8 Phil Gosselin, R OBP: 0.263, SLG: 0.235		0-0 1B		0-0 G3	0-0 FC4-6 1-2f		0-0 FC5-4 44 FC6-4			3	0	1	0	0	0	4															
76 Austin Listi, R OBP: 0.400, SLG: 0.526 88 Darick Hall, L OBP: 0.176, SLG: 0.250		0-3 K			0-1 HR	0-0 1B		0-3 K		3	1	2	1	0	1	1															
Inning Stats	R: 1 H: 1 E: 0 LOB: 1 K: 0 BB: 2 S: 5 P: 14	R: 0 H: 1 E: 0 LOB: 1 K: 2 BB: 0 S: 8 P: 8	R: 0 H: 0 E: 0 LOB: 1 K: 0 BB: 1 S: 2 P: 6	R: 1 H: 2 E: 0 LOB: 1 K: 0 BB: 0 S: 6 P: 8	R: 3 H: 3 E: 0 LOB: 3 K: 1 BB: 2 S: 11 P: 23	R: 0 H: 1 E: 0 LOB: 1 K: 0 BB: 0 S: 4 P: 4	R: 0 H: 0 E: 0 LOB: 0 K: 2 BB: 0 S: 7 P: 7	R: 0 H: 0 E: 0 LOB: 1 K: 1 BB: 1 S: 5 P: 9	1B: 2 SF: 0 2B: 2 SAC: 0 3B: 0 DP: 2 HR: 4 HBP: 1	WP: 0 PA: 37 PB: 0 SB: 1 CS: 0																					
PITCHER	IP WLS BF H R ER SO BB IBB HBP BLK WP HR S P ERA WHIP												60 Justin Miller, R ERA: (8, 1)		IP WLS BF H R ER SO BB IBB HBP BLK WP HR S P ERA WHIP																
14 Tanner Roark, R ERA: 4.5	2.0	9	2	1	1	2	2	0	0	0	0	0	3	13	22	4.50	2.000	1.0	4	0	0	0	0	0	0	0	0	0	0.00	1.000	
1 Shun Yamaguchi, R ERA: 12.0	2.1	L	13	5	4	4	2	0	0	0	0	0	0	0	2	15.43	3.000														
73 Ty Tice, R ERA: 6.75	0.2		4	0	0	0	1	0	1	0	0	0	0	2	7	0.00	1.500														
45 Thomas Pannone, L ERA: 3.38	1.0		4	1	0	0	0	0	0	0	0	0	0	4	4	0.00	1.000														
69 Thomas Hatch, R ERA: 5.4	1.0		3	0	0	2	0	0	0	0	0	0	0	7	7	0.00	0.000														

Toronto Blue Jays @ Philadelphia Phillies
Spectrum Field, Clearwater, FL
Thu Mar 05 2020, 1:10 PM - 4:06 PM EST
Att: 6,750 - Party Cloudy - 84 F

livebaseballscorecards.com

AB 30
R 5
H 8
RBI 5
BB 6
SO 6
LOB 16



Batter	1	2	3	4	5	6	7	8	9	AB	R	H	RBI	BB	SO	LOB	TOP											
26 Adam Frazier, L (1, 10) OBP: 0.261, SLG: 0.381 84 Arden Pabst, R (6, PH) OBP: 0.100, SLG: 0.100	1-0 F9		0-0 G5-4-3	4-0 BB		0-0 F7	0-0 L7	0-0 G5-3		2	0	0	0	1	0	1												
10 Bryan Reynolds, S (1, 7) OBP: 0.550, SLG: 0.583 44 Kevin Kramer, L (6, 4)	0-3 K		0-0 15 3B 2B	0-0 G4-3			0-0 E4 31 2B 64 HR	1-0 31 HR HBP	0-0 80 1B	3	1	1	0	0	1	1												
15 JT Riddle, L (1, 4) OBP: 0.294, SLG: 0.600 31 Will Craig, R (6, 3)	0-0 L6		0-0 19 HR 3B		0-0 G4-3		0-0 64 HR 2B	0-0 1-H HR	0-0 L7	3	1	1	1	0	0	0												
19 Colin Moran, L (1, 3) OBP: 0.286, SLG: 0.600 80 Andrew Susac, R (6, 2)		0-0 G4-3	3-2 HR		0-3 K		1-0 64 HR HBP	0-0 61 BB 76 1B 64 1B	0-0 1-2 1B	3	1	1	2	0	1	0												
13 Ke'Bryan Hayes, R (1, 5) OBP: 0.435, SLG: 0.550 64 Phillip Evans, R (5, 5)	1-0 HR		0-0 F7		0-0 L9		0-0 HR	0-0 76 WP 61 BB 76 1B 61 BB	0-3 K	3	1	1	1	0	0	0												
36 José Osuna, R (1, 9) OBP: 0.435, SLG: 0.450 61 Oneil Cruz, L (6, 6)		0-0 3 BB 1B		4-0 3 HR BB		0-0 G5-3	0-3 K	4-0 76 WP 76 HR BB	0-3 K	2	1	1	0	1	0	0												
3 Cole Tucker, S (1, 6) OBP: 0.435, SLG: 0.700 76 Jared Oliva, R (6, 8)		4-0 58 G5-4-3 BB		2-2 1-H HR		0-0 G5-3	0-0 73 HR 1B	1-2 1-H 2-H 3-H HR		2	1	1	2	1	0	0												
58 Jacob Stallings, R (1, 2) OBP: 0.438, SLG: 0.533 73 Charles Tilson, L (6, PR) OBP: 0.316, SLG: 0.133	0-0 G5-4-3		0-0 G6-3		0-0 5 2B 1B		0-0 F7	0-0 G3		3	0	1	0	0	0	2												
5 Guillermo Heredia, R (1, 8) OBP: 0.267, SLG: 0.286 73 Bligh Madris, L (6, PR) OBP: 0.500, SLG: 1.000			0-0 26 G5-4-3 1B		0-0 L9		0-0 1-H 2B	0-0 G6-3		2	1	1	2	0	0	0												
Inning Stats	R: 0 E: 0 K: 1 S: 5	H: 0 LOB: 0 BB: 0 P: 6	R: 1 E: 0 K: 0 S: 4	H: 2 LOB: 1 BB: 1 P: 9	R: 3 E: 0 K: 0 S: 8	H: 4 LOB: 0 BB: 0 P: 11	R: 2 E: 0 K: 0 S: 6	H: 1 LOB: 1 BB: 2 P: 16	R: 0 E: 0 K: 1 S: 5	H: 0 LOB: 0 BB: 0 P: 5	R: 1 E: 0 K: 0 S: 5	H: 2 LOB: 2 BB: 0 P: 5	R: 6 E: 1 K: 1 S: 11	H: 4 LOB: 0 BB: 0 P: 12	R: 6 E: 0 K: 0 S: 9	H: 4 LOB: 0 BB: 1 P: 15	R: 0 E: 0 K: 2 S: 9	H: 2 LOB: 2 BB: 0 P: 9	1B: 8 2B: 3 3B: 1 HR: 7	SF: 0 SAC: 0 DP: 2 HBP: 2	WP: 1 PB: 0 SB: 0 CS: 0	PA: 51						
PITCHER	IP	WLS	BF	H	R	ER	SO	BB	IBB	HBP	BLK	WP	HR	S	P	ERA	WHIP											
22 Chase Anderson, R (1, 1) ERA: 17.47	3.0		16	7	6	6	1	2	0	0	0	0	3	20	35	18.00	3.000											
58 Jake Petricka, R (4, 1) ERA: 11.25	1.0	H	4	0	0	0	0	1	0	0	0	0	0	3	7	0.00	1.000											
51 Ken Giles, R (5, 1) ERA: 3.0	1.0	H	3	0	0	0	1	0	0	0	0	0	0	5	5	0.00	0.000											
52 Anthony Bass, R (6, 1) ERA: 5.4	1.0	H	5	2	1	1	0	0	0	0	0	0	0	5	5	9.00	2.000											
35 T.J. Zeuch, R (7, 1) ERA: 14.54	1.0	L	9	4	6	3	1	0	0	1	0	0	2	11	12	27.00	4.000											
PITCHER	IP	WLS	BF	H	R	ER	SO	BB	IBB	HBP	BLK	WP	HR	S	P	ERA	WHIP											
38 Ryan Dull, R (8, 1) ERA: 27.0	0.0		6	4	6	6	0	1	0	1	0	0	1	2	6	12	∞	∞										
20 Marc Rzepczynski, L (8, 1) ERA:	1.0		3	0	0	0	0	0	0	0	0	0	0	3	3	0.00	0.000											
54 Sean Reid-Foley, R (9, 1) ERA:	1.0		5	2	0	0	2	0	0	0	0	0	0	9	9	0.00	2.000											

Pittsburgh Pirates @ Toronto Blue Jays
 TD Ballpark, Dunedin, FL
 Fri Mar 06 2020, 1:07 PM - 4:47 PM EST
 Att. 5,495 - Partly Cloudy - 67 F

AB	45
R	19
H	19
RBI	18
BB	4
SO	5
LOB	12



Batter	1	2	3	4	5	6	7	8	9	AB R H RBI BB SO LOB	TOP		
72 Santiago Espinal, R OBP: 0.375, SLG: 0.643 78 Kevin Smith, R OBP: 0.273, SLG: 0.333	(1, 6) X 0-0 G6-3		0-3 K		0-3 K		0-3 K		0-3 K	3 0 0 0 0 2 2 2 0 0 0 0 2 3			
8 Cavan Biggio, L OBP: 0.348, SLG: 0.263 80 Logan Warmoth, R OBP: 0.200, SLG: 0.222	(1, 4) X 0-0 1B		0-0 G4-3		0-3 K		0-0 FC6-4		0-0 G6-3	3 0 1 0 0 1 2 2 0 0 0 0 0 3			
27 Vladimir Guerrero Jr., R OBP: 0.348, SLG: 0.571 84 Nash Knight, S 78 Kevin Vicuña, R (7, 6)	(1, 5) X 0-0 P4			0-0 1B		0-3 K		1-0 75 2B 46 G5-3 HBP		2 0 1 0 0 0 1 1 0 0 0 0 1 0 0 1 0 0 0 0 0			
6 Travis Shaw, L OBP: 0.238, SLG: 0.368 75 Andy Burns, R OBP: 0.333, SLG: 0.412	(1, 3) B 4-0 BB			1-0 HR		0-0 F7		0-0 2B		2 1 1 1 1 0 0 1 0 1 0 0 0 0			
3 Brandon Drury, R OBP: 0.235, SLG: 0.250 46 Patrick Kivlehan, R OBP: 0.333, SLG: 0.667	(1, 10) S 0-3 K			0-0 G5-3		0-0 1B		0-0 G5-3		3 0 1 0 0 1 2 1 0 0 1 0 0 1			
28 Billy McKinney, L OBP: 0.350, SLG: 0.556 77 Joshua Palacios, L OBP: 0.167, SLG: 0.176	(1, 9) X 0-0 P2			0-3 K		0-3 K		0-0 F8		3 0 0 0 0 2 1 1 0 0 0 0 0 1			
30 Anthony Alford, R OBP: 0.150, SLG: 0.250 49 Jonathan Davis, R OBP: 0.375, SLG: 0.667	(1, 8) S 0-3 K			0-3 K		1-0 7 1B 82 S HBP		0-3 K		2 0 0 0 0 2 0 1 0 0 0 0 1 1			
23 Derek Fisher, L OBP: 0.364, SLG: 0.400 82 Forrest Wall, L OBP: 0.333, SLG: 0.688	(1, 7) S 0-3 K			0-0 7 1B 1B		1-0 F7		0-0 G3		2 0 1 0 0 1 0 2 0 0 0 0 0 1			
7 Caleb Joseph, R OBP: 0.267, SLG: 0.267 76 Riley Adams, R OBP: 0.286, SLG: 0.571	(1, 2) X 0-0 F7			0-0 1B		0-0 1B		0-0 80 FC6-4 1B		3 0 2 0 0 0 0 1 0 1 0 0 0 0			
Inning Stats	R: 0 H: 1 E: 0 LOB: 2 K: 1 BB: 1 S: 6 P: 10	R: 0 H: 0 E: 0 LOB: 0 K: 2 BB: 0 S: 7 P: 7	R: 0 H: 0 E: 0 LOB: 0 K: 1 BB: 0 S: 5 P: 5	R: 1 H: 2 E: 0 LOB: 0 K: 1 BB: 0 S: 6 P: 7	R: 0 H: 2 E: 0 LOB: 2 K: 3 BB: 0 S: 11 P: 11	R: 0 H: 1 E: 0 LOB: 1 K: 2 BB: 0 S: 8 P: 8	R: 0 H: 1 E: 0 LOB: 2 K: 1 BB: 0 S: 6 P: 8	R: 1 H: 1 E: 0 LOB: 1 K: 1 BB: 0 S: 6 P: 7	R: 0 H: 1 E: 0 LOB: 1 K: 1 BB: 0 S: 6 P: 6	1B: 6 SF: 0 2B: 2 SAC: 0 3B: 0 DP: 0 HR: 1 HBP: 2	WP: 0 PA: 38 PB: 0 SB: 2 CS: 0		
PITCHER	IP WLS BF H R ER SO BB IBB HBP BLK WP HR S P ERA WHIP											PITCHER	IP WLS BF H R ER SO BB IBB HBP BLK WP HR S P ERA WHIP
17 Nathan Eovaldi, R ERA: 6.75	(1, 1) 3.0 W 11 1 0 0 4 1 0 0 0 0 0 0 18 22 0.00 0.667											77 Robinson Leyer, R ERA: 6.0	(9, 1) 1.0 S 4 1 0 0 1 0 0 0 0 0 0 0 6 7 9.00 2.000
80 Eduard Bazarzo, R ERA: 5.4	(4, 1) 1.0 H 4 2 1 1 1 0 0 0 0 0 0 0 1 6 7 9.00 2.000												
72 Josh Taylor, L ERA: 2.25	(5, 1) 1.0 H 5 2 0 0 3 0 0 0 0 0 0 0 11 11 0.00 2.000												
95 Phillips Valdez, R ERA: 9.64	(6, 1) 2.0 H 9 2 0 0 3 0 0 1 0 0 0 0 14 16 0.00 1.000												
78 Trevor Hildenberger, R ERA: 6.75	(8, 1) 1.0 5 1 1 1 1 0 0 1 0 0 0 0 6 7 9.00 1.000												

Toronto Blue Jays @ Boston Red Sox
 JetBlue Park, Ft. Myers, FL
 Sat Mar 07 2020, 1:08 PM - 4:03 PM EST
 Att: 9,549 - Sunny - 70 F

livebaseballscorecards.com

AB	35
R	2
H	9
RBI	2
BB	1
SO	13
LOB	18



Batter	1	2	3	4	5	6	7	8	9	AB	R	H	RBI	BB	SO	LOB
16 Andrew Benintendi, L (1, 7) 92 Jarren Duran, L (6, 8) 32 Gilberto Jimenez, S (8, PH) (9, 8)	0-0 F8	0-0 FC6-4 1B		4-0 11 1B 2 G4-6-3 BB		0-0 F8		0-0 G6-3		2	1	1	0	1	0	0
11 Rafael Devers, L (1, 5) 12 Jonathan Lucroy, R (6, 2)	0-0 28 2B 1B	0-0 P4		0-0 2 G4-6-3 1B		0-3 K		4-0 BB		3	1	2	1	0	0	2
2 Xander Bogaerts, R (1, 6) 83 Nick Longhi, R (5, 9)	0-0 P5	0-0 FC6-4 1-2f		0-0 G4-6-3 1-2f 3-H		0-3 K		0-0 L6		3	0	0	0	0	0	4
28 J.D. Martinez, R (1, 9) 22 Ryan Fitzgerald, L (5, 6)	0-0 7 BB 1-H 2B		0-3 K	0-3 K		0-3 K				3	0	1	1	0	2	0
18 Mitch Moreland, L (1, 10) 48 Joey Meneeses, R (7, PH) (8, 10)	4-0 7 BB BB		0-0 29 2B 2B		0-3 K		0-0 G4-3			2	1	1	0	1	1	0
7 Christian Vázquez, R (1, 2) 68 Jantzen Witte, R (6, 3)	4-0 1-2 2-3 BB		0-0 G6-3		4-0 36 F8 29 BB BB		0-0 16 2B 2B			1	0	0	0	2	0	1
29 Bobby Dalbec, R (1, 3) 16 Ryder Jones, L (6, 5)	0-0 G5-3		0-0 2-H 2B		4-0 BB		0-0 2-H 2B			2	0	1	1	1	0	3
36 Jonathan Araúz, S (1, 4) 67 John Andreoli, R (6, 7)		0-3 K	0-0 P4		0-0 F8		0-0 F9			3	0	0	0	0	1	3
38 Rusney Castillo, R (1, 8) 71 Chad De La Guerra, L (6, 4)		0-0 E3 16 1B		0-0 11 1B 2B		0-0 G4-3		0-3 K		1	0	0	0	0	1	0


Inning Stats	R: 1	H: 2	E: 0	LOB: 3	K: 0	P: 13	R: 0	H: 1	E: 1	LOB: 2	K: 1	P: 7	R: 1	H: 2	E: 0	LOB: 1	K: 1	P: 7	R: 2	H: 2	E: 0	LOB: 0	K: 1	P: 10	R: 0	H: 0	E: 0	LOB: 2	K: 1	P: 13	R: 0	H: 0	E: 0	LOB: 0	K: 2	P: 7	R: 1	H: 2	E: 0	LOB: 1	K: 1	P: 7	R: 0	H: 0	E: 0	LOB: 1	K: 1	P: 9
	S: 5	BB: 2	S: 7	BB: 0	S: 7	BB: 0	S: 7	BB: 0	S: 6	BB: 1	S: 5	BB: 2	S: 7	BB: 0	S: 7	BB: 0	S: 5	BB: 2	S: 7	BB: 0	S: 5	BB: 0	S: 7	BB: 0	S: 7	BB: 0	S: 5	BB: 2	S: 7	BB: 0	S: 7	BB: 0	S: 5	BB: 2	S: 7	BB: 0	S: 7	BB: 0	S: 5	BB: 1	S: 5	BB: 1	S: 5	BB: 9				

PITCHER	IP	WLS	BF	H	R	ER	SO	BB	IBB	HBP	BLK	WP	HR	S	P	ERA	WHIP
57 Trent Thornton, R (1, 1) ERA: 2.35	2.2	L	16	5	2	2	2	2	0	0	0	0	0	18	26	6.75	2.625
83 Kirby Sneed, L (3, 1) ERA: 2.7	0.1		1	0	0	0	0	0	0	0	0	0	0	1	1	0.00	0.000
48 Brian Moran, L (4, 1) ERA: 6.75	1.0		5	2	2	1	1	0	0	0	0	0	0	6	10	18.00	3.000
71 Nate Pearson, R (5, 1) ERA:	2.0		8	0	0	0	3	2	0	0	0	0	0	12	20	0.00	1.000
67 Julian Merryweather, R (7, 1) ERA: 13.5	1.0		5	2	1	1	1	0	0	0	0	0	0	7	7	9.00	2.000

BOTTOM

Toronto Blue Jays @ Boston Red Sox
 JetBlue Park, Ft. Myers, FL
 Sat Mar 07 2020, 1:08 PM - 4:03 PM EST
 Att. 9,549 - Sunny - 70 F

AB	33
R	5
H	9
RBI	4
BB	6
SO	8
LOB	17



1B:	3	SF:	0	WP:	0	PA:	39
2B:	6	SAC:	0	PB:	0		
3B:	0	DP:	1	SB:	0		
HR:	0	HBP:	0	CS:	0		

PITCHER	IP	WLS	BF	H	R	ER	SO	BB	IBB	HBP	BLK	WP	HR	S	P	ERA	WHIP
79 Travis Bergen, L (8, 1) ERA:	1.0		4	0	0	0	1	1	0	0	0	0	0	5	9	0.00	1.000

Batter	1	2	3	4	5	6	7	8	9	AB R H RBI BB SO LOB	TOP											
40 Adam Haseley, L (1, 8) OBP: 0.250, SLG: 0.222 0 Mikie Mahtook, R (6, 8) OBP: 0.273, SLG: 0.400	0-1 G4-3		0-3 K			0-3 K		0-0 2B		3 0 0 0 0 2 1 1 0 1 0 0 0 0												
13 Logan Forsythe, R (1, 10) OBP: 0.500, SLG: 0.789 70 Arquimedes Gamboa, R (8, 10) OBP: 0.421, SLG: 0.500	0-3 K			0-0 P4		0-3 K		0-0 P6		3 0 0 0 0 2 0 1 0 0 0 0 0 1												
9 Jay Bruce, L (1, 3) OBP: 0.313, SLG: 0.688 88 Darick Hall, L (6, 3) OBP: 0.136, SLG: 0.190	0-0 F9			0-3 K		0-0 12 FC6-4 1B			0-2 K	3 0 1 0 0 1 0 1 0 0 0 0 1 0												
12 Neil Walker, S (1, 4) OBP: 0.280, SLG: 0.261 8 T.J. Rivera, R (6, 4) OBP: 0.250, SLG: 0.250		0-0 G3		0-0 P4		0-0 FC6-4 1-2f			0-0 76 HBP 1B	3 0 0 0 0 0 1 1 0 1 0 0 0 0												
7 Josh Harrison, R (1, 5) OBP: 0.286, SLG: 0.333 8 Phil Gosselin, R (7, 9) OBP: 0.273, SLG: 0.250		0-0 G6-3			4-0 72 G6-4-3 5 BB BB		0-3 K		0-3 K	2 0 0 0 1 1 0 1 0 0 0 0 1 1												
5 Nick Williams, L (1, 7) OBP: 0.269, SLG: 0.150 76 Austin Listi, R (7, 7) OBP: 0.417, SLG: 0.476		0-0 L6			4-0 72 G6-4-3 1-2 BB		0-0 G3-1		1-0 HBP	2 0 0 0 1 0 0 0 0 0 0 0 0 0												
72 Kyle Garlick, R (1, 9) OBP: 0.286, SLG: 0.211 87 Henri Lartigue, S (7, 2) OBP: 0.286, SLG: 0.167			0-0 L7		0-0 G6-4-3 1-2f 2-3		0-3 K		0-3 K	3 0 0 0 0 1 2 1 0 0 0 0 1 2												
73 Deivy Grullón, R (1, 2) OBP: 0.238, SLG: 0.400 80 Alec Bohm, R (7, 5) OBP: 0.458, SLG: 0.429			0-3 K		4-0 74 FC6-4 BB			0-0 E4 90 G3-6-3		1 0 0 0 1 1 0 1 0 0 0 0 0 0												
74 Ronald Torreyes, R (1, 6) OBP: 0.381, SLG: 0.421 90 Nick Maton, L (7, 6) OBP: 0.435, SLG: 0.471			4-0 BB		0-0 FC6-4 1-2f			0-0 G3-6-3 1-2f		1 0 0 0 1 0 2 1 0 0 0 0 0 1												
Inning Stats	R: 0 E: 0 K: 1 S: 6	H: 0 LOB: 0 BB: 0 P: 6	R: 0 E: 0 K: 0 S: 3	H: 0 LOB: 0 BB: 0 P: 3	R: 0 E: 0 K: 2 S: 7	H: 0 LOB: 1 BB: 1 P: 11	R: 0 E: 0 K: 1 S: 5	H: 0 LOB: 0 BB: 0 P: 5	R: 0 E: 0 K: 1 S: 2	H: 0 LOB: 2 BB: 3 P: 14	R: 0 E: 0 K: 2 S: 8	H: 1 LOB: 1 BB: 0 P: 8	R: 0 E: 0 K: 2 S: 7	H: 0 LOB: 0 BB: 0 P: 7	R: 0 E: 1 K: 0 S: 4	H: 1 LOB: 1 BB: 0 P: 4	R: 0 E: 0 K: 3 S: 10	H: 1 LOB: 2 BB: 0 P: 11	1B: 2 2B: 1 3B: 0 HR: 0	SF: 0 SAC: 0 DP: 2 HBP: 1	WP: 0 PB: 0 SB: 0 CS: 0	PA: 34
PITCHER	IP WLS BF H R ER SO BB IBB HBP BLK WP HR S P ERA WHIP																				IP WLS BF H R ER SO BB IBB HBP BLK WP HR S P ERA WHIP	
34 Matt Shoemaker, R (1, 1) ERA:	4.0 W 13 0 0 0 4 1 0 0 0 0 0 21 25 0.00 0.250																				81 Bryan Baker, R (9, 1) ERA: 3.0	
73 Ty Tice, R (5, 1) ERA: 4.91	1.0 5 0 0 0 0 0 3 0 0 0 0 0 2 14 0.00 3.000																					
45 Thomas Pannone, L (6, 1) ERA: 2.45	1.0 4 1 0 0 0 2 0 0 0 0 0 0 8 8 0.00 1.000																					
36 A.J. Cole, R (7, 1) ERA:	1.0 3 0 0 0 0 2 0 0 0 0 0 0 7 7 0.00 0.000																					
68 Jordan Romano, R (8, 1) ERA:	1.0 4 1 0 0 0 0 0 0 0 0 0 0 4 4 0.00 1.000																					

Philadelphia Phillies @ Toronto Blue Jays
 TD Ballpark, Dunedin, FL
 Sun Mar 08 2020, 1:08 PM - 4:02 PM EDT
 Att. 6,290 - Partly Cloudy - 69 F

AB	29
R	0
H	3
RBI	0
BB	4
SO	11
LOB	11



Batter	1	2	3	4	5	6	7	8	9
11 Bo Bichette, R (1, 6) OBP: 0.346, SLG: 0.609 72 Santiago Espinal, R (6, 6) OBP: 0.369, SLG: 0.750	0-0 F7		1-1 HR	0-3 K		0-3 K		0-0 77 G4-3 3B	
49 Jonathan Davis, R (1, 9) OBP: 0.455, SLG: 0.750 77 Joshua Palacios, L (6, 9) OBP: 0.150, SLG: 0.158	1-0 6 HR HBP		0-0 P3	0-0 13 1B 2B		0-0 G1-3		0-0 G4-3	
13 Lourdes Gurriel Jr., R (1, 7) OBP: 0.409, SLG: 0.500 82 Forrest Wall, L (6, 7) OBP: 0.350, SLG: 0.647	0-0 G6-3		4-0 44 BB 6 BB BB	0-0 2-H 1B			4-0 2 G6-4-3 BB	0-3 K	
6 Travis Shaw, L (1, 10) OBP: 0.292, SLG: 0.524 2 Joe Panik, L (7, PH) OBP: 0.444, SLG: 0.769 (8, 10)	1-0 2-H HR		4-0 44 BB BB	0-3 K			0-0 G6-4-3		
15 Randal Grichuk, R (1, 8) OBP: 0.375, SLG: 0.421 80 Logan Warmoth, R (7, 8) OBP: 0.238, SLG: 0.222	4-0 BB		0-3 K	0-3 K			1-0 HBP		
44 Rowdy Tellez, L (1, 3) OBP: 0.360, SLG: 0.476 46 Patrick Kivlehan, R (6, 3) OBP: 0.316, SLG: 0.625	0-3 K		4-0 1-2 2-3 BB		0-3 K		0-0 G4-3		
3 Brandon Drury, R (1, 4) OBP: 0.200, SLG: 0.211 75 Andy Burns, R (6, 4) OBP: 0.368, SLG: 0.500		0-3 K	0-3 K		0-0 G6-3			0-0 85 WP 85 HR 2B	
10 Reese McGuire, L (1, 2) OBP: 0.125, SLG: 0.375 85 Alejandro Kirk, R (7, 2) OBP: 0.600, SLG: 0.857		0-0 F9		0-3 K 33 BB 49 2B		0-0 G6-3		3-2 2-H HR	
33 Rubén Tejada, R (1, 5) OBP: 0.333, SLG: 0.667 78 Kevin Smith, R (6, 5) OBP: 0.250, SLG: 0.300		0-0 P6		4-0 1-2 49 2B BB		0-3 K		0-0 G5-3	


Inning Stats	R: 2	H: 1	E: 0	K: 1	S: 6	LOB: 1	BB: 1	P: 12	R: 0	H: 0	E: 0	K: 1	S: 5	LOB: 0	BB: 0	P: 5	R: 1	H: 1	E: 0	K: 2	S: 9	LOB: 3	BB: 3	P: 22	R: 3	H: 2	E: 0	K: 4	S: 14	LOB: 1	BB: 1	P: 18	R: 0	H: 0	E: 0	K: 1	S: 5	LOB: 0	BB: 0	P: 5	R: 0	H: 0	E: 0	K: 2	S: 7	LOB: 0	BB: 0	P: 7	R: 0	H: 0	E: 0	K: 0	S: 2	LOB: 1	BB: 1	P: 7	R: 3	H: 3	E: 0	K: 1	S: 10	LOB: 0	BB: 0	P: 13
--------------	------	------	------	------	------	--------	-------	-------	------	------	------	------	------	--------	-------	------	------	------	------	------	------	--------	-------	-------	------	------	------	------	-------	--------	-------	-------	------	------	------	------	------	--------	-------	------	------	------	------	------	------	--------	-------	------	------	------	------	------	------	--------	-------	------	------	------	------	------	-------	--------	-------	-------

PITCHER	IP	WLS	BF	H	R	ER	SO	BB	IBB	HBP	BLK	WP	HR	S	P	ERA	WHIP
21 Vince Velasquez, R (1, 1) ERA: 4.7	2.2	L	14	2	3	3	3	3	0	0	0	0	2	17	32	10.12	1.875
51 Jonathan Hennigan, L (3, 1) ERA: 27.0	0.2		5	0	2	2	3	2	0	0	0	1	0	9	17	27.00	3.000
53 Blake Parker, R (4, 1) ERA: 7.71	1.2		7	2	1	1	3	0	0	0	0	0	0	13	13	5.40	1.200
58 Seranthony Domínguez, R (6, 1) ERA:	1.0		3	0	0	0	2	0	0	0	0	0	0	7	7	0.00	0.000
57 Deolis Guerra, R (7, 1) ERA: 3.18	1.0		4	0	0	0	0	1	0	1	0	0	0	2	7	0.00	1.000

BOTTOM

AB	R	H	RBI	BB	SO	LOB
3	1	1	1	0	1	2
2	1	1	0	0	1	0
2	2	1	2	0	0	0
2	0	0	1	0	0	0
2	0	1	1	1	0	1
1	0	0	0	1	1	0
2	1	1	2	1	1	1
1	0	0	0	0	0	1
2	0	0	0	1	2	3
0	0	0	0	0	0	0
2	0	0	0	1	2	1
1	0	0	0	0	0	1
3	0	0	0	0	2	3
1	1	1	0	0	0	0
3	1	0	0	0	1	0
1	1	1	2	0	0	0
1	1	0	0	1	0	0
2	0	0	0	0	1	0

AB 31
R 9
H 7
RBI 9
BB 6
SO 12
LOB 13



Philadelphia Phillies @ Toronto Blue Jays
TD Ballpark, Dunedin, FL
 Sun Mar 08 2020, 1:08 PM - 4:02 PM EDT
 Att: 6,290 - Party Cloudy - 69 F

WP	HR	S	P	ERA	WHIP
2	1	10	13	27.00	3.000

Batter	1	2	3	4	5	6	7	8	9	AB R H RBI BB SO LOB	TOP		
25 Yoshi Tsutsugo, L (1, 5) OBP: 0.308, SLG: 0.391 80 Grant Kay, R (6, 4)	0-0 G4-3		0-3 K			0-0 G5-3		0-0 F7		3 0 0 0 0 1 1 1 0 0 0 0 0 0			
40 José Martínez, R (1, 3) OBP: 0.207, SLG: 0.185 79 René Pinto, R (6, 2)	0-0 F8		0-0 1B			0-0 E4 43 F9 39 BB		0-0 G5-3		3 0 1 0 0 0 0 1 0 0 0 0 0 0			
39 Kevin Kiermaier, L (1, 8) OBP: 0.208, SLG: 0.227 75 Michael Smith, L (6, 8)	0-3 K		0-3 K			4-0 BB			0-0 E4 77 FC3-6 84 1B	2 0 0 0 1 2 2 1 1 0 0 0 0 0			
1 Willy Adames, R (1, 6) OBP: 0.500, SLG: 0.650 43 Mike Brosseau, R (6, PH) OBP: 0.500, SLG: 0.526		0-0 2B			0-0 F8				4-0 BB	2 0 1 0 0 0 0 1 0 0 0 1 0 2			
18 Joey Wendle, L (1, 4) OBP: 0.280, SLG: 0.600 77 Taylor Walls, S (6, PH) OBP: 0.222, SLG: 0.125		0-3 K			0-0 G4-3				0-0 FC3-6 84 1B 76 1B	2 0 0 0 0 1 1 2 1 0 0 0 1 4			
28 Daniel Robertson, R (1, 10) OBP: 0.348, SLG: 0.273 84 Joey Roach, L (9, PH) OBP: 1.000, SLG: 1.000		0-0 2B			0-0 P6				0-0 1B	3 0 0 0 0 1 1 1 1 1 1 0 0 0			
7 Michael Pérez, L (1, 2) OBP: 0.316, SLG: 0.563 76 Dalton Kelly, L (6, 3) OBP: 0.500, SLG: 0.667		0-0 P6			0-0 G3				0-0 1B	2 0 0 0 0 0 1 2 0 1 1 0 1 0			
73 Ryan LaMarre, R (1, 7) OBP: 0.217, SLG: 0.273 74 Brett Sullivan, L (6, 7) OBP: 0.357, SLG: 0.615			0-0 G6-3			0-0 G6-3			0-0 2B	2 0 0 0 0 0 0 2 0 1 1 0 0 0			
31 Brian O'Grady, L (1, 9) OBP: 0.348, SLG: 0.524 78 Miles Mastrobuoni, L (6, 9) OBP: 0.263, SLG: 0.235			0-0 1B			0-2 K			0-0 F7	2 0 1 0 0 1 0 2 0 0 0 0 0 1			
Inning Stats	R: 0 H: 0 E: 0 LOB: 0 K: 1 BB: 0 S: 5 P: 5	R: 0 H: 1 E: 0 LOB: 1 K: 1 BB: 0 S: 6 P: 6	R: 0 H: 2 E: 0 LOB: 2 K: 2 BB: 0 S: 9 P: 9	R: 0 H: 0 E: 0 LOB: 0 K: 0 BB: 0 S: 3 P: 3	R: 0 H: 0 E: 0 LOB: 0 K: 1 BB: 0 S: 5 P: 5	R: 0 H: 0 E: 1 LOB: 2 K: 1 BB: 1 S: 6 P: 10	R: 0 H: 0 E: 0 LOB: 0 K: 2 BB: 0 S: 7 P: 7	R: 0 H: 0 E: 0 LOB: 0 K: 0 BB: 0 S: 3 P: 3	R: 3 H: 3 E: 1 LOB: 1 K: 0 BB: 1 S: 6 P: 10	1B: 4 SF: 0 2B: 2 SAC: 0 3B: 0 DP: 0 HR: 0 HBP: 0	WP: 0 PA: 36 PB: 0 SB: 0 CS: 0		
PITCHER	IP WLS BF H R ER SO BB IBB HBP BLK WP HR S P ERA WHIP											PITCHER	IP WLS BF H R ER SO BB IBB HBP BLK WP HR S P ERA WHIP
99 Hyun Jin Ryu, L (1, 1) ERA: 1.42	4.1 W 16 3 0 0 4 0 0 0 0 0 0 0 24 24 0.00 0.692											59 Yennsy Diaz, R (9, 1) ERA: 4.91	0.2 6 3 3 2 0 1 0 0 0 0 0 0 4 4 0.00 0.000
63 Wilmer Font, R (5, 1) ERA: 7.36	0.2 2 0 0 0 1 0 0 0 0 0 0 0 4 4 0.00 0.000											79 Travis Bergen, L (9, 1) ERA:	0.1 1 0 0 0 0 0 0 0 0 0 0 0 1 1 0.00 0.000
20 Marc Rzepczynski, L (6, 1) ERA:	0.2 4 0 0 0 0 1 0 0 0 0 0 0 3 7 0.00 1.500												
60 Justin Miller, R (6, 1) ERA:	1.1 4 0 0 0 3 0 0 0 0 0 0 0 10 10 0.00 0.000												
Elvis Luciano, R (8, 1) ERA:	1.0 3 0 0 0 0 0 0 0 0 0 0 0 3 3 0.00 0.000												

Tampa Bay Rays @ Toronto Blue Jays
TD Ballpark, Dunedin, FL
Mon Mar 09 2020, 1:07 PM - 4:20 PM EDT
Att. 4,297 - Partly Cloudy - 75 F

AB	34
R	3
H	6
RBI	3
BB	2
SO	8
LOB	13



Batter	1	2	3	4	5	6	7	8	9
11 Bo Bichette, R (1, 6) OBP: 0.345, SLG: 0.560 33 Rubén Tejada, R (6, 6) OBP: 0.353, SLG: 0.643									
8 Cavan Biggio, L (1, 4) OBP: 0.385, SLG: 0.250 80 Logan Warmoth, R (6, 4) OBP: 0.217, SLG: 0.200									
13 Lourdes Gurriel Jr., R (1, 10) OBP: 0.360, SLG: 0.435 85 Alejandro Kirk, R (7, PH) OBP: 0.667, SLG: 0.875 91 Reggie Pruitt, R (8, PR) OBP: 0.500, SLG: 1.750									
27 Vladimir Guerrero Jr., R (1, 5) OBP: 0.346, SLG: 0.522 91 Vinny Capra, R (6, 5)									
6 Travis Shaw, L (1, 3) OBP: 0.333, SLG: 0.522 96 Christian Williams, L (6, 3)									
9 Danny Jansen, R (1, 2) OBP: 0.529, SLG: 1.071 76 Riley Adams, R (7, 2) OBP: 0.375, SLG: 1.000									
28 Billy McKinney, L (1, 9) OBP: 0.391, SLG: 0.600 92 Griffin Conine, L (6, 9)									
30 Anthony Alford, R (1, 8) OBP: 0.174, SLG: 0.261 79 Demi Orimoloye, R (6, 8)									
82 Forrest Wall, L (1, 7) OBP: 0.304, SLG: 0.550 92 Mitch Walding, L (7, 7)									

AB	R	H	RBI	BB	SO	LOB
2	1	0	0	1	1	2
2	0	1	0	0	0	0
1	1	0	0	2	0	0
2	0	0	0	0	2	1
3	0	0	0	0	0	3
1	1	1	0	1	0	0
0	0	0	0	0	0	0
2	1	0	0	1	0	1
1	1	0	0	1	0	2
2	1	1	1	1	1	0
1	0	0	0	0	1	2
3	1	1	4	0	1	1
1	1	1	3	0	0	0
2	0	1	0	1	0	1
1	0	0	0	0	1	0
3	0	1	0	0	1	2
0	0	0	0	0	0	0
3	0	0	0	0	1	3
1	0	0	0	0	1	1

AB	R	H	RBI	BB	SO	LOB
31	8	7	8	8	10	19

Inning	1	2	3	4	5	6	7	8	9
R	5	0	0	0	0	0	3	0	0
H	1	0	2	0	1	0	1	2	0
E	1	0	0	0	0	0	0	0	0
K	2	0	1	0	1	2	3	1	3
S	9	3	7	3	6	7	11	6	6
LOB	2	0	2	1	1	0	1	2	0
BB	5	0	0	1	0	0	2	0	0
P	31	3	7	7	6	7	20	6	6

WP	HR	S	P	ERA	WHIP
1	0	0	40		

Tampa Bay Rays @ Toronto Blue Jays
 TD Ballpark, Dunedin, FL
 Mon Mar 09 2020, 1:07 PM - 4:20 PM EDT
 Att: 4,297 - Party Cloudy - 75 F

livebaseballscorecards.com



PITCHER	IP	WLS	BF	H	R	ER	SO	BB	IBB	HBP	BLK	WP	HR	S	P	ERA	WHIP
4 Blake Snell, L (1, 1) ERA: 27.0	0.1	L	5	0	4	4	0	4	0	0	0	0	0	1	17	108.00	12.000
34 Trevor Richards, R (1, 1) ERA: 7.04	2.2		13	3	1	1	3	1	0	0	0	1	1	18	24	3.38	1.500
68 Jalen Beeks, L (4, 1) ERA: 1.93	2.2		10	1	0	0	2	1	0	0	0	0	0	13	17	0.00	0.750
36 Andrew Kittredge, R (6, 1) ERA: 4.5	2.1		12	3	3	3	5	2	0	1	0	0	1	20	29	11.57	2.143

Batter	1	2	3	4	5	6	7	8	9	AB R H RBI BB SO LOB	TOP																																			
49 Jonathan Davis, R (1, 8) OBP: 0.357, SLG: 0.545 92 Chavez Young, S (5, 8) OBP: 0.143, SLG: 0.143	0-1 P4		0-0 F8	0-3 K			0-3 K		0-0 1B	3 0 0 0 0 1 3 2 0 1 1 0 1 0																																				
2 Joe Panik, L (1, 4) OBP: 0.476, SLG: 0.750 90 Otto Lopez, R (5, 4) OBP: 0.400, SLG: 0.800	0-0 46 CS 1B		0-0 37 BB 1B	0-0 F8			0-0 F8		0-0 G6-3	3 0 2 0 0 0 2 2 0 0 0 0 0 2																																				
37 Teoscar Hernández, R (1, 10) OBP: 0.333, SLG: 0.400 89 Ronny Brito, R (5, PR) (5, 10)	0-0 P6		4-0 BB		4-0 46 G4-3 BB			0-3 K		1 0 0 0 2 0 1 1 0 0 0 0 1 0																																				
46 Patrick Kivlehan, R (1, 3) OBP: 0.273, SLG: 0.526 84 Nash Knight, S (6, 3)	1-0 CS	0-0 G5-3	0-3 K		0-0 G4-3			0-3 K		3 0 0 0 0 1 4 1 0 0 0 0 1 0																																				
3 Brandon Drury, R (1, 6) OBP: 0.217, SLG: 0.190 78 Kevin Smith, R (6, 6) OBP: 0.240, SLG: 0.286			0-3 K		4-0 72 1B 23 BB 94 BB BB			0-0 G6-3		2 1 0 0 1 1 1 1 0 0 0 0 0 0																																				
23 Derek Fisher, L (1, 7) OBP: 0.360, SLG: 0.364 74 Brock Lundquist, L (6, 7) OBP: 0.500, SLG: 0.667			0-0 E3		4-0 94 BB 7 SF9 72 1B BB			0-0 G4-3		2 1 0 0 1 0 0 1 1 1 0 0 0 0																																				
72 Santiago Espinal, R (1, 5) OBP: 0.381, SLG: 0.684 75 Andy Burns, R (6, 5) OBP: 0.350, SLG: 0.474			0-0 F7		0-0 7 SF9 94 BB 1B			0-0 F7		3 0 1 0 0 0 1 1 0 0 0 0 1 1																																				
94 Ryan Noda, L (1, 9) OBP: 0.667, SLG: 0.667 95 Gabriel Guerrero, R (6, 9) OBP: 0.333, SLG: 0.200			4-0 37 BB 2 1B BB		4-0 1-2 2-3 3-H BB			0-3 K		1 0 0 1 2 1 0 1 0 0 0 0 0 1																																				
7 Caleb Joseph, R (1, 2) OBP: 0.222, SLG: 0.235 70 Pat Cantwell, R (7, 2) OBP: 0.429, SLG: 0.200			0-0 P4		0-0 SF9			0-3 K		2 0 0 1 0 1 1 0 0 0 0 1 0 0																																				
Inning Stats	R: 0 H: 1 E: 0 LOB: 0 K: 0 BB: 0 S: 4 P: 5	R: 0 H: 0 E: 1 LOB: 1 K: 1 BB: 0 S: 6 P: 6	R: 0 H: 1 E: 0 LOB: 3 K: 1 BB: 2 S: 6 P: 14	R: 2 H: 1 E: 0 LOB: 2 K: 1 BB: 3 S: 6 P: 18	R: 0 H: 0 E: 0 LOB: 1 K: 0 BB: 1 S: 2 P: 6	R: 0 H: 0 E: 0 LOB: 0 K: 1 BB: 0 S: 5 P: 5	R: 0 H: 0 E: 0 LOB: 0 K: 2 BB: 0 S: 7 P: 7	R: 0 H: 0 E: 0 LOB: 0 K: 2 BB: 0 S: 7 P: 7	R: 1 H: 2 E: 1 LOB: 2 K: 1 BB: 1 S: 7 P: 11	1B: 5 SF: 1 2B: 0 SAC: 0 3B: 0 DP: 1 HR: 0 HBP: 0	WP: 0 PA: 39 PB: 0 SB: 0 CS: 1																																			
PITCHER	IP WLS BF H R ER SO BB IBB HBP BLK WP HR S P ERA WHIP											PITCHER	IP WLS BF H R ER SO BB IBB HBP BLK WP HR S P ERA WHIP																																	
34 Trevor Williams, R (1, 1) ERA: 9.0	3.0		13	2	0	0	2	2	0	0	0	0	0	16	25	0.00	1.333											30 Kyle Crick, R (7, 1) ERA:	1.0		3	0	0	0	2	0	0	0	0	0	0	0	7	7	0.00	0.000
79 Williams Jerez, L (4, 1) ERA: 12.46	0.0	L	4	1	2	2	0	3	0	0	0	0	0	1	13	∞	∞											37 Edgar Santana, R (8, 1) ERA:	1.0		3	0	0	0	2	0	0	0	0	0	7	7	0.00	0.000		
81 Nick Mears, R (4, 1) ERA: 13.5	1.0		3	0	0	0	1	0	0	0	0	0	0	5	5	0.00	0.000											32 Geoff Hartlieb, R (9, 1) ERA: 11.57	0.2		5	2	1	1	1	1	0	0	0	6	10	13.50	4.500			
35 Keone Kela, R (5, 1) ERA: 7.2	1.0		3	0	0	0	0	1	0	0	0	0	0	2	6	0.00	1.000											82 Blake Weiman, L (9, 1) ERA: 5.4	0.1		1	0	0	0	0	0	0	0	0	1	1	0.00	0.000			
57 Nick Burdi, R (6, 1) ERA: 1.93	1.0		3	0	0	0	1	0	0	0	0	0	0	5	5	0.00	0.000																													

Toronto Blue Jays @ Pittsburgh Pirates
LECOM Park, Bradenton, FL
Mon Mar 09 2020, 1:10 PM - 4:17 PM EDT
Att. 4,528 - Sunny - 76 F

livebaseballscorecards.com

AB	30
R	3
H	5
RBI	3
BB	7
SO	9
LOB	17



Batter	1	2	3	4	5	6	7	8	9	AB	R	H	RBI	BB	SO	LOB
27 Kevin Newman, R OBP: 0.259, SLG: 0.296 Oneil Cruz, L OBP: 0.250, SLG: 0.435	0-0 2B 1B		0-0 55 BB 10 BB 1B		0-0 G6-3		0-0 2B 1-H 2-H 3-H			3	0	2	0	0	0	0
10 Bryan Reynolds, S OBP: 0.500, SLG: 0.438 68 Jake Elmore, R OBP: 0.050, SLG: 0.100	0-0 F7		4-0 55 BB 1-2 BB		0-0 F7			0-0 F9		2	0	0	0	1	0	1
26 Adam Frazier, L OBP: 0.241, SLG: 0.333 Will Craig, R OBP: 0.296, SLG: 0.409	0-0 1-2 1B		0-3 K		0-3 K			0-0 G5-3		3	0	1	0	0	2	2
55 Josh Bell, S OBP: 0.400, SLG: 0.450 73 Charles Tilson, L OBP: 0.333, SLG: 0.235	0-0 F8		4-0 1-2 2-3 BB		0-0 F8			0-0 P6		2	0	0	0	1	0	2
25 Gregory Polanco, L OBP: 0.500, SLG: 0.667 76 Jared Oliva, R OBP: 0.296, SLG: 0.360	0-3 K		0-3 K		0-0 G3			1-0 44 HBP HBP		3	0	0	0	0	2	5
13 Ke'Bryan Hayes, R OBP: 0.414, SLG: 0.458 64 Phillip Evans, R OBP: 0.464, SLG: 0.625		0-0 F9		0-0 G5-3		4-0 58 BB 44 1B 2B BB		0-3 K		2	0	0	0	0	0	0
6 Jarrod Dyson, L OBP: 0.214, SLG: 0.167 44 Kevin Kramer, L OBP: 0.387, SLG: 0.240		0-3 K		0-0 G4-3		0-0 58 BB 2B 1B		1-0 HBP		2	0	0	0	0	1	0
58 Jacob Stallings, R OBP: 0.409, SLG: 0.450 51 Jason Martin, L OBP: 0.286, SLG: 0.381		0-0 F8		0-3 K		4-0 2B BB		0-0 F6		2	0	0	0	1	1	0
14 Luke Maile, R OBP: 0.214, SLG: 0.214 80 Andrew Susac, R OBP: 0.500, SLG: 0.333			0-0 F7		0-3 K		0-0 F6		0-0 P4	2	0	0	0	0	1	0
										2	0	0	0	0	0	5

Inning Stats	R: 0	H: 2	E: 0	LOB: 2	K: 1	BB: 0	S: 7	R: 0	H: 0	E: 0	LOB: 0	K: 1	BB: 0	S: 5	R: 0	H: 1	E: 0	LOB: 3	K: 2	BB: 2	S: 8	R: 0	H: 0	E: 0	LOB: 0	K: 1	BB: 0	S: 5	R: 0	H: 0	E: 0	LOB: 0	K: 1	BB: 0	S: 5	R: 1	H: 2	E: 0	LOB: 3	K: 0	BB: 2	S: 3	R: 0	H: 0	E: 0	LOB: 0	K: 0	BB: 0	S: 3	R: 0	H: 0	E: 0	LOB: 2	K: 1	BB: 0	S: 5	R: 0	H: 0	E: 0	LOB: 0	K: 1	BB: 0	S: 7	1B: 4	2B: 1	3B: 0	HR: 0	SF: 0	SAC: 0	DP: 0	HBP: 2	WP: 0	PA: 36
--------------	------	------	------	--------	------	-------	------	------	------	------	--------	------	-------	------	------	------	------	--------	------	-------	------	------	------	------	--------	------	-------	------	------	------	------	--------	------	-------	------	------	------	------	--------	------	-------	------	------	------	------	--------	------	-------	------	------	------	------	--------	------	-------	------	------	------	------	--------	------	-------	------	-------	-------	-------	-------	-------	--------	-------	--------	-------	--------

PITCHER	IP	WLS	BF	H	R	ER	SO	BB	IBB	HBP	BLK	WP	HR	S	P	ERA	WHIP
47 Anthony Kay, L ERA: 7.36	(1, 1)	3.0	W	14	3	0	4	2	0	0	0	0	0	20	28	0.00	1.667
62 Jacob Waguespack, R ERA:	(4, 1)	1.0	H	3	0	0	1	0	0	0	0	0	0	5	5	0.00	0.000
69 Thomas Hatch, R ERA: 3.38	(5, 1)	2.0	H	6	0	0	2	0	0	0	0	0	0	10	10	0.00	0.000
64 Hector Perez, R ERA: 6.0	(7, 1)	1.0	H	5	2	1	1	2	0	0	0	0	0	3	11	9.00	4.000
54 Sean Reid-Foley, R ERA:	(8, 1)	1.0	H	3	0	0	0	0	0	0	0	0	0	3	3	0.00	0.000


PITCHER	IP	WLS	BF	H	R	ER	SO	BB	IBB	HBP	BLK	WP	HR	S	P	ERA	WHIP
58 Jake Petricka, R ERA: 9.0	(9, 1)	1.0	S	5	0	0	1	0	0	2	0	0	0	5	7	0.00	0.000

BOTTOM

Toronto Blue Jays @ Pittsburgh Pirates
LECOM Park, Bradenton, FL

Mon Mar 09 2020, 1:10 PM - 4:17 PM EDT
Att. 4,528 - Sunny - 76 F

AB	30
R	1
H	5
RBI	1
BB	4
SO	8
LOB	18



WP	HR	S	P	ERA	WHIP
0	0	5	7	0.00	0.000

Batter	1	2	3	4	5	6	7	8	9	AB R H RBI BB SO LOB	TOP						
28 Billy McKinney, L (1, 10) OBP: 0.346, SLG: 0.522 76 Riley Adams, R (8, PH) OBP: 0.333, SLG: 0.889	0-3 K		0-0 G4-3		0-3 K			0-3 K		3 0 0 0 0 2 0 1 0 0 0 0 1 0							
15 Randal Grichuk, R (1, 8) OBP: 0.370, SLG: 0.409 30 Anthony Alford, R (6, 8) OBP: 0.167, SLG: 0.250	0-0 8 WP 27 1B 1B		0-3 K		0-0 F9			0-3 K		3 1 1 0 0 1 0 1 0 0 0 0 1 0							
8 Cavan Biggio, L (1, 4) OBP: 0.345, SLG: 0.217 78 Kevin Smith, R (6, 4) OBP: 0.231, SLG: 0.273	1 SAFE 0-3 K 1-2		0-0 F8		0-0 G3			0-3 K		3 0 0 0 0 1 1 1 0 0 0 0 1 0							
27 Vladimir Guerrero Jr., R (1, 5) OBP: 0.345, SLG: 0.500 90 Luis De Los Santos, R (6, 5)	0-0 2-H 1B		0-0 G5-3		0-0 F8			4-0 72 HR BB		3 0 1 1 0 0 0 0 1 0 0 1 0 0							
2 Joe Panik, L (1, 6) OBP: 0.459, SLG: 0.789 72 Santiago Espinal, R (6, 6) OBP: 0.409, SLG: 0.850	0-3 K		0-0 10 1B 3B		0-0 F7			0-0 1-H HR		3 1 1 0 0 1 1 1 1 1 2 0 0 0							
37 Teoscar Hernández, R (1, 9) OBP: 0.286, SLG: 0.333 92 Griffin Conine, L (6, 9) OBP: 0.167, SLG: 0.167		0-0 E6		0-0 P6				0-0 G6-3		3 0 0 0 0 0 1 1 0 0 0 0 0 0							
10 Reese McGuire, L (1, 2) OBP: 0.167, SLG: 0.389 70 Pat Cantwell, R (6, 2) OBP: 0.444, SLG: 0.286		0-0 F7		0-0 75 2B 1B				0-0 G6-3		2 0 1 1 0 0 1 2 0 1 0 0 0 0							
75 Andy Burns, R (1, 3) OBP: 0.348, SLG: 0.500 96 Christian Williams, L (7, 3) 1 SAFE		0-3 K		0-0 3-H 1B				0-3 F9		3 0 1 0 0 1 1 1 0 0 0 0 1 1							
23 Derek Fisher, L (1, 7) OBP: 0.333, SLG: 0.333 91 Reggie Pruitt, R (6, 7) OBP: 0.333, SLG: 1.167		0-3 K		0-0 1-3 2B				0-3 F9		2 0 0 0 0 1 3 2 0 0 0 0 1 1							
Inning Stats	R: 1 H: 2 E: 0 LOB: 1 K: 3 BB: 0 S: 11 P: 11	R: 0 H: 0 E: 1 LOB: 1 K: 2 BB: 0 S: 8 P: 8	R: 0 H: 0 E: 0 LOB: 0 K: 1 BB: 0 S: 5 P: 5	R: 1 H: 3 E: 0 LOB: 2 K: 0 BB: 0 S: 6 P: 6	R: 0 H: 0 E: 0 LOB: 0 K: 1 BB: 0 S: 5 P: 5	R: 0 H: 0 E: 0 LOB: 0 K: 0 BB: 0 S: 3 P: 3	R: 0 H: 0 E: 0 LOB: 0 K: 1 BB: 0 S: 5 P: 5	R: 0 H: 0 E: 0 LOB: 0 K: 3 BB: 0 S: 9 P: 9	R: 2 H: 2 E: 0 LOB: 1 K: 1 BB: 1 S: 7 P: 11	1B: 4 SF: 0 2B: 1 SAC: 0 3B: 1 DP: 0 HR: 1 HBP: 0	WP: 2 PA: 36 PB: 0 SB: 0 CS: 0						
PITCHER	IP WLS BF H R ER SO BB IBB HBP BLK WP HR S P ERA WHIP																
45 Gerrit Cole, R (1, 1) ERA: 7.0	3.1		13	2	1	1	6	0	0	0	0	1	0	25	25	2.70	0.600
36 Dan Otero, R (4, 1) ERA: 3.86	0.2		5	3	1	1	0	0	0	0	0	0	0	5	5	13.50	4.500
47 Jordan Montgomery, L (5, 1) ERA: 4.09	4.0		12	0	0	0	5	0	0	0	0	0	0	22	22	0.00	0.000
61 Ben Heller, R (9, 1) ERA: 27.0	0.2	L	5	2	2	2	1	1	0	0	0	1	1	6	10	27.00	4.500
60 Matt Wivinis, R (9, 1) ERA:	0.1		1	0	0	0	0	0	0	0	0	0	0	1	1	0.00	0.000

Toronto Blue Jays @ New York Yankees
George M. Steinbrenner Field, Tampa, FL

Tue Mar 10 2020, 1:09 PM - 3:50 PM EDT
Att. 9,754 - Partly Cloudy - 79 F

livebaseballscorecards.com

AB	35
R	4
H	7
RBI	4
BB	1
SO	12
LOB	10



Batter	1	2	3	4	5	6	7	8	9	AB	R	H	RBI	BB	SO	LOB
26 DJ LeMahieu, R (1, 4) OBP: 0.387, SLG: 0.448 78 Brandon Wagner, L (8, 3) OBP: 0.250, SLG: 0.250	0-3 K			0-0 11 G1-3 25 SF8 2B		0-0 G6-3		0-0 G3-1		3	1	1	0	0	1	0
11 Brett Gardner, L (1, 8) OBP: 0.379, SLG: 0.227 68 Brandon Lockridge, R (7, 8) OBP: 0.333, SLG: 0.556	0-0 F8			0-0 G1-3		4-0 25 S BB		0-0 F8		2	0	0	0	1	0	1
25 Gleyber Torres, R (1, 6) OBP: 0.241, SLG: 0.360 79 Diego Castillo, R (8, 6) OBP: 0.500, SLG: 0.714	0-3 K			0-0 SF8		0-0 L7		0-0 69 1B 1B		2	0	0	1	0	1	1
59 Luke Voit, R (1, 3) OBP: 0.313, SLG: 0.400 69 Hoy Park, L (8, 4) OBP: 0.571, SLG: 0.600		0-0 P6		0-0 G5-3		0-3 K		0-0 1-2 1B		3	0	0	0	0	1	0
41 Miguel Andujar, R (1, 5) OBP: 0.310, SLG: 0.423 81 Angel Aguilar, R (8, 5)		0-0 F7		0-0 66 G5-3 1B		0-0 L4		0-3 K		3	0	1	0	0	0	0
66 Kyle Higashioka, R (1, 2) OBP: 0.333, SLG: 0.640 94 Donny Sands, R (9, PH)		0-0 P3		0-0 G5-3		2-2 HR		0-0 G3		3	1	1	1	0	0	1
12 Rosell Herrera, S (1, 9) OBP: 0.444, SLG: 0.600 28 Zack Zehner, R (7, 9) OBP: 0.250, SLG: 0.100			0-0 F7		0-0 F8		0-0 G6-3			2	0	0	0	0	0	1
92 Chris Gittens, R (1, 10) OBP: 0.269, SLG: 0.273			0-3 K		0-3 K			0-3 K		3	0	0	0	0	3	1
74 Zack Granite, L (1, 7) OBP: 0.350, SLG: 0.200 91 Trey Amburgey, R (8, 7) OBP: 0.350, SLG: 0.353			0-3 K			0-0 L3		0-0 G4-3		2	0	0	0	0	1	0

Inning Stats	R: 0	H: 0	E: 0	K: 2	S: 7	H: 0	LOB: 0	BB: 0	P: 7	R: 0	H: 0	E: 0	K: 2	S: 7	H: 0	LOB: 0	BB: 0	P: 7	R: 0	H: 1	E: 0	K: 1	S: 6	R: 0	H: 0	E: 0	K: 0	S: 3	H: 0	LOB: 1	BB: 0	P: 6	R: 1	H: 1	E: 0	K: 1	S: 8	R: 0	H: 0	E: 0	K: 1	S: 5	R: 0	H: 2	E: 0	K: 1	S: 7	H: 2	LOB: 2	BB: 0	P: 7	1B: 3	SF: 1	2B: 1	SAC: 0	3B: 0	DP: 0	HR: 1	HBP: 0	WP: 0	PA: 33
--------------	------	------	------	------	------	------	--------	-------	------	------	------	------	------	------	------	--------	-------	------	------	------	------	------	------	------	------	------	------	------	------	--------	-------	------	------	------	------	------	------	------	------	------	------	------	------	------	------	------	------	------	--------	-------	------	-------	-------	-------	--------	-------	-------	-------	--------	-------	--------

PITCHER	IP	WLS	BF	H	R	ER	SO	BB	IBB	HBP	BLK	WP	HR	S	P	ERA	WHIP
14 Tanner Roark, R (1, 1) ERA: 3.0	4.0		13	1	1	1	4	0	0	0	0	0	0	21	21	2.25	0.250
1 Shun Yamaguchi, R (5, 1) ERA: 9.0	3.0		12	2	1	1	2	1	0	0	0	0	1	17	23	3.00	1.000
43 Sam Gaviglio, R (8, 1) ERA:	1.0	W	3	0	0	0	1	0	0	0	0	0	0	5	5	0.00	0.000
73 Ty Tice, R (9, 1) ERA: 3.86	1.0	S	5	2	0	0	1	0	0	0	0	0	0	7	7	0.00	2.000

BOTTOM

Toronto Blue Jays @ New York Yankees
George M. Steinbrenner Field, Tampa, FL

Tue Mar 10 2020, 1:09 PM - 3:50 PM EDT
Att: 9,754 - Party Cloudy - 79 F

livebaseballscorecards.com

AB	31
R	2
H	5
RBI	2
BB	1
SO	8
LOB	9



Batter	1	2	3	4	5	6	7	8	9	AB R H RBI BB SO LOB	TOP
38 Mason Williams, L (1, 8) OBP: 0.483, SLG: 0.500 85 Kyle Stowers, L (8, 8)	1-0 1B		0-0 F7		0-0 P5			0-1 HR		4 1 2 1 0 0 0 0 0 0 0 0 0 0	<p>Baltimore Orioles @ Toronto Blue Jays TD Ballpark, Dunedin, FL Wed Mar 11 2020, 1:09 PM - 4:08 PM EDT Att: 5,223 - Sunny - 79 F</p>
74 Pat Valaika, R (1, 3) OBP: 0.379, SLG: 0.704 13 José Rondón, R (7, 3) OBP: 0.318, SLG: 0.364	1-0 F7		0-0 G5-3		0-0 G1-3			0-3 K		3 0 0 0 0 0 1 1 0 0 0 0 1 0	
39 Renato Núñez, R (1, 5) OBP: 0.206, SLG: 0.290 9 Richard Urena, S (6, 5) OBP: 0.143, SLG: 0.357	0-3 K		0-3 K			0-3 K		0-0 G5-3		3 0 0 0 0 3 1 1 0 0 0 0 0 0	
6 Ryan Mountcastle, R (1, 7) OBP: 0.235, SLG: 0.412 84 Mason Janvin, R (8, 7)	0-0 F7			0-3 K		0-0 F7		0-3 K		4 0 0 0 0 2 1 0 0 0 0 0 0 0	
28 Pedro Severino, R (1, 2) OBP: 0.240, SLG: 0.435 37 Taylor Davis, R (6, 2) OBP: 0.400, SLG: 0.250		0-0 G1-3		0-0 G5-3		0-0 F8			0-0 G6-3	3 0 0 0 0 0 0 1 0 0 0 0 0 0	
12 Stevie Wilkerson, S (1, 4) OBP: 0.357, SLG: 0.458 82 Mason McCoy, R (7, PH) OBP: 0.167, SLG: 0.100		2-1 HR		0-0 2 BB 1B		3-2 E6 2 L3 BB			4-0 89 FC6-4 BB	2 1 2 1 0 0 0 1 0 0 0 1 0 0	
2 Dilson Herrera, R (1, 10) OBP: 0.313, SLG: 0.393 89 Darell Hernaiz, R (9, PH)		1-0 HBP		4-0 1-2 BB		0-0 L3			0-0 FC6-4	1 0 0 0 1 0 1 1 0 0 0 0 0 1	
80 Yusniel Díaz, R (1, 9) OBP: 0.417, SLG: 0.500 90 T.J. Niding, S (8, 9) OBP: 0.222, SLG: 0.125		0-3 K		0-0 L8			0-0 1B		0-0 G5-3	3 0 1 0 0 1 3 1 0 0 0 0 0 1	
1 Richie Martin, R (1, 6) OBP: 0.333, SLG: 0.536 78 Malquin Canelo, R (7, 6) OBP: 0.333, SLG: 0.400		0-0 G1-3			0-0 G5-3		0-2 K			3 0 0 0 0 1 2 0 0 0 0 0 0 0	
Inning Stats	R: 0 E: 0 K: 1 S: 6 H: 1 LOB: 1 BB: 0 P: 8	R: 1 E: 0 K: 1 S: 7 H: 1 LOB: 1 BB: 0 P: 10	R: 0 E: 0 K: 1 S: 5 H: 0 LOB: 0 BB: 0 P: 5	R: 0 E: 0 K: 1 S: 6 H: 1 LOB: 2 BB: 1 P: 10	R: 0 E: 0 K: 0 S: 3 H: 0 LOB: 0 BB: 0 P: 3	R: 0 E: 0 K: 1 S: 5 H: 0 LOB: 0 BB: 0 P: 5	R: 0 E: 1 K: 1 S: 8 H: 1 LOB: 1 BB: 0 P: 11	R: 1 E: 0 K: 2 S: 9 H: 1 LOB: 0 BB: 0 P: 9	R: 0 E: 0 K: 0 S: 3 H: 0 LOB: 1 BB: 1 P: 7	1B: 3 2B: 1 3B: 0 HR: 2 SF: 0 SAC: 0 DP: 1 HBP: 1	
PITCHER	IP WLS BF H R ER SO BB IBB HBP BLK WP HR S P ERA WHIP	IP WLS BF H R ER SO BB IBB HBP BLK WP HR S P ERA WHIP	IP WLS BF H R ER SO BB IBB HBP BLK WP HR S P ERA WHIP	IP WLS BF H R ER SO BB IBB HBP BLK WP HR S P ERA WHIP	IP WLS BF H R ER SO BB IBB HBP BLK WP HR S P ERA WHIP	IP WLS BF H R ER SO BB IBB HBP BLK WP HR S P ERA WHIP	IP WLS BF H R ER SO BB IBB HBP BLK WP HR S P ERA WHIP	IP WLS BF H R ER SO BB IBB HBP BLK WP HR S P ERA WHIP	IP WLS BF H R ER SO BB IBB HBP BLK WP HR S P ERA WHIP	22 Chase Anderson, R (1, 1) ERA: 11.57 45 Thomas Pannone, L (4, 1) ERA: 2.25 52 Anthony Bass, R (5, 1) ERA: 4.15 51 Ken Giles, R (6, 1) ERA: 2.25 36 A.J. Cole, R (7, 1) ERA:	48 Brian Moran, L (8, 1) ERA: 7.2 38 Ryan Dull, R (9, 1) ERA: 18.9

livebaseballscorecards.com

AB	32
R	2
H	5
RBI	2
BB	2
SO	8
LOB	11



Batter	1	2	3	4	5	6	7	8	9
11 Bo Bichette, R (1, 6) OBP: 0.375, SLG: 0.714 72 Santiago Espinal, R (5, PH) OBP: 0.458, SLG: 1.000 Rafael Lantigua, R (8, 4)	0-0 HR	0-0 2B	0-3 K		3-1 HR		0-0 1B		
49 Jonathan Davis, R (1, 8) OBP: 0.412, SLG: 0.615 92 Chavez Young, S (5, PH) OBP: 0.222, SLG: 0.125 94 Will Robertson, L (8, 9)	0-0 2B	4-0 BB	0-0 F9		0-3 K		4-0 BB		
13 Lourdes Gurriel Jr., R (1, 7) OBP: 0.429, SLG: 0.560 82 Forrest Wall, L (5, PH) OBP: 0.320, SLG: 0.524	0-0 2B	0-0 BB		1-0 HBP	4-0 BB		0-3 K		
6 Travis Shaw, L (1, 5) OBP: 0.300, SLG: 0.462 78 Kevin Smith, R (5, PH) OBP: 0.214, SLG: 0.250	0-3 K	0-3 K		1-0 P3	0-3 K		0-3 K		
15 Randal Grichuk, R (1, 10) OBP: 0.433, SLG: 0.720 92 Kacy Clemens, L (5, PH) OBP: 0.250, SLG: 0.250	0-0 HR	0-0 1B		3-2 HR	0-3 K		0-0 F9		
9 Danny Jansen, R (1, 2) OBP: 0.600, SLG: 1.353 76 Riley Adams, R (6, PH) OBP: 0.273, SLG: 0.727	0-1 HR	0-0 1B		0-0 3B		0-3 K		0-3 K	
28 Billy McKinney, L (1, 9) OBP: 0.310, SLG: 0.462 95 Gabriel Guerrero, R (6, 9) OBP: 0.250, SLG: 0.143	0-0 G5-3	0-3 K		0-2 K		0-0 F9		0-0 F9	
3 Brandon Drury, R (1, 3) OBP: 0.192, SLG: 0.167 75 Andy Burns, R (6, 3) OBP: 0.360, SLG: 0.625	0-0 F9		0-0 F9	0-0 P4		0-2 HR		0-2 K	
33 Rubén Tejada, R (1, 4) OBP: 0.400, SLG: 0.600 90 Otto Lopez, R (5, PR) OBP: 0.333, SLG: 0.667		0-0 F7	4-0 BB		1-0 HBP		0-0 G4-3		

Inning Stats	R: 5	H: 5	E: 0	K: 1	S: 11	LOB: 0	BB: 0	P: 11	R: 4	H: 4	E: 0	K: 2	S: 11	LOB: 1	BB: 1	P: 15	R: 0	H: 0	E: 0	K: 1	S: 5	LOB: 1	BB: 1	P: 9	R: 2	H: 2	E: 0	K: 1	S: 9	LOB: 1	BB: 0	P: 14	R: 2	H: 1	E: 0	K: 3	S: 11	LOB: 1	BB: 1	P: 19	R: 1	H: 1	E: 0	K: 1	S: 8	LOB: 0	BB: 0	P: 8	R: 0	H: 1	E: 0	K: 2	S: 8	LOB: 2	BB: 1	P: 12	R: 0	H: 0	E: 0	K: 2	S: 7	LOB: 0	BB: 0	P: 7
--------------	------	------	------	------	-------	--------	-------	-------	------	------	------	------	-------	--------	-------	-------	------	------	------	------	------	--------	-------	------	------	------	------	------	------	--------	-------	-------	------	------	------	------	-------	--------	-------	-------	------	------	------	------	------	--------	-------	------	------	------	------	------	------	--------	-------	-------	------	------	------	------	------	--------	-------	------


PITCHER	IP	WLS	BF	H	R	ER	SO	BB	IBB	HBP	BLK	WP	HR	S	P	ERA	WHIP
73 Thomas Eshelman, R (1, 1) ERA: 9.9	2.0	L	16	9	9	9	3	1	0	0	0	0	3	22	26	40.50	5.000
42 Mychal Givens, R (3, 1) ERA: 10.38	1.1		7	1	2	2	1	1	0	1	0	1	1	9	18	13.50	1.500
96 Isaac Mattson, R (4, 1) ERA:	0.2		3	1	0	0	1	0	0	0	0	0	0	5	5	0.00	1.500
56 Hunter Harvey, R (5, 1) ERA: 4.91	0.2		5	1	2	2	2	1	0	1	0	0	1	8	16	27.00	3.000
92 Jay Flaa, R (5, 1) ERA:	0.1		1	0	0	0	1	0	0	0	0	0	0	3	3	0.00	0.000

BOTTOM

Baltimore Orioles @ Toronto Blue Jays
 TD Ballpark, Dunedin, FL
 Wed Mar 11 2020, 1:09 PM - 4:08 PM EDT
 Att. 5,223 - Sunny - 79 F

AB	R	H	RBI	BB	SO	LOB
3	2	2	1	0	1	1
2	1	2	2	0	0	0
0	0	0	0	0	0	0
2	2	1	0	1	0	1
1	0	0	0	1	1	1
0	0	0	0	0	0	0
2	3	2	2	0	0	0
1	0	0	0	1	1	2
3	0	0	0	0	2	4
2	0	0	0	0	2	3
3	3	3	5	0	0	0
2	0	0	0	0	1	3
3	1	3	3	0	0	0
2	0	0	0	0	2	0
3	0	0	0	0	2	2
2	0	0	0	0	0	0
3	0	0	0	0	0	1
2	1	1	1	0	1	0
1	0	0	0	1	0	0
1	1	0	0	0	0	0

AB	38
R	14
H	14
RBI	14
BB	4
SO	13
LOB	18



1B:	3	SF:	0	WP:	1	PA:	44
2B:	4	SAC:	0	PB:	0		
3B:	1	DP:	0	SB:	0		
HR:	6	HBP:	2	CS:	0		

Batter	1	2	3	4	5	6	7	8	9	AB	R	H	RBI	BB	SO	LOB	TOP					
11 Bo Bichette, R (1, 6) OBP: 0.371, SLG: 0.774 78 Kevin Smith, R (5, 6) OBP: 0.233, SLG: 0.269	0-3 K		0-0 G6-3		2-1 HR	0-0 G5-3		0-0 1B		3	1	1	1	0	1	0						
8 Cavan Biggio, L (1, 8) OBP: 0.344, SLG: 0.231 92 Chavez Young, S (5, PR) OBP: 0.182, SLG: 0.100	0-0 F8		0-0 G1-3		0-0 1B		0-3 K	0-3 K		3	0	1	0	0	0	0						
13 Lourdes Gurriel Jr., R (1, 10) OBP: 0.419, SLG: 0.571 89 DJ Neal, R (7, PH) OBP: 0.500, SLG: 0.500	0-0 2B		0-0 G5-3		0-0 G6-4-3		0-0 1B	0-3 K		3	0	1	0	0	0	1						
27 Vladimir Guerrero Jr., R (1, 5) OBP: 0.355, SLG: 0.607 33 Rubén Tejada, R (5, 5) OBP: 0.348, SLG: 0.500	0-3 K			1-1 HR		0-3 K	1-0 P3	0-0 F9		2	1	1	1	0	1	1						
6 Travis Shaw, L (1, 3) OBP: 0.313, SLG: 0.464 94 Ryan Noda, L (5, 3) OBP: 0.556, SLG: 0.400		0-0 G4-3		0-0 1B		4-0 BB	0-0 P5		0-0 F8	2	1	1	0	0	0	0						
10 Reese McGuire, L (1, 2) OBP: 0.238, SLG: 0.400 70 Pat Cantwell, R (7, 2) OBP: 0.455, SLG: 0.333		0-3 K		0-0 1B		4-0 BB		0-0 K		2	1	1	0	1	1	0						
2 Joe Panik, L (1, 4) OBP: 0.462, SLG: 0.762 72 Santiago Espinal, R (5, 4) OBP: 0.462, SLG: 1.000 91 Vinny Capra, R (8, PR) (8, 4)		0-0 1B		0-0 G4-6-3		0-0 L5		0-0 2B		2	0	1	0	0	0	2						
82 Forrest Wall, L (1, 7) OBP: 0.370, SLG: 0.565 75 Andy Burns, R (6, PH) OBP: 0.407, SLG: 0.625		0-0 1B		0-0 1B		1-0 74 1B		4-0 BB		0	0	0	0	1	0	0						
95 Norberto Obeso, L (8, PR) (8, 7)		1-2 1B		0-0 1B		1-2 HBP		4-0 BB		0	0	0	0	0	0	0						
77 Joshua Palacios, L (1, 9) OBP: 0.136, SLG: 0.143 74 Brock Lundquist, L (6, PH) OBP: 0.625, SLG: 0.714	0-3 K		0-1 CS		0-0 G1		0-0 1B		4-0 BB	2	0	0	0	0	1	2						
		0-3 K		0-1 CS		0-0 1B		1-2 BB		1	0	1	2	1	0	0						
Inning Stats	R: 0 E: 0 K: 2 S: 8	H: 1 LOB: 1 BB: 0 P: 8	R: 0 E: 0 K: 2 S: 9	H: 2 LOB: 2 BB: 0 P: 9	R: 0 E: 0 K: 0 S: 3	H: 0 LOB: 0 BB: 0 P: 3	R: 2 E: 0 K: 0 S: 7	H: 4 LOB: 0 BB: 0 P: 8	R: 1 E: 0 K: 0 S: 5	H: 2 LOB: 1 BB: 0 P: 7	R: 2 E: 0 K: 1 S: 6	H: 1 LOB: 2 BB: 2 P: 15	R: 0 E: 0 K: 1 S: 6	H: 1 LOB: 1 BB: 0 P: 7	R: 2 E: 0 K: 2 S: 10	H: 3 LOB: 3 BB: 2 P: 18	R: 0 E: 0 K: 1 S: 5	H: 0 LOB: 0 BB: 0 P: 5	1B: 10 2B: 2 3B: 0 HR: 2	SF: 0 SAC: 0 DP: 2 HBP: 1	WP: 0 PB: 1 SB: 0 CS: 1	PA: 44
PITCHER	IP	WLS	BF	H	R	ER	SO	BB	IBB	HBP	BLK	WP	HR	S	P	ERA	WHIP					
59 Joe Musgrove, R (1, 1) ERA: 10.8	4.1		20	9	3	3	4	0	0	0	0	0	2	31	34	6.23	2.077					
32 Geoff Hartlieb, R (5, 1) ERA: 11.37	1.2	L	8	1	2	2	1	2	0	1	0	0	0	7	16	10.80	1.800					
54 Sam Howard, L (7, 1) ERA: 7.94	1.0		4	1	0	0	1	0	0	0	0	0	0	6	7	0.00	1.000					
38 Yacksel Ríos, R (8, 1) ERA: 12.6	0.0		5	3	2	2	0	2	0	0	0	0	0	3	11	∞	∞					
63 Miguel Del Pozo, L (8, 1) ERA: 4.7	2.0		6	0	0	0	3	0	0	0	0	0	0	12	12	0.00	0.000					

Toronto Blue Jays @ Pittsburgh Pirates
LECOM Park, Bradenton, FL
Thu Mar 12 2020, 1:10 PM - 4:17 PM EDT
Att: 5,275 - Sunny - 80 F

livebaseballscorecards.com

AB	38
R	7
H	14
RBI	7
BB	4
SO	9
LOB	21



Batter	1	2	3	4	5	6	7	8	9	AB	R	H	RBI	BB	SO	LOB
27 Kevin Newman, R (1, 6) 64 Phillip Evans, R (7, 3) OBP: 0.258, SLG: 0.290 OBP: 0.433, SLG: 0.577	0-0 G4-3	0-0 F8		0-0 G5-3		0-0 1B		0-0 G5-3		4	0	1	1	0	0	1
10 Bryan Reynolds, S (1, 7) 15 JT Riddle, L (7, 6) OBP: 0.517, SLG: 0.632 OBP: 0.320, SLG: 0.609	0-0 26 2B 26 E 1B		2-1 HR	0-0 G5-3			0-0 G3		0-0 F8	3	2	2	1	0	0	0
26 Adam Frazier, L (1, 4) 29 Sócrates Brito, L (6, 9) OBP: 0.281, SLG: 0.400 OBP: 0.269, SLG: 0.320	0-0 E7 55 G4-3 2B		0-0 55 WP 55 S FC5-2 1B		0-0 P3		0-0 55 G4-3 2B		0-3 K	3	1	2	0	0	0	0
55 Josh Bell, S (1, 10) 68 Jake Elmore, R (9, PH) OBP: 0.345, SLG: 0.375 OBP: 0.091, SLG: 0.136	0-0 G4-3		2-0 FC5-2 25 1B 1-H		0-3 K		0-0 G4-3		0-0 1B	4	0	0	1	0	1	2
25 Gregory Polanco, L (1, 9) 80 Andrew Susac, R (6, 2) OBP: 0.519, SLG: 0.667 OBP: 0.500, SLG: 0.308	0-0 1B		0-0 36 HBP 1B		0-3 K		4-0 BB		0-3 K	3	0	2	0	0	1	0
19 Colin Moran, L (1, 5) 13 Ke'Bryan Hayes, R (7, 5) OBP: 0.267, SLG: 0.483 OBP: 0.400, SLG: 0.440	0-0 G3-1		0-0 P4		0-0 P2		0-3 K			3	0	0	0	0	0	3
36 José Osuna, R (1, 3) 76 Jared Oliva, R (6, PR) OBP: 0.406, SLG: 0.429 OBP: 0.290, SLG: 0.321		0-3 K	1-0 HBP		0-0 27 1B 2B				0-0 P3	2	0	1	0	0	1	0
6 Jarrod Dyson, L (1, 8) 51 Jason Martin, L (6, PR) OBP: 0.294, SLG: 0.214 OBP: 0.261, SLG: 0.348		0-0 1B	0-0 F9		4-0 27 1B BB				0-3 K	2	0	1	0	1	0	3
14 Luke Maile, R (1, 2) 3 Cole Tucker, S (6, 4) OBP: 0.188, SLG: 0.188 OBP: 0.387, SLG: 0.667		0-3 K		0-0 F9		0-0 F6			2-0 HR	2	0	0	0	0	1	1

Inning Stats	R: 2	H: 3	E: 1	LOB: 1	K: 0	BB: 0	S: 6	R: 0	H: 1	E: 0	LOB: 1	K: 2	BB: 0	S: 8	R: 1	H: 3	E: 0	LOB: 3	K: 0	BB: 0	S: 7	R: 0	H: 0	E: 0	LOB: 0	K: 0	BB: 0	S: 3	R: 0	H: 0	E: 0	LOB: 0	K: 2	BB: 0	S: 7	R: 1	H: 2	E: 0	LOB: 2	K: 0	BB: 1	S: 4	R: 0	H: 1	E: 0	LOB: 2	K: 1	BB: 1	S: 6	R: 1	H: 1	E: 0	LOB: 0	K: 1	BB: 0	S: 6	R: 0	H: 1	E: 0	LOB: 1	K: 2	BB: 0	S: 8	1B: 7	SF: 0	2B: 3	SAC: 0	3B: 0	DP: 0	HR: 2	HBP: 1	WP: 1	PA: 41
--------------	------	------	------	--------	------	-------	------	------	------	------	--------	------	-------	------	------	------	------	--------	------	-------	------	------	------	------	--------	------	-------	------	------	------	------	--------	------	-------	------	------	------	------	--------	------	-------	------	------	------	------	--------	------	-------	------	------	------	------	--------	------	-------	------	------	------	------	--------	------	-------	------	-------	-------	-------	--------	-------	-------	-------	--------	-------	--------

PITCHER	IP	WLS	BF	H	R	ER	SO	BB	IBB	HBP	BLK	WP	HR	S	P	ERA	WHIP
57 Trent Thornton, R (1, 1) ERA: 4.22	3.0		17	7	3	3	2	0	0	0	0	1	1	21	26	9.00	2.333
20 Marc Rzepczynski, L (4, 1) ERA:	1.0		3	0	0	0	0	0	0	0	0	0	0	3	3	0.00	0.000
71 Nate Pearson, R (5, 1) ERA: 1.29	2.0	W	8	2	1	1	2	1	0	0	0	0	0	11	15	4.50	1.500
54 Sean Reid-Foley, R (7, 1) ERA:	1.0	H	5	1	0	0	1	1	0	0	0	0	0	6	10	0.00	2.000
60 Justin Miller, R (8, 1) ERA: 1.5	1.0	H	4	1	1	1	1	0	0	0	0	0	1	6	8	9.00	1.000
PITCHER	IP	WLS	BF	H	R	ER	SO	BB	IBB	HBP	BLK	WP	HR	S	P	ERA	WHIP
83 Kirby Sneed, L (9, 1) ERA: 2.08	1.0		4	1	0	0	2	0	0	0	0	0	0	0	0	0.00	1.000

BOTTOM

Toronto Blue Jays @ Pittsburgh Pirates

LECOM Park, Bradenton, FL

Thu Mar 12 2020, 1:10 PM - 4:17 PM EDT
Att. 5,275 - Sunny - 80 F

AB	38
R	5
H	12
RBI	4
BB	2
SO	8
LOB	15



Batter	1	2	3	4	5	6	7	8	9	AB R H RBI BB SO LOB	TOP		
11 Bo Bichette, R (1, 6) OBP: 0.359, SLG: 0.743 33 Rubén Tejada, R (7, 6) OBP: 0.333, SLG: 0.474	 3-2 K		 3-2 SF9 27 G5-3 2B		 0-1 P3		 1-0 G6-3		 0-0 F8	4 1 1 0 0 1 0 1 0 0 0 0 0 0			
8 Cavan Biggio, L (1, 4) OBP: 0.333, SLG: 0.214 Santiago Espinal, R (7, 4) OBP: 0.444, SLG: 0.960	 1-2 FC5-4 27 HBP		 0-0 SF9		 1-1 G5-3		 0-3 K		 2-0 F8	2 0 0 1 0 1 0 1 0 0 0 0 0 0			
27 Vladimir Guerrero Jr., R (1, 3) OBP: 0.353, SLG: 0.581 2 Joe Panik, L (7, 5) OBP: 0.444, SLG: 0.727	 1-1 FC5-4 6 BB 1-2f		 3-2 G5-3		 0-0 44 HR 1B		 2-3 K			3 1 1 1 0 0 1 1 0 0 0 0 1 0			
6 Travis Shaw, L (1, 5) OBP: 0.314, SLG: 0.433 28 Billy McKinney, L (7, 3) OBP: 0.300, SLG: 0.444	 4-1 BB 1-2		 1-3 K		 0-3 K		 3-2 F7			2 0 0 0 1 2 1 1 0 0 0 0 0 0			
15 Randal Grichuk, R (1, 8) OBP: 0.394, SLG: 0.643 30 Anthony Alford, R (7, 8) OBP: 0.160, SLG: 0.240	 1-2 L8		 3-3 K		 0-1 L7		 2-2 G4-3			3 0 0 0 0 1 3 1 0 0 0 0 0 0			
44 Rowdy Tellez, L (1, 10) OBP: 0.379, SLG: 0.640		 1-1 G3		 1-3 K		 0-2 HR 1-H		 0-0 37 1B 23 DI 2B	4 2 2 2 0 1 0				
37 Teoscar Hernández, R (1, 9) OBP: 0.360, SLG: 0.409		 0-0 G4-6-3 23 1B		 1-2 1B		 0-0 G5-3		 2-2 23 DI 23 HR 1B	4 1 3 0 0 0 0				
23 Derek Fisher, L (1, 7) OBP: 0.355, SLG: 0.571		 0-1 G4-6-3 1-2f		 1-3 K		 1-1 HR		 2-2 HR 1-H 3-H	4 2 2 3 0 1 2				
9 Danny Jansen, R (1, 2) OBP: 0.565, SLG: 1.200 7 Caleb Joseph, R (8, 2) OBP: 0.211, SLG: 0.222			 1-1 11 2B 8 SF9 1B		 2-2 L3		 0-0 L4		 0-3 K	3 1 1 0 0 0 0 1 0 0 0 0 1 0			
Inning Stats	R: 0 H: 0 E: 0 LOB: 2 K: 1 BB: 1 S: 12 P: 22	R: 0 H: 1 E: 0 LOB: 0 K: 0 BB: 0 S: 5 P: 6	R: 2 H: 2 E: 0 LOB: 0 K: 1 BB: 0 S: 12 P: 20	R: 0 H: 1 E: 0 LOB: 1 K: 3 BB: 0 S: 12 P: 18	R: 0 H: 0 E: 0 LOB: 0 K: 0 BB: 0 S: 7 P: 10	R: 2 H: 2 E: 0 LOB: 0 K: 1 BB: 0 S: 10 P: 10	R: 1 H: 1 E: 0 LOB: 0 K: 1 BB: 0 S: 7 P: 9	R: 0 H: 0 E: 0 LOB: 0 K: 1 BB: 0 S: 9 P: 16	R: 3 H: 3 E: 0 LOB: 0 K: 1 BB: 0 S: 12 P: 18	1B: 5 SF: 1 2B: 2 SAC: 0 3B: 0 DP: 1 HR: 3 HBP: 1	WP: 0 PA: 38 PB: 0 SB: 0 CS: 0		
PITCHER	IP WLS BF H R ER SO BB IBB HBP BLK WP HR S P ERA WHIP											PITCHER	IP WLS BF H R ER SO BB IBB HBP BLK WP HR S P ERA WHIP
65 Ryan Weber, R (1, 1) ERA: 2.4 32 Matt Barnes, R (7, 1) ERA: 2.08 44 Brandon Workman, R (8, 1) ERA: 1.93 70 Ryan Brasier, R (9, 1) ERA: 6.0													

Toronto Blue Jays @ Boston Red Sox
 Fenway Park, Boston, MA
 Tue Jul 21 2020, 7:34 PM - 10:26 PM EDT
 Clear - 84 F

livebaseballscorecards.com

AB 35
R 8
H 10
RBI 7
BB 1
SO 9
LOB 7



Batter	1	2	3	4	5	6	7	8	9	AB R H RBI BB SO LOB
16 Andrew Benintendi, L (1, 7) 93 César Puello, R (8, 7)	 2-3		 4-2		 1-2		 4-2		 0-0	2 1 1 0 2 1 0 1 0 0 0 0 0 1
28 J.D. Martinez, R (1, 10) OBP: 0.313, SLG: 0.655	 4-0		 1-2		 0-0		 3-2			3 2 1 2 1 0 3
11 Rafael Devers, L (1, 5) 67 John Andreoli, R (7, 8) OBP: 0.333, SLG: 0.565 OBP: 0.333, SLG: 0.273	 2-2		 0-0		 0-3		 1-3			3 1 2 0 0 1 0 1 0 0 0 0 1 3
2 Xander Bogaerts, R (1, 6) 30 Tzu-Wei Lin, L (6, 3) OBP: 0.176, SLG: 0.125 OBP: 0.458, SLG: 0.455	 2-1		 3-2		 2-1		 2-2			3 1 1 1 0 0 2 1 0 0 0 0 0 3
18 Mitch Moreland, L (1, 3) 23 Michael Chavis, R (6, 4) OBP: 0.529, SLG: 0.857 OBP: 0.273, SLG: 0.367	 0-0		 1-3		 1-1		 1-3			2 1 1 3 0 1 2 2 0 0 0 0 1 0
7 Christian Vázquez, R (1, 2) 12 Jonathan Lucroy, R (8, 2) OBP: 0.250, SLG: 0.238 OBP: 0.464, SLG: 0.381	 2-3		 2-3		 1-3		 1-3			3 0 0 0 0 3 0 1 0 0 0 0 0 0
99 Alex Verdugo, L (1, 9) 5 Kevin Pillar, R (7, 9) OBP: 0.333, SLG: 0.333 OBP: 0.382, SLG: 0.469	 0-0	 1-1	 1-3		 1-3		 1-3			4 0 1 0 0 2 0 1 0 0 0 0 1 0
19 Jackie Bradley Jr., L (1, 8) 36 Jonathan Araúz, S (7, 5) OBP: 0.424, SLG: 0.645 OBP: 0.281, SLG: 0.345	 1-0		 2-3		 2-3		 4-1		 1-3	2 0 0 0 0 1 1 1 0 0 0 1 1 0
3 José Peraza, R (1, 4) OBP: 0.235, SLG: 0.294	 1-0	 1-0	 0-2		 0-2		 1-0		 2-0	4 0 1 0 0 0 2

Inning Stats	R: 4	H: 3	E: 0	K: 2	S: 12	LOB: 0	BB: 1	P: 24	R: 0	H: 1	E: 0	K: 0	S: 4	LOB: 0	BB: 0	P: 7	R: 0	H: 1	E: 0	K: 1	S: 13	LOB: 2	BB: 1	P: 22	R: 0	H: 0	E: 0	K: 3	S: 10	LOB: 0	BB: 0	P: 15	R: 2	H: 2	E: 0	K: 1	S: 12	LOB: 0	BB: 0	P: 15	R: 0	H: 0	E: 1	K: 1	S: 14	LOB: 3	BB: 2	P: 29	R: 0	H: 0	E: 0	K: 2	S: 8	LOB: 0	BB: 0	P: 12	R: 0	H: 1	E: 0	K: 1	S: 7	LOB: 0	BB: 0	P: 10	1B: 5	SF: 0	2B: 1	SAC: 0	3B: 0	DP: 2	HR: 2	HBP: 0	WP: 0	PA: 38
PITCHER	IP	WLS	BF	H	R	ER	SO	BB	IBB	HBP	BLK	WP	HR	S	P	ERA	WHIP																																																									
71 Nate Pearson, R (1, 1) ERA: 4.22	3.2		17	5	4	4	5	2	0	0	0	0	0	36	63	9.82	1.909																																																									
68 Jordan Romano, R (4, 1) ERA:	0.1		1	0	0	0	1	0	0	0	0	0	0	3	5	0.00	0.000																																																									
56 Ryan Borucki, L (5, 1) ERA: 6.75	2.2		13	2	2	2	4	2	0	0	0	0	0	32	51	6.75	1.500																																																									
Sean Reid-Foley, R (7, 1) ERA:	0.1		1	0	0	0	0	0	0	0	0	0	0	3	5	0.00	0.000																																																									
52 Anthony Bass, R (8, 1) ERA: 3.38	1.0	W	3	0	0	0	2	0	0	0	0	0	0	8	12	0.00	0.000																																																									
PITCHER	IP	WLS	BF	H	R	ER	SO	BB	IBB	HBP	BLK	WP	HR	S	P	ERA	WHIP																																																									
41 Rafael Dolis, R (9, 1) ERA:	1.0		3	1	0	0	1	0	0	0	0	0	0	7	10	0.00	1.000																																																									


BOTTOM

Toronto Blue Jays @ Boston Red Sox
Fenway Park, Boston, MA
Tue Jul 21 2020, 7:34 PM - 10:26 PM EDT
Clear - 84 F

livebaseballscorecards.com

AB 34
R 6
H 8
RBI 6
BB 4
SO 13
LOB 17



Batter	1	2	3	4	5	6	7	8	9	AB R H RBI BB SO LOB	TOP																								
												<p style="text-align: center;">Toronto Blue Jays @ Boston Red Sox Fenway Park, Boston, MA Wed Jul 22 2020, 7:30 PM EDT</p> <p style="text-align: right;">livebaseballscorecards.com</p> <table style="width: 100%; border-collapse: collapse;"> <tr><td style="width: 50%;">AB</td><td style="width: 50%; text-align: right;">0</td></tr> <tr><td>R</td><td style="text-align: right;">0</td></tr> <tr><td>H</td><td style="text-align: right;">0</td></tr> <tr><td>RBI</td><td style="text-align: right;">0</td></tr> <tr><td>BB</td><td style="text-align: right;">0</td></tr> <tr><td>SO</td><td style="text-align: right;">0</td></tr> <tr><td>LOB</td><td style="text-align: right;">0</td></tr> </table> 	AB	0	R	0	H	0	RBI	0	BB	0	SO	0	LOB	0									
AB											0																								
R											0																								
H											0																								
RBI											0																								
BB											0																								
SO											0																								
LOB											0																								
Inning Stats										1B: 0 SF: 0 2B: 0 SAC: 0 3B: 0 DP: 0 HR: 0 HBP: 0	WP: 0 PA: 0 PB: 0 SB: 0 CS: 0																								
PITCHER	IP	WLS	BF	H	R	ER	SO	BB	IBB	HBP	BLK	WP	HR	S	P	ERA	WHIP	PITCHER	IP	WLS	BF	H	R	ER	SO	BB	IBB	HBP	BLK	WP	HR	S	P	ERA	WHIP

Batter	1	2	3	4	5	6	7	8	9	AB R H RBI BB SO LOB	BOTTOM
--------	---	---	---	---	---	---	---	---	---	----------------------	--------

Toronto Blue Jays @ Boston Red Sox
Fenway Park, Boston, MA
 Wed Jul 22 2020, 7:30 PM EDT

livebaseballscorecards.com

AB 0
R 0
H 0
RBI 0
BB 0
SO 0
LOB 0



1B: 0	SF: 0	WP: 0	PA: 0
2B: 0	SAC: 0	PB: 0	
3B: 0	DP: 0	SB: 0	
HR: 0	HBP: 0	CS: 0	

<table border="0"> <tr> <td style="text-align: center;">PITCHER</td> <td>IP</td> <td>WLS</td> <td>BF</td> <td>H</td> <td>R</td> <td>ER</td> <td>SO</td> <td>BB</td> <td>IBB</td> <td>HBP</td> <td>BLK</td> <td>WP</td> <td>HR</td> <td>S</td> <td>P</td> <td>ERA</td> <td>WHIP</td> </tr> </table>	PITCHER	IP	WLS	BF	H	R	ER	SO	BB	IBB	HBP	BLK	WP	HR	S	P	ERA	WHIP	<table border="0"> <tr> <td style="text-align: center;">PITCHER</td> <td>IP</td> <td>WLS</td> <td>BF</td> <td>H</td> <td>R</td> <td>ER</td> <td>SO</td> <td>BB</td> <td>IBB</td> <td>HBP</td> <td>BLK</td> <td>WP</td> <td>HR</td> <td>S</td> <td>P</td> <td>ERA</td> <td>WHIP</td> </tr> </table>	PITCHER	IP	WLS	BF	H	R	ER	SO	BB	IBB	HBP	BLK	WP	HR	S	P	ERA	WHIP
PITCHER	IP	WLS	BF	H	R	ER	SO	BB	IBB	HBP	BLK	WP	HR	S	P	ERA	WHIP																				
PITCHER	IP	WLS	BF	H	R	ER	SO	BB	IBB	HBP	BLK	WP	HR	S	P	ERA	WHIP																				

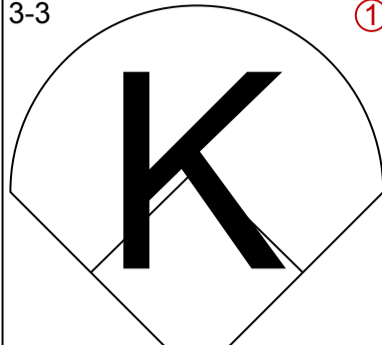
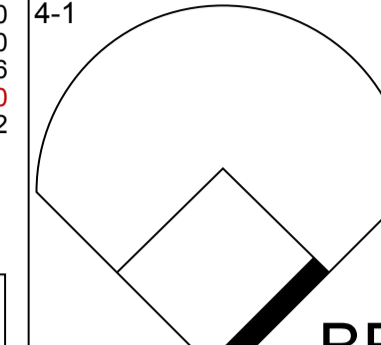
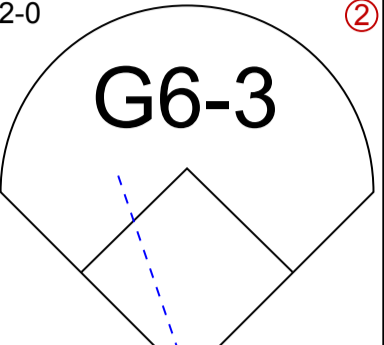
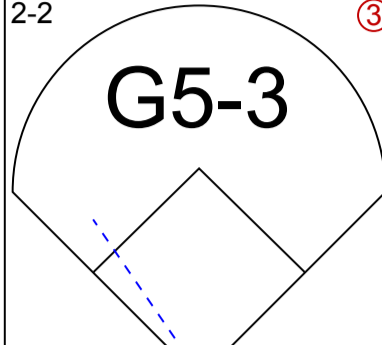
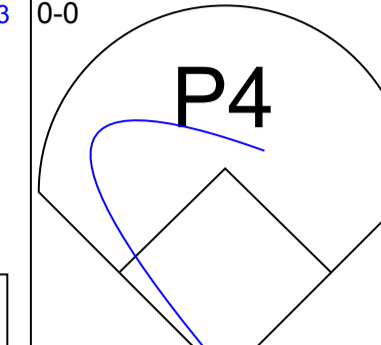
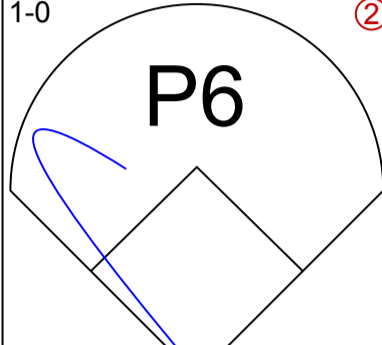
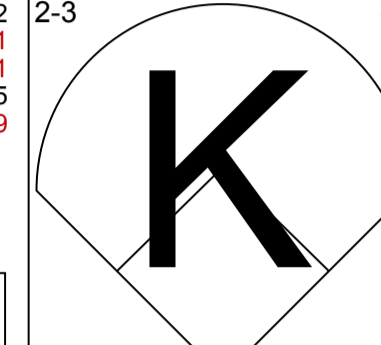
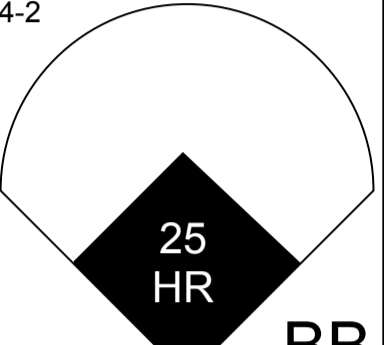
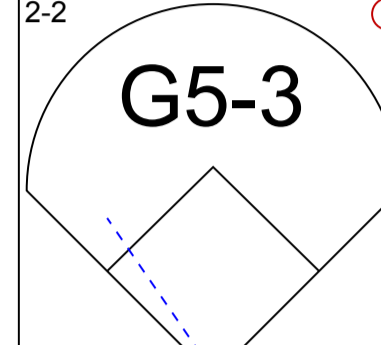
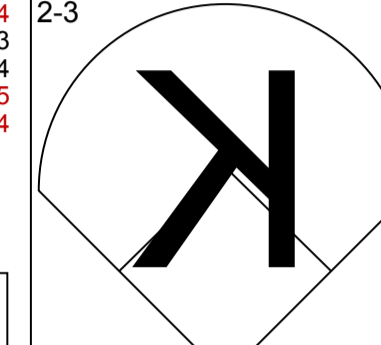
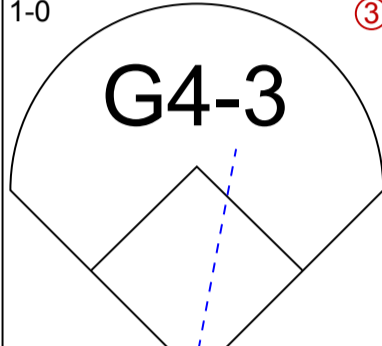
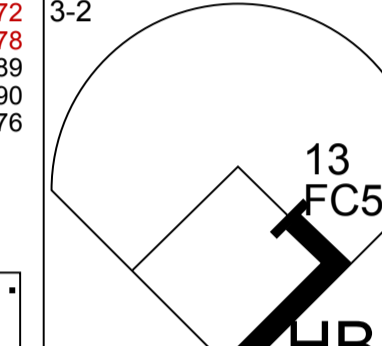
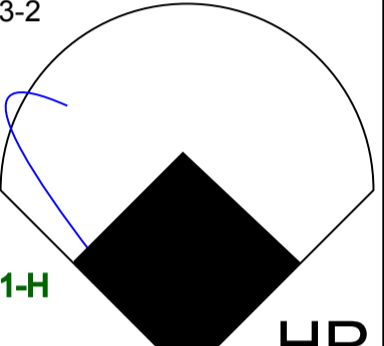
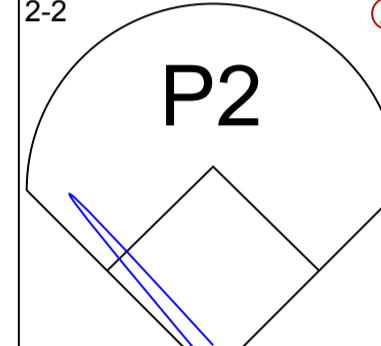
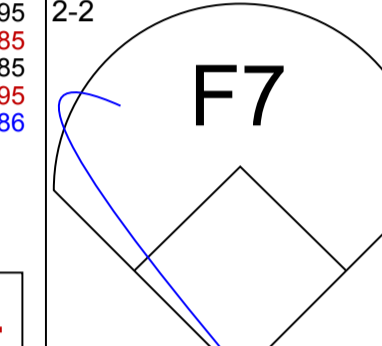
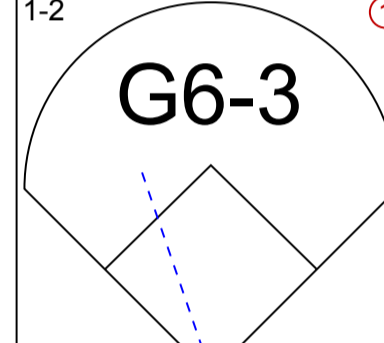
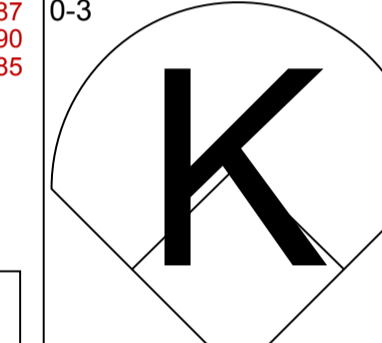
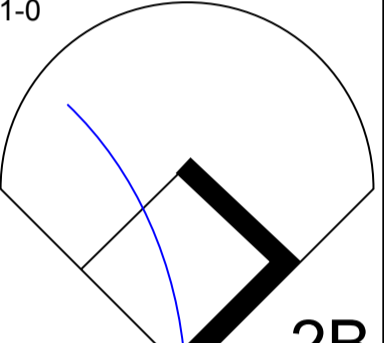
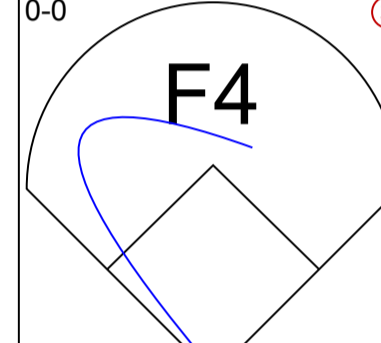
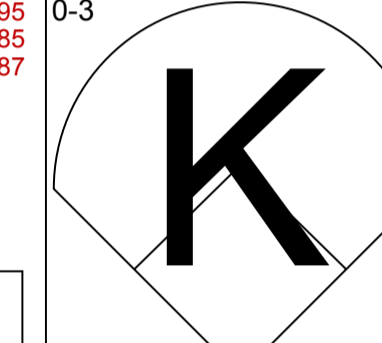
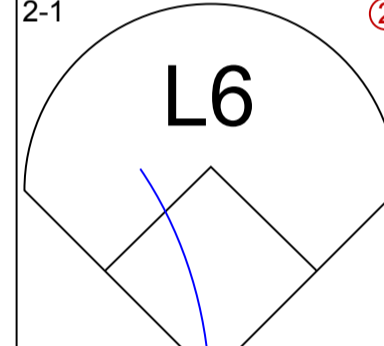
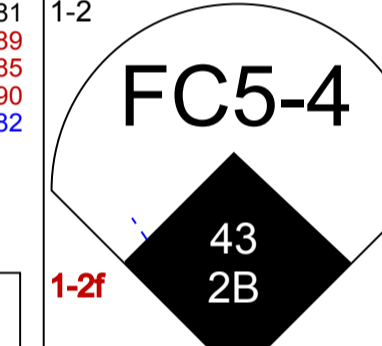
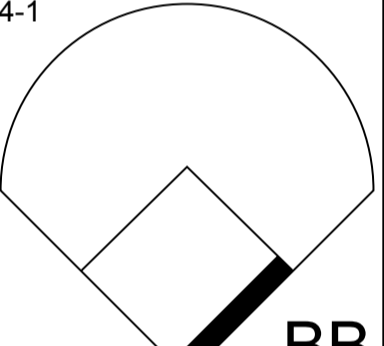
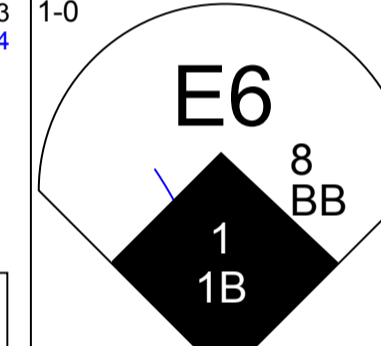
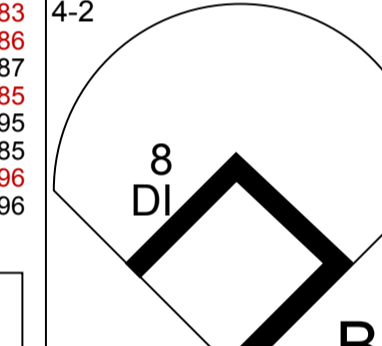
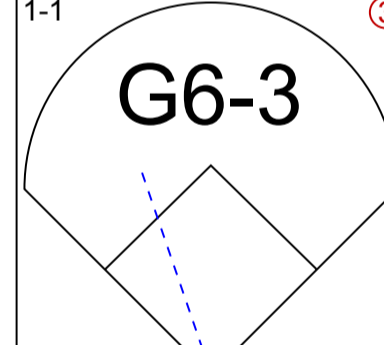
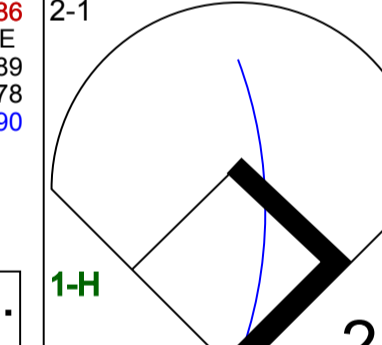
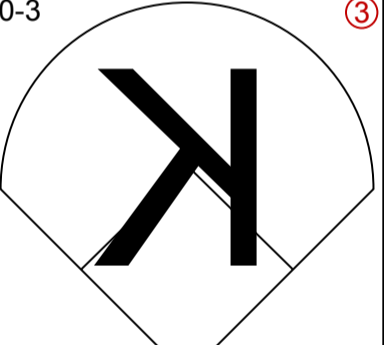
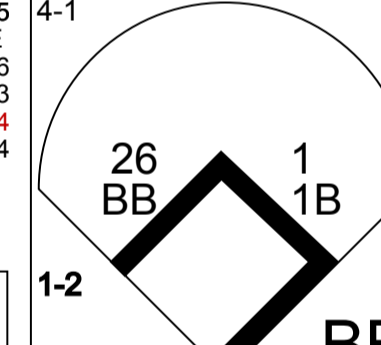
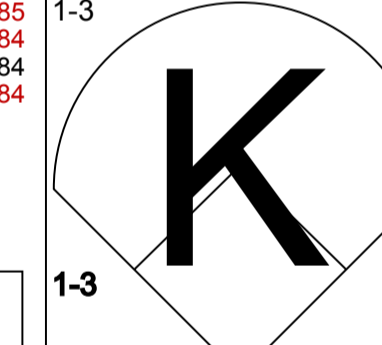
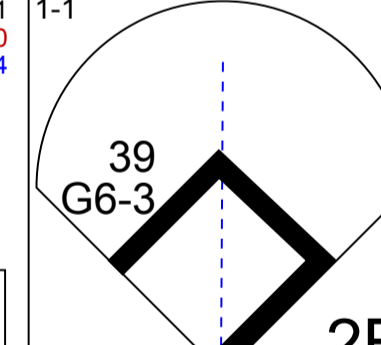
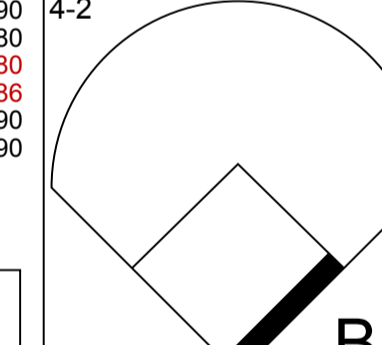
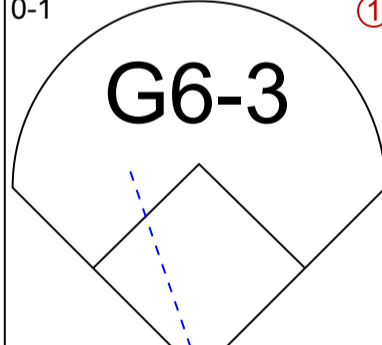
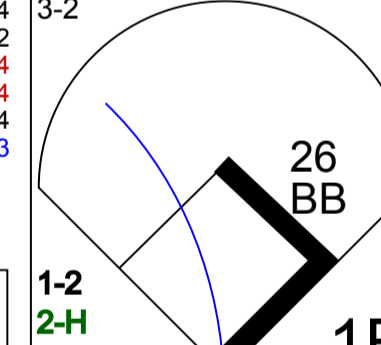
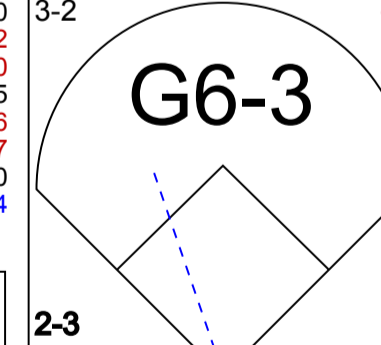
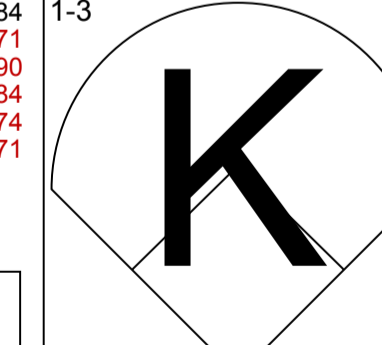
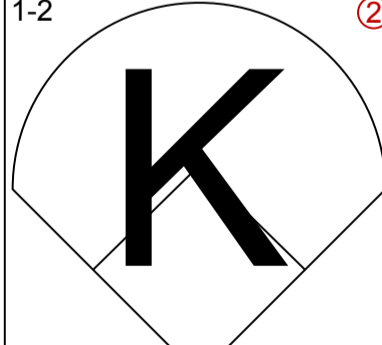
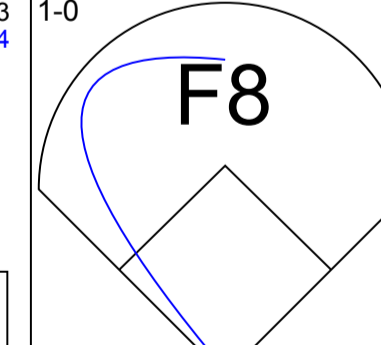
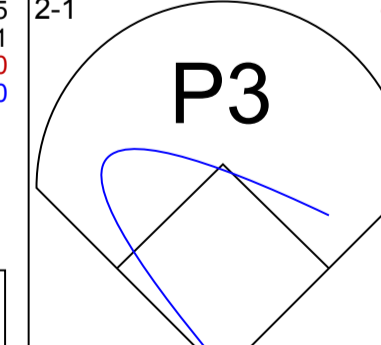
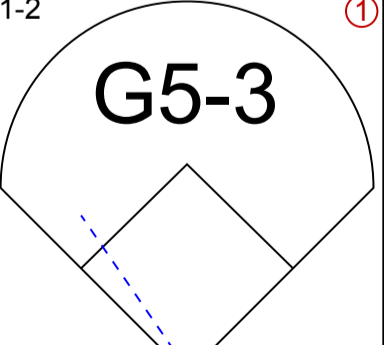
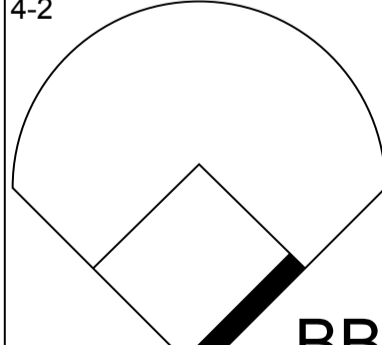
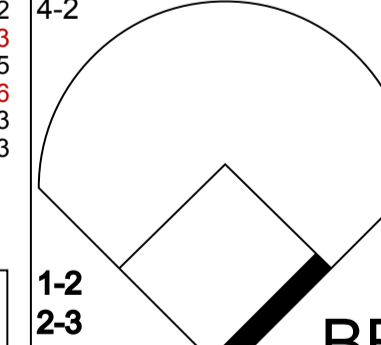
Batter	1	2	3	4	5	6	7	8	9	AB R H RBI BB SO LOB	TOP		
11 Bo Bichette, R (1, 6) OBP: 0.200, SLG: 0.200	G3		K		8 HR	G1-3			K	5 1 1 0 0 2 4			
8 Cavan Biggio, L (1, 4) OBP: 0.400, SLG: 1.000	K			6 BB 27 1B 15 1B	HR			K	K	5 2 2 3 0 3 1			
27 Vladimir Guerrero Jr., R (1, 3) OBP: 0.200, SLG: 0.200	F8			15 1B 44 SF8 6 BB	G6-3			K	FC6-4	5 1 1 0 0 1 1			
6 Travis Shaw, L (1, 5) OBP: 0.500, SLG: 0.667		K		44 SF8 37 SF7 15 1B	P5					3 1 1 0 1 1 0			
15 Randal Grichuk, R (1, 8) OBP: 0.250, SLG: 0.250		F8			P3					4 0 1 1 0 0 1			
44 Rowdy Tellez, L (1, 10)		F7			SF8					3 0 0 1 0 1 0			
37 Teoscar Hernández, R (1, 9) OBP: 0.250, SLG: 0.667			L8		SF7			K	K	3 0 1 1 0 1 0			
23 Derek Fisher, L (1, 7) OBP: 0.500, SLG: 0.333										3 0 1 0 1 2 1			
30 Anthony Alford, R (9, 7)										0 0 0 0 0 0 0			
9 Danny Jansen, R (1, 2) OBP: 0.500, SLG: 0.333			P6		8 HR	FC6-4				3 1 1 0 1 0 3			
Inning Stats	R: 0 H: 0 E: 0 K: 1 S: 16	R: 0 H: 0 E: 0 K: 1 S: 7	R: 0 H: 1 E: 0 K: 1 S: 10	R: 3 H: 3 E: 0 K: 1 S: 13	R: 3 H: 3 E: 0 K: 0 S: 15	R: 0 H: 1 E: 0 K: 0 S: 11	R: 0 H: 1 E: 0 K: 2 S: 14	R: 0 H: 0 E: 0 K: 3 S: 10	R: 0 H: 0 E: 0 K: 2 S: 10	1B: 6 SF: 2 2B: 2 SAC: 0 3B: 0 DP: 0 HR: 1 HBP: 0	WP: 0 PA: 39 PB: 0 SB: 0 CS: 0		
PITCHER	IP WLS BF H R ER SO BB IBB HBP BLK WP HR S P ERA WHIP											PITCHER	IP WLS BF H R ER SO BB IBB HBP BLK WP HR S P ERA WHIP
50 Charlie Morton, R (1, 1) ERA: 13.5	4.0 L 20 7 6 6 4 1 0 0 0 0 0 1 54 80 13.50 2.000												
81 Ryan Thompson, R (5, 1) ERA:	2.0 8 1 0 0 0 1 0 0 0 0 0 0 18 31 0.00 1.000												
68 Jalen Beeks, L (7, 1) ERA:	2.0 7 1 0 0 5 0 0 0 0 0 0 0 24 33 0.00 0.500												
46 José Alvarado, L (9, 1) ERA:	1.0 4 0 0 0 2 1 0 0 0 0 0 0 10 18 0.00 1.000												

Toronto Blue Jays @ Tampa Bay Rays
Tropicana Field, St. Petersburg, FL
Fri Jul 24 2020, 6:44 PM - 10:08 PM EDT
Dome - 72 F

livebaseballscorecards.com

AB 34
R 6
H 9
RBI 6
BB 3
SO 11
LOB 11




Batter	1	2	3	4	5	6	7	8	9	AB	R	H	RBI	BB	SO	LOB
2 Yandy Díaz, R 7 Michael Pérez, L										4	0	0	0	1	1	4
11 Hunter Renfroe, R										4	1	0	0	1	2	5
25 Yoshi Tsutsugo, L OBP: 0.400, SLG: 1.000										4	1	1	2	0	0	0
40 José Martínez, R OBP: 0.200, SLG: 0.400										5	0	1	0	0	2	1
13 Manuel Margot, R										3	2	0	0	2	0	1
43 Mike Brosseau, R OBP: 0.500, SLG: 1.000 8 Brandon Lowe, L										2	0	1	1	0	0	0
1 Willy Adames, R OBP: 0.750, SLG: 1.000										3	0	2	1	1	0	0
39 Kevin Kiermaier, L										4	0	0	0	0	2	5
10 Mike Zunino, R 26 Ji Man Choi, L										2	0	0	0	1	0	1

Inning Stats	R: 0	H: 0	E: 0	K: 5	S: 5	H: 0	LOB: 0	BB: 0	P: 10	R: 0	H: 0	E: 0	K: 0	S: 8	R: 0	H: 1	E: 0	K: 13	S: 13	R: 1	H: 1	E: 0	K: 2	S: 18	R: 2	H: 2	E: 0	K: 14	S: 14	R: 0	H: 0	E: 0	K: 1	S: 12	R: 0	H: 0	E: 0	K: 0	S: 7	R: 1	H: 1	E: 0	K: 1	S: 12	R: 0	H: 0	E: 0	K: 0	S: 11	R: 1	H: 1	E: 0	K: 1	S: 12	R: 0	H: 0	E: 0	K: 2	S: 13
--------------	------	------	------	------	------	------	--------	-------	-------	------	------	------	------	------	------	------	------	-------	-------	------	------	------	------	-------	------	------	------	-------	-------	------	------	------	------	-------	------	------	------	------	------	------	------	------	------	-------	------	------	------	------	-------	------	------	------	------	-------	------	------	------	------	-------

PITCHER	IP	WLS	BF	H	R	ER	SO	BB	IBB	HBP	BLK	WP	HR	S	P	ERA	WHIP
99 Hyun Jin Ryu, L ERA: 5.79	4.2		22	4	3	3	4	3	0	1	0	0	1	54	97	5.79	1.500
68 Jordan Romano, R ERA:	1.0	W	5	0	0	0	2	2	0	0	0	0	0	12	21	0.00	2.000
52 Anthony Bass, R ERA:	1.1	H	4	0	0	0	0	0	0	0	0	0	0	11	17	0.00	0.000
41 Rafael Dolis, R ERA:	1.0	H	7	1	1	0	1	2	0	0	0	0	0	12	27	0.00	3.000
51 Ken Giles, R ERA:	1.0	S	4	0	0	0	2	1	0	0	0	0	0	13	20	0.00	1.000

Toronto Blue Jays @ Tampa Bay Rays
Tropicana Field, St. Petersburg, FL
Fri Jul 24 2020, 6:44 PM - 10:08 PM EDT
Dome - 72 F

AB	33
R	4
H	5
RBI	4
BB	8
SO	9
LOB	20



PITCHER	IP	WLS	BF	H	R	ER	SO	BB	IBB	HBP	BLK	WP	HR	S	P	ERA	WHIP
99 Hyun Jin Ryu, L ERA: 5.79	4.2		22	4	3	3	4	3	0	1	0	0	1	54	97	5.79	1.500

Batter	1	2	3	4	5	6	7	8	9	AB R H RBI BB SO LOB	TOP				
11 Bo Bichette, R OBP: 0.200, SLG: 0.200 (1, 6) C FF 88 B FC 83 F FC 84 F FC 86 F FC 84 B FF 89 X FC 83	2-2 G4-3		2-2 G5-3		0-2 G5-3		3-2 8 BB 1B		2-3 K	5 0 1 0 0 1 0	Toronto Blue Jays @ Tampa Bay Rays Tropicana Field, St. Petersburg, FL Sat Jul 25 2020, 3:13 PM - 5:57 PM EDT Dome - 72 F				
8 Cavan Biggio, L OBP: 0.556, SLG: 0.875 (1, 4) X FF 88	0-0 1B			2-1 15 1B 13 G6-3 1B		1-0 F9	4-0 SAFE SAFE B FF 96 B FF 97 B FF 97 B FF 97	1-2 BB		3 0 2 0 1 0 0					
13 Lourdes Gurriel Jr., R OBP: 0.250, SLG: 0.250 (1, 7) B FC 83 C FC 84 B CH 80 X FC 85	2-1 F7			0-0 G6-3		1-1 27 1B 1B	0-0 X CU 82	0-0 P2		4 0 1 0 0 0 4					
27 Vladimir Guerrero Jr., R OBP: 0.222, SLG: 0.222 (1, 10) S CH 80 S CH 80 X CH 79	0-2 G6-3			0-1 L8		3-2 B ST 78 B ST 80 F SI 90 B ST 80 F SI 90 X SI 91		0-2 G6-3		4 0 1 0 0 0 2					
6 Travis Shaw, L OBP: 0.500, SLG: 0.500 (1, 3) B FF 87 B FF 87 X FF 87		2-0 G4-3		4-2 15 1B BB		0-3 F FC 91 F FC 84 C ST 79		0-1 1B		3 0 1 0 1 1 2					
15 Randal Grichuk, R OBP: 0.250, SLG: 0.250 (1, 8) X CH 79		0-0 F8		1-2 1B		0-0 L8		2-1 F9		4 0 1 0 0 0 3					
37 Teoscar Hernández, R OBP: 0.125, SLG: 0.286 (1, 9) C CH 79 S CH 80 X CH 79		0-2 G4-3		0-1 F8		1-3 K		1-2 L8		4 0 0 0 0 1 4					
10 Reese McGuire, L OBP: 0.250, SLG: 1.000 (1, 2) C FF 87 X CU 70			0-1 G3-1		0-1 G4-3		1-1 HR		0-1 G3	4 1 1 1 0 0 0					
5 Santiago Espinal, R (1, 5) 2 Joe Panik, L (7, PH) (7, 5) B FF 88 B FC 84 C FF 87 F FC 84 S FC 85			2-3 K		1-2 F9		0-3 K		3-2 G3	2 0 0 0 0 1 0 2 0 0 0 0 1 0					
Inning Stats	R: 0 H: 1 E: 0 K: 0 S: 11 P: 15	R: 0 H: 0 E: 0 K: 0 S: 5 P: 7	R: 0 H: 0 E: 0 K: 1 S: 8 P: 12	R: 0 H: 2 E: 0 K: 0 S: 14 P: 21	R: 0 H: 0 E: 0 K: 0 S: 8 P: 9	R: 0 H: 2 E: 0 K: 1 S: 10 P: 15	R: 1 H: 2 E: 0 K: 2 S: 13 P: 22	R: 0 H: 1 E: 0 K: 0 S: 10 P: 13	R: 0 H: 0 E: 0 K: 1 S: 9 P: 14	1B: 7 SF: 0 2B: 0 SAC: 0 3B: 0 DP: 0 HR: 1 HBP: 0	WP: 0 PA: 37 PB: 0 SB: 0 CS: 0				
PITCHER	IP WLS BF H R ER SO BB IBB HBP BLK WP HR S P ERA WHIP											PITCHER	IP WLS BF H R ER SO BB IBB HBP BLK WP HR S P ERA WHIP		
Ryan Yarbrough, L ERA: (1, 1)	5.1		21 4 0 0 1 1 0 0 0 0 0 0 49 69 0.00 0.938												
52 Chaz Roe, R ERA: (6, 1)	0.2		3 1 0 0 1 0 0 0 0 0 0 0 7 10 0.00 1.500												
29 Pete Fairbanks, R ERA: 13.5 (7, 1)	0.2	B	5 2 1 1 2 1 0 0 0 0 0 1 12 21 13.50 4.500												
70 Nick Anderson, R ERA: (7, 1)	1.1	W	5 1 0 0 0 0 0 0 0 0 0 0 11 14 0.00 0.750												
47 Oliver Drake, R ERA: (9, 1)	1.0	S	3 0 0 0 1 0 0 0 0 0 0 0 9 14 0.00 0.000												

livebaseballscorecards.com

AB	35
R	1
H	8
RBI	1
BB	2
SO	5
LOB	15



Batter	1	2	3	4	5	6	7	8	9	10	AB	R	H	RBI	BB	SO	LOB	TOP					
11 Bo Bichette, R OBP: 0.250, SLG: 0.250 (1, 6)											6	0	2	2	0	2	0						
8 Cavan Biggio, L OBP: 0.429, SLG: 0.615 (1, 4)											5	0	1	0	0	2	4						
27 Vladimir Guerrero Jr., R OBP: 0.286, SLG: 0.286 (1, 3)											5	0	2	0	0	1	3						
44 Rowdy Tellez, L (1, 10)											4	0	0	0	1	1	2						
15 Randal Grichuk, R OBP: 0.455, SLG: 0.400 23 Derek Fisher, L OBP: 0.333, SLG: 0.200 (1, 8) (6, 9)											2	1	2	0	1	0	0						
37 Teoscar Hernández, R OBP: 0.231, SLG: 0.417 (1, 9) (6, 8)											5	1	2	0	0	3	4						
9 Danny Jansen, R OBP: 0.444, SLG: 0.286 5 Santiago Espinal, R (10, PR) 10 Reese McGuire, L OBP: 0.250, SLG: 1.000 (10, 2)											4	1	1	1	1	0	0						
3 Brandon Drury, R OBP: 0.600, SLG: 0.500 (1, 5)											4	1	2	0	1	0	0						
30 Anthony Alford, R (1, 7) 13 Lourdes Gurriel Jr., R OBP: 0.286, SLG: 0.333 (6, PH) (6, 7)											2	0	0	0	0	1	1						
Inning Stats	R: 0 E: 0 K: 3 S: 14	H: 1 LOB: 3 BB: 2 P: 28	R: 0 E: 0 K: 2 S: 12	H: 2 LOB: 2 BB: 0 P: 18	R: 0 E: 0 K: 2 S: 9	H: 1 LOB: 1 BB: 0 P: 10	R: 0 E: 0 K: 0 S: 7	H: 0 LOB: 0 BB: 0 P: 10	R: 0 E: 0 K: 0 S: 5	H: 1 LOB: 1 BB: 0 P: 8	R: 4 E: 1 K: 0 S: 20	H: 6 LOB: 1 BB: 0 P: 24	R: 0 E: 0 K: 1 S: 16	H: 1 LOB: 3 BB: 2 P: 28	R: 0 E: 0 K: 2 S: 14	H: 0 LOB: 0 BB: 0 P: 17	R: 1 E: 0 K: 0 S: 7	H: 0 LOB: 0 BB: 0 P: 11	1B: 12 2B: 1 3B: 0 HR: 0	SF: 1 SAC: 0 DP: 1 HBP: 0	WP: 2 PB: 1 SB: 2 CS: 0	PA: 46	
PITCHER	IP WLS BF H R ER SO	IP WLS BF H R ER SO	IP WLS BF H R ER SO	IP WLS BF H R ER SO	IP WLS BF H R ER SO	IP WLS BF H R ER SO	IP WLS BF H R ER SO	IP WLS BF H R ER SO	IP WLS BF H R ER SO	IP WLS BF H R ER SO	IP WLS BF H R ER SO	IP WLS BF H R ER SO	IP WLS BF H R ER SO	IP WLS BF H R ER SO	IP WLS BF H R ER SO	IP WLS BF H R ER SO	IP WLS BF H R ER SO	IP WLS BF H R ER SO	ERA WHIP	ERA WHIP			
4 Blake Snell, L ERA: 12.0	2.0	3.0	2.0	1.0	2.0	1.0	1.0	1.0	1.0	1.0	0.00	2.500											
34 Trevor Richards, R ERA: 12.0	3.0	10.0	3.0	1.0	3.0	1.0	3.0	1.0	3.0	1.0	12.00	2.000											
36 Andrew Kittredge, R ERA: 12.0	2.0	10.0	3.0	1.0	2.0	1.0	2.0	1.0	2.0	1.0	0.00	2.500											
15 Aaron Loup, L ERA: 12.0	1.0	4.0	1.0	0.0	1.0	0.0	1.0	0.0	1.0	0.0	0.00	1.000											
46 José Alvarado, L ERA: 12.0	1.0	3.0	0.0	0.0	2.0	0.0	2.0	0.0	2.0	0.0	0.00	0.000											

Toronto Blue Jays @ Tampa Bay Rays
Tropicana Field, St. Petersburg, FL
Sun Jul 26 2020, 1:12 PM - 5:05 PM EDT
Dome - 72 F

livebaseballscorecards.com

AB 41
R 5
H 13
RBI 4
BB 4
SO 11
LOB 17



BOTTOM

Toronto Blue Jays @ Tampa Bay Rays
Tropicana Field, St. Petersburg, FL
Sun Jul 26 2020, 1:12 PM - 5:05 PM EDT
Dome - 72 F

livebaseballscorecards.com

AB 35
R 6
H 8
RBI 6
BB 6
SO 8
LOB 12



WP: 0 PA: 41
PB: 0
SB: 0
CS: 0

AB R H RBI BB SO LOB

4 1 1 2 1 1 1

5 0 3 1 0 1 0

4 0 0 0 1 2 5

0 1 0 0 0 0 0

3 1 0 0 2 1 1

5 0 1 2 0 0 3

4 1 1 0 0 1 0

3 0 0 0 0 1 1

0 0 0 0 0 0 0

1 1 1 0 0 0 0

3 1 1 0 1 0 0

2 0 0 0 0 1 0

1 0 0 1 1 0 1

1B: 2 SF: 0
2B: 4 SAC: 0
3B: 1 DP: 0
HR: 1 HBP: 0

Batter	1	2	3	4	5	6	7	8	9	10
26 Ji Man Choi, L OBP: 0.500, SLG: 0.857 (1, 3)	P5		K			HR	G4-3		BB	
8 Brandon Lowe, L OBP: 0.500, SLG: 0.818 (1, 4)	K		2B			2B		P5	1B	
2 Yandy Diaz, R OBP: 0.357, SLG: 0.100 44 Kevan Smith, R	40 BB BB		L9			K		K	L9	
40 José Martínez, R OBP: 0.300, SLG: 0.250 (1, 10)	BB			K		L8		F9		39 3B BB
39 Kevin Kiermaier, L OBP: 0.083, SLG: 0.250 (1, 8)	G4-3			G4-3		G4-3			F8	3B
13 Manuel Margot, R OBP: 0.250, SLG: 0.200 (8, 9)		G4-3		G6-3			1B 25 G4-3 2B		K	
11 Hunter Renfroe, R 7 Michael Pérez, L 18 Joey Wendle, L OBP: 0.200, SLG: 0.400 (9, PH) (10, 5)			K		G6-3		P4		25 BB 26 BB 2B	
1 Willy Adames, R OBP: 0.455, SLG: 0.444 (1, 6)		F8			G6-3		25 G4-3 1B		26 BB 8 1B BB	
10 Mike Zunino, R OBP: 0.333, SLG: 0.200 25 Yoshi Tsutsugo, L OBP: 0.273, SLG: 0.444 (7, PH) (8, 7)			K			F7		G4-3	8 1B 26 BB BB	

Inning Stats	R: 0	H: 0	E: 0	K: 1	S: 13	R: 0	H: 0	E: 0	K: 1	S: 8	R: 0	H: 1	E: 0	K: 2	S: 14	R: 0	H: 0	E: 0	K: 0	S: 7	R: 1	H: 2	E: 0	K: 1	S: 12	R: 1	H: 2	E: 0	K: 0	S: 11	R: 0	H: 0	E: 0	K: 1	S: 9	R: 2	H: 2	E: 0	K: 1	S: 14	R: 2	H: 1	E: 0	K: 0	S: 6
	0	0	0	1	13	0	0	0	1	8	0	1	0	2	14	0	0	0	0	7	1	2	0	1	12	1	2	0	2	11	0	0	0	1	9	2	1	0	14	2	1	0	6		

PITCHER	IP	WLS	BF	H	R	ER	SO	BB	IBB	HBP	BLK	WP	HR	S	P	ERA	WHIP
31 Thomas Hatch, R ERA: 2.1	2.1		9	0	0	0	3	2	0	0	0	0	0	26	47	0.00	0.857
47 Anthony Kay, L ERA: 3.38	2.2		11	3	1	1	2	0	0	0	0	0	1	27	43	3.38	1.125
68 Jordan Romano, R ERA: 1.0	1.0	H	3	0	0	0	1	0	0	0	0	0	0	9	9	0.00	0.000
41 Rafael Dolis, R ERA: 4.5	1.0	H	5	2	1	1	0	0	0	0	0	0	0	11	19	9.00	2.000
52 Anthony Bass, R ERA: 1.0	1.0	H	3	0	0	0	1	0	0	0	0	0	0	9	15	0.00	0.000

PITCHER	IP	WLS	BF	H	R	ER	SO	BB	IBB	HBP	BLK	WP	HR	S	P	ERA	WHIP
51 Ken Giles, R ERA: 10.8	0.2		5	1	2	2	1	2	0	0	0	0	0	9	18	27.00	4.500
48 Brian Moran, L ERA: 0.1	0.1	B	3	1	0	0	0	1	0	0	0	0	0	5	11	0.00	6.000
1 Shun Yamaguchi, R ERA: 0.0	0.0	L	2	1	2	1	0	1	0	0	0	0	0	6	11	∞	∞

Batter	1	2	3	4	5	6	7	8	9	AB R H RBI BB SO LOB	TOP
37 Teoscar Hernández, R (1, 8) OBP: 0.278, SLG: 0.765	0-1 HR	2-3 K			2-1 HR		1-1 G6-3		1-3 K	5 2 2 2 0 2 3	
8 Cavan Biggio, L (1, 4) OBP: 0.333, SLG: 0.471	2-2 F9		2-1 G3		1-3 K		1-1 F8			4 0 0 0 0 1 0	
13 Lourdes Gurriel Jr., R (1, 7) OBP: 0.273, SLG: 0.400	2-2 2B		3-3 K		0-0 L4			0-2 F9		4 0 1 0 0 1 0	
27 Vladimir Guerrero Jr., R (1, 3) OBP: 0.222, SLG: 0.222	3-3 K		3-3 K		1-1 P4			3-2 F8		4 0 0 0 0 2 1	
44 Rowdy Tellez, L (1, 10) OBP: 0.231, SLG: 0.400	3-0 IBB						1-2 F7		1-0 F7	3 1 1 1 1 1 0 0	
3 Brandon Drury, R (1, 5) OBP: 0.333, SLG: 0.250	0-0 FC5-4				0-2 F9		3-3 K		1-1 L7	4 0 0 0 0 1 2	
2 Joe Panik, L (1, 6) 5 Santiago Espinal, R (8, 6)		2-3 K			1-3 K		4-0 BB		0-0 G6-3	2 0 0 0 1 2 0 1 0 0 0 0 0 0	AB 34 R 4 H 7 RBI 4 BB 3 SO 9 LOB 7
9 Danny Jansen, R (1, 2) OBP: 0.462, SLG: 0.636		2-2 F8			1-0 HR		0-0 L6		0-0 23 BB 1B	4 1 2 1 0 0 1	
23 Derek Fisher, L (1, 9) 30 Anthony Alford, R (9, 9)		1-1 3B			1-2 F7				4-1 BB	3 0 1 0 1 0 0 0 0 0 0 0 0 0	
Inning Stats	R: 1 H: 2 E: 0 LOB: 2 K: 1 BB: 1 S: 12 P: 22	R: 0 H: 1 E: 0 LOB: 1 K: 2 BB: 0 S: 11 P: 18	R: 0 H: 0 E: 0 LOB: 0 K: 2 BB: 0 S: 14 P: 22	R: 2 H: 2 E: 0 LOB: 0 K: 1 BB: 0 S: 11 P: 14	R: 1 H: 1 E: 0 LOB: 0 K: 1 BB: 0 S: 8 P: 12	R: 0 H: 0 E: 0 LOB: 1 K: 1 BB: 1 S: 8 P: 16	R: 0 H: 0 E: 0 LOB: 0 K: 0 BB: 0 S: 6 P: 8	R: 0 H: 0 E: 0 LOB: 0 K: 0 BB: 0 S: 7 P: 11	R: 0 H: 1 E: 0 LOB: 2 K: 1 BB: 1 S: 8 P: 14	1B: 1 SF: 0 2B: 1 SAC: 0 3B: 1 DP: 0 HR: 4 HBP: 0	WP: 0 PA: 37 PB: 0 SB: 0 CS: 0
PITCHER	IP WLS BF H R ER SO BB IBB HBP BLK WP HR S P ERA WHIP										
19 Anibal Sánchez, R (1, 1) ERA: 7.2	5.0 L 22 6 4 4 7 0 1 0 0 0 0 4 56 88 7.20 1.200										
39 Sam Freeman, L (6, 1) ERA:	0.2 3 0 0 0 1 1 0 0 0 0 0 0 7 15 0.00 1.500										
48 Javy Guerra, R (6, 1) ERA:	2.1 7 0 0 0 0 0 0 0 0 0 0 0 14 20 0.00 0.000										
33 Ryne Harper, R (9, 1) ERA:	1.0 5 1 0 0 1 1 0 0 0 0 0 0 8 14 0.00 2.000										

Toronto Blue Jays @ Washington Nationals
 Nationals Park, Washington, DC
 Mon Jul 27 2020, 6:07 PM - 9:05 PM EDT
 Partly Cloudy - 94 F

livebaseballscorecards.com




Batter	1	2	3	4	5	6	7	8	9	AB R H RBI BB SO LOB
7 Trea Turner, R OBP: 0.313, SLG: 0.467 (1, 6)	F7	F8		BB			2 BB 1B		2-2 1B	4 0 2 0 1 0 3
2 Adam Eaton, L OBP: 0.375, SLG: 0.600 (1, 9)	K		47 G5-4-3 1B	P6			4-2 1B	1-2 BB	1-2 G1-3	4 0 1 0 1 1 3
14 Starlin Castro, R OBP: 0.286, SLG: 0.500 (1, 4)							3-1 F9			4 0 2 0 0 1 2
47 Howie Kendrick, R OBP: 0.286, SLG: 0.250 (1, 3)	K		G5-4-3				2-0 G5-3			4 0 1 0 0 1 5
13 Asdrúbal Cabrera, S OBP: 0.357, SLG: 0.615 (1, 5)		F8	L7				3-2 L3		1-2 G6-3	4 0 0 0 0 0 2
9 Eric Thames, L OBP: 0.500, SLG: 0.286 (1, 10)		16 1B 28 1B BB		23 2B 1B			1-3 K		4-1 28 G6-4-3 BB	2 1 1 0 2 1 0
28 Kurt Suzuki, R OBP: 0.400, SLG: 0.500 (1, 2)		16 1B		16 1B 2B			2-2 F8		1-1 G6-4-3	4 0 2 1 0 0 1
16 Victor Robles, R OBP: 0.500, SLG: 0.750 (1, 8)				3 L5-3 1B			3-3 K		2-3 K	4 0 2 0 0 2 0
3 Michael Taylor, R OBP: 0.167, SLG: 0.364 (1, 7)	K			L5-3			1-1 P4		2-0 G5-3	4 0 0 0 0 1 5

Inning Stats	R: 0	H: 1	E: 0	LOB: 1	K: 2	P: 16	R: 0	H: 2	E: 0	LOB: 3	K: 1	P: 21	R: 0	H: 2	E: 0	LOB: 1	K: 0	P: 14	R: 1	H: 3	E: 0	LOB: 2	K: 0	P: 23	R: 0	H: 1	E: 0	LOB: 0	K: 1	P: 18	R: 0	H: 0	E: 0	LOB: 0	K: 2	P: 16	R: 0	H: 1	E: 0	LOB: 2	K: 0	P: 21	R: 0	H: 0	E: 0	LOB: 0	K: 0	P: 12	R: 0	H: 1	E: 0	LOB: 1	K: 1	P: 17	1B: 10	SF: 0	2B: 3	SAC: 0	3B: 0	DP: 4	HR: 0	HBP: 0	WP: 0	PA: 38
--------------	------	------	------	--------	------	-------	------	------	------	--------	------	-------	------	------	------	--------	------	-------	------	------	------	--------	------	-------	------	------	------	--------	------	-------	------	------	------	--------	------	-------	------	------	------	--------	------	-------	------	------	------	--------	------	-------	------	------	------	--------	------	-------	--------	-------	-------	--------	-------	-------	-------	--------	-------	--------

PITCHER	IP	WLS	BF	H	R	ER	SO	BB	IBB	HBP	BLK	WP	HR	S	P	ERA	WHIP
57 Trent Thornton, R ERA: 2.25 (1, 1)	4.0		20	8	1	1	3	2	0	0	0	0	0	48	74	2.25	2.500
36 A.J. Cole, R ERA: (5, 1)	1.0		3	1	0	0	1	0	0	0	0	0	0	11	18	0.00	1.000
56 Ryan Borucki, L ERA: (6, 1)	1.1	W	6	1	0	0	2	1	0	0	0	0	0	17	29	0.00	1.500
68 Jordan Romano, R ERA: (7, 1)	0.2	H	2	0	0	0	0	0	0	0	0	0	0	3	8	0.00	0.000
41 Rafael Dolis, R ERA: 3.0 (8, 1)	1.0	H	3	0	0	0	0	1	0	0	0	0	0	6	12	0.00	1.000

Toronto Blue Jays @ Washington Nationals
 Nationals Park, Washington, DC
 Mon Jul 27 2020, 6:07 PM - 9:05 PM EDT
 Partly Cloudy - 94 F

AB	34
R	1
H	11
RBI	1
BB	4
SO	7
LOB	21



PITCHER	IP	WLS	BF	H	R	ER	SO	BB	IBB	HBP	BLK	WP	HR	S	P	ERA	WHIP
52 Anthony Bass, R ERA: (9, 1)	1.0		4	1	0	0	1	0	0	0	0	0	0	10	17	0.00	1.000

Batter	1	2	3	4	5	6	7	8	9	AB R H RBI BB SO LOB	TOP											
37 Teoscar Hernández, R (1, 8) OBP: 0.304, SLG: 0.667	0-0 F8		1-1 F8		0-0 1B			3-2 FC1-4 27 S 44 1B	4-1 BB	4 1 1 1 1 0 1	<p>Toronto Blue Jays @ Washington Nationals Nationals Park, Washington, DC</p> <p>Tue Jul 28 2020, 6:06 PM - 9:05 PM EDT Partly Cloudy - 88 F</p> <p>livebaseballscorecards.com</p>											
8 Cavan Biggio, L (1, 9) OBP: 0.261, SLG: 0.364	2-1 F7		2-2 F7	2-2 F7	2-1 F9			3-1 E4 27 S 44 1B	0-1 G4-3	5 1 0 0 0 0 5												
13 Lourdes Gurriel Jr., R (1, 7) OBP: 0.267, SLG: 0.571	1-3 K		0-1 HR			0-3 K		0-3 K		4 1 1 1 0 3 2												
27 Vladimir Guerrero Jr., R (1, 10) OBP: 0.273, SLG: 0.381		1-1 HR		2-0 G6-3		1-3 K		4-1 44 1B BB		3 1 1 1 1 1 0												
44 Rowdy Tellez, L (1, 3) OBP: 0.235, SLG: 0.357	0-0 F7		3-2 G5-3			0-1 G5-3		0-2 BB		4 0 1 2 0 0 0												
3 Brandon Drury, R (1, 5) OBP: 0.231, SLG: 0.167		0-2 G3-1		3-1 G6-3			2-1 F8	0-0 P4		4 0 0 0 0 0 2												
2 Joe Panik, L (1, 4) OBP: 0.222, SLG: 0.125		2-3 K		0-0 10 E 37 1B 1B			2-2 L8		1-1 G6-3	4 1 1 0 0 1 0												
5 Santiago Espinal, R (1, 6) OBP: 0.143, SLG: 0.143			1-2 F9		2-2 F9		3-2 L7		2-0 37 WP 1B	4 0 1 0 0 0 1												
10 Reese McGuire, L (1, 2) OBP: 0.250, SLG: 0.625			1-1 G6-3		2-2 E4 37 1B			0-1 37 FC1-4 1B	2-3 K	4 0 1 0 0 1 2												
Inning Stats	R: 0 E: 0 K: 1 S: 6	H: 0 LOB: 0 BB: 0 P: 9	R: 1 E: 0 K: 1 S: 9	H: 1 LOB: 0 BB: 0 P: 12	R: 0 E: 0 K: 0 S: 7	H: 0 LOB: 0 BB: 0 P: 10	R: 1 E: 0 K: 0 S: 11	H: 1 LOB: 0 BB: 0 P: 18	R: 1 E: 1 K: 0 S: 12	H: 2 LOB: 2 BB: 0 P: 21		R: 0 E: 0 K: 2 S: 8	H: 0 LOB: 0 BB: 0 P: 9	R: 0 E: 0 K: 0 S: 11	H: 0 LOB: 0 BB: 0 P: 18	R: 2 E: 1 K: 1 S: 15	H: 2 LOB: 2 BB: 1 P: 25	R: 0 E: 0 K: 1 S: 9	H: 1 LOB: 2 BB: 1 P: 18	1B: 5 2B: 0 3B: 0 HR: 2	SF: 0 SAC: 0 DP: 0 HBP: 0	WP: 1 PB: 0 SB: 2 CS: 0
PITCHER	IP WLS BF H R ER SO BB IBB HBP BLK WP HR S P ERA WHIP																					
50 Austin Voth, R (1, 1) ERA: 3.6	5.0 L 20 4 3 2 2 0 0 0 0 0 0 2 45 70 3.60 0.800																					
21 Tanner Rainey, R (6, 1) ERA:	1.1 4 0 0 0 2 0 0 0 0 0 0 0 10 13 0.00 0.000																					
63 Sean Doolittle, L (7, 1) ERA: 6.75	0.2 2 0 0 0 0 0 0 0 0 0 0 0 9 14 0.00 0.000																					
36 Will Harris, R (8, 1) ERA: 6.75	0.2 6 2 2 0 1 1 0 0 0 0 0 0 14 24 0.00 4.500																					
33 Ryne Harper, R (8, 1) ERA:	0.1 1 0 0 0 0 0 0 0 0 0 0 0 1 1 0.00 0.000																					
PITCHER	IP WLS BF H R ER SO BB IBB HBP BLK WP HR S P ERA WHIP																					
39 Sam Freeman, L (9, 1) ERA:	0.2 3 1 0 0 1 0 0 0 0 0 0 0 1 11 0.00 1.500																					
64 James Bourque, R (9, 1) ERA:	0.1 2 0 0 0 0 1 0 0 0 0 0 0 3 7 0.00 3.000																					

Toronto Blue Jays @ Washington Nationals
Nationals Park, Washington, DC

Tue Jul 28 2020, 6:06 PM - 9:05 PM EDT
Partly Cloudy - 88 F

AB	36
R	5
H	7
RBI	5
BB	2
SO	6
LOB	13



Batter	1	2	3	4	5	6	7	8	9	AB R H RBI BB SO LOB
7 Trea Turner, R OBP: 0.400, SLG: 0.611 (1, 6)	G4-3 ①		2B ①			BB ①			2B ①	3 1 2 0 1 0 0
2 Adam Eaton, L OBP: 0.350, SLG: 0.526 (1, 9)	P4 ②		1B ②			K ②			K ②	4 0 1 1 0 2 2
47 Howie Kendrick, R OBP: 0.222, SLG: 0.188 (1, 3)	F8 ③		K ③			K ③			F7 ③	4 0 0 0 0 2 2
13 Asdrúbal Cabrera, S OBP: 0.278, SLG: 0.471 (1, 5)		L9 ①		K ①			P5 ①		K ③	4 0 0 0 0 2 1
9 Eric Thames, L OBP: 0.385, SLG: 0.200 (1, 10)		K ②		G6-3 ②			L8 ②			3 0 0 0 0 1 0
14 Starlin Castro, R OBP: 0.294, SLG: 0.471 (1, 4)		F9 ③		F9 ③			F9 ③			3 0 1 0 0 0 0
16 Victor Robles, R OBP: 0.412, SLG: 0.600 (1, 8)		F9 ③			L8 ①			K ②		3 0 0 0 0 1 1
10 Yan Gomes, R (1, 2)			K ①		G5-3 ②			P9 ②		3 0 0 0 0 1 0
27 Emilio Bonifácio, S (1, 7)			B6 ②		K ③			K ③		3 0 0 0 0 2 0

Inning Stats	R: 0	H: 0	E: 0	K: 11	S: 17	R: 0	H: 1	E: 0	K: 1	S: 8	R: 1	H: 2	E: 0	K: 2	S: 11	R: 0	H: 0	E: 0	K: 1	S: 10	R: 0	H: 0	E: 0	K: 2	S: 7	R: 0	H: 0	E: 0	K: 2	S: 17	R: 0	H: 0	E: 0	K: 0	S: 11	R: 0	H: 0	E: 0	K: 0	S: 8	R: 0	H: 0	E: 0	K: 2	S: 15	R: 0	H: 0	E: 0	K: 2	S: 21	R: 0	H: 1	E: 0	K: 2	S: 12	1B: 2	2B: 2	3B: 0	HR: 0	SF: 0	SAC: 0	DP: 0	HBP: 0	WP: 0	PB: 0	SB: 0	CS: 1	PA: 31
--------------	------	------	------	-------	-------	------	------	------	------	------	------	------	------	------	-------	------	------	------	------	-------	------	------	------	------	------	------	------	------	------	-------	------	------	------	------	-------	------	------	------	------	------	------	------	------	------	-------	------	------	------	------	-------	------	------	------	------	-------	-------	-------	-------	-------	-------	--------	-------	--------	-------	-------	-------	-------	--------

PITCHER	IP	WLS	BF	H	R	ER	SO	BB	IBB	HBP	BLK	WP	HR	S	P	ERA	WHIP
14 Tanner Roark, R ERA: 1.8 (1, 1)	5.0	W	18	3	1	1	5	0	0	0	0	0	0	47	73	1.80	0.600
62 Jacob Waguespack, R ERA: (6, 1)	2.0	H	6	0	0	0	2	1	0	0	0	0	0	18	28	0.00	0.500
63 Wilmer Font, R ERA: (8, 1)	1.0		3	0	0	0	2	0	0	0	0	0	0	15	21	0.00	0.000
36 A.J. Cole, R ERA: (9, 1)	1.0		4	1	0	0	2	0	0	0	0	0	0	12	19	0.00	1.000

BOTTOM

Toronto Blue Jays @ Washington Nationals
 Nationals Park, Washington, DC
 Tue Jul 28 2020, 6:06 PM - 9:05 PM EDT
 Partly Cloudy - 88 F

livebaseballscorecards.com

AB	30
R	1
H	4
RBI	1
BB	1
SO	11
LOB	6



Batter	1	2	3	4	5	6	7	8	9	10	AB R H RBI BB SO LOB
--------	---	---	---	---	---	---	---	---	---	----	----------------------

7 Trea Turner, R OBP: 0.360, SLG: 0.522	(1,6) C FF 95 B FF 97 S SL 86 X SL 85	1-3 	(1) C SL 94 B FF 97 B FF 98 B FF 98 X SL 85	2-2 	(3) S CU 77 F FF 96 X SL 85	0-2 		(1) C FF 96 B FF 97 B SL 88 X SL 87	2-1 	(1) C SL 84 B FS 87 B FS 87 F SL 85 B FS 85 S FF 93	3-3 	5 0 1 0 0 2 3	
2 Adam Eaton, L OBP: 0.400, SLG: 0.500	(1,9) B FF 97 B SL 85 B FF 97 B FF 95	4-0 	(1) SAFE B FF 94 B FF 95 C FF 96 B FF 95	4-1 	1-2 		(1) B SI 93 F SI 94 F SI 95 B SI 94 X FS 88	2-2 	(1) F FF 97 F SL 90 B SL 98 B SL 98 F SL 88 S SL 88	2-3 	(2) X FS 87	0-0 	3 1 1 1 2 1 0
13 Asdrúbal Cabrera, S OBP: 0.261, SLG: 0.500	(1,10) S SL 84 D SL 84 F FF 94 F FF 96 X SL 85	1-2 	1-1 	(3) C FF 96 D SL 85 X SL 83			(2) X SL 85	0-0 	(2) C SL 85 S SL 87 S FF 98	1-3 	(3) B SL 88 B FF 91 C FF 91 X FS 92	3-1 	5 0 1 3 0 1 3
9 Eric Thames, L OBP: 0.333, SLG: 0.267	(1,3) B FF 94 C FF 96 F FF 95 X SL 85	1-2 	(3) C CU 76 B CH 86 X FF 96	1-1 			(3) F SI 94 B SL 83 S FS 87 S FS 87	1-3 	(3) F SI 92 C FS 87 B SI 91 X FS 86	1-2 	(1) B FS 85 F FS 87 X FS 84	1-1 	(3) 5 0 1 0 0 1 2
28 Kurt Suzuki, R OBP: 0.286, SLG: 0.357	(1,2) C FF 95 S SL 84 X FF 98	0-2 	(1) B SL 83 B SL 84 X FF 95	2-0 			(1) C FF 86 F SL 83 B SL 83 F CU 81 B SL 88 B CU 81 X SI 88	3-2 	(1) C SL 86 S SL 84 S SL 86 B SI 94 X SL 87	2-2 	(2) B SI 93 S SL 84 S SL 86 B SI 94 X SL 87	2-2 	4 0 0 0 0 0 1
14 Starlin Castro, R OBP: 0.286, SLG: 0.400	(1,4) C SL 84 F FF 98 B FF 98 F FF 99 X SL 88	1-2 	1-0 	(2) D SL 86 X SL 84			(2) C SL 82 B SL 82 B CU 82 B SL 86 B SL 83 B SI 88	4-2 		(3) C SL 86 C SI 94 B SI 94 X SL 87	1-2 	0-0 	3 0 0 0 1 0 1 0 1 0 0 0 0 0 0 0 0 0 0 0 0
27 Emilio Bonifácio, S OBP: 0.167, SLG: 0.364	(10, PR) B FF 97 C SL 85 B SL 83 B SL 83 S FF 94 S FF 96	3-3 	0-3 	(3) C SL 87 S FF 96 C FF 98			(3) X SI 85	0-0 				4-2 	3 1 1 0 1 2 1
1 Wilmer Difo, S OBP: 0.375, SLG: 0.286	(10, 4) B FF 97 C SL 85 B SL 83 B SL 83 S FF 94 S FF 96	3-3 	0-3 	(3) C SL 87 S FF 96 C FF 98			(3) X SI 85	1-2 				1-2 	0 0 0 0 0 0 0
8 Carter Kieboom, R OBP: 0.375, SLG: 0.286	(1,5) B FF 97 B FF 96 C SL 85 B SL 83 B SL 83 S FF 94 S FF 96	3-3 	0-3 	(3) C SL 87 S FF 96 C FF 98			(3) X SI 85	1-2 				4-2 	3 1 0 0 1 1 2 0 0 0 0 0 0 0
17 Andrew Stevenson, L OBP: 0.167, SLG: 0.364	(1,7) X FF 94	0-0 	1-3 	(1) C SL 83 S CH 88 B CH 90 S SL 84			(1) B SL 81 F SI 88 L CU 81 B CU 81 F SI 87 B CU 82 X SI 87	3-2 	(2) B SL 81 F SI 88 L CU 81 B CU 81 F SI 87 B CU 82 X SI 87		4-2 	3 1 0 0 1 1 2 0 0 0 0 0 0 0	
3 Michael Taylor, R OBP: 0.167, SLG: 0.364	(10,7) C FF 97 B FF 98 X FF 95	1-1 	1-1 	(2) S SL 85 B FF 98 B SL 88 F SL 84 F FF 97 F SL 83 B FF 96 S SL 83			(2) B SL 89 C FF 96 B SL 90 C SL 88 S FF 99	2-3 	(3) B SL 89 C FF 96 B SL 90 C SL 88 S FF 99		1-3 	4 0 0 0 0 3 5	
16 Victor Robles, R OBP: 0.333, SLG: 0.474	(1,8) C FF 97 B FF 98 X FF 95	1-1 	1-1 	(2) S SL 85 B FF 98 B SL 88 F SL 84 F FF 97 F SL 83 B FF 96 S SL 83			(2) B SL 89 C FF 96 B SL 90 C SL 88 S FF 99	2-3 	(3) B SL 89 C FF 96 B SL 90 C SL 88 S FF 99		1-3 	4 0 0 0 0 3 5	

TOP

Washington Nationals @ Toronto Blue Jays
Nationals Park, Washington, DC
Wed Jul 29 2020, 6:06 PM - 9:37 PM EDT
Clear - 92 F

AB	35
R	4
H	5
RBI	4
BB	5
SO	11
LOB	18



Inning Stats		R: 0	H: 0	E: 0	LOB: 1	K: 10	S: 10	R: 0	H: 0	E: 0	LOB: 0	K: 1	S: 10	R: 0	H: 1	E: 0	LOB: 2	K: 0	S: 9	R: 0	H: 1	E: 0	LOB: 1	K: 1	S: 7	R: 0	H: 0	E: 0	LOB: 0	K: 2	S: 12	R: 0	H: 0	E: 0	LOB: 0	K: 1	S: 8	R: 0	H: 1	E: 0	LOB: 2	K: 1	S: 14	R: 0	H: 0	E: 0	LOB: 0	K: 2	S: 9	R: 0	H: 0	E: 0	LOB: 0	K: 0	S: 9	R: 0	H: 2	E: 0	LOB: 1	K: 2	S: 18	1B: 3	2B: 1	3B: 1	HR: 0	SF: 0	SAC: 0	DP: 0	HBP: 0	WP: 0	PA: 40
24 Nate Pearson, R ERA: 2.25	(1,1)	IP	WLS	BF	H	R	ER	SO	BB	IBB	HBP	BLK	WP	HR	S	P	ERA	WHIP																																																					
41 Rafael Dolis, R ERA: 2.25	(6,1)	1.0	3	0	0	0	1	0	0	0	0	0	0	0	8	11	0.00	0.800																																																					
43 Sam Gaviglio, R ERA: 27.0	(7,1)	0.2	4	1	0	0	0	1	0	0	0	0	0	0	11	21	0.00	3.000																																																					
68 Jordan Romano, R ERA: 27.0	(7,1)	1.1	4	0	0	0	3	0	0	0	0	0	0	0	12	19	0.00	0.800																																																					
52 Anthony Bass, R ERA: 27.0	(9,1)	1.0	3	0	0	0	0	0	0	0	0	0	0	0	9	13	0.00	0.800																																																					
PITCHER		1 Shun Yamaguchi, R ERA: 36.0	(10,1)	IP	WLS	BF	H	R	ER	SO	BB	IBB	HBP	BLK	WP	HR	S	P	ERA	WHIP																																																			
				1.0	L	7	2	4	3	2	2	0	0	0	0	0	18	34	27.00	4.000																																																			


Batter	1	2	3	4	5	6	7	8	9	10	AB R H RBI BB SO LOB
37 Teoscar Hernández, R OBP: 0.296, SLG: 0.583 (1, 8)											3 0 0 0 1 2 3
8 Cavan Biggio, L OBP: 0.259, SLG: 0.320 (1, 4)											3 0 0 0 1 1 1
13 Lourdes Gurriel Jr., R OBP: 0.211, SLG: 0.444 (1, 7)											4 0 0 0 0 2 2
27 Vladimir Guerrero Jr., R OBP: 0.231, SLG: 0.320 (1, 3)											4 0 0 0 0 2 0
44 Rowdy Tellez, L OBP: 0.238, SLG: 0.333 (1, 10)											4 0 1 0 0 1 0
9 Danny Jansen, R OBP: 0.353, SLG: 0.467 (1, 2)											4 0 0 0 0 3 1
2 Joe Panik, L OBP: 0.250, SLG: 0.182 (1, 5)											3 0 1 0 0 0 1 0 0 0 0 0 0 0 1 0 0 0 0 1 0
30 Anthony Alford, R OBP: 0.214, SLG: 0.154 (8, PR)											4 0 0 0 0 3 3
3 Brandon Drury, R OBP: 0.214, SLG: 0.154 (9, 5)											
5 Santiago Espinal, R OBP: 0.091, SLG: 0.091 (1, 6)											
23 Derek Fisher, L OBP: 0.462, SLG: 0.600 (1, 9)											2 0 1 0 1 1 0

BOTTOM	
AB	32
R	0
H	3
RBI	0
BB	3
SO	16
LOB	11

Inning Stats	R	H	E	K	S	IP	WLS	BF	H	R	ER	SO	BB	IBB	HBP	BLK	WP	HR	S	P	ERA	WHIP
1	0	0	0	1	8	7.1		27	3	0	0	10	3	0	0	0	0	0	70	112	0.00	0.818
2	0	1	0	0	9				1	0	0	3	0	0	0	0	0	0	14	21	0.00	0.000
3	0	1	0	0	12				2	0	0	3	0	0	0	0	1	0	14	23	0.00	0.000

PITCHER	IP	WLS	BF	H	R	ER	SO	BB	IBB	HBP	BLK	WP	HR	S	P	ERA	WHIP
31 Max Scherzer, R ERA: 2.84	7.1		27	3	0	0	10	3	0	0	0	0	0	70	112	0.00	0.818
44 Daniel Hudson, R ERA:	1.2	W	4	0	0	0	3	0	0	0	0	0	0	14	21	0.00	0.000
21 Tanner Rainey, R ERA:	1.0		4	0	0	0	3	0	0	0	0	1	0	14	23	0.00	0.000

AB	R	H	RBI	BB	SO	LOB	WP	PA
32	0	3	0	3	16	11	1	35



Washington Nationals @ Toronto Blue Jays
 Nationals Park, Washington, DC
 Wed Jul 29 2020, 6:06 PM - 9:37 PM EDT
 Clear - 92 F

Batter	1	2	3	4	5	6	7	8	9	AB R H RBI BB SO LOB	TOP				
7 Trea Turner, R OBP: 0.300, SLG: 0.444 (1, 6)	L9		P4	G4-3		K		SF9		4 0 0 1 0 1 0					
2 Adam Eaton, L OBP: 0.367, SLG: 0.444 (1, 9)	K		13 F9 14 1B 28 2B 1B	P4		G3		K		5 1 1 0 0 2 2					
14 Starlin Castro, R OBP: 0.385, SLG: 0.520 (1, 4)	13 FC6-4 1B		1 SAFE X CH 78 0-0	28 2B 1B		13 2B 2B		K		5 2 4 0 0 1 0					
13 Asdrúbal Cabrera, S OBP: 0.250, SLG: 0.481 (1, 3)	FC6-4 1-2f		B FC 84 B SI 89 C FC 84 X CH 78 2-1	F9		G4-6-3 2B		F7		5 0 1 1 0 0 4					
28 Kurt Suzuki, R OBP: 0.263, SLG: 0.368 (1, 2)		X SI 88 0-0	L6	1-H 3-H 2B		F8		P3		5 0 1 2 0 1 1					
5 Josh Harrison, R (1, 10)		C SI 87 F CH 78 S FC 85 0-3	K	F7		F8		L4		4 0 0 0 0 1 2					
8 Carter Kieboom, R OBP: 0.583, SLG: 0.444 (1, 5)		B CU 69 C CU 69 F FC 95 B CU 73 F CH 77 F FC 86 B FF 91 B CH 78 4-2	16 1B BB	3 HR 1B		BB		9 1B 7 SF9 16 1B 1B		2 2 2 0 2 0 0					
16 Victor Robles, R OBP: 0.360, SLG: 0.478 (1, 8)		B SI 89 X CH 78 1-0	K	K		F8		7 SF9 9 1B 1B		4 0 2 0 0 1 3					
3 Michael Taylor, R OBP: 0.200, SLG: 0.571 9 Eric Thames, L OBP: 0.368, SLG: 0.313 17 Andrew Stevenson, L (8, 7)	K	C FC 83 B CH 78 S FC 83 S FC 84 1-3	1 SAFE F SI 89 F CH 78 F FF 89 B FC 85 X CH 79 1-2	HR		G6-3		2 S 1B		3 1 1 2 0 1 2					
Inning Stats	R: 0 H: 1 E: 0 LOB: 1 K: 1 BB: 0 S: 17 P: 25	R: 0 H: 1 E: 0 LOB: 2 K: 2 BB: 1 S: 12 P: 18	R: 2 H: 3 E: 0 LOB: 1 K: 0 BB: 0 S: 11 P: 14	R: 2 H: 2 E: 0 LOB: 0 K: 1 BB: 0 S: 17 P: 22	R: 1 H: 2 E: 0 LOB: 2 K: 1 BB: 1 S: 16 P: 27	R: 0 H: 0 E: 0 LOB: 0 K: 1 BB: 0 S: 6 P: 9	R: 0 H: 1 E: 0 LOB: 0 K: 0 BB: 0 S: 5 P: 7	R: 1 H: 3 E: 0 LOB: 3 K: 1 BB: 0 S: 23 P: 32	R: 0 H: 0 E: 0 LOB: 0 K: 1 BB: 0 S: 5 P: 8	1B: 9 SF: 1 2B: 3 SAC: 0 3B: 0 DP: 1 HR: 1 HBP: 0	WP: 0 PA: 41 PB: 0 SB: 1 CS: 0				
PITCHER	IP WLS BF H R ER SO BB IBB HBP BLK WP HR S P ERA WHIP														
99 Hyun Jin Ryu, L ERA: 8.0 31 Thomas Hatch, R ERA: 63 Wilmer Font, R ERA: 6.75 62 Jacob Waguespack, R ERA:	4.1 L 23 9 5 5 5 1 0 0 0 0 0 1 66 93 10.38 2.308	2.2 9 1 0 0 1 1 0 0 0 0 0 0 18 29 0.00 0.750	0.1 4 3 1 1 0 0 0 0 0 0 0 16 21 27.00 9.000	1.2 5 0 0 0 2 0 0 0 0 0 0 12 19 0.00 0.000											

Washington Nationals @ Toronto Blue Jays
 Nationals Park, Washington, DC
 Thu Jul 30 2020, 4:07 PM - 7:40 PM EDT
 Partly Cloudy - 95 F

AB	38
R	6
H	13
RBI	6
BB	2
SO	8
LOB	14



Washington Nationals @ Toronto Blue Jays
 Nationals Park, Washington, DC
 Thu Jul 30 2020, 4:07 PM - 7:40 PM EDT
 Partly Cloudy - 95 F

livebaseballscorecards.com

AB	36
R	4
H	11
RBI	4
BB	2
SO	5
LOB	15



WP:	0	PA:	38
PB:	0		
SB:	0		
CS:	1		

Batter	1	2	3	4	5	6	7	8	9	AB	R	H	RBI	BB	SO	LOB
11 Bo Bichette, R OBP: 0.286, SLG: 0.381 (1, 6)	F SI 91 X SI 92 0-1 G4-3 13 1B 2B		F FF 93 B CU 78 B FF 92 X SI 93 2-1 F9 S SL 76 F FF 89 S CU 70 0-3 K2-3				C FF 92 C CU 81 B FF 92 B FF 94 F SL 96 F FF 93 2-3 K		B FF 96 F CH 87 F FF 97 F FF 98 F FF 96 F FF 98 X CH 88 1-2 8 DI 2B	5	1	2	0	0	2	2
8 Cavan Biggio, L OBP: 0.250, SLG: 0.400 (1, 4) (4, 9)	X SI 92 0-0 G4-3 2-3		B SI 93 X CU 75 1-0 L3			B FF 86 B FF 86 C SL 74 S SL 73 B SL 75 X SL 74 3-2 F9	B CU 78 B FF 91 C FF 92 C FF 90 X FF 91 3-1 HR		B FF 96 C FF 96 B FF 96 S FF 96 2-3 K	5	1	1	1	0	1	2
13 Lourdes Gurriel Jr., R OBP: 0.304, SLG: 0.500 (1, 7)	B FC 86 F SI 92 D FC 87 B FC 88 X FC 87 3-1 27 FC1-4 1B 3-H		F SI 94 X FF 93 0-1 27 FC6-4 1B			C FF 88 C FF 87 X CU 70 0-2 27 G6-4-3 1B	T FF 93 F CU 82 F FF 93 X FF 93 0-2 G6-3			4	0	3	1	0	0	0
27 Vladimir Guerrero Jr., R OBP: 0.200, SLG: 0.276 (1, 10)	C FF 93 C FF 92 D FC 88 1 SAFE X FF 93 1-2 FC1-4 1-2f		B FC 87 B SI 93 B FC 87 F SI 94 X SI 94 3-1 FC6-4 1-2f		X FF 88 0-0 G6-4-3 1-2f			X FF 93 0-0 F7		4	0	0	0	0	0	3
44 Rowdy Tellez, L OBP: 0.240, SLG: 0.318 (1, 3)	B FF 92 F SI 93 X SI 94 2-1 G5-3		X SI 92 0-0 G5-3			F FF 94 B CU 83 B SI 95 B CU 78 C FF 93 F FF 94 F FF 94 X SI 94 3-2 1B	B FF 95 B FF 94 X FF 96 1-2 F7		B FF 95 B FF 94 X FF 94 1-0 F7	4	0	1	0	0	0	1
37 Teoscar Hernández, R OBP: 0.355, SLG: 0.821 (1, 8)		B FC 88 X SI 91 1-0 23 CS 1B	X SI 93 0-0 HR			B FF 95 F FF 95 X FF 94 1-1 F8	B SL 86 X FF 94 1-0 HR			4	2	3	2	0	0	1
23 Derek Fisher, L OBP: 0.429, SLG: 0.545 (1, 9)	T SI 91 B SI 92 1 SAFE 1 SAFE B CH 85 C CH 86 B CU 76 X SI 94 3-2 G4-3 1-2		B CU 74 X CU 75 1-0 3 G5-3 9 BB 1B			C CU 81 F SI 95 C SI 95 0-3 K	B FF 95 B FF 94 X FF 95 2-1 P6			1	0	0	0	0	0	1
2 Joe Panik, L OBP: 0.267, SLG: 0.214 (4, 4)		C FC 86 B SI 93 F FC 88 B SI 94 F FF 93 B FC 88 B FC 88 4-2 BB	S FC 87 B SI 92 B SI 91 1 SAFE B FC 88 C SI 93 B SI 93 4-2 3 G5-3 BB			F FF 92 T FF 92 F FF 92 B CU 81 T SL 84 1-2 K	B FF 96 F FF 96 B CU 74 X FF 97 2-1 F8			2	0	0	0	2	1	1
9 Danny Jansen, R OBP: 0.381, SLG: 0.412 (1, 2)		C SI 94 B SI 93 X FC 89 1-1 F9	C FF 88 C FF 88 F CU 70 X SL 75 0-2 G5-3 1-2 2-3			X FF 91 0-0 L7		F FF 97 X FF 96 0-1 F8		3	0	0	0	0	0	3
3 Brandon Drury, R OBP: 0.176, SLG: 0.125 (1, 5)										1	0	0	0	0	0	0
10 Reese McGuire, L OBP: 0.222, SLG: 0.556 (9, PH)										1	0	0	0	0	0	0

Inning Stats	R: 1 E: 0 K: 0 S: 10	H: 2 LOB: 1 BB: 0 P: 16	R: 0 E: 0 K: 0 S: 9	H: 1 LOB: 1 BB: 1 P: 18	R: 0 E: 0 K: 0 S: 7	H: 1 LOB: 1 BB: 0 P: 13	R: 1 E: 0 K: 1 S: 12	H: 2 LOB: 2 BB: 1 P: 17	R: 0 E: 0 K: 0 S: 7	H: 1 LOB: 0 BB: 0 P: 10	R: 0 E: 0 K: 2 S: 14	H: 1 LOB: 1 BB: 0 P: 19	R: 1 E: 0 K: 1 S: 11	H: 1 LOB: 0 BB: 0 P: 16	R: 1 E: 0 K: 0 S: 7	H: 1 LOB: 0 BB: 0 P: 11	R: 0 E: 0 K: 1 S: 14	H: 1 LOB: 1 BB: 0 P: 19	1B: 6 2B: 2 3B: 0 HR: 3	SF: 0 SAC: 0 DP: 1 HBP: 0	WP: 0 PB: 0 SB: 0 CS: 1	PA: 38
--------------	-------------------------------	----------------------------------	------------------------------	----------------------------------	------------------------------	----------------------------------	-------------------------------	----------------------------------	------------------------------	----------------------------------	-------------------------------	----------------------------------	-------------------------------	----------------------------------	------------------------------	----------------------------------	-------------------------------	----------------------------------	----------------------------------	------------------------------------	----------------------------------	--------

PITCHER	IP	WLS	BF	H	R	ER	SO	BB	IBB	HBP	BLK	WP	HR	S	P	ERA	WHIP
23 Erick Fedde, R ERA: 3.68 (1, 1)	3.1		17	6	2	2	0	2	0	0	0	0	0	31	57	5.40	2.400
33 Ryne Harper, R ERA: (4, 1)	1.2	W	5	1	0	0	1	0	0	0	0	0	0	14	17	0.00	0.600
39 Sam Freeman, L ERA: (6, 1)	0.2	H	3	1	0	0	1	0	0	0	0	0	0	10	14	0.00	1.500
48 Javy Guerra, R ERA: 2.45 (6, 1)	1.1	H	5	1	1	1	2	0	0	0	0	0	1	15	21	6.75	0.750
21 Tanner Rainey, R ERA: 1.93 (8, 1)	1.0	H	4	1	1	1	0	0	0	0	0	0	1	7	11	9.00	1.000

PITCHER	IP	WLS	BF	H	R	ER	SO	BB	IBB	HBP	BLK	WP	HR	S	P	ERA	WHIP
44 Daniel Hudson, R ERA: (9, 1)	1.0		4	1	0	0	1	0	0	0	0	0	0	14	19	0.00	1.000

Batter	1	2	3	4	5	6	7	8	9	AB R H RBI BB SO LOB	TOP											
11 Bo Bichette, R (1, 6) OBP: 0.240, SLG: 0.320	2-2 G6-3		0-0 G6-3		0-0 F9			0-1 G5-3		4 0 0 0 0 0 2												
8 Cavan Biggio, L (1, 4) OBP: 0.250, SLG: 0.364	1-0 F9		1-2 G6-3		4-2 G3-6-3 BB			1-0 L8		3 0 0 0 1 0 0												
37 Teoscar Hernández, R (1, 9) OBP: 0.343, SLG: 0.750	2-2 PO 1B		1-1 F9		1-0 G3-6-3 1-2f			0-3 K		4 0 1 0 0 1 1												
13 Lourdes Gurriel Jr., R (1, 10) OBP: 0.296, SLG: 0.500	1-0 PO 1-2	0-0 G6-3 2B	0-1 G5-3		3-3 K			3-2 F9		4 0 1 0 0 1 0												
27 Vladimir Guerrero Jr., R (1, 3) OBP: 0.265, SLG: 0.375		3-1 G6-3 2-3		1-2 30 1B 2B			2-2 2B	4-0 FC6-4 BB		3 1 2 0 1 0 1												
15 Randal Grichuk, R (1, 8) OBP: 0.400, SLG: 0.308		0-3 K2-3		4-2 30 1B BB			1-3 K	0-2 FC6-4 1-2f		3 0 0 0 1 2 3												
9 Danny Jansen, R (1, 2) OBP: 0.360, SLG: 0.350		3-3 K		0-0 P3			4-1 BB	3-1 L7		3 0 0 0 1 1 4												
3 Brandon Drury, R (1, 5) OBP: 0.158, SLG: 0.111			1-0 P4		3-2 F3			0-0 L9		2 0 0 0 0 0 2												
2 Joe Panik, L (7, PH) OBP: 0.250, SLG: 0.200					0-0 F3					1 0 0 0 0 0 2												
30 Anthony Alford, R (1, 7) OBP: 0.250, SLG: 0.250			1-0 G4-3		0-0 1B			3-3 K		2 0 1 1 0 0 0												
23 Derek Fisher, L (7, PH) OBP: 0.400, SLG: 0.500					1-3 2-H 1B					1 0 0 0 0 1 2												
Inning Stats	R: 0 E: 0 K: 0 S: 7	H: 1 LOB: 0 BB: 0 P: 13	R: 0 E: 0 K: 2 S: 10	H: 1 LOB: 1 BB: 0 P: 16	R: 0 E: 0 K: 0 S: 3	H: 0 LOB: 0 BB: 0 P: 5	R: 0 E: 0 K: 0 S: 7	H: 0 LOB: 0 BB: 0 P: 9	R: 1 E: 0 K: 0 S: 14	H: 2 LOB: 2 BB: 1 P: 22	R: 0 E: 0 K: 1 S: 7	H: 0 LOB: 0 BB: 1 P: 15	R: 0 E: 0 K: 2 S: 12	H: 1 LOB: 2 BB: 1 P: 22	R: 0 E: 0 K: 1 S: 6	H: 0 LOB: 0 BB: 0 P: 7	R: 0 E: 0 K: 0 S: 11	H: 0 LOB: 1 BB: 1 P: 21	1B: 2 2B: 3 HR: 0	SF: 0 SAC: 0 DP: 1 HBP: 0	WP: 0 PB: 0 SB: 0 CS: 0	PA: 35
PITCHER	IP WLS BF H R ER SO BB IBB HBP BLK WP HR S P ERA WHIP																					
54 Max Fried, L (1, 1) ERA: 2.04	6.0 W 22 4 1 1 3 2 0 0 0 0 0 0 48 80 1.50 1.000																					
56 Darren O'Day, R (7, 1) ERA: 2.45	1.0 5 1 0 0 2 1 0 0 0 0 0 0 12 22 0.00 2.000																					
38 Josh Tomlin, R (8, 1) ERA:	1.0 3 0 0 0 1 0 0 0 0 0 0 0 6 7 0.00 0.000																					
61 Chad Sobotka, R (9, 1) ERA:	1.0 4 0 0 0 0 1 0 0 0 0 0 0 11 21 0.00 1.000																					

Toronto Blue Jays @ Atlanta Braves
 Truist Park, Atlanta, GA
 Tue Aug 04 2020, 7:12 PM - 10:16 PM EDT
 Partly Cloudy - 86 F

livebaseballscorecards.com

AB	30
R	1
H	5
RBI	1
BB	4
SO	6
LOB	17



Batter	1	2	3	4	5	6	7	8	9
13 Ronald Acuña Jr., R OBP: 0.357, SLG: 0.417	4-2 L9 7 S BB		4-2 G5-3		1-2 G4-3 5 FC6 2B	4-2 G4-2-3 7 1B BB		2-2 7 2B 1B	
7 Dansby Swanson, R OBP: 0.367, SLG: 0.553	0-1 G5-3 1-2		2-1 G5-3		0-1 G4-3	1-2 G4-2-3 5 1B		1-1 23 1B 2B	
5 Freddie Freeman, L OBP: 0.353, SLG: 0.317	2-1 L9 2-3		4-2 20 FC6-4 BB		0-1 FC6 17 1B 27 HR	1-0 G4-2-3		1-2 P5	
20 Marcell Ozuna, R OBP: 0.429, SLG: 0.600	0-3 K		0-1 FC6-4		3-2 F7	0-0 IBB		0-0 17 2B 1B	
23 Adam Duvall, R OBP: 0.438, SLG: 0.643									
18 Matt Adams, L OBP: 0.235, SLG: 0.424		1-2 HR		3-2 G4-3	1-2 27 HR 1B			1-1 27 WP 2B	
17 Johan Camargo, S OBP: 0.333, SLG: 0.444									
27 Austin Riley, R OBP: 0.235, SLG: 0.379		1-3 K		4-2 1 FC3-6 BB	2-2 HR			4-1 BB	
1 Ozzie Albies, S OBP: 0.196, SLG: 0.273		0-0 G6-3		0-0 FC3-6 25 1B 1-2f	4-0 BB			1-2 P4	
25 Tyler Flowers, R OBP: 0.417, SLG: 0.700		2-2 HR		0-0 L8	0-0 L8			1-0 F7	
11 Ender Inciarte, L OBP: 0.333, SLG: 0.267		1-1 G3		0-1 F8				2-2 13 7 2B 1B	

Inning Stats	R: 0	H: 0	E: 0	K: 10	S: 10	LOB: 1	BB: 1	P: 16
	R: 2	H: 2	E: 0	K: 1	S: 12	LOB: 0	BB: 0	P: 17
	R: 0	H: 0	E: 0	K: 0	S: 9	LOB: 1	BB: 1	P: 16
	R: 0	H: 1	E: 0	K: 0	S: 9	LOB: 2	BB: 1	P: 16
	R: 4	H: 3	E: 0	K: 1	S: 17	LOB: 1	BB: 1	P: 28
	R: 0	H: 2	E: 0	K: 1	S: 12	LOB: 3	BB: 2	P: 21
	R: 0	H: 0	E: 0	K: 2	S: 8	LOB: 0	BB: 0	P: 13
	R: 4	H: 5	E: 0	K: 0	S: 21	LOB: 2	BB: 1	P: 34

PITCHER	IP	WLS	BF	H	R	ER	SO	BB	IBB	HBP	BLK	WP	HR	S	P	ERA	WHIP
34 Matt Shoemaker, R ERA: 5.91	4.2	L	24	6	6	6	2	3	0	0	0	0	3	56	88	11.57	1.929
62 Jacob Waguespack, R ERA:	0.1		5	2	0	0	0	2	0	0	0	0	0	9	20	0.00	12.000
47 Anthony Kay, L ERA: 1.93	2.0		6	0	0	0	3	0	1	0	0	0	0	12	19	0.00	0.000
63 Wilmer Font, R ERA: 27.0	0.1		6	5	4	4	0	0	0	0	0	0	0	15	22	108.00	15.000
1 Shun Yamaguchi, R ERA: 21.6	0.2		3	0	0	0	0	1	0	0	0	1	0	6	12	0.00	1.500

BOTTOM

Toronto Blue Jays @ Atlanta Braves
 Truist Park, Atlanta, GA

Tue Aug 04 2020, 7:12 PM - 10:16 PM EDT
 Partly Cloudy - 86 F

AB	R	H	RBI	BB	SO	LOB
3	2	2	0	2	0	0
5	1	2	2	0	0	2
4	1	0	1	1	0	5
3	0	0	0	1	1	3
1	1	1	1	0	0	0
2	1	1	1	0	0	0
3	1	2	1	0	1	3
3	1	1	3	2	1	0
4	0	0	0	1	1	3
5	1	2	1	0	1	3
4	1	2	0	0	0	2

AB	37
R	10
H	13
RBI	10
BB	7
SO	5
LOB	21

1B	2B	3B	HR	SF	SAC	DP	HBP
7	3	0	3	0	1	0	0

WP	PA
1	44

Braves

Batter	1	2	3	4	5	6	7	8	9	AB R H RBI BB SO LOB	TOP											
11 Bo Bichette, R OBP: 0.276, SLG: 0.345	3-2 F9		0-0 1B		2-2 8S 1B			0-0 L7		4 1 2 0 0 0 0												
8 Cavan Biggio, L OBP: 0.250, SLG: 0.351	1-3 K		1-0 F7		1-2 1H 1B			1-1 F8		4 0 1 1 0 1 1												
37 Teoscar Hernández, R OBP: 0.308, SLG: 0.667	2-1 P3		2-3 K		2-1 F7			0-0 F9		4 0 0 0 0 1 2												
13 Lourdes Gurriel Jr., R OBP: 0.290, SLG: 0.448		1-1 G1-3		4-1 15FC5-4 BB				2-2 F8		3 0 0 0 1 0 0												
27 Vladimir Guerrero Jr., R (1, 3) OBP: 0.263, SLG: 0.389		3-1 15 9SF9 2B		1-1 F7				3-2 P4		4 1 1 0 0 1 2												
15 Randal Grichuk, R (1, 10) OBP: 0.368, SLG: 0.294		3-2 2B		2-2 FC5-4 1-2f				2-2 G5-3		4 0 1 0 0 1 2												
9 Danny Jansen, R (1, 2) OBP: 0.321, SLG: 0.318		2-2 SF9		2-2 K						2 0 0 1 0 2 1												
3 Brandon Drury, R (1, 5) OBP: 0.136, SLG: 0.095		0-2 L4		2-2 K						3 0 0 0 0 1 1												
30 Anthony Alford, R (1, 8) OBP: 0.143, SLG: 0.143			2-2 F9		1-3 K					3 0 0 0 0 2 0												
Inning Stats	R: 0 E: 0 K: 1 S: 9	H: 0 LOB: 0 BB: 0 P: 15	R: 1 E: 0 K: 0 S: 15	H: 2 LOB: 1 BB: 0 P: 24	R: 0 E: 0 K: 1 S: 10	H: 1 LOB: 1 BB: 1 P: 19	R: 0 E: 0 K: 1 S: 10	H: 0 LOB: 1 BB: 1 P: 13	R: 1 E: 0 K: 1 S: 16	H: 2 LOB: 1 BB: 0 P: 23	R: 0 E: 1 K: 2 S: 9	H: 0 LOB: 1 BB: 0 P: 13	R: 0 E: 0 K: 3 S: 11	H: 0 LOB: 0 BB: 0 P: 15	R: 0 E: 0 K: 0 S: 4	H: 0 LOB: 0 BB: 0 P: 5	R: 0 E: 0 K: 0 S: 13	H: 0 LOB: 0 BB: 0 P: 20	1B: 4 2B: 2 3B: 0 HR: 0	SF: 1 SAC: 0 DP: 1 HBP: 0	WP: 0 PB: 0 SB: 1 CS: 1	PA: 33
PITCHER	IP WLS BF H R ER SO BB IBB HBP BLK WP HR S P ERA WHIP																					
15 Sean Newcomb, L (1, 1) ERA: 6.57	4.2 L 20 5 2 2 4 1 0 0 0 0 0 0 58 92 3.86 1.286																					
38 Josh Tomlin, R (5, 1) ERA:	1.1 4 0 0 0 2 0 0 0 0 0 0 0 11 17 0.00 0.000																					
19 Shane Greene, R (7, 1) ERA:	1.0 3 0 0 0 3 0 0 0 0 0 0 0 11 15 0.00 0.000																					
55 Chris Martin, R (8, 1) ERA: 2.25	1.0 3 0 0 0 0 0 0 0 0 0 0 0 4 5 0.00 0.000																					
33 A.J. Minter, L (9, 1) ERA: 1.59	1.0 3 0 0 0 0 0 0 0 0 0 0 0 13 20 0.00 0.000																					

Toronto Blue Jays @ Atlanta Braves
 Truist Park, Atlanta, GA
 Wed Aug 05 2020, 7:11 PM - 10:09 PM EDT
 Partly Cloudy - 84 F

livebaseballscorecards.com

AB 31
 R 2
 H 5
 RBI 2
 BB 1
 SO 9
 LOB 9




Batter	1	2	3	4	5	6	7	8	9	AB	R	H	RBI	BB	SO	LOB
13 Ronald Acuña Jr., R (1, 9) OBP: 0.367, SLG: 0.400	4-1 7 CS BB		4-2 BB			1-2 P2		3-3 K		2	0	0	0	2	1	0
7 Dansby Swanson, R (1, 6) OBP: 0.340, SLG: 0.510	2-3 K		0-2 F9			0-0 G5-3			1-1 G4-3	4	0	0	0	0	1	2
20 Marcell Ozuna, R (1, 10) OBP: 0.415, SLG: 0.558	3-3 K				2-2 G6-3			3-3 K	4-2 G5-3 16 1B BB	3	0	0	0	1	2	0
16 Travis d'Arnaud, R (1, 2) OBP: 0.381, SLG: 0.632		0-1 G5-3		1-3 K		2-2 F7			1-1 1B	4	0	1	0	0	1	0
23 Adam Duvall, R (1, 7) OBP: 0.500, SLG: 0.824		1-2 27 WP 1B		4-2 BB		1-1 HR			1-1 G5-3 2-3f	3	1	2	1	1	0	2
27 Austin Riley, R (1, 3) OBP: 0.222, SLG: 0.355		2-3 K		1-3 K		2-3 K				2	0	0	0	0	2	2
5 Freddie Freeman, L (7, PH) OBP: 0.346, SLG: 0.310		1-2 K								1	0	0	0	0	1	0
17 Johan Camargo, S (1, 5) OBP: 0.303, SLG: 0.400		1-3 K				2-3 K				3	0	0	0	0	3	1
8 Charlie Culberson, R (1, 4)			1-2 G4-3		2-3 K				1-1 G3-1	2	0	0	0	0	1	0
22 Nick Markakis, L (8, PH)										1	0	0	0	0	0	0
24 Adeiny Hechavarria, R (9, 4) OBP: 0.125, SLG: 0.125										0	0	0	0	0	0	0
11 Ender Inciarte, L (1, 8) OBP: 0.316, SLG: 0.250			1-0 G4-3			1-2 G3			1-1 G3-1	2	0	0	0	0	0	0
45 Scott Schebler, L (8, PH)										1	0	0	0	0	0	0

Inning Stats	R: 0	H: 0	E: 0	K: 2	S: 8	H: 0	LOB: 0	BB: 1	P: 17	R: 0	H: 1	E: 0	K: 2	S: 11	H: 0	LOB: 1	BB: 0	P: 15	R: 0	H: 0	E: 0	K: 0	S: 12	R: 0	H: 0	E: 0	K: 2	S: 11	R: 0	H: 0	E: 0	K: 1	S: 9	R: 1	H: 1	E: 0	K: 2	S: 11	R: 0	H: 0	E: 0	K: 1	S: 7	R: 0	H: 0	E: 0	K: 0	S: 9									

Toronto Blue Jays @ Atlanta Braves
 Truist Park, Atlanta, GA
 Wed Aug 05 2020, 7:11 PM - 10:09 PM EDT
 Partly Cloudy - 84 F

AB	28
R	1
H	3
RBI	1
BB	4
SO	12
LOB	7

livebaseballscorecards.com



PITCHER	IP	WLS	BF	H	R	ER	SO	BB	IBB	HBP	BLK	WP	HR	S	P	ERA	WHIP
99 Hyun Jin Ryu, L ERA: 5.14	5.0	W	18	1	0	0	8	3	0	0	0	1	0	52	84	0.00	0.800
31 Thomas Hatch, R ERA: 1.42	1.1	H	5	1	1	1	0	0	0	0	0	0	1	14	21	6.75	0.750
56 Ryan Borucki, L ERA:	0.2	H	2	0	0	0	2	0	0	0	0	0	0	6	9	0.00	0.000
68 Jordan Romano, R ERA:	1.0	H	3	0	0	0	1	0	0	0	0	0	0	7	12	0.00	0.000
52 Anthony Bass, R ERA:	1.0	S	4	1	0	0	0	1	0	0	0	0	0	9	16	0.00	2.000

Batter	1	2	3	4	5	6	7	8	9	AB	R	H	RBI	BB	SO	LOB	TOP										
11 Bo Bichette, R OBP: 0.273, SLG: 0.424 (1, 6)	C FF 93 C CU 76 X CU 77 0-2 L8			X CU 75 0-0 HR		F FF 94 B FS 82 X FS 87 1-1 F9		B SI 90 B SI 92 B FC 86 C SI 91 X FC 86 3-1 P3		4	1	1	1	0	0	0											
8 Cavan Biggio, L OBP: 0.227, SLG: 0.317 (1, 9) (7, 4)	B FF 94 B FS 86 B FS 84 X FF 94 3-1 G6-3			X FF 95 0-0 P5		B CU 76 C FS 83 B SL 86 S FS 85 B FF 94 S FS 86 3-3 K		B ST 79 S FC 86 F CH 85 S CH 87 1-3 K		4	0	0	0	0	2	0											
13 Lourdes Gurriel Jr., R OBP: 0.314, SLG: 0.485 (1, 7)	B CU 77 C CU 75 B SL 87 F CU 76 C FF 95 2-3 K			X FF 93 0-0 2B		S FS 85 B FF 94 C SL 84 F FS 82 X CU 76 1-2 44 2B 27 G5-3 1B		X KC 81 0-0 G5-3		4	1	2	0	0	1	0											
44 Rowdy Tellez, L OBP: 0.241, SLG: 0.346 (1, 3)	X FF 93 0-0 G3			B FS 85 S CU 76 S CU 78 X CU 78 1-2 P6		C FS 84 B FS 84 F FF 93 F FF 94 B CU 75 X FS 86 2-2 37 1B 2B		X KC 82 0-0 L7		4	1	1	0	0	1												
27 Vladimir Guerrero Jr., R OBP: 0.238, SLG: 0.350 (1, 10)	C FF 94 C SL 86 B CU 76 S CU 79 1-3 K			B FF 93 X FF 94 1-0 P3		B CU 76 B SL 87 C FF 95 S FS 88 X SL 88 2-2 G5-3		B FC 92 B KC 83 F FC 92 X FC 92 3-1 G1-3		4	0	0	1	0	1	2											
15 Randal Grichuk, R OBP: 0.318, SLG: 0.250 (1, 8)	C FF 94 F FF 94 F FF 95 S CU 78 0-3 K			F CU 75 F FS 84 B CU 80 S FF 94 1-3 K		X SL 85 0-0 G5-3				3	0	0	0	0	2	1											
6 Travis Shaw, L OBP: 0.400, SLG: 0.375 37 Teoscar Hernández, R OBP: 0.325, SLG: 0.676 (1, 5) (7, 9)	C CU 74 B FS 86 X FS 86 1-1 G3-1			S FF 94 B FF 94 C CU 76 C FS 85 1-3 K		B FF 94 X FF 95 1-0 2-H 1B				2	0	0	0	0	1	0											
2 Joe Panik, L OBP: 0.211, SLG: 0.167 (1, 4) (7, 5)	C FF 94 B FF 94 X FF 93 1-1 F7			C CU 76 B FS 82 S SL 86 S CU 79 1-3 K		C FF 96 F SL 83 F FF 96 X FF 95 0-2 G4-3				3	0	0	0	0	1	1											
10 Reese McGuire, L OBP: 0.167, SLG: 0.417 (1, 2)	C CU 74 F FF 95 B CU 75 S CU 76 1-3 K			B FF 92 F SL 84 T FS 82 S CU 79 1-3 K				B CU 78 F SL 84 F SL 82 F FF 96 F FF 95 X SL 83 1-2 G1-3		3	0	0	0	0	2	0											
Inning Stats	R: 0 E: 0 K: 1 S: 8	H: 0 LOB: 0 BB: 0 P: 13	R: 0 E: 0 K: 2 S: 8	H: 0 LOB: 0 BB: 0 P: 9	R: 0 E: 0 K: 1 S: 7	H: 0 LOB: 0 BB: 0 P: 10	R: 1 E: 0 K: 0 S: 7	H: 2 LOB: 1 BB: 0 P: 9	R: 0 E: 0 K: 3 S: 9	H: 0 LOB: 0 BB: 0 P: 12	R: 0 E: 0 K: 2 S: 8	H: 0 LOB: 0 BB: 0 P: 13	R: 2 E: 0 K: 0 S: 17	H: 3 LOB: 1 BB: 0 P: 23	R: 0 E: 0 K: 1 S: 10	H: 0 LOB: 0 BB: 0 P: 15	R: 0 E: 0 K: 0 S: 4	H: 0 LOB: 0 BB: 0 P: 7	1B: 2 2B: 2 3B: 0 HR: 1	SF: 0 SAC: 0 DP: 0 HBP: 0	WP: 0 PB: 0 SB: 0 CS: 0	PA: 32					
PITCHER	IP	WLS	BF	H	R	ER	SO	BB	IBB	HBP	BLK	WP	HR	S	P	ERA	WHIP										
62 Touki Toussaint, R ERA: 6.08 (1, 1)	6.2		24	4	3	3	9	0	0	0	0	0	1	59	83	4.05	0.600										
68 Tyler Matzek, L ERA: (7, 1)	0.2	B	3	1	0	0	0	0	0	0	0	0	0	10	12	0.00	1.500										
19 Shane Greene, R ERA: (8, 1)	0.2		2	0	0	0	1	0	0	0	0	0	0	5	9	0.00	0.000										
36 Mark Melancon, R ERA: (9, 1)	1.0	W	3	0	0	0	0	0	0	0	0	0	0	4	7	0.00	0.000										

Toronto Blue Jays @ Atlanta Braves
 Truist Park, Atlanta, GA
 Thu Aug 06 2020, 7:13 PM - 9:49 PM EDT
 Cloudy - 84 F

livebaseballscorecards.com

AB	32
R	3
H	5
RBI	3
BB	0
SO	10
LOB	5



Batter	1	2	3	4	5	6	7	8	9	AB	R	H	RBI	BB	SO	LOB
13 Ronald Acuña Jr., R OBP: 0.359, SLG: 0.377	0-0 G1-3		4-2 BB		2-2 F8			0-1 G6-3		3	0	0	0	1	0	1
7 Dansby Swanson, R OBP: 0.333, SLG: 0.481	4-0 5 HR BB		3-1 L9		3-3 K			2-2 K		3	1	0	0	1	2	2
5 Freddie Freeman, L OBP: 0.357, SLG: 0.413	0-2 1-H HR		0-3 K				2-1 20 WP 2B	2-2 F7		4	1	2	2	0	1	1
20 Marcell Ozuna, R OBP: 0.404, SLG: 0.532	0-3 K			3-2 22 G3 23 SF7 1B			1-3 K	1-0 L7		4	1	1	0	0	2	1
22 Nick Markakis, L OBP: 0.200, SLG: 0.800	1-0 F8			1-1 G3			1-3 K	0-0 HR		4	1	1	1	0	1	2
23 Adam Duvall, R OBP: 0.435, SLG: 0.737		1-0 F7		0-0 SF7			0-1 L9			2	0	0	1	0	0	1
17 Johan Camargo, S OBP: 0.278, SLG: 0.364		0-3 K		0-0 P6				1-0 L3		3	0	0	0	0	1	0
25 Tyler Flowers, R OBP: 0.400, SLG: 0.583		1-3 K			4-2 BB			3-1 F8		2	0	0	0	1	1	0
24 Adeiny Hechavarria, R OBP: 0.091, SLG: 0.091			1-0 G6-3		3-2 F9			0-2 P4		3	0	0	0	0	0	1

Inning Stats	R: 2	H: 1	E: 0	K: 1	S: 9	LOB: 0	BB: 1	P: 14	R: 0	H: 0	E: 0	K: 2	S: 7	LOB: 0	BB: 0	P: 9	R: 0	H: 0	E: 0	K: 1	S: 8	LOB: 1	BB: 1	P: 16	R: 1	H: 1	E: 0	K: 0	S: 8	LOB: 0	BB: 0	P: 12	R: 0	H: 0	E: 0	K: 1	S: 16	LOB: 1	BB: 1	P: 28	R: 0	H: 1	E: 0	K: 2	S: 10	LOB: 1	BB: 0	P: 14	R: 0	H: 0	E: 0	K: 0	S: 7	LOB: 0	BB: 0	P: 11	R: 0	H: 0	E: 0	K: 1	S: 10	LOB: 0	BB: 0	P: 14	R: 1	H: 1	E: 0	K: 0	S: 2	LOB: 0	BB: 0	P: 3	1B: 1	SF: 1	3B: 0	DP: 0	HR: 2	HBP: 0	WP: 2	PA: 32
--------------	------	------	------	------	------	--------	-------	-------	------	------	------	------	------	--------	-------	------	------	------	------	------	------	--------	-------	-------	------	------	------	------	------	--------	-------	-------	------	------	------	------	-------	--------	-------	-------	------	------	------	------	-------	--------	-------	-------	------	------	------	------	------	--------	-------	-------	------	------	------	------	-------	--------	-------	-------	------	------	------	------	------	--------	-------	------	-------	-------	-------	-------	-------	--------	-------	--------


PITCHER	IP	WLS	BF	H	R	ER	SO	BB	IBB	HBP	BLK	WP	HR	S	P	ERA	WHIP
24 Nate Pearson, R ERA: 2.7	(1, 1)	5.0	20	2	3	3	5	3	0	0	0	1	1	48	79	5.40	1.000
41 Rafael Dolis, R ERA: 1.8	(6, 1)	1.0	4	1	0	0	2	0	0	0	0	1	0	10	14	0.00	1.000
36 A.J. Cole, R ERA:	(7, 1)	1.0	3	0	0	0	0	0	0	0	0	0	0	7	11	0.00	0.000
68 Jordan Romano, R ERA:	(8, 1)	1.0	3	0	0	0	1	0	0	0	0	0	0	10	14	0.00	0.000
63 Wilmer Font, R ERA: 27.0	(9, 1)	0.1	L 2	1	1	1	0	0	0	0	0	0	1	2	3	27.00	3.000

BOTTOM

Toronto Blue Jays @ Atlanta Braves
 Truist Park, Atlanta, GA
 Thu Aug 06 2020, 7:13 PM - 9:49 PM EDT
 Cloudy - 84 F

livebaseballscorecards.com

AB	28
R	4
H	4
RBI	4
BB	3
SO	8
LOB	9



Batter	1	2	3	4	5	6	7	8	9	AB R H RBI BB SO LOB	TOP
8 Cavan Biggio, L (1, 4) OBP: 0.265, SLG: 0.400 SI 88, FC 86, SI 88, CH 83, SI 89	3-2 HR		0-1 1B		1-0 G4-3		4-2 BB		2-1 F7	4 2 2 1 1 0 1	
11 Bo Bichette, R (1, 6) OBP: 0.270, SLG: 0.432 SI 90	0-0 E5 13 FC6-5		1-2 2B		1-0 L8		3-2 P4			4 0 1 1 0 0 1	
13 Lourdes Gurriel Jr., R (1, 7) OBP: 0.282, SLG: 0.432 SI 89, FC 89, SI 88, SL 78, SI 89	1-2 FC6-5 2-3		1-3 K		3-2 G5-3			3-2 G3-1		4 0 0 0 0 1 2	
44 Rowdy Tellez, L (1, 10) OBP: 0.273, SLG: 0.321 30 Anthony Alford, R (8, PR) OBP: 0.143, SLG: 0.143 FC 87	0-0 F8 8, 10		1-1 F8 2-3			4-0 27B BB		4-1 15S 27S BB		2 1 0 0 2 0 2 0 0 0 0 0 0 0	
27 Vladimir Guerrero Jr., R (1, 3) OBP: 0.283, SLG: 0.381 28 Billy McKinney, L (8, PR) 3 Brandon Drury, R (8, 5) OBP: 0.136, SLG: 0.095 SI 89, CH 82, SI 89, SI 89	3-1 G5-3		4-1 15 FC6-4 BB			2-2 2B 1-H		4-1 15 G4-6-3 BB		2 0 1 1 2 0 1 0 0 0 0 0 0 0 0 0 0 0 0 0 0	
15 Randal Grichuk, R (1, 8) OBP: 0.346, SLG: 0.261 CU 73, SI 87, FC 85, SI 87, FC 88, CH 81, SI 88, SL 78, SI 88		4-2 6 CS BB	2-2 FC6-4 1-2f			1-2 6 G3-6-3 1B		3-2 G4-6-3 1-2f 2-3		3 0 1 0 1 0 4	
6 Travis Shaw, L (1, 5) OBP: 0.357, SLG: 0.333 8, 3 SI 76, FC 95, FC 88, CH 81, SI 88, SL 78, SI 88		3-3 K 1-2		0-0 9 G4-6-3 1B		2-1 G3-6-3 1-2f			0-1 F9	4 0 1 0 0 1 2	
37 Teoscar Hernández, R (1, 9) OBP: 0.341, SLG: 0.683 SI 77, SI 88		1-0 2B		1-2 P4 1B			0-2 G6-3		1-1 1B	4 0 2 0 0 0 1	
9 Danny Jansen, R (1, 2) OBP: 0.281, SLG: 0.269 SI 88, FC 87, SI 88, SL 88		1-3 K		2-0 G4-6-3 1-2f			2-1 F8		2-0 L9	4 0 0 0 0 1 3	
Inning Stats	R: 1 H: 1 E: 1 LOB: 1 K: 0 BB: 0 S: 11 P: 18	R: 0 H: 1 E: 0 LOB: 1 K: 2 BB: 1 S: 11 P: 20	R: 1 H: 2 E: 0 LOB: 2 K: 1 BB: 1 S: 16 P: 25	R: 0 H: 1 E: 0 LOB: 0 K: 0 BB: 0 S: 5 P: 8	R: 0 H: 0 E: 0 LOB: 0 K: 0 BB: 0 S: 7 P: 12	R: 1 H: 2 E: 0 LOB: 0 K: 0 BB: 1 S: 8 P: 17	R: 0 H: 0 E: 0 LOB: 1 K: 0 BB: 1 S: 11 P: 20	R: 0 H: 0 E: 0 LOB: 2 K: 0 BB: 2 S: 8 P: 22	R: 0 H: 1 E: 0 LOB: 1 K: 0 BB: 0 S: 7 P: 12	1B: 4 SF: 0 2B: 4 SAC: 0 3B: 0 DP: 4 HR: 1 HBP: 0	WP: 0 PA: 37 PB: 0 SB: 2 CS: 1
PITCHER	IP WLS BF H R ER SO BB IBB HBP BLK WP HR S P ERA WHIP	IP WLS BF H R ER SO BB IBB HBP BLK WP HR S P ERA WHIP	IP WLS BF H R ER SO BB IBB HBP BLK WP HR S P ERA WHIP	IP WLS BF H R ER SO BB IBB HBP BLK WP HR S P ERA WHIP	IP WLS BF H R ER SO BB IBB HBP BLK WP HR S P ERA WHIP	IP WLS BF H R ER SO BB IBB HBP BLK WP HR S P ERA WHIP	IP WLS BF H R ER SO BB IBB HBP BLK WP HR S P ERA WHIP	IP WLS BF H R ER SO BB IBB HBP BLK WP HR S P ERA WHIP	IP WLS BF H R ER SO BB IBB HBP BLK WP HR S P ERA WHIP	IP WLS BF H R ER SO BB IBB HBP BLK WP HR S P ERA WHIP	IP WLS BF H R ER SO BB IBB HBP BLK WP HR S P ERA WHIP
65 Ryan Weber, R (1, 1) ERA: 9.9	3.0 16 5 2 2 3 2 0 0 0 0 0 1 39 64 6.00 2.333										
37 Heath Hembree, R (4, 1) ERA: 1.42	1.0 2 0 0 0 0 0 0 0 0 0 0 0 4 7 0.00 0.000										
48 Colten Brewer, R (5, 1) ERA: 2.57	1.0 3 0 0 0 0 0 0 0 0 0 0 0 7 12 0.00 0.000										
70 Ryan Brasier, R (6, 1) ERA: 9.82	1.0 4 2 1 1 0 1 0 0 0 0 0 0 8 17 9.00 3.000										
31 Austin Brice, R (7, 1) ERA: 4.7	1.0 4 0 0 0 0 1 0 0 0 0 0 0 11 20 0.00 1.000										
PITCHER	IP WLS BF H R ER SO BB IBB HBP BLK WP HR S P ERA WHIP	IP WLS BF H R ER SO BB IBB HBP BLK WP HR S P ERA WHIP	IP WLS BF H R ER SO BB IBB HBP BLK WP HR S P ERA WHIP	IP WLS BF H R ER SO BB IBB HBP BLK WP HR S P ERA WHIP	IP WLS BF H R ER SO BB IBB HBP BLK WP HR S P ERA WHIP	IP WLS BF H R ER SO BB IBB HBP BLK WP HR S P ERA WHIP	IP WLS BF H R ER SO BB IBB HBP BLK WP HR S P ERA WHIP	IP WLS BF H R ER SO BB IBB HBP BLK WP HR S P ERA WHIP	IP WLS BF H R ER SO BB IBB HBP BLK WP HR S P ERA WHIP	IP WLS BF H R ER SO BB IBB HBP BLK WP HR S P ERA WHIP	IP WLS BF H R ER SO BB IBB HBP BLK WP HR S P ERA WHIP
32 Matt Barnes, R (8, 1) ERA: 6.0	1.0 4 0 0 0 0 2 0 0 0 0 0 0 4 7 6.00 2.000										
44 Brandon Workman, R (9, 1) ERA: 1.8	1.0 4 1 0 0 0 0 0 0 0 0 0 0 7 12 0.00 1.000										

Toronto Blue Jays @ Boston Red Sox
Fenway Park, Boston, MA
Fri Aug 07 2020, 7:35 PM - 11:07 PM EDT
Partly Cloudy - 73 F

livebaseballscores.com

AB	31
R	3
H	8
RBI	3
BB	6
SO	3
LOB	17



Batter	1	2	3	4	5	6	7	8	9	AB	R	H	RBI	BB	SO	LOB	BOTTOM		
16 Andrew Benintendi, L (1, 7) OBP: 0.279, SLG: 0.091	4-1 2 BB 11 BB 18 BB BB	3-2 G5-3 1-2		3-3 K		0-3 K		1-3 K		4	1	0	0	1	3	5	Toronto Blue Jays @ Boston Red Sox Fenway Park, Boston, MA Fri Aug 07 2020, 7:35 PM - 11:07 PM EDT Partly Cloudy - 73 F		
11 Rafael Devers, L (1, 5) OBP: 0.259, SLG: 0.327	4-2 18 BB 2 BB 1-2 BB	2-3 K		0-3 K		1-0 P5		2-3 K		4	0	0	0	1	3	5			
28 J.D. Martinez, R (1, 10) OBP: 0.296, SLG: 0.367	0-0 L7		3-1 P4		3-3 K		2-3 K		4	0	0	0	0	2	2				
2 Xander Bogaerts, R (1, 6) OBP: 0.404, SLG: 0.619	4-1 18 BB 1-2 2-3 BB	2-2 18 HR 1B		4-2 7 S BB		4-2 BB		4-2 BB		1	1	1	0	3	0	0			
18 Mitch Moreland, L (1, 3) OBP: 0.320, SLG: 0.833	4-1 7 G5-4-3 1-2 2-3 3-H BB	0-0 1-H HR		3-1 F8		2-2 F9		2-2 K		3	1	1	3	1	0	2			
7 Christian Vázquez, R (1, 2) OBP: 0.295, SLG: 0.581	1-1 G5-4-3 1-2f	1-1 L7		3-3 K		3-3 K		3-3 K		4	0	0	0	0	2	5			
99 Alex Verdugo, L (1, 9) OBP: 0.368, SLG: 0.559	1-0 HR	3-2 G4-3		4-0 19 FC3-6 BB		1-0 HR		1-0 HR		3	2	2	2	1	0	0			
19 Jackie Bradley Jr., L (1, 8) OBP: 0.341, SLG: 0.306	4-0 16 G5-3 BB	2-1 G6-3		1-1 FC3-6 3 1B		2-3 K		2-3 K		3	0	0	0	1	1	1			
3 José Peraza, R (1, 4) OBP: 0.327, SLG: 0.348	1-0 F7	1-0 BB		4-2 BB		1-1 1B		0-1 2B		3	0	2	0	1	0	1			
Inning Stats	R: 1 E: 0 K: 0 S: 8	H: 0 LOB: 2 BB: 4 P: 25	R: 1 E: 0 K: 1 S: 8	H: 1 LOB: 1 BB: 1 P: 19	R: 2 E: 0 K: 0 S: 15	H: 2 LOB: 0 BB: 0 P: 24	R: 0 E: 0 K: 2 S: 12	H: 0 LOB: 1 BB: 1 P: 21	R: 0 E: 0 K: 1 S: 8	H: 1 LOB: 2 BB: 1 P: 15	R: 0 E: 0 K: 2 S: 13	H: 0 LOB: 1 BB: 1 P: 24	R: 1 E: 0 K: 3 S: 13	H: 2 LOB: 1 BB: 0 P: 19	1B: 2 2B: 1 3B: 0 HR: 3	SF: 0 SAC: 0 DP: 1 HBP: 0	WP: 0 PB: 0 SB: 1 CS: 0	PA: 38	
PITCHER	IP WLS BF H R ER SO	IP WLS BF H R ER SO	IP WLS BF H R ER SO	IP WLS BF H R ER SO	IP WLS BF H R ER SO	IP WLS BF H R ER SO	IP WLS BF H R ER SO	IP WLS BF H R ER SO	IP WLS BF H R ER SO	IP WLS BF H R ER SO	IP WLS BF H R ER SO	IP WLS BF H R ER SO	IP WLS BF H R ER SO	IP WLS BF H R ER SO	IP WLS BF H R ER SO	IP WLS BF H R ER SO	ERA WHIP	ERA WHIP	
14 Tanner Roark, R (1, 1) ERA: 5.63	3.0 L	1.0	1.1	1.2	1.0	1.1	1.2	1.0	1.1	1.2	1.0	1.1	1.2	1.0	1.1	1.2	12.00	2.667	
56 Ryan Borucki, L (4, 1) ERA:	1.0	1.1	1.2	1.0	1.1	1.2	1.0	1.1	1.2	1.0	1.1	1.2	1.0	1.1	1.2	1.0	0.00	1.000	
62 Jacob Waguespack, R (5, 1) ERA:	1.1	1.2	1.0	1.1	1.2	1.0	1.1	1.2	1.0	1.1	1.2	1.0	1.1	1.2	1.0	1.0	0.00	2.250	
36 A.J. Cole, R (6, 1) ERA:	1.2	1.0	1.1	1.2	1.0	1.1	1.2	1.0	1.1	1.2	1.0	1.1	1.2	1.0	1.1	1.2	0.00	0.600	
41 Rafael Dolis, R (8, 1) ERA: 3.0	1.0	1.1	1.2	1.0	1.1	1.2	1.0	1.1	1.2	1.0	1.1	1.2	1.0	1.1	1.2	1.0	9.00	2.000	

livebaseballscores.com

AB 29
R 5
H 6
RBI 5
BB 9
SO 11
LOB 21



Batter	1	2	3	4	5	6	7	8	9	AB R H RBI BB SO LOB	TOP											
8 Cavan Biggio, L (1, 4) OBP: 0.259, SLG: 0.367 FC 91 B KC 83 S KC 83 X FC 91	1-2 G6-3 		4-2 11 WP BB 1-2 		1-0 L3 1-1 		2-2 F8 2-3 		1-3 	4 0 0 0 1 1 3												
11 Bo Bichette, R (1, 6) OBP: 0.310, SLG: 0.463 C CH 89 B CH 84 S CH 83 F SI 90 B KC 84 X FC 89	2-2 37 S 1B 		2-2 L9 1-2 		4-2 6 FC6-4 BB 		2-2 2B 1-3 3-H 		1-3 K 	4 0 2 1 1 1 1												
6 Travis Shaw, L (1, 5) OBP: 0.368, SLG: 0.313 30 Anthony Alford, R (9, PR) OBP: 0.143, SLG: 0.143 3 Brandon Drury, R (9, 5) OBP: 0.136, SLG: 0.095 D CH 85 B FC 90 F FC 89 B CH 83 F FC 89 S KC 84 S FC 88	3-3 K 			0-2 G3-1 		0-1 FC6-4 27 1B 1B 1-2f 		4-2 BB 	0-0 	4 0 1 0 1 1 2 0 0 0 0 0 0 0 0 0 0 0 0 0 0												
37 Teoscar Hernández, R (1, 9) OBP: 0.327, SLG: 0.630 B FC 89 B FC 89 C KC 83 S FC 90 S FC 88	2-3 K 1-2 			0-1 F9 		3-1 27 1B 1B 1-2 		0-3 K 	0-0 F8 	5 0 1 0 0 2 5												
13 Lourdes Gurriel Jr., R (1, 7) OBP: 0.302, SLG: 0.425 B FC 88 X KC 82		1-0 F7 		1-1 27 1B 1B 		0-0 F7 		4-2 15 1B 44 G4-3 BB 		3 1 1 0 1 0 2												
27 Vladimir Guerrero Jr., R (1, 10) OBP: 0.300, SLG: 0.391 B SI 90 X FC 88		1-0 L7 		3-1 1B 1-2 		1-0 1B 1-2 2-H 		3-2 F8 		4 0 2 0 0 0 1												
15 Randal Grichuk, R (1, 8) OBP: 0.367, SLG: 0.296 C KC 84 S KC 82 X KC 83		0-2 G4-3 		1-1 P3 		0-0 8 F8 9 BB 11 2B 1B 		0-1 44 G4-3 1B 1-3 		4 1 2 0 0 0 2												
44 Rowdy Tellez, L (1, 3) OBP: 0.270, SLG: 0.290 B CH 83 B SI 89 B KC 81 B FC 88		4-0 8 CS BB 			0-3 K 		1-2 F9 		0-0 G4-3 	3 0 0 1 1 1 2												
9 Danny Jansen, R (1, 2) OBP: 0.278, SLG: 0.241 B KC 82 S FC 89 1 SAFE C FC 90 C KC 83			1-3 K 		0-1 E6 8 L3 		4-2 11 2B BB 1-2 		2-1 G5-3 	3 0 0 0 1 1 2												
Inning Stats	R: 0 E: 0 K: 2 S: 15	H: 1 LOB: 1 BB: 0 P: 23	R: 0 E: 0 K: 0 S: 5	H: 0 LOB: 0 BB: 0 P: 7	R: 0 E: 0 K: 1 S: 10	H: 0 LOB: 1 BB: 2 P: 21	R: 0 E: 0 K: 0 S: 11	H: 2 LOB: 2 BB: 0 P: 16	R: 0 E: 0 K: 1 S: 7	H: 0 LOB: 0 BB: 0 P: 8	R: 0 E: 0 K: 0 S: 9	H: 2 LOB: 2 BB: 1 P: 17	R: 1 E: 0 K: 1 S: 19	H: 2 LOB: 3 BB: 2 P: 32	R: 1 E: 0 K: 0 S: 10	H: 1 LOB: 1 BB: 1 P: 19	R: 0 E: 0 K: 2 S: 8	H: 1 LOB: 1 BB: 0 P: 10	1B: 8 2B: 2 3B: 0 HR: 0	SF: 0 SAC: 0 DP: 1 HBP: 0	WP: 1 PA: 40 PB: 0 SB: 1 CS: 1	
PITCHER	IP WLS BF H R ER SO BB IBB HBP BLK WP HR S P ERA WHIP	68 Zack Godley, R (1, 1) ERA: 3.97 35 Josh Osich, L (5, 1) ERA: 4.26 71 Phillips Valdez, R (6, 1) ERA: 37 Heath Hembree, R (7, 1) ERA: 2.57 70 Ryan Brasier, R (7, 1) ERA: 9.0										PITCHER 64 Marcus Walden, R (8, 1) ERA: 3.0 59 Jeffrey Springs, L (9, 1) ERA: 13.5										IP WLS BF H R ER SO BB IBB HBP BLK WP HR S P ERA WHIP

Toronto Blue Jays @ Boston Red Sox
 Fenway Park, Boston, MA
 Sat Aug 08 2020, 7:32 PM - 10:49 PM EDT
 Clear - 75 F

livebaseballscorecards.com

AB 34
R 2
H 9
RBI 2
BB 6
SO 7
LOB 20



Batter	1	2	3	4	5	6	7	8	9	AB	R	H	RBI	BB	SO	LOB
99 Alex Verdugo, L OBP: 0.357, SLG: 0.526 (1, 9) (5, 7)	K 1-3		G5-3 1-0				L4 1-0			4	0	1	0	0	1	1
11 Rafael Devers, L OBP: 0.241, SLG: 0.302 (1, 5)	G4-3 1-0		F7 1-1				K 3-3		K 1-3	4	0	0	0	0	2	1
28 J.D. Martinez, R OBP: 0.293, SLG: 0.346 (1, 10)	F8 2-1							G5-3 0-0		3	0	0	0	1	0	0
2 Xander Bogaerts, R OBP: 0.431, SLG: 0.614 (1, 6)		BB 4-2						BB 4-2		2	1	1	0	2	0	1
18 Mitch Moreland, L OBP: 0.345, SLG: 0.778 (1, 3)		BB 4-2						BB 2-3		3	0	1	0	1	1	3
7 Christian Vázquez, R OBP: 0.292, SLG: 0.553 (1, 2)		BB 1-2						K 1-2		4	0	1	1	0	2	4
16 Andrew Benintendi, L OBP: 0.273, SLG: 0.088 5 Kevin Pillar, R OBP: 0.333, SLG: 0.488 (4, PH) (5, 9)	G4-6-3 2-2							K 2-3		1	0	0	0	0	0	2
19 Jackie Bradley Jr., L OBP: 0.311, SLG: 0.275 (1, 8)	G4-6-3 1-2							L9 0-1		3	0	0	0	0	1	2
3 José Peraza, R OBP: 0.308, SLG: 0.327 (1, 4)	F7 1-1							F7 1-1		4	0	0	0	0	0	1
			G5-3 1-1					F7 1-1		3	0	0	0	0	1	1

Inning Stats	R: 0	H: 0	E: 0	K: 1	S: 7	H: 0	LOB: 0	BB: 0	P: 11	R: 1	H: 1	E: 0	K: 0	S: 14	R: 0	H: 0	E: 0	K: 0	S: 5	R: 0	H: 1	E: 0	K: 1	S: 13	R: 0	H: 1	E: 0	K: 2	S: 11	R: 0	H: 1	E: 1	K: 0	S: 8	R: 0	H: 0	E: 0	K: 2	S: 9	R: 0	H: 0	E: 0	K: 1	S: 7	R: 0	H: 0	E: 0	K: 1	S: 7	1B: 4	2B: 0	3B: 0	HR: 0	SF: 0	SAC: 0	DP: 2	HBP: 0	WP: 0	PB: 0	SB: 1	CS: 0	PA: 35
--------------	------	------	------	------	------	------	--------	-------	-------	------	------	------	------	-------	------	------	------	------	------	------	------	------	------	-------	------	------	------	------	-------	------	------	------	------	------	------	------	------	------	------	------	------	------	------	------	------	------	------	------	------	-------	-------	-------	-------	-------	--------	-------	--------	-------	-------	-------	-------	--------

PITCHER	IP	WLS	BF	H	R	ER	SO	BB	IBB	HBP	BLK	WP	HR	S	P	ERA	WHIP
22 Chase Anderson, R ERA: 3.0 (1, 1)	3.0		11	1	1	1	1	2	0	0	0	0	0	26	45	3.00	1.000
63 Wilmer Font, R ERA: 20.25 (4, 1)	0.2		4	1	0	0	1	1	0	0	0	0	0	10	18	0.00	3.000
47 Anthony Kay, L ERA: 1.13 (4, 1)	3.1	W	13	2	0	0	3	0	0	0	0	0	0	28	42	0.00	0.600
68 Jordan Romano, R ERA: (8, 1)	1.0	H	4	0	0	0	2	1	0	0	0	0	0	9	16	0.00	1.000
52 Anthony Bass, R ERA: (9, 1)	1.0	S	3	0	0	0	1	0	0	0	0	0	0	7	8	0.00	0.000

BOTTOM

Toronto Blue Jays @ Boston Red Sox
Fenway Park, Boston, MA
Sat Aug 08 2020, 7:32 PM - 10:49 PM EDT
Clear - 75 F

livebaseballscorecards.com

AB	31
R	1
H	4
RBI	1
BB	4
SO	8
LOB	16



Batter	1	2	3	4	5	6	7	8	9	AB R H RBI BB SO LOB	TOP																
8 Cavan Biggio, L OBP: 0.276, SLG: 0.423 (1, 4)	F9		HR		L8		BB			3 1 1 1 1 0 0																	
11 Bo Bichette, R OBP: 0.304, SLG: 0.511 (1, 6)	K2-3		G4-3			HR	FC6-4			4 1 1 1 0 1 2																	
6 Travis Shaw, L OBP: 0.304, SLG: 0.250 (1, 5)	K			K		G4-3		K		4 0 0 0 0 3 0																	
37 Teoscar Hernández, R OBP: 0.321, SLG: 0.620 (1, 9)		K		2B		K		K		4 1 1 0 0 3 0																	
13 Lourdes Gurriel Jr., R OBP: 0.319, SLG: 0.432 (1, 7)		E9		F9		FC6-4		K		4 0 2 0 0 1 1																	
27 Vladimir Guerrero Jr., R (1, 3)		G6-3		1B		FC6-4		K		4 0 1 1 0 1 2																	
15 Randal Grichuk, R OBP: 0.324, SLG: 0.258 (1, 8)				K		G5-3		K		4 0 0 0 0 3 2																	
44 Rowdy Tellez, L OBP: 0.244, SLG: 0.257 (1, 10)			K		K		E3			4 0 0 0 0 2 0																	
10 Reese McGuire, L OBP: 0.133, SLG: 0.333 (1, 2)		G1-6-3		K		K	FC5-6			3 0 0 0 0 1 1																	
Inning Stats	R: 0 E: 0 K: 2 S: 7	H: 0 LOB: 0 BB: 0 P: 13	R: 0 E: 1 K: 2 S: 10	H: 1 LOB: 1 BB: 0 P: 13	R: 1 E: 0 K: 1 S: 11	H: 1 LOB: 0 BB: 0 P: 16	R: 1 E: 0 K: 2 S: 16	H: 2 LOB: 1 BB: 0 P: 25	R: 0 E: 0 K: 2 S: 7	H: 0 LOB: 0 BB: 0 P: 9	R: 1 E: 0 K: 1 S: 12	H: 2 LOB: 1 BB: 0 P: 15	R: 0 E: 1 K: 0 S: 10	H: 0 LOB: 2 BB: 1 P: 14	R: 0 E: 0 K: 3 S: 13	H: 0 LOB: 0 BB: 0 P: 17	R: 0 E: 0 K: 2 S: 7	H: 0 LOB: 0 BB: 0 P: 8	1B: 3 2B: 1 3B: 0 HR: 2	SF: 0 SAC: 0 DP: 0 HBP: 0	WP: 1 PB: 0 SB: 0 CS: 0	PA: 35					
PITCHER	IP WLS BF H R ER SO BB IBB HBP BLK WP HR S P ERA WHIP																										
17 Nathan Eovaldi, R ERA: 4.09 (1, 1)	6.0		24	6	3	3	10	0	0	0	0	1	2	63	91	4.50	1.000										
35 Josh Osich, L ERA: 3.86 (7, 1)	0.2		4	0	0	0	0	1	0	0	0	0	0	7	11	0.00	1.500										
31 Austin Brice, R ERA: 4.0 (7, 1)	1.1		4	0	0	0	3	0	0	0	0	0	0	16	20	0.00	0.000										
32 Matt Barnes, R ERA: 5.14 (9, 1)	1.0	W	3	0	0	0	2	0	0	0	0	0	0	7	8	0.00	0.000										

Toronto Blue Jays @ Boston Red Sox
 Fenway Park, Boston, MA
 Sun Aug 09 2020, 1:37 PM - 4:22 PM EDT
 Partly Cloudy - 87 F

livebaseballscorecards.com

AB	34
R	3
H	6
RBI	3
BB	1
SO	15
LOB	8



Batter	1	2	3	4	5	6	7	8	9	AB R H RBI BB SO LOB
99 Alex Verdugo, L OBP: 0.326, SLG: 0.476 (1, 9) (8, 7)	 2-3 ①		 3-2 28 G5-4-3 1-3 2-H			 3-2 ①		 1-3 ③		4 0 0 0 0 2 1
11 Rafael Devers, L OBP: 0.242, SLG: 0.351 (1, 5)	 0-2 ②		 1-1 ①			 0-0 X SI 92		 0-2 ①		4 1 1 1 0 0 2
28 J.D. Martinez, R OBP: 0.274, SLG: 0.321 (1, 10)	 0-0 ③		 1-2 ② ③			 2-1 ②		 2-2 ②		4 0 0 0 0 0 2
2 Xander Bogaerts, R OBP: 0.418, SLG: 0.574 (1, 6)		 3-2 ①		 2-3 ①		 2-1 ③		 4-2 18 BB		3 1 0 0 1 1 0
18 Mitch Moreland, L OBP: 0.364, SLG: 0.935 (1, 3)		 0-1 ①		 1-2 ②		 1-3 ③		 0-0 1-H		4 2 2 3 0 1 0
7 Christian Vázquez, R OBP: 0.275, SLG: 0.520 (1, 2)		 2-3 ②		 1-3 ③		 0-3 ②				3 0 0 0 0 3 0
16 Andrew Benintendi, L OBP: 0.261, SLG: 0.083 5 Kevin Pillar, R OBP: 0.326, SLG: 0.476 (7, PH) (8, 9)		 2-2 ③		 3-3 ①		 3-3 ③				2 0 0 0 0 1 0 1 0 0 0 0 1 0
19 Jackie Bradley Jr., L OBP: 0.319, SLG: 0.286 3 José Peraza, R OBP: 0.302, SLG: 0.320 (8, PH) (9, 4)		 0-2 ②	 30 FC1 1B	 2-3 ②		 2-3 ②		 3-3 ①		2 1 1 0 0 1 0 1 0 0 0 0 1 0
30 Tzu-Wei Lin, L OBP: 0.182, SLG: 0.182 (9, 8)		 0-0 ③	 99 E	 0-0 ③		 3-3 ②		 3-3 ②		2 0 0 0 0 1 0

Inning Stats	R: 0	H: 0	E: 0	K: 1	S: 7	R: 1	H: 1	E: 0	K: 1	S: 12	R: 1	H: 1	E: 2	K: 0	S: 14	R: 0	H: 0	E: 0	K: 2	S: 10	R: 0	H: 0	E: 0	K: 2	S: 7	R: 1	H: 1	E: 0	K: 0	S: 9	R: 0	H: 0	E: 0	K: 3	S: 10	R: 0	H: 0	E: 0	K: 3	S: 11	R: 2	H: 1	E: 0	K: 0	S: 9	1B: 1	2B: 0	3B: 0	HR: 3	SF: 0	SAC: 1	DP: 1	HBP: 0	WP: 0	PB: 0	SB: 0	CS: 0	PA: 32
PITCHER	IP	WLS	BF	H	R	ER	SO	BB	IBB	HBP	BLK	WP	HR	S	P	ERA	WHIP																																									
34 Matt Shoemaker, R ERA: 4.86 (1, 1)	6.0		22	3	3	2	6	0	0	0	0	0	0	59	89	3.00	0.500																																									
56 Ryan Borucki, L ERA: (7, 1)	1.0		3	0	0	0	3	0	0	0	0	0	0	10	14	0.00	0.000																																									
31 Thomas Hatch, R ERA: 3.38 (8, 1)	1.2	L	7	1	2	2	3	1	0	0	0	0	1	20	33	10.80	1.200																																									

BOTTOM

Toronto Blue Jays @ Boston Red Sox
Fenway Park, Boston, MA
Sun Aug 09 2020, 1:37 PM - 4:22 PM EDT
Partly Cloudy - 87 F

livebaseballscorecards.com

AB	30
R	5
H	4
RBI	4
BB	1
SO	12
LOB	5



Batter	1	2	3	4	5	6	7	8	9	10	AB R H RBI BB SO LOB	TOP													
2 Jonathan Villar, S OBP: 0.260, SLG: 0.289 (1, 6)	K ①		FC5-4-6 ③					K ③		K IBB	4 0 1 0 1 2 1														
5 Jon Berti, R OBP: 0.282, SLG: 0.235 (1, 4) (8, 8)	G5-3 ②		E6 24 G6-4-3						K ①	F7 23 G3-1 29 HR 2B	5 1 1 0 0 1 2														
24 Jesús Aguilar, R OBP: 0.333, SLG: 0.641 (1, 10)	BB		G6-4-3 ②					G5-3 ②		L8 ①	3 0 0 0 1 0 3														
23 Corey Dickerson, L OBP: 0.262, SLG: 0.333 (1, 7) (10, 9)	G4-3 ③		F7 ①					G5-3 ③		G3-1 ②	4 0 0 0 0 0 2														
15 Brian Anderson, R OBP: 0.419, SLG: 0.611 (1, 5)			G6-3 ②					G6-3 ①		29 HR BB	3 2 1 1 1 0 0														
29 Francisco Cervelli, R OBP: 0.250, SLG: 0.533 (1, 2)			P3 ①					F8 ②		HR ①	4 1 1 3 0 0 0														
25 Lewis Brinson, R (1, 9) (10, 7)			K ②					L5 ③		F7 ③	3 0 0 0 1 1 0														
11 Logan Forsythe, R OBP: 0.263, SLG: 0.412 (1, 3)			K ③					L9 ①		K ①	4 0 0 0 0 3 1														
4 Monte Harrison, R OBP: 0.200, SLG: 0.111 65 Eddy Alvarez, L OBP: 0.200, SLG: 0.267 (1, 8) (8, PH) (8, 4)	K ①		K ②					G4-3 ②		F7 ②	2 0 0 0 0 2 1 2 0 0 0 0 0 0														
Inning Stats	R: 0 E: 0 K: 1 S: 10	H: 0 LOB: 1 BB: 1 P: 20	R: 1 E: 0 K: 2 S: 10	H: 1 LOB: 0 BB: 0 P: 14	R: 0 E: 1 K: 1 S: 9	H: 1 LOB: 1 BB: 0 P: 11	R: 0 E: 0 K: 0 S: 10	H: 0 LOB: 0 BB: 0 P: 16	R: 0 E: 0 K: 2 S: 11	H: 0 LOB: 1 BB: 1 P: 22	R: 0 E: 0 K: 1 S: 7	H: 0 LOB: 0 BB: 0 P: 9	R: 0 E: 0 K: 0 S: 5	H: 0 LOB: 0 BB: 0 P: 8	R: 0 E: 0 K: 1 S: 7	H: 0 LOB: 0 BB: 0 P: 9	R: 3 E: 0 K: 0 S: 22	H: 2 LOB: 0 BB: 1 P: 38	R: 0 E: 0 K: 1 S: 10	H: 0 LOB: 2 BB: 1 P: 15	1B: 1 2B: 1 3B: 0 HR: 2	SF: 0 SAC: 0 DP: 1 HBP: 0	WP: 1 PB: 0 SB: 1 CS: 0	PA: 38	
PITCHER	IP	WLS	BF	H	R	ER	SO	BB	IBB	HBP	BLK	WP	HR	S	P	ERA	WHIP								
99 Hyun Jin Ryu, L ERA: 4.05 (1, 1)	6.0		22	2	1	1	7	2	0	0	0	0	1	57	92	1.50	0.667								
41 Rafael Dolis, R ERA: 2.57 (7, 1)	1.0	H	3	0	0	0	0	0	0	0	0	0	0	5	8	0.00	0.000								
68 Jordan Romano, R ERA: (8, 1)	1.0	H	3	0	0	0	1	0	0	0	0	0	0	7	9	0.00	0.000								
52 Anthony Bass, R ERA: 3.86 (9, 1)	0.2	B	5	2	3	3	0	1	0	0	0	0	1	18	31	40.50	4.500								
36 A.J. Cole, R ERA: (9, 1)	1.1	W	5	0	0	0	1	0	1	0	0	1	0	14	22	0.00	0.000								

Miami Marlins @ Toronto Blue Jays
 Sahlen Field, Buffalo, NY
 Tue Aug 11 2020, 6:43 PM - 9:59 PM EDT
 Partly Cloudy - 77 F

livebaseballscores.com

AB	34
R	4
H	4
RBI	4
BB	4
SO	9
LOB	10



Batter	1	2	3	4	5	6	7	8	9	10	AB R H RBI BB SO LOB	TOP									
2 Jonathan Villar, S OBP: 0.291, SLG: 0.306 (1, 6)	F8 2-1	24 S 1B 1-0	24 1B BB 1-2 2-3 3-H		24 1B 1B 1-2 2-3 3-H			K 0-3		SH2-3 0-0	4 0 2 1 1 1 0										
24 Jesús Aguilar, R OBP: 0.353, SLG: 0.622 (1, 3)	L5 0-0	G6-3 1-2	1B 1-3 2-H 3-H		1B 1-3 2-H 3-H			K 3-3		23 FC5-6 1B 1-3	6 0 3 4 0 1 1										
23 Corey Dickerson, L OBP: 0.271, SLG: 0.318 (1, 10)	7 1B 15 HR BB 4-2		65 BB 1B 2-2	G4-3 2-2	F7 2-1			F8 2-1		25 BB FC5-6 1-2	5 2 1 0 1 0 2										
7 Matt Joyce, L OBP: 0.350, SLG: 0.235 (1, 7)	15 HR 1B 1-2		65 BB 29 BB 34 E 1B 1-3	G3-1 0-2			K 0-3			BB 4-2	4 2 2 0 0 1 0 1 0 0 0 1 1 0										
25 Lewis Brinson, R (9, PH)																					
15 Brian Anderson, R OBP: 0.388, SLG: 0.619 (1, 5)	HR 1-1 3-H		K 1-3	K 2-3	K 3-3																
29 Francisco Cervelli, R OBP: 0.297, SLG: 0.515 (1, 2)			34 E 65 BB 2 PB BB 1-2		E3 5 1B 2 1B 65 1B			G3 1-0			3 2 1 0 2 0 0 0 0 0 0 0 0 0 0 0 0 0 0 0 0										
4 Monte Harrison, R OBP: 0.200, SLG: 0.111 (9, PR)																					
36 Ryan Lavarnway, R OBP: 0.333, SLG: 0.333 (9, 2)																					
65 Eddy Alvarez, L OBP: 0.250, SLG: 0.263 (1, 4)	G5-3 0-2		2 PB 34 E 24 S BB 1-2 2-3 3-H		2 1B 5 1B 24 1B 1B 1-2			K 3-3			4 3 1 1 1 2 2										
5 Jon Berti, R OBP: 0.295, SLG: 0.256 (1, 9)		P3 0-1	K 1-3		2 1B 24 1B 1B 1-2 2-3			K 2-3		34 S 34 1B 1B 1-1	5 2 2 0 0 2 3										
34 Magneuris Sierra, L OBP: 0.421, SLG: 0.500 (1, 8)		G3 3-2	E3 2 PB 24 1B 1B 1-2 2-3 3-H		K 1-3			B3 2-0		2 2 E SH2-3 24 1B 1B 1-2	5 2 1 2 0 1 5										
Inning Stats	R: 3 E: 0 K: 0 S: 15	H: 2 LOB: 1 BB: 2 P: 28	R: 0 E: 0 K: 0 S: 9	H: 1 LOB: 1 BB: 0 P: 16	R: 5 E: 1 K: 2 S: 20	H: 3 LOB: 2 BB: 3 P: 39	R: 0 E: 0 K: 1 S: 9	H: 0 LOB: 0 BB: 0 P: 13	R: 0 E: 1 K: 1 S: 13	H: 4 LOB: 1 BB: 0 P: 20	R: 0 E: 0 K: 2 S: 9	H: 0 LOB: 0 BB: 0 P: 14	R: 0 E: 0 K: 2 S: 9	H: 1 LOB: 1 BB: 0 P: 17	R: 3 E: 1 K: 1 S: 16	H: 3 LOB: 2 BB: 1 P: 26	1B: 13 2B: 0 3B: 0 HR: 1	SF: 0 SAC: 1 DP: 0 HBP: 0	WP: 0 PB: 1 SB: 4 CS: 0	PA: 50	
PITCHER	IP WLS BF H R ER SO BB IBB HBP BLK	IP WLS BF H R ER SO BB IBB HBP BLK	IP WLS BF H R ER SO BB IBB HBP BLK	IP WLS BF H R ER SO BB IBB HBP BLK	IP WLS BF H R ER SO BB IBB HBP BLK	IP WLS BF H R ER SO BB IBB HBP BLK	IP WLS BF H R ER SO BB IBB HBP BLK	IP WLS BF H R ER SO BB IBB HBP BLK	IP WLS BF H R ER SO BB IBB HBP BLK	IP WLS BF H R ER SO BB IBB HBP BLK	IP WLS BF H R ER SO BB IBB HBP BLK	IP WLS BF H R ER SO BB IBB HBP BLK	IP WLS BF H R ER SO BB IBB HBP BLK	IP WLS BF H R ER SO BB IBB HBP BLK	IP WLS BF H R ER SO BB IBB HBP BLK	IP WLS BF H R ER SO BB IBB HBP BLK	IP WLS BF H R ER SO BB IBB HBP BLK	ERA WHIP	ERA WHIP	ERA WHIP	
24 Nate Pearson, R ERA: 5.11 (1, 1)	2.1	16	5	7	4	1	4	0	0	0	0	0	0	0	0	0	0	0	0	15.43	3.857
62 Jacob Waguespack, R ERA: 2.35 (3, 1)	2.1	13	5	4	2	3	1	0	0	0	0	0	0	0	0	0	0	0	0	7.71	2.571
1 Shun Yamaguchi, R ERA: 9.0 (5, 1)	2.1	7	0	0	0	4	0	0	0	0	0	0	0	0	0	0	0	0	0	0.00	0.000
56 Ryan Borucki, L ERA: (8, 1)	1.0	3	0	0	0	2	0	0	0	0	0	0	0	0	0	0	0	0	0	0.00	0.000
68 Jordan Romano, R ERA: (9, 1)	1.0	4	1	0	0	2	0	0	0	0	0	0	0	0	0	0	0	0	0	0.00	1.000
41 Rafael Dolis, R ERA: 4.7 (10, 1)	0.2	L	6	3	3	0	1	0	0	0	0	0	0	0	0	0	0	0	0	27.00	6.000
63 Wilmer Font, R ERA: 18.0 (10, 1)	0.1	1	0	0	0	1	0	0	0	0	0	0	0	0	0	0	0	0	0	0.00	0.000

Miami Marlins @ Toronto Blue Jays
Sahlen Field, Buffalo, NY
Wed Aug 12 2020, 6:41 PM - 11:01 PM EDT
Partly Cloudy - 81 F

livebaseballscorecards.com



Miami Marlins @ Toronto Blue Jays
 Sahlen Field, Buffalo, NY
 Wed Aug 12 2020, 6:41 PM - 11:01 PM EDT
 Partly Cloudy - 81 F

livebaseballscores.com

AB	46
R	11
H	18
RBI	11
BB	4
SO	12
LOB	21



WP:	0	PA:	50
PB:	0		
SB:	3		
CS:	0		

Batter	1	2	3	4	5	6	7	8	9	10	AB	R	H	RBI	BB	SO	LOB
8 Cavan Biggio, L OBP: 0.290, SLG: 0.410 (1, 4)	K		G4-3	L3		BB	K		G3		5	0	0	0	1	2	3
11 Bo Bichette, R OBP: 0.386, SLG: 0.648 (1, 6)	37 6S F8-6-3-4 1B		37 HR 1B		6 HR 1B		6S 1B		HR		5	3	5	1	1	0	0
6 Travis Shaw, L OBP: 0.353, SLG: 0.500 (1, 5) (9, 3)	37 F8-6-3-4 BB		K		HR		K		HR		5	2	2	3	1	3	4
37 Teoscar Hernández, R OBP: 0.286, SLG: 0.583 (1, 9)	F8-6-3-4 1-2 2-3		HR		F8		K		L8		6	1	1	2	0	1	5
13 Lourdes Gurriel Jr., R OBP: 0.286, SLG: 0.377 (1, 7)		15 BB 1B			F9		G5-3		K		6	0	1	0	0	3	1
27 Vladimir Guerrero Jr., R (1, 3) OBP: 0.286, SLG: 0.407 30 Anthony Alford, R (8, PR) OBP: 0.143, SLG: 0.143 3 Brandon Drury, R (9, 5) OBP: 0.136, SLG: 0.095	K			F9		G3-1		HR			5	1	2	1	0	1	1
15 Randal Grichuk, R OBP: 0.372, SLG: 0.289 (1, 8)											4	1	2	0	1	1	1
44 Rowdy Tellez, L OBP: 0.283, SLG: 0.425 (1, 10)	K										5	2	3	2	0	1	2
9 Danny Jansen, R OBP: 0.318, SLG: 0.389 (1, 2)	F8										5	1	2	2	0	0	4

Inning Stats	R:	H:	E:	K:	S:	H:	LOB:	P:
1	0	1	0	1	8	1	1	17
2	0	1	0	2	13	1	2	27
3	2	2	0	2	11	2	0	16
4	2	3	0	0	12	3	0	17
5	0	2	0	0	8	0	0	10
6	2	3	0	2	16	3	2	28
7	1	3	0	1	12	2	0	21
8	0	3	0	2	14	1	1	22
9	0	0	0	0	7	0	0	8
10	0	0	0	2	12	0	1	18

PITCHER	IP	WLS	BF	H	R	ER	SO	BB	IBB	HBP	BLK	WP	HR	S	P	ERA	WHIP
50 Jordan Yamamoto, R (1, 1) ERA: 9.82	3.1		18	7	4	4	5	2	0	0	0	0	2	42	75	10.80	2.700
44 Nick Vincent, R (4, 1) ERA: 3.86	1.2		6	2	2	2	0	0	0	0	0	0	1	10	12	10.80	1.200
48 Mike Morin, R (6, 1) ERA:	0.1		1	0	0	0	0	0	0	0	0	0	0	1	1	0.00	0.000
60 Brian Moran, L (6, 1) ERA: 7.71	0.1		5	3	2	2	1	1	0	0	0	0	1	12	24	54.00	12.000
39 James Hoyt, R (6, 1) ERA: 4.91	0.2	H	4	2	1	1	1	0	0	0	0	0	1	8	12	13.50	3.000

PITCHER	IP	WLS	BF	H	R	ER	SO	BB	IBB	HBP	BLK	WP	HR	S	P	ERA	WHIP
37 Stephen Tarpley, L (7, 1) ERA: 2.84	0.2		3	1	0	0	1	0	0	0	0	0	0	7	12	0.00	1.500
33 Brad Boxberger, R (8, 1) ERA: 3.6	0.2	B	4	2	2	2	1	0	0	0	0	0	2	10	17	27.00	3.000
27 Brandon Kintzler, R (8, 1) ERA: 1.42	1.1	W	5	1	0	0	1	0	0	0	0	0	0	11	13	0.00	0.750
58 Josh Smith, R (10, 1) ERA: 2.45	1.0	S	4	0	0	0	2	1	0	0	0	0	0	12	18	0.00	1.000

Batter	1	2	3	4	5	6	7	8	9	AB R H RBI BB SO LOB	TOP										
17 Austin Meadows, L OBP: 0.357, SLG: 0.472	4-2 8 HR BB	4-1 8 1B BB		2-2 G1-3			3-2 K		2-2 L8	3 2 0 0 2 1 0											
8 Brandon Lowe, L OBP: 0.388, SLG: 0.708	2-2 1-H HR	3-2 1-H 1B				3-2 F9	1-2 P6			4 1 2 3 0 0 0											
18 Joey Wendle, L OBP: 0.353, SLG: 0.457	0-1 25 S 1B	0-2 L7				2-2 L4	4-1 BB			3 0 1 0 1 0 1											
26 Ji Man Choi, L OBP: 0.297, SLG: 0.333	2-2 K		1-0 F7			3-2 K	2-3 K			4 0 0 0 0 3 2											
1 Willy Adames, R OBP: 0.382, SLG: 0.517	1 SAFE 2-3 K		3-2 2B			3-1 39 BB 11 SF9 2B		2-0 G1-3		4 1 2 0 0 1 1											
25 Yoshi Tsutsugo, L OBP: 0.303, SLG: 0.309	4-1 BB		4-2 39 G6-3 BB			4-2 39 BB BB		1-1 G4-3		0 0 0 0 2 0 0 1 0 0 0 1 0 0											
2 Yandy Diaz, R OBP: 0.410, SLG: 0.309	1-2 BB		3-2 G6-3			4-2 40 G6-4-3 BB		2-3 K		3 0 0 0 1 2 4											
39 Kevin Kiermaier, L OBP: 0.333, SLG: 0.308	0-3 K		1-2f			1-2 2-3															
11 Hunter Renfro, R OBP: 0.284, SLG: 0.466		X SL 81 0-0 G6-3		B SL 87 X SL 82 1-0 F8		B CH 87 F FF 94 F CH 87 X CH 88 1-2 SF9		F FF 92 B FF 93 T FF 93 S SL 84 1-3 K		3 0 0 1 0 1 0											
7 Michael Pérez, L OBP: 0.227, SLG: 0.158		C SI 90 X CH 81 0-1 L8		B FF 90 F CU 74 B CH 81 S FF 90 S CH 81 2-3 K		B CU 77 S FF 95 F FF 96 X FF 97 1-2 G6-4-3		B FF 93 X FF 93 1-0 P6		2 0 0 0 0 1 0 1 0 0 0 0 0 2 1 0 0 0 0 0 0											
40 José Martínez, R OBP: 0.310, SLG: 0.392																					
10 Mike Zunino, R OBP: 0.217, SLG: 0.275																					
Inning Stats	R: 2 E: 0 K: 3 S: 17	H: 2 LOB: 2 BB: 2 P: 31	R: 1 E: 0 K: 0 S: 11	H: 1 LOB: 1 BB: 1 P: 18	R: 0 E: 0 K: 0 S: 9	H: 1 LOB: 1 BB: 1 P: 20	R: 0 E: 0 K: 1 S: 8	H: 0 LOB: 0 BB: 0 P: 13	R: 0 E: 0 K: 1 S: 12	H: 0 LOB: 0 BB: 0 P: 20	R: 1 E: 0 K: 0 S: 13	H: 1 LOB: 1 BB: 2 P: 26	R: 0 E: 0 K: 2 S: 11	H: 0 LOB: 1 BB: 1 P: 21	R: 0 E: 0 K: 1 S: 6	H: 0 LOB: 0 BB: 0 P: 11	R: 0 E: 0 K: 1 S: 10	H: 0 LOB: 0 BB: 0 P: 14	1B: 2 2B: 2 3B: 0 HR: 1	SF: 1 SAC: 0 DP: 2 HBP: 0	WP: 0 PA: 37 PB: 0 SB: 1 CS: 0
PITCHER	IP WLS BF H R ER SO BB IBB HBP BLK WP HR S P ERA WHIP	IP WLS BF H R ER SO BB IBB HBP BLK WP HR S P ERA WHIP																			ERA WHIP
14 Tanner Roark, R ERA: 6.0	(1, 1) 4.0																				6.75 2.000
47 Anthony Kay, L ERA: 1.93	(5, 1) 1.1																				6.75 2.250
63 Wilmer Font, R ERA: 14.73	(6, 1) 0.2	W																			0.00 0.000
56 Ryan Borucki, L ERA:	(7, 1) 1.0																				0.00 1.000
52 Anthony Bass, R ERA: 3.38	(8, 1) 1.0																				0.00 0.000

Tampa Bay Rays @ Toronto Blue Jays
 Sahlen Field, Buffalo, NY
 Fri Aug 14 2020, 6:39 PM - 9:46 PM EDT
 Partly Cloudy - 83 F

livebaseballscorecards.com

AB 29
R 4
H 5
RBI 4
BB 7
SO 9
LOB 10



Batter	1	2	3	4	5	6	7	8	9	AB	R	H	RBI	BB	SO	LOB	BOTTOM	
8 Cavan Biggio, L OBP: 0.324, SLG: 0.460 (1, 4)	F FF 91 B CH 83 F FF 92 F CH 83 S CH 83 2-3	B FF 92 D CH 84 C FF 92 F FF 92 1-2		B FF 91 B CH 82 C FF 92 X CH 84 2-1		H SI 91 1-0		C SI 99 H SI 96 1-1		2	3	1	1	1	1	0	Tampa Bay Rays @ Toronto Blue Jays Sahlen Field, Buffalo, NY Fri Aug 14 2020, 6:39 PM - 9:46 PM EDT Partly Cloudy - 83 F	
11 Bo Bichette, R OBP: 0.387, SLG: 0.678 (1, 6)	B FF 92 X CU 87 1-0	C CU 87 S CU 83 S CU 83 CH 81 1-3		B FF 92 F CH 82 X FF 92 1-1		X SI 92 0-0		C SI 97 B CU 84 C SI 97 X FC 92 1-2		5	2	2	3	0	1	2		
6 Travis Shaw, L OBP: 0.333, SLG: 0.441 (1, 5)	B FF 92 B FF 90 B FF 92 B FF 90 4-0		C FF 91 B CH 83 C FF 90 X CH 83 1-2		F FF 90 B FF 90 F FF 90 F CH 83 B FF 91 S FF 91 2-3	C SI 92 B CU 77 X CU 77 1-1		T SI 97 B SI 97 B SI 97 C SI 98 S SI 98 2-3		4	0	0	0	1	2	2		
37 Teoscar Hernández, R OBP: 0.309, SLG: 0.677 (1, 9)	C FF 92 F FF 92 X CH 84 0-2		X FF 91 0-0		C FF 91 B CH 83 S CH 83 F CH 83 X CU 83 1-2	F FC 86 S FC 85 X FC 86 0-2		B SI 98 X SI 97 1-1		5	2	3	4	0	0	1		
13 Lourdes Gurriel Jr., R OBP: 0.274, SLG: 0.345 (1, 7)			X FF 91 0-0	1 SAFE C CU 84 1 SAFE B CU 85 F FF 91 X CH 84 1-2	S SI 91 B SI 93 S SL 76 1 SAFE F FF 91 X SL 77 1-2	B SI 91 X FC 85 1-0		C SI 96 S CU 81 S CU 83 0-3		5	0	0	0	0	1	2		
27 Vladimir Guerrero Jr., R (1, 10)	B CU 83 B FF 91 X FF 91 2-0	S CH 84 B CU 86 B FF 90 B CH 83 B CU 84 4-1			X SI 92 0-0		C FC 84 X CH 80 0-1	B SI 97 F SI 95 B FC 90 C SI 95 F SI 97 B SI 98 B CU 83 4-2		3	1	1	0	2	0	1		
15 Randal Grichuk, R OBP: 0.354, SLG: 0.349 (1, 8)	X CU 84 0-0	B FF 92 B FF 91 B FF 90 F FF 91 X FF 91 3-1			C SI 75 X SL 76 0-1	B SI 92 S FC 85 F CH 80 F CU 77 F FC 96 X CH 80 2-2		C FA 78 B FA 78 F FA 78 C FA 64 1-3		5	1	1	1	0	1	4		
44 Rowdy Tellez, L OBP: 0.300, SLG: 0.500 (1, 3)	S CH 82 B CH 82 X CH 82 2-1			B FF 92 C FF 90 X FF 91 1-1		X SI 92 0-0	X CU 76 0-0			4	2	2	2	0	0	0		
9 Danny Jansen, R OBP: 0.313, SLG: 0.359 (1, 2)	C FF 91 B FF 91 B CU 84 B FF 91 X FF 91 3-1			S FF 91 B CU 85 F FF 91 X CU 84 1-2		C SI 92 B SI 92 B SI 92 C SL 77 X SL 77 2-2		B SI 98 B SI 96 S SI 96 B SI 96 F SI 96 B SI 97 4-2		3	1	0	0	1	0	1		
Inning Stats	R: 0 E: 0 K: 1 S: 8 H: 0 LOB: 1 BB: 1 P: 15	R: 2 E: 1 K: 1 S: 11 H: 2 LOB: 2 BB: 1 P: 23	R: 0 E: 1 K: 0 S: 10 H: 0 LOB: 2 BB: 1 P: 19	R: 1 E: 0 K: 0 S: 9 H: 1 LOB: 0 BB: 0 P: 14	R: 0 E: 0 K: 1 S: 12 H: 1 LOB: 1 BB: 0 P: 16	R: 5 E: 0 K: 0 S: 13 H: 4 LOB: 0 BB: 0 P: 18	R: 0 E: 0 K: 0 S: 8 H: 0 LOB: 0 BB: 0 P: 10	R: 4 E: 0 K: 3 S: 20 H: 2 LOB: 1 BB: 2 P: 34		1B: 4 2B: 0 3B: 0 HR: 6 SF: 0 SAC: 0 DP: 0 HBP: 2	WP: 1 PB: 0 SB: 0 CS: 0	PA: 43						
PITCHER	IP WLS BF H R ER SO BB IBB HBP BLK WP HR S P ERA WHIP	IP WLS BF H R ER SO BB IBB HBP BLK WP HR S P ERA WHIP	IP WLS BF H R ER SO BB IBB HBP BLK WP HR S P ERA WHIP	IP WLS BF H R ER SO BB IBB HBP BLK WP HR S P ERA WHIP	IP WLS BF H R ER SO BB IBB HBP BLK WP HR S P ERA WHIP	IP WLS BF H R ER SO BB IBB HBP BLK WP HR S P ERA WHIP	IP WLS BF H R ER SO BB IBB HBP BLK WP HR S P ERA WHIP	IP WLS BF H R ER SO BB IBB HBP BLK WP HR S P ERA WHIP										
34 Trevor Richards, R (1, 1) ERA: 5.93	4.1																	
81 Ryan Thompson, R (5, 1) ERA: 2.45	1.0	L	5	2	2	0	0	0	0	0	0	0	0	0	0	0		
15 Aaron Loup, L (6, 1) ERA: 4.5	1.2		8	2	3	3	0	0	0	0	0	1	0	0	0	0		
46 José Alvarado, L (8, 1) ERA: 6.0	0.2		7	2	4	4	2	2	0	1	0	1	1	17	30	54.00	6.000	
43 Mike Brosseau, R (8, 1) ERA:	0.1		1	0	0	0	1	0	0	0	0	0	0	3	4	0.00	0.000	

livebaseballscores.com

AB 36
R 12
H 10
RBI 11
BB 5
SO 6
LOB 13



Batter	1	2	3	4	5	6	7	8	9	AB R H RBI BB SO LOB	TOP																									
17 Austin Meadows, L (1, 7) OBP: 0.340, SLG: 0.512	F7		HR		K		K	P2		5 1 1 1 0 2 1																										
8 Brandon Lowe, L (1, 10) OBP: 0.400, SLG: 0.753	P6		1B		K		40 BB 2B	HR		5 1 3 1 0 1 0																										
2 Yandy Diaz, R (1, 5) OBP: 0.420, SLG: 0.319	1B		G6-3		26 BB 26 E 1B		40 BB IBB	G5-3		4 1 2 0 1 0 1																										
26 Ji Man Choi, L (1, 3) OBP: 0.299, SLG: 0.351	L8		P2		E4		BB	18 G4-3 1B		3 0 1 0 0 0 2																										
40 José Martínez, R (7, PH) OBP: 0.333, SLG: 0.404			P2		2B		BB	1B		1 0 1 0 1 0 0																										
43 Mike Brosseau, R (1, 4) OBP: 0.424, SLG: 0.767		13 1B 1B	K		BB		K	G4-3		2 0 1 0 1 1 1																										
18 Joey Wendle, L (7, PH) OBP: 0.340, SLG: 0.438										2 0 0 0 0 1 4																										
1 Willy Adames, R (1, 6) OBP: 0.370, SLG: 0.484										4 0 0 0 1 2 6																										
39 Kevin Kiermaier, L (1, 8) OBP: 0.323, SLG: 0.286										4 0 0 0 1 2 3																										
13 Manuel Margot, R (1, 9) OBP: 0.345, SLG: 0.392										4 0 2 0 0 1 1																										
10 Mike Zunino, R (1, 2) OBP: 0.200, SLG: 0.250										4 0 0 0 0 3 4																										
Inning Stats	R: 0 E: 0 K: 0 S: 11	H: 1 LOB: 1 BB: 0 P: 17	R: 0 E: 0 K: 2 S: 13	H: 2 LOB: 2 BB: 0 P: 21	R: 1 E: 0 K: 1 S: 15	H: 2 LOB: 1 BB: 0 P: 21	R: 0 E: 0 K: 2 S: 10	H: 1 LOB: 1 BB: 0 P: 15	R: 1 E: 1 K: 2 S: 15	H: 2 LOB: 2 BB: 1 P: 27	R: 0 E: 0 K: 2 S: 8	H: 0 LOB: 0 BB: 0 P: 10	R: 0 E: 0 K: 2 S: 10	H: 1 LOB: 3 BB: 2 P: 23	R: 0 E: 0 K: 2 S: 12	H: 0 LOB: 1 BB: 1 P: 19	R: 1 E: 0 K: 0 S: 15	H: 2 LOB: 2 BB: 1 P: 28	1B: 7 2B: 2 3B: 0 HR: 2	SF: 0 SAC: 0 DP: 0 HBP: 0	WP: 0 PB: 0 SB: 2 CS: 0	PA: 43														
PITCHER	IP WLS BF H R ER SO BB IBB HBP BLK WP HR S P ERA WHIP																																			
22 Chase Anderson, R (1, 1) ERA: 3.0	3.0		14	5	1	1	3	0	0	0	0	0	1	39	59	3.00	1.667																			
63 Wilmer Font, R (4, 1) ERA: 11.57	1.0		4	1	0	0	2	0	0	0	0	0	0	10	15	0.00	1.000																			
31 Thomas Hatch, R (5, 1) ERA: 2.7	2.0		9	2	1	0	4	1	0	0	0	0	0	23	37	0.00	1.500																			
56 Ryan Borucki, L (7, 1) ERA:	0.1		4	1	0	0	1	1	1	0	0	0	0	6	17	0.00	6.000																			
41 Rafael Dolis, R (7, 1) ERA: 4.0	1.1		5	0	0	0	3	1	0	0	0	0	0	14	22	0.00	0.750																			
PITCHER	IP WLS BF H R ER SO BB IBB HBP BLK WP HR S P ERA WHIP																																			
68 Jordan Romano, R (8, 1) ERA: 0.9	1.0	L	6	2	1	1	0	1	0	0	0	0	1	14	26	9.00	3.000																			
1 Shun Yamaguchi, R (9, 1) ERA: 8.31	0.1		1	0	0	0	0	0	0	0	0	0	0	3	5	0.00	0.000																			

Tampa Bay Rays @ Toronto Blue Jays
 Sahlen Field, Buffalo, NY
 Sat Aug 15 2020, 6:39 PM - 3:25 PM EDT
 Cloudy - 82 F

livebaseballscorecards.com

AB 38
R 3
H 11
RBI 2
BB 5
SO 13
LOB 23



BOTTOM

Tampa Bay Rays @ Toronto Blue Jays
Sahlen Field, Buffalo, NY
Sat Aug 15 2020, 6:39 PM - 3:25 PM EDT
Cloudy - 82 F

livebaseballscorecards.com

AB	36
R	2
H	10
RBI	2
BB	1
SO	8
LOB	19



WP:	0	PA:	38
PB:	1	SB:	0
CS:	0		

AB R H RBI BB SO LOB

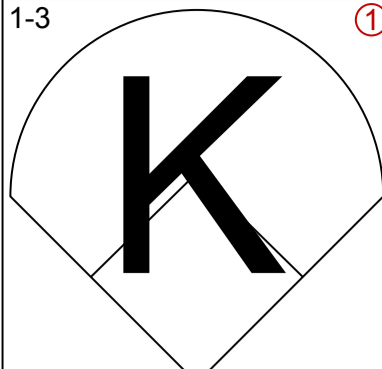
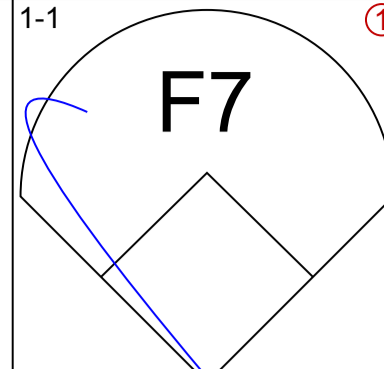
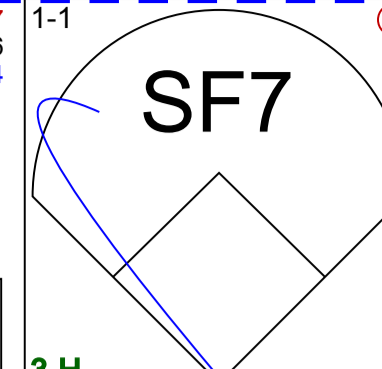
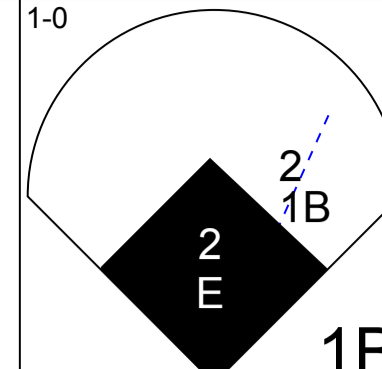
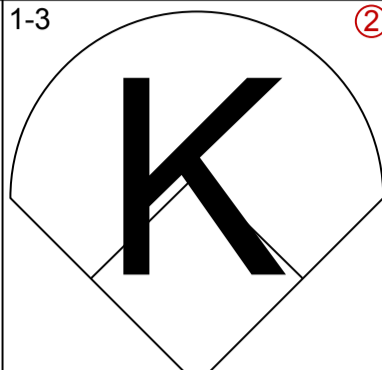
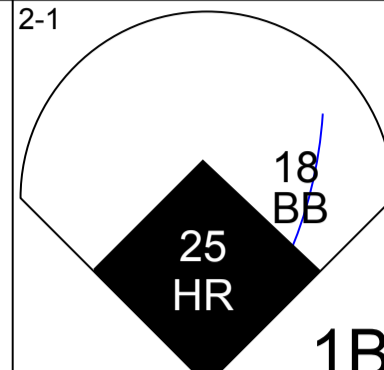
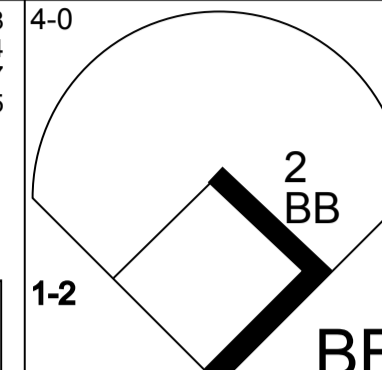
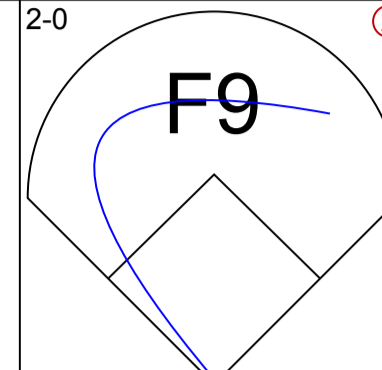
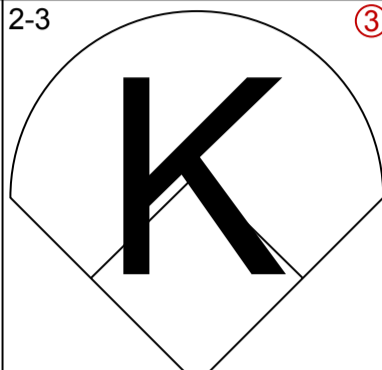
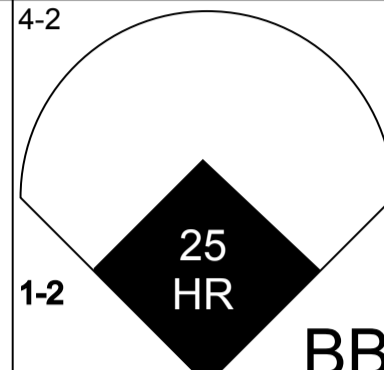
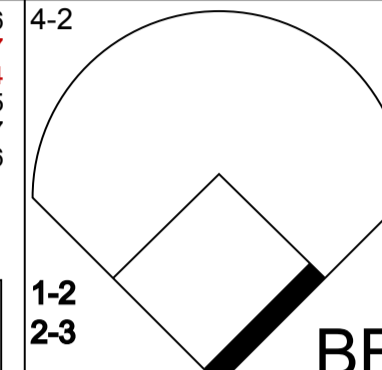
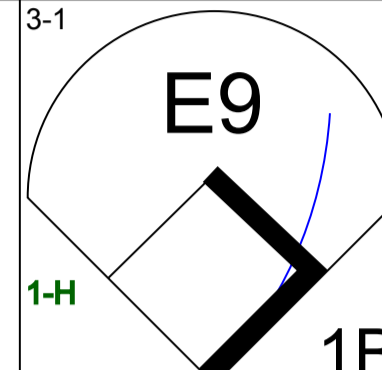
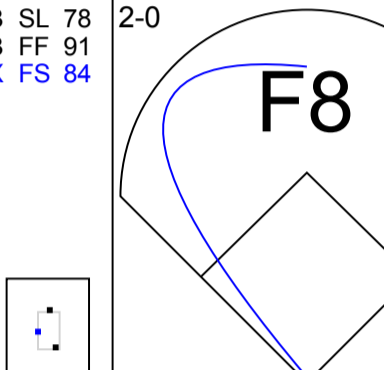
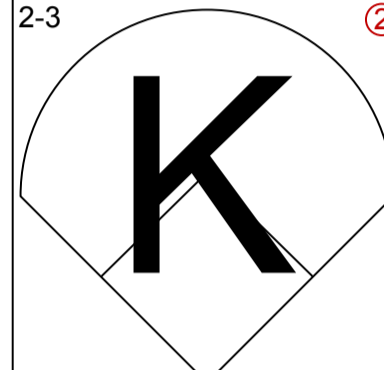
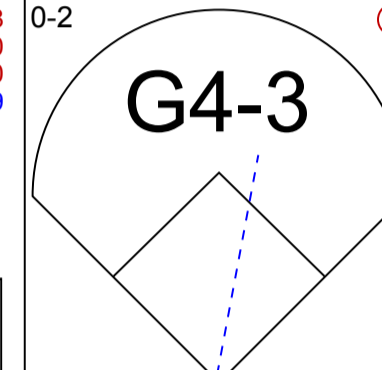
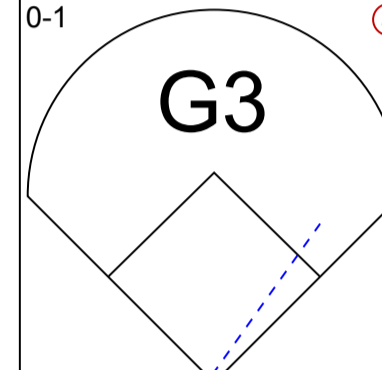
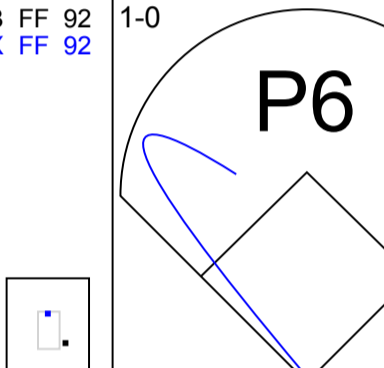
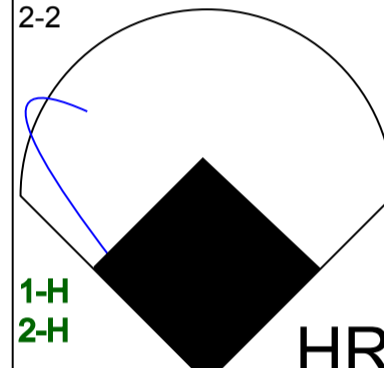
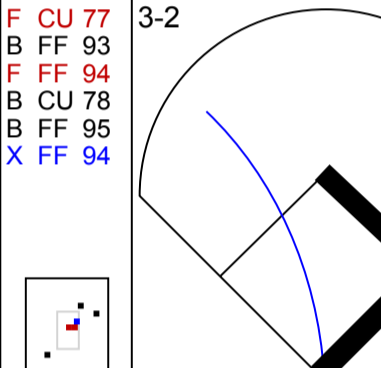
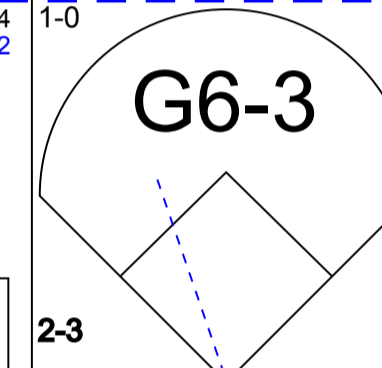
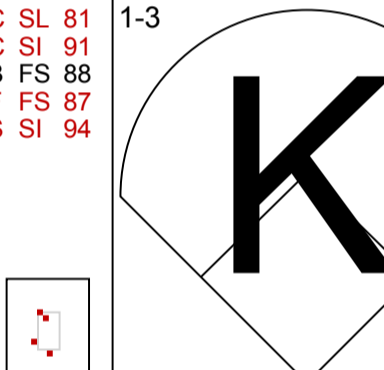
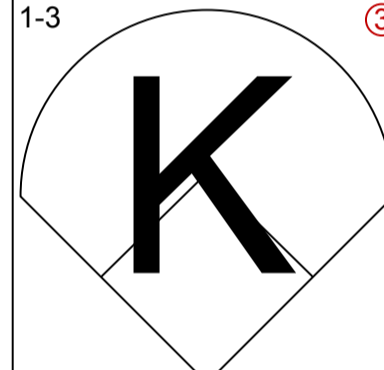
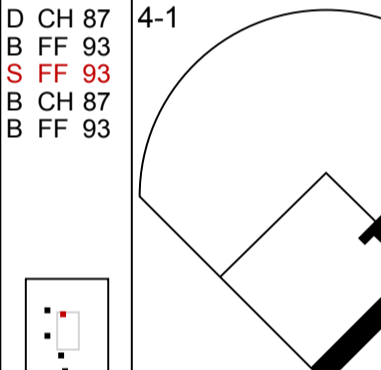
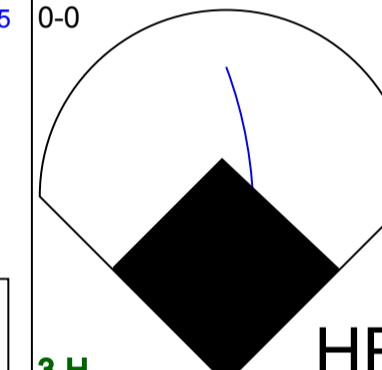
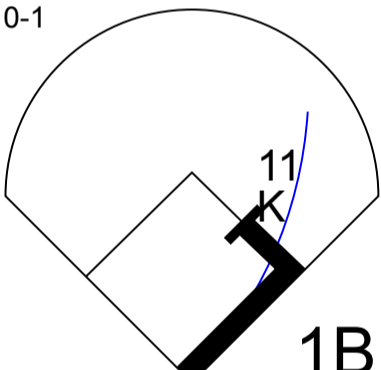
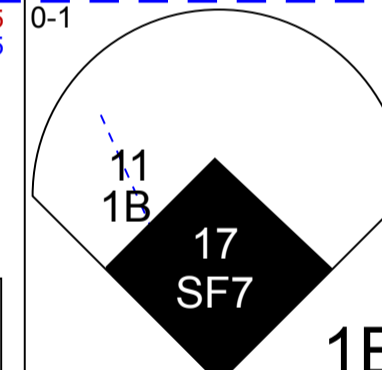
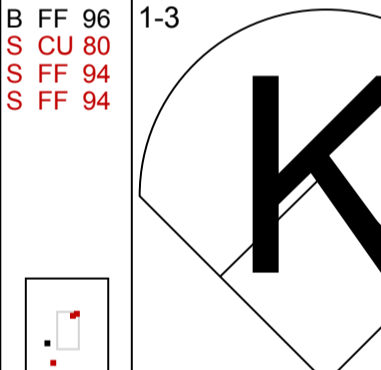
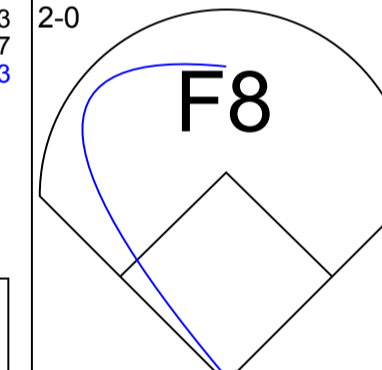
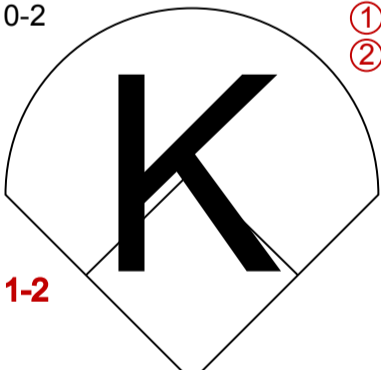
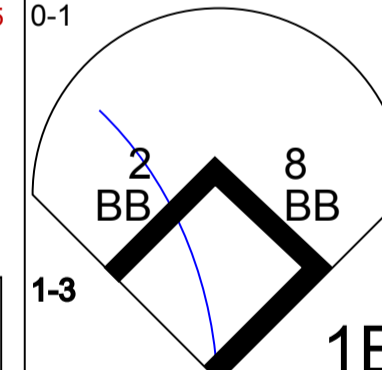
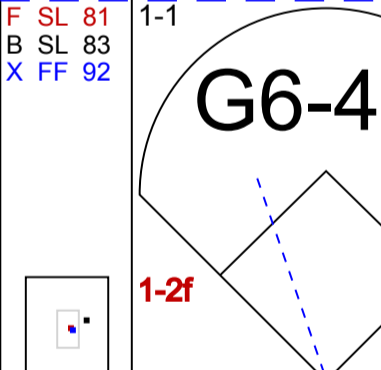
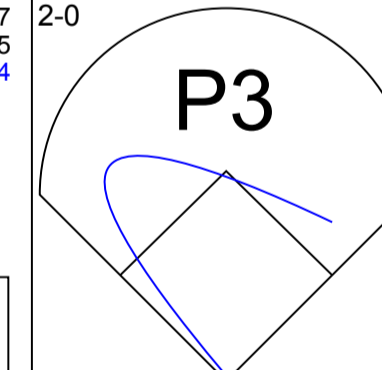
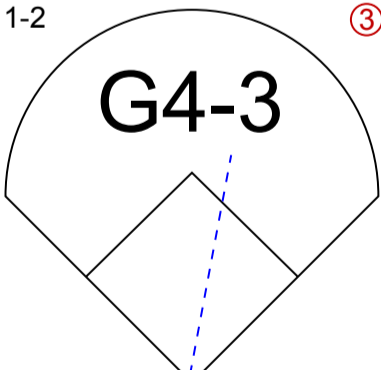
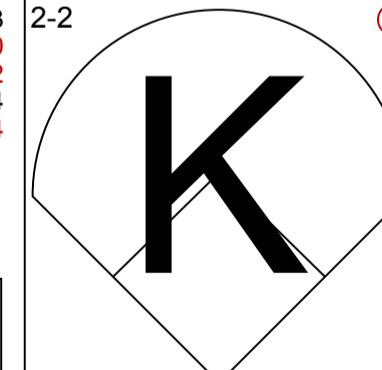
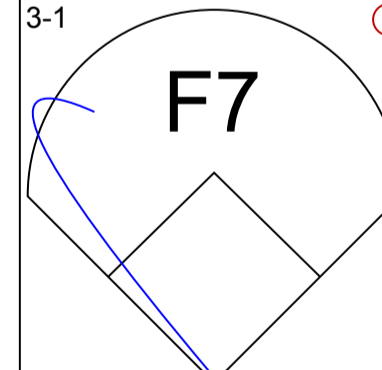
5	0	1	0	0	2	3
2	0	1	0	0	1	1
3	1	1	0	0	0	0
4	0	0	0	0	0	4
4	0	2	1	0	1	2
4	0	0	0	0	1	3
3	1	2	0	1	0	0
4	0	2	1	0	1	1
2	0	0	0	0	1	1
1	0	0	0	0	0	1
3	0	1	0	0	0	3
1	0	0	0	0	1	0

Batter	1	2	3	4	5	6	7	8	9
8 Cavan Biggio, L (1, 4) OBP: 0.316, SLG: 0.441	1-2 37 1B		2-2 F7		0-3 K	2-3 K2-3			1-1 F7
Bo Bichette, R (1, 6) OBP: 0.391, SLG: 0.672	0-3 K		1-1 1B		0-0 37 2B			2-2 F9	1-2 F8
2 Joe Panik, L (5, 6) OBP: 0.192, SLG: 0.160			1-2 1B						
13 Lourdes Gurriel Jr., R (1, 7) OBP: 0.258, SLG: 0.323	2-2 L8		0-1 F9		3-2 P4			0-0 L7	
37 Teoscar Hernández, R (1, 9) OBP: 0.319, SLG: 0.681	2-1 1B		3-2 L8		2-2 2B			2-3 K	
27 Vladimir Guerrero Jr., R (1, 3) OBP: 0.292, SLG: 0.379	2-3 K			1-1 G5-3	1-2 G1-3			2-0 F9	
15 Randal Grichuk, R (1, 8) OBP: 0.385, SLG: 0.391		1-2 G6-3		0-1 44 1B		0-2 10 44 1B		4-2 BB	
44 Rowdy Tellez, L (1, 10) OBP: 0.315, SLG: 0.500		1-0 G1-6-3		1-2 1B		0-0 3 10 1B		1-3 K	
10 Reese McGuire, L (1, 2) OBP: 0.118, SLG: 0.294		0-0 F7		1-3 K		0-0 SH5-4		0-0 L8	
9 Danny Jansen, R (8, PH) OBP: 0.306, SLG: 0.350									
3 Brandon Drury, R (1, 5) OBP: 0.160, SLG: 0.125			0-2 13 F9 1B		0-1 F9				1-3 K
6 Travis Shaw, L (9, PH) OBP: 0.325, SLG: 0.429						3-2 FC5-2-5-1			

Inning Stats	R: 0 H: 2 E: 0 K: 15 S: 15	H: 2 LOB: 2 BB: 0 P: 22	R: 0 H: 0 E: 0 K: 0 S: 6	H: 0 LOB: 0 BB: 0 P: 8	R: 0 H: 2 E: 0 K: 0 S: 15	H: 2 LOB: 2 BB: 0 P: 21	R: 1 H: 2 E: 0 K: 1 S: 14	H: 2 LOB: 1 BB: 0 P: 17	R: 1 H: 2 E: 0 K: 1 S: 14	H: 2 LOB: 1 BB: 0 P: 20	R: 0 H: 2 E: 0 K: 1 S: 13	H: 2 LOB: 2 BB: 0 P: 18	R: 0 H: 0 E: 0 K: 1 S: 7	H: 0 LOB: 0 BB: 0 P: 11	R: 0 H: 0 E: 0 K: 1 S: 9	H: 0 LOB: 1 BB: 1 P: 16	R: 0 H: 0 E: 0 K: 1 S: 8	H: 0 LOB: 0 BB: 0 P: 11
--------------	----------------------------	-------------------------	--------------------------	------------------------	---------------------------	-------------------------	---------------------------	-------------------------	---------------------------	-------------------------	---------------------------	-------------------------	--------------------------	-------------------------	--------------------------	-------------------------	--------------------------	-------------------------

PITCHER	IP	WLS	BF	H	R	ER	SO	BB	IBB	HBP	BLK	WP	HR	S	P	ERA	WHIP
Ryan Yarbrough, L (1, 1) ERA: 4.13	3.0		13	4	0	0	2	0	0	0	0	0	0	36	51	0.00	1.333
68 Jalen Beeks, L (4, 1) ERA: 4.2	2.1		13	6	2	1	2	0	0	0	0	0	0	33	42	3.86	2.571
29 Pete Fairbanks, R (6, 1) ERA: 5.0	1.0		3	0	0	0	1	0	0	0	0	0	0	11	18	0.00	0.000
63 Diego Castillo, R (7, 1) ERA:	1.0		4	0	0	0	1	1	0	0	0	0	0	9	17	0.00	1.000
15 Aaron Loup, L (8, 1) ERA: 4.15	0.2	W	2	0	0	0	1	0	0	0	0	0	0	4	5	0.00	0.000

PITCHER	IP	WLS	BF	H	R	ER	SO	BB	IBB	HBP	BLK	WP	HR	S	P	ERA	WHIP
70 Nick Anderson, R (9, 1) ERA:	1.0		3	0	0	0	1	0	0	0	0	0	0	8	11	0.00	0.000

Batter	1	2	3	4	5	6	7	8	9	AB R H RBI BB SO LOB	TOP																									
17 Austin Meadows, L (1, 10) OBP: 0.333, SLG: 0.500										3 1 1 1 0 1 0																										
8 Brandon Lowe, L (1, 4) OBP: 0.404, SLG: 0.738										3 1 1 0 1 1 1																										
18 Joey Wendle, L (1, 5) OBP: 0.345, SLG: 0.429										1 1 0 0 1 1 0																										
2 Yandy Diaz, R (5, PH) OBP: 0.433, SLG: 0.329										1 0 1 0 1 0 0																										
43 Mike Brosseau, R (7, PR) OBP: 0.424, SLG: 0.767										0 0 0 0 0 0 0																										
26 Ji Man Choi, L (1, 3) OBP: 0.282, SLG: 0.328										4 1 0 0 0 1 6																										
25 Yoshi Tsutsugo, L (1, 7) OBP: 0.319, SLG: 0.397										3 1 2 3 0 0 0																										
13 Manuel Margot, R (6, PR) OBP: 0.339, SLG: 0.385										1 0 0 0 0 0 0																										
1 Willy Adames, R (1, 6) OBP: 0.377, SLG: 0.522										3 1 1 2 1 2 0																										
39 Kevin Kiermaier, L (1, 8) OBP: 0.333, SLG: 0.300										4 1 2 0 0 1 2																										
11 Hunter Renfroe, R (1, 9) OBP: 0.282, SLG: 0.452										4 0 1 0 0 1 3																										
7 Michael Pérez, L (1, 2) OBP: 0.200, SLG: 0.136										3 0 0 0 0 1 2																										
Inning Stats	R: 0 E: 0 K: 3 S: 10	H: 0 LOB: 0 BB: 0 P: 14	R: 0 E: 0 K: 1 S: 6	H: 0 LOB: 0 BB: 0 P: 10	R: 0 E: 0 K: 1 S: 8	H: 1 LOB: 0 BB: 0 P: 9	R: 3 E: 0 K: 2 S: 15	H: 2 LOB: 0 BB: 1 P: 27	R: 1 E: 0 K: 1 S: 15	H: 2 LOB: 3 BB: 2 P: 26	R: 0 E: 0 K: 1 S: 9	H: 1 LOB: 1 BB: 1 P: 18	R: 1 E: 1 K: 0 S: 8	H: 2 LOB: 1 BB: 0 P: 17	R: 2 E: 0 K: 0 S: 4	H: 1 LOB: 0 BB: 0 P: 9	1B: 6 2B: 1 3B: 0 HR: 2	SF: 1 SAC: 0 DP: 1 HBP: 0	WP: 0 PA: 35 PB: 0 SB: 0 CS: 0																	
PITCHER	IP WLS BF H R ER SO BB IBB HBP BLK WP HR S P ERA WHIP																																			
34 Matt Shoemaker, R (1, 1) ERA: 5.23	4.0		15	3	3	3	7	1	0	0	0	0	1	39	60	6.75	1.000																			
62 Jacob Waguespack, R (5, 1) ERA: 3.38	0.1		3	2	1	1	1	0	0	0	0	0	0	7	9	27.00	6.000																			
47 Anthony Kay, L (5, 1) ERA: 1.74	1.0	H	7	1	0	0	1	3	0	0	0	0	0	15	32	0.00	4.000																			
36 A.J. Cole, R (6, 1) ERA:	1.2	B	6	2	1	0	0	0	0	0	0	0	0	10	20	0.00	1.200																			
63 Wilmer Font, R (8, 1) ERA: 11.12	1.0	L	4	1	2	1	0	0	0	0	0	0	1	4	9	9.00	1.000																			

Tampa Bay Rays @ Toronto Blue Jays
 Sahlen Field, Buffalo, NY
 Sun Aug 16 2020, 4:07 PM - 7:00 PM EDT
 Cloudy - 77 F

livebaseballscorecards.com

AB	30
R	7
H	9
RBI	6
BB	4
SO	9
LOB	14



Batter	1	2	3	4	5	6	7	8	9	AB	R	H	RBI	BB	SO	LOB	BOTTOM
8 Cavan Biggio, L OBP: 0.313, SLG: 0.444	1-0 15 HR 2B		0-2 F9	0-1 F9			2-2 L7			4	1	1	0	0	0	0	
15 Randal Grichuk, R OBP: 0.393, SLG: 0.460	1-0 2-H HR		2-2 K	1-3 K			0-0 G4-6-3 1B			4	1	2	2	0	2	0	
6 Travis Shaw, L OBP: 0.318, SLG: 0.410	3-3 K		1-2 37 1B				0-0 G4-6-3 1-2f			4	0	1	0	0	2	1	
37 Teoscar Hernández, R OBP: 0.316, SLG: 0.656	3-2 P3		2-1 1B				0-1 L8			4	0	1	0	0	0	0	
44 Rowdy Tellez, L OBP: 0.293, SLG: 0.462	1-1 P5		0-0 G6-3				1-0 F8			4	0	0	0	0	1	2	
27 Vladimir Guerrero Jr., R (1, 10) OBP: 0.316, SLG: 0.435		1-0 30 L6-4 9 1B HBP		1-1 HR			1-1 1B			3	1	2	1	0	0	0	
9 Danny Jansen, R OBP: 0.327, SLG: 0.357		0-0 1B		4-1 30 HR BB			3-2 K			2	1	1	0	1	1	1	
3 Brandon Drury, R OBP: 0.143, SLG: 0.111		1-3 K		3-3 K			0-1 F7			3	0	0	0	0	2	4	
30 Anthony Alford, R OBP: 0.200, SLG: 0.500		2-2 L6-4		0-0 1-H HR			3-3 K			3	1	1	2	0	1	3	
13 Lourdes Gurriel Jr., R OBP: 0.256, SLG: 0.323		2-3								0	0	0	0	0	0	0	

Inning Stats	R: 2	H: 2	E: 0	K: 1	S: 11	H: 2	LOB: 0	BB: 0	P: 20	R: 0	H: 1	E: 0	K: 1	S: 9	R: 0	H: 2	E: 0	K: 1	S: 13	R: 0	H: 2	E: 0	K: 2	S: 14	R: 0	H: 0	E: 0	K: 1	S: 6	R: 0	H: 1	E: 0	K: 2	S: 10	R: 0	H: 1	E: 0	K: 0	S: 6	R: 0	H: 0	E: 0	K: 1	S: 9	R: 0	H: 0	E: 0	K: 1	S: 9	1B: 5	2B: 2	3B: 0	HR: 3	SF: 0	SAC: 0	DP: 2	HBP: 1	WP: 0	PB: 0	SB: 0	CS: 0	PA: 33
--------------	------	------	------	------	-------	------	--------	-------	-------	------	------	------	------	------	------	------	------	------	-------	------	------	------	------	-------	------	------	------	------	------	------	------	------	------	-------	------	------	------	------	------	------	------	------	------	------	------	------	------	------	------	-------	-------	-------	-------	-------	--------	-------	--------	-------	-------	-------	-------	--------

PITCHER	IP	WLS	BF	H	R	ER	SO	BB	IBB	HBP	BLK	WP	HR	S	P	ERA	WHIP
72 Yonny Chirinos, R ERA: 2.38	(1, 1)	2.2	13	5	2	2	3	0	0	0	0	0	1	32	50	6.75	1.875
81 Ryan Thompson, R ERA: 3.86	(3, 1)	0.2	4	1	2	2	1	1	0	0	0	0	1	7	15	27.00	3.000
84 John Curtiss, R ERA: 2.84	(4, 1)	1.2	6	1	1	1	2	0	0	0	0	0	1	14	17	5.40	0.600
52 Chaz Roe, R ERA: 3.38	(6, 1)	1.0	4	1	0	0	2	0	0	0	0	0	0	10	17	0.00	1.000
15 Aaron Loup, L ERA: 3.72	(7, 1)	1.0	W 3	1	0	0	0	0	0	0	0	0	0	6	8	0.00	1.000

Tampa Bay Rays @ Toronto Blue Jays
 Sahlen Field, Buffalo, NY
 Sun Aug 16 2020, 4:07 PM - 7:00 PM EDT
 Cloudy - 77 F

livebaseballscorecards.com

AB	31
R	5
H	9
RBI	5
BB	1
SO	9
LOB	11



Batter	1	2	3	4	5	6	7	8	9	AB R H RBI BB SO LOB	TOP
8 Cavan Biggio, L (1, 4) OBP: 0.330, SLG: 0.494	0-0 F8		0-1 15 HR 1B		3-3 K		0-1 15 1B 1B		1-0 HR	5 2 3 3 0 1 0	
15 Randal Grichuk, R (1, 8) OBP: 0.393, SLG: 0.509	0-1 G5-3		0-1 HR		1-0 G5-3		1-0 1B		1-0 G6-3	5 1 2 4 0 0 0	
6 Travis Shaw, L (1, 5) (8, 3)	2-0 F7		1-1 37 1B 1B		3-3 K		3-0 F8			4 0 1 0 0 1 2	
37 Teoscar Hernández, R (1, 9) OBP: 0.313, SLG: 0.636		0-3 K	1-1 27 FC6-4 1B			0-1 L6		2-2 F7		4 0 1 0 0 1 0	
44 Rowdy Tellez, L (1, 3) OBP: 0.279, SLG: 0.436		0-0 G6-3	1-1 L9			1-2 G6-3		0-1 G6-3		3 0 0 0 0 0 2	
3 Brandon Drury, R (8, PH) (8, 5)										1 0 0 0 0 0 0	
27 Vladimir Guerrero Jr., R (1, 10) OBP: 0.300, SLG: 0.411		0-1 L8	0-0 FC6-4			1-1 G5-3		3-3 K		4 0 0 0 0 1 2	
13 Lourdes Gurriel Jr., R (1, 7) OBP: 0.257, SLG: 0.316			0-0 9 2 1B 8 1B G1-3 1B		2-1 G1-3		3-2 L7		2-2 L4	4 1 1 0 0 0 0	AB 36
2 Joe Panik, L (1, 6) OBP: 0.233, SLG: 0.179			1-0 8 1B 9 G1-3 15 HR 1B		3-3 K		0-0 G6-3		4-2 8 HR BB	3 2 1 0 1 1 0	R 7
9 Danny Jansen, R (1, 2) OBP: 0.321, SLG: 0.333			1-2 G1-3		2-2 L8		4-0 8 1B 15 1B BB		1-2 K	3 1 0 0 1 1 3	H 9
											RBI 7
											BB 2
											SO 6
											LOB 9
Inning Stats	R: 0 H: 0 E: 0 LOB: 0 K: 0 BB: 0 S: 4 P: 6	R: 0 H: 0 E: 0 LOB: 0 K: 1 BB: 0 S: 6 P: 6	R: 4 H: 6 E: 0 LOB: 2 K: 0 BB: 0 S: 16 P: 21	R: 0 H: 0 E: 0 LOB: 0 K: 1 BB: 0 S: 9 P: 16	R: 0 H: 0 E: 0 LOB: 0 K: 2 BB: 0 S: 7 P: 14	R: 0 H: 0 E: 0 LOB: 0 K: 0 BB: 0 S: 7 P: 9	R: 1 H: 2 E: 0 LOB: 2 K: 0 BB: 1 S: 9 P: 20	R: 0 H: 0 E: 0 LOB: 0 K: 1 BB: 0 S: 8 P: 13	R: 2 H: 1 E: 0 LOB: 0 K: 1 BB: 1 S: 13 P: 22	1B: 7 SF: 0 2B: 0 SAC: 0 3B: 0 DP: 0 HR: 2 HBP: 0	WP: 0 PA: 38 PB: 0 SB: 0 CS: 0
PITCHER	IP WLS BF H R ER SO BB IBB HBP BLK WP HR S P ERA WHIP										
17 Alex Cobb, R (1, 1) ERA: 3.76	6.2 L 29 8 5 5 4 1 0 0 0 0 0 1 57 88 6.75 1.350										
55 Dillon Tate, R (7, 1) ERA: 7.71	2.1 9 1 2 2 2 1 0 0 0 0 0 1 22 39 7.71 0.857										

Toronto Blue Jays @ Baltimore Orioles
 Oriole Park at Camden Yards, Baltimore, MD
 Mon Aug 17 2020, 7:36 PM - 10:20 PM EDT
 Partly Cloudy - 78 F

livebaseballscorecards.com



Batter	1	2	3	4	5	6	7	8	9	AB	R	H	RBI	BB	SO	LOB
57 Hanser Alberto, R OBP: 0.337, SLG: 0.490	0-0 G4-3		1-3 K			1-3 K			1-3 K	4	0	0	0	0	3	2
25 Anthony Santander, S OBP: 0.319, SLG: 0.629	3-2 39 G5-3 1B			3-1 28 1B 2B		2-2 G6-4-3 1-2f			3-2 L8	4	1	2	0	0	0	2
39 Renato Núñez, R OBP: 0.382, SLG: 0.570	1-2 G5-3			1-2 G6-3				1-2 G5-3	3-1 28 DI 1B	4	0	1	1	0	0	2
28 Pedro Severino, R OBP: 0.386, SLG: 0.609	2-2 G6-3			3-0 74 G5-4-3 1B				2-0 G6-3	0-1 L6	4	0	1	1	0	0	2
74 Pat Valaika, R OBP: 0.245, SLG: 0.311		0-1 G5-3		1-1 G5-4-3				3-1 G6-3		3	0	0	0	0	0	1
14 Rio Ruiz, L OBP: 0.304, SLG: 0.533		2-1 P6				3-2 G3			0-1 L8	3	0	0	0	0	0	0
36 Bryan Holaday, R OBP: 0.333, SLG: 0.333		3-2 G6-3				0-0 L5			2-3 K	2	0	0	0	0	0	0
15 Chance Sisco, L OBP: 0.474, SLG: 0.586						0-0 B1-3			2-3 K	1	0	0	0	0	1	0
13 Andrew Velazquez, S OBP: 0.207, SLG: 0.286			1-3 K						2-3 K	2	0	0	0	0	1	0
35 Dwight Smith Jr., L OBP: 0.317, SLG: 0.404										1	0	0	0	0	1	0
31 Cedric Mullins, L OBP: 0.286, SLG: 0.167			0-1 G5-3			1-1 25 G6-4-3 1B			4-2 39 DI 39 1B BB	2	1	1	0	1	0	0

Inning Stats	R: 0	H: 1	E: 0	LOB: 1	K: 0	BB: 0	S: 14	R: 0	H: 0	E: 0	LOB: 0	K: 0	BB: 0	S: 9	R: 0	H: 0	E: 0	LOB: 0	K: 2	BB: 0	S: 11	R: 1	H: 2	E: 0	LOB: 0	K: 0	BB: 0	S: 8	R: 0	H: 0	E: 0	LOB: 0	K: 0	BB: 0	S: 8	R: 0	H: 1	E: 0	LOB: 0	K: 1	BB: 0	S: 8	R: 0	H: 0	E: 0	LOB: 0	K: 0	BB: 0	S: 6	R: 0	H: 0	E: 0	LOB: 0	K: 2	BB: 0	S: 10	R: 1	H: 1	E: 0	LOB: 1	K: 1	BB: 1	S: 18	1B: 4	SF: 0	2B: 1	SAC: 0	3B: 0	DP: 2	HR: 0	HBP: 0	WP: 0	PA: 31
--------------	------	------	------	--------	------	-------	-------	------	------	------	--------	------	-------	------	------	------	------	--------	------	-------	-------	------	------	------	--------	------	-------	------	------	------	------	--------	------	-------	------	------	------	------	--------	------	-------	------	------	------	------	--------	------	-------	------	------	------	------	--------	------	-------	-------	------	------	------	--------	------	-------	-------	-------	-------	-------	--------	-------	-------	-------	--------	-------	--------

PITCHER	IP	WLS	BF	H	R	ER	SO	BB	IBB	HBP	BLK	WP	HR	S	P	ERA	WHIP
99 Hyun Jin Ryu, L ERA: 3.46	(1, 1)	6.0	W	20	4	1	1	3	0	0	0	0	0	58	86	1.50	0.667
41 Rafael Dolis, R ERA: 3.6	(7, 1)	1.0		3	0	0	0	0	0	0	0	0	0	6	12	0.00	0.000
52 Anthony Bass, R ERA: 3.0	(8, 1)	1.0		3	0	0	2	0	0	0	0	0	0	10	14	0.00	0.000
62 Jacob Waguespack, R ERA: 4.0	(9, 1)	1.0		5	1	1	1	1	0	0	0	0	0	18	29	9.00	2.000

BOTTOM

Toronto Blue Jays @ Baltimore Orioles
 Oriole Park at Camden Yards, Baltimore, MD
 Mon Aug 17 2020, 7:36 PM - 10:20 PM EDT
 Partly Cloudy - 78 F

livebaseballscorecards.com

AB	30
R	2
H	5
RBI	2
BB	1
SO	6
LOB	9



Batter	1	2	3	4	5	6	7	8	9	10	AB	R	H	RBI	BB	SO	LOB
15 Chance Sisco, L OBP: 0.465, SLG: 0.636 (1, 10)	4-2 25 HR BB	2-2 G6-3			2-2 HR	3-3 K		2-3 K			4	2	1	2	1	2	2
25 Anthony Santander, S OBP: 0.333, SLG: 0.702 (1, 9)	2-2 HR		1-2 HR		1-1 G6-3		0-0 P2	1-1 2B			5	2	3	3	0	0	0
14 Rio Ruiz, L OBP: 0.297, SLG: 0.523 (1, 5)	1-1 F8		1-2 G3		0-2 E7 39 SF7 2B		2-1 G5-3	2-2 P5			5	1	1	0	0	0	1
39 Renato Núñez, R OBP: 0.372, SLG: 0.554 (1, 3)	2-0 P3		1-3 K		3-2 SF7		0-2 28 2B 57 1B 1B				4	1	1	1	0	2	0
19 Chris Davis, L OBP: 0.188, SLG: 0.200 (10, 3)											0	0	0	0	0	0	0
28 Pedro Severino, R OBP: 0.400, SLG: 0.618 (1, 2)	4-0 BB		1-0 G6-3		0-1 1B		2-0 57 1B 2B				4	0	2	0	1	0	0
35 Dwight Smith Jr., L OBP: 0.308, SLG: 0.375 (1, 7)	0-3 K				3-2 G1-3		0-0 57 1B IBB				4	0	0	0	1	2	2
74 Pat Valaika, R OBP: 0.250, SLG: 0.313 (1, 4)		1-3 K					1-1 1B				3	0	1	0	0	1	0
57 Hanser Alberto, R OBP: 0.340, SLG: 0.490 (7, PH) (8, 4)							1-2 2-3 3-H 1B				2	0	1	1	0	1	0
31 Cedric Mullins, L OBP: 0.308, SLG: 0.217 (1, 8)		1-2 13 S 1B			2-2 P5		1 SAFE 0-3 K	0-2 P4			5	0	2	0	0	1	4
13 Andrew Velazquez, S OBP: 0.212, SLG: 0.258 (1, 6)		1-1 F7					1-3 K				3	1	0	0	1	2	2
36 Bryan Holaday, R OBP: 0.300, SLG: 0.300 (10, PH)		1-2 BB			4-2 15 HR BB			2-3 K			1	0	0	0	0	0	1


Inning Stats	R: 2	H: 1	E: 0	K: 1	S: 12	H: 1	LOB: 1	BB: 2	P: 25	R: 0	H: 1	E: 0	K: 1	S: 11	R: 1	H: 1	E: 0	K: 1	S: 13	R: 0	H: 0	E: 0	K: 0	S: 8	R: 3	H: 3	E: 1	K: 0	S: 21	R: 0	H: 1	E: 0	K: 3	S: 13	R: 1	H: 3	E: 0	K: 2	S: 12	R: 0	H: 1	E: 0	K: 2	S: 7	R: 0	H: 0	E: 0	K: 2	S: 11	R: 0	H: 1	E: 0	K: 1	S: 12	R: 0	H: 1	E: 0	K: 1	S: 18	R: 0	H: 0	E: 0	K: 2	S: 7	R: 0	H: 1	E: 0	K: 1	S: 12	R: 0	H: 1	E: 0	K: 1	S: 18	1B: 6	SF: 1	2B: 3	SAC: 0	3B: 0	DP: 0	HR: 3	HBP: 0	WP: 0	PA: 45
--------------	------	------	------	------	-------	------	--------	-------	-------	------	------	------	------	-------	------	------	------	------	-------	------	------	------	------	------	------	------	------	------	-------	------	------	------	------	-------	------	------	------	------	-------	------	------	------	------	------	------	------	------	------	-------	------	------	------	------	-------	------	------	------	------	-------	------	------	------	------	------	------	------	------	------	-------	------	------	------	------	-------	-------	-------	-------	--------	-------	-------	-------	--------	-------	--------

PITCHER	IP	WLS	BF	H	R	ER	SO	BB	IBB	HBP	BLK	WP	HR	S	P	ERA	WHIP
24 Nate Pearson, R ERA: 6.61 (1, 1)	4.0		19	4	5	5	3	3	0	0	0	0	3	51	81	11.25	1.750
1 Shun Yamaguchi, R ERA: 7.5 (5, 1)	1.2		8	3	1	1	2	0	0	0	0	0	0	23	32	5.40	1.800
63 Wilmer Font, R ERA: 10.5 (6, 1)	0.1	H	1	0	0	0	1	0	0	0	0	0	0	4	7	0.00	0.000
36 A.J. Cole, R ERA: 0.84 (7, 1)	1.0	B	7	3	1	1	0	0	1	0	0	0	0	12	17	9.00	3.000
68 Jordan Romano, R ERA: 0.82 (8, 1)	1.0		4	1	0	0	2	0	0	0	0	0	0	12	19	0.00	1.000

Toronto Blue Jays @ Baltimore Orioles
Oriole Park at Camden Yards, Baltimore, MD
 Tue Aug 18 2020, 7:36 PM - 11:32 PM EDT
 Clear - 84 F

livebaseballscorecards.com

AB	40
R	7
H	12
RBI	7
BB	4
SO	11
LOB	12



Batter 1 2 3 4 5 6 7 8 9 AB R H RBI BB SO LOB TOP

13 Lourdes Gurriel Jr., R OBP: 0.275, SLG: 0.342 (1, 10) FF 85 F FF 85 F SI 86 B CH 78 S CH 77 1-3 K ①		37 Teoscar Hernández, R OBP: 0.291, SLG: 0.590 (1, 9) F CH 78 F FF 86 B CH 79 B CH 79 S CH 76 3-3 K ②	6 Travis Shaw, L OBP: 0.328, SLG: 0.442 (1, 5) F FF 86 B FF 86 S FF 87 T FF 88 1-2 K ③		15 Randal Grichuk, R OBP: 0.400, SLG: 0.656 (1, 8) B CH 79 C FF 86 X FF 86 1-1 HR ①		27 Vladimir Guerrero Jr., R OBP: 0.292, SLG: 0.383 (1, 3) C CH 78 F CH 79 B FF 87 S CH 78 1-3 K ①		3 Brandon Drury, R OBP: 0.194, SLG: 0.182 (1, 4) C FF 86 F FF 86 F FF 87 F CH 78 F CH 78 X FF 86 0-2 F7 ②		5 Santiago Espinal, R OBP: 0.263, SLG: 0.316 (1, 6) F FF 86 X FF 86 0-1 2B ①		30 Anthony Alford, R OBP: 0.188, SLG: 0.375 (1, 7) 8 Cavan Biggio, L OBP: 0.347, SLG: 0.494 (7, PH) (7, 7) C CH 80 B FF 86 S CH 79 F CH 78 B FF 87 F SI 87 X CH 79 2-2 G6-3 ③		10 Reese McGuire, L OBP: 0.095, SLG: 0.238 (1, 2) X SL 79 0-0 G3 ①
--	--	---	---	--	---	--	--	--	--	--	---	--	--	--	--

Inning Stats	R: 0 E: 0 K: 3 S: 10	H: 0 LOB: 0 BB: 0 P: 15	R: 1 E: 0 K: 1 S: 19	H: 2 LOB: 1 BB: 0 P: 23	R: 0 E: 0 K: 1 S: 7	H: 0 LOB: 0 BB: 0 P: 10	R: 0 E: 0 K: 0 S: 4	H: 0 LOB: 0 BB: 0 P: 5	R: 0 E: 0 K: 1 S: 10	H: 2 LOB: 2 BB: 0 P: 15	R: 2 E: 0 K: 1 S: 15	H: 3 LOB: 1 BB: 0 P: 21	R: 0 E: 0 K: 0 S: 12	H: 1 LOB: 1 BB: 0 P: 17	R: 1 E: 0 K: 1 S: 14	H: 1 LOB: 1 BB: 1 P: 20	R: 1 E: 0 K: 1 S: 14	H: 2 LOB: 1 BB: 0 P: 24	1B: 5 2B: 4 3B: 0 HR: 2	SF: 1 SAC: 0 DP: 0 HBP: 0	WP: 0 PB: 0 SB: 0 CS: 0	PA: 39
--------------	-------------------------------	----------------------------------	-------------------------------	----------------------------------	------------------------------	----------------------------------	------------------------------	---------------------------------	-------------------------------	----------------------------------	-------------------------------	----------------------------------	-------------------------------	----------------------------------	-------------------------------	----------------------------------	-------------------------------	----------------------------------	----------------------------------	------------------------------------	----------------------------------	--------

PITCHER	IP	WLS	BF	H	R	ER	SO	BB	IBB	HBP	BLK	WP	HR	S	P	ERA	WHIP
69 Tommy Milone, L ERA: 4.13 (1, 1)	6.0	L	25	7	3	3	7	0	0	0	0	0	2	65	89	4.50	1.167
73 Thomas Eshelman, R ERA: 3.77 (7, 1)	2.0		9	2	1	1	1	1	0	0	0	0	0	26	37	4.50	1.500
51 Paul Fry, L ERA: 3.0 (9, 1)	1.0		5	2	1	1	1	0	0	0	0	0	0	14	24	9.00	2.000

Toronto Blue Jays @ Baltimore Orioles
Oriole Park at Camden Yards, Baltimore, MD
 Wed Aug 19 2020, 1:06 PM - 4:05 PM EDT
 Partly Cloudy - 78 F

livebaseballscorecards.com

AB	37
R	5
H	11
RBI	5
BB	1
SO	9
LOB	14



Batter	1	2	3	4	5	6	7	8	9	AB R H RBI BB SO LOB
15 Chance Sisco, L OBP: 0.438, SLG: 0.568 (1, 2)	4-2 25 2B 39 FC5-2 BB	3-2 F8		2-0 F9-2 3-H			1-2 G6-3		3-3 K	4 0 0 0 1 1 5
25 Anthony Santander, S OBP: 0.346, SLG: 0.701 (1, 9)	1-2 2B		2-2 L3		2-2 P1		4-0 BB		4-0 BB	3 0 1 0 2 0 0
39 Renato Núñez, R OBP: 0.354, SLG: 0.523 (1, 10)	1-0 FC5-2 3-H		1-3 K		0-1 P6		3-2 F9		0-3 K	5 0 0 0 0 2 5
14 Rio Ruiz, L OBP: 0.295, SLG: 0.507 (1, 5)	3-3 K		1-3 K		2-0 35 PB 57 1B 1B		0-1 F7			4 0 1 0 0 2 3
57 Hanser Alberto, R OBP: 0.346, SLG: 0.500 (1, 4)	2-1 G4-3			0-1 35 E 2B	1-1 35 PB 1B		0-1 G4-3			4 1 2 0 0 0 2
35 Dwight Smith Jr., L OBP: 0.319, SLG: 0.383 (1, 7)		0-1 74 1B 1B		1-1 E9 74 1B 1B 2-H	2-2 F8		0-2 F7			4 1 2 0 0 0 2
74 Pat Valaika, R OBP: 0.268, SLG: 0.327 (1, 6)		2-1 1B		0-0 31 1B 15 F9-2 1B 3-H		3-1 G5-3		2-1 L8		4 0 2 1 0 0 0
19 Chris Davis, L OBP: 0.173, SLG: 0.184 (1, 3)		0-3 K		2-3 K		2-2 L8			2-3 K	4 0 0 0 0 3 3
31 Cedric Mullins, L OBP: 0.333, SLG: 0.259 (1, 8)		2-2 F4		0-1 1B		0-1 G5-3			0-0 25 DI 1B	4 0 2 0 0 0 2

Inning Stats	R: 0	H: 1	E: 0	LOB: 2	K: 1	S: 14	R: 0	H: 2	E: 0	LOB: 2	K: 1	S: 14	R: 0	H: 0	E: 0	LOB: 0	K: 2	S: 10	R: 2	H: 4	E: 1	LOB: 1	K: 1	S: 11	R: 0	H: 2	E: 0	LOB: 2	K: 0	S: 11	R: 0	H: 0	E: 0	LOB: 0	K: 0	S: 7	R: 0	H: 0	E: 0	LOB: 1	K: 0	S: 9	R: 0	H: 0	E: 0	LOB: 0	K: 0	S: 7	R: 0	H: 1	E: 0	LOB: 2	K: 3	S: 11	1B: 8	2B: 3	3B: 0	HR: 0	SF: 0	SAC: 0	DP: 1	HBP: 0	WP: 0	PA: 39
--------------	------	------	------	--------	------	-------	------	------	------	--------	------	-------	------	------	------	--------	------	-------	------	------	------	--------	------	-------	------	------	------	--------	------	-------	------	------	------	--------	------	------	------	------	------	--------	------	------	------	------	------	--------	------	------	------	------	------	--------	------	-------	-------	-------	-------	-------	-------	--------	-------	--------	-------	--------

PITCHER	IP	WLS	BF	H	R	ER	SO	BB	IBB	HBP	BLK	WP	HR	S	P	ERA	WHIP
14 Tanner Roark, R ERA: 4.76 (1, 1)	5.0	W	24	9	2	1	5	1	0	0	0	0	0	60	94	1.80	2.000
56 Ryan Borucki, L ERA: (6, 1)	1.1	H	5	0	0	0	0	1	0	0	0	0	0	10	20	0.00	0.750
31 Thomas Hatch, R ERA: 2.31 (7, 1)	1.2	H	5	0	0	0	0	0	0	0	0	0	0	13	18	0.00	0.000
41 Rafael Dolis, R ERA: 3.27 (9, 1)	1.0	S	5	1	0	0	3	1	0	0	0	0	0	11	20	0.00	2.000

Toronto Blue Jays @ Baltimore Orioles
Oriole Park at Camden Yards, Baltimore, MD
 Wed Aug 19 2020, 1:06 PM - 4:05 PM EDT
 Partly Cloudy - 78 F

AB	36
R	2
H	10
RBI	1
BB	3
SO	8
LOB	22



Batter	1	2	3	4	5	6	7	8	9	AB R H RBI BB SO LOB	TOP						
22 Andrew McCutchen, R (1, 10) OBP: 0.278, SLG: 0.303	2-2 K		3-1 17 BB 1B		1-1 1B		3-3 K			4 0 2 1 0 2 0							
17 Rhys Hoskins, R (1, 3) OBP: 0.422, SLG: 0.317	1-3 K		4-1 10 G6-4-3 BB		1-3 K					2 0 0 0 1 2 1							
3 Bryce Harper, L (1, 9) OBP: 0.469, SLG: 0.697	0-0 HR		1-1 P4		0-0 B1-3					3 1 1 1 0 0 3							
10 J.T. Realmuto, R (1, 2) OBP: 0.321, SLG: 0.625	3-2 G5-3		3-2 G6-4-3		1-3 K					3 0 0 0 0 1 2							
2 Jean Segura, R (1, 4) OBP: 0.343, SLG: 0.421		3-2 1B		2-2 P4		2-3 K				3 0 1 0 0 1 0							
18 Didi Gregorius, L (1, 6) OBP: 0.351, SLG: 0.478		1-2 F8		4-2 HBP		1-0 1B				2 0 1 0 0 0 1							
8 Phil Gosselin, R (1, 7) OBP: 0.436, SLG: 0.714		1-0 P6		1-2 L9		3-2 F9				3 0 0 0 0 0 3							
28 Alec Bohm, R (1, 5) OBP: 0.370, SLG: 0.348		3-3 K		2-3 K		3-3 K				3 0 0 0 0 3 2							
24 Roman Quinn, S (1, 8) OBP: 0.283, SLG: 0.444			2-2 22 E 22 S 22 1B 1B		2-3 K		0-3 K			3 1 1 0 0 2 0							
Inning Stats	R: 1 E: 0 K: 2 S: 11	H: 1 LOB: 0 BB: 0 P: 17	R: 0 E: 0 K: 1 S: 10	H: 1 LOB: 1 BB: 0 P: 18	R: 1 E: 0 K: 0 S: 14	H: 2 LOB: 1 BB: 1 P: 27	R: 0 E: 0 K: 1 S: 13	H: 0 LOB: 1 BB: 0 P: 22	R: 0 E: 0 K: 2 S: 12	H: 1 LOB: 1 BB: 0 P: 16	R: 0 E: 0 K: 2 S: 12	H: 1 LOB: 1 BB: 0 P: 19	R: 0 E: 0 K: 3 S: 12	H: 0 LOB: 0 BB: 0 P: 18	1B: 5 2B: 0 3B: 0 HR: 1	SF: 0 SAC: 0 DP: 1 HBP: 1	WP: 0 PA: 28 PB: 0 SB: 1 CS: 0
PITCHER	IP WLS BF H R ER SO BB IBB HBP BLK WP HR S P ERA WHIP																
22 Chase Anderson, R (1, 1) ERA: 2.79	3.2		16	4	2	1	3	1	0	1	0	0	1	44	78	2.46	1.364
67 Julian Merryweather, R (4, 1) ERA:	1.1		5	1	0	0	3	0	0	0	0	0	0	16	22	0.00	0.750
63 Wilmer Font, R (6, 1) ERA: 9.0	1.0		4	1	0	0	2	0	0	0	0	0	0	12	19	0.00	1.000
68 Jordan Romano, R (7, 1) ERA: 0.75	1.0	W	3	0	0	0	3	0	0	0	0	0	0	12	18	0.00	0.000

Philadelphia Phillies @ Toronto Blue Jays
Sahlen Field, Buffalo, NY
Thu Aug 20 2020, 1:10 PM - 3:50 PM EDT
Partly Cloudy - 73 F

livebaseballscorecards.com

AB 26
R 2
H 6
RBI 2
BB 1
SO 11
LOB 12



Batter	1	2	3	4	5	6	7	8	9	AB	R	H	RBI	BB	SO	LOB	BOTTOM								
8 Cavan Biggio, L OBP: 0.364, SLG: 0.512 (1, 8) (6, 4)	 15 FC5-4 1B		X FF 94 0-0 F8	① B CU 76 4-1 C FS 80 B FS 81 B FF 92 B FF 91 15 FC6-4 1-2 BB		C CU 82 2-1 B FC 92 B CU 82 X FC 92 2B				3	0	2	1	1	0	0									
15 Randal Grichuk, R OBP: 0.378, SLG: 0.618 (1, 10)	B FF 95 3-2 F FF 95 B SL 85 F FF 96 X FF 96 FC5-4 1-2f		X FF 95 0-0 F8	② F CU 75 2-1 D CU 77 B FS 81 X FS 79 FC6-4 1-2f		C SI 94 0-1 X FC 91 L9				4	0	0	0	0	0	5									
6 Travis Shaw, L OBP: 0.339, SLG: 0.436 (1, 5)	T FF 94 1-2 F FF 95 B FF 93 T FF 97 K		B FF 94 4-1 B CH 78 C FF 95 B FF 95 D CH 81 BB		B FS 81 3-2 B FS 80 C FF 92 F FS 80 B FF 92 X FS 80 1B		B CU 77 1-0 X CH 83 G4-3			3	0	1	0	1	1	1									
37 Teoscar Hernández, R OBP: 0.289, SLG: 0.575 (1, 9) (6, 8)	C FF 96 1-2 C SL 85 B FF 97 T FF 96 K		S SL 83 2-3 B FF 93 F FF 94 F SL 85 B CH 79 S FF 96 K		C FF 92 1-3 B FF 92 F FS 82 S FF 92 K		C FF 92 2-2 B CH 83 B SL 88 F CH 83 X CH 84 27 E 13 1B 1B			4	1	1	0	0	3	3									
27 Vladimir Guerrero Jr., R OBP: 0.301, SLG: 0.388 (1, 3)		C SL 84 0-1 X FF 96 L7		B FF 94 1-0 X CH 79 10 1B 5 SF9 2B 1B		B CU 78 2-1 S CU 77 B FF 91 X FS 81 F8		X FF 93 0-0 E8 13 1B 1B		4	1	2	0	0	0	1									
2 Joe Panik, L OBP: 0.265, SLG: 0.194 13 Lourdes Gurriel Jr., R OBP: 0.280, SLG: 0.346 (5, PH) (6, 7)	B FF 96 4-0 B FF 95 B FF 95 28 1B BB		X FF 91 0-0 5 SF9 10 1B 1B		B CH 80 1-0 X SI 92 L1-3		C SI 93 3-2 D SL 88 F CH 84 D FF 93 F SI 93 X CH 85 1B			1	0	1	0	1	0	0									
28 Billy McKinney, L OBP: 0.667, SLG: 0.667 (1, 7) (6, 9)	B SL 84 1-2 C FF 94 F FF 95 X FF 95 1B		B CH 80 1-2 T FF 94 T FF 94 X FF 94 F8		B FC 92 1-0 X FC 92 44 8 2B 10 SH1-4 1B				3	1	2	0	0	0	2										
10 Reese McGuire, L OBP: 0.130, SLG: 0.261 (1, 2)	B FF 94 2-3 B FF 96 F FF 96 F CH 82 F CH 81 C FF 95 K		C SL 83 0-1 X FF 95 8 BB 1B		1 SAFE 2-2 B FF 93 L FC 91 L FC 91 B SI 94 X FC 92 SH1-4				2	0	1	0	0	1	2										
5 Santiago Espinal, R OBP: 0.238, SLG: 0.300 44 Rowdy Tellez, L OBP: 0.274, SLG: 0.429 3 Brandon Drury, R OBP: 0.194, SLG: 0.182 (1, 6) (6, PH) (7, 6)	C FF 94 2-2 B FF 96 B SL 85 S CH 82 T FF 96 K		B SL 86 1-2 F FF 95 F FF 95 X FF 95 SF9		B FC 92 1-1 F SI 94 X FC 92 G4-3				1	0	0	1	0	1	2										
										1	0	0	0	0	0	1									
										0	0	0	0	0	0	0									
Inning Stats	R: 0 E: 0 K: 2 S: 13	H: 1 LOB: 1 BB: 0 P: 20	R: 0 E: 0 K: 2 S: 12	H: 1 LOB: 2 BB: 1 P: 21	R: 0 E: 0 K: 1 S: 7	H: 0 LOB: 1 BB: 1 P: 13	R: 1 E: 0 K: 0 S: 13	H: 3 LOB: 3 BB: 1 P: 22	R: 0 E: 0 K: 1 S: 9	H: 1 LOB: 1 BB: 0 P: 16	R: 1 E: 0 K: 0 S: 10	H: 3 LOB: 2 BB: 0 P: 15	1B: 10 3B: 0 HR: 0	SF: 1 SAC: 1 DP: 0 HBP: 0	WP: 0 PB: 0 SB: 0 CS: 0	PA: 33									
PITCHER 48 Spencer Howard, R ERA: 6.17 53 Blake Parker, R ERA: 52 Jose Alvarez, L ERA: 1.42 96 Tommy Hunter, R ERA: 5.63 57 Deolis Guerra, R ERA: 9.45	IP	WLS	BF	H	R	ER	SO	BB	IBB	HBP	BLK	WP	HR	S	P	ERA	WHIP								
	3.2		18	5	1	1	5	2	0	0	0	0	0	42	67	2.46	1.909								
	1.0		5	1	0	0	1	1	0	0	0	0	0	11	23	0.00	2.000								
	0.1	H	1	0	0	0	0	0	0	0	0	0	0	1	2	0.00	0.000								
	1.0	B	5	2	1	1	0	0	0	0	0	0	0	10	16	9.00	2.000								
	0.1	L	4	3	1	0	0	0	0	0	0	0	0	9	15	0.00	9.000								

Philadelphia Phillies @ Toronto Blue Jays
 Sahlen Field, Buffalo, NY
 Thu Aug 20 2020, 1:10 PM - 3:50 PM EDT
 Partly Cloudy - 73 F

AB 28
 R 3
 H 11
 RBI 3
 BB 3
 SO 6
 LOB 18



WP: 0 PA: 33
 PB: 0
 SB: 0
 CS: 0

IP	WLS	BF	H	R	ER	SO	BB	IBB	HBP	BLK	WP	HR	S	P	ERA	WHIP
----	-----	----	---	---	----	----	----	-----	-----	-----	----	----	---	---	-----	------

Batter	1	2	3	4	5	6	7	8	9	AB R H RBI BB SO LOB	TOP						
22 Andrew McCutchen, R (1, 7) OBP: 0.289, SLG: 0.329										4 1 2 3 0 0 0							
17 Rhys Hoskins, R (1, 3) OBP: 0.414, SLG: 0.313										4 1 1 0 0 2 1							
3 Bryce Harper, L (1, 9) OBP: 0.471, SLG: 0.676										2 1 0 0 2 0 0							
18 Didi Gregorius, L (1, 6) OBP: 0.358, SLG: 0.479										4 2 2 1 0 0 1							
28 Alec Bohm, R (1, 5) OBP: 0.419, SLG: 0.423										3 1 2 1 1 0 0							
9 Jay Bruce, L (1, 10) OBP: 0.273, SLG: 0.596										3 0 0 0 0 2 5							
10 J.T. Realmuto, R (7, PH) OBP: 0.329, SLG: 0.630										1 0 1 1 0 0 0							
12 Neil Walker, S (1, 4) OBP: 0.217, SLG: 0.286										2 0 0 1 0 2 2							
24 Roman Quinn, S (6, 8) OBP: 0.277, SLG: 0.435										1 0 0 0 0 1 2							
5 Andrew Knapp, S (1, 2) OBP: 0.471, SLG: 0.563										3 1 1 1 0 1 0							
4 Scott Kingery, R (1, 8) OBP: 0.172, SLG: 0.111										2 1 0 0 0 1 0							
Inning Stats	R: 7 E: 0 K: 2 S: 29	H: 6 LOB: 1 BB: 1 P: 46	R: 0 E: 0 K: 0 S: 13	H: 0 LOB: 0 BB: 0 P: 17	R: 0 E: 0 K: 2 S: 11	H: 0 LOB: 0 BB: 0 P: 16	R: 0 E: 0 K: 1 S: 8	H: 0 LOB: 0 BB: 0 P: 14	R: 0 E: 0 K: 1 S: 8	H: 0 LOB: 0 BB: 0 P: 14	R: 1 E: 0 K: 1 S: 17	H: 3 LOB: 2 BB: 0 P: 26	1B: 6 2B: 3 3B: 0 HR: 0	SF: 1 SAC: 0 DP: 0 HBP: 1	WP: 0 PA: 34 PB: 0 SB: 0 CS: 0		
PITCHER	IP WLS BF H R ER SO BB IBB HBP BLK WP HR S P ERA WHIP																
57 Trent Thornton, R (1, 1) ERA: 13.5	0.2		8	5	6	6	1	1	0	0	0	0	0	20	32	81.00	9.000
62 Jacob Waguespack, R (1, 1) ERA: 3.97	2.1		9	1	1	1	3	0	0	1	0	0	0	33	47	3.86	0.429
1 Shun Yamaguchi, R (4, 1) ERA: 5.19	2.2		10	0	0	0	4	2	0	0	0	0	0	30	54	0.00	0.750
47 Anthony Kay, L (6, 1) ERA: 2.38	1.0	W	5	2	1	1	0	0	0	0	0	0	0	14	22	9.00	2.000
36 A.J. Cole, R (7, 1) ERA: 0.82	0.1	S	2	1	0	0	1	0	0	0	0	0	0	5	7	0.00	3.000

Philadelphia Phillies @ Toronto Blue Jays
Sahlen Field, Buffalo, NY
Thu Aug 20 2020, 4:33 PM - 7:38 PM EDT
Clear - 75 F

livebaseballscorecards.com

AB	29
R	8
H	9
RBI	8
BB	3
SO	9
LOB	11



Batter	1	2	3	4	5	6	7	8	9
8 Cavan Biggio, L OBP: 0.369, SLG: 0.500	4-2 FC4-6 BB	3-3 K			0-3 K	4-2 44 WP 15 E 44 1B BB			
15 Randal Grichuk, R OBP: 0.359, SLG: 0.583	1-3 K		0-0 G6-3		1-3 K	1-0 E6 44 WP 44 1B BB			
44 Rowdy Tellez, L OBP: 0.303, SLG: 0.500	0-1 FC4-6 37 HR 1-2f		1-0 1B			HR			
37 Teoscar Hernández, R OBP: 0.303, SLG: 0.611	0-2 HR		2-3 K			1B			
27 Vladimir Guerrero Jr., R OBP: 0.320, SLG: 0.391	4-0 13 1B BB		1-3 K			BB			
13 Lourdes Gurriel Jr., R OBP: 0.291, SLG: 0.390	1-0 1-3 1B			0-1 F9		HR			
2 Joe Panik, L OBP: 0.243, SLG: 0.176	2-0 P6			2-1 G6-3		2-1 G4-3			
5 Santiago Espinal, R OBP: 0.238, SLG: 0.300				2-2 L8		1-2 E4 15 E 44 WP 8 BB			
9 Danny Jansen, R OBP: 0.317, SLG: 0.300		3-2 F9			2-3 K	0-3 K			
3 Brandon Drury, R OBP: 0.184, SLG: 0.171		1-2 G4-3							
6 Travis Shaw, L OBP: 0.333, SLG: 0.429									

Inning Stats	R: 2	H: 2	E: 0	K: 13	S: 13	R: 0	H: 0	E: 0	K: 1	S: 12	R: 0	H: 1	E: 0	K: 2	S: 10	R: 0	H: 0	E: 0	K: 0	S: 7	R: 0	H: 0	E: 0	K: 3	S: 12	R: 7	H: 5	E: 2	K: 1	S: 24
	LOB: 2	BB: 2				LOB: 0	BB: 0				LOB: 0	BB: 0				LOB: 0	BB: 0				LOB: 3	BB: 3								
	P: 25					P: 19					P: 14					P: 15														

PITCHER	IP	WLS	BF	H	R	ER	SO	BB	IBB	HBP	BLK	WP	HR	S	P	ERA	WHIP
21 Vince Velasquez, R ERA: 7.62	(1, 1)	5.0	22	5	4	4	7	2	0	0	0	0	2	58	90	7.20	1.400
75 Connor Brogdon, R ERA: 16.88	(6, 1)	0.1	3	1	2	2	0	1	0	0	0	0	1	5	12	54.00	6.000
50 Héctor Neris, R ERA: 6.75	(6, 1)	0.1	L 5	1	3	0	1	1	0	0	0	1	0	12	20	0.00	6.000
39 Reggie McClain, R ERA: 3.86	(6, 1)	0.1	3	1	0	0	0	1	0	0	0	0	0	3	7	0.00	6.000

AB R H RBI BB SO LOB

BOTTOM

2	1	0	0	2	2	0
4	1	0	0	0	2	3
4	2	3	3	0	0	1
3	2	2	2	1	1	1
2	1	1	0	2	1	1
4	1	2	3	0	0	3
3	0	0	0	0	0	2
0	0	0	0	0	0	0
3	1	0	0	0	0	0
2	0	0	0	0	1	0
1	0	0	0	0	1	1

AB	28
R	9
H	8
RBI	8
BB	5
SO	8
LOB	12



PITCHER	IP	WLS	BF	H	R	ER	SO	BB	IBB	HBP	BLK	WP	HR	S	P	ERA	WHIP
21 Vince Velasquez, R ERA: 7.62	(1, 1)	5.0	22	5	4	4	7	2	0	0	0	0	2	58	90	7.20	1.400
75 Connor Brogdon, R ERA: 16.88	(6, 1)	0.1	3	1	2	2	0	1	0	0	0	0	1	5	12	54.00	6.000
50 Héctor Neris, R ERA: 6.75	(6, 1)	0.1	L 5	1	3	0	1	1	0	0	0	1	0	12	20	0.00	6.000
39 Reggie McClain, R ERA: 3.86	(6, 1)	0.1	3	1	0	0	0	1	0	0	0	0	0	3	7	0.00	6.000

Philadelphia Phillies @ Toronto Blue Jays
 Sahlen Field, Buffalo, NY
 Thu Aug 20 2020, 4:33 PM - 7:38 PM EDT
 Clear - 75 F

livebaseballscores.com

Batter	1	2	3	4	5	6	7	8	9	10	AB	R	H	RBI	BB	SO	LOB	TOP							
13 Lourdes Gurriel Jr., R OBP: 0.286, SLG: 0.395 (1, 7)	 2-3 K	 0-1 2B			 2-3 K		 2-2 G5-3			 0-0 SF9	4	0	1	2	0	2	2								
15 Randal Grichuk, R OBP: 0.361, SLG: 0.584 (1, 8)	 2-3 K2-3	 1-0 1B			 2-2 L9			 1-3 K		 3-2 2B	5	0	2	1	0	2	0								
9 Danny Jansen, R OBP: 0.303, SLG: 0.283 (1, 2)	 1-3 K				 0-0 G1-3			 1-0 L9		 0-0 L1	3	0	0	0	0	1	0								
44 Rowdy Tellez, L OBP: 0.299, SLG: 0.492 (8, PH)					 0-0 G1-4-3						1	0	0	0	0	0	0								
10 Reese McGuire, L OBP: 0.125, SLG: 0.250 (8, 2)											1	0	0	0	0	0	1								
37 Teoscar Hernández, R OBP: 0.316, SLG: 0.634 (1, 10)		 0-1 HR			 4-2 BB		 1-3 K			 0-3 K	3	1	1	1	1	2	0								
27 Vladimir Guerrero Jr., R OBP: 0.317, SLG: 0.418 (1, 3)		 1-0 HR			 2-2 G1-3		 3-1 L8			 1-0 L9	4	1	1	1	0	0	1								
6 Travis Shaw, L OBP: 0.313, SLG: 0.400 (1, 5)		 2-2 G6-3			 0-0 G5-3		 1-1 L7			 3-2 P6	4	0	0	0	0	0	1								
3 Brandon Drury, R OBP: 0.214, SLG: 0.205 (1, 4)		 1-2 1B			 0-0 F8		 2-2 G5-3			 1-3 K	4	2	2	0	0	1	0								
8 Cavan Biggio, L OBP: 0.393, SLG: 0.528 (1, 9)		 4-2 BB			 1-0 G4-3		 0-0 1B			 1-0 SH5-3	3	2	3	1	1	0	0								
5 Santiago Espinal, R OBP: 0.208, SLG: 0.261 (1, 6)		 1-2 P3			 0-1 G4-3		 0-3 K			 0-1 SH5-3	3	0	0	0	0	1	5								
Inning Stats	R: 0 E: 0 K: 3 S: 11	H: 0 LOB: 0 BB: 0 P: 16	R: 4 E: 0 K: 0 S: 19	H: 5 LOB: 3 BB: 1 P: 29	R: 0 E: 0 K: 0 S: 7	H: 0 LOB: 1 BB: 1 P: 13	R: 0 E: 0 K: 1 S: 4	H: 1 LOB: 0 BB: 0 P: 5	R: 0 E: 0 K: 1 S: 8	H: 0 LOB: 0 BB: 0 P: 12	R: 0 E: 0 K: 1 S: 11	H: 2 LOB: 1 BB: 0 P: 15	R: 0 E: 0 K: 2 S: 7	H: 0 LOB: 0 BB: 0 P: 9	R: 0 E: 0 K: 1 S: 7	H: 0 LOB: 0 BB: 0 P: 12	R: 2 E: 0 K: 0 S: 8	H: 2 LOB: 1 BB: 0 P: 12	1B: 5 2B: 3 3B: 0 HR: 2	SF: 1 SAC: 1 DP: 2 HBP: 0	WP: 1 PB: 0 SB: 0 CS: 0	PA: 39			
PITCHER	IP WLS BF H R ER SO BB IBB HBP BLK WP HR S P ERA WHIP	IP WLS BF H R ER SO BB IBB HBP BLK WP HR S P ERA WHIP	IP WLS BF H R ER SO BB IBB HBP BLK WP HR S P ERA WHIP	IP WLS BF H R ER SO BB IBB HBP BLK WP HR S P ERA WHIP	IP WLS BF H R ER SO BB IBB HBP BLK WP HR S P ERA WHIP	IP WLS BF H R ER SO BB IBB HBP BLK WP HR S P ERA WHIP	IP WLS BF H R ER SO BB IBB HBP BLK WP HR S P ERA WHIP	IP WLS BF H R ER SO BB IBB HBP BLK WP HR S P ERA WHIP	IP WLS BF H R ER SO BB IBB HBP BLK WP HR S P ERA WHIP	IP WLS BF H R ER SO BB IBB HBP BLK WP HR S P ERA WHIP	IP WLS BF H R ER SO BB IBB HBP BLK WP HR S P ERA WHIP	IP WLS BF H R ER SO BB IBB HBP BLK WP HR S P ERA WHIP	IP WLS BF H R ER SO BB IBB HBP BLK WP HR S P ERA WHIP	IP WLS BF H R ER SO BB IBB HBP BLK WP HR S P ERA WHIP	IP WLS BF H R ER SO BB IBB HBP BLK WP HR S P ERA WHIP	IP WLS BF H R ER SO BB IBB HBP BLK WP HR S P ERA WHIP	IP WLS BF H R ER SO BB IBB HBP BLK WP HR S P ERA WHIP	IP WLS BF H R ER SO BB IBB HBP BLK WP HR S P ERA WHIP	IP WLS BF H R ER SO BB IBB HBP BLK WP HR S P ERA WHIP	IP WLS BF H R ER SO BB IBB HBP BLK WP HR S P ERA WHIP	IP WLS BF H R ER SO BB IBB HBP BLK WP HR S P ERA WHIP	IP WLS BF H R ER SO BB IBB HBP BLK WP HR S P ERA WHIP	IP WLS BF H R ER SO BB IBB HBP BLK WP HR S P ERA WHIP		
Ryan Yarbrough, L ERA: 4.45 (1, 1)	6.1																								
63 Diego Castillo, R ERA: 0.9 (7, 1)	1.2																								
15 Aaron Loup, L ERA: 3.55 (9, 1)	2.0	L																							

Toronto Blue Jays @ Tampa Bay Rays
Tropicana Field, St. Petersburg, FL
Fri Aug 21 2020, 6:44 PM - 10:13 PM EDT
Dome - 72 F

livebaseballscores.com

AB 35
R 6
H 10
RBI 6
BB 2
SO 9
LOB 10



BOTTOM

Toronto Blue Jays @ Tampa Bay Rays
Tropicana Field, St. Petersburg, FL
Fri Aug 21 2020, 6:44 PM - 10:13 PM EDT
Dome - 72 F

livebaseballscorecards.com

AB 38
R 5
H 10
RBI 5
BB 5
SO 10
LOB 18



WP: 0 PA: 43
PB: 0
SB: 0
CS: 1

AB R H RBI BB SO LOB

5 0 1 0 0 1 0

4 3 1 1 1 1 1

3 2 3 2 2 0 0

0 0 0 0 0 0 0

2 0 1 0 0 0 0

1 0 1 2 0 0 0

2 0 0 0 0 2 2

3 0 1 0 0 0 4

4 0 2 0 1 1 1

2 0 0 0 0 2

5 0 0 0 0 0 5

3 0 0 0 1 2 0

4 0 0 0 0 3 3

1B: 6 SF: 0
2B: 2 SAC: 0
3B: 0 DP: 0
HR: 2 HBP: 0

Batter	1	2	3	4	5	6	7	8	9	10
17 Austin Meadows, L OBP: 0.314, SLG: 0.484	K		G3		P3		F8		1B	
8 Brandon Lowe, L OBP: 0.410, SLG: 0.739	HR		K			2 BB 40 2B	G1-3		F8	13 1B
2 Yandy Diaz, R OBP: 0.422, SLG: 0.400 1 Willy Adames, R OBP: 0.382, SLG: 0.494	26 2B		HR			40 2B	43 FC6-4		13 1B	13 1B
26 Ji Man Choi, L OBP: 0.289, SLG: 0.375 40 José Martínez, R OBP: 0.313, SLG: 0.390 43 Mike Brosseau, R OBP: 0.415, SLG: 0.722	2B		G3			18 1B	FC6-4		F8	2-H
18 Joey Wendle, L OBP: 0.368, SLG: 0.459	BB		G6-3			39 BB	13 CS		K	
25 Yoshi Tsutsugo, L OBP: 0.293, SLG: 0.359 13 Manuel Margot, R OBP: 0.343, SLG: 0.371	K		K			P4	F9		1B	
11 Hunter Renfroe, R OBP: 0.256, SLG: 0.406		G6-3				F8	G6-3		G1-3	
39 Kevin Kiermaier, L OBP: 0.321, SLG: 0.324	K		G2-3			BB			K	
7 Michael Pérez, L OBP: 0.219, SLG: 0.172	P6		K			K			K	

Inning Stats	R: 1 E: 0 K: 2 S: 16	H: 3 LOB: 2 BB: 1 P: 22	R: 0 E: 0 K: 1 S: 6	H: 0 LOB: 0 BB: 0 P: 9	R: 1 E: 0 K: 1 S: 12	H: 1 LOB: 0 BB: 0 P: 17	R: 0 E: 0 K: 1 S: 8	H: 0 LOB: 0 BB: 0 P: 13	R: 0 E: 0 K: 1 S: 10	H: 0 LOB: 0 BB: 0 P: 13	R: 2 E: 0 K: 1 S: 16	H: 2 LOB: 3 BB: 3 P: 37	R: 0 E: 0 K: 0 S: 11	H: 0 LOB: 1 BB: 1 P: 22	R: 0 E: 0 K: 0 S: 6	H: 1 LOB: 0 BB: 0 P: 12	R: 0 E: 0 K: 2 S: 9	H: 1 LOB: 1 BB: 0 P: 14	R: 1 E: 0 K: 1 S: 11	H: 2 LOB: 2 BB: 0 P: 17	1B: 6 2B: 2 3B: 0 HR: 2	SF: 0 SAC: 0 DP: 0 HBP: 0
--------------	-------------------------------	----------------------------------	------------------------------	---------------------------------	-------------------------------	----------------------------------	------------------------------	----------------------------------	-------------------------------	----------------------------------	-------------------------------	----------------------------------	-------------------------------	----------------------------------	------------------------------	----------------------------------	------------------------------	----------------------------------	-------------------------------	----------------------------------	----------------------------------	------------------------------------

PITCHER	IP	WLS	BF	H	R	ER	SO	BB	IBB	HBP	BLK	WP	HR	S	P	ERA	WHIP
34 Matt Shoemaker, R ERA: 4.91	(1, 1)	5.0	19	4	2	2	6	1	0	0	0	0	2	52	74	3.60	1.000
56 Ryan Borucki, L ERA: 2.35	(6, 1)	0.0	B 4	2	2	0	2	0	0	0	0	0	0	9	20	∞	∞
41 Rafael Dolis, R ERA: 3.0	(6, 1)	1.0	4	0	0	0	1	1	0	0	0	0	0	7	17	0.00	1.000
36 A.J. Cole, R ERA: 0.75	(7, 1)	1.0	4	0	0	0	0	1	0	0	0	0	0	11	22	0.00	1.000
52 Anthony Bass, R ERA: 2.25	(8, 1)	1.0	3	1	0	0	0	0	0	0	0	0	0	6	12	0.00	1.000

PITCHER	IP	WLS	BF	H	R	ER	SO	BB	IBB	HBP	BLK	WP	HR	S	P	ERA	WHIP
31 Thomas Hatch, R ERA: 2.13	(9, 1)	1.0	W 4	1	0	0	2	0	0	0	0	0	0	9	14	0.00	1.000
68 Jordan Romano, R ERA: 0.69	(10, 1)	1.0	S 5	2	1	0	1	0	0	0	0	0	0	11	17	0.00	2.000

Batter	1	2	3	4	5	6	7	8	9	10	AB	R	H	RBI	BB	SO	LOB	TOP	
8 Cavan Biggio, L OBP: 0.402, SLG: 0.522	(1, 4) B FF 91 3-2 C SI 91 B SL 85 B FF 91 F SI 92 X FF 92		(3) C SL 84 1-2 B SI 91 B SL 85 B FF 90 F SI 92 X SL 84		(3) C SL 78 4-2 B SI 79 B SL 88 B SI 80 B FF 89 F SL 81 B FF 87		(3) C SL 87 2-1 B CH 84 B SL 86 X FF 97				(1) B FF 92 4-0 B CH 80 B FF 93 D FF 93	3	0	1	1	2	0	1	
15 Randal Grichuk, R OBP: 0.341, SLG: 0.549	(1, 8) B SL 86 3-1 B SL 85 B SI 92 X SI 92			(1) S SL 82 3-2 B SI 91 B SL 85 B SI 91 F SI 90 B SL 85 X SI 91	(3) C SI 72 0-1 X CH 79		(3) C FF 98 1-3 D SL 88 S FF 98 F SL 86 S SL 87			(1) C CH 84 0-1 X CH 86	5	0	0	0	0	0	5		
6 Travis Shaw, L OBP: 0.306, SLG: 0.385	(1, 5) C FF 92 1-3 B CH 87 F SI 91 F SI 93 S SL 85			(2) F CH 85 0-3 F FF 90 S SI 92		(1) B FF 85 1-0 X SI 86				(1) B FF 95 1-0 X FF 93	5	0	1	0	0	2	2		
37 Teoscar Hernández, R OBP: 0.314, SLG: 0.619		(1) B SI 91 2-3 F SL 83 B SL 86 B SI 86 F SI 92 S SL 85		(3) C SL 84 1-1 B SI 85 X SL 83		(1) F SI 91 0-1 X SI 92				(2) S SL 84 1-2 B SL 84 S SL 84 X SL 85	4	0	1	0	0	1	0		
27 Vladimir Guerrero Jr., R (1, 10) OBP: 0.324, SLG: 0.415		(2) B SL 85 2-1 S SI 91 B SI 92 X SL 85			(1) B SI 70 4-1 S CH 77 B CH 77 B SI 87 B FF 85	(2) C SI 91 1-2 B SL 79 F SI 91 X SI 92				(1) X SL 86 0-0	3	1	1	0	1	0	2		
44 Rowdy Tellez, L OBP: 0.296, SLG: 0.469	(1, 3) B FF 91 1-3 T FF 91 S FF 91 C SI 92			(1) C SI 86 1-1 B SL 78 X SL 78	(1) B SI 92 4-1 S SI 76 B SI 92 B SI 92					(3) C FF 95 0-2 F FF 95 X SL 88	3	0	0	0	1	1	2		
13 Lourdes Gurriel Jr., R (1, 7) OBP: 0.295, SLG: 0.386			(1) B SI 91 1-1 F SI 91 X SI 90		(1) B FF 86 4-1 S CH 77 D CH 77 B FF 86 B CH 77	(3) X SI 91 0-0				(1) B FF 92 4-2 B CH 87 B FF 92 C FF 92 S FF 93 F FF 93 F FF 93 D CH 89	2	0	0	0	2	0	2		
2 Joe Panik, L OBP: 0.244, SLG: 0.184	(1, 6) C FF 90 0-3 F FF 90 C SI 90				(1) F SL 78 2-2 B SL 78 B SI 88 C SL 77 X SL 79					(1) B FF 85 1-2 M FF 92 1 SAFE L FF 93 X CH 88	4	0	1	0	0	1	2		
10 Reese McGuire, L (1, 2) OBP: 0.107, SLG: 0.214			(2) F SL 84 1-1 B FF 91 X FF 91		(2) C SI 88 0-3 S SL 79					(3) B FC 87 1-2 C FF 94 F FC 87 T FF 94	4	0	0	0	0	2	4		
5 Santiago Espinal, R (10, PR) OBP: 0.208, SLG: 0.261										(1) R: 0 H: 0 E: 0 LOB: 1 K: 1 BB: 0 S: 9 P: 16	0	0	0	0	0	0	0		
9 Danny Jansen, R (10, 2) OBP: 0.303, SLG: 0.283										(2) R: 0 H: 0 E: 0 LOB: 1 K: 0 BB: 1 S: 5 P: 9	0	0	0	0	0	0	0		
Inning Stats	R: 0 H: 0 E: 0 LOB: 0 K: 1 BB: 0 S: 9 P: 16	R: 0 H: 0 E: 0 LOB: 0 K: 2 BB: 0 S: 9 P: 14	R: 0 H: 0 E: 1 LOB: 1 K: 1 BB: 0 S: 11 P: 14	R: 0 H: 0 E: 0 LOB: 0 K: 1 BB: 0 S: 10 P: 14	R: 1 H: 1 E: 0 LOB: 3 K: 1 BB: 3 S: 15 P: 30	R: 0 H: 2 E: 0 LOB: 2 K: 0 BB: 1 S: 8 P: 14	R: 0 H: 1 E: 0 LOB: 1 K: 0 BB: 0 S: 13 P: 19	R: 0 H: 1 E: 0 LOB: 1 K: 0 BB: 0 S: 8 P: 10	R: 0 H: 0 E: 0 LOB: 0 K: 1 BB: 1 S: 10 P: 16	R: 0 H: 0 E: 0 LOB: 1 K: 0 BB: 1 S: 5 P: 9	1B: 5 SF: 0 2B: 0 SAC: 0 3B: 0 DP: 3 HR: 0 HBP: 0	WP: 2 PA: 39 PB: 0 SB: 1 CS: 0							
PITCHER	IP WLS BF H R ER SO BB IBB HBP BLK WP HR S P ERA WHIP	IP WLS BF H R ER SO BB IBB HBP BLK WP HR S P ERA WHIP	IP WLS BF H R ER SO BB IBB HBP BLK WP HR S P ERA WHIP	IP WLS BF H R ER SO BB IBB HBP BLK WP HR S P ERA WHIP	IP WLS BF H R ER SO BB IBB HBP BLK WP HR S P ERA WHIP	IP WLS BF H R ER SO BB IBB HBP BLK WP HR S P ERA WHIP	IP WLS BF H R ER SO BB IBB HBP BLK WP HR S P ERA WHIP	IP WLS BF H R ER SO BB IBB HBP BLK WP HR S P ERA WHIP	IP WLS BF H R ER SO BB IBB HBP BLK WP HR S P ERA WHIP	IP WLS BF H R ER SO BB IBB HBP BLK WP HR S P ERA WHIP	ERA WHIP	ERA WHIP							
57 Aaron Slegers, R (1, 1) ERA: 5.63	4.0										0.00	0.000							
85 Sean Gilmartin, L (5, 1) ERA: 8.31	1.0	8	2	1	1	1	3	0	0	0	9.00	5.000							
81 Ryan Thompson, R (6, 1) ERA: 3.77	1.0	4	1	0	0	0	1	0	0	0	0.00	2.000							
29 Pete Fairbanks, R (7, 1) ERA: 3.97	1.0	4	1	0	0	1	0	0	0	1	0.00	1.000							
84 John Curtiss, R (8, 1) ERA: 3.12	1.0	4	1	0	0	0	0	0	0	0	0.00	1.000							
68 Jalen Beeks, L (9, 1) ERA: 3.5	1.0	W	3	0	0	0	1	0	0	0	0.00	1.000							
53 Anthony Banda, L (10, 1) ERA: 6.75	1.0	W	3	0	0	0	1	0	0	0	0.00	1.000							

Toronto Blue Jays @ Tampa Bay Rays
Tropicana Field, St. Petersburg, FL
Sat Aug 22 2020, 6:42 PM - 10:01 PM EDT
Roof Closed - 72 F

livebaseballscorecards.com

AB 33
R 1
H 5
RBI 1
BB 6
SO 7
LOB 20



Batter	1	2	3	4	5	6	7	8	9	10	AB	R	H	RBI	BB	SO	LOB
43 Mike Brosseau, R (1, 3) OBP: 0.400, SLG: 0.667 39 Kevin Kiermaier, L (10, PH) OBP: 0.329, SLG: 0.333	 1-3		 2-2			 2-3		 4-1		 0-0	3	0	0	0	1	2	0
11 Hunter Renfroe, R (1, 9) OBP: 0.247, SLG: 0.389 17 Austin Meadows, L (8, PH) OBP: 0.310, SLG: 0.476	 1-0			 3-3		 1-3		 0-3			3	0	0	0	0	2	0
8 Brandon Lowe, L (1, 4) OBP: 0.394, SLG: 0.708	 3-2			 3-1		 0-1		 0-1			4	0	0	0	0	0	1
40 José Martínez, R (1, 10) OBP: 0.338, SLG: 0.403		 1-2		 0-3			 1-0		 4-2		3	0	2	0	1	1	0
1 Willy Adames, R (1, 6) OBP: 0.376, SLG: 0.481		 1-1			 2-2		 0-0		 2-2		4	1	1	0	0	0	3
18 Joey Wendle, L (1, 5) OBP: 0.361, SLG: 0.446		 1-2		 3-2		 1-3		 3-2		 1-1	4	0	1	0	0	0	3
13 Manuel Margot, R (1, 8) OBP: 0.338, SLG: 0.354		 1-2		 3-1		 1-2		 4-2		 0-2	3	1	0	1	1	0	3
25 Yoshi Tsutsugo, L (1, 7) OBP: 0.278, SLG: 0.338		 1-2		 2-3		 2-3		 2-3		 1-2	4	0	0	0	0	2	3
10 Mike Zunino, R (1, 2) OBP: 0.213, SLG: 0.352 26 Ji Man Choi, L (10, PH) OBP: 0.298, SLG: 0.375			 3-3		 2-2			 0-3		 0-0	3	0	0	0	0	3	1

Inning Stats	R: 0	H: 0	E: 0	K: 1	S: 7	R: 0	H: 1	E: 0	K: 0	S: 11	R: 0	H: 0	E: 0	K: 1	S: 17	R: 0	H: 0	E: 0	K: 2	S: 8	R: 1	H: 2	E: 0	K: 2	S: 18	R: 0	H: 0	E: 0	K: 2	S: 9	R: 0	H: 1	E: 0	K: 1	S: 13	R: 0	H: 0	E: 0	K: 2	S: 9	R: 0	H: 0	E: 0	K: 0	S: 10	R: 0	H: 1	E: 0	K: 0	S: 5
	0	0	0	1	12	0	1	0	0	15	0	0	0	0	23	0	0	0	0	14	1	2	0	1	30	0	0	0	0	12	0	1	0	1	23	0	0	0	1	13	0	0	0	1	17	0	1	0	1	6

PITCHER	IP	WLS	BF	H	R	ER	SO	BB	IBB	HBP	BLK	WP	HR	S	P	ERA	WHIP
99 Hyun Jin Ryu, L (1, 1) ERA: 3.19	5.0		18	3	1	1	6	0	0	0	0	0	0	61	94	1.80	0.600
63 Wilmer Font, R (6, 1) ERA: 7.27	1.2		7	1	0	0	2	1	0	0	0	0	0	19	30	0.00	1.200
67 Julian Merryweather, R (7, 1) ERA:	2.0		8	0	0	0	3	2	0	0	0	0	0	19	32	0.00	1.000
52 Anthony Bass, R (9, 1) ERA: 2.13	0.2	L	4	1	1	0	0	0	1	0	0	0	0	8	9	0.00	1.500

Toronto Blue Jays @ Tampa Bay Rays
Tropicana Field, St. Petersburg, FL
Sat Aug 22 2020, 6:42 PM - 10:01 PM EDT
Roof Closed - 72 F

AB	33
R	2
H	5
RBI	2
BB	4
SO	11
LOB	15

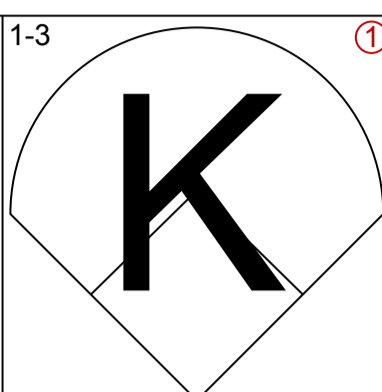
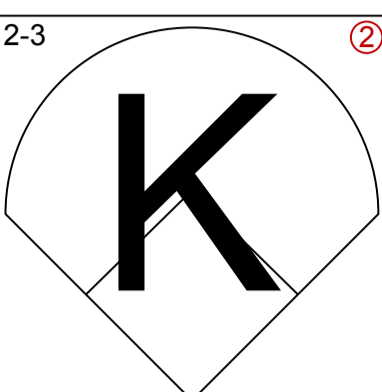
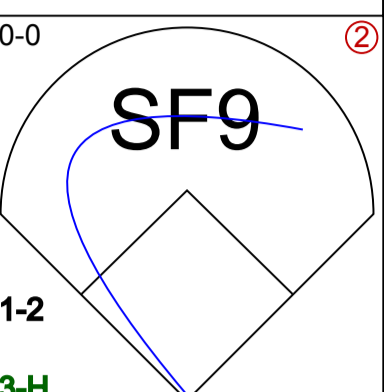
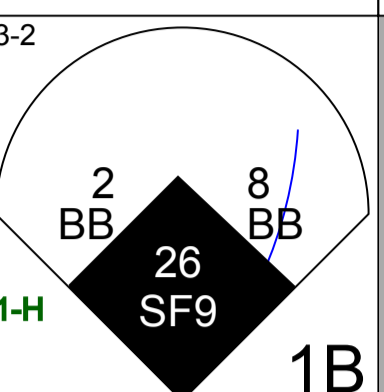
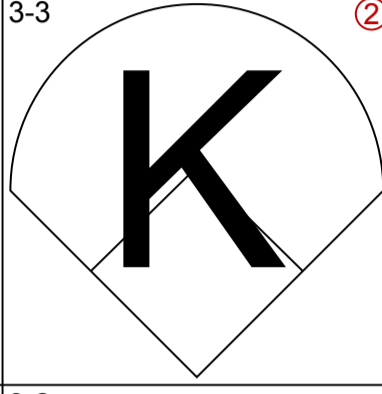
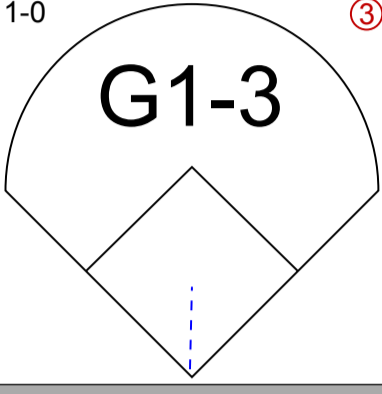
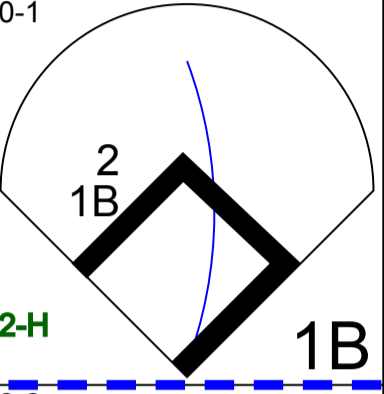
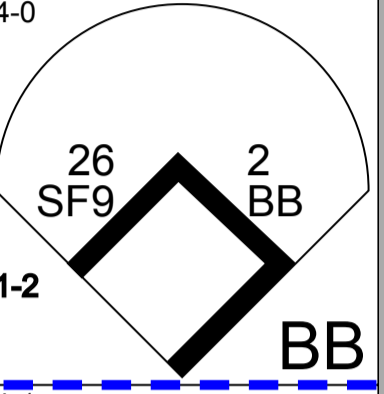
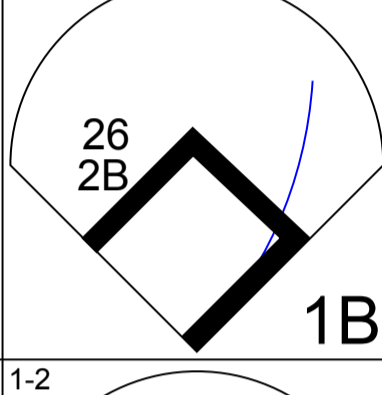
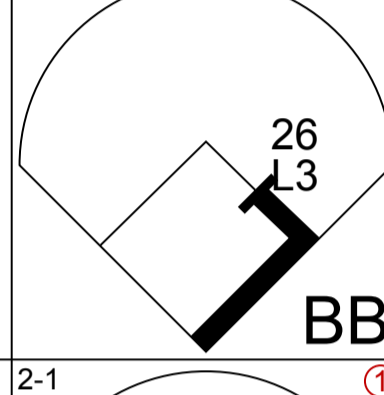
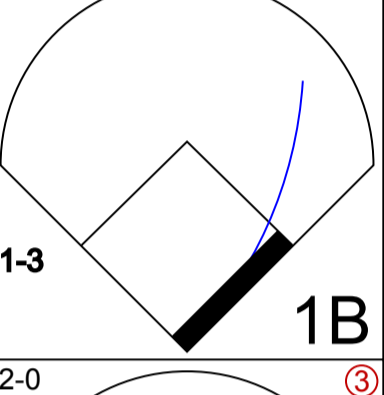
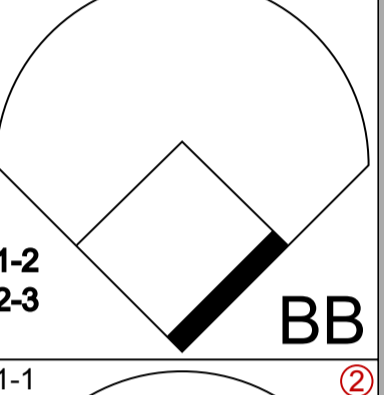
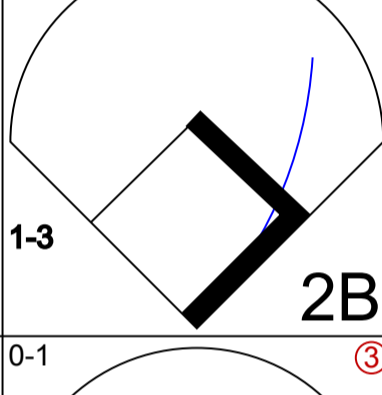
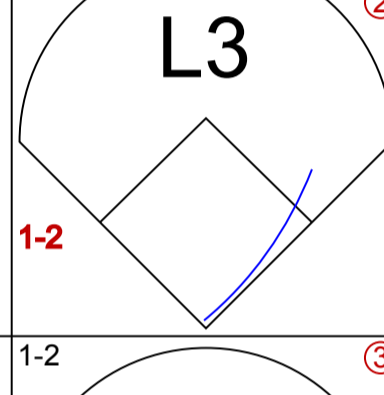
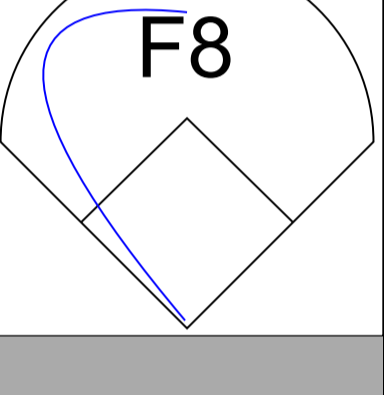
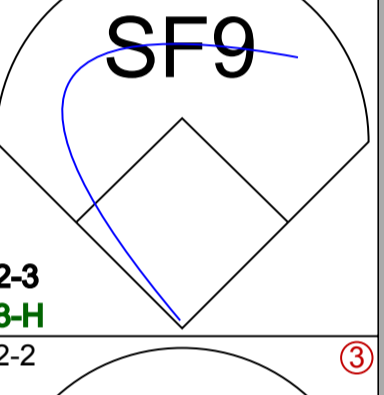
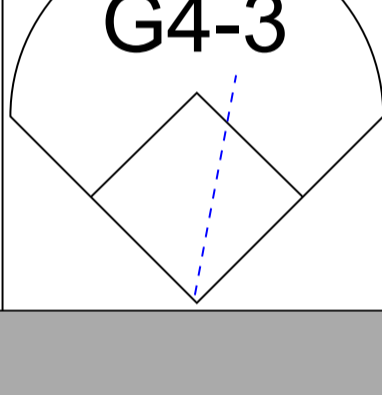
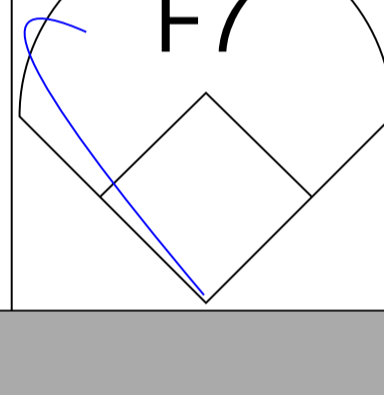
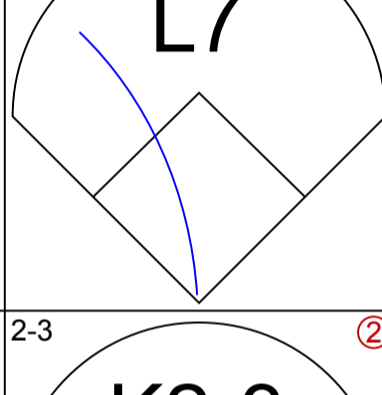
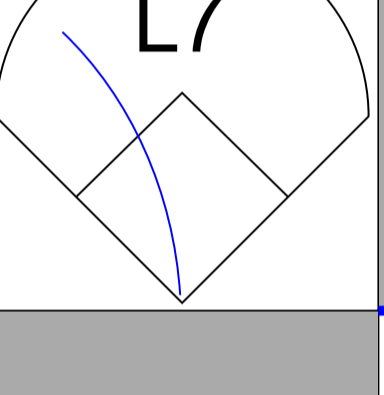
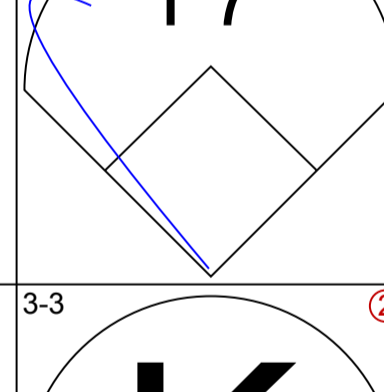
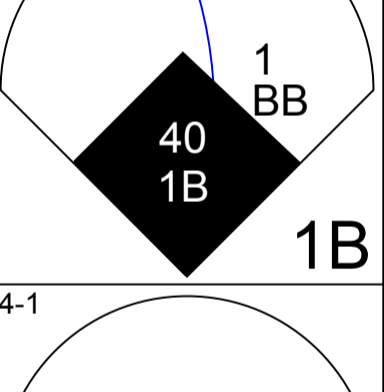
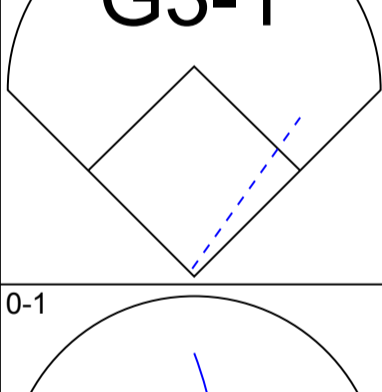
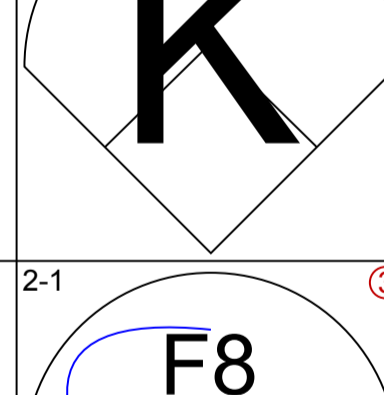
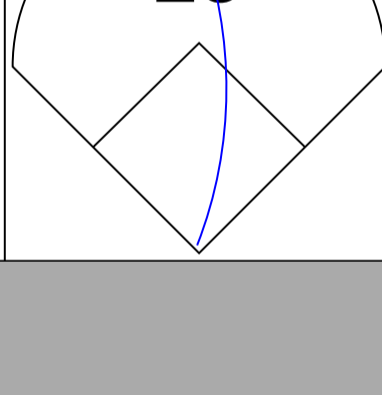
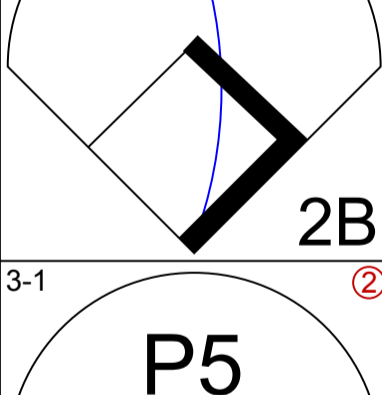
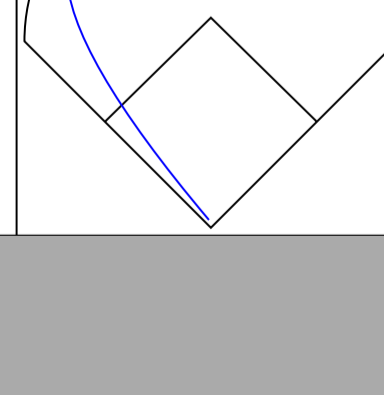
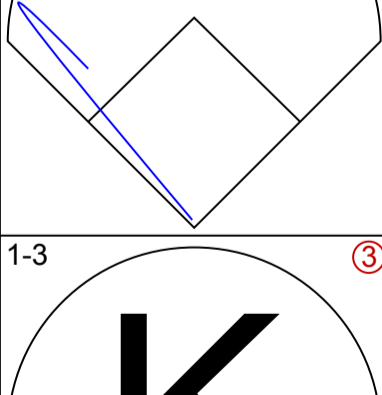
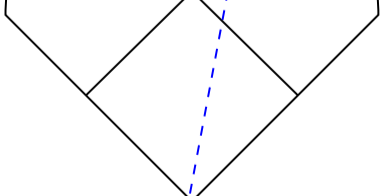
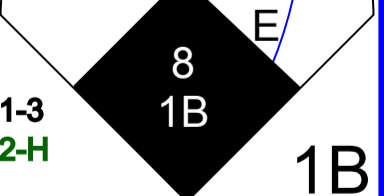
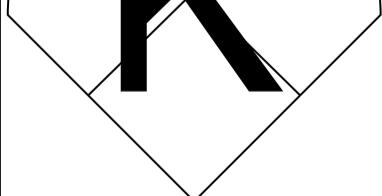
WP	PA	3B	DP	HBP
0	37	0	0	0

Batter	1	2	3	4	5	6	7	8	9	AB R H RBI BB SO LOB	TOP											
8 Cavan Biggio, L (1, 4) OBP: 0.393, SLG: 0.515	2-3 K		1-1 G4-3		1-0 G6-3		3-2 2B		3-2 F9	5 0 1 0 0 1 0												
15 Randal Grichuk, R (1, 8) OBP: 0.333, SLG: 0.540	1-1 G4-3			2-0 L4	3-1 2B		0-2 F9		0-0 P3	5 0 1 0 0 0 1												
27 Vladimir Guerrero Jr., R (1, 10) OBP: 0.321, SLG: 0.429	2-3 K			0-0 6 1B 3B	1-0 G5-3		0-2 G6-3			4 1 1 0 0 1 2												
37 Teoscar Hernández, R (1, 9) OBP: 0.340, SLG: 0.653		1-0 HR		4-1 13 BB 6 1B BB		4-2 9 BB		4-1 13 HR BB		1 2 1 1 3 0 0												
6 Travis Shaw, L (1, 3) OBP: 0.303, SLG: 0.377 (6, 5)		1-2 G3		0-1 13 BB 1B		0-3 K		3-2 P6		4 0 1 1 0 1 2												
13 Lourdes Gurriel Jr., R (1, 7) OBP: 0.303, SLG: 0.416		1-3 K		4-2 1-2 2-3 BB		2-2 L9		0-0 1-H HR		3 1 1 2 1 1 1												
9 Danny Jansen, R (1, 2) OBP: 0.304, SLG: 0.273 2 Joe Panik, L (8, PH) OBP: 0.238, SLG: 0.179 10 Reese McGuire, L (8, 2) OBP: 0.107, SLG: 0.214		2-2 F9		0-0 F9		4-2 BB		0-0 F7		2 0 0 0 1 0 3 1 0 0 0 0 0 0 0 0 0 0 0 0 0	AB 33 R 4 H 6 RBI 4 BB 5 SO 5 LOB 14											
3 Brandon Drury, R (1, 5) OBP: 0.205, SLG: 0.195 44 Rowdy Tellez, L (6, PH) OBP: 0.288, SLG: 0.455 (6, 3)			0-0 P4	2-0 G1-3		0-3 K		1-0 G1-3		2 0 0 0 0 0 3 2 0 0 0 0 1 2												
5 Santiago Espinal, R (1, 6) OBP: 0.179, SLG: 0.222			2-1 G5-3		1-2 L8		1-2 F7		1-2 G5-3	4 0 0 0 0 0 0												
Inning Stats	R: 0 E: 0 K: 2 S: 8	H: 0 LOB: 0 BB: 0 P: 13	R: 1 E: 0 K: 1 S: 11	H: 1 LOB: 0 BB: 0 P: 16	R: 0 E: 0 K: 0 S: 5	H: 0 LOB: 0 BB: 0 P: 8	R: 1 E: 0 K: 0 S: 9	H: 2 LOB: 3 BB: 2 P: 21	R: 0 E: 0 K: 0 S: 8	H: 1 LOB: 1 BB: 0 P: 14	R: 0 E: 0 K: 2 S: 13	H: 0 LOB: 2 BB: 2 P: 23	R: 0 E: 0 K: 0 S: 12	H: 1 LOB: 1 BB: 0 P: 16	R: 2 E: 0 K: 0 S: 7	H: 1 LOB: 0 BB: 1 P: 15	R: 0 E: 0 K: 0 S: 8	H: 0 LOB: 0 BB: 0 P: 12	1B: 1 2B: 2 3B: 1 HR: 2	SF: 0 SAC: 0 DP: 0 HBP: 0	WP: 0 PB: 0 SB: 2 CS: 0	PA: 38
PITCHER	IP WLS BF H R ER SO BB IBB HBP BLK WP HR S P ERA WHIP																					
61 Josh Fleming, L (1, 1) ERA: 3.6	5.0 W 21 4 2 2 3 2 0 0 0 0 0 1 41 72 3.60 1.200																					
29 Pete Fairbanks, R (6, 1) ERA: 3.65	1.0 H 5 0 0 0 2 2 0 0 0 0 0 0 13 23 0.00 2.000																					
15 Aaron Loup, L (7, 1) ERA: 3.38	0.2 H 3 1 0 0 0 0 0 0 0 0 0 0 9 13 0.00 1.500																					
63 Diego Castillo, R (7, 1) ERA: 2.53	0.2 H 4 1 2 2 0 1 0 0 0 0 0 1 8 15 27.00 3.000																					
84 John Curtiss, R (8, 1) ERA: 2.61	1.2 S 5 0 0 0 0 0 0 0 0 0 0 0 10 15 0.00 0.000																					

Toronto Blue Jays @ Tampa Bay Rays
Tropicana Field, St. Petersburg, FL
Sun Aug 23 2020, 1:12 PM - 4:25 PM EDT
Roof Closed - 72 F

livebaseballscorecards.com



Batter	1	2	3	4	5	6	7	8	9
17 Austin Meadows, L (1, 7) OBP: 0.307, SLG: 0.470									
8 Brandon Lowe, L (1, 9) OBP: 0.398, SLG: 0.697									
2 Yandy Díaz, R (1, 5) OBP: 0.442, SLG: 0.413									
26 Ji Man Choi, L (1, 3) OBP: 0.295, SLG: 0.387									
25 Yoshi Tsutsugo, L (1, 10) OBP: 0.265, SLG: 0.319									
18 Joey Wendle, L (1, 4) OBP: 0.355, SLG: 0.435									
1 Willy Adames, R (1, 6) OBP: 0.381, SLG: 0.488									
39 Kevin Kiermaier, L (1, 8) OBP: 0.326, SLG: 0.329									
7 Michael Pérez, L (1, 2) OBP: 0.212, SLG: 0.167									
40 José Martínez, R (5, PH) OBP: 0.347, SLG: 0.413									
10 Mike Zunino, R (6, 2) OBP: 0.206, SLG: 0.339									

AB	R	H	RBI	BB	SO	LOB
3	1	1	2	0	2	0
3	0	1	1	1	1	0
2	0	2	0	2	0	0
3	0	1	1	0	0	3
4	0	0	0	0	0	4
4	1	1	0	0	1	0
3	1	1	0	1	1	0
4	1	1	0	0	0	3
1	0	0	0	0	0	0
1	1	1	1	0	0	0
2	0	0	0	0	1	2

BOTTOM

Toronto Blue Jays @ Tampa Bay Rays
Tropicana Field, St. Petersburg, FL
Sun Aug 23 2020, 1:12 PM - 4:25 PM EDT
Roof Closed - 72 F

livebaseballscorecards.com

AB	30
R	5
H	9
RBI	5
BB	4
SO	6
LOB	12



1B:	7	SF:	2
2B:	3	SAC:	0
3B:	0	DP:	1
HR:	0	HBP:	0
WP:	0	PA:	36
PB:	0		
SB:	1		
CS:	0		

Inning Stats															PITCHER																
R	H	E	K	S	H	LOB	BB	P	R	H	E	K	S	IP	WLS	BF	H	R	ER	SO	BB	IBB	HBP	BLK	WP	HR	S	P	ERA	WHIP	
0	2	0	17	5	2	2	0	15	0	0	0	5	10	1.0		5	2	0	0	2	0	0	0	0	0	0	0	17	25	0.00	2.000
0	0	0	9	7	0	0	0	14	0	0	0	0	0	3.0		11	1	2	2	2	2	0	0	0	0	0	24	47	6.00	1.000	
0	0	0	26	13	0	0	0	10	0.2	L	4	2	1	0	0	0	0	0	0	0	0	0	0	0	0	9	13	13.50	3.000		
0	0	0	6	13	0	0	0	0	1.2		9	3	2	2	1	1	0	0	0	0	0	0	0	0	0	0	26	48	10.80	2.400	
0	0	0	0	0	0	0	0	0	0.2		3	0	0	0	0	0	0	0	0	0	1	0	0	0	0	0	6	13	0.00	1.500	
															36 A.J. Cole, R (8, 1) ERA: 0.69 IP: 1.0, WLS: 0, BF: 4, H: 1, R: 0, ER: 0, SO: 1, BB: 0, IBB: 0, HBP: 0, BLK: 0, WP: 0, HR: 0, S: 8, P: 13, ERA: 0.00, WHIP: 1.000																

Batter	1	2	3	4	5	6	7	8	9	AB R H RBI BB SO LOB	TOP																
8 Cavan Biggio, L OBP: 0.397, SLG: 0.525 (1, 4) (8, 9)	3-3 ① 		1-2 		2-3 ③ 		1-1 		1-1 	4 2 2 1 0 2 0																	
15 Randal Grichuk, R OBP: 0.340, SLG: 0.582 3 Brandon Drury, R OBP: 0.200, SLG: 0.190 (1, 8) (8, 5)	3-2 		1-3 ② 		1-3 ① 		1-1 		0-2 ② 	4 1 2 3 0 2 1 1 0 0 0 0 0 1																	
27 Vladimir Guerrero Jr., R OBP: 0.333, SLG: 0.436 (1, 3) (1, 3)	4-2 		3-2 		2-2 ② 		4-1 		1-0 ③ 	3 0 1 1 2 0 1																	
13 Lourdes Gurriel Jr., R OBP: 0.301, SLG: 0.442 (1, 7) ②	0-3 		1-3 ③ 		0-2 		1-1 ③ 			4 1 1 1 0 2 4																	
37 Teoscar Hernández, R OBP: 0.336, SLG: 0.637 (1, 9) (8, 8)	3-2 ③ 			2-3 ① 		0-1 		0-1 ① 		4 0 1 0 0 1 2																	
6 Travis Shaw, L OBP: 0.288, SLG: 0.356 (1, 10)		2-1 ① 		2-3 ② 		0-0 ③ 		0-3 ② 		4 0 0 0 0 2 1																	
9 Danny Jansen, R OBP: 0.301, SLG: 0.259 (1, 2)		1-0 ② 		0-3 ③ 			4-2 		3-2 ③ 	3 0 0 0 1 1 0																	
2 Joe Panik, L OBP: 0.217, SLG: 0.163 (1, 5) (8, 4)		0-2 ③ 			2-2 ① 		0-2 ① 		1-1 ① 	4 0 0 0 0 0 1																	
5 Santiago Espinal, R OBP: 0.188, SLG: 0.200 (1, 6)			1-0 ① 		1-2 ② 		4-2 		0-2 	3 2 0 0 1 0 0																	
Inning Stats	R: 0 E: 0 K: 2 S: 15	H: 1 LOB: 2 BB: 1 P: 28	R: 0 E: 0 K: 0 S: 6	H: 0 LOB: 0 BB: 0 P: 9	R: 1 E: 0 K: 2 S: 13	H: 2 LOB: 1 BB: 0 P: 20	R: 0 E: 0 K: 3 S: 12	H: 0 LOB: 0 BB: 0 P: 16	R: 0 E: 0 K: 1 S: 11	H: 0 LOB: 0 BB: 0 P: 16	R: 1 E: 0 K: 1 S: 12	H: 2 LOB: 1 BB: 0 P: 15	R: 3 E: 1 K: 0 S: 16	H: 1 LOB: 1 BB: 3 P: 31	R: 0 E: 0 K: 1 S: 8	H: 0 LOB: 0 BB: 0 P: 11	R: 1 E: 1 K: 0 S: 11	H: 1 LOB: 1 BB: 0 P: 14	1B: 2 2B: 3 3B: 0 HR: 2	SF: 0 SAC: 0 DP: 1 HBP: 0	WP: 0 PB: 0 SB: 0 CS: 0	PA: 39					
PITCHER	IP	WLS	BF	H	R	ER	SO	BB	IBB	HBP	BLK	WP	HR	S	P	ERA	WHIP										
4 Blake Snell, L ERA: 3.04 (1, 1)	5.2		22	4	2	2	9	1	0	0	0	0	1	66	101	3.18	0.882										
81 Ryan Thompson, R ERA: 3.68 (6, 1)	0.1	H	2	1	0	0	0	0	0	0	0	0	0	3	3	0.00	3.000										
58 Edgar García, R ERA: 13.5 (7, 1)	0.2	H	3	0	1	1	0	2	0	0	0	0	0	10	18	13.50	3.000										
15 Aaron Loup, L ERA: 3.95 (7, 1)	0.1	L	4	1	2	1	0	1	0	0	0	0	1	6	13	27.00	6.000										
53 Anthony Banda, L ERA: 4.5 (8, 1)	2.0		8	1	1	0	1	0	0	0	0	0	0	19	25	0.00	0.500										

Toronto Blue Jays @ Tampa Bay Rays
Tropicana Field, St. Petersburg, FL
Mon Aug 24 2020, 3:11 PM - 6:38 PM EDT
Dome - 72 F

livebaseballscorecards.com

AB	34
R	6
H	7
RBI	6
BB	4
SO	10
LOB	11



Batter	1	2	3	4	5	6	7	8	9	AB R H RBI BB SO LOB
17 Austin Meadows, L (1, 7) OBP: 0.300, SLG: 0.443	2-2 G5-3		0-3 K		0-2 F7		2-3 K		4-2 BB	4 0 0 0 1 2 2
8 Brandon Lowe, L (1, 9) OBP: 0.398, SLG: 0.676	4-2 BB		3-3 K		1-0 L5		4-2 BB		0-3 K	3 0 0 0 2 2 4
2 Yandy Díaz, R (1, 5) OBP: 0.432, SLG: 0.396	1-2 G4-6-3		1-0 G6-3		4-1 BB		0-0 G6-4-3		2-2 G3-1	4 0 0 0 1 0 5
26 Ji Man Choi, L (1, 3) OBP: 0.293, SLG: 0.380		3-2 F8		2-2 G3	3-1 P2			3-2 25 BB 18 E 1B		4 1 1 0 0 0 2
25 Yoshi Tsutsugo, L (1, 10) OBP: 0.299, SLG: 0.370		1-0 HR		4-2 18 G4-3 1 HR BB		4-1 1 G6-3 BB		4-2 18 FC3-6 BB		1 2 1 1 3 0 0
18 Joey Wendle, L (1, 4) OBP: 0.350, SLG: 0.425		2-2 1 2B 1B		2-0 G4-3		0-3 K		0-2 FC3-6 1 G6-4-3		4 0 1 0 0 1 3
1 Willy Adames, R (1, 6) OBP: 0.386, SLG: 0.534		1 SAFE 1-1 2B		3-2 2-H HR		1-1 G6-3		2-1 G6-4-3		4 1 2 2 0 0 2
39 Kevin Kiermaier, L (1, 8) OBP: 0.326, SLG: 0.390		L CU 72 X CH 80 0-1 G3-1		C CH 81 S SL 88 B CU 74 B SI 91 X CH 82 2-2 G3		B CH 85 H FF 95 2-0 HBP			0-1 40 FC6-4 1B	2 0 0 0 0 0 1 1 0 1 0 0 0 0
13 Manuel Margot, R (8, 8) OBP: 0.347, SLG: 0.364										
10 Mike Zunino, R (1, 2) OBP: 0.227, SLG: 0.390			1-1 2B		0-2 2B		2-1 F8		0-0 FC6-4 17 BB	3 0 2 0 0 0 2 1 0 0 0 0 0 1
40 José Martínez, R (9, PH) OBP: 0.342, SLG: 0.406										

Inning Stats	R: 0 E: 0 K: 0 S: 11	H: 0 LOB: 0 BB: 1 P: 18	R: 1 E: 0 K: 0 S: 11	H: 3 LOB: 1 BB: 0 P: 18	R: 0 E: 0 K: 2 S: 10	H: 1 LOB: 0 BB: 0 P: 15	R: 2 E: 0 K: 0 S: 13	H: 1 LOB: 0 BB: 1 P: 26	R: 0 E: 0 K: 1 S: 11	H: 0 LOB: 2 BB: 1 P: 19	R: 0 E: 0 K: 1 S: 10	H: 0 LOB: 0 BB: 1 P: 16	R: 1 E: 1 K: 0 S: 15	H: 1 LOB: 0 BB: 1 P: 24	R: 0 E: 0 K: 1 S: 11	H: 1 LOB: 2 BB: 1 P: 17	1B: 3 2B: 3 3B: 0 HR: 2	SF: 0 SAC: 0 DP: 3 HBP: 1	WP: 0 PB: 0 SB: 0 CS: 0	PA: 39
--------------	-------------------------------	----------------------------------	-------------------------------	----------------------------------	-------------------------------	----------------------------------	-------------------------------	----------------------------------	-------------------------------	----------------------------------	-------------------------------	----------------------------------	-------------------------------	----------------------------------	-------------------------------	----------------------------------	----------------------------------	------------------------------------	----------------------------------	--------

PITCHER	IP	WLS	BF	H	R	ER	SO	BB	IBB	HBP	BLK	WP	HR	S	P	ERA	WHIP
14 Tanner Roark, R (1, 1) ERA: 4.91	5.0		22	6	3	3	2	3	0	0	0	0	2	56	96	5.40	1.800
31 Thomas Hatch, R (6, 1) ERA: 1.84	2.0	W	8	0	0	0	2	2	0	1	0	0	0	18	33	0.00	1.000
41 Rafael Dolis, R (8, 1) ERA: 2.77	1.0	H	4	1	1	0	0	1	0	0	0	0	0	15	24	0.00	2.000
68 Jordan Romano, R (9, 1) ERA: 0.64	1.0	S	5	1	0	0	1	1	0	0	0	0	0	11	17	0.00	2.000

BOTTOM

Toronto Blue Jays @ Tampa Bay Rays
Tropicana Field, St. Petersburg, FL
Mon Aug 24 2020, 3:11 PM - 6:38 PM EDT
Dome - 72 F

livebaseballscorecards.com

AB	31
R	4
H	8
RBI	3
BB	7
SO	5
LOB	22



Batter	1	2	3	4	5	6	7	8	9	AB R H RBI BB SO LOB	TOP						
99 Alex Verdugo, L OBP: 0.373, SLG: 0.535 (1, 7)	G3-1		G3			1B		K		5 1 2 1 0 1 1							
11 Rafael Devers, L OBP: 0.281, SLG: 0.416 (1, 5)	K		1B			1B		K		5 1 2 3 0 3 2							
28 J.D. Martinez, R OBP: 0.308, SLG: 0.390 (1, 10)	G4-3		P3					F8		4 0 0 1 0 0 3							
2 Xander Bogaerts, R OBP: 0.354, SLG: 0.525 (1, 6)		18 1B							F9	5 2 3 0 0 0 1							
18 Mitch Moreland, L OBP: 0.471, SLG: 0.804 (1, 3)		1B							5 FC6-4 BB	3 2 2 2 2 0 1							
7 Christian Vázquez, R OBP: 0.284, SLG: 0.418 (1, 2)	L8		G5-3					K	F8	5 1 1 0 0 1 3							
5 Kevin Pillar, R OBP: 0.324, SLG: 0.431 (1, 9)	K		G5-3			P3		G6-3	FC6-4	5 0 0 0 0 1 5							
19 Jackie Bradley Jr., L OBP: 0.319, SLG: 0.369 (1, 8)	G4-3		G4-3			11 3B		3 CS		3 1 2 2 1 0 1							
3 José Peraza, R OBP: 0.298, SLG: 0.333 (1, 4)	L4		L4			99 1B		CS	1B	3 1 1 0 0 0 1							
Inning Stats	R: 0 H: 0 E: 0 K: 1 S: 6	R: 1 H: 2 E: 0 K: 1 S: 13	R: 0 H: 1 E: 0 K: 0 S: 12	R: 2 H: 3 E: 0 K: 0 S: 12	R: 0 H: 1 E: 0 K: 1 S: 11	R: 6 H: 5 E: 0 K: 0 S: 25	R: 0 H: 0 E: 0 K: 1 S: 9	R: 0 H: 1 E: 0 K: 2 S: 11	R: 0 H: 0 E: 0 K: 0 S: 3	1B: 9 SF: 1 2B: 3 SAC: 0 3B: 1 DP: 0 HR: 0 HBP: 1	WP: 0 PA: 44 PB: 1 SB: 0 CS: 1						
PITCHER	IP WLS BF H R ER SO BB IBB HBP BLK WP HR S P ERA WHIP																
22 Chase Anderson, R (1, 1)	5.0		23	7	4	3	3	1	0	0	0	0	0	55	83	5.40	1.600
63 Wilmer Font, R (6, 1)	0.1	L	5	3	1	1	0	0	0	1	0	0	0	13	19	27.00	9.000
36 A.J. Cole, R (6, 1)	0.2	B	4	2	4	4	0	0	0	0	0	0	0	11	17	54.00	3.000
79 Travis Bergen, L (7, 1)	1.2		6	1	0	0	3	1	0	0	0	0	0	18	34	0.00	1.200
43 Sam Gaviglio, R (8, 1)	1.1		5	0	0	0	0	1	0	0	0	0	0	5	12	0.00	0.750

Boston Red Sox @ Toronto Blue Jays
 Sahlen Field, Buffalo, NY
 Tue Aug 25 2020, 6:39 PM - 10:21 PM EDT
 Clear - 80 F

livebaseballscorecards.com

AB 38
R 9
H 13
RBI 9
BB 3
SO 6
LOB 18



Batter	1	2	3	4	5	6	7	8	9	AB	R	H	RBI	BB	SO	LOB
8 Cavan Biggio, L OBP: 0.405, SLG: 0.519 (1, 9)	2-1 37 BB 15 1B 13 2B 1B	4-2 15 1B BB		4-1 15 G6-3 27 1B 1-2 BB		0-1 FC6-4 1-2f		2-2 F8		3	2	1	0	2	0	1
15 Randal Grichuk, R OBP: 0.343, SLG: 0.573 (1, 10)	1-1 37 BB 13 2B 1-2 1B	0-0 27 G6-4-3 1-2 2-3 1B		3-2 G6-3 1-2 2-3		1-3 K		0-2 F7		5	1	2	0	0	1	3
27 Vladimir Guerrero Jr., R OBP: 0.328, SLG: 0.425 (1, 3)	1-2 L8	2-2 G6-4-3 1-2f		1-1 2-H 3-H 1B		2-2 G6-3		0-0 G4-3		5	0	1	2	0	0	6
37 Teoscar Hernández, R OBP: 0.339, SLG: 0.651 (1, 8)	4-0 13 2B 9 1B 1-2 2-3 BB		2-3 K	1-1 G4-3		3-2 G5-3		2-2 HR		4	2	1	1	1	1	1
13 Lourdes Gurriel Jr., R OBP: 0.306, SLG: 0.444 (1, 7)	2-0 9 1B 1-3 2-H 3-H 2B		0-0 F9		4-1 BB	0-2 G6-3		2-3 K		4	1	1	2	1	1	0
6 Travis Shaw, L OBP: 0.284, SLG: 0.351 (1, 5)	3-2 P5		0-1 1B		1-3 K	4-1 9 1B BB		2-2 44 DI 1B		1	0	0	0	0	0	2
2 Joe Panik, L OBP: 0.260, SLG: 0.196 (3, 4)			2-3 K		2-3 K	0-1 1B		2-3 K		3	0	2	0	1	1	1
9 Danny Jansen, R OBP: 0.312, SLG: 0.274 (1, 2)	1-1 1B		2-3 K		2-3 K	0-1 1B		1-2 1B		4	0	2	2	0	2	2
44 Rowdy Tellez, L OBP: 0.284, SLG: 0.448 (9, PH)	2-H 3-H 1B		2-3 K		1-1 F9	2-3 K		1-3 K		1	0	0	0	0	1	1
3 Brandon Drury, R OBP: 0.184, SLG: 0.174 (1, 4) (3, 5)		0-0 G5-3		1-3 K		1-1 F9		2-3 K		4	0	0	0	0	2	3
5 Santiago Espinal, R OBP: 0.250, SLG: 0.294 (1, 6)		2-2 15 1B 8 BB 27 1B 2B		0-1 15 G6-3 27 1B 8 BB 1B		1-2 8 FC6-4 1B		2-3 K		4	1	3	0	0	1	0

Inning Stats	R: 4	H: 4	E: 0	K: 0	S: 13	H: 4	LOB: 2	BB: 1	P: 27	R: 0	H: 2	E: 0	K: 0	S: 10	H: 1	LOB: 1	BB: 0	P: 14	R: 2	H: 2	E: 0	K: 1	S: 13	H: 0	LOB: 1	BB: 1	P: 17	R: 0	H: 1	E: 0	K: 1	S: 11	H: 1	LOB: 1	BB: 0	P: 15	R: 0	H: 1	E: 0	K: 1	S: 12	H: 1	LOB: 2	BB: 1	P: 21	R: 0	H: 0	E: 0	K: 1	S: 10	H: 0	LOB: 0	BB: 0	P: 14	R: 1	H: 2	E: 0	K: 2	S: 14	H: 2	LOB: 1	BB: 0	P: 22	1B: 10	2B: 2	3B: 0	HR: 1	SF: 0	SAC: 0	DP: 1	HBP: 0	WP: 0	PB: 0	SB: 0	CS: 0	PA: 43
--------------	------	------	------	------	-------	------	--------	-------	-------	------	------	------	------	-------	------	--------	-------	-------	------	------	------	------	-------	------	--------	-------	-------	------	------	------	------	-------	------	--------	-------	-------	------	------	------	------	-------	------	--------	-------	-------	------	------	------	------	-------	------	--------	-------	-------	------	------	------	------	-------	------	--------	-------	-------	--------	-------	-------	-------	-------	--------	-------	--------	-------	-------	-------	-------	--------

PITCHER	IP	WLS	BF	H	R	ER	SO	BB	IBB	HBP	BLK	WP	HR	S	P	ERA	WHIP
81 Kyle Hart, L ERA: 13.0 (1, 1)	3.1		19	8	6	6	3	3	0	0	0	0	0	39	70	16.20	3.300
71 Phillips Valdez, R ERA: 0.98 (4, 1)	1.2	W	7	1	0	0	2	1	0	0	0	0	0	16	29	0.00	1.200
63 Darwinzon Hernández, L ERA: (6, 1)	2.0	H	9	2	0	0	2	1	0	0	0	0	0	23	36	0.00	1.500
70 Ryan Brasier, R ERA: 5.56 (8, 1)	1.0	H	3	0	0	0	1	0	0	0	0	0	0	10	14	0.00	0.000
32 Matt Barnes, R ERA: 6.0 (9, 1)	1.0	S	5	2	1	1	2	0	0	0	0	0	1	14	22	9.00	2.000

BOTTOM

Boston Red Sox @ Toronto Blue Jays
Sahlen Field, Buffalo, NY
Tue Aug 25 2020, 6:39 PM - 10:21 PM EDT
Clear - 80 F

livebaseballscorecards.com

AB	38
R	7
H	13
RBI	7
BB	5
SO	10
LOB	20



Batter	1	2	3	4	5	6	7	8	9	AB R H RBI BB SO LOB	TOP																					
99 Alex Verdugo, L (1, 7) OBP: 0.360, SLG: 0.515	0-3 K		0-1 G4-6-3			1-1 G3		0-1 G4-3		4 0 0 0 0 1 2																						
11 Rafael Devers, L (1, 5) OBP: 0.272, SLG: 0.402	1-2 K		3-2 G6-3			1-1 F8		2-3 K		4 0 0 0 0 2 1																						
28 J.D. Martinez, R (1, 10) OBP: 0.306, SLG: 0.380	3-2 F7					4-2 BB			0-0 G4-3	3 0 0 0 1 0 0																						
2 Xander Bogaerts, R (1, 6) OBP: 0.342, SLG: 0.505		3-2 F9				1-0 F9			1-1 G4-3	4 0 0 0 0 1 1																						
18 Mitch Moreland, L (1, 3) OBP: 0.458, SLG: 0.817		2-3 K			0-0 HR				0-2 P2	4 1 1 1 0 2 0																						
7 Christian Vázquez, R (1, 2) OBP: 0.295, SLG: 0.430		3-2 2B			1-2 G5-3					2 0 1 0 1 0 0																						
5 Kevin Pillar, R (1, 9) OBP: 0.316, SLG: 0.419		1-1 G4-3				2-2 G4-3			2-2 F9	3 0 0 0 0 0 2																						
19 Jackie Bradley Jr., L (1, 8) OBP: 0.320, SLG: 0.368			0-1 G4-6-3 99 BB 23 BB 1B			2-2 G5-3			0-2 FC5-6	3 0 1 0 0 0 1																						
23 Michael Chavis, R (1, 4) OBP: 0.273, SLG: 0.403			4-2 G4-6-3 99 BB 1-2 BB			0-3 K			1-2 G5-3	2 0 0 0 1 1 0																						
Inning Stats	R: 0 E: 0 K: 2 S: 11	H: 0 LOB: 0 BB: 0 P: 15	R: 0 E: 0 K: 1 S: 12	H: 1 LOB: 1 BB: 0 P: 21	R: 0 E: 0 K: 0 S: 10	H: 1 LOB: 1 BB: 1 P: 17	R: 1 E: 0 K: 0 S: 7	H: 1 LOB: 0 BB: 0 P: 11	R: 0 E: 0 K: 1 S: 10	H: 0 LOB: 0 BB: 0 P: 14	R: 0 E: 0 K: 1 S: 9	H: 0 LOB: 1 BB: 1 P: 17	R: 0 E: 0 K: 1 S: 12	H: 0 LOB: 1 BB: 1 P: 19	R: 0 E: 0 K: 1 S: 8	H: 0 LOB: 0 BB: 0 P: 11	R: 0 E: 0 K: 0 S: 7	H: 0 LOB: 0 BB: 0 P: 8	1B: 1 2B: 1 3B: 0 HR: 1	SF: 0 SAC: 0 DP: 1 HBP: 0	WP: 0 PB: 0 SB: 0 CS: 0	PA: 32										
PITCHER	IP WLS BF H R ER SO BB IBB HBP BLK WP HR S P ERA WHIP																															
67 Julian Merryweather, R (1, 1) ERA:	2.0		7	1	0	0	3	0	0	0	0	0	23	36	0.00	0.500																
1 Shun Yamaguchi, R (3, 1) ERA: 4.26	4.0	W	15	2	1	1	2	2	0	0	0	0	1	36	59	2.25	1.000															
41 Rafael Dolis, R (7, 1) ERA: 2.57	1.0	H	4	0	0	0	1	1	0	0	0	0	0	12	19	0.00	1.000															
52 Anthony Bass, R (8, 1) ERA: 1.98	1.0		3	0	0	0	1	0	0	0	0	0	0	8	11	0.00	0.000															
54 Sean Reid-Foley, R (9, 1) ERA:	1.0		3	0	0	0	0	0	0	0	0	0	0	7	8	0.00	0.000															

Boston Red Sox @ Toronto Blue Jays
 Sahlen Field, Buffalo, NY
 Wed Aug 26 2020, 6:39 PM - 9:36 PM EDT
 Overcast - 72 F

livebaseballscorecards.com

AB 29
R 1
H 3
RBI 1
BB 3
SO 7
LOB 7



Batter	1	2	3	4	5	6	7	8	9
8 Cavan Biggio, L OBP: 0.397, SLG: 0.505	1-0 G3	2-3 K		3-2 G6-3			0-1 SAFE C SI 88 X SI 89 1-3 37 WP 15 1B 27 2B 1B	1-3 K	
15 Randal Grichuk, R OBP: 0.346, SLG: 0.594	3-2 HR		2-3 K		2-1 F9		0-0 X SI 89 1-2 37 WP 27 2B 1B 3-H	1-2 P6	
6 Travis Shaw, L OBP: 0.271, SLG: 0.333	0-3 K		1-0 G6-3		1-1 L5		2-1 C SI 88 B FC 85 B SI 88 X CH 81 1-2 F8		
37 Teoscar Hernández, R OBP: 0.343, SLG: 0.642	1-1 1B		3-2 G4-3		3-3 K		4-2 S SI 94 B SI 82 B CU 82 C CU 81 B SI 90 B SL 80 B CU 83 1-2 27 2B 2-3 BB		
27 Vladimir Guerrero Jr., R OBP: 0.333, SLG: 0.445	0-3 K			0-2 44 HR 2B		0-1 C SI 88 X SI 88 G6-3	3-0 B SI 94 B FF 94 B CU 82 X SI 94 1-H 2-H 3-H 44 1B 2B		
44 Rowdy Tellez, L OBP: 0.308, SLG: 0.549		2-1 HR		1-1 2-H HR		2-0 B SI 88 B CH 82 X FC 87 G3-1	0-0 X CU 80 13 G6-4-3 1B		
13 Lourdes Gurriel Jr., R OBP: 0.313, SLG: 0.436		4-1 5 L8 10 S BB		2-2 G5-3		4-1 B SI 78 B SI 89 C CH 82 B SL 79 B SI 89 BB	0-0 X SI 94 G6-4-3 1-2f BB		
10 Reese McGuire, L OBP: 0.094, SLG: 0.188		2-2 G6-3		1-0 G4-3		2-2 C SI 88 B SI 78 B SI 89 X SI 89 G1-3	0-0 X FC 89 P6		
5 Santiago Espinal, R OBP: 0.300, SLG: 0.324		2-1 L8		4-1 BB			2-1 C SI 87 B SI 88 B CU 76 X SI 88 8 1B 15 1B 1B	1-2 C SL 76 F SI 94 B FC 88 X FF 94 1B	

Inning Stats	R: 1	H: 2	E: 0	K: 2	S: 14	LOB: 1	BB: 0	P: 19	R: 1	H: 1	E: 0	K: 1	S: 13	LOB: 1	BB: 1	P: 25	R: 0	H: 0	E: 0	K: 1	S: 9	LOB: 0	BB: 0	P: 15	R: 2	H: 2	E: 0	K: 0	S: 17	LOB: 1	BB: 1	P: 28	R: 0	H: 0	E: 0	K: 1	S: 8	LOB: 0	BB: 0	P: 14	R: 0	H: 0	E: 0	K: 0	S: 7	LOB: 1	BB: 1	P: 15	R: 5	H: 5	E: 0	K: 0	S: 12	LOB: 0	BB: 1	P: 23	R: 0	H: 1	E: 0	K: 1	S: 10	LOB: 1	BB: 0	P: 13	1B: 6	2B: 2	3B: 0	HR: 3	SF: 0	SAC: 0	DP: 1	HBP: 0	WP: 1	PB: 0	SB: 1	CS: 0	PA: 38
--------------	------	------	------	------	-------	--------	-------	-------	------	------	------	------	-------	--------	-------	-------	------	------	------	------	------	--------	-------	-------	------	------	------	------	-------	--------	-------	-------	------	------	------	------	------	--------	-------	-------	------	------	------	------	------	--------	-------	-------	------	------	------	------	-------	--------	-------	-------	------	------	------	------	-------	--------	-------	-------	-------	-------	-------	-------	-------	--------	-------	--------	-------	-------	-------	-------	--------

PITCHER	IP	WLS	BF	H	R	ER	SO	BB	IBB	HBP	BLK	WP	HR	S	P	ERA	WHIP
48 Colten Brewer, R ERA: 4.57	(1, 1)	3.2	L	18	5	4	4	4	2	0	0	0	0	49	80	9.82	1.909
65 Ryan Weber, R ERA: 6.0	(4, 1)	2.2		12	3	3	1	1	0	0	0	0	0	26	47	10.12	1.500
31 Austin Brice, R ERA: 7.53	(7, 1)	0.2		4	2	2	0	1	0	0	0	1	0	5	12	27.00	4.500
35 Josh Osich, L ERA: 6.59	(8, 1)	1.0		4	1	0	1	0	0	0	0	0	0	10	13	0.00	1.000

BOTTOM

Boston Red Sox @ Toronto Blue Jays
 Sahlen Field, Buffalo, NY
 Wed Aug 26 2020, 6:39 PM - 9:36 PM EDT
 Overcast - 72 F

AB	R	H	RBI	BB	SO	LOB
5	1	1	0	0	2	3
5	2	2	2	0	1	1
4	0	0	0	0	1	2
3	1	1	0	1	1	0
4	2	2	3	0	1	1
4	2	3	4	0	0	0
2	0	0	0	2	0	1
4	0	0	0	0	0	2
3	1	2	0	1	0	1

AB	R	H	RBI	BB	SO	LOB
34	9	11	9	4	6	11



PITCHER	IP	WLS	BF	H	R	ER	SO	BB	IBB	HBP	BLK	WP	HR	S	P	ERA	WHIP
48 Colten Brewer, R ERA: 4.57	(1, 1)	3.2	L	18	5	4	4	4	2	0	0	0	0	49	80	9.82	1.909
65 Ryan Weber, R ERA: 6.0	(4, 1)	2.2		12	3	3	1	1	0	0	0	0	0	26	47	10.12	1.500
31 Austin Brice, R ERA: 7.53	(7, 1)	0.2		4	2	2	0	1	0	0	0	1	0	5	12	27.00	4.500
35 Josh Osich, L ERA: 6.59	(8, 1)	1.0		4	1	0	1	0	0	0	0	0	0	10	13	0.00	1.000


Batter	1	2	3	4	5	6	7	8	9	10	AB	R	H	RBI	BB	SO	LOB		
57 Hanser Alberto, R OBP: 0.353, SLG: 0.472 (1, 5) (9, 4)	B FF 87 X SI 87 1-0 11 G6-3 1B		B CH 80 F CH 80 F FC 87 X FF 91 1-2 1B			B FC 86 B FF 90 F CH 80 F CH 79 F FF 90 F FC 85 X FF 93 3-2 11 1B 6 E 1B	1 SAFE B FF 93 B SI 93 T FF 95 C FC 96 X FC 87 2-2 G5-3			F SI 95 F SL 81 X SI 95 0-2 1B	5	1	4	1	0	0	1		
25 Anthony Santander, S OBP: 0.316, SLG: 0.606 (1, 9)	F SI 88 B FC 86 B FF 89 F CH 80 X FF 90 2-2 F8		C FC 85 D FF 90 D CH 80 X CU 74 1-2 L1			B FC 86 S CH 82 X CH 81 1-1 F7			C FF 97 B FF 97 S SL 92 X FF 96 2-2 K		B SI 95 C SI 94 X SI 96 2-0 F8	5	0	0	0	0	1	4	
11 Jose Iglesias, R OBP: 0.413, SLG: 0.550 (1, 10)	B FF 88 C FC 86 C CU 71 X FF 89 1-2 G6-3			C SI 87 S FC 84 X FF 89 1-1 1B		B CH 81 X SI 90 1-0 6 E 1B			F SI 91 S SL 92 X SI 96 0-2 G4-3		B SI 95 C SI 94 S SI 84 1-3 K2-3	5	1	2	0	0	1	2	
39 Renato Núñez, R OBP: 0.341, SLG: 0.521 (1, 3)		B SI 87 F FC 85 F FF 89 S CU 72 1-3 K2-3		1 SAFE B CH 80 F FC 84 X FC 84 2-0 F7		B FF 90 F FC 87 F CH 81 D CU 76 D CU 75 B CU 75 4-2 6 E BB			B FF 97 S FF 96 B SL 89 B FF 95 F SL 89 X SL 89 3-2 HR			3	1	1	1	1	1	1	
28 Pedro Severino, R OBP: 0.396, SLG: 0.541 (1, 2)		B SI 90 B CH 80 C CH 81 C FC 86 C FC 86 3-3 K		1 SAFE X SI 89 0-0 F8		F FC 88 F CH 82 F CU 73 S CU 75 0-3 K			C SL 87 B SI 95 S SL 84 S SL 85 1-3 K			4	0	0	0	0	3	4	
6 Ryan Mountcastle, R OBP: 0.209, SLG: 0.225 (1, 7)		F SI 90 S FF 90 B FC 84 X CU 73 1-2 74 FC6-4 1B		F SI 90 S CH 81 X CH 80 0-2 G6-3		B CH 82 F CH 81 F FF 91 B FC 89 X CH 80 2-2 E5			B SI 97 X SI 95 1-0 E4 74 CS			4	0	1	0	0	0	2	
38 Mason Williams, L OBP: 0.200, SLG: 0.200 (10, 7)												0	0	0	0	0	0	0	
74 Pat Valaika, R OBP: 0.284, SLG: 0.447 (1, 4) (9, 6)		C FF 89 F FC 86 B FF 90 F FF 90 X CH 80 1-2 FC6-4		B FF 88 X FC 88 1-0 13 G6-4-3 1B		S FF 90 B FF 89 F FC 86 S CU 73 1-3 K			C SI 96 B SL 83 1 SAFE P FF 92 X SI 96 2-1 14 K 1B			4	0	2	0	0	1	3	
13 Andrew Velazquez, S OBP: 0.209, SLG: 0.225 (1, 6)			L SI 89 B CH 80 B CH 77 L FF 90 F FF 92 S FC 86 2-3 K		S FC 87 B SI 90 1 SAFE X FC 86 1-1 G6-4-3			F FF 96 F CH 86 F FF 96 F FF 96 B FF 96 F CH 86 B FF 95 S CH 86 2-3 K		S SL 87 B SI 96 B SL 86 S SL 85 T SI 97 2-2 K			3	0	0	0	0	2	1
14 Rio Ruiz, L OBP: 0.270, SLG: 0.427 (9, PH) (9, 5)												1	1	0	0	0	1	1	
31 Cedric Mullins, L OBP: 0.333, SLG: 0.346 (1, 8)			B SI 90 C FC 85 F CU 73 T FF 92 1-2 K		C CU 69 B SI 91 F CH 90 S FC 86 1-3 K			B FF 96 B FF 96 B FF 95 S FC 95 4-0 57 CS BB		B SI 93 B SI 93 F FF 94 X SI 94 2-1 SH1-4			2	0	0	0	1	2	0

Inning Stats	R: 0	H: 1	E: 0	LOB: 0	K: 0	S: 7	P: 11	R: 0	H: 1	E: 0	LOB: 1	K: 2	S: 13	P: 19	R: 0	H: 1	E: 0	LOB: 1	K: 2	S: 13	P: 18	R: 0	H: 1	E: 0	LOB: 1	K: 1	S: 6	P: 9	R: 2	H: 2	E: 1	LOB: 2	K: 2	S: 19	P: 31	R: 0	H: 0	E: 0	LOB: 0	K: 1	S: 9	P: 17	R: 1	H: 1	E: 0	LOB: 0	K: 2	S: 12	P: 18	R: 0	H: 1	E: 1	LOB: 1	K: 1	S: 7	P: 11	R: 1	H: 1	E: 0	LOB: 1	K: 1	S: 9	P: 14	1B: 9	SF: 0	2B: 0	SAC: 1	3B: 0	DP: 2	HR: 1	HBP: 0	WP: 0	PA: 39
PITCHER	IP	WLS	BF	H	R	ER	SO	BB	IBB	HBP	BLK	WP	HR	S	P	ERA	WHIP																																																								
99 Hyun Jin Ryu, L ERA: 2.68 (1, 1)	6.0		25	7	2	0	7	1	0	0	0	0	0	65	98	0.00	1.333																																																								
31 Thomas Hatch, R ERA: 1.72 (7, 1)	1.0	H	3	0	0	0	1	1	0	0	0	0	0	9	17	0.00	1.000																																																								
68 Jordan Romano, R ERA: 1.23 (8, 1)	0.2	B	3	1	1	1	1	0	0	0	0	0	0	9	14	13.50	1.500																																																								
52 Anthony Bass, R ERA: 1.8 (8, 1)	1.1		4	1	0	0	2	0	0	0	0	0	0	10	15	0.00	0.750																																																								
41 Rafael Dolis, R ERA: 2.4 (10, 1)	1.0	W	4	1	1	0	1	0	0	0	0	0	0	9	14	0.00	1.000																																																								

TOP

Baltimore Orioles @ Toronto Blue Jays
Sahlen Field, Buffalo, NY
Fri Aug 28 2020, 6:38 PM - 9:57 PM EDT
Cloudy - 71 F

AB	36
R	4
H	10
RBI	2
BB	2
SO	12
LOB	19



BOTTOM

Baltimore Orioles @ Toronto Blue Jays
Sahlen Field, Buffalo, NY
Fri Aug 28 2020, 6:38 PM - 9:57 PM EDT
Cloudy - 71 F

livebaseballscorecards.com

AB	36
R	5
H	8
RBI	4
BB	2
SO	11
LOB	10



WP	1	PA	38
PB	0		
SB	0		
CS	0		

AB	R	H	RBI	BB	SO	LOB
4	0	0	0	1	2	1

5	1	2	2	0	2	2
---	---	---	---	---	---	---

4	2	2	1	0	0	1
---	---	---	---	---	---	---

3	1	1	1	1	1	1
---	---	---	---	---	---	---

4	0	0	0	0	1	3
---	---	---	---	---	---	---

4	0	0	0	0	2	0
---	---	---	---	---	---	---

4	0	1	0	0	0	0
---	---	---	---	---	---	---

3	0	1	0	0	0	1
1	0	0	0	0	1	0
0	1	0	0	0	0	0

4	0	1	0	0	2	1
---	---	---	---	---	---	---

1B	2	SF	0
2B	3	SAC	0
3B	0	DP	1
HR	3	HBP	0

Batter	1	2	3	4	5	6	7	8	9	10
8 Cavan Biggio, L OBP: 0.390, SLG: 0.487 (1, 4)	 3-3 ①		 4-1 ①		 3-2 ②		 0-3 ③			 0-2 ②
15 Randal Grichuk, R OBP: 0.348, SLG: 0.613 (1, 8)	 3-2 ②		 1-3 ③		 1-3 ③			 0-1 ①		 1-0 ①
27 Vladimir Guerrero Jr., R (1, 3)	 3-2 ③			 0-0 ①		 0-0 ①		 1-1 ①		
37 Teoscar Hernández, R (1, 9)		 0-1 ①		 0-0 ①		 4-2 ①		 2-3 ②		
13 Lourdes Gurriel Jr., R (1, 7)		 2-1 ②		 2-1 ①		 2-1 ②		 1-3 ③		
44 Rowdy Tellez, L (1, 10)		 1-3 ③		 0-0 ②		 3-3 ③		 1-2 ①		
6 Travis Shaw, L (1, 5)			 2-1 ①	 0-1 ①			 1-0 ①		 2-2 ②	
9 Danny Jansen, R (1, 2)			 3-2 ②	 2-1 ③			 2-1 ②		 2-3 ③	 0-0 ①
20 Daniel Vogelbach, L (9, PH)							 3-3 ②			
10 Reese McGuire, L (10, 2)										
2 Joe Panik, L (1, 6)			 1-1 ①		 3-3 ①		 3-3 ②			 0-0 ①

Inning Stats	R: 0	H: 0	E: 0	K: 1	S: 16	R: 0	H: 0	E: 0	K: 1	S: 8	R: 0	H: 1	E: 0	K: 1	S: 14	R: 2	H: 3	E: 0	K: 2	S: 9	R: 0	H: 0	E: 0	K: 2	S: 10	R: 1	H: 1	E: 0	K: 1	S: 8	R: 0	H: 1	E: 0	K: 2	S: 9	R: 0	H: 1	E: 0	K: 2	S: 13	R: 0	H: 0	E: 0	K: 1	S: 9	R: 2	H: 1	E: 0	K: 0	S: 5					
	0	0	0	0	25	0	0	0	0	11	0	1	0	1	25	0	3	1	0	13	0	0	0	0	17	0	0	0	1	17	0	1	0	1	15	0	1	0	0	17	0	0	0	0	14	0	0	0	0	14	0	1	0	0	6

PITCHER	IP	WLS	BF	H	R	ER	SO	BB	IBB	HBP	BLK	WP	HR	S	P	ERA	WHIP
47 John Means, L (1, 1)	4.0		17	4	2	2	3	1	0	0	0	0	2	47	74	4.50	1.250
55 Dillon Tate, R (5, 1)	1.2		6	1	1	1	2	1	0	0	0	0	0	15	28	5.40	1.200
66 Tanner Scott, L (6, 1)	1.1		5	1	0	0	3	0	0	0	0	1	0	12	21	0.00	0.750
50 Miguel Castro, R (8, 1)	1.0		4	1	0	0	2	0	0	0	0	0	0	13	17	0.00	1.000
54 Cole Sulser, R (9, 1)	1.2	L	6	1	2	1	1	0	0	0	0	0	1	14	20	5.40	0.600

Batter	1	2	3	4	5	6	7	8	9	AB R H RBI BB SO LOB	TOP		
57 Hanser Alberto, R (1, 4) OBP: 0.350, SLG: 0.466	F FF 94 B SL 85 S SL 85 F FS 90 X FF 96 2-2 F7		C SL 86 1 SAFE X SI 94 0-1 P1		B SL 86 F CU 74 F FF 95 B SL 84 B SL 88 X SL 87 2-2 F8		F CH 86 F SI 96 X SI 97 0-2 1B			4 0 1 0 0 0 1			
25 Anthony Santander, S (1, 9) OBP: 0.321, SLG: 0.603	X SI 94 0-0 11 G1-3 1B		C FS 90 S FF 95 B FF 95 1 SAFE T SL 86 1-2 K		F FF 94 X FS 90 0-1 11 2B 1B		B SI 95 X SI 95 1-0 P9			4 0 2 0 0 1 2			
11 Jose Iglesias, R (1, 6) OBP: 0.418, SLG: 0.563	B CU 76 X SI 94 1-0 G1-3		X SI 95 0-0 1B		D CU 76 X SL 86 1-0 1B			B FF 92 S SL 84 S FF 93 S SL 84 1-3 K		4 0 2 0 0 1 1			
39 Renato Núñez, R (1, 3) OBP: 0.338, SLG: 0.508	C SI 96 B SL 86 B SL 86 C SL 86 F SL 84 B SI 95 4-2 BB		C FF 95 T SL 87 F FF 95 X FF 96 0-2 L9		D SI 95 X SI 94 1-0 F9		S FF 94 C SL 84 B SL 85 T SL 85 1-2 K			3 0 0 0 1 1 4			
28 Pedro Severino, R (1, 10) OBP: 0.380, SLG: 0.517	D CU 76 F SI 94 X SL 86 1-1 G5-3			B CU 75 B SL 84 X SI 94 2-0 G5-3		B SL 84 B SI 92 B SI 93 C FF 93 X SI 93 3-1 F9		S SL 84 C FF 95 B SL 85 X SL 85 1-2 L8		4 0 0 0 0 0 2			
15 Chance Sisco, L (1, 2) OBP: 0.412, SLG: 0.509		B SI 92 B SI 92 B FS 87 C FF 93 F SI 93 F FS 90 C FF 94 3-3 K		B CU 76 F SI 94 S CU 76 B FF 95 F FS 91 B SL 87 F FS 90 B FF 94 4-2 6 G6-3 BB		B CU 75 B FS 88 X SI 93 2-0 G5-3		B FF 96 C FF 92 C CU 76 F FF 95 F FF 95 S CU 76 2-3 K		3 0 0 0 1 2 0			
6 Ryan Mountcastle, R (1, 7) OBP: 0.393, SLG: 0.375	X CU 76 0-0 G5-3		B FF 94 F SL 86 X SI 94 1-1 G6-3		X SL 86 0-0 F8		C FF 95 F FF 98 B FF 95 F CU 76 F FF 96 X SL 84 1-2 G4-3			4 0 0 0 0 0 1			
14 Rio Ruiz, L (1, 5) OBP: 0.260, SLG: 0.409	C SL 84 F FF 94 B SL 85 S SL 86 1-3 K		X SL 87 0-0 G3			S SI 96 B SI 97 S SL 90 B SL 88 X SI 96 2-2 G5-3		B FF 94 C CU 76 F FF 97 F CU 77 B FF 97 X CU 79 2-2 L9		4 0 0 0 0 1 1			
31 Cedric Mullins, L (1, 8) OBP: 0.333, SLG: 0.333		B CU 72 B FF 93 C FF 93 B SI 93 S FF 94 F FF 93 B FF 94 4-2 11 1B BB		B SI 92 B SI 91 C FF 92 C FF 92 F SI 96 S FF 92 3-3 K		F SI 97 B SI 96 F CH 86 F SI 96 X SI 97 1-2 F8				2 0 0 0 1 1 0			
Inning Stats	R: 0 E: 0 K: 0 S: 11 H: 1 LOB: 2 BB: 1 P: 19	R: 0 E: 0 K: 2 S: 9 H: 0 LOB: 0 BB: 0 P: 13	R: 0 E: 0 K: 1 S: 13 H: 1 LOB: 2 BB: 1 P: 18	R: 0 E: 0 K: 0 S: 8 H: 0 LOB: 1 BB: 1 P: 15	R: 0 E: 0 K: 1 S: 11 H: 2 LOB: 2 BB: 0 P: 18	R: 0 E: 0 K: 0 S: 4 H: 0 LOB: 0 BB: 0 P: 9	R: 0 E: 0 K: 0 S: 12 H: 1 LOB: 1 BB: 0 P: 16	R: 0 E: 0 K: 2 S: 9 H: 0 LOB: 0 BB: 0 P: 12	R: 0 E: 0 K: 1 S: 13 H: 0 LOB: 0 BB: 0 P: 18	1B: 4 2B: 1 3B: 0 HR: 0 SF: 0 SAC: 0 DP: 0 HBP: 0	WP: 0 PB: 0 SB: 0 CS: 0 PA: 35		
PITCHER	IP WLS BF H R ER SO BB IBB HBP BLK WP HR S P ERA WHIP											PITCHER	IP WLS BF H R ER SO BB IBB HBP BLK WP HR S P ERA WHIP
0 Taijuan Walker, R (1, 1) ERA: 3.27	6.0 W 25 4 0 0 4 3 0 0 0 0 0 0 56 92 0.00 1.167												
56 Ryan Borucki, L (7, 1) ERA: 2.89	1.0 4 1 0 0 0 0 0 0 0 0 0 0 12 16 0.00 1.000												
36 A.J. Cole, R (8, 1) ERA: 1.23	1.0 3 0 0 0 2 0 0 0 0 0 0 0 9 12 0.00 0.000												
63 Wilmer Font, R (9, 1) ERA: 9.9	1.0 3 0 0 0 1 0 0 0 0 0 0 0 13 18 0.00 0.000												

Baltimore Orioles @ Toronto Blue Jays
 Sahlen Field, Buffalo, NY
 Sat Aug 29 2020, 6:41 PM - 9:24 PM EDT
 Partly Cloudy - 72 F

livebaseballscorecards.com

AB	32
R	0
H	5
RBI	0
BB	3
SO	7
LOB	12



Batter	1	2	3	4	5	6	7	8	9
8 Cavan Biggio, L OBP: 0.397, SLG: 0.487 (1, 4)	F SI 93 B FS 87 S FS 87 B FS 87 X FS 87 2-2 G4-3	C SI 92 B FS 88 X FS 88 1-1 G4-3		B SI 94 F SI 93 X FS 88 1-1 1B		X SI 87 0-0 15 WP 1B		C FF 96 C FF 96 F FF 97 H ST 86 1-2 HBP	
15 Randal Grichuk, R OBP: 0.342, SLG: 0.595 (1, 8)	C KC 83 S SI 93 F SI 94 B KC 83 S FS 88 2-3 K		X SI 94 0-0 1B	C SI 94 1 SAFE F SI 93 B SI 94 X SI 94 1-2 P4 1B		1 SAFE C CH 78 B CH 80 B CH 78 S CH 81 2-3 K		S FF 96 F FF 95 C FF 97 0-3 K	
44 Rowdy Tellez, L OBP: 0.302, SLG: 0.506 (1, 3)	L KC 82 B FS 86 B SI 93 B FS 86 B SI 94 4-1 37 E 27 1B BB		C SI 94 S FS 88 F FS 88 B SI 94 S SI 94 1-3 K		B KC 84 B SI 93 B SI 93 B SI 93 4-0 6 F9 37 1B BB		C CH 78 X CH 76 0-1 G4-3		
37 Teoscar Hernández, R OBP: 0.354, SLG: 0.655 (1, 9)	B KC 83 C SI 93 C KC 82 B SI 94 D FS 88 X SI 94 3-2 E9 27 1B 1B		S KC 82 X KC 83 0-1 F8		X SI 93 0-0 23 S 1B		B SL 76 C CH 80 B SI 87 F CH 80 B CH 81 S CH 80 3-3 K		
27 Vladimir Guerrero Jr., R OBP: 0.344, SLG: 0.483 (1, 10)	X KC 82 0-0 2-H 3-H 1B		B SI 93 C SI 93 F FS 88 F FS 88 B SI 95 X SI 94 3-2 6 1B 23 FC4-6 1B		B SI 86 C CH 77 S CH 80 B CH 78 S CH 80 2-3 K		B SI 87 C CH 80 X CH 77 1-1 F7		
6 Travis Shaw, L OBP: 0.280, SLG: 0.329 (1, 5)	F SI 93 X FS 87 0-1 G3		B KC 82 C SI 92 B SI 93 X FS 87 2-1 23 FC4-6 1B		C SI 87 F CH 79 X CH 78 0-2 F9		F CH 78 B FF 97 B CH 78 B CH 79 B CH 79 4-1 BB		
23 Derek Fisher, L OBP: 0.316, SLG: 0.375 (1, 7)		F SI 94 B FS 88 X FS 88 1-1 G6-3		B FF 93 S FS 88 B FS 88 B FS 86 X SI 94 3-1 2 2B 8 1B 1-2f 3-H		B CH 78 B SI 86 C CH 79 T CH 78 1 SAFE B CH 76 F CH 79 S CH 80 3-3 K		D CH 79 B SI 95 C CH 78 X CH 79 2-1 G4-3	
9 Danny Jansen, R OBP: 0.298, SLG: 0.275 (1, 2)		C SI 94 X KC 83 0-1 E5 G4-3		X FF 92 0-0 F7		C FF 87 S CH 78 B CH 80 S CH 78 1-3 K		B FF 95 F FF 94 C FF 95 F ST 84 B ST 84 B FF 96 F FF 95 C FF 95 3-3 K	
2 Joe Panik, L OBP: 0.259, SLG: 0.241 (1, 6)		C SI 94 X FS 88 0-1 G4-3		C SI 92 1 SAFE S FS 88 X SI 93 0-2 8 1B 2B		X SI 79 0-0 F7		B FF 96 B FF 95 X FS 94 2-0 P5	

Inning Stats	R: 2	H: 2	E: 1	K: 14	S: 14	LOB: 1	BB: 1	P: 25	R: 0	H: 0	E: 1	K: 0	S: 8	LOB: 1	BB: 0	P: 10	R: 0	H: 1	E: 0	K: 1	S: 8	LOB: 0	BB: 0	P: 9	R: 3	H: 4	E: 0	K: 0	S: 17	LOB: 1	BB: 0	P: 27	R: 0	H: 1	E: 0	K: 2	S: 11	LOB: 2	BB: 1	P: 20	R: 0	H: 1	E: 0	K: 2	S: 10	LOB: 2	BB: 0	P: 13	R: 0	H: 0	E: 0	K: 1	S: 8	LOB: 1	BB: 1	P: 18	R: 0	H: 0	E: 0	K: 2	S: 12	LOB: 1	BB: 0	P: 18	R: 0	H: 0	E: 0	K: 2	S: 12	LOB: 1	BB: 0	P: 18
1B: 8	SF: 0	2B: 1	SAC: 0	3B: 0	DP: 0	HR: 0	HBP: 1	WP: 1	PA: 38	1B: 8	SF: 0	2B: 1	SAC: 0	3B: 0	DP: 0	HR: 0	HBP: 1	WP: 1	PA: 38	1B: 8	SF: 0	2B: 1	SAC: 0	3B: 0	DP: 0	HR: 0	HBP: 1	WP: 1	PA: 38	1B: 8	SF: 0	2B: 1	SAC: 0	3B: 0	DP: 0	HR: 0	HBP: 1	WP: 1	PA: 38	1B: 8	SF: 0	2B: 1	SAC: 0	3B: 0	DP: 0	HR: 0	HBP: 1	WP: 1	PA: 38	1B: 8	SF: 0	2B: 1	SAC: 0	3B: 0	DP: 0	HR: 0	HBP: 1	WP: 1	PA: 38													

PITCHER	IP	WLS	BF	H	R	ER	SO	BB	IBB	HBP	BLK	WP	HR	S	P	ERA	WHIP
17 Alex Cobb, R ERA: 4.33 (1, 1)	4.0	L	22	8	5	4	2	2	0	0	0	0	0	48	76	9.00	2.500
62 César Valdez, R ERA: (5, 1)	3.0		12	1	0	0	5	1	0	0	0	1	0	28	46	0.00	0.667
58 Evan Phillips, R ERA: 5.19 (8, 1)	1.0		4	0	0	0	2	0	0	1	0	0	0	12	18	0.00	0.000


BOTTOM

Baltimore Orioles @ Toronto Blue Jays
Sahlen Field, Buffalo, NY

Sat Aug 29 2020, 6:41 PM - 9:24 PM EDT
Partly Cloudy - 72 F

livebaseballscorecards.com

AB	34
R	5
H	9
RBI	5
BB	3
SO	9
LOB	17



Batter	1	2	3	4	5	6	7	8	9	AB R H RBI BB SO LOB	TOP														
57 Hanser Alberto, R OBP: 0.345, SLG: 0.456 (1, 4)	0-0 P2	0-1 1B			0-3 K		1-2 P2		0-0 G6-3	5 0 1 0 0 1 2															
25 Anthony Santander, S OBP: 0.317, SLG: 0.585 (1, 9)	0-2 L7	1-2 F9			0-2 K		0-3 K		0-0 11 IBB	4 0 0 0 1 2 3															
11 Jose Iglesias, R OBP: 0.417, SLG: 0.551 (1, 10)	0-0 39 1B				2-2 P4		2-1 G2-3		1-2 1B	5 0 2 1 0 0 1															
39 Renato Núñez, R OBP: 0.348, SLG: 0.516 (1, 3)	0-1 1B				1-1 28 G5-4-3 HBP		0-0 28 PB 28 1B		0-0 F8	4 1 2 0 0 0 2															
28 Pedro Severino, R OBP: 0.385, SLG: 0.516 (1, 2)	3-3 K				2-1 G5-4-3		1-0 6 HR 1B		0-0 1B	4 1 2 1 0 1 3															
6 Ryan Mountcastle, R OBP: 0.438, SLG: 0.643 (1, 7)		2-2 HR			3-2 14 G6-4-3 1B		1-1 HR		2-1 F8	4 2 3 3 0 0 1															
31 Cedric Mullins, L OBP: 0.333, SLG: 0.333 (8, 8)							1-H		X SL 87	0 0 0 0 0 0 0															
38 Mason Williams, L OBP: 0.222, SLG: 0.444 (1, 8)		1-1 G1-3			0-2 K		2-0 13 CS 3B		2-3 K	4 0 1 0 0 2 2															
14 Rio Ruiz, L OBP: 0.269, SLG: 0.406 (1, 5)		4-2 57 1B BB			0-0 G6-4-3		3-2 G3		2-0 57 G6-3 11 1B SH5-4	3 1 1 0 1 0 2															
13 Andrew Velazquez, S OBP: 0.217, SLG: 0.214 (1, 6)		0-3 K			4-2 11 S BB		3-3 K		0-0 SH5-4	2 0 0 0 1 2 2															
Inning Stats	R: 0 E: 0 K: 1 S: 11	H: 2 LOB: 2 BB: 0 P: 14	R: 1 E: 0 K: 1 S: 20	H: 2 LOB: 2 BB: 1 P: 28	R: 0 E: 0 K: 0 S: 6	H: 0 LOB: 0 BB: 0 P: 10	R: 0 E: 0 K: 1 S: 8	H: 1 LOB: 0 BB: 0 P: 11	R: 0 E: 0 K: 2 S: 12	H: 0 LOB: 1 BB: 1 P: 18	R: 3 E: 0 K: 1 S: 12	H: 4 LOB: 0 BB: 0 P: 22	R: 0 E: 0 K: 1 S: 10	H: 0 LOB: 0 BB: 0 P: 13	R: 0 E: 0 K: 1 S: 8	H: 1 LOB: 1 BB: 0 P: 15	R: 1 E: 0 K: 0 S: 7	H: 2 LOB: 2 BB: 1 P: 10	1B: 8 2B: 1 3B: 1 HR: 2	SF: 0 SAC: 1 DP: 2 HBP: 1	WP: 0 PA: 40 PB: 1 SB: 1 CS: 1				
PITCHER	IP WLS BF H R ER SO BB IBB HBP BLK WP HR S P ERA WHIP																								
14 Tanner Roark, R ERA: 5.33 (1, 1)	5.0		24	8	4	4	5	2	0	1	0	0	2	61	87	7.20	2.000								
47 Anthony Kay, L ERA: 2.93 (6, 1)	1.0		3	1	0	0	1	0	0	0	0	0	0	8	16	0.00	1.000								
54 Sean Reid-Foley, R ERA: (7, 1)	2.0		7	1	0	0	2	0	0	0	0	0	0	18	28	0.00	0.500								
52 Anthony Bass, R ERA: 2.25 (9, 1)	1.0	W	6	2	1	1	0	0	1	0	0	0	0	7	10	9.00	2.000								

Baltimore Orioles @ Toronto Blue Jays
 Sahlen Field, Buffalo, NY
 Sun Aug 30 2020, 3:07 PM - 6:05 PM EDT
 Partly Cloudy - 71 F

livebaseballscorecards.com

AB	35
R	5
H	12
RBI	5
BB	3
SO	8
LOB	18



BOTTOM

Baltimore Orioles @ Toronto Blue Jays
Sahlen Field, Buffalo, NY
Sun Aug 30 2020, 3:07 PM - 6:05 PM EDT
Partly Cloudy - 71 F

livebaseballscorecards.com

AB 30
R 6
H 7
RBI 6
BB 7
SO 6
LOB 9



WP: 0 PA: 40
PB: 0
SB: 0
CS: 0

AB R H RBI BB SO LOB

5 0 1 1 0 1 1

3 2 1 1 1 0 0

3 0 1 0 2 1 0

5 1 2 2 0 1 4

3 0 1 1 1 0 0

4 0 1 1 0 1 2

3 1 0 0 1 0 2

2 1 0 0 2 1 0

0 1 0 0 0 0 0

2 0 0 0 0 1 0

1B: 5 SF: 1
2B: 2 SAC: 2
3B: 0 DP: 0
HR: 0 HBP: 0

Table with 9 columns (Batter, 1-9) and 10 rows (Batters 8 Cavan Biggio, 15 Randal Grichuk, 6 Travis Shaw, 37 Teoscar Hernández, 27 Vladimir Guerrero Jr., 44 Rowdy Tellez, 13 Lourdes Gurriel Jr., 2 Joe Panik, 5 Santiago Espinal, 10 Reese McGuire). Each cell contains a batter's name, stats, and a baseball diamond diagram with play details.

Inning Stats table with columns for R, H, E, K, S, LOB, BB, P.

PITCHER table with columns for IP, WLS, BF, H, R, ER, SO, BB, IBB, HBP, BLK, WP, HR, S, P, ERA, WHIP.

Batter	1	2	3	4	5	6	7	8	9	10	11	AB R H RBI BB SO LOB	TOP	
57 Hanser Alberto, R (1, 4) 62 César Valdez, R (11, 1)			G5-3				F7			SH1-4		4 1 1 0 0 1 2 0 0 0 0 0 0 0	<p>Baltimore Orioles @ Toronto Blue Jays Sahlen Field, Buffalo, NY Mon Aug 31 2020, 2:10 PM - 5:45 PM EDT Sunny - 79 F</p>	
25 Anthony Santander, S (1, 9) OBP: 0.320, SLG: 0.593			L4				F7		F9-2		5 2 2 1 0 0 1			
11 Jose Iglesias, R (1, 6) OBP: 0.416, SLG: 0.554			G6-3				P3				5 1 2 2 0 1 1			
39 Renato Núñez, R (1, 3) OBP: 0.336, SLG: 0.496						L8	L8				5 0 0 0 0 3 3			
28 Pedro Severino, R (1, 2) OBP: 0.380, SLG: 0.505 13 Andrew Velazquez, S (9, PR) OBP: 0.217, SLG: 0.214 36 Bryan Holaday, R (9, 2) OBP: 0.294, SLG: 0.353			G5-3			F7					4 0 1 0 0 1 2 0 0 0 0 0 0 0 1 0 1 1 0 0 0			
15 Chance Sisco, L (1, 10) OBP: 0.397, SLG: 0.500											5 0 1 0 0 2 2			
6 Ryan Mountcastle, R (1, 7) OBP: 0.405, SLG: 0.576			G6-3						L8		5 0 1 0 0 2 3			
14 Rio Ruiz, L (1, 5) OBP: 0.277, SLG: 0.404			P4								3 0 1 0 1 1 1			
31 Cedric Mullins, L (1, 8) OBP: 0.323, SLG: 0.321 74 Pat Valaika, R (7, PH) OBP: 0.284, SLG: 0.447 38 Mason Williams, L (7, PH) OBP: 0.182, SLG: 0.364									G4-3		2 0 0 0 0 2 1 0 0 0 0 0 0 0 2 0 0 0 0 1 4			
Inning Stats	R: 1 H: 2 E: 0 LOB: 1 K: 3 BB: 0 S: 16 P: 25	R: 0 H: 1 E: 0 LOB: 1 K: 3 BB: 0 S: 11 P: 19	R: 0 H: 0 E: 0 LOB: 0 K: 0 BB: 0 S: 5 P: 6	R: 0 H: 0 E: 0 LOB: 0 K: 1 BB: 0 S: 13 P: 20	R: 0 H: 0 E: 0 LOB: 0 K: 1 BB: 0 S: 8 P: 14	R: 1 H: 2 E: 0 LOB: 1 K: 1 BB: 0 S: 12 P: 18	R: 0 H: 2 E: 0 LOB: 2 K: 2 BB: 0 S: 14 P: 21	R: 0 H: 0 E: 0 LOB: 0 K: 0 BB: 0 S: 7 P: 10	R: 0 H: 1 E: 0 LOB: 1 K: 1 BB: 1 S: 9 P: 19	R: 0 H: 0 E: 0 LOB: 0 K: 0 BB: 0 S: 4 P: 5	R: 2 H: 2 E: 0 LOB: 1 K: 2 BB: 0 S: 11 P: 18	1B: 5 SF: 0 2B: 6 SAC: 1 3B: 0 DP: 1 HR: 0 HBP: 0		WP: 0 PA: 43 PB: 0 SB: 0 CS: 0
PITCHER	IP WLS BF H R ER SO BB IBB HBP BLK WP HR S P ERA WHIP													
22 Chase Anderson, R (1, 1) ERA: 3.2	5.0 B 5 2 1 1 1 0 0 0 0 0 0 0 53 84 1.80 0.600													
63 Wilmer Font, R (6, 1) ERA: 9.82	1.0 5 2 1 1 1 0 0 0 0 0 0 0 12 18 9.00 2.000													
56 Ryan Borucki, L (7, 1) ERA: 2.79	0.1 3 2 0 0 1 0 0 0 0 0 0 0 9 13 0.00 6.000													
31 Thomas Hatch, R (7, 1) ERA: 1.56	1.2 5 0 0 0 1 0 0 0 0 0 0 0 12 18 0.00 0.000													
41 Rafael Dolis, R (9, 1) ERA: 2.25	1.0 5 1 0 0 1 1 0 0 0 0 0 0 9 19 0.00 2.000													
PITCHER	IP WLS BF H R ER SO BB IBB HBP BLK WP HR S P ERA WHIP													
36 A.J. Cole, R (10, 1) ERA: 1.15	1.0 L 5 2 2 1 2 0 0 0 0 0 0 0 11 18 9.00 2.000													
52 Anthony Bass, R (11, 1) ERA: 2.65	1.0 5 2 2 1 2 0 0 0 0 0 0 0 11 18 9.00 2.000													

livebaseballscores.com

AB	41
R	4
H	10
RBI	4
BB	1
SO	14
LOB	20



BOTTOM

Baltimore Orioles @ Toronto Blue Jays
Sahlen Field, Buffalo, NY
Mon Aug 31 2020, 2:10 PM - 5:45 PM EDT
Sunny - 79 F

livebaseballscorecards.com

AB 38
R 3
H 7
RBI 1
BB 4
SO 12
LOB 18



WP: 0 PA: 44
PB: 0
SB: 1
CS: 1

AB R H RBI BB SO LOB

5	0	0	0	0	2	2
4	1	0	0	1	0	2
5	0	0	0	0	3	2
5	0	1	0	0	2	1
5	0	3	1	0	2	1
3	0	0	0	1	1	2
0	0	0	0	0	0	0
1	0	1	0	0	0	0
2	1	0	0	2	0	2
4	1	2	0	0	0	3
3	0	0	0	0	2	3
1	0	0	0	0	0	0

R: 1	H: 2	1B: 2	SF: 0
E: 0	LOB: 2	2B: 5	SAC: 0
K: 1	BB: 0	3B: 0	DP: 0
S: 8	P: 10	HR: 0	HBP: 0

R: 0	H: 0	1B: 0	SF: 0
E: 0	LOB: 1	2B: 0	SAC: 0
K: 0	BB: 1	3B: 0	DP: 0
S: 7	P: 10	HR: 0	HBP: 0

R: 0	H: 0	1B: 0	SF: 0
E: 0	LOB: 0	2B: 0	SAC: 0
K: 2	BB: 0	3B: 0	DP: 0
S: 9	P: 15	HR: 0	HBP: 0

R: 0	H: 1	1B: 0	SF: 0
E: 0	LOB: 1	2B: 0	SAC: 0
K: 1	BB: 0	3B: 0	DP: 0
S: 7	P: 10	HR: 0	HBP: 0

R: 0	H: 1	1B: 0	SF: 0
E: 0	LOB: 1	2B: 0	SAC: 0
K: 0	BB: 0	3B: 0	DP: 0
S: 9	P: 13	HR: 0	HBP: 0

R: 2	H: 1	1B: 0	SF: 0
E: 1	LOB: 2	2B: 0	SAC: 0
K: 2	BB: 2	3B: 0	DP: 0
S: 20	P: 34	HR: 0	HBP: 0

R: 0	H: 1	1B: 0	SF: 0
E: 0	LOB: 0	2B: 0	SAC: 0
K: 2	BB: 0	3B: 0	DP: 0
S: 9	P: 14	HR: 0	HBP: 0

R: 0	H: 0	1B: 0	SF: 0
E: 0	LOB: 0	2B: 0	SAC: 0
K: 1	BB: 0	3B: 0	DP: 0
S: 7	P: 10	HR: 0	HBP: 0

R: 0	H: 1	1B: 0	SF: 0
E: 0	LOB: 2	2B: 0	SAC: 0
K: 2	BB: 1	3B: 0	DP: 0
S: 18	P: 30	HR: 0	HBP: 0

R: 0	H: 0	1B: 0	SF: 0
E: 0	LOB: 0	2B: 0	SAC: 0
K: 1	BB: 0	3B: 0	DP: 0
S: 9	P: 10	HR: 0	HBP: 0

R: 0	H: 0	1B: 0	SF: 0
E: 0	LOB: 0	2B: 0	SAC: 0
K: 1	BB: 0	3B: 0	DP: 0
S: 9	P: 10	HR: 0	HBP: 0

R: 0	H: 0	1B: 0	SF: 0
E: 0	LOB: 0	2B: 0	SAC: 0
K: 1	BB: 0	3B: 0	DP: 0
S: 9	P: 10	HR: 0	HBP: 0

PITCHER		IP	WLS	BF	H	R	ER	SO	BB	IBB	HBP	BLK	WP	HR	S	P	ERA	WHIP
45 Keegan Akin, L	(1, 1)	4.1		17	3	2	0	6	2	0	0	0	0	0	54	81	0.00	1.154
70 Travis Lakins Sr., R	(5, 1)	1.2		8	1	0	0	2	1	0	0	0	0	0	18	30	0.00	1.200
66 Tanner Scott, L	(7, 1)	0.2		3	1	0	0	1	0	0	0	0	0	6	8	0.00	1.500	
55 Dillon Tate, R	(7, 1)	2.1		7	0	0	0	2	1	0	0	0	0	14	28	0.00	0.429	
62 César Valdez, R	(10, 1)	2.0	W	7	2	1	0	1	0	0	0	0	0	15	20	0.00	1.000	

PITCHER		IP	WLS	BF	H	R	ER	SO	BB	IBB	HBP	BLK	WP	HR	S	P	ERA	WHIP
62 César Valdez, R	(11, 1)	2.0		7	2	1	0	1	0	0	0	0	0	0	15	20	0.00	1.000

Batter	1	2	3	4	5	6	7	8	9	AB R H RBI BB SO LOB	TOP																	
8 Cavan Biggio, L (1, 4) OBP: 0.374, SLG: 0.458	0-1 G4-3 2B		3-1 G4-3		0-3 K			0-0 L6		4 1 1 0 0 1 0																		
15 Randal Grichuk, R (1, 8) OBP: 0.328, SLG: 0.557	0-2 K		0-0 F9		0-3 K			1-1 F8		4 0 0 0 0 2 1																		
30 Jonathan Villar, S (1, 6) OBP: 0.305, SLG: 0.333	2-2 G4-3 2-H		2-1 G6-3		1-3 K			3-1 G4-3		4 0 0 1 0 1 0																		
27 Vladimir Guerrero Jr., R (1, 10) OBP: 0.340, SLG: 0.462	0-2 1B		0-0 F9		0-1 G6-4-3 1B			1-1 G5-3		4 0 2 0 0 0 0																		
44 Rowdy Tellez, L (1, 3) OBP: 0.316, SLG: 0.506	2-2 G5-3		1-1 13 2B 23 SF7 1B		4-0 13 G6-4-3 BB			0-3 K		3 1 1 0 1 1 1																		
13 Lourdes Gurriel Jr., R (1, 7) OBP: 0.318, SLG: 0.440		4-0 BB	1-1 13 2B 23 SF7 1B		0-1 G6-4-3			0-0 G3		3 0 1 0 1 0 2																		
6 Travis Shaw, L (1, 5) OBP: 0.294, SLG: 0.330		0-0 F7	1-1 13 2B 23 SF7 1B		4-1 BB			1-1 G4-3		2 0 0 0 1 0 1																		
23 Derek Fisher, L (1, 9) OBP: 0.286, SLG: 0.353		3-2 K	0-0 SF7		0-1 10 G6-3 1B			0-1 G4-3		1 0 0 1 0 1 1																		
37 Teoscar Hernández, R (7, PH) OBP: 0.355, SLG: 0.638		1-2 K	0-0 3-H G3		0-0 G3			X CH 82		1 0 1 0 0 0 0																		
10 Reese McGuire, L (1, 2) OBP: 0.081, SLG: 0.162		1-2 G4-3	0-0 G3		2-0 G6-3			2-0 G6-3		3 0 0 0 0 0 4																		
Inning Stats	R: 1 H: 2 E: 1 LOB: 1 K: 1 BB: 0 S: 16 P: 20	R: 0 H: 0 E: 0 LOB: 1 K: 1 BB: 1 S: 8 P: 16	R: 0 H: 0 E: 0 LOB: 0 K: 0 BB: 1 S: 5 P: 10	R: 1 H: 2 E: 0 LOB: 2 K: 0 BB: 1 S: 8 P: 14	R: 0 H: 0 E: 0 LOB: 0 K: 3 BB: 0 S: 10 P: 11	R: 0 H: 1 E: 0 LOB: 0 K: 0 BB: 1 S: 4 P: 8	R: 0 H: 1 E: 0 LOB: 0 K: 0 BB: 0 S: 5 P: 8	R: 0 H: 0 E: 0 LOB: 0 K: 0 BB: 0 S: 5 P: 9	R: 0 H: 0 E: 0 LOB: 0 K: 1 BB: 0 S: 6 P: 7	1B: 4 SF: 1 2B: 2 SAC: 0 3B: 0 DP: 2 HR: 0 HBP: 0	WP: 0 PA: 33 PB: 0 SB: 0 CS: 0																	
PITCHER	IP WLS BF H R ER SO BB IBB HBP BLK WP HR S P ERA WHIP											PITCHER	IP WLS BF H R ER SO BB IBB HBP BLK WP HR S P ERA WHIP															
57 Elieser Hernández, R (1, 1) ERA: 3.16	2.0	9	2	1	1	2	1	0	0	0	0	0	0	24	36	4.50	1.500											
58 Josh Smith, R (3, 1) ERA: 2.7	4.0	15	3	1	1	3	2	0	0	0	0	0	0	27	43	2.25	1.250											
35 Richard Bleier, L (7, 1) ERA: 3.0	1.1	4	1	0	0	0	0	0	0	0	0	0	0	6	9	0.00	0.750											
39 James Hoyt, R (8, 1) ERA: 2.16	0.2	W	2	0	0	0	0	0	0	0	0	0	0	4	8	0.00	0.000											
27 Brandon Kintzler, R (9, 1) ERA: 2.51	1.0	S	3	0	0	0	1	0	0	0	0	0	0	6	7	0.00	0.000											

Toronto Blue Jays @ Miami Marlins
Marlins Park, Miami, FL
Tue Sep 01 2020, 6:40 PM - 9:19 PM EDT
Roof Closed - 75 F

livebaseballscorecards.com



Batter	1	2	3	4	5	6	7	8	9
23 Corey Dickerson, L (1, 7) OBP: 0.303, SLG: 0.374 25 Lewis Brinson, R (9, 9) OBP: 0.271, SLG: 0.318	G4-3		K		L7		G6-3		
6 Starling Marte, R (1, 8) OBP: 0.380, SLG: 0.460	K		K			E6 26 2B		HR	
26 Garrett Cooper, R (1, 10) OBP: 0.310, SLG: 0.655	F8			L8		F9 7 2B		G3-6-1 7 1B	
7 Matt Joyce, L (1, 9) OBP: 0.373, SLG: 0.359 (9, 7)		BB		G3		F9 2-3		G3-6-1 1-2f	
15 Brian Anderson, R (1, 5) OBP: 0.328, SLG: 0.417	K			L8 1B		L8		K	
68 Lewin Díaz, L (1, 3) OBP: 0.194, SLG: 0.176	K			P5		K			
19 Miguel Rojas, R (1, 6) OBP: 0.423, SLG: 0.587 70 Jazz Chisholm Jr., L (8, 6)	G1-3					G4-3 38 CS 2B		G4-3	
38 Jorge Alfaro, R (1, 2) OBP: 0.257, SLG: 0.250			K		K	K		K	
5 Jon Berti, R (1, 4) OBP: 0.362, SLG: 0.375									

AB	R	H	RBI	BB	SO	LOB
4	0	0	0	0	1	2
0	0	0	0	0	0	0
4	2	1	1	0	2	0
4	0	2	1	0	0	0
3	0	0	0	1	0	2
4	0	1	0	0	2	2
3	0	0	0	0	2	3
3	0	1	0	0	0	1
0	0	0	0	0	0	0
3	0	0	0	0	3	1
2	1	2	1	1	0	0

AB	R	H	RBI	BB	SO	LOB
30	3	7	3	2	10	11

Inning	R	H	E	K	S	H	LOB	BB	P
1	0	0	0	1	12	0	0	1	11
2	0	0	0	2	13	0	1	0	11
3	1	1	0	3	12	0	0	0	12
4	0	1	0	0	7	1	0	0	11
5	0	1	0	1	11	0	0	1	18
6	1	1	1	1	11	0	0	0	12
7	0	1	0	1	11	0	0	0	17
8	1	2	0	1	6	0	0	0	8

PITCHER	IP	WLS	BF	H	R	ER	SO	BB	IBB	HBP	BLK	WP	HR	S	P	ERA	WHIP
67 Julian Merryweather, R (1, 1) ERA: 4.11	2.0		7	0	0	0	3	1	0	0	0	0	0	21	31	0.00	0.500
38 Robbie Ray, L (3, 1) ERA: 7.34	3.1		15	4	2	1	4	1	0	0	0	0	1	36	48	2.70	1.500
1 Shun Yamaguchi, R (6, 1) ERA: 4.11	2.2	L	10	3	1	1	3	0	0	0	0	0	1	22	30	3.38	1.125

Toronto Blue Jays @ Miami Marlins
Marlins Park, Miami, FL
Tue Sep 01 2020, 6:40 PM - 9:19 PM EDT
Roof Closed - 75 F

livebaseballscorecards.com

WP: 0 PA: 32
PB: 0 SB: 0
CS: 1



Batter	1	2	3	4	5	6	7	8	9	AB R H RBI BB SO LOB	TOP											
8 Cavan Biggio, L (1, 8) OBP: 0.365, SLG: 0.444	0-1 G3			3-3 K		2-1 G3		1-2 P6		4 0 0 0 0 1 1												
15 Randal Grichuk, R (1, 10) OBP: 0.319, SLG: 0.540	1-1 P5			0-3 K		1-1 G5-3			1-3 K	4 0 0 0 0 2 0												
30 Jonathan Villar, S (1, 4) OBP: 0.311, SLG: 0.339	0-0 1B			0-1 1B 37 1B 44 PO		3-3 K			2-1 G6-3	4 0 2 0 0 1 0												
37 Teoscar Hernández, R (1, 9) OBP: 0.352, SLG: 0.626		2-2 F7		0-2 1B			0-0 G1-3		0-0 E6	4 0 1 0 0 0 0												
44 Rowdy Tellez, L (1, 3) OBP: 0.313, SLG: 0.494		0-1 G1		2-1 PO	1-2 13 HR		1-0 G5-3		1-2 G4-3	4 1 1 0 0 0 1												
13 Lourdes Gurriel Jr., R (1, 7) OBP: 0.326, SLG: 0.471		2-1 1B 6 2-3		0-1 HR			0-3 K			3 1 2 2 0 1 0												
6 Travis Shaw, L (1, 5) OBP: 0.295, SLG: 0.340		1-1 2-3	1-1 F7		1-3 K			0-0 27 G4-3 2B		3 0 1 0 0 1 0												
5 Santiago Espinal, R (1, 6) OBP: 0.261, SLG: 0.279			0-1 F8		1-2 G5-3			0-0 P3		3 0 0 0 0 0 1												
9 Danny Jansen, R (1, 2) 27 Vladimir Guerrero Jr., R (8, PH) 10 Reese McGuire, L (8, 2)			1-0 G3		0-0 G1-3			3-1 G4-3		2 0 0 0 0 0 0 1 0 0 0 0 0 1 0 0 0 0 0 0 0												
Inning Stats	R: 0 E: 0 K: 0 S: 5	H: 1 LOB: 1 BB: 0 P: 6	R: 0 E: 0 K: 0 S: 8	H: 1 LOB: 1 BB: 0 P: 13	R: 0 E: 0 K: 0 S: 5	H: 0 LOB: 0 BB: 0 P: 7	R: 0 E: 0 K: 2 S: 12	H: 2 LOB: 1 BB: 0 P: 17	R: 2 E: 0 K: 1 S: 14	H: 2 LOB: 0 BB: 0 P: 17	R: 0 E: 0 K: 1 S: 7	H: 0 LOB: 0 BB: 0 P: 13	R: 0 E: 0 K: 1 S: 5	H: 0 LOB: 0 BB: 0 P: 6	R: 0 E: 0 K: 0 S: 7	H: 1 LOB: 1 BB: 0 P: 11	R: 0 E: 1 K: 1 S: 10	H: 0 LOB: 1 BB: 0 P: 14	1B: 5 2B: 1 3B: 0 HR: 1	SF: 0 SAC: 0 DP: 0 HBP: 0	WP: 0 PB: 0 SB: 0 CS: 0	PA: 33
73 Sixto Sánchez, R (1, 1) ERA: 2.37	IP: 7.0	WLS: L	BF: 25	H: 6	R: 2	ER: 2	SO: 5	BB: 0	IBB: 0	HBP: 0	BLK: 0	WP: 0	HR: 1	S: 56	P: 79	ERA: 2.57	WHIP: 0.857					
33 Brad Boxberger, R (8, 1) ERA: 1.64	IP: 1.0		BF: 4	H: 1	R: 0	ER: 0	SO: 0	BB: 0	IBB: 0	HBP: 0	BLK: 0	WP: 0	HR: 0	S: 7	P: 11	ERA: 0.00	WHIP: 1.000					
93 Yimi García, R (9, 1) ERA:	IP: 1.0		BF: 4	H: 0	R: 0	ER: 0	SO: 1	BB: 0	IBB: 0	HBP: 0	BLK: 0	WP: 0	HR: 0	S: 10	P: 14	ERA: 0.00	WHIP: 0.000					

Toronto Blue Jays @ Miami Marlins
Marlins Park, Miami, FL
Wed Sep 02 2020, 6:40 PM - 9:17 PM EDT
Roof Closed - 75 F

livebaseballscorecards.com

AB 32
R 2
H 7
RBI 2
BB 0
SO 6
LOB 4



Batter	1	2	3	4	5	6	7	8	9	AB R H RBI BB SO LOB
5 Jon Berti, R OBP: 0.364, SLG: 0.369 (1, 4)	 C FF 87 B FF 86 B FC 84 F CH 80 C CU 74		 B FF 88 B CH 78 X FF 89		 X FF 90	 B FF 90 B SI 91 S CH 79 1 SAFE B FC 86 X CH 79		 B FF 95 B SL 86 B SL 84 B FF 94	 S SL 87 C SL 87 B SL 87 X SI 96	4 1 1 0 1 1 0
6 Starling Marte, R OBP: 0.384, SLG: 0.462 (1, 8)	 X FF 89		 B CH 78 C CH 79 B FC 87 X FC 87		 F FF 90 B SI 91 S CH 79 1 SAFE B FC 86 X CH 79		 1 SAFE B SL 84 1 SAFE C SL 95 1 SAFE S SL 84 1 SAFE X SL 83		4 0 2 0 0 0 0	
26 Garrett Cooper, R OBP: 0.333, SLG: 0.625 (1, 3)	 C SI 88 B CH 80 B FF 90 B SI 90 C CH 81 B FC 87		 C CU 71 B FF 90 F SI 91 F CH 79 B FC 86 S CU 67		 S FC 86 X FF 90		 C SL 84 F SL 84 D SL 83 C SL 84		3 0 1 1 1 2 2	
24 Jesús Aguilar, R OBP: 0.311, SLG: 0.448 (1, 10)	 X SI 89			 B SI 87 B CH 79 C CH 80 B FC 84 F SI 90 B FF 92	 C CH 80 F FC 86 S CU 73 S CH 78		 B SL 84 F FF 94 S SL 83 X SL 85		3 0 0 0 1 1 5	
15 Brian Anderson, R OBP: 0.341, SLG: 0.434 (1, 5)		 C SI 88 X FF 89	 C FC 86 S CH 81 B CU 71 S FC 86			 B SI 88 X FC 84		 H SI 93	3 0 2 0 0 1 1	
23 Corey Dickerson, L OBP: 0.292, SLG: 0.359 (1, 7)		 B FF 88 X CH 81	 S FC 85 B FF 90 X CH 82	 1-1		 2 SAFE X FC 85		 B SI 92 B SI 93 B SI 93 C SI 93 X SI 94	4 0 0 0 0 0 4	
25 Lewis Brinson, R OBP: 0.255, SLG: 0.298 (1, 9)		 F SI 89 F SI 90 F CU 74 D CU 73 X CH 80	 B CH 78 F FF 91 D CU 72 F CH 80 F CU 73 X CH 77	 2-2		 X CH 80		 C SI 95 X FS 87	3 0 0 0 0 0 4	
7 Matt Joyce, L OBP: 0.368, SLG: 0.354 (8, PH)		 1-2	 1-2	 2-3		 2-3		 1-2f	1 0 0 0 0 0 1	
38 Jorge Alfaro, R OBP: 0.237, SLG: 0.229 (1, 2)		 F FF 89 F FF 90 F CU 74 B FC 85 S CH 80	 1-3	 1-3		 B SI 90 B FC 87 C FC 90 F CH 80 B FF 90 S FC 87		 B SL 86 X SI 94	3 0 0 0 0 3 3	
68 Lewin Díaz, L OBP: 0.189, SLG: 0.171 (9, PH)		 F CU 73 B FF 91 S FC 85 S CU 74	 1-3	 1-3		 3-3		 B FS 86 B SI 96 X FS 85	1 0 0 0 0 0 0	
70 Jazz Chisholm Jr., L (1, 6)		 1-3	 1-3	 1-3		 1-3		 B CU 76 B FF 92 S CH 85 C FF 93 X SL 83	4 0 0 0 0 1 2	

Inning Stats	R: 0	H: 0	E: 0	K: 1	S: 7	LOB: 1	BB: 1	P: 13	R: 0	H: 1	E: 1	K: 2	S: 15	LOB: 2	BB: 0	P: 19	R: 0	H: 0	E: 0	K: 1	S: 8	LOB: 0	BB: 0	P: 14	R: 0	H: 0	E: 0	K: 1	S: 11	LOB: 1	BB: 1	P: 19	R: 1	H: 3	E: 0	K: 2	S: 18	LOB: 2	BB: 0	P: 24	R: 0	H: 1	E: 0	K: 1	S: 6	LOB: 1	BB: 0	P: 10	R: 0	H: 1	E: 0	K: 1	S: 12	LOB: 2	BB: 1	P: 22	R: 0	H: 0	E: 0	K: 0	S: 4	LOB: 0	BB: 0	P: 8	R: 0	H: 0	E: 0	K: 0	S: 5	LOB: 0	BB: 0	P: 9	1B: 5	SF: 0	2B: 1	SAC: 0	3B: 0	DP: 1	HR: 0	HBP: 1	WP: 0	PA: 37
--------------	------	------	------	------	------	--------	-------	-------	------	------	------	------	-------	--------	-------	-------	------	------	------	------	------	--------	-------	-------	------	------	------	------	-------	--------	-------	-------	------	------	------	------	-------	--------	-------	-------	------	------	------	------	------	--------	-------	-------	------	------	------	------	-------	--------	-------	-------	------	------	------	------	------	--------	-------	------	------	------	------	------	------	--------	-------	------	-------	-------	-------	--------	-------	-------	-------	--------	-------	--------

PITCHER	IP	WLS	BF	H	R	ER	SO	BB	IBB	HBP	BLK	WP	HR	S	P	ERA	WHIP
99 Hyun Jin Ryu, L ERA: 2.51 (1, 1)	6.0	W	26	5	1	1	8	2	0	0	0	0	0	65	99	1.50	1.167
36 A.J. Cole, R ERA: 1.08 (7, 1)	1.0	H	5	1	0	0	1	1	0	0	0	0	0	12	22	0.00	2.000
41 Rafael Dolis, R ERA: 2.12 (8, 1)	1.0	H	3	0	0	0	0	0	0	1	0	0	0	4	8	0.00	0.000
52 Anthony Bass, R ERA: 2.5 (9, 1)	1.0	S	3	0	0	0	0	0	0	0	0	0	0	5	9	0.00	0.000

BOTTOM

Toronto Blue Jays @ Miami Marlins
Marlins Park, Miami, FL
Wed Sep 02 2020, 6:40 PM - 9:17 PM EDT
Roof Closed - 75 F

livebaseballscorecards.com

AB	33
R	1
H	6
RBI	1
BB	3
SO	9
LOB	22



Batter	1	2	3	4	5	6	7	8	9	10	AB R H RBI BB SO LOB	TOP													
8 Cavan Biggio, L OBP: 0.372, SLG: 0.449 (1, 9) (10, 4)	2-0 P2 ①		0-0 F7 ③			4-2 G5-4-3 BB ②		3-1 37 BLK 37 WP 2B		4-1 15 G3 37 HR BB	3 2 1 0 2 0 0	Toronto Blue Jays @ Boston Red Sox Fenway Park, Boston, MA Thu Sep 03 2020, 7:34 PM - 11:35 PM EDT Cloudy - 71 F													
15 Randal Grichuk, R OBP: 0.314, SLG: 0.523 (1, 8)	3-2 F7 ②			2-3 K ①		1-0 G5-4-3 1-2f ③		4-1 37 WP 37 BLK BB		0-0 G3 ①	4 0 0 0 1 1 2														
37 Teoscar Hernández, R OBP: 0.361, SLG: 0.644 (1, 10)	4-2 BB			1-2 F9 ②			1-0 13 1B 2 1B 1B	1-3 K ①		0-1 HR 2-H 3-H	4 2 2 3 1 1 1														
27 Vladimir Guerrero Jr., R OBP: 0.333, SLG: 0.444 (1, 3)	3-1 L9 ③			4-2 13 E 13 E4 BB		2-2 F9 ①	1-0 G4-3 ②		2-3 K ②		4 0 0 0 1 1 3														
13 Lourdes Gurriel Jr., R OBP: 0.328, SLG: 0.492 (1, 7)		0-1 F8 ①		3-0 E4 1-H ③		2-1 44 HBP 2 1B 1B		0-1 G6-3 ③		3-1 HR	5 1 2 1 0 0 2														
30 Jonathan Villar, S OBP: 0.307, SLG: 0.328 (1, 4) (7, 6)		1-1 G5-3 ②			0-0 G6-3 ①		1-0 F9 ②		1-3 K ①	4-1 2 BB BB	4 0 0 0 1 1 2														
2 Joe Panik, L OBP: 0.310, SLG: 0.281 (1, 5) (7, 4) (10, 5)		2-3 K ③			1-0 G2-3 ②		1-2 44 HBP 1-2 2-H 1B		0-1 1B	4-2 BB 1-2	4 0 2 1 1 1 0														
9 Danny Jansen, R OBP: 0.293, SLG: 0.253 44 Rowdy Tellez, L OBP: 0.320, SLG: 0.494 10 Reese McGuire, L OBP: 0.077, SLG: 0.154 (1, 2) (7, PH) (7, 2)			2-3 K ①		1-3 K ③		1-1 HBP 1-2 2-3		2-3 K ②	1-2 G4-3 ③	2 0 0 0 0 2 0 0 0 0 0 0 0 0 2 0 0 0 0 1 3														
5 Santiago Espinal, R OBP: 0.250, SLG: 0.267 6 Travis Shaw, L OBP: 0.290, SLG: 0.333 (7, 5) 23 Derek Fisher, L OBP: 0.286, SLG: 0.353 (10, PR) (10, 9)		0-1 G6-3 ②			1-3 K ①		1-3 K ③		1 SAFE K ③	0-0 15 G3 37 HR	2 0 0 0 0 1 0 2 0 0 0 0 2 4 0 1 0 0 0 0 0														
Inning Stats	R: 0 E: 0 K: 0 S: 9	H: 0 LOB: 1 BB: 1 P: 21	R: 0 E: 0 K: 1 S: 7	H: 0 LOB: 0 BB: 0 P: 10	R: 0 E: 0 K: 1 S: 6	H: 0 LOB: 0 BB: 0 P: 8	R: 0 E: 1 K: 1 S: 9	H: 0 LOB: 2 BB: 1 P: 19	R: 0 E: 0 K: 1 S: 5	H: 0 LOB: 0 BB: 0 P: 7	R: 0 E: 0 K: 1 S: 6		H: 0 LOB: 0 BB: 0 P: 12	R: 1 E: 0 K: 1 S: 16	H: 3 LOB: 3 BB: 0 P: 25	R: 1 E: 0 K: 1 S: 9	H: 1 LOB: 1 BB: 1 P: 18	R: 0 E: 0 K: 3 S: 11	H: 1 LOB: 1 BB: 0 P: 14	R: 4 E: 0 K: 1 S: 16	H: 2 LOB: 2 BB: 3 P: 34	1B: 4 2B: 1 3B: 0 HR: 2	SF: 0 SAC: 0 DP: 1 HBP: 1	WP: 1 PB: 0 SB: 0 CS: 0	PA: 44
PITCHER	IP WLS BF H R ER SO BB IBB HBP BLK WP HR S P ERA WHIP											IP WLS BF H R ER SO BB IBB HBP BLK WP HR S P ERA WHIP													
54 Martín Pérez, L ERA: 4.07 (1, 1)	6.2																								
31 Austin Brice, R ERA: 6.75 (7, 1)	0.1	H	4	1	1	1	1	1	0	1	0	0	0	0	7	16	27.00	6.000							
70 Ryan Brasier, R ERA: 4.6 (8, 1)	1.0	B	3	0	0	0	1	0	0	0	1	1	0	6	8	0.00	0.000								
32 Matt Barnes, R ERA: 4.8 (9, 1)	1.0		4	1	0	0	3	0	0	0	0	0	0	11	14	0.00	1.000								
71 Phillips Valdez, R ERA: 2.05 (10, 1)	1.0	L	8	2	4	3	1	3	0	0	0	0	2	16	34	27.00	5.000								

livebaseballscores.com

AB 36
R 6
H 7
RBI 5
BB 7
SO 11
LOB 17



BOTTOM

Toronto Blue Jays @ Boston Red Sox
Fenway Park, Boston, MA
Thu Sep 03 2020, 7:34 PM - 11:35 PM EDT
Cloudy - 71 F

livebaseballscorecards.com

AB 38
R 2
H 9
RBI 2
BB 5
SO 11
LOB 22



WP: 0 PA: 43
PB: 0
SB: 1
CS: 0

AB R H RBI BB SO LOB

5 0 1 0 0 1 2

4 1 1 0 1 0 1

5 0 1 0 0 1 5

5 0 3 0 0 1 0

3 0 0 0 2 2 3

4 1 1 2 1 1 4

5 0 1 0 0 2 5

3 0 0 0 1 2 1

0 0 0 0 0 0 0


4 0 1 0 0 1 1

1B: 7 SF: 0
2B: 1 SAC: 0
3B: 0 DP: 1
HR: 1 HBP: 0

Batter	1	2	3	4	5	6	7	8	9	10
99 Alex Verdugo, L OBP: 0.367, SLG: 0.519 (1, 9)			G4-3				F8		F7	
11 Rafael Devers, L OBP: 0.310, SLG: 0.458 (1, 5)	P6		P3			FC4-6 1B				
2 Xander Bogaerts, R OBP: 0.349, SLG: 0.530 (1, 6)	G1-3					K	P3		F9	
28 J.D. Martinez, R OBP: 0.315, SLG: 0.403 (1, 10)		G6-3								K
7 Christian Vázquez, R OBP: 0.296, SLG: 0.393 (1, 2)				L9				K		
19 Jackie Bradley Jr., L OBP: 0.325, SLG: 0.402 (1, 8)				G6-3				G4-3		K
23 Michael Chavis, R OBP: 0.233, SLG: 0.333 (1, 4) (10, 3)						P3	K			K
29 Bobby Dalbec, R OBP: 0.188, SLG: 0.333 30 Tzu-Wei Lin, L OBP: 0.179, SLG: 0.148 (9, PR) (10, 4)				G4-3						
60 Yairo Muñoz, R OBP: 0.250, SLG: 0.375 (1, 7)			L6							

Inning Stats	R: 0	H: 0	E: 0	K: 1	S: 6	WLS	BF	H	R	ER	SO	BB	IBB	HBP	BLK	WP	HR	S	P	ERA	WHIP
	0	0	0	0	6		23	6	2	2	4	1	0	0	0	0	1	50	81	3.18	1.235
	0	0	0	0	2		6	2	0	0	2	1	0	0	0	0	0	13	19	0.00	3.000
	0	0	0	0	1		6	1	0	0	1	1	0	0	0	0	0	16	26	0.00	1.500
	0	0	0	0	0		3	0	0	0	1	1	0	0	0	0	0	10	17	0.00	1.500
	0	0	0	0	0		5	0	0	0	3	1	0	0	0	0	0	17	25	0.00	0.750

PITCHER	IP	WLS	BF	H	R	ER	SO	BB	IBB	HBP	BLK	WP	HR	S	P	ERA	WHIP
0 Taijuan Walker, R ERA: 3.26 (1, 1)	5.2		23	6	2	2	4	1	0	0	0	0	1	50	81	3.18	1.235
47 Anthony Kay, L ERA: 2.76 (6, 1)	1.0		6	2	0	0	2	1	0	0	0	0	0	13	19	0.00	3.000
31 Thomas Hatch, R ERA: 1.45 (7, 1)	1.1		6	1	0	0	1	1	0	0	0	0	0	16	26	0.00	1.500
56 Ryan Borucki, L ERA: 2.61 (9, 1)	0.2		3	0	0	0	1	1	0	0	0	0	0	10	17	0.00	1.500
41 Rafael Dolis, R ERA: 1.96 (9, 1)	1.1	W	5	0	0	0	3	1	0	0	0	0	0	17	25	0.00	0.750

Batter	1	2	3	4	5	6	7	8	9	AB R H RBI BB SO LOB	TOP														
99 Alex Verdugo, L (1, 10) OBP: 0.368, SLG: 0.507	2-2 F7		3-2 P6		2-2 F8	3-3 K				4 0 0 0 0 1 0	<p>Boston Red Sox @ Toronto Blue Jays Fenway Park, Boston, MA Fri Sep 04 2020, 7:33 PM - 10:21 PM EDT Clear - 77 F</p> <p>livebaseballscorecards.com</p> <table border="0"> <tr><td>AB</td><td>27</td></tr> <tr><td>R</td><td>3</td></tr> <tr><td>H</td><td>7</td></tr> <tr><td>RBI</td><td>2</td></tr> <tr><td>BB</td><td>4</td></tr> <tr><td>SO</td><td>8</td></tr> <tr><td>LOB</td><td>15</td></tr> </table> 	AB	27	R	3	H	7	RBI	2	BB	4	SO	8	LOB	15
AB	27																								
R	3																								
H	7																								
RBI	2																								
BB	4																								
SO	8																								
LOB	15																								
60 Yairo Muñoz, R (1, 9) OBP: 0.533, SLG: 0.933	2-1 P4		0-2 FC3-6 1B		0-1 7 BB 23 E 2B		0-2 7 G6-4-3 1B			4 1 3 0 0 0 0															
11 Rafael Devers, L (1, 5) OBP: 0.307, SLG: 0.440	2-3 K		0-2 FC3-6 7 BB 23 1B 1-2f		4-1 23 E 7 BB BB		2-1 F7			3 1 0 0 1 1 2															
7 Christian Vázquez, R (1, 2) OBP: 0.310, SLG: 0.395		2-1 19 1B 30 2B 1B	4-2 23 1B BB		4-2 23 E BB		1-2 2-3 BB			2 1 1 0 2 0 1															
23 Michael Chavis, R (1, 4) OBP: 0.250, SLG: 0.356		1-1 L8	0-2 1B		2-3 K		1-2 2-3 3-H K			3 0 1 1 0 1 3															
19 Jackie Bradley Jr., L (1, 8) OBP: 0.331, SLG: 0.398		0-0 30 2B 1B	2-3 K		0-0 IBB					2 0 1 0 1 1 2															
29 Bobby Dalbec, R (1, 3) OBP: 0.158, SLG: 0.278		1-3 K			2-1 G5-3	2-2 G1-3				3 0 0 0 0 1 5															
30 Tzu-Wei Lin, L (1, 7) OBP: 0.194, SLG: 0.200		1-2 2B			0-0 G3		3-3 K			3 0 1 1 0 1 0															
36 Jonathan Araúz, S (1, 6) OBP: 0.275, SLG: 0.286		1-1 G4-3			1-2 K		1-2 K			3 0 0 0 0 2 2															
Inning Stats	R: 0 E: 0 K: 1 S: 8 H: 0 LOB: 0 BB: 0 P: 14	R: 1 E: 0 K: 1 S: 13 H: 3 LOB: 2 BB: 0 P: 19	R: 1 E: 0 K: 1 S: 18 H: 2 LOB: 2 BB: 1 P: 27	R: 0 E: 0 K: 1 S: 6 H: 0 LOB: 0 BB: 0 P: 9	R: 1 E: 1 K: 1 S: 14 H: 1 LOB: 3 BB: 3 P: 28	R: 0 E: 0 K: 3 S: 10 H: 0 LOB: 0 BB: 0 P: 17	R: 0 E: 0 K: 0 S: 10 H: 1 LOB: 0 BB: 0 P: 13			1B: 5 2B: 2 3B: 0 HR: 0 SF: 0 SAC: 0 DP: 1 HBP: 0	WP: 0 PB: 0 SB: 0 CS: 0 PA: 31														
PITCHER Ross Stripling, R (1, 1) ERA: 5.68 Sean Reid-Foley, R (5, 1) ERA: 63 Wilmer Font, R (7, 1) ERA: 9.0	IP WLS BF H R ER SO BB IBB HBP BLK WP HR S P ERA WHIP											PITCHER IP WLS BF H R ER SO BB IBB HBP BLK WP HR S P ERA WHIP													
	4.1 L 21 6 3 3 4 2 0 0 0 0 0 0 51 81 6.23 1.846																								
	1.2 7 0 0 0 4 1 1 0 0 0 0 0 18 33 0.00 0.600																								
	1.0 3 1 0 0 0 0 0 0 0 0 0 0 10 13 0.00 1.000																								

Batter	1	2	3	4	5	6	7	8	9
8 Cavan Biggio, L (1, 4) OBP: 0.366, SLG: 0.438 C SI 93 F SL 84 F FF 92 B SL 83 B FC 89 X SL 82	2-2 		2-1 			2-3 	2-3 		
15 Randal Grichuk, R (1, 8) OBP: 0.320, SLG: 0.533 C FC 88 S SI 93 F SL 82 X FF 94	0-2 		0-0 			3-1 			
44 Rowdy Tellez, L (1, 3) OBP: 0.330, SLG: 0.532 C SI 94 X SL 84	0-1 			3-1 		4-0 			
5 Santiago Espinal, R (6, PR) OBP: 0.250, SLG: 0.267 C SI 94 X SL 84	0-1 			3-1 		4-0 			
37 Teoscar Hernández, R (1, 10) OBP: 0.351, SLG: 0.617 C SI 92 B FC 89 S SI 92 F SL 85 X SL 83	2-2 		2-3 			3-3 	3-3 		
30 Jonathan Villar, S (1, 6) OBP: 0.308, SLG: 0.328 B CH 86 F SL 82 S SI 94 B FC 89 X SL 83	2-2 		3-3 			3-2 	3-2 		
13 Lourdes Gurriel Jr., R (1, 7) OBP: 0.333, SLG: 0.481 B FC 88 X SL 83	1-0 		2-2 			4-1 	4-1 		
23 Derek Fisher, L (1, 9) OBP: 0.292, SLG: 0.316 B SL 81 S FF 93 S SL 83 B SL 83 1 SAFE F SL 94 B FF 93 B SL 84	4-2 		1-2 			1-3 	1-3 		
6 Travis Shaw, L (1, 5) OBP: 0.307, SLG: 0.388 F FC 89 S SL 94 B FF 94 2 SAFE B SL 85 X FF 93	2-2 			1-2 		1-2 	2-2 		
10 Reese McGuire, L (1, 2) OBP: 0.073, SLG: 0.146 27 Vladimir Guerrero Jr., R7, PH OBP: 0.329, SLG: 0.436 B SI 91 C SI 91 S SL 82 X FF 92	1-2 		1-2 			2-3 	0-1 		

AB	R	H	RBI	BB	SO	LOB
4	0	1	0	0	2	0
3	1	1	0	0	0	1
2	1	1	1	1	0	0
0	0	0	0	0	0	0
3	0	0	0	0	2	2
3	0	1	1	0	1	0
2	0	1	0	1	0	0
2	0	0	0	1	1	3
3	0	1	0	0	0	2
2	0	0	0	0	1	0
1	0	0	0	0	0	1

BOTTOM

Boston Red Sox @ Toronto Blue Jays
 Fenway Park, Boston, MA
 Fri Sep 04 2020, 7:33 PM - 10:21 PM EDT
 Clear - 77 F

livebaseballscorecards.com

AB	25
R	2
H	6
RBI	2
BB	3
SO	7
LOB	9

Inning	R	H	E	K	S	1B	2B	3B	HR	SF	SH	BB	SO	LOB
1	0	0	0	10	12	0	0	0	0	0	0	0	2	0
2	0	1	0	14	25	0	0	0	0	0	0	0	0	2
3	0	1	0	11	21	0	0	0	0	0	0	0	0	0
4	0	0	0	9	14	0	0	0	0	0	0	0	0	0
5	0	0	0	9	14	0	0	0	0	0	0	0	0	0
6	1	2	0	18	38	0	0	0	0	0	0	0	0	0
7	0	0	0	18	38	0	0	0	0	0	0	0	0	0
8	0	0	0	12	14	0	0	0	0	0	0	0	0	0
9	0	0	0	10	10	0	0	0	0	0	0	0	0	0

PITCHER	IP	WLS	BF	H	R	ER	SO	BB	IBB	HBP	BLK	WP	HR	S	P	ERA	WHIP
22 Chris Mazza, R (1, 1) ERA: 6.0	4.0		15	3	1	1	2	1	0	0	0	0	1	41	67	2.25	1.000
72 Josh Taylor, L (5, 1) ERA: 7.11	1.0	W	3	0	0	0	1	0	0	0	0	0	0	9	14	0.00	0.000
77 Robinson Leyer, R (6, 1) ERA: 6.0	1.0	H	7	2	1	1	3	2	0	0	0	0	0	18	38	9.00	4.000
32 Matt Barnes, R (7, 1) ERA: 4.5	1.0	S	3	1	0	0	1	0	0	0	0	0	0	8	12	0.00	1.000

WP	HR	S	P	ERA	WHIP
0	0	0	0	0	0
0	0	0	0	0	0
0	0	0	0	0	0
0	0	0	0	0	0

Batter	1	2	3	4	5	6	7	8	9	AB R H RBI BB SO LOB	TOP		
8 Cavan Biggio, L OBP: 0.369, SLG: 0.444 (1, 4)	G4-3	L6			X SL 84 0-0 15 G1-3 44 SF7 15 WP 1B	K				4 1 1 0 0 1 3			
15 Randal Grichuk, R OBP: 0.319, SLG: 0.530 (1, 8)	G6-3				B FF 92 2-2 C FF 93 1 SAFE B CH 82 F SL 85 X CH 84	G1-3				4 1 2 2 0 0 1			
44 Rowdy Tellez, L OBP: 0.327, SLG: 0.500 (1, 3)					B SL 85 1-1 S SL 84 X SL 83	SF7				3 0 2 1 0 0 2			
37 Teoscar Hernández, R OBP: 0.358, SLG: 0.630 (1, 9)	K				B CH 83 3-3 S FF 92 F FF 92 B SL 86 B CH 83 S CH 81	K				3 0 0 0 1 2 2			
27 Vladimir Guerrero Jr., R (1, 10) 30 Jonathan Villar, S (7, PR) OBP: 0.331, SLG: 0.439 OBP: 0.307, SLG: 0.328 (7, 10)					C FC 88 0-1 F FC 88 F FC 89 S FC 90	K				4 1 1 0 0 2 0 0 0 0 0 0 0 0			
13 Lourdes Gurriel Jr., R OBP: 0.326, SLG: 0.480 (1, 7)					S FF 92 0-1 X SL 84	G5-3				3 1 0 0 1 1 2			
6 Travis Shaw, L OBP: 0.306, SLG: 0.390 (1, 5)					B FC 90 4-2 B FC 90 B FF 92 C FC 90 S FC 90 F FC 90 B FF 92	2 1B 15 1B 6 1B BB				4 2 3 1 0 1 2			
2 Joe Panik, L OBP: 0.324, SLG: 0.288 (1, 6)					B FF 93 2-1 C FC 93 B FF 92 X SL 83	G3				2 1 1 1 1 0 1			
9 Danny Jansen, R OBP: 0.295, SLG: 0.295 (1, 2)					F FF 93 0-1 X CH 82	G4-3				3 1 1 2 0 0 4			
Inning Stats	R: 0 H: 1 E: 0 LOB: 1 K: 1 BB: 0 S: 9 P: 14	R: 3 H: 2 E: 0 LOB: 0 K: 2 BB: 1 S: 14 P: 27	R: 1 H: 2 E: 0 LOB: 0 K: 1 BB: 0 S: 8 P: 10	R: 0 H: 1 E: 0 LOB: 1 K: 0 BB: 0 S: 8 P: 11	R: 1 H: 1 E: 0 LOB: 0 K: 1 BB: 0 S: 10 P: 16	R: 3 H: 3 E: 1 LOB: 2 K: 1 BB: 1 S: 19 P: 29	R: 0 H: 1 E: 0 LOB: 2 K: 1 BB: 1 S: 10 P: 22	1B: 7 SF: 1 2B: 2 SAC: 0 3B: 0 DP: 2 HR: 2 HBP: 0	WP: 1 PA: 34 PB: 0 SB: 0 CS: 0				
PITCHER	IP WLS BF H R ER SO BB IBB HBP BLK WP HR S P ERA WHIP											PITCHER	IP WLS BF H R ER SO BB IBB HBP BLK WP HR S P ERA WHIP
68 Zack Godley, R ERA: 8.16 (1, 1)	3.0 L 14 5 4 4 4 1 0 0 0 0 0 2 31 51 12.00 2.000												
59 Jeffrey Springs, L ERA: 7.9 (4, 1)	2.0 8 2 1 1 1 0 0 0 0 0 1 0 18 27 4.50 1.000												
64 Marcus Walden, R ERA: 11.17 (6, 1)	0.2 7 3 3 0 1 1 0 0 0 0 0 0 18 27 0.00 6.000												
79 Robert Stock, R ERA: 6.14 (6, 1)	1.1 5 1 0 0 1 1 0 0 0 0 0 0 11 24 0.00 1.500												

Toronto Blue Jays @ Boston Red Sox
Fenway Park, Boston, MA
Fri Sep 04 2020, 4:12 PM - 6:54 PM EDT
Sunny - 83 F

livebaseballscorecards.com

AB 30
R 8
H 11
RBI 7
BB 3
SO 7
LOB 17



Batter	1	2	3	4	5	6	7	8	9
99 Alex Verdugo, L OBP: 0.377, SLG: 0.522 (1, 9)	 S FF 90 B FF 92 B FF 87 B SI 90 F FF 89 S FF 90		 F SI 90 B CU 73 B CH 82 B CH 82 X FF 91		 F FF 91 F CU 74 B SI 91 X CU 75	 1 SAFE B FF 93 B FF 93 B CH 87 B FF 93			
11 Rafael Devers, L OBP: 0.308, SLG: 0.449 (1, 5)	 S SI 91 F FF 91 S CU 74		 C FF 91 D CH 81 S FF 91 B CU 73 1 SAFE F FF 91 X CU 74		 B FF 91 B FF 90 S CU 73 F FF 92 B CU 73 B CU 73	 F FF 93 B CH 86 B FC 88 X FC 89			
2 Xander Bogaerts, R OBP: 0.340, SLG: 0.515 (1, 6)	 B SL 88 C FF 91 B SI 91 S CU 74 B SL 89 C SI 92		 B FF 91 F CU 73 1 SAFE D SL 87 X SI 92		 X FF 97	 C SL 85 B FF 95 B SL 84 X SL 85			
28 J.D. Martinez, R OBP: 0.307, SLG: 0.391 (1, 10)		 C FF 89 B SL 86 S FF 92 S SI 91		 S FF 91 C FF 91 B FF 93 X FF 92			 F SI 95 X SL 85		
25 Kevin Plawecki, R OBP: 0.375, SLG: 0.422 (1, 2)		 B SL 87 X FF 92		 X SI 92		 C CU 78 B FF 99 F FF 97 B SL 88 X SL 87		 S SL 87 S SL 88 S SL 88 S SL 88	
19 Jackie Bradley Jr., L OBP: 0.323, SLG: 0.397 (1, 8)		 B CU 72 F FF 90 C CH 81 F CU 73 B CU 73 X SI 91		 B FF 92 F FF 90 T CU 75 C CU 74		 B FF 96 X FF 97		 B SL 85 B SI 96 C SI 95 C SI 95 F SI 96 X SI 93	
60 Yairo Muñoz, R OBP: 0.455, SLG: 0.909 (1, 7)		 B CU 73 B SI 91 S SI 91 X FF 92			 B CU 71 F FF 89 X CU 73	 X CU 79			
23 Michael Chavis, R OBP: 0.247, SLG: 0.357 (1, 3)		 X SL 88			 F FF 91 1 SAFE D CU 73 B FF 90 C SI 90 S CU 74	 C FF 97 F FF 96 X FF 97			
3 José Peraza, R OBP: 0.274, SLG: 0.321 (1, 4)		 C CU 72 X SI 90			 F SL 85 X SI 90	 S SL 83 F SL 83 X SL 84			

AB	R	H	RBI	BB	SO	LOB
3	0	2	0	1	1	0
3	0	0	0	1	1	3
4	0	0	0	0	1	5
4	0	0	0	0	2	2
4	2	2	0	0	1	0
4	1	1	0	0	1	1
3	3	3	3	0	0	0
3	0	2	1	0	1	1
3	1	1	2	0	0	2

BOTTOM	
AB	31
R	7
H	11
RBI	6
BB	2
SO	8
LOB	14
WP: 2	PA: 33
PB: 0	
SB: 0	
CS: 0	

Toronto Blue Jays @ Boston Red Sox
Fenway Park, Boston, MA
 Fri Sep 04 2020, 4:12 PM - 6:54 PM EDT
 Sunny - 83 F

Inning Stats		R: 0	H: 0	E: 0	K: 3	S: 9	R: 2	H: 3	E: 0	K: 1	S: 13	R: 0	H: 1	E: 0	K: 0	S: 8	R: 0	H: 0	E: 0	K: 1	S: 7	R: 2	H: 3	E: 0	K: 2	S: 16	R: 3	H: 4	E: 0	K: 1	S: 16	R: 0	H: 0	E: 0	K: 1	S: 9						
14 Tanner Roark, R ERA: 5.74 (1, 1)	IP	4.1	WLS	20	H	7	R	4	ER	4	SO	6	BB	1	IBB	0	HBP	0	BLK	0	WP	1	HR	1	S	49	P	79	ERA	8.31	WHIP	1.846										
67 Julian Merryweather, R ERA: 3.38 (5, 1)	IP	0.2	WLS	6	H	4	R	3	ER	3	SO	1	BB	0	IBB	0	HBP	0	BLK	0	WP	0	HR	0	S	13	P	16	ERA	40.50	WHIP	6.000										
36 A.J. Cole, R ERA: 1.02 (6, 1)	IP	1.0	WLS	4	H	0	R	0	ER	0	SO	0	BB	1	IBB	0	HBP	0	BLK	0	WP	1	HR	0	S	7	P	15	ERA	0.00	WHIP	1.000										
52 Anthony Bass, R ERA: 2.37 (7, 1)	IP	1.0	WLS	3	H	0	R	0	ER	0	SO	1	BB	0	IBB	0	HBP	0	BLK	0	WP	0	HR	0	S	9	P	13	ERA	0.00	WHIP	0.000										

PITCHER		IP	WLS	BF	H	R	ER	SO	BB	IBB	HBP	BLK	WP	HR	S	P	ERA	WHIP
14 Tanner Roark, R	(1, 1)	4.1		20	7	4	4	6	1	0	0	0	1	1	49	79	8.31	1.846
67 Julian Merryweather, R	(5, 1)	0.2		6	4	3	3	1	0	0	0	0	0	0	13	16	40.50	6.000
36 A.J. Cole, R	(6, 1)	1.0	W	4	0	0	0	0	1	0	0	0	1	0	7	15	0.00	1.000
52 Anthony Bass, R	(7, 1)	1.0	S	3	0	0	0	1	0	0	0	0	0	0	9	13	0.00	0.000

Batter	1	2	3	4	5	6	7	8	9	AB	R	H	RBI	BB	SO	LOB	TOP										
30 Jonathan Villar, S OBP: 0.302, SLG: 0.321 (1, 6)	G3		G3-1			FC5-4	G2-3		K	6	0	1	0	0	1	7											
15 Randal Grichuk, R OBP: 0.320, SLG: 0.524 (1, 8)	L5		G5-3			P3		K		6	1	2	0	0	1	2											
44 Rowdy Tellez, L OBP: 0.354, SLG: 0.535 (1, 10)	G3-1									5	2	3	0	1	0	2											
37 Teoscar Hernández, R OBP: 0.358, SLG: 0.637 (1, 9)										5	3	3	2	0	1	2											
6 Travis Shaw, L OBP: 0.311, SLG: 0.407 (1, 5)										5	0	2	1	0	1	3											
27 Vladimir Guerrero Jr., R OBP: 0.338, SLG: 0.455 (1, 3)										3	2	1	3	2	1	1											
2 Joe Panik, L OBP: 0.329, SLG: 0.310 (1, 4)										5	0	2	1	0	0	5											
9 Danny Jansen, R OBP: 0.286, SLG: 0.284 (7, PH)										3	0	0	0	0	0	1											
8 Cavan Biggio, L OBP: 0.370, SLG: 0.438 (7, 2)										0	0	0	0	1	0	0											
7 Caleb Joseph, R (7, 2)										0	0	0	0	1	0	0											
23 Derek Fisher, L OBP: 0.346, SLG: 0.400 (6, PH)										1	0	1	0	1	0	0											
13 Lourdes Gurriel Jr., R OBP: 0.333, SLG: 0.477 (6, 7)										3	0	1	1	0	1	2											
Inning Stats	R: 0 E: 0 K: 0 S: 6	H: 0 LOB: 0 BB: 0 P: 10	R: 1 E: 0 K: 2 S: 9	H: 1 LOB: 0 BB: 0 P: 11	R: 0 E: 0 K: 0 S: 8	H: 1 LOB: 1 BB: 0 P: 15	R: 1 E: 1 K: 0 S: 10	H: 2 LOB: 1 BB: 0 P: 16	R: 0 E: 0 K: 0 S: 7	H: 1 LOB: 1 BB: 1 P: 14	R: 3 E: 1 K: 0 S: 16	H: 3 LOB: 2 BB: 1 P: 27	R: 3 E: 0 K: 0 S: 15	H: 5 LOB: 3 BB: 2 P: 30	R: 0 E: 0 K: 2 S: 14	H: 2 LOB: 3 BB: 1 P: 23	R: 0 E: 0 K: 2 S: 13	H: 1 LOB: 2 BB: 1 P: 21	1B: 10 2B: 4 3B: 0 HR: 2	SF: 0 SAC: 0 DP: 1 HBP: 0	WP: 0 PB: 0 SB: 0 CS: 0	PA: 48					
PITCHER	IP	WLS	BF	H	R	ER	SO	BB	IBB	HBP	BLK	WP	HR	S	P	ERA	WHIP										
65 Ryan Weber, R ERA: 5.45 (1, 1)	5.0		20	5	2	2	2	1	0	0	0	0	1	40	66	3.60	1.200										
72 Josh Taylor, L ERA: 9.82 (6, 1)	1.0		8	3	3	3	0	1	0	0	0	0	1	16	27	27.00	4.000										
71 Phillips Valdez, R ERA: 3.18 (7, 1)	0.2	B	7	4	3	3	0	2	0	0	0	0	0	10	23	40.50	9.000										
79 Robert Stock, R ERA: 5.87 (7, 1)	0.1		2	1	0	0	0	0	0	0	0	0	0	5	7	0.00	3.000										
74 Mike Kickham, L ERA: 5.4 (8, 1)	2.0	W	11	3	0	0	4	1	1	0	0	0	0	27	44	0.00	2.000										

Toronto Blue Jays @ Boston Red Sox
Fenway Park, Boston, MA
Sat Sep 05 2020, 7:32 PM - 11:13 PM EDT
Clear - 76 F

livebaseballscorecards.com

AB	42
R	8
H	16
RBI	8
BB	6
SO	6
LOB	25




Batter	1	2	3	4	5	6	7	8	9	AB	R	H	RBI	BB	SO	LOB
99 Alex Verdugo, L OBP: 0.369, SLG: 0.510 (1, 9)	 C FF 92 L FC 88 B CU 78 F CH 83 B FF 94 S CH 82	 FC 88 CH 83 CH 82 FF 92 CU 78 CH 84		 C FC 88 X FF 91		 B CU 72 F FS 84 B FS 90 B FS 84 X FS 82		 C FF 94 B FF 94 F CU 79 X FF 94		5	1	2	0	0	1	0
11 Rafael Devers, L OBP: 0.310, SLG: 0.465 (1, 5)	 F FC 89 F FF 93 F FF 92 B CH 83 B FC 90 S CU 79		 X CH 81	 X FC 88			 B FS 83 X FS 82	 C FF 94 S FF 95 X FF 95		5	1	2	3	0	1	3
2 Xander Bogaerts, R OBP: 0.335, SLG: 0.525 (1, 6)	 B FF 94 B FF 93 F FF 94 X FF 94		 C CU 75 X FF 92	 S FC 86 B CU 78 F CU 77 D CU 77 F FC 87 X FF 93			 F SL 80 B FF 81 F SL 81 X SL 83		 B SI 95 F SL 86 S SL 86 B SI 86 B SI 97 X SL 84	5	1	1	1	0	0	1
28 J.D. Martinez, R OBP: 0.323, SLG: 0.419 (1, 10)		 B FF 90 S FC 86 B FC 86 F FF 93 X FF 92	 B FF 91 B FC 87 C CH 82 C FF 92 D CU 78		 B FF 91 X FS 84	 60 G5-3 7 1B	 C FF 92 B FF 91 S SL 84 X SL 85		 B SI 95 F SI 95 B SI 94 D SL 86	3	1	2	1	2	0	0
3 José Peraza, R OBP: 0.274, SLG: 0.321 (9, PR)									 7 FC5-4	0	0	0	0	0	0	0
7 Christian Vázquez, R OBP: 0.321, SLG: 0.403 (1, 2)	 F FF 92 B FC 87 C CU 77 X FF 93	 19 HR	 B CU 77 B SI 92 C CH 83 S FF 92 X CU 78		 F FF 90 C FS 83 X FS 86	 60 G5-3 1B	 B CU 73 F FS 86 B CU 72 C SL 82 F FS 84 C FF 92		 C SI 93 F SL 85 X SI 94	5	2	3	0	0	1	1
60 Yairo Muñoz, R OBP: 0.450, SLG: 0.750 (1, 7)	 S FC 88 B SI 93 F CU 78 F CU 78 S CU 78		 X FF 93		 F FS 84 S SL 81 X FS 82	 1-2 2-3f		 B SI 79 F SL 82 F FS 83 X FF 91	 S SL 88 D SL 87 X FF 95	5	0	1	1	0	1	5
19 Jackie Bradley Jr., L OBP: 0.336, SLG: 0.421 (1, 8)	 X FF 92	 1-H		 C CH 80 B CH 80 X FF 91	 D FS 84 B FS 90 F FS 85 X FF 89	 1-2 2-3f	 1 SAFE C CU 76 B FF 94 B CU 75 F FF 94 F FF 94 B FF 94	 99 1B		3	1	1	2	1	0	1
23 Michael Chavis, R OBP: 0.250, SLG: 0.352 (1, 4)	 X FC 86	 G6-3		 B FF 91 X FC 85		 B FF 88 F FS 81 B FS 84 X FS 82	 B CH 85 B CH 85 C FF 92 F FF 94 S FF 94	 1		4	0	1	0	0	1	2
29 Bobby Dalbec, R OBP: 0.217, SLG: 0.455 (1, 3)	 B FF 92 C FC 86 B CU 77 S FC 86 B FF 92 F FC 86 X FF 93	 3-2		 1 SAFE D FC 85 X FC 84		 C FF 91 X FS 84	 B CU 77 F CH 85 F FF 93 B FF 93 S FF 94	 2		4	2	2	1	0	1	2

Inning Stats	R: 0	H: 0	E: 0	K: 2	S: 11	H: 0	LOB: 0	BB: 0	P: 17	R: 4	H: 4	E: 0	K: 1	S: 19	R: 0	H: 1	E: 0	K: 0	S: 9	R: 2	H: 4	E: 0	K: 0	S: 11	R: 0	H: 2	E: 0	K: 0	S: 10	R: 0	H: 0	E: 0	K: 0	S: 6	R: 1	H: 1	E: 0	K: 1	S: 11	R: 0	H: 2	E: 0	K: 2	S: 19	R: 2	H: 1	E: 0	K: 0	S: 10	1B: 8	2B: 2	3B: 0	HR: 5	SF: 0	SAC: 0	DP: 1	HBP: 0	WP: 0	PB: 0	SB: 1	CS: 0	PA: 42
--------------	------	------	------	------	-------	------	--------	-------	-------	------	------	------	------	-------	------	------	------	------	------	------	------	------	------	-------	------	------	------	------	-------	------	------	------	------	------	------	------	------	------	-------	------	------	------	------	-------	------	------	------	------	-------	-------	-------	-------	-------	-------	--------	-------	--------	-------	-------	-------	-------	--------

PITCHER	IP	WLS	BF	H	R	ER	SO	BB	IBB	HBP	BLK	WP	HR	S	P	ERA	WHIP
22 Chase Anderson, R ERA: 4.94 (1, 1)	4.0		21	9	6	6	3	1	0	0	0	0	0	3	79	13.50	2.500
1 Shun Yamaguchi, R ERA: 3.93 (5, 1)	3.0		12	4	1	1	1	0	0	0	0	0	1	31	45	3.00	1.333
47 Anthony Kay, L ERA: 2.6 (8, 1)	1.0	H	5	1	0	0	2	1	0	0	0	0	0	15	24	0.00	2.000
52 Anthony Bass, R ERA: 2.79 (9, 1)	0.1	L	4	1	2	1	0	1	0	0	0	0	1	10	18	27.00	6.000

Toronto Blue Jays @ Boston Red Sox
Fenway Park, Boston, MA
Sat Sep 05 2020, 7:32 PM - 11:13 PM EDT
Clear - 76 F

AB	39
R	9
H	15
RBI	9
BB	3
SO	6
LOB	15



Toronto Blue Jays @ Boston Red Sox
 Fenway Park, Boston, MA
 Sun Sep 06 2020, 1:39 PM - 6:01 PM EDT
 Partly Cloudy - 77 F

livebaseballscorecards.com

AB	42
R	10
H	15
RBI	10
BB	9
SO	10
LOB	23



AB	R	H	RBI	BB	SO	LOB
5	0	1	2	1	2	4
3	0	1	0	3	1	0
5	1	0	0	1	3	8
6	2	3	1	0	1	0
5	2	1	0	1	0	3
6	2	4	1	0	0	0
3	1	2	2	2	0	1
5	1	1	2	0	1	7
0	0	0	0	0	0	0
4	1	2	2	1	2	0

Batter	1	2	3	4	5	6	7	8	9															
8 Cavan Biggio, L (1, 8) OBP: 0.369, SLG: 0.437																								
30 Jonathan Villar, S (1, 6) OBP: 0.316, SLG: 0.321																								
27 Vladimir Guerrero Jr., R (1, 3) OBP: 0.331, SLG: 0.439																								
44 Rowdy Tellez, L (1, 10) OBP: 0.361, SLG: 0.562																								
6 Travis Shaw, L (1, 5) OBP: 0.312, SLG: 0.398																								
13 Lourdes Gurriel Jr., R (1, 7) OBP: 0.348, SLG: 0.486																								
2 Joe Panik, L (1, 4) OBP: 0.357, SLG: 0.338																								
7 Caleb Joseph, R (1, 2) OBP: 0.333, SLG: 0.800																								
9 Danny Jansen, R (9, 2) OBP: 0.286, SLG: 0.284																								
23 Derek Fisher, L (1, 9) OBP: 0.387, SLG: 0.417																								
Inning Stats	R: 0 E: 0 K: 3 S: 10	H: 0 LOB: 0 BB: 0 P: 16	R: 0 E: 0 K: 0 S: 10	H: 1 LOB: 1 BB: 0 P: 15	R: 1 E: 0 K: 1 S: 16	H: 2 LOB: 3 BB: 2 P: 32	R: 0 E: 0 K: 1 S: 11	H: 0 LOB: 2 BB: 2 P: 23	R: 6 E: 0 K: 1 S: 23	H: 5 LOB: 2 BB: 3 P: 47	R: 3 E: 0 K: 1 S: 28	H: 4 LOB: 3 BB: 2 P: 48	R: 0 E: 0 K: 1 S: 11	H: 2 LOB: 2 BB: 0 P: 17	R: 0 E: 0 K: 2 S: 12	H: 1 LOB: 1 BB: 0 P: 19	R: 0 E: 0 K: 0 S: 8	H: 0 LOB: 0 BB: 0 P: 8	1B: 11 2B: 2 3B: 0 HR: 2	SF: 0 SAC: 0 DP: 0 HBP: 0	WP: 0 PB: 0 SB: 0 CS: 0	PA: 51		
PITCHER	IP WLS BF H R ER SO BB IBB HBP BLK WP HR S P ERA WHIP	IP WLS BF H R ER SO BB IBB HBP BLK WP HR S P ERA WHIP	IP WLS BF H R ER SO BB IBB HBP BLK WP HR S P ERA WHIP	IP WLS BF H R ER SO BB IBB HBP BLK WP HR S P ERA WHIP	IP WLS BF H R ER SO BB IBB HBP BLK WP HR S P ERA WHIP	IP WLS BF H R ER SO BB IBB HBP BLK WP HR S P ERA WHIP	IP WLS BF H R ER SO BB IBB HBP BLK WP HR S P ERA WHIP	IP WLS BF H R ER SO BB IBB HBP BLK WP HR S P ERA WHIP	IP WLS BF H R ER SO BB IBB HBP BLK WP HR S P ERA WHIP															
61 Andrew Triggs, R (1, 1) ERA: 9.95	3.0																							
56 Matt Hall, L (4, 1) ERA: 19.89	1.2	L	13	4	6	6	2	4	0	0	0	0	0	26	54	32.40	4.800							
77 Robinson Leyer, R (5, 1) ERA: 13.5	0.1		6	4	3	3	0	1	0	0	0	0	1	20	35	81.00	15.000							
59 Jeffrey Springs, L (6, 1) ERA: 7.36	1.0		6	1	0	0	1	2	0	0	0	0	0	16	29	0.00	3.000							
31 Austin Brice, R (7, 1) ERA: 6.38	1.0		5	2	0	0	1	0	0	0	0	0	0	11	17	0.00	2.000							
PITCHER	IP WLS BF H R ER SO BB IBB HBP BLK WP HR S P ERA WHIP	IP WLS BF H R ER SO BB IBB HBP BLK WP HR S P ERA WHIP	IP WLS BF H R ER SO BB IBB HBP BLK WP HR S P ERA WHIP	IP WLS BF H R ER SO BB IBB HBP BLK WP HR S P ERA WHIP	IP WLS BF H R ER SO BB IBB HBP BLK WP HR S P ERA WHIP	IP WLS BF H R ER SO BB IBB HBP BLK WP HR S P ERA WHIP	IP WLS BF H R ER SO BB IBB HBP BLK WP HR S P ERA WHIP	IP WLS BF H R ER SO BB IBB HBP BLK WP HR S P ERA WHIP	IP WLS BF H R ER SO BB IBB HBP BLK WP HR S P ERA WHIP															
70 Ryan Brasier, R (8, 1) ERA: 4.32	1.0		4	1	0	0	2	0	0	0	0	0	0	8	12	0.00	1.000							
64 Marcus Walden, R (9, 1) ERA: 10.13	1.0		3	0	0	0	0	0	0	0	0	0	0	8	8	0.00	0.000							

Batter	1	2	3	4	5	6	7	8	9	AB	R	H	RBI	BB	SO	LOB	BOTTOM
60 Yairo Muñoz, R OBP: 0.476, SLG: 0.762 36 Jonathan Araúz, S OBP: 0.309, SLG: 0.280	1-2 25 HR 1B	1-3 K		4-0 7 FC6-4 BB		4-0 2 FC6-4 BB		4-2 2 HR BB		1 0 1 0 0 0 0 1 2 0 0 3 1 1							Toronto Blue Jays @ Boston Red Sox Fenway Park, Boston, MA Sun Sep 06 2020, 1:39 PM - 6:01 PM EDT Partly Cloudy - 77 F
7 Christian Vázquez, R OBP: 0.309, SLG: 0.388	2-3 K	1-0 F9		0-2 FC6-4		3-3 K		1-2 F9		5 0 0 0 0 2 7							
2 Xander Bogaerts, R OBP: 0.338, SLG: 0.541	0-1 25 HR 1B		2-2 P6		1-2 F8	2-0 FC6-4		1-2 HR		5 2 2 2 0 0 3							
28 J.D. Martinez, R OBP: 0.313, SLG: 0.404	2-3 K		3-2 L7		1-1 G6-3		0-1 G6-3	3-2 F7		5 0 0 0 0 1 2							
25 Kevin Plawecki, R OBP: 0.404, SLG: 0.500 70 Ryan Brasier, R	3-1 HR		1-2 23 1B		3-3 K		2-0 19 FC4-6 23 BB HBP	2-2 G4-3		3 1 2 3 0 1 0 0 0 0 0 0 0 0 1 0 0 0 0 0 0 0 0 0 0 0 0 0							
99 Alex Verdugo, L OBP: 0.386, SLG: 0.507 64 Marcus Walden, R	4-2 BB		0-0 1B		2-1 29 BB 3 SF8 19 1B		4-2 19 FC4-6 BB		2-0 F7	3 1 2 0 2 0 0							
23 Michael Chavis, R OBP: 0.277, SLG: 0.362			1-3 1B		0-0 P4		0-1 36 WP 29 BB 1B		2-3 K	5 0 1 0 0 2 3							
19 Jackie Bradley Jr., L OBP: 0.331, SLG: 0.413					3-2 HR		4-2 36 WP BB		0-3 K2-3	4 1 1 1 1 2 2							
29 Bobby Dalbec, R OBP: 0.250, SLG: 0.538					1-3 K		0-0 SF8		0-1 HR	2 1 1 2 1 1 0							
3 José Peraza, R OBP: 0.282, SLG: 0.352																	

Inning Stats	R: 3 E: 0 K: 3 S: 20	H: 3 LOB: 1 BB: 1 P: 35	R: 0 E: 0 K: 1 S: 8	H: 0 LOB: 1 BB: 1 P: 14	R: 0 E: 0 K: 0 S: 10	H: 2 LOB: 2 BB: 0 P: 16	R: 1 E: 0 K: 1 S: 10	H: 1 LOB: 1 BB: 1 P: 18	R: 0 E: 0 K: 1 S: 8	H: 0 LOB: 0 BB: 0 P: 13	R: 1 E: 0 K: 1 S: 13	H: 2 LOB: 3 BB: 2 P: 28	R: 0 E: 0 K: 1 S: 13	H: 0 LOB: 2 BB: 1 P: 22	R: 3 E: 0 K: 0 S: 22	H: 2 LOB: 0 BB: 1 P: 33	R: 0 E: 0 K: 2 S: 10	H: 0 LOB: 0 BB: 0 P: 14	1B: 6 2B: 0 3B: 0 HR: 4	SF: 1 SAC: 0 DP: 0 HBP: 1	WP: 1 PB: 0 SB: 1 CS: 0	PA: 44
---------------------	-------------------------------	----------------------------------	------------------------------	----------------------------------	-------------------------------	----------------------------------	-------------------------------	----------------------------------	------------------------------	----------------------------------	-------------------------------	----------------------------------	-------------------------------	----------------------------------	-------------------------------	----------------------------------	-------------------------------	----------------------------------	----------------------------------	------------------------------------	----------------------------------	--------

PITCHER	IP	WLS	BF	H	R	ER	SO	BB	IBB	HBP	BLK	WP	HR	S	P	ERA	WHIP
38 Robbie Ray, L ERA: 7.51	(1, 1)		4.0	6	4	4	5	3	0	0	0	0	2	48	83	9.00	2.250
63 Wilmer Font, R ERA: 8.78	(5, 1)		1.1	8	2	1	1	2	0	0	0	1	0	16	31	6.75	3.000
31 Thomas Hatch, R ERA: 1.33	(6, 1)	W	1.2	7	0	0	2	1	0	1	0	0	0	18	32	0.00	0.600
36 A.J. Cole, R ERA: 2.45	(8, 1)		0.2	5	2	3	0	1	0	0	0	0	2	19	28	40.50	4.500
56 Ryan Borucki, L ERA: 2.53	(8, 1)	H	0.1	1	0	0	0	0	0	0	0	0	0	3	5	0.00	0.000

livebaseballscores.com

AB	35
R	8
H	10
RBI	8
BB	7
SO	10
LOB	18



New York Yankees @ Toronto Blue Jays

Sahlen Field, Buffalo, NY

Mon Sep 07 2020, 6:38 PM - 10:40 PM EDT
Cloudy - 76 F

AB	37
R	7
H	9
RBI	7
BB	6
SO	6
LOB	14



WP:	0	PA:	43
PB:	0		
SB:	1		
CS:	0		

Batter	1	2	3	4	5	6	7	8	9	AB	R	H	RBI	BB	SO	LOB	
26 DJ LeMahieu, R OBP: 0.405, SLG: 0.517	(1, 5) B FF 87 X SI 88 G3	(1, 1) C CH 79 B FC 86 X CH 79 FC6-4			(2, 2) C CH 80 F FF 89 B FF 90 B CH 81 F CH 78 X FC 86 77 2B 1B	(4, 1) 1 SAFE B FF 94 C FF 95 D SL 86 1 SAFE B FF 94 B FF 95 31 BB 59 BB 1-2 BB		(4, 2) C CU 81 B CH 81 B CH 81 F FF 96 B FF 97 F FF 97 B CH 82 BB		3	1	1	0	2	0	1	
59 Luke Voit, R OBP: 0.353, SLG: 0.619	(1, 3) X FF 90 HR		(2, 2) B FF 88 B CU 71 S CH 80 S CU 72 X CH 80 G6-3		(2, 1) S CH 79 D CH 80 B FC 85 X CH 80 77 2B 1B	(4, 0) B SL 86 B FF 93 B FF 93 31 BB 1-2 2-3 BB		(2, 2) F SL 87 B FF 96 F FF 96 B CU 80 X CU 80 G5-3		4	2	2	1	1	0	1	
31 Aaron Hicks, S OBP: 0.365, SLG: 0.400	(1, 8) C SI 88 B CH 80 C CH 81 F CU 74 X FF 90 HR		(4, 0) B FF 89 B CH 79 B CH 79 B FF 90 77 G4-6-3 BB		(2, 2) B CH 82 B CH 79 S CH 80 G FC 86 X CU 74 P2	(4, 2) D SL 88 B CH 87 F FF 94 S FF 95 B FF 95 B FF 95 1-2 2-3 3-H BB		(1, 0) B SI 94 X SI 95 G5-3		3	1	1	2	2	0	2	
77 Clint Frazier, R OBP: 0.391, SLG: 0.554	(1, 9) F CH 80 B FF 89 X FC 84 E5		(1, 1) C FC 88 B CU 73 X CH 81 G4-6-3		(2, 2) B SI 89 F CU 72 S CH 79 D CU 74 X CH 80 1-H 2-H 2B	(2, 1) S SL 85 D SL 86 B SL 86 X FF 94 F8		(1, 0) B SI 95 X SL 86 25 2B 41 G6-3 1B		5	1	2	2	0	0	4	
25 Gleyber Torres, R OBP: 0.347, SLG: 0.314	(1, 6) B FF 88 B FC 86 D CH 80 C CH 80 C CH 80 S CH 80 K			(3, 3) B FF 88 B CU 70 C SI 90 F CH 79 B CU 74 S CH 80 K	(4, 2) B FF 89 F FC 86 B CU 72 G FC 86 D CH 79 B CU 72 BB		(3, 2) C FF 98 B SL 88 C FF 98 F FF 99 B CU 83 F FF 98 B SL 88 X FF 98 G5-3		(3, 1) B SI 97 B SI 96 F SI 96 B SI 96 X SI 95 41 G6-3 1-3 2B	4	0	1	0	1	2	1	
41 Miguel Andujar, R OBP: 0.265, SLG: 0.326	(1, 10) B SI 88 C FC 84 D CH 79 S CH 79 X CH 79 G5-3			(1, 0) B CU 72 X FC 87 HR	(1, 2) S CH 79 F CH 78 B CU 73 T CH 79 K		(3, 2) B FF 99 S CU 81 B CU 82 S CH 82 B CH 82 F FF 98 X FF 98 L3		(2, 0) D SL 87 D SL 88 X SI 96 G6-3	5	1	1	2	0	1	4	
11 Brett Gardner, L OBP: 0.295, SLG: 0.309		(2, 0) B SI 87 B FC 84 X FC 85 G5-3		(1, 3) B FF 89 C FC 84 C CU 72 F FF 90 F CU 73 S CH 78 K		(2, 0) B FF 94 B FF 96 X FF 96 G3		(3, 3) B FF 96 B CH 82 C FF 96 F FF 96 S FF 96 K		(1, 1) C SL 86 D SL 88 X SI 96 G6-3	5	0	0	0	0	2	1
66 Kyle Higashioka, R OBP: 0.200, SLG: 0.200		(0, 0) X CU 72 G6-3		(2, 2) C CH 79 B FC 84 B CU 71 F SI 88 T CU 74 K		(3, 2) B SL 88 F FF 94 B SL 87 B FF 93 C FF 93 X FF 94 P3		(0, 0) X FF 97 G4-3		4	0	0	0	0	1	0	
71 Thairo Estrada, R OBP: 0.256, SLG: 0.275		(1, 2) C SI 88 F CU 72 B FF 88 X CH 78 E4 26 FC6-4			(1, 0) B FF 88 X SI 88 G3	(1, 2) S FF 94 B FF 94 S SL 86 59 BB 26 S 31 BB 1B		(2, 2) C FF 96 B CH 83 F FF 96 F FF 96 F CH 81 B CU 82 X FF 97 G6-3		4	1	1	0	0	0	0	

Inning Stats	R: 2	H: 2	E: 1	K: 1	S: 14	LOB: 1	P: 23	R: 0	H: 0	E: 1	K: 0	S: 7	LOB: 1	P: 11	R: 0	H: 0	E: 0	K: 0	S: 5	LOB: 0	P: 12	R: 1	H: 1	E: 0	K: 3	S: 12	LOB: 0	P: 19	R: 2	H: 3	E: 0	K: 1	S: 13	LOB: 2	P: 33	R: 1	H: 1	E: 0	K: 0	S: 13	LOB: 3	P: 33	R: 0	H: 0	E: 0	K: 1	S: 13	LOB: 0	P: 22	R: 0	H: 0	E: 0	K: 0	S: 12	LOB: 1	P: 20	R: 1	H: 2	E: 0	K: 0	S: 7	LOB: 1	P: 15	1B: 4	2B: 2	3B: 0	HR: 3	SF: 0	SAC: 0	DP: 1	HBP: 0	WP: 0	PA: 43
--------------	------	------	------	------	-------	--------	-------	------	------	------	------	------	--------	-------	------	------	------	------	------	--------	-------	------	------	------	------	-------	--------	-------	------	------	------	------	-------	--------	-------	------	------	------	------	-------	--------	-------	------	------	------	------	-------	--------	-------	------	------	------	------	-------	--------	-------	------	------	------	------	------	--------	-------	-------	-------	-------	-------	-------	--------	-------	--------	-------	--------

PITCHER	IP	WLS	BF	H	R	ER	SO	BB	IBB	HBP	BLK	WP	HR	S	P	ERA	WHIP
99 Hyun Jin Ryu, L ERA: 3.19	(1, 1)	5.0	24	6	5	5	5	2	0	0	0	0	3	57	98	9.00	1.600
54 Sean Reid-Foley, R ERA: 1.59	(6, 1)	1.0	W	7	1	1	0	3	0	0	0	0	0	13	33	9.00	4.000
67 Julian Merryweather, R ERA: 2.7	(7, 1)	2.0		7	0	0	1	1	0	0	0	0	0	25	42	0.00	0.500
52 Anthony Bass, R ERA: 3.1	(9, 1)	1.0		5	2	1	0	0	0	0	0	0	0	7	15	9.00	2.000

livebaseballscores.com

Batter	1	2	3	4	5	6	7	8	9	AB	R	H	RBI	BB	SO	LOB	BOTTOM												
8 Cavan Biggio, L OBP: 0.373, SLG: 0.439 (1, 9)										4	2	1	0	2	1	3	New York Yankees @ Toronto Blue Jays Sahlen Field, Buffalo, NY Mon Sep 07 2020, 6:38 PM - 10:40 PM EDT Cloudy - 76 F												
15 Randal Grichuk, R OBP: 0.316, SLG: 0.514 (1, 8)										5	1	1	0	0	0	4													
44 Rowdy Tellez, L OBP: 0.355, SLG: 0.555 (1, 3)										5	1	1	2	0	2	4													
27 Vladimir Guerrero Jr., R OBP: 0.339, SLG: 0.441 (1, 10)										4	1	2	2	1	0	0													
13 Lourdes Gurriel Jr., R OBP: 0.354, SLG: 0.497 (1, 7)										5	1	3	1	0	0	2													
30 Jonathan Villar, S OBP: 0.313, SLG: 0.313 (1, 4) (7, 6)										4	1	0	0	1	1	5													
6 Travis Shaw, L OBP: 0.315, SLG: 0.407 (1, 5)										5	2	2	2	0	1	3													
5 Santiago Espinal, R OBP: 0.275, SLG: 0.277 2 Joe Panik, L OBP: 0.372, SLG: 0.338 (6, PH) (7, 4)										2	1	1	1	1	0	0													
9 Danny Jansen, R OBP: 0.301, SLG: 0.321 (1, 2)										0	1	0	0	2	0	0													
Inning Stats	R: 1 H: 2 E: 0 K: 0 S: 16	H: 2 LOB: 2 BB: 1 P: 31	R: 1 H: 2 E: 1 K: 0 S: 13	H: 2 LOB: 1 BB: 0 P: 22	R: 0 H: 2 E: 0 K: 1 S: 13	H: 2 LOB: 2 BB: 0 P: 21	R: 0 H: 0 E: 0 K: 1 S: 11	H: 0 LOB: 2 BB: 2 P: 21	R: 0 H: 1 E: 0 K: 1 S: 13	H: 1 LOB: 1 BB: 0 P: 18	R: 10 H: 5 E: 1 K: 0 S: 38	H: 5 LOB: 0 BB: 4 P: 67	R: 0 H: 0 E: 0 K: 0 S: 10	H: 0 LOB: 0 BB: 0 P: 12	R: 0 H: 0 E: 0 K: 2 S: 14	H: 0 LOB: 2 BB: 2 P: 23	1B: 7 2B: 4 3B: 0 HR: 1	SF: 0 SAC: 0 DP: 0 HBP: 0	WP: 0 PB: 1 SB: 3 CS: 0	PA: 46									
PITCHER	IP WLS BF H R ER SO BB IBB HBP BLK WP HR S P ERA WHIP																												
47 Jordan Montgomery, L ERA: 5.72 56 Jonathan Holder, R ERA: 2.25 57 Chad Green, R ERA: 4.26 0 Adam Ottavino, R ERA: 7.82 85 Luis Cessa, R ERA: 2.81	(1, 1)	3.1		6	2	2	1	2	0	0	0	0	0	0	46	84	5.40	2.400											
86 Clarke Schmidt, R ERA: 7.71	(8, 1)	1.0		5	0	0	2	0	0	0	0	0	0	17	29	108.00	9.000												

livebaseballscorecards.com

AB	37
R	12
H	12
RBI	12
BB	9
SO	5
LOB	23



Batter	1	2	3	4	5	6	7	8	9	AB R H RBI BB SO LOB	TOP																									
26 DJ LeMahieu, R (1, 5) OBP: 0.397, SLG: 0.504	1-2 G6-3	0-0 F8		3-2 G6-3		0-1 1B			2-2 G4-3	5 0 1 0 0 0 4																										
59 Luke Voit, R (1, 3) OBP: 0.348, SLG: 0.604	2-2 G6-3	3-3 K			0-1 77 BB 31 1B SF7 1B	0-0 G6-3			3-3 K	5 1 1 0 0 2 3																										
31 Aaron Hicks, S (1, 8) OBP: 0.376, SLG: 0.402	4-1 25 BB 77 BB BB		2-2 25 CS 77 S HBP		0-2 77 BB 1B				3-2 G6-3	2 0 1 0 1 0 0																										
77 Clint Frazier, R (1, 9) OBP: 0.396, SLG: 0.539	4-0 25 BB BB		1-3 K		4-2 BB				1-3 K	2 0 0 0 2 2 1																										
25 Gleyber Torres, R (1, 6) OBP: 0.343, SLG: 0.303	4-2 BB		3-2 K		2-0 F9				2-2 F9	3 0 0 0 1 1 4																										
39 Mike Tauchman, L (1, 7) OBP: 0.347, SLG: 0.300	3-1 F7		1-1 G6-3		1-1 SF7				2-2 F8	2 0 0 1 0 0 3																										
66 Kyle Higashioka, R (8, PH) OBP: 0.192, SLG: 0.192										1 0 0 0 0 0 0																										
11 Brett Gardner, L (8, 7) OBP: 0.295, SLG: 0.309										0 0 0 0 0 0 0																										
24 Gary Sánchez, R (1, 2) OBP: 0.229, SLG: 0.337			3-2 G5-3		2-2 L7				0-1 G5-3	4 0 0 0 0 1 2																										
41 Miquel Andujar, R (1, 10) OBP: 0.283, SLG: 0.360		1-2 26 F8 14 BB 2B		0-0 14 BB 1B					1-1 P4	4 0 2 0 0 1 0																										
14 Tyler Wade, L (1, 4) OBP: 0.265, SLG: 0.241		4-1 59 S BB								1 0 0 0 2 1 0																										
36 Mike Ford, L (9, PH) OBP: 0.222, SLG: 0.278			1 SAFE K: 1 BB: 0	4-0 BB		3-3 K			3-3 K	1 0 0 0 0 1 0																										
Inning Stats	R: 0 H: 0 E: 0 K: 0 S: 13	H: 0 LOB: 3 BB: 3 P: 31	R: 0 H: 1 E: 0 K: 1 S: 13	H: 1 LOB: 2 BB: 1 P: 24	R: 0 H: 0 E: 0 K: 2 S: 8	H: 0 LOB: 0 BB: 0 P: 14	R: 0 H: 1 E: 0 K: 0 S: 9	H: 1 LOB: 2 BB: 1 P: 19	R: 1 H: 2 E: 0 K: 1 S: 14	H: 2 LOB: 2 BB: 1 P: 22	R: 0 H: 1 E: 0 K: 2 S: 9	H: 1 LOB: 1 BB: 0 P: 15	R: 0 H: 0 E: 0 K: 1 S: 9	H: 0 LOB: 0 BB: 0 P: 15	R: 0 H: 0 E: 0 K: 0 S: 9	H: 0 LOB: 0 BB: 0 P: 12	R: 0 H: 0 E: 0 K: 2 S: 9	H: 0 LOB: 0 BB: 0 P: 17	1B: 4 SF: 1 2B: 1 SAC: 0 3B: 0 DP: 0 HR: 0 HBP: 1	WP: 0 PA: 38 PB: 0 SB: 2 CS: 1																
PITCHER	IP WLS BF H R ER SO BB IBB HBP BLK WP HR S P ERA WHIP																																			
0 Taijuan Walker, R (1, 1) ERA: 2.95	4.0		19	2	0	0	3	5	0	1	0	0	0	43	88	0.00	1.750																			
1 Shun Yamaguchi, R (5, 1) ERA: 3.98	2.0	W	10	3	1	1	3	1	0	0	0	0	0	23	37	4.50	2.000																			
36 A.J. Cole, R (7, 1) ERA: 2.33	1.0	H	3	0	0	0	1	0	0	0	0	0	0	9	15	0.00	0.000																			
47 Anthony Kay, L (8, 1) ERA: 2.45	1.0	H	3	0	0	0	0	0	0	0	0	0	0	9	12	0.00	0.000																			
41 Rafael Dolis, R (9, 1) ERA: 1.77	1.0	S	3	0	0	0	2	0	0	0	0	0	0	9	17	0.00	0.000																			

New York Yankees @ Toronto Blue Jays
 Sahlen Field, Buffalo, NY
 Tue Sep 08 2020, 6:40 PM - 9:38 PM EDT
 Partly Cloudy - 68 F

AB	30
R	1
H	5
RBI	1
BB	6
SO	9
LOB	17



livebaseballscorecards.com

Batter	1	2	3	4	5	6	7	8	9
8 Cavan Biggio, L (1, 4) OBP: 0.370, SLG: 0.430	2-3 K		1-2 F9		4-2 BB			2-3 K	
15 Randal Grichuk, R (1, 8) OBP: 0.315, SLG: 0.503	4-1 44 G6-5-3 BB		2-0 L9		3-3 K			0-0 G1-3	
44 Rowdy Tellez, L (1, 3) OBP: 0.346, SLG: 0.540	0-1 G6-5-3		1-0 G4-3						
6 Travis Shaw, L (9, 3) OBP: 0.315, SLG: 0.407	1-2f								
27 Vladimir Guerrero Jr., R (1, 10) OBP: 0.333, SLG: 0.432		0-3 K		3-3 K					
13 Lourdes Gurriel Jr., R (1, 7) OBP: 0.354, SLG: 0.493		0-2 F8		1-0 1B					
2 Joe Panik, L (1, 5) OBP: 0.371, SLG: 0.338		3-1 49 HR 1B		2-3 K					
49 Jonathan Davis, R (1, 9) OBP: 0.333, SLG: 1.333		2-2 1-H HR		2-3 K					
9 Danny Jansen, R (1, 2) OBP: 0.292, SLG: 0.310		2-3 K							
5 Santiago Espinal, R (1, 6) OBP: 0.278, SLG: 0.300			1-2 8 F9 2B		3-3 K2-3				

AB	R	H	RBI	BB	SO	LOB
3	0	0	0	1	2	1
3	0	0	0	1	1	2
3	0	0	0	0	0	2
0	0	0	0	0	0	0
3	0	0	0	0	2	0
3	0	1	0	0	0	0
3	1	1	0	0	2	1
3	1	1	2	0	1	1
3	0	0	0	0	3	0
3	0	1	0	0	2	0

BOTTOM

New York Yankees @ Toronto Blue Jays
 Sahlen Field, Buffalo, NY
 Tue Sep 08 2020, 6:40 PM - 9:38 PM EDT
 Partly Cloudy - 68 F

livebaseballscorecards.com

AB	27
R	2
H	4
RBI	2
BB	2
SO	13
LOB	7



1B:	2	SF:	0	WP:	0	PA:	29
2B:	1	SAC:	0	PB:	0		
3B:	0	DP:	1	SB:	0		
HR:	1	HBP:	0	CS:	0		

Inning Stats	R	H	E	K	S	P	IP	WLS	BF	H	R	ER	SO	BB	IBB	HBP	BLK	WP	HR	S	P	ERA	WHIP
33 J.A. Happ, L (1, 1) ERA: 4.31	0	0	0	1	6	9	6.1	L	24	4	2	2	10	2	0	0	0	0	1	68	113	2.84	0.947
73 Michael King, R (7, 1) ERA: 6.14	0	0	0	0	0	0	0.2		2	0	0	0	1	0	0	0	0	0	6	9	0.00	0.000	
53 Zack Britton, L (8, 1) ERA: 2.77	0	0	0	0	0	0	1.0		3	0	0	0	2	0	0	0	0	0	7	11	0.00	0.000	

Batter	1	2	3	4	5	6	7	8	9	AB R H RBI BB SO LOB	TOP																
26 DJ LeMahieu, R OBP: 0.404, SLG: 0.524 (1, 5)	4-2 BB C FF 89 B SI 90 B SL 85 S SI 92 B SI 91 F FF 92 B SI 92		0-0 HR X FF 90		1-1 G4-3 F SL 86 1 SAFE B SL 87 1 SAFE X SL 86		4-2 BB C SL 86 B FF 92 C KC 76 B CH 87 B CH 87 B SL 89		2-2 E6 S FF 94 B SL 86 B SL 86 C FF 95 C FF 95 F FF 95 F FF 95 X SL 84	3 2 1 1 2 0 1																	
59 Luke Voit, R OBP: 0.344, SLG: 0.590 (1, 3)	0-1 F9 S CU 73 X FF 92		0-0 G6-3 X SL 84		0-1 31 BB C KC 78 X SL 87		0-1 FC5-4 C FF 94 X KC 81		0-0 G5-3 X SL 84	5 1 1 1 0 0 3																	
31 Aaron Hicks, S OBP: 0.377, SLG: 0.391 (1, 8)	1-0 P1 B FF 92 1 SAFE X CU 73		0-3 K C SI 91 F FF 89 C SL 85		4-0 25 2B B FF 92 D CH 85 B CH 86 B FF 93		0-0 P3 X FF 92		4-2 77 1B C CH 86 B FF 94 S FF 95 F FF 96 F FF 95 B CH 86 B CH 87	3 2 0 0 2 1 2																	
77 Clint Frazier, R OBP: 0.406, SLG: 0.538 (1, 9)	1-3 K 1 SAFE F FF 92 C SI 90 B SI 91 S CU 73		4-1 BB C SI 90 B CU 74 B CH 82 B FF 93 D SL 85		3-3 K B SL 89 B FF 94 C SL 89 D KC 82 S SL 88		2-0 1B B KC 80 B CH 85 X SL 87		3-2 41 PB D SL 86 B SL 84 C FF 94 1 SAFE S FF 93 F FF 93 B SL 85 X FF 94	4 0 2 1 1 2 3																	
25 Gleyber Torres, R OBP: 0.345, SLG: 0.351 (1, 6)		2-2 HR C SL 82 B SI 90 B FF 94 X SI 92	0-1 F9 C SI 90 X SL 86		0-0 2B X CH 84		3-3 K B SL 88 D FF 93 C SL 87 B FF 93 C SL 88 S SL 90		3-1 G5-6-3 B SL 83 B SL 83 B FF 93 F FF 92 X SL 85	5 1 2 4 0 1 4																	
41 Miguel Andujar, R OBP: 0.259, SLG: 0.327 (1, 10)		2-2 P4 B CU 73 C SL 86 F FF 92 B FF 94 X CU 74		3-1 P6 C SL 84 B SL 85 B FF 91 B CH 80 X SI 90		2-1 G1-3 C KC 78 B FF 92 B KC 79 X SL 87		1-2 G6-3 B KC 77 F SL 87 F FF 91 F KC 79 X KC 80	5 0 0 0 0 0 2																		
11 Brett Gardner, L OBP: 0.293, SLG: 0.299 (1, 7)		3-2 G4-3 C FF 93 C SI 93 B SL 86 B SI 93 X FF 92		1-1 L8 C CU 74 B CH 82 X FF 92		0-1 L8 C FF 92 X KC 80		4-2 BB F SI 97 B SL 88 B SL 89 C SI 98 B SI 96 B SI 96	3 0 0 0 1 0 0																		
24 Gary Sánchez, R OBP: 0.230, SLG: 0.327 (1, 2)		4-1 BB C FF 92 B SI 91 B SL 84 B SL 85 B SI 92		2-1 P4 C CU 73 B SI 92 B SL 86 X CU 73		2-2 G3 C FF 92 B FF 91 F SL 88 B FF 92 X KC 81		1-3 K 1 SAFE S SL 88 F SI 96 1 SAFE B CH 84 S CH 85	3 0 0 0 1 1 1																		
14 Tyler Wade, L OBP: 0.264, SLG: 0.242 (1, 4)		3-3 K B FF 92 B CH 81 B FF 92 B CU 73 F FF 92 C SI 92		3-1 26 1B B FF 92 B KC 79 B FF 92 C FF 91 X FF 92		0-0 G3-1 X KC 79		0-2 P2 C SL 86 1 SAFE F SI 95 X SL 86	4 1 1 0 0 1 2																		
Inning Stats	R: 0 E: 0 K: 1 S: 10	H: 0 LOB: 1 BB: 1 P: 16	R: 1 E: 0 K: 1 S: 14	H: 1 LOB: 1 BB: 1 P: 28	R: 1 E: 0 K: 1 S: 8	H: 1 LOB: 1 BB: 1 P: 12	R: 0 E: 0 K: 0 S: 6	H: 0 LOB: 0 BB: 0 P: 12	R: 3 E: 0 K: 1 S: 12	H: 3 LOB: 1 BB: 1 P: 25	R: 0 E: 0 K: 0 S: 6	H: 0 LOB: 0 BB: 0 P: 8	R: 0 E: 0 K: 1 S: 9	H: 1 LOB: 2 BB: 1 P: 18	R: 0 E: 0 K: 1 S: 12	H: 0 LOB: 1 BB: 1 P: 18	R: 2 E: 1 K: 0 S: 18	H: 1 LOB: 1 BB: 1 P: 31	1B: 4 2B: 1 3B: 0 HR: 2	SF: 0 SAC: 0 DP: 0 HBP: 0	WP: 0 PB: 1 SB: 2 CS: 0	PA: 42					
PITCHER	IP	WLS	BF	H	R	ER	SO	BB	IBB	HBP	BLK	WP	HR	S	P	ERA	WHIP	PITCHER									
14 Tanner Roark, R ERA: 5.6 (1, 1)	4.0		17	2	2	2	3	3	0	0	0	0	2	38	68	4.50	1.250										
Ross Stripling, R ERA: 5.88 (5, 1)	3.1	L	16	4	3	3	2	2	0	0	0	0	0	31	56	8.10	1.800										
56 Ryan Borucki, L ERA: 2.38 (8, 1)	0.2		3	0	0	0	1	1	0	0	0	0	0	8	13	0.00	1.500										
54 Sean Reid-Foley, R ERA: 1.35 (9, 1)	1.0		6	1	2	0	0	1	0	0	0	0	0	18	31	0.00	2.000										

New York Yankees @ Toronto Blue Jays
 Sahlen Field, Buffalo, NY
 Wed Sep 09 2020, 6:40 PM - 9:41 PM EDT
 Clear - 75 F

livebaseballscorecards.com

AB	35
R	7
H	7
RBI	7
BB	7
SO	6
LOB	18



Batter	1	2	3	4	5	6	7	8	9	AB	R	H	RBI	BB	SO	LOB
8 Cavan Biggio, L OBP: 0.368, SLG: 0.426 (1, 4)	F9 1-0		1B 1-1		G3 2-2			G3-1 0-0		4	0	1	0	0	0	1
15 Randal Grichuk, R OBP: 0.313, SLG: 0.497 (1, 8)	P3 0-1		K 2-3		K 0-2			1B 0-0		4	0	1	0	0	2	2
6 Travis Shaw, L OBP: 0.316, SLG: 0.405 13 Lourdes Gurriel Jr., R OBP: 0.352, SLG: 0.490 (8, PH) (9, 3)	1B 3-2		K 1-3		K 2-3			2-6 1-2	K 2-3	3	0	1	0	0	2	1
27 Vladimir Guerrero Jr., R OBP: 0.326, SLG: 0.421 (1, 10)	P6 0-0		K 2-3		L9 0-0			K 1-3		4	0	0	0	0	2	2
2 Joe Panik, L OBP: 0.355, SLG: 0.321 (1, 5)		L4 0-2		G4-3 1-1		F8 3-1		K 0-3		4	0	0	0	0	1	0
30 Jonathan Villar, S OBP: 0.313, SLG: 0.313 (1, 6)		1B 2-1		P6 0-0		G4-3 0-0		G4-3 0-0		3	0	1	0	0	0	0
7 Caleb Joseph, R OBP: 0.222, SLG: 0.500 (1, 2)		FC6-4 1-0		G5-3 2-0		F9 2-2		F9 2-2		3	1	0	0	0	0	1
23 Derek Fisher, L OBP: 0.382, SLG: 0.519 (1, 7)		HR 3-2		F7 0-1		F9 1-0		F9 1-0		3	1	1	2	0	0	0
49 Jonathan Davis, R OBP: 0.333, SLG: 1.000 (1, 9)		K 1-3		G3 2-1		G5-3 0-1		G5-3 0-1		3	0	1	0	0	1	0

Inning Stats	R: 0	H: 1	E: 0	LOB: 1	K: 0	S: 7	P: 11	R: 2	H: 2	E: 0	LOB: 0	K: 1	S: 13	P: 20	R: 0	H: 1	E: 0	LOB: 1	K: 3	S: 15	R: 0	H: 0	E: 0	LOB: 0	K: 0	S: 4	R: 0	H: 1	E: 0	LOB: 1	K: 1	S: 12	R: 0	H: 0	E: 0	LOB: 0	K: 1	S: 6	R: 0	H: 0	E: 0	LOB: 0	K: 0	S: 6	R: 0	H: 1	E: 0	LOB: 1	K: 0	S: 6	R: 0	H: 0	E: 0	LOB: 0	K: 0	S: 6	R: 0	H: 1	E: 0	LOB: 1	K: 3	S: 9	R: 0	H: 0	E: 0	LOB: 0	K: 3	S: 9	R: 0	H: 0	E: 0	LOB: 0	K: 3	S: 9	R: 0	H: 0	E: 0	LOB: 0	K: 3	S: 9	R: 0	H: 0	E: 0	LOB: 0	K: 3	S: 9	R: 0	H: 0	E: 0	LOB: 0	K: 3	S: 9
--------------	------	------	------	--------	------	------	-------	------	------	------	--------	------	-------	-------	------	------	------	--------	------	-------	------	------	------	--------	------	------	------	------	------	--------	------	-------	------	------	------	--------	------	------	------	------	------	--------	------	------	------	------	------	--------	------	------	------	------	------	--------	------	------	------	------	------	--------	------	------	------	------	------	--------	------	------	------	------	------	--------	------	------	------	------	------	--------	------	------	------	------	------	--------	------	------	------	------	------	--------	------	------


PITCHER	IP	WLS	BF	H	R	ER	SO	BB	IBB	HBP	BLK	WP	HR	S	P	ERA	WHIP
83 Deivi Garcia, R ERA: 3.06 (1, 1)	7.0	W	26	5	2	2	6	0	0	0	0	0	1	63	95	2.57	0.714
53 Zack Britton, L ERA: 2.57 (8, 1)	1.0	H	4	1	0	0	0	0	0	0	0	0	0	6	7	0.00	1.000
54 Aroldis Chapman, L ERA: 6.0 (9, 1)	1.0		3	0	0	0	3	0	0	0	0	0	0	9	12	0.00	0.000

BOTTOM

New York Yankees @ Toronto Blue Jays
 Sahlen Field, Buffalo, NY
 Wed Sep 09 2020, 6:40 PM - 9:41 PM EDT
 Clear - 75 F

livebaseballscorecards.com

AB	32
R	2
H	6
RBI	2
BB	0
SO	9
LOB	7



WP: 0	PA: 32
PB: 0	
SB: 0	
CS: 0	

Batter	1	2	3	4	5	6	7	8	9	AB R H RBI BB SO LOB	TOP												
9 Brandon Nimmo, L OBP: 0.384, SLG: 0.445	(1, 8) (7, 9) K		0-1 30 HR 1B	0-1 2 HR 1B		0-1 G5-3		2-3 K	2-2 P5	7 2 2 0 0 2 3													
30 Michael Conforto, L OBP: 0.432, SLG: 0.578 16 Jake Marisnick, R OBP: 0.370, SLG: 0.667	(1, 9) (7, 8) K		3-2 HR	2 HR BB			3-2 E6 24 BB 1B	1-3 K2-3		4 4 2 4 1 1 0 1 0 0 0 0 1 0													
28 J.D. Davis, R OBP: 0.384, SLG: 0.417 1 Amed Rosario, R OBP: 0.250, SLG: 0.345	(1, 5) (7, 6) G6-3		4-2 24 1B 6 2B BB	FC6 2 HR			0-0 24 BB 6 FC6-4 1B	2-2 FC6-5 1B		4 3 2 1 1 0 2 1 0 1 0 0 0 0													
2 Dominic Smith, L OBP: 0.397, SLG: 0.654	(1, 3)		3-3 K	HR			3-2 FC6-4 24 BB 1B	2-1 FC6-5		5 1 2 4 1 2 3													
24 Robinson Canó, L OBP: 0.364, SLG: 0.562 13 Luis Guillorme, L OBP: 0.462, SLG: 0.477	(1, 4) (7, PR) (7, 4)		2-0 6 2B 1B	3-1 60 HBP 40 2B 1B	1-1 20 G6-4-3 1B		4-2 6 FC6-4 BB	3-2 P1		4 1 3 1 1 0 1 1 0 0 0 0 0 0													
20 Pete Alonso, R OBP: 0.333, SLG: 0.459	(1, 10)		3-3 K	K			2-3 K	2-2 6 1B 60 2B HBP		5 1 0 0 0 3 8													
6 Jeff McNeil, L OBP: 0.399, SLG: 0.508	(1, 7)		1-0 40 2B 1B	1-1 60 HBP 40 2B 1B	2-1 G5-3		2-2 FC6-4	2-2 60 2B 1B		5 1 3 2 1 0 2													
60 Andrés Giménez, L OBP: 0.340, SLG: 0.426	(1, 6) (7, 5)		2-3 K	3-2 40 2B HBP			1-1 F8	1-1 F8		5 1 1 1 0 1 6													
40 Wilson Ramos, R OBP: 0.302, SLG: 0.386	(1, 2)		1-2 30 HR 2B	2 HR BB		2-1 G6-3		0-0 HR	0-0 F7	5 4 3 4 1 0 2													
Inning Stats	R: 0 E: 0 K: 2 S: 7	H: 0 LOB: 0 BB: 0 P: 13	R: 0 E: 0 K: 0 S: 9	H: 0 LOB: 2 BB: 2 P: 20	R: 4 E: 0 K: 3 S: 22	H: 5 LOB: 1 BB: 1 P: 41	R: 10 E: 1 K: 2 S: 35	H: 7 LOB: 1 BB: 2 P: 62	R: 0 E: 0 K: 0 S: 5	H: 1 LOB: 0 BB: 0 P: 8	R: 0 E: 0 K: 0 S: 6	H: 0 LOB: 0 BB: 0 P: 9	R: 2 E: 1 K: 1 S: 18	H: 2 LOB: 2 BB: 1 P: 32	R: 1 E: 0 K: 2 S: 13	H: 2 LOB: 1 BB: 0 P: 20	R: 1 E: 0 K: 0 S: 16	H: 2 LOB: 2 BB: 0 P: 26	1B: 11 2B: 5 3B: 0 HR: 3	SF: 0 SAC: 0 DP: 1 HBP: 2	WP: 0 PA: 55 PB: 0 SB: 0 CS: 0		
PITCHER	IP WLS BF H R ER SO BB IBB HBP BLK WP HR S P ERA WHIP	IP WLS BF H R ER SO BB IBB HBP BLK WP HR S P ERA WHIP	IP WLS BF H R ER SO BB IBB HBP BLK WP HR S P ERA WHIP	IP WLS BF H R ER SO BB IBB HBP BLK WP HR S P ERA WHIP	IP WLS BF H R ER SO BB IBB HBP BLK WP HR S P ERA WHIP	IP WLS BF H R ER SO BB IBB HBP BLK WP HR S P ERA WHIP	IP WLS BF H R ER SO BB IBB HBP BLK WP HR S P ERA WHIP	IP WLS BF H R ER SO BB IBB HBP BLK WP HR S P ERA WHIP	IP WLS BF H R ER SO BB IBB HBP BLK WP HR S P ERA WHIP	IP WLS BF H R ER SO BB IBB HBP BLK WP HR S P ERA WHIP	IP WLS BF H R ER SO BB IBB HBP BLK WP HR S P ERA WHIP	IP WLS BF H R ER SO BB IBB HBP BLK WP HR S P ERA WHIP	IP WLS BF H R ER SO BB IBB HBP BLK WP HR S P ERA WHIP	IP WLS BF H R ER SO BB IBB HBP BLK WP HR S P ERA WHIP	IP WLS BF H R ER SO BB IBB HBP BLK WP HR S P ERA WHIP	IP WLS BF H R ER SO BB IBB HBP BLK WP HR S P ERA WHIP	IP WLS BF H R ER SO BB IBB HBP BLK WP HR S P ERA WHIP	IP WLS BF H R ER SO BB IBB HBP BLK WP HR S P ERA WHIP	IP WLS BF H R ER SO BB IBB HBP BLK WP HR S P ERA WHIP	IP WLS BF H R ER SO BB IBB HBP BLK WP HR S P ERA WHIP	IP WLS BF H R ER SO BB IBB HBP BLK WP HR S P ERA WHIP		
22 Chase Anderson, R ERA: 5.81	(1, 1)	2.2 L	15 4 4 4 4	4 4 4 4 4	3 0 0 0 0	0 1 34 67	13.50 2.625																
47 Anthony Kay, L ERA: 4.74	(3, 1)	0.2	9 4 6 5 2	2 0 0 0 0	0 0 0 0 0	0 1 19 42	67.50 9.000																
62 Jacob Waguespack, R ERA: 6.32	(4, 1)	2.2	16 7 6 4 1	0 0 1 0 0	0 0 1 0 0	0 0 39 58	13.50 2.625																
56 Ryan Borucki, L ERA: 2.19	(7, 1)	1.0	4 0 0 0 1	1 0 0 0 0	1 0 0 0 0	0 0 10 18	0.00 1.000																
51 Ken Giles, R ERA: 10.13	(8, 1)	1.0	5 2 1 1 2	0 0 0 0 0	0 0 0 0 0	0 1 13 20	9.00 2.000																
5 Santiago Espinal, R ERA: 9.0	(9, 1)	1.0	6 2 1 1 0	0 0 0 0 0	0 0 0 0 0	0 0 16 26	9.00 2.000																

New York Mets @ Toronto Blue Jays
 Sahlen Field, Buffalo, NY
 Fri Sep 11 2020, 6:41 PM - 10:10 PM EDT
 Partly Cloudy - 61 F

livebaseballscorecards.com

AB	47
R	18
H	19
RBI	17
BB	6
SO	10
LOB	27



Batter	1	2	3	4	5	6	7	8	9	AB	R	H	RBI	BB	SO	LOB
8 Cavan Biggio, L OBP: 0.371, SLG: 0.434 (1, 9) (9, 4)	0-3 K		3-3 K			0-0 X CH 91		1-0 B SI 91 X FC 88		4	0	2	0	0	2	0
15 Randal Grichuk, R OBP: 0.314, SLG: 0.494 49 Jonathan Davis, R OBP: 0.286, SLG: 0.857 (1, 8) (7, 8)	0-1 K		2-3 K			0-0 X SL 94		1-0 B FC 88 X SI 91		3	1	1	0	0	1	2
6 Travis Shaw, L OBP: 0.314, SLG: 0.395 (1, 5)	1-1 F7							0-0 X CH 86		1	0	0	0	1	0	2
27 Vladimir Guerrero Jr., R OBP: 0.324, SLG: 0.417 (1, 3)	2-2 K									3	0	0	0	0	1	2
13 Lourdes Gurriel Jr., R OBP: 0.343, SLG: 0.477 (1, 7)	1-3 K									4	0	1	1	0	1	1
30 Jonathan Villar, S OBP: 0.307, SLG: 0.307 23 Derek Fisher, L OBP: 0.400, SLG: 0.519 (1, 10) (9, 9)	3-3 K									4	0	0	0	0	1	2
2 Joe Panik, L OBP: 0.340, SLG: 0.306 (1, 4) (9, 6)	1-3 K									3	0	0	0	0	2	1
9 Danny Jansen, R OBP: 0.294, SLG: 0.303 (1, 2)	0-1 G3-1									2	0	0	0	1	0	0
5 Santiago Espinal, R OBP: 0.281, SLG: 0.302 (1, 6) (9, 1)	1-2 G1-3									3	0	1	0	0	1	1

Inning Stats	R: 1	H: 2	E: 0	K: 2	S: 13	LOB: 1	BB: 0	P: 17	R: 0	H: 0	E: 0	K: 2	S: 8	LOB: 0	BB: 0	P: 12	R: 0	H: 0	E: 0	K: 2	S: 9	LOB: 0	BB: 0	P: 15	R: 0	H: 0	E: 0	K: 2	S: 18	LOB: 1	BB: 1	P: 28	R: 0	H: 1	E: 0	K: 1	S: 11	LOB: 2	BB: 1	P: 16	R: 0	H: 0	E: 0	K: 0	S: 9	LOB: 0	BB: 0	P: 14	R: 0	H: 0	E: 0	K: 0	S: 4	LOB: 0	BB: 0	P: 6	R: 0	H: 2	E: 0	K: 0	S: 4	LOB: 1	BB: 0	P: 6	R: 0	H: 0	E: 0	K: 1	S: 10	LOB: 1	BB: 1	P: 18	1B: 4	SF: 0	2B: 1	SAC: 0	3B: 0	DP: 1	HR: 0	HBP: 0	WP: 0	PA: 34	PB: 0	SB: 1	CS: 0
PITCHER	IP	WLS	BF	H	R	ER	SO	BB	IBB	HBP	BLK	WP	HR	S	P	ERA	WHIP																																																																				
48 Jacob deGrom, R ERA: 1.67	6.0	W	23	3	1	1	9	2	0	0	0	0	0	68	102	1.50	0.833																																																																				
43 Erasmo Ramirez, R ERA: 1.13	3.0	S	11	2	0	0	1	1	0	0	0	0	0	18	30	0.00	1.000																																																																				

BOTTOM

New York Mets @ Toronto Blue Jays

Sahlen Field, Buffalo, NY

Fri Sep 11 2020, 6:41 PM - 10:10 PM EDT
Partly Cloudy - 61 F

livebaseballscorecards.com

AB	31
R	1
H	5
RBI	1
BB	3
SO	10
LOB	12



Batter	1	2	3	4	5	6	7	8	9	AB R H RBI BB SO LOB	TOP
6 Jeff McNeil, L OBP: 0.389, SLG: 0.493 (1, 7)										4 0 0 0 0 0 5	
28 J.D. Davis, R OBP: 0.375, SLG: 0.405 (1, 5)										4 0 0 1 0 2 4	
30 Michael Conforto, L OBP: 0.429, SLG: 0.571 (1, 9)										4 1 1 0 0 1 2	
20 Pete Alonso, R OBP: 0.326, SLG: 0.448 (1, 10)										4 0 0 0 0 2 1	
2 Dominic Smith, L OBP: 0.393, SLG: 0.641 (1, 3)										4 0 1 0 0 1 1	
24 Robinson Cano, L OBP: 0.361, SLG: 0.548 (1, 4)										3 0 0 0 1 2 1	
16 Jake Marisnick, R OBP: 0.379, SLG: 0.690 (1, 8)										2 0 1 1 0 0 0	
9 Brandon Nimmo, L OBP: 0.385, SLG: 0.442 (6, PH) (6, 8)										1 0 0 0 1 0 1	AB 33
40 Wilson Ramos, R OBP: 0.308, SLG: 0.385 (1, 2)										3 1 1 0 1 0 3	R 2
1 Amed Rosario, R OBP: 0.267, SLG: 0.368 (1, 6)										4 0 3 0 0 1 0	H 7
Inning Stats	R: 0 H: 0 E: 0 K: 1 S: 9	R: 0 H: 0 E: 0 K: 1 S: 9	R: 0 H: 1 E: 0 K: 0 S: 14	R: 1 H: 2 E: 1 K: 1 S: 13	R: 0 H: 1 E: 0 K: 2 S: 10	R: 0 H: 1 E: 0 K: 1 S: 14	R: 1 H: 2 E: 0 K: 0 S: 11	R: 0 H: 0 E: 0 K: 2 S: 7	R: 0 H: 0 E: 0 K: 1 S: 8	1B: 5 SF: 0 2B: 2 SAC: 0 3B: 0 DP: 1 HR: 0 HBP: 0	WP: 1 PA: 37
PITCHER	IP WLS BF H R ER SO BB IBB HBP BLK WP HR S P ERA WHIP	IP WLS BF H R ER SO BB IBB HBP BLK WP HR S P ERA WHIP									
38 Robbie Ray, L ERA: 6.85 (1, 1)	5.0 W 21 4 1 1 5 2 0 0 0 0 0 55 90 1.80 1.200										
67 Julian Merryweather, R ERA: 3.0 (6, 1)	2.0 H 9 3 1 1 1 0 0 0 0 0 0 25 33 4.50 1.500										
52 Anthony Bass, R ERA: 2.95 (8, 1)	1.0 H 3 0 0 0 2 0 0 0 0 0 0 7 10 0.00 0.000										
41 Rafael Dolis, R ERA: 1.69 (9, 1)	1.0 S 3 0 0 0 1 1 0 0 0 0 1 0 8 16 0.00 1.000										

New York Mets @ Toronto Blue Jays
 Sahlen Field, Buffalo, NY
 Sat Sep 12 2020, 6:41 PM - 9:59 PM EDT
 Cloudy - 75 F

livebaseballscorecards.com



Batter	1	2	3	4	5	6	7	8	9
8 Cavan Biggio, L (1, 9) OBP: 0.371, SLG: 0.429	G3-1		K			1B			
11 Bo Bichette, R (1, 6) OBP: 0.382, SLG: 0.646	K			1B	P3	L8			
6 Travis Shaw, L (1, 5) OBP: 0.312, SLG: 0.402	G6-3			2B	SF8			K	
15 Randal Grichuk, R (1, 8) OBP: 0.312, SLG: 0.488		G4-3		1B	L7			K	
27 Vladimir Guerrero Jr., R (1, 3) OBP: 0.323, SLG: 0.419		G6-3		FC1		2B		K	
13 Lourdes Gurriel Jr., R (1, 7) OBP: 0.335, SLG: 0.465		K		L8		G4-3		G4-3	
20 Jonathan Villar, S (1, 10) OBP: 0.312, SLG: 0.312			K	K		1B		1B	
85 Alejandro Kirk, R (1, 2) OBP: 0.500, SLG: 0.333		G4-3			BB	1B		G4-3	
2 Joe Panik, L (1, 4) OBP: 0.356, SLG: 0.318					1B				
49 Jonathan Davis, R (8, PR) OBP: 0.286, SLG: 0.857					1B			BB	

Inning Stats	R: 0	H: 0	E: 0	K: 1	S: 7	R: 0	H: 0	E: 0	K: 1	S: 7	R: 0	H: 1	E: 0	K: 2	S: 12	R: 1	H: 3	E: 0	K: 1	S: 15	R: 1	H: 2	E: 0	K: 0	S: 13	R: 1	H: 3	E: 0	K: 1	S: 14	R: 0	H: 0	E: 0	K: 3	S: 11	R: 0	H: 1	E: 0	K: 1	S: 9
	LOB: 0	BB: 0	P: 10	LOB: 0	BB: 0	P: 7	LOB: 1	BB: 0	P: 19	LOB: 2	BB: 0	P: 21	LOB: 2	BB: 1	P: 25	LOB: 3	BB: 1	P: 25	LOB: 0	BB: 0	P: 17	LOB: 3	BB: 1	P: 17	LOB: 0	BB: 0	LOB: 1	BB: 3	P: 17	LOB: 0	BB: 0	LOB: 0	BB: 0	LOB: 1	BB: 1	P: 17				

PITCHER	IP	WLS	BF	H	R	ER	SO	BB	IBB	HBP	BLK	WP	HR	S	P	ERA	WHIP
67 Seth Lugo, R ERA: 2.63	5.1	L	24	7	3	3	5	1	0	0	0	0	0	60	91	5.06	1.500
47 Chasen Shreve, L ERA: 2.21	0.1		4	2	0	0	1	1	0	0	0	0	0	7	15	0.00	9.000
50 Miquel Castro, R ERA: 4.29	1.1		4	0	0	0	3	0	0	0	0	0	0	12	18	0.00	0.000
27 Jeury Familia, R ERA: 3.48	1.0		5	1	0	0	1	1	0	0	0	0	0	9	17	0.00	2.000

AB	R	H	RBI	BB	SO	LOB
4	0	1	0	1	2	3
4	1	1	0	0	1	6
3	0	1	1	0	1	0
4	0	1	1	0	1	2
4	1	1	0	0	1	2
4	0	0	0	0	1	3
4	0	2	1	0	2	2
3	1	1	0	1	0	1
3	0	2	0	1	1	2
0	0	0	0	0	0	0

WP	PA	ERA	WHIP
0	37		
0			
3			
0			

New York Mets @ Toronto Blue Jays
 Sahlen Field, Buffalo, NY
 Sat Sep 12 2020, 6:41 PM - 9:59 PM EDT
 Cloudy - 75 F

livebaseballscorecards.com



Batter	1	2	3	4	5	6	7	8	9	AB R H RBI BB SO LOB	TOP		
6 Jeff McNeil, L OBP: 0.390, SLG: 0.493 13 Luis Guillorme, L OBP: 0.455, SLG: 0.457	1-2 21 1B 2 1B 1B		2-2 G6-3		0-1 F8		1-2 G4-3		4-1 28 BB BB	2 1 1 0 0 0 0 2 0 0 0 1 0 1			
28 J.D. Davis, R OBP: 0.376, SLG: 0.401	2-2 L7		1-0 G3		2-3 K		0-0 30 1B 21 1B 1B		4-1 BB	4 1 1 0 1 1 1			
30 Michael Conforto, L OBP: 0.428, SLG: 0.566	0-3 K		0-0 1B		0-3 K		1-2 21 1B 2 FC3-6 1B		1-3 K	5 1 2 0 0 3 3			
21 Todd Frazier, R OBP: 0.322, SLG: 0.403	2-0 2 1B 2 1B 1-2 1B		3-3 K		3-2 F7		2-2 2 FC3-6 1B			4 0 2 1 0 1 1			
2 Dominic Smith, L OBP: 0.396, SLG: 0.637	0-1 1-1 2-H 2-H 1B		1-1 1B 1B		1-2 L6		0-1 FC3-6 24 FC6 1-2f 3-H			4 0 2 2 0 0 1			
20 Pete Alonso, R OBP: 0.325, SLG: 0.443		3-1 1 G4-6-3 1B		1-3 K		1-1 G5-3		L4		4 0 1 0 0 1 2			
1 Amed Rosario, R OBP: 0.288, SLG: 0.367 24 Robinson Cano, L OBP: 0.358, SLG: 0.544		0-1 G4-6-3 1-2f 1B		1-1 1-2 1B		1-2 F9		3-1 FC6 1-2f		3 0 1 0 0 0 1 1 0 0 0 0 0 1			
9 Brandon Nimmo, L OBP: 0.388, SLG: 0.450		1-2 2B		3-3 K		3-2 26 G1-3 1B			0-2 G6-3	4 0 2 0 0 1 2			
26 Robinson Chirinos, R OBP: 0.197, SLG: 0.153 60 Andrés Giménez, L OBP: 0.337, SLG: 0.421		1-2 L7		1-3 K		1-1 G1-3			2-3 K	3 0 0 0 0 1 4 1 0 0 0 0 1 0			
Inning Stats	R: 1 H: 3 E: 0 LOB: 2 K: 1 BB: 0 S: 13 P: 18	R: 0 H: 2 E: 0 LOB: 1 K: 0 BB: 0 S: 10 P: 15	R: 0 H: 1 E: 0 LOB: 1 K: 1 BB: 0 S: 8 P: 14	R: 0 H: 2 E: 0 LOB: 2 K: 3 BB: 0 S: 14 P: 21	R: 0 H: 0 E: 0 LOB: 0 K: 2 BB: 0 S: 8 P: 10	R: 0 H: 0 E: 0 LOB: 0 K: 0 BB: 0 S: 9 P: 14	R: 0 H: 1 E: 0 LOB: 1 K: 0 BB: 0 S: 11 P: 17	R: 2 H: 3 E: 0 LOB: 1 K: 0 BB: 0 S: 15 P: 21	R: 0 H: 0 E: 0 LOB: 2 K: 2 BB: 2 S: 12 P: 23	1B: 11 SF: 0 2B: 1 SAC: 0 3B: 0 DP: 1 HR: 0 HBP: 0	WP: 0 PA: 39 PB: 0 SB: 0 CS: 0		
PITCHER	IP WLS BF H R ER SO BB IBB HBP BLK WP HR S P ERA WHIP											PITCHER	IP WLS BF H R ER SO BB IBB HBP BLK WP HR S P ERA WHIP
99 Hyun Jin Ryu, L ERA: 3.0	(1, 1) 6.0 W 24 8 1 1 7 0 0 0 0 0 0 0 62 92 1.50 1.333												
31 Thomas Hatch, R ERA: 2.11	(7, 1) 1.0 7 4 2 2 0 0 0 0 0 0 0 0 20 29 18.00 4.000												
36 A.J. Cole, R ERA: 2.21	(8, 1) 1.0 3 0 0 0 0 0 0 0 0 0 0 0 6 9 0.00 0.000												
41 Rafael Dolis, R ERA: 1.61	(9, 1) 1.0 5 0 0 0 0 2 2 0 0 0 0 0 12 23 0.00 2.000												

New York Mets @ Toronto Blue Jays
 Sahlen Field, Buffalo, NY
 Sun Sep 13 2020, 3:11 PM - 6:21 PM EDT
 Partly Cloudy - 71 F

livebaseballscorecards.com

AB 37
R 3
H 12
RBI 3
BB 2
SO 9
LOB 17



Batter	1	2	3	4	5	6	7	8	9	AB R H RBI BB SO LOB	BOTTOM
--------	---	---	---	---	---	---	---	---	---	----------------------	--------

8 Cavan Biggio, L (1, 5) OBP: 0.372, SLG: 0.431 (7, 9)	G4-3 ①		F FF 92 4-2 B SI 92 B CH 80 B FF 92 F FF 93 B SL 83		C CU 76 0-1 X SL 84	G4-3 ②		1 SAFE B CH 86 F CH 86 B FC 89 X SI 91 X FC 89	G5-3 ③	4 0 1 0 1 0 1	New York Mets @ Toronto Blue Jays Sahlen Field, Buffalo, NY Sun Sep 13 2020, 3:11 PM - 6:21 PM EDT Partly Cloudy - 71 F
11 Bo Bichette, R (1, 10) OBP: 0.361, SLG: 0.609	G6-3 ②		C SI 92 0-3 F SL 82 F SL 82 F SL 82 F SL 78 S FF 94		C FF 92 2-2 B FF 92 S SL 83 F SL 82 F SL 93 X SL 82	P4 ③		F SI 93 0-3 F SI 92 F CU 80 B CU 80 S CU 80	K ②	4 0 0 0 0 2 3	
27 Vladimir Guerrero Jr., R (1, 3) OBP: 0.321, SLG: 0.412	G1-3 ③		D FF 93 3-1 1 SAFE B CH 84 F CH 82 B FF 91 X FF 92		B FF 91 2-2 B FC 88 F SI 92 B FC 88 C FF 90 B FC 88	FC5-4 ②		13 BB 15 BB 20 BB BB	FC6-4 ③	3 1 0 0 1 0 3	

15 Randal Grichuk, R (1, 8) OBP: 0.316, SLG: 0.485		B FF 92 1-0 X FF 91		D SL 84 2-2 B FF 91 F SL 82 F SL 83 F SL 83 X SL 84		B FF 91 4-1 B FC 88 B FC 88 C FF 90 B FC 88			F8 ①	3 2 1 0 1 0 1
13 Lourdes Gurriel Jr., R (1, 7) OBP: 0.339, SLG: 0.481		X CH 85 0-0				F FC 87 4-2 B FF 91 F CH 84 B FC 89 B FC 90 B FF 92	G6-3 ①		L9 ②	3 2 1 2 1 0 0
20 Jonathan Villar, S (1, 4) OBP: 0.316, SLG: 0.312		X FF 94 0-0				B SI 93 4-1 S CH 85 B FF 94 B FF 93 B FF 94	B5 ①		K ③	3 1 1 1 1 1 0

49 Jonathan Davis, R (1, 9) OBP: 0.333, SLG: 0.750						F FF 92 1-3 C FF 93 1 SAFE 1 SAFE B SL 80 S SL 80			K ②	1 0 0 0 1 1 1
6 Travis Shaw, L (6, PH) OBP: 0.315, SLG: 0.403 (7, 5)						B CH 83 3-2 1 SAFE B FF 92 C FF 91 B SL 80 F FF 90 X SL 80			K ①	2 0 1 0 0 1 3
5 Santiago Espinal, R (1, 6) OBP: 0.279, SLG: 0.316		X FF 92 0-0				C CH 84 2-3 F FF 93 B CH 86 B CU 83 S SI 94	B1 ②		1B ①	4 1 1 3 0 0 3
9 Danny Jansen, R (1, 2) OBP: 0.292, SLG: 0.301						B SI 91 2-1 F SI 91 B FC 88 X FC 88			L8 ①	4 0 1 1 0 1 2
						B SI 91 1-2 C SI 90 F FC 89 F FC 90 X SI 93			L8 ①	
						B SI 91 1-1 1 SAFE 1 SAFE C CH 84 X FF 93			L9 ③	
						C CH 82 0-1 X CH 83			L8 ①	
						X SI 93 0-0			2B ②	

Inning Stats	R: 0 E: 0 K: 0 S: 10	H: 0 LOB: 0 BB: 0 P: 18	R: 2 E: 0 K: 0 S: 10	H: 2 LOB: 1 BB: 1 P: 16	R: 0 E: 0 K: 1 S: 15	H: 0 LOB: 1 BB: 1 P: 24	R: 0 E: 0 K: 1 S: 9	H: 1 LOB: 1 BB: 0 P: 13	R: 0 E: 0 K: 0 S: 8	H: 0 LOB: 0 BB: 0 P: 10	R: 5 E: 1 K: 2 S: 19	H: 3 LOB: 2 BB: 4 P: 41	R: 0 E: 0 K: 1 S: 8	H: 0 LOB: 0 BB: 0 P: 11	R: 0 E: 0 K: 1 S: 11	H: 1 LOB: 1 BB: 0 P: 17	1B: 4 2B: 2 3B: 0 HR: 1	SF: 0 SAC: 0 DP: 0 HBP: 0	WP: 0 PB: 0 SB: 0 CS: 0	PA: 37
---------------------	-------------------------------	----------------------------------	-------------------------------	----------------------------------	-------------------------------	----------------------------------	------------------------------	----------------------------------	------------------------------	----------------------------------	-------------------------------	----------------------------------	------------------------------	----------------------------------	-------------------------------	----------------------------------	----------------------------------	------------------------------------	----------------------------------	--------

PITCHER	IP	WLS	BF	H	R	ER	SO	BB	IBB	HBP	BLK	WP	HR	S	P	ERA	WHIP
77 David Peterson, L (1, 1) ERA: 4.17	5.0	L	20	3	2	2	2	2	0	0	0	0	1	52	81	3.60	1.000
29 Brad Brach, R (6, 1) ERA: 3.75	0.0		3	0	3	3	0	3	0	0	0	0	0	4	16	∞	∞
35 Jared Hughes, R (6, 1) ERA: 4.76	1.0		7	3	2	2	2	1	0	0	0	0	0	15	25	18.00	4.000
43 Erasmo Ramirez, R (7, 1) ERA: 0.9	2.0		7	1	0	0	2	0	0	0	0	0	0	19	28	0.00	0.500



livebaseballscorecards.com

Batter	1	2	3	4	5	6	7	8	9	AB R H RBI BB SO LOB	TOP											
8 Cavan Biggio, L (1, 5) OBP: 0.363, SLG: 0.419	 1-3		 0-0		 1-2		 0-3		 2-3	5 0 0 0 0 3 1												
11 Bo Bichette, R (1, 6) OBP: 0.364, SLG: 0.608	 0-0		 0-2		 0-0		 2-0		 0-2	5 0 2 1 0 0 0												
6 Travis Shaw, L (1, 3) OBP: 0.318, SLG: 0.394	 1-3		 0-0		 4-0			 0-1	 4-1	3 0 0 0 2 1 1												
15 Randal Grichuk, R (1, 8) OBP: 0.311, SLG: 0.476		 1-0		 3-3	 2-2			 4-2	 0-1	3 0 0 0 0 1 1												
49 Jonathan Davis, R (6, 8) OBP: 0.455, SLG: 0.778								 2-3	 1-2	1 0 1 0 1 0 0												
27 Vladimir Guerrero Jr., R (1, 10) OBP: 0.328, SLG: 0.440		 0-0		 0-0		 0-0		 0-0	 3-2	5 2 3 1 0 0 4												
13 Lourdes Gurriel Jr., R (1, 7) OBP: 0.348, SLG: 0.506			 0-0	 0-0		 1-0			 2-1	4 2 3 2 0 0 1												
2 Joe Panik, L (1, 4) OBP: 0.362, SLG: 0.330			 0-0		 4-2		 0-1		 0-0	3 1 1 1 1 0 2												
85 Alejandro Kirk, R (1, 2) OBP: 0.375, SLG: 0.286			 1-1		 0-3		 2-1		 1-0	4 0 1 0 0 1 3												
23 Derek Fisher, L (1, 9) OBP: 0.359, SLG: 0.452			 2-2		 2-2		 3-3		 0-0	4 1 0 1 0 1 2												
Inning Stats	R: 0 E: 0 K: 2 S: 7	H: 0 LOB: 0 BB: 0 P: 9	R: 1 E: 0 K: 0 S: 6	H: 2 LOB: 1 BB: 0 P: 8	R: 0 E: 0 K: 0 S: 8	H: 1 LOB: 1 BB: 0 P: 10	R: 2 E: 0 K: 2 S: 14	H: 2 LOB: 1 BB: 1 P: 23	R: 0 E: 0 K: 0 S: 10	H: 0 LOB: 1 BB: 1 P: 17	R: 0 E: 0 K: 0 S: 6	H: 1 LOB: 0 BB: 0 P: 9	R: 0 E: 0 K: 2 S: 7	H: 0 LOB: 0 BB: 0 P: 12	R: 0 E: 0 K: 0 S: 5	H: 0 LOB: 0 BB: 1 P: 9	R: 3 E: 0 K: 1 S: 18	H: 5 LOB: 3 BB: 1 P: 30	1B: 6 2B: 3 3B: 0 HR: 2	SF: 0 SAC: 0 DP: 1 HBP: 0	WP: 0 PB: 0 SB: 0 CS: 0	PA: 41
PITCHER	IP WLS BF H R ER SO BB IBB HBP BLK WP HR S P ERA WHIP																					
83 Deivi Garcia, R (1, 1) ERA: 3.28	7.0 W 29 6 3 3 6 2 0 0 0 0 0 2 58 88 3.86 1.143																					
73 Michael King, R (8, 1) ERA: 6.75	2.0 12 5 3 3 1 2 0 0 0 0 0 0 23 39 13.50 3.500																					

Toronto Blue Jays @ New York Yankees
 Yankee Stadium, Bronx, NY
 Tue Sep 15 2020, 7:08 PM - 10:20 PM EDT
 Overcast - 64 F

livebaseballscorecards.com

AB 37
 R 6
 H 11
 RBI 6
 BB 4
 SO 7
 LOB 15



BOTTOM

Toronto Blue Jays @ New York Yankees
Yankee Stadium, Bronx, NY
Tue Sep 15 2020, 7:08 PM - 10:20 PM EDT
Overcast - 64 F

livebaseballscorecards.com

AB	41
R	20
H	16
RBI	20
BB	7
SO	9
LOB	20



WP:	2	PA:	50
PB:	0	SB:	0
CS:	0		

AB R H RBI BB SO LOB

6 3 4 5 0 0 0

5 2 3 5 0 0 1
0 0 0 0 1 0 0

4 1 1 1 1 2 1
1 0 0 0 0 0 1

4 0 0 0 1 2 1
1 0 0 0 0 0 1

4 3 3 0 1 0 3
1 1 0 0 0 0 1

3 4 2 2 2 0 1

4 2 1 1 1 2 4

4 2 1 4 0 1 4

4 2 1 2 0 2 2

1B:	5	SF:	0
2B:	5	SAC:	0
3B:	0	DP:	0
HR:	6	HBP:	2

Batter	1	2	3	4	5	6	7	8	9
26 DJ LeMahieu, R OBP: 0.409, SLG: 0.575 (1, 4)	L8	59 HR 1B	27 WP 2B	59 1B 2B		G5-3		HR	
59 Luke Voit, R OBP: 0.343, SLG: 0.634 38 Erik Kratz, R OBP: 0.345, SLG: 0.370 (1, 3) (8, 3)	G6-3	HR	P4	27 BB 31 BB 1B		HR		BB	
31 Aaron Hicks, S OBP: 0.374, SLG: 0.403 39 Mike Tauchman, L OBP: 0.350, SLG: 0.307 (1, 8) (7, 8)	K	HR	F7	27 BB BB		K		F7	
27 Giancarlo Stanton, R OBP: 0.431, SLG: 0.633 66 Kyle Higashioka, R OBP: 0.188, SLG: 0.281 (1, 10) (8, PH) (9, 10)		G5-3	K			L6		F8	
29 Gio Urshela, R OBP: 0.376, SLG: 0.542 71 Thairo Estrada, R OBP: 0.231, SLG: 0.229 (1, 5) (7, PR) (8, 5)								F8	
77 Clint Frazier, R OBP: 0.405, SLG: 0.563 (1, 9)									
11 Brett Gardner, L OBP: 0.321, SLG: 0.352 (1, 7)									
24 Gary Sánchez, R OBP: 0.248, SLG: 0.344 (1, 2)									
14 Tyler Wade, L OBP: 0.262, SLG: 0.274 (1, 6)									

Inning Stats	R:	H:	E:	K:	S:	H:	LOB:	BB:	P:
1	0	0	0	9	12	6	0	0	35
2	7	7	1	2	22	6	0	0	35
3	5	1	0	1	21	1	1	3	43
4	4	4	0	25	45	4	3	45	
5	0	1	0	9	16	1	1	16	
6	1	1	0	7	7	1	0	7	
7	2	2	0	12	18	2	1	18	
8	1	1	0	8	14	1	1	14	
9	0	0	0	8	14	0	0	14	

PITCHER	IP	WLS	BF	H	R	ER	SO	BB	IBB	HBP	BLK	WP	HR	S	P	ERA	WHIP
0 Taijuan Walker, R ERA: 3.05 (1, 1)	1.2	L	12	6	7	1	2	0	0	0	0	1	2	28	43	5.40	3.600
1 Shun Yamaguchi, R ERA: 6.65 (2, 1)	1.1		12	2	7	7	2	4	0	2	1	1	0	30	59	47.25	4.500
47 Anthony Kay, L ERA: 5.14 (4, 1)	2.0		12	4	2	2	3	2	0	0	0	0	1	28	49	9.00	3.000
51 Ken Giles, R ERA: 9.82 (6, 1)	1.0		4	1	1	1	1	0	0	0	0	0	1	7	7	9.00	1.000
56 Ryan Borucki, L ERA: 3.38 (7, 1)	1.0		5	2	2	2	1	0	0	0	0	0	1	12	18	18.00	2.000

PITCHER	IP	WLS	BF	H	R	ER	SO	BB	IBB	HBP	BLK	WP	HR	S	P	ERA	WHIP
5 Santiago Espinal, R ERA: 9.00 (8, 1)	1.0		5	1	1	1	0	1	0	0	0	0	1	8	14	9.00	2.000

Batter	1	2	3	4	5	6	7	8	9	AB R H RBI BB SO LOB	TOP		
8 Cavan Biggio, L (1, 9) OBP: 0.363, SLG: 0.414 49 Jonathan Davis, R (7, 9) OBP: 0.500, SLG: 0.778	 0-2 		 1-3 			 4-2 G6-3 11 WP BB			 3-2 5 1B HBP	2 0 0 0 1 2 1 0 0 0 0 0 0 0	Toronto Blue Jays @ New York Yankees Yankee Stadium, Bronx, NY Wed Sep 16 2020, 7:08 PM - 10:09 PM EDT Partly Cloudy - 69 F		
11 Bo Bichette, R (1, 6) OBP: 0.350, SLG: 0.584 5 Santiago Espinal, R (7, 6) OBP: 0.290, SLG: 0.328	 2-2 L7		 2-1 P4			 1-0 G6-3		 2-2 1B	3 0 0 0 0 0 1 1 0 1 0 0 0 0				
6 Travis Shaw, L (1, 5) OBP: 0.309, SLG: 0.382	 0-3 		 1-2 P5			 0-2 F7		 2-0 F8	4 0 0 0 0 1 3				
15 Randal Grichuk, R (1, 8) OBP: 0.310, SLG: 0.471	 0-3 		 1-2 P3			 1-2 27 1B 1B		 0-1 F9	4 0 1 0 0 1 2				
27 Vladimir Guerrero Jr., R (1, 3) OBP: 0.327, SLG: 0.436	 0-1 F8		 2-2 G5-3			 0-0 1B		 2-1 G4-3	4 0 1 0 0 0 0				
13 Lourdes Gurriel Jr., R (1, 7) OBP: 0.343, SLG: 0.497 85 Alejandro Kirk, R (9, PH) OBP: 0.333, SLG: 0.250	 0-2 G6-3		 1-2 F9			 3-3 K		 0-0 F9	3 0 0 0 0 1 2 1 0 0 0 0 0 0				
2 Joe Panik, L (1, 10) OBP: 0.358, SLG: 0.358			 3-3 K			 2-0 P6		 3-3 K	4 1 1 1 0 2 2				
20 Jonathan Villar, S (1, 4) OBP: 0.315, SLG: 0.317			 0-1 F9			 0-0 9 L8 11 WP 2B		 0-3 K	4 1 1 0 0 1 2				
9 Danny Jansen, R (1, 2) OBP: 0.293, SLG: 0.295			 4-2 BB			 0-0 L8		 0-2 F9	2 0 0 0 1 0 1				
Inning Stats	R: 0 H: 0 E: 0 LOB: 0 K: 2 BB: 0 S: 9 P: 11	R: 0 H: 0 E: 0 LOB: 0 K: 1 BB: 0 S: 9 P: 9	R: 0 H: 0 E: 0 LOB: 1 K: 2 BB: 1 S: 10 P: 18	R: 0 H: 0 E: 0 LOB: 0 K: 0 BB: 0 S: 8 P: 12	R: 0 H: 0 E: 0 LOB: 0 K: 0 BB: 0 S: 7 P: 12	R: 1 H: 1 E: 0 LOB: 1 K: 0 BB: 1 S: 8 P: 13	R: 0 H: 2 E: 0 LOB: 2 K: 3 BB: 0 S: 13 P: 20	R: 0 H: 1 E: 0 LOB: 2 K: 0 BB: 0 S: 12 P: 19	R: 1 H: 1 E: 0 LOB: 0 K: 0 BB: 0 S: 8 P: 13	1B: 3 SF: 0 2B: 1 SAC: 0 3B: 0 DP: 0 HR: 1 HBP: 1	WP: 1 PA: 35 PB: 0 SB: 0 CS: 0		
PITCHER	IP WLS BF H R ER SO BB IBB HBP BLK WP HR S P ERA WHIP											PITCHER	IP WLS BF H R ER SO BB IBB HBP BLK WP HR S P ERA WHIP
45 Gerrit Cole, R (1, 1) ERA: 3.0	7.0 W 26 3 1 1 8 2 0 0 0 1 0 64 95 1.29 0.714												
43 Jonathan Loáisiga, R (8, 1) ERA: 3.0	1.0 5 1 0 0 0 0 0 0 1 0 0 0 12 19 0.00 1.000												
79 Nick Nelson, R (9, 1) ERA: 5.52	1.0 4 1 1 1 0 0 0 0 0 0 0 1 8 13 9.00 1.000												

AB	32
R	2
H	5
RBI	1
BB	2
SO	8
LOB	14



BOTTOM

Toronto Blue Jays @ New York Yankees
Yankee Stadium, Bronx, NY
Wed Sep 16 2020, 7:08 PM - 10:09 PM EDT
Partly Cloudy - 69 F

livebaseballscorecards.com

AB 37
R 13
H 14
RBI 13
BB 6
SO 5
LOB 15



WP: 0 PA: 43
PB: 0
SB: 0
CS: 0

AB	R	H	RBI	BB	SO	LOB
4	3	3	3	1	0	0
4	0	0	0	0	3	2
1	0	0	0	0	0	0
3	2	1	0	2	1	0
4	1	1	3	0	1	3
1	0	1	0	0	0	0
5	0	1	0	0	0	3
3	1	2	2	2	0	0
5	1	1	0	0	0	5
3	2	1	0	1	0	1
4	3	3	5	0	0	1
1B: 6	SF: 0	2B: 1	SAC: 0	3B: 0	DP: 1	HR: 7
HR: 7	HBP: 0					

Batter	1	2	3	4	5	6	7	8	9							
26 DJ LeMahieu, R OBP: 0.421, SLG: 0.627	(1, 4) B FF 92 X FF 90 1-0 HR		B FF 90 B SL 85 B FF 91 C FF 92 D SI 91 4-1 31 BB BB	F SI 90 D SL 86 B SL 83 B CH 82 F SI 92 X SI 93 3-2 1-H HR		C FF 92 B SI 90 B FC 87 F FC 86 F FF 93 X CU 77 1-2 59 HR 2B	C FF 97 F SL 88 X SL 88 0-2 G6-3									
99 Aaron Judge, R OBP: 0.324, SLG: 0.696	(1, 9) B FF 90 B SL 82 C FF 92 B SL 83 B SI 91 S FF 92		B SL 83 1 SAFE B SI 89 F SI 90 F CH 81 S CH 81 2-3 K	F SL 85 C SL 85 B CH 81 F FF 93 B SL 86 S CH 82 3-3 K		D FC 86 B SI 91 B FF 92 C FF 93 F FF 94 X FF 94 3-2 G6-3		B FF 93 S FF 94 X FF 95 1-1 G3								
31 Aaron Hicks, S OBP: 0.381, SLG: 0.402	(1, 8) B SI 93 F SL 86 S CU 75 X FF 94 1-2 G4-3		B CH 81 1 SAFE B SI 91 B CH 82 C FF 91 F FF 92 F FF 92 F SL 87 F CU 75 4-2 B FF 93 1-2 BB		S CU 76 C CH 80 X CH 80 0-2 59 HR 77 1B 1B	B SI 94 B CH 84 B SI 92 B FF 93 4-0 59 HR BB		C FF 96 B SL 88 S SL 88 B FS 86 B SL 85 S FF 96 3-3 K								
59 Luke Voit, R OBP: 0.341, SLG: 0.643	(1, 3) B SL 86 B FF 91 C SI 94 D SL 84 B FF 92 F FF 94 F FF 94 F FF 94		S CU 74 F CH 82 D CU 74 D SL 84 B FF 91 S CU 73 3-2 F8		F FC 89 B SI 89 1 SAFE B CH 80 B CH 81 B CH 81 X SI 91 3-2 G3-1	D FC 87 B CU 80 X FF 93 2-0 HR		X FF 95 0-0 77 BB 29 1B 1B								
38 Erik Kratz, R OBP: 0.367, SLG: 0.393	(8, 3) B SI 93 F SL 86 S CU 75 X FF 94		B CH 81 1 SAFE B SI 91 B CH 82 C FF 91 F FF 92 F FF 92 F SL 87 F CU 75 4-2 B FF 93 1-2 BB		S FF 93 X FF 93 0-1 L8	B FF 93 B CH 84 C FF 92 F FF 93 F FF 93 X FF 93 3-2 G6-3		X FF 96 0-0 77 BB 1-2 1B								
29 Gio Urshela, R OBP: 0.369, SLG: 0.527	(1, 5) C FF 91 X FF 90 0-1 G6-3		C FF 90 B FF 92 S SL 84 F FF 91 F CU 74 X FF 93 1-2 G4-3		C CU 78 B FC 85 B CH 84 C FF 94 D FC 87 X FC 86 3-2 1B		B SL 85 B SL 87 C FF 96 B FF 95 B FF 96 4-1 24 G6-4-3 BB									
77 Clint Frazier, R OBP: 0.421, SLG: 0.596	(1, 7) X FF 91 0-0 P6		B FF 90 B CU 72 X FF 91 2-0 HR		S FF 93 X FF 93 0-1 L8		F SL 88 B SL 88 B SL 88 B FF 97 B FF 96 4-1 1-2 2-3 BB									
24 Gary Sánchez, R OBP: 0.247, SLG: 0.339	(1, 10) B FF 93 B SL 83 B SI 92 C FF 91 X FF 93 3-1 L7		B SL 85 B SL 86 B SI 92 C FF 91 C SI 93 X SI 92 3-2 26 HR 1B		D CU 80 S FF 93 B SI 90 X FF 93 2-1 F9		S SL 80 X SL 88 0-1 G6-4-3									
14 Tyler Wade, L OBP: 0.273, SLG: 0.276	(1, 6) X CU 73 0-0 66 HR 1B		B SI 91 B SI 90 X SI 90 2-0 F7		B FF 93 S FF 91 X CH 83 1-1 L6		B FF 97 B FF 96 C FF 95 B FF 96 4-1 66 HR BB									
66 Kyle Higashioka, R OBP: 0.250, SLG: 0.583	(1, 2) X SI 89 0-0 1-H HR		B CU 74 X FF 91 1-0 F7		C CU 78 B SI 90 X CH 83 1-1 HR		D SL 89 X FF 97 1-0 1-H HR									
Inning Stats	R: 1 E: 0 K: 1 S: 15	H: 1 LOB: 0 BB: 0 P: 23	R: 0 E: 0 K: 0 S: 5	H: 0 LOB: 0 BB: 0 P: 8	R: 2 E: 0 K: 2 S: 19	H: 2 LOB: 2 BB: 2 P: 33	R: 3 E: 0 K: 1 S: 13	H: 3 LOB: 0 BB: 0 P: 27	R: 1 E: 0 K: 0 S: 13	H: 2 LOB: 1 BB: 0 P: 21	R: 4 E: 0 K: 0 S: 18	H: 3 LOB: 0 BB: 1 P: 33	R: 2 E: 0 K: 0 S: 8	H: 1 LOB: 0 BB: 2 P: 17	R: 0 E: 0 K: 1 S: 9	H: 2 LOB: 3 BB: 1 P: 17
PITCHER	IP WLS BF H R ER SO	IP WLS BF H R ER SO	IP WLS BF H R ER SO	IP WLS BF H R ER SO	IP WLS BF H R ER SO	IP WLS BF H R ER SO	IP WLS BF H R ER SO	IP WLS BF H R ER SO	IP WLS BF H R ER SO	IP WLS BF H R ER SO	IP WLS BF H R ER SO	IP WLS BF H R ER SO	IP WLS BF H R ER SO	IP WLS BF H R ER SO	IP WLS BF H R ER SO	IP WLS BF H R ER SO
14 Tanner Roark, R ERA: 6.41	(1, 1) 4.0 L 20 6 6 6 4		62 Jacob Waguespack, R ERA: 8.15	(5, 1) 2.0 12 5 5 5 0		64 Hector Perez, R ERA: 10.8	(7, 1) 1.2 10 3 2 2 1		52 Anthony Bass, R ERA: 2.91	(8, 1) 0.1 1 0 0 0 0						

WP	HR	S	P	ERA	WHIP
0	7	1	1	13.50	2.000
0	2	31	54	22.50	3.000
0	1	16	33	10.80	3.600
0	0	1	1	0.00	0.000

Batter	1	2	3	4	5	6	7	8	9	AB R H RBI BB SO LOB	TOP
8 Cavan Biggio, L (1, 5) OBP: 0.364, SLG: 0.416	2-3 K		2-2 11 1B 2B		0-1 F7			1-2 G5-3	4-2 11 1B BB	4 0 1 1 1 1 1	
11 Bo Bichette, R (1, 6) OBP: 0.353, SLG: 0.573	2-3 K		0-0 1B		2-2 G1-3			1-3 K	2-1 1B	5 0 2 3 0 2 1	
15 Randal Grichuk, R (1, 8) OBP: 0.307, SLG: 0.463	1-2 G6-3		3-2 P6			0-0 P2		0-0 1B	0-3 K	5 0 1 0 0 1 3	
37 Teoscar Hernández, R (1, 9) OBP: 0.348, SLG: 0.616		1-3 K		0-3 K		1-1 G1-3		1-3 K	1-3 K	5 0 0 0 0 4 3	
27 Vladimir Guerrero Jr., R (1, 10) OBP: 0.320, SLG: 0.426		0-0 G5-3		0-0 G5-3		0-3 K			3-2 L8	4 0 0 0 0 1 0	
6 Travis Shaw, L (1, 3) OBP: 0.308, SLG: 0.386		1-2 G4-3		0-1 L8			0-0 F9		3-2 13 1B 9 1B 2B	4 1 1 0 0 0 0	
13 Lourdes Gurriel Jr., R (1, 7) OBP: 0.357, SLG: 0.550			2-2 HR		3-1 HR		0-2 2B		0-1 9 1B 2 BB 1B	4 3 4 2 0 0 0	
2 Joe Panik, L (1, 4) OBP: 0.354, SLG: 0.347			0-1 L7		2-1 G6-3		2-1 G6-3		4-2 8 BB 9 1B BB	3 1 0 0 1 0 1	
9 Danny Jansen, R (1, 2) OBP: 0.308, SLG: 0.313			2-0 8 2B 11 1B 1B		1-0 1B		2-1 G3-1		0-0 8 BB 11 1B 1B	4 2 3 1 0 0 1	
Inning Stats	R: 0 H: 0 E: 0 LOB: 0 K: 2 BB: 0 S: 10 P: 15	R: 0 H: 0 E: 0 LOB: 0 K: 1 BB: 0 S: 7 P: 9	R: 2 H: 4 E: 0 LOB: 1 K: 0 BB: 0 S: 15 P: 24	R: 0 H: 0 E: 0 LOB: 0 K: 1 BB: 0 S: 6 P: 6	R: 1 H: 2 E: 0 LOB: 1 K: 0 BB: 0 S: 10 P: 18	R: 0 H: 0 E: 0 LOB: 0 K: 1 BB: 0 S: 6 P: 7	R: 0 H: 1 E: 0 LOB: 1 K: 0 BB: 0 S: 8 P: 12	R: 0 H: 1 E: 0 LOB: 1 K: 2 BB: 0 S: 10 P: 13	R: 4 H: 4 E: 0 LOB: 2 K: 2 BB: 2 S: 23 P: 40	1B: 7 SF: 0 2B: 3 SAC: 0 3B: 0 DP: 0 HR: 2 HBP: 0	WP: 0 PA: 40 PB: 0 SB: 0 CS: 0
PITCHER	IP WLS BF H R ER SO BB IBB HBP BLK WP HR S P ERA WHIP										
19 Masahiro Tanaka, R (1, 1) ERA: 3.27	7.0 W 27 7 3 3 5 0 0 0 0 0 0 2 62 91 3.86 1.000										
0 Adam Ottavino, R (8, 1) ERA: 6.91	1.0 4 1 0 0 2 0 0 0 0 0 0 0 10 13 0.00 1.000										
56 Jonathan Holder, R (9, 1) ERA: 4.08	0.1 6 3 4 4 0 2 0 0 0 0 0 0 14 28 108.00 15.000										
54 Aroldis Chapman, L (9, 1) ERA: 4.15	0.2 S 3 1 0 0 2 0 0 0 0 0 0 0 9 12 0.00 1.500										

Toronto Blue Jays @ New York Yankees
 Yankee Stadium, Bronx, NY
 Thu Sep 17 2020, 7:10 PM - 10:28 PM EDT
 Cloudy - 72 F

livebaseballscorecards.com

AB 38
 R 7
 H 12
 RBI 7
 BB 2
 SO 9
 LOB 10



Batter	1	2	3	4	5	6	7	8	9
26 DJ LeMahieu, R OBP: 0.426, SLG: 0.641 14 Tyler Wade, L OBP: 0.273, SLG: 0.276	4-2 BB	1 SAFE F FF 91 C FC 86 F CH 82 C FC 84 F CH 92 B FF 92 F FF 90 B FC 85 3-3 F FC 84 C SI 93	X SI 91 0-0 HR	B SL 88 B FF 97 C FC 95 F SI 96 X SI 97 3-2 G4-3	B SI 90 B FF 91 B SI 91 4-0 BB				
59 Luke Voit, R OBP: 0.342, SLG: 0.659	1-2 2B		B CU 74 B FC 84 C FC 90 F FF 90 C FC 93 2-3 HR		S SI 92 B SI 93 S FC 87 B SI 94 X FC 86 2-2 G5-3	B FC 88 F FC 86 B SI 90 X SI 92 2-1 P3			
31 Aaron Hicks, S OBP: 0.387, SLG: 0.400	4-1 BB		B FF 91 S CH 80 C CH 81 F CH 81 B SI 92 X CU 76 2-2 P4	S CH 81 F CH 81 S CH 81 0-3 K		C SI 94 X FC 86 0-1 1B	B FC 88 F SI 92 B CH 82 B SI 90 B SI 92 4-1 BB		
27 Giancarlo Stanton, R OBP: 0.460, SLG: 0.640	1-1 1B		C FF 91 B CH 81 X CH 80 1-1 2B	X FF 90 0-0 HR		B SI 92 C SI 92 X FC 85 1-1 1B	C FC 86 B SI 93 F SL 82 F SL 82 S SI 94 3-3 K		
25 Gleyber Torres, R OBP: 0.365, SLG: 0.407	1-0 G6-4-3		B FF 92 C FC 85 D FC 85 B FF 92 S FF 92 S FF 93 3-3 K	C CU 77 B FC 87 C CH 82 B CH 83 F FC 88 X FC 86 3-2 HR		S FC 87 F SI 91 B FC 87 F SI 92 B SL 82 X SI 92 2-2 L8		C FC 85 S SL 80 B SL 80 B FF 92 F FC 86 F SI 91 S CH 83 2-3 K	
29 Gio Urshela, R OBP: 0.363, SLG: 0.513	0-0 G6-3			F FF 90 0-0 F8		C SI 92 C SI 91 C SL 79 0-3 K		X SI 91 0-0 L7	
77 Clint Frazier, R OBP: 0.413, SLG: 0.573		1-2 G1-3		B SI 88 B SI 88 C FC 98 X SI 96 2-1 11 HR 2B	B SI 88 B SI 88 C FC 98 X SI 96 2-1 P5		B FC 87 X SI 92 1-0 HR		
24 Gary Sánchez, R OBP: 0.253, SLG: 0.374		2-2 G5-3		B FC 86 X FF 91 1-0 26 WP 26 E 1B	B FF 96 B SI 95 F FF 95 S FF 98 2-3 K		F CH 84 B FC 89 B CH 84 B SI 92 B SI 93 4-1 31 BB 26 BB BB		
11 Brett Gardner, L OBP: 0.333, SLG: 0.387		2-2 26 WP 26 E 1B		X FF 91 0-0 HR					

Inning Stats	R: 2	H: 2	E: 0	K: 0	S: 10	H: 2	LOB: 1	BB: 2	P: 21	R: 0	H: 1	E: 1	K: 1	S: 16	R: 0	H: 1	E: 0	K: 2	S: 12	R: 7	H: 7	E: 0	K: 1	S: 23	R: 0	H: 0	E: 0	K: 1	S: 8	R: 0	H: 2	E: 0	K: 1	S: 14	R: 1	H: 1	E: 0	K: 1	S: 12	R: 0	H: 0	E: 0	K: 1	S: 7	1B: 5	2B: 3	3B: 0	HR: 6	SF: 0	SAC: 0	DP: 1	HBP: 0	WP: 1	PB: 0	SB: 0	CS: 0
--------------	------	------	------	------	-------	------	--------	-------	-------	------	------	------	------	-------	------	------	------	------	-------	------	------	------	------	-------	------	------	------	------	------	------	------	------	------	-------	------	------	------	------	-------	------	------	------	------	------	-------	-------	-------	-------	-------	--------	-------	--------	-------	-------	-------	-------

PITCHER	IP	WLS	BF	H	R	ER	SO	BB	IBB	HBP	BLK	WP	HR	S	P	ERA	WHIP
67 Julian Merryweather, R ERA: 4.15	(1, 1)	1.0	6	2	2	2	0	2	0	0	0	0	0	10	21	18.00	4.000
22 Chase Anderson, R ERA: 7.45	(2, 1)	2.2	17	8	7	7	4	1	0	0	0	1	5	43	67	23.62	3.375
63 Wilmer Font, R ERA: 7.98	(4, 1)	1.1	5	1	0	0	1	0	0	0	0	0	0	16	23	0.00	0.750
35 T.J. Zeuch, R ERA: 3.0	(6, 1)	3.0	15	3	1	1	3	3	0	0	0	0	1	33	61	3.00	2.000


BOTTOM

Toronto Blue Jays @ New York Yankees
 Yankee Stadium, Bronx, NY
 Thu Sep 17 2020, 7:10 PM - 10:28 PM EDT
 Cloudy - 72 F

AB	R	H	RBI	BB	SO	LOB
3	2	1	1	2	1	1
0	0	0	0	0	0	0
5	2	2	1	0	1	2
3	0	1	0	2	1	0
5	1	4	2	0	1	3
5	1	1	1	0	2	5
5	0	1	0	0	1	3
4	1	0	0	1	0	1
4	2	2	2	0	0	0
3	1	2	2	1	1	0

AB	37
R	10
H	14
RBI	9
BB	6
SO	8
LOB	15

livebaseballscores.com

Batter	1	2	3	4	5	6	7	8	9	AB R H RBI BB SO LOB	TOP		
22 Andrew McCutchen, R (1, 10) OBP: 0.313, SLG: 0.392	1-2 P5		4-2 G1-3 BB		4-1 3 HR BB	0-0 L3				2 1 0 0 2 0 1			
3 Bryce Harper, L (1, 9) OBP: 0.406, SLG: 0.519	4-2 18 BB 2B BB		3-2 P4		1-1 HR	1-0 F7				3 2 1 2 1 0 2			
28 Alec Bohm, R (1, 5) OBP: 0.379, SLG: 0.500	4-1 18 BB 2B BB		3-2 G1-3		1-0 18 BB 1B	1-1 18 BB 1B				3 1 2 1 1 0 1			
18 Didi Gregorius, L (1, 6) OBP: 0.354, SLG: 0.511	0-0 2B		0-3 K		1-2 8 BB 5 BB 1B	0-0 1B				4 1 3 1 0 1 1			
8 Phil Gosselin, R (1, 3) OBP: 0.344, SLG: 0.434	1-2 F9			2-0 1B	0-1 5 BB 3B 1B	3-3 K				4 1 2 1 0 1 4			
4 Scott Kingery, R (1, 4) OBP: 0.209, SLG: 0.250	2-3 K			0-0 L6	0-0 F5		0-0 G5-3			4 0 0 0 0 1 5			
5 Andrew Knapp, S (1, 2) OBP: 0.424, SLG: 0.472		0-0 G4-3		2-2 L8	3-2 3B		2-3 K			4 0 1 2 0 1 1	AB 30 R 7 H 9 RBI 7 BB 6 SO 9 LOB 18		
16 Mickey Moniak, L (1, 7)		1-3 K		1-3 K	1-0 G1-3		4-2 BB			3 0 0 0 1 2 2			
24 Roman Quinn, S (1, 8) OBP: 0.263, SLG: 0.340		1-3 K		0-3 K	0-3 K	4-1 3 BB 28 BB 1B	2-3 K			3 1 0 0 1 3 1			
Inning Stats	R: 1 E: 0 K: 1 S: 18 H: 1 LOB: 2 BB: 2 P: 30	R: 0 E: 0 K: 2 S: 7 H: 0 LOB: 0 BB: 0 P: 9	R: 0 E: 0 K: 1 S: 13 H: 0 LOB: 1 BB: 1 P: 23	R: 0 E: 0 K: 1 S: 8 H: 1 LOB: 1 BB: 0 P: 13	R: 5 E: 0 K: 1 S: 17 H: 5 LOB: 1 BB: 1 P: 28	R: 1 E: 0 K: 1 S: 11 H: 2 LOB: 2 BB: 1 P: 20	R: 0 E: 0 K: 2 S: 13 H: 0 LOB: 1 BB: 1 P: 21	1B: 6 2B: 1 3B: 1 HR: 1 SF: 0 SAC: 0 DP: 0 HBP: 0	WP: 0 PA: 36 PB: 0 SB: 2 CS: 0				
PITCHER	IP WLS BF H R ER SO BB IBB HBP BLK WP HR S P ERA WHIP											PITCHER	IP WLS BF H R ER SO BB IBB HBP BLK WP HR S P ERA WHIP
38 Robbie Ray, L (1, 1) ERA: 7.17	4.1 L 22 5 5 5 6 4 0 0 0 0 1 56 92 10.38 2.077												
31 Thomas Hatch, R (5, 1) ERA: 2.78	1.1 8 3 2 2 0 1 0 0 0 0 0 12 22 13.50 3.000												
66 Patrick Murphy, R (6, 1) ERA:	1.1 6 1 0 0 3 1 0 0 0 0 0 19 30 0.00 1.500												

Philadelphia Phillies @ Toronto Blue Jays
Citizens Bank Park, Philadelphia, PA
Fri Sep 18 2020, 4:09 PM - 6:40 PM EDT
Partly Cloudy - 71 F

livebaseballscorecards.com

Batter	1	2	3	4	5	6	7	8	9	AB R H RBI BB SO LOB
--------	---	---	---	---	---	---	---	---	---	----------------------

8 Cavan Biggio, L <small>(1, 10)</small> <small>OBP: 0.372, SLG: 0.422</small>										2 0 2 0 1 0 0
11 Bo Bichette, R <small>(1, 6)</small> <small>OBP: 0.341, SLG: 0.553</small>										3 0 0 0 0 1 3
13 Lourdes Gurriel Jr., R <small>(1, 7)</small> <small>OBP: 0.356, SLG: 0.547</small>										3 0 1 0 0 2 1
37 Teoscar Hernández, R <small>(1, 9)</small> <small>OBP: 0.347, SLG: 0.608</small>										2 0 0 0 1 2 2
15 Randal Grichuk, R <small>(1, 8)</small> <small>OBP: 0.307, SLG: 0.461</small>										3 0 1 0 0 0 1
27 Vladimir Guerrero Jr., R <small>(1, 3)</small> <small>OBP: 0.316, SLG: 0.419</small>										3 0 0 0 0 0 2
6 Travis Shaw, L <small>(1, 5)</small> <small>OBP: 0.302, SLG: 0.378</small>										3 0 0 0 0 3 2
20 Jonathan Villar, S <small>(1, 4)</small> <small>OBP: 0.311, SLG: 0.313</small>										2 0 0 0 0 1 0
85 Alejandro Kirk, R <small>(1, 2)</small> <small>OBP: 0.273, SLG: 0.200</small>										2 0 0 0 0 0 0

Inning Stats	R: 0 H: 1 E: 0 K: 3 S: 11	H: 1 LOB: 1 BB: 0 P: 15	R: 0 H: 0 E: 0 K: 1 S: 7	H: 0 LOB: 0 BB: 0 P: 10	R: 0 H: 0 E: 0 K: 0 S: 7	H: 0 LOB: 1 BB: 1 P: 13	R: 0 H: 0 E: 0 K: 1 S: 6	H: 0 LOB: 0 BB: 1 P: 13	R: 0 H: 0 E: 0 K: 2 S: 10	H: 0 LOB: 0 BB: 0 P: 18	R: 0 H: 1 E: 0 K: 0 S: 7	H: 2 LOB: 2 BB: 0 P: 15	R: 0 H: 2 E: 0 K: 2 S: 11	H: 2 LOB: 2 BB: 0 P: 15
--------------	---------------------------	-------------------------	--------------------------	-------------------------	--------------------------	-------------------------	--------------------------	-------------------------	---------------------------	-------------------------	--------------------------	-------------------------	---------------------------	-------------------------

56 Zach Eflin, R <small>(1, 1)</small> <small>ERA: 4.28</small>	IP: 7.0 WLS: W BF: 25 H: 4 R: 0 ER: 0 SO: 9 BB: 2 IBB: 0 HBP: 0 BLK: 0 WP: 0 HR: 0 S: 59 P: 92 ERA: 0.00 WHIP: 0.857	PITCHER IP: 7.0 WLS: W BF: 25 H: 4 R: 0 ER: 0 SO: 9 BB: 2 IBB: 0 HBP: 0 BLK: 0 WP: 0 HR: 0 S: 59 P: 92 ERA: 0.00 WHIP: 0.857
--	--	---

BOTTOM

Philadelphia Phillies @ Toronto Blue Jays
 Citizens Bank Park, Philadelphia, PA
 Fri Sep 18 2020, 4:09 PM - 6:40 PM EDT
 Partly Cloudy - 71 F

AB	23
R	0
H	4
RBI	0
BB	2
SO	9
LOB	11



1B: 4 2B: 0 3B: 0 HR: 0	SF: 0 SAC: 0 DP: 2 HBP: 0	WP: 0 PB: 0 SB: 1 CS: 0	PA: 25
----------------------------------	------------------------------------	----------------------------------	--------

Batter	1	2	3	4	5	6	7	8	9	AB R H RBI BB SO LOB	TOP	
8 Cavan Biggio, L OBP: 0.368, SLG: 0.417 (1, 5)	 F8		 G1-3	 1B	 K		 L8			5 0 1 2 0 1 5		
11 Bo Bichette, R OBP: 0.337, SLG: 0.551 (1, 10)	 2B		 G6-3	 G3-1		 F7				4 0 1 0 0 0 1		
13 Lourdes Gurriel Jr., R OBP: 0.354, SLG: 0.540 (1, 7)	 K			 F8	 37 1B 15 SF7 1B	 K				4 1 1 0 0 2 1		
37 Teoscar Hernández, R OBP: 0.357, SLG: 0.637 (1, 9)	 F9			 HR	 2 27 FC4-6 9 HBP 1B	 2B				4 2 3 1 0 0 1		
15 Randal Grichuk, R OBP: 0.306, SLG: 0.464 (1, 8)		 F FF 92 B FF 91 X CH 80 G5-3		 C SI 92 X CH 82 27 1B 2B	 B FF 95 F SL 88 X SL 87 SF7	 X FC 89 0-0 F9				3 1 1 1 0 0 1		
27 Vladimir Guerrero Jr., R OBP: 0.319, SLG: 0.418 (1, 3)	 P3		 B CU 80 C SI 96 X SL 84 5 1B 2 HBP 1B	 D CU 80 F SL 87 1 SAFE B FF 95 H FF 94 2 FC4-6 2 HBP		 B FF 94 C FF 94 B FS 85 C FF 92 X FF 93 F9				3 1 1 1 0 0 0		
2 Joe Panik, L OBP: 0.359, SLG: 0.347 (1, 4)	 1B		 C FF 95 B SL 83 H SL 81 5 1B 8 1B HBP	 C CH 83 X CH 84 FC4-6 9 BB 5 BB 1-2 2-3		 C FF 94 B FS 84 B FF 95 B FF 94 X FF 92 P5				3 1 1 0 0 0 2		
5 Santiago Espinal, R OBP: 0.308, SLG: 0.333 (1, 6)	 G6-3		 F CU 80 B CU 81 F FF 91 X CU 80 9 SH2-3 8 1B 1-3 2-H 1B	 B FC 88 B FC 88 B FC 89 B FC 90 9 BB 1-2 BB		 B FS 85 B FS 83 B FF 93 C FF 93 B FF 92 6 S BB				2 1 1 1 1 0 1		
20 Jonathan Villar, S OBP: 0.315, SLG: 0.313 (7, PH)										0 0 0 0 1 0 0		
9 Danny Jansen, R OBP: 0.311, SLG: 0.310 (1, 2)			 F FF 91 B CH 81 F CH 81 X CU 80 G5-3	 B FF 95 1 SAFE S CH 86 X CH 85 SH2-3	 B FC 90 B FF 96 D CH 85 C FF 95 B CH 85 2-3 3-H BB		 D FS 86 B FF 92 C FS 85 1 SAFE B FF 92 S FS 86 B FF 92 1-2 BB			1 0 0 1 1 0 0		
6 Travis Shaw, L OBP: 0.306, SLG: 0.378 (7, PH)										0 0 0 0 1 0 0		
Inning Stats	R: 0 E: 0 K: 1 S: 9 H: 1 LOB: 1 BB: 0 P: 11	R: 0 E: 0 K: 0 S: 8 H: 1 LOB: 1 BB: 0 P: 11	R: 0 E: 0 K: 0 S: 5 H: 0 LOB: 0 BB: 0 P: 7	R: 5 E: 0 K: 0 S: 19 H: 5 LOB: 1 BB: 0 P: 29	R: 2 E: 0 K: 1 S: 16 H: 2 LOB: 3 BB: 2 P: 35	R: 0 E: 0 K: 1 S: 13 H: 1 LOB: 1 BB: 0 P: 18	R: 0 E: 0 K: 0 S: 11 H: 0 LOB: 2 BB: 2 P: 25	R: 0 E: 0 K: 0 S: 11 H: 0 LOB: 2 BB: 2 P: 25			1B: 6 2B: 3 3B: 0 HR: 1 SF: 1 SAC: 1 DP: 0 HBP: 2	WP: 0 PA: 37 PB: 0 SB: 1 CS: 0
PITCHER 41 David Hale, R (1, 1) ERA: 3.94	IP: 3.1 WLS: 0 BF: 14 H: 4 R: 2 ER: 2 SO: 1 BB: 0 IBB: 0 HBP: 0 BLK: 0 WP: 0 HR: 1 S: 27 P: 34 ERA: 5.40 WHIP: 1.200					PITCHER 50 Héctor Neris, R (7, 1) ERA: 4.58	IP: 1.0 WLS: 0 BF: 5 H: 0 R: 0 ER: 0 SO: 0 BB: 2 IBB: 0 HBP: 0 BLK: 0 WP: 0 HR: 0 S: 11 P: 25 ERA: 0.00 WHIP: 2.000					
79 JoJo Romero, L (4, 1) ERA: 5.59	IP: 0.1 WLS: 0 BF: 5 H: 3 R: 3 ER: 3 SO: 0 BB: 0 IBB: 0 HBP: 1 BLK: 0 WP: 0 HR: 0 S: 10 P: 19 ERA: 81.00 WHIP: 9.000											
31 David Phelps, R (4, 1) ERA: 5.49	IP: 0.1 WLS: 0 BF: 1 H: 0 R: 0 ER: 0 SO: 0 BB: 0 IBB: 0 HBP: 0 BLK: 0 WP: 0 HR: 0 S: 4 P: 5 ERA: 0.00 WHIP: 0.000											
43 Heath Hembree, R (5, 1) ERA: 7.64	IP: 0.1 WLS: 0 BF: 4 H: 2 R: 2 ER: 2 SO: 0 BB: 0 IBB: 0 HBP: 1 BLK: 0 WP: 0 HR: 0 S: 9 P: 18 ERA: 54.00 WHIP: 6.000											
75 Connor Brogdon, R (5, 1) ERA: 6.75	IP: 1.2 WLS: 0 BF: 8 H: 1 R: 0 ER: 0 SO: 2 BB: 2 IBB: 0 HBP: 0 BLK: 0 WP: 0 HR: 0 S: 20 P: 35 ERA: 0.00 WHIP: 1.800											

Toronto Blue Jays @ Philadelphia Phillies
Citizens Bank Park, Philadelphia, PA
Fri Sep 18 2020, 7:32 PM - 10:46 PM EDT
Partly Cloudy - 68 F

livebaseballscorecards.com

AB	29
R	7
H	10
RBI	7
BB	4
SO	3
LOB	12



Batter	1	2	3	4	5	6	7	8	9
22 Andrew McCutchen, R (1, 7) OBP: 0.312, SLG: 0.405	1-2 G4-3		1-0 HR	1-3 K		1-3 K			
3 Bryce Harper, L (1, 10) OBP: 0.417, SLG: 0.540	3-2 1B		2-0 28 G5-3	4-2 2B		0-1 28 E			
28 Alec Bohm, R (1, 5) OBP: 0.382, SLG: 0.496	4-0 18 S		1-1 G5-3	2-2 F9		0-0 E1			
18 Didi Gregorius, L (1, 6) OBP: 0.357, SLG: 0.508	1-2 1B		0-1 G4-3		2-3 K	4-0 BB			
9 Jay Bruce, L (1, 3) OBP: 0.263, SLG: 0.547	3-2 G3		0-0 G3-1		0-0 F9	0-1 G1-3			
4 Scott Kingery, R (1, 4) OBP: 0.223, SLG: 0.247		4-0 BB		4-0 13 WP		3-2 F7			
24 Roman Quinn, S (1, 8) OBP: 0.255, SLG: 0.330		1 SAFE	3-3 K	1-3 K		1-3 K			
16 Mickey Moniak, L (1, 9) OBP: 0.333, SLG: 0.111		0-3 K		1-0 13 WP		4-2 22 WP			
13 Rafael Marchán, S (1, 2) OBP: 0.500, SLG: 1.000		1-3 K2-3		1-2 HR		2-2 3 WP			


Inning Stats	R: 1	H: 2	E: 0	LOB: 1	K: 0	S: 16	R: 0	H: 0	E: 0	LOB: 1	K: 3	S: 10	R: 1	H: 2	E: 0	LOB: 1	K: 0	S: 7	R: 3	H: 2	E: 0	LOB: 1	K: 2	S: 18	R: 0	H: 0	E: 0	LOB: 0	K: 1	S: 9	R: 3	H: 3	E: 1	LOB: 2	K: 2	S: 16

PITCHER	IP	WLS	BF	H	R	ER	SO	BB	IBB	HBP	BLK	WP	HR	S	P	ERA	WHIP
48 Ross Stripling, R (1, 1) ERA: 6.04	3.1		16	4	3	3	4	3	0	0	0	0	1	36	65	8.10	2.100
36 A.J. Cole, R (4, 1) ERA: 3.05	0.1		3	2	2	2	1	0	0	0	0	1	1	9	12	54.00	6.000
56 Ryan Borucki, L (4, 1) ERA: 3.14	1.0		4	0	0	0	1	1	0	0	0	0	0	10	18	0.00	1.000
52 Anthony Bass, R (5, 1) ERA: 3.63	0.2	H	4	1	2	2	1	1	0	0	0	0	0	13	23	27.00	3.000
41 Rafael Dolis, R (6, 1) ERA: 1.59	0.1	L	3	2	1	0	1	0	0	0	0	1	0	6	7	0.00	6.000

Toronto Blue Jays @ Philadelphia Phillies
Citizens Bank Park, Philadelphia, PA
Fri Sep 18 2020, 7:32 PM - 10:46 PM EDT
Partly Cloudy - 68 F

livebaseballscorecards.com

AB	26
R	8
H	9
RBI	7
BB	6
SO	8
LOB	13



WP	HR	S	P	ERA	WHIP
2	0	2	6	0.00	3.000

1B	2B	3B	HR	SF	SAC	DP	HBP	WP	HR	S	P	ERA	WHIP
5	2	0	2	0	0	0	0	2	0	2	6	0.00	3.000

Batter	1	2	3	4	5	6	7	8	9	AB R H RBI BB SO LOB	TOP									
8 Cavan Biggio, L (1, 9) OBP: 0.371, SLG: 0.412	4-1 BB 37 1B		4-2 BB 11 G6-4-3		1-1 G3-1			3-2 K		2 0 0 0 2 1 0										
11 Bo Bichette, R (1, 6) OBP: 0.323, SLG: 0.527	1-0 P9		1-2 G6-4-3 1-2			1-2 K		0-0 P6		4 0 0 0 0 1 2										
37 Teoscar Hernández, R (1, 10) OBP: 0.354, SLG: 0.627	1-2 1B		2-3 K			1-3 K		1-3 K2-3		4 0 1 0 0 3 0										
13 Lourdes Gurriel Jr., R (1, 7) OBP: 0.347, SLG: 0.528	2-3 K			2-2 P6		0-0 G5-3		1-3 K		4 0 0 0 0 2 2										
15 Randal Grichuk, R (1, 8) OBP: 0.302, SLG: 0.457	1-3 K			2-1 G3			0-1 G5-3			3 0 0 0 0 1 2										
2 Joe Panik, L (1, 5) OBP: 0.358, SLG: 0.340		4-1 BB		0-0 F9			3-1 P5			2 0 0 0 1 0 0										
20 Jonathan Villar, S (1, 4) OBP: 0.310, SLG: 0.307		3-2 P5			3-3 K		0-3 K			3 0 0 0 0 2 1										
6 Travis Shaw, L (1, 3) OBP: 0.307, SLG: 0.397		2-1 P6			1-0 HR		3-3 K			3 1 1 1 0 1 1										
9 Danny Jansen, R (1, 2) OBP: 0.306, SLG: 0.304 27 Vladimir Guerrero Jr., R (PH) OBP: 0.318, SLG: 0.416 85 Alejandro Kirk, R (8, 2) OBP: 0.273, SLG: 0.200		3-2 P2			1-0 F8			3-2 G6-3		2 0 0 0 0 0 1 1 0 0 0 0 0 0 0 0 0 0 0 0 0										
Inning Stats	R: 0 H: 1 E: 0 K: 2 S: 14	H: 1 LOB: 2 BB: 1 P: 23	R: 0 H: 0 E: 0 K: 0 S: 11	H: 0 LOB: 1 BB: 1 P: 23	R: 0 H: 0 E: 0 K: 1 S: 16	H: 0 LOB: 0 BB: 0 P: 23	R: 0 H: 0 E: 0 K: 0 S: 6	H: 0 LOB: 0 BB: 0 P: 10	R: 1 H: 1 E: 0 K: 1 S: 10	H: 1 LOB: 0 BB: 0 P: 16	R: 0 H: 0 E: 0 K: 2 S: 7	H: 0 LOB: 0 BB: 0 P: 9	R: 0 H: 0 E: 0 K: 1 S: 7	H: 0 LOB: 0 BB: 0 P: 10	R: 0 H: 0 E: 0 K: 2 S: 12	H: 0 LOB: 0 BB: 0 P: 21	R: 0 H: 0 E: 0 K: 2 S: 7	H: 0 LOB: 0 BB: 0 P: 9	1B: 1 SF: 0 2B: 0 SAC: 0 3B: 0 DP: 1 HR: 1 HBP: 0	WP: 0 PA: 31 PB: 0 SB: 0 CS: 0
PITCHER	IP WLS BF H R ER SO BB IBB HBP BLK WP HR S P ERA WHIP																			
21 Vince Velasquez, R (1, 1) ERA: 5.46	6.0 W 22 2 1 1 6 3 0 0 0 0 1 64 104 1.50 0.833																			
53 Blake Parker, R (7, 1) ERA: 2.35	1.0 H 3 0 0 0 1 0 0 0 0 0 0 7 10 0.00 0.000																			
31 David Phelps, R (8, 1) ERA: 5.23	1.0 H 3 0 0 0 2 0 0 0 0 0 0 12 21 0.00 0.000																			
96 Tommy Hunter, R (9, 1) ERA: 4.29	1.0 S 3 0 0 0 2 0 0 0 0 0 0 7 9 0.00 0.000																			

Toronto Blue Jays @ Philadelphia Phillies
Citizens Bank Park, Philadelphia, PA
Sat Sep 19 2020, 6:11 PM - 9:25 PM EDT
Clear - 63 F

livebaseballscorecards.com

AB 28
R 1
H 2
RBI 1
BB 3
SO 11
LOB 9



Batter	1	2	3	4	5	6	7	8	9
22 Andrew McCutchen, R (1, 7) OBP: 0.319, SLG: 0.404	4-1 FC3-5 BB		1-3 K		2-1 1B		4-2 BB	3-3 K	
3 Bryce Harper, L (1, 9) OBP: 0.414, SLG: 0.533	0-0 FC3-5 1-2f		2-3 K		1-2 1B		2-2 F9		
2 Jean Segura, R (1, 5) OBP: 0.353, SLG: 0.436	1-3 K			0-1 G3	1-3 K		0-2 G1-3		
18 Didi Gregorius, L (1, 6) OBP: 0.350, SLG: 0.497	1-3 K			1-0 G4-3	0-0 L7		0-2 F7		
8 Phil Gosselin, R (1, 3) OBP: 0.340, SLG: 0.425		2-2 G4-3		2-1 P3		2-1 P6	1-1 40 1B 9 BB		
9 Jay Bruce, L (1, 10) OBP: 0.274, SLG: 0.551		2-3 K			3-2 SH1-3 4 1B 5 1B	3-2 F9	4-2 40 1B 4 1B		
16 Mickey Moniak, L (8, PR) OBP: 0.333, SLG: 0.111					0-0 SH1-3	2-3 K	1-2 BB		
4 Scott Kingery, R (1, 4) OBP: 0.227, SLG: 0.250		3-3 K			0-0 SH1-3	2-3 K	0-0 40 1B		
5 Andrew Knapp, S (1, 2) OBP: 0.443, SLG: 0.482			1-2 1B		0-0 40 1B 22 1B		4-2 22 BB BB	1-3 K	
40 Adam Haseley, L (1, 8) OBP: 0.378, SLG: 0.385			2-2 F8		1-0 3 1B 22 1B		2-0 F8	1-2 1B	

Inning Stats	R: 0	H: 0	E: 0	K: 2	S: 9	R: 0	H: 0	E: 0	K: 2	S: 10	R: 0	H: 1	E: 0	K: 2	S: 14	R: 0	H: 0	E: 0	K: 0	S: 5	R: 2	H: 5	E: 0	K: 1	S: 16	R: 0	H: 0	E: 0	K: 1	S: 8	R: 0	H: 0	E: 0	K: 0	S: 13	R: 1	H: 3	E: 0	K: 2	S: 18	R: 0	H: 0	E: 0	K: 0	S: 13	R: 0	H: 0	E: 0	K: 0	S: 13
	0	0	0	2	9	0	0	0	2	10	0	1	0	0	14	0	0	0	0	5	0	0	0	0	16	0	0	0	0	8	0	0	0	0	13	1	3	0	2	18	0	0	0	0	13	0	0	0	0	13

PITCHER	IP	WLS	BF	H	R	ER	SO	BB	IBB	HBP	BLK	WP	HR	S	P	ERA	WHIP
99 Hyun Jin Ryu, L (1, 1) ERA: 3.0	6.0	L	25	6	2	2	8	1	0	0	0	0	0	62	99	3.00	1.167
63 Wilmer Font, R (7, 1) ERA: 7.8	0.1		3	0	0	0	0	2	0	0	0	0	0	6	16	0.00	6.000
56 Ryan Borucki, L (7, 1) ERA: 2.93	1.0		3	0	0	0	0	0	0	0	0	0	0	11	13	0.00	0.000
36 A.J. Cole, R (8, 1) ERA: 3.38	0.2		6	3	1	1	2	1	0	0	0	0	0	14	24	13.50	6.000

BOTTOM

AB R H RBI BB SO LOB

3	0	1	1	2	2	4
4	0	1	0	0	1	4
4	0	0	0	0	2	6
4	0	0	0	0	1	4
4	1	1	0	0	0	0
3	1	1	0	1	1	0
0	0	0	0	0	0	0
3	0	1	0	0	2	0
3	1	2	1	1	1	3
4	0	2	1	0	0	2

AB 32
R 3
H 9
RBI 3
BB 4
SO 10
LOB 23

1B: 8 SF: 0
2B: 1 SAC: 1
3B: 0 DP: 0
HR: 0 HBP: 0

WP: 0 PA: 37
PB: 0
SB: 0
CS: 0

Toronto Blue Jays @ Philadelphia Phillies
Citizens Bank Park, Philadelphia, PA
Sat Sep 19 2020, 6:11 PM - 9:25 PM EDT
Clear - 63 F



PITCHER	IP	WLS	BF	H	R	ER	SO	BB	IBB	HBP	BLK	WP	HR	S	P	ERA	WHIP
99 Hyun Jin Ryu, L (1, 1) ERA: 3.0	6.0	L	25	6	2	2	8	1	0	0	0	0	0	62	99	3.00	1.167
63 Wilmer Font, R (7, 1) ERA: 7.8	0.1		3	0	0	0	0	2	0	0	0	0	0	6	16	0.00	6.000
56 Ryan Borucki, L (7, 1) ERA: 2.93	1.0		3	0	0	0	0	0	0	0	0	0	0	11	13	0.00	0.000
36 A.J. Cole, R (8, 1) ERA: 3.38	0.2		6	3	1	1	2	1	0	0	0	0	0	14	24	13.50	6.000

Batter	1	2	3	4	5	6	7	8	9	AB R H RBI BB SO LOB	TOP											
8 Cavan Biggio, L (1, 5) OBP: 0.371, SLG: 0.409	4-2 11 2B 37 BLK BB	1-2 11 FC1-2 1B			3-2 F8				0-1 E5 37 1B	4 1 1 0 1 1 0												
11 Bo Bichette, R (1, 6) OBP: 0.327, SLG: 0.551	1-1 37 BLK 13 1B 2B	0-2 FC1-2 37 FC4 1B			2-3 K				0-3 K	5 2 2 0 0 2 4												
37 Teoscar Hernández, R (1, 9) OBP: 0.356, SLG: 0.639	1-2 P3	1-2 FC4			3-2 F7				3-0 HR	5 1 2 2 0 0 4												
13 Lourdes Gurriel Jr., R (1, 7) OBP: 0.348, SLG: 0.530	1-0 27 FC6-4 1B				3-2 G3				0-1 F9	5 1 2 1 0 1 2												
15 Randal Grichuk, R (1, 10) OBP: 0.296, SLG: 0.447	2-2 K				1-2 G1-3				0-0 F9	4 0 0 0 0 1 2												
27 Vladimir Guerrero Jr., R (1, 3) OBP: 0.312, SLG: 0.407	2-1 FC6-4				2-2 G5-3				2-0 L4	4 0 0 0 0 0 2												
6 Travis Shaw, L (8, 3) OBP: 0.307, SLG: 0.397	1-2f								0-1 G1-3	0 0 0 0 0 0 0												
2 Joe Panik, L (1, 4) OBP: 0.363, SLG: 0.333		4-1 8 1B 11 FC1-2 49 BB BB			1-0 G3-1				0-1 G1-3	2 1 0 0 2 0 0												
49 Jonathan Davis, R (1, 8) OBP: 0.500, SLG: 0.750		1 SAFE 11 FC1-2 8 1B BB			1-3 K				1-3 K	3 0 1 2 1 2 0												
9 Danny Jansen, R (1, 2) OBP: 0.297, SLG: 0.292		2-3 K			2-3 K				1-2 G5-3	4 0 0 0 0 3 3												
Inning Stats	R: 2 E: 0 K: 1 S: 13	H: 2 LOB: 1 BB: 1 P: 24	R: 0 E: 0 K: 1 S: 18	H: 1 LOB: 3 BB: 2 P: 30	R: 0 E: 0 K: 0 S: 13	H: 0 LOB: 0 BB: 0 P: 19	R: 0 E: 0 K: 2 S: 7	H: 0 LOB: 0 BB: 0 P: 11	R: 0 E: 0 K: 1 S: 10	H: 0 LOB: 0 BB: 0 P: 18	R: 2 E: 0 K: 1 S: 14	H: 2 LOB: 1 BB: 1 P: 23	R: 2 E: 0 K: 2 S: 10	H: 2 LOB: 0 BB: 0 P: 18	R: 0 E: 0 K: 1 S: 6	H: 0 LOB: 0 BB: 0 P: 9	R: 0 E: 1 K: 1 S: 13	H: 1 LOB: 2 BB: 0 P: 15	1B: 3 2B: 3 3B: 1 HR: 1	SF: 0 SAC: 0 DP: 0 HBP: 0	WP: 0 PB: 0 SB: 0 CS: 0	PA: 40
PITCHER	IP WLS BF H R ER SO BB IBB HBP BLK WP HR S P ERA WHIP																					
77 Adonis Medina, R (1, 1) ERA: 4.5	4.0 L 18 3 2 2 4 3 0 0 1 0 0 51 84 4.50 1.500																					
44 Brandon Workman, R (5, 1) ERA: 5.59	1.0 3 0 0 0 1 0 0 0 0 0 0 10 18 0.00 0.000																					
43 Heath Hembree, R (6, 1) ERA: 9.0	1.1 9 4 4 4 2 1 0 0 0 0 1 20 37 27.00 3.750																					
75 Connor Brogdon, R (7, 1) ERA: 5.4	1.2 5 0 0 0 2 0 0 0 0 0 0 10 13 0.00 0.000																					
46 Adam Morgan, L (9, 1) ERA: 4.76	1.0 5 1 0 0 1 0 0 0 0 0 0 13 15 0.00 1.000																					

Toronto Blue Jays @ Philadelphia Phillies
Citizens Bank Park, Philadelphia, PA
Sun Sep 20 2020, 3:09 PM - 6:36 PM EDT
Sunny - 65 F

AB	36
R	6
H	8
RBI	5
BB	4
SO	10
LOB	17



WP: 0	PA: 40
PB: 0	
SB: 0	
CS: 0	

Batter	1	2	3	4	5	6	7	8	9	AB R H RBI BB SO LOB
22 Andrew McCutchen, R (1, 10) OBP: 0.316, SLG: 0.396	 C FF 93 C FF 93 B SL 84 F FF 94 S FS 89	 B FF 94 C FF 94 B FS 89 D FS 92 S FS 95			 B SL 80 B FF 94 C FF 93 X FF 94		 B FC 89 B CH 84 F FF 95 F SI 94 F CH 96 B CH 85 B FF 96		 C SI 95 F SI 95 B SL 87 B SL 87 X SI 95	4 0 0 0 1 2 2
3 Bryce Harper, L (1, 9) OBP: 0.407, SLG: 0.521	 S FF 93 C SI 95 B FF 94 X FS 89		 T FS 89 B FS 89 F FF 94 B FS 91 X SL 88		 X FS 88		 S CH 86 D FF 96 F CH 85 B FF 95 F FF 96 F CH 86 B CH 87 S FF 96		 C SI 96 S SL 87 B SL 87 B SI 95 B SL 86 C SI 96	4 0 0 0 0 1 3 1 0 0 0 0 1 0
28 Alec Bohm, R (1, 3) OBP: 0.389, SLG: 0.496	 B SI 94 C FS 90 B FF 94 B FS 90 B FF 95		 S SL 84 B SL 85 F FF 95 F SL 84 B FF 96 X FS 90		 F SI 94 X SL 82		 B SI 95 B CH 86 B FF 97 C FF 96 X FF 96		 B SI 96 X SI 96	4 1 2 1 1 0 0
18 Didi Gregorius, L (1, 6) OBP: 0.348, SLG: 0.497	 S FF 94 C FF 94 X FF 95		 X FS 89		 B FS 86 C FF 92 B FS 88 X FF 93		 B CH 85 C FF 96 S CH 86 X FF 96			4 0 1 1 0 0 2
2 Jean Segura, R (1, 5) OBP: 0.356, SLG: 0.434	 F SI 94 D FS 89 B FF 94 B SL 84 S FS 90		 C CU 74 B FS 89 B FF 94 X CU 78		 F SL 83 X FS 87		 B FS 82 B FF 92 S FF 92 C FF 91 B FF 91		 B FS 86 B FF 90 S FF 92 C FF 91 C FF 91 S FS 86	3 0 1 0 1 1 2 4 0 0 0 0 3 2
40 Adam Haseley, L (1, 7) OBP: 0.359, SLG: 0.362		 B FF 91 B FF 92 C CU 72 S FS 94		 B CU 72 B FF 92 C FF 92 F FS 88 F FS 88 F FF 93 F FS 88 F FS 93 C FF 93		 B CU 72 B FS 88 F FF 93 F FF 93 F FS 88 F FS 88 F FS 88 X FF 93		 B FS 86 B FF 90 S FF 92 C FF 91 C FF 91 S FS 86	4 0 0 0 0 2 2	
4 Scott Kingery, R (1, 4) OBP: 0.218, SLG: 0.239		 C CU 74 B FF 94 S FS 90		 X SL 85		 B SL 81 F FF 93 B FS 89 F FF 93 B SL 83 X FF 94		 C FS 86 F FF 90 S FS 86	4 0 0 0 0 2 2	
24 Roman Quinn, S (1, 8) OBP: 0.264, SLG: 0.330		 X FF 94		 C FF 93 D FS 88 1 SAFE 1 SAFE F FS 87 F FF 93 S CU 74		 X FF 95		 B FS 83 F FF 91 D FS 86 F FF 91 B FS 87 F FS 85 F FF 91 B FF 92	3 1 1 0 1 1 1	
13 Rafael Marchán, S (1, 2) OBP: 0.556, SLG: 0.875		 1 SAFE 1 SAFE P FS 89 B FF 94 F FF 94 B SI 94 B FF 94		 C FS 88 F FF 94 S FS 94		 B FF 95 1 SAFE X FF 96		 X SI 95	2 1 1 0 1 1 1 1 0 0 0 0 0 2 0 0 0 0 0 0 0	
9 Jay Bruce, L (8, PH) OBP: 0.271, SLG: 0.544										
5 Andrew Knapp, S (9, 2) OBP: 0.443, SLG: 0.482										

Inning Stats	R: 1	H: 1	E: 0	K: 2	S: 15	H: 1	LOB: 1	BB: 1	P: 25	R: 0	H: 1	E: 0	K: 3	S: 12	R: 0	H: 1	E: 0	K: 0	S: 11	R: 0	H: 0	E: 1	K: 3	S: 12	R: 0	H: 0	E: 0	K: 0	S: 5	R: 0	H: 1	E: 0	K: 0	S: 12	R: 2	H: 2	E: 2	K: 1	S: 15	R: 0	H: 0	E: 0	K: 2	S: 12	R: 0	H: 0	E: 0	K: 1	S: 9	1B: 5	2B: 1	3B: 0	HR: 0	SF: 0	SAC: 0	DP: 0	HBP: 0	WP: 0	PA: 39
--------------	------	------	------	------	-------	------	--------	-------	-------	------	------	------	------	-------	------	------	------	------	-------	------	------	------	------	-------	------	------	------	------	------	------	------	------	------	-------	------	------	------	------	-------	------	------	------	------	-------	------	------	------	------	------	-------	-------	-------	-------	-------	--------	-------	--------	-------	--------

PITCHER	IP	WLS	BF	H	R	ER	SO	BB	IBB	HBP	BLK	WP	HR	S	P	ERA	WHIP
0 Taijuan Walker, R (1, 1) ERA: 2.86	6.0	W	25	4	1	1	8	2	0	0	0	0	0	67	104	1.50	1.000
31 Thomas Hatch, R (7, 1) ERA: 2.66	1.0		6	2	2	0	1	1	0	0	0	0	0	15	27	0.00	3.000
1 Shun Yamaguchi, R (8, 1) ERA: 6.35	0.2	H	4	0	0	0	2	2	0	0	0	0	0	11	21	0.00	3.000
52 Anthony Bass, R (8, 1) ERA: 3.42	1.1	S	4	0	0	0	1	0	0	0	0	0	0	10	14	0.00	0.000

BOTTOM

Toronto Blue Jays @ Philadelphia Phillies
Citizens Bank Park, Philadelphia, PA
Sun Sep 20 2020, 3:09 PM - 6:36 PM EDT
Sunny - 65 F

livebaseballscorecards.com

AB	34
R	3
H	6
RBI	2
BB	5
SO	12
LOB	17



New York Yankees @ Toronto Blue Jays
 Sahlen Field, Buffalo, NY
 Mon Sep 21 2020, 6:40 PM - 10:36 PM EDT
 Clear - 67 F

livebaseballscorecards.com

AB	34
R	5
H	8
RBI	5
BB	5
SO	3
LOB	17



WP:	0	PA:	39
PB:	0		
SB:	1		
CS:	0		

Batter	1	2	3	4	5	6	7	8	9	AB	R	H	RBI	BB	SO	LOB
26 DJ LeMahieu, R OBP: 0.420, SLG: 0.612 14 Tyler Wade, L OBP: 0.302, SLG: 0.288	L9		27 E 99 S 1B		G4-3			27 2B 1B	39 2B BB	4	0	2	0	0	0	0
99 Aaron Judge, R OBP: 0.315, SLG: 0.610 39 Mike Tauchman, L OBP: 0.336, SLG: 0.305	G6-4-3 1B		K			L5		F9	2B	4	0	1	0	0	1	2
27 Giancarlo Stanton, R OBP: 0.421, SLG: 0.581	G6-4-3 1-2f		E5			G4-3		2B	K	5	0	1	0	0	1	3
59 Luke Voit, R OBP: 0.341, SLG: 0.640 38 Erik Kratz, R OBP: 0.367, SLG: 0.393		F9	G5-3			G4-3		K		4	0	0	0	0	1	4
25 Gleyber Torres, R OBP: 0.367, SLG: 0.385		31 BB 29 1B BB		L8				31 2B 29 G6-3 BB	G6-3	2	2	0	0	2	0	2
31 Aaron Hicks, S OBP: 0.382, SLG: 0.395		29 1B BB		G4-3				24 F8 2B	G3	3	0	1	0	1	0	0
29 Gio Urshela, R OBP: 0.362, SLG: 0.500		24 G6-4-3 1B		G6-3				11 DI 24 39 2B 1B		4	1	2	2	0	0	1
24 Gary Sánchez, R OBP: 0.247, SLG: 0.385		G6-4-3		G5-3				11 DI 24 39 2B 1B	G6-3	4	0	0	0	0	0	4
11 Brett Gardner, L OBP: 0.345, SLG: 0.388		G4-3		G5-3				14 BB 39 2B BB		3	1	0	0	1	0	1

Inning Stats	R: 0 E: 0 K: 0 S: 8	H: 1 LOB: 0 BB: 0 P: 12	R: 1 E: 0 K: 0 S: 12	H: 1 LOB: 1 BB: 2 P: 22	R: 0 E: 1 K: 1 S: 11	H: 1 LOB: 2 BB: 0 P: 20	R: 0 E: 0 K: 0 S: 7	H: 0 LOB: 0 BB: 0 P: 12	R: 0 E: 0 K: 0 S: 8	H: 0 LOB: 0 BB: 0 P: 12	R: 0 E: 0 K: 0 S: 9	H: 0 LOB: 0 BB: 0 P: 13	R: 1 E: 0 K: 0 S: 14	H: 1 LOB: 1 BB: 1 P: 24	R: 0 E: 0 K: 1 S: 15	H: 2 LOB: 2 BB: 0 P: 21	R: 3 E: 0 K: 1 S: 22	H: 2 LOB: 1 BB: 2 P: 39	1B: 5 2B: 3 3B: 0 HR: 0	SF: 0 SAC: 0 DP: 2 HBP: 0	WP: 0 PB: 0 SB: 1 CS: 0	PA: 39
--------------	------------------------------	----------------------------------	-------------------------------	----------------------------------	-------------------------------	----------------------------------	------------------------------	----------------------------------	------------------------------	----------------------------------	------------------------------	----------------------------------	-------------------------------	----------------------------------	-------------------------------	----------------------------------	-------------------------------	----------------------------------	----------------------------------	------------------------------------	----------------------------------	--------

PITCHER	IP	WLS	BF	H	R	ER	SO	BB	IBB	HBP	BLK	WP	HR	S	P	ERA	WHIP
34 Matt Shoemaker, R ERA: 4.71	3.0		13	3	1	1	1	2	0	0	0	0	0	31	54	3.00	1.667
35 T.J. Zeuch, R ERA: 2.84	3.1	W	12	1	1	1	0	1	0	0	0	0	0	29	49	2.70	0.600
66 Patrick Murphy, R ERA:	1.2		7	2	0	0	1	0	0	0	0	0	0	24	33	0.00	1.200
63 Wilmer Font, R ERA: 9.19	0.2		6	2	3	3	0	2	0	0	0	0	0	18	33	40.50	6.000
1 Shun Yamaguchi, R ERA: 6.26	0.1		1	0	0	0	1	0	0	0	0	0	0	4	6	0.00	0.000

New York Yankees @ Toronto Blue Jays
 Sahlen Field, Buffalo, NY
 Mon Sep 21 2020, 6:40 PM - 10:36 PM EDT
 Clear - 67 F

livebaseballscorecards.com

AB	36
R	11
H	13
RBI	10
BB	4
SO	12
LOB	13



WP: 0	PA: 41
PB: 0	
SB: 0	
CS: 0	

Batter	1	2	3	4	5	6	7	8	9	AB	R	H	RBI	BB	SO	LOB
8 Cavan Biggio, L OBP: 0.372, SLG: 0.403 (1, 5)										3	2	0	0	2	2	1
11 Bo Bichette, R OBP: 0.330, SLG: 0.544 (1, 6)										5	2	2	2	0	1	1
37 Teoscar Hernández, R OBP: 0.357, SLG: 0.632 (1, 9)										5	1	2	2	0	3	0
13 Lourdes Gurriel Jr., R OBP: 0.340, SLG: 0.516 (1, 10)										5	0	0	0	0	3	4
15 Randal Grichuk, R OBP: 0.303, SLG: 0.464 (1, 8)										4	2	2	2	1	0	0
27 Vladimir Guerrero Jr., R OBP: 0.324, SLG: 0.437 (1, 3)										3	0	3	3	1	0	0
20 Jonathan Villar, S OBP: 0.303, SLG: 0.300 (1, 4)										4	0	0	0	0	2	5
85 Alejandro Kirk, R OBP: 0.467, SLG: 0.714 (1, 2)										4	3	4	1	0	0	0
49 Jonathan Davis, R OBP: 0.421, SLG: 0.600 (1, 7)										3	1	0	0	0	1	2

Inning Stats	R: 0	H: 0	E: 0	K: 2	S: 9	H: 0	LOB: 0	BB: 0	P: 11	R: 0	H: 1	E: 0	K: 2	S: 12	H: 1	LOB: 1	BB: 0	P: 18	R: 5	H: 5	E: 0	K: 2	S: 31	R: 4	H: 4	E: 1	K: 0	S: 19	R: 0	H: 1	E: 1	K: 1	S: 13	R: 1	H: 1	E: 0	K: 2	S: 20	R: 1	H: 1	E: 0	K: 1	S: 11	R: 0	H: 0	E: 0	K: 2	S: 10	H: 0	LOB: 0	BB: 0	P: 13	1B: 7	2B: 3	3B: 1	HR: 2	SF: 0	SAC: 0	DP: 1	HBP: 0	WP: 0	PA: 41
--------------	------	------	------	------	------	------	--------	-------	-------	------	------	------	------	-------	------	--------	-------	-------	------	------	------	------	-------	------	------	------	------	-------	------	------	------	------	-------	------	------	------	------	-------	------	------	------	------	-------	------	------	------	------	-------	------	--------	-------	-------	-------	-------	-------	-------	-------	--------	-------	--------	-------	--------

PITCHER	IP	WLS	BF	H	R	ER	SO	BB	IBB	HBP	BLK	WP	HR	S	P	ERA	WHIP
73 Michael King, R ERA: 7.76 (1, 1)	2.2	L	14	5	5	5	6	1	0	0	0	0	0	44	65	16.88	2.250
43 Jonathan Loáisiga, R ERA: 3.86 (3, 1)	1.0		10	5	4	3	0	2	0	0	0	0	0	24	40	27.00	7.000
79 Nick Nelson, R ERA: 5.09 (4, 1)	2.0		9	2	1	1	2	1	0	0	0	0	1	31	52	4.50	1.500
57 Chad Green, R ERA: 3.8 (6, 1)	1.1		5	1	1	1	2	0	0	0	0	0	1	16	20	6.75	0.750
0 Adam Ottavino, R ERA: 6.06 (8, 1)	1.0		3	0	0	0	2	0	0	0	0	0	0	10	13	0.00	0.000

Batter	1	2	3	4	5	6	7	8	9	AB	R	H	RBI	BB	SO	LOB	TOP
26 DJ LeMahieu, R OBP: 0.415, SLG: 0.598 38 Erik Kratz, R OBP: 0.367, SLG: 0.393	G4-3		L8		99 1B 31 1B HBP		K	G6-3		4	1	0	0	0	1	1	
99 Aaron Judge, R OBP: 0.330, SLG: 0.609	31 3B 1B		G6-3		31 1B 1B		K		39 BB 25 1B 1B	5	3	3	1	0	1	0	
31 Aaron Hicks, S OBP: 0.384, SLG: 0.411 39 Mike Tauchman, L OBP: 0.342, SLG: 0.305	59 WP 3B			F8	59 S 25 1B 1B		K		25 1B 29 1B BB	4	2	2	3	0	1	0	
59 Luke Voit, R OBP: 0.335, SLG: 0.627 14 Tyler Wade, L OBP: 0.299, SLG: 0.284	P6			G5-3	25 1B 1B		K		F8	4	0	0	0	0	2	1	
25 Gleyber Torres, R OBP: 0.375, SLG: 0.402	K			G5-3	29 1B 2B			G5-3	29 1B 1B	5	1	3	2	0	1	0	
29 Gio Urshela, R OBP: 0.377, SLG: 0.519			77 G5-4-3 1B		G4-3			11 1B 2B	77 G6-4-3 1B	5	1	4	2	0	0	1	
77 Clint Frazier, R OBP: 0.403, SLG: 0.555	G5-4-3			K			L8	11 1B 66 2B BB	G6-4-3	4	1	0	0	1	1	4	
11 Brett Gardner, L OBP: 0.342, SLG: 0.384					K		G5-3	66 2B 1B		4	1	1	1	0	2	0	
66 Kyle Higashioka, R OBP: 0.273, SLG: 0.568			F8		99 1B 26 HBP 1B		K	66 2B 1B		4	1	2	2	0	1	0	
Inning Stats	R: 2 H: 2 E: 0 LOB: 0 K: 1 BB: 0 S: 10 P: 19	R: 0 H: 1 E: 0 LOB: 0 K: 1 BB: 0 S: 7 P: 14	R: 0 H: 0 E: 0 LOB: 0 K: 0 BB: 0 S: 4 P: 7	R: 1 H: 2 E: 0 LOB: 1 K: 1 BB: 0 S: 10 P: 19	R: 4 H: 4 E: 0 LOB: 1 K: 2 BB: 0 S: 19 P: 33	R: 0 H: 0 E: 0 LOB: 0 K: 1 BB: 0 S: 8 P: 15	R: 0 H: 0 E: 0 LOB: 0 K: 3 BB: 0 S: 12 P: 19	R: 3 H: 3 E: 0 LOB: 1 K: 1 BB: 1 S: 18 P: 31	R: 2 H: 3 E: 0 LOB: 1 K: 0 BB: 1 S: 17 P: 25	1B: 11 SF: 0 2B: 3 SAC: 0 3B: 1 DP: 2 HR: 0 HBP: 1	WP: 1 PA: 43 PB: 0 SB: 1 CS: 0						
PITCHER	IP WLS BF H R ER SO BB IBB HBP BLK WP HR S P ERA WHIP																
14 Tanner Roark, R ERA: 7.01	4.1 L 20 7 6 6 4 0 0 1 0 1 0 40 72 12.46 1.615																
31 Thomas Hatch, R ERA: 2.96	0.2 4 2 1 1 1 0 0 0 0 0 0 10 20 13.50 3.000																
22 Chase Anderson, R ERA: 7.67	2.2 12 3 3 3 5 1 0 0 0 0 0 37 64 10.12 1.500																
63 Wilmer Font, R ERA: 9.92	0.2 6 3 2 2 0 1 0 0 0 0 0 15 21 27.00 6.000																
56 Ryan Borucki, L ERA: 2.81	0.2 1 0 0 0 0 0 0 0 0 0 0 3 5 0.00 0.000																

New York Yankees @ Toronto Blue Jays
Sahlen Field, Buffalo, NY
Tue Sep 22 2020, 6:39 PM - 10:08 PM EDT
Partly Cloudy - 66 F

livebaseballscorecards.com



BOTTOM

New York Yankees @ Toronto Blue Jays
Sahlen Field, Buffalo, NY
Tue Sep 22 2020, 6:39 PM - 10:08 PM EDT
Partly Cloudy - 66 F

livebaseballscorecards.com

AB 30
R 1
H 5
RBI 1
BB 0
SO 10
LOB 8



WP: 0 PA: 30
PB: 0
SB: 0
CS: 0

AB R H RBI BB SO LOB
3 1 1 1 0 1 2
1 0 0 0 0 1 0

4 0 0 0 0 2 2

4 0 0 0 0 1 2

3 0 1 0 0 0 0

3 0 1 0 0 1 1

3 0 0 0 0 1 1

3 0 0 0 0 2 0

3 0 1 0 0 0 0

3 0 1 0 0 1 0

1B: 4 SF: 0
2B: 0 SAC: 0
3B: 0 DP: 2
HR: 1 HBP: 0

Table with 9 columns (Batter 1-9) and 10 rows (Batters 8 Cavan Biggio, 20 Jonathan Villar, 11 Bo Bichette, 37 Teoscar Hernández, 27 Vladimir Guerrero Jr., 15 Randal Grichuk, 13 Lourdes Gurriel Jr., 2 Joe Panik, 85 Alejandro Kirk, 49 Jonathan Davis). Each cell contains a batter's name, stats, and a baseball diamond diagram with pitch locations and counts.

Inning Stats table with columns for R, H, E, K, S, LOB, BB, P, and rows for each batter's performance in the bottom of the 9th inning.

Pitcher performance table with columns for IP, WLS, BF, H, R, ER, SO, BB, IBB, HBP, BLK, WP, HR, S, P, ERA, WHIP, and rows for pitchers 45 Gerrit Cole, 53 Zack Britton, and 0 Adam Ottavino.

Batter	1	2	3	4	5	6	7	8	9	AB	R	H	RBI	BB	SO	LOB	TOP										
26 DJ LeMahieu, R OBP: 0.416, SLG: 0.596 (1, 4)	G5-3		FC6-4 99 BB		FC6-4 99 BB		F9			4	0	2	0	0	0	0											
99 Aaron Judge, R OBP: 0.327, SLG: 0.589 (1, 9)	K		FC6-4 59 FC6-4				G2-3			3	0	0	0	1	1	1											
39 Mike Tauchman, L OBP: 0.342, SLG: 0.305 (8, 9)										0	0	0	0	0	0	0											
27 Giancarlo Stanton, R OBP: 0.400, SLG: 0.545 (1, 10)	K		K		K			G1-3		4	0	0	0	0	3	4											
59 Luke Voit, R OBP: 0.338, SLG: 0.622 (1, 3)		FC6-4 29 1B, 31 BB, 24 PB	FC6-4		P4			G5-3 25 G5-3		3	1	1	0	1	0	4											
25 Gleyber Torres, R OBP: 0.365, SLG: 0.389 (1, 6)	L7				F9		F9	G5-3		4	0	0	0	0	0	5											
31 Aaron Hicks, S OBP: 0.381, SLG: 0.403 (1, 8)		FC6-4 24 PB, 29 1B			G1-3		F9	L9		3	0	0	0	1	0	1											
29 Gio Urshela, R OBP: 0.382, SLG: 0.519 (1, 5)							G4-3			2	0	1	0	1	0	0											
14 Tyler Wade, L OBP: 0.296, SLG: 0.280 (9, PH)		FC6-4 24 PB								1	0	0	0	0	1	0											
24 Gary Sánchez, R OBP: 0.241, SLG: 0.374 (1, 2)	K		K				G3-1			4	0	0	0	0	3	3											
77 Clint Frazier, R OBP: 0.399, SLG: 0.541 (1, 7)	F7				FC6-4 99 BB, 26 1B		K	G6-3		3	0	0	0	1	1	2											
Inning Stats	R: 0 E: 0 K: 2 S: 8	H: 0 LOB: 0 BB: 0 P: 13	R: 1 E: 0 K: 1 S: 14	H: 1 LOB: 2 BB: 2 P: 27	R: 0 E: 0 K: 1 S: 12	H: 1 LOB: 1 BB: 1 P: 18	R: 0 E: 0 K: 1 S: 10	H: 0 LOB: 1 BB: 1 P: 21	R: 0 E: 0 K: 1 S: 17	H: 1 LOB: 3 BB: 2 P: 30	R: 0 E: 0 K: 0 S: 7	H: 0 LOB: 0 BB: 0 P: 10	R: 0 E: 0 K: 1 S: 7	H: 0 LOB: 0 BB: 0 P: 11	R: 0 E: 0 K: 0 S: 10	H: 1 LOB: 1 BB: 0 P: 16	R: 0 E: 0 K: 2 S: 8	H: 0 LOB: 0 BB: 0 P: 11	1B: 4 2B: 0 3B: 0 HR: 0	SF: 0 SAC: 0 DP: 0 HBP: 0	WP: 0 PB: 1 SB: 0 CS: 0	PA: 36					
PITCHER	IP	WLS	BF	H	R	ER	SO	BB	IBB	HBP	BLK	WP	HR	S	P	ERA	WHIP										
38 Robbie Ray, L ERA: 6.62 (1, 1)	4.0		19	3	1	0	5	4	0	0	0	0	0	49	90	0.00	1.750										
36 A.J. Cole, R ERA: 3.22 (5, 1)	1.0	W	4	0	0	0	1	1	0	0	0	0	0	12	19	0.00	1.000										
48 Ross Stripling, R ERA: 5.55 (6, 1)	4.0	S	13	1	0	0	3	0	0	0	0	0	0	32	48	0.00	0.250										

New York Yankees @ Toronto Blue Jays
 Sahlen Field, Buffalo, NY
 Wed Sep 23 2020, 6:38 PM - 10:17 PM EDT
 Clear - 68 F

livebaseballscorecards.com

AB 31
R 1
H 4
RBI 0
BB 5
SO 9
LOB 20



BOTTOM

New York Yankees @ Toronto Blue Jays
Sahlen Field, Buffalo, NY
Wed Sep 23 2020, 6:38 PM - 10:17 PM EDT
Clear - 68 F

livebaseballscorecards.com

AB	40
R	14
H	16
RBI	13
BB	5
SO	6
LOB	20



WP:	0	PA:	47
PB:	0		
SB:	0		
CS:	1		

AB R H RBI BB SO LOB

5	3	2	2	1	0	3
4	1	2	2	2	1	1
4	1	1	0	0	1	4
4	2	1	1	1	1	3
5	1	2	3	0	0	4
5	1	3	1	0	0	1
5	1	1	1	0	3	3
4	1	0	0	1	0	1
4	3	4	3	0	0	0
1B:	10	SF:	0			
2B:	5	SAC:	0			
3B:	0	DP:	1			
HR:	2	HBP:	1			

Batter	1	2	3	4	5	6	7	8	9
8 Cavan Biggio, L OBP: 0.375, SLG: 0.421	4-2 37 1B 27 1B BB	1-0 G4-3		2-2 37 1B 15 1B 11 E FC6-4	1-1 F9	1-0 11 2B 2B		0-0 F7	
11 Bo Bichette, R OBP: 0.336, SLG: 0.532	0-3 K		4-1 37 CS BB	4-1 37 FC6-4 1B		1-3 2-H 3-H 15 BB 37 CI 27 FC5 1B		3-2 P3	
37 Teoscar Hernández, R OBP: 0.347, SLG: 0.609	0-2 27 1B 13 E 1B		3-3 K	0-0 FC6-4 15 1B		1-2 F8			
15 Randal Grichuk, R OBP: 0.306, SLG: 0.458	0-3 K		1-2 E6 27 2B	1-0 1B		1-2 3-H 1B			
27 Vladimir Guerrero Jr., R OBP: 0.328, SLG: 0.439	0-0 13 E 1B		2-2 13 1B 2B	1-1 G5-3		3-2 FC5 13 1B 6 1B 1-2 2-3f 3-H		0-1 G5-3	
13 Lourdes Gurriel Jr., R OBP: 0.341, SLG: 0.510	3-2 G5-3		0-0 1B		1-2 9 1B 1B	2-1 6 1B 9 HBP 1B		2-0 G6-3	
6 Travis Shaw, L OBP: 0.304, SLG: 0.391		3-3 K	2-3 K		1-3 K	2-2 9 HBP 8 2B 2 BB 1B		0-0 G5-3	
2 Joe Panik, L OBP: 0.348, SLG: 0.313		3-2 F7		1-0 G3-1	2-2 L8	4-2 9 HBP 8 2B BB		1-2 G6-3	
9 Danny Jansen, R OBP: 0.323, SLG: 0.382		1-1 2B		0-0 HR	1-1 1B	2-0 8 2B 11 2B HBP		1-1 HR	

Inning Stats	R: 2	H: 2	E: 1	LOB: 1	K: 2	S: 19	R: 0	H: 1	E: 0	LOB: 1	K: 1	S: 10	R: 1	H: 2	E: 1	LOB: 2	K: 2	S: 15	R: 2	H: 3	E: 1	LOB: 2	K: 0	S: 11	R: 0	H: 2	E: 0	LOB: 2	K: 1	S: 14	R: 8	H: 5	E: 1	LOB: 1	K: 0	S: 20	R: 0	H: 0	E: 0	LOB: 0	K: 0	S: 4	R: 1	H: 1	E: 0	LOB: 0	K: 0	S: 12	R: 0	H: 0	E: 0	LOB: 0	K: 0	S: 6	R: 0	H: 0	E: 0	LOB: 0	K: 0	S: 4	R: 1	H: 1	E: 0	LOB: 0	K: 0	S: 17
--------------	------	------	------	--------	------	-------	------	------	------	--------	------	-------	------	------	------	--------	------	-------	------	------	------	--------	------	-------	------	------	------	--------	------	-------	------	------	------	--------	------	-------	------	------	------	--------	------	------	------	------	------	--------	------	-------	------	------	------	--------	------	------	------	------	------	--------	------	------	------	------	------	--------	------	-------

PITCHER	IP	WLS	BF	H	R	ER	SO	BB	IBB	HBP	BLK	WP	HR	S	P	ERA	WHIP
19 Masahiro Tanaka, R ERA: 3.56	4.0	L	23	8	5	3	5	3	0	0	0	0	1	55	91	6.75	2.750
85 Luis Cessa, R ERA: 3.32	1.1		10	4	4	3	1	1	0	0	0	0	0	22	39	20.25	3.750
58 Tyler Lyons, L ERA: 21.6	1.2		10	3	4	4	0	1	0	1	0	0	0	16	29	21.60	2.400
38 Erik Kratz, R ERA: 9.0	1.0		4	1	1	1	0	0	0	0	0	0	1	12	17	9.00	1.000

Batter	1	2	3	4	5	6	7	8	9	AB R H RBI BB SO LOB	TOP		
26 DJ LeMahieu, R OBP: 0.411, SLG: 0.585 (1, 4)	C FF 89 X FF 89 0-1 F7		X FF 90 0-0 FC5-4 59 1B		C FC 87 1 SAFE X FC 87 0-1 G6-3		C FC 86 X CH 80 0-1 F9		S SL 87 F SI 96 F SL 96 B SL 85 B SL 85 S SL 86 2-3 K	5 0 1 0 0 1 2			
59 Luke Voit, R OBP: 0.339, SLG: 0.617 (1, 3)	B FC 84 X CH 82 1-0 G6-3		X CU 73 0-0 FC5-4 1-2f		T FC 84 B CH 80 B FC 86 F FC 85 X CU 71 2-2 25 F9 31 1B 1B		X SL 86 0-0 L8		B SI 95 B SI 96 B SL 85 F SL 84 F FS 88 X SI 97 3-2 1B	5 0 2 0 0 0 1			
31 Aaron Hicks, S OBP: 0.382, SLG: 0.399 (1, 8)	C CU 73 B FF 92 B CH 83 F FF 91 F CU 76 F FC 86 S CH 81 3-3 K		X CU 70 0-0 L6		B FF 90 X CH 80 1-0 1-2 1B		B SL 84 B FS 88 C FF 96 B FF 96 F FS 96 B SI 96 4-2 25 FC3-6 27 BB 29 1B BB		C SI 96 B FS 96 S SI 96 1-3 K	4 1 1 0 1 2 1			
27 Giancarlo Stanton, R OBP: 0.393, SLG: 0.522 (1, 10)		B FC 89 B FC 85 C FC 85 F FF 91 F FC 85 X CH 80 2-2 G6-3		B FC 85 B FC 84 X FC 85 2-0 F7		C FC 88 C FF 91 S FC 88 0-3 K		S SL 88 D SL 88 B SI 96 D SL 87 D SI 96 4-1 25 FC3-6 BB		3 0 0 0 1 1 2			
25 Gleyber Torres, R OBP: 0.362, SLG: 0.380 (1, 6)		B FF 90 F CH 81 B FC 85 F CH 80 B FC 86 X CH 80 3-2 F9		B FF 90 B CU 73 C FC 86 B FC 86 B CH 79 4-1 BB		C FC 86 X FC 88 0-1 2-3 F9		B SI 96 X SI 96 1-0 1-2f 2-3 FC3-6 77 BB 29 1B		3 0 0 0 1 0 4			
29 Gio Urshela, R OBP: 0.385, SLG: 0.525 (1, 5)		X FF 91 0-0 2B		C FC 85 F FC 86 F CH 79 X CH 76 0-2 G5-3		B FF 90 F FC 87 F FF 90 B FC 86 F FC 87 X CH 79 2-2 G4-3		C SI 97 X SL 86 0-1 1-2 3-H 77 BB 1B		4 0 2 1 0 0 3			
77 Clint Frazier, R OBP: 0.401, SLG: 0.536 (7, 7)		C FF 90 F FC 87 Z SAFE CU 74 B CH 78 B FF 91 F CH 79 S FC 86 3-3 K		C FC 84 B CH 77 T FC 86 S CU 69 1-3 K		B FC 84 B FC 84 B FC 85 C FF 87 X FC 84 3-1 1B		B FF 96 B SL 88 B SI 96 B SI 97 4-0 1-2 2-3 BB		3 0 1 0 1 2 1			
66 Kyle Higashioka, R OBP: 0.235, SLG: 0.532 24 Gary Sánchez, R OBP: 0.240, SLG: 0.372 (8, PH) (8, 2)		C CU 71 X CH 78 0-1 F8		X CH 79 0-0 G6-3		B FC 84 C CH 80 B CH 80 F FC 84 X FC 85 2-2 F9		C SL 82 B SI 96 X SI 97 1-2 F8		3 0 0 0 0 0 1 1 0 0 0 0 0 3			
11 Brett Gardner, L OBP: 0.344, SLG: 0.381 99 Aaron Judge, R OBP: 0.320, SLG: 0.576 (7, PH) (7, 9)		B FC 84 B CU 71 B FC 81 M FF 90 X FF 90 3-1 P6		B CU 71 C CH 79 B FF 90 F CH 79 F CU 69 B CH 78 B CH 78 4-2 BB		B FF 90 B CH 80 X FF 90 2-0 F9		B SI 95 C SI 95 B SI 95 C SI 96 F SI 96 B SL 87 S SL 85 3-3 K		1 0 0 0 1 0 0 2 0 0 0 0 1 1			
Inning Stats	R: 0 E: 0 K: 1 S: 7 H: 0 LOB: 0 BB: 0 P: 11	R: 0 E: 0 K: 1 S: 12 H: 1 LOB: 1 BB: 0 P: 20	R: 0 E: 0 K: 0 S: 6 H: 1 LOB: 1 BB: 0 P: 9	R: 0 E: 0 K: 0 S: 7 H: 0 LOB: 1 BB: 1 P: 13	R: 0 E: 0 K: 1 S: 9 H: 0 LOB: 1 BB: 1 P: 14	R: 0 E: 0 K: 1 S: 13 H: 2 LOB: 2 BB: 0 P: 18	R: 0 E: 0 K: 0 S: 8 H: 1 LOB: 1 BB: 0 P: 15	R: 1 E: 0 K: 0 S: 11 H: 1 LOB: 3 BB: 3 P: 25	R: 0 E: 0 K: 3 S: 15 H: 1 LOB: 1 BB: 0 P: 24	1B: 6 2B: 1 3B: 0 HR: 0 SF: 0 SAC: 0 DP: 0 HBP: 0	WP: 0 PB: 0 SB: 0 CS: 0 PA: 39		
PITCHER	IP WLS BF H R ER SO BB IBB HBP BLK WP HR S P ERA WHIP											PITCHER	IP WLS BF H R ER SO BB IBB HBP BLK WP HR S P ERA WHIP
99 Hyun Jin Ryu, L ERA: 2.69 (1, 1)	7.0 W 28 5 0 0 4 2 0 0 0 0 0 0 62 100 0.00 1.000												
52 Anthony Bass, R ERA: 3.7 (8, 1)	0.2 6 1 1 1 0 3 0 0 0 0 0 0 8 21 13.50 6.000												
41 Rafael Dolis, R ERA: 1.5 (8, 1)	1.1 S 5 1 0 0 3 0 0 0 0 0 0 0 18 28 0.00 0.750												

New York Yankees @ Toronto Blue Jays
 Sahlen Field, Buffalo, NY
 Thu Sep 24 2020, 6:39 PM - 9:50 PM EDT
 Partly Cloudy - 68 F

livebaseballscorecards.com

AB	34
R	1
H	7
RBI	1
BB	5
SO	7
LOB	19



New York Yankees @ Toronto Blue Jays
 Sahlen Field, Buffalo, NY
 Thu Sep 24 2020, 6:39 PM - 9:50 PM EDT
 Partly Cloudy - 68 F

livebaseballscorecards.com

AB	34
R	4
H	10
RBI	4
BB	1
SO	12
LOB	11



WP:	0	PA:	35
PB:	0	SB:	2
CS:	0		

AB	R	H	RBI	BB	SO	LOB
4	1	1	0	0	2	0
4	0	1	1	0	1	0
3	0	0	0	1	2	1
4	1	2	0	0	0	0
4	2	3	1	0	0	2
4	0	1	0	0	2	2
4	0	1	2	0	2	2
4	0	1	0	0	1	2
4	0	1	0	0	1	2
3	0	0	0	0	2	2
1B:	6	SF:	0			
2B:	3	SAC:	0			
3B:	0	DP:	0			
HR:	1	HBP:	0			

Batter	1	2	3	4	5	6	7	8	9																												
8 Cavan Biggio, L OBP: 0.373, SLG: 0.423 (1, 5)	3-3 K		2-2 11 2B		2-3 K		2-2 F8																														
11 Bo Bichette, R OBP: 0.333, SLG: 0.530 (1, 6)	0-3 K		1-2 2-H 2B		0-0 G5-3		0-1 G6-3																														
37 Teoscar Hernández, R OBP: 0.345, SLG: 0.599 (1, 9)	0-1 L9		1-3 K			1-3 K	4-2 15 1B 15 S BB																														
15 Randal Grichuk, R OBP: 0.309, SLG: 0.459 (1, 8)		2-1 G5-3		1-0 L5		2-2 27 1B 85 2B 1B	1-2 1B																														
27 Vladimir Guerrero Jr., R OBP: 0.333, SLG: 0.459 (1, 3)		1-1 HR		2-2 13 1B		2-1 85 2B 1B	0-1 F8																														
13 Lourdes Gurriel Jr., R OBP: 0.339, SLG: 0.505 (1, 7)		1-3 K		2-0 1B		1-3 K	1-2 F9																														
85 Alejandro Kirk, R OBP: 0.409, SLG: 0.619 (1, 10)		0-3 K		1-2 F8		0-1 20 1B 1-H 2-H 2B	0-3 K																														
20 Jonathan Villar, S OBP: 0.301, SLG: 0.297 (1, 4)			2-2 L5		1-0 F9	0-0 9 S 1B	0-3 K																														
9 Danny Jansen, R OBP: 0.316, SLG: 0.372 (1, 2)			1-1 G4-3		2-3 K	1-3 K																															
Inning Stats	R: 0 E: 0 K: 2 S: 9	H: 0 LOB: 0 BB: 0 P: 12	R: 1 E: 0 K: 2 S: 10	H: 1 LOB: 0 BB: 0 P: 14	R: 1 E: 0 K: 1 S: 18	H: 2 LOB: 1 BB: 0 P: 25	R: 0 E: 0 K: 2 S: 9	H: 2 LOB: 2 BB: 0 P: 16	R: 0 E: 0 K: 3 S: 18	H: 4 LOB: 2 BB: 0 P: 25	R: 0 E: 0 K: 0 S: 15	H: 1 LOB: 2 BB: 1 P: 22	R: 0 E: 0 K: 2 S: 9	H: 0 LOB: 0 BB: 0 P: 10	1B: 6 2B: 3 3B: 0 HR: 1	SF: 0 SAC: 0 DP: 0 HBP: 0	WP: 0 PB: 0 SB: 2 CS: 0	PA: 35																			
PITCHER	IP	WLS	BF	H	R	ER	SO	BB	IBB	HBP	BLK	WP	HR	S	P	ERA	WHIP	PITCHER	IP	WLS	BF	H	R	ER	SO	BB	IBB	HBP	BLK	WP	HR	S	P	ERA	WHIP		
47 Jordan Montgomery, L ERA: 5.11 (1, 1)	5.1	L	22	6	3	3	8	0	0	0	0	0	1	60	88	5.06	1.125																				
0 Adam Ottavino, R ERA: 6.0 (6, 1)	0.2		5	3	1	1	2	0	0	0	0	0	0	12	16	13.50	4.500																				
57 Chad Green, R ERA: 3.65 (7, 1)	1.0		5	1	0	0	0	1	0	0	0	0	0	15	22	0.00	2.000																				
54 Aroldis Chapman, L ERA: 3.38 (8, 1)	1.0		3	0	0	0	2	0	0	0	0	0	0	9	10	0.00	0.000																				

WP:	0	PA:	35
PB:	0	SB:	2
CS:	0		

Batter	1	2	3	4	5	6	7	8	9	AB R H RBI BB SO LOB	TOP
21 Austin Hays, R OBP: 0.320, SLG: 0.386 (1, 7)										5 0 0 0 0 2 1	
11 Jose Iglesias, R OBP: 0.397, SLG: 0.543 (1, 10)										4 1 1 1 0 0 0	
24 DJ Stewart, L OBP: 0.366, SLG: 0.488 (1, 9)										3 0 0 0 1 0 0	
6 Ryan Mountcastle, R OBP: 0.389, SLG: 0.504 (1, 3)										3 0 2 0 1 0 0	
14 Rio Ruiz, L OBP: 0.287, SLG: 0.424 (1, 5)										4 1 0 0 0 0 4	
57 Hanser Alberto, R OBP: 0.317, SLG: 0.408 (1, 4)										4 1 2 1 0 0 0	
15 Chance Sisco, L OBP: 0.368, SLG: 0.389 (1, 2)										4 0 1 0 0 3 1	
87 Ramón Urías, R OBP: 0.435, SLG: 0.619 (1, 6)										4 1 1 1 0 1 2	
31 Cedric Mullins, L OBP: 0.310, SLG: 0.376 (1, 8)										4 1 1 2 0 1 1	
Inning Stats	R: 0 H: 0 E: 0 LOB: 0 K: 1 BB: 0 S: 10 P: 15	R: 0 H: 0 E: 0 LOB: 0 K: 0 BB: 0 S: 7 P: 11	R: 0 H: 0 E: 0 LOB: 0 K: 3 BB: 0 S: 11 P: 16	R: 0 H: 1 E: 0 LOB: 2 K: 1 BB: 1 S: 13 P: 17	R: 2 H: 2 E: 0 LOB: 0 K: 1 BB: 0 S: 9 P: 17	R: 2 H: 3 E: 0 LOB: 1 K: 1 BB: 0 S: 18 P: 24	R: 0 H: 0 E: 0 LOB: 0 K: 0 BB: 0 S: 6 P: 6	R: 0 H: 0 E: 0 LOB: 1 K: 0 BB: 1 S: 7 P: 12	R: 1 H: 2 E: 0 LOB: 1 K: 0 BB: 0 S: 7 P: 16	1B: 4 SF: 0 2B: 1 SAC: 0 3B: 0 DP: 0 HR: 3 HBP: 0	WP: 0 PA: 37 PB: 0 SB: 0 CS: 0
PITCHER 0 Taijuan Walker, R ERA: 2.7 (1, 1)	IP: 3.0 WLS: 0 BF: 9 H: 0 R: 0 ER: 0 SO: 4 BB: 0 IBB: 0 HBP: 0 BLK: 0 WP: 0 HR: 0 S: 28 P: 42 ERA: 0.00 WHIP: 0.000										
24 Nate Pearson, R ERA: 6.0 (4, 1)	IP: 1.2 WLS: 1 BF: 7 H: 1 R: 0 ER: 0 SO: 2 BB: 1 IBB: 0 HBP: 0 BLK: 0 WP: 0 HR: 0 S: 17 P: 24 ERA: 0.00 WHIP: 1.200										
1 Shun Yamaguchi, R ERA: 7.61 (5, 1)	IP: 0.2 WLS: 0 BF: 6 H: 4 R: 4 ER: 4 SO: 0 BB: 0 IBB: 0 HBP: 0 BLK: 0 WP: 0 HR: 3 S: 16 P: 26 ERA: 54.00 WHIP: 6.000										
56 Ryan Borucki, L ERA: 2.7 (6, 1)	IP: 0.2 WLS: 0 BF: 3 H: 1 R: 0 ER: 0 SO: 1 BB: 0 IBB: 0 HBP: 0 BLK: 0 WP: 0 HR: 0 S: 7 P: 8 ERA: 0.00 WHIP: 1.500										
31 Thomas Hatch, R ERA: 2.73 (7, 1)	IP: 2.0 WLS: 0 BF: 7 H: 0 R: 0 ER: 0 SO: 0 BB: 1 IBB: 0 HBP: 0 BLK: 0 WP: 0 HR: 0 S: 13 P: 18 ERA: 0.00 WHIP: 0.500										
PITCHER 66 Patrick Murphy, R ERA: 2.25 (9, 1)	IP: 1.0 WLS: 0 BF: 5 H: 2 R: 1 ER: 1 SO: 0 BB: 0 IBB: 0 HBP: 0 BLK: 0 WP: 0 HR: 0 S: 7 P: 16 ERA: 9.00 WHIP: 2.000										

Baltimore Orioles @ Toronto Blue Jays
 Sahlen Field, Buffalo, NY
 Fri Sep 25 2020, 6:40 PM - 9:20 PM EDT
 Clear - 73 F

livebaseballscorecards.com

AB	35
R	5
H	8
RBI	5
BB	2
SO	7
LOB	9



Batter	1	2	3	4	5	6	7	8	9	AB	R	H	RBI	BB	SO	LOB
20 Jonathan Villar, S OBP: 0.303, SLG: 0.298 (1, 4)	L5	SF8	1B		G4-3			BB		3	0	1	2	1	0	0
11 Bo Bichette, R OBP: 0.336, SLG: 0.525 (1, 6)	1B	1B	K		G5-3			F8		5	1	2	1	0	1	3
37 Teoscar Hernández, R OBP: 0.342, SLG: 0.585 (1, 9)	G6-4-3	1B			G4-3			F8		5	0	1	2	0	0	2
15 Randal Grichuk, R OBP: 0.311, SLG: 0.471 (1, 8)		K			6 HR			FC6-4		5	2	2	1	0	1	2
27 Vladimir Guerrero Jr., R (1, 10)		1B			F8			G5-3		4	2	2	0	0	0	1
6 Travis Shaw, L OBP: 0.314, SLG: 0.426 (1, 3)	F9	1B			HR			L3-1		4	1	3	2	0	0	1
49 Jonathan Davis, R OBP: 0.462, SLG: 0.571 (1, 7)	HBP	1B			1B			K		3	2	2	1	0	1	1
2 Joe Panik, L OBP: 0.353, SLG: 0.313 (1, 5)	BB	1B			G3			L3-1		3	1	1	0	1	0	2
9 Danny Jansen, R OBP: 0.314, SLG: 0.368 (1, 2)	1B	1B			L8			G6-3		4	1	1	1	0	0	3

Inning Stats	R: 0	H: 1	E: 0	LOB: 0	K: 0	S: 8	P: 9	R: 6	H: 5	E: 0	LOB: 1	K: 1	S: 19	P: 33	R: 2	H: 5	E: 0	LOB: 2	K: 1	S: 20	P: 27	R: 2	H: 3	E: 0	LOB: 1	K: 0	S: 14	R: 0	H: 0	E: 0	LOB: 0	K: 0	S: 7	P: 10	R: 0	H: 0	E: 0	LOB: 0	K: 0	S: 6	P: 8	R: 0	H: 1	E: 0	LOB: 1	K: 1	S: 16	P: 20	R: 0	H: 0	E: 0	LOB: 1	K: 0	S: 10	P: 17
--------------	------	------	------	--------	------	------	------	------	------	------	--------	------	-------	-------	------	------	------	--------	------	-------	-------	------	------	------	--------	------	-------	------	------	------	--------	------	------	-------	------	------	------	--------	------	------	------	------	------	------	--------	------	-------	-------	------	------	------	--------	------	-------	-------


PITCHER	IP	WLS	BF	H	R	ER	SO	BB	IBB	HBP	BLK	WP	HR	S	P	ERA	WHIP
48 Jorge López, R ERA: 6.69 (1, 1)	2.0	L	16	9	8	8	1	1	0	0	0	1	1	34	54	36.00	5.000
73 Thomas Eshelman, R (3, 1)	4.0		17	6	2	2	1	0	0	0	0	0	1	45	60	4.50	1.500
52 Branden Kline, R (7, 1)	2.0		7	0	0	0	1	1	0	0	0	0	0	21	31	0.00	0.500

BOTTOM

Baltimore Orioles @ Toronto Blue Jays
 Sahlen Field, Buffalo, NY
 Fri Sep 25 2020, 6:40 PM - 9:20 PM EDT
 Clear - 73 F

livebaseballscorecards.com

AB	36
R	10
H	15
RBI	10
BB	2
SO	3
LOB	15



1B:	12	SF:	1	WP:	1	PA:	40
2B:	1	SAC:	0	PB:	0	SB:	0
3B:	0	DP:	1	CS:	0		
HR:	2	HBP:	1				

Batter	1	2	3	4	5	6	7	8	9	AB R H RBI BB SO LOB	TOP																										
21 Austin Hays, R OBP: 0.333, SLG: 0.398 (1, 7)	2-2 X CH 85 G6-3		X SI 92 0-0 11 G5-3 1B		X SL 82 0-0			C SL 86 3-2 B KC 78 F SL 88 B CH 84 B FF 92 X SL 88		4 1 3 0 0 0 0																											
11 Jose Iglesias, R OBP: 0.400, SLG: 0.556 (1, 6)	2-0 2B		B SI 93 1-1 C FC 87 X SI 92 G5-3		B SI 80 3-2 F SI 91 1 SAFE D FC 86 D SI 93 C SL 82 X SL 82			C FF 91 0-1 X SL 88 1-H 6 1B 2B		4 1 2 1 0 0 3																											
6 Ryan Mountcastle, R OBP: 0.385, SLG: 0.496 (1, 3)	0-1 F9		X SI 93 0-0 G4-3		B CU 78 3-3 S CU 77 F FF 92 B CU 78 C FC 86 S CH 83			B KC 77 3-1 B FF 92 D SL 88 C FC 91 X SL 87		4 0 1 1 0 1 3																											
24 DJ Stewart, L OBP: 0.352, SLG: 0.464 (1, 9)	0-1 P6		T CH 89 3-1 B CH 82 B CH 91 B SL 80 X SI 92		S FF 93 1-3 F FF 93 B FF 93 S CH 83			C FF 91 0-2 S CH 83 X CH 84		4 0 0 0 0 1 1																											
28 Pedro Severino, R OBP: 0.322, SLG: 0.388 (1, 2)		B SI 92 3-2 C SI 91 B FC 88 B SI 92 S SI 93 X SI 92		B SL 80 2-2 B FC 85 F SI 92 F SI 92 X CH 83		C FC 94 0-2 C FF 93 T FF 94		B SI 96 2-3 F SI 94 B SL 85 C SL 86 S SL 86		4 0 0 0 0 2 0																											
14 Rio Ruiz, L OBP: 0.286, SLG: 0.425 (1, 5)		C FC 87 0-1 X SI 93		B SI 93 2-0 B SI 92 X SI 91		C FF 92 2-3 B CH 81 S FC 88 B FF 92 C CH 82		C SI 94 2-2 B FS 87 B FS 88 F SI 95 X SI 95		4 0 1 0 0 1 0																											
57 Hanser Alberto, R OBP: 0.311, SLG: 0.400 (1, 10)		C SL 79 1-2 B FC 88 F SI 93 X SL 81		D FC 85 1-0 X SI 91		X FC 88 0-0		B SI 96 1-0 X SI 94		4 0 0 0 0 0 1																											
87 Ramón Urías, R OBP: 0.407, SLG: 0.560 (1, 4)			C SI 90 1-2 F SI 92 B SL 81 X SI 93		B FC 84 2-2 C SI 91 B FC 86 X SL 82		B FF 91 1-2 C CU 75 C FC 87 X CH 82		S SI 96 1-3 B SI 97 F SI 96 C SL 87		4 0 1 0 0 1 0																										
31 Cedric Mullins, L OBP: 0.310, SLG: 0.375 (1, 8)			C SI 80 1-2 F CH 82 B FC 93 X FC 87		B SI 92 3-2 B SI 92 B FC 89 F SI 93 X SI 94		B FF 92 1-1 F FF 93 1 SAFE X CH 82				3 0 1 0 0 0 1																										
Inning Stats	R: 0 H: 1 E: 0 LOB: 1 K: 0 BB: 0 S: 13 P: 17	R: 0 H: 0 E: 0 LOB: 0 K: 0 BB: 0 S: 8 P: 12	R: 0 H: 2 E: 0 LOB: 2 K: 0 BB: 0 S: 10 P: 13	R: 0 H: 1 E: 0 LOB: 1 K: 0 BB: 0 S: 7 P: 15	R: 0 H: 1 E: 0 LOB: 1 K: 0 BB: 0 S: 10 P: 18	R: 0 H: 0 E: 0 LOB: 0 K: 3 BB: 0 S: 9 P: 13	R: 0 H: 1 E: 0 LOB: 1 K: 1 BB: 0 S: 9 P: 13	R: 2 H: 3 E: 0 LOB: 0 K: 1 BB: 0 S: 13 P: 21	R: 0 H: 0 E: 0 LOB: 0 K: 1 BB: 0 S: 7 P: 11	1B: 6 SF: 0 2B: 3 SAC: 0 3B: 0 DP: 0 HR: 0 HBP: 0	WP: 0 PA: 35 PB: 0 SB: 0 CS: 0																										
PITCHER	IP WLS BF H R ER SO BB IBB HBP BLK WP HR S P ERA WHIP												PITCHER	IP WLS BF H R ER SO BB IBB HBP BLK WP HR S P ERA WHIP																							
35 T.J. Zeuch, R ERA: 1.59 (1, 1)	5.0																																				
22 Chase Anderson, R ERA: 7.22 (6, 1)	2.0	W	7	1	0	0	4	0	0	0	0	0	0	18	26	0.00	0.500																				
48 Ross Stripling, R ERA: 5.84 (8, 1)	0.2		4	3	2	2	0	0	0	0	0	0	0	10	16	27.00	4.500																				
52 Anthony Bass, R ERA: 3.51 (8, 1)	1.1	S	4	0	0	0	2	0	0	0	0	0	0	10	16	0.00	0.000																				

Baltimore Orioles @ Toronto Blue Jays
 Sahlen Field, Buffalo, NY
 Sat Sep 26 2020, 6:43 PM - 9:37 PM EDT
 Clear - 74 F

livebaseballscorecards.com

AB	35
R	2
H	9
RBI	2
BB	0
SO	6
LOB	9



Batter	1	2	3	4	5	6	7	8	9
8 Cavan Biggio, L OBP: 0.375, SLG: 0.438	3-2 K		2-2 P4			1-0 HR		2-1 1B	
20 Jonathan Villar, S OBP: 0.307, SLG: 0.298	4-1 BB			2-2 G3		0-2 G3		0-0 1B	
37 Teoscar Hernández, R OBP: 0.340, SLG: 0.579	1-3 K			0-1 G5-3		2-2 HBP		3-3 K	
27 Vladimir Guerrero Jr., R OBP: 0.331, SLG: 0.452	1-0 F8			2-3 K		0-1 E4		2-2 FC1	
13 Lourdes Gurriel Jr., R OBP: 0.336, SLG: 0.500		2-3 K			2-3 K		0-0 HR	2-3 K	
15 Randal Grichuk, R OBP: 0.313, SLG: 0.486		2-3 K			0-3 K		2-3 K	0-1 F9	
6 Travis Shaw, L OBP: 0.307, SLG: 0.415		2-3 K			1-3 K		1-2 1B		
85 Alejandro Kirk, R OBP: 0.400, SLG: 0.583		2-1 G6-3							
2 Joe Panik, L OBP: 0.345, SLG: 0.305			1-2 L7			2-3 K		2-1 F7	
49 Jonathan Davis, R OBP: 0.414, SLG: 0.500			2-1 F7			3-2 L7		1-3 K	

Inning Stats	R: 0	H: 0	E: 0	K: 2	S: 9	LOB: 1	BB: 1	P: 18
	R: 0	H: 0	E: 0	K: 2	S: 13	LOB: 0	BB: 0	P: 19
	R: 0	H: 0	E: 0	K: 0	S: 9	LOB: 0	BB: 0	P: 14
	R: 0	H: 0	E: 0	K: 1	S: 10	LOB: 0	BB: 0	P: 14
	R: 0	H: 0	E: 0	K: 3	S: 11	LOB: 0	BB: 0	P: 14
	R: 1	H: 1	E: 0	K: 1	S: 14	LOB: 0	BB: 0	P: 20
	R: 3	H: 2	E: 1	K: 2	S: 17	LOB: 1	BB: 0	P: 25
	R: 1	H: 2	E: 1	K: 2	S: 18	LOB: 2	BB: 0	P: 27

PITCHER	IP	WLS	BF	H	R	ER	SO	BB	IBB	HBP	BLK	WP	HR	S	P	ERA	WHIP
47 John Means, L ERA: 4.53	6.0	L	20	1	1	1	9	1	0	0	0	0	1	66	99	1.50	0.333
56 Hunter Harvey, R ERA: 4.5	0.1		5	2	3	2	1	0	0	1	0	0	1	12	17	54.00	6.000
54 Cole Sulser, R ERA: 5.56	0.2		2	0	0	0	1	0	0	0	0	0	0	5	8	0.00	0.000
66 Tanner Scott, L ERA: 1.31	0.1		4	2	1	0	1	0	0	0	0	0	0	10	17	0.00	6.000
43 Shawn Armstrong, R ERA: 1.93	0.2		2	0	0	0	1	0	0	0	0	0	0	8	10	0.00	0.000


BOTTOM

Baltimore Orioles @ Toronto Blue Jays
Sahlen Field, Buffalo, NY
Sat Sep 26 2020, 6:43 PM - 9:37 PM EDT
Clear - 74 F

AB	R	H	RBI	BB	SO	LOB
4	2	2	1	0	1	0
3	0	1	0	1	0	0
3	1	0	0	0	2	3
4	1	0	0	0	1	3
2	0	0	0	0	2	0
2	1	1	3	0	1	2
4	0	0	0	0	3	2
3	0	1	0	0	1	0
3	0	0	0	0	1	1
3	0	0	0	0	1	1

AB	31
R	5
H	5
RBI	4
BB	1
SO	13
LOB	12

WP: 0 PA: 33
PB: 0
SB: 2
CS: 0



PITCHER	IP	WLS	BF	H	R	ER	SO	BB	IBB	HBP	BLK	WP	HR	S	P	ERA	WHIP
1B: 3	SF: 0	WP: 0	PA: 33														
2B: 0	SAC: 0	PB: 0															
3B: 0	DP: 0	SB: 2															
HR: 2	HBP: 1	CS: 0															

Batter	1	2	3	4	5	6	7	8	9	AB R H RBI BB SO LOB	TOP												
21 Austin Hays, R OBP: 0.328, SLG: 0.393	F8		G3 39 2B 24 G4-3 1B	SF7		G6-3		F9		4 1 1 1 0 0 1													
24 DJ Stewart, L OBP: 0.355, SLG: 0.455	39 BB 6 1B 1B		G4-3	K		BB		F7		4 0 1 0 1 1 1													
6 Ryan Mountcastle, R OBP: 0.386, SLG: 0.492	57 FC5 39 BB 1B		G3			39 1B 14 2B 1B		K		5 1 2 0 0 1 2													
39 Renato Núñez, R OBP: 0.324, SLG: 0.492	BB		2B			14 2B 57 G6-3 1B		K		4 1 2 1 1 1 0													
14 Río Ruiz, L OBP: 0.286, SLG: 0.427	F5		G3			57 G6-3 74 1B 2B		K2-3		4 1 1 1 0 1 4													
57 Hanser Alberto, R OBP: 0.306, SLG: 0.393	FC5		E8 31 3B			G6-3		G5-3		4 1 0 1 0 0 4													
15 Chance Sisco, L OBP: 0.364, SLG: 0.378		K	P6			L4		74 G3-6 BB		3 0 0 0 1 1 2													
74 Pat Valaika, R OBP: 0.315, SLG: 0.475		P4	31 3B BB			31 CS 1B		G3-6		3 1 1 1 1 0 1													
31 Cedric Mullins, L OBP: 0.315, SLG: 0.407		F9	21 SF7 3B			CS		3B		4 1 2 2 0 0 0													
Inning Stats	R: 0 E: 0 K: 0 S: 15	H: 2 LOB: 3 BB: 1 P: 23	R: 0 E: 0 K: 1 S: 8	H: 0 LOB: 0 BB: 0 P: 13	R: 1 E: 0 K: 0 S: 12	H: 2 LOB: 1 BB: 0 P: 21	R: 3 E: 1 K: 1 S: 19	H: 1 LOB: 0 BB: 1 P: 34	R: 3 E: 0 K: 0 S: 15	H: 4 LOB: 0 BB: 0 P: 20	R: 0 E: 0 K: 0 S: 9	H: 0 LOB: 1 BB: 1 P: 14	R: 0 E: 0 K: 1 S: 7	H: 0 LOB: 0 BB: 0 P: 12	R: 0 E: 0 K: 0 S: 6	H: 1 LOB: 1 BB: 1 P: 13	R: 0 E: 0 K: 2 S: 8	H: 0 LOB: 0 BB: 0 P: 10	1B: 6 2B: 2 3B: 2 HR: 0	SF: 1 SAC: 0 DP: 1 HBP: 0	WP: 0 PB: 0 SB: 0 CS: 1	PA: 41	
PITCHER	IP	WLS	BF	H	R	ER	SO	BB	IBB	HBP	BLK	WP	HR	S	P	ERA	WHIP						
14 Tanner Roark, R ERA: 6.8	4.0		20	5	4	2	2	2	0	0	0	0	0	54	91	4.50	1.750						
1 Shun Yamaguchi, R ERA: 8.06	2.0	L	10	4	3	3	0	1	0	0	0	0	0	24	34	13.50	2.500						
66 Patrick Murphy, R ERA: 1.5	2.0		7	1	0	0	1	1	0	0	0	0	0	13	25	0.00	1.000						
36 A.J. Cole, R ERA: 3.09	1.0		3	0	0	0	2	0	0	0	0	0	0	8	10	0.00	0.000						

Baltimore Orioles @ Toronto Blue Jays
 Sahlen Field, Buffalo, NY
 Sun Sep 27 2020, 3:07 PM - 5:59 PM EDT
 Sunny - 79 F

livebaseballscorecards.com

AB	35
R	7
H	10
RBI	7
BB	4
SO	5
LOB	15



Batter	1	2	3	4	5	6	7	8	9	AB R H RBI BB SO LOB
8 Cavan Biggio, L OBP: 0.375, SLG: 0.432 (1, 5)	4-2 BB		F FF 90 X FF 91 0-1 F8	C CU 78 B FC 79 S FC 91 B FF 94 F FF 91 F FF 93 C FF 96 3-3 K			B FF 94 C SL 85 B SL 85 B FF 93 B FF 93 4-1 G3-1 2 WP BB		B SI 86 C CH 79 X CH 78 1-1 L8	3 0 0 0 2 1 1
11 Bo Bichette, R OBP: 0.328, SLG: 0.512 (1, 6)	2-0 L9		F FF 78 F FF 91 S FF 93 0-3 K		B FC 90 X FC 91 1-0 L8		B FF 96 C FF 98 B FS 90 C FF 97 X FS 89 2-2 G3-1		B CH 80 B CH 80 X SI 85 2-0 G1-4-3	3 0 0 0 0 1 1 2 0 0 0 0 0 1
27 Vladimir Guerrero Jr., R OBP: 0.329, SLG: 0.462 (1, 10)	2-3 K		X FF 93 0-0 HR		S CU 79 C CU 80 B FF 95 B FF 94 X CU 81 2-2 G5-3		B CU 82 B FF 97 X CU 81 2-0 F9			4 1 1 1 0 1 2
15 Randal Grichuk, R OBP: 0.312, SLG: 0.481 (1, 8)	1-3 K		F FF 77 F FF 93 F CH 81 F FF 93 X CU 78 1-2 13 HR 1B		C FF 95 B FC 92 F CU 79 F FF 95 B FF 94 X CH 87 2-2 G5-3			X FF 92 0-0 F9		4 1 1 0 0 1 1
13 Lourdes Gurriel Jr., R OBP: 0.348, SLG: 0.534 (1, 7)		B FF 92 S CH 81 X CH 81 1-1 6 1B 49 SF9 2B	D FF 93 B FF 92 S CH 81 F FF 93 B FF 94 X CH 80 3-2 1-H HR		X FF 93 0-0 1B		S FF 94 B FC 89 X FF 93 1-1 6 G3 20 E 2B			4 3 4 2 0 0 0
6 Travis Shaw, L OBP: 0.306, SLG: 0.411 (1, 3)	0-1 FC6-4 1B		B FF 93 X FF 92 1-0 F8		D SL 86 C FF 94 X SL 85 1-1 F7		B FC 90 S FC 88 X FC 87 1-1 G3			4 0 1 0 0 0 2
20 Jonathan Villar, S OBP: 0.301, SLG: 0.292 (1, 4)	1-3 K		B FC 91 B FC 92 S FC 91 B FC 92 S FC 92 X FC 93 3-2 L8		C SL 85 B SL 86 B SL 86 B FC 92 S FC 92 S SL 86 3-3 K		B FC 88 X FC 88 1-0 E3 49 E 49 S 3-H			4 0 0 0 0 2 3
49 Jonathan Davis, R OBP: 0.364, SLG: 0.444 (1, 9)	0-0 SF9		C CU 78 C FF 94 S FF 95 0-3 K		C SL 86 F FF 94 F SL 86 S SL 85 0-3 K		B FC 89 F FC 88 1 SAFE F FC 89 B FF 93 X SL 82 2-2 F9			3 0 0 1 0 2 2
9 Danny Jansen, R OBP: 0.313, SLG: 0.358 (1, 2)	0-1 FC6-4		B CU 79 B FC 91 C FF 94 B FF 94 B FC 91 4-1 BB		B SL 84 C FF 93 S SL 85 S SL 85 2-3 K			B CH 78 B CH 79 F CH 79 C CH 79 F CH 80 F CH 78 X CH 80 2-2 G6-3		3 0 0 0 0 1 1 1

BOTTOM

Baltimore Orioles @ Toronto Blue Jays
Sahlen Field, Buffalo, NY
Sun Sep 27 2020, 3:07 PM - 5:59 PM EDT
Sunny - 79 F

livebaseballscorecards.com

AB	34
R	5
H	7
RBI	4
BB	3
SO	9
LOB	14



Inning Stats	R: 0	H: 0	E: 0	K: 2	S: 10	H: 0	LOB: 1	BB: 1	P: 19	R: 1	H: 2	E: 0	K: 1	S: 10	R: 3	H: 3	E: 0	K: 1	S: 15	R: 0	H: 0	E: 0	K: 2	S: 11	R: 0	H: 1	E: 0	K: 2	S: 10	R: 0	H: 0	E: 0	K: 1	S: 8	R: 1	H: 1	E: 0	K: 0	S: 9	R: 0	H: 0	E: 0	K: 0	S: 8	1B: 3	SF: 1	2B: 2	SAC: 0	3B: 0	DP: 0	HR: 2	HBP: 0	WP: 1	PA: 38
--------------	------	------	------	------	-------	------	--------	-------	-------	------	------	------	------	-------	------	------	------	------	-------	------	------	------	------	-------	------	------	------	------	-------	------	------	------	------	------	------	------	------	------	------	------	------	------	------	------	-------	-------	-------	--------	-------	-------	-------	--------	-------	--------

PITCHER	IP	WLS	BF	H	R	ER	SO	BB	IBB	HBP	BLK	WP	HR	S	P	ERA	WHIP
45 Keegan Akin, L ERA: 4.56 (1, 1)	3.0		15	5	4	4	4	1	0	0	0	0	2	35	51	12.00	2.000
70 Travis Lakins Sr., R ERA: 2.81 (4, 1)	2.0	W	7	0	0	0	2	1	0	0	0	0	0	19	34	0.00	0.500
51 Paul Fry, L ERA: 2.45 (6, 1)	1.1	H	6	1	0	0	3	1	0	0	0	0	0	14	24	0.00	1.500
56 Hunter Harvey, R ERA: 4.15 (7, 1)	0.2	H	2	0	0	0	0	0	0	0	0	1	0	4	8	0.00	0.000
43 Shawn Armstrong, R ERA: 1.8 (8, 1)	1.0	H	5	1	1	0	0	0	0	0	0	0	0	9	14	0.00	1.000

PITCHER	IP	WLS	BF	H	R	ER	SO	BB	IBB	HBP	BLK	WP	HR	S	P	ERA	WHIP
62 César Valdez, R ERA: 1.26 (9, 1)	1.0		3	0	0	0	0	0	0	0	0	0	0	8	13	0.00	0.000

Batter	1	2	3	4	5	6	7	8	9	AB R H RBI BB SO LOB	TOP											
8 Cavan Biggio, L (1, 5) OBP: 0.250, SLG: 0.500										4 0 1 0 0 3 1												
11 Bo Bichette, R (1, 6)										3 0 0 1 0 1 1												
15 Randal Grichuk, R (1, 8)										3 0 0 0 1 2 1												
27 Vladimir Guerrero Jr., R (1, 3)										3 0 0 0 0 2 1												
13 Lourdes Gurriel Jr., R (1, 7) OBP: 0.500, SLG: 0.750											4 0 2 0 0 1 0											
37 Teoscar Hernández, R (1, 9)											3 0 0 0 1 2 3											
20 Jonathan Villar, S (1, 4)											2 0 0 0 0 1 1											
2 Joe Panik, L (7, 4)											2 0 0 0 0 0 3											
85 Alejandro Kirk, R (1, 10) OBP: 0.333, SLG: 0.333										3 0 1 0 0 0 0												
9 Danny Jansen, R (1, 2)										2 0 0 0 0 0 1												
44 Rowdy Tellez, L (8, PH)										1 1 1 0 0 0 0												
10 Reese McGuire, L (8, 2)										0 0 0 0 0 0 0												
Inning Stats	R: 0 E: 0 K: 2 S: 10	H: 0 LOB: 1 BB: 1 P: 18	R: 0 E: 0 K: 2 S: 8	H: 0 LOB: 0 BB: 0 P: 15	R: 0 E: 0 K: 1 S: 7	H: 0 LOB: 0 BB: 0 P: 11	R: 0 E: 0 K: 2 S: 7	H: 0 LOB: 0 BB: 0 P: 10	R: 0 E: 0 K: 1 S: 6	H: 0 LOB: 0 BB: 1 P: 11	R: 0 E: 0 K: 1 S: 12	H: 1 LOB: 1 BB: 0 P: 19	R: 0 E: 0 K: 1 S: 15	H: 1 LOB: 2 BB: 0 P: 22	R: 1 E: 0 K: 0 S: 13	H: 2 LOB: 1 BB: 0 P: 19	R: 0 E: 0 K: 2 S: 10	H: 1 LOB: 1 BB: 0 P: 18	1B: 3 2B: 2 3B: 0 HR: 0	SF: 1 SAC: 0 DP: 1 HBP: 1	WP: 1 PB: 0 SB: 0 CS: 0	PA: 34
PITCHER	IP WLS BF H R ER SO BB IBB HBP BLK WP HR S P ERA WHIP																					
4 Blake Snell, L (1, 1) ERA:	5.2 W 19 1 0 0 9 2 0 0 0 0 0 0 48 82 0.00 0.529																					
63 Diego Castillo, R (6, 1) ERA:	0.2 H 4 1 0 0 1 0 0 1 0 0 0 10 14 0.00 1.500																					
70 Nick Anderson, R (7, 1) ERA: 5.4	1.2 H 7 2 1 1 0 0 0 0 0 0 0 20 29 5.40 1.200																					
29 Pete Fairbanks, R (9, 1) ERA:	1.0 S 4 1 0 0 2 0 0 0 0 0 1 0 10 18 0.00 1.000																					

Toronto Blue Jays @ Tampa Bay Rays
Tropicana Field, St. Petersburg, FL
Tue Sep 29 2020, 5:09 PM - 8:13 PM EDT
Dome - 72 F

livebaseballscorecards.com

AB	30
R	1
H	5
RBI	1
BB	2
SO	12
LOB	12



BOTTOM

Toronto Blue Jays @ Tampa Bay Rays
Tropicana Field, St. Petersburg, FL
Tue Sep 29 2020, 5:09 PM - 8:13 PM EDT
Dome - 72 F

livebaseballscorecards.com

AB	28
R	3
H	4
RBI	2
BB	2
SO	9
LOB	6



WP:	1	PA:	30
PB:	0		
SB:	1		
CS:	0		

AB	R	H	RBI	BB	SO	LOB
2	0	0	0	0	1	0
1	0	0	0	0	1	0
1	0	0	0	0	0	0
4	0	1	0	0	0	0
4	1	1	0	0	1	1
0	0	0	0	0	0	0
3	0	0	0	0	2	2
2	0	0	0	1	1	0
2	1	0	0	1	1	1
3	1	2	2	0	0	1
3	0	0	0	0	0	1
3	0	0	0	0	2	0
1B:	2	SF:	0			
2B:	0	SAC:	0			
3B:	1	DP:	0			
HR:	1	HBP:	0			

Batter	1	2	3	4	5	6	7	8	9
25 Yoshi Tsutsugo, L (1, 10) 11 Hunter Renfroe, R (5, PH) 26 Ji Man Choi, L (8, PH)	0-0 F8		0-3 K		2-3 K			2-2 L8	
8 Brandon Lowe, L (1, 4) OBP: 0.250, SLG: 0.250	2-2 56 FC5-4 1B		2-2 F7		1-1 P5			1-2 F8	
56 Randy Arozarena, R (1, 7) OBP: 0.250, SLG: 0.750 14 Brett Phillips, L (9, 7)	2-2 1 SAFE FC5-4 1-2f		2-1 1 WP 3B		2-3 K			0-0 G3	
35 Nathaniel Lowe, L (1, 3)	0-2 G6-3		1-3 K		0-3 K				
1 Willy Adames, R (1, 6)		1-0 F9		4-2 13 S BB			1-3 K		
18 Joey Wendle, L (1, 5)		0-1 F7		2-3 1 SAFE 3-H K			4-2 13 HR BB		
13 Manuel Margot, R (1, 9) OBP: 0.667, SLG: 1.667		1-1 1B		3-2 P2 1-2			1-1 1 SAFE 1 SAFE 1 SAFE 1 HR HR		
39 Kevin Kiermaier, L (1, 8)		0-0 G4-3		3-2 P5			0-0 P4		
10 Mike Zunino, R (1, 2)			0-3 K		3-2 G5-3		3-3 K		
Inning Stats	R: 0 H: 1 E: 0 K: 12 S: 16	R: 0 H: 1 E: 0 K: 6 S: 8	R: 0 H: 0 E: 0 K: 9 S: 11	R: 1 H: 1 E: 0 K: 15 S: 27	R: 0 H: 0 E: 0 K: 12 S: 20	R: 0 H: 0 E: 0 K: 2 S: 13	R: 2 H: 1 E: 0 K: 12 S: 21	R: 0 H: 0 E: 0 K: 9 S: 12	

PITCHER	IP	WLS	BF	H	R	ER	SO	BB	IBB	HBP	BLK	WP	HR	S	P	ERA	WHIP
34 Matt Shoemaker, R (1, 1) ERA:	3.0		11	2	0	0	2	0	0	0	0	0	0	27	35	0.00	0.667
38 Robbie Ray, L (4, 1) ERA: 3.0	3.0	L	11	1	1	1	5	1	0	0	0	1	0	37	60	3.00	0.667
36 A.J. Cole, R (7, 1) ERA: 54.0	0.1		3	1	2	2	1	1	0	0	0	0	1	8	14	54.00	6.000
56 Ryan Borucki, L (7, 1) ERA:	0.2		2	0	0	0	1	0	0	0	0	0	0	4	7	0.00	0.000
31 Thomas Hatch, R (8, 1) ERA:	1.0		3	0	0	0	0	0	0	0	0	0	0	9	12	0.00	0.000

Batter	1	2	3	4	5	6	7	8	9	AB R H RBI BB SO LOB	TOP											
8 Cavan Biggio, L (1, 5) OBP: 0.125, SLG: 0.250	0-3 K		3-3 K		0-0 F8		1-3 K			4 0 0 0 0 3 1												
11 Bo Bichette, R (1, 6)	0-0 F8		4-1 13 G6-3 BB		0-0 G6-3		2-1 G4-3			3 0 0 0 1 0 1												
13 Lourdes Gurriel Jr., R (1, 7) OBP: 0.250, SLG: 0.375	1-1 F8		0-1 G6-3		1-2 F8			0-1 G6-3		4 0 0 0 0 0 1												
27 Vladimir Guerrero Jr., R (1, 10) OBP: 0.250, SLG: 0.143		3-3 K	1-2 G6-3			0-1 15 WP 1B		1-2 K		4 0 1 0 0 2 1												
15 Randal Grichuk, R (1, 8) OBP: 0.250, SLG: 0.143		1-3 K2-3		3-1 37 WP 1B		1-3 K2-3		2-3 K		4 0 1 0 0 3 1												
37 Teoscar Hernández, R (1, 9) OBP: 0.250, SLG: 0.143		2-2 6 1B		2-3 K		3-3 K		0-1 G6-3		4 0 1 0 0 2 2												
6 Travis Shaw, L (1, 3) OBP: 0.250, SLG: 0.250		0-0 1B		0-0 F7		3-3 K		0-1 F9		4 0 1 0 0 1 2												
2 Joe Panik, L (1, 4) OBP: 0.167, SLG: 0.167		0-0 G3		1-1 G3			2-2 1B	1-0 G4-3		4 0 1 0 0 0 3												
9 Danny Jansen, R (1, 2) OBP: 0.400, SLG: 1.600			0-0 HR		2-0 HR		1-2 F9			3 2 2 2 0 0 1												
Inning Stats	R: 0 E: 0 K: 1 S: 6	H: 0 LOB: 0 BB: 0 P: 7	R: 0 E: 0 K: 2 S: 12	H: 2 LOB: 2 BB: 0 P: 18	R: 1 E: 0 K: 1 S: 10	H: 1 LOB: 1 BB: 1 P: 18	R: 0 E: 0 K: 1 S: 8	H: 1 LOB: 1 BB: 0 P: 14	R: 1 E: 0 K: 0 S: 7	H: 1 LOB: 0 BB: 0 P: 10	R: 0 E: 0 K: 3 S: 12	H: 1 LOB: 1 BB: 0 P: 19	R: 0 E: 0 K: 1 S: 12	H: 1 LOB: 1 BB: 0 P: 18	R: 0 E: 0 K: 2 S: 9	H: 0 LOB: 0 BB: 0 P: 12	R: 0 E: 0 K: 0 S: 5	H: 0 LOB: 0 BB: 0 P: 6	1B: 5 2B: 0 3B: 0 HR: 2	SF: 0 SAC: 0 DP: 0 HBP: 0	WP: 2 PB: 0 SB: 0 CS: 0	PA: 35
PITCHER	IP WLS BF H R ER SO BB IBB HBP BLK WP HR S P ERA WHIP																					
20 Tyler Glasnow, R (1, 1) ERA: 3.0	6.0 W 25 6 2 2 8 1 0 0 0 2 2 55 86 3.00 1.167																					
15 Aaron Loup, L (7, 1) ERA:	0.2 3 1 0 0 1 0 0 0 0 0 0 10 14 0.00 1.500																					
81 Ryan Thompson, R (7, 1) ERA:	1.1 4 0 0 0 2 0 0 0 0 0 0 11 16 0.00 0.000																					
70 Nick Anderson, R (9, 1) ERA: 3.38	1.0 3 0 0 0 0 0 0 0 0 0 0 5 6 0.00 0.000																					

Toronto Blue Jays @ Tampa Bay Rays
Tropicana Field, St. Petersburg, FL
Wed Sep 30 2020, 4:08 PM - 7:12 PM EDT
Dome - 72 F

livebaseballscorecards.com

AB 34
R 2
H 7
RBI 2
BB 1
SO 11
LOB 13



Batter	1	2	3	4	5	6	7	8	9	AB	R	H	RBI	BB	SO	LOB
43 Mike Brosseau, R OBP: 0.667, SLG: 0.667 26 Ji Man Choi, L (5, PH) (6, 3)	1-1 1B	2-3 K	2-1 56 2B		3-3 K			2-2 G5-6-3 1-2f		3	1	2	0	0	1	0
56 Randy Arozarena, R OBP: 0.556, SLG: 1.000	1-1 8 13 1B	0-0 13 E 11 HR	3-2 8 G3			4-2 8 CS BB		3-2 P1		4	2	3	1	1	0	0
8 Brandon Lowe, L OBP: 0.250, SLG: 0.250	0-0 11 E 13 1B	0-1 L4	3-2 G3			3-3 K		1-2 K		4	0	1	0	0	1	3
2 Yandy Diaz, R 18 Joey Wendle, L (6, PR) (7, 5)	1-3 K	4-0 13 E 11 HR BB	0-1 G5-3			4-2 13 FC4 BB		4-2 13 FC4 BB		2	1	0	0	2	1	3
13 Manuel Margot, R OBP: 0.429, SLG: 0.857	0-1 11 E 1B	1-0 E6 11 HR			1-3 K		2-2 FC4			4	1	1	1	0	1	3
11 Hunter Renfroe, R OBP: 0.200, SLG: 0.800	2-2 E6	1-1 HR			1-3 K		1-3 K			4	1	1	4	0	2	2
1 Willy Adames, R OBP: 0.286, SLG: 0.167	1-3 K	1-2 1B			1-3 K		0-1 G5-3			4	0	1	0	0	2	3
39 Kevin Kiermaier, L OBP: 0.143, SLG: 0.143					2-1 G3-1		1-1 G3			4	1	1	0	0	0	1
10 Mike Zunino, R OBP: 0.286, SLG: 0.714		0-2 HR	2-3 K		2-3 K		1-1 26 G5-6-3 1B			4	1	2	2	0	2	0

Inning Stats	R: 1	H: 4	E: 1	K: 2	S: 16	R: 6	H: 5	E: 1	K: 1	S: 18	R: 1	H: 2	E: 0	K: 1	S: 17	R: 0	H: 0	E: 0	K: 3	S: 9	R: 0	H: 0	E: 0	K: 2	S: 9	R: 0	H: 0	E: 0	K: 1	S: 9	R: 0	H: 1	E: 0	K: 0	S: 8
	LOB: 3	BB: 0	P: 22			LOB: 1	BB: 1	P: 29			LOB: 1	BB: 0	P: 27			LOB: 0	BB: 0	P: 12			LOB: 1	BB: 2	P: 26			LOB: 0	BB: 0	P: 11			LOB: 0	BB: 0	P: 14		

PITCHER	IP	WLS	BF	H	R	ER	SO	BB	IBB	HBP	BLK	WP	HR	S	P	ERA	WHIP
99 Hyun Jin Ryu, L ERA: 16.2	1.2	L	15	8	7	3	3	1	0	0	0	0	0	30	45	16.20	5.400
48 Ross Stripling, R ERA: 6.75	1.1		7	3	1	1	1	0	0	0	0	0	0	21	33	6.75	2.250
24 Nate Pearson, R ERA:	2.0		6	0	0	0	5	0	0	0	0	0	0	18	28	0.00	0.000
52 Anthony Bass, R ERA:	1.0		4	0	0	0	1	2	0	0	0	0	0	13	26	0.00	2.000
31 Thomas Hatch, R ERA:	1.0		3	0	0	0	1	0	0	0	0	0	0	9	11	0.00	0.000

Toronto Blue Jays @ Tampa Bay Rays
Tropicana Field, St. Petersburg, FL
Wed Sep 30 2020, 4:08 PM - 7:12 PM EDT
Dome - 72 F

livebaseballscorecards.com

AB	35
R	8
H	12
RBI	8
BB	3
SO	11
LOB	16



WP: 0	PA: 38
PB: 0	
SB: 0	
CS: 1	