

Toronto Blue Jays - 2020

Batter	1	2	3	4	5	6	7	8	9	AB	R	H	RBI	BB	SO	LOB	TOP										
23 Derek Fisher, L (1,7) 82 Forrest Wall, L (6,7) OBP: 0.400, SLG: 0.600 OBP: 0.500, SLG: 0.500										3	0	1	0	0	0	2	Toronto Blue Jays @ Minnesota Twins CenturyLink Sports Complex, Fort Myers, FL Sun Feb 23 2020, 1:08 PM - 4:03 PM EST Att: 8:309 - Sunny - 75 F										
2 Joe Panik, L (1,4) 80 Logan Warmoth, R (6,4)										2	0	0	1	0	1	1											
3 Brandon Drury, R (1,5) 75 Andy Burns, R (5,5) OBP: 0.750, SLG: 1.000										2	0	0	0	0	1	0											
6 Travis Shaw, L (1,3) 46 Patrick Kivlehan, R (5,3) OBP: 0.500, SLG: 0.333										2	0	0	0	0	1	0											
44 Rowdy Tellez, L (1,10) 76 Riley Adams, R (8,PH) (8,10)										3	0	2	2	0	1	0											
30 Anthony Alford, R (1,8) 92 Chavez Young, S (6,8)										3	0	0	0	0	2	3											
10 Reese McGuire, L (1,2) 85 Alejandro Kirk, R (6,2) OBP: 0.500, SLG: 0.333										2	0	0	0	0	2	1											
28 Billy McKinney, L (1,9) 77 Joshua Palacios, L (6,9)										1	1	0	0	1	0	0											
72 Santiago Espinal, R (1,6) 78 Kevin Smith, R (6,6)										2	1	1	0	0	1	0											
Inning Stats	R: 0 E: 0 K: 1 S: 5	H: 1 LOB: 0 BB: 0 P: 6	R: 0 E: 0 K: 3 S: 9	H: 0 LOB: 0 BB: 0 P: 9	R: 0 E: 0 K: 2 S: 7	H: 0 LOB: 0 BB: 0 P: 7	R: 0 E: 0 K: 1 S: 5	H: 0 LOB: 0 BB: 0 P: 5	R: 0 E: 0 K: 1 S: 6	H: 1 LOB: 1 BB: 0 P: 6	R: 3 E: 0 K: 1 S: 7	H: 2 LOB: 2 BB: 2 P: 16	R: 2 E: 0 K: 2 S: 9	H: 2 LOB: 2 BB: 2 P: 17	R: 0 E: 0 K: 0 S: 3	H: 0 LOB: 0 BB: 0 P: 3		R: 0 E: 0 K: 1 S: 6	H: 1 LOB: 1 BB: 0 P: 6	1B: 6 2B: 2 3B: 0 HR: 0	SF: 2 SAC: 0 DP: 1 HBP: 1	WP: 0 PB: 0 SB: 0 CS: 0	PA: 38				
PITCHER	IP	WLS	BF	H	R	ER	SO	BB	IBB	HBP	BLK	WP	HR	S	P	ERA	WHIP										
17 Jose Berrios, R (1,1) ERA: 27.0	2.0		6	1	0	0	4	0	0	0	0	0	0	14	15	0.00	0.500										
54 Sergio Romo, R (3,1) ERA: 0.00	1.0	H	3	0	0	0	2	0	0	0	0	0	0	7	7	0.00	0.000										
36 Tyler Clippard, R (4,1) ERA: 0.00	1.0	H	3	0	0	0	1	0	0	0	0	0	0	5	5	0.00	0.000										
55 Taylor Rogers, L (5,1) ERA: 1.000	1.0	H	4	1	0	0	1	0	0	0	0	0	0	6	6	0.00	1.000										
66 Jorge Alcala, R (6,1) ERA: 27.0	1.0		8	2	3	3	1	2	0	1	0	0	0	7	16	27.00	4.000										
49 Jake Reed, R (7,1) ERA: 27.0	0.2	B	6	2	2	2	1	2	0	0	0	0	0	6	14	27.00	6.000										
11 Mitch Horacek, L (7,1) ERA: 0.00	0.1		1	0	0	0	1	0	0	0	0	0	0	3	3	0.00	0.000										
83 Griffin Jax, R (8,1) ERA: 0.00	1.0		3	0	0	0	0	0	0	0	0	0	0	3	3	0.00	0.000										
82 Sam Clay, L (9,1) ERA: 1.000	1.0		4	1	0	0	1	0	0	0	0	0	0	6	6	0.00	1.000										

AB	31
R	5
H	7
RBI	5
BB	4
SO	12
LOB	12



Batter	1	2	3	4	5	6	7	8	9	AB	R	H	RBI	BB	SO	LOB	BOTTOM										
87 Ryan Jeffers, R (1,10) 90 Caleb Hamilton, R (7,PH) (8,10)										3	0	0	0	0	3	2	Toronto Blue Jays @ Minnesota Twins CenturyLink Sports Complex, Fort Myers, FL Sun Feb 23 2020, 1:08 PM - 4:03 PM EST Att: 8:309 - Sunny - 75 F										
24 Josh Donaldson, R (1,5) 73 Juan Graterol, R (6,2)										3	0	0	0	0	1	0											
8 Mitch Garver, R (1,2) 88 Drew Maggi, R (5,PR) (6,5)										2	0	1	0	1	0	0											
22 Miguel Sanó, R (1,3) 89 Zander Wiel, R (6,3) OBP: 0.333, SLG: 0.333 OBP: 0.667, SLG: 2.000										3	1	1	0	0	0	2											
13 Ehre Adrianza, S (1,6) 78 Jack Reinheimer, R (5,PR) (6,6)									3	2	2	0	0	0	0	0											
30 LaMonte Wade Jr., L (1,8) 91 Mark Contreras, L (6,8)									3	0	1	0	0	0	4												
74 Travis Blankenhorn, L (1,4) 9 Joe Cronin, R (7,4)									2	0	0	2	0	0	1												
50 Jimmy Kerrigan, S (1,9) 33 Ramón Flores, L (7,9)									3	0	2	1	0	0	0												
99 Cody Asche, L (1,7) 22 Tyler Webb, R (7,7) OBP: 1.000, SLG: 2.000									1	0	1	0	0	0	0												
Inning Stats	R: 0 E: 0 K: 1 S: 5	H: 0 LOB: 0 BB: 0 P: 5	R: 2 E: 0 K: 1 S: 8	H: 3 LOB: 1 BB: 0 P: 8	R: 0 E: 0 K: 2 S: 7	H: 0 LOB: 1 BB: 1 P: 11	R: 1 E: 1 K: 1 S: 8	H: 3 LOB: 2 BB: 0 P: 8	R: 1 E: 1 K: 0 S: 5	H: 1 LOB: 2 BB: 0 P: 5	R: 0 E: 0 K: 0 S: 3	H: 0 LOB: 0 BB: 0 P: 3	R: 0 E: 0 K: 2 S: 7	H: 0 LOB: 0 BB: 0 P: 7	R: 1 E: 0 K: 0 S: 5	H: 1 LOB: 1 BB: 0 P: 10		R: 0 E: 0 K: 1 S: 6	H: 1 LOB: 0 BB: 0 P: 6	1B: 6 2B: 2 3B: 0 HR: 1	SF: 1 SAC: 0 DP: 1 HBP: 0	WP: 0 PB: 0 SB: 0 CS: 1	PA: 38				
PITCHER	IP	WLS	BF	H	R	ER	SO	BB	IBB	HBP	BLK	WP	HR	S	P	ERA	WHIP										
47 Anthony Kay, L (1,1) ERA: 9.0	2.0		9	3	2	2	2	0	0	0	0	0	0	13	13	9.00	1.500										
62 Jacob Waguespack, R (3,1) ERA: 0.00	1.0		4	0	0	0	2	1	0	0	0	0	0	7	11	0.00	1.000										
45 Thomas Pannone, L (4,1) ERA: 9.0	1.0		6	3	1	1	1	0	0	0	0	0	0	8	8	9.00	3.000										
54 Sean Reid-Foley, R (5,1) ERA: 0.00	1.0		5	1	1	0	0	0	0	0	0	0	0	5	5	0.00	1.000										
60 Justin Miller, R (6,1) ERA: 0.000	1.0		3	0	0	0	0	0	0	0	0	0	0	3	3	0.00	0.000										
69 Thomas Hatch, R (7,1) ERA: 0.00	1.0	H	3	0	0	0	0	0	0	0	0	0	0	7	7	0.00	0.000										
83 Kirby Sneed, L (8,1) ERA: 9.0	1.0	B	4	1	1	1	0	1	0	0	0	0	1	5	10	9.00	2.000										
38 Ryan Dull, R (9,1) ERA: 1.000	1.0		3	1	0	0	1	0	0	0	0	0	0	6	6	0.00	1.000										

AB	34
R	5
H	9
RBI	4
BB	2
SO	8
LOB	14



Batter	1	2	3	4	5	6	7	8	9	AB	R	H	RBI	BB	SO	LOB	TOP				
11 Ender Inciarte, L OBP: 0.200, SLG: 0.250 18 Rafael Ortega, L OBP: 0.333, SLG: 0.333	F8	7 1B		K			G6-3			3	0	1	0	0	1	0	Atlanta Braves @ Toronto Blue Jays TD Ballpark, Dunedin, FL Mon Feb 24, 2020, 1:22 PM - 4:34 PM EST Att: 6,335 - Partly Cloudy - 78 F				
7 Dansby Swanson, R OBP: 0.400, SLG: 0.500 0 Pete Kozma, R OBP: 0.333, SLG: 0.333	8 BB	17 HBP			L4		K			3	1	2	0	0	0	0					
17 Johan Camargo, S OBP: 0.400, SLG: 0.250 79 Thomas Burrows, L OBP: 0.333, SLG: 0.333 85 Kurt Hoekstra, L OBP: 0.333, SLG: 0.333 89 Connor Johnstone, R OBP: 0.333, SLG: 0.333 82 Bryce Ball, L OBP: 0.333, SLG: 0.333 72 Ben Rowen, R OBP: 0.333, SLG: 0.333	81 1B			K			F7			2	1	0	0	0	1	2					
45 Yonder Alonso, L OBP: 0.333, SLG: 0.333 76 Sean Kazmar Jr., R OBP: 0.333, SLG: 0.333	F9	L9			G4-3					3	0	0	0	0	4	0					
8 Charlie Culberson, R OBP: 0.333, SLG: 0.333 91 Riley Unroe, S OBP: 0.333, SLG: 0.333	81 1B	68 1B		G6-3			81 CS			1	1	0	0	2	0	0					
81 Drew Waters, S OBP: 0.250, SLG: 0.167 84 Terone Harris III, R OBP: 0.333, SLG: 0.333	12 S	68 1B		K			K			3	0	1	2	0	2	1					
68 Cristian Pache, R OBP: 0.333, SLG: 0.333 74 Greyson Jenista, L OBP: 0.333, SLG: 0.333	12 S			G6-3			F9			3	0	1	1	0	0	0					
12 Alex Jackson, R OBP: 0.333, SLG: 0.333 86 Carlos Martinez, R OBP: 0.333, SLG: 0.333	K			K			G6-3			2	0	0	0	0	2	2					
70 Yangervis Solarte, S OBP: 0.200, SLG: 0.200		G5-3			G4-3		18 G6-3	18 WP		3	0	1	0	0	0	0					
Inning Stats	R: 3 E: 0 K: 1 S: 8	H: 3 LOB: 2 BB: 1 P: 14	R: 0 E: 0 K: 1 S: 7	H: 2 LOB: 0 BB: 0 P: 7	R: 0 E: 0 K: 1 S: 5	H: 0 LOB: 0 BB: 0 P: 5	R: 0 E: 0 K: 2 S: 7	H: 0 LOB: 0 BB: 0 P: 7	R: 0 E: 0 K: 1 S: 4	H: 0 LOB: 0 BB: 1 P: 8	R: 0 E: 0 K: 1 S: 6	H: 1 LOB: 1 BB: 0 P: 7	R: 0 E: 0 K: 2 S: 7	H: 0 LOB: 0 BB: 0 P: 7	R: 0 E: 0 K: 1 S: 5	H: 0 LOB: 0 BB: 0 P: 5		1B: 6 2B: 1 3B: 0 HR: 0	SF: 0 SAC: 0 DP: 1 HBP: 1	WP: 1 PB: 0 SB: 2 CS: 1	PA: 35
PITCHER	IP WLS BF H R ER SO BB IBB HBP BLK WP HR S P ERA WHIP	1 Shun Yamaguchi, R ERA: 40.5	0.2 7 3 3 3 0 1 0 0 0 0 0 0 5 10 40.50 6.000	79 Connor Fisk, R ERA:	0.1 1 0 0 0 0 1 0 0 0 0 0 0 3 4 0.00 0.000	79 Travis Bergen, L ERA:	1.0 5 2 0 0 1 0 0 0 0 0 0 0 7 7 0.00 2.000	51 Ken Giles, R ERA:	3.1 1.0 W 3 0 0 0 1 0 0 0 0 0 0 0 5 5 0.00 0.000	52 Anthony Bass, R ERA:	4.1 1.0 H 3 0 0 0 2 0 0 0 0 0 0 0 7 7 0.00 0.000	63 Wilmer Font, R ERA:	5.1 1.0 H 3 0 0 0 0 0 0 0 0 0 0 3 3 0.00 0.000	64 Hector Perez, R ERA:	6.1 1.0 H 3 0 0 0 1 1 0 0 0 0 0 0 4 8 0.00 1.000	73 Ty Tice, R ERA:	7.1 1.0 H 4 1 0 0 1 0 0 0 0 0 1 0 6 7 0.00 1.000	95 Vinny Nittoli, R ERA:	8.1 1.0 H 3 0 0 0 2 0 0 0 0 0 0 0 7 7 0.00 0.000	81 Bryan Baker, R ERA:	9.1 1.0 S 3 0 0 0 1 0 0 0 0 0 0 0 5 5 0.00 0.000

Batter	1	2	3	4	5	6	7	8	9	AB	R	H	RBI	BB	SO	LOB	BOTTOM			
11 Bo Bichette, R OBP: 0.200, SLG: 0.200 33 Rubén Tejada, R OBP: 0.333, SLG: 0.333	8 2B	G5-3		L9		K		F7		3	1	1	0	0	1	1	Atlanta Braves @ Toronto Blue Jays TD Ballpark, Dunedin, FL Mon Feb 24, 2020, 1:22 PM - 4:34 PM EST Att: 6,335 - Partly Cloudy - 78 F			
8 Cavan Biggio, L OBP: 0.400, SLG: 0.600 78 Kevin Smith, R OBP: 0.333, SLG: 0.333	15 S	G4-3		K			74 1B			3	1	1	1	0	1	1				
13 Lourdes Gurriel Jr., R OBP: 0.400, SLG: 0.333 82 Forrest Wall, L OBP: 0.400, SLG: 0.333	K			K	2-4	F9		F8		3	0	0	0	2	1	1				
27 Vladimir Guerrero Jr., R OBP: 0.400, SLG: 0.250 74 Brock Lundquist, L OBP: 1.000, SLG: 1.000	15 2B	15 S		37 1B		G4-3		1-2		2	1	1	0	1	0	0				
15 Randal Grichuk, R OBP: 0.600, SLG: 0.667 30 Anthony Alford, R OBP: 0.167, SLG: 0.167	9 BB			37 1B	9 BLK			K		1	1	1	1	2	0	0				
37 Teóscar Hernández, R OBP: 0.400, SLG: 0.250 28 Billy McKinney, L OBP: 0.333, SLG: 0.333	1-3 2-H			9 BLK				F7		2	0	1	0	1	0	1				
9 Danny Jansen, R OBP: 0.333, SLG: 0.333 76 Riley Adams, R OBP: 0.333, SLG: 0.333	9 BB			9 BLK				F8		1	0	0	0	0	2	0				
3 Brandon Drury, R OBP: 0.333, SLG: 0.333 75 Andy Burns, R OBP: 0.500, SLG: 0.600	3 G4-6-3			3 FC6-4		L9		P6		0	0	0	1	2	0	0				
46 Patrick Kivlehan, R OBP: 0.500, SLG: 0.400 94 Ryan Noda, L OBP: 1.000, SLG: 2.000	1-2 2-3 3-H			2-3 3-H		P2		K		2	0	0	0	0	5	0				
Inning Stats	R: 3 E: 0 K: 1 S: 7	H: 3 LOB: 3 BB: 3 P: 20	R: 0 E: 0 K: 0 S: 3	H: 0 LOB: 0 BB: 0 P: 3	R: 1 E: 0 K: 1 S: 6	H: 2 LOB: 2 BB: 2 P: 14	R: 0 E: 0 K: 1 S: 5	H: 1 LOB: 1 BB: 0 P: 6	R: 0 E: 0 K: 1 S: 3	H: 0 LOB: 1 BB: 1 P: 7	R: 0 E: 0 K: 1 S: 5	H: 0 LOB: 1 BB: 1 P: 9	R: 0 E: 0 K: 1 S: 6	H: 1 LOB: 2 BB: 1 P: 10	R: 0 E: 0 K: 1 S: 6	H: 1 LOB: 1 BB: 0 P: 6		1B: 5 2B: 3 3B: 0 HR: 0	SF: 0 SAC: 0 DP: 1 HBP: 0	WP: 0 PB: 0 SB: 2 CS: 0
PITCHER	IP WLS BF H R ER SO BB IBB HBP BLK WP HR S P ERA WHIP	54 Max Fried, L ERA: 91.0	1.2 B 5 0 0 0 0 1 0 0 0 0 0 0 4 8 0.00 0.600	93 José Manuel Fernández, L ERA:	1.2 L 5 2 1 1 1 2 0 0 0 1 0 0 0 5 13 13.50 6.000	78 Ian Anderson, R ERA:	3.1 1.1 5 1 0 0 1 0 0 0 0 0 0 6 7 0.00 0.750	96 Tyler Matzek, L ERA:	5.1 1.0 4 0 0 0 0 1 0 0 0 0 0 3 7 0.00 1.000	85 Kurt Hoekstra, R ERA:	6.1 1.0 4 0 0 0 1 1 0 0 0 0 0 0 6 15 81.00 15.000	89 Connor Johnstone, R ERA:	7.1 1.0 5 1 0 0 1 1 0 0 0 0 0 0 6 10 0.00 2.000	72 Ben Rowen, R ERA:	8.1 1.0 4 1 0 0 1 0 0 0 0 0 0 0 6 6 0.00 1.000					



Batter	1	2	3	4	5	6	7	8	9	AB	R	H	RBI	BB	SO	LOB	TOP					
28 Billy McKinney, L (1,9) OBP: 0.571, SLG: 1.167 79 Demi Orimoloye, R (6,9)										4	2	3	1	0	1	1						
11 Bo Bichette, R (1,6) OBP: 0.125, SLG: 0.125 90 Luis De Los Santos, R (4,6)										3	0	0	0	0	0	2						
8 Cavan Biggio, L (1,4) OBP: 0.229, SLG: 0.500 90 Otto Lopez, R (4,4)										1	1	0	0	1	0	1						
9 Danny Jansen, R (1,10) OBP: 0.250, SLG: 0.250 92 Kacy Clemens, L (7,PH) OBP: 0.500, SLG: 0.500										2	1	1	0	1	0	0						
44 Rowdy Tellez, L (1,3) OBP: 0.625, SLG: 1.143 46 Patrick Kivlehan, R (5,3)										3	1	2	4	0	0	0						
7 Caleb Joseph, R (1,2) OBP: 0.250, SLG: 0.250 70 Pat Cantwell, R (6,2)										3	0	1	0	0	1	2						
82 Forrest Wall, L (1,7) OBP: 0.667, SLG: 1.000 74 Brock Lundquist, L (6,7)										3	1	1	0	0	1	3						
33 Rubén Tejada, R (1,5) 78 Kevin Smith, R (4,5) OBP: 0.375, SLG: 0.800										2	0	0	0	0	0	0						
77 Joshua Palacios, L (1,8) OBP: 0.143, SLG: 0.143 91 Reggie Pruitt, R (6,8)										3	0	0	0	0	2	0						
Inning Stats	R: 3 E: 0 K: 1 S: 9	H: 3 LOB: 1 BB: 1 P: 17	R: 0 E: 1 K: 1 S: 5	H: 0 LOB: 0 BB: 0 P: 5	R: 1 E: 0 K: 0 S: 5	H: 2 LOB: 2 BB: 1 P: 9	R: 0 E: 0 K: 1 S: 6	H: 1 LOB: 1 BB: 0 P: 6	R: 0 E: 0 K: 0 S: 3	H: 0 LOB: 0 BB: 0 P: 3	R: 3 E: 0 K: 2 S: 10	H: 3 LOB: 0 BB: 0 P: 12	R: 1 E: 1 K: 3 S: 11	H: 2 LOB: 1 BB: 0 P: 11	R: 0 E: 0 K: 1 S: 6	H: 1 LOB: 1 BB: 1 P: 6	R: 5 E: 0 K: 1 S: 9	H: 4 LOB: 0 BB: 1 P: 15	1B: 5 2B: 5 3B: 2 HR: 4	SF: 2 SAC: 0 DP: 0 HBP: 0	WP: 1 PB: 0 SB: 1 CS: 0	PA: 46
PITCHER	IP	WLS	BF	H	R	ER	SO	BB	IBB	HBP	BLK	WP	HR	S	P	ERA	WHIP			ERA	WHIP	
49 Jake Arrieta, R (1,1) ERA: 13.5	2.0	L	10	3	3	3	2	1	0	0	0	1	1	14	22	13.50	2.000			0.00	1.000	
60 Reggie McClain, R (3,1) ERA: 4.5	2.0		10	3	1	1	1	1	0	0	0	0	0	11	15	4.50	2.000			108.00	12.000	
52 Jose Alvarez, L (5,1) ERA:	1.0		3	0	0	0	0	0	0	0	0	0	0	3	3	0.00	0.000			13.50	1.500	
39 Anthony Swarzak, R (6,1) ERA: 27.0	1.0		6	3	3	3	2	0	0	0	0	0	2	10	12	27.00	3.000					
53 Blake Parker, R (7,1) ERA: 9.0	1.0		5	2	1	1	3	0	0	0	0	0	0	11	11	9.00	2.000					


Toronto Blue Jays @ Philadelphia Phillies
Spectrum Field, Clearwater, FL
Tue Feb 25 2020, 1:10 PM - 4:05 PM EST
Att: 4,004 - Sunny - 80 F


AB 41
R 13
H 16
RBI 13
BB 3
SO 10
LOB 14

Batter	1	2	3	4	5	6	7	8	9	AB	R	H	RBI	BB	SO	LOB	BOTTOM				
40 Adam Haseley, L (1,8) OBP: 0.250, SLG: 0.286 31 Simon Muzziotti, L (3,8)										2	1	1	0	0	0	1					
10 J.T. Realmuto, R (1,2) OBP: 0.500, SLG: 1.000 3 Abrahan Gutierrez, R (6,2)										3	0	2	0	0	0	0					
3 Bryce Harper, L (1,9) 13 Jhailyn Ortiz, R (6,9) OBP: 0.333, SLG: 1.333										1	0	0	1	1	1	1					
17 Rhys Hoskins, R (1,3) OBP: 0.250, SLG: 0.375 88 Darick Hall, L (6,3)										2	0	0	0	0	1	2					
9 Jay Bruce, L (1,10) OBP: 0.400, SLG: 0.800 0 Mikie Mahtook, R (8,PH) OBP: 0.200, SLG: 0.800										3	0	0	0	0	1	2					
7 Josh Harrison, R (1,5) OBP: 0.500, SLG: 0.333 76 Austin Listi, R (6,5) OBP: 0.250, SLG: 0.143										2	1	0	0	0	0	0					
13 Logan Forsythe, R (1,4) OBP: 0.571, SLG: 1.000 90 Nick Maton, L (6,4)										1	0	0	0	1	0	0					
78 Mickey Moniak, L (1,7) OBP: 0.167, SLG: 0.333 2 Cornelius Randolph, L (6,7) OBP: 0.200, SLG: 0.200										2	0	0	0	0	0	2					
70 Arquimedes Gamboa, S (1,6) OBP: 0.333, SLG: 0.250 8 Jonathan Guzmán, R (6,6) OBP: 0.500, SLG: 0.500										1	0	0	1	0	0	0					
Inning Stats	R: 1 E: 0 K: 1 S: 7	H: 2 LOB: 1 BB: 0 P: 7	R: 1 E: 1 K: 0 S: 4	H: 0 LOB: 1 BB: 1 P: 8	R: 0 E: 0 K: 1 S: 6	H: 0 LOB: 1 BB: 1 P: 10	R: 0 E: 0 K: 0 S: 3	H: 0 LOB: 0 BB: 0 P: 3	R: 0 E: 0 K: 0 S: 3	H: 0 LOB: 0 BB: 0 P: 3	R: 4 E: 0 K: 0 S: 6	H: 3 LOB: 0 BB: 1 P: 10	R: 0 E: 0 K: 2 S: 7	H: 0 LOB: 0 BB: 0 P: 7	R: 0 E: 0 K: 1 S: 5	H: 0 LOB: 0 BB: 0 P: 5	1B: 2 2B: 2 3B: 1 HR: 1	SF: 2 SAC: 0 DP: 0 HBP: 0	WP: 0 PB: 0 SB: 1 CS: 0	PA: 37	
PITCHER	IP	WLS	BF	H	R	ER	SO	BB	IBB	HBP	BLK	WP	HR	S	P	ERA	WHIP			ERA	WHIP
22 Chase Anderson, R (1,1) ERA: 4.5	2.0	W	10	2	2	1	1	1	0	0	0	0	0	9	13	0.00	0.500			0.00	0.000
35 T.J. Zeuch, R (3,1) ERA:	1.0	H	7	0	0	0	1	0	0	0	0	0	0	8	8	0.00	1.000				
68 Jordan Romano, R (5,1) ERA:	1.0		3	0	0	0	0	0	0	0	0	0	0	3	3	0.00	0.000				
48 Brian Moran, L (6,1) ERA:	1.0		7	3	4	4	0	1	0	0	0	0	1	6	10	36.00	4.000				

Toronto Blue Jays @ Philadelphia Phillies
Spectrum Field, Clearwater, FL
Tue Feb 25 2020, 1:10 PM - 4:05 PM EST
Att: 4,004 - Sunny - 80 F

AB 32
R 6
H 6
RBI 6
BB 3
SO 7
LOB 11

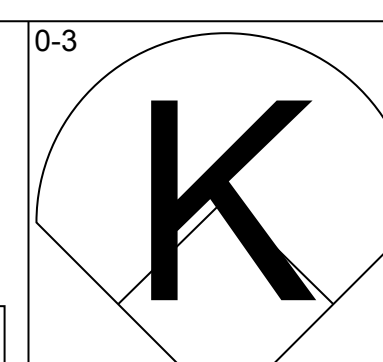
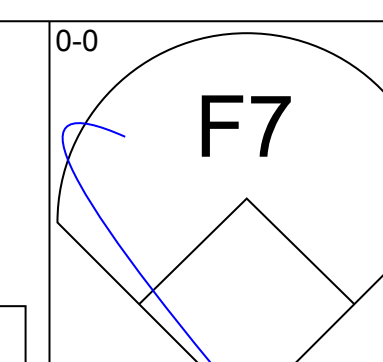
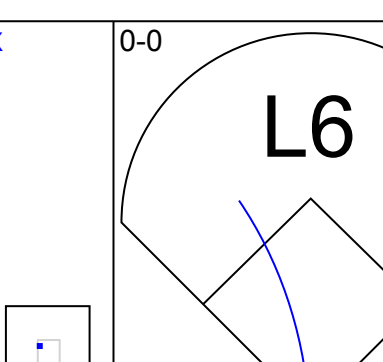
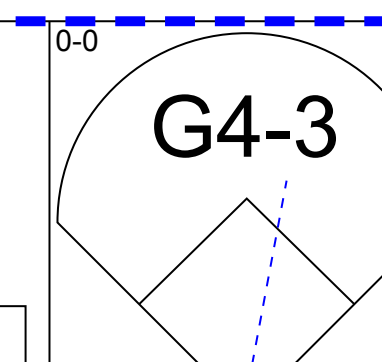
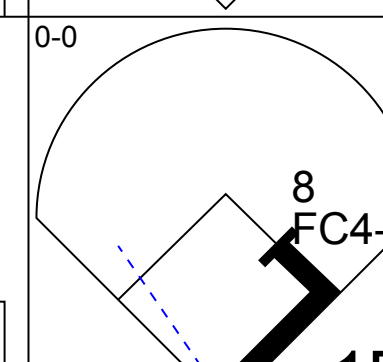
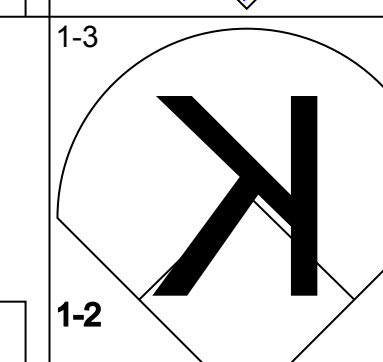
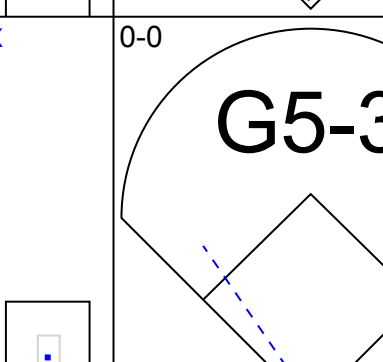
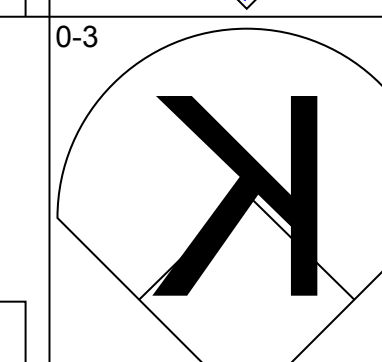
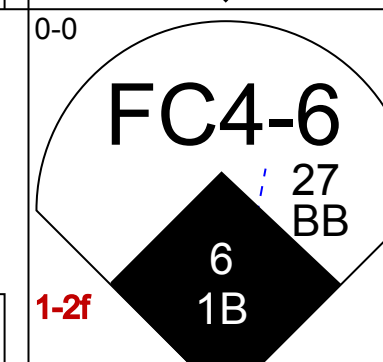
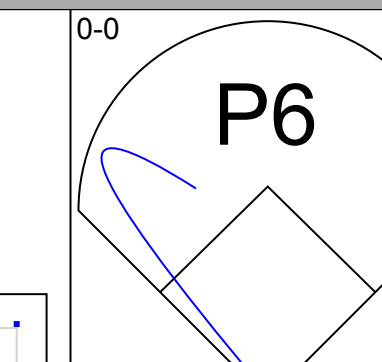
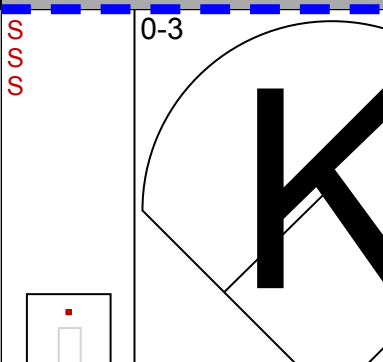
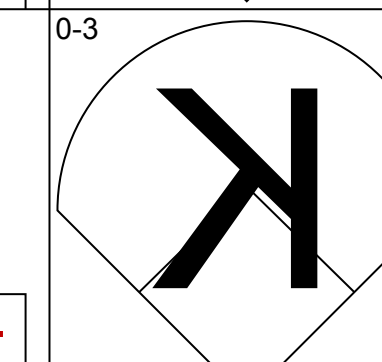
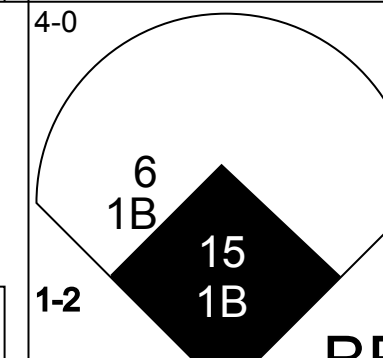
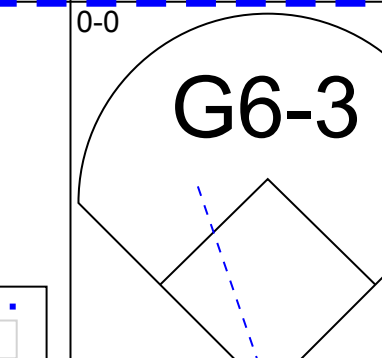
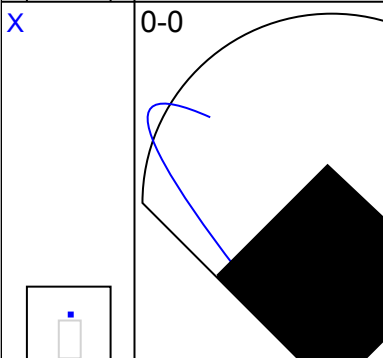

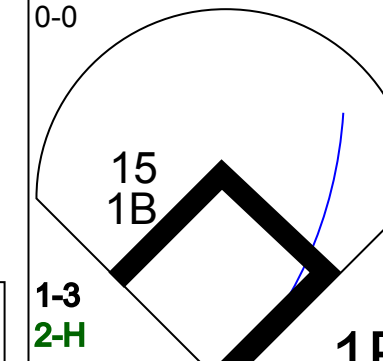
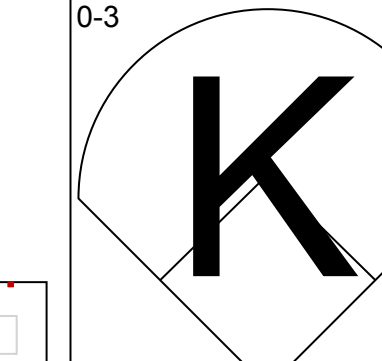
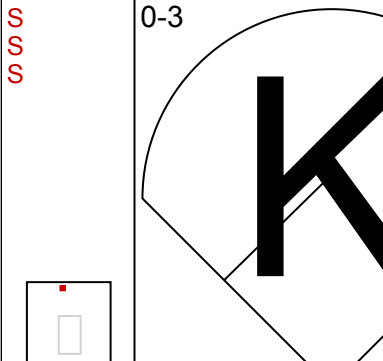

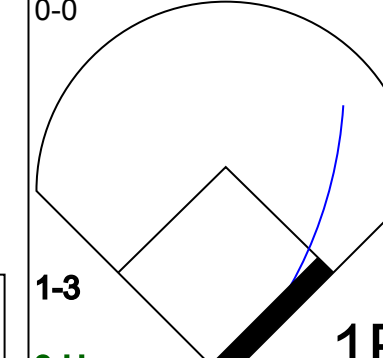
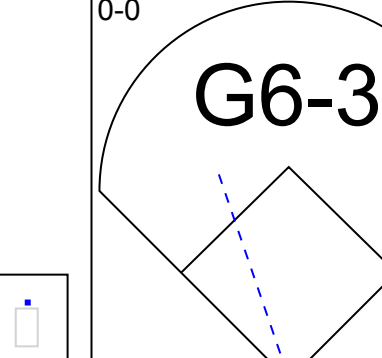
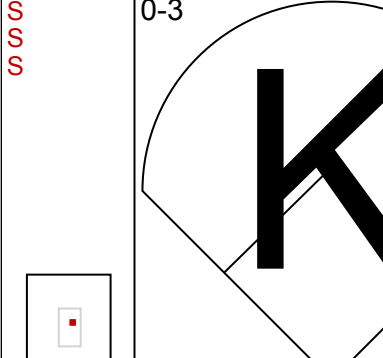

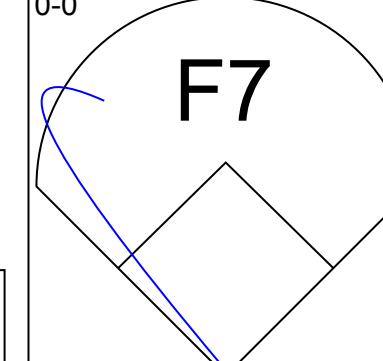
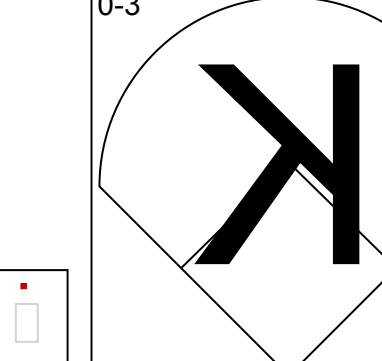
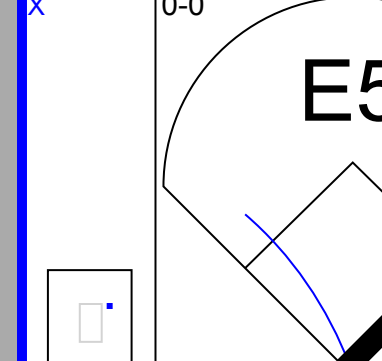

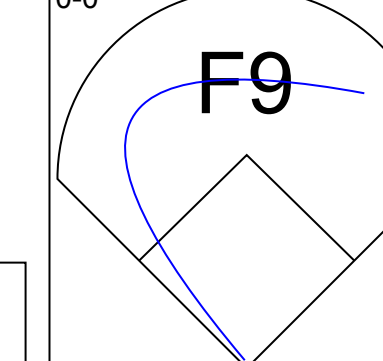
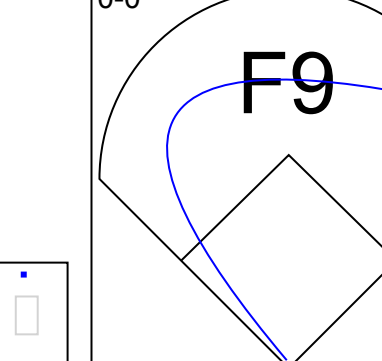
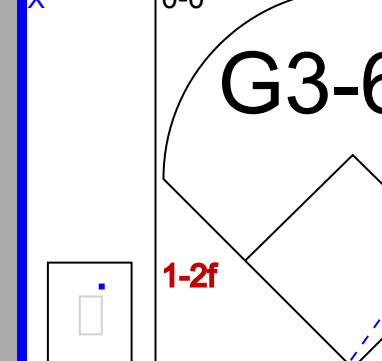
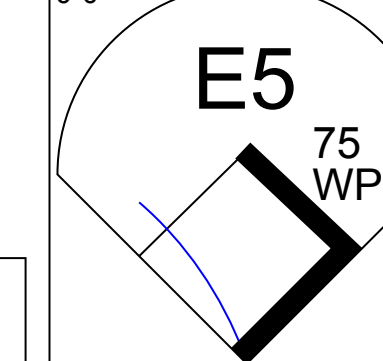
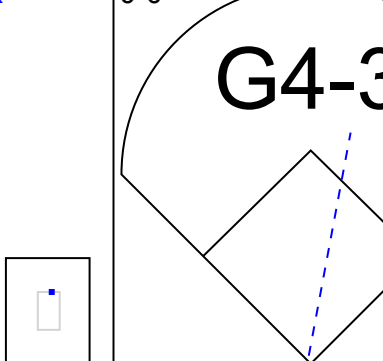
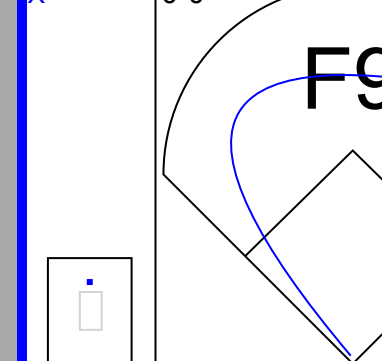
Batter	1	2	3	4	5	6	7	8	9	AB R H RBI BB SO LOB	TOP																																		
											Detroit Tigers @ Toronto Blue Jays TD Ballpark, Dunedin, FL Wed Feb 26 2020, 1:07 PM EST Drizzle - 79 F livebaseballscorecards.com																																		
																				AB 0 R 0 H 0 RBI 0 BB 0 SO 0 LOB 0																									
																																													
Inning Stats																				1B: 0 SF: 0 WP: 0 PA: 0 2B: 0 SAC: 0 PB: 0 3B: 0 DP: 0 SB: 0 HR: 0 HBP: 0 CS: 0																									
PITCHER										IP		WLS	BF	H	R	ER	SO	BB	IBB	HBP	BLK	WP	HR	S	P	ERA	WHIP	PITCHER	IP	WLS	BF	H	R	ER	SO	BB	IBB	HBP	BLK	WP	HR	S	P	ERA	WHIP

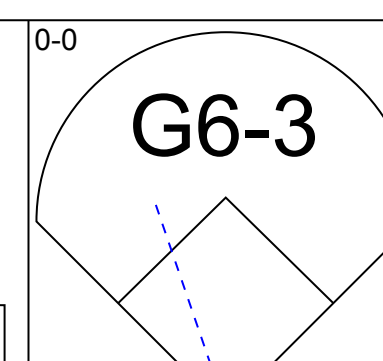
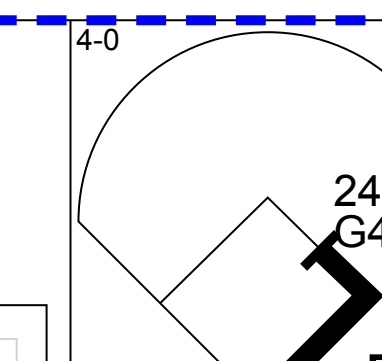
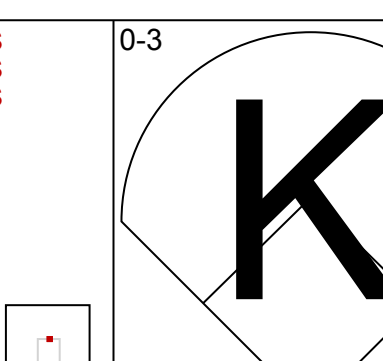
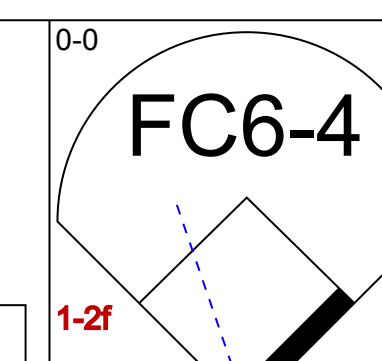
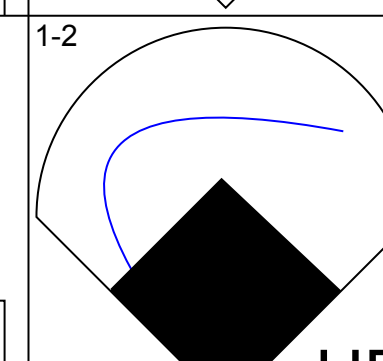
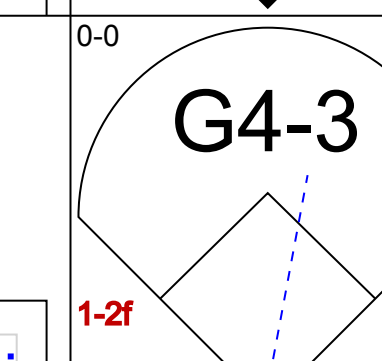
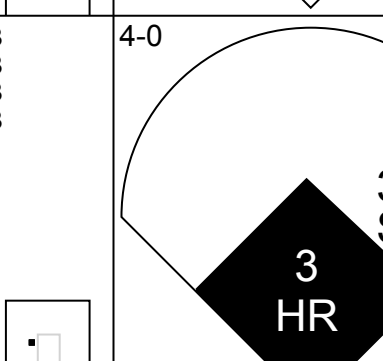

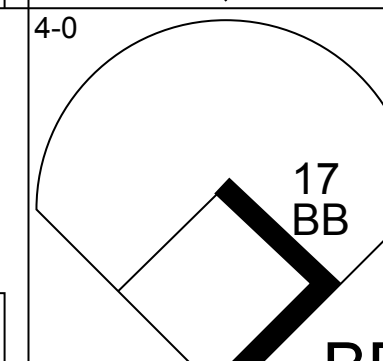
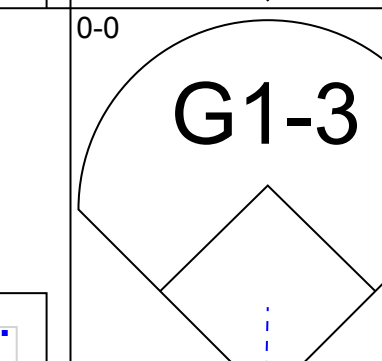
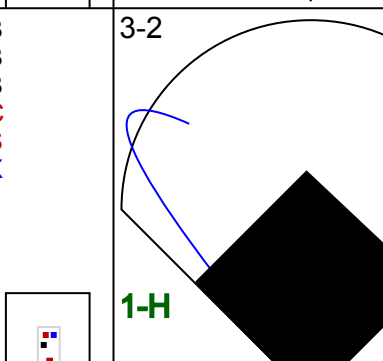

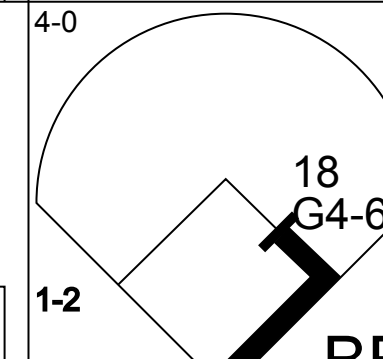

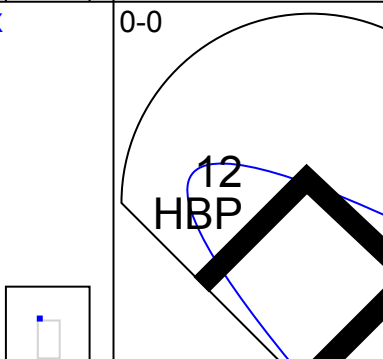

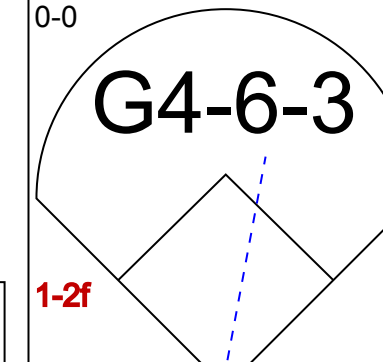
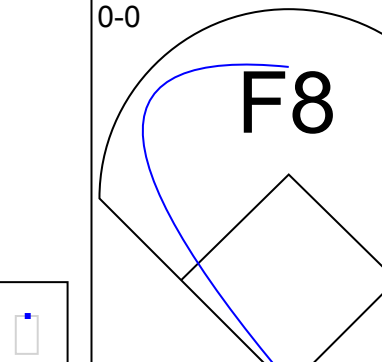
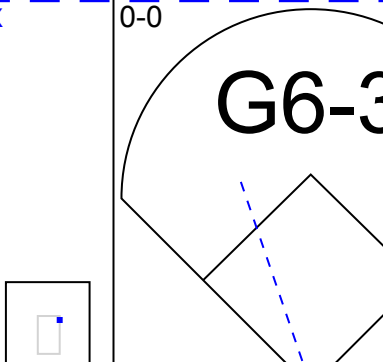
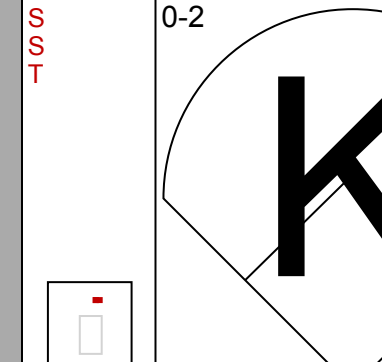
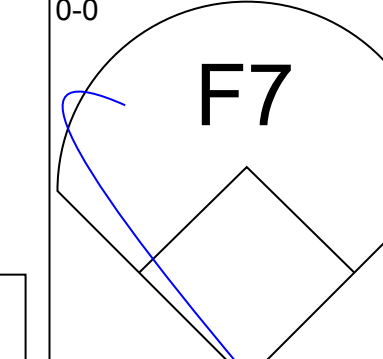
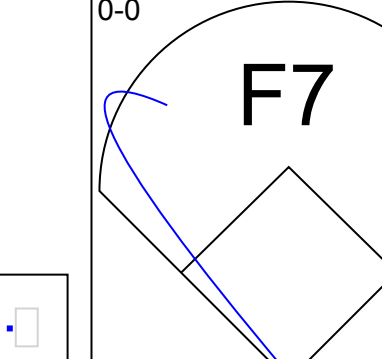
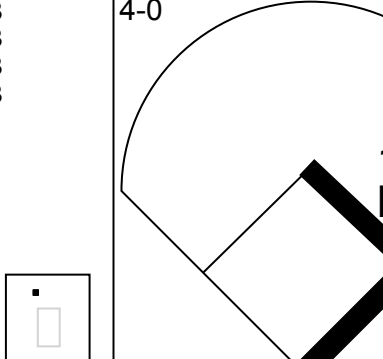
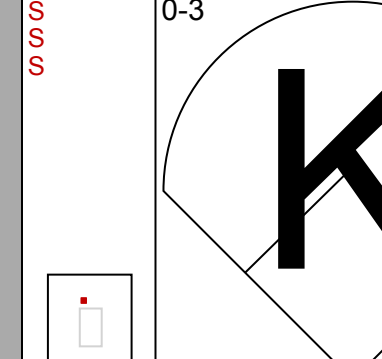
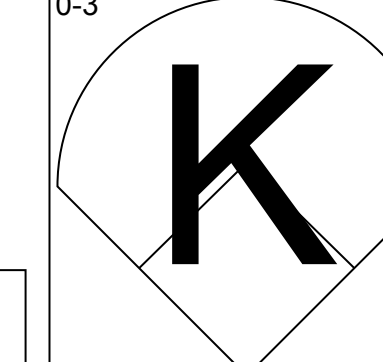
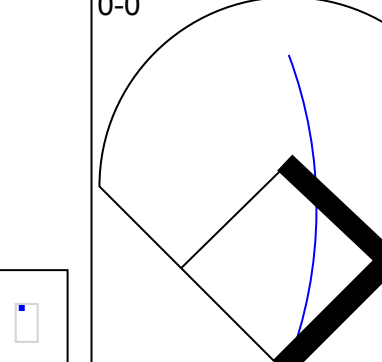
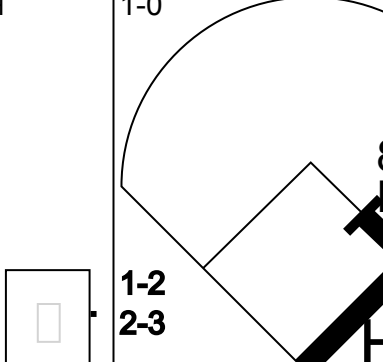

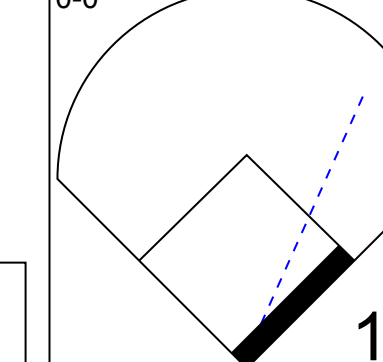
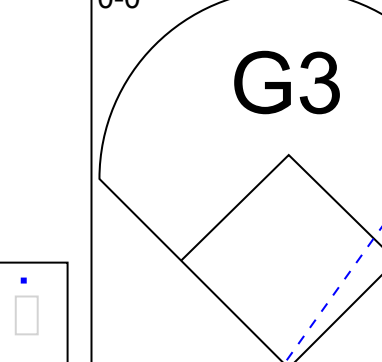
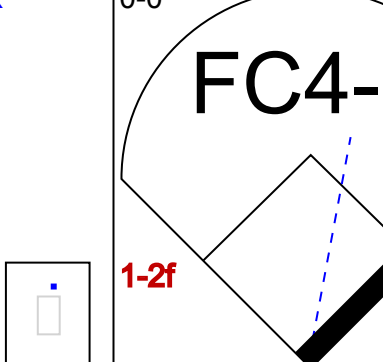
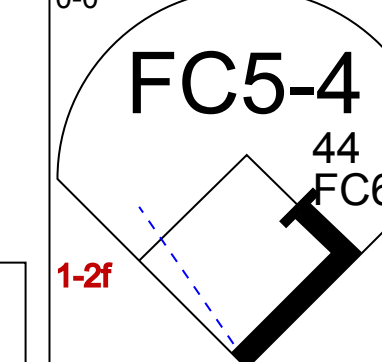
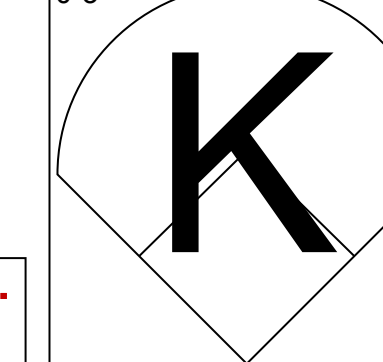

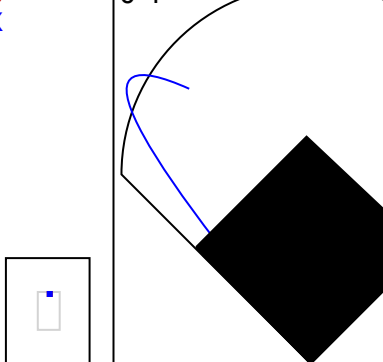
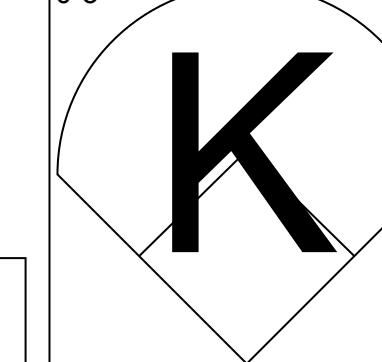
Batter	1	2	3	4	5	6	7	8	9	AB R H RBI BB SO LOB	BOTTOM																																		
											Detroit Tigers @ Toronto Blue Jays TD Ballpark, Dunedin, FL Wed Feb 26 2020, 1:07 PM EST Drizzle - 79 F livebaseballscorecards.com																																		
																				AB 0 R 0 H 0 RBI 0 BB 0 SO 0 LOB 0																									
																																													
Inning Stats																				1B: 0 SF: 0 WP: 0 PA: 0 2B: 0 SAC: 0 PB: 0 3B: 0 DP: 0 SB: 0 HR: 0 HBP: 0 CS: 0																									
PITCHER										IP		WLS	BF	H	R	ER	SO	BB	IBB	HBP	BLK	WP	HR	S	P	ERA	WHIP	PITCHER	IP	WLS	BF	H	R	ER	SO	BB	IBB	HBP	BLK	WP	HR	S	P	ERA	WHIP

Batter	1	2	3	4	5	6	7	8	9	AB	R	H	RBI	BB	SO	LOB	TOP																			
26 Adam Frazier, L (1,4) OBP: 0.235, SLG: 0.250 64 Phillip Evans, R (6,5) OBP: 0.538, SLG: 0.500										3	0	1	0	0	1	0	Pittsburgh Pirates @ Toronto Blue Jays TD Ballpark, Dunedin, FL Mon Mar 02 2020, 1:09 PM - 3:29 PM EST Att.: 4,493 - Sunny - 76 F																			
13 Ke'Bryan Hayes, R (1,10) OBP: 0.471, SLG: 0.429 84 Arden Pabst, R (9,PH)										2	0	0	0	1	1	0																				
27 Kevin Newman, R (1,6) OBP: 0.133, SLG: 0.133 31 Will Craig, R (7,3)										3	0	1	0	0	1	1																				
36 José Osuna, R (1,3) OBP: 0.412, SLG: 0.467 80 Andrew Susac, R (7,2)										3	0	0	0	0	1	2																				
44 Kevin Kramer, L (1,5) OBP: 0.278, SLG: 0.071 82 Rodolfo Castro, S (7,4)										2	0	0	0	1	0	1																				
18 John Ryan Murphy, R (1,2) OBP: 0.250, SLG: 0.727 84 Logan Hill, R (7,7)										3	0	0	0	0	2	2																				
51 Jason Martin, L (1,8) OBP: 0.273, SLG: 0.273 61 Oneil Cruz, L (7,6)										2	0	1	0	0	0	1																				
68 Jake Elmore, R (1,7) OBP: 0.059, SLG: 0.118 76 Jared Oliva, R (5,7) (7,8)										2	0	0	0	0	1	2																				
73 Charles Tilson, L (1,9)										3	0	0	0	0	1	0																				
Inning Stats	R: 0 E: 0 K: 2 S: 8	H: 0 LOB: 0 BB: 0 P: 8	R: 0 E: 0 K: 2 S: 7	H: 0 LOB: 0 BB: 0 P: 7	R: 0 E: 1 K: 1 S: 6	H: 2 LOB: 1 BB: 0 P: 7	R: 0 E: 0 K: 0 S: 2	H: 0 LOB: 0 BB: 1 P: 6	R: 0 E: 0 K: 1 S: 5	H: 0 LOB: 1 BB: 0 P: 9	R: 0 E: 0 K: 0 S: 4	H: 1 LOB: 1 BB: 0 P: 4	R: 0 E: 0 K: 1 S: 5	H: 0 LOB: 0 BB: 0 P: 5	R: 0 E: 0 K: 2 S: 7	H: 0 LOB: 1 BB: 0 P: 8		1B: 3 2B: 0 3B: 0 HR: 0	SF: 0 SAC: 0 DP: 1 HBP: 1	WP: 0 PB: 0 SB: 0 CS: 1	PA: 32															
PITCHER	IP	WLS	BF	H	R	ER	SO	BB	IBB	HBP	BLK	WP	HR	S	P	ERA	WHIP	PITCHER		IP	WLS	BF	H	R	ER	SO	BB	IBB	HBP	BLK	WP	HR	S	P	ERA	WHIP
34 Matt Shoemaker, R (1,1) ERA: 3.66	2.2	W	8	1	0	0	5	0	0	0	0	0	0	19	19	0.00	0.375	41 Rafael Dolis, R (9,1) ERA:		1.0		4	0	0	0	2	0	0	1	0	0	0	7	8	0.00	0.000
52 Anthony Bass, R (3,1) ERA: 3.66	0.1	H	2	1	0	0	0	0	0	0	0	0	0	2	3	0.00	3.000																			
57 Trent Thornton, R (4,1) ERA:	3.0	H	10	0	0	0	2	2	0	0	0	0	0	12	20	0.00	0.667																			
54 Sean Reid-Foley, R (7,1) ERA:	1.0		4	1	0	0	0	0	0	0	0	0	0	4	4	0.00	1.000																			
20 Marc Rzepczynski, L (8,1) ERA:	1.0		3	0	0	0	1	0	0	0	0	0	0	5	5	0.00	0.000																			

Batter	1	2	3	4	5	6	7	8	9	AB	R	H	RBI	BB	SO	LOB	BOTTOM																			
72 Santiago Espinal, R (1,6) OBP: 0.500, SLG: 0.900 33 Ruben Tejada, R (6,6) OBP: 0.250, SLG: 0.971										3	0	0	0	0	1	1	Pittsburgh Pirates @ Toronto Blue Jays TD Ballpark, Dunedin, FL Mon Mar 02 2020, 1:09 PM - 3:29 PM EST Att.: 4,493 - Sunny - 76 F																			
8 Cavan Biggio, L (1,4) OBP: 0.412, SLG: 0.308 78 Kevin Smith, R (5,4) OBP: 0.375, SLG: 0.500										2	0	0	0	0	0	0																				
13 Lourdes Gurriel Jr., R (1,7) OBP: 0.442, SLG: 0.154 82 Forrest Wall, L (6,PR) OBP: 0.455, SLG: 1.000										2	0	1	0	1	0	0																				
27 Vladimir Guerrero Jr., R (1,10) OBP: 0.278, SLG: 0.412										3	0	0	0	2	2																					
15 Randal Grichuk, R (1,8) OBP: 0.400, SLG: 0.273 92 Chavez Young, S (6,PR) (7,8)										1	1	0	0	2	0	1																				
44 Rowdy Tellez, L (1,3) OBP: 0.375, SLG: 0.667 75 Andy Burns, R (7,3) OBP: 0.400, SLG: 0.444										3	0	0	0	2	2																					
9 Danny Jansen, R (1,2) OBP: 0.636, SLG: 1.250 7 Caleb Joseph, R (7,2) OBP: 0.222, SLG: 0.222										2	1	1	2	0	0	0																				
23 Derek Fisher, L (1,9) OBP: 0.286, SLG: 0.429 77 Joshua Palacios, L (6,9) OBP: 0.167, SLG: 0.250										2	1	1	0	0	0	0																				
3 Brandon Drury, R (1,5) OBP: 0.273, SLG: 0.300 84 Nash Knight, S (6,5)										2	0	1	1	0	0	0																				
Inning Stats	R: 0 E: 0 K: 0 S: 3	H: 3 LOB: 1 BB: 1 P: 14	R: 0 E: 0 K: 0 S: 4	H: 1 LOB: 1 BB: 0 P: 4	R: 0 E: 0 K: 0 S: 3	H: 0 LOB: 0 BB: 0 P: 3	R: 0 E: 0 K: 1 S: 5	H: 0 LOB: 0 BB: 0 P: 5	R: 1 E: 0 K: 2 S: 7	H: 0 LOB: 2 BB: 2 P: 15	R: 0 E: 0 K: 2 S: 7	H: 0 LOB: 0 BB: 0 P: 7	R: 0 E: 0 K: 1 S: 5	H: 0 LOB: 0 BB: 0 P: 5	R: 0 E: 0 K: 2 S: 7	H: 0 LOB: 1 BB: 0 P: 8		1B: 1 2B: 2 3B: 0 HR: 1	SF: 0 SAC: 0 DP: 0 HBP: 0	WP: 0 PB: 1 SB: 2 CS: 0	PA: 30															
PITCHER	IP	WLS	BF	H	R	ER	SO	BB	IBB	HBP	BLK	WP	HR	S	P	ERA	WHIP	PITCHER		IP	WLS	BF	H	R	ER	SO	BB	IBB	HBP	BLK	WP	HR	S	P	ERA	WHIP
23 Mitch Keller, R (1,1) ERA: 7.5	0.2		3	1	0	0	0	0	0	0	0	0	0	3	3	0.00	1.500	60 Cody Ponce, R (7,1) ERA: 6.0		1.0		3	0	0	0	1	0	0	0	0	5	5	0.00	0.000		
73 Brandon Waddell, L (3,1) ERA:	1.0		3	0	0	0	0	0	0	0	0	0	0	3	3	0.00	0.000	0 James Marvel, R (8,1) ERA: 6.0		1.0		3	0	0	0	1	0	0	0	0	5	5	0.00	0.000		
37 Edgar Santana, R (4,1) ERA:	1.0		3	0	0	0	0	0	0	0	0	0	0	3	3	0.00	0.000																			
32 Geoff Hartlieb, R (5,1) ERA: 16.88	1.0		3	0	0	0	1	0	0	0	0	0	0	5	5	0.00	0.000																			
62 Blake Cederlind, R (6,1) ERA:	1.0		4	0	1	0	2	2	0	0	0	0	0	7	15	0.00	2.000																			



Batter	1	2	3	4	5	6	7	8	9	AB	R	H	RBI	BB	SO	LOB	TOP					
28 Billy McKinney, L (1, 9) OBP: 0.412, SLG: 0.667 77 Joshua Palacios, L (6, 9) OBP: 0.133, SLG: 0.200										3	0	0	0	0	1	1	Toronto Blue Jays @ Philadelphia Phillies Spectrum Field, Clearwater, FL Thu Mar 05 2020, 1:10 PM - 4:06 PM EST Att: 6,750 - Partly Cloudy - 84 F					
75 Andy Burns, R (1, 3) OBP: 0.357, SLG: 0.385 46 Patrick Kivlehan, R (6, 3) OBP: 0.333, SLG: 0.769										3	0	1	0	0	1	1						
8 Cavan Biggio, L (1, 4) OBP: 0.357, SLG: 0.250 80 Logan Warmoth, R (6, 4) OBP: 0.200, SLG: 0.286										3	1	0	0	0	1	1						
27 Vladimir Guerrero Jr., R (1, 5) OBP: 0.333, SLG: 0.579 78 Kevin Smith, R (6, 5) OBP: 0.333, SLG: 0.429										2	2	1	1	1	0	0						
6 Travis Shaw, L (1, 10) OBP: 0.167, SLG: 0.176 85 Alejandro Kirk, R (9, PH) OBP: 0.714, SLG: 0.500										3	0	1	1	0	2	0						
15 Randal Grichuk, R (1, 8) OBP: 0.389, SLG: 0.286 92 Chavez Young, S (6, 8)										3	0	1	1	0	1	0						
10 Reese McGuire, L (1, 2) OBP: 0.091, SLG: 0.354 70 Pat Cantwell, R (6, 2) OBP: 0.333, SLG: 0.200										2	0	0	0	0	1	2						
30 Anthony Alford, R (1, 7) OBP: 0.167, SLG: 0.278 82 Forrest Wall, L (6, 7) OBP: 0.357, SLG: 0.750										2	0	0	0	0	0	0						
33 Rubén Tejeda, R (1, 6) OBP: 0.200, SLG: 0.444 72 Santiago Espinal, R (6, 6) OBP: 0.462, SLG: 0.919										2	0	0	0	0	0	0						
Inning Stats	R: 2 E: 0 K: 1 S: 8	H: 3 LOB: 2 BB: 1 P: 12	R: 0 E: 1 K: 1 S: 6	H: 0 LOB: 1 BB: 0 P: 7	R: 0 E: 0 K: 1 S: 5	H: 0 LOB: 0 BB: 0 P: 5	R: 0 E: 0 K: 1 S: 5	H: 0 LOB: 0 BB: 0 P: 5	R: 0 E: 0 K: 0 S: 3	H: 1 LOB: 0 BB: 0 P: 3	R: 1 E: 0 K: 3 S: 10	H: 1 LOB: 0 BB: 0 P: 10	R: 0 E: 1 K: 0 S: 3	H: 0 LOB: 0 BB: 0 P: 3	R: 0 E: 0 K: 2 S: 7	H: 0 LOB: 0 BB: 0 P: 7		R: 0 E: 0 K: 3 S: 9	H: 0 LOB: 1 BB: 1 P: 13	1B: 3 2B: 0 3B: 0 HR: 1	SF: 0 SAC: 0 DP: 1 HBP: 0	WP: 1 PB: 0 SB: 0 CS: 0
PITCHER	IP	WLS	BF	H	R	ER	SO	BB	IBB	HBP	BLK	WP	HR	S	P	ERA	WHIP					
45 Zack Wheeler, R (1, 1) ERA: 3.1	2.1		12	3	2	2	2	1	0	0	0	1	0	15	20	7.71	1.714					
84 Ramón Rosso, R (3, 1) ERA: 2.45	0.2	W	6	0	0	0	1	0	0	0	0	0	0	4	4	0.00	0.000					
47 Cole Irvin, L (4, 1) ERA: 5.14	2.0		6	0	0	0	1	0	0	0	0	0	0	8	8	0.00	0.000					
57 Deolis Guerra, R (6, 1) ERA: 3.86	1.0	H	4	1	1	1	3	0	0	0	0	0	1	10	10	9.00	1.000					
58 Seranthony Dominguez, R (7, 1) ERA:	1.0	H	3	0	0	0	0	0	0	0	0	0	0	3	3	0.00	0.000					
46 Adam Morgan, L (8, 1) ERA:	1.0	H	3	0	0	0	2	0	0	0	0	0	0	7	7	0.00	0.000					
54 Austin Davis, L (9, 1) ERA:	1.0	S	4	0	0	0	3	1	0	0	0	0	0	9	13	0.00	1.000					

Batter	1	2	3	4	5	6	7	8	9	AB	R	H	RBI	BB	SO	LOB	BOTTOM				
10 J.T. Realmuto, R (1, 2) OBP: 0.529, SLG: 0.846 44 Christian Bethancourt, R (4, 2) OBP: 0.287, SLG: 0.643										1	0	0	0	1	0	0	Toronto Blue Jays @ Philadelphia Phillies Spectrum Field, Clearwater, FL Thu Mar 05 2020, 1:10 PM - 4:06 PM EST Att: 6,750 - Partly Cloudy - 84 F				
24 Roman Quinn, S (1, 8) OBP: 0.350, SLG: 0.500 78 Mickey Moniak, L (6, 8) OBP: 0.500, SLG: 0.636										2	2	1	1	1	0	1					
3 Bryce Harper, L (1, 9) OBP: 0.500, SLG: 1.400 85 Luke Williams, R (6, 9) OBP: 0.500, SLG: 0.588										2	1	1	2	1	0	1					
17 Rhys Hoskins, R (1, 10) OBP: 0.364, SLG: 0.579 73 Delvy Grullon, R (7, PH) OBP: 0.198, SLG: 0.438										2	1	2	1	1	0	0					
18 Didi Gregorius, L (1, 6) OBP: 0.460, SLG: 0.545										3	0	0	0	0	0	3					
4 Scott Kingery, R (1, 4) OBP: 0.292, SLG: 0.368 90 Nick Maton, L (6, 4) OBP: 0.476, SLG: 0.533										2	0	0	0	1	0	0					
12 Neil Walker, S (1, 7) OBP: 0.120 0 Mikie Mahtook, R (6, PR) OBP: 0.263, SLG: 0.353										2	0	1	0	0	1	0					
80 Alec Bohm, R (1, 5) OBP: 0.476, SLG: 0.444 8 Phil Gosselin, R (6, 5) OBP: 0.235, SLG: 0.235										3	0	1	0	0	0	4					
76 Austin Lisfi, R (1, 3) OBP: 0.400, SLG: 0.526 88 Darick Hall, L (7, 3) OBP: 0.176, SLG: 0.250										3	1	2	1	0	1	1					
Inning Stats	R: 1 E: 0 K: 0 S: 5	H: 1 LOB: 2 BB: 2 P: 14	R: 0 E: 0 K: 2 S: 8	H: 1 LOB: 0 BB: 0 P: 8	R: 0 E: 0 K: 0 S: 2	H: 0 LOB: 1 BB: 1 P: 6	R: 1 E: 0 K: 0 S: 6	H: 2 LOB: 1 BB: 0 P: 8	R: 3 E: 0 K: 1 S: 11	H: 3 LOB: 3 BB: 2 P: 23	R: 0 E: 0 K: 0 S: 4	H: 1 LOB: 1 BB: 0 P: 4	R: 0 E: 0 K: 2 S: 7	H: 0 LOB: 0 BB: 0 P: 7	R: 0 E: 0 K: 1 S: 5	H: 0 LOB: 1 BB: 1 P: 9		1B: 2 2B: 2 3B: 0 HR: 4	SF: 0 SAC: 0 DP: 2 HBP: 1	WP: 0 PB: 0 SB: 1 CS: 0	PA: 37
PITCHER	IP	WLS	BF	H	R	ER	SO	BB	IBB	HBP	BLK	WP	HR	S	P	ERA	WHIP				
14 Tanner Roark, R (1, 1) ERA: 4.5	2.0		9	2	1	1	2	2	0	0	0	0	3	17	30	15.43	3.000				
1 Shun Yamaguchi, R (3, 1) ERA: 12.0	0.2	L	13	5	4	4	1	2	0	0	0	0	0	2	7	0.00	1.500				
73 Ty Tice, R (5, 1) ERA: 6.75	0.2		4	0	0	0	0	1	0	1	0	0	0	2	7	0.00	1.500				
45 Thomas Pannone, L (6, 1) ERA: 3.38	1.0		4	1	0	0	0	0	0	0	0	0	0	4	4	0.00	1.000				
69 Thomas Hatch, R (7, 1) ERA: 5.4	1.0		3	0	0	0	2	0	0	0	0	0	0	7	7	0.00	0.000				
60 Justin Miller, R (8, 1) ERA:	1.0		4	0	0	0	1	1	0	0	0	0	0	5	9	0.00	1.000				

AB	32
R	3
H	4
RBI	3
BB	2
SO	12
LOB	8



AB	30
R	5
H	8
RBI	5
BB	6
SO	6
LOB	16



Batter	1	2	3	4	5	6	7	8	9	AB	R	H	RBI	BB	SO	LOB	TOP			
72 Santiago Espinal, R OBP: 0.375, SLG: 0.643 78 Kevin Smith, R OBP: 0.273, SLG: 0.333	(1, 6) X 0-0 G6-3		(2) 0-3 K		(2) 0-3 K		(2) 0-3 K		(2) 0-3 K	3	0	0	0	0	2	2				
8 Cavan Biggio, L OBP: 0.348, SLG: 0.263 80 Logan Warmoth, R OBP: 0.200, SLG: 0.222	(1, 4) X 0-0 1B		(3) 0-0 G4-3		(3) 0-3 K		(3) 0-0 FC6-4		(3) 0-0 G6-3	3	0	1	0	0	1	2				
27 Vladimir Guerrero Jr., R OBP: 0.390, SLG: 0.571 84 Nash Knight, S 78 Kevin Vicuña, R	(1, 5) X 0-0 P4			(1) 0-0 1B		(1) 0-3 K		(1) 1-0 HBP		2	0	1	0	0	0	1				
6 Travis Shaw, L OBP: 0.238, SLG: 0.368 75 Andy Burns, R OBP: 0.333, SLG: 0.412	(1, 3) X 4-0 1B			(2) 1-0 HR		(2) 0-0 F7		(2) 0-0 2B		2	1	1	1	1	0	0				
3 Brandon Drury, R OBP: 0.235, SLG: 0.250 46 Patrick Kivlehan, R OBP: 0.333, SLG: 0.667	(1, 10) X 0-3 K			(2) 0-0 G5-3		(2) 0-0 1B		(2) 0-0 G5-3		3	0	1	0	0	1	2				
28 Billy McKinney, L OBP: 0.350, SLG: 0.556 77 Joshua Palacios, L OBP: 0.167, SLG: 0.176	(1, 9) X 0-0 P2			(3) 0-3 K		(3) 0-3 K		(3) 0-0 F8		3	0	0	0	0	2	1				
30 Anthony Alford, R OBP: 0.375, SLG: 0.667 49 Jonathan Davis, R OBP: 0.375, SLG: 0.667	(1, 8) X 0-3 K				(1) 0-3 K		(1) 1-0 HBP		(1) 0-3 K	2	0	0	0	0	2	0				
23 Derek Fisher, L OBP: 0.364, SLG: 0.400 82 Forrest Wall, L OBP: 0.333, SLG: 0.688	(1, 7) X 0-3 K				(1) 0-0 1B		(1) 1-0 F7		(1) 0-0 G3	2	0	1	0	0	1	0				
7 Caleb Joseph, R OBP: 0.267, SLG: 0.267 76 Riley Adams, R OBP: 0.286, SLG: 0.571	(1, 2) X 0-0 F7				(1) 0-0 1B		(1) 0-0 1B		(1) 0-0 2B	3	0	2	0	0	0	0				
Inning Stats	R: 0 E: 0 K: 1 S: 6	H: 1 LOB: 2 BB: 1 P: 10	R: 0 E: 0 K: 2 S: 7	H: 0 LOB: 0 BB: 0 P: 7	R: 0 E: 0 K: 1 S: 5	H: 0 LOB: 0 BB: 0 P: 5	R: 1 E: 0 K: 1 S: 6	H: 2 LOB: 0 BB: 0 P: 7	R: 0 E: 0 K: 2 S: 11	H: 1 LOB: 2 BB: 0 P: 11	R: 0 E: 0 K: 1 S: 8	H: 1 LOB: 2 BB: 0 P: 8	R: 0 E: 0 K: 1 S: 6	H: 1 LOB: 1 BB: 0 P: 7	R: 0 E: 0 K: 1 S: 6	H: 1 LOB: 1 BB: 0 P: 6	1B: 6 2B: 2 HR: 1	SF: 0 SAC: 0 DP: 0 HBP: 2	WP: 0 PB: 0 SB: 2 CS: 0	PA: 38
PITCHER	IP WLS BF H R ER SO BB IBB HBP BLK WP HR S P ERA WHIP	17 Nathan Eovaldi, R ERA: 5.4 80 Eduard Bazarzo, R ERA: 2.25 72 Josh Taylor, L ERA: 9.64 95 Phillips Valdez, R ERA: 6.75 78 Trevor Hildenberger, R ERA: 6.75	3.0 W 11 2 1 0 4 1 0 0 0 0 0 1 6 7 0.00 0.667	1.0 H 4 2 1 0 3 0 0 0 0 0 0 1 6 7 0.00 2.000	2.0 H 9 2 0 0 3 0 0 1 0 0 0 14 16 0.00 1.000	1.0 S 4 1 0 0 1 0 0 0 0 0 0 6 7 9.00 1.000	77 Robinson Leyer, R ERA: 6.0	1.0 S 4 1 0 0 1 0 0 0 0 0 0 6 6 0.00 1.000												

Toronto Blue Jays @ Boston Red Sox
JetBlue Park, Ft. Myers, FL
Sat Mar 07 2020, 1:08 PM - 4:03 PM EST
Att: 9,549 - Sunny - 70 F

AB 35
R 2
H 9
RBI 2
BB 1
SO 13
LOB 18



Batter	1	2	3	4	5	6	7	8	9	AB	R	H	RBI	BB	SO	LOB	BOTTOM			
16 Andrew Benintendi, L OBP: 0.412, SLG: 0.533 92 Jarren Duran, L OBP: 0.409, SLG: 0.679 32 Gilberto Jimenez, S	(1, 7) X 0-0 F8			(4) 0-0 1B		(1) 0-0 F8		(2) 0-0 G6-3		2	1	1	0	1	0	0				
11 Rafael Devers, L OBP: 0.308, SLG: 0.769 12 Jonathan Lucroy, R OBP: 0.294, SLG: 0.214	(1, 5) X 0-0 1B			(2) 0-0 P4		(2) 0-3 K		(2) 4-0 BB		3	1	2	1	0	0	2				
2 Xander Bogaerts, R 83 Nick Longhi, R OBP: 0.227, SLG: 0.318	(1, 6) X 0-0 P5			(3) 0-0 G4-6-3		(3) 0-3 K		(3) 0-0 L6		3	0	0	0	0	0	4				
28 J.D. Martinez, R OBP: 0.318, SLG: 0.700 22 Ryan Fitzgerald, L	(1, 9) X 0-0 2B			(1) 0-3 K		(1) 0-3 K		(1) 0-3 K		3	0	1	1	0	2	0				
18 Mitch Moreland, L OBP: 0.455, SLG: 0.667 48 Joey Meneeses, R OBP: 0.375, SLG: 0.286	(1, 10) X 4-0 BB			(2) 0-0 2B		(2) 0-3 K		(2) 0-0 G4-3		2	1	1	0	1	1	0				
7 Christian Vázquez, R OBP: 0.326, SLG: 0.200 68 Jantzen Witte, R OBP: 0.333, SLG: 0.455	(1, 2) X 4-0 BB			(3) 0-0 G6-3		(3) 4-0 BB		(3) 0-0 2B		1	0	0	0	2	0	1				
29 Bobby Dalbec, R OBP: 0.320, SLG: 0.455 16 Ryder Jones, L OBP: 0.500, SLG: 0.800	(1, 3) X 0-0 G5-3			(2) 0-0 2B		(2) 4-0 BB		(2) 1-2 BB		2	0	1	1	0	0	0				
36 Jonathan Araúz, S OBP: 0.273, SLG: 0.429 67 John Andreoli, R OBP: 0.300, SLG: 0.250	(1, 4) X 0-3 K			(3) 0-0 P4		(3) 0-0 F8		(3) 0-0 F9		3	0	0	0	0	1	3				
38 Rusney Castillo, R OBP: 0.571, SLG: 0.714 71 Chad De La Guerra, L OBP: 0.211, SLG: 0.250	(1, 8) X 0-0 1B			(1) 0-0 2B		(1) 0-0 G4-3		(1) 0-3 K		3	1	1	0	0	0	2				
Inning Stats	R: 1 E: 0 K: 0 S: 5	H: 2 LOB: 3 BB: 2 P: 13	R: 0 E: 1 K: 1 S: 7	H: 1 LOB: 2 BB: 0 P: 7	R: 1 E: 0 K: 1 S: 7	H: 2 LOB: 1 BB: 0 P: 7	R: 2 E: 0 K: 1 S: 6	H: 2 LOB: 1 BB: 1 P: 10	R: 0 E: 0 K: 1 S: 5	H: 0 LOB: 2 BB: 2 P: 13	R: 0 E: 0 K: 2 S: 7	H: 0 LOB: 0 BB: 0 P: 7	R: 1 E: 0 K: 1 S: 7	H: 2 LOB: 1 BB: 0 P: 7	R: 0 E: 0 K: 1 S: 5	H: 0 LOB: 1 BB: 1 P: 9	1B: 3 2B: 6 3B: 0 HR: 0	SF: 0 SAC: 0 DP: 1 HBP: 0	WP: 0 PB: 0 SB: 0 CS: 0	PA: 39
PITCHER	IP WLS BF H R ER SO BB IBB HBP BLK WP HR S P ERA WHIP	57 Trent Thornton, R ERA: 2.35 83 Kirby Smead, L ERA: 2.7 48 Brian Moran, L ERA: 0.75 71 Nate Pearson, R ERA: 13.5 67 Julian Merryweather, R ERA: 13.5	2.2 L 16 5 2 2 2 2 0 0 0 0 0 0 1 1 0.00 0.000	0.1 1 0 0 0 0 0 0 0 0 0 0 0 1 1 0.00 0.000	1.0 5 2 2 2 1 1 0 0 0 0 0 0 6 10 18.00 3.000	2.0 8 0 0 0 3 2 0 0 0 0 0 0 12 20 0.00 1.000	1.0 5 2 1 1 1 0 0 0 0 0 0 0 7 7 9.00 2.000	79 Travis Bergen, L ERA: 6.1	1.0 S 4 0 0 0 1 0 0 0 0 0 0 5 9 0.00 1.000											

Toronto Blue Jays @ Boston Red Sox
JetBlue Park, Ft. Myers, FL
Sat Mar 07 2020, 1:08 PM - 4:03 PM EST
Att: 9,549 - Sunny - 70 F

AB 33
R 5
H 9
RBI 4
BB 6
SO 8
LOB 17



Batter	1	2	3	4	5	6	7	8	9	AB	R	H	RBI	BB	SO	LOB	TOP			
40 Adam Haseley, L (1.8) 0 Mikie Mahtook, R (6.8) OBP: 0.250, SLG: 0.222 OBP: 0.273, SLG: 0.400	G4-3		K			K		2B		3	0	0	0	0	2	1	Philadelphia Phillies @ Toronto Blue Jays TD Ballpark, Dunedin, FL Sun Mar 08 2020, 1:08 PM - 4:02 PM EDT Att: 6,290 - Partly Cloudy - 69 F			
13 Logan Forsythe, R (1.10) 70 Arquimedes Gamboa, R (8.10) OBP: 0.500, SLG: 0.789 OBP: 0.421, SLG: 0.500	K			P4		K		P6		3	0	0	0	0	2	0				
9 Jay Bruce, L (1.3) 88 Darick Hall, L (6.3) OBP: 0.313, SLG: 0.688 OBP: 0.136, SLG: 0.190	F9			K		K		12 FC6-4 1B		3	0	1	0	0	1	0				
12 Neil Walker, S (1.4) 8 T.J. Rivera, R (6.4) OBP: 0.280, SLG: 0.261 OBP: 0.250, SLG: 0.250	G3			P4		FC6-4		76 HBP 1B		3	0	0	0	0	0	1				
7 Josh Harrison, R (1.5) 8 Phil Gosselin, R (7.9) OBP: 0.286, SLG: 0.333 OBP: 0.273, SLG: 0.250	G6-3					72 G6-4-3 5 BB BB		K		2	0	0	0	1	1	0				
5 Nick Williams, L (1.7) 76 Austin Listi, R (7.7) OBP: 0.268, SLG: 0.150 OBP: 0.417, SLG: 0.476	L6					72 G6-4-3 1-2 BB		G3-1		2	0	0	0	1	0	0				
72 Kyle Garlick, R (1.9) 87 Henri Larigue, S (7.2) OBP: 0.286, SLG: 0.211 OBP: 0.286, SLG: 0.167			L7			G6-4-3 1-2 2-3 BB		K		3	0	0	0	0	1	2				
73 Deivy Grullón, R (1.2) 80 Alec Bohm, R (7.5) OBP: 0.238, SLG: 0.400 OBP: 0.456, SLG: 0.429			K			74 FC6-4 BB		E4 90 G3-6-3		1	0	0	0	1	1	0				
74 Ronald Torreyes, R (1.6) 90 Nick Maton, L (7.6) OBP: 0.381, SLG: 0.421 OBP: 0.435, SLG: 0.471						FC6-4 1-2 BB		G3-6-3		1	0	0	0	1	0	2				
Inning Stats	R: 0 E: 0 K: 1 S: 6	H: 0 LOB: 0 BB: 0 P: 6	R: 0 E: 0 K: 0 S: 3	H: 0 LOB: 0 BB: 0 P: 3	R: 0 E: 0 K: 2 S: 7	H: 0 LOB: 1 BB: 1 P: 11	R: 0 E: 0 K: 1 S: 5	H: 0 LOB: 0 BB: 0 P: 5	R: 0 E: 0 K: 2 S: 8	H: 1 LOB: 1 BB: 0 P: 8	R: 0 E: 0 K: 2 S: 7	H: 0 LOB: 0 BB: 0 P: 7	R: 0 E: 1 K: 0 S: 4	H: 1 LOB: 1 BB: 0 P: 4	R: 0 E: 0 K: 3 S: 10	H: 1 LOB: 2 BB: 0 P: 11		1B: 2 2B: 1 3B: 0 HR: 0	SF: 0 SAC: 0 DP: 2 HBP: 1	WP: 0 PB: 0 SB: 0 CS: 0
PITCHER	IP WLS BF H R ER SO BB IBB HBP BLK WP HR S P ERA WHIP	4.0 W 13 0 0 0 4 1 0 0 0 0 0 2 25 0.00 0.250	1.0 5 0 0 0 0 3 0 0 0 0 0 2 14 0.00 3.000	1.0 4 1 0 0 2 0 0 0 0 0 8 8 0.00 1.000	1.0 3 0 0 0 2 0 0 0 0 0 7 7 0.00 0.000	1.0 4 1 0 0 0 0 0 0 0 0 4 4 0.00 1.000	PITCHER	IP WLS BF H R ER SO BB IBB HBP BLK WP HR S P ERA WHIP	1.0 5 5 1 0 0 3 0 0 1 0 0 0 10 11 0.00 1.000	81 Bryan Baker, R (9.1) ERA: 3.0	1.0 5 5 1 0 0 3 0 0 1 0 0 0 10 11 0.00 1.000									

Batter	1	2	3	4	5	6	7	8	9	AB	R	H	RBI	BB	SO	LOB	BOTTOM			
11 Bo Bichette, R (1.6) 72 Santiago Espinal, R (6.6) OBP: 0.346, SLG: 0.609 OBP: 0.369, SLG: 0.750	F7		HR	K		K		77 G4-3 3B		3	1	1	1	0	1	2	Philadelphia Phillies @ Toronto Blue Jays TD Ballpark, Dunedin, FL Sun Mar 08 2020, 1:08 PM - 4:02 PM EDT Att: 6,290 - Partly Cloudy - 69 F			
49 Jonathan Davis, R (1.9) 77 Joshua Palacios, L (6.9) OBP: 0.455, SLG: 0.750 OBP: 0.150, SLG: 0.158	13 G6-3 6 HR HBP		P3	13 1B 2B		G1-3		G4-3		2	2	1	2	0	0	0				
13 Lourdes Gurriel Jr., R (1.7) 82 Forrest Wall, L (6.7) OBP: 0.499, SLG: 0.590 OBP: 0.350, SLG: 0.647	G6-3		44 BB 6 BB BB	2H 1B		2 G6-4-3 BB		K		2	0	1	1	1	0	1				
6 Travis Shaw, L (1.10) 2 Joe Panik, L (7.10) OBP: 0.292, SLG: 0.524 OBP: 0.444, SLG: 0.769	2H HR		44 BB BB	K		G6-4-3		G6-4-3		2	1	1	2	1	1	1				
15 Randal Grichuk, R (1.8) 80 Logan Warmoth, R (7.8) OBP: 0.375, SLG: 0.421 OBP: 0.238, SLG: 0.222	BB		K	K		HBP		HBP		2	0	0	0	1	2	3				
44 Rowdy Tellez, L (1.3) 46 Patrick Kivlehan, R (6.3) OBP: 0.580, SLG: 0.476 OBP: 0.316, SLG: 0.625	K		4-0 1-2 2-3 BB			K		G4-3		2	0	0	0	1	2	1				
3 Brandon Drury, R (1.4) 75 Andy Burns, R (6.4) OBP: 0.200, SLG: 0.211 OBP: 0.368, SLG: 0.500			K	K		G6-3		85 WP 85 HR 2B		3	0	0	0	0	2	3				
10 Reese McGuire, L (1.2) 85 Alejandro Kirk, R (7.2) OBP: 0.125, SLG: 0.375 OBP: 0.600, SLG: 0.857	F9			K 49 2B 33 BB		G6-3		2H HR		3	1	0	0	0	1	0				
33 Rubén Tejada, R (1.5) 78 Kevin Smith, R (6.5) OBP: 0.333, SLG: 0.667 OBP: 0.250, SLG: 0.300	P6			49 2B BB		K		G5-3		1	1	0	0	1	0	0				
Inning Stats	R: 2 E: 0 K: 1 S: 6	H: 1 LOB: 1 BB: 1 P: 12	R: 0 E: 0 K: 1 S: 5	H: 0 LOB: 0 BB: 0 P: 5	R: 1 E: 0 K: 2 S: 9	H: 1 LOB: 3 BB: 3 P: 22	R: 3 E: 0 K: 4 S: 14	H: 2 LOB: 1 BB: 1 P: 18	R: 0 E: 0 K: 1 S: 5	H: 0 LOB: 0 BB: 0 P: 5	R: 0 E: 0 K: 2 S: 7	H: 0 LOB: 0 BB: 0 P: 7	R: 0 E: 0 K: 0 S: 2	H: 0 LOB: 1 BB: 1 P: 7	R: 3 E: 0 K: 1 S: 10	H: 3 LOB: 0 BB: 0 P: 13		1B: 1 2B: 2 3B: 1 HR: 3	SF: 0 SAC: 0 DP: 1 HBP: 2	WP: 2 PB: 0 SB: 0 CS: 0
PITCHER	IP WLS BF H R ER SO BB IBB HBP BLK WP HR S P ERA WHIP	2.2 L 14 2 3 3 3 3 0 0 0 0 2 17 32 10.12 1.875	0.2 5 0 2 2 3 2 0 0 0 0 1 0 9 17 27.00 3.000	1.2 7 2 1 1 3 0 0 0 0 0 0 13 13 5.40 1.200	1.0 3 0 0 0 2 0 0 0 0 0 0 7 7 0.00 0.000	1.0 4 0 0 0 0 1 0 1 0 0 0 2 7 0.00 1.000	PITCHER	IP WLS BF H R ER SO BB IBB HBP BLK WP HR S P ERA WHIP	8.1 6 6 3 3 3 1 0 0 0 0 0 0 10 13 27.00 3.000	28 Bud Norris, R (8.1) ERA: 9.0	1.0 6 6 3 3 3 1 0 0 0 0 0 10 13 27.00 3.000									

AB	29
R	0
H	3
RBI	0
BB	4
SO	11
LOB	11




Batter	1	2	3	4	5	6	7	8	9	AB	R	H	RBI	BB	SO	LOB	TOP										
28 Billy McKinney, L (1, 10) OBP: 0.346, SLG: 0.522 76 Riley Adams, R (8, FH) OBP: 0.333, SLG: 0.889 (8, 10)	0-3 K		0-0 G4-3		0-3 K			0-3 K		3	0	0	0	0	2	0											
15 Randal Grichuk, R (1, 8) OBP: 0.370, SLG: 0.409 30 Anthony Alford, R (6, 8)	0-0 K		0-3 K		0-0 F9			0-3 K		3	1	1	0	0	1	0											
8 Cavan Biggio, L (1, 4) OBP: 0.345, SLG: 0.217 78 Kevin Smith, R (6, 4) OBP: 0.231, SLG: 0.273 (8, 4)	SAFE 0-3 K		0-0 F8		0-0 G3			0-3 K		3	0	0	0	0	1	1											
27 Vladimir Guerrero Jr., R (1, 5) OBP: 0.345, SLG: 0.500 90 Luis De Los Santos, R (6, 5)	0-0 K			0-0 G5-3				0-0 F8		3	0	1	1	0	0	0											
2 Joe Panik, L (1, 6) OBP: 0.459, SLG: 0.789 72 Santiago Espinal, R (6, 6) OBP: 0.409, SLG: 0.850	0-3 K			0-0 K				0-0 F7		3	1	1	0	0	1	1											
37 Teoscar Hernández, R (1, 9) OBP: 0.296, SLG: 0.333 92 Griffin Conine, L (6, 9)			0-0 E6		0-0 P6			0-0 F9		3	0	0	0	0	0	0											
10 Reese McGuire, L (1, 2) OBP: 0.167, SLG: 0.389 70 Pat Cantwell, R (6, 2) OBP: 0.444, SLG: 0.286			0-0 F7		0-0 K			0-0 G6-3		2	0	1	1	0	0	1											
75 Andy Burns, R (1, 3) OBP: 0.348, SLG: 0.500 96 Christian Williams, L (7, 3)			SAFE 0-3 K		0-0 K			0-3 F9		3	0	1	0	0	1	1											
23 Derek Fisher, L (1, 7) OBP: 0.333, SLG: 0.333 91 Reggie Pruitt, R (6, 7) OBP: 0.333, SLG: 1.167			0-3 K		0-0 F9			0-3 K		2	0	0	0	0	1	3											
Inning Stats	R: 1 E: 0 K: 3 S: 11	H: 2 LOB: 1 BB: 0 P: 11	R: 0 E: 1 K: 2 S: 8	H: 0 LOB: 1 BB: 0 P: 8	R: 0 E: 0 K: 1 S: 5	H: 0 LOB: 0 BB: 0 P: 5	R: 1 E: 0 K: 0 S: 6	H: 3 LOB: 2 BB: 0 P: 6	R: 0 E: 0 K: 1 S: 5	H: 0 LOB: 0 BB: 0 P: 5	R: 0 E: 0 K: 0 S: 3	H: 0 LOB: 0 BB: 0 P: 3	R: 0 E: 0 K: 1 S: 9	H: 0 LOB: 0 BB: 0 P: 9	R: 2 E: 0 K: 1 S: 7	H: 2 LOB: 1 BB: 1 P: 11	1B: 4 2B: 1 3B: 1 HR: 1	SF: 0 SAC: 0 DP: 0 HBP: 0	WP: 2 SB: 0 CS: 0	PA: 36							
PITCHER	IP	WLS	BF	H	R	ER	SO	BB	IBB	HBP	BLK	WP	HR	S	P	ERA	WHIP										
45 Gerrit Cole, R (1, 1) ERA: 7.0	3.1		13	2	1	1	6	0	0	0	0	1	0	25	25	2.70	0.600										
36 Dan Otero, R (4, 1) ERA: 3.86	0.2		5	3	1	1	0	0	0	0	0	0	0	5	5	13.50	4.500										
47 Jordan Montgomery, L (5, 1) ERA: 4.09	4.0		12	0	0	0	5	0	0	0	0	0	0	22	22	0.00	0.000										
61 Ben Heller, R (9, 1) ERA: 27.0	0.2	L	5	2	2	2	1	1	0	0	0	1	1	6	10	27.00	4.500										
60 Matt Wvinsis, R (9, 1) ERA:	0.1		1	0	0	0	0	0	0	0	0	0	0	1	1	0.00	0.000										

Toronto Blue Jays @ New York Yankees
George M. Steinbrenner Field, Tampa, FL
Tue Mar 10 2020, 1:09 PM - 3:50 PM EDT
Att: 9,754 - Partly Cloudy - 79 F

livebaseballscorecards.com

AB 35
R 4
H 7
RBI 4
BB 1
SO 12
LOB 10




Batter	1	2	3	4	5	6	7	8	9	AB	R	H	RBI	BB	SO	LOB	BOTTOM										
26 DJ LeMahieu, R (1, 4) OBP: 0.387, SLG: 0.448 78 Brandon Wagner, L (8, 3) OBP: 0.250, SLG: 0.250	0-3 K			0-0 K		0-0 G6-3		0-0 G3-1		3	1	1	0	0	1	0											
11 Brett Gardner, L (1, 8) OBP: 0.379, SLG: 0.227 68 Brandon Lockridge, R (7, 8) OBP: 0.333, SLG: 0.556	0-0 F8			0-0 G1-3		4-0 K		0-0 F8		2	0	0	0	1	0	1											
25 Gleyber Torres, R (1, 6) OBP: 0.241, SLG: 0.360 79 Diego Castillo, R (8, 6) OBP: 0.500, SLG: 0.714	0-3 K			0-0 SF8		SAFE 0-0 L7		0-0 K		2	0	0	1	0	1	1											
59 Luke Voit, R (1, 3) OBP: 0.313, SLG: 0.400 69 Hoy Park, L (8, 4) OBP: 0.571, SLG: 0.600			0-0 P6		0-0 G5-3			0-3 K		3	0	0	0	0	1	0											
41 Miquel Andujar, R (1, 5) OBP: 0.310, SLG: 0.423 81 Angel Aguilar, R (8, 5)			0-0 F7					0-0 L4		3	0	1	0	0	0	0											
66 Kyle Higashioka, R (1, 2) OBP: 0.333, SLG: 0.640 94 Donny Sands, R (8, FH)			0-0 P3		0-0 G5-3			0-0 G3		3	1	1	1	0	0	1											
12 Rosell Herrera, S (1, 9) OBP: 0.444, SLG: 0.600 28 Zack Zehner, R (7, 9) OBP: 0.250, SLG: 0.100			0-0 F7		0-0 F8			0-0 G6-3		2	0	0	0	0	0	1											
92 Chris Gittens, R (1, 10) OBP: 0.269, SLG: 0.273			0-3 K		0-3 K			0-3 K		3	0	0	0	0	3	1											
74 Zack Granite, L (1, 7) OBP: 0.350, SLG: 0.200 91 Trey Amburgey, R (8, 7) OBP: 0.350, SLG: 0.353			0-3 K					0-0 L3		2	0	0	0	0	1	0											
Inning Stats	R: 0 E: 0 K: 2 S: 7	H: 0 LOB: 0 BB: 0 P: 7	R: 0 E: 0 K: 0 S: 3	H: 0 LOB: 0 BB: 0 P: 3	R: 0 E: 0 K: 2 S: 7	H: 0 LOB: 0 BB: 0 P: 7	R: 1 E: 0 K: 0 S: 4	H: 1 LOB: 0 BB: 0 P: 4	R: 0 E: 0 K: 1 S: 6	H: 1 LOB: 1 BB: 0 P: 6	R: 0 E: 0 K: 0 S: 3	H: 0 LOB: 1 BB: 1 P: 7	R: 1 E: 0 K: 1 S: 8	H: 1 LOB: 0 BB: 0 P: 10	R: 0 E: 0 K: 1 S: 5	H: 0 LOB: 0 BB: 0 P: 5	R: 0 E: 0 K: 1 S: 7	H: 2 LOB: 2 BB: 0 P: 7	1B: 3 2B: 1 3B: 0 HR: 1	SF: 1 SAC: 0 DP: 0 HBP: 0	WP: 0 SB: 0 CS: 0	PA: 33					
PITCHER	IP	WLS	BF	H	R	ER	SO	BB	IBB	HBP	BLK	WP	HR	S	P	ERA	WHIP										
14 Tanner Roark, R (1, 1) ERA: 3.0	4.0		13	1	1	1	4	1	0	0	0	0	0	21	21	2.25	0.250										
1 Shun Yamaguchi, R (5, 1) ERA: 8.0	3.0		12	2	1	1	2	1	0	0	0	0	1	17	23	3.00	1.000										
43 Sam Gaviglio, R (8, 1) ERA:	1.0	W	3	0	0	0	1	0	0	0	0	0	0	5	5	0.00	0.000										
73 Ty Tice, R (9, 1) ERA: 3.86	1.0	S	5	2	0	0	1	0	0	0	0	0	0	7	7	0.00	2.000										

Toronto Blue Jays @ New York Yankees
George M. Steinbrenner Field, Tampa, FL
Tue Mar 10 2020, 1:09 PM - 3:50 PM EDT
Att: 9,754 - Partly Cloudy - 79 F

livebaseballscorecards.com

AB 31
R 2
H 5
RBI 2
BB 1
SO 8
LOB 9



Batter	1	2	3	4	5	6	7	8	9	AB	R	H	RBI	BB	SO	LOB	TOP										
11 Bo Bichette, R (1,6) 78 Kevin Smith, R (5,6) OBP: 0.371, SLG: 0.774 OBP: 0.233, SLG: 0.269																	3 1 1 1 0 1 0 2 0 1 1 0 0 2										
8 Cavan Biggio, L (1,8) 92 Chavez Young, S (5, PR) OBP: 0.344, SLG: 0.231 OBP: 0.182, SLG: 0.100																	3 0 1 0 0 0 0 2 0 0 0 0 2 3										
13 Lourdes Gurriel Jr., R (1,10) 89 DJ Neal, R (7, PH) OBP: 0.493, SLG: 0.371 OBP: 0.500, SLG: 0.500																	3 0 1 0 0 0 1 2 0 1 0 0 1 3										
27 Vladimir Guerrero Jr., R (1,5) 33 Ruben Tejada, R (5,5) OBP: 0.462, SLG: 0.762 OBP: 0.348, SLG: 0.500																	2 1 1 1 0 1 1 3 0 0 0 0 1 4										
6 Travis Shaw, L (1,3) 94 Ryan Noda, L (5,3) OBP: 0.313, SLG: 0.464 OBP: 0.556, SLG: 0.400																	2 1 1 0 0 0 0 2 1 0 0 1 0 1										
10 Reese McGuire, L (1,2) 70 Pat Cantwell, R (7,2) OBP: 0.238, SLG: 0.400 OBP: 0.455, SLG: 0.333																	2 1 1 0 1 1 0 2 1 1 0 0 1 0										
2 Joe Panik, L (1,4) 72 Santiago Espinal, R (5,4) 91 Vinny Capra, R (8, PR) OBP: 0.462, SLG: 0.762 OBP: 0.462, SLG: 1.000 OBP: 0.348, SLG: 0.500																	2 0 1 0 0 0 2 2 0 1 1 0 0 2 1 1 0 0 0 0 0										
82 Forrest Wall, L (1,7) 75 Andy Burns, R (6, PH) 95 Norberto Obeso, L (8, PR) OBP: 0.370, SLG: 0.565 OBP: 0.407, SLG: 0.625																	2 0 2 1 0 0 0 0 0 0 0 1 0 0 0 0 0 0 0 0 0										
77 Joshua Palacios, L (1,9) 74 Brock Lundquist, L (6, PH) OBP: 0.136, SLG: 0.143 OBP: 0.625, SLG: 0.714																	2 0 0 0 0 1 2 1 0 1 2 1 0 0										
Inning Stats	R: 0 E: 0 K: 2 S: 8	H: 1 LOB: 1 BB: 0 P: 8	R: 0 E: 0 K: 2 S: 9	H: 2 LOB: 2 BB: 0 P: 9	R: 0 E: 0 K: 0 S: 3	H: 0 LOB: 0 BB: 0 P: 3	R: 2 E: 0 K: 0 S: 7	H: 4 LOB: 0 BB: 0 P: 8	R: 1 E: 0 K: 1 S: 5	H: 2 LOB: 1 BB: 0 P: 7	R: 2 E: 0 K: 1 S: 6	H: 1 LOB: 2 BB: 2 P: 15	R: 0 E: 0 K: 1 S: 6	H: 1 LOB: 1 BB: 0 P: 7	R: 2 E: 0 K: 2 S: 10	H: 3 LOB: 3 BB: 2 P: 18	R: 0 E: 0 K: 1 S: 5	H: 0 LOB: 0 BB: 0 P: 5	1B: 10 2B: 2 3B: 0 HR: 2	SF: 0 SAC: 0 DP: 2 HBP: 1	WP: 0 PB: 1 SB: 0 CS: 1	PA: 44					
PITCHER	IP	WLS	BF	H	R	ER	SO	BB	IBB	HBP	BLK	WP	HR	S	P	ERA	WHIP										
59 Joe Musgrove, R (1,1) ERA: 10.8	4.1		20	9	3	3	4	0	0	0	0	0	2	31	34	6.23	2.077										
32 Geoff Hartlieb, R (5,1) ERA: 11.37	1.2	L	8	1	2	2	1	2	0	1	0	0	0	7	16	10.80	1.800										
54 Sam Howard, L (7,1) ERA: 7.94	1.0		4	1	0	0	1	0	0	0	0	0	0	6	7	0.00	1.000										
38 Yackel Rios, R (8,1) ERA: 12.6	0.0		5	3	2	2	0	2	0	0	0	0	0	3	11	∞	∞										
63 Miguel Del Pozo, L (8,1) ERA: 4.7	2.0		6	0	0	0	3	0	0	0	0	0	0	12	12	0.00	0.000										

Toronto Blue Jays @ Pittsburgh Pirates
LECOM Park, Bradenton, FL
Thu Mar 12 2020, 1:10 PM - 4:17 PM EDT
Att: 5,275 - Sunny - 80 F

AB	38
R	7
H	14
RBI	7
BB	4
SO	9
LOB	21

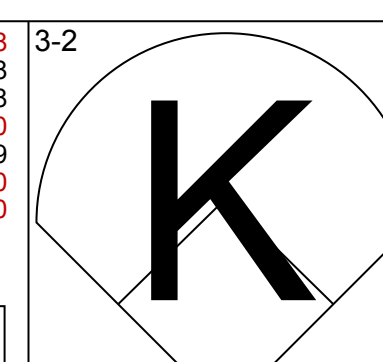
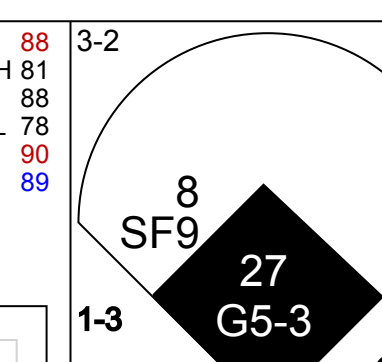
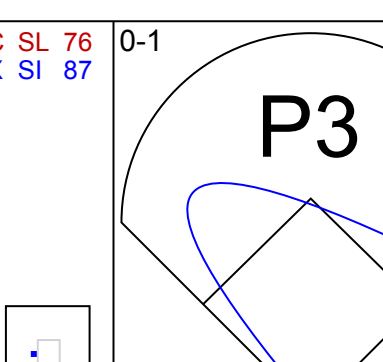
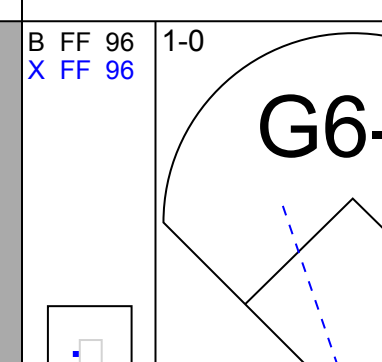
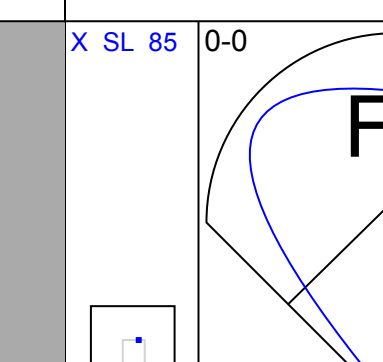
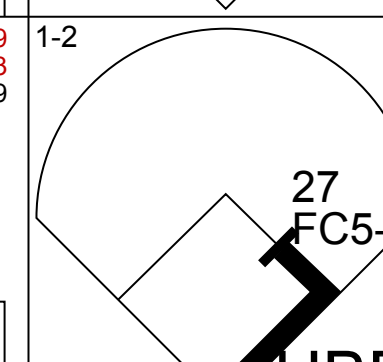
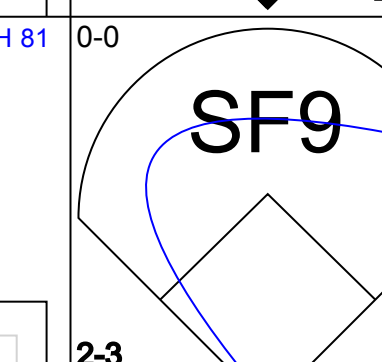
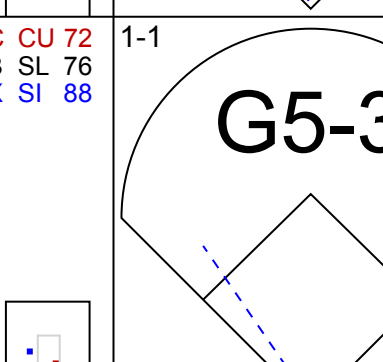
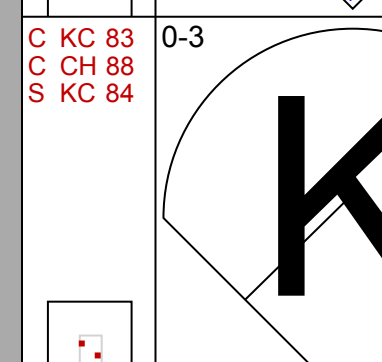
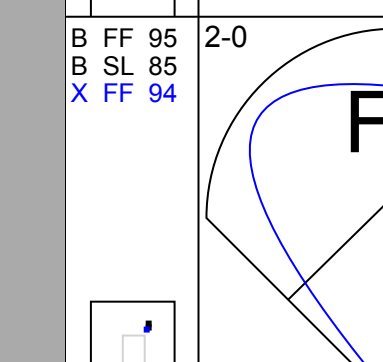
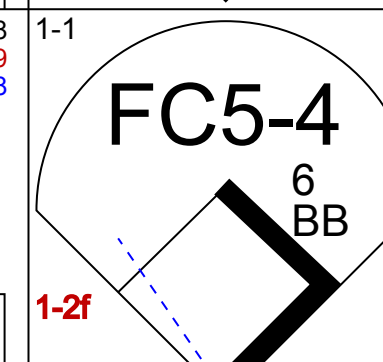
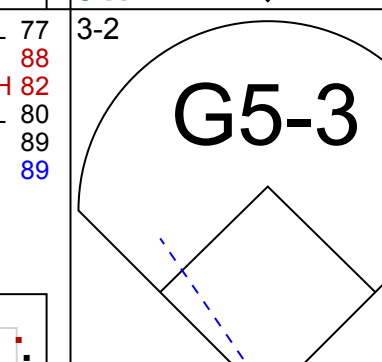


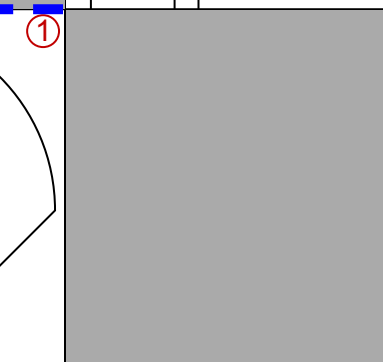
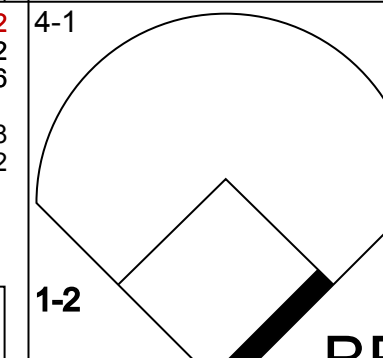
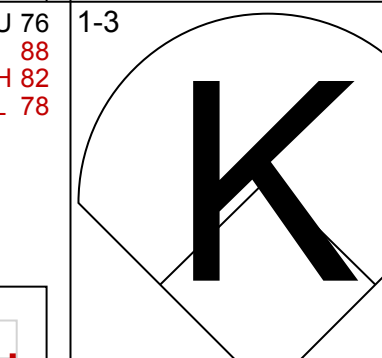


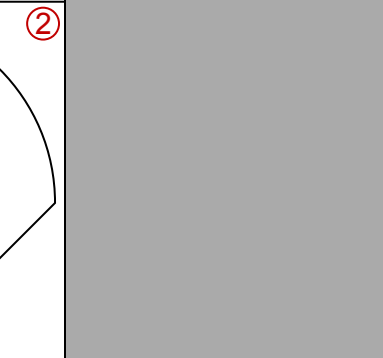
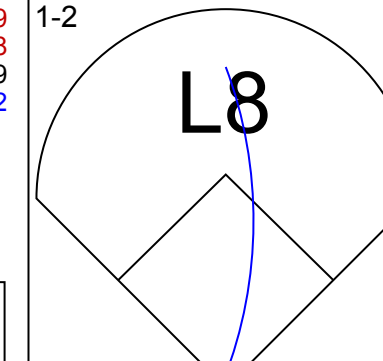



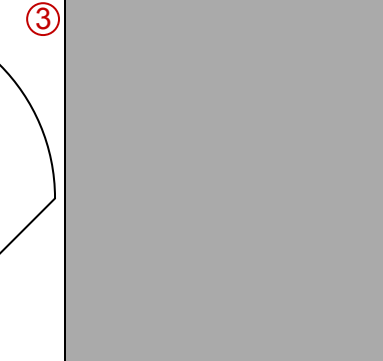




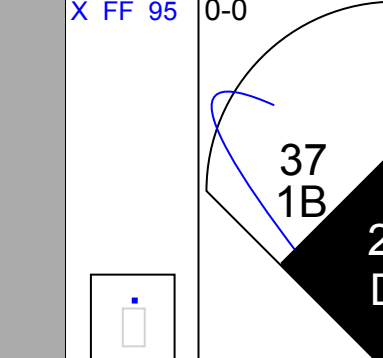




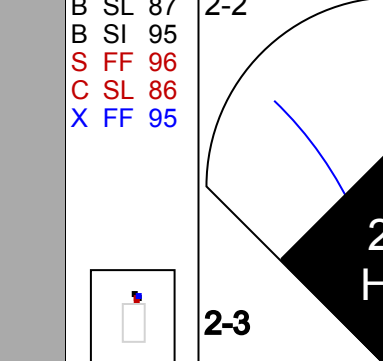



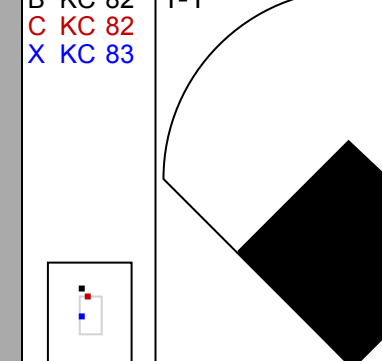
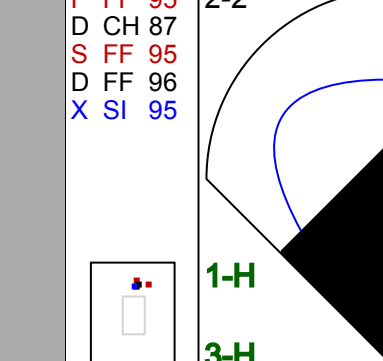

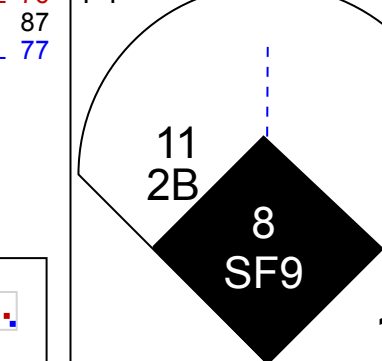
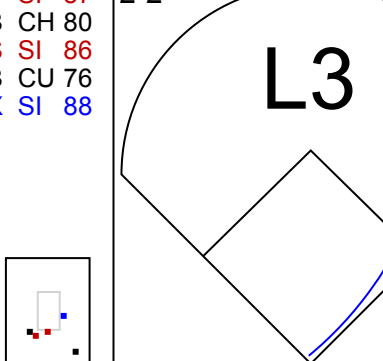
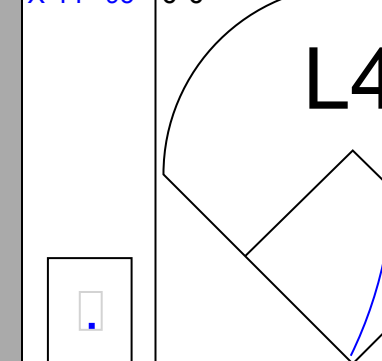
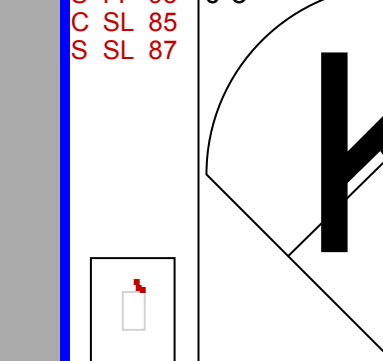


Batter	1	2	3	4	5	6	7	8	9	AB	R	H	RBI	BB	SO	LOB	BOTTOM										
27 Kevin Newman, R (1,6) 64 Phillip Evans, R (7,3) OBP: 0.258, SLG: 0.290 OBP: 0.433, SLG: 0.577																	4 0 1 1 0 0 1 1 0 0 0 0 0 0										
10 Bryan Reynolds, S (1,7) 15 JT Riddle, L (7,6) OBP: 0.517, SLG: 0.632 OBP: 0.320, SLG: 0.609																	3 2 2 1 0 0 0 2 0 0 0 0 0 0										
26 Adam Frazier, L (1,4) 29 Sócrates Brito, L (6,9) OBP: 0.281, SLG: 0.490 OBP: 0.269, SLG: 0.320																	3 1 2 0 0 0 0 2 0 1 0 0 1 0										
55 Josh Bell, S (1,10) 68 Jake Elmore, R (9, PH) OBP: 0.345, SLG: 0.375 OBP: 0.091, SLG: 0.136																	4 0 0 1 0 1 2 1 0 1 0 0 0 0										
25 Gregory Polanco, L (1,9) 80 Andrew Susac, R (6,2) OBP: 0.519, SLG: 0.667 OBP: 0.500, SLG: 0.308																	3 0 2 0 0 1 0 1 0 0 0 1 1 1										
19 Colin Moran, L (1,5) 13 Ke'Bryan Hayes, R (7,5) OBP: 0.287, SLG: 0.483 OBP: 0.400, SLG: 0.440																	3 0 0 0 0 0 3 1 0 0 0 0 1 2										
36 José Osuna, R (1,3) 76 Jared Oliva, R (6, PR) OBP: 0.406, SLG: 0.429 OBP: 0.290, SLG: 0.321																	2 0 1 0 0 1 0 1 1 0 0 0 0 0										
6 Jarrod Dyson, L (1,8) 51 Jason Martin, L (6, PR) OBP: 0.284, SLG: 0.214 OBP: 0.291, SLG: 0.348																	2 0 1 0 1 0 3 1 0 0 0 0 1 0										
14 Luke Maile, R (1,2) 3 Cole Tucker, S (6,4) OBP: 0.188, SLG: 0.188 OBP: 0.387, SLG: 0.667																	2 0 0 0 0 1 1 2 1 1 1 0 0 2										
Inning Stats	R: 2 E: 1 K: 0 S: 6	H: 3 LOB: 1 BB: 0 P: 6	R: 0 E: 0 K: 2 S: 8	H: 1 LOB: 1 BB: 0 P: 8	R: 1 E: 0 K: 0 S: 7	H: 3 LOB: 3 BB: 0 P: 12	R: 0 E: 0 K: 0 S: 3	H: 0 LOB: 0 BB: 0 P: 3	R: 0 E: 0 K: 2 S: 7	H: 0 LOB: 0 BB: 0 P: 7	R: 1 E: 0 K: 0 S: 4	H: 2 LOB: 2 BB: 1 P: 8	R: 0 E: 0 K: 1 S: 6	H: 1 LOB: 2 BB: 1 P: 10	R: 1 E: 0 K: 1 S: 6	H: 1 LOB: 0 BB: 0 P: 8	R: 0 E: 0 K: 2 S: 8	H: 1 LOB: 1 BB: 0 P: 8	1B: 7 2B: 3 3B: 0 HR: 2	SF: 0 SAC: 0 DP: 0 HBP: 1	WP: 0 PB: 0 SB: 1 CS: 0	PA: 41					
PITCHER	IP	WLS	BF	H	R	ER	SO	BB	IBB	HBP	BLK	WP	HR	S	P	ERA	WHIP										
57 Trent Thornton, R (1,1) ERA: 4.22	3.0		17	7	3	3	2	0	0	1	0	0	1	21	26	9.00	2.333										
20 Marc Rzepczynski, L (4,1) ERA: 4.22	1.0		3	0	0	0	0	0	0	0	0	0	0	3	3	0.00	0.000										
71 Nate Pearson, R (5,1) ERA: 1.29	2.0	W	8	2	1	1	2	1	0	0	0	0	0	11	15	4.50	1.500										
54 Sean Reid-Foley, R (7,1) ERA: 1.29	1.0	H	5	1	0	0	1	1	0	0	0	0	0	6	10	0.00	2.000										
60 Justin Miller, R (8,1) ERA: 1.5	1.0	H	4	1	1	1	1	0	0	0	0	0	1	6	8	9.00	1.000										
PITCHER	IP	WLS	BF	H	R	ER	SO	BB	IBB	HBP	BLK	WP	HR	S	P	ERA	WHIP										
83 Kirby Sneed, L (9,1) ERA: 2.08	1.0		4	1	0	0	2	0	0	0	0	0	0	8	8	0.00	1.000										

Toronto Blue Jays @ Pittsburgh Pirates
LECOM Park, Bradenton, FL
Thu Mar 12 2020, 1:10 PM - 4:17 PM EDT
Att: 5,275 - Sunny - 80 F

AB	38
R	5
H	12
RBI	4
BB	2
SO	8
LOB	15

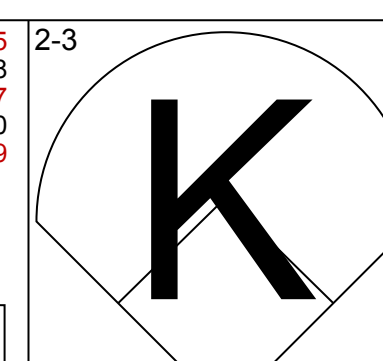
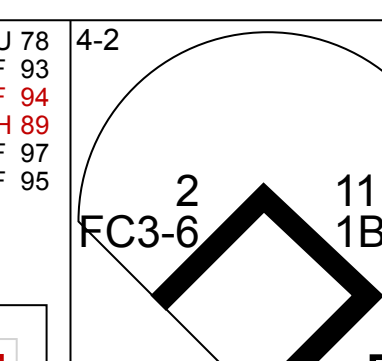
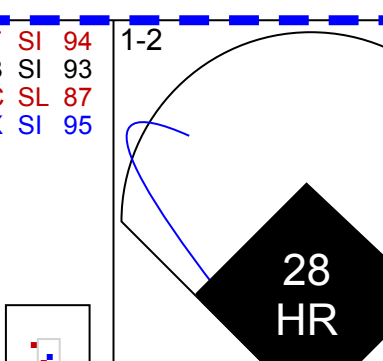
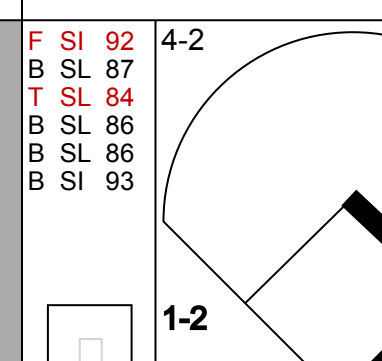
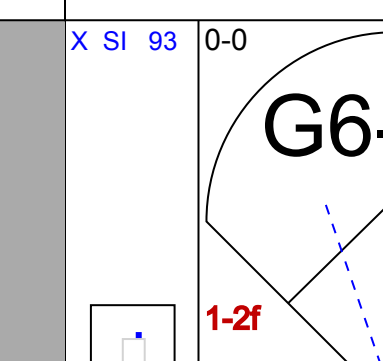
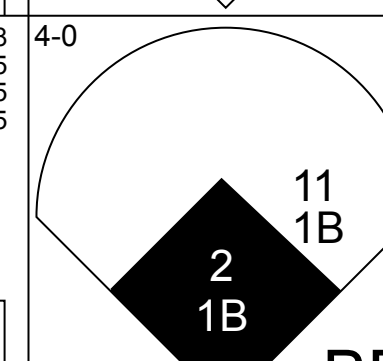
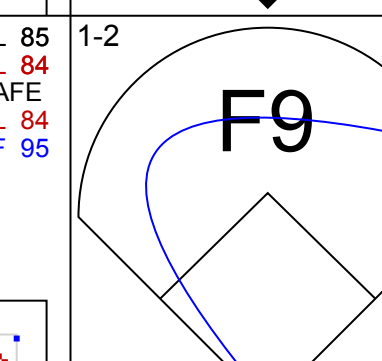
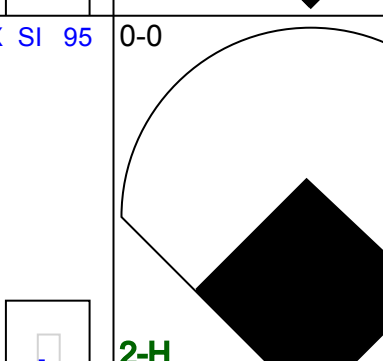
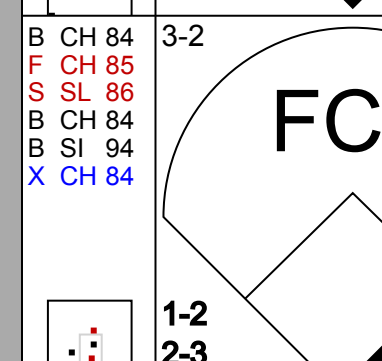

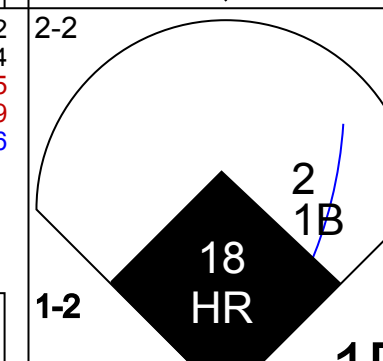
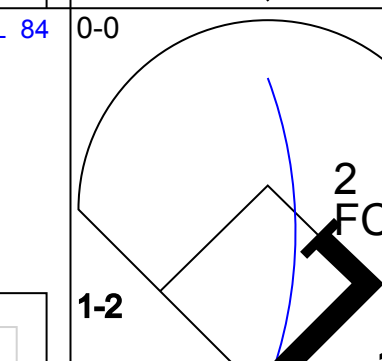
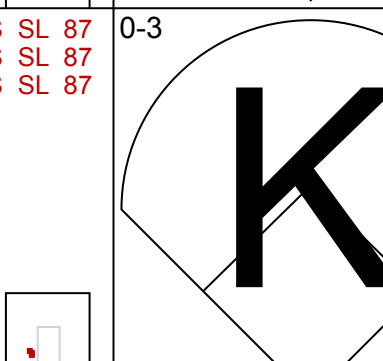
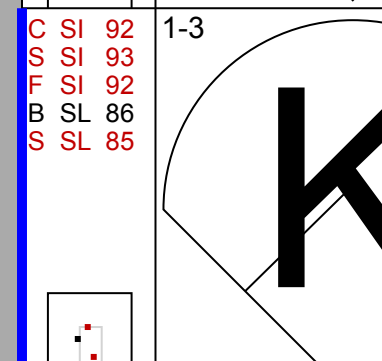

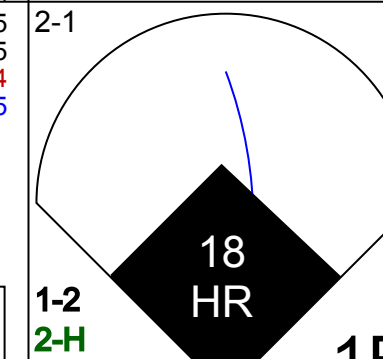
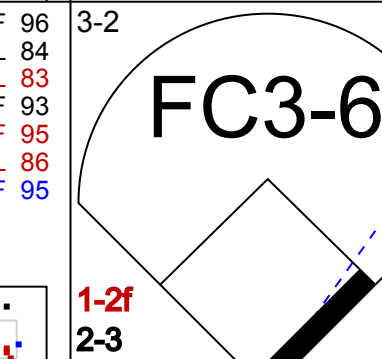
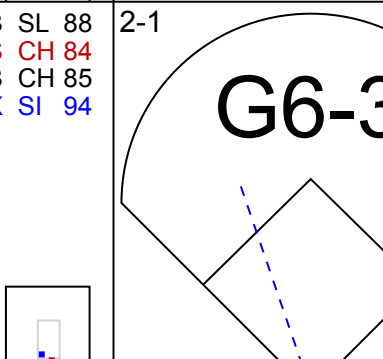
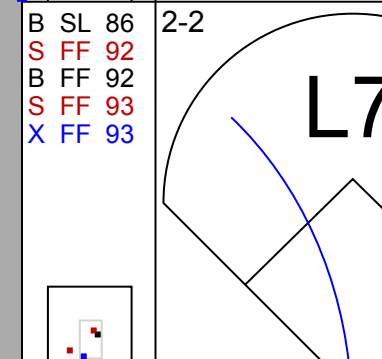

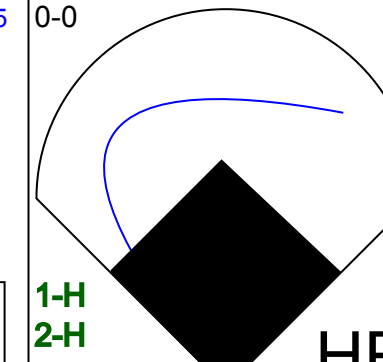
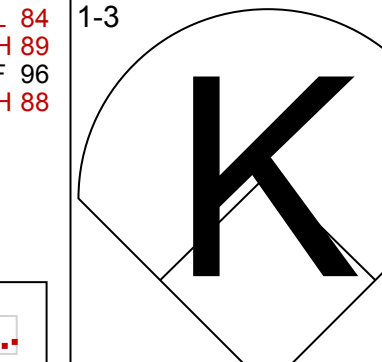


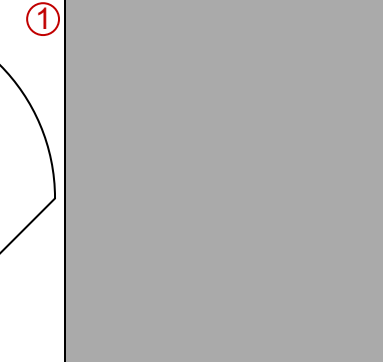
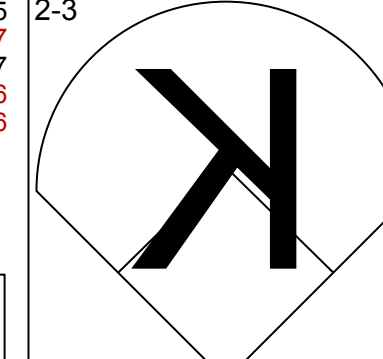



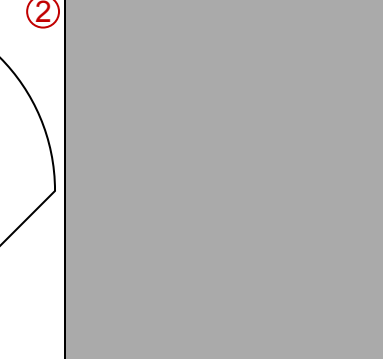
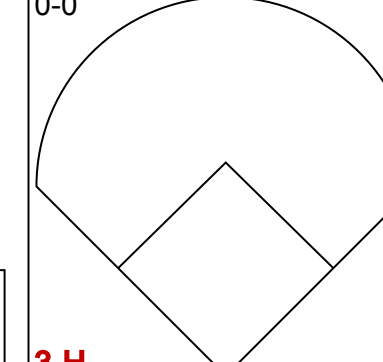



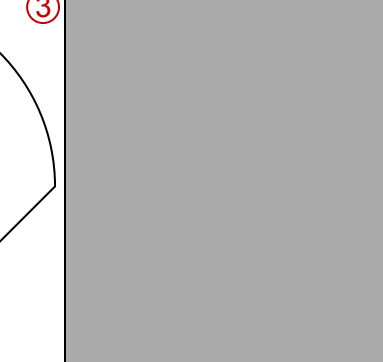



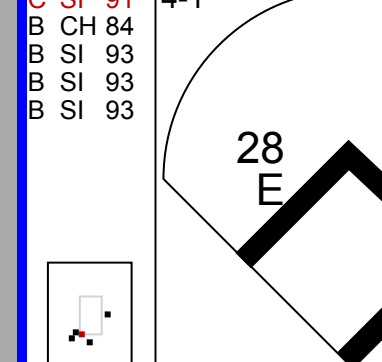
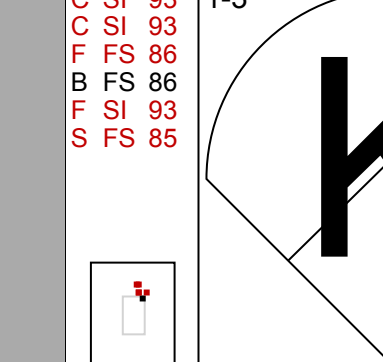


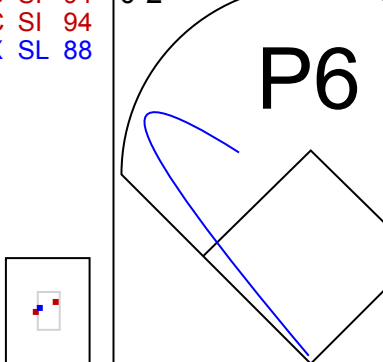
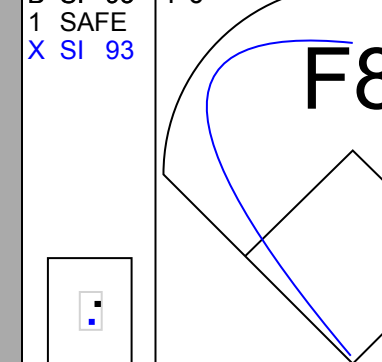
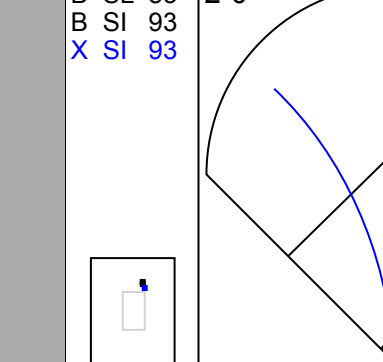


Batter	1	2	3	4	5	6	7	8	9	AB	R	H	RBI	BB	SO	LOB	TOP																		
11 Bo Bichette, R OBP: 0.359, SLG: 0.743 33 Rubén Tejada, R OBP: 0.333, SLG: 0.474										4	1	1	0	0	1	0																			
8 Cavan Biggio, L OBP: 0.333, SLG: 0.214 Santiago Espinal, R OBP: 0.444, SLG: 0.960										2	0	0	1	0	1	0																			
27 Vladimir Guerrero Jr., R (1.3) OBP: 0.353, SLG: 0.951 2 Joe Panik, L OBP: 0.444, SLG: 0.727										3	1	1	1	0	0	1																			
6 Travis Shaw, L OBP: 0.314, SLG: 0.433 28 Billy McKinney, L OBP: 0.300, SLG: 0.444										2	0	0	0	1	2	1																			
15 Randal Grichuk, R OBP: 0.394, SLG: 0.643 30 Anthony Alford, R OBP: 0.160, SLG: 0.240										3	0	0	0	0	1	3																			
44 Rowdy Tellez, L OBP: 0.375, SLG: 0.640										4	2	2	2	0	1	0																			
37 Teoscar Hernández, R (1.9) OBP: 0.360, SLG: 0.499										4	1	3	0	0	0	0																			
23 Derek Fisher, L OBP: 0.355, SLG: 0.571										4	2	2	3	0	1	2																			
9 Danny Jansen, R OBP: 0.565, SLG: 1.200 7 Caleb Joseph, R OBP: 0.211, SLG: 0.222										3	1	1	0	0	0	0																			
Inning Stats	R: 0 H: 0 E: 0 K: 1 S: 12	H: 0 LOB: 2 BB: 1 P: 22	R: 0 H: 1 E: 0 K: 0 S: 5	LOB: 0 BB: 0 P: 6	R: 2 H: 2 E: 0 K: 1 S: 12	LOB: 0 BB: 0 P: 20	R: 0 H: 1 E: 0 K: 3 S: 12	LOB: 1 BB: 0 P: 18	R: 0 H: 0 E: 0 K: 0 S: 7	H: 0 LOB: 0 BB: 0 P: 10	R: 2 H: 2 E: 0 K: 1 S: 10	LOB: 0 BB: 0 P: 10	R: 1 H: 1 E: 0 K: 1 S: 7	LOB: 0 BB: 0 P: 9	R: 0 H: 0 E: 0 K: 1 S: 9	LOB: 0 BB: 0 P: 16	R: 3 H: 3 E: 0 K: 1 S: 12	LOB: 0 BB: 0 P: 18	1B: 5 2B: 2 3B: 0 HR: 3	SF: 1 SAC: 0 DP: 1 HBP: 1	WP: 0 PB: 0 SB: 0 CS: 0	PA: 38													
PITCHER	IP WLS BF H R ER SO BB IBB HBP BLK WP HR S P ERA WHIP																																		
65 Ryan Weber, R (1.1) ERA: 2.4	6.0	25	6	4	4	6	1	0	1	0	0	0	0	1	58	86	6.00	1.167																	
32 Matt Barnes, R (7.1) ERA: 2.08	1.0	4	1	1	1	1	0	0	0	0	0	0	0	1	7	9	9.00	1.000																	
44 Brandon Workman, R (8.1) ERA: 1.93	1.0	3	0	0	0	1	0	0	0	0	0	0	0	9	16	0.00	0.000																		
70 Ryan Brasier, R (9.1) ERA: 6.0	1.0	6	3	3	3	1	0	0	0	0	0	1	12	18	27.00	3.000																			

Toronto Blue Jays @ Boston Red Sox
Fenway Park, Boston, MA
Tue Jul 21 2020, 7:34 PM - 10:26 PM EDT
Clear - 84 F

AB	35
R	8
H	10
RBI	7
BB	1
SO	9
LOB	7





Batter	1	2	3	4	5	6	7	8	9	AB	R	H	RBI	BB	SO	LOB	BOTTOM																	
16 Andrew Benintendi, L OBP: 0.407, SLG: 0.522 93 César Puello, R										2	1	1	0	2	1	0																		
28 J.D. Martinez, R OBP: 0.313, SLG: 0.655										3	2	1	2	1	0	3																		
11 Rafael Devers, L OBP: 0.333, SLG: 0.565 67 John Andreoli, R OBP: 0.333, SLG: 0.273										3	1	2	0	0	1	0																		
2 Xander Bogaerts, R OBP: 0.176, SLG: 0.125 30 Tzu-Wei Lin, L OBP: 0.456, SLG: 0.455										3	1	1	1	0	0	2																		
18 Mitch Moreland, L OBP: 0.529, SLG: 0.857 23 Michael Chavis, R OBP: 0.273, SLG: 0.367										2	1	1	3	0	1	2																		
7 Christian Vázquez, R OBP: 0.250, SLG: 0.238 12 Jonathan Lucroy, R OBP: 0.494, SLG: 0.351										3	0	0	0	0	3	0																		
99 Alex Verdugo, L OBP: 0.333, SLG: 0.333 5 Kevin Pillar, R OBP: 0.382, SLG: 0.469										4	0	1	0	0	2	0																		
19 Jackie Bradley Jr., L OBP: 0.424, SLG: 0.645 36 Jonathan Arvizu, S OBP: 0.281, SLG: 0.345										2	0	0	0	0	1	1																		
3 José Peraza, R OBP: 0.235, SLG: 0.294										4	0	1	0	0	0	2																		
Inning Stats	R: 4 H: 3 E: 0 K: 2 S: 12	H: 3 LOB: 0 BB: 1 P: 24	R: 0 H: 1 E: 0 K: 0 S: 4	LOB: 0 BB: 0 P: 7	R: 0 H: 1 E: 0 K: 1 S: 13	LOB: 2 BB: 1 P: 22	R: 0 H: 0 E: 0 K: 3 S: 10	LOB: 0 BB: 0 P: 15	R: 2 H: 2 E: 0 K: 1 S: 12	H: 2 LOB: 0 BB: 0 P: 15	R: 0 H: 0 E: 0 K: 2 S: 9	LOB: 0 BB: 0 P: 12	R: 0 H: 0 E: 1 K: 1 S: 14	LOB: 0 BB: 2 P: 29	R: 0 H: 0 E: 0 K: 2 S: 8	LOB: 0 BB: 0 P: 12	R: 0 H: 1 E: 0 K: 1 S: 7	LOB: 0 BB: 0 P: 10	1B: 5 2B: 1 3B: 0 HR: 2	SF: 0 SAC: 0 DP: 2 HBP: 0	WP: 0 PB: 0 SB: 0 CS: 0	PA: 38												
PITCHER	IP WLS BF H R ER SO BB IBB HBP BLK WP HR S P ERA WHIP																																	
71 Nate Pearson, R (1.1) ERA: 4.22	3.2	17	5	4	4	5	2	0	0	0	0	0	0	3	5	0.00	0.000																	
68 Jordan Romano, R (4.1) ERA: 6.75	0.1	1	0	0	0	1	0	0	0	0	0	0	0	3	5	0.00	0.000																	
56 Ryan Borucki, L (5.1) ERA: 6.75	2.2	13	2	2	2	4	2	0	0	0	0	1	32	51	6.75	1.500																		
Sean Reid-Foley, R (7.1) ERA: 3.38	0.1	1	0	0	0	0	0	0	0	0	0	0	3	5	0.00	0.000																		
52 Anthony Bass, R (8.1) ERA: 3.38	1.0	3	0	0	0	2	0	0	0	0	0	0	8	12	0.00	0.000																		

Toronto Blue Jays @ Boston Red Sox
Fenway Park, Boston, MA
Tue Jul 21 2020, 7:34 PM - 10:26 PM EDT
Clear - 84 F

AB	34
R	6
H	8
RBI	6
BB	4
SO	13
LOB	17



Batter	1	2	3	4	5	6	7	8	9	AB R H RBI BB SO LOB	TOP																								
											<p style="text-align: center;">Toronto Blue Jays @ Boston Red Sox Fenway Park, Boston, MA Wed Jul 22 2020, 7:30 PM EDT</p> <p style="text-align: right;">livebaseballscorecards.com</p> <p>AB 0 R 0 H 0 RBI 0 BB 0 SO 0 LOB 0</p> 																								
Inning Stats										1B: 0 SF: 0 WP: 0 PA: 0 2B: 0 SAC: 0 FB: 0 3B: 0 DP: 0 SB: 0 HR: 0 HBP: 0 CS: 0																									
PITCHER	IP	WLS	BF	H	R	ER	SO	BB	IBB	HBP	BLK	WP	HR	S	P	ERA	WHIP	PITCHER	IP	WLS	BF	H	R	ER	SO	BB	IBB	HBP	BLK	WP	HR	S	P	ERA	WHIP

Batter	1	2	3	4	5	6	7	8	9	AB R H RBI BB SO LOB	BOTTOM																								
											<p style="text-align: center;">Toronto Blue Jays @ Boston Red Sox Fenway Park, Boston, MA Wed Jul 22 2020, 7:30 PM EDT</p> <p style="text-align: right;">livebaseballscorecards.com</p> <p>AB 0 R 0 H 0 RBI 0 BB 0 SO 0 LOB 0</p> 																								
Inning Stats										1B: 0 SF: 0 WP: 0 PA: 0 2B: 0 SAC: 0 FB: 0 3B: 0 DP: 0 SB: 0 HR: 0 HBP: 0 CS: 0																									
PITCHER	IP	WLS	BF	H	R	ER	SO	BB	IBB	HBP	BLK	WP	HR	S	P	ERA	WHIP	PITCHER	IP	WLS	BF	H	R	ER	SO	BB	IBB	HBP	BLK	WP	HR	S	P	ERA	WHIP

Batter	1	2	3	4	5	6	7	8	9	AB	R	H	RBI	BB	SO	LOB	TOP					
11 Bo Bichette, R (1, 6) OBP: 0.200, SLG: 0.200											5	1	1	0	0	2	4					
8 Cavan Biggio, L (1, 4) OBP: 0.400, SLG: 1.000											5	2	2	3	0	3	1					
27 Vladimir Guerrero Jr., R (1, 3) OBP: 0.200, SLG: 0.200											5	1	1	0	0	1	1					
6 Travis Shaw, L (1, 5) OBP: 0.500, SLG: 0.667											3	1	1	0	1	1	0					
15 Randal Grichuk, R (1, 8) OBP: 0.250, SLG: 0.250											4	0	1	1	0	0	1					
44 Rowdy Tellez, L (1, 10)											3	0	0	1	0	1	0					
37 Teoscar Hernández, R (1, 9) OBP: 0.250, SLG: 0.667											3	0	1	1	0	1	0					
23 Derek Fisher, L (1, 7) OBP: 0.500, SLG: 0.333											3	0	1	0	1	2	1					
30 Anthony Alford, R (9, 7)											0	0	0	0	0	0	0					
9 Danny Jansen, R (1, 2) OBP: 0.500, SLG: 0.333											3	1	1	0	1	0	3					
Inning Stats	R: 0 E: 0 K: 1 S: 16	H: 0 LOB: 0 BB: 0 P: 19	R: 0 E: 0 K: 1 S: 7	H: 0 LOB: 0 BB: 0 P: 10	R: 0 E: 0 K: 1 S: 10	H: 1 LOB: 1 BB: 0 P: 15	R: 3 E: 0 K: 1 S: 13	H: 3 LOB: 1 BB: 1 P: 23	R: 3 E: 0 K: 0 S: 15	H: 3 LOB: 0 BB: 0 P: 24	R: 0 E: 0 K: 0 S: 11	H: 1 LOB: 2 BB: 1 P: 20	R: 0 E: 0 K: 2 S: 14	H: 1 LOB: 0 BB: 0 P: 20	R: 0 E: 0 K: 3 S: 10	H: 0 LOB: 0 BB: 0 P: 13	R: 0 E: 0 K: 2 S: 10	H: 0 LOB: 1 BB: 1 P: 18	1B: 6 2B: 2 3B: 0 HR: 1	SF: 2 SAC: 0 DP: 0 HBP: 0	WP: 0 PB: 0 SB: 0 CS: 0	PA: 39
PITCHER	IP WLS BF H R ER SO BB IBB HBP BLK WP HR S P ERA WHIP																					
50 Charlie Morton, R (1, 1) ERA: 13.5	4.0 L 20 7 6 6 4 1 0 0 0 0 1 54 80 13.50 2.000																					
81 Ryan Thompson, R (5, 1) ERA:	2.0 8 1 0 0 0 1 0 0 0 0 0 18 31 0.00 1.000																					
68 Jalen Beeks, L (7, 1) ERA:	2.0 7 1 0 0 5 0 0 0 0 0 0 24 33 0.00 0.500																					
46 José Alvarado, L (9, 1) ERA:	1.0 4 0 0 0 2 1 0 0 0 0 0 10 18 0.00 1.000																					

Toronto Blue Jays @ Tampa Bay Rays
Tropicana Field, St. Petersburg, FL
Fri Jul 24 2020, 6:44 PM - 10:08 PM EDT
Dome - 72 F

livebaseballscorecards.com

AB 34
R 6
H 9
RBI 6
BB 3
SO 11
LOB 11

Batter	1	2	3	4	5	6	7	8	9	AB	R	H	RBI	BB	SO	LOB	BOTTOM					
2 Yandy Díaz, R (1, 3) OBP: 0.200, SLG: 0.200										4	0	0	0	1	1	4						
7 Michael Pérez, L (9, 2) OBP: 0.200, SLG: 0.200										0	0	0	0	0	0	0						
11 Hunter Renfroe, R (1, 9) OBP: 0.200, SLG: 0.200										4	1	0	0	1	2	5						
25 Yoshi Tsutsugo, L (1, 5) OBP: 0.400, SLG: 1.000										4	1	1	2	0	0	0						
40 José Martínez, R (1, 10) OBP: 0.200, SLG: 0.400										5	0	1	0	0	2	1						
13 Manuel Margot, R (1, 7) OBP: 0.200, SLG: 0.200										3	2	0	0	2	0	1						
43 Mike Brosseau, R (1, 4) OBP: 0.500, SLG: 1.000										2	0	1	1	0	0	0						
8 Brandon Lowe, L (5, PH) (6, 4)										2	0	0	0	1	2	3						
1 Willy Adames, R (1, 6) OBP: 0.750, SLG: 1.000										3	0	2	1	1	0	0						
39 Kevin Kiermaier, L (1, 8) OBP: 0.200, SLG: 0.200										4	0	0	0	0	2	5						
10 Mike Zunino, R (1, 2) OBP: 0.200, SLG: 0.200										2	0	0	0	1	0	1						
26 Ji Man Choi, L (8, PH) (9, 3)										0	0	0	0	1	0	0						
Inning Stats	R: 0 E: 0 K: 1 S: 5	H: 0 LOB: 0 BB: 0 P: 10	R: 0 E: 0 K: 0 S: 8	H: 0 LOB: 0 BB: 0 P: 12	R: 0 E: 0 K: 1 S: 13	H: 1 LOB: 2 BB: 1 P: 25	R: 1 E: 0 K: 2 S: 18	H: 1 LOB: 2 BB: 1 P: 29	R: 2 E: 0 K: 1 S: 14	H: 2 LOB: 2 BB: 2 P: 29	R: 0 E: 0 K: 1 S: 12	H: 0 LOB: 1 BB: 1 P: 19	R: 0 E: 0 K: 0 S: 7	H: 0 LOB: 0 BB: 0 P: 11	R: 1 E: 1 K: 1 S: 12	H: 1 LOB: 3 BB: 2 P: 27	R: 0 E: 0 K: 2 S: 13	H: 0 LOB: 1 BB: 1 P: 20	1B: 1 2B: 3 3B: 0 HR: 1	SF: 0 SAC: 0 DP: 0 HBP: 1	WP: 0 PB: 0 SB: 0 CS: 0	PA: 42
PITCHER	IP WLS BF H R ER SO BB IBB HBP BLK WP HR S P ERA WHIP																					
99 Hyun Jin Ryu, L (1, 1) ERA: 5.79	4.2 W 5 0 0 0 2 2 0 0 0 0 0 12 21 0.00 2.000																					
68 Jordan Romano, R (5, 1) ERA:	1.0 H 4 0 0 0 0 0 0 0 0 0 0 11 17 0.00 0.000																					
52 Anthony Bass, R (6, 1) ERA:	1.1 H 7 1 1 0 1 2 0 0 0 0 0 0 12 27 0.00 3.000																					
41 Rafael Dolis, R (8, 1) ERA:	1.0 S 4 0 0 0 2 1 0 0 0 0 0 13 20 0.00 1.000																					
51 Ken Giles, R (9, 1) ERA:																						

Toronto Blue Jays @ Tampa Bay Rays
Tropicana Field, St. Petersburg, FL
Fri Jul 24 2020, 6:44 PM - 10:08 PM EDT
Dome - 72 F

livebaseballscorecards.com

AB 33
R 4
H 5
RBI 4
BB 8
SO 9
LOB 20

Batter	1	2	3	4	5	6	7	8	9	AB	R	H	RBI	BB	SO	LOB	TOP					
11 Bo Bichette, R OBP: 0.200, SLG: 0.200	G4-3		G5-3		G5-3		BB		K	5	0	1	0	0	1	0	<p>Toronto Blue Jays @ Tampa Bay Rays</p> <p>Tropicana Field, St. Petersburg, FL</p> <p>Sat Jul 25 2020, 3:13 PM - 5:57 PM EDT</p> <p>Dome - 72 F</p>					
8 Cavan Biggio, L OBP: 0.555, SLG: 0.875	1B			1B		F9	BB			3	0	2	0	1	0	0						
13 Lourdes Gurriel Jr., R OBP: 0.250, SLG: 0.250	F7			G6-3		BB	P2			4	0	1	1	0	0	4						
27 Vladimir Guerrero Jr., R OBP: 0.222, SLG: 0.222	G6-3			L8		BB				4	0	1	1	0	0	2						
6 Travis Shaw, L OBP: 0.500, SLG: 0.500	G4-3			BB		K				3	0	1	0	1	1	2						
15 Randal Grichuk, R OBP: 0.250, SLG: 0.250	F8			1B		L8				4	0	1	0	0	0	3						
37 Teoscar Hernández, R OBP: 0.125, SLG: 0.250	G4-3			F8		K				4	0	0	0	0	1	4						
10 Reese McGuire, L OBP: 0.250, SLG: 1.000			G3-1		G4-3		HR		G3	4	1	1	1	0	0	0						
5 Santiago Espinal, R 2 Joe Panik, L			K		F9		K		G3	2	0	0	0	0	1	0						
										2	0	0	0	0	1	0						
Inning Stats	R: 0 E: 0 K: 0 S: 11	H: 1 LOB: 1 BB: 0 P: 15	R: 0 E: 0 K: 0 S: 5	H: 0 LOB: 0 BB: 0 P: 7	R: 0 E: 0 K: 1 S: 8	H: 0 LOB: 0 BB: 0 P: 12	R: 0 E: 0 K: 0 S: 14	H: 2 LOB: 3 BB: 1 P: 21	R: 0 E: 0 K: 0 S: 8	H: 0 LOB: 0 BB: 0 P: 9	R: 0 E: 0 K: 1 S: 10	H: 2 LOB: 2 BB: 0 P: 15	R: 1 E: 0 K: 2 S: 13	H: 2 LOB: 2 BB: 1 P: 22	R: 0 E: 0 K: 0 S: 10	H: 1 LOB: 1 BB: 0 P: 13	R: 0 E: 0 K: 1 S: 9	H: 0 LOB: 0 BB: 0 P: 14	1B: 7 2B: 0 3B: 0 HR: 1	SF: 0 SAC: 0 DP: 0 HBP: 0	WP: 0 PB: 0 SB: 0 CS: 0	PA: 37
PITCHER	IP	WLS	BF	H	R	ER	SO	BB	IBB	HBP	BLK	WP	HR	S	P	ERA	WHIP					
Ryan Yarbrough, L ERA: 1.5	5.1		21	4	0	0	1	1	0	0	0	0	0	49	69	0.00	0.938					
52 Chaz Roe, R ERA: 13.5	0.2	B	3	1	0	0	1	0	0	0	0	0	0	7	10	0.00	1.500					
29 Pete Fairbanks, R ERA: 13.5	0.2	B	5	2	1	1	2	1	0	0	0	0	1	12	21	13.50	4.500					
70 Nick Anderson, R ERA: 13.5	1.1	W	5	1	0	0	2	0	0	0	0	0	0	11	14	0.00	0.750					
47 Oliver Drake, R ERA: 13.5	1.0	S	3	0	0	0	1	0	0	0	0	0	0	9	14	0.00	0.000					

AB	35
R	1
H	8
RBI	1
BB	2
SO	5
LOB	15



Batter	1	2	3	4	5	6	7	8	9	AB	R	H	RBI	BB	SO	LOB	BOTTOM					
26 Ji Man Choi, L OBP: 0.600, SLG: 0.667	G3		G3							3	1	1	1	1	0	0	<p>Toronto Blue Jays @ Tampa Bay Rays</p> <p>Tropicana Field, St. Petersburg, FL</p> <p>Sat Jul 25 2020, 3:13 PM - 5:57 PM EDT</p> <p>Dome - 72 F</p>					
8 Brandon Lowe, L OBP: 0.429, SLG: 0.667	1B		K			2B		BB		4	1	2	2	0	2	2						
2 Yandy Diaz, R OBP: 0.444, SLG: 0.167	1B					G6-3				2	0	1	0	2	0	2						
44 Kevan Smith, R	1B					G6-3		BB		0	0	0	0	0	0	0						
25 Yoshi Tsutsugo, L OBP: 0.222, SLG: 0.500	P6			G4-6-3		G3-1		K		4	0	0	0	0	1	6						
18 Joey Wendle, L	L5			G3-1				G4-3		4	0	0	0	0	0	3						
13 Manuel Margot, R	P6					K		F9		3	0	0	0	0	1	0						
39 Kevin Kiermaier, L	G5-3					F7		G6-3		3	0	0	0	0	0	0						
1 Willy Adames, R OBP: 0.429, SLG: 0.500	P2					K		K		3	0	0	0	0	2	0						
7 Michael Pérez, L	F9					BB		BB		1	0	0	0	1	0	0						
43 Mike Brosseau, R OBP: 0.500, SLG: 1.000										0	1	0	0	0	0	0						
10 Mike Zunino, R OBP: 0.500, SLG: 0.333										1	0	1	0	0	0	0						
11 Hunter Renfroe, R										0	1	0	0	0	0	0						
Inning Stats	R: 0 E: 0 K: 0 S: 10	H: 2 LOB: 2 BB: 0 P: 12	R: 0 E: 0 K: 0 S: 10	H: 0 LOB: 0 BB: 0 P: 15	R: 0 E: 0 K: 1 S: 8	H: 0 LOB: 0 BB: 0 P: 15	R: 0 E: 0 K: 2 S: 8	H: 0 LOB: 0 BB: 1 P: 10	R: 1 E: 0 K: 1 S: 11	H: 1 LOB: 2 BB: 1 P: 20	R: 0 E: 0 K: 0 S: 5	H: 0 LOB: 0 BB: 0 P: 10	R: 3 E: 0 K: 2 S: 15	H: 2 LOB: 1 BB: 2 P: 31	R: 0 E: 0 K: 2 S: 15	H: 0 LOB: 1 BB: 2 P: 31	1B: 3 2B: 1 3B: 1 HR: 0	SF: 0 SAC: 0 DP: 1 HBP: 0	WP: 0 PB: 0 SB: 0 CS: 0	PA: 32		
PITCHER	IP	WLS	BF	H	R	ER	SO	BB	IBB	HBP	BLK	WP	HR	S	P	ERA	WHIP					
34 Matt Shoemaker, R ERA: 1.5	6.0		22	3	1	1	4	2	0	0	0	0	0	51	81	1.50	0.833					
36 A.J. Cole, R ERA: 1.5	1.0		3	0	0	0	0	0	0	0	0	0	0	5	10	0.00	0.000					
43 Sam Gaviglio, R ERA: 81.0	0.1	L	5	2	3	3	1	2	0	0	1	0	0	9	21	81.00	12.000					
48 Brian Moran, L ERA: 81.0	0.2		2	0	0	0	1	0	0	0	0	0	0	6	10	0.00	0.000					

AB	28
R	4
H	5
RBI	3
BB	4
SO	6
LOB	13



Batter	1	2	3	4	5	6	7	8	9	10	AB	R	H	RBI	BB	SO	LOB					
11 Bo Bichette, R OBP: 0.250, SLG: 0.250											6	0	2	2	0	2	0					
8 Cavan Biggio, L OBP: 0.428, SLG: 0.615											5	0	1	0	0	2	4					
27 Vladimir Guerrero Jr., R (1, 3) OBP: 0.286, SLG: 0.286											5	0	2	0	0	1	3					
44 Rowdy Tellez, L (1, 10)											4	0	0	0	1	1	2					
15 Randal Grichuk, R OBP: 0.455, SLG: 0.400											2	1	2	0	1	0	0					
23 Derek Fisher, L OBP: 0.333, SLG: 0.200											2	0	0	0	0	1	0					
37 Teoscar Hernández, R (1, 9) OBP: 0.231, SLG: 0.417											5	1	2	0	0	3	4					
9 Danny Jansen, R OBP: 0.444, SLG: 0.286											4	1	1	1	1	0	0					
5 Santiago Espinal, R (10, PR)											0	1	0	0	0	0	0					
10 Reese McGuire, L OBP: 0.250, SLG: 1.000											0	0	0	0	0	0	0					
3 Brandon Drury, R OBP: 0.600, SLG: 0.500											4	1	2	0	1	0	0					
30 Anthony Alford, R (1, 7)											2	0	0	0	0	1	1					
13 Lourdes Gurriel Jr., R (6, PH) OBP: 0.286, SLG: 0.333											2	0	1	1	0	0	3					
Inning Stats	R: 0 E: 0 K: 3 S: 14	H: 1 LOB: 3 BB: 2 P: 28	R: 0 E: 0 K: 2 S: 12	H: 2 LOB: 2 BB: 0 P: 14	R: 0 E: 0 K: 2 S: 9	H: 1 LOB: 1 BB: 0 P: 10	R: 0 E: 0 K: 0 S: 7	H: 0 LOB: 0 BB: 10 P: 10	R: 0 E: 0 K: 0 S: 5	H: 1 LOB: 1 BB: 0 P: 8	R: 4 E: 1 K: 1 S: 20	H: 6 LOB: 1 BB: 0 P: 24	R: 0 E: 0 K: 1 S: 16	H: 1 LOB: 3 BB: 2 P: 28	R: 0 E: 0 K: 2 S: 14	H: 0 LOB: 0 BB: 0 P: 21	R: 0 E: 0 K: 0 S: 10	H: 0 LOB: 0 BB: 0 P: 11	1B: 12 2B: 1 3B: 0 HR: 0	SF: 1 SAC: 0 DP: 1 HBP: 0	WP: 2 PB: 1 SB: 2 CS: 0	PA: 46

TOP

Toronto Blue Jays @ Tampa Bay Rays
Tropicana Field, St. Petersburg, FL
Sun Jul 26 2020, 1:12 PM - 5:05 PM EDT
Dome - 72 F

livebaseballscores.com

AB 41
R 5
H 13
RBI 4
BB 4
SO 11
LOB 17

Batter	1	2	3	4	5	6	7	8	9	10	AB	R	H	RBI	BB	SO	LOB							
26 Ji Man Choi, L OBP: 0.500, SLG: 0.857											4	1	1	2	1	1	1							
8 Brandon Lowe, L OBP: 0.500, SLG: 0.818											5	0	3	1	0	1	0							
2 Yandy Díaz, R OBP: 0.357, SLG: 0.100											4	0	0	0	1	2	5							
44 Kevan Smith, R (10, 2)											0	1	0	0	0	0	0							
40 José Martínez, R OBP: 0.300, SLG: 0.250											3	1	0	0	2	1	1							
39 Kevin Kiermaier, L OBP: 0.063, SLG: 0.250											5	0	1	2	0	0	3							
13 Manuel Margot, R OBP: 0.250, SLG: 0.200											4	1	1	0	0	1	0							
11 Hunter Renfroe, R (1, 9)											3	0	0	0	0	1	1							
7 Michael Pérez, L (8, 2)											0	0	0	0	0	0	0							
18 Joey Wendle, L OBP: 0.200, SLG: 0.400											1	1	1	0	0	0	0							
1 Willy Adames, R (1, 6)											3	1	1	0	1	0	0							
10 Mike Zunino, R OBP: 0.333, SLG: 0.200											2	0	0	0	0	1	0							
25 Yoshi Tsutsugo, L (7, PH) OBP: 0.273, SLG: 0.444											1	0	0	1	1	0	1							
Inning Stats	R: 0 E: 0 K: 1 S: 13	H: 0 LOB: 2 BB: 2 P: 25	R: 0 E: 0 K: 1 S: 8	H: 0 LOB: 0 BB: 0 P: 14	R: 0 E: 0 K: 2 S: 14	H: 1 LOB: 1 BB: 0 P: 21	R: 0 E: 0 K: 1 S: 7	H: 0 LOB: 0 BB: 12 P: 12	R: 0 E: 0 K: 0 S: 8	H: 0 LOB: 0 BB: 0 P: 14	R: 1 E: 0 K: 1 S: 12	H: 2 LOB: 1 BB: 0 P: 13	R: 1 E: 0 K: 0 S: 11	H: 2 LOB: 1 BB: 0 P: 19	R: 0 E: 0 K: 1 S: 9	H: 0 LOB: 0 BB: 0 P: 15	R: 2 E: 0 K: 1 S: 14	H: 2 LOB: 3 BB: 3 P: 29	R: 2 E: 0 K: 0 S: 6	H: 1 LOB: 1 BB: 0 P: 11	1B: 2 2B: 4 3B: 1 HR: 1	SF: 0 SAC: 0 DP: 0 HBP: 0	WP: 0 PB: 0 SB: 0 CS: 0	PA: 41

BOTTOM

Toronto Blue Jays @ Tampa Bay Rays
Tropicana Field, St. Petersburg, FL
Sun Jul 26 2020, 1:12 PM - 5:05 PM EDT
Dome - 72 F

livebaseballscores.com

AB 35
R 6
H 8
RBI 6
BB 6
SO 8
LOB 12

PITCHER	IP	WLS	BF	H	R	ER	SO	BB	IBB	HBP	BLK	WP	HR	S	P	ERA	WHIP
31 Thomas Hatch, R ERA: 10.8	2.1		11	0	0	0	3	2	0	0	0	0	0	26	47	0.00	0.857
47 Anthony Kay, L ERA: 3.38	2.2		9	3	1	2	0	0	0	0	0	0	1	27	43	3.38	1.125
68 Jordan Romano, R ERA: 4.5	1.0	H	3	0	0	0	1	0	0	0	0	0	0	9	9	0.00	0.000
41 Rafael Dolis, R ERA: 4.5	1.0	H	5	2	1	1	0	0	0	0	0	0	0	11	19	9.00	2.000
52 Anthony Bass, R ERA: 10.8	1.0	H	3	0	0	0	1	0	0	0	0	0	0	9	15	0.00	0.000
51 Ken Giles, R ERA: 10.8	0.2		5	1	2	2	1	2	0	0	0	0	0	2	18	27.00	4.500
48 Brian Moran, L ERA: 10.8	0.1	B	3	1	0	0	0	1	0	0	0	0	0	5	11	0.00	6.000
1 Shun Yamaguchi, R ERA: 10.8	0.0	L	2	1	2	1	0	1	0	0	0	0	0	6	11	∞	∞

Batter	1	2	3	4	5	6	7	8	9	AB R H RBI BB SO LOB	TOP											
37 Teoscar Hernández, R OBP: 0.278, SLG: 0.765										5 2 2 2 0 2 3	Toronto Blue Jays @ Washington Nationals Nationals Park, Washington, DC Mon Jul 27 2020, 6:07 PM - 9:05 PM EDT Partly Cloudy - 94 F											
8 Cavan Biggio, L OBP: 0.333, SLG: 0.471										4 0 0 0 0 1 0												
13 Lourdes Gurriel Jr., R OBP: 0.273, SLG: 0.490										4 0 1 0 0 1 0												
27 Vladimir Guerrero Jr., R OBP: 0.222, SLG: 0.222										4 0 0 0 0 2 1												
44 Rowdy Tellez, L OBP: 0.231, SLG: 0.400										3 1 1 1 1 0 0												
3 Brandon Drury, R OBP: 0.333, SLG: 0.250										4 0 0 0 0 1 2												
2 Joe Panik, L										2 0 0 0 1 2 0												
5 Santiago Espinal, R										1 0 0 0 0 0 0												
9 Danny Jansen, R OBP: 0.462, SLG: 0.636										4 1 2 1 0 0 1												
23 Derek Fisher, L OBP: 0.400, SLG: 0.500										3 0 1 0 1 0 0												
30 Anthony Alford, R										0 0 0 0 0 0 0												
Inning Stats	R: 1 E: 0 K: 1 S: 12	H: 2 LOB: 2 BB: 1 P: 22	R: 0 E: 0 K: 2 S: 11	H: 1 LOB: 1 BB: 0 P: 18	R: 0 E: 0 K: 2 S: 14	H: 0 LOB: 0 BB: 0 P: 22	R: 2 E: 0 K: 1 S: 11	H: 2 LOB: 0 BB: 0 P: 14	R: 1 E: 0 K: 1 S: 8	H: 1 LOB: 0 BB: 0 P: 12	R: 0 E: 0 K: 1 S: 8	H: 0 LOB: 1 BB: 1 P: 16	R: 0 E: 0 K: 0 S: 6	H: 0 LOB: 0 BB: 0 P: 8	R: 0 E: 0 K: 0 S: 7	H: 0 LOB: 0 BB: 0 P: 11	R: 0 E: 0 K: 1 S: 8	H: 1 LOB: 2 BB: 1 P: 14	1B: 1 2B: 1 3B: 1 HR: 4	SF: 0 SAC: 0 DP: 0 HBP: 0	WP: 0 PB: 0 SB: 0 CS: 0	PA: 37
PITCHER	IP WLS BF H R ER SO BB IBB HBP BLK WP HR S P ERA WHIP											PITCHER	IP WLS BF H R ER SO BB IBB HBP BLK WP HR S P ERA WHIP									
19 Anibal Sánchez, R ERA: 7.2	5.0 L 22 6 4 4 7 0 1 0 0 0 0 4 56 88 7.20 1.200																					
39 Sam Freeman, L ERA:	0.2 3 0 0 0 1 1 0 0 0 0 0 0 7 15 0.00 1.500																					
48 Javy Guerra, R ERA:	2.1 7 0 0 0 0 0 0 0 0 0 0 0 14 20 0.00 0.000																					
33 Ryne Harper, R ERA:	1.0 5 1 0 0 1 1 0 0 0 0 0 0 8 14 0.00 2.000																					

AB 34
R 4
H 7
RBI 4
BB 3
SO 9
LOB 7



Batter	1	2	3	4	5	6	7	8	9	AB R H RBI BB SO LOB	BOTTOM											
7 Trea Turner, R OBP: 0.313, SLG: 0.467										4 0 2 0 1 0 3	Toronto Blue Jays @ Washington Nationals Nationals Park, Washington, DC Mon Jul 27 2020, 6:07 PM - 9:05 PM EDT Partly Cloudy - 94 F											
2 Adam Eaton, L OBP: 0.375, SLG: 0.600										4 0 1 0 1 1 3												
14 Starlin Castro, R OBP: 0.286, SLG: 0.500										4 0 2 0 0 1 2												
47 Howie Kendrick, R OBP: 0.286, SLG: 0.250										4 0 1 0 0 1 5												
13 Adrúbal Cabrera, S OBP: 0.357, SLG: 0.615										4 0 0 0 0 0 2												
9 Encr Thames, L OBP: 0.500, SLG: 0.286										2 1 1 0 2 1 0												
28 Kurt Suzuki, R OBP: 0.400, SLG: 0.500										4 0 2 1 0 0 1												
16 Victor Robles, R OBP: 0.500, SLG: 0.750										4 0 2 0 0 2 0												
3 Michael Taylor, R OBP: 0.167, SLG: 0.364										4 0 0 0 0 1 5												
Inning Stats	R: 0 E: 0 K: 2 S: 11	H: 1 LOB: 1 BB: 0 P: 16	R: 0 E: 0 K: 1 S: 13	H: 2 LOB: 3 BB: 1 P: 21	R: 0 E: 0 K: 0 S: 11	H: 2 LOB: 1 BB: 0 P: 14	R: 1 E: 0 K: 0 S: 13	H: 3 LOB: 2 BB: 1 P: 23	R: 0 E: 0 K: 1 S: 11	H: 1 LOB: 0 BB: 0 P: 18		R: 0 E: 0 K: 2 S: 10	H: 0 LOB: 0 BB: 0 P: 16	R: 0 E: 0 K: 0 S: 10	H: 1 LOB: 2 BB: 1 P: 21	R: 0 E: 0 K: 0 S: 6	H: 0 LOB: 0 BB: 1 P: 12	R: 0 E: 0 K: 1 S: 10	H: 1 LOB: 1 BB: 0 P: 17	1B: 10 2B: 3 3B: 0 HR: 0	SF: 0 SAC: 0 DP: 4 HBP: 0	WP: 0 PB: 0 SB: 0 CS: 0
PITCHER	IP WLS BF H R ER SO BB IBB HBP BLK WP HR S P ERA WHIP											PITCHER	IP WLS BF H R ER SO BB IBB HBP BLK WP HR S P ERA WHIP									
57 Trent Thornton, R ERA: 2.25	4.0 20 1 0 0 1 0 0 0 0 0 0 0 11 18 2.25 2.500																					
36 A.J. Cole, R ERA:	1.0 3 1 0 0 1 0 0 0 0 0 0 0 11 18 0.00 1.000																					
56 Ryan Borucki, L ERA:	1.1 W 6 1 0 0 2 1 0 0 0 0 0 0 17 29 0.00 1.500																					
68 Jordan Romano, R ERA:	0.2 H 2 0 0 0 0 0 0 0 0 0 0 3 8 0.00 0.000																					
41 Rafael Dolis, R ERA: 3.0	1.0 H 3 0 0 0 0 1 0 0 0 0 0 0 6 12 0.00 1.000																					

AB 34
R 1
H 11
RBI 1
BB 4
SO 7
LOB 21



Batter	1	2	3	4	5	6	7	8	9	AB	R	H	RBI	BB	SO	LOB	TOP										
37 Teoscar Hernández, R (1.8) OBP: 0.304, SLG: 0.667										4	1	1	1	1	0	1	Toronto Blue Jays @ Washington Nationals Nationals Park, Washington, DC Tue Jul 28 2020, 6:06 PM - 9:05 PM EDT Partly Cloudy - 88 F										
8 Cavan Biggio, L (1.9) OBP: 0.261, SLG: 0.364										5	1	0	0	0	0	5											
13 Lourdes Gurriel Jr., R (1.7) OBP: 0.287, SLG: 0.571										4	1	1	1	0	3	2											
27 Vladimir Guerrero Jr., R (1.10) OBP: 0.273, SLG: 0.381										3	1	1	1	1	1	0											
44 Rowdy Tellez, L (1.3) OBP: 0.231, SLG: 0.357										4	0	1	2	0	0	0											
3 Brandon Drury, R (1.5) OBP: 0.231, SLG: 0.167										4	0	0	0	0	0	2											
2 Joe Panik, L (1.4) OBP: 0.222, SLG: 0.125										4	1	1	0	0	1	0											
5 Santiago Espinal, R (1.6) OBP: 0.143, SLG: 0.143										4	0	1	0	0	0	1											
10 Reese McGuire, L (1.2) OBP: 0.250, SLG: 0.625										4	0	1	0	0	1	2											
Inning Stats	R: 0 E: 0 K: 1 S: 6	H: 0 LOB: 0 BB: 0 P: 9	R: 1 E: 0 K: 1 S: 9	H: 1 LOB: 0 BB: 0 P: 12	R: 0 E: 0 K: 0 S: 7	H: 0 LOB: 0 BB: 0 P: 10	R: 1 E: 0 K: 0 S: 11	H: 1 LOB: 0 BB: 0 P: 18	R: 1 E: 1 K: 0 S: 12	H: 2 LOB: 2 BB: 0 P: 21	R: 0 E: 0 K: 2 S: 8	H: 0 LOB: 0 BB: 0 P: 9	R: 0 E: 0 K: 0 S: 11	H: 0 LOB: 0 BB: 0 P: 18	R: 2 E: 1 K: 1 S: 15	H: 2 LOB: 2 BB: 1 P: 25		R: 0 E: 0 K: 1 S: 9	H: 1 LOB: 2 BB: 1 P: 18	1B: 5 2B: 0 3B: 0 HR: 2	SF: 0 SAC: 0 DP: 0 HBP: 0	WP: 1 PB: 0 CS: 2	PA: 38				
PITCHER	IP	WLS	BF	H	R	ER	SO	BB	IBB	HBP	BLK	WP	HR	S	P	ERA	WHIP										
50 Austin Voth, R (1.1) ERA: 3.6	5.0	L	20	4	3	2	2	0	0	0	0	0	2	45	70	3.60	0.800										
21 Tanner Rainey, R (6.1) ERA:	1.1		4	0	0	0	2	0	0	0	0	0	0	10	13	0.00	0.000										
63 Sean Doolittle, L (7.1) ERA: 6.75	0.2		2	0	0	0	0	0	0	0	0	0	0	9	14	0.00	0.000										
36 Will Harris, R (8.1) ERA: 6.75	0.2		6	2	2	0	1	1	0	0	0	0	0	14	24	0.00	4.500										
33 Ryne Harper, R (8.1) ERA:	0.1		1	0	0	0	0	0	0	0	0	0	0	1	1	0.00	0.000										
PITCHER	IP	WLS	BF	H	R	ER	SO	BB	IBB	HBP	BLK	WP	HR	S	P	ERA	WHIP										
39 Sam Freeman, L (9.1) ERA:	0.2		3	1	0	0	1	0	0	0	0	0	0	0	0	0.00	1.500										
64 James Bourque, R (9.1) ERA:	0.1		2	0	0	0	0	1	0	0	0	0	0	3	7	0.00	3.000										
Batter	1	2	3	4	5	6	7	8	9	AB	R	H	RBI	BB	SO	LOB	BOTTOM										
7 Trea Turner, R (1.6) OBP: 0.400, SLG: 0.611										3	1	2	0	1	0	0	Toronto Blue Jays @ Washington Nationals Nationals Park, Washington, DC Tue Jul 28 2020, 6:06 PM - 9:05 PM EDT Partly Cloudy - 88 F										
2 Adam Eaton, L (1.9) OBP: 0.350, SLG: 0.526										4	0	1	1	0	2	2											
47 Howie Kendrick, R (1.3) OBP: 0.222, SLG: 0.188										4	0	0	0	0	2	2											
13 Asdrúbal Cabrera, S (1.5) OBP: 0.278, SLG: 0.471										4	0	0	0	0	2	1											
9 Eric Thames, L (1.10) OBP: 0.385, SLG: 0.200										3	0	0	0	0	1	0											
14 Starlin Castro, R (1.4) OBP: 0.294, SLG: 0.471										3	0	1	0	0	0	0											
16 Victor Robles, R (1.8) OBP: 0.412, SLG: 0.600										3	0	0	0	0	1	1											
10 Yan Gomes, R (1.2) OBP: 0.294, SLG: 0.471										3	0	0	0	0	1	0											
27 Emilio Bonifacio, S (1.7) OBP: 0.294, SLG: 0.471										3	0	0	0	0	2	0											
Inning Stats	R: 0 E: 0 K: 0 S: 11	H: 0 LOB: 0 BB: 0 P: 17	R: 0 E: 0 K: 1 S: 8	H: 1 LOB: 1 BB: 0 P: 13	R: 1 E: 0 K: 2 S: 11	H: 2 LOB: 1 BB: 0 P: 19	R: 0 E: 0 K: 1 S: 10	H: 0 LOB: 0 BB: 0 P: 16	R: 0 E: 0 K: 1 S: 7	H: 0 LOB: 0 BB: 0 P: 8	R: 0 E: 0 K: 2 S: 10	H: 0 LOB: 0 BB: 1 P: 17	R: 0 E: 0 K: 0 S: 8	H: 0 LOB: 0 BB: 0 P: 11	R: 0 E: 0 K: 2 S: 15	H: 0 LOB: 0 BB: 0 P: 21		R: 0 E: 0 K: 2 S: 12	H: 1 LOB: 1 BB: 0 P: 19	1B: 2 2B: 2 3B: 0 HR: 0	SF: 0 SAC: 0 DP: 0 HBP: 0	WP: 0 PB: 0 SB: 0 CS: 1	PA: 31				
PITCHER	IP	WLS	BF	H	R	ER	SO	BB	IBB	HBP	BLK	WP	HR	S	P	ERA	WHIP										
14 Tanner Roark, R (1.1) ERA: 1.8	5.0	W	18	3	1	1	5	0	0	0	0	0	0	47	73	1.80	0.600										
62 Jacob Waguespack, R (6.1) ERA:	2.0	H	6	0	0	0	2	1	0	0	0	0	0	18	28	0.00	0.500										
63 Wilmer Font, R (8.1) ERA:	1.0		3	0	0	0	2	0	0	0	0	0	0	15	21	0.00	0.000										
36 A.J. Cole, R (9.1) ERA:	1.0		4	1	0	0	2	0	0	0	0	0	0	12	19	0.00	1.000										

Batter	1	2	3	4	5	6	7	8	9	10	AB	R	H	RBI	BB	SO	LOB	TOP																				
7 Trea Turner, R OBP: 0.360, SLG: 0.522	(1,6) C FF 95 B FF 97 S SL 85 X SL 85	1-3	K	(1)	C SL 84 B FF 97 B FF 98 B FF 99 X SL 85	2-2	F9	(3)	C FF 96 B FF 97 B FF 98 X SL 87	2-1	G1-3	(1)	C SL 84 B FF 97 B FF 98 B FF 99 X SL 85 S FF 93	3-3	K	(2)	5	0	1	0	0	2	3															
2 Adam Eaton, L OBP: 0.400, SLG: 0.500	(1,9) B FF 97 B SL 85 B FF 97	4-0	G3	(2)	1 SAFE B FF 94 B FF 95 B FF 96 B FF 97 B FF 98 B FF 99	4-1	G6-3	(1)	B SL 93 B SL 94 B SL 95 B SL 96 B SL 97 B SL 98 B SL 99 X FS 88	2-2	G6-3	(1)	F FF 97 F SL 90 B SL 98 B SL 99 S SL 88 S SL 89 S SL 90	2-3	K	(2)	3	1	1	1	2	1	0															
13 Adrúbal Cabrera, S OBP: 0.261, SLG: 0.500	(1,10) S SL 84 D SL 84 F FF 96 X SL 85	1-2	G3	(2)	C FF 96 D SL 85 X SL 83	1-1	G4-1	(3)	C SL 86 B SL 85 B SL 86 X SL 87	0-0	F9	(2)	B SL 86 B SL 87 B SL 88 B SL 89 X SL 87	1-3	K	(3)	5	0	1	3	0	1	3															
9 Eric Thames, L OBP: 0.333, SLG: 0.267	(1,3) B FF 94 C FF 96 C FF 97 X SL 85	1-2	L7	(3)	C CU 78 B CH 86 X FF 96	1-1	G4-3	(1)	S SL 94 B SL 87 B SL 88 S FS 87	1-3	K	(3)	F SL 92 C FS 87 X FS 96	1-2	G6-3	(2)	5	0	1	0	0	1	2															
28 Kurt Suzuki, R OBP: 0.296, SLG: 0.357	(1,2) C FF 95 B FF 98 X FF 98	0-2	G5-3	(1)	B SL 83 B SL 84 X FF 95	2-0	G4-3	(1)	C FF 96 B SL 83 B SL 84 B SL 85 B SL 86 B SL 87 B SL 88 B SL 89 X SL 87	3-2	F9	(3)	B SL 93 B SL 94 B SL 95 B SL 96 B SL 97 B SL 98 B SL 99 X SL 87	2-2	G5-3	(2)	4	0	0	0	0	0	1															
14 Starlin Castro, R OBP: 0.298, SLG: 0.400	(1,4) C SL 84 F FF 98 F FF 99 X SL 88	1-2	G6-3	(2)	D SL 86 X SL 84	1-0	L4	(2)	C SL 92 B SL 82 B SL 83 B SL 84 B SL 85 B SL 86 B SL 87 B SL 88	4-2	G6-3	(3)	C SL 86 B SL 84 B SL 85 X SL 87	1-2	G6-3	(3)	3	0	0	0	1	0	1															
27 Emilio Bonifacio, S OBP: 0.261, SLG: 0.500	(10, PR)																																					
1 Wilmer Difo, S	(10,4)																																					
8 Carter Kieboom, R OBP: 0.375, SLG: 0.286	(1,5) B FF 97 B FF 98 B SL 83 S FS 94 S FS 95	3-3	K	(3)	C SL 87 B FF 96 S FS 95	0-3	K	(3)	X SL 85	0-0	BB	(2)	B SL 81 F SL 86 L CU 91 F SL 97 B CU 82 X SL 97	1-2	BB	(2)	3	1	1	0	1	2	1															
17 Andrew Stevenson, L OBP: 0.333, SLG: 0.474	(1,7) X FF 94	0-0	F7	(1)	C SL 83 S CH 88 B CH 90 S SL 84	1-3	K	(1)	B SL 81 F SL 86 L CU 91 F SL 97 B CU 82 X SL 97	3-2	L7	(2)	B SL 81 F SL 86 L CU 91 F SL 97 B CU 82 X SL 97	3-2	L7	(2)	3	1	0	0	1	1	2															
3 Michael Taylor, R OBP: 0.167, SLG: 0.364	(10,7) C FF 97 B FF 98 X FF 95	1-1	P3	(2)	S SL 83 B SL 84 B SL 85 B SL 86 B SL 87 B SL 88 B SL 89 S SL 83	3-3	K	(2)	B SL 89 B SL 90 B SL 91 B SL 92 B SL 93 B SL 94 B SL 95 B SL 96 B SL 97 B SL 98 B SL 99 X SL 87	2-3	K	(3)	B SL 89 B SL 90 B SL 91 B SL 92 B SL 93 B SL 94 B SL 95 B SL 96 B SL 97 B SL 98 B SL 99 X SL 87	1-2	BB	(2)	0	0	0	0	0	0	0															
16 Victor Robles, R OBP: 0.333, SLG: 0.474	(1,8) C FF 97 B FF 98 X FF 95	1-1	P3	(2)	S SL 83 B SL 84 B SL 85 B SL 86 B SL 87 B SL 88 B SL 89 S SL 83	3-3	K	(2)	B SL 89 B SL 90 B SL 91 B SL 92 B SL 93 B SL 94 B SL 95 B SL 96 B SL 97 B SL 98 B SL 99 X SL 87	2-3	K	(3)	F SL 82 F SL 87 B FS 87 S FS 87	1-3	K	(1)	4	0	0	0	0	3	5															
Inning Stats	R: 0 E: 0 K: 1 S: 10	H: 0 LOB: 1 BB: 1 P: 17	R: 0 E: 0 K: 1 S: 10	H: 0 LOB: 0 BB: 0 P: 14	R: 0 E: 0 K: 2 S: 9	H: 1 LOB: 2 BB: 1 P: 17	R: 0 E: 0 K: 1 S: 7	H: 1 LOB: 0 BB: 0 P: 11	R: 0 E: 0 K: 2 S: 12	H: 0 LOB: 0 BB: 0 P: 16	R: 0 E: 0 K: 1 S: 8	H: 0 LOB: 0 BB: 0 P: 11	R: 0 E: 0 K: 2 S: 9	H: 0 LOB: 0 BB: 0 P: 14	R: 0 E: 0 K: 0 S: 9	H: 0 LOB: 0 BB: 0 P: 13	R: 4 E: 0 K: 2 S: 18	H: 2 LOB: 1 BB: 2 P: 34	1B: 3 2B: 1 3B: 0 HR: 0	SF: 0 SAC: 0 DP: 0 HBP: 0	WP: 0 PB: 0 SB: 1 CS: 0	PA: 40																
PITCHER	IP 5.0	WLS 19	BF 2	H 0	R 0	ER 0	SO 5	BB 2	IBB 0	HBP 0	BLK 0	WP 0	HR 0	S 48	P 75	ERA 0.00	WHIP 0.800	PITCHER	IP 1.0	WLS L	BF 7	H 2	R 4	ER 3	SO 2	BB 2	IBB 0	HBP 0	BLK 0	WP 0	HR 0	S 18	P 34	ERA 27.00	WHIP 4.000			
24 Nate Pearson, R ERA: 36.0	(1,1)																																					
41 Rafael Dolis, R ERA: 2.25	(6,1)																																					
43 Sam Gaviglio, R ERA: 27.0	(7,1)																																					
68 Jordan Romano, R ERA: 27.0	(7,1)																																					
52 Anthony Bass, R ERA: 36.0	(9,1)																																					

Washington Nationals @ Toronto Blue Jays
Nationals Park, Washington, DC
Wed Jul 29 2020, 6:06 PM - 9:37 PM EDT
Clear - 92 F


AB 35
R 4
H 5
RBI 4
BB 5
SO 11
LOB 18



Batter	1	2	3	4	5	6	7	8	9	10	AB	R	H	RBI	BB	SO	LOB	BOTTOM																				
37 Teoscar Hernández, R OBP: 0.296, SLG: 0.583	(1,8) B FF 94 B FF 95 S SL 85 S SL 86 B FF 96 B FF 97 B FF 98	4-2	G3-6-3	(2)	S SL 85 S SL 86	0-3	K	(2)	C FF 94 B CH 84 F CH 85 X FF 97	1-3	K	(1)	C FF 94 B FF 96 B FF 97 B FF 98 X FF 97	2-2	G6-4-3	(3)	3	0	0	0	1	2	3															
8 Cavan Biggio, L OBP: 0.259, SLG: 0.320	(1,4) B FF 95 1 SAFE B CH 85 X FF 95	2-1	G3-6-3	(2)	B CU 77 C CU 78 C FF 95 B FF 96 B CH 85 D CU 89	4-2	G4-3	(2)	B CU 77 C CU 78 C FF 95 B FF 96 B CH 85 X CH 86	3-2	G4-3	(2)	F FF 95 S CH 89	0-3	K	(1)	3	0	0	0	1	1	1															
13 Lourdes Gurriel Jr., R OBP: 0.211, SLG: 0.444	(1,7) F FF 94 S SL 85 B SL 85 S SL 87	2-3	K	(3)	B FF 96 C FF 96 X SL 87	1-1	G6-3	(3)	C CU 78	0-0	G1-3	(3)	C CU 78 B FF 96 B FF 97 B FF 98 S CU 78	3-3	K	(2)	4	0	0	0	0	2	2															
27 Vladimir Guerrero Jr., R OBP: 0.231, SLG: 0.320	(1,3) B FF 94 B FF 95 C FF 96 X FF 95	3-1	F9	(1)	C SL 86 B FF 93 B FF 95 B SL 87 X SL 87	3-3	K	(1)	X FF 94	0-0	G6-3	(1)	B FF 95 B FF 96 F CH 88 C FF 96 S CU 78	2-3	K	(3)	4	0	0	0	0	2	0															
44 Rowdy Tellez, L OBP: 0.238, SLG: 0.333	(1,10) B FF 94 C CU 80 F FC 92 X CH 85	1-2	BB	(2)	B FF 90 B CU 78 S SL 85 X CH 86	3-2	F7	(2)	B CH 83 X CH 83	1-0	G4-3	(2)	B FF 95 B FF 96 F CH 88 C FF 96	0-0	WP	(1)	4	0	1	0	0	1	0															
9 Danny Jansen, R OBP: 0.353, SLG: 0.467	(1,2) S SL 85 F FF 94 S CH 86	0-3	K	(2)	C SL 86 B SL 84 B SL 85 B SL 86 B SL 87 B SL 88 B SL 89 X SL 86	1-3	K	(3)	B SL 95 B SL 84 S SL 85 F FF 94 B CH 84 F SL 97 X SL 86	3-2	G4-3	(3)	B SL 95 B SL 84 S SL 85 F FF 94 B CH 84 F SL 97 X SL 86	0-3	K	(2)	4	0	0	0	0	3	1															
2 Joe Panik, L OBP: 0.250, SLG: 0.182	(1,5) X FF 94	0-0	G4-3	(3)	C FF 93 B CH 84 B FC 90 X CH 85	2-2	G5-3	(1)	F FF 91 C CU 77 X CH 84	0-2	G6-4-3	(1)	C FF 96 B SL 87 B SL 88 B SL 89 S SL 86	3-3	K	(3)	3	0	1	0	0	0	1															
30 Anthony Alford, R OBP: 0.214, SLG: 0.154	(8, PR)																																					
3 Brandon Drury, R OBP: 0.214, SLG: 0.154	(9,5)																																					
5 Santiago Espinal, R OBP: 0.091, SLG: 0.091	(1,6) C FF 93 S SL 86 Y FF 94	0-3	K	(1)	S SL 86 Y FF 94	0-2	K	(2)	1 SAFE M SL 83 B CU 75 L FF 91 L FF 94	2-3	K	(1)	S FF 95 B SL 86 B SL 87 B SL 88 X FF 95	3-2	F8	(3)	4	0	0	0	0	3	3															
23 Derek Fisher, L OBP: 0.482, SLG: 0.600	(1,9) C CU 80 F CH 85 B FC 92 B FC 92 D CH 85	0-1	BB	(2)	C FF 96 F CH 85 B FC 92 B FC 92 D CH 85	2-3	K	(3)	2 SAFE F CH 85 B FC 92 B FC 92 D CH 85	4-2	G6-4-3	(3)	B SL 95 B SL 84 S SL 85 F FF 94 B CH 84 F SL 97 X SL 86	2-3	BB	(3)	2	0	1	0	1	1	0															
Inning Stats	R: 0 E: 0 K: 1 S: 8	H: 0 LOB: 0 BB: 1 P: 16	R: 0 E: 0 K: 1 S: 9	H: 1 LOB: 1 BB: 0 P: 13	R: 0 E: 0 K: 2 S: 12	H: 1 LOB: 2 BB: 1 P: 17	R: 0 E: 0 K: 2 S: 9	H: 0 LOB: 0 BB: 0 P: 16	R: 0 E: 0 K: 2 S: 9	H: 0 LOB: 0 BB: 0 P: 13	R: 0 E: 0 K: 1 S: 6	H: 0 LOB: 0 BB: 0 P: 10	R: 0 E: 1 K: 1 S: 11	H: 1 LOB: 2 BB: 1 P: 19	R: 0 E: 0 K: 3 S: 11	H: 0 LOB: 0 BB: 0 P: 16	R: 0 E: 0 K: 3 S: 14	H: 0 LOB: 2 BB: 0 P: 23	1B: 2 2B: 1 3B: 0 HR: 0	SF: 0 SAC: 0 DP: 2 HBP: 0	WP: 1 PB: 0 SB: 1 CS: 0	PA: 35																
PITCHER	IP 7.1	WLS 27	BF 4	H 3	R 0	ER 0	SO 10	BB 3	IBB 0	HBP 0	BLK 0	WP 0	HR 0	S 70	P 112	ERA 0.000	WHIP 0.818	PITCHER	IP 1.2	WLS W	BF 4	H 0	R 0	ER 0	SO 3	BB 0	IBB 0	HBP 0	BLK 0	WP 0	HR 0	S 14	P 23	ERA 0.000	WHIP 0.000			
31 Max Scherzer, R ERA: 2.84	(1,1)																																					
44 Daniel Hudson, R ERA: 2.84	(8,1)																																					
21 Tanner Rainey, R ERA: 2.84	(10,1)																																					

Washington Nationals @ Toronto Blue Jays
Nationals Park, Washington, DC
Wed Jul 29 2020, 6:06 PM - 9:37 PM EDT
Clear - 92 F


AB 32
R 0
H 3
RBI 0
BB 3
SO 16
LOB 11



Batter	1	2	3	4	5	6	7	8	9	AB	R	H	RBI	BB	SO	LOB	TOP										
11 Bo Bichette, R (1, 6) OBP: 0.240, SLG: 0.320	G6-3		G6-3		F9			G5-3		4	0	0	0	0	0	2	Toronto Blue Jays @ Atlanta Braves Truist Park, Atlanta, GA Tue Aug 04 2020, 7:12 PM - 10:16 PM EDT Partly Cloudy - 86 F										
8 Cavan Biggio, L (1, 4) OBP: 0.250, SLG: 0.364	F9		G6-3		G6-3		BB	L8		3	0	0	0	1	0												
37 Teoscar Hernández, R (1, 9) OBP: 0.343, SLG: 0.750	F9		F9		G3-6-3			K		4	0	1	0	0	1												
13 Lourdes Gurriel Jr., R (1, 10) OBP: 0.296, SLG: 0.500	PO		G5-3		G5-3			K		4	0	1	0	0	1												
27 Vladimir Guerrero Jr., R (1, 3) OBP: 0.285, SLG: 0.375	G6-3		G6-3		BB			F9		3	1	2	0	1	0												
15 Randal Grichuk, R (1, 8) OBP: 0.400, SLG: 0.308	K2-3		K2-3		BB			FC6-4		3	0	0	0	1	2												
9 Danny Jansen, R (1, 2) OBP: 0.360, SLG: 0.350	K		K		P3			L7		3	0	0	0	1	4												
3 Brandon Drury, R (1, 5) OBP: 0.158, SLG: 0.111			P4		F3			L9		2	0	0	0	0	2												
2 Joe Panik, L (7, PH) OBP: 0.250, SLG: 0.200					F3			L9		1	0	0	0	0	2												
30 Anthony Alford, R (1, 7) OBP: 0.250, SLG: 0.250			G4-3		G4-3			K		2	0	1	1	0	0												
23 Derek Fisher, L (7, PH) OBP: 0.400, SLG: 0.500			G4-3		G4-3			K		1	0	0	0	0	2												
Inning Stats	R: 0 E: 0 K: 0 S: 7	H: 1 LOB: 0 BB: 0 P: 13	R: 0 E: 0 K: 2 S: 10	H: 1 LOB: 1 BB: 0 P: 16	R: 0 E: 0 K: 0 S: 3	H: 0 LOB: 0 BB: 0 P: 5	R: 0 E: 0 K: 0 S: 7	H: 0 LOB: 0 BB: 0 P: 9	R: 1 E: 0 K: 1 S: 14	H: 2 LOB: 2 BB: 1 P: 22	R: 0 E: 0 K: 1 S: 7	H: 0 LOB: 0 BB: 0 P: 15	R: 0 E: 0 K: 2 S: 12	H: 1 LOB: 2 BB: 1 P: 22	R: 0 E: 0 K: 1 S: 6	H: 0 LOB: 1 BB: 1 P: 21	R: 0 E: 0 K: 0 S: 11	H: 0 LOB: 1 BB: 1 P: 21	1B: 2 2B: 3 3B: 0 HR: 0	SF: 0 SAC: 0 DP: 1 HBP: 0	WP: 0 PB: 0 CS: 0	PA: 35					
PITCHER	IP	WLS	BF	H	R	ER	SO	BB	IBB	HBP	BLK	WP	HR	S	P	ERA	WHIP										
54 Max Fried, L (1, 1) ERA: 2.04	6.0	W	22	4	1	1	3	2	0	0	0	0	0	48	80	1.50	1.000										
56 Darren O'Day, R (7, 1) ERA: 2.45	1.0		5	1	0	0	2	1	0	0	0	0	0	12	22	0.00	2.000										
38 Josh Tomlin, R (8, 1) ERA:	1.0		3	0	0	0	1	0	0	0	0	0	0	6	7	0.00	0.000										
61 Chad Sobotka, R (9, 1) ERA:	1.0		4	0	0	0	0	1	0	0	0	0	0	11	21	0.00	1.000										

Batter	1	2	3	4	5	6	7	8	9	AB	R	H	RBI	BB	SO	LOB	BOTTOM										
13 Ronald Acuña Jr., R (1, 9) OBP: 0.357, SLG: 0.417	G5-3		G5-3		G4-3		G4-2-3	G5-3		3	2	2	0	2	0	0	Toronto Blue Jays @ Atlanta Braves Truist Park, Atlanta, GA Tue Aug 04 2020, 7:12 PM - 10:16 PM EDT Partly Cloudy - 86 F										
7 Dansby Swanson, R (1, 6) OBP: 0.387, SLG: 0.553	G5-3		G5-3		G4-3		G4-2-3	G5-3		5	1	2	2	0	2												
5 Freddie Freeman, L (1, 3) OBP: 0.353, SLG: 0.317	L9		G5-3		FC6		G4-2-3	P5		4	1	0	1	1	0	5											
20 Marcell Ozuna, R (1, 7) OBP: 0.429, SLG: 0.600	K		FC6-4		F7		G4-2-3	P5		3	0	0	0	1	3												
23 Adam Duvall, R (8, 7) OBP: 0.436, SLG: 0.643	K		FC6-4		F7		G4-2-3	P5		1	1	1	1	0	0												
18 Matt Adams, L (1, 10) OBP: 0.235, SLG: 0.424	HR		G4-3		G4-3		K	G4-2-3		2	1	1	1	0	0												
17 Johan Camargo, S (5, PH) OBP: 0.333, SLG: 0.444	HR		G4-3		G4-3		K	G4-2-3		3	1	2	1	0	1												
27 Austin Riley, R (1, 5) OBP: 0.235, SLG: 0.379	K		G4-3		G4-3		K	G4-2-3		3	1	1	3	2	1	0											
1 Ozzie Albies, S (1, 4) OBP: 0.196, SLG: 0.273	G6-3		G6-3		FC3-6		K	P4		4	0	0	0	1	3												
25 Tyler Flowers, R (1, 2) OBP: 0.417, SLG: 0.700	HR		G6-3		FC3-6		K	P4		5	1	2	1	0	1												
11 Ender Inciarte, L (1, 8) OBP: 0.333, SLG: 0.267	G3		G3		F8		K	F7		4	1	2	0	0	2												
Inning Stats	R: 0 E: 0 K: 1 S: 10	H: 0 LOB: 1 BB: 1 P: 16	R: 2 E: 0 K: 1 S: 12	H: 2 LOB: 0 BB: 0 P: 17	R: 0 E: 0 K: 0 S: 9	H: 0 LOB: 1 BB: 1 P: 16	R: 0 E: 0 K: 0 S: 9	H: 1 LOB: 2 BB: 1 P: 16	R: 4 E: 0 K: 0 S: 17	H: 3 LOB: 1 BB: 1 P: 28	R: 0 E: 0 K: 1 S: 12	H: 2 LOB: 3 BB: 2 P: 21	R: 0 E: 0 K: 2 S: 8	H: 0 LOB: 0 BB: 0 P: 13	R: 4 E: 0 K: 0 S: 21	H: 5 LOB: 2 BB: 1 P: 34	R: 0 E: 0 K: 0 S: 8	H: 0 LOB: 0 BB: 0 P: 13	1B: 7 2B: 3 3B: 0 HR: 3	SF: 0 SAC: 0 DP: 1 HBP: 0	WP: 1 PB: 0 CS: 0	PA: 44					
PITCHER	IP	WLS	BF	H	R	ER	SO	BB	IBB	HBP	BLK	WP	HR	S	P	ERA	WHIP										
34 Matt Shoemaker, R (1, 1) ERA: 5.91	4.2	L	24	6	6	6	2	3	0	0	0	0	0	3	56	11.57	1.929										
62 Jacob Waguespack, R (5, 1) ERA:	0.1		5	2	0	0	0	2	0	0	0	0	0	9	20	0.00	12.000										
47 Anthony Kay, L (6, 1) ERA: 1.93	2.0		6	0	0	0	3	0	1	0	0	0	0	12	19	0.00	0.000										
63 Wilmer Font, R (8, 1) ERA: 27.0	0.1		6	5	4	4	0	0	0	0	0	0	0	15	22	108.00	15.000										
1 Shun Yamaguchi, R (8, 1) ERA: 21.6	0.2		3	0	0	0	0	1	0	0	0	1	0	6	12	0.00	1.500										

livebaseballscorecards.com



livebaseballscorecards.com



Batter	1	2	3	4	5	6	7	8	9	AB	R	H	RBI	BB	SO	LOB	TOP	
17 Austin Meadows, L (1, 10) OBP: 0.333, SLG: 0.500				F7	SF7					3	1	1	1	0	1	0	Tampa Bay Rays @ Toronto Blue Jays Sahlen Field, Buffalo, NY Sun Aug 16 2020, 4:07 PM - 7:00 PM EDT Cloudy - 77 F	
8 Brandon Lowe, L (1, 4) OBP: 0.404, SLG: 0.738										3	1	1	0	1	1	1		
18 Joey Wendle, L (1, 5) OBP: 0.345, SLG: 0.429										1	1	0	0	1	1	0		
2 Yandy Diaz, R (5, PH) OBP: 0.433, SLG: 0.329										1	0	1	0	1	0	0		
43 Mike Brosseau, R (7, PR) OBP: 0.424, SLG: 0.767										0	0	0	0	0	0	0		
26 Ji Man Choi, L (1, 3) OBP: 0.282, SLG: 0.328		F8			G4-3					4	1	0	0	0	1	6		
25 Yoshi Tsutsugo, L (1, 7) OBP: 0.319, SLG: 0.397		P6								3	1	2	3	0	0	0		
13 Manuel Margot, R (6, PR) OBP: 0.339, SLG: 0.385										1	0	0	0	0	0	0		
1 Willy Adames, R (1, 6) OBP: 0.377, SLG: 0.522										3	1	1	2	1	2	0		
39 Kevin Kiermaier, L (1, 8) OBP: 0.333, SLG: 0.300										4	1	2	0	0	1	2		
11 Hunter Renfro, R (1, 9) OBP: 0.282, SLG: 0.452										4	0	1	0	0	1	3		
7 Michael Pérez, L (1, 2) OBP: 0.200, SLG: 0.136				G4-3						3	0	0	0	0	1	2		
Inning Stats	R: 0 H: 0 E: 0 K: 3 S: 10	H: 0 LOB: 0 BB: 0 P: 14	R: 0 H: 0 E: 0 K: 1 S: 6	H: 0 LOB: 0 BB: 0 P: 10	R: 0 H: 1 E: 0 K: 1 S: 8	H: 1 LOB: 0 BB: 0 P: 9	R: 3 H: 2 E: 0 K: 2 S: 15	H: 2 LOB: 0 BB: 2 P: 27	R: 1 H: 2 E: 0 K: 1 S: 15	H: 2 LOB: 3 BB: 2 P: 26	R: 0 H: 1 E: 0 K: 1 S: 9	H: 1 LOB: 1 BB: 0 P: 18	R: 1 H: 2 E: 1 K: 0 S: 8	H: 2 LOB: 1 BB: 0 P: 17	R: 2 H: 1 E: 0 K: 0 S: 4	H: 1 LOB: 0 BB: 0 P: 9	1B: 6 2B: 1 3B: 0 HR: 2 SF: 1 SAC: 0 DP: 1 HBP: 0	WP: 0 PA: 35 PB: 0 SB: 0 CS: 0
PITCHER	IP WLS BF H R ER SO BB IBB HBP BLK WP HR S P ERA WHIP	PITCHER IP WLS BF H R ER SO BB IBB HBP BLK WP HR S P ERA WHIP																
34 Matt Shoemaker, R (1, 1) ERA: 5.23	4.0	15	3	3	3	7	1	0	0	0	0	0	0	1	39	60	6.75	1.000
62 Jacob Waguespack, R (5, 1) ERA: 3.38	0.1	3	2	1	1	1	0	0	0	0	0	0	0	0	7	9	27.00	6.000
47 Anthony Kay, L (5, 1) ERA: 1.74	1.0	H	7	1	0	0	1	3	0	0	0	0	0	15	32	0.00	4.000	
36 A.J. Cole, R (6, 1) ERA:	1.2	B	6	2	1	0	0	0	0	0	0	0	0	10	20	0.00	1.200	
63 Wilmer Font, R (8, 1) ERA: 11.52	1.0	L	4	1	2	1	0	0	0	0	0	0	1	4	9	9.00	1.000	

Batter	1	2	3	4	5	6	7	8	9	AB	R	H	RBI	BB	SO	LOB	BOTTOM
8 Cavan Biggio, L (1, 4) OBP: 0.313, SLG: 0.444				F9	F9		L7			4	1	1	0	0	0	0	Tampa Bay Rays @ Toronto Blue Jays Sahlen Field, Buffalo, NY Sun Aug 16 2020, 4:07 PM - 7:00 PM EDT Cloudy - 77 F
15 Randal Grichuk, R (1, 8) OBP: 0.393, SLG: 0.460										4	1	2	2	0	2	0	
6 Travis Shaw, L (1, 5) OBP: 0.318, SLG: 0.410										4	0	1	0	0	2	1	
37 Teoscar Hernández, R (1, 9) OBP: 0.316, SLG: 0.658	P3									4	0	1	0	0	0	0	
44 Rowdy Tellez, L (1, 3) OBP: 0.293, SLG: 0.462	P5			G6-3						4	0	0	0	0	1	2	
27 Vladimir Guerrero Jr., R (1, 10) OBP: 0.316, SLG: 0.435										3	1	2	1	0	0	0	
9 Danny Jansen, R (1, 2) OBP: 0.327, SLG: 0.357										2	1	1	0	1	1	1	
3 Brandon Drury, R (1, 6) OBP: 0.143, SLG: 0.111										3	0	0	0	0	2	4	
30 Anthony Alford, R (1, 7) OBP: 0.260, SLG: 0.500										3	1	1	2	0	1	3	
13 Aaron Loup, L (7, 7) OBP: 0.258, SLG: 0.353										0	0	0	0	0	0	0	
Inning Stats	R: 2 H: 2 E: 0 K: 1 S: 11	H: 2 LOB: 0 BB: 0 P: 20	R: 0 H: 1 E: 0 K: 1 S: 9	H: 1 LOB: 1 BB: 0 P: 13	R: 0 H: 2 E: 0 K: 1 S: 13	H: 2 LOB: 0 BB: 0 P: 18	R: 3 H: 2 E: 0 K: 2 S: 14	H: 2 LOB: 1 BB: 1 P: 23	R: 0 H: 0 E: 0 K: 1 S: 6	H: 1 LOB: 1 BB: 0 P: 17	R: 0 H: 1 E: 0 K: 0 S: 6	H: 1 LOB: 0 BB: 0 P: 8	R: 0 H: 0 E: 0 K: 1 S: 9	H: 0 LOB: 0 BB: 0 P: 12	1B: 5 2B: 2 3B: 0 HR: 3 SF: 0 SAC: 0 DP: 2 HBP: 1	WP: 0 PA: 33 PB: 0 SB: 0 CS: 0	
PITCHER	IP WLS BF H R ER SO BB IBB HBP BLK WP HR S P ERA WHIP	PITCHER IP WLS BF H R ER SO BB IBB HBP BLK WP HR S P ERA WHIP															
72 Yonny Chirinos, R (1, 1) ERA: 3.86	2.2	13	5	2	2	3	1	0	0	0	0	0	1	7	15	27.00	3.000
81 Ryan Thompson, R (3, 1) ERA: 3.86	0.2	4	1	2	2	1	1	0	0	0	0	0	1	7	15	27.00	3.000
84 John Curtiss, R (4, 1) ERA: 2.84	1.2	6	1	1	1	2	0	0	0	0	0	0	1	14	17	5.40	0.600
52 Chaz Roe, R (6, 1) ERA: 3.38	1.0	4	1	0	0	2	0	0	0	0	0	0	10	17	0.00	1.000	
15 Aaron Loup, L (7, 1) ERA: 3.72	1.0	W	3	1	0	0	0	0	0	0	0	0	6	8	0.00	1.000	

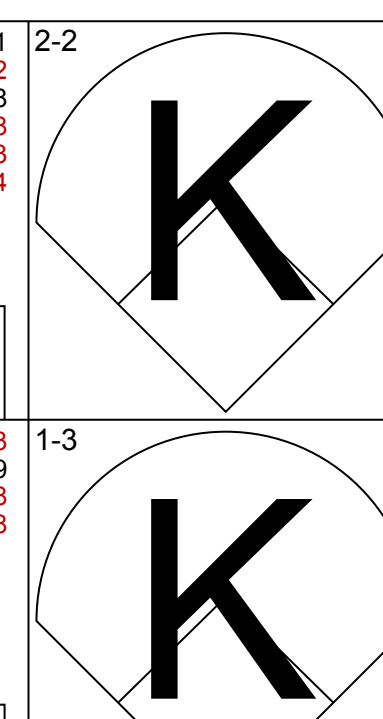
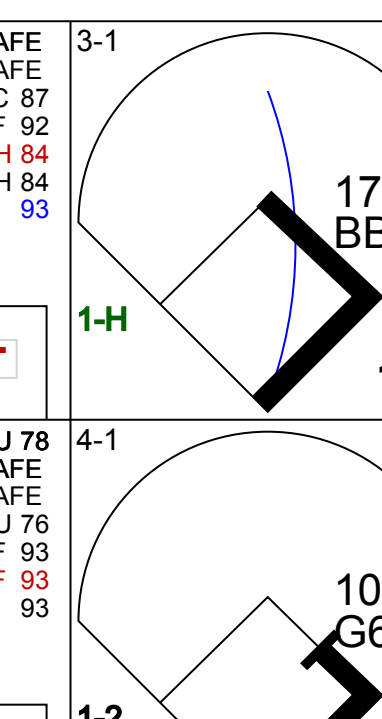
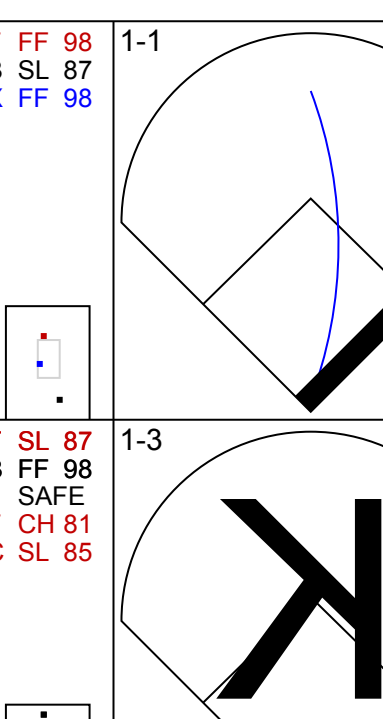
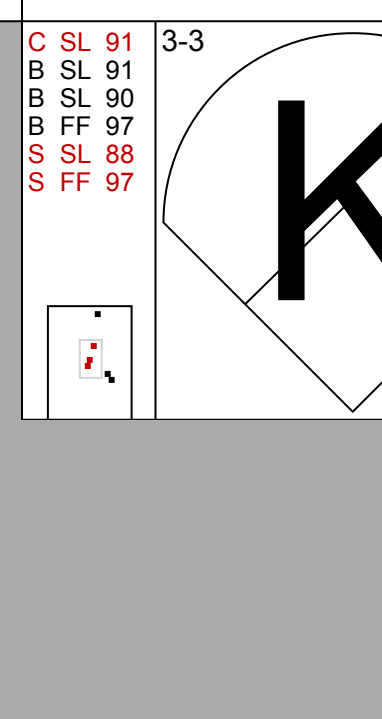
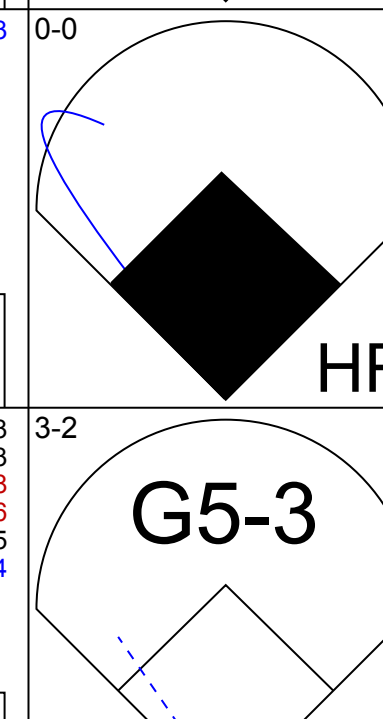
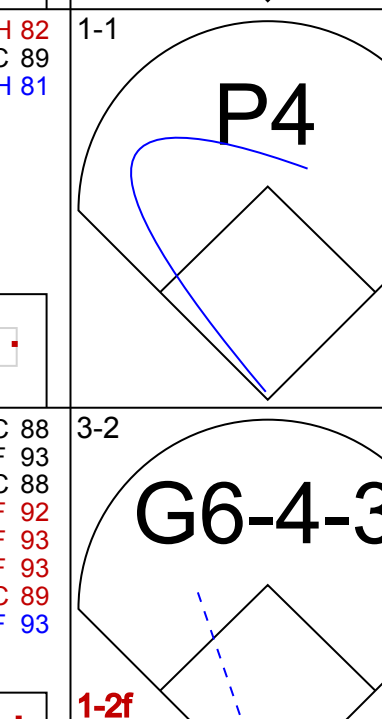
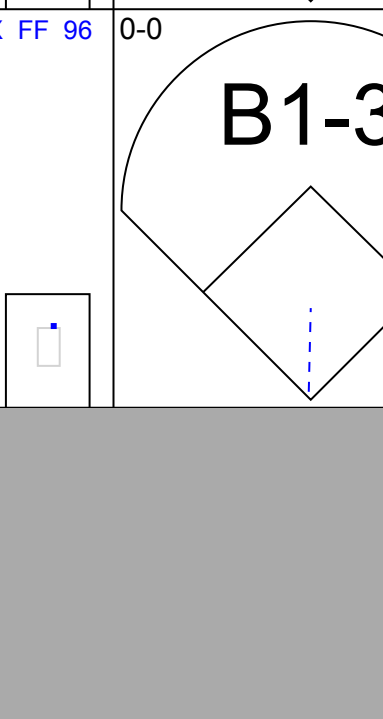





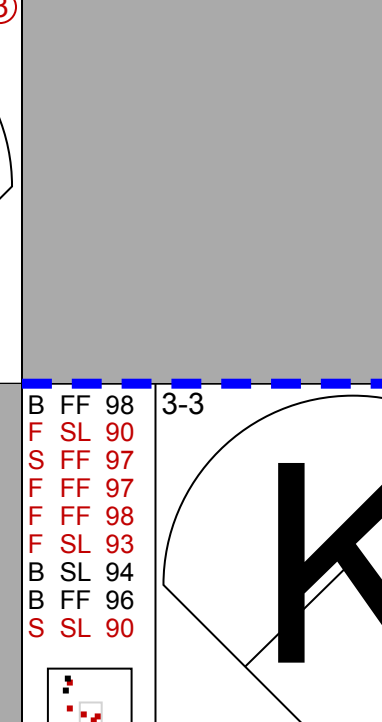
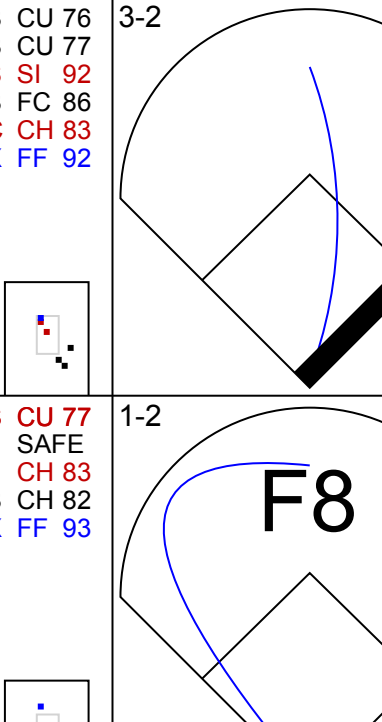
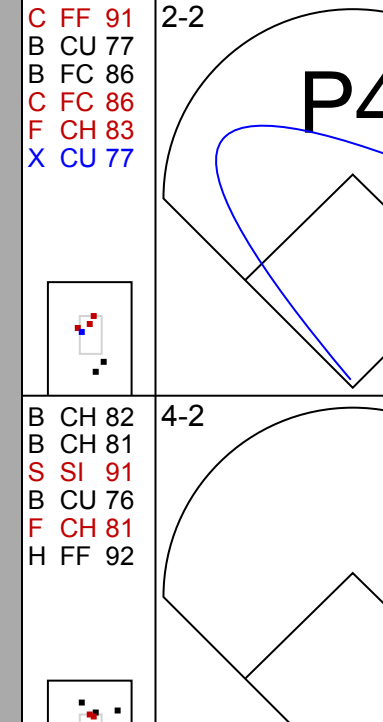
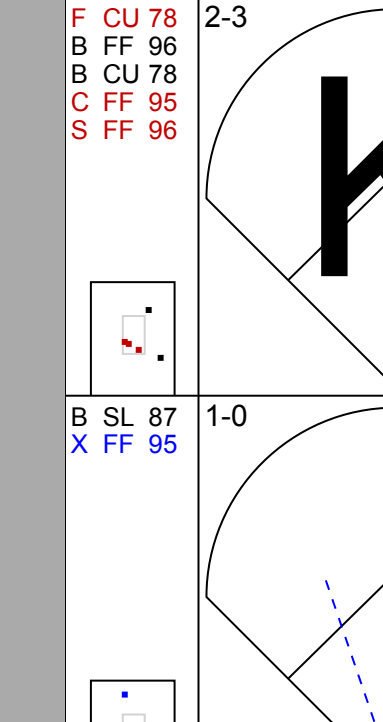
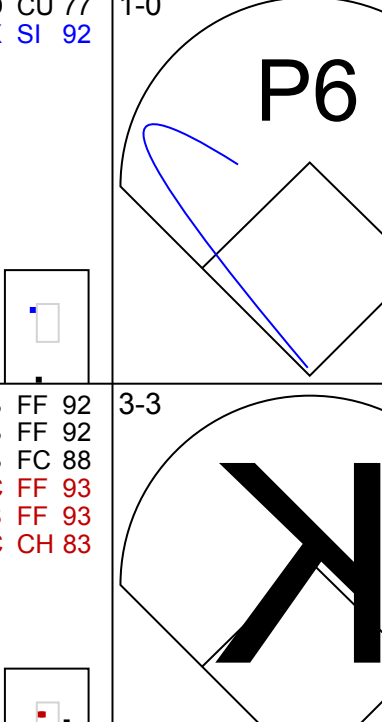
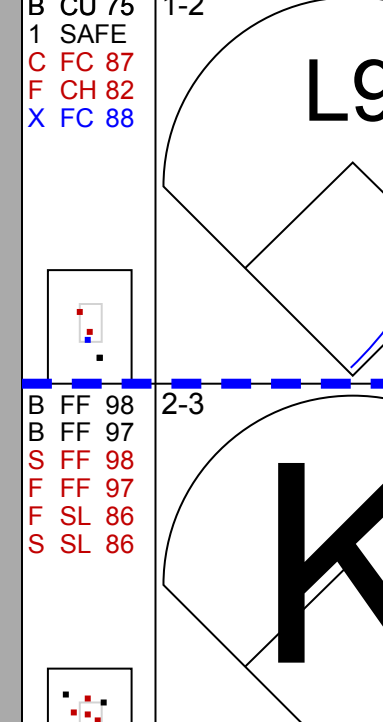
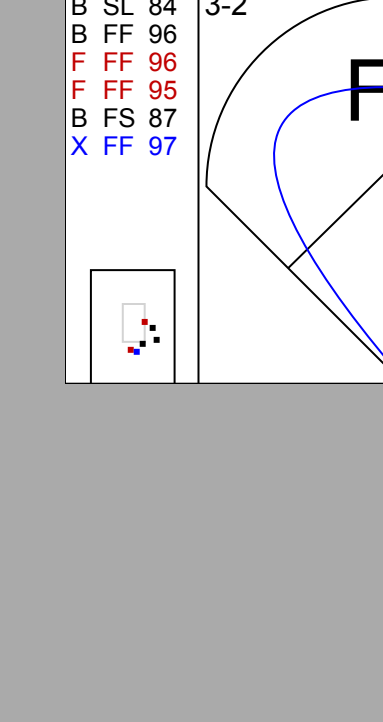
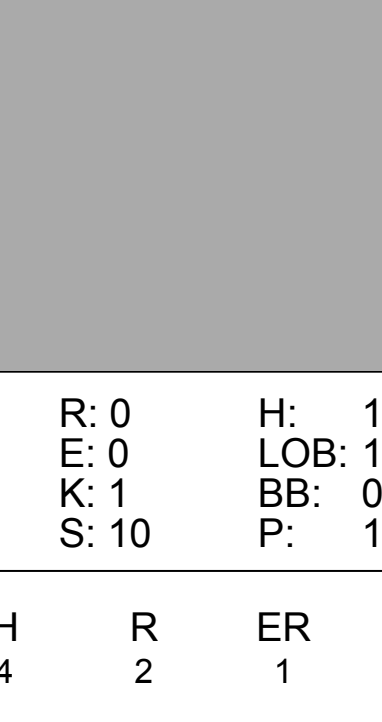
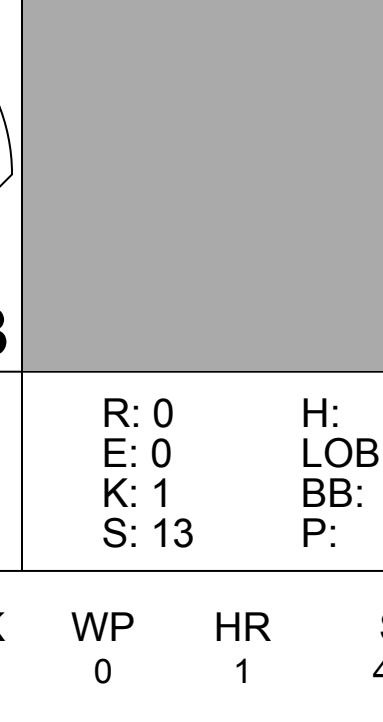
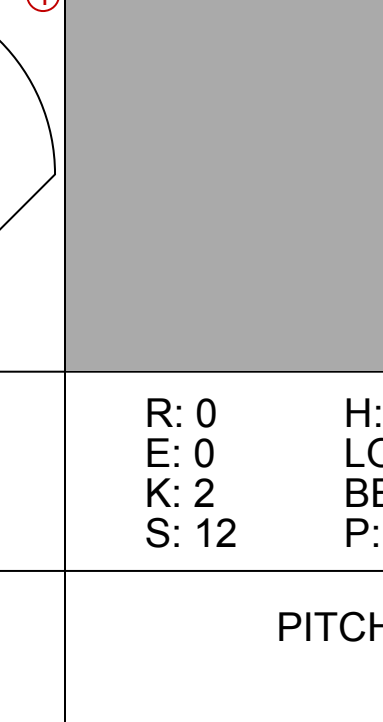
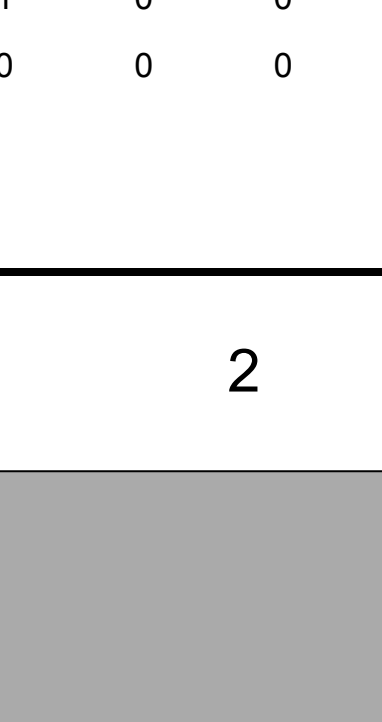
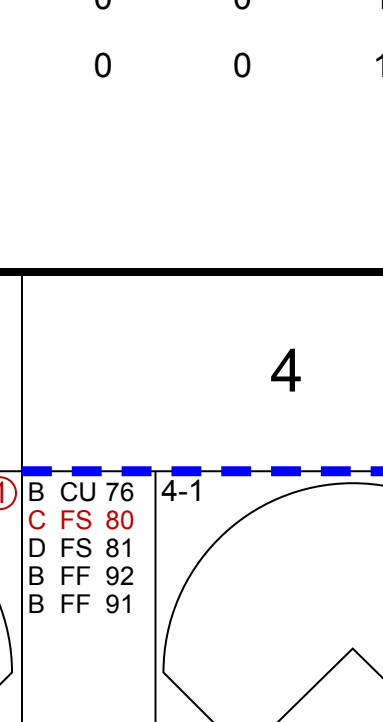
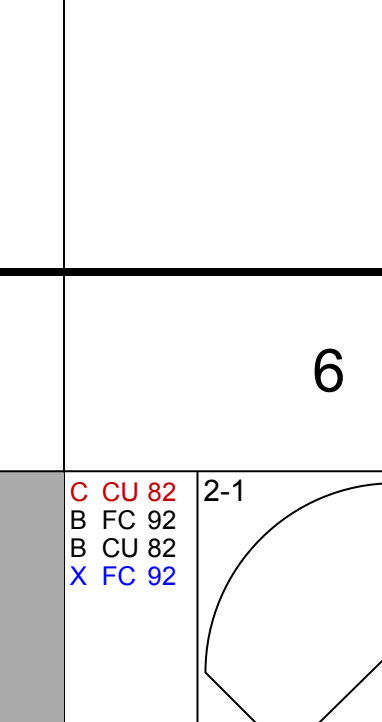
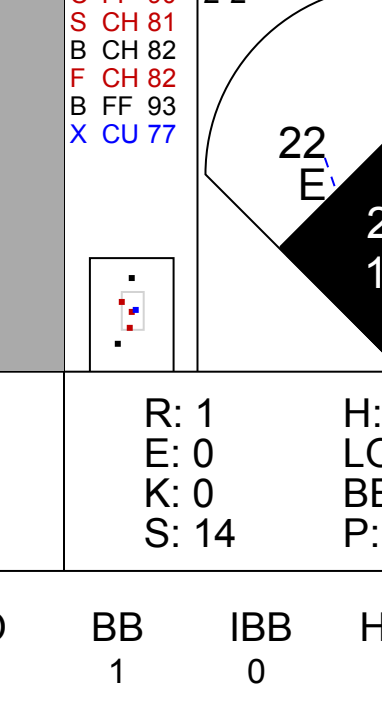
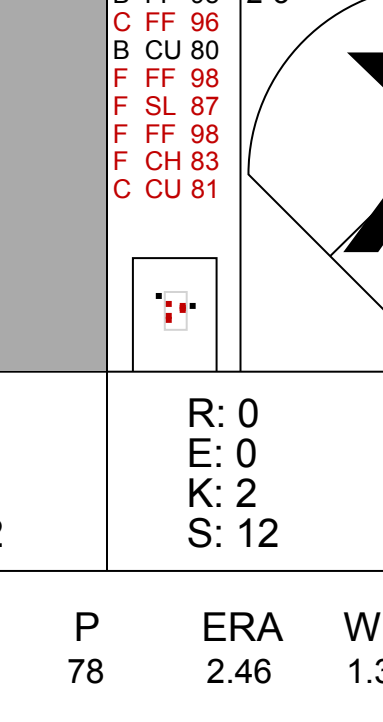
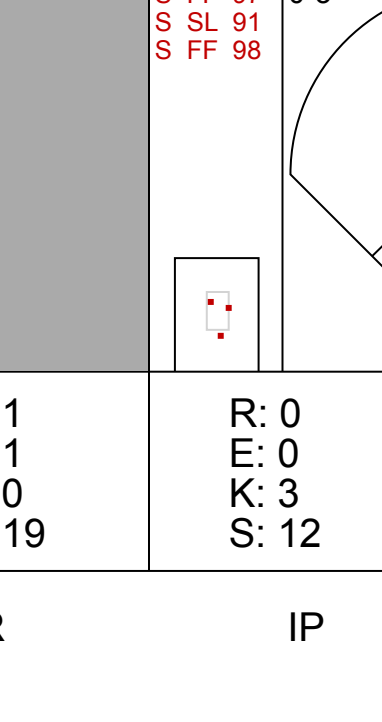
Batter	1	2	3	4	5	6	7	8	9	AB R H RBI BB SO LOB	TOP											
13 Lourdes Gurriel Jr., R (1, 10) OBP: 0.275, SLG: 0.342										5 0 2 1 0 2 2	Toronto Blue Jays @ Baltimore Orioles Oriole Park at Camden Yards, Baltimore, MD Wed Aug 19, 2020, 1:06 PM - 4:05 PM EDT Partly Cloudy - 78 F											
37 Teoscar Hernández, R (1, 9) OBP: 0.291, SLG: 0.350										5 0 0 0 0 2 2												
6 Travis Shaw, L (1, 5) OBP: 0.328, SLG: 0.442										4 2 1 0 1 1 1												
15 Randal Grichuk, R (1, 8) OBP: 0.400, SLG: 0.656										4 2 2 3 0 0 1												
27 Vladimir Guerrero Jr., R (1, 3) OBP: 0.292, SLG: 0.383										4 0 1 0 0 1 0												
3 Brandon Drury, R (1, 4) OBP: 0.194, SLG: 0.182										3 0 2 1 0 0 0												
5 Santiago Espinal, R (1, 6) OBP: 0.194, SLG: 0.316										4 0 2 0 0 2 2												
30 Anthony Alford, R (1, 7) OBP: 0.188, SLG: 0.375										2 0 0 0 0 1 3												
8 Cavan Biggio, L (7, PH) OBP: 0.347, SLG: 0.494										2 1 1 0 0 0 0												
10 Reese McGuire, L (1, 2) OBP: 0.095, SLG: 0.238										4 0 0 0 0 0 3												
Inning Stats	R: 0 E: 0 K: 3 S: 10	H: 0 LOB: 0 BB: 0 P: 15	R: 1 E: 0 K: 1 S: 19	H: 2 LOB: 1 BB: 0 P: 23	R: 0 E: 0 K: 1 S: 7	H: 0 LOB: 0 BB: 0 P: 10	R: 0 E: 0 K: 0 S: 4	H: 0 LOB: 0 BB: 0 P: 5	R: 0 E: 0 K: 1 S: 10	H: 2 LOB: 2 BB: 0 P: 15	R: 2 E: 0 K: 1 S: 15	H: 3 LOB: 1 BB: 0 P: 21	R: 0 E: 0 K: 0 S: 12	H: 1 LOB: 1 BB: 0 P: 17	R: 1 E: 0 K: 1 S: 14	H: 1 LOB: 1 BB: 1 P: 20	R: 1 E: 0 K: 1 S: 14	H: 2 LOB: 1 BB: 0 P: 24	1B: 5 2B: 4 3B: 0 HR: 2	SF: 1 SAC: 0 DP: 0 HBP: 0	WP: 0 PB: 0 SB: 0 CS: 0	PA: 39
PITCHER	IP WLS BF H R ER SO BB IBB HBP BLK WP HR S P ERA WHIP											IP WLS BF H R ER SO BB IBB HBP BLK WP HR S P ERA WHIP										
69 Tommy Milone, L (1, 1) ERA: 4.13	6.0 L 25 7 3 3 7 0 0 0 0 0 2 65 89 4.50 1.167																					
73 Thomas Eshelman, R (7, 1) ERA: 3.77	2.0 9 2 1 1 1 1 0 0 0 0 0 26 37 4.50 1.500																					
51 Paul Fry, L (9, 1) ERA: 3.0	1.0 5 2 1 1 1 0 0 0 0 0 0 14 24 9.00 2.000																					

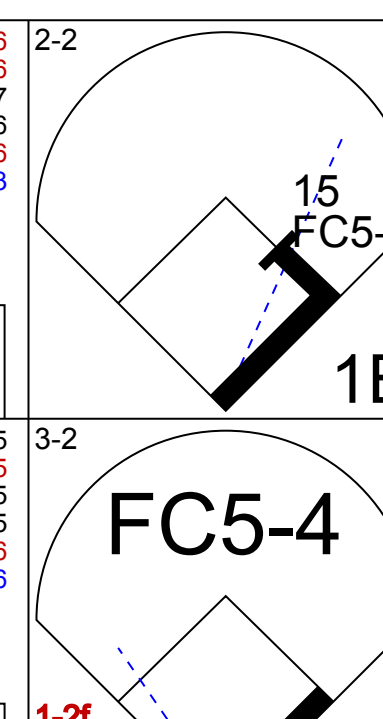
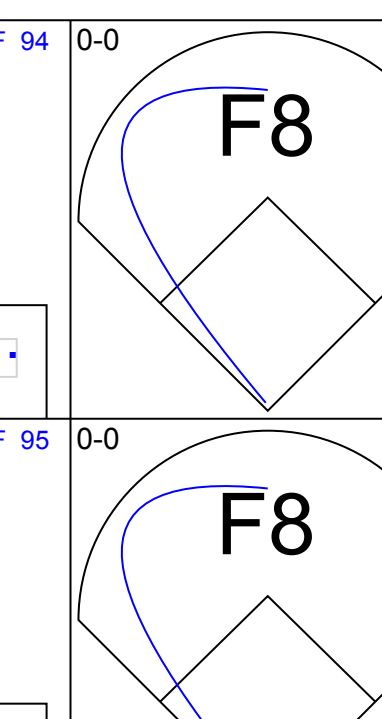


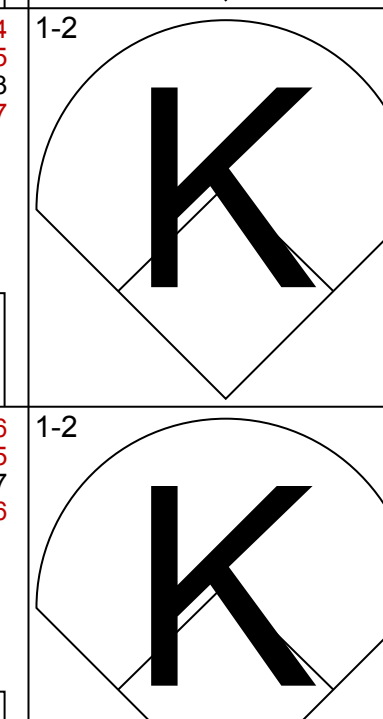
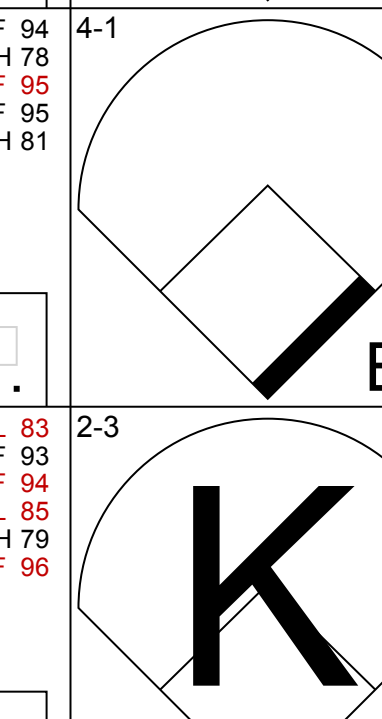
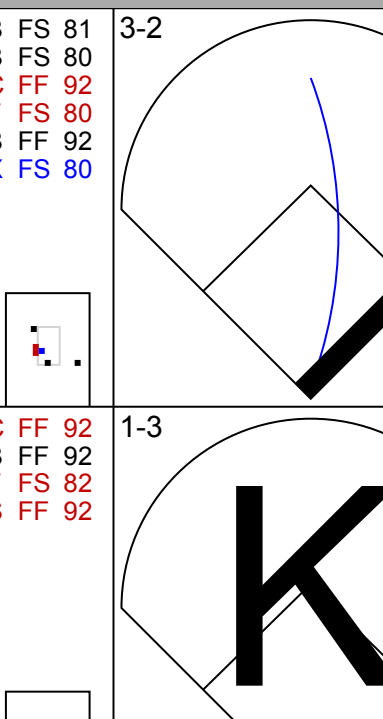
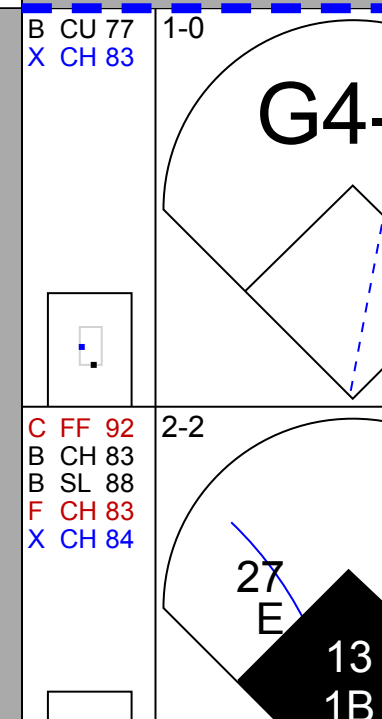


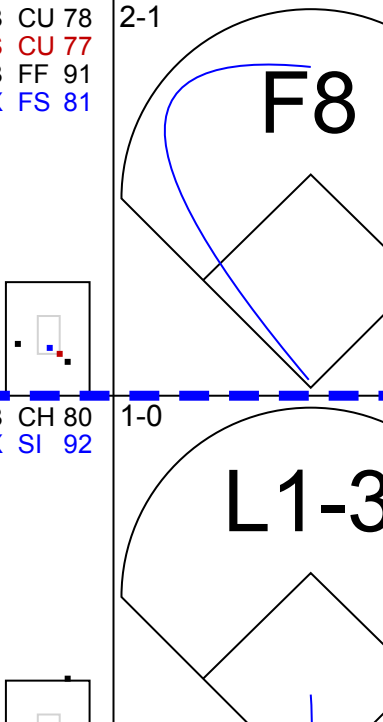
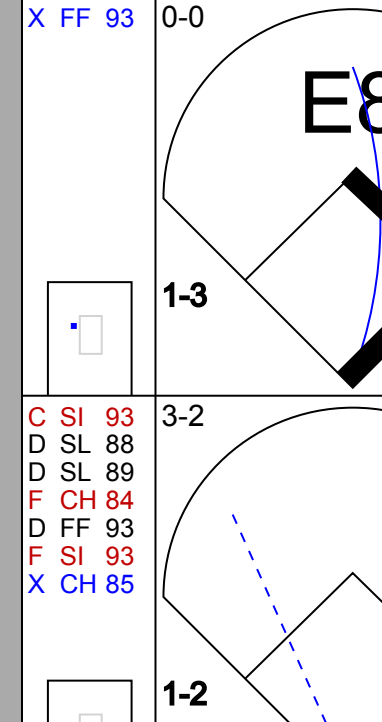





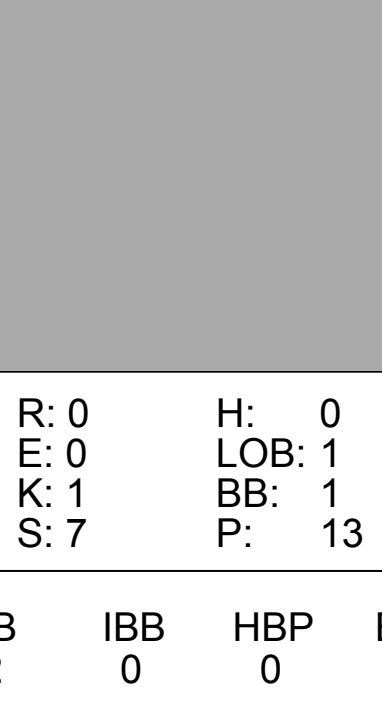
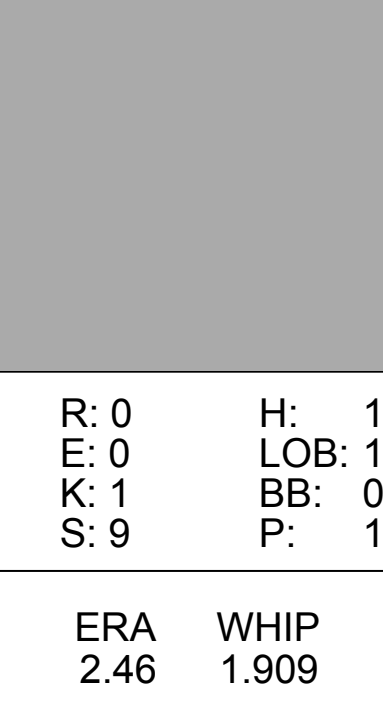
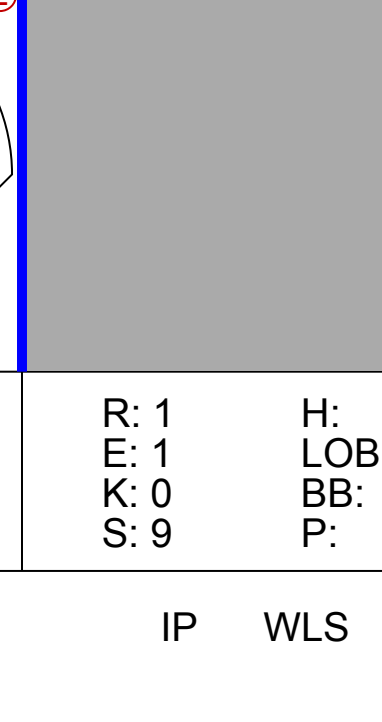
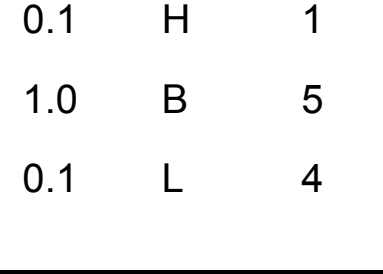



AB	37
R	5
H	11
RBI	5
BB	1
SO	9
LOB	14



Batter	1	2	3	4	5	6	7	8	9	AB R H RBI BB SO LOB	BOTTOM									
15 Chance Sisco, L (1, 2) OBP: 0.438, SLG: 0.568										4 0 0 0 1 1 5	Toronto Blue Jays @ Baltimore Orioles Oriole Park at Camden Yards, Baltimore, MD Wed Aug 19, 2020, 1:06 PM - 4:05 PM EDT Partly Cloudy - 78 F									
25 Anthony Santander, S (1, 9) OBP: 0.346, SLG: 0.701										3 0 1 0 2 0 0										
39 Renato Núñez, R (1, 10) OBP: 0.354, SLG: 0.523										5 0 0 0 0 2 5										
14 Río Ruiz, L (1, 5) OBP: 0.295, SLG: 0.507										4 0 1 0 0 2 3										
57 Hanser Alberto, R (1, 4) OBP: 0.346, SLG: 0.500										4 1 2 0 0 0 2										
35 Dwight Smith Jr., L (1, 7) OBP: 0.319, SLG: 0.383										4 1 2 0 0 0 2										
74 Pat Valaika, R (1, 6) OBP: 0.268, SLG: 0.327										4 0 2 1 0 0 0										
19 Chris Davis, L (1, 3) OBP: 0.173, SLG: 0.184										4 0 0 0 0 3 3										
31 Cedric Mullins, L (1, 8) OBP: 0.333, SLG: 0.259										4 0 2 0 0 0 2										
Inning Stats	R: 0 E: 0 K: 1 S: 14	H: 1 LOB: 2 BB: 1 P: 25	R: 0 E: 0 K: 1 S: 14	H: 2 LOB: 2 BB: 0 P: 21	R: 0 E: 0 K: 2 S: 10	H: 0 LOB: 0 BB: 0 P: 14	R: 2 E: 1 K: 1 S: 11	H: 4 LOB: 1 BB: 0 P: 16	R: 0 E: 0 K: 0 S: 7	H: 0 LOB: 0 BB: 0 P: 12		R: 0 E: 0 K: 0 S: 9	H: 0 LOB: 1 BB: 1 P: 17	R: 0 E: 0 K: 0 S: 7	H: 0 LOB: 0 BB: 0 P: 9	R: 0 E: 0 K: 3 S: 11	H: 1 LOB: 2 BB: 1 P: 20	1B: 8 2B: 3 3B: 0 HR: 0	SF: 0 SAC: 0 DP: 1 HBP: 0	WP: 0 PB: 1 SB: 0 CS: 0
PITCHER	IP WLS BF H R ER SO BB IBB HBP BLK WP HR S P ERA WHIP											IP WLS BF H R ER SO BB IBB HBP BLK WP HR S P ERA WHIP								
14 Tanner Roark, R (1, 1) ERA: 4.76	5.0 W 24 9 2 1 5 1 0 0 0 0 0 60 94 1.80 2.000																			
56 Ryan Borucki, L (6, 1) ERA:	1.1 H 5 0 0 0 0 1 0 0 0 0 0 10 20 0.00 0.750																			
31 Thomas Hatch, R (7, 1) ERA: 2.31	1.2 H 5 0 0 0 0 0 0 0 0 0 0 13 18 0.00 0.000																			
41 Rafael Dolis, R (9, 1) ERA: 3.27	1.0 S 5 1 0 0 3 1 0 0 0 0 0 11 20 0.00 2.000																			



Batter	1	2	3	4	5	6	7	8	9	AB	R	H	RBI	BB	SO	LOB	TOP			
22 Andrew McCutchen, R (1, 10) OBP: 0.279, SLG: 0.303										4	0	2	1	0	2	0	Philadelphia Phillies @ Toronto Blue Jays Sahlen Field, Buffalo, NY Thu Aug 20 2020, 1:10 PM - 3:50 PM EDT Partly Cloudy - 73 F			
17 Rhys Hoskins, R (1, 3) OBP: 0.422, SLG: 0.317										2	0	0	0	1	2	1				
3 Bryce Harper, L (1, 9) OBP: 0.469, SLG: 0.697										3	1	1	1	0	0	3				
10 J.T. Realmuto, R (1, 2) OBP: 0.321, SLG: 0.625										3	0	0	0	0	1	2				
2 Jean Segura, R (1, 4) OBP: 0.343, SLG: 0.421										3	0	1	0	0	1	0				
18 Didi Gregorius, L (1, 6) OBP: 0.351, SLG: 0.478										2	0	1	0	0	0	1				
8 Phil Gosselin, R (1, 7) OBP: 0.436, SLG: 0.714										3	0	0	0	0	0	3				
28 Alec Bohm, R (1, 5) OBP: 0.370, SLG: 0.348										3	0	0	0	0	3	2				
24 Roman Quinn, S (1, 8) OBP: 0.283, SLG: 0.444										3	1	1	0	0	2	0				
Inning Stats	R: 1 E: 0 K: 2 S: 11	H: 1 LOB: 0 BB: 0 P: 17	R: 0 E: 0 K: 1 S: 10	H: 1 LOB: 1 BB: 0 P: 18	R: 1 E: 0 K: 0 S: 14	H: 2 LOB: 1 BB: 1 P: 27	R: 0 E: 0 K: 1 S: 13	H: 0 LOB: 0 BB: 0 P: 22	R: 0 E: 0 K: 2 S: 12	H: 1 LOB: 1 BB: 0 P: 19	R: 0 E: 0 K: 3 S: 12	H: 0 LOB: 0 BB: 0 P: 18					1B: 5 2B: 0 3B: 0 HR: 1	SF: 0 SAC: 0 DP: 1 HBP: 1	WP: 0 PB: 0 SB: 1 CS: 0	PA: 28
PITCHER	IP WLS BF H R ER SO BB IBB HBP BLK WP HR S P ERA WHIP																			
22 Chase Anderson, R (1, 1) ERA: 2.79	3.2	16	4	2	1	3	1	0	1	0	0	0	1	44	78	2.46	1.364			
67 Julian Merryweather, R (4, 1) ERA:	1.1	5	1	0	0	3	0	0	0	0	0	0	0	16	22	0.00	0.750			
63 Wilmer Font, R (6, 1) ERA: 9.0	1.0	4	1	0	0	2	0	0	0	0	0	0	0	12	19	0.00	1.000			
68 Jordan Romano, R (7, 1) ERA: 0.75	1.0	W	3	0	0	3	0	0	0	0	0	0	0	12	18	0.00	0.000			

Batter	1	2	3	4	5	6	7	8	9	AB	R	H	RBI	BB	SO	LOB	BOTTOM			
8 Cavan Biggio, L (1, 8) OBP: 0.364, SLG: 0.512										3	0	2	1	1	0	0	Philadelphia Phillies @ Toronto Blue Jays Sahlen Field, Buffalo, NY Thu Aug 20 2020, 1:10 PM - 3:50 PM EDT Partly Cloudy - 73 F			
15 Randal Grichuk, R (1, 10) OBP: 0.378, SLG: 0.618										4	0	0	0	0	0	5				
6 Travis Shaw, L (1, 5) OBP: 0.339, SLG: 0.436										3	0	1	0	1	1	1				
37 Teoscar Hernández, R (1, 9) OBP: 0.291, SLG: 0.575										4	1	1	0	0	3	3				
27 Vladimir Guerrero Jr., R (1, 3) OBP: 0.301, SLG: 0.388										4	1	2	0	0	0	1				
2 Joe Panik, L (1, 4) OBP: 0.295, SLG: 0.194										1	0	1	0	1	0	0				
13 Lourdes Gurriel Jr., R (5, PH) OBP: 0.280, SLG: 0.346										2	0	1	1	0	0	1				
28 Billy McKinney, L (1, 7) OBP: 0.667, SLG: 0.667										3	1	2	0	0	0	2				
10 Reese McGuire, L (1, 2) OBP: 0.130, SLG: 0.261										2	0	1	0	0	1	2				
5 Santiago Espinal, R (1, 6) OBP: 0.238, SLG: 0.300										1	0	0	1	0	1	2				
44 Rowdy Tellez, L (6, PH) OBP: 0.274, SLG: 0.429										1	0	0	0	0	0	1				
3 Brandon Drury, R (7, 6) OBP: 0.194, SLG: 0.162										0	0	0	0	0	0	0				
Inning Stats	R: 0 E: 0 K: 2 S: 13	H: 1 LOB: 1 BB: 0 P: 20	R: 0 E: 0 K: 2 S: 12	H: 1 LOB: 2 BB: 1 P: 21	R: 0 E: 0 K: 1 S: 7	H: 0 LOB: 1 BB: 1 P: 13	R: 1 E: 0 K: 0 S: 13	H: 3 LOB: 3 BB: 1 P: 22	R: 0 E: 0 K: 1 S: 9	H: 1 LOB: 1 BB: 0 P: 16	R: 1 E: 0 K: 0 S: 10	H: 2 LOB: 1 BB: 0 P: 16	R: 1 E: 1 K: 0 S: 9	H: 3 LOB: 2 BB: 0 P: 15			1B: 10 2B: 1 3B: 0 HR: 0	SF: 1 SAC: 1 DP: 0 HBP: 0	WP: 0 PB: 0 SB: 0 CS: 0	PA: 33
PITCHER	IP WLS BF H R ER SO BB IBB HBP BLK WP HR S P ERA WHIP																			
48 Spencer Howard, R (1, 1) ERA: 6.17	3.2	18	5	1	1	5	2	0	0	0	0	0	0	11	23	0.00	2.000			
53 Blake Parker, R (4, 1) ERA:	1.0	5	1	0	0	1	1	0	0	0	0	0	0	1	2	0.00	0.000			
52 Jose Alvarez, L (5, 1) ERA: 1.42	0.1	H	1	0	0	0	0	0	0	0	0	0	0	1	2	0.00	0.000			
96 Tommy Hunter, R (6, 1) ERA: 5.63	1.0	B	5	2	1	1	0	0	0	0	0	0	0	10	16	9.00	2.000			
57 Deolis Guerra, R (7, 1) ERA: 9.45	0.1	L	4	3	1	0	0	0	0	0	0	0	0	9	15	0.00	9.000			

Batter	1	2	3	4	5	6	7	8	9	10	AB	R	H	RBI	BB	SO	LOB	TOP	
13 Lourdes Gurriel Jr., R OBP: 0.286, SLG: 0.395											4	0	1	2	0	2	2		
15 Randal Grichuk, R OBP: 0.361, SLG: 0.584											5	0	2	1	0	2	0		
9 Danny Jansen, R OBP: 0.303, SLG: 0.283											3	0	0	0	0	1	0		
44 Rowdy Tellez, L OBP: 0.299, SLG: 0.492											1	0	0	0	0	0	0		
10 Reese McGuire, L OBP: 0.125, SLG: 0.250											1	0	0	0	0	0	1		
37 Teóscar Hernández, R OBP: 0.316, SLG: 0.634											3	1	1	1	1	2	0		
27 Vladimir Guerrero Jr., R OBP: 0.317, SLG: 0.416											4	1	1	1	0	0	1		
6 Travis Shaw, L OBP: 0.313, SLG: 0.400											4	0	0	0	0	0	1		
3 Brandon Drury, R OBP: 0.214, SLG: 0.205											4	2	2	0	0	1	0		
8 Cavan Biggio, L OBP: 0.393, SLG: 0.528											3	2	3	1	1	0	0		
5 Santiago Espinal, R OBP: 0.208, SLG: 0.261											3	0	0	0	0	1	5		
Inning Stats	R: 0 E: 0 K: 3 S: 11	H: 0 LOB: 0 BB: 0 P: 16	R: 4 E: 0 K: 0 S: 19	H: 5 LOB: 3 BB: 1 P: 29	R: 0 E: 0 K: 0 S: 7	H: 0 LOB: 1 BB: 1 P: 13	R: 0 E: 0 K: 1 S: 8	H: 0 LOB: 0 BB: 0 P: 12	R: 0 E: 0 K: 1 S: 7	H: 2 LOB: 1 BB: 0 P: 15	R: 0 E: 0 K: 2 S: 7	H: 0 LOB: 0 BB: 0 P: 9	R: 0 E: 0 K: 1 S: 7	H: 0 LOB: 0 BB: 0 P: 12	R: 2 E: 0 K: 0 S: 8	H: 2 LOB: 1 BB: 0 P: 12	1B: 5 2B: 3 3B: 0 HR: 2	SF: 1 SAC: 1 DP: 2 HBP: 0	WP: 1 PB: 0 SB: 0 CS: 0
PITCHER	IP WLS BF H R ER SO BB IBB HBP BLK WP HR S P ERA WHIP	IP WLS BF H R ER SO BB IBB HBP BLK WP HR S P ERA WHIP	IP WLS BF H R ER SO BB IBB HBP BLK WP HR S P ERA WHIP	IP WLS BF H R ER SO BB IBB HBP BLK WP HR S P ERA WHIP	IP WLS BF H R ER SO BB IBB HBP BLK WP HR S P ERA WHIP	IP WLS BF H R ER SO BB IBB HBP BLK WP HR S P ERA WHIP	IP WLS BF H R ER SO BB IBB HBP BLK WP HR S P ERA WHIP	IP WLS BF H R ER SO BB IBB HBP BLK WP HR S P ERA WHIP	IP WLS BF H R ER SO BB IBB HBP BLK WP HR S P ERA WHIP	IP WLS BF H R ER SO BB IBB HBP BLK WP HR S P ERA WHIP	IP WLS BF H R ER SO BB IBB HBP BLK WP HR S P ERA WHIP	IP WLS BF H R ER SO BB IBB HBP BLK WP HR S P ERA WHIP	IP WLS BF H R ER SO BB IBB HBP BLK WP HR S P ERA WHIP	IP WLS BF H R ER SO BB IBB HBP BLK WP HR S P ERA WHIP	IP WLS BF H R ER SO BB IBB HBP BLK WP HR S P ERA WHIP	IP WLS BF H R ER SO BB IBB HBP BLK WP HR S P ERA WHIP	IP WLS BF H R ER SO BB IBB HBP BLK WP HR S P ERA WHIP	IP WLS BF H R ER SO BB IBB HBP BLK WP HR S P ERA WHIP	IP WLS BF H R ER SO BB IBB HBP BLK WP HR S P ERA WHIP
Ryan Yarbrough, L ERA: 4.45	6.1	4	0	0	2	0	0	0	0	0	10	14	0.00	0.000					
63 Diego Castillo, R ERA: 0.9	1.2	0	0	0	2	0	0	0	0	0	10	14	0.00	0.000					
15 Aaron Loup, L ERA: 3.55	2.0	0	0	0	1	0	0	0	0	0	15	24	4.50	1.000					

Toronto Blue Jays @ Tampa Bay Rays
Tropicana Field, St. Petersburg, FL
Fri Aug 21 2020, 6:44 PM - 10:13 PM EDT
Dome - 72 F

AB 35
R 6
H 10
RBI 6
BB 2
SO 9
LOB 10



WP: 1 PA: 39
PB: 0
SB: 0
CS: 0

Batter	1	2	3	4	5	6	7	8	9	10	AB	R	H	RBI	BB	SO	LOB	BOTTOM			
17 Austin Meadows, L OBP: 0.314, SLG: 0.484											5	0	1	0	0	1	0				
8 Brandon Lowe, L OBP: 0.410, SLG: 0.739											4	3	1	1	1	1	1				
2 Yandy Díaz, R OBP: 0.422, SLG: 0.400											3	2	3	2	2	0	0				
1 Willy Adames, R OBP: 0.382, SLG: 0.494											0	0	0	0	0	0	0				
26 Ji Man Choi, L OBP: 0.299, SLG: 0.375											2	0	1	0	0	0	0				
40 José Martínez, R OBP: 0.313, SLG: 0.390											1	0	1	2	0	0	0				
43 Mike Brosseau, R OBP: 0.415, SLG: 0.722											2	0	0	0	0	0	2				
18 Joey Wendle, L OBP: 0.308, SLG: 0.459											4	0	2	0	1	1	1				
25 Yochi Tsutsugo, L OBP: 0.293, SLG: 0.359											2	0	0	0	0	2	2				
13 Manuel Margot, R OBP: 0.343, SLG: 0.371											3	0	1	0	0	0	4				
11 Hunter Renfroe, R OBP: 0.256, SLG: 0.406											5	0	0	0	0	0	5				
39 Kevin Kiermaier, L OBP: 0.321, SLG: 0.324											3	0	0	0	1	2	0				
7 Michael Pérez, L OBP: 0.219, SLG: 0.172											4	0	0	0	0	3	3				
Inning Stats	R: 1 E: 0 K: 2 S: 16	H: 3 LOB: 2 BB: 1 P: 22	R: 0 E: 0 K: 1 S: 6	H: 0 LOB: 0 BB: 0 P: 9	R: 1 E: 0 K: 1 S: 12	H: 1 LOB: 0 BB: 0 P: 17	R: 0 E: 0 K: 1 S: 8	H: 0 LOB: 0 BB: 0 P: 13	R: 0 E: 0 K: 1 S: 10	H: 0 LOB: 0 BB: 0 P: 13	R: 2 E: 0 K: 1 S: 16	H: 2 LOB: 3 BB: 3 P: 37	R: 0 E: 0 K: 0 S: 11	H: 0 LOB: 1 BB: 0 P: 22	R: 0 E: 0 K: 2 S: 9	H: 1 LOB: 1 BB: 0 P: 14	R: 1 E: 0 K: 1 S: 11	H: 2 LOB: 2 BB: 0 P: 17	1B: 6 2B: 2 3B: 0 HR: 2	SF: 0 SAC: 0 DP: 0 HBP: 0	WP: 0 PB: 0 SB: 0 CS: 1
PITCHER	IP WLS BF H R ER SO BB IBB HBP BLK WP HR S P ERA WHIP	IP WLS BF H R ER SO BB IBB HBP BLK WP HR S P ERA WHIP	IP WLS BF H R ER SO BB IBB HBP BLK WP HR S P ERA WHIP	IP WLS BF H R ER SO BB IBB HBP BLK WP HR S P ERA WHIP	IP WLS BF H R ER SO BB IBB HBP BLK WP HR S P ERA WHIP	IP WLS BF H R ER SO BB IBB HBP BLK WP HR S P ERA WHIP	IP WLS BF H R ER SO BB IBB HBP BLK WP HR S P ERA WHIP	IP WLS BF H R ER SO BB IBB HBP BLK WP HR S P ERA WHIP	IP WLS BF H R ER SO BB IBB HBP BLK WP HR S P ERA WHIP	IP WLS BF H R ER SO BB IBB HBP BLK WP HR S P ERA WHIP	IP WLS BF H R ER SO BB IBB HBP BLK WP HR S P ERA WHIP	IP WLS BF H R ER SO BB IBB HBP BLK WP HR S P ERA WHIP	IP WLS BF H R ER SO BB IBB HBP BLK WP HR S P ERA WHIP	IP WLS BF H R ER SO BB IBB HBP BLK WP HR S P ERA WHIP	IP WLS BF H R ER SO BB IBB HBP BLK WP HR S P ERA WHIP	IP WLS BF H R ER SO BB IBB HBP BLK WP HR S P ERA WHIP	IP WLS BF H R ER SO BB IBB HBP BLK WP HR S P ERA WHIP	IP WLS BF H R ER SO BB IBB HBP BLK WP HR S P ERA WHIP	IP WLS BF H R ER SO BB IBB HBP BLK WP HR S P ERA WHIP		
34 Matt Shoemaker, R ERA: 4.91	5.0	0	0	0	6	2	0	0	0	0	74	3.60	1.000								
56 Ryan Borucki, L ERA: 2.35	0.0	0	0	0	2	0	0	0	0	0	9	20	∞	∞							
41 Rafael Dolis, R ERA: 3.0	1.0	0	0	0	1	0	0	0	0	0	7	17	0.00	1.000							
36 A.J. Cole, R ERA: 0.75	1.0	0	0	0	0	0	0	0	0	0	11	22	0.00	1.000							
52 Anthony Bass, R ERA: 2.25	1.0	0	0	0	0	0	0	0	0	0	6	12	0.00	1.000							
PITCHER	IP WLS BF H R ER SO BB IBB HBP BLK WP HR S P ERA WHIP																				

Batter	1	2	3	4	5	6	7	8	9	10	AB	R	H	RBI	BB	SO	LOB	TOP							
8 Cavan Biggio, L OBP: 0.402, SLG: 0.522	F7		P6		BB		15 WP 15 FC 1B			BB	3	0	1	1	2	0	1								
15 Randal Grichuk, R OBP: 0.341, SLG: 0.549	G5-3		G5-3	G5-3			FC			F8	5	0	0	0	0	0	5								
6 Travis Shaw, L OBP: 0.306, SLG: 0.385	K		K	K			L4			G3-6	5	0	1	0	0	2	2								
37 Teoscar Hernández, R OBP: 0.314, SLG: 0.619	K		K	G5-3			G4-3				4	0	1	0	0	1	0								
27 Vladimir Guerrero Jr., R OBP: 0.324, SLG: 0.415	G6-3		G6-3	BB			G3-6-1				3	1	1	0	1	0	2								
44 Rowdy Tellez, L OBP: 0.236, SLG: 0.469	K		P6	BB			G3				3	0	0	0	1	1	2								
13 Lourdes Gurriel Jr., R OBP: 0.295, SLG: 0.386	E4		E4	G1-3			G3-6				2	0	0	0	2	0	2								
2 Joe Panik, L OBP: 0.244, SLG: 0.184	K		K	BB			G3-1			G3-6	4	0	1	0	0	1	2								
10 Reese McGuire, L OBP: 0.107, SLG: 0.214	P5		P5	K			G3-1			K	4	0	0	0	0	2	4								
5 Santiago Espinal, R OBP: 0.205, SLG: 0.261											0	0	0	0	0	0	0								
9 Danny Jansen, R OBP: 0.303, SLG: 0.293										15 FB	0	0	0	0	0	0	0								
Inning Stats	R: 0 E: 0 K: 1 S: 9	H: 0 LOB: 0 BB: 0 P: 16	R: 0 E: 0 K: 2 S: 9	H: 0 LOB: 0 BB: 0 P: 14	R: 0 E: 1 K: 1 S: 11	H: 0 LOB: 1 BB: 0 P: 14	R: 0 E: 0 K: 1 S: 10	H: 0 LOB: 0 BB: 0 P: 14	R: 1 E: 0 K: 1 S: 15	H: 1 LOB: 3 BB: 0 P: 30	R: 0 E: 0 K: 0 S: 8	H: 1 LOB: 1 BB: 0 P: 19	R: 0 E: 0 K: 0 S: 13	H: 1 LOB: 1 BB: 0 P: 10	R: 0 E: 0 K: 1 S: 10	H: 0 LOB: 0 BB: 1 P: 16	R: 0 E: 0 K: 0 S: 5	H: 0 LOB: 1 BB: 1 P: 9	1B: 5 2B: 0 3B: 0 HR: 0	SF: 0 SAC: 0 DP: 3 HBP: 0	WP: 2 PB: 0 SB: 1 CS: 0	PA: 39			
PITCHER	IP WLS BF H R ER SO BB IBB HBP BLK WP HR S P ERA WHIP	IP WLS BF H R ER SO BB IBB HBP BLK WP HR S P ERA WHIP	IP WLS BF H R ER SO BB IBB HBP BLK WP HR S P ERA WHIP	IP WLS BF H R ER SO BB IBB HBP BLK WP HR S P ERA WHIP	IP WLS BF H R ER SO BB IBB HBP BLK WP HR S P ERA WHIP	IP WLS BF H R ER SO BB IBB HBP BLK WP HR S P ERA WHIP	IP WLS BF H R ER SO BB IBB HBP BLK WP HR S P ERA WHIP	IP WLS BF H R ER SO BB IBB HBP BLK WP HR S P ERA WHIP	IP WLS BF H R ER SO BB IBB HBP BLK WP HR S P ERA WHIP	IP WLS BF H R ER SO BB IBB HBP BLK WP HR S P ERA WHIP	IP WLS BF H R ER SO BB IBB HBP BLK WP HR S P ERA WHIP	IP WLS BF H R ER SO BB IBB HBP BLK WP HR S P ERA WHIP	IP WLS BF H R ER SO BB IBB HBP BLK WP HR S P ERA WHIP	IP WLS BF H R ER SO BB IBB HBP BLK WP HR S P ERA WHIP	IP WLS BF H R ER SO BB IBB HBP BLK WP HR S P ERA WHIP	IP WLS BF H R ER SO BB IBB HBP BLK WP HR S P ERA WHIP	IP WLS BF H R ER SO BB IBB HBP BLK WP HR S P ERA WHIP	IP WLS BF H R ER SO BB IBB HBP BLK WP HR S P ERA WHIP	IP WLS BF H R ER SO BB IBB HBP BLK WP HR S P ERA WHIP	IP WLS BF H R ER SO BB IBB HBP BLK WP HR S P ERA WHIP	IP WLS BF H R ER SO BB IBB HBP BLK WP HR S P ERA WHIP	IP WLS BF H R ER SO BB IBB HBP BLK WP HR S P ERA WHIP	IP WLS BF H R ER SO BB IBB HBP BLK WP HR S P ERA WHIP	IP WLS BF H R ER SO BB IBB HBP BLK WP HR S P ERA WHIP	
57 Aaron Slegers, R ERA: 5.63	85 Sean Gilmartin, L ERA: 8.31	81 Ryan Thompson, R ERA: 3.77	29 Pete Fairbanks, R ERA: 3.97	84 John Curtiss, R ERA: 3.12	68 Jalen Beeks, L ERA: 3.5	53 Anthony Banda, L ERA: 6.75																			

Toronto Blue Jays @ Tampa Bay Rays
Tropicana Field, St. Petersburg, FL
Sat Aug 22 2020, 6:42 PM - 10:01 PM EDT
Roof Closed - 72 F

AB	33
R	1
H	5
RBI	1
BB	6
SO	7
LOB	20



Batter	1	2	3	4	5	6	7	8	9	10	AB	R	H	RBI	BB	SO	LOB	BOTTOM							
43 Mike Brosseau, R OBP: 0.400, SLG: 0.667	K		G6-3			K		BB			3	0	0	0	1	2	0								
39 Kevin Kiermaier, L OBP: 0.329, SLG: 0.533										1B	1	0	1	1	0	0	0								
11 Hunter Renfroe, R OBP: 0.247, SLG: 0.389	F8		K			K		K			3	0	0	0	0	2	0								
17 Austin Meadows, L OBP: 0.310, SLG: 0.476											1	0	0	0	0	1	1								
8 Brandon Lowe, L OBP: 0.394, SLG: 0.708	G1-3		G4-3			F8		L8			4	0	0	0	0	0	1								
40 José Martínez, R OBP: 0.338, SLG: 0.403			K			K		BB			3	0	2	0	1	1	0								
1 Willy Adames, R OBP: 0.376, SLG: 0.481	L8		L8			F9		P2			4	1	1	0	0	0	3								
18 Joey Wendle, L OBP: 0.361, SLG: 0.446	FC4		FC4			F7		P5			4	0	1	0	0	0	3								
13 Manuel Margot, R OBP: 0.338, SLG: 0.354	G6-3		G6-3			FC4-6		BB			3	1	0	1	1	0	3								
25 Yoshi Tsutsugo, L OBP: 0.278, SLG: 0.338	G4-3		G4-3			K		K			4	0	0	0	0	2	3								
10 Mike Zunino, R OBP: 0.213, SLG: 0.352	K		K			K					3	0	0	0	0	3	1								
26 Ji Man Choi, L OBP: 0.298, SLG: 0.375											0	0	0	0	1	0	0								
Inning Stats	R: 0 E: 0 K: 1 S: 7	H: 0 LOB: 0 BB: 0 P: 12	R: 0 E: 0 K: 0 S: 11	H: 1 LOB: 1 BB: 0 P: 15	R: 0 E: 0 K: 1 S: 17	H: 0 LOB: 0 BB: 0 P: 23	R: 0 E: 0 K: 2 S: 8	H: 0 LOB: 0 BB: 0 P: 14	R: 1 E: 0 K: 2 S: 18	H: 2 LOB: 1 BB: 0 P: 30	R: 0 E: 0 K: 1 S: 9	H: 1 LOB: 2 BB: 1 P: 23	R: 0 E: 0 K: 0 S: 10	H: 0 LOB: 1 BB: 1 P: 17	R: 1 E: 0 K: 0 S: 5	H: 1 LOB: 2 BB: 1 P: 6	1B: 5 2B: 0 3B: 0 HR: 0	SF: 0 SAC: 0 DP: 0 HBP: 0	WP: 0 PB: 0 SB: 0 CS: 0	PA: 37					
PITCHER	IP WLS BF H R ER SO BB IBB HBP BLK WP HR S P ERA WHIP	IP WLS BF H R ER SO BB IBB HBP BLK WP HR S P ERA WHIP	IP WLS BF H R ER SO BB IBB HBP BLK WP HR S P ERA WHIP	IP WLS BF H R ER SO BB IBB HBP BLK WP HR S P ERA WHIP	IP WLS BF H R ER SO BB IBB HBP BLK WP HR S P ERA WHIP	IP WLS BF H R ER SO BB IBB HBP BLK WP HR S P ERA WHIP	IP WLS BF H R ER SO BB IBB HBP BLK WP HR S P ERA WHIP	IP WLS BF H R ER SO BB IBB HBP BLK WP HR S P ERA WHIP	IP WLS BF H R ER SO BB IBB HBP BLK WP HR S P ERA WHIP	IP WLS BF H R ER SO BB IBB HBP BLK WP HR S P ERA WHIP	IP WLS BF H R ER SO BB IBB HBP BLK WP HR S P ERA WHIP	IP WLS BF H R ER SO BB IBB HBP BLK WP HR S P ERA WHIP	IP WLS BF H R ER SO BB IBB HBP BLK WP HR S P ERA WHIP	IP WLS BF H R ER SO BB IBB HBP BLK WP HR S P ERA WHIP	IP WLS BF H R ER SO BB IBB HBP BLK WP HR S P ERA WHIP	IP WLS BF H R ER SO BB IBB HBP BLK WP HR S P ERA WHIP	IP WLS BF H R ER SO BB IBB HBP BLK WP HR S P ERA WHIP	IP WLS BF H R ER SO BB IBB HBP BLK WP HR S P ERA WHIP	IP WLS BF H R ER SO BB IBB HBP BLK WP HR S P ERA WHIP	IP WLS BF H R ER SO BB IBB HBP BLK WP HR S P ERA WHIP	IP WLS BF H R ER SO BB IBB HBP BLK WP HR S P ERA WHIP	IP WLS BF H R ER SO BB IBB HBP BLK WP HR S P ERA WHIP	IP WLS BF H R ER SO BB IBB HBP BLK WP HR S P ERA WHIP	IP WLS BF H R ER SO BB IBB HBP BLK WP HR S P ERA WHIP	
99 Hyun-Jin Ryu, L ERA: 3.19	63 Wilmer Font, R ERA: 7.27	67 Julian Merryweather, R ERA: 2.13	52 Anthony Bass, R ERA: 2.13																						

Toronto Blue Jays @ Tampa Bay Rays
Tropicana Field, St. Petersburg, FL
Sat Aug 22 2020, 6:42 PM - 10:01 PM EDT
Roof Closed - 72 F

AB	33
R	2
H	5
RBI	2
BB	4
SO	11
LOB	15



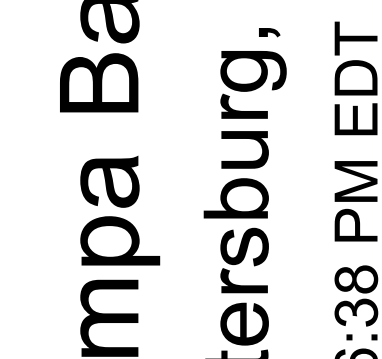
Batter	1	2	3	4	5	6	7	8	9	AB	R	H	RBI	BB	SO	LOB	TOP										
8 Cavan Biggio, L (1.4) OBP: 0.393, SLG: 0.515										5	0	1	0	0	1	0	Toronto Blue Jays @ Tampa Bay Rays Tropicana Field, St. Petersburg, FL Sun Aug 23 2020, 1:12 PM - 4:25 PM EDT Roof Closed - 72 F										
15 Randal Grichuk, R (1.8) OBP: 0.333, SLG: 0.540										5	0	1	0	0	0	1											
27 Vladimir Guerrero Jr., R (1.10) OBP: 0.321, SLG: 0.429										4	1	1	0	0	1	2											
37 Teoscar Hernández, R (1.9) OBP: 0.340, SLG: 0.653										1	2	1	1	3	0	0											
6 Travis Shaw, L (1.3) OBP: 0.303, SLG: 0.377										4	0	1	1	0	1	2											
13 Lourdes Gurriel Jr., R (1.7) OBP: 0.333, SLG: 0.418										3	1	1	2	1	1	1											
9 Danny Jansen, R (1.2) OBP: 0.238, SLG: 0.273										2	0	0	0	1	0	3											
2 Joe Panik, L (6. PH) OBP: 0.238, SLG: 0.179										1	0	0	0	0	0	0											
10 Reese McGuire, L (8.2) OBP: 0.107, SLG: 0.214										2	0	0	0	0	0	3											
3 Brandon Drury, R (1.5) OBP: 0.205, SLG: 0.195										2	0	0	0	0	0	0											
44 Rowdy Tellez, L (6. PH) OBP: 0.288, SLG: 0.455										2	0	0	0	0	1	2											
5 Santiago Espinal, R (1.6) OBP: 0.179, SLG: 0.222										4	0	0	0	0	0	0											
Inning Stats	R: 0 H: 0 E: 0 K: 2 S: 8	H: 0 LOB: 0 BB: 0 P: 13	R: 1 H: 1 E: 0 K: 1 S: 11	H: 1 LOB: 0 BB: 0 P: 16	R: 0 H: 0 E: 0 K: 0 S: 5	H: 0 LOB: 0 BB: 0 P: 8	R: 1 H: 2 E: 0 K: 0 S: 9	H: 2 LOB: 3 BB: 2 P: 21	R: 0 H: 1 E: 0 K: 0 S: 8	H: 1 LOB: 1 BB: 0 P: 14	R: 0 H: 0 E: 0 K: 2 S: 13	H: 0 LOB: 2 BB: 2 P: 23	R: 0 H: 1 E: 0 K: 0 S: 12	H: 1 LOB: 0 BB: 0 P: 16	R: 2 H: 1 E: 0 K: 0 S: 7	H: 1 LOB: 0 BB: 1 P: 15	R: 0 H: 0 E: 0 K: 0 S: 8	H: 0 LOB: 0 BB: 0 P: 12	1B: 1 2B: 2 3B: 1 HR: 2	SF: 0 SAC: 0 DP: 0 HBP: 0	WP: 0 PB: 0 SB: 2 CS: 0	PA: 38					
PITCHER	IP	WLS	BF	H	R	ER	SO	BB	IBB	HBP	BLK	WP	HR	S	P	ERA	WHIP										
61 Josh Fleming, L (1.1) ERA: 3.6	5.0	W	21	4	2	2	3	2	0	0	0	0	1	41	72	3.60	1.200										
29 Pate Fairbanks, R (6.1) ERA: 3.85	1.0	H	5	0	0	0	2	2	0	0	0	0	0	13	23	0.00	2.000										
15 Aaron Loup, L (7.1) ERA: 3.38	0.2	H	3	1	0	0	0	0	0	0	0	0	0	9	13	0.00	1.500										
63 Diego Castillo, R (7.1) ERA: 2.53	0.2	H	4	1	2	2	0	1	0	0	0	0	1	8	15	27.00	3.000										
84 John Curtiss, R (8.1) ERA: 2.61	1.2	S	5	0	0	0	0	0	0	0	0	0	0	10	15	0.00	0.000										
Batter	1	2	3	4	5	6	7	8	9	AB	R	H	RBI	BB	SO	LOB	BOTTOM										
17 Austin Meadows, L (1.7) OBP: 0.307, SLG: 0.470										3	1	1	2	0	2	0	Toronto Blue Jays @ Tampa Bay Rays Tropicana Field, St. Petersburg, FL Sun Aug 23 2020, 1:12 PM - 4:25 PM EDT Roof Closed - 72 F										
8 Brandon Lowe, L (1.9) OBP: 0.398, SLG: 0.697										3	0	1	1	1	1	0											
2 Yandy Diaz, R (1.5) OBP: 0.442, SLG: 0.413										2	0	2	0	2	0	0											
26 Ji Man Choi, L (1.3) OBP: 0.295, SLG: 0.387										3	0	1	1	0	0	3											
25 Yoshi Tsutsugo, L (1.10) OBP: 0.265, SLG: 0.319										4	0	0	0	0	0	4											
18 Joey Wendle, L (1.4) OBP: 0.355, SLG: 0.435										4	1	1	0	0	1	0											
1 Willy Adames, R (1.6) OBP: 0.381, SLG: 0.488										3	1	1	0	1	1	0											
39 Kevin Kiermaier, L (1.8) OBP: 0.326, SLG: 0.329										4	1	1	0	0	0	3											
7 Michael Pérez, L (1.2) OBP: 0.212, SLG: 0.167										1	0	0	0	0	0	0											
40 José Martínez, R (5. PH) OBP: 0.347, SLG: 0.413										1	1	1	1	0	0	0											
10 Mike Zunino, R (6.2) OBP: 0.206, SLG: 0.339										2	0	0	0	0	1	2											
Inning Stats	R: 0 H: 2 E: 0 K: 2 S: 17	H: 0 LOB: 2 BB: 0 P: 25	R: 0 H: 0 E: 0 K: 1 S: 9	H: 0 LOB: 0 BB: 0 P: 15	R: 0 H: 0 E: 0 K: 1 S: 5	H: 0 LOB: 0 BB: 0 P: 10	R: 0 H: 0 E: 0 K: 0 S: 7	H: 0 LOB: 0 BB: 1 P: 14	R: 3 H: 4 E: 1 K: 0 S: 18	H: 1 LOB: 2 BB: 1 P: 31	R: 0 H: 0 E: 0 K: 1 S: 11	H: 0 LOB: 0 BB: 0 P: 19	R: 2 H: 2 E: 0 K: 0 S: 15	H: 2 LOB: 2 BB: 2 P: 32	R: 0 H: 1 E: 0 K: 1 S: 8	H: 1 LOB: 1 BB: 0 P: 13	1B: 7 2B: 3 3B: 0 HR: 0	SF: 2 SAC: 0 DP: 1 HBP: 0	WP: 0 PB: 0 SB: 1 CS: 0	PA: 36							
PITCHER	IP	WLS	BF	H	R	ER	SO	BB	IBB	HBP	BLK	WP	HR	S	P	ERA	WHIP										
57 Trent Thornton, R (1.1) ERA: 11.12	1.0		5	2	0	0	2	0	0	0	0	0	0	17	25	0.00	2.000										
47 Anthony Kay, L (2.1) ERA: 3.14	3.0		11	1	2	2	2	2	0	0	0	0	0	24	47	6.00	1.000										
56 Ryan Borucki, L (5.1) ERA: 3.24	0.2	L	4	2	1	1	0	0	0	0	0	0	0	9	13	13.50	3.000										
62 Jacob Waguespack, R (5.1) ERA: 4.85	1.2		9	3	2	2	1	1	0	0	0	0	0	26	48	10.80	2.400										
43 Sam Gaviglio, R (7.1) ERA: 16.2	0.2		3	0	0	0	0	1	0	0	0	0	0	6	13	0.00	1.500										
PITCHER	IP	WLS	BF	H	R	ER	SO	BB	IBB	HBP	BLK	WP	HR	S	P	ERA	WHIP										
36 A.J. Cole, R (8.1) ERA: 0.69	1.0		4	1	0	0	1	0	0	0	0	0	0	8	13	0.00	1.000										


Batter	1	2	3	4	5	6	7	8	9	AB	R	H	RBI	BB	SO	LOB	TOP							
8 Cavan Biggio, L (1,4) OBP: 0.397, SLG: 0.525										4	2	2	1	0	2	0	Toronto Blue Jays @ Tampa Bay Rays Tropicana Field, St. Petersburg, FL Mon Aug 24, 2020, 3:11 PM - 6:38 PM EDT Dome - 72 F livebaseballscorecards.com							
15 Randal Grichuk, R (1,8) OBP: 0.340, SLG: 0.582										4	1	2	3	0	2	1								
3 Brandon Drury, R (8,5) OBP: 0.200, SLG: 0.190										1	0	0	0	0	0	1								
27 Vladimir Guerrero Jr., R (1,3) OBP: 0.333, SLG: 0.436										3	0	1	1	2	0	1								
13 Lourdes Gurriel Jr., R (1,7) OBP: 0.301, SLG: 0.442										4	1	1	1	0	2	4								
37 Teoscar Hernández, R (8,8) OBP: 0.336, SLG: 0.637										4	0	1	0	0	1	2								
6 Travis Shaw, L (1,10) OBP: 0.288, SLG: 0.356										4	0	0	0	0	2	1								
9 Danny Jansen, R (1,2) OBP: 0.301, SLG: 0.259										3	0	0	0	1	1	0								
2 Joe Panik, L (1,5) OBP: 0.217, SLG: 0.163										4	0	0	0	0	0	1								
5 Santiago Espinal, R (1,6) OBP: 0.188, SLG: 0.200										3	2	0	0	1	0	0								
Inning Stats	R: 0 H: 1 E: 0 K: 2 S: 15	H: 1 LOB: 2 BB: 1 P: 28	R: 0 H: 0 E: 0 K: 0 S: 6	H: 0 LOB: 0 BB: 0 P: 9	R: 1 H: 2 E: 0 K: 2 S: 13	H: 2 LOB: 1 BB: 0 P: 20	R: 0 H: 0 E: 0 K: 3 S: 12	H: 0 LOB: 0 BB: 0 P: 16	R: 0 H: 0 E: 0 K: 1 S: 11	H: 0 LOB: 0 BB: 0 P: 16	R: 1 H: 2 E: 0 K: 1 S: 12	H: 2 LOB: 1 BB: 0 P: 15	R: 3 H: 1 E: 1 K: 0 S: 16	H: 1 LOB: 1 BB: 3 P: 31	R: 0 H: 0 E: 0 K: 1 S: 8	H: 0 LOB: 0 BB: 0 P: 11	R: 1 H: 1 E: 1 K: 0 S: 11	H: 1 LOB: 0 BB: 0 P: 14	1B: 2 2B: 3 3B: 0 HR: 2	SF: 0 SAC: 0 DP: 1 HBP: 0	WP: 0 PB: 0 SB: 0 CS: 0	PA: 39		
PITCHER	IP WLS BF H R ER SO BB IBB HBP BLK WP HR S P ERA WHIP	IP WLS BF H R ER SO BB IBB HBP BLK WP HR S P ERA WHIP	IP WLS BF H R ER SO BB IBB HBP BLK WP HR S P ERA WHIP	IP WLS BF H R ER SO BB IBB HBP BLK WP HR S P ERA WHIP	IP WLS BF H R ER SO BB IBB HBP BLK WP HR S P ERA WHIP	IP WLS BF H R ER SO BB IBB HBP BLK WP HR S P ERA WHIP	IP WLS BF H R ER SO BB IBB HBP BLK WP HR S P ERA WHIP	IP WLS BF H R ER SO BB IBB HBP BLK WP HR S P ERA WHIP	IP WLS BF H R ER SO BB IBB HBP BLK WP HR S P ERA WHIP	IP WLS BF H R ER SO BB IBB HBP BLK WP HR S P ERA WHIP	IP WLS BF H R ER SO BB IBB HBP BLK WP HR S P ERA WHIP	IP WLS BF H R ER SO BB IBB HBP BLK WP HR S P ERA WHIP	IP WLS BF H R ER SO BB IBB HBP BLK WP HR S P ERA WHIP	IP WLS BF H R ER SO BB IBB HBP BLK WP HR S P ERA WHIP	IP WLS BF H R ER SO BB IBB HBP BLK WP HR S P ERA WHIP	IP WLS BF H R ER SO BB IBB HBP BLK WP HR S P ERA WHIP	IP WLS BF H R ER SO BB IBB HBP BLK WP HR S P ERA WHIP	IP WLS BF H R ER SO BB IBB HBP BLK WP HR S P ERA WHIP	IP WLS BF H R ER SO BB IBB HBP BLK WP HR S P ERA WHIP	IP WLS BF H R ER SO BB IBB HBP BLK WP HR S P ERA WHIP	IP WLS BF H R ER SO BB IBB HBP BLK WP HR S P ERA WHIP	IP WLS BF H R ER SO BB IBB HBP BLK WP HR S P ERA WHIP	IP WLS BF H R ER SO BB IBB HBP BLK WP HR S P ERA WHIP	IP WLS BF H R ER SO BB IBB HBP BLK WP HR S P ERA WHIP
4 Blake Snell, L (1,1) ERA: 3.04	0.1	H	2	1	0	0	0	0	0	0	0	3	3	0.00	3.000									
81 Ryan Thompson, R (6,1) ERA: 3.69	0.2	H	3	0	1	1	0	2	0	0	10	18	13.50	3.000										
58 Edgar Garcia, R (7,1) ERA: 13.5	0.1	L	4	1	2	1	0	1	0	0	6	13	27.00	6.000										
15 Aaron Loup, L (7,1) ERA: 3.95	2.0		8	1	1	0	1	0	0	0	19	25	0.00	0.500										
53 Anthony Banda, L (8,1) ERA: 4.5																								
Inning Stats	R: 0 H: 0 E: 0 K: 0 S: 11	H: 0 LOB: 0 BB: 0 P: 18	R: 1 H: 3 E: 0 K: 0 S: 11	H: 3 LOB: 1 BB: 0 P: 18	R: 0 H: 1 E: 0 K: 2 S: 10	H: 1 LOB: 0 BB: 0 P: 15	R: 2 H: 1 E: 0 K: 0 S: 13	H: 1 LOB: 0 BB: 1 P: 26	R: 0 H: 1 E: 0 K: 0 S: 11	H: 1 LOB: 2 BB: 1 P: 19	R: 0 H: 0 E: 0 K: 1 S: 8	H: 0 LOB: 0 BB: 1 P: 17	R: 0 H: 0 E: 0 K: 1 S: 10	H: 0 LOB: 0 BB: 1 P: 16	R: 1 H: 1 E: 1 K: 0 S: 15	H: 1 LOB: 0 BB: 0 P: 24	R: 0 H: 1 E: 0 K: 1 S: 11	H: 1 LOB: 2 BB: 1 P: 17	1B: 3 2B: 3 3B: 0 HR: 2	SF: 0 SAC: 0 DP: 3 HBP: 1	WP: 0 PB: 0 SB: 0 CS: 0	PA: 39		
PITCHER	IP WLS BF H R ER SO BB IBB HBP BLK WP HR S P ERA WHIP	IP WLS BF H R ER SO BB IBB HBP BLK WP HR S P ERA WHIP	IP WLS BF H R ER SO BB IBB HBP BLK WP HR S P ERA WHIP	IP WLS BF H R ER SO BB IBB HBP BLK WP HR S P ERA WHIP	IP WLS BF H R ER SO BB IBB HBP BLK WP HR S P ERA WHIP	IP WLS BF H R ER SO BB IBB HBP BLK WP HR S P ERA WHIP	IP WLS BF H R ER SO BB IBB HBP BLK WP HR S P ERA WHIP	IP WLS BF H R ER SO BB IBB HBP BLK WP HR S P ERA WHIP	IP WLS BF H R ER SO BB IBB HBP BLK WP HR S P ERA WHIP	IP WLS BF H R ER SO BB IBB HBP BLK WP HR S P ERA WHIP	IP WLS BF H R ER SO BB IBB HBP BLK WP HR S P ERA WHIP	IP WLS BF H R ER SO BB IBB HBP BLK WP HR S P ERA WHIP	IP WLS BF H R ER SO BB IBB HBP BLK WP HR S P ERA WHIP	IP WLS BF H R ER SO BB IBB HBP BLK WP HR S P ERA WHIP	IP WLS BF H R ER SO BB IBB HBP BLK WP HR S P ERA WHIP	IP WLS BF H R ER SO BB IBB HBP BLK WP HR S P ERA WHIP	IP WLS BF H R ER SO BB IBB HBP BLK WP HR S P ERA WHIP	IP WLS BF H R ER SO BB IBB HBP BLK WP HR S P ERA WHIP	IP WLS BF H R ER SO BB IBB HBP BLK WP HR S P ERA WHIP	IP WLS BF H R ER SO BB IBB HBP BLK WP HR S P ERA WHIP	IP WLS BF H R ER SO BB IBB HBP BLK WP HR S P ERA WHIP	IP WLS BF H R ER SO BB IBB HBP BLK WP HR S P ERA WHIP	IP WLS BF H R ER SO BB IBB HBP BLK WP HR S P ERA WHIP	IP WLS BF H R ER SO BB IBB HBP BLK WP HR S P ERA WHIP
14 Tanner Roark, R (1,1) ERA: 4.91	2.0	W	8	0	0	0	2	2	0	1	0	0	0	18	33	0.00	1.000							
31 Thomas Hatch, R (6,1) ERA: 1.64	1.0	H	4	1	1	0	0	1	0	0	0	0	15	24	0.00	2.000								
41 Rafael Dolis, R (8,1) ERA: 2.77	1.0	S	5	1	0	0	1	1	0	0	0	0	11	17	0.00	2.000								
68 Jordan Romano, R (9,1) ERA: 0.64																								

AB 34
R 6
H 7
RBI 6
BB 4
SO 10
LOB 11



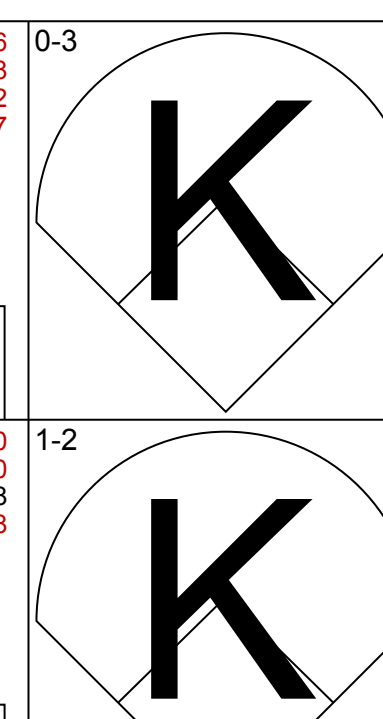
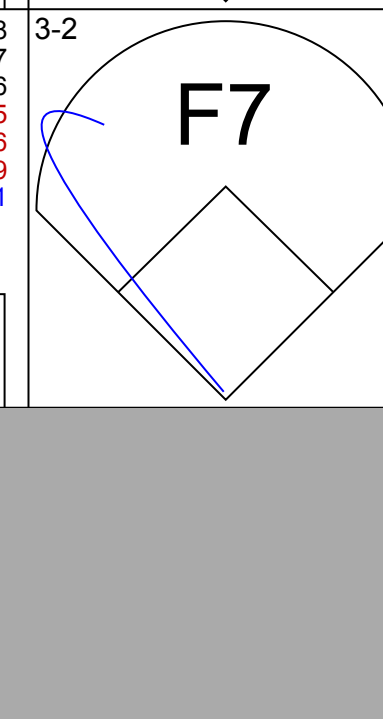





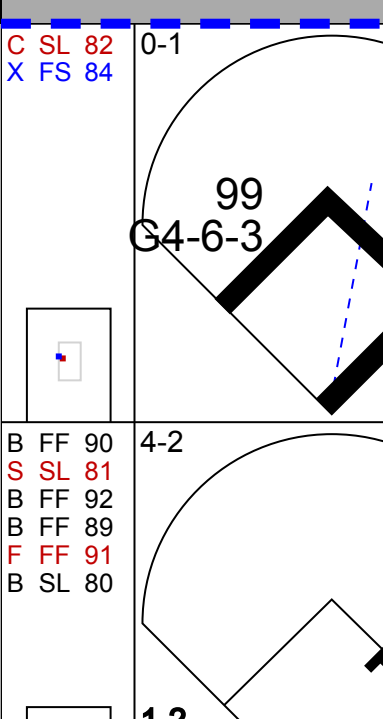
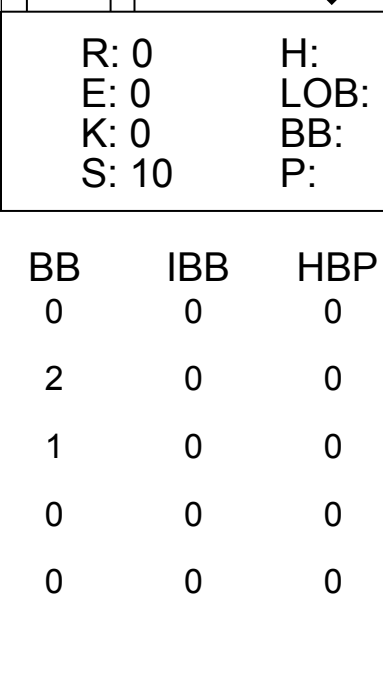
AB 31
R 4
H 8
RBI 3
BB 7
SO 5
LOB 22



Batter	1	2	3	4	5	6	7	8	9	AB	R	H	RBI	BB	SO	LOB	TOP								
99 Alex Verdugo, L OBP: 0.373, SLG: 0.535	G3-1		G3			1B		K		5	1	2	1	0	1	1	Boston Red Sox @ Toronto Blue Jays Sahlen Field, Buffalo, NY Tue Aug 25 2020, 6:39 PM - 10:21 PM EDT Clear - 80 F								
11 Rafael Devers, L OBP: 0.281, SLG: 0.416	K		1B			K		K		5	1	2	3	0	3	2									
28 J.D. Martinez, R OBP: 0.308, SLG: 0.390	G4-3		P3			F9		SF9		4	0	0	1	0	0	3									
2 Xander Bogaerts, R OBP: 0.354, SLG: 0.525		2B				F7				5	2	3	0	0	0	1									
18 Mitch Moreland, L OBP: 0.471, SLG: 0.804	1B		2B							3	2	2	2	2	0	1									
7 Christian Vázquez, R OBP: 0.296, SLG: 0.418	L8									5	1	1	0	0	1	3									
5 Kevin Pillar, R OBP: 0.324, SLG: 0.431	K									5	0	0	0	0	1	5									
19 Jackie Bradley Jr., L OBP: 0.319, SLG: 0.369	G4-3									3	1	2	2	1	0	1									
3 José Peraza, R OBP: 0.298, SLG: 0.333			L4			G6-3				3	1	1	0	0	0	1									
																									
Inning Stats	R: 0 E: 0 K: 1 S: 6	H: 0 LOB: 0 BB: 0 P: 11	R: 1 E: 0 K: 1 S: 13	H: 2 LOB: 1 BB: 0 P: 18	R: 0 E: 0 K: 0 S: 12	H: 1 LOB: 1 BB: 0 P: 17	R: 2 E: 0 K: 0 S: 12	H: 3 LOB: 1 BB: 0 P: 17	R: 0 E: 0 K: 1 S: 11	H: 1 LOB: 1 BB: 0 P: 15	R: 6 E: 0 K: 0 S: 25	H: 5 LOB: 1 BB: 1 P: 41	R: 0 E: 0 K: 1 S: 9	H: 0 LOB: 0 BB: 1 P: 18	R: 0 E: 0 K: 2 S: 11	H: 1 LOB: 1 BB: 0 P: 20	R: 0 E: 0 K: 0 S: 3	H: 0 LOB: 1 BB: 1 P: 8	1B: 9 2B: 3 HR: 0	SF: 1 3B: 1 DP: 0 HBP: 1	WP: 0 PB: 1 SB: 0 CS: 1	PA: 44			
PITCHER	IP	WLS	BF	H	R	ER	SO	BB	IBB	HBP	BLK	WP	HR	S	P	ERA	WHIP								
22 Chase Anderson, R ERA: 3.68	5.0		23	7	4	3	3	1	0	0	0	0	0	55	83	5.40	1.600								
63 Wilmer Font, R ERA: 11.0	0.1	L	5	3	1	1	0	0	0	1	0	0	0	13	19	27.00	9.000								
36 A.J. Cole, R ERA: 1.32	0.2	B	4	2	4	4	0	0	0	0	0	0	0	11	17	54.00	3.000								
79 Travis Bergen, L ERA:	1.2		6	1	0	0	3	1	0	0	0	0	0	18	34	0.00	1.200								
43 Sam Gaviglio, R ERA: 9.0	1.1		5	0	0	0	0	1	0	0	0	0	0	5	12	0.00	0.750								

Batter	1	2	3	4	5	6	7	8	9	AB	R	H	RBI	BB	SO	LOB	BOTTOM								
8 Cavan Biggio, L OBP: 0.405, SLG: 0.519	1B					FC6-4		F8		3	2	1	0	2	0	1	Boston Red Sox @ Toronto Blue Jays Sahlen Field, Buffalo, NY Tue Aug 25 2020, 6:39 PM - 10:21 PM EDT Clear - 80 F								
15 Randal Grichuk, R OBP: 0.343, SLG: 0.573	1B					K		F7		5	1	2	0	0	1	3									
27 Vladimir Guerrero Jr., R OBP: 0.329, SLG: 0.425	L8					G6-3				5	0	1	2	0	0	6									
37 Teoscar Hernández, R OBP: 0.312, SLG: 0.274	1B					G4-3				4	2	1	1	1	1	1									
13 Lourdes Gurriel Jr., R OBP: 0.306, SLG: 0.444	2B									4	1	1	2	1	1	0									
6 Travis Shaw, L OBP: 0.284, SLG: 0.351	P5									1	0	0	0	0	0	2									
2 Joe Panik, L OBP: 0.260, SLG: 0.196	1B									3	0	2	0	1	1	1									
9 Danny Jansen, R ERA: 13.0										4	0	2	2	0	2	2									
44 Rowdy Tellez, L OBP: 0.284, SLG: 0.448	1B									1	0	0	0	0	1	1									
3 Brandon Drury, R OBP: 0.184, SLG: 0.174										4	0	0	0	0	2	3									
5 Santiago Espinal, R OBP: 0.250, SLG: 0.294	2B									4	1	3	0	0	1	0									
Inning Stats	R: 4 E: 0 K: 0 S: 13	H: 4 LOB: 2 BB: 1 P: 27	R: 0 E: 0 K: 0 S: 10	H: 2 LOB: 1 BB: 1 P: 18	R: 0 E: 0 K: 2 S: 10	H: 1 LOB: 1 BB: 0 P: 14	R: 2 E: 0 K: 1 S: 13	H: 2 LOB: 1 BB: 1 P: 23	R: 0 E: 0 K: 2 S: 9	H: 0 LOB: 1 BB: 1 P: 17	R: 0 E: 0 K: 1 S: 11	H: 1 LOB: 1 BB: 0 P: 15	R: 0 E: 0 K: 1 S: 12	H: 1 LOB: 0 BB: 1 P: 21	R: 0 E: 0 K: 1 S: 10	H: 0 LOB: 0 BB: 0 P: 14	R: 1 E: 0 K: 2 S: 14	H: 2 LOB: 1 BB: 0 P: 22	1B: 10 2B: 2 HR: 1	SF: 0 3B: 0 DP: 1 HBP: 0	WP: 0 PB: 0 SB: 0 CS: 0	PA: 43			
PITCHER	IP	WLS	BF	H	R	ER	SO	BB	IBB	HBP	BLK	WP	HR	S	P	ERA	WHIP								
81 Kyle Hart, L ERA: 13.0	3.1		19	8	6	6	3	3	0	0	0	0	0	39	70	16.20	3.300								
71 Phillips Valdez, R ERA: 0.98	1.2	W	7	1	0	0	2	1	0	0	0	0	0	16	29	0.00	1.200								
63 Darwinzon Hernández, L ERA:	2.0	H	9	2	0	0	2	1	0	0	0	0	0	23	36	0.00	1.500								
70 Ryan Brasier, R ERA: 5.56	1.0	H	3	0	0	0	1	0	0	0	0	0	0	10	14	0.00	0.000								
32 Matt Barnes, R ERA: 9.0	1.0	S	5	2	1	1	2	0	0	0	0	0	1	14	22	9.00	2.000								

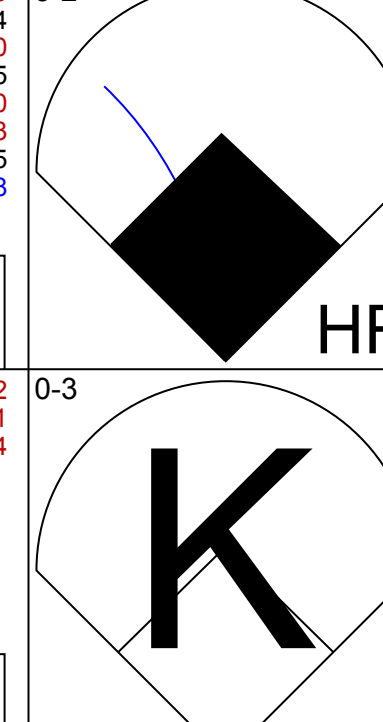
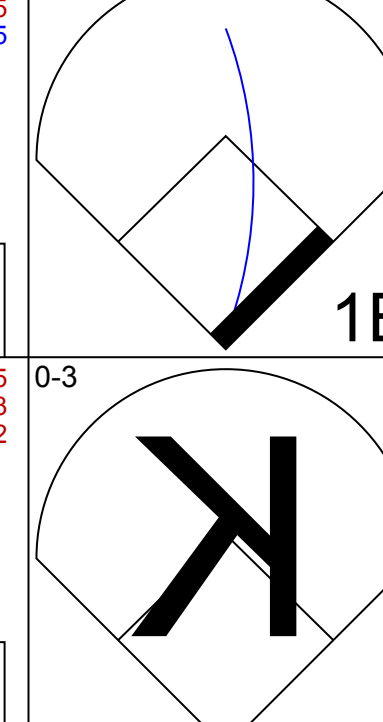

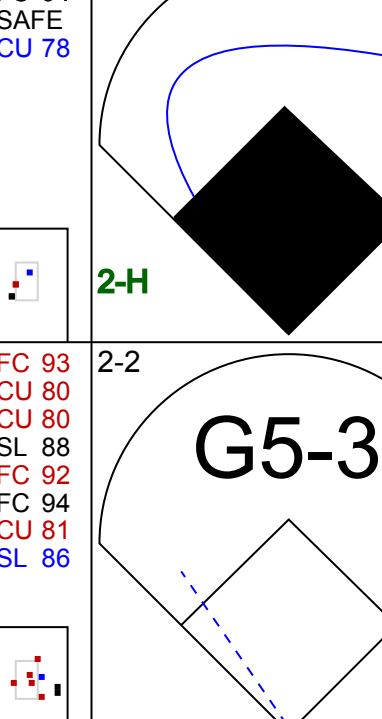

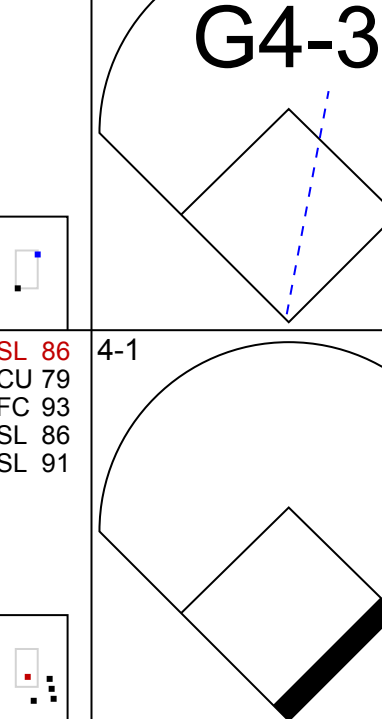
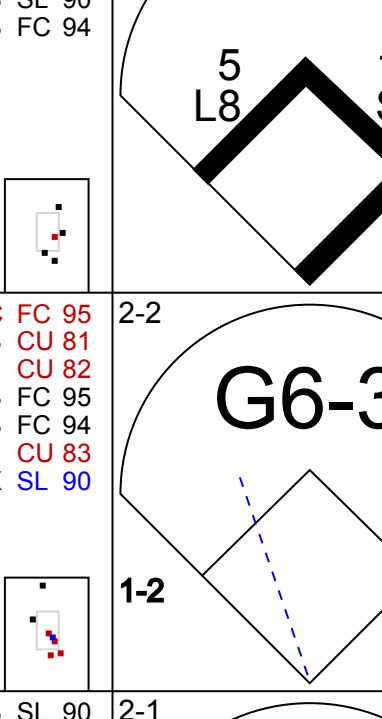


Batter	1	2	3	4	5	6	7	8	9	AB	R	H	RBI	BB	SO	LOB	TOP										
99 Alex Verdugo, L OBP: 0.360, SLG: 0.515			G4-6-3			G3		G4-3		4	0	0	0	0	1	2											
11 Rafael Devers, L OBP: 0.272, SLG: 0.402			G6-3			F8				4	0	0	0	0	2	1											
28 J.D. Martinez, R OBP: 0.306, SLG: 0.380				L8					G4-3	3	0	0	0	1	0	0											
2 Xander Bogaerts, R OBP: 0.342, SLG: 0.505		F9		F9					G4-3	4	0	0	0	0	1	1											
18 Mitch Moreland, L OBP: 0.458, SLG: 0.817									P2	4	1	1	1	0	2	0											
7 Christian Vázquez, R OBP: 0.255, SLG: 0.420			G5-3							2	0	1	0	1	0	0											
5 Kevin Pillar, R OBP: 0.316, SLG: 0.419	G4-3									3	0	0	0	0	2												
19 Jackie Bradley Jr., L OBP: 0.320, SLG: 0.368										3	0	1	0	0	0	1											
23 Michael Chavis, R OBP: 0.273, SLG: 0.403								G5-3		2	0	0	0	1	1	0											
Inning Stats	R: 0 H: 0 K: 2 S: 11	H: 0 LOB: 0 BB: 0 P: 15	R: 0 H: 1 K: 1 S: 12	H: 1 LOB: 1 BB: 0 P: 21	R: 0 H: 1 K: 0 S: 10	H: 1 LOB: 1 BB: 1 P: 17	R: 1 H: 1 K: 0 S: 7	H: 1 LOB: 0 BB: 0 P: 11	R: 0 H: 0 K: 1 S: 9	H: 0 LOB: 1 BB: 1 P: 17	R: 0 H: 0 K: 1 S: 12	H: 0 LOB: 0 BB: 0 P: 19	R: 0 H: 0 K: 1 S: 8	H: 0 LOB: 0 BB: 0 P: 11	R: 0 H: 0 K: 0 S: 7	H: 0 LOB: 0 BB: 0 P: 8	1B: 1 2B: 1 3B: 0 HR: 1	SF: 0 SAC: 0 DP: 1 HBP: 0	WP: 0 PB: 0 SB: 0 CS: 0	PA: 32							
PITCHER	IP	WLS	BF	H	R	ER	SO	BB	IBB	HBP	BLK	WP	HR	S	P	ERA	WHIP										
67 Julian Merryweather, R ERA: 4.26	2.0		7	1	0	0	3	0	0	0	0	0	0	23	36	0.00	0.500										
1 Shun Yamaguchi, R ERA: 4.26	4.0	W	15	2	1	1	2	2	0	0	0	0	1	36	59	2.25	1.000										
41 Rafael Dolis, R ERA: 2.57	1.0	H	4	0	0	0	1	1	0	0	0	0	0	12	19	0.00	1.000										
52 Anthony Bass, R ERA: 1.56	1.0		3	0	0	0	1	0	0	0	0	0	0	8	11	0.00	0.000										
54 Sean Reid-Foley, R ERA:	1.0		3	0	0	0	0	0	0	0	0	0	0	7	8	0.00	0.000										

Boston Red Sox @ Toronto Blue Jays
Sahlen Field, Buffalo, NY
Wed Aug 26 2020, 6:39 PM - 9:36 PM EDT
Overcast - 72 F

AB 29
R 1
H 3
RBI 1
BB 3
SO 7
LOB 7



Batter	1	2	3	4	5	6	7	8	9	AB	R	H	RBI	BB	SO	LOB	BOTTOM										
8 Cavan Biggio, L OBP: 0.397, SLG: 0.505	G3			G6-3						5	1	1	0	0	2	3											
15 Randal Grichuk, R OBP: 0.346, SLG: 0.594			K			F9				5	2	2	2	0	1	1											
6 Travis Shaw, L OBP: 0.271, SLG: 0.333	K		G6-3		L5					4	0	0	0	0	1	2											
37 Teoscar Hernández, R OBP: 0.345, SLG: 0.642			G4-3							3	1	1	0	1	1	0											
27 Vladimir Guerrero Jr., R OBP: 0.333, SLG: 0.445						G6-3				4	2	2	3	0	1	1											
44 Rowdy Tellez, L OBP: 0.308, SLG: 0.549						G3-1				4	2	3	4	0	0	0											
13 Lourdes Gurriel Jr., R OBP: 0.313, SLG: 0.436					G5-3					2	0	0	0	2	0	1											
10 Reese McGuire, L OBP: 0.094, SLG: 0.188	G6-3				G4-3					4	0	0	0	0	2												
5 Santiago Espinal, R OBP: 0.300, SLG: 0.324	L8									3	1	2	0	1	0	1											
Inning Stats	R: 1 H: 2 K: 2 S: 14	H: 1 LOB: 1 BB: 0 P: 19	R: 1 H: 1 K: 1 S: 13	H: 1 LOB: 1 BB: 1 P: 25	R: 0 H: 0 K: 1 S: 9	H: 0 LOB: 0 BB: 0 P: 15	R: 2 H: 2 K: 0 S: 17	H: 2 LOB: 1 BB: 1 P: 28	R: 0 H: 0 K: 1 S: 8	H: 0 LOB: 0 BB: 0 P: 14	R: 0 H: 0 K: 0 S: 7	H: 0 LOB: 1 BB: 1 P: 15	R: 5 H: 5 K: 0 S: 12	H: 5 LOB: 0 BB: 1 P: 23	R: 0 H: 1 K: 1 S: 10	H: 1 LOB: 0 BB: 0 P: 13	1B: 6 2B: 2 3B: 0 HR: 3	SF: 0 SAC: 0 DP: 1 HBP: 0	WP: 1 PB: 0 SB: 1 CS: 0	PA: 38							
PITCHER	IP	WLS	BF	H	R	ER	SO	BB	IBB	HBP	BLK	WP	HR	S	P	ERA	WHIP										
48 Colten Brewer, R ERA: 4.57	3.2	L	18	5	4	4	4	2	0	0	0	0	0	26	47	9.82	1.909										
65 Ryan Weber, R ERA: 6.0	2.2		12	3	3	3	1	1	0	0	0	0	0	26	47	10.12	1.500										
31 Austin Brice, R ERA: 7.53	0.2		4	2	2	2	0	1	0	0	0	1	0	5	12	27.00	4.500										
35 Josh Osich, L ERA: 6.59	1.0		4	1	0	0	1	0	0	0	0	0	0	10	13	0.00	1.000										

Boston Red Sox @ Toronto Blue Jays
Sahlen Field, Buffalo, NY
Wed Aug 26 2020, 6:39 PM - 9:36 PM EDT
Overcast - 72 F

AB 34
R 9
H 11
RBI 9
BB 4
SO 6
LOB 11



Batter	1	2	3	4	5	6	7	8	9	AB	R	H	RBI	BB	SO	LOB	TOP										
57 Hanser Alberto, R OBP: 0.350, SLG: 0.466	F7		P1		F8		1B			4	0	1	0	0	0	1	Baltimore Orioles @ Toronto Blue Jays Sahlen Field, Buffalo, NY Sat Aug 29 2020, 6:41 PM - 9:24 PM EDT Partly Cloudy - 72 F										
25 Anthony Santander, S OBP: 0.351, SLG: 0.603	11 G1-3 1B		K		11 2B 1B		P9			4	0	2	0	0	1	2											
11 Jose Iglesias, R OBP: 0.318, SLG: 0.563	G1-3							K		4	0	2	0	0	1	1											
39 Renato Núñez, R OBP: 0.338, SLG: 0.508								K		3	0	0	0	1	1	4											
28 Pedro Severino, R OBP: 0.380, SLG: 0.517	G5-3							L8		4	0	0	0	0	0	2											
15 Chance Sisco, L OBP: 0.412, SLG: 0.509								K		3	0	0	0	1	2	0											
6 Ryan Mountcastle, R OBP: 0.393, SLG: 0.375	G5-3							G4-3		4	0	0	0	0	0	1											
14 Rio Ruiz, L OBP: 0.260, SLG: 0.409								L9		4	0	0	0	0	1	1											
31 Cedric Mullins, L OBP: 0.333, SLG: 0.333								F8		2	0	0	0	1	1	0											
Inning Stats	R: 0 H: 1 E: 0 K: 0 S: 11	H: 1 LOB: 2 BB: 1 P: 19	R: 0 H: 0 E: 0 K: 2 S: 9	LOB: 0 BB: 0 P: 13	R: 0 H: 1 E: 0 K: 1 S: 13	LOB: 2 BB: 1 P: 18	R: 0 H: 0 E: 0 K: 0 S: 8	LOB: 0 BB: 0 P: 15	R: 0 H: 2 E: 0 K: 1 S: 11	LOB: 2 BB: 0 P: 18	R: 0 H: 0 E: 0 K: 0 S: 4	LOB: 0 BB: 0 P: 9	R: 0 H: 1 E: 0 K: 2 S: 12	LOB: 1 BB: 0 P: 16	R: 0 H: 0 E: 0 K: 2 S: 9	LOB: 0 BB: 0 P: 12	R: 0 H: 0 E: 0 K: 1 S: 13	LOB: 0 BB: 0 P: 18	1B: 4 2B: 1 3B: 0 HR: 0	SF: 0 SAC: 0 DP: 0 HBP: 0	WP: 0 PB: 0 SB: 0 CS: 0	PA: 35					
PITCHER	IP	WLS	BF	H	R	ER	SO	BB	IBB	HBP	BLK	WP	HR	S	P	ERA	WHIP										
0 Tajuan Walker, R ERA: 3.27	6.0	W	25	4	0	0	4	3	0	0	0	0	0	56	92	0.00	1.167										
56 Ryan Borucki, L ERA: 2.89	1.0		4	1	0	0	0	0	0	0	0	0	0	12	16	0.00	1.000										
36 A.J. Cole, R ERA: 1.23	1.0		3	0	0	0	2	0	0	0	0	0	0	9	12	0.00	0.000										
63 Wilmer Font, R ERA: 9.9	1.0		3	0	0	0	1	0	0	0	0	0	0	13	18	0.00	0.000										

Batter	1	2	3	4	5	6	7	8	9	AB	R	H	RBI	BB	SO	LOB	BOTTOM										
8 Cavan Biggio, L OBP: 0.397, SLG: 0.487	G4-3	G4-3								4	0	2	2	0	0	1	Baltimore Orioles @ Toronto Blue Jays Sahlen Field, Buffalo, NY Sat Aug 29 2020, 6:41 PM - 9:24 PM EDT Partly Cloudy - 72 F										
15 Randal Grichuk, R OBP: 0.342, SLG: 0.595	K									5	0	1	0	0	3	3											
44 Rowdy Tellez, L OBP: 0.302, SLG: 0.506										2	1	0	0	2	1	2											
37 Teoscar Hernández, R OBP: 0.354, SLG: 0.655	E9 27 1B 1B									4	1	2	0	0	1	0											
27 Vladimir Guerrero Jr., R OBP: 0.344, SLG: 0.483										4	1	2	2	0	1	2											
6 Travis Shaw, L OBP: 0.280, SLG: 0.329	G3									3	0	1	0	1	0	3											
23 Derek Fisher, L OBP: 0.316, SLG: 0.375										4	1	0	1	0	1	4											
9 Danny Jansen, R OBP: 0.298, SLG: 0.275										4	0	0	0	0	2	1											
2 Joe Panik, L OBP: 0.259, SLG: 0.241										4	1	1	0	0	0	1											
Inning Stats	R: 2 H: 2 E: 1 K: 1 S: 14	H: 2 LOB: 1 BB: 1 P: 25	R: 0 H: 0 E: 1 K: 0 S: 8	LOB: 0 BB: 0 P: 10	R: 0 H: 1 E: 0 K: 1 S: 8	LOB: 0 BB: 0 P: 9	R: 3 H: 4 E: 0 K: 0 S: 17	LOB: 1 BB: 0 P: 27	R: 0 H: 1 E: 0 K: 2 S: 11	LOB: 2 BB: 1 P: 20	R: 0 H: 1 E: 0 K: 2 S: 10	LOB: 0 BB: 0 P: 13	R: 0 H: 0 E: 0 K: 1 S: 8	LOB: 1 BB: 1 P: 18	R: 0 H: 0 E: 0 K: 2 S: 12	LOB: 0 BB: 0 P: 18	R: 0 H: 0 E: 0 K: 2 S: 12	LOB: 1 BB: 0 P: 18	1B: 8 2B: 1 3B: 0 HR: 0	SF: 0 SAC: 0 DP: 0 HBP: 1	WP: 1 PB: 0 SB: 1 CS: 0	PA: 38					
PITCHER	IP	WLS	BF	H	R	ER	SO	BB	IBB	HBP	BLK	WP	HR	S	P	ERA	WHIP										
17 Alex Cobb, R ERA: 4.33	4.0	L	22	5	4	0	0	2	0	0	0	0	0	48	76	9.00	2.500										
62 César Valdez, R ERA: 5.19	3.0		12	1	0	0	5	1	0	0	0	1	0	28	46	0.00	0.667										
58 Evan Phillips, R ERA: 5.19	1.0		4	0	0	0	2	0	0	1	0	0	0	12	18	0.00	0.000										

AB	32
R	0
H	5
RBI	0
BB	3
SO	7
LOB	12



AB	34
R	5
H	9
RBI	5
BB	3
SO	9
LOB	17



Batter	1	2	3	4	5	6	7	8	9	AB	R	H	RBI	BB	SO	LOB	TOP									
57 Hanser Alberto, R OBP: 0.345, SLG: 0.456										5	0	1	0	0	1	2	Baltimore Orioles @ Toronto Blue Jays Sahlen Field, Buffalo, NY Sun Aug 30 2020, 3:07 PM - 6:05 PM EDT Partly Cloudy - 71 F									
25 Anthony Santander, S OBP: 0.317, SLG: 0.565										4	0	0	0	1	2	3										
11 Jose Iglesias, R OBP: 0.417, SLG: 0.551										5	0	2	1	0	0	1										
39 Renato Núñez, R OBP: 0.348, SLG: 0.516										4	1	2	0	0	0	2										
28 Pedro Severino, R OBP: 0.385, SLG: 0.516										4	1	2	1	0	1	3										
6 Ryan Mountcastle, R OBP: 0.438, SLG: 0.643										4	2	3	3	0	0	1										
31 Cedric Mullins, L OBP: 0.333, SLG: 0.333										0	0	0	0	0	0	0										
38 Mason Williams, L OBP: 0.222, SLG: 0.444										4	0	1	0	0	2	2										
14 Rio Ruiz, L OBP: 0.269, SLG: 0.406										3	1	1	0	1	0	2										
13 Andrew Velazquez, S OBP: 0.217, SLG: 0.214										2	0	0	0	1	2	2										
Inning Stats	R: 0 E: 0 K: 1 S: 11	H: 2 LOB: 2 BB: 0 P: 14	R: 1 E: 0 K: 1 S: 20	H: 2 LOB: 2 BB: 1 P: 28	R: 0 E: 0 K: 0 S: 6	H: 0 LOB: 0 BB: 0 P: 10	R: 0 E: 0 K: 1 S: 8	H: 1 LOB: 0 BB: 0 P: 11	R: 0 E: 0 K: 2 S: 12	H: 0 LOB: 1 BB: 1 P: 18	R: 3 E: 0 K: 1 S: 12	H: 4 LOB: 0 BB: 0 P: 22	R: 0 E: 0 K: 1 S: 10	H: 0 LOB: 0 BB: 0 P: 13	R: 0 E: 0 K: 1 S: 8	H: 1 LOB: 1 BB: 0 P: 15	R: 1 E: 0 K: 0 S: 7	H: 2 LOB: 2 BB: 1 P: 10	1B: 8 2B: 1 3B: 1 HR: 2	SF: 0 SAC: 1 DP: 2 HBP: 1	WP: 0 PB: 1 SB: 1 CS: 1	PA: 40				
PITCHER	IP WLS BF H R ER SO BB IBB HBP BLK WP HR S P ERA WHIP	IP WLS BF H R ER SO BB IBB HBP BLK WP HR S P ERA WHIP	IP WLS BF H R ER SO BB IBB HBP BLK WP HR S P ERA WHIP	IP WLS BF H R ER SO BB IBB HBP BLK WP HR S P ERA WHIP	IP WLS BF H R ER SO BB IBB HBP BLK WP HR S P ERA WHIP	IP WLS BF H R ER SO BB IBB HBP BLK WP HR S P ERA WHIP	IP WLS BF H R ER SO BB IBB HBP BLK WP HR S P ERA WHIP	IP WLS BF H R ER SO BB IBB HBP BLK WP HR S P ERA WHIP	IP WLS BF H R ER SO BB IBB HBP BLK WP HR S P ERA WHIP	IP WLS BF H R ER SO BB IBB HBP BLK WP HR S P ERA WHIP	IP WLS BF H R ER SO BB IBB HBP BLK WP HR S P ERA WHIP	IP WLS BF H R ER SO BB IBB HBP BLK WP HR S P ERA WHIP	IP WLS BF H R ER SO BB IBB HBP BLK WP HR S P ERA WHIP	IP WLS BF H R ER SO BB IBB HBP BLK WP HR S P ERA WHIP	IP WLS BF H R ER SO BB IBB HBP BLK WP HR S P ERA WHIP	IP WLS BF H R ER SO BB IBB HBP BLK WP HR S P ERA WHIP	IP WLS BF H R ER SO BB IBB HBP BLK WP HR S P ERA WHIP	IP WLS BF H R ER SO BB IBB HBP BLK WP HR S P ERA WHIP	IP WLS BF H R ER SO BB IBB HBP BLK WP HR S P ERA WHIP	IP WLS BF H R ER SO BB IBB HBP BLK WP HR S P ERA WHIP	IP WLS BF H R ER SO BB IBB HBP BLK WP HR S P ERA WHIP	IP WLS BF H R ER SO BB IBB HBP BLK WP HR S P ERA WHIP	IP WLS BF H R ER SO BB IBB HBP BLK WP HR S P ERA WHIP	IP WLS BF H R ER SO BB IBB HBP BLK WP HR S P ERA WHIP		
8 Cavan Biggio, L OBP: 0.390, SLG: 0.475										5	0	1	1	0	1	1	Baltimore Orioles @ Toronto Blue Jays Sahlen Field, Buffalo, NY Sun Aug 30 2020, 3:07 PM - 6:05 PM EDT Partly Cloudy - 71 F									
15 Randal Grichuk, R OBP: 0.344, SLG: 0.596										3	2	1	1	1	0	0										
6 Travis Shaw, L OBP: 0.296, SLG: 0.341										3	0	1	0	2	1	0										
37 Teoscar Hernández, R OBP: 0.356, SLG: 0.645										5	1	2	2	0	1	4										
27 Vladimir Guerrero Jr., R OBP: 0.348, SLG: 0.479										3	0	1	1	1	0	0										
44 Rowdy Tellez, L OBP: 0.300, SLG: 0.494										4	0	1	1	0	1	2										
13 Lourdes Gurriel Jr., R OBP: 0.300, SLG: 0.407										3	1	0	0	1	0	2										
2 Joe Panik, L OBP: 0.274, SLG: 0.232										2	1	0	0	2	1	0										
5 Santiago Espinal, R OBP: 0.300, SLG: 0.324										0	1	0	0	0	0	0										
10 Reese McGuire, L OBP: 0.088, SLG: 0.176										2	0	0	0	0	1	0										
Inning Stats	R: 0 E: 0 K: 1 S: 7	H: 0 LOB: 0 BB: 0 P: 11	R: 0 E: 0 K: 0 S: 4	H: 0 LOB: 0 BB: 0 P: 5	R: 0 E: 0 K: 2 S: 7	H: 0 LOB: 0 BB: 0 P: 10	R: 1 E: 0 K: 0 S: 8	H: 2 LOB: 2 BB: 1 P: 15	R: 2 E: 0 K: 1 S: 16	H: 2 LOB: 2 BB: 2 P: 29	R: 0 E: 0 K: 1 S: 6	H: 0 LOB: 0 BB: 0 P: 7	R: 0 E: 0 K: 1 S: 6	H: 0 LOB: 0 BB: 0 P: 10	R: 1 E: 0 K: 0 S: 12	H: 2 LOB: 1 BB: 1 P: 21	R: 2 E: 0 K: 0 S: 11	H: 1 LOB: 2 BB: 3 P: 25	1B: 5 2B: 2 3B: 0 HR: 0	SF: 1 SAC: 2 DP: 0 HBP: 0	WP: 0 PB: 0 SB: 0 CS: 0	PA: 40				
PITCHER	IP WLS BF H R ER SO BB IBB HBP BLK WP HR S P ERA WHIP	IP WLS BF H R ER SO BB IBB HBP BLK WP HR S P ERA WHIP	IP WLS BF H R ER SO BB IBB HBP BLK WP HR S P ERA WHIP	IP WLS BF H R ER SO BB IBB HBP BLK WP HR S P ERA WHIP	IP WLS BF H R ER SO BB IBB HBP BLK WP HR S P ERA WHIP	IP WLS BF H R ER SO BB IBB HBP BLK WP HR S P ERA WHIP	IP WLS BF H R ER SO BB IBB HBP BLK WP HR S P ERA WHIP	IP WLS BF H R ER SO BB IBB HBP BLK WP HR S P ERA WHIP	IP WLS BF H R ER SO BB IBB HBP BLK WP HR S P ERA WHIP	IP WLS BF H R ER SO BB IBB HBP BLK WP HR S P ERA WHIP	IP WLS BF H R ER SO BB IBB HBP BLK WP HR S P ERA WHIP	IP WLS BF H R ER SO BB IBB HBP BLK WP HR S P ERA WHIP	IP WLS BF H R ER SO BB IBB HBP BLK WP HR S P ERA WHIP	IP WLS BF H R ER SO BB IBB HBP BLK WP HR S P ERA WHIP	IP WLS BF H R ER SO BB IBB HBP BLK WP HR S P ERA WHIP	IP WLS BF H R ER SO BB IBB HBP BLK WP HR S P ERA WHIP	IP WLS BF H R ER SO BB IBB HBP BLK WP HR S P ERA WHIP	IP WLS BF H R ER SO BB IBB HBP BLK WP HR S P ERA WHIP	IP WLS BF H R ER SO BB IBB HBP BLK WP HR S P ERA WHIP	IP WLS BF H R ER SO BB IBB HBP BLK WP HR S P ERA WHIP	IP WLS BF H R ER SO BB IBB HBP BLK WP HR S P ERA WHIP	IP WLS BF H R ER SO BB IBB HBP BLK WP HR S P ERA WHIP	IP WLS BF H R ER SO BB IBB HBP BLK WP HR S P ERA WHIP	IP WLS BF H R ER SO BB IBB HBP BLK WP HR S P ERA WHIP		
48 Jorge López, R ERA: 7.53	51 Paul Fry, L ERA: 1.33	56 Hunter Harvey, R ERA: 13.5	66 Tanner Scott, L ERA: 2.03	54 Cole Sulser, R ERA: 4.7																						

AB	35
R	5
H	12
RBI	5
BB	3
SO	8
LOB	18



AB	30
R	6
H	7
RBI	6
BB	7
SO	6
LOB	9



Batter	1	2	3	4	5	6	7	8	9	10	11	AB	R	H	RBI	BB	SO	LOB	TOP					
57 Hanser Alberto, R OBP: 0.342, SLG: 0.450 62 César Valdez, R (1.1)			G5-3			F7				SH1-4		4	1	1	0	0	1	2						
25 Anthony Santander, S OBP: 0.320, SLG: 0.553 (1.9)			L4			1B		F7		F9-2		5	2	2	1	0	0	1						
11 Jose Iglesias, R OBP: 0.216, SLG: 0.554 (1.6)			G6-3			K		P3				5	1	2	2	0	1	1						
39 Renato Núñez, R OBP: 0.336, SLG: 0.496 (1.3)						L8		L8				5	0	0	0	0	3	3						
28 Pedro Severino, R OBP: 0.280, SLG: 0.365 13 Andrew Velazquez, S OBP: 0.217, SLG: 0.214 36 Bryan Holaday, R OBP: 0.284, SLG: 0.353 (11.3)			G5-3			F7						4	0	1	0	0	1	2						
15 Chances Sisco, L OBP: 0.397, SLG: 0.500 (1.10)			L4			L4		K		K		5	0	1	0	0	2	2						
6 Ryan Mountcastle, R OBP: 0.405, SLG: 0.576 (1.7)			K			G6-3		L8		L8		5	0	1	0	0	2	3						
14 Rio Ruiz, L OBP: 0.277, SLG: 0.404 (1.5)			K			P4						3	0	1	0	1	1	1						
31 Cedric Mullins, L OBP: 0.323, SLG: 0.321 74 Pat Valaika, R OBP: 0.284, SLG: 0.447 38 Mason Williams, L OBP: 0.192, SLG: 0.354 (7.8)			K			K		K		G4-3		2	0	0	0	0	2	1						
Inning Stats	R: 1 E: 0 K: 3 S: 16	H: 2 LOB: 1 BB: 0 P: 25	R: 0 E: 0 K: 3 S: 11	H: 1 LOB: 1 BB: 0 P: 19	R: 0 E: 0 K: 1 S: 5	H: 0 LOB: 0 BB: 0 P: 6	R: 0 E: 0 K: 1 S: 13	H: 0 LOB: 0 BB: 0 P: 20	R: 0 E: 0 K: 1 S: 8	H: 0 LOB: 0 BB: 0 P: 14	R: 1 E: 0 K: 1 S: 12	H: 2 LOB: 1 BB: 0 P: 18	R: 0 E: 0 K: 0 S: 7	H: 0 LOB: 0 BB: 0 P: 10	R: 0 E: 0 K: 1 S: 9	H: 1 LOB: 2 BB: 1 P: 19	R: 0 E: 0 K: 0 S: 4	H: 0 LOB: 0 BB: 0 P: 5	R: 2 E: 0 K: 2 S: 11	H: 2 LOB: 1 BB: 0 P: 18	1B: 5 2B: 6 3B: 0 HR: 0	SF: 0 SAC: 1 DP: 1 HBP: 0	WP: 0 PB: 0 SB: 0 CS: 0	PA: 43
PITCHER	IP ERA: 3.2	WLS B	BF 5	H 2	R 1	ER 1	SO 8	BB 0	IBB 0	HBP 0	BLK 0	WP 0	HR 0	S 12	P 18	ERA 1.80	WHIP 0.600							
22 Chase Anderson, R ERA: 3.2 63 Wilmer Font, R ERA: 9.82 56 Ryan Borucki, L ERA: 2.79 31 Thomas Hatch, R ERA: 1.56 41 Rafael Dolis, R ERA: 2.25	1.0 6.1 7.1 7.1 9.1	5 1 3 5 5	18 5 3 5 1	3 2 2 2 1	1 1 0 0 0	1 1 0 0 1	8 0 1 0 1	0 0 0 0 1	0 0 0 0 0	0 0 0 0 0	0 0 0 0 0	0 0 0 0 0	0 0 0 0 0	0 0 9 12 9	2 18 13 18 19	9.00 9.00 0.00 0.00 0.00	2.000 2.000 0.000 0.000 2.000							
PITCHER	IP ERA: 1.15	WLS L	BF 5	H 2	R 2	ER 1	SO 2	BB 0	IBB 0	HBP 0	BLK 0	WP 0	HR 0	S 2	P 18	ERA 9.00	WHIP 2.000							
36 A.J. Cole, R ERA: 1.15 52 Anthony Bass, R ERA: 2.65	1.0 11.1	2 5	2 2	2 2	1 1	2 2	0 0	0 0	0 0	0 0	0 0	0 0	0 0	11 18	18 9.00	2.000 2.000								

Baltimore Orioles @ Toronto Blue Jays
Sahlen Field, Buffalo, NY
Mon Aug 31 2020, 2:10 PM - 5:45 PM EDT
Sunny - 79 F

livebaseballscores.com

AB 41
R 4
H 10
RBI 4
BB 1
SO 14
LOB 20



Batter	1	2	3	4	5	6	7	8	9	10	11	AB	R	H	RBI	BB	SO	LOB	BOTTOM							
8 Cavan Biggio, L OBP: 0.377, SLG: 0.457 (1.4)			K		E4		FC4-6			G5-3		5	0	0	0	0	2	2								
15 Randal Grichuk, R OBP: 0.339, SLG: 0.576 (1.8)			P3			FC5-4		FC5-4		G5-3		4	1	0	0	1	0	2								
27 Vladimir Guerrero Jr., R OBP: 0.358, SLG: 0.460 (1.3)			G3-1			K		K				5	0	0	0	0	3	2								
37 Teoscar Hernández, R OBP: 0.350, SLG: 0.635 (1.9)			K			F9		G6-3				5	0	1	0	0	2	1								
13 Lourdes Gurriel Jr., R OBP: 0.312, SLG: 0.434 (1.7)			2B			FC4-2						5	0	3	1	0	2	1								
20 Daniel Vogelbach, L OBP: 0.246, SLG: 0.211 23 Derek Fisher, L OBP: 0.316, SLG: 0.375 44 Rowdy Tellez, L OBP: 0.308, SLG: 0.512 (11.10)			2B			FC4-2						3	0	0	0	1	1	2								
9 Danny Jansen, R OBP: 0.307, SLG: 0.268 (1.2)			BB			FC5-4				B1		2	1	0	0	2	0	2								
2 Joe Panik, L OBP: 0.288, SLG: 0.267 (10.6)			F8			BB				L9		4	1	2	0	0	0	3								
5 Santiago Espinal, R OBP: 0.279, SLG: 0.300 6 Travis Shaw, L OBP: 0.293, SLG: 0.337 (10.5)			L7			K		K		CS		3	0	0	0	0	2	3								
Inning Stats	R: 0 E: 0 K: 1 S: 9	H: 0 LOB: 0 BB: 0 P: 10	R: 0 E: 0 K: 2 S: 18	H: 1 LOB: 2 BB: 1 P: 30	R: 0 E: 0 K: 1 S: 7	H: 0 LOB: 0 BB: 0 P: 10	R: 0 E: 0 K: 2 S: 9	H: 1 LOB: 1 BB: 0 P: 14	R: 2 E: 1 K: 2 S: 20	H: 1 LOB: 2 BB: 2 P: 34	R: 0 E: 0 K: 0 S: 9	H: 1 LOB: 1 BB: 0 P: 13	R: 0 E: 0 K: 1 S: 7	H: 1 LOB: 1 BB: 0 P: 10	R: 0 E: 0 K: 2 S: 9	H: 0 LOB: 0 BB: 0 P: 15	R: 0 E: 0 K: 0 S: 4	H: 0 LOB: 1 BB: 1 P: 11	R: 0 E: 0 K: 0 S: 7	H: 0 LOB: 1 BB: 0 P: 10	R: 1 E: 0 K: 1 S: 8	H: 2 LOB: 2 BB: 0 P: 10	1B: 2 2B: 5 3B: 0 HR: 0	SF: 0 SAC: 0 DP: 0 HBP: 0	WP: 0 PB: 0 SB: 1 CS: 1	PA: 44
PITCHER	IP ERA: 3.52	WLS 3	BF 17	H 3	R 2	ER 0	SO 6	BB 2	IBB 0	HBP 0	BLK 0	WP 0	HR 0	S 15	P 20	ERA 0.00	WHIP 1.000									
45 Keegan Akin, L ERA: 3.07 70 Travis Lakins Sr., R ERA: 1.93 66 Tanner Scott, L ERA: 1.93 55 Dillon Tate, R ERA: 3.12 62 César Valdez, R ERA:	4.1 5.1 7.1 7.1 10.1	1.2 0.2 2.1 2.0	8 3 7 7	3 1 0 2	2 0 0 1	0 0 2 0	2 0 0 0	2 0 1 0	0 0 0 0	0 0 0 0	0 0 0 0	0 0 0 0	0 0 14 15	0 8 28 20	0.00 0.00 0.00 0.00	1.200 1.500 0.429 0.000										
PITCHER	IP ERA:	WLS W	BF 7	H 2	R 1	ER 0	SO 1	BB 0	IBB 0	HBP 0	BLK 0	WP 0	HR 0	S 15	P 20	ERA 0.00	WHIP 1.000									
62 César Valdez, R ERA:	2.0	7	7	2	1	0	1	0	0	0	0	0	0	15	20	0.00	1.000									

Baltimore Orioles @ Toronto Blue Jays
Sahlen Field, Buffalo, NY
Mon Aug 31 2020, 2:10 PM - 5:45 PM EDT
Sunny - 79 F

livebaseballscores.com

AB 38
R 3
H 7
RBI 1
BB 4
SO 12
LOB 18



Batter	1	2	3	4	5	6	7	8	9	AB	R	H	RBI	BB	SO	LOB	TOP										
8 Cavan Biggio, L (1, 8) OBP: 0.365, SLG: 0.444	G3			K		G3		P6		4	0	0	0	0	1	1											
15 Randal Grichuk, R (1, 10) OBP: 0.319, SLG: 0.540	P5			K		G5-3			K	4	0	0	0	0	2	0											
30 Jonathan Villar, S (1, 4) OBP: 0.311, SLG: 0.339	1B			K		K			G6-3	4	0	2	0	0	1	0											
37 Teoscar Hernández, R (1, 9) OBP: 0.352, SLG: 0.626		F7							E6	4	0	1	0	0	0	0											
44 Rowdy Tellez, L (1, 3) OBP: 0.313, SLG: 0.494		G1							G4-3	4	1	1	0	0	0	1											
13 Lourdes Gurriel Jr., R (1, 7) OBP: 0.339, SLG: 0.471										3	1	2	2	0	1	0											
6 Travis Shaw, L (1, 5) OBP: 0.295, SLG: 0.340		2-3								3	0	1	0	0	1	0											
5 Santiago Espinal, R (1, 6) OBP: 0.261, SLG: 0.279										3	0	0	0	0	0	1											
9 Danny Jansen, R (1, 2) OBP: 0.300, SLG: 0.260										2	0	0	0	0	0	0											
27 Vladimir Guerrero Jr., R, PH (8, 2) OBP: 0.338, SLG: 0.459										1	0	0	0	0	0	1											
10 Reese McGuire, L (8, 2) OBP: 0.081, SLG: 0.162										0	0	0	0	0	0	0											
Inning Stats	R: 0 E: 0 K: 0 S: 5	H: 1 LOB: 1 BB: 0 P: 6	R: 0 E: 0 K: 0 S: 8	H: 1 LOB: 1 BB: 0 P: 13	R: 0 E: 0 K: 0 S: 5	H: 0 LOB: 0 BB: 0 P: 7	R: 0 E: 0 K: 2 S: 12	H: 2 LOB: 1 BB: 0 P: 17	R: 2 E: 0 K: 1 S: 14	H: 2 LOB: 0 BB: 0 P: 17	R: 0 E: 0 K: 1 S: 7	H: 0 LOB: 0 BB: 0 P: 13	R: 0 E: 0 K: 1 S: 5	H: 0 LOB: 0 BB: 0 P: 6	R: 0 E: 0 K: 0 S: 7	H: 1 LOB: 1 BB: 0 P: 11	R: 0 E: 1 K: 1 S: 10	H: 0 LOB: 1 BB: 0 P: 14	1B: 5 2B: 1 3B: 0 HR: 1	SF: 0 SAC: 0 DP: 0 HBP: 0	WP: 0 PB: 0 CS: 0	PA: 33					
PITCHER	IP	WLS	BF	H	R	ER	SO	BB	IBB	HBP	BLK	WP	HR	S	P	ERA	WHIP										
73 Sixto Sánchez, R (1, 1) ERA: 2.37	7.0	L	25	6	2	2	5	0	0	0	0	0	1	56	79	2.57	0.857										
33 Brad Boxberger, R (8, 1) ERA: 1.64	1.0		4	1	0	0	0	0	0	0	0	0	0	7	11	0.00	1.000										
93 Yimi García, R (9, 1) ERA:	1.0		4	0	0	0	1	0	0	0	0	0	0	10	14	0.00	0.000										

Toronto Blue Jays @ Miami Marlins
Marlins Park, Miami, FL
Wed Sep 02, 2020, 6:40 PM - 9:17 PM EDT
Roof Closed - 75 F

AB	32
R	2
H	7
RBI	2
BB	0
SO	6
LOB	4



Batter	1	2	3	4	5	6	7	8	9	AB	R	H	RBI	BB	SO	LOB	BOTTOM										
5 Jon Berti, R (1, 4) OBP: 0.364, SLG: 0.369	K		G1-3		1B				G4-3	4	1	1	0	1	1	0											
6 Starling Marte, R (1, 8) OBP: 0.394, SLG: 0.462	F9		G6-3		1B					4	0	2	0	0	0	0											
26 Garrett Cooper, R (1, 3) OBP: 0.233, SLG: 0.625	BB		K		1B					3	0	1	1	1	2	2											
24 Jesús Aguilar, R (1, 10) OBP: 0.311, SLG: 0.448	G5-3				1B				FC6-4	3	0	0	0	1	1	5											
15 Brian Anderson, R (1, 5) OBP: 0.341, SLG: 0.434				K						3	0	2	0	0	1	1											
23 Corey Dickerson, L (1, 7) OBP: 0.292, SLG: 0.359	FC4			F7					F8	4	0	0	0	0	0	4											
25 Lewis Brinson, R (1, 9) OBP: 0.255, SLG: 0.298	G4-3									3	0	0	0	0	0	4											
7 Matt Joyce, L (6, PH) OBP: 0.368, SLG: 0.354	G4-3			F7					G4-6-3	1	0	0	0	0	0	1											
38 Jorge Alfaro, R (1, 2) OBP: 0.237, SLG: 0.229										3	0	0	0	0	3	3											
68 Lewin Díaz, L (9, PH) OBP: 0.189, SLG: 0.171	K								P5	1	0	0	0	0	0	0											
70 Jazz Chisholm Jr., L (1, 6) OBP: 0.189, SLG: 0.171	K								F8	4	0	0	0	0	1	2											
Inning Stats	R: 0 E: 0 K: 1 S: 7	H: 0 LOB: 1 BB: 1 P: 13	R: 0 E: 1 K: 2 S: 15	H: 1 LOB: 2 BB: 0 P: 19	R: 0 E: 0 K: 1 S: 8	H: 0 LOB: 0 BB: 0 P: 14	R: 0 E: 0 K: 1 S: 11	H: 0 LOB: 1 BB: 1 P: 19	R: 1 E: 0 K: 2 S: 18	H: 3 LOB: 2 BB: 0 P: 24	R: 0 E: 0 K: 1 S: 6	H: 1 LOB: 1 BB: 0 P: 10	R: 0 E: 0 K: 1 S: 12	H: 1 LOB: 2 BB: 1 P: 22	R: 0 E: 0 K: 0 S: 4	H: 0 LOB: 0 BB: 0 P: 8	R: 0 E: 0 K: 0 S: 5	H: 0 LOB: 0 BB: 0 P: 9	1B: 5 2B: 1 3B: 0 HR: 0	SF: 0 SAC: 0 DP: 1 HBP: 1	WP: 0 PB: 0 CS: 0	PA: 37					
PITCHER	IP	WLS	BF	H	R	ER	SO	BB	IBB	HBP	BLK	WP	HR	S	P	ERA	WHIP										
99 Hyun Jin Ryu, L (1, 1) ERA: 2.51	6.0		26	5	1	1	8	2	0	0	0	0	0	65	99	1.50	1.167										
36 A.J. Cole, R (7, 1) ERA: 1.08	1.0	H	5	1	0	0	1	1	0	0	0	0	0	12	22	0.00	2.000										
41 Rafael Dolis, R (8, 1) ERA: 2.12	1.0	H	3	0	0	0	0	0	0	1	0	0	0	4	8	0.00	0.000										
52 Anthony Bass, R (9, 1) ERA: 2.5	1.0	S	3	0	0	0	0	0	0	0	0	0	0	5	9	0.00	0.000										

Toronto Blue Jays @ Miami Marlins
Marlins Park, Miami, FL
Wed Sep 02, 2020, 6:40 PM - 9:17 PM EDT
Roof Closed - 75 F

AB	33
R	1
H	6
RBI	1
BB	3
SO	9
LOB	22



Batter	1	2	3	4	5	6	7	8	9	AB	R	H	RBI	BB	SO	LOB	TOP
8 Cavan Biggio, L OBP: 0.368, SLG: 0.444	G4-3	L6				K				4	1	1	0	0	1	3	Toronto Blue Jays @ Boston Red Sox Fenway Park, Boston, MA Fri Sep 04 2020, 4:12 PM - 6:54 PM EDT Sunny - 83 F
15 Randal Grichuk, R OBP: 0.319, SLG: 0.530	G6-3				G1-3					4	1	2	2	0	0	1	
44 Rowdy Tellez, L OBP: 0.327, SLG: 0.500					SF7					3	0	2	1	0	0	2	
37 Teoscar Hernández, R OBP: 0.358, SLG: 0.630	K				G5-4-3					3	0	0	0	1	2	2	
27 Vladimir Guerrero Jr., R OBP: 0.331, SLG: 0.439					K					4	1	1	0	0	0	2	
30 Jonathan Villar, S OBP: 0.307, SLG: 0.358					K					0	0	0	0	0	0	0	
13 Lourdes Gurriel Jr., R OBP: 0.329, SLG: 0.480										3	1	0	0	1	1	2	
6 Travis Shaw, L OBP: 0.306, SLG: 0.390										4	2	3	1	0	1	2	
2 Joe Panik, L OBP: 0.324, SLG: 0.288										2	1	1	1	1	0	1	
9 Danny Jansen, R OBP: 0.295, SLG: 0.295										3	1	1	2	0	0	4	
Inning Stats	R: 0 E: 0 K: 1 S: 9	H: 1 LOB: 1 BB: 0 P: 14	R: 3 E: 0 K: 2 S: 14	H: 2 LOB: 0 BB: 1 P: 27	R: 1 E: 0 K: 1 S: 8	H: 2 LOB: 0 BB: 0 P: 10	R: 0 E: 0 K: 0 S: 8	H: 1 LOB: 1 BB: 0 P: 11	R: 1 E: 0 K: 1 S: 10	H: 1 LOB: 0 BB: 0 P: 16	R: 3 E: 1 K: 1 S: 19	H: 3 LOB: 2 BB: 1 P: 29	R: 0 E: 0 K: 1 S: 10	H: 1 LOB: 2 BB: 1 P: 22			
PITCHER	IP WLS BF H R ER SO BB IBB HBP BLK WP HR S P ERA WHIP																
68 Zack Godley, R ERA: 8.16	3.0 L 14 5 4 4 4 1 0 0 0 0 2 31 51 12.00 2.000																
59 Jeffrey Springs, L ERA: 7.9	2.0 8 2 1 1 1 0 0 0 0 1 0 18 27 4.50 1.000																
64 Marcus Walden, R ERA: 11.17	0.2 7 3 3 0 1 1 0 0 0 0 0 0 18 27 0.00 6.000																
79 Robert Stock, R ERA: 6.14	1.1 5 1 0 0 1 1 0 0 0 0 0 0 11 24 0.00 1.500																

AB	30
R	8
H	11
RBI	7
BB	3
SO	7
LOB	17



Batter	1	2	3	4	5	6	7	8	9	AB	R	H	RBI	BB	SO	LOB	BOTTOM
99 Alex Verdugo, L OBP: 0.377, SLG: 0.522	K									3	0	2	0	1	1	0	Toronto Blue Jays @ Boston Red Sox Fenway Park, Boston, MA Fri Sep 04 2020, 4:12 PM - 6:54 PM EDT Sunny - 83 F
11 Rafael Devers, L OBP: 0.308, SLG: 0.449	K									3	0	0	0	1	1	3	
2 Xander Bogaerts, R OBP: 0.340, SLG: 0.515	K									4	0	0	0	0	1	5	
28 J.D. Martinez, R OBP: 0.307, SLG: 0.391										4	0	0	0	0	2	2	
25 Kevin Plawecki, R OBP: 0.375, SLG: 0.422										4	2	2	0	0	1	0	
19 Jackie Bradley Jr., L OBP: 0.323, SLG: 0.397										4	1	1	0	0	1	1	
60 Yairo Muñoz, R OBP: 0.455, SLG: 0.909										3	3	3	3	0	0	0	
23 Michael Chavis, R OBP: 0.247, SLG: 0.357										3	0	2	1	0	1	1	
3 José Peraza, R OBP: 0.274, SLG: 0.321										3	1	1	2	0	0	2	
Inning Stats	R: 0 E: 0 K: 3 S: 9	H: 0 LOB: 0 BB: 0 P: 15	R: 2 E: 0 K: 1 S: 13	H: 3 LOB: 1 BB: 0 P: 20	R: 0 E: 0 K: 0 S: 8	H: 1 LOB: 0 BB: 0 P: 15	R: 0 E: 0 K: 1 S: 7	H: 0 LOB: 0 BB: 0 P: 9	R: 2 E: 0 K: 2 S: 16	H: 3 LOB: 2 BB: 1 P: 24	R: 3 E: 0 K: 0 S: 16	H: 4 LOB: 2 BB: 1 P: 27	R: 0 E: 0 K: 1 S: 9	H: 0 LOB: 0 BB: 0 P: 13			
PITCHER	IP WLS BF H R ER SO BB IBB HBP BLK WP HR S P ERA WHIP																
14 Tanner Roark, R ERA: 5.74	4.1 20 7 4 4 6 1 0 0 0 0 1 49 79 8.31 1.846																
67 Julian Merryweather, R ERA: 3.38	0.2 6 4 3 3 1 0 0 0 0 0 0 0 13 16 40.50 6.000																
36 A.J. Cole, R ERA: 1.02	1.0 W 4 0 0 0 0 1 0 0 0 0 1 0 7 15 0.00 1.000																
52 Anthony Bass, R ERA: 2.57	1.0 S 3 0 0 0 1 0 0 0 0 0 0 0 9 13 0.00 0.000																

AB	31
R	7
H	11
RBI	6
BB	2
SO	8
LOB	14



Batter	1	2	3	4	5	6	7	8	9	AB	R	H	RBI	BB	SO	LOB	TOP										
30 Jonathan Villar, S OBP: 0.302, SLG: 0.321	G3		G3-1			FC5-4	G2-3		K	6	0	1	0	0	1	7											
15 Randal Grichuk, R OBP: 0.320, SLG: 0.524	L5		G5-3			P3			K	6	1	2	0	0	1	2											
44 Rowdy Tellez, L OBP: 0.354, SLG: 0.535	G3-1								K	5	2	3	0	1	0	2											
37 Teoscar Hernández, R OBP: 0.358, SLG: 0.637									K	5	3	3	2	0	1	2											
6 Travis Shaw, L OBP: 0.311, SLG: 0.407									K	5	0	2	1	0	1	3											
27 Vladimir Guerrero Jr., R OBP: 0.338, SLG: 0.455									K	3	2	1	3	2	1	1											
2 Joe Panik, L OBP: 0.329, SLG: 0.310									K	5	0	2	1	0	0	5											
9 Danny Jansen, R OBP: 0.286, SLG: 0.284									K	3	0	0	0	0	0	1											
8 Cavan Biggio, L OBP: 0.370, SLG: 0.438									K	0	0	0	0	1	0	0											
7 Caleb Joseph, R (7, 2)									K	0	0	0	0	1	0	0											
23 Derek Fisher, L OBP: 0.346, SLG: 0.400									K	1	0	1	0	1	0	0											
13 Lourdes Gurriel Jr., R OBP: 0.353, SLG: 0.477									K	3	0	1	1	0	1	2											
Inning Stats	R: 0 E: 0 K: 0 S: 6	H: 0 LOB: 0 BB: 0 P: 10	R: 1 E: 0 K: 2 S: 9	H: 1 LOB: 0 BB: 0 P: 11	R: 0 E: 0 K: 0 S: 8	H: 1 LOB: 1 BB: 0 P: 15	R: 1 E: 1 K: 0 S: 10	H: 2 LOB: 1 BB: 1 P: 16	R: 0 E: 0 K: 0 S: 7	H: 1 LOB: 1 BB: 1 P: 14	R: 3 E: 1 K: 0 S: 16	H: 3 LOB: 2 BB: 1 P: 27	R: 3 E: 0 K: 0 S: 15	H: 5 LOB: 3 BB: 2 P: 30	R: 0 E: 0 K: 2 S: 14	H: 2 LOB: 3 BB: 1 P: 23	R: 0 E: 0 K: 2 S: 13	H: 1 LOB: 2 BB: 1 P: 21	1B: 10 2B: 4 3B: 0 HR: 2	SF: 0 SAC: 0 DP: 1 HBP: 0	WP: 0 PB: 0 SB: 0 CS: 0	PA: 48					
PITCHER	IP	WLS	BF	H	R	ER	SO	BB	IBB	HBP	BLK	WP	HR	S	P	ERA	WHIP										
65 Ryan Weber, R ERA: 5.45	5.0		20	5	2	2	2	1	0	0	0	0	1	40	66	3.60	1.200										
72 Josh Taylor, L ERA: 9.82	1.0	B	8	3	3	3	0	1	0	0	0	0	1	16	27	27.00	4.000										
71 Phillips Valdez, R ERA: 3.18	0.2		7	4	3	3	0	2	0	0	0	0	0	10	23	40.50	9.000										
79 Robert Stock, R ERA: 5.87	0.1		2	1	0	0	0	0	0	0	0	0	0	5	7	0.00	3.000										
74 Mike Kickham, L ERA: 5.4	2.0	W	11	3	0	0	4	1	1	0	0	0	0	27	44	0.00	2.000										

Toronto Blue Jays @ Boston Red Sox
Fenway Park, Boston, MA
Sat Sep 05 2020, 7:32 PM - 11:13 PM EDT
Clear - 76 F

AB	42
R	8
H	16
RBI	8
BB	6
SO	6
LOB	25



Batter	1	2	3	4	5	6	7	8	9	AB	R	H	RBI	BB	SO	LOB	BOTTOM										
99 Alex Verdugo, L OBP: 0.369, SLG: 0.510	K		F9			G5-3				5	1	2	0	0	1	0											
11 Rafael Devers, L OBP: 0.310, SLG: 0.465	K		L9						L6	5	1	2	3	0	1	3											
2 Xander Bogaerts, R OBP: 0.335, SLG: 0.525	G3		F8			P4			F8	5	1	1	1	0	0	1											
28 J.D. Martinez, R OBP: 0.323, SLG: 0.419									HR	3	1	2	1	2	0	0											
3 José Peraza, R OBP: 0.274, SLG: 0.321									F8	0	0	0	0	0	0	0											
7 Christian Vázquez, R OBP: 0.321, SLG: 0.403									FC5-4	5	2	3	0	0	1	1											
60 Yairo Muñoz, R OBP: 0.450, SLG: 0.750	K		P2			G5-3			FC5	5	0	1	1	0	1	5											
19 Jackie Bradley Jr., L OBP: 0.336, SLG: 0.421						G4-3			G4-3	3	1	1	2	1	0	1											
23 Michael Chavis, R OBP: 0.250, SLG: 0.352									HR	4	0	1	0	0	1	2											
29 Bobby Dalbec, R OBP: 0.217, SLG: 0.455									HR	4	2	2	1	0	1	2											
Inning Stats	R: 0 E: 0 K: 2 S: 11	H: 4 LOB: 0 BB: 0 P: 17	R: 4 E: 0 K: 1 S: 19	H: 4 LOB: 0 BB: 0 P: 29	R: 0 E: 0 K: 0 S: 9	H: 1 LOB: 2 BB: 1 P: 15	R: 2 E: 0 K: 0 S: 11	H: 4 LOB: 1 BB: 0 P: 18	R: 0 E: 0 K: 0 S: 10	H: 2 LOB: 1 BB: 0 P: 13	R: 0 E: 0 K: 0 S: 6	H: 0 LOB: 0 BB: 0 P: 11	R: 1 E: 0 K: 1 S: 11	H: 1 LOB: 0 BB: 0 P: 16	R: 0 E: 0 K: 2 S: 19	H: 2 LOB: 3 BB: 1 P: 29	R: 2 E: 0 K: 0 S: 10	H: 1 LOB: 1 BB: 1 P: 18	1B: 8 2B: 2 3B: 0 HR: 5	SF: 0 SAC: 0 DP: 1 HBP: 0	WP: 0 PB: 0 SB: 1 CS: 0	PA: 42					
PITCHER	IP	WLS	BF	H	R	ER	SO	BB	IBB	HBP	BLK	WP	HR	S	P	ERA	WHIP										
22 Chase Anderson, R ERA: 4.94	4.0		21	4	1	1	1	0	0	0	0	0	1	31	45	3.00	1.333										
1 Shun Yamaguchi, R ERA: 3.93	3.0		12	4	1	1	1	0	0	0	0	0	0	15	24	0.00	2.000										
47 Anthony Kay, L ERA: 2.6	1.0	H	5	1	0	0	2	1	0	0	0	0	0	10	18	27.00	6.000										
52 Anthony Bass, R ERA: 2.79	0.1	L	4	1	2	1	0	1	0	0	0	0	1	10	18	27.00	6.000										

Toronto Blue Jays @ Boston Red Sox
Fenway Park, Boston, MA
Sat Sep 05 2020, 7:32 PM - 11:13 PM EDT
Clear - 76 F

AB	39
R	9
H	15
RBI	9
BB	3
SO	6
LOB	15



Batter	1	2	3	4	5	6	7	8	9	AB	R	H	RBI	BB	SO	LOB	TOP				
26 DJ LeMahieu, R OBP: 0.405, SLG: 0.517	G3	FC6-4			77 2B	31 BB				3	1	1	0	2	0	1	New York Yankees @ Toronto Blue Jays Sahlen Field, Buffalo, NY Mon Sep 07 2020, 6:38 PM - 10:40 PM EDT Cloudy - 76 F				
59 Luke Voit, R OBP: 0.383, SLG: 0.619	HR		G6-3		77 2B	31 BB		G5-3		4	2	2	1	1	0	1					
31 Aaron Hicks, S OBP: 0.365, SLG: 0.400	HR		77 G4-6-3		P2				G5-3	3	1	1	2	2	0	2					
77 Clint Frazier, R OBP: 0.391, SLG: 0.554	E5		G4-6-3		2B				25 2B	5	1	2	2	0	0	4					
25 Gleyber Torres, R OBP: 0.347, SLG: 0.314	K			K				G5-3	41 G6-3	4	0	1	0	1	2	1					
41 Miguel Andujar, R OBP: 0.265, SLG: 0.326	G5-3			HR		K		L3	G6-3	5	1	1	2	0	1	4					
11 Brett Gardner, L OBP: 0.295, SLG: 0.309	G5-3			K		G3		K	G6-3	5	0	0	0	0	2	1					
66 Kyle Higashioka, R OBP: 0.200, SLG: 0.200	G6-3			K		P3		G4-3		4	0	0	0	0	1	0					
71 Thairo Estrada, R OBP: 0.256, SLG: 0.275	E4			G3		G3		G6-3		4	1	1	0	0	0	0					
Inning Stats	R: 2 H: 2 E: 0 K: 1 S: 14	WLS: 2 BF: 23	R: 0 H: 0 E: 0 K: 0 S: 7	H: 0 LOB: 1 BB: 11	R: 0 H: 0 E: 0 K: 0 S: 5	H: 0 LOB: 0 BB: 1	R: 1 H: 1 E: 0 K: 3 S: 12	H: 1 LOB: 2 BB: 0	R: 2 H: 3 E: 0 K: 1 S: 19	H: 3 LOB: 2 BB: 33	R: 1 H: 1 E: 0 K: 0 S: 13	H: 1 LOB: 0 BB: 3	R: 0 H: 0 E: 0 K: 1 S: 13	H: 0 LOB: 1 BB: 22	R: 0 H: 0 E: 0 K: 0 S: 12	H: 2 LOB: 1 BB: 15	1B: 4 2B: 2 3B: 0 HR: 3	SF: 0 SAC: 0 DP: 1 HBP: 0	WP: 0 PB: 0 SB: 1 CS: 0	PA: 43	
PITCHER	IP	WLS	BF	H	R	ER	SO	BB	IBB	HBP	BLK	WP	HR	S	P	ERA	WHIP				
99 Hyun Jin Ryu, L ERA: 3.19	5.0		24	6	5	5	5	2	0	0	0	0	3	57	98	9.00	1.600				
54 Sean Reid-Foley, R ERA: 1.59	1.0	W	7	1	1	1	0	3	0	0	0	0	0	13	33	9.00	4.000				
67 Julian Merryweather, R ERA: 2.7	2.0		7	0	0	0	1	1	0	0	0	0	0	25	42	0.00	0.500				
52 Anthony Bass, R ERA: 3.1	1.0		5	2	1	1	0	0	0	0	0	0	0	7	15	9.00	2.000				

Batter	1	2	3	4	5	6	7	8	9	AB	R	H	RBI	BB	SO	LOB	BOTTOM				
8 Cavan Biggio, L OBP: 0.373, SLG: 0.439	44 S	G3			44 S					4	2	1	0	2	1	3	New York Yankees @ Toronto Blue Jays Sahlen Field, Buffalo, NY Mon Sep 07 2020, 6:38 PM - 10:40 PM EDT Cloudy - 76 F				
15 Randal Grichuk, R OBP: 0.316, SLG: 0.514	L7	G6-3		F9						5	1	1	0	0	0	4					
44 Rowdy Tellez, L OBP: 0.355, SLG: 0.555	2B		K	K		E3		G6-3		5	1	1	2	0	2	4					
27 Vladimir Guerrero Jr., R OBP: 0.339, SLG: 0.441	BB		6 PB	13 1B		F9		G4-3		4	1	2	2	1	0	0					
13 Lourdes Gurriel Jr., R OBP: 0.354, SLG: 0.497	L7		6 PB	1B		F9		G4-3		5	1	3	1	0	0	2					
30 Jonathan Villar, S OBP: 0.313, SLG: 0.313	F8		L8		G3-1			K		4	1	0	0	1	1	5					
6 Travis Shaw, L OBP: 0.315, SLG: 0.407	5 S	G4-3		G4-3		K		P5		5	2	2	2	0	1	3					
5 Santiago Espinal, R OBP: 0.275, SLG: 0.277	E8			L5						2	1	1	1	1	0	0					
2 Joe Panik, L OBP: 0.372, SLG: 0.338	G3-1									0	1	0	0	2	0	0					
9 Danny Jansen, R OBP: 0.301, SLG: 0.321	G3-1									3	1	1	4	2	0	2					
Inning Stats	R: 1 H: 2 E: 0 K: 0 S: 16	H: 2 LOB: 2 BB: 1 P: 31	R: 1 H: 2 E: 1 K: 0 S: 13	H: 2 LOB: 0 BB: 0 P: 22	R: 0 H: 2 E: 0 K: 1 S: 13	H: 2 LOB: 2 BB: 0 P: 21	R: 0 H: 0 E: 0 K: 1 S: 11	H: 0 LOB: 2 BB: 2 P: 21	R: 0 H: 1 E: 0 K: 1 S: 13	H: 1 LOB: 1 BB: 0 P: 18	R: 10 H: 5 E: 0 K: 0 S: 38	H: 5 LOB: 4 BB: 4 P: 67	R: 0 H: 0 E: 0 K: 0 S: 10	H: 0 LOB: 0 BB: 0 P: 12	R: 0 H: 0 E: 0 K: 2 S: 14	H: 0 LOB: 2 BB: 2 P: 23	1B: 7 2B: 4 3B: 0 HR: 1	SF: 0 SAC: 0 DP: 0 HBP: 0	WP: 0 PB: 1 SB: 3 CS: 0	PA: 46	
PITCHER	IP	WLS	BF	H	R	ER	SO	BB	IBB	HBP	BLK	WP	HR	S	P	ERA	WHIP				
47 Jordan Montgomery, L ERA: 5.72	3.1		18	6	2	2	1	2	0	0	0	0	0	46	84	5.40	2.400				
56 Jonathan Holder, R ERA: 2.25	1.2		7	1	0	0	2	1	0	0	0	0	0	20	29	0.00	1.200				
57 Chad Green, R ERA: 4.26	0.1		5	1	4	4	0	2	0	0	0	0	0	17	29	108.00	9.000				
0 Adam Ottavino, R ERA: 7.82	0.0	L	6	4	6	5	0	2	0	0	0	0	1	16	29	=	=				
85 Luis Cessa, R ERA: 2.81	1.2		5	0	0	0	0	0	0	0	0	0	0	15	21	0.00	0.000				
PITCHER	IP	WLS	BF	H	R	ER	SO	BB	IBB	HBP	BLK	WP	HR	S	P	ERA	WHIP				
86 Clarke Schmidt, R ERA: 7.71	1.0		5	0	0	0	2	2	0	0	0	0	0	14	23	0.00	2.000				

AB	37
R	7
H	9
RBI	7
BB	6
SO	6
LOB	14




AB	37
R	12
H	12
RBI	12
BB	9
SO	5
LOB	23



Batter	1	2	3	4	5	6	7	8	9	AB	R	H	RBI	BB	SO	LOB	TOP										
26 DJ LeMahieu, R OBP: 0.397, SLG: 0.504	G6-3	F8	G6-3	G6-3	G6-3	1B			G4-3	5	0	1	0	0	0	4											
59 Luke Voit, R OBP: 0.348, SLG: 0.604	G6-3	K				1B			K	5	1	1	0	0	2	3											
31 Aaron Hicks, S OBP: 0.376, SLG: 0.402	BB					1B			G6-3	2	0	1	0	1	0	0											
77 Clint Frazier, R OBP: 0.396, SLG: 0.539	BB					1B			K	2	0	0	0	2	2	1											
25 Gleyber Torres, R OBP: 0.343, SLG: 0.303	BB					1B			F9	3	0	0	0	1	1	4											
39 Mike Tauchman, L OBP: 0.347, SLG: 0.300	F7								F8	2	0	0	1	0	0	3											
66 Kyle Higashioka, R (8, PH)										1	0	0	0	0	0	0											
11 Brett Gardner, L OBP: 0.295, SLG: 0.309										0	0	0	0	0	0	0											
24 Gary Sánchez, R OBP: 0.229, SLG: 0.337	G5-3								G5-3	4	0	0	0	0	1	2											
41 Miguel Andujar, R OBP: 0.283, SLG: 0.360	2B								P4	4	0	2	0	0	1	0											
14 Tyler Wade, L OBP: 0.265, SLG: 0.241	BB								K	1	0	0	0	2	1	0											
36 Mike Ford, L (9, PH)	BB								K	1	0	0	0	0	1	0											
Inning Stats	R: 0 H: 0 E: 0 K: 0 S: 13	H: 0 LOB: 3 BB: 3 P: 31	R: 0 H: 1 E: 0 K: 1 S: 13	H: 2 LOB: 2 BB: 1 P: 24	R: 0 H: 0 E: 0 K: 2 S: 8	H: 0 LOB: 0 BB: 0 P: 14	R: 0 H: 1 E: 0 K: 0 S: 9	H: 1 LOB: 2 BB: 1 P: 19	R: 1 H: 2 E: 0 K: 1 S: 14	H: 2 LOB: 2 BB: 1 P: 22	R: 0 H: 1 E: 0 K: 2 S: 9	H: 0 LOB: 0 BB: 0 P: 15	R: 0 H: 0 E: 0 K: 1 S: 9	H: 0 LOB: 0 BB: 0 P: 12	R: 0 H: 0 E: 0 K: 2 S: 9	H: 0 LOB: 0 BB: 0 P: 17	1B: 4 2B: 1 3B: 0 HR: 0	SF: 1 SAC: 0 DP: 0 HBP: 1	WP: 0 PB: 0 SB: 2 CS: 1	PA: 38							
PITCHER	IP	WLS	BF	H	R	ER	SO	BB	IBB	HBP	BLK	WP	HR	S	P	ERA	WHIP										
0 Tajuan Walker, R ERA: 2.95	4.0		19	2	0	0	3	5	0	1	0	0	0	43	88	0.00	1.750										
1 Shun Yamaguchi, R ERA: 3.99	2.0	W	10	3	1	1	3	1	0	0	0	0	0	23	37	4.50	2.000										
36 A.J. Cole, R ERA: 2.33	1.0	H	3	0	0	0	1	0	0	0	0	0	0	9	15	0.00	0.000										
47 Anthony Kay, L ERA: 2.45	1.0	H	3	0	0	0	0	0	0	0	0	0	0	9	12	0.00	0.000										
41 Rafael Dolis, R ERA: 1.77	1.0	S	3	0	0	0	2	0	0	0	0	0	0	9	17	0.00	0.000										

New York Yankees @ Toronto Blue Jays
Sahlen Field, Buffalo, NY
Tue Sep 08 2020, 6:40 PM - 9:38 PM EDT
Partly Cloudy - 68 F

AB 30
R 1
H 5
RBI 1
BB 6
SO 9
LOB 17



Batter	1	2	3	4	5	6	7	8	9	AB	R	H	RBI	BB	SO	LOB	BOTTOM										
8 Cavan Biggio, L OBP: 0.370, SLG: 0.430	K		F9			BB			K	3	0	0	0	1	2	1											
15 Randal Grichuk, R OBP: 0.315, SLG: 0.503	BB		L9			K			G1-3	3	0	0	0	1	1	2											
44 Rowdy Tellez, L OBP: 0.346, SLG: 0.540	BB									3	0	0	0	0	0	2											
6 Travis Shaw, L OBP: 0.315, SLG: 0.407	G6-5-3		G4-3							0	0	0	0	0	0	0											
27 Vladimir Guerrero Jr., R (1, 10)			K						F9	3	0	0	0	0	2	0											
13 Lourdes Gurriel Jr., R OBP: 0.354, SLG: 0.493			F8						L9	3	0	1	0	0	0	0											
2 Joe Panik, L OBP: 0.371, SLG: 0.338			1B						K	3	1	1	0	0	2	1											
49 Jonathan Davis, R OBP: 0.333, SLG: 1.333			HR						G4-3	3	1	1	2	0	1	1											
9 Danny Jansen, R OBP: 0.292, SLG: 0.310			K						K	3	0	0	0	0	3	0											
5 Santiago Espinal, R OBP: 0.278, SLG: 0.300			K2-3						K	3	0	1	0	0	2	0											
Inning Stats	R: 0 H: 0 E: 0 K: 1 S: 6	H: 2 LOB: 0 BB: 0 P: 12	R: 2 H: 2 E: 0 K: 2 S: 14	H: 2 LOB: 0 BB: 0 P: 21	R: 0 H: 1 E: 0 K: 0 S: 8	H: 1 LOB: 1 BB: 0 P: 13	R: 0 H: 1 E: 0 K: 3 S: 10	H: 0 LOB: 1 BB: 0 P: 18	R: 0 H: 0 E: 0 K: 3 S: 18	H: 0 LOB: 0 BB: 1 P: 30	R: 0 H: 0 E: 0 K: 0 S: 8	H: 0 LOB: 0 BB: 0 P: 12	R: 0 H: 0 E: 0 K: 2 S: 10	H: 0 LOB: 0 BB: 0 P: 16	R: 0 H: 0 E: 0 K: 2 S: 7	H: 0 LOB: 0 BB: 0 P: 11	1B: 2 2B: 1 3B: 0 HR: 1	SF: 0 SAC: 0 DP: 1 HBP: 0	WP: 0 PB: 0 SB: 0 CS: 0	PA: 29							
PITCHER	IP	WLS	BF	H	R	ER	SO	BB	IBB	HBP	BLK	WP	HR	S	P	ERA	WHIP										
33 J.A. Happ, L ERA: 4.31	6.1	L	24	4	2	2	10	2	0	0	0	0	0	68	113	2.84	0.947										
73 Michael King, R ERA: 6.14	0.2		2	0	0	0	1	0	0	0	0	0	0	6	9	0.00	0.000										
53 Zack Britton, L ERA: 2.77	1.0		3	0	0	0	2	0	0	0	0	0	0	7	11	0.00	0.000										

New York Yankees @ Toronto Blue Jays
Sahlen Field, Buffalo, NY
Tue Sep 08 2020, 6:40 PM - 9:38 PM EDT
Partly Cloudy - 68 F

AB 27
R 2
H 4
RBI 2
BB 2
SO 13
LOB 7



Batter	1	2	3	4	5	6	7	8	9	AB	R	H	RBI	BB	SO	LOB	TOP				
9 Brandon Nimmo, L OBP: 0.384, SLG: 0.445										7	2	2	0	0	2	3					
30 Michael Conforto, L OBP: 0.332, SLG: 0.576 16 Jake Marisnick, R OBP: 0.370, SLG: 0.667										4	4	2	4	1	1	0					
28 J.D. Davis, R OBP: 0.417 1 Amed Rosario, R OBP: 0.250, SLG: 0.345										4	3	2	1	1	0	2					
2 Dominic Smith, L OBP: 0.399, SLG: 0.654										5	1	2	4	1	2	3					
24 Robinson Cano, L OBP: 0.364, SLG: 0.562 13 Luis Guillorme, L OBP: 0.462, SLG: 0.477										4	1	3	1	1	0	1					
20 Pete Alonso, R OBP: 0.333, SLG: 0.459										5	1	0	0	0	3	8					
6 Jeff McNeil, L OBP: 0.333, SLG: 0.508										5	1	3	2	1	0	2					
60 Andrés Giménez, L OBP: 0.340, SLG: 0.426										5	1	1	1	0	1	6					
40 Wilson Ramos, R OBP: 0.302, SLG: 0.386										5	4	3	4	1	0	2					
Inning Stats	R: 0 E: 0 K: 2 S: 7	H: 0 LOB: 0 BB: 0 P: 13	R: 0 E: 0 K: 0 S: 9	H: 0 LOB: 2 BB: 2 P: 20	R: 4 E: 0 K: 3 S: 22	H: 5 LOB: 1 BB: 1 P: 41	R: 10 E: 1 K: 2 S: 35	H: 7 LOB: 1 BB: 2 P: 62	R: 0 E: 0 K: 0 S: 6	H: 0 LOB: 0 BB: 0 P: 9	R: 2 E: 1 K: 1 S: 18	H: 2 LOB: 2 BB: 1 P: 32	R: 1 E: 0 K: 2 S: 13	H: 2 LOB: 1 BB: 0 P: 20	R: 1 E: 0 K: 0 S: 16	H: 2 LOB: 2 BB: 0 P: 26	1B: 11 2B: 5 3B: 0 HR: 3	SF: 0 SAC: 0 DP: 1 HBP: 2	WP: 0 PB: 0 SB: 0 CS: 0	PA: 55	
PITCHER	IP WLS BF H R ER SO BB IBB HBP BLK WP HR S P ERA WHIP	IP WLS BF H R ER SO BB IBB HBP BLK WP HR S P ERA WHIP	IP WLS BF H R ER SO BB IBB HBP BLK WP HR S P ERA WHIP	IP WLS BF H R ER SO BB IBB HBP BLK WP HR S P ERA WHIP	IP WLS BF H R ER SO BB IBB HBP BLK WP HR S P ERA WHIP	IP WLS BF H R ER SO BB IBB HBP BLK WP HR S P ERA WHIP	IP WLS BF H R ER SO BB IBB HBP BLK WP HR S P ERA WHIP	IP WLS BF H R ER SO BB IBB HBP BLK WP HR S P ERA WHIP	IP WLS BF H R ER SO BB IBB HBP BLK WP HR S P ERA WHIP	IP WLS BF H R ER SO BB IBB HBP BLK WP HR S P ERA WHIP	IP WLS BF H R ER SO BB IBB HBP BLK WP HR S P ERA WHIP	IP WLS BF H R ER SO BB IBB HBP BLK WP HR S P ERA WHIP	IP WLS BF H R ER SO BB IBB HBP BLK WP HR S P ERA WHIP	IP WLS BF H R ER SO BB IBB HBP BLK WP HR S P ERA WHIP	IP WLS BF H R ER SO BB IBB HBP BLK WP HR S P ERA WHIP	IP WLS BF H R ER SO BB IBB HBP BLK WP HR S P ERA WHIP	IP WLS BF H R ER SO BB IBB HBP BLK WP HR S P ERA WHIP	IP WLS BF H R ER SO BB IBB HBP BLK WP HR S P ERA WHIP	IP WLS BF H R ER SO BB IBB HBP BLK WP HR S P ERA WHIP	IP WLS BF H R ER SO BB IBB HBP BLK WP HR S P ERA WHIP	IP WLS BF H R ER SO BB IBB HBP BLK WP HR S P ERA WHIP
22 Chase Anderson, R ERA: 5.81	2.2	L	15	4	4	4	4	3	0	0	0	0	0	0	1	34	67	13.50	2.625		
47 Anthony Kay, L ERA: 4.74	0.2		9	4	6	5	2	2	0	0	0	0	0	0	1	19	42	67.50	9.000		
62 Jacob Waguespack, R ERA: 0.32	2.2		16	7	6	4	1	0	0	0	1	0	0	0	0	39	58	13.50	2.625		
56 Ryan Borucki, L ERA: 2.19	1.0		4	0	0	0	1	1	0	0	0	0	0	0	10	18	0.00	1.000			
51 Ken Giles, R ERA: 10.13	1.0		5	2	1	1	2	0	0	0	0	0	0	0	1	13	20	9.00	2.000		
5 Santiago Espinal, R ERA: 9.0	1.0		6	2	1	1	0	0	0	0	1	0	0	0	0	16	26	9.00	2.000		

New York Mets @ Toronto Blue Jays
Sahlen Field, Buffalo, NY
Fri Sep 11 2020, 6:41 PM - 10:10 PM EDT
Partly Cloudy - 61 F

AB 47
R 18
H 19
RBI 17
BB 6
SO 10
LOB 27



New York Mets @ Toronto Blue Jays
Sahlen Field, Buffalo, NY
Fri Sep 11 2020, 6:41 PM - 10:10 PM EDT
Partly Cloudy - 61 F

AB 31
R 1
H 5
RBI 1
BB 3
SO 10
LOB 12



Batter	1	2	3	4	5	6	7	8	9	AB	R	H	RBI	BB	SO	LOB	TOP								
6 Jeff McNeil, L OBP: 0.389, SLG: 0.493	F8		F8		F7		FC3-6 FC6-4	PO		4	0	0	0	0	0	5									
28 J.D. Davis, R OBP: 0.375, SLG: 0.405	K		L7		K		FC6-4			4	0	0	1	0	2	4									
30 Michael Conforto, L OBP: 0.429, SLG: 0.571	G1-3			E9 16 2B	K		G1-3			4	1	1	0	0	1	2									
20 Pete Alonso, R OBP: 0.326, SLG: 0.448	F9			K		F7		K		4	0	0	0	0	2	1									
2 Dominic Smith, L OBP: 0.393, SLG: 0.641	K		G5-3		G5-3		G4-3			4	0	1	0	0	1	1									
24 Robinson Cano, L OBP: 0.381, SLG: 0.548	G3-1			16 2B	K		K			3	0	0	0	1	2	1									
16 Jake Marisnick, R OBP: 0.379, SLG: 0.690			G1-3		F7					2	0	1	1	0	0	0									
9 Brandon Nimmo, L OBP: 0.385, SLG: 0.442										1	0	0	0	1	0	1									
40 Wilson Ramos, R OBP: 0.308, SLG: 0.385										3	1	1	0	1	0	3									
1 Amed Rosario, R OBP: 0.267, SLG: 0.368										4	0	3	0	0	1	0									
Inning Stats	R: 0 E: 0 K: 1 S: 9	H: 0 LOB: 0 BB: 0 P: 15	R: 0 E: 0 K: 1 S: 9	H: 0 LOB: 0 BB: 0 P: 12	R: 0 E: 0 K: 0 S: 14	H: 1 LOB: 2 BB: 1 P: 25	R: 1 E: 0 K: 1 S: 13	H: 2 LOB: 2 BB: 1 P: 23	R: 0 E: 0 K: 2 S: 10	H: 1 LOB: 1 BB: 0 P: 15	R: 0 E: 0 K: 1 S: 14	H: 1 LOB: 1 BB: 0 P: 17	R: 1 E: 0 K: 0 S: 11	H: 2 LOB: 1 BB: 0 P: 16	R: 0 E: 0 K: 2 S: 7	H: 0 LOB: 0 BB: 0 P: 10	R: 0 E: 0 K: 1 S: 8	H: 0 LOB: 0 BB: 1 P: 16	1B: 5 2B: 2 3B: 0 HR: 0	SF: 0 SAC: 0 DP: 1 HBP: 0	WP: 1 PB: 0 SB: 0 CS: 0	PA: 37			
PITCHER	IP	WLS	BF	H	R	ER	SO	BB	IBB	HBP	BLK	WP	HR	S	P	ERA	WHIP								
38 Robbie Ray, L ERA: 6.85	5.0	W	21	4	1	1	5	2	0	0	0	0	0	55	90	1.80	1.200								
67 Julian Merryweather, R ERA: 3.0	2.0	H	9	3	1	1	1	0	0	0	0	0	0	25	33	4.50	1.500								
52 Anthony Bass, R ERA: 2.95	1.0	H	3	0	0	0	2	0	0	0	0	0	0	7	10	0.00	0.000								
41 Rafael Dolis, R ERA: 1.69	1.0	S	3	0	0	0	1	1	0	0	0	1	0	8	16	0.00	1.000								

New York Mets @ Toronto Blue Jays
Sahlen Field, Buffalo, NY
Sat Sep 12 2020, 6:41 PM - 9:59 PM EDT
Cloudy - 75 F

AB 33
R 2
H 7
RBI 2
BB 3
SO 9
LOB 18



Batter	1	2	3	4	5	6	7	8	9	AB	R	H	RBI	BB	SO	LOB	BOTTOM								
8 Cavan Biggio, L OBP: 0.371, SLG: 0.429	G3-1		K							4	0	1	0	1	2	3									
11 Bo Bichette, R OBP: 0.382, SLG: 0.646	K				P3		L8			4	1	1	0	0	1	6									
6 Travis Shaw, L OBP: 0.312, SLG: 0.402	G6-3									3	0	1	1	0	1	0									
15 Randal Grichuk, R OBP: 0.312, SLG: 0.488										4	0	1	1	0	1	2									
27 Vladimir Guerrero Jr., R OBP: 0.323, SLG: 0.419										4	1	1	0	0	1	2									
13 Lourdes Gurriel Jr., R OBP: 0.335, SLG: 0.465										4	0	0	0	0	1	3									
20 Jonathan Villar, S OBP: 0.312, SLG: 0.312										4	0	2	1	0	2	2									
85 Alejandro Kirk, R OBP: 0.500, SLG: 0.333										3	1	1	0	1	0	1									
2 Joe Panik, L OBP: 0.356, SLG: 0.318										3	0	2	0	1	1	2									
49 Jonathan Davis, R OBP: 0.286, SLG: 0.857										0	0	0	0	0	0	0									
Inning Stats	R: 0 E: 0 K: 1 S: 7	H: 0 LOB: 0 BB: 0 P: 10	R: 0 E: 0 K: 1 S: 7	H: 0 LOB: 0 BB: 0 P: 7	R: 0 E: 0 K: 2 S: 12	H: 1 LOB: 1 BB: 0 P: 19	R: 1 E: 0 K: 1 S: 15	H: 3 LOB: 2 BB: 0 P: 21	R: 1 E: 0 K: 0 S: 13	H: 2 LOB: 2 BB: 1 P: 25	R: 1 E: 0 K: 1 S: 14	H: 3 LOB: 3 BB: 1 P: 25	R: 0 E: 0 K: 3 S: 11	H: 0 LOB: 0 BB: 0 P: 17	R: 0 E: 0 K: 1 S: 9	H: 1 LOB: 3 BB: 1 P: 17	1B: 8 2B: 2 3B: 0 HR: 0	SF: 1 SAC: 0 DP: 0 HBP: 0	WP: 0 PB: 0 SB: 3 CS: 0	PA: 37					
PITCHER	IP	WLS	BF	H	R	ER	SO	BB	IBB	HBP	BLK	WP	HR	S	P	ERA	WHIP								
67 Seth Lugo, R ERA: 2.63	5.1	L	24	7	3	3	5	1	0	0	0	0	0	60	91	5.06	1.500								
47 Chasen Shreve, L ERA: 2.21	0.1		4	2	0	0	1	1	0	0	0	0	0	7	15	0.00	9.000								
50 Miguel Castro, R ERA: 4.29	1.1		4	0	0	0	3	0	0	0	0	0	0	12	18	0.00	0.000								
27 Jeury Familia, R ERA: 3.48	1.0		5	1	0	0	1	1	0	0	0	0	0	9	17	0.00	2.000								

New York Mets @ Toronto Blue Jays
Sahlen Field, Buffalo, NY
Sat Sep 12 2020, 6:41 PM - 9:59 PM EDT
Cloudy - 75 F

AB 33
R 3
H 10
RBI 3
BB 3
SO 10
LOB 21



Batter	1	2	3	4	5	6	7	8	9	AB	R	H	RBI	BB	SO	LOB	TOP	
8 Cavan Biggio, L (1,9) OBP: 0.363, SLG: 0.414 49 Jonathan Davis, R (7,9) OBP: 0.500, SLG: 0.778										2	0	0	0	1	2	1		
11 Bo Bichette, R (1,6) OBP: 0.350, SLG: 0.584 5 Santiago Espinal, R (7,6) OBP: 0.290, SLG: 0.328										3	0	0	0	0	0	1		
6 Travis Shaw, L (1,5)										4	0	0	0	0	1	3		
15 Randal Grichuk, R (1,8) OBP: 0.310, SLG: 0.471										4	0	1	0	0	1	2		
27 Vladimir Guerrero Jr., R (1,3) OBP: 0.327, SLG: 0.436										4	0	1	0	0	0	0		
13 Lourdes Gurriel Jr., R (1,7) OBP: 0.343, SLG: 0.497 85 Alejandro Kirk, R (9,PH) OBP: 0.333, SLG: 0.250										3	0	0	0	0	1	2		
2 Joe Panik, L (1,10) OBP: 0.358, SLG: 0.358										4	1	1	1	0	2	2		
20 Jonathan Villar, S (1,4) OBP: 0.315, SLG: 0.317										4	1	1	0	0	1	2		
9 Danny Jansen, R (1,2) OBP: 0.293, SLG: 0.295										2	0	0	0	1	0	1		
Inning Stats	R: 0 E: 0 K: 2 S: 9	H: 0 LOB: 0 BB: 0 P: 11	R: 0 E: 0 K: 1 S: 9	H: 0 LOB: 0 BB: 0 P: 9	R: 0 E: 0 K: 2 S: 10	H: 0 LOB: 1 BB: 1 P: 18	R: 0 E: 0 K: 0 S: 8	H: 0 LOB: 0 BB: 0 P: 12	R: 0 E: 0 K: 3 S: 13	H: 2 LOB: 2 BB: 0 P: 20	R: 0 E: 0 K: 0 S: 12	H: 1 LOB: 2 BB: 0 P: 19	R: 1 E: 0 K: 0 S: 8	H: 1 LOB: 0 BB: 0 P: 13	1B: 3 2B: 1 3B: 0 HR: 1	SF: 0 SAC: 0 DP: 0 HBP: 1	WP: 1 PB: 0 SB: 0 CS: 0	PA: 35
PITCHER	IP WLS BF H R ER SO BB IBB HBP BLK WP HR S P ERA WHIP																	
45 Gerrit Cole, R (1,1) ERA: 3.0	7.0 W 26 3 1 1 8 2 0 0 0 1 0 64 95 1.29 0.714																	
43 Jonathan Loaisiga, R (8,1) ERA: 3.0	1.0 5 1 0 0 0 0 0 0 1 0 0 12 19 0.00 1.000																	
79 Nick Nelson, R (9,1) ERA: 5.52	1.0 4 1 1 1 0 0 0 0 0 0 0 1 8 13 9.00 1.000																	

Toronto Blue Jays @ New York Yankees
Yankee Stadium, Bronx, NY
Wed Sep 16 2020, 7:08 PM - 10:09 PM EDT
Partly Cloudy - 69 F

AB	32
R	2
H	5
RBI	1
BB	2
SO	8
LOB	14



Batter	1	2	3	4	5	6	7	8	9	AB	R	H	RBI	BB	SO	LOB	BOTTOM			
26 DJ LeMahieu, R (1,4) OBP: 0.421, SLG: 0.627										4	3	3	3	1	0	0				
99 Aaron Judge, R (1,9) OBP: 0.324, SLG: 0.696 39 Mike Tauchman, L (8,9) OBP: 0.346, SLG: 0.303										4	0	0	0	0	3	2				
31 Aaron Hicks, S (1,8) OBP: 0.381, SLG: 0.402										3	2	1	0	2	1	0				
59 Luke Voit, R (1,3) OBP: 0.341, SLG: 0.643 38 Erik Kratz, R (8,3) OBP: 0.307, SLG: 0.393										4	1	1	3	0	1	3				
29 Gio Urshela, R (1,5) OBP: 0.369, SLG: 0.527										5	0	1	0	0	0	3				
77 Clint Frazier, R (1,7) OBP: 0.421, SLG: 0.596										3	1	2	2	2	0	0				
24 Gary Sánchez, R (1,10) OBP: 0.247, SLG: 0.339										5	1	1	0	0	0	5				
14 Tyler Wade, L (1,6) OBP: 0.273, SLG: 0.276										3	2	1	0	1	0	1				
66 Kyle Higashioka, R (1,2) OBP: 0.250, SLG: 0.583										4	3	3	5	0	0	1				
Inning Stats	R: 1 E: 0 K: 1 S: 15	H: 1 LOB: 0 BB: 0 P: 23	R: 0 E: 0 K: 0 S: 5	H: 0 LOB: 0 BB: 0 P: 8	R: 2 E: 0 K: 2 S: 19	H: 3 LOB: 2 BB: 2 P: 33	R: 3 E: 0 K: 1 S: 13	H: 3 LOB: 0 BB: 0 P: 27	R: 1 E: 0 K: 0 S: 13	H: 2 LOB: 1 BB: 1 P: 21	R: 4 E: 0 K: 0 S: 18	H: 3 LOB: 0 BB: 1 P: 33	R: 2 E: 0 K: 0 S: 8	H: 1 LOB: 2 BB: 2 P: 17	R: 0 E: 0 K: 1 S: 9	H: 2 LOB: 3 BB: 1 P: 17	1B: 6 2B: 1 3B: 0 HR: 7	SF: 0 SAC: 0 DP: 1 HBP: 0	WP: 0 PB: 0 SB: 0 CS: 0	PA: 43
PITCHER	IP WLS BF H R ER SO BB IBB HBP BLK WP HR S P ERA WHIP																			
14 Tanner Roark, R (1,1) ERA: 6.41	4.0 L 20 6 6 6 4 2 0 0 0 0 0 2 31 54 22.50 3.000																			
62 Jacob Waguespack, R (5,1) ERA: 8.15	2.0 12 5 5 5 0 1 0 0 0 0 0 2 31 54 22.50 3.000																			
64 Hector Perez, R (7,1) ERA: 10.8	1.2 10 3 2 2 1 3 0 0 0 0 0 1 16 33 10.80 3.600																			
52 Anthony Bass, R (8,1) ERA: 2.91	0.1 1 0 0 0 0 0 0 0 0 0 0 0 1 1 0.00 0.000																			

Toronto Blue Jays @ New York Yankees
Yankee Stadium, Bronx, NY
Wed Sep 16 2020, 7:08 PM - 10:09 PM EDT
Partly Cloudy - 69 F

AB	37
R	13
H	14
RBI	13
BB	6
SO	5
LOB	15



Batter	1	2	3	4	5	6	7	8	9	AB	R	H	RBI	BB	SO	LOB	TOP										
8 Cavan Biggio, L (1,5) OBP: 0.364, SLG: 0.416										4	0	1	1	1	1	1	<p>Toronto Blue Jays @ New York Yankees Yankee Stadium, Bronx, NY Thu Sep 17 2020, 7:10 PM - 10:28 PM EDT Cloudy - 72 F</p> <p>livebaseballscorecards.com</p> <p>AB 38 R 7 H 12 RBI 7 BB 2 SO 9 LOB 10</p>										
11 Bo Bichette, R (1,6) OBP: 0.353, SLG: 0.573										5	0	2	3	0	2	1											
15 Randal Grichuk, R (1,8) OBP: 0.307, SLG: 0.463										5	0	1	0	0	1	3											
37 Teoscar Hernández, R (1,9) OBP: 0.348, SLG: 0.616										5	0	0	0	0	4	3											
27 Vladimir Guerrero Jr., R (1,10) OBP: 0.320, SLG: 0.426										4	0	0	0	0	1	0											
6 Travis Shaw, L (1,3) OBP: 0.308, SLG: 0.386										4	1	1	0	0	0	0											
13 Lourdes Gurriel Jr., R (1,7) OBP: 0.357, SLG: 0.550										4	3	4	2	0	0	0											
2 Joe Panik, L (1,4) OBP: 0.354, SLG: 0.347										3	1	0	0	1	0	1											
9 Danny Jansen, R (1,2) OBP: 0.308, SLG: 0.313										4	2	3	1	0	0	1											
Inning Stats	R: 0 E: 0 K: 2 S: 10	H: 0 LOB: 0 BB: 0 P: 15	R: 0 E: 0 K: 1 S: 7	H: 0 LOB: 0 BB: 0 P: 9	R: 2 E: 0 K: 0 S: 15	H: 4 LOB: 1 BB: 0 P: 24	R: 0 E: 0 K: 1 S: 6	H: 0 LOB: 0 BB: 0 P: 6	R: 1 E: 0 K: 0 S: 10	H: 2 LOB: 1 BB: 0 P: 18	R: 0 E: 0 K: 1 S: 6	H: 0 LOB: 0 BB: 0 P: 7	R: 0 E: 0 K: 0 S: 8	H: 1 LOB: 1 BB: 0 P: 12	R: 0 E: 0 K: 2 S: 10	H: 1 LOB: 1 BB: 0 P: 13	R: 4 E: 0 K: 2 S: 23	H: 4 LOB: 2 BB: 2 P: 40	1B: 7 2B: 3 3B: 0 HR: 2	SF: 0 SAC: 0 DP: 0 HBP: 0	WP: 0 PB: 0 SB: 0 CS: 0	PA: 40					
PITCHER	IP	WLS	BF	H	R	ER	SO	BB	IBB	HBP	BLK	WP	HR	S	P	ERA	WHIP										
19 Masahiro Tanaka, R (1,1) ERA: 3.27	7.0	W	27	7	3	3	5	0	0	0	0	0	2	62	91	3.86	1.000										
0 Adam Ottavino, R (8,1) ERA: 6.91	1.0		4	1	0	0	2	0	0	0	0	0	0	10	13	0.00	1.000										
56 Jonathan Holder, R (9,1) ERA: 4.08	0.1		6	3	4	4	0	2	0	0	0	0	0	14	28	108.00	15.000										
54 Aroldis Chapman, L (9,1) ERA: 4.15	0.2	S	3	1	0	0	2	0	0	0	0	0	0	9	12	0.00	1.500										

Batter	1	2	3	4	5	6	7	8	9	AB	R	H	RBI	BB	SO	LOB	BOTTOM											
26 DJ LeMahieu, R (1,4) OBP: 0.426, SLG: 0.641										3	2	1	1	2	1	1	<p>Toronto Blue Jays @ New York Yankees Yankee Stadium, Bronx, NY Thu Sep 17 2020, 7:10 PM - 10:28 PM EDT Cloudy - 72 F</p> <p>livebaseballscorecards.com</p> <p>AB 37 R 10 H 14 RBI 9 BB 6 SO 8 LOB 15</p>											
14 Tyler Wade, L (9,4) OBP: 0.273, SLG: 0.276										0	0	0	0	0	0	0												
59 Luke Voit, R (1,3) OBP: 0.342, SLG: 0.659										5	2	2	1	0	1	2												
31 Aaron Hicks, S (1,8) OBP: 0.387, SLG: 0.400										3	0	1	0	2	1	0												
27 Giancarlo Stanton, R (1,10) OBP: 0.460, SLG: 0.640										5	1	4	2	0	1	3												
25 Gleyber Torres, R (1,6) OBP: 0.365, SLG: 0.407										5	1	1	1	0	2	5												
29 Gio Urshela, R (1,5) OBP: 0.363, SLG: 0.513										5	0	1	0	0	1	3												
77 Clint Frazier, R (1,9) OBP: 0.413, SLG: 0.573										4	1	0	0	1	0	1												
24 Gary Sánchez, R (1,2) OBP: 0.253, SLG: 0.374										4	2	2	2	0	0	0												
11 Brett Gardner, L (1,7) OBP: 0.333, SLG: 0.387										3	1	2	2	1	1	0												
Inning Stats	R: 2 E: 0 K: 0 S: 10	H: 2 LOB: 1 BB: 2 P: 21	R: 0 E: 1 K: 1 S: 16	H: 1 LOB: 0 BB: 0 P: 24	R: 0 E: 0 K: 2 S: 12	H: 1 LOB: 1 BB: 0 P: 20	R: 7 E: 0 K: 1 S: 23	H: 7 LOB: 1 BB: 1 P: 31	R: 0 E: 0 K: 1 S: 8	H: 2 LOB: 2 BB: 0 P: 19	R: 1 E: 0 K: 1 S: 12	H: 1 LOB: 3 BB: 3 P: 31	R: 0 E: 0 K: 1 S: 7	H: 0 LOB: 0 BB: 0 P: 11	R: 0 E: 0 K: 1 S: 7	H: 0 LOB: 0 BB: 0 P: 11	1B: 5 2B: 3 3B: 0 HR: 6	SF: 0 SAC: 0 DP: 1 HBP: 0	WP: 1 PB: 0 SB: 0 CS: 0	PA: 43								
PITCHER	IP	WLS	BF	H	R	ER	SO	BB	IBB	HBP	BLK	WP	HR	S	P	ERA	WHIP											
67 Julian Merryweather, R (1,1) ERA: 4.15	1.0		6	2	2	2	0	2	0	0	0	1	5	43	67	23.62	3.375											
22 Chase Anderson, R (2,1) ERA: 7.45	2.2	L	17	8	7	7	4	1	0	0	0	0	0	16	23	0.00	0.750											
63 Wilmer Font, R (4,1) ERA: 7.98	1.1		5	1	0	0	1	0	0	0	0	0	0	1	33	61	3.00	2.000										
35 T.J. Zeuch, R (6,1) ERA: 3.0	3.0		15	3	1	1	3	3	0	0	0	0	1	33	61	3.00	2.000											

Batter	1	2	3	4	5	6	7	8	9	AB	R	H	RBI	BB	SO	LOB	TOP	
22 Andrew McCutchen, R (1, 10) OBP: 0.313, SLG: 0.392										2	1	0	0	2	0	1	Philadelphia Phillies @ Toronto Blue Jays Citizens Bank Park, Philadelphia, PA Fri Sep 18 2020, 4:09 PM - 6:40 PM EDT Partly Cloudy - 71 F livebaseballscorecards.com	
3 Bryce Harper, L (1, 9) OBP: 0.406, SLG: 0.519										3	2	1	2	1	0	2		
28 Alec Bohm, R (1, 5) OBP: 0.379, SLG: 0.500										3	1	2	1	1	0	1		
18 Didi Gregorius, L (1, 6) OBP: 0.354, SLG: 0.511										4	1	3	1	0	1	1		
8 Phil Gosselin, R (1, 3) OBP: 0.344, SLG: 0.434										4	1	2	1	0	1	4		
4 Scott Kingery, R (1, 4) OBP: 0.209, SLG: 0.250										4	0	0	0	0	1	5		
5 Andrew Knapp, S (1, 2)										4	0	1	2	0	1	1		
16 Mickey Moniak, L (1, 7)										3	0	0	0	1	2	2		
24 Roman Quinn, S (1, 8)										3	1	0	0	1	3	1		
Inning Stats	R: 1 E: 0 K: 1 S: 18	H: 1 LOB: 2 BB: 2 P: 30	R: 0 E: 0 K: 2 S: 7	H: 0 LOB: 0 BB: 0 P: 9	R: 0 E: 0 K: 1 S: 13	H: 0 LOB: 1 BB: 1 P: 23	R: 0 E: 0 K: 1 S: 8	H: 1 LOB: 1 BB: 0 P: 13	R: 5 E: 0 K: 1 S: 17	H: 5 LOB: 1 BB: 1 P: 28	R: 1 E: 0 K: 1 S: 11	H: 2 LOB: 2 BB: 1 P: 20	R: 0 E: 0 K: 2 S: 13	H: 0 LOB: 1 BB: 1 P: 21			1B: 6 SF: 0 2B: 1 SAC: 0 3B: 1 DP: 0 HR: 1 HBP: 0	WP: 0 PA: 36 FB: 0 SB: 2 CS: 0
PITCHER	IP WLS BF H R ER SO BB IBB HBP BLK WP HR S P ERA WHIP																	
38 Robbie Ray, L (1, 1) ERA: 7.17	4.1 L 22 5 5 5 6 4 0 0 0 0 0 1 56 92 10.38 2.077																	
31 Thomas Hatch, R (5, 1) ERA: 2.78	1.1 8 3 2 2 0 1 0 0 0 0 0 0 12 22 13.50 3.000																	
66 Patrick Murphy, R (6, 1) ERA:	1.1 6 1 0 0 3 1 0 0 0 0 0 0 19 30 0.00 1.500																	

Batter	1	2	3	4	5	6	7	8	9	AB	R	H	RBI	BB	SO	LOB	BOTTOM	
8 Cavan Biggio, L (1, 10) OBP: 0.372, SLG: 0.422										2	0	2	0	1	0	0	Philadelphia Phillies @ Toronto Blue Jays Citizens Bank Park, Philadelphia, PA Fri Sep 18 2020, 4:09 PM - 6:40 PM EDT Partly Cloudy - 71 F livebaseballscorecards.com	
11 Bo Bichette, R (1, 6) OBP: 0.341, SLG: 0.553										3	0	0	0	0	1	3		
13 Lourdes Gurriel Jr., R (1, 7) OBP: 0.356, SLG: 0.547										3	0	1	0	0	2	1		
37 Teoscar Hernández, R (1, 9) OBP: 0.347, SLG: 0.608										2	0	0	0	1	2	2		
15 Randal Grichuk, R (1, 8) OBP: 0.307, SLG: 0.461										3	0	1	0	0	0	1		
27 Vladimir Guerrero Jr., R (1, 3) OBP: 0.316, SLG: 0.419										3	0	0	0	0	0	2		
6 Travis Shaw, L (1, 5) OBP: 0.302, SLG: 0.378										3	0	0	0	0	3	2		
20 Jonathan Villar, S (1, 4) OBP: 0.311, SLG: 0.313										2	0	0	0	0	1	0		
85 Alejandro Kirk, R (1, 2) OBP: 0.273, SLG: 0.200										2	0	0	0	0	0	0		
Inning Stats	R: 0 E: 0 K: 3 S: 11	H: 1 LOB: 1 BB: 0 P: 15	R: 0 E: 0 K: 1 S: 7	H: 0 LOB: 0 BB: 0 P: 10	R: 0 E: 0 K: 0 S: 7	H: 0 LOB: 1 BB: 1 P: 13	R: 0 E: 0 K: 1 S: 6	H: 0 LOB: 0 BB: 1 P: 13	R: 0 E: 0 K: 2 S: 10	H: 0 LOB: 0 BB: 0 P: 18	R: 0 E: 0 K: 0 S: 7	H: 1 LOB: 0 BB: 0 P: 8	R: 0 E: 0 K: 2 S: 11	H: 2 LOB: 2 BB: 0 P: 15			1B: 4 SF: 0 2B: 0 SAC: 0 3B: 0 DP: 2 HR: 0 HBP: 0	WP: 0 PA: 25 FB: 0 SB: 1 CS: 0
PITCHER	IP WLS BF H R ER SO BB IBB HBP BLK WP HR S P ERA WHIP																	
56 Zach Eflin, R (1, 1) ERA: 4.28	7.0 W 25 4 0 0 9 2 0 0 0 0 0 0 59 92 0.00 0.857																	

Batter	1	2	3	4	5	6	7	8	9	AB	R	H	RBI	BB	SO	LOB	TOP								
26 DJ LeMahieu, R OBP: 0.420, SLG: 0.612 14 Tyler Wade, L OBP: 0.302, SLG: 0.288	L9		1B		G4-3			1B	BB	4	0	2	0	0	0	0									
99 Aaron Judge, R OBP: 0.341, SLG: 0.610 39 Mike Tauchman, L OBP: 0.336, SLG: 0.305	1B		K			L5		F9	2B	4	0	1	0	0	1	2									
27 Giancarlo Stanton, R OBP: 0.421, SLG: 0.981	G6-4-3		E5		G4-3			2B	K	5	0	1	0	0	1	3									
59 Luke Voit, R OBP: 0.341, SLG: 0.640 38 Erik Kratz, R OBP: 0.367, SLG: 0.393		F9	G5-3		G4-3			K		4	0	0	0	0	1	4									
25 Gleyber Torres, R OBP: 0.367, SLG: 0.385		BB	L8					G6-3		2	2	0	0	2	0	2									
31 Aaron Hicks, S OBP: 0.362, SLG: 0.395		BB	G4-3					2B	G3	3	0	1	0	1	0	0									
29 Gio Urshela, R OBP: 0.362, SLG: 0.500			G6-3					1B	BB	4	1	2	2	0	0	1									
24 Gary Sánchez, R OBP: 0.247, SLG: 0.385			G6-4-3		G5-3			F8	G6-3	4	0	0	0	0	0	4									
11 Brett Gardner, L OBP: 0.345, SLG: 0.388			G4-3		G5-3			G1-3	BB	3	1	0	0	1	0	1									
Inning Stats	R: 0 E: 0 K: 0 S: 8	H: 1 LOB: 0 BB: 0 P: 12	R: 1 E: 0 K: 0 S: 12	H: 1 LOB: 1 BB: 2 P: 22	R: 0 E: 1 K: 1 S: 11	H: 1 LOB: 2 BB: 0 P: 20	R: 0 E: 0 K: 0 S: 7	H: 0 LOB: 0 BB: 0 P: 12	R: 0 E: 0 K: 0 S: 8	H: 0 LOB: 0 BB: 0 P: 12	R: 0 E: 0 K: 0 S: 9	H: 0 LOB: 0 BB: 0 P: 13	R: 1 E: 0 K: 0 S: 14	H: 1 LOB: 1 BB: 1 P: 24	R: 0 E: 0 K: 1 S: 15	H: 2 LOB: 2 BB: 0 P: 21	R: 3 E: 0 K: 1 S: 22	H: 2 LOB: 1 BB: 2 P: 39	1B: 5 2B: 3 3B: 0 HR: 0	SF: 0 SAC: 0 DP: 2 HBP: 0	WP: 0 PB: 0 SB: 1 CS: 0	PA: 39			
PITCHER	IP	WLS	BF	H	R	ER	SO	BB	IBB	HBP	BLK	WP	HR	S	P	ERA	WHIP								
34 Matt Shoemaker, R ERA: 4.71	3.0		13	3	1	1	1	2	0	0	0	0	0	31	54	3.00	1.667								
35 T.J. Zeuch, R ERA: 2.94	3.1	W	12	1	1	1	0	1	0	0	0	0	0	29	49	2.70	0.600								
66 Patrick Murphy, R ERA: 9.19	1.2		7	2	0	0	1	0	0	0	0	0	0	24	33	0.00	1.200								
63 Wilmer Font, R ERA: 6.25	0.2		6	2	3	3	0	2	0	0	0	0	0	18	33	40.50	6.000								
1 Shun Yamaguchi, R	0.1		1	0	0	0	1	0	0	0	0	0	0	4	6	0.00	0.000								

New York Yankees @ Toronto Blue Jays
Sahlen Field, Buffalo, NY
Mon Sep 21 2020, 6:40 PM - 10:36 PM EDT
Clear - 67 F

AB 34
R 5
H 8
RBI 5
BB 5
SO 3
LOB 17



Batter	1	2	3	4	5	6	7	8	9	AB	R	H	RBI	BB	SO	LOB	BOTTOM								
8 Cavan Biggio, L OBP: 0.372, SLG: 0.403	K		BB		G4-3			K		3	2	0	0	2	2	1									
11 Bo Bichette, R OBP: 0.330, SLG: 0.544	F8		BB		K			G1-3		5	2	2	2	0	1	1									
37 Teoscar Hernández, R OBP: 0.397, SLG: 0.632	K		BB		1B			K		5	1	2	2	0	3	0									
13 Lourdes Gurriel Jr., R OBP: 0.340, SLG: 0.516	K		K		G6-4-3			K		5	0	0	0	0	3	4									
15 Randal Grichuk, R OBP: 0.303, SLG: 0.464	L5		BB		BB			G3		4	2	2	2	1	0	0									
27 Vladimir Guerrero Jr., R OBP: 0.324, SLG: 0.437	3B		2B		BB			HR		3	0	3	3	1	0	0									
20 Jonathan Villar, S OBP: 0.303, SLG: 0.300	K		G3-1		G6-3			K		4	0	0	0	0	2	5									
85 Alejandro Kirk, R OBP: 0.467, SLG: 0.714			BB		BB			HR		4	3	4	1	0	0	0									
49 Jonathan Davis, R OBP: 0.421, SLG: 0.600	K		BB		CI			F9		3	1	0	0	0	1	2									
Inning Stats	R: 0 E: 0 K: 2 S: 9	H: 0 LOB: 0 BB: 0 P: 11	R: 0 E: 0 K: 2 S: 12	H: 1 LOB: 1 BB: 0 P: 18	R: 5 E: 0 K: 2 S: 31	H: 5 LOB: 1 BB: 1 P: 47	R: 4 E: 1 K: 0 S: 19	H: 4 LOB: 2 BB: 2 P: 34	R: 0 E: 1 K: 1 S: 13	H: 1 LOB: 1 BB: 0 P: 21	R: 1 E: 0 K: 2 S: 20	H: 1 LOB: 1 BB: 1 P: 31	R: 1 E: 0 K: 1 S: 11	H: 1 LOB: 0 BB: 0 P: 15	R: 0 E: 0 K: 2 S: 10	H: 0 LOB: 0 BB: 0 P: 13	1B: 7 2B: 3 3B: 1 HR: 2	SF: 0 SAC: 0 DP: 1 HBP: 0	WP: 0 PB: 0 SB: 0 CS: 0	PA: 41					
PITCHER	IP	WLS	BF	H	R	ER	SO	BB	IBB	HBP	BLK	WP	HR	S	P	ERA	WHIP								
73 Michael King, R ERA: 7.76	2.2	L	14	5	5	5	0	1	0	0	0	0	0	44	65	16.88	2.250								
43 Jonathan Loáisiga, R ERA: 3.86	1.0		10	5	4	3	0	2	0	0	0	0	0	24	40	27.00	7.000								
79 Nick Nelson, R ERA: 5.09	2.0		9	2	1	1	2	1	0	0	0	0	1	31	52	4.50	1.500								
57 Chad Green, R ERA: 3.8	1.1		5	1	1	1	2	0	0	0	0	0	1	16	20	6.75	0.750								
0 Adam Ottavino, R ERA: 6.06	1.0		3	0	0	0	2	0	0	0	0	0	0	10	13	0.00	0.000								

New York Yankees @ Toronto Blue Jays
Sahlen Field, Buffalo, NY
Mon Sep 21 2020, 6:40 PM - 10:36 PM EDT
Clear - 67 F

AB 36
R 11
H 13
RBI 10
SO 12
LOB 13



Batter	1	2	3	4	5	6	7	8	9	AB	R	H	RBI	BB	SO	LOB	TOP
26 DJ LeMahieu, R (1.4) OBP: 0.415, SLG: 0.598 38 Erik Kratz, R (8.3) OBP: 0.367, SLG: 0.393	G4-3		L8		99 1B 31 1B HBP		K	G6-3		4	1	0	0	0	1	1	
99 Aaron Judge, R (1.10) OBP: 0.330, SLG: 0.609	31 3B 1B		G6-3		31 1B 1-2 1-3 2-H		K	39 BB 25 1B 1B		5	3	3	1	0	1	0	
31 Aaron Hicks, S (1.8) OBP: 0.335, SLG: 0.411 39 Mike Tauchman, L (8.8) OBP: 0.342, SLG: 0.305	59 WP 3B			F8	25 1B 1B		K	25 1B 29 1B BB		4	2	2	3	0	1	0	
59 Luke Voit, R (1.3) OBP: 0.335, SLG: 0.627 14 Tyler Wade, L (8.4) OBP: 0.239, SLG: 0.284	P6			G5-3	25 1B 1B		K	F8		4	0	0	0	0	2	1	
25 Gleyber Torres, R (1.6) OBP: 0.375, SLG: 0.402	K			29 1B 2B	29 1B 1B		G5-3	29 1B 1B		5	1	3	2	0	1	0	
29 Gio Urshela, R (1.5) OBP: 0.377, SLG: 0.519	77 G5-4-3 1B				G4-3			11 1B 2B	77 G6-4-3 1B	5	1	4	2	0	0	1	
77 Clint Frazier, R (1.9) OBP: 0.403, SLG: 0.555	G5-4-3			K			L8	11 1B 66 2B BB	G6-4-3	4	1	0	0	1	1	4	
11 Brett Gardner, L (1.7) OBP: 0.342, SLG: 0.384							K	66 2B 1B		4	1	1	1	0	2	0	
66 Kyle Higashioka, R (1.2) OBP: 0.273, SLG: 0.568					F8			26 HBP 99 1B 1B		4	1	2	2	0	1	0	
Inning Stats	R: 2 H: 2 E: 0 K: 1 S: 10	WLS: 2 BF: 20 L: 7 P: 19	H: 1 R: 6 ER: 6 SO: 4 BB: 0 IBB: 0 HBP: 1 BLK: 0 WP: 1 HR: 0 S: 40 P: 72	H: 0 R: 0 ER: 0 SO: 4 BB: 0 IBB: 0 HBP: 0 BLK: 0 WP: 0 HR: 0 S: 19 P: 33	H: 2 R: 1 ER: 0 SO: 10 BB: 0 IBB: 0 HBP: 0 BLK: 0 WP: 0 HR: 0 S: 40 P: 72	H: 4 R: 4 ER: 0 SO: 19 BB: 0 IBB: 0 HBP: 0 BLK: 0 WP: 0 HR: 0 S: 37 P: 64	H: 0 R: 0 ER: 0 SO: 8 BB: 0 IBB: 0 HBP: 0 BLK: 0 WP: 0 HR: 0 S: 15 P: 21	H: 3 R: 0 ER: 0 SO: 18 BB: 1 IBB: 0 HBP: 1 BLK: 0 WP: 0 HR: 0 S: 31 P: 25	H: 3 R: 2 ER: 1 SO: 17 BB: 1 IBB: 0 HBP: 1 BLK: 0 WP: 0 HR: 0 S: 25 P: 10	1B: 11 RBI: 0 SF: 0 2B: 3 3B: 1 HR: 0	SF: 0 SAC: 0 DP: 2 HBP: 1	WP: 1 PB: 0 SB: 1 CS: 0	PA: 43				
PITCHER	IP WLS BF H R ER SO BB IBB HBP BLK WP HR S P ERA WHIP	IP WLS BF H R ER SO BB IBB HBP BLK WP HR S P ERA WHIP	IP WLS BF H R ER SO BB IBB HBP BLK WP HR S P ERA WHIP	IP WLS BF H R ER SO BB IBB HBP BLK WP HR S P ERA WHIP	IP WLS BF H R ER SO BB IBB HBP BLK WP HR S P ERA WHIP	IP WLS BF H R ER SO BB IBB HBP BLK WP HR S P ERA WHIP	IP WLS BF H R ER SO BB IBB HBP BLK WP HR S P ERA WHIP	IP WLS BF H R ER SO BB IBB HBP BLK WP HR S P ERA WHIP	IP WLS BF H R ER SO BB IBB HBP BLK WP HR S P ERA WHIP								

New York Yankees @ Toronto Blue Jays
Sahlen Field, Buffalo, NY
Tue Sep 22 2020, 6:39 PM - 10:08 PM EDT
Partly Cloudy - 66 F

AB 40
R 12
H 15
RBI 11
BB 2
SO 10
LOB 9



Batter	1	2	3	4	5	6	7	8	9	AB	R	H	RBI	BB	SO	LOB	BOTTOM
8 Cavan Biggio, L (1.5) OBP: 0.371, SLG: 0.417 20 Jonathan Villar, S (9.4) OBP: 0.302, SLG: 0.298	K					G2-3			K	3	1	1	1	0	1	2	
11 Bo Bichette, R (1.6) OBP: 0.318, SLG: 0.523	F8				HR	FC5-2			K	4	0	0	0	0	2	2	
37 Teoscar Hernández, R (1.9) OBP: 0.349, SLG: 0.617	G4-3					FC5			F7	4	0	0	0	0	1	2	
27 Vladimir Guerrero Jr., R (1.3) OBP: 0.324, SLG: 0.435		G6-3			F9				15 G4-3 1B	3	0	1	0	0	0	0	
15 Randal Grichuk, R (1.10) OBP: 0.303, SLG: 0.462		13 G5-4-3 1B				K2-3			G4-3	3	0	1	0	0	1	1	
13 Lourdes Gurriel Jr., R (1.7) OBP: 0.335, SLG: 0.508						F8			K	3	0	0	0	0	1	1	
2 Joe Panik, L (1.4) OBP: 0.354, SLG: 0.324						K			G4-3	3	0	0	0	0	2	0	
85 Alejandro Kirk, R (1.2) OBP: 0.444, SLG: 0.647						G3-1			G5-3	3	0	1	0	0	0	0	
49 Jonathan Davis, R (1.8) OBP: 0.409, SLG: 0.556						G4-3			K	3	0	1	0	0	1	0	
Inning Stats	R: 0 H: 0 E: 0 K: 1 S: 9	H: 1 R: 0 ER: 0 SO: 12 BB: 0 IBB: 0 HBP: 0 BLK: 0 WP: 0 HR: 0 S: 15 P: 17	H: 0 R: 0 ER: 0 SO: 10 BB: 0 IBB: 0 HBP: 0 BLK: 0 WP: 0 HR: 0 S: 13 P: 19	H: 1 R: 1 ER: 0 SO: 12 BB: 0 IBB: 0 HBP: 0 BLK: 0 WP: 0 HR: 0 S: 19 P: 19	H: 0 R: 0 ER: 0 SO: 9 BB: 0 IBB: 0 HBP: 0 BLK: 0 WP: 0 HR: 0 S: 77 P: 108	H: 2 R: 0 ER: 0 SO: 12 BB: 0 IBB: 0 HBP: 0 BLK: 0 WP: 0 HR: 0 S: 14 P: 14	H: 1 R: 0 ER: 0 SO: 13 BB: 0 IBB: 0 HBP: 0 BLK: 0 WP: 0 HR: 0 S: 15 P: 15	H: 0 R: 0 ER: 0 SO: 8 BB: 0 IBB: 0 HBP: 0 BLK: 0 WP: 0 HR: 0 S: 16 P: 16	H: 0 R: 0 ER: 0 SO: 11 BB: 0 IBB: 0 HBP: 0 BLK: 0 WP: 0 HR: 1 S: 18 P: 10	1B: 4 RBI: 0 SF: 0 2B: 0 3B: 0 HR: 1	SF: 0 SAC: 0 DP: 2 HBP: 0	WP: 0 PB: 0 SB: 0 CS: 0	PA: 30				
PITCHER	IP WLS BF H R ER SO BB IBB HBP BLK WP HR S P ERA WHIP	IP WLS BF H R ER SO BB IBB HBP BLK WP HR S P ERA WHIP	IP WLS BF H R ER SO BB IBB HBP BLK WP HR S P ERA WHIP	IP WLS BF H R ER SO BB IBB HBP BLK WP HR S P ERA WHIP	IP WLS BF H R ER SO BB IBB HBP BLK WP HR S P ERA WHIP	IP WLS BF H R ER SO BB IBB HBP BLK WP HR S P ERA WHIP	IP WLS BF H R ER SO BB IBB HBP BLK WP HR S P ERA WHIP	IP WLS BF H R ER SO BB IBB HBP BLK WP HR S P ERA WHIP	IP WLS BF H R ER SO BB IBB HBP BLK WP HR S P ERA WHIP								

New York Yankees @ Toronto Blue Jays
Sahlen Field, Buffalo, NY
Tue Sep 22 2020, 6:39 PM - 10:08 PM EDT
Partly Cloudy - 66 F

AB 30
R 1
H 5
RBI 1
BB 0
SO 10
LOB 8



Batter	1	2	3	4	5	6	7	8	9	AB	R	H	RBI	BB	SO	LOB	TOP					
26 DJ LeMahieu, R OBP: 0.416, SLG: 0.596	G5-3		1B			1B				4	0	2	0	0	0	0	New York Yankees @ Toronto Blue Jays Sahlen Field, Buffalo, NY Wed Sep 23 2020, 6:38 PM - 10:17 PM EDT Clear - 68 F					
99 Aaron Judge, R OBP: 0.327, SLG: 0.589 39 Mike Tauchman, L OBP: 0.342, SLG: 0.305	K		FC6-4			BB				3	0	0	0	1	1	0						
27 Giancarlo Stanton, R OBP: 0.400, SLG: 0.545	K		K			K				4	0	0	0	0	3	4						
59 Luke Voit, R OBP: 0.338, SLG: 0.622			FC6-4			P4				3	1	1	0	1	0	4						
25 Gleyber Torres, R OBP: 0.365, SLG: 0.389	L7					F9				4	0	0	0	0	0	5						
31 Aaron Hicks, S OBP: 0.381, SLG: 0.403	BB					F9				3	0	0	0	1	0	1						
29 Gio Urshela, R OBP: 0.392, SLG: 0.519 14 Tyler Wade, L OBP: 0.296, SLG: 0.280	BB					G4-3				2	0	1	0	1	0	0						
24 Gary Sánchez, R OBP: 0.241, SLG: 0.374	K					G3-1				4	0	0	0	0	3	3						
77 Clint Frazier, R OBP: 0.399, SLG: 0.541	F7					BB				3	0	0	0	1	1	2	AB 31 R 1 H 4 RBI 0 BB 5 SO 9 LOB 20					
Inning Stats	R: 0 H: 0 E: 0 K: 2 S: 8	H: 0 LOB: 0 BB: 0 P: 13	R: 1 H: 1 E: 0 K: 1 S: 14	H: 1 LOB: 2 BB: 0 P: 27	R: 0 H: 1 E: 0 K: 1 S: 12	H: 1 LOB: 1 BB: 0 P: 18	R: 0 H: 0 E: 0 K: 1 S: 10	H: 0 LOB: 0 BB: 2 P: 21	R: 0 H: 1 E: 0 K: 0 S: 17	H: 0 LOB: 3 BB: 2 P: 30	R: 0 H: 0 E: 0 K: 1 S: 7	H: 0 LOB: 0 BB: 0 P: 10	R: 0 H: 0 E: 0 K: 0 S: 10	H: 1 LOB: 1 BB: 0 P: 16	R: 0 H: 0 E: 0 K: 2 S: 8	H: 0 LOB: 0 BB: 0 P: 11		1B: 4 2B: 0 3B: 0 HR: 0	SF: 0 SAC: 0 DP: 0 HBP: 0	WP: 0 PB: 1 SB: 0 CS: 0	PA: 36	
PITCHER	IP	WLS	BF	H	R	ER	SO	BB	IBB	HBP	BLK	WP	HR	S	P	ERA		WHIP				
38 Robbie Ray, L ERA: 6.62	4.0		19	3	1	0	5	4	0	0	0	0	0	49	90	0.00		1.750				
36 A.J. Cole, R ERA: 3.22	1.0	W	4	0	0	0	1	1	0	0	0	0	0	12	19	0.00		1.000				
48 Ross Stripling, R ERA: 5.55	4.0	S	13	1	0	0	3	0	0	0	0	0	0	32	48	0.00		0.250				

Batter	1	2	3	4	5	6	7	8	9	AB	R	H	RBI	BB	SO	LOB	BOTTOM					
8 Cavan Biggio, L OBP: 0.375, SLG: 0.421	BB					F9				5	3	2	2	1	0	3	New York Yankees @ Toronto Blue Jays Sahlen Field, Buffalo, NY Wed Sep 23 2020, 6:38 PM - 10:17 PM EDT Clear - 68 F					
11 Bo Bichette, R OBP: 0.316, SLG: 0.532	K					BB				4	1	2	2	2	1	1						
37 Teoscar Hernández, R OBP: 0.347, SLG: 0.609	BB					BB				4	1	1	0	0	1	4						
15 Randal Grichuk, R OBP: 0.306, SLG: 0.458	BB					BB				4	2	1	1	1	1	3						
27 Vladimir Guerrero Jr., R OBP: 0.326, SLG: 0.439	BB					BB				5	1	2	3	0	0	4						
13 Lourdes Gurriel Jr., R OBP: 0.341, SLG: 0.510	BB					BB				5	1	3	1	0	0	1						
6 Travis Shaw, L OBP: 0.304, SLG: 0.391	K					K				5	1	1	1	0	3	3						
2 Joe Panik, L OBP: 0.348, SLG: 0.313	F7					BB				4	1	0	0	1	0	1						
9 Danny Jansen, R OBP: 0.323, SLG: 0.382	2B					HR				4	3	4	3	0	0	0	AB 40 R 14 H 16 RBI 13 BB 5 SO 6 LOB 20					
Inning Stats	R: 2 H: 2 E: 1 K: 2 S: 19	H: 2 LOB: 1 BB: 1 P: 26	R: 0 H: 1 E: 0 K: 1 S: 10	H: 1 LOB: 0 BB: 0 P: 18	R: 1 H: 2 E: 1 K: 2 S: 15	H: 2 LOB: 2 BB: 1 P: 27	R: 2 H: 3 E: 1 K: 0 S: 11	H: 3 LOB: 2 BB: 1 P: 20	R: 0 H: 2 E: 0 K: 1 S: 14	H: 2 LOB: 2 BB: 0 P: 20	R: 3 H: 5 E: 1 K: 0 S: 20	H: 5 LOB: 1 BB: 2 P: 42	R: 0 H: 0 E: 0 K: 0 S: 4	H: 0 LOB: 0 BB: 0 P: 6	R: 1 H: 1 E: 0 K: 0 S: 12	H: 1 LOB: 0 BB: 0 P: 17		1B: 10 2B: 5 3B: 0 HR: 2	SF: 0 SAC: 0 DP: 1 HBP: 1	WP: 0 PB: 0 SB: 0 CS: 1	PA: 47	
PITCHER	IP	WLS	BF	H	R	ER	SO	BB	IBB	HBP	BLK	WP	HR	S	P	ERA		WHIP				
19 Masahiro Tanaka, R ERA: 3.56	4.0	L	23	4	4	3	1	1	0	0	0	0	0	22	39	20.25		3.750				
85 Luis Cessa, R ERA: 3.32	1.1		10	4	4	3	1	1	0	0	0	0	0	16	29	21.60		2.400				
58 Tyler Lyons, L ERA: 21.6	1.2		10	3	4	4	0	1	0	1	0	0	0	12	17	9.00		1.000				
38 Erik Kratz, R ERA: 9.0	1.0		4	1	1	1	0	0	0	0	0	0	1	12	17	9.00		1.000				

Batter	1	2	3	4	5	6	7	8	9	AB	R	H	RBI	BB	SO	LOB	TOP										
21 Austin Hays, R OBP: 0.333, SLG: 0.398	G6-3		G5-3 1B		G5-3 1B			G6-3 1B		4	1	3	0	0	0	0	<p>Baltimore Orioles @ Toronto Blue Jays</p> <p>Sahlen Field, Buffalo, NY</p> <p>Sat Sep 26 2020, 6:43 PM - 9:37 PM EDT</p> <p>Clear - 74 F</p>										
11 Jose Iglesias, R OBP: 0.400, SLG: 0.556	2B		G5-3		G5-3			G6-3 1B		4	1	2	1	0	0	3											
6 Ryan Mountcastle, R OBP: 0.385, SLG: 0.496	F9		G4-3			K		G6-3 1B		4	0	1	1	0	1	3											
24 DJ Stewart, L OBP: 0.352, SLG: 0.464	P6			G3		K		G1-2-3 1B		4	0	0	0	0	1	1											
28 Pedro Severino, R OBP: 0.322, SLG: 0.388	G6-3		P3		K			K		4	0	0	0	0	2	0											
14 Rio Ruiz, L OBP: 0.286, SLG: 0.425	G4-3			G3		K		G5-3		4	0	1	0	0	1	0											
57 Hanser Alberto, R OBP: 0.311, SLG: 0.400	G6-3			L8		B2		F7		4	0	0	0	0	0	1											
87 Ramón Urias, R OBP: 0.407, SLG: 0.560	G6-3		G4-3		G4-3			K		4	0	1	0	0	1	0											
31 Cedric Mullins, L OBP: 0.310, SLG: 0.375	G5-3 1B		G5-3		G5-3			F8		3	0	1	0	0	0	1											
Inning Stats	R: 0 H: 1 E: 0 K: 0 S: 13	H: 1 LOB: 1 BB: 0 P: 17	R: 0 H: 0 E: 0 K: 0 S: 8	H: 0 LOB: 0 BB: 0 P: 12	R: 0 H: 2 E: 0 K: 0 S: 10	H: 2 LOB: 2 BB: 0 P: 13	R: 0 H: 1 E: 0 K: 0 S: 7	H: 1 LOB: 1 BB: 0 P: 15	R: 0 H: 1 E: 0 K: 3 S: 9	H: 0 LOB: 0 BB: 0 P: 13	R: 0 H: 0 E: 0 K: 1 S: 9	H: 1 LOB: 1 BB: 0 P: 13	R: 2 H: 3 E: 0 K: 1 S: 13	H: 3 LOB: 0 BB: 0 P: 21	R: 0 H: 0 E: 0 K: 1 S: 7	H: 0 LOB: 0 BB: 0 P: 11	1B: 6 2B: 3 3B: 0 HR: 0	SF: 0 SAC: 0 DP: 0 HBP: 0	WP: 0 PB: 0 SB: 0 CS: 0	PA: 35							
PITCHER	IP	WLS	BF	H	R	ER	SO	BB	IBB	HBP	BLK	WP	HR	S	P	ERA	WHIP										
35 T.J. Zeuch, R ERA: 1.99	5.0		20	5	0	0	0	0	0	0	0	0	0	48	75	0.00	1.000										
22 Chase Anderson, R ERA: 7.22	2.0	W	7	1	0	0	4	0	0	0	0	0	0	18	26	0.00	0.500										
48 Ross Stripling, R ERA: 5.84	0.2		4	3	2	2	0	0	0	0	0	0	0	10	16	27.00	4.500										
52 Anthony Bass, R ERA: 3.51	1.1	S	4	0	0	0	2	0	0	0	0	0	0	10	16	0.00	0.000										

Batter	1	2	3	4	5	6	7	8	9	AB	R	H	RBI	BB	SO	LOB	BOTTOM										
8 Cavan Biggio, L OBP: 0.375, SLG: 0.438	K		P4			HR		G3 1B		4	2	2	1	0	1	0	<p>Baltimore Orioles @ Toronto Blue Jays</p> <p>Sahlen Field, Buffalo, NY</p> <p>Sat Sep 26 2020, 6:43 PM - 9:37 PM EDT</p> <p>Clear - 74 F</p>										
20 Jonathan Villar, S OBP: 0.307, SLG: 0.298	BB		G3		G3			G3 1B		3	0	1	0	1	0	0											
37 Teoscar Hernández, R OBP: 0.340, SLG: 0.579	K		G5-3			HR		K		3	1	0	0	0	2	3											
27 Vladimir Guerrero Jr., R OBP: 0.331, SLG: 0.452	F8		K		K		E4 HBP	FC1		4	1	0	0	0	1	3											
13 Lourdes Gurriel Jr., R OBP: 0.336, SLG: 0.500	K		K		K		HR	K		2	0	0	0	0	2	0											
15 Randal Grichuk, R OBP: 0.313, SLG: 0.466	K		K		K		HR	K		2	1	1	3	0	1	2											
6 Travis Shaw, L OBP: 0.307, SLG: 0.415	K		K		K		HR	F9		4	0	0	0	0	3	2											
85 Alejandro Kirk, R OBP: 0.400, SLG: 0.583	G6-3		K		K					3	0	1	0	0	1	0											
2 Joe Panik, L OBP: 0.345, SLG: 0.305	L7		L7		K		F7			3	0	0	0	0	1	1											
49 Jonathan Davis, R OBP: 0.414, SLG: 0.500	F7		F7		L7		K			3	0	0	0	0	1	1											
Inning Stats	R: 0 H: 0 E: 0 K: 2 S: 9	H: 0 LOB: 1 BB: 1 P: 18	R: 0 H: 0 E: 0 K: 2 S: 13	H: 0 LOB: 0 BB: 0 P: 19	R: 0 H: 0 E: 0 K: 0 S: 9	H: 0 LOB: 0 BB: 0 P: 14	R: 0 H: 0 E: 0 K: 1 S: 10	H: 0 LOB: 0 BB: 0 P: 14	R: 0 H: 0 E: 0 K: 3 S: 11	H: 0 LOB: 0 BB: 0 P: 14	R: 1 H: 1 E: 0 K: 1 S: 14	H: 1 LOB: 0 BB: 0 P: 20	R: 3 H: 2 E: 1 K: 2 S: 17	H: 2 LOB: 1 BB: 0 P: 25	R: 1 H: 2 E: 1 K: 2 S: 18	H: 2 LOB: 2 BB: 0 P: 27	1B: 3 2B: 0 3B: 0 HR: 2	SF: 0 SAC: 0 DP: 0 HBP: 1	WP: 0 PB: 0 SB: 2 CS: 0	PA: 33							
PITCHER	IP	WLS	BF	H	R	ER	SO	BB	IBB	HBP	BLK	WP	HR	S	P	ERA	WHIP										
47 John Means, L ERA: 4.53	6.0	L	20	1	1	1	1	0	0	0	0	0	1	12	17	54.00	6.000										
56 Hunter Harvey, R ERA: 4.5	0.1		5	2	3	2	1	0	0	1	0	0	0	5	8	0.00	0.000										
54 Cole Sulser, R ERA: 5.56	0.2		2	0	0	0	1	0	0	0	0	0	0	5	8	0.00	0.000										
66 Tanner Scott, L ERA: 1.31	0.1		4	2	1	0	1	0	0	0	0	0	0	10	17	0.00	6.000										
43 Shawn Armstrong, R ERA: 1.93	0.2		2	0	0	0	1	0	0	0	0	0	0	8	10	0.00	0.000										

AB	35
R	2
H	9
RBI	2
BB	0
SO	6
LOB	9



Batter	1	2	3	4	5	6	7	8	9	AB	R	H	RBI	BB	SO	LOB	TOP								
8 Cavan Biggio, L (1.5)										4	0	1	0	0	3	1	<p>Toronto Blue Jays @ Tampa Bay Rays</p> <p>Tropicana Field, St. Petersburg, FL</p> <p>Tue Sep 29 2020, 5:09 PM - 8:13 PM EDT</p> <p>Dome - 72 F</p>								
11 Bo Bichette, R (1.6)										3	0	0	1	0	1	1									
15 Randal Grichuk, R (1.8)										3	0	0	0	1	2	1									
27 Vladimir Guerrero Jr., R (1.3)										3	0	0	0	0	2	1									
13 Lourdes Gurriel Jr., R (1.7)										4	0	2	0	0	1	0									
37 Teoscar Hernández, R (1.9)										3	0	0	0	1	2	3									
20 Jonathan Villar, S (1.4)										2	0	0	0	0	1	1									
2 Joe Panik, L (7.4)										2	0	0	0	0	0	3									
85 Alejandro Kirk, R (1.10)										3	0	1	0	0	0	0									
9 Danny Jansen, R (1.2)										2	0	0	0	0	0	1									
44 Rowdy Tellez, L (8,PH)										1	1	1	0	0	0	0									
10 Reese McGuire, L (8.2)										0	0	0	0	0	0	0									
Inning Stats	R: 0 E: 0 K: 2 S: 10	H: 0 LOB: 1 BB: 1 P: 18	R: 0 E: 0 K: 2 S: 8	H: 0 LOB: 0 BB: 0 P: 15	R: 0 E: 0 K: 1 S: 7	H: 0 LOB: 0 BB: 0 P: 11	R: 0 E: 0 K: 2 S: 7	H: 0 LOB: 0 BB: 0 P: 10	R: 0 E: 0 K: 1 S: 6	H: 0 LOB: 0 BB: 1 P: 11	R: 0 E: 0 K: 1 S: 12	H: 1 LOB: 1 BB: 0 P: 19	R: 0 E: 0 K: 1 S: 15	H: 1 LOB: 2 BB: 0 P: 22	R: 1 E: 0 K: 0 S: 13	H: 2 LOB: 1 BB: 0 P: 19	R: 0 E: 0 K: 2 S: 10	H: 1 LOB: 1 BB: 0 P: 18	1B: 3 2B: 2 3B: 0 HR: 0	SF: 1 SAC: 0 DP: 1 HBP: 1	WP: 1 PB: 0 SB: 0 CS: 0	PA: 34			
PITCHER	IP	WLS	BF	H	R	ER	SO	BB	IBB	HBP	BLK	WP	HR	S	P	ERA	WHIP								
4 Blake Snell, L (1.1)	5.2	W	19	1	0	0	9	2	0	0	0	0	0	48	82	0.00	0.529								
63 Diego Castillo, R (6.1)	0.2	H	4	1	0	0	1	0	0	1	0	0	0	10	14	0.00	1.500								
70 Nick Anderson, R (7.1)	1.2	H	7	2	1	1	0	0	0	0	0	0	0	20	29	5.40	1.200								
29 Pete Fairbanks, R (9.1)	1.0	S	4	1	0	0	2	0	0	0	0	1	0	10	18	0.00	1.000								

Batter	1	2	3	4	5	6	7	8	9	AB	R	H	RBI	BB	SO	LOB	BOTTOM								
25 Yoshi Tsutsugo, L (1.10)										2	0	0	0	0	1	0	<p>Toronto Blue Jays @ Tampa Bay Rays</p> <p>Tropicana Field, St. Petersburg, FL</p> <p>Tue Sep 29 2020, 5:09 PM - 8:13 PM EDT</p> <p>Dome - 72 F</p>								
11 Hunter Renfroe, R (5,PH)										1	0	0	0	0	1	0									
26 Ji Man Choi, L (8,PH)										1	0	0	0	0	0	0									
8 Brandon Lowe, L (1.4)										4	0	1	0	0	0	0									
56 Randy Arozarena, R (1.7)										4	1	1	0	0	1	1									
14 Brett Phillips, L (9.7)										0	0	0	0	0	0	0									
35 Nathaniel Lowe, L (1.3)										3	0	0	0	0	2	2									
1 Willy Adames, R (1.6)										2	0	0	0	1	1	0									
18 Joey Wendle, L (1.5)										2	1	0	0	1	1	1									
13 Manuel Margot, R (1.9)										3	1	2	2	0	0	1									
39 Kevin Kiermaier, L (1.8)										3	0	0	0	0	0	1									
10 Mike Zunino, R (1.2)										3	0	0	0	0	2	0									
Inning Stats	R: 0 E: 0 K: 0 S: 12	H: 1 LOB: 1 BB: 0 P: 16	R: 0 E: 0 K: 0 S: 6	H: 1 LOB: 0 BB: 0 P: 8	R: 0 E: 0 K: 2 S: 9	H: 0 LOB: 0 BB: 0 P: 11	R: 1 E: 0 K: 2 S: 15	H: 1 LOB: 1 BB: 1 P: 27	R: 0 E: 0 K: 1 S: 12	H: 0 LOB: 0 BB: 0 P: 20	R: 0 E: 0 K: 2 S: 10	H: 0 LOB: 0 BB: 0 P: 13	R: 2 E: 0 K: 2 S: 12	H: 1 LOB: 0 BB: 1 P: 21	R: 0 E: 0 K: 0 S: 9	H: 0 LOB: 0 BB: 0 P: 12	R: 0 E: 0 K: 0 S: 9	H: 0 LOB: 0 BB: 0 P: 12	1B: 2 2B: 0 3B: 1 HR: 1	SF: 0 SAC: 0 DP: 0 HBP: 0	WP: 1 PB: 0 SB: 1 CS: 0	PA: 30			
PITCHER	IP	WLS	BF	H	R	ER	SO	BB	IBB	HBP	BLK	WP	HR	S	P	ERA	WHIP								
34 Matt Shoemaker, R (1.1)	3.0	L	11	2	0	0	2	0	0	0	0	0	0	27	35	0.00	0.667								
38 Robbie Ray, L (4.1)	3.0	L	11	1	1	1	5	1	0	0	0	1	0	37	60	3.00	0.667								
36 A.J. Cole, R (7.1)	0.1		3	1	2	2	1	1	0	0	0	0	1	8	14	54.00	6.000								
56 Ryan Borucki, L (7.1)	0.2		2	0	0	0	1	0	0	0	0	0	0	4	7	0.00	0.000								
31 Thomas Hatch, R (8.1)	1.0		3	0	0	0	0	0	0	0	0	0	0	9	12	0.00	0.000								

AB	30
R	1
H	5
RBI	1
BB	2
SO	12
LOB	12



AB	28
R	3
H	4
RBI	2
BB	2
SO	9
LOB	6



Batter	1	2	3	4	5	6	7	8	9	AB	R	H	RBI	BB	SO	LOB	TOP				
8 Cavan Biggio, L (1.5) OBP: 0.125, SLG: 0.250										4	0	0	0	0	3	1	Toronto Blue Jays @ Tampa Bay Rays Tropicana Field, St. Petersburg, FL Wed Sep 30 2020, 4:08 PM - 7:12 PM EDT Dome - 72 F				
11 Bo Bichette, R (1.6)										3	0	0	0	1	0	1					
13 Lourdes Gurriel Jr., R (1.7) OBP: 0.250, SLG: 0.375										4	0	0	0	0	0	1					
27 Vladimir Guerrero Jr., R (1.10) OBP: 0.250, SLG: 0.143										4	0	1	0	0	2	1					
15 Randal Grichuk, R (1.8) OBP: 0.250, SLG: 0.143										4	0	1	0	0	3	1					
37 Teoscar Hernández, R (1.9) OBP: 0.250, SLG: 0.143										4	0	1	0	0	2	2					
6 Travis Shaw, L (1.3) OBP: 0.250, SLG: 0.250										4	0	1	0	0	1	2					
2 Joe Panik, L (1.4) OBP: 0.167, SLG: 0.167										4	0	1	0	0	0	3					
9 Danny Jansen, R (1.2) OBP: 0.400, SLG: 1.600										3	2	2	2	0	0	1					
Inning Stats	R: 0 E: 0 K: 1 S: 6	H: 0 LOB: 0 BB: 0 P: 7	R: 0 E: 0 K: 2 S: 12	H: 2 LOB: 2 BB: 0 P: 18	R: 1 E: 0 K: 1 S: 10	H: 1 LOB: 1 BB: 1 P: 18	R: 0 E: 0 K: 1 S: 8	H: 1 LOB: 1 BB: 0 P: 14	R: 1 E: 0 K: 0 S: 7	H: 1 LOB: 0 BB: 0 P: 10	R: 0 E: 0 K: 3 S: 12	H: 1 LOB: 1 BB: 0 P: 19	R: 0 E: 0 K: 1 S: 9	H: 0 LOB: 0 BB: 0 P: 12	R: 0 E: 0 K: 0 S: 5	H: 0 LOB: 0 BB: 0 P: 6		1B: 5 2B: 0 3B: 0 HR: 2	SF: 0 SAC: 0 DP: 0 HBP: 0	WP: 2 PB: 0 SB: 0 CS: 0	PA: 35
PITCHER	IP	WLS	BF	H	R	ER	SO	BB	IBB	HBP	BLK	WP	HR	S	P	ERA	WHIP				
20 Tyler Glasnow, R (1.1) ERA: 3.0	6.0	W	25	6	2	2	8	1	0	0	0	2	2	55	86	3.00	1.167				
15 Aaron Loup, L (7.1) ERA:	0.2		3	1	0	0	1	0	0	0	0	0	0	10	14	0.00	1.500				
81 Ryan Thompson, R (7.1) ERA:	1.1		4	0	0	0	2	0	0	0	0	0	0	11	16	0.00	0.000				
70 Nick Anderson, R (9.1) ERA: 3.38	1.0		3	0	0	0	0	0	0	0	0	0	0	5	6	0.00	0.000				

AB 34
R 2
H 7
RBI 2
BB 1
SO 11
LOB 13



Batter	1	2	3	4	5	6	7	8	9	AB	R	H	RBI	BB	SO	LOB	BOTTOM				
43 Mike Brosseau, R (1.3) OBP: 0.667, SLG: 0.667										3	1	2	0	0	1	0	Toronto Blue Jays @ Tampa Bay Rays Tropicana Field, St. Petersburg, FL Wed Sep 30 2020, 4:08 PM - 7:12 PM EDT Dome - 72 F				
26 Ji Man Choi, L (6.3)										4	2	3	1	1	0	0					
56 Randy Arozarena, R (1.10) OBP: 0.556, SLG: 1.000										4	2	3	1	1	0	0					
8 Brandon Lowe, L (1.4) OBP: 0.250, SLG: 0.250										4	0	1	0	0	1	3					
2 Yandy Diaz, R (1.5)										2	1	0	0	2	1	3					
18 Joey Wendle, L (6. PR) (7.5)										0	0	0	0	0	0	0					
13 Manuel Margot, R (1.7) OBP: 0.429, SLG: 0.857										4	1	1	1	0	1	3					
11 Hunter Renfroe, R (1.9) OBP: 0.200, SLG: 0.800										4	1	1	4	0	2	2					
1 Willy Adames, R (1.6) OBP: 0.286, SLG: 0.167										4	0	1	0	0	2	3					
39 Kevin Kiermaier, L (1.8) OBP: 0.143, SLG: 0.143										4	1	1	0	0	0	1					
10 Mike Zunino, R (1.2) OBP: 0.286, SLG: 0.714										4	1	2	2	0	2	0					
Inning Stats	R: 1 E: 1 K: 2 S: 16	H: 4 LOB: 3 BB: 0 P: 22	R: 6 E: 1 K: 1 S: 18	H: 5 LOB: 1 BB: 1 P: 29	R: 1 E: 0 K: 1 S: 17	H: 2 LOB: 1 BB: 0 P: 27	R: 0 E: 0 K: 3 S: 9	H: 0 LOB: 0 BB: 0 P: 12	R: 0 E: 0 K: 2 S: 9	H: 0 LOB: 0 BB: 0 P: 16	R: 0 E: 0 K: 1 S: 13	H: 0 LOB: 1 BB: 2 P: 26	R: 0 E: 0 K: 1 S: 9	H: 0 LOB: 0 BB: 0 P: 11	R: 0 E: 0 K: 0 S: 8	H: 1 LOB: 0 BB: 0 P: 14	1B: 8 2B: 3 3B: 0 HR: 2	SF: 0 SAC: 0 DP: 2 HBP: 0	WP: 0 PB: 0 SB: 0 CS: 1	PA: 38	
PITCHER	IP	WLS	BF	H	R	ER	SO	BB	IBB	HBP	BLK	WP	HR	S	P	ERA	WHIP				
99 Hyun Jin Ryu, L (1.1) ERA: 16.2	1.2	L	15	8	3	3	3	1	0	0	0	0	0	30	45	16.20	5.400				
48 Ross Stripling, R (2.1) ERA: 6.75	1.1		7	3	1	1	1	0	0	0	0	0	0	21	33	6.75	2.250				
24 Nate Pearson, R (4.1) ERA:	2.0		6	0	0	0	5	0	0	0	0	0	0	18	28	0.00	0.000				
52 Anthony Bass, R (6.1) ERA:	1.0		4	0	0	0	1	2	0	0	0	0	0	13	26	0.00	2.000				
31 Thomas Hatch, R (7.1) ERA:	1.0		3	0	0	0	1	0	0	0	0	0	0	9	11	0.00	0.000				

AB 35
R 8
H 12
RBI 8
BB 3
SO 11
LOB 16

