

Toronto Blue Jays - 2021

Batter	1	2	3	4	5	6	7	8	9	AB	R	H	RBI	BB	SO	LOB	TOP								
8 Cavan Biggio, L OBP: 0.333, SLG: 0.667 78 Kevin Smith, R	F7	1-H 2B	P6		K					3	0	1	1	0	0	2	Toronto Blue Jays @ New York Yankees George M. Steinbrenner Field, Tampa, FL Sun Feb 28 2021, 1:07 PM - 3:38 PM EST Att: 2,637 - Sunny - 84 F								
10 Marcus Semien, R OBP: 0.667, SLG: 0.500 72 Otto Lopez, R	13 F9 44 BB 2B	K			13 WP 77 S 1B	K				2	1	1	0	1	1	1									
11 Bo Bichette, R 77 Jordan Groshans, R (4, PH)	44 BB 2B				K	G6-3				0	1	0	0	2	0	0									
13 Lourdes Gurriel Jr., R 82 Forrest Wall, L	F9	G6-3			74 S 2H	1B				3	0	1	1	0	0	4									
27 Vladimir Guerrero Jr., R (1, 3) 28 Tyler White, R	44 BB 2B HBP				44 BB 1B	F7				2	1	1	0	0	0	2									
44 Rowdy Tellez, L 74 Breyvic Valera, S					3 BB 1B	K				2	0	2	2	0	0	0									
9 Danny Jansen, R 50 Riley Adams, R	G6-3				K	G6-3				3	0	0	0	0	1	4									
59 Joshua Palacios, L 89 Logan Warmoth, R		L8			K					2	0	0	0	0	1	2									
3 Jonathan Davis, R 96 Chavez Young, S			8 S 2B HBP		K					1	1	1	1	0	0	0									
										2	0	0	0	0	1	1									
Inning Stats	R: 2 E: 0 K: 0 S: 12	H: 2 LOB: 2 BB: 1 P: 20	R: 1 E: 0 K: 1 S: 15	H: 1 LOB: 2 BB: 1 P: 22	R: 1 E: 0 K: 2 S: 16	H: 3 LOB: 2 BB: 0 P: 26	R: 1 E: 0 K: 2 S: 12	H: 1 LOB: 3 BB: 1 P: 24	R: 0 E: 0 K: 2 S: 9	H: 1 LOB: 1 BB: 0 P: 14	R: 0 E: 0 K: 2 S: 12	H: 1 LOB: 1 BB: 0 P: 18	R: 1 E: 0 K: 0 S: 6	H: 1 LOB: 0 BB: 0 P: 7											
PITCHER	IP WLS BF H R ER SO BB IBB HBP BLK WP HR S P ERA WHIP	IP WLS BF H R ER SO BB IBB HBP BLK WP HR S P ERA WHIP																							
73 Michael King, R ERA: 13.5	2.0 L 13 3 3 3 1 2 0 0 2 0 0 0 27 42 13.50 2.500	60 Asher Wojciechowski, R ERA: 9.0	1.0 6 3 1 1 2 0 0 0 0 0 0 12 24 9.00 3.000	33 Kyle Barraclough, R ERA: 9.0	1.0 4 1 0 0 2 0 0 0 0 0 0 9 14 0.00 1.000	63 Lucas Luetge, L ERA:	1.0 4 1 0 0 2 0 0 0 0 0 0 12 18 0.00 1.000	64 Nick Goody, R ERA: 9.0	7.1 1.0 4 1 1 1 0 0 0 0 0 1 6 7 9.00 1.000																
Batter	1	2	3	4	5	6	7	8	9	AB	R	H	RBI	BB	SO	LOB	BOTTOM								
26 DJ LeMahieu, R OBP: 0.500, SLG: 0.500 70 Andrew Velazquez, S	G4-3			25 BB 59 E 1B	F7					2	0	1	0	0	0	0	Toronto Blue Jays @ New York Yankees George M. Steinbrenner Field, Tampa, FL Sun Feb 28 2021, 1:07 PM - 3:38 PM EST Att: 2,637 - Sunny - 84 F								
99 Aaron Judge, R 67 Sócrates Brito, L	G6-3			F8	K					2	0	0	0	0	1	1									
25 Gleyber Torres, R 91 Oswald Peraza, R	K				P4					2	0	1	0	0	1	0									
59 Luke Voit, R 92 Chris Gittens, R	F7			E4		P2				2	0	0	1	0	0	2									
24 Gary Sánchez, R 96 Ezequiel Duran, R	K			F7		K				2	0	0	0	0	1	2									
77 Clint Frazier, R 95 Trey Amburgey, R	F8			G5-3		G6-3				2	0	0	0	0	2	0									
41 Miguel Andujar, R 97 Armando Alvarez, R	G5-3				62 HR 1B	K				2	0	1	0	0	0	0									
61 Robinson Chirinos, R 62 Rob Brantley, L	L9					G4-3				1	0	0	0	0	0	0									
39 Mike Tauchman, L 93 Thomas Milone, L	G4-3					K				2	1	1	2	0	0	0									
										2	1	1	1	0	0	0									
Inning Stats	R: 0 E: 0 K: 1 S: 10	H: 0 LOB: 0 BB: 0 P: 16	R: 0 E: 0 K: 1 S: 7	H: 0 LOB: 0 BB: 0 P: 9	R: 0 E: 0 K: 0 S: 7	H: 0 LOB: 0 BB: 0 P: 12	R: 1 E: 1 K: 0 S: 15	H: 2 LOB: 2 BB: 0 P: 17	R: 3 E: 0 K: 1 S: 20	H: 3 LOB: 1 BB: 0 P: 32	R: 0 E: 0 K: 1 S: 6	H: 0 LOB: 0 BB: 0 P: 11	R: 0 E: 0 K: 2 S: 12	H: 0 LOB: 0 BB: 0 P: 15											
PITCHER	IP WLS BF H R ER SO BB IBB HBP BLK WP HR S P ERA WHIP	IP WLS BF H R ER SO BB IBB HBP BLK WP HR S P ERA WHIP																							
47 Anthony Kay, L ERA: 4.5	2.0 W 6 2 1 1 0 0 0 0 0 0 0 0 22 29 4.50 1.000	62 Jacob Waguespack, R ERA: 9.0	0.1 4 3 3 3 0 0 0 0 0 0 2 14 25 81.00 9.000	63 Anthony Castro, R ERA:	0.2 H 2 0 0 0 1 0 0 0 0 0 0 6 7 0.00 0.000	73 Joey Murray, R ERA:	1.0 H 3 0 0 0 1 0 0 0 0 0 0 6 11 0.00 0.000	79 Bryan Baker, R ERA:	7.1 1.0 S 3 0 0 0 0 0 0 0 0 0 0 12 15 0.00 0.000																
AB	R	H	RBI	BB	SO	LOB	WP	HR	S	P	ERA	WHIP	1B	SF	SAC	3B	DP	CS	WP	PA					
3	0	1	1	0	0	2	0	0	27	42	13.50	2.500	6	0	0	0	0	0	1	36					
2	1	1	0	1	1	1	0	0	12	24	9.00	3.000	2	3	0	0	0	0	0	0					
0	1	0	0	2	0	0	0	0	9	14	0.00	1.000	0	0	0	0	0	0	0	0					
3	0	1	1	0	0	0	0	0	12	18	0.00	1.000	0	0	0	0	0	0	0	0					
2	0	2	2	0	0	0	0	0	6	7	9.00	1.000	0	0	0	0	0	0	0	0					
3	0	0	0	0	1	4	0	0	12	18	0.00	1.000	0	0	0	0	0	0	0	0					
2	0	0	0	0	0	0	0	0	1	6	9.00	1.000	0	0	0	0	0	0	0	0					
1	1	1	1	0	0	0	0	0	12	18	0.00	1.000	0	0	0	0	0	0	0	0					
3	0	0	0	0	1	1	0	0	12	18	0.00	1.000	0	0	0	0	0	0	0	0					
2	0	0	0	0	0	0	0	0	6	7	9.00	1.000	0	0	0	0	0	0	0	0					
1	1	1	1	0	0	0	0	0	12	18	0.00	1.000	0	0	0	0	0	0	0	0					
1B: 6	SF: 0	2B: 3	SAC: 0	3B: 0	DP: 0	CS: 0	HR: 1	HBP: 2	WP: 1	PA: 36															

Batter	1	2	3	4	5	6	7	8	9	AB	R	H	RBI	BB	SO	LOB	TOP
40 Adam Haseley, L (1,7) OBP: 0.500, SLG: 1.000										3	0	1	0	0	1	0	<p>Philadelphia Phillies @ Toronto Blue Jays</p> <p>TD Ballpark, Dunedin, FL</p> <p>Tue Mar 02 2021, 1:08 PM - 3:06 PM EST</p> <p>Att: 821 - Sunny - 81 F</p>
4 Scott Kingery, R (1,8) OBP: 0.167, SLG: 0.167										3	0	1	0	0	1	2	
28 Alec Bohm, R (1,5)										2	0	0	0	1	0	1	
8 Jeff Mathis, R (1,2) OBP: 0.333, SLG: 0.333										3	0	1	0	0	1	1	
98 Johan Rojas, R (6, PR) (6, 9)										0	0	0	0	0	0	0	
37 Odúbel Herrera, L (1, 9) OBP: 0.333, SLG: 0.333										3	1	1	0	0	1	1	
86 Logan O'Hoppe, R (6, PR) (6, 2)										0	0	0	0	0	0	0	
87 Rodolfo Durán, R (6, 2) OBP: 1.000, SLG: 1.500										0	0	0	0	0	0	0	
30 C.J. Chatham, R (1, 6) OBP: 0.400, SLG: 0.250										2	1	0	0	1	0	1	
88 Darick Hall, L (1, 3) OBP: 0.500, SLG: 0.500										2	0	1	2	0	0	2	
85 Luke Williams, R (1, 4)										2	0	0	0	0	1	2	
16 Mickey Moniak, L (1, 10) OBP: 0.250, SLG: 0.500										2	0	0	0	0	1	1	
Inning Stats	R: 0 E: 0 K: 1 S: 6	H: 1 LOB: 0 BB: 0 P: 9	R: 0 E: 0 K: 2 S: 9	H: 0 LOB: 0 BB: 0 P: 12	R: 0 E: 0 K: 1 S: 7	H: 0 LOB: 0 BB: 0 P: 13	R: 0 E: 0 K: 0 S: 5	H: 0 LOB: 1 BB: 1 P: 10	R: 2 E: 0 K: 2 S: 13	H: 3 LOB: 2 BB: 1 P: 20	R: 0 E: 1 K: 0 S: 11	H: 1 LOB: 2 BB: 0 P: 13	1B: 4 2B: 1 3B: 0 HR: 0	SF: 0 SAC: 0 DP: 2 HBP: 1	WP: 1 PB: 0 SB: 1 CS: 0	PA: 25	
PITCHER	IP WLS BF H R ER SO BB IBB HBP BLK WP HR S P ERA WHIP																
22 Steven Matz, L (1, 1) ERA:	2.0	6	1	0	0	3	0	0	0	0	0	0	0	15	21	0.00	0.500
34 Tyler Chatwood, R (3, 1) ERA:	1.0	3	0	0	0	1	0	0	1	0	0	0	7	13	0.00	0.000	
58 Tim Lincecum, L (4, 1) ERA:	1.0	4	0	0	0	0	1	0	0	0	0	5	10	0.00	1.000		
36 A.J. Cole, R (5, 1) ERA: 18.0	1.0	B	7	3	2	2	1	0	0	0	1	0	13	20	18.00	4.000	
60 Ty Tice, R (6, 1) ERA:	1.0	W	5	1	0	0	0	0	0	0	0	0	11	13	0.00	1.000	

Batter	1	2	3	4	5	6	7	8	9	AB	R	H	RBI	BB	SO	LOB	BOTTOM
4 George Springer, R (1, 10) OBP: 0.500, SLG: 0.500										2	0	1	0	0	0	0	<p>Philadelphia Phillies @ Toronto Blue Jays</p> <p>TD Ballpark, Dunedin, FL</p> <p>Tue Mar 02 2021, 1:08 PM - 3:06 PM EST</p> <p>Att: 821 - Sunny - 81 F</p>
86 Phil Clarke, L (5, PH) (6, 10)										0	0	0	1	2	0	0	
10 Marcus Semien, R (1, 4) OBP: 0.400, SLG: 0.250										2	0	0	0	0	1	1	
93 Leo Jimenez, R (5, 4)										1	0	0	0	0	0	1	
11 Bo Bichette, R (1, 6) OBP: 1.000, SLG: 1.000										1	0	0	0	1	0	0	
95 Orelvis Martinez, R (5, 6)										1	0	1	0	0	0	0	
13 Lourdes Gurriel Jr., R (1, 7) OBP: 0.400, SLG: 1.000										2	1	1	1	0	0	2	
82 Forrest Wall, L (5, 7) OBP: 0.250, SLG: 0.250										1	0	0	0	0	0	2	
27 Vladimir Guerrero Jr., R (1, 3) OBP: 0.400, SLG: 0.250										2	0	0	0	0	1	2	
74 Breyvic Valera, S (5, 3) OBP: 0.250, SLG: 0.250										1	0	0	0	0	0	2	
8 Cavan Biggio, L (1, 5) OBP: 0.400, SLG: 0.500										1	0	0	0	1	1	0	
78 Kevin Smith, R (5, 5) OBP: 0.500, SLG: 1.000										1	1	1	0	0	0	0	
3 Jonathan Davis, R (1, 8) OBP: 0.750, SLG: 1.000										2	1	1	0	0	1	1	
80 Austin Martin, R (5, 8)										0	1	0	0	1	0	0	
59 Joshua Palacios, L (1, 9) OBP: 0.250, SLG: 0.250										2	0	1	1	0	0	1	
6 Richard Urena, S (5, 9)										0	0	0	0	1	0	0	
7 Reese McGuire, L (1, 2)										1	0	0	0	1	1	1	
50 Riley Adams, R (5, 2)										0	0	0	1	0	0	0	
Inning Stats	R: 0 E: 0 K: 0 S: 8	H: 1 LOB: 2 BB: 1 P: 16	R: 0 E: 0 K: 2 S: 13	H: 0 LOB: 1 BB: 1 P: 21	R: 0 E: 0 K: 1 S: 6	H: 0 LOB: 0 BB: 0 P: 7	R: 2 E: 0 K: 2 S: 15	H: 3 LOB: 2 BB: 1 P: 30	R: 0 E: 0 K: 0 S: 11	H: 1 LOB: 2 BB: 1 P: 18	R: 2 E: 0 K: 0 S: 5	H: 1 LOB: 3 BB: 3 P: 19	1B: 3 2B: 2 3B: 0 HR: 1	SF: 0 SAC: 0 DP: 0 HBP: 1	WP: 0 PB: 0 SB: 1 CS: 0	PA: 28	
PITCHER	IP WLS BF H R ER SO BB IBB HBP BLK WP HR S P ERA WHIP																
45 Zack Wheeler, R (1, 1) ERA:	2.0	9	1	0	0	2	2	0	0	0	0	0	6	7	0.00	0.000	
77 Adonis Medina, R (3, 1) ERA:	1.0	3	0	0	0	1	0	0	0	0	0	0	6	7	0.00	0.000	
70 Bailey Falter, L (4, 1) ERA: 18.0	1.0	7	3	2	2	2	1	0	0	0	0	1	15	30	18.00	4.000	
68 Damon Jones, L (5, 1) ERA:	1.0	5	1	0	0	0	1	0	0	0	0	0	11	18	0.00	2.000	
61 Cristopher Sánchez, L (6, 1) ERA: 18.0	1.0	L	6	1	2	2	3	0	1	0	0	0	5	19	18.00	4.000	

livebaseballscorecards.com

Batter	1	2	3	4	5	6	7	8	9	AB	R	H	RBI	BB	SO	LOB	TOP																																																																											
5 Santiago Espinal, R OBP: 0.200, SLG: 0.400 77 Jordan Groshans, R	G4-3			G3		K				2	0	1	0	0	0	0	Toronto Blue Jays @ New York Yankees George M. Steinbrenner Field, Tampa, FL Wed Mar 03 2021, 6:36 PM - 8:46 PM EST Att: 2,633 - Cloudy - 59 F																																																																											
37 Teoscar Hernández, R 97 Chris Bec, R	P5			G3		K				2	0	0	0	0	0	1																																																																												
44 Rowdy Tellez, L OBP: 0.500, SLG: 0.833 28 Tyler White, R	K			K						2	0	0	0	0	2	1																																																																												
9 Danny Jansen, R 70 Gabriel Moreno, R		K		K						2	0	0	0	0	2	1																																																																												
2 Joe Panik, L OBP: 0.250, SLG: 0.250 92 Miguel Hiraldo, R	G5-3			G6-3						2	0	0	0	0	0	0																																																																												
59 Joshua Palacios, L OBP: 0.333, SLG: 0.500 6 Richard Urena, S	K			74 1B						2	1	1	0	0	1	0																																																																												
89 Logan Warmoth, R OBP: 0.500, SLG: 1.500 90 Cullen Large, S				F7		K				2	0	0	0	0	1	1																																																																												
78 Kevin Smith, R OBP: 0.333, SLG: 0.667 74 Breyvic Valera, S OBP: 0.333, SLG: 0.333	L6			L6		72 CS				1	0	0	0	0	0	0																																																																												
96 Chavez Young, S 72 Otto Lopez, R	F7			CS		L9				1	0	0	0	0	0	0																																																																												
										1	0	0	0	0	0	0																																																																												
Inning Stats	R: 0 H: 0 E: 0 K: 1 S: 7	H: 0 LOB: 0 BB: 0 P: 9	R: 0 H: 0 E: 0 K: 2 S: 8	H: 0 LOB: 0 BB: 0 P: 13	R: 0 H: 0 E: 0 K: 0 S: 9	H: 1 LOB: 1 BB: 0 P: 13	R: 1 H: 2 E: 0 K: 1 S: 14	H: 0 LOB: 0 BB: 0 P: 19	R: 0 H: 0 E: 0 K: 2 S: 12	H: 0 LOB: 1 BB: 1 P: 16	1B: 1 2B: 2 3B: 0 HR: 0	SF: 0 SAC: 0 DP: 0 HBP: 0	WP: 0 PB: 0 SB: 1 CS: 1	PA: 25																																																																														
PITCHER	IP WLS BF H R ER SO BB IBB HBP BLK WP HR S P ERA WHIP	<table border="1"> <tr> <td>28 Corey Kluber, R ERA: 4.5</td> <td>2.0</td> <td>6</td> <td>0</td> <td>0</td> <td>0</td> <td>3</td> <td>0</td> <td>0</td> <td>0</td> <td>0</td> <td>0</td> <td>0</td> <td>0</td> <td>0</td> <td>15</td> <td>22</td> <td>0.00</td> <td>0.000</td> </tr> <tr> <td>48 Adam Warren, R ERA: 4.5</td> <td>1.0</td> <td>3</td> <td>0</td> <td>0</td> <td>0</td> <td>0</td> <td>0</td> <td>0</td> <td>0</td> <td>0</td> <td>0</td> <td>0</td> <td>0</td> <td>0</td> <td>9</td> <td>13</td> <td>0.00</td> <td>1.000</td> </tr> <tr> <td>64 Nick Goody, R ERA: 9.0</td> <td>1.0</td> <td>W</td> <td>4</td> <td>2</td> <td>1</td> <td>1</td> <td>1</td> <td>0</td> <td>0</td> <td>0</td> <td>0</td> <td>0</td> <td>0</td> <td>0</td> <td>14</td> <td>26</td> <td>9.00</td> <td>2.000</td> </tr> <tr> <td>85 Luis Cessa, R ERA: 4.5</td> <td>1.0</td> <td>H</td> <td>3</td> <td>0</td> <td>0</td> <td>0</td> <td>2</td> <td>0</td> <td>0</td> <td>0</td> <td>0</td> <td>0</td> <td>0</td> <td>0</td> <td>12</td> <td>19</td> <td>0.00</td> <td>0.000</td> </tr> </table>															28 Corey Kluber, R ERA: 4.5	2.0	6	0	0	0	3	0	0	0	0	0	0	0	0	15	22	0.00	0.000	48 Adam Warren, R ERA: 4.5	1.0	3	0	0	0	0	0	0	0	0	0	0	0	0	9	13	0.00	1.000	64 Nick Goody, R ERA: 9.0	1.0	W	4	2	1	1	1	0	0	0	0	0	0	0	14	26	9.00	2.000	85 Luis Cessa, R ERA: 4.5	1.0	H	3	0	0	0	2	0	0	0	0	0	0	0	12	19	0.00	0.000
28 Corey Kluber, R ERA: 4.5	2.0	6	0	0	0	3	0	0	0	0	0	0	0	0	15	22	0.00	0.000																																																																										
48 Adam Warren, R ERA: 4.5	1.0	3	0	0	0	0	0	0	0	0	0	0	0	0	9	13	0.00	1.000																																																																										
64 Nick Goody, R ERA: 9.0	1.0	W	4	2	1	1	1	0	0	0	0	0	0	0	14	26	9.00	2.000																																																																										
85 Luis Cessa, R ERA: 4.5	1.0	H	3	0	0	0	2	0	0	0	0	0	0	0	12	19	0.00	0.000																																																																										

Batter	1	2	3	4	5	6	7	8	9	AB	R	H	RBI	BB	SO	LOB	BOTTOM																																																																										
26 DJ LeMahieu, R OBP: 0.333, SLG: 0.333 98 Hoy Park, L	F9		G3-6-1		G4-3		K			2	0	0	0	0	0	1	Toronto Blue Jays @ New York Yankees George M. Steinbrenner Field, Tampa, FL Wed Mar 03 2021, 6:36 PM - 8:46 PM EST Att: 2,633 - Cloudy - 59 F																																																																										
99 Aaron Judge, R OBP: 0.333, SLG: 0.400 94 Michael Belfre, S	L9			25 WP 31 S HBP	L6					1	0	0	0	0	0	0																																																																											
31 Aaron Hicks, S 93 Thomas Milone, L	G5-3			K		G4-3				2	0	0	0	0	1	1																																																																											
27 Giancarlo Stanton, R 36 Mike Ford, L OBP: 0.167, SLG: 0.333	K			K		K				2	0	0	0	0	2	2																																																																											
25 Gleyber Torres, R OBP: 0.500, SLG: 0.667 91 Oswald Peraza, R	G5-3			K		F9				2	0	0	0	0	1	2																																																																											
11 Brett Gardner, L 61 Robinson Chirinos, R OBP: 0.500, SLG: 2.000	BB				F8		HR			1	0	0	0	1	0	0																																																																											
24 Gary Sánchez, R OBP: 0.500, SLG: 1.000 67 Sócrates Brito, L OBP: 0.250, SLG: 0.500	L8			HR		K				2	1	1	1	0	0	1																																																																											
30 Jay Bruce, L OBP: 0.750, SLG: 1.000 97 Armando Alvarez, R(5, PR)			26 G3-6-1 1B		HR		K			2	0	2	0	0	0	0																																																																											
12 Derek Dietrich, L OBP: 0.500, SLG: 1.333 70 Andrew Velazquez, S OBP: 0.333, SLG: 0.333	K			HR		98 WP 1B				2	1	1	2	0	1	1																																																																											
										1	0	1	0	0	0	0																																																																											
Inning Stats	R: 0 H: 0 E: 0 K: 0 S: 4	H: 0 LOB: 0 BB: 0 P: 10	R: 0 H: 0 E: 0 K: 1 S: 10	H: 0 LOB: 1 BB: 1 P: 18	R: 0 H: 1 E: 0 K: 1 S: 6	H: 0 LOB: 0 BB: 0 P: 9	R: 0 H: 0 E: 0 K: 3 S: 13	H: 0 LOB: 2 BB: 0 P: 22	R: 3 H: 3 E: 0 K: 0 S: 12	H: 0 LOB: 1 BB: 0 P: 21	R: 0 H: 0 E: 0 K: 1 S: 6	H: 0 LOB: 0 BB: 0 P: 10	R: 1 H: 2 E: 0 K: 3 S: 17	H: 2 LOB: 1 BB: 0 P: 22	1B: 2 2B: 1 3B: 0 HR: 3	SF: 0 SAC: 0 DP: 1 HBP: 1	WP: 2 PB: 0 SB: 1 CS: 0	PA: 28																																																																									
PITCHER	IP WLS BF H R ER SO BB IBB HBP BLK WP HR S P ERA WHIP	<table border="1"> <tr> <td>76 Simeon Woods Richardson, R ERA: 4.5</td> <td>2.0</td> <td>7</td> <td>1</td> <td>0</td> <td>0</td> <td>4</td> <td>0</td> <td>0</td> <td>0</td> <td>1</td> <td>0</td> <td>0</td> <td>0</td> <td>1</td> <td>0</td> <td>19</td> <td>31</td> <td>0.00</td> <td>0.500</td> </tr> <tr> <td>83 Nick Allgeyer, L ERA: 27.3</td> <td>1.0</td> <td>L</td> <td>6</td> <td>3</td> <td>3</td> <td>3</td> <td>0</td> <td>0</td> <td>0</td> <td>0</td> <td>0</td> <td>0</td> <td>0</td> <td>2</td> <td>12</td> <td>21</td> <td>27.00</td> <td>3.000</td> </tr> <tr> <td>81 Kirby Snead, L ERA: 4.5</td> <td>1.0</td> <td>3</td> <td>0</td> <td>0</td> <td>0</td> <td>1</td> <td>0</td> <td>0</td> <td>0</td> <td>0</td> <td>0</td> <td>0</td> <td>0</td> <td>6</td> <td>10</td> <td>0.00</td> <td>0.000</td> </tr> <tr> <td>63 Anthony Castro, R ERA: 5.4</td> <td>1.0</td> <td>5</td> <td>2</td> <td>1</td> <td>1</td> <td>3</td> <td>0</td> <td>0</td> <td>0</td> <td>0</td> <td>1</td> <td>1</td> <td>1</td> <td>17</td> <td>22</td> <td>9.00</td> <td>2.000</td> </tr> </table>															76 Simeon Woods Richardson, R ERA: 4.5	2.0	7	1	0	0	4	0	0	0	1	0	0	0	1	0	19	31	0.00	0.500	83 Nick Allgeyer, L ERA: 27.3	1.0	L	6	3	3	3	0	0	0	0	0	0	0	2	12	21	27.00	3.000	81 Kirby Snead, L ERA: 4.5	1.0	3	0	0	0	1	0	0	0	0	0	0	0	6	10	0.00	0.000	63 Anthony Castro, R ERA: 5.4	1.0	5	2	1	1	3	0	0	0	0	1	1	1	17	22	9.00	2.000
76 Simeon Woods Richardson, R ERA: 4.5	2.0	7	1	0	0	4	0	0	0	1	0	0	0	1	0	19	31	0.00	0.500																																																																								
83 Nick Allgeyer, L ERA: 27.3	1.0	L	6	3	3	3	0	0	0	0	0	0	0	2	12	21	27.00	3.000																																																																									
81 Kirby Snead, L ERA: 4.5	1.0	3	0	0	0	1	0	0	0	0	0	0	0	6	10	0.00	0.000																																																																										
63 Anthony Castro, R ERA: 5.4	1.0	5	2	1	1	3	0	0	0	0	1	1	1	17	22	9.00	2.000																																																																										

Batter	1	2	3	4	5	6	7	8	9	AB	R	H	RBI	BB	SO	LOB	TOP				
8 Cavan Biggio, L OBP: 0.429, SLG: 0.833 95 Orelvis Martinez, R OBP: 0.333, SLG: 0.333											2	0	1	1	0	1	0	Toronto Blue Jays @ Detroit Tigers Publix Field at Joker Marchant Stadium, Lakeland, FL Thu Mar 04 2021, 1:09 PM - 3:33 PM EST Att: 1,869 - Sunny - 72 F			
10 Marcus Semien, R OBP: 0.375, SLG: 0.286 93 Leo Jimenez, R											3	1	1	0	0	1	1				
11 Bo Bichette, R 80 Austin Martin, R											3	0	0	0	0	2	1				
27 Vladimir Guerrero Jr., R 28 Tyler White, R											1	0	0	0	1	0	0				
30 Alejandro Kirk, R 50 Riley Adams, R											2	0	1	1	0	0	0				
3 Jonathan Davis, R 96 Chavez Young, S											2	0	0	0	0	2	1				
7 Reese McGuire, L											2	0	0	0	1	1	0				
82 Forrest Wall, L 90 Cullen Large, S											2	1	2	0	0	0	0				
72 Otto Lopez, R 89 Logan Warmoth, R											2	0	0	0	0	2	0				
Inning Stats	R: 1 H: 2 E: 0 K: 1 S: 15	H: 2 LOB: 2 BB: 1 P: 25	R: 1 H: 2 E: 0 K: 2 S: 11	H: 2 LOB: 1 BB: 0 P: 14	R: 0 H: 0 E: 0 K: 1 S: 6	H: 0 LOB: 0 BB: 0 P: 10	R: 0 H: 1 E: 0 K: 0 S: 13	H: 1 LOB: 1 BB: 1 P: 22	R: 0 H: 0 E: 0 K: 2 S: 11	H: 0 LOB: 0 BB: 0 P: 17	R: 0 H: 0 E: 0 K: 3 S: 9	H: 0 LOB: 1 BB: 1 P: 13	R: 0 H: 0 E: 0 K: 0 S: 8	H: 0 LOB: 1 BB: 1 P: 13	1B: 3 2B: 1 3B: 1 HR: 0	SF: 0 SAC: 0 DP: 0 HBP: 0	WP: 0 PA: 28 PB: 0 SB: 0 CS: 0				
PITCHER	IP WLS BF H R ER SO BB IBB HBP BLK WP HR S P ERA WHIP	56 Spencer Turnbull, R ERA: 9.0	2.0 11 4 2 2 3 1 0 0 0 0 0 26 39 9.00 2.500	77 Joe Jiménez, R ERA:	1.0 3 0 0 0 1 0 0 0 0 0 0 6 10 0.00 0.000	49 Derek Holland, L ERA:	1.0 W 4 1 0 0 0 1 0 0 0 0 0 13 22 0.00 2.000	67 José Cisnero, R ERA:	1.0 H 3 0 0 0 2 0 0 0 0 0 0 11 17 0.00 0.000	65 Gregory Soto, L ERA: 5.4	1.0 3 0 0 0 3 0 0 0 0 0 0 9 14 0.00 0.000	PITCHER	IP WLS BF H R ER SO BB IBB HBP BLK WP HR S P ERA WHIP	57 Alex Lange, R ERA:	7.1 1.0 4 0 0 0 0 1 0 0 0 0 0 26 39 9.00 2.500	57 Alex Lange, R ERA:	1.0 4 0 0 0 0 0 0 0 0 0 0 6 10 0.00 0.000	57 Alex Lange, R ERA:	1.0 4 0 0 0 0 0 0 0 0 0 0 6 10 0.00 0.000	57 Alex Lange, R ERA:	1.0 4 0 0 0 0 0 0 0 0 0 0 6 10 0.00 0.000
Batter	1	2	3	4	5	6	7	8	9	AB	R	H	RBI	BB	SO	LOB	BOTTOM				
8 Robbie Grossman, S 60 Akil Baddoo, L											2	1	1	0	0	0	0	Toronto Blue Jays @ Detroit Tigers Publix Field at Joker Marchant Stadium, Lakeland, FL Thu Mar 04 2021, 1:09 PM - 3:33 PM EST Att: 1,869 - Sunny - 72 F			
46 Jeimer Candelario, S 17 Grayson Greiner, R											2	0	0	0	0	1	1				
19 Isaac Paredes, R 85 Daniel Pineró, R											2	0	1	1	0	0	1				
24 Miguel Cabrera, R 75 Adelin Rodríguez, R											2	0	1	1	0	0	1				
28 Niko Goodrum, S 59 Zack Short, R											0	0	0	0	2	0	0				
72 Kody Clemens, L											1	1	0	0	0	1	0				
21 JaCoby Jones, R 74 Jacob Robson, L											2	0	0	0	0	3	0				
4 Greg Garcia, L											3	0	1	1	0	0	4				
34 Jake Rogers, R 64 Dustin Carneau, R											2	1	1	1	0	0	2				
54 Derek Hill, R 13 Eric Haase, R											2	1	1	1	0	0	2				
Inning Stats	R: 0 H: 1 E: 0 K: 0 S: 7	H: 1 LOB: 1 BB: 0 P: 10	R: 0 H: 1 E: 0 K: 0 S: 8	H: 1 LOB: 1 BB: 1 P: 13	R: 1 H: 2 E: 1 K: 0 S: 14	H: 2 LOB: 3 BB: 1 P: 28	R: 3 H: 2 E: 0 K: 0 S: 10	H: 2 LOB: 2 BB: 3 P: 27	R: 2 H: 0 E: 1 K: 1 S: 11	H: 0 LOB: 1 BB: 0 P: 22	R: 2 H: 1 E: 0 K: 1 S: 12	H: 1 LOB: 1 BB: 2 P: 24	R: 2 H: 1 E: 0 K: 1 S: 12	H: 1 LOB: 1 BB: 2 P: 24	1B: 5 2B: 2 3B: 0 HR: 0	SF: 2 SAC: 0 DP: 0 HBP: 1	WP: 4 PA: 32 PB: 0 SB: 1 CS: 0				
PITCHER	IP WLS BF H R ER SO BB IBB HBP BLK WP HR S P ERA WHIP	29 T.J. Zeuch, R ERA: 2.25	2.0 9 2 1 1 0 1 0 0 0 0 0 14 28 9.00 3.000	62 Jacob Waguespack, R ERA: 27.0	1.0 H 7 2 1 1 0 1 0 0 0 0 0 0 14 28 9.00 3.000	73 Joey Murray, R ERA: 13.5	1.0 L 7 2 3 3 0 3 0 0 0 0 2 0 10 27 27.00 5.000	65 Elvis Luciano, R ERA:	1.0 5 0 2 0 1 0 0 0 1 0 1 0 11 22 0.00 0.000	91 Yosver Zuleta, R ERA: 18.0	1.0 6 1 2 2 1 2 0 0 0 0 1 0 12 24 18.00 3.000	PITCHER	IP WLS BF H R ER SO BB IBB HBP BLK WP HR S P ERA WHIP	57 Alex Lange, R ERA:	7.1 1.0 4 0 0 0 0 1 0 0 0 0 0 26 39 9.00 2.500	57 Alex Lange, R ERA:	1.0 4 0 0 0 0 0 0 0 0 0 0 6 10 0.00 0.000	57 Alex Lange, R ERA:	1.0 4 0 0 0 0 0 0 0 0 0 0 6 10 0.00 0.000	57 Alex Lange, R ERA:	1.0 4 0 0 0 0 0 0 0 0 0 0 6 10 0.00 0.000

Batter	1	2	3	4	5	6	7	8	9	AB	R	H	RBI	BB	SO	LOB	TOP						
21 Austin Hays, R OBP: 0.556, SLG: 0.875 65 Ryan McKenna, R OBP: 0.714, SLG: 0.333										3	0	0	0	0	1	1	<p>Baltimore Orioles @ Toronto Blue Jays TD Ballpark, Dunedin, FL Fri Mar 05 2021, 1:09 PM - 4:00 PM EST Att: 932 - Sunny - 75 F</p> <p>livebaseballscorecards.com</p> <p>AB 30 R 4 H 7 RBI 4 BB 4 SO 9 LOB 14</p>						
24 DJ Stewart, L OBP: 0.250, SLG: 1.000 12 Stevie Wilkerson, S										2	0	0	0	0	1	2							
6 Ryan Mountcastle, R OBP: 0.111, SLG: 0.500 72 Nick Cjiffo, L OBP: 0.500, SLG: 0.500										3	1	2	0	0	0	1							
14 Rio Ruiz, L OBP: 0.111, SLG: 0.111 83 Terrin Vavra, L										3	0	1	0	0	1	1							
11 Pat Valaika, R OBP: 0.333, SLG: 0.625 82 Mason McCoy, R OBP: 0.500, SLG: 0.500										3	1	1	1	0	1	1							
15 Chance Sisco, L OBP: 0.500, SLG: 0.400 23 Yusniel Diaz, R OBP: 0.273, SLG: 0.500										1	0	0	0	1	1	0							
29 Ramón Urias, R OBP: 0.364, SLG: 0.600 78 Jahmal Jones, R OBP: 0.667, SLG: 0.500										2	0	1	0	1	1	1							
41 Tyler Nevin, R 80 Seth Mejias-Brean, R										2	0	0	0	1	0	4							
77 Brett Cumberland, S OBP: 0.333, SLG: 0.200										2	0	0	0	0	1	2							
Inning Stats	R: 0 E: 0 K: 1 S: 8	H: 0 LOB: 0 BB: 0 P: 9	R: 1 E: 0 K: 1 S: 11	H: 1 LOB: 1 BB: 1 P: 21	R: 2 E: 0 K: 1 S: 9	H: 1 LOB: 1 BB: 0 P: 15	R: 0 E: 0 K: 2 S: 18	H: 0 LOB: 2 BB: 2 P: 28	R: 0 E: 0 K: 1 S: 11	H: 3 LOB: 2 BB: 0 P: 16	R: 1 E: 0 K: 2 S: 15	H: 2 LOB: 1 BB: 0 P: 24	R: 0 E: 0 K: 0 S: 8	H: 0 LOB: 1 BB: 1 P: 16				1B: 5 2B: 1 3B: 0 HR: 2	SF: 0 SAC: 0 DP: 1 HBP: 1	WP: 1 PB: 0 SB: 0 CS: 0	PA: 35		
PITCHER	IP WLS BF H R ER SO BB IBB HBP BLK WP HR S P ERA WHIP	99 Hyun Jin Ryu, L ERA: 4.5	47 Anthony Kay, L ERA: 4.5	35 David Phelps, R ERA:	56 Ryan Borucki, L ERA:	42 Jordan Romano, R ERA: 4.5	45 Francisco Liriano, L ERA:	IP WLS BF H R ER SO BB IBB HBP BLK WP HR S P ERA WHIP	67 Mac Sceroler, R ERA: 33.75	IP WLS BF H R ER SO BB IBB HBP BLK WP HR S P ERA WHIP	32 Matt Harvey, R ERA: 13.5	45 Keegan Akin, L ERA: 4.5	51 Paul Fry, L ERA: 27.0	66 Tanner Scott, L ERA:	68 Tyler Wells, R ERA: 4.5	IP WLS BF H R ER SO BB IBB HBP BLK WP HR S P ERA WHIP	67 Mac Sceroler, R ERA: 33.75	IP WLS BF H R ER SO BB IBB HBP BLK WP HR S P ERA WHIP	32 Matt Harvey, R ERA: 13.5	45 Keegan Akin, L ERA: 4.5	51 Paul Fry, L ERA: 27.0	66 Tanner Scott, L ERA:	68 Tyler Wells, R ERA: 4.5

Batter	1	2	3	4	5	6	7	8	9	AB	R	H	RBI	BB	SO	LOB	BOTTOM					
4 George Springer, R OBP: 0.200, SLG: 0.200 96 Chavez Young, S OBP: 0.286, SLG: 0.167										3	0	0	0	0	0	0	<p>Baltimore Orioles @ Toronto Blue Jays TD Ballpark, Dunedin, FL Fri Mar 05 2021, 1:09 PM - 4:00 PM EST Att: 932 - Sunny - 75 F</p> <p>livebaseballscorecards.com</p> <p>AB 34 R 13 H 14 RBI 13 BB 5 SO 3 LOB 20</p>					
13 Lourdes Gurriel Jr., R OBP: 0.375, SLG: 0.750 89 Logan Warmoth, R OBP: 0.500, SLG: 1.200 50 Riley Adams, R OBP: 0.500, SLG: 1.333										3	1	1	0	0	1	0						
44 Rowdy Tellez, L OBP: 0.444, SLG: 0.778 6 Richard Urena, S										3	1	1	0	0	0	0						
37 Teoscar Hernández, R OBP: 0.667, SLG: 0.750 93 Leo Jimenez, R OBP: 0.500, SLG: 0.500										2	2	2	0	1	0	0						
8 Cavan Biggio, L OBP: 0.400, SLG: 0.625 74 Brevic Valera, S OBP: 0.250, SLG: 0.250										2	0	0	0	1	0	4						
15 Randal Grichuk, R OBP: 1.000, SLG: 2.000 59 Joshua Palacios, L OBP: 0.556, SLG: 1.333										1	0	1	2	1	0	0						
2 Joe Panik, L 92 Miguel Hiraldo, R										2	0	1	1	0	0	2						
9 Danny Jansen, R OBP: 0.200, SLG: 0.500 7 Reese McGuire, L										3	1	2	2	0	1	2						
5 Santiago Espinal, R OBP: 0.143, SLG: 0.286 77 Jordan Groshans, R										2	0	0	0	0	0	4						
Inning Stats	R: 2 E: 0 K: 0 S: 13	H: 3 LOB: 2 BB: 0 P: 21	R: 1 E: 0 K: 0 S: 8	H: 1 LOB: 0 BB: 0 P: 10	R: 1 E: 0 K: 1 S: 18	H: 1 LOB: 2 BB: 2 P: 33	R: 0 E: 0 K: 1 S: 5	H: 0 LOB: 0 BB: 0 P: 10	R: 3 E: 0 K: 0 S: 12	H: 3 LOB: 1 BB: 1 P: 19	R: 0 E: 0 K: 1 S: 8	H: 1 LOB: 0 BB: 0 P: 13	R: 1 E: 0 K: 0 S: 11	H: 2 LOB: 3 BB: 0 P: 21	R: 5 E: 0 K: 0 S: 15	H: 3 LOB: 0 BB: 2 P: 28		1B: 6 2B: 4 3B: 1 HR: 3	SF: 1 SAC: 0 DP: 1 HBP: 2	WP: 0 PB: 0 SB: 0 CS: 0	PA: 42	
PITCHER	IP WLS BF H R ER SO BB IBB HBP BLK WP HR S P ERA WHIP	67 Mac Sceroler, R ERA: 33.75	32 Matt Harvey, R ERA: 13.5	45 Keegan Akin, L ERA: 4.5	51 Paul Fry, L ERA: 27.0	66 Tanner Scott, L ERA:	68 Tyler Wells, R ERA: 4.5	67 Mac Sceroler, R ERA: 33.75	IP WLS BF H R ER SO BB IBB HBP BLK WP HR S P ERA WHIP	32 Matt Harvey, R ERA: 13.5	45 Keegan Akin, L ERA: 4.5	51 Paul Fry, L ERA: 27.0	66 Tanner Scott, L ERA:	68 Tyler Wells, R ERA: 4.5	IP WLS BF H R ER SO BB IBB HBP BLK WP HR S P ERA WHIP	67 Mac Sceroler, R ERA: 33.75	IP WLS BF H R ER SO BB IBB HBP BLK WP HR S P ERA WHIP	32 Matt Harvey, R ERA: 13.5	45 Keegan Akin, L ERA: 4.5	51 Paul Fry, L ERA: 27.0	66 Tanner Scott, L ERA:	68 Tyler Wells, R ERA: 4.5

Batter	1	2	3	4	5	6	7	8	9	AB	R	H	RBI	BB	SO	LOB	TOP																			
4 Scott Kingery, R (1,7) OBP: 0.250, SLG: 0.455	F8		K		BB					2	0	0	0	1	1	0	Philadelphia Phillies @ Toronto Blue Jays TD Ballpark, Dunedin, FL Sat Mar 06 2021, 1:09 PM - 3:15 PM EST Att: 961 - Overcast - 62 F																			
37 Odibel Herrera, L (1,8) OBP: 0.444, SLG: 0.778	F9				G3					3	1	1	0	0	0	1																				
28 Alec Bohm, R (1,5) OBP: 0.333, SLG: 0.600	G5-3				1B					3	0	1	0	0	0	0																				
30 C.J. Chatham, R (1,4) OBP: 0.273, SLG: 0.200	F9				K					3	0	0	0	0	1	1																				
8 Jeff Mathis, R (1,2) OBP: 0.250, SLG: 0.250 87 Rodolfo Durán, R (6,2) OBP: 0.500, SLG: 0.750	K				P3					3	0	0	0	0	1	1																				
9 Travis Jankowski, L (1,9) OBP: 0.500, SLG: 0.667					1B					2	0	1	0	1	1	0																				
85 Luke Williams, R (1,3) OBP: 0.273, SLG: 0.600	P3				BB					3	0	0	0	0	0	3																				
67 Nick Maton, L (1,6) OBP: 0.182, SLG: 0.273					G6-3					3	0	0	0	0	1	0																				
88 Darick Hall, L (1,10) OBP: 0.300, SLG: 0.250	F7				K					2	0	0	0	0	1	0																				
Inning Stats	R: 0 E: 0 K: 0 S: 6	H: 0 LOB: 0 BB: 0 P: 13	R: 0 E: 0 K: 1 S: 10	H: 1 LOB: 1 BB: 0 P: 14	R: 0 E: 0 K: 1 S: 11	H: 0 LOB: 0 BB: 0 P: 14	R: 1 E: 0 K: 1 S: 15	H: 2 LOB: 2 BB: 1 P: 30	R: 0 E: 0 K: 1 S: 6	H: 0 LOB: 1 BB: 1 P: 14	R: 0 E: 0 K: 2 S: 7	H: 0 LOB: 0 BB: 0 P: 11	R: 0 E: 0 K: 2 S: 7	H: 0 LOB: 0 BB: 0 P: 11			1B: 2 2B: 1 3B: 0 HR: 0	SF: 0 SAC: 0 DP: 0 HBP: 0	WP: 1 PB: 0 SB: 1 CS: 0	PA: 26																
PITCHER	IP	WLS	BF	H	R	ER	SO	BB	IBB	HBP	BLK	WP	HR	S	P	ERA	WHIP	PITCHER		IP	WLS	BF	H	R	ER	SO	BB	IBB	HBP	BLK	WP	HR	S	P	ERA	WHIP
14 Tanner Roark, R (1,1) ERA: 0.00	2.0		7	1	0	0	1	0	0	0	0	0	0	16	27	0.00	0.500	58 Tim Mayza, L (7,1) ERA: 0.00		1.0		3	0	0	0	2	0	0	0	0	0	7	11	0.00	0.000	
34 Tyler Chatwood, R (3,1) ERA: 13.5	1.0		3	0	0	0	1	0	0	0	0	0	0	11	14	0.00	0.000																			
41 Rafael Dolis, R (4,1) ERA: 13.5	0.2	B	4	2	1	1	1	0	0	0	0	0	1	0	11	21	13.50	3.000																		
81 Kirby Sneed, L (4,1) ERA: 9.0	1.1	W	6	0	0	0	1	2	0	0	0	0	0	10	23	0.00	1.500																			
36 A.J. Cole, R (6,1) ERA: 9.0	1.0	H	3	0	0	0	0	0	0	0	0	0	0	5	5	0.00	0.000																			

Batter	1	2	3	4	5	6	7	8	9	AB	R	H	RBI	BB	SO	LOB	BOTTOM																			
4 George Springer, R (1,10) OBP: 0.250, SLG: 0.250 50 Riley Adams, R (6,PH) (7,10) OBP: 0.600, SLG: 1.250	1B		E4 1B		K					3	1	1	0	0	1	0	Philadelphia Phillies @ Toronto Blue Jays TD Ballpark, Dunedin, FL Sat Mar 06 2021, 1:09 PM - 3:15 PM EST Att: 961 - Overcast - 62 F																			
11 Bo Bichette, R (1,6) OBP: 0.400, SLG: 0.143 80 Austin Martin, R (6,6)	L8				K					3	0	1	1	0	1	1																				
10 Marcus Semien, R (1,4) OBP: 0.273, SLG: 0.200 74 Breyvic Valera, S (6,4) OBP: 0.250, SLG: 0.250	P3				K					3	0	0	0	0	2	2																				
13 Lourdes Gurriel Jr., R (1,7) OBP: 0.460, SLG: 0.700 72 Otto Lopez, R (4,PR) (5,7) OBP: 0.167, SLG: 0.167	G5-3				K					2	0	1	0	0	0	1																				
27 Vladimir Guerrero Jr., R (1,5) OBP: 0.556, SLG: 0.333 6 Richard Urena, S (6,5)					1B					1	0	1	0	1	0	0																				
59 Joshua Palacios, L (1,9) OBP: 0.455, SLG: 1.091 89 Logan Warmoth, R (5,9) OBP: 0.571, SLG: 1.167	FC6-4 1B				L6					2	0	0	0	0	0	3																				
3 Jonathan Davis, R (1,8) OBP: 0.500, SLG: 0.571 82 Forrest Wall, L (5,8) OBP: 0.571, SLG: 0.667					F7					2	0	1	0	0	0	2																				
7 Reese McGuire, L (1,2) OBP: 0.500, SLG: 0.500	L4				BB					1	0	0	0	1	0	1																				
28 Tyler White, R (1,3) OBP: 0.500, SLG: 2.000					K					2	0	0	0	0	1	2																				
90 Cullen Lorge, S (5,3) OBP: 0.500, SLG: 2.000										1	1	1	3	0	0	0																				
Inning Stats	R: 0 E: 0 K: 0 S: 7	H: 1 LOB: 1 BB: 0 P: 11	R: 0 E: 0 K: 0 S: 10	H: 2 LOB: 1 BB: 0 P: 14	R: 1 E: 1 K: 2 S: 8	H: 1 LOB: 0 BB: 0 P: 11	R: 1 E: 0 K: 0 S: 11	H: 1 LOB: 3 BB: 2 P: 22	R: 0 E: 0 K: 3 S: 10	H: 0 LOB: 0 BB: 0 P: 17	R: 5 E: 1 K: 0 S: 11	H: 5 LOB: 1 BB: 1 P: 21	R: 0 E: 0 K: 1 S: 11	H: 0 LOB: 0 BB: 0 P: 21			1B: 9 2B: 0 3B: 0 HR: 1	SF: 0 SAC: 0 DP: 0 HBP: 0	WP: 0 PB: 1 SB: 1 CS: 1	PA: 28																
PITCHER	IP	WLS	BF	H	R	ER	SO	BB	IBB	HBP	BLK	WP	HR	S	P	ERA	WHIP	PITCHER		IP	WLS	BF	H	R	ER	SO	BB	IBB	HBP	BLK	WP	HR	S	P	ERA	WHIP
77 Adonis Medina, R (1,1) ERA: 3.0	1.0		4	1	0	0	0	0	0	0	0	0	0	7	11	0.00	1.000	53 David Paulino, R (6,1) ERA: 22.5		1.0		8	5	5	5	0	1	0	0	0	1	11	21	45.00	6.000	
29 Hector Rondón, R (3,1) ERA: 4.5	1.0		4	1	1	0	2	0	0	0	0	0	0	8	11	0.00	1.000																			
68 Damon Jones, L (4,1) ERA: 4.5	1.0	L	6	1	1	0	0	2	0	0	0	0	0	11	22	0.00	3.000																			
51 Enyel De Los Santos, R (5,1) ERA: 4.5	1.0		3	0	0	0	3	0	0	0	0	0	0	10	17	0.00	0.000																			

AB	24
R	1
H	3
RBI	0
BB	2
SO	6
LOB	6



Batter	1	2	3	4	5	6	7	8	9	AB	R	H	RBI	BB	SO	LOB	TOP		
3 Jonathan Davis, R (1, 8) OBP: 0.571, SLG: 0.545 96 Chavez Young, S (5, 8) OBP: 0.273, SLG: 0.200	4-0 BB 9 BB 2 1B BB	0-0 1-2 1B		0-0 1-2 1B		0-3 K				2	1	2	0	1	0	0	Toronto Blue Jays @ Baltimore Orioles Ed Smith Stadium, Sarasota, FL Wed Mar 10, 2021, 1:11 PM - 3:29 PM EST Att. 1,716 - Partly Cloudy - 76 F		
13 Lourdes Gurriel Jr., R (1, 7) OBP: 0.333, SLG: 0.533 82 Forrest Wall, L (4, 7) OBP: 0.417, SLG: 0.727	0-3 K	0-3 K		0-3 K		2-1 HR				3	0	0	0	0	3	5			
8 Cavan Biggio, L (1, 4) OBP: 0.333, SLG: 0.417 78 Kevin Smith, R (4, 4) OBP: 0.333, SLG: 0.667	0-0 G6-3 1-2	0-3 K		0-3 K		0-3 K				3	0	0	0	0	2	5			
44 Rowdy Tellez, L (1, 3) OBP: 0.400, SLG: 0.538 28 Tyler White, R (5, 3) OBP: 0.100, SLG: 0.100	4-0 BB 9 BB 2 1B BB		4-0 BB		0-0 F9		0-0 F8			1	1	0	0	2	0	0			
9 Danny Jansen, R (1, 10) OBP: 0.294, SLG: 0.357 6 Richard Urena, S (7, PH) (7, 10)	4-0 BB 2 1B 1-2 2-3 BB		0-0 F9		0-0 P6		4-0 95 1B BB			2	0	0	0	1	0	1			
2 Jos Panik, L (1, 5) OBP: 0.333, SLG: 0.333 95 Orelvis Martinez, R (5, PR) (5, 5)	0-0 1-2 2-H 3-H 1B		0-0 F9		0-0 5 1B		0-0 1-2 1B			3	0	2	2	0	0	1			
74 Breyvic Valera, S (1, 6) OBP: 0.154, SLG: 0.154 5 Santiago Espinal, R (5, PH) (5, 6)	0-0 G4-3		0-0 F6		0-0 1-3 1B		0-3 K			2	0	0	0	0	0	3			
59 Joshua Palacios, L (1, 9) OBP: 0.400, SLG: 0.857 90 Cullen Lange, R (5, 9) OBP: 0.250, SLG: 1.000		0-3 K		4-0 3 1B BB		0-0 F8		0-0 F8		2	0	0	0	1	1	2			
7 Reese McGuire, L (1, 2) OBP: 0.333, SLG: 0.111 50 Riley Adams, R (6, 2) OBP: 0.500, SLG: 1.000		0-0 3 1B 1B		0-0 F9		0-0 F8				3	0	1	0	0	0	1			
										0	0	0	0	0	0	0			
Inning Stats	R: 2 E: 0 K: 1 S: 6	H: 1 LOB: 2 BB: 3 P: 18	R: 0 E: 0 K: 3 S: 11	H: 2 LOB: 2 BB: 0 P: 11	R: 0 E: 0 K: 0 S: 3	H: 0 LOB: 1 BB: 1 P: 7	R: 0 E: 0 K: 2 S: 8	H: 1 LOB: 2 BB: 1 P: 12	R: 0 E: 0 K: 0 S: 5	H: 2 LOB: 2 BB: 0 P: 5	R: 1 E: 0 K: 2 S: 9	H: 1 LOB: 0 BB: 0 P: 11	R: 0 E: 0 K: 1 S: 6	H: 1 LOB: 2 BB: 1 P: 10					
PITCHER	IP WLS BF H R ER SO BB IBB HBP BLK WP HR S P ERA WHIP	IP WLS BF H R ER SO BB IBB HBP BLK WP HR S P ERA WHIP																	
45 Keegan Akin, L (1, 1) ERA: 7.36	1.2 11 3 2 2 4 3 0 0 0 0 0 0 16 28 10.80 3.600	54 Cole Sulser, R (6, 1) ERA: 3.0	1.0 W 4 1 1 1 2 0 0 0 0 0 0 1 1 9 9.00 1.000																
97 Spenser Watkins, R (1, 1) ERA: 7.36	0.1 1 0 0 0 0 0 0 0 0 0 0 0 0 1 1 0.00 0.000	63 Eric Harmond, R (7, 1) ERA: 2.25	1.0 S 5 1 0 0 1 1 0 0 0 0 0 0 6 10 0.00 2.000																
45 Keegan Akin, L (2, 1) ERA: 7.36	1.2 11 3 2 2 4 3 0 0 0 0 0 0 16 28 10.80 3.600																		
67 Mac Sceroler, R (3, 1) ERA: 19.29	1.0 4 0 0 0 0 1 0 0 0 0 0 0 3 7 0.00 1.000																		
68 Tyler Wells, R (4, 1) ERA: 2.25	2.0 10 3 0 0 2 1 0 0 0 0 0 0 13 17 0.00 2.000																		

AB	29
R	3
H	8
RBI	3
BB	6
SO	9
LOB	22



Batter	1	2	3	4	5	6	7	8	9	AB	R	H	RBI	BB	SO	LOB	BOTTOM	
21 Austin Hays, R (1, 8) OBP: 0.389, SLG: 0.500 26 Chris Shaw, L (6, 7)	0-0 F8		0-0 G5-3		0-0 G6-3		0-0 G6-3			3	0	0	0	0	0	0	Toronto Blue Jays @ Baltimore Orioles Ed Smith Stadium, Sarasota, FL Wed Mar 10, 2021, 1:11 PM - 3:29 PM EST Att. 1,716 - Partly Cloudy - 76 F	
25 Anthony Santander, S (1, 9) OBP: 0.571, SLG: 0.250 12 Stevie Wilkerson, S (6, 9) OBP: 0.077, SLG: 0.077	0-0 2 1B 1B		4-0 16 1B 2 1B BB		0-0 G5-3		0-0 G5-3			2	1	1	0	1	0	0		
16 Trey Mancini, R (1, 10) OBP: 0.313, SLG: 0.286 23 Yusniel Diaz, R (3, PR) (4, 10)	0-3 K		0-0 2 1B 15 1-2 1B		0-0 K		0-3 K			2	0	1	0	0	1	1		
2 Freddy Galvis, S (1, 6) OBP: 0.500, SLG: 0.444 95 Jordan Westburg, R (6, PR) (7, 6)	0-0 1-3 1B		0-0 15 1-3 2-H 1B		0-0 96 BB 41 E 1B		0-0 41 1B 41 E BB			3	1	3	1	0	0	0		
15 Chance Sisco, L (1, 2) OBP: 0.455, SLG: 0.333 96 Adley Rutschman, S (5, 2) OBP: 0.455, SLG: 0.375	0-3 K		0-0 FC1-5-2 29 2-6 1-H 3-H 1B		4-0 41 1B 41 E BB		0-0 P3			2	0	0	0	0	1	3		
29 Ramón Urias, R (1, 5) OBP: 0.294, SLG: 0.438		0-0 G4-3	1-0 2-6		0-0 F8		0-0 P3			3	0	0	0	0	0	2		
41 Tyler Nevin, R (1, 3) OBP: 0.357, SLG: 0.200		0-0 65 FC4 1B		0-3 K		0-0 E3 1-H 2-H 1B		0-0 F8		3	0	2	1	0	1	0		
78 Jahmai Jones, R (1, 4) OBP: 0.286, SLG: 0.167		0-0 F8		0-3 K		0-0 F8				3	0	0	0	0	1	3		
65 Ryan McKenna, R (1, 7) OBP: 0.583, SLG: 0.429 (6, 8)		0-0 FC4		0-3 K		0-3 K				3	0	0	0	0	2	1		
										1B: 7 2B: 0 3B: 0 HR: 0	SF: 0 SAC: 0 DP: 0 HBP: 0	WP: 0 PB: 0 SB: 0 CS: 0	PA: 29					
Inning Stats	R: 0 E: 0 K: 2 S: 9	H: 2 LOB: 2 BB: 0 P: 9	R: 0 E: 0 K: 0 S: 4	H: 1 LOB: 1 BB: 0 P: 4	R: 2 E: 0 K: 0 S: 4	H: 2 LOB: 1 BB: 1 P: 9	R: 0 E: 0 K: 2 S: 7	H: 0 LOB: 0 BB: 0 P: 7	R: 0 E: 0 K: 1 S: 5	H: 0 LOB: 0 BB: 0 P: 5	R: 2 E: 1 K: 1 S: 7	H: 2 LOB: 2 BB: 1 P: 11	R: 0 E: 0 K: 1 S: 5	H: 0 LOB: 0 BB: 0 P: 5				
PITCHER	IP WLS BF H R ER SO BB IBB HBP BLK WP HR S P ERA WHIP	IP WLS BF H R ER SO BB IBB HBP BLK WP HR S P ERA WHIP																
48 Ross Stripling, R (1, 1) ERA: 5.14	2.0 B 12 2 2 2 3 1 0 0 0 0 0 0 16 21 6.00 1.000																	
64 Travis Bergen, L (6, 1) ERA: 9.0	1.0 L 6 2 2 1 1 1 0 0 0 0 0 0 7 11 9.00 3.000																	
91 Yosver Zulueta, R (7, 1) ERA: 9.0	1.0 3 0 0 0 0 1 0 0 0 0 0 0 5 5 0.00 0.000																	

AB	27
R	4
H	7
RBI	2
BB	2
SO	7
LOB	10



Batter	1	2	3	4	5	6	7	8	9	AB	R	H	RBI	BB	SO	LOB	TOP			
3 Jonathan Davis, R (1,8) 80 Austin Martin, R (5,8)										2	0	0	0	0	0	1	Toronto Blue Jays @ Pittsburgh Pirates LECOM Park, Bradenton, FL Fri Mar 12 2021, 1:08 PM - 3:24 PM EST Att. 1,706 - Partly Cloudy - 79 F			
13 Lourdes Gurriel Jr., R (1,7) 82 Forrest Wall, L (6,7)										3	0	0	0	0	1	0				
44 Rowdy Tellez, L (1,3) 6 Richard Urena, S (6,PR)										3	0	0	0	0	0	0				
27 Vladimir Guerrero Jr., R (1,5) OBP: 0.556, SLG: 0.667										2	0	0	0	1	0	1				
9 Danny Jansen, R (1,2) 7 Reese McGuire, L (6,2)										1	0	0	0	1	0	1				
2 Joe Panik, L (1,4) 72 Otto Lopez, R (7,4)										3	0	0	0	0	1	2				
5 Santiago Espinal, R (1,6) 77 Jordan Groshans, R (6,6)										1	0	1	0	1	0	0				
59 Joshua Palacios, L (1,9) 96 Chavez Young, S (6,9)										2	0	1	0	0	0	1				
28 Tyler White, R (1,10) 93 Leo Jimenez, R (8,PH)										2	0	0	0	0	1	3				
Inning Stats	R: 0 E: 0 K: 0 S: 7	H: 0 LOB: 0 BB: 0 P: 11	R: 0 E: 0 K: 0 S: 5	H: 0 LOB: 0 BB: 1 P: 13	R: 0 E: 0 K: 1 S: 8	H: 1 LOB: 1 BB: 0 P: 14	R: 0 E: 0 K: 0 S: 5	H: 0 LOB: 0 BB: 0 P: 6	R: 0 E: 0 K: 1 S: 15	H: 1 LOB: 2 BB: 2 P: 27	R: 0 E: 1 K: 2 S: 11	H: 0 LOB: 1 BB: 0 P: 15	R: 1 E: 0 K: 0 S: 4	H: 1 LOB: 0 BB: 0 P: 8	R: 0 E: 0 K: 0 S: 8	H: 1 LOB: 0 BB: 0 P: 11		1B: 2 2B: 3 3B: 0 HR: 0	SF: 1 SAC: 0 DP: 2 HBP: 0	WP: 0 PB: 0 SB: 0 CS: 1
PITCHER	IP WLS BF H R ER SO BB IBB HBP BLK WP HR S P ERA WHIP	IP WLS BF H R ER SO BB IBB HBP BLK WP HR S P ERA WHIP	IP WLS BF H R ER SO BB IBB HBP BLK WP HR S P ERA WHIP	IP WLS BF H R ER SO BB IBB HBP BLK WP HR S P ERA WHIP	IP WLS BF H R ER SO BB IBB HBP BLK WP HR S P ERA WHIP	IP WLS BF H R ER SO BB IBB HBP BLK WP HR S P ERA WHIP	IP WLS BF H R ER SO BB IBB HBP BLK WP HR S P ERA WHIP	IP WLS BF H R ER SO BB IBB HBP BLK WP HR S P ERA WHIP	IP WLS BF H R ER SO BB IBB HBP BLK WP HR S P ERA WHIP	IP WLS BF H R ER SO BB IBB HBP BLK WP HR S P ERA WHIP	IP WLS BF H R ER SO BB IBB HBP BLK WP HR S P ERA WHIP	IP WLS BF H R ER SO BB IBB HBP BLK WP HR S P ERA WHIP	IP WLS BF H R ER SO BB IBB HBP BLK WP HR S P ERA WHIP	IP WLS BF H R ER SO BB IBB HBP BLK WP HR S P ERA WHIP	IP WLS BF H R ER SO BB IBB HBP BLK WP HR S P ERA WHIP	IP WLS BF H R ER SO BB IBB HBP BLK WP HR S P ERA WHIP	ERA: 0.00 WHIP: 1.000	ERA: 6.0 WHIP: 1.000		

Batter	1	2	3	4	5	6	7	8	9	AB	R	H	RBI	BB	SO	LOB	BOTTOM			
49 Dustin Fowler, L (1,8) 81 Nick Gonzales, R (6,4)										2	1	0	0	1	0	0	Toronto Blue Jays @ Pittsburgh Pirates LECOM Park, Bradenton, FL Fri Mar 12 2021, 1:08 PM - 3:24 PM EST Att. 1,706 - Partly Cloudy - 79 F			
3 Cole Tucker, S (1,6) 61 Oneil Cruz, L (6,6)										2	0	1	0	0	1	0				
19 Colin Moran, L (1,3) 69 Troy Stokes Jr., R (6,PH)										1	0	0	0	1	0	1				
99 Todd Frazier, R (1,10) 70 Joe Hudson, R (6,PH)										2	0	0	0	0	1	0				
18 Brian Goodwin, L (1,7) 94 Hunter Owen, R (7,5)										3	0	0	0	0	2	3				
15 Wilmer Difo, S (1,4) OBP: 0.235, SLG: 0.235										3	0	1	0	0	0	0				
5 Michael Pérez, L (1,2) OBP: 0.214, SLG: 0.167										3	0	0	0	0	1	1				
14 Jared Oliva, R (1,9) 65 Kevin Kramer, L (7,9)										2	0	0	0	0	2	0				
64 Rodolfo Castro, S (1,5) 35 Will Craig, R (7,3)										2	1	0	0	0	1	-1				
Inning Stats	R: 1 E: 1 K: 1 S: 11	H: 0 LOB: 2 BB: 2 P: 25	R: 0 E: 0 K: 1 S: 7	H: 0 LOB: 0 BB: 0 P: 9	R: 0 E: 0 K: 1 S: 14	H: 1 LOB: 1 BB: 0 P: 20	R: 0 E: 0 K: 1 S: 7	H: 0 LOB: 0 BB: 0 P: 13	R: 1 E: 1 K: 2 S: 14	H: 0 LOB: 0 BB: 0 P: 18	R: 0 E: 0 K: 0 S: 10	H: 1 LOB: 1 BB: 0 P: 17	R: 0 E: 0 K: 0 S: 10	H: 1 LOB: 2 BB: 0 P: 16	R: 0 E: 0 K: 0 S: 10	H: 1 LOB: 0 BB: 0 P: 16		1B: 2 2B: 1 3B: 0 HR: 0	SF: 0 SAC: 0 DP: 0 HBP: 1	WP: 0 PB: 0 SB: 1 CS: 0
PITCHER	IP WLS BF H R ER SO BB IBB HBP BLK WP HR S P ERA WHIP	IP WLS BF H R ER SO BB IBB HBP BLK WP HR S P ERA WHIP	IP WLS BF H R ER SO BB IBB HBP BLK WP HR S P ERA WHIP	IP WLS BF H R ER SO BB IBB HBP BLK WP HR S P ERA WHIP	IP WLS BF H R ER SO BB IBB HBP BLK WP HR S P ERA WHIP	IP WLS BF H R ER SO BB IBB HBP BLK WP HR S P ERA WHIP	IP WLS BF H R ER SO BB IBB HBP BLK WP HR S P ERA WHIP	IP WLS BF H R ER SO BB IBB HBP BLK WP HR S P ERA WHIP	IP WLS BF H R ER SO BB IBB HBP BLK WP HR S P ERA WHIP	IP WLS BF H R ER SO BB IBB HBP BLK WP HR S P ERA WHIP	IP WLS BF H R ER SO BB IBB HBP BLK WP HR S P ERA WHIP	IP WLS BF H R ER SO BB IBB HBP BLK WP HR S P ERA WHIP	IP WLS BF H R ER SO BB IBB HBP BLK WP HR S P ERA WHIP	IP WLS BF H R ER SO BB IBB HBP BLK WP HR S P ERA WHIP	IP WLS BF H R ER SO BB IBB HBP BLK WP HR S P ERA WHIP	IP WLS BF H R ER SO BB IBB HBP BLK WP HR S P ERA WHIP	ERA: 0.00 WHIP: 1.000	ERA: 7.1 WHIP: 1.000		

Batter	1	2	3	4	5	6	7	8	9	AB	R	H	RBI	BB	SO	LOB	TOP				
3 Jonathan Davis, R OBP: 0.476, SLG: 0.588 89 Logan Warmoth, R OBP: 0.455, SLG: 0.800										2	1	1	1	1	1	0					
37 Teoscar Hernández, R OBP: 0.259, SLG: 0.320 59 Joshua Palacios, L OBP: 0.368, SLG: 0.722										3	0	0	0	0	1	2					
44 Rowdy Tellez, L OBP: 0.200, SLG: 0.800										3	0	0	0	0	0	0					
9 Danny Jansen, R OBP: 0.318, SLG: 0.333 86 Phil Clarke, L OBP: 0.318, SLG: 0.333										3	0	1	0	0	2	0					
2 Joe Panik, L OBP: 0.333, SLG: 0.294 6 Richard Urena, S OBP: 0.333, SLG: 0.294										2	1	1	0	1	0	1					
5 Santiago Espinal, R OBP: 0.412, SLG: 0.467 93 Leo Jimenez, R OBP: 0.400, SLG: 0.400										3	0	2	0	0	1	0					
82 Forrest Wall, L OBP: 0.267, SLG: 0.357 96 Chavez Young, S OBP: 0.267, SLG: 0.357										3	0	1	1	0	0	3					
28 Tyler White, R OBP: 0.111, SLG: 0.059 72 Otto Lopez, R OBP: 0.300, SLG: 0.222										3	0	0	0	0	2	2					
78 Kevin Smith, R OBP: 0.200, SLG: 0.400 95 Orelvis Martínez, R OBP: 0.333, SLG: 0.333										3	0	0	0	0	2	1					
Inning Stats	R: 1 E: 0 K: 1 S: 9	H: 1 LOB: 0 BB: 0 P: 13	R: 1 E: 0 K: 1 S: 14	H: 1 LOB: 1 BB: 1 P: 24	R: 0 E: 0 K: 1 S: 9	H: 0 LOB: 0 BB: 0 P: 13	R: 0 E: 0 K: 1 S: 7	H: 1 LOB: 0 BB: 0 P: 10	R: 0 E: 0 K: 1 S: 11	H: 2 LOB: 2 BB: 0 P: 14	R: 0 E: 0 K: 1 S: 7	H: 0 LOB: 0 BB: 0 P: 10	R: 0 E: 0 K: 0 S: 5	H: 0 LOB: 0 BB: 0 P: 8	R: 2 E: 0 K: 2 S: 13	H: 2 LOB: 1 BB: 1 P: 24	1B: 6 2B: 0 3B: 1 HR: 1	SF: 0 SAC: 0 DP: 1 HBP: 0	WP: 1 PB: 1 SB: 3 CS: 0	PA: 37	
PITCHER	IP WLS BF H R ER SO BB IBB HBP BLK WP HR S P ERA WHIP	IP WLS BF H R ER SO BB IBB HBP BLK WP HR S P ERA WHIP	IP WLS BF H R ER SO BB IBB HBP BLK WP HR S P ERA WHIP	IP WLS BF H R ER SO BB IBB HBP BLK WP HR S P ERA WHIP	IP WLS BF H R ER SO BB IBB HBP BLK WP HR S P ERA WHIP	IP WLS BF H R ER SO BB IBB HBP BLK WP HR S P ERA WHIP	IP WLS BF H R ER SO BB IBB HBP BLK WP HR S P ERA WHIP	IP WLS BF H R ER SO BB IBB HBP BLK WP HR S P ERA WHIP	IP WLS BF H R ER SO BB IBB HBP BLK WP HR S P ERA WHIP	IP WLS BF H R ER SO BB IBB HBP BLK WP HR S P ERA WHIP	IP WLS BF H R ER SO BB IBB HBP BLK WP HR S P ERA WHIP	IP WLS BF H R ER SO BB IBB HBP BLK WP HR S P ERA WHIP	IP WLS BF H R ER SO BB IBB HBP BLK WP HR S P ERA WHIP	IP WLS BF H R ER SO BB IBB HBP BLK WP HR S P ERA WHIP	IP WLS BF H R ER SO BB IBB HBP BLK WP HR S P ERA WHIP	IP WLS BF H R ER SO BB IBB HBP BLK WP HR S P ERA WHIP	IP WLS BF H R ER SO BB IBB HBP BLK WP HR S P ERA WHIP	IP WLS BF H R ER SO BB IBB HBP BLK WP HR S P ERA WHIP	IP WLS BF H R ER SO BB IBB HBP BLK WP HR S P ERA WHIP	IP WLS BF H R ER SO BB IBB HBP BLK WP HR S P ERA WHIP	IP WLS BF H R ER SO BB IBB HBP BLK WP HR S P ERA WHIP

Toronto Blue Jays @ Detroit Tigers
Publix Field at Joker Marchant Stadium, Lakeland, FL
Mon Mar 15 2021, 1:09 PM - 3:39 PM EDT
Att: 2,002 - Sunny - 78 F

AB	34
R	4
H	8
RBI	4
BB	3
SO	9
LOB	13



Batter	1	2	3	4	5	6	7	8	9	AB	R	H	RBI	BB	SO	LOB	BOTTOM					
22 Victor Reyes, S OBP: 0.500, SLG: 0.375 94 Parker Meadows, L OBP: 0.500, SLG: 0.375										3	0	0	0	0	2	2						
46 Jaimer Candelario, S OBP: 0.407, SLG: 0.458 73 Spencer Torkelson, R OBP: 0.190, SLG: 0.056										3	0	0	0	0	2	2						
8 Robbie Grossman, S OBP: 0.250, SLG: 0.250 13 Eric Haase, R OBP: 0.600, SLG: 1.000										3	0	0	0	0	0	0						
24 Miguel Cabrera, R OBP: 0.238, SLG: 0.263 41 Daz Cameron, R OBP: 0.238, SLG: 0.263										3	0	0	0	0	0	0						
28 Niko Goodrum, S OBP: 0.304, SLG: 0.250 55 Renato Núñez, R OBP: 0.286, SLG: 0.333										2	0	0	0	0	0	0						
40 Wilson Ramos, R OBP: 0.375, SLG: 0.524 64 Dustin Garneau, R OBP: 0.538, SLG: 0.500										2	0	0	0	0	1	0						
9 Willi Castro, S OBP: 0.365, SLG: 0.800 59 Zack Short, R OBP: 0.600, SLG: 1.000										2	0	0	0	0	0	0						
15 Nomar Mazara, L OBP: 0.300, SLG: 0.222 31 Riley Greene, L OBP: 0.429, SLG: 0.267										2	0	2	0	0	0	0						
19 Isaac Paredes, R OBP: 0.300, SLG: 0.375 72 Kody Clemens, L OBP: 0.375, SLG: 0.385										2	0	0	0	0	0	3						
Inning Stats	R: 0 E: 0 K: 2 S: 10	H: 0 LOB: 0 BB: 0 P: 13	R: 0 E: 0 K: 0 S: 9	H: 0 LOB: 0 BB: 0 P: 12	R: 0 E: 0 K: 2 S: 13	H: 2 LOB: 2 BB: 0 P: 17	R: 0 E: 0 K: 0 S: 6	H: 0 LOB: 0 BB: 0 P: 7	R: 0 E: 0 K: 1 S: 7	H: 1 LOB: 1 BB: 0 P: 11	R: 0 E: 0 K: 0 S: 6	H: 0 LOB: 0 BB: 0 P: 9	R: 0 E: 0 K: 0 S: 14	H: 0 LOB: 2 BB: 1 P: 21	R: 0 E: 0 K: 3 S: 10	H: 1 LOB: 0 BB: 0 P: 12	R: 0 E: 0 K: 2 S: 12	H: 0 LOB: 2 BB: 1 P: 18	1B: 4 2B: 0 3B: 0 HR: 0	SF: 0 SAC: 0 DP: 1 HBP: 1	WP: 1 PB: 0 SB: 1 CS: 0	PA: 34
PITCHER	IP WLS BF H R ER SO BB IBB HBP BLK WP HR S P ERA WHIP	IP WLS BF H R ER SO BB IBB HBP BLK WP HR S P ERA WHIP	IP WLS BF H R ER SO BB IBB HBP BLK WP HR S P ERA WHIP	IP WLS BF H R ER SO BB IBB HBP BLK WP HR S P ERA WHIP	IP WLS BF H R ER SO BB IBB HBP BLK WP HR S P ERA WHIP	IP WLS BF H R ER SO BB IBB HBP BLK WP HR S P ERA WHIP	IP WLS BF H R ER SO BB IBB HBP BLK WP HR S P ERA WHIP	IP WLS BF H R ER SO BB IBB HBP BLK WP HR S P ERA WHIP	IP WLS BF H R ER SO BB IBB HBP BLK WP HR S P ERA WHIP	IP WLS BF H R ER SO BB IBB HBP BLK WP HR S P ERA WHIP	IP WLS BF H R ER SO BB IBB HBP BLK WP HR S P ERA WHIP	IP WLS BF H R ER SO BB IBB HBP BLK WP HR S P ERA WHIP	IP WLS BF H R ER SO BB IBB HBP BLK WP HR S P ERA WHIP	IP WLS BF H R ER SO BB IBB HBP BLK WP HR S P ERA WHIP	IP WLS BF H R ER SO BB IBB HBP BLK WP HR S P ERA WHIP	IP WLS BF H R ER SO BB IBB HBP BLK WP HR S P ERA WHIP	IP WLS BF H R ER SO BB IBB HBP BLK WP HR S P ERA WHIP	IP WLS BF H R ER SO BB IBB HBP BLK WP HR S P ERA WHIP	IP WLS BF H R ER SO BB IBB HBP BLK WP HR S P ERA WHIP	IP WLS BF H R ER SO BB IBB HBP BLK WP HR S P ERA WHIP	IP WLS BF H R ER SO BB IBB HBP BLK WP HR S P ERA WHIP	IP WLS BF H R ER SO BB IBB HBP BLK WP HR S P ERA WHIP

Toronto Blue Jays @ Detroit Tigers
Publix Field at Joker Marchant Stadium, Lakeland, FL
Mon Mar 15 2021, 1:09 PM - 3:39 PM EDT
Att: 2,002 - Sunny - 78 F

AB	31
R	0
H	4
RBI	0
BB	2
SO	10
LOB	16



Batter	1	2	3	4	5	6	7	8	9	AB	R	H	RBI	BB	SO	LOB	TOP				
22 Victor Reyes, S OBP: 0.250, SLG: 0.167 (1, 9)										4	0	0	0	0	2	0	Detroit Tigers @ Toronto Blue Jays TD Ballpark, Dunedin, FL Mon Mar 22 2021, 6:39 PM - 9:21 PM EDT Att: 956 - Partly Cloudy - 66 F				
80 Danny Woodrow, L OBP: 0.429, SLG: 0.429 (8, 7)										0	0	0	0	0	0	0					
8 Robbie Grossman, S OBP: 0.399, SLG: 0.424 (1, 10)										3	0	2	0	0	1	0					
34 Jake Rogers, R OBP: 0.167, SLG: 0.182 (8, 10)										0	0	0	0	0	0	0					
46 Jaimer Candelario, S OBP: 0.359, SLG: 0.412 (1, 5)										4	0	2	0	0	0	2					
73 Spencer Torkelson, R OBP: 0.174, SLG: 0.050 (8, 5)										0	0	0	0	0	0	0					
55 Renato Núñez, R OBP: 0.261, SLG: 0.455 (1, 3)										4	0	0	0	0	2	6					
72 Kody Clemens, L OBP: 0.353, SLG: 0.357 (8, 3)										0	0	0	0	0	0	0					
28 Niko Goodrum, S OBP: 0.222, SLG: 0.273 (1, 6)										4	0	0	0	0	2	4					
95 Ryan Kreidler, R OBP: 0.400, SLG: 1.200 (8, 6)										0	0	0	0	0	0	0					
21 JaCoby Jones, R OBP: 0.270, SLG: 0.375 (1, 8)										2	1	0	0	0	2	2					
31 Riley Greene, L OBP: 0.400, SLG: 0.316 (6, 9)										1	0	1	0	0	0	0					
60 Akil Baddoo, L OBP: 0.475, SLG: 0.781 (1, 7)										4	1	1	0	0	2	1					
19 Isaac Paredes, R OBP: 0.222, SLG: 0.226 (1, 4)										4	0	0	0	0	1	1					
17 Grayson Greiner, R OBP: 0.667, SLG: 0.778 (1, 2)										2	1	1	1	0	0	0					
64 Dustin Garneau, R OBP: 0.471, SLG: 0.385 (6, 2)										2	0	0	0	0	1	1					
Inning Stats	R: 0 H: 1 E: 0 K: 1 S: 11	H: 1 LOB: 1 BB: 0 P: 16	R: 3 H: 2 E: 0 K: 2 S: 11	H: 2 LOB: 0 BB: 0 P: 20	R: 0 H: 2 E: 0 K: 3 S: 16	H: 2 LOB: 2 BB: 0 P: 22	R: 0 H: 0 E: 0 K: 1 S: 9	H: 0 LOB: 0 BB: 0 P: 12	R: 0 H: 1 E: 0 K: 0 S: 7	H: 0 LOB: 1 BB: 0 P: 8	R: 0 H: 0 E: 0 K: 3 S: 9	H: 0 LOB: 0 BB: 0 P: 15	R: 0 H: 0 E: 0 K: 1 S: 6	H: 0 LOB: 0 BB: 0 P: 10	R: 0 H: 0 E: 0 K: 1 S: 11	H: 1 LOB: 1 BB: 0 P: 16	1B: 3 2B: 3 3B: 0 HR: 1	SF: 0 SAC: 0 DP: 0 HBP: 2	WP: 2 PB: 0 SB: 2 CS: 0	PA: 36	
PITCHER	IP WLS BF H R ER SO BB IBB HBP BLK WP HR S P ERA WHIP	IP WLS BF H R ER SO BB IBB HBP BLK WP HR S P ERA WHIP	IP WLS BF H R ER SO BB IBB HBP BLK WP HR S P ERA WHIP	IP WLS BF H R ER SO BB IBB HBP BLK WP HR S P ERA WHIP	IP WLS BF H R ER SO BB IBB HBP BLK WP HR S P ERA WHIP	IP WLS BF H R ER SO BB IBB HBP BLK WP HR S P ERA WHIP	IP WLS BF H R ER SO BB IBB HBP BLK WP HR S P ERA WHIP	IP WLS BF H R ER SO BB IBB HBP BLK WP HR S P ERA WHIP	IP WLS BF H R ER SO BB IBB HBP BLK WP HR S P ERA WHIP	IP WLS BF H R ER SO BB IBB HBP BLK WP HR S P ERA WHIP	IP WLS BF H R ER SO BB IBB HBP BLK WP HR S P ERA WHIP	IP WLS BF H R ER SO BB IBB HBP BLK WP HR S P ERA WHIP	IP WLS BF H R ER SO BB IBB HBP BLK WP HR S P ERA WHIP	IP WLS BF H R ER SO BB IBB HBP BLK WP HR S P ERA WHIP	IP WLS BF H R ER SO BB IBB HBP BLK WP HR S P ERA WHIP	IP WLS BF H R ER SO BB IBB HBP BLK WP HR S P ERA WHIP	IP WLS BF H R ER SO BB IBB HBP BLK WP HR S P ERA WHIP	IP WLS BF H R ER SO BB IBB HBP BLK WP HR S P ERA WHIP	IP WLS BF H R ER SO BB IBB HBP BLK WP HR S P ERA WHIP	IP WLS BF H R ER SO BB IBB HBP BLK WP HR S P ERA WHIP	IP WLS BF H R ER SO BB IBB HBP BLK WP HR S P ERA WHIP

Batter	1	2	3	4	5	6	7	8	9	AB	R	H	RBI	BB	SO	LOB	BOTTOM				
10 Marcus Semien, R OBP: 0.397, SLG: 0.556 (1, 4)										3	2	2	2	0	1	0	Detroit Tigers @ Toronto Blue Jays TD Ballpark, Dunedin, FL Mon Mar 22 2021, 6:39 PM - 9:21 PM EDT Att: 956 - Partly Cloudy - 66 F				
74 Brevic Valera, S OBP: 0.160, SLG: 0.125 (8, 4)										1	0	0	0	0	0	0					
8 Cavan Biggio, L OBP: 0.368, SLG: 0.452 (1, 5)										3	0	0	0	0	3	1					
78 Kevin Smith, R OBP: 0.286, SLG: 0.615 (8, 9)										0	1	0	0	1	0	0					
11 Bo Bichette, R OBP: 0.342, SLG: 0.291 (1, 6)										3	0	1	1	0	1	0					
5 Santiago Espinal, R OBP: 0.458, SLG: 0.667 (8, 6)										1	0	1	1	0	0	0					
27 Vladimir Guerrero Jr., R OBP: 0.606, SLG: 0.840 (1, 10)										4	0	1	0	0	0	1					
44 Rowdy Tellez, L OBP: 0.250, SLG: 0.278 (1, 3)										3	0	1	0	0	1	2					
28 Tyler White, R OBP: 0.115, SLG: 0.125 (8, 3)										0	0	0	0	0	0	0					
13 Lourdes Gurriel Jr., R OBP: 0.219, SLG: 0.344 (1, 7)										3	0	0	0	0	0	1					
82 Forrest Wall, L OBP: 0.304, SLG: 0.500 (8, 7)										0	0	0	0	0	0	0					
15 Randal Grichuk, R OBP: 0.364, SLG: 0.632 (1, 9)										3	0	0	0	0	2	0					
89 Logan Warmoth, R OBP: 0.375, SLG: 0.600 (8, 9)										0	0	0	0	0	0	0					
30 Alejandro Kirk, R OBP: 0.364, SLG: 0.632 (1, 2)										3	0	0	0	0	1	0					
50 Riley Adams, R OBP: 0.444, SLG: 1.125 (8, 2)										0	0	0	0	0	0	0					
3 Jonathan Davis, R OBP: 0.419, SLG: 0.500 (1, 8)										2	1	0	0	0	0	0					
Inning Stats	R: 1 H: 1 E: 0 K: 2 S: 12	H: 1 LOB: 0 BB: 0 P: 17	R: 0 H: 0 E: 0 K: 1 S: 9	H: 0 LOB: 0 BB: 0 P: 13	R: 0 H: 0 E: 0 K: 1 S: 6	H: 0 LOB: 0 BB: 0 P: 10	R: 0 H: 0 E: 0 K: 1 S: 8	H: 0 LOB: 0 BB: 0 P: 11	R: 0 H: 1 E: 0 K: 0 S: 8	H: 0 LOB: 0 BB: 0 P: 11	R: 2 H: 3 E: 0 K: 3 S: 22	H: 3 LOB: 2 BB: 0 P: 36	R: 0 H: 0 E: 0 K: 1 S: 7	H: 0 LOB: 0 BB: 0 P: 10	R: 1 H: 1 E: 0 K: 0 S: 11	H: 1 LOB: 1 BB: 1 P: 21	1B: 2 2B: 3 3B: 0 HR: 1	SF: 0 SAC: 0 DP: 1 HBP: 1	WP: 0 PB: 0 SB: 1 CS: 0	PA: 31	
PITCHER	IP WLS BF H R ER SO BB IBB HBP BLK WP HR S P ERA WHIP	IP WLS BF H R ER SO BB IBB HBP BLK WP HR S P ERA WHIP	IP WLS BF H R ER SO BB IBB HBP BLK WP HR S P ERA WHIP	IP WLS BF H R ER SO BB IBB HBP BLK WP HR S P ERA WHIP	IP WLS BF H R ER SO BB IBB HBP BLK WP HR S P ERA WHIP	IP WLS BF H R ER SO BB IBB HBP BLK WP HR S P ERA WHIP	IP WLS BF H R ER SO BB IBB HBP BLK WP HR S P ERA WHIP	IP WLS BF H R ER SO BB IBB HBP BLK WP HR S P ERA WHIP	IP WLS BF H R ER SO BB IBB HBP BLK WP HR S P ERA WHIP	IP WLS BF H R ER SO BB IBB HBP BLK WP HR S P ERA WHIP	IP WLS BF H R ER SO BB IBB HBP BLK WP HR S P ERA WHIP	IP WLS BF H R ER SO BB IBB HBP BLK WP HR S P ERA WHIP	IP WLS BF H R ER SO BB IBB HBP BLK WP HR S P ERA WHIP	IP WLS BF H R ER SO BB IBB HBP BLK WP HR S P ERA WHIP	IP WLS BF H R ER SO BB IBB HBP BLK WP HR S P ERA WHIP	IP WLS BF H R ER SO BB IBB HBP BLK WP HR S P ERA WHIP	IP WLS BF H R ER SO BB IBB HBP BLK WP HR S P ERA WHIP	IP WLS BF H R ER SO BB IBB HBP BLK WP HR S P ERA WHIP	IP WLS BF H R ER SO BB IBB HBP BLK WP HR S P ERA WHIP	IP WLS BF H R ER SO BB IBB HBP BLK WP HR S P ERA WHIP	IP WLS BF H R ER SO BB IBB HBP BLK WP HR S P ERA WHIP

AB	34
R	3
H	7
RBI	1
BB	0
SO	13
LOB	17



AB	29
R	4
H	6
RBI	4
BB	1
SO	9
LOB	5



Batter	1	2	3	4	5	6	7	8	9	AB	R	H	RBI	BB	SO	LOB	TOP					
22 Andrew McCutchen, R OBP: 0.400, SLG: 0.462 98 Johan Rojas, R OBP: 0.250, SLG: 0.211										3	1	2	0	1	0	1						
10 J.T. Realmuto, R OBP: 0.455, SLG: 0.778 12 Rafael Marchán, S (6, 2)										4	0	0	0	0	1	6						
3 Bryce Harper, L OBP: 0.474, SLG: 0.733 76 Matt Vierling, R OBP: 0.167, SLG: 0.261										2	1	1	1	2	0	2						
17 Rhys Hoskins, R OBP: 0.205, SLG: 0.250 88 Darick Hall, L OBP: 0.359, SLG: 0.545										4	0	1	0	0	2	3						
2 Jean Segura, R OBP: 0.400, SLG: 0.371 73 Bryson Stott, L OBP: 0.125, SLG: 0.125										4	0	2	0	0	0	1						
18 Didi Gregorius, L OBP: 0.283, SLG: 0.486 94 Luis Garcia, S OBP: 0.273, SLG: 0.211										3	1	1	1	0	1	1						
5 Andrew Knapp, S OBP: 0.250, SLG: 0.250 87 Rodolfo Durán, R OBP: 0.333, SLG: 0.364										4	1	1	0	0	1	6						
4 Scott Kingery, R OBP: 0.209, SLG: 0.275 85 Luke Williams, R OBP: 0.391, SLG: 0.441										4	1	1	2	0	1	1						
74 Ronald Torreyes, R OBP: 0.318, SLG: 0.300 Nick Maton, L OBP: 0.375, SLG: 0.591										3	0	3	1	0	0	0						
Inning Stats	R: 1 E: 0 K: 2 S: 17	H: 2 LOB: 3 BB: 1 P: 25	R: 0 E: 0 K: 1 S: 14	H: 2 LOB: 2 BB: 0 P: 23	R: 0 E: 0 K: 2 S: 15	H: 1 LOB: 1 BB: 0 P: 19	R: 0 E: 0 K: 0 S: 9	H: 1 LOB: 1 BB: 0 P: 14	R: 4 E: 0 K: 1 S: 22	H: 5 LOB: 2 BB: 1 P: 39	R: 0 E: 0 K: 0 S: 8	H: 0 LOB: 0 BB: 0 P: 16	R: 0 E: 0 K: 1 S: 11	H: 2 LOB: 2 BB: 0 P: 13	R: 0 E: 0 K: 0 S: 11	H: 1 LOB: 2 BB: 1 P: 16	R: 0 E: 0 K: 2 S: 13	H: 1 LOB: 2 BB: 1 P: 23	1B: 11 HR: 1	SF: 0 SAC: 0 DP: 1 HBP: 1	WP: 0 PB: 0 SB: 1 CS: 0	PA: 47
PITCHER	IP WLS BF H R ER SO BB IBB HBP BLK WP HR S P ERA WHIP	IP WLS BF H R ER SO BB IBB HBP BLK WP HR S P ERA WHIP	IP WLS BF H R ER SO BB IBB HBP BLK WP HR S P ERA WHIP	IP WLS BF H R ER SO BB IBB HBP BLK WP HR S P ERA WHIP	IP WLS BF H R ER SO BB IBB HBP BLK WP HR S P ERA WHIP	IP WLS BF H R ER SO BB IBB HBP BLK WP HR S P ERA WHIP	IP WLS BF H R ER SO BB IBB HBP BLK WP HR S P ERA WHIP	IP WLS BF H R ER SO BB IBB HBP BLK WP HR S P ERA WHIP	IP WLS BF H R ER SO BB IBB HBP BLK WP HR S P ERA WHIP	99 Hyun Jin Ryu, L ERA: 3.6 Ty Tice, R ERA: 9.0 99 Hyun Jin Ryu, L ERA: 3.6 34 Tyler Chatwood, R ERA: 2.35 67 Julian Merryweather, R ERA:	IP WLS BF H R ER SO BB IBB HBP BLK WP HR S P ERA WHIP	IP WLS BF H R ER SO BB IBB HBP BLK WP HR S P ERA WHIP	IP WLS BF H R ER SO BB IBB HBP BLK WP HR S P ERA WHIP	IP WLS BF H R ER SO BB IBB HBP BLK WP HR S P ERA WHIP	IP WLS BF H R ER SO BB IBB HBP BLK WP HR S P ERA WHIP	IP WLS BF H R ER SO BB IBB HBP BLK WP HR S P ERA WHIP	IP WLS BF H R ER SO BB IBB HBP BLK WP HR S P ERA WHIP	IP WLS BF H R ER SO BB IBB HBP BLK WP HR S P ERA WHIP	45 Francisco Liriano, L ERA: 58 Tim Lincecum, L ERA: 54 Joel Payamps, R ERA:			
Batter	1	2	3	4	5	6	7	8	9	AB	R	H	RBI	BB	SO	LOB	BOTTOM					
10 Marcus Semien, R OBP: 0.368, SLG: 0.457 5 Santiago Espinal, R OBP: 0.410, SLG: 0.571										3	0	0	0	0	1	2						
8 Cavan Biggio, L OBP: 0.378, SLG: 0.417 78 Kevin Smith, R OBP: 0.263, SLG: 0.471										2	0	0	0	1	1	0						
27 Vladimir Guerrero Jr., R OBP: 0.550, SLG: 0.854 95 Orelvis Martínez, R OBP: 0.300, SLG: 0.222										3	1	1	1	1	0	1						
37 Teoscar Hernández, R OBP: 0.396, SLG: 0.553 89 Logan Warmoth, R OBP: 0.333, SLG: 0.500										3	0	0	0	0	1	2						
44 Rowdy Tellez, L OBP: 0.240, SLG: 0.261 6 Richard Urena, S OBP: 0.389, SLG: 0.286										3	0	0	0	0	2	1						
13 Lourdes Gurriel Jr., R OBP: 0.282, SLG: 0.400 90 Cullen Laine, S OBP: 0.300, SLG: 0.667										2	0	0	0	1	0	0						
2 Joe Panik, L OBP: 0.455, SLG: 0.345 74 Breyvic Valera, S OBP: 0.182, SLG: 0.250										2	1	1	0	0	0	1						
9 Danny Jansen, R OBP: 0.316, SLG: 0.290										3	1	1	1	1	0	2						
59 Joshua Palacios, L OBP: 0.455, SLG: 0.800 82 Forrest Wall, L OBP: 0.385, SLG: 0.640										1	0	0	0	2	0	1						
Inning Stats	R: 0 E: 0 K: 0 S: 10	H: 0 LOB: 1 BB: 1 P: 16	R: 1 E: 0 K: 0 S: 13	H: 2 LOB: 2 BB: 1 P: 24	R: 0 E: 0 K: 2 S: 15	H: 0 LOB: 1 BB: 1 P: 27	R: 0 E: 0 K: 0 S: 10	H: 0 LOB: 0 BB: 1 P: 17	R: 0 E: 0 K: 1 S: 7	H: 0 LOB: 0 BB: 0 P: 13	R: 0 E: 0 K: 0 S: 6	H: 1 LOB: 2 BB: 1 P: 11	R: 4 E: 0 K: 0 S: 16	H: 4 LOB: 1 BB: 1 P: 31	R: 1 E: 0 K: 0 S: 11	H: 1 LOB: 2 BB: 2 P: 24	1B: 3 HR: 2	SF: 0 SAC: 0 DP: 0 HBP: 0	WP: 0 PB: 0 SB: 0 CS: 0	PA: 41		
PITCHER	IP WLS BF H R ER SO BB IBB HBP BLK WP HR S P ERA WHIP	IP WLS BF H R ER SO BB IBB HBP BLK WP HR S P ERA WHIP	IP WLS BF H R ER SO BB IBB HBP BLK WP HR S P ERA WHIP	IP WLS BF H R ER SO BB IBB HBP BLK WP HR S P ERA WHIP	IP WLS BF H R ER SO BB IBB HBP BLK WP HR S P ERA WHIP	IP WLS BF H R ER SO BB IBB HBP BLK WP HR S P ERA WHIP	IP WLS BF H R ER SO BB IBB HBP BLK WP HR S P ERA WHIP	IP WLS BF H R ER SO BB IBB HBP BLK WP HR S P ERA WHIP	IP WLS BF H R ER SO BB IBB HBP BLK WP HR S P ERA WHIP	57 Chase Anderson, R ERA: 3.07 50 Héctor Neris, R ERA: 2.05 46 José Alvarado, L ERA: 1.17 49 Bryan Mitchell, R ERA: 7.71 96 Nefthali Feliz, R ERA: 6.75	IP WLS BF H R ER SO BB IBB HBP BLK WP HR S P ERA WHIP	IP WLS BF H R ER SO BB IBB HBP BLK WP HR S P ERA WHIP	IP WLS BF H R ER SO BB IBB HBP BLK WP HR S P ERA WHIP	IP WLS BF H R ER SO BB IBB HBP BLK WP HR S P ERA WHIP	IP WLS BF H R ER SO BB IBB HBP BLK WP HR S P ERA WHIP	IP WLS BF H R ER SO BB IBB HBP BLK WP HR S P ERA WHIP	IP WLS BF H R ER SO BB IBB HBP BLK WP HR S P ERA WHIP	IP WLS BF H R ER SO BB IBB HBP BLK WP HR S P ERA WHIP	64 JD Hammer, R ERA: 6.75			

Philadelphia Phillies @ Toronto Blue Jays
 TD Ballpark, Dunedin, FL
 Fri Mar 26 2021, 6:39 PM - 10:09 PM EDT
 Att: 975 - Clear - 83 F

AB 41
 R 5
 H 15
 RBI 5
 BB 5
 SO 9
 LOB 27

Philadelphia Phillies @ Toronto Blue Jays
 TD Ballpark, Dunedin, FL
 Fri Mar 26 2021, 6:39 PM - 10:09 PM EDT
 Att: 975 - Clear - 83 F

AB 33
 R 6
 H 8
 RBI 6
 BB 8
 SO 5
 LOB 17



Batter	1	2	3	4	5	6	7	8	9	AB	R	H	RBI	BB	SO	LOB	TOP	
3 Jonathan Davis, R OBP: 0.400, SLG: 0.441 6 Richard Urena, S OBP: 0.368, SLG: 0.267	G5-3		K			G5-3		K		3	0	0	0	0	1	1	Toronto Blue Jays @ New York Yankees George M. Steinbrenner Field, Tampa, FL Sat Mar 27 2021, 1:09 PM - 3:31 PM EDT Att: 2,574 - Sunny - 86 F	
15 Randal Grichuk, R OBP: 0.286, SLG: 0.368 59 Joshua Palacios, L OBP: 0.455, SLG: 0.800	K			P6		G5-3				3	0	0	0	0	1	0		
11 Bo Bichette, R OBP: 0.477, SLG: 0.477 74 Breyvic Valera, S OBP: 0.182, SLG: 0.250	G4-3			G4-3				L9		3	0	0	0	0	0	0		
37 Teoscar Hernández, R OBP: 0.525, SLG: 0.525 97 Chris Bac, R OBP: 0.333, SLG: 0.333		L7			F9			G6-3		2	0	0	0	0	0	0		
44 Rowdy Tellez, L OBP: 0.226, SLG: 0.245 28 Tyler White, R OBP: 0.103, SLG: 0.111	G1-3					K		K		3	0	0	0	0	2	0		
13 Lourdes Gurriel Jr., R OBP: 0.273, SLG: 0.429 82 Forrest Wall, L OBP: 0.407, SLG: 0.692	G4-3									2	0	1	0	0	0	0		
30 Alejandro Kirk, R OBP: 0.333, SLG: 0.583 7 Reese McGuire, L OBP: 0.381, SLG: 0.375			K			K		F9		2	0	0	0	0	2	1		
2 Joe Panik, L OBP: 0.353, SLG: 0.323				G6-3				G4-3		2	0	0	1	1	0	1		
5 Santiago Espinal, R OBP: 0.412, SLG: 0.548				P3						3	0	1	0	0	0	1		
Inning Stats	R: 0 E: 0 K: 1 S: 11	H: 0 LOB: 0 BB: 0 P: 16	R: 0 E: 0 K: 0 S: 4	H: 0 LOB: 0 BB: 0 P: 5	R: 0 E: 0 K: 2 S: 12	H: 0 LOB: 1 BB: 1 P: 21	R: 0 E: 0 K: 0 S: 6	H: 0 LOB: 0 BB: 0 P: 13	R: 0 E: 0 K: 2 S: 10	H: 1 LOB: 1 BB: 0 P: 15	R: 0 E: 0 K: 0 S: 8	H: 0 LOB: 0 BB: 0 P: 13	R: 0 E: 0 K: 1 S: 7	H: 0 LOB: 0 BB: 0 P: 9	R: 1 E: 0 K: 1 S: 16	H: 2 LOB: 1 BB: 0 P: 24		
PITCHER	IP WLS BF H R ER SO BB IBB HBP BLK WP HR S P ERA WHIP	IP WLS BF H R ER SO BB IBB HBP BLK WP HR S P ERA WHIP																
38 Jhoulys Chacin, R ERA: 3.86 35 Luis Garcia, R ERA: 3.52 63 Lucas Luetge, L ERA: 1.74 33 Kyle Barraclough, R ERA: 4.7 Albert Abreu, R ERA: 11.57	2.2 (1, 1) 3.1 (3, 1) 5.1 (5, 1) 6.1 (6, 1) 7.1 (7, 1)	2.2 1.1 1.0 1.0 1.0	9 4 4 3 3	0 0 1 0 0	0 0 0 0 0	2 2 2 0 1	1 0 0 0 0	0 0 0 0 0	0 0 0 0 0	0 0 0 0 0	0 0 0 0 0	24 9 10 8 7	38 17 15 13 9	0.00 0.00 1.00 0.00 0.00	0.375 0.000 1.000 0.000 0.000			
58 Tyler Lyons, L ERA: 7.36	1.0 (8, 1)	1.0	5	2	1	1	1	0	0	0	0	0	0	0	0	0	9.00 2.000	

Batter	1	2	3	4	5	6	7	8	9	AB	R	H	RBI	BB	SO	LOB	BOTTOM	
14 Tyler Wade, L OBP: 0.231, SLG: 0.278 96 Ezequiel Duran, R OBP: 0.286, SLG: 0.308	B1-3	F8		25 HR BB		K				3	1	0	0	1	1	3	Toronto Blue Jays @ New York Yankees George M. Steinbrenner Field, Tampa, FL Sat Mar 27 2021, 1:09 PM - 3:31 PM EDT Att: 2,574 - Sunny - 86 F	
25 Clever Torres, R OBP: 0.383, SLG: 0.707 70 Andrew Velazquez, S OBP: 0.286, SLG: 0.240	2B		HR	HR		L7				3	2	3	3	0	0	0		
29 Gio Urshela, R OBP: 0.194, SLG: 0.324 97 Armando Alvarez, R OBP: 0.428, SLG: 0.273	K		G5-3	G6-3						4	0	1	0	0	1	1		
77 Clint Frazier, R OBP: 0.289, SLG: 0.390	G5-3		G4-3	K						4	0	0	0	0	2	2		
Mike Ford, L OBP: 0.286, SLG: 0.407										4	2	4	1	0	0	0		
66 Kyle Higashioka, R OBP: 0.242, SLG: 0.138 62 Rob Brantly, L OBP: 0.308, SLG: 0.750	FC3-6	1B	92 BB 1B	92 BB 1B		G2-3				4	0	1	0	0	0	2		
92 Chris Gittens, R OBP: 0.458, SLG: 0.789 67 Sócrates Brito, L OBP: 0.200, SLG: 0.400	1B	BB		1B		F8				1	0	0	0	2	0	0		
Estevan Florial, L OBP: 0.308, SLG: 0.308	BB		1B	BB				G3-6		1	0	1	0	0	0	0		
22 Greg Allen, S OBP: 0.190, SLG: 0.278	L7		G4-3							4	0	2	1	0	0	1		
Inning Stats	R: 0 E: 0 K: 1 S: 11	H: 1 LOB: 1 BB: 0 P: 19	R: 0 E: 0 K: 0 S: 13	H: 2 LOB: 3 BB: 1 P: 22	R: 2 E: 0 K: 0 S: 19	H: 4 LOB: 3 BB: 1 P: 33	R: 2 E: 0 K: 1 S: 16	H: 2 LOB: 1 BB: 1 P: 25	R: 0 E: 0 K: 0 S: 8	H: 0 LOB: 0 BB: 0 P: 11	R: 0 E: 0 K: 2 S: 11	H: 1 LOB: 1 BB: 0 P: 16	R: 1 E: 0 K: 0 S: 5	H: 2 LOB: 0 BB: 0 P: 5	R: 1 E: 0 K: 1 S: 5	H: 2 LOB: 0 BB: 0 P: 5		
PITCHER	IP WLS BF H R ER SO BB IBB HBP BLK WP HR S P ERA WHIP	IP WLS BF H R ER SO BB IBB HBP BLK WP HR S P ERA WHIP																
47 Anthony Kay, L ERA: 4.61 81 Kirby Sneed, L ERA: 3.95 36 A.J. Cole, R ERA: 3.68 63 Anthony Castro, R ERA: 1.08 64 Travis Bergen, L ERA: 3.18	2.2 (1, 1) 3.1 (3, 1) 4.1 (4, 1) 6.1 (6, 1) 7.1 (7, 1)	2.2 1.0 1.1 1.0 1.0	17 6 4 4 4	2 2 0 1 1	2 2 0 0 0	1 1 0 2 0	2 1 0 0 0	0 0 0 0 0	0 0 0 0 0	0 0 0 0 0	0 0 0 0 0	1 18 10 11 5	28 14 16 5	18.00 0.00 0.00 9.00	3.000 0.000 1.000 2.000			
PITCHER	IP WLS BF H R ER SO BB IBB HBP BLK WP HR S P ERA WHIP	IP WLS BF H R ER SO BB IBB HBP BLK WP HR S P ERA WHIP																
47 Anthony Kay, L ERA: 4.61 81 Kirby Sneed, L ERA: 3.95 36 A.J. Cole, R ERA: 3.68 63 Anthony Castro, R ERA: 1.08 64 Travis Bergen, L ERA: 3.18	2.2 (1, 1) 3.1 (3, 1) 4.1 (4, 1) 6.1 (6, 1) 7.1 (7, 1)	2.2 1.0 1.1 1.0 1.0	17 6 4 4 4	2 2 0 1 1	2 2 0 0 0	1 1 0 2 0	2 1 0 0 0	0 0 0 0 0	0 0 0 0 0	0 0 0 0 0	0 0 0 0 0	1 18 10 11 5	28 14 16 5	18.00 0.00 0.00 9.00	3.000 0.000 1.000 2.000			

AB	27
R	1
H	3
RBI	1
BB	1
SO	7
LOB	6




AB	32
R	5
H	12
RBI	5
BB	3
SO	4
LOB	15



Batter	1	2	3	4	5	6	7	8	9	AB	R	H	RBI	BB	SO	LOB	TOP										
22 Victor Reyes, S OBP: 0.344, SLG: 0.286 95 Ryan Kreidler, R OBP: 0.500, SLG: 0.875										3	0	0	1	0	0	1											
15 Nomar Mazara, L OBP: 0.235, SLG: 0.313										4	1	1	2	0	2	1											
21 JaCoby Jones, R OBP: 0.213, SLG: 0.286 Daz Cameron, R OBP: 0.333, SLG: 0.111										3	0	0	0	0	0	0											
28 Niko Goodrum, S OBP: 0.229, SLG: 0.273 13 Eric Haase, R OBP: 0.524, SLG: 1.118										2	0	1	0	1	0	0											
30 Harold Castro, L OBP: 0.326, SLG: 0.308 73 Spencer Forkelson, R OBP: 0.172, SLG: 0.040										3	0	1	0	0	0	1											
17 Grayson Greiner, R OBP: 0.565, SLG: 0.750 64 Dustin Garneau, R OBP: 0.391, SLG: 0.389										3	0	0	0	0	1	2											
60 Akil Baddoo, L OBP: 0.468, SLG: 0.703 31 Riley Greene, L OBP: 0.438, SLG: 0.333										2	0	1	0	0	0	0											
Isaac Paredes, R OBP: 0.268, SLG: 0.235 72 Kody Clemens, L OBP: 0.417, SLG: 0.476										2	1	1	0	0	0	1											
Zack Short, R OBP: 0.500, SLG: 0.647										3	0	1	0	0	0	1											
Inning Stats	R: 0 H: 0 E: 0 K: 1 S: 8	H: 0 LOB: 0 BB: 0 P: 14	R: 0 H: 0 E: 0 K: 0 S: 6	H: 0 LOB: 0 BB: 0 P: 10	R: 1 H: 2 E: 0 K: 0 S: 15	H: 2 LOB: 1 BB: 0 P: 19	R: 0 H: 1 E: 0 K: 0 S: 7	H: 1 LOB: 0 BB: 0 P: 10	R: 0 H: 1 E: 0 K: 1 S: 11	H: 1 LOB: 0 BB: 0 P: 13	R: 0 H: 0 E: 0 K: 1 S: 6	H: 0 LOB: 0 BB: 0 P: 7	R: 0 H: 1 E: 0 K: 0 S: 7	H: 1 LOB: 2 BB: 1 P: 12	R: 3 H: 3 E: 1 K: 0 S: 14	H: 3 LOB: 0 BB: 0 P: 21	R: 0 H: 0 E: 0 K: 1 S: 7	H: 0 LOB: 0 BB: 0 P: 11	1B: 6 2B: 1 HR: 1	SF: 0 SAC: 0 DP: 2 HBP: 0	WP: 0 PB: 0 SB: 0 CS: 1	PA: 34					
PITCHER	IP	WLS	BF	H	R	ER	SO	BB	IBB	HBP	BLK	WP	HR	S	P	ERA	WHIP										
48 Ross Stripling, R ERA: 3.77 56 Ryan Borucki, L ERA: 1.99 35 David Phelps, R ERA: 5.14 58 Tim Mayza, L ERA:	5.2	19	4	1	1	2	0	0	0	0	0	0	0	50	70	1.59	0.706										
10 Marcus Semien, R OBP: 0.309, SLG: 0.438 6 Richard Urena, S OBP: 0.333, SLG: 0.235														2	1	0	0	1	0	0							
8 Cavan Biggio, L OBP: 0.398, SLG: 0.462 2 Joe Panik, L OBP: 0.371, SLG: 0.344														3	0	2	0	0	0	0							
11 Bo Bichette, R OBP: 0.389, SLG: 0.478 78 Kevin Smith, R OBP: 0.250, SLG: 0.444														2	0	1	0	1	0	1							
27 Vladimir Guerrero Jr., R OBP: 0.533, SLG: 0.778 28 Tyler White, R OBP: 0.129, SLG: 0.241														2	0	0	0	0	1	1							
Joshua Palacios, L OBP: 0.429, SLG: 0.750 74 Brevic Valera, S OBP: 0.171, SLG: 0.235														2	0	0	0	0	0	1							
3 Jonathan Davis, R OBP: 0.405, SLG: 0.444 80 Austin Martin, R OBP: 0.400, SLG: 0.100														2	0	1	0	0	0	0							
7 Reese McGuire, L OBP: 0.360, SLG: 0.316														3	1	0	0	1	2	1							
Riley Adams, R OBP: 0.357, SLG: 0.750														3	1	0	0	1	1	1							
82 Forrest Wall, L OBP: 0.379, SLG: 0.643 89 Logan Warmoth, R OBP: 0.391, SLG: 0.591														2	0	2	2	0	0	0							
Inning Stats	R: 1 H: 1 E: 0 K: 1 S: 9	H: 1 LOB: 1 BB: 1 P: 19	R: 0 H: 0 E: 0 K: 1 S: 9	H: 0 LOB: 0 BB: 0 P: 13	R: 0 H: 0 E: 0 K: 0 S: 6	H: 0 LOB: 0 BB: 0 P: 10	R: 0 H: 1 E: 0 K: 0 S: 14	H: 1 LOB: 0 BB: 0 P: 22	R: 0 H: 1 E: 0 K: 1 S: 8	H: 1 LOB: 0 BB: 0 P: 13	R: 0 H: 1 E: 0 K: 2 S: 12	H: 1 LOB: 2 BB: 1 P: 19	R: 0 H: 0 E: 0 K: 1 S: 11	H: 0 LOB: 0 BB: 0 P: 17	R: 0 H: 2 E: 0 K: 1 S: 14	H: 2 LOB: 2 BB: 0 P: 17	R: 3 H: 2 E: 0 K: 0 S: 16	H: 2 LOB: 1 BB: 2 P: 33	1B: 5 2B: 2 HR: 1	SF: 0 SAC: 0 DP: 1 HBP: 0	WP: 0 PB: 0 SB: 1 CS: 1	PA: 37					
PITCHER	IP	WLS	BF	H	R	ER	SO	BB	IBB	HBP	BLK	WP	HR	S	P	ERA	WHIP										
29 Tarik Skubal, L ERA: 1.99 33 Bryson Garcia, R ERA: 4.29 70 Tyler Alexander, L ERA: 3.46 Beau Burrows, R ERA: 11.57 96 Drew Carlton, R ERA:	5.0	17	3	1	1	3	1	0	0	0	0	0	0	46	77	1.80	0.800										
29 Tarik Skubal, L ERA: 1.99 33 Bryson Garcia, R ERA: 4.29 70 Tyler Alexander, L ERA: 3.46 Beau Burrows, R ERA: 11.57 96 Drew Carlton, R ERA:	1.0	5	1	0	0	2	1	0	0	0	0	0	0	12	19	0.00	2.000										
29 Tarik Skubal, L ERA: 1.99 33 Bryson Garcia, R ERA: 4.29 70 Tyler Alexander, L ERA: 3.46 Beau Burrows, R ERA: 11.57 96 Drew Carlton, R ERA:	2.0	8	2	0	0	2	0	0	0	0	0	0	0	25	34	0.00	1.000										
29 Tarik Skubal, L ERA: 1.99 33 Bryson Garcia, R ERA: 4.29 70 Tyler Alexander, L ERA: 3.46 Beau Burrows, R ERA: 11.57 96 Drew Carlton, R ERA:	0.2	B	6	2	3	3	0	2	0	0	0	0	1	12	27	40.50	6.000										
29 Tarik Skubal, L ERA: 1.99 33 Bryson Garcia, R ERA: 4.29 70 Tyler Alexander, L ERA: 3.46 Beau Burrows, R ERA: 11.57 96 Drew Carlton, R ERA:	0.1	1	0	0	0	0	0	0	0	0	0	0	0	4	6	0.00	0.000										


Detroit Tigers @ Toronto Blue Jays
TD Ballpark, Dunedin, FL
Sun Mar 28 2021, 1:09 PM - 3:52 PM EDT
Att: 974 - Sunny - 83 F

AB 32
R 4
H 8
RBI 3
BB 1
SO 4
LOB 8



Detroit Tigers @ Toronto Blue Jays
TD Ballpark, Dunedin, FL
Sun Mar 28 2021, 1:09 PM - 3:52 PM EDT
Att: 974 - Sunny - 83 F

AB 33
R 4
H 8
RBI 3
BB 4
SO 7
LOB 11



livebaseballscorecards.com

livebaseballscorecards.com

Batter	1	2	3	4	5	6	7	8	9	AB	R	H	RBI	BB	SO	LOB	TOP										
10 Marcus Semien, R OBP: 0.214, SLG: 0.385	F8	FC5-4		L9			L7			4	0	0	0	0	0	3	Toronto Blue Jays @ New York Yankees Yankee Stadium, Bronx, NY Sun Apr 04 2021, 1:09 PM - 3:49 PM EDT Att: 10,066 - Sunny - 53 F										
8 Cavan Biggio, L OBP: 0.083, SLG: 0.083	F8	F7		CI			G6-3			3	0	0	0	0	0	1											
11 Bo Bichette, R OBP: 0.167, SLG: 0.250				G3			G6-3			4	0	1	0	0	0	3											
37 Teoscar Hernández, R OBP: 0.333, SLG: 0.583	K			F7					K	4	0	0	0	0	2	1											
27 Vladimir Guerrero Jr., R (1, 3) OBP: 0.500, SLG: 0.667		HR		E6			G4-3			4	1	1	1	0	1	0											
13 Lourdes Gurriel Jr., R OBP: 0.250, SLG: 0.250 3 Jonathan Davis, R		15 WP 15 HR 1B		F8			G2-3			4	1	1	0	0	0	1											
15 Randal Grichuk, R OBP: 0.500, SLG: 0.800		HR							K	3	1	1	2	1	1	0											
2 Joe Panik, L OBP: 0.200, SLG: 0.200		K					G5-3			4	0	1	0	0	1	0											
30 Alejandro Kirk, R				F9			L4			3	0	0	0	1	0	2											
Inning Stats	R: 0 E: 0 K: 1 S: 9	H: 1 LOB: 1 BB: 0 P: 12	R: 3 E: 0 K: 1 S: 23	H: 3 LOB: 1 BB: 1 P: 34	R: 0 E: 1 K: 0 S: 12	H: 0 LOB: 3 BB: 1 P: 22	R: 0 E: 1 K: 0 S: 16	H: 1 LOB: 3 BB: 1 P: 24	R: 0 E: 0 K: 1 S: 7	H: 0 LOB: 0 BB: 0 P: 10	R: 0 E: 0 K: 0 S: 4	H: 0 LOB: 0 BB: 0 P: 4	R: 0 E: 0 K: 0 S: 6	H: 0 LOB: 0 BB: 0 P: 10	R: 0 E: 0 K: 1 S: 7	H: 0 LOB: 0 BB: 0 P: 9		R: 0 E: 0 K: 1 S: 8	H: 0 LOB: 0 BB: 0 P: 11	1B: 2 2B: 1 3B: 0 HR: 2	SF: 0 SAC: 0 DP: 0 HBP: 0	WP: 1 PB: 0 SB: 0 CS: 0	PA: 36				
PITCHER	IP	WLS	BF	H	R	ER	SO	BB	IBB	HBP	BLK	WP	HR	S	P	ERA	WHIP	PITCHER									
55 Domingo Germán, R (1, 1) ERA: 9.0	3.0	L	15	4	3	3	2	1	0	0	0	1	2	44	68	9.00	1.667										
73 Michael King, R (4, 1) ERA:	6.0		21	1	0	0	3	1	0	0	0	0	0	48	68	0.00	0.333										
Batter	1	2	3	4	5	6	7	8	9	AB	R	H	RBI	BB	SO	LOB	BOTTOM										
26 DJ LeMahieu, R OBP: 0.429, SLG: 0.273	L8							G6-3		3	0	1	0	1	0	0	Toronto Blue Jays @ New York Yankees Yankee Stadium, Bronx, NY Sun Apr 04 2021, 1:09 PM - 3:49 PM EDT Att: 10,066 - Sunny - 53 F										
99 Aaron Judge, R OBP: 0.214, SLG: 0.214	L4							G5-3		4	0	0	0	0	0	3											
31 Aaron Hicks, S OBP: 0.214, SLG: 0.083	G5-3							K		4	0	0	0	0	1	0											
25 Gleyber Torres, R OBP: 0.357, SLG: 0.333		G4-3						K		4	0	1	0	0	1	0											
30 Jay Bruce, L OBP: 0.333, SLG: 0.200								L7		3	0	1	0	1	0	1											
24 Gary Sánchez, R OBP: 0.333, SLG: 0.818		F7						K		4	0	0	0	0	1	3											
77 Clint Frazier, R OBP: 0.545, SLG: 0.667		K								3	1	1	0	0	1	1											
29 Gio Urshela, R OBP: 0.182, SLG: 0.182										3	0	0	0	0	1	1											
11 Brett Gardner, L OBP: 0.333, SLG: 0.333										3	0	1	1	0	1	0											
Inning Stats	R: 0 E: 0 K: 0 S: 7	H: 0 LOB: 0 BB: 0 P: 10	R: 0 E: 0 K: 1 S: 12	H: 1 LOB: 1 BB: 0 P: 20	R: 0 E: 0 K: 0 S: 9	H: 2 LOB: 1 BB: 0 P: 12	R: 0 E: 0 K: 0 S: 12	H: 0 LOB: 1 BB: 1 P: 21	R: 1 E: 0 K: 0 S: 10	H: 1 LOB: 1 BB: 1 P: 21	R: 0 E: 0 K: 2 S: 13	H: 0 LOB: 0 BB: 0 P: 21	R: 0 E: 0 K: 1 S: 7	H: 0 LOB: 0 BB: 0 P: 15	R: 0 E: 0 K: 1 S: 7	H: 0 LOB: 0 BB: 0 P: 10		R: 0 E: 0 K: 2 S: 9	H: 0 LOB: 0 BB: 0 P: 11	1B: 3 2B: 2 3B: 0 HR: 0	SF: 0 SAC: 0 DP: 1 HBP: 0	WP: 0 PB: 0 SB: 0 CS: 0	PA: 33				
PITCHER	IP	WLS	BF	H	R	ER	SO	BB	IBB	HBP	BLK	WP	HR	S	P	ERA	WHIP	PITCHER									
29 T.J. Zeuch, R ERA:	4.0		15	3	0	0	1	1	0	0	0	0	0	18	34	6.75	2.250										
57 Trent Thornton, R ERA: 6.75	1.1	W	7	2	1	1	0	1	0	0	0	0	0	5	8	0.00	0.000										
56 Ryan Borucki, L ERA:	0.2		2	0	0	0	0	0	0	0	0	0	0	0	0	0.00	0.000										
35 David Phelps, R ERA:	1.0	H	3	0	0	0	2	0	0	0	0	0	0	10	15	0.00	0.000										
42 Jordan Romano, R ERA:	1.0	H	3	0	0	0	1	0	0	0	0	0	0	7	10	0.00	0.000										

Batter	1	2	3	4	5	6	7	8	9	AB	R	H	RBI	BB	SO	LOB	TOP							
10 Marcus Semien, R (1,4) OBP: 0.217, SLG: 0.455										4	0	0	0	0	2	0	Toronto Blue Jays @ Texas Rangers Globe Life Field, Arlington, TX Tue Apr 06 2021, 7:08 PM - 9:39 PM CDT Att. 18,585 - Roof Closed - 72 F							
8 Cavan Biggio, L (1,5) OBP: 0.238, SLG: 0.278										4	0	0	0	0	2	0								
11 Bo Bichette, R (1,6) OBP: 0.286, SLG: 0.600										4	2	2	2	0	1	0								
37 Teoscar Hernández, R (1,9) OBP: 0.250, SLG: 0.400										4	0	1	0	0	1	0								
27 Vladimir Guerrero Jr., R (1,3) OBP: 0.450, SLG: 0.467										3	1	0	0	1	1	1								
13 Lourdes Gurriel Jr., R (1,7) OBP: 0.250, SLG: 0.250										4	1	1	0	0	0	0								
44 Rowdy Tellez, L (1,10)										4	0	0	0	0	1	2								
15 Randal Grichuk, R (1,8)										3	0	2	1	0	0	0								
30 Alejandro Kirk, R (1,2)										3	0	0	0	0	1	2								
Inning Stats	R: 1 H: 2 E: 0 K: 1 S: 11	H: 2 LOB: 1 BB: 0 P: 15	R: 0 H: 1 E: 0 K: 1 S: 14	H: 1 LOB: 1 BB: 0 P: 22	R: 0 H: 0 E: 0 K: 2 S: 9	H: 0 LOB: 0 BB: 0 P: 11	R: 0 H: 0 E: 0 K: 2 S: 9	H: 0 LOB: 0 BB: 0 P: 12	R: 0 H: 0 E: 0 K: 1 S: 7	H: 0 LOB: 0 BB: 0 P: 10	R: 0 H: 0 E: 0 K: 1 S: 7	H: 0 LOB: 0 BB: 0 P: 9	R: 2 H: 2 E: 0 K: 1 S: 16	H: 2 LOB: 1 BB: 1 P: 23	R: 1 H: 1 E: 0 K: 1 S: 8	H: 1 LOB: 0 BB: 0 P: 13	R: 0 H: 0 E: 0 K: 0 S: 7	H: 0 LOB: 0 BB: 0 P: 8	1B: 4 2B: 0 3B: 0 HR: 2	SF: 0 SAC: 0 DP: 0 HBP: 0	WP: 3 PB: 0 SB: 0 CS: 0	PA: 34		
PITCHER	IP WLS BF H R ER SO BB IBB HBP BLK WP HR S P ERA WHIP	IP WLS BF H R ER SO BB IBB HBP BLK WP HR S P ERA WHIP	IP WLS BF H R ER SO BB IBB HBP BLK WP HR S P ERA WHIP	IP WLS BF H R ER SO BB IBB HBP BLK WP HR S P ERA WHIP	IP WLS BF H R ER SO BB IBB HBP BLK WP HR S P ERA WHIP	IP WLS BF H R ER SO BB IBB HBP BLK WP HR S P ERA WHIP	IP WLS BF H R ER SO BB IBB HBP BLK WP HR S P ERA WHIP	IP WLS BF H R ER SO BB IBB HBP BLK WP HR S P ERA WHIP	IP WLS BF H R ER SO BB IBB HBP BLK WP HR S P ERA WHIP	IP WLS BF H R ER SO BB IBB HBP BLK WP HR S P ERA WHIP	IP WLS BF H R ER SO BB IBB HBP BLK WP HR S P ERA WHIP	IP WLS BF H R ER SO BB IBB HBP BLK WP HR S P ERA WHIP	IP WLS BF H R ER SO BB IBB HBP BLK WP HR S P ERA WHIP	IP WLS BF H R ER SO BB IBB HBP BLK WP HR S P ERA WHIP	IP WLS BF H R ER SO BB IBB HBP BLK WP HR S P ERA WHIP	IP WLS BF H R ER SO BB IBB HBP BLK WP HR S P ERA WHIP	IP WLS BF H R ER SO BB IBB HBP BLK WP HR S P ERA WHIP	IP WLS BF H R ER SO BB IBB HBP BLK WP HR S P ERA WHIP	IP WLS BF H R ER SO BB IBB HBP BLK WP HR S P ERA WHIP	IP WLS BF H R ER SO BB IBB HBP BLK WP HR S P ERA WHIP	IP WLS BF H R ER SO BB IBB HBP BLK WP HR S P ERA WHIP	IP WLS BF H R ER SO BB IBB HBP BLK WP HR S P ERA WHIP	IP WLS BF H R ER SO BB IBB HBP BLK WP HR S P ERA WHIP	IP WLS BF H R ER SO BB IBB HBP BLK WP HR S P ERA WHIP

Toronto Blue Jays @ Texas Rangers
Globe Life Field, Arlington, TX
Tue Apr 06 2021, 7:08 PM - 9:39 PM CDT
Att. 18,585 - Roof Closed - 72 F

AB	33
R	4
H	6
RBI	3
BB	1
SO	9
LOB	5



Batter	1	2	3	4	5	6	7	8	9	AB	R	H	RBI	BB	SO	LOB	BOTTOM							
9 Isiah Kiner-Falefa, R (1,6) OBP: 0.391, SLG: 0.524										4	1	1	0	0	0	1	Toronto Blue Jays @ Texas Rangers Globe Life Field, Arlington, TX Tue Apr 06 2021, 7:08 PM - 9:39 PM CDT Att. 18,585 - Roof Closed - 72 F							
21 David Dahl, L (1,7) OBP: 0.348, SLG: 0.429										4	1	2	0	0	1	1								
13 Joey Gallo, L (1,9) OBP: 0.522, SLG: 0.500										3	0	0	0	1	0	2								
30 Nathaniel Lowe, L (1,10) OBP: 0.409, SLG: 0.857										3	2	2	4	1	1	0								
15 Nick Solak, R (1,4) OBP: 0.364, SLG: 0.222										4	1	2	0	0	0	3								
11 Ronald Guzmán, L (1,3) OBP: 0.111, SLG: 0.444										4	1	1	1	0	1	2								
16 Brock Holt, L (1,5) OBP: 0.471, SLG: 0.333										4	0	1	1	0	1	0								
2 Charlie Culberson, R (8, PR) (9, 5)										0	0	0	0	0	0	0								
28 Jonah Heim, S (1,2) OBP: 0.375, SLG: 0.857										4	1	1	1	0	0	1								
3 Leody Taveras, S (1,8) OBP: 0.118, SLG: 0.063										3	0	1	0	0	2	0								
Inning Stats	R: 2 H: 2 E: 0 K: 0 S: 10	H: 2 LOB: 0 BB: 0 P: 19	R: 1 H: 1 E: 0 K: 1 S: 10	H: 1 LOB: 0 BB: 0 P: 18	R: 2 H: 3 E: 0 K: 1 S: 14	H: 3 LOB: 1 BB: 0 P: 22	R: 0 H: 0 E: 0 K: 2 S: 9	H: 0 LOB: 0 BB: 0 P: 14	R: 0 H: 1 E: 0 K: 0 S: 8	H: 1 LOB: 2 BB: 2 P: 18	R: 1 H: 2 E: 0 K: 0 S: 11	H: 2 LOB: 1 BB: 0 P: 17	R: 0 H: 0 E: 0 K: 2 S: 7	H: 0 LOB: 0 BB: 0 P: 10	R: 1 H: 2 E: 0 K: 0 S: 10	H: 2 LOB: 1 BB: 0 P: 17	R: 0 H: 0 E: 0 K: 0 S: 7	H: 0 LOB: 0 BB: 0 P: 8	1B: 7 2B: 0 3B: 0 HR: 4	SF: 0 SAC: 0 DP: 2 HBP: 0	WP: 0 PB: 1 SB: 3 CS: 0	PA: 35		
PITCHER	IP WLS BF H R ER SO BB IBB HBP BLK WP HR S P ERA WHIP	IP WLS BF H R ER SO BB IBB HBP BLK WP HR S P ERA WHIP	IP WLS BF H R ER SO BB IBB HBP BLK WP HR S P ERA WHIP	IP WLS BF H R ER SO BB IBB HBP BLK WP HR S P ERA WHIP	IP WLS BF H R ER SO BB IBB HBP BLK WP HR S P ERA WHIP	IP WLS BF H R ER SO BB IBB HBP BLK WP HR S P ERA WHIP	IP WLS BF H R ER SO BB IBB HBP BLK WP HR S P ERA WHIP	IP WLS BF H R ER SO BB IBB HBP BLK WP HR S P ERA WHIP	IP WLS BF H R ER SO BB IBB HBP BLK WP HR S P ERA WHIP	IP WLS BF H R ER SO BB IBB HBP BLK WP HR S P ERA WHIP	IP WLS BF H R ER SO BB IBB HBP BLK WP HR S P ERA WHIP	IP WLS BF H R ER SO BB IBB HBP BLK WP HR S P ERA WHIP	IP WLS BF H R ER SO BB IBB HBP BLK WP HR S P ERA WHIP	IP WLS BF H R ER SO BB IBB HBP BLK WP HR S P ERA WHIP	IP WLS BF H R ER SO BB IBB HBP BLK WP HR S P ERA WHIP	IP WLS BF H R ER SO BB IBB HBP BLK WP HR S P ERA WHIP	IP WLS BF H R ER SO BB IBB HBP BLK WP HR S P ERA WHIP	IP WLS BF H R ER SO BB IBB HBP BLK WP HR S P ERA WHIP	IP WLS BF H R ER SO BB IBB HBP BLK WP HR S P ERA WHIP	IP WLS BF H R ER SO BB IBB HBP BLK WP HR S P ERA WHIP	IP WLS BF H R ER SO BB IBB HBP BLK WP HR S P ERA WHIP	IP WLS BF H R ER SO BB IBB HBP BLK WP HR S P ERA WHIP	IP WLS BF H R ER SO BB IBB HBP BLK WP HR S P ERA WHIP	IP WLS BF H R ER SO BB IBB HBP BLK WP HR S P ERA WHIP

Toronto Blue Jays @ Texas Rangers
Globe Life Field, Arlington, TX
Tue Apr 06 2021, 7:08 PM - 9:39 PM CDT
Att. 18,585 - Roof Closed - 72 F

AB	33
R	7
H	11
RBI	7
BB	2
SO	6
LOB	10



Batter	1	2	3	4	5	6	7	8	9	AB	R	H	RBI	BB	SO	LOB	TOP								
26 DJ LeMahieu, R OBP: 0.362, SLG: 0.415										4	0	0	0	0	3	1									
27 Giancarlo Stanton, R OBP: 0.231, SLG: 0.279										4	0	0	0	0	1	0									
99 Aaron Judge, R OBP: 0.389, SLG: 0.484										2	0	0	0	2	0	0									
25 Gleyber Torres, R OBP: 0.295, SLG: 0.231										3	0	0	0	1	1	2									
29 Gio Urshela, R OBP: 0.333, SLG: 0.441										3	0	0	0	1	0	2									
77 Clint Frazier, R OBP: 0.280, SLG: 0.259										2	0	0	0	1	1	0									
11 Brett Gardner, L OBP: 0.455, SLG: 0.444										1	0	0	0	0	1	1									
18 Rougned Odor, L OBP: 0.250, SLG: 0.250										3	1	1	0	0	0	1									
66 Kyle Higashioka, R OBP: 0.625, SLG: 1.571										3	2	2	3	0	0	0									
39 Mike Tauchman, L OBP: 0.143, SLG: 0.143										3	0	1	0	0	1	0									
Inning Stats	R: 0 H: 0 E: 0 K: 1 S: 11	H: 0 LOB: 0 BB: 0 P: 17	R: 0 H: 0 E: 0 K: 0 S: 10	H: 0 LOB: 1 BB: 2 P: 21	R: 0 H: 0 E: 0 K: 1 S: 8	H: 0 LOB: 0 BB: 0 P: 12	R: 0 H: 0 E: 0 K: 0 S: 8	H: 0 LOB: 1 BB: 1 P: 14	R: 2 H: 3 E: 0 K: 1 S: 13	H: 3 LOB: 0 BB: 0 P: 20	R: 0 H: 0 E: 0 K: 1 S: 8	H: 0 LOB: 0 BB: 1 P: 13	R: 0 H: 0 E: 0 K: 0 S: 11	H: 0 LOB: 0 BB: 0 P: 14	R: 1 H: 1 E: 0 K: 2 S: 12	H: 1 LOB: 0 BB: 0 P: 18	R: 0 H: 0 E: 0 K: 2 S: 13	H: 0 LOB: 1 BB: 1 P: 24	1B: 2 2B: 0 3B: 0 HR: 2	SF: 0 SAC: 0 DP: 3 HBP: 0	WP: 0 PB: 0 SB: 1 CS: 0	PA: 33			
PITCHER	IP	WLS	BF	H	R	ER	SO	BB	IBB	HBP	BLK	WP	HR	S	P	ERA	WHIP								
38 Robbie Ray, L ERA: 3.6	5.0	L	19	3	2	2	3	3	0	0	0	0	1	50	84	3.60	1.200								
41 Rafael Dolis, R ERA: 5.4	1.2		5	0	0	1	1	0	0	0	0	0	0	14	22	0.00	0.600								
56 Ryan Borucki, L ERA: 4.5	0.2		3	1	1	1	0	0	0	0	0	0	1	11	13	13.50	1.500								
57 Trent Thornton, R ERA: 4.5	1.1		5	0	0	0	2	1	0	0	0	0	0	16	28	0.00	0.750								
58 Tim Lincecum, L ERA:	0.1		1	0	0	0	1	0	0	0	0	0	0	3	6	0.00	0.000								

New York Yankees @ Toronto Blue Jays
TD Ballpark, Dunedin, FL
Mon Apr 12 2021, 7:08 PM - 10:11 PM EDT
Att. 1,576 - Clear - 77 F

AB 28
R 3
H 4
RBI 3
BB 5
SO 8
LOB 7



Batter	1	2	3	4	5	6	7	8	9	AB	R	H	RBI	BB	SO	LOB	BOTTOM								
10 Marcus Semien, R OBP: 0.277, SLG: 0.419										4	0	1	0	0	1	2									
11 Bo Bichette, R OBP: 0.326, SLG: 0.500										3	1	1	0	1	1	0									
27 Vladimir Guerrero Jr., R OBP: 0.512, SLG: 0.576										4	0	1	0	0	2	2									
15 Randal Grichuk, R OBP: 0.400, SLG: 0.528										4	0	1	1	0	1	1									
8 Cavan Biggio, L OBP: 0.263, SLG: 0.313										4	0	0	0	0	1	2									
13 Lourdes Gurriel Jr., R OBP: 0.200, SLG: 0.172										3	0	0	0	1	1	1									
44 Rowdy Tellez, L OBP: 0.111, SLG: 0.040										4	0	1	0	0	1	1									
30 Alejandro Kirk, R OBP: 0.190, SLG: 0.158										2	0	0	0	0	1	2									
2 Joe Panik, L OBP: 0.278, SLG: 0.333										1	0	0	0	0	1	0									
9 Danny Jansen, R OBP: 0.190, SLG: 0.158										0	0	0	0	0	0	0									
77 Joshua Palacios, L OBP: 0.500, SLG: 0.400										3	0	0	0	0	2	2									
Inning Stats	R: 1 H: 2 E: 0 K: 1 S: 12	H: 1 LOB: 1 BB: 0 P: 18	R: 0 H: 1 E: 0 K: 3 S: 16	H: 1 LOB: 2 BB: 1 P: 25	R: 0 H: 0 E: 0 K: 1 S: 12	H: 0 LOB: 0 BB: 0 P: 16	R: 0 H: 0 E: 0 K: 0 S: 7	H: 0 LOB: 0 BB: 0 P: 11	R: 0 H: 0 E: 0 K: 1 S: 7	H: 0 LOB: 0 BB: 0 P: 10	R: 0 H: 0 E: 0 K: 2 S: 11	H: 0 LOB: 0 BB: 0 P: 18	R: 0 H: 0 E: 0 K: 0 S: 8	H: 0 LOB: 0 BB: 0 P: 13	R: 0 H: 1 E: 0 K: 2 S: 12	H: 1 LOB: 2 BB: 1 P: 21	R: 0 H: 1 E: 0 K: 2 S: 9	H: 1 LOB: 1 BB: 0 P: 12	1B: 4 2B: 1 3B: 0 HR: 0	SF: 0 SAC: 0 DP: 0 HBP: 0	WP: 1 PB: 0 SB: 0 CS: 0	PA: 34			
PITCHER	IP	WLS	BF	H	R	ER	SO	BB	IBB	HBP	BLK	WP	HR	S	P	ERA	WHIP								
45 Gerrit Cole, R ERA: 1.47	6.0	W	22	3	0	0	0	1	0	0	0	0	0	65	98	1.50	0.667								
34 Justin Wilson, L ERA:	1.0	H	3	0	0	0	0	0	0	0	0	0	0	8	13	0.00	0.000								
56 Darren O'Day, R ERA:	1.0	H	5	1	0	0	2	1	0	0	0	0	0	12	21	0.00	2.000								
54 Aroldis Chapman, L ERA:	1.0	S	4	1	0	0	2	0	0	0	0	0	0	9	12	0.00	1.000								

New York Yankees @ Toronto Blue Jays
TD Ballpark, Dunedin, FL
Mon Apr 12 2021, 7:08 PM - 10:11 PM EDT
Att. 1,576 - Clear - 77 F

AB 32
R 1
H 5
RBI 1
BB 2
SO 12
LOB 13



Batter	1	2	3	4	5	6	7	8	9	AB	R	H	RBI	BB	SO	LOB	TOP										
31 Aaron Hicks, S OBP: 0.273, SLG: 0.282	L8		G5-3		G5-3			G4-3		4	0	0	0	0	0	0	New York Yankees @ Toronto Blue Jays TD Ballpark, Dunedin, FL Wed Apr 14 2021, 1:08 PM - 4:04 PM EDT Att: 1,613 - Sunny - 81 F										
99 Aaron Judge, R OBP: 0.386, SLG: 0.615	HR			HR	G5-3			11 FC6-4 1B		4	2	3	2	0	0												
11 Brett Gardner, L OBP: 0.423, SLG: 0.381	G3-1			25 2B 29 1B		L8		FC6-4 1-2		3	1	0	0	1	0												
24 Gary Sánchez, R OBP: 0.375, SLG: 0.471	K			F7		25 BB		P3		4	0	1	0	0	1												
25 Gleyber Torres, R OBP: 0.333, SLG: 0.268		30 G5-6-3 BB		1 SAFE 29 1B		L6-3 BB		G5-3		2	1	1	0	2	0												
30 Jay Bruce, L OBP: 0.231, SLG: 0.235	G5-6-3			K		L6-3		K		4	0	0	0	0	2												
29 Gio Urshela, R OBP: 0.295, SLG: 0.381	F8			1B				L7		4	0	1	2	0	0												
18 Rougned Odor, L OBP: 0.133, SLG: 0.133			P6	F7				P5		3	0	0	0	0	0												
66 Kyle Higashioka, R OBP: 0.455, SLG: 1.100	F7				G5-3			K		3	0	0	0	0	1												
Inning Stats	R: 1 H: 1 E: 0 K: 1 S: 10	H: 1 LOB: 0 BB: 0 P: 13	R: 0 H: 0 E: 0 K: 0 S: 7	H: 0 LOB: 0 BB: 1 P: 14	R: 0 H: 0 E: 0 K: 0 S: 9	H: 0 LOB: 0 BB: 0 P: 15	R: 3 H: 3 E: 0 K: 1 S: 13	H: 3 LOB: 1 BB: 1 P: 20	R: 0 H: 0 E: 0 K: 0 S: 10	H: 1 LOB: 0 BB: 0 P: 12	R: 0 H: 0 E: 0 K: 1 S: 8	H: 0 LOB: 0 BB: 0 P: 10	R: 0 H: 1 E: 0 K: 0 S: 7	H: 1 LOB: 1 BB: 0 P: 9	R: 0 H: 0 E: 0 K: 1 S: 8	H: 0 LOB: 0 BB: 0 P: 12	1B: 3 2B: 2 3B: 0 HR: 2	SF: 0 SAC: 0 DP: 2 HBP: 0	WP: 0 PB: 0 CS: 0	PA: 34							
PITCHER	IP	WLS	BF	H	R	ER	SO	BB	IBB	HBP	BLK	WP	HR	S	P	ERA	WHIP										
29 T.J. Zeuch, R ERA: 5.56	4.0		17	4	4	4	2	2	0	0	0	0	2	39	62	9.00	1.500										
57 Trent Thornton, R ERA: 3.0	2.0		7	1	0	0	0	1	0	0	0	0	0	17	29	0.00	1.000										
63 Anthony Castro, R ERA:	2.0		7	1	0	0	1	0	0	0	0	0	0	15	19	0.00	0.500										
41 Rafael Dolis, R ERA: 4.5	1.0	W	3	0	0	0	1	0	0	0	0	0	0	8	12	0.00	0.000										

Batter	1	2	3	4	5	6	7	8	9	AB	R	H	RBI	BB	SO	LOB	BOTTOM										
10 Marcus Semien, R OBP: 0.281, SLG: 0.442	K	K		11 G4-6-3 1B		F7		F7		5	0	1	0	0	2	3	New York Yankees @ Toronto Blue Jays TD Ballpark, Dunedin, FL Wed Apr 14 2021, 1:08 PM - 4:04 PM EDT Att: 1,613 - Sunny - 81 F										
11 Bo Bichette, R OBP: 0.358, SLG: 0.653	G5-3		27 G5-3 1B	G4-6-3		G6-3		HR		5	2	3	2	0	0	4											
27 Vladimir Guerrero Jr., R OBP: 0.519, SLG: 0.955	G5-3		8 BB 1B		F9		15 G4-3 1B			4	0	2	0	0	0	1											
15 Randal Grichuk, R OBP: 0.375, SLG: 0.476	BB		F9		F9		G4-3			3	0	0	0	1	0	2											
8 Cavan Biggio, L OBP: 0.304, SLG: 0.385	K		BB		3B		K			3	0	1	0	1	2	3											
13 Lourdes Gurriel Jr., R OBP: 0.231, SLG: 0.187	G1-3		K			30 HBP 77 FC3-2 1B		F8		4	0	1	0	0	1	3											
44 Rowdy Tellez, L OBP: 0.171, SLG: 0.212	HR		G3			77 FC3-2 10 WP 1B		G4-3		4	2	2	0	0	0	2											
30 Alejandro Kirk, R OBP: 0.167, SLG: 0.250	HR		G4-3		G4-3	10 WP 77 FC3-2 HBP 1B		K		3	1	1	2	0	1	0											
77 Joshua Palacios, L OBP: 0.500, SLG: 0.375	G5-3		HBP			FC3-2 10 WP 1B		1B		3	0	1	0	0	0	3											
Inning Stats	R: 0 H: 1 E: 0 K: 2 S: 14	H: 2 LOB: 2 BB: 0 P: 23	R: 2 H: 2 E: 0 K: 1 S: 15	H: 2 LOB: 0 BB: 0 P: 21	R: 1 H: 2 E: 0 K: 1 S: 12	H: 2 LOB: 2 BB: 1 P: 22	R: 0 H: 1 E: 0 K: 0 S: 9	H: 1 LOB: 1 BB: 0 P: 11	R: 0 H: 1 E: 0 K: 0 S: 7	H: 2 LOB: 2 BB: 0 P: 7	R: 0 H: 2 E: 0 K: 0 S: 16	H: 1 LOB: 1 BB: 0 P: 22	R: 0 H: 1 E: 0 K: 1 S: 13	H: 1 LOB: 1 BB: 0 P: 15	R: 0 H: 1 E: 0 K: 1 S: 12	H: 1 LOB: 0 BB: 0 P: 18	R: 1 H: 1 E: 0 K: 0 S: 2	H: 1 LOB: 0 BB: 0 P: 4	1B: 8 2B: 0 3B: 1 HR: 3	SF: 0 SAC: 0 DP: 1 HBP: 2	WP: 1 PB: 0 SB: 1 CS: 0	PA: 38					
PITCHER	IP	WLS	BF	H	R	ER	SO	BB	IBB	HBP	BLK	WP	HR	S	P	ERA	WHIP										
28 Corey Kluber, R ERA: 6.1	4.0		20	6	3	3	4	2	0	1	0	0	2	50	77	6.75	2.000										
43 Jonathan Loaisiga, R ERA: 1.13	2.0		9	3	1	1	0	0	0	1	0	0	0	23	29	4.50	1.500										
56 Darren O'Day, R ERA:	1.0		4	1	0	0	1	0	0	0	0	0	0	13	15	0.00	1.000										
34 Justin Wilson, L ERA:	1.0		4	1	0	0	1	0	0	0	0	0	0	12	18	0.00	1.000										
57 Chad Green, R ERA: 1.17	0.0	L	1	1	1	1	0	0	0	0	0	0	1	2	4	"	"										

Batter	1	2	3	4	5	6	7	8	9	AB	R	H	RBI	BB	SO	LOB	TOP								
10 Marcus Semien, R (1,4) OBP: 0.290, SLG: 0.429	F4		K		K		G1-4-3		1B	4	0	1	0	1	2	2	Toronto Blue Jays @ Kansas City Royals Kauffman Stadium, Kansas City, MO Thu Apr 15 2021, 7:13 PM - 10:02 PM CDT Att: 6,266 - Partly Cloudy - 58 F								
11 Bo Bichette, R (1,6) OBP: 0.345, SLG: 0.604	P3			K		2B	G1-4-3		F2	4	1	0	0	1	1	3									
27 Vladimir Guerrero Jr., R (1,3) OBP: 0.526, SLG: 0.674	F9			2B		1B	HR		K2-3	5	2	3	1	0	1	2									
15 Randal Grichuk, R (1,8) OBP: 0.346, SLG: 0.435		F8		G6-3		K	F9			4	0	0	0	0	1	3									
8 Cavan Biggio, L (1,5) OBP: 0.292, SLG: 0.366		G3							G3	2	0	0	0	0	1	1									
2 Joe Panik, L (5,5) OBP: 0.300, SLG: 0.400				K						2	1	1	2	0	0	0									
13 Lourdes Gurriel Jr., R (1,7) OBP: 0.282, SLG: 0.205									G5-3	3	1	2	0	1	0	0									
44 Rowdy Tellez, L (1,10) OBP: 0.205, SLG: 0.243									G4-3	4	0	2	1	0	1	1									
77 Joshua Palacios, L (1,9) OBP: 0.417, SLG: 0.316			G3						F9	3	0	0	1	0	0	2									
9 Danny Jansen, R (1,2) OBP: 0.179, SLG: 0.120			L7							3	0	0	0	0	1	3									
30 Alejandro Kirk, R (9,PH) OBP: 0.211, SLG: 0.294									1B	1	0	1	0	0	0	0									
Inning Stats	R: 0 E: 0 K: 0 S: 8	H: 0 LOB: 0 BB: 0 P: 11	R: 0 E: 0 K: 1 S: 8	H: 1 LOB: 1 BB: 0 P: 12	R: 0 E: 0 K: 1 S: 5	H: 0 LOB: 0 BB: 0 P: 9	R: 0 E: 0 K: 2 S: 16	H: 1 LOB: 1 BB: 0 P: 24	R: 0 E: 0 K: 2 S: 13	H: 2 LOB: 2 BB: 0 P: 18	R: 4 E: 0 K: 1 S: 18	H: 3 LOB: 1 BB: 2 P: 37	R: 1 E: 0 K: 0 S: 7	H: 1 LOB: 0 BB: 1 P: 12	R: 0 E: 0 K: 0 S: 5	H: 0 LOB: 0 BB: 0 P: 6	R: 0 E: 0 K: 1 S: 10	H: 2 LOB: 2 BB: 0 P: 16	1B: 7 2B: 2 3B: 0 HR: 1	SF: 1 SAC: 0 DP: 1 HBP: 0	WP: 2 PB: 0 SB: 0 CS: 0	PA: 39			
PITCHER	IP	WLS	BF	H	R	ER	SO	BB	IBB	HBP	BLK	WP	HR	S	P	ERA	WHIP								
24 Jakob Junis, R (1,1) ERA: 1.5	5.0	W	21	5	2	2	6	1	0	0	0	0	0	52	81	3.60	1.200								
68 Jake Newberry, R (6,1) ERA: 22.5	0.1		4	2	1	1	1	1	0	0	0	1	0	10	20	27.00	9.000								
45 Kyle Zimmer, R (6,1) ERA: 1.04	1.2	H	6	1	2	2	0	1	0	0	0	1	1	13	22	10.80	1.200								
58 Scott Barlow, R (8,1) ERA: 3.24	2.0	S	8	2	0	0	1	0	0	0	0	0	0	15	22	0.00	1.000								

Batter	1	2	3	4	5	6	7	8	9	AB	R	H	RBI	BB	SO	LOB	BOTTOM								
15 Whit Merrifield, R (1,4) OBP: 0.380, SLG: 0.614	1B		E5		E5		G4-3			4	1	1	0	0	0	0	Toronto Blue Jays @ Kansas City Royals Kauffman Stadium, Kansas City, MO Thu Apr 15 2021, 7:13 PM - 10:02 PM CDT Att: 6,266 - Partly Cloudy - 58 F								
16 Andrew Benintendi, L (1,7) OBP: 0.366, SLG: 0.273	2B		FC4-6		F7		F7			4	0	1	1	0	0	2									
13 Salvador Perez, R (1,2) OBP: 0.362, SLG: 0.581	G5-3		G5-3		K		G4-3			4	0	0	0	0	1	3									
41 Carlos Santana, S (1,3) OBP: 0.292, SLG: 0.333	G5-3		K		G3		F8			4	0	0	0	0	1	2									
12 Jorge Soler, R (1,10) OBP: 0.310, SLG: 0.286	G3				F8		1B			4	1	2	0	0	1	0									
1 Jarrod Dyson, L (8,PR) OBP: 0.333, SLG: 0.200					2B					0	0	0	0	0	0	0									
Michael Taylor, R (1,8) OBP: 0.326, SLG: 0.463	K				F8		P2			4	0	0	0	0	1	2									
17 Hunter Dozier, R (1,9) OBP: 0.231, SLG: 0.208	K				G6-3					4	1	2	1	0	1	0									
28 Kyle Isbel, L (9,9) OBP: 0.276, SLG: 0.321					2B		1B			0	0	0	0	0	0	0									
49 Hanser Alberto, R (1,5) OBP: 0.286, SLG: 0.476					1B		G5-3			3	2	2	1	0	0	0									
8 Nicky Lopez, L (1,6) OBP: 0.342, SLG: 0.333					BB		G4-3			2	2	1	1	1	0	0									
Inning Stats	R: 1 E: 0 K: 0 S: 11	H: 2 LOB: 0 BB: 0 P: 17	R: 0 E: 0 K: 2 S: 10	H: 0 LOB: 0 BB: 0 P: 16	R: 2 E: 1 K: 1 S: 10	H: 2 LOB: 1 BB: 0 P: 12	R: 4 E: 1 K: 1 S: 20	H: 3 LOB: 1 BB: 1 P: 35	R: 0 E: 0 K: 0 S: 7	H: 0 LOB: 0 BB: 0 P: 11	R: 0 E: 0 K: 0 S: 11	H: 0 LOB: 0 BB: 0 P: 14	R: 0 E: 0 K: 0 S: 5	H: 0 LOB: 0 BB: 0 P: 8	R: 0 E: 0 K: 0 S: 9	H: 2 LOB: 2 BB: 0 P: 13	1B: 4 2B: 4 3B: 1 HR: 0	SF: 0 SAC: 0 DP: 0 HBP: 0	WP: 0 PB: 0 SB: 0 CS: 1	PA: 34					
PITCHER	IP	WLS	BF	H	R	ER	SO	BB	IBB	HBP	BLK	WP	HR	S	P	ERA	WHIP								
47 Anthony Kay, L (1,1) ERA: 10.8	3.1	L	16	6	5	4	3	0	0	0	0	0	0	36	56	10.80	1.800								
14 Tanner Roark, R (4,1) ERA: 7.94	2.2		11	1	2	0	2	1	0	0	0	0	0	33	49	0.00	0.750								
54 Joel Payamps, R (7,1) ERA:	2.0		7	2	0	0	0	0	0	0	0	0	0	14	21	0.00	1.000								



Batter	1	2	3	4	5	6	7	8	9	AB	R	H	RBI	BB	SO	LOB	TOP
10 Marcus Semien, R OBP: 0.273, SLG: 0.407										3	0	0	1	0	1	0	Toronto Blue Jays @ Kansas City Royals Kauffman Stadium, Kansas City, MO Sat Apr 17 2021, 1:13 PM - 3:22 PM CDT Att: 9,048 - Overcast - 51 F
11 Bo Bichette, R OBP: 0.323, SLG: 0.561										4	0	0	0	0	2	0	
27 Vladimir Guerrero Jr., R (1, 3) OBP: 0.533, SLG: 0.735										3	2	2	1	0	0	0	
15 Randal Grichuk, R OBP: 0.364, SLG: 0.449										3	1	2	0	0	1	0	
13 Lourdes Gurriel Jr., R OBP: 0.267, SLG: 0.238										3	0	1	2	0	0	1	
30 Alejandro Kirk, R OBP: 0.227, SLG: 0.300										3	0	1	0	0	0	2	
5 Santiago Espinal, R OBP: 0.375, SLG: 0.590										3	0	0	0	0	1	2	
3 Jonathan Davis, R OBP: 0.250, SLG: 0.357										3	2	2	1	0	0	0	
9 Danny Jansen, R OBP: 0.161, SLG: 0.107										3	0	0	0	0	0	1	
Inning Stats	R: 2 H: 3 E: 0 K: 1 S: 15	H: 3 LOB: 1 BB: 0 P: 26	R: 0 H: 0 E: 0 K: 0 S: 6	H: 0 LOB: 0 BB: 0 P: 9	R: 0 H: 0 E: 0 K: 0 S: 6	H: 0 LOB: 0 BB: 0 P: 11	R: 0 H: 1 E: 0 K: 0 S: 10	H: 1 LOB: 1 BB: 0 P: 20	R: 1 H: 1 E: 0 K: 2 S: 15	H: 2 LOB: 1 BB: 0 P: 15	R: 1 H: 1 E: 0 K: 1 S: 15	H: 1 LOB: 0 BB: 0 P: 24					
PITCHER	IP WLS BF H R ER SO BB IBB HBP BLK WP HR S P ERA WHIP																
23 Mike Minor, L ERA: 5.17	(1, 1) 5.2 L 24 7 4 4 3 0 0 0 0 0 2 2 59 99 6.35 1.235																
71 Wade Davis, R ERA: 4.75	(6, 1) 1.1 5 1 1 1 2 0 0 0 0 0 0 0 18 30 6.75 0.750																

AB 28
R 5
H 8
RBI 5
BB 0
SO 5
LOB 6



WP: 2 PA: 29
SB: 0
CS: 1
1B: 5 SF: 1
2B: 1 SAC: 0
3B: 0 DP: 0
HR: 2 HBP: 0

Batter	1	2	3	4	5	6	7	8	9	AB	R	H	RBI	BB	SO	LOB	BOTTOM
15 Whit Merrifield, R OBP: 0.377, SLG: 0.587										2	0	0	0	1	0	1	Toronto Blue Jays @ Kansas City Royals Kauffman Stadium, Kansas City, MO Sat Apr 17 2021, 1:13 PM - 3:22 PM CDT Att: 9,048 - Overcast - 51 F
16 Andrew Benintendi, L OBP: 0.366, SLG: 0.299										3	0	1	1	0	0	1	
13 Salvador Perez, R OBP: 0.340, SLG: 0.543										3	0	0	0	0	1	1	
41 Carlos Santana, S OBP: 0.294, SLG: 0.317										2	0	0	0	1	0	0	
12 Jorge Soler, R OBP: 0.333, SLG: 0.278										1	0	0	0	1	0	0	
Michael Taylor, R OBP: 0.304, SLG: 0.432										3	0	0	0	0	2	3	
17 Hunter Dozier, R OBP: 0.207, SLG: 0.185										3	0	0	0	0	2	2	
49 Hanser Alberto, R OBP: 0.261, SLG: 0.435										2	0	0	0	0	0	0	
8 Nicky Lopez, L OBP: 0.350, SLG: 0.343										2	1	1	0	0	0	0	
Inning Stats	R: 0 H: 0 E: 0 K: 0 S: 8	H: 0 LOB: 0 BB: 1 P: 14	R: 0 H: 0 E: 0 K: 1 S: 5	H: 0 LOB: 0 BB: 0 P: 10	R: 0 H: 0 E: 0 K: 1 S: 8	H: 0 LOB: 0 BB: 0 P: 13	R: 0 H: 0 E: 0 K: 1 S: 8	H: 0 LOB: 0 BB: 0 P: 12	R: 0 H: 0 E: 0 K: 2 S: 10	H: 0 LOB: 1 BB: 1 P: 19	R: 1 H: 2 E: 0 K: 0 S: 9	H: 2 LOB: 1 BB: 0 P: 14	R: 0 H: 0 E: 0 K: 0 S: 6	H: 0 LOB: 1 BB: 1 P: 12			
PITCHER	IP WLS BF H R ER SO BB IBB HBP BLK WP HR S P ERA WHIP																
22 Steven Matz, L ERA: 1.47	(1, 1) 6.0 W 21 2 1 1 1 0 0 0 0 0 0 0 48 82 1.50 0.667																
41 Rafael Dolis, R ERA: 3.95	(7, 1) 1.0 4 0 0 0 0 1 0 1 0 0 0 0 6 12 0.00 1.000																

AB 21
R 1
H 2
RBI 1
BB 3
SO 5
LOB 8



WP: 1 PA: 25
SB: 0
CS: 0
1B: 1 SF: 0
2B: 2 SAC: 0
3B: 0 DP: 2
HR: 0 HBP: 1



Batter	1	2	3	4	5	6	7	8	9	AB	R	H	RBI	BB	SO	LOB	TOP			
10 Marcus Semien, R (1,4) OBP: 0.261, SLG: 0.387										3	0	0	0	0	1	1	Toronto Blue Jays @ Kansas City Royals Kauffman Stadium, Kansas City, MO Sat Apr 17 2021, 5:09 PM - 7:29 PM CDT Att. 8,950 - Clear - 54 F livebaseballscorecards.com			
11 Bo Bichette, R (1,6) OBP: 0.308, SLG: 0.533										3	0	0	0	0	0	1				
27 Vladimir Guerrero Jr., R (1,10) OBP: 0.524, SLG: 0.706										2	1	0	0	1	0	0				
44 Rowdy Tellez, L (1,3) OBP: 0.238, SLG: 0.275										3	0	2	0	0	0	0				
8 Cavan Biggio, L (6, PR) OBP: 0.292, SLG: 0.366										0	0	0	0	0	0	0				
15 Randal Grichuk, R (6, 9) OBP: 0.364, SLG: 0.449										2	0	0	1	0	0	1				
13 Lourdes Gurriel Jr., R (1,7) OBP: 0.250, SLG: 0.227										2	1	1	0	0	0	0				
77 Joshua Palacios, L (1,9) OBP: 0.423, SLG: 0.333										2	1	1	0	0	0	0				
30 Alejandro Kirk, R (1,2) OBP: 0.240, SLG: 0.348										3	0	1	1	0	1	1				
5 Santiago Espinal, R (7, PR) OBP: 0.375, SLG: 0.500										0	0	0	0	0	0	0				
2 Joe Panik, L (1,5) OBP: 0.304, SLG: 0.391										3	0	1	0	0	0	2				
9 Danny Jansen, R (7, 2) OBP: 0.161, SLG: 0.107										0	0	0	0	0	0	0				
3 Jonathan Davis, R (1, 8) OBP: 0.211, SLG: 0.294										3	0	0	0	0	2	2				
Inning Stats	R: 0 E: 0 K: 0 S: 5	H: 0 LOB: 0 BB: 0 P: 7	R: 1 E: 0 K: 0 S: 13	H: 2 LOB: 1 BB: 0 P: 20	R: 0 E: 0 K: 1 S: 7	H: 0 LOB: 0 BB: 0 P: 9	R: 1 E: 0 K: 1 S: 9	H: 1 LOB: 1 BB: 1 P: 17	R: 0 E: 0 K: 2 S: 11	H: 1 LOB: 1 BB: 0 P: 15	R: 0 E: 0 K: 0 S: 9	H: 1 LOB: 1 BB: 0 P: 13	R: 0 E: 0 K: 0 S: 9	H: 0 LOB: 0 BB: 0 P: 14			1B: 4 2B: 1 3B: 0 HR: 0	SF: 1 SAC: 1 DP: 0 HBP: 0	WP: 0 PB: 0 CS: 0	PA: 27
PITCHER	IP WLS BF H R ER SO BB IBB HBP BLK WP HR S P ERA WHIP																			
54 Ervin Santana, R (1, 1) ERA: 3.0	3.0	11	2	1	1	1	0	0	0	0	0	0	0	0	25	36	3.00	0.667		
59 Jake Brentz, L (4, 1) ERA: 1.5	0.2	4	1	1	1	0	1	0	0	0	0	0	0	5	11	13.50	3.000			
58 Scott Barlow, R (4, 1) ERA: 2.79	1.1	5	1	0	0	3	0	0	0	0	0	0	0	15	21	0.00	0.750			
63 Josh Staumont, R (6, 1) ERA: 2.79	1.0	3	1	0	0	0	0	0	0	0	0	0	0	9	13	0.00	1.000			
35 Greg Holland, R (7, 1) ERA: 3.38	1.0	W 4	0	0	0	0	0	0	0	0	0	0	0	9	14	0.00	0.000			

Batter	1	2	3	4	5	6	7	8	9	AB	R	H	RBI	BB	SO	LOB	BOTTOM			
15 Whit Merrifield, R (1,4) OBP: 0.368, SLG: 0.580										4	0	1	0	0	0	3	Toronto Blue Jays @ Kansas City Royals Kauffman Stadium, Kansas City, MO Sat Apr 17 2021, 5:09 PM - 7:29 PM CDT Att. 8,950 - Clear - 54 F livebaseballscorecards.com			
16 Andrew Benintendi, L (1,7) OBP: 0.266, SLG: 0.275										4	1	0	1	0	2	1				
13 Salvador Perez, R (1, 10) OBP: 0.352, SLG: 0.600										4	1	2	1	0	1	2				
41 Carlos Santana, S (1,3) OBP: 0.315, SLG: 0.364										3	0	2	1	0	1	1				
12 Jorge Soler, R (1,9) OBP: 0.313, SLG: 0.256										3	0	0	0	0	1	4				
Michael Taylor, R (6, 8) OBP: 0.304, SLG: 0.432										0	0	0	0	0	0	0				
17 Hunter Dozier, R (1,5) OBP: 0.188, SLG: 0.167										3	0	0	0	0	1	0				
8 Nicky Lopez, L (7, 6) OBP: 0.350, SLG: 0.343										0	0	0	0	0	0	0				
49 Hanser Alberto, R (1,6) OBP: 0.269, SLG: 0.423										3	0	1	0	0	1	0				
36 Cam Gallagher, R (1,2) OBP: 0.125, SLG: 0.286										3	0	1	0	0	0	1				
1 Jarrod Dyson, L (1,8) OBP: 0.444, SLG: 0.625										3	1	2	0	0	1	1				
Inning Stats	R: 0 E: 0 K: 3 S: 12	H: 2 LOB: 2 BB: 0 P: 16	R: 0 E: 0 K: 1 S: 7	H: 0 LOB: 0 BB: 0 P: 11	R: 2 E: 1 K: 0 S: 14	H: 2 LOB: 1 BB: 0 P: 21	R: 0 E: 0 K: 1 S: 13	H: 2 LOB: 1 BB: 0 P: 20	R: 0 E: 0 K: 2 S: 10	H: 1 LOB: 1 BB: 0 P: 14	R: 0 E: 0 K: 1 S: 10	H: 1 LOB: 0 BB: 0 P: 15	R: 1 E: 0 K: 0 S: 5	H: 1 LOB: 0 BB: 0 P: 9			1B: 4 2B: 3 3B: 1 HR: 1	SF: 0 SAC: 0 DP: 0 HBP: 0	WP: 0 PB: 0 CS: 0	PA: 30
PITCHER	IP WLS BF H R ER SO BB IBB HBP BLK WP HR S P ERA WHIP																			
69 Tommy Milone, L (1, 1) ERA: 3.24	2.1	11	3	2	2	4	0	0	0	0	0	0	0	17	24	0.00	1.500			
63 Anthony Castro, R (3, 1) ERA: 3.86	1.1	6	2	0	0	1	0	0	0	0	0	0	0	6	9	0.00	1.500			
56 Ryan Borucki, L (4, 1) ERA: 3.86	0.2	3	1	0	0	1	0	0	0	0	0	0	0	6	9	0.00	1.500			
57 Trent Thornton, R (5, 1) ERA: 2.35	1.2	7	2	0	0	2	0	0	0	0	0	0	0	17	25	0.00	1.200			
54 Joel Payamps, R (7, 1) ERA: 1.35	0.2	L 3	1	1	1	0	0	0	0	0	0	0	1	5	9	13.50	1.500			

Batter	1	2	3	4	5	6	7	8	9	AB	R	H	RBI	BB	SO	LOB	TOP	
10 Marcus Semien, R (1,4) OBP: 0.247, SLG: 0.364	F7		G5-3		G6-3			P3		4	0	0	0	0	0	0	Toronto Blue Jays @ Kansas City Royals Kauffman Stadium, Kansas City, MO Sun Apr 18 2021, 1:11 PM - 4:04 PM CDT Att: 9,042 - Cloudy - 55 F	
11 Bo Bichette, R (1,6) OBP: 0.304, SLG: 0.516	K		15 S 27 BB		G3-1			G6-3		4	0	1	0	0	1	0		
27 Vladimir Guerrero Jr., R (1,10) OBP: 0.507, SLG: 0.667	K				L4			F8		3	0	0	0	1	1	0		
15 Randal Grichuk, R (1,9) OBP: 0.339, SLG: 0.415		K			K				K	4	0	0	0	0	4	2		
44 Rowdy Tellez, L (1,3) OBP: 0.217, SLG: 0.250	L7				F7			L9		4	0	0	0	0	0	0		
30 Alejandro Kirk, R (1,2) OBP: 0.276, SLG: 0.320	2 BB				F4			P5		2	0	0	0	2	0	0		
2 Joe Panik, L (1,5) OBP: 0.308, SLG: 0.385	1B				FC5 77 C4-6			K		3	0	1	0	0	1	2		
3 Jonathan Davis, R (1,8) OBP: 0.182, SLG: 0.250	K				F9			G6-3		3	0	0	0	0	1	4		
77 Joshua Palacios, L (1,7) OBP: 0.379, SLG: 0.292	F7				FC4-6			G4-3		3	0	0	0	0	0	2		
Inning Stats	R: 0 E: 0 K: 2 S: 9	H: 0 LOB: 0 BB: 0 P: 15	R: 0 E: 0 K: 2 S: 12	H: 1 LOB: 2 BB: 1 P: 19	R: 0 E: 0 K: 1 S: 12	H: 1 LOB: 2 BB: 1 P: 20	R: 0 E: 0 K: 0 S: 9	H: 0 LOB: 0 BB: 0 P: 7	R: 0 E: 0 K: 1 S: 8	H: 0 LOB: 0 BB: 0 P: 11	R: 0 E: 0 K: 1 S: 9	H: 0 LOB: 0 BB: 0 P: 15	R: 0 E: 0 K: 1 S: 7	H: 0 LOB: 0 BB: 0 P: 13	1B: 2 2B: 0 3B: 0 HR: 0	SF: 0 SAC: 0 DP: 0 HBP: 0	WP: 0 PB: 0 SB: 1 CS: 0	PA: 33
PITCHER	IP WLS BF H R ER SO	IP WLS BF H R ER SO	IP WLS BF H R ER SO	IP WLS BF H R ER SO	IP WLS BF H R ER SO	IP WLS BF H R ER SO	IP WLS BF H R ER SO	IP WLS BF H R ER SO	IP WLS BF H R ER SO	IP WLS BF H R ER SO	IP WLS BF H R ER SO	IP WLS BF H R ER SO	IP WLS BF H R ER SO	IP WLS BF H R ER SO	IP WLS BF H R ER SO	IP WLS BF H R ER SO	ERA WHIP	ERA WHIP
51 Brady Singer, R (1,1) ERA: 3.77	6.0	24	2	0	0	6	3	0	0	0	0	0	0	0	0	0	0.00	0.833
45 Kyle Zimmer, R (7,1) ERA: 0.93	1.0	3	0	0	0	1	0	0	0	0	0	0	0	0	0	0	0.00	0.000
63 Josh Staumont, R (8,1) ERA: 0.93	1.0	3	0	0	0	1	0	0	0	0	0	0	0	0	0	0	0.00	0.000
35 Greg Holland, R (9,1) ERA: 2.84	1.0	3	0	0	0	1	0	0	0	0	0	0	0	0	0	0	0.00	0.000

Batter	1	2	3	4	5	6	7	8	9	AB	R	H	RBI	BB	SO	LOB	BOTTOM			
15 Whit Merrifield, R (1,4) OBP: 0.371, SLG: 0.547	41 1B 41 S				L9			L9		3	0	0	0	2	0	1	Toronto Blue Jays @ Kansas City Royals Kauffman Stadium, Kansas City, MO Sun Apr 18 2021, 1:11 PM - 4:04 PM CDT Att: 9,042 - Cloudy - 55 F			
41 Carlos Santana, S (1,3) OBP: 0.339, SLG: 0.375	12 WP				F7			G5-3		4	1	2	0	1	0	1				
13 Salvador Perez, R (1,2) OBP: 0.339, SLG: 0.618	K				F8			K		5	1	1	2	0	2	6				
12 Jorge Soler, R (1,10) OBP: 0.327, SLG: 0.286					K					3	0	1	0	1	1	0				
1 Jarrod Dyson, L (7, PR) OBP: 0.444, SLG: 0.625					L4			49 G2-3 2B		0	0	0	0	0	0	0				
49 Hanser Alberto, R (1,5) OBP: 0.233, SLG: 0.367	F9				G4-3			G2-3		4	0	0	0	0	0	4				
17 Hunter Dozier, R (1,9) OBP: 0.222, SLG: 0.182	G5-3				BB			K		3	0	1	0	1	1	5				
Michael Taylor, R (1,8) OBP: 0.320, SLG: 0.413					K			28 S BB		2	0	0	0	2	1	1				
28 Kyle Isbel, L (1,7) OBP: 0.333, SLG: 0.355					G1-3			8 G4-3 1B		3	0	2	0	1	0	2				
8 Nicky Lopez, L (1,6) OBP: 0.341, SLG: 0.359	FC4-6 41 S 15 BB							G4-3		4	0	1	0	0	0	5				
Inning Stats	R: 0 E: 0 K: 1 S: 15	H: 1 LOB: 3 BB: 2 P: 26	R: 0 E: 0 K: 0 S: 10	H: 1 LOB: 2 BB: 2 P: 21	R: 0 E: 0 K: 1 S: 10	H: 0 LOB: 2 BB: 2 P: 22	R: 0 E: 0 K: 0 S: 9	H: 1 LOB: 1 BB: 0 P: 11	R: 0 E: 0 K: 1 S: 8	H: 1 LOB: 1 BB: 0 P: 12	R: 0 E: 0 K: 0 S: 8	H: 1 LOB: 0 BB: 0 P: 14	R: 2 E: 0 K: 1 S: 19	H: 3 LOB: 3 BB: 2 P: 33	R: 0 E: 0 K: 1 S: 7	H: 0 LOB: 0 BB: 0 P: 11	1B: 5 2B: 2 3B: 0 HR: 1	SF: 0 SAC: 0 DP: 0 HBP: 0	WP: 1 PB: 0 SB: 5 CS: 0	PA: 39
PITCHER	IP WLS BF H R ER SO	IP WLS BF H R ER SO	IP WLS BF H R ER SO	IP WLS BF H R ER SO	IP WLS BF H R ER SO	IP WLS BF H R ER SO	IP WLS BF H R ER SO	IP WLS BF H R ER SO	IP WLS BF H R ER SO	IP WLS BF H R ER SO	IP WLS BF H R ER SO	IP WLS BF H R ER SO	IP WLS BF H R ER SO	IP WLS BF H R ER SO	IP WLS BF H R ER SO	IP WLS BF H R ER SO	ERA WHIP	ERA WHIP		
38 Robbie Ray, L (1,1) ERA: 1.8	5.0	25	4	0	0	0	6	0	0	0	0	0	0	0	0	0	0.00	2.000		
58 Tim Lincecum, L (6,1) ERA: 6.75	1.0	3	1	0	0	0	0	0	0	0	0	8	14	0.00	1.000					
29 T.J. Zeuch, R (7,1) ERA: 6.75	0.2	6	3	2	2	1	1	0	0	0	1	13	21	27.00	6.000					
14 Tanner Roark, R (7,1) ERA: 6.43	1.1	5	0	0	0	1	1	0	0	0	0	13	23	0.00	0.750					

livebaseballscorecards.com

Batter	1	2	3	4	5	6	7	8	9	AB	R	H	RBI	BB	SO	LOB	TOP					
10 Marcus Semien, R (1, 4) OBP: 0.247, SLG: 0.348	G6-3		K			K		BB		3	0	0	0	1	2	0	Toronto Blue Jays @ Boston Red Sox Fenway Park, Boston, MA Tue Apr 20 2021, 7:13 PM - 9:54 PM EDT Att: 4,728 - Partly Cloudy - 70 F					
11 Bo Bichette, R (1, 6) OBP: 0.315, SLG: 0.559	K			HR			1B	K		4	1	2	1	0	2	1						
27 Vladimir Guerrero Jr., R (1, 3) OBP: 0.493, SLG: 0.632	FC6-4			L9		FC6-4			G4-3	3	0	0	0	1	0	1						
15 Randal Grichuk, R (1, 8) OBP: 0.349, SLG: 0.474	FC6-4			K			HR		1B	4	1	2	1	0	1	1						
13 Lourdes Gurriel Jr., R (1, 7) OBP: 0.231, SLG: 0.208		L8		K			P3			4	0	0	0	0	2	1						
8 Cavan Biggio, L (1, 9) OBP: 0.265, SLG: 0.333	G6-3				L8		G6-3			4	0	0	0	0	0	1						
5 Santiago Espinal, R (1, 5) 44 Rowdy Tellez, L (7, PH) OBP: 0.213, SLG: 0.244			P4		G5-3		K			2	0	0	0	0	0	0						
30 Alejandro Kirk, R (1, 10) 77 Joshua Palacios, L (8, PH) OBP: 0.265, SLG: 0.296			L3		K			G4-3		2	0	0	0	0	1	0						
9 Danny Jansen, R (1, 2) OBP: 0.147, SLG: 0.097			P3			F8		G2-3		3	0	0	0	0	0	0						
Inning Stats	R: 0 H: 0 E: 0 K: 1 S: 12	H: 0 LOB: 1 BB: 1 P: 20	R: 0 H: 0 E: 0 K: 0 S: 7	H: 0 LOB: 0 BB: 0 P: 9	R: 0 H: 0 E: 0 K: 1 S: 9	H: 0 LOB: 0 BB: 0 P: 14	R: 1 H: 1 E: 0 K: 2 S: 13	H: 1 LOB: 0 BB: 0 P: 17	R: 0 H: 0 E: 0 K: 1 S: 9	H: 0 LOB: 0 BB: 0 P: 11	R: 1 H: 1 E: 0 K: 1 S: 10	H: 1 LOB: 0 BB: 0 P: 15	R: 0 H: 0 E: 0 K: 1 S: 8	H: 0 LOB: 1 BB: 1 P: 16	R: 0 H: 1 E: 0 K: 1 S: 9	H: 1 LOB: 0 BB: 0 P: 14		1B: 2 2B: 0 3B: 0 HR: 2	SF: 0 SAC: 0 DP: 0 HBP: 0	WP: 0 PB: 0 SB: 1 CS: 0	PA: 33	
PITCHER	IP WLS BF H R ER SO BB IBB HBP BLK WP HR S P ERA WHIP	IP WLS BF H R ER SO BB IBB HBP BLK WP HR S P ERA WHIP	IP WLS BF H R ER SO BB IBB HBP BLK WP HR S P ERA WHIP	IP WLS BF H R ER SO BB IBB HBP BLK WP HR S P ERA WHIP	IP WLS BF H R ER SO BB IBB HBP BLK WP HR S P ERA WHIP	IP WLS BF H R ER SO BB IBB HBP BLK WP HR S P ERA WHIP	IP WLS BF H R ER SO BB IBB HBP BLK WP HR S P ERA WHIP	IP WLS BF H R ER SO BB IBB HBP BLK WP HR S P ERA WHIP	IP WLS BF H R ER SO BB IBB HBP BLK WP HR S P ERA WHIP	IP WLS BF H R ER SO BB IBB HBP BLK WP HR S P ERA WHIP	IP WLS BF H R ER SO BB IBB HBP BLK WP HR S P ERA WHIP	IP WLS BF H R ER SO BB IBB HBP BLK WP HR S P ERA WHIP	IP WLS BF H R ER SO BB IBB HBP BLK WP HR S P ERA WHIP	IP WLS BF H R ER SO BB IBB HBP BLK WP HR S P ERA WHIP	IP WLS BF H R ER SO BB IBB HBP BLK WP HR S P ERA WHIP	IP WLS BF H R ER SO BB IBB HBP BLK WP HR S P ERA WHIP	IP WLS BF H R ER SO BB IBB HBP BLK WP HR S P ERA WHIP	IP WLS BF H R ER SO BB IBB HBP BLK WP HR S P ERA WHIP	IP WLS BF H R ER SO BB IBB HBP BLK WP HR S P ERA WHIP	IP WLS BF H R ER SO BB IBB HBP BLK WP HR S P ERA WHIP	IP WLS BF H R ER SO BB IBB HBP BLK WP HR S P ERA WHIP	IP WLS BF H R ER SO BB IBB HBP BLK WP HR S P ERA WHIP

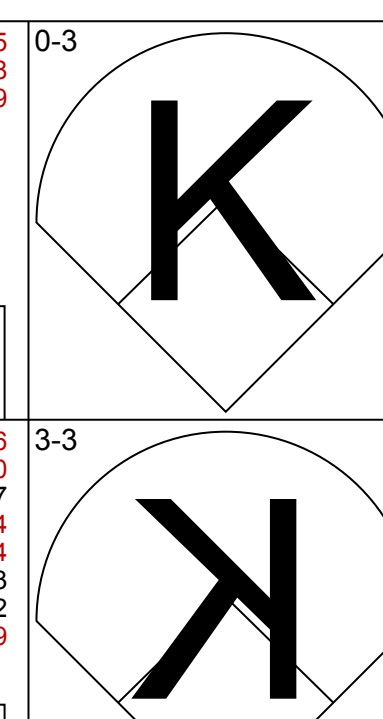
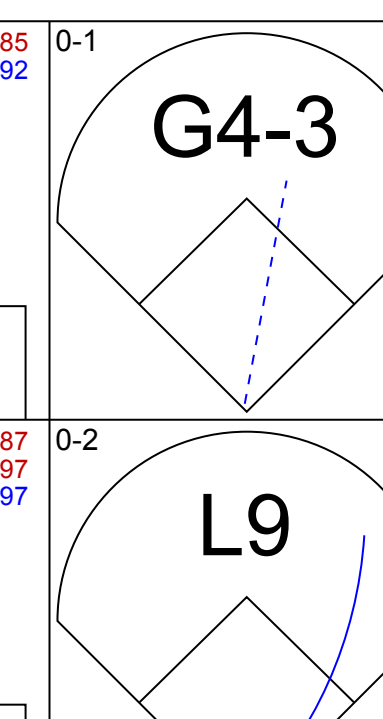

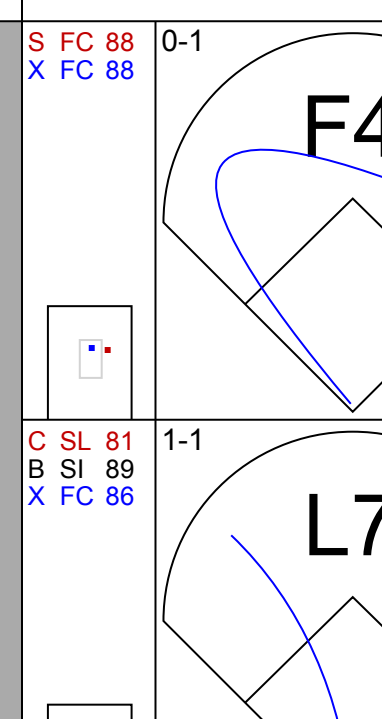
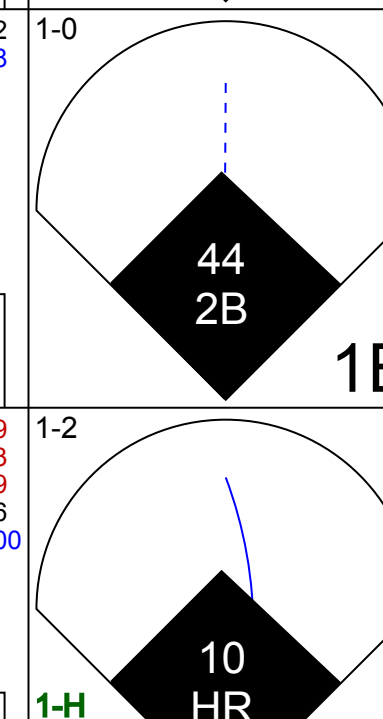
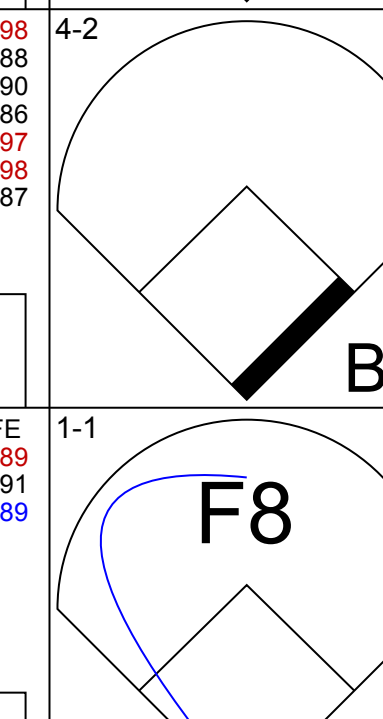
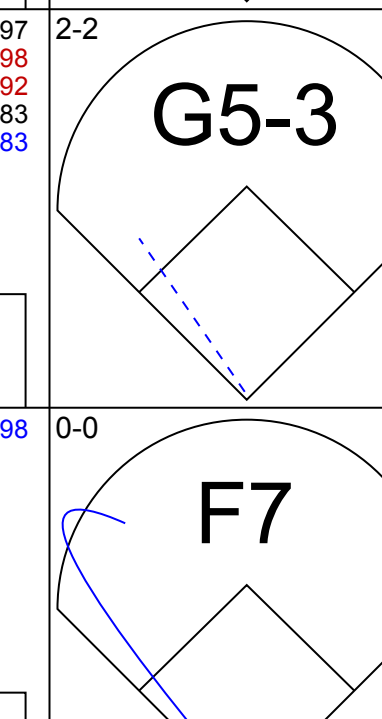

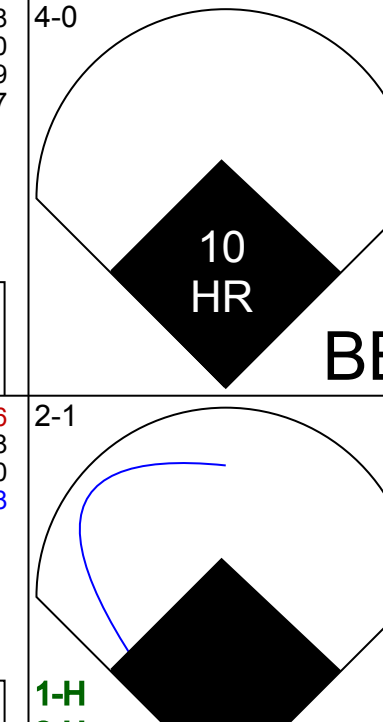


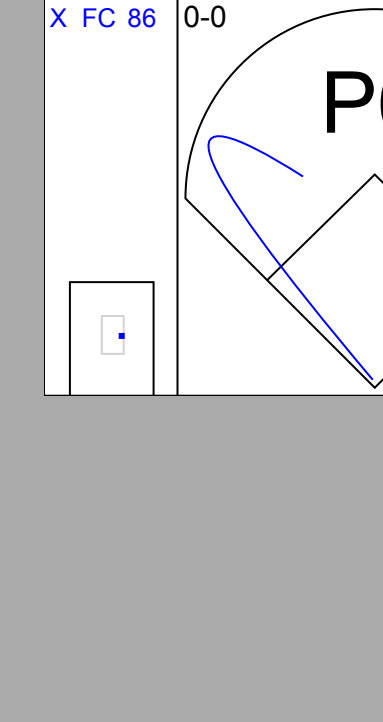
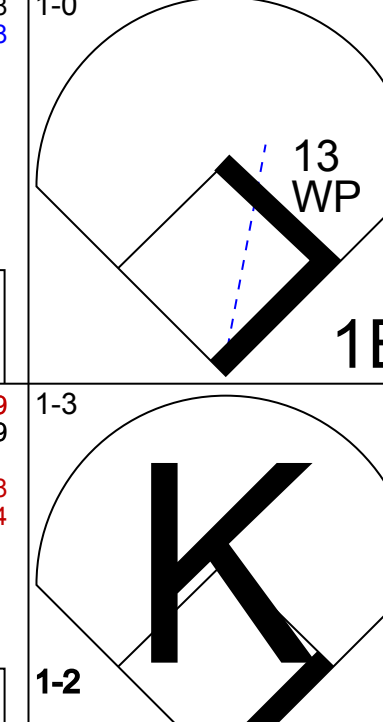



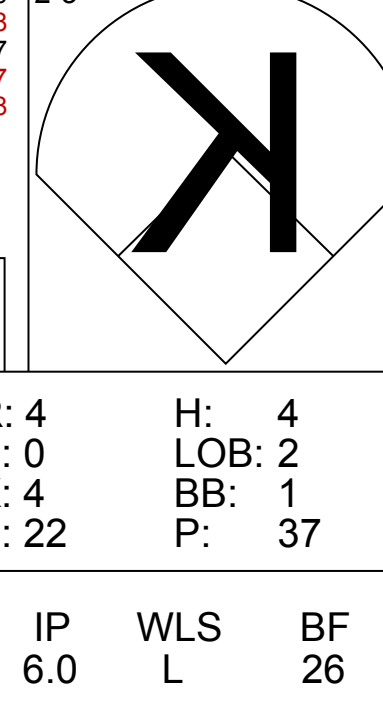
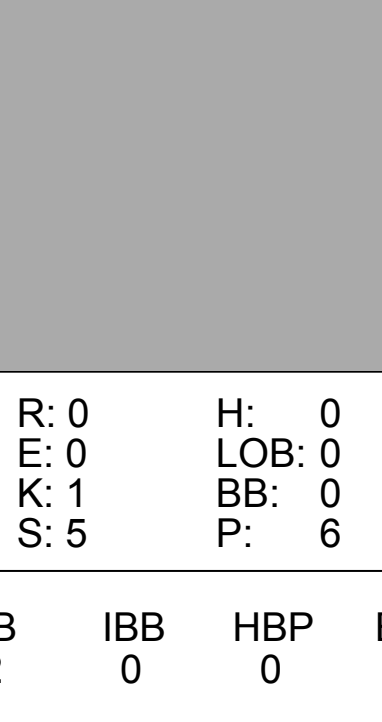
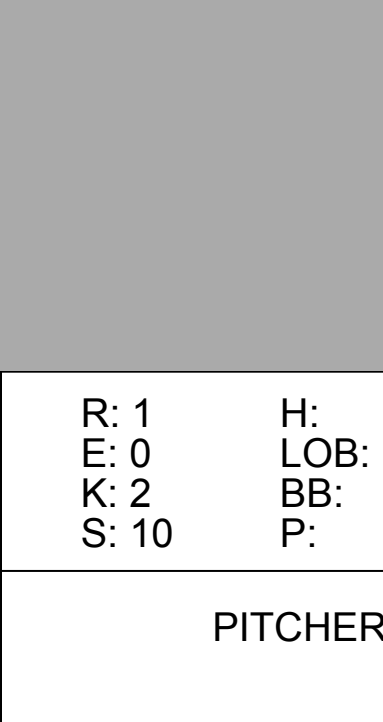
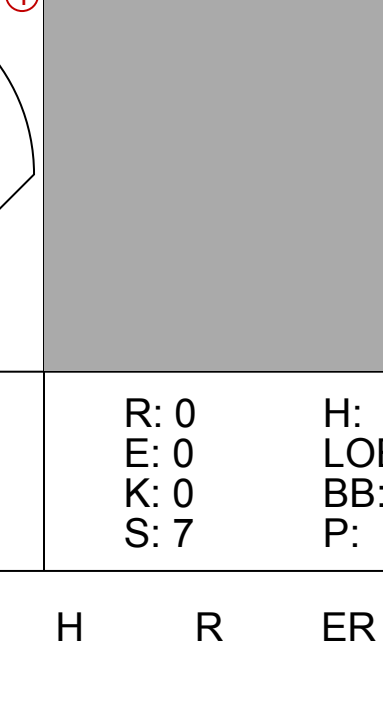
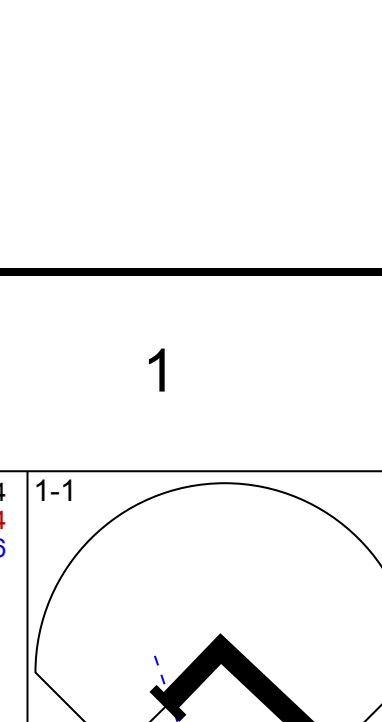
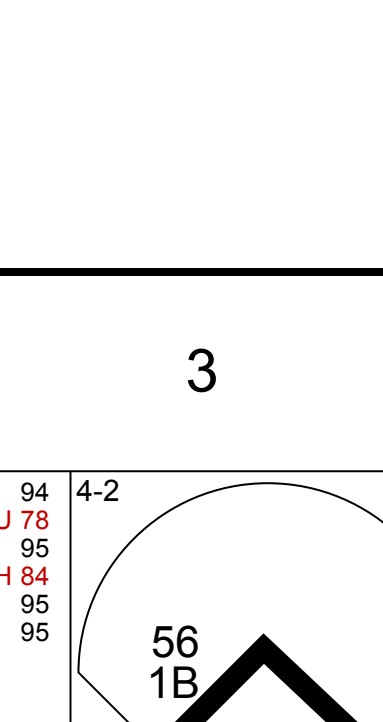

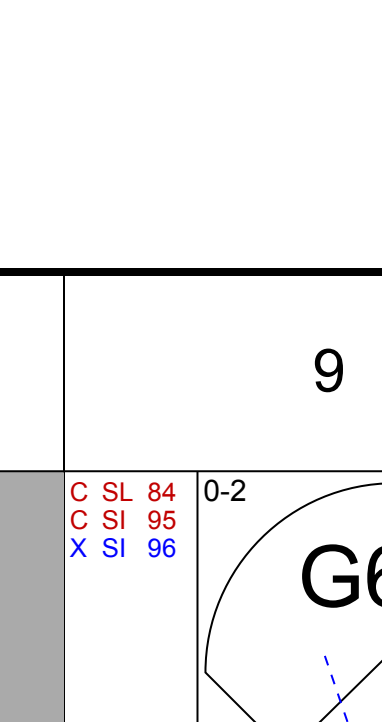
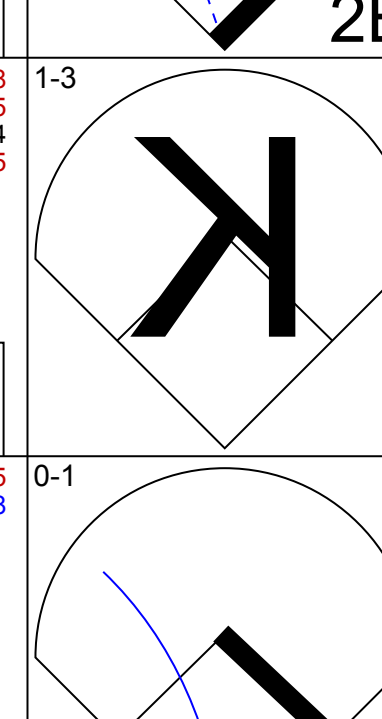
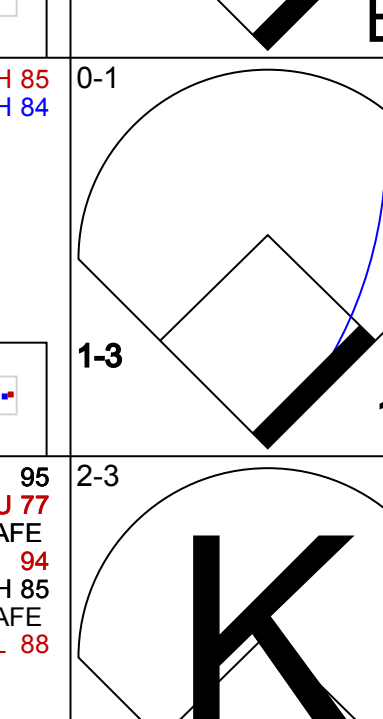


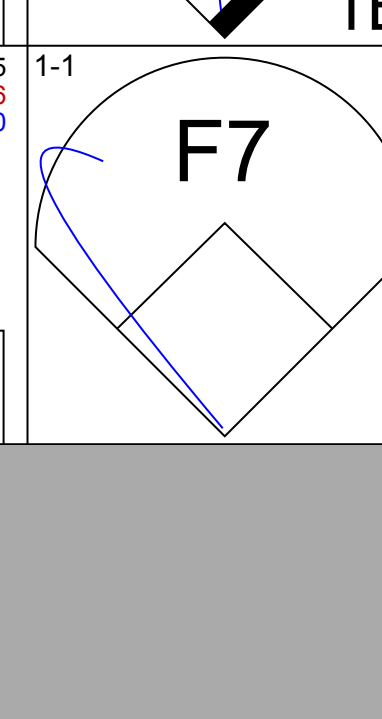
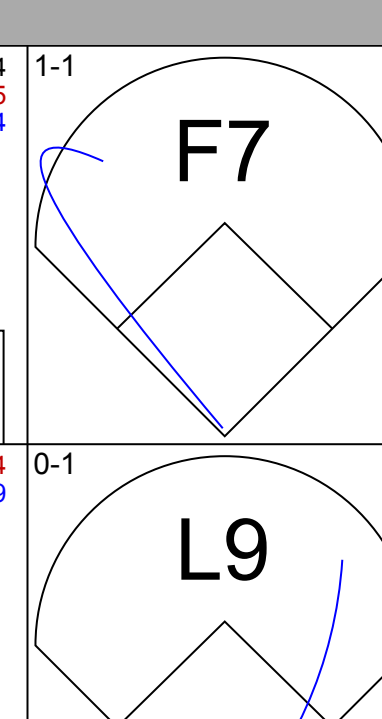



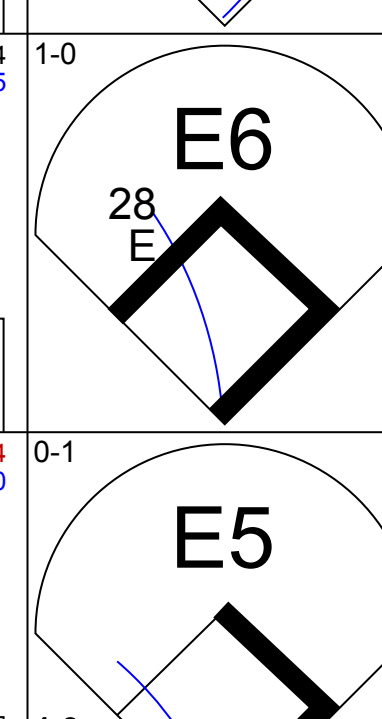

Batter	1	2	3	4	5	6	7	8	9	AB	R	H	RBI	BB	SO	LOB	BOTTOM					
5 Enrique Hernández, R (1, 8) OBP: 0.289, SLG: 0.437	G6-3		G5-3		F8		K			4	0	0	0	0	1	0	Toronto Blue Jays @ Boston Red Sox Fenway Park, Boston, MA Tue Apr 20 2021, 7:13 PM - 9:54 PM EDT Att: 4,728 - Partly Cloudy - 70 F					
39 Christian Arroyo, R (1, 4) OBP: 0.386, SLG: 0.504	L8			2B	2B	2B	1B			4	1	3	0	0	0	0						
28 J.D. Martinez, R (1, 7) 99 Alex Verdugo, L (9, 7) OBP: 0.397, SLG: 0.525	F8			1B	E6		K			4	1	1	0	0	1	2						
2 Xander Bogaerts, R (1, 6) OBP: 0.439, SLG: 0.557		2B		HR	FC6-4		K			4	1	2	3	0	1	2						
7 Christian Vázquez, R (1, 2) OBP: 0.322, SLG: 0.446	F8			K	F8		G6-3			4	0	0	0	0	1	3						
12 Marwin Gonzalez, S (1, 5) OBP: 0.356, SLG: 0.298	P3			2B		P5		G3-1		4	1	1	0	0	0	1						
10 Hunter Renfroe, R (1, 9) OBP: 0.217, SLG: 0.268	F9			K		P3				3	0	0	0	0	1	2						
29 Bobby Dalbec, R (1, 3) OBP: 0.306, SLG: 0.378			1B		3B		G5-3			3	0	2	1	0	0	0						
25 Kevin Plawecki, R (1, 10) OBP: 0.261, SLG: 0.273	G5-4-3		G5-3		L8					3	0	0	0	0	2							
Inning Stats	R: 0 H: 0 E: 0 K: 0 S: 7	H: 1 LOB: 1 BB: 0 P: 8	R: 0 H: 1 E: 0 K: 0 S: 7	H: 1 LOB: 0 BB: 0 P: 11	R: 4 H: 5 E: 0 K: 2 S: 18	H: 5 LOB: 1 BB: 0 P: 26	R: 0 H: 0 E: 0 K: 0 S: 19	H: 0 LOB: 0 BB: 0 P: 28	R: 0 H: 1 E: 0 K: 2 S: 11	H: 1 LOB: 1 BB: 0 P: 18	R: 0 H: 0 E: 0 K: 1 S: 7	H: 0 LOB: 0 BB: 0 P: 8	R: 0 H: 0 E: 0 K: 1 S: 7	H: 0 LOB: 0 BB: 0 P: 8	1B: 4 2B: 3 3B: 1 HR: 1	SF: 0 SAC: 0 DP: 1 HBP: 0		WP: 0 PB: 0 SB: 0 CS: 0	PA: 33			
PITCHER	IP WLS BF H R ER SO BB IBB HBP BLK WP HR S P ERA WHIP	IP WLS BF H R ER SO BB IBB HBP BLK WP HR S P ERA WHIP	IP WLS BF H R ER SO BB IBB HBP BLK WP HR S P ERA WHIP	IP WLS BF H R ER SO BB IBB HBP BLK WP HR S P ERA WHIP	IP WLS BF H R ER SO BB IBB HBP BLK WP HR S P ERA WHIP	IP WLS BF H R ER SO BB IBB HBP BLK WP HR S P ERA WHIP	IP WLS BF H R ER SO BB IBB HBP BLK WP HR S P ERA WHIP	IP WLS BF H R ER SO BB IBB HBP BLK WP HR S P ERA WHIP	IP WLS BF H R ER SO BB IBB HBP BLK WP HR S P ERA WHIP	IP WLS BF H R ER SO BB IBB HBP BLK WP HR S P ERA WHIP	IP WLS BF H R ER SO BB IBB HBP BLK WP HR S P ERA WHIP	IP WLS BF H R ER SO BB IBB HBP BLK WP HR S P ERA WHIP	IP WLS BF H R ER SO BB IBB HBP BLK WP HR S P ERA WHIP	IP WLS BF H R ER SO BB IBB HBP BLK WP HR S P ERA WHIP	IP WLS BF H R ER SO BB IBB HBP BLK WP HR S P ERA WHIP	IP WLS BF H R ER SO BB IBB HBP BLK WP HR S P ERA WHIP	IP WLS BF H R ER SO BB IBB HBP BLK WP HR S P ERA WHIP	IP WLS BF H R ER SO BB IBB HBP BLK WP HR S P ERA WHIP	IP WLS BF H R ER SO BB IBB HBP BLK WP HR S P ERA WHIP	IP WLS BF H R ER SO BB IBB HBP BLK WP HR S P ERA WHIP	IP WLS BF H R ER SO BB IBB HBP BLK WP HR S P ERA WHIP	IP WLS BF H R ER SO BB IBB HBP BLK WP HR S P ERA WHIP

AB	31
R	2
H	4
RBI	2
BB	2
SO	9
LOB	5



livebaseballscorecards.com

Batter	1	2	3	4	5	6	7	8	9	AB	R	H	RBI	BB	SO	LOB	TOP																			
8 Cavan Biggio, L (1.5) OBP: 0.281, SLG: 0.313										3	1	0	1	2	2	1																				
11 Bo Bichette, R (1.6) OBP: 0.333, SLG: 0.556										4	1	2	1	0	1	1																				
27 Vladimir Guerrero Jr., R (1.3) OBP: 0.513, SLG: 0.650										4	0	0	0	0	1	5																				
44 Rowdy Tellez, L (1.10) OBP: 0.196, SLG: 0.224										4	0	0	0	0	1	5																				
30 Alejandro Kirk, R (9. PH) OBP: 0.281, SLG: 0.321										4	0	0	0	0	0	0																				
5 Santiago Espinal, R (9. PR) OBP: 0.350, SLG: 0.400										0	0	0	0	0	0	0																				
15 Randal Grichuk, R (1.8) OBP: 0.288, SLG: 0.468										5	0	2	1	0	1	2																				
10 Marcus Semien, R (1.4) OBP: 0.268, SLG: 0.356										4	1	2	0	1	1	2																				
77 Joshua Palacios, L (1.9) OBP: 0.353, SLG: 0.250										3	1	0	0	1	2	4																				
3 Jonathan Davis, R (8. B) OBP: 0.217, SLG: 0.250										0	0	0	0	1	0	0																				
13 Lourdes Gurriel Jr., R (1.7) OBP: 0.228, SLG: 0.212										4	0	1	1	0	0	5																				
9 Danny Jansen, R (1.2) OBP: 0.158, SLG: 0.088										3	1	0	0	1	0	3																				
Inning Stats	R: 1 E: 0 K: 0 S: 7	H: 1 LOB: 1 BB: 1 P: 16	R: 3 E: 0 K: 0 S: 14	H: 3 LOB: 2 BB: 2 P: 28	R: 0 E: 0 K: 2 S: 9	H: 0 LOB: 0 BB: 0 P: 14	R: 0 E: 1 K: 1 S: 12	H: 0 LOB: 1 BB: 2 P: 20	R: 0 E: 0 K: 1 S: 9	H: 0 LOB: 0 BB: 0 P: 18	R: 0 E: 0 K: 1 S: 12	H: 1 LOB: 0 BB: 0 P: 17	R: 0 E: 0 K: 2 S: 7	H: 0 LOB: 0 BB: 0 P: 13	R: 0 E: 0 K: 0 S: 14	H: 2 LOB: 2 BB: 0 P: 23	R: 2 E: 0 K: 2 S: 13	H: 3 LOB: 2 BB: 2 P: 24	1B: 9 2B: 1 3B: 0 HR: 0	SF: 1 SAC: 0 DP: 2 HBP: 1	WP: 1 PB: 0 SB: 2 CS: 0	PA: 44														
PITCHER	IP	WLS	BF	H	R	ER	SO	BB	IBB	HBP	BLK	WP	HR	S	P	ERA	WHIP	PITCHER	IP	WLS	BF	H	R	ER	SO	BB	IBB	HBP	BLK	WP	HR	S	P	ERA	WHIP	
43 Garrett Richards, R (1.1) ERA: 8.48	4.2	L	24	4	4	4	2	6	0	1	0	1	0	48	92	7.71	2.143	19 Hirokazu Sawamura, R (5.1) ERA: 2.08	1.1	4	1	0	0	2	0	0	0	0	0	0	0	15	21	0.00	0.750	
71 Phillips Valdez, R (7.1) ERA: 2.0	1.0		3	0	0	0	2	0	0	0	0	0	0	7	13	0.00	0.000	31 Austin Brice, R (8.1) ERA: 4.76	1.0	5	2	0	0	0	0	0	0	0	0	14	23	0.00	2.000			
38 Josh Taylor, L (9.1) ERA: 18.5	1.0		8	3	2	2	2	2	0	0	0	0	0	13	24	18.00	5.000	58 Tim Mayza, L (9.1) ERA:	0.1	S	1	0	0	0	0	0	0	0	0	0	0	0	2	2	0.00	0.000
5 Enrique Hernández, R (1.8) OBP: 0.284, SLG: 0.434										5	0	1	1	0	1	3																				
99 Alex Verdugo, L (1.9) OBP: 0.347, SLG: 0.500										5	0	1	0	0	3	5																				
28 J.D. Martinez, R (1.10) OBP: 0.427, SLG: 0.750										4	1	1	0	1	1	2																				
2 Xander Bogaerts, R (1.6) OBP: 0.429, SLG: 0.585										4	1	1	1	0	0	4																				
11 Rafael Devers, L (1.5) OBP: 0.356, SLG: 0.540										4	0	1	1	0	1	0																				
7 Christian Vázquez, R (1.2) OBP: 0.317, SLG: 0.424										3	0	0	0	1	1	1																				
12 Marwin Gonzalez, S (1.4) OBP: 0.365, SLG: 0.353										4	1	2	0	0	0	2																				
29 Bobby Dalbec, R (1.3) OBP: 0.321, SLG: 0.388										4	0	2	0	0	1	3																				
16 Franchy Cordero, L (1.7) OBP: 0.310, SLG: 0.289																																				

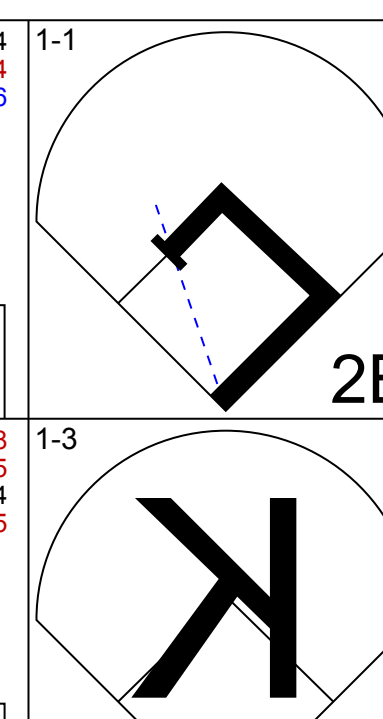
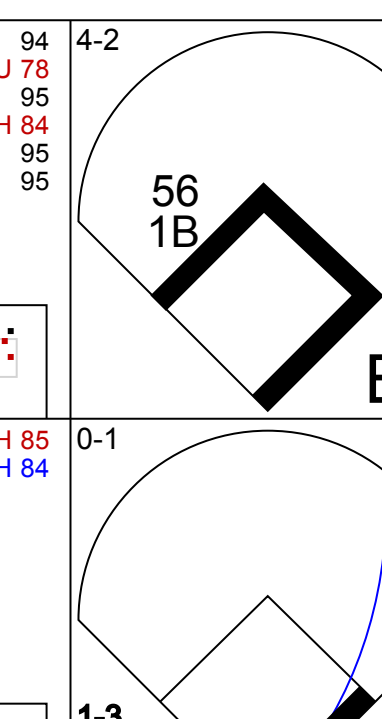
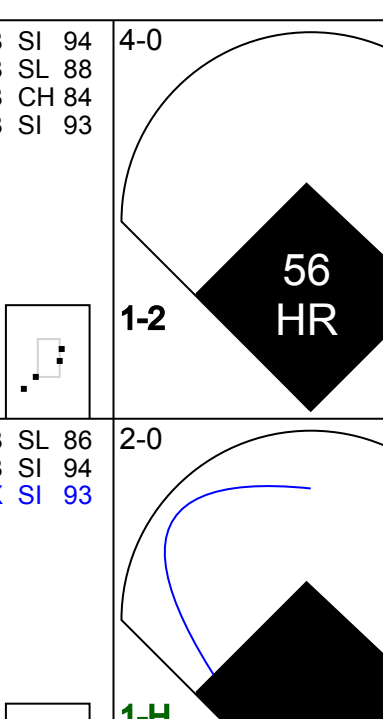
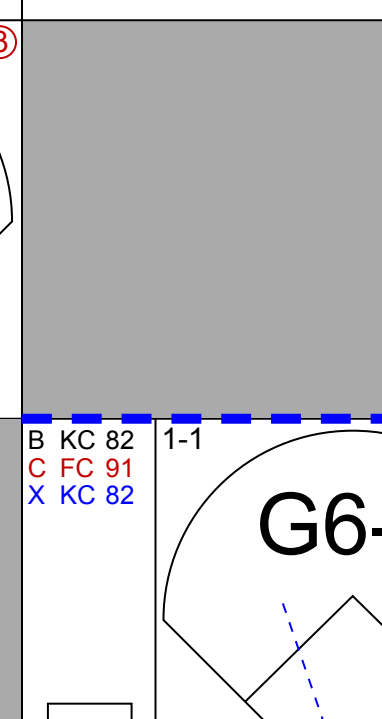
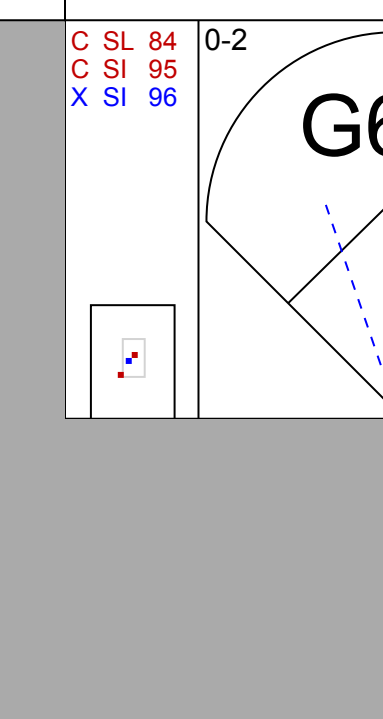
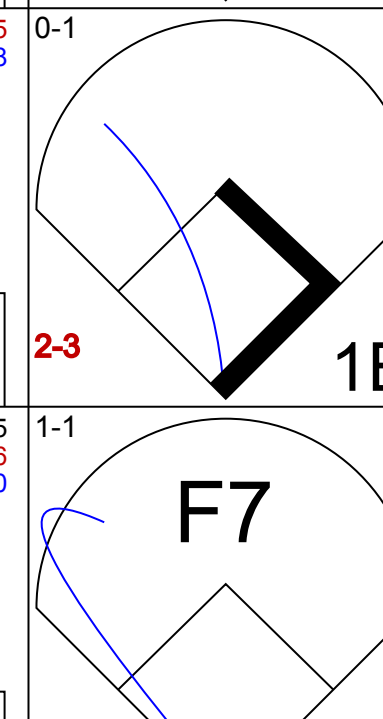
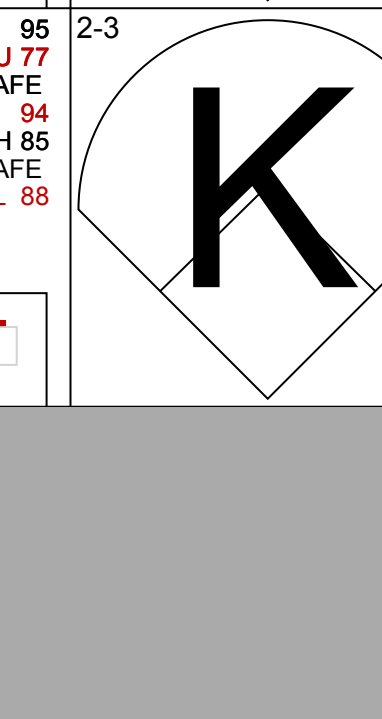
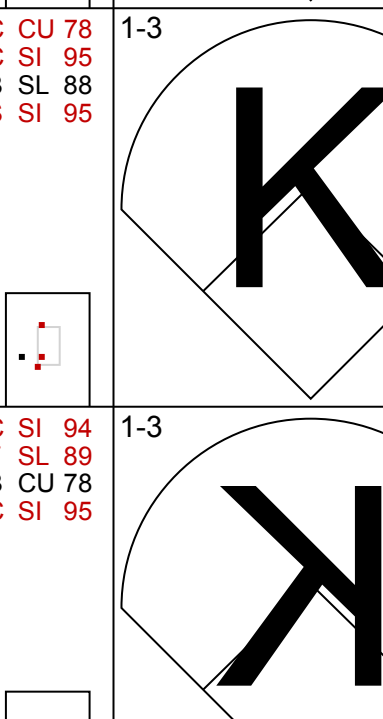
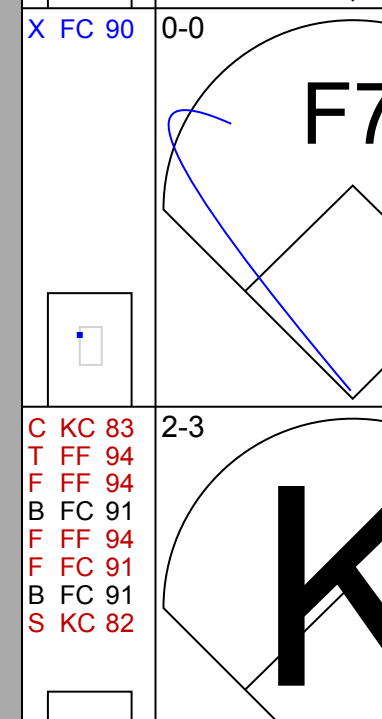



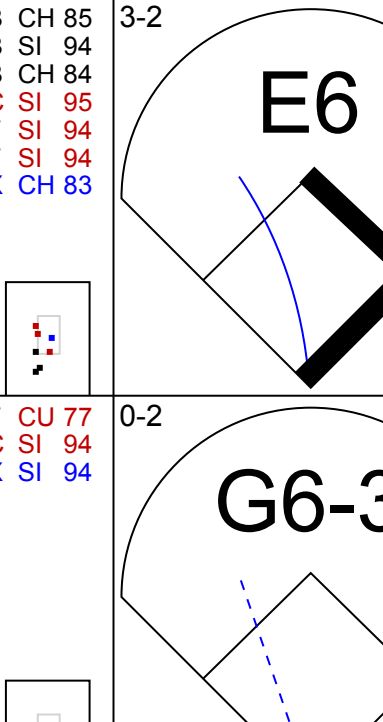

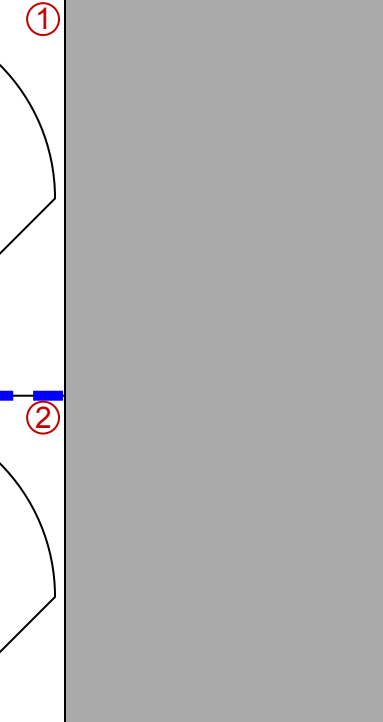

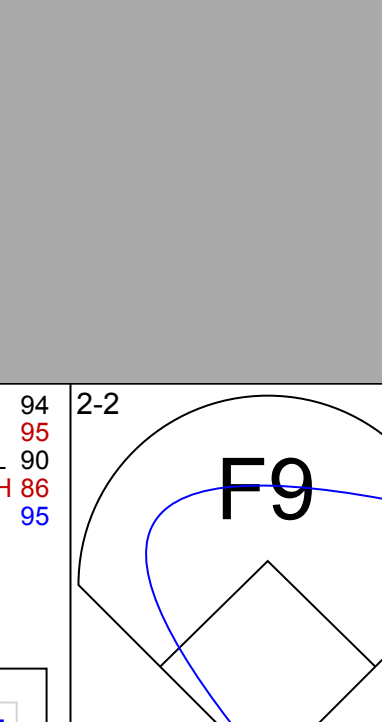


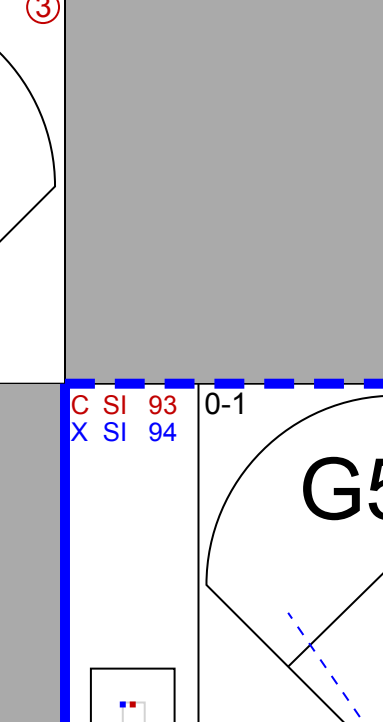
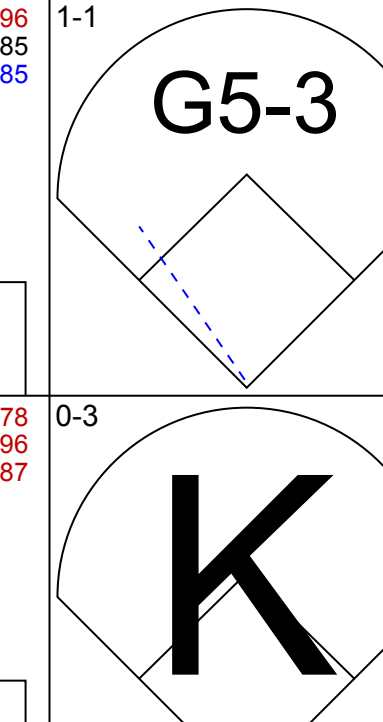
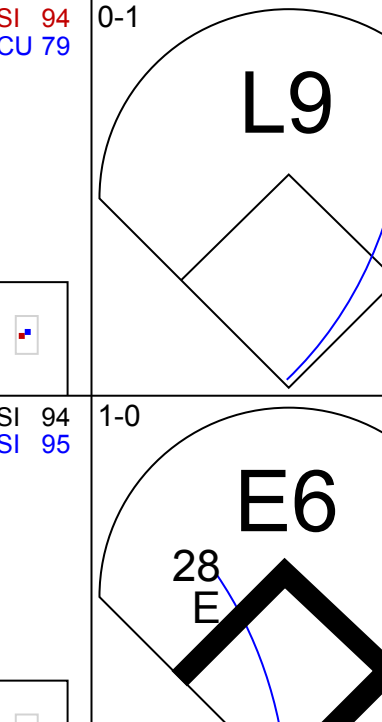

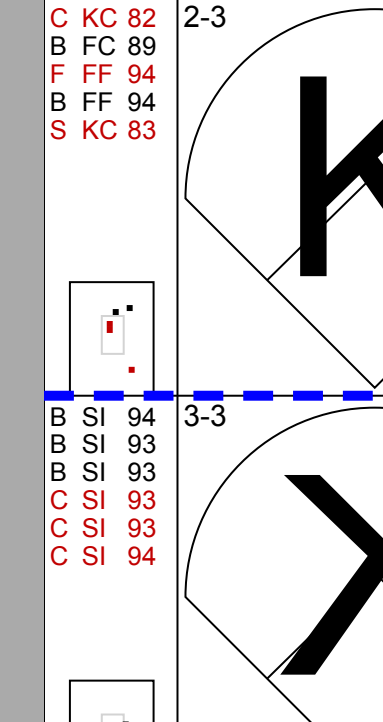

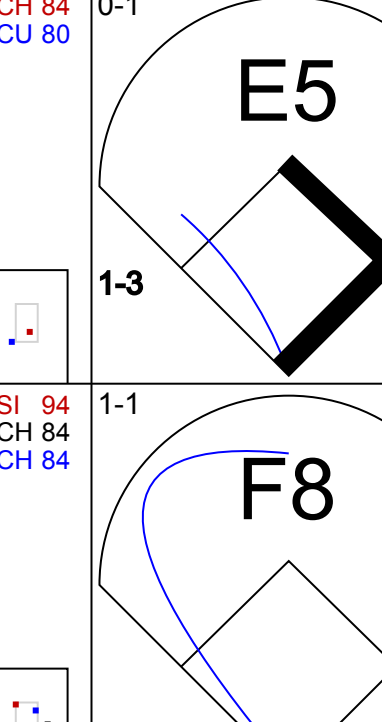
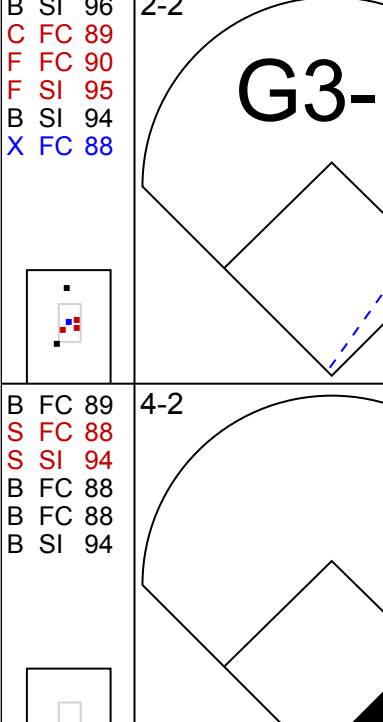
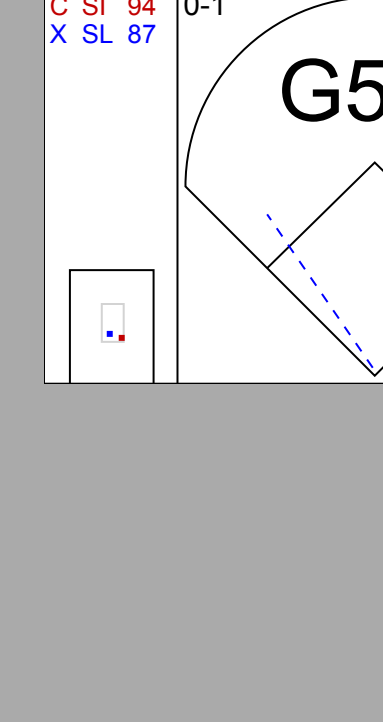

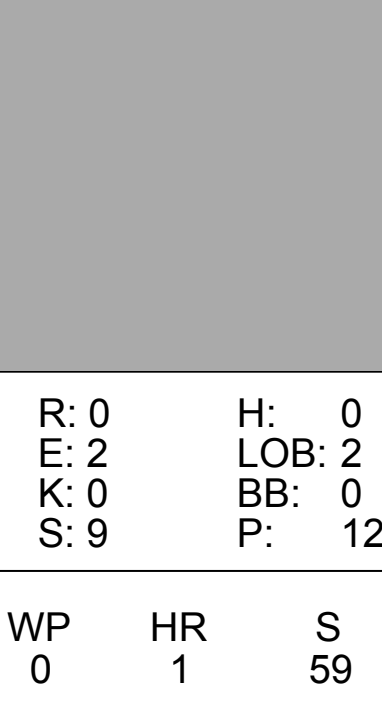
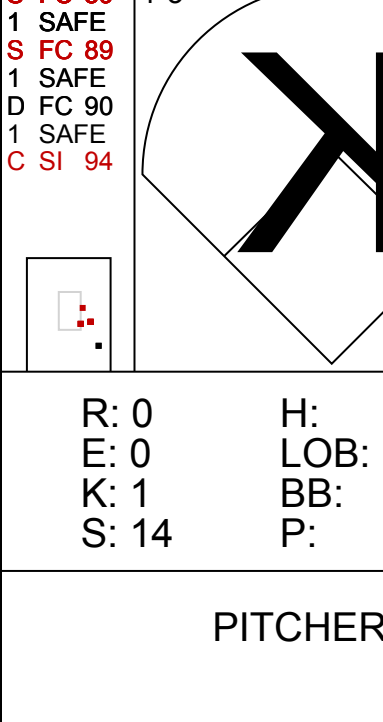

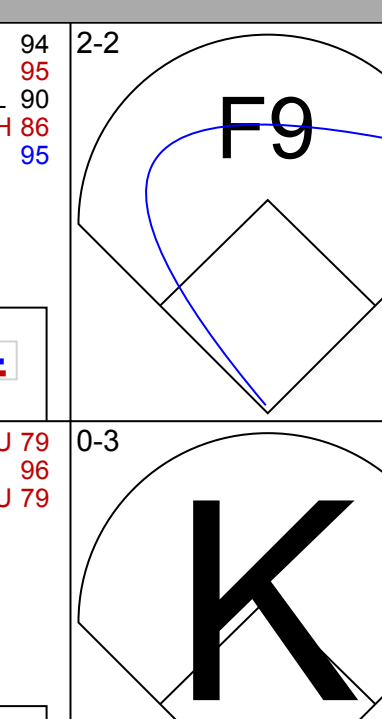
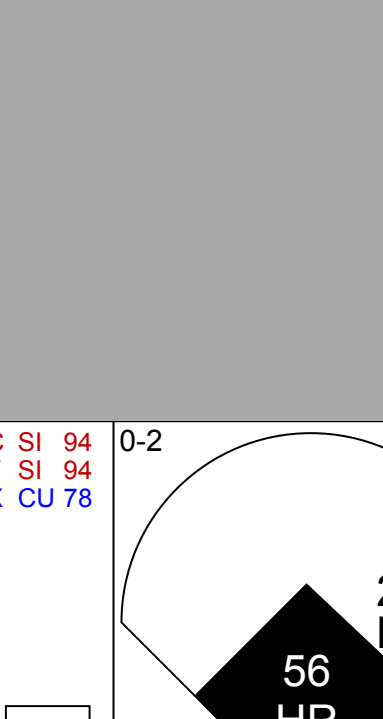

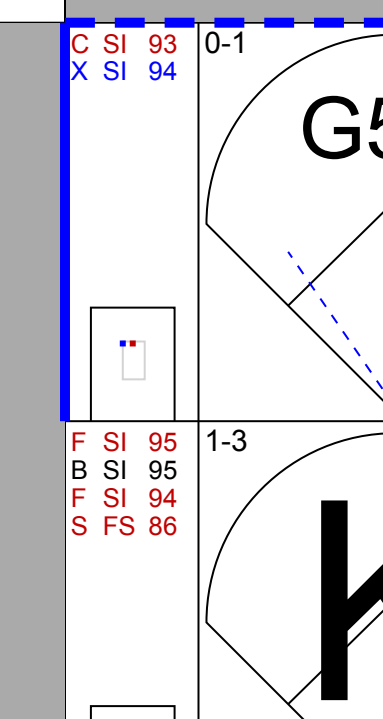
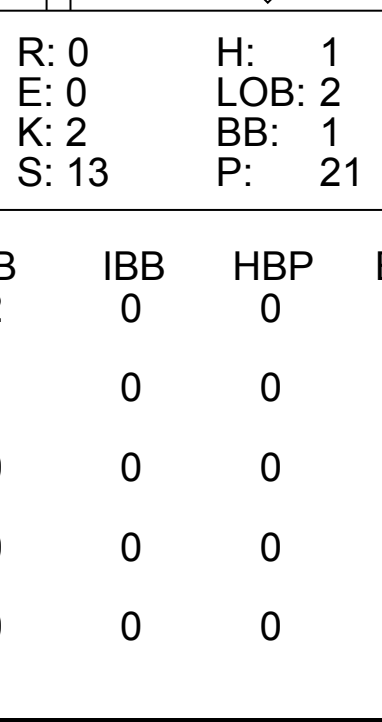
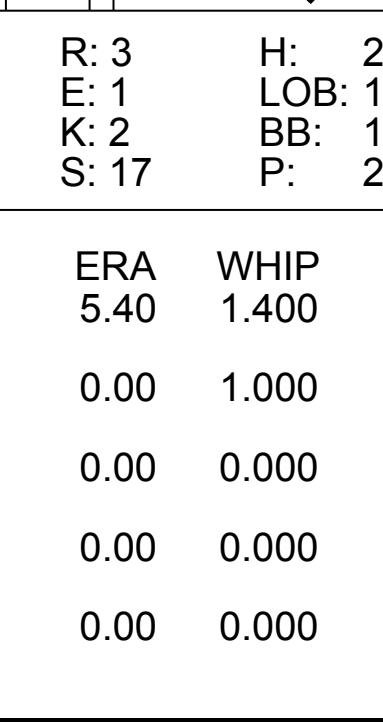
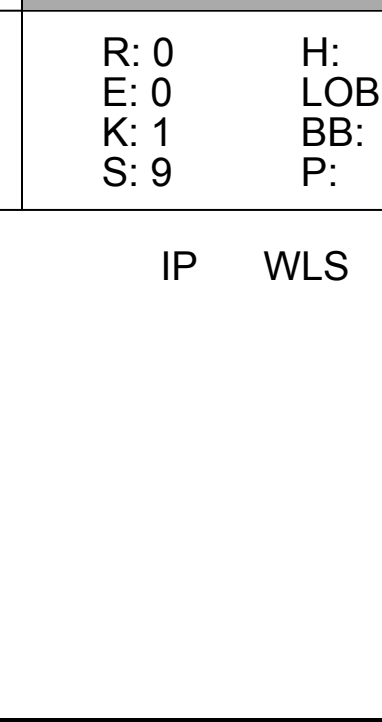
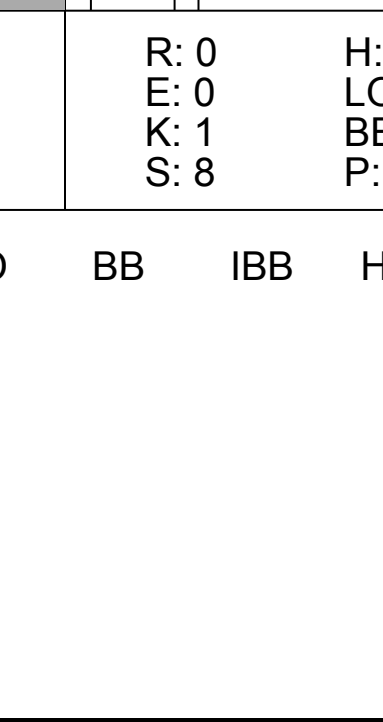
Batter	1	2	3	4	5	6	7	8	9	AB	R	H	RBI	BB	SO	LOB	TOP						
8 Cavan Biggio, L (1, 9) OBP: 0.262, SLG: 0.288 3 Jonathan Davis, R (9, 8) OBP: 0.217, SLG: 0.250										4	0	0	0	0	2	0							
11 Bo Bichette, R (1, 6) OBP: 0.317, SLG: 0.526										4	0	0	0	0	2	0							
27 Vladimir Guerrero Jr., R (1, 3) OBP: 0.513, SLG: 0.635										3	1	1	0	1	0	0							
44 Rowdy Tellez, L (1, 10) OBP: 0.200, SLG: 0.245										4	1	1	1	0	0	1							
15 Randal Grichuk, R (1, 8) OBP: 0.361, SLG: 0.508 (9, 9)										3	2	1	1	1	0	0							
10 Marcus Semien, R (1, 4) OBP: 0.279, SLG: 0.403										4	1	2	3	0	1	0							
2 Joe Panik, L (1, 5) OBP: 0.300, SLG: 0.367 5 Santiago Espinal, R (9, 5) OBP: 0.300, SLG: 0.400										4	0	0	0	0	0	1							
13 Lourdes Gurriel Jr., R (1, 7) OBP: 0.213, SLG: 0.196										4	0	0	0	0	2	1							
9 Danny Jansen, R (1, 2) OBP: 0.146, SLG: 0.081										3	0	0	0	0	2	2							
Inning Stats	R: 4 H: 4 E: 0 K: 4 S: 22	H: 4 LOB: 2 BB: 1 P: 37	R: 0 H: 0 E: 0 K: 0 S: 10	H: 0 LOB: 1 BB: 1 P: 15	R: 0 H: 0 E: 0 K: 1 S: 5	H: 0 LOB: 0 BB: 0 P: 6	R: 0 H: 0 E: 0 K: 2 S: 8	H: 0 LOB: 0 BB: 0 P: 12	R: 0 H: 0 E: 0 K: 1 S: 7	H: 0 LOB: 0 BB: 0 P: 10	R: 1 H: 1 E: 0 K: 2 S: 10	H: 1 LOB: 0 BB: 0 P: 14	R: 0 H: 0 E: 0 K: 0 S: 7	H: 0 LOB: 0 BB: 0 P: 11	R: 0 H: 0 E: 0 K: 0 S: 7	H: 0 LOB: 0 BB: 0 P: 9	R: 0 H: 1 E: 0 K: 0 S: 10	H: 1 LOB: 0 BB: 0 P: 14	1B: 3 2B: 1 3B: 0 HR: 2	SF: 0 SAC: 0 DP: 1 HBP: 0	WP: 1 PB: 0 SB: 0 CS: 0	PA: 35	
PITCHER	IP WLS BF H R ER SO BB IBB HBP BLK WP HR S P ERA WHIP	IP WLS BF H R ER SO BB IBB HBP BLK WP HR S P ERA WHIP	IP WLS BF H R ER SO BB IBB HBP BLK WP HR S P ERA WHIP	IP WLS BF H R ER SO BB IBB HBP BLK WP HR S P ERA WHIP	IP WLS BF H R ER SO BB IBB HBP BLK WP HR S P ERA WHIP	IP WLS BF H R ER SO BB IBB HBP BLK WP HR S P ERA WHIP	IP WLS BF H R ER SO BB IBB HBP BLK WP HR S P ERA WHIP	IP WLS BF H R ER SO BB IBB HBP BLK WP HR S P ERA WHIP	IP WLS BF H R ER SO BB IBB HBP BLK WP HR S P ERA WHIP	IP WLS BF H R ER SO BB IBB HBP BLK WP HR S P ERA WHIP	IP WLS BF H R ER SO BB IBB HBP BLK WP HR S P ERA WHIP	IP WLS BF H R ER SO BB IBB HBP BLK WP HR S P ERA WHIP	IP WLS BF H R ER SO BB IBB HBP BLK WP HR S P ERA WHIP	IP WLS BF H R ER SO BB IBB HBP BLK WP HR S P ERA WHIP	IP WLS BF H R ER SO BB IBB HBP BLK WP HR S P ERA WHIP	IP WLS BF H R ER SO BB IBB HBP BLK WP HR S P ERA WHIP	IP WLS BF H R ER SO BB IBB HBP BLK WP HR S P ERA WHIP	IP WLS BF H R ER SO BB IBB HBP BLK WP HR S P ERA WHIP	IP WLS BF H R ER SO BB IBB HBP BLK WP HR S P ERA WHIP	IP WLS BF H R ER SO BB IBB HBP BLK WP HR S P ERA WHIP	IP WLS BF H R ER SO BB IBB HBP BLK WP HR S P ERA WHIP	IP WLS BF H R ER SO BB IBB HBP BLK WP HR S P ERA WHIP	IP WLS BF H R ER SO BB IBB HBP BLK WP HR S P ERA WHIP
20 Tyler Glasnow, R (1, 1) ERA: 2.05 15 Chris Mazza, R (7, 1) ERA: 8.49	IP WLS BF H R ER SO BB IBB HBP BLK WP HR S P ERA WHIP	IP WLS BF H R ER SO BB IBB HBP BLK WP HR S P ERA WHIP	IP WLS BF H R ER SO BB IBB HBP BLK WP HR S P ERA WHIP	IP WLS BF H R ER SO BB IBB HBP BLK WP HR S P ERA WHIP	IP WLS BF H R ER SO BB IBB HBP BLK WP HR S P ERA WHIP	IP WLS BF H R ER SO BB IBB HBP BLK WP HR S P ERA WHIP	IP WLS BF H R ER SO BB IBB HBP BLK WP HR S P ERA WHIP	IP WLS BF H R ER SO BB IBB HBP BLK WP HR S P ERA WHIP	IP WLS BF H R ER SO BB IBB HBP BLK WP HR S P ERA WHIP	IP WLS BF H R ER SO BB IBB HBP BLK WP HR S P ERA WHIP	IP WLS BF H R ER SO BB IBB HBP BLK WP HR S P ERA WHIP	IP WLS BF H R ER SO BB IBB HBP BLK WP HR S P ERA WHIP	IP WLS BF H R ER SO BB IBB HBP BLK WP HR S P ERA WHIP	IP WLS BF H R ER SO BB IBB HBP BLK WP HR S P ERA WHIP	IP WLS BF H R ER SO BB IBB HBP BLK WP HR S P ERA WHIP	IP WLS BF H R ER SO BB IBB HBP BLK WP HR S P ERA WHIP	IP WLS BF H R ER SO BB IBB HBP BLK WP HR S P ERA WHIP	IP WLS BF H R ER SO BB IBB HBP BLK WP HR S P ERA WHIP	IP WLS BF H R ER SO BB IBB HBP BLK WP HR S P ERA WHIP	IP WLS BF H R ER SO BB IBB HBP BLK WP HR S P ERA WHIP	IP WLS BF H R ER SO BB IBB HBP BLK WP HR S P ERA WHIP	IP WLS BF H R ER SO BB IBB HBP BLK WP HR S P ERA WHIP	IP WLS BF H R ER SO BB IBB HBP BLK WP HR S P ERA WHIP

Toronto Blue Jays @ Tampa Bay Rays
Tropicana Field, St. Petersburg, FL
Fri Apr 23 2021, 7:11 PM - 9:56 PM EDT
Att: 5,564 - Dome - 72 F

livebaseballscorecards.com

AB 33
R 5
H 6
RBI 5
BB 2
SO 10
LOB 5



Batter	1	2	3	4	5	6	7	8	9	AB	R	H	RBI	BB	SO	LOB	BOTTOM						
2 Yandy Diaz, R (1, 3) OBP: 0.413, SLG: 0.305										3	1	1	0	2	0	1							
56 Randy Arozarena, R (1, 7) OBP: 0.346, SLG: 0.458										4	1	2	3	0	1	1							
17 Austin Meadows, L (1, 10) OBP: 0.384, SLG: 0.493										4	0	1	0	0	2	2							
43 Mike Brosseau, R (1, 4) OBP: 0.262, SLG: 0.359										4	0	0	0	0	2	1							
13 Manuel Margot, R (1, 9) OBP: 0.297, SLG: 0.404										4	0	0	0	0	1	0							
18 Joey Wendle, L (1, 5) OBP: 0.366, SLG: 0.582										4	0	0	0	0	2	1							
28 Francisco Mejia, S (1, 2) OBP: 0.316, SLG: 0.457										4	0	0	0	0	1	1							
1 Willy Adames, R (1, 6) OBP: 0.235, SLG: 0.369 25 Yoshi Tsutsugo, L (9, PH) OBP: 0.228, SLG: 0.208										2	0	0	0	1	0	2							
39 Kevin Kiermaier, L (1, 8) OBP: 0.267, SLG: 0.276										4	1	1	0	0	3	1							
Inning Stats	R: 0 H: 2 E: 0 K: 1 S: 9	H: 0 LOB: 0 BB: 0 P: 12	R: 0 H: 0 E: 0 K: 2 S: 11	H: 0 LOB: 0 BB: 0 P: 14	R: 0 H: 1 E: 0 K: 2 S: 13	H: 1 LOB: 2 BB: 1 P: 21	R: 0 H: 0 E: 2 K: 0 S: 9	H: 0 LOB: 2 BB: 0 P: 12	R: 3 H: 2 E: 1 K: 2 S: 17	H: 2 LOB: 1 BB: 1 P: 28	R: 0 H: 0 E: 0 K: 1 S: 14	H: 0 LOB: 1 BB: 1 P: 23	R: 0 H: 0 E: 0 K: 1 S: 9	H: 0 LOB: 0 BB: 0 P: 12	R: 0 H: 0 E: 0 K: 2 S: 8	H: 0 LOB: 0 BB: 0 P: 13	R: 0 H: 0 E: 0 K: 1 S: 8	H: 0 LOB: 0 BB: 0 P: 9	1B: 3 2B: 1 3B: 0 HR: 1	SF: 0 SAC: 0 DP: 0 HBP: 0	WP: 0 PB: 0 SB: 0 CS: 0	PA: 37	
PITCHER	IP WLS BF H R ER SO BB IBB HBP BLK WP HR S P ERA WHIP	IP WLS BF H R ER SO BB IBB HBP BLK WP HR S P ERA WHIP	IP WLS BF H R ER SO BB IBB HBP BLK WP HR S P ERA WHIP	IP WLS BF H R ER SO BB IBB HBP BLK WP HR S P ERA WHIP	IP WLS BF H R ER SO BB IBB HBP BLK WP HR S P ERA WHIP	IP WLS BF H R ER SO BB IBB HBP BLK WP HR S P ERA WHIP	IP WLS BF H R ER SO BB IBB HBP BLK WP HR S P ERA WHIP	IP WLS BF H R ER SO BB IBB HBP BLK WP HR S P ERA WHIP	IP WLS BF H R ER SO BB IBB HBP BLK WP HR S P ERA WHIP	IP WLS BF H R ER SO BB IBB HBP BLK WP HR S P ERA WHIP	IP WLS BF H R ER SO BB IBB HBP BLK WP HR S P ERA WHIP	IP WLS BF H R ER SO BB IBB HBP BLK WP HR S P ERA WHIP	IP WLS BF H R ER SO BB IBB HBP BLK WP HR S P ERA WHIP	IP WLS BF H R ER SO BB IBB HBP BLK WP HR S P ERA WHIP	IP WLS BF H R ER SO BB IBB HBP BLK WP HR S P ERA WHIP	IP WLS BF H R ER SO BB IBB HBP BLK WP HR S P ERA WHIP	IP WLS BF H R ER SO BB IBB HBP BLK WP HR S P ERA WHIP	IP WLS BF H R ER SO BB IBB HBP BLK WP HR S P ERA WHIP	IP WLS BF H R ER SO BB IBB HBP BLK WP HR S P ERA WHIP	IP WLS BF H R ER SO BB IBB HBP BLK WP HR S P ERA WHIP	IP WLS BF H R ER SO BB IBB HBP BLK WP HR S P ERA WHIP	IP WLS BF H R ER SO BB IBB HBP BLK WP HR S P ERA WHIP	IP WLS BF H R ER SO BB IBB HBP BLK WP HR S P ERA WHIP
22 Steven Matz, L (1, 1) ERA: 2.31 34 Tyler Chatwood, R (6, 1) ERA: 1.23 35 David Phelps, R (7, 1) ERA: 1.23 58 Tim Lincecum, L (8, 1) ERA: 4.0 41 Rafael Dolis, R (9, 1) ERA: 4.0	IP WLS BF H R ER SO BB IBB HBP BLK WP HR S P ERA WHIP	IP WLS BF H R ER SO BB IBB HBP BLK WP HR S P ERA WHIP	IP WLS BF H R ER SO BB IBB HBP BLK WP HR S P ERA WHIP	IP WLS BF H R ER SO BB IBB HBP BLK WP HR S P ERA WHIP	IP WLS BF H R ER SO BB IBB HBP BLK WP HR S P ERA WHIP	IP WLS BF H R ER SO BB IBB HBP BLK WP HR S P ERA WHIP	IP WLS BF H R ER SO BB IBB HBP BLK WP HR S P ERA WHIP	IP WLS BF H R ER SO BB IBB HBP BLK WP HR S P ERA WHIP	IP WLS BF H R ER SO BB IBB HBP BLK WP HR S P ERA WHIP	IP WLS BF H R ER SO BB IBB HBP BLK WP HR S P ERA WHIP	IP WLS BF H R ER SO BB IBB HBP BLK WP HR S P ERA WHIP	IP WLS BF H R ER SO BB IBB HBP BLK WP HR S P ERA WHIP	IP WLS BF H R ER SO BB IBB HBP BLK WP HR S P ERA WHIP	IP WLS BF H R ER SO BB IBB HBP BLK WP HR S P ERA WHIP	IP WLS BF H R ER SO BB IBB HBP BLK WP HR S P ERA WHIP	IP WLS BF H R ER SO BB IBB HBP BLK WP HR S P ERA WHIP	IP WLS BF H R ER SO BB IBB HBP BLK WP HR S P ERA WHIP	IP WLS BF H R ER SO BB IBB HBP BLK WP HR S P ERA WHIP	IP WLS BF H R ER SO BB IBB HBP BLK WP HR S P ERA WHIP	IP WLS BF H R ER SO BB IBB HBP BLK WP HR S P ERA WHIP	IP WLS BF H R ER SO BB IBB HBP BLK WP HR S P ERA WHIP	IP WLS BF H R ER SO BB IBB HBP BLK WP HR S P ERA WHIP	IP WLS BF H R ER SO BB IBB HBP BLK WP HR S P ERA WHIP

Batter	1	2	3	4	5	6	7	8	9	10	AB	R	H	RBI	BB	SO	LOB	TOP				
13 Ronald Acuña Jr., R OBP: 0.450, SLG: 0.739	F7	2B			HR	IBB		G5-3			4	1	2	1	1	0	1	Atlanta Braves @ Toronto Blue Jays TD Ballpark, Dunedin, FL Sat May 01 2021, 7:41 PM - 11:13 PM EDT Att: 1,634 - Clear - 82 F				
5 Freddie Freeman, L OBP: 0.356, SLG: 0.469	E5	L3			K	G4-6-3			F8		5	0	0	0	0	1	4					
20 Marcell Ozuna, R OBP: 0.291, SLG: 0.308	G6-4-3		G2-3		FC4-6 1B		F9		G1-3		5	0	1	0	0	0	1					
Ozzie Albies, S OBP: 0.305, SLG: 0.489		L7	G5-3		FC4-6 1B						4	0	1	0	1	0	1					
16 Travis d'Arnaud, R OBP: 0.253, SLG: 0.341		G6-3		K							3	0	1	0	0	1	0					
12 Alex Jackson, R OBP: 0.250, SLG: 0.040											2	0	0	0	0	1	2					
7 Dansby Swanson, R OBP: 0.273, SLG: 0.320					K						5	1	2	0	0	2	3					
48 Pablo Sandoval, S OBP: 0.464, SLG: 0.739											3	1	2	0	1	0	1					
23 Ehire Adrianza, S OBP: 0.286, SLG: 0.528					F8						1	0	0	0	0	0	1					
27 Austin Riley, R OBP: 0.408, SLG: 0.432											4	1	1	0	0	3	3					
25 Cristian Pacheco, R OBP: 0.176, SLG: 0.303											3	1	1	4	0	2	2					
Inning Stats	R: 0 E: 1 K: 0 S: 11	H: 0 LOB: 0 BB: 0 P: 16	R: 4 E: 0 K: 0 S: 15	H: 5 LOB: 1 BB: 0 P: 25	R: 0 E: 0 K: 1 S: 13	H: 0 LOB: 0 BB: 0 P: 11	R: 0 E: 0 K: 2 S: 13	H: 1 LOB: 1 BB: 0 P: 20	R: 1 E: 0 K: 2 S: 14	H: 3 LOB: 2 BB: 0 P: 19	R: 0 E: 0 K: 0 S: 7	H: 0 LOB: 0 BB: 0 P: 12	R: 0 E: 0 K: 2 S: 9	H: 1 LOB: 1 BB: 0 P: 22	R: 0 E: 0 K: 0 S: 10	H: 0 LOB: 1 BB: 0 P: 10	R: 0 E: 0 K: 1 S: 6	H: 0 LOB: 1 BB: 0 P: 10	1B: 8 2B: 1 3B: 0 HR: 2	SF: 0 SAC: 1 DP: 2 HBP: 1	WP: 1 PB: 0 SB: 0 CS: 0	PA: 44
PITCHER	IP WLS BF H R ER SO BB IBB HBP BLK WP HR S P ERA WHIP	64 Travis Bergen, L ERA: 0.43	69 Tommy Milone, L ERA: 3.21	57 Trent Thornton, R ERA: 3.21	58 Tim Mayza, L ERA: 0.96	35 David Phelps, R ERA: 0.96	PITCHER	IP WLS BF H R ER SO BB IBB HBP BLK WP HR S P ERA WHIP	34 Tyler Chatwood, R ERA: 2.92	41 Rafael Dolis, R ERA: 2.7	68 Jordan Romano, R ERA: 2.7	64 Travis Bergen, L ERA: 0.43	69 Tommy Milone, L ERA: 3.21	57 Trent Thornton, R ERA: 3.21	58 Tim Mayza, L ERA: 0.96	35 David Phelps, R ERA: 0.96	34 Tyler Chatwood, R ERA: 2.92	41 Rafael Dolis, R ERA: 2.7	68 Jordan Romano, R ERA: 2.7			

AB	39
R	5
H	11
RBI	5
BB	3
SO	10
LOB	19



Batter	1	2	3	4	5	6	7	8	9	10	AB	R	H	RBI	BB	SO	LOB	BOTTOM						
4 George Springer, R OBP: 0.357, SLG: 0.760	G6-3				F9						5	2	2	3	0	0	1	Atlanta Braves @ Toronto Blue Jays TD Ballpark, Dunedin, FL Sat May 01 2021, 7:41 PM - 11:13 PM EDT Att: 1,634 - Clear - 82 F						
11 Bo Bichette, R OBP: 0.312, SLG: 0.520					F8						4	0	1	0	1	0	0							
27 Vladimir Guerrero Jr., R OBP: 0.485, SLG: 0.651											3	1	1	0	1	1	2							
37 Teoscar Hernández, R OBP: 0.256, SLG: 0.395											4	1	1	0	1	1	2							
8 Cavan Biggio, L OBP: 0.301, SLG: 0.314											4	0	0	0	1	3	5							
15 Randal Grichuk, R OBP: 0.337, SLG: 0.500											5	0	2	2	0	0	0							
13 Lourdes Gurriel Jr., R OBP: 0.256, SLG: 0.325											4	0	1	1	0	1	0							
2 Joe Panik, L OBP: 0.267, SLG: 0.318											3	0	0	0	0	2	1							
9 Danny Jansen, R OBP: 0.140, SLG: 0.067											1	0	0	0	0	0	0							
30 Alejandro Kirk, R OBP: 0.326, SLG: 0.475											1	1	0	0	1	0	0							
10 Marcus Semien, R OBP: 0.294, SLG: 0.371											2	0	1	0	0	1	0							
Inning Stats	R: 0 E: 0 K: 2 S: 14	H: 2 LOB: 2 BB: 0 P: 22	R: 0 E: 0 K: 1 S: 7	H: 0 LOB: 0 BB: 0 P: 10	R: 2 E: 0 K: 1 S: 14	H: 2 LOB: 1 BB: 1 P: 25	R: 0 E: 0 K: 1 S: 9	H: 0 LOB: 0 BB: 0 P: 14	R: 0 E: 0 K: 0 S: 7	H: 0 LOB: 0 BB: 0 P: 9	R: 2 E: 0 K: 1 S: 13	H: 2 LOB: 1 BB: 1 P: 24	R: 1 E: 0 K: 1 S: 10	H: 1 LOB: 0 BB: 1 P: 20	R: 0 E: 0 K: 1 S: 7	H: 0 LOB: 0 BB: 0 P: 12	R: 0 E: 0 K: 1 S: 12	H: 1 LOB: 1 BB: 0 P: 17	R: 1 E: 0 K: 0 S: 8	H: 1 LOB: 3 BB: 2 P: 13	1B: 6 2B: 1 3B: 0 HR: 2	SF: 0 SAC: 0 DP: 1 HBP: 1	WP: 0 PB: 0 SB: 0 CS: 0	PA: 42
PITCHER	IP WLS BF H R ER SO BB IBB HBP BLK WP HR S P ERA WHIP	50 Charlie Morton, R ERA: 5.08	67 Edgar Santana, R ERA: 1.8	77 Luke Jackson, R ERA: 1.8	33 A.J. Minter, L ERA: 3.65	51 Will Smith, L ERA: 3.27	PITCHER	IP WLS BF H R ER SO BB IBB HBP BLK WP HR S P ERA WHIP	49 Nate Jones, R ERA: 3.48			50 Charlie Morton, R ERA: 5.08	67 Edgar Santana, R ERA: 1.8	77 Luke Jackson, R ERA: 1.8	33 A.J. Minter, L ERA: 3.65	51 Will Smith, L ERA: 3.27	49 Nate Jones, R ERA: 3.48							

AB	36
R	6
H	9
RBI	6
BB	5
SO	9
LOB	11



Batter	1	2	3	4	5	6	7	8	9	AB	R	H	RBI	BB	SO	LOB	TOP				
13 Ronald Acuña Jr., R OBP: 0.431, SLG: 0.708	F7		P4		SF8			K	K	4	0	0	1	0	2	3					
5 Freddie Freeman, L OBP: 0.344, SLG: 0.451	G5-3		K		K			K		4	0	0	0	0	3	2					
20 Marcell Ozuna, R OBP: 0.289, SLG: 0.306	G1-3		F8		K			1B		4	0	1	0	0	1	2					
Ozzie Albies, S OBP: 0.303, SLG: 0.490		2B			K			K		4	1	1	0	0	2	1					
48 Pablo Sandoval, S OBP: 0.406, SLG: 0.630		K			G4-3			K		4	0	0	0	0	3	1					
7 Dansby Swanson, R OBP: 0.272, SLG: 0.317		K			F9			G6-3		4	0	1	0	0	1	1					
27 Austin Riley, R OBP: 0.431, SLG: 0.459		1B						1B		4	1	4	0	0	0	0					
24 William Contreras, R OBP: 0.500, SLG: 0.333		1B			BB			L6		3	0	1	1	1	0	3					
25 Cristian Pacheco, R OBP: 0.211, SLG: 0.306	FC5							HBP		3	0	1	0	0	1	2					
Inning Stats	R: 0 E: 0 K: 0 S: 5	H: 0 LOB: 0 BB: 0 P: 6	R: 1 E: 0 K: 2 S: 16	H: 3 LOB: 2 BB: 0 P: 24	R: 0 E: 0 K: 1 S: 9	H: 0 LOB: 0 BB: 0 P: 16	R: 0 E: 0 K: 1 S: 5	H: 0 LOB: 0 BB: 0 P: 10	R: 1 E: 0 K: 2 S: 15	H: 2 LOB: 2 BB: 1 P: 20	R: 0 E: 1 K: 1 S: 9	H: 0 LOB: 0 BB: 0 P: 13	R: 0 E: 0 K: 3 S: 17	H: 1 LOB: 1 BB: 0 P: 9	R: 0 E: 0 K: 3 S: 17	H: 1 LOB: 3 BB: 0 P: 19	1B: 8 2B: 1 3B: 0 HR: 0	SF: 1 SAC: 0 DP: 1 HBP: 1	WP: 0 PB: 0 SB: 0 CS: 0	PA: 37	
PITCHER	IP	WLS	BF	H	R	ER	SO	BB	IBB	HBP	BLK	WP	HR	S	P	ERA	WHIP				
48 Ross Stripling, R ERA: 6.39	4.1		19	5	2	2	4	1	0	0	0	0	0	44	70	4.15	1.385				
56 Ryan Borucki, L ERA: 3.97	1.2	W	5	0	0	0	3	0	0	0	0	0	0	15	19	0.00	0.000				
34 Tyler Chatwood, R ERA: 0.87	1.0	H	3	1	0	0	1	0	0	0	0	0	0	5	9	0.00	1.000				
35 David Phelps, R ERA: 2.25	1.0	H	4	1	0	0	3	0	0	0	0	0	0	17	24	0.00	1.000				
54 Joel Payamps, R ERA: 2.25	0.2		5	2	0	0	1	0	0	1	0	0	0	12	15	0.00	3.000				

Atlanta Braves @ Toronto Blue Jays
TD Ballpark, Dunedin, FL
Sun May 02 2021, 1:09 PM - 4:17 PM EDT
Att: 1,554 - Sunny - 87 F

AB 34
R 2
H 9
RBI 2
BB 1
SO 13
LOB 15



Batter	1	2	3	4	5	6	7	8	9	AB	R	H	RBI	BB	SO	LOB	BOTTOM				
4 George Springer, R OBP: 0.294, SLG: 0.600	K									3	0	0	0	0	2	3					
2 Joe Panik, L OBP: 0.277, SLG: 0.348		G5-3			K					2	0	1	1	0	0	1					
11 Bo Bichette, R OBP: 0.316, SLG: 0.524	E5									5	1	2	1	0	0	1					
27 Vladimir Guerrero Jr., R OBP: 0.486, SLG: 0.628	G4-3				G6-3					3	1	0	0	1	1	2					
37 Teoscar Hernández, R OBP: 0.256, SLG: 0.381	L8				L8					4	0	1	0	0	0	3					
15 Randal Grichuk, R OBP: 0.343, SLG: 0.500		1B			G6-4-3					4	2	2	0	0	1	3					
10 Marcus Semien, R OBP: 0.301, SLG: 0.416		F8			G6-3					4	1	2	4	0	0	1					
13 Lourdes Gurriel Jr., R OBP: 0.256, SLG: 0.333		F9			K					4	1	1	0	0	1	2					
8 Cavan Biggio, L OBP: 0.299, SLG: 0.301		BB			K					3	0	0	0	1	2	1					
9 Danny Jansen, R OBP: 0.185, SLG: 0.104		1B								3	1	2	1	1	1	1					
Inning Stats	R: 0 E: 1 K: 1 S: 7	H: 0 LOB: 1 BB: 0 P: 11	R: 1 E: 0 K: 0 S: 15	H: 2 LOB: 2 BB: 1 P: 23	R: 2 E: 0 K: 2 S: 17	H: 2 LOB: 1 BB: 1 P: 28	R: 1 E: 0 K: 2 S: 17	H: 2 LOB: 1 BB: 0 P: 27	R: 0 E: 0 K: 0 S: 6	H: 0 LOB: 0 BB: 1 P: 14	R: 0 E: 0 K: 1 S: 8	H: 0 LOB: 0 BB: 0 P: 10	R: 3 E: 0 K: 2 S: 26	H: 4 LOB: 1 BB: 0 P: 36	1B: 6 2B: 4 3B: 0 HR: 1	SF: 0 SAC: 0 DP: 1 HBP: 0	WP: 3 PB: 0 SB: 0 CS: 0	PA: 38			
PITCHER	IP	WLS	BF	H	R	ER	SO	BB	IBB	HBP	BLK	WP	HR	S	P	ERA	WHIP				
36 Ian Anderson, R ERA: 3.27	4.0	L	21	6	4	4	4	2	0	0	0	0	0	56	89	9.00	2.000				
32 Josh Tomlin, R ERA: 4.3	3.0		10	1	0	0	1	1	0	0	0	0	0	21	32	0.00	0.667				
15 Sean Newcomb, L ERA: 8.53	0.1		4	3	3	3	1	0	0	0	0	0	1	18	25	81.00	9.000				
71 Jacob Webb, R ERA: 7.56	0.2		3	1	0	0	1	0	0	0	0	1	0	8	11	0.00	1.500				

Atlanta Braves @ Toronto Blue Jays
TD Ballpark, Dunedin, FL
Sun May 02 2021, 1:09 PM - 4:17 PM EDT
Att: 1,554 - Sunny - 87 F

AB 35
R 7
H 11
RBI 7
BB 3
SO 8
LOB 18



Batter	1	2	3	4	5	6	7	8	9	AB	R	H	RBI	BB	SO	LOB	TOP				
8 Cavan Biggio, L (1.9)	L8		11 1B		G5-3		K		K	5	1	1	0	0	2	0					
11 Bo Bichette, R (1.6)	K		27 1B		K		K			4	1	1	1	0	3	0					
27 Vladimir Guerrero Jr., R (1.3)	F9		37 1B							4	1	3	0	0	0	0					
37 Teoscar Hernández, R (1.7)		P4	15 FCG		L9				15 1B	4	0	1	2	0	1	2					
15 Randal Grichuk, R (1.8)	K		FC6						10 WP	4	0	1	0	0	2	2					
10 Marcus Semien, R (1.4)			F9						10 WP	3	0	1	0	1	1	3					
2 Joe Panik, L (1.5)	G5-3				G3		L8			4	0	0	0	0	0	3					
13 Lourdes Gurriel Jr., R (1.10)			9 FCG		G6-3		G1-3		P6	4	0	1	0	0	0	1					
9 Danny Jansen, R (1.2)			FC4-6		G5-3		P5		K	4	1	0	0	0	1	1					
Inning Stats	R: 0 E: 0 K: 1 S: 7	H: 0 LOB: 0 BB: 0 P: 8	R: 0 E: 0 K: 1 S: 8	H: 0 LOB: 1 BB: 1 P: 14	R: 3 E: 0 K: 0 S: 19	H: 5 LOB: 2 BB: 0 P: 27	R: 0 E: 0 K: 0 S: 7	H: 0 LOB: 0 BB: 0 P: 12	R: 0 E: 0 K: 1 S: 13	H: 1 LOB: 1 BB: 0 P: 16	R: 0 E: 0 K: 2 S: 8	H: 0 LOB: 0 BB: 0 P: 13	R: 1 E: 0 K: 2 S: 13	H: 2 LOB: 1 BB: 0 P: 20	R: 0 E: 0 K: 2 S: 7	H: 0 LOB: 0 BB: 0 P: 11	1B: 8 2B: 1 HR: 0	SF: 0 SAC: 0 DP: 0 HBP: 0	WP: 1 PB: 0 SB: 0 CS: 0	PA: 37	
PITCHER	IP	WLS	BF	H	R	ER	SO	BB	IBB	HBP	BLK	WP	HR	S	P	ERA	WHIP				
47 Frankie Montas, R (1.1)	6.0	W	26	7	3	3	4	1	0	0	0	0	0	62	88	4.50	1.333				
54 Sergio Romo, R (7.1)	1.0	H	3	0	0	0	2	0	0	0	0	0	0	8	13	0.00	0.000				
62 Lou Trivino, R (8.1)	1.0	H	5	2	1	1	2	0	0	0	0	1	0	13	20	9.00	2.000				
35 Jake Diekman, L (9.1)	1.0	S	3	0	0	0	2	0	0	0	0	0	0	7	11	0.00	0.000				

Toronto Blue Jays @ Oakland Athletics
Oakland Coliseum, Oakland, CA
Mon May 03 2021, 6:42 PM - 9:27 PM PDT
Att. 2,944 - Clear - 75 F

livebaseballscorecards.com

AB 36
R 4
H 9
RBI 3
BB 1
SO 10
LOB 12



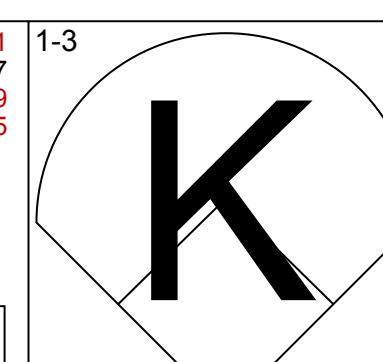
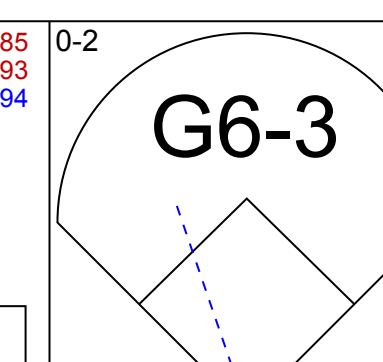
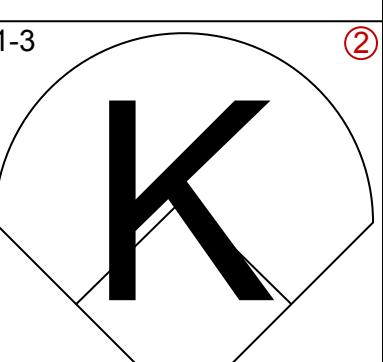
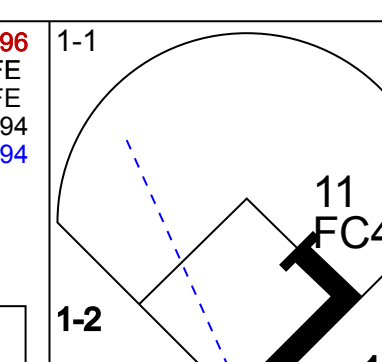
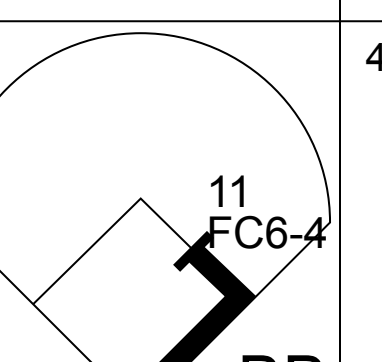

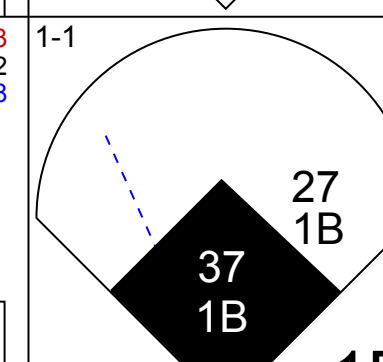
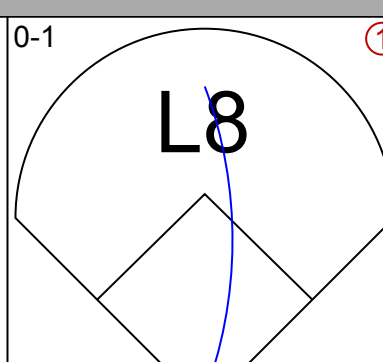
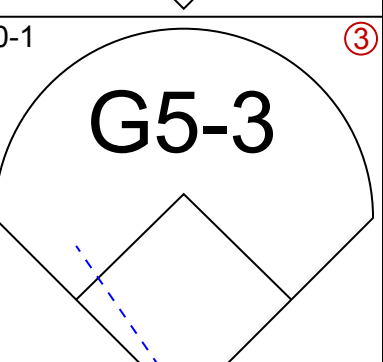
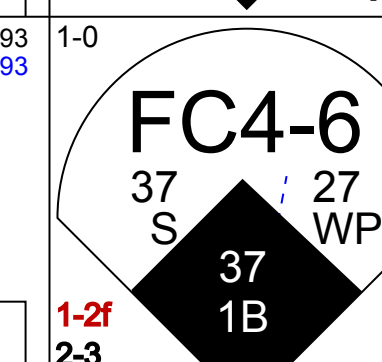
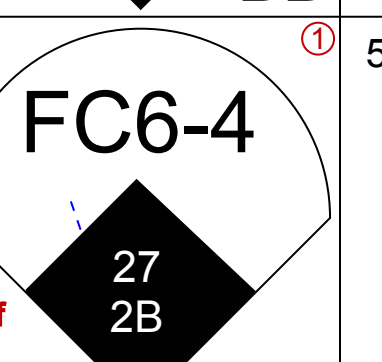
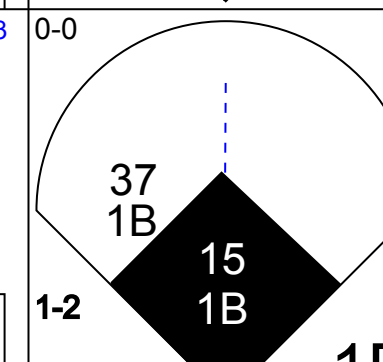
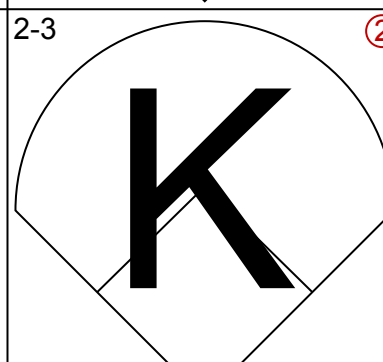

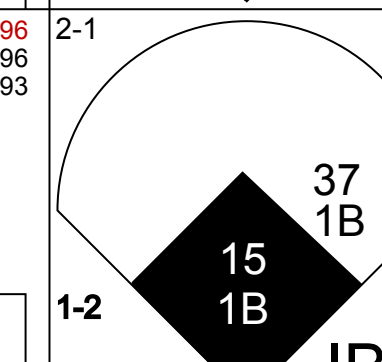
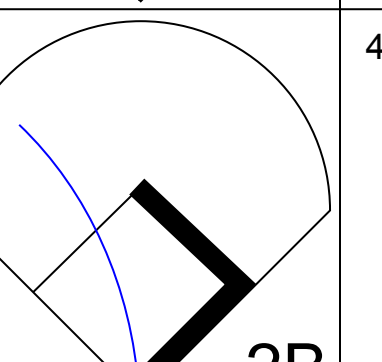
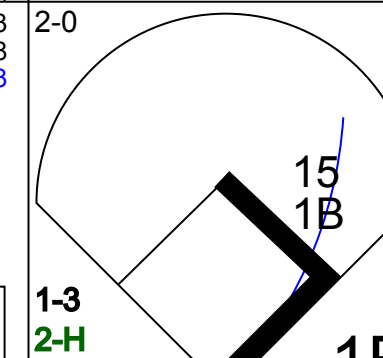
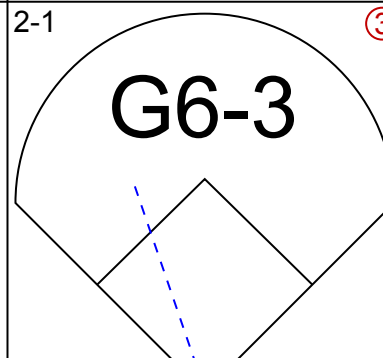

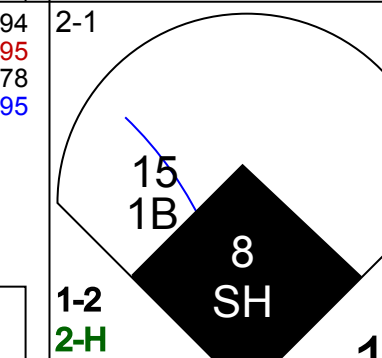
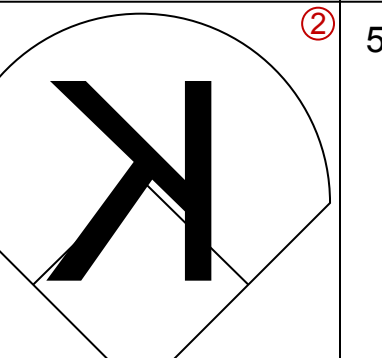
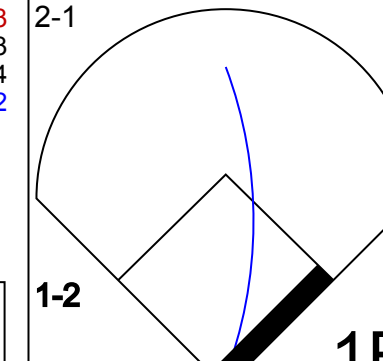
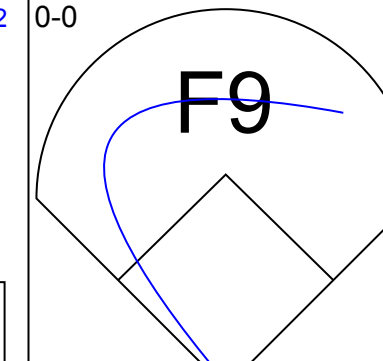
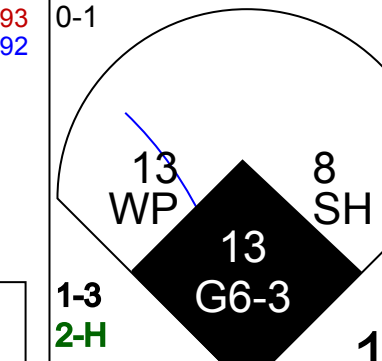
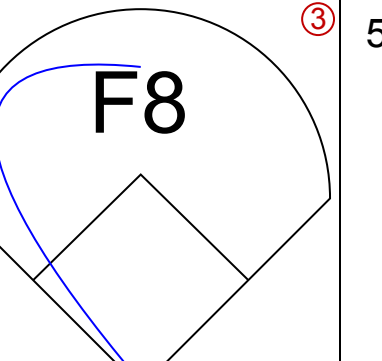
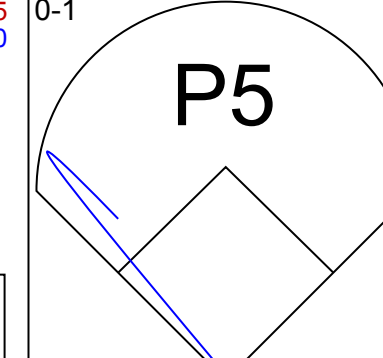
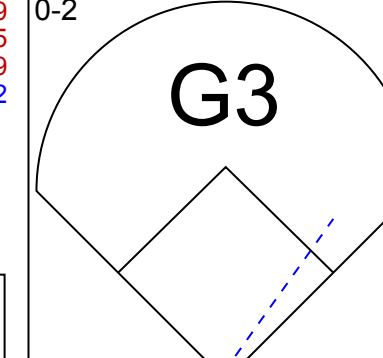
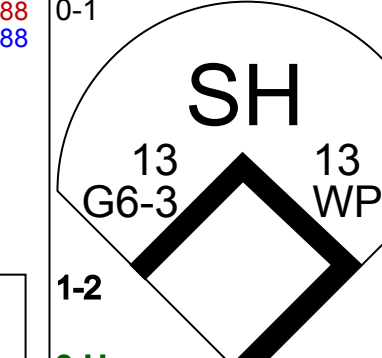
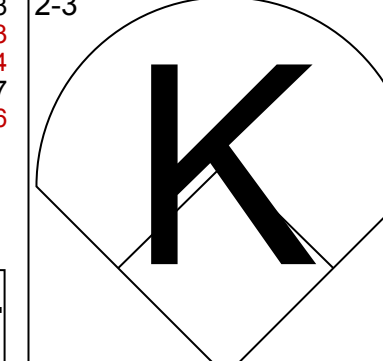
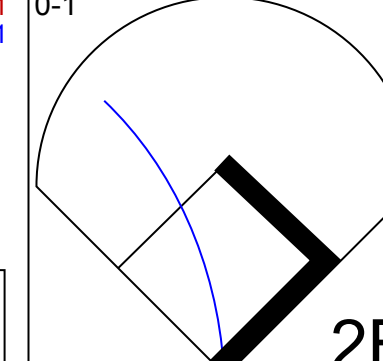
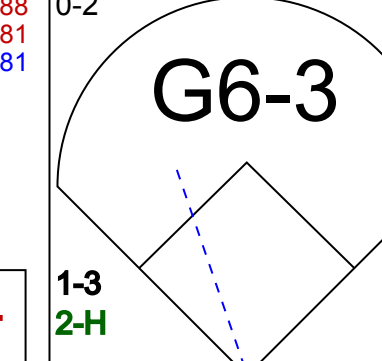

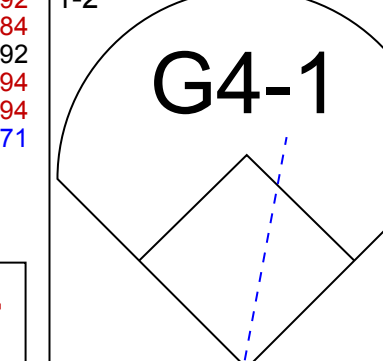
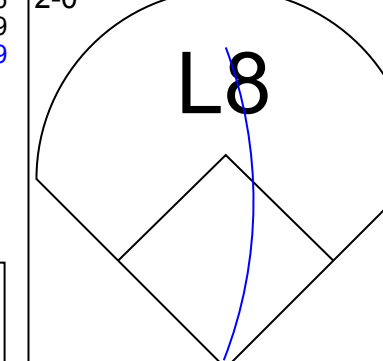
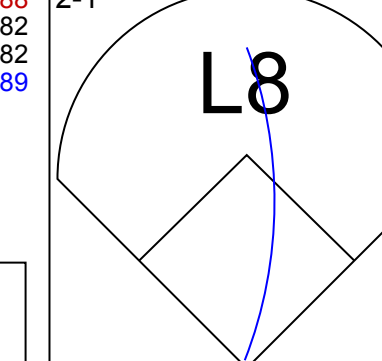

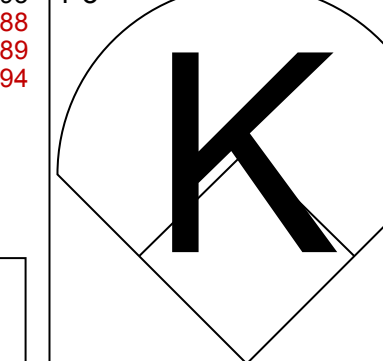
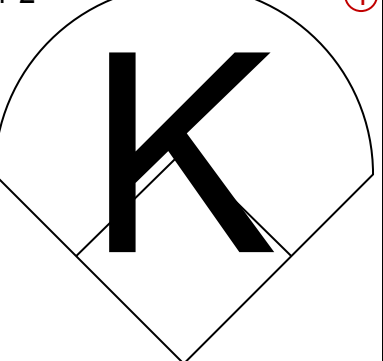
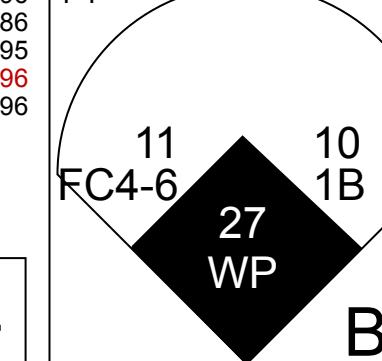
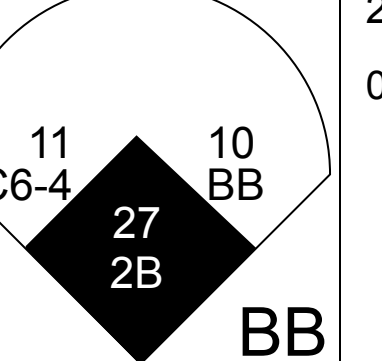
Batter	1	2	3	4	5	6	7	8	9	AB	R	H	RBI	BB	SO	LOB	BOTTOM				
20 Mark Canha, R (1.10)	22 FC6-4				G5-3		F8			3	0	1	0	0	0	1					
22 Ramón Laureano, R (1.8)	FC6-4		HBP				28 BB			4	1	2	2	0	1	2					
12 Sean Murphy, R (1.2)	G5-4-3		P6		F9		F8			4	0	0	0	0	0	3					
28 Matt Olson, L (1.3)		K	K		K					3	0	0	0	1	3	1					
26 Matt Chapman, R (1.5)	8 2B				K		P3		K	4	1	1	0	0	2	2					
8 Jed Lowrie, S (1.4)		25 HR			25 1B					4	1	3	1	0	0	0					
15 Seth Brown, L (9.7)										0	0	0	0	0	0	0					
25 Stephen Piscotty, R (1.9)		25 HR							F9	3	1	2	2	1	0	0					
17 Elvis Andrus, R (1.6)					G2-3		F3		F9	3	0	0	0	1	0	3					
Tony Kemp, L (1.7)					20 G5-3		K		G3	3	1	0	0	1	2	3					
Inning Stats	R: 0 E: 0 K: 0 S: 10	H: 1 LOB: 0 BB: 0 P: 12	R: 3 E: 0 K: 2 S: 18	H: 3 LOB: 0 BB: 0 P: 29	R: 0 E: 0 K: 2 S: 12	H: 0 LOB: 1 BB: 0 P: 15	R: 0 E: 0 K: 1 S: 11	H: 2 LOB: 1 BB: 0 P: 17	R: 2 E: 0 K: 1 S: 11	H: 1 LOB: 0 BB: 1 P: 19	R: 0 E: 0 K: 1 S: 13	H: 1 LOB: 2 BB: 1 P: 21	R: 0 E: 0 K: 1 S: 11	H: 1 LOB: 1 BB: 1 P: 18	R: 0 E: 0 K: 0 S: 9	H: 0 LOB: 1 BB: 1 P: 19	1B: 4 2B: 3 HR: 2	SF: 0 SAC: 0 DP: 1 HBP: 1	WP: 0 PB: 0 SB: 0 CS: 0	PA: 36	
PITCHER	IP	WLS	BF	H	R	ER	SO	BB	IBB	HBP	BLK	WP	HR	S	P	ERA	WHIP				
22 Steven Matz, L (1.1)	5.0	L	22	7	5	5	6	1	0	0	0	0	2	62	92	9.00	1.600				
64 Travis Bergen, L (6.1)	1.2		8	2	0	0	1	1	0	0	0	0	0	20	30	0.00	1.800				
58 Tim Mayza, L (7.1)	1.1		6	0	0	0	1	2	0	0	0	0	0	13	28	0.00	1.500				

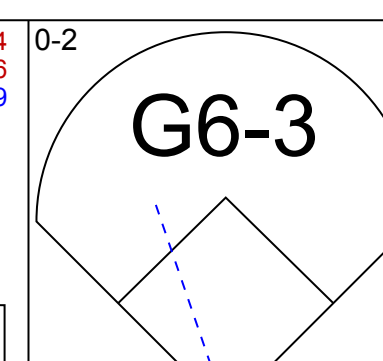
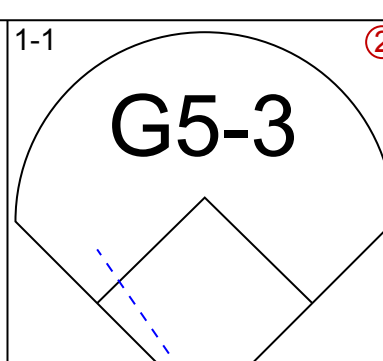
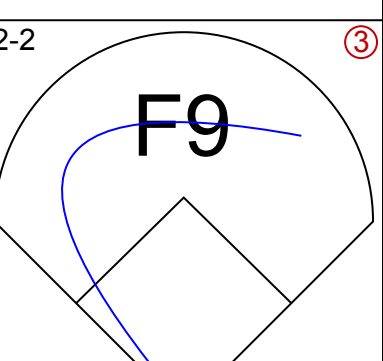
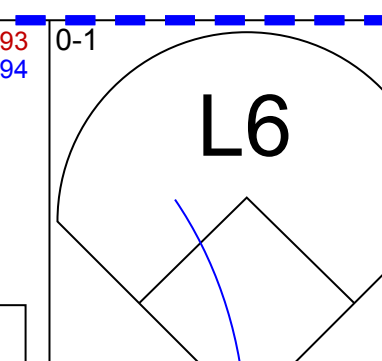

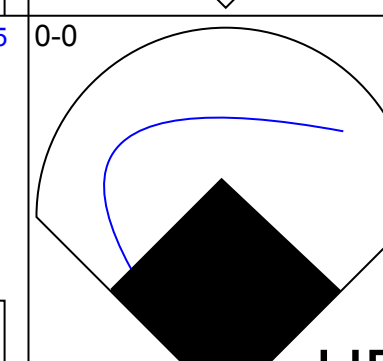
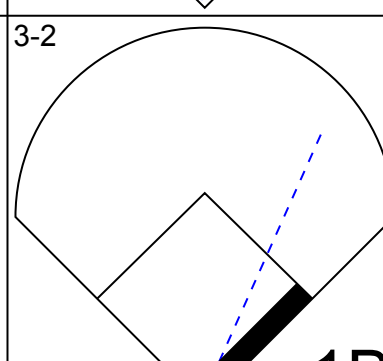

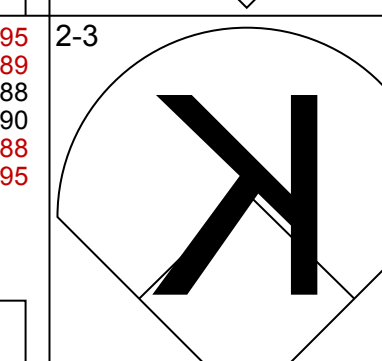
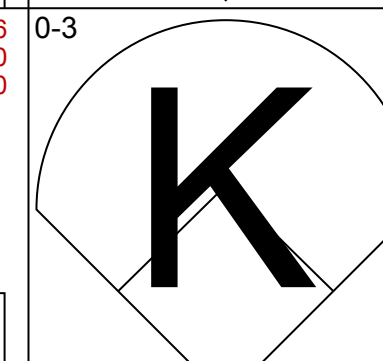
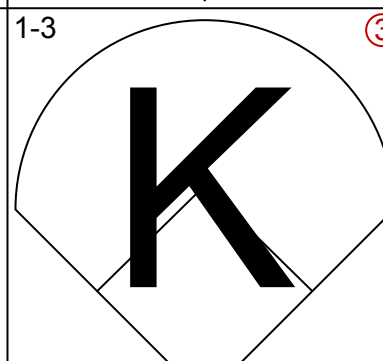

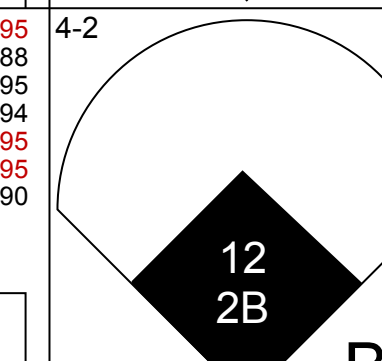
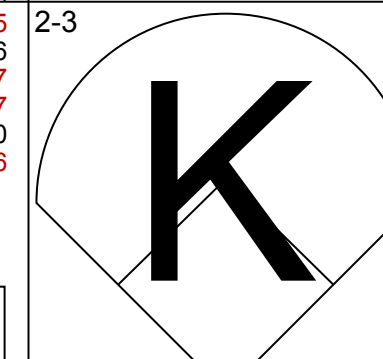
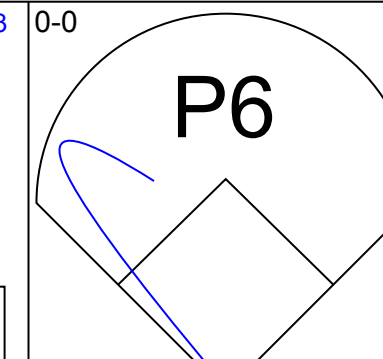

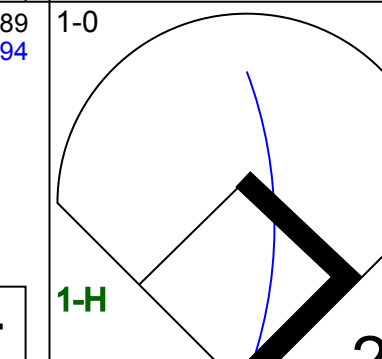
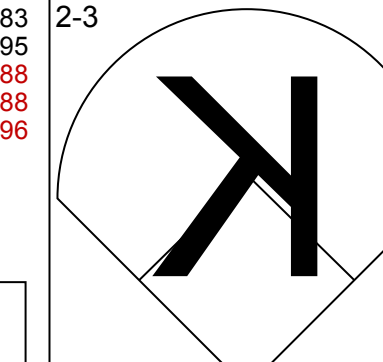
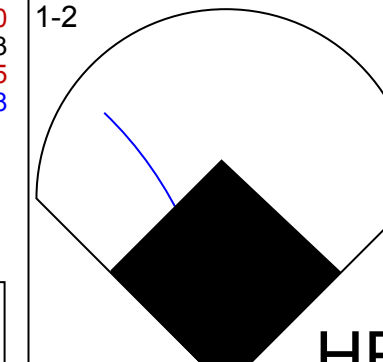

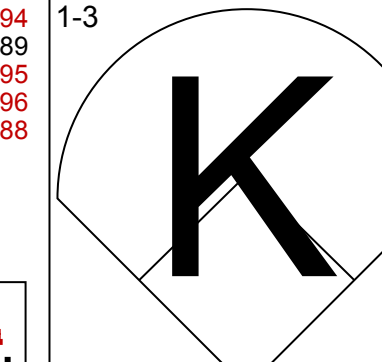


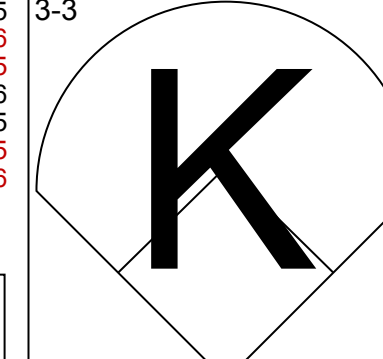



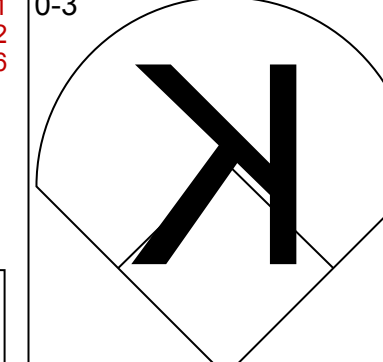




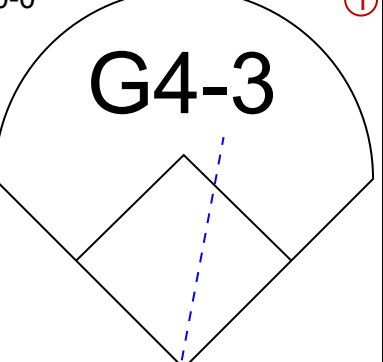

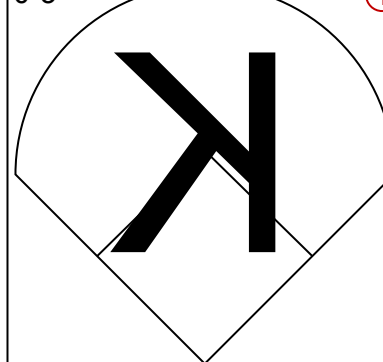
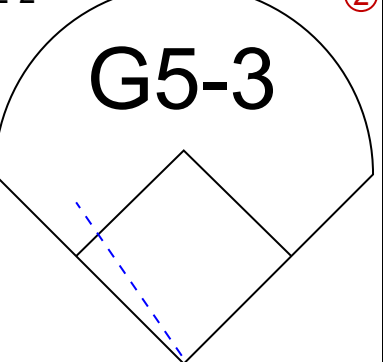
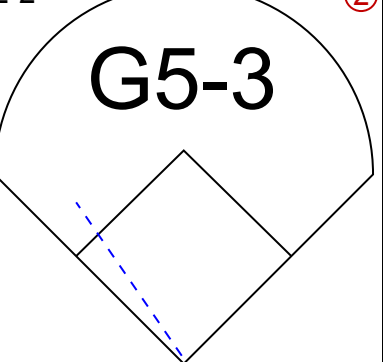

Toronto Blue Jays @ Oakland Athletics
Oakland Coliseum, Oakland, CA
Mon May 03 2021, 6:42 PM - 9:27 PM PDT
Att. 2,944 - Clear - 75 F

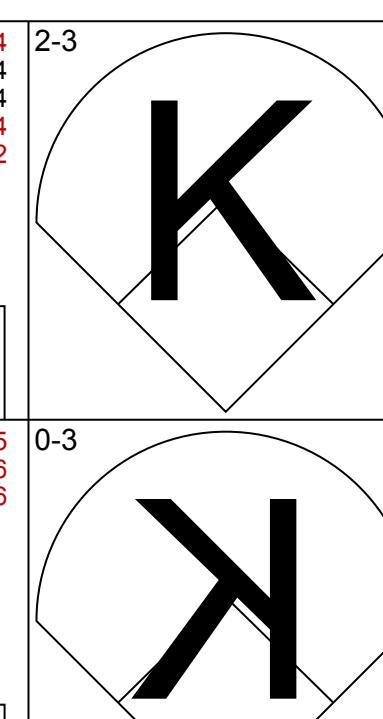
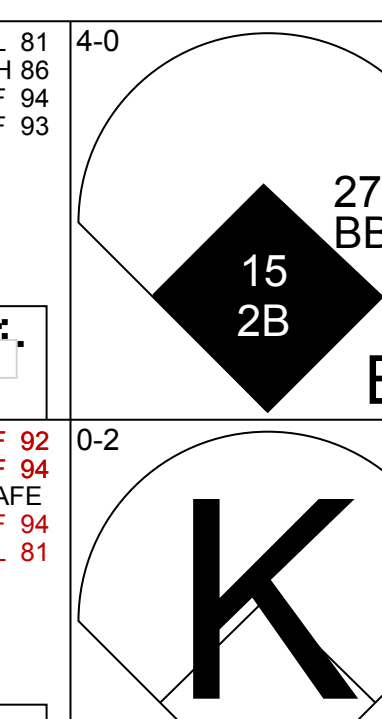

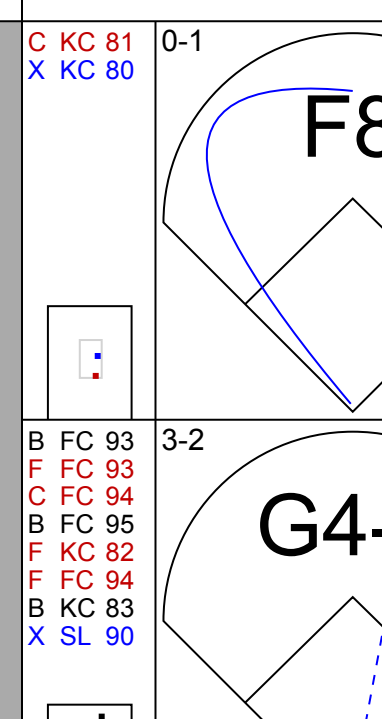
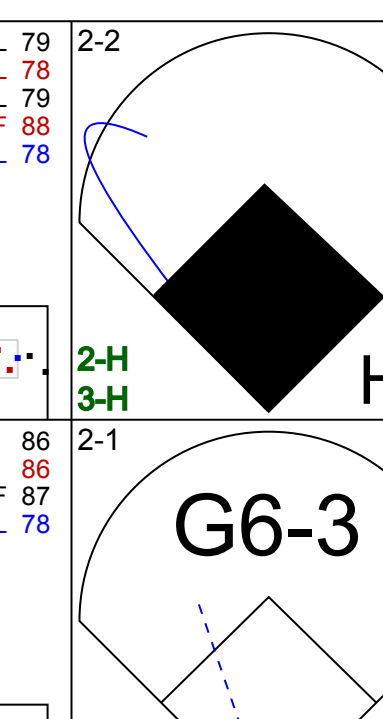

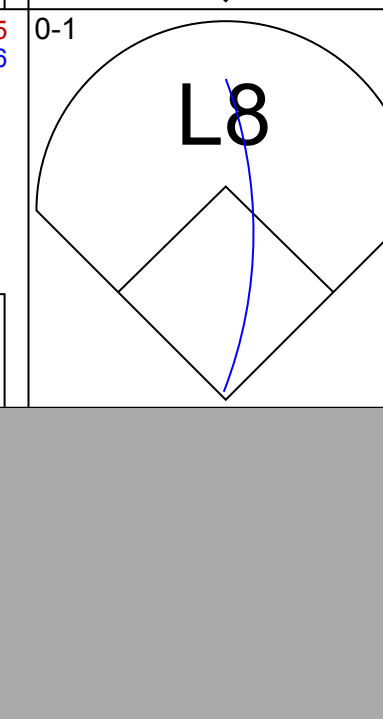
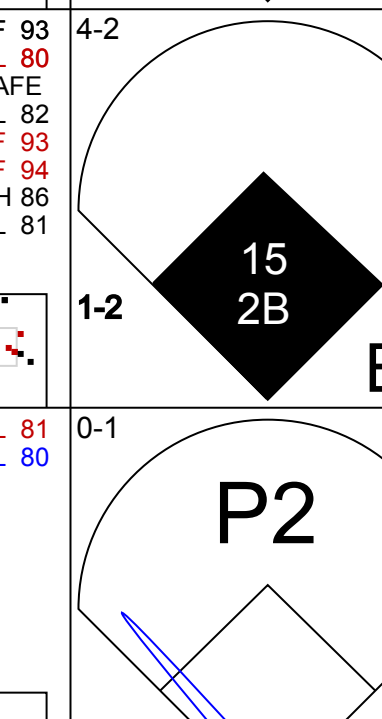
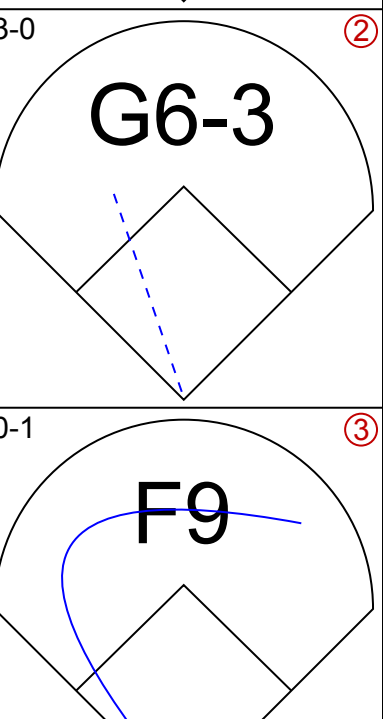



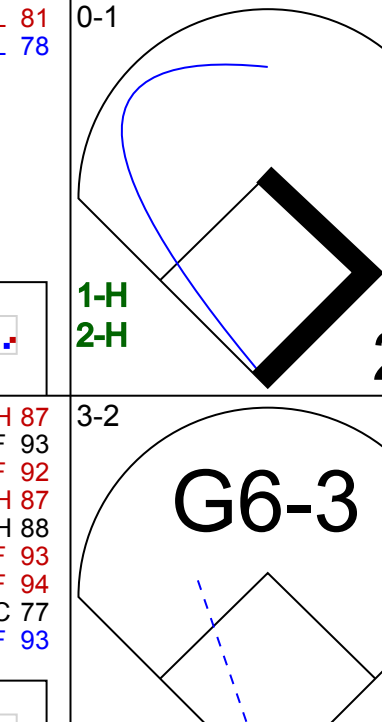

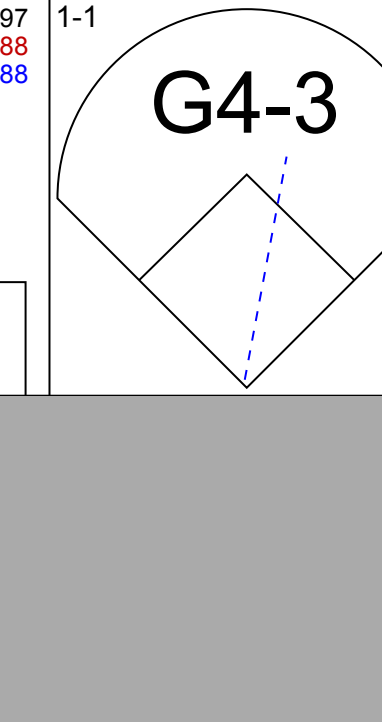
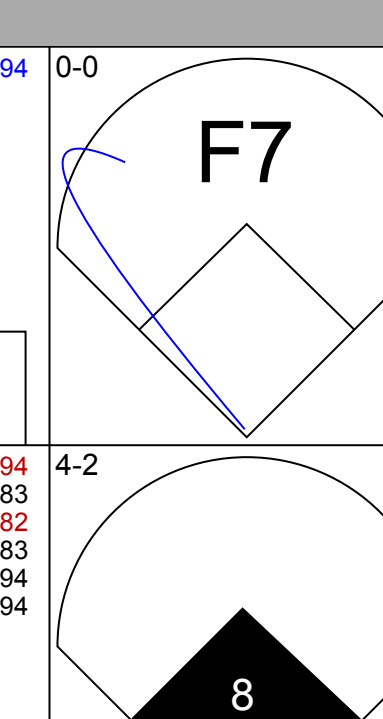
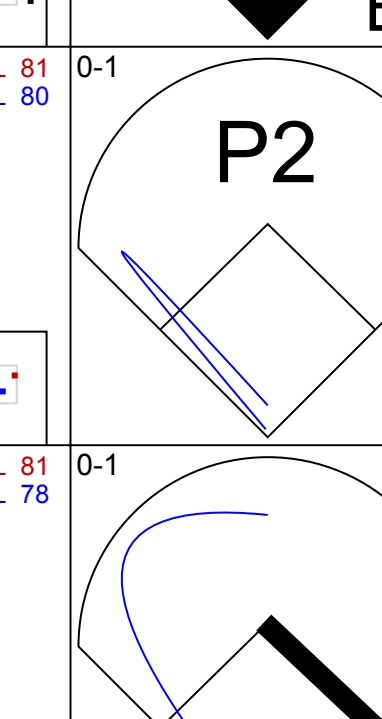
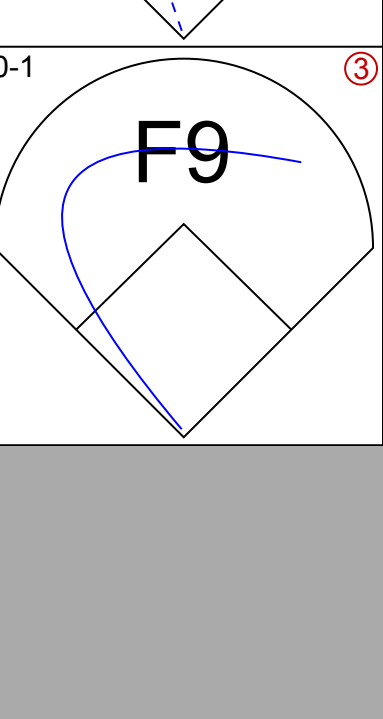
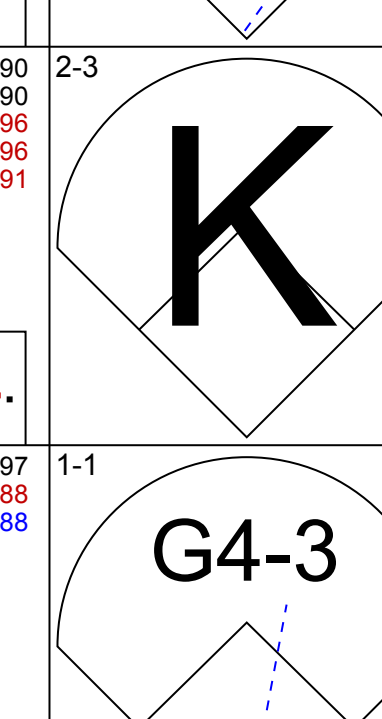
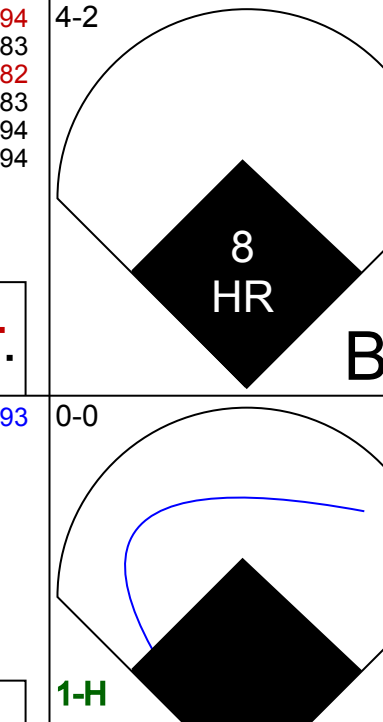
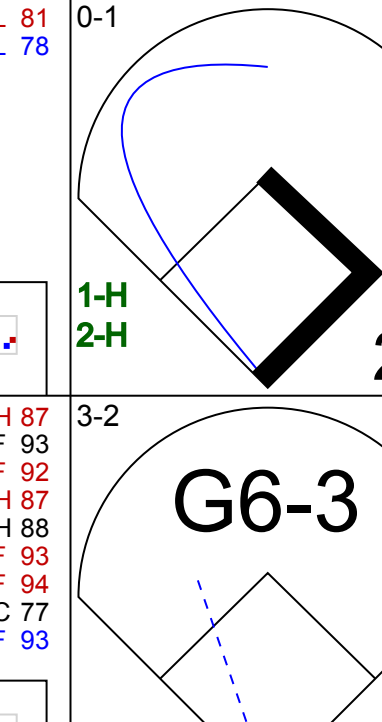
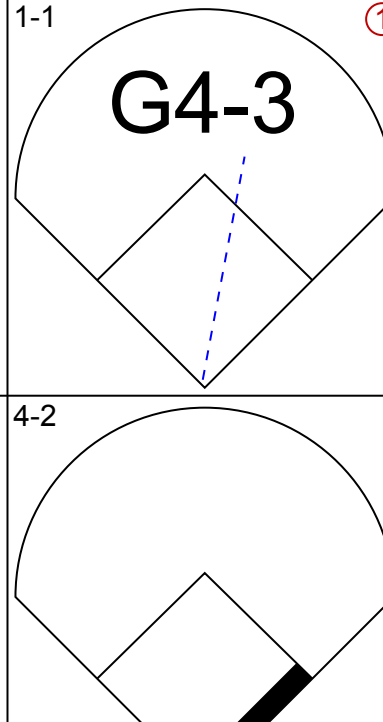
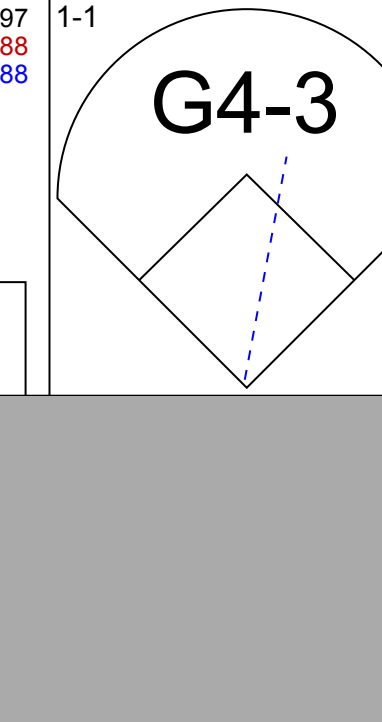
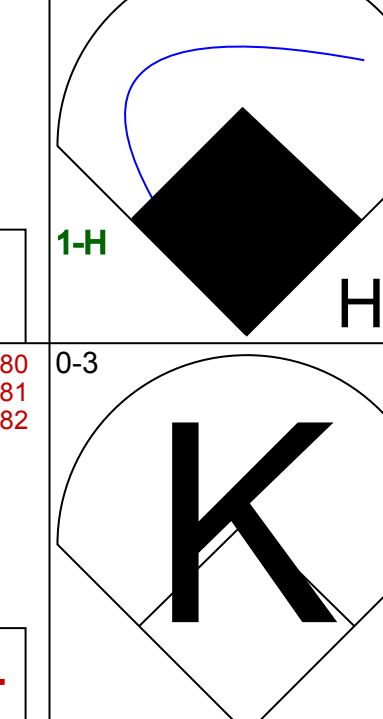
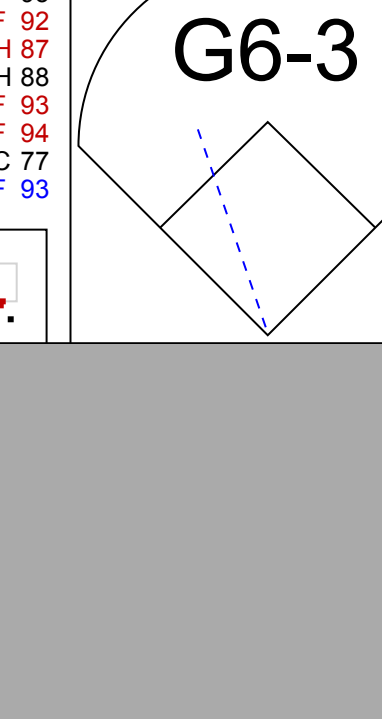
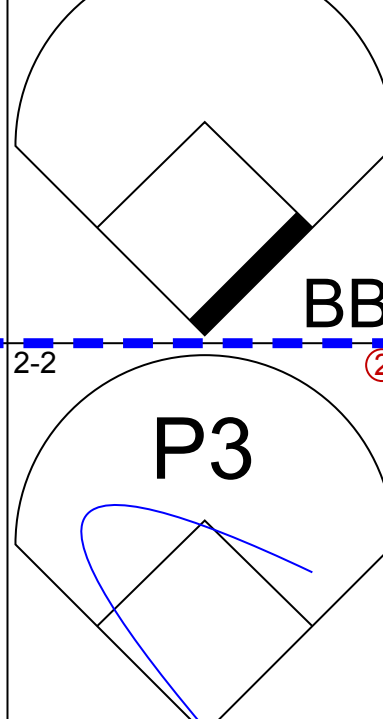
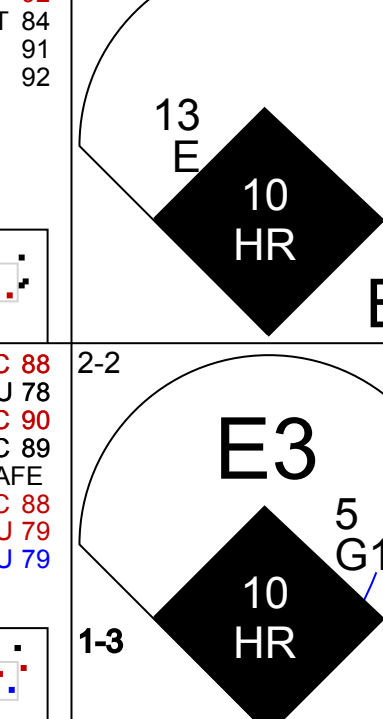
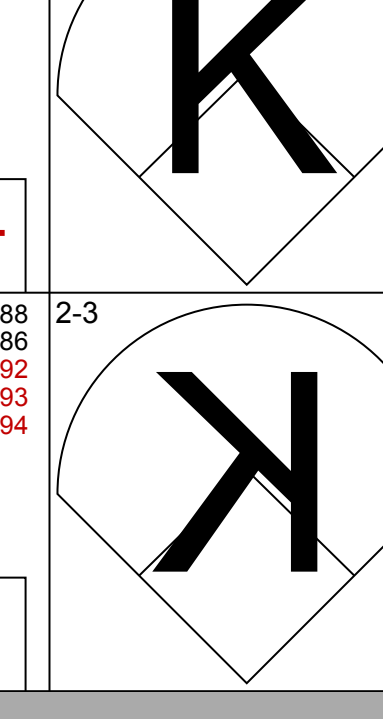
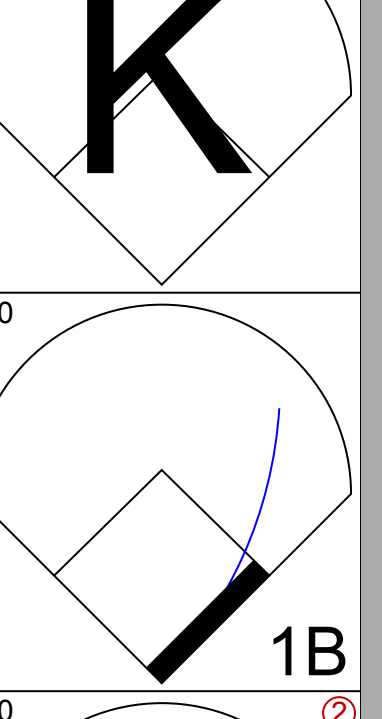
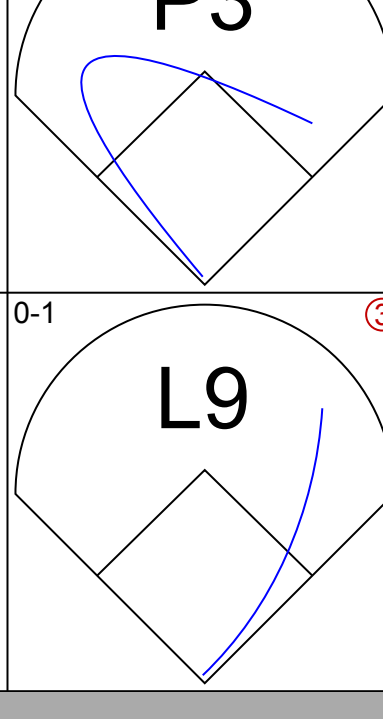
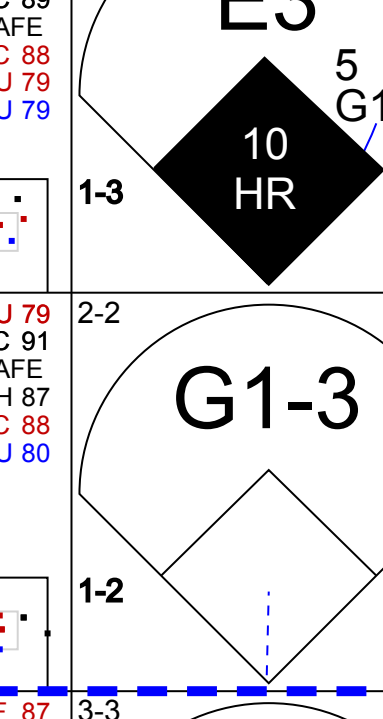
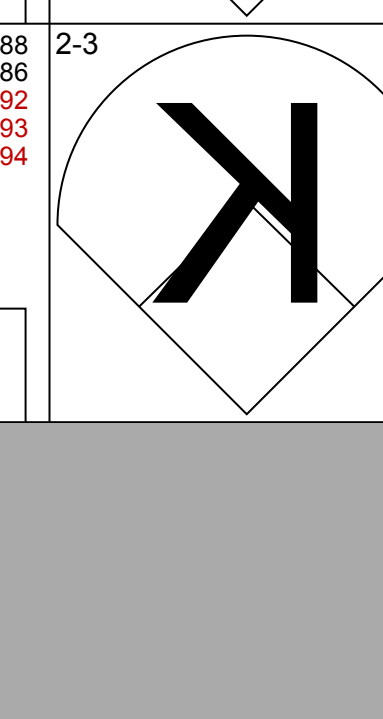
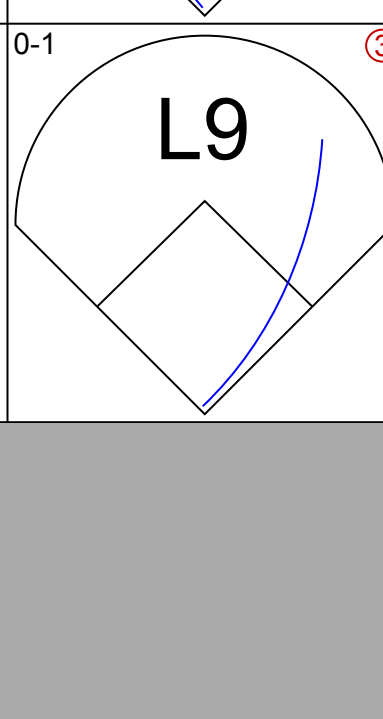
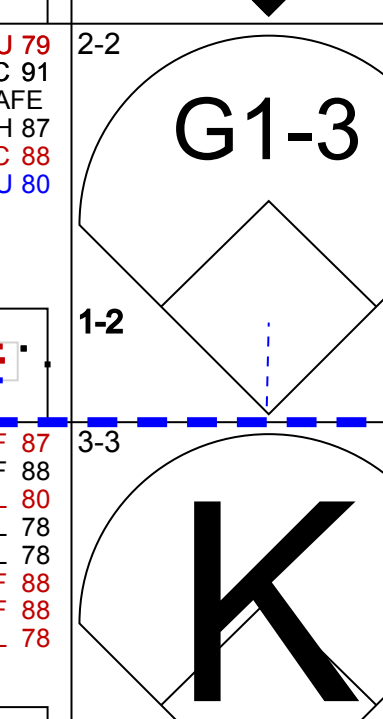

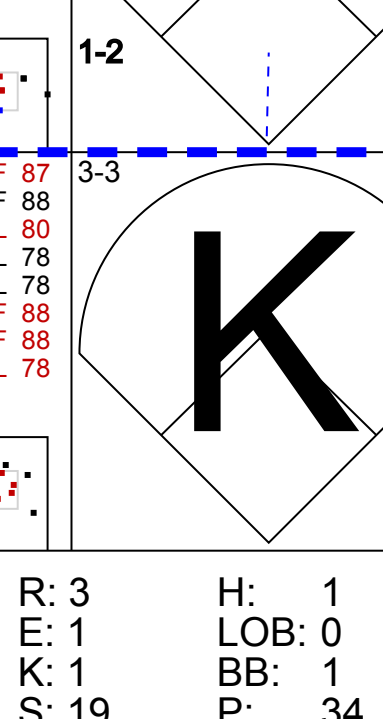
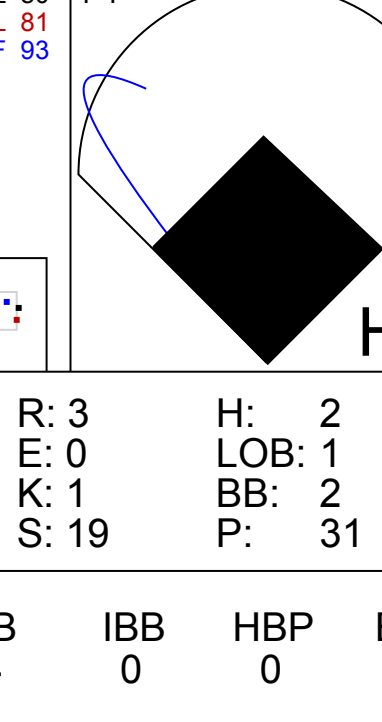
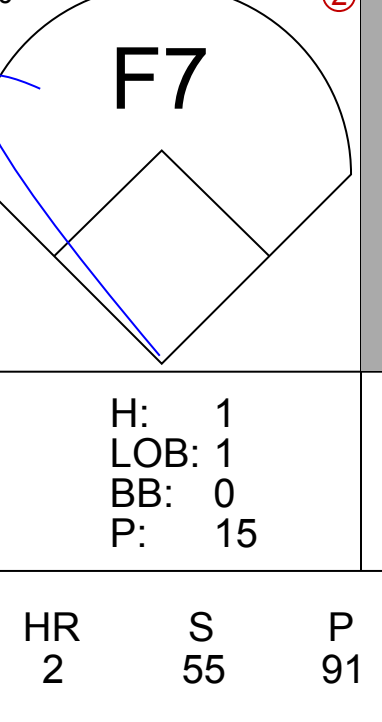
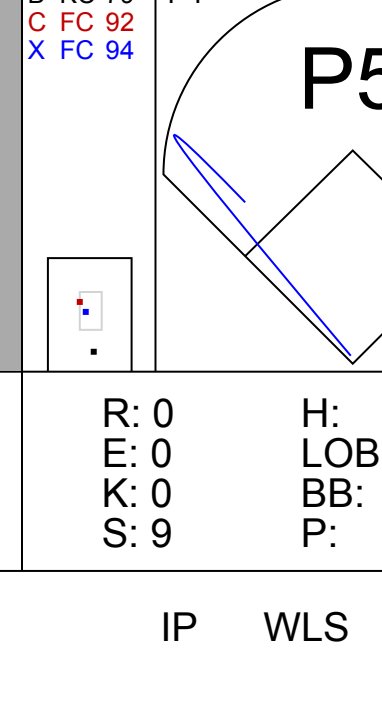
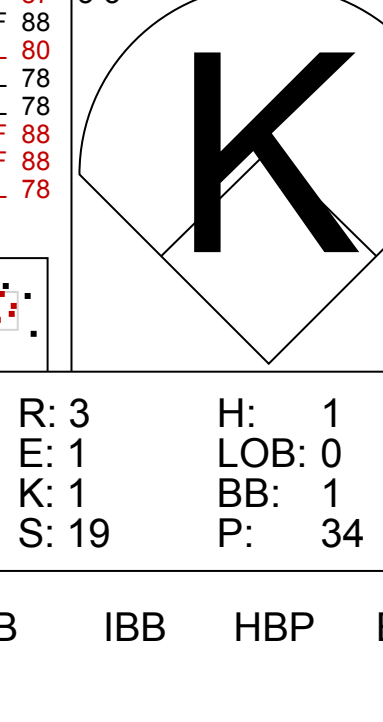
livebaseballscorecards.com

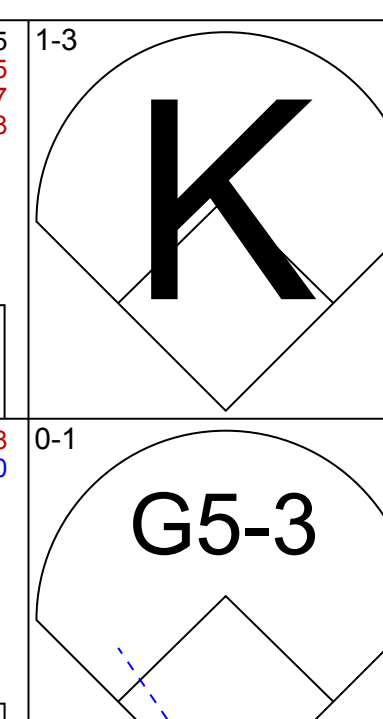
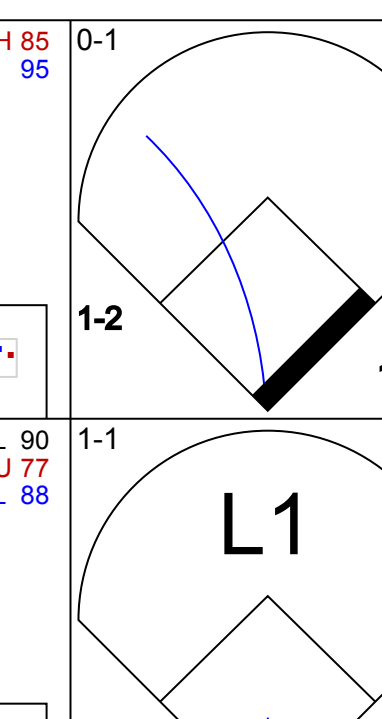
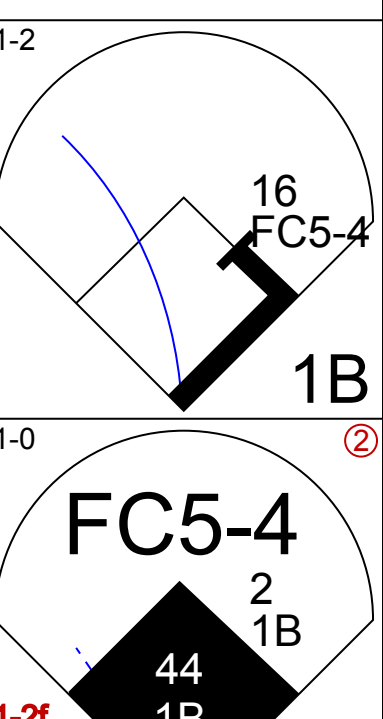
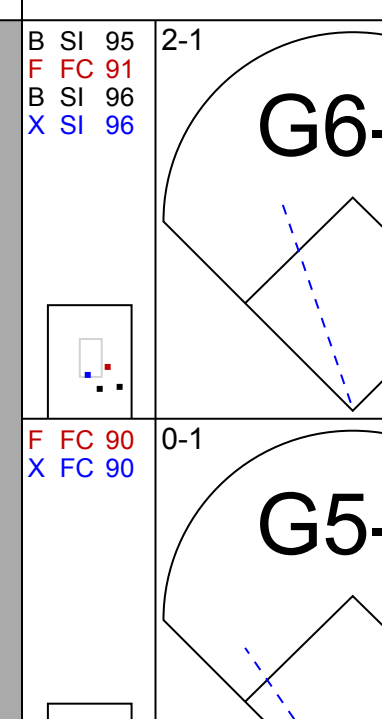

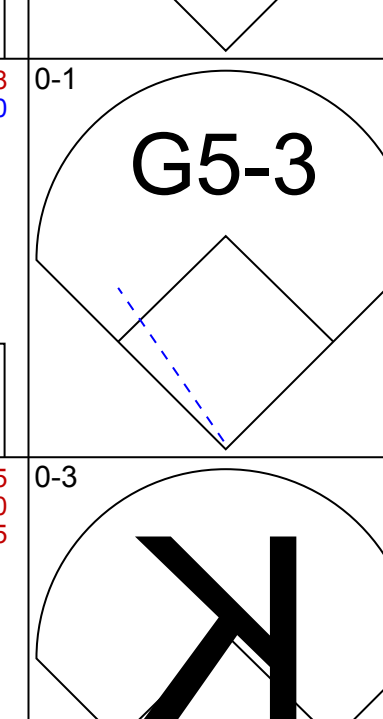
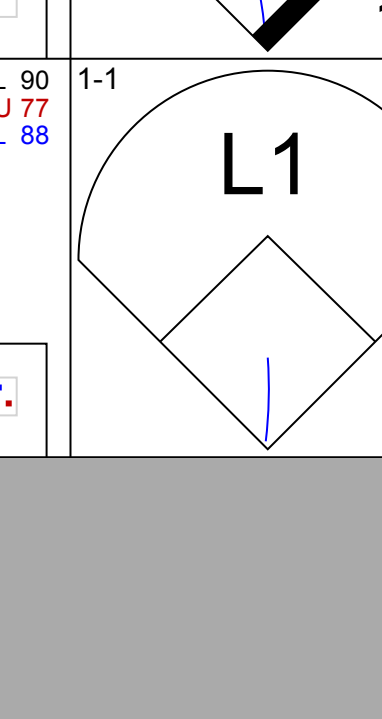
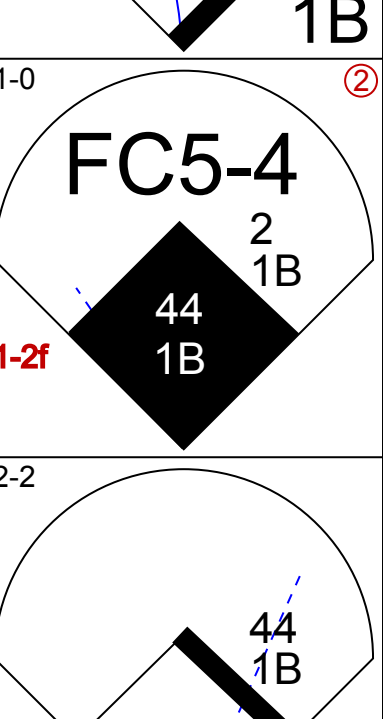
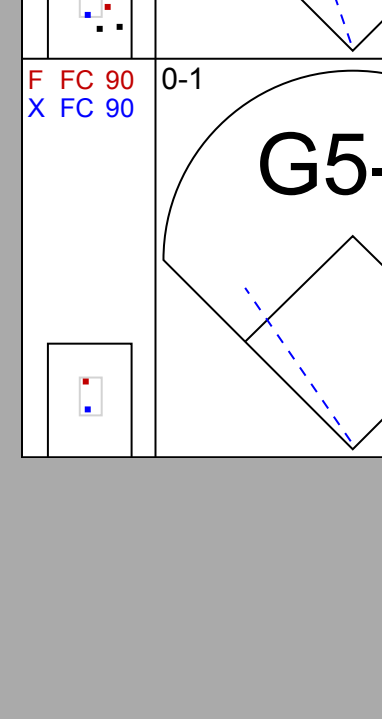

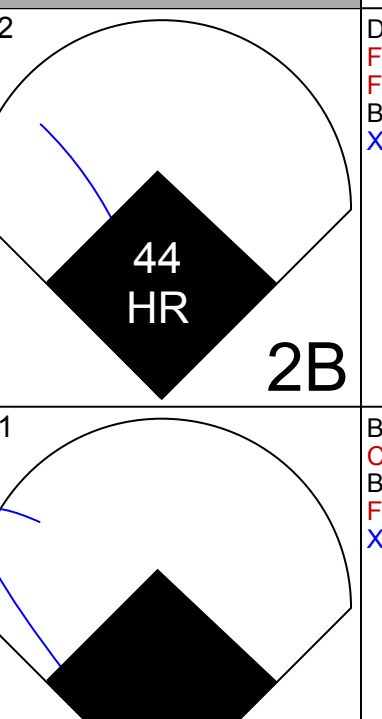
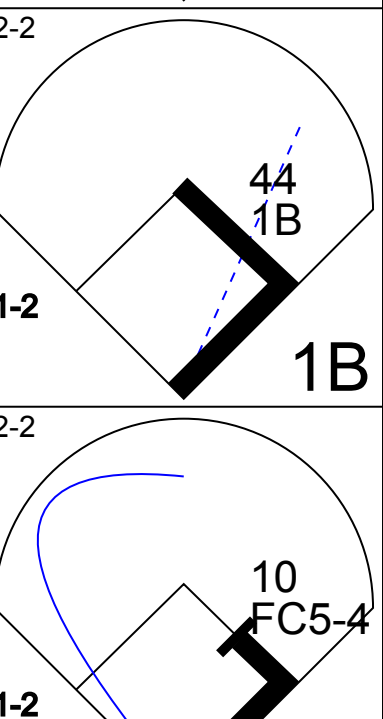


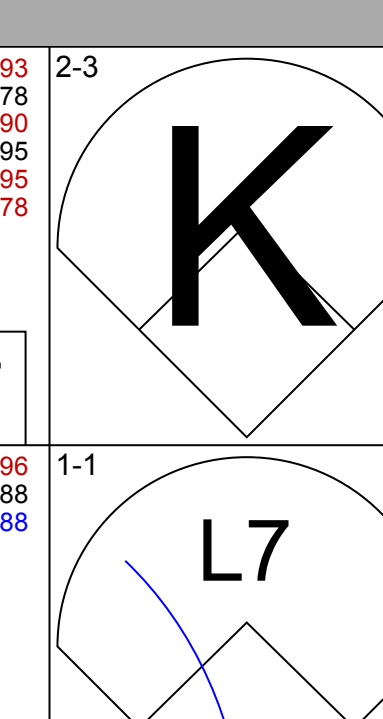
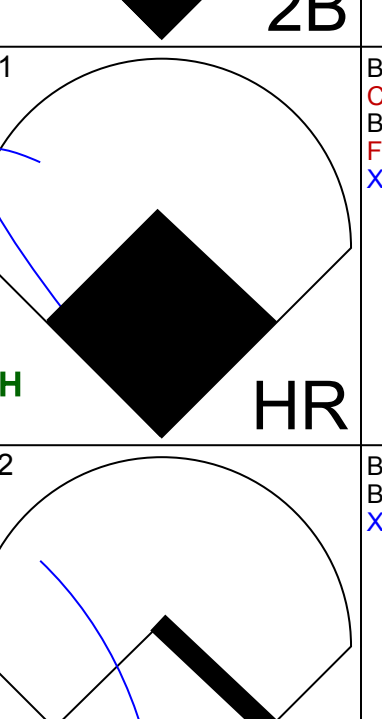
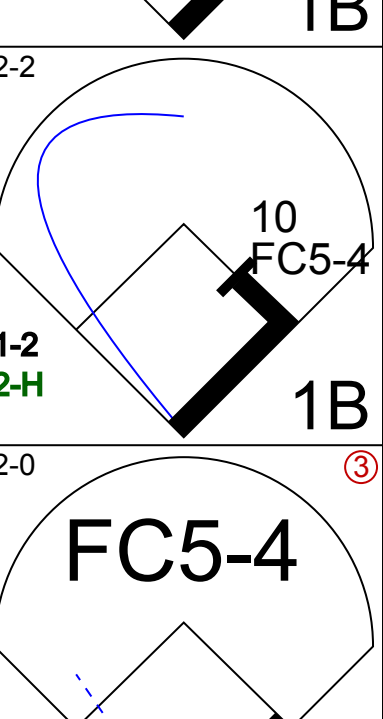

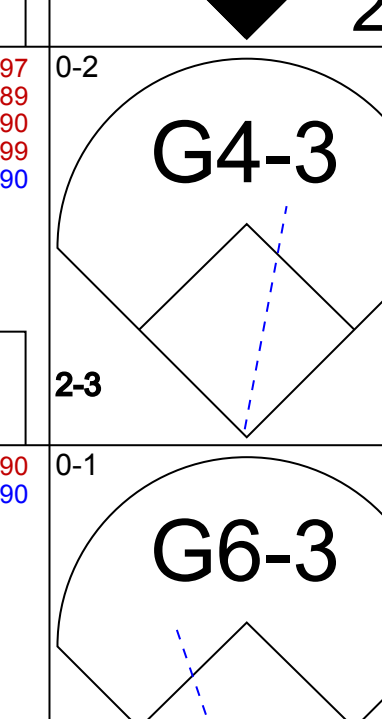

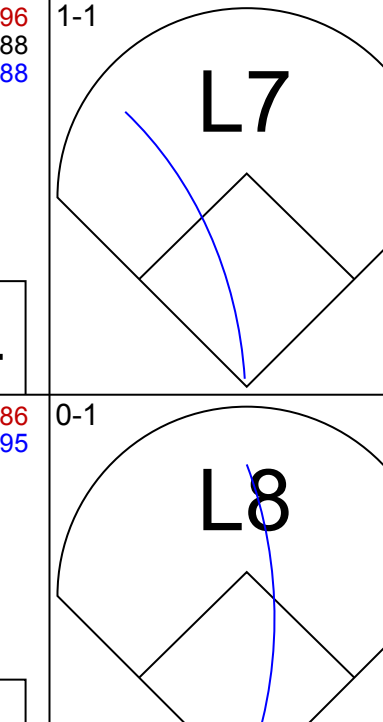
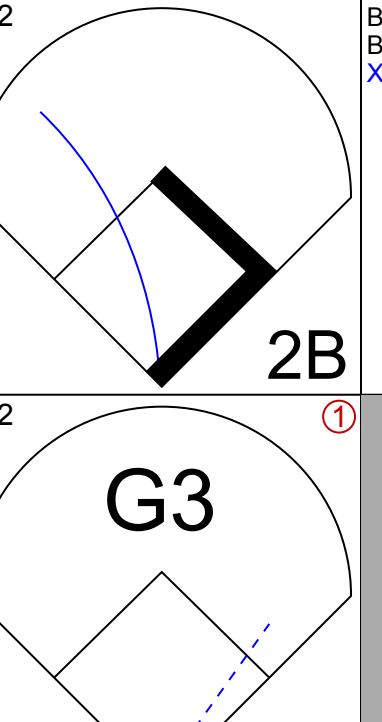
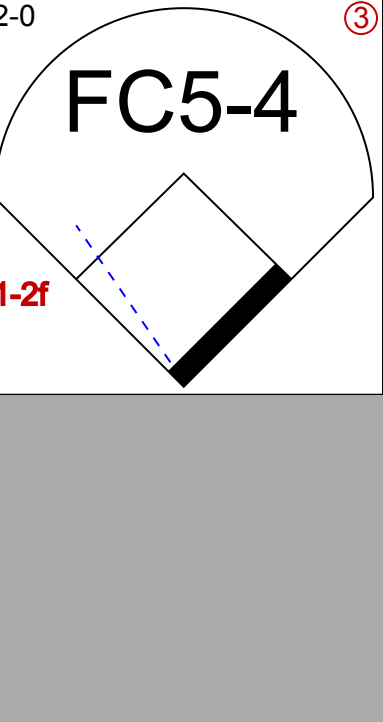
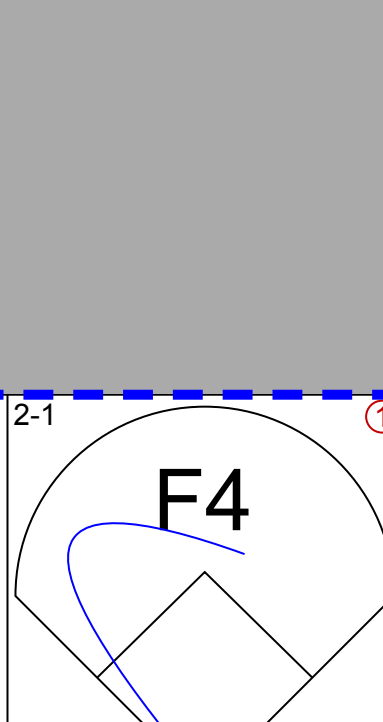
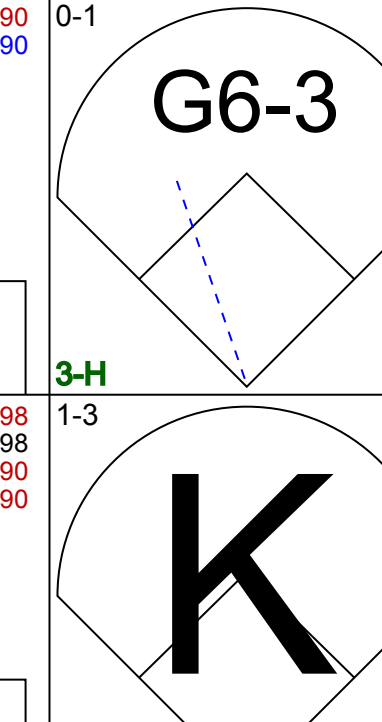
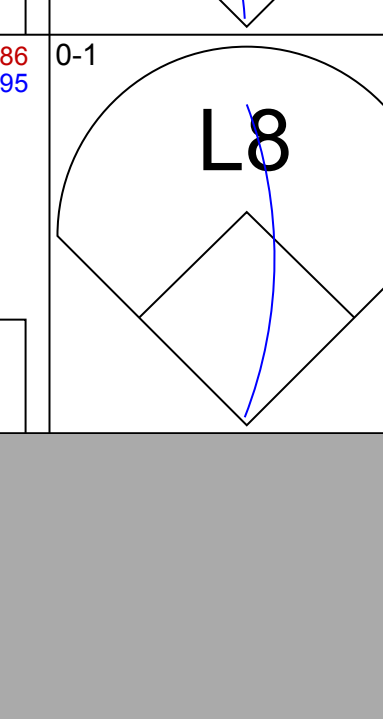
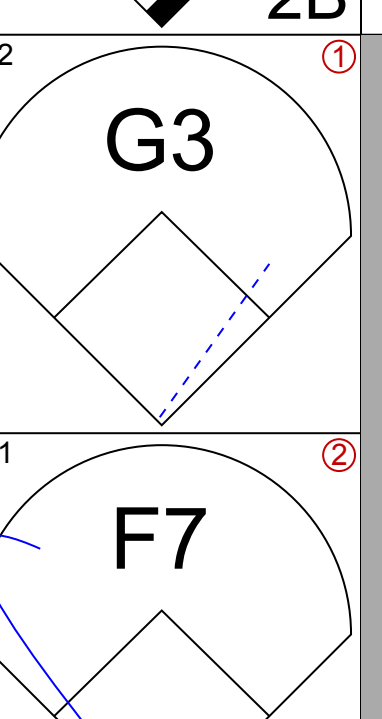

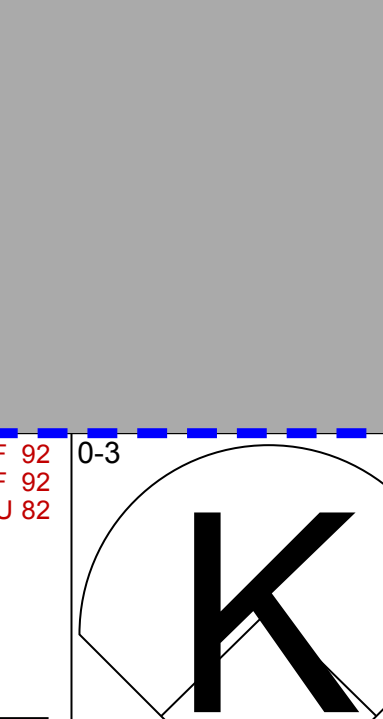
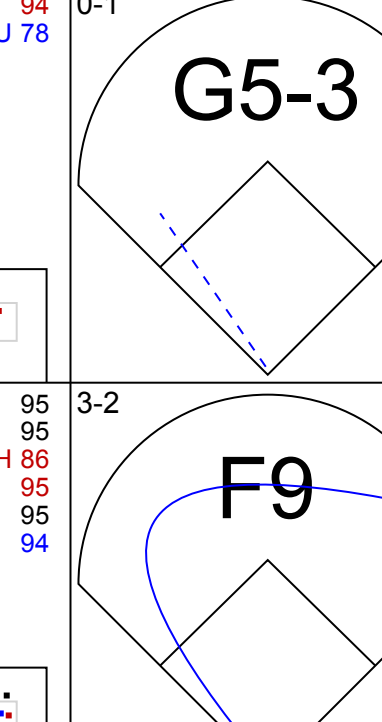
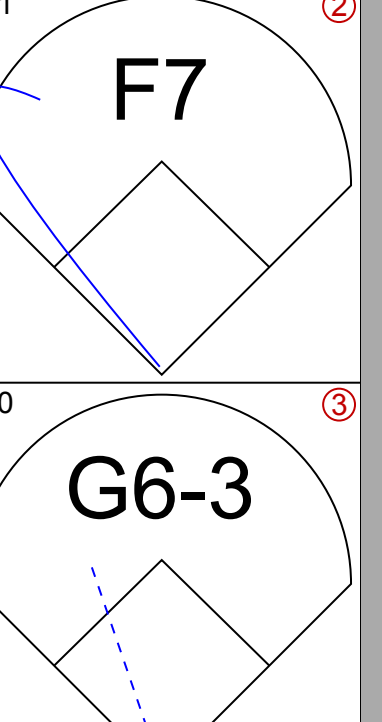
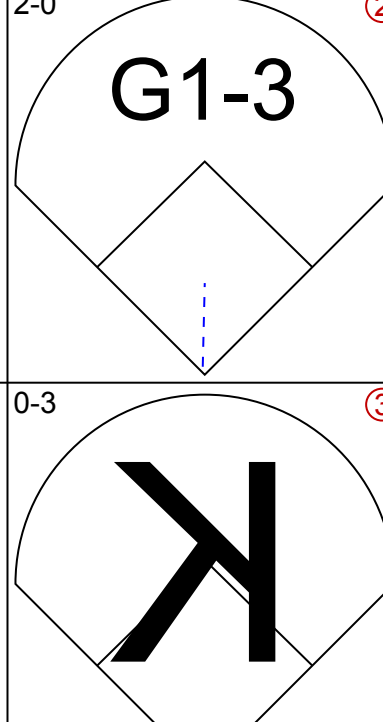
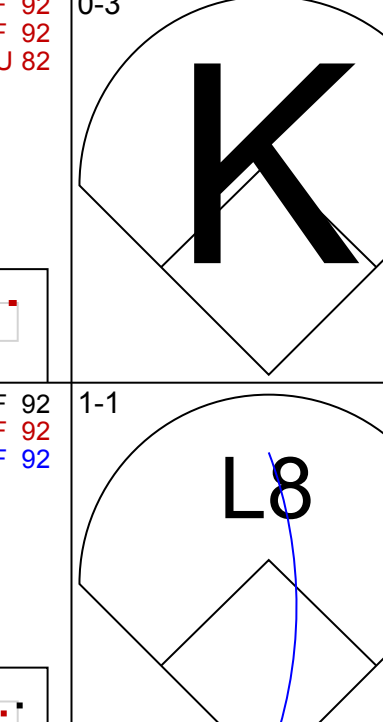
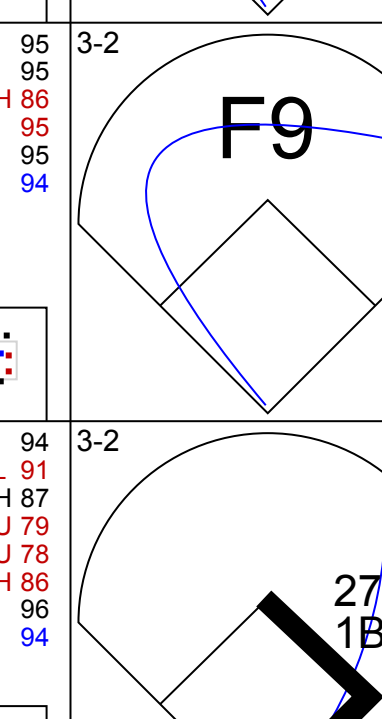
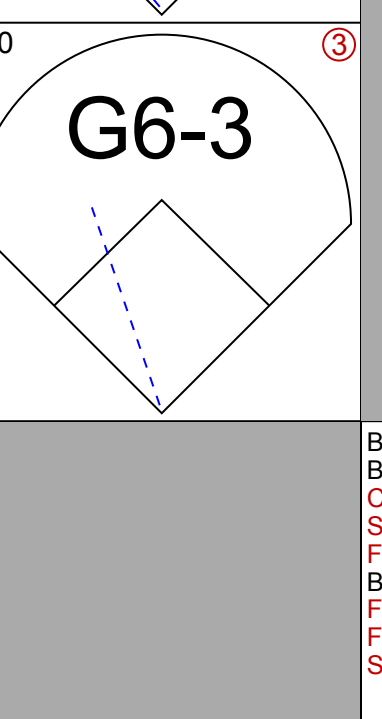

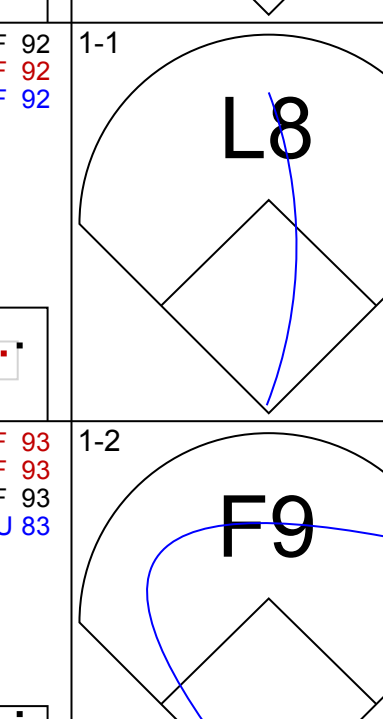
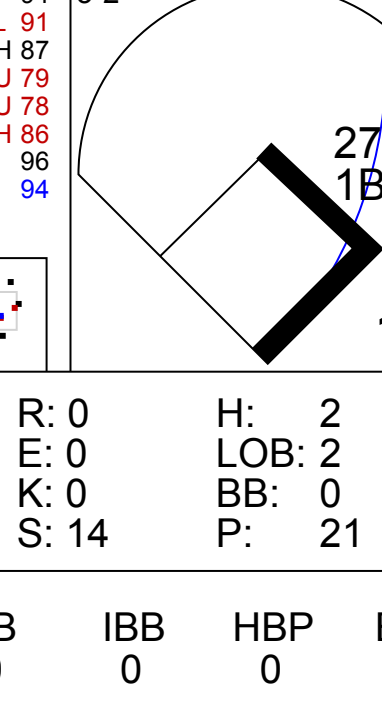
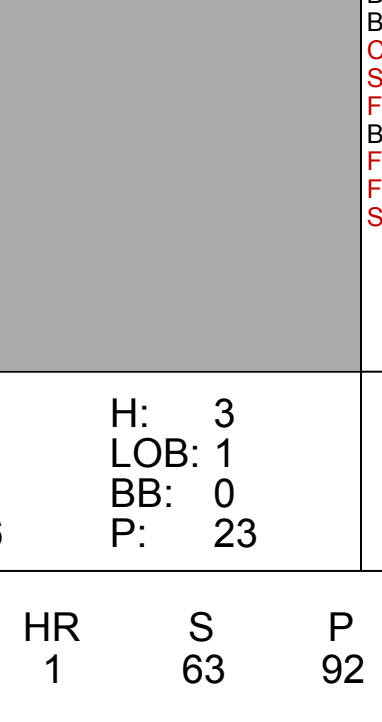


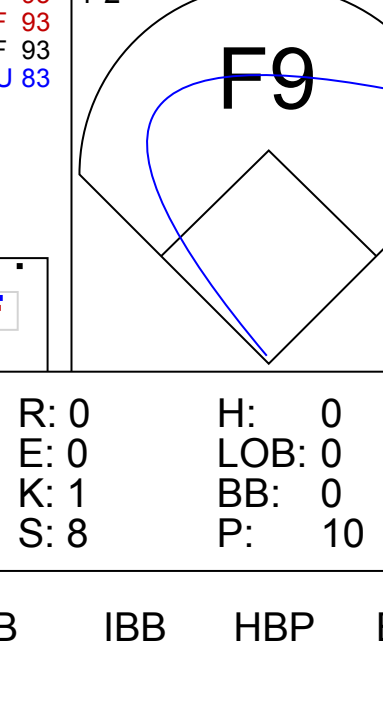
AB 31
R 5
H 9
RBI 5
BB 4
SO 8
LOB 15



Batter	1	2	3	4	5	6	7	8	9	AB	R	H	RBI	BB	SO	LOB	TOP			
10 Marcus Semien, R OBP: 0.310, SLG: 0.411										4	0	1	0	1	2	0	<p>Toronto Blue Jays @ Oakland Athletics Oakland Coliseum, Oakland, CA Wed May 05 2021, 6:41 PM - 9:45 PM PDT Att: 2,893 - Clear - 64 F</p> <p>livebaseballscores.com</p> <p>AB 36 R 9 H 10 RBI 8 BB 4 SO 8 LOB 14</p> 			
11 Bo Bichette, R OBP: 0.299, SLG: 0.483										5	3	1	0	0	0	4				
27 Vladimir Guerrero Jr., R (1, 10) OBP: 0.494, SLG: 0.622										4	2	2	2	1	1	0				
37 Teoscar Hernández, R (1, 9) OBP: 0.273, SLG: 0.358										5	1	2	2	0	2	1				
15 Randal Grichuk, R (1, 8) OBP: 0.342, SLG: 0.481										5	1	3	2	0	0	1				
8 Cavan Biggio, L (1, 5) OBP: 0.286, SLG: 0.286										3	0	0	1	0	0	2				
13 Lourdes Gurriel Jr., R (1, 7) 9 Danny Jansen, R (8, 2) OBP: 0.164, SLG: 0.091										4	0	1	1	0	1	3				
2 Joe Panik, L (1, 3) 5 Santiago Espinal, R (8, PH) OBP: 0.333, SLG: 0.417										3	0	0	0	0	0	1				
7 Reese McGuire, L (1, 2) 3 Jonathan Davis, R (8, PR) OBP: 0.259, SLG: 0.227										2	0	0	0	1	2	0				
Inning Stats	R: 2 H: 4 E: 0 K: 2 S: 14	H: 4 LOB: 2 BB: 0 P: 22	R: 0 H: 0 E: 0 K: 1 S: 11	H: 0 LOB: 0 BB: 0 P: 13	R: 0 H: 0 E: 0 K: 1 S: 8	H: 0 LOB: 0 BB: 0 P: 12	R: 0 H: 1 E: 0 K: 0 S: 8	H: 1 LOB: 1 BB: 0 P: 10	R: 0 H: 0 E: 0 K: 1 S: 9	H: 0 LOB: 0 BB: 0 P: 15	R: 0 H: 0 E: 0 K: 0 S: 5	H: 0 LOB: 0 BB: 0 P: 8	R: 5 H: 3 E: 0 K: 0 S: 16	H: 3 LOB: 2 BB: 2 P: 28	R: 2 H: 1 E: 0 K: 1 S: 13	H: 1 LOB: 1 BB: 2 P: 27		1B: 8 2B: 2 3B: 0 HR: 0	SF: 0 SAC: 1 DP: 0 HBP: 0	WP: 2 PB: 0 SB: 1 CS: 1
PITCHER	IP WLS BF H R ER SO BB IBB HBP BLK WP HR S P ERA WHIP	IP WLS BF H R ER SO BB IBB HBP BLK WP HR S P ERA WHIP	IP WLS BF H R ER SO BB IBB HBP BLK WP HR S P ERA WHIP	IP WLS BF H R ER SO BB IBB HBP BLK WP HR S P ERA WHIP	IP WLS BF H R ER SO BB IBB HBP BLK WP HR S P ERA WHIP	IP WLS BF H R ER SO BB IBB HBP BLK WP HR S P ERA WHIP	IP WLS BF H R ER SO BB IBB HBP BLK WP HR S P ERA WHIP	IP WLS BF H R ER SO BB IBB HBP BLK WP HR S P ERA WHIP	IP WLS BF H R ER SO BB IBB HBP BLK WP HR S P ERA WHIP	IP WLS BF H R ER SO BB IBB HBP BLK WP HR S P ERA WHIP	IP WLS BF H R ER SO BB IBB HBP BLK WP HR S P ERA WHIP	IP WLS BF H R ER SO BB IBB HBP BLK WP HR S P ERA WHIP	IP WLS BF H R ER SO BB IBB HBP BLK WP HR S P ERA WHIP	IP WLS BF H R ER SO BB IBB HBP BLK WP HR S P ERA WHIP	IP WLS BF H R ER SO BB IBB HBP BLK WP HR S P ERA WHIP	IP WLS BF H R ER SO BB IBB HBP BLK WP HR S P ERA WHIP	IP WLS BF H R ER SO BB IBB HBP BLK WP HR S P ERA WHIP			
40 Chris Bassitt, R ERA: 3.7	7.0		6	2	2	7	0	0	0	0	0	0	0	0	63	90	2.57	0.857		
62 Lou Trivino, R ERA: 4.15	0.1	L	6	3	5	5	0	1	1	0	0	1	0	9	19	135.00	12.000			
21 Adam Kolarik, L ERA: 7.5	0.2		3	0	0	0	0	0	0	0	0	1	0	7	9	0.00	0.000			
70 Jordan Weems, R ERA: 6.23	1.0		6	1	2	2	1	2	0	0	0	0	0	13	27	18.00	3.000			

Batter	1	2	3	4	5	6	7	8	9	AB	R	H	RBI	BB	SO	LOB	BOTTOM	
20 Mark Canha, R OBP: 0.384, SLG: 0.398										4	0	0	0	0	0	0	<p>Toronto Blue Jays @ Oakland Athletics Oakland Coliseum, Oakland, CA Wed May 05 2021, 6:41 PM - 9:45 PM PDT Att: 2,893 - Clear - 64 F</p> <p>livebaseballscores.com</p> <p>AB 34 R 4 H 7 RBI 4 BB 2 SO 12 LOB 9</p> 	
22 Ramón Laureano, R (1, 8) OBP: 0.294, SLG: 0.518										4	2	3	1	0	1	0		
28 Matt Olson, L OBP: 0.352, SLG: 0.563										3	1	0	0	1	2	2		
12 Sean Murphy, R (1, 10)										4	0	2	2	0	1	0		
26 Matt Chapman, R OBP: 0.313, SLG: 0.407										4	1	1	1	0	3	2		
8 Jed Lowrie, S OBP: 0.347, SLG: 0.440										3	0	0	0	1	2	1		
25 Stephen Piscotty, R 15 Seth Brown, L OBP: 0.283, SLG: 0.449										2	0	1	0	0	1	0		
17 Elvis Andrus, R OBP: 0.200, SLG: 0.178										4	0	0	0	0	1	2		
30 Austin Allen, L (1, 2)										4	0	0	0	0	1	1		
Inning Stats	R: 1 H: 1 E: 0 K: 2 S: 11	H: 1 LOB: 1 BB: 0 P: 13	R: 0 H: 1 E: 0 K: 2 S: 11	H: 1 LOB: 1 BB: 0 P: 16	R: 0 H: 1 E: 0 K: 2 S: 11	H: 1 LOB: 0 BB: 0 P: 15	R: 0 H: 0 E: 0 K: 0 S: 9	H: 2 LOB: 1 BB: 0 P: 22	R: 0 H: 0 E: 0 K: 0 S: 12	H: 0 LOB: 0 BB: 0 P: 19	R: 1 H: 1 E: 0 K: 2 S: 14	H: 1 LOB: 1 BB: 1 P: 22	R: 0 H: 0 E: 0 K: 1 S: 10	H: 0 LOB: 1 BB: 1 P: 18	1B: 3 2B: 2 3B: 0 HR: 2	SF: 0 SAC: 0 DP: 0 HBP: 0		WP: 0 PB: 0 SB: 0 CS: 0
PITCHER	IP WLS BF H R ER SO BB IBB HBP BLK WP HR S P ERA WHIP	IP WLS BF H R ER SO BB IBB HBP BLK WP HR S P ERA WHIP	IP WLS BF H R ER SO BB IBB HBP BLK WP HR S P ERA WHIP	IP WLS BF H R ER SO BB IBB HBP BLK WP HR S P ERA WHIP	IP WLS BF H R ER SO BB IBB HBP BLK WP HR S P ERA WHIP	IP WLS BF H R ER SO BB IBB HBP BLK WP HR S P ERA WHIP	IP WLS BF H R ER SO BB IBB HBP BLK WP HR S P ERA WHIP	IP WLS BF H R ER SO BB IBB HBP BLK WP HR S P ERA WHIP	IP WLS BF H R ER SO BB IBB HBP BLK WP HR S P ERA WHIP	IP WLS BF H R ER SO BB IBB HBP BLK WP HR S P ERA WHIP	IP WLS BF H R ER SO BB IBB HBP BLK WP HR S P ERA WHIP	IP WLS BF H R ER SO BB IBB HBP BLK WP HR S P ERA WHIP	IP WLS BF H R ER SO BB IBB HBP BLK WP HR S P ERA WHIP	IP WLS BF H R ER SO BB IBB HBP BLK WP HR S P ERA WHIP	IP WLS BF H R ER SO BB IBB HBP BLK WP HR S P ERA WHIP	IP WLS BF H R ER SO BB IBB HBP BLK WP HR S P ERA WHIP		
38 Robbie Ray, L ERA: 3.14	6.0		3	3	3	9	0	0	0	0	0	0	0	0	0	0		
68 Jordan Romano, R ERA: 2.35	1.0	W	3	0	0	0	0	0	0	0	0	12	19	0.00	0.000			
35 David Phelps, R ERA: 0.87	0.0		0	0	0	0	0	0	0	0	0	0	0	0	0	0		
34 Tyler Chatwood, R ERA: 0.96	1.0		5	1	1	1	2	1	0	0	0	14	22	9.00	2.000			
56 Ryan Borucki, L ERA: 3.65	1.0		4	0	0	0	1	1	0	0	0	10	18	0.00	1.000			

Batter	1	2	3	4	5	6	7	8	9	AB	R	H	RBI	BB	SO	LOB	TOP										
10 Marcus Semien, R OBP: 0.326, SLG: 0.476										4	2	1	3	1	2	1	<p>Toronto Blue Jays @ Houston Astros Minute Maid Park, Houston, TX Sat May 08 2021, 6:11 PM - 9:19 PM CDT Att: 25,794 - Cloudy - 82 F</p> <p>livebaseballscores.com</p> <p>AB 33 R 8 H 5 RBI 8 BB 5 SO 10 LOB 13</p> 										
11 Bo Bichette, R OBP: 0.305, SLG: 0.489										5	0	0	0	0	3	1											
27 Vladimir Guerrero Jr., R (1, 3) OBP: 0.453, SLG: 0.560										3	1	0	0	1	0	0											
37 Teoscar Hernández, R (1, 9) OBP: 0.279, SLG: 0.375										4	0	0	0	0	1	2											
15 Randal Grichuk, R (1, 8) OBP: 0.346, SLG: 0.508										3	1	1	2	1	0	0											
8 Cavan Biggio, L (1, 5) OBP: 0.327, SLG: 0.344										2	2	1	2	2	0	1											
13 Lourdes Gurriel Jr., R (1, 7) OBP: 0.287, SLG: 0.296										4	1	0	0	0	2	2											
44 Rowdy Tellez, L (1, 10) OBP: 0.214, SLG: 0.254										3	0	1	0	0	1	1											
5 Santiago Espinal, R (9, PH) OBP: 0.320, SLG: 0.400										1	0	0	0	0	0	2											
9 Danny Jansen, R (1, 2) OBP: 0.178, SLG: 0.254										4	1	1	1	0	1	3											
Inning Stats	R: 0 E: 0 K: 2 S: 8	H: 0 LOB: 0 BB: 0 P: 10	R: 2 E: 0 K: 2 S: 10	H: 1 LOB: 0 BB: 1 P: 16	R: 3 E: 0 K: 1 S: 19	H: 2 LOB: 1 BB: 2 P: 31	R: 0 E: 0 K: 2 S: 8	H: 1 LOB: 1 BB: 0 P: 15	R: 0 E: 0 K: 1 S: 6	H: 0 LOB: 0 BB: 0 P: 10	R: 0 E: 0 K: 0 S: 10	H: 0 LOB: 1 BB: 1 P: 17	R: 0 E: 0 K: 0 S: 9	H: 0 LOB: 0 BB: 0 P: 13	R: 0 E: 0 K: 1 S: 7	H: 0 LOB: 0 BB: 0 P: 11	R: 3 E: 1 K: 1 S: 19	H: 1 LOB: 0 BB: 1 P: 34	1B: 1 2B: 1 3B: 0 HR: 3	SF: 0 SAC: 0 DP: 0 HBP: 0	WP: 0 PB: 0 SB: 0 CS: 0	PA: 38					
PITCHER	IP	WLS	BF	H	R	ER	SO	BB	IBB	HBP	BLK	WP	HR	S	P	ERA	WHIP										
53 Cristian Javier, R (1, 1) ERA: 2.9	5.1	L	24	4	5	5	8	4	0	0	0	0	2	55	91	8.44	1.500										
70 Andre Scrubbs, R (6, 1) ERA: 3.95	1.2		5	0	0	0	0	0	0	0	0	0	0	15	21	0.00	0.000										
66 Bryan Abreu, R (8, 1) ERA: 4.24	1.0		3	0	0	0	1	0	0	0	0	0	0	7	11	0.00	0.000										
58 Brooks Raley, L (9, 1) ERA: 9.24	0.1		3	0	2	1	0	1	0	0	0	0	0	9	17	27.00	3.000										
38 Joe Smith, R (9, 1) ERA: 7.94	0.2		3	1	1	0	1	0	0	0	0	0	1	10	17	0.00	1.500										

Batter	1	2	3	4	5	6	7	8	9	AB	R	H	RBI	BB	SO	LOB	BOTTOM										
27 Jose Altuve, R (1, 4) OBP: 0.317, SLG: 0.383										4	0	2	0	0	1	0	<p>Toronto Blue Jays @ Houston Astros Minute Maid Park, Houston, TX Sat May 08 2021, 6:11 PM - 9:19 PM CDT Att: 25,794 - Cloudy - 82 F</p> <p>livebaseballscores.com</p> <p>AB 36 R 4 H 9 RBI 4 BB 0 SO 7 LOB 9</p> 										
16 Aledmys Diaz, R (1, 7) OBP: 0.333, SLG: 0.409										4	1	0	0	0	3												
2 Alex Bregman, R (1, 5) OBP: 0.381, SLG: 0.519										4	2	3	0	0	1	0											
44 Yordan Alvarez, L (1, 10) OBP: 0.382, SLG: 0.624										4	1	2	3	0	1	1											
10 Yuli Gurriel, R (1, 3) OBP: 0.415, SLG: 0.551										4	0	1	1	0	0	2											
1 Carlos Correa, R (1, 6) OBP: 0.294, SLG: 0.421										4	0	0	0	0	1	1											
30 Kyle Tucker, L (1, 9) OBP: 0.242, SLG: 0.342										4	0	0	0	0	1	1											
3 Myles Straw, R (1, 8) OBP: 0.298, SLG: 0.257										4	0	0	0	0	1	1											
15 Martin Maldonado, R (1, 2) OBP: 0.202, SLG: 0.231										4	0	1	0	0	1	0											
Inning Stats	R: 0 E: 0 K: 2 S: 8	H: 0 LOB: 0 BB: 0 P: 9	R: 0 E: 0 K: 1 S: 8	H: 0 LOB: 0 BB: 0 P: 11	R: 0 E: 0 K: 0 S: 14	H: 2 LOB: 2 BB: 0 P: 21	R: 2 E: 0 K: 0 S: 16	H: 3 LOB: 1 BB: 0 P: 23	R: 1 E: 0 K: 1 S: 17	H: 3 LOB: 2 BB: 0 P: 28	R: 0 E: 0 K: 1 S: 6	H: 0 LOB: 0 BB: 0 P: 10	R: 0 E: 0 K: 0 S: 7	H: 0 LOB: 0 BB: 0 P: 11	R: 1 E: 0 K: 1 S: 12	H: 1 LOB: 0 BB: 0 P: 14		R: 0 E: 0 K: 1 S: 8	H: 0 LOB: 0 BB: 0 P: 10	1B: 5 2B: 3 3B: 0 HR: 1	SF: 0 SAC: 0 DP: 0 HBP: 0	WP: 0 PB: 0 SB: 0 CS: 0	PA: 36				
PITCHER	IP	WLS	BF	H	R	ER	SO	BB	IBB	HBP	BLK	WP	HR	S	P	ERA	WHIP										
22 Steven Matz, L (1, 1) ERA: 4.86	5.0		23	3	3	3	4	0	0	0	0	0	0	13	21	0.00	0.000										
34 Tyler Chatwood, R (6, 1) ERA: 0.79	2.0	H	6	0	0	0	1	0	0	0	0	0	0	13	21	0.00	0.000										
6B Jordan Romano, R (8, 1) ERA: 3.12	1.0	H	4	1	1	1	1	0	0	0	0	0	0	12	14	9.00	1.000										
64 Travis Bergen, L (9, 1) ERA:	1.0		3	0	0	0	1	0	0	0	0	0	0	8	10	0.00	0.000										

Batter	1	2	3	4	5	6	7	8	9	AB	R	H	RBI	BB	SO	LOB	TOP								
10 Marcus Semien, R (1,4) OBP: 0.331, SLG: 0.475	G5-3			K				K		4	0	1	1	0	2	0	Toronto Blue Jays @ Atlanta Braves Truist Park, Atlanta, GA Wed May 12, 2021, 7:21 PM - 10:02 PM EDT Att: 21,171 - Overcast - 52 F								
11 Bo Bichette, R (1,6) OBP: 0.318, SLG: 0.490	1B		G1-3						37 HR	3	1	2	0	1	0	0									
27 Vladimir Guerrero Jr., R (1,3) OBP: 0.440, SLG: 0.557	G5-3		L7						F9	4	0	0	0	0	0	3									
37 Teoscar Hernández, R (1,9) OBP: 0.338, SLG: 0.507		8 CS			G3				HR	3	2	2	3	1	0	0									
15 Randal Grichuk, R (1,8) OBP: 0.317, SLG: 0.462	F9				L9				K	4	0	0	0	0	1	1									
13 Lourdes Gurriel Jr., R (1,7) 36 A.J. Cole, R (9,1)	F7				G5-3				F9	4	0	0	0	0	0	1									
8 Cavan Biggio, L (1,5) OBP: 0.314, SLG: 0.314	CS		F8					G3-1	CS	2	1	0	0	1	0	0									
9 Danny Jansen, R (1,2) OBP: 0.163, SLG: 0.230			F9						K	3	0	0	0	0	2	1									
99 Hyun Jin Ryu, R (1,1)									K	2	0	0	0	0	2	1									
5 Santiago Espinal, R (8,PH) 34 Tyler Chatwood, R (8,1) 3 Jonathan Davis, R (9,8)									F8	1	0	0	0	0	0	0									
Inning Stats	R: 0 E: 0 K: 0 S: 10	H: 1 LOB: 0 BB: 0 P: 12	R: 0 E: 0 K: 0 S: 6	H: 0 LOB: 0 BB: 1 P: 12	R: 0 E: 0 K: 1 S: 7	H: 0 LOB: 0 BB: 0 P: 10	R: 0 E: 0 K: 1 S: 7	H: 0 LOB: 0 BB: 0 P: 10	R: 0 E: 0 K: 2 S: 11	H: 1 LOB: 2 BB: 0 P: 17	R: 1 E: 0 K: 2 S: 14	H: 1 LOB: 2 BB: 2 P: 28	R: 1 E: 0 K: 1 S: 8	H: 1 LOB: 0 BB: 0 P: 13	R: 0 E: 0 K: 2 S: 8	H: 0 LOB: 0 BB: 0 P: 14	R: 2 E: 1 K: 0 S: 11	H: 2 LOB: 0 BB: 0 P: 17	1B: 2 2B: 1 3B: 0 HR: 2	SF: 0 SAC: 0 DP: 0 HBP: 0	WP: 0 PB: 0 SB: 1 CS: 2	PA: 35			
PITCHER	IP	WLS	BF	H	R	ER	SO	BB	IBB	HBP	BLK	WP	HR	S	P	ERA	WHIP								
54 Max Fried, L (1,1) ERA: 6.55	6.0		21	2	1	1	4	3	0	0	0	0	0	55	89	1.50	0.833								
77 Luke Jackson, R (7,1) ERA: 1.93	1.0	L	4	1	1	1	1	0	0	0	0	0	1	8	13	9.00	1.000								
15 Sean Newcomb, L (8,1) ERA: 7.36	1.0		3	0	0	0	2	0	0	0	0	0	0	8	14	0.00	0.000								
32 Josh Tomlin, R (9,1) ERA: 5.31	1.0		5	2	2	2	0	0	0	0	0	0	1	11	17	18.00	2.000								

Batter	1	2	3	4	5	6	7	8	9	AB	R	H	RBI	BB	SO	LOB	BOTTOM								
13 Ronald Acuña Jr., R (1,9) OBP: 0.403, SLG: 0.640	K		F8					F7		3	0	0	0	1	1	1	Toronto Blue Jays @ Atlanta Braves Truist Park, Atlanta, GA Wed May 12, 2021, 7:21 PM - 10:02 PM EDT Att: 21,171 - Overcast - 52 F								
5 Freddie Freeman, L (1,3) OBP: 0.346, SLG: 0.449	P6		K					K		4	0	0	0	0	3	2									
20 Marcell Ozuna, R (1,7) OBP: 0.276, SLG: 0.331	FC5-4				L8			G6-3		4	0	1	0	0	1	0									
Ozzie Albies, S (1,4) OBP: 0.308, SLG: 0.460	FC5-4				G5-3			G6-3		4	0	1	0	0	0	1									
27 Austin Riley, R (1,5) OBP: 0.397, SLG: 0.404	F7				G5-3					3	0	1	0	1	0	1									
7 Dansby Swanson, R (1,6) OBP: 0.283, SLG: 0.364	K				G6-3			2B		4	0	0	0	0	1	3									
24 William Contreras, R (1,2) OBP: 0.259, SLG: 0.446	K							F8		4	1	1	1	0	1	1									
25 Cristian Pache, R (1,8) OBP: 0.154, SLG: 0.210			K							3	0	0	0	0	1	0									
54 Max Fried, L (1,1) 77 Luke Jackson, R (7,1)					L7					2	0	1	0	0	0	0									
23 Ehire Adrianza, S (7,PH) 15 Sean Newcomb, L (8,1) 32 Josh Tomlin, R (9,1)										1	0	0	0	0	0	0									
Inning Stats	R: 0 E: 0 K: 1 S: 10	H: 1 LOB: 1 BB: 0 P: 12	R: 0 E: 0 K: 2 S: 9	H: 0 LOB: 0 BB: 0 P: 14	R: 0 E: 0 K: 2 S: 9	H: 1 LOB: 1 BB: 0 P: 10	R: 0 E: 0 K: 0 S: 10	H: 1 LOB: 1 BB: 0 P: 15	R: 1 E: 0 K: 1 S: 11	H: 1 LOB: 1 BB: 1 P: 18	R: 0 E: 0 K: 0 S: 8	H: 1 LOB: 1 BB: 0 P: 14	R: 0 E: 0 K: 2 S: 7	H: 0 LOB: 0 BB: 0 P: 11	R: 0 E: 0 K: 2 S: 7	H: 0 LOB: 0 BB: 0 P: 11	R: 0 E: 0 K: 0 S: 10	H: 0 LOB: 1 BB: 1 P: 16	1B: 3 2B: 1 3B: 0 HR: 1	SF: 0 SAC: 0 DP: 0 HBP: 0	WP: 0 PB: 0 SB: 0 CS: 0	PA: 34			
PITCHER	IP	WLS	BF	H	R	ER	SO	BB	IBB	HBP	BLK	WP	HR	S	P	ERA	WHIP								
99 Hyun Jin Ryu, L (1,1) ERA: 2.95	7.0		27	5	1	1	6	1	0	0	0	0	0	63	94	1.29	0.857								
34 Tyler Chatwood, R (8,1) ERA: 0.69	1.0	H	3	0	0	0	2	0	0	0	0	0	0	7	11	0.00	0.000								
36 A.J. Cole, R (9,1) ERA:	1.0	S	4	0	0	0	0	1	0	0	0	0	0	10	16	0.00	1.000								

Batter	1	2	3	4	5	6	7	8	9	AB	R	H	RBI	BB	SO	LOB	TOP						
10 Marcus Semien, R (1,4) OBP: 0.333, SLG: 0.472										5	1	2	0	0	1	4							
11 Bo Bichette, R (1,6) OBP: 0.321, SLG: 0.493										5	2	2	3	0	1	1							
27 Vladimir Guerrero Jr., R (1,3) OBP: 0.432, SLG: 0.543										5	0	1	0	0	1	1							
37 Teoscar Hernández, R (1,9) OBP: 0.353, SLG: 0.506										4	2	2	1	1	0	0							
8 Cavan Biggio, L (1,5) OBP: 0.333, SLG: 0.343										3	1	2	2	2	1	0							
13 Lourdes Gurriel Jr., R (1,7) OBP: 0.215, SLG: 0.276										4	0	1	1	0	1	4							
3 Jonathan Davis, R (1,8) OBP: 0.282, SLG: 0.273										5	0	1	1	0	1	2							
7 Reese McGuire, L (1,2) OBP: 0.500, SLG: 0.375										2	1	1	0	0	0	0							
15 Randal Grichuk, R (8,PH) OBP: 0.314, SLG: 0.455										1	0	0	0	0	0	1							
64 Travis Bergen, L (8,1) OBP: 0.282, SLG: 0.273										0	0	0	0	0	0	0							
68 Jordan Romano, R (9,1) OBP: 0.282, SLG: 0.273										0	0	0	0	0	0	0							
48 Ross Stripling, R (1,1) OBP: 0.282, SLG: 0.273										1	0	0	0	0	1	3							
44 Rowdy Tellez, L (6,PH) OBP: 0.224, SLG: 0.301										1	0	0	0	0	0	0							
58 Tim Mayza, L (6,1) OBP: 0.282, SLG: 0.273										0	0	0	0	0	0	0							
54 Joel Payamps, R (7,1) OBP: 0.282, SLG: 0.273										0	0	0	0	0	0	0							
9 Danny Jansen, R (8,2) OBP: 0.173, SLG: 0.240										1	1	1	0	0	0	0							
Inning Stats	R: 0 E: 0 K: 1 S: 9	H: 1 LOB: 0 BB: 0 P: 15	R: 1 E: 0 K: 1 S: 12	H: 2 LOB: 3 BB: 1 P: 22	R: 0 E: 0 K: 1 S: 10	H: 0 LOB: 0 BB: 0 P: 17	R: 0 E: 0 K: 1 S: 9	H: 0 LOB: 0 BB: 0 P: 11	R: 2 E: 0 K: 1 S: 20	H: 4 LOB: 3 BB: 1 P: 32	R: 0 E: 0 K: 0 S: 6	H: 0 LOB: 0 BB: 0 P: 8	R: 0 E: 0 K: 1 S: 8	H: 0 LOB: 0 BB: 0 P: 12	R: 1 E: 0 K: 1 S: 10	H: 1 LOB: 1 BB: 1 P: 16	R: 4 E: 0 K: 0 S: 16	H: 5 LOB: 1 BB: 0 P: 25	1B: 10 2B: 3 3B: 0 HR: 0	SF: 1 SAC: 1 DP: 1 HBP: 1	WP: 0 PB: 1 SB: 0 CS: 0	PA: 43	
PITCHER	IP: 4.2 WLS: 0 BF: 23 ERA: 5.08	WLS: 0 BF: 4 ERA: 5.4	H: 7 R: 3 ER: 3 SO: 4	H: 3 R: 0 ER: 0 SO: 1	BB: 2 IBB: 0 HBP: 1 BLK: 0	BB: 0 IBB: 0 HBP: 0 BLK: 0	WP: 0 HR: 0 S: 57 P: 94	HR: 0 S: 9 P: 11	ERA: 5.79 WHIP: 1.929	IP: 0.1 WLS: L BF: 6 ERA: 5.02	WLS: L BF: 2 ERA: 7.0	H: 5 R: 4 ER: 4 SO: 0	H: 4 R: 0 ER: 0 SO: 0	H: 0 R: 0 ER: 0 SO: 0	H: 0 R: 0 ER: 0 SO: 0	H: 0 R: 0 ER: 0 SO: 0	H: 0 R: 0 ER: 0 SO: 0	H: 0 R: 0 ER: 0 SO: 0	H: 0 R: 0 ER: 0 SO: 0	WP: 0 HR: 0 S: 13 P: 18	ERA: 108.00 WHIP: 15.000	ERA: 0.00 WHIP: 0.000	

Toronto Blue Jays @ Atlanta Braves
Truist Park, Atlanta, GA
Thu May 13 2021, 12:22 PM - 3:35 PM EDT
Att: 21,653 - Sunny - 61 F

AB	37
R	8
H	13
RBI	8
BB	3
SO	7
LOB	16



Batter	1	2	3	4	5	6	7	8	9	AB	R	H	RBI	BB	SO	LOB	BOTTOM						
13 Ronald Acuña Jr., R (1,9) OBP: 0.366, SLG: 0.651										4	1	1	1	0	1	0							
33 A.J. Minter, L (8,1) OBP: 0.282, SLG: 0.273										0	0	0	0	0	0	0							
77 Luke Jackson, R (8,1) OBP: 0.282, SLG: 0.273										0	0	0	0	0	0	0							
51 Will Smith, L (9,1) OBP: 0.282, SLG: 0.273										0	0	0	0	0	0	0							
60 Jesse Biddle, L (9,1) OBP: 0.282, SLG: 0.273										0	0	0	0	0	0	0							
5 Freddie Freeman, L (1,3) OBP: 0.344, SLG: 0.443										4	1	1	0	0	0	0							
20 Marcell Ozuna, R (1,7) OBP: 0.281, SLG: 0.331										3	1	1	0	1	1	1							
Ozzie Albies, S (1,4) OBP: 0.313, SLG: 0.457										3	0	1	0	1	0	2							
23 Ehre Adriansa, S (4,8) OBP: 0.316, SLG: 0.450										4	0	1	1	0	2	3							
7 Dansby Swanson, R (1,6) OBP: 0.282, SLG: 0.382										4	1	1	2	0	3	2							
45 Jeff Mathis, R (1,2) OBP: 0.282, SLG: 0.273										4	0	0	0	0	4	2							
25 Cristian Pache, R (1,8) OBP: 0.152, SLG: 0.206										1	0	0	0	0	0	0							
27 Austin Riley, R (8,9) OBP: 0.366, SLG: 0.651										3	0	0	0	0	2	0							
50 Charlie Morton, R (1,1) OBP: 0.111, SLG: 0.111										1	0	0	0	0	1	0							
71 Jacob Webb, R (5,1) OBP: 0.282, SLG: 0.273										1	0	0	0	0	1	0							
55 Chris Martin, R (7,1) OBP: 0.282, SLG: 0.273										0	0	0	0	0	0	0							
17 Johan Camargo, S (7,PH) OBP: 0.282, SLG: 0.273										1	0	0	0	0	0	0							
Inning Stats	R: 2 E: 0 K: 2 S: 17	H: 4 LOB: 2 BB: 0 P: 23	R: 0 E: 0 K: 2 S: 10	H: 0 LOB: 0 BB: 0 P: 13	R: 0 E: 0 K: 2 S: 11	H: 0 LOB: 1 BB: 1 P: 20	R: 0 E: 0 K: 2 S: 12	H: 0 LOB: 0 BB: 0 P: 19	R: 0 E: 0 K: 1 S: 6	H: 0 LOB: 0 BB: 0 P: 9	R: 2 E: 0 K: 2 S: 16	H: 2 LOB: 0 BB: 0 P: 23	R: 0 E: 0 K: 1 S: 9	H: 0 LOB: 0 BB: 0 P: 12	R: 0 E: 0 K: 0 S: 9	H: 0 LOB: 1 BB: 1 P: 15	R: 0 E: 0 K: 3 S: 10	H: 0 LOB: 0 BB: 0 P: 14	1B: 4 2B: 0 3B: 0 HR: 2	SF: 0 SAC: 0 DP: 0 HBP: 0	WP: 0 PB: 0 SB: 1 CS: 0	PA: 35	
PITCHER	IP: 5.0 WLS: 0 BF: 20 ERA: 5.91	WLS: B BF: 5 ERA: 3.35	H: 4 R: 2 ER: 2 SO: 2	H: 2 R: 2 ER: 2 SO: 2	BB: 1 IBB: 0 HBP: 0 BLK: 0	BB: 0 IBB: 0 HBP: 0 BLK: 0	WP: 0 HR: 1 S: 56 P: 84	HR: 0 S: 16 P: 23	ERA: 3.60 WHIP: 2.000	IP: 0.0 WLS: 0 BF: 1 ERA: 18.00	WLS: B BF: 2 ERA: 3.35	H: 2 R: 2 ER: 2 SO: 2	H: 2 R: 0 ER: 0 SO: 0	H: 0 R: 0 ER: 0 SO: 0	H: 0 R: 0 ER: 0 SO: 0	H: 0 R: 0 ER: 0 SO: 0	H: 0 R: 0 ER: 0 SO: 0	H: 0 R: 0 ER: 0 SO: 0	H: 0 R: 0 ER: 0 SO: 0	WP: 0 HR: 2 S: 10 P: 14	SF: 0 SAC: 0 DP: 0 HBP: 0	WP: 0 PB: 0 SB: 1 CS: 0	PA: 35

Toronto Blue Jays @ Atlanta Braves
Truist Park, Atlanta, GA
Thu May 13 2021, 12:22 PM - 3:35 PM EDT
Att: 21,653 - Sunny - 61 F

AB	33
R	4
H	6
RBI	4
BB	2
SO	15
LOB	10



Batter	1	2	3	4	5	6	7	8	9	AB	R	H	RBI	BB	SO	LOB	TOP					
22 Andrew McCutchen, R OBP: 0.359, SLG: 0.393										3	0	1	0	2	2	1						
2 Jean Segura, R OBP: 0.354, SLG: 0.451										4	1	1	0	1	1	2						
3 Bryce Harper, L OBP: 0.449, SLG: 0.582										2	1	2	0	3	0	0						
10 J.T. Realmuto, R OBP: 0.409, SLG: 0.500										4	1	0	1	1	2	7						
17 Rhys Hoskins, R OBP: 0.298, SLG: 0.473										5	1	3	3	0	1	0						
28 Alec Bohm, R OBP: 0.295, SLG: 0.333										5	0	1	1	0	1	3						
37 Odúbel Herrera, L OBP: 0.375, SLG: 0.375										4	0	1	0	0	2	1						
5 Andrew Knapp, S OBP: 0.250, SLG: 0.255										3	1	0	0	1	2	1						
29 Nick Maton, L OBP: 0.311, SLG: 0.366										4	0	0	0	0	2	1						
Inning Stats	R: 0 H: 1 E: 0 K: 2 S: 13	H: 1 LOB: 1 BB: 0 P: 20	R: 0 H: 0 E: 0 K: 0 S: 6	H: 0 LOB: 0 BB: 0 P: 10	R: 0 H: 1 E: 0 K: 1 S: 15	H: 1 LOB: 3 BB: 2 P: 28	R: 0 H: 1 E: 0 K: 3 S: 14	H: 1 LOB: 1 BB: 0 P: 23	R: 0 H: 1 E: 0 K: 3 S: 17	H: 2 LOB: 2 BB: 1 P: 25	R: 0 H: 1 E: 0 K: 1 S: 8	H: 2 LOB: 1 BB: 4 P: 14	R: 5 H: 2 E: 0 K: 3 S: 23	H: 0 LOB: 1 BB: 1 P: 15	R: 0 H: 2 E: 0 K: 0 S: 9	H: 2 LOB: 1 BB: 0 P: 14	1B: 5 2B: 4 3B: 0 HR: 0	SF: 0 SAC: 0 DP: 2 HBP: 0	WP: 0 PB: 0 SB: 0 CS: 0	PA: 42		
PITCHER	IP WLS BF H R ER SO BB IBB HBP BLK WP HR S P ERA WHIP	IP WLS BF H R ER SO BB IBB HBP BLK WP HR S P ERA WHIP	IP WLS BF H R ER SO BB IBB HBP BLK WP HR S P ERA WHIP	IP WLS BF H R ER SO BB IBB HBP BLK WP HR S P ERA WHIP	IP WLS BF H R ER SO BB IBB HBP BLK WP HR S P ERA WHIP	IP WLS BF H R ER SO BB IBB HBP BLK WP HR S P ERA WHIP	IP WLS BF H R ER SO BB IBB HBP BLK WP HR S P ERA WHIP	IP WLS BF H R ER SO BB IBB HBP BLK WP HR S P ERA WHIP	IP WLS BF H R ER SO BB IBB HBP BLK WP HR S P ERA WHIP	IP WLS BF H R ER SO BB IBB HBP BLK WP HR S P ERA WHIP	IP WLS BF H R ER SO BB IBB HBP BLK WP HR S P ERA WHIP	IP WLS BF H R ER SO BB IBB HBP BLK WP HR S P ERA WHIP	IP WLS BF H R ER SO BB IBB HBP BLK WP HR S P ERA WHIP	IP WLS BF H R ER SO BB IBB HBP BLK WP HR S P ERA WHIP	IP WLS BF H R ER SO BB IBB HBP BLK WP HR S P ERA WHIP	IP WLS BF H R ER SO BB IBB HBP BLK WP HR S P ERA WHIP	IP WLS BF H R ER SO BB IBB HBP BLK WP HR S P ERA WHIP	IP WLS BF H R ER SO BB IBB HBP BLK WP HR S P ERA WHIP	IP WLS BF H R ER SO BB IBB HBP BLK WP HR S P ERA WHIP	IP WLS BF H R ER SO BB IBB HBP BLK WP HR S P ERA WHIP	IP WLS BF H R ER SO BB IBB HBP BLK WP HR S P ERA WHIP	
22 Steven Matz, L ERA: 4.29	5.0	22	4	0	0	9	3	0	0	0	0	0	0	20	38	10.80	1.800					
57 Trent Thornton, R ERA: 3.15	1.2	L 7	1	2	2	3	2	0	0	0	0	0	0	6	16	∞	∞					
58 Tim Lincecum, L ERA: 5.91	0.0	B 3	1	2	2	0	2	0	0	0	0	0	0	11	24	6.75	1.500					
59 Jeremy Beasley, R ERA: 2.69	1.1	6	1	1	1	1	1	0	0	0	0	0	0	9	14	0.00	2.000					
54 Joel Payamps, R ERA: 2.69	1.0	4	2	0	0	0	0	0	0	0	0	0	0	9	14	0.00	2.000					
Inning Stats	R: 0 H: 0 E: 1 K: 2 S: 12	H: 0 LOB: 1 BB: 0 P: 17	R: 0 H: 1 E: 0 K: 0 S: 8	H: 1 LOB: 1 BB: 1 P: 15	R: 0 H: 0 E: 0 K: 2 S: 10	H: 0 LOB: 2 BB: 2 P: 19	R: 0 H: 0 E: 0 K: 1 S: 7	H: 0 LOB: 0 BB: 0 P: 12	R: 0 H: 0 E: 0 K: 1 S: 10	H: 0 LOB: 0 BB: 0 P: 15	R: 1 H: 2 E: 0 K: 1 S: 12	H: 2 LOB: 1 BB: 0 P: 18	R: 0 H: 0 E: 0 K: 1 S: 8	H: 0 LOB: 0 BB: 2 P: 20	R: 0 H: 1 E: 0 K: 3 S: 12	H: 1 LOB: 2 BB: 0 P: 16	1B: 3 2B: 2 3B: 0 HR: 1	SF: 0 SAC: 0 DP: 2 HBP: 1	WP: 0 PB: 0 SB: 2 CS: 0	PA: 36		
PITCHER	IP WLS BF H R ER SO BB IBB HBP BLK WP HR S P ERA WHIP	IP WLS BF H R ER SO BB IBB HBP BLK WP HR S P ERA WHIP	IP WLS BF H R ER SO BB IBB HBP BLK WP HR S P ERA WHIP	IP WLS BF H R ER SO BB IBB HBP BLK WP HR S P ERA WHIP	IP WLS BF H R ER SO BB IBB HBP BLK WP HR S P ERA WHIP	IP WLS BF H R ER SO BB IBB HBP BLK WP HR S P ERA WHIP	IP WLS BF H R ER SO BB IBB HBP BLK WP HR S P ERA WHIP	IP WLS BF H R ER SO BB IBB HBP BLK WP HR S P ERA WHIP	IP WLS BF H R ER SO BB IBB HBP BLK WP HR S P ERA WHIP	IP WLS BF H R ER SO BB IBB HBP BLK WP HR S P ERA WHIP	IP WLS BF H R ER SO BB IBB HBP BLK WP HR S P ERA WHIP	IP WLS BF H R ER SO BB IBB HBP BLK WP HR S P ERA WHIP	IP WLS BF H R ER SO BB IBB HBP BLK WP HR S P ERA WHIP	IP WLS BF H R ER SO BB IBB HBP BLK WP HR S P ERA WHIP	IP WLS BF H R ER SO BB IBB HBP BLK WP HR S P ERA WHIP	IP WLS BF H R ER SO BB IBB HBP BLK WP HR S P ERA WHIP	IP WLS BF H R ER SO BB IBB HBP BLK WP HR S P ERA WHIP	IP WLS BF H R ER SO BB IBB HBP BLK WP HR S P ERA WHIP	IP WLS BF H R ER SO BB IBB HBP BLK WP HR S P ERA WHIP	IP WLS BF H R ER SO BB IBB HBP BLK WP HR S P ERA WHIP	IP WLS BF H R ER SO BB IBB HBP BLK WP HR S P ERA WHIP	
21 Vince Velasquez, R ERA: 3.68	5.2	23	3	0	0	0	3	0	0	0	0	0	0	1	2	0.00	0.000					
75 Connor Brogdon, R ERA: 5.29	0.1	W 1	0	0	0	0	0	0	0	0	0	0	0	8	12	0.00	0.000					
54 Sam Coonrod, R ERA: 1.0	1.0	3	0	0	0	1	0	0	0	0	0	0	0	8	20	0.00	2.000					
46 José Alvarado, L ERA: 2.84	1.0	4	0	0	0	0	2	0	0	0	0	0	0	8	20	0.00	2.000					
50 Héctor Neris, R ERA: 2.45	1.0	5	1	0	0	3	0	0	1	0	0	0	0	12	16	0.00	1.000					
Inning Stats	R: 0 H: 0 E: 0 K: 2 S: 12	H: 0 LOB: 1 BB: 0 P: 17	R: 0 H: 1 E: 0 K: 0 S: 8	H: 1 LOB: 1 BB: 1 P: 15	R: 0 H: 0 E: 0 K: 2 S: 10	H: 0 LOB: 2 BB: 2 P: 19	R: 0 H: 0 E: 0 K: 1 S: 7	H: 0 LOB: 0 BB: 0 P: 12	R: 0 H: 0 E: 0 K: 1 S: 10	H: 0 LOB: 0 BB: 0 P: 15	R: 1 H: 2 E: 0 K: 1 S: 12	H: 2 LOB: 1 BB: 0 P: 18	R: 0 H: 0 E: 0 K: 1 S: 8	H: 0 LOB: 0 BB: 2 P: 20	R: 0 H: 1 E: 0 K: 3 S: 12	H: 1 LOB: 2 BB: 0 P: 16	1B: 3 2B: 2 3B: 0 HR: 1	SF: 0 SAC: 0 DP: 2 HBP: 1	WP: 0 PB: 0 SB: 2 CS: 0	PA: 36		
PITCHER	IP WLS BF H R ER SO BB IBB HBP BLK WP HR S P ERA WHIP	IP WLS BF H R ER SO BB IBB HBP BLK WP HR S P ERA WHIP	IP WLS BF H R ER SO BB IBB HBP BLK WP HR S P ERA WHIP	IP WLS BF H R ER SO BB IBB HBP BLK WP HR S P ERA WHIP	IP WLS BF H R ER SO BB IBB HBP BLK WP HR S P ERA WHIP	IP WLS BF H R ER SO BB IBB HBP BLK WP HR S P ERA WHIP	IP WLS BF H R ER SO BB IBB HBP BLK WP HR S P ERA WHIP	IP WLS BF H R ER SO BB IBB HBP BLK WP HR S P ERA WHIP	IP WLS BF H R ER SO BB IBB HBP BLK WP HR S P ERA WHIP	IP WLS BF H R ER SO BB IBB HBP BLK WP HR S P ERA WHIP	IP WLS BF H R ER SO BB IBB HBP BLK WP HR S P ERA WHIP	IP WLS BF H R ER SO BB IBB HBP BLK WP HR S P ERA WHIP	IP WLS BF H R ER SO BB IBB HBP BLK WP HR S P ERA WHIP	IP WLS BF H R ER SO BB IBB HBP BLK WP HR S P ERA WHIP	IP WLS BF H R ER SO BB IBB HBP BLK WP HR S P ERA WHIP	IP WLS BF H R ER SO BB IBB HBP BLK WP HR S P ERA WHIP	IP WLS BF H R ER SO BB IBB HBP BLK WP HR S P ERA WHIP	IP WLS BF H R ER SO BB IBB HBP BLK WP HR S P ERA WHIP	IP WLS BF H R ER SO BB IBB HBP BLK WP HR S P ERA WHIP	IP WLS BF H R ER SO BB IBB HBP BLK WP HR S P ERA WHIP	IP WLS BF H R ER SO BB IBB HBP BLK WP HR S P ERA WHIP	IP WLS BF H R ER SO BB IBB HBP BLK WP HR S P ERA WHIP

Philadelphia Phillies @ Toronto Blue Jays
TD Ballpark, Dunedin, FL
Fri May 14 2021, 7:38 PM - 11:15 PM EDT
Att. 1,171 - Clear - 83 F

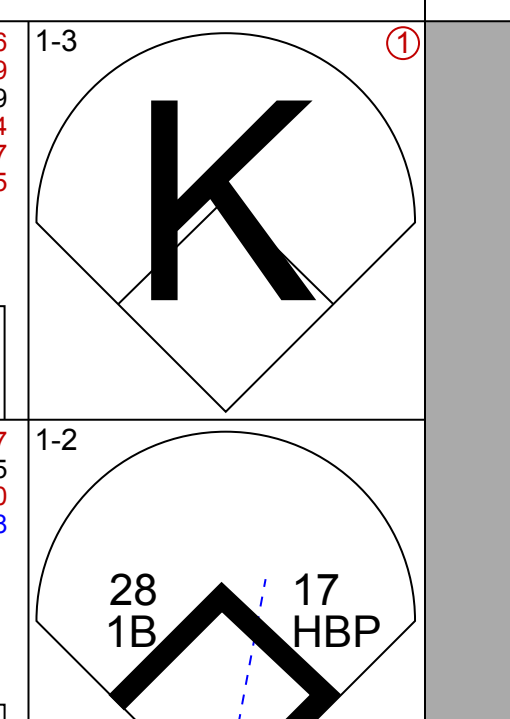
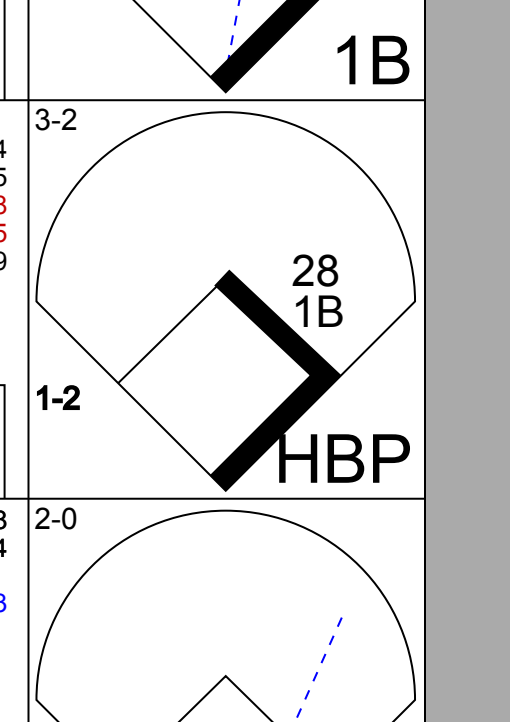
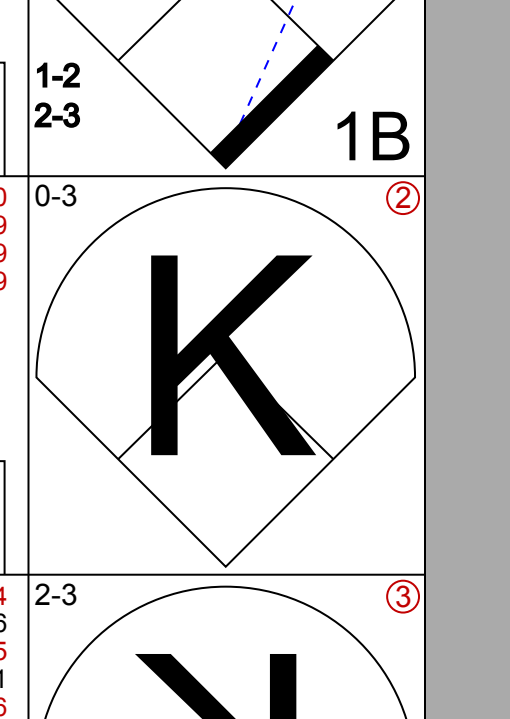
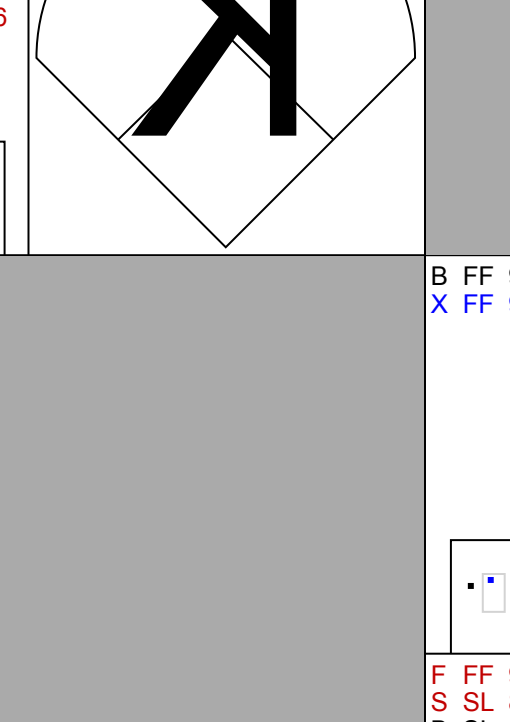
AB 34
R 5
H 9
RBI 5
BB 8
SO 13
LOB 16



Philadelphia Phillies @ Toronto Blue Jays
TD Ballpark, Dunedin, FL
Fri May 14 2021, 7:38 PM - 11:15 PM EDT
Att. 1,171 - Clear - 83 F

AB 30
R 1
H 4
RBI 1
SO 11
LOB 15




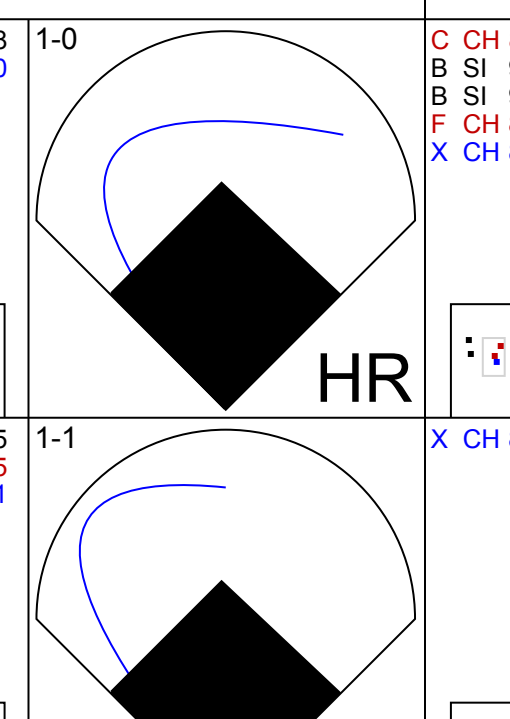
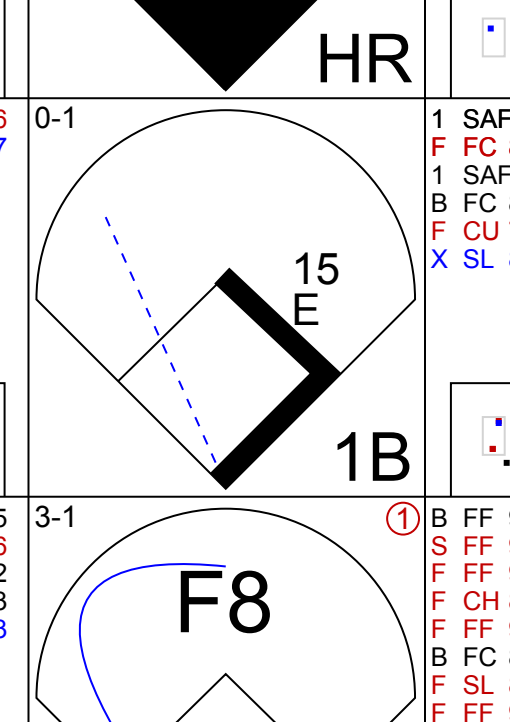
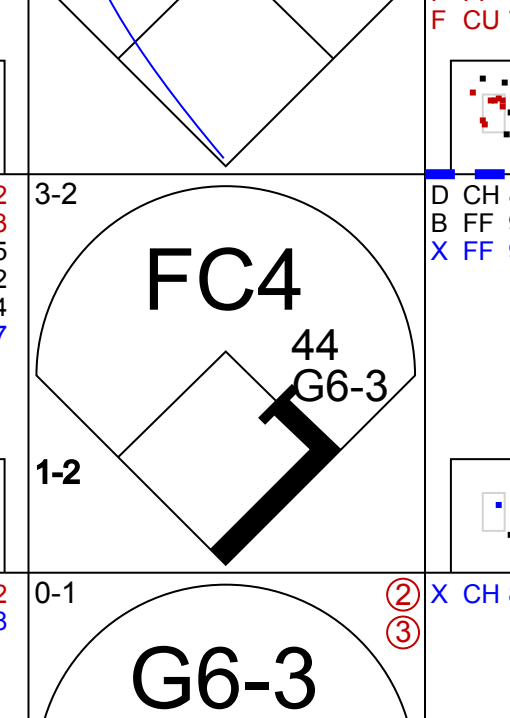
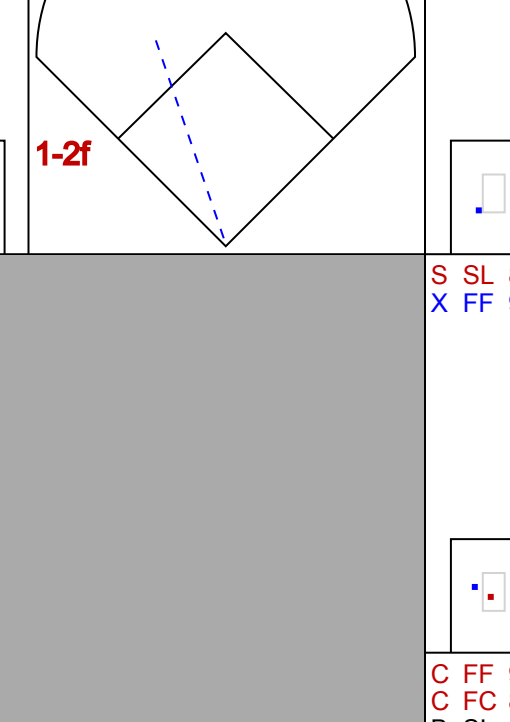
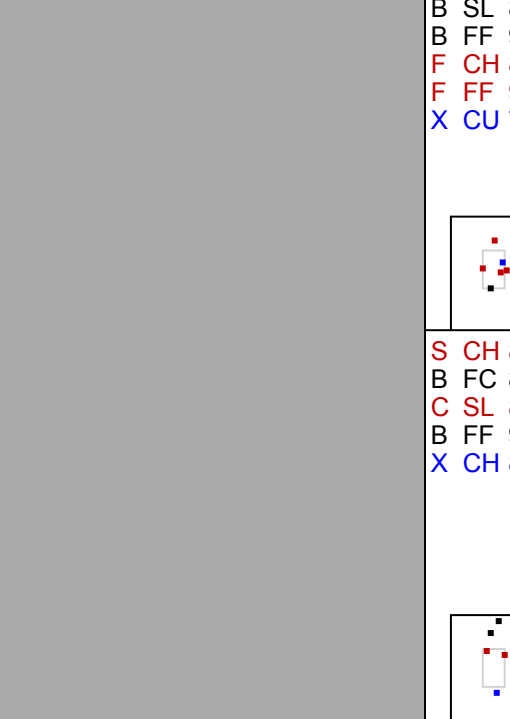
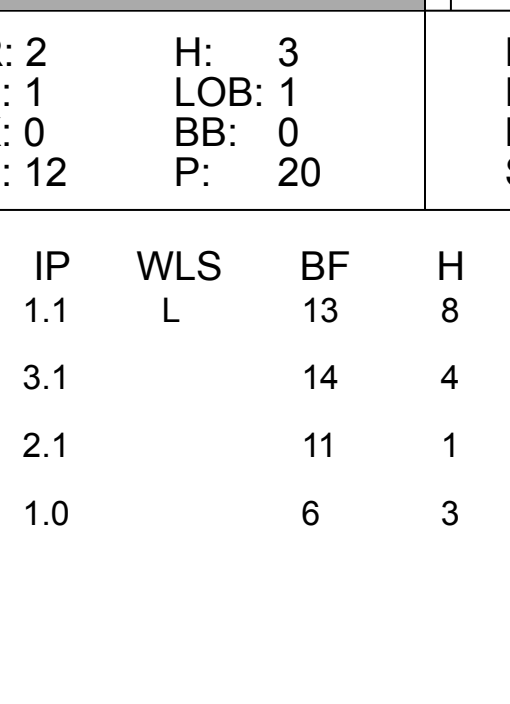
Batter	1	2	3	4	5	6	7	8	9	AB	R	H	RBI	BB	SO	LOB	TOP			
22 Andrew McCutchen, R (1, 10) OBP: 0.352, SLG: 0.400			G5-3			HR	F9	K		5	1	1	1	0	2	1				
2 Jean Segura, R (1, 4) OBP: 0.346, SLG: 0.450	1B 		G1-3			3B	L8	BB		4	1	2	0	1	0	0				
17 Rhys Hoskins, R (1, 3) OBP: 0.318, SLG: 0.477	HBP 		F9			G5-3	BB	F8		3	0	0	0	1	0	2				
28 Alec Bohm, R (1, 5) OBP: 0.256, SLG: 0.342	1B 					K	13 E	FC5-4		5	1	2	1	0	1	2				
13 Brad Miller, L (1, 7) OBP: 0.351, SLG: 0.441	K					K	FC3	1B		5	2	2	1	0	2	4				
12 Rafael Marchán, S (1, 2)	K					E7	G6-4-3	BB		4	0	0	0	1	1	6				
37 Odúbel Herrera, L (1, 8) OBP: 0.314, SLG: 0.375		L6					G4-3	1B		4	1	2	1	1	0	0				
4 Scott Kingery, R (1, 9) OBP: 0.053, SLG: 0.053	K							1B		3	0	0	0	0	3	2				
3 Bryce Harper, L (6, 9) OBP: 0.436, SLG: 0.561	K							K		2	0	0	0	0	1	4				
29 Nick Maton, L (1, 6) OBP: 0.341, SLG: 0.468	K						HR	HR		4	2	3	4	0	1	0				
Inning Stats	R: 0 H: 2 E: 0 K: 3 S: 19	H: 0 LOB: 3 BB: 0 P: 28	R: 0 H: 0 E: 0 K: 2 S: 7	H: 0 LOB: 0 BB: 1 P: 11	R: 0 H: 0 E: 0 K: 0 S: 10	H: 0 LOB: 0 BB: 0 P: 14	R: 0 H: 0 E: 1 K: 3 S: 12	H: 4 LOB: 1 BB: 0 P: 21	R: 1 H: 1 E: 0 K: 1 S: 14	H: 1 LOB: 0 BB: 1 P: 23	R: 0 H: 0 E: 0 K: 0 S: 5	H: 0 LOB: 1 BB: 1 P: 11	R: 2 H: 3 E: 0 K: 1 S: 21	H: 3 LOB: 1 BB: 0 P: 31	R: 2 H: 2 E: 0 K: 1 S: 16	H: 2 LOB: 2 BB: 2 P: 34	1B: 8 2B: 0 3B: 1 HR: 3	SF: 0 SAC: 0 DP: 2 HBP: 1	WP: 0 PB: 0 CS: 5	PA: 44
PITCHER	IP	WLS	BF	H	R	ER	SO	BB	IBB	HBP	BLK	WP	HR	S	P	ERA	WHIP			
38 Robbie Ray, L (1, 1) ERA: 3.79	5.2	W	27	7	4	4	9	1	0	1	0	0	3	75	112	6.35	1.412			
54 Joel Payamps, R (6, 1) ERA: 1.53	1.1		4	0	0	0	0	1	0	0	0	0	0	8	17	0.00	0.750			
58 Tim Mayza, L (8, 1) ERA: 7.15	0.2		5	3	2	2	0	0	0	0	0	0	0	18	26	27.00	4.500			
68 Jordan Romano, R (8, 1) ERA: 2.84	1.0	H	4	0	1	1	1	1	0	0	0	0	0	9	21	9.00	1.000			
59 Jeremy Beasley, R (9, 1) ERA: 5.4	0.1		4	2	1	1	1	1	0	0	0	0	0	10	18	27.00	9.000			

Philadelphia Phillies @ Toronto Blue Jays
TD Ballpark, Dunedin, FL
Sun May 16 2021, 1:09 PM - 4:53 PM EDT
Att. 1,107 - Sunny - 84 F

livebaseballscorecards.com

AB 39
R 8
H 12
RBI 8
BB 4
SO 11
LOB 21




Batter	1	2	3	4	5	6	7	8	9	AB	R	H	RBI	BB	SO	LOB	BOTTOM			
10 Marcus Semien, R (1, 4) OBP: 0.331, SLG: 0.487	HR 		2B			L8	FC6-4			5	2	3	3	0	0	4				
11 Bo Bichette, R (1, 6) OBP: 0.320, SLG: 0.494	HR 		2B			L9	G4-3	FC6-4		5	2	2	2	0	0	3				
27 Vladimir Guerrero Jr., R (1, 3) OBP: 0.440, SLG: 0.699	1B 		2B			G5-3	F9	HR		5	2	3	2	0	0	0				
37 Teoscar Hernández, R (1, 9) OBP: 0.347, SLG: 0.478	F8 		BB			G1-3	G4-3	G4-3		4	0	1	0	1	0	1				
15 Randal Grichuk, R (1, 8) OBP: 0.314, SLG: 0.455	FC4 		2B			K	G5-3	G6-3		5	0	1	2	0	1	2				
44 Rowdy Tellez, L (1, 10) OBP: 0.225, SLG: 0.282	G6-3 		2B			K	K	1B		4	1	1	0	0	1	4				
8 Cavan Biggio, L (8, FR) OBP: 0.336, SLG: 0.339		L9-6					HR	1B		0	0	0	0	0	0	0				
13 Lourdes Gurriel Jr., R (1, 7) ERA: 6.98		P6				G4-3	K	1B		5	1	2	0	0	1	1				
3 Jonathan Davis, R (9, 8) OBP: 0.282, SLG: 0.273			2B					1B		0	0	0	0	0	0	0				
5 Santiago Espinal, R (1, 5) OBP: 0.323, SLG: 0.433		G5-3					FC4	G4-3		4	1	1	0	1	0	4				
9 Danny Jansen, R (1, 2) OBP: 0.193, SLG: 0.247		1B				K	HR	HR		3	1	2	1	0	1	1				
Inning Stats	R: 2 H: 3 E: 1 K: 0 S: 12	H: 6 LOB: 1 BB: 1 P: 20	R: 5 H: 6 E: 0 K: 1 S: 27	H: 2 LOB: 1 BB: 1 P: 40	R: 1 H: 2 E: 0 K: 1 S: 10	H: 0 LOB: 0 BB: 0 P: 13	R: 0 H: 1 E: 0 K: 1 S: 10	H: 1 LOB: 2 BB: 1 P: 22	R: 0 H: 1 E: 0 K: 0 S: 7	H: 1 LOB: 1 BB: 0 P: 11	R: 1 H: 0 E: 1 K: 1 S: 12	H: 0 LOB: 2 BB: 0 P: 19	R: 1 H: 3 E: 0 K: 0 S: 14	H: 3 LOB: 2 BB: 0 P: 21	R: 1 H: 2 E: 0 K: 1 S: 16	H: 2 LOB: 2 BB: 2 P: 34	1B: 6 2B: 7 3B: 1 HR: 3	SF: 0 SAC: 0 DP: 2 HBP: 2	WP: 0 PB: 1 CS: 0	PA: 44
PITCHER	IP	WLS	BF	H	R	ER	SO	BB	IBB	HBP	BLK	WP	HR	S	P	ERA	WHIP			
57 Chase Anderson, R (1, 1) ERA: 6.98	1.1	L	13	4	1	1	3	1	0	0	0	0	2	37	56	47.25	6.750			
41 David Hale, R (2, 1) ERA: 5.09	3.1		14	4	1	1	3	1	0	0	0	0	0	28	54	2.70	1.500			
55 Ranger Suárez, L (5, 1) ERA:	2.1		11	1	1	0	1	0	0	2	0	0	0	21	33	0.00	0.429			
19 Brandon Kintzler, R (8, 1) ERA: 6.23	1.0		6	3	1	1	0	0	0	0	0	0	1	14	21	9.00	3.000			

Philadelphia Phillies @ Toronto Blue Jays
TD Ballpark, Dunedin, FL
Sun May 16 2021, 1:09 PM - 4:53 PM EDT
Att. 1,107 - Sunny - 84 F

livebaseballscorecards.com

AB 40
R 10
H 16
RBI 10
BB 2
SO 4
LOB 20



Batter	1	2	3	4	5	6	7	8	9	AB	R	H	RBI	BB	SO	LOB	TOP					
5 Enrique Hernández, R (1.8) OBP: 0.297, SLG: 0.419										4	0	1	0	0	1	0						
99 Alex Verdugo, L (1.7) OBP: 0.345, SLG: 0.450										4	0	2	0	0	2	3						
28 J.D. Martinez, R (1.10) OBP: 0.410, SLG: 0.590										4	0	0	0	0	0	5						
2 Xander Bogaerts, R (1.6) OBP: 0.400, SLG: 0.600										4	0	1	0	0	2	2						
11 Rafael Devers, L (1.5) OBP: 0.345, SLG: 0.568										4	0	0	0	0	2	3						
7 Christian Vázquez, R (1.2) OBP: 0.303, SLG: 0.344										3	0	0	0	1	0	2						
10 Hunter Renfroe, R (1.9) OBP: 0.258, SLG: 0.387										4	0	1	0	0	2	2						
12 Marwin Gonzalez, S (1.4) OBP: 0.301, SLG: 0.305										4	0	0	0	0	1	2						
29 Bobby Dalbec, R (1.3) OBP: 0.264, SLG: 0.388										2	0	0	0	1	1	0						
Inning Stats	R: 0 H: 1 E: 0 K: 2 S: 12	WLS: 1 BF: 17	R: 0 H: 0 E: 0 K: 1 S: 9	LOB: 0 BB: 0 P: 12	R: 0 H: 0 E: 0 K: 1 S: 6	LOB: 0 BB: 0 P: 9	R: 0 H: 2 E: 0 K: 0 S: 14	LOB: 2 BB: 0 P: 25	R: 0 H: 1 E: 0 K: 0 S: 7	LOB: 0 BB: 0 P: 8	R: 0 H: 0 E: 0 K: 2 S: 9	LOB: 1 BB: 0 P: 14	R: 0 H: 0 E: 0 K: 1 S: 10	LOB: 0 BB: 0 P: 15	R: 0 H: 1 E: 0 K: 1 S: 11	LOB: 2 BB: 1 P: 20	R: 0 H: 0 E: 0 K: 3 S: 13	LOB: 2 BB: 1 P: 22	1B: 4 2B: 1 3B: 0 HR: 0	SF: 0 SAC: 0 DP: 0 HBP: 0	WP: 0 PB: 0 SB: 0 CS: 0	PA: 35
PITCHER	IP: 7.0 WLS: 1 ERA: 2.51	W: 1 BF: 25	H: 4 R: 0 ER: 0 SO: 7	R: 0 LOB: 0 BB: 0	H: 0 LOB: 0 BB: 0	BB: 0 IBB: 0 HBP: 0 BLK: 0	WP: 0 HR: 0 S: 67 P: 100	ERA: 0.00 WHIP: 0.571	PITCHER	IP: 7.0 WLS: 1 ERA: 2.51	W: 1 BF: 25	H: 4 R: 0 ER: 0 SO: 7	R: 0 LOB: 0 BB: 0	H: 0 LOB: 0 BB: 0	BB: 0 IBB: 0 HBP: 0 BLK: 0	WP: 0 HR: 0 S: 67 P: 100	ERA: 0.00 WHIP: 0.571	99 Hyun Jin Ryu, L (1.1) ERA: 2.51	64 Travis Bergen, L (8.1) ERA: 2.51	34 Tyler Chatwood, R (8.1) ERA: 0.6	41 Rafael Dolis, R (9.1) ERA: 3.95	

Boston Red Sox @ Toronto Blue Jays
 TD Ballpark, Dunedin, FL
 Tue May 18 2021, 7:39 PM - 10:53 PM EDT
 Att: 1,566 - Cloudy - 84 F

AB 33
 R 0
 H 5
 RBI 0
 BB 2
 SO 11
 LOB 19





Batter	1	2	3	4	5	6	7	8	9	AB	R	H	RBI	BB	SO	LOB	BOTTOM			
10 Marcus Semien, R (1.4) OBP: 0.333, SLG: 0.484										5	1	2	1	0	2	4				
11 Bo Bichette, R (1.6) OBP: 0.322, SLG: 0.494										4	1	1	1	1	2	1				
27 Vladimir Guerrero Jr., R (1.3) OBP: 0.445, SLG: 0.615										5	1	3	0	0	0	2				
37 Teoscar Hernández, R (1.9) OBP: 0.359, SLG: 0.495										5	1	3	1	0	0	2				
15 Randal Grichuk, R (1.8) OBP: 0.316, SLG: 0.480										5	2	2	2	0	0	5				
13 Lourdes Gurriel Jr., R (1.7) OBP: 0.250, SLG: 0.326										5	1	3	1	0	2	1				
8 Cavan Biggio, L (1.10) OBP: 0.331, SLG: 0.333										5	0	1	0	0	2	3				
5 Santiago Espinal, R (1.5) OBP: 0.314, SLG: 0.412										4	0	1	0	0	1	4				
9 Danny Jansen, R (1.2) OBP: 0.217, SLG: 0.262										3	1	2	1	1	0	0				
Inning Stats	R: 0 H: 1 E: 0 K: 1 S: 13	WLS: 1 BF: 19	R: 1 H: 3 E: 0 K: 2 S: 11	LOB: 3 BB: 0 P: 16	R: 0 H: 2 E: 0 K: 1 S: 8	LOB: 1 BB: 0 P: 14	R: 3 H: 3 E: 0 K: 1 S: 16	LOB: 1 BB: 1 P: 25	R: 1 H: 2 E: 0 K: 1 S: 9	LOB: 1 BB: 0 P: 13	R: 1 H: 2 E: 0 K: 1 S: 13	LOB: 2 BB: 1 P: 22	R: 0 H: 2 E: 0 K: 1 S: 13	LOB: 2 BB: 0 P: 18	R: 2 H: 3 E: 0 K: 1 S: 16	LOB: 3 BB: 0 P: 24	1B: 12 2B: 5 3B: 0 HR: 1	SF: 0 SAC: 0 DP: 1 HBP: 0	WP: 0 PB: 1 SB: 0 CS: 0	PA: 43
PITCHER	IP: 5.0 WLS: 1 ERA: 4.7	L: 1 BF: 17	H: 11 R: 3 ER: 3 SO: 6	R: 5 LOB: 2 BB: 0	H: 5 LOB: 2 BB: 0	BB: 1 IBB: 0 HBP: 0 BLK: 0	WP: 0 HR: 1 S: 42 P: 64	ERA: 9.00 WHIP: 2.400	PITCHER	IP: 3.0 WLS: 1 ERA: 5.48	L: 1 BF: 17	H: 7 R: 3 ER: 3 SO: 3	R: 1 LOB: 2 BB: 0	H: 3 LOB: 1 BB: 0	BB: 1 IBB: 0 HBP: 0 BLK: 0	WP: 0 HR: 0 S: 42 P: 64	ERA: 9.00 WHIP: 2.667	57 Eduardo Rodríguez, L (1.1) ERA: 4.7	35 Matt Andriese, R (6.1) ERA: 5.48	

Boston Red Sox @ Toronto Blue Jays
 TD Ballpark, Dunedin, FL
 Tue May 18 2021, 7:39 PM - 10:53 PM EDT
 Att: 1,566 - Cloudy - 84 F

AB 41
 R 8
 H 18
 RBI 7
 BB 2
 SO 9
 LOB 22



Batter	1	2	3	4	5	6	7	8	9	AB R H RBI BB SO LOB	TOP											
5 Enrique Hernández, R (1, 8) OBP: 0.308, SLG: 0.459	1-1 C FF 92 B SL 80 X KC 80 99 HR	2-0 B FF 90 R SL 85 X FF 89 HR		2-1 C KC 77 B FF 87 X KC 78 2B		3-2 B CU 80 B SL 89 S FF 95 F CH 85 B KC 87 X FF 84 F8			3-3 B FF 93 T FF 93 F FF 94 B CH 88 S SL 84 K	5 2 3 1 0 1 1	<p>Boston Red Sox @ Toronto Blue Jays TD Ballpark, Dunedin, FL Wed May 19 2021, 7:39 PM - 10:45 PM EDT Att. 1,581 - Clear - 85 F</p> <p>livebaseballscorecards.com</p> <p>AB 39 R 7 H 13 RBI 7 BB 0 SO 11 LOB 8</p> 											
99 Alex Verdugo, L (1, 9) OBP: 0.347, SLG: 0.468	1-1 B FF 90 C KC 78 X CH 83 HR	1-2 B FF 90 C FF 91 S FF 91 X FF 91 P6		1-3 B CU 79 C FF 93 S FF 93 S CU 79 K		2-3 S FF 94 B FF 96 S FF 96 C FF 95 K		2-2 B CU 78 C FF 93 B CH 88 S FF 93 X CU 79 1B	5 1 2 2 0 2 1													
28 J.D. Martinez, R (1, 10) OBP: 0.404, SLG: 0.596	1-2 C FF 92 S FF 93 B SL 88 X SL 88 HR	3-2 C FF 91 B FF 90 B KC 79 B SL 88 X SL 88 G4-3		2-2 B FF 94 B FF 94 B KC 84 X FC 92 G6-3		2-3 B FF 97 B FF 96 F FF 96 S FF 96 K		2-3 C FF 93 D SL 86 B SL 86 S FC 88 K	5 1 1 1 0 2 1													
2 Xander Bogaerts, R (1, 6) OBP: 0.402, SLG: 0.597	0-1 C KC 77 X CH 83 11 2B 7 G4-3	0-2 C KC 77 X FF 92 F8		2-2 C CU 78 B FF 94 F CH 86 B KC 93 X FC 92 1B		0-2 C FF 96 X SL 83 G5-3			4 1 2 0 0 0 0													
11 Rafael Devers, L (1, 5) OBP: 0.361, SLG: 0.572	2-1 C FF 92 B FF 92 X FF 93 G4-3 29 2B		3-3 B FF 90 F FF 92 C FF 92 B KC 78 S FF 91 K		1-1 1 SAFE B FF 94 S FF 94 1 SAFE X FF 94 7 G5-4-3 1B		2-3 B FF 93 B FF 95 B FF 95 S FF 95 K		2-0 B FF 93 B FF 93 B FF 93 S FF 93 K	4 1 2 0 0 2 0												
7 Christian Vázquez, R (1, 2) OBP: 0.361, SLG: 0.363	0-2 C SL 88 F FF 90 B SL 87 X FF 91 G4-3		3-1 B FF 92 C FF 89 B CH 82 B SL 87 X FF 92 G4-3		2-2 C FC 90 B FF 92 F FF 94 B SL 87 X FF 94 G5-4-3 1-2		2-2 B SL 82 B FF 94 S FF 94 S FF 87 X FF 95 HR		0-0 X FF 95 L8	4 1 1 2 0 0 3												
12 Marwin González, S (1, 4) OBP: 0.293, SLG: 0.295	0-2 C KC 77 C KC 78 T FF 91 K		2-2 B KC 76 B KC 77 C KC 78 X FF 92 G4-3		2-1 B FF 93 B FF 92 C FF 93 X CU 79 L8		0-3 C FF 94 B FF 94 S FF 94 K		2-3 C SL 83 B FF 96 B FF 96 S SL 82 K	4 0 0 0 0 1 1												
29 Bobby Dalbec, R (1, 3) OBP: 0.264, SLG: 0.392	0-1 C FF 89 X KC 78 3-H 2B		1-3 C FF 89 B FF 90 F FF 92 S KC 78 K		0-3 C FF 94 B FF 94 S FF 94 K		2-3 C SL 83 B FF 96 B FF 96 S SL 82 K			4 0 1 1 0 3 0												
16 Franchy Cordero, L (1, 7) OBP: 0.223, SLG: 0.239	0-1 S KC 77 X CH 83 L8		3-2 B FF 91 S FF 92 S FF 92 S KC 81 X FF 92 G1-5-3		0-0 X FF 93 2B		2-2 L CU 77 F FC 90 R CU 80 X FF 94 L5			4 0 1 0 0 0 1												
Inning Stats	R: 5 E: 0 K: 1 S: 22	H: 6 LOB: 1 BB: 0 P: 27	R: 1 E: 0 K: 0 S: 10	H: 1 LOB: 0 BB: 0 P: 16	R: 0 E: 0 K: 1 S: 8	H: 0 LOB: 0 BB: 0 P: 16	R: 0 E: 0 K: 2 S: 14	H: 1 LOB: 1 BB: 0 P: 21	R: 0 E: 0 K: 0 S: 12	H: 2 LOB: 1 BB: 0 P: 19		R: 0 E: 0 K: 1 S: 9	H: 1 LOB: 1 BB: 0 P: 14	R: 0 E: 0 K: 2 S: 9	H: 0 LOB: 0 BB: 0 P: 13	R: 1 E: 0 K: 2 S: 10	H: 1 LOB: 0 BB: 0 P: 16	R: 0 E: 0 K: 2 S: 12	H: 1 LOB: 0 BB: 0 P: 21	1B: 5 2B: 4 3B: 0 HR: 4	SF: 0 SAC: 0 DP: 1 HBP: 0	WP: 0 PB: 0 SB: 0 CS: 0
PITCHER	IP WLS BF H R ER SO BB IBB HBP BLK WP HR S P ERA WHIP											PITCHER	IP WLS BF H R ER SO BB IBB HBP BLK WP HR S P ERA WHIP									
48 Ross Stripling, R (1, 1) ERA: 7.2	3.2 L 19 8 6 6 3 0 0 0 0 0 0 3 51 76 14.73 2.182																					
57 Trent Thornton, R (4, 1) ERA: 2.52	2.1 9 3 0 0 2 0 0 0 0 0 0 24 37 0.00 1.286																					
59 Jeremy Beasley, R (7, 1) ERA: 4.91	2.0 7 1 1 1 4 0 0 0 0 0 1 19 29 4.50 0.500																					
36 A.J. Cole, R (9, 1) ERA:	1.0 4 1 0 0 2 0 0 0 0 0 0 12 21 0.00 1.000																					

Batter	1	2	3	4	5	6	7	8	9	AB R H RBI BB SO LOB	BOTTOM											
10 Marcus Semien, R (1, 4) OBP: 0.346, SLG: 0.512	4-2 B FF 95 B SL 89 B SL 89 B FF 95 11 2B BB		0-1 C CU 80 X SL 88 2B		4-2 F CU 79 D CU 79 B SL 86 B KC 78 11 G5-4-3 BB		3-2 C SL 93 B SL 94 B SL 95 S SL 96 X SL 97 1-H HR		1-1 S SL 87 X SL 84 F8	3 1 2 2 2 0 1	<p>Boston Red Sox @ Toronto Blue Jays TD Ballpark, Dunedin, FL Wed May 19 2021, 7:39 PM - 10:45 PM EDT Att. 1,581 - Clear - 85 F</p> <p>livebaseballscorecards.com</p> <p>AB 32 R 3 H 9 RBI 3 BB 5 SO 6 LOB 17</p> 											
11 Bo Bichette, R (1, 6) OBP: 0.320, SLG: 0.494	0-1 C FF 96 X SL 89 1-H 27 2B		0-3 C FF 94 S FF 94 S CU 79 K		1-2 F FF 94 B FF 94 S SL 87 X FF 94 G5-4-3 1-2		2-2 B CH 80 C CH 81 S SL 96 B CH 80 B SL 81 X SL 96 G1-3			4 1 1 0 0 1 3												
27 Vladimir Guerrero Jr., R (1, 3) OBP: 0.441, SLG: 0.612	2-2 B CU 78 S FF 95 B FF 95 X FF 95 15 FC5-4 2B		1-2 B SL 86 C FF 93 F FF 93 X FF 94 G5-3		1-2 C FF 93 F SL 86 X FF 94 G5-3		3-2 B SL 95 B SL 95 C SL 92 X ST 82 F7			4 0 1 1 0 0 1												
37 Teoscar Hernández, R (1, 9) OBP: 0.374, SLG: 0.500	4-0 B SL 85 B SL 86 B SL 88 B FF 94 15 FC5-4 BB		1-2 B CU 79 C FF 93 F FF 93 X FF 94 G6-3		0-0 X SL 88 15 WP 1B		0-1 F ST 81 X ST 82 1B			3 0 2 0 1 0 1												
15 Randal Grichuk, R (1, 10) OBP: 0.315, SLG: 0.474	0-1 C SL 87 X SL 88 FC5-4		0-0 X SL 88 13 G6-4-3 1B		2-2 C FF 94 B CU 81 F FF 93 D CU 80 X FF 94 L3		0-1 C SL 96 X FF 94 L9			4 0 1 0 0 0 4												
13 Lourdes Gurriel Jr., R (1, 7) OBP: 0.243, SLG: 0.317	1-3 B FF 94 S FF 94 S FF 93 K		0-1 1 SAFE X FF 94 G6-4-3		0-1 F FF 94 X FF 94 F8		1-3 F FF 96 B FF 97 C SL 96 S FF 96 K			4 0 0 0 0 2 5												
8 Cavan Biggio, L (1, 5) OBP: 0.322, SLG: 0.322		2-2 B FF 95 S FF 95 B CU 77 X FF 94 F9		3-3 C CU 79 F SL 88 B CU 82 B FF 94 S FF 95 K		1-3 C CU 80 B SL 88 C FF 94 K		0-1 F FF 95 X SL 88 P6	4 0 0 0 0 2 0													
3 Jonathan Davis, R (1, 8) OBP: 0.302, SLG: 0.257		4-1 C FF 96 B FF 96 B CU 80 B FF 94 7 G6-3 BB		0-0 X FF 94 G5-3		2-3 B FF 94 C FF 94 C FF 94 C FF 94 K		4-1 B CU 79 B FF 96 B FF 96 B FF 94 BB	2 0 0 0 2 1 0													
7 Reese McGuire, L (1, 2) OBP: 0.471, SLG: 0.400		0-1 1 SAFE C FF 94 X FF 93 G6-3		1-1 T FF 94 X FF 94 10 WP 1B		1-2 B FF 94 F FF 94 C FF 94 X CU 81 10 HR		0-1 C FF 96 X FF 95 F7	3 1 2 0 0 0 1													
9 Danny Jansen, R (9, PH) OBP: 0.215, SLG: 0.259		1-2 1-2								1 0 0 0 0 0 1												
Inning Stats	R: 1 E: 0 K: 1 S: 12	H: 2 LOB: 2 BB: 0 P: 23	R: 0 E: 0 K: 0 S: 6	H: 0 LOB: 1 BB: 1 P: 12	R: 0 E: 0 K: 1 S: 11	H: 1 LOB: 0 BB: 0 P: 13	R: 0 E: 0 K: 1 S: 7	H: 1 LOB: 1 BB: 0 P: 10	R: 0 E: 0 K: 0 S: 8	H: 1 LOB: 1 BB: 1 P: 14	R: 0 E: 0 K: 0 S: 10	H: 1 LOB: 1 BB: 0 P: 13	R: 2 E: 0 K: 2 S: 20	H: 2 LOB: 0 BB: 0 P: 29	R: 0 E: 0 K: 1 S: 10	H: 1 LOB: 0 BB: 0 P: 14	R: 0 E: 0 K: 0 S: 7	H: 0 LOB: 1 BB: 1 P: 12	1B: 5 2B: 3 3B: 0 HR: 1	SF: 0 SAC: 0 DP: 3 HBP: 0	WP: 2 PB: 0 SB: 0 CS: 0	PA: 37
PITCHER	IP WLS BF H R ER SO BB IBB HBP BLK WP HR S P ERA WHIP											PITCHER	IP WLS BF H R ER SO BB IBB HBP BLK WP HR S P ERA WHIP									
43 Garrett Richards, R (1, 1) ERA: 3.72	6.2 W 27 7 2 2 5 4 0 0 0 0 0 1 10 15 27.00 3.000																					
72 Garrett Whitlock, R (7, 1) ERA: 2.18	0.1 2 1 1 1 0 0 0 0 0 0 0 1 10 15 27.00 3.000																					
0 Adam Ottavino, R (8, 1) ERA: 3.63	1.0 4 1 0 0 1 0 0 0 0 0 0 10 14 0.00 1.000																					
38 Josh Taylor, L (9, 1) ERA: 5.52	1.0 4 0 0 0 0 1 0 0 0 0 0 7 12 0.00 1.000																					

Batter	1	2	3	4	5	6	7	8	9	AB	R	H	RBI	BB	SO	LOB	TOP				
5 Enrique Hernández, R (1, 8) OBP: 0.312, SLG: 0.457										5	1	2	1	0	1	2					
99 Alex Verdugo, L (1, 7) OBP: 0.343, SLG: 0.460										5	0	1	1	0	1	2					
28 J.D. Martinez, R (1, 10) OBP: 0.404, SLG: 0.608										5	1	2	3	0	2	0					
2 Xander Bogaerts, R (1, 6) OBP: 0.402, SLG: 0.589										4	0	1	0	1	1	0					
11 Rafael Devers, L (1, 5) OBP: 0.350, SLG: 0.564										4	0	1	0	1	2	3					
7 Christian Vázquez, R (1, 2) OBP: 0.311, SLG: 0.397										4	1	2	0	1	0	2					
10 Hunter Renfroe, R (1, 9) OBP: 0.257, SLG: 0.383										4	1	1	0	0	0	3					
29 Bobby Dalbec, R (1, 3) OBP: 0.271, SLG: 0.419									4	2	2	3	0	1	1						
23 Michael Chavis, R (1, 4) OBP: 0.290, SLG: 0.516										4	2	2	0	0	0	0					
12 Marwin Gonzalez, S (9, 4) OBP: 0.293, SLG: 0.295										0	0	0	0	0	0	0					
Inning Stats	R: 0 E: 0 K: 0 S: 6	H: 0 LOB: 0 BB: 0 P: 7	R: 5 E: 0 K: 2 S: 29	H: 7 LOB: 3 BB: 1 P: 41	R: 0 E: 0 K: 0 S: 5	H: 1 LOB: 0 BB: 0 P: 6	R: 0 E: 0 K: 0 S: 6	H: 1 LOB: 0 BB: 1 P: 7	R: 0 E: 0 K: 1 S: 16	H: 0 LOB: 0 BB: 0 P: 8	R: 0 E: 0 K: 2 S: 12	H: 0 LOB: 0 BB: 0 P: 18	R: 0 E: 0 K: 1 S: 8	H: 0 LOB: 0 BB: 0 P: 13	R: 3 E: 0 K: 1 S: 18	H: 4 LOB: 2 BB: 1 P: 29	1B: 11 2B: 1 3B: 0 HR: 2	SF: 0 SAC: 0 DP: 2 HBP: 0	WP: 1 PB: 0 SB: 3 CS: 0	PA: 42	
PITCHER	IP WLS BF H R ER SO BB IBB HBP BLK WP HR S P ERA WHIP	IP WLS BF H R ER SO BB IBB HBP BLK WP HR S P ERA WHIP	IP WLS BF H R ER SO BB IBB HBP BLK WP HR S P ERA WHIP	IP WLS BF H R ER SO BB IBB HBP BLK WP HR S P ERA WHIP	IP WLS BF H R ER SO BB IBB HBP BLK WP HR S P ERA WHIP	IP WLS BF H R ER SO BB IBB HBP BLK WP HR S P ERA WHIP	IP WLS BF H R ER SO BB IBB HBP BLK WP HR S P ERA WHIP	IP WLS BF H R ER SO BB IBB HBP BLK WP HR S P ERA WHIP	IP WLS BF H R ER SO BB IBB HBP BLK WP HR S P ERA WHIP	IP WLS BF H R ER SO BB IBB HBP BLK WP HR S P ERA WHIP	IP WLS BF H R ER SO BB IBB HBP BLK WP HR S P ERA WHIP	IP WLS BF H R ER SO BB IBB HBP BLK WP HR S P ERA WHIP	IP WLS BF H R ER SO BB IBB HBP BLK WP HR S P ERA WHIP	IP WLS BF H R ER SO BB IBB HBP BLK WP HR S P ERA WHIP	IP WLS BF H R ER SO BB IBB HBP BLK WP HR S P ERA WHIP	IP WLS BF H R ER SO BB IBB HBP BLK WP HR S P ERA WHIP	IP WLS BF H R ER SO BB IBB HBP BLK WP HR S P ERA WHIP	IP WLS BF H R ER SO BB IBB HBP BLK WP HR S P ERA WHIP	IP WLS BF H R ER SO BB IBB HBP BLK WP HR S P ERA WHIP	IP WLS BF H R ER SO BB IBB HBP BLK WP HR S P ERA WHIP	IP WLS BF H R ER SO BB IBB HBP BLK WP HR S P ERA WHIP

Boston Red Sox @ Toronto Blue Jays
 TD Ballpark, Dunedin, FL
 Thu May 20 2021, 7:38 PM - 11:02 PM EDT
 Att. 1,562 - Clear - 84 F

AB 39
 R 8
 H 14
 RBI 8
 BB 3
 SO 8
 LOB 13



Batter	1	2	3	4	5	6	7	8	9	AB	R	H	RBI	BB	SO	LOB	BOTTOM					
10 Marcus Semien, R (1, 6) OBP: 0.348, SLG: 0.506										4	2	1	0	1	1	2						
11 Bo Bichette, R (1, 10) OBP: 0.333, SLG: 0.512										4	1	3	1	1	1	1						
27 Vladimir Guerrero Jr., R (1, 3) OBP: 0.440, SLG: 0.612										5	2	2	1	0	1	4						
37 Teoscar Hernández, R (1, 7) OBP: 0.366, SLG: 0.480										4	0	0	1	1	0	3						
15 Randal Grichuk, R (1, 9) OBP: 0.317, SLG: 0.478										5	0	2	2	0	1	2						
8 Cavan Biggio, L (1, 4) OBP: 0.318, SLG: 0.317										5	0	1	1	0	3	5						
5 Santiago Espinal, R (1, 5) OBP: 0.262, SLG: 0.368										4	0	0	0	0	1	4						
44 Rowdy Tellez, L (9, PH) OBP: 0.233, SLG: 0.282										5	1	1	0	0	3	1						
9 Danny Jansen, R (1, 2) OBP: 0.214, SLG: 0.267										3	1	1	1	1	2	0						
3 Jonathan Davis, R (1, 8) OBP: 0.319, SLG: 0.263										3	1	1	1	1	2	0						
Inning Stats	R: 2 E: 0 K: 2 S: 15	H: 3 LOB: 2 BB: 1 P: 21	R: 1 E: 0 K: 1 S: 14	H: 2 LOB: 1 BB: 0 P: 23	R: 0 E: 0 K: 1 S: 8	H: 0 LOB: 0 BB: 0 P: 11	R: 0 E: 0 K: 2 S: 12	H: 0 LOB: 0 BB: 0 P: 14	R: 2 E: 1 K: 2 S: 14	H: 2 LOB: 2 BB: 1 P: 26	R: 2 E: 0 K: 1 S: 19	H: 3 LOB: 3 BB: 1 P: 31	R: 0 E: 0 K: 1 S: 8	H: 0 LOB: 0 BB: 0 P: 15	R: 0 E: 0 K: 0 S: 5	H: 1 LOB: 0 BB: 0 P: 8	R: 0 E: 0 K: 3 S: 12	H: 0 LOB: 1 BB: 1 P: 20	1B: 6 2B: 5 3B: 0 HR: 0	SF: 0 SAC: 0 DP: 1 HBP: 0	WP: 0 PB: 0 SB: 0 CS: 0	PA: 44
PITCHER	IP WLS BF H R ER SO BB IBB HBP BLK WP HR S P ERA WHIP	IP WLS BF H R ER SO BB IBB HBP BLK WP HR S P ERA WHIP	IP WLS BF H R ER SO BB IBB HBP BLK WP HR S P ERA WHIP	IP WLS BF H R ER SO BB IBB HBP BLK WP HR S P ERA WHIP	IP WLS BF H R ER SO BB IBB HBP BLK WP HR S P ERA WHIP	IP WLS BF H R ER SO BB IBB HBP BLK WP HR S P ERA WHIP	IP WLS BF H R ER SO BB IBB HBP BLK WP HR S P ERA WHIP	IP WLS BF H R ER SO BB IBB HBP BLK WP HR S P ERA WHIP	IP WLS BF H R ER SO BB IBB HBP BLK WP HR S P ERA WHIP	IP WLS BF H R ER SO BB IBB HBP BLK WP HR S P ERA WHIP	IP WLS BF H R ER SO BB IBB HBP BLK WP HR S P ERA WHIP	IP WLS BF H R ER SO BB IBB HBP BLK WP HR S P ERA WHIP	IP WLS BF H R ER SO BB IBB HBP BLK WP HR S P ERA WHIP	IP WLS BF H R ER SO BB IBB HBP BLK WP HR S P ERA WHIP	IP WLS BF H R ER SO BB IBB HBP BLK WP HR S P ERA WHIP	IP WLS BF H R ER SO BB IBB HBP BLK WP HR S P ERA WHIP	IP WLS BF H R ER SO BB IBB HBP BLK WP HR S P ERA WHIP	IP WLS BF H R ER SO BB IBB HBP BLK WP HR S P ERA WHIP	IP WLS BF H R ER SO BB IBB HBP BLK WP HR S P ERA WHIP	IP WLS BF H R ER SO BB IBB HBP BLK WP HR S P ERA WHIP	IP WLS BF H R ER SO BB IBB HBP BLK WP HR S P ERA WHIP	

Boston Red Sox @ Toronto Blue Jays
 TD Ballpark, Dunedin, FL
 Thu May 20 2021, 7:38 PM - 11:02 PM EDT
 Att. 1,562 - Clear - 84 F

AB 39
 R 7
 H 11
 RBI 7
 BB 5
 SO 13
 LOB 22



Batter	1	2	3	4	5	6	7	8	9	AB	R	H	RBI	BB	SO	LOB	TOP										
56 Randy Arozarena, R (1, 7) OBP: 0.370, SLG: 0.443										5	1	1	0	0	1	1	Tampa Bay Rays @ Toronto Blue Jays TD Ballpark, Dunedin, FL Sat May 22 2021, 7:38 PM - 10:29 PM EDT Att. 1,514 - Clear - 85 F										
2 Yandy Diaz, R (1, 10) OBP: 0.379, SLG: 0.307										4	0	0	0	0	0	2											
8 Brandon Lowe, L (1, 4) OBP: 0.317, SLG: 0.412										3	0	0	0	1	2	0											
13 Manuel Margot, R (1, 9) OBP: 0.272, SLG: 0.380										4	0	2	1	0	0	0											
43 Mike Brosseau, R (1, 5) OBP: 0.212, SLG: 0.333										4	0	0	0	0	2	3											
26 Ji Man Choi, L (1, 3) OBP: 0.250, SLG: 0.810										4	0	1	0	0	3	2											
10 Mike Zunino, R (1, 2) OBP: 0.298, SLG: 0.606										4	1	2	1	0	1	1											
6 Taylor Walls, S (1, 6) OBP: 0.500, SLG: 1.000										4	1	2	0	0	1	1											
39 Kevin Kiermaier, L (1, 8) OBP: 0.301, SLG: 0.298										1	0	0	0	0	0	0											
35 Brett Phillips, L (5, PH) OBP: 0.316, SLG: 0.345										1	0	0	0	0	0	1											
28 Francisco Mejia, S (7, PH) OBP: 0.333, SLG: 0.416										1	0	0	0	0	0	1											
16 Joey Wendle, L (7, 5) OBP: 0.351, SLG: 0.518										1	0	0	0	0	1	0											
Inning Stats	R: 0 E: 0 K: 0 S: 7	H: 0 LOB: 0 BB: 0 P: 11	R: 0 E: 0 K: 0 S: 10	H: 1 LOB: 1 BB: 0 P: 15	R: 0 E: 1 K: 0 S: 9	H: 0 LOB: 1 BB: 0 P: 13	R: 0 E: 0 K: 2 S: 12	H: 0 LOB: 0 BB: 0 P: 16	R: 1 E: 0 K: 1 S: 10	H: 2 LOB: 1 BB: 0 P: 18	R: 0 E: 0 K: 1 S: 10	H: 1 LOB: 1 BB: 0 P: 16	R: 0 E: 0 K: 2 S: 12	H: 1 LOB: 2 BB: 0 P: 20	R: 1 E: 0 K: 2 S: 14	H: 2 LOB: 2 BB: 1 P: 21	R: 1 E: 0 K: 2 S: 16	H: 1 LOB: 0 BB: 0 P: 25	1B: 3 2B: 4 3B: 0 HR: 1	SF: 0 SAC: 0 DP: 0 HBP: 0	WP: 3 PB: 0 SB: 2 CS: 0	PA: 37					
PITCHER	IP	WLS	BF	H	R	ER	SO	BB	IBB	HBP	BLK	WP	HR	S	P	ERA	WHIP										
38 Robbie Ray, L (1, 1) ERA: 3.42	7.0		27	5	1	1	7	0	0	0	0	1	1	72	109	1.29	0.714										
63 Anthony Castro, R (8, 1) ERA: 1.13	0.2	L	5	2	1	1	1	0	1	0	0	1	0	11	17	13.50	3.000										
58 Tim Mayza, L (8, 1) ERA: 6.39	0.1		1	0	0	0	1	0	0	0	0	0	0	3	3	0.00	0.000										
57 Trent Thornton, R (9, 1) ERA: 2.7	1.0		4	1	1	0	2	0	0	0	0	1	0	16	25	0.00	1.000										

Batter	1	2	3	4	5	6	7	8	9	AB	R	H	RBI	BB	SO	LOB	BOTTOM										
10 Marcus Semien, R (1, 4) OBP: 0.350, SLG: 0.531										3	0	0	0	1	2	2	Tampa Bay Rays @ Toronto Blue Jays TD Ballpark, Dunedin, FL Sat May 22 2021, 7:38 PM - 10:29 PM EDT Att. 1,514 - Clear - 85 F										
11 Bo Bichette, R (1, 6) OBP: 0.321, SLG: 0.486										4	0	0	0	0	1	1											
27 Vladimir Guerrero Jr., R (1, 10) OBP: 0.440, SLG: 0.642										2	1	0	0	2	1	1											
37 Teoscar Hernández, R (1, 7) OBP: 0.361, SLG: 0.473										4	0	1	1	0	1	3											
15 Randal Grichuk, R (1, 9) OBP: 0.305, SLG: 0.455										4	0	1	0	0	1	1											
13 Lourdes Gurriel Jr., R (1, 3) OBP: 0.250, SLG: 0.322										4	0	2	0	0	0	1											
5 Santiago Espinal, R (1, 5) OBP: 0.271, SLG: 0.362										4	0	1	0	0	2	2											
9 Danny Jansen, R (1, 2) OBP: 0.218, SLG: 0.261										2	0	0	0	1	1	1											
7 Reese McGuire, L (9, PH) OBP: 0.391, SLG: 0.300										1	0	0	0	0	0	1											
3 Jonathan Davis, R (1, 8) OBP: 0.340, SLG: 0.279										2	0	1	0	0	0	1											
44 Rowdy Tellez, L (8, PH) OBP: 0.240, SLG: 0.278										1	0	0	0	0	1	0											
Inning Stats	R: 1 E: 0 K: 1 S: 11	H: 1 LOB: 1 BB: 1 P: 18	R: 0 E: 0 K: 0 S: 5	H: 1 LOB: 0 BB: 0 P: 11	R: 0 E: 0 K: 0 S: 4	H: 1 LOB: 0 BB: 0 P: 7	R: 0 E: 0 K: 1 S: 10	H: 1 LOB: 1 BB: 0 P: 13	R: 0 E: 0 K: 2 S: 11	H: 0 LOB: 1 BB: 1 P: 18	R: 0 E: 0 K: 1 S: 13	H: 0 LOB: 0 BB: 1 P: 18	R: 0 E: 0 K: 2 S: 9	H: 1 LOB: 0 BB: 0 P: 12	R: 0 E: 1 K: 2 S: 12	H: 0 LOB: 2 BB: 1 P: 19	R: 0 E: 0 K: 1 S: 12	H: 1 LOB: 0 BB: 0 P: 14	1B: 4 2B: 3 3B: 0 HR: 0	SF: 0 SAC: 0 DP: 3 HBP: 0	WP: 0 PB: 0 SB: 0 CS: 0	PA: 35					
PITCHER	IP	WLS	BF	H	R	ER	SO	BB	IBB	HBP	BLK	WP	HR	S	P	ERA	WHIP										
62 Shane Bieber, L (1, 1) ERA: 4.03	5.0		19	4	1	1	4	2	0	0	0	0	0	41	67	1.80	1.200										
34 J.P. Feyereisen, R (6, 1) ERA: 3.1	1.0		3	0	0	0	1	1	0	0	0	0	0	13	18	0.00	1.000										
36 Andrew Kittredge, R (7, 1) ERA: 1.23	1.0	W	4	1	0	0	2	0	0	0	0	0	0	9	12	0.00	1.000										
29 Pete Fairbanks, R (8, 1) ERA: 2.08	1.0	H	5	0	0	0	2	1	0	0	0	0	0	12	19	0.00	1.000										
63 Diego Castillo, R (9, 1) ERA: 3.38	1.0	S	4	1	0	0	1	0	0	0	0	0	0	12	14	0.00	1.000										

livebaseballscorecards.com

AB 36
R 3
H 8
RBI 2
BB 1
SO 11
LOB 12

livebaseballscorecards.com

AB 31
R 1
H 6
RBI 1
BB 4
SO 10
LOB 14

Batter	1	2	3	4	5	6	7	8	9	AB	R	H	RBI	BB	SO	LOB	TOP										
56 Randy Arozarena, R (1.10) OBP: 0.365, SLG: 0.442										5	1	1	0	0	1	3											
2 Yandy Diaz, R (1.5) OBP: 0.374, SLG: 0.299										4	1	0	0	1	0	1											
18 Joey Wendle, L (9.5)										0	0	0	0	0	0	0											
17 Austin Meadows, L (1.7) OBP: 0.344, SLG: 0.475										3	0	0	1	2	2	1											
39 Kevin Kiermaier, L (9.8)										0	0	0	0	0	0	0											
13 Manuel Margot, R (1.9) OBP: 0.282, SLG: 0.383										4	0	2	2	1	0	1											
43 Mike Brosseau, R (1.4) OBP: 0.231, SLG: 0.333										3	0	1	1	2	2	1											
26 Ji Man Choi, L (1.3) OBP: 0.500, SLG: 0.760										3	0	1	1	2	2	1											
28 Francisco Mejia, S (1.2) OBP: 0.344, SLG: 0.463										4	1	1	0	1	1	5											
8 Brandon Lowe, L (9. PH) OBP: 0.320, SLG: 0.416										4	1	1	0	1	1	5											
10 Mike Zunino, R (9.2) OBP: 0.298, SLG: 0.606										4	1	1	0	1	1	5											
6 Taylor Walls, S (1.6) OBP: 0.375, SLG: 0.625										4	1	1	0	0	0	3											
35 Brett Phillips, L (1.8) OBP: 0.317, SLG: 0.345										3	1	1	1	0	2	0											
Inning Stats	R: 1 E: 0 K: 1 S: 10	H: 2 LOB: 0 BB: 0 P: 12	R: 0 E: 0 K: 1 S: 14	H: 1 LOB: 1 BB: 0 P: 18	R: 0 E: 0 K: 1 S: 9	H: 0 LOB: 0 BB: 0 P: 13	R: 0 E: 0 K: 1 S: 9	H: 2 LOB: 2 BB: 0 P: 12	R: 1 E: 0 K: 2 S: 14	H: 1 LOB: 0 BB: 0 P: 20	R: 0 E: 1 K: 1 S: 10	H: 1 LOB: 2 BB: 1 P: 20	R: 0 E: 0 K: 0 S: 9	H: 1 LOB: 1 BB: 1 P: 13	R: 0 E: 0 K: 1 S: 8	H: 0 LOB: 1 BB: 1 P: 18	R: 4 E: 0 K: 0 S: 18	H: 2 LOB: 5 BB: 44	1B: 7 2B: 2 3B: 0 HR: 1	SF: 0 SAC: 1 DP: 0 HBP: 0	WP: 0 PB: 0 SB: 0 CS: 1	PA: 43					
PITCHER	IP	WLS	BF	H	R	ER	SO	BB	IBB	HBP	BLK	WP	HR	S	P	ERA	WHIP										
99 Hyun Jin Ryu, L (1.1) ERA: 2.53	6.2		27	8	2	2	7	1	0	0	0	0	1	74	107	2.70	1.350										
41 Rafael Dolis, R (7.1) ERA: 5.09	1.1		5	0	0	0	1	1	0	0	0	0	0	9	19	0.00	0.750										
34 Tyler Chatwood, R (9.1) ERA: 2.55	0.2	L	6	2	4	4	0	2	0	0	0	0	0	9	22	54.00	6.000										
64 Travis Bergen, L (9.1) ERA: 1.69	0.1	B	4	0	0	0	0	3	0	0	0	0	0	9	22	0.00	9.000										

Tampa Bay Rays @ Toronto Blue Jays
TD Ballpark, Dunedin, FL
Sun May 23 2021, 1:10 PM - 4:12 PM EDT
Att. 1,496 - Sunny - 86 F

livebaseballscores.com

AB 34
R 6
H 10
RBI 6
BB 7
SO 8
LOB 15

Batter	1	2	3	4	5	6	7	8	9	AB	R	H	RBI	BB	SO	LOB	BOTTOM										
10 Marcus Semien, R (1.4) OBP: 0.351, SLG: 0.527										5	0	2	0	0	1	0											
11 Bo Bichette, R (1.6) OBP: 0.318, SLG: 0.478										5	1	1	0	0	1	2											
27 Vladimir Guerrero Jr., R (1.3) OBP: 0.444, SLG: 0.632									4	0	1	0	0	0	0	0											
37 Teoscar Hernández, R (1.10) OBP: 0.373, SLG: 0.509									4	2	3	2	0	0	0	0											
15 Randal Grichuk, R (1.9) OBP: 0.309, SLG: 0.474									4	1	2	2	0	1	2												
13 Lourdes Gurriel Jr., R (1.7) OBP: 0.250, SLG: 0.320									4	0	1	0	0	0	1												
5 Santiago Espinal, R (1.5) OBP: 0.269, SLG: 0.340									3	0	0	0	1	1	1												
9 Danny Jansen, R (1.2) OBP: 0.212, SLG: 0.253									3	0	0	0	0	0	2												
44 Rowdy Tellez, L (9. PH) OBP: 0.237, SLG: 0.275									4	0	0	0	0	1	0												
3 Jonathan Davis, R (1.8) OBP: 0.316, SLG: 0.255									4	0	0	0	0	1	0												
Inning Stats	R: 0 E: 0 K: 0 S: 5	H: 0 LOB: 0 BB: 0 P: 10	R: 0 E: 0 K: 1 S: 9	H: 1 LOB: 1 BB: 0 P: 14	R: 0 E: 0 K: 0 S: 8	H: 1 LOB: 1 BB: 0 P: 11	R: 1 E: 0 K: 0 S: 17	H: 2 LOB: 2 BB: 1 P: 25	R: 1 E: 0 K: 2 S: 11	H: 3 LOB: 2 BB: 0 P: 13	R: 0 E: 0 K: 0 S: 6	H: 0 LOB: 0 BB: 0 P: 9	R: 0 E: 0 K: 0 S: 8	H: 0 LOB: 0 BB: 0 P: 12	R: 2 E: 0 K: 0 S: 6	H: 2 LOB: 0 BB: 0 P: 9	R: 0 E: 0 K: 2 S: 11	H: 1 LOB: 1 BB: 0 P: 14	1B: 8 2B: 0 3B: 0 HR: 2	SF: 0 SAC: 0 DP: 0 HBP: 0	WP: 0 PB: 0 SB: 0 CS: 0	PA: 38					
PITCHER	IP	WLS	BF	H	R	ER	SO	BB	IBB	HBP	BLK	WP	HR	S	P	ERA	WHIP										
52 Michael Wacha, R (1.1) ERA: 4.45	2.0		7	1	0	0	1	0	0	0	0	0	0	14	24	0.00	0.500										
19 Josh Fleming, L (3.1) ERA: 2.68	6.0	W	27	8	4	4	2	1	0	0	0	0	2	56	79	6.00	1.500										
34 J.P. Feyerherzen, R (9.1) ERA: 2.95	1.0	S	4	1	0	0	2	0	0	0	0	0	0	11	14	0.00	1.000										

Tampa Bay Rays @ Toronto Blue Jays
TD Ballpark, Dunedin, FL
Sun May 23 2021, 1:10 PM - 4:12 PM EDT
Att. 1,496 - Sunny - 86 F

livebaseballscores.com

AB 37
R 4
H 10
RBI 4
BB 1
SO 5
LOB 8

Batter	1	2	3	4	5	6	7	8	9	AB	R	H	RBI	BB	SO	LOB	TOP																					
10 Marcus Semien, R OBP: 0.352, SLG: 0.549										3	1	1	1	1	1	0	Toronto Blue Jays @ New York Yankees Yankee Stadium, Bronx, NY Thu May 27 2021, 4:09 PM - 6:21 PM EDT Clear - 81 F																					
11 Bo Bichette, R OBP: 0.318, SLG: 0.482										3	1	1	1	0	0	1																						
27 Vladimir Guerrero Jr., R(1, 10) OBP: 0.443, SLG: 0.667										2	0	0	0	0	2	0																						
37 Teoscar Hernández, R OBP: 0.367, SLG: 0.508										3	0	0	0	0	2	1																						
15 Randal Grichuk, R OBP: 0.309, SLG: 0.478										3	0	1	0	0	1	0																						
44 Rowdy Tellez, L OBP: 0.284, SLG: 0.306										2	0	1	0	1	0	0																						
13 Lourdes Gurriel Jr., R 3 Jonathan Davis, R OBP: 0.290, SLG: 0.361										3	0	0	0	0	1	3																						
2 Joe Panik, L 5 Santiago Espinal, R OBP: 0.237, SLG: 0.281										2	0	0	0	0	0	0																						
7 Reese McGuire, L OBP: 0.321, SLG: 0.240										3	0	0	0	0	1	0																						
Inning Stats	R: 0 E: 0 K: 1 S: 8	H: 0 LOB: 0 BB: 0 P: 12	R: 0 E: 0 K: 1 S: 11	H: 0 LOB: 1 BB: 1 P: 22	R: 2 E: 0 K: 1 S: 11	H: 2 LOB: 1 BB: 0 P: 20	R: 0 E: 0 K: 0 S: 8	H: 0 LOB: 0 BB: 0 P: 13	R: 0 E: 0 K: 3 S: 17	H: 2 LOB: 2 BB: 0 P: 24	R: 0 E: 0 K: 2 S: 11	H: 0 LOB: 0 BB: 0 P: 13						1B: 2 2B: 0 3B: 0 HR: 2	SF: 0 SAC: 0 DP: 0 HBP: 1	WP: 0 PB: 0 CS: 0	PA: 28																	
PITCHER	IP	WLS	BF	H	R	ER	SO	BB	IBB	HBP	BLK	WP	HR	S	P	ERA	WHIP	PITCHER				IP	WLS	BF	H	R	ER	SO	BB	IBB	HBP	BLK	WP	HR	S	P	ERA	WHIP
55 Domingo Germán, R ERA: 3.06	5.2	L	23	3	2	2	5	2	0	1	0	0	2	58	99	3.18	0.882																					
63 Lucas Luetge, L ERA: 2.66	6.1	S	5	1	0	0	3	0	0	0	0	0	0	19	24	0.00	0.750																					

Batter	1	2	3	4	5	6	7	8	9	AB	R	H	RBI	BB	SO	LOB	BOTTOM																					
26 DJ LeMahieu, R OBP: 0.347, SLG: 0.343										2	0	0	0	1	1	0	Toronto Blue Jays @ New York Yankees Yankee Stadium, Bronx, NY Thu May 27 2021, 4:09 PM - 6:21 PM EDT Clear - 81 F																					
18 Rougned Odor, L OBP: 0.289, SLG: 0.333										2	0	0	0	1	2	1																						
99 Aaron Judge, R OBP: 0.402, SLG: 0.556										3	0	0	0	0	1	2																						
25 Gleyber Torres, R OBP: 0.347, SLG: 0.349										3	0	0	0	0	0	2																						
36 Mike Ford, L OBP: 0.277, SLG: 0.309										3	0	0	0	0	2	0																						
77 Clint Frazier, R OBP: 0.292, SLG: 0.322										3	0	0	0	0	0	0																						
41 Miguel Andujar, R OBP: 0.240, SLG: 0.260										3	0	2	0	0	0	0																						
11 Brett Gardner, L OBP: 0.281, SLG: 0.255										2	0	0	0	0	1	2																						
66 Kyle Higashioka, R OBP: 0.299, SLG: 0.478										2	0	0	0	0	1	1																						
Inning Stats	R: 0 E: 0 K: 2 S: 11	H: 0 LOB: 1 BB: 1 P: 19	R: 0 E: 0 K: 1 S: 13	H: 1 LOB: 0 BB: 0 P: 17	R: 0 E: 0 K: 2 S: 8	H: 0 LOB: 0 BB: 0 P: 12	R: 0 E: 0 K: 0 S: 7	H: 0 LOB: 0 BB: 0 P: 10	R: 0 E: 0 K: 2 S: 13	H: 1 LOB: 1 BB: 0 P: 17	R: 0 E: 0 K: 0 S: 8	H: 0 LOB: 1 BB: 1 P: 13	R: 0 E: 0 K: 1 S: 5	H: 0 LOB: 0 BB: 0 P: 8					1B: 2 2B: 0 3B: 0 HR: 0	SF: 0 SAC: 0 DP: 0 HBP: 0	WP: 0 PB: 0 CS: 0	PA: 25																
PITCHER	IP	WLS	BF	H	R	ER	SO	BB	IBB	HBP	BLK	WP	HR	S	P	ERA	WHIP	PITCHER				IP	WLS	BF	H	R	ER	SO	BB	IBB	HBP	BLK	WP	HR	S	P	ERA	WHIP
6 Alek Manoah, R ERA: 2.04	6.0	W	22	2	0	0	7	2	0	0	0	0	0	60	88	0.00	0.667																					
68 Jordan Romano, R ERA: 2.04	7.1	S	3	0	0	0	1	0	0	0	0	0	0	5	8	0.00	0.000																					

Batter	1	2	3	4	5	6	7	8	9	AB	R	H	RBI	BB	SO	LOB	TOP
10 Marcus Semien, R (1,4) OBP: 0.355, SLG: 0.545	G6-3		11 HR BB		1B		F7			3	1	1	0	1	0	0	Toronto Blue Jays @ New York Yankees Yankee Stadium, Bronx, NY Thu May 27 2021, 7:08 PM - 9:24 PM EDT Att: 14,056 - Partly Cloudy - 79 F
11 Bo Bichette, R (1,6) OBP: 0.318, SLG: 0.495	L8		1-H 2-H HR		1B					3	1	1	3	0	1	1	
27 Vladimir Guerrero Jr., R (1,3) OBP: 0.443, SLG: 0.661	G3		G6-3				1B			3	0	1	0	0	0	0	
37 Teoscar Hernández, R (1,9) OBP: 0.366, SLG: 0.504		F9		13 S 1B		G4-3				3	0	1	0	0	0	1	
15 Randal Grichuk, R (1,10) OBP: 0.310, SLG: 0.476	P2			F8		13 1B				3	0	1	0	0	0	1	
13 Lourdes Gurriel Jr., R (1,7) OBP: 0.281, SLG: 0.361	P6			K		1B				3	0	1	0	0	1	1	
5 Santiago Espinal, R (1,5) 44 Rowdy Tellez, L (6,PH) 2 Joe Panik, L (6,5) OBP: 0.242, SLG: 0.350 OBP: 0.262, SLG: 0.303 OBP: 0.237, SLG: 0.281			3 L5-3 1B	F9		G5-3				2	0	1	0	0	0	1	
3 Jonathan Davis, R (1,8) OBP: 0.292, SLG: 0.236			L5-3			G6-3				3	0	1	0	0	0	1	
9 Danny Jansen, R (1,2) 7 Reese McGuire, L (7,PH) OBP: 0.216, SLG: 0.248 OBP: 0.310, SLG: 0.231			10 11 HR BB		G6-4-3		G4-3			1	1	0	0	1	0	1	
										1	0	0	0	0	0	0	
Inning Stats	R: 0 E: 0 K: 0 S: 4	H: 0 LOB: 0 BB: 0 P: 6	R: 0 E: 0 K: 0 S: 7	H: 0 LOB: 0 BB: 0 P: 10	R: 3 E: 0 K: 0 S: 21	H: 2 LOB: 2 BB: 2 P: 37	R: 0 E: 0 K: 1 S: 7	H: 1 LOB: 1 BB: 2 P: 12	R: 0 E: 0 K: 1 S: 10	H: 2 LOB: 1 BB: 0 P: 16	R: 0 E: 0 K: 0 S: 16	H: 3 LOB: 2 BB: 0 P: 20	R: 0 E: 0 K: 0 S: 8	H: 0 LOB: 0 BB: 0 P: 14			1B: 7 SF: 0 2B: 1 SAC: 0 3B: 0 DP: 3 HR: 1 HBP: 0
PITCHER	IP WLS BF H R ER SO BB IBB HBP BLK WP HR S P ERA WHIP																
47 Jordan Montgomery, L (1,1) ERA: 4.22	4.2	19	5	3	3	1	2	0	0	0	0	0	1	44	73	5.79	1.500
43 Jonathan Loaisiga, R (5,1) ERA: 2.39	1.0	5	3	0	0	1	0	0	0	0	0	0	0	20	27	0.00	3.000
58 Wandy Peralta, L (6,1) ERA: 5.28	0.1	1	0	0	0	0	0	0	0	0	0	0	1	1	0.00	0.000	
57 Chad Green, R (7,1) ERA: 2.16	1.0	3	0	0	0	0	0	0	0	0	0	0	8	14	0.00	0.000	

AB	26
R	3
H	8
RBI	3
BB	2
SO	2
LOB	9



Batter	1	2	3	4	5	6	7	8	9	AB	R	H	RBI	BB	SO	LOB	BOTTOM
26 DJ LeMahieu, R (1,3) OBP: 0.351, SLG: 0.348	99 BB 29 2B 1B		99 HR 1B		K					3	2	2	0	0	1	1	Toronto Blue Jays @ New York Yankees Yankee Stadium, Bronx, NY Thu May 27 2021, 7:08 PM - 9:24 PM EDT Att: 14,056 - Partly Cloudy - 79 F
25 Cleyber Torres, R (1,6) OBP: 0.347, SLG: 0.344	F8		F7		99 SF9 99 WP BB					2	0	0	0	1	0	2	
99 Aaron Judge, R (1,10) OBP: 0.406, SLG: 0.577	29 2B BB		1-H HR		SF9					1	1	1	3	1	0	0	
29 Gio Urshela, R (1,5) OBP: 0.327, SLG: 0.426	1-H 2-H 2B		G5-3		K					3	0	1	1	0	1	1	
77 Clint Frazier, R (1,9) OBP: 0.286, SLG: 0.314	K				K		L7			3	0	0	0	0	2	1	
24 Gary Sánchez, R (1,2) OBP: 0.311, SLG: 0.375		F7		HR		90 2B 1B				3	1	2	1	0	0	0	
41 Miguel Andujar, R (1,7) OBP: 0.226, SLG: 0.245		G1-3		F9		F7				3	0	0	0	0	0	1	
11 Brett Gardner, L (7,7) OBP: 0.281, SLG: 0.255		G4-3		K						0	0	0	0	0	0	0	
90 Estevan Florial, L (1,8) OBP: 0.333, SLG: 0.667										3	0	1	0	0	1	0	
14 Tyler Wade, L (1,4) OBP: 0.324, SLG: 0.344						E1 99 WP 25 S 99 SF9				2	1	0	0	0	1	0	
Inning Stats	R: 1 E: 0 K: 1 S: 8	H: 2 LOB: 1 BB: 1 P: 15	R: 0 E: 0 K: 0 S: 6	H: 0 LOB: 0 BB: 0 P: 10	R: 2 E: 0 K: 1 S: 9	H: 2 LOB: 0 BB: 0 P: 14	R: 1 E: 0 K: 2 S: 14	H: 1 LOB: 0 BB: 0 P: 24	R: 1 E: 0 K: 1 S: 13	H: 0 LOB: 1 BB: 1 P: 21	R: 0 E: 0 K: 0 S: 7	H: 2 LOB: 2 BB: 0 P: 12	R: 0 E: 0 K: 0 S: 7	H: 0 LOB: 0 BB: 0 P: 12			1B: 3 SF: 1 2B: 2 SAC: 0 3B: 0 DP: 0 HR: 2 HBP: 0
PITCHER	IP WLS BF H R ER SO BB IBB HBP BLK WP HR S P ERA WHIP																
38 Robbie Ray, L (1,1) ERA: 3.81	4.2	21	5	5	4	0	2	0	0	0	0	0	2	47	80	7.71	1.500
36 A.J. Cole, R (5,1) ERA: 1.13	1.1	5	2	0	0	1	0	0	0	0	0	0	10	16	0.00	1.500	

AB	23
R	5
H	7
RBI	5
BB	2
SO	6
LOB	6



Batter	1	2	3	4	5	6	7	8	9	AB	R	H	RBI	BB	SO	LOB	TOP		
10 Marcus Semien, R OBP: 0.391, SLG: 0.537										5	0	1	0	0	2	6			
11 Bo Bichette, R OBP: 0.315, SLG: 0.485										4	1	0	0	1	2	3			
27 Vladimir Guerrero Jr., R (1, 3) OBP: 0.440, SLG: 0.652										4	1	1	0	0	1	2			
44 Rowdy Tellez, L (7, PH) OBP: 0.298, SLG: 0.303										0	0	0	0	1	0	0			
37 Teoscar Hernández, R (1, 9) OBP: 0.370, SLG: 0.504										4	1	2	0	0	1	2			
3 Jonathan Davis, R (7, PH) OBP: 0.289, SLG: 0.232										1	0	0	0	0	1	1			
15 Randal Grichuk, R (1, 8) OBP: 0.317, SLG: 0.490										5	3	3	1	0	0	2			
13 Lourdes Gurriel Jr., R (1, 7) OBP: 0.274, SLG: 0.380										2	3	2	3	1	0	0			
2 Joe Panik, L (1, 4) OBP: 0.286, SLG: 0.377										4	2	4	3	0	0	0			
5 Santiago Espinal, R (1, 5) OBP: 0.289, SLG: 0.317										3	0	1	3	1	0	2			
9 Danny Jansen, R (1, 2) OBP: 0.235, SLG: 0.262										2	0	1	1	2	0	1			
Inning Stats	R: 0 E: 0 K: 0 S: 9	H: 1 LOB: 1 BB: 0 P: 16	R: 2 E: 0 K: 1 S: 16	H: 3 LOB: 1 BB: 0 P: 25	R: 4 E: 0 K: 0 S: 11	H: 4 LOB: 1 BB: 2 P: 26	R: 0 E: 0 K: 3 S: 9	H: 0 LOB: 0 BB: 0 P: 14	R: 3 E: 0 K: 1 S: 28	H: 4 LOB: 2 BB: 1 P: 44	R: 2 E: 1 K: 1 S: 23	H: 3 LOB: 3 BB: 2 P: 40	R: 0 E: 0 K: 1 S: 11	H: 0 LOB: 1 BB: 1 P: 19					
PITCHER	IP WLS BF H R ER SO BB IBB HBP BLK WP HR S P ERA WHIP																		
49 Eli Morgan, R (1, 1) ERA: 20.25	2.2	L	17	8	6	6	1	2	0	0	0	0	0	0	1	35	65	20.25	3.750
88 Phil Maton, R (3, 1) ERA: 7.53	1.1		6	2	2	2	3	0	0	0	0	0	0	0	0	19	28	13.50	1.500
52 Nick Sandlin, R (5, 1) ERA: 3.6	1.0		6	2	1	1	1	1	0	0	0	0	0	0	0	19	32	9.00	3.000
37 Trevor Stephan, R (6, 1) ERA: 4.76	1.0		8	3	2	2	1	2	0	0	0	0	0	0	23	40	18.00	5.000	
30 Kyle Nelson, L (7, 1) ERA:	1.0		4	0	0	0	1	1	0	0	0	0	0	0	11	19	0.00	1.000	

Toronto Blue Jays @ Cleveland Indians
Progressive Field, Cleveland, OH
Fri May 28 2021, 7:11 PM - 10:02 PM EDT
Att. 9,198 - Overcast - 50 F

AB 34
R 11
H 15
RBI 11
BB 6
SO 7
LOB 19



WP: 0 PA: 41
PB: 0
SB: 0
CS: 0
1B: 8 SF: 0
2B: 6 SAC: 1
3B: 0 DP: 0
HR: 1 HBP: 0

Batter	1	2	3	4	5	6	7	8	9	AB	R	H	RBI	BB	SO	LOB	BOTTOM		
7 César Hernández, S (1, 4) OBP: 0.302, SLG: 0.361										3	1	1	0	0	1	0			
1 Amed Rosario, R (1, 6) OBP: 0.308, SLG: 0.359										3	0	0	0	0	2	1			
11 José Ramírez, S (1, 10) OBP: 0.347, SLG: 0.531										3	1	1	0	0	1	0			
40 Harold Ramírez, R (1, 8) OBP: 0.311, SLG: 0.457										2	0	1	0	1	0	0			
9 Eddie Rosario, L (1, 7) OBP: 0.289, SLG: 0.358										2	0	1	2	0	0	1			
4 Bradley Zimmer, L (6, PH) OBP: 0.289, SLG: 0.358										1	0	0	0	0	1	0			
6 Owen Miller, R (1, 5) OBP: 0.167, SLG: 0.208										3	0	0	0	0	1	3			
22 Josh Naylor, L (1, 9) OBP: 0.293, SLG: 0.378										1	0	0	0	1	0	0			
2 Yu Chang, R (1, 3) OBP: 0.178, SLG: 0.203										2	0	0	0	0	1	3			
17 Austin Hedges, R (1, 2) OBP: 0.198, SLG: 0.213										2	0	0	0	0	0	0			
Inning Stats	R: 2 E: 0 K: 2 S: 17	H: 3 LOB: 3 BB: 2 P: 32	R: 0 E: 0 K: 2 S: 13	H: 0 LOB: 0 BB: 0 P: 20	R: 0 E: 0 K: 0 S: 11	H: 1 LOB: 1 BB: 0 P: 15	R: 0 E: 0 K: 1 S: 9	H: 0 LOB: 0 BB: 0 P: 10	R: 0 E: 0 K: 1 S: 8	H: 0 LOB: 0 BB: 0 P: 14	R: 0 E: 0 K: 1 S: 11	H: 0 LOB: 0 BB: 0 P: 18	R: 0 E: 0 K: 1 S: 11	H: 0 LOB: 0 BB: 0 P: 18					
PITCHER	IP WLS BF H R ER SO BB IBB HBP BLK WP HR S P ERA WHIP																		
99 Hyun Jin Ryu, L (1, 1) ERA: 2.62	5.0	W	21	4	2	2	6	2	0	0	0	0	0	0	0	58	91	3.60	1.200
57 Trent Thornton, R (6, 1) ERA: 2.49	1.0		3	0	0	0	1	0	0	0	0	0	0	0	11	18	0.00	0.000	

Toronto Blue Jays @ Cleveland Indians
Progressive Field, Cleveland, OH
Fri May 28 2021, 7:11 PM - 10:02 PM EDT
Att. 9,198 - Overcast - 50 F

AB 22
R 2
H 4
RBI 2
BB 2
SO 7
LOB 8



WP: 0 PA: 24
PB: 0
SB: 0
CS: 0
1B: 4 SF: 0
2B: 0 SAC: 0
3B: 0 DP: 0
HR: 0 HBP: 0

Batter	1	2	3	4	5	6	7	8	9	AB	R	H	RBI	BB	SO	LOB	TOP	
10 Marcus Semien, R OBP: 0.362, SLG: 0.553											3	0	3	0	1	0	0	Toronto Blue Jays @ Cleveland Indians Progressive Field, Cleveland, OH Sun May 30 2021, 1:11 PM - 3:16 PM EDT Sunny - 59 F
11 Bo Bichette, R OBP: 0.314, SLG: 0.478											3	0	0	1	1	1	5	
27 Vladimir Guerrero Jr., R OBP: 0.432, SLG: 0.641											3	0	0	1	0	0	4	
37 Teoscar Hernández, R OBP: 0.367, SLG: 0.518											4	1	1	1	0	1	3	
15 Randal Grichuk, R OBP: 0.317, SLG: 0.492											3	0	1	0	0	1	0	
44 Rowdy Tellez, L OBP: 0.279, SLG: 0.343											3	1	2	1	0	0	1	
13 Lourdes Gurriel Jr., R OBP: 0.289, SLG: 0.374											3	0	0	0	0	0	2	
3 Jonathan Davis, R OBP: 0.288, SLG: 0.232											3	1	2	0	0	0	0	
2 Joe Panik, L OBP: 0.303, SLG: 0.391											3	1	2	0	0	0	0	
5 Santiago Espinal, R OBP: 0.258, SLG: 0.317											0	1	0	0	0	0	0	
7 Reese McGuire, L OBP: 0.323, SLG: 0.286											2	0	1	0	0	0	0	
Inning Stats	R: 0 E: 0 K: 0 S: 6	H: 1 LOB: 1 BB: 0 P: 8	R: 0 E: 0 K: 0 S: 7	H: 1 LOB: 0 BB: 0 P: 9	R: 1 E: 0 K: 0 S: 13	H: 2 LOB: 1 BB: 0 P: 19	R: 2 E: 0 K: 1 S: 16	H: 2 LOB: 0 BB: 0 P: 23	R: 0 E: 0 K: 0 S: 7	H: 1 LOB: 1 BB: 1 P: 13	R: 0 E: 0 K: 0 S: 8	H: 1 LOB: 1 BB: 0 P: 9	R: 1 E: 0 K: 2 S: 14	H: 2 LOB: 2 BB: 1 P: 21				
PITCHER	IP WLS BF H R ER SO BB IBB HBP BLK WP HR S P ERA WHIP	6.0 L 27 10 4 4 1 1 0 0 0 1 2 61 87 6.00 1.833	1.0 4 0 0 0 2 1 0 0 0 0 0 10 15 0.00 1.000															

AB	27
R	4
H	10
RBI	4
BB	2
SO	3
LOB	15



1B:	4	SF:	1
2B:	4	SAC:	1
3B:	0	DP:	2
HR:	2	HBP:	0

WP:	1	PA:	31
PB:	0		
SB:	0		
CS:	0		

Batter	1	2	3	4	5	6	7	8	9	AB	R	H	RBI	BB	SO	LOB	BOTTOM	
7 César Hernández, S OBP: 0.298, SLG: 0.356											3	0	0	0	0	0	0	Toronto Blue Jays @ Cleveland Indians Progressive Field, Cleveland, OH Sun May 30 2021, 1:11 PM - 3:16 PM EDT Sunny - 59 F
1 Amed Rosario, R OBP: 0.308, SLG: 0.359											3	0	1	0	0	0	0	
11 José Ramírez, S OBP: 0.346, SLG: 0.525											2	0	0	0	1	0	1	
9 Eddie Rosario, L OBP: 0.284, SLG: 0.352											3	0	0	0	0	1	2	
40 Harold Ramírez, R OBP: 0.299, SLG: 0.438											3	0	0	0	0	1	0	
22 Josh Naylor, L OBP: 0.305, SLG: 0.409											3	1	3	1	0	0	0	
6 Owen Miller, R OBP: 0.148, SLG: 0.185											3	0	0	0	0	1	2	
10 Jake Bauers, L OBP: 0.288, SLG: 0.293											3	0	0	0	0	0	1	
17 Austin Hedges, R OBP: 0.193, SLG: 0.208											2	0	0	0	0	2	0	
Inning Stats	R: 0 E: 0 K: 0 S: 6	H: 0 LOB: 0 BB: 0 P: 11	R: 0 E: 0 K: 1 S: 6	H: 1 LOB: 1 BB: 0 P: 9	R: 0 E: 0 K: 1 S: 7	H: 0 LOB: 0 BB: 0 P: 13	R: 0 E: 0 K: 0 S: 12	H: 0 LOB: 1 BB: 1 P: 18	R: 1 E: 0 K: 1 S: 10	H: 1 LOB: 0 BB: 0 P: 16	R: 0 E: 0 K: 0 S: 8	H: 1 LOB: 1 BB: 0 P: 13	R: 0 E: 0 K: 1 S: 14	H: 1 LOB: 1 BB: 0 P: 17				
PITCHER	IP WLS BF H R ER SO BB IBB HBP BLK WP HR S P ERA WHIP	5.0 W 18 2 1 1 3 1 0 0 0 0 0 8 13 1.80 0.600	1.0 H 4 1 0 0 0 0 0 0 0 0 0 8 13 0.00 1.000	1.0 S 4 1 0 0 1 0 0 0 0 0 0 14 17 0.00 1.000														

AB	25
R	1
H	4
RBI	1
BB	1
SO	4
LOB	7



WP:	0	PA:	26
PB:	0		
SB:	0		
CS:	0		

Batter	1	2	3	4	5	6	7	8	9	AB	R	H	RBI	BB	SO	LOB	TOP
10 Marcus Semien, R (1,4) OBP: 0.365, SLG: 0.550										3	1	1	1	1	0	1	Toronto Blue Jays @ Cleveland Indians Progressive Field, Cleveland, OH Sun May 30 2021, 3:58 PM - 6:08 PM EDT Att: 11,690 - Clear - 60 F
11 Bo Bichette, R (1,6) OBP: 0.313, SLG: 0.474										4	1	1	0	0	0	1	
27 Vladimir Guerrero Jr., R (1,3) OBP: 0.430, SLG: 0.634										2	1	0	0	1	0	0	
37 Teoscar Hernández, R (1,10) OBP: 0.366, SLG: 0.521										3	1	1	3	0	2	0	
15 Randal Grichuk, R (1,9) OBP: 0.232, SLG: 0.497										2	0	1	1	1	1	0	
13 Lourdes Gurriel Jr., R (1,7) OBP: 0.285, SLG: 0.367										3	0	0	0	0	1	2	
5 Santiago Espinal, R (1,5) OBP: 0.261, SLG: 0.316										3	0	1	0	0	2	1	
3 Jonathan Davis, R (1,8) OBP: 0.290, SLG: 0.224										2	1	0	0	1	0	2	
9 Danny Jansen, R (1,2) OBP: 0.239, SLG: 0.260										1	0	0	0	1	0	0	
Inning Stats	R: 0 E: 0 K: 0 S: 5	H: 0 LOB: 0 BB: 0 P: 9	R: 0 E: 0 K: 2 S: 8	H: 1 LOB: 2 BB: 1 P: 17	R: 4 E: 0 K: 1 S: 21	H: 3 LOB: 1 BB: 2 P: 37	R: 0 E: 0 K: 0 S: 5	H: 0 LOB: 0 BB: 0 P: 12	R: 0 E: 0 K: 1 S: 8	H: 0 LOB: 0 BB: 0 P: 11	R: 0 E: 0 K: 2 S: 12	H: 0 LOB: 0 BB: 0 P: 16	R: 1 E: 0 K: 0 S: 6	H: 1 LOB: 0 BB: 1 P: 10			

PITCHER	IP	WLS	BF	H	R	ER	SO	BB	IBB	HBP	BLK	WP	HR	S	P	ERA	WHIP
31 Sam Hentges, L (1,1) ERA: 7.15	2.1		14	4	4	4	2	3	0	0	0	1	0	27	54	15.43	3.000
36 J.C. Mejia, R (3,1) ERA:	1.2		5	0	0	0	1	1	0	0	0	0	0	12	21	0.00	0.600
62 Nick Wittgren, R (5,1) ERA: 4.96	1.0		3	0	0	0	1	0	0	0	0	0	0	8	11	0.00	0.000
37 Trevor Stephan, R (6,1) ERA: 4.5	1.0		3	0	0	0	2	0	0	0	0	0	0	12	16	0.00	0.000
48 Emmanuel Clase, R (7,1) ERA: 1.19	1.0	W	4	1	1	1	0	1	0	0	0	0	0	6	10	9.00	2.000

Batter	1	2	3	4	5	6	7	8	9	AB	R	H	RBI	BB	SO	LOB	BOTTOM
7 César Hernández, S (1,4) OBP: 0.302, SLG: 0.355										3	1	1	0	1	0	1	Toronto Blue Jays @ Cleveland Indians Progressive Field, Cleveland, OH Sun May 30 2021, 3:58 PM - 6:08 PM EDT Att: 11,690 - Clear - 60 F
1 Amed Rosario, R (1,6) OBP: 0.313, SLG: 0.358										3	1	1	2	1	1	0	
11 José Ramírez, S (1,10) OBP: 0.344, SLG: 0.522										3	0	1	2	0	0	0	
40 Harold Ramírez, R (1,8) OBP: 0.300, SLG: 0.427										2	0	0	0	0	0	1	
9 Eddie Rosario, L (1,7) OBP: 0.285, SLG: 0.348										2	0	0	0	1	0	1	
6 Owen Miller, R (1,5) OBP: 0.138, SLG: 0.172										2	0	0	0	0	2	1	
10 Jake Bauers, L (6,PH) OBP: 0.286, SLG: 0.290										1	0	0	0	0	0	1	
22 Josh Naylor, L (1,9) OBP: 0.301, SLG: 0.401										3	0	0	0	0	0	1	
2 Yu Chang, R (1,3) OBP: 0.197, SLG: 0.211										2	2	1	0	1	0	0	
46 René Rivera, R (1,2) OBP: 0.318, SLG: 0.381										2	1	1	1	0	1	1	
4 Bradley Zimmer, L (7,PH) ERA: 1.93										0	1	0	0	1	0	0	
Inning Stats	R: 0 E: 0 K: 1 S: 7	H: 0 LOB: 0 BB: 0 P: 12	R: 0 E: 0 K: 1 S: 10	H: 0 LOB: 0 BB: 0 P: 15	R: 0 E: 0 K: 1 S: 8	H: 1 LOB: 0 BB: 0 P: 13	R: 0 E: 0 K: 0 S: 6	H: 0 LOB: 0 BB: 0 P: 10	R: 0 E: 0 K: 1 S: 7	H: 0 LOB: 0 BB: 0 P: 9	R: 4 E: 1 K: 0 S: 11	H: 4 LOB: 1 BB: 1 P: 21	R: 2 E: 0 K: 0 S: 9	H: 0 LOB: 2 BB: 4 P: 27			

PITCHER	IP	WLS	BF	H	R	ER	SO	BB	IBB	HBP	BLK	WP	HR	S	P	ERA	WHIP
22 Steven Matz, L (1,1) ERA: 4.22	5.0		20	4	4	2	4	0	0	1	0	0	0	46	69	3.60	0.800
34 Tyler Chatwood, R (6,1) ERA: 3.1	1.1	L	9	1	2	2	0	5	0	0	0	0	0	7	32	13.50	4.500
63 Anthony Castro, R (7,1) ERA: 1.93	0.1		1	0	0	0	0	0	0	0	0	0	0	5	6	0.00	0.000

AB	23
R	5
H	5
RBI	5
BB	5
SO	6
LOB	7



AB	23
R	6
H	5
RBI	5
BB	5
SO	4
LOB	7



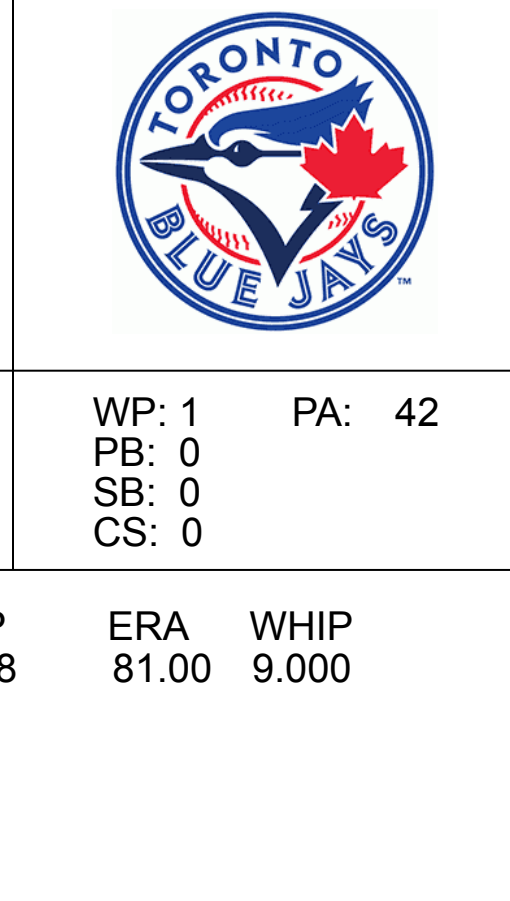
WP	0	PA	30
PB	0		
SB	1		
CS	0		

Batter	1	2	3	4	5	6	7	8	9	AB R H RBI BB SO LOB	TOP											
2 Jazz Chisholm Jr., L OBP: 0.344, SLG: 0.504	G5-3		1-H HR	K			G1-3		P2	5 1 1 2 0 1 4	Miami Marlins @ Toronto Blue Jays Sahlen Field, Buffalo, NY Wed Jun 02 2021, 7:13 PM - 10:49 PM EDT Att: 5,385 - Cloudy - 71 F											
6 Starling Marte, R OBP: 0.425, SLG: 0.542	K		P4	G6-3			HR		IBB	4 1 1 1 1 1 3												
24 Jesús Aguilar, R OBP: 0.314, SLG: 0.465	G6-3		HR		P3		K		G5-3	5 1 1 1 0 1 2												
26 Garrett Cooper, R OBP: 0.333, SLG: 0.416		G6-3	K		G5-3				P4	4 0 0 0 0 1 0												
23 Corey Dickerson, L OBP: 0.352, SLG: 0.402		HR	G3		F9				1B	4 1 2 1 0 0 0												
14 Adam Duvall, R OBP: 0.251, SLG: 0.407	K			K		G5-3			F7	4 0 0 0 0 2 1												
1 Isan Diaz, L OBP: 0.268, SLG: 0.209						K			L4	2 0 0 0 2 1 1												
38 Jorge Alfaro, R OBP: 0.283, SLG: 0.304									G1-3	2 0 0 0 0 2 1												
61 José Devers, L OBP: 0.300, SLG: 0.269									G1-3	3 1 1 0 1 1 1												
Inning Stats	R: 0 E: 0 K: 1 S: 10	H: 0 LOB: 0 BB: 0 P: 16	R: 1 E: 0 K: 2 S: 12	H: 1 LOB: 1 BB: 1 P: 17	R: 3 E: 0 K: 1 S: 18	H: 3 LOB: 0 BB: 0 P: 21	R: 0 E: 0 K: 2 S: 17	H: 0 LOB: 3 BB: 2 P: 31	R: 0 E: 0 K: 0 S: 7	H: 0 LOB: 0 BB: 0 P: 11	R: 0 E: 0 K: 2 S: 8	H: 0 LOB: 0 BB: 0 P: 12	R: 1 E: 0 K: 2 S: 11	H: 1 LOB: 0 BB: 0 P: 14	R: 0 E: 0 K: 0 S: 8	H: 1 LOB: 1 BB: 0 P: 16	R: 0 E: 0 K: 0 S: 11	H: 0 LOB: 2 BB: 1 P: 21	1B: 2 2B: 0 3B: 0 HR: 4	SF: 0 SAC: 0 DP: 0 HBP: 2	WP: 0 PB: 0 SB: 0 CS: 0	PA: 39
PITCHER	IP WLS BF H R ER SO BB IBB HBP BLK WP HR S P ERA WHIP	6 Alex Manoah, R (1, 1) ERA: 3.86 54 Joel Payamps, R (4, 1) ERA: 2.76 58 Tim Mayza, L (6, 1) ERA: 7.04 57 Trent Thornton, R (7, 1) ERA: 2.73 43 Carl Edwards Jr., R (8, 1) ERA: 30.25										63 Anthony Castro, R (9, 1) ERA: 1.74										

Batter	1	2	3	4	5	6	7	8	9	AB R H RBI BB SO LOB	BOTTOM											
10 Marcus Semien, R OBP: 0.372, SLG: 0.546	G6-3									3 2 1 0 2 1 2	Miami Marlins @ Toronto Blue Jays Sahlen Field, Buffalo, NY Wed Jun 02 2021, 7:13 PM - 10:49 PM EDT Att: 5,385 - Cloudy - 71 F											
11 Bo Bichette, R OBP: 0.314, SLG: 0.475	K		K		K				1B	4 0 1 2 1 3 1												
27 Vladimir Guerrero Jr., R (1, 10) OBP: 0.440, SLG: 0.695									3B	4 1 1 0 1 2 3												
37 Teoscar Hernández, R OBP: 0.352, SLG: 0.493									IBB	4 0 0 0 1 3 3												
15 Randal Grichuk, R OBP: 0.318, SLG: 0.515		HR			HR				FC5-2	5 2 2 2 0 1 5												
2 Joe Panik, L OBP: 0.267, SLG: 0.347	G5-3								SF	4 0 0 1 0 2 0												
13 Lourdes Gurriel Jr., R OBP: 0.280, SLG: 0.395										4 0 2 0 0 2 0												
44 Rowdy Tellez, L OBP: 0.286, SLG: 0.349										3 0 1 0 1 0 1												
7 Reese McGuire, L OBP: 0.289, SLG: 0.257										4 0 1 0 0 1 3												
3 Dylan Florio, R (9, PR) OBP: 0.290, SLG: 0.224										0 1 0 0 0 0 0												
Inning Stats	R: 0 E: 0 K: 2 S: 12	H: 1 LOB: 1 BB: 0 P: 19	R: 1 E: 0 K: 2 S: 20	H: 3 LOB: 2 BB: 0 P: 27	R: 0 E: 0 K: 3 S: 14	H: 0 LOB: 0 BB: 0 P: 20	R: 1 E: 0 K: 2 S: 13	H: 1 LOB: 1 BB: 1 P: 24	R: 0 E: 0 K: 3 S: 13	H: 0 LOB: 1 BB: 1 P: 21	R: 0 E: 0 K: 1 S: 10	H: 1 LOB: 0 BB: 0 P: 18	R: 1 E: 1 K: 1 S: 12	H: 0 LOB: 2 BB: 2 P: 24	R: 0 E: 0 K: 1 S: 10	H: 0 LOB: 0 BB: 0 P: 15	R: 3 E: 1 K: 0 S: 13	H: 3 LOB: 3 BB: 2 P: 18	1B: 4 2B: 1 3B: 2 HR: 2	SF: 1 SAC: 0 DP: 0 HBP: 0	WP: 1 PB: 0 SB: 0 CS: 0	PA: 42
PITCHER	IP WLS BF H R ER SO BB IBB HBP BLK WP HR S P ERA WHIP	49 Pablo López, R (1, 1) ERA: 2.82 80 Anthony Bender, R (5, 1) ERA: 35 Richard Bleier, L (6, 1) ERA: 4.35 52 Anthony Bass, R (7, 1) ERA: 4.43 36 Dylan Florio, R (8, 1) ERA: 2.82										93 Yimi García, R (9, 1) ERA: 2.86										

AB	33
R	5
H	6
RBI	5
BB	4
SO	10
LOB	13

AB	35
R	6
H	9
RBI	5
BB	6
SO	15
LOB	18



Batter	1	2	3	4	5	6	7	8	9	AB	R	H	RBI	BB	SO	LOB	TOP	
27 Jose Altuve, R OBP: 0.367, SLG: 0.467										6	1	1	1	0	2	7		
1 Carlos Correa, R OBP: 0.397, SLG: 0.481										4	0	0	0	1	0	2		
2 Alex Bregman, R OBP: 0.374, SLG: 0.437										5	2	2	0	0	1	3		
44 Yordan Alvarez, L OBP: 0.335, SLG: 0.494										4	1	1	0	1	0	3		
3 Myles Straw, R OBP: 0.315, SLG: 0.289										0	0	0	0	0	0	0		
10 Yuli Gurriel, R OBP: 0.321, SLG: 0.528										3	1	3	1	2	0	0		
30 Kyle Tucker, L OBP: 0.321, SLG: 0.474										5	0	2	2	0	0	4		
20 Chas McCormick, R OBP: 0.289, SLG: 0.440										4	1	1	1	1	2	3		
28 Taylor Jones, R OBP: 0.216, SLG: 0.296										5	0	1	0	0	3	5		
15 Martin Maldonado, R OBP: 0.250, SLG: 0.279										3	0	1	0	2	0	3		
Inning Stats	R: 1 H: 2 E: 0 K: 1 S: 13	H: 2 R: 1 ER: 0 LOB: 2 BB: 1 P: 21	R: 2 H: 3 E: 0 K: 1 S: 9	LOB: 3 BB: 1 P: 15	R: 0 H: 1 E: 0 K: 0 S: 9	H: 1 R: 0 ER: 0 LOB: 2 BB: 1 P: 14	R: 0 H: 0 E: 0 K: 2 S: 10	H: 0 R: 0 ER: 0 LOB: 1 BB: 1 P: 19	R: 1 H: 2 E: 1 K: 0 S: 13	H: 2 R: 0 ER: 0 LOB: 3 BB: 1 P: 22	R: 1 H: 2 E: 0 K: 0 S: 14	H: 2 R: 0 ER: 0 LOB: 1 BB: 1 P: 25	R: 0 H: 0 E: 0 K: 3 S: 13	H: 0 R: 0 ER: 0 LOB: 1 BB: 1 P: 24	1B: 7 2B: 3 3B: 0 HR: 2	SF: 0 SAC: 0 DP: 1 HBP: 0	WP: 2 PB: 1 SB: 1 CS: 0	PA: 46
PITCHER	IP: 4.1 WLS: L BF: 24 H: 8 R: 4 ER: 4 SO: 3 BB: 4 IBB: 0 HBP: 0 BLK: 0 WP: 1 HR: 2 S: 49 P: 77 ERA: 8.31 WHIP: 2.769	IP: 1.2 WLS: L BF: 6 H: 0 R: 0 ER: 0 SO: 2 BB: 1 IBB: 0 HBP: 0 BLK: 0 WP: 0 HR: 0 S: 16 P: 29 ERA: 0.00 WHIP: 0.600	IP: 0.1 WLS: L BF: 3 H: 2 R: 1 ER: 0 SO: 0 BB: 0 IBB: 0 HBP: 0 BLK: 0 WP: 0 HR: 5 S: 8 P: 8 ERA: 0.00 WHIP: 6.000	IP: 0.2 WLS: L BF: 4 H: 0 R: 0 ER: 0 SO: 0 BB: 1 IBB: 0 HBP: 0 BLK: 0 WP: 1 HR: 8 S: 14 P: 14 ERA: 0.00 WHIP: 1.500	IP: 1.2 WLS: L BF: 8 H: 2 R: 1 ER: 1 SO: 2 BB: 1 IBB: 0 HBP: 0 BLK: 0 WP: 0 HR: 24 S: 44 P: 44 ERA: 5.40 WHIP: 1.800	PITCHER	IP: 0.1 WLS: L BF: 1 H: 0 R: 0 ER: 0 SO: 1 BB: 0 IBB: 0 HBP: 0 BLK: 0 WP: 0 HR: 0 S: 3 P: 5 ERA: 0.00 WHIP: 0.000											

Houston Astros @ Toronto Blue Jays
Sahlen Field, Buffalo, NY
Sun Jun 06 2021, 1:09 PM - 4:38 PM EDT
Att: 5,404 - Sunny - 73 F

AB	39
R	6
H	12
RBI	5
BB	7
SO	8
LOB	30



Batter	1	2	3	4	5	6	7	8	9	AB	R	H	RBI	BB	SO	LOB	BOTTOM			
10 Marcus Semien, R OBP: 0.365, SLG: 0.531										4	1	0	0	0	1	2				
11 Bo Bichette, R OBP: 0.311, SLG: 0.464										4	1	1	0	0	0	1				
27 Vladimir Guerrero Jr., R OBP: 0.436, SLG: 0.662										3	0	0	0	1	2	1				
37 Teoscar Hernández, R OBP: 0.362, SLG: 0.488										4	1	1	1	0	2	2				
15 Randal Grichuk, R OBP: 0.316, SLG: 0.514										3	0	1	1	1	2	0				
2 Joe Panik, L OBP: 0.276, SLG: 0.398										4	0	1	0	0	0	4				
13 Lourdes Gurriel Jr., R OBP: 0.279, SLG: 0.353										2	0	0	1	1	0	0				
44 Rowdy Tellez, L OBP: 0.270, SLG: 0.328										4	0	0	0	0	2	3				
9 Danny Jansen, R OBP: 0.248, SLG: 0.278										1	0	1	0	0	0	0				
7 Reese McGuire, L OBP: 0.289, SLG: 0.244										2	0	0	0	1	0	0				
Inning Stats	R: 0 H: 0 E: 0 K: 1 S: 9	H: 1 R: 1 ER: 0 LOB: 1 BB: 1 P: 11	R: 0 H: 1 E: 0 K: 1 S: 9	LOB: 1 BB: 0 P: 12	R: 0 H: 1 E: 0 K: 3 S: 13	H: 1 R: 0 ER: 0 LOB: 2 BB: 1 P: 23	R: 0 H: 0 E: 0 K: 1 S: 7	H: 0 R: 0 ER: 0 LOB: 0 BB: 0 P: 8	R: 0 H: 0 E: 0 K: 2 S: 8	H: 0 R: 0 ER: 0 LOB: 0 BB: 0 P: 13	R: 0 H: 0 E: 0 K: 1 S: 8	H: 0 R: 0 ER: 0 LOB: 0 BB: 0 P: 13	R: 2 H: 2 E: 0 K: 0 S: 12	H: 2 R: 0 ER: 0 LOB: 2 BB: 1 P: 22	R: 0 H: 0 E: 0 K: 0 S: 12	H: 0 R: 0 ER: 0 LOB: 1 BB: 1 P: 20	1B: 3 2B: 2 3B: 0 HR: 0	SF: 1 SAC: 0 DP: 0 HBP: 1	WP: 0 PB: 0 SB: 0 CS: 0	PA: 37
PITCHER	IP: 6.0 WLS: W BF: 23 H: 6 R: 1 ER: 0 SO: 8 BB: 2 IBB: 0 HBP: 0 BLK: 0 WP: 0 HR: 9 S: 53 P: 79 ERA: 1.50 WHIP: 0.833	IP: 1.1 WLS: L BF: 4 H: 0 R: 0 ER: 0 SO: 1 BB: 0 IBB: 0 HBP: 0 BLK: 0 WP: 0 HR: 14 S: 14 P: 14 ERA: 0.00 WHIP: 0.000	IP: 0.2 WLS: L BF: 6 H: 2 R: 2 ER: 2 SO: 0 BB: 1 IBB: 0 HBP: 1 BLK: 0 WP: 0 HR: 11 S: 21 P: 21 ERA: 27.00 WHIP: 4.500	IP: 1.0 WLS: S BF: 4 H: 0 R: 0 ER: 0 SO: 0 BB: 1 IBB: 0 HBP: 0 BLK: 0 WP: 0 HR: 12 S: 20 P: 20 ERA: 0.00 WHIP: 1.000	PITCHER	IP: 0.1 WLS: L BF: 1 H: 0 R: 0 ER: 0 SO: 1 BB: 0 IBB: 0 HBP: 0 BLK: 0 WP: 0 HR: 0 S: 3 P: 5 ERA: 0.00 WHIP: 0.000														

Houston Astros @ Toronto Blue Jays
Sahlen Field, Buffalo, NY
Sun Jun 06 2021, 1:09 PM - 4:38 PM EDT
Att: 5,404 - Sunny - 73 F

AB	31
R	3
H	5
RBI	3
BB	4
SO	9
LOB	13



Batter	1	2	3	4	5	6	7	8	9	AB	R	H	RBI	BB	SO	LOB	TOP										
10 Marcus Semien, R (1,4) OBP: 0.362, SLG: 0.524										5	0	1	0	0	1	3	<p>Toronto Blue Jays @ Chicago White Sox Guaranteed Rate Field, Chicago, IL Tue Jun 08 2021, 7:12 PM - 10:45 PM CDT Att: 12,761 - Partly Cloudy - 81 F</p> <p>livebaseballscorecards.com</p>										
11 Bo Bichette, R (1,6) OBP: 0.318, SLG: 0.470										3	0	2	0	1	1	1											
27 Vladimir Guerrero Jr., R (1,3) OBP: 0.441, SLG: 0.660										2	0	1	0	2	1	2											
37 Teoscar Hernández, R (1,7) OBP: 0.354, SLG: 0.476										4	0	0	0	0	3	6											
15 Randal Grichuk, R (1,9) OBP: 0.210, SLG: 0.505										4	0	0	0	0	1	4											
13 Lourdes Gurriel Jr., R (1,10) OBP: 0.284, SLG: 0.388										3	1	1	0	1	2	0											
5 Santiago Espinal, R (1,5) 2 Joe Panik, L (9,PH) OBP: 0.276, SLG: 0.393										3	0	1	0	0	0	1											
3 Jonathan Davis, R (1,8) OBP: 0.269, SLG: 0.200										3	0	0	1	0	1	1											
50 Riley Adams, R (1,2) 44 Rowdy Tellez, L (9,PH) OBP: 0.276, SLG: 0.342										3	0	1	0	0	2	1											
										1	0	1	0	0	0	0											
Inning Stats	R: 0 E: 0 K: 2 S: 13	H: 2 LOB: 2 BB: 0 P: 19	R: 1 E: 0 K: 2 S: 20	H: 2 LOB: 1 BB: 0 P: 32	R: 0 E: 0 K: 1 S: 10	H: 1 LOB: 1 BB: 1 P: 16	R: 0 E: 0 K: 2 S: 8	H: 0 LOB: 0 BB: 0 P: 12	R: 0 E: 0 K: 1 S: 14	H: 1 LOB: 2 BB: 1 P: 27	R: 0 E: 0 K: 0 S: 10	H: 0 LOB: 1 BB: 1 P: 19	R: 0 E: 0 K: 2 S: 10	H: 1 LOB: 1 BB: 1 P: 19	R: 0 E: 0 K: 2 S: 8	H: 0 LOB: 0 BB: 0 P: 14	R: 0 E: 0 K: 0 S: 7	H: 1 LOB: 1 BB: 0 P: 11	1B: 4 2B: 4 3B: 0 HR: 0	SF: 1 FC: 0 DP: 1 HBP: 0	WP: 1 PB: 0 SB: 1 CS: 0	PA: 38					
PITCHER	IP	WLS	BF	H	R	ER	SO	BB	IBB	HBP	BLK	WP	HR	S	P	ERA	WHIP										
55 Carlos Rodón, L (1,1) ERA: 1.96	5.0		22	6	1	1	8	2	0	0	0	1	0	65	106	1.80	1.600										
66 José Ruiz, R (6,1) ERA: 2.89	1.0		4	0	0	0	0	1	0	0	0	0	0	10	19	0.00	1.000										
43 Evan Marshall, R (7,1) ERA: 5.96	1.0		4	1	0	0	2	1	0	0	0	0	0	10	19	0.00	2.000										
45 Garrett Crochet, L (8,1) ERA: 0.49	1.0	W	3	0	0	0	2	0	0	0	0	0	0	8	14	0.00	0.000										
31 Liam Hendriks, R (9,1) ERA: 1.78	1.0		4	1	0	0	0	0	0	0	0	0	0	7	11	0.00	1.000										

Batter	1	2	3	4	5	6	7	8	9	AB	R	H	RBI	BB	SO	LOB	BOTTOM										
7 Tim Anderson, R (1,6) OBP: 0.337, SLG: 0.434										4	0	2	1	0	2	1	<p>Toronto Blue Jays @ Chicago White Sox Guaranteed Rate Field, Chicago, IL Tue Jun 08 2021, 7:12 PM - 10:45 PM CDT Att: 12,761 - Partly Cloudy - 81 F</p> <p>livebaseballscorecards.com</p>										
1 Nick Madrigal, R (1,4) OBP: 0.345, SLG: 0.421										4	0	1	0	1	1	1											
10 Yoán Moncada, S (1,5) OBP: 0.419, SLG: 0.426										5	0	1	0	0	3	5											
79 José Abreu, R (1,3) OBP: 0.338, SLG: 0.465										4	1	1	0	0	2	2											
73 Yermin Mercedes, R (1,10) OBP: 0.349, SLG: 0.444										4	1	1	0	0	1	1											
24 Yasmani Grandal, S (1,2) OBP: 0.395, SLG: 0.412										3	1	1	0	1	2	1											
25 Andrew Vaughn, R (1,7) OBP: 0.312, SLG: 0.412										3	1	1	2	0	1	1											
15 Adam Engel, R (1,8) 12 Adam Eaton, L (8,PH) OBP: 0.304, SLG: 0.367										2	0	0	0	1	2	1											
28 Leury García, S (1,9) OBP: 0.292, SLG: 0.303										4	1	2	2	0	1	1											
										1	1	1	1	0	0	0											
Inning Stats	R: 0 E: 0 K: 3 S: 11	H: 1 LOB: 1 BB: 0 P: 16	R: 0 E: 0 K: 1 S: 12	H: 1 LOB: 0 BB: 0 P: 16	R: 0 E: 0 K: 1 S: 5	H: 0 LOB: 0 BB: 0 P: 7	R: 0 E: 0 K: 2 S: 11	H: 0 LOB: 1 BB: 0 P: 19	R: 0 E: 0 K: 3 S: 15	H: 1 LOB: 1 BB: 0 P: 18	R: 0 E: 0 K: 2 S: 11	H: 1 LOB: 1 BB: 0 P: 15	R: 1 E: 0 K: 3 S: 22	H: 2 LOB: 3 BB: 2 P: 37	R: 5 E: 0 K: 0 S: 16	H: 5 LOB: 1 BB: 1 P: 26	1B: 9 2B: 0 3B: 1 HR: 1	SF: 2 FC: 0 DP: 0 HBP: 0	WP: 0 PB: 0 SB: 2 CS: 0	PA: 39							
PITCHER	IP	WLS	BF	H	R	ER	SO	BB	IBB	HBP	BLK	WP	HR	S	P	ERA	WHIP										
38 Robbie Ray, L (1,1) ERA: 3.38	6.1		25	5	1	1	13	0	0	0	0	0	0	72	102	1.42	0.789										
41 Rafael Dolis, R (7,1) ERA: 4.58	0.2		5	1	0	0	2	2	0	0	0	0	0	15	26	0.00	4.500										
57 Trent Thornton, R (8,1) ERA: 3.45	0.1	L	4	2	3	3	0	1	0	0	0	0	0	9	16	81.00	9.000										
43 Carl Edwards Jr., R (8,1) ERA: 13.5	0.2		5	3	2	2	0	0	0	0	0	0	0	7	10	27.00	4.500										

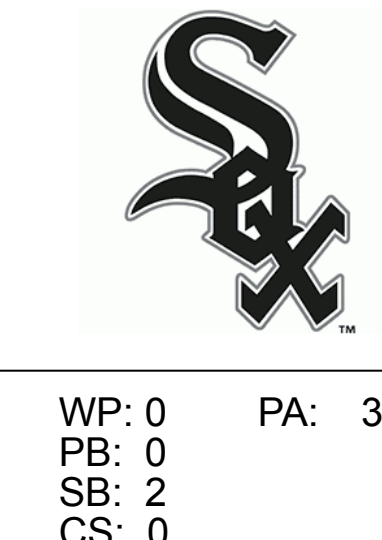
Toronto Blue Jays @ Chicago White Sox
Guaranteed Rate Field, Chicago, IL
Tue Jun 08 2021, 7:12 PM - 10:45 PM CDT
Att: 12,761 - Partly Cloudy - 81 F

AB	32
R	1
H	8
RBI	1
BB	4
SO	12
LOB	19



Toronto Blue Jays @ Chicago White Sox
Guaranteed Rate Field, Chicago, IL
Tue Jun 08 2021, 7:12 PM - 10:45 PM CDT
Att: 12,761 - Partly Cloudy - 81 F

AB	34
R	6
H	11
RBI	6
BB	3
SO	15
LOB	14



Batter	1	2	3	4	5	6	7	8	9	AB	R	H	RBI	BB	SO	LOB	TOP
10 Marcus Semien, R OBP: 0.361, SLG: 0.512											4	1	2	0	1	0	1
11 Bo Bichette, R OBP: 0.316, SLG: 0.460											5	2	1	1	0	1	3
27 Vladimir Guerrero Jr., R OBP: 0.442, SLG: 0.664											4	1	3	2	1	1	0
37 Teoscar Hernández, R OBP: 0.346, SLG: 0.458											5	0	2	2	0	0	1
15 Randal Grichuk, R OBP: 0.310, SLG: 0.506											5	0	3	0	0	1	3
44 Rowdy Tellez, L OBP: 0.270, SLG: 0.331																	

Batter	1	2	3	4	5	6	7	8	9	AB	R	H	RBI	BB	SO	LOB	TOP	
10 Marcus Semien, R (1,4) OBP: 0.358, SLG: 0.518	L5		K			G5-3			G6-3	5	1	1	2	0	1	3	Toronto Blue Jays @ Boston Red Sox Fenway Park, Boston, MA Sat Jun 12 2021, 4:11 PM - 7:18 PM EDT Att: 24,024 - Partly Cloudy - 69 F	
11 Bo Bichette, R (1,6) OBP: 0.318, SLG: 0.471	1B		G1-3			HR			F8	5	2	2	1	0	0	0		
27 Vladimir Guerrero, Jr., R (1,3) OBP: 0.447, SLG: 0.676	HR		G3-1			HR			CS	2	1	1	2	2	0	0		
37 Teoscar Hernández, R (1,7) OBP: 0.338, SLG: 0.448	K		K			G5-3			F8	4	0	0	0	0	2	2		
15 Randal Grichuk, R (1,8) (8,9)	G5-3		K			K			F7	4	0	0	0	0	2	0		
44 Rowdy Tellez, L (1,10) OBP: 0.277, SLG: 0.331	K		G4-3			1B			G4-3	3	0	1	0	1	1	0		
2 Joe Panik, L (1,5) OBP: 0.303, SLG: 0.411	E2		G1-3			1B			G4-3	4	0	1	0	0	0	1		
3 Jonathan Davis, R (8,8) OBP: 0.269, SLG: 0.200	L8-2					1B				0	0	0	0	0	0	0		
8 Cavan Biggio, L (1,9) (8,5)	2B					HR			F8	4	1	3	1	0	0	0		
7 Reese McGuire, L (1,2) OBP: 0.296, SLG: 0.327	L8-2					BB			HR	3	2	1	1	1	1	5		
Inning Stats	R: 2 H: 2 E: 0 K: 1 S: 15	WLS: 2 BF: 23 LOB: 0 P: 22	H: 6 R: 6 ER: 6 SO: 6 K: 1 S: 10	H: 1 R: 1 ER: 1 SO: 13	R: 0 H: 0 E: 0 K: 2 S: 8	H: 0 R: 0 ER: 0 SO: 15	R: 0 H: 0 E: 0 K: 1 S: 9	H: 0 R: 0 ER: 0 SO: 15	R: 4 H: 3 E: 0 K: 1 S: 18	H: 3 R: 0 ER: 0 SO: 24	R: 0 H: 0 E: 0 K: 0 S: 4	H: 0 R: 0 ER: 0 SO: 10	R: 0 H: 0 E: 0 K: 0 S: 4	H: 0 R: 0 ER: 0 SO: 8	R: 1 H: 1 E: 0 K: 0 S: 7	H: 1 R: 0 ER: 0 SO: 14	1B: 4 RBI: 7 BB: 4 SO: 7 LOB: 11	WP: 0 PA: 39 ERA: 10.80 WHIP: 1.600
PITCHER	IP: 5.0 WLS: 2 BF: 23 LOB: 0 P: 22	WLS: 2 BF: 23 LOB: 0 P: 22	H: 6 R: 6 ER: 6 SO: 6 K: 1 S: 10	H: 1 R: 1 ER: 1 SO: 13	R: 0 H: 0 E: 0 K: 2 S: 8	H: 0 R: 0 ER: 0 SO: 15	R: 0 H: 0 E: 0 K: 1 S: 9	H: 0 R: 0 ER: 0 SO: 15	R: 4 H: 3 E: 0 K: 1 S: 18	H: 3 R: 0 ER: 0 SO: 24	R: 0 H: 0 E: 0 K: 0 S: 4	H: 0 R: 0 ER: 0 SO: 10	R: 0 H: 0 E: 0 K: 0 S: 4	H: 0 R: 0 ER: 0 SO: 8	R: 1 H: 1 E: 0 K: 0 S: 7	H: 1 R: 0 ER: 0 SO: 14	1B: 4 RBI: 7 BB: 4 SO: 7 LOB: 11	WP: 0 PA: 39 ERA: 10.80 WHIP: 1.600
37 Nick Pivetta, R (1,1) ERA: 4.28	5.0	2	6	6	2	0	0	0	0	0	4	60	96	10.80	1.600			
66 Brandon Brennan, R (6,1) ERA: 5.14	3.0	11	3	0	0	2	0	0	0	0	23	42	0.00	1.667				
44 Brandon Workman, R (1,1) ERA: 5.14	1.0	4	1	1	1	0	0	0	0	0	7	14	9.00	1.000				

Batter	1	2	3	4	5	6	7	8	9	AB	R	H	RBI	BB	SO	LOB	BOTTOM	
5 Enrique Hernández, R (1,8) OBP: 0.287, SLG: 0.380	K		G1-3			P6			FC5-6	3	0	0	0	0	1	1	Toronto Blue Jays @ Boston Red Sox Fenway Park, Boston, MA Sat Jun 12 2021, 4:11 PM - 7:18 PM EDT Att: 24,024 - Partly Cloudy - 69 F	
99 Alex Verdugo, L (1,7) OBP: 0.347, SLG: 0.459	G5-3		K			G1-3			FC5-6	4	0	0	0	0	1	1		
28 J.D. Martinez, R (1,10) OBP: 0.376, SLG: 0.553	K					1B			11 WP	3	1	1	0	1	2	0		
11 Rafael Devers, L (1,5) OBP: 0.337, SLG: 0.553	10 CS		K			FC4-5			7 L4-5	4	1	2	1	0	1	1		
10 Hunter Renfroe, R (1,9) OBP: 0.310, SLG: 0.427	7 E					7 1B			7 3B	1	0	0	0	2	1	1		
7 Christian Vázquez, R (1,2) OBP: 0.303, SLG: 0.357	FC1					F7			L4-5	4	0	1	1	0	0	3		
39 Christian Arroyo, R (1,4) OBP: 0.333, SLG: 0.431	K					K			G5-3	4	0	0	0	0	3	4		
29 Bobby Dalbec, R (1,3) OBP: 0.247, SLG: 0.391	P2					3B			G1-3	4	0	1	0	0	1	2		
12 Marwin Gonzalez, S (1,6) OBP: 0.274, SLG: 0.291	G1-3					K			K	3	0	0	0	0	2	1		
22 Danny Santana, S (8,PH) OBP: 0.204, SLG: 0.295	G1-3					K			K	1	0	0	0	0	1	0		
Inning Stats	R: 0 H: 0 E: 0 K: 2 S: 10	WLS: 2 BF: 24 LOB: 0 P: 13	H: 1 R: 1 ER: 1 SO: 8 K: 1 S: 14	H: 1 R: 1 ER: 1 SO: 26	R: 0 H: 0 E: 0 K: 1 S: 9	H: 0 R: 0 ER: 0 SO: 14	R: 0 H: 0 E: 0 K: 2 S: 12	H: 0 R: 0 ER: 0 SO: 20	R: 0 H: 1 E: 0 K: 2 S: 15	H: 2 R: 0 ER: 0 SO: 26	R: 0 H: 0 E: 0 K: 2 S: 11	H: 0 R: 0 ER: 0 SO: 15	R: 1 H: 1 E: 0 K: 1 S: 10	H: 1 R: 0 ER: 0 SO: 17	R: 0 H: 0 E: 0 K: 1 S: 6	H: 0 R: 0 ER: 0 SO: 8	1B: 3 RBI: 2 H: 5 BB: 3 SO: 13 LOB: 14	WP: 1 PA: 36 ERA: 1.59 WHIP: 1.059
PITCHER	IP: 5.2 WLS: 2 BF: 24 LOB: 0 P: 13	WLS: 2 BF: 24 LOB: 0 P: 13	H: 1 R: 1 ER: 1 SO: 8 K: 1 S: 14	H: 1 R: 1 ER: 1 SO: 26	R: 0 H: 0 E: 0 K: 1 S: 9	H: 0 R: 0 ER: 0 SO: 14	R: 0 H: 0 E: 0 K: 2 S: 12	H: 0 R: 0 ER: 0 SO: 20	R: 0 H: 1 E: 0 K: 2 S: 15	H: 2 R: 0 ER: 0 SO: 26	R: 0 H: 0 E: 0 K: 2 S: 11	H: 0 R: 0 ER: 0 SO: 15	R: 1 H: 1 E: 0 K: 1 S: 10	H: 1 R: 0 ER: 0 SO: 17	R: 0 H: 0 E: 0 K: 1 S: 6	H: 0 R: 0 ER: 0 SO: 8	1B: 3 RBI: 2 H: 5 BB: 3 SO: 13 LOB: 14	WP: 1 PA: 36 ERA: 1.59 WHIP: 1.059
22 Steven Matz, L (1,1) ERA: 4.26	5.2	24	4	1	0	2	0	0	0	0	11	18	0.00	0.000				
63 Anthony Castro, R (6,1) ERA: 1.5	1.0	4	0	0	0	0	0	1	0	0	0	11	18	0.00	0.000			
58 Tim Lincecum, L (7,1) ERA: 5.68	0.1	1	0	0	0	0	0	0	0	0	4	4	0.00	0.000				
41 Rafael Dolis, R (8,1) ERA: 4.79	1.0	4	1	1	1	1	0	0	0	1	0	10	17	9.00	2.000			
63 Jordan Romano, R (9,1) ERA: 1.66	1.0	3	0	0	0	0	0	0	0	0	6	8	0.00	0.000				

Batter	1	2	3	4	5	6	7	8	9	AB	R	H	RBI	BB	SO	LOB	TOP						
10 Marcus Semien, R (1.4) OBP: 0.359, SLG: 0.529 2 Joe Panik, L (7.4) OBP: 0.300, SLG: 0.406	 27 L9 11 BB HR 1B	 HR		 G5-3 1-2	 SF8 3H		 F7 1-1		 G4-5-3 1-2	4	2	2	2	0	0	1							
11 Bo Bichette, R (1.6) OBP: 0.329, SLG: 0.492	 37 HR 1-2	 27 G5-3 1B		 37 S 27 1B HR 1B	 2H HR		 27 HR 2B		 E4 44 HR 1-2	5	5	4	3	1	0	0							
27 Vladimir Guerrero Jr., R (1.3) OBP: 0.430, SLG: 0.688 44 Rowdy Tellez, L (7.3) OBP: 0.282, SLG: 0.359	 L9 2-3	 G5-3 1-2		 37 HR 1-2	 1B		 HR 2H		 HR 1-H	5	2	3	3	0	0	3							
37 Teoscar Hernández, R (1.9) OBP: 0.343, SLG: 0.487	 HR 1-H 3H	 G4-3 1-2		 HR 1-2	 K 1-3		 HR 2H		 F8 2-0	6	2	3	6	0	1	2							
15 Randal Grichuk, R (1.10) OBP: 0.337, SLG: 0.492	 F9 2-1		 K 2-2	 G5-3 1-2		 13 G6-3 1B		 K 0-3		5	0	1	0	0	2	1							
13 Lourdes Gurriel Jr., R (1.7) OBP: 0.288, SLG: 0.402	 HR 2-2		 8 G4-6-3 1B		 3 BB 8 BB 10 SF8 1B		 G6-3 1-2		 G5-3 2-1	5	2	3	1	0	0	1							
8 Cavan Biggio, L (1.5) OBP: 0.337, SLG: 0.388	 2B		 G4-6-3 1-2		 11 HR BB		 HR 1-2		 G5-3 1-0	4	2	2	1	1	0	1							
50 Riley Adams, R (1.2) OBP: 0.133, SLG: 0.143	 F8 0-1				 K 2-3		 K 1-3		 F7 2-2	5	0	0	0	0	3	3							
3 Jonathan Davis, R (1.8) OBP: 0.289, SLG: 0.206	 F9 0-1			 11 1B 27 G5-3 1B	 11 HR BB 1-2		 K 1-3		 2 G4-5-3 BB	3	2	1	0	2	1	0							
Inning Stats	R: 4 E: 0 K: 0 S: 15	H: 4 LOB: 1 BB: 1 P: 26	R: 1 E: 0 K: 0 S: 10	H: 2 LOB: 1 BB: 0 P: 15	R: 0 E: 0 K: 1 S: 8	H: 1 LOB: 0 BB: 0 P: 11	R: 4 E: 0 K: 1 S: 16	H: 4 LOB: 0 BB: 2 P: 26	R: 4 E: 0 K: 2 S: 16	H: 3 LOB: 1 BB: 2 P: 30	R: 1 E: 0 K: 1 S: 10	H: 2 LOB: 0 BB: 0 P: 11	R: 2 E: 0 K: 2 S: 11	H: 3 LOB: 1 BB: 0 P: 14	R: 0 E: 0 K: 0 S: 6	H: 0 LOB: 0 BB: 0 P: 11	R: 2 E: 1 K: 0 S: 9	H: 1 LOB: 0 BB: 1 P: 16	1B: 9 2B: 3 3B: 0 HR: 8	SF: 1 SAC: 0 DP: 3 HBP: 0	WP: 0 PB: 0 SB: 1 CS: 0	PA: 49	
PITCHER	IP WLS BF H R ER SO BB IBB HBP BLK WP HR S P ERA WHIP	IP WLS BF H R ER SO BB IBB HBP BLK WP HR S P ERA WHIP	IP WLS BF H R ER SO BB IBB HBP BLK WP HR S P ERA WHIP	IP WLS BF H R ER SO BB IBB HBP BLK WP HR S P ERA WHIP	IP WLS BF H R ER SO BB IBB HBP BLK WP HR S P ERA WHIP	IP WLS BF H R ER SO BB IBB HBP BLK WP HR S P ERA WHIP	IP WLS BF H R ER SO BB IBB HBP BLK WP HR S P ERA WHIP	IP WLS BF H R ER SO BB IBB HBP BLK WP HR S P ERA WHIP	IP WLS BF H R ER SO BB IBB HBP BLK WP HR S P ERA WHIP	IP WLS BF H R ER SO BB IBB HBP BLK WP HR S P ERA WHIP	IP WLS BF H R ER SO BB IBB HBP BLK WP HR S P ERA WHIP	IP WLS BF H R ER SO BB IBB HBP BLK WP HR S P ERA WHIP	IP WLS BF H R ER SO BB IBB HBP BLK WP HR S P ERA WHIP	IP WLS BF H R ER SO BB IBB HBP BLK WP HR S P ERA WHIP	IP WLS BF H R ER SO BB IBB HBP BLK WP HR S P ERA WHIP	IP WLS BF H R ER SO BB IBB HBP BLK WP HR S P ERA WHIP	IP WLS BF H R ER SO BB IBB HBP BLK WP HR S P ERA WHIP	IP WLS BF H R ER SO BB IBB HBP BLK WP HR S P ERA WHIP	IP WLS BF H R ER SO BB IBB HBP BLK WP HR S P ERA WHIP				
54 Martin Pérez, L (1.1) ERA: 4.52 65 Ryan Weber, R (2.1) ERA: 17.47 12 Marwin Gonzalez, R (8.1) ERA: 39 Christian Arroyo, R (9.1) ERA:	5 Enrique Hernández, R (1.8) OBP: 0.286, SLG: 0.383		 L8 0-1		 1-H 2H 2B		 K 1-2		 K 1-2	4	0	1	2	0	2	0							
99 Alex Verdugo, L (1.9) OBP: 0.345, SLG: 0.453	 28 G6-4-3 BB		 K 2-3	 G5-3 0-2		 L9 3-2		 2 FC9-6 1B	3	0	0	0	1	1	1								
28 J.D. Martinez, R (1.7) OBP: 0.375, SLG: 0.547	 G6-4-3 1-2			 K 3-3		 G6-3 0-1		 FC9-6 1B	4	0	1	0	0	1	1								
2 Xander Bogaerts, R (1.6) OBP: 0.384, SLG: 0.557	 HR 2-0			 BB 4-0		 K 1-3		 FC9-6 1-2	3	1	1	1	1	1	1								
10 Hunter Renfroe, R (1.10) OBP: 0.310, SLG: 0.423 12 Marwin Gonzalez, S (8.1) OBP: 0.273, SLG: 0.290	 P3 3-1			 K 3-3		 BB 4-2		 L8 0-1	2	0	0	0	1	1	1								
39 Christian Arroyo, R (1.4) OBP: 0.331, SLG: 0.425	 F9 0-0			 25 1B 5 2B 1B		 K 2-3		 F8 2-2	4	1	1	0	0	1	1								
29 Bobby Dalbec, R (1.5) OBP: 0.253, SLG: 0.407	 K 0-3			 K 0-3		 HR 2-1		 BB 4-1	3	1	1	1	1	2	1								
25 Kevin Plawecki, R (1.2) OBP: 0.328, SLG: 0.361			 K 0-3		 5 2B 1B		 P3 1-2		 F8 3-1	4	1	1	0	0	1	1							
22 Danny Santana, S (1.3) OBP: 0.189, SLG: 0.271			 K 0-3		 F9 1-2		 K 0-3		 G1-3 1-2	4	0	0	0	0	2	3							
Inning Stats	R: 0 E: 0 K: 1 S: 8	H: 0 LOB: 0 BB: 1 P: 12	R: 1 E: 0 K: 1 S: 7	H: 1 LOB: 0 BB: 0 P: 14	R: 0 E: 0 K: 2 S: 8	H: 0 LOB: 0 BB: 0 P: 8	R: 0 E: 0 K: 3 S: 11	H: 0 LOB: 1 BB: 1 P: 23	R: 2 E: 0 K: 1 S: 13	H: 3 LOB: 1 BB: 0 P: 13	R: 0 E: 0 K: 2 S: 11	H: 0 LOB: 1 BB: 1 P: 18	R: 1 E: 0 K: 2 S: 12	H: 1 LOB: 0 BB: 0 P: 16	R: 0 E: 0 K: 0 S: 12	H: 1 LOB: 0 BB: 0 P: 18	R: 0 E: 0 K: 0 S: 10	H: 0 LOB: 1 BB: 1 P: 20	1B: 3 2B: 1 3B: 0 HR: 2	SF: 0 SAC: 0 DP: 1 HBP: 0	WP: 0 PB: 0 SB: 0 CS: 0	PA: 36	
PITCHER	IP WLS BF H R ER SO BB IBB HBP BLK WP HR S P ERA WHIP	IP WLS BF H R ER SO BB IBB HBP BLK WP HR S P ERA WHIP	IP WLS BF H R ER SO BB IBB HBP BLK WP HR S P ERA WHIP	IP WLS BF H R ER SO BB IBB HBP BLK WP HR S P ERA WHIP	IP WLS BF H R ER SO BB IBB HBP BLK WP HR S P ERA WHIP	IP WLS BF H R ER SO BB IBB HBP BLK WP HR S P ERA WHIP	IP WLS BF H R ER SO BB IBB HBP BLK WP HR S P ERA WHIP	IP WLS BF H R ER SO BB IBB HBP BLK WP HR S P ERA WHIP	IP WLS BF H R ER SO BB IBB HBP BLK WP HR S P ERA WHIP	IP WLS BF H R ER SO BB IBB HBP BLK WP HR S P ERA WHIP	IP WLS BF H R ER SO BB IBB HBP BLK WP HR S P ERA WHIP	IP WLS BF H R ER SO BB IBB HBP BLK WP HR S P ERA WHIP	IP WLS BF H R ER SO BB IBB HBP BLK WP HR S P ERA WHIP	IP WLS BF H R ER SO BB IBB HBP BLK WP HR S P ERA WHIP	IP WLS BF H R ER SO BB IBB HBP BLK WP HR S P ERA WHIP	IP WLS BF H R ER SO BB IBB HBP BLK WP HR S P ERA WHIP	IP WLS BF H R ER SO BB IBB HBP BLK WP HR S P ERA WHIP	IP WLS BF H R ER SO BB IBB HBP BLK WP HR S P ERA WHIP	IP WLS BF H R ER SO BB IBB HBP BLK WP HR S P ERA WHIP				
38 Robbie Ray, L (1.1) ERA: 3.45 57 Trenia Thornton, R (7.1) ERA: 3.52 59 Jeremy Beasley, R (9.1) ERA: 5.87	5 Enrique Hernández, R (1.8) OBP: 0.286, SLG: 0.383																						

Toronto Blue Jays @ Boston Red Sox
 Fenway Park, Boston, MA
 Sun Jun 13 2021, 1:13 PM - 4:06 PM EDT
 Att: 22,595 - Partly Cloudy - 83 F

livebaseballscorecards.com

AB	44
R	18
H	20
RBI	18
BB	4
SO	7
LOB	13

Toronto Blue Jays @ Boston Red Sox
 Fenway Park, Boston, MA
 Sun Jun 13 2021, 1:13 PM - 4:06 PM EDT
 Att: 22,595 - Partly Cloudy - 83 F

livebaseballscorecards.com

AB	32
R	4
H	6
RBI	4
BB	4

Batter	1	2	3	4	5	6	7	8	9	AB	R	H	RBI	BB	SO	LOB	TOP										
10 Marcus Semien, R (1,4) OBP: 0.354, SLG: 0.521										4	0	0	0	0	2	0	Toronto Blue Jays @ Boston Red Sox Fenway Park, Boston, MA Mon Jun 14 2021, 7:13 PM - 9:54 PM EDT Att: 20,070 - Overcast - 63 F										
11 Bo Bichette, R (1,6) OBP: 0.327, SLG: 0.489										4	0	1	0	0	1	0											
27 Vladimir Guerrero Jr., R (1,10) OBP: 0.451, SLG: 0.697										4	1	2	1	0	1	1											
37 Teoscar Hernández, R (1,9) OBP: 0.346, SLG: 0.484										3	0	1	0	1	1	0											
15 Randal Grichuk, R (1,8) OBP: 0.300, SLG: 0.486										3	0	0	0	0	1	4											
44 Rowdy Tellez, L (1,3) OBP: 0.276, SLG: 0.351										3	0	0	0	0	1	1											
13 Lourdes Gurriel Jr., R (1,7) OBP: 0.284, SLG: 0.396										3	0	0	0	0	0	0											
8 Cavan Biggio, L (1,5) OBP: 0.331, SLG: 0.380										3	0	0	0	0	1	0											
7 Reese McGuire, L (1,2) OBP: 0.286, SLG: 0.308										3	0	0	0	0	2	0											
Inning Stats	R: 0 E: 0 K: 0 S: 7	H: 0 LOB: 0 BB: 0 P: 10	R: 0 E: 0 K: 1 S: 9	H: 0 LOB: 0 BB: 0 P: 15	R: 0 E: 0 K: 1 S: 8	H: 0 LOB: 0 BB: 0 P: 12	R: 0 E: 0 K: 1 S: 9	H: 1 LOB: 2 BB: 1 P: 17	R: 0 E: 0 K: 0 S: 10	H: 0 LOB: 0 BB: 0 P: 14	R: 0 E: 0 K: 2 S: 8	H: 0 LOB: 1 BB: 0 P: 8	R: 0 E: 0 K: 1 S: 8	H: 2 LOB: 1 BB: 0 P: 11	R: 0 E: 0 K: 2 S: 7	H: 0 LOB: 0 BB: 0 P: 9		R: 1 E: 0 K: 3 S: 12	H: 1 LOB: 0 BB: 0 P: 15	1B: 3 2B: 0 3B: 0 HR: 1	SF: 0 SAC: 0 DP: 1 HBP: 0	WP: 0 PB: 0 SB: 1 CS: 0	PA: 31				
PITCHER	IP	WLS	BF	H	R	ER	SO	BB	IBB	HBP	BLK	WP	HR	S	P	ERA	WHIP										
17 Nathan Eovaldi, R (1,1) ERA: 3.76	6.2		23	3	0	0	4	1	0	0	0	0	0	55	81	0.00	0.600										
36 Josh Taylor, L (7,1) ERA: 3.63	1.1	H	4	0	0	0	3	0	0	0	0	0	0	11	15	0.00	0.000										
32 Matt Barnes, R (9,1) ERA: 2.86	1.0	W	4	1	1	1	3	0	0	0	0	0	1	12	15	9.00	1.000										

Batter	1	2	3	4	5	6	7	8	9	AB	R	H	RBI	BB	SO	LOB	BOTTOM										
5 Enrique Hernández, R (1,8) OBP: 0.281, SLG: 0.375										4	1	0	0	0	0	2	Toronto Blue Jays @ Boston Red Sox Fenway Park, Boston, MA Mon Jun 14 2021, 7:13 PM - 9:54 PM EDT Att: 20,070 - Overcast - 63 F										
99 Alex Verdugo, L (1,9) OBP: 0.348, SLG: 0.459										4	1	2	1	0	1	0											
28 J.D. Martinez, R (1,10) OBP: 0.373, SLG: 0.542										4	0	1	0	0	1	1											
2 Xander Bogaerts, R (1,6) OBP: 0.382, SLG: 0.550										3	0	0	0	1	1	2											
11 Rafael Devers, L (1,5) OBP: 0.340, SLG: 0.552										4	0	2	1	0	0	1											
7 Christian Vázquez, R (1,2) OBP: 0.299, SLG: 0.352										3	0	0	0	0	1	1											
39 Christian Arroyo, R (1,4) OBP: 0.323, SLG: 0.414										3	0	0	0	0	1	1											
12 Marwin Gonzalez, S (1,7) OBP: 0.279, SLG: 0.296										3	0	2	0	0	1	0											
29 Bobby Dalbec, R (1,3) OBP: 0.249, SLG: 0.400										3	0	0	0	0	1	2											
Inning Stats	R: 0 E: 0 K: 0 S: 8	H: 0 LOB: 0 BB: 0 P: 14	R: 0 E: 0 K: 1 S: 11	H: 1 LOB: 1 BB: 0 P: 18	R: 1 E: 0 K: 1 S: 8	H: 2 LOB: 1 BB: 0 P: 14	R: 0 E: 0 K: 0 S: 7	H: 0 LOB: 0 BB: 1 P: 13	R: 0 E: 0 K: 0 S: 13	H: 1 LOB: 1 BB: 0 P: 18	R: 0 E: 0 K: 3 S: 12	H: 0 LOB: 0 BB: 0 P: 16	R: 0 E: 0 K: 1 S: 9	H: 0 LOB: 0 BB: 0 P: 12	R: 0 E: 0 K: 1 S: 13	H: 0 LOB: 0 BB: 0 P: 18		R: 1 E: 0 K: 0 S: 8	H: 3 LOB: 2 BB: 0 P: 11	1B: 6 2B: 1 3B: 0 HR: 0	SF: 0 SAC: 0 DP: 1 HBP: 0	WP: 0 PB: 0 SB: 0 CS: 0	PA: 32				
PITCHER	IP	WLS	BF	H	R	ER	SO	BB	IBB	HBP	BLK	WP	HR	S	P	ERA	WHIP										
6 Alek Manoah, R (1,1) ERA: 2.66	6.0		22	4	1	1	5	1	0	0	0	0	0	59	93	1.50	0.833										
54 Joel Payamps, R (7,1) ERA: 2.95	2.0		6	0	0	0	2	0	0	0	0	0	0	22	30	0.00	0.000										
41 Rafael Dolis, R (9,1) ERA: 5.14	0.1	L	4	3	1	1	0	0	0	0	0	0	0	8	11	27.00	9.000										

Batter	1	2	3	4	5	6	7	8	9	AB	R	H	RBI	BB	SO	LOB	TOP					
26 DJ LeMahieu, R OBP: 0.339, SLG: 0.349										4	1	2	0	1	0	2	New York Yankees @ Toronto Blue Jays Sahlen Field, Buffalo, NY Tue Jun 15 2021, 7:09 PM - 10:39 PM EDT Att. 7,145 - Clear - 71 F					
99 Aaron Judge, R OBP: 0.391, SLG: 0.620										5	0	0	0	0	3	6						
25 Gleyber Torres, R OBP: 0.282, SLG: 0.352										4	0	0	0	1	0	1						
27 Giancarlo Stanton, R OBP: 0.332, SLG: 0.506										3	0	0	0	2	0	1						
29 Gio Urshela, R OBP: 0.312, SLG: 0.422										4	1	1	0	1	0	3						
24 Gary Sánchez, R OBP: 0.330, SLG: 0.438										5	1	2	1	0	2	3						
41 Miguel Andujar, R OBP: 0.315, SLG: 0.340										3	0	1	1	1	0	1						
14 Tyler Wade, L OBP: 0.302, SLG: 0.300										0	1	0	0	0	0	0						
92 Chris Gittens, R OBP: 0.158, SLG: 0.235										4	1	1	1	0	1	3						
11 Brett Gardner, L OBP: 0.315, SLG: 0.340										3	1	1	1	0	1	1						
77 Clint Frazier, R OBP: 0.305, SLG: 0.319										1	0	1	1	0	0	0						
Inning Stats	R: 0 E: 0 K: 0 S: 17	H: 1 LOB: 2 BB: 1 P: 24	R: 1 E: 0 K: 2 S: 12	H: 1 LOB: 2 BB: 2 P: 24	R: 0 E: 0 K: 0 S: 2	H: 0 LOB: 0 BB: 1 P: 6	R: 1 E: 0 K: 1 S: 10	H: 1 LOB: 1 BB: 0 P: 13	R: 0 E: 0 K: 0 S: 7	H: 0 LOB: 0 BB: 0 P: 11	R: 1 E: 0 K: 0 S: 10	H: 2 LOB: 1 BB: 0 P: 14	R: 2 E: 0 K: 1 S: 16	H: 2 LOB: 2 BB: 2 P: 34	R: 1 E: 0 K: 2 S: 13	H: 2 LOB: 2 BB: 0 P: 19	R: 0 E: 1 K: 1 S: 13	H: 0 LOB: 1 BB: 0 P: 19	1B: 3 2B: 3 3B: 0 HR: 3	SF: 0 SAC: 0 DP: 1 HBP: 0	WP: 3 PB: 0 SB: 1 CS: 0	PA: 42
PITCHER	IP WLS BF H R ER SO BB IBB HBP BLK WP HR S P ERA WHIP	IP WLS BF H R ER SO BB IBB HBP BLK WP HR S P ERA WHIP	IP WLS BF H R ER SO BB IBB HBP BLK WP HR S P ERA WHIP	IP WLS BF H R ER SO BB IBB HBP BLK WP HR S P ERA WHIP	IP WLS BF H R ER SO BB IBB HBP BLK WP HR S P ERA WHIP	IP WLS BF H R ER SO BB IBB HBP BLK WP HR S P ERA WHIP	IP WLS BF H R ER SO BB IBB HBP BLK WP HR S P ERA WHIP	IP WLS BF H R ER SO BB IBB HBP BLK WP HR S P ERA WHIP	IP WLS BF H R ER SO BB IBB HBP BLK WP HR S P ERA WHIP	99 Hyun Jin Ryu, L ERA: 3.42	63 Anthony Castro, R ERA: 2.59	43 Carl Edwards Jr., R ERA: 11.12	58 Tim Lincecum, L ERA: 5.95	68 Jordan Romano, R ERA: 1.81	34 Tyler Chatwood, R ERA: 4.76							

Batter	1	2	3	4	5	6	7	8	9	AB	R	H	RBI	BB	SO	LOB	BOTTOM					
10 Marcus Semien, R OBP: 0.358, SLG: 0.519										3	2	1	0	2	1	2	New York Yankees @ Toronto Blue Jays Sahlen Field, Buffalo, NY Tue Jun 15 2021, 7:09 PM - 10:39 PM EDT Att. 7,145 - Clear - 71 F					
11 Bo Bichette, R OBP: 0.332, SLG: 0.500										4	1	2	3	1	0	3						
27 Vladimir Guerrero Jr., R OBP: 0.490, SLG: 0.690											4	0	1	0	1	2		1				
37 Teoscar Hernández, R OBP: 0.343, SLG: 0.479										4	0	1	1	0	1	0						
15 Randal Grichuk, R OBP: 0.294, SLG: 0.476										5	0	0	0	0	1	4						
13 Lourdes Gurriel Jr., R OBP: 0.279, SLG: 0.389										4	0	0	0	0	0	2						
2 Joe Panik, L OBP: 0.308, SLG: 0.398										2	1	0	0	2	0	0						
8 Cavan Biggio, L OBP: 0.331, SLG: 0.380										0	0	0	0	0	0	0						
50 Riley Adams, R OBP: 0.158, SLG: 0.167										4	0	1	0	0	1	1						
5 Santiago Espinal, R OBP: 0.309, SLG: 0.364										4	1	3	0	0	0	2						
Inning Stats	R: 1 E: 0 K: 0 S: 10	H: 0 LOB: 3 BB: 3 P: 24	R: 0 E: 0 K: 1 S: 11	H: 1 LOB: 0 BB: 0 P: 18	R: 1 E: 0 K: 2 S: 11	H: 1 LOB: 0 BB: 0 P: 19	R: 3 E: 0 K: 1 S: 15	H: 3 LOB: 1 BB: 1 P: 25	R: 0 E: 0 K: 0 S: 5	H: 0 LOB: 0 BB: 0 P: 7	R: 0 E: 0 K: 1 S: 11	H: 1 LOB: 1 BB: 0 P: 16	R: 0 E: 0 K: 0 S: 7	H: 2 LOB: 1 BB: 0 P: 11	R: 0 E: 0 K: 0 S: 11	H: 1 LOB: 3 BB: 2 P: 24	R: 0 E: 0 K: 1 S: 9	H: 0 LOB: 0 BB: 0 P: 14	1B: 7 2B: 1 3B: 0 HR: 1	SF: 1 SAC: 0 DP: 1 HBP: 0	WP: 0 PB: 1 SB: 1 CS: 0	PA: 41
PITCHER	IP WLS BF H R ER SO BB IBB HBP BLK WP HR S P ERA WHIP	IP WLS BF H R ER SO BB IBB HBP BLK WP HR S P ERA WHIP	IP WLS BF H R ER SO BB IBB HBP BLK WP HR S P ERA WHIP	IP WLS BF H R ER SO BB IBB HBP BLK WP HR S P ERA WHIP	IP WLS BF H R ER SO BB IBB HBP BLK WP HR S P ERA WHIP	IP WLS BF H R ER SO BB IBB HBP BLK WP HR S P ERA WHIP	IP WLS BF H R ER SO BB IBB HBP BLK WP HR S P ERA WHIP	IP WLS BF H R ER SO BB IBB HBP BLK WP HR S P ERA WHIP	IP WLS BF H R ER SO BB IBB HBP BLK WP HR S P ERA WHIP	47 Jordan Montgomery, L ERA: 4.2	85 Luis Cessa, R ERA: 3.33	43 Jonathan Loáisiga, R ERA: 1.78	53 Zack Britton, L ERA: 1.85	54 Aroldis Chapman, L ERA: 1.85								

Batter	1	2	3	4	5	6	7	8	9	AB R H RBI BB SO LOB	TOP								
26 DJ LeMahieu, R OBP: 0.338, SLG: 0.345	E5 25 BB 27 SF9		P3		F8		BB			3 1 0 0 1 0 1	New York Yankees @ Toronto Blue Jays Sahlen Field, Buffalo, NY Wed Jun 16 2021, 7:09 PM - 10:09 PM EDT Att: 7,271 - Partly Cloudy - 67 F								
99 Aaron Judge, R OBP: 0.379, SLG: 0.615	G6-3 29 F9 25 BB		G6-3			K	K			4 0 1 0 0 2 1									
25 Gleyber Torres, R OBP: 0.344, SLG: 0.347			G4-3			P3		K		3 0 0 0 1 1 0									
27 Giancarlo Stanton, R OBP: 0.330, SLG: 0.503	SF9				K	E5		1B		3 0 1 1 0 1 0									
29 Gio Urshela, R OBP: 0.307, SLG: 0.414	F9				K	K		F9		4 0 0 0 0 2 4									
41 Miguel Andujar, R OBP: 0.281, SLG: 0.409 14 Tyler Wade, L OBP: 0.302, SLG: 0.300	F7				L3			G3		4 1 1 0 0 0 3 0 0 0 0 0 0 0									
18 Rougned Odor, L OBP: 0.266, SLG: 0.377					G5-3		K			4 0 0 0 0 3 1									
66 Kyle Higashioka, R OBP: 0.277, SLG: 0.417 24 Gary Sanchez, R OBP: 0.332, SLG: 0.457					L8		HR			2 0 0 0 0 1 0 2 1 1 2 0 0 0									
11 Brett Gardner, L OBP: 0.314, SLG: 0.333							K			3 0 0 0 1 2 0									
Inning Stats	R: 1 H: 1 E: 0 K: 0 S: 11	H: 1 LOB: 2 BB: 1 P: 21	R: 0 H: 0 E: 0 K: 3 S: 9	H: 0 LOB: 0 BB: 0 P: 12	R: 0 H: 0 E: 0 K: 0 S: 8	H: 0 LOB: 0 BB: 0 P: 10	R: 0 H: 0 E: 0 K: 2 S: 10	H: 0 LOB: 1 BB: 0 P: 14	R: 0 H: 0 E: 1 K: 2 S: 12	H: 0 LOB: 1 BB: 0 P: 16		R: 2 H: 2 E: 0 K: 3 S: 14	R: 0 H: 1 E: 0 K: 1 S: 12	H: 1 LOB: 1 BB: 0 P: 17	R: 0 H: 0 E: 0 K: 1 S: 8	H: 0 LOB: 0 BB: 0 P: 14	1B: 3 2B: 0 3B: 0 HR: 1	SF: 1 2B: 0 3B: 0 DP: 0 HBP: 0	WP: 0 PB: 0 SB: 0 CS: 0
PITCHER	IP WLS BF H R ER SO BB IBB HBP BLK WP HR S P ERA WHIP											IP WLS BF H R ER SO BB IBB HBP BLK WP HR S P ERA WHIP							
48 Ross Stripling, R ERA: 4.64	6.2 L 27 3 3 2 9 2 0 0 0 0 1 69 101 2.70 0.750																		
41 Rafael Dolis, R ERA: 5.14	0.0 1 0 0 0 0 1 0 0 0 0 0 0 4 ∞ ∞																		
57 Trent Thornton, R ERA: 3.38	1.1 5 1 0 0 2 0 0 0 0 0 0 15 23 0.00 0.750																		
66 Patrick Murphy, R ERA:	1.0 3 0 0 0 1 0 0 0 0 0 0 8 14 0.00 0.000																		

Batter	1	2	3	4	5	6	7	8	9	AB R H RBI BB SO LOB	BOTTOM									
10 Marcus Semien, R OBP: 0.397, SLG: 0.526	HR		L9		G6-3			G3-1		4 1 1 1 0 0 0	New York Yankees @ Toronto Blue Jays Sahlen Field, Buffalo, NY Wed Jun 16 2021, 7:09 PM - 10:09 PM EDT Att: 7,271 - Partly Cloudy - 67 F									
11 Bo Bichette, R OBP: 0.331, SLG: 0.496	G5-4-3 27 1B		F8			G3		G5-3		4 0 1 0 0 0 0										
27 Vladimir Guerrero Jr., R OBP: 0.447, SLG: 0.652	G5-4-3 1-2		G2			K				4 0 1 0 0 1 1										
37 Teoscar Hernández, R OBP: 0.346, SLG: 0.485	1B		G6-3			E6				4 0 2 0 0 0 0										
15 Randal Grichuk, R OBP: 0.289, SLG: 0.469	K		F8			K				4 0 0 0 0 3 4										
2 Joe Panik, L OBP: 0.299, SLG: 0.386 5 Santiago Espinal, R OBP: 0.305, SLG: 0.359	F7				F8			G4-3		3 0 0 0 0 0 0 1 0 0 0 0 0 2										
13 Lourdes Gurriel Jr., R OBP: 0.274, SLG: 0.352	G4-3				G4-3		F7			4 0 0 0 0 0 2										
8 Cavan Biggio, L OBP: 0.337, SLG: 0.403							K			2 1 1 1 1 1 0										
7 Reese McGuire, L OBP: 0.271, SLG: 0.296 44 Rowdy Tellez, L OBP: 0.274, SLG: 0.348 50 Riley Adams, R OBP: 0.158, SLG: 0.167	F8							G4-3		2 0 0 0 0 0 1 1 0 0 0 0 0 0 0 0 0 0 0 0 0										
Inning Stats	R: 1 H: 3 E: 0 K: 1 S: 12	H: 3 LOB: 1 BB: 0 P: 17	R: 0 H: 0 E: 0 K: 0 S: 6	H: 0 LOB: 1 BB: 1 P: 12	R: 0 H: 0 E: 0 K: 0 S: 5	H: 0 LOB: 0 BB: 0 P: 7	R: 0 H: 0 E: 0 K: 0 S: 9	H: 0 LOB: 0 BB: 0 P: 12	R: 1 H: 1 E: 0 K: 0 S: 8	H: 1 LOB: 0 BB: 0 P: 14		R: 0 H: 0 E: 1 K: 2 S: 11	H: 0 LOB: 1 BB: 0 P: 17	R: 0 H: 0 E: 0 K: 1 S: 10	H: 0 LOB: 0 BB: 0 P: 13	R: 0 H: 2 E: 0 K: 1 S: 14	H: 2 LOB: 2 BB: 0 P: 21	1B: 3 2B: 1 3B: 0 HR: 2	SF: 0 2B: 1 3B: 0 DP: 1 HBP: 0	WP: 0 PB: 0 SB: 0 CS: 0
PITCHER	IP WLS BF H R ER SO BB IBB HBP BLK WP HR S P ERA WHIP											IP WLS BF H R ER SO BB IBB HBP BLK WP HR S P ERA WHIP								
45 Gerrit Cole, R ERA: 2.31	8.0 W 29 4 2 2 4 1 0 0 0 0 2 70 104 2.25 0.625																			
54 Aroldis Chapman, L ERA: 1.75	1.0 S 5 2 0 0 1 0 0 0 0 0 0 14 21 0.00 2.000																			

Batter	1	2	3	4	5	6	7	8	9	AB	R	H	RBI	BB	SO	LOB	TOP						
26 DJ LeMahieu, R OBP: 0.338, SLG: 0.342	G6-3	BB		E4 99 BB		G4-3			K	5	0	1	0	1	1	3	New York Yankees @ Toronto Blue Jays Sahlen Field, Buffalo, NY Thu Jun 17 2021, 7:10 PM - 10:52 PM EDT Att: 7,288 - Clear - 71 F						
99 Aaron Judge, R OBP: 0.379, SLG: 0.511	27 BB 1B	K				K		G6-3		4	0	1	0	1	2	4							
25 Gleyber Torres, R OBP: 0.342, SLG: 0.344	K	G5-3		F6				L8		2	0	0	0	0	1	4							
18 Rougned Odor, L OBP: 0.267, SLG: 0.376	K									3	1	1	0	0	0	2							
27 Giancarlo Stanton, R OBP: 0.337, SLG: 0.519	24 FC5-4 BB							G6-3		4	2	2	2	1	1	2							
24 Gary Sánchez, R OBP: 0.333, SLG: 0.452	FC5-4									4	2	1	0	1	0	3							
29 Gio Urshela, R OBP: 0.313, SLG: 0.436										2	0	0	0	0	1	4							
11 Brett Gardner, L OBP: 0.318, SLG: 0.333										5	3	3	2	0	2	1							
41 Miguel Andujar, R OBP: 0.277, SLG: 0.395										3	0	1	0	1	0	0							
14 Tyler Wade, L OBP: 0.283, SLG: 0.279										4	0	0	0	1	1	3							
92 Chris Gittens, R OBP: 0.190, SLG: 0.278										3	0	0	0	0	0	2							
Inning Stats	R: 0 E: 0 K: 1 S: 13	H: 1 LOB: 2 BB: 1 P: 18	R: 1 E: 1 K: 1 S: 17	H: 2 LOB: 3 BB: 1 P: 29	R: 2 E: 0 K: 0 S: 14	H: 2 LOB: 0 BB: 0 P: 18	R: 0 E: 1 K: 1 S: 12	H: 0 LOB: 2 BB: 0 P: 23	R: 0 E: 0 K: 2 S: 12	H: 1 LOB: 1 BB: 0 P: 20	R: 4 E: 0 K: 0 S: 15	H: 5 LOB: 1 BB: 0 P: 26	R: 0 E: 0 K: 0 S: 8	H: 0 LOB: 0 BB: 0 P: 14	R: 1 E: 0 K: 2 S: 13	H: 0 LOB: 2 BB: 3 P: 28		1B: 8 2B: 1 3B: 0 HR: 2	SF: 1 DP: 0 HBP: 0	WP: 1 PB: 0 SB: 0 CS: 0	PA: 46		
PITCHER	IP ERA WHIP	WLS BF R ER SO	H R ER SO	R ER SO	BB IBB HBP BLK	WP HR S P	ERA WHIP	PITCHER	IP ERA WHIP	WLS BF R ER SO	H R ER SO	R ER SO	BB IBB HBP BLK	WP HR S P	ERA WHIP								
29 T.J. Zeuch, R ERA: 6.6	3.0	17	5	3	2	2	2	0	0	0	0	0	0	0	0	0	6.00	2.333					
54 Joel Payayas, R ERA: 2.73	1.2	7	0	0	0	2	1	0	0	0	0	0	0	0	0	0	0.00	0.600					
52 Taylor Saucedo, L ERA:	1.0	3	0	0	0	1	0	0	0	0	0	0	0	0	0	0	0.00	0.000					
63 Anthony Castro, R ERA: 5.17	0.1	L 6	5	4	4	1	0	0	0	0	0	0	0	0	0	0	108.00	15.000					
58 Tim Mayza, L ERA: 5.75	0.2	3	1	0	0	0	0	0	0	0	0	0	0	0	0	0	0.00	1.500					
10 Marcus Semien, R OBP: 0.359, SLG: 0.524	27 WP 11 BB BB									3	0	1	1	1	0	2	New York Yankees @ Toronto Blue Jays Sahlen Field, Buffalo, NY Thu Jun 17 2021, 7:10 PM - 10:52 PM EDT Att: 7,288 - Clear - 71 F						
11 Bo Bichette, R OBP: 0.330, SLG: 0.493	27 WP 1B	FC6-4								4	0	1	1	0	2	3							
27 Vladimir Guerrero Jr., R OBP: 0.444, SLG: 0.675	G1-3-6-2-5-6									4	1	1	0	0	0	3							
15 Randal Grichuk, R OBP: 0.293, SLG: 0.469	K									4	0	2	1	0	1	0							
8 Cavan Biggio, L OBP: 0.335, SLG: 0.399	13 G6-4-3 1B									4	0	1	0	0	1	2							
13 Lourdes Gurriel Jr., R OBP: 0.270, SLG: 0.376	G6-4-3									4	0	0	0	0	1	3							
44 Rowdy Tellez, L OBP: 0.273, SLG: 0.341	G6-3									3	0	0	0	0	1	1							
5 Santiago Espinal, R OBP: 0.314, SLG: 0.358										3	2	1	0	1	1	1							
7 Reese McGuire, L OBP: 0.306, SLG: 0.368										3	1	3	1	0	0	0							
50 Riley Adams, R OBP: 0.150, SLG: 0.158	10 BB 11 FC6-4 2B									1	0	0	0	0	0	1							
Inning Stats	R: 0 E: 0 K: 0 S: 7	H: 1 LOB: 0 BB: 1 P: 14	R: 0 E: 0 K: 1 S: 10	H: 1 LOB: 0 BB: 0 P: 15	R: 2 E: 0 K: 0 S: 15	H: 2 LOB: 1 BB: 1 P: 20	R: 0 E: 0 K: 0 S: 4	H: 0 LOB: 0 BB: 0 P: 4	R: 1 E: 0 K: 1 S: 11	H: 2 LOB: 1 BB: 0 P: 17	R: 1 E: 0 K: 1 S: 12	H: 2 LOB: 1 BB: 0 P: 17	R: 0 E: 0 K: 2 S: 10	H: 1 LOB: 1 BB: 0 P: 11	R: 0 E: 0 K: 0 S: 12	H: 1 LOB: 1 BB: 0 P: 15		R: 0 E: 0 K: 0 S: 7	H: 0 LOB: 0 BB: 0 P: 12	1B: 8 2B: 2 3B: 1 HR: 0	SF: 0 DP: 2 HBP: 1	WP: 1 PB: 1 SB: 0 CS: 0	PA: 36
PITCHER	IP ERA WHIP	WLS BF R ER SO	H R ER SO	R ER SO	BB IBB HBP BLK	WP HR S P	ERA WHIP	PITCHER	IP ERA WHIP	WLS BF R ER SO	H R ER SO	R ER SO	BB IBB HBP BLK	WP HR S P	ERA WHIP								
73 Michael King, R ERA: 4.08	(1, 1)	3.0	17	5	3	3	1	0	0	0	0	0	0	0	0	0		6.23	1.615				
63 Lucas Luetge, L ERA: 2.73	(5, 1)	0.2	4	2	1	0	1	0	0	0	0	0	0	0	0	0	0.00	3.000					
57 Chad Green, R ERA: 2.52	(6, 1)	1.1	W 6	2	0	0	2	0	0	0	0	0	0	0	0	0	0.00	1.500					
43 Jonathan Loaisiga, R ERA: 1.7	(7, 1)	1.2	H 6	1	0	0	3	0	0	0	0	0	0	0	0	0	0.00	0.600					
53 Zack Britton, L ERA:	(9, 1)	1.0	3	0	0	0	0	0	0	0	0	0	0	0	0	0	0.00	0.000					

Batter	1	2	3	4	5	6	7	8	9	AB	R	H	RBI	BB	SO	LOB	TOP											
10 Marcus Semien, R OBP: 0.354, SLG: 0.516	L6-3		K		K			K		4	0	0	0	0	3	2												
11 Bo Bichette, R OBP: 0.326, SLG: 0.486	K			G5-3		G6-3		G3-1		4	0	0	0	0	1	0												
27 Vladimir Guerrero Jr., R OBP: 0.430, SLG: 0.664	G5-3			F7		F8			K	4	0	0	0	0	1	0												
15 Randal Grichuk, R OBP: 0.288, SLG: 0.462		P5		F8					G6-3	4	0	0	0	0	1	0												
8 Cavan Biggio, L OBP: 0.338, SLG: 0.397					G6-3			K2-3		3	0	1	0	1	1	0												
13 Lourdes Gurriel Jr., R OBP: 0.270, SLG: 0.388				F8						3	1	1	1	0	1	1												
28 Jared Hoying, L (9, PH)									L7	1	0	0	0	0	0	1												
2 Joe Panik, L OBP: 0.309, SLG: 0.388										2	0	1	0	1	1	1												
5 Santiago Espinal, R OBP: 0.315, SLG: 0.357					G6-3					3	0	1	0	0	0	1												
50 Riley Adams, R OBP: 0.136, SLG: 0.143										2	0	0	0	0	0	2												
44 Rowdy Tellez, L OBP: 0.272, SLG: 0.338					G1-3					1	0	0	0	0	1	0												
7 Reese McGuire, L OBP: 0.306, SLG: 0.368										0	0	0	0	0	0	0												
Inning Stats	R: 0 E: 0 K: 1 S: 9	H: 0 LOB: 0 BB: 0 P: 11	R: 0 E: 0 K: 1 S: 8	H: 0 LOB: 1 BB: 1 P: 13	R: 0 E: 0 K: 1 S: 7	H: 0 LOB: 0 BB: 0 P: 9	R: 0 E: 0 K: 0 S: 6	H: 0 LOB: 0 BB: 0 P: 9	R: 1 E: 0 K: 1 S: 12	H: 3 LOB: 2 BB: 0 P: 20	R: 0 E: 0 K: 1 S: 10	H: 0 LOB: 0 BB: 0 P: 14	R: 0 E: 0 K: 2 S: 11	H: 0 LOB: 1 BB: 1 P: 20	R: 0 E: 0 K: 2 S: 12	H: 0 LOB: 0 BB: 0 P: 18	R: 0 E: 0 K: 1 S: 7	H: 1 LOB: 1 BB: 0 P: 14	1B: 3 2B: 0 3B: 0 HR: 1	SF: 0 SAC: 0 DP: 0 HBP: 0	WP: 1 PB: 0 SB: 0 CS: 0	PA: 33						
PITCHER	IP	WLS	BF	H	R	ER	SO	BB	IBB	HBP	BLK	WP	HR	S	P	ERA	WHIP											
73 Thomas Eshelman, R ERA: 1.93	4.2		18	3	1	1	3	1	0	0	0	0	0	1	39	57	1.93	0.857										
68 Tyler Wells, R ERA: 3.52	1.1	W	4	0	0	0	2	0	0	0	0	0	0	13	19	0.00	0.000											
66 Tanner Scott, L ERA: 2.73	1.0	H	4	0	0	0	2	1	0	0	0	1	0	11	20	0.00	1.000											
56 Hunter Harvey, R ERA: 1.35	1.0	H	3	0	0	0	2	0	0	0	0	0	0	12	18	0.00	0.000											
51 Paul Fry, L ERA: 1.78	1.0		4	1	0	0	1	0	0	0	0	0	0	7	14	0.00	1.000											

Toronto Blue Jays @ Baltimore Orioles
 Oriole Park at Camden Yards, Baltimore, MD
 Fri Jun 18, 2021, 7:05 PM - 10:15 PM EDT
 Att: 13,284 - Partly Cloudy - 83 F

AB	31
R	1
H	4
RBI	1
BB	2
SO	10
LOB	8



Batter	1	2	3	4	5	6	7	8	9	AB	R	H	RBI	BB	SO	LOB	BOTTOM										
31 Cedric Mullins, L OBP: 0.395, SLG: 0.540	HR	L8								4	2	3	4	0	0	2											
16 Trey Mancini, R OBP: 0.353, SLG: 0.474	K		F9		F8		G4-3			4	0	0	0	0	1	3											
21 Austin Hays, R OBP: 0.299, SLG: 0.420										4	0	2	1	1	1	1											
6 Ryan Mountcastle, R OBP: 0.250, SLG: 0.428										4	1	1	0	0	2	4											
12 Stevie Wilkerson, S OBP: 0.238, SLG: 0.237	K									0	0	0	0	0	0	0											
25 Anthony Santander, S OBP: 0.271, SLG: 0.397	K									4	0	0	0	0	1	5											
2 Freddy Galvis, S OBP: 0.318, SLG: 0.443	F7									4	1	2	1	0	0	0											
3 Maikel Franco, R OBP: 0.257, SLG: 0.376										3	1	1	1	1	0	1											
28 Pedro Severino, R OBP: 0.308, SLG: 0.303										4	1	1	0	0	3	2											
11 Pat Valaika, R OBP: 0.259, SLG: 0.272										4	1	2	0	0	1	3											
Inning Stats	R: 1 E: 0 K: 3 S: 15	H: 1 LOB: 1 BB: 1 P: 25	R: 0 E: 0 K: 1 S: 16	H: 1 LOB: 2 BB: 1 P: 25	R: 0 E: 0 K: 0 S: 12	H: 1 LOB: 1 BB: 0 P: 15	R: 0 E: 0 K: 1 S: 7	H: 0 LOB: 0 BB: 0 P: 15	R: 1 E: 0 K: 1 S: 33	H: 3 LOB: 2 BB: 0 P: 44	R: 0 E: 0 K: 2 S: 8	H: 1 LOB: 1 BB: 0 P: 13	R: 0 E: 0 K: 0 S: 8	H: 0 LOB: 0 BB: 0 P: 13	R: 5 E: 0 K: 1 S: 23	H: 5 LOB: 1 BB: 0 P: 36	R: 0 E: 0 K: 1 S: 7	H: 1 LOB: 1 BB: 0 P: 14	1B: 9 2B: 1 3B: 0 HR: 2	SF: 0 SAC: 0 DP: 1 HBP: 2	WP: 2 PB: 0 SB: 1 CS: 0	PA: 39					
PITCHER	IP	WLS	BF	H	R	ER	SO	BB	IBB	HBP	BLK	WP	HR	S	P	ERA	WHIP										
38 Robbie Ray, L ERA: 3.5	4.1	L	21	6	2	2	5	2	0	0	0	0	0	22	31	0.00	0.600										
57 Trent Thornton, R ERA: 3.2	1.2		6	1	0	0	3	0	0	0	0	0	0	19	27	20.25	2.250										
66 Patrick Murphy, R ERA: 11.57	1.1		7	3	3	3	0	0	0	1	0	1	0	12	22	27.00	3.000										
59 Jeremy Beasley, R ERA: 7.71	0.2		5	2	2	2	1	0	0	1	0	1	1	12	22	27.00	3.000										

Toronto Blue Jays @ Baltimore Orioles
 Oriole Park at Camden Yards, Baltimore, MD
 Fri Jun 18, 2021, 7:05 PM - 10:15 PM EDT
 Att: 13,284 - Partly Cloudy - 83 F

AB	35
R	7
H	12
RBI	7
BB	2
SO	9
LOB	21



Batter	1	2	3	4	5	6	7	8	9	AB	R	H	RBI	BB	SO	LOB	TOP					
10 Marcus Semien, R OBP: 0.358, SLG: 0.538										4	3	2	3	1	1	0	Toronto Blue Jays @ Baltimore Orioles Oriole Park at Camden Yards, Baltimore, MD Sat Jun 19 2021, 4:07 PM - 7:16 PM EDT Att: 10,721 - Cloudy - 83 F					
11 Bo Bichette, R OBP: 0.324, SLG: 0.481										5	1	1	2	0	1	0						
27 Vladimir Guerrero Jr., R (1, 3)										5	2	2	3	0	2	0						
15 Randal Grichuk, R (1, 8)										5	0	2	1	0	1	0						
8 Cavan Biggio, L (1, 9)										3	1	0	0	2	1	2						
2 Joe Panik, L (1, 4)										3	1	0	0	1	0	3						
5 Santiago Espinal, R (1, 5)										2	1	2	0	2	0	0						
28 Jared Hoying, L (1, 7)										2	0	0	0	0	1	3						
13 Lourdes Gurriel Jr., R (7, PH)										2	1	1	0	0	0	1						
7 Reese McGuire, L (1, 2)										3	0	0	0	0	2	1						
50 Riley Adams, R (9, PH)										1	0	0	0	0	1	3						
Inning Stats	R: 2 E: 0 K: 1 S: 12	H: 3 LOB: 1 BB: 0 P: 18	R: 0 E: 0 K: 1 S: 7	H: 0 LOB: 0 BB: 1 P: 14	R: 0 E: 0 K: 2 S: 10	H: 0 LOB: 2 BB: 2 P: 24	R: 0 E: 0 K: 0 S: 5	H: 0 LOB: 0 BB: 0 P: 8	R: 1 E: 0 K: 1 S: 8	H: 1 LOB: 1 BB: 1 P: 15	R: 1 E: 0 K: 1 S: 10	H: 1 LOB: 0 BB: 0 P: 14	R: 6 E: 0 K: 2 S: 25	H: 5 LOB: 1 BB: 2 P: 41	1B: 5 2B: 2 3B: 0 HR: 3	SF: 0 SAC: 0 DP: 1 HBP: 0	WP: 0 PB: 0 SB: 0 CS: 1	PA: 41				
PITCHER	IP: 6.0 ERA: 6.2	WLS: 1 BF: 23	H: 3 R: 2 ER: 2 SO: 6	BB: 3 IBB: 0 HBP: 0 BLK: 0	WP: 0 HR: 2 S: 52 P: 90	ERA: 3.00 WHIP: 1.000	PITCHER										IP: 6.0 ERA: 2.95	WLS: 1 BF: 23	H: 3 R: 2 ER: 2 SO: 6	BB: 3 IBB: 0 HBP: 0 BLK: 0	WP: 0 HR: 1 S: 10 P: 14	ERA: 9.00 WHIP: 2.000

Batter	1	2	3	4	5	6	7	8	9	AB	R	H	RBI	BB	SO	LOB	BOTTOM					
31 Cedric Mullins, L (1, 8)										5	2	2	2	0	3	1	Toronto Blue Jays @ Baltimore Orioles Oriole Park at Camden Yards, Baltimore, MD Sat Jun 19 2021, 4:07 PM - 7:16 PM EDT Att: 10,721 - Cloudy - 83 F					
2 Freddy Galvis, S (1, 6)										5	0	1	0	0	2	1						
16 Trey Mancini, R (1, 3)										4	1	0	0	1	1	2						
25 Anthony Santander, S (1, 9)										4	0	1	0	0	1	1						
6 Ryan Mountcastle, R (1, 10)										4	3	4	4	0	0	0						
24 DJ Stewart, L (1, 7)										4	1	1	1	0	1	2						
21 Austin Hays, R (8, FR)										0	0	0	0	0	0	0						
3 Maikel Franco, R (1, 5)										3	0	0	0	0	1	2						
12 Stevie Wilkerson, S (1, 4)										4	0	0	0	0	1	3						
61 Austin Wynns, R (1, 2)										3	0	0	0	0	2	1						
11 Pat Valaika, R (9, PH)										0	0	0	0	1	0	0						
Inning Stats	R: 0 E: 0 K: 3 S: 13	H: 0 LOB: 0 BB: 0 P: 18	R: 1 E: 0 K: 1 S: 15	H: 1 LOB: 0 BB: 0 P: 20	R: 1 E: 0 K: 1 S: 9	H: 1 LOB: 0 BB: 0 P: 17	R: 3 E: 0 K: 2 S: 12	H: 2 LOB: 1 BB: 1 P: 19	R: 0 E: 0 K: 1 S: 10	H: 0 LOB: 0 BB: 0 P: 16	R: 1 E: 0 K: 1 S: 9	H: 1 LOB: 1 BB: 0 P: 14	R: 1 E: 0 K: 0 S: 8	H: 2 LOB: 1 BB: 0 P: 13	R: 0 E: 0 K: 1 S: 11	H: 2 LOB: 2 BB: 0 P: 12	R: 0 E: 0 K: 2 S: 10	H: 0 LOB: 1 BB: 1 P: 16	1B: 3 2B: 0 3B: 0 HR: 6	SF: 0 SAC: 0 DP: 0 HBP: 1	WP: 0 PB: 0 SB: 0 CS: 0	PA: 39
PITCHER	IP: 3.1 ERA: 4.18	WLS: 1 BF: 16	H: 4 R: 5 ER: 5 SO: 6	BB: 1 IBB: 0 HBP: 0 BLK: 0	WP: 0 HR: 4 S: 44 P: 69	ERA: 13.50 WHIP: 1.500	PITCHER										IP: 3.1 ERA: 6.43	WLS: 1 BF: 16	H: 4 R: 5 ER: 5 SO: 6	BB: 1 IBB: 0 HBP: 0 BLK: 0	WP: 0 HR: 2 S: 30 P: 43	ERA: 5.40 WHIP: 0.900

Batter	1	2	3	4	5	6	7	8	9	AB	R	H	RBI	BB	SO	LOB	TOP					
10 Marcus Semien, R (1.4) OBP: 0.351, SLG: 0.527	G6-3	K			F8	G5-3		K	F8	6	0	0	0	0	2	5	<p>Toronto Blue Jays @ Baltimore Orioles</p> <p>Oriole Park at Camden Yards, Baltimore, MD</p> <p>Sun Jun 20 2021, 1:07 PM - 4:11 PM EDT</p> <p>Att: 14,917 - Cloudy - 87 F</p>					
11 Bo Bichette, R (1.6) OBP: 0.325, SLG: 0.479	F9		P5			G4-3				5	1	2	2	0	0							
27 Vladimir Guerrero Jr., R (1.3) OBP: 0.440, SLG: 0.671	15 BB 37 1B				37 2B 15 1B					3	1	1	0	2	2	0						
37 Teoscar Hernández, R (1.10) OBP: 0.342, SLG: 0.488	15 BB		G4-3		15 1B 8 1B			F8	G5-3	5	1	2	1	0	0	2						
15 Randal Grichuk, R (1.8) OBP: 0.296, SLG: 0.465				G4-3	8 1B			F9		4	1	2	1	1	0	0						
8 Cavan Biggio, L (1.9) OBP: 0.342, SLG: 0.386	K			L7	5 BB			G6-3		4	0	1	1	1	1	3						
13 Lourdes Gurriel Jr., R (1.7) OBP: 0.327, SLG: 0.397		G6-3			5 WP 2B	K				5	1	2	0	0	2	4						
5 Santiago Espinal, R (1.5) OBP: 0.337, SLG: 0.356		F9				K		P4	FC5-4 7 1B	4	0	0	0	1	1	4						
7 Reese McGuire, L (1.2) OBP: 0.329, SLG: 0.431										5	2	4	2	0	1	3						
Inning Stats	R: 0 H: 2 E: 0 K: 1 S: 17	H: 1 LOB: 3 BB: 1 P: 29	R: 0 H: 1 E: 0 K: 1 S: 9	H: 1 LOB: 1 BB: 0 P: 11	R: 0 H: 0 E: 0 K: 1 S: 6	H: 0 LOB: 0 BB: 0 P: 9	R: 0 H: 1 E: 0 K: 1 S: 10	H: 1 LOB: 1 BB: 0 P: 15	R: 4 H: 5 E: 0 K: 2 S: 20	H: 5 LOB: 3 BB: 2 P: 33	R: 0 H: 0 E: 0 K: 1 S: 13	H: 0 LOB: 0 BB: 0 P: 17	R: 0 H: 0 E: 0 K: 0 S: 7	H: 0 LOB: 0 BB: 0 P: 12	R: 2 H: 3 E: 0 K: 1 S: 17	H: 3 LOB: 2 BB: 1 P: 24	R: 1 H: 2 E: 0 K: 1 S: 10	H: 2 LOB: 2 BB: 1 P: 19	1B: 8 2B: 6 3B: 0 HR: 0	SF: 0 SAC: 0 DP: 0 HBP: 0	WP: 2 PA: 46 PB: 0 SB: 1 CS: 0	
PITCHER	IP WLS BF H R ER SO BB IBB HBP BLK WP HR S P ERA WHIP	IP WLS BF H R ER SO BB IBB HBP BLK WP HR S P ERA WHIP	IP WLS BF H R ER SO BB IBB HBP BLK WP HR S P ERA WHIP	IP WLS BF H R ER SO BB IBB HBP BLK WP HR S P ERA WHIP	IP WLS BF H R ER SO BB IBB HBP BLK WP HR S P ERA WHIP	IP WLS BF H R ER SO BB IBB HBP BLK WP HR S P ERA WHIP	IP WLS BF H R ER SO BB IBB HBP BLK WP HR S P ERA WHIP	IP WLS BF H R ER SO BB IBB HBP BLK WP HR S P ERA WHIP	IP WLS BF H R ER SO BB IBB HBP BLK WP HR S P ERA WHIP	IP WLS BF H R ER SO BB IBB HBP BLK WP HR S P ERA WHIP	IP WLS BF H R ER SO BB IBB HBP BLK WP HR S P ERA WHIP	IP WLS BF H R ER SO BB IBB HBP BLK WP HR S P ERA WHIP	IP WLS BF H R ER SO BB IBB HBP BLK WP HR S P ERA WHIP	IP WLS BF H R ER SO BB IBB HBP BLK WP HR S P ERA WHIP	IP WLS BF H R ER SO BB IBB HBP BLK WP HR S P ERA WHIP	IP WLS BF H R ER SO BB IBB HBP BLK WP HR S P ERA WHIP	IP WLS BF H R ER SO BB IBB HBP BLK WP HR S P ERA WHIP	IP WLS BF H R ER SO BB IBB HBP BLK WP HR S P ERA WHIP	IP WLS BF H R ER SO BB IBB HBP BLK WP HR S P ERA WHIP	IP WLS BF H R ER SO BB IBB HBP BLK WP HR S P ERA WHIP	IP WLS BF H R ER SO BB IBB HBP BLK WP HR S P ERA WHIP	IP WLS BF H R ER SO BB IBB HBP BLK WP HR S P ERA WHIP
32 Matt Harvey, R (1.1) ERA: 7.8	4.1	L	24	9	4	4	4	2	0	0	0	0	0	0	0	0	1	0	55	84	8.31	2.538
35 Adam Plutko, R (5.1) ERA: 5.2	2.2		9	0	0	0	3	1	0	0	0	0	0	0	0	0	0	0	27	42	0.00	0.375
62 César Valdez, R (8.1) ERA: 5.74	1.0		7	3	2	2	1	1	0	0	0	0	0	0	0	0	0	0	17	24	18.00	4.000
55 Dillon Tate, R (9.1) ERA: 4.18	1.0		6	2	1	1	1	1	0	0	0	0	0	0	0	0	0	0	10	19	9.00	3.000

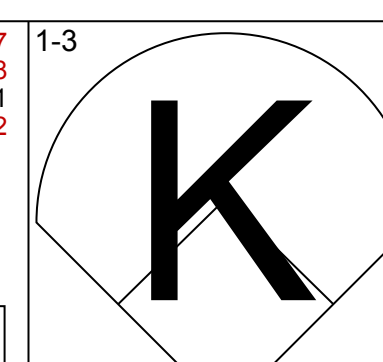
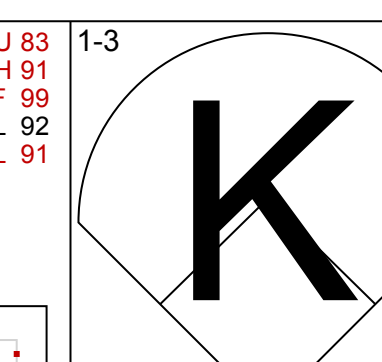
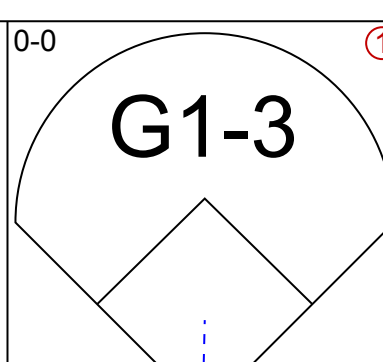
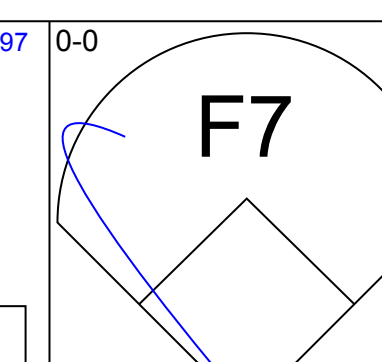
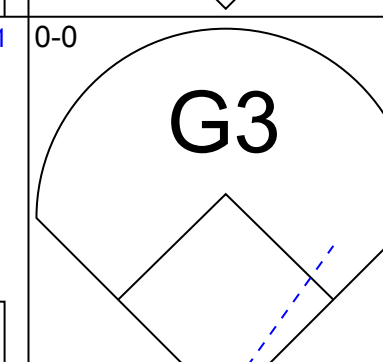
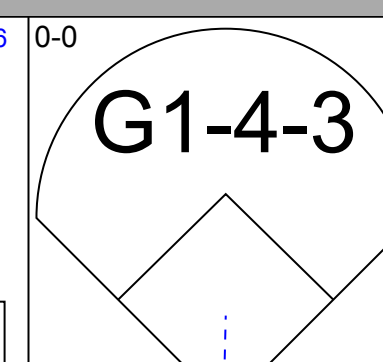
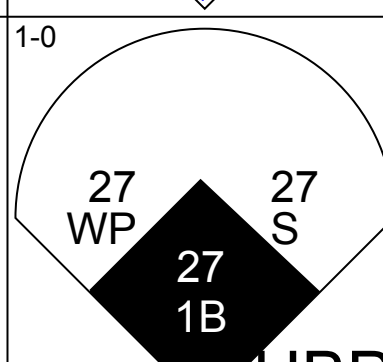
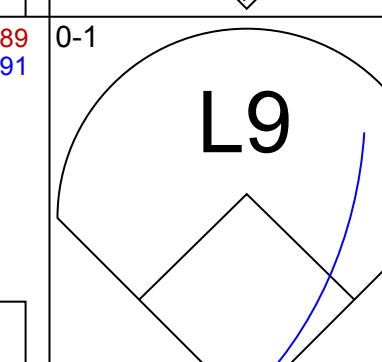
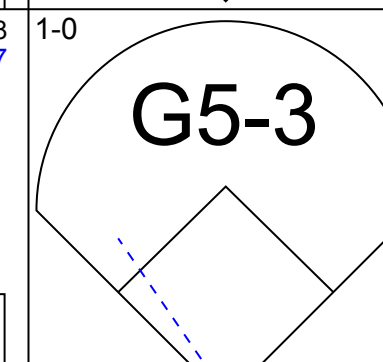
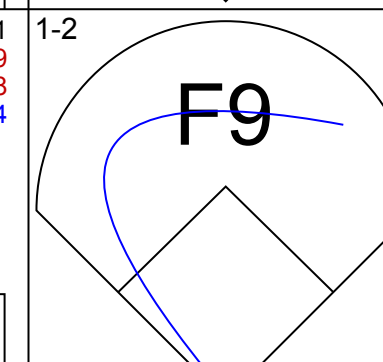
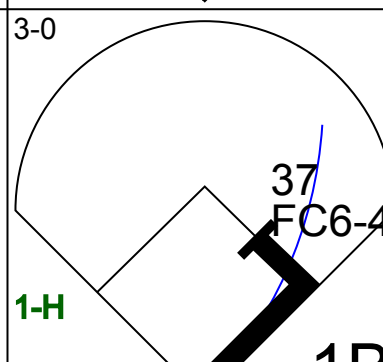
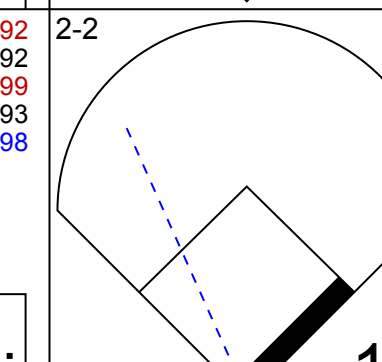
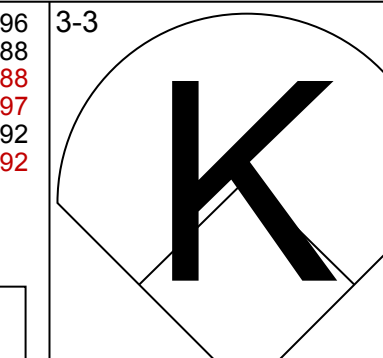
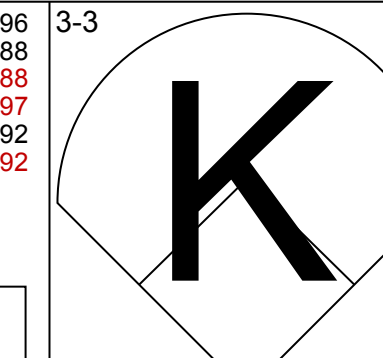
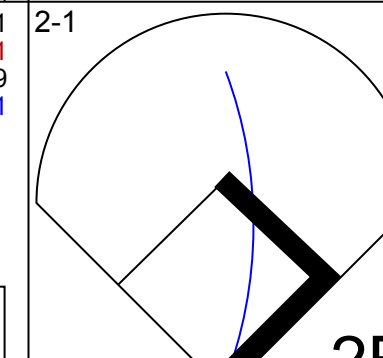
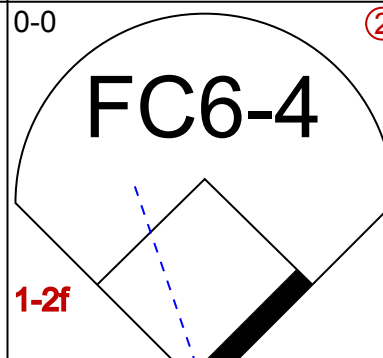
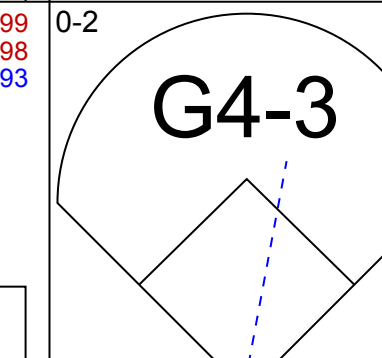
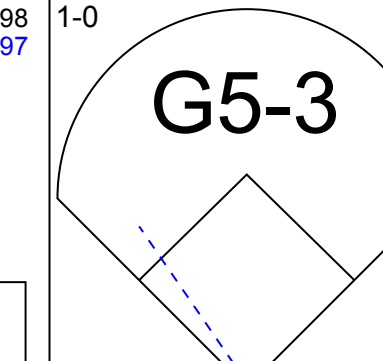
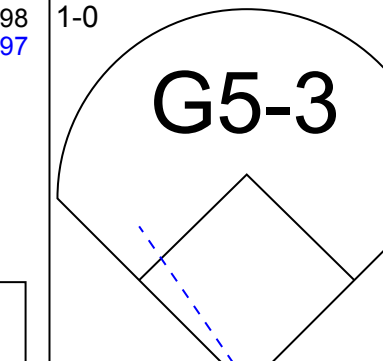
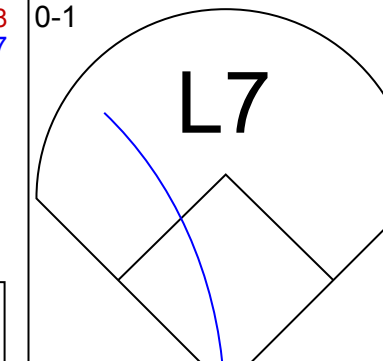
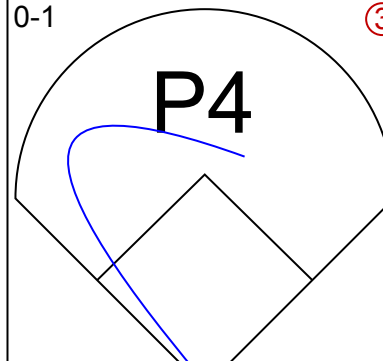

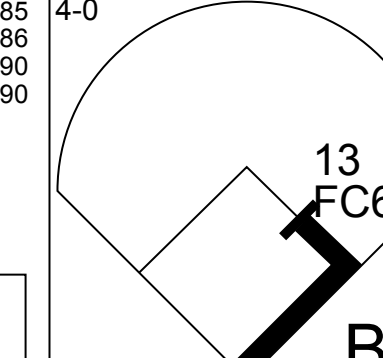
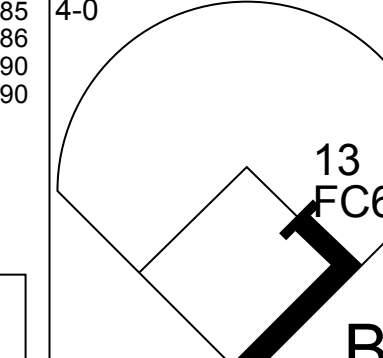
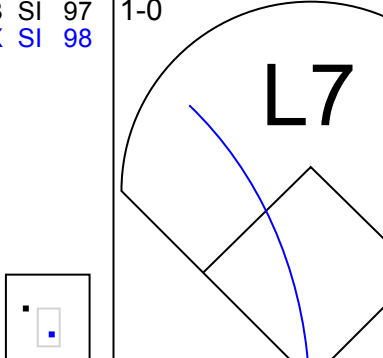
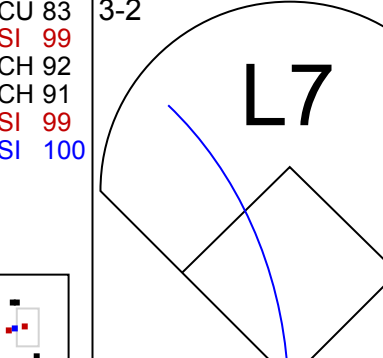
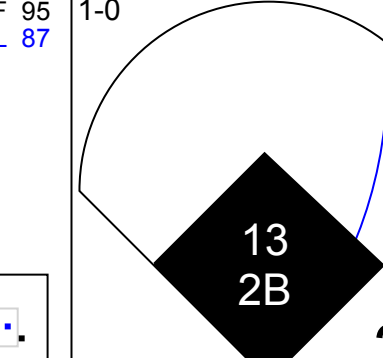
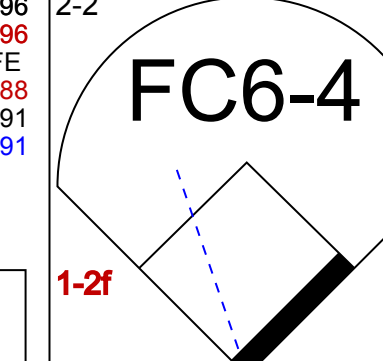
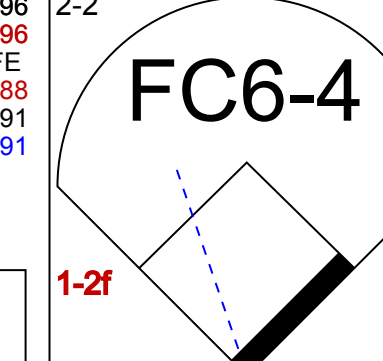
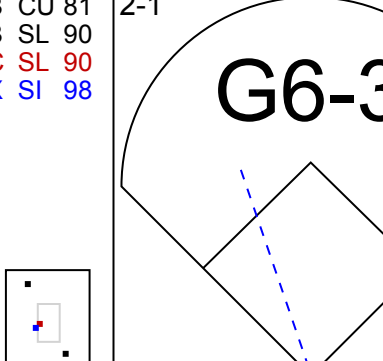
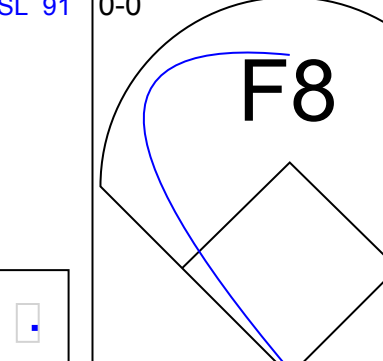
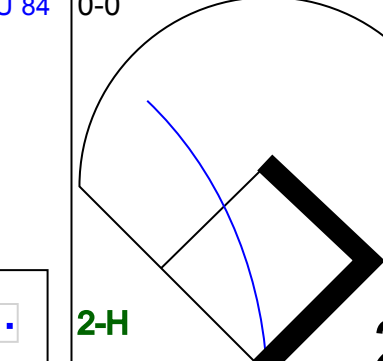
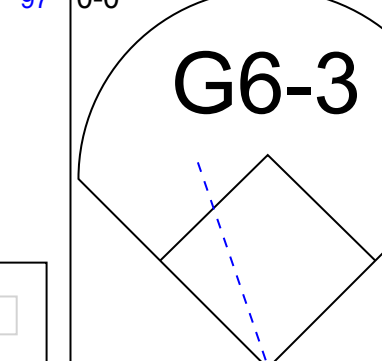
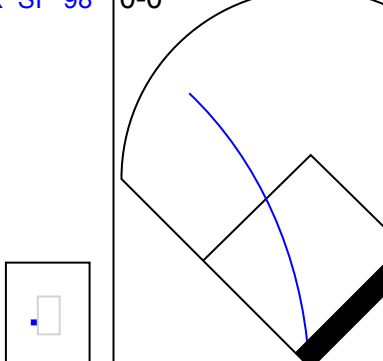
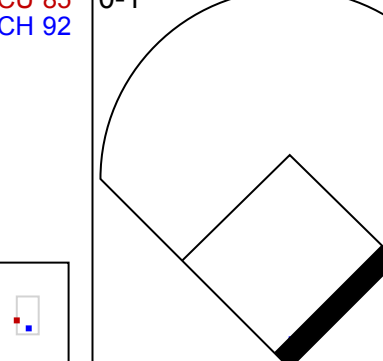
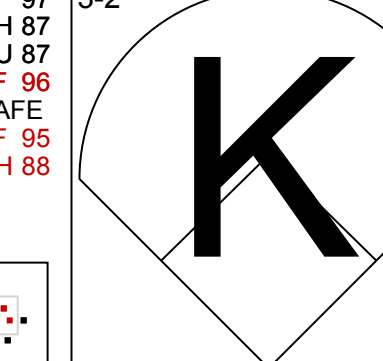
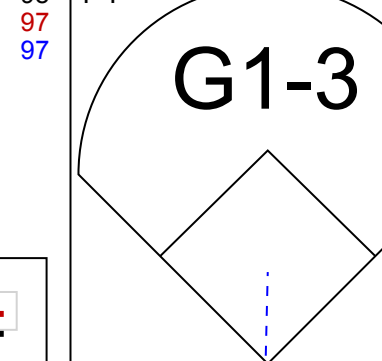
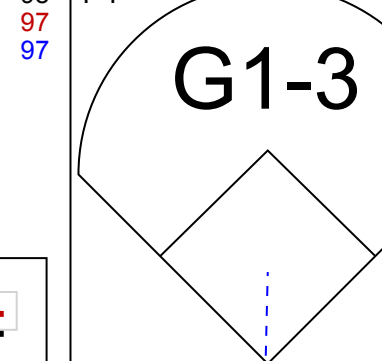
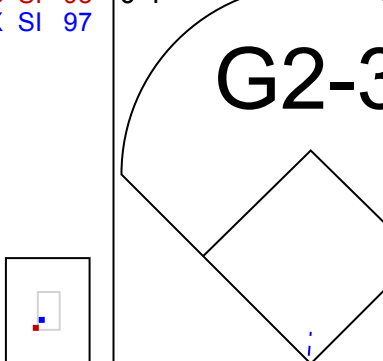
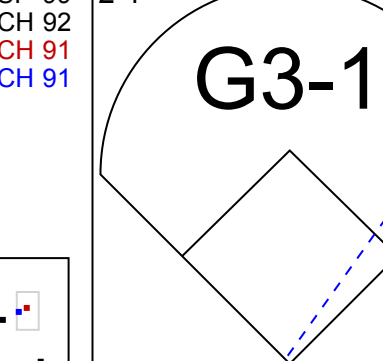
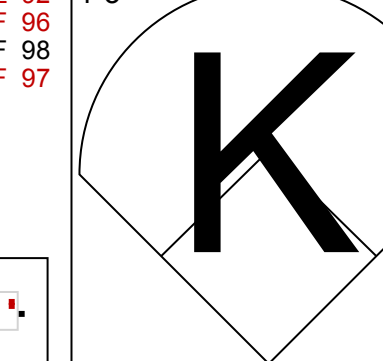
AB	41
R	7
H	14
RBI	7
BB	5
SO	9
LOB	21



Batter	1	2	3	4	5	6	7	8	9	AB	R	H	RBI	BB	SO	LOB	BOTTOM						
31 Cedric Mullins, L (1.8) OBP: 0.389, SLG: 0.552	F8		G4-3			G4-3		K		4	0	0	0	0	1	1	<p>Toronto Blue Jays @ Baltimore Orioles</p> <p>Oriole Park at Camden Yards, Baltimore, MD</p> <p>Sun Jun 20 2021, 1:07 PM - 4:11 PM EDT</p> <p>Att: 14,917 - Cloudy - 87 F</p>						
16 Trey Mancini, R (1.3) OBP: 0.315, SLG: 0.490				G5-3		L8				4	2	2	3	0	0	0							
6 Ryan Mountcastle, R (1.7) OBP: 0.291, SLG: 0.473					L6					4	0	1	0	0	0	0							
25 Anthony Santander, S (1.10) OBP: 0.270, SLG: 0.387		G5-4-3			K			G6-3		3	0	0	0	1	1	1							
21 Austin Hays, R (1.9) OBP: 0.292, SLG: 0.409		G5-3			G5-3			G5-3		4	0	0	0	0	0	1							
2 Freddy Galvis, S (1.6) OBP: 0.315, SLG: 0.435						K		G4-3		4	0	1	0	0	1	1							
3 Maikel Franco, R (1.5) OBP: 0.253, SLG: 0.366										4	0	0	0	0	1	2							
28 Pedro Severino, R (1.2) OBP: 0.314, SLG: 0.325										2	1	1	1	1	1	1							
11 Pat Valaika, R (1.4) OBP: 0.267, SLG: 0.267										2	1	0	0	0	0	1							
Inning Stats	R: 1 H: 2 E: 0 K: 0 S: 10	H: 2 LOB: 0 BB: 0 P: 15	R: 0 H: 1 E: 0 K: 1 S: 12	H: 1 LOB: 1 BB: 0 P: 16	R: 0 H: 0 E: 0 K: 0 S: 7	H: 0 LOB: 0 BB: 0 P: 11	R: 0 H: 0 E: 0 K: 1 S: 8	H: 0 LOB: 0 BB: 0 P: 12	R: 0 H: 0 E: 0 K: 2 S: 10	H: 0 LOB: 1 BB: 1 P: 18	R: 0 H: 0 E: 0 K: 0 S: 10	H: 0 LOB: 0 BB: 0 P: 15	R: 0 H: 0 E: 0 K: 0 S: 10	H: 0 LOB: 0 BB: 0 P: 13	R: 3 H: 2 E: 0 K: 1 S: 9	H: 2 LOB: 0 BB: 0 P: 16	R: 0 H: 0 E: 0 K: 0 S: 9	H: 0 LOB: 1 BB: 1 P: 15	1B: 2 2B: 0 3B: 0 HR: 3	SF: 0 SAC: 0 DP: 1 HBP: 1	WP: 0 PA: 34 PB: 0 SB: 0 CS: 0		
PITCHER	IP WLS BF H R ER SO BB IBB HBP BLK WP HR S P ERA WHIP	IP WLS BF H R ER SO BB IBB HBP BLK WP HR S P ERA WHIP	IP WLS BF H R ER SO BB IBB HBP BLK WP HR S P ERA WHIP	IP WLS BF H R ER SO BB IBB HBP BLK WP HR S P ERA WHIP	IP WLS BF H R ER SO BB IBB HBP BLK WP HR S P ERA WHIP	IP WLS BF H R ER SO BB IBB HBP BLK WP HR S P ERA WHIP	IP WLS BF H R ER SO BB IBB HBP BLK WP HR S P ERA WHIP	IP WLS BF H R ER SO BB IBB HBP BLK WP HR S P ERA WHIP	IP WLS BF H R ER SO BB IBB HBP BLK WP HR S P ERA WHIP	IP WLS BF H R ER SO BB IBB HBP BLK WP HR S P ERA WHIP	IP WLS BF H R ER SO BB IBB HBP BLK WP HR S P ERA WHIP	IP WLS BF H R ER SO BB IBB HBP BLK WP HR S P ERA WHIP	IP WLS BF H R ER SO BB IBB HBP BLK WP HR S P ERA WHIP	IP WLS BF H R ER SO BB IBB HBP BLK WP HR S P ERA WHIP	IP WLS BF H R ER SO BB IBB HBP BLK WP HR S P ERA WHIP	IP WLS BF H R ER SO BB IBB HBP BLK WP HR S P ERA WHIP	IP WLS BF H R ER SO BB IBB HBP BLK WP HR S P ERA WHIP	IP WLS BF H R ER SO BB IBB HBP BLK WP HR S P ERA WHIP	IP WLS BF H R ER SO BB IBB HBP BLK WP HR S P ERA WHIP	IP WLS BF H R ER SO BB IBB HBP BLK WP HR S P ERA WHIP	IP WLS BF H R ER SO BB IBB HBP BLK WP HR S P ERA WHIP	IP WLS BF H R ER SO BB IBB HBP BLK WP HR S P ERA WHIP	
99 Hyun Jin Ryu, L (1.1) ERA: 3.25	7.0	W	24	3	1	1	4	1	0	0	0	0	0	0	0	0	1	0	67	100	1.29	0.571	
57 Trent Thornton, R (8.1) ERA: 3.89	1.0		6	2	3	3	1	0	0	0	0	0	0	0	0	0	0	0	2	9	16	27.00	2.000
34 Tyler Chatwood, R (9.1) ERA: 4.32	1.0	S	4	0	0	0	0	1	0	0	0	0	0	0	0	0	0	0	9	15	0.00	1.000	

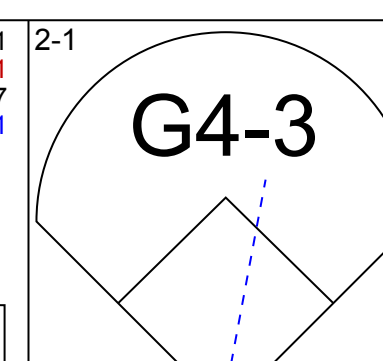
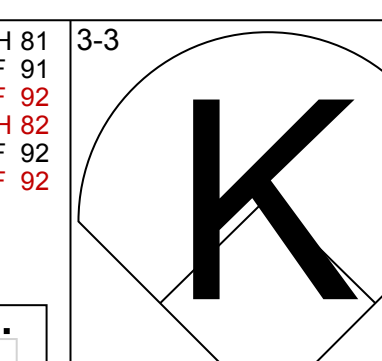
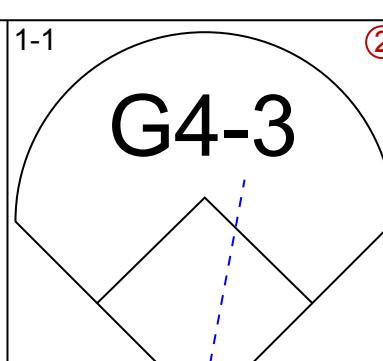
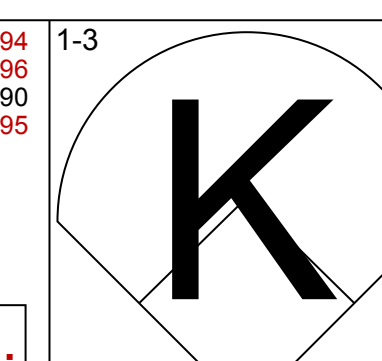
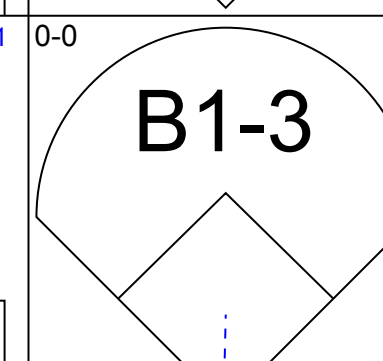
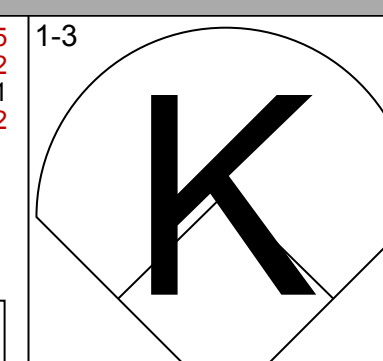
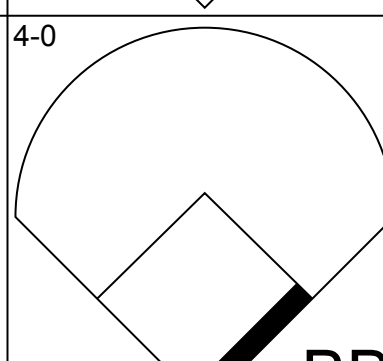

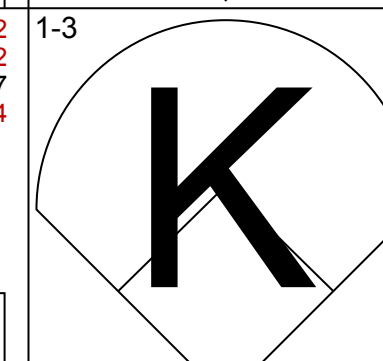
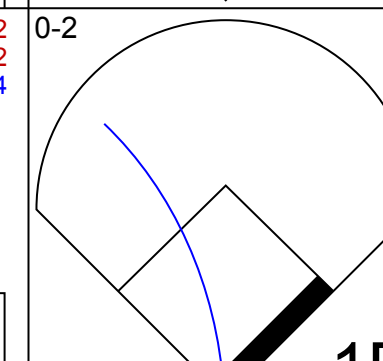
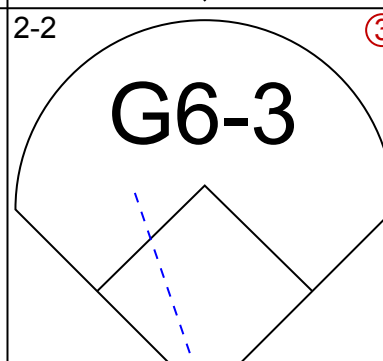

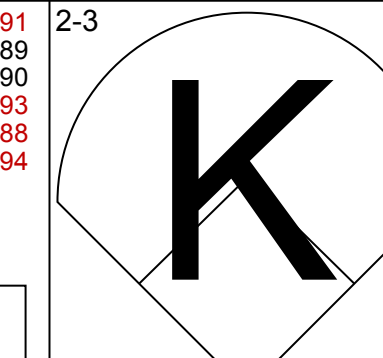
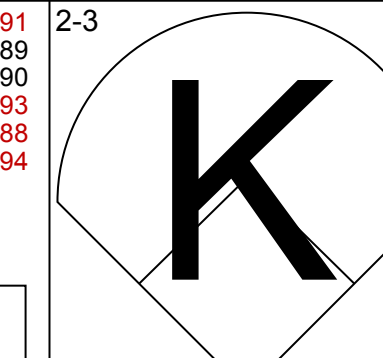
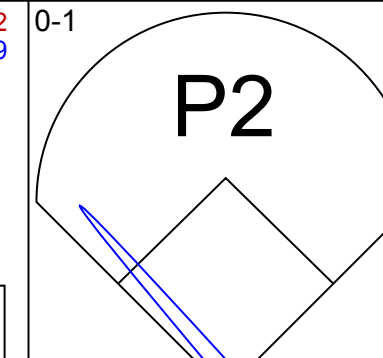


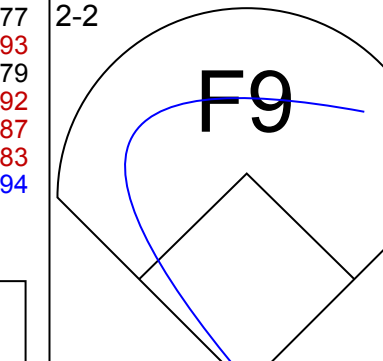
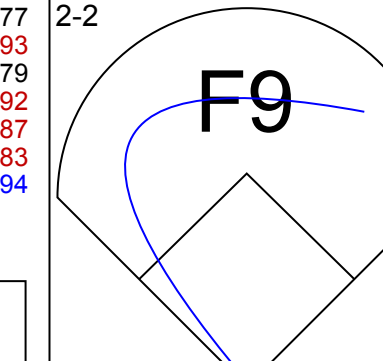
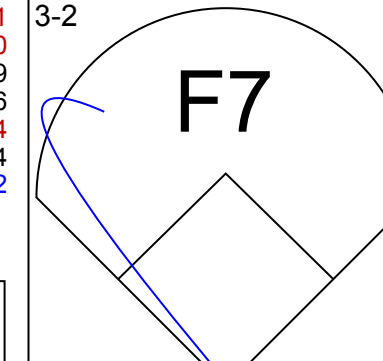


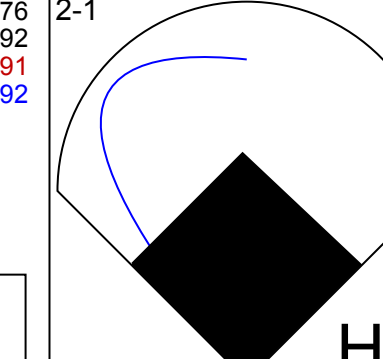
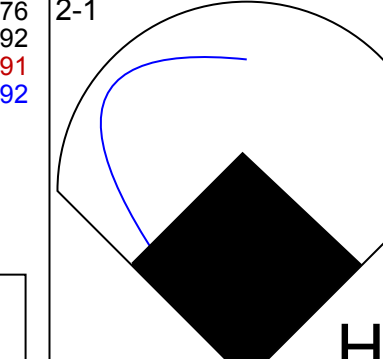
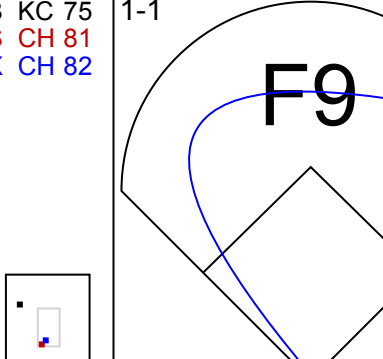
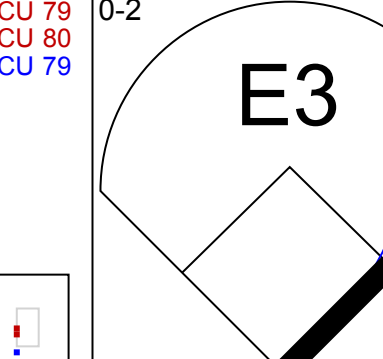

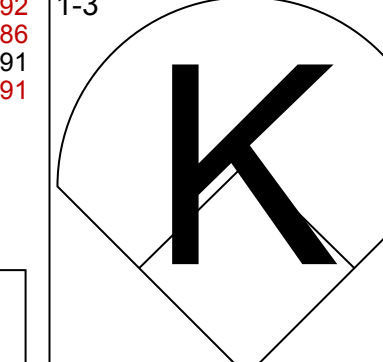
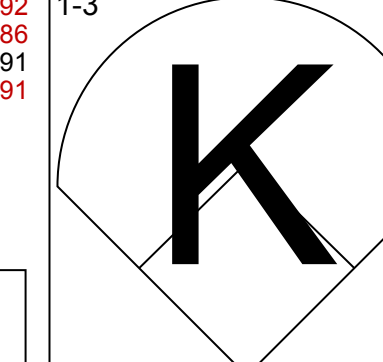



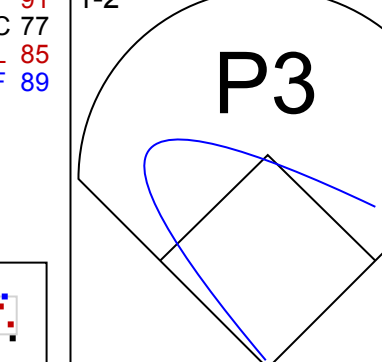
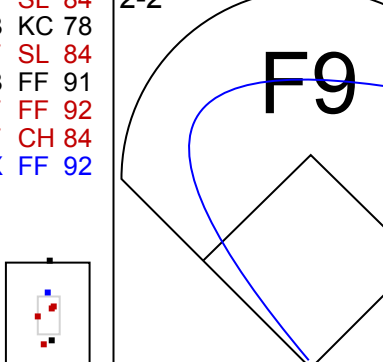

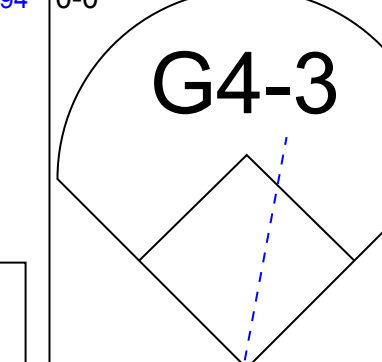
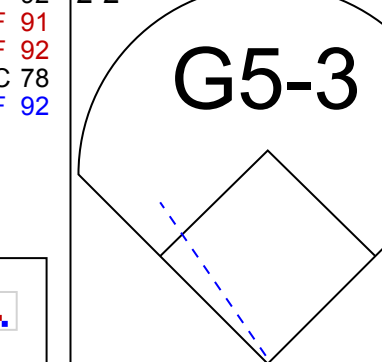
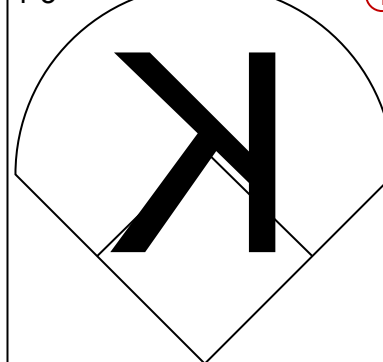
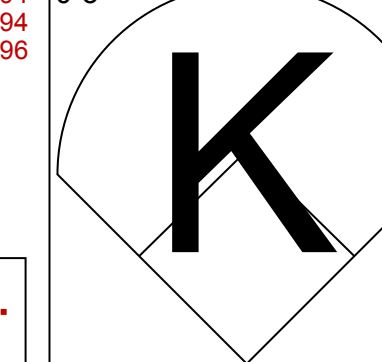
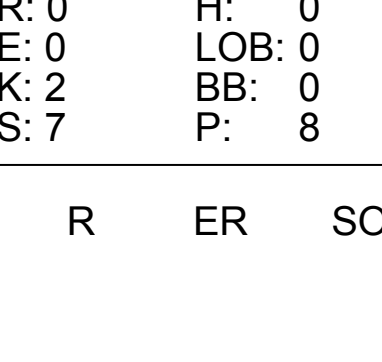
AB	31
R	4
H	5
RBI	4
BB	2
SO	5
LOB	8



Batter	1	2	3	4	5	6	7	8	9	AB	R	H	RBI	BB	SO	LOB	TOP										
10 Marcus Semien, R (1,4) OBP: 0.347, SLG: 0.519										4	0	0	0	0	2	0	<p>Toronto Blue Jays @ Miami Marlins</p> <p>loanDepot park, Miami, FL</p> <p>Tue Jun 22 2021, 7:11 PM - 9:44 PM EDT</p> <p>Att: 6,291 - Roof Closed - 74 F</p>										
11 Bo Bichette, R (1,6) OBP: 0.324, SLG: 0.474										3	1	0	0	0	0	0											
27 Vladimir Guerrero Jr., R (1,3) OBP: 0.441, SLG: 0.666										4	0	2	1	0	0	0											
37 Teoscar Hernández, R (1,9) OBP: 0.441, SLG: 0.488										4	0	1	0	0	1	2											
4 George Springer, R (1,8) OBP: 0.324, SLG: 0.474										4	0	0	0	0	2												
8 Cavan Biggio, L (1,5) OBP: 0.346, SLG: 0.391										3	1	1	0	1	0	0											
13 Lourdes Gurriel Jr., R (1,7) OBP: 0.275, SLG: 0.399										4	0	1	1	0	0	1											
7 Reese McGuire, L (1,2) OBP: 0.338, SLG: 0.435										4	0	2	0	0	1	1											
48 Ross Stripling, R (1,1) 2 Joe Panik, L (7,PH) 34 Tyler Chatwood, R (7,1) 58 Tim Mayza, L (8,1) 15 Randal Grichuk, R (9,PH) 68 Jordan Romano, R (9,1)										2	0	0	0	0	0	1											
Inning Stats	R: 0 E: 0 K: 1 S: 5	H: 0 LOB: 0 BB: 0 P: 7	R: 0 E: 0 K: 1 S: 7	H: 0 LOB: 1 BB: 1 P: 17	R: 0 E: 0 K: 1 S: 7	H: 0 LOB: 0 BB: 0 P: 9	R: 0 E: 0 K: 0 S: 8	H: 1 LOB: 1 BB: 0 P: 11	R: 0 E: 0 K: 0 S: 6	H: 1 LOB: 1 BB: 0 P: 9	R: 0 E: 0 K: 0 S: 8	H: 1 LOB: 1 BB: 0 P: 13	R: 0 E: 0 K: 0 S: 9	H: 1 LOB: 1 BB: 0 P: 11	R: 1 E: 0 K: 2 S: 11	H: 2 LOB: 1 BB: 0 P: 18		1B: 4 2B: 3 3B: 0 HR: 0	SF: 0 SAC: 0 DP: 0 HBP: 1	WP: 1 PB: 0 SB: 1 CS: 0	PA: 36						
PITCHER	IP	WLS	BF	H	R	ER	SO	BB	IBB	HBP	BLK	WP	HR	S	P	ERA	WHIP										
22 Sandy Alcantara, R (1,1) ERA: 2.93	8.0		31	5	1	1	3	1	0	1	0	1	0	55	86	1.12	0.750										
93 Yimi García, R (9,1) ERA: 2.89	1.0	L	5	2	1	1	2	0	0	0	0	0	0	11	18	9.00	2.000										

AB	34
R	2
H	7
RBI	2
BB	1
SO	5
LOB	9



Batter	1	2	3	4	5	6	7	8	9	AB	R	H	RBI	BB	SO	LOB	BOTTOM										
2 Jazz Chisholm Jr., L (1,4) OBP: 0.332, SLG: 0.450										4	0	0	0	0	2	0	<p>Toronto Blue Jays @ Miami Marlins</p> <p>loanDepot park, Miami, FL</p> <p>Tue Jun 22 2021, 7:11 PM - 9:44 PM EDT</p> <p>Att: 6,291 - Roof Closed - 74 F</p>										
6 Starling Marte, R (1,8) OBP: 0.424, SLG: 0.500										3	0	1	0	1	1	0											
24 Jesús Aguilar, R (1,3) OBP: 0.329, SLG: 0.466										4	0	1	0	0	2	2											
14 Adam Duvall, R (1,9) OBP: 0.259, SLG: 0.460										4	0	0	0	0	1	1											
19 Miquel Rojas, R (1,6) OBP: 0.332, SLG: 0.401										3	0	0	0	0	0	1											
76 Jesús Sánchez, L (1,7) OBP: 0.233, SLG: 0.433										3	1	1	1	0	0	0											
38 Jorge Alfaro, R (1,2) OBP: 0.310, SLG: 0.352										3	0	0	0	0	3	1											
5 Jon Berti, R (1,5) OBP: 0.322, SLG: 0.329											3	0	0	0	0	0											
22 Sandy Alcantara, R (1,1) OBP: 0.188, SLG: 0.107										2	0	0	0	0	1	0											
7 Sandy León, S (8,PH) OBP: 0.228, SLG: 0.229										1	0	0	0	0	1	0											
93 Yimi García, R (9,1) ERA: 1.42										0	0	0	0	0	0	0											
Inning Stats	R: 0 E: 0 K: 1 S: 6	H: 0 LOB: 0 BB: 0 P: 9	R: 1 E: 0 K: 2 S: 14	H: 1 LOB: 0 BB: 0 P: 21	R: 0 E: 0 K: 1 S: 9	H: 0 LOB: 0 BB: 0 P: 15	R: 0 E: 0 K: 1 S: 12	H: 1 LOB: 1 BB: 0 P: 16	R: 0 E: 0 K: 1 S: 10	H: 0 LOB: 0 BB: 0 P: 14	R: 0 E: 0 K: 1 S: 8	H: 0 LOB: 1 BB: 1 P: 16	R: 0 E: 0 K: 1 S: 11	H: 0 LOB: 0 BB: 0 P: 13	R: 0 E: 0 K: 2 S: 7	H: 0 LOB: 0 BB: 0 P: 8	R: 0 E: 0 K: 1 S: 8	H: 1 LOB: 0 BB: 0 P: 9	1B: 2 2B: 0 3B: 0 HR: 1	SF: 0 SAC: 0 DP: 0 HBP: 0	WP: 0 PB: 0 SB: 0 CS: 1	PA: 31					
PITCHER	IP	WLS	BF	H	R	ER	SO	BB	IBB	HBP	BLK	WP	HR	S	P	ERA	WHIP										
48 Ross Stripling, R (1,1) ERA: 4.33	6.0		21	2	1	1	7	1	0	0	0	0	0	11	13	0.00	0.500										
34 Tyler Chatwood, R (7,1) ERA: 4.15	1.0		4	0	0	0	1	0	0	0	0	0	0	7	8	0.00	0.000										
58 Tim Mayza, L (8,1) ERA: 5.48	1.0	W	3	0	0	0	2	0	0	0	0	0	0	8	9	0.00	1.000										
68 Jordan Romano, R (9,1) ERA: 1.42	1.0	S	3	1	0	0	1	0	0	0	0	0	0	8	9	0.00	1.000										

AB	30
R	1
H	3
RBI	1
BB	1
SO	11
LOB	5



Batter	1	2	3	4	5	6	7	8	9	AB	R	H	RBI	BB	SO	LOB	TOP										
31 Cedric Mullins, L OBP: 0.379, SLG: 0.535										4	0	1	0	1	2	1	Baltimore Orioles @ Toronto Blue Jays Sahlen Field, Buffalo, NY Thu Jun 24 2021, 7:09 PM - 10:09 PM EDT Att: 6,264 - Partly Cloudy - 80 F										
16 Trey Mancini, R OBP: 0.342, SLG: 0.475										4	0	1	0	0	2	5											
6 Ryan Mountcastle, R OBP: 0.293, SLG: 0.459										2	0	1	0	2	0	1											
25 Anthony Santander, S OBP: 0.288, SLG: 0.374										4	0	0	0	0	2	5											
24 DJ Stewart, L OBP: 0.316, SLG: 0.366										0	0	0	0	0	0	0											
21 Austin Hays, R OBP: 0.289, SLG: 0.394										4	0	1	0	0	1	3											
2 Freddy Galvis, S OBP: 0.302, SLG: 0.414										4	0	0	0	0	1	3											
3 Maikel Franco, R OBP: 0.254, SLG: 0.370										4	0	1	0	0	0	2											
28 Pedro Severino, R OBP: 0.312, SLG: 0.323										4	0	2	0	0	1	0											
11 Pat Valaika, R OBP: 0.262, SLG: 0.270										4	0	0	0	0	1	3											
Inning Stats	R: 0 E: 0 K: 3 S: 13	H: 2 LOB: 2 BB: 0 P: 19	R: 0 E: 0 K: 3 S: 21	H: 2 LOB: 3 BB: 1 P: 32	R: 0 E: 0 K: 1 S: 8	H: 0 LOB: 0 BB: 1 P: 13	R: 0 E: 0 K: 0 S: 6	H: 0 LOB: 0 BB: 0 P: 9	R: 0 E: 0 K: 1 S: 14	H: 1 LOB: 1 BB: 0 P: 22	R: 0 E: 0 K: 0 S: 9	H: 0 LOB: 0 BB: 0 P: 15	R: 0 E: 0 K: 1 S: 6	H: 1 LOB: 1 BB: 0 P: 9	R: 0 E: 0 K: 0 S: 9	H: 1 LOB: 2 BB: 1 P: 16	R: 0 E: 0 K: 1 S: 9	H: 0 LOB: 0 BB: 0 P: 16	1B: 6 2B: 1 3B: 0 HR: 0	SF: 0 SAC: 0 DP: 0 HBP: 0	WP: 0 PB: 0 SB: 0 CS: 0	PA: 37					
PITCHER	IP	WLS	BF	H	R	ER	SO	BB	IBB	HBP	BLK	WP	HR	S	P	ERA	WHIP	PITCHER									
47 Anthony Kay, L ERA: 5.19	5.0	W	22	5	0	0	8	2	0	0	0	0	0	62	95	0.00	1.400										
63 Anthony Castro, R ERA: 4.75	1.0		3	0	0	0	0	0	0	0	0	0	0	9	15	0.00	0.000										
66 Patrick Murphy, R ERA: 8.1	1.0		4	1	0	0	1	0	0	0	0	0	0	6	9	0.00	1.000										
23 Jacob Barnes, R ERA: 5.95	1.0		5	1	0	0	0	1	0	0	0	0	0	9	16	0.00	2.000										
52 Tayler Saucedo, L ERA:	1.0		3	0	0	0	1	0	0	0	0	0	0	9	16	0.00	0.000										

Batter	1	2	3	4	5	6	7	8	9	AB	R	H	RBI	BB	SO	LOB	BOTTOM											
10 Marcus Semien, R OBP: 0.345, SLG: 0.517										4	2	1	1	1	2	3	Baltimore Orioles @ Toronto Blue Jays Sahlen Field, Buffalo, NY Thu Jun 24 2021, 7:09 PM - 10:09 PM EDT Att: 6,264 - Partly Cloudy - 80 F											
11 Bo Bichette, R OBP: 0.330, SLG: 0.477										3	1	1	1	1	1	0												
5 Santiago Espinal, R OBP: 0.343, SLG: 0.363										1	0	1	0	0	0	0												
27 Vladimir Guerrero Jr., R OBP: 0.441, SLG: 0.699										4	2	1	1	1	3	3												
37 Teoscar Hernández, R OBP: 0.346, SLG: 0.493										4	1	2	1	0	1	0												
15 Randal Grichuk, R OBP: 0.290, SLG: 0.454										4	0	0	1	0	0	3												
8 Cavan Biggio, L OBP: 0.342, SLG: 0.381										3	1	0	0	1	0	2												
13 Lourdes Gurriel Jr., R OBP: 0.274, SLG: 0.409										4	1	1	4	0	0	0												
2 Joe Panik, L OBP: 0.300, SLG: 0.360										3	0	0	0	1	0	0												
7 Reese McGuire, L OBP: 0.367, SLG: 0.459										4	1	3	0	0	0	1												
Inning Stats	R: 6 E: 0 K: 1 S: 21	H: 2 LOB: 1 BB: 5 P: 45	R: 1 E: 0 K: 0 S: 13	H: 2 LOB: 0 BB: 0 P: 17	R: 2 E: 0 K: 1 S: 17	H: 3 LOB: 1 BB: 0 P: 26	R: 0 E: 1 K: 0 S: 4	H: 0 LOB: 0 BB: 0 P: 7	R: 0 E: 0 K: 0 S: 10	H: 1 LOB: 1 BB: 0 P: 15	R: 0 E: 0 K: 3 S: 11	H: 0 LOB: 0 BB: 0 P: 16	R: 0 E: 0 K: 0 S: 3	H: 0 LOB: 0 BB: 0 P: 4	R: 0 E: 0 K: 2 S: 13	H: 2 LOB: 2 BB: 0 P: 23	R: 0 E: 0 K: 2 S: 13	H: 0 LOB: 0 BB: 0 P: 16	1B: 5 2B: 4 3B: 0 HR: 2	SF: 0 SAC: 0 DP: 1 HBP: 0	WP: 0 PB: 0 SB: 0 CS: 0	PA: 39						
PITCHER	IP	WLS	BF	H	R	ER	SO	BB	IBB	HBP	BLK	WP	HR	S	P	ERA	WHIP	PITCHER										
64 Dean Kremer, R ERA: 7.25	0.1	L	8	2	0	6	0	5	0	0	0	0	0	1	17	39	162.00	21.000										
35 Adam Plutko, R ERA: 5.54	2.2		13	5	3	3	2	0	0	0	0	0	1	34	49	10.12	1.875											
70 Travis Lakins Sr., R ERA: 5.81	4.0		13	1	0	0	3	0	0	0	0	0	0	28	42	0.00	0.250											
51 Paul Fry, L ERA: 3.0	1.0		5	2	0	0	2	0	0	0	0	0	0	13	23	0.00	2.000											

AB	34
R	0
H	7
RBI	0
BB	3
SO	10
LOB	23



AB	34
R	9
H	10
RBI	9
BB	5
SO	7
LOB	12



Batter	1	2	3	4	5	6	7	8	9	AB	R	H	RBI	BB	SO	LOB	TOP										
65 Ryan McKenna, R (1, 8) OBP: 0.308, SLG: 0.283	F8		FC5						K	5	0	2	0	0	1	1	<p>Baltimore Orioles @ Toronto Blue Jays</p> <p>Sahlen Field, Buffalo, NY</p> <p>Sun Jun 27 2021, 1:09 PM - 4:23 PM EDT</p> <p>Att: 6,044 - Cloudy - 81 F</p>										
25 Anthony Santander, S (1, 10) OBP: 0.269, SLG: 0.372	F7		L4						G4-3	4	0	0	0	0	1	6											
6 Ryan Mountcastle, R (1, 3) OBP: 0.300, SLG: 0.464	HR		L9						FC6-4	3	1	1	1	1	0	4											
24 DJ Stewart, L (1, 7) OBP: 0.316, SLG: 0.365	G6-3									3	0	1	0	0	1	0											
16 Trey Mancini, R (7, PH) OBP: 0.331, SLG: 0.458										1	0	0	0	0	0	3											
21 Austin Hays, R (1, 9) OBP: 0.295, SLG: 0.395		G4-3								4	0	1	0	0	1	0											
75 Domingo Leyba, S (1, 4)		P6								4	0	0	0	0	2	2											
3 Maikel Franco, R (1, 5) OBP: 0.253, SLG: 0.359		G5-3								4	1	1	0	0	1	2											
29 Ramón Urias, R (1, 6) OBP: 0.338, SLG: 0.400										3	0	1	1	1	0	0											
61 Austin Wynns, R (1, 2) OBP: 0.184, SLG: 0.250										2	0	0	0	1	1	2											
31 Cedric Mullins, L (9, PH) OBP: 0.380, SLG: 0.536										1	0	0	0	0	0	0											
Inning Stats	R: 1 E: 0 K: 0 S: 12	H: 1 LOB: 0 BB: 0 P: 19	R: 0 E: 0 K: 0 S: 7	H: 0 LOB: 0 BB: 0 P: 12	R: 0 E: 1 K: 1 S: 16	H: 0 LOB: 2 BB: 1 P: 25	R: 0 E: 0 K: 1 S: 8	H: 0 LOB: 0 BB: 0 P: 12	R: 1 E: 0 K: 1 S: 13	H: 3 LOB: 2 BB: 0 P: 20	R: 0 E: 0 K: 1 S: 10	H: 2 LOB: 1 BB: 0 P: 13	R: 0 E: 0 K: 0 S: 16	H: 1 LOB: 3 BB: 2 P: 33	R: 0 E: 0 K: 3 S: 9	H: 0 LOB: 0 BB: 0 P: 15	R: 0 E: 0 K: 1 S: 12	H: 0 LOB: 0 BB: 0 P: 17	1B: 5 2B: 1 3B: 0 HR: 1	SF: 0 SAC: 0 DP: 1 HBP: 0	WP: 0 PB: 0 SB: 0 CS: 0	PA: 37					
PITCHER	IP	WLS	BF	H	R	ER	SO	BB	IBB	HBP	BLK	WP	HR	S	P	ERA	WHIP										
48 Ross Stripling, R (1, 1) ERA: 4.27	5.0	W	23	6	2	2	3	1	0	0	0	0	1	61	95	3.60	1.400										
66 Patrick Murphy, R (6, 1) ERA: 5.4	1.2	H	7	1	0	0	1	2	0	0	0	0	0	17	32	0.00	1.800										
58 Tim Mayza, L (7, 1) ERA: 4.94	0.1	H	1	0	0	0	0	0	0	0	0	0	0	4	7	0.00	0.000										
63 Anthony Castro, R (8, 1) ERA: 4.5	1.0	H	3	0	0	0	3	0	0	0	0	0	0	9	15	0.00	0.000										
68 Jordan Romano, R (9, 1) ERA: 1.28	1.0	S	3	0	0	0	1	0	0	0	0	0	0	12	17	0.00	0.000										

Batter	1	2	3	4	5	6	7	8	9	AB	R	H	RBI	BB	SO	LOB	BOTTOM										
10 Marcus Semien, R (1, 4) OBP: 0.346, SLG: 0.519	L8									4	1	2	0	0	0	1	<p>Baltimore Orioles @ Toronto Blue Jays</p> <p>Sahlen Field, Buffalo, NY</p> <p>Sun Jun 27 2021, 1:09 PM - 4:23 PM EDT</p> <p>Att: 6,044 - Cloudy - 81 F</p>										
11 Bo Bichette, R (1, 6) OBP: 0.331, SLG: 0.476										4	0	1	0	0	0	4											
27 Vladimir Guerrero Jr., R (1, 3) OBP: 0.443, SLG: 0.694										4	1	2	2	0	0	3											
37 Teoscar Hernández, R (1, 7) OBP: 0.343, SLG: 0.498										4	2	2	0	0	2	1											
4 George Springer, R (1, 10) OBP: 0.316, SLG: 0.469										2	0	0	0	2	2	2											
8 Cavan Biggio, L (1, 9) OBP: 0.343, SLG: 0.383										3	0	2	2	1	1	0											
15 Randal Grichuk, R (1, 8) OBP: 0.297, SLG: 0.469										4	0	1	0	0	2	3											
2 Joe Panik, L (1, 5) OBP: 0.293, SLG: 0.351										3	0	0	0	0	0	2											
5 Santiago Espinal, R (7, 5) OBP: 0.346, SLG: 0.365										1	0	0	0	0	0	0											
7 Reese McGuire, L (1, 2) OBP: 0.374, SLG: 0.440										3	1	2	0	1	1	0											
Inning Stats	R: 0 E: 0 K: 0 S: 11	H: 1 LOB: 0 BB: 0 P: 18	R: 1 E: 0 K: 0 S: 9	H: 1 LOB: 1 BB: 2 P: 22	R: 2 E: 0 K: 1 S: 19	H: 3 LOB: 2 BB: 2 P: 31	R: 0 E: 0 K: 0 S: 8	H: 2 LOB: 1 BB: 0 P: 14	R: 2 E: 0 K: 2 S: 15	H: 3 LOB: 1 BB: 0 P: 19	R: 0 E: 0 K: 0 S: 9	H: 2 LOB: 2 BB: 0 P: 12	R: 0 E: 0 K: 3 S: 9	H: 0 LOB: 0 BB: 0 P: 15	R: 0 E: 0 K: 2 S: 9	H: 0 LOB: 0 BB: 0 P: 14	R: 0 E: 0 K: 2 S: 9	H: 0 LOB: 0 BB: 0 P: 14	1B: 9 2B: 3 3B: 0 HR: 0	SF: 0 SAC: 0 DP: 3 HBP: 0	WP: 0 PB: 0 SB: 0 CS: 0	PA: 36					
PITCHER	IP	WLS	BF	H	R	ER	SO	BB	IBB	HBP	BLK	WP	HR	S	P	ERA	WHIP										
48 Jorge López, R (1, 1) ERA: 5.92	4.2	L	24	10	5	5	2	4	0	0	0	0	0	59	100	9.64	3.000										
68 Tyler Wells, R (5, 1) ERA: 3.99	1.1		6	2	0	0	1	0	0	0	0	0	0	12	16	0.00	1.500										
55 Dillon Tate, R (7, 1) ERA: 3.99	2.0		6	0	0	0	5	0	0	0	0	0	0	18	29	0.00	0.000										

AB	34
R	2
H	7
RBI	2
BB	3
SO	8
LOB	20



AB	32
R	5
H	12
RBI	4
BB	4
SO	8
LOB	16




Batter	1	2	3	4	5	6	7	8	9	10	AB	R	H	RBI	BB	SO	LOB	TOP							
3 J.P. Crawford, L OBP: 0.344, SLG: 0.402	G3		E5 15 HR 1B			G3			G6-3 17 BB 1B	G6-3	6	2	3	0	0	0	0								
17 Mitch Haniger, R OBP: 0.304, SLG: 0.497	F8		K						G6-3		4	1	1	2	1	1	1								
23 Ty France, R OBP: 0.348, SLG: 0.426	G6-3		K						G6-3	F9	5	0	1	0	0	1	3								
15 Kyle Seager, L OBP: 0.262, SLG: 0.415		K								K	5	1	2	2	0	3	2								
22 Luis Torrens, R OBP: 0.246, SLG: 0.416		G6-3		G6-3							5	1	0	0	0	1	4								
5 Jake Bauers, L OBP: 0.298, SLG: 0.311					K2-3						4	0	1	0	1	2	2								
2 Tom Murphy, R OBP: 0.265, SLG: 0.355											4	0	0	0	0	1	4								
4 Shed Long Jr., L OBP: 0.241, SLG: 0.411	L6									FC6	1	1	1	0	0	0	0								
25 Dylan Moore, R OBP: 0.291, SLG: 0.384											5	2	3	3	0	0	2								
20 Taylor Trammell, L OBP: 0.263, SLG: 0.378											5	1	1	1	0	3	3								
Inning Stats	R: 0 E: 0 K: 0 S: 8	H: 0 LOB: 0 BB: 0 P: 11	R: 0 E: 0 K: 1 S: 7	H: 1 LOB: 1 BB: 0 P: 10	R: 4 E: 1 K: 2 S: 20	H: 4 LOB: 0 BB: 0 P: 31	R: 0 E: 0 K: 3 S: 13	H: 1 LOB: 1 BB: 0 P: 21	R: 2 E: 0 K: 3 S: 18	H: 4 LOB: 2 BB: 0 P: 24	R: 0 E: 0 K: 1 S: 10	H: 0 LOB: 0 BB: 0 P: 9	R: 0 E: 0 K: 1 S: 8	H: 0 LOB: 2 BB: 1 P: 14	R: 0 E: 0 K: 1 S: 11	H: 1 LOB: 2 BB: 1 P: 19	R: 3 E: 0 K: 1 S: 9	H: 2 LOB: 0 BB: 0 P: 15	1B: 8 2B: 2 3B: 0 HR: 3	SF: 0 SAC: 0 DP: 0 HBP: 0	WP: 1 PB: 0 SB: 1 CS: 0	PA: 46			
PITCHER	IP 2.2	WLS 13	BF 5	H 4	R 4	ER 4	SO 3	BB 0	IBB 0	HBP 0	BLK 0	WP 0	HR 1	S 32	P 48	ERA 13.50	WHIP 1.875								
22 Steven Matz, L ERA: 4.6																									
57 Trent Thornton, R ERA: 4.14																									
47 Anthony Kay, L ERA: 4.5																									
68 Jordan Romano, R ERA: 1.21																									
66 Patrick Murphy, R ERA: 8.44																									

Seattle Mariners @ Toronto Blue Jays
Sahlen Field, Buffalo, NY
Wed Jun 30 2021, 7:08 PM - 11:20 PM EDT
Att. 6,632 - Cloudy - 75 F

livebaseballscorecards.com

AB 44
R 9
H 13
RBI 8
BB 2
SO 12
LOB 21




Batter	1	2	3	4	5	6	7	8	9	10	AB	R	H	RBI	BB	SO	LOB	BOTTOM							
10 Marcus Semien, R OBP: 0.352, SLG: 0.533	11 BB 1B	G5-3									4	0	1	1	2	1	6								
11 Bo Bichette, R OBP: 0.333, SLG: 0.483	37 LG-3 1B										5	1	2	0	0	1	2								
27 Vladimir Guerrero Jr., R OBP: 0.442, SLG: 0.675	K										4	1	0	0	1	3	4								
37 Teoscar Hernández, R OBP: 0.341, SLG: 0.457	L6-3										5	0	0	0	0	1	4								
4 George Springer, R OBP: 0.354, SLG: 0.475											4	2	2	0	1	0	2								
15 Randal Grichuk, R OBP: 0.298, SLG: 0.488											5	1	2	2	0	0	2								
8 Cavan Biggio, L OBP: 0.348, SLG: 0.388											4	0	2	1	1	1	1								
13 Lourdes Gurriel Jr., R OBP: 0.285, SLG: 0.426											4	1	2	3	0	1	1								
50 Riley Adams, R OBP: 0.167, SLG: 0.179											3	1	1	0	1	0	2								
7 Reese McGuire, L OBP: 0.365, SLG: 0.427	F8										1	0	0	0	0	0	1								
Inning Stats	R: 0 E: 0 K: 1 S: 7	H: 1 LOB: 1 BB: 1 P: 12	R: 1 E: 0 K: 0 S: 16	H: 2 LOB: 2 BB: 1 P: 32	R: 2 E: 1 K: 1 S: 14	H: 2 LOB: 1 BB: 1 P: 25	R: 1 E: 0 K: 1 S: 16	H: 2 LOB: 1 BB: 0 P: 26	R: 1 E: 0 K: 1 S: 12	H: 3 LOB: 3 BB: 1 P: 27	R: 0 E: 0 K: 2 S: 9	H: 0 LOB: 0 BB: 0 P: 15	R: 0 E: 0 K: 1 S: 7	H: 0 LOB: 0 BB: 0 P: 9	R: 1 E: 0 K: 0 S: 7	H: 1 LOB: 1 BB: 1 P: 13	R: 0 E: 0 K: 0 S: 9	H: 0 LOB: 0 BB: 1 P: 16	R: 1 E: 0 K: 1 S: 10	H: 1 LOB: 1 BB: 0 P: 15	1B: 6 2B: 6 3B: 0 HR: 1	SF: 1 SAC: 0 DP: 0 HBP: 0	WP: 0 PB: 1 SB: 0 CS: 1	PA: 47	
PITCHER	IP 4.0	WLS 21	BF 7	H 4	R 4	ER 4	SO 3	BB 0	IBB 0	HBP 0	BLK 0	WP 0	HR 0	S 53	P 95	ERA 9.00	WHIP 2.500								
33 Justus Sheffield, L ERA: 5.88																									
84 JT Chargois, R ERA: 3.65																									
37 Paul Sewald, R ERA: 1.77																									
38 Anthony Misiewicz, L ERA: 4.7																									
49 Kendall Graveman, R ERA: 1.11																									

Seattle Mariners @ Toronto Blue Jays
Sahlen Field, Buffalo, NY
Wed Jun 30 2021, 7:08 PM - 11:20 PM EDT
Att. 6,632 - Cloudy - 75 F

livebaseballscorecards.com

AB 39
R 7
H 12
RBI 7
BB 6
SO 8
LOB 25



Batter	1	2	3	4	5	6	7	8	9	AB	R	H	RBI	BB	SO	LOB	TOP				
8 Brandon Lowe, L (1,4) OBP: 0.315, SLG: 0.427	G6-3		F5			K				4	0	1	1	0	1	1	Tampa Bay Rays @ Toronto Blue Jays Sahlen Field, Buffalo, NY Fri Jul 02 2021, 7:10 PM - 10:09 PM EDT Att: 10,011 - Partly Cloudy - 66 F				
26 Ji Man Choi, L (1,3) OBP: 0.366, SLG: 0.400	5 BLK BB			F8		F9				3	0	0	0	1	2						
5 Wander Franco, S (1,6) OBP: 0.300, SLG: 0.314	K			G6-3				G4-3		4	0	1	0	0	2						
17 Austin Meadows, L (1,10) OBP: 0.326, SLG: 0.478	K			G4-3						4	0	0	0	0	2						
56 Randy Arozarena, R (1,7) OBP: 0.336, SLG: 0.414	K					K		F9		4	0	0	0	0	2						
18 Joey Wendle, L (1,5) OBP: 0.340, SLG: 0.453	K					K				4	0	1	0	0	2						
13 Manuel Margot, R (1,9) OBP: 0.293, SLG: 0.393	K									3	0	0	0	0	2						
39 Kevin Kiermaier, L (1,8) OBP: 0.277, SLG: 0.303										3	0	0	0	0	2						
28 Francisco Mejia, S (1,2) OBP: 0.317, SLG: 0.388	K									3	1	2	0	0	1						
Inning Stats	R: 0 E: 0 K: 2 S: 11	H: 0 LOB: 1 BB: 1 P: 19	R: 0 E: 0 K: 3 S: 9	H: 0 LOB: 0 BB: 0 P: 11	R: 0 E: 0 K: 2 S: 11	H: 0 LOB: 0 BB: 0 P: 17	R: 0 E: 0 K: 0 S: 6	H: 0 LOB: 0 BB: 0 P: 10	R: 0 E: 0 K: 2 S: 10	H: 1 LOB: 1 BB: 0 P: 13	R: 0 E: 0 K: 0 S: 16	H: 2 LOB: 2 BB: 0 P: 22	R: 1 E: 0 K: 2 S: 12	H: 2 LOB: 1 BB: 0 P: 16	R: 0 E: 0 K: 0 S: 7	H: 0 LOB: 0 BB: 0 P: 14	1B: 2 2B: 3 3B: 0 HR: 0	SF: 0 SAC: 0 DP: 0 HBP: 0	WP: 0 PB: 0 SB: 0 CS: 0	PA: 33	
PITCHER	IP	WLS	BF	H	R	ER	SO	BB	IBB	HBP	BLK	WP	HR	S	P	ERA	WHIP				
6 Alek Manoah, R (1,1) ERA: 2.7	7.0	W	25	3	0	0	10	1	0	0	1	0	0	71	109	0.00	0.571				
63 Anthony Castro, R (8,1) ERA: 4.74	1.0		5	2	1	1	2	0	0	0	0	0	0	12	16	9.00	2.000				
51 Nick Allgeyer, L (9,1) ERA:	1.0		3	0	0	0	0	0	0	0	0	0	0	7	14	0.00	0.000				

AB	32
R	1
H	5
RBI	1
BB	1
SO	12
LOB	10



Batter	1	2	3	4	5	6	7	8	9	AB	R	H	RBI	BB	SO	LOB	BOTTOM				
10 Marcus Semien, R (1,4) OBP: 0.397, SLG: 0.555	L8	FC6-4 27 1B		G1-3						5	3	2	2	0	0	1	Tampa Bay Rays @ Toronto Blue Jays Sahlen Field, Buffalo, NY Fri Jul 02 2021, 7:10 PM - 10:09 PM EDT Att: 10,011 - Partly Cloudy - 66 F				
11 Bo Bichette, R (1,6) OBP: 0.339, SLG: 0.483	4 HR 1B	K				K				4	2	2	0	1	2	1					
27 Vladimir Guerrero Jr., R (1,3) OBP: 0.442, SLG: 0.676	P4					F8				4	1	2	3	1	0	1					
4 George Springer, R (1,10) OBP: 0.375, SLG: 0.522										3	1	1	2	1	0	1					
5 Santiago Espinal, R (7,PR) OBP: 0.348, SLG: 0.384						F9				1	0	1	1	0	0	0					
37 Teoscar Hernández, R (1,9) OBP: 0.341, SLG: 0.486	K					F9				5	1	1	0	0	2	4					
8 Cavan Biggio, L (1,5) OBP: 0.345, SLG: 0.383		15 E 13 2B BB		F9						3	1	1	0	1	1	1					
15 Randal Grichuk, R (1,8) OBP: 0.291, SLG: 0.456		FC1 13 2B 7 1B				K				4	1	0	0	0	2	4					
13 Lourdes Gurriel Jr., R (1,7) OBP: 0.282, SLG: 0.422										3	1	1	1	0	1	1					
3 Jonathan Davis, R (8,PH) OBP: 0.286, SLG: 0.203		10 FC6-4 2B								1	0	0	0	0	0	0					
7 Reese McGuire, L (1,2) OBP: 0.350, SLG: 0.406						G4-3				4	0	1	1	0	1	1					
Inning Stats	R: 2 E: 0 K: 1 S: 12	H: 2 LOB: 0 BB: 0 P: 16	R: 4 E: 1 K: 1 S: 19	H: 3 LOB: 1 BB: 1 P: 30	R: 0 E: 0 K: 1 S: 7	H: 0 LOB: 0 BB: 0 P: 10	R: 0 E: 0 K: 0 S: 7	H: 0 LOB: 0 BB: 0 P: 12	R: 0 E: 0 K: 1 S: 9	H: 0 LOB: 0 BB: 0 P: 12	R: 1 E: 0 K: 3 S: 18	H: 2 LOB: 1 BB: 0 P: 28	R: 3 E: 0 K: 2 S: 19	H: 3 LOB: 1 BB: 1 P: 35	R: 1 E: 0 K: 0 S: 11	H: 2 LOB: 3 BB: 2 P: 23	1B: 8 2B: 1 3B: 0 HR: 3	SF: 0 SAC: 0 DP: 0 HBP: 0	WP: 2 PB: 1 SB: 0 CS: 0	PA: 41	
PITCHER	IP	WLS	BF	H	R	ER	SO	BB	IBB	HBP	BLK	WP	HR	S	P	ERA	WHIP				
61 Luis Patiño, R (1,1) ERA: 4.87	5.1	L	25	7	7	5	5	1	0	0	0	1	2	64	94	8.44	1.500				
59 Jeffrey Springs, L (6,1) ERA: 3.92	1.0		7	3	3	3	3	1	0	0	0	1	2	20	39	27.00	4.000				
37 Matt Wisler, R (7,1) ERA: 4.45	0.2		2	0	0	0	1	0	0	0	0	0	0	7	10	0.00	0.000				
35 Brett Phillips, R (8,1) ERA: 9.0	1.0		7	2	1	1	0	2	0	0	1	0	0	11	23	9.00	4.000				

AB	37
R	11
H	12
RBI	10
BB	4
SO	9
LOB	15



Batter	1	2	3	4	5	6	7	8	9	AB	R	H	RBI	BB	SO	LOB	TOP										
8 Brandon Lowe, L (1,4) OBP: 0.312, SLG: 0.422 43 Mike Brosseau, R (8,PH) OBP: 0.265, SLG: 0.319	G6-3		K		F8			K	L8	3	0	0	0	0	1	1	Tampa Bay Rays @ Toronto Blue Jays Sahlen Field, Buffalo, NY Sat Jul 03 2021, 3:08 PM - 5:53 PM EDT Att: 9,189 - Sunny - 73 F										
13 Manuel Margot, R (1,9) OBP: 0.293, SLG: 0.402	L4			HR		G6-3		G6-3		4	1	1	1	0	0												
5 Wander Franco, S (1,6) OBP: 0.295, SLG: 0.308	F8			K		P5			1B	4	0	1	0	0	1												
26 Ji Man Choi, L (1,10) OBP: 0.383, SLG: 0.406 6 Taylor Walls, S (8,PH) OBP: 0.233, SLG: 0.329			56 G5-3		56 FC5-4					1	0	1	0	2	0												
56 Randy Arozarena, R (1,7) OBP: 0.335, SLG: 0.409			1B		BB					3	1	0	0	1	0												
2 Yandy Diaz, R (1,3) OBP: 0.366, SLG: 0.307			G5-3		FC5-4					3	1	0	0	1	0												
18 Joey Wendle, L (1,5) OBP: 0.338, SLG: 0.454			1-2		1-2					3	1	0	0	1	0												
2 Yandy Diaz, R (1,3) OBP: 0.366, SLG: 0.307			F7		F9					3	1	0	0	1	0												
18 Joey Wendle, L (1,5) OBP: 0.338, SLG: 0.454			K		L8					4	0	1	0	0	1												
10 Mike Zunino, R (1,2) OBP: 0.290, SLG: 0.550					K					4	0	0	0	0	2												
39 Kevin Kiermaier, L (1,8) OBP: 0.282, SLG: 0.304					G5-3					3	0	1	2	1	1												
Inning Stats	R: 0 E: 0 K: 0 S: 8	H: 0 LOB: 0 BB: 0 P: 11	R: 0 E: 0 K: 1 S: 10	H: 1 LOB: 1 BB: 0 P: 18	R: 0 E: 0 K: 2 S: 11	H: 0 LOB: 0 BB: 0 P: 15	R: 1 E: 0 K: 1 S: 15	H: 1 LOB: 1 BB: 1 P: 26	R: 0 E: 0 K: 0 S: 7	H: 0 LOB: 0 BB: 1 P: 13	R: 0 E: 0 K: 1 S: 15	H: 1 LOB: 0 BB: 0 P: 18	R: 0 E: 0 K: 2 S: 12	H: 1 LOB: 1 BB: 0 P: 17	R: 2 E: 0 K: 0 S: 8	H: 1 LOB: 2 BB: 2 P: 18	1B: 3 2B: 1 3B: 0 HR: 1	SF: 0 SAC: 0 DP: 0 HBP: 0	WP: 0 PB: 0 SB: 0 CS: 0	PA: 37							
PITCHER	IP	WLS	BF	H	R	ER	SO	BB	IBB	HBP	BLK	WP	HR	S	P	ERA	WHIP										
48 Ross Stripling, R (1,1) ERA: 4.06	5.2		22	2	1	1	5	3	0	0	0	0	1	56	97	1.59	0.882										
90 Adam Cimber, R (6,1) ERA: 2.7	1.0	W	4	1	0	0	0	0	0	0	0	0	0	15	18	0.00	1.000										
58 Tim Mayza, L (7,1) ERA: 4.5	1.1		5	1	0	0	3	0	0	0	0	0	0	15	21	0.00	0.750										
68 Jordan Romano, R (9,1) ERA: 1.76	1.0		6	1	2	2	0	2	0	0	0	0	0	8	18	18.00	3.000										

Batter	1	2	3	4	5	6	7	8	9	AB	R	H	RBI	BB	SO	LOB	BOTTOM										
10 Marcus Semien, R (1,6) OBP: 0.353, SLG: 0.548	K		F9		G6-3			K		4	0	0	0	0	2	0	Tampa Bay Rays @ Toronto Blue Jays Sahlen Field, Buffalo, NY Sat Jul 03 2021, 3:08 PM - 5:53 PM EDT Att: 9,189 - Sunny - 73 F										
11 Bo Bichette, R (1,10) OBP: 0.338, SLG: 0.479	G6-3					F9		P4		3	0	0	0	1	0												
27 Vladimir Guerrero Jr., R (1,3) OBP: 0.440, SLG: 0.673	G5-3							F8		4	1	1	0	0	0												
4 George Springer, R (1,8) OBP: 0.383, SLG: 0.571					K					3	2	1	1	1	1												
37 Teoscar Hernández, R (1,9) OBP: 0.340, SLG: 0.482										4	1	1	0	0	1												
13 Lourdes Gurriel Jr., R (1,7) OBP: 0.278, SLG: 0.416 3 Jonathan Davis, R (9,8) OBP: 0.286, SLG: 0.293										4	0	0	0	0	1												
8 Cavan Biggio, L (1,4) OBP: 0.345, SLG: 0.382										3	1	1	2	0	1												
5 Santiago Espinal, R (1,5) OBP: 0.355, SLG: 0.402										3	1	2	2	0	0												
7 Reese McGuire, L (1,2) OBP: 0.340, SLG: 0.394										3	0	0	0	0	1												
Inning Stats	R: 0 E: 0 K: 1 S: 7	H: 0 LOB: 0 BB: 0 P: 13	R: 1 E: 1 K: 1 S: 12	H: 2 LOB: 2 BB: 0 P: 17	R: 0 E: 0 K: 1 S: 7	H: 0 LOB: 1 BB: 1 P: 11	R: 0 E: 0 K: 2 S: 8	H: 0 LOB: 0 BB: 0 P: 10	R: 0 E: 0 K: 0 S: 6	H: 0 LOB: 0 BB: 0 P: 10	R: 5 E: 1 K: 1 S: 16	H: 4 LOB: 0 BB: 1 P: 31	R: 0 E: 0 K: 1 S: 11	H: 0 LOB: 0 BB: 0 P: 15	R: 0 E: 0 K: 0 S: 7	H: 0 LOB: 0 BB: 0 P: 8		1B: 3 2B: 1 3B: 0 HR: 2	SF: 0 SAC: 0 DP: 0 HBP: 0	WP: 0 PB: 0 SB: 0 CS: 2	PA: 33						
PITCHER	IP	WLS	BF	H	R	ER	SO	BB	IBB	HBP	BLK	WP	HR	S	P	ERA	WHIP										
62 Shane Bieber, L (1,1) ERA: 4.18	5.1	L	22	3	3	3	5	2	0	0	0	0	1	44	71	5.06	0.938										
37 Matt Wieler, R (6,1) ERA: 4.34	0.2		5	3	3	0	1	0	0	0	0	0	1	12	21	0.00	4.500										
29 Pete Fairbanks, R (7,1) ERA: 3.91	1.0		3	0	0	0	1	0	0	0	0	0	0	11	15	0.00	0.000										
34 J.P. Feyerherzen, R (8,1) ERA: 1.95	1.0		3	0	0	0	0	0	0	0	0	0	0	7	8	0.00	0.000										

Batter	1	2	3	4	5	6	7	8	9	AB	R	H	RBI	BB	SO	LOB	TOP					
13 Manuel Margot, R OBP: 0.288, SLG: 0.395	G5-3		G1-3		P3			K	G5-3	5	0	0	0	0	1	2						
56 Randy Arozarena, R OBP: 0.334, SLG: 0.405 39 Kevin Kiermaier, L OBP: 0.282, SLG: 0.304	K		L8					G1-3		3	0	0	0	1	1	0						
5 Wander Franco, S OBP: 0.313, SLG: 0.419	G4-3							F8		4	1	2	1	0	0	0						
2 Yandy Diaz, R OBP: 0.371, SLG: 0.315		BB			F7				E6	3	2	2	0	1	0	1						
17 Austin Meadows, L OBP: 0.331, SLG: 0.491 35 Brett Phillips, L OBP: 0.314, SLG: 0.315		BB			L4				BB	4	0	3	2	0	0	1						
10 Mike Zunino, R OBP: 0.284, SLG: 0.537		BB			F7				BB	0	1	0	0	0	0	0						
28 Francisco Mejia, S OBP: 0.315, SLG: 0.379									K	4	0	0	0	0	2	4						
6 Taylor Walls, S OBP: 0.330, SLG: 0.337									K	3	1	0	0	0	2	2						
43 Mike Brosseau, R OBP: 0.258, SLG: 0.312									K	4	0	1	1	0	1	2						
Inning Stats	R: 0 E: 0 K: 1 S: 8	H: 0 LOB: 0 BB: 0 P: 10	R: 0 E: 0 K: 3 S: 15	H: 1 LOB: 2 BB: 1 P: 22	R: 0 E: 0 K: 1 S: 7	H: 0 LOB: 0 BB: 0 P: 12	R: 0 E: 0 K: 0 S: 9	H: 1 LOB: 1 BB: 0 P: 13	R: 0 E: 1 K: 0 S: 8	H: 0 LOB: 1 BB: 0 P: 15	R: 2 E: 0 K: 0 S: 9	H: 3 LOB: 0 BB: 1 P: 18	R: 0 E: 0 K: 1 S: 11	H: 0 LOB: 0 BB: 0 P: 14	R: 0 E: 0 K: 1 S: 8	H: 0 LOB: 0 BB: 0 P: 12	R: 3 E: 1 K: 1 S: 17	H: 3 LOB: 1 BB: 0 P: 28	1B: 1 2B: 6 3B: 0 HR: 1	SF: 1 SAC: 0 DP: 0 HBP: 1	WP: 1 PB: 0 SB: 0 CS: 1	PA: 37
PITCHER	IP	WLS	BF	H	R	ER	SO	BB	IBB	HBP	BLK	WP	HR	S	P	ERA	WHIP					
38 Robbie Ray, L ERA: 3.36	7.0	L	27	5	2	2	6	2	0	0	0	0	1	67	104	2.57	1.000					
90 Adam Cimber, R ERA: 2.53	1.0		3	0	0	0	1	0	0	0	0	0	0	8	12	0.00	0.000					
41 Rafael Dolis, R ERA: 6.33	0.1		5	3	3	3	1	0	0	1	0	0	11	20	81.00	9.000						
52 Tayler Saucedo, L ERA: 1.8	0.2		2	0	0	0	0	0	0	0	0	0	6	8	0.00	0.000						

Tampa Bay Rays @ Toronto Blue Jays
Sahlen Field, Buffalo, NY
Sun Jul 04 2021, 1:10 PM - 4:03 PM EDT
Att: 7,537 - Partly Cloudy - 78 F

AB 33
R 5
H 8
RBI 5
BB 2
SO 8
LOB 12



Batter	1	2	3	4	5	6	7	8	9	AB	R	H	RBI	BB	SO	LOB	BOTTOM					
10 Marcus Semien, R OBP: 0.349, SLG: 0.542	F8		FC4-6 G1-3		K			K		4	0	0	0	0	2	2						
11 Bo Bichette, R OBP: 0.340, SLG: 0.479	G5-3		G1-3							4	0	2	0	0	0	1						
27 Vladimir Guerrero Jr., R OBP: 0.430, SLG: 0.671			K							4	0	1	0	0	1	3						
4 George Springer, R OBP: 0.359, SLG: 0.528					G6-3					4	0	0	0	0	3	3						
37 Teoscar Hernández, R OBP: 0.335, SLG: 0.475					G4-3					4	0	0	0	0	1	1						
8 Cavan Biggio, L OBP: 0.341, SLG: 0.376					G6-3					3	0	0	0	0	2	1						
15 Randal Grichuk, R OBP: 0.291, SLG: 0.465										3	1	1	1	0	1	0						
13 Lourdes Gurriel Jr., R OBP: 0.278, SLG: 0.415										3	0	1	0	0	1	0						
9 Danny Jansen, R OBP: 0.252, SLG: 0.282 7 Reese McGuire, L OBP: 0.336, SLG: 0.390										2	0	1	0	0	0	1						
Inning Stats	R: 0 E: 0 K: 1 S: 9	H: 1 LOB: 1 BB: 0 P: 12	R: 1 E: 1 K: 1 S: 9	H: 1 LOB: 0 BB: 0 P: 15	R: 0 E: 0 K: 1 S: 10	H: 1 LOB: 1 BB: 0 P: 15	R: 0 E: 0 K: 0 S: 7	H: 0 LOB: 0 BB: 0 P: 11	R: 0 E: 0 K: 2 S: 11	H: 1 LOB: 1 BB: 0 P: 18	R: 0 E: 0 K: 1 S: 7	H: 1 LOB: 0 BB: 0 P: 8	R: 0 E: 0 K: 2 S: 9	H: 0 LOB: 0 BB: 0 P: 12	R: 0 E: 0 K: 3 S: 9	H: 0 LOB: 0 BB: 0 P: 13	R: 0 E: 0 K: 1 S: 13	H: 1 LOB: 1 BB: 0 P: 22	1B: 4 2B: 1 3B: 0 HR: 1	SF: 0 SAC: 0 DP: 0 HBP: 0	WP: 0 PB: 1 SB: 0 CS: 1	PA: 32
PITCHER	IP	WLS	BF	H	R	ER	SO	BB	IBB	HBP	BLK	WP	HR	S	P	ERA	WHIP					
48 Ryan Yarbrough, L ERA: 4.34	5.0	W	19	4	1	1	5	0	0	0	0	0	0	25	33	0.00	0.333					
31 Colin McHugh, R ERA: 1.87	3.0	H	9	1	0	0	6	0	0	0	0	0	0	13	22	0.00	1.000					
63 Diego Castillo, R ERA: 3.19	1.0		4	1	0	0	1	0	0	0	0	0	0	13	22	0.00	1.000					

Tampa Bay Rays @ Toronto Blue Jays
Sahlen Field, Buffalo, NY
Sun Jul 04 2021, 1:10 PM - 4:03 PM EDT
Att: 7,537 - Partly Cloudy - 78 F

AB 32
R 1
H 6
RBI 1
BB 0
SO 12
LOB 12



Batter	1	2	3	4	5	6	7	8	9	AB	R	H	RBI	BB	SO	LOB	TOP								
10 Marcus Semien, R (1.4) OBP: 0.347, SLG: 0.535	4-1 11 1B 27 SF7 BB		2-1 F8		1-0 F9		1-3 K		0-0 F7	4	1	0	0	1	1	1									
11 Bo Bichette, R (1.6) OBP: 0.341, SLG: 0.478	0-2 4 FC6-4 1B		4-2 27 G6-4-3 BB		2-2 G4-3			1-1 G6-3		3	0	1	0	1	0	1									
27 Vladimir Guerrero Jr., R (1.3) OBP: 0.436, SLG: 0.678	0-0 SF7		2-0 G6-4-3			2-2 K		1-0 HR		3	1	1	2	0	1	1									
4 George Springer, R (1.8) OBP: 0.353, SLG: 0.509	1-1 FC6-4			3-3 K		0-2 37 FC6-4 1B		3-3 K		4	0	1	0	0	2	1									
37 Teoscar Hernández, R (1.10) OBP: 0.333, SLG: 0.469	3-2 G5-3		4-2 15 FC6-4 BB		0-0 FC6-4		1-2 G6-3			3	0	0	0	1	0	2									
8 Cavan Biggio, L (1.5) OBP: 0.335, SLG: 0.369	1-1 G1-3		0-2 L7		0-2 F8			0-1 F7		4	0	0	0	0	0	2									
15 Randal Grichuk, R (1.9) OBP: 0.294, SLG: 0.475	1-3 K		2-2 FC6-4				0-2 HR		0-1 13 HR 1B	4	2	2	1	0	1	1									
13 Lourdes Gurriel Jr., R (1.7) OBP: 0.285, SLG: 0.431	2-1 1B		2-2 1B		2-2 G4-3		1-2 G4-3		0-1 1-H HR	4	1	3	2	0	0	0									
7 Reese McGuire, L (1.2) OBP: 0.324, SLG: 0.375	1-2 G1-3		2-1 F9		0-2 G6-3			1-3 K		4	0	0	0	0	1	2									
Inning Stats	R: 1 E: 0 K: 0 S: 10	H: 1 LOB: 1 BB: 1 P: 18	R: 0 E: 0 K: 1 S: 11	H: 1 LOB: 1 BB: 0 P: 16	R: 0 E: 0 K: 1 S: 9	H: 0 LOB: 0 BB: 1 P: 17	R: 0 E: 0 K: 1 S: 12	H: 0 LOB: 1 BB: 1 P: 21	R: 0 E: 0 K: 1 S: 10	H: 1 LOB: 1 BB: 0 P: 17	R: 0 E: 0 K: 1 S: 10	H: 1 LOB: 0 BB: 0 P: 12	R: 1 E: 0 K: 1 S: 15	H: 1 LOB: 0 BB: 0 P: 17	R: 1 E: 0 K: 1 S: 10	H: 1 LOB: 0 BB: 0 P: 16	R: 2 E: 0 K: 1 S: 10	H: 2 LOB: 0 BB: 0 P: 11	1B: 5 2B: 0 3B: 0 HR: 3	SF: 1 SAC: 0 DP: 1 HBP: 0	WP: 0 PB: 0 SB: 0 CS: 0	PA: 37			
PITCHER	IP	WLS	BF	H	R	ER	SO	BB	IBB	HBP	BLK	WP	HR	S	P	ERA	WHIP								
80 Spenser Watkins, R (1.1) ERA: 1.5	5.0	W	20	3	1	1	2	3	0	0	0	0	0	52	89	1.80	1.200								
55 Dillon Tate, L (6.1) ERA: 4.29	2.0		8	2	1	1	2	0	0	0	0	0	1	25	29	4.50	1.000								
66 Tanner Scott, L (8.1) ERA: 2.91	1.0		4	1	1	1	1	0	0	0	0	0	1	10	16	9.00	1.000								
68 Tyler Wells, R (9.1) ERA: 3.86	1.0		5	2	2	2	1	0	0	0	0	0	1	10	11	18.00	2.000								

Toronto Blue Jays @ Baltimore Orioles
 Oriole Park at Camden Yards, Baltimore, MD
 Tue Jul 06 2021, 7:07 PM - 10:09 PM EDT
 Att: 7,388 - Clear - 93 F

livebaseballscores.com

AB 33
 R 5
 H 8
 RBI 5
 BB 3
 SO 6
 LOB 11



Batter	1	2	3	4	5	6	7	8	9	AB	R	H	RBI	BB	SO	LOB	BOTTOM									
31 Cedric Mullins, L (1.8) OBP: 0.385, SLG: 0.553	1-1 P5		1-3 K		0-0 1-H HR		2-2 F9		4-0 BB	4	1	1	2	1	1	2										
21 Austin Hays, R (1.7) OBP: 0.300, SLG: 0.425	1-1 2B		0-3 K		3-3 K		0-1 L6		3-3 K	5	0	1	0	0	3	3										
16 Trey Mancini, R (1.10) OBP: 0.330, SLG: 0.450	2-2 F8		1-1 F9		2-2 6 2B 25 WP 25 HR 1B		3-2 HBP		3-2 F9	4	1	1	0	0	0	4										
6 Ryan Mountcastle, R (1.3) OBP: 0.302, SLG: 0.455	1-1 G5-3			2-3 K	2-2 25 HR 2B		1-0 P3			4	1	1	0	0	1	2										
25 Anthony Santander, S (1.9) OBP: 0.279, SLG: 0.397	3-2 G1-3		0-1 F4		2-2 HR		2-3 K			4	1	1	2	0	1	0										
65 Ryan McKenna, R (9.7) OBP: 0.294, SLG: 0.237										0	0	0	0	0	0	0										
29 Ramón Urías, R (1.6) OBP: 0.371, SLG: 0.453	0-1 F9		2-2 28 HR 1B		2-2 F8		2-1 1B			4	1	2	0	0	0	0										
28 Pedro Severino, R (1.2) OBP: 0.310, SLG: 0.333	0-3 K		1-2 HR		4-2 11 1B BB		2-1 P6			3	1	1	2	1	1	1										
11 Pat Valaika, R (1.4) OBP: 0.263, SLG: 0.254			2-0 75 1B 1B		1-2 F8		2-0 1B			4	0	2	0	0	1	1										
75 Domingo Leyba, S (1.5) OBP: 0.193, SLG: 0.157			1-0 1B		1-2 E6 31 HR G4-3			0-3 K		4	1	1	0	0	1	2										
Inning Stats	R: 0 E: 0 K: 0 S: 10	H: 1 LOB: 1 BB: 0 P: 15	R: 0 E: 0 K: 1 S: 11	H: 0 LOB: 0 BB: 0 P: 14	R: 0 E: 0 K: 2 S: 10	H: 2 LOB: 0 BB: 0 P: 15	R: 2 E: 0 K: 1 S: 14	H: 2 LOB: 0 BB: 0 P: 20	R: 5 E: 1 K: 1 S: 24	H: 5 LOB: 2 BB: 1 P: 43	R: 0 E: 0 K: 0 S: 8	H: 0 LOB: 1 BB: 0 P: 14	R: 0 E: 0 K: 2 S: 11	H: 1 LOB: 0 BB: 0 P: 19	R: 0 E: 0 K: 2 S: 9	H: 0 LOB: 1 BB: 1 P: 19	1B: 6 2B: 2 3B: 0 HR: 3	SF: 0 SAC: 0 DP: 0 HBP: 1	WP: 1 PB: 0 SB: 0 CS: 0	PA: 39						
PITCHER	IP	WLS	BF	H	R	ER	SO	BB	IBB	HBP	BLK	WP	HR	S	P	ERA	WHIP									
22 Steven Matz, L (1.1) ERA: 4.72	4.0	L	19	6	4	3	4	0	0	0	0	0	1	1	17	28	40.50	4.500								
57 Trent Thornton, R (5.1) ERA: 4.79	0.2		5	3	3	3	1	0	0	0	0	0	0	7	16	0.00	3.000									
52 Tayler Saucedo, L (5.1) ERA: 1.59	0.2		4	1	0	0	0	1	0	0	0	0	0	16	28	0.00	0.600									
23 Jacob Barnes, R (6.1) ERA: 4.74	1.2		7	1	0	0	2	0	0	1	0	0	0	16	28	0.00	0.600									
63 Anthony Castro, R (8.1) ERA: 4.5	1.0		4	0	0	0	2	1	0	0	0	0	0	9	19	0.00	1.000									

Toronto Blue Jays @ Baltimore Orioles
 Oriole Park at Camden Yards, Baltimore, MD
 Tue Jul 06 2021, 7:07 PM - 10:09 PM EDT
 Att: 7,388 - Clear - 93 F

livebaseballscores.com

AB 36
 R 7
 H 11
 RBI 6
 BB 2
 SO 9
 LOB 15



Batter	1	2	3	4	5	6	7	8	9	AB	R	H	RBI	BB	SO	LOB	TOP	
10 Marcus Semien, R (1.4) OBP: 0.345, SLG: 0.526	F8		F8	K			G5-3			4	0	0	0	0	1	1		
11 Bo Bichette, R (1.6) OBP: 0.344, SLG: 0.489	L4		4 1B 2B		K			K		4	1	1	0	0	2	0		
27 Vladimir Guerrero Jr., R (1.3) OBP: 0.437, SLG: 0.673	37 1B 4 BB		K		G4-3			K		4	0	1	0	0	2	1		
4 George Springer, R (1.8) OBP: 0.342, SLG: 0.469	37 1B BB		37 PB 1B		K			K		3	0	1	1	1	2	0		
37 Teoscar Hernández, R (1.7) OBP: 0.340, SLG: 0.477	1-2 2-3 1B		BB		G6-3			P2		3	0	1	0	1	0	0		
15 Randal Grichuk, R (1.9) OBP: 0.292, SLG: 0.466	G6-3		BB		L7			1B		4	0	1	0	0	1	5		
13 Lourdes Gurriel Jr., R (1.10) OBP: 0.283, SLG: 0.422	G6-3		F9		G5-3			K		4	0	0	0	0	1	1		
8 Cavan Biggio, L (1.5) OBP: 0.335, SLG: 0.376	K		7 S BB		K			K		3	0	0	0	1	3	1		
7 Reese McGuire, L (1.2) OBP: 0.319, SLG: 0.368	G4-3		K		K					2	0	0	0	0	1	1		
5 Santiago Espinal, R (7. PH) OBP: 0.297, SLG: 0.404										1	0	0	0	0	1	0		
9 Danny Jansen, R (7.2) OBP: 0.288, SLG: 0.281										0	0	0	0	0	0	0		
Inning Stats	R: 0 E: 0 K: 0 S: 20	H: 2 LOB: 3 BB: 1 P: 29	R: 0 E: 0 K: 1 S: 7	H: 0 LOB: 0 BB: 0 P: 12	R: 1 E: 0 K: 2 S: 20	H: 2 LOB: 2 BB: 1 P: 31	R: 0 E: 0 K: 2 S: 11	H: 0 LOB: 0 BB: 1 P: 19	R: 0 E: 0 K: 0 S: 7	H: 0 LOB: 0 BB: 0 P: 13	R: 0 E: 0 K: 3 S: 10	H: 0 LOB: 0 BB: 0 P: 18	R: 0 E: 0 K: 2 S: 14	H: 1 LOB: 1 BB: 0 P: 18	1B: 4 2B: 1 3B: 0 HR: 0	SF: 0 SAC: 0 DP: 0 HBP: 0	WP: 0 PB: 1 SB: 1 CS: 0	PA: 35
PITCHER	IP WLS BF H R ER SO BB IBB HBP BLK WP HR S P ERA WHIP	IP WLS BF H R ER SO BB IBB HBP BLK WP HR S P ERA WHIP	IP WLS BF H R ER SO BB IBB HBP BLK WP HR S P ERA WHIP	IP WLS BF H R ER SO BB IBB HBP BLK WP HR S P ERA WHIP	IP WLS BF H R ER SO BB IBB HBP BLK WP HR S P ERA WHIP	IP WLS BF H R ER SO BB IBB HBP BLK WP HR S P ERA WHIP	IP WLS BF H R ER SO BB IBB HBP BLK WP HR S P ERA WHIP	IP WLS BF H R ER SO BB IBB HBP BLK WP HR S P ERA WHIP	IP WLS BF H R ER SO BB IBB HBP BLK WP HR S P ERA WHIP	IP WLS BF H R ER SO BB IBB HBP BLK WP HR S P ERA WHIP	IP WLS BF H R ER SO BB IBB HBP BLK WP HR S P ERA WHIP	IP WLS BF H R ER SO BB IBB HBP BLK WP HR S P ERA WHIP	IP WLS BF H R ER SO BB IBB HBP BLK WP HR S P ERA WHIP	IP WLS BF H R ER SO BB IBB HBP BLK WP HR S P ERA WHIP	IP WLS BF H R ER SO BB IBB HBP BLK WP HR S P ERA WHIP	IP WLS BF H R ER SO BB IBB HBP BLK WP HR S P ERA WHIP	IP WLS BF H R ER SO BB IBB HBP BLK WP HR S P ERA WHIP	IP WLS BF H R ER SO BB IBB HBP BLK WP HR S P ERA WHIP

Toronto Blue Jays @ Tampa Bay Rays
Tropicana Field, St. Petersburg, FL
Fri Jul 09 2021, 7:11 PM - 10:41 PM EDT
Att: 8,551 - Dome - 72 F

AB	32
R	1
H	5
RBI	1
BB	3
SO	14
LOB	10



Batter	1	2	3	4	5	6	7	8	9	AB	R	H	RBI	BB	SO	LOB	BOTTOM			
8 Brandon Lowe, L (1.10) OBP: 0.312, SLG: 0.434	K		K	26 HBP BB		F7	K			4	0	0	0	1	3	5				
26 Ji Man Choi, L (1.3) OBP: 0.394, SLG: 0.410	G4-3		17 1B 5 FC5-4 HBP		FC5-4	1B		L9		3	0	1	3	1	0	0				
5 Wander Franco, S (1.5) OBP: 0.274, SLG: 0.351	K		K	FC5-4		K		K		5	0	0	0	0	4	7				
17 Austin Meadows, L (1.7) OBP: 0.339, SLG: 0.484	6 PB BB		1-2 2-H 3-H 1B		BB			F8		3	0	1	2	2	1	1				
7 Vidal Brujan, S (9.7) OBP: 0.167, SLG: 0.167										0	0	0	0	0	0	0				
18 Joey Wendle, L (1.4) OBP: 0.337, SLG: 0.453	K		K					39 S 2B 1B		4	1	1	0	0	3	4				
39 Kevin Kiermaier, L (1.8) OBP: 0.291, SLG: 0.330	K		L7		K			6 2B BB		3	1	0	0	1	2	2				
6 Taylor Walls, S (1.6) OBP: 0.336, SLG: 0.365	K		10 E 26 HBP 2B		G5-3			35 F8 1-H 2-H 2B		4	1	2	2	0	1	2				
10 Mike Zunino, R (1.2) OBP: 0.284, SLG: 0.516			35 2B 17 1B HBP		E5 8 BB			8 F7 26 1B 1B		3	2	1	0	0	1	2				
35 Brett Phillips, L (1.9) OBP: 0.313, SLG: 0.340			17 1B 2B		K			F8		4	2	2	0	0	1	3				
Inning Stats	R: 0 E: 0 K: 2 S: 10	H: 0 LOB: 0 BB: 0 P: 17	R: 0 E: 0 K: 3 S: 12	H: 0 LOB: 1 BB: 1 P: 20	R: 2 E: 0 K: 3 S: 17	H: 2 LOB: 2 BB: 1 P: 29	R: 1 E: 1 K: 1 S: 10	H: 1 LOB: 3 BB: 1 P: 23	R: 0 E: 0 K: 2 S: 12	H: 0 LOB: 0 BB: 1 P: 18	R: 2 E: 0 K: 2 S: 16	H: 3 LOB: 1 BB: 0 P: 27	R: 2 E: 0 K: 2 S: 18	H: 2 LOB: 1 BB: 1 P: 34	R: 0 E: 0 K: 1 S: 10	H: 0 LOB: 0 BB: 0 P: 15	1B: 5 2B: 3 3B: 0 HR: 0	SF: 0 SAC: 0 DP: 0 HBP: 2	WP: 0 PB: 1 SB: 1 CS: 0	PA: 40
PITCHER	IP WLS BF H R ER SO BB IBB HBP BLK WP HR S P ERA WHIP	IP WLS BF H R ER SO BB IBB HBP BLK WP HR S P ERA WHIP	IP WLS BF H R ER SO BB IBB HBP BLK WP HR S P ERA WHIP	IP WLS BF H R ER SO BB IBB HBP BLK WP HR S P ERA WHIP	IP WLS BF H R ER SO BB IBB HBP BLK WP HR S P ERA WHIP	IP WLS BF H R ER SO BB IBB HBP BLK WP HR S P ERA WHIP	IP WLS BF H R ER SO BB IBB HBP BLK WP HR S P ERA WHIP	IP WLS BF H R ER SO BB IBB HBP BLK WP HR S P ERA WHIP	IP WLS BF H R ER SO BB IBB HBP BLK WP HR S P ERA WHIP	IP WLS BF H R ER SO BB IBB HBP BLK WP HR S P ERA WHIP	IP WLS BF H R ER SO BB IBB HBP BLK WP HR S P ERA WHIP	IP WLS BF H R ER SO BB IBB HBP BLK WP HR S P ERA WHIP	IP WLS BF H R ER SO BB IBB HBP BLK WP HR S P ERA WHIP	IP WLS BF H R ER SO BB IBB HBP BLK WP HR S P ERA WHIP	IP WLS BF H R ER SO BB IBB HBP BLK WP HR S P ERA WHIP	IP WLS BF H R ER SO BB IBB HBP BLK WP HR S P ERA WHIP	IP WLS BF H R ER SO BB IBB HBP BLK WP HR S P ERA WHIP	IP WLS BF H R ER SO BB IBB HBP BLK WP HR S P ERA WHIP		

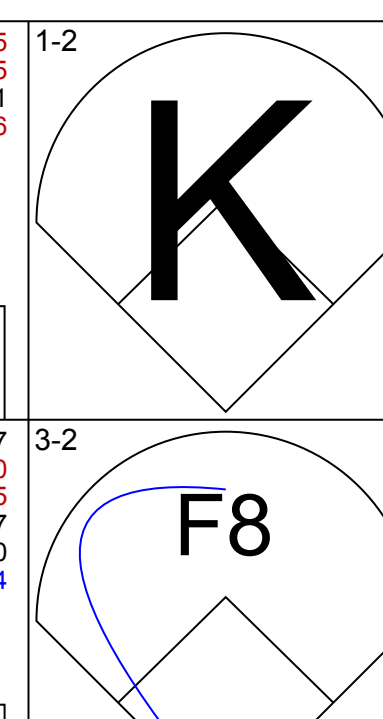
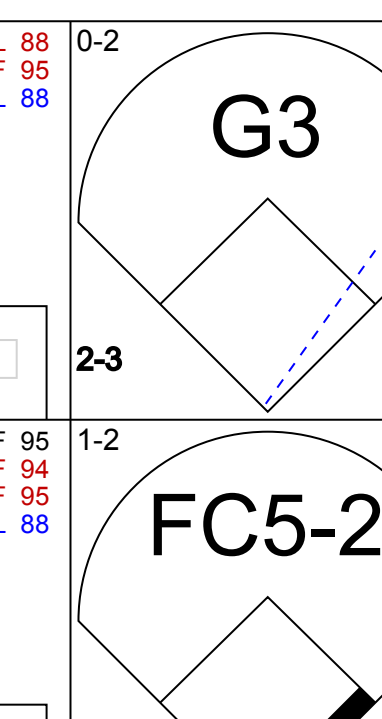
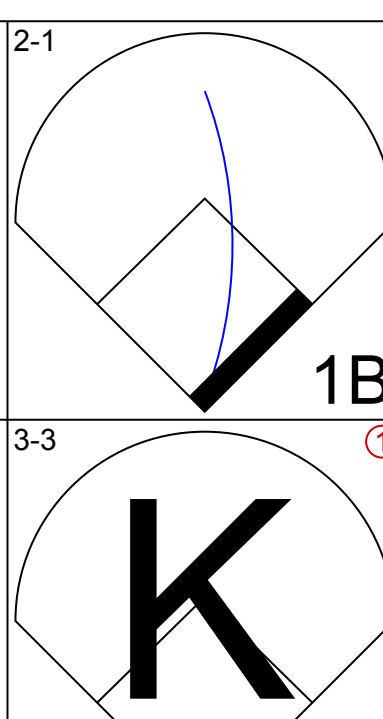
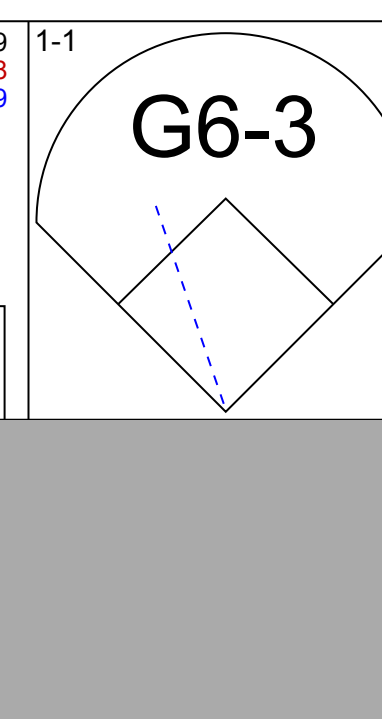
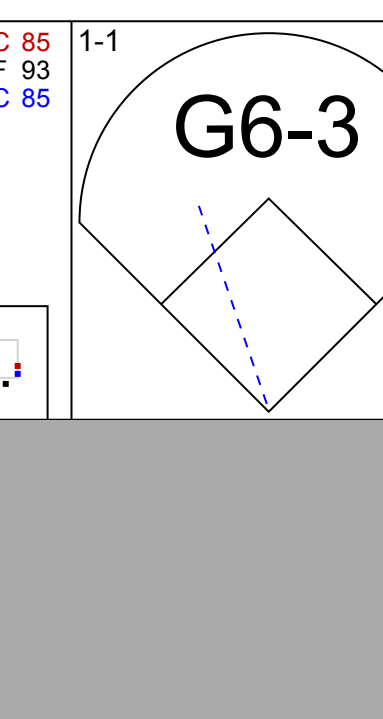
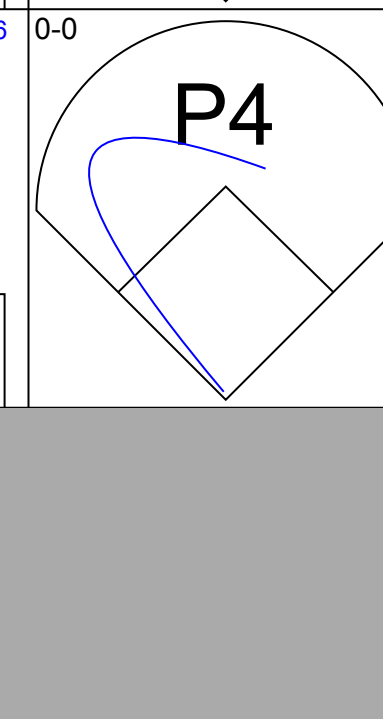
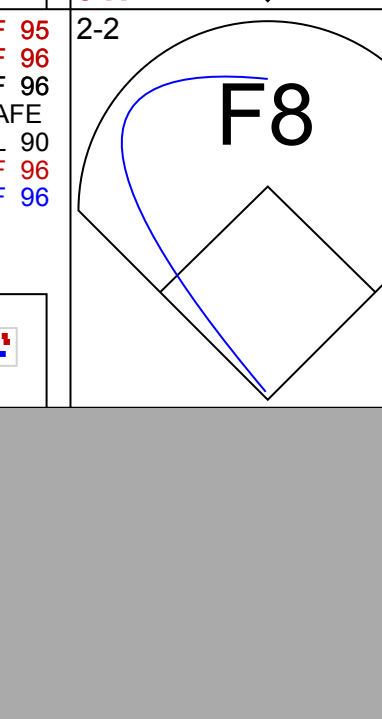
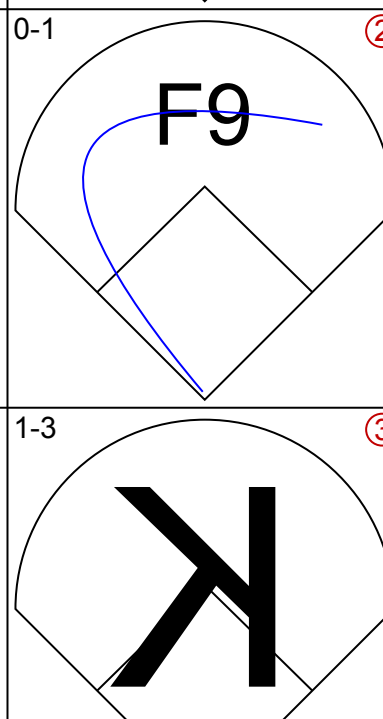
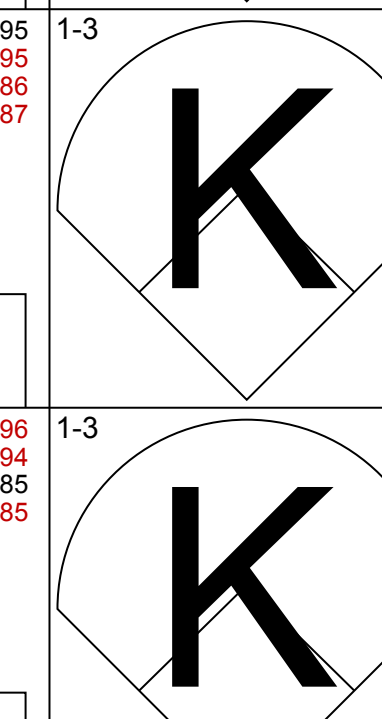



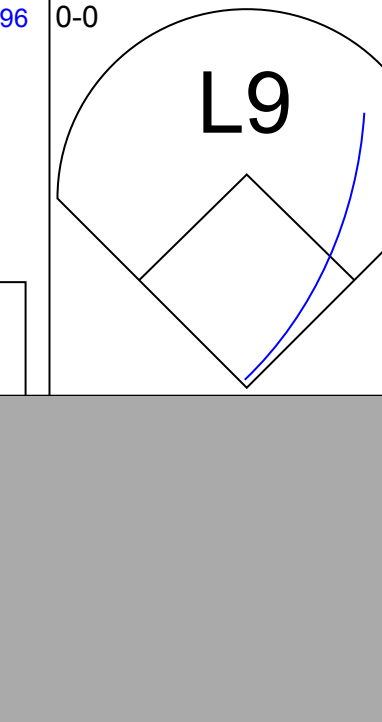
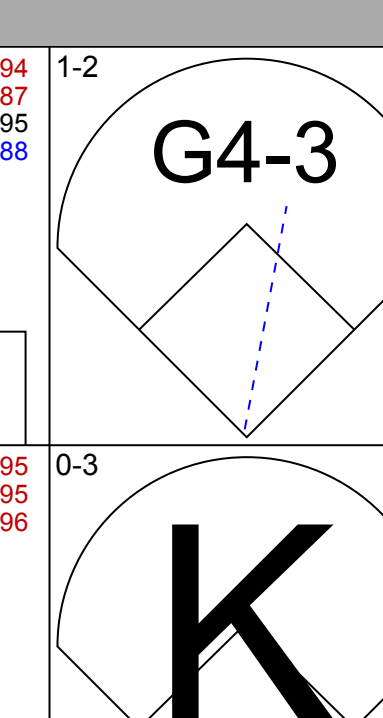
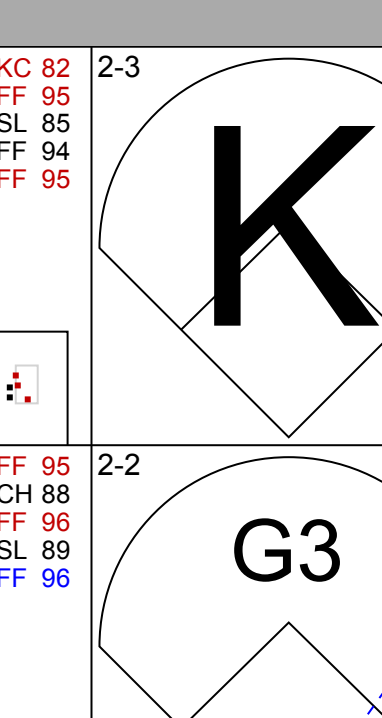
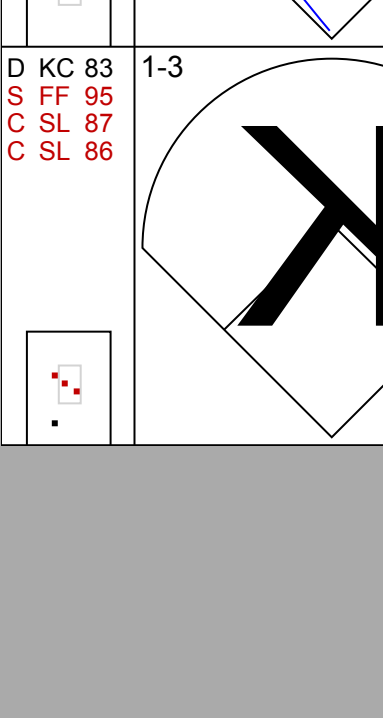
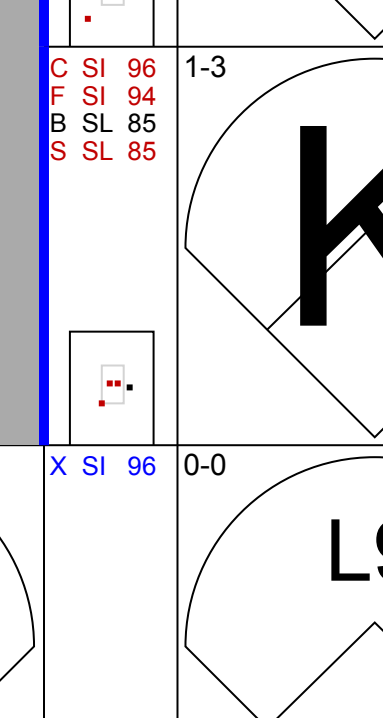
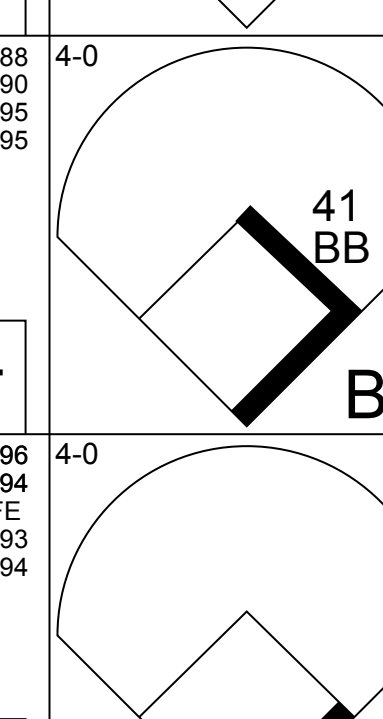
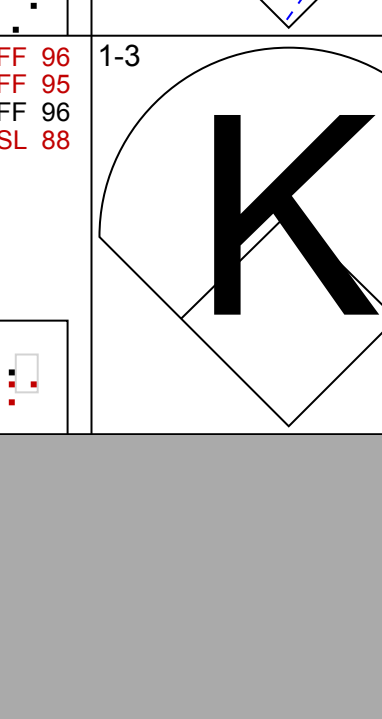
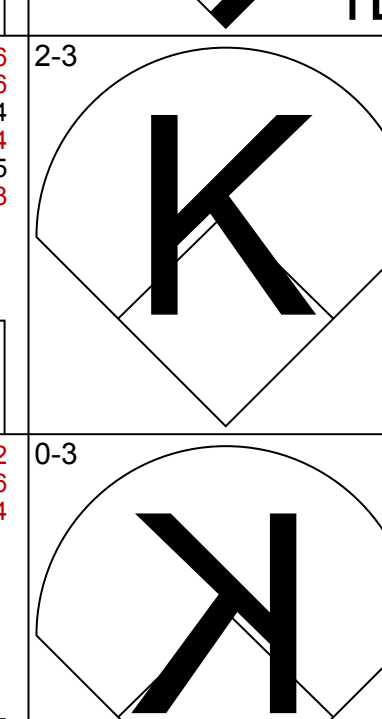
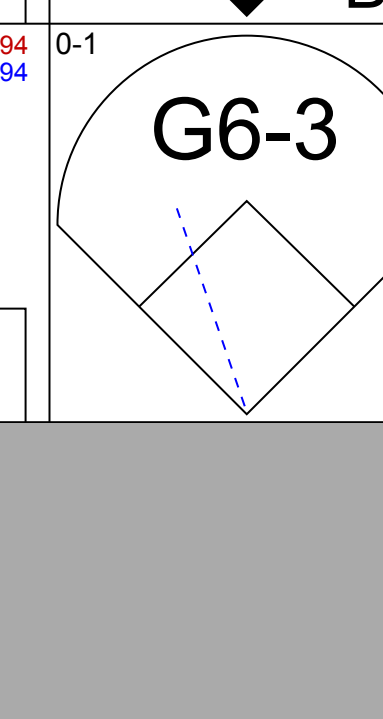

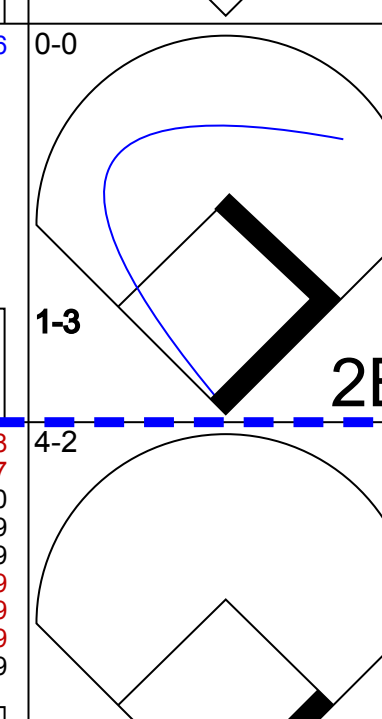
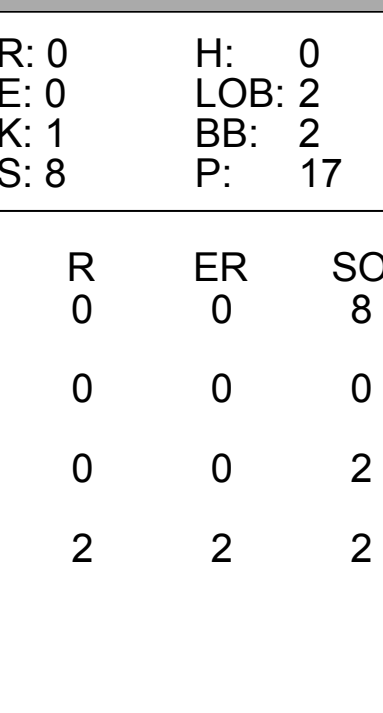
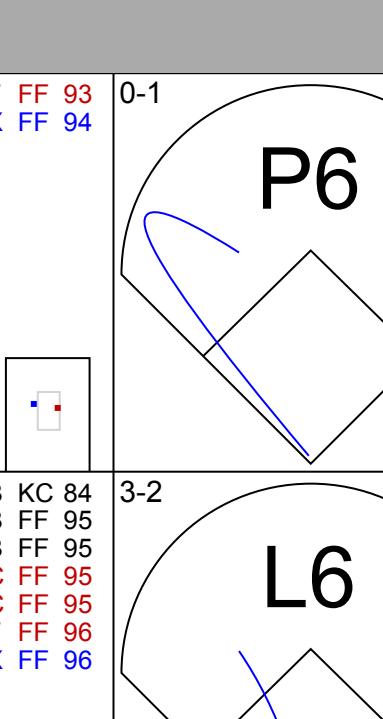
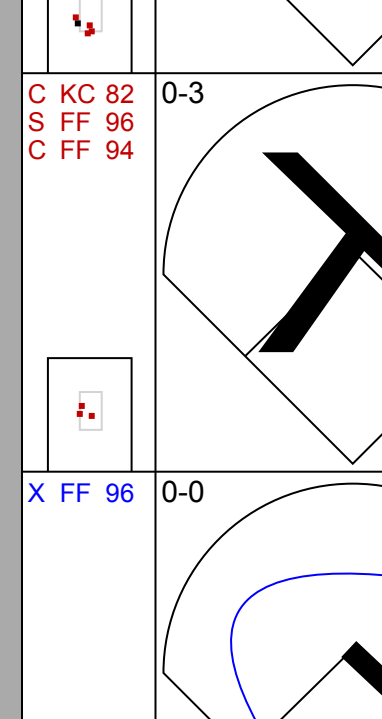

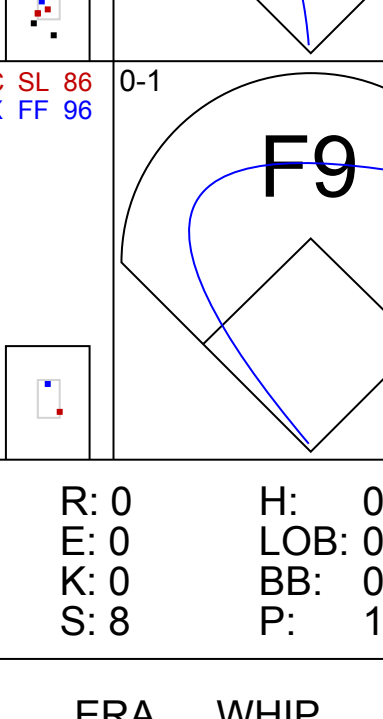
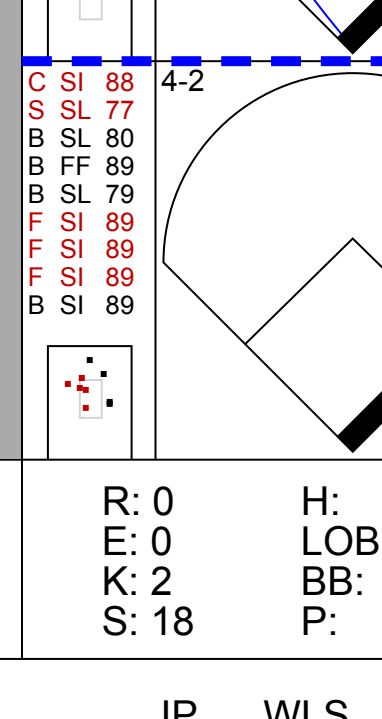

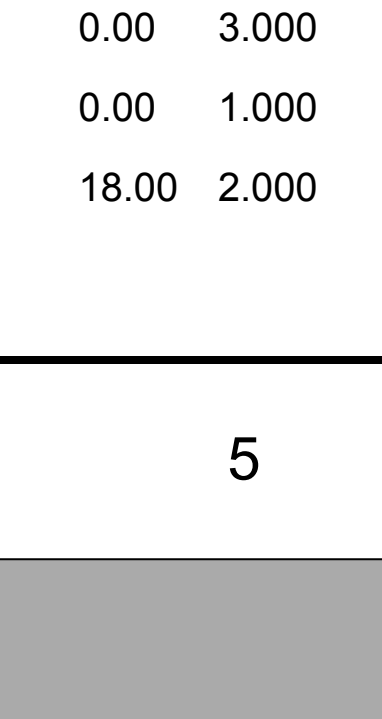
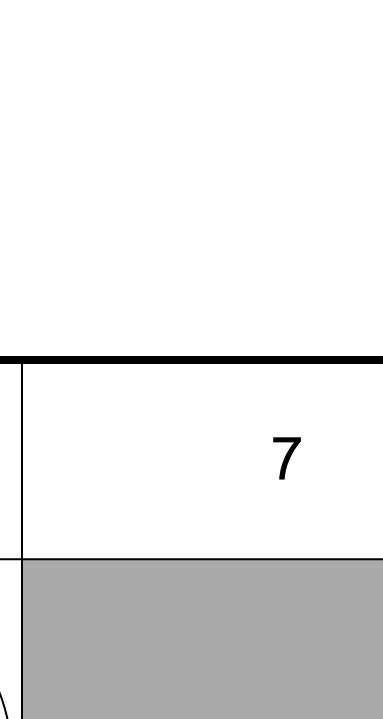
Toronto Blue Jays @ Tampa Bay Rays
Tropicana Field, St. Petersburg, FL
Fri Jul 09 2021, 7:11 PM - 10:41 PM EDT
Att: 8,551 - Dome - 72 F

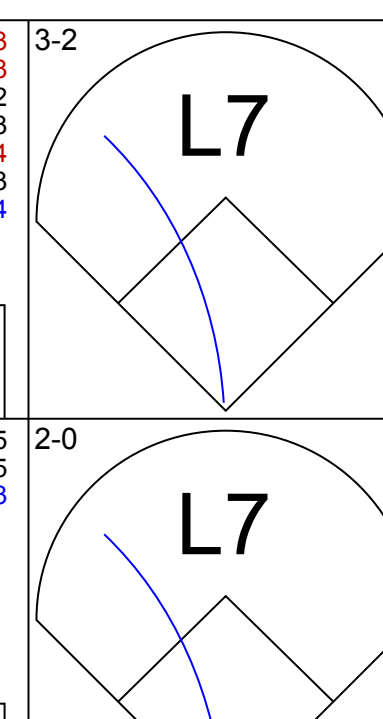
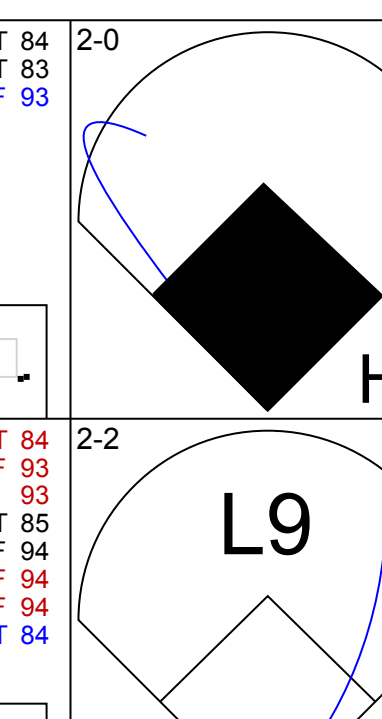
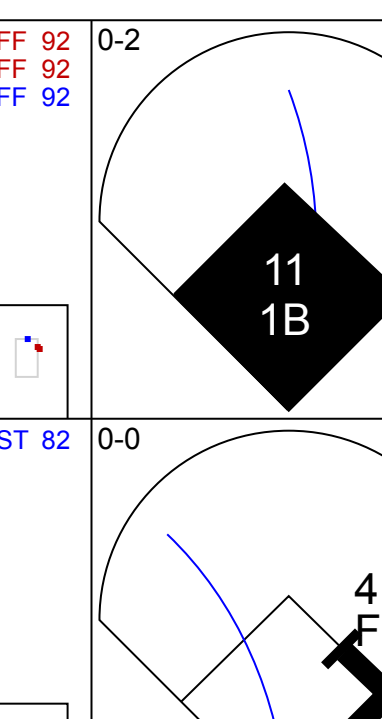
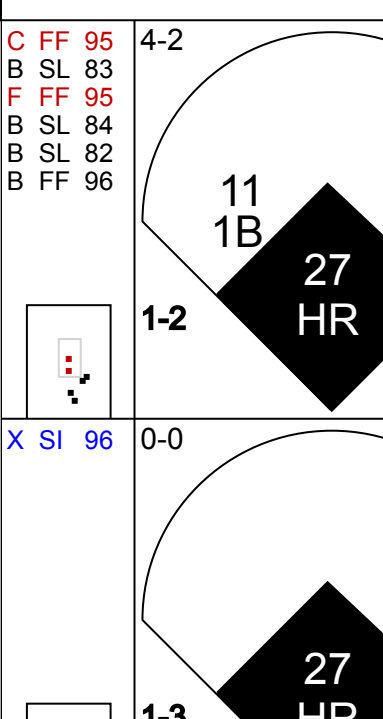
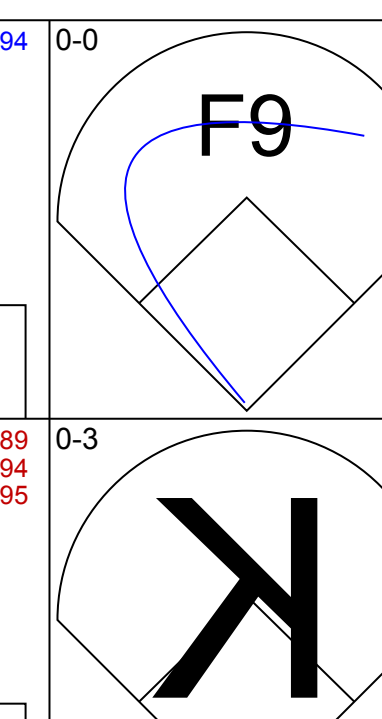
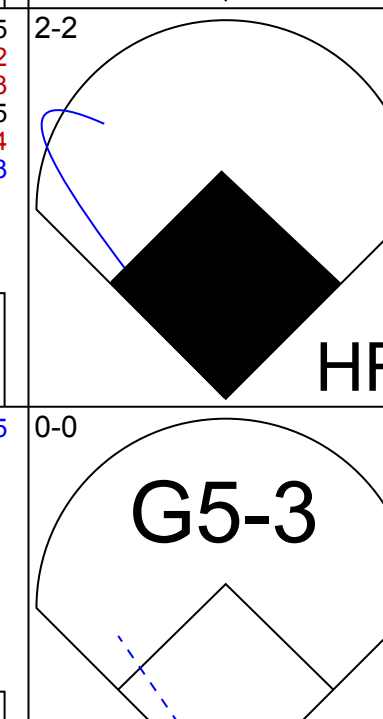
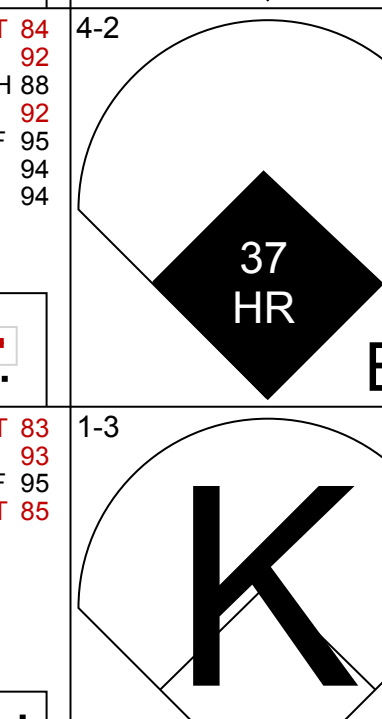
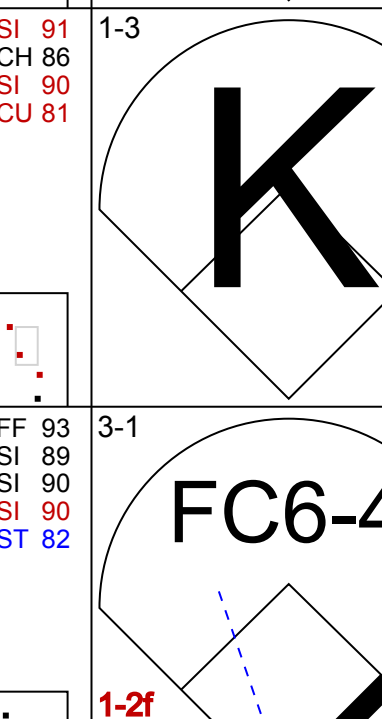
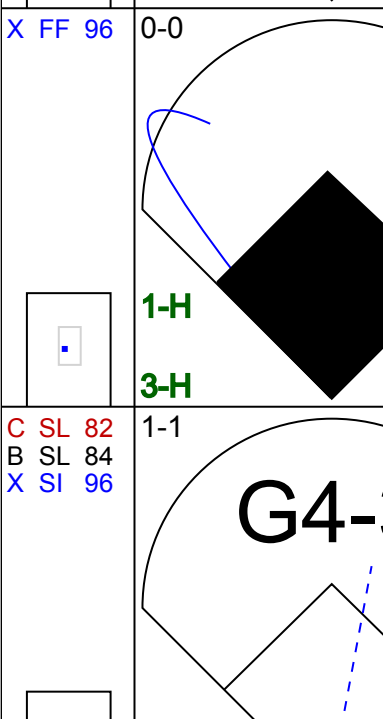


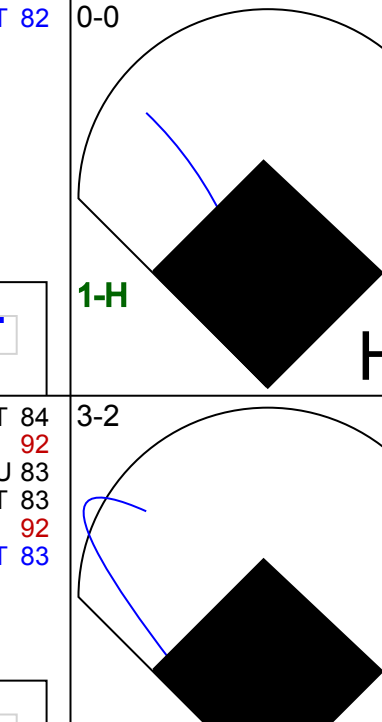

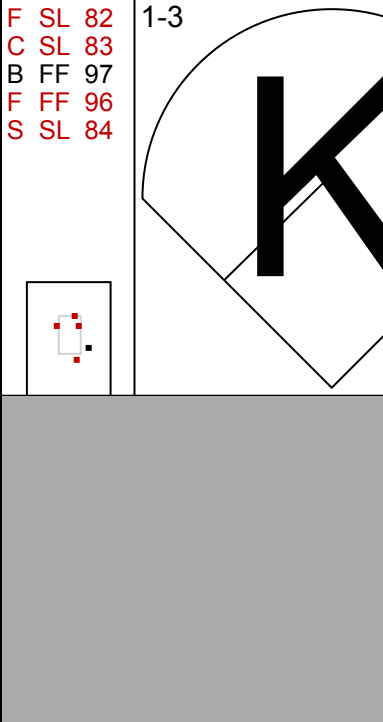


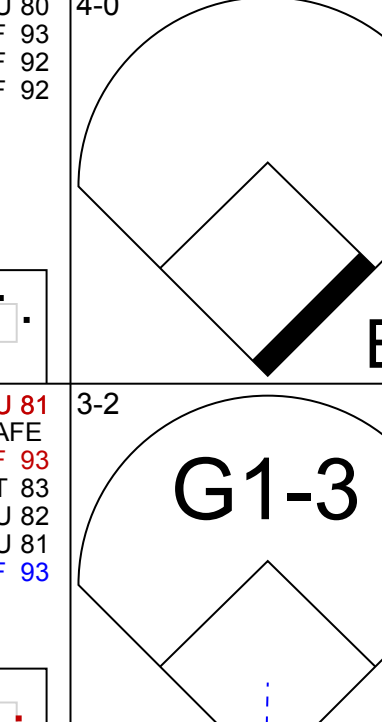

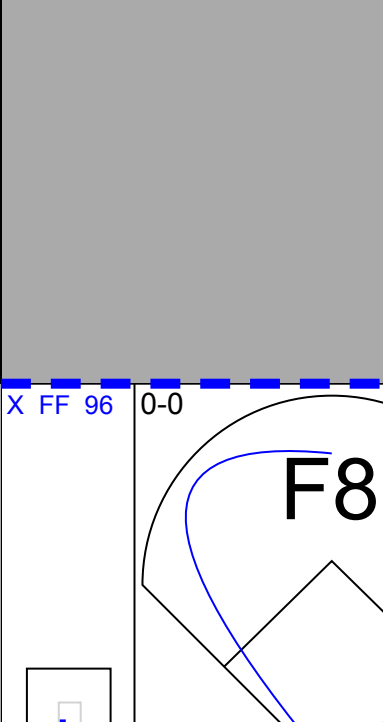
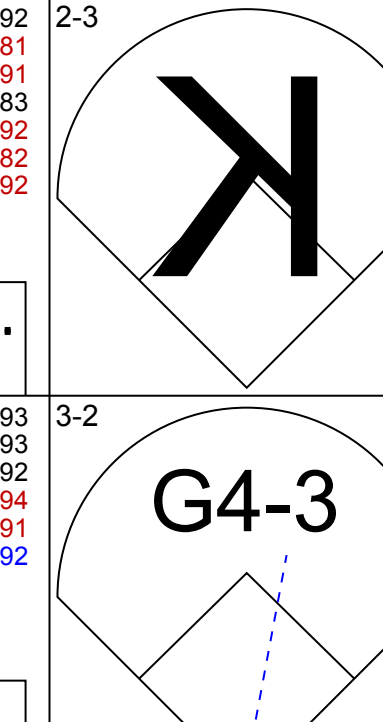
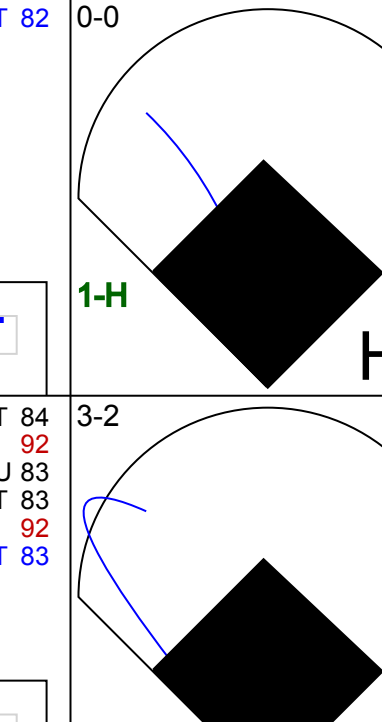
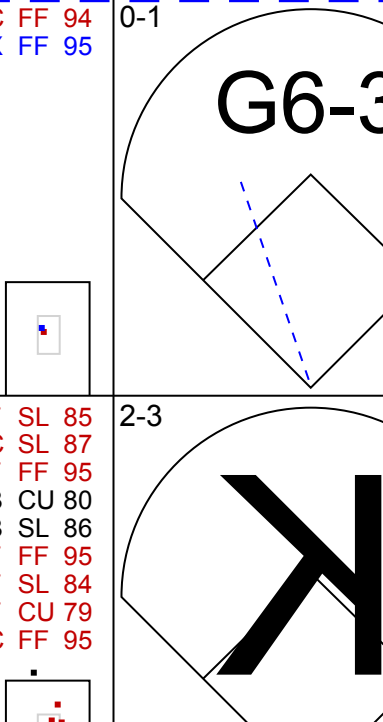
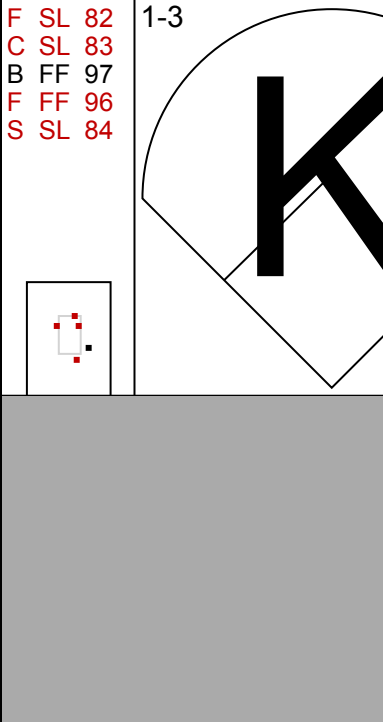
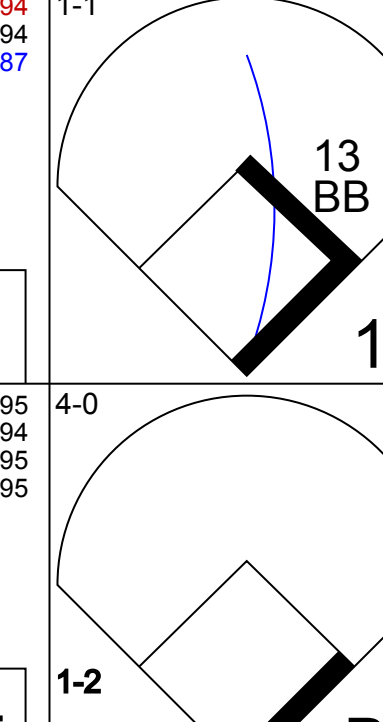
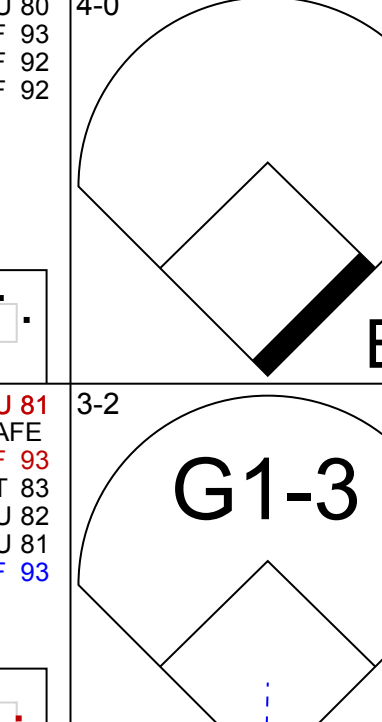
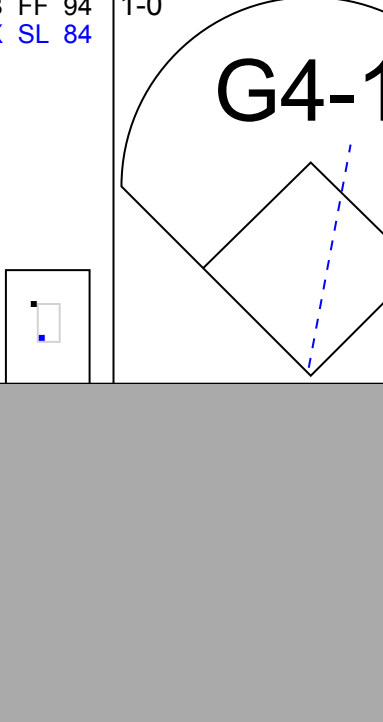
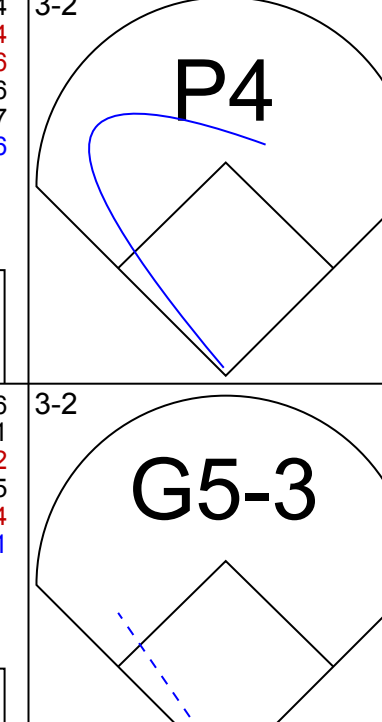
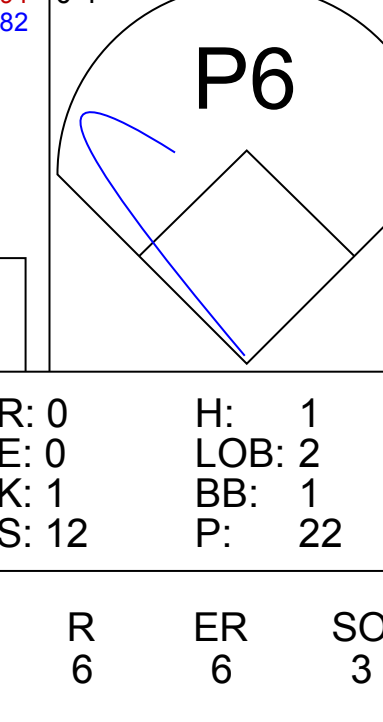
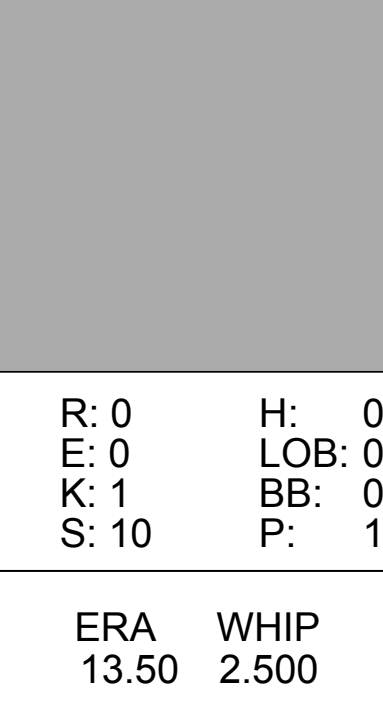
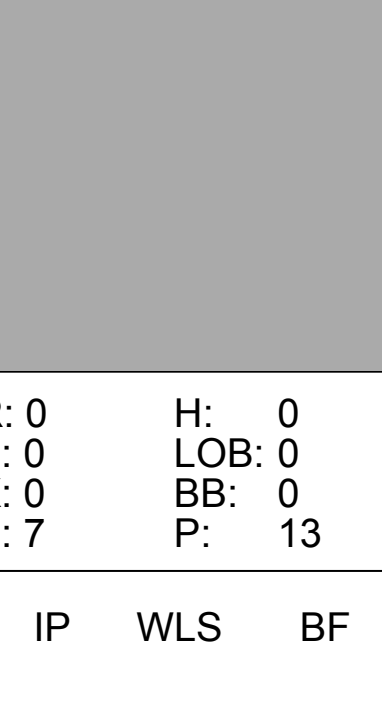








AB	33
R	7
H	8
RBI	7
BB	5
SO	16
LOB	26



Batter	1	2	3	4	5	6	7	8	9	AB R H RBI BB SO LOB	TOP											
10 Marcus Semien, R (1,4) OBP: 0.345, SLG: 0.528										3 0 0 0 1 0 1	<p>Toronto Blue Jays @ Tampa Bay Rays</p> <p>Tropicana Field, St. Petersburg, FL</p> <p>Sun Jul 11 2021, 1:11 PM - 3:42 PM EDT</p> <p>Att: 11,233 - Dome - 72 F</p> <p>livebaseballscorecards.com</p>											
11 Bo Bichette, R (1,6) OBP: 0.342, SLG: 0.483										4 0 1 0 0 0 1												
27 Vladimir Guerrero Jr., R (1,10) OBP: 0.430, SLG: 0.658										4 0 0 0 0 0 2												
4 George Springer, R (9,9) OBP: 0.310, SLG: 0.417										4 0 0 0 0 1 0												
37 Teoscar Hernández, R (9,7) OBP: 0.341, SLG: 0.473										4 1 1 0 0 2 0												
13 Lourdes Gurriel Jr., R (1,7) OBP: 0.288, SLG: 0.422										2 1 0 0 2 1 0												
3 Jonathan Davis, R (9,8) OBP: 0.282, SLG: 0.290										0 0 0 0 0 0 0												
5 Santiago Espinal, R (1,5) OBP: 0.367, SLG: 0.420										4 0 3 1 0 0 1												
8 Cavan Biggio, L (1,3) OBP: 0.325, SLG: 0.370										3 0 0 1 0 0 2												
9 Danny Jansen, R (1,2) OBP: 0.256, SLG: 0.303										3 1 1 1 0 1 2												
Inning Stats	R: 0 E: 0 K: 0 S: 4	H: 0 LOB: 0 BB: 1 P: 8	R: 0 E: 0 K: 1 S: 7	H: 0 LOB: 1 BB: 1 P: 12	R: 1 E: 0 K: 0 S: 13	H: 2 LOB: 1 BB: 0 P: 18	R: 2 E: 0 K: 1 S: 13	H: 2 LOB: 1 BB: 1 P: 22	R: 0 E: 0 K: 0 S: 4	H: 0 LOB: 0 BB: 0 P: 8	R: 0 E: 0 K: 0 S: 7	H: 0 LOB: 0 BB: 0 P: 11	R: 0 E: 0 K: 1 S: 7	H: 1 LOB: 0 BB: 0 P: 9	R: 0 E: 0 K: 0 S: 9	H: 0 LOB: 0 BB: 0 P: 13	R: 0 E: 0 K: 2 S: 11	H: 1 LOB: 0 BB: 0 P: 18	1B: 5 2B: 1 3B: 0 HR: 1	SF: 1 SAC: 0 DP: 1 HBP: 0	WP: 1 PB: 0 SB: 0 CS: 0	PA: 35
PITCHER	IP WLS BF H R ER SO BB IBB HBP BLK WP HR S P ERA WHIP											PITCHER	IP WLS BF H R ER SO BB IBB HBP BLK WP HR S P ERA WHIP									
14 Rich Hill, L (1,1) ERA: 3.74	5.0 L 21 4 3 3 2 3 0 0 0 0 1 1 41 68 5.40 1.400																					
31 Collin McHugh, R (6,1) ERA: 1.57	2.0 7 1 0 0 1 0 0 0 0 0 0 0 14 20 0.00 0.500																					
57 Drew Rasmussen, R (6,1) ERA: 4.91	2.0 7 1 0 0 2 0 0 0 0 0 0 0 20 31 0.00 0.500																					


Batter	1	2	3	4	5	6	7	8	9	AB R H RBI BB SO LOB	BOTTOM											
8 Brandon Lowe, L (1,4) OBP: 0.316, SLG: 0.465											4 1 1 1 0 1 0	<p>Toronto Blue Jays @ Tampa Bay Rays</p> <p>Tropicana Field, St. Petersburg, FL</p> <p>Sun Jul 11 2021, 1:11 PM - 3:42 PM EDT</p> <p>Att: 11,233 - Dome - 72 F</p> <p>livebaseballscorecards.com</p>										
5 Wander Franco, S (1,6) OBP: 0.258, SLG: 0.328										4 0 0 0 0 2 0												
2 Yandy Díaz, R (1,5) OBP: 0.375, SLG: 0.332										3 0 2 0 1 0 0												
17 Austin Meadows, L (1,10) OBP: 0.334, SLG: 0.474										4 0 0 0 0 0 3												
56 Randy Arozarena, R (1,7) OBP: 0.333, SLG: 0.400										3 0 0 0 0 2 1												
7 Vidal Bruján, S (1,9) OBP: 0.111, SLG: 0.111										3 0 0 0 0 1 0												
26 Ji Man Choi, L (1,3) OBP: 0.361, SLG: 0.387										3 0 0 0 0 2 0												
28 Francisco Mejía, S (1,2) OBP: 0.316, SLG: 0.380										3 0 0 0 0 1 0												
35 Brett Phillips, L (1,8) OBP: 0.308, SLG: 0.333										3 0 0 0 0 2 0												
Inning Stats	R: 0 E: 0 K: 1 S: 11	H: 0 LOB: 1 BB: 1 P: 20	R: 0 E: 0 K: 3 S: 9	H: 0 LOB: 0 BB: 0 P: 14	R: 0 E: 0 K: 1 S: 7	H: 0 LOB: 0 BB: 0 P: 8	R: 0 E: 0 K: 2 S: 11	H: 0 LOB: 0 BB: 0 P: 15	R: 0 E: 0 K: 1 S: 8	H: 0 LOB: 0 BB: 0 P: 12	R: 0 E: 0 K: 2 S: 9	H: 0 LOB: 0 BB: 0 P: 13	R: 0 E: 0 K: 1 S: 16	H: 1 LOB: 0 BB: 0 P: 21	R: 0 E: 0 K: 0 S: 5	H: 0 LOB: 0 BB: 0 P: 8	R: 1 E: 0 K: 0 S: 14	H: 2 LOB: 1 BB: 0 P: 20	1B: 1 2B: 1 3B: 0 HR: 1	SF: 0 SAC: 0 DP: 0 HBP: 0	WP: 0 PB: 0 SB: 0 CS: 0	PA: 31
PITCHER	IP WLS BF H R ER SO BB IBB HBP BLK WP HR S P ERA WHIP											PITCHER	IP WLS BF H R ER SO BB IBB HBP BLK WP HR S P ERA WHIP									
38 Robbie Ray, L (1,1) ERA: 3.13	7.0 W 23 1 0 0 11 1 0 0 0 0 0 0 71 103 0.00 0.286																					
58 Tim Lincecum, L (8,1) ERA: 4.45	1.0 H 3 0 0 0 0 0 0 0 0 0 0 5 8 0.00 0.000																					
68 Jordan Romano, R (9,1) ERA: 1.93	1.0 S 5 2 1 1 0 0 0 0 0 0 0 1 14 20 9.00 2.000																					

Batter	1	2	3	4	5	6	7	8	9	AB	R	H	RBI	BB	SO	LOB	TOP											
9 Isiah Kiner-Falefa, R OBP: 0.294, SLG: 0.361										5	0	1	0	0	1	4	<p>Texas Rangers @ Toronto Blue Jays Sahlen Field, Buffalo, NY Fri Jul 16 2021, 7:09 PM - 10:06 PM EDT Att: 10,100 - Overcast - 73 F</p>											
77 Andy Ibañez, R OBP: 0.220, SLG: 0.269										4	0	1	0	0	1	2												
53 Adolis García, R OBP: 0.319, SLG: 0.522 21 David Dahl, L OBP: 0.251, SLG: 0.341										3	0	0	0	0	0	2												
13 Joey Gallo, L OBP: 0.398, SLG: 0.516 50 Jason Martin, L OBP: 0.245, SLG: 0.227										3	0	0	0	0	2	1												
28 Jonah Heim, S OBP: 0.276, SLG: 0.385										4	0	1	0	0	1	1												
30 Nathaniel Lowe, L OBP: 0.359, SLG: 0.402										2	1	0	0	2	2	1												
41 Eiji White, R OBP: 0.271, SLG: 0.335										3	1	1	2	1	1	1												
15 Nick Solak, R OBP: 0.297, SLG: 0.362										4	0	1	0	0	1	2												
2 Charlie Culberson, R OBP: 0.307, SLG: 0.395										3	0	1	0	1	1	0												
Inning Stats	R: 0 E: 0 K: 1 S: 7	H: 0 LOB: 0 BB: 0 P: 11	R: 0 E: 0 K: 1 S: 8	H: 0 LOB: 2 BB: 2 P: 17	R: 0 E: 0 K: 0 S: 13	H: 1 LOB: 0 BB: 0 P: 16	R: 0 E: 0 K: 2 S: 9	H: 0 LOB: 0 BB: 0 P: 14	R: 0 E: 0 K: 0 S: 8	H: 0 LOB: 0 BB: 0 P: 11	R: 0 E: 0 K: 2 S: 10	H: 1 LOB: 1 BB: 0 P: 16	R: 0 E: 0 K: 2 S: 18	H: 2 LOB: 3 BB: 1 P: 27	R: 0 E: 0 K: 2 S: 8	H: 1 LOB: 1 BB: 0 P: 10		R: 2 E: 0 K: 2 S: 12	H: 1 LOB: 0 BB: 1 P: 21	1B: 3 2B: 2 HR: 1	SF: 0 SAC: 0 DP: 0 HBP: 0	WP: 0 PB: 0 SB: 0 CS: 0	PA: 37					
PITCHER	IP	WLS	BF	H	R	ER	SO	BB	IBB	HBP	BLK	WP	HR	S	P	ERA	WHIP											
38 Robbie Ray, L ERA: 2.93	(1, 1)	6.2	W	26	4	0	0	8	2	0	0	0	0	66	100	0.00	0.900											
90 Adam Cimber, R ERA: 2.54	(7, 1)	0.1		2	0	0	0	0	1	0	0	0	0	7	12	0.00	3.000											
56 Ryan Borucki, L ERA: 3.77	(8, 1)	1.0		4	1	0	0	2	0	0	0	0	0	8	10	0.00	1.000											
23 Jacob Barnes, R ERA: 5.81	(9, 1)	1.0		5	1	2	2	2	1	0	0	0	0	1	12	21	18.00	2.000										

Batter	1	2	3	4	5	6	7	8	9	AB	R	H	RBI	BB	SO	LOB	BOTTOM										
10 Marcus Semien, R OBP: 0.348, SLG: 0.539										4	3	2	1	1	0	0	<p>Texas Rangers @ Toronto Blue Jays Sahlen Field, Buffalo, NY Fri Jul 16 2021, 7:09 PM - 10:06 PM EDT Att: 10,100 - Overcast - 73 F</p>										
11 Bo Bichette, R OBP: 0.343, SLG: 0.482										5	1	2	2	0	1	0											
27 Vladimir Guerrero Jr., R OBP: 0.434, SLG: 0.677										3	3	2	4	1	1	1											
4 George Springer, R OBP: 0.295, SLG: 0.395										4	0	0	0	0	1	2											
37 Teoscar Hernández, R OBP: 0.340, SLG: 0.480										4	1	1	2	0	2	0											
15 Randal Grichuk, R OBP: 0.288, SLG: 0.467										4	1	1	1	0	1	0											
8 Cavan Biggio, L OBP: 0.332, SLG: 0.370										3	0	1	0	1	0	0											
13 Lourdes Gurriel Jr., R OBP: 0.288, SLG: 0.418										3	0	0	0	1	0	1											
7 Reese McGuire, L OBP: 0.319, SLG: 0.375										4	1	1	0	0	0	2											
Inning Stats	R: 1 E: 0 K: 0 S: 10	H: 1 LOB: 0 BB: 0 P: 17	R: 0 E: 0 K: 1 S: 12	H: 1 LOB: 2 BB: 1 P: 22	R: 4 E: 0 K: 1 S: 20	H: 3 LOB: 1 BB: 2 P: 39	R: 1 E: 0 K: 1 S: 11	H: 2 LOB: 1 BB: 0 P: 17	R: 0 E: 0 K: 1 S: 10	H: 0 LOB: 0 BB: 0 P: 13	R: 4 E: 0 K: 1 S: 12	H: 3 LOB: 0 BB: 1 P: 19	R: 0 E: 0 K: 0 S: 7	H: 0 LOB: 0 BB: 0 P: 13	R: 0 E: 0 K: 1 S: 5	H: 0 LOB: 0 BB: 0 P: 6		1B: 4 2B: 1 3B: 0 HR: 5	SF: 0 SAC: 0 DP: 0 HBP: 0	WP: 1 PB: 0 SB: 0 CS: 0	PA: 38						
PITCHER	IP	WLS	BF	H	R	ER	SO	BB	IBB	HBP	BLK	WP	HR	S	P	ERA	WHIP										
24 Jordan Lyles, R ERA: 5.2	(1, 1)	4.0	L	22	7	6	6	3	3	0	0	0	0	4	53	13.50	2.500										
68 Joe Barlow, R ERA: 2.25	(5, 1)	1.0		3	0	0	0	1	0	0	0	0	0	10	13	0.00	0.000										
56 Dennis Santana, R ERA: 6.43	(6, 1)	2.0		10	3	4	4	1	1	0	0	0	1	19	32	18.00	2.000										
59 Brett Martin, L ERA: 2.52	(8, 1)	1.0		3	0	0	0	1	0	0	0	0	0	5	6	0.00	0.000										


livebaseballscores.com

AB 33
R 2
H 6
RBI 2
BB 4
SO 12
LOB 16



livebaseballscores.com


AB 34
R 10
H 10
RBI 10
BB 4
SO 6
LOB 6




Batter	1	2	3	4	5	6	7	8	9	AB	R	H	RBI	BB	SO	LOB	TOP			
9 Isiah Kiner-Falefa, R OBP: 0.294, SLG: 0.360										3	0	1	0	0	0	0	Texas Rangers @ Toronto Blue Jays Sahlen Field, Buffalo, NY Sun Jul 18 2021, 1:08 PM - 2:56 PM EDT Partly Cloudy - 74 F			
30 Nathaniel Lowe, L OBP: 0.361, SLG: 0.406										2	0	1	0	1	0					
53 Adolis Garcia, R OBP: 0.307, SLG: 0.517										3	0	0	0	0	1	3				
13 Joey Gallo, L OBP: 0.398, SLG: 0.521										3	0	1	0	0	0	1				
6 John Hicks, R OBP: 0.269, SLG: 0.731										3	0	0	0	0	1	1				
41 Eli White, R OBP: 0.286, SLG: 0.329										3	0	0	0	0	0	1				
21 David Dahl, L OBP: 0.247, SLG: 0.335										3	0	0	0	0	1	1				
15 Nick Solak, R OBP: 0.295, SLG: 0.360										2	0	0	0	0	1	0				
2 Charlie Culberson, R OBP: 0.303, SLG: 0.390										2	0	0	0	0	0	0				
Inning Stats	R: 0 E: 0 K: 0 S: 3	H: 0 LOB: 0 BB: 0 P: 4	R: 0 E: 0 K: 2 S: 11	H: 1 LOB: 1 BB: 0 P: 19	R: 0 E: 0 K: 2 S: 15	H: 1 LOB: 2 BB: 1 P: 23	R: 0 E: 0 K: 0 S: 5	H: 0 LOB: 0 BB: 0 P: 8	R: 0 E: 0 K: 0 S: 5	H: 0 LOB: 0 BB: 0 P: 7	R: 0 E: 0 K: 0 S: 8	H: 1 LOB: 1 BB: 0 P: 12	R: 0 E: 0 K: 0 S: 7	H: 0 LOB: 0 BB: 0 P: 10			1B: 1 2B: 1 3B: 1 HR: 0	SF: 0 SAC: 0 DP: 0 HBP: 0	WP: 0 PB: 0 SB: 0 CS: 0	PA: 25
PITCHER 99 Hyun Jin Ryu, L ERA: 3.32	IP: 7.0 WLS: W BF: 25 H: 3 R: 0 ER: 0 SO: 4 BB: 1 IBB: 0 HBP: 0 BLK: 0 WP: 0 HR: 0 S: 54 P: 83 ERA: 0.00 WHIP: 0.571																			

Batter	1	2	3	4	5	6	7	8	9	AB	R	H	RBI	BB	SO	LOB	BOTTOM			
10 Marcus Semien, R OBP: 0.346, SLG: 0.535										3	0	0	1	0	1	1	Texas Rangers @ Toronto Blue Jays Sahlen Field, Buffalo, NY Sun Jul 18 2021, 1:08 PM - 2:56 PM EDT Partly Cloudy - 74 F			
11 Bo Bichette, R OBP: 0.343, SLG: 0.481										3	0	1	1	0	0	0				
27 Vladimir Guerrero Jr., R OBP: 0.430, SLG: 0.671										3	0	0	0	0	0	1				
4 George Springer, R OBP: 0.308, SLG: 0.397										2	1	1	0	1	0	0				
37 Teoscar Hernández, R OBP: 0.340, SLG: 0.479										3	1	1	0	0	0	1				
15 Randal Grichuk, R OBP: 0.286, SLG: 0.464										2	0	0	1	0	0	1				
13 Lourdes Gurriel Jr., R OBP: 0.292, SLG: 0.420										3	1	2	1	0	0	0				
3 Jonathan Davis, R OBP: 0.282, SLG: 0.200										0	0	0	0	0	0	0				
5 Santiago Espinal, R OBP: 0.374, SLG: 0.435										3	1	2	0	0	0	2				
9 Danny Jansen, R OBP: 0.257, SLG: 0.328										3	1	1	1	0	0	3				
Inning Stats	R: 0 E: 0 K: 0 S: 4	H: 0 LOB: 0 BB: 0 P: 7	R: 0 E: 0 K: 0 S: 8	H: 0 LOB: 0 BB: 0 P: 9	R: 2 E: 0 K: 0 S: 21	H: 3 LOB: 1 BB: 0 P: 27	R: 0 E: 0 K: 0 S: 11	H: 1 LOB: 2 BB: 1 P: 20	R: 1 E: 0 K: 1 S: 8	H: 1 LOB: 0 BB: 0 P: 13	R: 2 E: 0 K: 0 S: 13	H: 3 LOB: 1 BB: 0 P: 22	R: 0 E: 0 K: 0 S: 13	H: 0 LOB: 0 BB: 0 P: 22			1B: 6 2B: 1 3B: 0 HR: 1	SF: 1 SAC: 0 DP: 0 HBP: 0	WP: 0 PB: 0 SB: 2 CS: 0	PA: 27
PITCHER 39 Kolby Allard, L ERA: 4.06 66 Josh Sborz, R ERA: 4.24	IP: 5.1 WLS: L BF: 24 H: 7 R: 5 ER: 5 SO: 1 BB: 1 IBB: 0 HBP: 0 BLK: 0 WP: 0 HR: 1 S: 59 P: 88 ERA: 8.44 WHIP: 1.500																			

AB 24
R 0
H 3
RBI 0
BB 1
SO 4
LOB 7



AB 25
R 5
H 8
RBI 5
BB 1
SO 1
LOB 9



Batter	1	2	3	4	5	6	7	8	9	AB	R	H	RBI	BB	SO	LOB	TOP	
9 Isiah Kiner-Falefa, R OBP: 0.294, SLG: 0.363										3	0	1	0	0	1	1	<p>Texas Rangers @ Toronto Blue Jays Sahlen Field, Buffalo, NY Sun Jul 18 2021, 3:41 PM - 5:31 PM EDT Att: 12,335 - Partly Cloudy - 75 F</p>	
41 Eli White, R OBP: 0.291, SLG: 0.323										3	0	0	0	0	2			
53 Adolis Garcia, R OBP: 0.304, SLG: 0.513										3	0	0	0	1	2			
13 Joey Gallo, L OBP: 0.394, SLG: 0.516										3	0	0	0	2	1			
28 Jonah Heim, S OBP: 0.277, SLG: 0.384										3	0	1	0	0	0			
77 Andy Ibañez, R OBP: 0.212, SLG: 0.259										3	0	0	0	0	1			
16 Brock Holt, L OBP: 0.291, SLG: 0.306										2	0	0	0	0	1			
15 Nick Solak, R OBP: 0.296, SLG: 0.361										2	0	1	0	0	1			
50 Jason Martin, L OBP: 0.255, SLG: 0.222										1	0	0	0	1	0			
Inning Stats	R: 0 E: 0 K: 1 S: 10	H: 1 LOB: 1 BB: 0 P: 16	R: 0 E: 0 K: 0 S: 9	H: 0 LOB: 0 BB: 0 P: 14	R: 0 E: 0 K: 0 S: 6	H: 1 LOB: 0 BB: 0 P: 9	R: 0 E: 0 K: 1 S: 7	H: 0 LOB: 0 BB: 0 P: 12	R: 0 E: 0 K: 0 S: 12	H: 1 LOB: 1 BB: 0 P: 17	R: 0 E: 0 K: 1 S: 8	H: 0 LOB: 0 BB: 1 P: 13	R: 0 E: 0 K: 1 S: 6	H: 0 LOB: 0 BB: 0 P: 10				
PITCHER	IP	WLS	BF	H	R	ER	SO	BB	IBB	HBP	BLK	WP	HR	S	P	ERA	WHIP	
22 Steven Matz, L ERA: 4.43	5.0	W	17	3	0	0	2	0	0	0	0	0	0	44	68	0.00	0.600	
41 Rafael Dolis, R ERA: 5.55	1.0		4	0	0	0	1	1	0	0	0	0	0	8	13	0.00	1.000	
52 Tayler Saucedo, L ERA: 1.13	1.0		3	0	0	0	1	0	0	0	0	0	0	6	10	0.00	0.000	

AB	23
R	0
H	3
RBI	0
BB	1
SO	4
LOB	10



1B:	2	SF:	0	WP:	0	PA:	24
2B:	1	SAC:	0	PB:	0		
3B:	0	DP:	1	SB:	0		
HR:	0	HBP:	0	CS:	0		

Batter	1	2	3	4	5	6	7	8	9	AB	R	H	RBI	BB	SO	LOB	BOTTOM	
10 Marcus Semien, R OBP: 0.345, SLG: 0.532										4	0	1	0	0	1	0	<p>Texas Rangers @ Toronto Blue Jays Sahlen Field, Buffalo, NY Sun Jul 18 2021, 3:41 PM - 5:31 PM EDT Att: 12,335 - Partly Cloudy - 75 F</p>	
11 Bo Bichette, R OBP: 0.340, SLG: 0.477 Breyvic Valera, S										3	1	0	0	0	1	1		
27 Vladimir Guerrero Jr., R OBP: 0.430, SLG: 0.677 5 Santiago Espinal, R OBP: 0.374, SLG: 0.435										3	1	1	1	0	0	1		
4 George Springer, R OBP: 0.319, SLG: 0.444 3 Jonathan Davis, R OBP: 0.292, SLG: 0.290										3	2	2	1	0	1	0		
37 Teoscar Hernández, R OBP: 0.347, SLG: 0.484										1	2	1	1	2	0	0		
15 Randal Grichuk, R OBP: 0.289, SLG: 0.475										3	2	2	3	0	1			
8 Cavan Biggio, L OBP: 0.332, SLG: 0.366										2	1	0	0	1	1			
13 Lourdes Gurriel Jr., R OBP: 0.292, SLG: 0.429										3	1	1	4	0	1	1		
7 Reese McGuire, L OBP: 0.311, SLG: 0.365										3	0	0	0	0	1	0		
Inning Stats	R: 6 E: 0 K: 0 S: 14	H: 5 LOB: 0 BB: 1 P: 23	R: 4 E: 0 K: 1 S: 16	H: 3 LOB: 0 BB: 1 P: 25	R: 0 E: 0 K: 1 S: 5	H: 0 LOB: 0 BB: 0 P: 6	R: 0 E: 0 K: 2 S: 9	H: 0 LOB: 0 BB: 0 P: 14	R: 0 E: 0 K: 0 S: 10	H: 0 LOB: 1 BB: 1 P: 17	R: 0 E: 0 K: 3 S: 9	H: 0 LOB: 0 BB: 0 P: 13	R: 0 E: 0 K: 3 S: 9	H: 0 LOB: 0 BB: 0 P: 10				
PITCHER	IP	WLS	BF	H	R	ER	SO	BB	IBB	HBP	BLK	WP	HR	S	P	ERA	WHIP	
20 Mike Folynewicz, R ERA: 5.91	1.2	L	15	8	10	10	0	2	0	0	0	0	0	4	26	42	54.000	6.000
52 Taylor Hearn, L ERA: 4.74	1.1		4	0	0	0	2	0	0	0	0	0	0	9	12	0.000	0.000	
67 Demarcus Evans, R ERA: 7.15	2.0		7	0	0	0	2	1	0	0	0	0	0	19	31	0.000	0.500	
61 Spencer Patton, R ERA: 2.7	1.0		3	0	0	0	3	0	0	0	0	0	0	9	13	0.000	0.000	

AB	26
R	10
H	8
RBI	10
BB	3
SO	7
LOB	5



1B:	3	SF:	0	WP:	0	PA:	29
2B:	1	SAC:	0	PB:	0		
3B:	0	DP:	0	SB:	0		
HR:	4	HBP:	0	CS:	0		

Batter	1	2	3	4	5	6	7	8	9	AB	R	H	RBI	BB	SO	LOB	TOP											
5 Enrique Hernández, R (1.8) OBP: 0.322, SLG: 0.462										4	1	2	2	1	0	0	Boston Red Sox @ Toronto Blue Jays Sahlen Field, Buffalo, NY Wed Jul 21 2021, 7:09 PM - 10:02 PM EDT Att: 14,607 - Clear - 75 F											
22 Danny Santana, S (1.7) OBP: 0.230, SLG: 0.324 99 Alex Verdugo, L (7.7)										4	0	0	0	0	1	1												
2 Xander Bogaerts, R (1.6) OBP: 0.377, SLG: 0.533										4	0	0	0	0	0	1												
11 Rafael Devers, L (1.5) OBP: 0.355, SLG: 0.570										3	1	1	1	1	0	0												
28 J.D. Martinez, R (1.10) OBP: 0.377, SLG: 0.576										4	2	2	1	0	0	1												
10 Hunter Renfroe, R (1.9) OBP: 0.316, SLG: 0.463										4	1	1	1	0	2	2												
7 Christian Vázquez, R (1.2) OBP: 0.304, SLG: 0.346										4	0	1	1	0	3	1												
29 Bobby Dalbec, R (1.3) OBP: 0.259, SLG: 0.402										4	1	1	0	0	2	1												
23 Michael Chavis, R (1.4) OBP: 0.221, SLG: 0.354										4	1	1	1	0	1	1												
Inning Stats	R: 0 E: 0 K: 0 S: 7	H: 0 LOB: 0 BB: 0 P: 8	R: 0 E: 0 K: 2 S: 8	H: 0 LOB: 1 BB: 1 P: 14	R: 2 E: 0 K: 0 S: 13	H: 2 LOB: 0 BB: 0 P: 18	R: 1 E: 0 K: 2 S: 14	H: 1 LOB: 0 BB: 0 P: 21	R: 1 E: 0 K: 1 S: 10	H: 2 LOB: 1 BB: 0 P: 16	R: 0 E: 0 K: 2 S: 9	H: 0 LOB: 0 BB: 0 P: 17	R: 2 E: 0 K: 1 S: 16	H: 2 LOB: 0 BB: 0 P: 19	R: 0 E: 0 K: 1 S: 9	H: 0 LOB: 1 BB: 1 P: 18		1B: 1 2B: 3 3B: 0 HR: 5	SF: 0 SAC: 0 DP: 0 HBP: 0	WP: 0 PB: 0 SB: 0 CS: 0	PA: 38							
PITCHER	IP	WLS	BF	H	R	ER	SO	BB	IBB	HBP	BLK	WP	HR	S	P	ERA	WHIP											
38 Robbie Ray, L (1.1) ERA: 3.12	5.0	L	21	5	4	4	4	1	0	0	0	0	0	3	55	79	7.20	1.200										
90 Adam Cimber, R (6.1) ERA: 2.53	1.0		5	2	1	1	1	0	0	0	0	0	0	0	10	16	9.00	2.000										
33 Trevor Richards, R (7.1) ERA: 3.47	1.0		3	0	0	0	2	0	0	0	0	0	0	0	9	17	0.00	0.000										
68 Jordan Romano, R (8.1) ERA: 2.41	1.0		5	2	2	2	1	0	0	0	0	0	2	16	19	18.00	2.000											
58 Tim Lincecum, L (9.1) ERA: 4.15	1.0		4	0	0	0	1	1	0	0	0	0	0	9	18	0.00	1.000											

Batter	1	2	3	4	5	6	7	8	9	AB	R	H	RBI	BB	SO	LOB	BOTTOM											
10 Marcus Semien, R (1.4) OBP: 0.343, SLG: 0.524										4	0	0	0	0	1	2	Boston Red Sox @ Toronto Blue Jays Sahlen Field, Buffalo, NY Wed Jul 21 2021, 7:09 PM - 10:02 PM EDT Att: 14,607 - Clear - 75 F											
11 Bo Bichette, R (1.6) OBP: 0.340, SLG: 0.472										4	0	0	0	0	1	1												
27 Vladimir Guerrero Jr., R (1.3) OBP: 0.430, SLG: 0.677										2	2	1	1	2	1	0												
4 George Springer, R (1.8) OBP: 0.333, SLG: 0.494										4	1	1	2	0	0	1												
37 Teoscar Hernández, R (1.7) OBP: 0.344, SLG: 0.488										4	1	2	1	0	2	0												
15 Randal Grichuk, R (1.9) OBP: 0.285, SLG: 0.471										4	0	0	0	0	1	1												
13 Lourdes Gurriel Jr., R (1.10) OBP: 0.291, SLG: 0.424										4	0	0	0	0	2	1												
8 Cavan Biggio, L (1.5) OBP: 0.327, SLG: 0.373										3	0	0	0	0	1	0												
9 Danny Jansen, R (1.2) OBP: 0.259, SLG: 0.336 7 Reese McGuire, L (7, PR) OBP: 0.310, SLG: 0.361										3	0	1	0	0	0	0												
Inning Stats	R: 0 E: 0 K: 2 S: 11	H: 0 LOB: 0 BB: 0 P: 18	R: 0 E: 0 K: 0 S: 9	H: 1 LOB: 1 BB: 0 P: 13	R: 0 E: 1 K: 0 S: 12	H: 0 LOB: 1 BB: 0 P: 17	R: 1 E: 0 K: 2 S: 9	H: 1 LOB: 0 BB: 0 P: 12	R: 0 E: 0 K: 1 S: 7	H: 0 LOB: 0 BB: 0 P: 10	R: 3 E: 0 K: 0 S: 9	H: 2 LOB: 0 BB: 1 P: 14	R: 0 E: 0 K: 2 S: 11	H: 1 LOB: 0 BB: 0 P: 17	R: 0 E: 0 K: 1 S: 9	H: 0 LOB: 0 BB: 1 P: 16		R: 0 E: 0 K: 1 S: 7	H: 0 LOB: 0 BB: 0 P: 11	1B: 1 2B: 1 3B: 0 HR: 3	SF: 0 SAC: 0 DP: 1 HBP: 0	WP: 0 PB: 0 SB: 0 CS: 0	PA: 34					
PITCHER	IP	WLS	BF	H	R	ER	SO	BB	IBB	HBP	BLK	WP	HR	S	P	ERA	WHIP											
43 Garrett Richards, R (1.1) ERA: 4.99	1.1	H	5	1	0	0	2	0	0	0	0	0	0	3	55	82	6.35	0.882										
72 Garrett Whitlock, R (6.1) ERA: 1.34	1.0		3	0	0	0	1	1	0	0	0	0	0	9	16	0.00	1.000											
0 Adam Ottavino, R (8.1) ERA: 2.54	1.0	S	3	0	0	0	1	0	0	0	0	0	0	7	11	0.00	0.000											
32 Matt Barnes, R (9.1) ERA: 2.54	1.0		3	0	0	0	1	0	0	0	0	0	0	7	11	0.00	0.000											



Batter	1	2	3	4	5	6	7	8	9	AB	R	H	RBI	BB	SO	LOB	TOP
4 George Springer, R (1, 8) OBP: 0.341, SLG: 0.536										4	1	2	1	0	1	0	Toronto Blue Jays @ Boston Red Sox Fenway Park, Boston, MA Wed Jul 28 2021, 2:13 PM - 4:48 PM EDT Att: 27,410 - Cloudy - 74 F
27 Vladimir Guerrero Jr., R (1, 3) OBP: 0.424, SLG: 0.659										4	0	1	0	0	0	1	
10 Marcus Semien, R (1, 4) OBP: 0.343, SLG: 0.526										3	0	1	0	0	0	1	
11 Bo Bichette, R (1, 6) OBP: 0.347, SLG: 0.482										2	1	0	0	1	0	2	
37 Teoscar Hernández, R (1, 10) OBP: 0.339, SLG: 0.495										3	0	0	0	0	2	2	
13 Lourdes Gurriel Jr., R (1, 7) OBP: 0.292, SLG: 0.421										3	1	1	0	0	1	1	
15 Randal Grichuk, R (1, 9) OBP: 0.285, SLG: 0.471										3	1	2	3	0	0	0	
8 Cavan Biggio, L (1, 5) OBP: 0.320, SLG: 0.362										3	0	1	0	0	2	0	
30 Alejandro Kirk, R (1, 2) OBP: 0.321, SLG: 0.460										3	0	0	0	0	0	2	
7 Reese McGuire, L (7, 2) OBP: 0.319, SLG: 0.362										0	0	0	0	0	0	0	
Inning Stats	R: 0 E: 0 K: 0 S: 6	H: 1 LOB: 0 BB: 0 P: 7	R: 1 E: 0 K: 1 S: 12	H: 2 LOB: 2 BB: 1 P: 25	R: 0 E: 0 K: 0 S: 9	H: 1 LOB: 1 BB: 0 P: 12	R: 2 E: 0 K: 1 S: 14	H: 2 LOB: 0 BB: 0 P: 19	R: 1 E: 0 K: 1 S: 11	H: 2 LOB: 1 BB: 0 P: 16	R: 0 E: 0 K: 2 S: 7	H: 0 LOB: 0 BB: 0 P: 10	R: 0 E: 0 K: 1 S: 8	H: 0 LOB: 0 BB: 0 P: 13			
PITCHER	IP WLS BF H R ER SO BB IBB HBP BLK WP HR S P ERA WHIP																
43 Garrett Richards, R (1, 1) ERA: 5.15	4.0 L 20 8 4 4 2 1 0 0 0 0 0 2 44 67 9.00 2.250																
75 Yackel Rios, R (5, 1) ERA: 4.05	2.0 6 0 0 0 3 0 0 0 0 0 1 0 15 22 0.00 0.000																
44 Brandon Workman, R (7, 1) ERA: 4.5	1.0 3 0 0 0 1 0 0 0 0 0 0 0 8 13 0.00 0.000																

AB	28
R	4
H	8
RBI	4
BB	1
SO	6
LOB	9



1B:	4	SF:	0
2B:	3	SAC:	0
3B:	0	DP:	1
HR:	2	HBP:	0
WP:	1	PA:	29
PB:	0	SB:	1
CS:	0		

Batter	1	2	3	4	5	6	7	8	9	AB	R	H	RBI	BB	SO	LOB	BOTTOM
5 Enrique Hernández, R (1, 6) OBP: 0.318, SLG: 0.457										3	1	0	0	1	2	3	Toronto Blue Jays @ Boston Red Sox Fenway Park, Boston, MA Wed Jul 28 2021, 2:13 PM - 4:48 PM EDT Att: 27,410 - Cloudy - 74 F
11 Rafael Devers, L (1, 5) OBP: 0.355, SLG: 0.583										4	0	2	0	0	0	3	
28 J.D. Martinez, R (1, 7) OBP: 0.368, SLG: 0.558										3	0	1	1	0	0	1	
10 Hunter Renfroe, R (1, 9) OBP: 0.318, SLG: 0.459										3	0	0	0	0	1	3	
7 Christian Vázquez, R (1, 2) OBP: 0.301, SLG: 0.338										3	0	0	0	0	0	3	
99 Alex Verdugo, L (1, 8) OBP: 0.342, SLG: 0.421										3	0	1	0	0	0	0	
25 Kevin Plawecki, R (1, 10) OBP: 0.341, SLG: 0.377										2	0	1	0	1	1	0	
29 Bobby Dalbec, R (1, 3) OBP: 0.260, SLG: 0.394										2	0	0	0	1	2	1	
23 Michael Chavis, R (1, 4) OBP: 0.203, SLG: 0.316										2	0	0	0	0	2	4	
40 Jarren Duran, L (7, PH) OBP: 0.207, SLG: 0.296										1	0	0	0	0	1	0	
Inning Stats	R: 1 E: 0 K: 0 S: 12	H: 1 LOB: 1 BB: 1 P: 18	R: 0 E: 0 K: 2 S: 19	H: 2 LOB: 3 BB: 1 P: 31	R: 0 E: 0 K: 0 S: 5	H: 0 LOB: 0 BB: 0 P: 8	R: 0 E: 0 K: 2 S: 14	H: 0 LOB: 1 BB: 1 P: 21	R: 0 E: 0 K: 2 S: 11	H: 2 LOB: 2 BB: 0 P: 19	R: 0 E: 0 K: 2 S: 8	H: 0 LOB: 0 BB: 0 P: 11	R: 0 E: 0 K: 1 S: 11	H: 0 LOB: 0 BB: 0 P: 14			
PITCHER	IP WLS BF H R ER SO BB IBB HBP BLK WP HR S P ERA WHIP																
38 Robbie Ray, L (1, 1) ERA: 3.04	6.0 W 26 5 1 1 0 1 0 0 0 0 0 0 69 108 1.50 1.333																
68 Jordan Romano, R (7, 1) ERA: 2.29	1.0 S 3 0 0 0 1 0 0 0 0 0 0 0 11 14 0.00 0.000																

AB	26
R	1
H	5
RBI	1
BB	3
SO	9
LOB	18



1B:	3	SF:	0
2B:	2	SAC:	0
3B:	0	DP:	0
HR:	0	HBP:	0
WP:	0	PA:	29
PB:	0	SB:	0
CS:	0		

Batter	1	2	3	4	5	6	7	8	9	AB	R	H	RBI	BB	SO	LOB	TOP
4 George Springer, R (1, 8) OBP: 0.333, SLG: 0.522										3	0	0	0	0	2	1	Toronto Blue Jays @ Boston Red Sox Fenway Park, Boston, MA Wed Jul 28 2021, 7:11 PM - 9:37 PM EDT Att: 27,783 - Clear - 70 F
27 Vladimir Guerrero Jr., R (1, 10) OBP: 0.423, SLG: 0.659										3	1	1	0	0	1	0	
10 Marcus Semien, R (1, 4) OBP: 0.342, SLG: 0.524										3	0	1	0	0	1	1	
11 Bo Bichette, R (1, 6) OBP: 0.349, SLG: 0.484										3	0	2	1	0	0	0	
37 Teoscar Hernández, R (1, 7) OBP: 0.336, SLG: 0.490										3	0	0	0	0	1	3	
13 Lourdes Gurriel Jr., R (1, 3) OBP: 0.292, SLG: 0.418 8 Cavan Biggio, L (7, PR) OBP: 0.320, SLG: 0.362										2	0	0	0	0	1	1	
15 Randal Grichuk, R (1, 9) OBP: 0.285, SLG: 0.470										3	0	1	0	0	1	1	
5 Santiago Espinal, R (1, 5) OBP: 0.361, SLG: 0.419										2	0	0	0	1	0	2	
7 Reese McGuire, L (1, 2) OBP: 0.314, SLG: 0.357										2	0	0	0	0	1	1	
Inning Stats	R: 0 E: 0 K: 3 S: 10	H: 0 LOB: 0 BB: 0 P: 15	R: 0 E: 0 K: 1 S: 9	H: 0 LOB: 0 BB: 0 P: 14	R: 0 E: 0 K: 2 S: 14	H: 0 LOB: 1 BB: 1 P: 22	R: 1 E: 0 K: 1 S: 17	H: 2 LOB: 1 BB: 0 P: 24	R: 0 E: 0 K: 0 S: 14	H: 1 LOB: 0 BB: 0 P: 19	R: 0 E: 0 K: 0 S: 8	H: 2 LOB: 2 BB: 0 P: 11	R: 0 E: 0 K: 1 S: 7	H: 0 LOB: 1 BB: 0 P: 11			
PITCHER	IP WLS BF H R ER SO BB IBB HBP BLK WP HR S P ERA WHIP																
89 Tanner Houck, R (1, 1) ERA: 2.45	4.0	15	2	1	1	7	1	0	0	0	0	0	0	50	75	2.25	0.750
72 Garrett Whitlock, R (5, 1) ERA: 1.26	2.0	8	3	0	0	0	0	0	0	0	0	0	0	22	30	0.00	1.500
32 Matt Barnes, R (7, 1) ERA: 2.3	1.0	3	0	0	0	1	0	0	1	0	0	0	0	7	11	0.00	0.000

AB	24
R	1
H	5
RBI	1
BB	1
SO	8
LOB	10



Batter	1	2	3	4	5	6	7	8	9	AB	R	H	RBI	BB	SO	LOB	BOTTOM
5 Enrique Hernández, R (1, 4) OBP: 0.322, SLG: 0.462										3	1	2	0	1	0	0	Toronto Blue Jays @ Boston Red Sox Fenway Park, Boston, MA Wed Jul 28 2021, 7:11 PM - 9:37 PM EDT Att: 27,783 - Clear - 70 F
11 Rafael Devers, L (1, 5) OBP: 0.357, SLG: 0.586 23 Michael Chavis, R (6, 3) OBP: 0.213, SLG: 0.351										3	0	2	1	0	0	2	
2 Xander Bogaerts, R (1, 6) OBP: 0.372, SLG: 0.518										3	0	1	0	0	1	1	
28 J.D. Martinez, R (1, 10) OBP: 0.365, SLG: 0.552										4	0	0	0	0	1	5	
10 Hunter Renfroe, R (1, 9) OBP: 0.315, SLG: 0.455										3	0	0	0	0	1	4	
99 Alex Verdugo, L (1, 7) OBP: 0.344, SLG: 0.422										2	1	1	0	1	0	1	
25 Kevin Plawecki, R (1, 2) OBP: 0.364, SLG: 0.490										3	1	3	0	0	0	0	
29 Bobby Dalbec, R (1, 3) OBP: 0.257, SLG: 0.390 (6, 5)										3	0	0	0	0	2	5	
40 Jarren Duran, L (1, 8) OBP: 0.219, SLG: 0.379										2	1	1	2	0	0	2	
Inning Stats	R: 1 E: 0 K: 0 S: 17	H: 3 LOB: 1 BB: 0 P: 24	R: 1 E: 0 K: 0 S: 9	H: 2 LOB: 2 BB: 1 P: 17	R: 0 E: 1 K: 1 S: 11	H: 0 LOB: 1 BB: 0 P: 14	R: 2 E: 1 K: 2 S: 16	H: 4 LOB: 3 BB: 0 P: 25	R: 0 E: 0 K: 1 S: 10	H: 1 LOB: 1 BB: 1 P: 17	R: 0 E: 0 K: 1 S: 8	H: 1 LOB: 1 BB: 0 P: 14	R: 0 E: 0 K: 1 S: 7	H: 0 LOB: 1 BB: 0 P: 11			
PITCHER	IP WLS BF H R ER SO BB IBB HBP BLK WP HR S P ERA WHIP																
22 Steven Matz, L (1, 1) ERA: 4.58	3.1	20	4	4	0	0	1	0	0	0	0	0	0	13	23	0.00	2.000
66 Patrick Murphy, R (4, 1) ERA: 5.63	1.0	6	1	0	0	2	1	0	1	0	0	0	0	2	3	0.00	0.000
60 Kirby Sneed, L (5, 1) ERA:	0.2	1	0	0	0	0	0	0	0	0	0	0	0	2	3	0.00	0.000
57 Trent Thornton, R (6, 1) ERA: 4.58	1.0	4	1	0	0	1	0	0	0	0	0	0	0	8	14	0.00	1.000

AB	27
R	4
H	11
RBI	3
BB	2
SO	5
LOB	20



Batter	1	2	3	4	5	6	7	8	9	AB	R	H	RBI	BB	SO	LOB	TOP									
15 Whit Merrifield, R OBP: 0.318, SLG: 0.401	F9		G5-3		P4			E6		4	0	1	0	0	0	2	Kansas City Royals @ Toronto Blue Jays Rogers Centre, Toronto, ON Fri Jul 30 2021, 7:29 PM - 10:18 PM EDT Att: 13,446 - Clear - 69 F									
41 Carlos Santana, S OBP: 0.347, SLG: 0.402	G3		L9		G3			L4		4	0	0	0	0	0	2										
13 Salvador Perez, R OBP: 0.309, SLG: 0.520	L7			G5-3				L7		4	1	1	1	0	0	1										
16 Andrew Benintendi, L OBP: 0.312, SLG: 0.420		BB		F8				G3		3	0	0	0	1	0	1										
17 Hunter Dozier, R OBP: 0.274, SLG: 0.361	F8			G5-3				F8		4	1	1	0	0	1	1										
Ryan O'Hearn, L OBP: 0.273, SLG: 0.403	K				G3			K		4	0	0	0	0	3	2										
Michael Taylor, R OBP: 0.298, SLG: 0.358	G4-3				P2			G4-3		4	0	0	1	0	0	1										
1 Jarrod Dyson, L OBP: 0.284, SLG: 0.361								G6-3		4	1	2	0	0	0	0										
8 Nicky Lopez, L OBP: 0.364, SLG: 0.365			L7							3	1	2	1	0	0	1										
Inning Stats	R: 0 E: 0 K: 0 S: 8	H: 0 LOB: 0 BB: 0 P: 13	R: 0 E: 0 K: 1 S: 11	H: 0 LOB: 1 BB: 0 P: 21	R: 0 E: 0 K: 0 S: 9	H: 1 LOB: 1 BB: 0 P: 13	R: 0 E: 0 K: 0 S: 5	H: 0 LOB: 0 BB: 0 P: 7	R: 1 E: 0 K: 0 S: 11	H: 2 LOB: 1 BB: 0 P: 17	R: 1 E: 0 K: 1 S: 8	H: 1 LOB: 0 BB: 0 P: 11	R: 0 E: 0 K: 1 S: 6	H: 0 LOB: 0 BB: 0 P: 7	R: 1 E: 1 K: 0 S: 13	H: 2 LOB: 1 BB: 0 P: 19	R: 1 E: 0 K: 1 S: 12	H: 1 LOB: 0 BB: 0 P: 17	1B: 4 2B: 1 3B: 1 HR: 1	SF: 0 SAC: 0 DP: 0 HBP: 0	WP: 1 PB: 0 SB: 3 CS: 0	PA: 35				
PITCHER	IP	WLS	BF	H	R	ER	SO	BB	IBB	HBP	BLK	WP	HR	S	P	ERA	WHIP									
48 Ross Stripling, R ERA: 4.75	5.1	W	21	4	2	2	1	1	0	0	0	0	0	1	47	76	3.38	0.938								
58 Tim Lincecum, L ERA: 3.75	1.2	H	5	0	0	0	2	0	0	0	0	0	0	11	13	0.00	0.000									
52 Brad Hand, L ERA: 3.5	1.0	S	4	1	1	1	1	0	0	0	0	1	0	12	17	9.00	1.000									
68 Jordan Romano, R ERA: 2.48	1.0	S	4	1	1	1	1	0	0	0	0	1	0	12	17	9.00	1.000									

Batter	1	2	3	4	5	6	7	8	9	AB	R	H	RBI	BB	SO	LOB	BOTTOM								
4 George Springer, R OBP: 0.353, SLG: 0.537	P3									4	1	3	1	0	0	0	Kansas City Royals @ Toronto Blue Jays Rogers Centre, Toronto, ON Fri Jul 30 2021, 7:29 PM - 10:18 PM EDT Att: 13,446 - Clear - 69 F								
27 Vladimir Guerrero Jr., R OBP: 0.425, SLG: 0.658										3	0	1	0	1	1	3									
10 Marcus Semien, R OBP: 0.342, SLG: 0.524	F8		L7							4	0	0	0	0	1	3									
11 Bo Bichette, R OBP: 0.350, SLG: 0.490	G4-3									4	2	2	2	0	0	1									
37 Teoscar Hernández, R OBP: 0.341, SLG: 0.502										4	1	1	1	0	1	2									
13 Lourdes Gurriel Jr., R OBP: 0.294, SLG: 0.418	F9									3	0	1	1	1	0	0									
15 Randal Grichuk, R OBP: 0.284, SLG: 0.462										3	1	0	0	1	0	2									
5 Santiago Espinal, R OBP: 0.366, SLG: 0.417	F9									4	0	1	0	0	0	2									
30 Alejandro Kirk, R OBP: 0.339, SLG: 0.462										2	0	1	0	1	0	1									
74 Brevin Valera, S OBP: 0.250, SLG: 0.500										0	1	0	0	0	0	0									
7 Reese McGuire, L OBP: 0.322, SLG: 0.385										1	0	0	0	0	0	1									
Inning Stats	R: 0 E: 0 K: 0 S: 10	H: 1 LOB: 1 BB: 0 P: 14	R: 2 E: 0 K: 0 S: 11	H: 2 LOB: 2 BB: 2 P: 26	R: 1 E: 0 K: 0 S: 11	H: 2 LOB: 1 BB: 0 P: 20	R: 0 E: 0 K: 1 S: 15	H: 2 LOB: 1 BB: 0 P: 21	R: 0 E: 0 K: 1 S: 8	H: 0 LOB: 0 BB: 0 P: 14	R: 3 E: 0 K: 1 S: 13	H: 3 LOB: 1 BB: 1 P: 22	R: 0 E: 0 K: 0 S: 10	H: 0 LOB: 1 BB: 1 P: 20	1B: 6 2B: 2 3B: 0 HR: 2	SF: 0 SAC: 0 DP: 2 HBP: 0	WP: 1 PB: 0 SB: 1 CS: 0	PA: 36							
PITCHER	IP	WLS	BF	H	R	ER	SO	BB	IBB	HBP	BLK	WP	HR	S	P	ERA	WHIP								
52 Daniel Lynch IV, L ERA: 6.95	6.0	L	26	7	3	3	2	2	0	0	0	1	1	63	107	4.50	1.500								
31 Domingo Tapia, R ERA: 5.4	1.0		6	3	3	3	1	1	0	0	0	0	1	13	22	27.00	4.000								
71 Wade Davis, R ERA: 7.14	1.0		4	0	0	0	0	1	0	0	0	0	0	10	20	0.00	1.000								

Batter	1	2	3	4	5	6	7	8	9	AB	R	H	RBI	BB	SO	LOB	TOP										
15 Whit Merrifield, R OBP: 0.318, SLG: 0.400										4	0	1	0	0	0	0	Kansas City Royals @ Toronto Blue Jays Rogers Centre, Toronto, ON Sat Jul 31 2021, 3:10 PM - 5:28 PM EDT Att: 13,953 - Overcast - 66 F										
41 Carlos Santana, S OBP: 0.346, SLG: 0.359										3	0	0	0	1	1	2											
13 Salvador Perez, R OBP: 0.306, SLG: 0.515										4	0	0	0	0	2	1											
16 Andrew Benintendi, L OBP: 0.308, SLG: 0.414										4	0	0	0	0	2	1											
17 Hunter Dozier, R OBP: 0.273, SLG: 0.359										4	0	1	0	0	1	0											
Ryan O'Hearn, L OBP: 0.255, SLG: 0.401										3	0	1	0	0	1	1											
Michael Taylor, R OBP: 0.295, SLG: 0.355										3	0	0	0	0	0	1											
1 Jarrod Dyson, L OBP: 0.279, SLG: 0.354										2	0	0	0	0	1	1											
14 Edward Olivares, R OBP: 0.266, SLG: 0.333										0	0	0	0	1	0	0											
8 Nicky Lopez, L OBP: 0.361, SLG: 0.361										3	0	0	0	0	0	1											
Inning Stats	R: 0 H: 0 E: 0 K: 2 S: 12	H: 0 LOB: 1 BB: 1 P: 20	R: 0 H: 1 E: 0 K: 0 S: 9	LOB: 1 BB: 0 P: 14	R: 0 H: 0 E: 0 K: 0 S: 8	H: 0 LOB: 0 BB: 0 P: 11	R: 0 H: 0 E: 0 K: 0 S: 6	H: 0 LOB: 0 BB: 0 P: 8	R: 0 H: 0 E: 0 K: 0 S: 13	H: 0 LOB: 0 BB: 0 P: 18	R: 0 H: 0 E: 0 K: 0 S: 6	H: 0 LOB: 0 BB: 0 P: 10	R: 0 H: 1 E: 0 K: 1 S: 11	H: 1 LOB: 2 BB: 1 P: 19	R: 0 H: 0 E: 0 K: 3 S: 11	H: 0 LOB: 0 BB: 0 P: 13	1B: 3 2B: 0 3B: 0 HR: 0	SF: 0 SAC: 0 DP: 0 HBP: 0	WP: 0 PB: 0 SB: 0 CS: 0	PA: 32							
PITCHER	IP	WLS	BF	H	R	ER	SO	BB	IBB	HBP	BLK	WP	HR	S	P	ERA	WHIP										
6 Alek Manoah, R ERA: 2.47	7.0	W	24	2	0	0	4	1	0	0	0	0	0	59	89	0.00	0.429										
56 Ryan Borucki, L ERA: 4.58	0.2		3	0	0	0	0	1	0	0	0	0	0	7	15	0.00	1.500										
90 Adam Cimber, R ERA: 2.36	1.1		5	1	0	0	4	0	0	0	0	0	0	15	17	0.00	0.750										

Batter	1	2	3	4	5	6	7	8	9	AB	R	H	RBI	BB	SO	LOB	BOTTOM										
4 George Springer, R OBP: 0.357, SLG: 0.584										4	2	2	3	0	1	0	Kansas City Royals @ Toronto Blue Jays Rogers Centre, Toronto, ON Sat Jul 31 2021, 3:10 PM - 5:28 PM EDT Att: 13,953 - Overcast - 66 F										
27 Vladimir Guerrero Jr., R OBP: 0.424, SLG: 0.654										4	1	1	0	0	0	0											
10 Marcus Semien, R OBP: 0.341, SLG: 0.526										4	0	1	1	0	1	1											
11 Bo Bichette, R OBP: 0.348, SLG: 0.487										3	0	0	0	0	1	2											
37 Teoscar Hernández, R OBP: 0.338, SLG: 0.497										3	0	0	0	0	2	1											
13 Lourdes Gurriel Jr., R OBP: 0.292, SLG: 0.414										3	0	0	0	0	1	1											
15 Randal Grichuk, R OBP: 0.284, SLG: 0.460										2	0	0	0	1	0	0											
5 Santiago Espinal, R OBP: 0.359, SLG: 0.407										3	0	0	0	0	0	1											
30 Alejandro Kirk, R OBP: 0.339, SLG: 0.455										3	1	1	0	0	1	0											
Inning Stats	R: 1 H: 1 E: 0 K: 1 S: 10	H: 1 LOB: 0 BB: 0 P: 17	R: 0 H: 0 E: 0 K: 2 S: 8	H: 0 LOB: 0 BB: 0 P: 13	R: 2 H: 2 E: 1 K: 1 S: 12	H: 2 LOB: 1 BB: 0 P: 18	R: 0 H: 0 E: 0 K: 1 S: 8	H: 0 LOB: 0 BB: 0 P: 12	R: 0 H: 0 E: 0 K: 0 S: 6	H: 0 LOB: 0 BB: 0 P: 6	R: 1 H: 2 E: 0 K: 0 S: 13	H: 2 LOB: 1 BB: 0 P: 20	R: 0 H: 0 E: 0 K: 1 S: 7	H: 0 LOB: 0 BB: 1 P: 13	R: 0 H: 0 E: 0 K: 1 S: 6	H: 0 LOB: 0 BB: 0 P: 10	1B: 2 2B: 0 3B: 1 HR: 2	SF: 0 SAC: 0 DP: 1 HBP: 0	WP: 0 PB: 0 SB: 0 CS: 0	PA: 30							
PITCHER	IP	WLS	BF	H	R	ER	SO	BB	IBB	HBP	BLK	WP	HR	S	P	ERA	WHIP										
23 Mike Minor, L ERA: 5.31	7.0	L	27	5	4	4	6	1	0	0	0	0	0	64	99	5.14	0.857										
35 Greg Holland, R ERA: 4.75	1.0		3	0	0	0	1	0	0	0	0	0	0	6	10	0.00	0.000										

Batter	1	2	3	4	5	6	7	8	9	AB	R	H	RBI	BB	SO	LOB	TOP			
15 Whit Merrifield, R (1.4) OBP: 0.317, SLG: 0.399										4	0	1	0	0	0	0	Kansas City Royals @ Toronto Blue Jays Rogers Centre, Toronto, ON Sun Aug 01 2021, 1:08 PM - 4:03 PM EDT Att: 14,427 - Partly Cloudy - 66 F			
41 Carlos Santana, S (1.10) OBP: 0.345, SLG: 0.396										3	0	0	0	1	0					
13 Salvador Perez, R (1.2) OBP: 0.305, SLG: 0.512										4	0	1	0	0	2					
16 Andrew Benintendi, L (1.7) OBP: 0.307, SLG: 0.415										4	0	1	0	0	1	3				
17 Hunter Dozier, R (1.5) OBP: 0.273, SLG: 0.355										3	0	0	0	0	2	2				
Ryan O'Hearn, L (1.3) OBP: 0.296, SLG: 0.400										3	0	1	0	0	2	2				
49 Hanser Alberto, R (9, PH) OBP: 0.274, SLG: 0.391										1	0	0	0	0	1	0				
Michael Taylor, R (1.8) OBP: 0.297, SLG: 0.353										2	0	0	0	0	1	1				
14 Edward Olivares, R (1.9) OBP: 0.308, SLG: 0.432										4	1	2	1	0	1	4				
8 Nicky Lopez, L (1.6) OBP: 0.356, SLG: 0.355										4	0	0	0	0	2	1				
Inning Stats	R: 0 E: 0 K: 0 S: 9	H: 2 LOB: 2 BB: 0 P: 13	R: 0 E: 0 K: 1 S: 14	H: 2 LOB: 1 BB: 0 P: 19	R: 0 E: 0 K: 2 S: 15	H: 0 LOB: 1 BB: 1 P: 24	R: 0 E: 0 K: 2 S: 7	H: 0 LOB: 0 BB: 0 P: 10	R: 0 E: 0 K: 0 S: 7	H: 1 LOB: 3 BB: 0 P: 18	R: 0 E: 0 K: 1 S: 11	H: 0 LOB: 0 BB: 0 P: 16	R: 0 E: 0 K: 2 S: 9	H: 0 LOB: 0 BB: 0 P: 13	R: 1 E: 0 K: 2 S: 12	H: 1 LOB: 0 BB: 0 P: 17	1B: 4 2B: 1 3B: 0 HR: 1	SF: 0 SAC: 0 DP: 1 HBP: 3	WP: 0 PB: 0 SB: 0 CS: 0	PA: 36
PITCHER	IP WLS BF H R ER SO BB IBB HBP BLK WP HR S P ERA WHIP																			
17 José Berrios, R (1.1) ERA: 3.31	6.0 W 26 5 0 0 7 1 0 3 0 0 0 64 95 0.00 1.000																			
33 Trevor Richards, R (7.1) ERA: 3.6	1.1 4 0 0 0 2 0 0 0 0 0 0 15 22 0.00 0.000																			
58 Tim Mayza, L (8.1) ERA: 3.86	1.2 6 1 1 1 3 0 0 0 0 0 1 17 24 5.40 0.600																			


Batter	1	2	3	4	5	6	7	8	9	AB	R	H	RBI	BB	SO	LOB	BOTTOM			
4 George Springer, R (1.10) OBP: 0.365, SLG: 0.586										3	0	1	1	2	2	1	Kansas City Royals @ Toronto Blue Jays Rogers Centre, Toronto, ON Sun Aug 01 2021, 1:08 PM - 4:03 PM EDT Att: 14,427 - Partly Cloudy - 66 F			
37 Teoscar Hernández, R (1.9) OBP: 0.336, SLG: 0.492										5	1	1	0	0	3					
10 Marcus Semien, R (1.4) OBP: 0.341, SLG: 0.530										4	1	1	2	0	0	1				
11 Bo Bichette, R (1.6) OBP: 0.347, SLG: 0.484										4	0	1	0	0	2	1				
13 Lourdes Gurriel Jr., R (1.7) OBP: 0.294, SLG: 0.413										3	1	1	0	1	2	1				
8 Cavan Biggio, L (1.3) OBP: 0.317, SLG: 0.354										3	0	0	0	1	1	2				
15 Randal Grichuk, R (1.8) OBP: 0.286, SLG: 0.459										3	0	1	0	1	1	0				
5 Santiago Espinal, R (1.5) OBP: 0.362, SLG: 0.428										3	1	1	2	1	0	2				
7 Reese McGuire, L (1.2) OBP: 0.327, SLG: 0.384										3	1	1	0	1	0	3				
Inning Stats	R: 0 E: 0 K: 1 S: 6	H: 0 LOB: 0 BB: 0 P: 7	R: 0 E: 0 K: 1 S: 9	H: 2 LOB: 2 BB: 0 P: 16	R: 3 E: 0 K: 1 S: 18	H: 5 LOB: 1 BB: 0 P: 28	R: 1 E: 0 K: 1 S: 12	H: 1 LOB: 1 BB: 1 P: 22	R: 1 E: 0 K: 0 S: 10	H: 0 LOB: 3 BB: 4 P: 33	R: 0 E: 0 K: 1 S: 8	H: 0 LOB: 0 BB: 1 P: 17	R: 0 E: 0 K: 2 S: 9	H: 0 LOB: 0 BB: 0 P: 13	R: 0 E: 0 K: 1 S: 14	H: 0 LOB: 1 BB: 1 P: 24		1B: 5 2B: 1 3B: 0 HR: 2	SF: 0 SAC: 0 DP: 0 HBP: 0	WP: 0 PB: 0 SB: 0 CS: 0
PITCHER	IP WLS BF H R ER SO BB IBB HBP BLK WP HR S P ERA WHIP																			
56 Brad Keller, R (1.1) ERA: 5.64	3.0 L 15 7 3 3 3 0 0 0 0 0 0 1 33 51 9.00 2.333																			
63 Josh Staumont, R (4.1) ERA: 3.54	1.0 5 1 1 1 1 1 0 0 0 0 0 1 12 22 9.00 2.000																			
59 Jake Brentz, L (5.1) ERA: 3.95	0.2 5 0 1 1 0 3 0 0 0 0 0 0 7 24 13.50 4.500																			
55 Richard Lovelady, L (5.1) ERA: 4.5	0.1 2 0 0 0 0 1 0 0 0 0 0 0 3 9 0.00 3.000																			
31 Domingo Tapia, R (6.1) ERA: 4.5	1.0 4 0 0 0 1 1 0 0 0 0 0 0 8 17 0.00 1.000																			
58 Scott Barlow, R (7.1) ERA: 2.65	1.0 3 0 0 0 0 0 0 0 0 0 0 0 14 24 0.00 1.000																			
54 Ervin Santana, R (8.1) ERA: 5.75	1.0 4 0 0 0 0 1 0 0 0 0 0 0 14 24 0.00 1.000																			

Batter	1	2	3	4	5	6	7	8	9	AB	R	H	RBI	BB	SO	LOB	TOP				
7 Myles Straw, R OBP: 0.335, SLG: 0.332										4	0	1	0	1	0	1	Cleveland Indians @ Toronto Blue Jays Rogers Centre, Toronto, ON Wed Aug 04 2021, 7:09 PM - 10:23 PM EDT Att: 14,410 - Clear - 78 F				
1 Amed Rosario, R OBP: 0.313, SLG: 0.385										5	0	1	0	0	1	5					
11 José Ramírez, S OBP: 0.342, SLG: 0.526										5	1	1	1	0	0	5					
32 Franmil Reyes, R OBP: 0.316, SLG: 0.589										4	1	2	0	1	2	1					
44 Bobby Bradley, L OBP: 0.315, SLG: 0.479										5	1	1	0	0	3	2					
35 Óscar Mercado, R OBP: 0.318, SLG: 0.400										5	2	4	1	0	1	1					
6 Owen Miller, R OBP: 0.209, SLG: 0.213										5	1	2	3	0	1	4					
17 Austin Hedges, R OBP: 0.213, SLG: 0.269										5	0	2	0	0	3	2					
4 Bradley Zimmer, L OBP: 0.361, SLG: 0.324										3	0	1	1	0	1	1					
Inning Stats	R: 0 E: 0 K: 1 S: 10	H: 1 LOB: 1 BB: 0 P: 14	R: 0 E: 0 K: 2 S: 10	H: 1 LOB: 1 BB: 0 P: 12	R: 0 E: 0 K: 1 S: 8	H: 0 LOB: 0 BB: 0 P: 11	R: 0 E: 0 K: 1 S: 12	H: 2 LOB: 2 BB: 0 P: 18	R: 0 E: 0 K: 1 S: 15	H: 0 LOB: 1 BB: 1 P: 17	R: 0 E: 0 K: 2 S: 9	H: 1 LOB: 2 BB: 1 P: 21	R: 4 E: 0 K: 0 S: 15	H: 5 LOB: 1 BB: 0 P: 21	R: 2 E: 0 K: 3 S: 19	H: 3 LOB: 1 BB: 0 P: 27	1B: 12 2B: 1 3B: 0 HR: 2	SF: 1 SAC: 0 DP: 0 HBP: 0	WP: 0 PB: 0 SB: 1 CS: 0	PA: 44	
PITCHER	IP WLS BF H R ER SO BB IBB HBP BLK WP HR S P ERA WHIP	IP WLS BF H R ER SO BB IBB HBP BLK WP HR S P ERA WHIP	IP WLS BF H R ER SO BB IBB HBP BLK WP HR S P ERA WHIP	IP WLS BF H R ER SO BB IBB HBP BLK WP HR S P ERA WHIP	IP WLS BF H R ER SO BB IBB HBP BLK WP HR S P ERA WHIP	IP WLS BF H R ER SO BB IBB HBP BLK WP HR S P ERA WHIP	IP WLS BF H R ER SO BB IBB HBP BLK WP HR S P ERA WHIP	IP WLS BF H R ER SO BB IBB HBP BLK WP HR S P ERA WHIP	IP WLS BF H R ER SO BB IBB HBP BLK WP HR S P ERA WHIP	IP WLS BF H R ER SO BB IBB HBP BLK WP HR S P ERA WHIP	IP WLS BF H R ER SO BB IBB HBP BLK WP HR S P ERA WHIP	IP WLS BF H R ER SO BB IBB HBP BLK WP HR S P ERA WHIP	IP WLS BF H R ER SO BB IBB HBP BLK WP HR S P ERA WHIP	IP WLS BF H R ER SO BB IBB HBP BLK WP HR S P ERA WHIP	IP WLS BF H R ER SO BB IBB HBP BLK WP HR S P ERA WHIP	IP WLS BF H R ER SO BB IBB HBP BLK WP HR S P ERA WHIP	IP WLS BF H R ER SO BB IBB HBP BLK WP HR S P ERA WHIP	IP WLS BF H R ER SO BB IBB HBP BLK WP HR S P ERA WHIP	IP WLS BF H R ER SO BB IBB HBP BLK WP HR S P ERA WHIP	IP WLS BF H R ER SO BB IBB HBP BLK WP HR S P ERA WHIP	IP WLS BF H R ER SO BB IBB HBP BLK WP HR S P ERA WHIP
22 Steven Matz, L ERA: 4.3	6.0	W	25	6	0	0	8	1	0	0	0	0	0	0	0	0	0.00	1.167			
33 Trevor Richards, R ERA: 3.51	1.0		5	1	0	0	1	1	0	0	0	0	0	0	0	0	0.00	2.000			
54 Tayler Saucedo, L ERA: 4.73	0.0		5	5	4	4	0	0	0	0	0	0	0	0	0	0	∞	∞			
90 Adam Cimber, R ERA: 2.27	1.0		3	0	0	0	0	0	0	0	0	0	0	0	0	0	0.00	0.000			
68 Jordan Romano, R ERA: 2.82	1.0		6	3	2	2	3	0	0	0	0	0	0	0	0	0	18.00	3.000			
Batter	1	2	3	4	5	6	7	8	9	AB	R	H	RBI	BB	SO	LOB	BOTTOM				
4 George Springer, R OBP: 0.380, SLG: 0.641										5	2	4	3	0	0	0	Cleveland Indians @ Toronto Blue Jays Rogers Centre, Toronto, ON Wed Aug 04 2021, 7:09 PM - 10:23 PM EDT Att: 14,410 - Clear - 78 F				
27 Vladimir Guerrero Jr., R OBP: 0.416, SLG: 0.647										5	0	1	0	0	1	3					
10 Marcus Semien, R OBP: 0.340, SLG: 0.524										3	1	1	0	1	1	1					
11 Bo Bichette, R OBP: 0.342, SLG: 0.475										3	1	0	1	1	1	2					
5 Santiago Espinal, R OBP: 0.599, SLG: 0.418										0	0	0	0	0	0	0					
37 Teoscar Hernández, R OBP: 0.342, SLG: 0.499										4	0	1	0	0	1	4					
14 Corey Dickerson, L OBP: 0.318, SLG: 0.376										4	1	1	2	0	0	1					
15 Randal Grichuk, R OBP: 0.285, SLG: 0.453										3	1	1	1	1	1	1					
74 Breyvic Valera, S OBP: 0.250, SLG: 0.273										3	1	0	0	1	0	1					
7 Reese McGuire, L OBP: 0.335, SLG: 0.400										3	1	1	1	1	0	0					
Inning Stats	R: 4 E: 0 K: 0 S: 15	H: 4 LOB: 1 BB: 1 P: 30	R: 1 E: 0 K: 0 S: 13	H: 2 LOB: 1 BB: 1 P: 25	R: 3 E: 0 K: 1 S: 19	H: 2 LOB: 1 BB: 2 P: 33	R: 0 E: 0 K: 1 S: 12	H: 1 LOB: 1 BB: 0 P: 19	R: 0 E: 0 K: 0 S: 11	H: 1 LOB: 1 BB: 1 P: 19	R: 0 E: 0 K: 3 S: 10	H: 0 LOB: 0 BB: 0 P: 15	R: 0 E: 0 K: 0 S: 9	H: 0 LOB: 0 BB: 0 P: 11	R: 0 E: 0 K: 0 S: 7	H: 0 LOB: 0 BB: 0 P: 13	1B: 5 2B: 4 3B: 0 HR: 1	SF: 0 SAC: 0 DP: 1 HBP: 0	WP: 0 PB: 0 SB: 0 CS: 0	PA: 38	
PITCHER	IP WLS BF H R ER SO BB IBB HBP BLK WP HR S P ERA WHIP	IP WLS BF H R ER SO BB IBB HBP BLK WP HR S P ERA WHIP	IP WLS BF H R ER SO BB IBB HBP BLK WP HR S P ERA WHIP	IP WLS BF H R ER SO BB IBB HBP BLK WP HR S P ERA WHIP	IP WLS BF H R ER SO BB IBB HBP BLK WP HR S P ERA WHIP	IP WLS BF H R ER SO BB IBB HBP BLK WP HR S P ERA WHIP	IP WLS BF H R ER SO BB IBB HBP BLK WP HR S P ERA WHIP	IP WLS BF H R ER SO BB IBB HBP BLK WP HR S P ERA WHIP	IP WLS BF H R ER SO BB IBB HBP BLK WP HR S P ERA WHIP	IP WLS BF H R ER SO BB IBB HBP BLK WP HR S P ERA WHIP	IP WLS BF H R ER SO BB IBB HBP BLK WP HR S P ERA WHIP	IP WLS BF H R ER SO BB IBB HBP BLK WP HR S P ERA WHIP	IP WLS BF H R ER SO BB IBB HBP BLK WP HR S P ERA WHIP	IP WLS BF H R ER SO BB IBB HBP BLK WP HR S P ERA WHIP	IP WLS BF H R ER SO BB IBB HBP BLK WP HR S P ERA WHIP	IP WLS BF H R ER SO BB IBB HBP BLK WP HR S P ERA WHIP	IP WLS BF H R ER SO BB IBB HBP BLK WP HR S P ERA WHIP	IP WLS BF H R ER SO BB IBB HBP BLK WP HR S P ERA WHIP	IP WLS BF H R ER SO BB IBB HBP BLK WP HR S P ERA WHIP	IP WLS BF H R ER SO BB IBB HBP BLK WP HR S P ERA WHIP	IP WLS BF H R ER SO BB IBB HBP BLK WP HR S P ERA WHIP
36 J.C. Mejia, R ERA: 8.75	2.1	L	18	7	8	8	0	4	0	0	0	0	0	0	0	0	30.86	4.714			
63 Justin Garza, R ERA: 2.03	1.2		7	2	0	0	2	0	0	0	0	0	0	0	0	0	0.00	1.200			
31 Sam Hentges, L ERA: 7.86	1.0		4	1	0	0	0	1	0	0	0	0	0	0	0	0	0.00	2.000			
62 Nick Wittgren, R ERA: 5.3	1.2		5	0	0	0	3	0	0	0	0	0	0	0	0	0	0.00	0.000			
53 Blake Parker, R ERA: 2.18	1.1		4	0	0	0	0	0	0	0	0	0	0	0	0	0	0.00	0.000			

Batter	1	2	3	4	5	6	7	8	9	AB	R	H	RBI	BB	SO	LOB	TOP					
5 Enrique Hernández, R (1.8) OBP: 0.332, SLG: 0.467	L6		F8		1-2 2-H 1B		G6-3	K		5	0	1	1	0	1	1						
99 Alex Verdugo, L (1.7) OBP: 0.343, SLG: 0.420	28 G6-4-3 1B			2-0 28 G6-3 2 SF9 2B	1-2 2-3 BB		K			4	1	2	0	1	2	0						
28 J.D. Martínez, R (1.10) OBP: 0.350, SLG: 0.525	G6-4-3			G6-3	P3					4	0	1	0	0	0	5						
3 Jonathan Araúz, S (8.1) OBP: 0.389, SLG: 0.333										1	0	0	0	0	0	0						
2 Xander Bogaerts, R (1.6) OBP: 0.373, SLG: 0.512		G1-3		SF9			K			3	0	0	1	1	1	0						
11 Rafael Devers, L (1.5) OBP: 0.360, SLG: 0.567				L4						1	1	0	0	3	0	0						
10 Hunter Renfroe, R (1.9) OBP: 0.311, SLG: 0.468										4	1	1	2	0	2	4						
12 Marwin González, S (1.4) OBP: 0.280, SLG: 0.290										4	1	1	0	0	2	1						
7 Christian Vázquez, R (1.2) OBP: 0.308, SLG: 0.343			F7							3	0	1	0	1	0	0						
16 Franchy Cordero, L (1.3) OBP: 0.252, SLG: 0.278			G3-1							2	0	0	0	0	1	2						
29 Bobby Dalbec, R (6,PH) OBP: 0.260, SLG: 0.391										2	0	1	0	0	1	1						
Inning Stats	R: 0 E: 0 K: 0 S: 7	H: 1 LOB: 0 BB: 0 P: 11	R: 0 E: 0 K: 2 S: 17	H: 0 LOB: 1 BB: 1 P: 27	R: 0 E: 0 K: 0 S: 6	H: 0 LOB: 0 BB: 0 P: 8	R: 1 E: 0 K: 0 S: 9	H: 1 LOB: 0 BB: 0 P: 16	R: 1 E: 0 K: 2 S: 17	H: 2 LOB: 2 BB: 2 P: 31	R: 2 E: 0 K: 2 S: 16	H: 2 LOB: 1 BB: 1 P: 26	R: 0 E: 0 K: 1 S: 11	H: 1 LOB: 1 BB: 0 P: 23	R: 0 E: 0 K: 2 S: 11	H: 0 LOB: 0 BB: 0 P: 17	R: 0 E: 0 K: 1 S: 8	H: 0 LOB: 0 BB: 0 P: 12	1B: 6 2B: 1 3B: 0 HR: 1	SF: 1 SAC: 0 DP: 1 HBP: 0	WP: 0 PB: 0 SB: 0 CS: 0	PA: 40
PITCHER	IP WLS BF H R ER SO BB IBB HBP BLK WP HR S P ERA WHIP	IP WLS BF H R ER SO BB IBB HBP BLK WP HR S P ERA WHIP	IP WLS BF H R ER SO BB IBB HBP BLK WP HR S P ERA WHIP	IP WLS BF H R ER SO BB IBB HBP BLK WP HR S P ERA WHIP	IP WLS BF H R ER SO BB IBB HBP BLK WP HR S P ERA WHIP	IP WLS BF H R ER SO BB IBB HBP BLK WP HR S P ERA WHIP	IP WLS BF H R ER SO BB IBB HBP BLK WP HR S P ERA WHIP	IP WLS BF H R ER SO BB IBB HBP BLK WP HR S P ERA WHIP	IP WLS BF H R ER SO BB IBB HBP BLK WP HR S P ERA WHIP	IP WLS BF H R ER SO BB IBB HBP BLK WP HR S P ERA WHIP	IP WLS BF H R ER SO BB IBB HBP BLK WP HR S P ERA WHIP	IP WLS BF H R ER SO BB IBB HBP BLK WP HR S P ERA WHIP	IP WLS BF H R ER SO BB IBB HBP BLK WP HR S P ERA WHIP	IP WLS BF H R ER SO BB IBB HBP BLK WP HR S P ERA WHIP	IP WLS BF H R ER SO BB IBB HBP BLK WP HR S P ERA WHIP	IP WLS BF H R ER SO BB IBB HBP BLK WP HR S P ERA WHIP	IP WLS BF H R ER SO BB IBB HBP BLK WP HR S P ERA WHIP	IP WLS BF H R ER SO BB IBB HBP BLK WP HR S P ERA WHIP	IP WLS BF H R ER SO BB IBB HBP BLK WP HR S P ERA WHIP			

Boston Red Sox @ Toronto Blue Jays
Rogers Centre, Toronto, ON
Fri Aug 06 2021, 7:09 PM - 10:43 PM EDT
Att: 14,719 - Cloudy - 81 F


AB 33
R 4
H 8
RBI 4
BB 6
SO 10
LOB 14



Batter	1	2	3	4	5	6	7	8	9	AB	R	H	RBI	BB	SO	LOB	BOTTOM					
4 George Springer, R (1.10) OBP: 0.372, SLG: 0.636	F6		K							5	0	2	3	0	1	1						
27 Vladimir Guerrero Jr., R (1.3) OBP: 0.414, SLG: 0.688	G5-3		F9							4	1	0	0	1	0	3						
10 Marcus Semien, R (1.4) OBP: 0.340, SLG: 0.527				G5-3						5	1	2	0	0	2	3						
11 Bo Bichette, R (1.6) OBP: 0.345, SLG: 0.483		F8								5	1	2	1	0	1	2						
37 Teoscar Hernández, R (1.9) OBP: 0.345, SLG: 0.503				F8						5	2	3	3	0	1	1						
13 Lourdes Gurriel Jr., R (1.7) OBP: 0.298, SLG: 0.426		F9								5	1	2	2	0	1	2						
30 Alejandro Kirk, R (1.2) OBP: 0.352, SLG: 0.484										3	2	2	1	1	0	1						
15 Randal Grichuk, R (1.8) OBP: 0.287, SLG: 0.452										4	3	2	1	0	0	2						
74 Breyvic Valera, S (1.5) OBP: 0.313, SLG: 0.400										4	1	2	1	0	0	1						
5 Santiago Espinal, R (9.5) OBP: 0.350, SLG: 0.417										0	0	0	0	0	0	0						
Inning Stats	R: 0 E: 0 K: 0 S: 10	H: 1 LOB: 1 BB: 0 P: 16	R: 0 E: 0 K: 1 S: 6	H: 0 LOB: 1 BB: 1 P: 12	R: 0 E: 0 K: 1 S: 7	H: 0 LOB: 0 BB: 0 P: 12	R: 0 E: 0 K: 1 S: 12	H: 1 LOB: 1 BB: 0 P: 18	R: 0 E: 0 K: 1 S: 29	H: 0 LOB: 2 BB: 1 P: 37	R: 1 E: 0 K: 0 S: 18	H: 2 LOB: 1 BB: 0 P: 22	R: 1 E: 0 K: 1 S: 13	H: 2 LOB: 1 BB: 0 P: 19	R: 1 E: 0 K: 0 S: 8	H: 2 LOB: 1 BB: 0 P: 12	R: 1 E: 0 K: 0 S: 8	H: 2 LOB: 1 BB: 0 P: 12	1B: 7 2B: 8 3B: 1 HR: 1	SF: 1 SAC: 0 DP: 0 HBP: 1	WP: 0 PB: 0 SB: 1 CS: 0	PA: 44
PITCHER	IP WLS BF H R ER SO BB IBB HBP BLK WP HR S P ERA WHIP	IP WLS BF H R ER SO BB IBB HBP BLK WP HR S P ERA WHIP	IP WLS BF H R ER SO BB IBB HBP BLK WP HR S P ERA WHIP	IP WLS BF H R ER SO BB IBB HBP BLK WP HR S P ERA WHIP	IP WLS BF H R ER SO BB IBB HBP BLK WP HR S P ERA WHIP	IP WLS BF H R ER SO BB IBB HBP BLK WP HR S P ERA WHIP	IP WLS BF H R ER SO BB IBB HBP BLK WP HR S P ERA WHIP	IP WLS BF H R ER SO BB IBB HBP BLK WP HR S P ERA WHIP	IP WLS BF H R ER SO BB IBB HBP BLK WP HR S P ERA WHIP	IP WLS BF H R ER SO BB IBB HBP BLK WP HR S P ERA WHIP	IP WLS BF H R ER SO BB IBB HBP BLK WP HR S P ERA WHIP	IP WLS BF H R ER SO BB IBB HBP BLK WP HR S P ERA WHIP	IP WLS BF H R ER SO BB IBB HBP BLK WP HR S P ERA WHIP	IP WLS BF H R ER SO BB IBB HBP BLK WP HR S P ERA WHIP	IP WLS BF H R ER SO BB IBB HBP BLK WP HR S P ERA WHIP	IP WLS BF H R ER SO BB IBB HBP BLK WP HR S P ERA WHIP	IP WLS BF H R ER SO BB IBB HBP BLK WP HR S P ERA WHIP	IP WLS BF H R ER SO BB IBB HBP BLK WP HR S P ERA WHIP	IP WLS BF H R ER SO BB IBB HBP BLK WP HR S P ERA WHIP			

Boston Red Sox @ Toronto Blue Jays
Rogers Centre, Toronto, ON
Fri Aug 06 2021, 7:09 PM - 10:43 PM EDT
Att: 14,719 - Cloudy - 81 F

AB 40
R 12
H 17
RBI 12
BB 2
SO 6
LOB 16



Batter	1	2	3	4	5	6	7	8	9	AB	R	H	RBI	BB	SO	LOB	TOP				
5 Enrique Hernández, R (1, 8) OBP: 0.332, SLG: 0.465										2	0	0	0	1	1	2					
99 Alex Verdugo, L (1, 7) OBP: 0.340, SLG: 0.417										3	0	0	0	0	0	3					
2 Xander Bogaerts, R (1, 6) OBP: 0.370, SLG: 0.508										3	0	0	0	0	1	3					
11 Rafael Devers, L (1, 5) OBP: 0.357, SLG: 0.563										3	0	0	0	0	2	1					
10 Hunter Renfroe, R (1, 9) OBP: 0.308, SLG: 0.464										3	0	0	0	0	2	0					
25 Kevin Plawecki, R (1, 2) OBP: 0.350, SLG: 0.380										3	0	1	0	0	1	0					
7 Christian Vázquez, R (1, 10) OBP: 0.307, SLG: 0.341										2	0	0	0	0	0	1					
29 Bobby Dalbec, R (1, 3) OBP: 0.261, SLG: 0.390										1	0	0	0	1	0	0					
3 Jonathan Araúz, S (1, 4) OBP: 0.400, SLG: 0.353										2	0	1	0	0	0	0					
Inning Stats	R: 0 E: 0 K: 1 S: 11	H: 0 LOB: 1 BB: 1 P: 17	R: 0 E: 0 K: 1 S: 6	H: 0 LOB: 0 BB: 0 P: 11	R: 0 E: 0 K: 1 S: 9	H: 0 LOB: 0 BB: 0 P: 13	R: 0 E: 0 K: 1 S: 7	H: 0 LOB: 0 BB: 0 P: 10	R: 0 E: 0 K: 1 S: 7	H: 1 LOB: 0 BB: 0 P: 10	R: 0 E: 0 K: 1 S: 15	H: 1 LOB: 2 BB: 1 P: 25	R: 0 E: 0 K: 2 S: 8	H: 0 LOB: 0 BB: 0 P: 14				1B: 2 2B: 0 3B: 0 HR: 0	SF: 0 SAC: 0 DP: 1 HBP: 0	WP: 0 PB: 0 SB: 0 CS: 0	PA: 24
PITCHER	IP WLS BF H R ER SO BB IBB HBP BLK WP HR S P ERA WHIP																				
38 Robbie Ray, L (1, 1) ERA: 2.9	6.0	21	2	0	0	5	2	0	0	0	0	0	0	55	86	0.00	0.667				
68 Jordan Romano, R (7, 1) ERA: 2.75	1.0	3	0	0	0	2	0	0	0	0	0	0	8	14	0.00	0.000					

Boston Red Sox @ Toronto Blue Jays
Rogers Centre, Toronto, ON
Sat Aug 07 2021, 3:10 PM - 5:02 PM EDT
Att: 14,768 - Roof Closed - 68 F

AB 22
R 0
H 2
RBI 0
BB 2
SO 7
LOB 10




Batter	1	2	3	4	5	6	7	8	9	AB	R	H	RBI	BB	SO	LOB	BOTTOM				
4 George Springer, R (1, 8) OBP: 0.371, SLG: 0.627										2	0	0	0	1	0	0					
27 Vladimir Guerrero Jr., R (1, 10) OBP: 0.412, SLG: 0.653										3	0	0	0	0	1	1					
10 Marcus Semien, R (1, 4) OBP: 0.340, SLG: 0.532										3	1	1	1	0	1	0					
11 Bo Bichette, R (1, 6) OBP: 0.343, SLG: 0.480										2	0	0	0	0	1	0					
37 Teoscar Hernández, R (1, 9) OBP: 0.343, SLG: 0.500										2	0	0	0	0	0	0					
14 Corey Dickerson, L (1, 7) OBP: 0.315, SLG: 0.372										2	0	1	0	0	0	0					
30 Alejandro Kirk, R (1, 2) OBP: 0.342, SLG: 0.469										2	0	0	0	0	1	1					
13 Lourdes Gurriel Jr., R (1, 3) OBP: 0.296, SLG: 0.424										2	0	0	0	0	0	0					
5 Santiago Espinal, R (1, 5) OBP: 0.354, SLG: 0.411										2	0	0	0	0	1	0					
Inning Stats	R: 0 E: 0 K: 2 S: 10	H: 0 LOB: 0 BB: 0 P: 14	R: 0 E: 0 K: 1 S: 11	H: 0 LOB: 0 BB: 0 P: 19	R: 0 E: 0 K: 1 S: 6	H: 0 LOB: 0 BB: 0 P: 7	R: 0 E: 0 K: 0 S: 7	H: 0 LOB: 0 BB: 0 P: 10	R: 0 E: 0 K: 0 S: 6	H: 1 LOB: 1 BB: 0 P: 10	R: 0 E: 0 K: 1 S: 9	H: 0 LOB: 1 BB: 1 P: 16	R: 1 E: 0 K: 0 S: 1	H: 1 LOB: 0 BB: 0 P: 1				1B: 1 2B: 0 3B: 0 HR: 1	SF: 0 SAC: 0 DP: 0 HBP: 0	WP: 0 PB: 0 SB: 0 CS: 0	PA: 21
PITCHER	IP WLS BF H R ER SO BB IBB HBP BLK WP HR S P ERA WHIP																				
37 Nick Pivetta, R (1, 1) ERA: 4.34	6.0	20	1	0	0	5	1	0	0	0	0	0	0	49	76	0.00	0.333				
32 Matt Barnes, R (7, 1) ERA: 2.45	0.0	1	1	1	1	0	0	0	0	0	1	1	1	∞	∞						

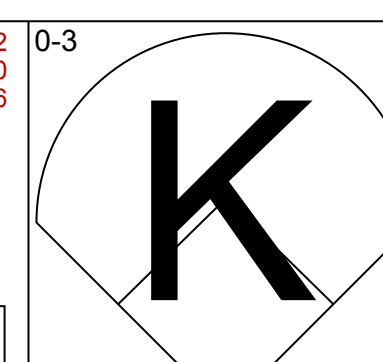
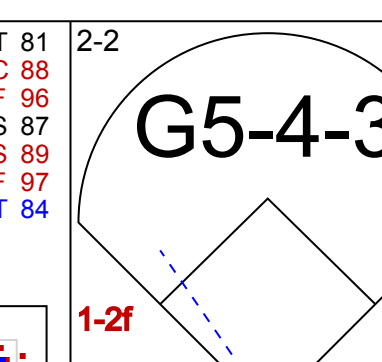
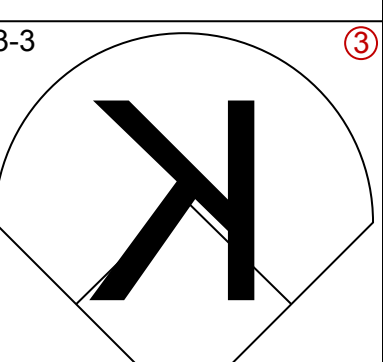
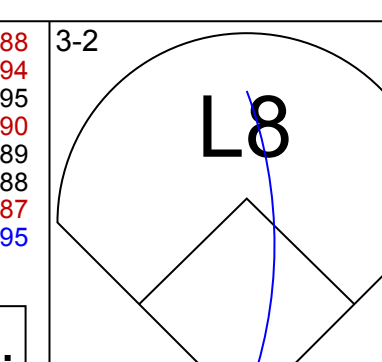
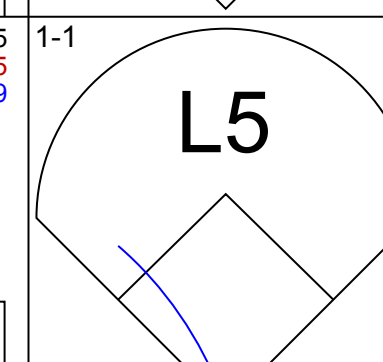
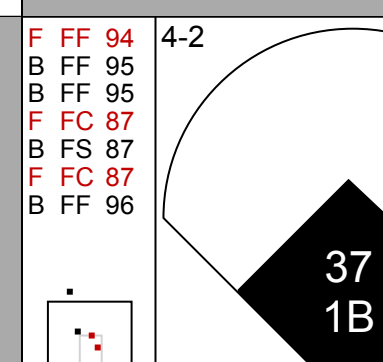
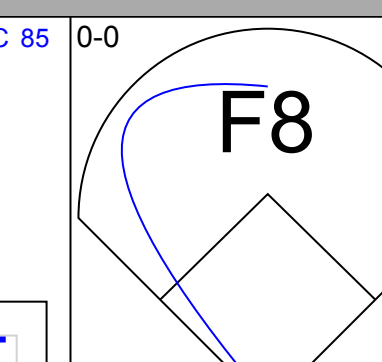
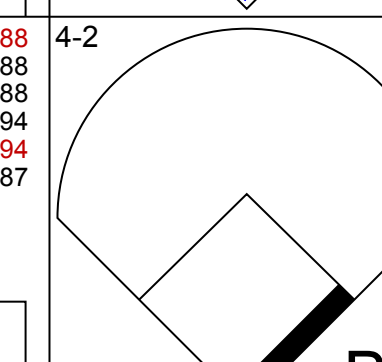
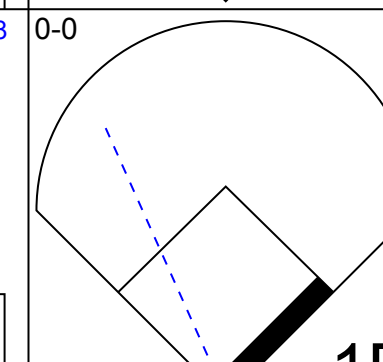
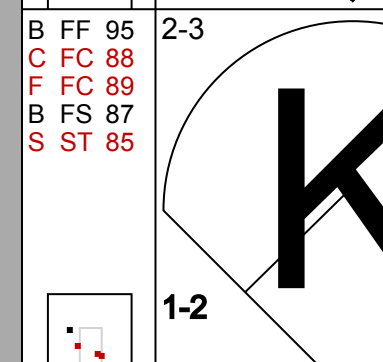
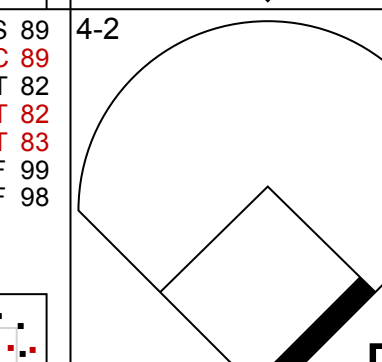
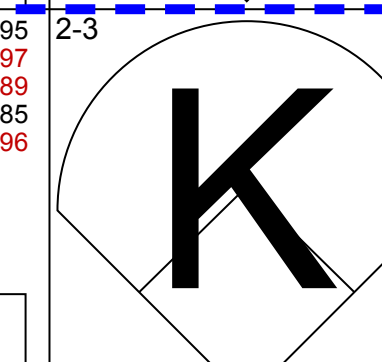
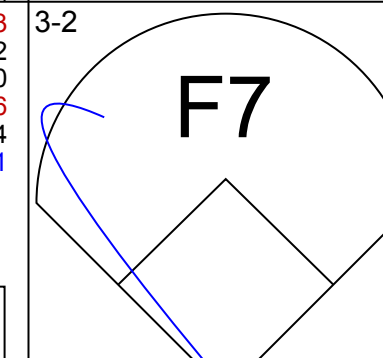
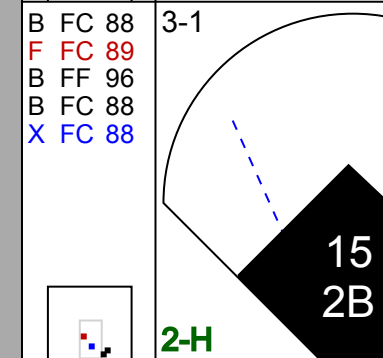
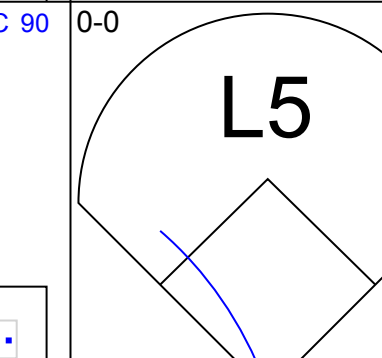

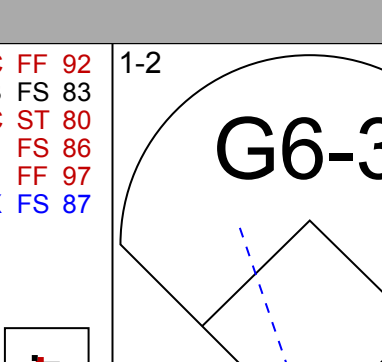
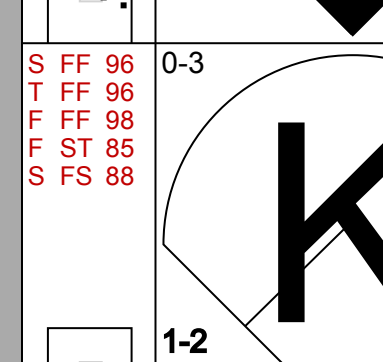
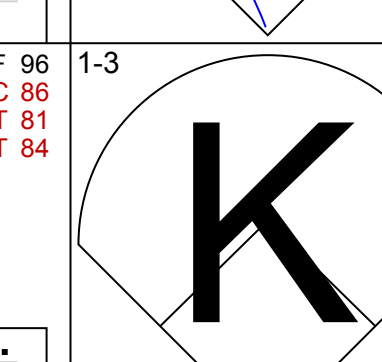

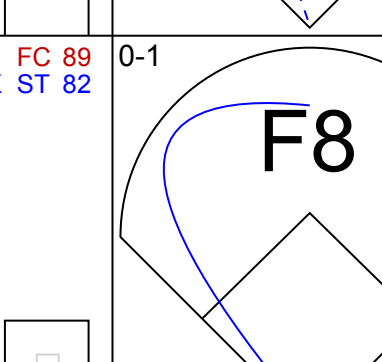
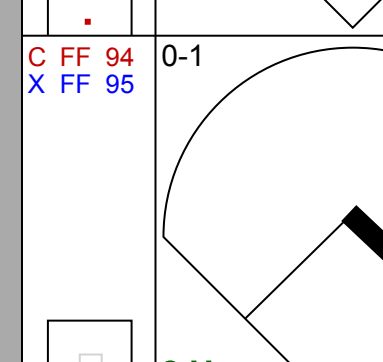
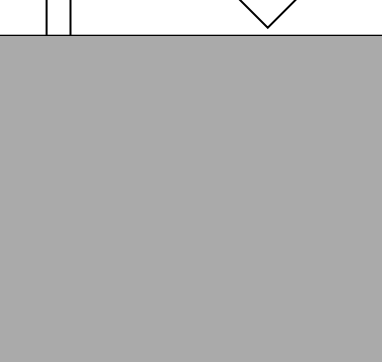

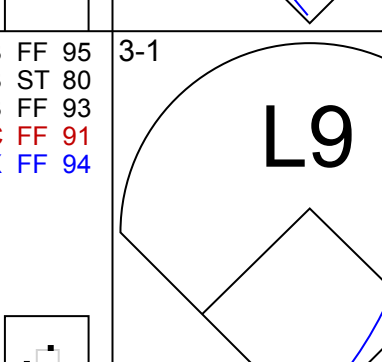
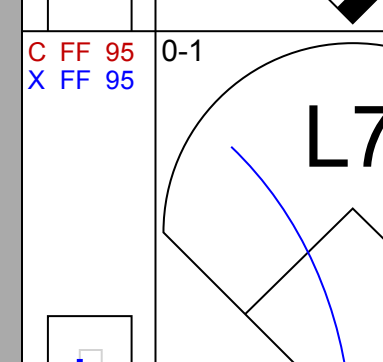


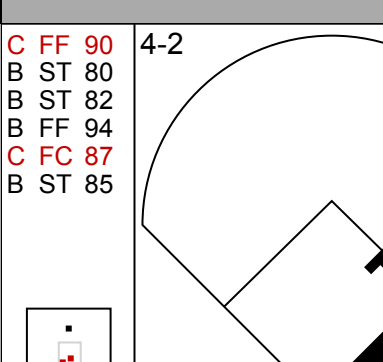
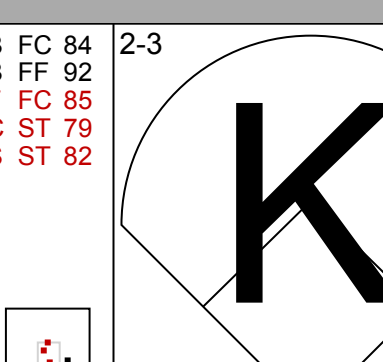
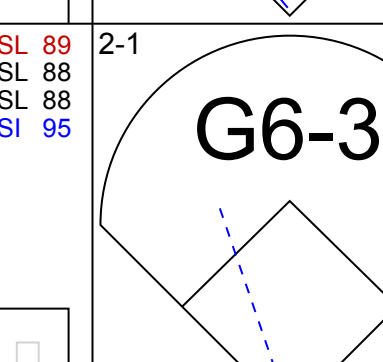
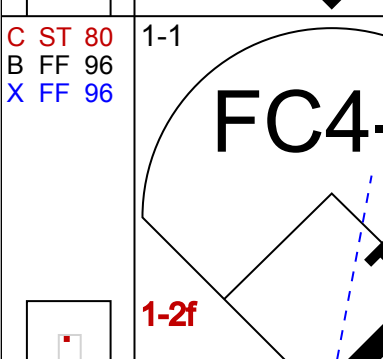
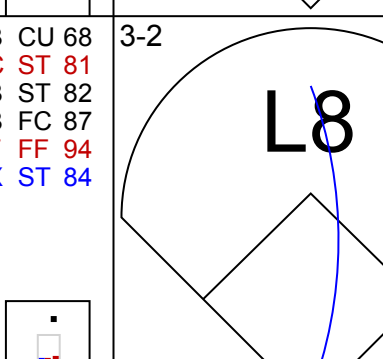

Boston Red Sox @ Toronto Blue Jays
Rogers Centre, Toronto, ON
Sat Aug 07 2021, 3:10 PM - 5:02 PM EDT
Att: 14,768 - Roof Closed - 68 F

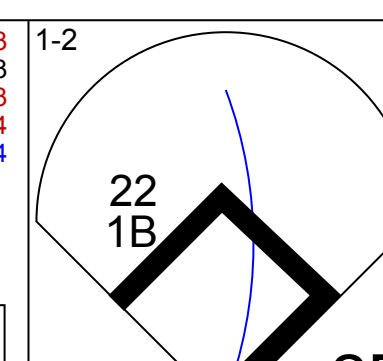
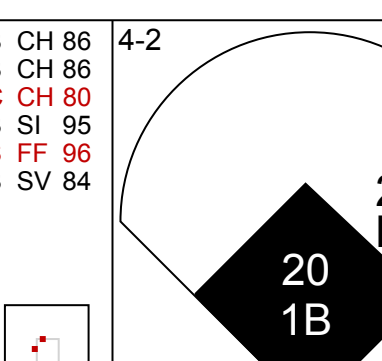
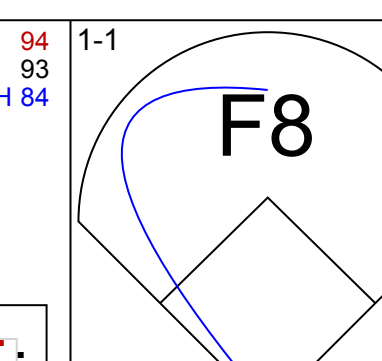
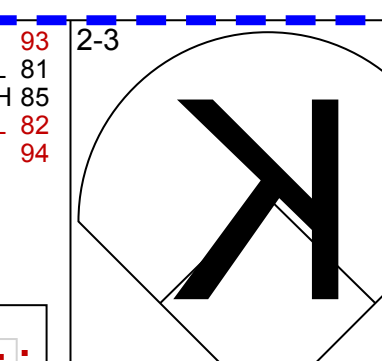
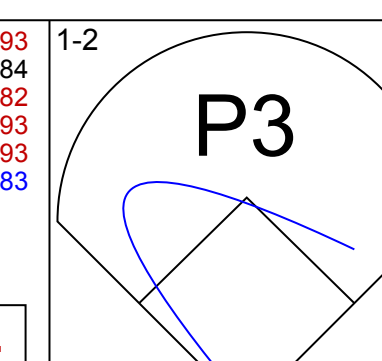
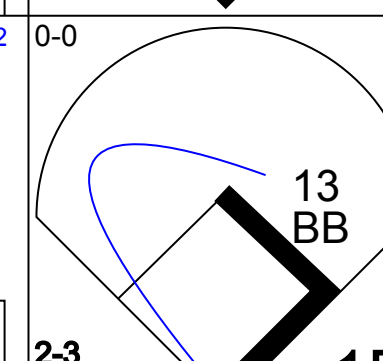
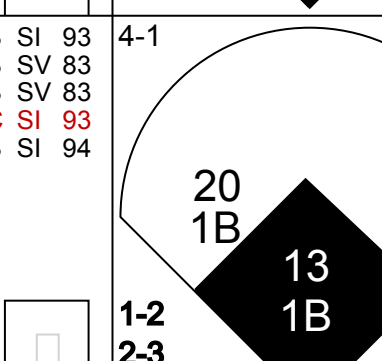
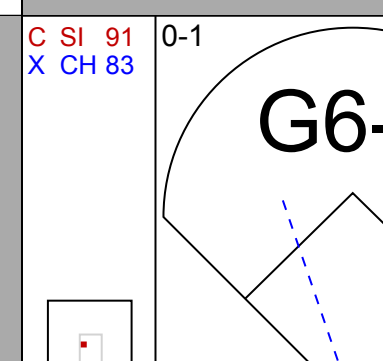
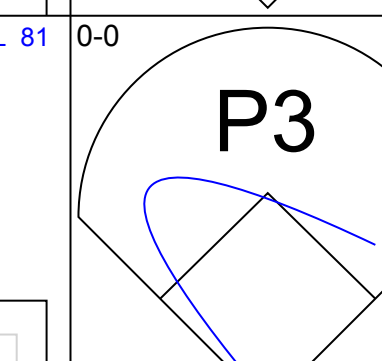

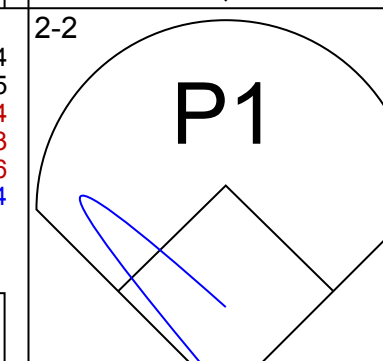
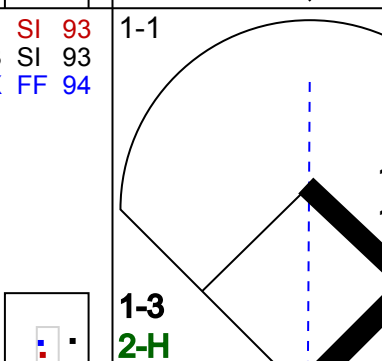
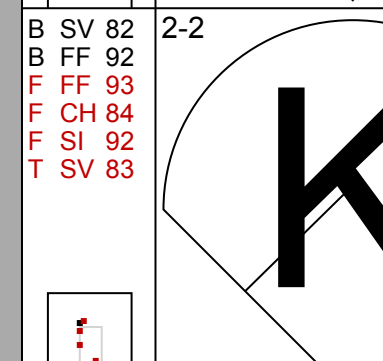
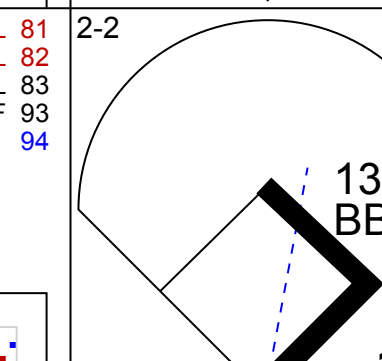

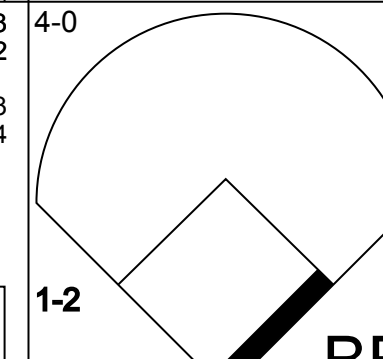
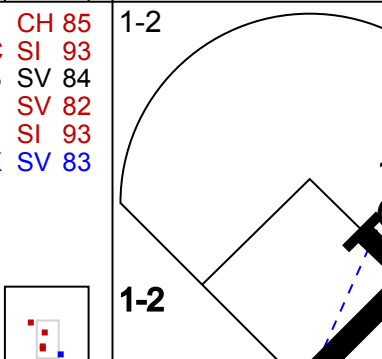

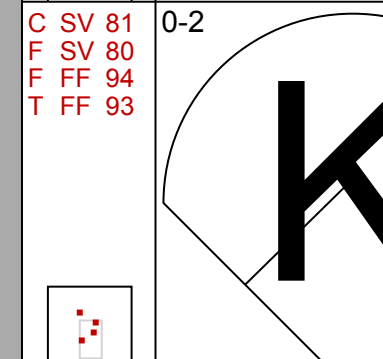
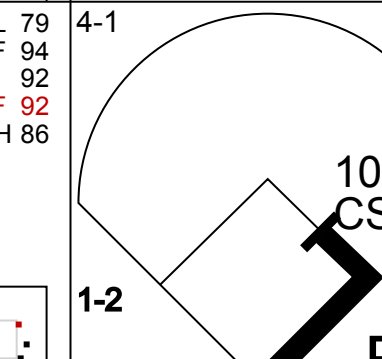

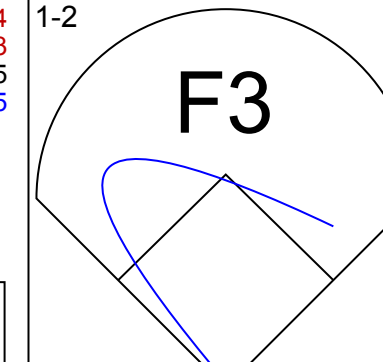
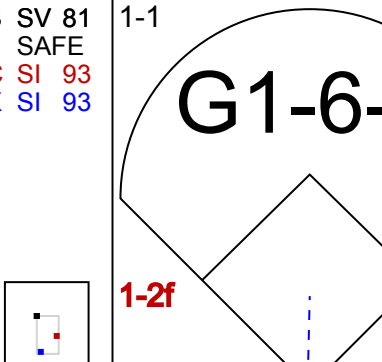

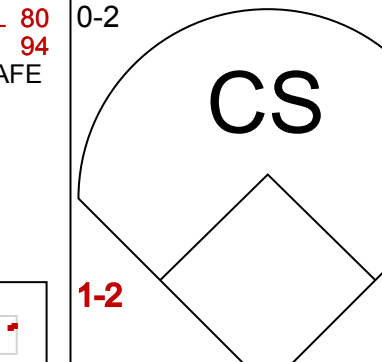

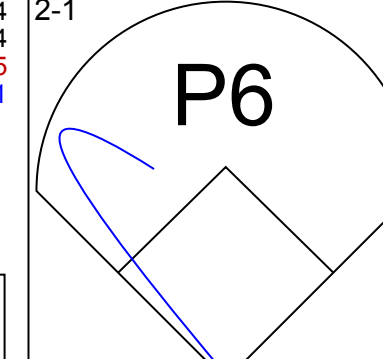
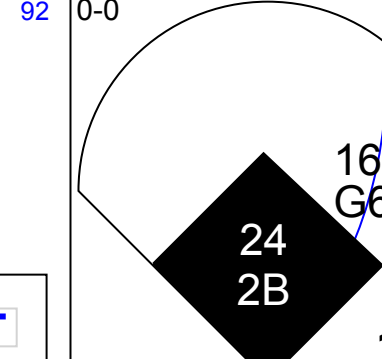
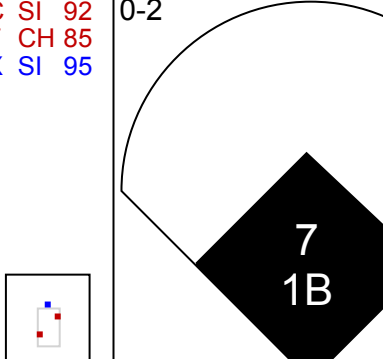
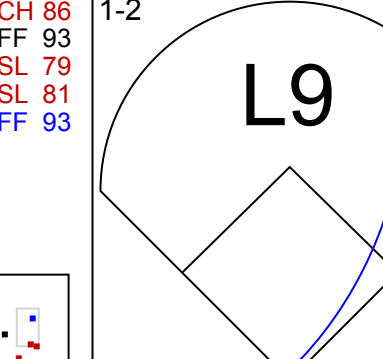

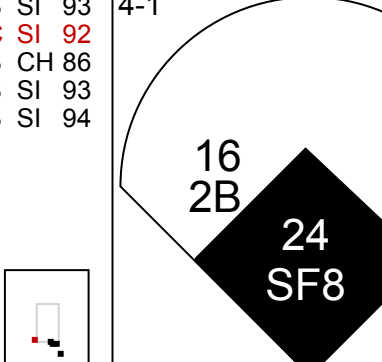
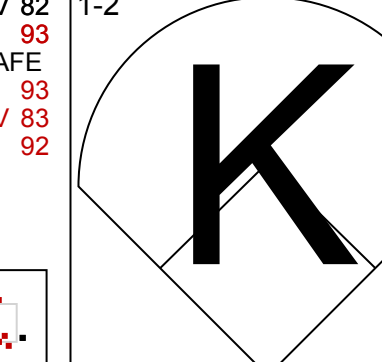
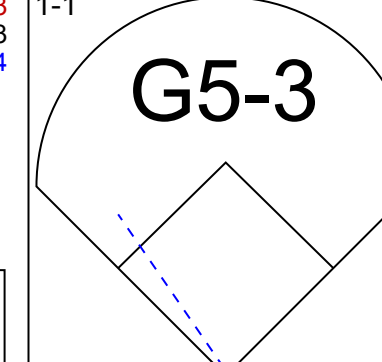
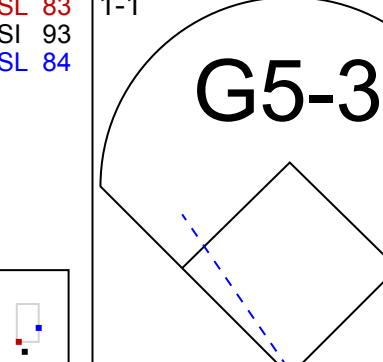
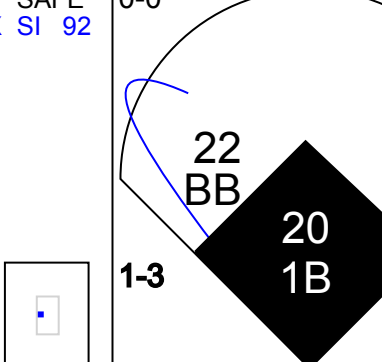
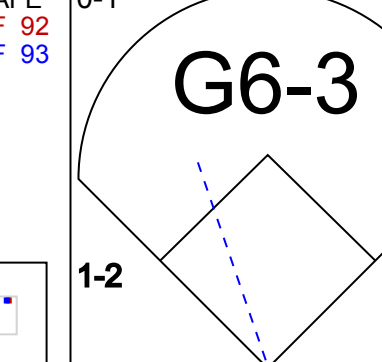
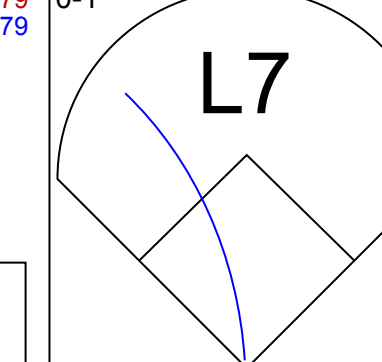

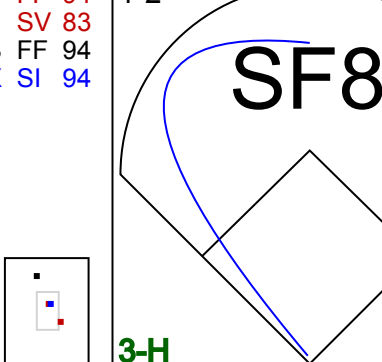
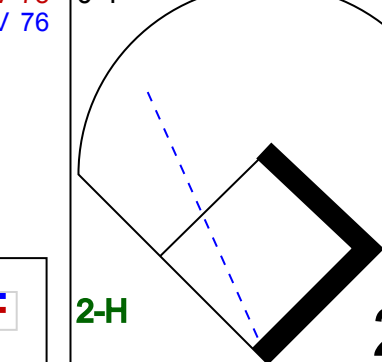
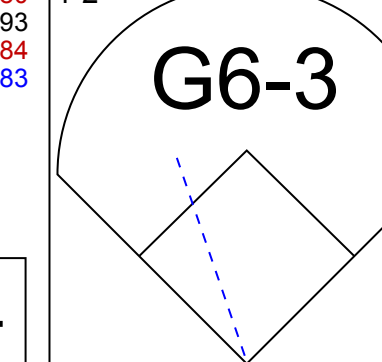
AB 20
R 1
H 2
RBI 1
BB 1
SO 5
LOB 2



Batter	1	2	3	4	5	6	7	8	9	AB	R	H	RBI	BB	SO	LOB	TOP	
5 Enrique Hernández, R (1.8) OBP: 0.328, SLG: 0.460										4	0	0	0	0	1	1	Boston Red Sox @ Toronto Blue Jays Rogers Centre, Toronto, ON Sat Aug 07 2021, 7:07 PM - 10:06 PM EDT Att: 12,659 - Partly Cloudy - 74 F	
99 Alex Verdugo, L (1.7) OBP: 0.344, SLG: 0.428										4	1	3	1	0	0	1		
2 Xander Bogaerts, R (1.10) OBP: 0.369, SLG: 0.505										4	0	1	0	0	1	2		
11 Rafael Devers, L (1.5) OBP: 0.356, SLG: 0.563										4	0	1	0	0	0	4		
10 Hunter Renfroe, R (1.9) OBP: 0.309, SLG: 0.463										3	0	1	0	0	0	1		
12 Marvin González, S (1.4) OBP: 0.281, SLG: 0.288										2	0	0	0	1	2	2		
7 Christian Vázquez, R (1.2) OBP: 0.307, SLG: 0.341										3	0	1	0	0	1	0		
16 Franchy Cordero, L (1.3) OBP: 0.246, SLG: 0.271										3	1	0	0	0	2	2		
3 Jonathan Araúz, S (1.6) OBP: 0.391, SLG: 0.350										3	0	1	1	0	0	0		
Inning Stats	R: 0 E: 0 K: 0 S: 7	H: 1 LOB: 1 BB: 0 P: 10	R: 0 E: 0 K: 1 S: 11	H: 0 LOB: 0 BB: 0 P: 17	R: 0 E: 0 K: 0 S: 4	H: 0 LOB: 0 BB: 0 P: 7	R: 0 E: 0 K: 1 S: 16	H: 2 LOB: 2 BB: 0 P: 22	R: 0 E: 0 K: 2 S: 11	H: 0 LOB: 0 BB: 0 P: 14	R: 1 E: 0 K: 2 S: 17	H: 2 LOB: 1 BB: 0 P: 25	R: 0 E: 0 K: 1 S: 10	H: 1 LOB: 1 BB: 1 P: 17	R: 1 E: 0 K: 0 S: 14	H: 2 LOB: 2 BB: 0 P: 18	1B: 6 SF: 0 2B: 2 SAC: 0 3B: 0 DP: 1 HR: 1 HBP: 0	WP: 0 PA: 31 PB: 0 SB: 0 CS: 3
PITCHER	IP WLS BF H R ER SO BB IBB HBP BLK WP HR S P ERA WHIP	17 José Berrios, R (1.1) ERA: 3.23 33 Trevor Richards, R (7.1) ERA: 3.35 90 Adam Cimber, R (8.1) ERA: 2.19 52 Brad Hand, L (8.1) ERA: 3.72																
Batter	1	2	3	4	5	6	7	8	9	AB	R	H	RBI	BB	SO	LOB	BOTTOM	
4 George Springer, R (1.10) OBP: 0.363, SLG: 0.611										4	0	0	0	0	3	0	Boston Red Sox @ Toronto Blue Jays Rogers Centre, Toronto, ON Sat Aug 07 2021, 7:07 PM - 10:06 PM EDT Att: 12,659 - Partly Cloudy - 74 F	
27 Vladimir Guerrero Jr., R (1.3) OBP: 0.410, SLG: 0.669										4	0	1	0	0	1	0		
10 Marcus Semien, R (1.4) OBP: 0.340, SLG: 0.532										4	0	1	0	0	2	1		
11 Bo Bichette, R (1.6) OBP: 0.342, SLG: 0.478										4	1	1	0	0	2	3		
37 Teoscar Hernández, R (1.9) OBP: 0.340, SLG: 0.494										4	0	0	0	0	2	2		
14 Corey Dickerson, L (1.7) OBP: 0.324, SLG: 0.382										2	0	2	0	1	0	0		
15 Randal Grichuk, R (1.8) OBP: 0.287, SLG: 0.450										2	0	0	0	1	1	3		
74 Breyvic Valera, S (1.5) OBP: 0.316, SLG: 0.389										3	0	1	1	0	0	3		
7 Reese McGuire, L (1.2) OBP: 0.323, SLG: 0.384										3	0	0	0	0	1	4		
Inning Stats	R: 0 E: 0 K: 3 S: 14	H: 1 LOB: 1 BB: 0 P: 21	R: 0 E: 0 K: 1 S: 13	H: 1 LOB: 2 BB: 1 P: 26	R: 0 E: 0 K: 1 S: 7	H: 0 LOB: 0 BB: 0 P: 14	R: 1 E: 0 K: 2 S: 15	H: 2 LOB: 2 BB: 1 P: 19	R: 0 E: 0 K: 3 S: 12	H: 1 LOB: 1 BB: 0 P: 16	R: 0 E: 0 K: 0 S: 14	H: 1 LOB: 1 BB: 0 P: 21	R: 0 E: 0 K: 1 S: 5	H: 0 LOB: 0 BB: 0 P: 8	R: 0 E: 0 K: 1 S: 10	H: 0 LOB: 1 BB: 0 P: 15	1B: 4 SF: 0 2B: 2 SAC: 0 3B: 0 DP: 0 HR: 0 HBP: 0	WP: 0 PA: 32 PB: 0 SB: 0 CS: 0
PITCHER	IP WLS BF H R ER SO BB IBB HBP BLK WP HR S P ERA WHIP	89 Tanner Houck, R (1.1) ERA: 2.45 38 Josh Taylor, L (4.1) ERA: 3.38 72 Garrett Whitlock, R (5.1) ERA: 1.17 32 Matt Barnes, R (7.1) ERA: 2.4 0 Adam Ottavino, R (8.1) ERA: 3.66																

Batter	1	2	3	4	5	6	7	8	9	AB	R	H	RBI	BB	SO	LOB	TOP				
5 Enrique Hernández, R (1.8) OBP: 0.327, SLG: 0.456	G5-3	1-3 2-H 1B		FC 28 1B	F8		F8			5	1	1	1	0	0	2	Boston Red Sox @ Toronto Blue Jays Rogers Centre, Toronto, ON Sun Aug 08 2021, 1:11 PM - 5:11 PM EDT Att: 14,766 - Partly Cloudy - 80 F				
10 Hunter Renfroe, R (1.9) OBP: 0.305, SLG: 0.457	F7	P4		F9	G5-3		K			5	0	0	0	0	1	4					
2 Xander Bogaerts, R (1.6) OBP: 0.370, SLG: 0.504	F8			1B 25 2B	1B	L3		L7		5	2	2	0	0	0	0					
11 Rafael Devers, L (1.5) OBP: 0.359, SLG: 0.562		28 E	25 2B	28 1B	28 1B	G6-3		K		4	2	2	0	1	1	0					
28 J.D. Martinez, R (1.10) OBP: 0.355, SLG: 0.533	E7 25 1B	F9	25 1B	25 1B	29 1B	29 1B		2B		5	2	4	3	0	0	2					
25 Kevin Plawecki, R (1.2) OBP: 0.371, SLG: 0.406	29 1B	5 1B	29 1B	29 1B	29 1B	29 1B		P4		4	1	3	3	1	0	1					
29 Bobby Dalbec, R (1.3) OBP: 0.264, SLG: 0.391	5 1B			G5-3						4	0	2	1	0	1	4		AB 43 R 8 H 16 RBI 8 BB 2 SO 7 LOB 21			
12 Marwin González, Sr., PH (9. PH) OBP: 0.280, SLG: 0.286										1	0	0	0	0	1	0					
3 Jonathan Araúz, S (1.4) OBP: 0.333, SLG: 0.292	B3				L8			G3		4	0	0	0	0	1	6		WP: 0 PA: 45 			
7 Christian Vázquez, R (9. PH) OBP: 0.306, SLG: 0.340										1	0	0	0	0	0	0					
40 Jarren Duran, L (1.7) OBP: 0.220, SLG: 0.357	F8			FC 5	1B			K		5	0	2	0	0	2	2					
Inning Stats	R: 0 H: 0 E: 0 K: 0 S: 8	H: 0 LOB: 0 BB: 0 P: 11	R: 3 H: 5 E: 1 K: 0 S: 14	H: 5 LOB: 2 BB: 0 P: 19	R: 1 H: 3 E: 0 K: 1 S: 15	H: 3 LOB: 2 BB: 0 P: 23	R: 3 H: 4 E: 0 K: 0 S: 20	H: 4 LOB: 2 BB: 1 P: 33	R: 0 H: 1 E: 0 K: 0 S: 9	H: 1 LOB: 1 BB: 0 P: 17	R: 1 H: 2 E: 0 K: 1 S: 13	H: 2 LOB: 2 BB: 1 P: 21	R: 0 H: 0 E: 0 K: 2 S: 8	H: 0 LOB: 0 BB: 0 P: 9	R: 0 H: 1 E: 0 K: 1 S: 10	H: 1 LOB: 1 BB: 0 P: 17	R: 0 H: 0 E: 0 K: 2 S: 12	H: 0 LOB: 0 BB: 0 P: 17	1B: 13 2B: 3 3B: 0 HR: 0	SF: 0 SAC: 0 DP: 0 HBP: 0	WP: 0 PB: 0 SB: 0 CS: 0
PITCHER	IP WLS BF H R ER SO BB IBB HBP BLK WP HR S P ERA WHIP	IP WLS BF H R ER SO BB IBB HBP BLK WP HR S P ERA WHIP	IP WLS BF H R ER SO BB IBB HBP BLK WP HR S P ERA WHIP	IP WLS BF H R ER SO BB IBB HBP BLK WP HR S P ERA WHIP	IP WLS BF H R ER SO BB IBB HBP BLK WP HR S P ERA WHIP	IP WLS BF H R ER SO BB IBB HBP BLK WP HR S P ERA WHIP	IP WLS BF H R ER SO BB IBB HBP BLK WP HR S P ERA WHIP	IP WLS BF H R ER SO BB IBB HBP BLK WP HR S P ERA WHIP	IP WLS BF H R ER SO BB IBB HBP BLK WP HR S P ERA WHIP	IP WLS BF H R ER SO BB IBB HBP BLK WP HR S P ERA WHIP	IP WLS BF H R ER SO BB IBB HBP BLK WP HR S P ERA WHIP	IP WLS BF H R ER SO BB IBB HBP BLK WP HR S P ERA WHIP	IP WLS BF H R ER SO BB IBB HBP BLK WP HR S P ERA WHIP	IP WLS BF H R ER SO BB IBB HBP BLK WP HR S P ERA WHIP	IP WLS BF H R ER SO BB IBB HBP BLK WP HR S P ERA WHIP	IP WLS BF H R ER SO BB IBB HBP BLK WP HR S P ERA WHIP	IP WLS BF H R ER SO BB IBB HBP BLK WP HR S P ERA WHIP	IP WLS BF H R ER SO BB IBB HBP BLK WP HR S P ERA WHIP	IP WLS BF H R ER SO BB IBB HBP BLK WP HR S P ERA WHIP	IP WLS BF H R ER SO BB IBB HBP BLK WP HR S P ERA WHIP	IP WLS BF H R ER SO BB IBB HBP BLK WP HR S P ERA WHIP
99 Hyun Jin Ryu, L (1.1) ERA: 3.62	3.2	22	10	7	7	1	1	0	0	0	0	0	0	0	0	0	0	17	27	0.00	2.250
66 Patrick Murphy, R (4.1) ERA: 4.82	1.1	7	3	0	0	0	0	0	0	0	0	0	0	0	0	0	0	18	26	5.40	1.800
60 Kirby Snead, L (6.1) ERA: 2.7	1.2	8	2	1	1	2	1	0	0	0	0	0	0	0	0	0	0	13	21	0.00	0.750
41 Rafael Dolis, R (7.1) ERA: 4.35	1.1	W	5	1	0	0	2	0	0	0	0	0	0	0	0	0	0	12	17	0.00	0.000
68 Jordan Romano, R (9.1) ERA: 2.68	1.0	S	3	0	0	0	2	0	0	0	0	0	0	0	0	0	0	0	0	0.00	0.000
PITCHER	IP WLS BF H R ER SO BB IBB HBP BLK WP HR S P ERA WHIP	IP WLS BF H R ER SO BB IBB HBP BLK WP HR S P ERA WHIP	IP WLS BF H R ER SO BB IBB HBP BLK WP HR S P ERA WHIP	IP WLS BF H R ER SO BB IBB HBP BLK WP HR S P ERA WHIP	IP WLS BF H R ER SO BB IBB HBP BLK WP HR S P ERA WHIP	IP WLS BF H R ER SO BB IBB HBP BLK WP HR S P ERA WHIP	IP WLS BF H R ER SO BB IBB HBP BLK WP HR S P ERA WHIP	IP WLS BF H R ER SO BB IBB HBP BLK WP HR S P ERA WHIP	IP WLS BF H R ER SO BB IBB HBP BLK WP HR S P ERA WHIP	IP WLS BF H R ER SO BB IBB HBP BLK WP HR S P ERA WHIP	IP WLS BF H R ER SO BB IBB HBP BLK WP HR S P ERA WHIP	IP WLS BF H R ER SO BB IBB HBP BLK WP HR S P ERA WHIP	IP WLS BF H R ER SO BB IBB HBP BLK WP HR S P ERA WHIP	IP WLS BF H R ER SO BB IBB HBP BLK WP HR S P ERA WHIP	IP WLS BF H R ER SO BB IBB HBP BLK WP HR S P ERA WHIP	IP WLS BF H R ER SO BB IBB HBP BLK WP HR S P ERA WHIP	IP WLS BF H R ER SO BB IBB HBP BLK WP HR S P ERA WHIP	IP WLS BF H R ER SO BB IBB HBP BLK WP HR S P ERA WHIP	IP WLS BF H R ER SO BB IBB HBP BLK WP HR S P ERA WHIP	IP WLS BF H R ER SO BB IBB HBP BLK WP HR S P ERA WHIP	IP WLS BF H R ER SO BB IBB HBP BLK WP HR S P ERA WHIP
4 George Springer, R (1.8) OBP: 0.370, SLG: 0.627	37 1B		27 1B	37 1B	F9		27 WP	10 SF8		4	4	2	3	1	0	1	Boston Red Sox @ Toronto Blue Jays Rogers Centre, Toronto, ON Sun Aug 08 2021, 1:11 PM - 5:11 PM EDT Att: 14,766 - Partly Cloudy - 80 F				
27 Vladimir Guerrero Jr., R (1.3) OBP: 0.412, SLG: 0.635	F9		37 1B	37 1B	HR		37 1B			4	2	2	2	1	1	1					
10 Marcus Semien, R (1.6) OBP: 0.337, SLG: 0.528	F9				HR		37 1B			3	0	0	1	0	1	3					
37 Teoscar Hernández, R (1.9) OBP: 0.344, SLG: 0.497	14 1B		14 G4-6-3	14 G4-6-3			14 FC6-5	14 E		4	0	3	2	0	1	0					
14 Corey Dickerson, L (1.10) OBP: 0.327, SLG: 0.381	13 FC6-4		13 FC6-4	13 FC6-4			74 1B	FC6-5 13 CS		3	0	1	1	1	0	3					
13 Lourdes Gurriel Jr., R (1.7) OBP: 0.293, SLG: 0.419	FC6-4				P4					4	0	0	0	0	1	3		AB 32 R 9 H 10 RBI 9 BB 5 SO 4 LOB 16			
15 Randal Grichuk, R (9.9) OBP: 0.287, SLG: 0.450										0	0	0	0	0	0	0					
74 Breyvic Valera, S (1.4) OBP: 0.348, SLG: 0.409	G4-3				L7					4	1	2	0	0	0	0					
5 Santiago Espinal, R (1.5) OBP: 0.346, SLG: 0.400	F8				G4-3			F6		4	0	0	0	0	0	3					
7 Reese McGuire, L (1.2) OBP: 0.327, SLG: 0.379	G6-3							G5-3		2	2	0	0	2	0	2					
Inning Stats	R: 1 H: 3 E: 0 K: 0 S: 12	H: 3 LOB: 2 BB: 0 P: 17	R: 0 H: 0 E: 0 K: 0 S: 8	H: 0 LOB: 0 BB: 0 P: 10	R: 1 H: 2 E: 1 K: 1 S: 17	H: 2 LOB: 1 BB: 0 P: 28	R: 0 H: 0 E: 0 K: 0 S: 9	H: 0 LOB: 0 BB: 0 P: 13	R: 2 H: 1 E: 0 K: 1 S: 10	H: 1 LOB: 1 BB: 1 P: 18	R: 0 H: 1 E: 0 K: 1 S: 12	H: 1 LOB: 2 BB: 1 P: 19	R: 2 H: 1 E: 1 K: 0 S: 10	H: 1 LOB: 0 BB: 2 P: 22	R: 3 H: 2 E: 0 K: 1 S: 18	H: 2 LOB: 1 BB: 1 P: 31	1B: 8 2B: 0 3B: 0 HR: 2	SF: 1 SAC: 0 DP: 1 HBP: 0	WP: 2 PB: 0 SB: 2 CS: 1		
PITCHER	IP WLS BF H R ER SO BB IBB HBP BLK WP HR S P ERA WHIP	IP WLS BF H R ER SO BB IBB HBP BLK WP HR S P ERA WHIP	IP WLS BF H R ER SO BB IBB HBP BLK WP HR S P ERA WHIP	IP WLS BF H R ER SO BB IBB HBP BLK WP HR S P ERA WHIP	IP WLS BF H R ER SO BB IBB HBP BLK WP HR S P ERA WHIP	IP WLS BF H R ER SO BB IBB HBP BLK WP HR S P ERA WHIP	IP WLS BF H R ER SO BB IBB HBP BLK WP HR S P ERA WHIP	IP WLS BF H R ER SO BB IBB HBP BLK WP HR S P ERA WHIP	IP WLS BF H R ER SO BB IBB HBP BLK WP HR S P ERA WHIP	IP WLS BF H R ER SO BB IBB HBP BLK WP HR S P ERA WHIP	IP WLS BF H R ER SO BB IBB HBP BLK WP HR S P ERA WHIP	IP WLS BF H R ER SO BB IBB HBP BLK WP HR S P ERA WHIP	IP WLS BF H R ER SO BB IBB HBP BLK WP HR S P ERA WHIP	IP WLS BF H R ER SO BB IBB HBP BLK WP HR S P ERA WHIP	IP WLS BF H R ER SO BB IBB HBP BLK WP HR S P ERA WHIP	IP WLS BF H R ER SO BB IBB HBP BLK WP HR S P ERA WHIP	IP WLS BF H R ER SO BB IBB HBP BLK WP HR S P ERA WHIP	IP WLS BF H R ER SO BB IBB HBP BLK WP HR S P ERA WHIP	IP WLS BF H R ER SO BB IBB HBP BLK WP HR S P ERA WHIP	IP WLS BF H R ER SO BB IBB HBP BLK WP HR S P ERA WHIP	IP WLS BF H R ER SO BB IBB HBP BLK WP HR S P ERA WHIP
43 Garrett Richards, R (1.1) ERA: 5.22	5.0	22	6	4	3	2	1	0	0	0	0	0	0	0	0	0	0	9	15	0.00	6.000
38 Josh Taylor, L (6.1) ERA: 3.32	0.1	3	1	0	0	1	1	0	0	0	0	0	0	0	0	0	0	3	8	13.50	1.500
19 Hirokazu Sawamura, R (6.1) ERA: 3.05	0.2	H	3	0	1	1	0	1	0	0	0	0	0	0	0	0	0	17	31	10.80	1.800
0 Adam Ottavino, R (7.1) ERA: 3.72	1.2	7	2	2	2	2	1	0	0	0	0	0	0	0	0	0	0	11	18	54.00	6.000
32 Matt Barnes, R (8.1) ERA: 2.76	0.1	L	3	1	2	2	1	1	0	0	0	0	0	0	0	0	0	0	0	0.00	0.000

Batter	1	2	3	4	5	6	7	8	9	AB	R	H	RBI	BB	SO	LOB	TOP					
4 George Springer, R (1, 10) OBP: 0.363, SLG: 0.631										4	0	0	0	0	2	1	Toronto Blue Jays @ Los Angeles Angels Angel Stadium, Anaheim, CA Thu Aug 12 2021, 6:40 PM - 9:47 PM PDT Att: 19,590 - Clear - 82 F					
10 Marcus Semien, R (1, 6) OBP: 0.343, SLG: 0.630										2	1	0	0	2	0	0						
27 Vladimir Guerrero Jr., R (1, 3) OBP: 0.406, SLG: 0.617										3	0	1	0	1	2	2						
37 Teoscar Hernández, R (1, 9) OBP: 0.348, SLG: 0.503										4	1	1	1	0	0	2						
14 Corey Dickerson, L (1, 7) OBP: 0.323, SLG: 0.384 13 Lourdes Gurriel Jr., R (4, 7) OBP: 0.299, SLG: 0.442										2	0	0	0	0	1	1						
15 Randal Grichuk, R (1, 8) OBP: 0.285, SLG: 0.446										4	0	1	1	0	2	0						
74 Breyvic Valera, S (1, 4) OBP: 0.294, SLG: 0.333										4	0	0	0	0	0	1						
5 Santiago Espinal, R (1, 5) OBP: 0.343, SLG: 0.390										2	0	0	0	1	1	0						
7 Reese McGuire, L (1, 2) OBP: 0.327, SLG: 0.369										3	0	0	0	0	0	1						
Inning Stats	R: 0 E: 0 K: 1 S: 9	H: 1 LOB: 1 BB: 0 P: 13	R: 0 E: 0 K: 0 S: 9	H: 0 LOB: 0 BB: 0 P: 13	R: 0 E: 0 K: 0 S: 9	H: 0 LOB: 0 BB: 1 P: 16	R: 2 E: 0 K: 2 S: 17	H: 2 LOB: 1 BB: 1 P: 26	R: 0 E: 0 K: 2 S: 10	H: 0 LOB: 0 BB: 0 P: 18	R: 0 E: 0 K: 1 S: 8	H: 0 LOB: 1 BB: 1 P: 13	R: 0 E: 0 K: 1 S: 7	H: 0 LOB: 0 BB: 0 P: 10	R: 0 E: 0 K: 1 S: 12	H: 0 LOB: 1 BB: 1 P: 22		R: 1 E: 0 K: 1 S: 9	H: 1 LOB: 0 BB: 0 P: 15	1B: 2 2B: 1 3B: 0 HR: 1	SF: 0 DP: 1 HBP: 0	WP: 2 PB: 0 SB: 0 CS: 0
PITCHER	IP	WLS	BF	H	R	ER	SO	BB	IBB	HBP	BLK	WP	HR	S	P	ERA	WHIP					
17 Shohei Ohtani, R (1, 1) ERA: 2.93	6.0	W	23	3	2	2	6	3	0	0	0	2	0	62	99	3.00	1.000					
61 Austin Warren, R (7, 1) ERA: 3.12	1.2		6	0	0	0	1	1	0	0	0	0	0	16	27	0.00	0.600					
32 Raisel Iglesias, R (8, 1) ERA: 3.04	1.1		5	1	1	1	2	0	0	0	0	0	1	12	20	6.75	0.750					

Batter	1	2	3	4	5	6	7	8	9	AB	R	H	RBI	BB	SO	LOB	BOTTOM					
17 Shohei Ohtani, L (1, 1) OBP: 0.363, SLG: 0.655 59 Jack Mayfield, R (7, 5) OBP: 0.248, SLG: 0.418										3	1	1	0	1	1	1	Toronto Blue Jays @ Los Angeles Angels Angel Stadium, Anaheim, CA Thu Aug 12 2021, 6:40 PM - 9:47 PM PDT Att: 19,590 - Clear - 82 F					
22 David Fletcher, R (1, 4) OBP: 0.336, SLG: 0.380										3	1	1	0	1	0	0						
20 Jared Walsh, L (1, 3) OBP: 0.321, SLG: 0.513										4	0	2	2	0	1	2						
13 Phil Gosselin, R (1, 5) OBP: 0.327, SLG: 0.359 61 Austin Warren, R (7, 1) ERA: 3.12 9 Adam Eaton, L (8, 9) OBP: 0.283, SLG: 0.332										2	0	1	1	2	1	0						
10 Justin Upton, R (1, 7) OBP: 0.311, SLG: 0.423 19 Juan Lagares, R (8, 7) OBP: 0.266, SLG: 0.352										4	0	0	0	0	0	5						
4 Jose Iglesias, R (1, 6) OBP: 0.307, SLG: 0.396										4	2	2	0	0	3							
7 Jo Adell, R (1, 9) OBP: 0.351, SLG: 0.412 32 Raisel Iglesias, R (8, 1) ERA: 3.04										3	1	1	1	1	1	1						
16 Brandon Marsh, L (1, 8) OBP: 0.271, SLG: 0.240										4	1	2	0	0	0	1						
24 Kurt Suzuki, R (1, 2) OBP: 0.285, SLG: 0.304										3	0	1	2	0	0	1						
Inning Stats	R: 0 E: 0 K: 0 S: 14	H: 2 LOB: 3 BB: 1 P: 24	R: 4 E: 0 K: 0 S: 17	H: 3 LOB: 1 BB: 3 P: 33	R: 1 E: 0 K: 1 S: 11	H: 2 LOB: 1 BB: 0 P: 13	R: 0 E: 0 K: 2 S: 10	H: 0 LOB: 0 BB: 0 P: 12	R: 1 E: 0 K: 0 S: 16	H: 3 LOB: 1 BB: 0 P: 22	R: 0 E: 0 K: 1 S: 10	H: 1 LOB: 1 BB: 1 P: 18	R: 0 E: 0 K: 0 S: 9	H: 0 LOB: 0 BB: 0 P: 12	R: 0 E: 0 K: 0 S: 10	H: 0 LOB: 0 BB: 0 P: 12		R: 0 E: 0 K: 0 S: 10	H: 0 LOB: 0 BB: 0 P: 12	1B: 7 2B: 4 3B: 0 HR: 0	SF: 1 DP: 1 HBP: 0	WP: 0 PB: 0 SB: 0 CS: 2
PITCHER	IP	WLS	BF	H	R	ER	SO	BB	IBB	HBP	BLK	WP	HR	S	P	ERA	WHIP					
17 José Berrios, R (1, 1) ERA: 3.52	4.1	L	24	8	6	6	3	4	0	0	0	0	0	60	93	12.46	2.769					
57 Trent Thornton, R (5, 1) ERA: 4.01	0.2		3	2	0	0	0	0	0	0	0	0	0	8	11	0.00	3.000					
60 Kirby Sneed, L (6, 1) ERA: 1.8	1.2		6	1	0	0	1	1	0	0	0	0	0	17	27	0.00	1.200					
44 Connor Overton, R (7, 1) ERA:	1.1		4	0	0	0	0	0	0	0	0	0	0	12	15	0.00	0.000					

Batter	1	2	3	4	5	6	7	8	9	AB	R	H	RBI	BB	SO	LOB	TOP								
10 Marcus Semien, R (1, 6) OBP: 0.339, SLG: 0.525										5	1	1	1	0	0	3	Toronto Blue Jays @ Seattle Mariners T-Mobile Park, Seattle, WA Sun Aug 15 2021, 1:11 PM - 4:15 PM PDT Att: 22,679 - Sunny - 67 F								
11 Bo Bichette, R (1, 10) OBP: 0.335, SLG: 0.465										5	0	0	0	0	5	1									
27 Vladimir Guerrero Jr., R (1, 3) OBP: 0.409, SLG: 0.611										5	1	1	0	0	0	0									
37 Teoscar Hernández, R (1, 9) OBP: 0.355, SLG: 0.526										4	2	3	1	0	1	0									
14 Corey Dickerson, L (1, 7) OBP: 0.327, SLG: 0.399										4	3	2	1	0	1	2									
30 Alejandro Kirk, R (1, 2) OBP: 0.330, SLG: 0.436										4	0	1	2	0	1	1									
15 Randal Grichuk, R (1, 8) OBP: 0.285, SLG: 0.450										4	1	1	2	0	2	1									
74 Breyvic Valera, S (1, 4) OBP: 0.263, SLG: 0.297										4	0	0	0	0	0	0									
5 Santiago Espinal, R (1, 5) OBP: 0.355, SLG: 0.399										4	0	3	0	0	1	0									
Inning Stats	R: 0 E: 0 K: 1 S: 10	H: 0 LOB: 0 BB: 0 P: 14	R: 3 E: 0 K: 0 S: 25	H: 4 LOB: 1 BB: 0 P: 36	R: 2 E: 0 K: 1 S: 15	H: 3 LOB: 1 BB: 0 P: 23	R: 0 E: 0 K: 1 S: 10	H: 1 LOB: 0 BB: 0 P: 15	R: 1 E: 0 K: 2 S: 9	H: 1 LOB: 0 BB: 0 P: 15	R: 0 E: 0 K: 1 S: 11	H: 1 LOB: 1 BB: 0 P: 17	R: 0 E: 0 K: 2 S: 11	H: 0 LOB: 0 BB: 0 P: 14	R: 1 E: 0 K: 1 S: 9	H: 1 LOB: 0 BB: 0 P: 13		R: 1 E: 0 K: 2 S: 11	H: 1 LOB: 0 BB: 0 P: 15	1B: 6 2B: 2 3B: 0 HR: 4	SF: 0 SAC: 0 DP: 0 HBP: 0	WP: 0 PB: 0 SB: 2 CS: 0	PA: 39		
PITCHER	IP	WLS	BF	H	R	ER	SO	BB	IBB	HBP	BLK	WP	HR	S	P	ERA	WHIP								
36 Logan Gilbert, R (1, 1) ERA: 4.42	4.0	L	20	8	5	5	3	0	0	0	0	0	2	60	88	11.25	2.000								
43 Joe Smith, R (5, 1) ERA: 5.72	1.0		4	1	1	0	2	0	0	0	0	0	0	9	15	0.00	1.000								
40 Wyatt Mills, R (6, 1) ERA: 8.71	2.0		7	1	0	0	3	0	0	0	0	0	0	22	31	0.00	0.500								
55 Yohan Ramirez, R (8, 1) ERA: 5.11	2.0		8	2	2	2	3	0	0	0	0	0	2	20	28	9.00	1.000								

Batter	1	2	3	4	5	6	7	8	9	AB	R	H	RBI	BB	SO	LOB	BOTTOM								
3 J.P. Crawford, L (1, 6) OBP: 0.331, SLG: 0.366										4	1	2	0	1	1	0	Toronto Blue Jays @ Seattle Mariners T-Mobile Park, Seattle, WA Sun Aug 15 2021, 1:11 PM - 4:15 PM PDT Att: 22,679 - Sunny - 67 F								
17 Mitch Haniger, R (1, 9) OBP: 0.314, SLG: 0.482										5	1	1	0	0	1	4									
23 Ty France, R (1, 3) OBP: 0.359, SLG: 0.440										4	0	0	0	0	1	3									
15 Kyle Seager, L (1, 5) OBP: 0.292, SLG: 0.439										3	1	1	2	1	1	1									
13 Abraham Toro, S (1, 4) OBP: 0.345, SLG: 0.451										4	0	1	0	0	1	1									
22 Luis Torrens, R (1, 10) OBP: 0.283, SLG: 0.430										4	0	1	0	0	0	1									
10 Jarrod Kelenic, L (1, 8) OBP: 0.243, SLG: 0.284										3	0	0	0	1	2	1									
25 Dylan Moore, R (1, 7) OBP: 0.276, SLG: 0.340										2	0	0	0	1	0	2									
28 Jake Fraley, L (9, PH) OBP: 0.397, SLG: 0.411										1	0	0	0	0	1	0									
29 Cal Raleigh, S (1, 2) OBP: 0.208, SLG: 0.269										4	0	1	0	0	0	3									
Inning Stats	R: 1 E: 0 K: 2 S: 15	H: 1 LOB: 1 BB: 1 P: 28	R: 0 E: 0 K: 0 S: 11	H: 0 LOB: 1 BB: 1 P: 21	R: 0 E: 0 K: 0 S: 10	H: 1 LOB: 1 BB: 0 P: 16	R: 0 E: 0 K: 1 S: 11	H: 1 LOB: 0 BB: 1 P: 19	R: 0 E: 0 K: 1 S: 6	H: 0 LOB: 0 BB: 0 P: 11	R: 0 E: 0 K: 2 S: 11	H: 1 LOB: 1 BB: 0 P: 13	R: 0 E: 0 K: 0 S: 5	H: 0 LOB: 0 BB: 0 P: 9	R: 2 E: 0 K: 0 S: 12	H: 2 LOB: 0 BB: 0 P: 20	R: 0 E: 0 K: 2 S: 20	H: 1 LOB: 2 BB: 1 P: 29	1B: 5 2B: 1 3B: 0 HR: 1	SF: 0 SAC: 0 DP: 0 HBP: 0	WP: 2 PB: 1 SB: 1 CS: 0	PA: 38			
PITCHER	IP	WLS	BF	H	R	ER	SO	BB	IBB	HBP	BLK	WP	HR	S	P	ERA	WHIP								
22 Steven Matz, L (1, 1) ERA: 4.08	5.0	W	21	3	1	0	4	3	0	0	0	2	0	53	95	0.00	1.200								
52 Brad Hand, L (6, 1) ERA: 3.56	1.0		4	1	0	0	2	0	0	0	0	0	0	11	13	0.00	1.000								
54 Tayler Saucedo, L (7, 1) ERA: 3.5	1.0		3	0	0	0	0	0	0	0	0	0	0	5	9	0.00	0.000								
90 Adam Cimber, R (8, 1) ERA: 2.55	1.0		5	2	2	2	0	0	0	0	0	0	1	12	20	18.00	2.000								
68 Jordan Romano, R (9, 1) ERA: 2.55	1.0		5	1	0	0	2	1	0	0	0	0	0	20	29	0.00	2.000								

AB	39
R	8
H	12
RBI	7
BB	0
SO	11
LOB	8



AB	34
R	3
H	7
RBI	2
BB	4
SO	8
LOB	16




Batter	1	2	3	4	5	6	7	8	9	AB	R	H	RBI	BB	SO	LOB	TOP					
10 Marcus Semien, R OBP: 0.336, SLG: 0.519										5	0	0	0	0	1	4	<p>Toronto Blue Jays @ Washington Nationals Nationals Park, Washington, DC Tue Aug 17 2021, 7:08 PM - 10:31 PM EDT Att: 20,060 - Cloudy - 86 F</p> <p>livebaseballscorecards.com</p>					
11 Bo Bichette, R OBP: 0.336, SLG: 0.464										5	1	2	0	0	1	2						
54 Tayler Saucedo, L										0	0	0	0	0	0	0						
41 Rafael Dolis, R										0	0	0	0	0	0	0						
27 Vladimir Guerrero Jr., R										3	1	2	0	2	0	1						
37 Teoscar Hernández, R										4	2	2	2	1	0	3						
14 Corey Dickerson, L										4	1	0	1	1	0	3						
15 Randal Grichuk, R										3	0	1	0	1	0	1						
5 Santiago Espinal, R										4	1	1	1	0	0	3						
7 Reese McGuire, L										4	0	1	1	0	1	2						
6 Alex Monson, R										1	0	0	0	0	1	2						
72 Otto Lopez, R										0	0	0	0	0	0	0						
87 Trent Thornton, R										0	0	0	0	0	0	0						
80 Kirby Sneed, L										1	0	0	0	0	0	0						
13 Lourdes Gurriel Jr., R										0	0	0	0	0	0	0						
44 Connor Overton, R										0	0	0	0	0	0	0						
30 Alejandro Kirk, R										0	0	0	0	0	0	0						
74 Breyvic Valera, S										0	0	0	0	0	0	0						
Inning Stats	R: 0 E: 0 K: 1 S: 13	H: 1 LOB: 2 BB: 1 P: 25	R: 0 E: 0 K: 1 S: 11	H: 2 LOB: 2 BB: 0 P: 17	R: 1 E: 0 K: 0 S: 15	H: 1 LOB: 1 BB: 1 P: 25	R: 0 E: 0 K: 1 S: 7	H: 0 LOB: 0 BB: 0 P: 11	R: 2 E: 0 K: 1 S: 8	H: 1 LOB: 0 BB: 1 P: 16	R: 0 E: 0 K: 1 S: 10	H: 1 LOB: 1 BB: 0 P: 10	R: 0 E: 0 K: 0 S: 5	H: 1 LOB: 0 BB: 0 P: 7	R: 3 E: 1 K: 0 S: 15	H: 2 LOB: 2 BB: 2 P: 28	R: 0 E: 0 K: 0 S: 12	H: 1 LOB: 0 BB: 0 P: 18	1B: 8 2B: 1 3B: 0 HR: 1	SF: 0 DP: 2 HBP: 0	WP: 0 PA: 41 CS: 1	
PITCHER	IP WLS BF H R ER SO BB IBB HBP BLK WP HR S P ERA WHIP	5.0 W 23 5 3 3 4 3 0 0 0 0 1 54 94 5.40 1.600	2.0 7 2 0 0 1 0 0 0 0 0 0 15 23 0.00 1.000	0.0 3 1 3 2 0 2 0 0 0 0 0 0 3 13 ∞ ∞	1.0 H 5 1 0 0 0 0 0 0 0 0 0 0 12 15 0.00 1.000	3.0 4 1 0 0 0 0 0 0 0 0 0 0 12 18 0.00 1.000																

Batter	1	2	3	4	5	6	7	8	9	AB	R	H	RBI	BB	SO	LOB	BOTTOM
16 Victor Robles, R OBP: 0.317, SLG: 0.307										4	1	1	1	0	0	0	<p>Toronto Blue Jays @ Washington Nationals Nationals Park, Washington, DC Tue Aug 17 2021, 7:08 PM - 10:31 PM EDT Att: 20,060 - Cloudy - 86 F</p> <p>livebaseballscorecards.com</p>
3 Alcides Escobar, R OBP: 0.320, SLG: 0.355										5	1	1	2	0	2		
22 Juan Soto, L OBP: 0.439, SLG: 0.508										2	2	1	0	1	1		
19 Josh Bell, S										4	1	1	0	0	2		
29 Yadiel Hernandez, L										3	2	2	3				

Batter	1	2	3	4	5	6	7	8	9	AB	R	H	RBI	BB	SO	LOB	TOP							
54 Derek Hill, R OBP: 0.352, SLG: 0.325										4	0	2	0	0	1	2								
7 Jonathan Schoop, R OBP: 0.329, SLG: 0.451										4	0	0	0	0	2	3								
8 Robbie Grossman, S OBP: 0.360, SLG: 0.421										4	0	1	0	0	1	3								
24 Miguel Cabrera, R OBP: 0.312, SLG: 0.375										3	0	0	0	0	1	1								
46 Jeimer Candelario, S OBP: 0.355, SLG: 0.428										3	0	1	0	0	0	1								
30 Harold Castro, L OBP: 0.307, SLG: 0.311										2	0	0	0	0	1	1								
59 Zack Short, R OBP: 0.245, SLG: 0.308										3	0	0	0	0	1	1								
64 Dustin Garneau, R OBP: 0.167, SLG: 0.167										2	0	0	0	0	1	1								
9 Willi Castro, S OBP: 0.269, SLG: 0.360										1	0	0	0	0	0	0								
17 Grayson Greiner, R OBP: 0.289, SLG: 0.338										0	0	0	0	0	0	0								
22 Victor Reyes, S OBP: 0.245, SLG: 0.362										3	0	2	0	0	1	0								
Inning Stats	R: 0 E: 0 K: 1 S: 8	H: 1 LOB: 0 BB: 0 P: 10	R: 0 E: 0 K: 0 S: 6	H: 0 LOB: 0 BB: 0 P: 11	R: 0 E: 0 K: 1 S: 13	H: 1 LOB: 1 BB: 0 P: 19	R: 0 E: 0 K: 0 S: 8	H: 1 LOB: 0 BB: 0 P: 10	R: 0 E: 0 K: 2 S: 13	H: 1 LOB: 1 BB: 0 P: 17	R: 0 E: 0 K: 1 S: 10	H: 0 LOB: 0 BB: 1 P: 16	R: 0 E: 0 K: 0 S: 12	H: 0 LOB: 0 BB: 1 P: 22	R: 0 E: 0 K: 1 S: 7	H: 0 LOB: 0 BB: 0 P: 10	R: 0 E: 0 K: 3 S: 13	H: 1 LOB: 1 BB: 0 P: 16	1B: 5 2B: 1 3B: 0 HR: 0	SF: 0 SAC: 0 DP: 3 HBP: 0	WP: 0 PB: 0 SB: 0 CS: 0	PA: 31		
PITCHER	IP	WLS	BF	H	R	ER	SO	BB	IBB	HBP	BLK	WP	HR	S	P	ERA	WHIP							
99 Hyun Jin Ryu, L ERA: 3.54	7.0	W	24	5	0	0	5	1	0	0	0	0	0	70	105	0.00	0.857							
58 Tim Lincecum, L ERA: 3.52	1.0	H	3	0	0	0	1	0	0	0	0	0	0	7	10	0.00	0.000							
68 Jordan Romano, R ERA: 2.44	1.0	S	4	1	0	0	3	0	0	0	0	0	0	13	16	0.00	1.000							

Detroit Tigers @ Toronto Blue Jays
Rogers Centre, Toronto, ON
Sat Aug 21 2021, 3:08 PM - 5:25 PM EDT
Att: 14,887 - Partly Cloudy - 74 F


AB 30
R 0
H 6
RBI 0
BB 1
SO 9
LOB 14



Batter	1	2	3	4	5	6	7	8	9	AB	R	H	RBI	BB	SO	LOB	BOTTOM							
11 Bo Bichette, R OBP: 0.335, SLG: 0.457										3	0	0	0	1	2	0								
10 Marcus Semien, R OBP: 0.337, SLG: 0.534										4	1	3	1	0	0	2								
27 Vladimir Guerrero Jr., R OBP: 0.406, SLG: 0.695										4	0	1	0	0	1	1								
37 Teoscar Hernández, R OBP: 0.355, SLG: 0.536										3	0	0	0	0	0	2								
14 Corey Dickerson, L OBP: 0.322, SLG: 0.401										3	0	0	0	0	1	0								
13 Lourdes Gurriel Jr., R OBP: 0.300, SLG: 0.432										3	0	0	0	0	0	0								
5 Santiago Espinal, R OBP: 0.356, SLG: 0.593										3	1	1	0	0	0	0								
15 Randal Grichuk, R OBP: 0.287, SLG: 0.449										3	1	1	2	0	0	0								
7 Reese McGuire, L OBP: 0.324, SLG: 0.361										3	0	1	0	0	0	0								
Inning Stats	R: 0 E: 0 K: 0 S: 4	H: 2 LOB: 1 BB: 0 P: 7	R: 2 E: 0 K: 0 S: 11	H: 2 LOB: 0 BB: 0 P: 11	R: 0 E: 0 K: 1 S: 6	H: 1 LOB: 0 BB: 0 P: 10	R: 0 E: 0 K: 1 S: 5	H: 0 LOB: 0 BB: 0 P: 9	R: 0 E: 0 K: 0 S: 11	H: 1 LOB: 2 BB: 1 P: 19	R: 0 E: 0 K: 0 S: 4	H: 0 LOB: 0 BB: 0 P: 8	R: 0 E: 0 K: 0 S: 5	H: 0 LOB: 0 BB: 0 P: 5	R: 1 E: 0 K: 2 S: 14	H: 1 LOB: 0 BB: 0 P: 19	R: 0 E: 0 K: 2 S: 13	H: 1 LOB: 0 BB: 0 P: 16	1B: 5 2B: 0 3B: 0 HR: 2	SF: 0 SAC: 0 DP: 2 HBP: 0	WP: 0 PB: 0 SB: 0 CS: 0	PA: 30		
PITCHER	IP	WLS	BF	H	R	ER	SO	BB	IBB	HBP	BLK	WP	HR	S	P	ERA	WHIP							
58 Wily Peralta, R ERA: 3.63	6.0	L	23	6	2	2	2	1	0	0	0	0	1	41	64	3.00	1.167							
66 Erasmo Ramírez, R ERA: 4.85	2.0		7	1	1	1	2	0	0	0	0	0	1	19	24	4.50	0.500							

Detroit Tigers @ Toronto Blue Jays
Rogers Centre, Toronto, ON
Sat Aug 21 2021, 3:08 PM - 5:25 PM EDT
Att: 14,887 - Partly Cloudy - 74 F

AB 29
R 3
H 7
RBI 3
BB 1
SO 4
LOB 5



Batter	1	2	3	4	5	6	7	8	9	AB	R	H	RBI	BB	SO	LOB	TOP					
12 César Hernández, S (1, 4) OBP: 0.306, SLG: 0.402										3	0	0	0	1	2	0	Chicago White Sox @ Toronto Blue Jays Rogers Centre, Toronto, ON Mon Aug 23 2021, 7:09 PM - 9:53 PM EDT Att: 14,640 - Partly Cloudy - 86 F					
88 Luis Robert Jr., R (1, 8) OBP: 0.371, SLG: 0.493										2	0	1	0	1	0	0						
79 José Abreu, R (1, 3) OBP: 0.335, SLG: 0.479										3	0	0	0	0	1	4						
74 Eloy Jiménez, R (1, 10) OBP: 0.316, SLG: 0.560										4	0	1	0	0	0	1						
10 Yoán Moncada, S (1, 5) OBP: 0.372, SLG: 0.398										4	1	2	0	0	2	1						
18 Brian Goodwin, L (1, 9) OBP: 0.321, SLG: 0.409										3	0	1	0	1	1	1						
25 Andrew Vaughn, R (1, 7) OBP: 0.331, SLG: 0.449										4	0	1	1	0	0	3						
20 Danny Mendick, R (1, 6) OBP: 0.304, SLG: 0.279										3	0	0	0	0	0	4						
23 Jake Lamb, L (9, PH) OBP: 0.314, SLG: 0.394										1	0	0	0	0	1	0						
44 Seby Zavala, R (1, 2) OBP: 0.284, SLG: 0.446										3	0	0	0	0	2	2						
21 Zack Collins, L (9, PH) OBP: 0.325, SLG: 0.337										1	0	0	0	0	1	0						
Inning Stats	R: 0 H: 0 E: 0 K: 1 S: 7	H: 0 LOB: 1 BB: 0 P: 11	R: 0 H: 1 E: 0 K: 0 S: 6	H: 1 LOB: 0 BB: 0 P: 10	R: 0 H: 0 E: 0 K: 1 S: 14	H: 0 LOB: 2 BB: 2 P: 27	R: 0 H: 1 E: 0 K: 1 S: 16	H: 2 LOB: 1 BB: 1 P: 26	R: 0 H: 0 E: 0 K: 2 S: 13	H: 0 LOB: 1 BB: 0 P: 21	R: 1 H: 3 E: 0 K: 0 S: 8	H: 3 LOB: 0 BB: 0 P: 13	R: 0 H: 1 E: 0 K: 1 S: 7	H: 0 LOB: 0 BB: 0 P: 11	R: 0 H: 0 E: 0 K: 2 S: 8	H: 0 LOB: 0 BB: 0 P: 12	R: 0 H: 0 E: 0 K: 2 S: 8	H: 0 LOB: 0 BB: 0 P: 12	1B: 6 2B: 0 3B: 0 HR: 0	SF: 0 SAC: 0 DP: 2 HBP: 2	WP: 0 PB: 0 CS: 0	PA: 36
PITCHER	IP WLS BF H R ER SO BB IBB HBP BLK WP HR S P ERA WHIP	6.0 3 27 5 1 1 5 3 0 2 0 0 0 64 108 1.50 1.333	7.1 3 31 1 0 0 1 0 0 0 0 0 7 11 0.00 1.000	8.1 3 30 0 0 0 2 0 0 0 0 0 8 12 0.00 0.000	9.1 3 30 0 0 0 2 0 0 0 0 0 8 12 0.00 0.000	PITCHER										IP WLS BF H R ER SO BB IBB HBP BLK WP HR S P ERA WHIP	6.0 3 27 5 1 1 5 3 0 2 0 0 0 64 108 1.50 1.333					

Batter	1	2	3	4	5	6	7	8	9	AB	R	H	RBI	BB	SO	LOB	BOTTOM			
11 Bo Bichette, R (1, 6) OBP: 0.334, SLG: 0.456										4	1	0	0	0	1	3	Chicago White Sox @ Toronto Blue Jays Rogers Centre, Toronto, ON Mon Aug 23 2021, 7:09 PM - 9:53 PM EDT Att: 14,640 - Partly Cloudy - 86 F			
10 Marcus Semien, R (1, 4) OBP: 0.335, SLG: 0.526										4	0	0	0	0	0	3				
27 Vladimir Guerrero Jr., R (1, 3) OBP: 0.406, SLG: 0.596										3	0	1	1	1	1	0				
37 Teoscar Hernández, R (1, 9) OBP: 0.348, SLG: 0.524										4	0	0	0	0	1	2				
14 Corey Dickerson, L (1, 7) OBP: 0.318, SLG: 0.394										3	0	0	0	0	1	1				
13 Lourdes Gurriel Jr., R (1, 10) OBP: 0.304, SLG: 0.436										3	0	1	0	0	1	0				
5 Santiago Espinal, R (1, 5) OBP: 0.359, SLG: 0.592										3	0	1	0	0	0	1				
15 Randal Grichuk, R (1, 8) OBP: 0.286, SLG: 0.447										3	0	0	0	0	1	2				
7 Reese McGuire, L (1, 2) OBP: 0.330, SLG: 0.372										3	0	2	0	0	0	1				
74 Brevin Valera, S (8, PR) OBP: 0.256, SLG: 0.268										0	1	0	0	0	0	0				
30 Alejandro Kirk, R (9, 2) OBP: 0.337, SLG: 0.442										0	0	0	0	0	0	0				
Inning Stats	R: 0 H: 0 E: 0 K: 1 S: 6	H: 0 LOB: 0 BB: 0 P: 7	R: 0 H: 0 E: 0 K: 2 S: 9	H: 0 LOB: 0 BB: 0 P: 16	R: 0 H: 1 E: 0 K: 0 S: 8	H: 1 LOB: 1 BB: 0 P: 16	R: 0 H: 0 E: 0 K: 0 S: 9	H: 0 LOB: 1 BB: 0 P: 14	R: 0 H: 0 E: 0 K: 0 S: 6	H: 0 LOB: 0 BB: 0 P: 11	R: 1 H: 2 E: 0 K: 0 S: 5	H: 2 LOB: 1 BB: 0 P: 11	R: 0 H: 1 E: 0 K: 1 S: 9	H: 1 LOB: 2 BB: 1 P: 11	R: 1 H: 1 E: 0 K: 2 S: 12	H: 1 LOB: 2 BB: 1 P: 18	1B: 3 2B: 2 3B: 0 HR: 0	SF: 0 SAC: 0 DP: 0 HBP: 0	WP: 3 PB: 1 CS: 0	PA: 31
PITCHER	IP WLS BF H R ER SO BB IBB HBP BLK WP HR S P ERA WHIP	7.0 2 26 4 1 1 4 0 0 0 0 2 0 12 18 9.00 1.000	8.1 3 30 0 0 0 2 0 1 0 0 2 0 12 18 9.00 1.000	9.1 3 30 0 0 0 2 0 0 0 0 2 0 12 18 9.00 1.000	PITCHER										IP WLS BF H R ER SO BB IBB HBP BLK WP HR S P ERA WHIP	7.0 2 26 4 1 1 4 0 0 0 0 2 0 12 18 9.00 1.000				

Batter	1	2	3	4	5	6	7	8	9	AB	R	H	RBI	BB	SO	LOB	TOP			
88 Luis Robert Jr., R OBP: 0.378, SLG: 0.503										5	2	3	0	0	2	0	Chicago White Sox @ Toronto Blue Jays Rogers Centre, Toronto, ON Tue Aug 24 2021, 7:07 PM - 10:19 PM EDT Att: 14,563 - Partly Cloudy - 84 F			
10 Yoán Moncada, S OBP: 0.374, SLG: 0.400										5	1	3	0	0	0	0				
79 José Abreu, R OBP: 0.338, SLG: 0.487										5	1	3	4	0	0	3				
74 Eloy Jiménez, R OBP: 0.320, SLG: 0.552										5	0	2	0	0	1	1				
18 Brian Goodwin, L OBP: 0.323, SLG: 0.405										4	1	1	0	1	1	4				
28 Leury García, S OBP: 0.320, SLG: 0.334										5	0	2	0	0	2	2				
23 Jake Lamb, L OBP: 0.317, SLG: 0.394										5	0	2	0	0	2	2				
20 Danny Mendick, R OBP: 0.306, SLG: 0.289										5	0	2	1	0	1	3				
21 Zack Collins, L OBP: 0.324, SLG: 0.331										3	0	0	0	1	2	4				
Inning Stats	R: 4 H: 6 E: 0 K: 2 S: 20	H: 6 LOB: 2 BB: 0 P: 33	R: 0 H: 2 E: 0 K: 1 S: 13	H: 2 LOB: 2 BB: 0 P: 19	R: 0 H: 1 E: 0 K: 3 S: 12	H: 1 LOB: 1 BB: 0 P: 16	R: 1 H: 2 E: 0 K: 2 S: 14	H: 2 LOB: 1 BB: 0 P: 22	R: 0 H: 1 E: 0 K: 1 S: 8	H: 1 LOB: 1 BB: 0 P: 14	R: 0 H: 1 E: 0 K: 1 S: 10	H: 1 LOB: 1 BB: 0 P: 16	R: 0 H: 2 E: 0 K: 0 S: 16	H: 2 LOB: 2 BB: 1 P: 24	R: 0 H: 2 E: 0 K: 0 S: 8	H: 2 LOB: 2 BB: 1 P: 14		1B: 15 HR: 1	SF: 0 2B: 2 3B: 0 HBP: 0	WP: 0 PB: 0 CS: 0
PITCHER	IP WLS BF H R ER SO BB IBB HBP BLK WP HR S P ERA WHIP																			
17 José Berrios, R ERA: 3.7	3.0 L 18 9 4 4 6 0 0 0 0 0 0 1 45 68 12.00 3.000																			
57 Trent Thornton, R ERA: 4.57	2.0 9 3 1 1 3 0 0 0 0 0 0 0 20 32 4.50 1.500																			
44 Connor Overton, R ERA:	3.0 12 4 0 0 2 1 0 0 0 0 0 0 34 54 0.00 1.667																			
52 Brad Hand, L ERA: 3.91	1.0 5 2 0 0 0 1 0 0 0 0 0 0 8 14 0.00 3.000																			

Batter	1	2	3	4	5	6	7	8	9	AB	R	H	RBI	BB	SO	LOB	BOTTOM					
11 Bo Bichette, R OBP: 0.335, SLG: 0.455										3	0	1	0	1	1	0	Chicago White Sox @ Toronto Blue Jays Rogers Centre, Toronto, ON Tue Aug 24 2021, 7:07 PM - 10:19 PM EDT Att: 14,563 - Partly Cloudy - 84 F					
10 Marcus Semien, R OBP: 0.343, SLG: 0.523										3	0	0	0	1	1	1						
27 Vladimir Guerrero Jr., R OBP: 0.405, SLG: 0.595										4	0	1	0	0	0	3						
37 Teoscar Hernández, R OBP: 0.347, SLG: 0.521										4	1	1	0	0	1	1						
14 Corey Dickerson, L OBP: 0.317, SLG: 0.403										4	1	1	1	0	1	1						
30 Alejandro Kirk, R OBP: 0.343, SLG: 0.456										4	0	2	0	0	1	0						
66 Kevin Smith, R OBP: 0.100, SLG: 0.100										0	0	0	0	0	0	0						
13 Lourdes Gurriel Jr., R OBP: 0.306, SLG: 0.437										4	0	2	1	0	0	0						
77 Joshua Palacios, L OBP: 0.316, SLG: 0.219										4	0	0	0	0	4	4						
5 Santiago Espinal, R OBP: 0.356, SLG: 0.389										4	0	1	0	0	0	4						
Inning Stats	R: 0 H: 0 E: 0 K: 0 S: 6	H: 0 LOB: 0 BB: 0 P: 8	R: 0 H: 0 E: 0 K: 3 S: 9	H: 0 LOB: 0 BB: 0 P: 14	R: 0 H: 0 E: 0 K: 1 S: 6	H: 0 LOB: 0 BB: 0 P: 12	R: 0 H: 1 E: 0 K: 2 S: 11	H: 1 LOB: 1 BB: 0 P: 16	R: 0 H: 2 E: 0 K: 1 S: 11	H: 2 LOB: 2 BB: 0 P: 18	R: 0 H: 0 E: 0 K: 0 S: 5	H: 0 LOB: 0 BB: 1 P: 12	R: 1 H: 1 E: 0 K: 0 S: 10	H: 1 LOB: 0 BB: 0 P: 15	R: 0 H: 2 E: 0 K: 1 S: 10	H: 2 LOB: 1 BB: 1 P: 19	R: 1 H: 3 E: 0 K: 1 S: 22	H: 3 LOB: 2 BB: 0 P: 29	1B: 7 HR: 1	SF: 0 2B: 1 3B: 0 HBP: 0	WP: 0 PB: 0 CS: 0	PA: 36
PITCHER	IP WLS BF H R ER SO BB IBB HBP BLK WP HR S P ERA WHIP																					
84 Dylan Cease, R ERA: 3.92	7.0 W 25 4 1 1 7 1 0 0 0 0 0 1 58 95 1.29 0.714																					
34 Michael Kopech, R ERA: 2.72	0.1 3 2 0 0 1 0 0 0 0 0 0 0 7 9 0.00 6.000																					
31 Liam Hendriks, R ERA: 3.25	1.2 S 8 3 1 1 1 1 0 0 0 0 0 0 25 39 5.40 2.400																					

AB	42
R	5
H	18
RBI	5
BB	2
SO	11
LOB	19



AB	34
R	2
H	9
RBI	2
BB	2
SO	9
LOB	14



Batter	1	2	3	4	5	6	7	8	9	AB	R	H	RBI	BB	SO	LOB	TOP			
7 Tim Anderson, R OBP: 0.328, SLG: 0.456	L9		K			G5-3	K			4	0	0	0	0	2	3	Chicago White Sox @ Toronto Blue Jays Rogers Centre, Toronto, ON Wed Aug 25 2021, 7:08 PM - 10:14 PM EDT Att: 14,276 - Cloudy - 83 F			
10 Yoán Moncada, S OBP: 0.373, SLG: 0.399	K		K			K		K		4	0	1	1	0	3	0				
79 José Abreu, R OBP: 0.339, SLG: 0.486	1B		K			74 HBP BB		K		3	0	1	0	1	2	1				
74 Eloy Jiménez, R OBP: 0.317, SLG: 0.535	K				G5-3			G6-3		3	0	0	0	0	1	1				
88 Luis Robert Jr., R OBP: 0.375, SLG: 0.497		F7			K				25 G6-4-3 1B	4	0	1	0	0	2	2				
25 Andrew Vaughn, R OBP: 0.317, SLG: 0.444	L7				K				G6-4-3	4	0	0	0	0	1	1				
12 César Hernández, S OBP: 0.305, SLG: 0.400	K					G3-1			F8	4	0	1	0	0	1	0				
28 Leury García, S OBP: 0.323, SLG: 0.338			10 1B			K				3	1	2	0	0	1	0				
44 Seby Zavala, R OBP: 0.274, SLG: 0.429			K			K				3	0	0	0	0	3	3				
Inning Stats	R: 0 H: 1 E: 0 K: 2 S: 11	H: 1 LOB: 1 BB: 0 P: 16	R: 0 H: 0 E: 0 K: 1 S: 5	H: 0 LOB: 0 BB: 0 P: 7	R: 1 H: 2 E: 0 K: 3 S: 20	H: 2 LOB: 1 BB: 0 P: 28	R: 0 H: 0 E: 0 K: 2 S: 7	H: 0 LOB: 0 BB: 0 P: 10	R: 0 H: 0 E: 0 K: 2 S: 9	H: 0 LOB: 0 BB: 0 P: 12	R: 0 H: 0 E: 0 K: 2 S: 11	H: 0 LOB: 2 BB: 1 P: 20	R: 0 H: 2 E: 0 K: 2 S: 14	H: 2 LOB: 2 BB: 0 P: 18	R: 0 H: 0 E: 0 K: 2 S: 9	H: 1 LOB: 0 BB: 0 P: 17		1B: 6 2B: 0 3B: 0 HR: 0	SF: 0 SAC: 0 DP: 1 HBP: 1	WP: 0 PB: 0 SB: 2 CS: 0
PITCHER	IP	WLS	BF	H	R	ER	SO	BB	IBB	HBP	BLK	WP	HR	S	P	ERA	WHIP			
38 Robbie Ray, L ERA: 2.72	7.0		28	5	1	1	14	1	0	1	0	0	0	77	111	1.29	0.857			
58 Tim Lincecum, L ERA: 3.63	1.0	W	3	0	0	0	2	0	0	0	0	0	0	9	12	0.00	0.000			
68 Jordan Romano, R ERA: 2.33	1.0	S	3	1	0	0	0	0	0	0	0	0	0	12	17	0.00	1.000			

Batter	1	2	3	4	5	6	7	8	9	AB	R	H	RBI	BB	SO	LOB	BOTTOM			
11 Bo Bichette, R OBP: 0.333, SLG: 0.451	G5-3		F7			F8				4	0	0	0	0	0	2	Chicago White Sox @ Toronto Blue Jays Rogers Centre, Toronto, ON Wed Aug 25 2021, 7:08 PM - 10:14 PM EDT Att: 14,276 - Cloudy - 83 F			
10 Marcus Semien, R OBP: 0.333, SLG: 0.523	27 G6-3 2B				F7					4	0	1	0	0	1	0				
27 Vladimir Guerrero Jr., R OBP: 0.406, SLG: 0.593	G6-3				14 3B 1B					3	1	1	0	1	1	1				
37 Teoscar Hernández, R OBP: 0.346, SLG: 0.518	K				K					4	1	1	0	0	3	3				
14 Corey Dickerson, L OBP: 0.320, SLG: 0.414										3	0	2	1	0	1	0				
74 Brevic Valera, S OBP: 0.273, SLG: 0.286	K									1	1	1	0	0	0	0				
77 Joshua Palacios, L OBP: 0.316, SLG: 0.219					1-H 3B					0	0	0	0	0	0	0				
30 Alejandro Kirk, R OBP: 0.340, SLG: 0.447	G5-3				L8					4	0	1	1	0	0	3				
13 Lourdes Gurriel Jr., R OBP: 0.303, SLG: 0.433	F7									4	0	0	0	0	1	2				
15 Randal Grichuk, R OBP: 0.286, SLG: 0.443			F8			K				3	0	0	1	1	2	0				
5 Santiago Espinal, R OBP: 0.359, SLG: 0.388			K							3	0	1	0	1	1	3				
Inning Stats	R: 0 H: 1 E: 0 K: 1 S: 8	H: 1 LOB: 1 BB: 0 P: 11	R: 0 H: 0 E: 0 K: 1 S: 10	H: 0 LOB: 0 BB: 0 P: 16	R: 0 H: 0 E: 0 K: 1 S: 9	H: 0 LOB: 0 BB: 0 P: 13	R: 1 H: 2 E: 0 K: 1 S: 11	H: 2 LOB: 1 BB: 0 P: 14	R: 0 H: 1 E: 0 K: 1 S: 11	H: 1 LOB: 1 BB: 0 P: 18	R: 0 H: 0 E: 0 K: 1 S: 12	H: 0 LOB: 2 BB: 1 P: 21	R: 0 H: 0 E: 0 K: 2 S: 12	H: 0 LOB: 1 BB: 1 P: 20	R: 2 H: 3 E: 1 K: 2 S: 22	H: 3 LOB: 3 BB: 1 P: 38	1B: 6 2B: 1 3B: 1 HR: 0	SF: 0 SAC: 0 DP: 0 HBP: 0	WP: 0 PB: 0 SB: 0 CS: 0	PA: 36
PITCHER	IP	WLS	BF	H	R	ER	SO	BB	IBB	HBP	BLK	WP	HR	S	P	ERA	WHIP			
27 Lucas Giolito, R ERA: 3.88	6.0		24	5	1	1	6	1	0	0	0	0	0	61	93	1.50	1.000			
51 Ryan Tepera, R ERA: 2.72	1.0		4	0	0	0	2	1	0	0	0	0	0	12	20	0.00	1.000			
39 Aaron Bummer, L ERA: 4.36	0.2	L	5	3	2	1	2	0	0	0	0	0	0	16	27	13.50	4.500			
66 José Ruiz, R ERA: 3.55	0.1		3	0	0	0	0	1	0	0	0	0	0	6	11	0.00	3.000			

AB	32
R	1
H	6
RBI	1
BB	1
SO	16
LOB	11



AB	33
R	3
H	8
RBI	3
BB	3
SO	10
LOB	14




Batter	1	2	3	4	5	6	7	8	9	AB	R	H	RBI	BB	SO	LOB	TOP			
7 Tim Anderson, R OBP: 0.331, SLG: 0.457										5	1	3	2	0	1	2	Chicago White Sox @ Toronto Blue Jays Rogers Centre, Toronto, ON Thu Aug 26 2021, 3:09 PM - 6:22 PM EDT Att: 14,958 - Sunny - 85 F			
88 Luis Robert Jr., R OBP: 0.370, SLG: 0.506										5	1	1	2	0	1	2				
79 José Abreu, R OBP: 0.338, SLG: 0.489										5	1	1	1	0	0	0				
74 Eloy Jiménez, R OBP: 0.312, SLG: 0.548										5	1	1	1	0	1	0				
25 Andrew Vaughn, R OBP: 0.326, SLG: 0.439										4	1	0	0	1	1	0				
12 César Hernández, S OBP: 0.307, SLG: 0.408										4	2	2	1	0	0	0				
18 Brian Goodwin, L OBP: 0.321, SLG: 0.402										4	0	1	0	0	1	2				
28 Leury García, S OBP: 0.328, SLG: 0.344										3	2	2	2	1	0	0				
44 Seby Zavala, R OBP: 0.273, SLG: 0.432										4	1	1	1	0	2	3				
Inning Stats	R: 0 E: 0 K: 1 S: 6	H: 0 LOB: 0 BB: 0 P: 9	R: 1 E: 0 K: 2 S: 9	H: 1 LOB: 0 BB: 0 P: 10	R: 3 E: 0 K: 0 S: 19	H: 3 LOB: 0 BB: 0 P: 27	R: 3 E: 0 K: 1 S: 14	H: 3 LOB: 1 BB: 1 P: 25	R: 0 E: 0 K: 0 S: 8	H: 0 LOB: 0 BB: 0 P: 13	R: 2 E: 0 K: 0 S: 14	H: 3 LOB: 1 BB: 0 P: 23	R: 0 E: 0 K: 1 S: 16	H: 1 LOB: 2 BB: 1 P: 27	R: 1 E: 0 K: 1 S: 11	H: 1 LOB: 0 BB: 0 P: 13		1B: 6 2B: 2 3B: 0 HR: 4	SF: 0 SAC: 0 DP: 0 HBP: 0	WP: 1 PB: 0 CS: 0
PITCHER	IP WLS BF H R ER SO	IP WLS BF H R ER SO	IP WLS BF H R ER SO	IP WLS BF H R ER SO	IP WLS BF H R ER SO	IP WLS BF H R ER SO	IP WLS BF H R ER SO	IP WLS BF H R ER SO	IP WLS BF H R ER SO	IP WLS BF H R ER SO	IP WLS BF H R ER SO	IP WLS BF H R ER SO	IP WLS BF H R ER SO	IP WLS BF H R ER SO	IP WLS BF H R ER SO	IP WLS BF H R ER SO	ERA WHIP	ERA WHIP		
99 Hyun Jin Ryu, L ERA: 3.88	3.2 L 19 7 7 7 4																17.18 2.182			
57 Trent Thornton, R ERA: 4.44	1.1 4 0 0 0 1																0.00 0.000			
52 Brad Hand, L ERA: 4.21	0.2 5 3 2 2 0																27.00 4.500			
54 Taylor Saucedo, L ERA: 4.5	1.1 4 0 0 0 0																0.00 0.000			
28 Joskim Soria, R ERA: 4.06	0.2 4 1 0 0 1																0.00 3.000			

Batter	1	2	3	4	5	6	7	8	9	AB	R	H	RBI	BB	SO	LOB	BOTTOM			
11 Bo Bichette, R OBP: 0.331, SLG: 0.449										5	1	1	1	0	1	1	Chicago White Sox @ Toronto Blue Jays Rogers Centre, Toronto, ON Thu Aug 26 2021, 3:09 PM - 6:22 PM EDT Att: 14,958 - Sunny - 85 F			
10 Marcus Semien, R OBP: 0.336, SLG: 0.536										5	2	3	4	0	0	0				
27 Vladimir Guerrero Jr., R OBP: 0.406, SLG: 0.591										5	0	2	0	0	0	0				
37 Teoscar Hernández, R OBP: 0.345, SLG: 0.514										5	0	1	0	0	2	3				
30 Alejandro Kirk, R OBP: 0.345, SLG: 0.443										3	1	1	0	0	1	1				
5 Santiago Espinal, R OBP: 0.307, SLG: 0.382										3	1	0	0	0	0	2				
15 Randal Grichuk, R OBP: 0.285, SLG: 0.442										4	1	1	1	0	3	2				
66 Kevin Smith, R OBP: 0.167, SLG: 0.091										1	0	0	0	1	0	0				
14 Corey Dickerson, L OBP: 0.319, SLG: 0.412										1	0	0	1	0	0	1				
13 Lourdes Gurriel Jr., R OBP: 0.302, SLG: 0.431										1	0	0	0	0	0	0				
7 Reese McGuire, L OBP: 0.328, SLG: 0.369										4	1	1	0	0	1	3				
Inning Stats	R: 1 E: 0 K: 0 S: 6	H: 1 LOB: 0 BB: 0 P: 13	R: 0 E: 0 K: 1 S: 10	H: 0 LOB: 1 BB: 1 P: 15	R: 0 E: 0 K: 1 S: 8	H: 1 LOB: 1 BB: 0 P: 9	R: 0 E: 0 K: 1 S: 16	H: 3 LOB: 2 BB: 0 P: 20	R: 5 E: 1 K: 1 S: 20	H: 4 LOB: 0 BB: 0 P: 27	R: 0 E: 0 K: 2 S: 7	H: 0 LOB: 0 BB: 0 P: 8	R: 0 E: 0 K: 1 S: 7	H: 0 LOB: 0 BB: 0 P: 8	R: 0 E: 0 K: 1 S: 6	H: 1 LOB: 1 BB: 0 P: 6	1B: 8 2B: 0 3B: 0 HR: 2	SF: 0 SAC: 0 DP: 0 HBP: 2	WP: 0 PB: 0 CS: 0	PA: 40
PITCHER	IP WLS BF H R ER SO	IP WLS BF H R ER SO	IP WLS BF H R ER SO	IP WLS BF H R ER SO	IP WLS BF H R ER SO	IP WLS BF H R ER SO	IP WLS BF H R ER SO	IP WLS BF H R ER SO	IP WLS BF H R ER SO	IP WLS BF H R ER SO	IP WLS BF H R ER SO	IP WLS BF H R ER SO	IP WLS BF H R ER SO	IP WLS BF H R ER SO	IP WLS BF H R ER SO	IP WLS BF H R ER SO	ERA WHIP	ERA WHIP		
55 Carlos Rodón, L ERA: 2.43	5.0 W 22 5 2 2 3																3.60 1.200			
34 Michael Kopech, R ERA: 3.55	1.0 8 4 5 5 1																45.00 4.000			
51 Ryan Tepera, R ERA: 2.67	1.0 H 3 0 0 0 2																0.00 0.000			
45 Garrett Crochet, L ERA: 2.89	1.0 H 3 0 0 0 1																0.00 0.000			
46 Craig Kimbrel, R ERA: 1.53	1.0 S 4 1 0 0 1																0.00 1.000			

AB	39
R	10
H	12
RBI	10
BB	2
SO	7
LOB	9



AB	37
R	7
H	10
RBI	7
BB	1
SO	8
LOB	13



Batter	1	2	3	4	5	6	7	8	9	10	AB	R	H	RBI	BB	SO	LOB	TOP									
10 Marcus Semien, R OBP: 0.334, SLG: 0.529	G5-3		1B		F9		L7		F9		5	0	1	0	0	0	2	Toronto Blue Jays @ Detroit Tigers Comerica Park, Detroit, MI Sat Aug 28 2021, 6:12 PM - 9:50 PM EDT Att: 18,783 - Clear - 89 F									
11 Bo Bichette, R OBP: 0.332, SLG: 0.449	27 CS 1B		L7			G4-3	27 1B		L9		5	0	2	1	0	0	2										
27 Vladimir Guerrero Jr., R OBP: 0.404, SLG: 0.588	K				K	G5-3	1B		P6		5	1	1	0	0	2	2										
30 Alejandro Kirk, R OBP: 0.339, SLG: 0.461	F7				F9	HR	G6-3		F9		5	1	1	1	0	0	2										
14 Corey Dickerson, L OBP: 0.327, SLG: 0.415	L7				13 BB 1B	13 BB 1B			15 WP 2-H 1B		4	0	3	1	1	0	0										
13 Lourdes Gurriel Jr., R OBP: 0.366, SLG: 0.431									15 WP BB		3	0	2	0	2	1	1										
5 Santiago Espinal, R OBP: 0.354, SLG: 0.378	G1-3										1	0	0	0	0	0	1										
74 Breyvic Valera, S OBP: 0.291, SLG: 0.273											1	0	0	0	0	1	2										
37 Teoscar Hernández, R OBP: 0.341, SLG: 0.507											3	0	0	0	0	1	5										
15 Randal Grichuk, R OBP: 0.284, SLG: 0.438	G6-3										5	1	1	0	0	1	3										
66 Kevin Smith, R OBP: 0.167, SLG: 0.118	K				K						4	0	1	0	0	2	1										
Inning Stats		R: 0 E: 0 K: 1 S: 10	H: 1 LOB: 1 BB: 0 P: 15	R: 0 E: 0 K: 0 S: 8	H: 1 LOB: 1 BB: 0 P: 12	R: 0 E: 0 K: 1 S: 14	H: 1 LOB: 1 BB: 0 P: 22	R: 0 E: 0 K: 2 S: 13	H: 0 LOB: 0 BB: 0 P: 16	R: 1 E: 0 K: 0 S: 11	H: 2 LOB: 2 BB: 1 P: 20	R: 1 E: 0 K: 2 S: 14	H: 3 LOB: 2 BB: 0 P: 24	R: 0 E: 0 K: 1 S: 15	H: 1 LOB: 1 BB: 0 P: 22	R: 0 E: 0 K: 0 S: 8	H: 1 LOB: 2 BB: 0 P: 13	R: 1 E: 0 K: 0 S: 9	H: 1 LOB: 2 BB: 1 P: 17	1B: 11 2B: 1 3B: 0 HR: 1	SF: 0 SAC: 0 DP: 1 HBP: 0	WP: 2 PB: 0 SB: 1 CS: 1	PA: 44				
PITCHER										PITCHER																	
62 José Ureña, R ERA: 5.96	IP: 3.0	WLS: 11	BF: 3	H: 0	R: 0	ER: 0	SO: 2	BB: 0	IBB: 0	HBP: 0	BLK: 0	WP: 0	HR: 0	S: 32	P: 49	ERA: 0.00	WHIP: 1.000										
57 Alex Lange, R ERA: 5.85	IP: 1.0	WLS: 5	BF: 1	H: 0	R: 0	ER: 0	SO: 2	BB: 1	IBB: 0	HBP: 0	BLK: 0	WP: 0	HR: 0	S: 13	P: 24	ERA: 0.00	WHIP: 2.000										
70 Tyler Alexander, L ERA: 4.34	IP: 2.2	WLS: 12	BF: 3	H: 2	R: 2	ER: 2	SO: 1	BB: 0	IBB: 0	HBP: 0	BLK: 0	WP: 1	HR: 29	S: 49	P: 6.75	ERA: 6.75	WHIP: 1.500										
68 Jason Foley, R ERA: 3.38	IP: 0.1	WLS: 3	BF: 2	H: 0	R: 0	ER: 0	SO: 0	BB: 0	IBB: 0	HBP: 0	BLK: 0	WP: 1	HR: 6	S: 11	P: 6.00	ERA: 6.000	WHIP: 6.000										
32 Michael Fulmer, R ERA: 3.62	IP: 1.0	WLS: 4	BF: 1	H: 0	R: 0	ER: 0	SO: 2	BB: 0	IBB: 0	HBP: 0	BLK: 0	WP: 0	HR: 15	S: 22	P: 0.00	ERA: 1.000	WHIP: 1.000										

Batter	1	2	3	4	5	6	7	8	9	10	AB	R	H	RBI	BB	SO	LOB	BOTTOM									
60 Akil Baddoo, L OBP: 0.324, SLG: 0.452	P6		G6-3			F8		K			4	0	0	0	0	1	3	Toronto Blue Jays @ Detroit Tigers Comerica Park, Detroit, MI Sat Aug 28 2021, 6:12 PM - 9:50 PM EDT Att: 18,783 - Clear - 89 F									
7 Jonathan Schoop, R OBP: 0.328, SLG: 0.448	L4				G5-3		8 1B 46 1B 1B	L8			4	1	1	0	0	0	1										
8 Robbie Grossman, S OBP: 0.350, SLG: 0.416	F7				F5		46 1B 13 FC6-4 1B				4	1	1	0	0	1	0										
24 Miguel Cabrera, R OBP: 0.315, SLG: 0.393											4	0	1	0	0	3	2										
41 Daz Cameron, R OBP: 0.235, SLG: 0.342	K				K						0	0	0	0	0	0	0										
46 Jeimer Candelario, S OBP: 0.354, SLG: 0.430											4	0	1	1	0	2	1										
13 Eric Haase, R OBP: 0.289, SLG: 0.502											4	0	0	1	0	2	3										
59 Zack Short, R OBP: 0.241, SLG: 0.300											0	0	0	0	0	0	0										
30 Harold Castro, L OBP: 0.303, SLG: 0.307					L7						4	0	0	0	0	1	1										
9 Willi Castro, S OBP: 0.273, SLG: 0.363											4	0	0	0	0	0	0										
54 Derek Hill, R OBP: 0.321, SLG: 0.307											4	0	1	0	0	2	2										
Inning Stats		R: 0 E: 0 K: 1 S: 11	H: 0 LOB: 0 BB: 0 P: 19	R: 0 E: 0 K: 3 S: 11	H: 0 LOB: 0 BB: 0 P: 17	R: 0 E: 0 K: 1 S: 11	H: 1 LOB: 1 BB: 0 P: 16	R: 0 E: 0 K: 1 S: 8	H: 0 LOB: 0 BB: 0 P: 12	R: 0 E: 0 K: 2 S: 10	H: 0 LOB: 0 BB: 0 P: 11	R: 0 E: 0 K: 1 S: 8	H: 0 LOB: 0 BB: 0 P: 12	R: 2 E: 0 K: 1 S: 16	H: 3 LOB: 1 BB: 0 P: 25	R: 0 E: 0 K: 2 S: 10	H: 0 LOB: 1 BB: 1 P: 16	R: 0 E: 0 K: 1 S: 9	H: 1 LOB: 2 BB: 0 P: 10	R: 0 E: 0 K: 1 S: 6	H: 0 LOB: 1 BB: 0 P: 10	1B: 5 2B: 0 3B: 0 HR: 0	SF: 0 SAC: 0 DP: 1 HBP: 1	WP: 0 PB: 0 SB: 0 CS: 0	PA: 36		
PITCHER										PITCHER																	
6 Alex Manoah, R ERA: 3.15	IP: 6.1	WLS: 23	BF: 4	H: 2	R: 2	ER: 2	SO: 8	BB: 0	IBB: 0	HBP: 1	BLK: 0	WP: 0	HR: 69	S: 103	P: 2.84	ERA: 0.632	WHIP: 0.632										
33 Trevor Richards, R ERA: 3.71	IP: 0.2	WLS: B	BF: 2	H: 0	R: 0	ER: 0	SO: 0	BB: 0	IBB: 0	HBP: 0	BLK: 0	WP: 0	HR: 6	S: 9	P: 0.00	ERA: 0.000	WHIP: 0.000										
28 Joakim Soria, R ERA: 3.94	IP: 1.0	WLS: 4	BF: 0	H: 0	R: 0	ER: 0	SO: 2	BB: 1	IBB: 0	HBP: 0	BLK: 0	WP: 0	HR: 10	S: 16	P: 0.00	ERA: 1.000	WHIP: 1.000										
68 Jordan Romano, R ERA: 2.23	IP: 2.0	WLS: W	BF: 7	H: 1	R: 0	ER: 0	SO: 2	BB: 0	IBB: 0	HBP: 0	BLK: 0	WP: 0	HR: 15	S: 20	P: 0.00	ERA: 0.500	WHIP: 0.500										

AB	41
R	3
H	12
RBI	3
BB	3
SO	8
LOB	21

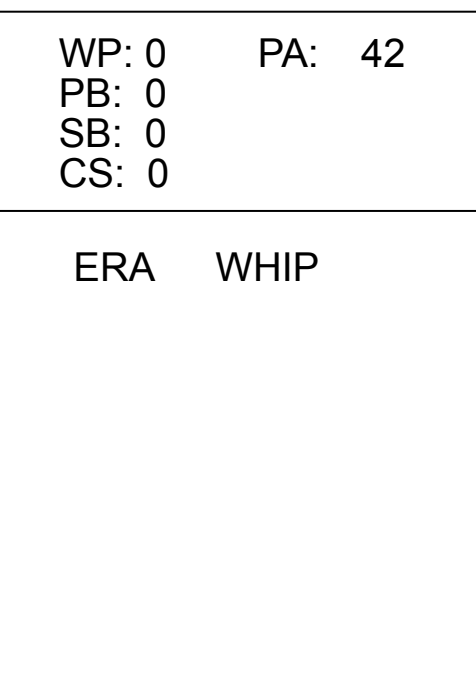


AB	34
R	2
H	5
RBI	2
BB	1
SO	12
LOB	14

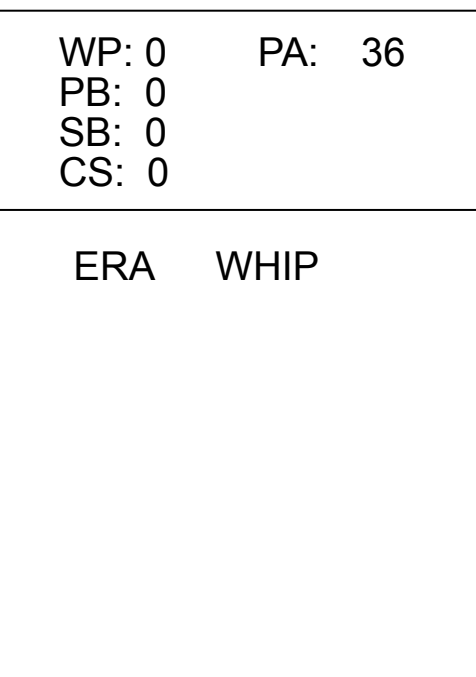


Batter	1	2	3	4	5	6	7	8	9	AB	R	H	RBI	BB	SO	LOB	TOP
10 Marcus Semien, R OBP: 0.334, SLG: 0.527										4	0	1	0	1	1	2	
11 Bo Bichette, R OBP: 0.336, SLG: 0.457										4	1	3	1	1	0	0	
27 Vladimir Guerrero Jr., R (1,3) OBP: 0.406, SLG: 0.987										4	0	2	0	1	0	3	
37 Teoscar Hernández, R (1,9) OBP: 0.338, SLG: 0.501										5	0	0	0	0	1	8	
30 Alejandro Kirk, R OBP: 0.350, SLG: 0.457										3	0	1	0	2	0	5	
13 Lourdes Gurriel Jr., R OBP: 0.307, SLG: 0.430										4	0	1	0	0	1	3	
1 Jarrod Dyson, L OBP: 0.254, SLG: 0.309										1	0	0	0	0	1	2	
15 Randal Grichuk, R OBP: 0.282, SLG: 0.434										4	0	0	0	0	1	2	AB 35
66 Kevin Smith, R OBP: 0.273, SLG: 0.316										2	1	1	1	1	0	1	R 2
7 Reese McGuire, L OBP: 0.327, SLG: 0.366										4	0	1	0	0	1	3	H 10
	R: 1 H: 2 E: 0 LOB: 2 K: 2 BB: 1 S: 16 P: 27	R: 0 H: 0 E: 0 LOB: 0 K: 1 BB: 0 S: 8 P: 13	R: 0 H: 1 E: 0 LOB: 2 K: 1 BB: 1 S: 10 P: 19	R: 1 H: 1 E: 0 LOB: 0 K: 1 BB: 0 S: 10 P: 12	R: 0 H: 1 E: 0 LOB: 1 K: 0 BB: 0 S: 12 P: 20	R: 0 H: 0 E: 0 LOB: 2 K: 0 BB: 2 S: 11 P: 23	R: 0 H: 2 E: 0 LOB: 2 K: 0 BB: 1 S: 12 P: 20	R: 0 H: 2 E: 0 LOB: 2 K: 0 BB: 0 S: 11 P: 12	R: 0 H: 1 E: 0 LOB: 2 K: 1 BB: 1 S: 9 P: 14	1B: 8 SF: 0 2B: 0 SAC: 0 3B: 0 DP: 2 HR: 2 HBP: 1	WP: 0 PA: 42 PB: 0 SB: 0 CS: 0						
PITCHER	IP WLS BF H R ER SO BB IBB HBP BLK WP HR S P ERA WHIP	PITCHER										IP WLS BF H R ER SO BB IBB HBP BLK WP HR S P ERA WHIP					
48 Matthew Boyd, L ERA: 3.5	4.0 L 18 4 2 2 5 2 0 0 0 0 0 2 44 71 4.50 1.500																
77 Joe Jiménez, R ERA: 5.97	1.0 4 1 0 0 0 0 0 0 0 0 0 0 12 20 0.00 1.000																
68 Jason Foley, R ERA: 2.84	1.0 5 0 0 0 0 2 0 0 0 0 0 0 11 23 0.00 2.000																
67 José Cisnero, R ERA: 2.67	1.0 5 2 0 0 0 1 0 0 0 0 0 0 12 20 0.00 3.000																
49 Derek Holland, L ERA: 6.42	2.0 10 3 0 0 1 1 0 0 0 0 0 0 20 26 0.00 2.000																
60 Akil Badddoo, L OBP: 0.323, SLG: 0.449										4	0	1	0	0	3	2	
7 Jonathan Schoop, R OBP: 0.325, SLG: 0.444										4	1	0	0	0	0	1	
8 Robbie Grossman, S OBP: 0.355, SLG: 0.416										4	0	1	0	0	3	0	
24 Miguel Cabrera, R OBP: 0.314, SLG: 0.392										4	0	1	0	0	0	2	
54 Derek Hill, R OBP: 0.321, SLG: 0.307										0	0	0	0	0	0	0	
46 Jeimer Candelario, S OBP: 0.353, SLG: 0.429										4	0	1	0	0	2	3	
30 Harold Castro, L OBP: 0.304, SLG: 0.307										3	0	1	1	0	0	2	
59 Zack Short, R OBP: 0.240, SLG: 0.298										1	0	0	0	0	0	0	
9 Willi Castro, S OBP: 0.271, SLG: 0.359										4	0	0	0	0	2	2	
64 Dustin Garneau, R OBP: 0.267, SLG: 0.400										3	0	0	0	0	1	0	
13 Eric Haase, R OBP: 0.232, SLG: 0.504										1	0	1	0	0	0	0	
22 Victor Reyes, S OBP: 0.253, SLG: 0.391										4	0	2	0	0	1	1	
	R: 0 H: 1 E: 0 LOB: 0 K: 1 BB: 0 S: 6 P: 6	R: 0 H: 0 E: 0 LOB: 0 K: 1 BB: 0 S: 7 P: 9	R: 0 H: 1 E: 0 LOB: 1 K: 2 BB: 0 S: 11 P: 15	R: 0 H: 1 E: 1 LOB: 2 K: 1 BB: 0 S: 15 P: 17	R: 0 H: 1 E: 0 LOB: 0 K: 3 BB: 0 S: 11 P: 21	R: 1 H: 2 E: 0 LOB: 2 K: 1 BB: 0 S: 12 P: 14	R: 0 H: 0 E: 0 LOB: 0 K: 2 BB: 0 S: 12 P: 15	R: 0 H: 1 E: 0 LOB: 1 K: 1 BB: 0 S: 10 P: 17	R: 0 H: 1 E: 0 LOB: 0 K: 0 BB: 0 S: 9 P: 14	1B: 6 SF: 0 2B: 2 SAC: 0 3B: 0 DP: 1 HR: 0 HBP: 0	WP: 0 PA: 36 PB: 0 SB: 0 CS: 0						
PITCHER	IP WLS BF H R ER SO BB IBB HBP BLK WP HR S P ERA WHIP	PITCHER										IP WLS BF H R ER SO BB IBB HBP BLK WP HR S P ERA WHIP					
17 José Berrios, R ERA: 3.53	7.0 W 28 6 1 0 11 0 0 0 0 0 0 8 74 9 0.00 0.857																
90 Adam Cimber, R ERA: 2.53	0.2 H 3 1 0 0 1 0 0 0 0 0 0 0 8 13 0.00 1.500																
58 Tim Lincecum, L ERA: 3.64	1.1 S 5 1 0 0 0 0 0 0 0 0 0 0 11 18 0.00 0.750																

Toronto Blue Jays @ Detroit Tigers
Comerica Park, Detroit, MI
Sun Aug 29 2021, 1:13 PM - 4:31 PM EDT
Att: 15,956 - Sunny - 89 F



Toronto Blue Jays @ Detroit Tigers
Comerica Park, Detroit, MI
Sun Aug 29 2021, 1:13 PM - 4:31 PM EDT
Att: 15,956 - Sunny - 89 F



Batter	1	2	3	4	5	6	7	8	9	AB	R	H	RBI	BB	SO	LOB	TOP										
21 Austin Hays, R OBP: 0.294, SLG: 0.429										4	0	1	0	0	0	1											
6 Ryan Mountcastle, R OBP: 0.316, SLG: 0.504										3	2	2	2	1	0	1											
16 Trey Mancini, R OBP: 0.317, SLG: 0.444										4	0	0	0	0	2	3											
25 Anthony Santander, S OBP: 0.293, SLG: 0.446										4	0	1	0	0	1	1											
28 Pedro Severino, R OBP: 0.303, SLG: 0.387										4	0	1	1	0	2	0											
29 Ramón Uriás, R OBP: 0.353, SLG: 0.420										4	0	0	0	0	1	2											
65 Ryan McKenna, R OBP: 0.320, SLG: 0.279										3	0	0	0	0	3	0											
31 Cedric Mullins, L OBP: 0.371, SLG: 0.535										1	0	0	0	0	1	2											
26 Jorge Mateo, R OBP: 0.301, SLG: 0.399										3	0	0	0	0	2	0											
82 Kelvin Gutiérrez, R OBP: 0.263, SLG: 0.263										2	1	1	0	1	0	0											
Inning Stats	R: 1 E: 0 K: 1 S: 6	H: 1 LOB: 0 BB: 0 P: 9	R: 0 E: 0 K: 3 S: 9	H: 0 LOB: 0 BB: 0 P: 16	R: 0 E: 0 K: 1 S: 10	H: 1 LOB: 1 BB: 0 P: 14	R: 0 E: 0 K: 1 S: 10	H: 0 LOB: 0 BB: 0 P: 16	R: 0 E: 0 K: 1 S: 7	H: 0 LOB: 0 BB: 0 P: 11	R: 1 E: 0 K: 1 S: 9	H: 2 LOB: 1 BB: 1 P: 15	R: 0 E: 0 K: 2 S: 11	H: 0 LOB: 0 BB: 0 P: 16	R: 0 E: 0 K: 1 S: 7	H: 0 LOB: 0 BB: 0 P: 9	R: 1 E: 0 K: 1 S: 17	H: 2 LOB: 2 BB: 1 P: 28	1B: 5 2B: 0 3B: 0 HR: 1	SF: 0 SAC: 0 DP: 1 HBP: 0	WP: 0 PB: 0 SB: 0 CS: 0	PA: 34					
PITCHER	IP	WLS	BF	H	R	ER	SO	BB	IBB	HBP	BLK	WP	HR	S	P	ERA	WHIP										
38 Robbie Ray, L ERA: 2.71	7.0	W	25	4	2	2	10	1	0	0	0	0	1	62	97	2.57	0.714										
28 Joakim Soria, R ERA: 3.92	1.0		3	0	0	0	1	0	0	0	0	0	0	7	9	0.00	0.000										
57 Trent Thornton, R ERA: 4.6	0.1		4	2	1	1	0	1	0	0	0	0	0	11	18	27.00	9.000										
68 Jordan Romano, R ERA: 2.2	0.2	S	2	0	0	0	1	0	0	0	0	0	0	6	10	0.00	0.000										

Baltimore Orioles @ Toronto Blue Jays
Rogers Centre, Toronto, ON
Mon Aug 30 2021, 7:07 PM - 10:02 PM EDT
Att: 14,406 - Partly Cloudy - 81 F

AB 32
R 3
H 6
RBI 3
BB 2
SO 12
LOB 10



Batter	1	2	3	4	5	6	7	8	9	AB	R	H	RBI	BB	SO	LOB	BOTTOM										
4 George Springer, R OBP: 0.366, SLG: 0.609										2	2	1	0	1	0	0											
10 Marcus Semien, R OBP: 0.334, SLG: 0.524										3	1	0	0	1	0	4											
27 Vladimir Guerrero Jr., R OBP: 0.407, SLG: 0.599										4	2	2	4	0	0	2											
11 Bo Bichette, R OBP: 0.335, SLG: 0.455										4	1	1	1	0	1	0											
37 Teoscar Hernández, R OBP: 0.337, SLG: 0.501										4	0	1	2	0	1	0											
30 Alejandro Kirk, R OBP: 0.339, SLG: 0.440										4	0	0	0	0	0	1											
14 Corey Dickerson, L OBP: 0.322, SLG: 0.409										4	0	0	0	0	0	1											
66 Kevin Smith, R OBP: 0.280, SLG: 0.286										2	1	0	0	1	1	0											
1 Jarrod Dyson, L OBP: 0.263, SLG: 0.312										2	0	1	0	1	0	1											
Inning Stats	R: 0 E: 0 K: 0 S: 5	H: 0 LOB: 0 BB: 0 P: 8	R: 0 E: 0 K: 0 S: 8	H: 0 LOB: 0 BB: 0 P: 10	R: 0 E: 0 K: 0 S: 12	H: 0 LOB: 2 BB: 1 P: 29	R: 1 E: 0 K: 1 S: 8	H: 1 LOB: 0 BB: 0 P: 13	R: 0 E: 0 K: 1 S: 9	H: 1 LOB: 0 BB: 0 P: 12	R: 3 E: 0 K: 0 S: 17	H: 3 LOB: 1 BB: 1 P: 26	R: 3 E: 0 K: 0 S: 12	H: 1 LOB: 0 BB: 2 P: 26	R: 0 E: 0 K: 1 S: 10	H: 0 LOB: 0 BB: 0 P: 14	R: 0 E: 0 K: 1 S: 10	H: 0 LOB: 0 BB: 0 P: 14	1B: 3 2B: 1 3B: 0 HR: 2	SF: 0 SAC: 0 DP: 0 HBP: 1	WP: 0 PB: 0 SB: 3 CS: 1	PA: 35					
PITCHER	IP	WLS	BF	H	R	ER	SO	BB	IBB	HBP	BLK	WP	HR	S	P	ERA	WHIP										
75 Chris Ellis, R ERA: 3.09	4.2		18	2	1	1	2	1	0	0	0	0	0	13	23	40.50	6.000										
55 Dillon Tate, R ERA: 4.59	0.2	L	5	3	3	3	0	1	0	0	0	0	0	14	29	20.25	2.250										
78 Marcos Diplán, R ERA: 4.02	1.1		7	1	3	3	0	2	0	0	0	0	0	13	17	0.00	0.000										
81 Conner Greene, R ERA: 6.75	1.1		4	0	0	0	1	0	0	0	0	0	0	13	17	0.00	0.000										

Baltimore Orioles @ Toronto Blue Jays
Rogers Centre, Toronto, ON
Mon Aug 30 2021, 7:07 PM - 10:02 PM EDT
Att: 14,406 - Partly Cloudy - 81 F

AB 29
R 7
H 6
RBI 7
BB 4
SO 3
LOB 9



Batter	1	2	3	4	5	6	7	8	9	AB	R	H	RBI	BB	SO	LOB	TOP						
31 Cedric Mullins, L (1,8) OBP: 0.370, SLG: 0.531										3	0	0	0	1	1	1	<p>Baltimore Orioles @ Toronto Blue Jays Rogers Centre, Toronto, ON Tue Aug 31 2021, 7:09 PM - 10:02 PM EDT Att: 13,963 - Cloudy - 74 F</p>						
6 Ryan Mountcastle, R (1,3) OBP: 0.315, SLG: 0.504										4	1	1	0	0	1	2							
21 Austin Hays, R (1,9) OBP: 0.294, SLG: 0.427										4	1	1	1	0	0	1							
25 Anthony Santander, S (1,10) OBP: 0.296, SLG: 0.443										2	1	0	0	2	1	0							
29 Ramón Uriás, R (1,5) OBP: 0.352, SLG: 0.421										4	0	1	2	0	1	2							
28 Pedro Severino, R (1,2) OBP: 0.295, SLG: 0.382										4	0	0	0	0	2	1							
26 Jorge Mateo, R (1,6) OBP: 0.300, SLG: 0.391										3	1	0	0	1	1	0							
65 Ryan McKenna, R (1,7) OBP: 0.310, SLG: 0.269										4	0	0	0	0	3	1							
37 Jahmai Jones, R (1,4) OBP: 0.167, SLG: 0.174										3	0	1	1	0	0	0							
82 Kelvin Gutiérrez, R (9,5) OBP: 0.263, SLG: 0.263										0	0	0	0	0	0	0							
Inning Stats	R: 0 H: 0 E: 0 K: 2 S: 17	H: 0 LOB: 2 BB: 2 P: 28	R: 0 H: 0 E: 0 K: 1 S: 11	H: 0 LOB: 0 BB: 0 P: 17	R: 0 H: 0 E: 0 K: 0 S: 4	H: 0 LOB: 0 BB: 0 P: 8	R: 0 H: 0 E: 0 K: 0 S: 5	H: 0 LOB: 0 BB: 0 P: 5	R: 0 H: 0 E: 0 K: 3 S: 10	H: 0 LOB: 0 BB: 0 P: 13	R: 3 H: 3 E: 0 K: 1 S: 17	H: 3 LOB: 1 BB: 1 P: 29	R: 1 H: 1 E: 1 K: 2 S: 12	H: 1 LOB: 1 BB: 1 P: 21	R: 0 H: 0 E: 0 K: 1 S: 9	H: 0 LOB: 0 BB: 0 P: 15	R: 0 H: 0 E: 0 K: 0 S: 7	H: 0 LOB: 0 BB: 0 P: 10	1B: 2 2B: 2 HR: 0	SF: 0 SAC: 0 HBP: 0	WP: 1 PB: 0 SB: 1 CS: 0	PA: 35	
PITCHER	IP WLS BF H R ER SO BB IBB HBP BLK WP HR S P ERA WHIP	5.2 L 23 3 3 3 6 3 0 0 0 1 0 61 95 4.76 1.059	IP WLS BF H R ER SO BB IBB HBP BLK WP HR S P ERA WHIP	6.1 1 6 1 1 0 3 1 0 0 0 0 0 15 26 0.00 1.500	IP WLS BF H R ER SO BB IBB HBP BLK WP HR S P ERA WHIP	8.1 2.0 6 0 0 0 1 0 0 0 0 0 0 16 25 0.00 0.000																	

AB	31
R	4
H	4
RBI	4
BB	4
SO	10
LOB	8



Batter	1	2	3	4	5	6	7	8	9	AB	R	H	RBI	BB	SO	LOB	BOTTOM					
4 George Springer, R (1,10) OBP: 0.362, SLG: 0.596										4	0	0	0	0	2	2	<p>Baltimore Orioles @ Toronto Blue Jays Rogers Centre, Toronto, ON Tue Aug 31 2021, 7:09 PM - 10:02 PM EDT Att: 13,963 - Cloudy - 74 F</p>					
1 Jarrod Dyson, L (7, PR) OBP: 0.261, SLG: 0.310										1	0	0	0	0	1	0						
10 Marcus Semien, R (1,4) OBP: 0.324, SLG: 0.522										4	0	1	0	0	0	1						
27 Vladimir Guerrero Jr., R (1,3) OBP: 0.406, SLG: 0.692										4	1	1	1	0	0	2						
11 Bo Bichette, R (1,6) OBP: 0.336, SLG: 0.456										3	0	1	0	1	0	0						
37 Teoscar Hernández, R (1,9) OBP: 0.336, SLG: 0.499										4	0	1	0	0	1	2						
13 Lourdes Gurriel Jr., R (1,7) OBP: 0.309, SLG: 0.428										2	0	0	0	2	1	2						
15 Randal Grichuk, R (1,8) OBP: 0.279, SLG: 0.430										4	0	0	0	0	0	5						
66 Kevin Smith, R (1,5) OBP: 0.259, SLG: 0.261										2	0	0	0	0	1	2						
74 Breyvic Valera, S (7, PH) OBP: 0.250, SLG: 0.261										2	0	0	0	0	0	0						
9 Danny Jansen, R (1,2) OBP: 0.270, SLG: 0.365										1	1	1	1	1	0	0						
14 Corey Dickerson, L (7, PH) OBP: 0.324, SLG: 0.411										1	0	1	0	0	0	0						
7 Reese McGuire, L (8, 2) OBP: 0.327, SLG: 0.366										0	0	0	0	0	0	0						
30 Alejandro Kirk, R (8, PH) OBP: 0.336, SLG: 0.436										1	0	0	0	0	0	0						
Inning Stats	R: 0 H: 0 E: 0 K: 1 S: 7	H: 0 LOB: 0 BB: 0 P: 9	R: 0 H: 0 E: 0 K: 1 S: 12	H: 0 LOB: 2 BB: 2 P: 23	R: 1 H: 1 E: 0 K: 0 S: 12	H: 1 LOB: 0 BB: 0 P: 19	R: 0 H: 1 E: 0 K: 2 S: 16	H: 1 LOB: 1 BB: 0 P: 23	R: 0 H: 0 E: 0 K: 1 S: 6	H: 0 LOB: 1 BB: 1 P: 11	R: 1 H: 1 E: 0 K: 0 S: 6	H: 1 LOB: 1 BB: 1 P: 14	R: 0 H: 2 E: 0 K: 0 S: 8	H: 2 LOB: 2 BB: 0 P: 13	R: 0 H: 1 E: 0 K: 0 S: 11	H: 1 LOB: 1 BB: 0 P: 14	R: 0 H: 0 E: 0 K: 1 S: 8	H: 0 LOB: 0 BB: 0 P: 12	1B: 3 2B: 1 HR: 2	SF: 0 SAC: 0 HBP: 0	WP: 0 PB: 0 SB: 0 CS: 0	PA: 37
PITCHER	IP WLS BF H R ER SO BB IBB HBP BLK WP HR S P ERA WHIP	5.0 W 20 2 1 1 0 1 0 0 0 0 1 13 26 5.40 2.400	IP WLS BF H R ER SO BB IBB HBP BLK WP HR S P ERA WHIP	6.9 H 9 3 1 1 0 1 0 0 0 0 0 1 13 26 5.40 2.400	IP WLS BF H R ER SO BB IBB HBP BLK WP HR S P ERA WHIP	7.1 H 5 1 0 0 0 0 0 0 0 0 0 12 15 0.00 0.750	IP WLS BF H R ER SO BB IBB HBP BLK WP HR S P ERA WHIP	8.1 S 3 0 0 0 0 1 0 0 0 0 0 0 8 12 0.00 0.000														

AB	33
R	2
H	6
RBI	2
BB	4
SO	6
LOB	16



Batter	1	2	3	4	5	6	7	8	9	AB	R	H	RBI	BB	SO	LOB	TOP										
31 Cedric Mullins, L (1, 8) OBP: 0.370, SLG: 0.529	G3	BB		1B		P2			K	4	0	1	1	1	1	1	Baltimore Orioles @ Toronto Blue Jays Rogers Centre, Toronto, ON Wed Sep 01 2021, 7:08 PM - 10:12 PM EDT Att. 14,262 - Clear - 74 F										
6 Ryan Mountcastle, R (1, 10) OBP: 0.316, SLG: 0.502	1B	BB		K		BB			K	3	1	1	1	2	2												
21 Austin Hays, R (1, 7) OBP: 0.294, SLG: 0.426	FC5-4	G6-3							K	4	0	1	0	0	1	5											
16 Trey Mancini, R (1, 3) OBP: 0.316, SLG: 0.444	K			F9		F9				4	0	1	1	0	1	2											
29 Ramón Uriás, R (1, 5) OBP: 0.350, SLG: 0.418			G3						K	4	1	1	0	0	1	1											
25 Anthony Santander, S (1, 9) OBP: 0.285, SLG: 0.441			K			F9			G6-3	4	1	1	0	0	1	1											
26 Jorge Mateo, R (1, 6) OBP: 0.305, SLG: 0.396	G1			G4-3		BB			BB	3	1	1	0	1	0	2											
37 Jahmai Jones, R (1, 4) OBP: 0.179, SLG: 0.154	BB			K		P3			G6-4-3	3	0	0	0	1	1	2											
82 Kelvin Gutiérrez, R (8, 5) OBP: 0.263, SLG: 0.263	BB								G6-4-3	0	0	0	0	0	0	0											
61 Austin Wynns, R (1, 2) OBP: 0.231, SLG: 0.278	F9								G6-3	2	0	1	1	1	0	3											
24 DJ Stewart, L (9, PH) OBP: 0.329, SLG: 0.381				BB						1	0	0	0	0	0	0											
Inning Stats	R: 0 E: 0 K: 1 S: 14	H: 1 LOB: 0 BB: 0 P: 23	R: 2 E: 0 K: 0 S: 17	H: 2 LOB: 3 BB: 3 P: 33	R: 0 E: 0 K: 1 S: 8	H: 0 LOB: 0 BB: 0 P: 9	R: 0 E: 0 K: 2 S: 11	H: 1 LOB: 2 BB: 1 P: 18	R: 0 E: 0 K: 1 S: 13	H: 1 LOB: 1 BB: 0 P: 17	R: 1 E: 0 K: 0 S: 10	H: 2 LOB: 0 BB: 0 P: 16	R: 1 E: 0 K: 1 S: 9	H: 1 LOB: 1 BB: 1 P: 16	R: 0 E: 0 K: 0 S: 7	H: 0 LOB: 0 BB: 1 P: 15	R: 0 E: 0 K: 2 S: 12	H: 0 LOB: 0 BB: 0 P: 17	1B: 6 2B: 2 3B: 0 HR: 0	SF: 0 SAC: 0 DP: 1 HBP: 0	WP: 1 PB: 0 SB: 0 CS: 0	PA: 38					
PITCHER	IP	WLS	BF	H	R	ER	SO	BB	IBB	HBP	BLK	WP	HR	S	P	ERA	WHIP										
22 Steven Matz, L (1, 1) ERA: 3.8	5.0		24	5	2	2	5	4	0	0	0	1	0	63	100	3.60	1.800										
54 Tayler Saucedo, L (6, 1) ERA: 4.71	1.0	H	4	2	1	1	0	0	0	0	0	0	0	10	16	9.00	2.000										
28 Joakim Soria, R (7, 1) ERA: 3.97	1.0	B	4	1	1	1	1	1	0	0	0	0	0	9	16	9.00	2.000										
58 Tim Mayza, L (8, 1) ERA: 3.56	1.0	W	3	0	0	0	0	1	0	0	0	0	0	7	15	0.00	1.000										
68 Jordan Romano, R (9, 1) ERA: 2.16	1.0	S	3	0	0	0	2	0	0	0	0	0	0	12	17	0.00	0.000										

Batter	1	2	3	4	5	6	7	8	9	AB	R	H	RBI	BB	SO	LOB	BOTTOM										
4 George Springer, R (1, 10) OBP: 0.360, SLG: 0.589	P4		G6-3			K				4	0	1	0	0	1	1	Baltimore Orioles @ Toronto Blue Jays Rogers Centre, Toronto, ON Wed Sep 01 2021, 7:08 PM - 10:12 PM EDT Att. 14,262 - Clear - 74 F										
10 Marcus Semien, R (1, 4) OBP: 0.325, SLG: 0.410	HR		G5-3			BB			K	3	1	1	1	1	1	3											
27 Vladimir Guerrero Jr., R (1, 3) OBP: 0.405, SLG: 0.690	G6-3				L9				F9	4	0	1	0	0	0	3											
11 Bo Bichette, R (1, 6) OBP: 0.336, SLG: 0.455	F7				BB					4	2	1	0	0	1	2											
37 Teoscar Hernández, R (1, 8) OBP: 0.338, SLG: 0.498	F8				BB				BB	3	1	1	1	0	1	0											
30 Alejandro Kirk, R (1, 2) OBP: 0.341, SLG: 0.434	BB					BB			F8	3	0	1	0	1	0	3											
14 Corey Dickerson, L (1, 9) OBP: 0.311, SLG: 0.432	G6-4-3					BB				3	1	1	0	0	0	2											
15 Randal Grichuk, R (7, 8) OBP: 0.279, SLG: 0.430	G6-4-3					BB			SF8-3-5	0	0	0	1	0	0	0											
13 Lourdes Gurriel Jr., R (1, 7) OBP: 0.311, SLG: 0.432	G5-3									3	0	2	2	0	0	0											
1 Jarrod Dyson, L (9, 8) OBP: 0.281, SLG: 0.310										0	0	0	0	0	0	0											
74 Breyvic Valera, S (1, 5) OBP: 0.255, SLG: 0.286										3	0	1	0	0	0	2											
66 Kevin Smith, R (8, 5) OBP: 0.259, SLG: 0.261										0	0	0	0	0	0	0											
Inning Stats	R: 1 E: 0 K: 0 S: 8	H: 1 LOB: 0 BB: 0 P: 11	R: 0 E: 0 K: 0 S: 6	H: 0 LOB: 1 BB: 1 P: 13	R: 0 E: 0 K: 0 S: 7	H: 1 LOB: 0 BB: 0 P: 9	R: 3 E: 0 K: 0 S: 23	H: 4 LOB: 1 BB: 0 P: 38	R: 0 E: 0 K: 2 S: 10	H: 0 LOB: 1 BB: 1 P: 17	R: 0 E: 0 K: 1 S: 6	H: 1 LOB: 0 BB: 0 P: 11	R: 0 E: 0 K: 1 S: 17	H: 2 LOB: 0 BB: 0 P: 23	R: 1 E: 0 K: 0 S: 5	H: 1 LOB: 0 BB: 0 P: 8	R: 1 E: 0 K: 0 S: 5	H: 1 LOB: 0 BB: 0 P: 8	1B: 7 2B: 3 3B: 0 HR: 1	SF: 1 SAC: 0 DP: 3 HBP: 1	WP: 0 PB: 0 SB: 3 CS: 0	PA: 34					
PITCHER	IP	WLS	BF	H	R	ER	SO	BB	IBB	HBP	BLK	WP	HR	S	P	ERA	WHIP										
32 Matt Harvey, R (1, 1) ERA: 6.28	4.0		18	6	4	4	0	1	0	0	0	0	0	15	25	0.00	1.500										
81 Corner Greene, R (5, 1) ERA: 5.0	1.1		6	1	0	0	3	1	0	0	0	0	0	12	16	0.00	2.000										
66 Tanner Scott, L (6, 1) ERA: 4.14	1.0		4	2	0	0	0	0	0	0	0	0	0	6	10	0.00	0.000										
48 Jorge López, R (7, 1) ERA: 6.09	0.2		2	0	0	0	1	0	0	0	0	0	0	6	10	0.00	0.000										
55 Dillon Tate, R (8, 1) ERA: 4.72	0.1	L	3	1	1	1	0	0	0	1	0	0	0	3	5	27.00	3.000										

AB	32
R	4
H	8
RBI	4
BB	6
SO	8
LOB	19



AB	30
R	5
H	10
RBI	5
BB	2
SO	4
LOB	16



Batter	1	2	3	4	5	6	7	8	9	AB	R	H	RBI	BB	SO	LOB	TOP					
1 Josh Harrison, R OBP: 0.363, SLG: 0.434										4	2	2	0	0	0	0						
2 Sterling Marte, R OBP: 0.398, SLG: 0.463										2	2	1	0	0	0	0						
49 Skye Bolt, S OBP: 0.102, SLG: 0.184										2	0	0	0	0	1	1						
28 Matt Olson, L OBP: 0.374, SLG: 0.548										4	2	2	2	1	0	2						
8 Jed Lowrie, S OBP: 0.328, SLG: 0.411										4	1	1	0	1	2	3						
26 Matt Chapman, R OBP: 0.320, SLG: 0.415										5	0	2	3	0	1	3						
20 Mark Canha, R OBP: 0.364, SLG: 0.407										4	2	1	2	1	0	4						
Tony Kemp, L OBP: 0.369, SLG: 0.402										5	1	2	3	0	0	2						
23 Yan Gomes, R OBP: 0.301, SLG: 0.441										4	0	0	0	0	1	2						
17 Elvis Andrus, R OBP: 0.274, SLG: 0.305										4	0	0	0	0	0	0						
Inning Stats	R: 2 H: 3 E: 0 K: 0 S: 11	H: 3 LOB: 2 BB: 1 P: 21	R: 0 H: 0 E: 0 K: 0 S: 6	H: 0 LOB: 0 BB: 0 P: 8	R: 0 H: 0 E: 0 K: 0 S: 9	H: 0 LOB: 1 BB: 1 P: 16	R: 0 H: 0 E: 0 K: 1 S: 10	H: 0 LOB: 0 BB: 0 P: 13	R: 2 H: 1 E: 0 K: 1 S: 15	H: 1 LOB: 1 BB: 0 P: 23	R: 2 H: 2 E: 0 K: 1 S: 10	H: 2 LOB: 1 BB: 1 P: 20	R: 2 H: 3 E: 1 K: 0 S: 13	H: 3 LOB: 1 BB: 0 P: 21	R: 0 H: 0 E: 0 K: 0 S: 6	H: 0 LOB: 0 BB: 0 P: 8	R: 2 H: 2 E: 0 K: 2 S: 15	H: 2 LOB: 0 BB: 0 P: 19	1B: 6 2B: 3 3B: 0 HR: 2	SF: 0 SAC: 0 DP: 1 HBP: 2	WP: 0 PB: 0 SB: 0 CS: 0	PA: 43
PITCHER	IP WLS BF H R ER SO BB IBB HBP BLK WP HR S P ERA WHIP																					
6 Alek Manoah, R ERA: 3.63	5.0 25 5 6 6 2 3 0 2 0 0 1 53 89 10.80 1.600																					
33 Trevor Richards, R ERA: 3.5	1.0 4 1 0 0 1 0 0 0 0 0 0 8 12 0.00 1.000																					
Nate Pearson, R ERA: 10.8	1.0 6 3 2 1 0 0 0 0 0 0 0 13 21 9.00 3.000																					
54 Tayler Saucedo, L ERA: 4.5	1.0 3 0 0 0 0 0 0 0 0 0 0 6 8 0.00 0.000																					
68 Jordan Romano, R ERA: 2.47	1.0 W 5 2 2 2 2 0 0 0 0 0 1 15 19 18.00 2.000																					

Oakland Athletics @ Toronto Blue Jays
Rogers Centre, Toronto, ON
Fri Sep 03 2021, 7:10 PM - 10:15 PM EDT
Att: 14,843 - Partly Cloudy - 69 F

AB 38
R 10
H 11
RBI 10
BB 3
SO 5
LOB 17



Batter	1	2	3	4	5	6	7	8	9	AB	R	H	RBI	BB	SO	LOB	BOTTOM			
4 George Springer, R OBP: 0.361, SLG: 0.594										5	1	2	0	0	2	1				
10 Marcus Semien, R OBP: 0.333, SLG: 0.529										5	1	1	3	0	1	2				
27 Vladimir Guerrero Jr., R OBP: 0.497, SLG: 0.691										4	2	3	1	0	1	0				
11 Bo Bichette, R OBP: 0.337, SLG: 0.456										3	1	1	0	0	2	1				
37 Teoscar Hernández, R OBP: 0.339, SLG: 0.503										3	2	1	2	1	0	2				
30 Alejandro Kirk, R OBP: 0.338, SLG: 0.422										3	0	0	1	1	1	0				
1 Jarrod Dyson, L OBP: 0.261, SLG: 0.310										0	1	0	0	0	0	0				
9 Danny Jansen, R OBP: 0.270, SLG: 0.365										0	0	0	0	0	0	0				
13 Lourdes Gurriel Jr., R OBP: 0.311, SLG: 0.437										4	1	1	4	0	1	0				
15 Randal Grichuk, R OBP: 0.277, SLG: 0.427										3	0	0	0	0	0	0				
14 Corey Dickerson, L OBP: 0.323, SLG: 0.469										1	0	0	0	0	1	1				
66 Kevin Smith, R OBP: 0.241, SLG: 0.240										2	0	0	0	0	2	0				
74 Brevvic Valera, S OBP: 0.283, SLG: 0.300										1	2	1	0	1	0	0				
Inning Stats	R: 0 H: 2 E: 0 K: 2 S: 12	H: 2 LOB: 2 BB: 0 P: 17	R: 0 H: 0 E: 0 K: 1 S: 10	H: 0 LOB: 0 BB: 0 P: 13	R: 0 H: 0 E: 0 K: 1 S: 6	H: 0 LOB: 0 BB: 0 P: 8	R: 2 H: 2 E: 0 K: 2 S: 15	H: 2 LOB: 0 BB: 0 P: 19	R: 0 H: 0 E: 0 K: 2 S: 9	H: 0 LOB: 0 BB: 0 P: 13	R: 0 H: 0 E: 0 K: 0 S: 5	H: 0 LOB: 0 BB: 0 P: 6	R: 6 H: 2 E: 0 K: 2 S: 22	H: 2 LOB: 1 BB: 3 P: 38	R: 3 H: 3 E: 0 K: 0 S: 10	H: 3 LOB: 0 BB: 0 P: 15	1B: 4 2B: 3 3B: 0 HR: 3	SF: 0 SAC: 0 DP: 0 HBP: 1	WP: 0 PB: 0 SB: 0 CS: 0	PA: 38
PITCHER	IP WLS BF H R ER SO BB IBB HBP BLK WP HR S P ERA WHIP																			
55 Sean Manaea, L ERA: 3.91	7.0 26 5 2 2 9 0 0 0 0 0 1 64 86 54.00 4.500																			
62 Lou Trivino, R ERA: 3.12	0.2 6 1 4 4 1 2 0 1 0 0 0 15 24 54.00 6.000																			
36 Yusmeiro Petit, R ERA: 3.26	0.1 B 3 1 2 2 1 1 0 0 0 0 1 7 14 54.00 6.000																			
54 Sergio Romo, R ERA: 3.63	0.0 L 3 3 3 3 0 0 0 0 0 0 1 10 15 54.00 6.000																			

Oakland Athletics @ Toronto Blue Jays
Rogers Centre, Toronto, ON
Fri Sep 03 2021, 7:10 PM - 10:15 PM EDT
Att: 14,843 - Partly Cloudy - 69 F

AB 34
R 11
H 10
RBI 11
BB 3
SO 11
LOB 7



Batter	1	2	3	4	5	6	7	8	9	AB	R	H	RBI	BB	SO	LOB	TOP				
1 Josh Harrison, R OBP: 0.363, SLG: 0.436	G4-3			F9					L7	5	0	2	0	0	0	0	Oakland Athletics @ Toronto Blue Jays Rogers Centre, Toronto, ON Sat Sep 04 2021, 3:10 PM - 6:21 PM EDT Att: 14,947 - Partly Cloudy - 74 F				
Tony Kemp, L OBP: 0.388, SLG: 0.399				L8						2	0	0	0	0	0	1					
11 Khris Davis, R OBP: 0.273, SLG: 0.357	HBP			L8					K	2	0	0	0	0	2	1					
28 Matt Olson, L OBP: 0.373, SLG: 0.548	K			K						4	1	1	0	0	2	2					
26 Matt Chapman, R OBP: 0.322, SLG: 0.421		F9			HR					3	2	1	1	1	1	1					
8 Jed Lowrie, S OBP: 0.326, SLG: 0.408		F8			G5-3					3	0	0	0	0	1	1					
30 Austin Allen, L OBP: 0.286, SLG: 0.714										1	1	1	0	0	0	0					
20 Mark Canha, R OBP: 0.365, SLG: 0.415					G6-3					4	2	2	4	0	1	0					
4 Chad Pinder, R OBP: 0.284, SLG: 0.346				F9						4	1	2	1	0	1	0					
12 Sean Murphy, R OBP: 0.309, SLG: 0.418					K					4	1	1	2	0	0	1					
49 Skye Bolt, S OBP: 0.096, SLG: 0.173										3	0	0	0	0	2	0					
23 Yan Gomes, R OBP: 0.300, SLG: 0.439				K					F8	1	0	0	0	0	0	0					
Inning Stats	R: 0 E: 0 K: 1 S: 11	H: 0 LOB: 1 BB: 0 P: 17	R: 0 E: 0 K: 1 S: 7	H: 0 LOB: 0 BB: 0 P: 9	R: 0 E: 0 K: 1 S: 7	H: 0 LOB: 0 BB: 0 P: 10	R: 0 E: 0 K: 1 S: 10	H: 0 LOB: 0 BB: 0 P: 14	R: 1 E: 0 K: 1 S: 10	H: 1 LOB: 0 BB: 0 P: 16	R: 0 E: 0 K: 0 S: 12	H: 1 LOB: 1 BB: 0 P: 18	R: 2 E: 0 K: 2 S: 18	H: 3 LOB: 1 BB: 0 P: 25	R: 0 E: 0 K: 2 S: 10	H: 1 LOB: 1 BB: 0 P: 15	R: 5 E: 0 K: 1 S: 18	H: 4 LOB: 0 BB: 1 P: 30	1B: 5 2B: 3 3B: 0 HR: 3	SF: 0 SAC: 0 DP: 1 HBP: 1	WP: 0 PA: 38 PB: 0 SB: 0 CS: 1
PITCHER	IP WLS BF H R ER SO BB IBB HBP BLK WP HR S P ERA WHIP																				
17 José Berríos, R ERA: 3.55	6.2 W 24 4 3 3 7 0 0 1 0 0 1 71 103 4.05 0.600																				
90 Adam Cimber, R ERA: 2.45	0.1 H 2 1 0 0 0 0 0 0 0 0 0 4 6 0.00 3.000																				
58 Tim Lincecum, L ERA: 3.48	1.0 4 1 0 0 2 0 0 0 0 0 0 0 15 0.00 1.000																				
28 Joakim Soria, R ERA: 5.03	0.0 4 3 4 4 0 1 0 0 0 0 1 8 17 ∞ ∞																				
68 Jordan Romano, R ERA: 2.6	1.0 4 1 1 1 1 0 0 0 0 0 1 10 13 9.00 1.000																				
Batter	1	2	3	4	5	6	7	8	9	AB	R	H	RBI	BB	SO	LOB	BOTTOM				
4 George Springer, R OBP: 0.362, SLG: 0.587	G1-3			G5-3						4	0	1	0	0	0	2	Oakland Athletics @ Toronto Blue Jays Rogers Centre, Toronto, ON Sat Sep 04 2021, 3:10 PM - 6:21 PM EDT Att: 14,947 - Partly Cloudy - 74 F				
1 Jarrod Dyson, L OBP: 0.261, SLG: 0.310										0	0	0	0	0	0	0					
10 Marcus Semien, R OBP: 0.332, SLG: 0.526	K			F8						5	0	1	0	0	1	3					
27 Vladimir Guerrero Jr., R OBP: 0.407, SLG: 0.598	P3									4	2	1	0	1	1	3					
11 Bo Bichette, R OBP: 0.339, SLG: 0.456		F9			F9					4	2	2	0	0	0	0					
37 Teoscar Hernández, R OBP: 0.342, SLG: 0.509										3	2	1	3	1	0	2					
13 Lourdes Gurriel Jr., R OBP: 0.314, SLG: 0.449										5	2	3	4	0	0	1					
14 Corey Dickerson, L ERA: 4.12										3	0	1	0	0	0	2					
15 Randal Grichuk, R OBP: 0.278, SLG: 0.428										2	0	1	0	0	0	2					
74 Breyvic Valera, S OBP: 0.281, SLG: 0.352										4	1	1	2	0	2	2					
66 Kevin Smith, R OBP: 0.241, SLG: 0.240										0	0	0	0	0	0	0					
9 Danny Jansen, R OBP: 0.283, SLG: 0.415										4	1	3	1	0	0	1					
Inning Stats	R: 0 E: 0 K: 1 S: 6	H: 2 LOB: 1 BB: 0 P: 9	R: 1 E: 0 K: 1 S: 16	H: 2 LOB: 0 BB: 0 P: 25	R: 1 E: 0 K: 1 S: 12	H: 3 LOB: 2 BB: 0 P: 21	R: 2 E: 0 K: 0 S: 11	H: 4 LOB: 2 BB: 0 P: 16	R: 0 E: 0 K: 0 S: 8	H: 1 LOB: 1 BB: 0 P: 13	R: 3 E: 0 K: 1 S: 18	H: 3 LOB: 1 BB: 1 P: 31	R: 3 E: 0 K: 0 S: 8	H: 2 LOB: 2 BB: 1 P: 22	1B: 7 2B: 4 3B: 0 HR: 4	SF: 0 SAC: 0 DP: 0 HBP: 3	WP: 0 PA: 43 PB: 0 SB: 0 CS: 1				
PITCHER	IP WLS BF H R ER SO BB IBB HBP BLK WP HR S P ERA WHIP																				
58 Paul Blackburn, R ERA: 4.12	2.1 L 9 1 0 0 0 0 0 0 1 0 0 0 16 23 0.00 0.429																				
35 Jake Diekmann, L ERA: 3.31	1.0 7 3 3 3 1 1 0 0 0 0 1 18 31 27.00 4.000																				
62 Lou Trivino, R ERA: 3.52	0.2 5 1 3 3 0 1 0 0 2 0 0 0 5 17 40.50 3.000																				
46 Burch Smith, R ERA: 5.44	0.1 2 1 0 0 0 0 0 0 0 0 0 0 3 5 0.00 3.000																				

Batter	1	2	3	4	5	6	7	8	9	AB	R	H	RBI	BB	SO	LOB	TOP										
1 Josh Harrison, R OBP: 0.360, SLG: 0.432										4	0	0	0	0	1	1	<p>Oakland Athletics @ Toronto Blue Jays</p> <p>Rogers Centre, Toronto, ON</p> <p>Sun Sep 05 2021, 1:08 PM - 4:10 PM EDT</p> <p>Att: 14,988 - Partly Cloudy - 76 F</p> <p>livebaseballscorecards.com</p> <p>AB 29 R 0 H 2 RBI 0 BB 3 SO 15 LOB 9</p>										
2 Starling Marte, R OBP: 0.394, SLG: 0.458										4	0	0	0	0	1	1											
28 Matt Olson, L OBP: 0.373, SLG: 0.544										3	0	0	0	1	1	0											
26 Matt Chapman, R OBP: 0.322, SLG: 0.419										2	0	0	0	1	2	1											
30 Austin Allen, L OBP: 0.250, SLG: 0.625										1	0	0	0	0	1	0											
20 Mark Canha, R OBP: 0.364, SLG: 0.412										3	0	0	0	1	2	1											
23 Yan Gomes, R OBP: 0.297, SLG: 0.435										3	0	0	0	0	2	1											
11 Khris Davis, R OBP: 0.275, SLG: 0.373										3	0	1	0	0	2	1											
4 Chad Pinder, R OBP: 0.285, SLG: 0.346										3	0	1	0	0	2	1											
17 Elvis Andrus, R OBP: 0.272, SLG: 0.303										3	0	0	0	0	1	2											
Inning Stats	R: 0 E: 0 K: 1 S: 8	H: 0 LOB: 1 BB: 1 P: 15	R: 0 E: 0 K: 1 S: 9	H: 0 LOB: 0 BB: 0 P: 11	R: 0 E: 0 K: 2 S: 10	H: 0 LOB: 0 BB: 0 P: 14	R: 0 E: 0 K: 2 S: 15	H: 0 LOB: 1 BB: 1 P: 23	R: 0 E: 0 K: 0 S: 6	H: 1 LOB: 1 BB: 0 P: 16	R: 0 E: 0 K: 0 S: 6	H: 0 LOB: 0 BB: 0 P: 10	R: 0 E: 0 K: 3 S: 14	H: 0 LOB: 1 BB: 1 P: 23	R: 0 E: 0 K: 1 S: 11	H: 1 LOB: 1 BB: 0 P: 19	R: 0 E: 0 K: 3 S: 10	H: 0 LOB: 0 BB: 0 P: 14	1B: 1 2B: 1 3B: 0 HR: 0	SF: 0 SAC: 0 DP: 0 HBP: 0	WP: 2 PB: 0 SB: 0 CS: 0	PA: 32					
PITCHER	IP	WLS	BF	H	R	ER	SO	BB	IBB	HBP	BLK	WP	HR	S	P	ERA	WHIP										
38 Robbie Ray, L ERA: 2.6	6.2	W	24	1	0	0	10	3	0	0	0	0	0	70	107	0.00	0.600										
33 Trevor Richards, R ERA: 3.45	0.1		1	0	0	0	1	0	0	0	0	0	0	3	5	0.00	0.000										
43 Bryan Baker, R ERA:	1.0		4	1	0	0	1	0	0	0	0	2	0	11	19	0.00	1.000										
Nate Pearson, R ERA: 8.31	1.0		3	0	0	0	3	0	0	0	0	0	0	10	14	0.00	0.000										

Batter	1	2	3	4	5	6	7	8	9	AB	R	H	RBI	BB	SO	LOB	BOTTOM										
4 George Springer, R OBP: 0.344, SLG: 0.576										4	0	0	0	0	0	3	<p>Oakland Athletics @ Toronto Blue Jays</p> <p>Rogers Centre, Toronto, ON</p> <p>Sun Sep 05 2021, 1:08 PM - 4:10 PM EDT</p> <p>Att: 14,988 - Partly Cloudy - 76 F</p> <p>livebaseballscorecards.com</p> <p>AB 37 R 8 H 13 RBI 8 BB 3 SO 6 LOB 19</p>										
2 Jake Lamb, L OBP: 0.318, SLG: 0.386										1	0	0	0	0	1	0											
10 Marcus Semien, R OBP: 0.344, SLG: 0.530										3	1	1	1	1	0	0											
27 Vladimir Guerrero Jr., R OBP: 0.409, SLG: 0.596										5	2	3	0	0	0	1											
11 Bo Bichette, R OBP: 0.344, SLG: 0.462										4	2	4	1	0	0	0											
66 Kevin Smith, R OBP: 0.233, SLG: 0.231										1	0	0	0	0	0	2											
37 Teoscar Hernández, R OBP: 0.338, SLG: 0.503										5	0	0	0	0	3	8											
30 Alejandro Kirk, R OBP: 0.350, SLG: 0.467										4	2	3	3	0	0	1											
13 Lourdes Gurriel Jr., R OBP: 0.313, SLG: 0.452										4	1	1	2	0	0	1											
15 Randal Grichuk, R OBP: 0.280, SLG: 0.429										3	0	1	1	1	2	1											
74 Breyvic Valera, S OBP: 0.279, SLG: 0.333										3	0	0	0	1	0	2											
Inning Stats	R: 0 E: 0 K: 0 S: 5	H: 4 LOB: 1 BB: 0 P: 9	R: 3 E: 0 K: 1 S: 19	H: 4 LOB: 1 BB: 0 P: 23	R: 4 E: 0 K: 1 S: 24	H: 4 LOB: 2 BB: 2 P: 37	R: 1 E: 0 K: 0 S: 12	H: 2 LOB: 1 BB: 0 P: 18	R: 0 E: 0 K: 1 S: 9	H: 1 LOB: 2 BB: 1 P: 17	R: 0 E: 0 K: 1 S: 12	H: 1 LOB: 0 BB: 0 P: 19	R: 0 E: 0 K: 1 S: 7	H: 1 LOB: 2 BB: 0 P: 12	R: 0 E: 0 K: 1 S: 7	H: 1 LOB: 2 BB: 0 P: 12	1B: 7 2B: 3 3B: 1 HR: 2	SF: 0 SAC: 0 DP: 0 HBP: 1	WP: 0 PB: 0 SB: 0 CS: 0	PA: 41							
PITCHER	IP	WLS	BF	H	R	ER	SO	BB	IBB	HBP	BLK	WP	HR	S	P	ERA	WHIP										
19 Cole Irvin, L ERA: 4.1	2.1	L	15	8	7	7	2	0	0	0	0	0	2	37	50	27.00	3.429										
65 Deolis Guerra, R ERA: 3.78	1.2		9	2	1	1	0	2	0	0	0	0	0	23	37	5.40	2.400										
60 Sam Moll, L ERA:	2.0		8	1	0	0	2	1	0	0	0	0	0	16	29	0.00	1.000										
46 Burch Smith, R ERA: 5.31	1.0		4	1	0	0	1	0	0	0	0	0	0	12	19	0.00	1.000										
33 A.J. Puk, L ERA: 4.15	1.0		5	1	0	0	1	0	0	1	0	0	0	7	12	0.00	1.000										

Batter	1	2	3	4	5	6	7	8	9	AB R H RBI BB SO LOB	TOP
4 George Springer, R (1, 10) OBP: 0.354, SLG: 0.567	F SI 94 2-2 B SL 86 1-0 X CU 80		S SL 86 4-2 B SL 86 3-3 F FF 95 2-1 B SL 86 2-1 X SI 95	X CH 88 0-0				S FC 88 3-3 B SL 86 3-3 F FF 95 3-3 B SL 86 3-3 X SI 95	B FF 95 4-0 B SL 86 1-2 X SI 95 2-3	3 0 0 0 1 1 0 0 1 0 0 1 0 0	Toronto Blue Jays @ New York Yankees Yankee Stadium, Bronx, NY Mon Sep 06 2021, 1:10 PM - 3:53 PM EDT Att: 31,196 - Sunny - 77 F
2 Jake Lamb, L (9, PH) OBP: 0.323, SLG: 0.386											
10 Marcus Semien, R (1, 4) OBP: 0.335, SLG: 0.540	B SL 86 1-0 X SL 86		X FF 94 0-0			C FF 94 0-1 X FF 94		C FC 88 3-2 B SL 86 3-2 F FF 95 3-2 B SL 86 3-2 X SI 95	X FF 94 0-0	5 2 2 5 0 0 1	
27 Vladimir Guerrero Jr., R (1, 3) OBP: 0.410, SLG: 0.654	B FF 94 3-2 B SL 86 3-2 F FF 95 3-2 B SL 86 3-2 X SI 95		X SI 95 0-0			C SL 86 0-1 X FF 95		B SL 86 1-1 X FC 88	B FF 94 1-0 X FF 94	5 1 3 1 0 0 1	
11 Bo Bichette, R (1, 6) OBP: 0.341, SLG: 0.458	F SI 95 2-3 B SL 86 2-3 F FF 95 2-3 B SL 86 2-3 X SI 95		B SL 86 2-1 X SI 95			T FF 95 1-1 B SL 86 1-1 X SI 94		X FC 88 0-0	X FS 85 0-2 X FS 85	5 0 0 0 0 1 4	
37 Teoscar Hernández, R (1, 9) OBP: 0.340, SLG: 0.509	C FF 94 2-3 B SL 86 2-3 F FF 95 2-3 B SL 86 2-3 X SI 95		B CU 82 1-0 X CU 80			B FF 92 4-1 B SL 86 4-1 F FF 94 4-1 B SL 86 4-1			B FF 94 1-0 X FF 94	3 2 1 1 1 1 0	
14 Corey Dickerson, L (1, 8) OBP: 0.320, SLG: 0.407	C FF 93 3-3 B SL 86 3-3 F FF 94 3-3 B SL 86 3-3 X SI 95		S FC 86 1-2 B CH 89 1-2 F FF 94 1-2 T FF 94			F FF 94 0-3 I SAFE F FF 94 S FF 94			B FF 95 4-1 B SL 86 4-1 F FF 94 4-1 B SL 86 4-1	3 0 0 0 0 3 1 0 1 0 0 1 0 0	
15 Randal Grichuk, R (9, 9) OBP: 0.281, SLG: 0.429											
13 Lourdes Gurriel Jr., R (1, 7) OBP: 0.261, SLG: 0.310	C FF 94 0-2 S SI 95 X FF 95		C CU 85 1-2 F FF 95 1-2 X FF 94			X FF 94 0-0			C FS 85 4-2 B SL 86 4-2 F FF 95 4-2 B SL 86 4-2 X SI 95	3 1 1 1 1 0 0 0 0 0 0 0 0 0	
9 Danny Jansen, R (1, 2) OBP: 0.282, SLG: 0.410	C FF 94 2-2 B SL 86 2-2 F FF 95 2-2 B SL 86 2-2 X SI 95					B CU 81 2-0 X SI 94			C FF 94 0-3 S FS 86 0-3 S FS 86	4 0 1 0 0 1 3	
66 Kevin Smith, R (1, 5) OBP: 0.206, SLG: 0.200	F FF 92 0-2 B SL 86 0-2 X SL 84					B CU 80 1-0 X SI 95			X FF 95 0-0	4 0 0 0 0 0 4	
Inning Stats	R: 2 H: 2 E: 0 LOB: 0 K: 2 BB: 0 S: 16 P: 26	R: 0 H: 1 E: 1 LOB: 1 K: 1 BB: 0 S: 15 P: 20	R: 0 H: 0 E: 1 LOB: 1 K: 0 BB: 1 S: 7 P: 13	R: 0 H: 0 E: 0 LOB: 0 K: 1 BB: 0 S: 7 P: 10	R: 0 H: 0 E: 0 LOB: 0 K: 0 BB: 0 S: 3 P: 6	R: 0 H: 0 E: 0 LOB: 0 K: 0 BB: 0 S: 6 P: 7	R: 1 H: 1 E: 0 LOB: 1 K: 1 BB: 1 S: 8 P: 12	R: 0 H: 1 E: 0 LOB: 1 K: 1 BB: 0 S: 12 P: 19	R: 5 H: 3 E: 0 LOB: 1 K: 1 BB: 3 S: 13 P: 27	1B: 4 SF: 0 2B: 1 SAC: 0 3B: 0 DP: 1 HR: 4 HBP: 0	WP: 0 PA: 40 PB: 0 SB: 1 CS: 1
PITCHER	IP WLS BF H R ER SO BB IBB HBP BLK WP HR S P ERA WHIP										
50 Jameson Taillon, R (1, 1) ERA: 4.41	7.0 L 27 4 3 3 5 2 0 0 0 0 0 2 62 94 3.86 0.857										
63 Lucas Luetge, L (8, 1) ERA: 2.51	1.0 4 1 0 0 1 0 0 0 0 0 0 0 12 19 0.00 1.000										
82 Brooks Kriske, R (9, 1) ERA: 15.26	1.0 9 3 5 5 1 3 0 0 0 0 0 2 13 27 45.00 6.000										

AB	35
R	8
H	8
RBI	8
BB	5
SO	7
LOB	14



Batter	1	2	3	4	5	6	7	8	9	AB R H RBI BB SO LOB	BOTTOM
26 DJ LeMahieu, R (1, 4) OBP: 0.349, SLG: 0.366	C FF 90 1-2 B SL 86 1-2 F FF 91 1-2 X FC 87		C FC 90 0-1 X CH 82			B FC 88 2-2 C FF 91 2-2 B FC 88 2-2 C CH 83 2-2 X CH 83			B SI 85 1-1 B SL 86 1-1 X SI 86	4 0 1 0 0 0 2	Toronto Blue Jays @ New York Yankees Yankee Stadium, Bronx, NY Mon Sep 06 2021, 1:10 PM - 3:53 PM EDT Att: 31,196 - Sunny - 77 F
13 Joey Gallo, L (1, 7) OBP: 0.354, SLG: 0.443	S FF 92 0-3 C FF 92 0-3 C CH 82		C FF 92 1-3 B CU 76 1-3 F CH 81 1-3 C FF 93			L CU 76 2-3 B CH 83 2-3 F CH 81 2-3 B FF 92 2-3 C CU 76			B FF 88 3-3 B SL 78 3-3 F FF 87 3-3 B SL 86 3-3 F FF 87 3-3 C CU 76	4 0 0 0 0 4 1	
99 Aaron Judge, R (1, 9) OBP: 0.361, SLG: 0.535	F FF 92 2-2 B CU 74 2-2 B CH 82 2-2 X FF 94					B CU 84 0-3 B FF 93 0-3 F FF 92 0-3 C CH 85 0-3			C SI 86 0-1 X SI 88	4 0 0 0 0 1 1	
27 Giancarlo Stanton, R (1, 10) OBP: 0.358, SLG: 0.489		C FF 90 0-1 X FC 87				B FF 93 3-3 F FF 93 3-3 B CH 83 3-3 F CH 85 3-3 F FF 94 3-3 B CH 85 3-3 S CH 85				3 0 0 0 0 2 0	
48 Anthony Rizzo, L (1, 3) OBP: 0.345, SLG: 0.443	X FF 91 0-0					B FF 91 2-2 F CH 81 2-2 F FF 92 2-2 B CH 83 2-2 F FC 89 2-2 F CH 82 2-2 X FF 94			B FF 94 2-0 X FF 92	3 0 2 0 0 0 0	
24 Gary Sánchez, R (1, 2) OBP: 0.316, SLG: 0.443	B FC 86 2-2 F FC 86 2-2 B FC 89 2-2 X CH 83					S FF 94 0-1 X FF 92				3 0 0 0 0 0 2	
25 Gleyber Torres, R (1, 6) OBP: 0.325, SLG: 0.347			S CU 74 3-3 B FF 91 3-3 B FC 86 3-3 F FF 92 3-3 B FC 89 3-3			C FC 88 0-3 B FC 88 0-3 S FF 92 0-3			X SI 92 0-0	3 0 0 0 0 2 1	
11 Brett Gardner, L (1, 8) OBP: 0.330, SLG: 0.327			X FF 91 0-0			B CU 75 3-2 B FF 92 3-2 F FF 92 3-2 B CH 84 3-2 F FC 89 3-2 X FF 92			C SI 85 3-3 B SL 86 3-3 F FF 92 3-3 B SL 86 3-3 X SI 85	2 0 1 0 0 0 1 1 0 0 0 0 1 0 0 0 0 0 0 0 0	
59 Luke Voit, R (8, PH) OBP: 0.333, SLG: 0.429											
14 Tyler Wade, L (9, 8) OBP: 0.368, SLG: 0.345											
29 Gio Urshela, R (1, 5) OBP: 0.301, SLG: 0.418			S FF 91 0-1 X CH 82			X CH 81 0-0			B SL 87 1-0 X SL 88	3 0 1 0 0 0 1	
Inning Stats	R: 0 H: 0 E: 0 LOB: 0 K: 1 BB: 0 S: 9 P: 12	R: 0 H: 0 E: 0 LOB: 0 K: 0 BB: 0 S: 6 P: 8	R: 0 H: 1 E: 0 LOB: 1 K: 1 BB: 0 S: 9 P: 12	R: 0 H: 0 E: 0 LOB: 0 K: 2 BB: 0 S: 9 P: 15	R: 0 H: 1 E: 0 LOB: 1 K: 1 BB: 0 S: 16 P: 22	R: 0 H: 1 E: 0 LOB: 0 K: 1 BB: 0 S: 7 P: 11	R: 0 H: 1 E: 0 LOB: 1 K: 2 BB: 0 S: 11 P: 19	R: 0 H: 0 E: 0 LOB: 0 K: 1 BB: 0 S: 5 P: 9	R: 0 H: 1 E: 0 LOB: 0 K: 1 BB: 0 S: 9 P: 13	1B: 5 SF: 0 2B: 0 SAC: 0 3B: 0 DP: 2 HR: 0 HBP: 0	WP: 0 PA: 30 PB: 0 SB: 0 CS: 0
PITCHER	IP WLS BF H R ER SO BB IBB HBP BLK WP HR S P ERA WHIP										
99 Hyun Jin Ryu, L (1, 1) ERA: 3.77	6.0 W 20 3 0 0 6 0 0 0 0 0 0 0 11 19 0.00 0.500										
33 Trevor Richards, R (7, 1) ERA: 3.42	1.0 H 4 1 0 0 2 0 0 0 0 0 0 0 5 9 0.00 1.000										
58 Tim Lincecum, L (8, 1) ERA: 3.4	1.0 H 3 0 0 0 1 0 0 0 0 0 0 0 5 9 0.00 0.000										
90 Adam Cimber, R (9, 1) ERA: 2.41	1.0 3 1 0 0 1 0 0 0 0 0 0 0 9 13 0.00 1.000										

AB	30
R	0
H	5
RBI	0
BB	0
SO	10
LOB	9



Batter	1	2	3	4	5	6	7	8	9	AB	R	H	RBI	BB	SO	LOB	TOP					
14 Corey Dickerson, L (1.8) OBP: 0.321, SLG: 0.406										3	0	1	0	0	1	1	Toronto Blue Jays @ New York Yankees Yankee Stadium, Bronx, NY Tue Sep 07 2021, 7:10 PM - 10:05 PM EDT Att: 30,164 - Clear - 76 F					
15 Randal Grichuk, R (7.8) OBP: 0.280, SLG: 0.427										2	0	0	0	0	0	0						
10 Marcus Semien, R (1.4) OBP: 0.338, SLG: 0.548										3	1	2	1	1	0	0						
27 Vladimir Guerrero Jr., R (1.3) OBP: 0.409, SLG: 0.690										3	0	0	0	0	1	0						
11 Bo Bichette, R (1.6) OBP: 0.338, SLG: 0.455										4	0	0	0	0	1	4						
37 Teoscar Hernández, R (1.9) OBP: 0.339, SLG: 0.507										4	1	1	0	0	2	0						
30 Alejandro Kirk, R (1.10) OBP: 0.315, SLG: 0.449										4	3	3	2	0	0	0						
13 Lourdes Gurriel Jr., R (1.7) OBP: 0.362, SLG: 0.200										2	0	0	1	1	0	0						
66 Kevin Smith, R (8.5) OBP: 0.206, SLG: 0.200										0	0	0	0	0	0	0						
2 Jake Lamb, L (1.5) OBP: 0.324, SLG: 0.379										2	0	0	0	1	1	1						
1 Jarrod Dyson, L (8.8) OBP: 0.259, SLG: 0.307										1	0	0	0	0	1	0						
7 Reese McGuire, L (1.2) OBP: 0.320, SLG: 0.360										3	0	0	1	0	1	1						
Inning Stats	R: 0 H: 1 E: 0 K: 1 S: 10	H: 1 LOB: 1 BB: 0 P: 14	R: 1 H: 1 E: 0 K: 1 S: 10	H: 1 LOB: 0 BB: 0 P: 17	R: 0 H: 1 E: 0 K: 0 S: 10	H: 1 LOB: 2 BB: 1 P: 17	R: 2 H: 2 E: 0 K: 0 S: 19	H: 2 LOB: 1 BB: 1 P: 28	R: 1 H: 1 E: 0 K: 0 S: 10	H: 1 LOB: 0 BB: 1 P: 18	R: 0 H: 0 E: 0 K: 2 S: 14	H: 0 LOB: 1 BB: 1 P: 23	R: 0 H: 0 E: 0 K: 2 S: 10	H: 0 LOB: 0 BB: 0 P: 6	R: 1 H: 1 E: 0 K: 2 S: 10	H: 1 LOB: 0 BB: 0 P: 15	R: 0 H: 0 E: 0 K: 1 S: 5	H: 0 LOB: 0 BB: 0 P: 9	1B: 3 2B: 1 3B: 0 HR: 3	SF: 2 SAC: 0 DP: 1 HBP: 0	WP: 0 PB: 1 SB: 0 CS: 0	PA: 37
PITCHER	IP WLS BF H R ER SO BB IBB HBP BLK WP HR S P ERA WHIP																					
45 Gerrit Cole, R (1.1) ERA: 2.78	3.2 L 18 5 3 2 2 2 0 0 0 1 0 1 46 70 4.91 1.909																					
84 Albert Abreu, R (4.1) ERA: 4.5	1.2 7 1 1 1 0 2 0 0 0 0 0 1 20 38 5.40 1.800																					
30 Joely Rodríguez, L (6.1) ERA: 4.76	1.2 5 0 0 0 2 0 0 0 0 0 0 0 11 15 0.00 0.000																					
35 Clay Holmes, R (8.1) ERA: 4.13	1.0 4 1 1 1 2 0 0 0 0 0 0 1 10 15 9.00 1.000																					
38 Andrew Heaney, L (9.1) ERA: 5.79	1.0 3 0 0 0 1 0 0 0 0 0 0 0 5 9 0.00 0.000																					

Batter	1	2	3	4	5	6	7	8	9	AB	R	H	RBI	BB	SO	LOB	BOTTOM					
26 DJ LeMahieu, R (1.4) OBP: 0.347, SLG: 0.363										4	0	0	0	0	1	2	Toronto Blue Jays @ New York Yankees Yankee Stadium, Bronx, NY Tue Sep 07 2021, 7:10 PM - 10:05 PM EDT Att: 30,164 - Clear - 76 F					
99 Aaron Judge, R (1.8) OBP: 0.378, SLG: 0.530										4	0	0	0	0	1	0						
48 Anthony Rizzo, L (1.3) OBP: 0.346, SLG: 0.444										4	0	2	1	0	1	0						
27 Giancarlo Stanton, R (1.9) OBP: 0.357, SLG: 0.487										4	0	1	0	0	1	1						
59 Luke Voit, R (1.10) OBP: 0.332, SLG: 0.426										4	0	1	0	0	0	2						
29 Gio Urshela, R (1.5) OBP: 0.298, SLG: 0.413										4	0	0	0	0	2	1						
11 Brett Gardner, L (1.7) OBP: 0.332, SLG: 0.329										4	0	2	0	0	2	0						
66 Kyle Higashioka, R (1.2) OBP: 0.254, SLG: 0.396										3	0	0	0	0	1	3						
71 Andrew Velazquez, S (1.6) OBP: 0.254, SLG: 0.387										3	1	2	0	0	0	1						
Inning Stats	R: 0 H: 0 E: 0 K: 0 S: 13	H: 2 LOB: 2 BB: 0 P: 19	R: 0 H: 2 E: 0 K: 1 S: 9	H: 2 LOB: 0 BB: 0 P: 12	R: 1 H: 3 E: 0 K: 1 S: 11	H: 3 LOB: 0 BB: 0 P: 16	R: 0 H: 1 E: 0 K: 1 S: 14	H: 1 LOB: 1 BB: 0 P: 20	R: 0 H: 1 E: 0 K: 1 S: 9	H: 1 LOB: 0 BB: 0 P: 13	R: 0 H: 0 E: 0 K: 2 S: 9	H: 0 LOB: 0 BB: 0 P: 13	R: 0 H: 1 E: 0 K: 1 S: 7	H: 1 LOB: 0 BB: 0 P: 12	R: 0 H: 0 E: 0 K: 1 S: 8	H: 0 LOB: 0 BB: 0 P: 14		R: 0 H: 0 E: 0 K: 1 S: 9	H: 0 LOB: 0 BB: 0 P: 13	1B: 8 2B: 0 3B: 0 HR: 0	SF: 0 SAC: 0 DP: 1 HBP: 0	WP: 0 PB: 0 SB: 1 CS: 0
PITCHER	IP WLS BF H R ER SO BB IBB HBP BLK WP HR S P ERA WHIP																					
22 Steven Matz, L (1.1) ERA: 3.7	6.0 W 25 7 1 1 6 0 0 0 0 0 0 0 7 12 0.00 1.000																					
26 Joakim Soria, R (7.1) ERA: 4.89	1.0 H 3 1 0 0 0 0 0 0 0 0 0 0 7 12 0.00 1.000																					
58 Tim Lincecum, L (8.1) ERA: 3.33	1.0 3 0 0 0 1 0 0 0 0 0 0 0 8 14 0.00 0.000																					
68 Jordan Romano, R (9.1) ERA: 2.55	1.0 3 0 0 0 1 0 0 0 0 0 0 0 9 13 0.00 0.000																					

livebaseballscores.com

AB 31
R 5
H 7
RBI 5
BB 4
SO 7
LOB 10

livebaseballscores.com

AB 34
R 1
H 8
RBI 1
BB 0
SO 8
LOB 11

Batter	1	2	3	4	5	6	7	8	9	AB	R	H	RBI	BB	SO	LOB	TOP															
11 Bo Bichette, R OBP: 0.339, SLG: 0.458										5	1	3	2	0	1	3																
10 Marcus Semien, R OBP: 0.342, SLG: 0.547										4	0	1	0	1	0	1																
27 Vladimir Guerrero Jr., R (1, 3)										5	1	1	1	0	2	5																
37 Teoscar Hernández, R (1, 9)										4	1	3	0	1	0	0																
30 Alejandro Kirk, R OBP: 0.347, SLG: 0.492										3	0	0	0	1	0	3																
74 Brevvic Valera, S OBP: 0.290, SLG: 0.362										1	1	1	1	0	0	0																
13 Lourdes Gurriel Jr., R OBP: 0.315, SLG: 0.450										5	0	1	0	0	1	3																
1 Jarrod Dyson, L OBP: 0.285, SLG: 0.307										0	0	0	0	0	0	0																
15 Randal Grichuk, R OBP: 0.282, SLG: 0.434										5	1	2	1	0	1	2																
9 Danny Jansen, R OBP: 0.291, SLG: 0.407										4	1	1	1	1	2	2																
66 Kevin Smith, R OBP: 0.194, SLG: 0.188										2	0	0	0	0	1	0																
2 Jake Lamb, L OBP: 0.322, SLG: 0.367										1	0	0	0	0	1	3																
Inning Stats	R: 1 E: 0 K: 2 S: 19	H: 3 LOB: 2 BB: 0 P: 25	R: 0 E: 0 K: 2 S: 14	H: 0 LOB: 0 BB: 0 P: 20	R: 0 E: 0 K: 0 S: 7	H: 1 LOB: 0 BB: 0 P: 13	R: 0 E: 0 K: 0 S: 6	H: 0 LOB: 0 BB: 0 P: 11	R: 1 E: 0 K: 1 S: 13	H: 1 LOB: 0 BB: 0 P: 18	R: 0 E: 0 K: 0 S: 11	H: 1 LOB: 3 BB: 1 P: 16	R: 1 E: 0 K: 2 S: 15	H: 2 LOB: 3 BB: 1 P: 25	R: 1 E: 0 K: 1 S: 18	H: 1 LOB: 3 BB: 3 P: 36	R: 2 E: 0 K: 1 S: 20	H: 4 LOB: 2 BB: 0 P: 28	1B: 7 2B: 3 3B: 0 HR: 3	SF: 0 SAC: 0 DP: 1 HBP: 1	WP: 0 PB: 0 SB: 1 CS: 0	PA: 44										
PITCHER	IP WLS BF H R ER SO BB IBB HBP BLK WP HR S P ERA WHIP																															
65 Nestor Cortes, L ERA: 2.7	6.0	23	6	2	2	5	0	0	0	0	0	2	70	103	3.00	1.000																
68 Sai Romano, R ERA: 5.84	0.2	L 6	2	1	1	1	1	0	1	0	0	0	11	21	13.50	4.500																
58 Wandy Peralta, L ERA: 3.86	1.1	8	1	1	0	2	3	0	0	0	0	0	22	40	0.00	3.000																
38 Andrew Heaney, L ERA: 5.86	1.0	7	4	2	2	1	0	0	0	0	0	1	20	28	18.00	4.000																

Toronto Blue Jays @ New York Yankees
Yankee Stadium, Bronx, NY
Thu Sep 09 2021, 7:12 PM - 10:39 PM EDT
Att. 30,112 - Cloudy - 70 F

AB 39
R 6
H 13
RBI 6
BB 4
SO 9
LOB 22



Batter	1	2	3	4	5	6	7	8	9	AB	R	H	RBI	BB	SO	LOB	BOTTOM															
11 Brett Gardner, L OBP: 0.330, SLG: 0.334										2	0	0	0	1	1	1																
26 DJ LeMahieu, R OBP: 0.347, SLG: 0.363										4	1	1	2	0	0	5																
99 Aaron Judge, R OBP: 0.380, SLG: 0.530										4	0	1	0	0	1	3																
48 Anthony Rizzo, L OBP: 0.345, SLG: 0.447										4	0	0	0	0	2	0																
27 Giancarlo Stanton, R OBP: 0.358, SLG: 0.485										4	0	1	0	0	1	3																
25 Gleyber Torres, R OBP: 0.323, SLG: 0.342										4	0	0	0	0	2	0																
13 Joey Gallo, L OBP: 0.356, SLG: 0.441										3	0	0	0	1	2	0																
24 Gary Sánchez, R OBP: 0.315, SLG: 0.446										3	1	1	1	0	1	1																
14 Tyler Wade, L OBP: 0.359, SLG: 0.336										3	0	0	0	0	2	2																
59 Luke Voit, R OBP: 0.333, SLG: 0.442										1	1	1	1	0	0	0																
29 Gio Urshela, R OBP: 0.298, SLG: 0.411										4	0	1	0	0	2	2																
Inning Stats	R: 0 E: 1 K: 0 S: 11	H: 0 LOB: 1 BB: 1 P: 21	R: 0 E: 0 K: 0 S: 5	H: 0 LOB: 0 BB: 0 P: 7	R: 0 E: 0 K: 1 S: 14	H: 2 LOB: 2 BB: 0 P: 18	R: 0 E: 0 K: 2 S: 9	H: 1 LOB: 0 BB: 0 P: 11	R: 0 E: 0 K: 1 S: 7	H: 0 LOB: 0 BB: 0 P: 12	R: 2 E: 0 K: 2 S: 13	H: 2 LOB: 0 BB: 0 P: 22	R: 0 E: 0 K: 3 S: 15	H: 0 LOB: 1 BB: 1 P: 21	R: 0 E: 0 K: 0 S: 13	H: 2 LOB: 1 BB: 0 P: 21	R: 2 E: 0 K: 2 S: 17	H: 2 LOB: 0 BB: 0 P: 24	1B: 6 2B: 0 3B: 0 HR: 3	SF: 0 SAC: 0 DP: 2 HBP: 1	WP: 0 PB: 0 SB: 0 CS: 0	PA: 36										
PITCHER	IP WLS BF H R ER SO BB IBB HBP BLK WP HR S P ERA WHIP																															
17 José Berrios, R ERA: 3.52	6.2	W 26	5	2	2	8	2	0	0	0	0	1	71	109	2.70	1.050																
28 Joakim Soria, R ERA: 4.84	0.1	H 1	0	0	0	1	0	0	0	0	0	0	3	3	0.00	0.000																
58 Tim Lincecum, L ERA: 3.26	1.0	H 4	2	0	0	0	0	0	0	0	0	0	13	21	0.00	2.000																
Nate Pearson, R ERA: 10.13	1.0	5	2	2	2	2	0	0	0	0	0	2	17	24	18.00	2.000																

Toronto Blue Jays @ New York Yankees
Yankee Stadium, Bronx, NY
Thu Sep 09 2021, 7:12 PM - 10:39 PM EDT
Att. 30,112 - Cloudy - 70 F

AB 33
R 4
H 9
RBI 4
BB 2
SO 11
LOB 15



Batter	1	2	3	4	5	6	7	8	9	AB	R	H	RBI	BB	SO	LOB	TOP					
4 George Springer, R (1, 10) OBP: 0.351, SLG: 0.559	F4		K		L7	G6-3				5	0	1	0	0	1	1	Toronto Blue Jays @ Baltimore Orioles Oriole Park at Camden Yards, Baltimore, MD Fri Sep 10 2021, 7:06 PM - 10:39 PM EDT Att: 11,751 - Clear - 75 F					
10 Marcus Semien, R (1, 4) OBP: 0.344, SLG: 0.548			F7			27 1B 11 1B BB		K		4	1	2	1	1	1	2						
27 Vladimir Guerrero Jr., R (1, 3) OBP: 0.497, SLG: 0.663	P4				L6	37 BB 11 1B		K		5	0	1	0	0	1	4						
11 Bo Bichette, R (1, 6) OBP: 0.340, SLG: 0.458					L8	13 BB 30 BB				5	0	2	1	0	1	1						
37 Teoscar Hernández, R (1, 9) OBP: 0.345, SLG: 0.505			F7			37 BB 11 1B		G5-3		4	0	0	0	1	1	1						
30 Alejandro Kirk, R (1, 2) OBP: 0.355, SLG: 0.489			G6-3			BB		L7		4	0	0	0	1	1	1						
13 Lourdes Gurriel Jr., R (1, 7) OBP: 0.319, SLG: 0.452						13 BB		G5-3		3	0	1	0	2	0	3						
2 Jake Lamb, L (1, 5) OBP: 0.313, SLG: 0.355						BB				4	1	2	0	1	1	2						
1 Jarrod Dyson, L (1, 8) OBP: 0.261, SLG: 0.302										2	0	0	0	0	2	0						
15 Randal Grichuk, R (6, PH) OBP: 0.283, SLG: 0.434			K							2	1	1	0	0	0	0						
Inning Stats	R: 0 H: 1 E: 0 K: 0 S: 11	H: 1 LOB: 1 BB: 0 P: 16	R: 0 H: 1 E: 0 K: 0 S: 7	H: 1 LOB: 1 BB: 0 P: 13	R: 0 H: 0 E: 0 K: 2 S: 8	H: 0 LOB: 0 BB: 0 P: 8	R: 0 H: 1 E: 0 K: 1 S: 15	H: 1 LOB: 3 BB: 2 P: 26	R: 1 H: 2 E: 0 K: 1 S: 16	H: 2 LOB: 3 BB: 2 P: 28	R: 2 H: 2 E: 1 K: 1 S: 8	H: 2 LOB: 1 BB: 0 P: 12	R: 0 H: 1 E: 0 K: 2 S: 19	H: 1 LOB: 1 BB: 0 P: 24	R: 0 H: 2 E: 0 K: 1 S: 15	H: 2 LOB: 2 BB: 1 P: 25	R: 0 H: 0 E: 0 K: 0 S: 8	H: 0 LOB: 1 BB: 1 P: 12	1B: 8 2B: 2 3B: 0 HR: 0	SF: 0 SAC: 0 DP: 0 HBP: 0	WP: 0 PB: 0 SB: 0 CS: 0	PA: 43
PITCHER	IP WLS BF H R ER SO BB IBB HBP BLK WP HR S P ERA WHIP	5.0 0 24 5 1 1 4 4 0 0 0 0 0 57 91 1.80 1.800	6.1 0.1 3 1 2 1 0 0 0 0 0 0 0 3 6 27.00 3.000	6.1 1.2 7 2 0 0 3 0 0 0 0 0 24 30 0.00 1.200	8.1 2.0 9 2 0 0 1 1 0 0 0 0 0 23 37 0.00 1.500	PITCHER										IP WLS BF H R ER SO BB IBB HBP BLK WP HR S P ERA WHIP						

AB	38
R	3
H	10
RBI	2
BB	5
SO	8
LOB	19



Batter	1	2	3	4	5	6	7	8	9	AB	R	H	RBI	BB	SO	LOB	BOTTOM			
31 Cedric Mullins, L (1, 8) OBP: 0.371, SLG: 0.541			K			G5-3		G5-3		4	2	2	1	1	1	3	Toronto Blue Jays @ Baltimore Orioles Oriole Park at Camden Yards, Baltimore, MD Fri Sep 10 2021, 7:06 PM - 10:39 PM EDT Att: 11,751 - Clear - 75 F			
6 Ryan Mountcastle, R (1, 3) OBP: 0.316, SLG: 0.469			K							4	0	1	0	1	1	3				
21 Austin Hays, R (1, 9) OBP: 0.299, SLG: 0.442										5	1	2	0	0	1	3				
16 Trey Mancini, R (1, 10) OBP: 0.330, SLG: 0.451			K							3	1	1	0	1	2	3				
65 Ryan McKenna, R (1, 7) OBP: 0.304, SLG: 0.292										2	1	1	2	0	1	1				
25 Anthony Santander, S (6, PH) OBP: 0.266, SLG: 0.429										3	1	1	3	0	0	5				
37 Jahmai Jones, R (1, 4) OBP: 0.222, SLG: 0.235										3	0	1	0	1	1	2				
26 Jorge Mateo, R (8, 4) OBP: 0.296, SLG: 0.381										0	0	0	0	0	0	0				
82 Kelvin Gutiérrez, R (1, 5) OBP: 0.272, SLG: 0.215										4	0	1	0	1	1	3				
61 Austin Wynns, R (1, 2) OBP: 0.235, SLG: 0.271										3	0	0	0	1	1	2				
1 Richie Martin, R (1, 6) OBP: 0.269, SLG: 0.313										4	0	1	0	0	1	2				
Inning Stats	R: 3 H: 3 E: 1 K: 2 S: 18	H: 3 LOB: 1 BB: 0 P: 29	R: 0 H: 1 E: 0 K: 2 S: 16	H: 1 LOB: 2 BB: 1 P: 25	R: 0 H: 1 E: 0 K: 2 S: 11	H: 1 LOB: 2 BB: 1 P: 19	R: 0 H: 1 E: 0 K: 1 S: 9	H: 1 LOB: 0 BB: 0 P: 13	R: 0 H: 2 E: 0 K: 2 S: 12	H: 2 LOB: 0 BB: 0 P: 18	R: 0 H: 0 E: 0 K: 1 S: 8	H: 0 LOB: 0 BB: 0 P: 9	R: 3 H: 3 E: 0 K: 0 S: 19	H: 3 LOB: 2 BB: 2 P: 35	R: 0 H: 0 E: 0 K: 0 S: 17	H: 0 LOB: 3 BB: 2 P: 31	1B: 5 2B: 1 3B: 2 HR: 3	SF: 0 SAC: 0 DP: 0 HBP: 1	WP: 1 PB: 0 SB: 4 CS: 1	PA: 43
PITCHER	IP WLS BF H R ER SO BB IBB HBP BLK WP HR S P ERA WHIP	4.1 23 5 0 0 0 2 2 0 0 0 0 2 15 0.00 0.000	7.1 0.2 6 3 3 3 0 1 0 0 0 1 1 13 22 40.50 6.000	7.1 1.1 8 0 0 0 0 3 0 0 1 0 0 23 44 0.00 2.250	PITCHER										IP WLS BF H R ER SO BB IBB HBP BLK WP HR S P ERA WHIP					



Batter	1	2	3	4	5	6	7	8	9	AB	R	H	RBI	BB	SO	LOB	TOP
4 George Springer, R (1, 10) OBP: 0.352, SLG: 0.569	G1-4-3	P3		F7		FC5-4 1B	HR			5	1	2	2	0	0	1	Toronto Blue Jays @ Baltimore Orioles Oriole Park at Camden Yards, Baltimore, MD Sat Sep 11 2021, 4:40 PM - 7:49 PM EDT Cloudy - 79 F
10 Marcus Semien, R (1, 4) OBP: 0.343, SLG: 0.547	11 WP 2B		G1-3	F9		FC5-4 27 E 27 S	K			5	0	1	0	0	1	2	
27 Vladimir Guerrero Jr., R (1, 3) OBP: 0.406, SLG: 0.696	L9		HR			G5-3				4	1	1	1	0	0	2	
11 Bo Bichette, R (1, 6) OBP: 0.341, SLG: 0.457	F8		HR			L3				3	1	1	0	1	0	2	
37 Teoscar Hernández, R (1, 9) OBP: 0.348, SLG: 0.512			HR			BB				4	3	3	0	0	1	1	
14 Corey Dickerson, L (1, 8) OBP: 0.317, SLG: 0.398			K			13 BB 2 1B				3	1	0	0	1	1	4	
15 Randal Grichuk, R (7, 9) OBP: 0.283, SLG: 0.434	G5-3		K			P5				0	0	0	0	0	0	0	
13 Lourdes Gurriel Jr., R (1, 7) OBP: 0.332, SLG: 0.490						P2				3	1	2	3	1	0	0	
1 Jarrod Dyson, L (7, PR) OBP: 0.261, SLG: 0.302						2 1B				0	1	0	0	0	0	0	
2 Jake Lamb, L (1, 5) OBP: 0.325, SLG: 0.373						9 HR BB				2	1	2	3	1	0	0	
9 Danny Jansen, R (1, 2) OBP: 0.290, SLG: 0.424						1B				4	1	1	2	0	0	4	
Inning Stats	R: 0 E: 0 K: 0 S: 8	H: 1 LOB: 1 BB: 0 P: 10	R: 2 E: 0 K: 0 S: 11	H: 3 LOB: 1 BB: 0 P: 18	R: 1 E: 0 K: 2 S: 16	H: 2 LOB: 1 BB: 0 P: 22	R: 2 E: 0 K: 0 S: 6	H: 1 LOB: 0 BB: 1 P: 16	R: 2 E: 0 K: 0 S: 9	H: 2 LOB: 2 BB: 2 P: 20	R: 0 E: 0 K: 0 S: 9	H: 1 LOB: 1 BB: 0 P: 15	R: 4 E: 0 K: 1 S: 21	H: 3 LOB: 1 BB: 1 P: 31			
PITCHER	IP WLS BF H R ER SO BB IBB HBP BLK WP HR S P ERA WHIP																
64 Dean Kremer, R (1, 1) ERA: 7.55	4.0	20	7	5	5	2	1	0	0	0	0	1	3	41	66	11.25	2.000
Marcos DiPán, R (5, 1) ERA: 5.49	0.2	6	2	2	2	0	2	0	0	0	0	0	0	8	19	27.00	6.000
55 Dillon Tate, R (5, 1) ERA: 4.99	1.0	4	1	0	0	0	0	0	0	0	0	0	7	12	0.00	1.000	
68 Tyler Wells, R (6, 1) ERA: 3.86	1.1	8	3	4	4	1	1	0	0	0	0	1	24	35	27.00	3.000	
Batter	1	2	3	4	5	6	7	8	9	AB	R	H	RBI	BB	SO	LOB	BOTTOM
21 Austin Hays, R (1, 7) OBP: 0.300, SLG: 0.456	G4-3	HR		HR			F8			5	2	3	0	1	0		
6 Ryan Mountcastle, R (1, 10) OBP: 0.315, SLG: 0.492	K	P4		HR			E3			5	1	1	1	0	2	0	
16 Trey Mancini, R (1, 3) OBP: 0.332, SLG: 0.453	25 HR 2B		28 1B 65 2B 25 1B	G4-3		28 WP 29 BB	G4-3			4	2	2	0	1	0	1	
25 Anthony Santander, S (1, 9) OBP: 0.291, SLG: 0.440	HR		65 2B 28 1B	29 1B		P4				4	3	3	2	0	0	1	
29 Ramón Urías, R (1, 4) OBP: 0.360, SLG: 0.415	K		28 1B	28 1B		28 WP				3	0	1	0	1	2	2	
28 Pedro Severino, R (1, 2) OBP: 0.302, SLG: 0.383		82 2B 1 4-3 1B	65 2B 82 2B FC6-2 1B	28 1B		P3				4	1	3	1	0	0	2	
65 Ryan McKenna, R (1, 8) OBP: 0.305, SLG: 0.301				L8						3	0	1	2	0	1	3	
31 Cedric Mullins, L (6, PH) OBP: 0.372, SLG: 0.541				1B						0	0	0	0	1	0	0	
82 Kelvin Gutiérrez, R (1, 5) OBP: 0.271, SLG: 0.279	G4-3	21 HR 2B	FC6-2	F9		G4-3				4	1	1	0	0	0	7	
1 Richie Martin, R (1, 6) OBP: 0.255, SLG: 0.294										3	0	0	1	0	1	3	
24 DJ Stewart, L (7, PH) OBP: 0.327, SLG: 0.382	G4-3		K			L9				1	0	0	0	0	0	0	
Inning Stats	R: 2 E: 0 K: 2 S: 12	H: 2 LOB: 0 BB: 0 P: 20	R: 3 E: 0 K: 1 S: 15	H: 3 LOB: 0 BB: 0 P: 22	R: 2 E: 0 K: 2 S: 20	H: 3 LOB: 2 BB: 1 P: 37	R: 3 E: 0 K: 0 S: 21	H: 5 LOB: 2 BB: 0 P: 34	R: 0 E: 0 K: 2 S: 9	H: 0 LOB: 0 BB: 0 P: 12	R: 0 E: 0 K: 0 S: 11	H: 1 LOB: 3 BB: 2 P: 22	R: 0 E: 1 K: 0 S: 10	H: 0 LOB: 1 BB: 0 P: 15			
PITCHER	IP WLS BF H R ER SO BB IBB HBP BLK WP HR S P ERA WHIP																
99 Hyun Jin Ryu, L (1, 1) ERA: 4.11	2.1	16	8	7	7	4	1	0	0	0	0	0	2	41	69	27.00	3.857
48 Ross Stripling, R (3, 1) ERA: 4.55	1.2	10	5	3	3	1	0	0	0	0	0	2	27	44	16.20	3.000	
Nate Pearson, R (5, 1) ERA: 7.36	2.0	9	1	0	0	2	1	1	0	0	1	0	20	34	0.00	1.000	
68 Jordan Romano, R (7, 1) ERA: 2.45	1.0	4	0	0	0	0	0	0	0	0	0	0	10	15	0.00	0.000	
PITCHER	IP WLS BF H R ER SO BB IBB HBP BLK WP HR S P ERA WHIP																
1B: 5 2B: 4 3B: 0 HR: 4	SF: 1 SAC: 0 DP: 0 HBP: 0	WP: 1 PB: 0 SB: 1 CS: 0	PA: 38														
Batter	1	2	3	4	5	6	7	8	9	AB	R	H	RBI	BB	SO	LOB	BOTTOM
21 Austin Hays, R (1, 7) OBP: 0.300, SLG: 0.456	G4-3	HR		HR			F8			5	2	3	0	1	0		
6 Ryan Mountcastle, R (1, 10) OBP: 0.315, SLG: 0.492	K	P4		HR			E3			5	1	1	1	0	2	0	
16 Trey Mancini, R (1, 3) OBP: 0.332, SLG: 0.453	25 HR 2B		28 1B 65 2B 25 1B	G4-3		28 WP 29 BB	G4-3			4	2	2	0	1	0	1	
25 Anthony Santander, S (1, 9) OBP: 0.291, SLG: 0.440	HR		65 2B 28 1B	29 1B		P4				4	3	3	2	0	0	1	
29 Ramón Urías, R (1, 4) OBP: 0.360, SLG: 0.415	K		28 1B	28 1B		28 WP				3	0	1	0	1	2	2	
28 Pedro Severino, R (1, 2) OBP: 0.302, SLG: 0.383		82 2B 1 4-3 1B	65 2B 82 2B FC6-2 1B	28 1B		P3				4	1	3	1	0	0	2	
65 Ryan McKenna, R (1, 8) OBP: 0.305, SLG: 0.301				L8						3	0	1	2	0	1	3	
31 Cedric Mullins, L (6, PH) OBP: 0.372, SLG: 0.541				1B						0	0	0	0	1	0	0	
82 Kelvin Gutiérrez, R (1, 5) OBP: 0.271, SLG: 0.279	G4-3	21 HR 2B	FC6-2	F9		G4-3				4	1	1	0	0	0	7	
1 Richie Martin, R (1, 6) OBP: 0.255, SLG: 0.294										3	0	0	1	0	1	3	
24 DJ Stewart, L (7, PH) OBP: 0.327, SLG: 0.382	G4-3		K			L9				1	0	0	0	0	0	0	
Inning Stats	R: 2 E: 0 K: 2 S: 12	H: 2 LOB: 0 BB: 0 P: 20	R: 3 E: 0 K: 1 S: 15	H: 3 LOB: 0 BB: 0 P: 22	R: 2 E: 0 K: 2 S: 20	H: 3 LOB: 2 BB: 1 P: 37	R: 3 E: 0 K: 0 S: 21	H: 5 LOB: 2 BB: 0 P: 34	R: 0 E: 0 K: 2 S: 9	H: 0 LOB: 0 BB: 0 P: 12	R: 0 E: 0 K: 0 S: 11	H: 1 LOB: 3 BB: 2 P: 22	R: 0 E: 1 K: 0 S: 10	H: 0 LOB: 1 BB: 0 P: 15			
PITCHER	IP WLS BF H R ER SO BB IBB HBP BLK WP HR S P ERA WHIP																
1B: 7 2B: 3 3B: 0 HR: 4	SF: 0 SAC: 0 DP: 0 HBP: 0	WP: 1 PB: 0 SB: 0 CS: 0	PA: 39														
Batter	1	2	3	4	5	6	7	8	9	AB	R	H	RBI	BB	SO	LOB	BOTTOM
99 Hyun Jin Ryu, L (1, 1) ERA: 4.11	2.1	16	8	7	7	4	1	0	0	0	0	0	2	41	69	27.00	3.857
48 Ross Stripling, R (3, 1) ERA: 4.55	1.2	10	5	3	3	1	0	0	0	0	0	2	27	44	16.20	3.000	
Nate Pearson, R (5, 1) ERA: 7.36	2.0	9	1	0	0	2	1	1	0	0	1	0	20	34	0.00	1.000	
68 Jordan Romano, R (7, 1) ERA: 2.45	1.0	4	0	0	0	0	0	0	0	0	0	0	10	15	0.00	0.000	

Batter	1	2	3	4	5	6	7	8	9	AB	R	H	RBI	BB	SO	LOB	TOP		
4 George Springer, R (1.10) OBP: 0.354, SLG: 0.566										3	1	1	0	1	1	1	Toronto Blue Jays @ Baltimore Orioles Oriole Park at Camden Yards, Baltimore, MD Sat Sep 11 2021, 8:36 PM - 11:03 PM EDT Att: 10,219 - Clear - 73 F		
10 Marcus Semien, R (1.4) OBP: 0.342, SLG: 0.550										4	1	1	3	0	0	2			
27 Vladimir Guerrero Jr., R (1.3) OBP: 0.497, SLG: 0.696										4	2	2	0	0	0	1			
11 Bo Bichette, R (1.6) OBP: 0.342, SLG: 0.463										4	2	2	2	0	0	1			
37 Teoscar Hernández, R (1.9) OBP: 0.349, SLG: 0.518										4	2	2	3	0	0	0			
30 Alejandro Kirk, R (1.2) OBP: 0.358, SLG: 0.507										3	1	1	2	1	1	0			
13 Lourdes Gurriel Jr., R (1.7) 1 Jarrod Dyson, L (7. PR) OBP: 0.259, SLG: 0.300										3	0	1	0	0	0	0			
15 Randal Grichuk, R (1.8) OBP: 0.287, SLG: 0.434										2	1	1	0	2	1	0			
74 Breyvic Valera, S (1.5) OBP: 0.277, SLG: 0.350										2	0	0	1	0	0	2			
Inning Stats	R: 0 E: 0 K: 0 S: 7	H: 0 LOB: 1 BB: 1 P: 14	R: 0 E: 0 K: 1 S: 6	H: 0 LOB: 0 BB: 0 P: 10	R: 0 E: 0 K: 2 S: 11	H: 0 LOB: 0 BB: 0 P: 17	R: 0 E: 0 K: 0 S: 9	H: 0 LOB: 0 BB: 0 P: 13	R: 0 E: 0 K: 0 S: 11	H: 0 LOB: 0 BB: 0 P: 14	R: 0 E: 0 K: 0 S: 8	H: 0 LOB: 1 BB: 1 P: 17	R: 11 E: 0 K: 0 S: 35	H: 11 LOB: 2 BB: 2 P: 61	1B: 7 2B: 0 3B: 0 HR: 4	SF: 1 SAC: 1 DP: 0 HBP: 0		WP: 0 PB: 0 SB: 0 CS: 0	PA: 36
PITCHER	IP	WLS	BF	H	R	ER	SO	BB	IBB	HBP	BLK	WP	HR	S	P	ERA	WHIP		
45 Keegan Akin, L (1.1) ERA: 6.83	6.0	L	23	3	3	3	3	2	0	0	0	0	1	59	97	4.50	0.833		
66 Tanner Scott, L (7.1) ERA: 5.17	0.1		7	6	5	5	0	0	0	0	0	0	2	15	22	135.00	18.000		
84 Manny Barreda, R (7.1) ERA: 13.5	0.2		6	2	3	3	0	2	0	0	0	0	1	13	27	40.50	6.000		

AB	30
R	11
H	11
RBI	11
BB	4
SO	3
LOB	8



Batter	1	2	3	4	5	6	7	8	9	AB	R	H	RBI	BB	SO	LOB	BOTTOM		
31 Cedric Mullins, L (1.8) OBP: 0.371, SLG: 0.544										4	1	1	1	0	0	0	Toronto Blue Jays @ Baltimore Orioles Oriole Park at Camden Yards, Baltimore, MD Sat Sep 11 2021, 8:36 PM - 11:03 PM EDT Att: 10,219 - Clear - 73 F		
16 Trev Mancini, R (1.3) OBP: 0.333, SLG: 0.451										2	0	0	0	1	1	1			
25 Anthony Santander, S (1.10) OBP: 0.291, SLG: 0.441										3	0	1	0	0	1	1			
21 Austin Hays, R (1.7) OBP: 0.298, SLG: 0.453										3	0	0	0	0	1	3			
24 DJ Stewart, L (1.9) 65 Ryan McKenna, R (7.7) OBP: 0.305, SLG: 0.301										3	0	1	0	0	1	2			
26 Jorge Mateo, R (1.6) OBP: 0.291, SLG: 0.375										3	0	0	0	0	1	3			
37 Jahmai Jones, R (1.4) 1 Richie Martin, R (6.6) OBP: 0.268, SLG: 0.327										2	0	0	0	0	1	1			
82 Kelvin Gutiérrez, R (1.5) OBP: 0.272, SLG: 0.277										2	0	0	0	1	0	1			
61 Austin Wynns, R (1.2) OBP: 0.229, SLG: 0.264										3	0	0	0	0	1	3			
Inning Stats	R: 0 E: 0 K: 1 S: 10	H: 1 LOB: 1 BB: 0 P: 14	R: 0 E: 0 K: 0 S: 7	H: 1 LOB: 2 BB: 1 P: 14	R: 1 E: 0 K: 1 S: 15	H: 2 LOB: 2 BB: 1 P: 27	R: 0 E: 0 K: 1 S: 6	H: 0 LOB: 0 BB: 0 P: 8	R: 0 E: 0 K: 2 S: 10	H: 0 LOB: 0 BB: 0 P: 14	R: 1 E: 1 K: 1 S: 14	H: 1 LOB: 1 BB: 0 P: 22	1B: 1 2B: 2 3B: 0 HR: 1	SF: 0 SAC: 0 DP: 0 HBP: 1	WP: 1 PB: 0 SB: 0 CS: 0	PA: 29			
PITCHER	IP	WLS	BF	H	R	ER	SO	BB	IBB	HBP	BLK	WP	HR	S	P	ERA	WHIP		
31 Thomas Hatch, R (1.1) ERA: 4.7	4.0		18	3	1	1	3	2	0	0	0	0	0	7	12	0.00	0.000		
28 Joskim Soria, R (5.1) ERA: 4.71	1.0		3	0	0	0	1	0	0	0	0	0	0	7	12	0.00	0.000		
33 Trevor Richards, R (6.1) ERA: 3.3	1.0	W	3	0	0	0	2	0	0	0	0	0	0	10	14	0.00	0.000		
63 Anthony Castro, R (7.1) ERA: 5.06	1.0		5	1	1	0	1	0	0	0	0	0	0	14	22	0.00	1.000		

AB	26
R	2
H	4
RBI	1
BB	2
SO	7
LOB	15




Batter	1	2	3	4	5	6	7	8	9	AB	R	H	RBI	BB	SO	LOB	TOP			
35 Brett Phillips, L OBP: 0.312, SLG: 0.416	K2-3			K		K			F9	4	0	0	0	0	3	0	Tampa Bay Rays @ Toronto Blue Jays Rogers Centre, Toronto, ON Mon Sep 13 2021, 7:09 PM - 10:01 PM EDT Att: 12,119 - Partly Cloudy - 69 F			
17 Austin Meadows, L OBP: 0.314, SLG: 0.456	G3			F7		F5			HR	4	1	1	1	0	0	0				
23 Nelson Cruz, R OBP: 0.345, SLG: 0.526	K			G6-3		G6-3			G6-3	4	0	0	0	0	1	0				
26 Ji Man Choi, L OBP: 0.345, SLG: 0.412		L3				G5-3			G4-3	3	0	0	0	0	0	0				
2 Yandy Diaz, R OBP: 0.357, SLG: 0.376		G6-3				P2			K	3	0	0	0	0	1	0				
18 Joey Wendle, L OBP: 0.327, SLG: 0.440		G4-3								2	0	1	0	0	0	0				
6 Taylor Walls, S OBP: 0.310, SLG: 0.299				G4-3		K			FC6-4	3	0	0	0	0	1	2				
39 Kevin Kiermaier, L OBP: 0.307, SLG: 0.370				K					K	3	0	0	0	0	2	1				
28 Francisco Mejia, S OBP: 0.307, SLG: 0.417				K2-3		K			P6	3	0	0	0	0	2	0				
Inning Stats	R: 0 E: 0 K: 2 S: 8	H: 0 LOB: 0 BB: 0 P: 9	R: 0 E: 0 K: 0 S: 6	H: 0 LOB: 0 BB: 0 P: 12	R: 0 E: 0 K: 2 S: 10	H: 0 LOB: 0 BB: 0 P: 16	R: 0 E: 0 K: 1 S: 8	H: 0 LOB: 0 BB: 0 P: 11	R: 0 E: 0 K: 2 S: 7	H: 0 LOB: 0 BB: 0 P: 11	R: 0 E: 0 K: 0 S: 5	H: 0 LOB: 0 BB: 0 P: 7	R: 0 E: 0 K: 2 S: 7	H: 0 LOB: 1 BB: 0 P: 12	R: 1 E: 0 K: 0 S: 9	H: 1 LOB: 0 BB: 0 P: 16	1B: 1 2B: 0 3B: 0 HR: 1	SF: 0 SAC: 0 DP: 0 HBP: 1	WP: 0 PB: 0 SB: 0 CS: 0	PA: 30
PITCHER	IP WLS BF H R ER SO BB IBB HBP BLK WP HR S P ERA WHIP	8.0 W 26 1 0 0 10 0 0 1 0 0 0 0 62 97 0.00 0.125	1.0 4 1 1 1 0 0 0 0 0 0 0 0 1 9 16 9.00 1.000	PITCHER										IP WLS BF H R ER SO BB IBB HBP BLK WP HR S P ERA WHIP	4.0 0 0 0 1 0 5 5 0 0 0 0 1 6 5 1 1 1 0 1 3 5 1 1 1 0 0 0 5 2 5 0 0 0 0 0 5 1 1 0 0 0 4 4 2 3 2 0 0 0 4 1 3 1 0 0 1 3 0 3 3 1 0 0	4.0 0 0 0 1 0 5 5 0 0 0 0 1 6 5 1 1 1 0 1 3 5 1 1 1 0 0 0 5 2 5 0 0 0 0 0 5 1 1 0 0 0 4 4 2 3 2 0 0 0 4 1 3 1 0 0 1 3 0 3 3 1 0 0	ERA WHIP	0.00 0.125 9.00 1.000	0.00 0.125 9.00 1.000	

Batter	1	2	3	4	5	6	7	8	9	AB	R	H	RBI	BB	SO	LOB	BOTTOM				
4 George Springer, R OBP: 0.351, SLG: 0.556	L7			FC6-4		FC5			F8	4	0	0	0	1	0	5	Tampa Bay Rays @ Toronto Blue Jays Rogers Centre, Toronto, ON Mon Sep 13 2021, 7:09 PM - 10:01 PM EDT Att: 12,119 - Partly Cloudy - 69 F				
10 Marcus Semien, R OBP: 0.342, SLG: 0.542	G5-3			F6		K			G1	5	0	0	0	0	1	6					
27 Vladimir Guerrero Jr., R OBP: 0.407, SLG: 0.612	K			FC5-4		G6-3			HR	5	1	1	1	0	1	3					
11 Bo Bichette, R OBP: 0.342, SLG: 0.466		G4-3		F8		HR			P4	5	1	1	1	0	0	0					
37 Teoscar Hernández, R OBP: 0.359, SLG: 0.532				30 G6-4-3 1B		13 1B			30 FC6-4 1B	5	2	5	0	0	0	0					
30 Alejandro Kirk, R OBP: 0.354, SLG: 0.497		G6-4-3		15 2B		G4-3			FC6-4	5	1	1	0	0	0	4					
13 Lourdes Gurriel Jr., R OBP: 0.331, SLG: 0.477				4 BB		15 2B			F8	4	2	3	2	0	0	0					
15 Randal Grichuk, R OBP: 0.293, SLG: 0.442				74 1B		74 1B			F8	4	1	3	1	0	0	1					
74 Breyvic Valera, S OBP: 0.320, SLG: 0.391				4 BB		4 FC5			F8	3	0	3	3	1	0	0					
Inning Stats	R: 0 E: 0 K: 1 S: 8	H: 0 LOB: 0 BB: 0 P: 13	R: 0 E: 0 K: 0 S: 5	H: 1 LOB: 0 BB: 0 P: 6	R: 0 E: 0 K: 0 S: 16	H: 2 LOB: 3 BB: 1 P: 28	R: 4 E: 0 K: 1 S: 26	H: 5 LOB: 1 BB: 0 P: 43	R: 3 E: 0 K: 0 S: 18	H: 5 LOB: 2 BB: 0 P: 27	R: 1 E: 0 K: 0 S: 12	H: 2 LOB: 1 BB: 0 P: 16	R: 0 E: 0 K: 0 S: 11	H: 1 LOB: 2 BB: 1 P: 23	R: 0 E: 0 K: 0 S: 8	H: 1 LOB: 1 BB: 0 P: 13	1B: 13 2B: 2 3B: 0 HR: 2	SF: 0 SAC: 0 DP: 1 HBP: 0	WP: 0 PB: 0 SB: 0 CS: 0	PA: 42	
PITCHER	IP WLS BF H R ER SO BB IBB HBP BLK WP HR S P ERA WHIP	2.1 L 18 10 7 7 1 1 0 0 0 0 0 1 46 77 27.00 4.714	1.1 6 2 1 1 0 0 0 0 0 0 0 0 1 15 20 6.75 1.500	7.0 5 1 0 0 0 1 0 0 0 0 0 0 11 23 0.00 2.000	8.0 4 1 0 0 0 0 0 0 0 0 0 0 8 13 0.00 1.000	PITCHER										IP WLS BF H R ER SO BB IBB HBP BLK WP HR S P ERA WHIP	2.1 L 18 10 7 7 1 1 0 0 0 0 0 1 46 77 27.00 4.714	1.1 6 2 1 1 0 0 0 0 0 0 0 0 1 15 20 6.75 1.500	7.0 5 1 0 0 0 1 0 0 0 0 0 0 11 23 0.00 2.000	8.0 4 1 0 0 0 0 0 0 0 0 0 0 8 13 0.00 1.000	0.00 1.286 6.75 1.500 0.00 2.000 0.00 1.000


livebaseballscorecards.com

AB 29
R 1
H 2
RBI 1
BB 0
SO 10
LOB 3



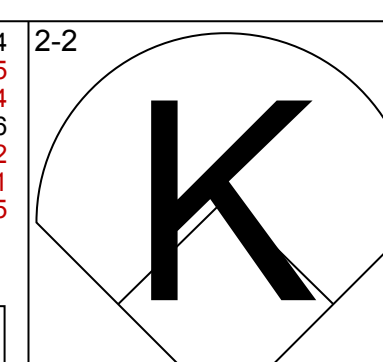
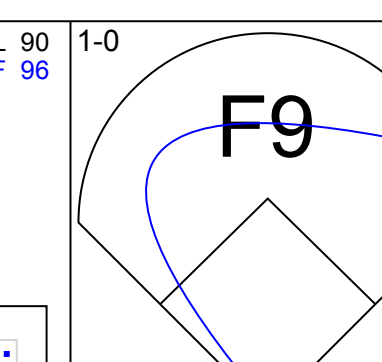
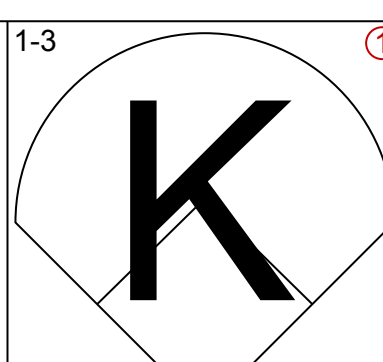
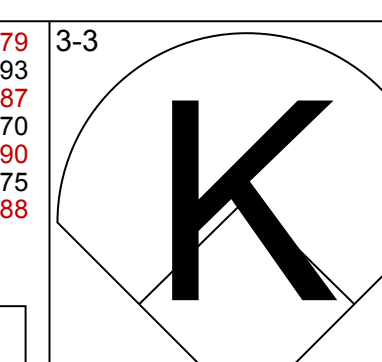
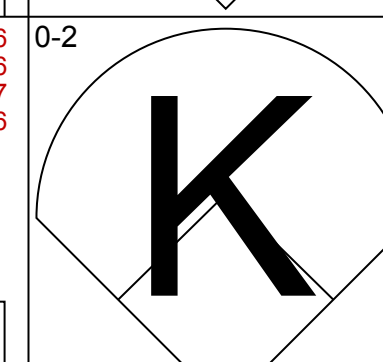
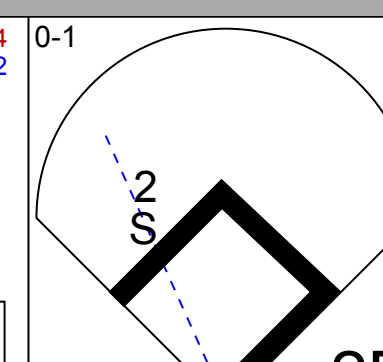
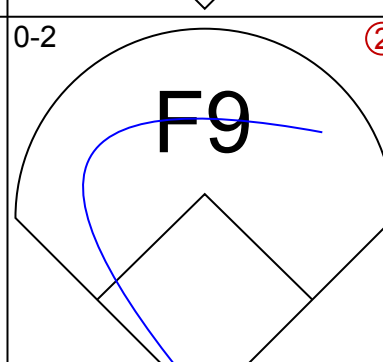
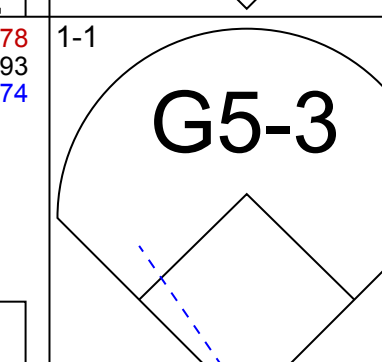
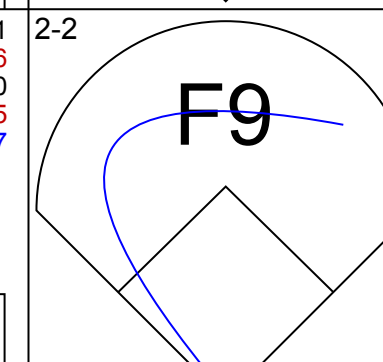
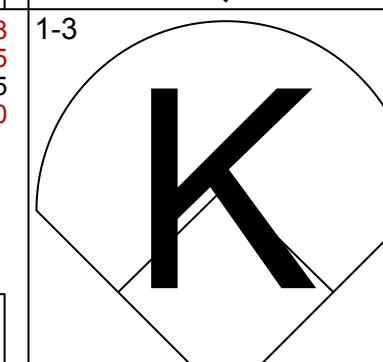
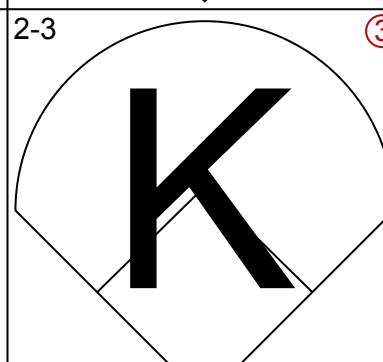
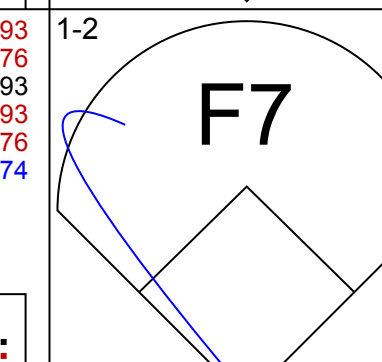
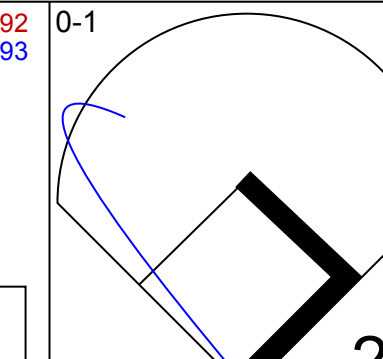
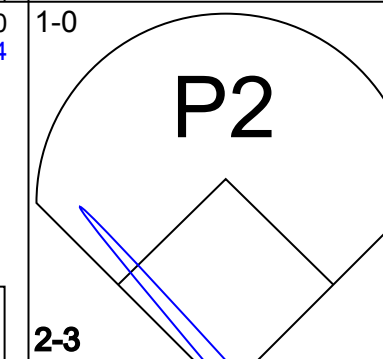
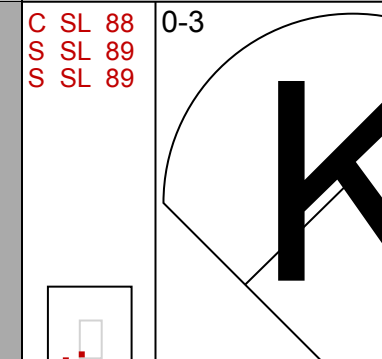
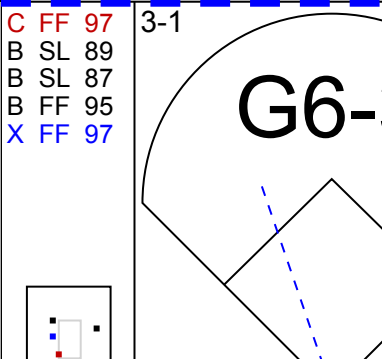
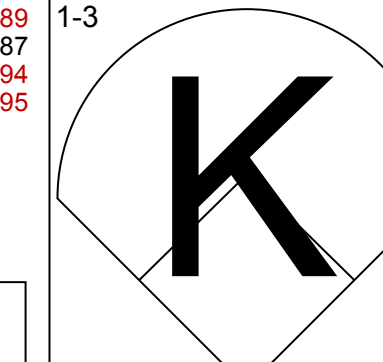
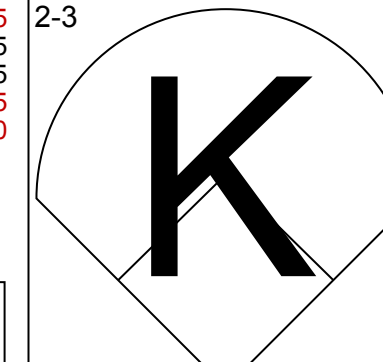
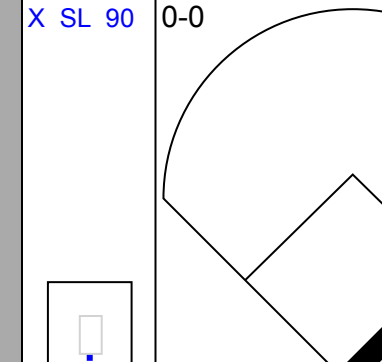
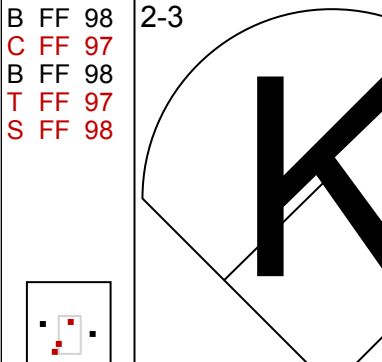
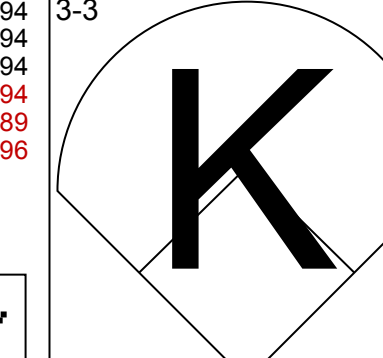
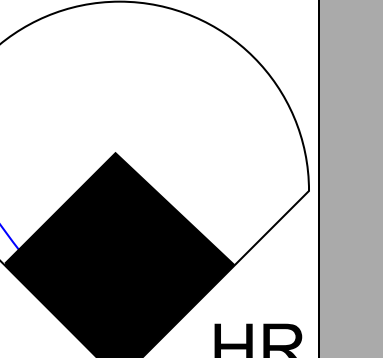
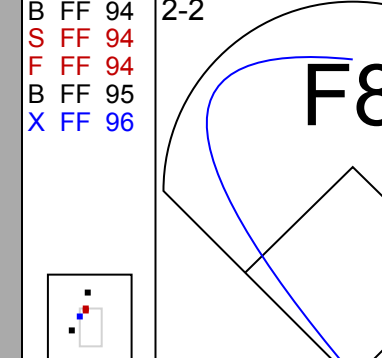
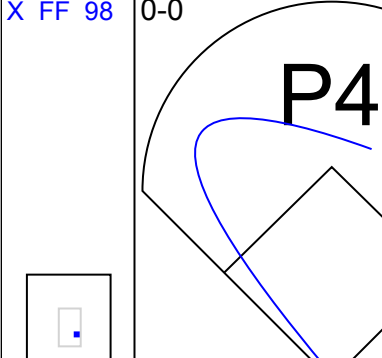
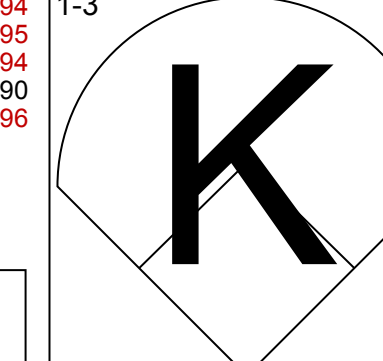
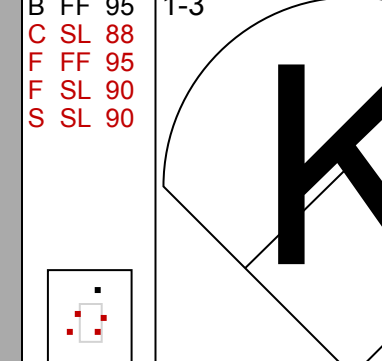
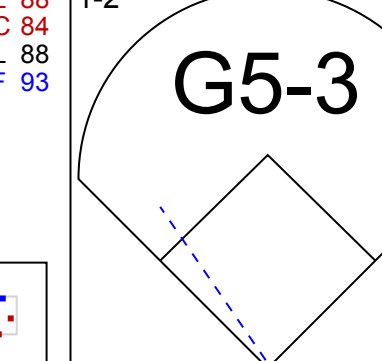
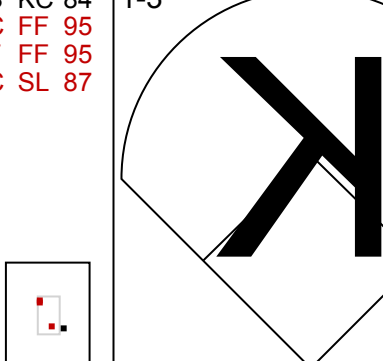
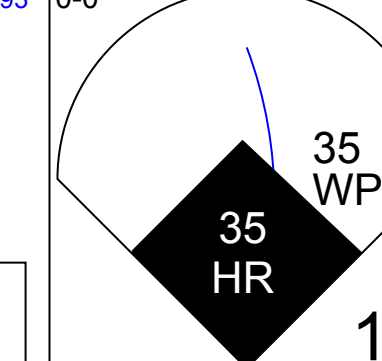
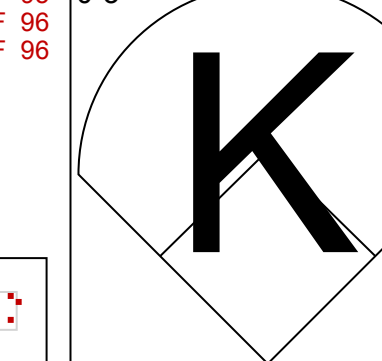
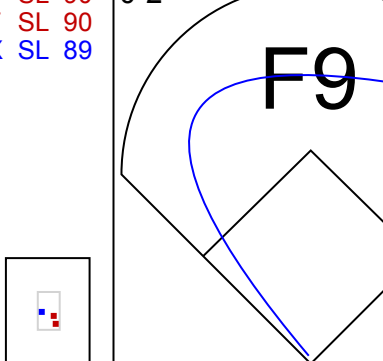
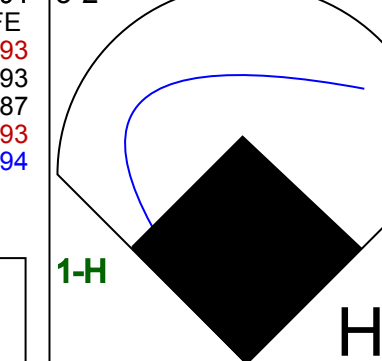
livebaseballscorecards.com

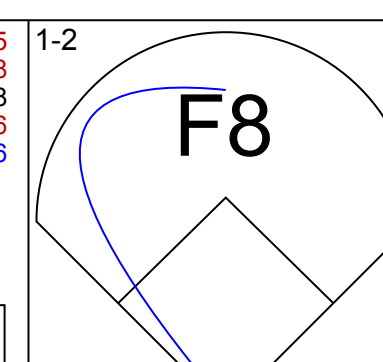
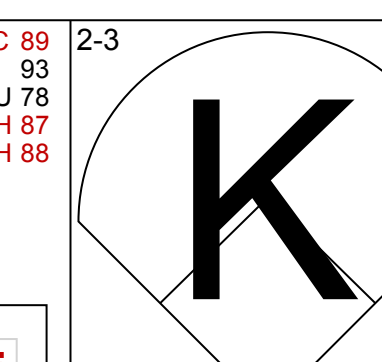
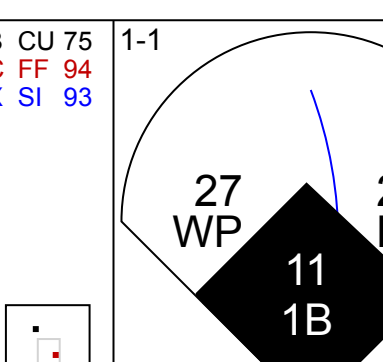
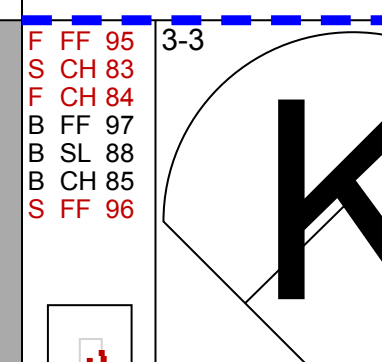
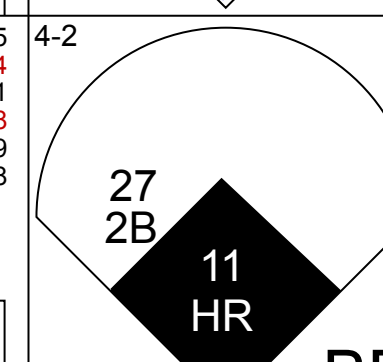
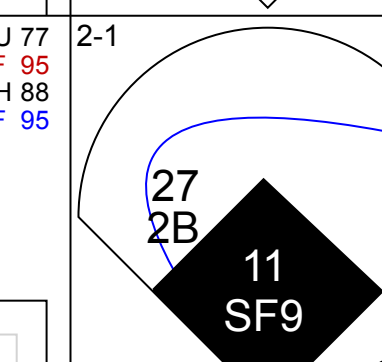
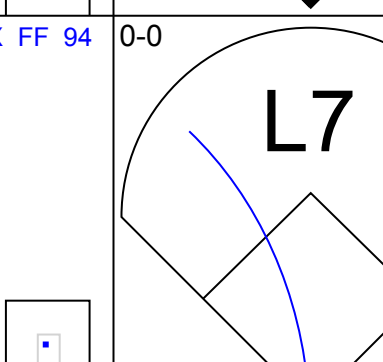
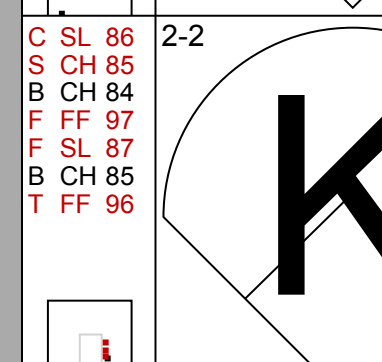
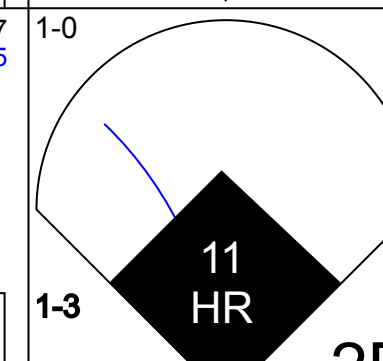
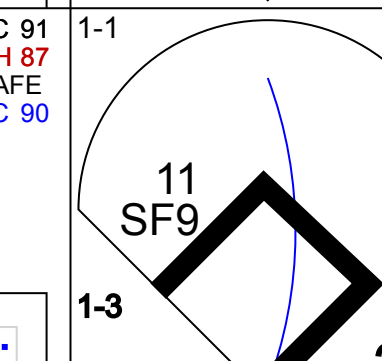
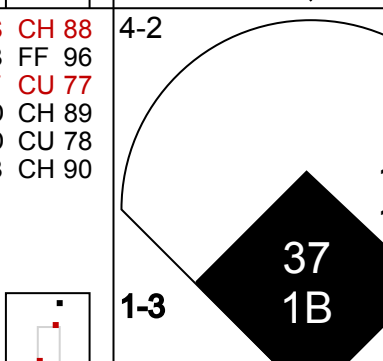
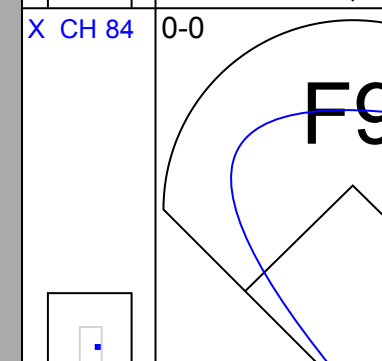
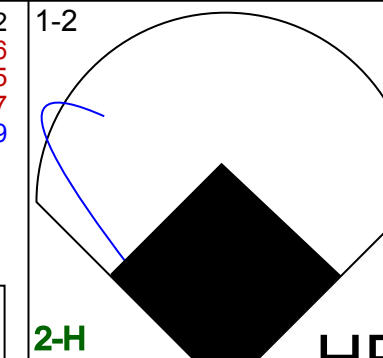
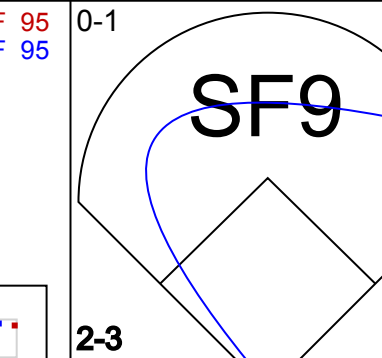
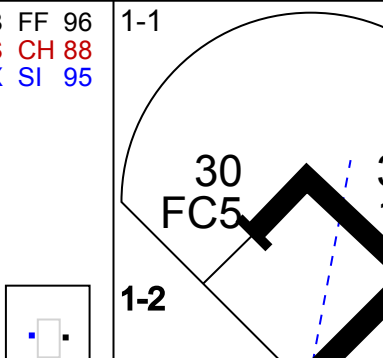

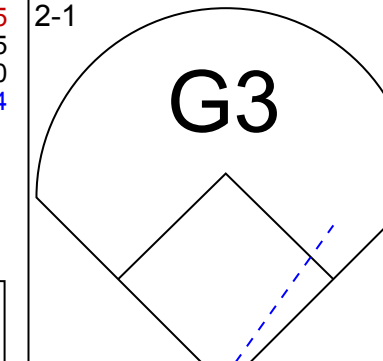
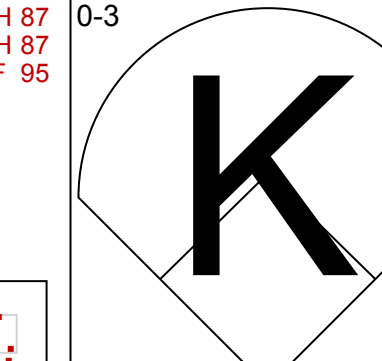
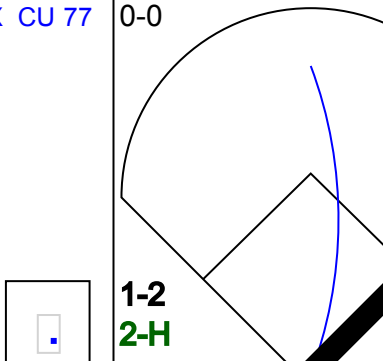

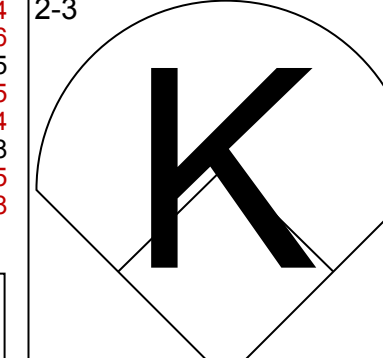
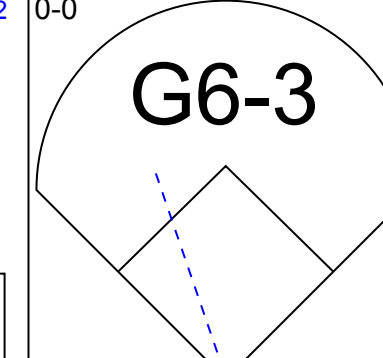
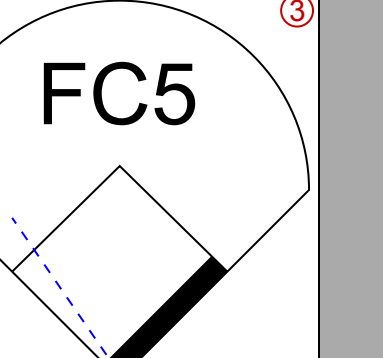
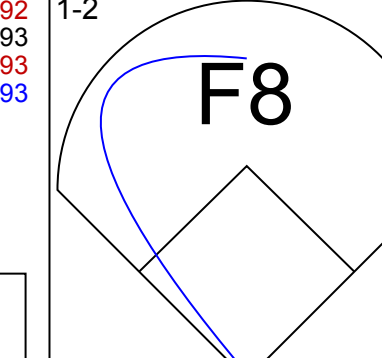
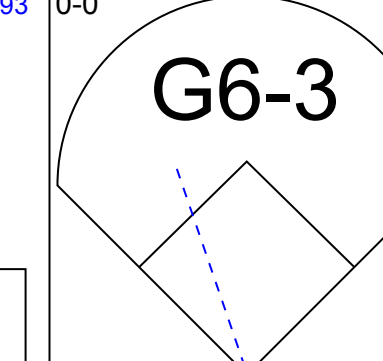
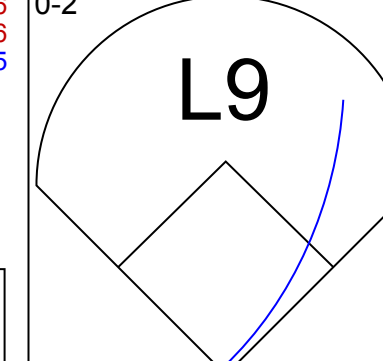
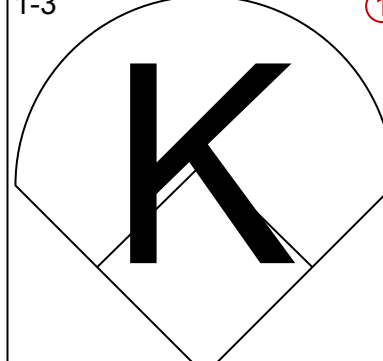
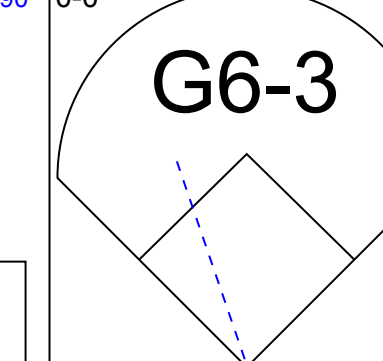
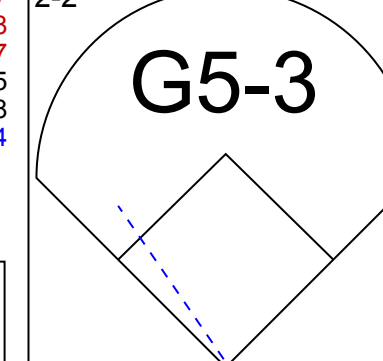
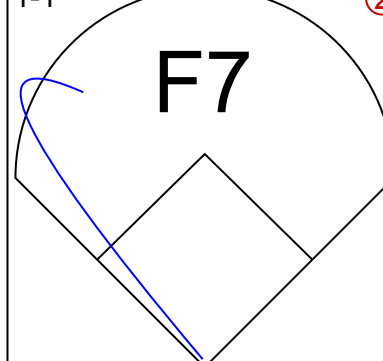
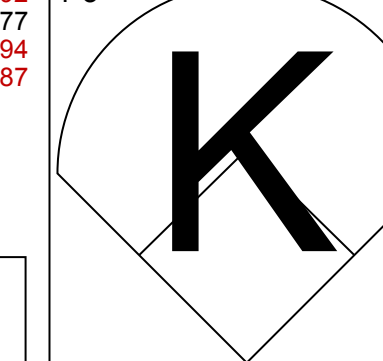
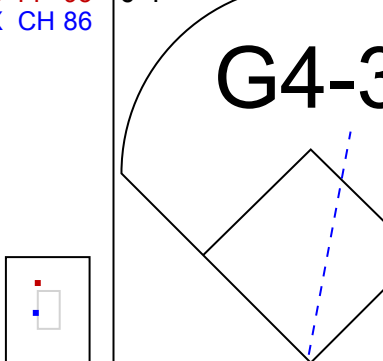
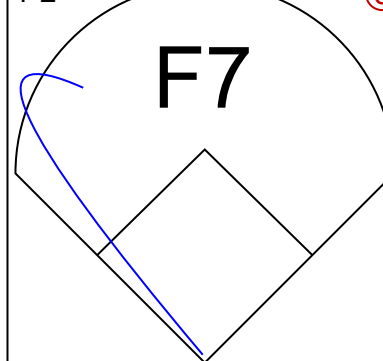
AB 40
R 8
H 17
RBI 8
BB 2
SO 2
LOB 19



Batter	1	2	3	4	5	6	7	8	9	AB	R	H	RBI	BB	SO	LOB	TOP										
8 Brandon Lowe, L OBP: 0.338, SLG: 0.507	G4-3		K		K			HR		4	1	1	1	0	2	0	Tampa Bay Rays @ Toronto Blue Jays Rogers Centre, Toronto, ON Tue Sep 14 2021, 7:08 PM - 9:28 PM EDT Att: 13,103 - Overcast - 74 F										
17 Austin Meadows, L OBP: 0.313, SLG: 0.454	G4-3					L7		P4		4	0	1	0	0	0	0											
39 Kevin Kiermaier, L OBP: 0.307, SLG: 0.370	G4-3		1B							0	0	0	0	0	0	0											
23 Nelson Cruz, R OBP: 0.346, SLG: 0.525	F8		P3							3	0	1	0	0	0	1											
26 Ji Man Choi, L OBP: 0.349, SLG: 0.434		HR								3	1	2	1	0	1	1											
25 Jordan Luplow, R OBP: 0.330, SLG: 0.447					18 G4-3			K		1	0	0	0	0	1	1											
6 Taylor Walls, S OBP: 0.310, SLG: 0.299								K		0	0	0	0	0	0	0											
56 Randy Arozarena, R OBP: 0.354, SLG: 0.462		HR								4	0	1	0	0	0	2											
35 Brett Phillips, L OBP: 0.312, SLG: 0.416										0	0	0	0	0	0	0											
18 Joey Wendle, L OBP: 0.324, SLG: 0.436										4	0	0	0	0	1	2											
2 Yandy Diaz, R OBP: 0.355, SLG: 0.372										4	0	0	0	0	0	2											
13 Manuel Margot, R OBP: 0.304, SLG: 0.386										3	0	0	0	0	0	1											
10 Mike Zunino, R OBP: 0.292, SLG: 0.542										3	0	0	0	0	0	0											
Inning Stats	R: 0 E: 0 K: 0 S: 5	H: 0 LOB: 0 BB: 0 P: 7	R: 1 E: 0 K: 1 S: 9	H: 2 LOB: 1 BB: 0 P: 13	R: 0 E: 0 K: 1 S: 14	H: 1 LOB: 1 BB: 0 P: 19	R: 0 E: 0 K: 0 S: 11	H: 1 LOB: 0 BB: 0 P: 17	R: 0 E: 0 K: 1 S: 9	H: 0 LOB: 0 BB: 0 P: 11	R: 0 E: 0 K: 1 S: 8	H: 0 LOB: 0 BB: 0 P: 10	R: 0 E: 0 K: 0 S: 5	H: 0 LOB: 0 BB: 0 P: 10	R: 1 E: 0 K: 1 S: 15	H: 2 LOB: 1 BB: 0 P: 21	R: 0 E: 0 K: 0 S: 7	H: 0 LOB: 0 BB: 0 P: 10	1B: 3 2B: 1 3B: 0 HR: 2	SF: 0 SAC: 0 DP: 0 HBP: 1	WP: 0 PB: 0 SB: 1 CS: 0	PA: 34					
PITCHER	IP	WLS	BF	H	R	ER	SO	BB	IBB	HBP	BLK	WP	HR	S	P	ERA	WHIP	PITCHER									
17 José Berrios, R ERA: 3.43	7.0	L	26	4	1	1	4	0	0	1	0	0	1	61	87	1.29	0.571										
58 Tim Lincecum, L ERA: 3.35	1.0		5	2	1	1	1	0	0	0	0	0	1	15	21	9.00	2.000										
90 Adam Cimber, R ERA: 2.26	1.0		3	0	0	0	0	0	0	0	0	0	0	7	10	0.00	0.000										

Batter	1	2	3	4	5	6	7	8	9	AB	R	H	RBI	BB	SO	LOB	BOTTOM										
4 George Springer, R OBP: 0.350, SLG: 0.555	L6					P4				4	0	1	0	0	0	1	Tampa Bay Rays @ Toronto Blue Jays Rogers Centre, Toronto, ON Tue Sep 14 2021, 7:08 PM - 9:28 PM EDT Att: 13,103 - Overcast - 74 F										
10 Marcus Semien, R OBP: 0.341, SLG: 0.541						FC5-4		F8		3	0	1	0	1	0	1											
27 Vladimir Guerrero Jr., R OBP: 0.404, SLG: 0.697						BB				4	0	0	0	0	0	4											
11 Bo Bichette, R OBP: 0.340, SLG: 0.463										3	0	0	0	0	2	2											
37 Teoscar Hernández, R OBP: 0.357, SLG: 0.529										3	0	0	0	0	2	2											
14 Corey Dickerson, L OBP: 0.314, SLG: 0.393										3	0	0	0	0	0	0											
13 Lourdes Gurriel Jr., R OBP: 0.329, SLG: 0.474										3	0	0	0	0	1	0											
74 Breyvic Valera, S OBP: 0.308, SLG: 0.375										3	0	0	0	0	0	0											
7 Reese McGuire, L OBP: 0.319, SLG: 0.358										3	0	1	0	0	1	0											
Inning Stats	R: 0 E: 0 K: 0 S: 6	H: 1 LOB: 0 BB: 0 P: 6	R: 0 E: 0 K: 2 S: 7	H: 0 LOB: 0 BB: 0 P: 10	R: 0 E: 0 K: 0 S: 5	H: 0 LOB: 0 BB: 0 P: 8	R: 0 E: 0 K: 1 S: 10	H: 1 LOB: 2 BB: 1 P: 18	R: 0 E: 0 K: 0 S: 7	H: 0 LOB: 0 BB: 0 P: 10	R: 0 E: 0 K: 0 S: 9	H: 1 LOB: 1 BB: 0 P: 9	R: 0 E: 0 K: 1 S: 10	H: 0 LOB: 0 BB: 0 P: 14	R: 0 E: 0 K: 2 S: 11	H: 0 LOB: 0 BB: 0 P: 16		R: 0 E: 0 K: 0 S: 8	H: 0 LOB: 0 BB: 0 P: 12	1B: 2 2B: 1 3B: 0 HR: 0	SF: 0 SAC: 0 DP: 1 HBP: 0	WP: 0 PB: 0 SB: 0 CS: 0	PA: 30				
PITCHER	IP	WLS	BF	H	R	ER	SO	BB	IBB	HBP	BLK	WP	HR	S	P	ERA	WHIP	PITCHER									
57 Drew Rasmussen, R ERA: 3.0	5.0	W	17	2	0	0	3	1	0	0	0	0	0	35	52	0.00	0.600										
29 Pete Fairbanks, R ERA: 4.1	1.0	H	4	1	0	0	0	0	0	0	0	0	0	9	9	0.00	1.000										
84 JT Chargois, R ERA: 2.4	1.0	H	3	0	0	0	1	0	0	0	0	0	0	10	14	0.00	0.000										
30 David Robertson, R ERA: 4.5	1.0	H	3	0	0	0	2	0	0	0	0	0	0	11	16	0.00	0.000										
36 Andrew Kittredge, R ERA: 1.57	1.0	S	3	0	0	0	0	0	0	0	0	0	0	8	12	0.00	0.000										

Batter	1	2	3	4	5	6	7	8	9	AB	R	H	RBI	BB	SO	LOB	TOP										
56 Randy Arozarena, R (1.7) OBP: 0.351, SLG: 0.458										4	0	0	0	0	3	0	<p>Tampa Bay Rays @ Toronto Blue Jays</p> <p>Rogers Centre, Toronto, ON</p> <p>Wed Sep 15 2021, 3:10 PM - 5:36 PM EDT</p> <p>Att: 12,153 - Sunny - 73 F</p>										
13 Manuel Margot, R (1.9) OBP: 0.303, SLG: 0.387										4	0	1	0	0	1	0											
23 Nelson Cruz, R (1.10) OBP: 0.343, SLG: 0.520										4	0	0	0	0	2	1											
2 Yandy Diaz, R (1.5) OBP: 0.354, SLG: 0.374										4	0	1	0	0	1	1											
8 Brandon Lowe, L (1.4) OBP: 0.337, SLG: 0.505										4	0	1	0	0	3	2											
10 Mike Zunino, R (1.2) OBP: 0.291, SLG: 0.548										4	1	1	1	0	1	2											
25 Jordan Luplow, R (1.3) OBP: 0.324, SLG: 0.438										3	0	0	0	0	2	2											
6 Taylor Walls, S (1.6) OBP: 0.311, SLG: 0.300										3	1	1	0	0	1	0											
35 Brett Phillips, L (1.8) OBP: 0.312, SLG: 0.428										3	1	1	2	0	1	0											
Inning Stats	R: 0 E: 0 K: 2 S: 12	H: 0 LOB: 0 BB: 0 P: 16	R: 0 E: 0 K: 3 S: 12	H: 1 LOB: 1 BB: 0 P: 17	R: 0 E: 0 K: 1 S: 7	H: 0 LOB: 0 BB: 0 P: 9	R: 0 E: 0 K: 2 S: 9	H: 1 LOB: 1 BB: 0 P: 13	R: 1 E: 0 K: 1 S: 13	H: 1 LOB: 2 BB: 0 P: 18	R: 0 E: 0 K: 2 S: 11	H: 0 LOB: 0 BB: 0 P: 14	R: 0 E: 0 K: 2 S: 11	H: 1 LOB: 1 BB: 0 P: 14	R: 2 E: 0 K: 1 S: 15	H: 2 LOB: 0 BB: 0 P: 23	R: 0 E: 0 K: 1 S: 6	H: 0 LOB: 0 BB: 0 P: 11	1B: 2 2B: 2 3B: 0 HR: 2	SF: 0 SAC: 0 DP: 0 HBP: 0	WP: 1 PB: 0 SB: 1 CS: 0	PA: 33					
PITCHER	IP	WLS	BF	H	R	ER	SO	BB	IBB	HBP	BLK	WP	HR	S	P	ERA	WHIP										
38 Robbie Ray, L (1.1) ERA: 2.64	7.0	W	25	4	1	1	13	0	0	0	0	0	1	75	101	1.29	0.571										
28 Joakim Soria, R (8.1) ERA: 5.06	1.0		5	2	2	2	1	0	0	0	0	1	1	15	23	18.00	2.000										
6B Jordan Romano, R (9.1) ERA: 2.41	1.0	S	3	0	0	0	1	0	0	0	0	0	0	6	11	0.00	0.000										

Batter	1	2	3	4	5	6	7	8	9	AB	R	H	RBI	BB	SO	LOB	BOTTOM										
4 George Springer, R (1.10) OBP: 0.348, SLG: 0.549										4	1	1	0	0	2	0	<p>Tampa Bay Rays @ Toronto Blue Jays</p> <p>Rogers Centre, Toronto, ON</p> <p>Wed Sep 15 2021, 3:10 PM - 5:36 PM EDT</p> <p>Att: 12,153 - Sunny - 73 F</p>										
10 Marcus Semien, R (1.4) OBP: 0.342, SLG: 0.540										3	2	1	0	1	1	1											
27 Vladimir Guerrero Jr., R (1.3) OBP: 0.406, SLG: 0.611										3	2	2	0	1	0	0											
11 Bo Bichette, R (1.6) OBP: 0.341, SLG: 0.470										3	1	2	5	0	0	0											
37 Teoscar Hernández, R (1.9) OBP: 0.357, SLG: 0.527										4	0	1	1	0	2	1											
30 Alejandro Kirk, R (1.2) OBP: 0.345, SLG: 0.483										4	0	0	0	0	1	2											
13 Lourdes Gurriel Jr., R (1.7) OBP: 0.337, SLG: 0.471										3	0	0	0	0	1	0											
1 Jarrod Dyson, L (9.8) OBP: 0.264, SLG: 0.300										0	0	0	0	0	0	0											
15 Randal Grichuk, R (1.8) OBP: 0.291, SLG: 0.439										3	0	0	0	0	1	0											
2 Jake Lamb, L (1.5) OBP: 0.319, SLG: 0.381										3	0	0	0	0	1	0											
Inning Stats	R: 3 E: 0 K: 1 S: 19	H: 2 LOB: 0 BB: 1 P: 30	R: 0 E: 0 K: 1 S: 5	H: 0 LOB: 0 BB: 0 P: 6	R: 1 E: 0 K: 2 S: 12	H: 2 LOB: 1 BB: 0 P: 17	R: 0 E: 0 K: 0 S: 8	H: 0 LOB: 0 BB: 0 P: 10	R: 2 E: 0 K: 0 S: 13	H: 3 LOB: 2 BB: 1 P: 20	R: 0 E: 0 K: 1 S: 9	H: 0 LOB: 0 BB: 0 P: 12	R: 0 E: 0 K: 2 S: 10	H: 0 LOB: 0 BB: 0 P: 15	R: 0 E: 0 K: 1 S: 11	H: 0 LOB: 0 BB: 0 P: 15	R: 0 E: 0 K: 1 S: 6	H: 0 LOB: 0 BB: 0 P: 11	1B: 4 2B: 2 3B: 0 HR: 1	SF: 1 SAC: 0 DP: 0 HBP: 0	WP: 1 PB: 0 SB: 0 CS: 0	PA: 33					
PITCHER	IP	WLS	BF	H	R	ER	SO	BB	IBB	HBP	BLK	WP	HR	S	P	ERA	WHIP										
52 Michael Wacha, R (1.1) ERA: 5.56	6.0	L	27	7	6	6	5	2	0	0	0	0	0	66	95	9.00	1.500										
55 Adam Conley, L (7.1) ERA: 2.25	1.0		3	0	0	0	2	0	0	0	0	0	0	10	15	0.00	0.000										
70 Nick Anderson, R (8.1) ERA:	1.0		3	0	0	0	1	0	0	0	0	0	0	11	15	0.00	0.000										

AB	33
R	3
H	6
RBI	3
BB	0
SO	15
LOB	8



AB	30
R	6
H	7
RBI	6
BB	2
SO	8
LOB	4



Batter	1	2	3	4	5	6	7	8	9	AB	R	H	RBI	BB	SO	LOB	TOP					
25 Byron Buxton, R OBP: 0.328, SLG: 0.596										5	1	1	1	0	1	2						
11 Jorge Polanco, S OBP: 0.332, SLG: 0.522										5	1	3	2	0	0	0						
20 Josh Donaldson, R OBP: 0.344, SLG: 0.470										5	1	2	1	0	1	2						
22 Miguel Sanó, R OBP: 0.309, SLG: 0.476										4	2	1	1	1	1	2						
38 Rob Refsnyder, R OBP: 0.325, SLG: 0.338										2	0	0	0	1	0	2						
60 Jake Cave, L OBP: 0.253, SLG: 0.302										1	0	0	0	0	1	1						
2 Luis Arraez, L OBP: 0.353, SLG: 0.371										4	0	0	0	0	1	3						
12 Brent Rooker, R OBP: 0.295, SLG: 0.420										4	1	2	2	0	1	1						
26 Max Kepler, L OBP: 0.310, SLG: 0.413										3	0	0	0	1	0	2						
27 Ryan Jeffers, R OBP: 0.275, SLG: 0.402										3	1	1	0	1	1	0						
Inning Stats	R: 0 E: 0 K: 1 S: 9	H: 0 LOB: 0 BB: 0 P: 13	R: 1 E: 0 K: 1 S: 13	H: 1 LOB: 1 BB: 1 P: 21	R: 5 E: 1 K: 1 S: 23	H: 5 LOB: 1 BB: 1 P: 37	R: 0 E: 0 K: 1 S: 6	H: 0 LOB: 0 BB: 0 P: 9	R: 0 E: 0 K: 0 S: 7	H: 1 LOB: 1 BB: 0 P: 13	R: 1 E: 0 K: 0 S: 7	H: 1 LOB: 0 BB: 0 P: 11	R: 0 E: 0 K: 3 S: 12	H: 1 LOB: 1 BB: 0 P: 19	R: 0 E: 0 K: 0 S: 8	H: 0 LOB: 2 BB: 2 P: 20	R: 0 E: 0 K: 0 S: 6	H: 1 LOB: 0 BB: 0 P: 10	1B: 3 2B: 3 3B: 0 HR: 4	SF: 0 SAC: 0 DP: 0 HBP: 0	WP: 0 PB: 0 SB: 0 CS: 1	PA: 40
PITCHER	IP WLS BF H R ER SO BB IBB HBP BLK WP HR S P ERA WHIP																					
99 Hyun Jin Ryu, L ERA: 4.34	(1, 1) 2.0 L 12 5 5 5 2 1 0 0 0 0 2 30 48 22.50 3.000																					
48 Ross Stripling, R ERA: 4.5	(3, 1) 3.0 12 2 1 1 2 1 0 0 0 0 1 28 45 3.00 1.000																					
67 Julian Merryweather, R ERA: 5.14	(6, 1) 1.0 4 1 1 1 0 0 0 0 0 0 1 7 11 9.00 1.000																					
Nate Pearson, R ERA: 6.48	(7, 1) 1.0 4 1 0 0 3 0 0 0 0 0 0 12 19 0.00 1.000																					
56 Ryan Borucki, L ERA: 4.87	(8, 1) 1.0 5 0 0 0 0 2 0 0 0 0 0 8 20 0.00 2.000																					

Minnesota Twins @ Toronto Blue Jays
Rogers Centre, Toronto, ON
Fri Sep 17 2021, 7:09 PM - 10:09 PM EDT
Att: 14,798 - Clear - 72 F

AB	36
R	7
H	10
RBI	7
BB	4
SO	7
LOB	15



Batter	1	2	3	4	5	6	7	8	9	AB	R	H	RBI	BB	SO	LOB	BOTTOM					
4 George Springer, R OBP: 0.343, SLG: 0.540										4	0	0	0	0	1	1						
10 Marcus Semien, R OBP: 0.338, SLG: 0.537										4	0	0	0	0	1	0						
27 Vladimir Guerrero Jr., R OBP: 0.407, SLG: 0.615										3	1	1	1	1	1	0						
11 Bo Bichette, R OBP: 0.339, SLG: 0.466										4	0	0	0	0	1	1						
37 Teoscar Hernández, R OBP: 0.356, SLG: 0.523										3	0	0	0	1	2	0						
14 Corey Dickerson, L OBP: 0.316, SLG: 0.398										4	1	2	0	0	0	0						
13 Lourdes Gurriel Jr., R OBP: 0.327, SLG: 0.471										4	0	1	0	0	0	3						
9 Danny Jansen, R OBP: 0.298, SLG: 0.444										3	1	0	0	0	0	0						
30 Alejandro Kirk, R OBP: 0.343, SLG: 0.480										1	0	0	0	0	0	1						
2 Jake Lamb, L OBP: 0.319, SLG: 0.387										3	0	1	1	0	1	0						
Inning Stats	R: 0 E: 0 K: 0 S: 8	H: 0 LOB: 1 BB: 1 P: 14	R: 2 E: 2 K: 2 S: 18	H: 2 LOB: 1 BB: 0 P: 25	R: 1 E: 0 K: 0 S: 10	H: 1 LOB: 0 BB: 0 P: 12	R: 0 E: 0 K: 0 S: 8	H: 0 LOB: 0 BB: 0 P: 9	R: 0 E: 0 K: 0 S: 11	H: 0 LOB: 0 BB: 0 P: 15	R: 0 E: 0 K: 0 S: 13	H: 1 LOB: 2 BB: 1 P: 20	R: 0 E: 0 K: 1 S: 6	H: 0 LOB: 0 BB: 0 P: 7	R: 0 E: 0 K: 3 S: 11	H: 0 LOB: 0 BB: 0 P: 16	R: 0 E: 0 K: 1 S: 10	H: 1 LOB: 1 BB: 0 P: 14	1B: 1 2B: 3 3B: 0 HR: 1	SF: 0 SAC: 0 DP: 0 HBP: 0	WP: 0 PB: 0 SB: 0 CS: 0	PA: 35
PITCHER	IP WLS BF H R ER SO BB IBB HBP BLK WP HR S P ERA WHIP																					
35 Michael Pineda, R ERA: 3.74	(1, 1) 5.2 W 23 3 3 1 2 2 0 0 0 0 0 0 10 13 0.00 0.750																					
66 Jorge Alcalá, R ERA: 4.33	(6, 1) 1.1 5 1 0 0 1 0 0 0 0 0 0 10 13 0.00 0.750																					
21 Tyler Duffey, R ERA: 3.58	(8, 1) 1.0 3 0 0 0 3 0 0 0 0 0 0 11 16 0.00 0.000																					
48 Alex Colomé, R ERA: 3.81	(9, 1) 1.0 4 1 0 0 1 0 0 0 0 0 0 10 14 0.00 1.000																					

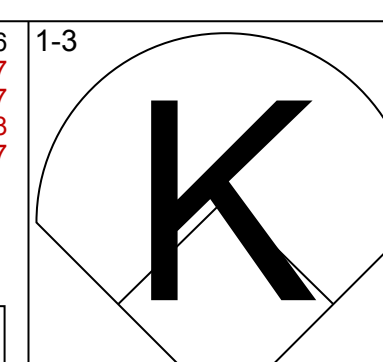
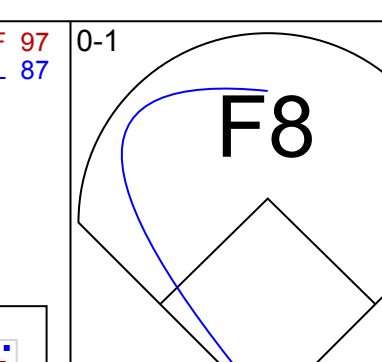
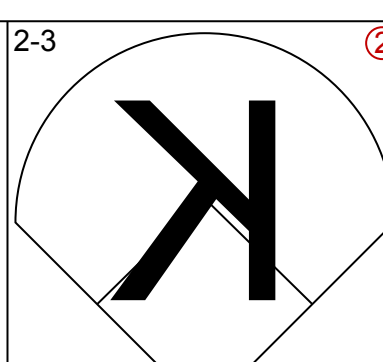
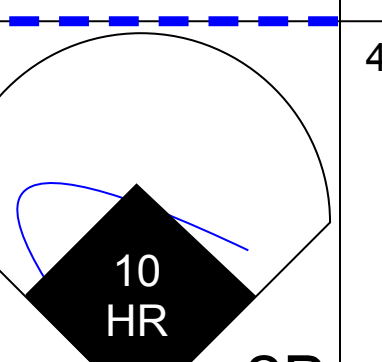
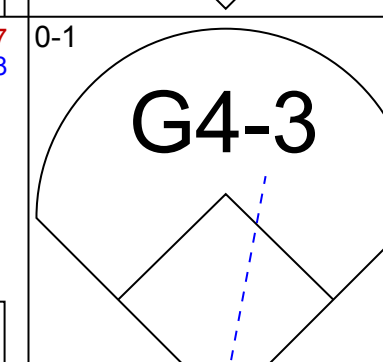
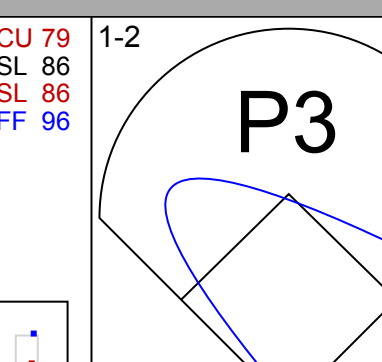
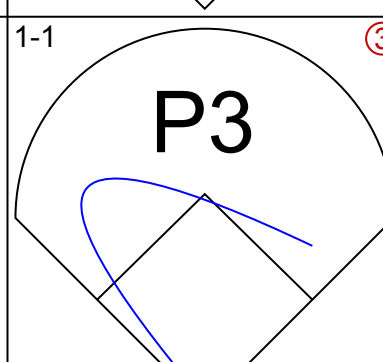
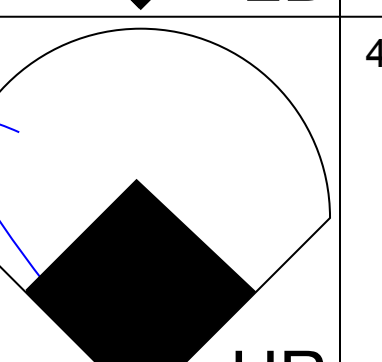
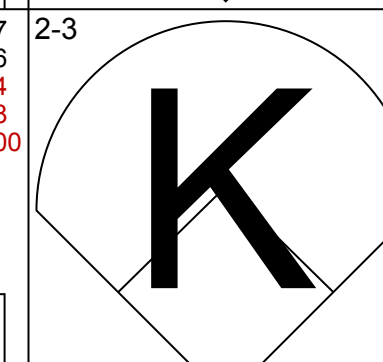
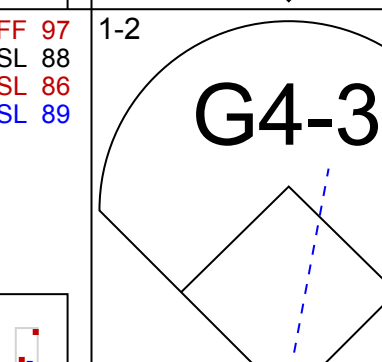
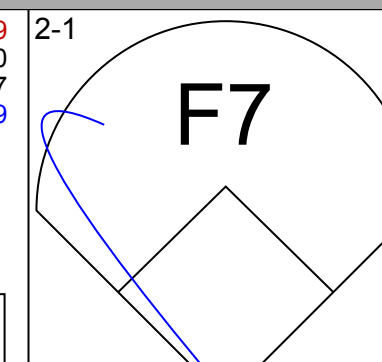
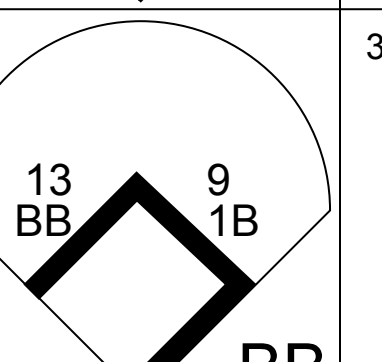
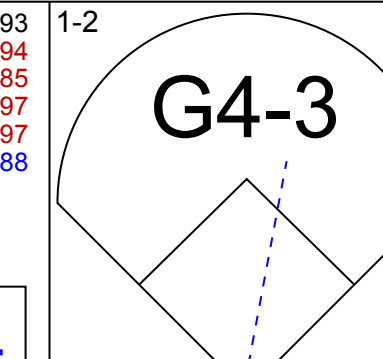
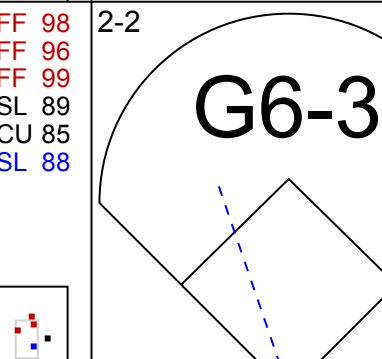
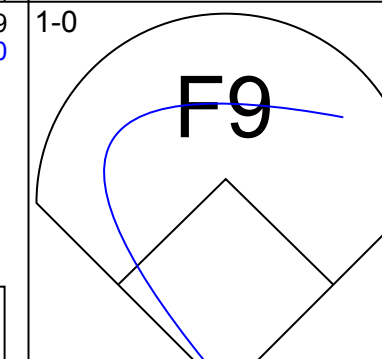
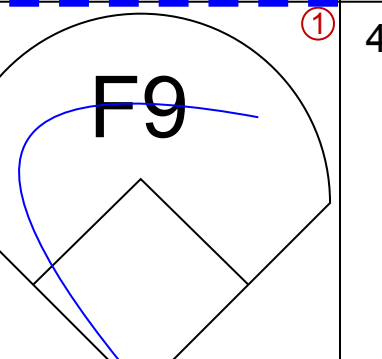
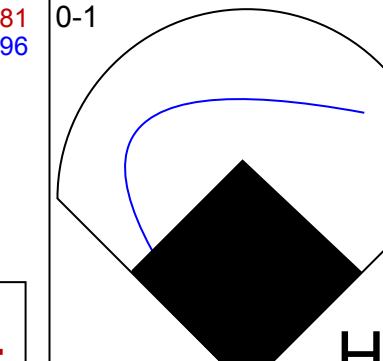
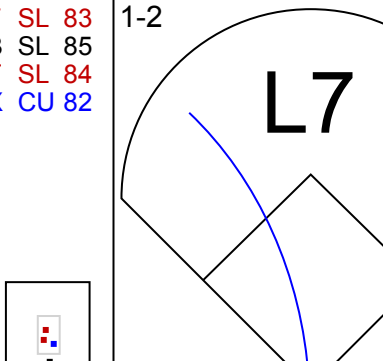
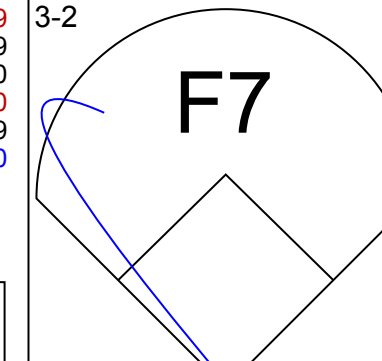
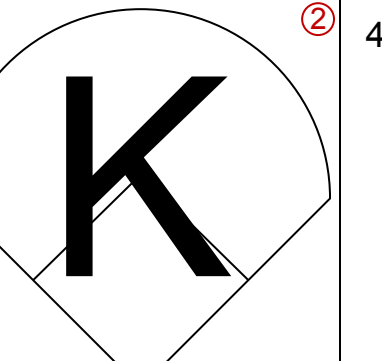
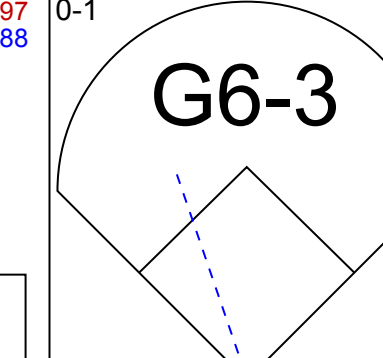
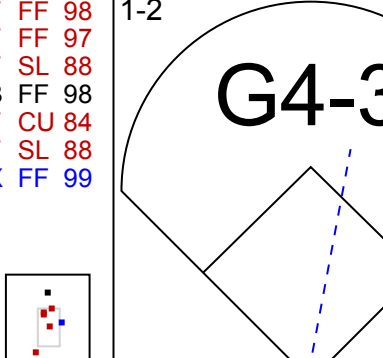
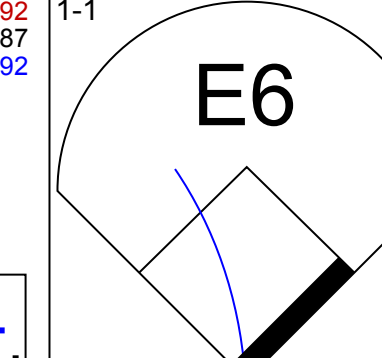
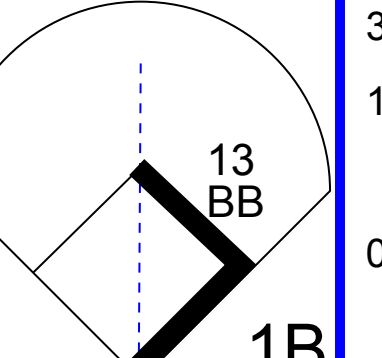
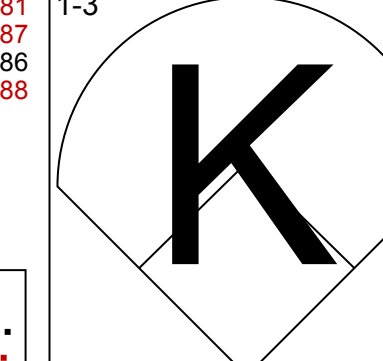
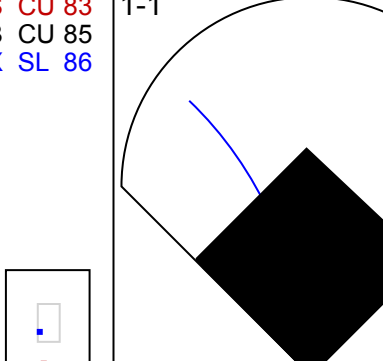
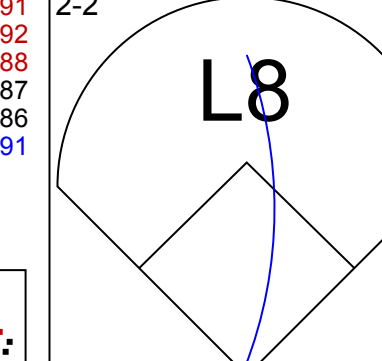
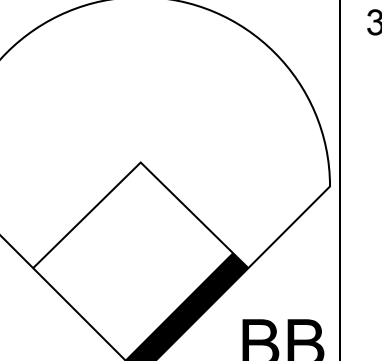
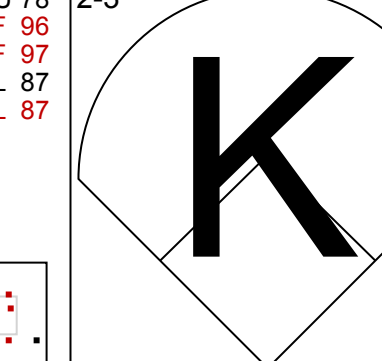
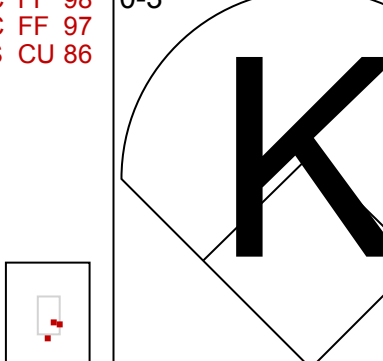
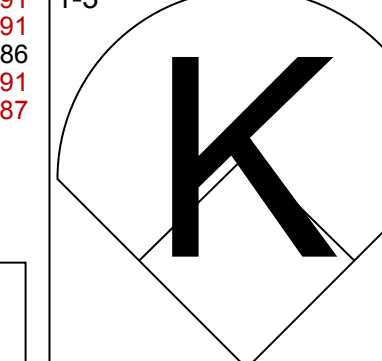
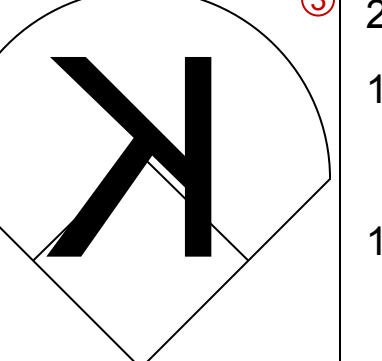
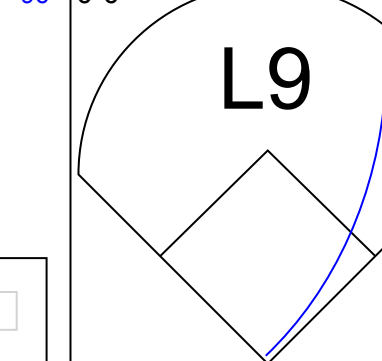
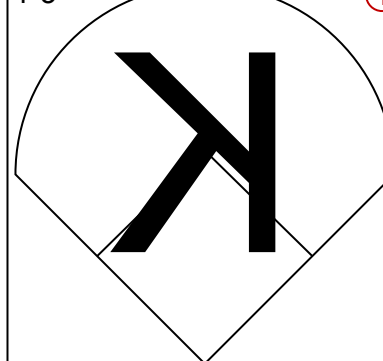
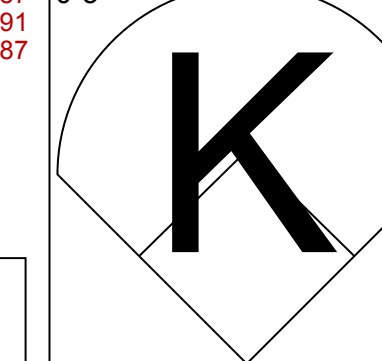
Minnesota Twins @ Toronto Blue Jays
Rogers Centre, Toronto, ON
Fri Sep 17 2021, 7:09 PM - 10:09 PM EDT
Att: 14,798 - Clear - 72 F

AB	33
R	3
H	5
RBI	2
BB	2
SO	7
LOB	6



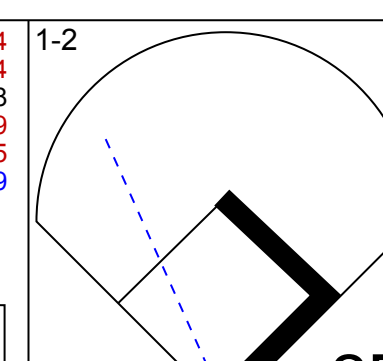
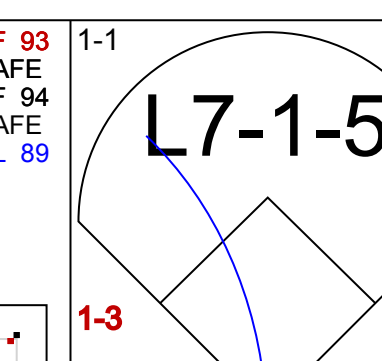
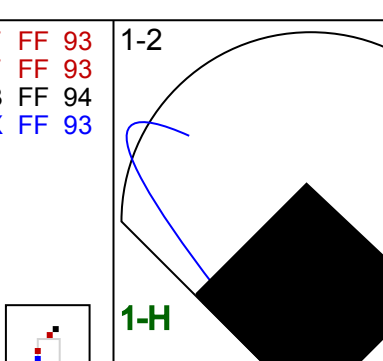
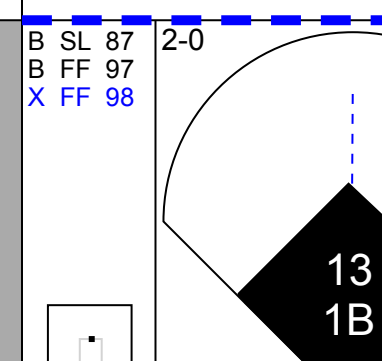
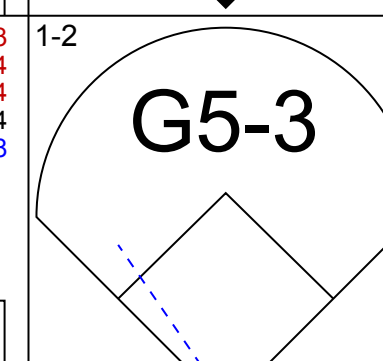
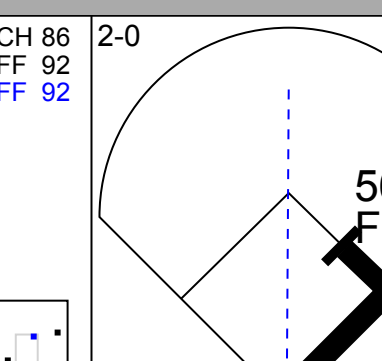
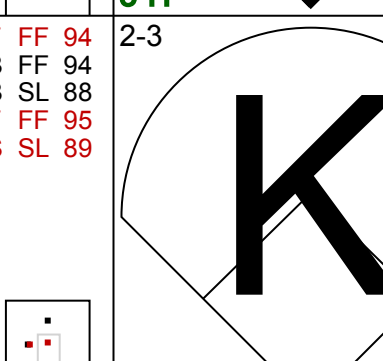
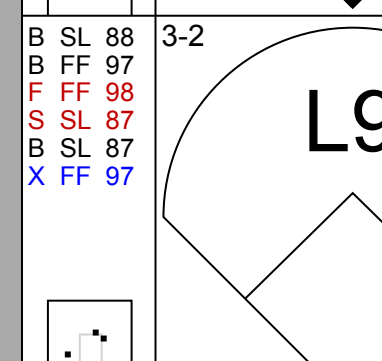
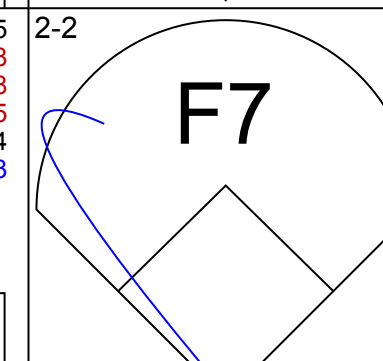
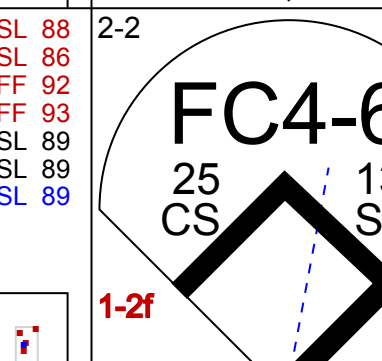
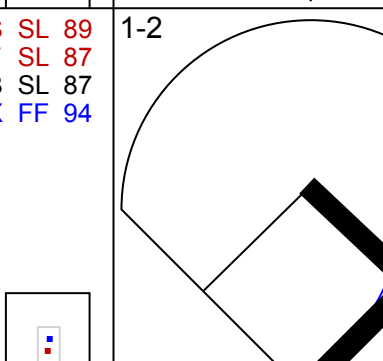
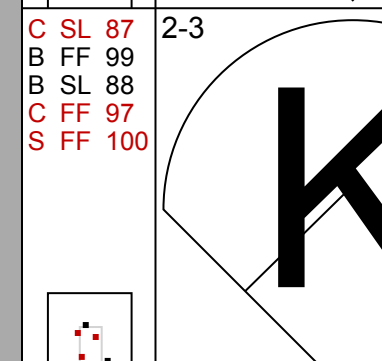
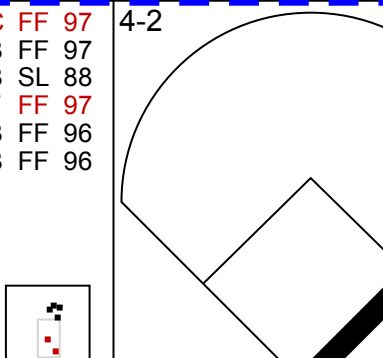
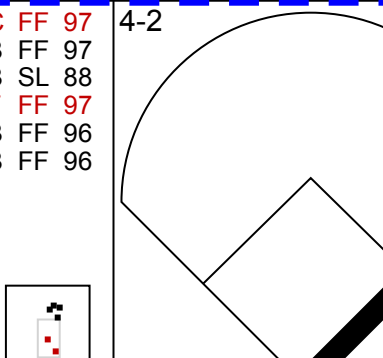
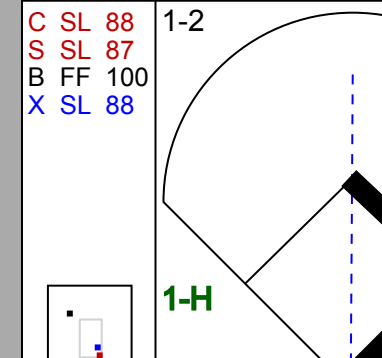
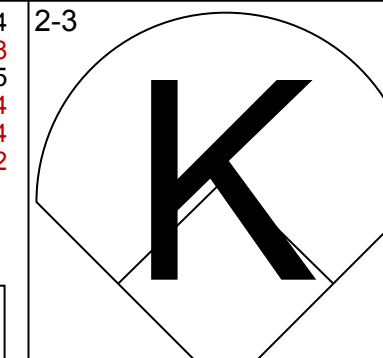
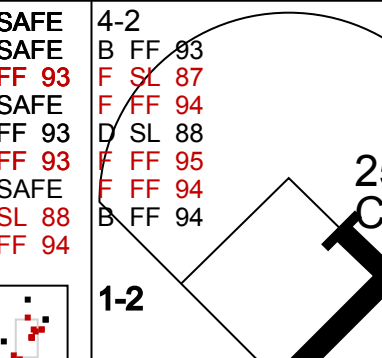
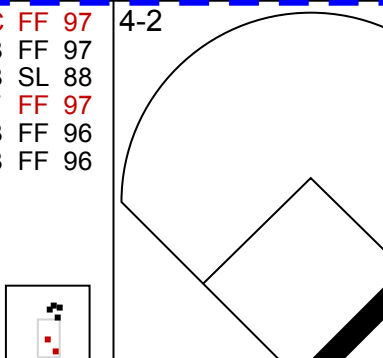
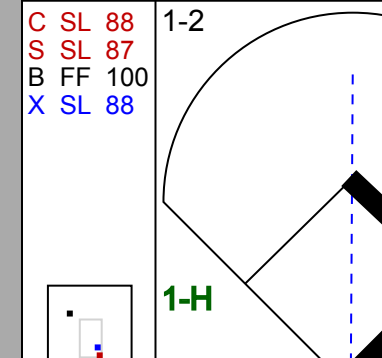
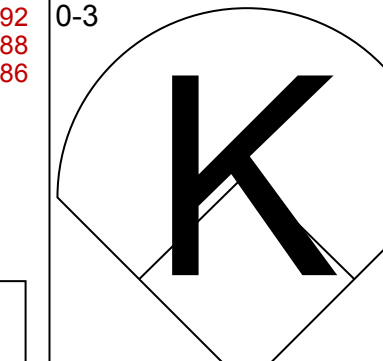
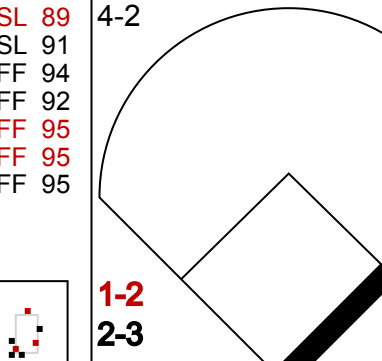
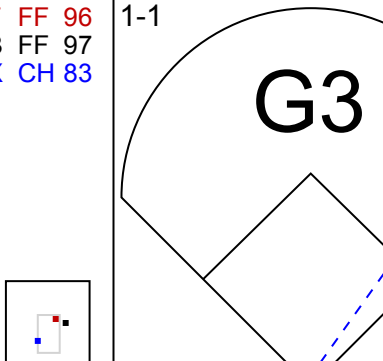
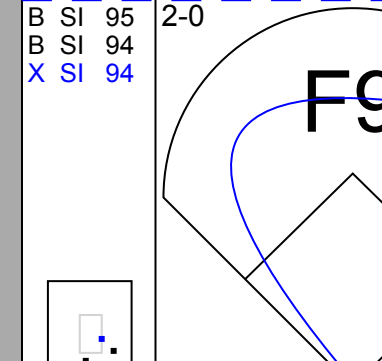
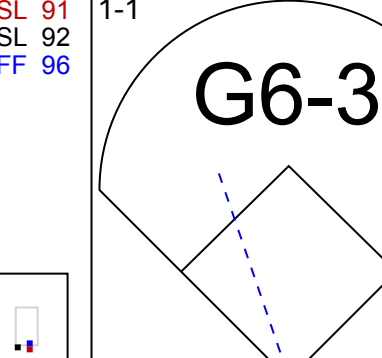

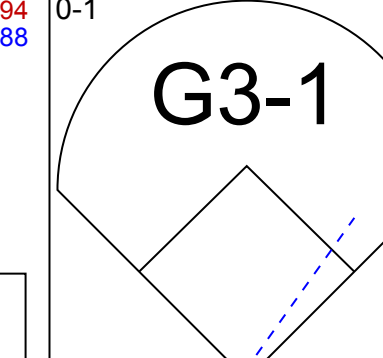
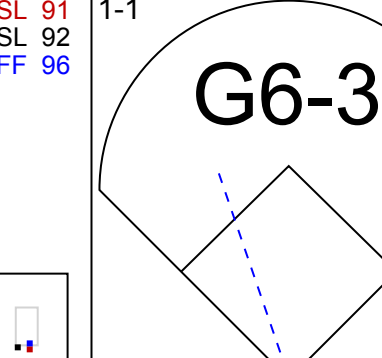
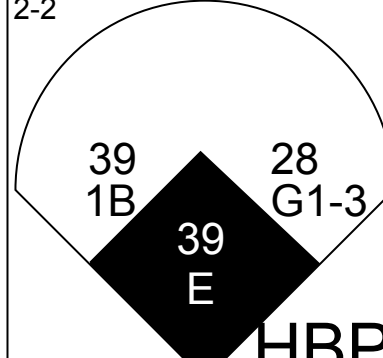
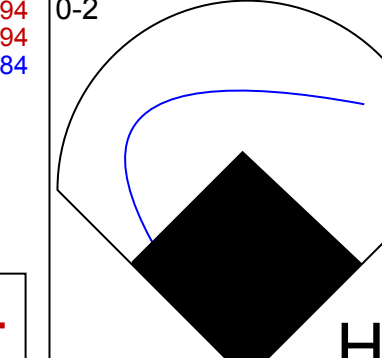
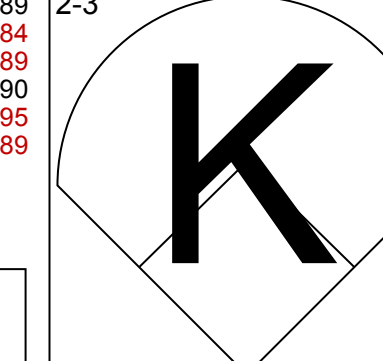

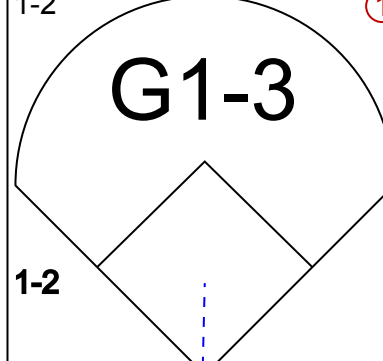
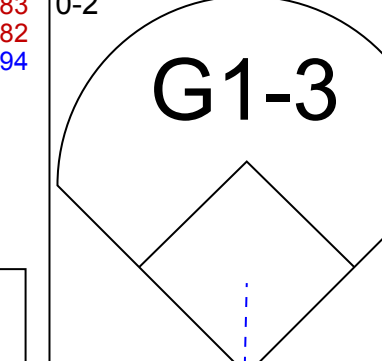
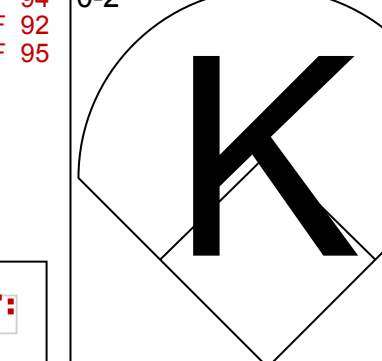
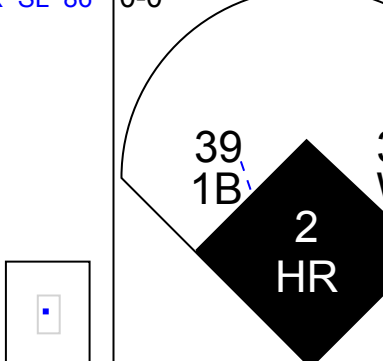
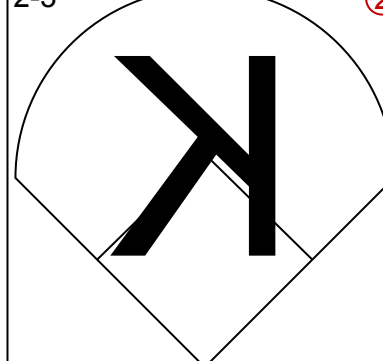
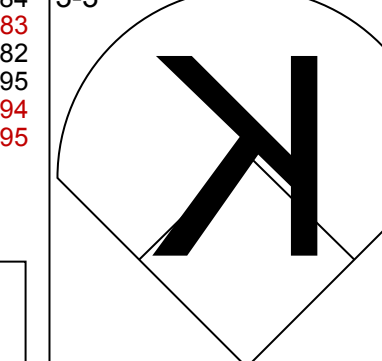
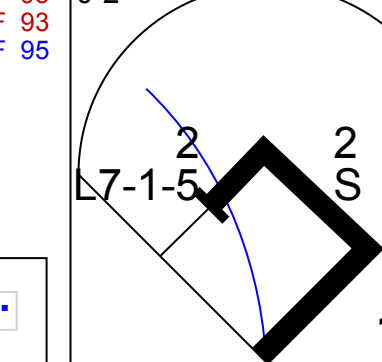
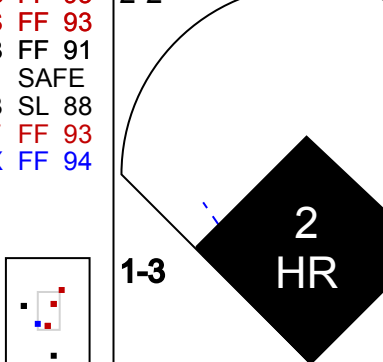
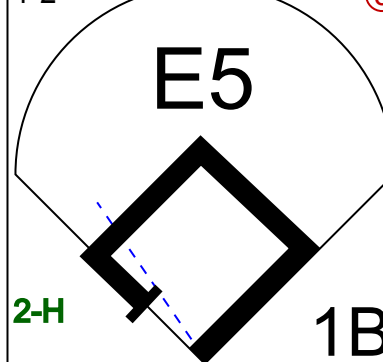
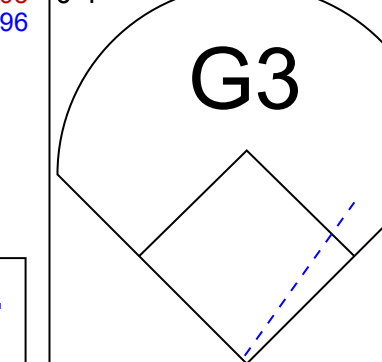
Batter	1	2	3	4	5	6	7	8	9	AB	R	H	RBI	BB	SO	LOB	TOP										
25 Byron Buxton, R OBP: 0.327, SLG: 0.588										4	0	1	0	0	1	1	Minnesota Twins @ Toronto Blue Jays Rogers Centre, Toronto, ON Sat Sep 18 2021, 3:09 PM - 6:05 PM EDT Att: 14,722 - Sunny - 75 F										
11 Jorge Polanco, S OBP: 0.332, SLG: 0.519										3	1	0	0	1	0	2											
20 Josh Donaldson, R OBP: 0.345, SLG: 0.476										3	1	1	2	1	0	2											
22 Miguel Sanó, R OBP: 0.309, SLG: 0.474										4	0	1	0	0	2	0											
12 Brent Rooker, R OBP: 0.294, SLG: 0.413										3	0	0	0	1	1	2											
26 Max Kepler, L OBP: 0.307, SLG: 0.408										4	0	0	0	0	1	1											
27 Ryan Jeffers, R OBP: 0.271, SLG: 0.395										4	0	0	0	0	3	1											
64 Williams Astudillo, R OBP: 0.266, SLG: 0.387										3	0	0	0	0	0	0											
1 Nick Gordon, L OBP: 0.297, SLG: 0.333										3	0	1	0	0	1	0											
Inning Stats	R: 2 E: 0 K: 2 S: 14	H: 1 LOB: 0 BB: 1 P: 24	R: 0 E: 0 K: 1 S: 7	H: 0 LOB: 0 BB: 0 P: 11	R: 0 E: 0 K: 0 S: 13	H: 1 LOB: 1 BB: 0 P: 18	R: 0 E: 0 K: 1 S: 6	H: 0 LOB: 0 BB: 0 P: 11	R: 0 E: 0 K: 1 S: 8	H: 0 LOB: 2 BB: 1 P: 10	R: 0 E: 0 K: 0 S: 16	H: 1 LOB: 2 BB: 1 P: 26	R: 0 E: 0 K: 1 S: 8	H: 0 LOB: 0 BB: 0 P: 12	R: 0 E: 0 K: 1 S: 9	H: 1 LOB: 1 BB: 1 P: 15		R: 0 E: 0 K: 2 S: 10	H: 0 LOB: 1 BB: 1 P: 17	1B: 3 2B: 0 3B: 0 HR: 1	SF: 0 SAC: 0 DP: 0 HBP: 0	WP: 0 PB: 0 SB: 0 CS: 0	PA: 34				
PITCHER	IP	WLS	BF	H	R	ER	SO	BB	IBB	HBP	BLK	WP	HR	S	P	ERA	WHIP										
22 Steven Matz, L ERA: 3.84	5.2	W	22	3	2	2	5	2	0	0	0	0	1	62	96	3.18	0.882										
33 Trevor Richards, R ERA: 3.39	0.1	H	1	0	0	0	0	0	0	0	0	0	0	2	4	0.00	0.000										
58 Tim Mayza, L ERA: 3.28	1.1	H	4	0	0	0	2	0	0	0	0	0	0	11	17	0.00	0.000										
90 Adam Cimber, R ERA: 2.2	0.2		3	1	0	0	0	0	0	0	0	0	0	6	10	0.00	1.500										
68 Jordan Romano, R ERA: 2.37	1.0		4	0	0	0	2	1	0	0	0	0	0	10	17	0.00	1.000										
Batter	1	2	3	4	5	6	7	8	9	AB	R	H	RBI	BB	SO	LOB	BOTTOM										
4 George Springer, R OBP: 0.344, SLG: 0.533										3	1	0	0	2	1	1	Minnesota Twins @ Toronto Blue Jays Rogers Centre, Toronto, ON Sat Sep 18 2021, 3:09 PM - 6:05 PM EDT Att: 14,722 - Sunny - 75 F										
10 Marcus Semien, R OBP: 0.338, SLG: 0.539										5	1	1	1	0	1	4											
27 Vladimir Guerrero Jr., R OBP: 0.409, SLG: 0.615										2	1	1	0	2	1	0											
11 Bo Bichette, R OBP: 0.342, SLG: 0.468										4	1	3	2	0	0	0											
37 Teoscar Hernández, R OBP: 0.355, SLG: 0.527										4	1	1	3	0	1	4											
13 Lourdes Gurriel Jr., R OBP: 0.324, SLG: 0.467										4	0	0	0	0	1	2											
1 Jarrod Dyson, L OBP: 0.284, SLG: 0.300										0	0	0	0	0	0	0											
74 Breyvic Valera, S OBP: 0.329, SLG: 0.392										2	0	1	0	2	1	0											
15 Randal Grichuk, R OBP: 0.289, SLG: 0.436										4	0	0	0	0	0	3											
7 Reese McGuire, L OBP: 0.321, SLG: 0.356										1	0	0	0	1	0	1											
30 Alejandro Kirk, R OBP: 0.347, SLG: 0.490										0	0	0	0	1	0	0											
9 Danny Jansen, R OBP: 0.297, SLG: 0.442										1	1	0	0	0	0	1											
Inning Stats	R: 0 E: 0 K: 1 S: 10	H: 0 LOB: 0 BB: 0 P: 14	R: 0 E: 0 K: 0 S: 8	H: 0 LOB: 0 BB: 0 P: 14	R: 0 E: 0 K: 2 S: 7	H: 0 LOB: 1 BB: 1 P: 12	R: 4 E: 0 K: 0 S: 23	H: 4 LOB: 1 BB: 1 P: 34	R: 0 E: 0 K: 0 S: 12	H: 0 LOB: 2 BB: 0 P: 17	R: 0 E: 0 K: 0 S: 5	H: 0 LOB: 1 BB: 1 P: 11	R: 2 E: 0 K: 3 S: 19	H: 1 LOB: 2 BB: 3 P: 35	R: 0 E: 0 K: 0 S: 9	H: 0 LOB: 2 BB: 2 P: 20	R: 0 E: 0 K: 2 S: 10	H: 0 LOB: 1 BB: 1 P: 17	1B: 4 2B: 1 3B: 0 HR: 2	SF: 0 SAC: 0 DP: 1 HBP: 0	WP: 0 PB: 0 SB: 1 CS: 0	PA: 38					
PITCHER	IP	WLS	BF	H	R	ER	SO	BB	IBB	HBP	BLK	WP	HR	S	P	ERA	WHIP										
82 Bailey Ober, R ERA: 4.34	4.0	L	18	4	4	4	3	2	0	0	0	0	2	48	74	9.00	1.500										
32 Ralph Garza Jr., R ERA: 2.67	1.0		5	2	0	0	0	0	0	0	0	0	0	12	17	0.00	2.000										
71 Jovani Moran, L ERA: 12.46	1.1		7	0	2	2	1	4	0	0	0	0	0	16	34	13.50	3.000										
45 Kyle Barraclough, R ERA: 5.87	1.2		8	1	0	0	2	2	0	0	0	0	0	17	32	0.00	1.800										

Batter	1	2	3	4	5	6	7	8	9	AB	R	H	RBI	BB	SO	LOB	TOP											
2 Luis Arraez, L (1.5) OBP: 0.350, SLG: 0.367	G4-3		G6-3		F8		P4			4	0	0	0	0	0	0	Minnesota Twins @ Toronto Blue Jays Rogers Centre, Toronto, ON Sun Sep 19 2021, 1:08 PM - 4:05 PM EDT Att: 14,601 - Sunny - 69 F											
25 Byron Buxton, R (1.8) OBP: 0.325, SLG: 0.586	G1-3		G6-3		G6-3			K		4	0	1	0	0	1	0												
11 Jorge Polanco, S (1.4) OBP: 0.329, SLG: 0.516	G1-3			K		K		K		4	0	0	0	0	3	1												
20 Josh Donaldson, R (1.10) OBP: 0.346, SLG: 0.474	G4-3			HBP		BB		K		2	1	0	0	1	1	1												
26 Max Kepler, L (1.9) OBP: 0.305, SLG: 0.404	G4-3			K		G6-3		K		4	0	0	0	0	2	2												
22 Miguel Sanó, R (1.3) OBP: 0.308, SLG: 0.474	K			2B		K		P3		4	1	1	0	0	2	1												
1 Nick Gordon, L (1.6) OBP: 0.301, SLG: 0.340	E1			2B				HBP		3	0	1	2	0	0	0												
60 Jake Cave, L (1.7) OBP: 0.247, SLG: 0.294	G4-3			K		G4-3		G3		4	0	0	0	0	1	3												
70 Ben Rortvedt, L (1.2) OBP: 0.229, SLG: 0.281	G3							HR		3	1	1	1	0	0	0												
Inning Stats	R: 0 E: 0 K: 0 S: 8	H: 1 LOB: 1 BB: 0 P: 9	R: 0 E: 1 K: 1 S: 10	H: 0 LOB: 1 BB: 0 P: 18	R: 0 E: 0 K: 0 S: 7	H: 0 LOB: 0 BB: 0 P: 13	R: 2 E: 0 K: 3 S: 15	H: 2 LOB: 1 BB: 0 P: 22	R: 0 E: 0 K: 0 S: 5	H: 0 LOB: 0 BB: 0 P: 8	R: 0 E: 0 K: 2 S: 15	H: 0 LOB: 1 BB: 1 P: 21	R: 1 E: 0 K: 0 S: 9	H: 1 LOB: 0 BB: 0 P: 16	R: 0 E: 0 K: 3 S: 9	H: 0 LOB: 0 BB: 0 P: 14		R: 0 E: 0 K: 1 S: 7	H: 0 LOB: 1 BB: 0 P: 10	1B: 0 2B: 3 3B: 0 HR: 1	SF: 0 SAC: 0 DP: 0 HBP: 2	WP: 0 PB: 0 SB: 0 CS: 0	PA: 35					
PITCHER	IP WLS BF H R ER SO BB IBB HBP BLK WP HR S P ERA WHIP	6.2 W 27 4 3 3 6 1 0 1 0 0 1 65 100 4.05 0.750	1.1 H 4 0 0 0 3 0 0 0 0 0 0 13 21 0.00 0.000	1.0 S 4 0 0 0 1 0 0 1 0 0 0 7 10 0.00 0.000	PITCHER										IP WLS BF H R ER SO BB IBB HBP BLK WP HR S P ERA WHIP													
17 José Berrios, R (1.1) ERA: 3.45											6.2	W	27	4	3	3	6	1	0	1	0	0	0	1	65	100	4.05	0.750
33 Trevor Richards, R (7.1) ERA: 3.3											1.1	H	4	0	0	0	3	0	0	0	0	0	0	0	13	21	0.00	0.000
68 Jordan Romano, R (9.1) ERA: 2.33											1.0	S	4	0	0	0	1	0	0	1	0	0	0	7	10	0.00	0.000	
Batter	1	2	3	4	5	6	7	8	9	AB	R	H	RBI	BB	SO	LOB	BOTTOM											
4 George Springer, R (1.10) OBP: 0.342, SLG: 0.525	K			K		BB		K		4	0	0	0	1	3	3	Minnesota Twins @ Toronto Blue Jays Rogers Centre, Toronto, ON Sun Sep 19 2021, 1:08 PM - 4:05 PM EDT Att: 14,601 - Sunny - 69 F											
10 Marcus Semien, R (1.4) OBP: 0.319, SLG: 0.541	2B	K		BB		1B				3	1	2	0	1	1	0												
27 Vladimir Guerrero Jr., R (1.3) OBP: 0.411, SLG: 0.617	HR					L4				4	1	3	1	0	0	2												
11 Bo Bichette, R (1.6) OBP: 0.341, SLG: 0.472	HR	L9		K		G6-3				4	1	1	2	0	1	3												
37 Teoscar Hernández, R (9.7) OBP: 0.354, SLG: 0.525	1B	P4				G1-3				4	1	1	0	0	1	1												
14 Corey Dickerson, L (1.8) OBP: 0.319, SLG: 0.359	1B					F7				2	1	1	0	1	0	0												
30 Alejandro Kirk, R (7.7) OBP: 0.345, SLG: 0.477	1B			BB						1	0	0	0	0	0	0												
1 Jarrod Dyson, L (8.8) OBP: 0.254, SLG: 0.300	1B									0	0	0	0	0	0	0												
13 Lourdes Gurriel Jr., R (1.7) OBP: 0.325, SLG: 0.459	1B									4	0	2	1	0	1	1												
15 Randal Grichuk, R (9.9) OBP: 0.289, SLG: 0.436	1B									0	0	0	0	0	0	0												
74 Breyvic Valera, S (1.5) OBP: 0.326, SLG: 0.385	1B					L8				4	0	1	1	0	1	2												
9 Danny Jansen, R (1.2) OBP: 0.290, SLG: 0.430	FC4-6					G5-3				4	0	0	0	0	1	3												
Inning Stats	R: 5 E: 0 K: 1 S: 24	H: 7 LOB: 2 BB: 0 P: 34	R: 0 E: 0 K: 1 S: 17	H: 1 LOB: 1 BB: 0 P: 23	R: 0 E: 0 K: 0 S: 12	H: 0 LOB: 0 BB: 1 P: 17	R: 0 E: 0 K: 3 S: 14	H: 1 LOB: 2 BB: 1 P: 20	R: 0 E: 0 K: 2 S: 12	H: 0 LOB: 0 BB: 0 P: 16	R: 0 E: 0 K: 0 S: 13	H: 1 LOB: 2 BB: 1 P: 22	R: 0 E: 0 K: 0 S: 10	H: 0 LOB: 0 BB: 0 P: 14	R: 0 E: 0 K: 2 S: 9	H: 1 LOB: 1 BB: 0 P: 13	1B: 7 2B: 3 3B: 0 HR: 1	SF: 0 SAC: 0 DP: 1 HBP: 0	WP: 0 PB: 0 SB: 0 CS: 0	PA: 37								
PITCHER	IP WLS BF H R ER SO BB IBB HBP BLK WP HR S P ERA WHIP	1.0 L 10 7 5 5 1 0 0 0 0 0 0 29 34 0.00 1.000	2.0 7 1 0 0 1 1 0 0 0 0 0 0 29 40 0.00 1.000	2.0 8 1 0 0 5 1 0 0 0 0 0 0 26 36 0.00 1.000	1.0 5 1 0 0 0 1 0 0 0 0 0 0 13 22 0.00 2.000	2.0 7 1 0 0 2 0 0 0 0 0 0 0 19 27 0.00 0.500	PITCHER										IP WLS BF H R ER SO BB IBB HBP BLK WP HR S P ERA WHIP											
51 Luke Farrell, R (1.1) ERA: 3.32											1.0	L	10	7	5	5	1	0	0	0	0	0	0	29	34	0.00	1.000	
58 Nick Vincent, R (2.1) ERA: 1.42											2.0	7	1	0	0	1	1	0	0	0	0	0	0	29	40	0.00	1.000	
49 Juan Minaya, R (4.1) ERA: 2.78											2.0	8	1	0	0	5	1	0	0	0	0	0	0	26	36	0.00	1.000	
56 Caleb Thielbar, L (6.1) ERA: 3.59											1.0	5	1	0	0	0	1	0	0	0	0	0	0	13	22	0.00	2.000	
53 Danny Coulombe, L (7.1) ERA: 3.23											2.0	7	1	0	0	2	0	0	0	0	0	0	0	19	27	0.00	0.500	

Batter	1	2	3	4	5	6	7	8	9	AB	R	H	RBI	BB	SO	LOB	TOP								
4 George Springer, R (1, 10) OBP: 0.340, SLG: 0.524										4	1	1	0	0	2	0	Toronto Blue Jays @ Tampa Bay Rays Tropicana Field, St. Petersburg, FL Mon Sep 20 2021, 7:12 PM - 10:33 PM EDT Att: 10,119 - Dome - 72 F								
10 Marcus Semien, R (1, 4) OBP: 0.340, SLG: 0.544										4	1	1	2	0	0	0									
27 Vladimir Guerrero Jr., R (1, 3) OBP: 0.410, SLG: 0.614										3	0	0	0	1	1	0									
11 Bo Bichette, R (1, 6) OBP: 0.339, SLG: 0.469										4	0	0	0	0	0	1									
37 Teoscar Hernández, R (1, 9) OBP: 0.353, SLG: 0.529										4	1	1	1	0	1	1									
30 Alejandro Kirk, R (1, 2) OBP: 0.339, SLG: 0.467										3	0	0	0	0	0	0									
9 Danny Jansen, R (8, PR) OBP: 0.294, SLG: 0.434										1	0	1	0	0	0	0									
1 Jarrod Dyson, L (8, PR) OBP: 0.264, SLG: 0.300										0	0	0	0	0	0	0									
13 Lourdes Gurriel Jr., R (1, 7) OBP: 0.327, SLG: 0.475										3	1	1	1	1	1	1									
15 Randal Grichuk, R (1, 8) OBP: 0.288, SLG: 0.434										2	0	0	0	0	2	0									
14 Corey Dickerson, L (8, PH) OBP: 0.316, SLG: 0.397										1	0	0	0	0	1	1									
74 Breyvic Valera, S (8, PH) OBP: 0.322, SLG: 0.380										1	0	0	0	0	1	3									
2 Jake Lamb, L (1, 5) OBP: 0.313, SLG: 0.379										3	0	0	0	0	2	1									
Inning Stats	R: 0 K: 2 S: 9	H: 0 LOB: 0 BB: 12	R: 1 K: 1 S: 12	H: 1 LOB: 0 BB: 14	R: 0 K: 1 S: 6	H: 0 LOB: 0 BB: 8	R: 0 K: 0 S: 10	H: 0 LOB: 0 BB: 14	R: 1 K: 1 S: 14	H: 1 LOB: 0 BB: 0	R: 0 K: 2 S: 10	H: 0 LOB: 0 BB: 14	R: 0 K: 0 S: 6	H: 0 LOB: 0 BB: 12	R: 0 K: 2 S: 13	H: 0 LOB: 1 BB: 17	R: 2 K: 2 S: 23	H: 3 LOB: 3 BB: 43	1B: 1 2B: 1 3B: 0 HR: 3	SF: 0 SAC: 0 DP: 0 HBP: 0	WP: 0 PB: 0 SB: 0 CS: 0	PA: 35			
PITCHER	IP: 5.0 WLS: W BF: 17 ERA: 3.6	H: 2 R: 2 ER: 2 SO: 5	BB: 0 IBB: 0 HBP: 0 BLK: 0	WP: 0 HR: 2 S: 51 P: 65	ERA: 3.60 WHIP: 0.400	IP: 0.1 WLS: S BF: 1 ERA: 0.00	H: 0 R: 0 ER: 0 SO: 1	BB: 0 IBB: 0 HBP: 0 BLK: 0	WP: 0 HR: 0 S: 16 P: 27	ERA: 0.00 WHIP: 0.000	IP: 1.0 WLS: H BF: 4 ERA: 2.84	H: 0 R: 0 ER: 0 SO: 2	BB: 0 IBB: 0 HBP: 0 BLK: 0	WP: 0 HR: 0 S: 13 P: 14	ERA: ∞ WHIP: ∞	IP: 0.2 WLS: H BF: 4 ERA: 2.49	H: 1 R: 0 ER: 0 SO: 1	BB: 1 IBB: 0 HBP: 0 BLK: 0	WP: 0 HR: 0 S: 11 P: 22	ERA: 0.00 WHIP: 3.000	IP: 9.1 WLS: S BF: 40 ERA: 3.1	H: 0 R: 0 ER: 0 SO: 7	BB: 0 IBB: 0 HBP: 0 BLK: 0	WP: 0 HR: 0 S: 4 P: 7	ERA: 0.00 WHIP: 0.000

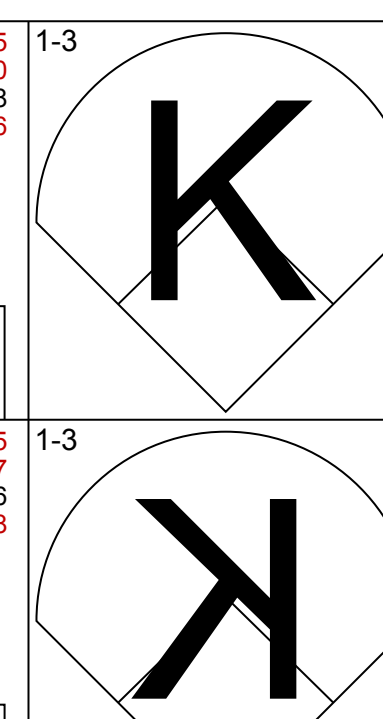
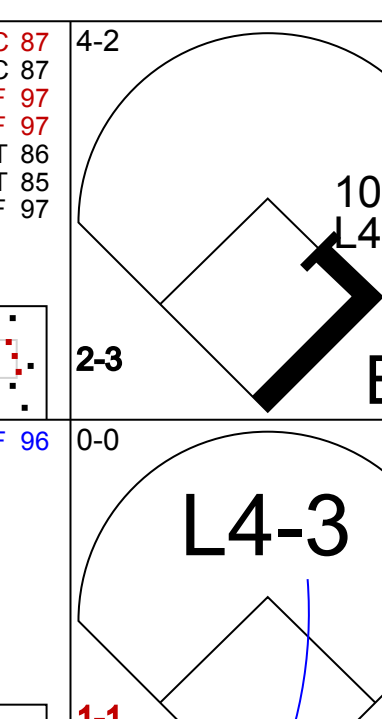
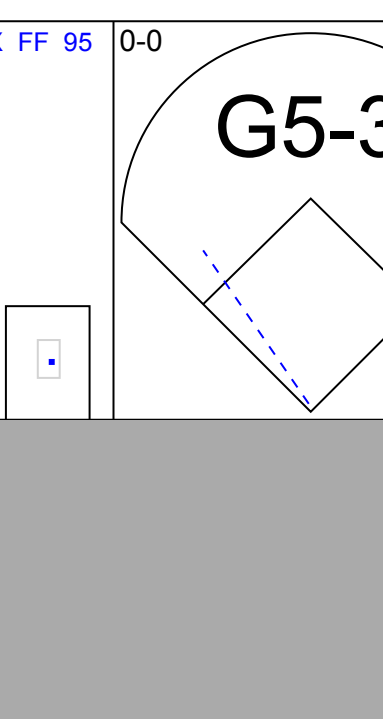
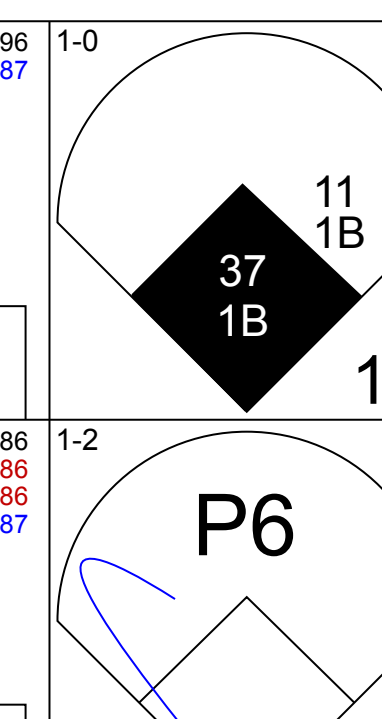
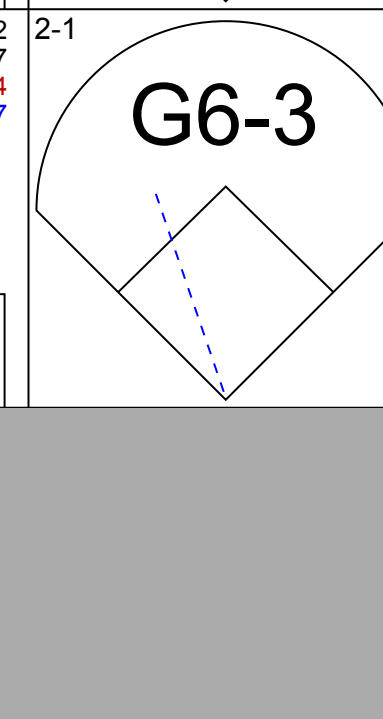

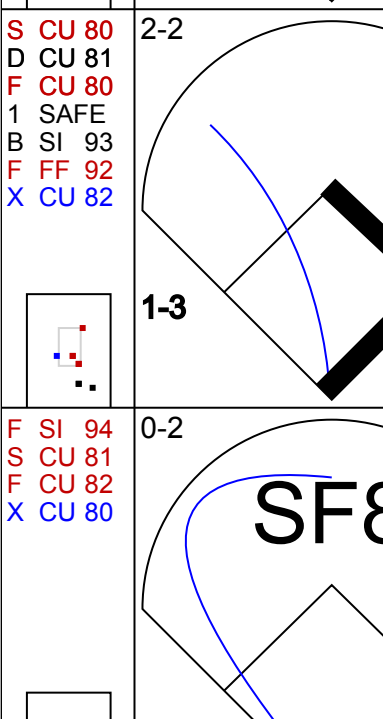
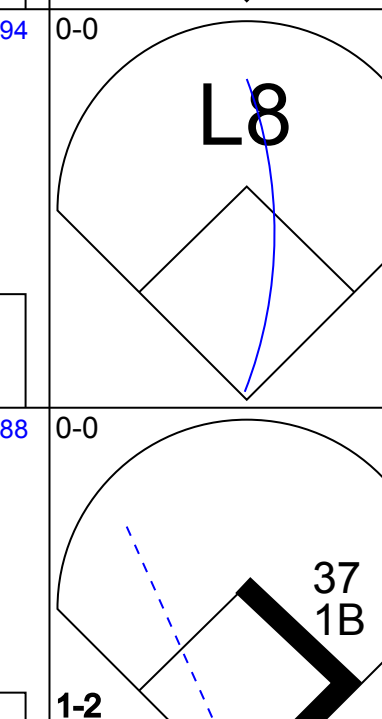

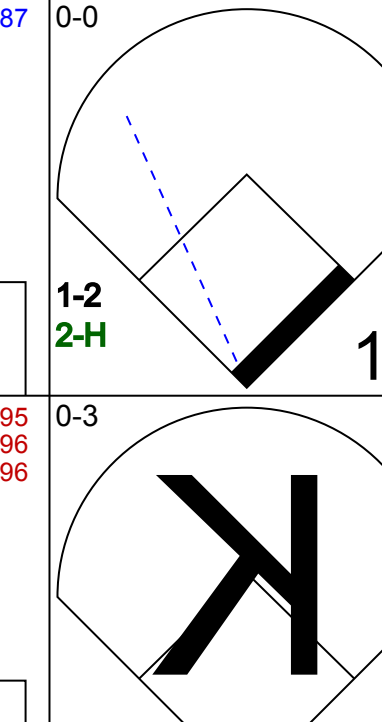
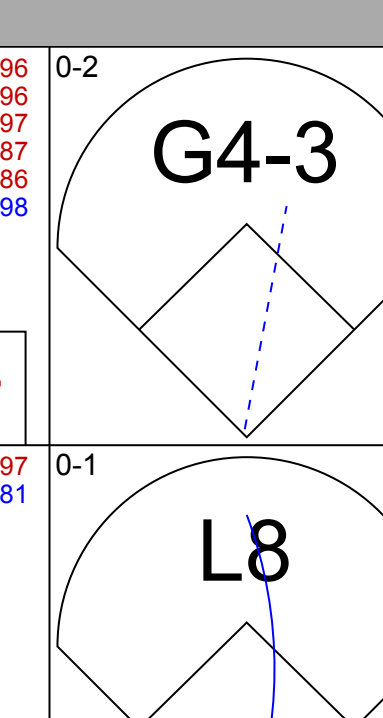
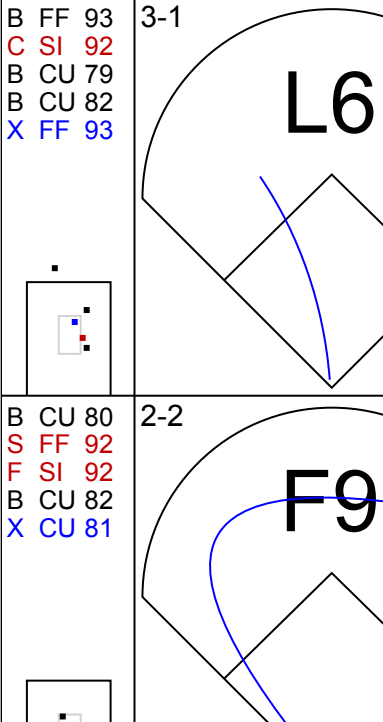
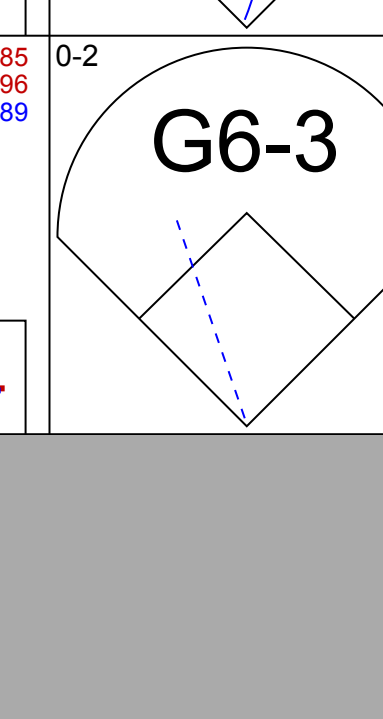
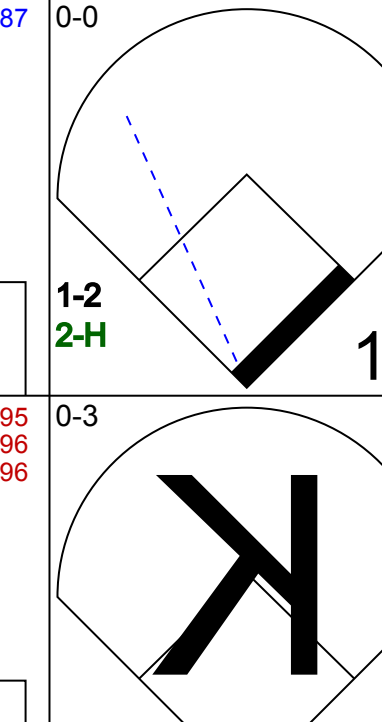



AB	33
R	4
H	5
RBI	4
BB	2
SO	11
LOB	8

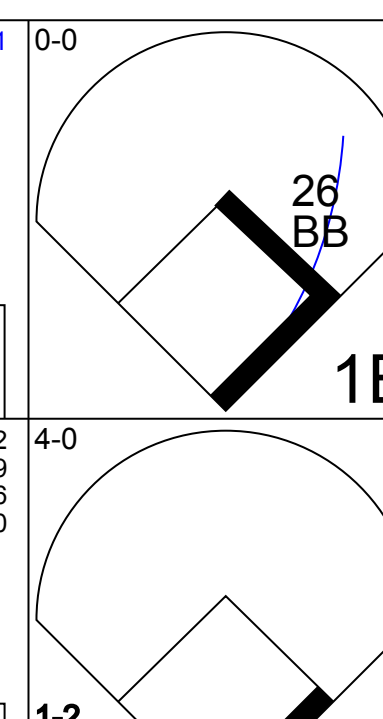
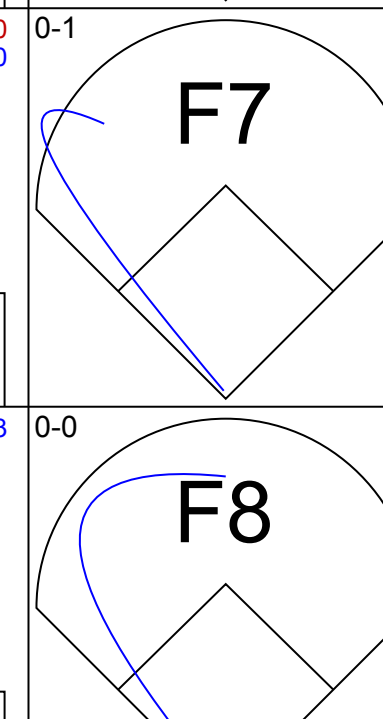
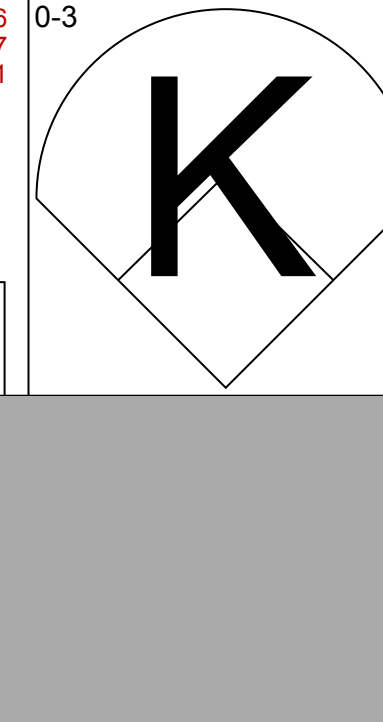
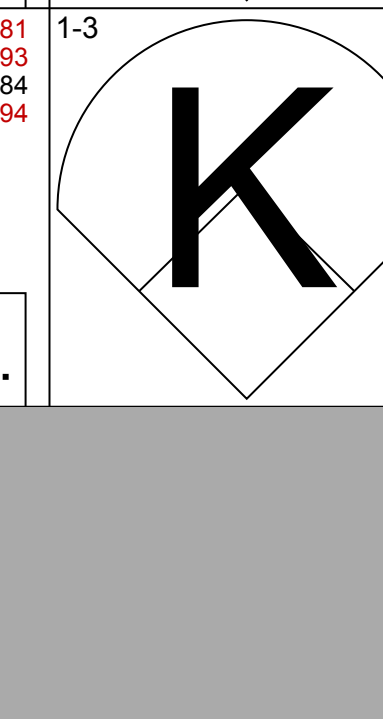

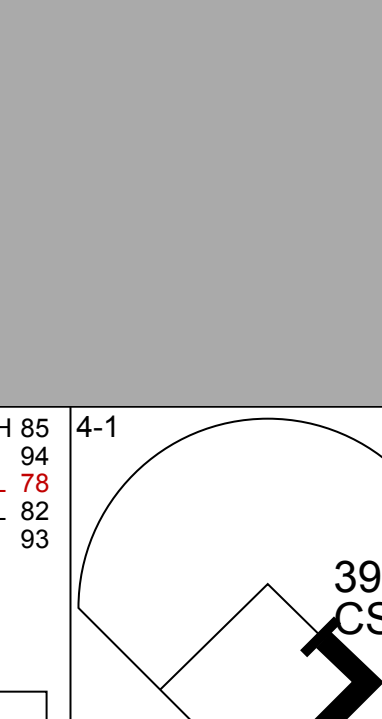

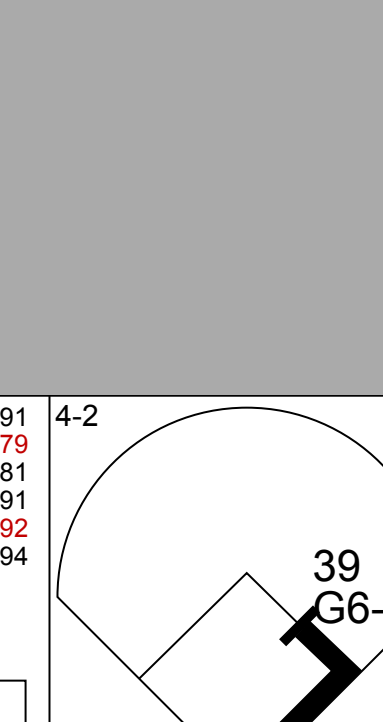
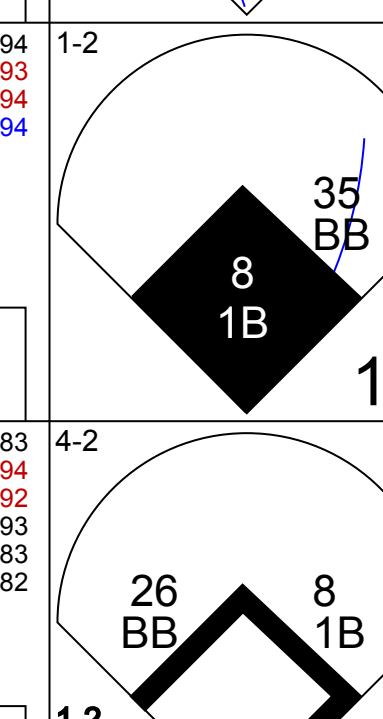
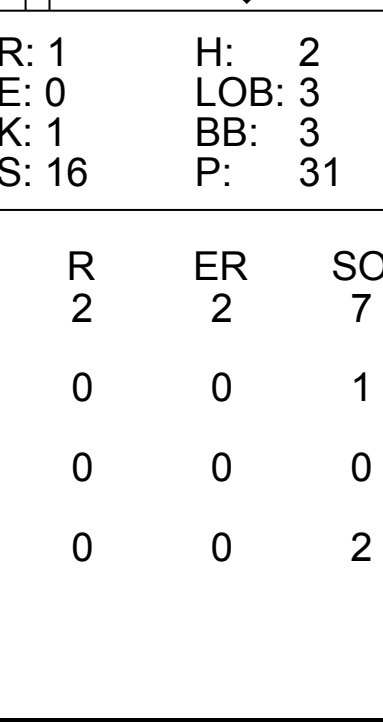


Batter	1	2	3	4	5	6	7	8	9	AB	R	H	RBI	BB	SO	LOB	BOTTOM								
2 Yandy Diaz, R (1, 5) OBP: 0.356, SLG: 0.389										4	2	3	3	0	0	1	Toronto Blue Jays @ Tampa Bay Rays Tropicana Field, St. Petersburg, FL Mon Sep 20 2021, 7:12 PM - 10:33 PM EDT Att: 10,119 - Dome - 72 F								
23 Nelson Cruz, R (1, 10) OBP: 0.343, SLG: 0.514										4	0	1	0	0	1	2									
56 Randy Arozarena, R (1, 7) OBP: 0.326, SLG: 0.453										4	0	1	0	0	1	3									
35 Brett Phillips, L (8, 7) OBP: 0.305, SLG: 0.425										0	0	0	0	0	0	0									
13 Manuel Margot, R (1, 9) OBP: 0.318, SLG: 0.395										2	0	1	1	2	1	1									
25 Jordan Luplow, R (1, 3) OBP: 0.326, SLG: 0.450										1	0	0	0	1	1	0									
8 Brandon Lowe, L (5, PH) OBP: 0.332, SLG: 0.492										2	0	0	0	0	0	3									
18 Joey Wendle, L (1, 4) OBP: 0.324, SLG: 0.434										3	2	1	1	0	0	2									
28 Francisco Mejia, S (1, 2) OBP: 0.302, SLG: 0.404										4	0	0	0	0	1	1									
6 Taylor Walls, S (1, 6) OBP: 0.316, SLG: 0.297										4	1	1	0	0	3	1									
39 Kevin Kiermaier, L (1, 8) OBP: 0.315, SLG: 0.373										4	1	3	0	0	0	0									
Inning Stats	R: 0 K: 1 S: 17	H: 1 LOB: 1 BB: 0 P: 23	R: 0 K: 2 S: 9	H: 0 LOB: 0 BB: 0 P: 11	R: 0 K: 1 S: 8	H: 1 LOB: 0 BB: 0 P: 9	R: 0 K: 0 S: 19	H: 1 LOB: 2 BB: 2 P: 32	R: 3 K: 1 S: 20	H: 4 LOB: 2 BB: 1 P: 31	R: 1 K: 1 S: 11	H: 1 LOB: 2 BB: 0 P: 17	R: 1 K: 1 S: 11	H: 2 LOB: 1 BB: 0 P: 21	R: 1 K: 1 S: 11	H: 1 LOB: 0 BB: 0 P: 14	R: 1 K: 0 S: 11	H: 1 LOB: 0 BB: 0 P: 14	1B: 7 2B: 3 3B: 0 HR: 2	SF: 0 SAC: 0 DP: 1 HBP: 1	WP: 2 PB: 0 SB: 0 CS: 2	PA: 36			
PITCHER	IP: 4.2 WLS: L BF: 21 ERA: 2.72	H: 3 R: 3 ER: 3 SO: 5	BB: 2 IBB: 0 HBP: 0 BLK: 0	WP: 1 HR: 0 S: 11 P: 19	ERA: 5.79 WHIP: 1.929	IP: 0.1 WLS: S BF: 1 ERA: 4.91	H: 0 R: 0 ER: 0 SO: 0	BB: 1 IBB: 0 HBP: 0 BLK: 0	WP: 0 HR: 4 S: 9 P: 9	ERA: 0.00 WHIP: 3.000	IP: 1.0 WLS: A BF: 4 ERA: 4.07	H: 1 R: 1 ER: 1 SO: 1	BB: 0 IBB: 0 HBP: 0 BLK: 0	WP: 0 HR: 10 S: 18 P: 17	ERA: 0.00 WHIP: 1.000	IP: 1.1 WLS: S BF: 5 ERA: 7.0	H: 1 R: 1 ER: 1 SO: 1	BB: 0 IBB: 0 HBP: 0 BLK: 0	WP: 0 HR: 12 S: 17 P: 17	ERA: 6.75 WHIP: 0.750	IP: 9.1 WLS: S BF: 40 ERA: 3.1	H: 0 R: 0 ER: 0 SO: 7	BB: 0 IBB: 0 HBP: 0 BLK: 0	WP: 0 HR: 0 S: 4 P: 7	ERA: 0.00 WHIP: 0.000

AB	32
R	6
H	11
RBI	5
BB	3
SO	8
LOB	14



Batter	1	2	3	4	5	6	7	8	9	AB	R	H	RBI	BB	SO	LOB	TOP			
4 George Springer, R (1, 10)										3	1	1	0	1	1	0	<p>Toronto Blue Jays @ Tampa Bay Rays Tropicana Field, St. Petersburg, FL Tue Sep 21 2021, 7:11 PM - 10:29 PM EDT Att. 9,888 - Dome - 72 F</p>			
10 Marcus Semien, R (1, 4)										3	1	0	0	1	1	3				
27 Vladimir Guerrero Jr., R (1, 3)										4	0	2	0	0	0	1				
11 Bo Bichette, R (1, 6)										3	0	1	1	0	1	1				
37 Teoscar Hernández, R (1, 9)										4	0	1	1	0	0	2				
30 Alejandro Kirk, R (1, 2)										4	0	0	0	0	1	4				
9 Danny Jansen, R (8, 2)										0	0	0	0	0	0	0				
13 Lourdes Gurriel Jr., R (1, 7)										4	2	2	1	0	2	0				
14 Corey Dickerson, L (1, 8)										3	0	1	0	0	1	0				
1 Jarrod Dyson, L (7, 8)										1	0	0	0	0	0	0				
74 Breyvic Valera, S (1, 5)										4	0	0	1	0	0	1				
Inning Stats	R: 0 E: 0 K: 2 S: 8	H: 0 LOB: 0 BB: 0 P: 12	R: 0 E: 0 K: 0 S: 11	H: 0 LOB: 0 BB: 0 P: 11	R: 1 E: 0 K: 0 S: 12	H: 2 LOB: 1 BB: 1 P: 19	R: 0 E: 0 K: 1 S: 14	H: 1 LOB: 1 BB: 0 P: 18	R: 1 E: 0 K: 0 S: 14	H: 1 LOB: 1 BB: 0 P: 10	R: 0 E: 0 K: 2 S: 8	H: 0 LOB: 0 BB: 0 P: 11	R: 1 E: 0 K: 1 S: 10	H: 3 LOB: 2 BB: 0 P: 12	R: 0 E: 0 K: 1 S: 9	H: 0 LOB: 0 BB: 0 P: 13	1B: 6 2B: 2 3B: 0 HR: 1	SF: 1 SAC: 0 DP: 1 HBP: 0	WP: 1 PB: 0 SB: 0 CS: 0	PA: 36
PITCHER	IP WLS BF H R ER SO BB IBB HBP BLK WP HR S P ERA WHIP																			
57 Drew Rasmussen, R (1, 1)	5.0		19	4	2	2	3	1	0	0	0	0	1	1	52	70	3.60	1.000		
70 Nick Anderson, R (6, 1)	1.0	L	5	1	1	1	0	1	0	0	0	0	0	14	25	9.00	2.000			
52 Michael Wacha, R (7, 1)	3.0		12	3	1	1	4	0	0	0	0	0	0	27	36	3.00	1.000			

Batter	1	2	3	4	5	6	7	8	9	AB	R	H	RBI	BB	SO	LOB	BOTTOM					
8 Brandon Lowe, L (1, 4)										4	1	2	1	1	1	0	<p>Toronto Blue Jays @ Tampa Bay Rays Tropicana Field, St. Petersburg, FL Tue Sep 21 2021, 7:11 PM - 10:29 PM EDT Att. 9,888 - Dome - 72 F</p>					
26 Ji Man Choi, L (1, 3)										2	0	0	0	3	1	1						
2 Yandy Diaz, R (1, 5)										4	0	0	0	1	1	6						
6 Taylor Walls, S (9, PR)										0	0	0	0	0	0	0						
17 Austin Meadows, L (1, 10)										1	0	0	0	1	0	2						
56 Randy Arozarena, R (8, PH)										1	0	0	0	1	0	0						
18 Joey Wendle, L (1, 6)										4	0	1	1	1	2	6						
13 Manuel Margot, R (1, 7)										3	0	0	0	1	0	2						
39 Kevin Kiermaier, L (1, 8)										3	0	0	0	1	2	1						
10 Mike Zunino, R (1, 2)										4	1	2	0	0	1	2						
35 Brett Phillips, L (1, 9)										3	0	0	0	1	2	1						
Inning Stats	R: 0 E: 0 K: 1 S: 7	H: 1 LOB: 2 BB: 1 P: 11	R: 1 E: 0 K: 1 S: 16	H: 2 LOB: 3 BB: 3 P: 31	R: 0 E: 0 K: 1 S: 7	H: 0 LOB: 0 BB: 1 P: 12	R: 0 E: 0 K: 2 S: 7	H: 0 LOB: 0 BB: 0 P: 9	R: 1 E: 0 K: 0 S: 11	H: 1 LOB: 3 BB: 1 P: 19	R: 0 E: 0 K: 2 S: 12	H: 1 LOB: 0 BB: 0 P: 17	R: 0 E: 0 K: 1 S: 5	H: 0 LOB: 0 BB: 0 P: 9	R: 0 E: 0 K: 0 S: 8	H: 0 LOB: 2 BB: 2 P: 21	R: 0 E: 0 K: 2 S: 12	H: 0 LOB: 3 BB: 3 P: 25	1B: 4 2B: 1 3B: 0 HR: 0	SF: 0 SAC: 0 DP: 1 HBP: 1	WP: 0 PB: 0 SB: 0 CS: 1	PA: 42
PITCHER	IP WLS BF H R ER SO BB IBB HBP BLK WP HR S P ERA WHIP																					
6 Alek Manoah, R (1, 1)	6.0	W	27	5	2	2	7	6	0	0	0	0	0	0	5	9	0.00	0.000				
58 Tim Lincecum, L (7, 1)	1.0	H	3	0	0	0	1	0	0	0	0	0	0	8	21	0.00	2.000					
33 Trevor Richards, R (8, 1)	1.0	S	6	0	0	0	2	3	0	0	0	0	0	12	25	0.00	3.000					

Batter	1	2	3	4	5	6	7	8	9	AB	R	H	RBI	BB	SO	LOB	TOP								
4 George Springer, R (1, 10) OBP: 0.337, SLG: 0.512	L7		F9		P4		P5		G6-3	5	0	0	0	0	0	2									
10 Marcus Semien, R (1, 4) OBP: 0.339, SLG: 0.539	27 BB		F9			G4-3	K			3	0	0	0	1	1										
27 Vladimir Guerrero Jr., R (1, 3) OBP: 0.413, SLG: 0.617	37 HBP		L9							3	1	2	0	1	0	0									
11 Bo Bichette, R (1, 6) OBP: 0.340, SLG: 0.467	K									3	0	1	0	1	2	2									
37 Teoscar Hernández, R (1, 9) OBP: 0.352, SLG: 0.524	HBP		G6-3			SF8				2	0	0	1	0	0	2									
13 Lourdes Gurriel Jr., R (1, 7) OBP: 0.329, SLG: 0.479	F9									4	0	1	0	0	2	5									
2 Jake Lamb, L (1, 5) OBP: 0.306, SLG: 0.368		P3				E3	G1			4	0	0	0	0	1	4									
7 Reese McGuire, L (1, 2) OBP: 0.319, SLG: 0.354	F7					L7				1	0	0	0	0	0	0									
9 Danny Jansen, R (5, PH) OBP: 0.289, SLG: 0.426								G5-3	L7	3	0	0	0	0	0	1									
1 Jarrod Dyson, L (1, 8) OBP: 0.262, SLG: 0.291			L9			G4-3			G5-3	3	0	0	0	1	0	1									
Inning Stats	R: 0 H: 1 E: 0 K: 1 S: 14	H: 1 LOB: 3 BB: 1 P: 22	R: 0 H: 0 E: 0 K: 0 S: 4	H: 0 LOB: 0 BB: 0 P: 7	R: 0 H: 0 E: 0 K: 0 S: 7	H: 0 LOB: 0 BB: 0 P: 8	R: 0 H: 0 E: 0 K: 2 S: 7	H: 0 LOB: 0 BB: 0 P: 13	R: 0 H: 0 E: 1 K: 0 S: 8	H: 0 LOB: 1 BB: 0 P: 11	R: 1 H: 3 E: 0 K: 0 S: 15	H: 3 LOB: 2 BB: 0 P: 22	R: 0 H: 0 E: 0 K: 1 S: 11	H: 0 LOB: 1 BB: 1 P: 19	R: 0 H: 0 E: 0 K: 2 S: 17	H: 0 LOB: 2 BB: 2 P: 29	R: 0 H: 0 E: 0 K: 0 S: 7	H: 0 LOB: 0 BB: 0 P: 9	1B: 3 2B: 1 3B: 0 HR: 0	SF: 1 SAC: 0 DP: 0 HBP: 1	WP: 0 PB: 0 SB: 1 CS: 0	PA: 37			
PITCHER	IP WLS BF H R ER SO BB IBB HBP BLK WP HR S P ERA WHIP	IP WLS BF H R ER SO BB IBB HBP BLK WP HR S P ERA WHIP	IP WLS BF H R ER SO BB IBB HBP BLK WP HR S P ERA WHIP	IP WLS BF H R ER SO BB IBB HBP BLK WP HR S P ERA WHIP	IP WLS BF H R ER SO BB IBB HBP BLK WP HR S P ERA WHIP	IP WLS BF H R ER SO BB IBB HBP BLK WP HR S P ERA WHIP	IP WLS BF H R ER SO BB IBB HBP BLK WP HR S P ERA WHIP	IP WLS BF H R ER SO BB IBB HBP BLK WP HR S P ERA WHIP	IP WLS BF H R ER SO BB IBB HBP BLK WP HR S P ERA WHIP	IP WLS BF H R ER SO BB IBB HBP BLK WP HR S P ERA WHIP	IP WLS BF H R ER SO BB IBB HBP BLK WP HR S P ERA WHIP	IP WLS BF H R ER SO BB IBB HBP BLK WP HR S P ERA WHIP	IP WLS BF H R ER SO BB IBB HBP BLK WP HR S P ERA WHIP	IP WLS BF H R ER SO BB IBB HBP BLK WP HR S P ERA WHIP	IP WLS BF H R ER SO BB IBB HBP BLK WP HR S P ERA WHIP	IP WLS BF H R ER SO BB IBB HBP BLK WP HR S P ERA WHIP	IP WLS BF H R ER SO BB IBB HBP BLK WP HR S P ERA WHIP	IP WLS BF H R ER SO BB IBB HBP BLK WP HR S P ERA WHIP	IP WLS BF H R ER SO BB IBB HBP BLK WP HR S P ERA WHIP	IP WLS BF H R ER SO BB IBB HBP BLK WP HR S P ERA WHIP	IP WLS BF H R ER SO BB IBB HBP BLK WP HR S P ERA WHIP	IP WLS BF H R ER SO BB IBB HBP BLK WP HR S P ERA WHIP	IP WLS BF H R ER SO BB IBB HBP BLK WP HR S P ERA WHIP	IP WLS BF H R ER SO BB IBB HBP BLK WP HR S P ERA WHIP	IP WLS BF H R ER SO BB IBB HBP BLK WP HR S P ERA WHIP

Toronto Blue Jays @ Tampa Bay Rays
Tropicana Field, St. Petersburg, FL
Wed Sep 22 2021, 3:10 PM - 6:30 PM EDT
Att: 10,994 - Dome - 72 F



AB 31
R 1
H 4
RBI 1
BB 4
SO 6
LOB 18

Batter	1	2	3	4	5	6	7	8	9	AB	R	H	RBI	BB	SO	LOB	BOTTOM								
8 Brandon Lowe, L (1, 4) OBP: 0.334, SLG: 0.490	G3					G3-1				4	1	1	0	1	0	1									
56 Randy Arozarena, R (1, 7) OBP: 0.350, SLG: 0.457	26 BB					F8				5	2	3	0	0	0	2									
26 Ji Man Choi, L (1, 3) OBP: 0.359, SLG: 0.418										2	1	0	0	2	1	1									
2 Yandy Diaz, R (1, 5) OBP: 0.356, SLG: 0.387	P3									3	0	2	2	0	0	2									
17 Austin Meadows, L (1, 10) OBP: 0.314, SLG: 0.454	F7									4	1	1	3	0	0	4									
13 Manuel Margot, R (1, 9) OBP: 0.317, SLG: 0.391	F7									4	1	1	0	0	1	2									
39 Kevin Kiermaier, L (1, 8) OBP: 0.313, SLG: 0.367	L6									3	0	0	0	0	1	1									
28 Francisco Mejia, S (1, 2) OBP: 0.305, SLG: 0.410										4	1	2	0	0	0	1									
6 Taylor Walls, S (1, 6) OBP: 0.314, SLG: 0.296	L9									4	0	1	2	0	1	2									
Inning Stats	R: 0 H: 1 E: 0 K: 0 S: 13	H: 1 LOB: 2 BB: 1 P: 21	R: 0 H: 1 E: 0 K: 0 S: 12	H: 1 LOB: 1 BB: 0 P: 19	R: 6 H: 6 E: 0 K: 1 S: 23	H: 6 LOB: 1 BB: 1 P: 42	R: 1 H: 2 E: 0 K: 1 S: 10	H: 2 LOB: 1 BB: 0 P: 18	R: 0 H: 0 E: 0 K: 0 S: 10	H: 0 LOB: 0 BB: 0 P: 15	R: 0 H: 0 E: 0 K: 1 S: 5	H: 0 LOB: 0 BB: 0 P: 7	R: 0 H: 1 E: 0 K: 0 S: 5	H: 1 LOB: 0 BB: 0 P: 8	R: 0 H: 0 E: 0 K: 1 S: 7	H: 0 LOB: 2 BB: 1 P: 16	1B: 7 2B: 3 3B: 0 HR: 1	SF: 1 SAC: 0 DP: 1 HBP: 1	WP: 2 PB: 0 SB: 0 CS: 0	PA: 38					
PITCHER	IP WLS BF H R ER SO BB IBB HBP BLK WP HR S P ERA WHIP	IP WLS BF H R ER SO BB IBB HBP BLK WP HR S P ERA WHIP	IP WLS BF H R ER SO BB IBB HBP BLK WP HR S P ERA WHIP	IP WLS BF H R ER SO BB IBB HBP BLK WP HR S P ERA WHIP	IP WLS BF H R ER SO BB IBB HBP BLK WP HR S P ERA WHIP	IP WLS BF H R ER SO BB IBB HBP BLK WP HR S P ERA WHIP	IP WLS BF H R ER SO BB IBB HBP BLK WP HR S P ERA WHIP	IP WLS BF H R ER SO BB IBB HBP BLK WP HR S P ERA WHIP	IP WLS BF H R ER SO BB IBB HBP BLK WP HR S P ERA WHIP	IP WLS BF H R ER SO BB IBB HBP BLK WP HR S P ERA WHIP	IP WLS BF H R ER SO BB IBB HBP BLK WP HR S P ERA WHIP	IP WLS BF H R ER SO BB IBB HBP BLK WP HR S P ERA WHIP	IP WLS BF H R ER SO BB IBB HBP BLK WP HR S P ERA WHIP	IP WLS BF H R ER SO BB IBB HBP BLK WP HR S P ERA WHIP	IP WLS BF H R ER SO BB IBB HBP BLK WP HR S P ERA WHIP	IP WLS BF H R ER SO BB IBB HBP BLK WP HR S P ERA WHIP	IP WLS BF H R ER SO BB IBB HBP BLK WP HR S P ERA WHIP	IP WLS BF H R ER SO BB IBB HBP BLK WP HR S P ERA WHIP	IP WLS BF H R ER SO BB IBB HBP BLK WP HR S P ERA WHIP	IP WLS BF H R ER SO BB IBB HBP BLK WP HR S P ERA WHIP	IP WLS BF H R ER SO BB IBB HBP BLK WP HR S P ERA WHIP	IP WLS BF H R ER SO BB IBB HBP BLK WP HR S P ERA WHIP	IP WLS BF H R ER SO BB IBB HBP BLK WP HR S P ERA WHIP	IP WLS BF H R ER SO BB IBB HBP BLK WP HR S P ERA WHIP	IP WLS BF H R ER SO BB IBB HBP BLK WP HR S P ERA WHIP

Toronto Blue Jays @ Tampa Bay Rays
Tropicana Field, St. Petersburg, FL
Wed Sep 22 2021, 3:10 PM - 6:30 PM EDT
Att: 10,994 - Dome - 72 F



AB 33
R 7
H 11
RBI 7
BB 3
SO 4
LOB 16

Batter	1	2	3	4	5	6	7	8	9	AB	R	H	RBI	BB	SO	LOB	TOP																						
4 George Springer, R (1,10) OBP: 0.331, SLG: 0.502	F8		G6-3	G5-3			K	L1		5	0	0	0	0	1	5																							
10 Marcus Semien, R (1,4) OBP: 0.340, SLG: 0.539	1B		P4		F7		1B	G5-3		5	0	2	0	0	0	0																							
27 Vladimir Guerrero Jr., R (1,3) OBP: 0.411, SLG: 0.613	F8		1B		G6-3		F9	K		5	0	1	0	0	1	2																							
11 Bo Bichette, R (1,6) OBP: 0.338, SLG: 0.465	FC6-4		L8				G4-3	G5-3		5	0	1	0	0	0	3																							
37 Teoscar Hernández, R (1,9) OBP: 0.353, SLG: 0.532		13 2B		HR	G6-3			L6		4	2	2	1	0	0	1																							
13 Lourdes Gurriel Jr., R (1,7) OBP: 0.328, SLG: 0.481	2B			K						2	0	1	1	0	1	0																							
14 Corey Dickerson, L (5,7) OBP: 0.322, SLG: 0.399	2B						74 E	9 BB		1	0	1	0	1	0	0																							
15 Randal Grichuk, R (1,8) OBP: 0.287, SLG: 0.432	K			74 1B	P3		P4			4	0	1	0	0	1	3																							
74 Breyvic Valera, S (1,5) OBP: 0.319, SLG: 0.365										2	0	1	0	1	0	1																							
30 Alejandro Kirk, R (8,PH) OBP: 0.335, SLG: 0.455										0	0	0	0	1	0	0																							
66 Kevin Smith, R (8,FR) OBP: 0.194, SLG: 0.188										0	0	0	0	0	0	0																							
9 Danny Jansen, R (1,2) OBP: 0.293, SLG: 0.424	G6-4-3				P6					3	0	1	0	1	0	4																							
Inning Stats	R: 0 E: 0 K: 0 S: 5	H: 1 LOB: 1 BB: 0 P: 7	R: 1 E: 0 K: 1 S: 17	H: 2 LOB: 1 BB: 1 P: 26	R: 0 E: 0 K: 0 S: 8	H: 1 LOB: 1 BB: 0 P: 15	R: 1 E: 0 K: 1 S: 12	H: 3 LOB: 2 BB: 0 P: 14	R: 0 E: 0 K: 0 S: 12	H: 1 LOB: 1 BB: 0 P: 16	R: 0 E: 0 K: 1 S: 11	H: 1 LOB: 1 BB: 0 P: 14	R: 0 E: 0 K: 0 S: 8	H: 1 LOB: 3 BB: 2 P: 20	R: 0 E: 0 K: 1 S: 11	H: 0 LOB: 0 BB: 0 P: 15	1B: 8 2B: 2 3B: 0 HR: 1	SF: 0 SAC: 0 DP: 1 HBP: 0	WP: 0 PB: 0 SB: 0 CS: 0	PA: 40																			
PITCHER	IP	WLS	BF	H	R	ER	SO	BB	IBB	HBP	BLK	WP	HR	S	P	ERA	WHIP	PITCHER				IP	WLS	BF	H	R	ER	SO	BB	IBB	HBP	BLK	WP	HR	S	P	ERA	WHIP	
35 Michael Pineda, R (1,1) ERA: 3.73	5.0	W	23	8	2	2	2	1	0	0	0	0	1	54	78	3.60	1.800																						
58 Nick Vincent, R (6,1) ERA: 1.23	1.0		4	1	0	0	0	1	0	0	0	0	0	7	13	0.00	2.000																						
56 Caleb Thielbar, L (7,1) ERA: 3.47	1.0		4	1	0	0	1	0	0	0	0	0	0	11	14	0.00	1.000																						
51 Luke Farrell, R (8,1) ERA: 3.22	0.2	S	5	1	0	0	0	2	0	0	0	0	0	7	19	0.00	4.500																						
32 Ralph Garza Jr., R (8,1) ERA: 2.54	1.1	S	4	0	0	0	1	0	0	0	0	0	0	12	16	0.00	0.000																						

Toronto Blue Jays @ Minnesota Twins
Target Field, Minneapolis, MN
Thu Sep 23 2021, 6:41 PM - 10:15 PM CDT
Att: 15,509 - Partly Cloudy - 70 F

AB 36
R 2
H 11
RBI 2
BB 4
SO 4
LOB 19



Batter	1	2	3	4	5	6	7	8	9	AB	R	H	RBI	BB	SO	LOB	BOTTOM																					
25 Byron Buxton, R (1,8) OBP: 0.340, SLG: 0.592	1B		11 1B	11 1B	G6-3			K		4	1	2	0	1	1	1																						
11 Jorge Polanco, S (1,4) OBP: 0.328, SLG: 0.511	L8		20 BB	L6-5			K	20 G5-4-3		4	1	1	1	1	1	2																						
20 Josh Donaldson, R (1,5) OBP: 0.350, SLG: 0.474	K		22 1B	8 1B	G4-3		L7	G5-4-3		3	1	0	0	2	1	2																						
8 Mitch Garver, R (1,2) OBP: 0.365, SLG: 0.539	1B		22 1B	1 HR			F8			4	1	3	1	0	0	0																						
26 Max Kepler, L (1,9) OBP: 0.310, SLG: 0.425	K				G4-3			22 G6-4-3		2	0	0	0	0	2	4																						
2 Luis Arraez, L (5,7) OBP: 0.351, SLG: 0.363										2	0	1	1	0	0	1																						
60 Jake Cave, L (7,PR) OBP: 0.244, SLG: 0.290										0	0	0	0	0	0	0																						
22 Miguel Sanó, R (1,3) OBP: 0.306, SLG: 0.468		1 1B			K			G6-4-3		3	0	1	0	1	1	2																						
12 Brent Rooker, R (1,10) OBP: 0.293, SLG: 0.407	K				1 HR			1 1B		3	2	1	0	1	2	4																						
1 Nick Gordon, L (1,7) OBP: 0.317, SLG: 0.394										4	1	3	4	0	1	3																						
9 Andrelton Simmons, R (1,6) OBP: 0.285, SLG: 0.277	G6-4-3				P5			G5-3		4	0	1	0	0	0	3																						
Inning Stats	R: 0 E: 0 K: 2 S: 18	H: 2 LOB: 2 BB: 0 P: 22	R: 0 E: 0 K: 1 S: 13	H: 1 LOB: 1 BB: 1 P: 20	R: 2 E: 0 K: 3 S: 26	H: 4 LOB: 3 BB: 1 P: 38	R: 0 E: 1 K: 0 S: 5	H: 0 LOB: 0 BB: 1 P: 13	R: 4 E: 0 K: 1 S: 17	H: 3 LOB: 1 BB: 2 P: 32	R: 0 E: 0 K: 1 S: 8	H: 0 LOB: 0 BB: 0 P: 11	R: 1 E: 0 K: 0 S: 11	H: 3 LOB: 1 BB: 0 P: 16	R: 0 E: 0 K: 1 S: 11	H: 0 LOB: 0 BB: 1 P: 17	1B: 9 2B: 4 3B: 0 HR: 1	SF: 0 SAC: 0 DP: 4 HBP: 0	WP: 1 PB: 0 SB: 0 CS: 0	PA: 39																		
PITCHER	IP	WLS	BF	H	R	ER	SO	BB	IBB	HBP	BLK	WP	HR	S	P	ERA	WHIP	PITCHER				IP	WLS	BF	H	R	ER	SO	BB	IBB	HBP	BLK	WP	HR	S	P	ERA	WHIP
22 Steven Matz, L (1,1) ERA: 3.88	3.0		17	7	2	2	6	2	0	0	0	0	0	57	80	6.00	3.000																					
31 Thomas Hatch, R (4,1) ERA: 6.75	1.2	L	8	1	3	3	1	3	0	0	0	0	0	12	30	16.20	2.400																					
67 Julian Merryweather, R (5,1) ERA: 4.66	1.1		6	2	1	1	1	0	0	0	0	1	1	18	26	6.75	1.500																					
56 Ryan Borucki, L (7,1) ERA: 4.94	1.0		5	3	1	1	0	0	0	0	0	0	0	11	16	9.00	3.000																					
90 Adam Cimber, R (8,1) ERA: 2.17	1.0		3	0	0	0	1	1	0	0	0	0	0	11	17	0.00	1.000																					

Toronto Blue Jays @ Minnesota Twins
Target Field, Minneapolis, MN
Thu Sep 23 2021, 6:41 PM - 10:15 PM CDT
Att: 15,509 - Partly Cloudy - 70 F

AB 33
R 7
H 13
RBI 7
BB 6
SO 9
LOB 22



Batter	1	2	3	4	5	6	7	8	9	AB	R	H	RBI	BB	SO	LOB	TOP										
4 George Springer, R (1, 8) OBP: 0.327, SLG: 0.494	X FF 91 0-0 G5-3		B CU 75 1-0 P3			F FF 91 0-1 X SL 78 F7		B CS 72 1-2 C KC 83 99 X KC 84 G5-3		4	0	0	0	0	0	1	<p>Toronto Blue Jays @ Minnesota Twins</p> <p>Target Field, Minneapolis, MN</p> <p>Fri Sep 24 2021, 7:11 PM - 9:49 PM CDT</p> <p>Att: 18,861 - Clear - 60 F</p>										
10 Marcus Semien, R (1, 4) OBP: 0.341, SLG: 0.544	C CU 73 3-2 B SL 80 B FF 92 B FF 93 B SL 81 X FF 93 2B		X SL 82 0-0 F7			C CH 83 2-2 S CU 75 F CH 84 B CU 76 B FC 85 F CH 84 F CH 84 X CU 76 HR		B FF 93 3-2 B FC 83 F KC 82 B FC 83 X FF 93 F9		4	1	2	1	0	0	1											
27 Vladimir Guerrero Jr., R (1, 3) OBP: 0.409, SLG: 0.699	X SL 82 0-0 F4		C CU 73 2-3 F FF 91 F CH 84 B FF 92 S CU 77 K			C SI 91 1-1 B SL 97 X SL 96 L8		X FC 91 0-0 G5-3		4	0	0	0	0	1	1											
11 Bo Bichette, R (1, 6) OBP: 0.336, SLG: 0.462	C CU 78 1-3 B FF 93 F SL 82 S CU 78 K		F CH 82 1-3 F CU 74 F FF 91 F FF 92 B SL 81 S FF 92 K			F SL 88 0-3 T FF 97 S FF 98 K		F FC 90 0-3 S FC 92 S FC 92 K		4	0	0	0	0	4	1											
37 Teoscar Hernández, R (1, 9) OBP: 0.351, SLG: 0.528	C SL 81 1-3 F CU 75 B FF 92 S FF 92 K		C FF 92 0-1 X CH 84 G1-3			X FF 93 0-0 F9		X FC 91 0-0 L9		4	0	0	0	0	1	0											
30 Alejandro Kirk, R (1, 10) OBP: 0.330, SLG: 0.447	C FF 92 3-2 B SL 81 B FF 92 B FF 93 F FF 93 F FF 93 F FF 93 X SL 81 L6		C FF 90 2-2 S FF 92 S CU 73 F FF 92 F FF 94 X CH 83 L8			B FF 96 3-2 B FF 94 B FC 84 B CH 88 B CH 90 B FF 96 F FF 94 F FF 94 X CH 88 G6-3				3	0	0	0	0	0	0											
14 Corey Dickerson, L (1, 7) OBP: 0.326, SLG: 0.399	C FF 91 1-3 B FF 92 S CH 83 K		F CH 82 2-2 B FF 92 F CH 83 B CU 78 X CH 82 5 G1-3 1B			C FF 95 4-2 B CH 90 B CH 90 B FF 96 B FF 96 B FF 96 B FF 96 B FF 96 BB				2	0	1	0	1	1	0											
5 Santiago Espinal, R (1, 5) OBP: 0.353, SLG: 0.383			X FF 91 0-0 2B			S SL 80 1-1 B SL 80 1 SAFE X CH 84 G1-3		D CH 88 2-0 1 SAFE B CH 88 X FF 95 L6		3	0	1	0	0	0	2											
7 Reese McGuire, L (1, 2) OBP: 0.315, SLG: 0.349	B FF 90 1-0 X FF 91 P6		B FF 92 2-3 F CU 75 D CU 78 S FF 91 K			C FF 93 1-3 F FF 92 F FF 92 F FF 92 S FF 93 K				3	0	0	0	0	2	2											
Inning Stats	R: 0 H: 1 E: 0 K: 1 S: 10	L: 1 LOB: 1 BB: 0 P: 14	R: 0 H: 0 E: 0 K: 2 S: 11	H: 0 LOB: 0 BB: 0 P: 16	R: 0 H: 1 E: 0 K: 0 S: 4	H: 1 LOB: 1 BB: 0 P: 6	R: 0 H: 0 E: 0 K: 2 S: 12	H: 0 LOB: 0 BB: 0 P: 15	R: 0 H: 1 E: 0 K: 1 S: 14	H: 1 LOB: 1 BB: 0 P: 21	R: 1 H: 1 E: 0 K: 1 S: 13	H: 1 LOB: 0 BB: 0 P: 16	R: 0 H: 0 E: 0 K: 0 S: 10	H: 0 LOB: 1 BB: 1 P: 19	R: 0 H: 0 E: 0 K: 1 S: 12	H: 0 LOB: 0 BB: 0 P: 17	R: 0 H: 0 E: 0 K: 1 S: 5	H: 0 LOB: 0 BB: 0 P: 5	1B: 1 2B: 2 3B: 0 HR: 1	SF: 0 SAC: 0 DP: 0 HBP: 0	WP: 0 PB: 0 SB: 0 CS: 0	PA: 32					
PITCHER	IP	WLS	BF	H	R	ER	SO	BB	IBB	HBP	BLK	WP	HR	S	P	ERA	WHIP										
82 Bailey Ober, R (1, 1) ERA: 4.19	5.1	W	20	4	1	1	6	0	0	0	0	0	1	59	82	1.69	0.750										
66 Jorge Alcalá, R (6, 1) ERA: 4.15	0.2	H	2	0	0	0	1	0	0	0	0	0	0	5	6	0.00	0.000										
49 Juan Minaya, R (7, 1) ERA: 2.63	1.0	H	4	0	0	0	1	0	0	0	0	0	0	10	19	0.00	1.000										
21 Tyler Duffey, R (8, 1) ERA: 3.39	1.0	H	3	0	0	0	1	0	0	0	0	0	0	12	17	0.00	0.000										
48 Alex Colomé, R (9, 1) ERA: 3.92	1.0	S	3	0	0	0	1	0	0	0	0	0	0	5	5	0.00	0.000										

AB	31
R	1
H	4
RBI	1
BB	1
SO	9
LOB	8



Batter	1	2	3	4	5	6	7	8	9	AB	R	H	RBI	BB	SO	LOB	BOTTOM										
2 Luis Arraez, L (1, 5) OBP: 0.353, SLG: 0.369	X SI 92 0-0 25 BB 1B		F SI 93 2-2 1 SAFE C SV 81 D CH 84 F FF 94 X SI 93 1-H 25 HR 3B	B CH 84 2-1 C CH 84 X SI 93 F8		C CH 84 0-1 X FF 93 G3				4	1	2	1	0	0	3	<p>Toronto Blue Jays @ Minnesota Twins</p> <p>Target Field, Minneapolis, MN</p> <p>Fri Sep 24 2021, 7:11 PM - 9:49 PM CDT</p> <p>Att: 18,861 - Clear - 60 F</p>										
25 Byron Buxton, R (1, 8) OBP: 0.342, SLG: 0.603	C FF 92 4-1 B SL 92 1 SAFE B SL 93 D SV 94 B FF 94 1-2 BB		X SV 83 0-0 G6-3		F SI 93 2-1 B SL 94 X SI 94 G6-3		B FF 92 2-2 C CH 86 C CH 86 D CH 85 X FF 93 F9			3	1	1	2	1	0	1											
11 Jorge Polanco, S (1, 4) OBP: 0.326, SLG: 0.507	D SV 92 1-1 S SI 93 X FF 94 F7		B SV 83 2-3 C SV 83 C SV 83 C SV 83 3-H HR	B SV 80 1-0 X SI 92 G4-3		C SL 86 3-3 B FF 98 B FF 98 C SV 83 S FF 98 K				4	0	0	0	0	2	2											
20 Josh Donaldson, R (1, 10) OBP: 0.348, SLG: 0.470	C CH 85 2-3 F SI 93 D SV 83 B CH 84 S CH 84 K		S SI 94 2-3 B SV 83 B FF 94 C FF 95 K	B SV 81 1-3 F SV 81 S SV 81 K		B SL 91 3-2 C SL 88 C SL 88 B SL 88 B SL 88 X SL 88 F4				4	0	0	0	0	3	2											
22 Miguel Sanó, R (1, 3) OBP: 0.306, SLG: 0.465	F SV 83 1-3 D SV 83 S FF 94 K		B FF 94 2-0 D SV 83 X SI 94 G6-3		B SI 93 1-2 C SI 93 T FF 94 K		C SL 90 4-2 B FF 99 B FF 99 C SL 89 F FF 100 B SL 89 B SL 88 BB			3	0	0	0	1	2	2											
1 Nick Gordon, L (1, 7) OBP: 0.316, SLG: 0.391	T FF 92 0-3 T FF 93 C SI 94 K		C SV 80 0-2 F FF 92 X SI 94 12 1B		X CH 81 0-0 F9		C SL 90 1-0 B FF 97 X FF 97 F8			4	0	1	0	0	1	1											
12 Brent Rooker, R (1, 9) OBP: 0.293, SLG: 0.406	C SV 84 0-2 C SV 81 X FF 94 G4-3		C FF 90 0-2 1 SAFE S FF 92 X SV 81 1-2 1B		S SI 93 1-3 F FF 94 B SI 85 S CH 85 K					3	0	1	0	0	1	0											
60 Jake Cave, L (7, 9) OBP: 0.244, SLG: 0.290			B FF 93 2-3 F FF 92 F SI 83 B FF 94 S SV 83 K		C SI 93 1-3 1 SAFE B FF 94 C SI 94 1-2 1B					0	0	0	0	0	0	0											
27 Ryan Jeffers, R (1, 2) OBP: 0.275, SLG: 0.402	B FF 93 2-3 F FF 92 F SI 83 B FF 94 S SV 83 K		B FF 94 4-1 B FF 94 B FF 94 B SI 94 2 3B BB		X SV 82 0-0 F4					3	0	1	0	0	2	2											
9 Andrelton Simmons, R (1, 6) OBP: 0.285, SLG: 0.276			B FF 93 4-1 B FF 94 B FF 94 B SI 94 2 3B BB		X SV 82 0-0 F4		X FF 93 0-0 B2			2	1	0	0	1	0	3											
Inning Stats	R: 0 H: 1 E: 0 K: 2 S: 11	H: 0 LOB: 0 BB: 0 P: 19	R: 0 H: 0 E: 0 K: 2 S: 9	H: 0 LOB: 0 BB: 0 P: 11	R: 3 H: 2 E: 0 K: 2 S: 14	H: 2 LOB: 0 BB: 1 P: 26	R: 0 H: 2 E: 0 K: 1 S: 12	H: 2 LOB: 2 BB: 0 P: 15	R: 0 H: 0 E: 0 K: 1 S: 6	H: 0 LOB: 0 BB: 0 P: 10	R: 0 H: 0 E: 0 K: 2 S: 7	H: 0 LOB: 0 BB: 0 P: 9	R: 0 H: 1 E: 0 K: 0 S: 7	H: 1 LOB: 1 BB: 0 P: 10	R: 0 H: 0 E: 0 K: 1 S: 12	H: 0 LOB: 1 BB: 1 P: 23	1B: 3 2B: 1 3B: 1 HR: 1	SF: 0 SAC: 0 DP: 0 HBP: 0	WP: 0 PB: 0 SB: 0 CS: 0	PA: 33							
PITCHER	IP	WLS	BF	H	R	ER	SO	BB	IBB	HBP	BLK	WP	HR	S	P	ERA	WHIP										
17 José Berrios, R (1, 1) ERA: 3.48	6.0	L	25	5	3	3	10	2	0	0	0	0	1	59	90	4.50	1.167										
33 Trevor Richards, R (7, 1) ERA: 3.19	1.0		4	1	0	0	0	0	0	0	0	0	0	7	10	0.00	1.000										
Nate Pearson, R (8, 1) ERA: 5.73	1.0		4	0	0	0	1	1	0	0	0	0	0	12	23	0.00	1.000										

AB	30
R	3
H	6
RBI	3
BB	3
SO	11
LOB	16



Batter	1	2	3	4	5	6	7	8	9	AB	R	H	RBI	BB	SO	LOB	TOP								
4 George Springer, R (1, 8) OBP: 0.328, SLG: 0.502										4	1	1	2	1	1	0									
10 Marcus Semien, R (1, 4) OBP: 0.341, SLG: 0.548										5	1	2	1	0	1	2									
27 Vladimir Guerrero Jr., R (1, 3) OBP: 0.497, SLG: 0.695										4	0	0	0	1	1	3									
11 Bo Bichette, R (1, 6) OBP: 0.336, SLG: 0.461										4	0	1	0	0	2	3									
37 Teoscar Hernández, R (1, 10) OBP: 0.352, SLG: 0.533										4	2	2	1	0	1	1									
14 Corey Dickerson, L (1, 7) OBP: 0.328, SLG: 0.400											2	0	1	0	1	1	0								
74 Brevic Valera, S (8, PH) OBP: 0.316, SLG: 0.360										4	1	1	0	0	0	3									
1 Jarrod Dyson, L (8, 7) OBP: 0.262, SLG: 0.291										3	0	1	0	0	0	1									
5 Santiago Espinal, R (1, 5) OBP: 0.352, SLG: 0.390										4	1	1	0	0	0	3									
30 Alejandro Kirk, R (1, 2) OBP: 0.330, SLG: 0.444										3	0	1	0	0	0	1									
9 Danny Jansen, R (7, PR) OBP: 0.297, SLG: 0.428										4	0	1	0	0	2	3									
15 Randal Grichuk, R (1, 9) OBP: 0.287, SLG: 0.433										4	0	1	0	0	2	3									
Inning Stats	R: 0 E: 0 K: 1 S: 13	H: 0 LOB: 1 BB: 1 P: 21	R: 2 E: 1 K: 0 S: 11	H: 2 LOB: 1 BB: 1 P: 15	R: 0 E: 0 K: 0 S: 8	H: 1 LOB: 1 BB: 0 P: 11	R: 0 E: 0 K: 2 S: 8	H: 0 LOB: 0 BB: 0 P: 10	R: 0 E: 0 K: 2 S: 7	H: 0 LOB: 0 BB: 0 P: 9	R: 1 E: 0 K: 1 S: 12	H: 3 LOB: 2 BB: 0 P: 18	R: 2 E: 0 K: 2 S: 20	H: 2 LOB: 1 BB: 1 P: 33	R: 1 E: 0 K: 1 S: 15	H: 3 LOB: 1 BB: 0 P: 24	R: 0 E: 0 K: 1 S: 9	H: 0 LOB: 0 BB: 0 P: 13	1B: 7 2B: 1 3B: 0 HR: 3	SF: 0 SAC: 0 DP: 2 HBP: 0	WP: 0 PB: 0 SB: 1 CS: 0	PA: 39			
PITCHER	IP WLS BF H R ER SO BB IBB HBP BLK WP HR S P ERA WHIP	IP WLS BF H R ER SO BB IBB HBP BLK WP HR S P ERA WHIP	IP WLS BF H R ER SO BB IBB HBP BLK WP HR S P ERA WHIP	IP WLS BF H R ER SO BB IBB HBP BLK WP HR S P ERA WHIP	IP WLS BF H R ER SO BB IBB HBP BLK WP HR S P ERA WHIP	IP WLS BF H R ER SO BB IBB HBP BLK WP HR S P ERA WHIP	IP WLS BF H R ER SO BB IBB HBP BLK WP HR S P ERA WHIP	IP WLS BF H R ER SO BB IBB HBP BLK WP HR S P ERA WHIP	IP WLS BF H R ER SO BB IBB HBP BLK WP HR S P ERA WHIP	IP WLS BF H R ER SO BB IBB HBP BLK WP HR S P ERA WHIP	IP WLS BF H R ER SO BB IBB HBP BLK WP HR S P ERA WHIP	IP WLS BF H R ER SO BB IBB HBP BLK WP HR S P ERA WHIP	IP WLS BF H R ER SO BB IBB HBP BLK WP HR S P ERA WHIP	IP WLS BF H R ER SO BB IBB HBP BLK WP HR S P ERA WHIP	IP WLS BF H R ER SO BB IBB HBP BLK WP HR S P ERA WHIP	IP WLS BF H R ER SO BB IBB HBP BLK WP HR S P ERA WHIP	IP WLS BF H R ER SO BB IBB HBP BLK WP HR S P ERA WHIP	IP WLS BF H R ER SO BB IBB HBP BLK WP HR S P ERA WHIP	IP WLS BF H R ER SO BB IBB HBP BLK WP HR S P ERA WHIP	IP WLS BF H R ER SO BB IBB HBP BLK WP HR S P ERA WHIP	IP WLS BF H R ER SO BB IBB HBP BLK WP HR S P ERA WHIP	IP WLS BF H R ER SO BB IBB HBP BLK WP HR S P ERA WHIP	IP WLS BF H R ER SO BB IBB HBP BLK WP HR S P ERA WHIP	IP WLS BF H R ER SO BB IBB HBP BLK WP HR S P ERA WHIP	IP WLS BF H R ER SO BB IBB HBP BLK WP HR S P ERA WHIP
33 John Gant, R (1, 1) ERA: 3.74	3.0	L	13	3	2	1	1	2	0	0	0	0	0	0	1	32	4.7	3.00	1.667						
71 Jovani Moran, L (4, 1) ERA: 8.53	2.0		6	0	0	0	4	0	0	0	0	0	0	0	1	15	19	0.00	0.000						
51 Luke Farrell, R (6, 1) ERA: 3.47	1.0		6	3	1	1	1	0	0	0	0	0	0	1	12	18	9.00	3.000							
45 Kyle Barraclough, R (7, 1) ERA: 6.1	1.0		6	2	2	2	2	1	0	0	0	0	0	1	20	33	18.00	3.000							
53 Danny Coulombe, L (8, 1) ERA: 3.76	2.0		8	3	1	1	2	0	0	0	0	0	0	0	24	37	4.50	1.500							

Toronto Blue Jays @ Minnesota Twins
Target Field, Minneapolis, MN
Sat Sep 25 2021, 7:07 PM - 10:22 PM CDT
Att: 27,183 - Clear - 69 F

livebaseballscores.com

AB 36
R 6
H 11
RBI 5
BB 3
SO 10
LOB 17

Batter	1	2	3	4	5	6	7	8	9	AB	R	H	RBI	BB	SO	LOB	BOTTOM
25 Byron Buxton, R (1, 8) OBP: 0.341, SLG: 0.594										3	0	0	0	1	1	2	
11 Jorge Polanco, S (1, 4) OBP: 0.325, SLG: 0.505										4	1	1	0	0	0	1	
20 Josh Donaldson, R (1, 5) OBP: 0.351, SLG: 0.472										2	0	1	0	2	0	0	
8 Mitch Garver, R (1, 10) OBP: 0.358, SLG: 0.531										3	0	0	1	0	2	2	
12 Brent Rooker, R (1, 9) OBP: 0.297, SLG: 0.401										2	0	0	0	1	1	1	
22 Miguel Sanó, R (1, 3) OBP: 0.308, SLG: 0.463										2	0	0	0	2	0	4	
1 Nick Gordon, L (1, 7) OBP: 0.310, SLG: 0.383																	


Batter	1	2	3	4	5	6	7	8	9	AB	R	H	RBI	BB	SO	LOB	TOP							
4 George Springer, R (1, 10) OBP: 0.335, SLG: 0.516										4	1	3	1	1	1	0	Toronto Blue Jays @ Minnesota Twins Target Field, Minneapolis, MN Sun Sep 26 2021, 1:11 PM - 4:38 PM CDT Att: 20,676 - Partly Cloudy - 68 F livebaseballscorecards.com							
10 Marcus Semien, R (1, 4) OBP: 0.339, SLG: 0.543										5	0	0	0	0	2	4								
27 Vladimir Guerrero Jr., R (1, 3) OBP: 0.465, SLG: 0.691										4	0	0	0	0	0	1								
11 Bo Bichette, R (1, 6) OBP: 0.337, SLG: 0.463										4	1	2	0	0	0	1								
37 Teoscar Hernández, R (1, 9) (6, 7) OBP: 0.351, SLG: 0.533										4	0	1	1	0	0	1								
14 Corey Dickerson, L (1, 7) 1 Jarrod Dyson, L (6, 8) OBP: 0.329, SLG: 0.359 OBP: 0.260, SLG: 0.289										3	1	1	0	0	1	0								
5 Santiago Espinal, R (1, 5) OBP: 0.285, SLG: 0.379										3	1	1	0	1	0	1								
9 Danny Jansen, R (1, 2) OBP: 0.296, SLG: 0.441										4	1	1	3	0	0	1								
15 Randal Grichuk, R (1, 8) (6, 9) OBP: 0.285, SLG: 0.429										4	0	0	0	0	0	1								
Inning Stats	R: 0 E: 0 K: 0 S: 15	H: 1 LOB: 1 BB: 0 P: 20	R: 3 E: 0 K: 1 S: 18	H: 3 LOB: 0 BB: 0 P: 25	R: 0 E: 0 K: 1 S: 10	H: 1 LOB: 0 BB: 0 P: 15	R: 0 E: 0 K: 1 S: 13	H: 0 LOB: 0 BB: 0 P: 17	R: 1 E: 0 K: 0 S: 5	H: 1 LOB: 0 BB: 0 P: 6	R: 0 E: 0 K: 0 S: 7	H: 0 LOB: 0 BB: 0 P: 11	R: 0 E: 0 K: 1 S: 11	H: 0 LOB: 2 BB: 2 P: 22	R: 1 E: 0 K: 0 S: 14	H: 2 LOB: 1 BB: 0 P: 18		R: 0 E: 0 K: 1 S: 13	H: 1 LOB: 1 BB: 0 P: 17	1B: 5 2B: 2 3B: 0 HR: 2	SF: 0 SAC: 0 DP: 0 HBP: 0	WP: 0 PB: 0 SB: 0 CS: 0	PA: 38	
PITCHER	IP WLS BF H R ER SO BB IBB HBP BLK WP HR S P ERA WHIP	IP WLS BF H R ER SO BB IBB HBP BLK WP HR S P ERA WHIP	IP WLS BF H R ER SO BB IBB HBP BLK WP HR S P ERA WHIP	IP WLS BF H R ER SO BB IBB HBP BLK WP HR S P ERA WHIP	IP WLS BF H R ER SO BB IBB HBP BLK WP HR S P ERA WHIP	IP WLS BF H R ER SO BB IBB HBP BLK WP HR S P ERA WHIP	IP WLS BF H R ER SO BB IBB HBP BLK WP HR S P ERA WHIP	IP WLS BF H R ER SO BB IBB HBP BLK WP HR S P ERA WHIP	IP WLS BF H R ER SO BB IBB HBP BLK WP HR S P ERA WHIP	IP WLS BF H R ER SO BB IBB HBP BLK WP HR S P ERA WHIP	IP WLS BF H R ER SO BB IBB HBP BLK WP HR S P ERA WHIP	IP WLS BF H R ER SO BB IBB HBP BLK WP HR S P ERA WHIP	IP WLS BF H R ER SO BB IBB HBP BLK WP HR S P ERA WHIP	IP WLS BF H R ER SO BB IBB HBP BLK WP HR S P ERA WHIP	IP WLS BF H R ER SO BB IBB HBP BLK WP HR S P ERA WHIP	IP WLS BF H R ER SO BB IBB HBP BLK WP HR S P ERA WHIP	IP WLS BF H R ER SO BB IBB HBP BLK WP HR S P ERA WHIP	IP WLS BF H R ER SO BB IBB HBP BLK WP HR S P ERA WHIP	IP WLS BF H R ER SO BB IBB HBP BLK WP HR S P ERA WHIP	IP WLS BF H R ER SO BB IBB HBP BLK WP HR S P ERA WHIP	IP WLS BF H R ER SO BB IBB HBP BLK WP HR S P ERA WHIP	IP WLS BF H R ER SO BB IBB HBP BLK WP HR S P ERA WHIP	IP WLS BF H R ER SO BB IBB HBP BLK WP HR S P ERA WHIP	IP WLS BF H R ER SO BB IBB HBP BLK WP HR S P ERA WHIP
65 Griffin Jax, R (1, 1) ERA: 6.78	5.0 L 21 6 4 4 2 0 0 0 0 0 2 61 83 7.20 1.200	2.0 8 0 0 1 2 0 0 0 1 0 0 18 33 0.00 1.000	1.0 5 2 1 1 0 0 0 0 0 0 14 18 9.00 2.000	1.0 4 1 0 0 1 0 0 0 0 0 13 17 0.00 1.000																				


Batter	1	2	3	4	5	6	7	8	9	AB	R	H	RBI	BB	SO	LOB	BOTTOM							
2 Luis Arraez, L (1, 5) OBP: 0.349, SLG: 0.365										5	0	1	0	0	2	2	Toronto Blue Jays @ Minnesota Twins Target Field, Minneapolis, MN Sun Sep 26 2021, 1:11 PM - 4:38 PM CDT Att: 20,676 - Partly Cloudy - 68 F livebaseballscorecards.com							
25 Byron Buxton, R (1, 8) OBP: 0.344, SLG: 0.605										3	1	1	1	1	2	0								
11 Jorge Polanco, S (1, 4) OBP: 0.325, SLG: 0.504										4	0	1	0	0	1	2								
20 Josh Donaldson, R (1, 10) OBP: 0.348, SLG: 0.468										4	0	0	0	0	2	3								
26 Max Kepler, L (1, 9) OBP: 0.311, SLG: 0.425										4	0	2	0	0	1	2								
8 Mitch Garver, R (1, 2) OBP: 0.385, SLG: 0.536										2	1	1	0	1	1	0								
22 Miguel Sanó, R (1, 3) OBP: 0.309, SLG: 0.464										3	0	1	0	0	1	4								
1 Nick Gordon, L (1, 6) OBP: 0.303, SLG: 0.374										4	0	0	0	0	3	5								
60 Jake Cave, L (1, 7) OBP: 0.247, SLG: 0.293										2	0	1	1	0	0	0								
12 Brent Rooker, R (7, PH) OBP: 0.294, SLG: 0.397										2	0	0	0	0	2	0								
Inning Stats	R: 0 E: 0 K: 2 S: 10	H: 1 LOB: 2 BB: 1 P: 17	R: 1 E: 0 K: 1 S: 7	H: 1 LOB: 1 BB: 1 P: 16	R: 0 E: 0 K: 1 S: 7	H: 1 LOB: 0 BB: 0 P: 10	R: 0 E: 0 K: 2 S: 13	H: 1 LOB: 0 BB: 0 P: 20	R: 1 E: 0 K: 1 S: 15	H: 1 LOB: 0 BB: 0 P: 23	R: 0 E: 0 K: 2 S: 15	H: 1 LOB: 2 BB: 0 P: 20	R: 0 E: 0 K: 3 S: 11	H: 0 LOB: 0 BB: 0 P: 15	R: 0 E: 0 K: 1 S: 14	H: 2 LOB: 2 BB: 0 P: 15	R: 0 E: 0 K: 2 S: 8	H: 0 LOB: 0 BB: 0 P: 10	1B: 5 2B: 2 3B: 0 HR: 1	SF: 0 SAC: 0 DP: 2 HBP: 2	WP: 0 PB: 0 SB: 0 CS: 0	PA: 37		
PITCHER	IP WLS BF H R ER SO BB IBB HBP BLK WP HR S P ERA WHIP	IP WLS BF H R ER SO BB IBB HBP BLK WP HR S P ERA WHIP	IP WLS BF H R ER SO BB IBB HBP BLK WP HR S P ERA WHIP	IP WLS BF H R ER SO BB IBB HBP BLK WP HR S P ERA WHIP	IP WLS BF H R ER SO BB IBB HBP BLK WP HR S P ERA WHIP	IP WLS BF H R ER SO BB IBB HBP BLK WP HR S P ERA WHIP	IP WLS BF H R ER SO BB IBB HBP BLK WP HR S P ERA WHIP	IP WLS BF H R ER SO BB IBB HBP BLK WP HR S P ERA WHIP	IP WLS BF H R ER SO BB IBB HBP BLK WP HR S P ERA WHIP	IP WLS BF H R ER SO BB IBB HBP BLK WP HR S P ERA WHIP	IP WLS BF H R ER SO BB IBB HBP BLK WP HR S P ERA WHIP	IP WLS BF H R ER SO BB IBB HBP BLK WP HR S P ERA WHIP	IP WLS BF H R ER SO BB IBB HBP BLK WP HR S P ERA WHIP	IP WLS BF H R ER SO BB IBB HBP BLK WP HR S P ERA WHIP	IP WLS BF H R ER SO BB IBB HBP BLK WP HR S P ERA WHIP	IP WLS BF H R ER SO BB IBB HBP BLK WP HR S P ERA WHIP	IP WLS BF H R ER SO BB IBB HBP BLK WP HR S P ERA WHIP	IP WLS BF H R ER SO BB IBB HBP BLK WP HR S P ERA WHIP	IP WLS BF H R ER SO BB IBB HBP BLK WP HR S P ERA WHIP	IP WLS BF H R ER SO BB IBB HBP BLK WP HR S P ERA WHIP	IP WLS BF H R ER SO BB IBB HBP BLK WP HR S P ERA WHIP	IP WLS BF H R ER SO BB IBB HBP BLK WP HR S P ERA WHIP	IP WLS BF H R ER SO BB IBB HBP BLK WP HR S P ERA WHIP	IP WLS BF H R ER SO BB IBB HBP BLK WP HR S P ERA WHIP
6 Alek Manoah, R (1, 1) ERA: 3.35	5.2 W 25 6 2 2 8 2 0 0 0 0 10 13 0.00 0.000	1.0 H 3 0 0 0 3 0 0 0 0 0 10 13 0.00 0.000	1.0 H 5 2 0 0 1 0 0 0 0 0 15 18 0.00 2.000	1.1 S 4 0 0 0 3 0 0 0 0 0 11 13 0.00 0.000																				

AB 36
R 5
H 9
RBI 5
BB 2
SO 4
LOB 11



AB 33
R 2
H 8
RBI 2
BB 2
SO 15
LOB 18



Batter	1	2	3	4	5	6	7	8	9	AB	R	H	RBI	BB	SO	LOB	TOP								
26 DJ LeMahieu, R OBP: 0.351, SLG: 0.363	G6-3		F9		48 1B 99 SF9 BB		99 BB 27 HR 1B		F8	4	2	1	0	1	0	0	New York Yankees @ Toronto Blue Jays Rogers Centre, Toronto, ON Tue Sep 28 2021, 7:08 PM - 10:43 PM EDT Att: 28,769 - Clear - 60 F								
48 Anthony Rizzo, L OBP: 0.347, SLG: 0.437	99 1B		L6		1-3 2-H		L9		P5	5	0	2	1	0	0	1									
99 Aaron Judge, R OBP: 0.374, SLG: 0.540					3-H		SF9		27 2B	2	2	2	2	2	0	0									
27 Giancarlo Stanton, R OBP: 0.359, SLG: 0.527	K		G6-3				27 HR BB			5	1	2	3	0	1	3									
13 Joey Gallo, L OBP: 0.374, SLG: 0.465	P5									5	0	0	0	0	3	4									
25 Gleyber Torres, R OBP: 0.330, SLG: 0.357										4	0	1	0	0	1	0									
24 Gary Sánchez, R OBP: 0.311, SLG: 0.435										3	0	1	0	1	0	1									
11 Brett Gardner, L OBP: 0.352, SLG: 0.357										4	0	0	0	0	2	2									
29 Gio Urshela, R OBP: 0.303, SLG: 0.421										4	2	2	1	0	1	1									
Inning Stats	R: 0 H: 2 E: 0 K: 1 S: 13	H: 2 LOB: 2 BB: 0 P: 21	R: 0 H: 1 E: 0 K: 1 S: 12	H: 1 LOB: 1 BB: 0 P: 20	R: 1 H: 1 E: 0 K: 0 S: 8	H: 1 LOB: 0 BB: 0 P: 14	R: 0 H: 0 E: 0 K: 1 S: 13	H: 0 LOB: 0 BB: 0 P: 19	R: 2 H: 2 E: 0 K: 0 S: 14	H: 2 LOB: 1 BB: 1 P: 22	R: 0 H: 0 E: 0 K: 2 S: 10	H: 0 LOB: 1 BB: 1 P: 17	R: 3 H: 2 E: 0 K: 1 S: 22	H: 2 LOB: 0 BB: 1 P: 34	R: 0 H: 1 E: 0 K: 1 S: 8	H: 1 LOB: 0 BB: 0 P: 8		R: 1 H: 2 E: 0 K: 1 S: 18	H: 2 LOB: 2 BB: 1 P: 28	1B: 7 2B: 1 3B: 0 HR: 3	SF: 1 SAC: 0 DP: 1 HBP: 0	WP: 0 PB: 0 SB: 0 CS: 0	PA: 41		
PITCHER	IP	WLS	BF	H	R	ER	SO	BB	IBB	HBP	BLK	WP	HR	S	P	ERA	WHIP								
99 Hyun Jin Ryu, L ERA: 4.38	4.1	L	20	6	3	3	3	1	0	0	0	0	1	57	93	6.23	1.615								
90 Adam Cimber, R ERA: 2.09	0.2		2	0	0	0	0	0	0	0	0	0	0	3	3	0.00	0.000								
Nate Pearson, R ERA: 5.25	1.0		4	0	0	0	2	1	0	0	0	0	0	10	17	0.00	1.000								
33 Trevor Richards, R ERA: 3.53	0.2		5	2	3	3	0	1	0	0	0	0	1	18	29	40.50	4.500								
67 Julian Merryweather, R ERA: 4.09	1.1		4	1	0	0	2	0	0	0	0	0	0	12	13	0.00	0.750								
63 Anthony Castro, R ERA: 4.74	1.0		6	2	1	1	1	1	0	0	0	0	0	18	28	9.00	3.000								

Batter	1	2	3	4	5	6	7	8	9	AB	R	H	RBI	BB	SO	LOB	BOTTOM								
4 George Springer, R OBP: 0.334, SLG: 0.511	10 S 11 1B BB		K		F9				K	3	1	0	0	1	2	0	New York Yankees @ Toronto Blue Jays Rogers Centre, Toronto, ON Tue Sep 28 2021, 7:08 PM - 10:43 PM EDT Att: 28,769 - Clear - 60 F								
10 Marcus Semien, R OBP: 0.338, SLG: 0.541	K				F8			G5-3	3	0	0	0	1	1	1										
27 Vladimir Guerrero Jr., R OBP: 0.404, SLG: 0.598	F6		G3					F9	3	0	0	0	1	0	2										
11 Bo Bichette, R OBP: 0.338, SLG: 0.463	37 S 1B				13 G6-3 14 2B 37 G4-3 1B			FC6-4 37 BB WP	K	4	1	2	1	0	1	1									
37 Teoscar Hernández, R OBP: 0.350, SLG: 0.530	F9		G4-3					L8	3	0	0	0	1	0	2										
13 Lourdes Gurriel Jr., R OBP: 0.338, SLG: 0.477	G5-3		G6-3					G1-3	4	0	0	0	0	1	2										
14 Corey Dickerson, L OBP: 0.329, SLG: 0.402	F9							L5	3	0	1	1	0	0	0										
5 Santiago Espinal, R OBP: 0.350, SLG: 0.374	F7		L8					L9	3	0	0	0	0	0	1										
9 Danny Jansen, R OBP: 0.292, SLG: 0.434	K				L4			K	3	0	0	0	0	2	0										
Inning Stats	R: 1 H: 1 E: 0 K: 1 S: 11	H: 1 LOB: 1 BB: 1 P: 20	R: 0 H: 0 E: 0 K: 0 S: 7	H: 0 LOB: 0 BB: 0 P: 12	R: 0 H: 0 E: 0 K: 2 S: 11	H: 0 LOB: 1 BB: 1 P: 24	R: 1 H: 2 E: 0 K: 0 S: 11	H: 2 LOB: 1 BB: 0 P: 16	R: 0 H: 0 E: 0 K: 0 S: 6	H: 0 LOB: 0 BB: 0 P: 8	R: 0 H: 0 E: 0 K: 1 S: 10	H: 0 LOB: 1 BB: 2 P: 19	R: 0 H: 0 E: 0 K: 1 S: 9	H: 0 LOB: 0 BB: 0 P: 14	R: 0 H: 0 E: 0 K: 1 S: 8	H: 0 LOB: 0 BB: 0 P: 15	R: 0 H: 0 E: 0 K: 1 S: 7	H: 0 LOB: 0 BB: 0 P: 13	1B: 2 2B: 1 3B: 0 HR: 0	SF: 0 SAC: 0 DP: 0 HBP: 0	WP: 2 PB: 0 SB: 2 CS: 0	PA: 33			
PITCHER	IP	WLS	BF	H	R	ER	SO	BB	IBB	HBP	BLK	WP	HR	S	P	ERA	WHIP								
50 Jameson Taillon, R ERA: 4.4	2.1		9	1	1	1	2	1	0	0	0	0	0	25	42	3.38	1.125								
34 Michael King, R ERA: 3.21	2.2	W	11	2	1	1	1	1	0	0	0	0	0	25	42	3.38	1.125								
35 Clay Holmes, R ERA: 3.63	1.0	H	4	0	0	0	1	2	0	0	0	2	0	10	19	0.00	2.000								
57 Chad Green, R ERA: 3.2	1.0		3	0	0	0	1	0	0	0	0	0	0	9	14	0.00	0.000								
40 Luis Severino, R ERA: 3.21	1.0		3	0	0	0	1	0	0	0	0	0	0	8	15	0.00	0.000								
58 Wandy Peralta, L ERA: 3.51	1.0		3	0	0	0	1	0	0	0	0	0	0	7	13	0.00	0.000								

AB	36
R	7
H	11
RBI	7
BB	4
SO	8
LOB	12

AB	29
R	2
H	3
RBI	2
BB	4
SO	7
LOB	9

Batter	1	2	3	4	5	6	7	8	9	AB	R	H	RBI	BB	SO	LOB	TOP									
26 DJ LeMahieu, R OBP: 0.351, SLG: 0.364										4	1	1	0	0	1	1	New York Yankees @ Toronto Blue Jays Rogers Centre, Toronto, ON Wed Sep 29 2021, 7:08 PM - 10:00 PM EDT Att: 29,601 - Clear - 64 F									
48 Anthony Rizzo, L OBP: 0.345, SLG: 0.434										4	0	0	0	0	1	1										
99 Aaron Judge, R OBP: 0.371, SLG: 0.537										3	0	0	1	0	1	0										
27 Giancarlo Stanton, R OBP: 0.356, SLG: 0.523										4	0	0	0	0	1	0										
13 Joey Gallo, L OBP: 0.352, SLG: 0.463										2	1	0	0	0	1	0										
24 Gary Sánchez, R OBP: 0.311, SLG: 0.434										1	0	0	0	0	1	0										
25 Gleyber Torres, R OBP: 0.333, SLG: 0.363										4	2	3	0	0	0	0										
29 Gio Urshela, R OBP: 0.302, SLG: 0.420										4	1	1	1	0	1	3										
11 Brett Gardner, L OBP: 0.331, SLG: 0.360										2	0	1	1	0	1	0										
59 Luke Voit, R OBP: 0.328, SLG: 0.437										1	0	0	0	0	1	2										
14 Tyler Wade, L OBP: 0.359, SLG: 0.328										1	0	0	0	0	0	1										
66 Kyle Higashioka, R OBP: 0.255, SLG: 0.403										3	0	1	2	0	1	1										
Inning Stats	R: 0 E: 0 K: 3 S: 11	H: 0 LOB: 0 BB: 0 P: 15	R: 0 E: 0 K: 0 S: 8	H: 0 LOB: 0 BB: 0 P: 11	R: 0 E: 0 K: 2 S: 12	H: 0 LOB: 0 BB: 0 P: 16	R: 0 E: 0 K: 0 S: 9	H: 0 LOB: 0 BB: 0 P: 13	R: 2 E: 0 K: 2 S: 15	H: 3 LOB: 1 BB: 0 P: 22	R: 1 E: 0 K: 0 S: 12	H: 1 LOB: 0 BB: 0 P: 21	R: 2 E: 0 K: 2 S: 16	H: 2 LOB: 1 BB: 0 P: 22	R: 0 E: 0 K: 0 S: 13	H: 0 LOB: 0 BB: 0 P: 14	R: 0 E: 0 K: 1 S: 10	H: 1 LOB: 1 BB: 0 P: 12	1B: 4 2B: 3 HR: 0	SF: 1 SAC: 0 DP: 1 HBP: 1	WP: 1 PB: 0 SB: 0 CS: 0	PA: 35				
PITCHER	IP WLS BF H R ER SO BB IBB HBP BLK WP HR S P ERA WHIP	6.0 0.2 1.1 1.0	3 5 4 4	3 2 0 0	3 2 0 0	7 2 0 0	0 0 0 0	0 0 0 0	0 0 0 0	0 0 0 0	0 0 0 0	0 0 0 0	0 0 0 0	0 0 0 0	0 0 0 0	0 0 0 0	0 0 0 0	0 0 0 0	0 0 0 0	0 0 0 0	0 0 0 0	0 0 0 0	0 0 0 0	0 0 0 0	4.50 27.00 0.00 0.00	0.667 3.000 0.000 1.000

AB	33
R	5
H	7
RBI	5
BB	0
SO	10
LOB	9



Batter	1	2	3	4	5	6	7	8	9	AB	R	H	RBI	BB	SO	LOB	BOTTOM			
4 George Springer, R OBP: 0.340, SLG: 0.521										4	2	3	1	0	1	0	New York Yankees @ Toronto Blue Jays Rogers Centre, Toronto, ON Wed Sep 29 2021, 7:08 PM - 10:00 PM EDT Att: 29,601 - Clear - 64 F			
10 Marcus Semien, R OBP: 0.338, SLG: 0.543										4	1	1	2	0	1	2				
27 Vladimir Guerrero Jr., R OBP: 0.403, SLG: 0.597										4	0	1	1	0	0	0				
11 Bo Bichette, R OBP: 0.340, SLG: 0.476										4	2	3	2	0	1	1				
37 Teoscar Hernández, R OBP: 0.348, SLG: 0.526										4	0	0	0	0	2	2				
13 Lourdes Gurriel Jr., R OBP: 0.323, SLG: 0.474										4	0	0	0	0	1	1				
14 Corey Dickerson, L OBP: 0.325, SLG: 0.397										4	0	0	0	0	0	0				
1 Jarrod Dyson, L OBP: 0.260, SLG: 0.289										0	0	0	0	0	0	0				
5 Santiago Espinal, R OBP: 0.354, SLG: 0.383										3	1	2	0	0	1	0				
7 Reese McGuire, L OBP: 0.310, SLG: 0.343										3	0	0	0	0	1	2				
Inning Stats	R: 2 E: 0 K: 0 S: 11	H: 3 LOB: 1 BB: 0 P: 19	R: 1 E: 0 K: 2 S: 14	H: 2 LOB: 1 BB: 0 P: 21	R: 1 E: 0 K: 2 S: 14	H: 1 LOB: 0 BB: 0 P: 17	R: 0 E: 0 K: 1 S: 8	H: 0 LOB: 0 BB: 0 P: 12	R: 1 E: 0 K: 1 S: 11	H: 2 LOB: 1 BB: 0 P: 16	R: 0 E: 0 K: 0 S: 8	H: 1 LOB: 1 BB: 0 P: 11	R: 0 E: 0 K: 1 S: 7	H: 0 LOB: 0 BB: 0 P: 12	R: 1 E: 0 K: 1 S: 9	H: 1 LOB: 0 BB: 0 P: 15	1B: 2 2B: 5 HR: 3	SF: 0 SAC: 0 DP: 0 HBP: 0	WP: 0 PB: 0 SB: 0 CS: 0	PA: 34
PITCHER	IP WLS BF H R ER SO BB IBB HBP BLK WP HR S P ERA WHIP	6.0 1.0 1.0	9 0 0	5 0 1	5 0 0	6 0 0	6 0 0	6 0 0	6 0 0	6 7 9	7.50 0.00 9.00	1.500 0.000 1.000								

AB	34
R	6
H	10
RBI	6
BB	0
SO	8
LOB	8



Batter	1	2	3	4	5	6	7	8	9	AB	R	H	RBI	BB	SO	LOB	TOP										
31 Cedric Mullins, L (1,8) OBP: 0.363, SLG: 0.524	G1-3		L5-3			K		HBP		3	1	0	0	0	1	1	Baltimore Orioles @ Toronto Blue Jays Rogers Centre, Toronto, ON Fri Oct 01 2021, 7:07 PM - 10:02 PM EDT Att: 28,855 - Clear - 62 F										
6 Ryan Mountcastle, R (1,3) OBP: 0.311, SLG: 0.462	L5			K		G5-3		1B		4	0	1	0	0	1	0											
21 Austin Hays, R (1,9) OBP: 0.306, SLG: 0.465							G5-3	FC6-4		4	0	2	0	0	0	2											
16 Trey Mancini, R (1,10) OBP: 0.324, SLG: 0.430									FC6-4		4	0	1	1	0	0											
28 Pedro Severino, R (1,2) OBP: 0.309, SLG: 0.384		G1-3								3	0	1	0	1	1	0											
37 Jahmai Jones, R (8,PR) OBP: 0.211, SLG: 0.197										0	0	0	0	0	0	0											
61 Austin Wynns, R (8,2) OBP: 0.234, SLG: 0.310										0	0	0	0	0	0	0											
82 Kelvin Gutiérrez, R (1,5) OBP: 0.269, SLG: 0.314										4	1	1	1	0	1	4											
41 Tyler Nevin, R (1,7) OBP: 0.462, SLG: 0.500										3	1	1	0	1	2	0											
11 Pat Valaika, R (1,4) OBP: 0.250, SLG: 0.291										4	1	1	2	0	1	1											
1 Richie Martin, R (1,6) OBP: 0.268, SLG: 0.286										3	0	1	0	0	0	0											
65 Ryan McKenna, R (9,PH) OBP: 0.297, SLG: 0.271										1	0	0	0	0	1	0											
Inning Stats	R: 0 E: 0 K: 0 S: 6	H: 1 LOB: 1 BB: 0 P: 10	R: 0 E: 0 K: 2 S: 12	H: 0 LOB: 0 BB: 0 P: 16	R: 0 E: 0 K: 0 S: 6	H: 1 LOB: 0 BB: 0 P: 6	R: 0 E: 0 K: 1 S: 11	H: 1 LOB: 0 BB: 0 P: 13	R: 0 E: 0 K: 1 S: 9	H: 2 LOB: 1 BB: 0 P: 12	R: 0 E: 0 K: 1 S: 6	H: 0 LOB: 0 BB: 0 P: 9	R: 0 E: 0 K: 1 S: 9	H: 0 LOB: 0 BB: 0 P: 13	R: 4 E: 0 K: 0 S: 26	H: 4 LOB: 3 BB: 2 P: 40	R: 0 E: 0 K: 3 S: 10	H: 0 LOB: 0 BB: 0 P: 14	1B: 6 2B: 2 3B: 0 HR: 2	SF: 0 SAC: 0 DP: 3 HBP: 1	WP: 1 PB: 0 SB: 0 CS: 0	PA: 36					
PITCHER	IP	WLS	BF	H	R	ER	SO	BB	IBB	HBP	BLK	WP	HR	S	P	ERA	WHIP										
22 Steven Matz, L (1,1) ERA: 3.82	7.0	W	25	6	2	2	5	1	0	0	0	0	1	63	88	2.57	1.000										
90 Adam Cimber, R (8,1) ERA: 2.29	0.1		4	2	1	1	0	0	0	1	0	0	1	10	13	27.00	6.000										
68 Jordan Romano, R (8,1) ERA: 2.14	1.2	S	7	1	1	1	3	1	0	0	0	1	0	22	32	5.40	1.200										

AB	33
R	4
H	9
RBI	4
BB	2
SO	8
LOB	10



Batter	1	2	3	4	5	6	7	8	9	AB	R	H	RBI	BB	SO	LOB	BOTTOM										
4 George Springer, R (1,8) OBP: 0.338, SLG: 0.514	F7		P3			F9		G6-3		5	0	1	1	0	0	2	Baltimore Orioles @ Toronto Blue Jays Rogers Centre, Toronto, ON Fri Oct 01 2021, 7:07 PM - 10:02 PM EDT Att: 28,855 - Clear - 62 F										
10 Marcus Semien, R (1,4) OBP: 0.336, SLG: 0.539										4	0	1	0	0	0	2											
27 Vladimir Guerrero Jr., R (1,10) OBP: 0.400, SLG: 0.592										4	0	0	0	0	0	3											
11 Bo Bichette, R (1,6) OBP: 0.342, SLG: 0.479										4	0	1	0	0	1	0											
37 Teoscar Hernández, R (1,9) OBP: 0.345, SLG: 0.519										3	0	0	0	1	2	1											
14 Corey Dickerson, L (1,7) OBP: 0.329, SLG: 0.411										4	1	2	1	0	0	1											
1 Jarrod Dyson, L (8,8) OBP: 0.260, SLG: 0.289										0	0	0	0	0	0	0											
5 Santiago Espinal, R (1,5) OBP: 0.363, SLG: 0.594										3	2	2	0	1	0	2											
9 Danny Jansen, R (1,2) OBP: 0.296, SLG: 0.458										4	2	2	3	0	0	2											
8 Cavan Biggio, L (1,3) OBP: 0.322, SLG: 0.356										4	1	3	1	0	0	0											
Inning Stats	R: 0 E: 0 K: 0 S: 7	H: 0 LOB: 0 BB: 0 P: 9	R: 0 E: 0 K: 0 S: 5	H: 0 LOB: 0 BB: 0 P: 7	R: 2 E: 0 K: 0 S: 11	H: 3 LOB: 1 BB: 0 P: 18	R: 0 E: 0 K: 1 S: 8	H: 1 LOB: 2 BB: 1 P: 17	R: 0 E: 0 K: 0 S: 8	H: 2 LOB: 1 BB: 0 P: 12	R: 4 E: 0 K: 2 S: 15	H: 5 LOB: 1 BB: 0 P: 20	R: 0 E: 0 K: 0 S: 7	H: 1 LOB: 2 BB: 1 P: 14	R: 0 E: 0 K: 0 S: 8	H: 0 LOB: 0 BB: 0 P: 15	1B: 7 2B: 4 3B: 0 HR: 2	SF: 0 SAC: 0 DP: 1 HBP: 0	WP: 0 PB: 0 SB: 0 CS: 0	PA: 37							
PITCHER	IP	WLS	BF	H	R	ER	SO	BB	IBB	HBP	BLK	WP	HR	S	P	ERA	WHIP										
73 Thomas Eshelman, R (1,1) ERA: 7.16	1.1		6	1	0	0	1	1	0	0	0	0	0	10	19	0.00	1.500										
81 Corner Greene, R (3,1) ERA: 7.4	0.1		3	2	0	0	0	0	0	0	0	0	0	7	11	0.00	6.000										
58 Fernando Abad, L (5,1) ERA: 5.6	1.1		7	4	4	4	2	0	0	0	0	0	1	14	19	27.00	3.000										
86 Brooks Kriske, R (5,1) ERA: 14.29	1.1		7	2	0	0	0	1	0	0	0	0	0	9	16	0.00	2.250										
60 Isaac Mattson, R (6,1) ERA: 6.23	1.1		7	2	0	0	0	1	0	0	0	0	0	9	16	0.00	2.250										



Batter	1	2	3	4	5	6	7	8	9	AB	R	H	RBI	BB	SO	LOB	TOP										
31 Cedric Mullins, L (1,8) OBP: 0.361, SLG: 0.521 41 Tyler Nevin, R (8,7) OBP: 0.462, SLG: 0.500										4	0	0	0	0	0	2											
6 Ryan Mountcastle, R (1,3) OBP: 0.310, SLG: 0.490 37 Jahmai Jones, R (8,4) OBP: 0.208, SLG: 0.194										3	0	0	0	0	2	1											
21 Austin Hays, R (1,9) OBP: 0.306, SLG: 0.462										3	0	0	0	0	1	0											
16 Trey Mancini, R (1,10) OBP: 0.324, SLG: 0.431 61 Austin Wynns, R (9,PH) OBP: 0.232, SLG: 0.398										3	1	1	0	0	1	1											
82 Kelvin Gutiérrez, R (1,5) OBP: 0.286, SLG: 0.311										3	0	0	0	0	2	2											
65 Ryan McKenna, R (1,7) OBP: 0.292, SLG: 0.266										3	0	0	1	0	2	1											
11 Pat Valaika, R (1,4) OBP: 0.247, SLG: 0.287										3	0	0	0	0	0	0											
72 Nick Ciuffo, L (1,2) OBP: 0.333, SLG: 0.400										2	0	0	0	1	0	0											
1 Richie Martin, R (1,6) OBP: 0.270, SLG: 0.287										3	0	1	0	0	2	1											
Inning Stats	R: 0 E: 0 K: 2 S: 8	H: 0 LOB: 0 BB: 0 P: 10	R: 1 E: 0 K: 0 S: 8	H: 1 LOB: 0 BB: 1 P: 11	R: 0 E: 0 K: 1 S: 8	H: 0 LOB: 1 BB: 1 P: 17	R: 0 E: 0 K: 3 S: 10	H: 0 LOB: 1 BB: 0 P: 14	R: 0 E: 0 K: 1 S: 11	H: 0 LOB: 0 BB: 0 P: 16	R: 0 E: 0 K: 1 S: 6	H: 0 LOB: 0 BB: 0 P: 7	R: 0 E: 0 K: 2 S: 9	H: 0 LOB: 0 BB: 0 P: 14	R: 0 E: 0 K: 0 S: 8	H: 1 LOB: 1 BB: 0 P: 11	R: 0 E: 0 K: 0 S: 9	H: 0 LOB: 0 BB: 0 P: 11	1B: 1 2B: 1 3B: 0 HR: 0	SF: 0 SAC: 0 DP: 0 HBP: 1	WP: 0 PB: 0 SB: 0 CS: 0	PA: 31					
PITCHER	IP	WLS	BF	H	R	ER	SO	BB	IBB	HBP	BLK	WP	HR	S	P	ERA	WHIP										
6 Alek Manoah, R (1,1) ERA: 3.22	7.0	W	24	1	1	1	10	1	0	1	0	0	0	60	89	1.29	0.286										
48 Ross Stripling, R (8,1) ERA: 4.8	2.0		7	1	0	0	0	0	0	0	0	0	0	17	22	0.00	0.500										

Baltimore Orioles @ Toronto Blue Jays
Rogers Centre, Toronto, ON
Sat Oct 02 2021, 3:08 PM - 5:54 PM EDT
Att: 29,916 - Sunny - 73 F

AB 29
R 1
H 2
RBI 1
BB 1
SO 10
LOB 8



Batter	1	2	3	4	5	6	7	8	9	AB	R	H	RBI	BB	SO	LOB	BOTTOM										
4 George Springer, R (1,8) OBP: 0.345, SLG: 0.532 8 Cavan Biggio, L (9,3) OBP: 0.322, SLG: 0.356										5	2	4	3	0	1	0											
10 Marcus Semien, R (1,4) OBP: 0.334, SLG: 0.535										5	0	0	0	0	2	3											
27 Vladimir Guerrero Jr., R (1,3) OBP: 0.400, SLG: 0.597 1 Jarrod Dyson, L (9,8) OBP: 0.260, SLG: 0.289										5	1	2	2	0	0	2											
11 Bo Bichette, R (1,6) OBP: 0.343, SLG: 0.483										4	1	2	1	0	1	0											
37 Teoscar Hernández, R (1,7) OBP: 0.344, SLG: 0.523										4	1	1	1	0	1	2											
13 Lourdes Gurriel Jr., R (1,10) OBP: 0.321, SLG: 0.470									4	1	0	0	0	0	0	0											
5 Santiago Espinal, R (1,5) OBP: 0.369, SLG: 0.405									4	2	3	1	0	0	0	0											
9 Danny Jansen, R (1,2) OBP: 0.300, SLG: 0.481									4	2	2	2	0	0	1	0											
15 Randal Grichuk, R (1,9) OBP: 0.281, SLG: 0.424										4	0	0	0	0	1	2											
Inning Stats	R: 3 E: 0 K: 0 S: 13	H: 3 LOB: 0 BB: 0 P: 16	R: 3 E: 0 K: 0 S: 13	H: 3 LOB: 0 BB: 0 P: 21	R: 1 E: 1 K: 2 S: 13	H: 1 LOB: 1 BB: 0 P: 20	R: 0 E: 0 K: 1 S: 7	H: 1 LOB: 1 BB: 0 P: 13	R: 3 E: 0 K: 0 S: 13	H: 3 LOB: 0 BB: 0 P: 23	R: 0 E: 0 K: 2 S: 17	H: 2 LOB: 2 BB: 0 P: 26	R: 0 E: 0 K: 0 S: 7	H: 0 LOB: 0 BB: 0 P: 11	R: 0 E: 0 K: 1 S: 6	H: 1 LOB: 1 BB: 0 P: 10	1B: 5 2B: 4 3B: 0 HR: 5	SF: 0 SAC: 0 DP: 0 HBP: 0	WP: 1 PB: 0 SB: 0 CS: 0	PA: 39							
PITCHER	IP	WLS	BF	H	R	ER	SO	BB	IBB	HBP	BLK	WP	HR	S	P	ERA	WHIP										
47 John Means, L (1,1) ERA: 3.62	3.0	L	17	7	7	6	2	0	0	0	0	0	2	34	59	18.00	2.333										
79 Konner Wade, R (4,1) ERA: 11.68	2.2		14	6	3	3	3	0	0	0	0	0	2	34	59	10.12	2.250										
80 Spenser Watkins, R (6,1) ERA: 8.07	2.1		8	1	0	0	1	0	0	0	0	0	0	16	24	0.00	0.429										

Baltimore Orioles @ Toronto Blue Jays
Rogers Centre, Toronto, ON
Sat Oct 02 2021, 3:08 PM - 5:54 PM EDT
Att: 29,916 - Sunny - 73 F

AB 39
R 10
H 14
RBI 10
BB 0
SO 6
LOB 10



Batter	1	2	3	4	5	6	7	8	9	AB	R	H	RBI	BB	SO	LOB	TOP			
31 Cedric Mullins, L (1,8) 65 Ryan McKenna, R (8,8) OBP: 0.360, SLG: 0.518 OBP: 0.292, SLG: 0.266	G6-3		G6-3			G4-3		FC4		5	1	1	0	0	0	4	<p>Baltimore Orioles @ Toronto Blue Jays</p> <p>Rogers Centre, Toronto, ON</p> <p>Sun Oct 03 2021, 3:08 PM - 6:29 PM EDT</p> <p>Att: 29,942 - Roof Closed - 68 F</p>			
6 Ryan Mountcastle, R (1,3) OBP: 0.309, SLG: 0.497	K		G5-3			FC6-4		L6		5	0	1	0	0	1	2				
21 Austin Hays, R (1,9) OBP: 0.308, SLG: 0.461	K					K		L6		3	1	1	1	0	2	0				
16 Trey Mancini, R (1,10) OBP: 0.326, SLG: 0.432	K					K		K		4	0	2	0	1	2	2				
28 Pedro Severino, R (1,2) OBP: 0.308, SLG: 0.383	K					L9		SF8		4	0	1	1	0	1	3				
82 Kelvin Gutiérrez, R (1,5) OBP: 0.292, SLG: 0.316	F9					K		K		5	0	3	0	0	1	2				
41 Tyler Nevin, R (1,7) OBP: 0.444, SLG: 0.643						FC5		F7		4	1	1	1	1	1	5				
11 Pat Valaika, R (1,4) OBP: 0.250, SLG: 0.290						K		F7		5	0	2	0	0	1	3				
1 Richie Martin, R (1,6) OBP: 0.269, SLG: 0.286	B3					K		K		4	1	1	0	0	2	4				
Inning Stats	R: 0 E: 0 K: 2 S: 8	H: 0 LOB: 0 BB: 0 P: 9	R: 0 E: 0 K: 2 S: 9	H: 0 LOB: 0 BB: 0 P: 12	R: 1 E: 0 K: 0 S: 10	H: 2 LOB: 1 BB: 0 P: 11	R: 0 E: 0 K: 2 S: 15	H: 2 LOB: 2 BB: 0 P: 21	R: 1 E: 0 K: 1 S: 16	H: 2 LOB: 3 BB: 1 P: 24	R: 0 E: 0 K: 1 S: 12	H: 1 LOB: 2 BB: 1 P: 21	R: 1 E: 0 K: 0 S: 15	H: 3 LOB: 2 BB: 0 P: 22	R: 0 E: 0 K: 1 S: 8	H: 1 LOB: 1 BB: 0 P: 11	1B: 12 2B: 0 3B: 0 HR: 1	SF: 1 SAC: 0 DP: 0 HBP: 2	WP: 1 PB: 0 SB: 0 CS: 0	PA: 44
PITCHER	IP WLS BF H R ER SO BB IBB HBP BLK WP HR S P ERA WHIP	IP WLS BF H R ER SO BB IBB HBP BLK WP HR S P ERA WHIP	IP WLS BF H R ER SO BB IBB HBP BLK WP HR S P ERA WHIP	IP WLS BF H R ER SO BB IBB HBP BLK WP HR S P ERA WHIP	IP WLS BF H R ER SO BB IBB HBP BLK WP HR S P ERA WHIP	IP WLS BF H R ER SO BB IBB HBP BLK WP HR S P ERA WHIP	IP WLS BF H R ER SO BB IBB HBP BLK WP HR S P ERA WHIP	IP WLS BF H R ER SO BB IBB HBP BLK WP HR S P ERA WHIP	IP WLS BF H R ER SO BB IBB HBP BLK WP HR S P ERA WHIP	IP WLS BF H R ER SO BB IBB HBP BLK WP HR S P ERA WHIP	IP WLS BF H R ER SO BB IBB HBP BLK WP HR S P ERA WHIP	IP WLS BF H R ER SO BB IBB HBP BLK WP HR S P ERA WHIP	IP WLS BF H R ER SO BB IBB HBP BLK WP HR S P ERA WHIP	IP WLS BF H R ER SO BB IBB HBP BLK WP HR S P ERA WHIP	IP WLS BF H R ER SO BB IBB HBP BLK WP HR S P ERA WHIP	IP WLS BF H R ER SO BB IBB HBP BLK WP HR S P ERA WHIP	IP WLS BF H R ER SO BB IBB HBP BLK WP HR S P ERA WHIP			
99 Hyun Jin Ryu, L (1,1) ERA: 4.37	5.0	W	23	6	2	2	7	1	0	1	0	0	0	0	1	58	77	3.60	1.400	
Nate Pearson, R (6,1) ERA: 4.2	1.0		5	1	0	0	1	1	0	0	0	0	1	0	12	21	0.00	2.000		
67 Julian Merryweather, R (7,1) ERA: 4.85	1.0		6	2	1	1	0	0	0	1	0	0	0	0	15	23	9.00	2.000		
23 Jacob Barnes, R (8,1) ERA: 6.28	1.0		6	3	1	1	2	0	0	0	0	0	0	0	14	22	9.00	3.000		
90 Adam Cimber, R (9,1) ERA: 2.28	1.0		4	1	0	0	1	0	0	0	0	0	0	8	11	0.00	1.000			

Batter	1	2	3	4	5	6	7	8	9	AB	R	H	RBI	BB	SO	LOB	BOTTOM			
4 George Springer, R (1,8) OBP: 0.352, SLG: 0.555	HR		HR			K		27 HBP		4	3	3	5	1	1	0	<p>Baltimore Orioles @ Toronto Blue Jays</p> <p>Rogers Centre, Toronto, ON</p> <p>Sun Oct 03 2021, 3:08 PM - 6:29 PM EDT</p> <p>Att: 29,942 - Roof Closed - 68 F</p>			
10 Marcus Semien, R (1,4) OBP: 0.334, SLG: 0.538	11 B3	L6	G5-3			HR		K		5	2	2	1	0	1	2				
27 Vladimir Guerrero Jr., R (1,3) OBP: 0.491, SLG: 0.691	K					G6-3				3	2	1	2	1	1	1				
11 Bo Bichette, R (1,6) OBP: 0.343, SLG: 0.484	37 B3	G1-3				2B		L8		5	2	2	0	0	0	2				
37 Teoscar Hernández, R (1,7) OBP: 0.346, SLG: 0.524	5 B3					G5-3		G1-3		5	1	3	3	0	0	2				
13 Lourdes Gurriel Jr., R (1,10) OBP: 0.319, SLG: 0.466	L6		F9			G4-6-3		F7		4	0	0	0	0	0	4				
5 Santiago Espinal, R (1,5) OBP: 0.376, SLG: 0.465								P6		2	1	1	1	2	0	0				
9 Danny Jansen, R (1,2) OBP: 0.299, SLG: 0.473	K					P4		G5-3		3	1	0	0	0	1	3				
15 Randal Grichuk, R (1,9) OBP: 0.281, SLG: 0.423	F7							G4-3		1	0	0	0	0	0	0				
14 Corey Dickerson, L (3,PH) OBP: 0.326, SLG: 0.408	F7							G4-3		3	0	0	0	0	0	3				
Inning Stats	R: 3 E: 0 K: 2 S: 20	H: 5 LOB: 2 BB: 0 P: 33	R: 2 E: 0 K: 0 S: 13	H: 1 LOB: 0 BB: 1 P: 22	R: 4 E: 0 K: 0 S: 15	H: 2 LOB: 0 BB: 1 P: 30	R: 2 E: 0 K: 0 S: 9	H: 2 LOB: 1 BB: 2 P: 21	R: 1 E: 0 K: 1 S: 17	H: 1 LOB: 0 BB: 0 P: 25	R: 0 E: 0 K: 0 S: 6	H: 0 LOB: 0 BB: 0 P: 8	R: 0 E: 0 K: 0 S: 7	H: 0 LOB: 0 BB: 0 P: 10	R: 0 E: 0 K: 1 S: 13	H: 1 LOB: 2 BB: 0 P: 19	1B: 7 2B: 1 3B: 0 HR: 4	SF: 0 SAC: 0 DP: 1 HBP: 2	WP: 1 PB: 0 SB: 1 CS: 0	PA: 41
PITCHER	IP WLS BF H R ER SO BB IBB HBP BLK WP HR S P ERA WHIP	IP WLS BF H R ER SO BB IBB HBP BLK WP HR S P ERA WHIP	IP WLS BF H R ER SO BB IBB HBP BLK WP HR S P ERA WHIP	IP WLS BF H R ER SO BB IBB HBP BLK WP HR S P ERA WHIP	IP WLS BF H R ER SO BB IBB HBP BLK WP HR S P ERA WHIP	IP WLS BF H R ER SO BB IBB HBP BLK WP HR S P ERA WHIP	IP WLS BF H R ER SO BB IBB HBP BLK WP HR S P ERA WHIP	IP WLS BF H R ER SO BB IBB HBP BLK WP HR S P ERA WHIP	IP WLS BF H R ER SO BB IBB HBP BLK WP HR S P ERA WHIP	IP WLS BF H R ER SO BB IBB HBP BLK WP HR S P ERA WHIP	IP WLS BF H R ER SO BB IBB HBP BLK WP HR S P ERA WHIP	IP WLS BF H R ER SO BB IBB HBP BLK WP HR S P ERA WHIP	IP WLS BF H R ER SO BB IBB HBP BLK WP HR S P ERA WHIP	IP WLS BF H R ER SO BB IBB HBP BLK WP HR S P ERA WHIP	IP WLS BF H R ER SO BB IBB HBP BLK WP HR S P ERA WHIP	IP WLS BF H R ER SO BB IBB HBP BLK WP HR S P ERA WHIP	IP WLS BF H R ER SO BB IBB HBP BLK WP HR S P ERA WHIP			
50 Bruce Zimmermann, L (1,1) ERA: 5.04	0.2	L	7	5	3	3	1	0	0	0	0	0	0	0	0	1	17	28	40.50	7.500
78 Marcos DiPán, R (1,1) ERA: 4.5	1.1		6	1	2	2	1	1	0	0	0	0	0	0	1	16	27	13.50	1.500	
63 Eric Hanhold, R (3,1) ERA: 0.97	1.0		7	2	4	4	0	1	0	1	0	1	1	15	30	36.00	3.000			
87 Joey Krehbiel, R (4,1) ERA: 4.32	2.0		10	3	3	3	1	2	0	0	0	0	1	26	46	13.50	2.500			
55 Dillon Tate, R (6,1) ERA: 4.38	2.0		6	0	0	0	0	0	0	0	0	0	0	13	18	0.00	0.000			

