





Toronto Blue Jays - 2022

Batter	1	2	3	4	5	6	7	8	9	AB R H RBI BB SO LOB	TOP																																		
											Philadelphia Phillies @ Toronto Blue Jays TD Ballpark, Dunedin, FL Sun Feb 27 2022, 1:07 PM EST livebaseballscorecards.com																																		
																				AB 0 R 0 H 0 RBI 0 BB 0 SO 0 LOB 0																									
																																													
Inning Stats																				1B: 0 SF: 0 WP: 0 PA: 0 2B: 0 SAC: 0 FB: 0 3B: 0 DP: 0 SB: 0 HR: 0 HBP: 0 CS: 0																									
PITCHER										IP		WLS	BF	H	R	ER	SO	BB	IBB	HBP	BLK	WP	HR	S	P	ERA	WHIP	PITCHER	IP	WLS	BF	H	R	ER	SO	BB	IBB	HBP	BLK	WP	HR	S	P	ERA	WHIP


Batter	1	2	3	4	5	6	7	8	9	AB R H RBI BB SO LOB	BOTTOM																																		
											Philadelphia Phillies @ Toronto Blue Jays TD Ballpark, Dunedin, FL Sun Feb 27 2022, 1:07 PM EST livebaseballscorecards.com																																		
																				AB 0 R 0 H 0 RBI 0 BB 0 SO 0 LOB 0																									
																																													
Inning Stats																				1B: 0 SF: 0 WP: 0 PA: 0 2B: 0 SAC: 0 FB: 0 3B: 0 DP: 0 SB: 0 HR: 0 HBP: 0 CS: 0																									
PITCHER										IP		WLS	BF	H	R	ER	SO	BB	IBB	HBP	BLK	WP	HR	S	P	ERA	WHIP	PITCHER	IP	WLS	BF	H	R	ER	SO	BB	IBB	HBP	BLK	WP	HR	S	P	ERA	WHIP


Batter	1	2	3	4	5	6	7	8	9	AB R H RBI BB SO LOB	TOP																								
											<p>New York Yankees @ Toronto Blue Jays TD Ballpark, Dunedin, FL Thu Mar 03 2022, 1:07 PM EST</p> <p>livebaseballscorecards.com</p> <p>AB 0 R 0 H 0 RBI 0 BB 0 SO 0 LOB 0</p> 																								
Inning Stats										1B: 0 SF: 0 2B: 0 SAC: 0 3B: 0 DP: 0 HR: 0 HBP: 0	WP: 0 PA: 0 FB: 0 SB: 0 CS: 0																								
PITCHER	IP	WLS	BF	H	R	ER	SO	BB	IBB	HBP	BLK	WP	HR	S	P	ERA	WHIP	PITCHER	IP	WLS	BF	H	R	ER	SO	BB	IBB	HBP	BLK	WP	HR	S	P	ERA	WHIP


Batter	1	2	3	4	5	6	7	8	9	AB R H RBI BB SO LOB	BOTTOM																								
											<p>New York Yankees @ Toronto Blue Jays TD Ballpark, Dunedin, FL Thu Mar 03 2022, 1:07 PM EST</p> <p>livebaseballscorecards.com</p> <p>AB 0 R 0 H 0 RBI 0 BB 0 SO 0 LOB 0</p> 																								
Inning Stats										1B: 0 SF: 0 2B: 0 SAC: 0 3B: 0 DP: 0 HR: 0 HBP: 0	WP: 0 PA: 0 FB: 0 SB: 0 CS: 0																								
PITCHER	IP	WLS	BF	H	R	ER	SO	BB	IBB	HBP	BLK	WP	HR	S	P	ERA	WHIP	PITCHER	IP	WLS	BF	H	R	ER	SO	BB	IBB	HBP	BLK	WP	HR	S	P	ERA	WHIP


Batter	1	2	3	4	5	6	7	8	9	AB R H RBI BB SO LOB	TOP																								
												Pittsburgh Pirates @ Toronto Blue Jays TD Ballpark, Dunedin, FL Fri Mar 04 2022, 1:07 PM EST livebaseballscorecards.com																							
Inning Stats											AB 0 R 0 H 0 RBI 0 BB 0 SO 0 LOB 0																								
PITCHER	IP	WLS	BF	H	R	ER	SO	BB	IBB	HBP	BLK	WP	HR	S	P	ERA	WHIP	PITCHER	IP	WLS	BF	H	R	ER	SO	BB	IBB	HBP	BLK	WP	HR	S	P	ERA	WHIP


Batter	1	2	3	4	5	6	7	8	9	AB R H RBI BB SO LOB	BOTTOM																								
												Pittsburgh Pirates @ Toronto Blue Jays TD Ballpark, Dunedin, FL Fri Mar 04 2022, 1:07 PM EST livebaseballscorecards.com																							
Inning Stats											AB 0 R 0 H 0 RBI 0 BB 0 SO 0 LOB 0																								
PITCHER	IP	WLS	BF	H	R	ER	SO	BB	IBB	HBP	BLK	WP	HR	S	P	ERA	WHIP	PITCHER	IP	WLS	BF	H	R	ER	SO	BB	IBB	HBP	BLK	WP	HR	S	P	ERA	WHIP


Batter	1	2	3	4	5	6	7	8	9	AB R H RBI BB SO LOB	TOP																								
											<p>Boston Red Sox @ Toronto Blue Jays TD Ballpark, Dunedin, FL Sun Mar 06 2022, 1:07 PM EST</p> <p>livebaseballscorecards.com</p> <p>AB 0 R 0 H 0 RBI 0 BB 0 SO 0 LOB 0</p> 																								
Inning Stats										1B: 0 SF: 0 2B: 0 SAC: 0 3B: 0 DP: 0 HR: 0 HBP: 0	WP: 0 PA: 0 FB: 0 SB: 0 CS: 0																								
PITCHER	IP	WLS	BF	H	R	ER	SO	BB	IBB	HBP	BLK	WP	HR	S	P	ERA	WHIP	PITCHER	IP	WLS	BF	H	R	ER	SO	BB	IBB	HBP	BLK	WP	HR	S	P	ERA	WHIP


Batter	1	2	3	4	5	6	7	8	9	AB R H RBI BB SO LOB	BOTTOM																								
											<p>Boston Red Sox @ Toronto Blue Jays TD Ballpark, Dunedin, FL Sun Mar 06 2022, 1:07 PM EST</p> <p>livebaseballscorecards.com</p> <p>AB 0 R 0 H 0 RBI 0 BB 0 SO 0 LOB 0</p> 																								
Inning Stats										1B: 0 SF: 0 2B: 0 SAC: 0 3B: 0 DP: 0 HR: 0 HBP: 0	WP: 0 PA: 0 FB: 0 SB: 0 CS: 0																								
PITCHER	IP	WLS	BF	H	R	ER	SO	BB	IBB	HBP	BLK	WP	HR	S	P	ERA	WHIP	PITCHER	IP	WLS	BF	H	R	ER	SO	BB	IBB	HBP	BLK	WP	HR	S	P	ERA	WHIP


Batter	1	2	3	4	5	6	7	8	9	AB R H RBI BB SO LOB	TOP																								
											<p style="text-align: center;">Detroit Tigers @ Toronto Blue Jays TD Ballpark, Dunedin, FL Wed Mar 09 2022, 1:07 PM EST</p> <p style="text-align: right;">livebaseballscorecards.com</p> <p>AB 0 R 0 H 0 RBI 0 BB 0 SO 0 LOB 0</p> 																								
Inning Stats										1B: 0 SF: 0 WP: 0 PA: 0 2B: 0 SAC: 0 PB: 0 3B: 0 DP: 0 SB: 0 HR: 0 HBP: 0 CS: 0																									
PITCHER	IP	WLS	BF	H	R	ER	SO	BB	IBB	HBP	BLK	WP	HR	S	P	ERA	WHIP	PITCHER	IP	WLS	BF	H	R	ER	SO	BB	IBB	HBP	BLK	WP	HR	S	P	ERA	WHIP


Batter	1	2	3	4	5	6	7	8	9	AB R H RBI BB SO LOB	BOTTOM																								
											<p style="text-align: center;">Detroit Tigers @ Toronto Blue Jays TD Ballpark, Dunedin, FL Wed Mar 09 2022, 1:07 PM EST</p> <p style="text-align: right;">livebaseballscorecards.com</p> <p>AB 0 R 0 H 0 RBI 0 BB 0 SO 0 LOB 0</p> 																								
Inning Stats										1B: 0 SF: 0 WP: 0 PA: 0 2B: 0 SAC: 0 PB: 0 3B: 0 DP: 0 SB: 0 HR: 0 HBP: 0 CS: 0																									
PITCHER	IP	WLS	BF	H	R	ER	SO	BB	IBB	HBP	BLK	WP	HR	S	P	ERA	WHIP	PITCHER	IP	WLS	BF	H	R	ER	SO	BB	IBB	HBP	BLK	WP	HR	S	P	ERA	WHIP


Batter	1	2	3	4	5	6	7	8	9	AB R H RBI BB SO LOB	TOP																																		
											Philadelphia Phillies @ Toronto Blue Jays TD Ballpark, Dunedin, FL Fri Mar 11 2022, 1:07 PM EST livebaseballscorecards.com																																		
																				AB 0 R 0 H 0 RBI 0 BB 0 SO 0 LOB 0																									
																																													
Inning Stats																				1B: 0 SF: 0 WP: 0 PA: 0 2B: 0 SAC: 0 FB: 0 3B: 0 DP: 0 SB: 0 HR: 0 HBP: 0 CS: 0																									
PITCHER										IP		WLS	BF	H	R	ER	SO	BB	IBB	HBP	BLK	WP	HR	S	P	ERA	WHIP	PITCHER	IP	WLS	BF	H	R	ER	SO	BB	IBB	HBP	BLK	WP	HR	S	P	ERA	WHIP

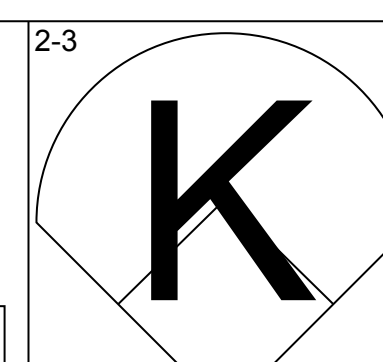
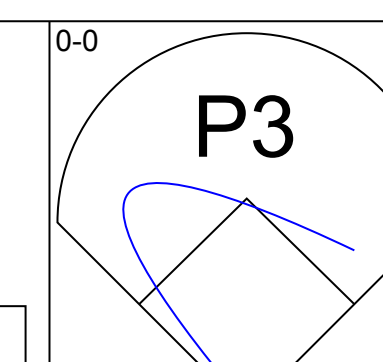
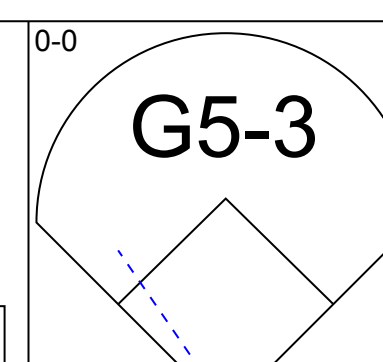
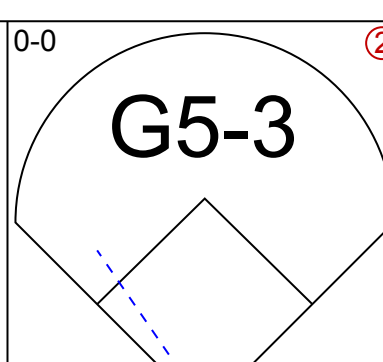
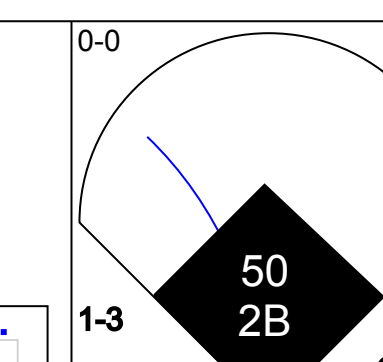
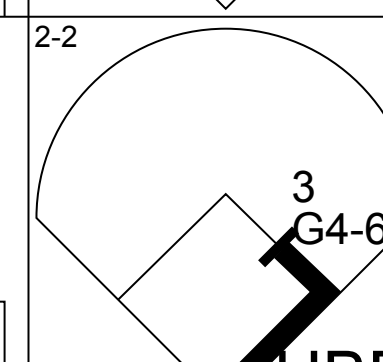
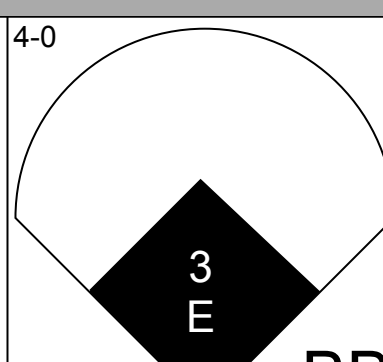
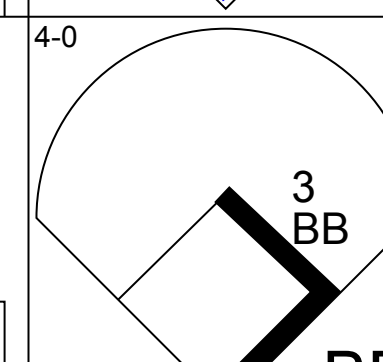
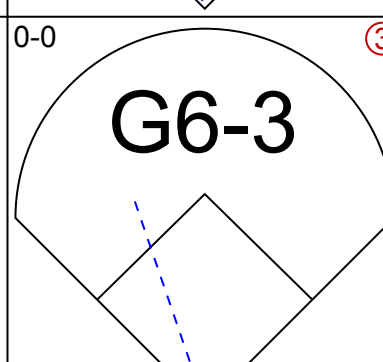
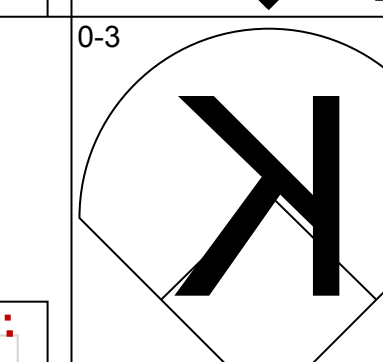
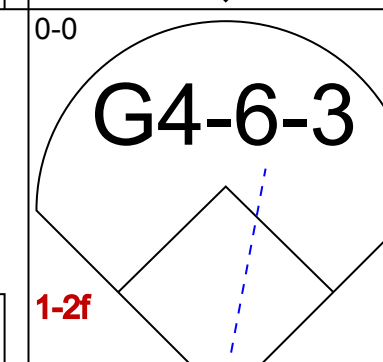
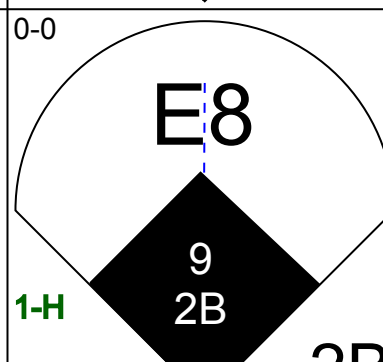
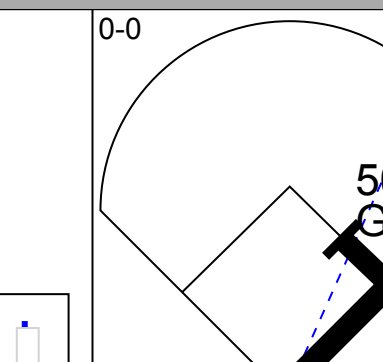
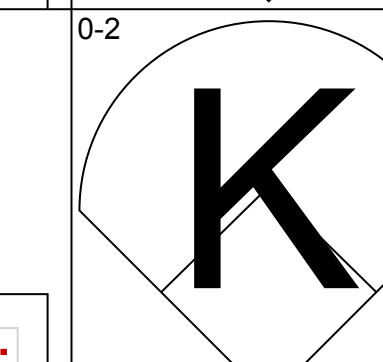
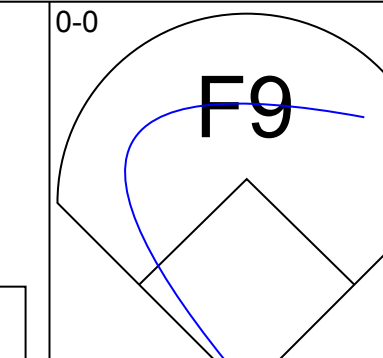
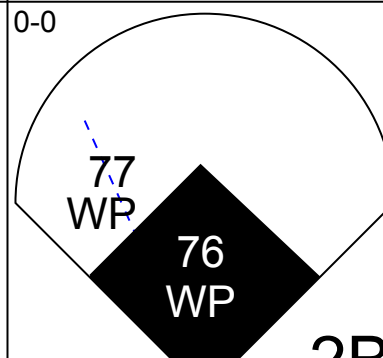
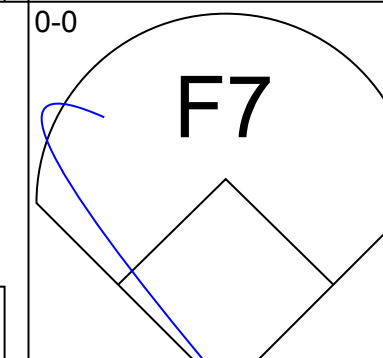
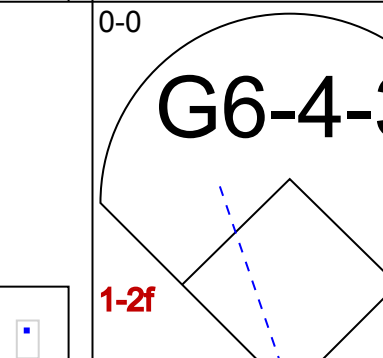
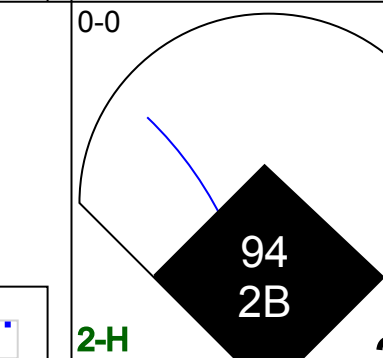
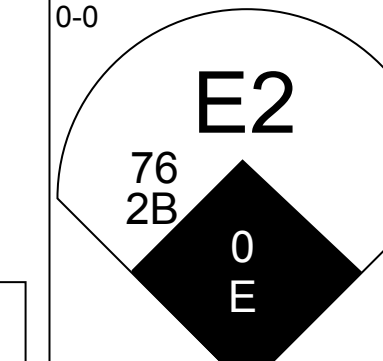
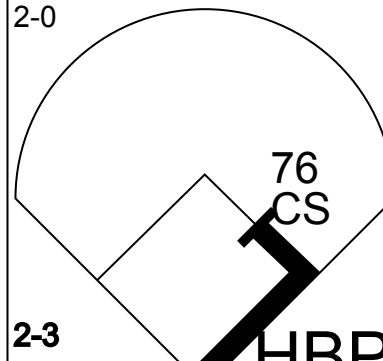
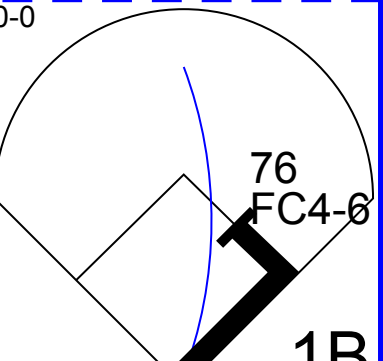
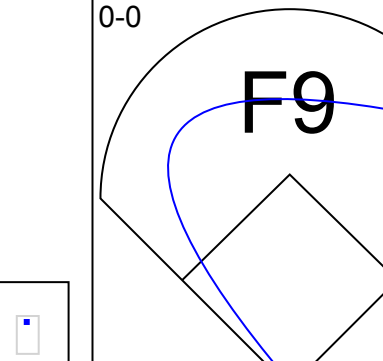
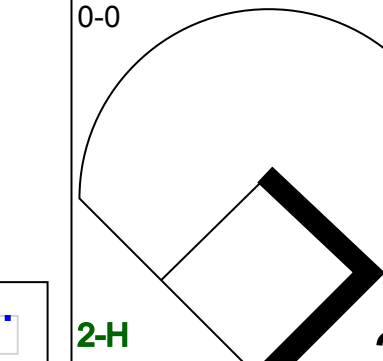

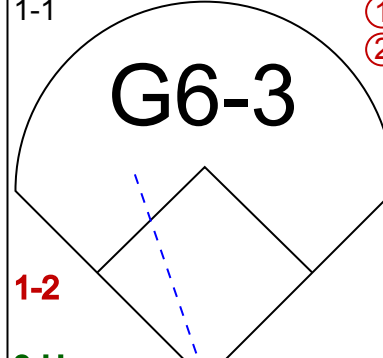
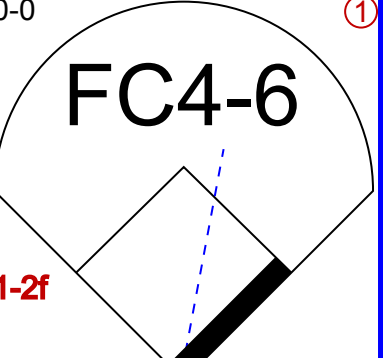
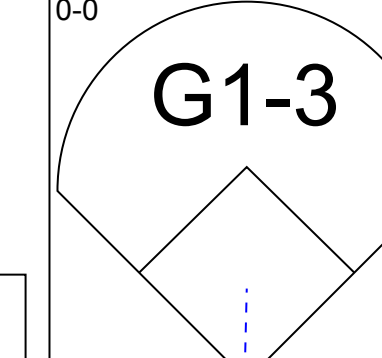
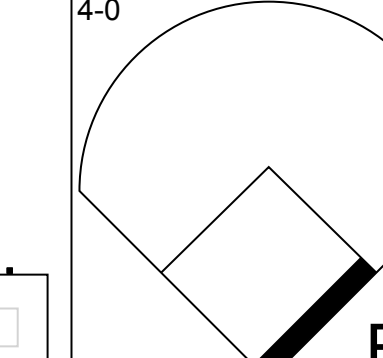

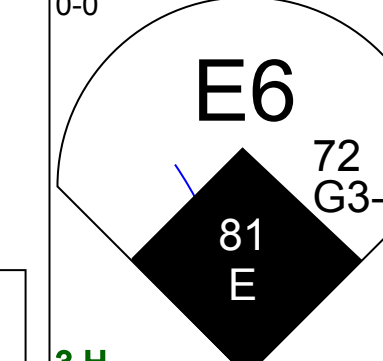
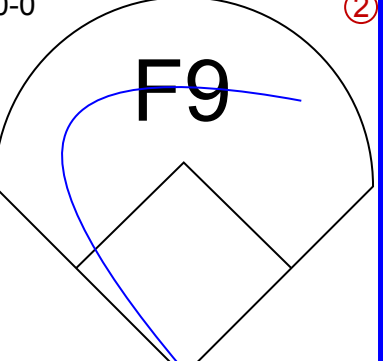
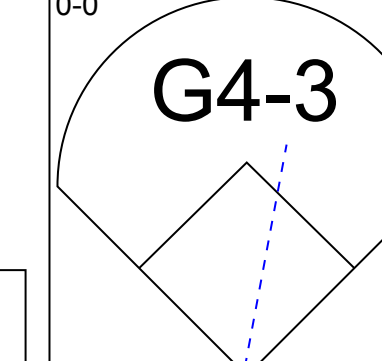
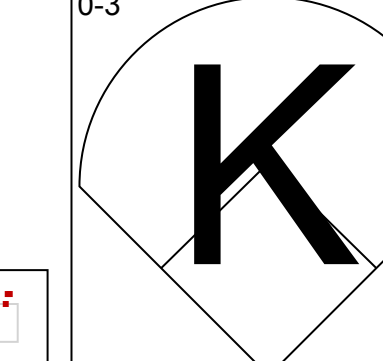

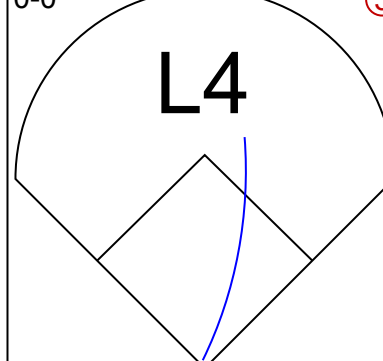
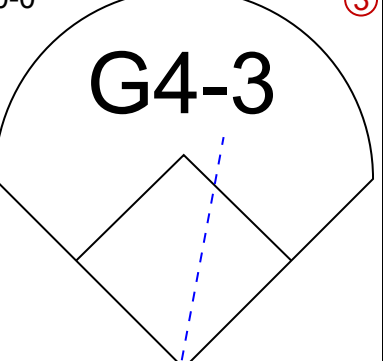
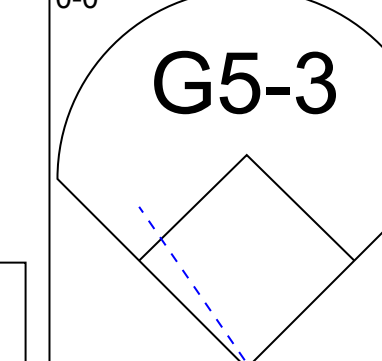

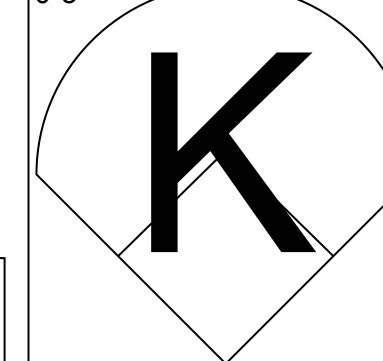
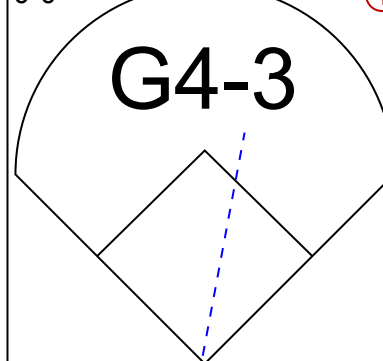
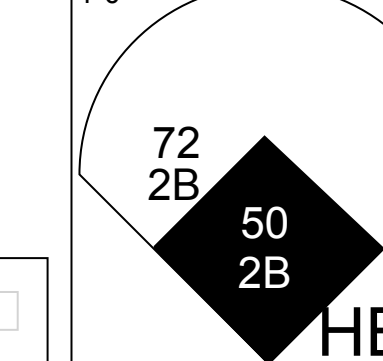
Batter	1	2	3	4	5	6	7	8	9	AB R H RBI BB SO LOB	BOTTOM																																		
											Philadelphia Phillies @ Toronto Blue Jays TD Ballpark, Dunedin, FL Fri Mar 11 2022, 1:07 PM EST livebaseballscorecards.com																																		
																				AB 0 R 0 H 0 RBI 0 BB 0 SO 0 LOB 0																									
																																													
Inning Stats																				1B: 0 SF: 0 WP: 0 PA: 0 2B: 0 SAC: 0 FB: 0 3B: 0 DP: 0 SB: 0 HR: 0 HBP: 0 CS: 0																									
PITCHER										IP		WLS	BF	H	R	ER	SO	BB	IBB	HBP	BLK	WP	HR	S	P	ERA	WHIP	PITCHER	IP	WLS	BF	H	R	ER	SO	BB	IBB	HBP	BLK	WP	HR	S	P	ERA	WHIP

Batter	1	2	3	4	5	6	7	8	9	AB R H RBI BB SO LOB	TOP																								
												Minnesota Twins @ Toronto Blue Jays TD Ballpark, Dunedin, FL Sun Mar 13 2022, 1:07 PM EDT livebaseballscorecards.com																							
		AB 0 R 0 H 0 RBI 0 BB 0 SO 0 LOB 0																																	
																																			
Inning Stats		1B: 0 SF: 0 WP: 0 PA: 0 2B: 0 SAC: 0 FB: 0 3B: 0 DP: 0 SB: 0 HR: 0 HBP: 0 CS: 0																																	
PITCHER	IP	WLS	BF	H	R	ER	SO	BB	IBB	HBP	BLK	WP	HR	S	P	ERA	WHIP	PITCHER	IP	WLS	BF	H	R	ER	SO	BB	IBB	HBP	BLK	WP	HR	S	P	ERA	WHIP

Batter	1	2	3	4	5	6	7	8	9	AB R H RBI BB SO LOB	BOTTOM																								
												Minnesota Twins @ Toronto Blue Jays TD Ballpark, Dunedin, FL Sun Mar 13 2022, 1:07 PM EDT livebaseballscorecards.com																							
		AB 0 R 0 H 0 RBI 0 BB 0 SO 0 LOB 0																																	
																																			
Inning Stats		1B: 0 SF: 0 WP: 0 PA: 0 2B: 0 SAC: 0 FB: 0 3B: 0 DP: 0 SB: 0 HR: 0 HBP: 0 CS: 0																																	
PITCHER	IP	WLS	BF	H	R	ER	SO	BB	IBB	HBP	BLK	WP	HR	S	P	ERA	WHIP	PITCHER	IP	WLS	BF	H	R	ER	SO	BB	IBB	HBP	BLK	WP	HR	S	P	ERA	WHIP

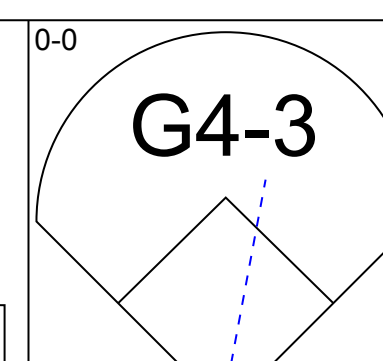
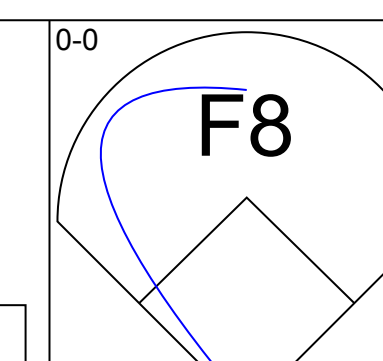
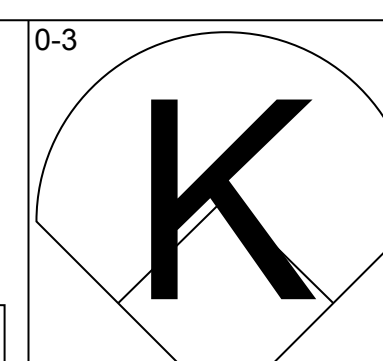
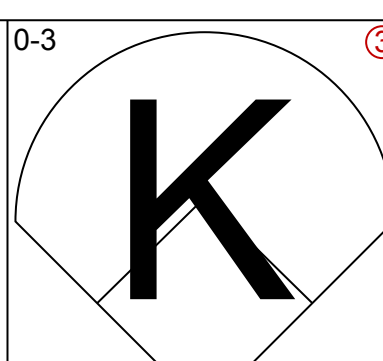
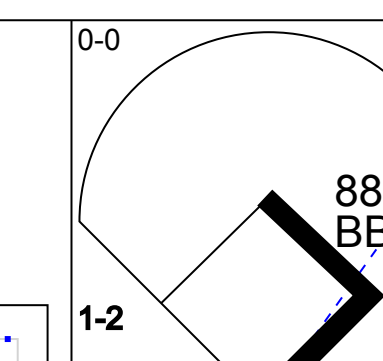
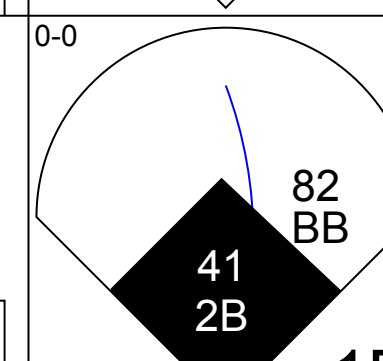
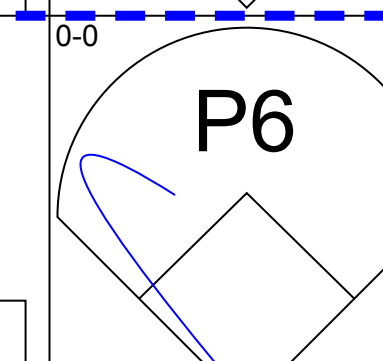
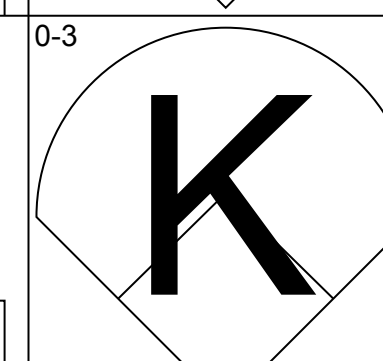
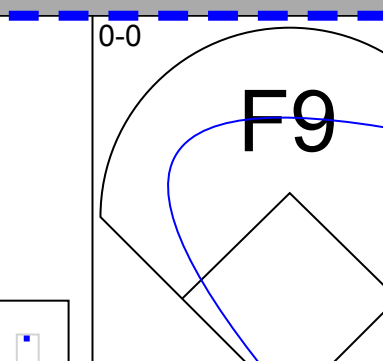
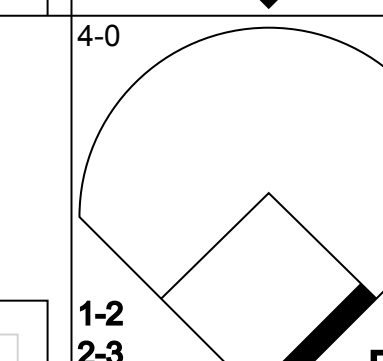
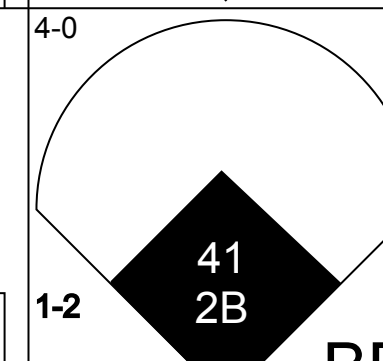
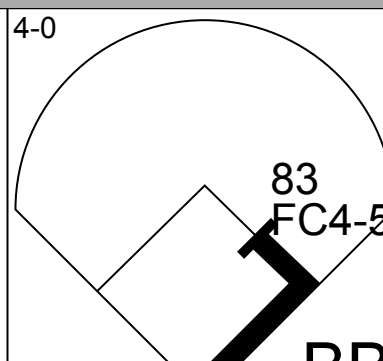
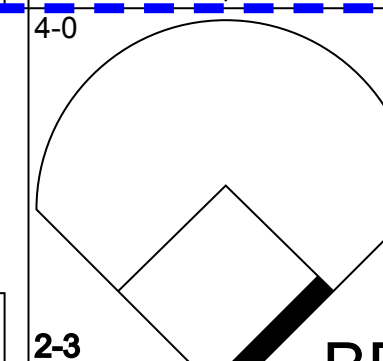
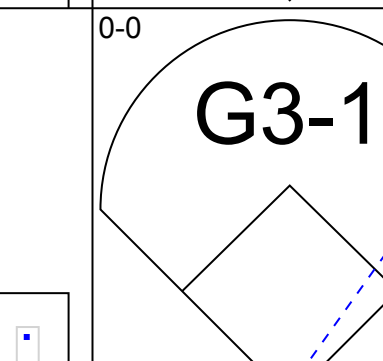
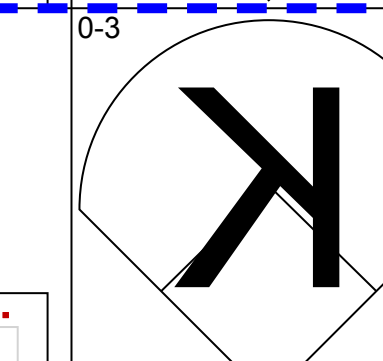
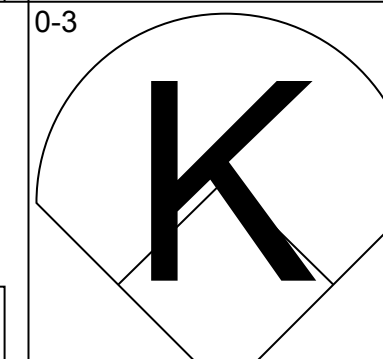
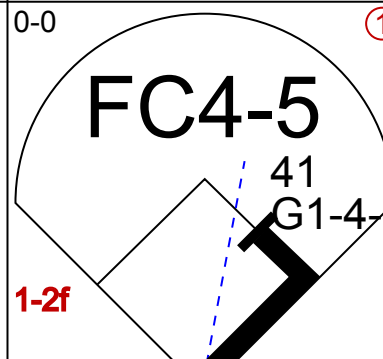
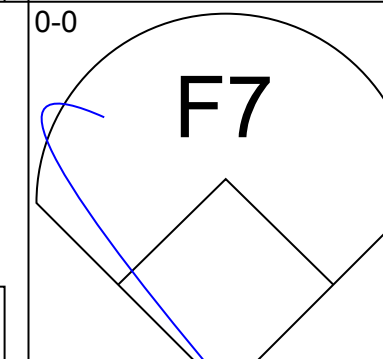
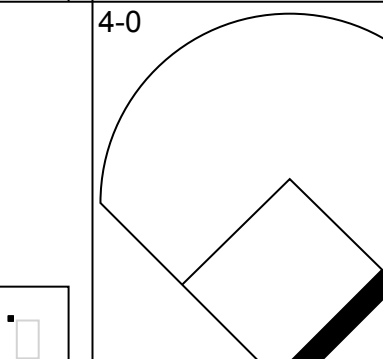
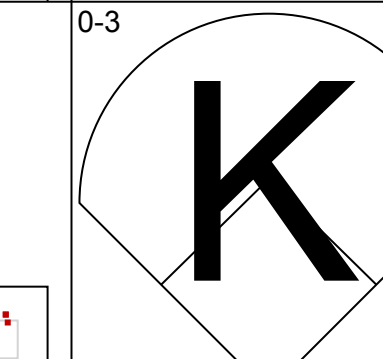
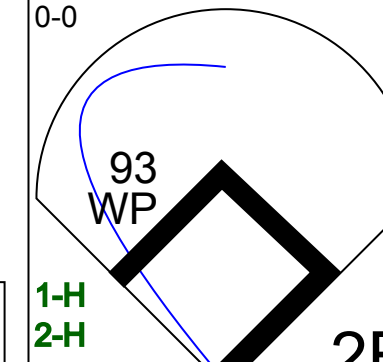
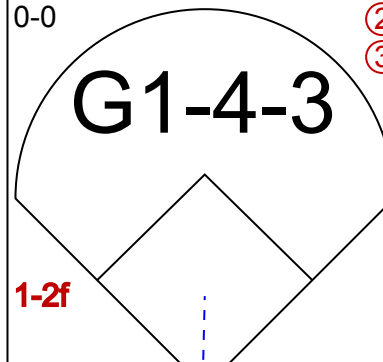
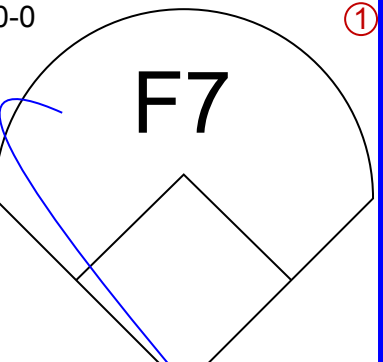
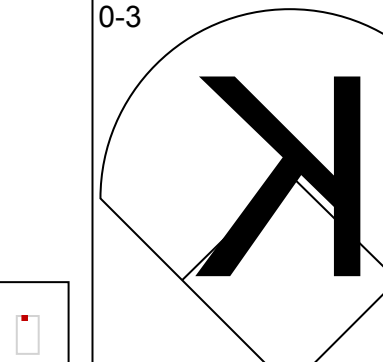
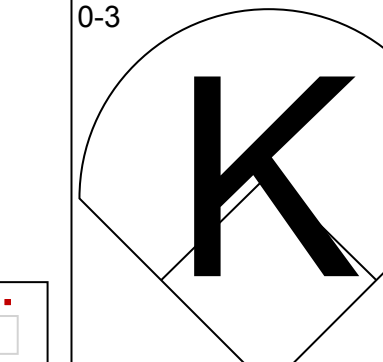
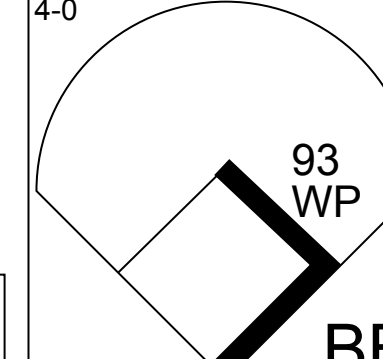

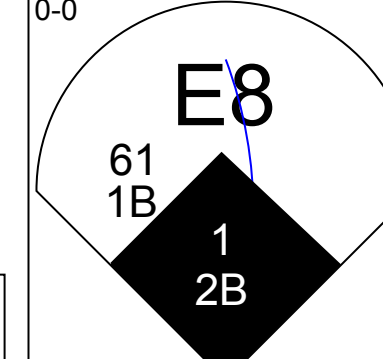
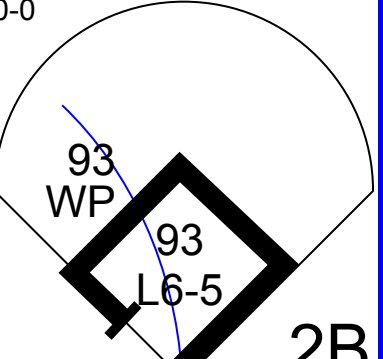

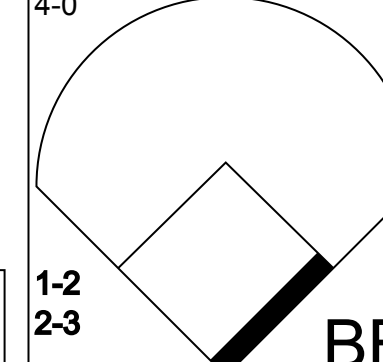

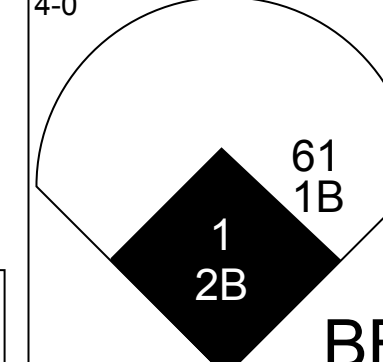


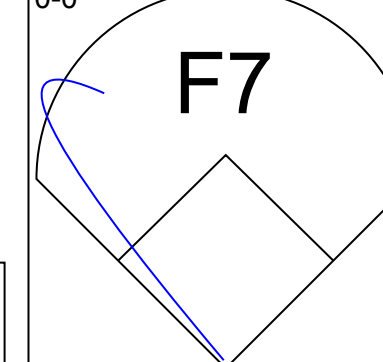

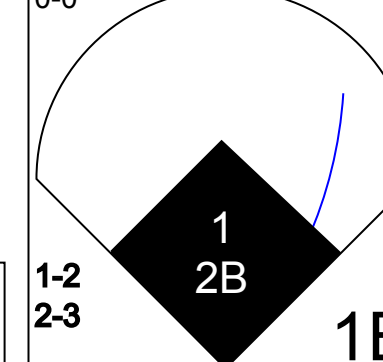
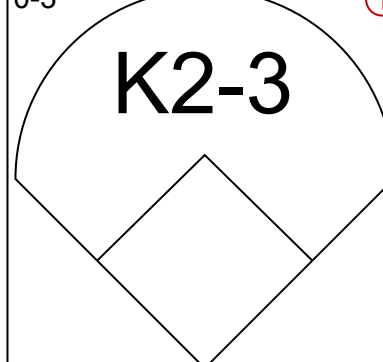
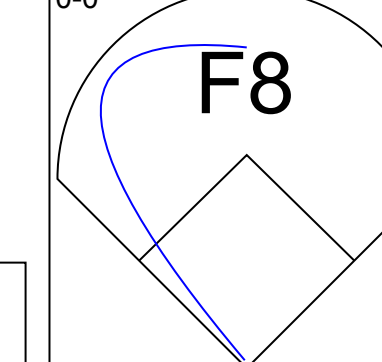


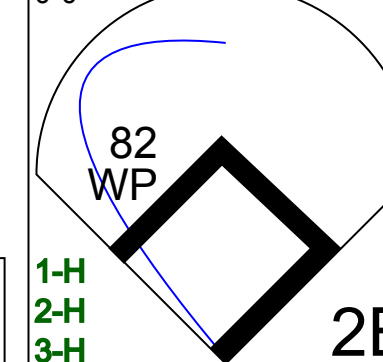
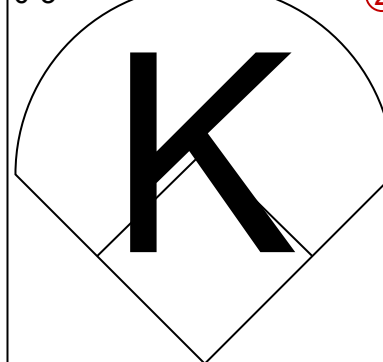
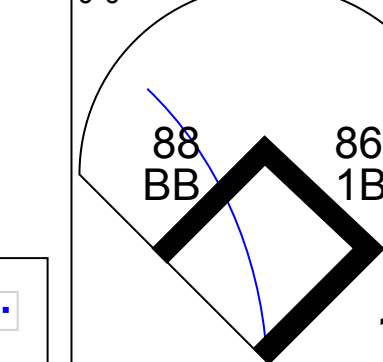
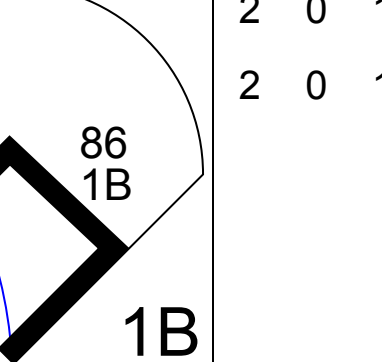
Batter	1	2	3	4	5	6	7	8	9	AB R H RBI BB SO LOB	TOP																								
											<p>Tampa Bay Rays @ Toronto Blue Jays TD Ballpark, Dunedin, FL Tue Mar 15 2022, 1:07 PM EDT</p> <p>livebaseballscorecards.com</p> <p>AB 0 R 0 H 0 RBI 0 BB 0 SO 0 LOB 0</p> 																								
Inning Stats										1B: 0 SF: 0 2B: 0 SAC: 0 3B: 0 DP: 0 HR: 0 HBP: 0	WP: 0 PA: 0 FB: 0 SB: 0 CS: 0																								
PITCHER	IP	WLS	BF	H	R	ER	SO	BB	IBB	HBP	BLK	WP	HR	S	P	ERA	WHIP	PITCHER	IP	WLS	BF	H	R	ER	SO	BB	IBB	HBP	BLK	WP	HR	S	P	ERA	WHIP

Batter	1	2	3	4	5	6	7	8	9	AB R H RBI BB SO LOB	BOTTOM																								
											<p>Tampa Bay Rays @ Toronto Blue Jays TD Ballpark, Dunedin, FL Tue Mar 15 2022, 1:07 PM EDT</p> <p>livebaseballscorecards.com</p> <p>AB 0 R 0 H 0 RBI 0 BB 0 SO 0 LOB 0</p> 																								
Inning Stats										1B: 0 SF: 0 2B: 0 SAC: 0 3B: 0 DP: 0 HR: 0 HBP: 0	WP: 0 PA: 0 FB: 0 SB: 0 CS: 0																								
PITCHER	IP	WLS	BF	H	R	ER	SO	BB	IBB	HBP	BLK	WP	HR	S	P	ERA	WHIP	PITCHER	IP	WLS	BF	H	R	ER	SO	BB	IBB	HBP	BLK	WP	HR	S	P	ERA	WHIP

Batter	1	2	3	4	5	6	7	8	9	AB	R	H	RBI	BB	SO	LOB	TOP				
5 Santiago Espinal, R 72 Vinny Capra, R OBP: 0.500, SLG: 1.000										3	0	0	0	0	1	1	Toronto Blue Jays @ Baltimore Orioles Ed Smith Stadium, Sarasota, FL Fri Mar 18 2022, 1:09 PM - 5:54 PM EDT Att.: 5,096 - Sunny - 85 F				
11 Bo Bichette, R 79 Orelvis Martinez, R										0	1	0	0	2	0	0					
3 Greg Bird, L 98 Spencer Horwitz, L OBP: 0.333, SLG: 1.000										2	1	1	1	1	0	1					
9 Danny Jansen, R 50 Tyler Heineman, S OBP: 0.333, SLG: 0.667										3	1	1	1	0	0	2					
77 Joshua Palacios, L 94 Logan Warmoth, R OBP: 0.500, SLG: 1.000										2	1	1	0	0	0	0					
76 Jordan Groshans, R 75 Gosuke Katoh, L										3	1	1	0	0	0	2					
0 Mallex Smith, L 83 Chavez Young, S										3	1	1	0	0	0	2					
72 Otto Lopez, R										4	0	0	0	0	0	4					
81 Nathan Lukes, L 66 Cullen Large, S										2	0	1	1	0	1	0					
Inning Stats	R: 0 E: 0 K: 1 S: 7	H: 0 LOB: 0 BB: 0 P: 11	R: 3 E: 3 K: 0 S: 7	H: 2 LOB: 1 BB: 0 P: 7	R: 3 E: 1 K: 0 S: 6	H: 3 LOB: 1 BB: 1 P: 13	R: 0 E: 0 K: 1 S: 5	H: 0 LOB: 1 BB: 0 P: 4	R: 0 E: 0 K: 0 S: 3	H: 0 LOB: 0 BB: 0 P: 3	R: 0 E: 0 K: 0 S: 3	H: 1 LOB: 0 BB: 0 P: 3	R: 0 E: 0 K: 0 S: 3	H: 0 LOB: 0 BB: 0 P: 3	R: 0 E: 0 K: 3 S: 12	H: 3 LOB: 2 BB: 1 P: 17		1B: 3 2B: 7 3B: 0 HR: 0	SF: 0 SAC: 0 DP: 2 HBP: 3	WP: 2 PB: 0 SB: 0 CS: 1	PA: 43
PITCHER	IP WLS BF H R ER SO BB IBB HBP BLK WP HR S P ERA WHIP	IP WLS BF H R ER SO BB IBB HBP BLK WP HR S P ERA WHIP	IP WLS BF H R ER SO BB IBB HBP BLK WP HR S P ERA WHIP	IP WLS BF H R ER SO BB IBB HBP BLK WP HR S P ERA WHIP	IP WLS BF H R ER SO BB IBB HBP BLK WP HR S P ERA WHIP	IP WLS BF H R ER SO BB IBB HBP BLK WP HR S P ERA WHIP	IP WLS BF H R ER SO BB IBB HBP BLK WP HR S P ERA WHIP	IP WLS BF H R ER SO BB IBB HBP BLK WP HR S P ERA WHIP	IP WLS BF H R ER SO BB IBB HBP BLK WP HR S P ERA WHIP	IP WLS BF H R ER SO BB IBB HBP BLK WP HR S P ERA WHIP	IP WLS BF H R ER SO BB IBB HBP BLK WP HR S P ERA WHIP	IP WLS BF H R ER SO BB IBB HBP BLK WP HR S P ERA WHIP	IP WLS BF H R ER SO BB IBB HBP BLK WP HR S P ERA WHIP	IP WLS BF H R ER SO BB IBB HBP BLK WP HR S P ERA WHIP	IP WLS BF H R ER SO BB IBB HBP BLK WP HR S P ERA WHIP	IP WLS BF H R ER SO BB IBB HBP BLK WP HR S P ERA WHIP	IP WLS BF H R ER SO BB IBB HBP BLK WP HR S P ERA WHIP	IP WLS BF H R ER SO BB IBB HBP BLK WP HR S P ERA WHIP	IP WLS BF H R ER SO BB IBB HBP BLK WP HR S P ERA WHIP	IP WLS BF H R ER SO BB IBB HBP BLK WP HR S P ERA WHIP	IP WLS BF H R ER SO BB IBB HBP BLK WP HR S P ERA WHIP

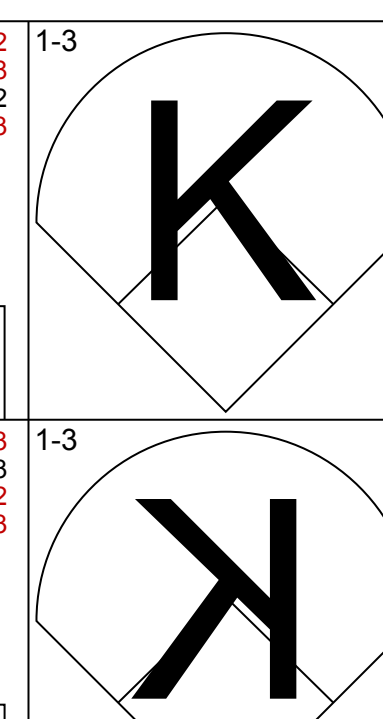
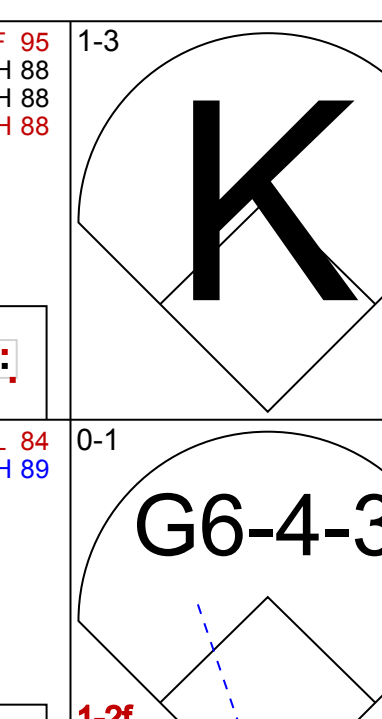
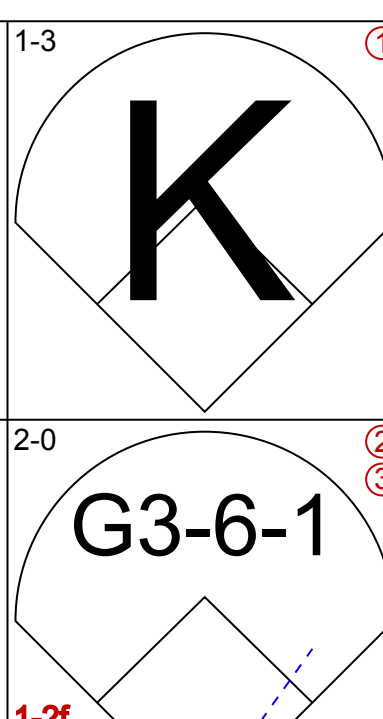
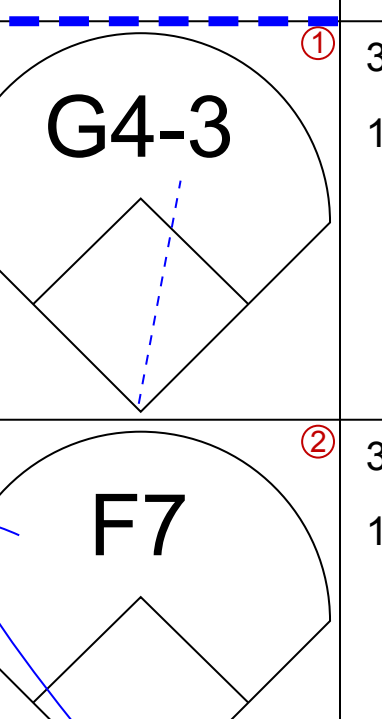
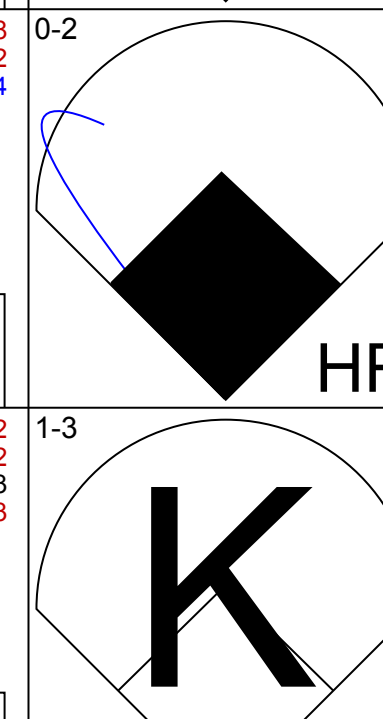


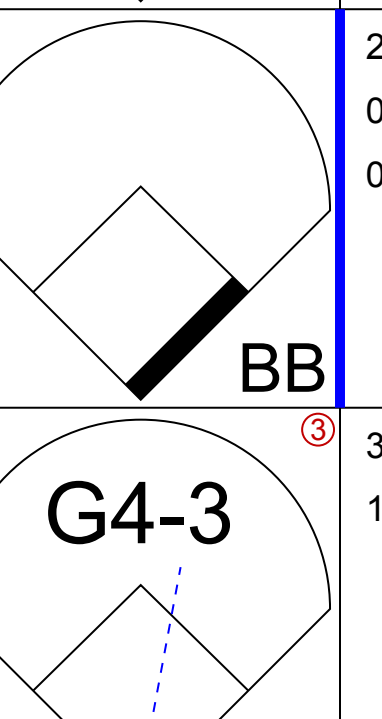

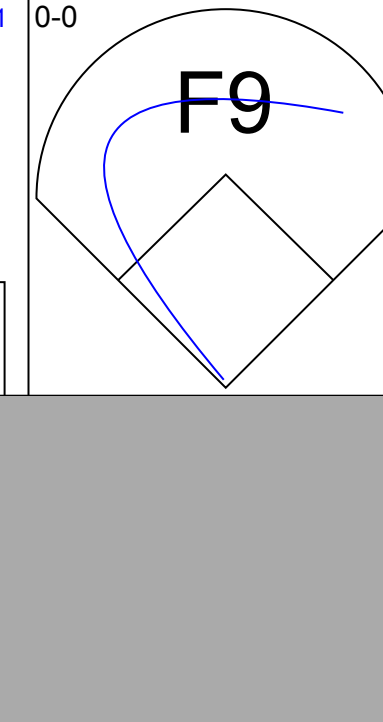
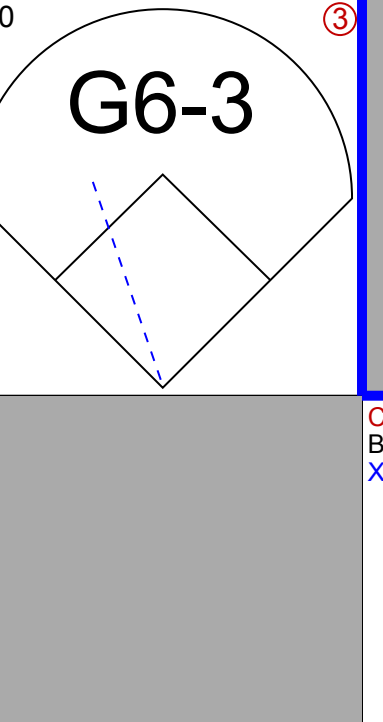





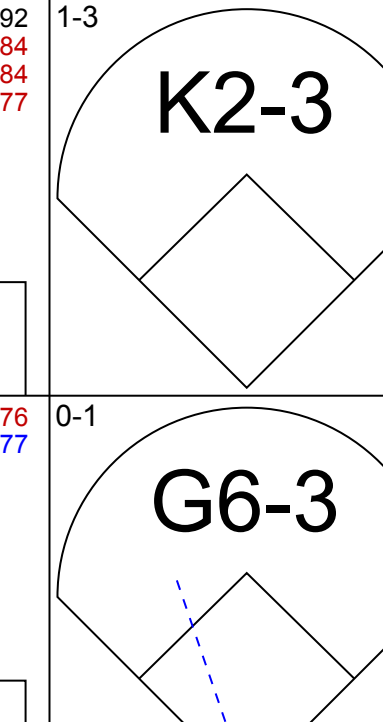
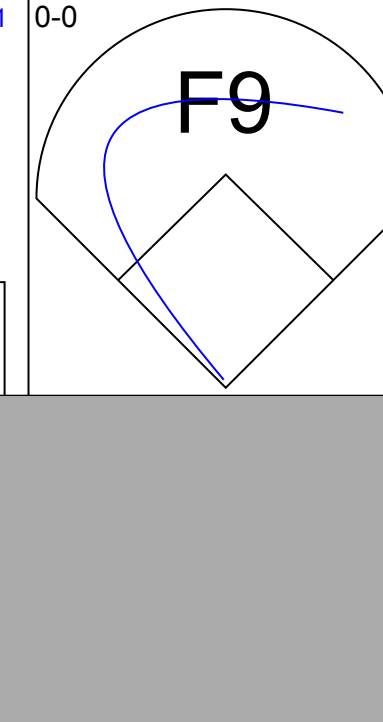
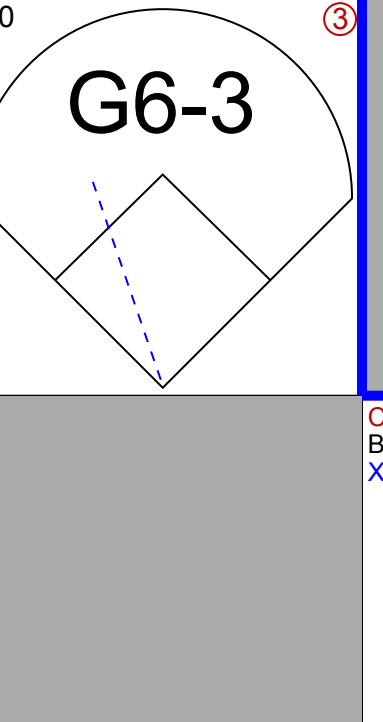
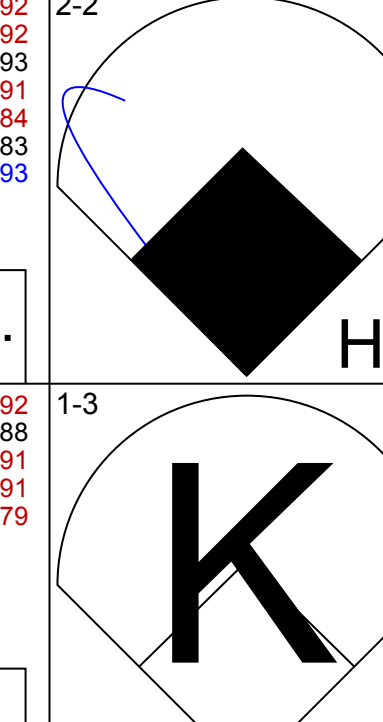
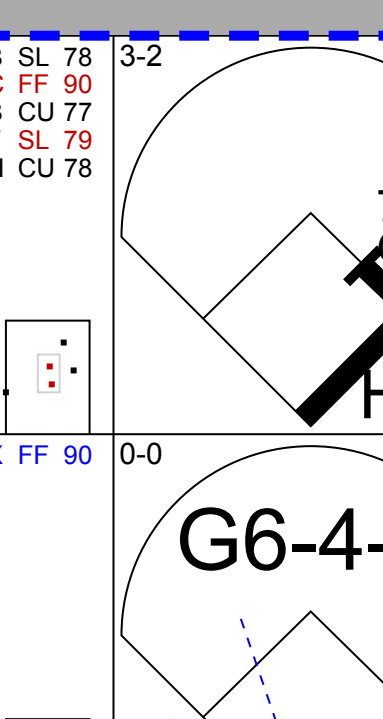
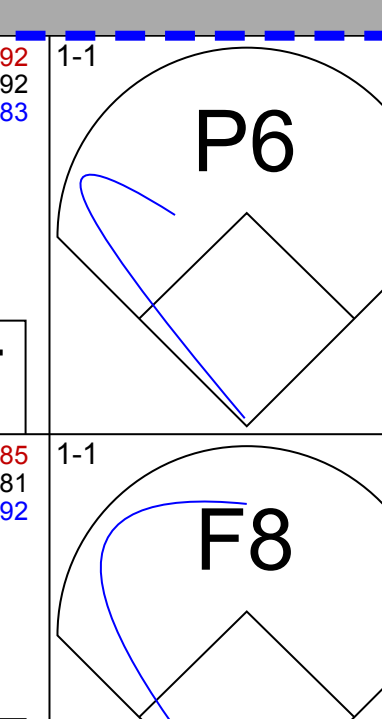
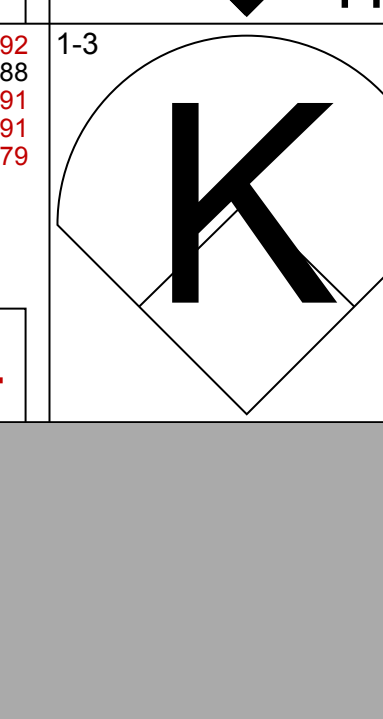
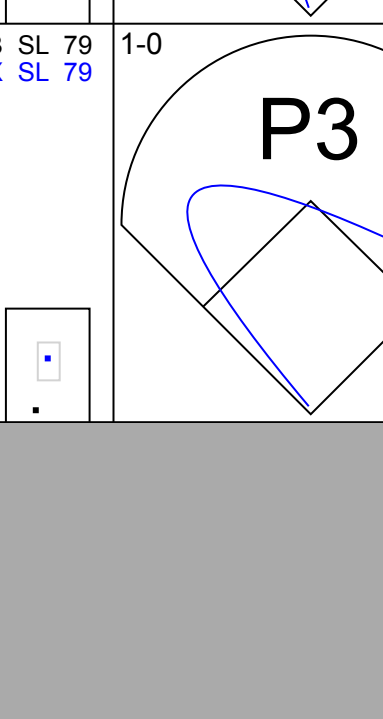
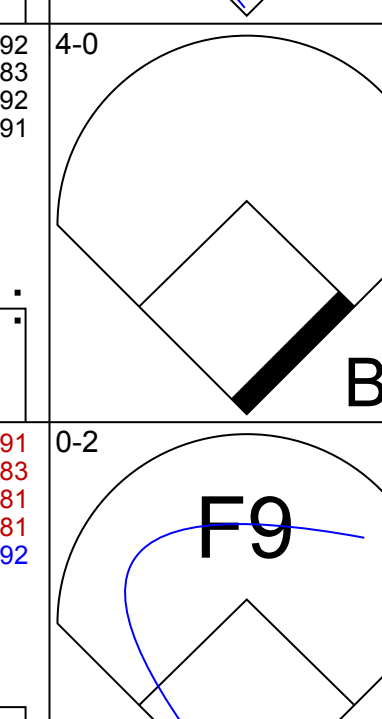
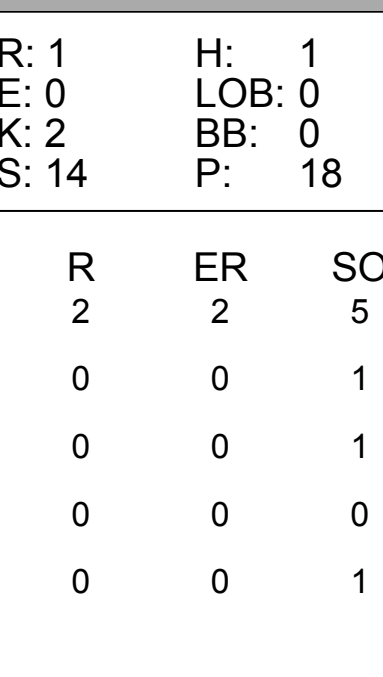
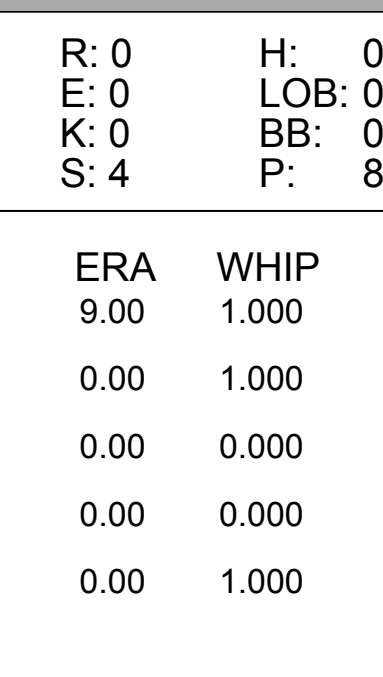
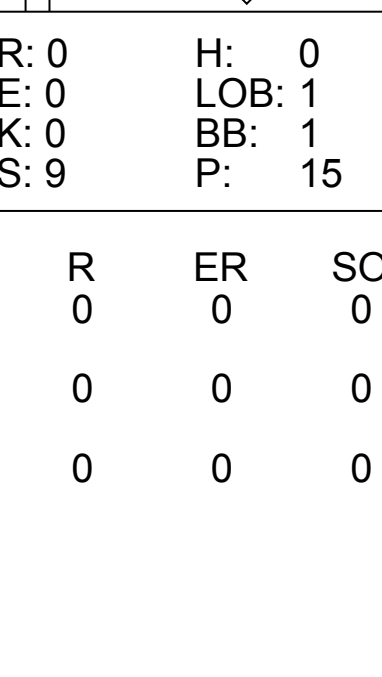
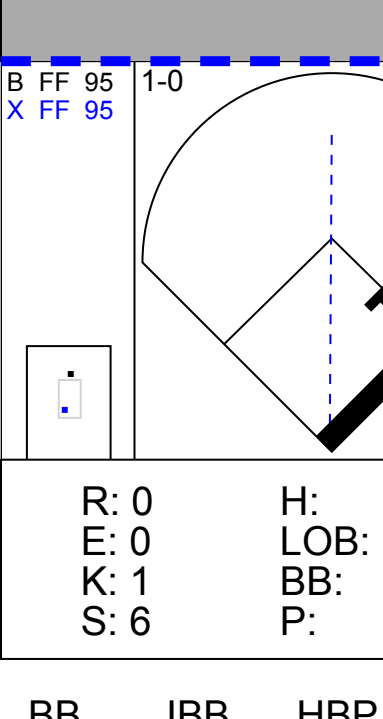
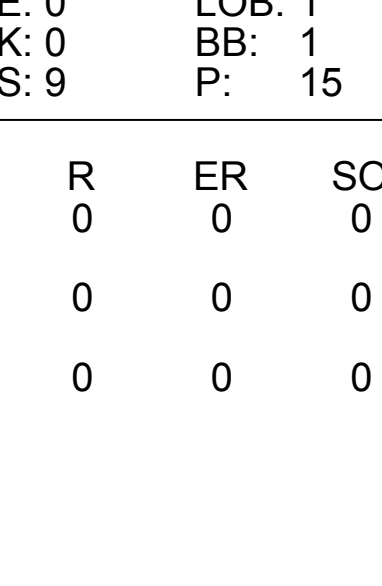
AB	36
R	9
H	10
RBI	6
BB	4
SO	5
LOB	19



Batter	1	2	3	4	5	6	7	8	9	AB	R	H	RBI	BB	SO	LOB	BOTTOM				
65 Ryan McKenna, R 86 Jordan Westburg, R OBP: 0.500, SLG: 0.500										3	0	0	0	0	1	1	Toronto Blue Jays @ Baltimore Orioles Ed Smith Stadium, Sarasota, FL Fri Mar 18 2022, 1:09 PM - 5:54 PM EDT Att.: 5,096 - Sunny - 85 F				
24 DJ Stewart, L 88 Rylan Bannon, R										2	1	1	0	0	0	0					
82 Kelvin Gutierrez, R 89 Patrick Dorrian, L										0	1	0	0	3	0	0					
83 Kyle Stowers, L 81 Colton Cowser, L										3	0	0	0	0	1	6					
41 Tyler Nevin, R J.D. Mundy, L										3	0	1	2	0	0	1					
37 Jahmai Jones, R 90 Robert Neustrom, L										2	1	1	0	1	0	0					
93 Yusniel Diaz, R 80 Hudson Haskin, R										1	1	0	0	2	0	1					
61 Anthony Bemboom, L 77 Brett Cumberland, S										2	1	1	0	0	0	3					
1 Richie Martin, R 85 Joey Ortiz, R OBP: 0.500, SLG: 0.500										2	0	1	3	0	0	0					
Inning Stats	R: 2 E: 0 K: 1 S: 7	H: 2 LOB: 3 BB: 3 P: 19	R: 0 E: 0 K: 0 S: 3	H: 0 LOB: 0 BB: 0 P: 3	R: 0 E: 0 K: 0 S: 2	H: 0 LOB: 1 BB: 1 P: 6	R: 3 E: 1 K: 2 S: 10	H: 2 LOB: 3 BB: 2 P: 18	R: 0 E: 0 K: 3 S: 9	H: 0 LOB: 0 BB: 0 P: 9	R: 0 E: 0 K: 1 S: 5	H: 0 LOB: 0 BB: 0 P: 5	R: 0 E: 0 K: 1 S: 5	H: 0 LOB: 0 BB: 0 P: 5	R: 0 E: 0 K: 3 S: 11	H: 2 LOB: 3 BB: 1 P: 15		1B: 4 2B: 4 3B: 0 HR: 0	SF: 0 SAC: 0 DP: 2 HBP: 0	WP: 3 PB: 0 SB: 0 CS: 0	PA: 41
PITCHER	IP WLS BF H R ER SO BB IBB HBP BLK WP HR S P ERA WHIP	IP WLS BF H R ER SO BB IBB HBP BLK WP HR S P ERA WHIP	IP WLS BF H R ER SO BB IBB HBP BLK WP HR S P ERA WHIP	IP WLS BF H R ER SO BB IBB HBP BLK WP HR S P ERA WHIP	IP WLS BF H R ER SO BB IBB HBP BLK WP HR S P ERA WHIP	IP WLS BF H R ER SO BB IBB HBP BLK WP HR S P ERA WHIP	IP WLS BF H R ER SO BB IBB HBP BLK WP HR S P ERA WHIP	IP WLS BF H R ER SO BB IBB HBP BLK WP HR S P ERA WHIP	IP WLS BF H R ER SO BB IBB HBP BLK WP HR S P ERA WHIP	IP WLS BF H R ER SO BB IBB HBP BLK WP HR S P ERA WHIP	IP WLS BF H R ER SO BB IBB HBP BLK WP HR S P ERA WHIP	IP WLS BF H R ER SO BB IBB HBP BLK WP HR S P ERA WHIP	IP WLS BF H R ER SO BB IBB HBP BLK WP HR S P ERA WHIP	IP WLS BF H R ER SO BB IBB HBP BLK WP HR S P ERA WHIP	IP WLS BF H R ER SO BB IBB HBP BLK WP HR S P ERA WHIP	IP WLS BF H R ER SO BB IBB HBP BLK WP HR S P ERA WHIP	IP WLS BF H R ER SO BB IBB HBP BLK WP HR S P ERA WHIP	IP WLS BF H R ER SO BB IBB HBP BLK WP HR S P ERA WHIP	IP WLS BF H R ER SO BB IBB HBP BLK WP HR S P ERA WHIP	IP WLS BF H R ER SO BB IBB HBP BLK WP HR S P ERA WHIP	IP WLS BF H R ER SO BB IBB HBP BLK WP HR S P ERA WHIP

AB	33
R	5
H	7
RBI	5
BB	8
SO	11
LOB	23

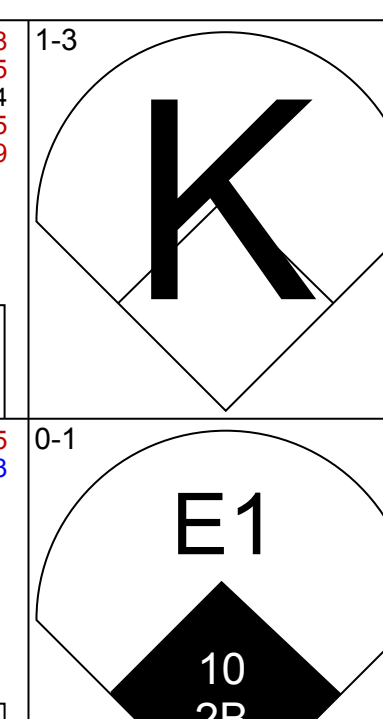
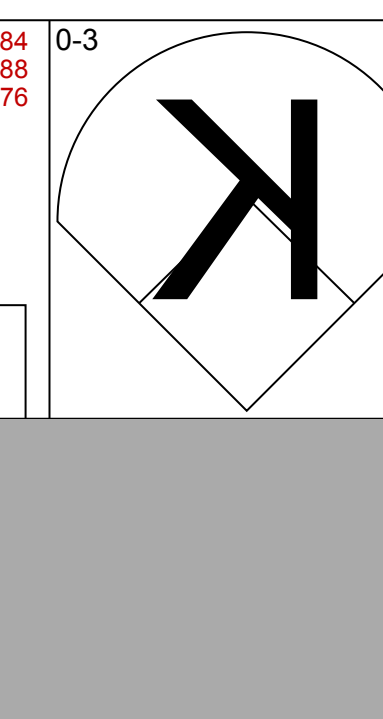
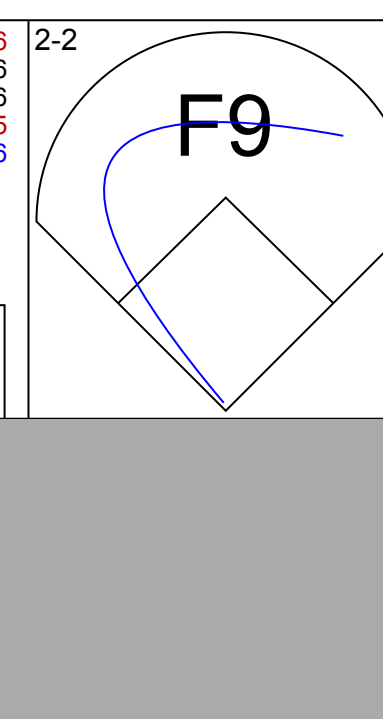
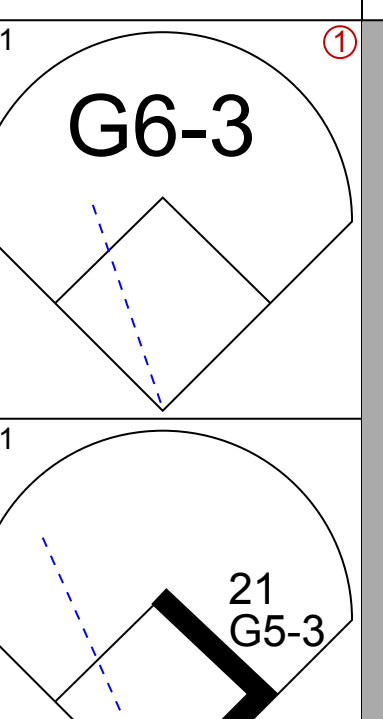
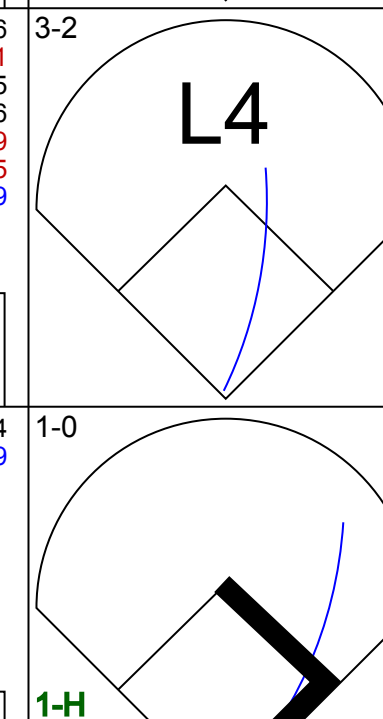
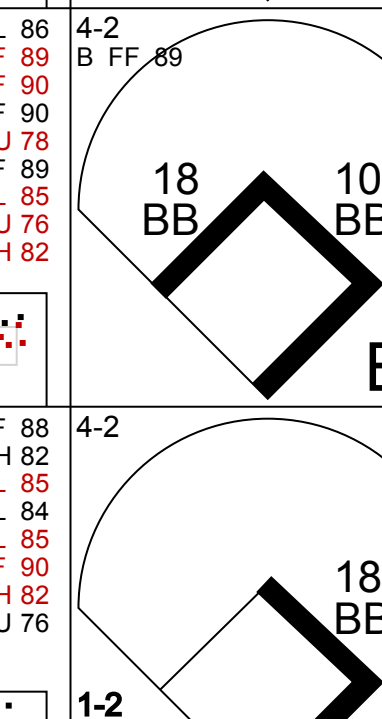
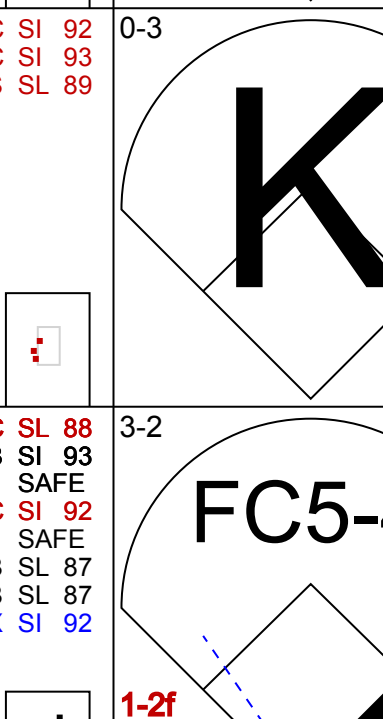
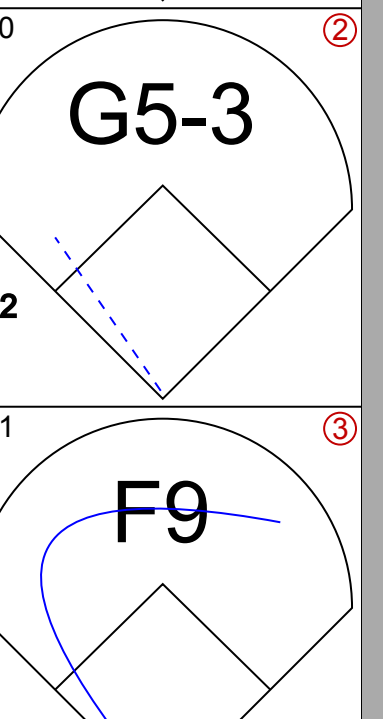
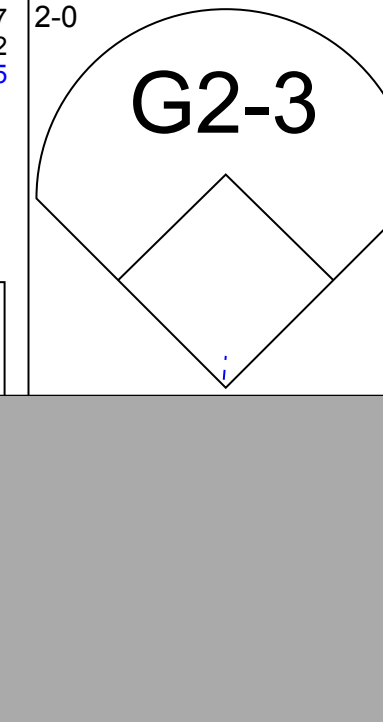
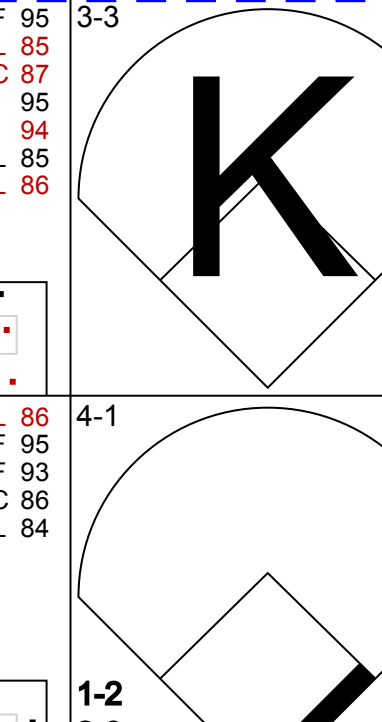
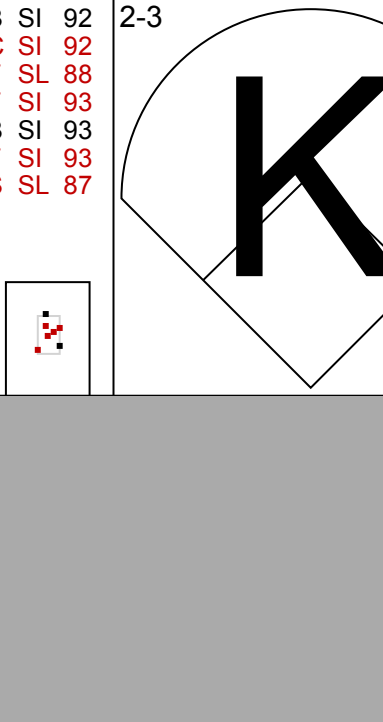


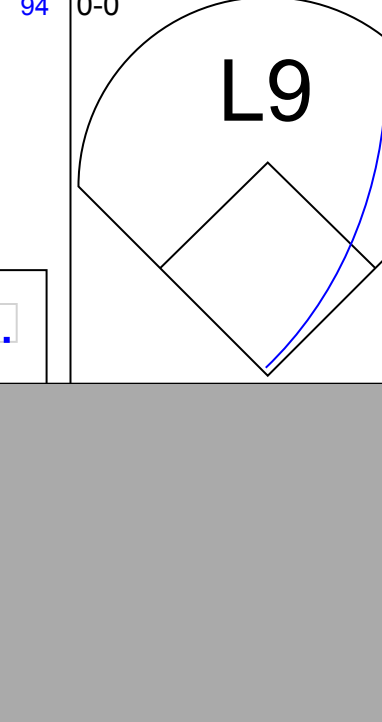



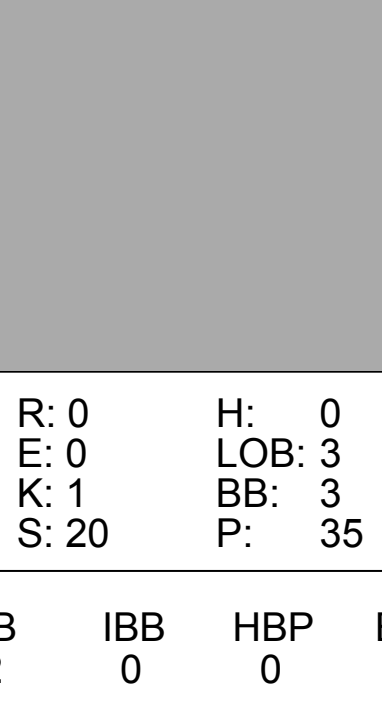
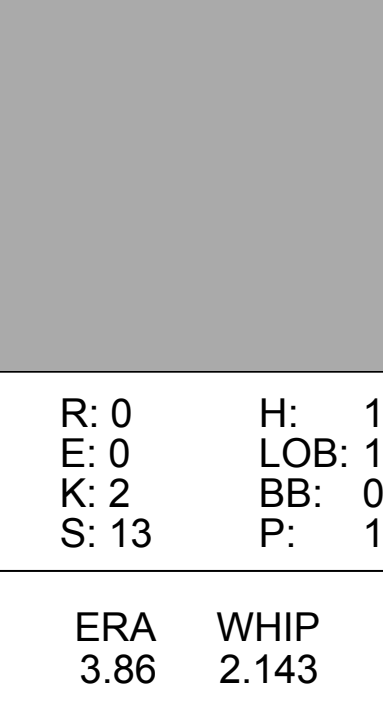
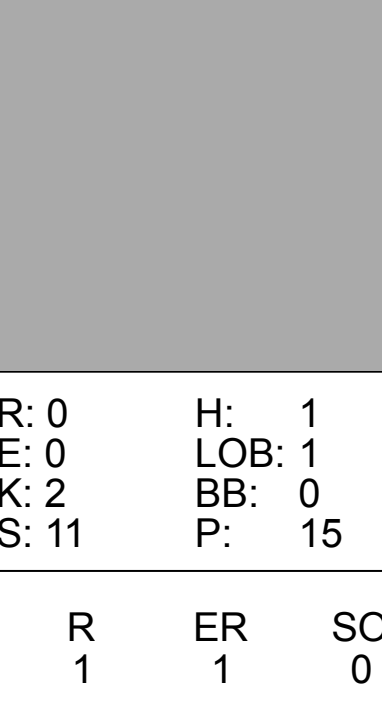
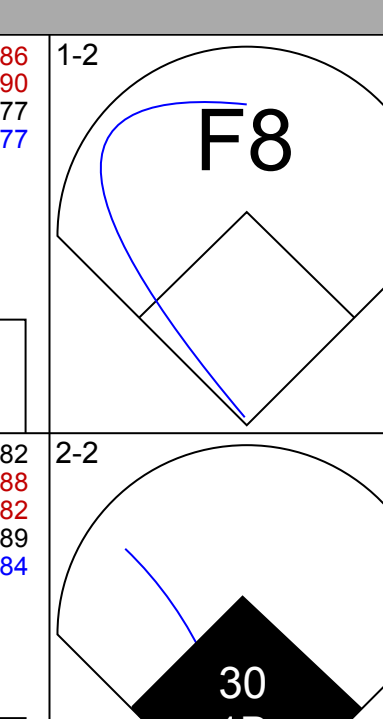
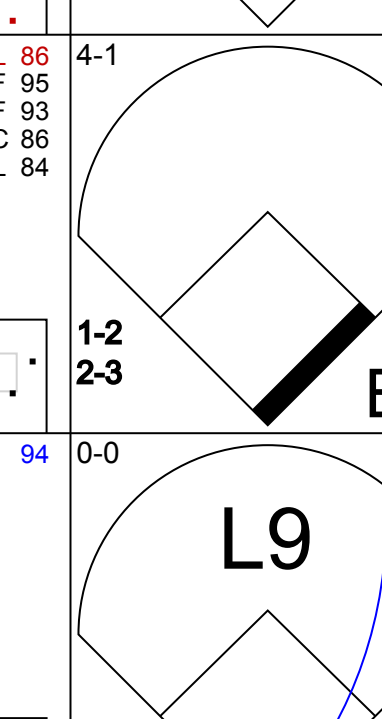
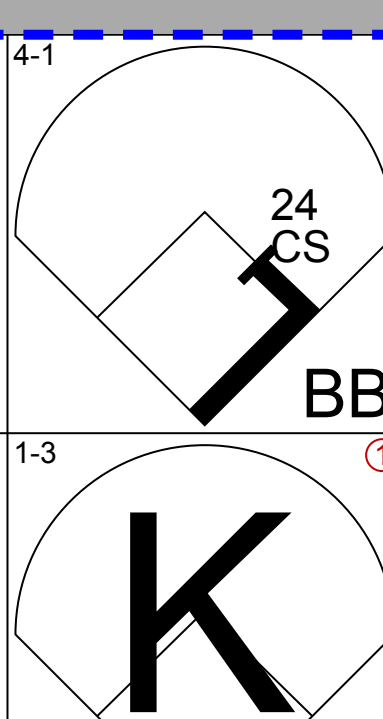
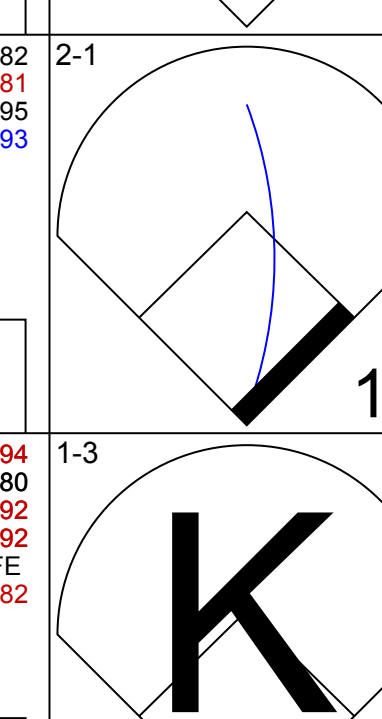
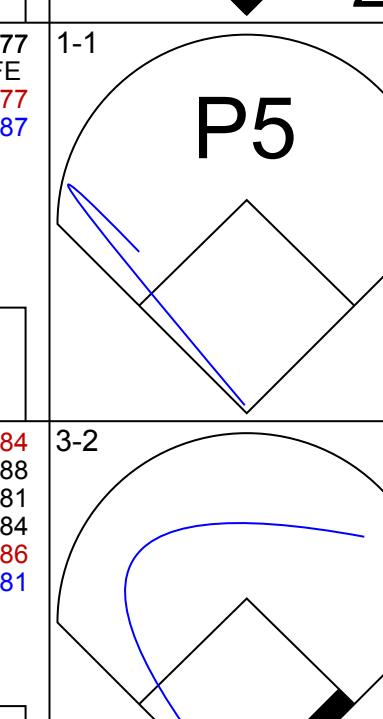

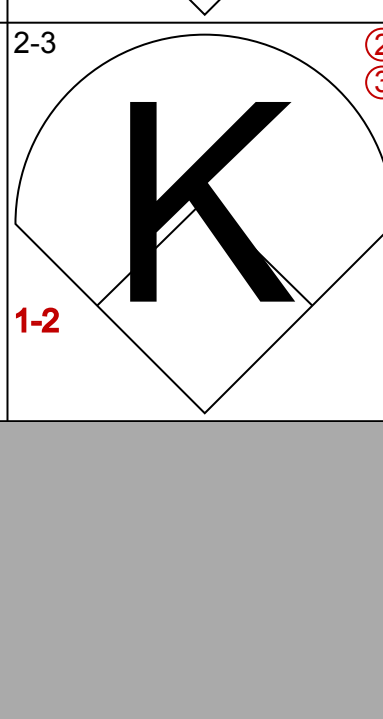
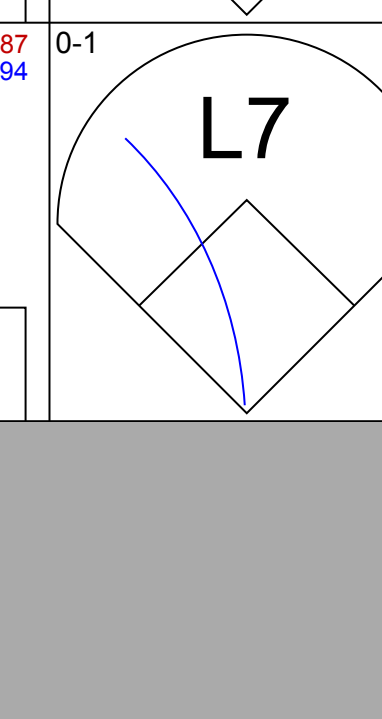
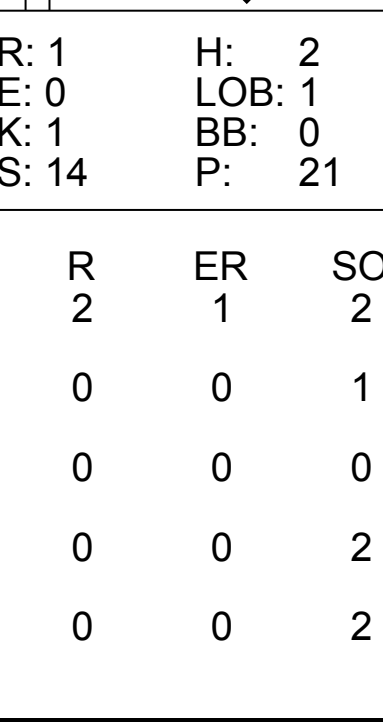
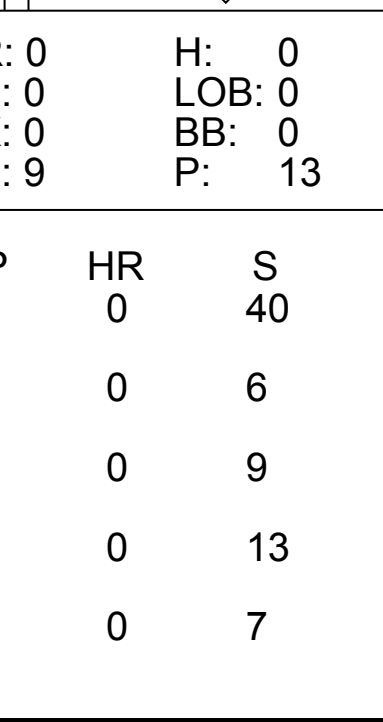
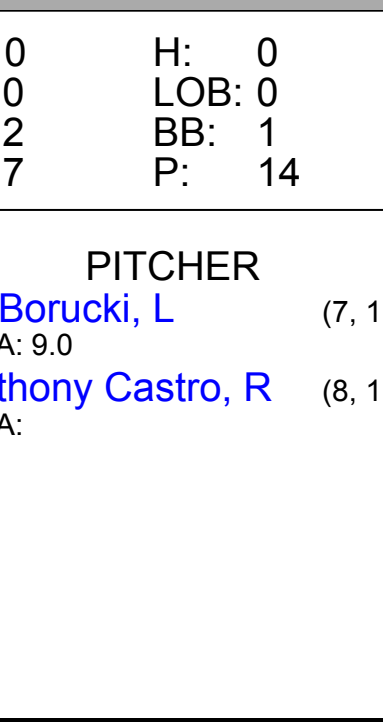
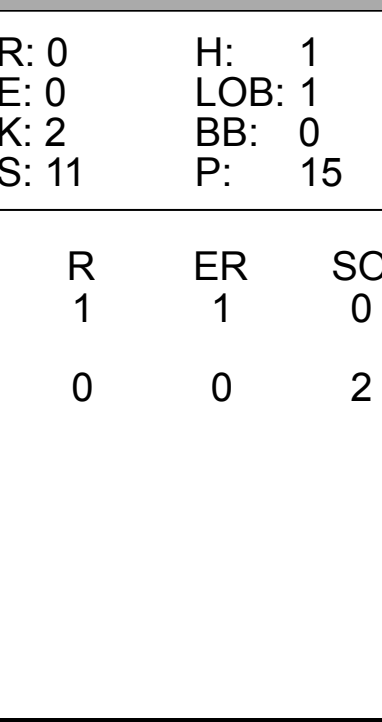
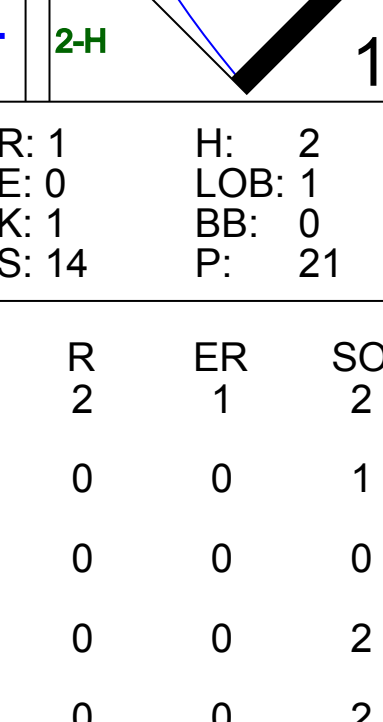
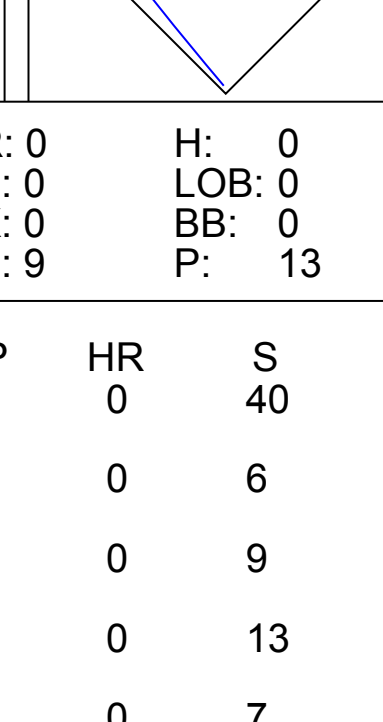
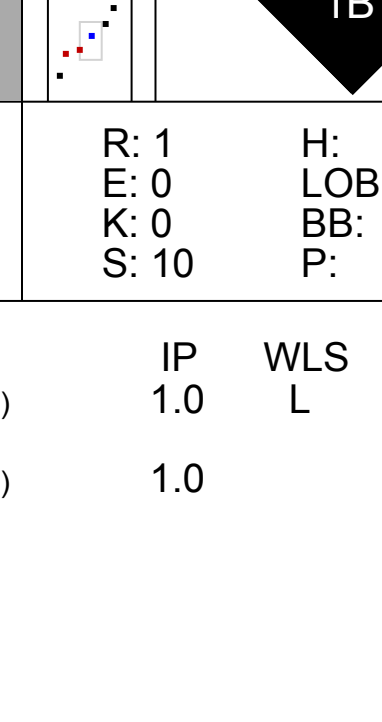


Batter	1	2	3	4	5	6	7	8	9	AB	R	H	RBI	BB	SO	LOB	TOP	
0 Mallex Smith, L (1,8) 83 Chavez Young, S (6,8)										3	0	0	0	0	3	2		
11 Bo Bichette, R (1,10) 98 Spencer Horwitz, L (9,PH)										3	0	0	0	0	1	2		
27 Vladimir Guerrero Jr., R (1,3) 3 Greg Bird, L (5,3) 97 Rafael Lantigua, R (9,PR)										2	1	1	1	0	0	0		
37 Teoscar Hernández, R (1,9) 77 Joshua Palacios, L (7,9)										3	0	0	0	0	2	1		
7 Reese McGuire, L (1,2) 80 Kellin Deglan, L (7,2)										3	0	0	0	0	1	0		
5 Santiago Espinal, R (1,6) 49 Leo Jimenez, R (6,6)										1	0	0	0	0	0	0		
79 Orelvis Martínez, R (1,5) 76 Jordan Groshans, R (6,5)										2	1	1	1	0	0	1		
75 Gosuke Katoh, L (1,4) 72 Otto Lopez, R (6,4)										2	0	0	0	0	1	0		
81 Nathan Lukes, L (1,7) 72 Vinny Capra, R (6,7)										1	0	1	0	1	0	0		
Inning Stats	R: 1 H: 1 E: 0 K: 3 S: 12	H: 1 LOB: 0 BB: 0 P: 15	R: 1 H: 1 E: 0 K: 2 S: 14	H: 1 LOB: 0 BB: 0 P: 18	R: 0 H: 1 E: 0 K: 1 S: 6	H: 0 LOB: 0 BB: 0 P: 8	R: 0 H: 0 E: 0 K: 0 S: 4	H: 0 LOB: 0 BB: 1 P: 11	R: 0 H: 0 E: 0 K: 0 S: 9	H: 0 LOB: 1 BB: 1 P: 15	R: 0 H: 0 E: 0 K: 0 S: 7	H: 0 LOB: 1 BB: 1 P: 15	1B: 1 2B: 0 3B: 0 HR: 2	SF: 0 SAC: 0 DP: 4 HBP: 1	WP: 0 PB: 0 SB: 0 CS: 0	PA: 31		
PITCHER	IP WLS BF H R ER SO BB IBB HBP BLK WP HR S P ERA WHIP	27 Aaron Nola, R (1,1) ERA: 9.0	57 Nick Nelson, R (3,1) ERA:	39 Kyle Dohy, L (4,1) ERA:	68 Damon Jones, L (5,1) ERA:	69 Francisco Morales, R (6,1) ERA:	25 Erik Miller, L (7,1) ERA:	24 Jeff Singer, L (8,1) ERA:	35 Brian Marconi, L (9,1) ERA:									

Toronto Blue Jays @ Philadelphia Phillies
 BayCare Ballpark, Clearwater, FL
 Sat Mar 19 2022, 1:12 PM - 3:57 PM EDT
 Att: 8,646 - Partly Cloudy - 81 F

AB	26
R	2
H	3
RBI	2
BB	4
SO	8
LOB	8



Batter	1	2	3	4	5	6	7	8	9	AB	R	H	RBI	BB	SO	LOB	BOTTOM			
19 Matt Vierling, R (1,8) 10 Matt Kroon, R (6,8)										3	0	0	0	0	2	1				
2 Jean Segura, R (1,4) 41 Yairo Muñoz, R (6,4)										3	1	1	0	0	0	0				
3 Bryce Harper, L (1,10) 21 Garrett Stubbs, L (7,PH) (8,10)										2	0	0	0	1	1	2				
10 J.T. Realmuto, R (1,2) 81 Edgar Cabral, R (6,2)										2	0	1	1	1	0	1				
17 Rhys Hoskins, R (1,3) 23 Madison Stokes, R (6,3)										3	0	0	0	0	2	4				
18 Didi Gregorius, L (1,6) 83 Luis García, S (6,6)										1	0	0	0	1	0	0				
7 Johan Camargo, S (1,5) 37 Drew Maggi, R (6,5)										2	1	1	0	0	0	3				
40 Adam Haseley, L (1,7) 24 Justin Williams, L (6,7)										2	0	0	0	0	0	1				
30 Luke Williams, R (1,9) 89 Jhalyn Ortíz, R (6,9)										2	0	1	1	0	0	0				
Inning Stats	R: 1 H: 1 E: 1 K: 1 S: 12	H: 2 LOB: 1 BB: 0 P: 19	R: 1 H: 2 E: 0 K: 1 S: 14	H: 2 LOB: 0 BB: 0 P: 21	R: 0 H: 0 E: 0 K: 1 S: 20	H: 0 LOB: 3 BB: 3 P: 35	R: 0 H: 0 E: 0 K: 0 S: 9	H: 0 LOB: 0 BB: 0 P: 13	R: 0 H: 1 E: 0 K: 2 S: 13	H: 1 LOB: 1 BB: 1 P: 18	R: 0 H: 0 E: 0 K: 2 S: 7	H: 0 LOB: 0 BB: 1 P: 14	R: 1 H: 2 E: 0 K: 0 S: 10	H: 2 LOB: 1 BB: 0 P: 14	R: 0 H: 1 E: 0 K: 2 S: 11	H: 1 LOB: 1 BB: 0 P: 15	1B: 4 2B: 2 3B: 1 HR: 0	SF: 0 SAC: 0 DP: 0 HBP: 0	WP: 0 PB: 0 SB: 0 CS: 1	PA: 35
PITCHER	IP WLS BF H R ER SO BB IBB HBP BLK WP HR S P ERA WHIP	52 Nick Allgeyer, L (1,1) ERA: 3.86	73 Filiz Stadler, R (3,1) ERA:	68 Jordan Romano, R (4,1) ERA:	58 Tim Mayza, L (5,1) ERA:	33 Trevor Richards, R (6,1) ERA:	Ryan Borucki, L (7,1) ERA: 9.0	63 Anthony Castro, R (8,1) ERA:												

Toronto Blue Jays @ Philadelphia Phillies
 BayCare Ballpark, Clearwater, FL
 Sat Mar 19 2022, 1:12 PM - 3:57 PM EDT
 Att: 8,646 - Partly Cloudy - 81 F

AB	31
R	3
H	7
RBI	3
BB	4
SO	9
LOB	19




Batter	1	2	3	4	5	6	7	8	9	AB	R	H	RBI	BB	SO	LOB	TOP						
27 Kevin Newman, R OBP: 0.500, SLG: 1.000 30 Tucupita Marcano, L OBP: 0.250, SLG: 1.000										2	1	1	0	0	1	0	Pittsburgh Pirates @ Toronto Blue Jays TD Ballpark, Dunedin, FL Sun Mar 20 2022, 1:09 PM - 4:03 PM EDT Att. - 4,827 - Sunny - 74 F						
24 Greg Allen, S OBP: 0.500, SLG: 1.000 74 Hunter Owen, R										2	0	0	0	1	0	1							
55 Roberto Pérez, R 70 Taylor Davis, R									2	0	0	1	0	1	1	1							
2 Michael Chavis, R 73 Mason Martin, L OBP: 0.500, SLG: 1.250										2	0	0	0	0	0	1							
3 Cole Tucker, S OBP: 0.400, SLG: 1.400 60 Llover Peguero, R										2	0	0	0	0	1	0							
14 Rodoifo Castro, S 75 Nick Gonzales, R OBP: 0.500, SLG: 0.500										2	1	0	0	1	2	0							
64 Diego Castillo, R 65 Jack Suwinski, L OBP: 0.500, SLG: 0.333										2	0	1	0	0	0	1							
41 Jared Oliva, R 81 Ji Hwan Bae, L										2	0	0	1	0	0	1							
77 Cal Mitchell, L 91 Bligh Madris, L OBP: 0.500, SLG: 2.000										2	0	0	0	0	2	1							
										1	1	1	1	0	0	0							
Inning Stats	R: 1 H: 1 E: 0 K: 0 S: 9	H: 1 LOB: 0 BB: 0 P: 16	R: 0 H: 0 E: 0 K: 1 S: 8	H: 0 LOB: 0 BB: 0 P: 11	R: 0 H: 0 E: 0 K: 2 S: 10	H: 0 LOB: 0 BB: 0 P: 15	R: 0 H: 0 E: 0 K: 1 S: 6	H: 0 LOB: 0 BB: 1 P: 14	R: 1 H: 1 E: 0 K: 2 S: 12	H: 1 LOB: 1 BB: 1 P: 19	R: 0 H: 0 E: 0 K: 0 S: 7	H: 0 LOB: 0 BB: 0 P: 10	R: 1 H: 2 E: 0 K: 3 S: 17	H: 2 LOB: 1 BB: 0 P: 25	R: 1 H: 1 E: 0 K: 0 S: 10	H: 1 LOB: 2 BB: 0 P: 18		R: 0 H: 2 E: 0 K: 2 S: 13	H: 2 LOB: 2 BB: 0 P: 19	1B: 4 2B: 1 3B: 0 HR: 2	SF: 1 SAC: 0 DP: 0 HBP: 0	WP: 0 PB: 0 SB: 0 CS: 1	PA: 35
PITCHER	IP WLS BF H R ER SO BB IBB HBP BLK WP HR S P ERA WHIP																						
47 Anthony Kay, L ERA: 9.0	1.0 W 4 1 1 1 0 0 0 0 0 0 0 9 16 9.00 1.000																						
67 Julian Merryweather, R ERA:	1.0 H 3 0 0 0 1 0 0 0 0 0 0 8 11 0.00 0.000																						
54 Taylor Saucedo, L ERA:	1.0 H 3 0 0 0 2 0 0 0 0 0 0 10 15 0.00 0.000																						
41 Joe Biagini, R ERA:	1.0 3 0 0 0 1 1 0 0 0 0 0 6 14 0.00 1.000																						
44 Andrew Vasquez, L ERA: 9.0	1.0 5 1 1 1 2 1 0 0 0 0 0 0 12 19 9.00 2.000																						
69 Max Castillo, R ERA: 4.5	2.0 H 8 2 1 1 3 0 0 0 0 0 0 1 24 35 4.50 1.000																						
84 Graham Spraker, R ERA:	1.0 H 4 1 1 1 0 0 0 0 0 0 0 1 10 18 9.00 1.000																						
65 Hagen Danner, R ERA:	1.0 5 2 0 0 2 0 0 0 0 0 0 0 0 13 19 0.00 2.000																						

Batter	1	2	3	4	5	6	7	8	9	AB	R	H	RBI	BB	SO	LOB	BOTTOM					
15 Randal Grichuk, R OBP: 0.667, SLG: 0.667 77 Joshua Palacios, L OBP: 0.500, SLG: 0.250										3	1	2	0	0	0	1	Pittsburgh Pirates @ Toronto Blue Jays TD Ballpark, Dunedin, FL Sun Mar 20 2022, 1:09 PM - 4:03 PM EDT Att. - 4,827 - Sunny - 74 F					
26 Matt Chapman, R OBP: 0.667, SLG: 2.000 79 Orelvis Martínez, R OBP: 0.500, SLG: 1.000										2	1	1	2	1	0	1						
13 Lourdes Gurriel Jr., R ERA: 9.0 81 Nathan Lukes, L OBP: 0.667, SLG: 0.660										3	2	1	0	0	0	2						
30 Alejandro Kirk, R OBP: 0.667, SLG: 2.000 72 Otto Lopez, R										3	1	2	2	0	0	1						
9 Danny Jansen, R OBP: 0.167, SLG: 0.400 50 Tyler Heineman, S OBP: 0.333, SLG: 0.667										2	0	0	1	0	1	1						
										1	0	0	0	0	0	1						
3 Greg Bird, L OBP: 0.625, SLG: 1.200 98 Spencer Horwitz, L OBP: 0.250, SLG: 0.250										3	1	1	1	0	1	1						
76 Jordan Groshans, R OBP: 0.167, SLG: 0.333 49 Leo Jimenez, R										2	0	0	0	0	1	0						
75 Gosuke Katoh, L 51 Eric Stamets, R										2	0	0	0	0	0	0						
83 Chavez Young, S OBP: 0.167, SLG: 0.167 94 Steward Berroa, S OBP: 1.000, SLG: 2.000										3	0	1	0	0	1	1						
										1	1	1	1	0	0	0						
Inning Stats	R: 2 H: 2 E: 0 K: 1 S: 13	H: 2 LOB: 0 BB: 0 P: 19	R: 0 H: 0 E: 0 K: 1 S: 6	H: 0 LOB: 0 BB: 0 P: 9	R: 3 H: 4 E: 0 K: 1 S: 17	H: 4 LOB: 1 BB: 0 P: 27	R: 0 H: 1 E: 0 K: 0 S: 8	H: 1 LOB: 1 BB: 0 P: 13	R: 0 H: 0 E: 0 K: 0 S: 10	H: 0 LOB: 2 BB: 1 P: 18	R: 1 H: 1 E: 0 K: 2 S: 13	H: 1 LOB: 1 BB: 1 P: 20	R: 0 H: 0 E: 0 K: 1 S: 7	H: 0 LOB: 1 BB: 1 P: 14	R: 4 H: 2 E: 0 K: 1 S: 18	H: 2 LOB: 3 BB: 3 P: 37		R: 0 H: 2 E: 0 K: 1 S: 13	H: 2 LOB: 1 BB: 3 P: 37	1B: 5 2B: 2 3B: 0 HR: 3	SF: 1 SAC: 0 DP: 0 HBP: 0	WP: 4 PB: 0 SB: 2 CS: 0
PITCHER	IP WLS BF H R ER SO BB IBB HBP BLK WP HR S P ERA WHIP																					
38 Dillon Peters, L ERA: 13.5	2.0 L 8 2 2 2 2 0 0 0 0 0 1 1 19 28 9.00 1.000																					
32 Bryse Wilson, R ERA:	2.0 11 5 3 3 1 0 0 0 0 0 1 1 25 40 13.50 2.500																					
52 Anthony Banda, L ERA:	1.0 4 0 0 0 0 1 0 0 0 0 0 0 10 18 0.00 1.000																					
54 Sam Howard, L ERA:	1.0 5 1 1 1 2 1 0 0 0 0 0 1 13 20 9.00 2.000																					
59 Roansy Contreras, R ERA:	1.0 4 0 0 0 1 1 0 0 0 0 1 0 7 14 0.00 1.000																					
79 Enmanuel Mejía, R ERA: 54.0	0.2 1 4 4 4 1 3 0 0 0 0 0 0 0 13 28 54.00 6.000																					
82 Cristófer Meléndez, R ERA:	0.1 2 1 0 0 0 0 0 0 0 0 0 0 0 5 9 0.00 3.000																					

AB	32
R	4
H	7
RBI	4
BB	2
SO	11
LOB	11

AB	33
R	10
H	10
RBI	8
BB	6
SO	7
LOB	14



Batter	1	2	3	4	5	6	7	8	9	AB	R	H	RBI	BB	SO	LOB	TOP		
48 Anthony Rizzo, L (1, 3) OBP: 0.400, SLG: 0.500 39 Eric Waganan, R (6, FR) OBP: 0.250, SLG: 0.250										2	0	1	0	1	0	0	New York Yankees @ Toronto Blue Jays TD Ballpark, Dunedin, FL Tue Mar 22 2022, 1:11 PM - 4:12 PM EDT Att: 3,672 - Sunny - 81 F		
25 Gleyber Torres, R (1, 4) OBP: 0.750, SLG: 0.667 87 Blake Perkins, S (6, 7)										3	1	2	1	0	0	1			
22 Ender Inciarte, L (1, 7) OBP: 0.250, SLG: 0.500 80 Max Burt, R (6, 4)										3	0	1	0	0	0	2			
41 Miguel Andujar, R (1, 10) OBP: 0.125, SLG: 0.125 96 Rodolfo Duran, R (9, PH)										3	0	0	1	0	1	2			
90 Estevan Florial, L (1, 8) 94 Michael Belfre, S (7, 8)										3	0	0	0	0	2	1			
18 José Peraza, R (1, 5) 95 Armando Alvarez, R (7, 5)										3	0	0	0	0	1	0			
68 Ryan LaMarre, R (1, 9) 79 Aldenis Sanchez, R (8, 9)										3	0	0	0	0	3	0			
62 Rob Brantly, L (1, 2) 71 David Freitas, L (5, 2) 91 Oswald Peraza, R (1, 6) 95 Oswaldo Cabrera, S (6, 6) OBP: 0.167, SLG: 0.667										2	0	0	0	0	0	0			
										2	0	0	0	0	0	0			
										2	0	0	0	0	0	0			
Inning Stats	R: 0 E: 0 K: 1 S: 12	H: 0 LOB: 1 BB: 1 P: 22	R: 0 E: 0 K: 3 S: 10	H: 0 LOB: 0 BB: 0 P: 13	R: 0 E: 0 K: 0 S: 7	H: 0 LOB: 0 BB: 0 P: 14	R: 1 E: 0 K: 1 S: 7	H: 2 LOB: 0 BB: 0 P: 11	R: 0 E: 0 K: 0 S: 5	H: 0 LOB: 0 BB: 0 P: 8	R: 0 E: 0 K: 2 S: 19	H: 2 LOB: 2 BB: 0 P: 28	R: 0 E: 0 K: 1 S: 9	H: 0 LOB: 1 BB: 1 P: 15	1B: 4 2B: 2 3B: 0 HR: 0	SF: 0 SAC: 0 DP: 0 HBP: 0	WP: 1 PB: 0 SB: 1 CS: 1	PA: 33	
PITCHER	IP WLS BF H R ER SO BB IBB HBP BLK WP HR S P ERA WHIP	16 Yusei Kikuchi, L (1, 1) ERA: 3.0	2.0 W 7 0 0 0 4 1 0 0 0 0 0 0 22 35 0.00 0.500	48 Ross Stripling, R (3, 1) ERA: 3.0	3.0 H 10 2 1 1 2 0 0 0 0 0 0 0 21 36 3.00 0.667	33 Trevor Richards, R (6, 1) ERA: 4.5	1.0 4 2 1 1 0 0 0 0 0 0 0 0 10 15 9.00 2.000	57 Trent Thornton, R (7, 1) ERA: 4.5	1.0 3 0 0 0 0 0 0 0 0 0 0 0 5 8 0.00 0.000	62 Casey Lawrence, R (8, 1) ERA: 4.5	1.0 5 2 0 0 2 0 0 0 0 0 1 0 19 28 0.00 2.000	71 Kyle Johnston, R (9, 1) ERA: 4.5	1.0 4 0 0 0 1 1 0 0 0 0 0 0 9 15 0.00 1.000						

AB	31
R	2
H	6
RBI	2
BB	2
SO	9
LOB	10



Batter	1	2	3	4	5	6	7	8	9	AB	R	H	RBI	BB	SO	LOB	BOTTOM				
4 George Springer, R (1, 8) OBP: 0.667, SLG: 0.667 94 Dasan Brown, R (4, FR)										3	1	2	0	0	0	0	New York Yankees @ Toronto Blue Jays TD Ballpark, Dunedin, FL Tue Mar 22 2022, 1:11 PM - 4:12 PM EDT Att: 3,672 - Sunny - 81 F				
11 Bo Bichette, R (1, 6) OBP: 0.417, SLG: 0.222 51 Eric Stamets, R (4, FR)										3	1	2	0	0	1	1					
27 Vladimir Guerrero Jr., R (1, 3) OBP: 0.653, SLG: 1.000 98 Spencer Horwitz, L (4, FR)										3	1	3	2	0	0	0					
13 Lourdes Gurriel Jr., R (1, 7) OBP: 0.500, SLG: 0.600 66 Will Robertson, L (5, 7)										2	0	1	1	1	0	2					
26 Matt Chapman, R (1, 5) OBP: 0.400, SLG: 1.333 92 Sebastian Espino, R (4, 5) 65 Addison Barger, L (9, 5)										1	0	0	1	0	0	3					
8 Cavan Biggio, L (1, 4) OBP: 1.000, SLG: 1.000 51 Luis De Los Santos, R (5, 4)										2	2	2	0	1	0	0					
15 Randal Grichuk, R (1, 9) ERA: 27.0 77 Joshua Palacios, L (5, 9) OBP: 0.429, SLG: 0.200										3	1	1	4	0	1	3					
9 Danny Jansen, R (1, 2) OBP: 0.222, SLG: 0.500 89 Chris Bec, R (7, 2)										3	0	1	1	0	0	3					
7 Reese McGuire, L (1, 10)										4	0	0	0	0	1	0					
										1	0	0	1	0	0	0					
Inning Stats	R: 3 E: 0 K: 1 S: 24	H: 5 LOB: 2 BB: 0 P: 39	R: 0 E: 0 K: 1 S: 13	H: 2 LOB: 3 BB: 1 P: 23	R: 1 E: 0 K: 0 S: 12	H: 2 LOB: 0 BB: 0 P: 13	R: 5 E: 1 K: 0 S: 19	H: 3 LOB: 1 BB: 1 P: 32	R: 0 E: 0 K: 1 S: 7	H: 0 LOB: 0 BB: 0 P: 7	R: 0 E: 0 K: 2 S: 13	H: 1 LOB: 1 BB: 0 P: 18	R: 0 E: 0 K: 2 S: 8	H: 0 LOB: 0 BB: 0 P: 10	R: 0 E: 0 K: 1 S: 9	H: 0 LOB: 0 BB: 0 P: 15	1B: 10 2B: 2 3B: 0 HR: 1	SF: 1 SAC: 0 DP: 0 HBP: 0	WP: 1 PB: 0 SB: 1 CS: 0	PA: 39	
PITCHER	IP WLS BF H R ER SO BB IBB HBP BLK WP HR S P ERA WHIP	47 Jordan Montgomery, L (1, 1) ERA: 7.1	1.0 L 10 6 3 3 1 1 0 0 0 0 0 0 8 11 0.00 1.500	91 Braden Bristo, R (1, 1) ERA: 7.1	0.2 3 1 0 0 1 0 0 0 0 0 0 0 8 11 0.00 1.500	47 Jordan Montgomery, L (2, 1) ERA: 7.1	1.0 L 10 6 3 3 1 1 0 0 0 0 1 0 28 49 27.00 7.000	82 Vinny Nittoli, R (2, 1) ERA: 7.1	1.1 5 2 1 1 0 0 0 0 0 0 0 0 13 15 6.75 1.500	97 Ron Marinaccio, R (4, 1) ERA: 7.1	1.0 8 3 5 0 0 1 0 0 0 0 0 1 19 32 0.00 4.000	77 Matt Krook, L (5, 1) ERA: 7.1	3.0 10 1 0 0 5 1 0 0 0 0 0 0 9 15 0.00 0.333	36 Randy Vásquez, R (8, 1) ERA: 7.1	1.0 3 0 0 0 1 0 0 0 0 0 0 0 9 15 0.00 0.000						


AB	36
R	9
H	13
RBI	9
BB	2
SO	8
LOB	16




Batter	1	2	3	4	5	6	7	8	9	AB	R	H	RBI	BB	SO	LOB	TOP											
8 Cavan Biggio, L (1,4) OBP: 0.833, SLG: 0.750 72 Otto Lopez, R (5,4) OBP: 0.182, SLG: 0.100										2	1	1	0	1	1	0	Toronto Blue Jays @ Philadelphia Phillies BayCare Ballpark, Clearwater, FL Wed Mar 23, 2022, 1:10 PM - 4:29 PM EDT Att: 5,091 - Partly Cloudy - 85 F											
5 Santiago Espinal, R (1,6) 49 Leo Jimenez, R (5,6)										3	1	1	2	0	1	2												
30 Alejandro Kirk, R (1,10) 97 Rafael Lantigua, R (7,PR) (7,10)										2	0	2	1	2	0	0												
3 Greg Bird, L (1,3) 66 LJ Talley, L (7,3) 74 Davis Schneider, R (9,PR)										4	0	0	0	0	0	5												
7 Reese McGuire, L (1,2) 50 Tyler Heineman, S (7,2)										4	0	0	0	0	0	3												
77 Joshua Palacios, L (1,9) 79 Orelvis Martinez, R (5,5)										2	0	0	0	0	2	0												
75 Gosuke Katoh, L (1,5) 91 Trevor Schwewe, R (5,9) OBP: 0.500, SLG: 2.000										3	1	1	1	0	2	2												
0 Mallek Smith, L (1,8) 94 Logan Warmoth, R (5,8) OBP: 0.333, SLG: 0.667										2	1	0	0	1	1	2												
81 Nathan Lukes, L (1,7) 66 Zach Britton, L (6,7)										2	1	1	1	0	0	0												
Inning Stats	R: 0 E: 0 K: 1 S: 7	H: 0 LOB: 1 BB: 1 P: 11	R: 0 E: 0 K: 2 S: 11	H: 0 LOB: 1 BB: 0 P: 16	R: 1 E: 0 K: 1 S: 14	H: 2 LOB: 2 BB: 1 P: 21	R: 4 E: 0 K: 1 S: 19	H: 4 LOB: 1 BB: 1 P: 32	R: 0 E: 0 K: 2 S: 10	H: 0 LOB: 0 BB: 0 P: 15	R: 0 E: 0 K: 1 S: 11	H: 0 LOB: 0 BB: 0 P: 16	R: 0 E: 0 K: 0 S: 6	H: 0 LOB: 1 BB: 1 P: 10	R: 2 E: 0 K: 3 S: 15	H: 3 LOB: 1 BB: 0 P: 20		R: 0 E: 0 K: 3 S: 14	H: 1 LOB: 2 BB: 1 P: 22	1B: 5 2B: 2 3B: 0 HR: 4	SF: 1 SAC: 0 DP: 1 HBP: 1	WP: 0 PB: 1 CS: 4	PA: 43					
PITCHER	IP WLS BF H R ER SO BB IBB HBP BLK WP HR S P ERA WHIP																											
61 Cristopher Sánchez, L (1,1) 75 Connor Brogdon, R (3,1) Sam Coonrod, R (4,1) 16 Austin Ross, R (4,1) 57 Nick Nelson, R (5,1)	2.0 1.0 0.2 0.1 2.0	W 6 5 H H	8 2 2 3 7	0 1 3 2 0	0 1 3 1 0	3 1 1 0 3	1 0 0 0 0	0 0 0 0 0	0 0 0 0 0	0 0 0 0 0	0 0 0 0 0	0 0 0 0 0	0 0 0 0 0	0 0 0 0 0	0 0 0 0 0	0 0 0 0 0	0 0 0 0 0	0 0 0 0 0	0 0 0 0 0	0 0 0 0 0	0 0 0 0 0	0 0 0 0 0	0 0 0 0 0	0.00 9.00 40.50 27.00 0.00	0.500 3.000 4.500 6.000 0.000			
67 Michael Kelly, R (7,1) 69 Francisco Morales, R (9,1)	2.0 1.0	H S	9 5	3 1	2 0	2 3	1 1	0 0	0 0	0 0	0 0	0 0	0 0	0 0	0 0	0 0	0 0	0 0	0 0	0 0	0 0	0 0	0 0	0 0	0 0	0 0	9.00 0.00	2.000 2.000

Batter	1	2	3	4	5	6	7	8	9	AB	R	H	RBI	BB	SO	LOB	BOTTOM										
12 Kyle Schwarber, L (1,10) 37 Drew Maggi, R (5,PH) (6,10) (9,10)										3	0	0	0	0	2	2	Toronto Blue Jays @ Philadelphia Phillies BayCare Ballpark, Clearwater, FL Wed Mar 23, 2022, 1:10 PM - 4:29 PM EDT Att: 5,091 - Partly Cloudy - 85 F										
2 Jean Segura, R (1,4) 74 Ronald Torreyes, R (5,PH) (6,4)										3	0	1	2	0	0	0											
3 Bryce Harper, L (1,9) 16 Mickey Moniak, L (4,9) (6,8)										2	0	1	0	0	0	1											
10 J.T. Realmuto, R (1,2) 21 Garrett Stubbs, L (6,2)										3	1	2	2	0	0	1											
17 Rhys Hoskins, R (1,3) 7 Johan Camargo, S (6,5)										3	2	2	0	0	0	1											
18 Didi Gregorius, L (1,6) 73 Bryson Stott, L (5,FR) (6,6)										2	1	2	1	0	0	0											
28 Alec Bohm, R (1,5) 88 Darick Hall, L (6,3)										2	1	0	0	1	1	2											
19 Matt Vierling, R (1,7) 24 Justin Williams, L (6,7) OBP: 0.385, SLG: 0.364										2	1	2	2	0	0	0											
40 Adam Haseley, L (1,8) 10 Matt Kroon, R (6,9)										3	0	1	1	0	1	4											
Inning Stats	R: 0 E: 0 K: 0 S: 11	H: 1 LOB: 1 BB: 0 P: 15	R: 4 E: 0 K: 2 S: 19	H: 3 LOB: 1 BB: 1 P: 32	R: 2 E: 0 K: 0 S: 14	H: 3 LOB: 1 BB: 0 P: 23	R: 1 E: 0 K: 1 S: 16	H: 2 LOB: 1 BB: 0 P: 23	R: 1 E: 0 K: 2 S: 19	H: 3 LOB: 2 BB: 0 P: 26	R: 0 E: 0 K: 2 S: 8	H: 0 LOB: 0 BB: 0 P: 11	R: 0 E: 0 K: 1 S: 12	H: 1 LOB: 1 BB: 0 P: 16	R: 0 E: 0 K: 1 S: 8	H: 0 LOB: 0 BB: 0 P: 11		1B: 8 2B: 5 3B: 0 HR: 1	SF: 0 SAC: 0 DP: 1 HBP: 2	WP: 0 PB: 1 CS: 0	PA: 39						
PITCHER	IP WLS BF H R ER SO BB IBB HBP BLK WP HR S P ERA WHIP																										
17 José Berrios, R (1,1) 44 Andrew Vasquez, L (2,1) 17 José Berrios, R (3,1) 74 Adrian Hernandez, R (3,1) 68 Jordan Romano, R (4,1)	1.2 0.1 1.2 1.0 1.0	L L	14 7 14 3 5	6 0 6 0 2	6 0 6 0 1	2 0 2 0 1	1 0 1 0 0	0 0 0 0 0	0 0 0 0 0	0 0 0 0 0	0 0 0 0 0	0 0 0 0 0	0 0 0 0 0	0 0 0 0 0	0 0 0 0 0	0 0 0 0 0	0 0 0 0 0	0 0 0 0 0	0 0 0 0 0	0 0 0 0 0	0 0 0 0 0	0 0 0 0 0	0 0 0 0 0	9.00 0.00 32.40 0.00 9.00	3.000 0.000 4.800 0.000 2.000		
58 Tim Mayza, L (5,1) Ryan Bonucki, L (6,1) 64 Shaun Anderson, R (7,1)	1.0 1.0 2.0	W L	6 3 7	1 0 1	1 0 0	2 2 2	1 0 0	0 0 0	0 0 0	0 0 0	0 0 0	0 0 0	0 0 0	0 0 0	0 0 0	0 0 0	0 0 0	0 0 0	0 0 0	0 0 0	0 0 0	0 0 0	0 0 0	0 0 0	0 0 0	9.00 0.00 0.500	3.000 0.000 0.500

livebaseballscorecards.com

Batter	1	2	3	4	5	6	7	8	9	AB R H RBI BB SO LOB	TOP																								
											<p>Atlanta Braves @ Toronto Blue Jays</p> <p>TD Ballpark, Dunedin, FL</p> <p>Thu Mar 24 2022, 1:07 PM EDT, Postponed</p> <p>livebaseballscorecards.com</p> <p>AB 0</p> <p>R 0</p> <p>H 0</p> <p>RBI 0</p> <p>BB 0</p> <p>SO 0</p> <p>LOB 0</p> 																								
Inning Stats											1B: 0 SF: 0 WP: 0 PA: 0 2B: 0 SAC: 0 FB: 0 3B: 0 DP: 0 SB: 0 HR: 0 HBP: 0 CS: 0																								
PITCHER	IP	WLS	BF	H	R	ER	SO	BB	IBB	HBP	BLK	WP	HR	S	P	ERA	WHIP	PITCHER	IP	WLS	BF	H	R	ER	SO	BB	IBB	HBP	BLK	WP	HR	S	P	ERA	WHIP

Batter	1	2	3	4	5	6	7	8	9	AB R H RBI BB SO LOB	BOTTOM																								
											<p>Atlanta Braves @ Toronto Blue Jays</p> <p>TD Ballpark, Dunedin, FL</p> <p>Thu Mar 24 2022, 1:07 PM EDT, Postponed</p> <p>livebaseballscorecards.com</p> <p>AB 0</p> <p>R 0</p> <p>H 0</p> <p>RBI 0</p> <p>BB 0</p> <p>SO 0</p> <p>LOB 0</p> 																								
Inning Stats											1B: 0 SF: 0 WP: 0 PA: 0 2B: 0 SAC: 0 FB: 0 3B: 0 DP: 0 SB: 0 HR: 0 HBP: 0 CS: 0																								
PITCHER	IP	WLS	BF	H	R	ER	SO	BB	IBB	HBP	BLK	WP	HR	S	P	ERA	WHIP	PITCHER	IP	WLS	BF	H	R	ER	SO	BB	IBB	HBP	BLK	WP	HR	S	P	ERA	WHIP

Batter	1	2	3	4	5	6	7	8	9	AB	R	H	RBI	BB	SO	LOB	TOP																		
8 Cavan Biggio, L (1, 9) OBP: 0.533, SLG: 0.636 65 Addison Barger, L (7, PH) (7, 9)	F7		G3-1			P4	K			3	0	0	0	0	0	1																			
11 Bo Bichette, R (1, 6) OBP: 0.381, SLG: 0.250 51 Luis De Los Santos, R (8, PH) (8, 6)	G6-3		F8			K		92 L9-6 92 WP BB		3	0	0	0	0	1	1																			
37 Teoscar Hernández, R (1, 10) OBP: 0.390, SLG: 0.390 92 Ryan Gold, L (8, PH) (8, 10)	F9				K			L9-6		3	1	1	0	0	1	0																			
13 Lourdes Gurriel Jr., R (1, 7) OBP: 0.450, SLG: 0.590 51 Samed Taylor, R (7, 7) (7, 7)		BB			G6-3			HR		1	1	0	0	2	0	0																			
3 Greg Bird, L (1, 3) OBP: 0.478, SLG: 0.722 98 Spencer Horwitz, L (7, PR) OBP: 0.300, SLG: 0.222 (7, 3)	F7				L8					3	0	1	1	0	0	1																			
5 Santiago Espinal, R (1, 4) OBP: 0.200, SLG: 0.316 72 Vinny Capra, R (7, 4) OBP: 0.286, SLG: 0.333 (7, 4)	K					P3				3	0	0	0	0	1	3																			
81 Nathan Lukes, L (1, 8) OBP: 0.450, SLG: 0.590 94 Steward Berroa, S (6, 8) OBP: 0.200, SLG: 0.400 (6, 8)	F7					K				2	0	0	0	0	1	1																			
75 Gosuke Katoh, L (1, 5) OBP: 0.300, SLG: 0.389 91 Trevor Schwecke, R (6, 5) OBP: 0.750, SLG: 2.000 (6, 5)			G3-1 80 WP BB			K2-3				1	0	0	0	1	1	0																			
80 Kellin Deglan, L (1, 2) OBP: 0.400, SLG: 0.250 50 Tyler Heineman, S (8, 2) OBP: 0.500, SLG: 0.625 (8, 2)			K				P6			3	0	1	1	0	1	1																			
Inning Stats	R: 0 E: 0 K: 1 S: 3	H: 0 LOB: 0 BB: 0 P: 4	R: 0 E: 0 K: 1 S: 5	H: 0 LOB: 1 BB: 1 P: 9	R: 0 E: 0 K: 1 S: 5	H: 0 LOB: 1 BB: 1 P: 10	R: 0 E: 0 K: 1 S: 5	H: 0 LOB: 0 BB: 0 P: 5	R: 0 E: 0 K: 2 S: 7	H: 0 LOB: 0 BB: 0 P: 7	R: 0 E: 0 K: 1 S: 5	H: 0 LOB: 0 BB: 0 P: 5	R: 3 E: 0 K: 1 S: 9	H: 3 LOB: 2 BB: 1 P: 14	R: 1 E: 0 K: 1 S: 5	H: 1 LOB: 0 BB: 1 P: 10	R: 0 E: 0 K: 1 S: 5	H: 0 LOB: 1 BB: 1 P: 9	1B: 3 2B: 1 3B: 0 HR: 1	SF: 0 SAC: 0 DP: 1 HBP: 1	WP: 2 PB: 0 SB: 1 CS: 0	PA: 36													
PITCHER	IP	WLS	BF	H	R	ER	SO	BB	IBB	HBP	BLK	WP	HR	S	P	ERA	WHIP	PITCHER	IP	WLS	BF	H	R	ER	SO	BB	IBB	HBP	BLK	WP	HR	S	P	ERA	WHIP
65 Spencer Strider, R (1, 1) ERA: 3.86	2.1	W	9	0	0	0	2	2	0	0	0	1	0	11	21	0.00	0.857	70 Tyler Ferguson, R (7, 1) ERA: 9.0	0.1	H	3	1	0	0	1	0	0	1	0	0	5	6	0.00	3.000	
63 Tyler Thornburg, R (3, 1) ERA: 9.0	1.2	H	5	0	0	0	1	0	0	0	0	0	0	7	7	0.00	0.000	62 Odalvis Javier, R (8, 1) ERA: 9.0	1.0	H	4	1	1	1	1	1	0	0	1	1	5	10	9.00	2.000	
51 Will Smith, L (5, 1) ERA: 16.2	1.0	H	3	0	0	0	2	0	0	0	0	0	0	7	7	0.00	0.000	72 Connor Johnstone, R (9, 1) ERA: 9.0	1.0	S	4	0	0	0	1	1	0	0	0	5	9	0.00	1.000		
74 Kenley Jansen, R (6, 1) ERA: 16.2	1.0	H	3	0	0	0	1	0	0	0	0	0	0	5	5	0.00	0.000																		
68 Tyler Matzek, L (7, 1) ERA: 16.2	0.2		5	2	3	3	0	1	0	0	0	0	0	4	8	40.50	4.500																		

Toronto Blue Jays @ Atlanta Braves
CoolToday Park, North Port, FL
Mon Mar 28 2022, 1:09 PM - 4:13 PM EDT
Att: 4,786 - Sunny - 81 F

AB	30
R	4
H	4
RBI	4
BB	5
SO	9
LOB	13



Batter	1	2	3	4	5	6	7	8	9	AB	R	H	RBI	BB	SO	LOB	BOTTOM																		
8 Eddie Rosario, L (1, 9) OBP: 0.133, SLG: 0.200 38 Guillermo Heredia, R (6, 9) OBP: 0.364, SLG: 0.455 (7, 8)	K		K			P5				3	0	0	0	0	2	0																			
Ozzie Albies, S (1, 4) OBP: 0.333, SLG: 0.533 23 Phil Gosselin, R (6, 4) (6, 4)	F8						2B			3	1	2	1	0	0	0																			
28 Matt Olson, L (1, 3) OBP: 0.368, SLG: 0.200 69 John Noguera, R (6, 3) OBP: 0.353, SLG: 0.286 (6, 3)	L7						HR			3	0	0	0	0	1	1																			
27 Austin Riley, R (1, 5) OBP: 0.353, SLG: 0.643 46 Pat Valaika, R (7, 5) OBP: 0.296, SLG: 0.333 (7, 5)		BB								1	1	0	0	2	0	0																			
20 Marcell Ozuna, R (1, 7) OBP: 0.316, SLG: 0.471 60 Chadwick Tromp, R (7, 2) OBP: 0.333, SLG: 0.667 (7, 2)	P3									3	0	0	0	0	1	2																			
25 Alex Dickerson, L (1, 10) OBP: 0.428, SLG: 0.222 (1, 10)		BB								3	1	1	0	1	0	1																			
14 Adam Duvall, R (1, 8) OBP: 0.400, SLG: 0.333 30 Justin Dean, R (6, PR) (7, 7)		BB								3	0	2	2	0	0	1																			
7 Dansby Swanson, R (1, 6) OBP: 0.143, SLG: 0.308 11 Orlando Arcia, R (6, 6) OBP: 0.368, SLG: 0.294 (6, 6)		1B								1	1	0	0	0	1	0																			
24 William Contreras, R (1, 2) OBP: 0.286, SLG: 0.538 48 Travis Demeritte, R (6, PH) (7, 9)										2	1	1	1	0	0	0																			
Inning Stats	R: 0 E: 0 K: 1 S: 5	H: 1 LOB: 1 BB: 2 P: 11	R: 0 E: 0 K: 2 S: 8	H: 1 LOB: 1 BB: 0 P: 8	R: 0 E: 0 K: 1 S: 5	H: 0 LOB: 1 BB: 1 P: 9	R: 2 E: 0 K: 0 S: 7	H: 2 LOB: 0 BB: 0 P: 11	R: 2 E: 0 K: 1 S: 8	H: 3 LOB: 2 BB: 0 P: 8	R: 0 E: 0 K: 2 S: 8	H: 1 LOB: 1 BB: 0 P: 8	R: 0 E: 0 K: 1 S: 5	H: 0 LOB: 0 BB: 0 P: 5	1B: 2 2B: 4 3B: 0 HR: 2	SF: 0 SAC: 0 DP: 1 HBP: 0	WP: 0 PB: 0 SB: 0 CS: 0	PA: 34																	
PITCHER	IP	WLS	BF	H	R	ER	SO	BB	IBB	HBP	BLK	WP	HR	S	P	ERA	WHIP	PITCHER	IP	WLS	BF	H	R	ER	SO	BB	IBB	HBP	BLK	WP	HR	S	P	ERA	WHIP
64 Shaun Anderson, R (1, 1) ERA: 3.86	1.1	L	4	0	0	0	1	0	0	0	0	0	0	6	6	0.00	0.000	33 Trevor Richards, R (7, 1) ERA: 2.7	1.1		4	0	0	0	2	0	0	0	0	8	8	0.00	0.000		
58 Tim Mayza, L (5, 1) ERA: 10.13	0.2		4	2	2	2	0	0	0	0	0	0	2	6	10	27.00	3.000																		
35 David Phelps, R (6, 1) ERA: 10.8	0.2		4	2	2	2	0	0	0	0	0	0	0	4	4	27.00	3.000																		
71 Kyle Johnston, R (6, 1) ERA: 10.8	1.0		5	2	0	0	2	0	0	0	0	0	0	9	9	0.00	2.000																		

Toronto Blue Jays @ Atlanta Braves
CoolToday Park, North Port, FL
Mon Mar 28 2022, 1:09 PM - 4:13 PM EDT
Att: 4,786 - Sunny - 81 F

AB	31
R	5
H	8
RBI	5
BB	3
SO	8
LOB	12



Batter	1	2	3	4	5	6	7	8	9	AB	R	H	RBI	BB	SO	LOB	TOP			
12 Kyle Schwarber, L (1, 7) OBP: 0.385, SLG: 0.350										1	0	1	0	1	0	0	Philadelphia Phillies @ Toronto Blue Jays TD Ballpark, Dunedin, FL Sat Apr 02 2022, 1:09 PM - 2:35 PM EDT Att. 2,306 - Overcast - 78 F			
2 Leandro Pineda, L (6, FR)										0	0	0	0	0	0	0				
10 J.T. Realmuto, R (1, 2) OBP: 0.355, SLG: 0.517										3	1	1	0	0	0	2				
3 Bryce Harper, L (1, 9) OBP: 0.393, SLG: 0.846										2	1	1	0	0	1	0				
8 Nick Castellanos, R (1, 10) OBP: 0.412, SLG: 0.625										2	0	1	2	0	0	0				
18 Didi Gregorius, L (1, 6) OBP: 0.310, SLG: 0.519										2	0	1	0	0	1	1				
2 Jean Segura, R (1, 4) OBP: 0.241, SLG: 0.370										2	0	0	0	0	0	2				
28 Alec Bohm, R (1, 3) OBP: 0.300, SLG: 0.370										2	0	1	0	0	0	0				
7 Johan Camargo, S (1, 5) OBP: 0.276, SLG: 0.321										2	0	0	0	0	0	1				
19 Matt Vierling, R (1, 8) OBP: 0.242, SLG: 0.355										2	0	0	0	0	1	1				
Inning Stats	R: 2 H: 2 E: 0 K: 1 S: 14	H: 2 LOB: 1 BB: 1 P: 25	R: 0 H: 1 E: 0 K: 0 S: 7	H: 1 LOB: 0 BB: 0 P: 8	R: 0 H: 0 E: 0 K: 1 S: 4	H: 0 LOB: 0 BB: 0 P: 9	R: 0 H: 1 E: 0 K: 0 S: 4	H: 1 LOB: 0 BB: 0 P: 7	R: 0 H: 0 E: 0 K: 1 S: 7	H: 0 LOB: 0 BB: 0 P: 11	R: 0 H: 2 E: 0 K: 0 S: 4	H: 2 LOB: 2 BB: 0 P: 6					1B: 5 2B: 1 3B: 0 HR: 0	SF: 0 SAC: 0 DP: 3 HBP: 1	WP: 0 PB: 0 SB: 0 CS: 0	PA: 20
PITCHER 17 José Berrios, R (1, 1) ERA: 11.25	IP: 5.0 WLS: 0 BF: 20	H: 6 R: 2 ER: 2 SO: 3	BB: 1 IBB: 0 HBP: 1 BLK: 0	WP: 0 HR: 0 S: 40 P: 66	ERA: 3.60 WHIP: 1.400	PITCHER				IP: 0 WLS: 0 BF: 0	H: 0 R: 0 ER: 0 SO: 0	BB: 0 IBB: 0 HBP: 0 BLK: 0	WP: 0 HR: 0 S: 0 P: 0	ERA: 0 WHIP: 0						

Batter	1	2	3	4	5	6	7	8	9	AB	R	H	RBI	BB	SO	LOB	BOTTOM
4 George Springer, R (1, 8) OBP: 0.667, SLG: 0.923										3	1	2	0	0	0	1	Philadelphia Phillies @ Toronto Blue Jays TD Ballpark, Dunedin, FL Sat Apr 02 2022, 1:09 PM - 2:35 PM EDT Att. 2,306 - Overcast - 78 F
27 Vladimir Guerrero Jr., R (1, 3) OBP: 0.346, SLG: 0.563										2	0	0	0	0	0	3	
37 Teoscar Hernández, R (1, 9) OBP: 0.211, SLG: 0.276										1	0	0	1	0	0	1	
11 Bo Bichette, R (1, 6) OBP: 0.345, SLG: 0.217										2	0	0	0	0	2	1	
13 Lourdes Gurriel Jr., R (1, 7) OBP: 0.542, SLG: 0.700										2	0	0	0	0	0	1	
3 Greg Bird, L (1, 10) OBP: 0.393, SLG: 0.565										2	0	0	0	0	2	0	
26 Matt Chapman, R (1, 5) OBP: 0.368, SLG: 0.706										2	1	1	1	0	0	0	
8 Cavan Biggio, L (1, 4) OBP: 0.423, SLG: 0.474										2	0	1	0	0	1	0	
9 Danny Jansen, R (1, 2) OBP: 0.313, SLG: 0.643										1	0	0	0	1	0	1	
Inning Stats	R: 1 H: 1 E: 1 K: 1 S: 13	H: 1 LOB: 1 BB: 0 P: 19	R: 0 H: 0 E: 0 K: 2 S: 11	H: 0 LOB: 0 BB: 0 P: 17	R: 0 H: 1 E: 0 K: 0 S: 6	H: 1 LOB: 1 BB: 1 P: 11	R: 0 H: 0 E: 0 K: 2 S: 9	H: 0 LOB: 0 BB: 0 P: 13	R: 1 H: 2 E: 0 K: 0 S: 6	H: 2 LOB: 0 BB: 0 P: 7	R: 0 H: 0 E: 0 K: 0 S: 0	H: 0 LOB: 0 BB: 0 P: 0	1B: 2 2B: 1 3B: 0 HR: 1	SF: 1 SAC: 0 DP: 2 HBP: 0	WP: 0 PB: 0 SB: 1 CS: 0	PA: 19	
PITCHER 64 Andrew Bellatti, R (1, 1) ERA: 3.6	IP: 1.0 WLS: 0 BF: 5	H: 1 R: 1 ER: 0 SO: 1	BB: 0 IBB: 0 HBP: 0 BLK: 0	WP: 0 HR: 0 S: 11 P: 17	ERA: 0.00 WHIP: 0.000	PITCHER				IP: 0 WLS: 0 BF: 0	H: 0 R: 0 ER: 0 SO: 0	BB: 0 IBB: 0 HBP: 0 BLK: 0	WP: 0 HR: 0 S: 0 P: 0	ERA: 0 WHIP: 0			
31 Jeurys Familia, R (2, 1) ERA: 1.8	IP: 1.0 WLS: 0 BF: 3	H: 0 R: 0 ER: 0 SO: 2	BB: 0 IBB: 0 HBP: 0 BLK: 0	WP: 0 HR: 0 S: 11 P: 17	ERA: 0.00 WHIP: 0.000					IP: 0 WLS: 0 BF: 0	H: 0 R: 0 ER: 0 SO: 0	BB: 0 IBB: 0 HBP: 0 BLK: 0	WP: 0 HR: 0 S: 0 P: 0	ERA: 0 WHIP: 0			
52 Brad Hand, L (3, 1) ERA: 1.8	IP: 1.0 WLS: 0 BF: 4	H: 1 R: 0 ER: 0 SO: 0	BB: 0 IBB: 0 HBP: 0 BLK: 0	WP: 0 HR: 0 S: 6 P: 11	ERA: 0.00 WHIP: 2.000					IP: 0 WLS: 0 BF: 0	H: 0 R: 0 ER: 0 SO: 0	BB: 0 IBB: 0 HBP: 0 BLK: 0	WP: 0 HR: 0 S: 0 P: 0	ERA: 0 WHIP: 0			
68 Damon Jones, L (4, 1) ERA: 1.69	IP: 1.0 WLS: 0 BF: 3	H: 0 R: 0 ER: 0 SO: 2	BB: 0 IBB: 0 HBP: 0 BLK: 0	WP: 0 HR: 0 S: 9 P: 13	ERA: 0.00 WHIP: 0.000					IP: 0 WLS: 0 BF: 0	H: 0 R: 0 ER: 0 SO: 0	BB: 0 IBB: 0 HBP: 0 BLK: 0	WP: 0 HR: 0 S: 0 P: 0	ERA: 0 WHIP: 0			
61 Christopher Sánchez, L (5, 1) ERA: 1.29	IP: 1.0 WLS: 0 BF: 4	H: 2 R: 1 ER: 1 SO: 0	BB: 0 IBB: 0 HBP: 0 BLK: 0	WP: 0 HR: 0 S: 6 P: 7	ERA: 9.00 WHIP: 2.000					IP: 0 WLS: 0 BF: 0	H: 0 R: 0 ER: 0 SO: 0	BB: 0 IBB: 0 HBP: 0 BLK: 0	WP: 0 HR: 0 S: 0 P: 0	ERA: 0 WHIP: 0			

Batter	1	2	3	4	5	6	7	8	9	AB	R	H	RBI	BB	SO	LOB	TOP					
4 George Springer, R (1.10) OBP: 0.500, SLG: 0.800 66 Adrian Pinto, R (8, FH) OBP: 1.000, SLG: 1.000 (8, 10)										3	0	0	0	0	3	1						
11 Bo Bichette, R (1.6) OBP: 0.333, SLG: 0.267 75 Gosuke Katoh, L (7.6) OBP: 0.385, SLG: 0.565										3	0	1	0	0	1	1						
27 Vladimir Guerrero Jr., R (1.3) OBP: 0.394, SLG: 0.551 92 Rainer Nunez, R (6.3) OBP: 1.000, SLG: 2.000										3	0	1	0	0	0	1						
37 Teoscar Hernández, R (1.9) OBP: 0.269, SLG: 0.304 51 Gabriel Martínez, R (6, PR) (6, 9)										2	0	0	0	1	2	2						
13 Lourdes Gurriel Jr., R (1.7) OBP: 0.549, SLG: 0.654 81 Nathan Lukes, L (6.7) OBP: 0.454, SLG: 0.708										3	0	1	0	0	0	1						
30 Alejandro Kirk, R (1.2) OBP: 0.407, SLG: 0.478 50 Tyler Heineman, S (7.2) OBP: 0.462, SLG: 0.538										3	0	0	0	0	0	1						
15 Raimel Tapia, L (1.8) OBP: 0.214, SLG: 0.214 94 Dasan Brown, R (7.8)										3	0	1	0	0	1	1						
5 Santiago Espinal, R (1.5) OBP: 0.353, SLG: 0.548 93 Damiano Palmedigiani, R (7.5)										3	0	2	0	0	0	1						
8 Cavan Biggio, L (1.4) OBP: 0.414, SLG: 0.429 94 Estiven Machado, S (8.4)										2	1	0	0	1	1	3						
Inning Stats	R: 0 E: 0 K: 2 S: 12	H: 1 LOB: 1 BB: 0 P: 16	R: 0 E: 0 K: 2 S: 13	H: 2 LOB: 2 BB: 0 P: 19	R: 0 E: 0 K: 3 S: 12	H: 1 LOB: 1 BB: 0 P: 16	R: 0 E: 0 K: 0 S: 5	H: 0 LOB: 0 BB: 0 P: 7	R: 0 E: 0 K: 1 S: 10	H: 1 LOB: 1 BB: 0 P: 16	R: 0 E: 0 K: 0 S: 4	H: 0 LOB: 0 BB: 1 P: 8	R: 0 E: 0 K: 0 S: 5	H: 1 LOB: 0 BB: 0 P: 8	R: 2 E: 1 K: 2 S: 15	H: 2 LOB: 1 BB: 25 P: 25	R: 0 E: 1 K: 0 S: 9	H: 0 LOB: 1 BB: 0 P: 13	1B: 4 2B: 4 3B: 0 HR: 0	SF: 1 SAC: 0 DP: 2 HBP: 0	WP: 1 PB: 0 SB: 1 CS: 0	PA: 36
PITCHER	IP ERA WHIP	WLS BF	H R ER SO	BB IBB HBP BLK	WP HR S P	ERA WHIP	PITCHER														IP ERA WHIP	
29 Tarik Skubal, L (1.1) ERA: 1.32	5.0 1.32	20 3	5 0 0 8	0 0 0 0	0 0 4 74	0.00 1.000																
77 Joe Jiménez, R (6.1)	1.0 1.000	3 3	0 0 0 0	1 0 0 0	0 0 5 8	0.00 1.000																
65 Gregory Soto, L (7.1) ERA: 3.6	1.0 1.000	3 5	1 2 2 1	0 0 0 0	0 0 10 20	0.00 4.500																
55 Alex Lange, R (8.1) ERA: 9.82	0.2 0.000	5 5	2 0 0 1	1 0 0 0	1 0 14 18	0.00 0.000																
40 Drew Hutchison, R (8.1) ERA: 5.69	1.1 0.000	5 5	0 0 0 1	0 0 0 0	0 0 14 18	0.00 0.000																

Toronto Blue Jays @ Detroit Tigers
Publix Field at Joker Marchant Stadium, Lakeland, FL
Mon Apr 04 2022, 1:11 PM - 3:40 PM EDT
Att: 3,827 - Sunny - 80 F

AB	33
R	2
H	8
RBI	2
BB	2
SO	10
LOB	16



Batter	1	2	3	4	5	6	7	8	9	AB	R	H	RBI	BB	SO	LOB	BOTTOM				
60 Akil Badtoo, L (1.8) OBP: 0.290, SLG: 0.667 9 Willi Castro, S (6.8) OBP: 0.379, SLG: 0.560 86 Lazaro Benitez, R (8, PR) (9, 7)										2	1	1	0	0	0	0					
8 Robbie Grossman, S (1.9) OBP: 0.225, SLG: 0.375 93 Roberto Campos, R (7.9) OBP: 1.000, SLG: 4.000										3	0	0	0	0	1	1					
28 Javier Báez, R (1.6) OBP: 0.242, SLG: 0.344 95 Cristian Santana, R (6, PR) (7, 6)										2	0	1	1	0	0	1					
46 Jeimer Candelario, S (1.5) OBP: 0.281, SLG: 0.433 92 Isaac Pacheco, L (7.5)										3	0	0	0	0	2	1					
24 Miguel Cabrera, R (1.10) OBP: 0.296, SLG: 0.400 89 Daneuys De La Cruz, R (PR) OBP: 1.000, SLG: 1.000 (8, 10)										3	0	1	0	0	0	1					
13 Eric Haase, R (1.7) OBP: 0.346, SLG: 0.609 68 Kingston Liniak, R (8.7) (9, 8)										2	0	0	0	1	1	0					
20 Spencer Torkelson, R (1.3) OBP: 0.396, SLG: 0.500 83 Justice Bigbie, R (7, PR) (8, 3)										3	0	0	0	0	1	2					
30 Harold Castro, L (1.4) OBP: 0.276, SLG: 0.276 81 Raudy De Los Santos, R (4)										3	0	0	0	0	1	2					
15 Tucker Barnhart, L (1.2) OBP: 0.192, SLG: 0.130 53 Josh Crouch, R (8.2) OBP: 0.250, SLG: 0.250										2	0	0	0	0	0	0					
Inning Stats	R: 0 E: 0 K: 1 S: 6	H: 0 LOB: 0 BB: 0 P: 7	R: 0 E: 0 K: 0 S: 10	H: 0 LOB: 0 BB: 0 P: 14	R: 0 E: 0 K: 1 S: 6	H: 0 LOB: 0 BB: 0 P: 9	R: 1 E: 0 K: 0 S: 11	H: 2 LOB: 1 BB: 0 P: 15	R: 0 E: 0 K: 1 S: 6	H: 0 LOB: 0 BB: 0 P: 8	R: 1 E: 0 K: 0 S: 8	H: 1 LOB: 1 BB: 0 P: 15	R: 0 E: 0 K: 0 S: 9	H: 1 LOB: 2 BB: 1 P: 19	R: 2 E: 0 K: 1 S: 12	H: 2 LOB: 1 BB: 0 P: 14	1B: 4 2B: 0 3B: 0 HR: 2	SF: 0 SAC: 0 DP: 1 HBP: 1	WP: 1 PB: 0 SB: 1 CS: 0	PA: 31	
PITCHER	IP ERA WHIP	WLS BF	H R ER SO	BB IBB HBP BLK	WP HR S P	ERA WHIP	PITCHER														IP ERA WHIP
34 Kevin Gausman, R (1.1) ERA: 3.0	6.0 3.000	22 4	3 2 2 3	0 0 1 0	0 1 47 68	3.00 0.500															
57 Trent Thornton, R (7.1) ERA: 5.4	1.0 0.000	4 5	1 2 2 1	0 0 0 0	1 0 12 14	0.00 2.000															
82 Matt Gage, L (8.1)	1.0 0.000	L 5	2 2 2 1	0 0 0 0	0 1 12 14	18.00 2.000															

Toronto Blue Jays @ Detroit Tigers
Publix Field at Joker Marchant Stadium, Lakeland, FL
Mon Apr 04 2022, 1:11 PM - 3:40 PM EDT
Att: 3,827 - Sunny - 80 F

AB	29
R	4
H	6
RBI	4
BB	1
SO	4
LOB	9



Batter	1	2	3	4	5	6	7	8	9	AB	R	H	RBI	BB	SO	LOB	TOP																		
24 DJ Stewart, L (1, 10) OBP: 0.267, SLG: 0.267 61 Anthony Bemboom, (L, FH) OBP: 0.438, SLG: 0.385 (5, 10)										2	0	1	0	0	1	0	<p>Baltimore Orioles @ Toronto Blue Jays TD Ballpark, Dunedin, FL Tue Apr 05 2022, 1:12 PM - 3:58 PM EDT Att: 2,326 - Partly Cloudy - 82 F</p>																		
21 Austin Hays, R (1, 7) OBP: 0.200, SLG: 0.208 88 Zach Jarrett, R (8, 7) OBP: 0.333, SLG: 0.333										4	0	0	0	0	0	1																			
25 Anthony Santander, S (1, 9) OBP: 0.467, SLG: 0.379 65 Ryan McKenna, R (6, 9) OBP: 0.212, SLG: 0.400 (7, 8)										3	0	1	0	0	1	0																			
16 Trey Mancini, R (1, 3) OBP: 0.281, SLG: 0.276 41 Tyler Nevin, R (6, 3) OBP: 0.343, SLG: 0.367										3	0	0	0	0	1	1																			
26 Jorge Mateo, R (1, 6) OBP: 0.458, SLG: 0.857 1 Richie Martin, R (5, PR) OBP: 0.480, SLG: 0.773 (5, 6)										1	0	1	0	0	0	0																			
29 Ramón Uriás, R (1, 4) OBP: 0.429, SLG: 0.808 86 Willy Yahn, R (7, PR) OBP: 0.333, SLG: 0.667 (7, 5)										2	0	1	0	0	0	0																			
82 Kelvin Gutiérrez, R (1, 5) OBP: 0.407, SLG: 0.640 87 Yorkislandy Alvarez, R (7, 4)										3	0	1	0	0	1	1																			
11 Chris Owings, R (1, 8) OBP: 0.241, SLG: 0.429 94 Cristopher Cespedes, R (7, 9)										3	0	0	0	0	1	4																			
13 Jacob Nottingham, R (1, 2) OBP: 0.304, SLG: 0.318 49 Beau Taylor, L (6, 2) OBP: 0.214, SLG: 0.091										2	0	0	0	0	0	1																			
Inning Stats	R: 0 E: 0 K: 2 S: 12	H: 0 LOB: 0 BB: 0 P: 17	R: 0 E: 0 K: 1 S: 12	H: 1 LOB: 0 BB: 0 P: 14	R: 0 E: 0 K: 0 S: 6	H: 0 LOB: 0 BB: 0 P: 7	R: 0 E: 0 K: 0 S: 11	H: 2 LOB: 1 BB: 0 P: 18	R: 1 E: 1 K: 2 S: 13	H: 1 LOB: 0 BB: 0 P: 19	R: 0 E: 0 K: 0 S: 6	H: 0 LOB: 0 BB: 0 P: 7	R: 0 E: 0 K: 1 S: 12	H: 1 LOB: 1 BB: 0 P: 16	R: 0 E: 0 K: 1 S: 12	H: 1 LOB: 0 BB: 0 P: 16		1B: 3 2B: 3 3B: 0 HR: 0	SF: 0 SAC: 0 DP: 1 HBP: 1	WP: 1 PB: 0 SB: 0 CS: 1	PA: 34														
PITCHER	IP 4.2	WLS 17	BF 4	H 1	R 0	ER 0	SO 4	BB 0	IBB 0	HBP 1	BLK 0	WP 0	HR 0	S 49	P 66	ERA 0.00	WHIP 0.857	PITCHER	IP 1.0	WLS S	BF 4	H 1	R 0	ER 0	SO 1	BB 0	IBB 0	HBP 0	BLK 0	WP 0	HR 0	S 12	P 16	ERA 0.00	WHIP 1.000

Batter	1	2	3	4	5	6	7	8	9	AB	R	H	RBI	BB	SO	LOB	BOTTOM																		
4 George Springer, R (1, 8) OBP: 0.522, SLG: 0.810 94 Dasan Brown, R (3, 8)										1	0	1	0	0	0	0	<p>Baltimore Orioles @ Toronto Blue Jays TD Ballpark, Dunedin, FL Tue Apr 05 2022, 1:12 PM - 3:58 PM EDT Att: 2,326 - Partly Cloudy - 82 F</p>																		
11 Bo Bichette, R (1, 6) OBP: 0.333, SLG: 0.273 75 Gosuke Katoh, L (5, PR) OBP: 0.370, SLG: 0.542 (6, 6)										3	0	1	1	0	1	3																			
27 Vladimir Guerrero Jr., R (1, 3) OBP: 0.343, SLG: 0.545 92 Rainer Nunez, R (4, 3) OBP: 0.333, SLG: 0.667 (1, 3)										2	0	0	0	1	3	3																			
37 Teoscar Hernández, R (1, 10) OBP: 0.241, SLG: 0.269 74 Manuel Beltre, R (8, PH) OBP: 0.467, SLG: 0.690 (9, 10)										3	0	0	0	1	4	1																			
13 Lourdes Gurriel Jr., R (1, 7) OBP: 0.515, SLG: 0.607 81 Nathan Lukes, L (5, 7) OBP: 0.467, SLG: 0.690										2	0	0	0	0	1	0																			
26 Matt Chapman, R (1, 5) OBP: 0.333, SLG: 0.636 97 Angel Del Rosario, R (6, 5)										2	0	0	0	0	1	1																			
15 Raimel Tapia, L (1, 9) OBP: 0.278, SLG: 0.250 51 Gabriel Martínez, R (5, PR) OBP: 0.333, SLG: 0.667 (6, 9)										2	0	1	0	0	1	1																			
9 Danny Jansen, R (1, 2) OBP: 0.286, SLG: 0.526 Gabriel Moreno, R (6, 2)										2	1	1	0	0	1	1																			
5 Santiago Espinal, R (1, 4) OBP: 0.389, SLG: 0.594 66 Adrian Pinto, R (6, 4) OBP: 0.500, SLG: 0.500										1	0	1	0	1	0	0																			
Inning Stats	R: 0 E: 0 K: 3 S: 14	H: 1 LOB: 1 BB: 0 P: 17	R: 0 E: 1 K: 3 S: 12	H: 0 LOB: 0 BB: 0 P: 15	R: 0 E: 0 K: 0 S: 5	H: 1 LOB: 1 BB: 1 P: 9	R: 0 E: 0 K: 1 S: 8	H: 0 LOB: 0 BB: 0 P: 12	R: 2 E: 1 K: 1 S: 18	H: 3 LOB: 3 BB: 1 P: 32	R: 0 E: 0 K: 0 S: 7	H: 0 LOB: 1 BB: 1 P: 13	R: 0 E: 0 K: 1 S: 9	H: 0 LOB: 0 BB: 0 P: 16	R: 0 E: 0 K: 3 S: 9	H: 0 LOB: 0 BB: 0 P: 13		1B: 4 2B: 1 3B: 0 HR: 0	SF: 0 SAC: 0 DP: 1 HBP: 1	WP: 0 PB: 0 SB: 3 CS: 0	PA: 33														
PITCHER	IP 3.2	WLS L	BF 8	H 3	R 2	ER 2	SO 1	BB 1	IBB 0	HBP 0	BLK 0	WP 0	HR 0	S 20	P 35	ERA 13.50	WHIP 3.000	PITCHER	IP 2.0	WLS S	BF 4	H 1	R 0	ER 0	SO 1	BB 0	IBB 0	HBP 0	BLK 0	WP 0	HR 0	S 7	P 13	ERA 0.00	WHIP 0.000


Batter	1	2	3	4	5	6	7	8	9	AB	R	H	RBI	BB	SO	LOB	TOP										
13 Brad Miller, L (1,7) OBP: 0.333, SLG: 0.625	L9		G6-3 2B	G4-3			F9			4	1	1	0	0	0	0	<p>Texas Rangers @ Toronto Blue Jays</p> <p>Rogers Centre, Toronto, ON</p> <p>Sat Apr 09 2022, 3:11 PM - 5:47 PM EDT</p> <p>Att. 43,386 - Roof Closed - 68 F</p>										
2 Marcus Semien, R (1,4) OBP: 0.222, SLG: 0.250	K		G6-3 1B		K		G2-3			4	1	1	1	0	2	0											
5 Corey Seager, L (1,6) OBP: 0.556, SLG: 0.625			G5-3				G6-3			4	0	2	1	0	0	1											
30 Nathaniel Lowe, L (1,3) OBP: 0.444, SLG: 0.444			G6-3 1B				G6-3 1B		L6	4	0	2	1	0	0	1											
53 Adolis Garcia, R (1,8) OBP: 0.250, SLG: 0.571	L4		K				G4-3		G4-3	4	0	0	0	0	2	3											
56 Kole Calhoun, L (1,9) OBP: 0.428, SLG: 0.200		K							G5-3	2	0	1	0	1	1	0											
18 Mitch Garver, R (8,PH) OBP: 0.500, SLG: 1.000										1	0	0	0	0	0	0											
41 Eli White, R (8,9)										0	0	0	0	0	0	0											
77 Andy Ibanez, R (1,5) OBP: 0.125, SLG: 0.125		K							G6-3	4	0	1	0	0	1	2											
4 Willie Calhoun, L (1,10)		P5							L6	4	0	0	0	0	0	2											
2B Jonah Heim, S (1,2) OBP: 0.250, SLG: 0.250			E9 1B						L8	4	1	1	0	0	0	2											
Inning Stats	R: 0 E: 0 K: 1 S: 15	H: 2 LOB: 2 BB: 0 P: 23	R: 0 E: 0 K: 2 S: 9	H: 0 LOB: 0 BB: 0 P: 14	R: 3 E: 1 K: 1 S: 17	H: 5 LOB: 2 BB: 0 P: 23	R: 0 E: 0 K: 0 S: 7	H: 0 LOB: 0 BB: 0 P: 8	R: 0 E: 0 K: 1 S: 9	H: 1 LOB: 0 BB: 0 P: 12	R: 0 E: 0 K: 1 S: 9	H: 1 LOB: 2 BB: 1 P: 19	R: 0 E: 0 K: 0 S: 5	H: 0 LOB: 0 BB: 0 P: 9	R: 0 E: 0 K: 0 S: 5	H: 0 LOB: 0 BB: 0 P: 6		R: 0 E: 0 K: 0 S: 6	H: 0 LOB: 0 BB: 0 P: 8	R: 0 E: 0 K: 0 S: 6	H: 0 LOB: 0 BB: 0 P: 8	1B: 8 2B: 1 3B: 0 HR: 0	SF: 0 SAC: 0 DP: 1 HBP: 0	WP: 0 PB: 0 SB: 0 CS: 0	PA: 36		
PITCHER	IP	WLS	BF	H	R	ER	SO	BB	IBB	HBP	BLK	WP	HR	S	P	ERA	WHIP										
34 Kevin Gausman, R (1,1) ERA: 5.4	5.0		22	8	3	3	5	0	0	0	0	0	0	57	80	5.40	1.600										
33 Trevor Richards, R (6,1) ERA:	1.0	W	5	1	0	0	1	1	0	0	0	0	0	9	19	0.00	2.000										
93 Yimi Garcia, R (7,1) ERA:	1.0	H	3	0	0	0	0	0	0	0	0	0	0	5	9	0.00	0.000										
58 Tim Mayza, L (8,1) ERA:	1.0	H	3	0	0	0	0	0	0	0	0	0	0	5	6	0.00	0.000										
68 Jordan Romano, R (9,1) ERA:	1.0	S	3	0	0	0	0	0	0	0	0	0	0	6	8	0.00	0.000										

Batter	1	2	3	4	5	6	7	8	9	AB	R	H	RBI	BB	SO	LOB	BOTTOM										
4 George Springer, R (1,8) OBP: 0.400, SLG: 0.250	G5-3 1B							G5-3		5	1	2	0	0	1	3	<p>Texas Rangers @ Toronto Blue Jays</p> <p>Rogers Centre, Toronto, ON</p> <p>Sat Apr 09 2022, 3:11 PM - 5:47 PM EDT</p> <p>Att. 43,386 - Roof Closed - 68 F</p>										
11 Bo Bichette, R (1,6) OBP: 0.500, SLG: 0.875		FC4-6						G5-3		4	2	2	1	0	0	1											
27 Vladimir Guerrero Jr., R (1,3) OBP: 0.500, SLG: 0.500								G5-3		4	0	2	1	0	1	0											
37 Teoscar Hernandez, R (1,9) OBP: 0.625, SLG: 1.000								G3		2	0	0	0	0	1	2											
13 Lourdes Gurriel Jr., R (1,10) OBP: 0.125, SLG: 0.250	FC5-4							F9		4	0	0	1	0	0	4											
26 Matt Chapman, R (1,5) OBP: 0.250, SLG: 0.250								FC6-4		2	0	0	0	2	1	2											
30 Alejandro Kirk, R (1,2) OBP: 0.250, SLG: 0.286										4	0	2	0	0	0	4											
29 Gosuke Katoh, L (8,PR) OBP: 0.125, SLG: 0.250	F8									0	0	0	0	0	0	0											
9 Danny Jansen, R (9,2) OBP: 0.750, SLG: 1.667										0	0	0	0	0	0	0											
15 Raimel Tapia, L (1,7) OBP: 0.250, SLG: 0.250										3	1	0	0	0	0	1											
8 Cavan Biggio, L (1,4) OBP: 0.400, SLG: 0.800										2	0	0	0	0	2	0											
5 Santiago Espinal, R (7,4) OBP: 0.400, SLG: 0.800										2	0	1	1	0	0	2											
Inning Stats	R: 2 E: 0 K: 1 S: 15	H: 3 LOB: 1 BB: 1 P: 24	R: 0 E: 0 K: 1 S: 10	H: 1 LOB: 0 BB: 0 P: 15	R: 0 E: 0 K: 1 S: 8	H: 0 LOB: 2 BB: 1 P: 19	R: 0 E: 0 K: 1 S: 5	H: 0 LOB: 0 BB: 0 P: 5	R: 1 E: 0 K: 0 S: 9	H: 1 LOB: 0 BB: 0 P: 11	R: 1 E: 0 K: 2 S: 11	H: 2 LOB: 1 BB: 0 P: 14	R: 0 E: 0 K: 0 S: 10	H: 1 LOB: 2 BB: 0 P: 14	R: 0 E: 0 K: 0 S: 8	H: 1 LOB: 2 BB: 0 P: 11	1B: 7 2B: 1 3B: 0 HR: 1	SF: 0 SAC: 1 DP: 0 HBP: 2	WP: 0 PB: 0 SB: 0 CS: 0	PA: 37							
PITCHER	IP	WLS	BF	H	R	ER	SO	BB	IBB	HBP	BLK	WP	HR	S	P	ERA	WHIP										
33 Dane Dunning, R (1,1) ERA: 5.4	5.0		23	5	3	3	4	2	0	1	0	0	1	47	74	5.40	1.400										
59 Brett Martin, L (6,1) ERA: 13.5	0.2	L	4	2	1	1	1	0	0	0	0	0	0	8	11	13.50	3.000										
61 Spencer Patton, R (6,1) ERA:	1.1		6	1	0	0	1	0	0	1	0	0	0	13	17	0.00	0.750										
51 Matt Bush, R (8,1) ERA:	1.0		4	1	0	0	0	0	0	0	0	0	0	8	11	0.00	1.000										

Texas Rangers @ Toronto Blue Jays
Rogers Centre, Toronto, ON
Sat Apr 09 2022, 3:11 PM - 5:47 PM EDT
Att. 43,386 - Roof Closed - 68 F

Texas Rangers @ Toronto Blue Jays
Rogers Centre, Toronto, ON
Sat Apr 09 2022, 3:11 PM - 5:47 PM EDT
Att. 43,386 - Roof Closed - 68 F

AB 35
R 3
H 9
RBI 3
BB 1
SO 6
LOB 11



AB 32
R 4
H 9
RBI 4
BB 2
SO 6
LOB 19




Batter	1	2	3	4	5	6	7	8	9	AB	R	H	RBI	BB	SO	LOB	TOP					
4 George Springer, R (1, 8) OBP: 0.450, SLG: 0.833	2-2 FC5-4 1B		0-1 1-H HR		1-0 F9		1-0 1-H 2B		0-1 P6	5	1	3	3	0	0	2						
11 Bo Bichette, R (1, 6) OBP: 0.222, SLG: 0.389	0-2 K		0-3 K		1-2 G5-3		1-3 K		2-2 G6-3	5	0	0	0	0	3	4						
27 Vladimir Guerrero Jr., R (1, 3) OBP: 0.375, SLG: 0.533	0-1 FC5-4		2-2 G6-3			1-0 L9		2-3 K		4	0	0	0	0	1	1						
37 Teoscar Hernández, R (1, 9) OBP: 0.563, SLG: 0.750	1-2 F9			2-2 2B		2-2 1B		1-2 13 1B		4	0	3	0	0	0	1						
13 Lourdes Gurriel Jr., R (1, 7) OBP: 0.188, SLG: 0.250	1-2 F6			0-0 G6-3		1-1 F8		1-1 1B		4	0	1	0	0	0	2						
30 Alejandro Kirk, R (1, 2) OBP: 0.167, SLG: 0.182	0-0 P5			1-0 F8		2-3 K		0-0 F7		4	0	0	0	0	1	4						
26 Matt Chapman, R (1, 5) OBP: 0.250, SLG: 0.357	0-3 K			1-3 K			1-2 G1-3		0-3 K	4	0	0	0	0	3	3						
21 Zack Collins, L (1, 10)			2-3 K		2-3 K		0-0 P2		0-2 F7	3	0	0	0	0	2	0						
8 Cavan Biggio, L (9, PH)										1	0	0	0	0	0	0						
5 Santiago Espinal, R (1, 4) OBP: 0.500, SLG: 0.636			2-2 4 HR 1B		1-1 11 S 1B		3-2 4 2B 1B		3-0 HBP	3	2	3	0	0	0	0						
Inning Stats	R: 0 E: 0 K: 1 S: 14	H: 1 LOB: 1 BB: 0 P: 17	R: 0 E: 0 K: 1 S: 7	H: 0 LOB: 0 BB: 0 P: 8	R: 2 E: 0 K: 2 S: 14	H: 2 LOB: 0 BB: 0 P: 20	R: 0 E: 0 K: 1 S: 8	H: 1 LOB: 1 BB: 0 P: 12	R: 0 E: 0 K: 1 S: 10	H: 1 LOB: 1 BB: 0 P: 15	R: 0 E: 0 K: 1 S: 9	H: 1 LOB: 1 BB: 0 P: 15	R: 1 E: 0 K: 1 S: 11	H: 2 LOB: 1 BB: 0 P: 17	R: 0 E: 0 K: 2 S: 12	H: 2 LOB: 2 BB: 0 P: 16	R: 0 E: 0 K: 0 S: 10	H: 0 LOB: 1 BB: 0 P: 15	1B: 7 2B: 2 3B: 0 HR: 1	SF: 0 SAC: 0 DP: 0 HBP: 1	WP: 0 PB: 0 SB: 1 CS: 0	PA: 38
PITCHER	IP WLS BF H R ER SO BB IBB HBP BLK WP HR S P ERA WHIP	5.0 L 20 5 2 2 6 0 0 0 0 0 1 53 72 3.60 1.000	2.2 13 5 1 1 3 0 0 0 0 0 0 29 45 3.38 1.875	1.1 5 0 0 0 1 0 0 1 0 0 0 13 18 0.00 0.000	PITCHER										IP WLS BF H R ER SO BB IBB HBP BLK WP HR S P ERA WHIP	5.0 L 20 5 2 2 6 0 0 0 0 0 1 53 72 3.60 1.000	2.2 13 5 1 1 3 0 0 0 0 0 0 29 45 3.38 1.875	1.1 5 0 0 0 1 0 0 1 0 0 0 13 18 0.00 0.000				

Toronto Blue Jays @ New York Yankees
 Yankee Stadium, Bronx, NY
 Mon Apr 11 2022, 7:12 PM - 10:12 PM EDT
 Att: 26,211 - Clear - 52 F

livebaseballscores.com

AB 37
R 3
H 10
RBI 3
BB 0
SO 10
LOB 17




Batter	1	2	3	4	5	6	7	8	9	AB	R	H	RBI	BB	SO	LOB	BOTTOM					
26 DJ LeMahieu, R (1, 5) OBP: 0.308, SLG: 0.400	0-3 K		1-3 K		0-0 G4-3			0-2 F8		4	0	0	0	0	2	1						
48 Anthony Rizzo, L (1, 3) OBP: 0.500, SLG: 0.750	1-3 K		4-1 99 BB		1-1 F9			1-0 HBP		2	0	0	0	1	1	0						
99 Aaron Judge, R (1, 9) OBP: 0.333, SLG: 0.313	2-1 G6-3		4-1 1-2 2-3 BB		1-3 K		0-3 K		0-3 K	3	0	0	0	1	2	1						
27 Giancarlo Stanton, R (1, 10) OBP: 0.291, SLG: 0.647		0-1 P3	0-1 G6-3		1-2 G6-3		1-2 K		2-2 P5	4	0	0	0	0	0	4						
13 Joey Gallo, L (1, 7) OBP: 0.412, SLG: 0.231		0-0 1B		4-2 BB		1-2 K		1-0 25 G6-4-3 1B		3	0	2	0	1	1	0						
25 Cleyber Torres, R (1, 4) OBP: 0.250, SLG: 0.300	0-2 L6			1-3 K		1-0 31 BB 1B		0-0 G6-4-3		4	0	1	0	0	1	3						
31 Aaron Hicks, S (1, 8) OBP: 0.385, SLG: 0.273	3-3 K		3-2 P6		3-2 P6		1-2 28 G4-6-3 BB		2-2 66 DI 1B	3	0	1	0	1	1	2						
66 Kyle Higashioka, R (1, 2) OBP: 0.091, SLG: 0.091			3-1 F6		1-0 F8		2-1 L9		1-3 K	4	0	0	0	0	1	4						
14 Marwin Gonzalez, S (1, 6)										1	0	0	0	1	0	0						
28 Josh Donaldson, R (7, PH) OBP: 0.250, SLG: 0.250			99 BB 48 BB BB		1-0 G4-3		0-2 G4-6-3			1	0	0	0	0	0	2						
Inning Stats	R: 0 E: 0 K: 2 S: 8	H: 0 LOB: 0 BB: 0 P: 11	R: 0 E: 0 K: 1 S: 10	H: 1 LOB: 0 BB: 0 P: 13	R: 0 E: 0 K: 1 S: 9	H: 0 LOB: 3 BB: 3 P: 25	R: 0 E: 0 K: 1 S: 9	H: 0 LOB: 1 BB: 1 P: 18	R: 0 E: 0 K: 0 S: 6	H: 0 LOB: 0 BB: 0 P: 9	R: 0 E: 0 K: 2 S: 10	H: 0 LOB: 0 BB: 0 P: 13	R: 0 E: 0 K: 0 S: 8	H: 1 LOB: 1 BB: 1 P: 15	R: 0 E: 0 K: 1 S: 12	H: 0 LOB: 1 BB: 0 P: 15	R: 0 E: 0 K: 1 S: 8	H: 2 LOB: 1 BB: 0 P: 12	1B: 4 2B: 0 3B: 0 HR: 0	SF: 0 SAC: 0 DP: 2 HBP: 1	WP: 0 PB: 0 SB: 0 CS: 0	PA: 35
PITCHER	IP WLS BF H R ER SO BB IBB HBP BLK WP HR S P ERA WHIP	6.0 W 23 1 0 0 0 1 0 0 0 0 0 5 12 0.00 6.000	0.1 H 3 1 0 0 0 1 0 0 0 0 0 5 12 0.00 6.000	1.2 H 5 0 0 0 1 0 0 1 0 0 0 15 18 0.00 0.000	1.0 S 4 2 0 0 1 0 0 0 0 0 0 8 12 0.00 2.000	PITCHER										IP WLS BF H R ER SO BB IBB HBP BLK WP HR S P ERA WHIP	6.0 W 23 1 0 0 0 1 0 0 0 0 0 5 12 0.00 6.000	0.1 H 3 1 0 0 0 1 0 0 0 0 0 5 12 0.00 6.000	1.2 H 5 0 0 0 1 0 0 1 0 0 0 15 18 0.00 0.000	1.0 S 4 2 0 0 1 0 0 0 0 0 0 8 12 0.00 2.000		

Toronto Blue Jays @ New York Yankees
 Yankee Stadium, Bronx, NY
 Mon Apr 11 2022, 7:12 PM - 10:12 PM EDT
 Att: 26,211 - Clear - 52 F

livebaseballscores.com

AB 29
R 0
H 4
RBI 0
BB 5
SO 9
LOB 17



Batter	1	2	3	4	5	6	7	8	9	AB	R	H	RBI	BB	SO	LOB	TOP			
4 George Springer, R OBP: 0.458, SLG: 0.818										4	0	2	0	0	0	0	Toronto Blue Jays @ New York Yankees Yankee Stadium, Bronx, NY Tue Apr 12 2022, 7:08 PM - 10:14 PM EDT Att: 25,068 - Clear - 70 F			
11 Bo Bichette, R OBP: 0.227, SLG: 0.364										4	0	1	0	0	1					
27 Vladimir Guerrero Jr., R (1, 3)										4	0	0	0	0	1	3				
37 Teoscar Hernández, R (1, 9)										4	0	1	0	0	1	1				
13 Lourdes Gurriel Jr., R OBP: 0.150, SLG: 0.200										4	0	0	0	0	3	1				
30 Alejandro Kirk, R OBP: 0.125, SLG: 0.133										4	0	0	0	0	1	0				
26 Matt Chapman, R (1, 5)										3	0	1	0	0	0	1				
5 Santiago Espinal, R OBP: 0.400, SLG: 0.500										3	0	0	0	0	1	1				
51 Tyler Heineman, S (1, 2)										1	0	0	0	0	0	0				
21 Zack Collins, L (5, PH)										2	0	0	0	0	2	1				
Inning Stats	R: 0 E: 0 K: 2 S: 14	H: 1 LOB: 1 BB: 0 P: 19	R: 0 E: 0 K: 2 S: 10	H: 0 LOB: 0 BB: 0 P: 18	R: 0 E: 0 K: 0 S: 7	H: 0 LOB: 0 BB: 0 P: 10	R: 0 E: 0 K: 1 S: 9	H: 1 LOB: 1 BB: 0 P: 14	R: 0 E: 0 K: 0 S: 7	H: 0 LOB: 0 BB: 0 P: 11	R: 0 E: 1 K: 0 S: 9	H: 0 LOB: 1 BB: 0 P: 14	R: 0 E: 0 K: 1 S: 10	H: 2 LOB: 2 BB: 0 P: 11	R: 0 E: 0 K: 2 S: 11	H: 0 LOB: 0 BB: 0 P: 14	1B: 3 2B: 2 3B: 0 HR: 0	SF: 0 SAC: 0 DP: 0 HBP: 0	WP: 0 PB: 0 SB: 1 CS: 0	PA: 33
PITCHER	IP WLS BF H R ER SO BB IBB HBP BLK WP HR S P ERA WHIP																			
65 Nestor Cortes, L (1, 1)	4.1 16 3 0 0 5 0 0 0 0 0 0 46 72 0.00 0.692																			
35 Clay Holmes, R (5, 1)	1.2 W 5 0 0 0 2 0 0 0 0 0 0 15 23 0.00 0.000																			
30 Miguel Castro, R (7, 1)	1.0 H 4 0 0 0 0 0 0 0 0 0 0 9 14 0.00 0.000																			
43 Jonathan Loáisiga, R (8, 1)	1.0 H 5 2 0 0 1 0 0 0 0 0 0 10 11 0.00 2.000																			
54 Aroldis Chapman, L (9, 1)	1.0 3 0 0 0 2 0 0 0 0 0 0 0 11 14 0.00 0.000																			

Toronto Blue Jays @ New York Yankees
Yankee Stadium, Bronx, NY
Tue Apr 12 2022, 7:08 PM - 10:14 PM EDT
Att: 25,068 - Clear - 70 F


AB	33
R	0
H	5
RBI	0
BB	0
SO	10
LOB	9



Batter	1	2	3	4	5	6	7	8	9	AB	R	H	RBI	BB	SO	LOB	BOTTOM			
28 Josh Donaldson, R OBP: 0.300, SLG: 0.222										2	1	0	0	2	0	0	Toronto Blue Jays @ New York Yankees Yankee Stadium, Bronx, NY Tue Apr 12 2022, 7:08 PM - 10:14 PM EDT Att: 25,068 - Clear - 70 F			
99 Aaron Judge, R (1, 8)									4	0	1	0	0	0	1					
48 Anthony Rizzo, L (1, 10)									4	0	1	0	0	1	2					
27 Giancarlo Stanton, R (1, 9)										3	0	0	1	0	1	1				
13 Joey Gallo, L (9, 7)										0	0	0	0	0	0	0				
26 DJ LeMahieu, R (1, 3)										3	2	2	0	0	0	0				
25 Cleyber Torres, R (1, 4)										4	0	2	0	0	1	3				
31 Aaron Hicks, S (1, 7)										2	1	1	2	1	1	1				
66 Kyle Higashioka, R (1, 2)										3	0	0	0	0	0	3				
12 Isiah Kiner-Falefa, R (1, 6)										3	0	0	0	0	1	1				
Inning Stats	R: 0 E: 0 K: 0 S: 11	H: 1 LOB: 1 BB: 1 P: 21	R: 2 E: 0 K: 1 S: 15	H: 2 LOB: 0 BB: 0 P: 24	R: 0 E: 0 K: 0 S: 11	H: 0 LOB: 0 BB: 0 P: 18	R: 1 E: 1 K: 1 S: 15	H: 2 LOB: 1 BB: 1 P: 25	R: 0 E: 0 K: 0 S: 7	H: 0 LOB: 0 BB: 0 P: 10	R: 0 E: 0 K: 0 S: 5	H: 0 LOB: 0 BB: 0 P: 10	R: 0 E: 0 K: 2 S: 9	H: 1 LOB: 1 BB: 0 P: 13	R: 1 E: 0 K: 1 S: 15	H: 1 LOB: 2 BB: 1 P: 26	1B: 2 2B: 4 3B: 0 HR: 1	SF: 1 SAC: 0 DP: 1 HBP: 1	WP: 1 PB: 0 SB: 0 CS: 0	PA: 33
PITCHER	IP WLS BF H R ER SO BB IBB HBP BLK WP HR S P ERA WHIP																			
16 Yusel Kikuchi, L (1, 1)	3.1 L 16 5 3 2 2 2 0 0 0 0 0 0 3 4 0.00 0.000																			
35 David Phelps, R (4, 1)	0.2 1 0 0 0 0 0 0 0 0 0 0 0 3 4 0.00 0.000																			
67 Julian Merryweather, R (5, 1)	1.0 3 0 0 0 0 0 0 0 0 0 0 0 7 10 0.00 0.000																			
58 Tim Mayza, L (6, 1)	1.0 3 0 0 0 0 0 0 0 0 0 0 0 5 10 0.00 0.000																			
47 Anthony Kay, L (7, 1)	2.0 10 2 1 1 3 1 0 1 0 0 0 0 24 39 4.50 1.500																			

Toronto Blue Jays @ New York Yankees
Yankee Stadium, Bronx, NY
Tue Apr 12 2022, 7:08 PM - 10:14 PM EDT
Att: 25,068 - Clear - 70 F

AB	28
R	4
H	7
RBI	3
BB	3
SO	5
LOB	12



Batter	1	2	3	4	5	6	7	8	9	AB R H RBI BB SO LOB	TOP									
4 George Springer, R OBP: 0.414, SLG: 0.704	G1-3		G1-3		K				K	5 0 1 1 0 2 0	<p>Toronto Blue Jays @ New York Yankees</p> <p>Yankee Stadium, Bronx, NY</p> <p>Wed Apr 13 2022, 7:09 PM - 10:18 PM EDT</p> <p>Att: 30,109 - Cloudy - 65 F</p>									
11 Bo Bichette, R OBP: 0.222, SLG: 0.370	K		2B			K	F9		G4-3	5 1 1 0 0 2 2										
27 Vladimir Guerrero Jr., R OBP: 0.477, SLG: 0.957	HR		HR							4 3 4 4 0 0 0										
37 Teoscar Hernández, R 7 Bradley Zimmer, L	F9		G6-3			G4-3			G3-1	3 0 0 0 0 0 1 1 0 0 0 0 0 0										
13 Lourdes Gurriel Jr., R OBP: 0.208, SLG: 0.217					G4-3					3 1 1 0 1 0 1										
30 Alejandro Kirk, R 8 Cavan Biggio, L 51 Tyler Heineman, S					G6-3					2 0 0 0 1 1 1 0 1 0 0 0 0 0 1 0 0 0 0 0 1										
26 Matt Chapman, R					F7		P6			4 0 1 1 0 1 2										
15 Raimel Tapia, L							CI		G4-3	3 0 0 0 0 1 2										
5 Santiago Espinal, R					F8		FC5-4		F8	4 0 0 0 0 0 2										
Inning Stats	R: 1 H: 1 E: 0 K: 1 S: 8	H: 1 LOB: 0 BB: 0 P: 15	R: 0 H: 0 E: 0 K: 2 S: 11	H: 0 LOB: 1 BB: 1 P: 18	R: 2 H: 2 E: 0 K: 0 S: 7	H: 2 LOB: 0 BB: 0 P: 10	R: 0 H: 0 E: 0 K: 0 S: 8	H: 0 LOB: 0 BB: 0 P: 13	R: 0 H: 1 E: 0 K: 1 S: 12	H: 1 LOB: 1 BB: 0 P: 15		R: 1 H: 1 E: 0 K: 0 S: 17	H: 1 LOB: 2 BB: 1 P: 26	R: 2 H: 3 E: 0 K: 0 S: 10	H: 3 LOB: 1 BB: 0 P: 13	R: 0 H: 0 E: 0 K: 1 S: 7	H: 0 LOB: 0 BB: 0 P: 8	1B: 3 2B: 2 3B: 0 HR: 3	SF: 0 SAC: 0 DP: 0 HBP: 0	WP: 0 PB: 0 SB: 0 CS: 0
PITCHER	IP WLS BF H R ER SO BB IBB HBP BLK WP HR S P ERA WHIP											IP WLS BF H R ER SO BB IBB HBP BLK WP HR S P ERA WHIP								
45 Gerrit Cole, R ERA: 5.59	5.2 22 4 3 3 6 1 0 0 0 0 2 54 85 4.76 0.882																			
57 Chad Green, R ERA: 2.45	1.0 L 5 0 1 0 0 1 0 0 0 0 0 15 22 0.00 1.000																			
43 Jonathan Loáisiga, R ERA: 2.45	0.1 3 2 1 1 0 0 0 0 0 0 1 6 8 27.00 6.000																			
58 Wandy Peralta, L ERA: 3.38	1.0 5 2 1 1 0 0 0 0 0 0 9 12 9.00 2.000																			
92 JP Sears, L ERA:	1.0 3 0 0 0 1 0 0 0 0 0 7 8 0.00 0.000																			

Batter	1	2	3	4	5	6	7	8	9	AB R H RBI BB SO LOB	BOTTOM											
48 Anthony Rizzo, L OBP: 0.481, SLG: 0.800	F8				HR		K			4 1 2 1 1 1 0	<p>Toronto Blue Jays @ New York Yankees</p> <p>Yankee Stadium, Bronx, NY</p> <p>Wed Apr 13 2022, 7:09 PM - 10:18 PM EDT</p> <p>Att: 30,109 - Cloudy - 65 F</p>											
99 Aaron Judge, R OBP: 0.370, SLG: 0.500			BB		HR				1B	4 1 2 1 1 1 2												
28 Josh Donaldson, R OBP: 0.280, SLG: 0.261	K				HR					5 1 1 0 0 2 4												
13 Joey Gallo, L OBP: 0.381, SLG: 0.188	F9									3 0 0 0 1 1 2												
26 DJ LeMahieu, R OBP: 0.429, SLG: 0.588										4 0 2 1 0 1 0												
25 Gleyber Torres, R OBP: 0.300, SLG: 0.556										4 1 1 1 1 0 2 3												
31 Aaron Hicks, S OBP: 0.450, SLG: 0.529										4 0 2 0 0 0 2												
12 Isiah Kiner-Falefa, R OBP: 0.111, SLG: 0.118										3 0 0 0 0 0 3												
27 Giancarlo Stanton, R OBP: 0.227, SLG: 0.524										1 0 0 0 0 0 1												
14 Marwin Gonzalez, S										0 0 0 0 0 0 0												
66 Kyle Higashioka, R OBP: 0.056, SLG: 0.056										4 0 0 0 0 1 0												
Inning Stats	R: 0 H: 0 E: 0 K: 1 S: 11	H: 1 LOB: 1 BB: 0 P: 17	R: 0 H: 0 E: 0 K: 1 S: 10	H: 1 LOB: 0 BB: 0 P: 17	R: 0 H: 0 E: 0 K: 1 S: 7	H: 0 LOB: 1 BB: 1 P: 12	R: 0 H: 1 E: 0 K: 1 S: 12	H: 1 LOB: 2 BB: 1 P: 20	R: 3 H: 4 E: 0 K: 1 S: 12	H: 4 LOB: 1 BB: 0 P: 14	R: 0 H: 0 E: 0 K: 0 S: 5	H: 0 LOB: 0 BB: 0 P: 7	R: 0 H: 1 E: 0 K: 2 S: 9	H: 1 LOB: 1 BB: 0 P: 11	R: 1 H: 2 E: 0 K: 2 S: 13	H: 2 LOB: 1 BB: 0 P: 20	R: 0 H: 1 E: 0 K: 1 S: 7	H: 1 LOB: 1 BB: 0 P: 13	1B: 5 2B: 2 3B: 0 HR: 3	SF: 0 SAC: 0 DP: 1 HBP: 0	WP: 0 PB: 0 SB: 0 CS: 0	PA: 39
PITCHER	IP WLS BF H R ER SO BB IBB HBP BLK WP HR S P ERA WHIP											IP WLS BF H R ER SO BB IBB HBP BLK WP HR S P ERA WHIP										
17 José Berrios, R ERA: 11.81	5.0 W 3 0 0 0 0 3 0 0 0 0 0 5 7 0.00 0.000																					
90 Adam Cimber, R ERA: 2.45	1.0 H 3 1 0 0 1 0 0 0 0 0 0 9 11 0.00 1.000																					
93 Yimi García, R ERA:	1.0 H 5 2 1 1 2 0 0 0 0 0 1 13 20 9.00 2.000																					
33 Trevor Richards, R ERA: 3.86	1.0 S 4 1 0 0 1 0 0 0 0 0 0 7 13 0.00 1.000																					
68 Jordan Romano, R ERA:																						

Batter	1	2	3	4	5	6	7	8	9	AB	R	H	RBI	BB	SO	LOB	TOP					
10 Chad Pinder, R OBP: 0.235, SLG: 0.471	F4	G6-3			G4-3 17 1B			G4-3	K	5	0	1	0	0	1	1						
17 Elvis Andrus, R OBP: 0.351, SLG: 0.469	G5-3		F8		G4-3			BB 12 S 8 BB		3	0	0	0	1	0	1						
8 Jed Lowrie, S OBP: 0.364, SLG: 0.421	K		12 HR		G3			BB 12 S		3	1	1	0	1	1	0						
12 Sean Murphy, R OBP: 0.308, SLG: 0.583		26 1B	HR		F7			K		4	2	2	2	0	1	2						
26 Sheldon Neuse, R OBP: 0.348, SLG: 0.429		1 2B			G4-3			L3		3	1	1	1	0	1	0						
5 Tony Kemp, L OBP: 0.333, SLG: 0.267		2H								1	0	0	0	0	0	2						
1 Kevin Smith, R OBP: 0.192, SLG: 0.240		23 2B			F7					3	1	1	1	0	1	0						
28 Billy McKinney, L OBP: 0.217, SLG: 0.250										1	0	0	0	0	1	0						
23 Christian Bethancourt, R OBP: 0.460, SLG: 0.660		37 FC1-4			G5-3			F9		4	1	2	1	0	0	0						
20 Cristian Pache, R OBP: 0.267, SLG: 0.400		F7			F9			L8		4	1	1	2	0	0	1						
37 Drew Jackson, R		1H						HR		4	1	1	2	0	0	1						
15 Seth Brown, L OBP: 0.267, SLG: 0.407		FC1-4-5			G6-3			F8		2	0	0	0	0	0	1						
										2	0	0	0	0	1	0						
Inning Stats	R: 0 E: 0 K: 1 S: 8	H: 0 LOB: 0 BB: 0 P: 12	R: 3 E: 0 K: 0 S: 13	H: 4 LOB: 1 BB: 0 P: 19	R: 2 E: 0 K: 0 S: 7	H: 2 LOB: 0 BB: 0 P: 13	R: 0 E: 0 K: 0 S: 5	H: 0 LOB: 0 BB: 0 P: 9	R: 0 E: 0 K: 2 S: 9	H: 0 LOB: 0 BB: 0 P: 12	R: 0 E: 0 K: 1 S: 10	H: 0 LOB: 2 BB: 0 P: 16	R: 0 E: 0 K: 1 S: 8	H: 0 LOB: 2 BB: 0 P: 21	R: 2 E: 0 K: 3 S: 18	H: 2 LOB: 0 BB: 0 P: 23	1B: 4 2B: 3 3B: 0 HR: 2	SF: 0 SAC: 0 DP: 1 HBP: 0	WP: 0 PB: 0 SB: 2 CS: 0	PA: 37		
PITCHER	IP WLS BF H R ER SO BB IBB HBP BLK WP HR S P ERA WHIP																					
99 Hyun Jin Ryu, L ERA: 1.5	4.0 18 6 5 5 1 0 0 0 0 0 0 1 33 53 11.25 1.500																					
57 Trent Thornton, R ERA: 1.5	2.0 6 1 0 0 2 0 0 0 0 0 0 0 15 21 0.00 0.500																					
35 David Phelps, R ERA: 2.25	1.0 3 0 0 0 0 0 0 0 0 0 0 0 10 16 0.00 0.000																					
93 Yimi Garcia, R ERA: 7.71	1.0 5 0 0 0 1 2 0 0 0 0 0 0 8 21 0.00 2.000																					
67 Julian Merryweather, R ERA: 7.71	1.0 L 5 2 2 2 3 0 0 0 0 0 0 1 18 23 18.00 2.000																					
Batter	1	2	3	4	5	6	7	8	9	AB	R	H	RBI	BB	SO	LOB	BOTTOM					
15 Raimel Tapia, L OBP: 0.238, SLG: 0.286	G4-3 11 27 FC5 2B		G1-3		G6-3			K2-3	K	5	1	1	0	0	2	1						
11 Bo Bichette, R OBP: 0.195, SLG: 0.317	G4-3		G1-3				G6-3	F8		4	0	0	0	0	0	1						
27 Vladimir Guerrero Jr., R OBP: 0.361, SLG: 0.794	FC5 13 CS				G6-3			F8	L8	4	0	0	1	0	0	0						
13 Lourdes Gurriel Jr., R OBP: 0.333, SLG: 0.333	F9				26 1B			26 HR		4	2	2	0	0	1	1						
26 Matt Chapman, R OBP: 0.344, SLG: 0.481	K				21 1B			K		4	1	2	2	0	2	0						
21 Zack Collins, L OBP: 0.385, SLG: 0.692	FC6-4 5				21 1B			HR		4	1	3	2	0	1	0						
30 Alejandro Kirk, R OBP: 0.286, SLG: 0.208	F9				30 G4-6-3			HR		4	1	3	2	0	1	0						
29 Gosuke Kato, L										3	0	1	0	1	0	3						
5 Santiago Espinal, R OBP: 0.323, SLG: 0.357	FC6-4				G4-6-3			5 1B		0	0	0	0	0	0	0						
7 Bradley Zimmer, L										3	0	0	0	0	2	2						
4 George Springer, R OBP: 0.350, SLG: 0.588	G5-3									1	0	0	0	0	1	1						
Inning Stats	R: 1 E: 0 K: 0 S: 8	H: 1 LOB: 0 BB: 0 P: 10	R: 0 E: 0 K: 1 S: 12	H: 1 LOB: 1 BB: 0 P: 20	R: 0 E: 0 K: 0 S: 7	H: 0 LOB: 0 BB: 0 P: 11	R: 1 E: 0 K: 0 S: 12	H: 3 LOB: 1 BB: 0 P: 17	R: 0 E: 0 K: 2 S: 8	H: 0 LOB: 0 BB: 0 P: 15	R: 3 E: 0 K: 1 S: 16	H: 5 LOB: 2 BB: 0 P: 24	R: 0 E: 0 K: 1 S: 6	H: 0 LOB: 0 BB: 0 P: 8	R: 0 E: 0 K: 3 S: 9	H: 0 LOB: 0 BB: 0 P: 16	R: 0 E: 0 K: 3 S: 11	H: 0 LOB: 2 BB: 1 P: 22	1B: 7 2B: 1 3B: 0 HR: 2	SF: 0 SAC: 0 DP: 1 HBP: 0	WP: 0 PB: 0 SB: 0 CS: 1	PA: 37
PITCHER	IP WLS BF H R ER SO BB IBB HBP BLK WP HR S P ERA WHIP																					
58 Paul Blackburn, R ERA: 1.8	5.0 19 5 2 2 3 0 0 0 0 0 0 2 13 20 3.60 1.000																					
68 Domingo Acevedo, R ERA: 7.2	0.2 B 7 5 3 3 0 0 0 0 0 0 0 2 13 20 40.50 7.500																					
46 Justin Grimm, R ERA: 3.0	1.1 4 0 0 0 2 0 0 0 0 0 0 0 9 12 0.00 0.000																					
56 Dany Jimenez, R ERA: 4.91	1.0 W 3 0 0 0 3 0 0 0 0 0 0 0 9 16 0.00 0.000																					
62 Lou Trivino, R ERA: 4.91	1.0 S 4 0 0 0 3 1 0 0 0 0 0 0 11 22 0.00 1.000																					

Oakland Athletics @ Toronto Blue Jays
Rogers Centre, Toronto, ON
Sat Apr 16 2022, 3:09 PM - 6:13 PM EDT
Att: 32,330 - Roof Closed - 68 F

AB 35
R 7
H 9
RBI 7
BB 2
SO 7
LOB 8



Oakland Athletics @ Toronto Blue Jays
Rogers Centre, Toronto, ON
Sat Apr 16 2022, 3:09 PM - 6:13 PM EDT
Att: 32,330 - Roof Closed - 68 F

AB 36
R 5
H 10
RBI 5
SO 11
LOB 11



Batter	1	2	3	4	5	6	7	8	9	AB	R	H	RBI	BB	SO	LOB	TOP							
5 Tony Kemp, L OBP: 0.378, SLG: 0.303										3	0	2	0	1	1	0	Oakland Athletics @ Toronto Blue Jays Rogers Centre, Toronto, ON Sun Apr 17 2022, 1:41 PM - 4:45 PM EDT Att: 27,490 - Roof Closed - 68 F							
12 Sean Murphy, R OBP: 0.302, SLG: 0.564										3	1	1	1	0	0	2								
10 Chad Pinder, R OBP: 0.237, SLG: 0.447										4	0	1	0	0	2	3								
15 Seth Brown, L OBP: 0.265, SLG: 0.379										2	0	0	1	1	1	0								
26 Sheldon Neuse, R OBP: 0.346, SLG: 0.391										2	0	0	0	0	2	2								
8 Jed Lowrie, S OBP: 0.248, SLG: 0.400										1	0	0	0	0	0	1								
28 Billy McKinney, L OBP: 0.217, SLG: 0.250										0	0	0	0	0	0	0								
23 Christian Bethancourt, R OBP: 0.222, SLG: 0.333										4	0	0	0	0	0	1								
21 Stephen Vogt, L OBP: 0.167, SLG: 0.384										2	1	1	1	0	1	0								
37 Drew Jackson, R OBP: 0.285, SLG: 0.364										1	0	0	0	0	1	0								
17 Elvis Andrus, R OBP: 0.342, SLG: 0.455										1	0	0	0	0	0	0								
1 Kevin Smith, R OBP: 0.233, SLG: 0.250										3	0	1	0	1	0	0								
20 Cristian Pacheco, R OBP: 0.235, SLG: 0.353										4	1	0	0	0	0	2								
Inning Stats	R: 0 H: 1 E: 0 K: 2 S: 12	H: 1 LOB: 2 BB: 1 P: 21	R: 0 H: 0 E: 0 K: 1 S: 7	H: 0 LOB: 0 BB: 0 P: 9	R: 0 H: 0 E: 0 K: 0 S: 8	H: 0 LOB: 1 BB: 1 P: 15	R: 0 H: 0 E: 0 K: 1 S: 6	H: 0 LOB: 0 BB: 0 P: 8	R: 2 H: 3 E: 0 K: 1 S: 14	H: 3 LOB: 1 BB: 0 P: 20	R: 0 H: 0 E: 0 K: 1 S: 8	H: 0 LOB: 0 BB: 0 P: 11	R: 0 H: 0 E: 0 K: 1 S: 7	H: 0 LOB: 0 BB: 0 P: 9	R: 1 H: 2 E: 0 K: 1 S: 12	H: 2 LOB: 1 BB: 0 P: 14	R: 0 H: 0 E: 0 K: 0 S: 10	H: 0 LOB: 1 BB: 1 P: 16	1B: 5 2B: 3 3B: 0 HR: 1	SF: 2 SAC: 0 DP: 1 HBP: 1	WP: 0 PB: 0 SB: 1 CS: 0	PA: 36		
PITCHER	IP WLS BF H R ER SO BB IBB HBP BLK WP HR S P ERA WHIP	IP WLS BF H R ER SO BB IBB HBP BLK WP HR S P ERA WHIP	IP WLS BF H R ER SO BB IBB HBP BLK WP HR S P ERA WHIP	IP WLS BF H R ER SO BB IBB HBP BLK WP HR S P ERA WHIP	IP WLS BF H R ER SO BB IBB HBP BLK WP HR S P ERA WHIP	IP WLS BF H R ER SO BB IBB HBP BLK WP HR S P ERA WHIP	IP WLS BF H R ER SO BB IBB HBP BLK WP HR S P ERA WHIP	IP WLS BF H R ER SO BB IBB HBP BLK WP HR S P ERA WHIP	IP WLS BF H R ER SO BB IBB HBP BLK WP HR S P ERA WHIP	IP WLS BF H R ER SO BB IBB HBP BLK WP HR S P ERA WHIP	IP WLS BF H R ER SO BB IBB HBP BLK WP HR S P ERA WHIP	IP WLS BF H R ER SO BB IBB HBP BLK WP HR S P ERA WHIP	IP WLS BF H R ER SO BB IBB HBP BLK WP HR S P ERA WHIP	IP WLS BF H R ER SO BB IBB HBP BLK WP HR S P ERA WHIP	IP WLS BF H R ER SO BB IBB HBP BLK WP HR S P ERA WHIP	IP WLS BF H R ER SO BB IBB HBP BLK WP HR S P ERA WHIP	IP WLS BF H R ER SO BB IBB HBP BLK WP HR S P ERA WHIP	IP WLS BF H R ER SO BB IBB HBP BLK WP HR S P ERA WHIP	IP WLS BF H R ER SO BB IBB HBP BLK WP HR S P ERA WHIP	IP WLS BF H R ER SO BB IBB HBP BLK WP HR S P ERA WHIP	IP WLS BF H R ER SO BB IBB HBP BLK WP HR S P ERA WHIP	IP WLS BF H R ER SO BB IBB HBP BLK WP HR S P ERA WHIP	IP WLS BF H R ER SO BB IBB HBP BLK WP HR S P ERA WHIP	IP WLS BF H R ER SO BB IBB HBP BLK WP HR S P ERA WHIP

AB	30
R	3
H	6
RBI	3
BB	3
SO	8
LOB	11



Batter	1	2	3	4	5	6	7	8	9	AB	R	H	RBI	BB	SO	LOB	BOTTOM							
4 George Springer, R OBP: 0.318, SLG: 0.512										4	1	0	0	0	2	3	Oakland Athletics @ Toronto Blue Jays Rogers Centre, Toronto, ON Sun Apr 17 2022, 1:41 PM - 4:45 PM EDT Att: 27,490 - Roof Closed - 68 F							
11 Bo Bichette, R OBP: 0.222, SLG: 0.333									4	0	2	0	0	1	0									
27 Vladimir Guerrero Jr., R OBP: 0.325, SLG: 0.711									4	0	0	0	0	3	4									
13 Lourdes Gurriel Jr., R OBP: 0.350, SLG: 0.389									3	2	2	1	0	0	0									
26 Matt Chapman, R OBP: 0.333, SLG: 0.452									4	0	1	1	0	0	1									
21 Zack Collins, L OBP: 0.412, SLG: 0.688										3	1	1	0	1	0	1								
5 Santiago Espinal, R OBP: 0.343, SLG: 0.355										3	0	1	1	1	0	3								
30 Alejandro Kirk, R OBP: 0.313, SLG: 0.192										2	0	0	0	2	0	1								
8 Cavan Biggio, L OBP: 0.285, SLG: 0.364										3	0	0	0	1	0	5								
7 Bradley Zimmer, L OBP: 0.217, SLG: 0.250										0	0	0	0	0	0	0								
Inning Stats	R: 1 H: 1 E: 1 K: 1 S: 13	H: 2 LOB: 2 BB: 1 P: 15	R: 1 H: 2 E: 0 K: 1 S: 17	H: 2 LOB: 1 BB: 1 P: 28	R: 1 H: 2 E: 0 K: 1 S: 11	H: 2 LOB: 2 BB: 1 P: 24	R: 0 H: 1 E: 0 K: 1 S: 9	H: 1 LOB: 2 BB: 1 P: 15	R: 1 H: 1 E: 0 K: 0 S: 8	H: 1 LOB: 1 BB: 1 P: 15	R: 0 H: 0 E: 0 K: 2 S: 10	H: 0 LOB: 0 BB: 0 P: 18	R: 0 H: 0 E: 0 K: 0 S: 5	H: 0 LOB: 0 BB: 0 P: 10	R: 0 H: 0 E: 0 K: 0 S: 7	H: 0 LOB: 1 BB: 1 P: 14	R: 0 H: 0 E: 0 K: 0 S: 10	H: 0 LOB: 1 BB: 1 P: 16	1B: 5 2B: 3 3B: 0 HR: 0	SF: 1 SAC: 0 DP: 1 HBP: 0	WP: 1 PB: 0 SB: 1 CS: 0	PA: 36		
PITCHER	IP WLS BF H R ER SO BB IBB HBP BLK WP HR S P ERA WHIP	IP WLS BF H R ER SO BB IBB HBP BLK WP HR S P ERA WHIP	IP WLS BF H R ER SO BB IBB HBP BLK WP HR S P ERA WHIP	IP WLS BF H R ER SO BB IBB HBP BLK WP HR S P ERA WHIP	IP WLS BF H R ER SO BB IBB HBP BLK WP HR S P ERA WHIP	IP WLS BF H R ER SO BB IBB HBP BLK WP HR S P ERA WHIP	IP WLS BF H R ER SO BB IBB HBP BLK WP HR S P ERA WHIP	IP WLS BF H R ER SO BB IBB HBP BLK WP HR S P ERA WHIP	IP WLS BF H R ER SO BB IBB HBP BLK WP HR S P ERA WHIP	IP WLS BF H R ER SO BB IBB HBP BLK WP HR S P ERA WHIP	IP WLS BF H R ER SO BB IBB HBP BLK WP HR S P ERA WHIP	IP WLS BF H R ER SO BB IBB HBP BLK WP HR S P ERA WHIP	IP WLS BF H R ER SO BB IBB HBP BLK WP HR S P ERA WHIP	IP WLS BF H R ER SO BB IBB HBP BLK WP HR S P ERA WHIP	IP WLS BF H R ER SO BB IBB HBP BLK WP HR S P ERA WHIP	IP WLS BF H R ER SO BB IBB HBP BLK WP HR S P ERA WHIP	IP WLS BF H R ER SO BB IBB HBP BLK WP HR S P ERA WHIP	IP WLS BF H R ER SO BB IBB HBP BLK WP HR S P ERA WHIP	IP WLS BF H R ER SO BB IBB HBP BLK WP HR S P ERA WHIP	IP WLS BF H R ER SO BB IBB HBP BLK WP HR S P ERA WHIP	IP WLS BF H R ER SO BB IBB HBP BLK WP HR S P ERA WHIP	IP WLS BF H R ER SO BB IBB HBP BLK WP HR S P ERA WHIP	IP WLS BF H R ER SO BB IBB HBP BLK WP HR S P ERA WHIP	IP WLS BF H R ER SO BB IBB HBP BLK WP HR S P ERA WHIP

AB	30
R	4
H	7
RBI	3
BB	5
SO	6
LOB	18



Batter	1	2	3	4	5	6	7	8	9	AB	R	H	RBI	BB	SO	LOB	TOP										
4 George Springer, R OBP: 0.313, SLG: 0.489	G6-3		FC5-4 1B	L9			G5-3			4	0	1	0	0	0	2	Toronto Blue Jays @ Boston Red Sox Fenway Park, Boston, MA Tue Apr 19 2022, 7:12 PM - 10:22 PM EDT Att: 31,640 - Cloudy - 47 F										
11 Bo Bichette, R OBP: 0.204, SLG: 0.306	L9		FC5-4 27 BB 1-2		P4		G4-3			4	0	0	0	0	0	1											
27 Vladimir Guerrero Jr., R (1,3) OBP: 0.364, SLG: 0.707										3	0	2	0	1	1	0											
13 Lourdes Gurriel Jr., R (1,7) OBP: 0.318, SLG: 0.350	K		L7							4	0	0	0	0	2	4											
21 Zack Collins, L OBP: 0.429, SLG: 0.800 8 Cavan Biggio, L (8, PR) (8, 10)		HR	K							4	1	2	1	0	2	3											
26 Matt Chapman, R OBP: 0.325, SLG: 0.429	K									4	0	1	0	0	1	1											
30 Alejandro Kirk, R OBP: 0.333, SLG: 0.233										4	0	2	0	0	0	0											
15 Raimel Tapia, L OBP: 0.200, SLG: 0.240	K									4	0	0	0	0	2	3											
5 Santiago Espinal, R OBP: 0.308, SLG: 0.314	L7									4	0	0	0	0	1	3											
Inning Stats	R: 0 H: 1 E: 0 K: 1 S: 10	H: 1 LOB: 1 BB: 0 P: 15	R: 1 H: 2 E: 0 K: 2 S: 14	H: 2 LOB: 1 BB: 1 P: 24	R: 0 H: 1 E: 0 K: 1 S: 9	H: 1 LOB: 2 BB: 1 P: 17	R: 0 H: 2 E: 0 K: 2 S: 20	H: 2 LOB: 2 BB: 0 P: 29	R: 0 H: 1 E: 0 K: 1 S: 12	H: 1 LOB: 1 BB: 0 P: 14	R: 0 H: 0 E: 0 K: 0 S: 8	H: 0 LOB: 0 BB: 0 P: 11	R: 0 H: 0 E: 0 K: 0 S: 8	H: 0 LOB: 0 BB: 0 P: 12	R: 0 H: 1 E: 0 K: 2 S: 13	H: 1 LOB: 1 BB: 0 P: 18		R: 0 H: 0 E: 0 K: 0 S: 6	H: 0 LOB: 0 BB: 0 P: 12	1B: 7 2B: 0 3B: 0 HR: 1	SF: 0 SAC: 0 DP: 0 HBP: 0	WP: 0 PB: 0 SB: 0 CS: 0	PA: 36				
PITCHER	IP	WLS	BF	H	R	ER	SO	BB	IBB	HBP	BLK	WP	HR	S	P	ERA	WHIP										
17 Nathan Eovaldi, R ERA: 3.68	4.2		22	7	1	1	6	1	0	0	0	0	1	61	95	1.93	1.714										
55 Matt Strahm, L ERA: 1.5	1.1		4	0	0	0	1	0	0	0	0	0	0	12	15	0.00	0.000										
57 Hansel Robles, R ERA:	1.2	W	5	0	0	0	2	0	0	0	0	0	0	17	23	0.00	0.000										
31 Jake Diekman, L ERA:	0.1	H	2	1	0	0	0	0	0	0	0	0	0	4	7	0.00	3.000										
72 Garrett Whitlock, R ERA: 0.93	1.0	S	3	0	0	0	0	0	0	0	0	0	0	6	12	0.00	0.000										

AB	35
R	1
H	8
RBI	1
BB	1
SO	9
LOB	17



Batter	1	2	3	4	5	6	7	8	9	AB	R	H	RBI	BB	SO	LOB	BOTTOM										
5 Enrique Hernández, R OBP: 0.269, SLG: 0.370	G4-6-3 11 BB 10 BB		10 BB 2B		L1-3		G5-3			3	1	1	0	1	0	0	Toronto Blue Jays @ Boston Red Sox Fenway Park, Boston, MA Tue Apr 19 2022, 7:12 PM - 10:22 PM EDT Att: 31,640 - Cloudy - 47 F										
10 Trevor Story, R OBP: 0.310, SLG: 0.333	G4-6-3 11 BB		G6-3 11 BB 2-H		K					3	0	1	1	1	2	0											
11 Rafael Devers, L OBP: 0.333, SLG: 0.511	G4-6-3		G6-3		G1-3					4	0	0	0	0	0	3											
2 Xander Bogaerts, R OBP: 0.333, SLG: 0.450	G6-3		G6-3							4	0	0	0	0	0	2											
28 J.D. Martinez, R OBP: 0.326, SLG: 0.410			E6 99 BB 1B							2	0	0	0	1	1	0											
99 Alex Verdugo, L OBP: 0.395, SLG: 0.639	G1-3		G1-3 29 BB 1B							3	0	1	0	0	1	1											
29 Bobby Dalbec, R OBP: 0.222, SLG: 0.273			K		G1-3					3	1	0	0	0	1	3											
39 Christian Arroyo, R OBP: 0.150, SLG: 0.158 19 Jackie Bradley Jr., L OBP: 0.323, SLG: 0.370 (7, PH) (8, 9)	G6-3									2	0	0	0	0	1	3											
74 Connor Wong, R (1, 2)					G4-3					2	0	0	1	0	0	2											
Inning Stats	R: 0 H: 0 E: 0 K: 0 S: 8	H: 0 LOB: 1 BB: 2 P: 17	R: 0 H: 0 E: 0 K: 1 S: 11	H: 0 LOB: 1 BB: 1 P: 16	R: 1 H: 2 E: 0 K: 0 S: 12	H: 2 LOB: 0 BB: 0 P: 19	R: 0 H: 1 E: 1 K: 1 S: 18	H: 1 LOB: 2 BB: 0 P: 27	R: 0 H: 0 E: 0 K: 2 S: 12	H: 0 LOB: 0 BB: 0 P: 21	R: 1 H: 0 E: 1 K: 0 S: 8	H: 0 LOB: 0 BB: 0 P: 13	R: 0 H: 0 E: 0 K: 1 S: 9	H: 0 LOB: 0 BB: 0 P: 13	1B: 1 2B: 2 3B: 0 HR: 0	SF: 1 SAC: 0 DP: 1 HBP: 0		WP: 0 PB: 0 SB: 0 CS: 0	PA: 31								
PITCHER	IP	WLS	BF	H	R	ER	SO	BB	IBB	HBP	BLK	WP	HR	S	P	ERA	WHIP										
16 Yusei Kikuchi, L ERA: 3.24	5.0		21	3	1	1	3	3	0	0	0	0	0	12	21	0.00	0.000										
35 David Phelps, R ERA: 1.5	1.0		3	0	0	0	2	0	0	0	0	0	0	8	13	0.00	0.000										
93 Yimi Garcia, R ERA:	1.0	L	4	0	1	0	0	0	0	0	0	0	0	9	13	0.00	0.000										
33 Trevor Richards, R ERA: 2.08	1.0		3	0	0	0	1	0	0	0	0	0	0	9	13	0.00	0.000										



Batter	1	2	3	4	5	6	7	8	9	AB	R	H	RBI	BB	SO	LOB	TOP							
4 George Springer, R OBP: 0.327, SLG: 0.489 7 Bradley Zimmer, L (6, 8)	F9	SF8		13 1B		11 G4-6-3 HBP		K		2	2	0	1	1	0	0	0							
11 Bo Bichette, R OBP: 0.204, SLG: 0.296	G5-3	13 FC5	27 BB	K		G4-6-3		K		3	5	0	1	2	0	2	2							
27 Vladimir Guerrero Jr., R(1, 10) OBP: 0.389, SLG: 0.674		13 FC5	1B	K						4-2	2	0	0	0	3	2	1							
13 Lourdes Gurriel Jr., R(1, 7) OBP: 0.327, SLG: 0.356	G4-3	FC5		1B						0-0	1	5	1	2	0	0	0	4						
26 Matt Chapman, R OBP: 0.311, SLG: 0.400		15 HR	1B	P3						1-3	2	5	1	1	0	0	1	6						
15 Raimel Tapia, L OBP: 0.200, SLG: 0.333		HR		K		L8				1-3	3	5	1	1	2	0	3	2						
5 Santiago Espinal, R OBP: 0.302, SLG: 0.297		8 1B	30 WP	L8		L8				0-1	2	2	1	0	1	0	0							
30 Alejandro Kirk, R OBP: 0.375, SLG: 0.273		4 SF8	8 1B							3-H	3	3	1	2	0	1	0	1						
8 Cavan Biggio, L OBP: 0.288, SLG: 0.063		4 SF8	11 1B			G4-3				3-2	1	4	1	1	0	0	2	2						
Inning Stats	R: 0 H: 0 K: 0 S: 10	H: 0 LOB: 1 BB: 1 P: 16	R: 5 H: 4 ER: 0 SO: 25	H: 4 LOB: 2 BB: 3 P: 43	R: 0 H: 1 ER: 0 SO: 13	H: 1 LOB: 1 BB: 0 P: 18	R: 0 H: 2 ER: 0 SO: 13	H: 2 LOB: 2 BB: 0 P: 18	R: 0 H: 1 ER: 0 SO: 9	H: 1 LOB: 1 BB: 0 P: 15	R: 0 H: 0 ER: 0 SO: 6	H: 0 LOB: 0 BB: 0 P: 13	R: 1 H: 1 ER: 0 SO: 12	H: 1 LOB: 1 BB: 0 P: 16	R: 0 H: 0 ER: 0 SO: 12	H: 0 LOB: 0 BB: 0 P: 18	R: 0 H: 0 ER: 0 SO: 10	H: 0 LOB: 1 BB: 1 P: 16	1B: 8 SF: 2 2B: 0 3B: 0 HR: 1	SF: 2 SAC: 0 DP: 1 HBP: 1	WP: 2 PB: 0 SB: 2 CS: 0	PA: 42		
PITCHER	IP	WLS	BF	H	R	ER	SO	BB	IBB	HBP	BLK	WP	HR	S	P	ERA	WHIP							
37 Nick Pivetta, R ERA: 10.03	4.0	L	23	7	5	5	4	4	0	0	0	1	1	61	95	11.25	2.750							
71 Phillips Valdez, R ERA:	2.0		7	1	0	0	1	0	0	1	0	0	0	15	28	0.00	0.500							
32 Matt Barnes, R ERA: 6.75	1.0		5	1	1	1	1	0	0	0	0	1	0	12	16	9.00	1.000							
60 Tyler Danish, R ERA:	2.0		7	0	0	0	5	1	0	0	0	0	0	22	34	0.00	0.500							

Toronto Blue Jays @ Boston Red Sox
Fenway Park, Boston, MA
Wed Apr 20 2022, 7:12 PM - 10:18 PM EDT
Att: 33,354 - Clear - 50 F

livebaseballscores.com

AB 34
R 6
H 9
RBI 6
BB 5
SO 11
LOB 18



Batter	1	2	3	4	5	6	7	8	9	AB	R	H	RBI	BB	SO	LOB	BOTTOM							
5 Enrique Hernández, R OBP: 0.246, SLG: 0.333	L8	P3		P3		P5				1	5	0	0	0	0	1	4							
11 Rafael Devers, L OBP: 0.321, SLG: 0.500		F7		G3						1	5	1	1	0	0	0	3							
28 J.D. Martinez, R OBP: 0.394, SLG: 0.463 39 Christian Arroyo, R OBP: 0.174, SLG: 0.182	99 1B									1-1	3	2	0	2	1	0	0							
2 Xander Bogaerts, R OBP: 0.348, SLG: 0.477	K									1-2	4	0	2	0	0	2	2							
99 Alex Verdugo, L OBP: 0.383, SLG: 0.600				L7						2-2	4	0	1	0	0	0	4							
10 Trevor Story, R OBP: 0.303, SLG: 0.300	K									2-3	3	0	0	0	0	2	5							
29 Bobby Dalbec, R OBP: 0.225, SLG: 0.250		K2-3		F8						4-2	3	0	0	0	1	1	2							
19 Jackie Bradley Jr., L OBP: 0.343, SLG: 0.387		74 1B								0-0	4	0	2	0	0	1	1							
74 Connor Wong, R OBP: 0.143, SLG: 0.167				G4-3						1-2	4	0	1	0	0	1	2							
Inning Stats	R: 1 H: 3 K: 2 S: 13	H: 3 LOB: 2 BB: 0 P: 17	R: 0 H: 2 ER: 0 SO: 10	H: 2 LOB: 2 BB: 0 P: 16	R: 0 H: 1 ER: 0 SO: 12	H: 1 LOB: 2 BB: 0 P: 17	R: 0 H: 1 ER: 0 SO: 6	H: 1 LOB: 1 BB: 0 P: 9	R: 0 H: 1 ER: 0 SO: 17	H: 1 LOB: 1 BB: 0 P: 21	R: 0 H: 0 ER: 0 SO: 10	H: 0 LOB: 1 BB: 1 P: 16	R: 0 H: 2 ER: 0 SO: 12	H: 2 LOB: 2 BB: 0 P: 19	R: 0 H: 0 ER: 0 SO: 5	H: 0 LOB: 0 BB: 0 P: 6	R: 0 H: 0 ER: 0 SO: 6	H: 0 LOB: 0 BB: 0 P: 8	1B: 7 SF: 0 2B: 3 3B: 0 HR: 0	SF: 0 SAC: 0 DP: 0 HBP: 1	WP: 0 PB: 0 SB: 0 CS: 0	PA: 39		
PITCHER	IP	WLS	BF	H	R	ER	SO	BB	IBB	HBP	BLK	WP	HR	S	P	ERA	WHIP							
17 José Berrios, R ERA: 6.35	6.0	W	28	8	1	1	6	1	0	1	0	0	0	68	96	1.50	1.500							
58 Tim Lincecum, L ERA: 1.50	0.2		4	2	0	0	0	0	0	0	0	0	0	9	13	0.00	3.000							
33 Trevor Richards, R ERA: 1.50	1.1		4	0	0	0	2	0	0	0	0	0	0	8	12	0.00	0.000							
67 Julian Merryweather, R ERA: 6.35	1.0		3	0	0	0	1	0	0	0	0	0	0	6	8	0.00	0.000							

Toronto Blue Jays @ Boston Red Sox
Fenway Park, Boston, MA
Wed Apr 20 2022, 7:12 PM - 10:18 PM EDT
Att: 33,354 - Clear - 50 F

livebaseballscores.com

AB 37
R 1
H 10
RBI 1
BB 1
SO 9
LOB 23



Batter	1	2	3	4	5	6	7	8	9	AB	R	H	RBI	BB	SO	LOB	TOP										
15 Raimel Tapia, L (1,7) OBP: 0.229, SLG: 0.343										5	1	2	0	0	1	0											
11 Bo Bichette, R (1,6) OBP: 0.224, SLG: 0.310										4	0	2	1	0	1	0											
27 Vladimir Guerrero Jr., R (1,3) OBP: 0.377, SLG: 0.674										3	1	1	1	0	0	2											
21 Zack Collins, L (1,2) OBP: 0.360, SLG: 0.667										4	0	0	0	0	1	2											
13 Lourdes Gurriel Jr., R (1,10) OBP: 0.340, SLG: 0.354										3	0	1	0	1	0	0											
26 Matt Chapman, R (1,5) OBP: 0.347, SLG: 0.455										4	0	3	1	0	0	0											
8 Cavan Biggio, L (1,9) OBP: 0.267, SLG: 0.056										2	0	0	0	0	1	1											
4 George Springer, R (6,PH) OBP: 0.315, SLG: 0.469										2	0	0	0	0	2	3											
29 Gosuke Katoh, L (1,4) OBP: 0.289, SLG: 0.282										1	1	0	0	1	0	0											
5 Santiago Espinal, R (7,PH) OBP: 0.289, SLG: 0.282										2	0	0	0	0	1	0											
7 Bradley Zimmer, L (1,8) OBP: 0.297, SLG: 0.294										4	0	0	0	0	1	1											
Inning Stats	R: 0 H: 0 E: 0 K: 2 S: 12	H: 0 LOB: 0 BB: 0 P: 18	R: 0 H: 1 E: 0 K: 1 S: 12	H: 1 LOB: 1 BB: 0 P: 19	R: 2 H: 2 E: 0 K: 0 S: 11	H: 2 LOB: 1 BB: 1 P: 18	R: 0 H: 0 E: 0 K: 1 S: 8	H: 0 LOB: 0 BB: 0 P: 9	R: 0 H: 0 E: 0 K: 0 S: 4	H: 0 LOB: 0 BB: 0 P: 7	R: 1 H: 2 E: 0 K: 1 S: 18	H: 2 LOB: 2 BB: 0 P: 29	R: 0 H: 2 E: 0 K: 1 S: 11	H: 2 LOB: 1 BB: 0 P: 15	R: 0 H: 2 E: 0 K: 1 S: 9	H: 2 LOB: 1 BB: 0 P: 14	R: 0 H: 0 E: 0 K: 1 S: 12	H: 0 LOB: 0 BB: 0 P: 17	1B: 7 2B: 2 3B: 0 HR: 0	SF: 1 SAC: 0 DP: 0 HBP: 0	WP: 0 PB: 0 SB: 1 CS: 0	PA: 37					
PITCHER	IP	WLS	BF	H	R	ER	SO	BB	IBB	HBP	BLK	WP	HR	S	P	ERA	WHIP										
89 Tanner Houck, R (1,1) ERA: 3.21	5.0	L	19	3	2	2	4	1	0	0	0	0	0	47	71	3.60	0.800										
70 Ryan Brasier, R (6,1) ERA: 4.5	0.2		5	2	1	1	0	1	0	0	0	0	0	15	23	13.50	4.500										
56 Austin Davis, L (6,1) ERA: 5.4	1.0		4	1	0	0	2	0	0	0	0	0	0	10	15	0.00	1.000										
18 Hirokazu Sawamura, R (7,1) ERA: 2.84	1.1		6	3	0	0	1	0	0	0	0	0	0	13	20	0.00	2.250										
71 Phillips Valdez, R (9,1) ERA:	1.0		3	0	0	0	1	0	0	0	0	0	0	12	17	0.00	0.000										

Toronto Blue Jays @ Boston Red Sox
Fenway Park, Boston, MA
Thu Apr 21 2022, 1:40 PM - 4:37 PM EDT
Att: 35,792 - Partly Cloudy - 61 F

AB 34
R 3
H 9
RBI 3
BB 2
SO 8
LOB 9



Batter	1	2	3	4	5	6	7	8	9	AB	R	H	RBI	BB	SO	LOB	BOTTOM										
10 Trevor Story, R (1,4) OBP: 0.297, SLG: 0.294										4	1	1	0	0	2	1											
11 Rafael Devers, L (1,10) OBP: 0.316, SLG: 0.473										3	1	0	0	1	0	1											
2 Xander Bogaerts, R (1,6) OBP: 0.380, SLG: 0.521										4	0	3	1	0	0	0											
99 Alex Verdugo, L (1,7) OBP: 0.353, SLG: 0.545										4	0	0	1	0	1	3											
29 Bobby Dalbec, R (1,5) OBP: 0.250, SLG: 0.275										4	0	2	0	0	0	1											
19 Jackie Bradley Jr., L (1,8) OBP: 0.308, SLG: 0.343										4	0	0	0	0	2	3											
7 Christian Vázquez, R (1,2) OBP: 0.241, SLG: 0.333										3	0	1	0	0	2	1											
23 Travis Shaw, L (1,3) OBP: 0.289, SLG: 0.282										3	0	0	0	0	0	0											
39 Christian Arroyo, R (1,9) OBP: 0.192, SLG: 0.200										3	0	1	0	0	1	0											
Inning Stats	R: 0 H: 0 E: 0 K: 1 S: 9	H: 1 LOB: 0 BB: 0 P: 11	R: 0 H: 1 E: 0 K: 3 S: 10	H: 1 LOB: 0 BB: 0 P: 12	R: 0 H: 0 E: 0 K: 1 S: 6	H: 0 LOB: 0 BB: 0 P: 8	R: 0 H: 1 E: 0 K: 0 S: 6	H: 1 LOB: 0 BB: 0 P: 9	R: 0 H: 1 E: 0 K: 0 S: 8	H: 1 LOB: 1 BB: 0 P: 11	R: 0 H: 1 E: 0 K: 0 S: 9	H: 1 LOB: 1 BB: 0 P: 10	R: 0 H: 2 E: 0 K: 1 S: 9	H: 2 LOB: 1 BB: 0 P: 11	R: 0 H: 0 E: 0 K: 2 S: 12	H: 0 LOB: 0 BB: 0 P: 15	R: 2 H: 2 E: 0 K: 0 S: 10	H: 2 LOB: 1 BB: 1 P: 19	1B: 7 2B: 1 3B: 0 HR: 0	SF: 0 SAC: 0 DP: 2 HBP: 0	WP: 0 PB: 0 SB: 0 CS: 0	PA: 33					
PITCHER	IP	WLS	BF	H	R	ER	SO	BB	IBB	HBP	BLK	WP	HR	S	P	ERA	WHIP										
34 Kevin Gausman, R (1,1) ERA: 2.89	8.0	W	28	7	1	1	8	0	0	0	0	0	0	70	88	1.12	0.875										
68 Jordan Romano, R (9,1) ERA: 1.29	1.0	S	5	1	1	1	0	1	0	0	0	0	0	9	18	9.00	2.000										

Toronto Blue Jays @ Boston Red Sox
Fenway Park, Boston, MA
Thu Apr 21 2022, 1:40 PM - 4:37 PM EDT
Att: 35,792 - Partly Cloudy - 61 F

AB 32
R 2
H 8
RBI 2
BB 1
SO 8
LOB 10



Batter	1	2	3	4	5	6	7	8	9	AB	R	H	RBI	BB	SO	LOB	TOP										
15 Raimel Tapia, L (1, 9) OBP: 0.256, SLG: 0.359	G4-3			FC4-6 1B	G6-3			1B		4	1	2	0	0	0	0	Toronto Blue Jays @ Houston Astros Minute Maid Park, Houston, TX Fri Apr 22, 2022, 7:12 PM - 10:04 PM CDT Att: 36,757 - Partly Cloudy - 77 F										
11 Bo Bichette, R (1, 6) OBP: 0.226, SLG: 0.295	BB			K	G1-3			K		3	0	0	0	1	2												
27 Vladimir Guerrero Jr., R (1, 3) OBP: 0.380, SLG: 0.660	F8			FC4-6 1B	G6-3			1B		4	1	2	0	0	0	1											
13 Lourdes Gurriel Jr., R (1, 7) OBP: 0.316, SLG: 0.327	CS		G6-3	FC4-6	F7			P3		4	0	0	1	0	0	2											
21 Zack Collins, L (1, 10) OBP: 0.310, SLG: 0.571				G4-3			L5			4	0	0	0	0	1	2											
26 Matt Chapman, R (1, 5) OBP: 0.340, SLG: 0.458					G5-3			F8		4	0	1	1	0	1	0											
30 Alejandro Kirk, R (1, 2) OBP: 0.341, SLG: 0.243					L9			L8		4	0	0	0	0	0	1											
5 Santiago Espinal, R (1, 4) OBP: 0.292, SLG: 0.357					HR			P3		3	1	1	1	0	1	0											
7 Bradley Zimmer, L (1, 8) OBP: 0.063, SLG: 0.250					HR			K		3	1	1	1	0	2	0											
Inning Stats	R: 0 H: 0 E: 0 K: 0 S: 11	H: 0 LOB: 0 BB: 1 P: 18	R: 0 H: 0 E: 0 K: 2 S: 12	H: 0 LOB: 0 BB: 0 P: 16	R: 0 H: 0 E: 0 K: 2 S: 10	H: 0 LOB: 0 BB: 0 P: 13	R: 1 H: 2 E: 0 K: 1 S: 14	H: 2 LOB: 1 BB: 0 P: 17	R: 2 H: 2 E: 0 K: 0 S: 9	H: 2 LOB: 0 BB: 0 P: 12	R: 0 H: 0 E: 0 K: 0 S: 9	H: 0 LOB: 0 BB: 0 P: 9	R: 0 H: 0 E: 0 K: 0 S: 7	H: 0 LOB: 0 BB: 0 P: 10	R: 0 H: 1 E: 0 K: 2 S: 14	H: 1 LOB: 1 BB: 0 P: 20		R: 1 H: 2 E: 0 K: 0 S: 13	H: 2 LOB: 1 BB: 0 P: 18	1B: 4 2B: 1 3B: 0 HR: 2	SF: 0 SAC: 0 DP: 0 HBP: 0	WP: 0 PB: 0 SB: 1 CS: 1	PA: 35				
PITCHER	IP	WLS	BF	H	R	ER	SO	BB	IBB	HBP	BLK	WP	HR	S	P	ERA	WHIP										
35 Justin Verlander, R (1, 1) ERA: 1.89	6.0		22	4	3	3	5	1	0	0	0	0	2	65	85	4.50	0.833										
88 Phil Maton, R (7, 1) ERA: 1.35	1.0		3	0	0	0	0	0	0	0	0	0	0	7	10	0.00	0.000										
47 Rafael Montero, R (8, 1) ERA: 1.42	1.0	L	5	2	1	1	0	0	0	0	0	0	0	14	20	0.00	1.000										
50 Héctor Neris, R (9, 1) ERA: 1.42	1.0		5	2	1	1	0	0	0	0	0	0	0	13	18	9.00	2.000										

Batter	1	2	3	4	5	6	7	8	9	AB	R	H	RBI	BB	SO	LOB	BOTTOM										
3 Jeremy Peña, R (1, 6) OBP: 0.354, SLG: 0.548	G1-3		BB		K			G4-3		3	1	0	0	1	1	0	Toronto Blue Jays @ Houston Astros Minute Maid Park, Houston, TX Fri Apr 22, 2022, 7:12 PM - 10:04 PM CDT Att: 36,757 - Partly Cloudy - 77 F										
23 Michael Brantley, L (1, 7) OBP: 0.321, SLG: 0.367	G3		1B		G5-3			G3		4	1	1	0	0	0	0											
2 Alex Bregman, R (1, 5) OBP: 0.365, SLG: 0.455	1B		1B		BB			K		3	0	2	1	1	1	0											
44 Yordan Alvarez, L (1, 10) OBP: 0.273, SLG: 0.517	L7		L4		G1-3			K		4	0	0	0	0	1	5											
10 Yuli Gurriel, R (1, 3) OBP: 0.205, SLG: 0.289	G4-3		1B		G6-3			1B		4	0	2	2	0	0	0											
26 Jose Siri, R (9, PR) OBP: 0.333, SLG: 0.417										0	0	0	0	0	0	0											
30 Kyle Tucker, L (1, 9) OBP: 0.192, SLG: 0.217	G6-3		G4-3		F8			K		4	0	0	0	0	1	3											
16 Aledmys Diaz, R (1, 4) OBP: 0.242, SLG: 0.300	K		G5-3		K					4	0	1	0	0	2	0											
20 Chas McCormick, R (1, 8) OBP: 0.333, SLG: 0.375			G5-3		G6-3			F7		3	0	0	0	0	0	0											
18 Jason Castro, L (9, PH) OBP: 0.313, SLG: 0.083										1	0	0	0	0	1	2											
15 Martín Maldonado, R (1, 2) OBP: 0.219, SLG: 0.231			2B		K			K		3	1	1	0	0	2	0											
13 J.J. Matijevic, L (9, PH)										1	0	0	0	0	1	2											
Inning Stats	R: 0 H: 1 E: 0 K: 0 S: 9	H: 0 LOB: 0 BB: 0 P: 13	R: 0 H: 0 E: 0 K: 1 S: 7	H: 0 LOB: 0 BB: 0 P: 8	R: 3 H: 4 E: 0 K: 0 S: 19	H: 4 LOB: 2 BB: 1 P: 30	R: 0 H: 0 E: 0 K: 1 S: 7	H: 0 LOB: 0 BB: 0 P: 10	R: 0 H: 0 E: 0 K: 1 S: 11	H: 0 LOB: 0 BB: 1 P: 16	R: 0 H: 0 E: 0 K: 1 S: 6	H: 0 LOB: 0 BB: 0 P: 9	R: 0 H: 0 E: 0 K: 1 S: 9	H: 0 LOB: 0 BB: 0 P: 13	R: 0 H: 0 E: 0 K: 2 S: 10	H: 0 LOB: 0 BB: 0 P: 14	R: 0 H: 2 E: 0 K: 3 S: 16	H: 2 LOB: 2 BB: 0 P: 20	1B: 6 2B: 1 3B: 0 HR: 0	SF: 0 SAC: 0 DP: 0 HBP: 0	WP: 0 PB: 0 SB: 0 CS: 0	PA: 36					
PITCHER	IP	WLS	BF	H	R	ER	SO	BB	IBB	HBP	BLK	WP	HR	S	P	ERA	WHIP										
48 Ross Stripling, R (1, 1) ERA: 4.5	4.0		18	5	3	3	2	1	0	0	0	0	0	17	25	0.00	0.500										
57 Trent Thornton, R (5, 1) ERA: 1.13	2.0		7	0	0	0	2	1	0	0	0	0	0	17	25	0.00	0.500										
90 Adam Cimber, R (7, 1) ERA: 2.57	1.0		3	0	0	0	1	0	0	0	0	0	0	9	13	0.00	0.000										
58 Tim Lincecum, L (8, 1) ERA: 1.59	1.0	W	3	0	0	0	2	0	0	0	0	0	0	10	14	0.00	0.000										
63 Jordan Romano, R (9, 1) ERA: 1.13	1.0	S	5	2	0	0	3	0	0	0	0	0	0	16	20	0.00	2.000										

AB	33
R	4
H	7
RBI	4
BB	1
SO	7
LOB	8



AB	34
R	3
H	7
RBI	3
BB	2
SO	10
LOB	12



Batter	1	2	3	4	5	6	7	8	9	AB	R	H	RBI	BB	SO	LOB	TOP			
5 Enrique Hernández, R (1.8) OBP: 0.274, SLG: 0.323	F7		K			K		99 SF8 1B		4	0	1	1	0	2	0	Boston Red Sox @ Toronto Blue Jays Rogers Centre, Toronto, ON Mon Apr 25 2022, 7:08 PM - 9:23 PM EDT Att: 20,981 - Roof Closed - 68 F			
99 Alex Verdugo, L (1.7) OBP: 0.326, SLG: 0.466	L9		F7			K		2-3 3-H 1B		3	0	0	1	0	1	0				
2 Xander Bogaerts, R (1.6) OBP: 0.364, SLG: 0.484	G4-3					L9		3-H 1-1 1B		4	0	1	0	0	0	1				
11 Rafael Devers, L (1.5) OBP: 0.284, SLG: 0.458		F7				G4-3		19 G6-3 2B		4	0	1	0	0	0	1				
28 J.D. Martinez, R (1.10) OBP: 0.346, SLG: 0.467		29 1B 39 G1-2-3 2B				F9		K		4	0	1	0	0	2	2				
19 Jackie Bradley Jr., L (1.9) OBP: 0.314, SLG: 0.295						F8		L7		3	0	0	0	1	0	2				
29 Bobby Dalbec, R (1.3) OBP: 0.233, SLG: 0.286																	Boston Red Sox @ Toronto Blue Jays Rogers Centre, Toronto, ON Mon Apr 25 2022, 7:08 PM - 9:23 PM EDT Att: 20,981 - Roof Closed - 68 F			
39 Christian Arroyo, R (1.4) OBP: 0.188, SLG: 0.194																				
25 Kevin Plawecki, R (1.2) OBP: 0.143, SLG: 0.083																				
Inning Stats	R: 0 E: 0 K: 0 S: 6	H: 0 LOB: 0 BB: 0 P: 13	R: 0 E: 0 K: 0 S: 8	H: 2 LOB: 2 BB: 1 P: 14	R: 0 E: 0 K: 1 S: 10	H: 0 LOB: 0 BB: 0 P: 15	R: 0 E: 0 K: 0 S: 9	H: 1 LOB: 1 BB: 0 P: 12	R: 0 E: 0 K: 2 S: 10	H: 0 LOB: 0 BB: 0 P: 11	R: 0 E: 0 K: 1 S: 8	H: 0 LOB: 0 BB: 0 P: 10	R: 2 E: 0 K: 0 S: 11	H: 3 LOB: 1 BB: 0 P: 17	R: 0 E: 0 K: 1 S: 8	H: 1 LOB: 1 BB: 0 P: 12	1B: 5 2B: 2 3B: 0 HR: 0	SF: 1 SAC: 1 DP: 1 HBP: 0	WP: 0 PB: 0 SB: 0 CS: 0	PA: 34
PITCHER	IP WLS BF H R ER SO BB IBB HBP BLK WP HR S P ERA WHIP	IP WLS BF H R ER SO BB IBB HBP BLK WP HR S P ERA WHIP	IP WLS BF H R ER SO BB IBB HBP BLK WP HR S P ERA WHIP	IP WLS BF H R ER SO BB IBB HBP BLK WP HR S P ERA WHIP	IP WLS BF H R ER SO BB IBB HBP BLK WP HR S P ERA WHIP	IP WLS BF H R ER SO BB IBB HBP BLK WP HR S P ERA WHIP	IP WLS BF H R ER SO BB IBB HBP BLK WP HR S P ERA WHIP	IP WLS BF H R ER SO BB IBB HBP BLK WP HR S P ERA WHIP	IP WLS BF H R ER SO BB IBB HBP BLK WP HR S P ERA WHIP	IP WLS BF H R ER SO BB IBB HBP BLK WP HR S P ERA WHIP	IP WLS BF H R ER SO BB IBB HBP BLK WP HR S P ERA WHIP	IP WLS BF H R ER SO BB IBB HBP BLK WP HR S P ERA WHIP	IP WLS BF H R ER SO BB IBB HBP BLK WP HR S P ERA WHIP	IP WLS BF H R ER SO BB IBB HBP BLK WP HR S P ERA WHIP	IP WLS BF H R ER SO BB IBB HBP BLK WP HR S P ERA WHIP	IP WLS BF H R ER SO BB IBB HBP BLK WP HR S P ERA WHIP	IP WLS BF H R ER SO BB IBB HBP BLK WP HR S P ERA WHIP			
17 José Berrios, R (1.1) ERA: 4.81	7.0	26	5	2	2	4	1	0	0	0	0	0	0	0	60	89	2.57	0.857		
90 Adam Cimber, R (8.1) ERA: 2.0	1.0	W 4	1	0	0	0	0	0	0	0	0	0	0	0	6	8	0.00	1.000		
67 Julian Merryweather, R (9.1) ERA: 5.14	1.0	4	1	0	0	1	0	0	0	0	0	0	0	0	8	12	0.00	1.000		

AB	31
R	2
H	7
RBI	2
BB	1
SO	5
LOB	10



AB	32
R	6
H	10
RBI	6
BB	0
SO	6
LOB	4



WP	0
PB	0
SB	0
CS	0

Batter	1	2	3	4	5	6	7	8	9	AB	R	H	RBI	BB	SO	LOB	TOP										
10 Trevor Story, R OBP: 0.308, SLG: 0.293										3	0	0	0	1	1	0											
99 Alex Verdugo, L OBP: 0.296, SLG: 0.408										4	0	1	0	0	1	1											
11 Rafael Devers, L OBP: 0.294, SLG: 0.458										4	0	1	0	0	1	2											
5 Enrique Hernández, R OBP: 0.267, SLG: 0.342										4	0	1	0	0	1	2											
19 Jackie Bradley Jr., L OBP: 0.254, SLG: 0.232										4	0	0	0	0	1	2											
39 Christian Arroyo, R OBP: 0.189, SLG: 0.184										3	0	1	0	0	0	1											
29 Bobby Dalbec, R OBP: 0.211, SLG: 0.246										3	0	0	0	0	1	2											
23 Travis Shaw, L										2	0	0	0	0	1	1											
2 Xander Bogaerts, R OBP: 0.416, SLG: 0.527										1	0	0	0	0	0	0											
7 Christian Vázquez, R OBP: 0.234, SLG: 0.279										3	0	0	0	0	1	0											
Inning Stats	R: 0 H: 1 E: 0 K: 1 S: 9	H: 1 LOB: 1 BB: 0 P: 14	R: 0 H: 0 E: 0 K: 0 S: 6	H: 0 LOB: 0 BB: 0 P: 9	R: 0 H: 0 E: 0 K: 2 S: 8	H: 0 LOB: 0 BB: 0 P: 10	R: 0 H: 0 E: 0 K: 2 S: 18	H: 0 LOB: 1 BB: 0 P: 26	R: 0 H: 1 E: 0 K: 0 S: 7	H: 0 LOB: 1 BB: 0 P: 12	R: 0 H: 0 E: 0 K: 0 S: 7	H: 1 LOB: 1 BB: 0 P: 8	R: 0 H: 0 E: 0 K: 0 S: 7	H: 0 LOB: 0 BB: 0 P: 10	R: 0 H: 1 E: 0 K: 1 S: 9	H: 1 LOB: 1 BB: 0 P: 12	1B: 3 2B: 1 3B: 0 HR: 0	SF: 0 SAC: 0 DP: 0 HBP: 0	WP: 0 PB: 0 SB: 1 CS: 0	PA: 32							
PITCHER	IP	WLS	BF	H	R	ER	SO	BB	IBB	HBP	BLK	WP	HR	S	P	ERA	WHIP	PITCHER									
6 Alek Manoah, R ERA: 1.44	7.0	W	25	3	0	0	7	1	0	0	0	0	0	63	92	0.00	0.571										
90 Adam Cimber, R ERA: 1.8	1.0	H	3	0	0	0	0	0	0	0	0	0	0	7	10	0.00	0.000										
6B Jordan Romano, R ERA: 1.74	1.0	S	4	1	0	0	1	0	0	0	0	0	0	9	12	0.00	1.000										

Boston Red Sox @ Toronto Blue Jays
Rogers Centre, Toronto, ON
Thu Apr 28 2022, 3:10 PM - 5:51 PM EDT
Att: 23,144 - Roof Closed - 68 F

AB 31
R 0
H 4
RBI 0
BB 1
SO 8
LOB 11



Batter	1	2	3	4	5	6	7	8	9	AB	R	H	RBI	BB	SO	LOB	BOTTOM										
4 George Springer, R OBP: 0.338, SLG: 0.521										3	0	0	0	1	0	2											
11 Bo Bichette, R OBP: 0.232, SLG: 0.306										4	0	1	0	0	1	1											
13 Lourdes Gurriel Jr., R OBP: 0.304, SLG: 0.425										4	1	1	0	0	0	0											
15 Raimel Tapia, L OBP: 0.219, SLG: 0.290										3	0	0	0	1	0	2											
26 Matt Chapman, R OBP: 0.278, SLG: 0.397										4	0	1	0	0	2	4											
30 Alejandro Kirk, R OBP: 0.362, SLG: 0.265										4	0	2	1	0	0	1											
5 Santiago Espinal, R OBP: 0.333, SLG: 0.443										4	0	1	0	0	1	3											
29 Gosuke Katoh, L OBP: 0.400, SLG: 0.286										2	0	0	0	1	0	0											
7 Bradley Zimmer, L OBP: 0.115, SLG: 0.200										3	0	0	0	0	1	2											
Inning Stats	R: 0 H: 2 E: 0 K: 1 S: 13	H: 1 LOB: 2 BB: 0 P: 19	R: 0 H: 1 E: 0 K: 0 S: 13	H: 1 LOB: 1 BB: 1 P: 20	R: 1 H: 1 E: 1 K: 1 S: 15	H: 1 LOB: 2 BB: 1 P: 22	R: 0 H: 0 E: 0 K: 0 S: 8	H: 0 LOB: 1 BB: 1 P: 15	R: 0 H: 1 E: 0 K: 1 S: 11	H: 0 LOB: 1 BB: 0 P: 21	R: 0 H: 0 E: 0 K: 1 S: 7	H: 0 LOB: 0 BB: 0 P: 10	R: 0 H: 0 E: 0 K: 1 S: 7	H: 0 LOB: 0 BB: 0 P: 11	R: 0 H: 1 E: 0 K: 1 S: 10	H: 1 LOB: 1 BB: 0 P: 13	1B: 5 2B: 1 3B: 0 HR: 0	SF: 0 SAC: 0 DP: 0 HBP: 0	WP: 0 PB: 0 SB: 1 CS: 0	PA: 34							
PITCHER	IP	WLS	BF	H	R	ER	SO	BB	IBB	HBP	BLK	WP	HR	S	P	ERA	WHIP	PITCHER									
72 Garrett Whitlock, R ERA: 0.54	3.0	L	16	4	1	0	2	2	0	0	0	0	0	7	14	0.00	1.500										
56 Austin Davis, L ERA: 2.89	0.2		3	0	0	0	0	1	0	0	0	0	0	7	14	0.00	1.500										
46 John Schreiber, R ERA: 3.0	1.1		5	1	0	0	0	0	0	0	0	0	0	12	22	0.00	0.750										
70 Ryan Brasier, R ERA: 3.0	1.0		3	0	0	0	1	0	0	0	0	0	0	7	10	0.00	0.000										
32 Matt Barnes, R ERA: 5.4	1.0		3	0	0	0	1	0	0	0	0	0	0	7	11	0.00	0.000										

Boston Red Sox @ Toronto Blue Jays
Rogers Centre, Toronto, ON
Thu Apr 28 2022, 3:10 PM - 5:51 PM EDT
Att: 23,144 - Roof Closed - 68 F

AB 31
R 1
H 6
RBI 1
BB 3
SO 5
LOB 15



Batter	1	2	3	4	5	6	7	8	9	AB	R	H	RBI	BB	SO	LOB	TOP							
20 Chas McCormick, R OBP: 0.328, SLG: 0.419 (8, 8)	L8		2B			F8			G6-3	5	0	2	0	0	0	2								
11 Niko Goodrum, S OBP: 0.143, SLG: 0.148 (1, 4)	K		BB			1B			K	4	0	1	0	1	2	0								
2 Alex Bregman, R OBP: 0.352, SLG: 0.438 (1, 5)	L5		F8			L7			F9	5	0	0	0	0	0	4								
44 Yordan Alvarez, L OBP: 0.373, SLG: 0.621 (1, 10)		G3			HR	G6-3			10 FC6-4 BB	3	1	1	1	1	0	2								
10 Yuli Gurriel, R OBP: 0.246, SLG: 0.358 (1, 3)		G5-3			3 30 1B BB	K			FC6-4	3	0	0	0	1	1	3								
30 Kyle Tucker, L OBP: 0.277, SLG: 0.408 (1, 9)					3 FC1-5 1B				F9	4	0	2	0	0	1	0								
3 Jeremy Peña, R OBP: 0.305, SLG: 0.458 (1, 6)					1 SAFE B SV 80 B SV 83 S FF 93 S FF 93 S SV 83	K			G5-3	4	0	0	0	0	1	3								
18 Jason Castro, L OBP: 0.222, SLG: 0.045 (8, PH)					1-2 2-3f	K			F7	3	0	0	0	0	2	3								
16 Aledmys Diaz, R OBP: 0.277, SLG: 0.240 (8, 7)					1-2 2-3f	K			1B	1	0	1	0	0	0	0								
26 Jose Siri, R OBP: 0.267, SLG: 0.357 (1, 8)					2-3	G5-3			K	4	0	1	0	0	1	3								
15 Martín Maldonado, R OBP: 0.235, SLG: 0.150 (8, 2)					1-3	F9			1B	0	0	0	0	0	0	0								
Inning Stats	R: 0 H: 0 E: 0 K: 1 S: 6	H: 0 LOB: 0 BB: 0 P: 7	R: 0 H: 1 E: 0 K: 1 S: 8	H: 1 LOB: 1 BB: 0 P: 13	R: 0 H: 1 E: 0 K: 1 S: 14	H: 1 LOB: 2 BB: 1 P: 20	R: 1 H: 2 E: 0 K: 1 S: 11	H: 2 LOB: 2 BB: 1 P: 18	R: 0 H: 2 E: 0 K: 0 S: 10	H: 2 LOB: 2 BB: 0 P: 12	R: 0 H: 1 E: 1 K: 0 S: 15	H: 1 LOB: 2 BB: 0 P: 19	R: 0 H: 0 E: 0 K: 0 S: 7	H: 0 LOB: 1 BB: 1 P: 13	R: 0 H: 1 E: 0 K: 2 S: 9	H: 1 LOB: 1 BB: 0 P: 13	R: 0 H: 0 E: 0 K: 1 S: 9	H: 0 LOB: 0 BB: 0 P: 9	1B: 6 2B: 1 3B: 0 HR: 1	SF: 0 SAC: 0 DP: 0 HBP: 0	WP: 0 PB: 0 SB: 0 CS: 0	PA: 39		
PITCHER	IP WLS BF H R ER SO BB IBB HBP BLK WP HR S P ERA WHIP	IP WLS BF H R ER SO BB IBB HBP BLK WP HR S P ERA WHIP	IP WLS BF H R ER SO BB IBB HBP BLK WP HR S P ERA WHIP	IP WLS BF H R ER SO BB IBB HBP BLK WP HR S P ERA WHIP	IP WLS BF H R ER SO BB IBB HBP BLK WP HR S P ERA WHIP	IP WLS BF H R ER SO BB IBB HBP BLK WP HR S P ERA WHIP	IP WLS BF H R ER SO BB IBB HBP BLK WP HR S P ERA WHIP	IP WLS BF H R ER SO BB IBB HBP BLK WP HR S P ERA WHIP	IP WLS BF H R ER SO BB IBB HBP BLK WP HR S P ERA WHIP	IP WLS BF H R ER SO BB IBB HBP BLK WP HR S P ERA WHIP	IP WLS BF H R ER SO BB IBB HBP BLK WP HR S P ERA WHIP	IP WLS BF H R ER SO BB IBB HBP BLK WP HR S P ERA WHIP	IP WLS BF H R ER SO BB IBB HBP BLK WP HR S P ERA WHIP	IP WLS BF H R ER SO BB IBB HBP BLK WP HR S P ERA WHIP	IP WLS BF H R ER SO BB IBB HBP BLK WP HR S P ERA WHIP	IP WLS BF H R ER SO BB IBB HBP BLK WP HR S P ERA WHIP	IP WLS BF H R ER SO BB IBB HBP BLK WP HR S P ERA WHIP	IP WLS BF H R ER SO BB IBB HBP BLK WP HR S P ERA WHIP	IP WLS BF H R ER SO BB IBB HBP BLK WP HR S P ERA WHIP	IP WLS BF H R ER SO BB IBB HBP BLK WP HR S P ERA WHIP	IP WLS BF H R ER SO BB IBB HBP BLK WP HR S P ERA WHIP	IP WLS BF H R ER SO BB IBB HBP BLK WP HR S P ERA WHIP	IP WLS BF H R ER SO BB IBB HBP BLK WP HR S P ERA WHIP	IP WLS BF H R ER SO BB IBB HBP BLK WP HR S P ERA WHIP

Houston Astros @ Toronto Blue Jays
Rogers Centre, Toronto, ON
Sat Apr 30 2022, 3:08 PM - 5:51 PM EDT
Att. 40,732 - Roof Closed - 68 F

AB 36
R 1
H 8
RBI 1
BB 3
SO 8
LOB 20



Batter	1	2	3	4	5	6	7	8	9	AB	R	H	RBI	BB	SO	LOB	BOTTOM								
4 George Springer, R OBP: 0.360, SLG: 0.588 (1, 10)	HR		HR			11 S HBP			P4	3	2	2	2	0	0	1									
11 Bo Bichette, R OBP: 0.237, SLG: 0.298 (1, 6)			27 S 1B			F8			G4-3	4	0	2	0	0	0	1									
27 Vladimir Guerrero Jr., R OBP: 0.352, SLG: 0.545 (1, 3)			G5-4-3 1B			K			G4-3	4	0	0	0	0	2	3									
13 Lourdes Gurriel Jr., R OBP: 0.330, SLG: 0.438 (1, 7)					26 F9 15 BB 1B	F8			2B	4	0	2	0	0	0	1									
15 Raimel Tapia, L OBP: 0.260, SLG: 0.329 (1, 9)					5 S BB	G5-3			G3	3	0	0	0	1	0	2									
30 Alejandro Kirk, R OBP: 0.339, SLG: 0.245 (1, 2)						F3			K	3	0	0	0	0	1	2									
26 Matt Chapman, R OBP: 0.287, SLG: 0.425 (1, 5)						F9			BB	2	0	0	0	1	1	2									
5 Santiago Espinal, R OBP: 0.325, SLG: 0.435 (1, 4)						L8			P2	3	0	0	0	0	0	3									
7 Bradley Zimmer, L OBP: 0.103, SLG: 0.179 (1, 8)						P5			K	3	0	0	0	0	2	1									
Inning Stats	R: 1 H: 2 E: 0 K: 1 S: 11	H: 2 LOB: 1 BB: 0 P: 16	R: 0 H: 0 E: 0 K: 1 S: 5	H: 0 LOB: 0 BB: 0 P: 7	R: 1 H: 2 E: 0 K: 1 S: 11	H: 2 LOB: 0 BB: 0 P: 16	R: 0 H: 1 E: 0 K: 0 S: 12	H: 1 LOB: 2 BB: 1 P: 22	R: 0 H: 0 E: 0 K: 1 S: 10	H: 0 LOB: 1 BB: 0 P: 13	R: 0 H: 0 E: 0 K: 1 S: 8	H: 0 LOB: 1 BB: 0 P: 12	R: 0 H: 0 E: 0 K: 1 S: 7	H: 0 LOB: 1 BB: 1 P: 13	R: 0 H: 1 E: 0 K: 0 S: 6	H: 1 LOB: 0 BB: 0 P: 7	R: 0 H: 0 E: 0 K: 0 S: 6	H: 0 LOB: 0 BB: 0 P: 9	1B: 3 2B: 1 3B: 0 HR: 2	SF: 0 SAC: 0 DP: 1 HBP: 1	WP: 0 PB: 0 SB: 3 CS: 0	PA: 32			
PITCHER	IP WLS BF H R ER SO BB IBB HBP BLK WP HR S P ERA WHIP	IP WLS BF H R ER SO BB IBB HBP BLK WP HR S P ERA WHIP	IP WLS BF H R ER SO BB IBB HBP BLK WP HR S P ERA WHIP	IP WLS BF H R ER SO BB IBB HBP BLK WP HR S P ERA WHIP	IP WLS BF H R ER SO BB IBB HBP BLK WP HR S P ERA WHIP	IP WLS BF H R ER SO BB IBB HBP BLK WP HR S P ERA WHIP	IP WLS BF H R ER SO BB IBB HBP BLK WP HR S P ERA WHIP	IP WLS BF H R ER SO BB IBB HBP BLK WP HR S P ERA WHIP	IP WLS BF H R ER SO BB IBB HBP BLK WP HR S P ERA WHIP	IP WLS BF H R ER SO BB IBB HBP BLK WP HR S P ERA WHIP	IP WLS BF H R ER SO BB IBB HBP BLK WP HR S P ERA WHIP	IP WLS BF H R ER SO BB IBB HBP BLK WP HR S P ERA WHIP	IP WLS BF H R ER SO BB IBB HBP BLK WP HR S P ERA WHIP	IP WLS BF H R ER SO BB IBB HBP BLK WP HR S P ERA WHIP	IP WLS BF H R ER SO BB IBB HBP BLK WP HR S P ERA WHIP	IP WLS BF H R ER SO BB IBB HBP BLK WP HR S P ERA WHIP	IP WLS BF H R ER SO BB IBB HBP BLK WP HR S P ERA WHIP	IP WLS BF H R ER SO BB IBB HBP BLK WP HR S P ERA WHIP	IP WLS BF H R ER SO BB IBB HBP BLK WP HR S P ERA WHIP	IP WLS BF H R ER SO BB IBB HBP BLK WP HR S P ERA WHIP	IP WLS BF H R ER SO BB IBB HBP BLK WP HR S P ERA WHIP	IP WLS BF H R ER SO BB IBB HBP BLK WP HR S P ERA WHIP	IP WLS BF H R ER SO BB IBB HBP BLK WP HR S P ERA WHIP	IP WLS BF H R ER SO BB IBB HBP BLK WP HR S P ERA WHIP	IP WLS BF H R ER SO BB IBB HBP BLK WP HR S P ERA WHIP

Houston Astros @ Toronto Blue Jays
Rogers Centre, Toronto, ON
Sat Apr 30 2022, 3:08 PM - 5:51 PM EDT
Att. 40,732 - Roof Closed - 68 F

AB 29
R 2
H 6
RBI 2
BB 2
SO 6
LOB 16



Batter	1	2	3	4	5	6	7	8	9	AB	R	H	RBI	BB	SO	LOB	TOP				
26 DJ LeMahieu, R OBP: 0.356, SLG: 0.420	P2		48 S 1B		G6-3			K		4	0	1	0	0	1	0					
99 Aaron Judge, R OBP: 0.359, SLG: 0.643	27 S 1B		K		G6-3			G6-3		4	0	1	0	0	1	2					
48 Anthony Rizzo, L OBP: 0.378, SLG: 0.634	K		F7		L7			G5-3		4	0	0	0	0	1	3					
27 Giancarlo Stanton, R OBP: 0.293, SLG: 0.419	G5-3				G1-3			F9		4	0	1	0	0	0	1					
33 Tim Lincecum, R OBP: 0.333, SLG: 0.462										0	1	0	0	0	0	0					
28 Josh Donaldson, R OBP: 0.341, SLG: 0.355	G4-3				25 HR 1B			G5-3		4	1	1	0	0	0	1					
31 Aaron Hicks, S OBP: 0.377, SLG: 0.316	K				L7			K		4	0	0	0	0	3	3					
25 Gleyber Torres, R OBP: 0.274, SLG: 0.448	G4-3				HR			G6-3		4	1	2	3	0	0	0					
12 Isiah Kiner-Falefa, R OBP: 0.351, SLG: 0.400			39 F9 2B					G5-3		4	0	2	0	0	0	1					
39 Jose Trevino, R OBP: 0.241, SLG: 0.222			F9		F9			F8		3	0	0	0	0	0	2					
Inning Stats	R: 0 E: 0 K: 1 S: 9	H: 1 LOB: 1 BB: 0 P: 11	R: 0 E: 0 K: 1 S: 8	H: 0 LOB: 0 BB: 0 P: 10	R: 0 E: 0 K: 1 S: 18	H: 2 LOB: 2 BB: 0 P: 25	R: 2 E: 0 K: 0 S: 12	H: 3 LOB: 1 BB: 0 P: 17	R: 0 E: 0 K: 1 S: 7	H: 0 LOB: 0 BB: 0 P: 12	R: 0 E: 0 K: 1 S: 8	H: 0 LOB: 0 BB: 0 P: 9	R: 0 E: 0 K: 1 S: 7	H: 0 LOB: 0 BB: 0 P: 10	R: 1 E: 0 K: 1 S: 14	H: 2 LOB: 1 BB: 0 P: 20	1B: 6 2B: 1 3B: 0 HR: 1	SF: 0 SAC: 0 DP: 0 HBP: 0	WP: 0 PB: 0 SB: 3 CS: 0	PA: 35	
PITCHER	IP	WLS	BF	H	R	ER	SO	BB	IBB	HBP	BLK	WP	HR	S	P	ERA	WHIP				
48 Ross Stripling, R ERA: 3.79	4.0		18	6	2	2	3	0	0	0	0	0	1	47	63	4.50	1.500				
35 David Phelps, R ERA: 2.7	1.2		5	0	0	0	0	0	0	0	0	0	0	10	15	0.00	0.000				
33 Trevor Richards, R ERA: 4.91	1.1		4	0	0	0	1	0	0	0	0	0	0	13	18	0.00	0.000				
90 Adam Cimber, R ERA: 1.5	1.0	L	3	0	0	0	1	0	0	0	0	0	0	7	10	0.00	0.000				
93 Yimi Garcia, R ERA: 4.82	1.0		5	2	1	1	1	0	0	0	0	0	0	14	20	9.00	2.000				

New York Yankees @ Toronto Blue Jays
Rogers Centre, Toronto, ON
Mon May 02 2022, 7:09 PM - 10:01 PM EDT
Att: 18,577 - Roof Closed - 68 F

AB 35
R 3
H 8
RBI 3
BB 0
SO 6
LOB 13



Batter	1	2	3	4	5	6	7	8	9	AB	R	H	RBI	BB	SO	LOB	BOTTOM				
4 George Springer, R OBP: 0.361, SLG: 0.563	27 G4-6-3 1B			11 2B 1B	G6-3			G6-3		4	1	2	0	0	0	2					
11 Bo Bichette, R OBP: 0.248, SLG: 0.343	K			13 G4-3 26 1B 2B			13 27 BB G6-4-3 1B	K		4	1	2	1	0	2	1					
27 Vladimir Guerrero Jr., R OBP: 0.347, SLG: 0.516	G4-6-3			L8			13 G6-4-3 BB	13 1B 1B		3	0	1	0	1	0	2					
13 Lourdes Gurriel Jr., R OBP: 0.326, SLG: 0.425				G4-3			G6-4-3	26 G6-4-3 1B		4	0	1	0	0	0	3					
26 Matt Chapman, R OBP: 0.287, SLG: 0.407	F9			30 1B 1B			K	G6-4-3		4	0	1	1	0	1	3					
30 Alejandro Kirk, R OBP: 0.333, SLG: 0.237	G4-3			5 FC5-4 1B			22 2B BB	K		3	0	1	0	1	1	0					
5 Santiago Espinal, R OBP: 0.310, SLG: 0.406				G6-3			P5	K		4	0	0	0	0	1	3					
15 Raimel Tapia, L OBP: 0.244, SLG: 0.307	K			K2-3			L7	F9		4	0	0	0	0	2	1					
22 Tyler Heineman, S OBP: 0.364, SLG: 0.545	K2-3			K			2B			3	0	1	0	0	2	0					
Inning Stats	R: 0 E: 0 K: 1 S: 8	H: 1 LOB: 0 BB: 0 P: 9	R: 0 E: 0 K: 0 S: 9	H: 0 LOB: 0 BB: 0 P: 15	R: 0 E: 0 K: 2 S: 8	H: 0 LOB: 0 BB: 0 P: 8	R: 2 E: 0 K: 0 S: 16	H: 4 LOB: 2 BB: 0 P: 24	R: 0 E: 0 K: 2 S: 7	H: 1 LOB: 1 BB: 1 P: 13	R: 0 E: 0 K: 0 S: 12	H: 1 LOB: 2 BB: 1 P: 22	R: 0 E: 0 K: 1 S: 9	H: 2 LOB: 1 BB: 0 P: 12	R: 0 E: 0 K: 2 S: 11	H: 0 LOB: 0 BB: 0 P: 14	1B: 7 2B: 2 3B: 0 HR: 0	SF: 0 SAC: 0 DP: 3 HBP: 0	WP: 0 PB: 0 SB: 0 CS: 0	PA: 35	
PITCHER	IP	WLS	BF	H	R	ER	SO	BB	IBB	HBP	BLK	WP	HR	S	P	ERA	WHIP				
47 Jordan Montgomery, L ERA: 2.88	5.0		20	6	2	2	5	0	0	0	0	0	0	49	65	3.60	1.200				
43 Jonathan Loaisiga, R ERA: 5.4	1.0		3	0	0	0	1	1	0	0	0	0	0	6	12	0.00	1.000				
30 Miguel Castro, R ERA: 2.0	0.2		4	1	0	0	0	1	0	0	0	0	0	10	20	0.00	3.000				
35 Clay Holmes, R ERA: 0.75	1.1	W	5	2	0	0	1	0	0	0	0	0	0	11	14	0.00	1.500				
57 Chad Green, R ERA: 3.46	1.0	S	3	0	0	0	2	0	0	0	0	0	0	11	14	0.00	0.000				

New York Yankees @ Toronto Blue Jays
Rogers Centre, Toronto, ON
Mon May 02 2022, 7:09 PM - 10:01 PM EDT
Att: 18,577 - Roof Closed - 68 F

AB 33
R 2
H 9
RBI 2
BB 2
SO 9
LOB 15



Batter	1	2	3	4	5	6	7	8	9	AB	R	H	RBI	BB	SO	LOB	TOP										
26 DJ LeMahieu, R (1.4) OBP: 0.351, SLG: 0.412										4	0	1	0	0	1	1	New York Yankees @ Toronto Blue Jays Rogers Centre, Toronto, ON Wed May 04 2022, 7:08 PM - 9:50 PM EDT Att: 29,057 - Roof Closed - 68 F										
99 Aaron Judge, R (1.9) OBP: 0.356, SLG: 0.652										3	0	0	0	1	3	2											
48 Anthony Rizzo, L (1.3) OBP: 0.355, SLG: 0.582										4	0	0	0	0	0	3											
27 Giancarlo Stanton, R (1.10) OBP: 0.297, SLG: 0.436										4	0	1	0	0	1	1											
33 Tim Lincecum, R (9. PR)										0	0	0	0	0	0	0											
28 Josh Donaldson, R (1.5) OBP: 0.340, SLG: 0.357										3	0	1	0	1	2	1											
14 Marwin Gonzalez, S (9. PR)										0	0	0	0	0	0	0											
31 Aaron Hicks, S (1.8) OBP: 0.397, SLG: 0.317										3	0	0	0	1	2	2											
13 Joey Gallo, L (1.7) OBP: 0.288, SLG: 0.344										3	1	1	1	1	1	2											
12 Isiah Kiner-Falefa, R (1.6) OBP: 0.329, SLG: 0.372										4	0	0	0	0	0	5											
66 Kyle Higashioka, R (1.2) OBP: 0.216, SLG: 0.217										2	0	1	0	0	0	0											
25 Gleyber Torres, R (8. PH) OBP: 0.256, SLG: 0.417										1	0	0	0	0	0	0											
39 Jose Trevino, R (8.2) OBP: 0.212, SLG: 0.194										0	0	0	0	0	0	0											
Inning Stats	R: 0 E: 0 K: 1 S: 10	H: 1 LOB: 0 BB: 0 P: 14	R: 0 E: 0 K: 2 S: 9	H: 0 LOB: 0 BB: 0 P: 13	R: 1 E: 0 K: 1 S: 7	H: 1 LOB: 0 BB: 0 P: 7	R: 0 E: 0 K: 1 S: 12	H: 0 LOB: 1 BB: 1 P: 20	R: 0 E: 0 K: 1 S: 8	H: 1 LOB: 1 BB: 0 P: 11	R: 0 E: 0 K: 1 S: 5	H: 0 LOB: 2 BB: 2 P: 14	R: 0 E: 0 K: 1 S: 11	H: 0 LOB: 0 BB: 0 P: 15	R: 0 E: 0 K: 1 S: 13	H: 2 LOB: 3 BB: 1 P: 22	1B: 3 2B: 1 3B: 0 HR: 1	SF: 0 SAC: 0 DP: 1 HBP: 0	WP: 0 PB: 0 SB: 0 CS: 0	PA: 35							
PITCHER	IP	WLS	BF	H	R	ER	SO	BB	IBB	HBP	BLK	WP	HR	S	P	ERA	WHIP										
16 Yusei Kikuchi, L (1.1) ERA: 4.35	6.0	W	21	3	1	1	7	1	0	0	0	0	1	54	78	1.50	0.667										
35 David Phelps, R (7.1) ERA: 2.51	0.1	H	3	0	0	0	0	2	0	0	0	0	0	1	9	0.00	6.000										
58 Tim Mayza, L (7.1) ERA: 0.93	0.2	H	2	0	0	0	1	0	0	0	0	0	0	4	5	0.00	0.000										
93 Yimi Garcia, R (8.1) ERA: 4.35	1.0	H	3	0	0	0	1	0	0	0	0	0	0	11	15	0.00	0.000										
68 Jordan Romano, R (9.1) ERA: 1.35	1.0	S	6	2	0	0	1	1	0	0	0	0	0	13	22	0.00	3.000										

AB	31
R	1
H	5
RBI	1
BB	4
SO	10
LOB	17





Batter	1	2	3	4	5	6	7	8	9	AB	R	H	RBI	BB	SO	LOB	BOTTOM										
4 George Springer, R (1.10) OBP: 0.337, SLG: 0.521										4	0	0	0	0	1	1	New York Yankees @ Toronto Blue Jays Rogers Centre, Toronto, ON Wed May 04 2022, 7:08 PM - 9:50 PM EDT Att: 29,057 - Roof Closed - 68 F										
11 Bo Bichette, R (1.6) OBP: 0.285, SLG: 0.367										3	1	1	0	1	1	0											
27 Vladimir Guerrero Jr., R (1.3) OBP: 0.350, SLG: 0.527										4	0	1	1	0	2	1											
13 Lourdes Gurriel Jr., R (1.7) OBP: 0.311, SLG: 0.411										4	0	1	0	0	0	1											
26 Matt Chapman, R (1.5) OBP: 0.290, SLG: 0.429										2	1	1	1	1	0	0											
5 Santiago Espinal, R (1.4) OBP: 0.311, SLG: 0.407										2	0	0	0	1	0	3											
44 Vinny Capra, R (1.9) OBP: 0.241, SLG: 0.300										1	0	0	0	1	0	1											
15 Raimel Tapia, L (6.9) OBP: 0.241, SLG: 0.300										1	0	0	0	0	1	0											
22 Tyler Heineman, S (1.2) OBP: 0.286, SLG: 0.429										3	0	0	0	0	0	2											
7 Bradley Zimmer, L (1.8) OBP: 0.114, SLG: 0.152										3	0	0	0	0	2	1											
Inning Stats	R: 0 E: 0 K: 0 S: 8	H: 0 LOB: 1 BB: 1 P: 15	R: 1 E: 0 K: 0 S: 13	H: 1 LOB: 0 BB: 1 P: 21	R: 1 E: 0 K: 2 S: 20	H: 3 LOB: 3 BB: 1 P: 31	R: 0 E: 0 K: 1 S: 10	H: 0 LOB: 1 BB: 1 P: 16	R: 0 E: 0 K: 2 S: 9	H: 0 LOB: 0 BB: 0 P: 17	R: 0 E: 0 K: 1 S: 8	H: 0 LOB: 0 BB: 0 P: 10	R: 0 E: 0 K: 1 S: 4	H: 0 LOB: 0 BB: 0 P: 6	R: 0 E: 0 K: 1 S: 10	H: 0 LOB: 0 BB: 0 P: 13	1B: 1 2B: 2 3B: 0 HR: 1	SF: 0 SAC: 0 DP: 1 HBP: 0	WP: 0 PB: 0 SB: 0 CS: 0	PA: 31							
PITCHER	IP	WLS	BF	H	R	ER	SO	BB	IBB	HBP	BLK	WP	HR	S	P	ERA	WHIP										
65 Nestor Cortes, L (1.1) ERA: 1.82	4.0	L	19	4	2	2	3	4	0	0	0	0	0	21	33	0.00	2.000										
34 Michael King, R (5.1) ERA: 0.51	3.0		9	0	0	0	3	0	0	0	0	0	0	10	13	0.00	0.000										
35 Clay Holmes, R (8.1) ERA: 0.69	1.0		3	0	0	0	1	0	0	0	0	0	0	10	13	0.00	0.000										

AB	27
R	2
H	4
RBI	2
BB	4
SO	7
LOB	10



Batter	1	2	3	4	5	6	7	8	9	AB	R	H	RBI	BB	SO	LOB	TOP					
4 George Springer, R OBP: 0.336, SLG: 0.520	G5-3	1-H 2B		FC5-4 1B		K		F8		5	0	2	3	0	1	0	Toronto Blue Jays @ Cleveland Guardians Progressive Field, Cleveland, OH Sat May 07 2022, 2:11 PM - 5:35 PM EDT Sunny - 54 F					
11 Bo Bichette, R OBP: 0.288, SLG: 0.361	G5-3	P6		FC5-4 13 CS 27 1B		K		K		5	0	0	1	0	2	2						
27 Vladimir Guerrero Jr., R (1, 3) OBP: 0.366, SLG: 0.546	P4		G6-3	1 SAFE 21 BB 13 BB		K				4	0	1	0	1	1	0						
13 Lourdes Gurriel Jr., R (1, 7) OBP: 0.306, SLG: 0.386		G1-3								2	0	0	0	2	1	0						
7 Bradley Zimmer, L (7, 8) OBP: 0.128, SLG: 0.162										1	0	0	0	0	1	1						
21 Zack Collins, L (1, 2) OBP: 0.284, SLG: 0.444	F7	F7								3	1	0	0	2	1	1						
26 Matt Chapman, R (1, 5) OBP: 0.284, SLG: 0.414	30 BB 15 1B	G5-3		K						4	1	1	0	1	1	4						
5 Santiago Espinal, R (1, 4) OBP: 0.343, SLG: 0.425	30 BB 15 1B					G5-3				2	2	1	0	3	0	0						
30 Alejandro Kirk, R (1, 10) OBP: 0.366, SLG: 0.338										4	2	3	1	1	0	2						
22 Tyler Heineman, S (9, PR) (9, 10) ERA: 4.76	4 2B									0	0	0	0	0	0	0						
15 Raimel Tapia, L (1, 9) (7, 7) OBP: 0.237, SLG: 0.289	4 2B									5	2	2	3	0	1	5						
Inning Stats	R: 0 E: 0 K: 0 S: 7	H: 0 LOB: 0 BB: 0 P: 11	R: 4 E: 0 K: 0 S: 12	H: 3 LOB: 1 BB: 2 P: 26	R: 0 E: 0 K: 0 S: 8	H: 0 LOB: 1 BB: 1 P: 17	R: 3 E: 0 K: 1 S: 17	H: 5 LOB: 3 BB: 2 P: 31	R: 0 E: 0 K: 3 S: 10	H: 0 LOB: 0 BB: 0 P: 16	R: 1 E: 0 K: 1 S: 16	H: 0 LOB: 2 BB: 3 P: 30	R: 0 E: 0 K: 2 S: 15	H: 0 LOB: 1 BB: 1 P: 23	R: 0 E: 0 K: 2 S: 16	H: 1 LOB: 2 BB: 1 P: 30	1B: 8 2B: 2 3B: 0 HR: 0	SF: 0 SAC: 0 DP: 1 HBP: 0	WP: 0 PB: 0 SB: 0 CS: 1	PA: 45		
PITCHER	IP WLS BF H R ER SO	IP WLS BF H R ER SO	IP WLS BF H R ER SO	IP WLS BF H R ER SO	IP WLS BF H R ER SO	IP WLS BF H R ER SO	IP WLS BF H R ER SO	IP WLS BF H R ER SO	IP WLS BF H R ER SO	IP WLS BF H R ER SO	IP WLS BF H R ER SO	IP WLS BF H R ER SO	IP WLS BF H R ER SO	IP WLS BF H R ER SO	IP WLS BF H R ER SO	IP WLS BF H R ER SO	ERA WHIP	ERA WHIP	ERA WHIP			
57 Shane Bieber, R (1, 1) ERA: 4.13	3.1 L 21 8 7 7 0	3.1 L 21 8 7 7 0	3.1 L 21 8 7 7 0	3.1 L 21 8 7 7 0	3.1 L 21 8 7 7 0	3.1 L 21 8 7 7 0	3.1 L 21 8 7 7 0	3.1 L 21 8 7 7 0	3.1 L 21 8 7 7 0	3.1 L 21 8 7 7 0	3.1 L 21 8 7 7 0	3.1 L 21 8 7 7 0	3.1 L 21 8 7 7 0	3.1 L 21 8 7 7 0	3.1 L 21 8 7 7 0	3.1 L 21 8 7 7 0	18.90 3.300	18.90 3.300	18.90 3.300			
58 Anthony Castro, R (4, 1) ERA: 4.05	2.2 9 1 0 0 4	2.2 9 1 0 0 4	2.2 9 1 0 0 4	2.2 9 1 0 0 4	2.2 9 1 0 0 4	2.2 9 1 0 0 4	2.2 9 1 0 0 4	2.2 9 1 0 0 4	2.2 9 1 0 0 4	2.2 9 1 0 0 4	2.2 9 1 0 0 4	2.2 9 1 0 0 4	2.2 9 1 0 0 4	2.2 9 1 0 0 4	2.2 9 1 0 0 4	2.2 9 1 0 0 4	0.00 1.125	0.00 1.125	0.00 1.125			
62 Enyel De Los Santos, R (7, 1) ERA: 4.76	1.0 6 0 1 1 1	1.0 6 0 1 1 1	1.0 6 0 1 1 1	1.0 6 0 1 1 1	1.0 6 0 1 1 1	1.0 6 0 1 1 1	1.0 6 0 1 1 1	1.0 6 0 1 1 1	1.0 6 0 1 1 1	1.0 6 0 1 1 1	1.0 6 0 1 1 1	1.0 6 0 1 1 1	1.0 6 0 1 1 1	1.0 6 0 1 1 1	1.0 6 0 1 1 1	1.0 6 0 1 1 1	9.00 3.000	9.00 3.000	9.00 3.000			
26 Anthony Gose, L (8, 1) ERA: 4.52	1.0 4 0 0 0 2	1.0 4 0 0 0 2	1.0 4 0 0 0 2	1.0 4 0 0 0 2	1.0 4 0 0 0 2	1.0 4 0 0 0 2	1.0 4 0 0 0 2	1.0 4 0 0 0 2	1.0 4 0 0 0 2	1.0 4 0 0 0 2	1.0 4 0 0 0 2	1.0 4 0 0 0 2	1.0 4 0 0 0 2	1.0 4 0 0 0 2	1.0 4 0 0 0 2	1.0 4 0 0 0 2	0.00 1.000	0.00 1.000	0.00 1.000			
31 Sam Hentges, L (9, 1) ERA: 0.75	1.0 5 1 0 0 2	1.0 5 1 0 0 2	1.0 5 1 0 0 2	1.0 5 1 0 0 2	1.0 5 1 0 0 2	1.0 5 1 0 0 2	1.0 5 1 0 0 2	1.0 5 1 0 0 2	1.0 5 1 0 0 2	1.0 5 1 0 0 2	1.0 5 1 0 0 2	1.0 5 1 0 0 2	1.0 5 1 0 0 2	1.0 5 1 0 0 2	1.0 5 1 0 0 2	1.0 5 1 0 0 2	0.00 2.000	0.00 2.000	0.00 2.000			
Batter	1	2	3	4	5	6	7	8	9	AB	R	H	RBI	BB	SO	LOB	BOTTOM					
7 Myles Straw, R (1, 8) OBP: 0.379, SLG: 0.364	38 CS 1B		38 S 1B		P4			11 BB 38 BB 6 FC4		3	2	2	0	1	0	0	Toronto Blue Jays @ Cleveland Guardians Progressive Field, Cleveland, OH Sat May 07 2022, 2:11 PM - 5:35 PM EDT Sunny - 54 F					
38 Steven Kwan, L (1, 9) OBP: 0.247, SLG: 0.478	K		1B		G6-3			6 FC4 11 BB 22 SF9		3	1	1	1	1	1	1						
11 José Ramírez, S (1, 5) OBP: 0.416, SLG: 0.632	6 1B		F9					6 C4 BB		3	0	1	0	1	0	1						
6 Owen Miller, R (1, 4) OBP: 0.416, SLG: 0.569	K							FC4 32 WP		4	0	1	1	0	2	3						
22 Josh Naylor, L (1, 3) OBP: 0.333, SLG: 0.467		G6-3		F8				SF9		3	0	0	1	0	0	1						
32 Frammi Reyes, R (1, 10) OBP: 0.232, SLG: 0.256										3	0	1	0	1	2	1						
1 Amed Rosario, R (1, 6) OBP: 0.255, SLG: 0.242										4	0	0	0	0	0	2						
9 Richie Palacios, L (1, 7) OBP: 0.310, SLG: 0.296										4	0	0	0	0	0	1						
17 Austin Hedges, R (1, 2) OBP: 0.231, SLG: 0.267										3	0	0	0	0	1	1						
0 Andrés Giménez, L (9, PH) OBP: 0.343, SLG: 0.538										1	0	0	0	0	0	0						
Inning Stats	R: 0 E: 0 K: 2 S: 12	H: 2 LOB: 1 BB: 0 P: 18	R: 0 E: 0 K: 1 S: 8	H: 0 LOB: 0 BB: 0 P: 15	R: 1 E: 0 K: 0 S: 13	H: 2 LOB: 1 BB: 0 P: 20	R: 0 E: 0 K: 1 S: 6	H: 0 LOB: 1 BB: 1 P: 12	R: 0 E: 0 K: 1 S: 8	H: 0 LOB: 0 BB: 0 P: 13	R: 0 E: 0 K: 0 S: 13	H: 1 LOB: 1 BB: 0 P: 15	R: 0 E: 0 K: 0 S: 12	H: 1 LOB: 1 BB: 0 P: 16	R: 2 E: 0 K: 1 S: 17	H: 0 LOB: 3 BB: 3 P: 35	R: 0 E: 0 K: 0 S: 5	H: 0 LOB: 0 BB: 0 P: 9	1B: 6 2B: 0 3B: 0 HR: 0	SF: 1 SAC: 0 DP: 0 HBP: 0	WP: 1 PB: 0 SB: 2 CS: 1	PA: 36
PITCHER	IP WLS BF H R ER SO	IP WLS BF H R ER SO	IP WLS BF H R ER SO	IP WLS BF H R ER SO	IP WLS BF H R ER SO	IP WLS BF H R ER SO	IP WLS BF H R ER SO	IP WLS BF H R ER SO	IP WLS BF H R ER SO	IP WLS BF H R ER SO	IP WLS BF H R ER SO	IP WLS BF H R ER SO	IP WLS BF H R ER SO	IP WLS BF H R ER SO	IP WLS BF H R ER SO	IP WLS BF H R ER SO	ERA WHIP	ERA WHIP	ERA WHIP			
34 Kevin Gausman, R (1, 1) ERA: 3.95	6.1 W 25 6 1 1 5	6.1 W 25 6 1 1 5	6.1 W 25 6 1 1 5	6.1 W 25 6 1 1 5	6.1 W 25 6 1 1 5	6.1 W 25 6 1 1 5	6.1 W 25 6 1 1 5	6.1 W 25 6 1 1 5	6.1 W 25 6 1 1 5	6.1 W 25 6 1 1 5	6.1 W 25 6 1 1 5	6.1 W 25 6 1 1 5	6.1 W 25 6 1 1 5	6.1 W 25 6 1 1 5	6.1 W 25 6 1 1 5	6.1 W 25 6 1 1 5	1.42 1.105	1.42 1.105	1.42 1.105			
57 Trent Thornton, R (7, 1) ERA: 3.95	0.2 5 0 2 2 0	0.2 5 0 2 2 0	0.2 5 0 2 2 0	0.2 5 0 2 2 0	0.2 5 0 2 2 0	0.2 5 0 2 2 0	0.2 5 0 2 2 0	0.2 5 0 2 2 0	0.2 5 0 2 2 0	0.2 5 0 2 2 0	0.2 5 0 2 2 0	0.2 5 0 2 2 0	0.2 5 0 2 2 0	0.2 5 0 2 2 0	0.2 5 0 2 2 0	0.2 5 0 2 2 0	27.00 4.500	27.00 4.500	27.00 4.500			
67 Julian Merryweather, R (8, 1) ERA: 6.94	2.0 6 0 0 0 1	2.0 6 0 0 0 1	2.0 6 0 0 0 1	2.0 6 0 0 0 1	2.0 6 0 0 0 1	2.0 6 0 0 0 1	2.0 6 0 0 0 1	2.0 6 0 0 0 1	2.0 6 0 0 0 1	2.0 6 0 0 0 1	2.0 6 0 0 0 1	2.0 6 0 0 0 1	2.0 6 0 0 0 1	2.0 6 0 0 0 1	2.0 6 0 0 0 1	2.0 6 0 0 0 1	0.00 0.000	0.00 0.000	0.00 0.000			

Batter	1	2	3	4	5	6	7	8	9	AB	R	H	RBI	BB	SO	LOB	TOP			
26 Matt Chapman, R OBP: 0.258, SLG: 0.353	G5-3	F7		K			F9		G3	5	0	0	0	0	1	3	<p>Toronto Blue Jays @ Tampa Bay Rays</p> <p>Tropicana Field, St. Petersburg, FL</p> <p>Sat May 14 2022, 6:12 PM - 9:14 PM EDT</p> <p>Att: 15,195 - Dome - 72 F</p> <p>livebaseballscorecards.com</p> <p>AB 34 R 5 H 7 RBI 5 BB 3 SO 7 LOB 12</p> 			
27 Vladimir Guerrero Jr., R (1, 3) OBP: 0.355, SLG: 0.485	1B		G4-3		G6-3		K		G3	5	1	1	0	0	1	0				
37 Teoscar Hernández, R (1, 9) OBP: 0.290, SLG: 0.395	1B		P5		G6-3			HR	G3	5	1	2	1	0	0	0				
11 Bo Bichette, R (1, 6) OBP: 0.270, SLG: 0.355	1B		E3		F8			F5		3	0	0	0	1	0	0				
5 Santiago Espinal, R (1, 4) OBP: 0.347, SLG: 0.449	SF8		F7			1B			1B	3	1	2	1	0	0	1				
30 Alejandro Kirk, R (1, 10) OBP: 0.327, SLG: 0.308	FC6-4			K		K		G3		3	0	0	0	0	2	3				
21 Zack Collins, L (8, PH) OBP: 0.270, SLG: 0.414				K		K		G3		1	0	0	0	0	0	1				
13 Lourdes Gurriel Jr., R (8, PR) OBP: 0.119, SLG: 0.150		L8		F8		L6			1B	4	0	1	1	0	0	1				
7 Bradley Zimmer, L (8, PR) OBP: 0.119, SLG: 0.150									1B	0	1	0	0	0	0	0				
9 Danny Jansen, R (1, 2) OBP: 0.667, SLG: 1.667										2	1	1	2	1	0	1				
15 Raimel Tapia, L (8, 7) OBP: 0.245, SLG: 0.284										3	0	0	0	1	3	2				
Inning Stats	R: 1 H: 2 E: 0 K: 0 S: 16	H: 2 LOB: 2 BB: 1 P: 26	R: 0 H: 0 E: 0 K: 1 S: 13	H: 0 LOB: 1 BB: 0 P: 22	R: 0 H: 0 E: 0 K: 0 S: 11	H: 0 LOB: 2 BB: 2 P: 14	R: 0 H: 0 E: 0 K: 2 S: 9	H: 0 LOB: 0 BB: 0 P: 21	R: 0 H: 1 E: 0 K: 1 S: 6	H: 1 LOB: 1 BB: 0 P: 9	R: 0 H: 0 E: 0 K: 2 S: 9	H: 0 LOB: 0 BB: 0 P: 11	R: 4 H: 4 E: 0 K: 1 S: 15	H: 4 LOB: 1 BB: 0 P: 22	R: 0 H: 0 E: 0 K: 0 S: 5	H: 0 LOB: 0 BB: 0 P: 6	1B: 5 2B: 0 3B: 0 HR: 2	SF: 1 SAC: 0 DP: 0 HBP: 1	WP: 0 PB: 0 SB: 0 CS: 0	PA: 39
PITCHER	IP WLS BF H R ER SO BB IBB HBP BLK WP HR S P ERA WHIP	<p>48 Ryan Yarbrough, L (1, 1) ERA: 4.91</p> <p>34 J.P. Feyereisen, R (4, 1) ERA: 2.0</p> <p>38 Colin Poche, L (6, 1) ERA: 2.0</p> <p>47 Jason Adam, R (7, 1) ERA: 1.77</p> <p>81 Ryan Thompson, R (8, 1) ERA: 5.11</p> <p>68 Jalen Beeks, L (9, 1) ERA: 1.98</p>																		

Batter	1	2	3	4	5	6	7	8	9	AB	R	H	RBI	BB	SO	LOB	BOTTOM					
2 Yandy Diaz, R (1, 5) OBP: 0.395, SLG: 0.388	HR		F9		FC4			BB		3	1	1	1	1	0	1	<p>Toronto Blue Jays @ Tampa Bay Rays</p> <p>Tropicana Field, St. Petersburg, FL</p> <p>Sat May 14 2022, 6:12 PM - 9:14 PM EDT</p> <p>Att: 15,195 - Dome - 72 F</p> <p>livebaseballscorecards.com</p> <p>AB 32 R 1 H 6 RBI 1 BB 2 SO 7 LOB 16</p> 					
5 Wander Franco, S (1, 6) OBP: 0.317, SLG: 0.466	L8		F9			G1-3		L9		4	0	0	0	0	0	1						
13 Manuel Margot, R (1, 10) OBP: 0.412, SLG: 0.590										3	0	2	0	0	0	0						
39 Kevin Kiermaier, L (6, PR) OBP: 0.227, SLG: 0.329										1	0	0	0	0	1	1						
43 Harold Ramírez, R (1, 3) OBP: 0.360, SLG: 0.358										3	0	1	0	0	0	2						
56 Randy Arozarena, R (1, 7) OBP: 0.272, SLG: 0.344	K									4	0	2	0	0	1	3						
7 Vidal Bruján, S (1, 9) OBP: 0.133, SLG: 0.143			G6-3		FC5-4					4	0	0	0	0	0	5						
10 Mike Zunino, R (1, 2) OBP: 0.205, SLG: 0.306										4	0	0	0	0	2	1						
6 Taylor Walls, S (1, 4) OBP: 0.309, SLG: 0.288										3	0	0	0	1	2	1						
35 Brett Phillips, L (1, 8) OBP: 0.215, SLG: 0.250										3	0	0	0	0	1	1						
Inning Stats	R: 1 H: 2 E: 0 K: 1 S: 15	H: 2 LOB: 0 BB: 0 P: 22	R: 0 H: 0 E: 0 K: 1 S: 7	H: 0 LOB: 0 BB: 0 P: 10	R: 0 H: 0 E: 0 K: 0 S: 4	H: 0 LOB: 0 BB: 0 P: 9	R: 0 H: 2 E: 0 K: 0 S: 13	H: 2 LOB: 1 BB: 0 P: 18	R: 0 H: 0 E: 0 K: 1 S: 7	H: 0 LOB: 1 BB: 1 P: 16	R: 0 H: 1 E: 0 K: 0 S: 10	H: 1 LOB: 2 BB: 0 P: 19	R: 0 H: 0 E: 0 K: 2 S: 7	H: 0 LOB: 0 BB: 0 P: 12	R: 0 H: 0 E: 0 K: 1 S: 11	H: 0 LOB: 1 BB: 1 P: 21	R: 0 H: 1 E: 0 K: 1 S: 11	H: 1 LOB: 0 BB: 0 P: 15	1B: 4 2B: 2 3B: 0 HR: 1	SF: 0 SAC: 0 DP: 1 HBP: 1	WP: 0 PB: 0 SB: 0 CS: 0	PA: 35
PITCHER	IP WLS BF H R ER SO BB IBB HBP BLK WP HR S P ERA WHIP	<p>99 Hyun Jin Ryu, L (1, 1) ERA: 9.0</p> <p>93 Yimi García, R (5, 1) ERA: 4.05</p> <p>58 Tim Mayza, L (7, 1) ERA: 2.08</p> <p>90 Adam Cimber, R (8, 1) ERA: 2.45</p> <p>60 Jordan Romano, R (9, 1) ERA: 3.07</p>																				

Batter	1	2	3	4	5	6	7	8	9	AB	R	H	RBI	BB	SO	LOB	TOP										
4 George Springer, R (1, 10) OBP: 0.328, SLG: 0.504										4	0	0	0	0	1	2	Toronto Blue Jays @ Tampa Bay Rays Tropicana Field, St. Petersburg, FL Sun May 15 2022, 1:42 PM - 4:27 PM EDT Att: 20,986 - Dome - 72 F AB 30 R 0 H 5 RBI 0 BB 1 SO 6 LOB 9 										
27 Vladimir Guerrero Jr., R (1, 3) OBP: 0.352, SLG: 0.450										4	0	1	0	0	0	2											
37 Teoscar Hernández, R (1, 9) OBP: 0.275, SLG: 0.352										4	0	0	0	0	1	1											
11 Bo Bichette, R (1, 6) OBP: 0.275, SLG: 0.345										4	0	0	0	0	2	0											
5 Santiago Espinal, R (1, 4) OBP: 0.347, SLG: 0.445										3	0	1	0	0	1	0											
26 Matt Chapman, R (1, 5) OBP: 0.259, SLG: 0.347										2	0	0	0	1	0	1											
13 Lourdes Gurriel Jr., R (1, 7) OBP: 0.277, SLG: 0.341										3	0	1	0	0	1	1											
30 Alejandro Kirk, R (1, 2) OBP: 0.327, SLG: 0.319										3	0	1	0	0	0	1											
15 Raimel Tapia, L (1, 8) OBP: 0.250, SLG: 0.288										2	0	1	0	0	0	1											
9 Danny Jansen, R (8, PH) OBP: 0.615, SLG: 1.500										1	0	0	0	0	0	0											
7 Bradley Zimmer, L (8, 8) OBP: 0.119, SLG: 0.150										0	0	0	0	0	0	0											
Inning Stats	R: 0 E: 0 K: 0 S: 9	H: 0 LOB: 0 BB: 0 P: 11	R: 0 E: 0 K: 0 S: 12	H: 1 LOB: 0 BB: 0 P: 19	R: 0 E: 0 K: 0 S: 13	H: 2 LOB: 2 BB: 0 P: 17	R: 0 E: 0 K: 2 S: 10	H: 0 LOB: 0 BB: 0 P: 15	R: 0 E: 0 K: 0 S: 10	H: 1 LOB: 1 BB: 0 P: 17	R: 0 E: 0 K: 1 S: 7	H: 0 LOB: 0 BB: 0 P: 9	R: 0 E: 0 K: 3 S: 13	H: 0 LOB: 1 BB: 1 P: 21	R: 0 E: 0 K: 0 S: 8	H: 0 LOB: 0 BB: 0 P: 11	R: 0 E: 0 K: 0 S: 6	H: 1 LOB: 0 BB: 0 P: 8	1B: 4 2B: 1 3B: 0 HR: 0	SF: 0 SAC: 0 DP: 1 HBP: 0	WP: 0 PB: 0 SB: 0 CS: 1	PA: 32					
PITCHER	IP	WLS	BF	H	R	ER	SO	BB	IBB	HBP	BLK	WP	HR	S	P	ERA	WHIP										
59 Jeffrey Springs, L (1, 1) ERA: 1.68	4.2		17	4	0	0	2	0	0	0	0	0	0	52	76	0.00	0.857										
37 Matt Wisler, R (5, 1) ERA: 2.04	1.1	W	4	0	0	0	1	0	0	0	0	0	0	9	12	0.00	0.000										
34 J.P. Feyerherzen, R (7, 1) ERA:	1.0	H	4	0	0	0	3	1	0	0	0	0	0	13	21	0.00	1.000										
38 Colin Poche, L (8, 1) ERA: 1.8	1.0	H	3	0	0	0	0	0	0	0	0	0	0	8	11	0.00	0.000										
36 Andrew Kittredge, R (9, 1) ERA: 2.85	1.0	S	3	1	0	0	0	0	0	0	0	0	0	6	8	0.00	1.000										

Batter	1	2	3	4	5	6	7	8	9	AB	R	H	RBI	BB	SO	LOB	BOTTOM										
8 Brandon Lowe, L (1, 10) OBP: 0.293, SLG: 0.415										4	1	1	0	0	1	1	Toronto Blue Jays @ Tampa Bay Rays Tropicana Field, St. Petersburg, FL Sun May 15 2022, 1:42 PM - 4:27 PM EDT Att: 20,986 - Dome - 72 F AB 31 R 3 H 6 RBI 1 BB 0 SO 8 LOB 11 										
5 Wander Franco, S (1, 6) OBP: 0.315, SLG: 0.460										4	1	1	0	0	1	0											
43 Harold Ramírez, R (1, 9) OBP: 0.349, SLG: 0.343										3	1	0	0	0	1	1											
39 Kevin Kiermaier, L (8, 8) OBP: 0.236, SLG: 0.337										1	0	1	0	0	0	0											
26 Ji Man Choi, L (1, 3) OBP: 0.375, SLG: 0.426										4	0	1	1	0	1	2											
56 Randy Arozarena, R (1, 7) OBP: 0.271, SLG: 0.341										4	0	1	0	0	1	3											
21 Francisco Mejía, S (1, 2) OBP: 0.293, SLG: 0.500										3	0	0	0	0	1	2											
7 Vidal Bruján, S (1, 4) OBP: 0.167, SLG: 0.235										3	0	1	0	0	0	0											
35 Brett Phillips, L (1, 8) OBP: 0.221, SLG: 0.242										2	0	0	0	0	1	1											
6 Taylor Walls, S (1, 5) OBP: 0.299, SLG: 0.277										3	0	0	0	0	1	1											
Inning Stats	R: 0 E: 0 K: 2 S: 9	H: 0 LOB: 0 BB: 0 P: 13	R: 0 E: 0 K: 1 S: 8	H: 1 LOB: 0 BB: 0 P: 9	R: 0 E: 0 K: 0 S: 10	H: 0 LOB: 1 BB: 0 P: 13	R: 0 E: 0 K: 0 S: 8	H: 0 LOB: 0 BB: 0 P: 12	R: 0 E: 0 K: 0 S: 10	H: 1 LOB: 1 BB: 0 P: 16	R: 3 E: 1 K: 1 S: 12	H: 3 LOB: 1 BB: 0 P: 19	R: 0 E: 0 K: 1 S: 5	H: 0 LOB: 0 BB: 0 P: 5	R: 0 E: 1 K: 3 S: 13	H: 1 LOB: 2 BB: 0 P: 19	1B: 5 2B: 1 3B: 0 HR: 0	SF: 0 SAC: 0 DP: 0 HBP: 1	WP: 1 PB: 0 SB: 1 CS: 1	PA: 33							
PITCHER	IP	WLS	BF	H	R	ER	SO	BB	IBB	HBP	BLK	WP	HR	S	P	ERA	WHIP										
6 Alek Manoah, R (1, 1) ERA: 1.71	6.0	L	24	5	3	1	4	0	0	1	0	0	0	57	82	1.50	0.833										
33 Trevor Richards, R (7, 1) ERA: 3.6	1.0		3	0	0	0	1	0	0	0	0	0	0	5	5	0.00	0.000										
56 Ryan Borucki, L (8, 1) ERA: 5.4	0.2		4	1	0	0	2	0	0	0	0	0	0	10	14	0.00	1.500										
35 David Phelps, R (8, 1) ERA: 2.84	0.1		1	0	0	0	1	0	0	0	0	0	0	3	5	0.00	0.000										

Batter	1	2	3	4	5	6	7	8	9	AB	R	H	RBI	BB	SO	LOB	TOP					
26 Adam Frazier, L (1,9) OBP: 0.342, SLG: 0.370										5	2	3	0	0	0	2						
23 Ty France, R (1,3) OBP: 0.398, SLG: 0.477										5	1	3	2	0	0	3						
3 J.P. Crawford, L (1,6) OBP: 0.380, SLG: 0.462										4	0	1	0	0	0	2						
27 Jesse Winker, L (1,7) OBP: 0.323, SLG: 0.319										2	0	0	1	1	0	1						
28 Eugenio Suárez, R (1,5) OBP: 0.312, SLG: 0.433										4	0	1	0	0	0	2						
44 Julio Rodríguez, R (1,8) OBP: 0.318, SLG: 0.353										4	0	0	0	0	2	3						
13 Abraham Toro, S (1,4) 63 Diego Castillo, R (9,1)										4	1	1	1	0	2	0	AB 35					
70 Mike Ford, L (1,10) 25 Dylan Moore, R (9,PR)										3	0	0	0	1	1	0	R 5					
29 Cal Raleigh, S (1,2) OBP: 0.191, SLG: 0.310										4	1	1	1	0	2	1	H 10					
Inning Stats	R: 1 H: 4 E: 0 K: 0 S: 19	H: 4 LOB: 2 BB: 0 P: 27	R: 0 H: 0 E: 0 K: 1 S: 10	H: 0 LOB: 0 BB: 0 P: 13	R: 0 H: 1 E: 0 K: 0 S: 14	H: 1 LOB: 2 BB: 1 P: 24	R: 0 H: 0 E: 0 K: 2 S: 8	H: 0 LOB: 0 BB: 0 P: 11	R: 1 H: 2 E: 0 K: 0 S: 8	H: 2 LOB: 1 BB: 0 P: 10	R: 0 H: 0 E: 0 K: 0 S: 6	H: 0 LOB: 0 BB: 0 P: 9	R: 2 H: 2 E: 0 K: 2 S: 14	H: 2 LOB: 0 BB: 0 P: 19	R: 0 H: 0 E: 0 K: 1 S: 7	H: 0 LOB: 0 BB: 0 P: 9	R: 1 H: 1 E: 0 K: 1 S: 12	H: 1 LOB: 2 BB: 1 P: 21	1B: 7 2B: 0 3B: 0 HR: 3	SF: 1 SAC: 0 DP: 1 HBP: 0	WP: 0 PB: 0 SB: 1 CS: 0	PA: 38
PITCHER	IP WLS BF H R ER SO BB IBB HBP BLK WP HR S P ERA WHIP																					
34 Kevin Gausman, R (1,1) ERA: 2.52	5.0 L 22 7 2 2 2 3 1 0 0 0 0 0 1 59 85 3.60 1.600																					
33 Trevor Richards, R (6,1) ERA: 4.79	1.2 7 2 2 2 2 0 0 0 0 0 0 1 17 25 10.80 1.200																					
56 Ryan Borucki, L (7,1) ERA: 3.86	0.1 1 0 0 0 0 0 0 0 0 0 0 0 0 3 3 0.00 0.000																					
48 Ross Stripling, R (8,1) ERA: 4.62	2.0 8 1 1 1 2 1 0 0 0 0 0 1 19 30 4.50 1.000																					
Batter	1	2	3	4	5	6	7	8	9	AB	R	H	RBI	BB	SO	LOB	BOTTOM					
4 George Springer, R (1,8) OBP: 0.333, SLG: 0.500										3	0	1	0	1	0	2						
11 Bo Bichette, R (1,6) OBP: 0.283, SLG: 0.363										3	0	0	0	1	1	2						
27 Vladimir Guerrero Jr., R (1,3) OBP: 0.369, SLG: 0.470										3	0	1	1	1	0	1						
37 Teoscar Hernández, R (1,9) OBP: 0.238, SLG: 0.322										4	0	1	0	0	0	4						
30 Alejandro Kirk, R (1,10) 7 Bradley Zimmer, L (9,PR) OBP: 0.119, SLG: 0.150										3	0	1	0	1	0	1						
13 Lourdes Gurriel Jr., R (1,7) 15 Raimel Tapia, L (6,7) OBP: 0.273, SLG: 0.333											2	0	0	0	0	1	1					
26 Matt Chapman, R (1,5) OBP: 0.272, SLG: 0.362										4	1	1	0	0	0	2	AB 31					
5 Santiago Espinal, R (1,4) OBP: 0.348, SLG: 0.438										4	0	2	0	0	0	1	R 1					
9 Danny Jansen, R (1,2) OBP: 0.450, SLG: 0.941										3	0	0	0	0	0	3	H 7					
Inning Stats	R: 0 H: 0 E: 0 K: 1 S: 9	H: 0 LOB: 0 BB: 1 P: 15	R: 0 H: 0 E: 0 K: 1 S: 7	H: 0 LOB: 0 BB: 0 P: 10	R: 1 H: 2 E: 0 K: 0 S: 19	H: 2 LOB: 3 BB: 2 P: 32	R: 0 H: 1 E: 0 K: 0 S: 6	H: 0 LOB: 0 BB: 0 P: 9	R: 0 H: 1 E: 0 K: 0 S: 6	H: 1 LOB: 1 BB: 0 P: 7	R: 0 H: 0 E: 0 K: 0 S: 8	H: 0 LOB: 0 BB: 0 P: 13	R: 0 H: 1 E: 0 K: 0 S: 11	H: 1 LOB: 1 BB: 0 P: 14	R: 0 H: 1 E: 0 K: 0 S: 12	H: 1 LOB: 0 BB: 0 P: 15	R: 0 H: 0 E: 0 K: 0 S: 11	H: 0 LOB: 2 BB: 1 P: 19	1B: 6 2B: 1 3B: 0 HR: 0	SF: 0 SAC: 0 DP: 2 HBP: 0	WP: 0 PB: 0 SB: 0 CS: 0	PA: 35
PITCHER	IP WLS BF H R ER SO BB IBB HBP BLK WP HR S P ERA WHIP																					
7 Marco Gonzales, L (1,1) ERA: 3.08	6.0 W 23 5 1 1 2 0 3 0 0 0 0 0 0 11 14 1.50 1.333																					
Andrés Muñoz, R (7,1) ERA: 3.89	1.0 H 4 1 0 0 0 0 0 0 0 0 0 0 0 11 14 0.00 1.000																					
37 Paul Sewald, R (8,1) ERA: 2.84	1.0 H 4 1 0 0 0 0 0 0 0 0 0 0 0 12 15 0.00 1.000																					
63 Diego Castillo, R (9,1) ERA: 8.03	1.0 4 0 0 0 0 0 1 0 0 0 0 0 0 11 19 0.00 1.000																					

Seattle Mariners @ Toronto Blue Jays
Rogers Centre, Toronto, ON
Wed May 18 2022, 7:08 PM - 9:55 PM EDT
Att: 20,472 - Roof Closed - 68 F

livebaseballscores.com

AB 35
R 5
H 10
RBI 5
BB 2
SO 7
LOB 14



Seattle Mariners @ Toronto Blue Jays
Rogers Centre, Toronto, ON
Wed May 18 2022, 7:08 PM - 9:55 PM EDT
Att: 20,472 - Roof Closed - 68 F

livebaseballscores.com

AB 31
R 1
H 7
RBI 1
BB 4
SO 2
LOB 18



Batter	1	2	3	4	5	6	7	8	9	AB	R	H	RBI	BB	SO	LOB	TOP										
4 Matt Reynolds, R OBP: 0.392, SLG: 0.349										4	0	3	1	0	0	1											
37 Tyler Stephenson, R OBP: 0.397, SLG: 0.919										4	0	0	0	0	2	4											
28 Tommy Pham, R OBP: 0.344, SLG: 0.364										4	0	0	0	0	1	1											
19 Joey Votto, L OBP: 0.277, SLG: 0.154										4	0	1	0	0	0	0											
17 Kyle Farmer, R OBP: 0.285, SLG: 0.339										4	0	2	0	0	1	1											
9 Mike Moustakas, L OBP: 0.327, SLG: 0.385										3	1	0	0	0	0	2											
94 Taylor Motter, R OBP: 0.250, SLG: 0.250										4	0	1	0	0	1	1											
12 Tyler Naquin, L OBP: 0.306, SLG: 0.469										4	0	0	0	0	1	2											
29 T.J. Friedl, L OBP: 0.236, SLG: 0.254										2	0	1	0	0	0	0											
35 Alejo Lopez, S OBP: 0.290, SLG: 0.276										0	0	0	0	0	0	0											
16 Colin Moran, L OBP: 0.290, SLG: 0.372										1	0	0	0	0	1	2											
Inning Stats	R: 0 E: 0 K: 0 S: 7	H: 1 LOB: 0 BB: 0 P: 12	R: 0 E: 0 K: 1 S: 12	H: 1 LOB: 1 BB: 0 P: 18	R: 0 E: 0 K: 0 S: 6	H: 1 LOB: 1 BB: 0 P: 7	R: 0 E: 0 K: 0 S: 9	H: 1 LOB: 1 BB: 0 P: 13	R: 0 E: 0 K: 1 S: 9	H: 1 LOB: 1 BB: 0 P: 14	R: 0 E: 0 K: 1 S: 9	H: 1 LOB: 1 BB: 0 P: 14	R: 1 E: 0 K: 2 S: 18	H: 2 LOB: 2 BB: 0 P: 31	R: 0 E: 0 K: 2 S: 11	H: 0 LOB: 0 BB: 0 P: 18	R: 0 E: 0 K: 0 S: 7	H: 0 LOB: 0 BB: 0 P: 10	1B: 3 2B: 5 3B: 0 HR: 0	SF: 0 SAC: 0 DP: 1 HBP: 1	WP: 0 PB: 0 SB: 1 CS: 0	PA: 35					
PITCHER	IP	WLS	BF	H	R	ER	SO	BB	IBB	HBP	BLK	WP	HR	S	P	ERA	WHIP										
99 Hyun Jin Ryu, L ERA: 6.0	6.0	W	23	6	0	0	3	0	0	0	0	0	0	52	78	0.00	1.000										
56 Ryan Borucki, L ERA: 5.4	0.1	H	3	1	1	1	0	0	0	1	0	0	0	5	10	27.00	3.000										
90 Adam Cimber, R ERA: 2.12	0.2	H	3	1	0	0	2	0	0	0	0	0	0	13	21	0.00	1.500										
93 Yimi Garcia, R ERA: 3.6	1.0	H	3	0	0	0	2	0	0	0	0	0	0	11	18	0.00	0.000										
68 Jordan Romano, R ERA: 2.97	1.0	S	3	0	0	0	0	0	0	0	0	0	0	7	10	0.00	0.000										

Cincinnati Reds @ Toronto Blue Jays
Rogers Centre, Toronto, ON
Fri May 20 2022, 7:10 PM - 9:50 PM EDT
Att: 29,300 - Cloudy - 69 F

AB 34
R 1
H 8
RBI 1
BB 0
SO 7
LOB 14



Batter	1	2	3	4	5	6	7	8	9	AB	R	H	RBI	BB	SO	LOB	BOTTOM										
4 George Springer, R OBP: 0.338, SLG: 0.496										3	1	1	1	0	1	0											
11 Bo Bichette, R OBP: 0.282, SLG: 0.366										4	0	1	1	0	1	2											
27 Vladimir Guerrero Jr., R OBP: 0.350, SLG: 0.457										4	0	0	0	0	0	3											
37 Teoscar Hernández, R OBP: 0.224, SLG: 0.302										4	0	0	0	0	2	1											
5 Santiago Espinal, R OBP: 0.353, SLG: 0.440										4	0	2	0	0	0	0											
15 Raimel Tapia, L OBP: 0.264, SLG: 0.287										4	0	2	0	0	0	3											
26 Matt Chapman, R OBP: 0.273, SLG: 0.368										3	0	1	0	0	1	3											
9 Danny Jansen, R OBP: 0.391, SLG: 0.800										3	0	0	0	0	1	2											
7 Bradley Zimmer, L OBP: 0.156, SLG: 0.233										3	1	2	0	0	0	0											
Inning Stats	R: 0 E: 0 K: 0 S: 8	H: 2 LOB: 2 BB: 0 P: 10	R: 0 E: 0 K: 1 S: 10	H: 2 LOB: 0 BB: 0 P: 13	R: 0 E: 0 K: 2 S: 9	H: 0 LOB: 0 BB: 0 P: 12	R: 0 E: 0 K: 1 S: 14	H: 1 LOB: 2 BB: 0 P: 21	R: 2 E: 0 K: 1 S: 16	H: 3 LOB: 1 BB: 0 P: 24	R: 0 E: 0 K: 0 S: 10	H: 1 LOB: 0 BB: 0 P: 14	R: 0 E: 0 K: 0 S: 6	H: 1 LOB: 2 BB: 0 P: 9	R: 0 E: 0 K: 1 S: 8	H: 1 LOB: 0 BB: 0 P: 10	1B: 5 2B: 4 3B: 0 HR: 0	SF: 0 SAC: 0 DP: 1 HBP: 1	WP: 0 PB: 0 SB: 0 CS: 1	PA: 33							
PITCHER	IP	WLS	BF	H	R	ER	SO	BB	IBB	HBP	BLK	WP	HR	S	P	ERA	WHIP										
58 Luis Castillo, R ERA: 4.8	6.0	L	25	7	2	2	5	0	0	0	0	0	0	67	94	3.00	1.167										
54 Hunter Strickland, R ERA: 5.74	1.0		5	1	0	0	0	0	0	1	0	0	0	6	9	0.00	1.000										
77 Art Warren, R ERA: 6.58	1.0		3	1	0	0	1	0	0	0	0	0	0	8	10	0.00	1.000										

Cincinnati Reds @ Toronto Blue Jays
Rogers Centre, Toronto, ON
Fri May 20 2022, 7:10 PM - 9:50 PM EDT
Att: 29,300 - Cloudy - 69 F

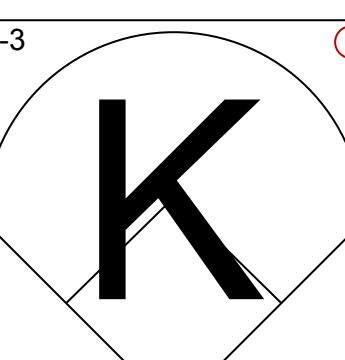
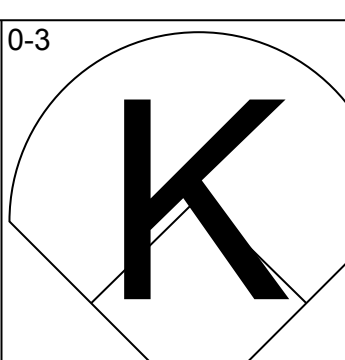
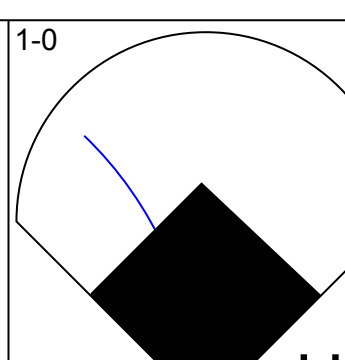
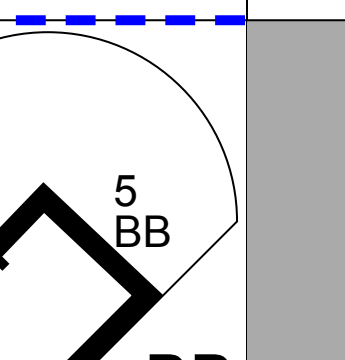
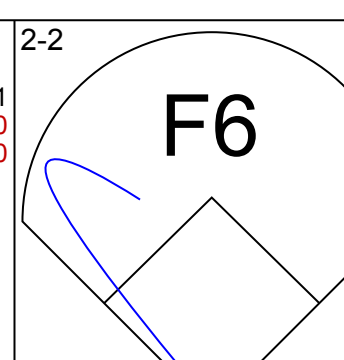
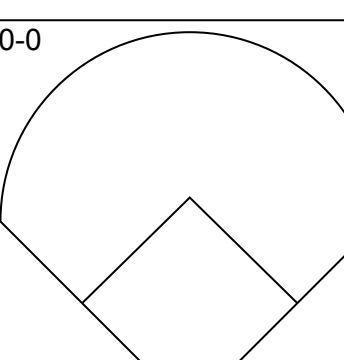
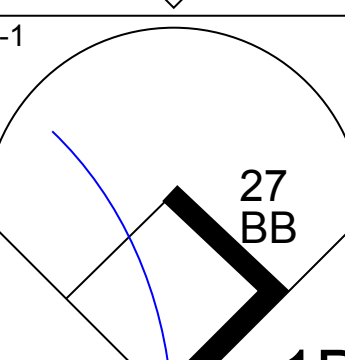
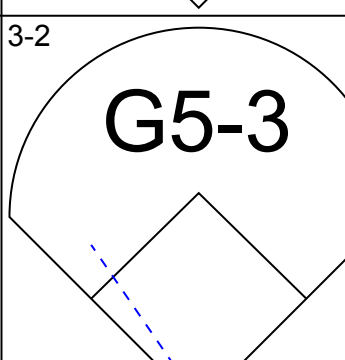
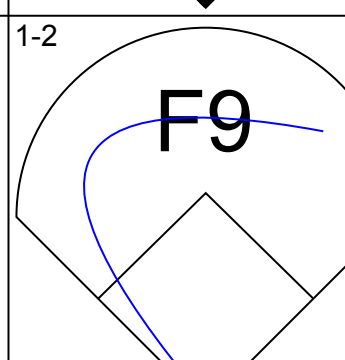

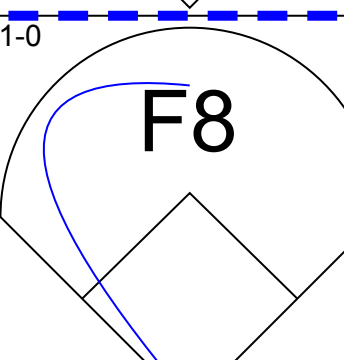
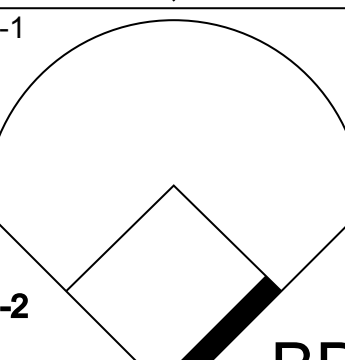
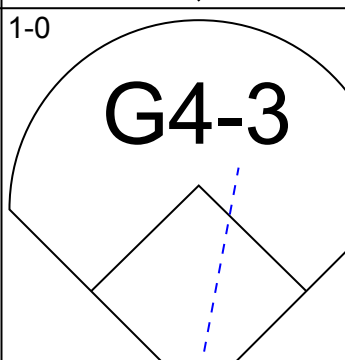
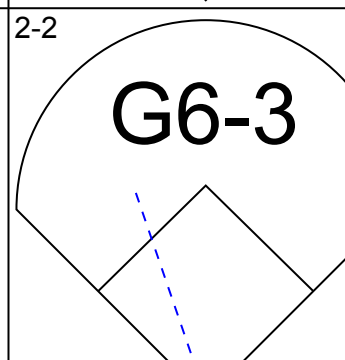

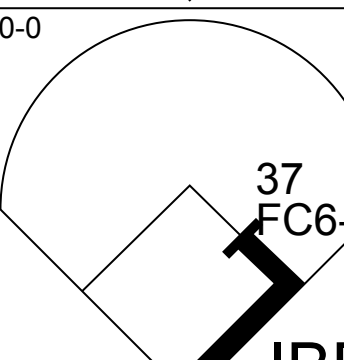
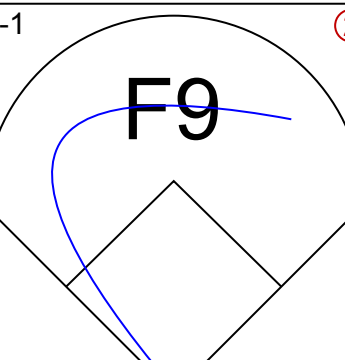
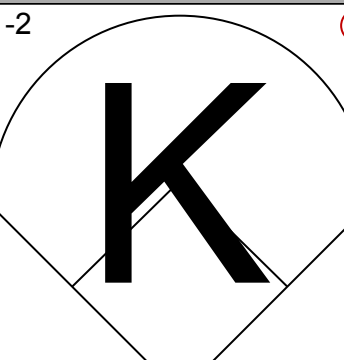
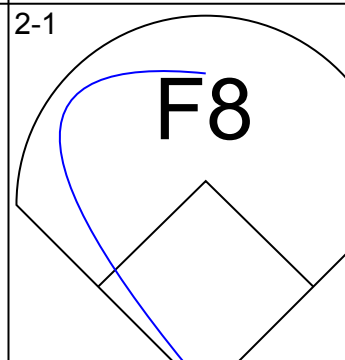
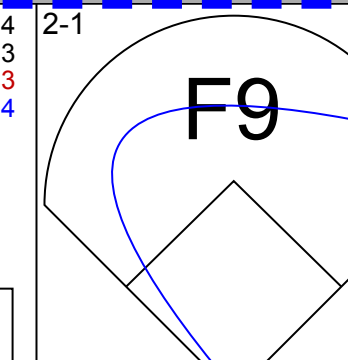
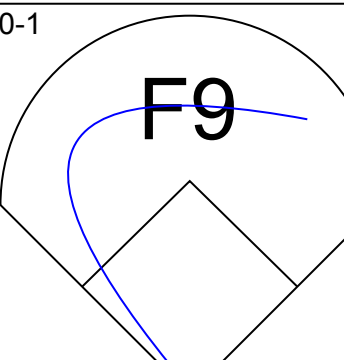
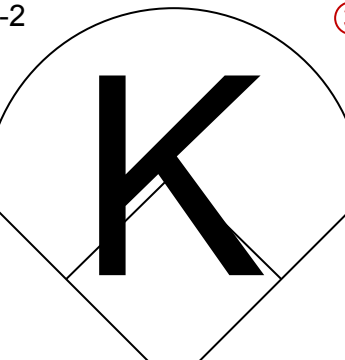
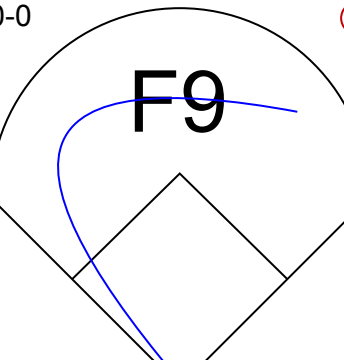
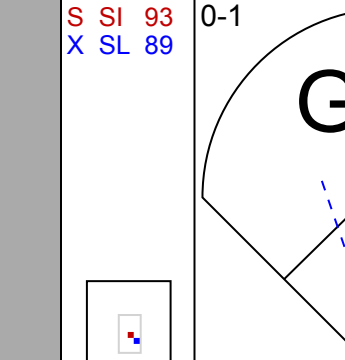
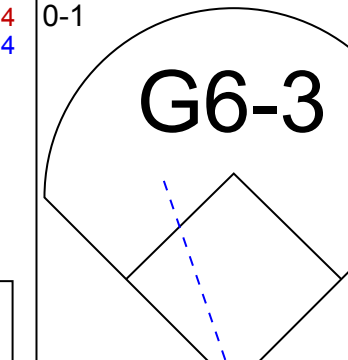
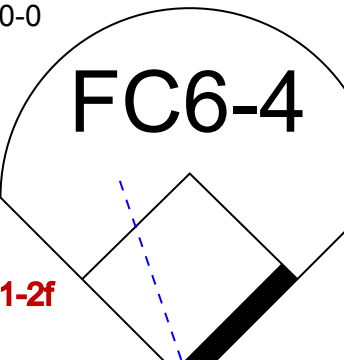
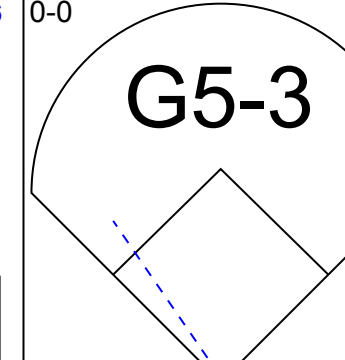
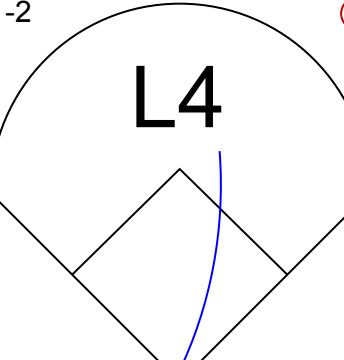
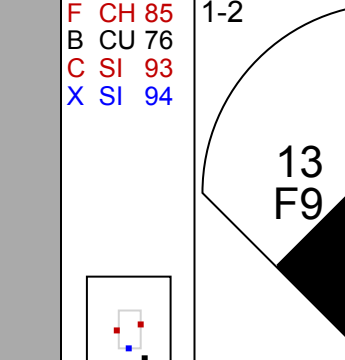
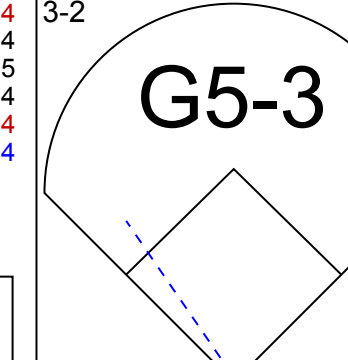
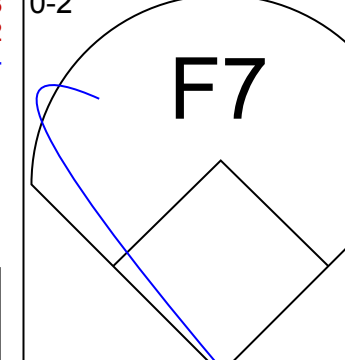
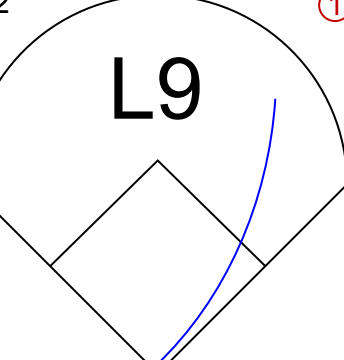
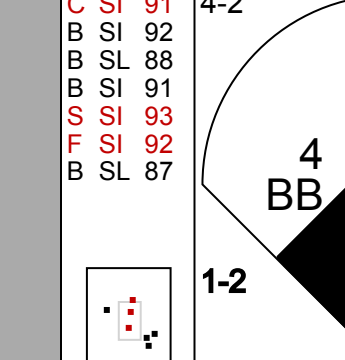
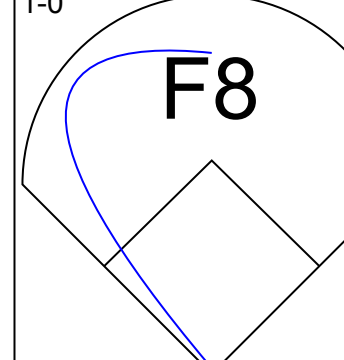
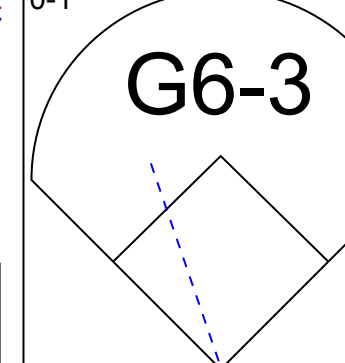
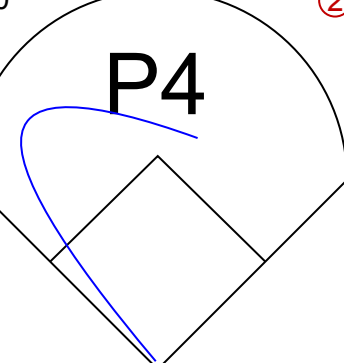
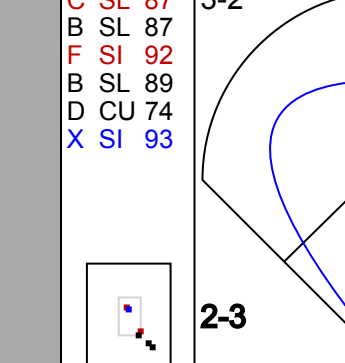
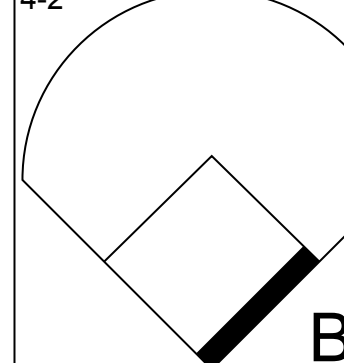
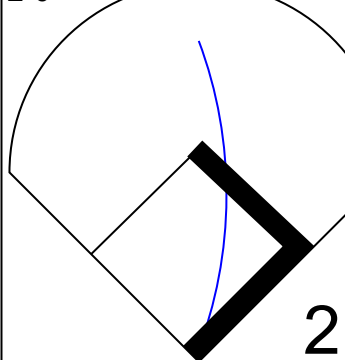
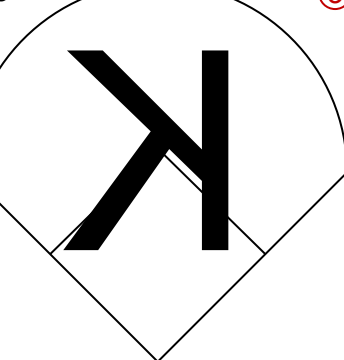
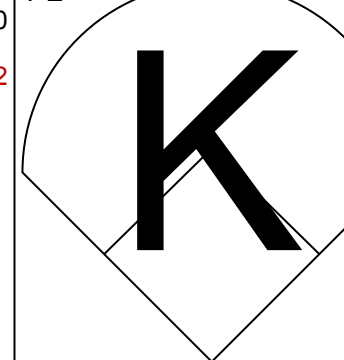
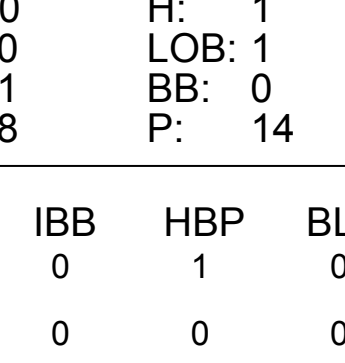
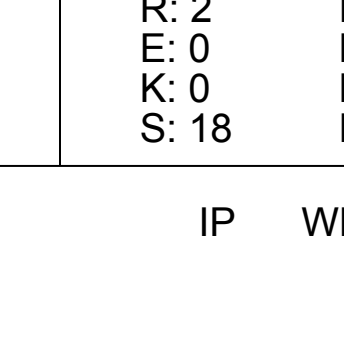
AB 32
R 2
H 9
RBI 2
BB 0
SO 6
LOB 14



Batter	1	2	3	4	5	6	7	8	9	AB	R	H	RBI	BB	SO	LOB	TOP										
29 TJ Friedl, L (1.8) OBP: 0.237, SLG: 0.254	L4			12 2B 28 L1-5 1B		P6		F9		4	0	1	0	0	0	0	<p>Cincinnati Reds @ Toronto Blue Jays Rogers Centre, Toronto, ON Sat May 21 2022, 3:10 PM - 5:28 PM EDT Att: 39,393 - Roof Closed - 68 F</p>										
12 Tyler Naquin, L (1.9) OBP: 0.312, SLG: 0.479	P5			19 2B 1-3 2B				B1-3		4	1	2	0	0	0	0											
28 Tommy Pham, R (1.7) OBP: 0.335, SLG: 0.353	F8			L1-5		P6			4	0	0	0	0	0	1	3											
19 Joey Votto, L (1.10) OBP: 0.276, SLG: 0.171		P6				L7			4	0	1	1	0	1	1	1											
37 Tyler Stephenson, R (1.2) OBP: 0.362, SLG: 0.518		K		G5-3					4	0	1	0	0	2	1	1											
9 Mike Moustakas, L (1.5) OBP: 0.319, SLG: 0.374			L8						3	0	0	0	0	0	1	1											
16 Colin Moran, L (1.3) OBP: 0.282, SLG: 0.360			G4-3			L7			3	0	0	0	0	1	1	1											
35 Alejo Lopez, S (1.4) OBP: 0.324, SLG: 0.313				4 CS 1B				G4-3	3	0	2	0	0	0	1	1											
4 Matt Reynolds, R (1.6) OBP: 0.370, SLG: 0.326			K			L7			3	0	0	0	0	2	2	2											
Inning Stats	R: 0 E: 0 K: 0 S: 9	H: 0 LOB: 0 BB: 0 P: 10	R: 0 E: 0 K: 1 S: 9	H: 0 LOB: 0 BB: 0 P: 13	R: 0 E: 0 K: 1 S: 6	H: 1 LOB: 0 BB: 0 P: 10	R: 1 E: 0 K: 0 S: 10	H: 3 LOB: 1 BB: 0 P: 14	R: 0 E: 0 K: 0 S: 7	H: 1 LOB: 1 BB: 0 P: 9	R: 0 E: 0 K: 0 S: 8	H: 1 LOB: 1 BB: 0 P: 12	R: 0 E: 0 K: 1 S: 7	H: 0 LOB: 0 BB: 0 P: 8	R: 0 E: 0 K: 3 S: 11	H: 0 LOB: 0 BB: 0 P: 16		1B: 4 2B: 4 3B: 0 HR: 0	SF: 0 SAC: 0 DP: 1 HBP: 0	WP: 0 PB: 0 SB: 0 CS: 1	PA: 32						
PITCHER	IP	WLS	BF	H	R	ER	SO	BB	IBB	HBP	BLK	WP	HR	S	P	ERA	WHIP										
6 Alek Manoah, R (1.1) ERA: 1.62	8.0	W	29	7	1	1	4	0	0	0	0	0	0	63	83	1.12	0.875										
68 Jordan Romano, R (9.1) ERA: 2.7	1.0	S	3	0	0	0	3	0	0	0	0	0	0	11	16	0.00	0.000										

Batter	1	2	3	4	5	6	7	8	9	AB	R	H	RBI	BB	SO	LOB	BOTTOM										
4 George Springer, R (1.8) OBP: 0.335, SLG: 0.489	L8		G6-3							4	0	1	0	0	0	2	<p>Cincinnati Reds @ Toronto Blue Jays Rogers Centre, Toronto, ON Sat May 21 2022, 3:10 PM - 5:28 PM EDT Att: 39,393 - Roof Closed - 68 F</p>										
11 Bo Bichette, R (1.6) OBP: 0.287, SLG: 0.406	K			HR		G5-3			4	2	2	3	0	1	0	0											
27 Vladimir Guerrero Jr., R (1.10) OBP: 0.350, SLG: 0.444	F9			F7		G6-3			4	0	0	0	0	0	0	0											
37 Teoscar Hernández, R (1.9) OBP: 0.225, SLG: 0.288		G6-3				E5 30 BB 5 1B			3	0	0	0	0	1	1	0											
7 Bradley Zimmer, L (9.8) OBP: 0.156, SLG: 0.233				K					0	0	0	0	0	0	0	0											
5 Santiago Espinal, R (1.4) OBP: 0.350, SLG: 0.434				K					4	0	1	0	0	2	1	1											
30 Alejandro Kirk, R (1.2) OBP: 0.350, SLG: 0.330						G6-3			2	0	0	0	2	0	1	1											
26 Matt Chapman, R (1.5) OBP: 0.275, SLG: 0.368									3	0	1	0	0	2	4	4											
13 Lourdes Gurriel Jr., R (1.3) OBP: 0.274, SLG: 0.333									3	0	1	0	0	1	0	0											
15 Raimel Tapia, L (1.7) OBP: 0.266, SLG: 0.288									3	1	1	0	0	0	2	2											
Inning Stats	R: 0 E: 0 K: 1 S: 6	H: 0 LOB: 0 BB: 0 P: 10	R: 0 E: 0 K: 2 S: 11	H: 0 LOB: 1 BB: 1 P: 18	R: 0 E: 0 K: 0 S: 4	H: 0 LOB: 0 BB: 0 P: 4	R: 1 E: 0 K: 2 S: 8	H: 1 LOB: 0 BB: 0 P: 15	R: 0 E: 0 K: 0 S: 10	H: 2 LOB: 2 BB: 0 P: 14	R: 0 E: 1 K: 1 S: 13	H: 1 LOB: 3 BB: 1 P: 23	R: 2 E: 0 K: 1 S: 7	H: 3 LOB: 0 BB: 0 P: 12	R: 0 E: 0 K: 0 S: 6	H: 0 LOB: 0 BB: 1 P: 10	1B: 5 2B: 0 3B: 0 HR: 2	SF: 0 SAC: 0 DP: 0 HBP: 0	WP: 0 PB: 0 SB: 0 CS: 1	PA: 33							
PITCHER	IP	WLS	BF	H	R	ER	SO	BB	IBB	HBP	BLK	WP	HR	S	P	ERA	WHIP										
21 Hunter Greene, R (1.1) ERA: 5.49	6.0	L	25	4	1	1	6	2	0	0	0	0	0	52	84	1.50	1.000										
85 Luis Cessa, R (7.1) ERA: 4.41	1.0	L	5	3	2	2	1	0	0	0	0	0	1	7	12	18.00	3.000										
23 Jeff Hoffman, R (8.1) ERA: 1.74	1.0		3	0	0	0	0	1	0	0	0	0	0	6	10	0.00	1.000										


Batter	1	2	3	4	5	6	7	8	9	AB	R	H	RBI	BB	SO	LOB	TOP				
4 Matt Reynolds, R OBP: 0.356, SLG: 0.300										4	1	0	0	1	3	2	Cincinnati Reds @ Toronto Blue Jays Rogers Centre, Toronto, ON Sun May 22 2022, 1:40 PM - 4:56 PM EDT Att: 42,323 - Cloudy - 54 F				
37 Tyler Stephenson, R OBP: 0.337, SLG: 0.556										4	0	1	0	0	1	2					
28 Tommy Pham, R OBP: 0.333, SLG: 0.346										3	1	0	0	1	1						
19 Joey Votto, L OBP: 0.284, SLG: 0.212										3	1	1	1	1	0	0					
17 Kyle Farmer, R OBP: 0.284, SLG: 0.336										4	0	1	0	0	1	3					
44 Aristides Aquino, R OBP: 0.129, SLG: 0.176										4	0	2	2	0	1	1					
12 Tyler Naquin, L OBP: 0.310, SLG: 0.467										3	0	0	0	0	1	2					
94 Taylor Motter, R OBP: 0.167, SLG: 0.167										2	0	0	0	0	2	3					
16 Colin Moran, L OBP: 0.288, SLG: 0.360										0	0	0	0	1	0	0					
35 Alejo Lopez, S OBP: 0.314, SLG: 0.303										1	0	0	0	0	0	0					
33 Aramis Garcia, R OBP: 0.216, SLG: 0.265										4	0	1	0	0	1	1					
Inning Stats	R: 2 H: 1 E: 0 K: 2 S: 17	L: 1 LOB: 3 BB: 3 P: 37	R: 0 H: 0 E: 0 K: 1 S: 11	L: 0 LOB: 0 BB: 0 P: 18	R: 0 H: 0 E: 0 K: 1 S: 7	L: 0 LOB: 0 BB: 0 P: 12	R: 0 H: 0 E: 0 K: 2 S: 8	L: 0 LOB: 0 BB: 0 P: 11	R: 0 H: 1 E: 0 K: 1 S: 9	L: 1 LOB: 1 BB: 0 P: 12	R: 0 H: 1 E: 0 K: 1 S: 14	L: 1 LOB: 1 BB: 1 P: 20	R: 1 H: 2 E: 0 K: 1 S: 11	L: 2 LOB: 1 BB: 0 P: 17	R: 0 H: 0 E: 0 K: 1 S: 8	L: 0 LOB: 0 BB: 0 P: 13	1B: 4 2B: 1 3B: 0 HR: 1	SF: 0 SAC: 0 DP: 0 HBP: 1	WP: 0 PB: 0 SB: 1 CS: 0	PA: 38	
PITCHER	IP WLS BF H R ER SO BB IBB HBP BLK WP HR S P ERA WHIP	IP WLS BF H R ER SO BB IBB HBP BLK WP HR S P ERA WHIP	IP WLS BF H R ER SO BB IBB HBP BLK WP HR S P ERA WHIP	IP WLS BF H R ER SO BB IBB HBP BLK WP HR S P ERA WHIP	IP WLS BF H R ER SO BB IBB HBP BLK WP HR S P ERA WHIP	IP WLS BF H R ER SO BB IBB HBP BLK WP HR S P ERA WHIP	IP WLS BF H R ER SO BB IBB HBP BLK WP HR S P ERA WHIP	IP WLS BF H R ER SO BB IBB HBP BLK WP HR S P ERA WHIP	IP WLS BF H R ER SO BB IBB HBP BLK WP HR S P ERA WHIP	IP WLS BF H R ER SO BB IBB HBP BLK WP HR S P ERA WHIP	IP WLS BF H R ER SO BB IBB HBP BLK WP HR S P ERA WHIP	IP WLS BF H R ER SO BB IBB HBP BLK WP HR S P ERA WHIP	IP WLS BF H R ER SO BB IBB HBP BLK WP HR S P ERA WHIP	IP WLS BF H R ER SO BB IBB HBP BLK WP HR S P ERA WHIP	IP WLS BF H R ER SO BB IBB HBP BLK WP HR S P ERA WHIP	IP WLS BF H R ER SO BB IBB HBP BLK WP HR S P ERA WHIP	IP WLS BF H R ER SO BB IBB HBP BLK WP HR S P ERA WHIP	IP WLS BF H R ER SO BB IBB HBP BLK WP HR S P ERA WHIP	IP WLS BF H R ER SO BB IBB HBP BLK WP HR S P ERA WHIP	IP WLS BF H R ER SO BB IBB HBP BLK WP HR S P ERA WHIP	IP WLS BF H R ER SO BB IBB HBP BLK WP HR S P ERA WHIP
16 Yusei Kikuchi, L ERA: 3.47	4.1	19	2	2	2	7	3	0	1	0	0	0	0	0	0	0	4.15	1.154	50 Andrew Vasquez, L ERA: 13.5 90 Adam Cimber, R ERA: 2.0		
35 David Phelps, R ERA: 2.4	1.1	5	1	0	0	0	0	0	0	0	0	0	0	0	0	0	0.00	0.750			
56 Ryan Borucki, L ERA: 5.06	0.1	1	0	0	0	1	0	0	0	0	0	0	0	0	0	0	0.00	0.000			
33 Trevor Richards, R ERA: 4.58	0.2	3	0	0	0	1	1	0	0	0	0	0	0	0	0	0	0.00	1.500			
93 Yimi Garcia, R ERA: 3.94	1.0	L 5	3	1	1	1	0	0	0	0	0	0	0	0	0	0	9.00	3.000			
Batter	1	2	3	4	5	6	7	8	9	AB	R	H	RBI	BB	SO	LOB	BOTTOM				
4 George Springer, R OBP: 0.340, SLG: 0.486										3	1	1	0	0	1	0					
27 Vladimir Guerrero Jr., R OBP: 0.347, SLG: 0.634										3	0	0	0	1	0	2					
11 Bo Bichette, R OBP: 0.281, SLG: 0.396										4	0	0	1	0	0	3					
37 Teoscar Hernández, R OBP: 0.227, SLG: 0.275										3	0	0	0	1	0	3					
5 Santiago Espinal, R OBP: 0.347, SLG: 0.436										4	1	1	0	0	1	4					
26 Matt Chapman, R OBP: 0.274, SLG: 0.364										4	0	1	1	0	2	3					
9 Danny Jansen, R OBP: 0.370, SLG: 0.708										4	0	1	0	0	1	1					
21 Zack Collins, L OBP: 0.275, SLG: 0.387										2	0	0	0	1	1	2					
44 Vinny Capra, R OBP: 0.429, SLG: 0.200										0	0	0	0	0	0	0					
30 Alejandro Kirk, R OBP: 0.347, SLG: 0.527										1	0	0	0	0	1	0					
15 Raimel Tapia, L OBP: 0.258, SLG: 0.279										4	0	0	0	0	1	3					
Inning Stats	R: 0 H: 1 E: 0 K: 0 S: 10	L: 2 LOB: 1 BB: 0 P: 19	R: 1 H: 2 E: 0 K: 3 S: 15	L: 2 LOB: 1 BB: 0 P: 22	R: 1 H: 0 E: 0 K: 0 S: 8	L: 0 LOB: 0 BB: 1 P: 17	R: 0 H: 1 E: 0 K: 0 S: 4	L: 1 LOB: 1 BB: 0 P: 5	R: 0 H: 0 E: 0 K: 1 S: 12	L: 0 LOB: 0 BB: 1 P: 24	R: 0 H: 0 E: 0 K: 0 S: 8	L: 0 LOB: 1 BB: 1 P: 16	R: 0 H: 0 E: 0 K: 2 S: 9	L: 0 LOB: 0 BB: 0 P: 12	R: 0 H: 0 E: 0 K: 1 S: 7	L: 0 LOB: 0 BB: 0 P: 9	1B: 3 2B: 1 3B: 0 HR: 0	SF: 0 SAC: 0 DP: 0 HBP: 1	WP: 2 PB: 0 SB: 0 CS: 0	PA: 36	
PITCHER	IP WLS BF H R ER SO BB IBB HBP BLK WP HR S P ERA WHIP	IP WLS BF H R ER SO BB IBB HBP BLK WP HR S P ERA WHIP	IP WLS BF H R ER SO BB IBB HBP BLK WP HR S P ERA WHIP	IP WLS BF H R ER SO BB IBB HBP BLK WP HR S P ERA WHIP	IP WLS BF H R ER SO BB IBB HBP BLK WP HR S P ERA WHIP	IP WLS BF H R ER SO BB IBB HBP BLK WP HR S P ERA WHIP	IP WLS BF H R ER SO BB IBB HBP BLK WP HR S P ERA WHIP	IP WLS BF H R ER SO BB IBB HBP BLK WP HR S P ERA WHIP	IP WLS BF H R ER SO BB IBB HBP BLK WP HR S P ERA WHIP	IP WLS BF H R ER SO BB IBB HBP BLK WP HR S P ERA WHIP	IP WLS BF H R ER SO BB IBB HBP BLK WP HR S P ERA WHIP	IP WLS BF H R ER SO BB IBB HBP BLK WP HR S P ERA WHIP	IP WLS BF H R ER SO BB IBB HBP BLK WP HR S P ERA WHIP	IP WLS BF H R ER SO BB IBB HBP BLK WP HR S P ERA WHIP	IP WLS BF H R ER SO BB IBB HBP BLK WP HR S P ERA WHIP	IP WLS BF H R ER SO BB IBB HBP BLK WP HR S P ERA WHIP	IP WLS BF H R ER SO BB IBB HBP BLK WP HR S P ERA WHIP	IP WLS BF H R ER SO BB IBB HBP BLK WP HR S P ERA WHIP	IP WLS BF H R ER SO BB IBB HBP BLK WP HR S P ERA WHIP	IP WLS BF H R ER SO BB IBB HBP BLK WP HR S P ERA WHIP	IP WLS BF H R ER SO BB IBB HBP BLK WP HR S P ERA WHIP
51 Graham Ashcraft, R ERA: 4.15	4.1	21	4	2	2	3	2	0	1	0	0	0	0	0	0	0	4.15	1.385	Cincinnati Reds @ Toronto Blue Jays Rogers Centre, Toronto, ON Sun May 22 2022, 1:40 PM - 4:56 PM EDT Att: 42,323 - Cloudy - 54 F		
64 Tony Santillan, R ERA: 5.14	1.2	7	0	0	0	1	1	0	0	0	0	0	0	0	0	0	0.00	0.600			
43 Alexis Diaz, R ERA: 0.92	2.0	W 6	0	0	0	3	0	0	0	0	0	0	0	0	0	0	0.00	0.000			
77 Art Warren, R ERA: 6.14	1.0	S 3	0	0	0	1	0	0	0	0	0	0	0	0	0	0	0.00	0.000			
Batter	1	2	3	4	5	6	7	8	9	AB	R	H	RBI	BB	SO	LOB	BOTTOM				
4 George Springer, R OBP: 0.340, SLG: 0.486										3	1	1	0	0	1	0					
27 Vladimir Guerrero Jr., R OBP: 0.347, SLG: 0.634										3	0	0	0	1	0	2					
11 Bo Bichette, R OBP: 0.281, SLG: 0.396										4	0										

Batter	1	2	3	4	5	6	7	8	9	10	AB	R	H	RBI	BB	SO	LOB	TOP								
4 George Springer, R OBP: 0.341, SLG: 0.500											4	1	1	2	1	2	2									
5 Santiago Espinal, R OBP: 0.340, SLG: 0.431											4	0	1	1	1	0	1									
27 Vladimir Guerrero Jr., R (1.3) OBP: 0.340, SLG: 0.426											3	0	0	0	2	0	4									
11 Bo Bichette, R OBP: 0.273, SLG: 0.385											5	0	0	0	0	1	3									
37 Teoscar Hernández, R (1.9) OBP: 0.215, SLG: 0.257											5	0	0	0	0	1	3									
30 Alejandro Kirk, R OBP: 0.344, SLG: 0.324											4	1	1	0	0	0	0									
26 Matt Chapman, R (1.5) OBP: 0.273, SLG: 0.357											3	1	0	0	1	0	0									
13 Lourdes Gurriel Jr., R OBP: 0.273, SLG: 0.326											3	0	0	0	1	0	2									
7 Bradley Zimmer, L OBP: 0.188, SLG: 0.267											2	0	1	0	0	1	0									
15 Raimel Tapia, L (9, PH) OBP: 0.256, SLG: 0.276											1	0	0	0	0	1	1									
Inning Stats	R: 0 E: 0 K: 2 S: 12	H: 1 LOB: 2 BB: 1 P: 20	R: 0 E: 0 K: 0 S: 6	H: 0 LOB: 0 BB: 0 P: 6	R: 0 E: 0 K: 1 S: 8	H: 1 LOB: 1 BB: 0 P: 14	R: 0 E: 0 K: 1 S: 7	H: 0 LOB: 0 BB: 0 P: 9	R: 0 E: 0 K: 1 S: 7	H: 0 LOB: 0 BB: 0 P: 11	R: 1 E: 0 K: 0 S: 9	H: 1 LOB: 0 BB: 0 P: 15	R: 2 E: 0 K: 0 S: 18	H: 1 LOB: 3 BB: 3 P: 36	R: 0 E: 0 K: 0 S: 7	H: 0 LOB: 0 BB: 0 P: 12	R: 0 E: 0 K: 1 S: 14	H: 0 LOB: 1 BB: 1 P: 22	R: 0 E: 0 K: 0 S: 4	H: 0 LOB: 1 BB: 1 P: 5	1B: 2 2B: 1 3B: 0 HR: 1	SF: 0 SAC: 0 DP: 0 HBP: 1	WP: 0 PB: 0 SB: 0 CS: 0	PA: 41		
PITCHER	IP WLS BF H R ER SO BB IBB HBP BLK WP HR S P ERA WHIP	IP WLS BF H R ER SO BB IBB HBP BLK WP HR S P ERA WHIP	IP WLS BF H R ER SO BB IBB HBP BLK WP HR S P ERA WHIP	IP WLS BF H R ER SO BB IBB HBP BLK WP HR S P ERA WHIP	IP WLS BF H R ER SO BB IBB HBP BLK WP HR S P ERA WHIP	IP WLS BF H R ER SO BB IBB HBP BLK WP HR S P ERA WHIP	IP WLS BF H R ER SO BB IBB HBP BLK WP HR S P ERA WHIP	IP WLS BF H R ER SO BB IBB HBP BLK WP HR S P ERA WHIP	IP WLS BF H R ER SO BB IBB HBP BLK WP HR S P ERA WHIP	IP WLS BF H R ER SO BB IBB HBP BLK WP HR S P ERA WHIP	IP WLS BF H R ER SO BB IBB HBP BLK WP HR S P ERA WHIP	IP WLS BF H R ER SO BB IBB HBP BLK WP HR S P ERA WHIP	IP WLS BF H R ER SO BB IBB HBP BLK WP HR S P ERA WHIP	IP WLS BF H R ER SO BB IBB HBP BLK WP HR S P ERA WHIP	IP WLS BF H R ER SO BB IBB HBP BLK WP HR S P ERA WHIP	IP WLS BF H R ER SO BB IBB HBP BLK WP HR S P ERA WHIP	IP WLS BF H R ER SO BB IBB HBP BLK WP HR S P ERA WHIP	IP WLS BF H R ER SO BB IBB HBP BLK WP HR S P ERA WHIP	IP WLS BF H R ER SO BB IBB HBP BLK WP HR S P ERA WHIP	IP WLS BF H R ER SO BB IBB HBP BLK WP HR S P ERA WHIP	IP WLS BF H R ER SO BB IBB HBP BLK WP HR S P ERA WHIP	IP WLS BF H R ER SO BB IBB HBP BLK WP HR S P ERA WHIP	IP WLS BF H R ER SO BB IBB HBP BLK WP HR S P ERA WHIP	IP WLS BF H R ER SO BB IBB HBP BLK WP HR S P ERA WHIP	IP WLS BF H R ER SO BB IBB HBP BLK WP HR S P ERA WHIP	IP WLS BF H R ER SO BB IBB HBP BLK WP HR S P ERA WHIP

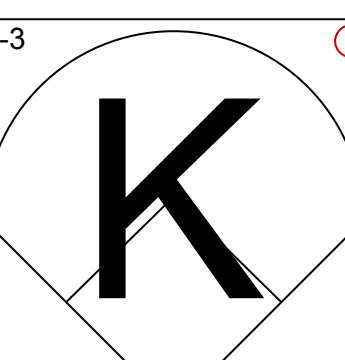
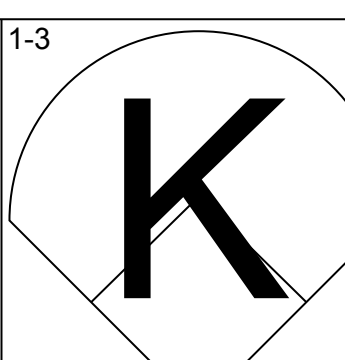
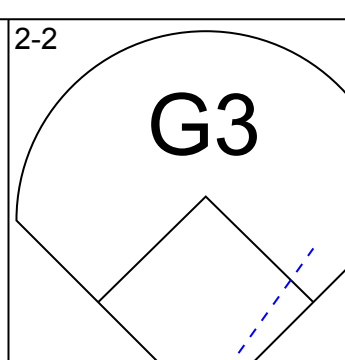
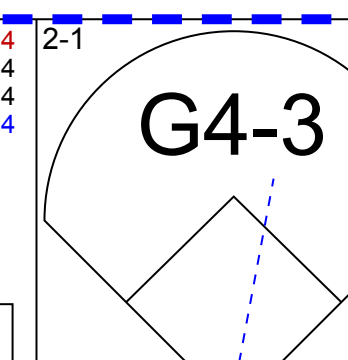
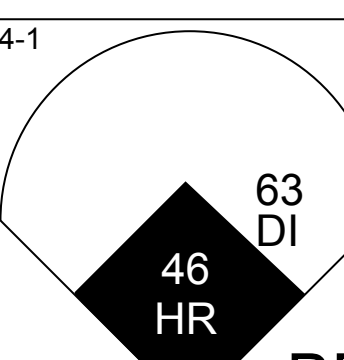
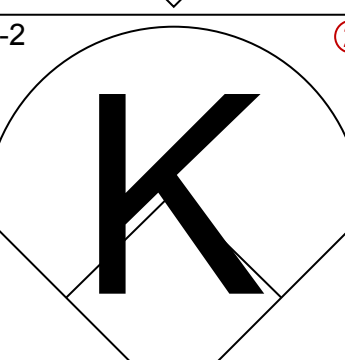
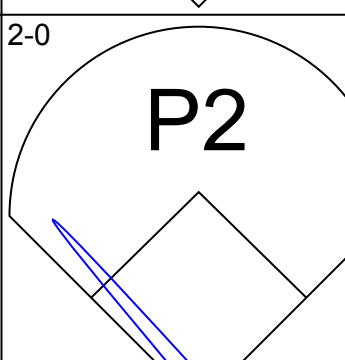
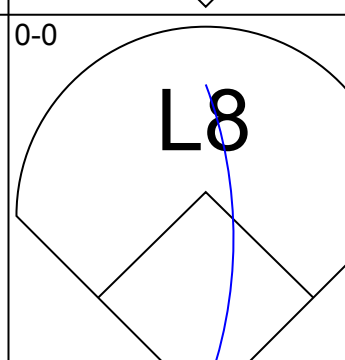
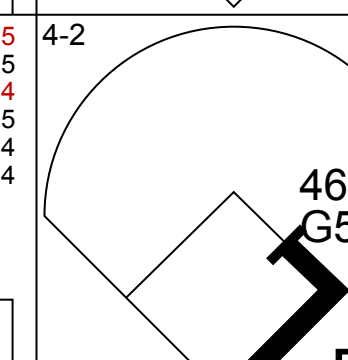
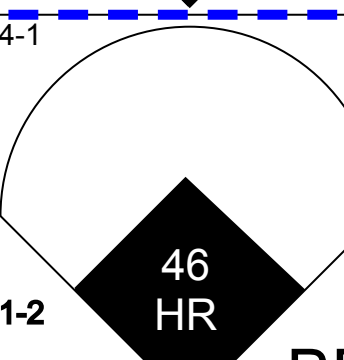
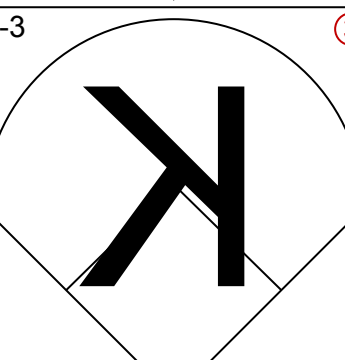
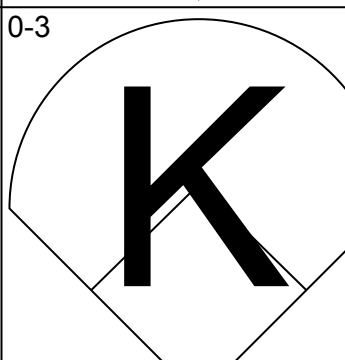
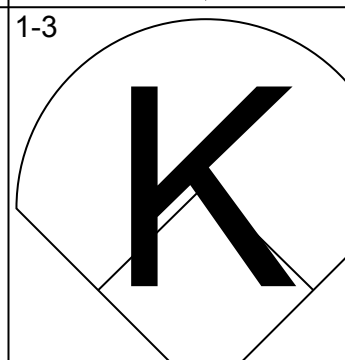
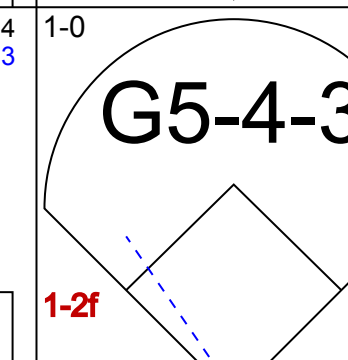
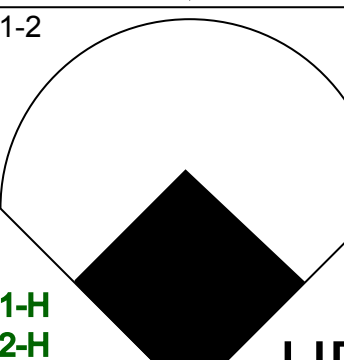





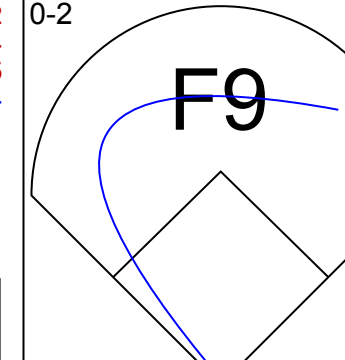
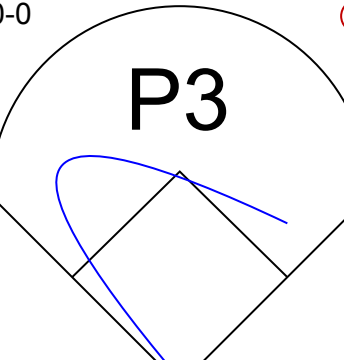

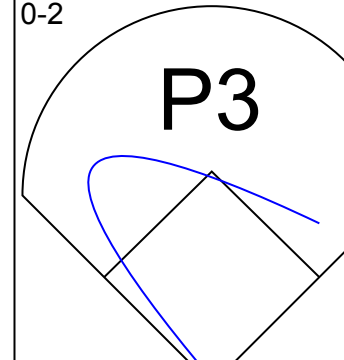
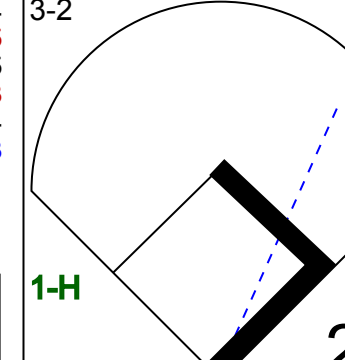
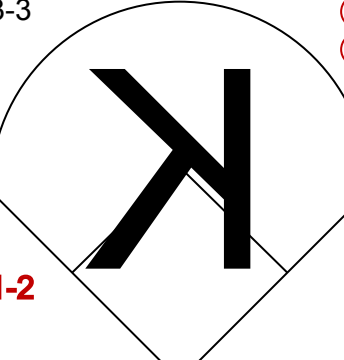

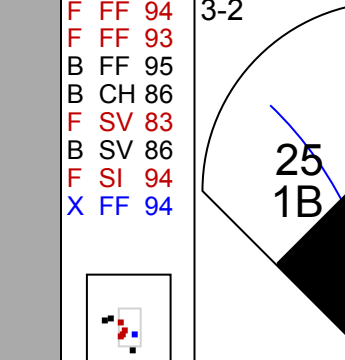
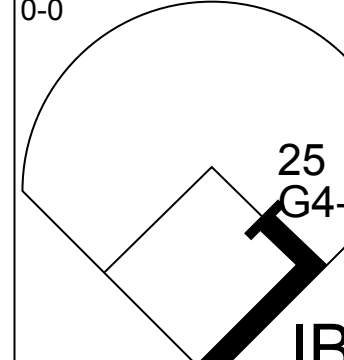
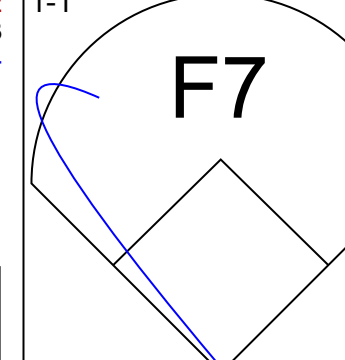


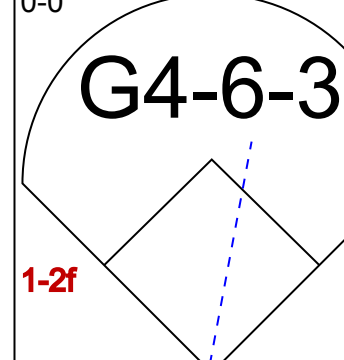
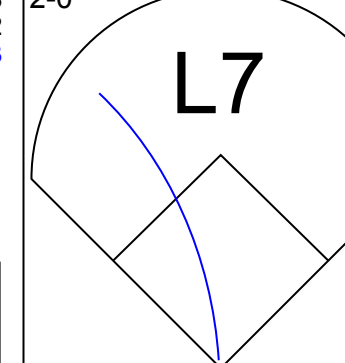
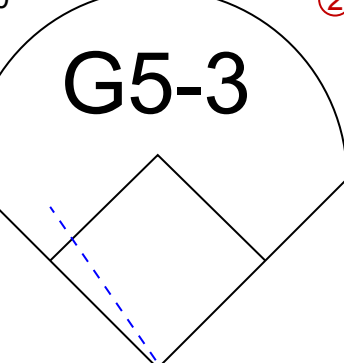
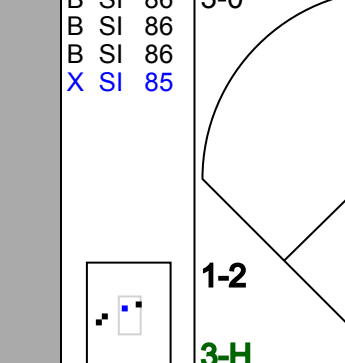


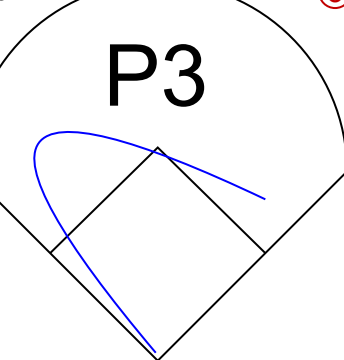
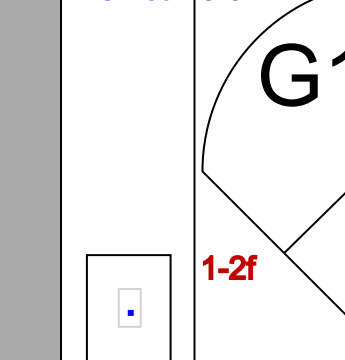

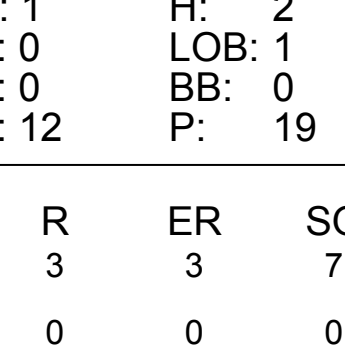
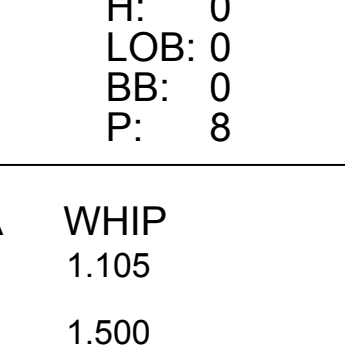
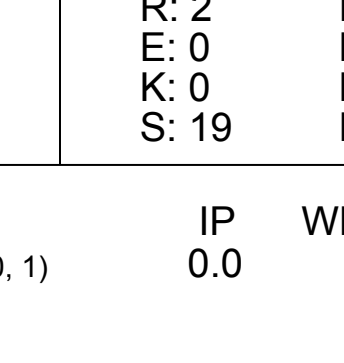
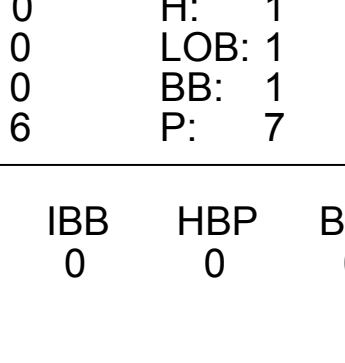

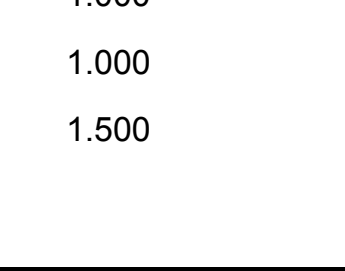


Toronto Blue Jays @ St. Louis Cardinals
 Busch Stadium, St. Louis, MO
 Mon May 23 2022, 6:46 PM - 10:06 PM CDT
 Att: 36,033 - Cloudy - 68 F

livebaseballscorecards.com

AB 34
 R 3
 H 4
 RBI 3
 BB 6
 SO 6
 LOB 16




WP: 0 PA: 41
 PB: 0
 SB: 0
 CS: 0

Batter	1	2	3	4	5	6	7	8	9	10	AB	R	H	RBI	BB	SO	LOB	BOTTOM									
19 Tommy Edman, S OBP: 0.369, SLG: 0.435											4	1	0	0	1	2	1										
16 Nolan Gorman, L OBP: 0.500, SLG: 0.538											3	0	0	0	1	1	1										
63 Edmundo Sosa, R (10, PH) OBP: 0.309, SLG: 0.280											0	1	0	0	1	0	0										
46 Paul Goldschmidt, R OBP: 0.403, SLG: 0.573											5	1	1	4	0	3	2										
28 Nolan Arenado, R OBP: 0.353, SLG: 0.556											4	1	3	0	0	0	0										
36 Juan Yezzer, R (1.10) OBP: 0.377, SLG: 0.522											4	1	1	1	0	0	3										
33 Brendan Donovan, L (1.9) OBP: 0.484, SLG: 0.520											3	1	2	1	1	1	1										
26 Corey Dickerson, L (1.7) OBP: 0.356, SLG: 0.231											4	0	1	0	0	0	3										
21 Lars Nootbaar, L (10, PR) OBP: 0.263, SLG: 0.125											0	1	0	0	0	0	0										
48 Harrison Bader, R (1.8) OBP: 0.301, SLG: 0.366											4	0	1	1	0	1	1										
7 Andrew Knizner, R (1.2) OBP: 0.356, SLG: 0.359											3	0	1	0	0	0	2										
5 Albert Pujols, R (10, PH) OBP: 0.329, SLG: 0.439											1	0	0	0	0	1	1										
Inning Stats	R: 0 E: 0 K: 3 S: 11	H: 0 LOB: 0 BB: 0 P: 14	R: 1 E: 0 K: 0 S: 12	H: 2 LOB: 1 BB: 0 P: 19	R: 0 E: 0 K: 2 S: 12	H: 1 LOB: 1 BB: 0 P: 16	R: 0 E: 0 K: 1 S: 8	H: 1 LOB: 1 BB: 0 P: 12	R: 0 E: 0 K: 0 S: 4	H: 0 LOB: 0 BB: 0 P: 8	R: 0 E: 0 K: 1 S: 7	H: 0 LOB: 0 BB: 0 P: 10	R: 2 E: 0 K: 0 S: 19	H: 4 LOB: 1 BB: 0 P: 28	R: 0 E: 0 K: 0 S: 5	H: 0 LOB: 0 BB: 1 P: 12	R: 0 E: 0 K: 0 S: 6	H: 1 LOB: 1 BB: 1 P: 7	R: 4 E: 0 K: 2 S: 14	H: 1 LOB: 0 BB: 2 P: 26	1B: 6 2B: 3 3B: 0 HR: 2	SF: 0 SAC: 0 DP: 4 HBP: 0	WP: 1 PB: 0 SB: 0 CS: 1	PA: 39			
PITCHER	IP WLS BF H R ER SO BB IBB HBP BLK WP HR S P ERA WHIP	IP WLS BF H R ER SO BB IBB HBP BLK WP HR S P ERA WHIP	IP WLS BF H R ER SO BB IBB HBP BLK WP HR S P ERA WHIP	IP WLS BF H R ER SO BB IBB HBP BLK WP HR S P ERA WHIP	IP WLS BF H R ER SO BB IBB HBP BLK WP HR S P ERA WHIP	IP WLS BF H R ER SO BB IBB HBP BLK WP HR S P ERA WHIP	IP WLS BF H R ER SO BB IBB HBP BLK WP HR S P ERA WHIP	IP WLS BF H R ER SO BB IBB HBP BLK WP HR S P ERA WHIP	IP WLS BF H R ER SO BB IBB HBP BLK WP HR S P ERA WHIP	IP WLS BF H R ER SO BB IBB HBP BLK WP HR S P ERA WHIP	IP WLS BF H R ER SO BB IBB HBP BLK WP HR S P ERA WHIP	IP WLS BF H R ER SO BB IBB HBP BLK WP HR S P ERA WHIP	IP WLS BF H R ER SO BB IBB HBP BLK WP HR S P ERA WHIP	IP WLS BF H R ER SO BB IBB HBP BLK WP HR S P ERA WHIP	IP WLS BF H R ER SO BB IBB HBP BLK WP HR S P ERA WHIP	IP WLS BF H R ER SO BB IBB HBP BLK WP HR S P ERA WHIP	IP WLS BF H R ER SO BB IBB HBP BLK WP HR S P ERA WHIP	IP WLS BF H R ER SO BB IBB HBP BLK WP HR S P ERA WHIP	IP WLS BF H R ER SO BB IBB HBP BLK WP HR S P ERA WHIP	IP WLS BF H R ER SO BB IBB HBP BLK WP HR S P ERA WHIP	IP WLS BF H R ER SO BB IBB HBP BLK WP HR S P ERA WHIP	IP WLS BF H R ER SO BB IBB HBP BLK WP HR S P ERA WHIP	IP WLS BF H R ER SO BB IBB HBP BLK WP HR S P ERA WHIP	IP WLS BF H R ER SO BB IBB HBP BLK WP HR S P ERA WHIP	IP WLS BF H R ER SO BB IBB HBP BLK WP HR S P ERA WHIP	IP WLS BF H R ER SO BB IBB HBP BLK WP HR S P ERA WHIP	IP WLS BF H R ER SO BB IBB HBP BLK WP HR S P ERA WHIP

Toronto Blue Jays @ St. Louis Cardinals
 Busch Stadium, St. Louis, MO
 Mon May 23 2022, 6:46 PM - 10:06 PM CDT
 Att: 36,033 - Cloudy - 68 F

livebaseballscorecards.com

AB 35
 R 7
 H 10
 RBI 7
 BB 4
 SO 9
 LOB 15



Batter	1	2	3	4	5	6	7	8	9	AB	R	H	RBI	BB	SO	LOB	TOP					
4 George Springer, R OBP: 0.353, SLG: 0.530										4	2	2	1	0	1	2	Toronto Blue Jays @ Los Angeles Angels Angel Stadium, Anaheim, CA Thu May 26 2022, 6:44 PM - 9:36 PM PDT Att: 28,228 - Clear - 68 F					
5 Santiago Espinal, R OBP: 0.360, SLG: 0.414										4	1	1	1	0	1	2						
27 Vladimir Guerrero, Jr., R, 10 OBP: 0.354, SLG: 0.452										4	1	1	1	0	2	2						
11 Bo Bichette, R OBP: 0.281, SLG: 0.399										4	0	2	2	0	2	0						
26 Matt Chapman, R OBP: 0.276, SLG: 0.347										4	0	0	0	0	2	2						
15 Raimel Tapia, L OBP: 0.255, SLG: 0.269										3	0	0	0	0	2	1						
7 Bradley Zimmer, L OBP: 0.180, SLG: 0.255										1	0	0	0	0	1	0						
9 Danny Jansen, R OBP: 0.361, SLG: 0.879										4	1	1	1	0	1	0						
13 Lourdes Gurriel Jr., R OBP: 0.279, SLG: 0.321										2	1	0	0	2	0	0						
8 Cavan Biggio, L OBP: 0.219, SLG: 0.038										3	0	0	0	1	3	1						
Inning Stats	R: 1 E: 0 K: 1 S: 14	H: 1 LOB: 0 BB: 0 P: 19	R: 0 E: 0 K: 2 S: 8	H: 0 LOB: 0 BB: 0 P: 14	R: 3 E: 0 K: 3 S: 14	H: 3 LOB: 1 BB: 1 P: 24	R: 0 E: 0 K: 0 S: 8	H: 0 LOB: 0 BB: 0 P: 11	R: 0 E: 0 K: 3 S: 9	H: 0 LOB: 0 BB: 0 P: 15	R: 1 E: 0 K: 1 S: 8	H: 2 LOB: 0 BB: 0 P: 10	R: 0 E: 0 K: 0 S: 11	H: 0 LOB: 2 BB: 2 P: 20	R: 0 E: 0 K: 3 S: 9	H: 0 LOB: 0 BB: 0 P: 16	R: 1 E: 0 K: 2 S: 14	H: 1 LOB: 0 BB: 0 P: 17	1B: 3 2B: 1 3B: 0 HR: 3	SF: 0 SAC: 0 DP: 0 HBP: 0	WP: 0 PB: 0 SB: 0 CS: 1	PA: 37
PITCHER	IP: 6.0 WLS: L BF: 24	H: 6 R: 5 ER: 5 SO: 10	BB: 1 IBB: 0 HBP: 0 BLK: 0	WP: 0 HR: 2 S: 61 P: 93	ERA: 7.50 WHIP: 1.167	IP: 3.0 WLS: L BF: 12	H: 1 R: 1 ER: 1 SO: 5	BB: 2 IBB: 0 HBP: 0 BLK: 0	WP: 0 HR: 1 S: 34 P: 53	ERA: 3.00 WHIP: 1.000												

AB	33
R	6
H	7
RBI	6
BB	3
SO	15
LOB	10



Batter	1	2	3	4	5	6	7	8	9	AB	R	H	RBI	BB	SO	LOB	BOTTOM						
2 Luis Rengifo, S OBP: 0.380, SLG: 0.386										4	0	2	1	0	1	0	Toronto Blue Jays @ Los Angeles Angels Angel Stadium, Anaheim, CA Thu May 26 2022, 6:44 PM - 9:36 PM PDT Att: 28,228 - Clear - 68 F						
27 Mike Trout, R OBP: 0.415, SLG: 0.655										4	0	0	0	0	0	3							
17 Shohel Ohtani, L OBP: 0.316, SLG: 0.446										2	0	0	1	1	1	1							
51 Jaime Barria, R ERA: 1.71										0	0	0	0	0	0	0							
3 Taylor Ward, R OBP: 0.477, SLG: 0.706										1	0	0	0	0	0	0							
6 Anthony Rendon, R OBP: 0.335, SLG: 0.403										4	0	0	0	0	0	3							
5 Matt Duffy, R OBP: 0.323, SLG: 0.281										4	1	2	0	0	0	0							
33 Max Stassi, R OBP: 0.309, SLG: 0.384										4	0	2	0	0	0	1							
10 Juan Lagares, R OBP: 0.305, SLG: 0.468										2	0	0	0	0	0	1							
20 Jared Walsh, L OBP: 0.305, SLG: 0.468										2	0	1	0	0	0	2							
16 Brandon Marsh, L OBP: 0.333, SLG: 0.402										4	1	2	1	0	1	1							
4 Andrew Velazquez, S OBP: 0.260, SLG: 0.296										4	1	1	0	0	2	3							
Inning Stats	R: 0 E: 0 K: 0 S: 8	H: 1 LOB: 1 BB: 1 P: 15	R: 0 E: 0 K: 0 S: 6	H: 0 LOB: 0 BB: 0 P: 8	R: 2 E: 0 K: 0 S: 11	H: 3 LOB: 1 BB: 0 P: 16	R: 0 E: 0 K: 0 S: 9	H: 2 LOB: 2 BB: 0 P: 13	R: 0 E: 0 K: 1 S: 8	H: 0 LOB: 0 BB: 0 P: 13	R: 0 E: 0 K: 3 S: 12	H: 2 LOB: 1 BB: 0 P: 19	R: 0 E: 0 K: 3 S: 9	H: 0 LOB: 0 BB: 0 P: 13	R: 0 E: 0 K: 0 S: 7	H: 0 LOB: 0 BB: 0 P: 10	R: 1 E: 0 K: 1 S: 13	H: 2 LOB: 1 BB: 0 P: 22	1B: 9 2B: 1 3B: 0 HR: 0	SF: 0 SAC: 0 DP: 2 HBP: 0	WP: 0 PB: 0 SB: 0 CS: 0	PA: 36	
PITCHER	IP: 5.0 WLS: W BF: 21	H: 6 R: 2 ER: 2 SO: 1	BB: 1 IBB: 0 HBP: 0 BLK: 0	WP: 0 HR: 0 S: 12 P: 19	ERA: 3.60 WHIP: 1.400	IP: 1.0 WLS: H BF: 4	H: 2 R: 0 ER: 0 SO: 0	BB: 0 IBB: 0 HBP: 0 BLK: 0	WP: 0 HR: 0 S: 9 P: 13	ERA: 0.00 WHIP: 2.000	IP: 1.0 WLS: H BF: 3	H: 0 R: 0 ER: 0 SO: 0	BB: 0 IBB: 0 HBP: 0 BLK: 0	WP: 0 HR: 0 S: 7 P: 10	ERA: 0.00 WHIP: 0.000	IP: 1.0 WLS: H BF: 3	H: 0 R: 0 ER: 0 SO: 0	BB: 0 IBB: 0 HBP: 0 BLK: 0	WP: 0 HR: 0 S: 13 P: 22	1B: 9 2B: 1 3B: 0 HR: 0	SF: 0 SAC: 0 DP: 2 HBP: 0	WP: 0 PB: 0 SB: 0 CS: 0	PA: 36

AB	35
R	3
H	10
RBI	3
BB	1
SO	5
LOB	15



Batter	1	2	3	4	5	6	7	8	9	AB	R	H	RBI	BB	SO	LOB	TOP								
4 George Springer, R (1, 10) OBP: 0.348, SLG: 0.516										4	0	0	0	1	1	5									
5 Santiago Espinal, R (1, 5) OBP: 0.237, SLG: 0.495										3	0	0	0	1	1	7									
27 Vladimir Guerrero Jr., R (1, 3) OBP: 0.346, SLG: 0.450										4	0	0	0	0	1	1									
11 Bo Bichette, R (1, 6) OBP: 0.281, SLG: 0.401										4	1	1	0	0	1	0									
37 Teoscar Hernández, R (1, 9) OBP: 0.213, SLG: 0.253										4	0	1	0	0	2	0									
30 Alejandro Kirk, R (1, 2) OBP: 0.358, SLG: 0.353										4	2	2	0	0	0	1									
15 Raimel Tapia, L (1, 8) OBP: 0.259, SLG: 0.273										2	0	1	0	0	0	0									
9 Danny Jansen, R (7, PH) OBP: 0.378, SLG: 0.882										1	0	1	0	0	0	0									
7 Bradley Zimmer, L (7, PR) OBP: 0.180, SLG: 0.255										0	1	0	0	0	0	0									
13 Lourdes Gurriel Jr., R (1, 7) OBP: 0.291, SLG: 0.340										4	0	3	1	0	0	0									
8 Cavan Biggio, L (1, 4) OBP: 0.235, SLG: 0.071										2	0	1	0	0	0	2									
26 Matt Chapman, R (7, PH) OBP: 0.279, SLG: 0.349										2	0	1	1	0	1	1									
Inning Stats	R: 0 E: 0 K: 0 S: 4	H: 0 LOB: 0 BB: 1 P: 11	R: 1 E: 0 K: 0 S: 7	H: 2 LOB: 0 BB: 0 P: 11	R: 0 E: 0 K: 0 S: 9	H: 1 LOB: 1 BB: 1 P: 19	R: 0 E: 0 K: 0 S: 8	H: 0 LOB: 0 BB: 0 P: 11	R: 1 E: 0 K: 1 S: 12	H: 3 LOB: 2 BB: 0 P: 16	R: 0 E: 0 K: 1 S: 7	H: 0 LOB: 0 BB: 0 P: 7	R: 1 E: 0 K: 1 S: 14	H: 3 LOB: 3 BB: 0 P: 25	R: 0 E: 0 K: 3 S: 10	H: 0 LOB: 0 BB: 0 P: 12	R: 1 E: 1 K: 1 S: 9	H: 2 LOB: 1 BB: 0 P: 14	1B: 8 2B: 3 3B: 0 HR: 0	SF: 0 SAC: 1 DP: 3 HBP: 0	WP: 1 PB: 0 SB: 1 CS: 0	PA: 37			
PITCHER	IP	WLS	BF	H	R	ER	SO	BB	IBB	HBP	BLK	WP	HR	S	P	ERA	WHIP								
63 Chase Silseth, R (1, 1) ERA: 3.07	4.1		18	6	2	2	0	2	0	0	0	0	0	33	60	4.15	1.846								
46 Jimmy Herget, R (5, 1) ERA: 2.99	2.0		6	0	0	0	2	0	0	0	0	0	0	16	17	0.00	0.000								
28 Aaron Loup, L (7, 1) ERA: 4.5	0.0	B	3	3	1	1	0	0	0	0	0	0	0	4	9	∞	∞								
52 Ryan Tepera, R (7, 1) ERA: 4.12	0.2		2	0	0	0	1	0	0	0	0	1	0	8	14	0.00	0.000								
62 Oliver Ortega, R (8, 1) ERA: 1.71	1.0		3	0	0	0	3	0	0	0	0	0	0	10	12	0.00	0.000								

Toronto Blue Jays @ Los Angeles Angels
Angel Stadium, Anaheim, CA
Fri May 27 2022, 6:41 PM - 9:45 PM PDT
Att. 44,641 - Clear - 68 F

AB	34
R	4
H	11
RBI	2
BB	2
SO	7
LOB	17



Batter	1	2	3	4	5	6	7	8	9	AB	R	H	RBI	BB	SO	LOB	BOTTOM								
3 Taylor Ward, R (1, 10) OBP: 0.463, SLG: 0.681										4	0	0	0	0	3	0									
27 Mike Trout, R (1, 8) OBP: 0.411, SLG: 0.651										4	0	1	0	0	2	0									
20 Jared Walsh, L (1, 3) OBP: 0.310, SLG: 0.487										4	1	2	1	0	1	1									
33 Max Stassi, R (1, 2) OBP: 0.294, SLG: 0.364										4	0	0	0	0	2	2									
2 Luis Rengifo, S (1, 4) OBP: 0.370, SLG: 0.375										4	1	1	0	0	1	2									
16 Brandon Marsh, L (1, 7) OBP: 0.325, SLG: 0.390										4	0	0	0	0	2	1									
4 Andrew Velazquez, S (1, 6) OBP: 0.267, SLG: 0.363										4	0	2	1	0	1	0									
10 Juan Lagares, R (1, 9) OBP: 0.316, SLG: 0.444										3	0	0	0	0	1	2									
14 Tyler Wade, L (1, 5) OBP: 0.280, SLG: 0.309										3	1	1	1	0	0	1									
Inning Stats	R: 0 E: 0 K: 3 S: 10	H: 1 LOB: 1 BB: 0 P: 15	R: 1 E: 1 K: 2 S: 17	H: 2 LOB: 0 BB: 0 P: 22	R: 1 E: 0 K: 3 S: 13	H: 1 LOB: 0 BB: 0 P: 21	R: 0 E: 0 K: 0 S: 10	H: 1 LOB: 1 BB: 0 P: 14	R: 1 E: 2 K: 1 S: 15	H: 2 LOB: 2 BB: 0 P: 20	R: 0 E: 0 K: 0 S: 6	H: 0 LOB: 0 BB: 0 P: 6	R: 0 E: 0 K: 0 S: 8	H: 0 LOB: 0 BB: 0 P: 14	R: 0 E: 0 K: 2 S: 8	H: 0 LOB: 0 BB: 0 P: 15	R: 0 E: 0 K: 3 S: 10	H: 0 LOB: 0 BB: 0 P: 12	1B: 4 2B: 1 3B: 0 HR: 2	SF: 0 SAC: 0 DP: 0 HBP: 0	WP: 1 PB: 0 SB: 1 CS: 0	PA: 35			
PITCHER	IP	WLS	BF	H	R	ER	SO	BB	IBB	HBP	BLK	WP	HR	S	P	ERA	WHIP								
6 Alek Manoah, R (1, 1) ERA: 1.77	6.0		26	7	3	2	9	0	0	0	0	0	0	8	98	3.00	1.167								
93 Yimi García, R (7, 1) ERA: 3.5	1.0		3	0	0	0	0	0	0	0	0	0	0	8	14	0.00	0.000								
33 Trevor Richards, R (8, 1) ERA: 4.12	1.0	W	3	0	0	0	2	0	0	0	0	0	0	8	15	0.00	0.000								
68 Jordan Romano, R (9, 1) ERA: 2.89	1.0	S	3	0	0	0	3	0	0	0	0	0	0	10	12	0.00	0.000								

Toronto Blue Jays @ Los Angeles Angels
Angel Stadium, Anaheim, CA
Fri May 27 2022, 6:41 PM - 9:45 PM PDT
Att. 44,641 - Clear - 68 F

AB	35
R	3
H	7
RBI	3
BB	0
SO	14
LOB	9



Batter	1	2	3	4	5	6	7	8	9	AB	R	H	RBI	BB	SO	LOB	TOP					
18 AJ Pollock, R (1, 7) OBP: 0.254, SLG: 0.365										4	1	2	1	0	0	1	Chicago White Sox @ Toronto Blue Jays Rogers Centre, Toronto, ON Wed Jun 01 2022, 7:09 PM - 10:22 PM EDT Att: 23,312 - Cloudy - 68 F					
25 Andrew Vaughn, R (1, 9) OBP: 0.344, SLG: 0.513										3	1	1	0	1	0	0						
79 José Abreu, R (1, 3) OBP: 0.343, SLG: 0.419										4	1	2	2	0	1	3						
88 Luis Robert Jr., R (1, 10) OBP: 0.318, SLG: 0.433										4	0	1	0	0	2	0						
30 Jake Burger, R (1, 5) OBP: 0.279, SLG: 0.392										4	0	1	0	0	1	2						
28 Leury García, S (1, 4) OBP: 0.194, SLG: 0.267										4	0	0	0	0	0	3						
15 Adam Engel, R (1, 8) OBP: 0.298, SLG: 0.348																						
10 Yoán Moncada, S (9, PH) OBP: 0.172, SLG: 0.246										3	0	0	0	0	2	1						
21 Reese McGuire, L (1, 2) OBP: 0.279, SLG: 0.250										4	0	0	0	0	0	0						
20 Danny Mendick, R (1, 6) OBP: 0.361, SLG: 0.500										3	0	2	0	0	1	0						
32 Gavin Sheets, L (9, PH) OBP: 0.272, SLG: 0.336										1	0	0	0	0	0	0						
Inning Stats	R: 1 E: 0 K: 1 S: 8	H: 1 LOB: 0 BB: 0 P: 14	R: 0 E: 0 K: 1 S: 7	H: 0 LOB: 0 BB: 0 P: 9	R: 0 E: 0 K: 0 S: 7	H: 1 LOB: 0 BB: 0 P: 10	R: 2 E: 0 K: 2 S: 16	H: 3 LOB: 1 BB: 0 P: 25	R: 0 E: 0 K: 1 S: 9	H: 0 LOB: 0 BB: 0 P: 12	R: 0 E: 0 K: 1 S: 16	H: 2 LOB: 2 BB: 0 P: 22	R: 0 E: 0 K: 0 S: 7	H: 2 LOB: 3 BB: 1 P: 16	R: 0 E: 0 K: 1 S: 5	H: 0 LOB: 0 BB: 0 P: 9	R: 0 E: 0 K: 1 S: 10	H: 0 LOB: 0 BB: 0 P: 17	1B: 5 2B: 2 3B: 0 HR: 2	SF: 0 SAC: 0 DP: 1 HBP: 0	WP: 0 PB: 0 SB: 0 CS: 0	PA: 36
PITCHER	IP WLS BF H R ER SO BB IBB HBP BLK WP HR S P ERA WHIP	IP WLS BF H R ER SO BB IBB HBP BLK WP HR S P ERA WHIP	IP WLS BF H R ER SO BB IBB HBP BLK WP HR S P ERA WHIP	IP WLS BF H R ER SO BB IBB HBP BLK WP HR S P ERA WHIP	IP WLS BF H R ER SO BB IBB HBP BLK WP HR S P ERA WHIP	IP WLS BF H R ER SO BB IBB HBP BLK WP HR S P ERA WHIP	IP WLS BF H R ER SO BB IBB HBP BLK WP HR S P ERA WHIP	IP WLS BF H R ER SO BB IBB HBP BLK WP HR S P ERA WHIP	IP WLS BF H R ER SO BB IBB HBP BLK WP HR S P ERA WHIP	IP WLS BF H R ER SO BB IBB HBP BLK WP HR S P ERA WHIP	IP WLS BF H R ER SO BB IBB HBP BLK WP HR S P ERA WHIP	IP WLS BF H R ER SO BB IBB HBP BLK WP HR S P ERA WHIP	IP WLS BF H R ER SO BB IBB HBP BLK WP HR S P ERA WHIP	IP WLS BF H R ER SO BB IBB HBP BLK WP HR S P ERA WHIP	IP WLS BF H R ER SO BB IBB HBP BLK WP HR S P ERA WHIP	IP WLS BF H R ER SO BB IBB HBP BLK WP HR S P ERA WHIP						
99 Hyun Jin Ryu, L (1, 1) ERA: 5.67	4.0	16	5	3	3	4	0	0	0	0	0	0	0	0	0	0	6.75	1.250				
48 Ross Spirling, R (5, 1) ERA: 4.22	2.2	11	3	0	0	2	0	0	0	0	0	0	0	0	0	0	28	38	0.00	1.125		
35 David Phelps, R (7, 1) ERA: 2.25	1.1	6	1	0	0	1	0	0	0	0	0	0	0	0	0	0	9	21	0.00	1.500		
93 Yimi García, R (9, 1) ERA: 3.0	1.0	3	0	0	0	1	0	0	0	0	0	0	0	0	0	0	10	17	0.00	0.000		
Batter	1	2	3	4	5	6	7	8	9	AB	R	H	RBI	BB	SO	LOB	BOTTOM					
5 Santiago Espinal, R (1, 4) OBP: 0.322, SLG: 0.396										4	1	1	1	1	1	1	Chicago White Sox @ Toronto Blue Jays Rogers Centre, Toronto, ON Wed Jun 01 2022, 7:09 PM - 10:22 PM EDT Att: 23,312 - Cloudy - 68 F					
11 Bo Bichette, R (1, 6) OBP: 0.300, SLG: 0.422										2	1	0	1	3	1	0						
27 Vladimir Guerrero Jr., R (1, 3) OBP: 0.343, SLG: 0.454										5	1	2	2	0	2	3						
37 Teoscar Hernández, R (1, 9) OBP: 0.276, SLG: 0.316										3	1	2	0	2	1	2						
30 Alejandro Kirk, R (1, 10) OBP: 0.369, SLG: 0.415										5	0	0	0	0	1	4						
13 Lourdes Gurriel Jr., R (1, 7) OBP: 0.309, SLG: 0.350										3	0	1	0	1	2	1						
26 Matt Chapman, R (1, 5) OBP: 0.291, SLG: 0.353										3	2	1	0	1	0	2						
9 Danny Jansen, R (1, 2) OBP: 0.340, SLG: 0.761										4	1	1	3	0	1	3						
15 Raimel Tapia, L (1, 8) OBP: 0.284, SLG: 0.314										3	0	2	0	0	0	0						
7 Bradley Zimmer, L (8, 8) OBP: 0.179, SLG: 0.231										1	0	0	0	0	1	0						
Inning Stats	R: 1 E: 0 K: 1 S: 9	H: 2 LOB: 1 BB: 0 P: 15	R: 1 E: 0 K: 2 S: 20	H: 2 LOB: 2 BB: 2 P: 39	R: 3 E: 0 K: 1 S: 17	H: 2 LOB: 1 BB: 2 P: 31	R: 0 E: 0 K: 2 S: 11	H: 0 LOB: 1 BB: 1 P: 17	R: 0 E: 0 K: 1 S: 9	H: 1 LOB: 0 BB: 0 P: 15	R: 0 E: 0 K: 2 S: 14	H: 1 LOB: 2 BB: 1 P: 25	R: 0 E: 0 K: 0 S: 13	H: 0 LOB: 1 BB: 1 P: 22	R: 2 E: 0 K: 1 S: 14	H: 2 LOB: 1 BB: 1 P: 21	1B: 4 2B: 3 3B: 0 HR: 3	SF: 0 SAC: 0 DP: 0 HBP: 0	WP: 0 PB: 0 SB: 0 CS: 1	PA: 42		
PITCHER	IP WLS BF H R ER SO BB IBB HBP BLK WP HR S P ERA WHIP	IP WLS BF H R ER SO BB IBB HBP BLK WP HR S P ERA WHIP	IP WLS BF H R ER SO BB IBB HBP BLK WP HR S P ERA WHIP	IP WLS BF H R ER SO BB IBB HBP BLK WP HR S P ERA WHIP	IP WLS BF H R ER SO BB IBB HBP BLK WP HR S P ERA WHIP	IP WLS BF H R ER SO BB IBB HBP BLK WP HR S P ERA WHIP	IP WLS BF H R ER SO BB IBB HBP BLK WP HR S P ERA WHIP	IP WLS BF H R ER SO BB IBB HBP BLK WP HR S P ERA WHIP	IP WLS BF H R ER SO BB IBB HBP BLK WP HR S P ERA WHIP	IP WLS BF H R ER SO BB IBB HBP BLK WP HR S P ERA WHIP	IP WLS BF H R ER SO BB IBB HBP BLK WP HR S P ERA WHIP	IP WLS BF H R ER SO BB IBB HBP BLK WP HR S P ERA WHIP	IP WLS BF H R ER SO BB IBB HBP BLK WP HR S P ERA WHIP	IP WLS BF H R ER SO BB IBB HBP BLK WP HR S P ERA WHIP	IP WLS BF H R ER SO BB IBB HBP BLK WP HR S P ERA WHIP	IP WLS BF H R ER SO BB IBB HBP BLK WP HR S P ERA WHIP						
34 Michael Kopech, R (1, 1) ERA: 2.2	3.0	19	6	5	5	4	0	0	0	0	0	0	0	0	0	0	15.00	3.333				
59 Kyle Crick, R (4, 1) ERA: 3.6	2.0	7	1	0	0	3	1	0	0	0	0	0	0	0	0	0	20	32	0.00	1.000		
63 Matt Foster, R (6, 1) ERA: 2.35	1.0	5	1	0	0	2	1	0	0	0	0	0	0	0	0	0	14	25	0.00	2.000		
66 José Ruiz, R (7, 1) ERA: 4.82	1.0	4	0	0	0	0	1	0	0	0	0	0	0	0	0	0	13	22	0.00	1.000		
67 Bennett Sousa, L (8, 1) ERA: 6.89	1.0	6	2	2	2	1	1	0	0	0	0	1	0	0	0	0	14	21	18.00	3.000		

Batter	1	2	3	4	5	6	7	8	9	AB R H RBI BB SO LOB	TOP											
25 Byron Buxton, R OBP: 0.296, SLG: 0.517										5 1 3 2 0 2 0	Minnesota Twins @ Toronto Blue Jays Rogers Centre, Toronto, ON Fri Jun 03 2022, 7:09 PM - 10:09 PM EDT Att: 27,753 - Cloudy - 65 F											
11 Jorge Polanco, S OBP: 0.318, SLG: 0.346										5 1 1 0 0 2 2												
30 Kyle Garlick, R OBP: 0.324, SLG: 0.567 1 Nick Gordon, L OBP: 0.292, SLG: 0.360										3 2 3 3 0 0 0 1 1 0 0 0 1 0												
24 Gary Sánchez, R OBP: 0.287, SLG: 0.430										4 0 1 0 0 1 2												
15 Gio Urshela, R OBP: 0.330, SLG: 0.403 2 Luis Arraez, L OBP: 0.430, SLG: 0.394										2 0 1 0 0 0 1 2 1 1 1 0 0 1												
64 Jose Miranda, R OBP: 0.214, SLG: 0.395										4 2 2 3 0 1 2												
13 Trevor Larnach, L OBP: 0.350, SLG: 0.467										4 0 0 0 0 2 2												
27 Ryan Jeffers, R OBP: 0.271, SLG: 0.297										4 0 0 0 0 2 0												
87 Jermaine Palacios, R OBP: 0.235, SLG: 0.133										3 1 0 0 1 1 0												
Inning Stats	R: 2 H: 3 E: 0 K: 1 S: 11	H: 3 LOB: 0 BB: 0 P: 14	R: 1 H: 1 E: 0 K: 1 S: 7	H: 1 LOB: 0 BB: 0 P: 9	R: 1 H: 1 E: 0 K: 2 S: 12	H: 1 LOB: 0 BB: 0 P: 17	R: 0 H: 1 E: 0 K: 1 S: 10	H: 1 LOB: 0 BB: 0 P: 15	R: 0 H: 1 E: 0 K: 2 S: 11	H: 1 LOB: 1 BB: 0 P: 16		R: 2 H: 2 E: 0 K: 2 S: 14	H: 2 LOB: 0 BB: 0 P: 22	R: 0 H: 1 E: 0 K: 0 S: 16	H: 1 LOB: 1 BB: 0 P: 20	R: 1 H: 1 E: 0 K: 1 S: 12	H: 1 LOB: 1 BB: 0 P: 18	R: 2 H: 1 E: 0 K: 2 S: 18	H: 1 LOB: 0 BB: 1 P: 29	1B: 5 2B: 2 3B: 0 HR: 5	SF: 0 SAC: 0 DP: 1 HBP: 1	WP: 0 PB: 0 SB: 1 CS: 0
PITCHER	IP WLS BF H R ER SO BB IBB HBP BLK WP HR S P ERA WHIP											IP WLS BF H R ER SO BB IBB HBP BLK WP HR S P ERA WHIP										
16 Yusel Kikuchi, L ERA: 3.91	(1, 1) 4.2 L 19 7 4 4 6 0 0 0 0 0 0 3 48 67 7.71 1.500																					
33 Trevor Richards, R ERA: 5.32	(5, 1) 1.1 6 2 2 2 3 0 0 0 0 0 0 1 17 26 13.50 1.500																					
67 Julian Merryweather, R ERA: 6.75	(7, 1) 1.0 4 1 0 0 0 0 0 0 0 0 0 0 16 20 0.00 1.000																					
50 Andrew Vasquez, L ERA: 8.44	(8, 1) 0.1 3 1 1 1 0 0 0 0 1 1 0 0 6 10 27.00 3.000																					
38 Jeremy Beasley, R ERA: 10.8	(8, 1) 1.2 7 1 2 2 3 1 0 0 0 0 0 1 24 37 10.80 1.200																					

AB	37
R	9
H	12
RBI	9
BB	1
SO	12
LOB	10



Batter	1	2	3	4	5	6	7	8	9	AB R H RBI BB SO LOB	BOTTOM											
4 George Springer, R OBP: 0.351, SLG: 0.529										4 1 1 1 0 1 3	Minnesota Twins @ Toronto Blue Jays Rogers Centre, Toronto, ON Fri Jun 03 2022, 7:09 PM - 10:09 PM EDT Att: 27,753 - Cloudy - 65 F											
11 Bo Bichette, R OBP: 0.296, SLG: 0.418										4 1 1 0 0 0 2												
27 Vladimir Guerrero Jr., R OBP: 0.343, SLG: 0.467										4 1 1 1 0 1 3												
37 Teoscar Hernández, R OBP: 0.281, SLG: 0.356										4 0 1 1 0 0 0												
9 Danny Jansen, R OBP: 0.315, SLG: 0.700										4 0 0 0 0 1 1												
15 Raimel Tapia, L OBP: 0.277, SLG: 0.313										4 0 0 0 0 1 1												
13 Lourdes Gurriel Jr., R OBP: 0.300, SLG: 0.340										4 0 0 0 0 2 0												
5 Santiago Espinal, R OBP: 0.330, SLG: 0.404										2 0 0 0 1 1 0												
8 Cavan Biggio, L OBP: 0.294, SLG: 0.171										1 0 0 0 2 0 0												
Inning Stats	R: 2 H: 3 E: 0 K: 0 S: 15	H: 0 LOB: 0 BB: 0 P: 21	R: 0 H: 0 E: 0 K: 1 S: 8	H: 0 LOB: 0 BB: 0 P: 11	R: 1 H: 1 E: 0 K: 0 S: 9	H: 1 LOB: 0 BB: 0 P: 13	R: 0 H: 0 E: 0 K: 3 S: 9	H: 0 LOB: 0 BB: 0 P: 15	R: 0 H: 0 E: 0 K: 2 S: 13	H: 0 LOB: 2 BB: 2 P: 26		R: 0 H: 0 E: 0 K: 0 S: 5	H: 0 LOB: 0 BB: 0 P: 9	R: 0 H: 0 E: 0 K: 0 S: 11	H: 0 LOB: 1 BB: 1 P: 20	R: 0 H: 0 E: 0 K: 0 S: 9	H: 0 LOB: 0 BB: 0 P: 15	R: 0 H: 0 E: 0 K: 1 S: 9	H: 0 LOB: 0 BB: 0 P: 14	1B: 1 2B: 1 3B: 0 HR: 2	SF: 0 SAC: 0 DP: 0 HBP: 0	WP: 0 PB: 0 SB: 0 CS: 0
PITCHER	IP WLS BF H R ER SO BB IBB HBP BLK WP HR S P ERA WHIP											IP WLS BF H R ER SO BB IBB HBP BLK WP HR S P ERA WHIP										
51 Chi Chi González, R ERA: 9.0	(1, 1) 3.0 4 3 3 3 1 0 0 0 0 0 0 0 13 27 9.00 1.333																					
71 Jovani Moran, L ERA: 1.04	(4, 1) 1.0 5 0 0 0 0 3 2 0 0 0 0 0 0 13 27 0.00 2.000																					
45 Jharel Cotton, R ERA: 1.04	(5, 1) 2.0 W 6 0 0 0 2 0 0 0 0 0 0 0 14 23 0.00 0.000																					
21 Tyler Duffey, R ERA: 4.43	(7, 1) 1.0 H 4 0 0 0 0 1 0 0 0 0 0 0 11 20 0.00 1.000																					
38 Jose Smith, R ERA: 1.59	(8, 1) 1.0 3 0 0 0 0 0 0 0 0 0 0 0 9 15 0.00 0.000																					

AB	31
R	3
H	4
RBI	3
BB	3
SO	7
LOB	10




Batter	1	2	3	4	5	6	7	8	9	AB	R	H	RBI	BB	SO	LOB	TOP										
4 George Springer, R OBP: 0.342, SLG: 0.510	G6-3		F9						FC6-4	5	0	2	0	0	0	2	Toronto Blue Jays @ Kansas City Royals Kauffman Stadium, Kansas City, MO Wed Jun 08 2022, 1:12 PM - 4:37 PM CDT Att: 12,196 - Partly Cloudy - 76 F										
11 Bo Bichette, R OBP: 0.312, SLG: 0.438	F4						F8			5	0	2	0	0	1	2											
27 Vladimir Guerrero Jr., R(1, 10) OBP: 0.335, SLG: 0.485	K		G4-3				F7		G3-1	5	0	0	1	0	1	5											
5 Santiago Espinal, R OBP: 0.346, SLG: 0.451		L5		K					FC6-4	5	0	1	0	0	1	4											
15 Raimel Tapia, L OBP: 0.273, SLG: 0.331				L4			F8			4	1	1	1	0	1	2											
13 Lourdes Gurriel Jr., R OBP: 0.315, SLG: 0.348							F3		F7	4	0	1	0	0	1	0											
26 Matt Chapman, R OBP: 0.312, SLG: 0.381		G6-3							K	3	0	1	0	1	1	0											
21 Zack Collins, L OBP: 0.288, SLG: 0.455							G6-3			4	2	2	1	0	1	3											
8 Cavan Biggio, L OBP: 0.344, SLG: 0.245							L8		E6	4	1	2	0	0	0	3											
Inning Stats	R: 0 E: 0 K: 1 S: 7	H: 0 LOB: 0 BB: 0 P: 12	R: 1 E: 0 K: 1 S: 10	H: 1 LOB: 0 BB: 0 P: 16	R: 2 E: 0 K: 1 S: 14	H: 3 LOB: 1 BB: 0 P: 23	R: 0 E: 0 K: 1 S: 13	H: 2 LOB: 2 BB: 0 P: 22	R: 0 E: 0 K: 0 S: 6	H: 0 LOB: 1 BB: 0 P: 15	R: 0 E: 0 K: 0 S: 9	H: 1 LOB: 0 BB: 0 P: 14	R: 0 E: 0 K: 2 S: 10	H: 0 LOB: 0 BB: 0 P: 17	R: 1 E: 1 K: 0 S: 21	H: 3 LOB: 2 BB: 0 P: 27	1B: 9 2B: 1 3B: 0 HR: 2	SF: 0 SAC: 0 DP: 0 HBP: 0	WP: 0 PB: 1 SB: 0 CS: 0	PA: 40							
PITCHER	IP	WLS	BF	H	R	ER	SO	BB	IBB	HBP	BLK	WP	HR	S	P	ERA	WHIP										
51 Brady Singer, R ERA: 4.33	5.0	W	23	8	3	3	5	0	0	0	0	0	2	63	98	5.40	1.600										
65 Dylan Coleman, R ERA: 3.57	1.0	H	4	0	0	0	0	1	0	0	0	0	0	6	15	0.00	1.000										
74 Jose Cuas, R ERA:	1.0		4	1	0	0	0	0	0	0	0	0	0	9	14	0.00	1.000										
63 Josh Staumont, R ERA: 3.32	1.0		3	0	0	0	2	0	0	0	0	0	0	10	17	0.00	0.000										
58 Scott Barlow, R ERA: 1.88	1.0		6	3	1	1	0	0	0	0	0	0	0	21	27	9.00	3.000										

Batter	1	2	3	4	5	6	7	8	9	AB	R	H	RBI	BB	SO	LOB	BOTTOM										
15 Whit Merrifield, R OBP: 0.261, SLG: 0.314	K			G4-3			F7			5	0	2	1	0	1	2	Toronto Blue Jays @ Kansas City Royals Kauffman Stadium, Kansas City, MO Wed Jun 08 2022, 1:12 PM - 4:37 PM CDT Att: 12,196 - Partly Cloudy - 76 F										
16 Andrew Benintendi, L OBP: 0.362, SLG: 0.465							L5			3	2	0	0	2	2	4											
7 Bobby Witt Jr., R OBP: 0.269, SLG: 0.417										4	2	2	0	1	0	1											
13 Salvador Perez, R OBP: 0.241, SLG: 0.404										5	1	2	1	0	2	4											
1 MJ Melendez, L OBP: 0.325, SLG: 0.434										5	1	1	2	0	1	4											
41 Carlos Santana, S OBP: 0.325, SLG: 0.286										4	1	4	1	1	0	0											
26 Emmanuel Rivera, R(1, 5) OBP: 0.268, SLG: 0.394										5	0	1	2	0	3	4											
2 Michael Taylor, R OBP: 0.364, SLG: 0.357										2	1	1	1	1	0	1											
8 Nicky Lopez, L OBP: 0.294, SLG: 0.257										2	0	0	0	1	0	4											
Inning Stats	R: 3 E: 0 K: 2 S: 26	H: 2 LOB: 3 BB: 4 P: 47	R: 0 E: 0 K: 2 S: 9	H: 2 LOB: 0 BB: 0 P: 13	R: 0 E: 0 K: 1 S: 8	H: 1 LOB: 1 BB: 0 P: 8	R: 2 E: 1 K: 0 S: 13	H: 2 LOB: 0 BB: 1 P: 22	R: 1 E: 0 K: 1 S: 14	H: 2 LOB: 1 BB: 1 P: 25	R: 1 E: 0 K: 1 S: 11	H: 1 LOB: 1 BB: 0 P: 17	R: 0 E: 0 K: 1 S: 14	H: 1 LOB: 1 BB: 0 P: 19	1B: 7 2B: 5 3B: 1 HR: 0	SF: 0 SAC: 1 DP: 0 HBP: 1	WP: 0 PB: 0 SB: 0 CS: 1	PA: 44									
PITCHER	IP	WLS	BF	H	R	ER	SO	BB	IBB	HBP	BLK	WP	HR	S	P	ERA	WHIP										
16 Yusei Kikuchi, L ERA: 4.44	0.2		8	2	3	3	2	4	0	0	0	0	0	19	23	40.50	9.000										
57 Trent Thornton, R ERA: 3.05	2.1		10	3	0	0	3	0	0	0	0	0	0	22	36	20.25	3.750										
33 Trevor Richards, R ERA: 5.68	1.1	L	8	4	3	3	1	1	0	0	0	0	0	7	14	0.00	1.500										
91 Matt Gage, L ERA:	0.2		3	0	0	0	0	1	0	0	0	0	0	14	25	9.00	2.000										
90 Adam Cimber, R ERA: 2.55	1.0		5	2	1	1	1	0	0	0	0	0	0	14	25	9.00	2.000										
PITCHER	IP	WLS	BF	H	R	ER	SO	BB	IBB	HBP	BLK	WP	HR	S	P	ERA	WHIP										
67 Julian Merryweather, R ERA: 6.11	1.0		1	1	1	1	1	0	0	0	0	0	0	4	5	0.00	0.000										
50 Andrew Vasquez, L ERA: 8.1	0.2		2	0	0	0	0	0	0	0	0	0	0	10	14	0.00	3.000										
93 Yimi Garcia, R ERA: 2.82	0.1		2	1	0	0	1	0	0	0	0	0	0	10	14	0.00	3.000										

livebaseballscorecards.com

AB 39
R 4
H 12
RBI 3
BB 1
SO 7
LOB 21



livebaseballscorecards.com

AB 35
R 8
H 13
RBI 8
BB 6
SO 9
LOB 24



Batter	1	2	3	4	5	6	7	8	9	AB R H RBI BB SO LOB	TOP											
4 George Springer, R (1, 8) OBP: 0.348, SLG: 0.522	G4-3		K	F8			1B		K	5 0 1 0 0 2 3	Toronto Blue Jays @ Detroit Tigers Comerica Park, Detroit, MI Sun Jun 12 2022, 1:52 PM - 4:34 PM EDT Att: 29,399 - Partly Cloudy - 80 F											
11 Bo Bichette, R (1, 6) OBP: 0.314, SLG: 0.449	G4-3			1B	F8		L9		G5-3	5 1 1 0 0 0 2												
27 Vladimir Guerrero Jr., R (1, 3) OBP: 0.336, SLG: 0.477				HR	G6-3		K		K	5 1 2 2 0 2 2												
30 Alejandro Kirk, R (1, 10) OBP: 0.401, SLG: 0.471	K		K	F9				BB		3 1 0 0 1 2 1												
37 Teoscar Hernández, R (1, 9) OBP: 0.297, SLG: 0.376		1B		2B			BB	F7		3 1 2 0 1 0 1												
5 Santiago Espinal, R (1, 5) OBP: 0.244, SLG: 0.444		BB		K		G5-4-3			2B	3 1 1 0 1 1 2												
13 Lourdes Gurriel Jr., R (1, 7) 7 Bradley Zimmer, L (8, 8) OBP: 0.206, SLG: 0.200	G4-6-3			2B			BB		1B	3 1 2 3 1 0 1 0 0 0 0 0 0 0												
55 Gabriel Moreno, R (1, 2) OBP: 0.250, SLG: 0.143			G4-3	BB		L9		G6-4-3		3 0 0 0 1 0 2												
8 Cavan Biggio, L (1, 4) OBP: 0.365, SLG: 0.288			K	2B			K		2B	4 0 2 1 0 2 0												
Inning Stats	R: 0 H: 1 E: 0 K: 1 S: 9	H: 1 LOB: 1 BB: 0 P: 15	R: 0 H: 0 E: 0 K: 0 S: 8	H: 1 LOB: 0 BB: 1 P: 13	R: 0 H: 0 E: 0 K: 2 S: 11	H: 0 LOB: 0 BB: 0 P: 14	R: 4 H: 5 E: 0 K: 2 S: 24	H: 5 LOB: 2 BB: 1 P: 34	R: 0 H: 0 E: 0 K: 0 S: 7	H: 0 LOB: 0 BB: 0 P: 12	R: 0 H: 0 E: 0 K: 0 S: 7	H: 0 LOB: 1 BB: 2 P: 16	R: 0 H: 1 E: 0 K: 2 S: 9	H: 1 LOB: 0 BB: 0 P: 10	R: 2 H: 2 E: 0 K: 0 S: 13	H: 2 LOB: 0 BB: 1 P: 21	R: 0 H: 1 E: 0 K: 2 S: 12	H: 1 LOB: 1 BB: 0 P: 18	1B: 5 2B: 5 HR: 1	SF: 0 SAC: 0 HBP: 0	WP: 0 PB: 0 SB: 1 CS: 1	PA: 39
PITCHER	IP WLS BF H R ER SO BB IBB HBP BLK WP HR S P ERA WHIP											PITCHER	IP WLS BF H R ER SO BB IBB HBP BLK WP HR S P ERA WHIP									
29 Tarik Skubal, L (1, 1) ERA: 2.71	4.0 L 19 7 4 4 5 2 0 0 0 0 0 1 52 76 9.00 2.250																					
58 Wily Peralta, R (5, 1) ERA: 1.42	2.0 7 0 0 0 0 2 0 0 0 0 0 0 14 28 0.00 1.000																					
77 Joe Jiménez, R (7, 1) ERA: 2.95	1.0 4 1 0 0 2 0 0 0 0 0 0 0 9 10 0.00 1.000																					
50 Jacob Barnes, R (8, 1) ERA: 6.1	1.0 5 2 2 2 0 1 0 0 0 0 0 0 13 21 18.00 3.000																					
55 Alex Lange, R (9, 1) ERA: 1.48	1.0 4 1 0 0 2 0 0 0 0 0 0 0 12 18 0.00 1.000																					

Batter	1	2	3	4	5	6	7	8	9	AB R H RBI BB SO LOB	BOTTOM									
22 Victor Reyes, S (1, 8) OBP: 0.353, SLG: 0.438	K			F8			K		L7	4 0 0 0 0 2 0	Toronto Blue Jays @ Detroit Tigers Comerica Park, Detroit, MI Sun Jun 12 2022, 1:52 PM - 4:34 PM EDT Att: 29,399 - Partly Cloudy - 80 F									
7 Jonathan Schoop, R (1, 4) OBP: 0.227, SLG: 0.313	G5-3			K			K			3 0 0 0 0 2 0										
17 Austin Meadows, L (1, 9) OBP: 0.341, SLG: 0.322	G6-3			L9			F7			3 0 0 0 0 0 0										
24 Miguel Cabrera, R (1, 10) OBP: 0.327, SLG: 0.368			F9		E3		K			3 0 0 0 0 1 0										
30 Harold Castro, L (1, 5) OBP: 0.297, SLG: 0.452	G4-3			G4-6-3						3 0 1 0 0 0 1										
28 Javier Baez, R (1, 6) OBP: 0.242, SLG: 0.301	G6-3			L5			1B		P3	3 0 0 0 0 0 1										
8 Robbie Grossman, S (1, 7) OBP: 0.312, SLG: 0.245			G6-4-3		K		K			3 0 1 0 0 2 1										
20 Spencer Torkelson, R (1, 3) OBP: 0.286, SLG: 0.299	G6-4-3			G4-3					G1-3	3 0 0 0 0 0 1										
15 Tucker Barnhart, L (1, 2) 21 Kody Clemens, L (9, PH)			F7		K				F7	2 0 0 0 0 1 0 1 0 0 0 0 0 0										
Inning Stats	R: 0 H: 0 E: 0 K: 1 S: 7	H: 0 LOB: 0 BB: 0 P: 12	R: 0 H: 0 E: 0 K: 0 S: 8	H: 0 LOB: 0 BB: 0 P: 11	R: 0 H: 1 E: 0 K: 0 S: 12	H: 1 LOB: 0 BB: 0 P: 17	R: 0 H: 0 E: 0 K: 1 S: 6	H: 0 LOB: 0 BB: 0 P: 10	R: 0 H: 0 E: 0 K: 2 S: 8	H: 0 LOB: 0 BB: 0 P: 13	R: 0 H: 0 E: 0 K: 2 S: 8	H: 0 LOB: 0 BB: 0 P: 10	R: 0 H: 1 E: 0 K: 2 S: 14	H: 1 LOB: 1 BB: 0 P: 18	R: 0 H: 0 E: 0 K: 0 S: 12	H: 0 LOB: 0 BB: 0 P: 18	1B: 2 2B: 0 HR: 0	SF: 0 SAC: 0 HBP: 0	WP: 0 PB: 0 SB: 0 CS: 0	PA: 28
PITCHER	IP WLS BF H R ER SO BB IBB HBP BLK WP HR S P ERA WHIP											PITCHER	IP WLS BF H R ER SO BB IBB HBP BLK WP HR S P ERA WHIP							
48 Ross Stripling, R (1, 1) ERA: 3.14	6.0 W 18 6 0 0 4 0 0 0 0 0 0 0 49 74 0.00 0.167																			
93 Yimi García, R (7, 1) ERA: 2.7	1.0 3 0 0 0 2 0 0 0 0 0 0 0 8 10 0.00 0.000																			
57 Trent Thornton, R (8, 1) ERA: 2.91	1.0 4 1 0 0 2 0 0 0 0 0 0 0 14 18 0.00 1.000																			
68 Jordan Romano, R (9, 1) ERA: 2.82	1.0 3 0 0 0 0 0 0 0 0 0 0 0 12 18 0.00 0.000																			

AB 34
R 6
H 11
RBI 6
BB 5
SO 9
LOB 14



AB 28
R 0
H 2
RBI 0
BB 0
SO 8
LOB 4



livebaseballscorecards.com

livebaseballscorecards.com

Batter	1	2	3	4	5	6	7	8	9	AB	R	H	RBI	BB	SO	LOB	TOP				
31 Cedric Mullins, L (1,8) OBP: 0.306, SLG: 0.384	F8		CI		F9		F9			3	0	0	0	0	0	2	<p>Baltimore Orioles @ Toronto Blue Jays Rogers Centre, Toronto, ON Mon Jun 13 2022, 7:11 PM - 10:27 PM EDT Att: 19,716 - Clear - 67 F</p>				
16 Trey Mancini, R (1,10) OBP: 0.373, SLG: 0.424 1 Richie Martin, R (8,PH) OBP: 0.400, SLG: 0.800	HBP		P3			K		G6-3		2	0	0	0	0	1	2					
21 Austin Hays, R (1,9) OBP: 0.354, SLG: 0.456 26 Ryan McKenna, R (8,PH) OBP: 0.333, SLG: 0.340	K		E5			G6-3		K		3	0	0	0	0	1	3					
12 Rougned Odor, L (1,4) OBP: 0.273, SLG: 0.407			F7			F9		G6-3		3	0	0	0	1	0	2					
6 Ryan Mountcastle, R (1,3) OBP: 0.294, SLG: 0.431	K					G5-3				4	0	1	0	0	2	2					
35 Adley Rutschman, S (1,2) OBP: 0.256, SLG: 0.268		L3								4	1	1	0	0	0	1					
41 Tyler Nevin, R (1,5) OBP: 0.313, SLG: 0.301		K								4	0	0	0	0	2	1					
83 Kyle Stowers, L (1,7) OBP: 0.500, SLG: 0.667		K								3	0	1	1	0	1	0					
3 Jorge Mateo, R (1,6) OBP: 0.244, SLG: 0.344										4	0	2	0	0	2	2					
Inning Stats	R: 0 H: 0 E: 0 K: 2 S: 12	H: 0 LOB: 2 BB: 1 P: 21	R: 0 H: 0 E: 0 K: 2 S: 9	H: 0 LOB: 0 BB: 0 P: 10	R: 0 H: 1 E: 2 K: 0 S: 10	LOB: 2 BB: 0 P: 17	R: 0 H: 0 E: 0 K: 1 S: 8	H: 0 LOB: 0 BB: 0 P: 14	R: 0 H: 0 E: 0 K: 1 S: 10	H: 0 LOB: 0 BB: 0 P: 12	R: 0 H: 3 E: 0 K: 1 S: 11	H: 3 LOB: 2 BB: 0 P: 13	R: 0 H: 0 E: 0 K: 1 S: 8	H: 0 LOB: 0 BB: 0 P: 10	R: 0 H: 1 E: 1 K: 1 S: 10	H: 1 LOB: 2 BB: 0 P: 17	1B: 4 2B: 1 3B: 0 HR: 0	SF: 0 SAC: 0 DP: 1 HBP: 2	WP: 0 PB: 0 SB: 0 CS: 2	PA: 36	
PITCHER	IP	WLS	BF	H	R	ER	SO	BB	IBB	HBP	BLK	WP	HR	S	P	ERA	WHIP				
6 Alex Manoh, R (1,1) ERA: 1.67	6.0	W	22	1	0	0	7	1	0	1	0	0	0	57	86	0.00	0.333				
67 Julian Merryweather, R (7,1) ERA: 6.38	0.2		4	2	1	1	1	0	0	0	0	0	0	9	11	13.50	3.000				
90 Adam Cimber, R (7,1) ERA: 2.45	1.0		4	1	0	0	1	0	0	0	0	0	0	7	9	0.00	1.000				
91 Matt Gage, L (8,1) ERA:	1.1		6	1	0	0	1	0	0	1	0	0	0	13	20	0.00	0.750				

Batter	1	2	3	4	5	6	7	8	9	AB	R	H	RBI	BB	SO	LOB	BOTTOM				
4 George Springer, R (1,8) OBP: 0.350, SLG: 0.526 7 Bradley Zimmer, L (7,8) OBP: 0.203, SLG: 0.197	G6-3		G3				K			4	2	2	0	0	0	2	<p>Baltimore Orioles @ Toronto Blue Jays Rogers Centre, Toronto, ON Mon Jun 13 2022, 7:11 PM - 10:27 PM EDT Att: 19,716 - Clear - 67 F</p>				
11 Bo Bichette, R (1,6) OBP: 0.316, SLG: 0.448	K		G3				P3			5	1	2	0	0	1	3					
27 Vladimir Guerrero Jr., R (1,3) OBP: 0.341, SLG: 0.493	G1-3									5	2	3	3	0	1	2					
30 Alejandro Kirk, R (1,2) OBP: 0.396, SLG: 0.463										5	1	1	1	0	0	4					
37 Teoscar Hernández, R (1,9) OBP: 0.307, SLG: 0.391										5	1	3	1	0	0	1					
5 Santiago Espinal, R (1,5) OBP: 0.265, SLG: 0.443	K									5	1	2	3	0	2	2					
13 Lourdes Gurriel Jr., R (1,10) OBP: 0.336, SLG: 0.397										4	1	3	0	0	0	2					
15 Raimel Tapia, L (1,7) OBP: 0.279, SLG: 0.341										4	1	2	2	0	0	2					
8 Cavan Biggio, L (1,4) OBP: 0.372, SLG: 0.323										3	1	1	1	1	0	1					
Inning Stats	R: 1 H: 3 E: 0 K: 2 S: 16	H: 3 LOB: 2 BB: 0 P: 29	R: 0 H: 1 E: 0 K: 0 S: 7	H: 1 LOB: 0 BB: 0 P: 14	R: 1 H: 2 E: 0 K: 0 S: 11	H: 2 LOB: 1 BB: 0 P: 14	R: 0 H: 1 E: 0 K: 1 S: 9	H: 1 LOB: 0 BB: 0 P: 12	R: 7 H: 7 E: 0 K: 0 S: 24	H: 7 LOB: 1 BB: 1 P: 43	R: 1 H: 3 E: 0 K: 1 S: 18	H: 3 LOB: 2 BB: 0 P: 28	R: 0 H: 1 E: 0 K: 1 S: 14	H: 1 LOB: 1 BB: 0 P: 21	R: 1 H: 1 E: 0 K: 0 S: 4	H: 1 LOB: 0 BB: 0 P: 5	1B: 13 2B: 4 3B: 1 HR: 1	SF: 0 SAC: 0 DP: 2 HBP: 0	WP: 0 PB: 0 SB: 0 CS: 0	PA: 42	
PITCHER	IP	WLS	BF	H	R	ER	SO	BB	IBB	HBP	BLK	WP	HR	S	P	ERA	WHIP				
56 Kyle Bradish, R (1,1) ERA: 6.86	4.1	L	21	9	5	5	3	1	0	0	0	0	0	11	90	10.38	2.308				
71 Logan Gillaspie, R (5,1) ERA: 4.35	0.1		6	5	4	4	0	0	0	0	0	0	0	11	17	108.00	15.000				
51 Austin Voth, R (5,1) ERA: 9.7	1.1		7	3	1	1	1	0	0	0	0	0	0	20	33	6.75	2.250				
63 Rico Garcia, R (7,1) ERA: 4.5	2.0		8	2	1	1	1	0	0	0	0	0	1	18	26	4.50	1.000				


Batter	1	2	3	4	5	6	7	8	9	AB	R	H	RBI	BB	SO	LOB	TOP					
31 Cedric Mullins, L OBP: 0.307, SLG: 0.385										5	2	3	0	0	1	0	Baltimore Orioles @ Toronto Blue Jays Rogers Centre, Toronto, ON Thu Jun 16 2022, 3:09 PM - 6:06 PM EDT Att: 36,832 - Roof Closed - 68 F					
21 Austin Hays, R OBP: 0.351, SLG: 0.474										5	2	1	1	0	1	4						
6 Ryan Mountcastle, R OBP: 0.307, SLG: 0.486										5	1	2	2	0	1	0						
35 Adley Rutschman, S OBP: 0.275, SLG: 0.329										4	2	1	1	1	0	1						
12 Rougned Odor, L OBP: 0.272, SLG: 0.413										3	1	2	2	0	0	1						
1 Richie Martin, R OBP: 0.400, SLG: 0.615										1	0	0	0	0	0	0						
41 Tyler Nevin, R OBP: 0.294, SLG: 0.290										4	1	1	2	0	1	1						
26 Ryan McKenna, R OBP: 0.300, SLG: 0.317										5	1	2	1	0	2	0						
23 Robinson Chirinos, R OBP: 0.250, SLG: 0.252										3	0	0	0	1	1	2						
3 Jorge Mateo, R OBP: 0.245, SLG: 0.337										4	0	1	1	0	1	2						
Inning Stats	R: 1 E: 0 K: 1 S: 12	H: 2 LOB: 1 BB: 0 P: 16	R: 0 E: 0 K: 2 S: 12	H: 0 LOB: 1 BB: 1 P: 20	R: 6 E: 1 K: 0 S: 16	H: 7 LOB: 2 BB: 0 P: 27	R: 0 E: 0 K: 0 S: 7	H: 1 LOB: 1 BB: 0 P: 11	R: 0 E: 0 K: 1 S: 7	H: 0 LOB: 0 BB: 0 P: 9	R: 0 E: 0 K: 2 S: 9	H: 0 LOB: 0 BB: 0 P: 13	R: 2 E: 0 K: 2 S: 17	H: 2 LOB: 1 BB: 1 P: 26	R: 1 E: 0 K: 0 S: 6	H: 1 LOB: 0 BB: 0 P: 10	R: 0 E: 0 K: 0 S: 6	H: 0 LOB: 0 BB: 0 P: 8	1B: 8 2B: 3 3B: 1 HR: 1	SF: 2 SAC: 0 DP: 0 HBP: 0	WP: 0 PB: 0 SB: 1 CS: 0	PA: 43
PITCHER	IP WLS BF H R ER SO BB IBB HBP BLK WP HR S P ERA WHIP																					
34 Kevin Gausman, R ERA: 3.21	2.1 L 16 7 7 5 3 1 0 0 0 0 0 0 35 53 19.29 3.429																					
35 David Phelps, R ERA: 2.22	3.1 1.2 8 3 0 0 0 0 0 0 0 0 12 21 0.00 1.800																					
38 Jeremy Beasley, R ERA: 6.43	5.1 3.0 12 2 2 5 1 0 0 0 0 0 33 48 6.00 1.000																					
91 Matt Gage, L ERA: 1.8	8.1 2.0 7 1 1 1 0 0 0 0 0 0 1 12 18 4.50 0.500																					

Batter	1	2	3	4	5	6	7	8	9	AB	R	H	RBI	BB	SO	LOB	BOTTOM					
5 Santiago Espinal, R OBP: 0.344, SLG: 0.443										4	0	0	0	0	1	1	Baltimore Orioles @ Toronto Blue Jays Rogers Centre, Toronto, ON Thu Jun 16 2022, 3:09 PM - 6:06 PM EDT Att: 36,832 - Roof Closed - 68 F					
11 Bo Bichette, R OBP: 0.305, SLG: 0.430										3	0	1	0	0	0	0						
7 Bradley Zimmer, L OBP: 0.214, SLG: 0.226										4	0	1	0	0	1	2						
27 Vladimir Guerrero Jr., R OBP: 0.353, SLG: 0.511										4	0	1	0	0	1	2						
30 Alejandro Kirk, R OBP: 0.398, SLG: 0.465										3	0	2	1	1	0	0						
37 Teoscar Hernández, R OBP: 0.307, SLG: 0.424										4	1	1	1	0	1	5						
15 Raimel Tapia, L OBP: 0.279, SLG: 0.343										4	0	1	0	0	0	2						
13 Lourdes Gurriel Jr., R OBP: 0.332, SLG: 0.393										4	0	0	0	0	0	1						
55 Gabriel Moreno, R OBP: 0.375, SLG: 0.333										4	0	1	0	0	0	1						
8 Cavan Biggio, L OBP: 0.341, SLG: 0.290										4	0	0	0	0	2	2						
Inning Stats	R: 0 E: 0 K: 2 S: 15	H: 1 LOB: 2 BB: 1 P: 21	R: 0 E: 0 K: 0 S: 5	H: 0 LOB: 0 BB: 0 P: 7	R: 0 E: 0 K: 1 S: 7	H: 0 LOB: 0 BB: 0 P: 10	R: 1 E: 0 K: 0 S: 13	H: 1 LOB: 0 BB: 0 P: 21	R: 0 E: 0 K: 0 S: 8	H: 1 LOB: 1 BB: 0 P: 10	R: 0 E: 0 K: 0 S: 11	H: 2 LOB: 2 BB: 0 P: 17	R: 0 E: 0 K: 1 S: 9	H: 0 LOB: 0 BB: 0 P: 11	R: 1 E: 0 K: 1 S: 10	H: 2 LOB: 1 BB: 0 P: 19	R: 0 E: 0 K: 0 S: 10	H: 1 LOB: 1 BB: 0 P: 15	1B: 5 2B: 2 3B: 0 HR: 1	SF: 0 SAC: 0 DP: 0 HBP: 0	WP: 1 PB: 0 SB: 0 CS: 0	PA: 36
PITCHER	IP WLS BF H R ER SO BB IBB HBP BLK WP HR S P ERA WHIP																					
68 Tyler Wells, R ERA: 3.62	6.0 W 24 5 1 1 1 2 0 0 0 0 0 0 59 86 1.50 1.000																					
79 Nick Vespi, L ERA: 1.29	7.1 1.1 5 1 1 1 2 0 0 0 0 0 13 18 6.75 0.750																					
51 Austin Voth, R ERA: 9.41	8.1 0.2 3 1 0 0 0 0 0 0 0 1 0 6 12 0.00 1.500																					
63 Rico Garcia, R ERA: 3.0	9.1 1.0 4 1 0 0 0 0 0 0 0 0 0 10 15 0.00 1.000																					

Batter	1	2	3	4	5	6	7	8	9	AB	R	H	RBI	BB	SO	LOB	TOP							
99 Aaron Judge, R OBP: 0.388, SLG: 0.671	G1-3						G5-3		K	5	1	2	0	1	1	0								
28 Josh Donaldson, R OBP: 0.327, SLG: 0.362	G6-3									5	0	1	0	0	3	6								
48 Anthony Rizzo, L OBP: 0.330, SLG: 0.500	P5									3	2	2	4	1	0	0								
27 Giancarlo Stanton, R OBP: 0.343, SLG: 0.516										4	1	1	2	1	0	4								
14 Marwin Gonzalez, S OBP: 0.284, SLG: 0.299										0	0	0	0	0	0	0								
26 DJ LeMahieu, R OBP: 0.345, SLG: 0.406										5	2	3	1	0	0	1								
25 Gleyber Torres, R OBP: 0.341, SLG: 0.497										4	3	2	1	0	1	2								
13 Joey Gallo, L OBP: 0.296, SLG: 0.383										4	2	2	3	1	1	2								
12 Isiah Kiner-Falefa, R OBP: 0.317, SLG: 0.317										5	1	1	0	0	1	4								
66 Kyle Higashioka, R OBP: 0.218, SLG: 0.297										5	0	0	1	0	2	3								
Inning Stats	R: 0 H: 0 E: 0 K: 0 S: 12	H: 0 LOB: 0 BB: 0 P: 16	R: 0 H: 1 E: 0 K: 1 S: 20	H: 1 LOB: 2 BB: 1 P: 32	R: 0 H: 2 E: 0 K: 2 S: 11	H: 2 LOB: 2 BB: 0 P: 13	R: 2 H: 3 E: 0 K: 1 S: 22	H: 3 LOB: 2 BB: 1 P: 34	R: 8 H: 6 E: 0 K: 2 S: 22	H: 6 LOB: 0 BB: 1 P: 36	R: 0 H: 0 E: 0 K: 1 S: 6	H: 0 LOB: 0 BB: 0 P: 7	R: 0 H: 0 E: 0 K: 1 S: 10	H: 0 LOB: 1 BB: 1 P: 15	R: 0 H: 1 E: 0 K: 0 S: 8	H: 1 LOB: 1 BB: 1 P: 15	R: 2 H: 1 E: 0 K: 1 S: 10	H: 1 LOB: 0 BB: 0 P: 15	1B: 7 2B: 3 3B: 0 HR: 4	SF: 0 SAC: 0 DP: 1 HBP: 2	WP: 0 PB: 0 SB: 1 CS: 0	PA: 46		
PITCHER	IP WLS BF H R ER SO BB IBB HBP BLK WP HR S P ERA WHIP	IP WLS BF H R ER SO BB IBB HBP BLK WP HR S P ERA WHIP	IP WLS BF H R ER SO BB IBB HBP BLK WP HR S P ERA WHIP	IP WLS BF H R ER SO BB IBB HBP BLK WP HR S P ERA WHIP	IP WLS BF H R ER SO BB IBB HBP BLK WP HR S P ERA WHIP	IP WLS BF H R ER SO BB IBB HBP BLK WP HR S P ERA WHIP	IP WLS BF H R ER SO BB IBB HBP BLK WP HR S P ERA WHIP	IP WLS BF H R ER SO BB IBB HBP BLK WP HR S P ERA WHIP	IP WLS BF H R ER SO BB IBB HBP BLK WP HR S P ERA WHIP	IP WLS BF H R ER SO BB IBB HBP BLK WP HR S P ERA WHIP	IP WLS BF H R ER SO BB IBB HBP BLK WP HR S P ERA WHIP	IP WLS BF H R ER SO BB IBB HBP BLK WP HR S P ERA WHIP	IP WLS BF H R ER SO BB IBB HBP BLK WP HR S P ERA WHIP	IP WLS BF H R ER SO BB IBB HBP BLK WP HR S P ERA WHIP	IP WLS BF H R ER SO BB IBB HBP BLK WP HR S P ERA WHIP	IP WLS BF H R ER SO BB IBB HBP BLK WP HR S P ERA WHIP	IP WLS BF H R ER SO BB IBB HBP BLK WP HR S P ERA WHIP	IP WLS BF H R ER SO BB IBB HBP BLK WP HR S P ERA WHIP	IP WLS BF H R ER SO BB IBB HBP BLK WP HR S P ERA WHIP	IP WLS BF H R ER SO BB IBB HBP BLK WP HR S P ERA WHIP	IP WLS BF H R ER SO BB IBB HBP BLK WP HR S P ERA WHIP	IP WLS BF H R ER SO BB IBB HBP BLK WP HR S P ERA WHIP	IP WLS BF H R ER SO BB IBB HBP BLK WP HR S P ERA WHIP	IP WLS BF H R ER SO BB IBB HBP BLK WP HR S P ERA WHIP

New York Yankees @ Toronto Blue Jays
Rogers Centre, Toronto, ON
Fri Jun 17 2022, 7:10 PM - 10:29 PM EDT
Att: 44,688 - Partly Cloudy - 73 F

AB 40
R 12
H 14
RBI 12
BB 4
SO 9
LOB 22





Batter	1	2	3	4	5	6	7	8	9	AB	R	H	RBI	BB	SO	LOB	BOTTOM							
4 George Springer, R OBP: 0.335, SLG: 0.495	K									4	0	0	0	0	2	3								
5 Santiago Espinal, R OBP: 0.309, SLG: 0.435	K									4	0	0	0	0	1	2								
27 Vladimir Guerrero Jr., R OBP: 0.352, SLG: 0.594	L8									3	0	0	0	1	0	0								
30 Alejandro Kirk, R OBP: 0.400, SLG: 0.480										3	2	1	1	0	0	1								
37 Teoscar Hernández, R OBP: 0.305, SLG: 0.416										3	0	0	0	1	1	1								
26 Matt Chapman, R OBP: 0.306, SLG: 0.403										4	1	1	0	0	0	3								
13 Lourdes Gurriel Jr., R OBP: 0.326, SLG: 0.386										4	0	0	0	0	1	3								
55 Gabriel Moreno, R OBP: 0.450, SLG: 0.421										4	0	3	2	0	0	0								
8 Cavan Biggio, L OBP: 0.337, SLG: 0.278										3	0	0	0	1	1	3								
Inning Stats	R: 0 H: 0 E: 0 K: 2 S: 9	H: 0 LOB: 0 BB: 0 P: 16	R: 1 H: 1 E: 0 K: 1 S: 12	H: 1 LOB: 2 BB: 1 P: 22	R: 0 H: 0 E: 0 K: 0 S: 6	H: 0 LOB: 0 BB: 0 P: 14	R: 0 H: 0 E: 0 K: 0 S: 7	H: 0 LOB: 0 BB: 0 P: 10	R: 0 H: 1 E: 0 K: 1 S: 12	H: 1 LOB: 1 BB: 0 P: 20	R: 1 H: 1 E: 0 K: 1 S: 8	H: 1 LOB: 0 BB: 0 P: 11	R: 1 H: 2 E: 0 K: 1 S: 15	H: 2 LOB: 2 BB: 1 P: 26	R: 0 H: 0 E: 0 K: 0 S: 9	H: 0 LOB: 1 BB: 1 P: 18	R: 0 H: 0 E: 0 K: 0 S: 7	H: 0 LOB: 0 BB: 0 P: 11	1B: 3 2B: 1 3B: 0 HR: 1	SF: 0 SAC: 0 DP: 0 HBP: 1	WP: 0 PB: 0 SB: 0 CS: 0	PA: 36		
PITCHER	IP WLS BF H R ER SO BB IBB HBP BLK WP HR S P ERA WHIP	IP WLS BF H R ER SO BB IBB HBP BLK WP HR S P ERA WHIP	IP WLS BF H R ER SO BB IBB HBP BLK WP HR S P ERA WHIP	IP WLS BF H R ER SO BB IBB HBP BLK WP HR S P ERA WHIP	IP WLS BF H R ER SO BB IBB HBP BLK WP HR S P ERA WHIP	IP WLS BF H R ER SO BB IBB HBP BLK WP HR S P ERA WHIP	IP WLS BF H R ER SO BB IBB HBP BLK WP HR S P ERA WHIP	IP WLS BF H R ER SO BB IBB HBP BLK WP HR S P ERA WHIP	IP WLS BF H R ER SO BB IBB HBP BLK WP HR S P ERA WHIP	IP WLS BF H R ER SO BB IBB HBP BLK WP HR S P ERA WHIP	IP WLS BF H R ER SO BB IBB HBP BLK WP HR S P ERA WHIP	IP WLS BF H R ER SO BB IBB HBP BLK WP HR S P ERA WHIP	IP WLS BF H R ER SO BB IBB HBP BLK WP HR S P ERA WHIP	IP WLS BF H R ER SO BB IBB HBP BLK WP HR S P ERA WHIP	IP WLS BF H R ER SO BB IBB HBP BLK WP HR S P ERA WHIP	IP WLS BF H R ER SO BB IBB HBP BLK WP HR S P ERA WHIP	IP WLS BF H R ER SO BB IBB HBP BLK WP HR S P ERA WHIP	IP WLS BF H R ER SO BB IBB HBP BLK WP HR S P ERA WHIP	IP WLS BF H R ER SO BB IBB HBP BLK WP HR S P ERA WHIP	IP WLS BF H R ER SO BB IBB HBP BLK WP HR S P ERA WHIP	IP WLS BF H R ER SO BB IBB HBP BLK WP HR S P ERA WHIP	IP WLS BF H R ER SO BB IBB HBP BLK WP HR S P ERA WHIP	IP WLS BF H R ER SO BB IBB HBP BLK WP HR S P ERA WHIP	IP WLS BF H R ER SO BB IBB HBP BLK WP HR S P ERA WHIP

New York Yankees @ Toronto Blue Jays
Rogers Centre, Toronto, ON
Fri Jun 17 2022, 7:10 PM - 10:29 PM EDT
Att: 44,688 - Partly Cloudy - 73 F

AB 32
R 3
H 5
RBI 3
BB 3
SO 6
LOB 16




Batter	1	2	3	4	5	6	7	8	9	AB	R	H	RBI	BB	SO	LOB	TOP				
24 Matt Carpenter, L (1,5) OBP: 0.378, SLG: 0.871 26 DJ LeMahieu, R (8,5) OBP: 0.343, SLG: 0.404	F4		K		G5-3		SH1-3		G6-4-3	3	0	0	0	1	0		<p>New York Yankees @ Toronto Blue Jays Rogers Centre, Toronto, ON Sat Jun 18 2022, 3:10 PM - 6:13 PM EDT Att: 45,055 - Sunny - 63 F</p> <p>livebaseballscorecards.com</p> <p>AB 33 R 4 H 8 RBI 4 BB 3 SO 6 LOB 13</p> 				
99 Aaron Judge, R (1,10) OBP: 0.381, SLG: 0.657	K			G5-3	G6-3		G4-3		G5-3	5	0	0	0	1	1						
48 Anthony Rizzo, L (1,3) OBP: 0.336, SLG: 0.500	1B			BB	G6-3					2	1	1	0	2	0						
25 Gleyber Torres, R (1,4) OBP: 0.307, SLG: 0.502	K			BB			K			4	2	2	0	0	2	3					
13 Joey Gallo, L (1,7) OBP: 0.289, SLG: 0.373		P5			K		F8		L6	4	0	0	0	1	3						
12 Ishiah Kiner-Falefa, R (1,6) OBP: 0.320, SLG: 0.355	G5-3			BB			F9		P4	4	1	2	1	0	0	0					
31 Aaron Hicks, S (1,8) OBP: 0.347, SLG: 0.279		G4-3			BB		F9			4	0	2	3	0	0	1					
39 Jose Trevino, R (1,2) OBP: 0.333, SLG: 0.462			K				G3		G6-3	3	0	0	0	0	1	2					
14 Marwin Gonzalez, S (1,9) OBP: 0.295, SLG: 0.300		G3			G4-3		BB		BB	3	0	1	0	1	0	2					
Inning Stats	R: 0 H: 1 E: 0 K: 2 S: 12	H: 1 LOB: 1 BB: 0 P: 17	R: 0 H: 0 E: 0 K: 0 S: 5	H: 0 LOB: 0 BB: 0 P: 7	R: 0 H: 0 E: 0 K: 2 S: 11	H: 0 LOB: 0 BB: 0 P: 17	R: 3 H: 3 E: 0 K: 1 S: 16	H: 3 LOB: 2 BB: 1 P: 33	R: 0 H: 0 E: 0 K: 0 S: 7	H: 2 LOB: 1 BB: 0 P: 18	R: 0 H: 1 E: 0 K: 1 S: 10	H: 1 LOB: 2 BB: 0 P: 23	R: 0 H: 1 E: 0 K: 0 S: 7	H: 1 LOB: 1 BB: 0 P: 12	R: 0 H: 0 E: 0 K: 0 S: 8	H: 0 LOB: 0 BB: 1 P: 14		1B: 5 2B: 3 3B: 0 HR: 0	SF: 0 SAC: 1 DP: 1 HBP: 1	WP: 0 PB: 0 SB: 0 CS: 0	PA: 38
PITCHER	IP WLS BF H R ER SO BB IBB HBP BLK WP HR S P ERA WHIP																				
6 Alex Manoah, R (1,1) ERA: 2.0	5.1 L 24 6 4 4 5 1 0 1 0 0 0 0 0 58 94 6.75 1.312																				
35 David Phelps, R (6,1) ERA: 2.1	1.1 5 1 0 0 0 0 0 0 0 0 0 0 0 10 20 0.00 0.750																				
58 Tim Lincecum, L (7,1) ERA: 1.76	0.1 2 0 0 0 1 1 0 0 0 0 0 0 0 4 11 0.00 3.000																				
57 Trent Thornton, R (8,1) ERA: 4.05	2.0 7 1 0 0 0 1 0 0 0 0 0 0 0 15 26 0.00 1.000																				

Batter	1	2	3	4	5	6	7	8	9	AB	R	H	RBI	BB	SO	LOB	BOTTOM				
4 George Springer, R (1,8) OBP: 0.341, SLG: 0.493	BB		G3-1			BB				1	0	0	0	3	0	0	<p>New York Yankees @ Toronto Blue Jays Rogers Centre, Toronto, ON Sat Jun 18 2022, 3:10 PM - 6:13 PM EDT Att: 45,055 - Sunny - 63 F</p> <p>livebaseballscorecards.com</p> <p>AB 31 R 0 H 5 RBI 0 BB 3 SO 12 LOB 19</p> 				
11 Bo Bichette, R (1,6) OBP: 0.304, SLG: 0.428	G5-4-3		K		BB		BB		K	4	0	1	0	0	2	2					
27 Vladimir Guerrero Jr., R (1,10) OBP: 0.347, SLG: 0.496	F9				K		F7		K	4	0	0	0	0	2	3					
30 Alejandro Kirk, R (1,2) OBP: 0.392, SLG: 0.469		K			G6-3		F8		G5-3	4	0	0	0	1	3						
37 Teoscar Hernández, R (1,9) OBP: 0.304, SLG: 0.411		BB			F8		K		K	4	0	1	0	0	2	2					
15 Raimel Tapia, L (1,7) OBP: 0.283, SLG: 0.352		BB					G3-1		G4-3	4	0	2	0	0	0	0					
26 Matt Chapman, R (1,5) OBP: 0.305, SLG: 0.490		P6			K		BB		L5	4	0	1	0	0	1	3					
5 Santiago Espinal, R (1,4) OBP: 0.335, SLG: 0.429					K		L5			3	0	0	0	0	2	4					
8 Cavan Biggio, L (1,3) OBP: 0.326, SLG: 0.267			K				F9			3	0	0	0	0	2	2					
Inning Stats	R: 0 H: 0 E: 0 K: 0 S: 5	H: 2 LOB: 2 BB: 0 P: 19	R: 0 H: 0 E: 0 K: 2 S: 8	H: 0 LOB: 0 BB: 0 P: 11	R: 0 H: 0 E: 0 K: 1 S: 8	H: 0 LOB: 0 BB: 0 P: 11	R: 0 H: 1 E: 0 K: 3 S: 14	H: 1 LOB: 1 BB: 0 P: 18	R: 0 H: 1 E: 0 K: 1 S: 16	H: 1 LOB: 2 BB: 1 P: 26	R: 0 H: 1 E: 0 K: 0 S: 6	H: 1 LOB: 1 BB: 0 P: 10	R: 0 H: 0 E: 0 K: 2 S: 11	H: 0 LOB: 1 BB: 1 P: 20	R: 0 H: 0 E: 0 K: 1 S: 7	H: 0 LOB: 0 BB: 0 P: 11		1B: 4 2B: 1 3B: 0 HR: 0	SF: 0 SAC: 0 DP: 1 HBP: 0	WP: 0 PB: 0 SB: 0 CS: 0	PA: 34
PITCHER	IP WLS BF H R ER SO BB IBB HBP BLK WP HR S P ERA WHIP																				
50 Jameson Taillon, R (1,1) ERA: 2.7	5.2 W 22 4 0 0 0 8 2 0 0 0 0 0 0 20 33 0.00 1.059																				
34 Michael King, R (6,1) ERA: 2.41	2.0 H 8 1 0 0 3 1 0 0 0 0 0 0 0 20 33 0.00 1.000																				
35 Clay Holmes, R (8,1) ERA: 0.28	1.1 4 0 0 0 1 0 0 0 0 0 0 0 0 9 15 0.00 0.000																				

Batter	1	2	3	4	5	6	7	8	9	AB	R	H	RBI	BB	SO	LOB	TOP							
26 DJ LeMahieu, R OBP: 0.340, SLG: 0.399	L9		G5-3		99 2B	F8		F9		5	1	1	0	0	0	3	New York Yankees @ Toronto Blue Jays Rogers Centre, Toronto, ON Sun Jun 19 2022, 1:39 PM - 5:20 PM EDT Att: 44,395 - Sunny - 68 F							
99 Aaron Judge, R OBP: 0.392, SLG: 0.654	28 HBP		K		25 2B	L7		K		4	1	1	1	1	2	3								
28 Josh Donaldson, R OBP: 0.329, SLG: 0.395	25 PO		K		K		P5		K	4	1	1	2	0	2	2								
27 Giancarlo Stanton, R OBP: 0.339, SLG: 0.505	K		F8		K		K		31 1B	4	0	0	0	1	3	4								
25 Gleyber Torres, R OBP: 0.314, SLG: 0.524	PO		HR		31 WP		K		F8	5	1	3	3	0	1	1								
31 Aaron Hicks, S OBP: 0.348, SLG: 0.278	14 CS		L4		F7		K		48 S	4	0	1	0	0	1	2								
66 Kyle Higashioka, R 48 Anthony Rizzo, L OBP: 0.337, SLG: 0.513	K		P4		HR		HR		G6-3	3	1	1	1	0	1	2								
14 Marwin Gonzalez, S	K		K		K		K		39 BB	4	1	2	1	0	2	2								
13 Joey Gallo, L 39 Jose Trevino, R OBP: 0.339, SLG: 0.462	26 HR		28 HR		99 2B		K		BB	1	2	0	0	2	1	0								
	BB		BB		BB		BB		BB	0	0	0	0	1	0	0								
Inning Stats	R: 0 E: 0 K: 1 S: 12	H: 0 LOB: 1 BB: 1 P: 21	R: 1 E: 0 K: 2 S: 10	H: 1 LOB: 1 BB: 0 P: 19	R: 2 E: 0 K: 1 S: 14	H: 1 LOB: 0 BB: 1 P: 28	R: 0 E: 0 K: 1 S: 9	H: 1 LOB: 1 BB: 0 P: 12	R: 3 E: 0 K: 2 S: 17	H: 3 LOB: 1 BB: 1 P: 26	R: 2 E: 0 K: 1 S: 16	H: 2 LOB: 0 BB: 0 P: 24	R: 0 E: 0 K: 2 S: 9	H: 0 LOB: 0 BB: 0 P: 15	R: 1 E: 0 K: 2 S: 14	H: 2 LOB: 2 BB: 1 P: 21	R: 0 E: 0 K: 1 S: 11	H: 1 LOB: 2 BB: 1 P: 21	1B: 4 2B: 3 3B: 0 HR: 5	SF: 0 SAC: 0 DP: 1 HBP: 2	WP: 1 PB: 0 SB: 1 CS: 1	PA: 44		
PITCHER	IP WLS BF H R ER SO BB IBB HBP BLK WP HR S P ERA WHIP	IP WLS BF H R ER SO BB IBB HBP BLK WP HR S P ERA WHIP	IP WLS BF H R ER SO BB IBB HBP BLK WP HR S P ERA WHIP	IP WLS BF H R ER SO BB IBB HBP BLK WP HR S P ERA WHIP	IP WLS BF H R ER SO BB IBB HBP BLK WP HR S P ERA WHIP	IP WLS BF H R ER SO BB IBB HBP BLK WP HR S P ERA WHIP	IP WLS BF H R ER SO BB IBB HBP BLK WP HR S P ERA WHIP	IP WLS BF H R ER SO BB IBB HBP BLK WP HR S P ERA WHIP	IP WLS BF H R ER SO BB IBB HBP BLK WP HR S P ERA WHIP	IP WLS BF H R ER SO BB IBB HBP BLK WP HR S P ERA WHIP	IP WLS BF H R ER SO BB IBB HBP BLK WP HR S P ERA WHIP	IP WLS BF H R ER SO BB IBB HBP BLK WP HR S P ERA WHIP	IP WLS BF H R ER SO BB IBB HBP BLK WP HR S P ERA WHIP	IP WLS BF H R ER SO BB IBB HBP BLK WP HR S P ERA WHIP	IP WLS BF H R ER SO BB IBB HBP BLK WP HR S P ERA WHIP	IP WLS BF H R ER SO BB IBB HBP BLK WP HR S P ERA WHIP	IP WLS BF H R ER SO BB IBB HBP BLK WP HR S P ERA WHIP	IP WLS BF H R ER SO BB IBB HBP BLK WP HR S P ERA WHIP	IP WLS BF H R ER SO BB IBB HBP BLK WP HR S P ERA WHIP	IP WLS BF H R ER SO BB IBB HBP BLK WP HR S P ERA WHIP	IP WLS BF H R ER SO BB IBB HBP BLK WP HR S P ERA WHIP	IP WLS BF H R ER SO BB IBB HBP BLK WP HR S P ERA WHIP	IP WLS BF H R ER SO BB IBB HBP BLK WP HR S P ERA WHIP	IP WLS BF H R ER SO BB IBB HBP BLK WP HR S P ERA WHIP

AB	36
R	9
H	11
RBI	9
BB	5
SO	13
LOB	21



Batter	1	2	3	4	5	6	7	8	9	AB	R	H	RBI	BB	SO	LOB	BOTTOM							
4 George Springer, R OBP: 0.340, SLG: 0.502	F7		G5-3		HR	P3		CI		4	1	1	1	0	0	1	New York Yankees @ Toronto Blue Jays Rogers Centre, Toronto, ON Sun Jun 19 2022, 1:39 PM - 5:20 PM EDT Att: 44,395 - Sunny - 68 F							
11 Bo Bichette, R OBP: 0.306, SLG: 0.425	27 HR		K		K		27 FC6-4		K	4	1	1	0	1	3	1								
27 Vladimir Guerrero Jr., R	1-H		HR		37 FC5		30 BB		37 HR	3	2	2	2	2	0	1								
30 Alejandro Kirk, R OBP: 0.397, SLG: 0.464	BB		K		26 BB		37 FC5		L9	2	2	0	0	3	1	3								
37 Teoscar Hernández, R	K		K		13 HR		37 HR		BB	4	2	1	3	0	2	3								
5 Santiago Espinal, R OBP: 0.369, SLG: 0.422	K		G6-3		13 HR		HR		F7	4	0	0	0	0	2	3								
26 Matt Chapman, R OBP: 0.308, SLG: 0.396	K		L7		13 HR		BB		BB	2	1	0	0	2	1	0								
13 Lourdes Gurriel Jr., R OBP: 0.325, SLG: 0.397	F9		K		K		HR		F8	4	1	1	4	0	1	1								
15 Raimel Tapia, L 7 Bradley Zimmer, L OBP: 0.214, SLG: 0.226	K		F8		F8		2B		F7	4	0	1	0	0	1	0								
	BB		BB		BB		BB		BB	0	0	0	0	0	0	0								
Inning Stats	R: 2 E: 0 K: 2 S: 12	H: 1 LOB: 1 BB: 2 P: 22	R: 0 E: 0 K: 2 S: 11	H: 0 LOB: 0 BB: 0 P: 15	R: 0 E: 0 K: 2 S: 10	H: 0 LOB: 1 BB: 1 P: 18	R: 0 E: 0 K: 1 S: 12	H: 0 LOB: 0 BB: 0 P: 17	R: 1 E: 0 K: 2 S: 12	H: 1 LOB: 0 BB: 0 P: 17	R: 4 E: 0 K: 1 S: 18	H: 3 LOB: 1 BB: 2 P: 35	R: 3 E: 0 K: 0 S: 12	H: 2 LOB: 1 BB: 1 P: 27	R: 0 E: 1 K: 1 S: 10	H: 0 LOB: 2 BB: 1 P: 21	R: 0 E: 0 K: 1 S: 10	H: 0 LOB: 2 BB: 1 P: 21	1B: 2 2B: 1 3B: 0 HR: 4	SF: 0 SAC: 0 DP: 0 HBP: 0	WP: 0 PB: 0 SB: 1 CS: 0	PA: 40		
PITCHER	IP WLS BF H R ER SO BB IBB HBP BLK WP HR S P ERA WHIP	IP WLS BF H R ER SO BB IBB HBP BLK WP HR S P ERA WHIP	IP WLS BF H R ER SO BB IBB HBP BLK WP HR S P ERA WHIP	IP WLS BF H R ER SO BB IBB HBP BLK WP HR S P ERA WHIP	IP WLS BF H R ER SO BB IBB HBP BLK WP HR S P ERA WHIP	IP WLS BF H R ER SO BB IBB HBP BLK WP HR S P ERA WHIP	IP WLS BF H R ER SO BB IBB HBP BLK WP HR S P ERA WHIP	IP WLS BF H R ER SO BB IBB HBP BLK WP HR S P ERA WHIP	IP WLS BF H R ER SO BB IBB HBP BLK WP HR S P ERA WHIP	IP WLS BF H R ER SO BB IBB HBP BLK WP HR S P ERA WHIP	IP WLS BF H R ER SO BB IBB HBP BLK WP HR S P ERA WHIP	IP WLS BF H R ER SO BB IBB HBP BLK WP HR S P ERA WHIP	IP WLS BF H R ER SO BB IBB HBP BLK WP HR S P ERA WHIP	IP WLS BF H R ER SO BB IBB HBP BLK WP HR S P ERA WHIP	IP WLS BF H R ER SO BB IBB HBP BLK WP HR S P ERA WHIP	IP WLS BF H R ER SO BB IBB HBP BLK WP HR S P ERA WHIP	IP WLS BF H R ER SO BB IBB HBP BLK WP HR S P ERA WHIP	IP WLS BF H R ER SO BB IBB HBP BLK WP HR S P ERA WHIP	IP WLS BF H R ER SO BB IBB HBP BLK WP HR S P ERA WHIP	IP WLS BF H R ER SO BB IBB HBP BLK WP HR S P ERA WHIP	IP WLS BF H R ER SO BB IBB HBP BLK WP HR S P ERA WHIP	IP WLS BF H R ER SO BB IBB HBP BLK WP HR S P ERA WHIP	IP WLS BF H R ER SO BB IBB HBP BLK WP HR S P ERA WHIP	IP WLS BF H R ER SO BB IBB HBP BLK WP HR S P ERA WHIP

AB	31
R	10
H	7
RBI	10
BB	8
SO	11
LOB	13



Batter	1	2	3	4	5	6	7	8	9	AB	R	H	RBI	BB	SO	LOB	TOP					
4 George Springer, R (1.8) OBP: 0.337, SLG: 0.496										5	0	1	0	0	2	1						
11 Bo Bichette, R (1.6) OBP: 0.304, SLG: 0.421										5	1	1	0	0	2	2						
27 Vladimir Guerrero Jr., R (1.10) OBP: 0.397, SLG: 0.596										2	1	0	0	2	2	0						
37 Teoscar Hernández, R (1.9) OBP: 0.307, SLG: 0.440										4	2	2	2	0	1	2						
15 Raimel Tapia, L (1.7) OBP: 0.282, SLG: 0.369										4	1	1	2	0	1	2						
5 Santiago Espinal, R (1.4) OBP: 0.304, SLG: 0.415										4	0	0	1	0	0	1						
26 Matt Chapman, R (1.5) OBP: 0.303, SLG: 0.389										4	0	0	0	0	2	0						
55 Gabriel Moreno, R (1.2) OBP: 0.417, SLG: 0.391										4	1	1	0	0	0	0						
8 Cavan Biggio, L (1.3) OBP: 0.333, SLG: 0.329										4	1	2	2	0	0	0						
Inning Stats	R: 0 K: 2 S: 9	H: 0 LOB: 0 BB: 13	R: 2 K: 0 S: 12	H: 1 LOB: 0 BB: 18	R: 0 K: 2 S: 9	H: 1 LOB: 2 BB: 1	R: 0 K: 0 S: 11	H: 0 LOB: 0 BB: 18	R: 0 K: 1 S: 9	H: 0 LOB: 0 BB: 14	R: 3 K: 2 S: 18	H: 2 LOB: 1 BB: 31	R: 0 K: 1 S: 10	H: 1 LOB: 1 BB: 15	R: 0 K: 1 S: 11	H: 1 LOB: 1 BB: 14	R: 2 K: 1 S: 11	H: 2 LOB: 0 BB: 16	1B: 3 2B: 3 HR: 2	SF: 0 SAC: 0 DP: 0 HBP: 0	WP: 0 PB: 0 SB: 1 CS: 1	PA: 38
PITCHER	IP WLS BF H R ER SO BB IBB HBP BLK WP HR S P ERA WHIP																					
33 Lance Lynn, R (1.1) ERA: 5.79	5.0 W 22 4 5 3 5 2 0 0 0 0 0 1 60 99 5.40 1.200																					
40 Reynaldo López, R (6.1) ERA: 3.16	2.0 7 1 0 0 3 0 0 0 0 0 0 0 18 28 0.00 0.500																					
49 Kendall Graveman, R (8.1) ERA: 2.43	1.0 H 4 1 0 0 1 0 0 0 0 0 0 0 11 14 0.00 1.000																					
17 Joe Kelly, R (9.1) ERA: 9.39	1.0 S 5 2 2 2 1 0 0 0 0 0 0 1 11 16 18.00 2.000																					

Toronto Blue Jays @ Chicago White Sox
Guaranteed Rate Field, Chicago, IL
Mon Jun 20 2022, 7:12 PM - 10:06 PM CDT
Att: 22,482 - Clear - 94 F

livebaseballscorecards.com

AB 36
R 7
H 8
RBI 7
BB 2
SO 10
LOB 8

Batter	1	2	3	4	5	6	7	8	9	AB	R	H	RBI	BB	SO	LOB	BOTTOM					
7 Tim Anderson, R (1.6) OBP: 0.393, SLG: 0.500										5	1	2	0	0	0	0						
25 Andrew Vaughn, R (1.10) OBP: 0.332, SLG: 0.505										4	2	4	2	0	0	0						
88 Luis Robert Jr., R (1.8) OBP: 0.332, SLG: 0.428										4	1	2	2	0	0	1						
79 José Abreu, R (1.3) OBP: 0.360, SLG: 0.435										3	1	0	0	1	1	3						
18 AJ Pollock, R (1.7) OBP: 0.297, SLG: 0.400										4	1	1	0	0	0	1						
30 Jake Burger, R (1.5) OBP: 0.313, SLG: 0.469										3	1	1	0	1	1	2						
21 Reese McGuire, L (1.2) OBP: 0.285, SLG: 0.301										4	0	1	1	0	0	2						
15 Adam Engel, R (1.9) OBP: 0.278, SLG: 0.333										4	0	1	1	0	1	3						
Josh Harrison, R (1.4) OBP: 0.282, SLG: 0.321										4	1	1	2	0	0	1						
Inning Stats	R: 1 K: 1 S: 18	H: 2 LOB: 1 BB: 24	R: 2 K: 0 S: 12	H: 3 LOB: 0 BB: 18	R: 2 K: 0 S: 11	H: 2 LOB: 0 BB: 19	R: 1 K: 0 S: 10	H: 2 LOB: 0 BB: 11	R: 2 K: 1 S: 15	H: 2 LOB: 1 BB: 27	R: 0 K: 0 S: 8	H: 2 LOB: 1 BB: 10	R: 0 K: 0 S: 6	H: 0 LOB: 0 BB: 7	R: 0 K: 1 S: 10	H: 0 LOB: 0 BB: 12	R: 0 K: 1 S: 10	H: 0 LOB: 0 BB: 12	1B: 9 2B: 1 3B: 0 HR: 3	SF: 0 SAC: 0 DP: 1 HBP: 0	WP: 0 PB: 0 SB: 0 CS: 0	PA: 37
PITCHER	IP WLS BF H R ER SO BB IBB HBP BLK WP HR S P ERA WHIP																					
17 José Berríos, R (1.1) ERA: 5.11	4.0 L 21 9 6 6 1 1 0 0 0 0 0 0 3 51 72 13.50 2.500																					
35 David Phelps, R (5.1) ERA: 2.7	1.0 6 2 2 2 1 1 0 0 0 0 0 0 15 27 18.00 3.000																					
57 Trent Thornton, R (6.1) ERA: 3.77	2.0 7 2 0 0 0 0 0 0 0 0 0 0 14 17 0.00 1.000																					
91 Matt Gage, L (8.1) ERA: 1.5	1.0 3 0 0 0 1 0 0 0 0 0 0 0 10 12 0.00 0.000																					

Toronto Blue Jays @ Chicago White Sox
Guaranteed Rate Field, Chicago, IL
Mon Jun 20 2022, 7:12 PM - 10:06 PM CDT
Att: 22,482 - Clear - 94 F

livebaseballscorecards.com

AB 35
R 8
H 13
RBI 8
BB 2
SO 3
LOB 13


Batter	1	2	3	4	5	6	7	8	9	AB	R	H	RBI	BB	SO	LOB	TOP
5 Santiago Espinal, R OBP: 0.316, SLG: 0.395	(1, 4) P2	(1) X SI 93 0-0 G6-4-3	(2) F SI 94 1-2 G6-3	(3) F SI 94 1-2 G6-3	(1) X SI 93 0-0 G4-3	(2) F SI 94 1-2 G5-3	(1) B CU 78 3-1 G5-3	(2) C FF 92 0-3 K	(1) C FF 92 0-3 K	5	0	0	0	0	1	4	Toronto Blue Jays @ Milwaukee Brewers American Family Field, Milwaukee, WI Fri Jun 24, 2022, 7:12 PM - 10:28 PM CDT Att: 32,166 - Clear - 86 F
11 Bo Bichette, R OBP: 0.301, SLG: 0.420	(1, 6) B SI 94 1-0 G6-3	(2) F SI 94 3-1 G5-3	(3) X SI 93 0-0 G4-3	(1) X SI 93 0-0 G4-3	(2) F SI 94 0-1 F9	(2) F SI 94 0-1 F9	(2) F SI 94 0-1 F9	(2) B FF 92 1-3 K	(2) B FF 92 1-3 K	5	0	0	0	0	1	1	
27 Vladimir Guerrero Jr., R(1, 10) OBP: 0.359, SLG: 0.592	(3) B SI 95 3-1 G6-3	(3) B SI 95 3-1 G6-3	(1) C SI 92 0-1 G4-3	(2) B SI 96 2-2 G6-3	(2) B SI 96 2-2 G6-3	(2) B SI 96 2-2 G6-3	(2) B SI 96 2-2 G6-3	(2) B SI 96 2-2 G6-3	(2) B SI 96 2-2 G6-3	5	1	2	1	0	0	0	
30 Alejandro Kirk, R OBP: 0.406, SLG: 0.513	(1, 2) C SI 95 2-2 15 1B	(2) C SI 95 2-2 15 1B	(2) C SI 95 2-2 15 1B	(2) C SI 95 2-2 15 1B	(2) C SI 95 2-2 15 1B	(2) C SI 95 2-2 15 1B	(2) C SI 95 2-2 15 1B	(2) C SI 95 2-2 15 1B	(2) C SI 95 2-2 15 1B	4	2	4	2	0	0	0	
55 Gabriel Moreno, R OBP: 0.400, SLG: 0.414	(7, 2) C SI 95 2-2 15 1B	(2) C SI 95 2-2 15 1B	(2) C SI 95 2-2 15 1B	(2) C SI 95 2-2 15 1B	(2) C SI 95 2-2 15 1B	(2) C SI 95 2-2 15 1B	(2) C SI 95 2-2 15 1B	(2) C SI 95 2-2 15 1B	(2) C SI 95 2-2 15 1B	1	0	0	0	0	0	1	
37 Teoscar Hernández, R OBP: 0.304, SLG: 0.449	(1, 9) B SI 87 2-2 15 1B	(2) B SI 87 2-2 15 1B	(2) B SI 87 2-2 15 1B	(2) B SI 87 2-2 15 1B	(2) B SI 87 2-2 15 1B	(2) B SI 87 2-2 15 1B	(2) B SI 87 2-2 15 1B	(2) B SI 87 2-2 15 1B	(2) B SI 87 2-2 15 1B	4	1	1	0	0	1	2	
15 Raimel Tapia, L OBP: 0.280, SLG: 0.362	(1, 8) L SI 94 0-2 26 2B	(2) L SI 94 0-2 26 2B	(3) B SI 93 3-2 L8	(3) B SI 93 3-2 L8	(3) B SI 93 3-2 L8	(3) B SI 93 3-2 L8	(3) B SI 93 3-2 L8	(3) B SI 93 3-2 L8	(3) B SI 93 3-2 L8	4	1	1	0	0	0	1	
7 Bradley Zimmer, L OBP: 0.211, SLG: 0.222	(8, 8) L SI 94 0-2 26 2B	(2) L SI 94 0-2 26 2B	(3) B SI 93 3-2 L8	(3) B SI 93 3-2 L8	(3) B SI 93 3-2 L8	(3) B SI 93 3-2 L8	(3) B SI 93 3-2 L8	(3) B SI 93 3-2 L8	(3) B SI 93 3-2 L8	0	0	0	0	0	0	0	
26 Matt Chapman, R OBP: 0.300, SLG: 0.386	(1, 5) D SI 87 2-0 13 2B	(2) D SI 87 2-0 13 2B	(1) B SI 93 3-2 K	(1) B SI 93 3-2 K	(1) B SI 93 3-2 K	(1) B SI 93 3-2 K	(1) B SI 93 3-2 K	(1) B SI 93 3-2 K	(1) B SI 93 3-2 K	4	1	1	3	0	2	0	
13 Lourdes Gurriel Jr., R OBP: 0.336, SLG: 0.407	(1, 7) D CU 82 3-1 8 1B	(3) D CU 82 3-1 8 1B	(2) B SI 93 2-1 8 BB	(2) B SI 93 2-1 8 BB	(2) B SI 93 2-1 8 BB	(2) B SI 93 2-1 8 BB	(2) B SI 93 2-1 8 BB	(2) B SI 93 2-1 8 BB	(2) B SI 93 2-1 8 BB	4	1	2	1	0	0	0	
8 Cavan Biggio, L OBP: 0.373, SLG: 0.390	(1, 3) B SI 94 1-0 5 G6-4-3	(2) B SI 94 1-0 5 G6-4-3	(1) B SI 94 1-0 5 G6-4-3	(1) B SI 94 1-0 5 G6-4-3	(1) B SI 94 1-0 5 G6-4-3	(1) B SI 94 1-0 5 G6-4-3	(1) B SI 94 1-0 5 G6-4-3	(1) B SI 94 1-0 5 G6-4-3	(1) B SI 94 1-0 5 G6-4-3	2	2	2	1	2	0	0	
Inning Stats	R: 0 H: 0 E: 0 LOB: 0 K: 0 BB: 0 S: 6 P: 10	R: 5 H: 6 E: 0 LOB: 0 K: 0 BB: 0 S: 16 P: 29	R: 0 H: 1 E: 0 LOB: 1 K: 0 BB: 0 S: 13 P: 21	R: 0 H: 1 E: 0 LOB: 1 K: 1 BB: 1 S: 13 P: 23	R: 0 H: 1 E: 0 LOB: 1 K: 1 BB: 0 S: 8 P: 10	R: 0 H: 0 E: 0 LOB: 0 K: 1 BB: 0 S: 7 P: 9	R: 3 H: 3 E: 0 LOB: 0 K: 0 BB: 0 S: 18 P: 29	R: 0 H: 0 E: 0 LOB: 0 K: 0 BB: 0 S: 8 P: 13	R: 1 H: 1 E: 0 LOB: 1 K: 2 BB: 1 S: 17 P: 26	1B: 8 SF: 0 2B: 3 SAC: 0 3B: 0 DP: 2 HR: 2 HBP: 0	WP: 0 PA: 40 PB: 0 CS: 0 SB: 0						
PITCHER	IP WLS BF H R ER SO BB IBB HBP BLK WP HR S P ERA WHIP	IP WLS BF H R ER SO BB IBB HBP BLK WP HR S P ERA WHIP	IP WLS BF H R ER SO BB IBB HBP BLK WP HR S P ERA WHIP	IP WLS BF H R ER SO BB IBB HBP BLK WP HR S P ERA WHIP	IP WLS BF H R ER SO BB IBB HBP BLK WP HR S P ERA WHIP	IP WLS BF H R ER SO BB IBB HBP BLK WP HR S P ERA WHIP	IP WLS BF H R ER SO BB IBB HBP BLK WP HR S P ERA WHIP	IP WLS BF H R ER SO BB IBB HBP BLK WP HR S P ERA WHIP	IP WLS BF H R ER SO BB IBB HBP BLK WP HR S P ERA WHIP	IP WLS BF H R ER SO BB IBB HBP BLK WP HR S P ERA WHIP	IP WLS BF H R ER SO BB IBB HBP BLK WP HR S P ERA WHIP						
37 Adrian Houser, R ERA: 4.5	(1, 1) 6.0 L 26 9 5 5 3 1 0 0 0 0 0 0 63 102 7.50 1.667	32 Peter Strzelecki, R ERA: 4.0	(8, 1) 2.0 8 1 1 1 2 1 0 0 0 0 0 0 25 39 4.50 1.000	57 Trevor Kelley, R ERA: 7.31	(7, 1) 1.0 6 3 3 3 0 0 0 0 0 0 2 18 29 27.00 3.000												

AB	38
R	9
H	13
RBI	8
BB	2
SO	5
LOB	9



Batter	1	2	3	4	5	6	7	8	9	AB	R	H	RBI	BB	SO	LOB	BOTTOM
22 Christian Yelich, L OBP: 0.336, SLG: 0.381	(1, 7) B SI 93 2-0 27 G6-4-3	(2) B SI 93 2-0 27 G6-4-3	(1) B SI 96 4-1 27 E	(1) B SI 96 4-1 27 E	(1) C SI 95 1-2 FC4-6	(2) C SI 95 1-2 FC4-6	(2) B SI 96 4-2 BB	(2) C SI 95 2-2 FC6-4	(2) C SI 95 2-2 FC6-4	3	0	2	2	2	0	1	Toronto Blue Jays @ Milwaukee Brewers American Family Field, Milwaukee, WI Fri Jun 24, 2022, 7:12 PM - 10:28 PM CDT Att: 32,166 - Clear - 86 F
27 Willy Adames, R OBP: 0.276, SLG: 0.482	(1, 6) C SI 94 0-2 G6-4-3	(2) C SI 94 0-2 G6-4-3	(2) B SI 94 3-2 E5	(2) B SI 94 3-2 E5	(2) C SI 95 1-2 P3	(2) C SI 95 1-2 P3	(2) C SI 95 1-2 P3	(2) B SI 86 2-1 FC6-4	(2) B SI 86 2-1 FC6-4	5	0	0	1	0	1	7	
11 Rowdy Tellez, L OBP: 0.317, SLG: 0.450	(1, 3) B SI 94 3-3 K	(3) B SI 94 3-3 K	(2) B SI 94 1-2 G6-3	(2) B SI 94 1-2 G6-3	(2) B SI 94 1-2 F9	(2) B SI 94 1-2 F9	(2) B SI 94 1-2 F9	(2) C SI 96 0-1 F9	(2) C SI 96 0-1 F9	5	0	0	0	0	1	6	
24 Andrew McCutchen, R OBP: 0.315, SLG: 0.354	(1, 10) C SI 93 0-1 2 G5-4-3	(2) C SI 93 0-1 2 G5-4-3	(1) X FF 93 0-0 L8	(1) X SI 92 0-0 G4-3	(1) X SI 92 0-0 G4-3	(1) X SI 92 0-0 G4-3	(1) C SI 96 2-2 10 CS	(1) C SI 96 2-2 10 CS	(1) C SI 96 2-2 10 CS	3	0	1	0	0	0	0	
2 Luis Urias, R OBP: 0.306, SLG: 0.342	(1, 4) C FF 93 0-1 G5-4-3	(2) C FF 93 0-1 G5-4-3	(2) C SI 92 4-1 BB	(2) C SI 92 4-1 BB	(2) C SI 92 1-3 K	(2) C SI 92 1-3 K	(2) C SI 92 1-3 K	(2) B SI 96 2-3 K	(2) B SI 96 2-3 K	3	0	0	0	1	2	2	
10 Omar Narváez, L OBP: 0.333, SLG: 0.367	(1, 2) B FF 96 2-2 L3	(3) B FF 96 2-2 L3	(2) C CH 87 0-3 K	(2) C CH 87 0-3 K	(2) C CH 87 1-2 F9	(2) C CH 87 1-2 F9	(2) C CH 87 1-2 F9	(2) T FF 96 1-1 CS	(2) T FF 96 1-1 CS	4	1	1	0	0	1	1	
15 Tyrone Taylor, R OBP: 0.281, SLG: 0.441	(1, 9) B FF 93 4-1 27 E	(2) B FF 93 4-1 27 E	(2) B FF 93 4-1 22 BB	(2) B FF 93 4-1 22 BB	(2) X FF 94 0-0 F8	(2) X FF 94 0-0 F8	(2) C SI 90 0-2 HR	(2) C SI 90 0-2 HR	(2) C SI 90 0-2 HR	3	2	2	1	1	0	1	
14 Jace Peterson, L OBP: 0.305, SLG: 0.410	(1, 5) C SI 93 1-3 K	(1) C SI 93 1-3 K	(1) B SI 81 1-1 3 1B	(1) B SI 81 1-1 3 1B	(1) B SI 81 1-1 FC4-6	(1) B SI 81 1-1 FC4-6	(1) B SI 91 1-1 F7	(1) B SI 91 1-1 F7	(1) C SI 80 1-3 K	4	1	1	0	0	2	3	
3 Jonathan Davis, R OBP: 0.462, SLG: 0.364	(1, 8) S FF 94 1-2 K	(2) S FF 94 1-2 K	(2) S FF 94 1-2 K	(2) S FF 94 1-2 K	(2) S FF 94 1-2 K	(2) S FF 94 1-2 K	(2) S FF 94 1-2 K	(2) S FF 94 1-2 K	(2) S FF 94 1-2 K	3	0	1	0	1	2	1	
Inning Stats	R: 0 H: 1 E: 0 LOB: 0 K: 1 BB: 0 S: 7 P: 12	R: 0 H: 1 E: 0 LOB: 0 K: 0 BB: 0 S: 7 P: 9	R: 0 H: 0 E: 0 LOB: 0 K: 2 BB: 2 S: 15 P: 29	R: 0 H: 0 E: 0 LOB: 1 K: 1 BB: 1 S: 7 P: 11	R: 1 H: 2 E: 0 LOB: 1 K: 0 BB: 0 S: 15 P: 23	R: 0 H: 0 E: 0 LOB: 0 K: 1 BB: 0 S: 8 P: 10	R: 1 H: 1 E: 0 LOB: 1 K: 2 BB: 1 S: 14 P: 22	R: 0 H: 0 E: 0 LOB: 0 K: 1 BB: 0 S: 9 P: 14	R: 2 H: 3 E: 0 LOB: 2 K: 1 BB: 1 S: 17 P: 30	1B: 6 SF: 0 2B: 1 SAC: 0 3B: 0 DP: 2 HR: 1 HBP: 1	WP: 0 PA: 40 PB: 0 CS: 1 SB: 0						
PITCHER	IP WLS BF H R ER SO BB IBB HBP BLK WP HR S P ERA WHIP	IP WLS BF H R ER SO BB IBB HBP BLK WP HR S P ERA WHIP	IP WLS BF H R ER SO BB IBB HBP BLK WP HR S P ERA WHIP	IP WLS BF H R ER SO BB IBB HBP BLK WP HR S P ERA WHIP	IP WLS BF H R ER SO BB IBB HBP BLK WP HR S P ERA WHIP	IP WLS BF H R ER SO BB IBB HBP BLK WP HR S P ERA WHIP	IP WLS BF H R ER SO BB IBB HBP BLK WP HR S P ERA WHIP	IP WLS BF H R ER SO BB IBB HBP BLK WP HR S P ERA WHIP	IP WLS BF H R ER SO BB IBB HBP BLK WP HR S P ERA WHIP	IP WLS BF H R ER SO BB IBB HBP BLK WP HR S P ERA WHIP	IP WLS BF H R ER SO BB IBB HBP BLK WP HR S P ERA WHIP						
6 Alek Manoah, R ERA: 2.05	(1, 1) 6.2 W 27 2 2 2 6 3 0 0 0 0 0 0 7 12 0.00 1.500	90 Adam Cimber, R ERA: 3.94	(9, 1) 0.2 2 0 0 0 0 0 0 0 0 0 0 0 3 6 0.00 0.000	91 Matt Gage, L ERA: 1.05	(7, 1) 0.2 3 0 0 0 1 1 0 0 0 0 0 0 7 12 0.00 1.500												
3B Jeremy Beasley, R ERA: 7.88	(8, 1) 1.0 7 3 2 2 2 1 0 1 0 0 0 0 21 36 18.00 4.000																

AB	33
R	4
H	8
RBI	4
BB	5
SO	9
LOB	22

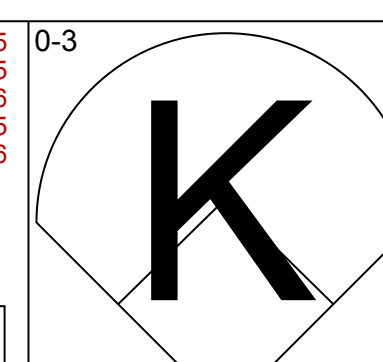
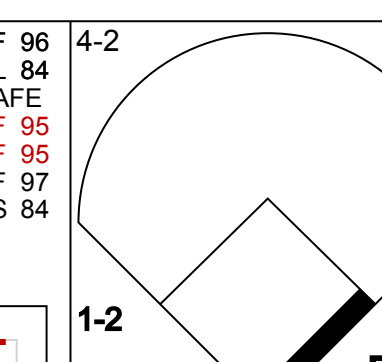
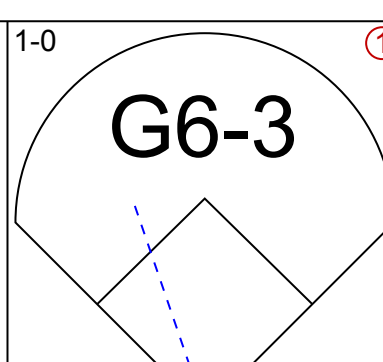
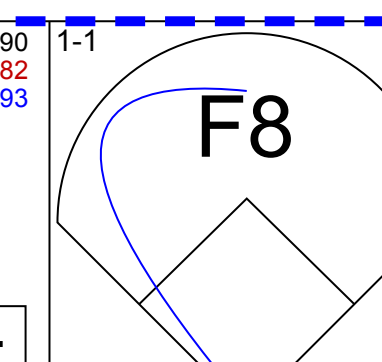
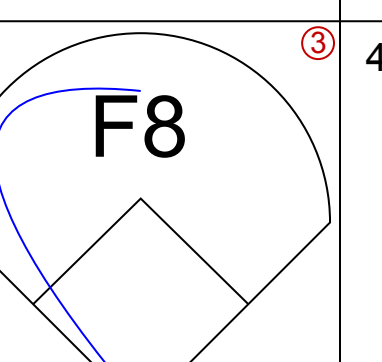
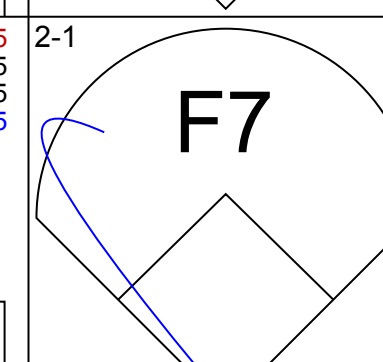
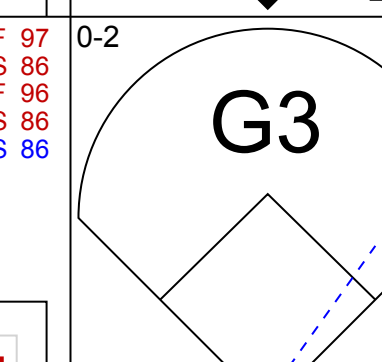
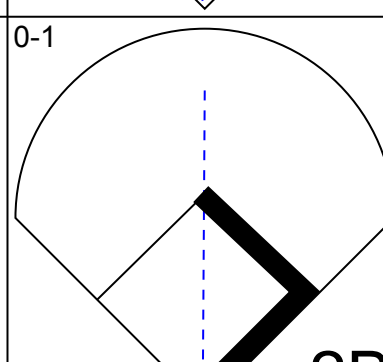
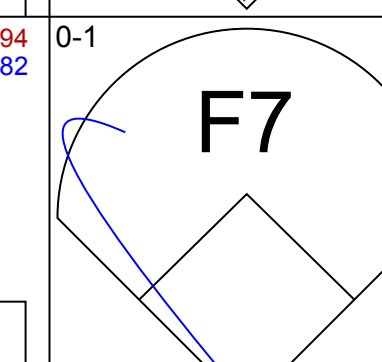
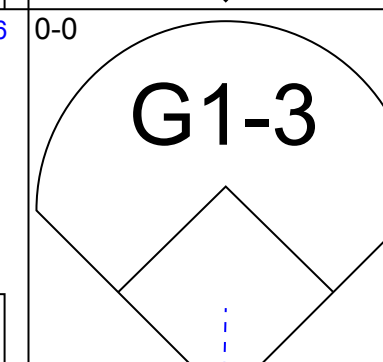

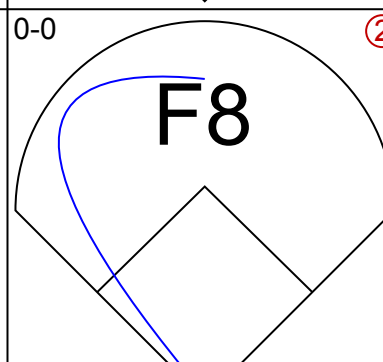
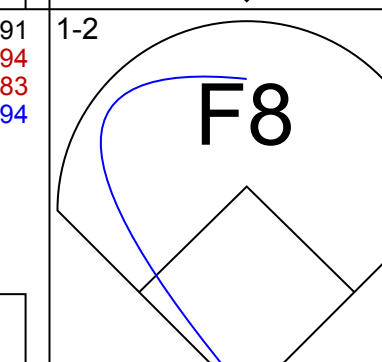
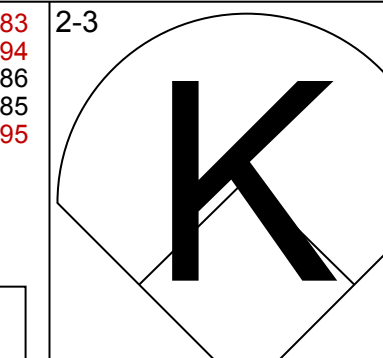
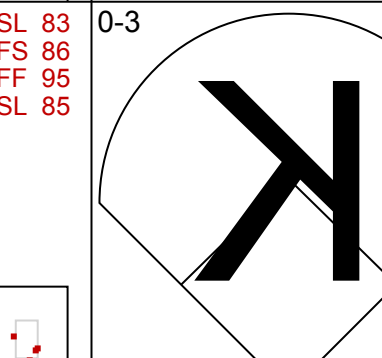
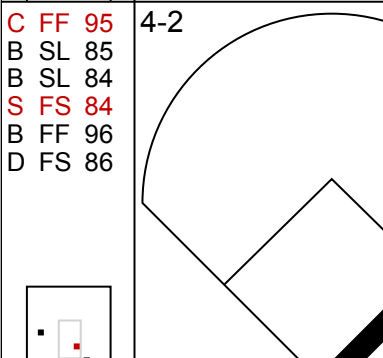
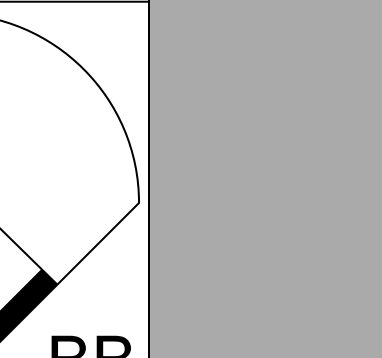
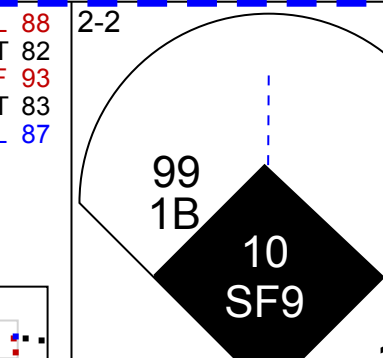
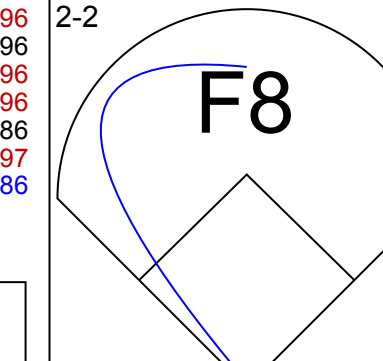
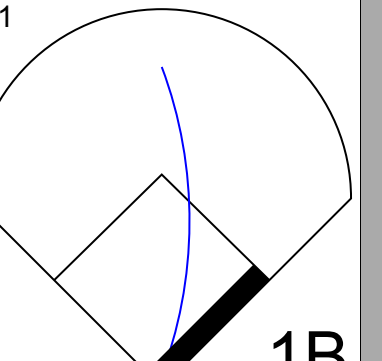
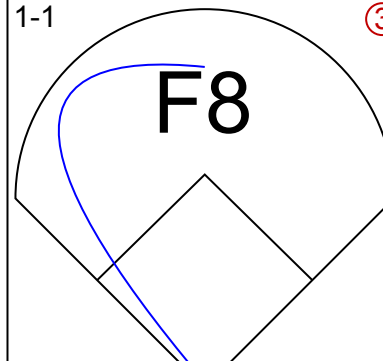
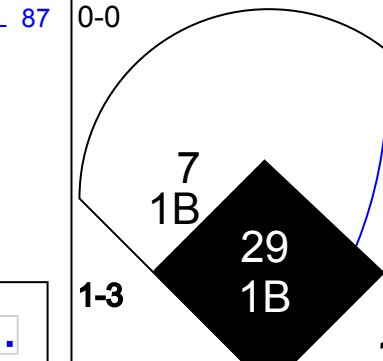
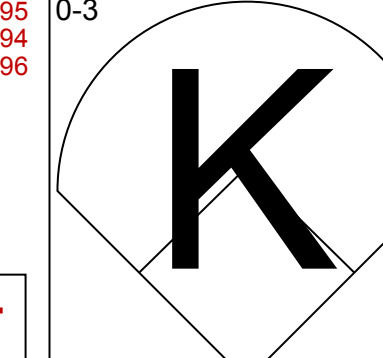
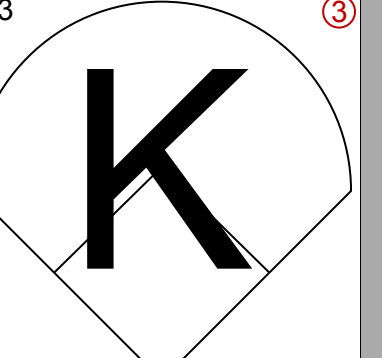
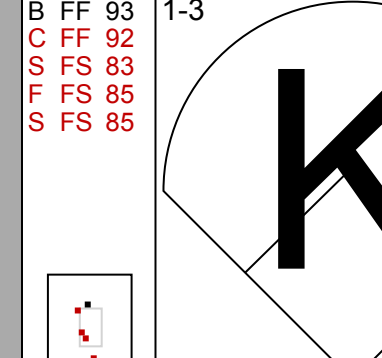
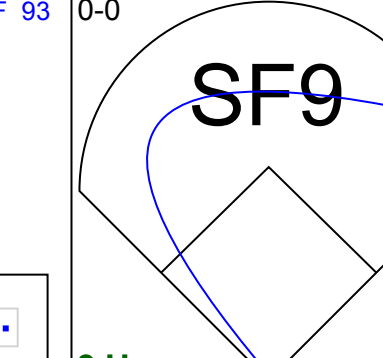
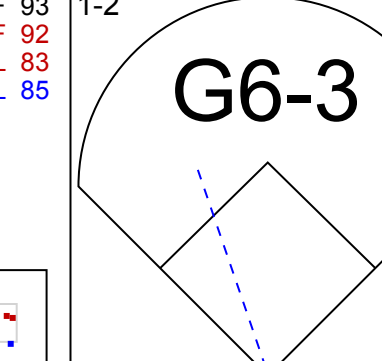
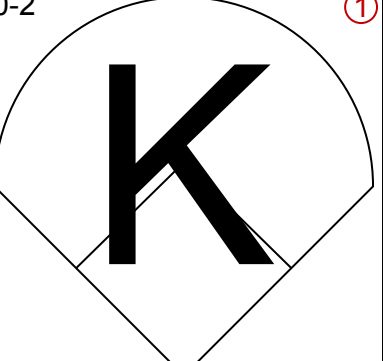
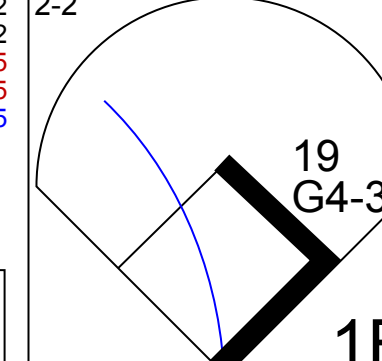
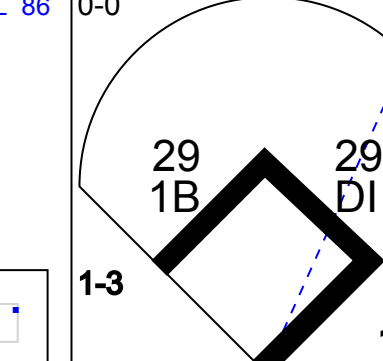
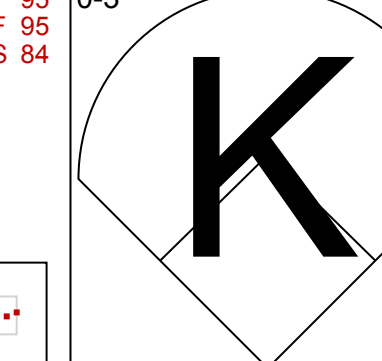
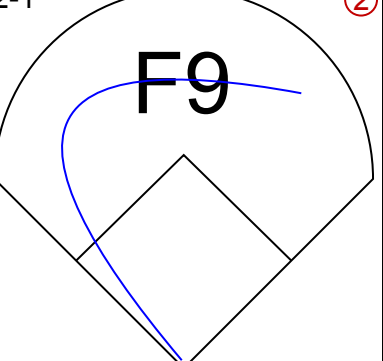
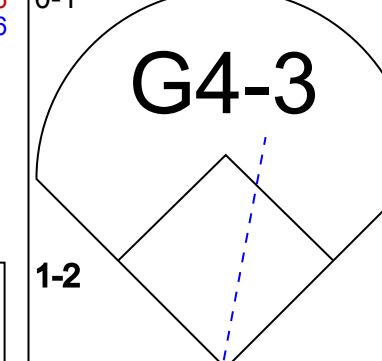
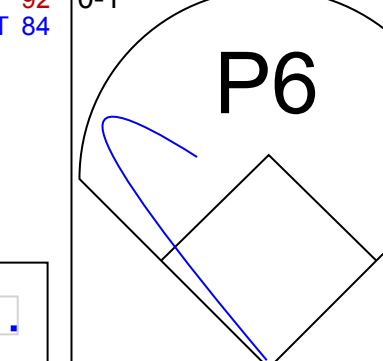
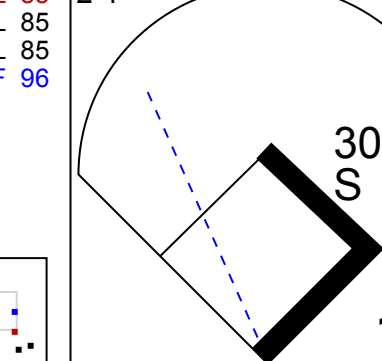
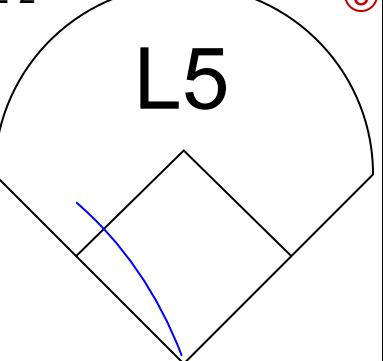
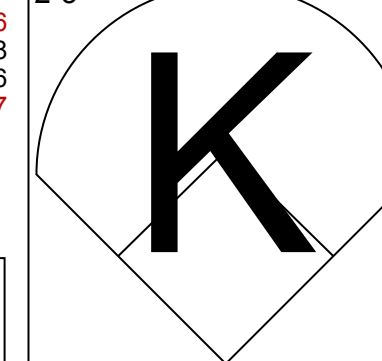
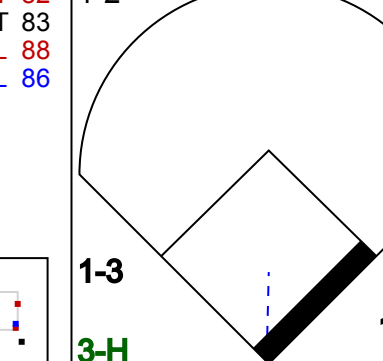



Batter	1	2	3	4	5	6	7	8	9	AB	R	H	RBI	BB	SO	LOB	TOP	
4 George Springer, R OBP: 0.332, SLG: 0.485										4	1	1	0	0	0	1	Toronto Blue Jays @ Milwaukee Brewers American Family Field, Milwaukee, WI Sun Jun 26 2022, 1:13 PM - 4:03 PM CDT Att: 35,503 - Sunny - 76 F	
11 Bo Bichette, R OBP: 0.297, SLG: 0.422										4	0	0	0	0	2	1		
27 Vladimir Guerrero Jr., R (1, 10) OBP: 0.362, SLG: 0.498										2	1	1	0	2	1	0		
30 Alejandro Kirk, R OBP: 0.409, SLG: 0.523										4	1	2	3	0	0	1		
21 Zack Collins, L OBP: 0.298, SLG: 0.455										0	0	0	0	0	0	0		
37 Teoscar Hernández, R OBP: 0.291, SLG: 0.430										4	0	0	0	0	1	2		
5 Santiago Espinal, R OBP: 0.316, SLG: 0.395										4	0	2	0	0	0	2		
26 Matt Chapman, R OBP: 0.303, SLG: 0.494										3	0	0	0	0	1	2		
7 Bradley Zimmer, L OBP: 0.208, SLG: 0.219										1	0	0	0	0	0	0		
13 Lourdes Gurriel Jr., R OBP: 0.339, SLG: 0.409										3	0	0	0	0	0	1		
8 Cavan Biggio, L OBP: 0.358, SLG: 0.364										2	0	0	0	1	1	0		
Inning Stats	R: 3 H: 3 E: 0 K: 1 S: 12	H: 3 R: 1 LOB: 1 BB: 1 P: 21	R: 0 H: 0 E: 0 K: 0 S: 4	H: 0 R: 0 LOB: 0 BB: 1 P: 11	R: 0 H: 0 E: 0 K: 2 S: 8	H: 1 R: 0 LOB: 1 BB: 0 P: 15	R: 0 H: 0 E: 0 K: 0 S: 5	H: 2 R: 0 LOB: 1 BB: 0 P: 15	R: 0 H: 0 E: 0 K: 2 S: 11	H: 0 R: 0 LOB: 0 BB: 0 P: 18	R: 0 H: 0 E: 0 K: 0 S: 5	H: 0 R: 0 LOB: 1 BB: 0 P: 14	R: 0 H: 0 E: 0 K: 1 S: 7	H: 0 R: 0 LOB: 0 BB: 0 P: 10	1B: 5 2B: 0 3B: 0 HR: 1	SF: 0 SAC: 0 DP: 2 HBP: 0	WP: 0 PA: 34 PB: 0 SB: 0 CS: 0	
PITCHER	IP WLS BF H R ER SO BB IBB HBP BLK WP HR S P ERA WHIP																	
21 Chi Chi González, R ERA: 7.2	4.0	17	4	3	3	3	2	0	0	0	0	0	0	1	35	59	6.75	1.500
31 Jandel Gustave, R ERA: 4.8	2.0	W	7	2	0	0	0	0	0	0	0	0	0	16	21	0.00	1.000	
48 Trevor Gott, R ERA: 3.68	1.0		3	0	0	2	0	0	0	0	0	0	0	11	18	0.00	0.000	
35 Brent Suter, L ERA: 4.23	1.0		4	0	0	0	1	0	0	0	0	0	0	5	14	0.00	1.000	
57 Trevor Kelley, R ERA: 6.88	1.0		3	0	0	1	0	0	0	0	0	0	0	7	10	0.00	0.000	

Batter	1	2	3	4	5	6	7	8	9	AB	R	H	RBI	BB	SO	LOB	BOTTOM
22 Christian Yelich, L OBP: 0.338, SLG: 0.377										3	2	1	1	2	0	1	Toronto Blue Jays @ Milwaukee Brewers American Family Field, Milwaukee, WI Sun Jun 26 2022, 1:13 PM - 4:03 PM CDT Att: 35,503 - Sunny - 76 F
27 Willy Adames, R OBP: 0.286, SLG: 0.485										5	2	3	1	0	4		
11 Rowdy Tellez, L OBP: 0.322, SLG: 0.475										4	2	2	4	1	1		
24 Andrew McCutchen, R OBP: 0.315, SLG: 0.363										5	0	1	1	0	0	1	
2 Luis Urias, R OBP: 0.314, SLG: 0.347										3	1	1	1	0	0	0	
10 Omar Narváez, L OBP: 0.338, SLG: 0.378										4	0	2	1	0	0	2	
15 Tyrone Taylor, R OBP: 0.280, SLG: 0.438										4	1	1	0	0	2	1	
14 Jace Peterson, L OBP: 0.309, SLG: 0.408										3	1	1	0	0	1	1	
3 Jonathan Davis, R OBP: 0.381, SLG: 0.278										3	1	1	1	1	1	1	
Inning Stats	R: 3 H: 3 E: 0 K: 0 S: 14	H: 5 R: 8 LOB: 0 BB: 0 P: 23	R: 0 H: 0 E: 0 K: 1 S: 15	H: 0 R: 0 LOB: 3 BB: 2 P: 29	R: 0 H: 0 E: 0 K: 1 S: 10	H: 1 R: 0 LOB: 0 BB: 0 P: 15	R: 0 H: 3 E: 0 K: 0 S: 11	H: 0 R: 0 LOB: 1 BB: 1 P: 22	R: 0 H: 1 E: 0 K: 0 S: 8	H: 0 R: 0 LOB: 0 BB: 0 P: 13	R: 0 H: 1 E: 0 K: 0 S: 8	H: 1 R: 0 LOB: 1 BB: 0 P: 11	1B: 8 2B: 3 3B: 0 HR: 2	SF: 1 SAC: 0 DP: 1 HBP: 1	WP: 0 PA: 40 PB: 0 SB: 2 CS: 0		
PITCHER	IP WLS BF H R ER SO BB IBB HBP BLK WP HR S P ERA WHIP																
17 José Berrios, R ERA: 5.86	2.2	L	18	8	8	8	1	0	0	0	0	0	0	15	24	0.00	0.750
91 Matt Gage, L ERA: 0.93	1.1		5	0	0	0	1	0	0	0	0	0	0	12	18	0.00	1.000
35 David Phelps, R ERA: 2.83	1.0		4	1	0	0	2	0	0	0	0	0	0	11	22	18.00	4.000
58 Tim Mayza, L ERA: 2.95	1.0		6	3	2	2	0	1	0	0	0	0	0	15	24	0.00	0.500
38 Jeremy Beasley, R ERA: 6.3	2.0		7	1	0	0	1	0	0	0	0	0	0	15	24	0.00	0.500

AB 31
R 3
H 6
RBI 3
BB 3
SO 6
LOB 10

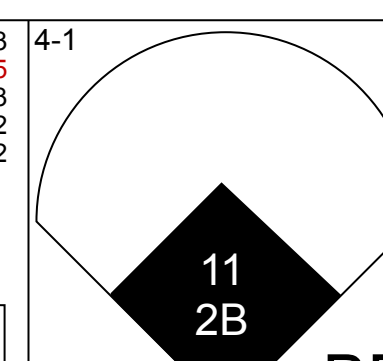
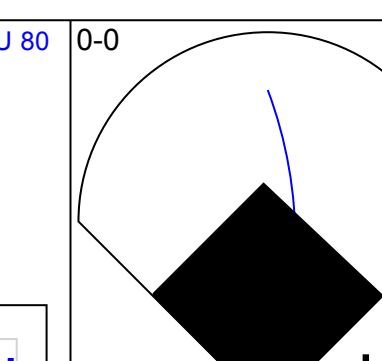
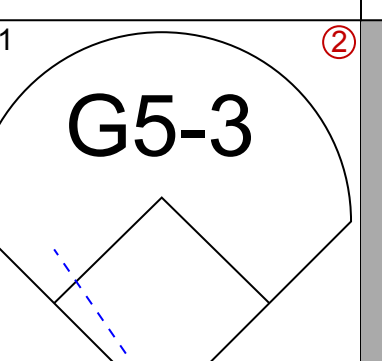
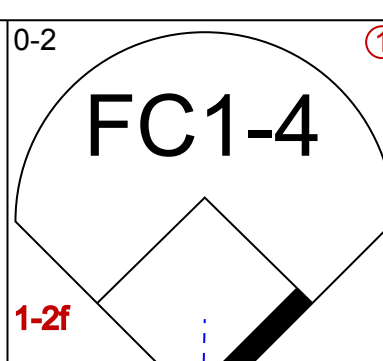
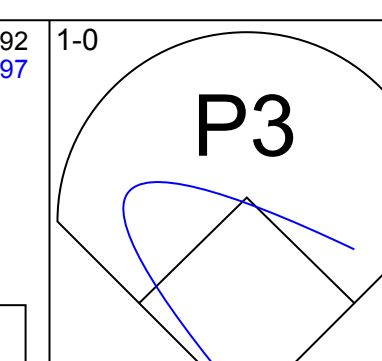
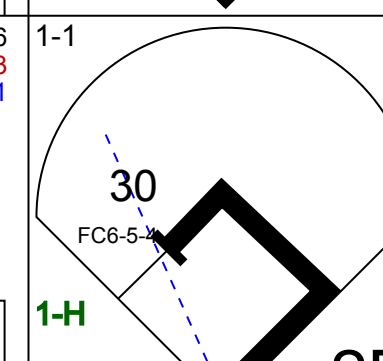
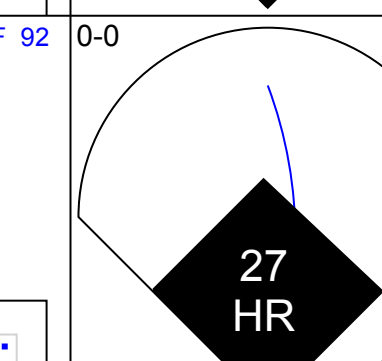
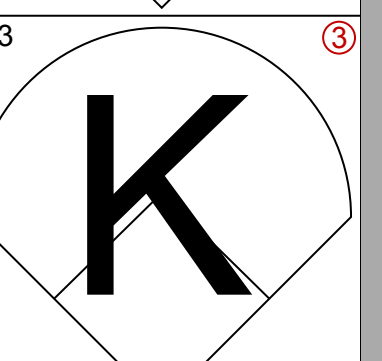
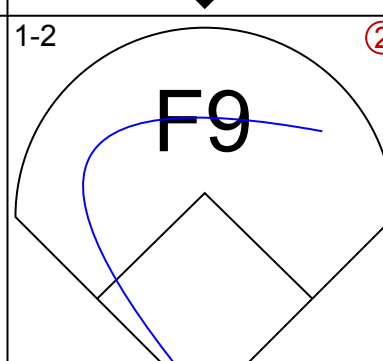
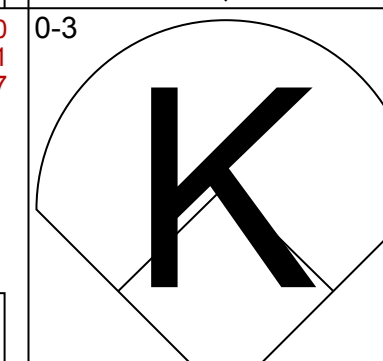
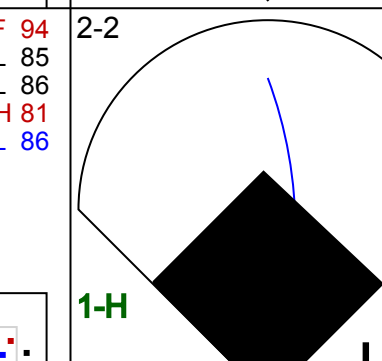
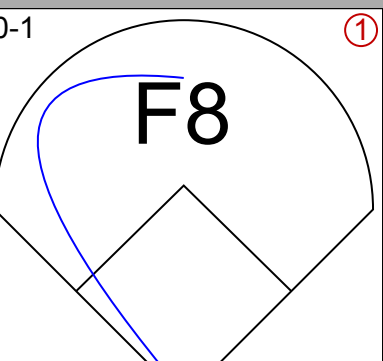
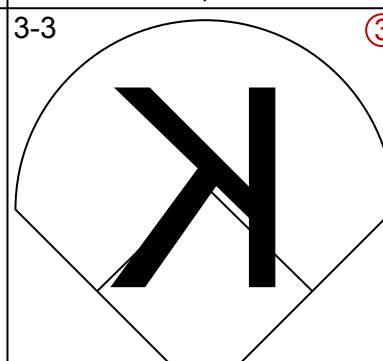
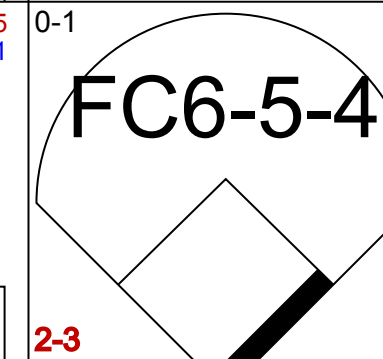
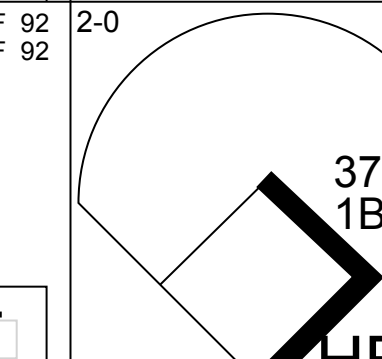
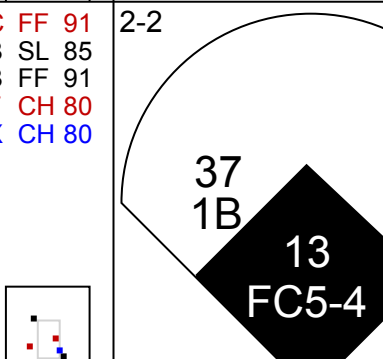
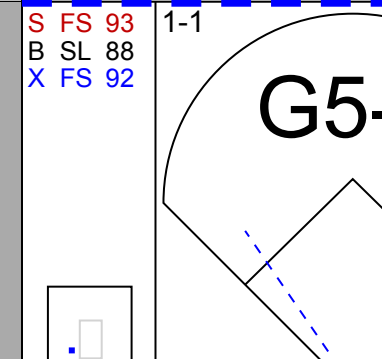
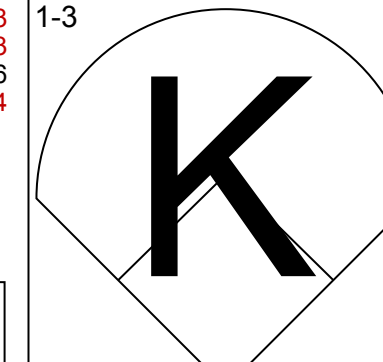
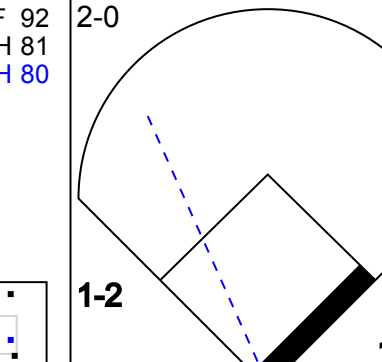
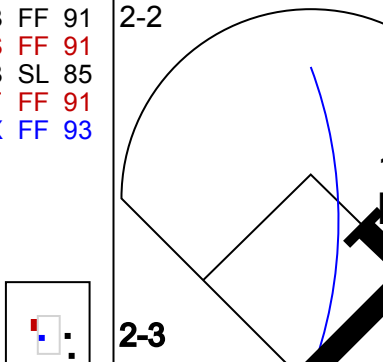
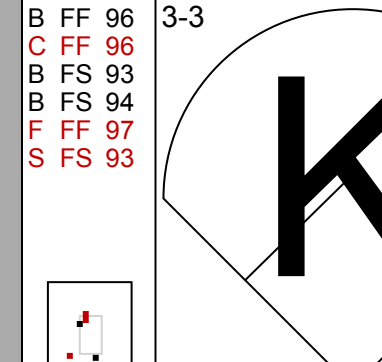
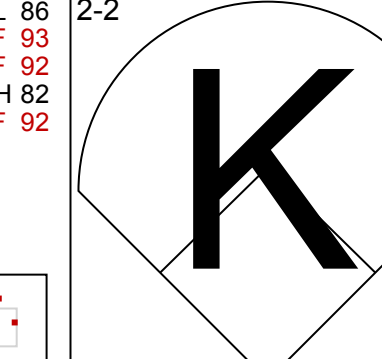
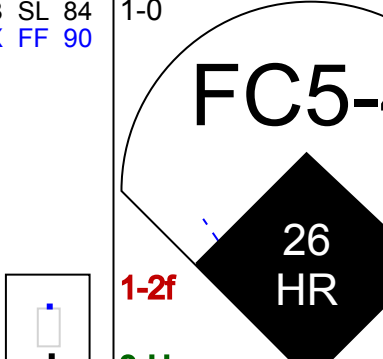
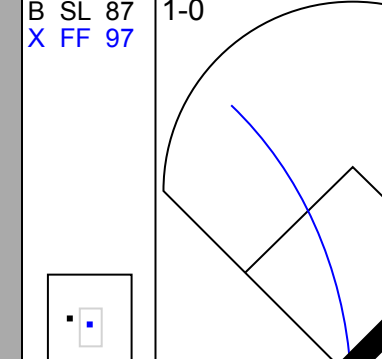
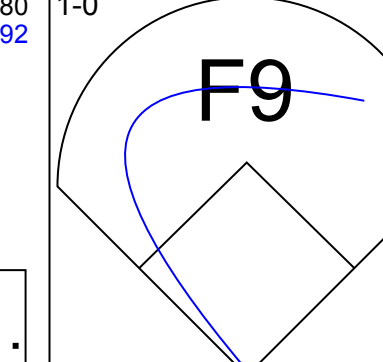


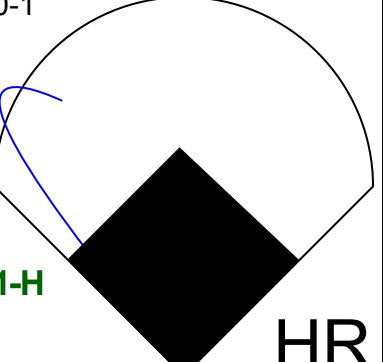
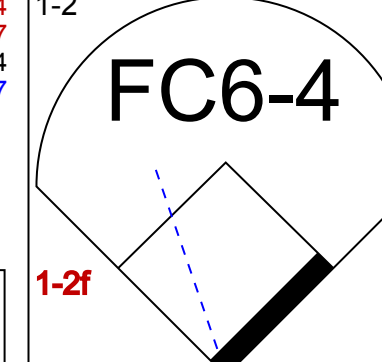
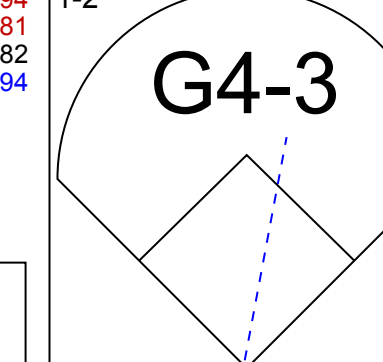
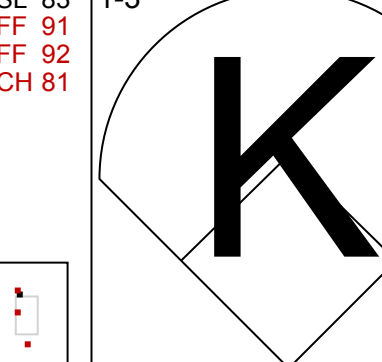
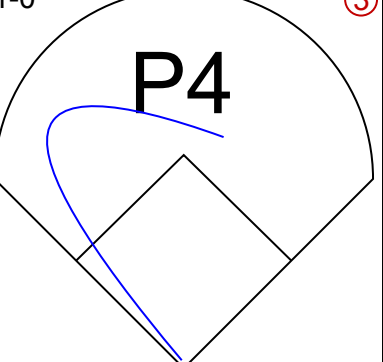


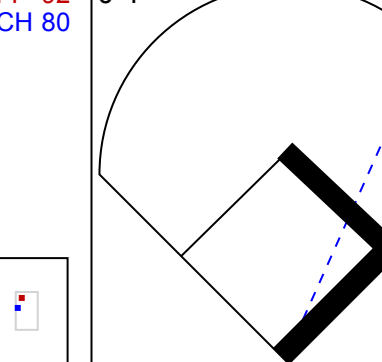


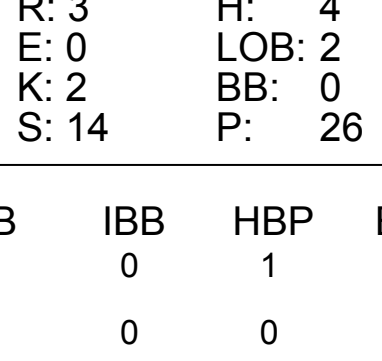
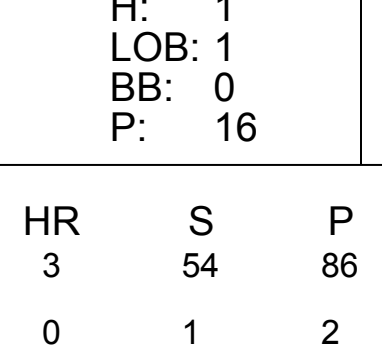
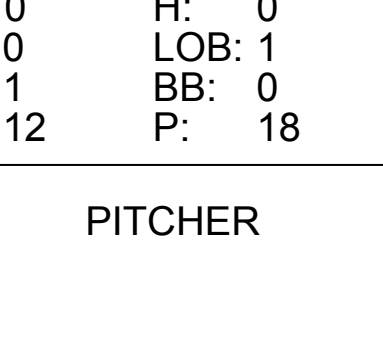
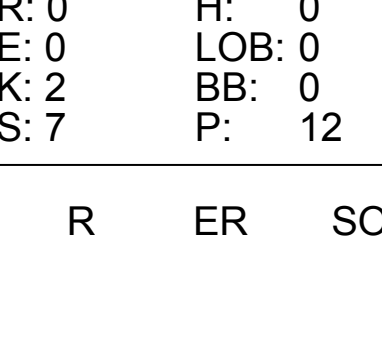
AB 34
R 10
H 13
RBI 10
BB 4
SO 5
LOB 12

Batter	1	2	3	4	5	6	7	8	9	AB	R	H	RBI	BB	SO	LOB	TOP					
30 Rob Refsnyder, R OBP: 0.450, SLG: 0.576										4	0	0	0	1	1	2						
11 Rafael Devers, L OBP: 0.390, SLG: 0.695										4	0	1	0	0	0	2						
28 J.D. Martinez, R OBP: 0.394, SLG: 0.516										4	0	0	0	0	1	1						
2 Xander Bogaerts, R OBP: 0.400, SLG: 0.473										3	1	1	0	1	2	0						
99 Alex Verdugo, L OBP: 0.308, SLG: 0.378										4	1	2	0	0	0	2						
10 Trevor Story, R OBP: 0.300, SLG: 0.409										3	0	0	1	0	3	1						
7 Christian Vázquez, R OBP: 0.330, SLG: 0.427										4	0	2	0	0	1	0						
19 Jackie Bradley Jr., L OBP: 0.263, SLG: 0.301										4	0	0	0	0	1	3						
29 Bobby Dalbec, R OBP: 0.285, SLG: 0.332										4	0	2	1	0	1	1						
Inning Stats	R: 0 H: 0 E: 0 K: 1 S: 8	H: 0 LOB: 0 BB: 0 P: 10	R: 0 H: 0 E: 0 K: 2 S: 11	H: 0 LOB: 0 BB: 0 P: 15	R: 0 H: 1 E: 0 K: 1 S: 15	H: 1 LOB: 2 BB: 1 P: 22	R: 0 H: 1 E: 0 K: 3 S: 13	H: 1 LOB: 0 BB: 0 P: 18	R: 0 H: 0 E: 0 K: 1 S: 10	H: 0 LOB: 0 BB: 0 P: 14	R: 0 H: 1 E: 0 K: 0 S: 8	H: 1 LOB: 2 BB: 1 P: 14	R: 0 H: 1 E: 0 K: 2 S: 12	H: 1 LOB: 1 BB: 0 P: 17	R: 0 H: 0 E: 0 K: 0 S: 7	H: 0 LOB: 0 BB: 0 P: 9	R: 2 H: 4 E: 0 K: 0 S: 15	H: 4 LOB: 2 BB: 0 P: 21	1B: 7 2B: 1 3B: 0 HR: 0	SF: 1 SAC: 0 DP: 0 HBP: 0	WP: 0 PB: 0 SB: 1 CS: 0	PA: 37
PITCHER	IP WLS BF H R ER SO BB IBB HBP BLK WP HR S P ERA WHIP																					
34 Kevin Gausman, R ERA: 2.93	7.0 W 27 4 0 0 10 2 0 0 0 0 0 0 77 110 0.00 0.857																					
35 David Phelps, R ERA: 2.73	1.0 3 0 0 0 0 0 0 0 0 0 0 0 7 9 0.00 0.000																					
64 Shaun Anderson, R ERA: 18.0	1.0 7 4 2 2 0 0 0 0 0 0 0 0 15 21 18.00 4.000																					

Boston Red Sox @ Toronto Blue Jays
Rogers Centre, Toronto, ON
Mon Jun 27 2022, 7:11 PM - 10:08 PM EDT
Att: 25,498 - Overcast - 65 F

AB 34
R 2
H 8
RBI 2
BB 2
SO 10
LOB 12



Batter	1	2	3	4	5	6	7	8	9	AB	R	H	RBI	BB	SO	LOB	BOTTOM					
4 George Springer, R OBP: 0.333, SLG: 0.494										4	2	1	1	1	0	2						
11 Bo Bichette, R OBP: 0.299, SLG: 0.426										4	1	2	1	0	1	2						
27 Vladimir Guerrero Jr., R OBP: 0.360, SLG: 0.596										4	1	1	2	0	2	2						
30 Alejandro Kirk, R OBP: 0.411, SLG: 0.525										3	1	1	0	0	0	1						
37 Teoscar Hernández, R OBP: 0.296, SLG: 0.432										4	0	2	0	0	2	1						
7 Bradley Zimmer, L OBP: 0.266, SLG: 0.219										0	0	0	0	0	0	0						
13 Lourdes Gurriel Jr., R OBP: 0.337, SLG: 0.407										4	1	1	1	0	2	3						
26 Matt Chapman, R OBP: 0.302, SLG: 0.414										4	1	1	2	0	1	3						
5 Santiago Espinal, R OBP: 0.313, SLG: 0.389										4	0	0	0	0	2	0						
8 Cavan Biggio, L OBP: 0.363, SLG: 0.374										3	0	1	0	0	1	0						
Inning Stats	R: 1 H: 1 E: 0 K: 2 S: 11	H: 1 LOB: 1 BB: 1 P: 17	R: 0 H: 0 E: 0 K: 1 S: 7	H: 0 LOB: 0 BB: 0 P: 11	R: 3 H: 4 E: 0 K: 2 S: 14	H: 4 LOB: 2 BB: 0 P: 26	R: 0 H: 1 E: 0 K: 2 S: 11	H: 1 LOB: 0 BB: 0 P: 16	R: 3 H: 3 E: 0 K: 0 S: 12	H: 3 LOB: 0 BB: 0 P: 18	R: 0 H: 0 E: 0 K: 1 S: 12	H: 0 LOB: 1 BB: 0 P: 18	R: 0 H: 1 E: 0 K: 1 S: 9	H: 1 LOB: 1 BB: 0 P: 15	R: 0 H: 0 E: 0 K: 2 S: 7	H: 0 LOB: 0 BB: 0 P: 12	R: 0 H: 0 E: 0 K: 0 S: 15	H: 0 LOB: 0 BB: 0 P: 21	1B: 4 2B: 3 3B: 0 HR: 3	SF: 0 SAC: 0 DP: 0 HBP: 2	WP: 0 PB: 0 SB: 0 CS: 0	PA: 37
PITCHER	IP WLS BF H R ER SO BB IBB HBP BLK WP HR S P ERA WHIP																					
67 Connor Seabold, R ERA: 13.5	4.2 L 25 9 7 7 7 1 0 0 0 0 0 0 3 54 86 13.50 2.143																					
60 Tyler Danish, R ERA: 3.81	0.1 1 0 0 0 0 0 0 0 0 0 0 0 1 2 0.00 0.000																					
56 Austin Davis, L ERA: 2.45	1.0 4 0 0 0 0 1 0 0 1 0 0 0 12 18 0.00 0.000																					
18 Hirokazu Sawamura, R ERA: 2.84	1.0 4 1 0 0 1 0 0 0 0 0 0 0 9 15 1.000 1.000																					
57 Hansel Robles, R ERA: 4.7	1.0 3 0 0 0 0 2 0 0 0 0 0 0 7 12 0.00 0.000																					

Boston Red Sox @ Toronto Blue Jays
Rogers Centre, Toronto, ON
Mon Jun 27 2022, 7:11 PM - 10:08 PM EDT
Att: 25,498 - Overcast - 65 F

AB 34
R 7
H 10
RBI 7
BB 1
SO 11
LOB 14



Batter	1	2	3	4	5	6	7	8	9	AB	R	H	RBI	BB	SO	LOB	TOP						
30 Rob Refsnyder, R OBP: 0.444, SLG: 0.632										5	1	2	3	0	0	2							
11 Rafael Devers, L OBP: 0.390, SLG: 0.600										4	0	1	0	1	1	3							
28 J.D. Martinez, R OBP: 0.388, SLG: 0.506										5	0	0	0	0	3	2							
2 Xander Bogaerts, R OBP: 0.400, SLG: 0.474										4	1	1	0	1	1	1							
99 Alex Verdugo, L OBP: 0.310, SLG: 0.380										4	0	2	0	0	0	1							
10 Trevor Story, R OBP: 0.300, SLG: 0.418										4	1	1	1	0	1	4							
7 Christian Vázquez, R OBP: 0.333, SLG: 0.429										4	1	2	1	0	1	0							
16 Franchy Cordero, L OBP: 0.316, SLG: 0.391										2	0	1	0	1	0	0							
29 Bobby Dalbec, R OBP: 0.288, SLG: 0.332										0	0	0	0	1	0	0							
39 Christian Arroyo, R OBP: 0.256, SLG: 0.357										3	1	0	0	1	0	6							
19 Jackie Bradley Jr., L OBP: 0.253, SLG: 0.351										0	0	0	0	0	0	0							
Inning Stats	R: 0 E: 0 K: 2 S: 12	H: 1 LOB: 0 BB: 0 P: 20	R: 1 E: 0 K: 1 S: 13	H: 1 LOB: 1 BB: 0 P: 18	R: 0 E: 0 K: 0 S: 11	H: 0 LOB: 1 BB: 1 P: 18	R: 0 E: 0 K: 0 S: 10	H: 1 LOB: 1 BB: 0 P: 14	R: 1 E: 0 K: 0 S: 10	H: 2 LOB: 1 BB: 0 P: 11	R: 0 E: 0 K: 1 S: 12	H: 1 LOB: 1 BB: 0 P: 17	R: 2 E: 0 K: 1 S: 10	H: 2 LOB: 1 BB: 1 P: 16	R: 1 E: 0 K: 1 S: 13	H: 2 LOB: 2 BB: 2 P: 23	R: 0 E: 0 K: 1 S: 10	H: 0 LOB: 1 BB: 1 P: 17	1B: 6 2B: 4 3B: 0 HR: 2	SF: 0 SAC: 0 DP: 2 HBP: 0	WP: 0 PB: 0 SB: 0 CS: 1	PA: 40	
PITCHER	IP: 5.0 WLS: 1 BF: 20 ERA: 3.12	H: 1 R: 0 ER: 2 SO: 3	BB: 1 IBB: 0 HBP: 0 BLK: 0	WP: 0 HR: 1 S: 56 P: 81	ERA: 3.60 WHIP: 1.200	IP: 1.0 WLS: 0 BF: 4 ERA: 3.00	H: 0 R: 0 ER: 0 SO: 1	BB: 1 IBB: 0 HBP: 0 BLK: 0	WP: 0 HR: 0 S: 10 P: 17	ERA: 0.00 WHIP: 1.000													
48 Ross Stripling, R ERA: 3.12	5.0	1	0	2	3	1	0	0	0	3.60	1.200												
90 Adam Cimber, R ERA: 3.82	1.0	0	0	0	1	0	0	0	0	0.00	1.000												
57 Trent Thornton, R ERA: 3.94	0.2	0	0	0	0	0	0	0	0	0.00	3.000												
58 Tim Lincecum, L ERA: 3.32	0.2	0	0	0	0	0	0	0	0	13.50	6.000												
91 Matt Gage, L ERA: 0.87	0.2	0	0	0	0	0	0	0	0	0.00	1.500												

Boston Red Sox @ Toronto Blue Jays
Rogers Centre, Toronto, ON
Tue Jun 28 2022, 7:10 PM - 10:29 PM EDT
Att: 27,140 - Clear - 69 F

AB	35
R	5
H	10
RBI	5
BB	5
SO	7
LOB	19



Batter	1	2	3	4	5	6	7	8	9	AB	R	H	RBI	BB	SO	LOB	BOTTOM					
4 George Springer, R OBP: 0.335, SLG: 0.490										4	1	1	0	1	0	1						
11 Bo Bichette, R OBP: 0.301, SLG: 0.424										4	1	1	1	1	1	3						
27 Vladimir Guerrero Jr., R OBP: 0.364, SLG: 0.595										4	1	2	1	1	0	1						
37 Teoscar Hernández, R OBP: 0.300, SLG: 0.438										4	1	2	1	0	1	1						
13 Lourdes Gurriel Jr., R OBP: 0.336, SLG: 0.408										4	1	1	0	0	1	4						
26 Matt Chapman, R OBP: 0.301, SLG: 0.416										4	0	1	2	0	0	2						
5 Santiago Espinal, R OBP: 0.316, SLG: 0.391										4	0	2	1	0	1	0						
55 Gabriel Moreno, R OBP: 0.342, SLG: 0.351										4	0	1	0	0	0	2						
15 Raimel Tapia, L OBP: 0.282, SLG: 0.358										2	0	1	0	1	1	2						
30 Alejandro Kirk, R OBP: 0.414, SLG: 0.527										1	0	1	0	0	0	0						
7 Bradley Zimmer, L OBP: 0.208, SLG: 0.219										0	1	0	0	0	0	0						
Inning Stats	R: 3 E: 0 K: 0 S: 13	H: 3 LOB: 2 BB: 2 P: 23	R: 0 E: 0 K: 0 S: 6	H: 0 LOB: 1 BB: 1 P: 12	R: 1 E: 0 K: 1 S: 12	H: 3 LOB: 2 BB: 0 P: 16	R: 0 E: 0 K: 0 S: 13	H: 0 LOB: 0 BB: 0 P: 18	R: 0 E: 0 K: 1 S: 13	H: 1 LOB: 0 BB: 0 P: 21	R: 0 E: 0 K: 1 S: 9	H: 2 LOB: 2 BB: 0 P: 17	R: 0 E: 0 K: 1 S: 9	H: 1 LOB: 0 BB: 0 P: 11	R: 0 E: 0 K: 1 S: 8	H: 0 LOB: 0 BB: 0 P: 15	R: 2 E: 0 K: 0 S: 5	H: 3 LOB: 2 BB: 1 P: 11	1B: 10 2B: 4 3B: 0 HR: 0	SF: 0 SAC: 0 DP: 2 HBP: 0	WP: 0 PB: 0 SB: 1 CS: 0	PA: 39
PITCHER	IP: 5.0 WLS: 1 BF: 24 ERA: 2.89	H: 3 R: 4 ER: 0 SO: 2	BB: 3 IBB: 0 HBP: 0 BLK: 0	WP: 0 HR: 0 S: 57 P: 90	ERA: 7.20 WHIP: 2.000	IP: 1.0 WLS: 0 BF: 5 ERA: 4.13	H: 2 R: 0 ER: 0 SO: 1	BB: 0 IBB: 0 HBP: 0 BLK: 0	WP: 0 HR: 0 S: 9 P: 11	ERA: 0.00 WHIP: 1.000												
52 Michael Wacha, R ERA: 2.89	5.0	3	0	2	2	3	0	0	0	7.20	2.000											
70 Ryan Brasier, R ERA: 4.13	1.0	2	0	0	1	0	0	0	0	0.00	2.000											
46 John Schreiber, R ERA: 0.76	1.0	0	0	0	1	0	0	0	0	0.00	1.000											
60 Tyler Danish, R ERA: 4.33	1.0	1	0	2	2	1	0	0	0	11	22	18.00	2.000									
57 Hansel Robles, R ERA: 4.7	0.0	0	0	0	0	0	0	0	0	2	4	∞	∞									

Boston Red Sox @ Toronto Blue Jays
Rogers Centre, Toronto, ON
Tue Jun 28 2022, 7:10 PM - 10:29 PM EDT
Att: 27,140 - Clear - 69 F

AB	35
R	6
H	13
RBI	6
BB	4
SO	5
LOB	16



Batter	1	2	3	4	5	6	7	8	9	AB	R	H	RBI	BB	SO	LOB	TOP							
2 Yandy Diaz, R OBP: 0.390, SLG: 0.356	F9		1B			43 G5-3 1B		BB		3	0	2	0	1	0	0	Tampa Bay Rays @ Toronto Blue Jays Rogers Centre, Toronto, ON Thu Jun 30 2022, 7:08 PM - 10:02 PM EDT Att: 22,987 - Partly Cloudy - 72 F							
5 Wander Franco, S OBP: 0.293, SLG: 0.405	G4-3		K			43 G5-3 1B		L9		4	0	1	0	0	1	2								
43 Harold Ramirez, R OBP: 0.357, SLG: 0.406				K		G5-3		K		3	0	0	0	1	2	3								
56 Randy Arozarena, R OBP: 0.306, SLG: 0.399	K			K		G5-3			G3	4	0	0	0	2	2									
17 Isaac Paredes, R OBP: 0.305, SLG: 0.598	K			HR		G1-4-3			G4-3	4	1	1	1	0	1	0								
7 Vidal Bruján, S OBP: 0.222, SLG: 0.244	K			G6-3		6 F 6 S			K	4	0	1	0	0	2	0								
6 Taylor Walls, S OBP: 0.242, SLG: 0.272	L5			K		K		K		3	0	0	0	0	2	1								
21 Francisco Mejia, S OBP: 0.230, SLG: 0.358			K	G6-3		G6-3		P5		3	0	0	0	0	1	1								
15 Josh Lowe, L OBP: 0.229, SLG: 0.286	G4-3			L3		L3		F8		3	0	0	0	0	0	0								
Inning Stats	R: 0 E: 0 K: 1 S: 6	H: 0 LOB: 1 BB: 1 P: 12	R: 0 E: 0 K: 2 S: 8	H: 0 LOB: 0 BB: 0 P: 13	R: 0 E: 0 K: 2 S: 10	H: 1 LOB: 1 BB: 0 P: 12	R: 1 E: 0 K: 2 S: 11	H: 1 LOB: 0 BB: 0 P: 19	R: 0 E: 0 K: 1 S: 9	H: 0 LOB: 0 BB: 0 P: 14	R: 0 E: 0 K: 0 S: 6	H: 2 LOB: 1 BB: 0 P: 10	R: 0 E: 0 K: 1 S: 14	H: 1 LOB: 1 BB: 0 P: 19	R: 0 E: 0 K: 1 S: 14	H: 0 LOB: 1 BB: 1 P: 24		R: 0 E: 0 K: 1 S: 8	H: 0 LOB: 0 BB: 0 P: 10	1B: 4 2B: 0 3B: 0 HR: 1	SF: 0 2B: 0 DP: 1 HBP: 0	WP: 0 PB: 0 SB: 1 CS: 0	PA: 33	
PITCHER	IP WLS BF H R ER SO BB IBB HBP BLK WP HR S P ERA WHIP	IP WLS BF H R ER SO BB IBB HBP BLK WP HR S P ERA WHIP	IP WLS BF H R ER SO BB IBB HBP BLK WP HR S P ERA WHIP	IP WLS BF H R ER SO BB IBB HBP BLK WP HR S P ERA WHIP	IP WLS BF H R ER SO BB IBB HBP BLK WP HR S P ERA WHIP	IP WLS BF H R ER SO BB IBB HBP BLK WP HR S P ERA WHIP	IP WLS BF H R ER SO BB IBB HBP BLK WP HR S P ERA WHIP	IP WLS BF H R ER SO BB IBB HBP BLK WP HR S P ERA WHIP	IP WLS BF H R ER SO BB IBB HBP BLK WP HR S P ERA WHIP	IP WLS BF H R ER SO BB IBB HBP BLK WP HR S P ERA WHIP	IP WLS BF H R ER SO BB IBB HBP BLK WP HR S P ERA WHIP	IP WLS BF H R ER SO BB IBB HBP BLK WP HR S P ERA WHIP	IP WLS BF H R ER SO BB IBB HBP BLK WP HR S P ERA WHIP	IP WLS BF H R ER SO BB IBB HBP BLK WP HR S P ERA WHIP	IP WLS BF H R ER SO BB IBB HBP BLK WP HR S P ERA WHIP	IP WLS BF H R ER SO BB IBB HBP BLK WP HR S P ERA WHIP	IP WLS BF H R ER SO BB IBB HBP BLK WP HR S P ERA WHIP	IP WLS BF H R ER SO BB IBB HBP BLK WP HR S P ERA WHIP	IP WLS BF H R ER SO BB IBB HBP BLK WP HR S P ERA WHIP	IP WLS BF H R ER SO BB IBB HBP BLK WP HR S P ERA WHIP	IP WLS BF H R ER SO BB IBB HBP BLK WP HR S P ERA WHIP	IP WLS BF H R ER SO BB IBB HBP BLK WP HR S P ERA WHIP	IP WLS BF H R ER SO BB IBB HBP BLK WP HR S P ERA WHIP	IP WLS BF H R ER SO BB IBB HBP BLK WP HR S P ERA WHIP

AB	31
R	1
H	5
RBI	1
BB	2
SO	11
LOB	9



Batter	1	2	3	4	5	6	7	8	9	AB	R	H	RBI	BB	SO	LOB	BOTTOM							
4 George Springer, R OBP: 0.340, SLG: 0.496	11 G6-4-3 BB		G4-3					27 S 1B		2	0	1	0	1	0	0	Tampa Bay Rays @ Toronto Blue Jays Rogers Centre, Toronto, ON Thu Jun 30 2022, 7:08 PM - 10:02 PM EDT Att: 22,987 - Partly Cloudy - 72 F							
11 Bo Bichette, R OBP: 0.295, SLG: 0.421	G6-4-3				F8		F9			4	0	1	0	0	0	4								
27 Vladimir Guerrero Jr., R OBP: 0.354, SLG: 0.499	K		G5-3			F9		K		4	0	0	0	0	2	3								
30 Alejandro Kirk, R OBP: 0.411, SLG: 0.514		37 HR 1B		F9		F9		G4-3		4	1	1	0	0	0	0								
37 Teoscar Hernández, R OBP: 0.307, SLG: 0.462										4	1	3	2	0	0	0								
7 Bradley Zimmer, L OBP: 0.266, SLG: 0.219		1-H HR		13 G6-3 2B		F8		26 BB 1B		0	0	0	0	0	0	0								
13 Lourdes Gurriel Jr., R OBP: 0.337, SLG: 0.409	G4-3			G6-3				F8		4	1	1	0	0	0	2								
26 Matt Chapman, R OBP: 0.302, SLG: 0.410	G6-3			G6-3						3	0	0	0	1	0	2								
5 Santiago Espinal, R OBP: 0.323, SLG: 0.405	G6-3				55 G6-4-3 1B			F9		4	1	2	2	0	0	2								
55 Gabriel Moreno, R OBP: 0.333, SLG: 0.325	G4-3			G6-4-3				11 F9 4 1B BB		2	0	0	0	1	0	1								
Inning Stats	R: 0 E: 0 K: 1 S: 8	H: 0 LOB: 0 BB: 1 P: 14	R: 2 E: 0 K: 0 S: 14	H: 2 LOB: 0 BB: 0 P: 20	R: 0 E: 0 K: 0 S: 7	H: 1 LOB: 1 BB: 0 P: 12	R: 0 E: 0 K: 0 S: 12	H: 1 LOB: 1 BB: 0 P: 17	R: 0 E: 0 K: 0 S: 11	H: 1 LOB: 1 BB: 0 P: 19	R: 0 E: 0 K: 0 S: 6	H: 0 LOB: 0 BB: 0 P: 7	R: 2 E: 0 K: 1 S: 18	H: 3 LOB: 2 BB: 1 P: 28	R: 0 E: 0 K: 0 S: 17	H: 1 LOB: 2 BB: 1 P: 25	R: 0 E: 0 K: 0 S: 8	H: 0 LOB: 0 BB: 0 P: 10	1B: 5 2B: 2 3B: 0 HR: 2	SF: 0 2B: 0 DP: 2 HBP: 1	WP: 0 PB: 0 SB: 1 CS: 0	PA: 35		
PITCHER	IP WLS BF H R ER SO BB IBB HBP BLK WP HR S P ERA WHIP	IP WLS BF H R ER SO BB IBB HBP BLK WP HR S P ERA WHIP	IP WLS BF H R ER SO BB IBB HBP BLK WP HR S P ERA WHIP	IP WLS BF H R ER SO BB IBB HBP BLK WP HR S P ERA WHIP	IP WLS BF H R ER SO BB IBB HBP BLK WP HR S P ERA WHIP	IP WLS BF H R ER SO BB IBB HBP BLK WP HR S P ERA WHIP	IP WLS BF H R ER SO BB IBB HBP BLK WP HR S P ERA WHIP	IP WLS BF H R ER SO BB IBB HBP BLK WP HR S P ERA WHIP	IP WLS BF H R ER SO BB IBB HBP BLK WP HR S P ERA WHIP	IP WLS BF H R ER SO BB IBB HBP BLK WP HR S P ERA WHIP	IP WLS BF H R ER SO BB IBB HBP BLK WP HR S P ERA WHIP	IP WLS BF H R ER SO BB IBB HBP BLK WP HR S P ERA WHIP	IP WLS BF H R ER SO BB IBB HBP BLK WP HR S P ERA WHIP	IP WLS BF H R ER SO BB IBB HBP BLK WP HR S P ERA WHIP	IP WLS BF H R ER SO BB IBB HBP BLK WP HR S P ERA WHIP	IP WLS BF H R ER SO BB IBB HBP BLK WP HR S P ERA WHIP	IP WLS BF H R ER SO BB IBB HBP BLK WP HR S P ERA WHIP	IP WLS BF H R ER SO BB IBB HBP BLK WP HR S P ERA WHIP	IP WLS BF H R ER SO BB IBB HBP BLK WP HR S P ERA WHIP	IP WLS BF H R ER SO BB IBB HBP BLK WP HR S P ERA WHIP	IP WLS BF H R ER SO BB IBB HBP BLK WP HR S P ERA WHIP	IP WLS BF H R ER SO BB IBB HBP BLK WP HR S P ERA WHIP	IP WLS BF H R ER SO BB IBB HBP BLK WP HR S P ERA WHIP	IP WLS BF H R ER SO BB IBB HBP BLK WP HR S P ERA WHIP


AB	31
R	4
H	9
RBI	4
BB	3
SO	2
LOB	14



Batter	1	2	3	4	5	6	7	8	9	AB	R	H	RBI	BB	SO	LOB	TOP										
2 Yandy Diaz, R OBP: 0.388, SLG: 0.354 7 Vidal Bruján, S OBP: 0.221, SLG: 0.242	L9	FC5-4		26 BB 1B		L9			P6	4	0	1	0	0	0	2											
26 Ji Man Choi, L OBP: 0.391, SLG: 0.466	1B			39 BB 1B		L7			K 5 1B	4	0	2	0	1	1	0											
5 Wander Franco, S OBP: 0.291, SLG: 0.490	FC4-6			F8	L3			L8		5	0	1	0	0	0	5											
17 Isaac Paredes, R OBP: 0.293, SLG: 0.571	K					G5-3			G5-4-3 1B	5	0	0	0	0	3	4											
39 Kevin Kiermaier, L OBP: 0.280, SLG: 0.381		K								2	1	1	0	2	1	0											
43 Harold Ramirez, R OBP: 0.360, SLG: 0.413 6 Taylor Walls, S OBP: 0.242, SLG: 0.272				15 BB 50 G5-3 1B	L6					4	1	2	1	0	1	3											
15 Josh Lowe, L OBP: 0.229, SLG: 0.294						G5-3	G3		L9	4	0	1	0	0	0	1											
50 René Pinto, R OBP: 0.167, SLG: 0.250		G5-3					G6-3		G6-3	4	0	1	1	0	0	2											
35 Brett Phillips, L OBP: 0.227, SLG: 0.264						FC6-5 1B			G4-3	3	0	0	0	0	1	1											
Inning Stats	R: 0 E: 0 K: 1 S: 10	H: 1 LOB: 1 BB: 0 P: 17	R: 1 E: 0 K: 1 S: 17	H: 2 LOB: 2 BB: 0 P: 27	R: 0 E: 0 K: 1 S: 10	H: 1 LOB: 2 BB: 1 P: 17	R: 0 E: 0 K: 0 S: 13	H: 2 LOB: 3 BB: 1 P: 20	R: 1 E: 0 K: 0 S: 11	H: 2 LOB: 1 BB: 0 P: 17	R: 0 E: 0 K: 1 S: 10	H: 0 LOB: 1 BB: 0 P: 15	R: 0 E: 0 K: 2 S: 12	H: 0 LOB: 1 BB: 1 P: 22	R: 0 E: 0 K: 0 S: 6	H: 0 LOB: 1 BB: 0 P: 12	R: 0 E: 0 K: 1 S: 15	H: 1 LOB: 1 BB: 0 P: 22	1B: 7 2B: 2 3B: 0 HR: 0	SF: 0 SAC: 0 DP: 1 HBP: 1	WP: 1 PB: 0 SB: 0 CS: 0	PA: 40					
PITCHER	IP	WLS	BF	H	R	ER	SO	BB	IBB	HBP	BLK	WP	HR	S	P	ERA	WHIP										
17 José Berrios, R ERA: 5.72	5.0	W	26	8	2	2	3	2	0	1	0	0	0	61	98	3.60	2.000										
57 Trent Thornton, R ERA: 3.71	1.0	H	3	0	0	0	1	0	0	0	0	0	0	10	15	0.00	0.000										
54 Sergio Romo, R ERA: 7.63	1.0		4	0	0	0	2	1	0	0	0	0	0	12	22	0.00	1.000										
60 Max Castillo, R ERA: 2.57	2.0		7	1	0	0	1	0	0	0	0	1	0	21	34	0.00	0.500										

Tampa Bay Rays @ Toronto Blue Jays
Rogers Centre, Toronto, ON
Fri Jul 01 2022, 3:32 PM - 6:29 PM EDT
Att. 44,445 - Overcast - 78 F


AB 36
R 2
H 9
RBI 2
BB 3
SO 7
LOB 18



Batter	1	2	3	4	5	6	7	8	9	AB	R	H	RBI	BB	SO	LOB	BOTTOM										
4 George Springer, R OBP: 0.342, SLG: 0.494 7 Bradley Zimmer, L OBP: 0.205, SLG: 0.215	G6-3		11 BB 27 BB BB	L9		G6-3 27 BB 11 F9 1B		F8		3	1	1	2	1	0	1											
11 Bo Bichette, R OBP: 0.298, SLG: 0.422 21 Zack Collins, L OBP: 0.284, SLG: 0.448 26 Matt Chapman, R OBP: 0.302, SLG: 0.410	F8		27 BB 2B	F9		F9		F8		4	1	1	2	0	0	3											
27 Vladimir Guerrero Jr., R OBP: 0.352, SLG: 0.495	P4		30 BB 2B	L9		G6-3		G5-3		5	1	1	3	0	0	3											
30 Alejandro Kirk, R OBP: 0.408, SLG: 0.514	L7		15 BB 2B	F7		F9				4	0	1	1	0	0	1											
37 Teoscar Hernández, R OBP: 0.306, SLG: 0.458				G6-3				G3-1		4	0	1	0	0	1	1											
15 Raimel Tapia, L OBP: 0.285, SLG: 0.363	G3-6-1		5 FC5 13 BB 1B	G4-3		G3				4	0	1	0	0	0	1											
13 Lourdes Gurriel Jr., R OBP: 0.347, SLG: 0.432										3	3	3	1	1	0	0											
5 Santiago Espinal, R OBP: 0.322, SLG: 0.401										3	1	0	0	1	0	4											
8 Cavan Biggio, L OBP: 0.385, SLG: 0.412										2	2	2	0	2	0	0											
Inning Stats	R: 0 E: 0 K: 0 S: 4	H: 0 LOB: 0 BB: 0 P: 7	R: 0 E: 0 K: 0 S: 5	H: 1 LOB: 0 BB: 0 P: 7	R: 5 E: 0 K: 1 S: 21	H: 6 LOB: 3 BB: 2 P: 35	R: 0 E: 0 K: 0 S: 7	H: 0 LOB: 1 BB: 1 P: 12	R: 0 E: 0 K: 0 S: 7	H: 0 LOB: 0 BB: 0 P: 8	R: 3 E: 0 K: 0 S: 14	H: 2 LOB: 1 BB: 2 P: 29	R: 1 E: 0 K: 0 S: 12	H: 1 LOB: 0 BB: 0 P: 18	R: 0 E: 0 K: 0 S: 9	H: 1 LOB: 1 BB: 0 P: 14	R: 0 E: 0 K: 0 S: 15	H: 1 LOB: 1 BB: 0 P: 22	1B: 4 2B: 6 3B: 0 HR: 1	SF: 0 SAC: 0 DP: 1 HBP: 0	WP: 0 PB: 0 SB: 0 CS: 0	PA: 39					
PITCHER	IP	WLS	BF	H	R	ER	SO	BB	IBB	HBP	BLK	WP	HR	S	P	ERA	WHIP										
28 Corey Kluber, R ERA: 3.91	3.0	L	17	7	0	5	1	2	0	0	0	0	0	30	49	15.00	3.000										
80 Phoenix Sanders, R ERA: 1.5	2.0		7	0	0	0	0	1	0	0	0	0	0	14	20	0.00	0.500										
74 David McKay, R ERA: 9.0	2.0		11	3	4	4	0	2	0	0	0	0	1	26	47	18.00	2.500										
35 Brett Phillips, R ERA: 18.0	1.0		4	1	0	0	0	0	0	0	0	0	0	9	14	0.00	1.000										

Tampa Bay Rays @ Toronto Blue Jays
Rogers Centre, Toronto, ON
Fri Jul 01 2022, 3:32 PM - 6:29 PM EDT
Att. 44,445 - Overcast - 78 F

AB 34
R 9
H 11
RBI 9
BB 5
SO 1
LOB 16



Batter	1	2	3	4	5	6	7	8	9	AB	R	H	RBI	BB	SO	LOB	TOP						
2 Yandy Diaz, R OBP: 0.401, SLG: 0.367	F9		P5														4	0	2	1	1	0	0
5 Wander Franco, S OBP: 0.295, SLG: 0.406	G4-3		G1-3														4	1	1	0	0	0	2
7 Vidal Brujan, S OBP: 0.224, SLG: 0.246	G4-3		G1-3														1	0	1	0	0	0	0
43 Harold Ramirez, R OBP: 0.372, SLG: 0.444																	5	2	2	2	0	1	3
35 Brett Phillips, L OBP: 0.222, SLG: 0.257			K														0	0	0	0	0	0	0
26 Ji Man Choi, L OBP: 0.392, SLG: 0.481																	5	1	3	1	0	0	0
17 Isaac Paredes, R OBP: 0.304, SLG: 0.606	E5																5	1	2	0	0	1	2
56 Randy Arozarena, R OBP: 0.313, SLG: 0.412	K																3	1	1	2	2	2	3
39 Kevin Kiermaier, L OBP: 0.276, SLG: 0.372			K														5	0	1	0	0	1	2
6 Taylor Walls, S OBP: 0.247, SLG: 0.277	F9																3	1	1	0	1	1	2
50 René Pinto, R OBP: 0.182, SLG: 0.250	F9																4	0	0	0	0	1	2
Inning Stats	R: 1 H: 2 E: 1 K: 1 S: 15	H: 2 LOB: 2 BB: 0 P: 23	R: 0 H: 0 E: 0 K: 1 S: 10	H: 0 LOB: 0 BB: 0 P: 15	R: 0 H: 0 E: 0 K: 1 S: 8	H: 0 LOB: 0 BB: 0 P: 12	R: 0 H: 1 E: 0 K: 0 S: 12	H: 1 LOB: 1 BB: 1 P: 20	R: 6 H: 7 E: 0 K: 0 S: 18	H: 7 LOB: 0 BB: 0 P: 29	R: 0 H: 0 E: 0 K: 1 S: 10	H: 0 LOB: 2 BB: 2 P: 22	R: 0 H: 1 E: 0 K: 1 S: 11	H: 1 LOB: 2 BB: 1 P: 24	R: 0 H: 2 E: 0 K: 0 S: 7	H: 2 LOB: 1 BB: 0 P: 12	R: 0 H: 1 E: 0 K: 2 S: 12	H: 1 LOB: 1 BB: 0 P: 17	1B: 9 2B: 2 3B: 0 HR: 3	SF: 0 SAC: 0 DP: 0 HBP: 0	WP: 0 PB: 0 SB: 0 CS: 1	PA: 43	
PITCHER	IP WLS BF H R ER SO BB IBB HBP BLK WP HR S P ERA WHIP	IP WLS BF H R ER SO BB IBB HBP BLK WP HR S P ERA WHIP	IP WLS BF H R ER SO BB IBB HBP BLK WP HR S P ERA WHIP	IP WLS BF H R ER SO BB IBB HBP BLK WP HR S P ERA WHIP	IP WLS BF H R ER SO BB IBB HBP BLK WP HR S P ERA WHIP	IP WLS BF H R ER SO BB IBB HBP BLK WP HR S P ERA WHIP	IP WLS BF H R ER SO BB IBB HBP BLK WP HR S P ERA WHIP	IP WLS BF H R ER SO BB IBB HBP BLK WP HR S P ERA WHIP	IP WLS BF H R ER SO BB IBB HBP BLK WP HR S P ERA WHIP	IP WLS BF H R ER SO BB IBB HBP BLK WP HR S P ERA WHIP	IP WLS BF H R ER SO BB IBB HBP BLK WP HR S P ERA WHIP	IP WLS BF H R ER SO BB IBB HBP BLK WP HR S P ERA WHIP	IP WLS BF H R ER SO BB IBB HBP BLK WP HR S P ERA WHIP	IP WLS BF H R ER SO BB IBB HBP BLK WP HR S P ERA WHIP	IP WLS BF H R ER SO BB IBB HBP BLK WP HR S P ERA WHIP	IP WLS BF H R ER SO BB IBB HBP BLK WP HR S P ERA WHIP	IP WLS BF H R ER SO BB IBB HBP BLK WP HR S P ERA WHIP	IP WLS BF H R ER SO BB IBB HBP BLK WP HR S P ERA WHIP	IP WLS BF H R ER SO BB IBB HBP BLK WP HR S P ERA WHIP	IP WLS BF H R ER SO BB IBB HBP BLK WP HR S P ERA WHIP	IP WLS BF H R ER SO BB IBB HBP BLK WP HR S P ERA WHIP	IP WLS BF H R ER SO BB IBB HBP BLK WP HR S P ERA WHIP	IP WLS BF H R ER SO BB IBB HBP BLK WP HR S P ERA WHIP

Tampa Bay Rays @ Toronto Blue Jays
Rogers Centre, Toronto, ON
Sun Jul 03 2022, 1:38 PM - 5:05 PM EDT
Att: 35,757 - Sunny - 68 F

AB 39
R 7
H 14
RBI 6
BB 4
SO 7
LOB 16



Batter	1	2	3	4	5	6	7	8	9	AB	R	H	RBI	BB	SO	LOB	BOTTOM						
4 George Springer, R OBP: 0.342, SLG: 0.489	K																4	1	1	0	1	2	3
11 Bo Bichette, R OBP: 0.301, SLG: 0.421																	4	0	1	0	1	0	5
27 Vladimir Guerrero Jr., R OBP: 0.353, SLG: 0.497																	5	0	3	2	0	1	4
37 Teoscar Hernández, R OBP: 0.310, SLG: 0.446																	3	0	0	0	2	2	2
13 Lourdes Gurriel Jr., R OBP: 0.350, SLG: 0.434																	5	1	2	0	0	1	6
15 Raimel Tapia, L OBP: 0.285, SLG: 0.362																	4	0	1	0	0	0	3
30 Alejandro Kirk, R OBP: 0.408, SLG: 0.509																	1	0	0	0	0	1	3
26 Matt Chapman, R OBP: 0.290, SLG: 0.395																	3	0	0	1	0	2	1
55 Gabriel Moreno, R OBP: 0.327, SLG: 0.319																	4	0	1	0	0	1	1
8 Cavan Biggio, L OBP: 0.388, SLG: 0.407																	4	1	2	0	0	1	1
Inning Stats	R: 0 H: 1 E: 0 K: 1 S: 9	H: 1 LOB: 2 BB: 0 P: 20	R: 0 H: 1 E: 0 K: 1 S: 13	H: 1 LOB: 1 BB: 0 P: 16	R: 1 H: 3 E: 0 K: 1 S: 11	H: 3 LOB: 2 BB: 0 P: 15	R: 0 H: 2 E: 0 K: 1 S: 13	H: 2 LOB: 3 BB: 0 P: 21	R: 0 H: 0 E: 0 K: 2 S: 8	H: 0 LOB: 0 BB: 0 P: 12	R: 0 H: 0 E: 0 K: 1 S: 12	H: 0 LOB: 1 BB: 1 P: 20	R: 0 H: 0 E: 0 K: 0 S: 14	H: 0 LOB: 0 BB: 0 P: 22	R: 1 H: 1 E: 0 K: 0 S: 7	H: 1 LOB: 3 BB: 1 P: 25	R: 1 H: 3 E: 0 K: 3 S: 18	H: 3 LOB: 3 BB: 1 P: 25	1B: 7 2B: 4 3B: 0 HR: 0	SF: 1 SAC: 0 DP: 1 HBP: 0	WP: 0 PB: 0 SB: 0 CS: 0	PA: 42	
PITCHER	IP WLS BF H R ER SO BB IBB HBP BLK WP HR S P ERA WHIP	IP WLS BF H R ER SO BB IBB HBP BLK WP HR S P ERA WHIP	IP WLS BF H R ER SO BB IBB HBP BLK WP HR S P ERA WHIP	IP WLS BF H R ER SO BB IBB HBP BLK WP HR S P ERA WHIP	IP WLS BF H R ER SO BB IBB HBP BLK WP HR S P ERA WHIP	IP WLS BF H R ER SO BB IBB HBP BLK WP HR S P ERA WHIP	IP WLS BF H R ER SO BB IBB HBP BLK WP HR S P ERA WHIP	IP WLS BF H R ER SO BB IBB HBP BLK WP HR S P ERA WHIP	IP WLS BF H R ER SO BB IBB HBP BLK WP HR S P ERA WHIP	IP WLS BF H R ER SO BB IBB HBP BLK WP HR S P ERA WHIP	IP WLS BF H R ER SO BB IBB HBP BLK WP HR S P ERA WHIP	IP WLS BF H R ER SO BB IBB HBP BLK WP HR S P ERA WHIP	IP WLS BF H R ER SO BB IBB HBP BLK WP HR S P ERA WHIP	IP WLS BF H R ER SO BB IBB HBP BLK WP HR S P ERA WHIP	IP WLS BF H R ER SO BB IBB HBP BLK WP HR S P ERA WHIP	IP WLS BF H R ER SO BB IBB HBP BLK WP HR S P ERA WHIP	IP WLS BF H R ER SO BB IBB HBP BLK WP HR S P ERA WHIP	IP WLS BF H R ER SO BB IBB HBP BLK WP HR S P ERA WHIP	IP WLS BF H R ER SO BB IBB HBP BLK WP HR S P ERA WHIP	IP WLS BF H R ER SO BB IBB HBP BLK WP HR S P ERA WHIP	IP WLS BF H R ER SO BB IBB HBP BLK WP HR S P ERA WHIP	IP WLS BF H R ER SO BB IBB HBP BLK WP HR S P ERA WHIP	IP WLS BF H R ER SO BB IBB HBP BLK WP HR S P ERA WHIP

Tampa Bay Rays @ Toronto Blue Jays
Rogers Centre, Toronto, ON
Sun Jul 03 2022, 1:38 PM - 5:05 PM EDT
Att: 35,757 - Sunny - 68 F

AB 37
R 3
H 11
RBI 3
BB 4
SO 11
LOB 29



Batter	1	2	3	4	5	6	7	8	9	AB	R	H	RBI	BB	SO	LOB	TOP										
4 George Springer, R (1.8) OBP: 0.333, SLG: 0.474	G4-3		G5-3		G6-3		F9			4	0	0	0	0	0	0	<p>Toronto Blue Jays @ Oakland Athletics</p> <p>Oakland Coliseum, Oakland, CA</p> <p>Tue Jul 05 2022, 6:41 PM - 9:20 PM PDT</p> <p>Att: 4,846 - Partly Cloudy - 69 F</p>										
11 Bo Bichette, R (1.6) OBP: 0.299, SLG: 0.420	G6-3		K					K2-3		4	0	1	0	0	2	0											
30 Alejandro Kirk, R (1.10) OBP: 0.403, SLG: 0.500	G6-3			K	CS			F8		4	0	1	0	0	1	0											
37 Teoscar Hernández, R (1.9) OBP: 0.308, SLG: 0.452		L7							K	4	1	2	1	0	1	0											
8 Cavan Biggio, L (1.3) OBP: 0.381, SLG: 0.398 27 Vladimir Guerrero Jr., R (6.3) OBP: 0.350, SLG: 0.493		26 HR		K		F7			K	2	1	1	0	0	1	0											
26 Matt Chapman, R (1.5) OBP: 0.293, SLG: 0.407									F8	4	1	3	2	0	0	0											
15 Raimel Tapia, L (1.7) OBP: 0.289, SLG: 0.365										4	0	2	0	0	1	2											
5 Santiago Espinal, R (1.4) OBP: 0.319, SLG: 0.401									G6-3	4	0	0	0	0	3												
55 Gabriel Moreno, R (1.2) OBP: 0.308, SLG: 0.300			K						G5-3	3	0	0	0	0	2	0											
Inning Stats	R: 0 E: 0 K: 0 S: 7	H: 0 LOB: 0 BB: 0 P: 8	R: 2 E: 0 K: 0 S: 7	H: 2 LOB: 0 BB: 13 P: 13	R: 0 E: 0 K: 2 S: 11	H: 0 LOB: 0 BB: 0 P: 17	R: 1 E: 0 K: 2 S: 15	H: 3 LOB: 2 BB: 0 P: 24	R: 0 E: 0 K: 1 S: 9	H: 3 LOB: 2 BB: 0 P: 12	R: 0 E: 0 K: 0 S: 6	H: 0 LOB: 0 BB: 0 P: 10	R: 0 E: 0 K: 2 S: 11	H: 0 LOB: 0 BB: 0 P: 14	R: 0 E: 0 K: 1 S: 9	H: 1 LOB: 1 BB: 0 P: 12	1B: 8 2B: 0 3B: 0 HR: 2	SF: 0 SAC: 0 DP: 0 HBP: 0	WP: 0 PB: 0 SB: 0 CS: 1	PA: 36							
PITCHER	IP	WLS	BF	H	R	ER	SO	BB	IBB	HBP	BLK	WP	HR	S	P	ERA	WHIP										
55 Adrián Martínez, R (1.1) ERA: 6.0	5.0	W	22	8	3	3	5	0	0	0	0	0	2	52	82	5.40	1.600										
33 A.J. Puk, L (6.1) ERA: 2.55	1.0	H	3	1	0	0	1	0	0	0	0	0	0	6	8	0.00	1.000										
68 Domingo Acevedo, R (7.1) ERA: 3.19	1.0	H	3	0	0	0	0	0	0	0	0	0	0	6	10	0.00	0.000										
61 Zach Jackson, R (8.1) ERA: 3.27	1.0	H	3	0	0	0	2	0	0	0	0	0	0	11	14	0.00	0.000										
62 Lou Trivino, R (9.1) ERA: 6.94	1.0	S	4	1	0	0	1	0	0	0	0	0	0	9	12	0.00	1.000										

AB	35
R	3
H	10
RBI	3
BB	0
SO	9
LOB	7



Batter	1	2	3	4	5	6	7	8	9	AB	R	H	RBI	BB	SO	LOB	BOTTOM											
2 Nick Allen, R (1.4) OBP: 0.312, SLG: 0.333	23 BB		23 HBP		K		F9			3	2	1	0	1	1	0	<p>Toronto Blue Jays @ Oakland Athletics</p> <p>Oakland Coliseum, Oakland, CA</p> <p>Tue Jul 05 2022, 6:41 PM - 9:20 PM PDT</p> <p>Att: 4,846 - Partly Cloudy - 69 F</p>											
22 Ramón Laureano, R (1.10) OBP: 0.338, SLG: 0.391	23 BB		12 SF9		G6-3		23 BB			1	2	0	0	2	0	0												
23 Christian Bethancourt, R (1.3) OBP: 0.299, SLG: 0.386	12 G1-4-3		10 BB		F8					2	0	1	1	1	0	0												
12 Sean Murphy, R (1.2) OBP: 0.294, SLG: 0.397	G1-4-3		10 BB		SF9		G6-3			3	0	0	1	0	1	3												
25 Stephen Piscotty, R (1.9) OBP: 0.304, SLG: 0.344	G4-3		10 BB				K			3	1	1	1	1	1	2												
17 Elvis Andrus, R (1.6) OBP: 0.292, SLG: 0.356		10 G6-4-3		F4		P6		B3		3	0	0	0	1	0	3												
10 Chad Pinder, R (1.7) OBP: 0.262, SLG: 0.360		G6-4-3				L8				3	0	1	1	1	0	1												
26 Sheldon Neuse, R (1.5) OBP: 0.301, SLG: 0.308			11 FC6-4		K		K		G5-3	3	0	0	0	1	2	3												
11 Skye Bolt, S (1.8) OBP: 0.125, SLG: 0.125			FC6-4		F8		G3			3	0	0	0	0	0	1												
Inning Stats	R: 2 E: 0 K: 0 S: 11	H: 1 LOB: 2 BB: 2 P: 21	R: 0 E: 0 K: 0 S: 7	H: 0 LOB: 2 BB: 2 P: 17	R: 2 E: 0 K: 1 S: 11	H: 1 LOB: 3 BB: 2 P: 26	R: 0 E: 0 K: 1 S: 6	H: 0 LOB: 0 BB: 0 P: 10	R: 1 E: 0 K: 0 S: 12	H: 1 LOB: 0 BB: 0 P: 17	R: 0 E: 0 K: 1 S: 12	H: 0 LOB: 0 BB: 0 P: 18	R: 0 E: 0 K: 2 S: 12	H: 0 LOB: 2 BB: 2 P: 25	R: 0 E: 0 K: 0 S: 5	H: 1 LOB: 0 BB: 0 P: 8	1B: 3 2B: 0 3B: 0 HR: 1	SF: 1 SAC: 0 DP: 2 HBP: 2	WP: 0 PB: 0 SB: 0 CS: 0	PA: 35								
PITCHER	IP	WLS	BF	H	R	ER	SO	BB	IBB	HBP	BLK	WP	HR	S	P	ERA	WHIP											
16 Yusei Kikuchi, L (1.1) ERA: 5.12	2.1	L	14	2	4	4	0	5	0	0	0	0	1	19	32	3.86	0.857											
57 Trent Thornton, R (3.1) ERA: 4.39	2.1		9	1	1	1	2	1	0	0	0	0	0	1	19	32	3.86	0.857										
35 David Phelps, R (5.1) ERA: 3.0	1.1		4	0	0	0	1	0	0	0	0	0	0	16	23	0.00	0.000											
33 Trevor Richards, R (7.1) ERA: 6.1	1.0		5	0	0	0	2	2	0	0	0	0	0	12	25	0.00	2.000											
58 Tim Mayza, L (8.1) ERA: 2.99	1.0		3	1	0	0	0	0	0	0	0	0	0	5	8	0.00	1.000											

AB	24
R	5
H	4
RBI	4
BB	8
SO	5
LOB	13




Batter	1	2	3	4	5	6	7	8	9	AB	R	H	RBI	BB	SO	LOB	TOP								
8 Cavan Biggio, L (1, 9) OBP: 0.368, SLG: 0.381 7 Bradley Zimmer, L (9, 8) OBP: 0.208, SLG: 0.261	G4-3		P4		F7		G6-3		K	5	0	0	0	0	1	4									
11 Bo Bichette, R (1, 6) OBP: 0.302, SLG: 0.428	L8			P4		G6-4-3 BB		HR		3	1	1	1	1	0	0									
27 Vladimir Guerrero Jr., R (1, 3) OBP: 0.349, SLG: 0.490	P3			F7		G6-4-3 1B		G6-3		4	0	1	0	0	0	0									
30 Alejandro Kirk, R (1, 2) OBP: 0.404, SLG: 0.500		G5-4-3 1B				G6-4-3 1B		G6-3		4	0	2	0	0	0	2									
37 Teoscar Hernández, R (1, 10) OBP: 0.311, SLG: 0.451		G5-4-3						K		3	0	1	0	1	1	1									
13 Lourdes Gurriel Jr., R (1, 7) OBP: 0.345, SLG: 0.426		L4		G4-3		G5-3				4	0	0	0	0	1	4									
26 Matt Chapman, R (1, 5) OBP: 0.299, SLG: 0.421			F7							3	1	2	1	1	0	0									
15 Raimel Tapia, L (1, 8) OBP: 0.286, SLG: 0.362 4 George Springer, R (7, PH) OBP: 0.331, SLG: 0.471			G3-1		K		G6-3		P4	2	0	0	0	0	1	1									
5 Santiago Espinal, R (1, 4) OBP: 0.322, SLG: 0.400					F9		G6-3			3	0	1	0	1	0	1									
Inning Stats	R: 0 H: 0 E: 0 K: 0 S: 8	H: 0 LOB: 0 BB: 0 P: 9	R: 0 H: 1 E: 0 K: 0 S: 8	H: 1 LOB: 0 BB: 0 P: 13	R: 0 H: 0 E: 0 K: 0 S: 8	H: 0 LOB: 1 BB: 1 P: 16	R: 0 H: 2 E: 0 K: 0 S: 8	H: 2 LOB: 2 BB: 0 P: 12	R: 0 H: 0 E: 0 K: 1 S: 9	H: 0 LOB: 1 BB: 1 P: 15	R: 0 H: 1 E: 0 K: 0 S: 10	H: 1 LOB: 0 BB: 2 P: 21	R: 1 H: 1 E: 0 K: 0 S: 13	H: 1 LOB: 0 BB: 0 P: 22	R: 1 H: 1 E: 0 K: 1 S: 10	H: 1 LOB: 0 BB: 0 P: 15	R: 0 H: 2 E: 0 K: 2 S: 13	H: 2 LOB: 2 BB: 0 P: 19	1B: 6 2B: 0 3B: 0 HR: 2	SF: 0 SAC: 0 DP: 2 HBP: 0	WP: 0 PB: 0 SB: 1 CS: 0	PA: 37			
PITCHER	IP	WLS	BF	H	R	ER	SO	BB	IBB	HBP	BLK	WP	HR	S	P	ERA	WHIP								
32 James Kaprielian, R (1, 1) ERA: 5.08	6.0		25	5	1	1	1	4	0	0	0	0	1	56	94	1.50	1.500								
60 Sam Moll, L (7, 1) ERA: 2.28	1.0		3	0	0	0	0	0	0	0	0	0	0	8	14	0.00	0.000								
68 Domingo Acevedo, R (8, 1) ERA: 3.35	1.0	L	4	1	1	1	1	0	0	0	0	0	1	10	15	9.00	1.000								
29 Austin Pruitt, R (9, 1) ERA: 4.26	0.2		4	2	0	0	1	0	0	0	0	0	0	10	15	0.00	3.000								
54 Kirby Sneed, L (9, 1) ERA: 7.2	0.1		1	0	0	0	1	0	0	0	0	0	0	3	4	0.00	0.000								

Toronto Blue Jays @ Oakland Athletics
Oakland Coliseum, Oakland, CA
Wed Jul 06 2022, 12:39 PM - 3:17 PM PDT
Att: 6,330 - Cloudy - 69 F

livebaseballscorecards.com

AB 33
R 2
H 8
RBI 2
BB 4
SO 4
LOB 14




Batter	1	2	3	4	5	6	7	8	9	AB	R	H	RBI	BB	SO	LOB	BOTTOM								
5 Tony Kemp, L (1, 7) OBP: 0.292, SLG: 0.268	F7		G3		F8			F8		4	0	0	0	0	1										
22 Ramón Laureano, R (1, 10) OBP: 0.341, SLG: 0.406	K					HR		G3		3	1	1	1	1	0										
15 Seth Brown, L (1, 3) OBP: 0.278, SLG: 0.415			P5			F7			K	4	0	1	0	0	1										
25 Stephen Piscotty, R (1, 9) OBP: 0.288, SLG: 0.323		FC6-4		K		K		K		4	0	0	0	0	3	1									
21 Stephen Vogt, L (1, 2) OBP: 0.229, SLG: 0.349		G4-3		G3		F9			F8	4	0	0	0	0	0										
17 Elvis Andrus, R (1, 6) OBP: 0.293, SLG: 0.359				P3				P2		3	0	1	0	0	0										
31 Vimal Machin, L (1, 5) OBP: 0.273, SLG: 0.200		G6-3						G4-3		3	0	1	0	0	0	1									
11 Skye Bolt, S (1, 8) OBP: 0.105, SLG: 0.105					K			P5		3	0	0	0	0	2	2									
2 Nick Allen, R (1, 4) OBP: 0.300, SLG: 0.319			L9					G4-3		3	0	0	0	0	1	1									
Inning Stats	R: 0 H: 1 E: 0 K: 1 S: 14	H: 1 LOB: 1 BB: 0 P: 16	R: 0 H: 1 E: 0 K: 1 S: 9	H: 1 LOB: 0 BB: 0 P: 10	R: 0 H: 0 E: 0 K: 0 S: 12	H: 0 LOB: 1 BB: 1 P: 21	R: 0 H: 0 E: 0 K: 1 S: 7	H: 0 LOB: 0 BB: 0 P: 11	R: 0 H: 1 E: 0 K: 2 S: 13	H: 1 LOB: 1 BB: 0 P: 14	R: 1 H: 1 E: 0 K: 1 S: 13	H: 1 LOB: 0 BB: 0 P: 15	R: 0 H: 0 E: 0 K: 0 S: 5	H: 0 LOB: 0 BB: 0 P: 9	R: 0 H: 0 E: 0 K: 0 S: 8	H: 0 LOB: 0 BB: 0 P: 11	R: 0 H: 0 E: 0 K: 2 S: 8	H: 0 LOB: 0 BB: 0 P: 11	1B: 2 2B: 1 3B: 0 HR: 1	SF: 0 SAC: 0 DP: 0 HBP: 0	WP: 0 PB: 0 SB: 0 CS: 0	PA: 32			
PITCHER	IP	WLS	BF	H	R	ER	SO	BB	IBB	HBP	BLK	WP	HR	S	P	ERA	WHIP								
17 José Berrios, R (1, 1) ERA: 5.44	6.0		23	4	0	0	6	1	0	0	0	0	0	68	87	1.50	0.833								
90 Adam Cimber, R (7, 1) ERA: 3.28	2.0	W	6	0	0	0	0	0	0	0	0	0	0	13	20	0.00	0.000								
68 Jordan Romano, R (9, 1) ERA: 2.7	1.0	S	3	0	0	0	2	0	0	0	0	0	0	8	11	0.00	0.000								

Toronto Blue Jays @ Oakland Athletics
Oakland Coliseum, Oakland, CA
Wed Jul 06 2022, 12:39 PM - 3:17 PM PDT
Att: 6,330 - Cloudy - 69 F

livebaseballscorecards.com

AB 31
R 1
H 4
RBI 1
BB 1
SO 8
LOB 7



Batter	1	2	3	4	5	6	7	8	9	AB	R	H	RBI	BB	SO	LOB	TOP				
5 Santiago Espinal, R OBP: 0.301, SLG: 0.407										5	1	3	0	0	0	2					
11 Bo Bichette, R OBP: 0.301, SLG: 0.426										4	1	1	1	1	0	3					
27 Vladimir Guerrero Jr., R (1,3)										4	0	2	1	0	0	1					
30 Alejandro Kirk, R OBP: 0.399, SLG: 0.491										4	0	0	0	0	0	1					
37 Teoscar Hernández, R OBP: 0.306, SLG: 0.443										4	0	0	0	0	1	0					
13 Lourdes Gurriel Jr., R OBP: 0.347, SLG: 0.428										4	1	2	0	0	0	0					
26 Matt Chapman, R OBP: 0.299, SLG: 0.416										3	0	0	0	0	0	1					
55 Gabriel Moreno, R OBP: 0.304, SLG: 0.296										4	0	1	0	0	0	1					
7 Bradley Zimmer, L OBP: 0.213, SLG: 0.254										2	0	0	0	0	0	2					
15 Raimel Tapia, L (9,PH)										1	0	1	0	0	0	0					
Inning Stats	R: 0 E: 0 K: 0 S: 12	H: 1 LOB: 0 BB: 0 P: 14	R: 1 E: 1 K: 0 S: 16	H: 2 LOB: 2 BB: 0 P: 23	R: 0 E: 0 K: 0 S: 8	H: 0 LOB: 0 BB: 0 P: 8	R: 2 E: 0 K: 0 S: 12	H: 3 LOB: 2 BB: 0 P: 19	R: 0 E: 0 K: 0 S: 5	H: 0 LOB: 0 BB: 0 P: 6	R: 0 E: 0 K: 0 S: 5	H: 1 LOB: 2 BB: 0 P: 10	R: 0 E: 0 K: 1 S: 8	H: 0 LOB: 0 BB: 0 P: 13	R: 0 E: 0 K: 0 S: 18	H: 2 LOB: 2 BB: 0 P: 22	1B: 9 2B: 1 3B: 0 HR: 0	SF: 0 SAC: 0 DP: 1 HBP: 2	WP: 0 PB: 0 SB: 0 CS: 0	PA: 37	
PITCHER	IP WLS BF H R ER SO BB IBB HBP BLK WP HR S P ERA WHIP	IP WLS BF H R ER SO BB IBB HBP BLK WP HR S P ERA WHIP	IP WLS BF H R ER SO BB IBB HBP BLK WP HR S P ERA WHIP	IP WLS BF H R ER SO BB IBB HBP BLK WP HR S P ERA WHIP	IP WLS BF H R ER SO BB IBB HBP BLK WP HR S P ERA WHIP	IP WLS BF H R ER SO BB IBB HBP BLK WP HR S P ERA WHIP	IP WLS BF H R ER SO BB IBB HBP BLK WP HR S P ERA WHIP	IP WLS BF H R ER SO BB IBB HBP BLK WP HR S P ERA WHIP	IP WLS BF H R ER SO BB IBB HBP BLK WP HR S P ERA WHIP	IP WLS BF H R ER SO BB IBB HBP BLK WP HR S P ERA WHIP	IP WLS BF H R ER SO BB IBB HBP BLK WP HR S P ERA WHIP	IP WLS BF H R ER SO BB IBB HBP BLK WP HR S P ERA WHIP	IP WLS BF H R ER SO BB IBB HBP BLK WP HR S P ERA WHIP	IP WLS BF H R ER SO BB IBB HBP BLK WP HR S P ERA WHIP	IP WLS BF H R ER SO BB IBB HBP BLK WP HR S P ERA WHIP	IP WLS BF H R ER SO BB IBB HBP BLK WP HR S P ERA WHIP	IP WLS BF H R ER SO BB IBB HBP BLK WP HR S P ERA WHIP	IP WLS BF H R ER SO BB IBB HBP BLK WP HR S P ERA WHIP	IP WLS BF H R ER SO BB IBB HBP BLK WP HR S P ERA WHIP	IP WLS BF H R ER SO BB IBB HBP BLK WP HR S P ERA WHIP	IP WLS BF H R ER SO BB IBB HBP BLK WP HR S P ERA WHIP

Toronto Blue Jays @ Seattle Mariners
T-Mobile Park, Seattle, WA
Thu Jul 07 2022, 7:11 PM - 9:52 PM PDT
Att: 24,998 - Partly Cloudy - 71 F

AB 35
R 3
H 10
RBI 2
BB 0
SO 1
LOB 11



Batter	1	2	3	4	5	6	7	8	9	AB	R	H	RBI	BB	SO	LOB	BOTTOM				
44 Julio Rodríguez, R OBP: 0.335, SLG: 0.482										3	1	0	0	1	0	0					
23 Ty France, R OBP: 0.389, SLG: 0.473										4	0	1	0	0	1	0					
3 J.P. Crawford, L OBP: 0.347, SLG: 0.388										4	2	1	0	0	1	2					
41 Carlos Santana, S OBP: 0.356, SLG: 0.337										4	1	2	1	0	2	0					
28 Eugenio Suárez, R OBP: 0.333, SLG: 0.438										3	2	2	3	1	0	2					
29 Cal Raleigh, S OBP: 0.277, SLG: 0.470										4	1	2	3	0	2	1					
26 Adam Frazier, L OBP: 0.286, SLG: 0.289										4	0	1	0	0	0	1					
13 Abraham Toro, S OBP: 0.234, SLG: 0.329										3	0	0	0	0	0	1					
25 Dylan Moore, R OBP: 0.347, SLG: 0.376										3	1	1	1	0	1	0					
Inning Stats	R: 2 E: 0 K: 0 S: 14	H: 3 LOB: 3 BB: 1 P: 23	R: 1 E: 0 K: 0 S: 11	H: 2 LOB: 0 BB: 0 P: 17	R: 4 E: 0 K: 0 S: 18	H: 4 LOB: 0 BB: 0 P: 25	R: 0 E: 0 K: 0 S: 7	H: 0 LOB: 0 BB: 0 P: 14	R: 1 E: 0 K: 2 S: 10	H: 1 LOB: 0 BB: 0 P: 15	R: 0 E: 0 K: 1 S: 7	H: 0 LOB: 0 BB: 0 P: 11	R: 0 E: 0 K: 2 S: 11	H: 0 LOB: 1 BB: 1 P: 20	R: 0 E: 0 K: 2 S: 18	H: 0 LOB: 0 BB: 0 P: 22	1B: 6 2B: 1 3B: 0 HR: 3	SF: 0 SAC: 0 DP: 1 HBP: 0	WP: 0 PB: 0 SB: 0 CS: 0	PA: 34	
PITCHER	IP WLS BF H R ER SO BB IBB HBP BLK WP HR S P ERA WHIP	IP WLS BF H R ER SO BB IBB HBP BLK WP HR S P ERA WHIP	IP WLS BF H R ER SO BB IBB HBP BLK WP HR S P ERA WHIP	IP WLS BF H R ER SO BB IBB HBP BLK WP HR S P ERA WHIP	IP WLS BF H R ER SO BB IBB HBP BLK WP HR S P ERA WHIP	IP WLS BF H R ER SO BB IBB HBP BLK WP HR S P ERA WHIP	IP WLS BF H R ER SO BB IBB HBP BLK WP HR S P ERA WHIP	IP WLS BF H R ER SO BB IBB HBP BLK WP HR S P ERA WHIP	IP WLS BF H R ER SO BB IBB HBP BLK WP HR S P ERA WHIP	IP WLS BF H R ER SO BB IBB HBP BLK WP HR S P ERA WHIP	IP WLS BF H R ER SO BB IBB HBP BLK WP HR S P ERA WHIP	IP WLS BF H R ER SO BB IBB HBP BLK WP HR S P ERA WHIP	IP WLS BF H R ER SO BB IBB HBP BLK WP HR S P ERA WHIP	IP WLS BF H R ER SO BB IBB HBP BLK WP HR S P ERA WHIP	IP WLS BF H R ER SO BB IBB HBP BLK WP HR S P ERA WHIP	IP WLS BF H R ER SO BB IBB HBP BLK WP HR S P ERA WHIP	IP WLS BF H R ER SO BB IBB HBP BLK WP HR S P ERA WHIP	IP WLS BF H R ER SO BB IBB HBP BLK WP HR S P ERA WHIP	IP WLS BF H R ER SO BB IBB HBP BLK WP HR S P ERA WHIP	IP WLS BF H R ER SO BB IBB HBP BLK WP HR S P ERA WHIP	IP WLS BF H R ER SO BB IBB HBP BLK WP HR S P ERA WHIP

Toronto Blue Jays @ Seattle Mariners
T-Mobile Park, Seattle, WA
Thu Jul 07 2022, 7:11 PM - 9:52 PM PDT
Att: 24,998 - Partly Cloudy - 71 F

AB 32
R 8
H 10
RBI 8
BB 2
SO 7
LOB 7




Batter	1	2	3	4	5	6	7	8	9	AB	R	H	RBI	BB	SO	LOB	TOP										
4 George Springer, R (1, 8) OBP: 0.330, SLG: 0.477	G4-3			F8		HR		K		4	1	1	1	0	1	0											
11 Bo Bichette, R (1, 6) OBP: 0.297, SLG: 0.418	G5-3			K		K			P5	4	0	0	0	0	2	0											
27 Vladimir Guerrero Jr., R (1, 3) OBP: 0.350, SLG: 0.499	L5			G4-3		G4-3			1B	4	0	1	1	0	0	0											
30 Alejandro Kirk, R (1, 2) OBP: 0.396, SLG: 0.483																											
7 Bradley Zimmer, L (9, PR) OBP: 0.213, SLG: 0.254																											
37 Teoscar Hernández, R (1, 9) OBP: 0.315, SLG: 0.443																											
13 Lourdes Gurriel Jr., R (1, 10) OBP: 0.333, SLG: 0.430																											
26 Matt Chapman, R (1, 5) OBP: 0.293, SLG: 0.406																											
5 Santiago Espinal, R (1, 4) OBP: 0.324, SLG: 0.401																											
15 Raimel Tapia, L (1, 7) OBP: 0.286, SLG: 0.360																											
Inning Stats	R: 0 E: 0 K: 0 S: 7	H: 0 LOB: 0 BB: 0 P: 10	R: 0 E: 0 K: 1 S: 13	H: 1 LOB: 0 BB: 0 P: 17	R: 0 E: 0 K: 2 S: 9	H: 0 LOB: 0 BB: 0 P: 13	R: 0 E: 0 K: 1 S: 7	H: 0 LOB: 0 BB: 0 P: 12	R: 0 E: 0 K: 1 S: 16	H: 1 LOB: 3 BB: 2 P: 28	R: 1 E: 0 K: 1 S: 8	H: 1 LOB: 0 BB: 0 P: 15	R: 0 E: 0 K: 2 S: 20	H: 0 LOB: 0 BB: 0 P: 25	R: 0 E: 0 K: 2 S: 9	H: 0 LOB: 0 BB: 0 P: 10	R: 0 E: 0 K: 0 S: 12	H: 2 LOB: 3 BB: 1 P: 13	1B: 4 2B: 0 3B: 0 HR: 1	SF: 0 SAC: 0 DP: 0 HBP: 0	WP: 0 PB: 0 SB: 0 CS: 1	PA: 34					
PITCHER	IP	WLS	BF	H	R	ER	SO	BB	IBB	HBP	BLK	WP	HR	S	P	ERA	WHIP										
38 Robbie Ray, L (1, 1) ERA: 3.51	6.0		22	3	1	1	6	2	0	0	0	0	1	60	95	1.50	0.833										
47 Matt Brash, R (7, 1) ERA: 7.29	1.0	W	3	0	0	0	2	0	0	0	0	0	0	20	25	0.00	0.000										
Andrés Muñoz, R (8, 1) ERA: 3.21	1.0	H	3	0	0	0	2	0	0	0	0	0	0	9	10	0.00	0.000										
63 Diego Castillo, R (9, 1) ERA: 4.22	1.0	S	6	2	0	0	0	0	1	0	0	0	0	12	13	0.00	2.000										

Toronto Blue Jays @ Seattle Mariners
T-Mobile Park, Seattle, WA
Sat Jul 09 2022, 7:11 PM - 9:52 PM PDT
Att: 41,210 - Partly Cloudy - 70 F

livebaseballscores.com

AB 31
R 1
H 5
RBI 1
BB 3
SO 10
LOB 15




Batter	1	2	3	4	5	6	7	8	9	AB	R	H	RBI	BB	SO	LOB	BOTTOM										
44 Julio Rodríguez, R (1, 8) OBP: 0.335, SLG: 0.480	G1-3			F8		F8				3	0	0	0	1	0	0											
23 Ty France, R (1, 10) OBP: 0.334, SLG: 0.467	G1-3					L7				4	0	1	0	0	1	2											
3 J.P. Crawford, L (1, 6) OBP: 0.350, SLG: 0.391	F9									3	1	1	0	1	0	2											
41 Carlos Santana, S (1, 3) OBP: 0.353, SLG: 0.344																											
28 Eugenio Suárez, R (1, 5) OBP: 0.334, SLG: 0.444																											
29 Cal Raleigh, S (1, 2) OBP: 0.269, SLG: 0.457																											
26 Adam Frazier, L (1, 7) OBP: 0.286, SLG: 0.289																											
25 Dylan Moore, R (1, 9) OBP: 0.344, SLG: 0.374																											
13 Abraham Toro, S (1, 4) OBP: 0.234, SLG: 0.325																											
Inning Stats	R: 0 E: 0 K: 0 S: 5	H: 0 LOB: 0 BB: 1 P: 7	R: 0 E: 0 K: 0 S: 7	H: 0 LOB: 0 BB: 1 P: 16	R: 0 E: 0 K: 1 S: 7	H: 0 LOB: 0 BB: 0 P: 11	R: 0 E: 0 K: 1 S: 8	H: 1 LOB: 2 BB: 1 P: 15	R: 0 E: 0 K: 2 S: 10	H: 0 LOB: 0 BB: 0 P: 12	R: 0 E: 0 K: 1 S: 6	H: 0 LOB: 0 BB: 0 P: 7	R: 2 E: 0 K: 1 S: 14	H: 2 LOB: 0 BB: 0 P: 22	R: 0 E: 0 K: 2 S: 13	H: 0 LOB: 2 BB: 2 P: 26	R: 0 E: 0 K: 0 S: 3	H: 0 LOB: 0 BB: 0 P: 10	1B: 1 2B: 1 3B: 0 HR: 1	SF: 0 SAC: 0 DP: 1 HBP: 0	WP: 0 PB: 0 SB: 0 CS: 0	PA: 30					
PITCHER	IP	WLS	BF	H	R	ER	SO	BB	IBB	HBP	BLK	WP	HR	S	P	ERA	WHIP										
6 Alek Manoah, R (1, 1) ERA: 2.34	7.1	L	28	3	2	2	7	4	0	0	0	0	0	62	103	2.46	0.955										
93 Yimi García, R (8, 1) ERA: 3.21	0.2		2	0	0	0	1	0	0	0	0	0	0	8	13	0.00	0.000										

Toronto Blue Jays @ Seattle Mariners
T-Mobile Park, Seattle, WA
Sat Jul 09 2022, 7:11 PM - 9:52 PM PDT
Att: 41,210 - Partly Cloudy - 70 F

livebaseballscores.com

AB 26
R 2
H 3
RBI 2
BB 4
SO 8
LOB 9



Batter	1	2	3	4	5	6	7	8	9	AB	R	H	RBI	BB	SO	LOB	TOP								
4 George Springer, R (1, 10) OBP: 0.331, SLG: 0.490										5	2	1	0	0	0		Toronto Blue Jays @ Seattle Mariners T-Mobile Park, Seattle, WA Sun Jul 10 2022, 1:11 PM - 3:55 PM PDT Att: 37,694 - Overcast - 65 F								
11 Bo Bichette, R (1, 6) OBP: 0.301, SLG: 0.430										4	1	3	3	0	1	0									
27 Vladimir Guerrero Jr., R (1, 3) OBP: 0.340, SLG: 0.453										4	0	0	0	0	0	2									
37 Teoscar Hernández, R (1, 9) OBP: 0.314, SLG: 0.444										4	0	1	0	0	3	1									
13 Lourdes Gurriel Jr., R (1, 7) OBP: 0.349, SLG: 0.423										4	0	0	0	0	1	1									
15 Raimel Tapia, L (1, 8) OBP: 0.289, SLG: 0.375										4	1	2	1	0	1	0									
7 Bradley Zimmer, L (8, 8) OBP: 0.213, SLG: 0.254										0	0	0	0	0	0	0									
5 Santiago Espinal, R (1, 5) OBP: 0.323, SLG: 0.399										4	0	1	0	0	1	0									
55 Gabriel Moreno, R (1, 2) OBP: 0.300, SLG: 0.293									4	0	1	0	0	2	2										
8 Cavan Biggio, L (1, 4) OBP: 0.348, SLG: 0.357									3	1	0	0	0	1	3										
30 Alejandro Kirk, R (9, PH) OBP: 0.395, SLG: 0.481									1	0	0	0	0	0	0										
Inning Stats	R: 1 E: 0 K: 1 S: 11	H: 2 LOB: 1 BB: 0 P: 15	R: 0 E: 0 K: 2 S: 9	H: 0 LOB: 0 BB: 0 P: 13	R: 0 E: 0 K: 1 S: 8	H: 1 LOB: 1 BB: 0 P: 15	R: 1 E: 0 K: 2 S: 11	H: 1 LOB: 0 BB: 0 P: 17	R: 2 E: 0 K: 1 S: 19	H: 3 LOB: 1 BB: 0 P: 24	R: 0 E: 0 K: 0 S: 11	H: 2 LOB: 2 BB: 0 P: 15	R: 1 E: 0 K: 1 S: 7	H: 1 LOB: 0 BB: 0 P: 12	R: 0 E: 0 K: 1 S: 8	H: 0 LOB: 0 BB: 0 P: 10	R: 0 E: 0 K: 1 S: 8	H: 0 LOB: 0 BB: 0 P: 14	1B: 5 2B: 2 3B: 0 HR: 3	SF: 0 SAC: 0 DP: 0 HBP: 0	WP: 0 PB: 0 SB: 0 CS: 0	PA: 37			
PITCHER	IP WLS BF H R ER SO BB IBB HBP BLK WP HR S P ERA WHIP	IP WLS BF H R ER SO BB IBB HBP BLK WP HR S P ERA WHIP	IP WLS BF H R ER SO BB IBB HBP BLK WP HR S P ERA WHIP	IP WLS BF H R ER SO BB IBB HBP BLK WP HR S P ERA WHIP	IP WLS BF H R ER SO BB IBB HBP BLK WP HR S P ERA WHIP	IP WLS BF H R ER SO BB IBB HBP BLK WP HR S P ERA WHIP	IP WLS BF H R ER SO BB IBB HBP BLK WP HR S P ERA WHIP	IP WLS BF H R ER SO BB IBB HBP BLK WP HR S P ERA WHIP	IP WLS BF H R ER SO BB IBB HBP BLK WP HR S P ERA WHIP	IP WLS BF H R ER SO BB IBB HBP BLK WP HR S P ERA WHIP	IP WLS BF H R ER SO BB IBB HBP BLK WP HR S P ERA WHIP	IP WLS BF H R ER SO BB IBB HBP BLK WP HR S P ERA WHIP	IP WLS BF H R ER SO BB IBB HBP BLK WP HR S P ERA WHIP	IP WLS BF H R ER SO BB IBB HBP BLK WP HR S P ERA WHIP	IP WLS BF H R ER SO BB IBB HBP BLK WP HR S P ERA WHIP	IP WLS BF H R ER SO BB IBB HBP BLK WP HR S P ERA WHIP	IP WLS BF H R ER SO BB IBB HBP BLK WP HR S P ERA WHIP	IP WLS BF H R ER SO BB IBB HBP BLK WP HR S P ERA WHIP	IP WLS BF H R ER SO BB IBB HBP BLK WP HR S P ERA WHIP	IP WLS BF H R ER SO BB IBB HBP BLK WP HR S P ERA WHIP	IP WLS BF H R ER SO BB IBB HBP BLK WP HR S P ERA WHIP	IP WLS BF H R ER SO BB IBB HBP BLK WP HR S P ERA WHIP	IP WLS BF H R ER SO BB IBB HBP BLK WP HR S P ERA WHIP	IP WLS BF H R ER SO BB IBB HBP BLK WP HR S P ERA WHIP	IP WLS BF H R ER SO BB IBB HBP BLK WP HR S P ERA WHIP

AB	37
R	5
H	10
RBI	5
BB	0
SO	10
LOB	9



Batter	1	2	3	4	5	6	7	8	9	AB	R	H	RBI	BB	SO	LOB	BOTTOM								
44 Julio Rodríguez, R (1, 8) OBP: 0.334, SLG: 0.477										4	0	1	1	0	0	1	Toronto Blue Jays @ Seattle Mariners T-Mobile Park, Seattle, WA Sun Jul 10 2022, 1:11 PM - 3:55 PM PDT Att: 37,694 - Overcast - 65 F								
23 Ty France, R (1, 10) OBP: 0.379, SLG: 0.460										4	0	0	0	0	1	3									
3 J.P. Crawford, L (1, 6) OBP: 0.345, SLG: 0.386										4	1	0	0	0	0	0									
41 Carlos Santana, S (1, 3) OBP: 0.359, SLG: 0.377										3	3	2	3	0	0	0									
28 Eugenio Suárez, R (1, 5) OBP: 0.336, SLG: 0.443										3	0	1	0	1	0	0									
29 Cal Raleigh, S (1, 2) OBP: 0.269, SLG: 0.455										3	0	1	1	0	1	1									
26 Adam Frazier, L (1, 4) OBP: 0.286, SLG: 0.288										4	1	1	0	0	1	1									
8 Justin Upton, R (1, 7) OBP: 0.260, SLG: 0.233										2	1	1	0	1	1	0									
25 Dylan Moore, R (7, PR) OBP: 0.344, SLG: 0.374									0	0	0	0	0	0	0	0									
0 Sam Haggerty, S (1, 9) OBP: 0.317, SLG: 0.421									3	0	0	0	0	2	3										
Inning Stats	R: 0 E: 0 K: 0 S: 5	H: 0 LOB: 0 BB: 0 P: 9	R: 1 E: 0 K: 0 S: 6	H: 1 LOB: 0 BB: 1 P: 12	R: 0 E: 0 K: 2 S: 11	H: 0 LOB: 0 BB: 0 P: 17	R: 0 E: 0 K: 1 S: 8	H: 0 LOB: 0 BB: 0 P: 12	R: 2 E: 0 K: 0 S: 8	H: 1 LOB: 1 BB: 0 P: 17	R: 0 E: 0 K: 1 S: 8	H: 1 LOB: 2 BB: 0 P: 11	R: 2 E: 1 K: 2 S: 15	H: 1 LOB: 0 BB: 0 P: 21	1B: 5 2B: 0 3B: 0 HR: 2	SF: 1 SAC: 0 DP: 1 HBP: 1	WP: 2 PB: 0 SB: 1 CS: 0	PA: 34							
PITCHER	IP WLS BF H R ER SO BB IBB HBP BLK WP HR S P ERA WHIP	IP WLS BF H R ER SO BB IBB HBP BLK WP HR S P ERA WHIP	IP WLS BF H R ER SO BB IBB HBP BLK WP HR S P ERA WHIP	IP WLS BF H R ER SO BB IBB HBP BLK WP HR S P ERA WHIP	IP WLS BF H R ER SO BB IBB HBP BLK WP HR S P ERA WHIP	IP WLS BF H R ER SO BB IBB HBP BLK WP HR S P ERA WHIP	IP WLS BF H R ER SO BB IBB HBP BLK WP HR S P ERA WHIP	IP WLS BF H R ER SO BB IBB HBP BLK WP HR S P ERA WHIP	IP WLS BF H R ER SO BB IBB HBP BLK WP HR S P ERA WHIP	IP WLS BF H R ER SO BB IBB HBP BLK WP HR S P ERA WHIP	IP WLS BF H R ER SO BB IBB HBP BLK WP HR S P ERA WHIP	IP WLS BF H R ER SO BB IBB HBP BLK WP HR S P ERA WHIP	IP WLS BF H R ER SO BB IBB HBP BLK WP HR S P ERA WHIP	IP WLS BF H R ER SO BB IBB HBP BLK WP HR S P ERA WHIP	IP WLS BF H R ER SO BB IBB HBP BLK WP HR S P ERA WHIP	IP WLS BF H R ER SO BB IBB HBP BLK WP HR S P ERA WHIP	IP WLS BF H R ER SO BB IBB HBP BLK WP HR S P ERA WHIP	IP WLS BF H R ER SO BB IBB HBP BLK WP HR S P ERA WHIP	IP WLS BF H R ER SO BB IBB HBP BLK WP HR S P ERA WHIP	IP WLS BF H R ER SO BB IBB HBP BLK WP HR S P ERA WHIP	IP WLS BF H R ER SO BB IBB HBP BLK WP HR S P ERA WHIP	IP WLS BF H R ER SO BB IBB HBP BLK WP HR S P ERA WHIP	IP WLS BF H R ER SO BB IBB HBP BLK WP HR S P ERA WHIP	IP WLS BF H R ER SO BB IBB HBP BLK WP HR S P ERA WHIP	IP WLS BF H R ER SO BB IBB HBP BLK WP HR S P ERA WHIP

AB	30
R	6
H	7
RBI	5
BB	2
SO	6
LOB	9



Batter	1	2	3	4	5	6	7	8	9	AB	R	H	RBI	BB	SO	LOB	TOP			
12 Kyle Schwarber, L OBP: 0.329, SLG: 0.517	F7		K		L8		G4-3			4	0	0	0	0	1	1				
17 Rhys Hoskins, R OBP: 0.343, SLG: 0.488	F7		K		K			F8		4	0	0	0	0	2	1				
8 Nick Castellanos, R OBP: 0.297, SLG: 0.375	K		K					F9		4	0	1	1	0	2	0				
25 Darick Hall, L OBP: 0.275, SLG: 0.560		K		K				F8		4	0	0	0	0	3	1				
18 Didi Gregorius, L OBP: 0.303, SLG: 0.346		K		K			G3			4	0	1	0	0	2	0				
5 Bryson Stott, L OBP: 0.255, SLG: 0.284			19 1B				K			4	2	2	1	0	1	1				
19 Matt Vierling, R OBP: 0.319, SLG: 0.358			37 1B				K			4	0	1	0	0	3	1				
37 Odúbel Herrera, L OBP: 0.280, SLG: 0.392					G6-3					4	0	1	1	0	0	2				
21 Garrett Stubbs, L OBP: 0.349, SLG: 0.526	F7						G3			3	1	1	0	0	0	2				
Inning Stats	R: 0 E: 0 K: 1 S: 9	H: 0 LOB: 0 BB: 0 P: 11	R: 1 E: 0 K: 2 S: 17	H: 3 LOB: 2 BB: 0 P: 23	R: 0 E: 0 K: 3 S: 12	H: 0 LOB: 0 BB: 0 P: 16	R: 1 E: 1 K: 3 S: 15	H: 1 LOB: 1 BB: 0 P: 18	R: 1 E: 0 K: 2 S: 13	H: 2 LOB: 1 BB: 0 P: 17	R: 0 E: 0 K: 2 S: 8	H: 0 LOB: 0 BB: 0 P: 9	R: 0 E: 0 K: 0 S: 7	H: 0 LOB: 0 BB: 0 P: 12	R: 0 E: 0 K: 1 S: 13	H: 1 LOB: 1 BB: 0 P: 14	1B: 6 2B: 0 3B: 0 HR: 1	SF: 0 SAC: 0 DP: 0 HBP: 0	WP: 0 PB: 0 SB: 1 CS: 1	PA: 35
PITCHER	IP	WLS	BF	H	R	ER	SO	BB	IBB	HBP	BLK	WP	HR	S	P	ERA	WHIP			
17 José Berrios, R ERA: 5.38	6.0	W	25	6	3	3	13	0	0	0	0	0	1	74	94	4.50	1.000			
58 Tim Lincecum, R ERA: 2.92	1.0	H	3	0	0	0	0	0	0	0	0	0	0	7	12	0.00	0.000			
93 Yimi García, R ERA: 3.1	1.0	H	3	0	0	0	0	0	0	0	0	0	0	8	16	0.00	0.000			
68 Jordan Romano, R ERA: 2.53	1.0	S	4	1	0	0	1	0	0	0	0	0	0	13	14	0.00	1.000			
Batter	1	2	3	4	5	6	7	8	9	AB	R	H	RBI	BB	SO	LOB	BOTTOM			
4 George Springer, R OBP: 0.330, SLG: 0.486	G3				K		G6-3			4	1	1	0	0	1	1				
11 Bo Bichette, R OBP: 0.303, SLG: 0.429					L3					3	1	1	0	1	1	1				
27 Vladimir Guerrero Jr., R OBP: 0.345, SLG: 0.490			K							4	0	1	0	0	3	3				
30 Alejandro Kirk, R OBP: 0.396, SLG: 0.482			K							4	1	2	0	0	2	2				
37 Teoscar Hernández, R OBP: 0.317, SLG: 0.449										4	0	2	2	0	1	2				
7 Bradley Zimmer, L OBP: 0.210, SLG: 0.254										0	0	0	0	0	0	0				
13 Lourdes Gurriel Jr., R OBP: 0.357, SLG: 0.439										4	1	4	1	0	0	0				
26 Matt Chapman, R OBP: 0.296, SLG: 0.409										3	0	1	1	1	1	2				
5 Santiago Espinal, R OBP: 0.322, SLG: 0.397										4	0	1	0	0	0	5				
9 Danny Jansen, R OBP: 0.292, SLG: 0.610										3	0	1	0	0	0	4				
Inning Stats	R: 2 E: 0 K: 2 S: 11	H: 2 LOB: 1 BB: 1 P: 19	R: 0 E: 0 K: 0 S: 6	H: 2 LOB: 1 BB: 0 P: 11	R: 0 E: 0 K: 1 S: 8	H: 1 LOB: 1 BB: 0 P: 13	R: 1 E: 0 K: 1 S: 11	H: 2 LOB: 1 BB: 0 P: 19	R: 0 E: 0 K: 1 S: 7	H: 1 LOB: 0 BB: 0 P: 9	R: 1 E: 0 K: 1 S: 16	H: 3 LOB: 3 BB: 1 P: 26	R: 0 E: 0 K: 2 S: 13	H: 2 LOB: 2 BB: 0 P: 21	R: 0 E: 0 K: 1 S: 10	H: 1 LOB: 0 BB: 0 P: 14	1B: 10 2B: 7 3B: 0 HR: 0	SF: 0 SAC: 0 DP: 4 HBP: 0	WP: 0 PB: 0 SB: 1 CS: 1	PA: 35
PITCHER	IP	WLS	BF	H	R	ER	SO	BB	IBB	HBP	BLK	WP	HR	S	P	ERA	WHIP			
64 Andrew Bellatti, R ERA: 3.64	1.0		5	2	2	2	2	0	0	0	0	0	0	25	43	3.00	1.667			
22 Mark Appel, R ERA: 1.29	3.0	L	7	4	1	1	2	0	0	0	0	0	0	17	23	6.75	3.000			
31 Jeury Familia, R ERA: 4.85	1.1		3	0	0	0	0	1	0	0	0	0	0	6	12	0.00	1.500			
23 Corey Knebel, R ERA: 3.03	1.0		5	2	0	0	2	0	0	0	0	0	0	13	21	0.00	2.000			
46 José Alvarado, L ERA: 4.68	1.0																			
PITCHER	IP	WLS	BF	H	R	ER	SO	BB	IBB	HBP	BLK	WP	HR	S	P	ERA	WHIP			
67 Michael Kelly, R ERA: 2.25	1.0		3	1	0	0	1	0	0	0	0	0	0	10	14	0.00	1.000			

Philadelphia Phillies @ Toronto Blue Jays
Rogers Centre, Toronto, ON
Tue Jul 12 2022, 7:09 PM - 10:00 PM EDT
Att: 32,795 - Clear - 76 F

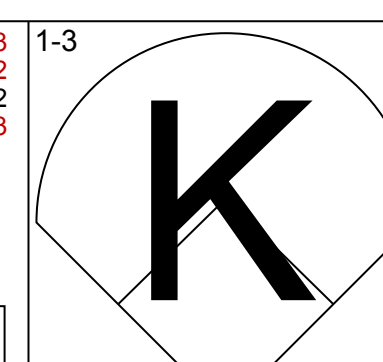
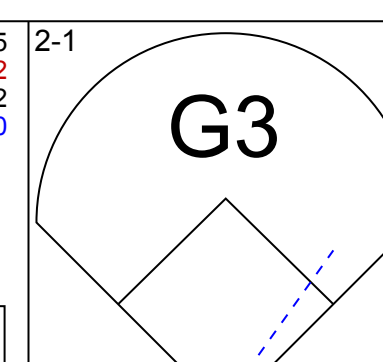
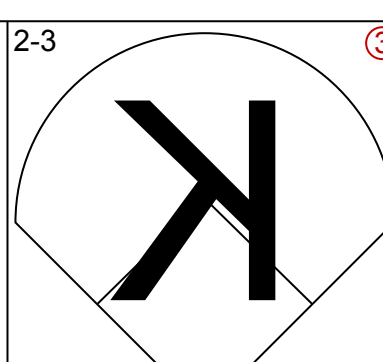
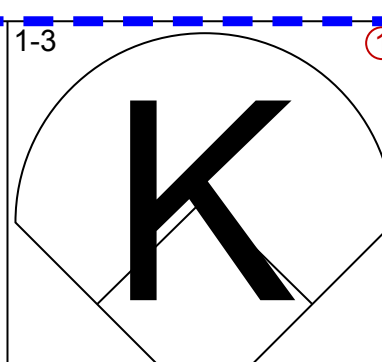
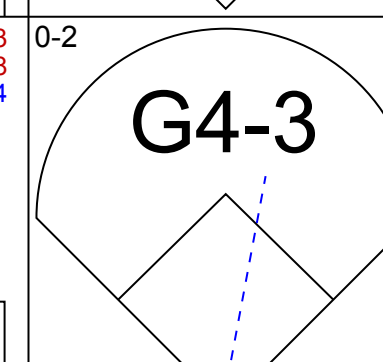
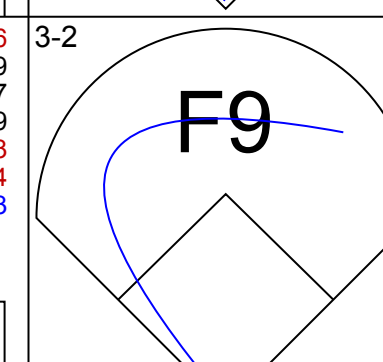
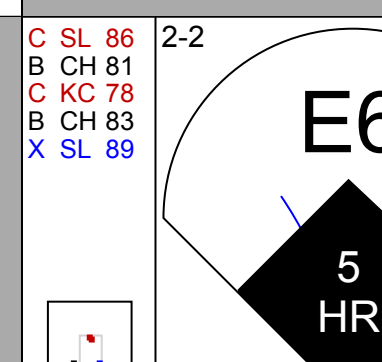
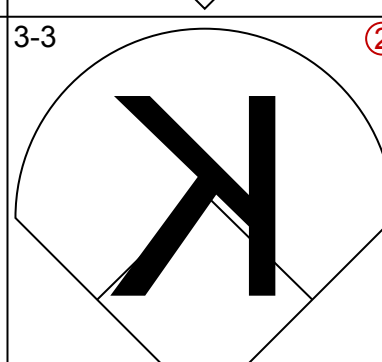
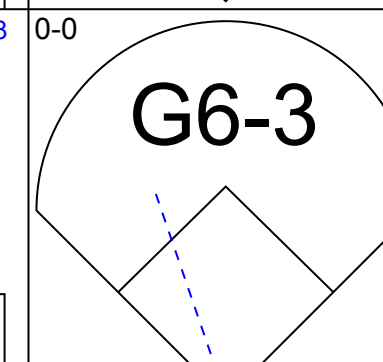
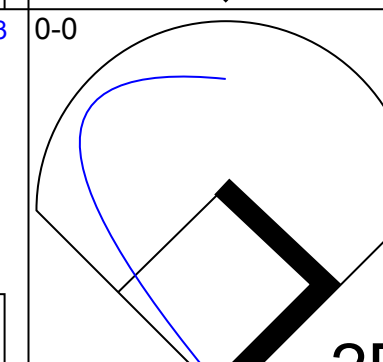
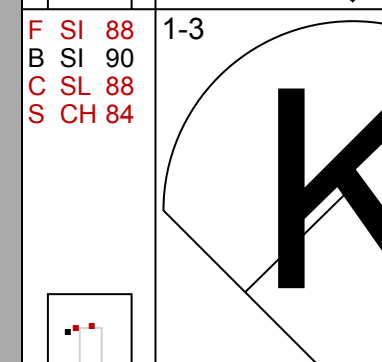
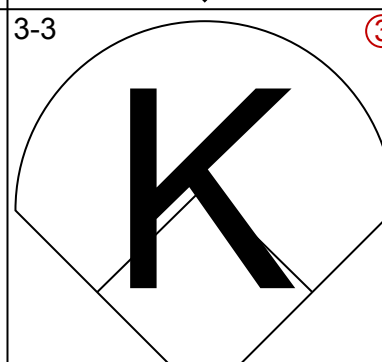
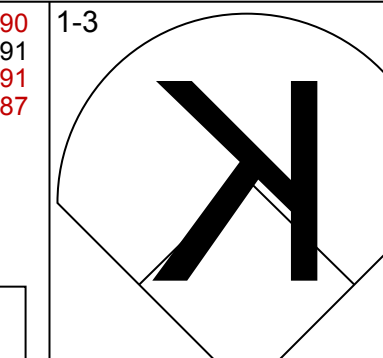
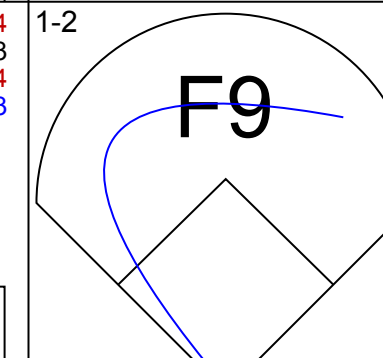
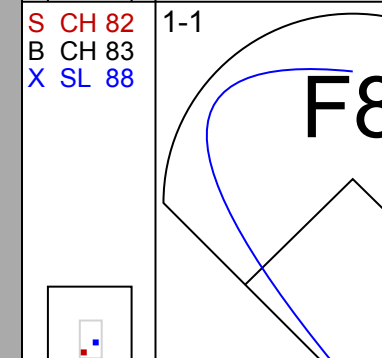
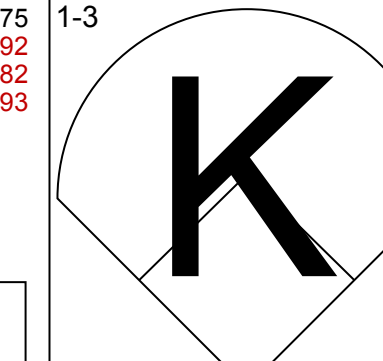
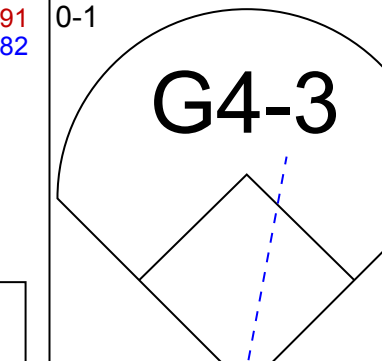
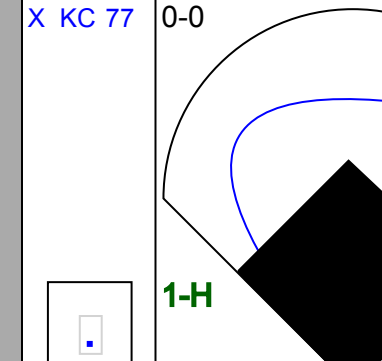
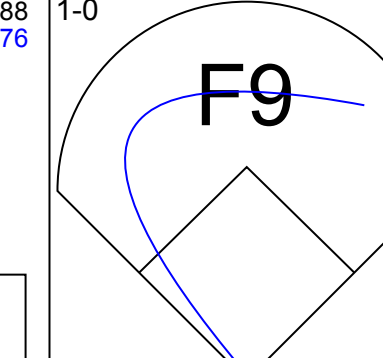
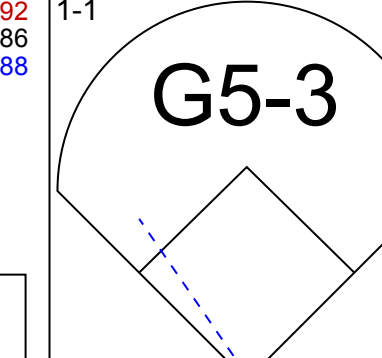
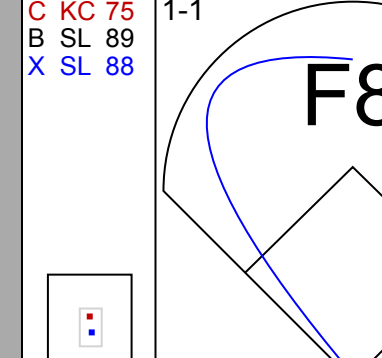
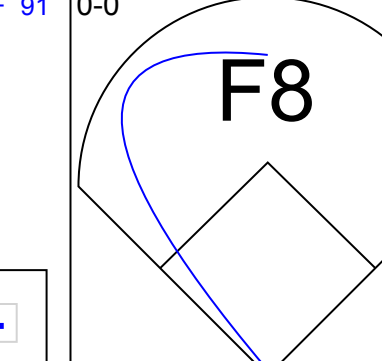
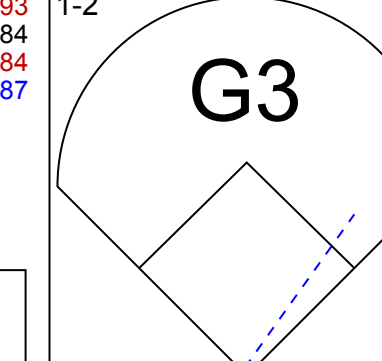
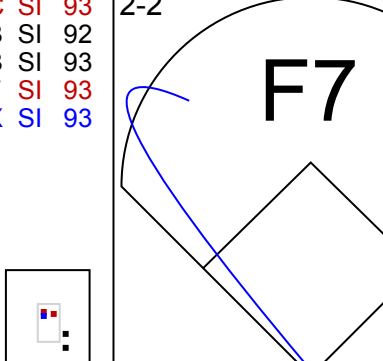
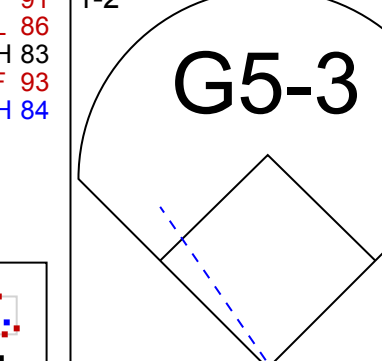
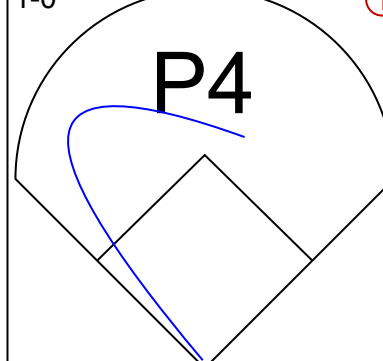
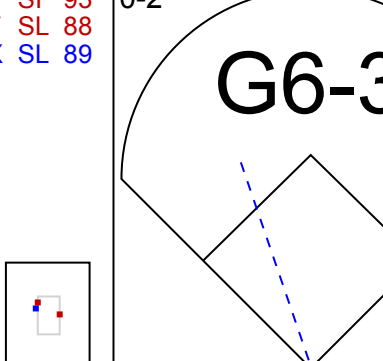
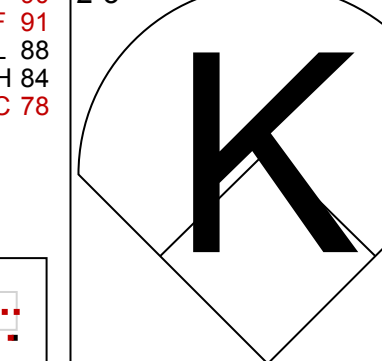
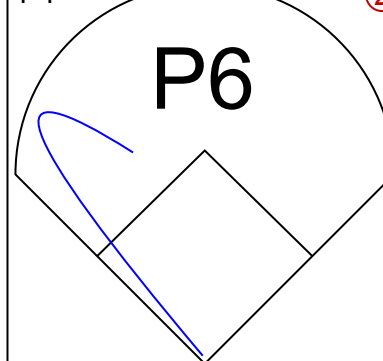
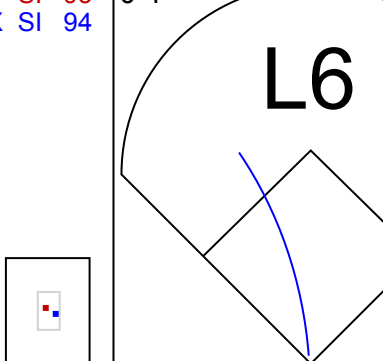
AB 35
R 3
H 7
RBI 3
BB 0
SO 14
LOB 9



Philadelphia Phillies @ Toronto Blue Jays
Rogers Centre, Toronto, ON
Tue Jul 12 2022, 7:09 PM - 10:00 PM EDT
Att: 32,795 - Clear - 76 F

AB 33
R 4
H 14
RBI 4
BB 2
SO 9
LOB 20



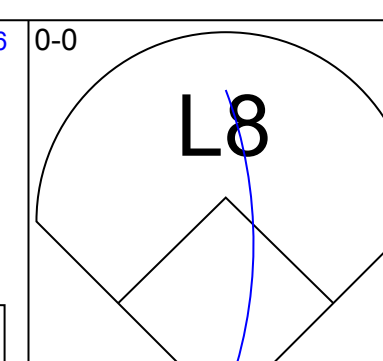
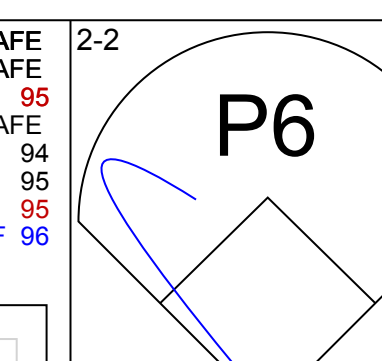
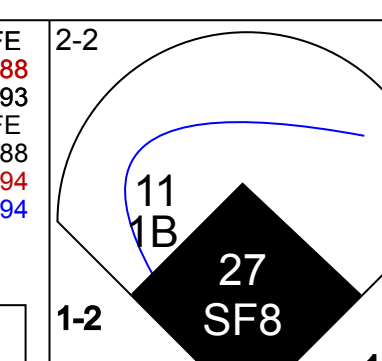
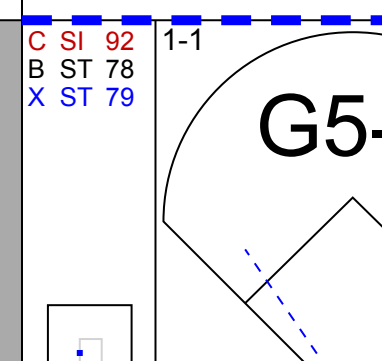
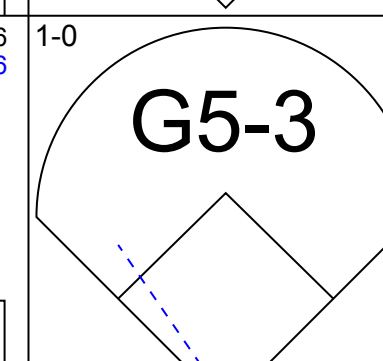
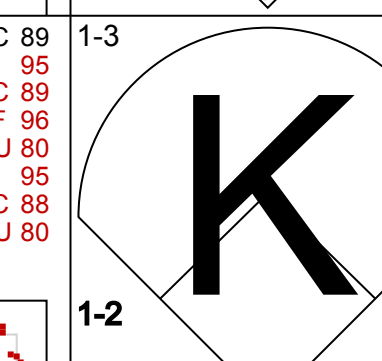
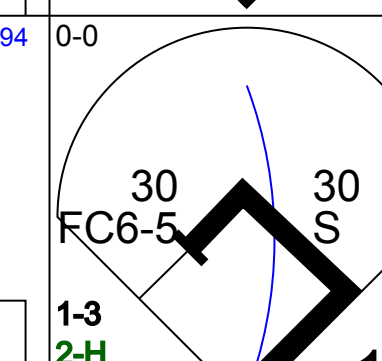
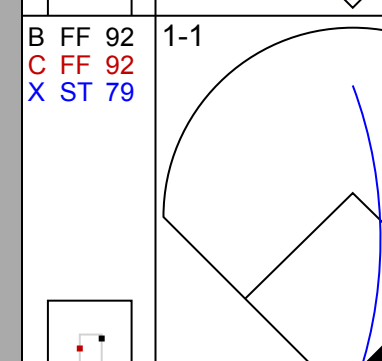
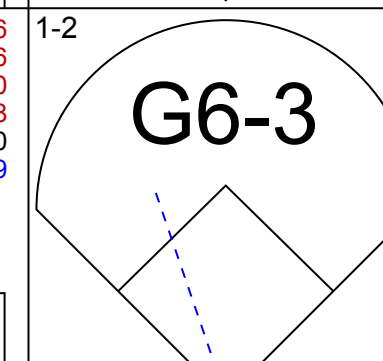
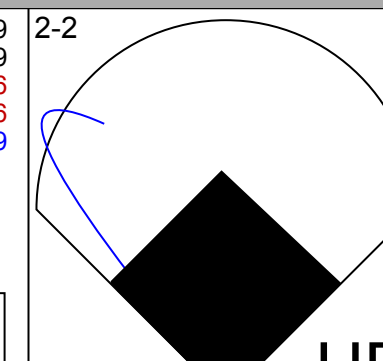
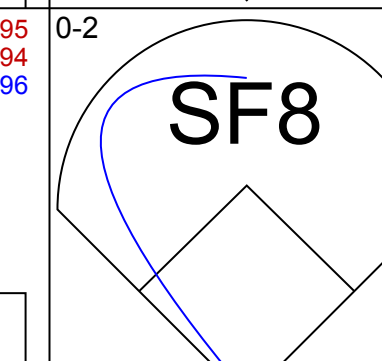
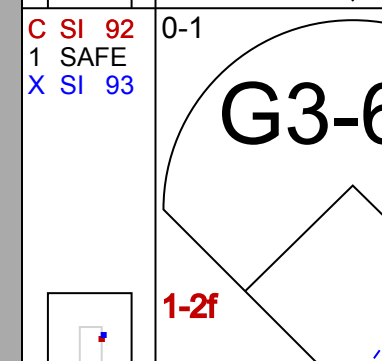
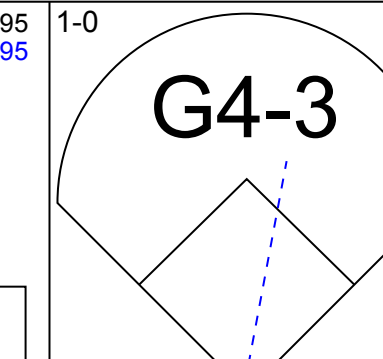
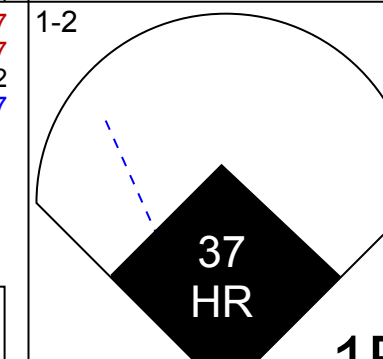
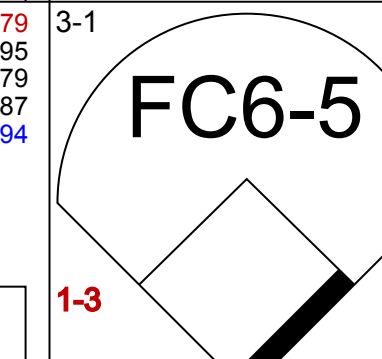
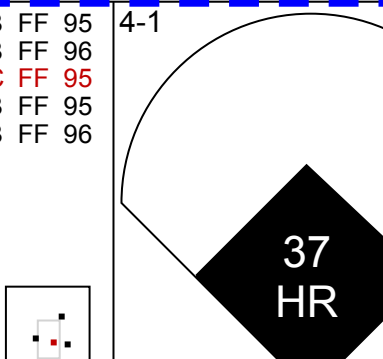
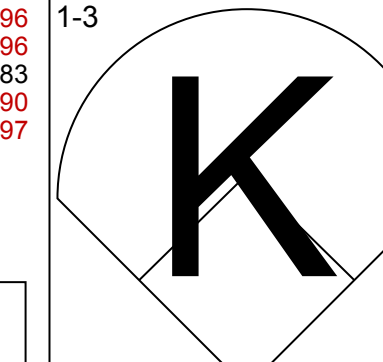
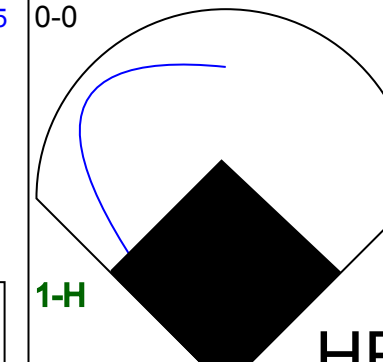
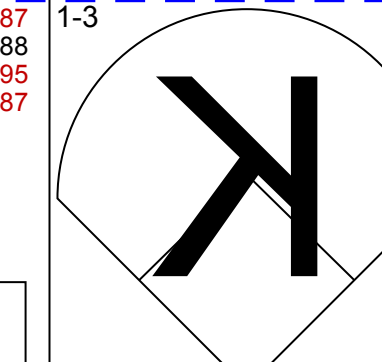
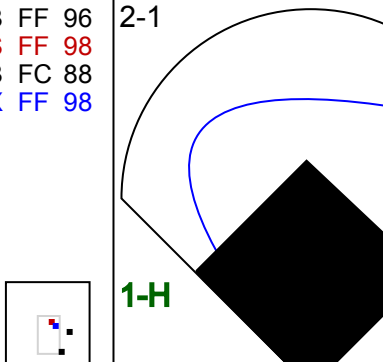
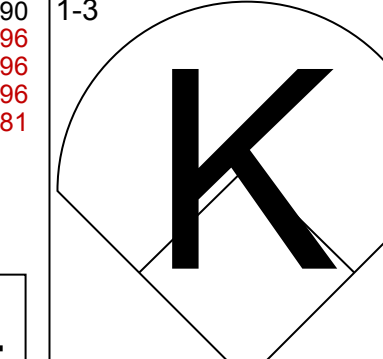
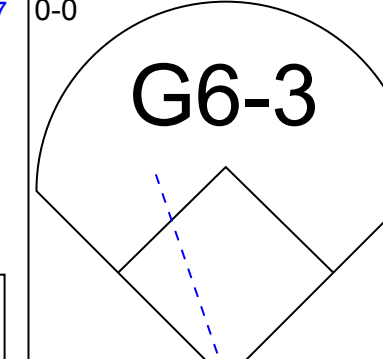

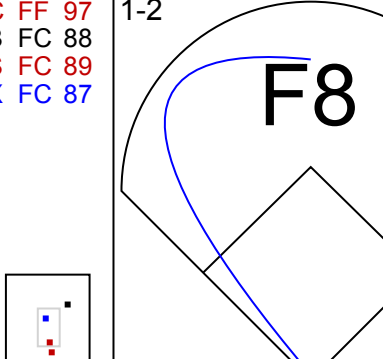
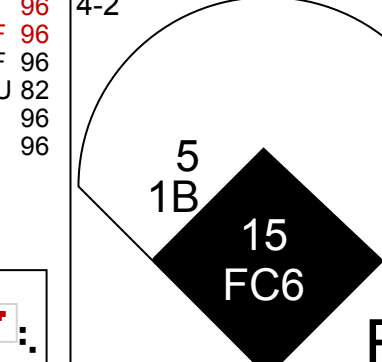

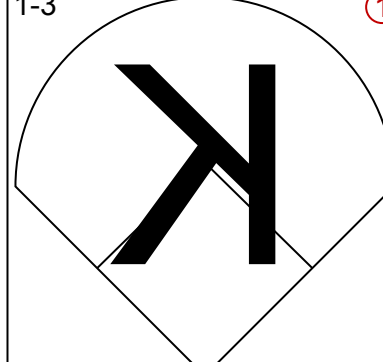
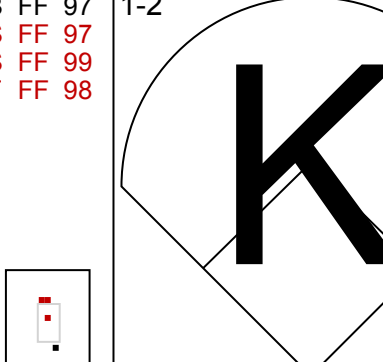
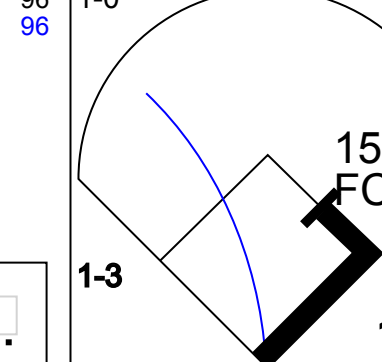
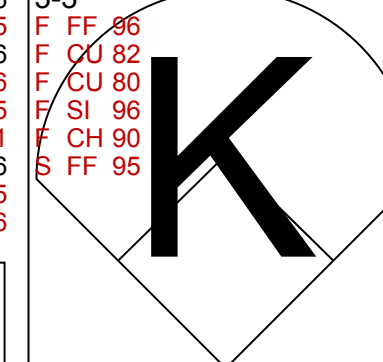

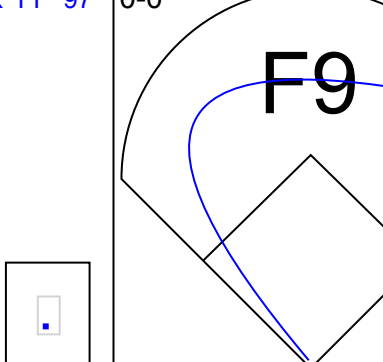

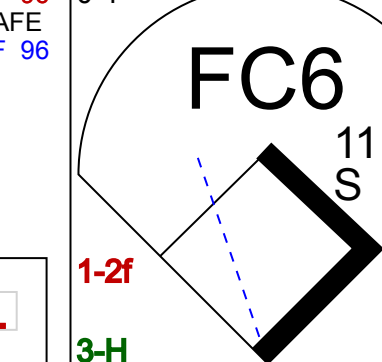
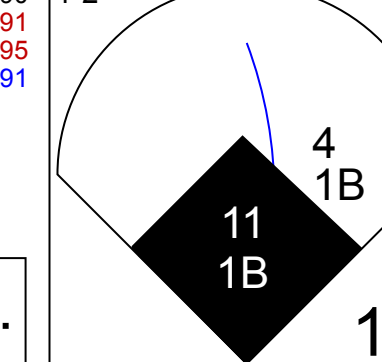
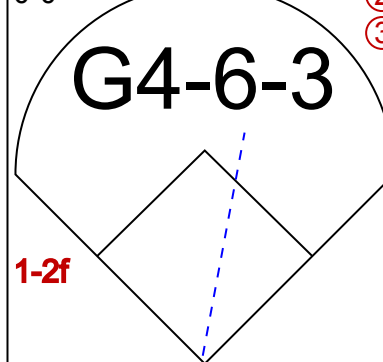
Batter	1	2	3	4	5	6	7	8	9	AB	R	H	RBI	BB	SO	LOB	TOP					
12 Kyle Schwarber, L OBP: 0.325, SLG: 0.511										4	0	0	0	0	3	0						
17 Rhys Hoskins, R OBP: 0.340, SLG: 0.482										4	1	0	0	0	1	0						
8 Nick Castellanos, R OBP: 0.296, SLG: 0.376										4	0	1	0	0	2	1						
25 Darick Hall, L OBP: 0.259, SLG: 0.528										3	0	0	0	0	1	2						
5 Bryson Stott, L OBP: 0.256, SLG: 0.301										3	1	1	2	0	1	0						
19 Matt Vierling, R OBP: 0.312, SLG: 0.350										3	0	0	0	0	0	0						
18 Didi Gregorius, L OBP: 0.296, SLG: 0.339										3	0	0	0	0	0	0						
41 Yairo Muñoz, R OBP: 0.282, SLG: 0.444										3	0	0	0	0	0	0						
21 Garrett Stubbs, L OBP: 0.333, SLG: 0.500										3	0	0	0	0	1	0						
Inning Stats	R: 0 E: 0 K: 1 S: 7	H: 0 LOB: 0 BB: 0 P: 8	R: 0 E: 0 K: 2 S: 7	H: 0 LOB: 0 BB: 10 P: 10	R: 0 E: 0 K: 1 S: 8	H: 0 LOB: 0 BB: 11 P: 11	R: 0 E: 0 K: 0 S: 10	H: 1 LOB: 1 BB: 0 P: 16	R: 0 E: 0 K: 1 S: 7	H: 0 LOB: 0 BB: 0 P: 9	R: 0 E: 0 K: 1 S: 7	H: 0 LOB: 0 BB: 11 P: 11	R: 2 E: 1 K: 1 S: 11	H: 1 LOB: 0 BB: 0 P: 16	R: 0 E: 0 K: 0 S: 8	H: 0 LOB: 0 BB: 10 P: 10	R: 0 E: 0 K: 3 S: 9	H: 0 LOB: 0 BB: 0 P: 16	1B: 0 2B: 1 3B: 0 HR: 1	SF: 0 SAC: 0 DP: 0 HBP: 0	WP: 0 PB: 0 CS: 0	PA: 30
PITCHER	IP WLS BF H R ER SO BB IBB HBP BLK WP HR S P ERA WHIP																					
48 Ross Stripling, R ERA: 3.03	7.0 W 24 2 2 0 6 0 0 0 0 0 1 57 81 0.00 0.286																					
58 Tim Lincecum, L ERA: 2.91	1.0 3 0 0 0 0 0 0 0 0 0 0 8 10 0.00 0.000																					
33 Trevor Richards, R ERA: 5.61	1.0 3 0 0 0 3 0 0 0 0 0 0 9 16 0.00 0.000																					

Philadelphia Phillies @ Toronto Blue Jays
Rogers Centre, Toronto, ON
Wed Jul 13 2022, 7:09 PM - 9:39 PM EDT
Att: 30,853 - Clear - 70 F

livebaseballscores.com

AB 30
R 2
H 2
RBI 2
BB 0
SO 9
LOB 3



Batter	1	2	3	4	5	6	7	8	9	AB	R	H	RBI	BB	SO	LOB	BOTTOM			
4 George Springer, R OBP: 0.326, SLG: 0.483										4	1	1	0	0	0	1				
11 Bo Bichette, R OBP: 0.305, SLG: 0.430										4	0	2	1	0	1	1				
27 Vladimir Guerrero Jr., R OBP: 0.344, SLG: 0.486										3	1	1	2	0	0	1				
30 Alejandro Kirk, R OBP: 0.398, SLG: 0.480										3	2	1	0	1	0	1				
37 Teoscar Hernández, R OBP: 0.320, SLG: 0.474										4	2	2	4	0	2	1				
13 Lourdes Gurriel Jr., R OBP: 0.336, SLG: 0.436										4	0	1	0	0	1	0				
26 Matt Chapman, R OBP: 0.295, SLG: 0.495										3	1	0	0	1	2	1				
5 Santiago Espinal, R OBP: 0.325, SLG: 0.398										4	0	2	0	0	1	0				
15 Raimel Tapia, L OBP: 0.290, SLG: 0.374										3	1	1	1	0	0	3				
Inning Stats	R: 0 E: 0 K: 0 S: 7	H: 0 LOB: 0 BB: 0 P: 9	R: 0 E: 0 K: 2 S: 9	H: 0 LOB: 0 BB: 0 P: 12	R: 1 E: 0 K: 1 S: 15	H: 1 LOB: 1 BB: 1 P: 23	R: 3 E: 0 K: 1 S: 22	H: 3 LOB: 0 BB: 0 P: 29	R: 2 E: 0 K: 1 S: 15	H: 3 LOB: 1 BB: 0 P: 22	R: 0 E: 0 K: 1 S: 10	H: 2 LOB: 1 BB: 0 P: 16	R: 0 E: 0 K: 0 S: 6	H: 1 LOB: 0 BB: 0 P: 8	R: 2 E: 0 K: 1 S: 10	H: 1 LOB: 0 BB: 1 P: 18	1B: 8 2B: 0 3B: 0 HR: 3	SF: 1 SAC: 0 DP: 2 HBP: 0	WP: 0 PB: 0 CS: 0	PA: 35
PITCHER	IP WLS BF H R ER SO BB IBB HBP BLK WP HR S P ERA WHIP																			
45 Zack Wheeler, R ERA: 2.89	4.2 L 22 7 6 6 4 1 0 0 0 0 0 2 65 91 11.57 1.714																			
31 Jeurys Familia, R ERA: 4.5	0.1 1 0 0 0 1 0 0 0 0 0 0 3 4 0.00 0.000																			
71 Nick Duron, R ERA:	1.0 4 2 0 0 1 0 0 0 0 0 0 10 16 0.00 2.000																			
52 Brad Hand, L ERA: 2.25	1.0 3 1 0 0 0 0 0 0 0 0 0 6 8 0.00 1.000																			
Bobby Rossman, R ERA: 18.0	1.0 5 1 2 2 1 1 0 0 0 0 1 10 18 18.00 2.000																			

Philadelphia Phillies @ Toronto Blue Jays
Rogers Centre, Toronto, ON
Wed Jul 13 2022, 7:09 PM - 9:39 PM EDT
Att: 30,853 - Clear - 70 F

livebaseballscores.com


AB 32
R 8
H 11
RBI 8
BB 2
SO 7
LOB 9



Batter	1	2	3	4	5	6	7	8	9	AB	R	H	RBI	BB	SO	LOB	TOP									
14 Edward Olivares, R (1, 7) OBP: 0.365, SLG: 0.460 75 Brewer Hicklen, R (8, FR) (8, 7)										3	0	3	1	1	0	0	Kansas City Royals @ Toronto Blue Jays Rogers Centre, Toronto, ON Thu Jul 14 2022, 7:08 PM - 10:08 PM EDT Att: 24,426 - Clear - 75 F									
7 Bobby Witt Jr., R (1, 6) OBP: 0.301, SLG: 0.458										4	1	2	1	0	1	2										
9 Vinnie Pasquantino, L (1, 10) OBP: 0.329, SLG: 0.322										4	0	2	0	0	1	0										
26 Emmanuel Rivera, R (1, 5) OBP: 0.288, SLG: 0.416										4	0	1	0	0	1	3										
Ryan O'Hearn, L (1, 9) OBP: 0.227, SLG: 0.243										4	0	1	0	0	0	3										
32 Nick Pratto, L (1, 3)										3	0	0	0	1	3	2										
18 Nate Eaton, R (1, 8) OBP: 0.250, SLG: 1.000										4	1	1	1	0	1	4										
8 Nicky Lopez, L (1, 4) OBP: 0.291, SLG: 0.285										4	1	2	0	0	0	2										
48 Sebastián Rivera, R (1, 2)										3	0	0	0	0	1	1										
Inning Stats	R: 0 E: 0 K: 1 S: 7	H: 1 LOB: 0 BB: 0 P: 12	R: 0 E: 0 K: 2 S: 14	H: 2 LOB: 2 BB: 0 P: 16	R: 0 E: 0 K: 2 S: 8	H: 0 LOB: 0 BB: 1 P: 16	R: 0 E: 0 K: 0 S: 8	H: 1 LOB: 2 BB: 1 P: 15	R: 2 E: 0 K: 0 S: 14	H: 3 LOB: 0 BB: 0 P: 18	R: 0 E: 0 K: 1 S: 10	H: 0 LOB: 0 BB: 0 P: 11	R: 0 E: 0 K: 0 S: 9	H: 1 LOB: 0 BB: 0 P: 16	R: 0 E: 0 K: 1 S: 14	H: 3 LOB: 2 BB: 0 P: 23	R: 1 E: 0 K: 1 S: 12	H: 1 LOB: 0 BB: 0 P: 18	1B: 9 2B: 2 3B: 0 HR: 2	SF: 0 SAC: 1 DP: 1 HBP: 0	WP: 0 PB: 0 SB: 1 CS: 2	PA: 37				
PITCHER	IP	WLS	BF	H	R	ER	SO	BB	IBB	HBP	BLK	WP	HR	S	P	ERA	WHIP									
34 Kevin Gausman, R (1, 1) ERA: 2.87	6.0	L	24	7	2	2	6	2	0	0	0	0	0	1	61	88	3.00	1.500								
35 David Phelps, R (7, 1) ERA: 2.79	1.0		3	1	0	0	0	0	0	0	0	0	0	9	16	0.00	1.000									
90 Adam Cimber, R (8, 1) ERA: 3.23	0.2		4	3	0	0	1	0	0	0	0	0	0	11	17	0.00	4.500									
43 Anthony Banda, L (8, 1) ERA: 6.95	1.0		4	1	1	1	1	0	0	0	0	0	1	14	21	9.00	1.000									
54 Sergio Romo, R (9, 1) ERA: 7.5	0.1		1	0	0	0	0	0	0	0	0	0	0	1	3	0.00	0.000									

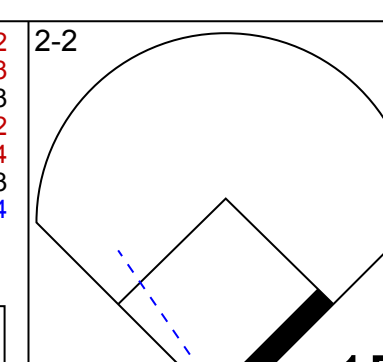
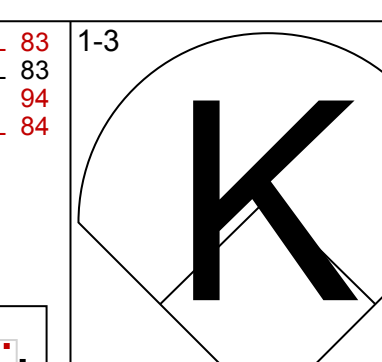
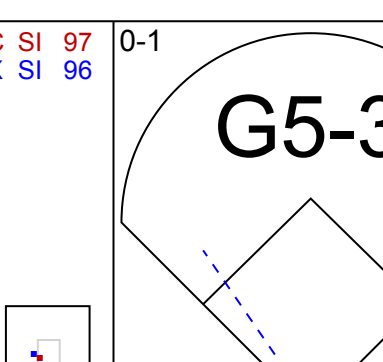
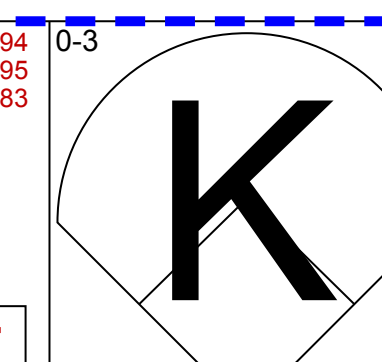
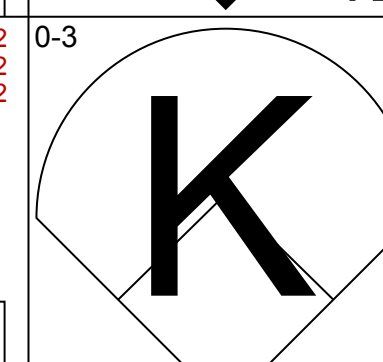
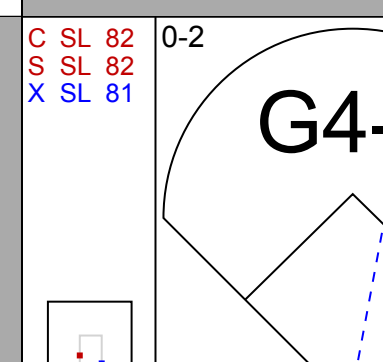
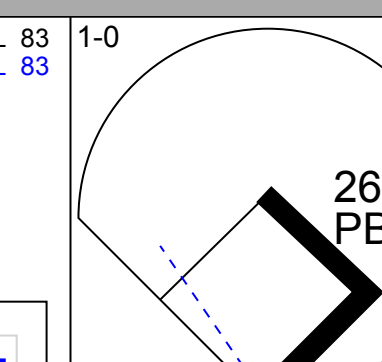
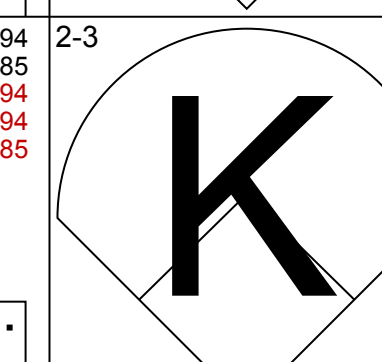
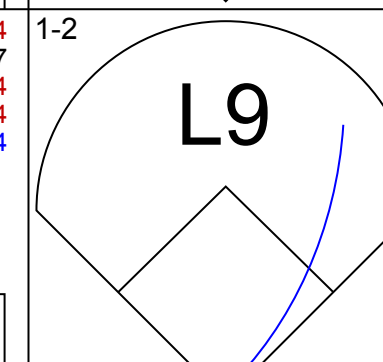
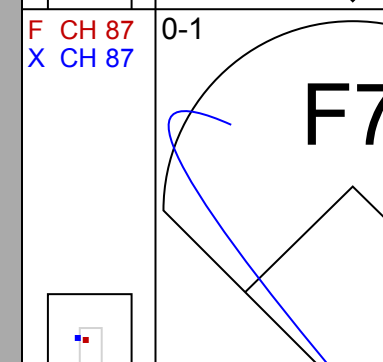
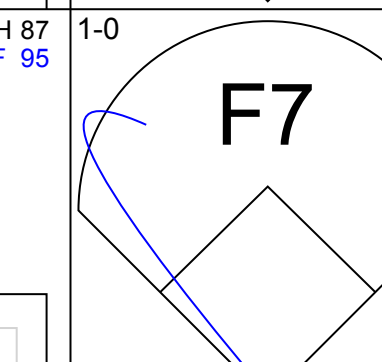
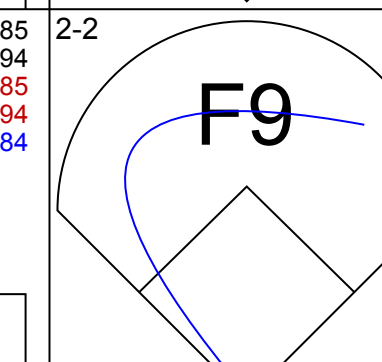
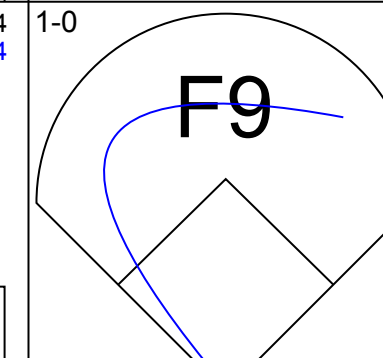
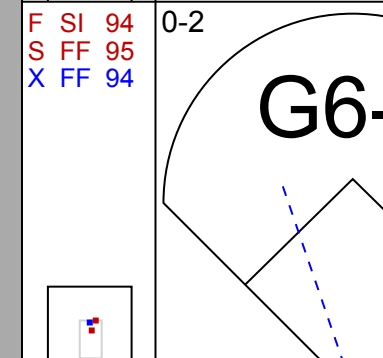
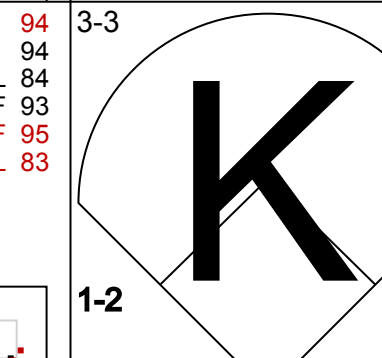



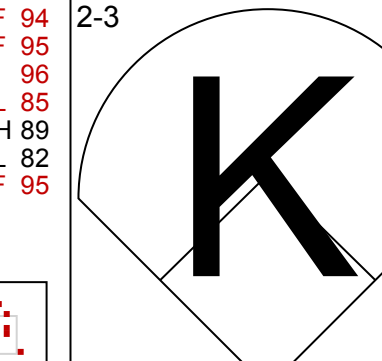

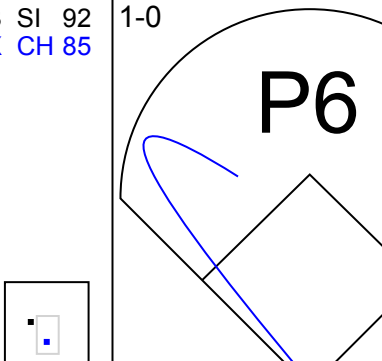
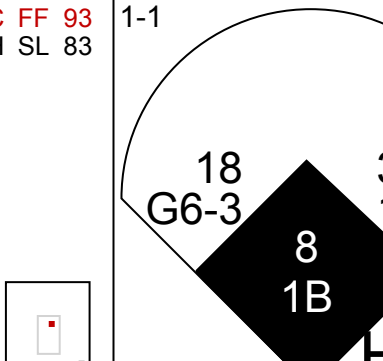

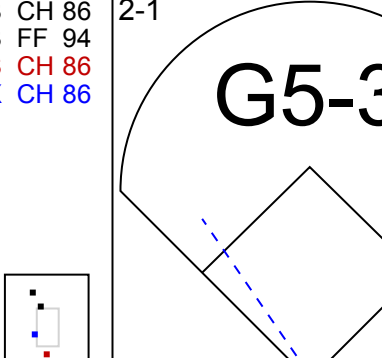
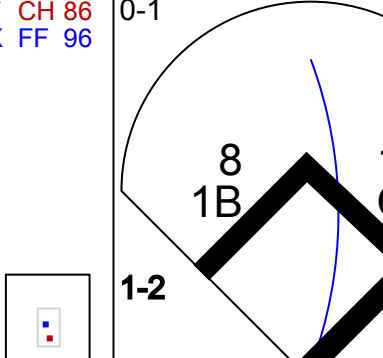







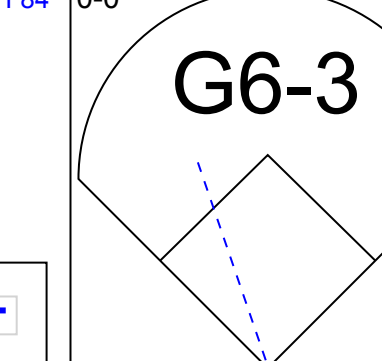



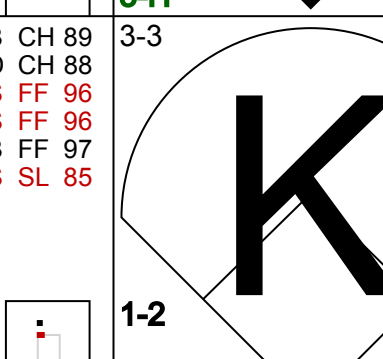
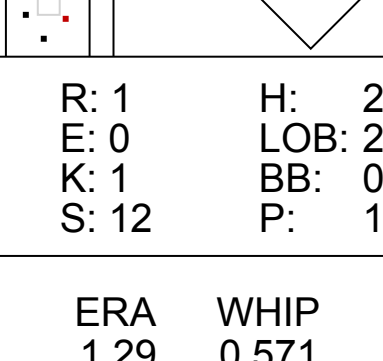
Batter	1	2	3	4	5	6	7	8	9	AB	R	H	RBI	BB	SO	LOB	BOTTOM								
4 George Springer, R (1, 8) OBP: 0.328, SLG: 0.478										3	0	0	0	1	0	2	Kansas City Royals @ Toronto Blue Jays Rogers Centre, Toronto, ON Thu Jul 14 2022, 7:08 PM - 10:08 PM EDT Att: 24,426 - Clear - 75 F								
27 Vladimir Guerrero Jr., R (1, 3) OBP: 0.340, SLG: 0.462										4	0	0	0	0	1	2									
30 Alejandro Kirk, R (1, 10) OBP: 0.399, SLG: 0.484										4	0	2	0	0	1	0									
11 Bo Bichette, R (1, 6) OBP: 0.307, SLG: 0.427										2	0	0	0	2	1	1									
37 Teoscar Hernández, R (1, 9) OBP: 0.319, SLG: 0.470										4	0	1	0	0	2	4									
13 Lourdes Gurriel Jr., R (1, 7) OBP: 0.354, SLG: 0.433										4	0	1	0	0	1	2									
26 Matt Chapman, R (1, 5) OBP: 0.295, SLG: 0.413										4	1	1	1	0	1	1									
5 Santiago Espinal, R (1, 4) OBP: 0.322, SLG: 0.394 8 Cavan Biggio, L (8, PH) OBP: 0.348, SLG: 0.354										3	0	0	0	0	0	0									
9 Danny Jansen, R (1, 2) OBP: 0.309, SLG: 0.613										1	0	0	0	0	0	1									
Inning Stats	R: 0 E: 0 K: 1 S: 12	H: 1 LOB: 2 BB: 2 P: 24	R: 0 E: 0 K: 1 S: 6	H: 0 LOB: 0 BB: 0 P: 8	R: 0 E: 0 K: 0 S: 4	H: 0 LOB: 0 BB: 0 P: 5	R: 0 E: 0 K: 0 S: 7	H: 1 LOB: 1 BB: 0 P: 12	R: 1 E: 0 K: 0 S: 12	H: 2 LOB: 1 BB: 0 P: 24	R: 0 E: 0 K: 2 S: 11	H: 1 LOB: 1 BB: 0 P: 14	R: 0 E: 0 K: 0 S: 8	H: 1 LOB: 1 BB: 0 P: 13	R: 0 E: 0 K: 2 S: 11	H: 0 LOB: 1 BB: 1 P: 19	R: 0 E: 0 K: 1 S: 8	H: 1 LOB: 0 BB: 0 P: 11	1B: 5 2B: 1 3B: 0 HR: 1	SF: 0 SAC: 0 DP: 2 HBP: 0	WP: 0 PB: 0 SB: 1 CS: 0	PA: 35			
PITCHER	IP	WLS	BF	H	R	ER	SO	BB	IBB	HBP	BLK	WP	HR	S	P	ERA	WHIP								
Angel Zerpa, L (1, 1) ERA: 1.29	5.0	W	20	4	1	1	2	2	0	0	0	0	0	19	27	0.00	1.000								
37 Jackson Kowar, R (6, 1) ERA: 8.5	2.0	H	8	2	0	0	2	0	0	0	0	0	0	11	19	0.00	1.000								
45 Taylor Clarke, R (8, 1) ERA: 3.89	1.0	H	4	0	0	0	2	1	0	0	0	0	0	8	11	0.00	1.000								
58 Scott Barlow, R (9, 1) ERA: 2.11	1.0	S	3	1	0	0	1	0	0	0	0	0	0	8	11	0.00	1.000								

AB 33
R 3
H 12
RBI 3
BB 2
SO 8
LOB 17



AB 32
R 1
H 7
RBI 1
BB 3
SO 7
LOB 13

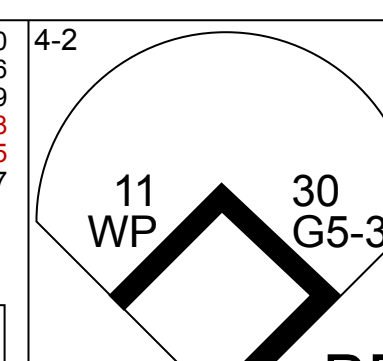

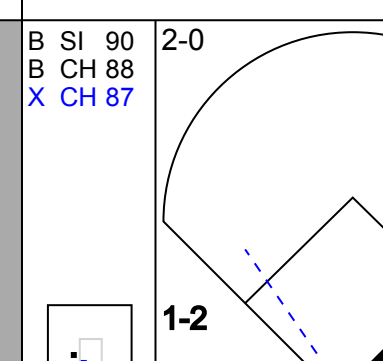
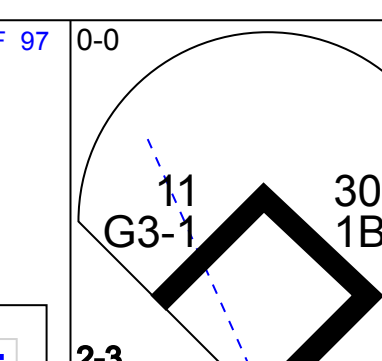
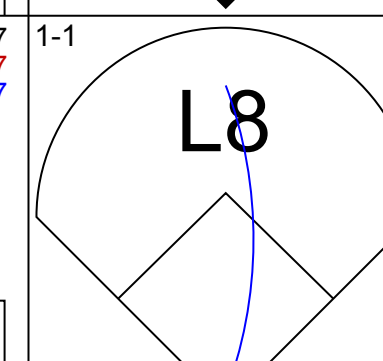
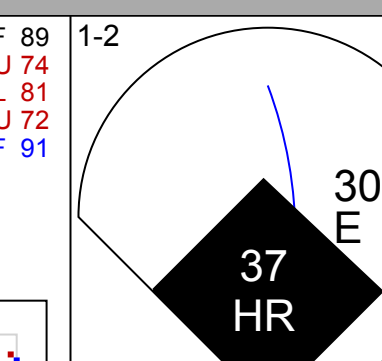
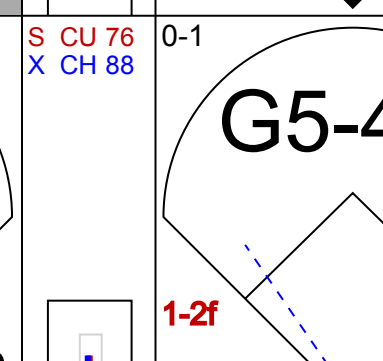
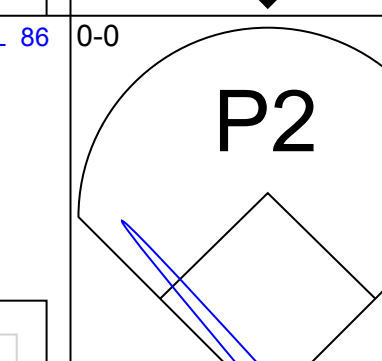
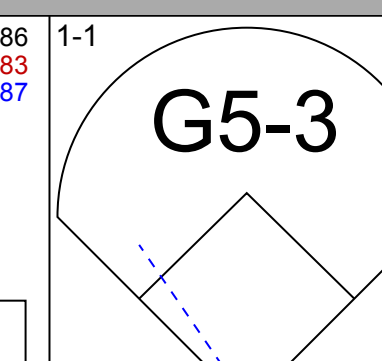
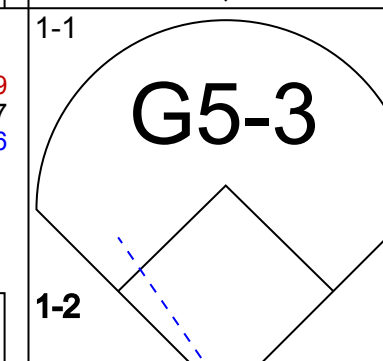
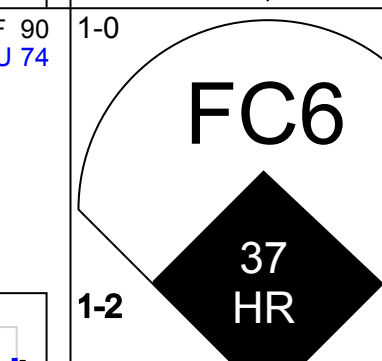

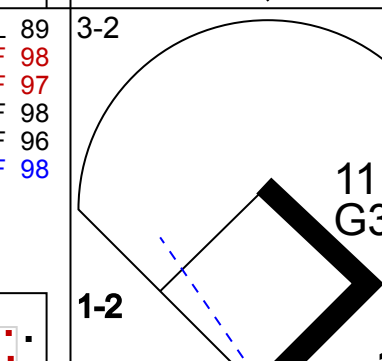
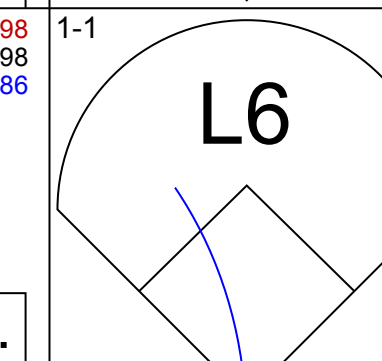
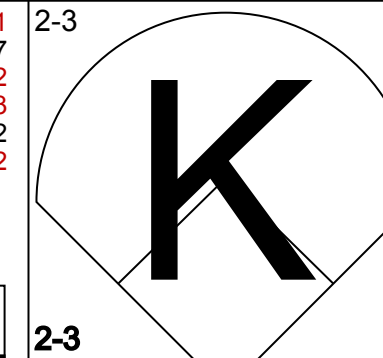
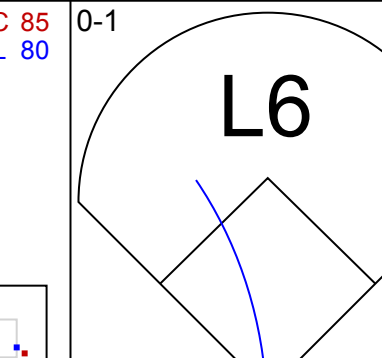

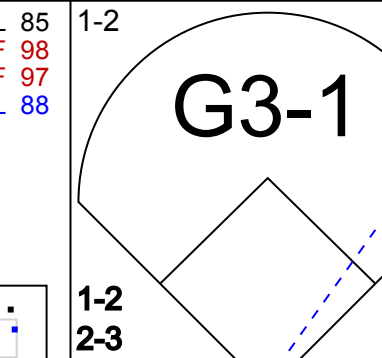
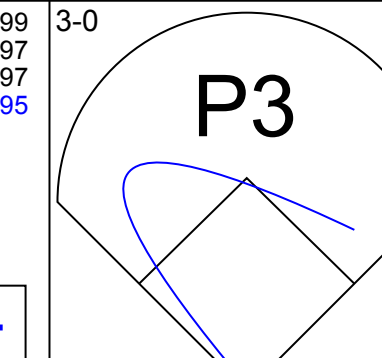
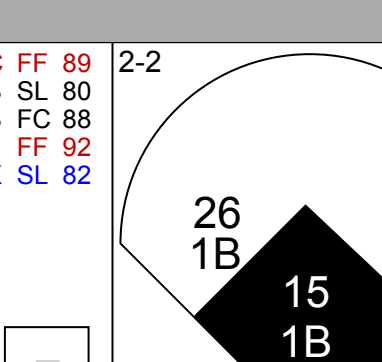
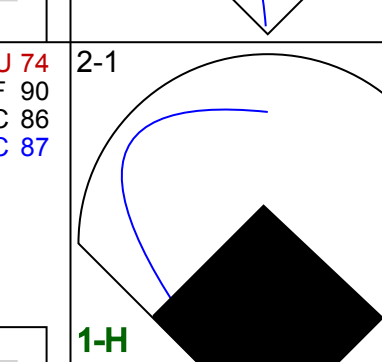

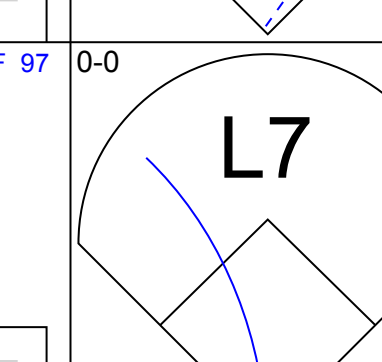
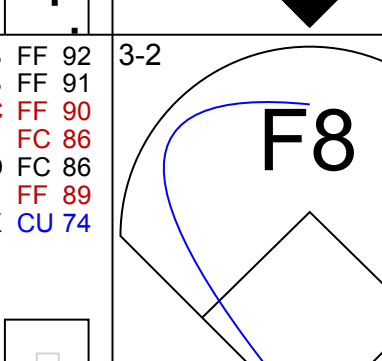
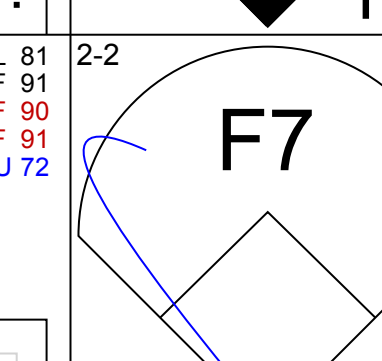

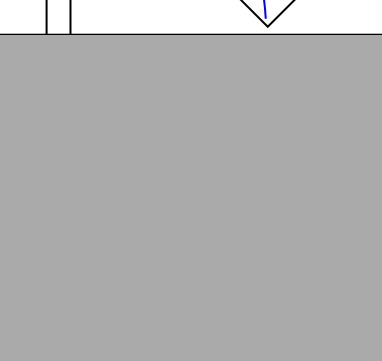


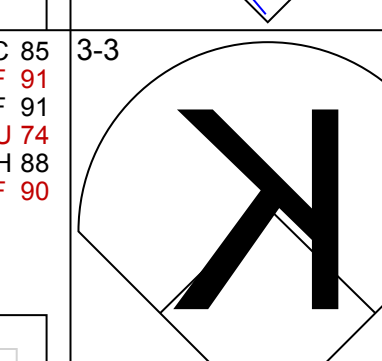





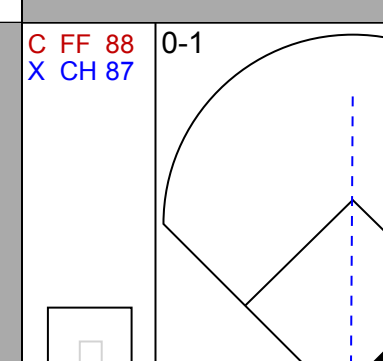




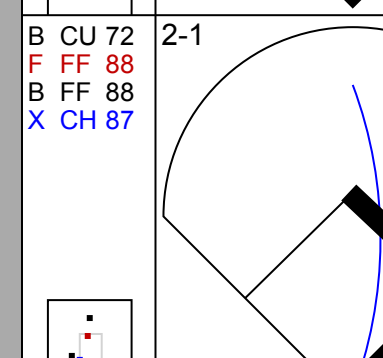
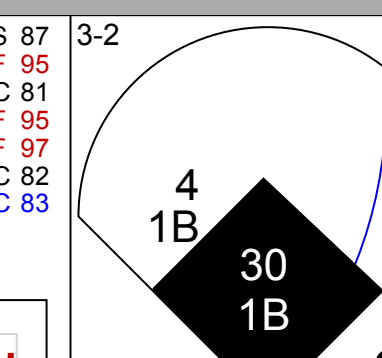

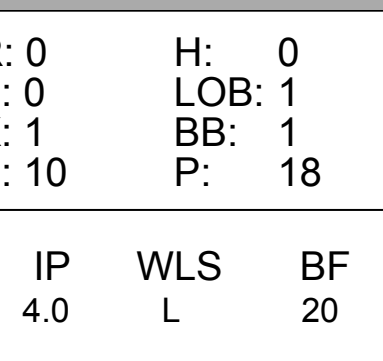
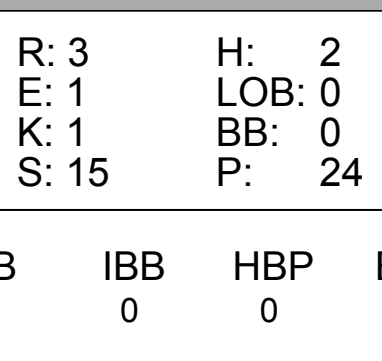
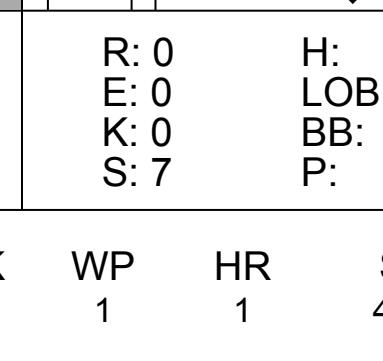
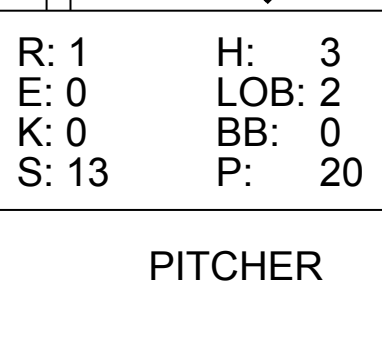
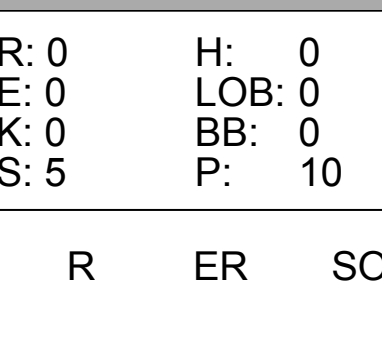


Batter	1	2	3	4	5	6	7	8	9	AB	R	H	RBI	BB	SO	LOB	TOP						
14 Edward Olivares, R (1, 7) OBP: 0.360, SLG: 0.451										4	0	1	0	0	2	2							
7 Bobby Witt Jr., R (1, 6) OBP: 0.301, SLG: 0.456										3	0	1	0	0	1	1							
11 Maikel Garcia, R (6, 6)										1	0	0	0	0	1	0							
9 Vinnie Pasquantino, L (1, 10) OBP: 0.311, SLG: 0.302										4	0	0	0	0	0	2							
26 Emmanuel Rivera, R (1, 5) OBP: 0.282, SLG: 0.407										4	0	0	0	0	1	2							
Ryan O'Hearn, L (1, 9) OBP: 0.231, SLG: 0.236										2	1	0	0	0	1	1							
75 Brewer Hicklen, R (9, PH)										1	0	0	0	0	1	0							
32 Nick Pratto, L (1, 3) OBP: 0.375, SLG: 0.429										4	0	2	0	0	0	0							
18 Nate Eaton, R (1, 8) OBP: 0.250, SLG: 0.571										3	0	0	0	0	2	3							
8 Nicky Lopez, L (1, 4) OBP: 0.292, SLG: 0.286										3	0	1	1	0	0	1							
48 Sebastián Rivero, R (1, 2) OBP: 0.292, SLG: 0.286										1	0	0	0	0	0	0							
19 Michael Massey, L (5, PH) OBP: 0.375, SLG: 0.429										1	0	0	0	0	1	2							
78 Freddy Fermin, R (5, 2)										1	0	0	0	0	1	1							
Inning Stats	R: 0 H: 1 E: 0 K: 1 S: 13	H: 1 LOB: 1 BB: 0 P: 17	R: 0 H: 0 E: 0 K: 1 S: 6	H: 0 LOB: 0 BB: 0 P: 9	R: 0 H: 0 E: 0 K: 1 S: 7	H: 0 LOB: 0 BB: 0 P: 8	R: 0 H: 0 E: 0 K: 0 S: 8	H: 0 LOB: 0 BB: 0 P: 8	R: 1 H: 2 E: 0 K: 1 S: 12	H: 2 LOB: 2 BB: 0 P: 17	R: 0 H: 1 E: 0 K: 2 S: 10	H: 1 LOB: 1 BB: 0 P: 17	R: 0 H: 0 E: 0 K: 0 S: 7	H: 0 LOB: 0 BB: 0 P: 10	R: 0 H: 0 E: 0 K: 2 S: 9	H: 0 LOB: 0 BB: 0 P: 13	R: 0 H: 1 E: 0 K: 2 S: 11	H: 1 LOB: 1 BB: 0 P: 20	1B: 4 2B: 1 3B: 0 HR: 0	SF: 0 SAC: 0 DP: 0 HBP: 2	WP: 0 PB: 1 CS: 1 CS: 0	PA: 34	
PITCHER	IP WLS BF H R ER SO BB IBB HBP BLK WP HR S P ERA WHIP	7.0 W 27 4 1 1 6 0 0 2 0 0 0 63 86 1.29 0.571	1.0 3 0 0 0 2 0 0 0 0 0 0 9 13 0.00 0.000	1.0 4 1 0 0 2 0 0 0 0 0 0 11 20 0.00 1.000																			

Kansas City Royals @ Toronto Blue Jays
Rogers Centre, Toronto, ON
Fri Jul 15 2022, 7:12 PM - 9:57 PM EDT
Att: 26,422 - Overcast - 74 F

AB	32
R	1
H	5
RBI	1
BB	0
SO	10
LOB	15



Batter	1	2	3	4	5	6	7	8	9	AB	R	H	RBI	BB	SO	LOB	BOTTOM					
4 George Springer, R (1, 10) OBP: 0.332, SLG: 0.479										4	0	2	0	1	1	4						
27 Vladimir Guerrero Jr., R (1, 3) OBP: 0.339, SLG: 0.479										5	1	1	0	0	0	5						
30 Alejandro Kirk, R (1, 2) OBP: 0.396, SLG: 0.479										5	1	1	1	0	0	2						
11 Bo Bichette, R (1, 6) OBP: 0.306, SLG: 0.424										5	1	1	0	0	1	5						
37 Teoscar Hernández, R (1, 9) OBP: 0.321, SLG: 0.486										4	2	2	3	0	1	3						
13 Lourdes Gurriel Jr., R (1, 7) OBP: 0.353, SLG: 0.431										4	1	1	0	0	0	1						
26 Matt Chapman, R (1, 5) OBP: 0.330, SLG: 0.428										4	1	3	3	0	1	0						
15 Raimel Tapia, L (1, 8) OBP: 0.297, SLG: 0.385										4	0	3	1	0	0	0						
7 Bradley Zimmer, L (8, 8) OBP: 0.215, SLG: 0.254										0	0	0	0	0	0	0						
8 Cavan Biggio, L (1, 4) OBP: 0.350, SLG: 0.366										4	1	2	0	0	1	4						
Inning Stats	R: 0 H: 0 E: 0 K: 1 S: 10	H: 3 LOB: 2 BB: 1 P: 18	R: 1 H: 3 E: 0 K: 1 S: 17	H: 3 LOB: 2 BB: 0 P: 30	R: 3 H: 2 E: 1 K: 1 S: 15	H: 2 LOB: 0 BB: 0 P: 24	R: 0 H: 3 E: 0 K: 0 S: 7	H: 3 LOB: 1 BB: 0 P: 11	R: 3 H: 3 E: 0 K: 1 S: 14	H: 3 LOB: 2 BB: 0 P: 20	R: 1 H: 3 E: 0 K: 0 S: 13	H: 3 LOB: 2 BB: 0 P: 20	R: 0 H: 2 E: 0 K: 1 S: 14	H: 2 LOB: 2 BB: 0 P: 22	R: 0 H: 0 E: 0 K: 0 S: 5	H: 0 LOB: 0 BB: 0 P: 10	1B: 11 2B: 3 3B: 0 HR: 2	SF: 0 SAC: 0 DP: 1 HBP: 0	WP: 1 PB: 0 SB: 0 CS: 0	PA: 40		
PITCHER	IP WLS BF H R ER SO BB IBB HBP BLK WP HR S P ERA WHIP	4.0 L 20 8 4 3 3 1 0 0 0 0 1 49 83 6.75 2.250	4.0 8 4 4 2 0 0 0 0 0 0 0 1 46 72 9.00 2.000																			


Kansas City Royals @ Toronto Blue Jays
Rogers Centre, Toronto, ON
Fri Jul 15 2022, 7:12 PM - 9:57 PM EDT
Att: 26,422 - Overcast - 74 F

AB	39
R	8
H	16
RBI	8
BB	1
SO	5
LOB	24



Batter	1	2	3	4	5	6	7	8	9	10	AB	R	H	RBI	BB	SO	LOB	TOP		
8 Nicky Lopez, L OBP: 0.290, SLG: 0.284	G3		G4-3		K		FC6-4			G4	5	0	1	0	0	1	1	Kansas City Royals @ Toronto Blue Jays Rogers Centre, Toronto, ON Sat Jul 16 2022, 3:10 PM - 6:39 PM EDT Att. 40,135 - Sunny - 79 F		
7 Bobby Witt Jr., R OBP: 0.302, SLG: 0.456	F9						FC6-4			K	5	0	2	1	0	1	2			
9 Vinnie Pasquantino, L OBP: 0.316, SLG: 0.353											5	1	2	2	0	1	3			
14 Edward Olivares, R 48 Sebastian Rivero, R	K									HR	4	1	1	0	0	1	2			
Ryan O'Hearn, L OBP: 0.232, SLG: 0.263	L9										4	1	1	1	0	0	1			
18 Nate Eaton, R OBP: 0.250, SLG: 0.444	L9										2	0	0	1	1	1	0			
32 Nick Pratto, L OBP: 0.250, SLG: 0.273	F9										4	0	0	0	0	1	2			
19 Michael Massey, L OBP: 0.400, SLG: 0.400											4	0	2	0	0	0	2			
78 Freddy Fermin, R 75 Brewer Hicklen, R (10, PR)											4	1	0	0	0	2	2			
											0	1	0	0	0	0	0			
Inning Stats	R: 0 E: 0 K: 1 S: 10	H: 1 LOB: 1 BB: 0 P: 16	R: 0 E: 0 K: 0 S: 7	H: 0 LOB: 0 BB: 0 P: 13	R: 1 E: 0 K: 1 S: 15	H: 2 LOB: 1 BB: 0 P: 20	R: 2 E: 0 K: 1 S: 10	H: 3 LOB: 1 BB: 0 P: 19	R: 0 E: 0 K: 1 S: 7	H: 1 LOB: 1 BB: 0 P: 18	R: 0 E: 0 K: 2 S: 8	H: 0 LOB: 0 BB: 0 P: 10	R: 0 E: 0 K: 1 S: 8	H: 0 LOB: 0 BB: 0 P: 14	R: 2 E: 0 K: 1 S: 8	H: 1 LOB: 0 BB: 0 P: 14	1B: 7 2B: 0 3B: 1 HR: 1	SF: 1 SAC: 0 DP: 1 HBP: 0	WP: 0 PB: 0 SB: 0 CS: 0	PA: 40
PITCHER	IP WLS BF H R ER SO	IP WLS BF H R ER SO	IP WLS BF H R ER SO	IP WLS BF H R ER SO	IP WLS BF H R ER SO	IP WLS BF H R ER SO	IP WLS BF H R ER SO	IP WLS BF H R ER SO	IP WLS BF H R ER SO	IP WLS BF H R ER SO	IP WLS BF H R ER SO	IP WLS BF H R ER SO	IP WLS BF H R ER SO	IP WLS BF H R ER SO	IP WLS BF H R ER SO	IP WLS BF H R ER SO	ERA WHIP	ERA WHIP		
60 Max Castillo, R ERA: 3.38	3.0	3.0	3.0	3.0	3.0	3.0	3.0	3.0	3.0	3.0	3.0	3.0	3.0	3.0	3.0	3.0	9.00	1.667		
33 Trevor Richards, R ERA: 5.3	1.0	1.0	1.0	1.0	1.0	1.0	1.0	1.0	1.0	1.0	1.0	1.0	1.0	1.0	1.0	1.0	0.00	1.000		
58 Tim Mayza, L ERA: 2.7	1.0	1.0	1.0	1.0	1.0	1.0	1.0	1.0	1.0	1.0	1.0	1.0	1.0	1.0	1.0	1.0	0.00	1.000		
35 David Phelps, R ERA: 2.7	1.0	1.0	1.0	1.0	1.0	1.0	1.0	1.0	1.0	1.0	1.0	1.0	1.0	1.0	1.0	1.0	0.00	2.000		
90 Adam Cimber, R ERA: 3.15	1.0	1.0	1.0	1.0	1.0	1.0	1.0	1.0	1.0	1.0	1.0	1.0	1.0	1.0	1.0	1.0	0.00	1.000		

AB	37
R	5
H	9
RBI	5
BB	2
SO	9
LOB	14



Batter	1	2	3	4	5	6	7	8	9	10	AB	R	H	RBI	BB	SO	LOB	BOTTOM				
4 George Springer, R OBP: 0.330, SLG: 0.474	G6-3										5	1	1	2	0	2	1	Kansas City Royals @ Toronto Blue Jays Rogers Centre, Toronto, ON Sat Jul 16 2022, 3:10 PM - 6:39 PM EDT Att. 40,135 - Sunny - 79 F				
27 Vladimir Guerrero Jr., R (1, 3)											4	1	3	1	1	0	0					
30 Alejandro Kirk, R OBP: 0.397, SLG: 0.479											4	0	2	1	0	1	4					
7 Bradley Zimmer, L (7, PR)	K										0	0	0	0	0	0	0					
15 Raimel Tapia, L (10, PH)											1	1	1	1	0	0	0					
11 Bo Bichette, R OBP: 0.305, SLG: 0.421	P4										5	0	1	0	0	1	4					
37 Teoscar Hernández, R OBP: 0.319, SLG: 0.481	G6-3										5	0	1	1	0	1	0					
13 Lourdes Gurriel Jr., R OBP: 0.358, SLG: 0.433	G3-1										3	1	2	0	1	0	0					
26 Matt Chapman, R OBP: 0.297, SLG: 0.422	K										4	0	0	0	0	3	3					
5 Santiago Espinal, R OBP: 0.321, SLG: 0.393	G5-3										4	1	1	0	0	1	0					
9 Danny Jansen, R OBP: 0.319, SLG: 0.594											2	1	0	0	2	1	0					
Inning Stats	R: 0 E: 0 K: 1 S: 12	H: 1 LOB: 1 BB: 0 P: 15	R: 0 E: 0 K: 1 S: 9	H: 0 LOB: 0 BB: 0 P: 15	R: 1 E: 0 K: 1 S: 12	H: 2 LOB: 2 BB: 1 P: 26	R: 2 E: 0 K: 2 S: 15	H: 3 LOB: 3 BB: 2 P: 28	R: 0 E: 0 K: 1 S: 13	H: 1 LOB: 1 BB: 0 P: 19	R: 0 E: 0 K: 2 S: 8	H: 0 LOB: 0 BB: 0 P: 11	R: 0 E: 0 K: 1 S: 9	H: 1 LOB: 1 BB: 0 P: 16	R: 0 E: 0 K: 0 S: 7	H: 0 LOB: 0 BB: 0 P: 11	R: 3 E: 0 K: 0 S: 9	H: 4 LOB: 2 BB: 0 P: 13	1B: 11 2B: 1 3B: 0 HR: 0	SF: 0 SAC: 0 DP: 0 HBP: 0	WP: 0 PB: 0 SB: 0 CS: 1	PA: 42
PITCHER	IP WLS BF H R ER SO	IP WLS BF H R ER SO	IP WLS BF H R ER SO	IP WLS BF H R ER SO	IP WLS BF H R ER SO	IP WLS BF H R ER SO	IP WLS BF H R ER SO	IP WLS BF H R ER SO	IP WLS BF H R ER SO	IP WLS BF H R ER SO	IP WLS BF H R ER SO	IP WLS BF H R ER SO	IP WLS BF H R ER SO	IP WLS BF H R ER SO	IP WLS BF H R ER SO	IP WLS BF H R ER SO	ERA WHIP	ERA WHIP				
52 Daniel Lynch IV, L ERA: 5.05	3.2	3.2	3.2	3.2	3.2	3.2	3.2	3.2	3.2	3.2	3.2	3.2	3.2	3.2	3.2	3.2	7.36	2.182				
74 Jose Cuas, R ERA: 2.84	1.1	1.1	1.1	1.1	1.1	1.1	1.1	1.1	1.1	1.1	1.1	1.1	1.1	1.1	1.1	1.1	0.00	1.500				
41 Wyatt Mills, R ERA: 3.77	1.0	1.0	1.0	1.0	1.0	1.0	1.0	1.0	1.0	1.0	1.0	1.0	1.0	1.0	1.0	1.0	0.00	0.000				
45 Taylor Clarke, R ERA: 3.79	1.0	1.0	1.0	1.0	1.0	1.0	1.0	1.0	1.0	1.0	1.0	1.0	1.0	1.0	1.0	1.0	0.00	1.000				
63 Josh Staumont, R ERA: 3.87	1.0	1.0	1.0	1.0	1.0	1.0	1.0	1.0	1.0	1.0	1.0	1.0	1.0	1.0	1.0	1.0	0.00	1.000				

AB	37
R	6
H	12
RBI	6
BB	4
SO	10
LOB	12



Batter	1	2	3	4	5	6	7	8	9	AB	R	H	RBI	BB	SO	LOB	TOP										
4 George Springer, R OBP: 0.332, SLG: 0.473	G4-3		F8		F8			BB		3	0	1	1	1	0	0	Toronto Blue Jays @ Boston Red Sox Fenway Park, Boston, MA Sat Jul 23 2022, 4:12 PM - 7:21 PM EDT Att: 35,821 - Sunny - 94 F										
27 Vladimir Guerrero Jr., R (1, 10) OBP: 0.348, SLG: 0.485	F9		L8					K		4	0	1	0	0	1	3											
30 Alejandro Kirk, R OBP: 0.397, SLG: 0.486	L4		SF9					G6-4-3		3	0	1	1	0	0	1											
7 Bradley Zimmer, L OBP: 0.212, SLG: 0.240										0	1	0	0	0	0	0											
11 Bo Bichette, R OBP: 0.305, SLG: 0.420			K2-3							3	0	0	0	1	2	2											
37 Teoscar Hernández, R OBP: 0.322, SLG: 0.489	G5-4-3				F7					4	0	1	1	0	1	1											
9 Danny Jansen, R OBP: 0.323, SLG: 0.644										0	0	0	0	0	0	0											
13 Lourdes Gurriel Jr., R OBP: 0.388, SLG: 0.439	F8		G5-3							3	0	0	0	1	0	2											
26 Matt Chapman, R OBP: 0.308, SLG: 0.438										3	1	1	0	1	2	1											
5 Santiago Espinal, R OBP: 0.321, SLG: 0.388										4	1	1	1	0	2	2											
8 Cavan Biggio, L OBP: 0.352, SLG: 0.382										3	1	1	0	0	0	0											
Inning Stats	R: 0 E: 0 K: 0 S: 5	H: 0 LOB: 0 BB: 0 P: 7	R: 0 E: 0 K: 0 S: 9	H: 0 LOB: 0 BB: 1 P: 15	R: 3 E: 0 K: 1 S: 12	H: 4 LOB: 1 BB: 0 P: 18	R: 0 E: 0 K: 1 S: 10	H: 0 LOB: 0 BB: 0 P: 14	R: 0 E: 0 K: 1 S: 7	H: 0 LOB: 0 BB: 0 P: 9	R: 0 E: 0 K: 1 S: 9	H: 1 LOB: 0 BB: 0 P: 14	R: 0 E: 0 K: 2 S: 9	H: 0 LOB: 0 BB: 1 P: 19	R: 0 E: 0 K: 1 S: 7	H: 0 LOB: 1 BB: 1 P: 12	R: 1 E: 1 K: 1 S: 18	H: 2 LOB: 3 BB: 1 P: 29	1B: 5 2B: 2 3B: 0 HR: 0	SF: 1 DP: 2 HBP: 0	WP: 0 PB: 0 SB: 2 CS: 1	PA: 36					
PITCHER	IP	WLS	BF	H	R	ER	SO	BB	IBB	HBP	BLK	WP	HR	S	P	ERA	WHIP										
50 Kutter Crawford, R ERA: 4.5	6.0	L	22	5	3	3	4	1	0	0	0	0	0	52	77	4.50	1.000										
46 John Schreiber, R ERA: 1.56	1.0		3	0	0	0	2	1	0	0	0	0	0	9	19	0.00	1.000										
89 Tanner Houck, R ERA: 3.09	1.0		4	0	0	0	1	1	0	0	0	0	0	7	12	0.00	1.000										
70 Ryan Brasier, R ERA: 5.5	1.0		6	2	1	1	1	1	0	0	0	0	0	18	29	9.00	3.000										

Batter	1	2	3	4	5	6	7	8	9	AB	R	H	RBI	BB	SO	LOB	BOTTOM										
40 Jarren Duran, L OBP: 0.290, SLG: 0.379	K		F7		P5					4	0	0	0	0	2	2	Toronto Blue Jays @ Boston Red Sox Fenway Park, Boston, MA Sat Jul 23 2022, 4:12 PM - 7:21 PM EDT Att: 35,821 - Sunny - 94 F										
7 Christian Vázquez, R OBP: 0.336, SLG: 0.441	P5				G6-3					3	0	1	0	1	0	0											
99 Alex Verdugo, L OBP: 0.305, SLG: 0.370										4	0	2	0	0	0	2											
2 Xander Bogaerts, R OBP: 0.387, SLG: 0.448										3	0	1	0	0	1	1											
16 Franchy Cordero, L (1, 10) OBP: 0.292, SLG: 0.362										4	0	0	0	0	2	5											
29 Bobby Dalbec, R OBP: 0.288, SLG: 0.358										4	1	2	1	0	1	3											
19 Jackie Bradley Jr., L OBP: 0.255, SLG: 0.300										4	0	1	0	0	0	1											
47 Yolmer Sánchez, S (1, 4)										3	0	0	0	1	1	2											
20 Jeter Downs, R OBP: 0.176, SLG: 0.281										3	0	0	0	0	3	2											
25 Kevin Plawewski, R (8, PH) OBP: 0.287, SLG: 0.253										1	0	0	0	0	1	0											
Inning Stats	R: 0 E: 0 K: 1 S: 15	H: 2 LOB: 2 BB: 0 P: 23	R: 1 E: 0 K: 1 S: 10	H: 2 LOB: 1 BB: 0 P: 15	R: 0 E: 0 K: 0 S: 13	H: 1 LOB: 0 BB: 0 P: 17	R: 0 E: 0 K: 1 S: 9	H: 1 LOB: 0 BB: 0 P: 13	R: 0 E: 0 K: 3 S: 14	H: 1 LOB: 1 BB: 0 P: 18	R: 0 E: 0 K: 2 S: 12	H: 0 LOB: 1 BB: 1 P: 17	R: 0 E: 0 K: 1 S: 9	H: 0 LOB: 2 BB: 1 P: 21	R: 0 E: 0 K: 1 S: 9	H: 0 LOB: 0 BB: 0 P: 13	1B: 6 2B: 0 3B: 0 HR: 1	SF: 0 SAC: 0 DP: 1 HBP: 1	WP: 1 PB: 0 SB: 0 CS: 0	PA: 36							
PITCHER	IP	WLS	BF	H	R	ER	SO	BB	IBB	HBP	BLK	WP	HR	S	P	ERA	WHIP										
6 Alek Manoah, R ERA: 2.24	6.0	W	24	7	1	1	7	0	0	0	0	0	1	68	97	1.50	1.167										
93 Yimi García, R ERA: 2.81	1.0	H	4	0	0	0	2	1	0	0	0	0	0	12	17	0.00	1.000										
90 Adam Cimber, R ERA: 3.1	0.2	H	4	0	0	0	1	1	0	1	0	0	0	7	16	0.00	1.500										
68 Jordan Romano, R ERA: 2.55	1.1	S	4	0	0	0	1	0	0	0	0	0	0	11	18	0.00	0.000										

AB	30
R	4
H	7
RBI	4
BB	4
SO	8
LOB	12



AB	33
R	1
H	7
RBI	1
BB	2
SO	11
LOB	18



Batter	1	2	3	4	5	6	7	8	9	AB	R	H	RBI	BB	SO	LOB	TOP		
19 Tommy Edman, S OBP: 0.326, SLG: 0.376	L5		3 1B		L4-3		F9		BB	4	1	2	0	1	0	0	St. Louis Cardinals @ Toronto Blue Jays Rogers Centre, Toronto, ON Tue Jul 26 2022, 7:08 PM - 10:21 PM EDT Att: 39,756 - Cloudy - 71 F		
3 Dylan Carlson, S OBP: 0.328, SLG: 0.421	HR		5 1B		K		G3		K	5	1	2	2	0	2	4			
27 Tyler O'Neill, R OBP: 0.295, SLG: 0.352	G4-3		K		L4-3				F9	5	0	0	0	0	1	6			
5 Albert Pujols, R 18 Cory Spangenberg, L	F9		1B		BB				P6	3	0	1	1	1	0	0			
33 Brendan Donovan, L OBP: 0.391, SLG: 0.373	K		K		BB				BB	3	0	0	0	1	2	3			
16 Nolan Gorman, L OBP: 0.299, SLG: 0.411	G6-3				F7		K		K	4	0	0	0	0	2	2			
25 Corey Dickerson, L OBP: 0.289, SLG: 0.325	L7				G6-3		1B		BB	4	0	2	0	0	0	0			
21 Lars Nootbaar, L OBP: 0.288, SLG: 0.361			19 1B		1B		G4-3		BB	2	1	1	0	2	0	2			
7 Andrew Knizner, R OBP: 0.291, SLG: 0.248			3 1B		1B		L9		BB	4	0	0	0	0	2	4			
									P3										
Inning Stats	R: 1 H: 1 E: 0 K: 0 S: 9	L: 1 LOB: 0 BB: 0 P: 13	R: 0 H: 0 E: 0 K: 1 S: 6	L: 0 LOB: 0 BB: 0 P: 12	R: 2 H: 3 E: 0 K: 3 S: 24	L: 3 LOB: 2 BB: 1 P: 35	R: 0 H: 1 E: 0 K: 1 S: 7	L: 1 LOB: 1 BB: 0 P: 11	R: 0 H: 1 E: 0 K: 1 S: 15	L: 0 LOB: 0 BB: 0 P: 20	R: 0 H: 0 E: 0 K: 1 S: 8	L: 0 LOB: 1 BB: 1 P: 16	R: 0 H: 1 E: 0 K: 1 S: 15	L: 3 LOB: 3 BB: 2 P: 25	1B: 7 2B: 1 3B: 0 HR: 1	SF: 0 SAC: 0 DP: 1 HBP: 0	WP: 0 PB: 0 SB: 0 CS: 0	PA: 39	
PITCHER	IP WLS BF H R ER SO BB IBB HBP BLK WP HR S P ERA WHIP																		
17 José Berrios, R ERA: 5.2	5.2		25	7	3	3	7	2	0	0	0	0	0	0	0	2	3	0.00	0.000
58 Tim Lincecum, L ERA: 2.45	0.1	W	1	0	0	0	0	0	0	0	0	0	0	0	0	5	6	0.00	0.000
35 David Phelps, R ERA: 2.58	1.0		3	0	0	0	0	0	0	0	0	0	0	0	0	8	16	0.00	1.000
60 Max Castillo, R ERA: 3.2	1.0		6	1	0	0	1	2	0	0	0	0	0	0	15	25	0.00	3.000	
38 Jeremy Beasley, R ERA: 5.14																			

Batter	1	2	3	4	5	6	7	8	9	AB	R	H	RBI	BB	SO	LOB	BOTTOM		
4 George Springer, R OBP: 0.336, SLG: 0.481	27 HR		27 G5-4-3		G5-3		HR		L8	5	2	3	4	0	0	0	St. Louis Cardinals @ Toronto Blue Jays Rogers Centre, Toronto, ON Tue Jul 26 2022, 7:08 PM - 10:21 PM EDT Att: 39,756 - Cloudy - 71 F		
27 Vladimir Guerrero Jr., R OBP: 0.332, SLG: 0.456	HR		G5-4-3		G5-3		K		F8	5	1	1	2	0	1	2			
30 Alejandro Kirk, R OBP: 0.394, SLG: 0.491	G1		F9		G4-3		HR		L9	5	1	1	1	0	0	1			
11 Bo Bichette, R OBP: 0.305, SLG: 0.421	37 1B		26 1B		K		L8		BB	4	2	2	0	0	1	0			
37 Teoscar Hernández, R OBP: 0.332, SLG: 0.495	26 1B		13 1B		K		13 1B		BB	3	1	2	0	1	1	0			
7 Bradley Zimmer, L OBP: 0.212, SLG: 0.240	26 1B		13 1B		F9		13 1B		BB	0	0	0	0	0	0	0			
13 Lourdes Gurriel Jr., R OBP: 0.382, SLG: 0.433	K		F9		K		E8		G6-4-3	4	0	1	0	0	1	4			
26 Matt Chapman, R OBP: 0.317, SLG: 0.447	1B		1B		K		HR		BB	3	1	2	2	1	1	0			
5 Santiago Espinal, R OBP: 0.323, SLG: 0.388	G4-3		P6		BB		HR		1B	3	1	1	1	1	0	2			
8 Cavan Biggio, L OBP: 0.357, SLG: 0.378	G6-3		G6-3		G6-3		HR		G3-1	3	1	1	0	1	0	2			
Inning Stats	R: 3 H: 5 E: 0 K: 1 S: 24	L: 2 LOB: 1 BB: 0 P: 19	R: 0 H: 0 E: 0 K: 2 S: 7	L: 0 LOB: 0 BB: 0 P: 9	R: 0 H: 0 E: 0 K: 1 S: 7	L: 0 LOB: 0 BB: 0 P: 10	R: 0 H: 0 E: 0 K: 1 S: 11	L: 0 LOB: 0 BB: 0 P: 14	R: 5 H: 4 E: 1 K: 1 S: 16	L: 4 LOB: 0 BB: 2 P: 30	R: 2 H: 3 E: 0 K: 0 S: 11	L: 3 LOB: 2 BB: 2 P: 23	R: 0 H: 0 E: 0 K: 0 S: 5	L: 0 LOB: 0 BB: 0 P: 8	1B: 9 2B: 2 3B: 0 HR: 3	SF: 0 SAC: 0 DP: 2 HBP: 0	WP: 0 PB: 0 SB: 0 CS: 0	PA: 39	
PITCHER	IP WLS BF H R ER SO BB IBB HBP BLK WP HR S P ERA WHIP																		
53 André Pallante, R ERA: 3.53	4.0		18	7	3	3	4	0	0	0	0	0	0	0	0	21	35	21.60	3.000
12 Jordan Hicks, R ERA: 4.85	1.2	L	9	3	4	4	0	2	0	0	0	0	0	0	2	15	28	27.00	6.000
44 Junior Fernández, R ERA: 2.93	1.0		8	4	3	3	1	2	0	0	0	0	0	0	7	12	0.00	0.000	
62 T.J. McFarland, L ERA: 6.6	1.1		4	0	0	0	0	0	0	0	0	0	0	0	0	0	0	0.00	0.000

Batter	1	2	3	4	5	6	7	8	9	AB	R	H	RBI	BB	SO	LOB	TOP					
19 Tommy Edman, S OBP: 0.322, SLG: 0.371										5	0	0	0	0	3	3						
3 Dylan Carlson, S OBP: 0.329, SLG: 0.422										4	0	1	1	0	1	1						
27 Tyler O'Neill, R OBP: 0.293, SLG: 0.345										4	1	0	0	1	2	2						
5 Albert Pujols, R OBP: 0.321, SLG: 0.420										4	1	3	3	0	0	1						
33 Brendan Donovan, L (1, 5) OBP: 0.396, SLG: 0.377										3	1	2	0	1	1	1						
25 Corey Dickerson, L (1, 10) OBP: 0.288, SLG: 0.323										4	0	1	0	0	1	3						
21 Lars Nootbaar, L (1, 9) OBP: 0.296, SLG: 0.376										4	0	2	1	0	0	1						
16 Nolan Gorman, L (1, 4) OBP: 0.303, SLG: 0.430										4	2	2	1	0	1	3						
7 Andrew Knizner, R (1, 2) OBP: 0.296, SLG: 0.261										4	1	2	0	0	1	3						
Inning Stats	R: 0 E: 0 K: 1 S: 11	H: 0 LOB: 0 BB: 0 P: 16	R: 0 E: 0 K: 2 S: 13	H: 1 LOB: 1 BB: 0 P: 19	R: 1 E: 0 K: 2 S: 15	H: 2 LOB: 1 BB: 0 P: 23	R: 1 E: 0 K: 0 S: 7	H: 3 LOB: 1 BB: 0 P: 8	R: 4 E: 0 K: 1 S: 18	H: 4 LOB: 1 BB: 1 P: 29	R: 0 E: 0 K: 1 S: 8	H: 1 LOB: 0 BB: 0 P: 12	R: 0 E: 0 K: 0 S: 6	H: 0 LOB: 0 BB: 0 P: 12	R: 0 E: 0 K: 1 S: 16	H: 2 LOB: 2 BB: 1 P: 25	R: 0 E: 0 K: 2 S: 8	H: 0 LOB: 0 BB: 0 P: 11	1B: 7 2B: 5 3B: 0 HR: 2	SF: 0 SAC: 0 DP: 1 HBP: 1	WP: 0 PB: 0 SB: 1 CS: 1	PA: 40
PITCHER	IP WLS BF H R ER SO BB IBB HBP BLK WP HR S P ERA WHIP																					
34 Kevin Gausman, R (1, 1) ERA: 3.3	4.2 L 21 8 5 5 6 1 0 0 0 0 0 1 56 86 9.64 1.929																					
33 Trevor Richards, R (5, 1) ERA: 5.59	1.1 7 3 1 1 1 0 0 0 0 0 0 1 16 21 6.75 2.250																					
38 Jeremy Beasley, R (7, 1) ERA: 4.8	1.0 3 0 0 0 0 0 0 0 1 0 0 0 6 12 0.00 0.000																					
43 Anthony Banda, L (8, 1) ERA: 6.12	1.0 5 2 0 0 1 1 0 0 0 0 0 0 16 25 0.00 3.000																					
35 David Phelps, R (9, 1) ERA: 2.52	1.0 3 0 0 0 2 0 0 0 0 0 0 0 8 11 0.00 0.000																					

St. Louis Cardinals @ Toronto Blue Jays
Rogers Centre, Toronto, ON
Wed Jul 27 2022, 7:10 PM - 10:05 PM EDT
Att: 36,666 - Cloudy - 73 F

AB 36
R 6
H 13
RBI 6
BB 2
SO 10
LOB 18

Batter	1	2	3	4	5	6	7	8	9	AB	R	H	RBI	BB	SO	LOB	BOTTOM					
4 George Springer, R (1, 8) OBP: 0.332, SLG: 0.475										4	0	0	0	0	2	2						
27 Vladimir Guerrero Jr., R (1, 3) OBP: 0.353, SLG: 0.469										4	1	2	0	0	1	0						
30 Alejandro Kirk, R (1, 10) OBP: 0.390, SLG: 0.484										4	0	0	0	0	2	2						
11 Bo Bichette, R (1, 6) OBP: 0.305, SLG: 0.420										4	0	1	1	0	2	0						
37 Teoscar Hernández, R (1, 9) OBP: 0.329, SLG: 0.489										3	0	0	0	0	0	1						
8 Cavan Biggio, L (1, 4) OBP: 0.351, SLG: 0.370										3	0	0	0	0	2	0						
26 Matt Chapman, R (1, 5) OBP: 0.317, SLG: 0.446										3	0	1	0	0	2	0						
9 Danny Jansen, R (1, 2) OBP: 0.300, SLG: 0.580										3	0	0	0	0	0	1						
15 Raimel Tapia, L (1, 7) OBP: 0.309, SLG: 0.416										3	0	1	0	0	0	0						
Inning Stats	R: 0 E: 0 K: 0 S: 7	H: 1 LOB: 0 BB: 0 P: 8	R: 0 E: 0 K: 2 S: 8	H: 0 LOB: 0 BB: 0 P: 11	R: 0 E: 0 K: 1 S: 14	H: 0 LOB: 0 BB: 0 P: 19	R: 1 E: 0 K: 1 S: 13	H: 2 LOB: 1 BB: 0 P: 19	R: 0 E: 0 K: 2 S: 14	H: 2 LOB: 2 BB: 0 P: 22	R: 0 E: 0 K: 1 S: 8	H: 0 LOB: 0 BB: 0 P: 11	R: 0 E: 0 K: 1 S: 6	H: 0 LOB: 0 BB: 0 P: 9	R: 0 E: 0 K: 1 S: 10	H: 0 LOB: 0 BB: 0 P: 11	R: 0 E: 0 K: 2 S: 10	H: 0 LOB: 0 BB: 0 P: 12	1B: 4 2B: 2 3B: 0 HR: 0	SF: 0 SAC: 0 DP: 1 HBP: 0	WP: 0 PB: 1 SB: 0 CS: 0	PA: 31
PITCHER	IP WLS BF H R ER SO BB IBB HBP BLK WP HR S P ERA WHIP																					
50 Adam Wainwright, R (1, 1) ERA: 3.28	7.0 W 25 5 1 1 8 0 0 0 0 0 0 0 10 11 1.29 0.714																					
65 Giovanny Gallegos, R (8, 1) ERA: 3.52	1.0 3 0 0 0 1 0 0 0 0 0 0 0 10 11 0.00 0.000																					
56 Ryan Heiseley, R (9, 1) ERA: 0.65	1.0 3 0 0 0 2 0 0 0 0 0 0 0 10 12 0.00 0.000																					


St. Louis Cardinals @ Toronto Blue Jays
Rogers Centre, Toronto, ON
Wed Jul 27 2022, 7:10 PM - 10:05 PM EDT
Att: 36,666 - Cloudy - 73 F

AB 31
R 1
H 5
RBI 1
BB 0
SO 11
LOB 6

Batter	1	2	3	4	5	6	7	8	9	AB	R	H	RBI	BB	SO	LOB	TOP																					
8 Robbie Grossman, S OBP: 0.311, SLG: 0.278										3	0	1	0	1	0	1																						
28 Javier Báez, R OBP: 0.299, SLG: 0.369										3	0	0	0	1	0	2																						
24 Miguel Cabrera, R OBP: 0.333, SLG: 0.353										3	0	0	0	1	0	5																						
13 Eric Haase, R OBP: 0.294, SLG: 0.429										3	0	0	1	0	1	2																						
46 Jeimer Candelario, S OBP: 0.274, SLG: 0.372										4	0	0	0	0	1	2																						
7 Jonathan Schoop, R OBP: 0.243, SLG: 0.317										4	1	1	1	0	0	0																						
9 Willi Castro, S OBP: 0.279, SLG: 0.350										4	1	1	1	0	0	0																						
30 Harold Castro, L OBP: 0.312, SLG: 0.411										4	0	0	0	0	2	0																						
22 Victor Reyes, S OBP: 0.301, SLG: 0.369										3	1	1	0	0	2	0																						
Inning Stats	R: 0 H: 1 E: 0 K: 1 S: 9	H: 1 LOB: 1 BB: 0 P: 11	R: 1 H: 1 E: 0 K: 1 S: 10	H: 1 LOB: 0 BB: 0 P: 17	R: 0 H: 0 E: 0 K: 1 S: 11	H: 0 LOB: 1 BB: 1 P: 17	R: 0 H: 0 E: 0 K: 0 S: 6	H: 0 LOB: 0 BB: 0 P: 8	R: 0 H: 0 E: 0 K: 0 S: 7	H: 0 LOB: 1 BB: 1 P: 11	R: 1 H: 1 E: 0 K: 1 S: 10	H: 1 LOB: 0 BB: 0 P: 16	R: 1 H: 1 E: 1 K: 0 S: 13	H: 1 LOB: 2 BB: 1 P: 23	R: 0 H: 0 E: 0 K: 0 S: 7	H: 0 LOB: 0 BB: 0 P: 9	1B: 0 2B: 2 3B: 0 HR: 2	SF: 1 SAC: 0 DP: 0 HBP: 0	WP: 0 PB: 0 SB: 0 CS: 0	PA: 35																		
PITCHER	IP	WLS	BF	H	R	ER	SO	BB	IBB	HBP	BLK	WP	HR	S	P	ERA	WHIP	PITCHER				IP	WLS	BF	H	R	ER	SO	BB	IBB	HBP	BLK	WP	HR	S	P	ERA	WHIP
16 Yusei Kikuchi, L ERA: 4.89	5.0	W	18	2	1	1	5	1	0	0	0	0	1	46	67	1.80	0.600																					
90 Adam Cimber, R ERA: 2.95	1.0	H	4	0	0	0	0	1	0	0	0	0	0	7	11	0.00	1.000																					
58 Tim Mayza, L ERA: 2.67	1.0	H	4	1	1	1	1	0	0	0	0	0	1	10	16	9.00	1.000																					
93 Yimi Garcia, R ERA: 2.67	0.2	H	5	1	1	0	0	1	0	0	0	0	0	12	22	0.00	3.000																					
68 Jordan Romano, R ERA: 2.45	1.1	S	4	0	0	0	0	0	0	0	0	0	0	8	10	0.00	0.000																					

Detroit Tigers @ Toronto Blue Jays
Rogers Centre, Toronto, ON
Thu Jul 28 2022, 7:09 PM - 10:00 PM EDT
Att: 27,080 - Partly Cloudy - 80 F


AB 31
R 3
H 4
RBI 3
BB 3
SO 6
LOB 12



Batter	1	2	3	4	5	6	7	8	9	AB	R	H	RBI	BB	SO	LOB	BOTTOM																					
4 George Springer, R OBP: 0.331, SLG: 0.471										5	1	1	0	0	2	2																						
15 Raimel Tapia, L OBP: 0.309, SLG: 0.416										0	0	0	0	0	0	0																						
27 Vladimir Guerrero Jr., R OBP: 0.332, SLG: 0.469										4	0	1	0	0	0	1																						
30 Alejandro Kirk, R OBP: 0.394, SLG: 0.490										3	0	2	1	1	1	2																						
11 Bo Bichette, R OBP: 0.307, SLG: 0.421										4	0	2	0	0	0	3																						
37 Teoscar Hernández, R OBP: 0.325, SLG: 0.483										4	0	2	0	0	1	6																						
7 Bradley Zimmer, L OBP: 0.212, SLG: 0.240										0	0	0	0	0	0	0																						
13 Lourdes Gurriel Jr., R OBP: 0.383, SLG: 0.433										3	2	1	0	1	1	0																						
26 Matt Chapman, R OBP: 0.322, SLG: 0.466										3	2	2	3	1	0	1																						
5 Santiago Espinal, R OBP: 0.321, SLG: 0.384										3	0	0	0	0	0	1																						
9 Danny Jansen, R OBP: 0.298, SLG: 0.571										3	0	1	1	0	0	0																						
Inning Stats	R: 0 H: 2 E: 0 K: 1 S: 15	H: 0 LOB: 0 BB: 1 P: 14	R: 1 H: 1 E: 1 K: 0 S: 13	H: 1 LOB: 0 BB: 0 P: 20	R: 2 H: 2 E: 0 K: 0 S: 12	H: 2 LOB: 0 BB: 0 P: 14	R: 0 H: 1 E: 0 K: 2 S: 11	H: 1 LOB: 2 BB: 1 P: 20	R: 1 H: 2 E: 0 K: 0 S: 12	H: 2 LOB: 1 BB: 0 P: 16	R: 0 H: 2 E: 0 K: 0 S: 10	H: 2 LOB: 1 BB: 0 P: 17	R: 1 H: 0 E: 1 K: 0 S: 8	H: 0 LOB: 1 BB: 1 P: 18	1B: 6 2B: 2 3B: 0 HR: 2	SF: 1 SAC: 1 DP: 2 HBP: 0	WP: 0 PB: 0 SB: 0 CS: 0	PA: 37																				
PITCHER	IP	WLS	BF	H	R	ER	SO	BB	IBB	HBP	BLK	WP	HR	S	P	ERA	WHIP	PITCHER				IP	WLS	BF	H	R	ER	SO	BB	IBB	HBP	BLK	WP	HR	S	P	ERA	WHIP
70 Tyler Alexander, L ERA: 4.1	4.0	L	18	5	3	2	1	1	0	0	0	0	0	11	20	0.00	2.000																					
19 Will Vest, R ERA: 3.32	1.1		8	4	1	1	2	0	0	0	0	0	1	20	30	6.75	3.000																					
62 Angel De Jesus, R ERA: 3.68	0.2		1	0	0	0	0	0	0	0	0	0	0	2	3	0.00	0.000																					
67 José Cisnero, R ERA: 2.54	1.0		5	0	1	0	0	1	0	0	0	0	0	8	18	0.00	1.000																					

Detroit Tigers @ Toronto Blue Jays
Rogers Centre, Toronto, ON
Thu Jul 28 2022, 7:09 PM - 10:00 PM EDT
Att: 27,080 - Partly Cloudy - 80 F

AB 32
R 5
H 10
RBI 5
BB 3
SO 5
LOB 16



Batter	1	2	3	4	5	6	7	8	9	AB	R	H	RBI	BB	SO	LOB	TOP				
31 Riley Greene, L (1, 8) OBP: 0.323, SLG: 0.358	G4-3		K				G4-3		G4-3	5	0	2	1	0	1	0					
22 Victor Reyes, S (1, 9) OBP: 0.322, SLG: 0.388	K						2B		1B	4	0	2	0	1	2	1					
28 Javier Báez, R (1, 6) OBP: 0.263, SLG: 0.371	K						G1-3		F7	5	0	1	0	0	1	4					
24 Miguel Cabrera, R (1, 10) OBP: 0.329, SLG: 0.348		F9					G6-4-3		G4-3	4	0	0	0	0	0	3					
46 Jeimer Candelario, S (1, 5) OBP: 0.276, SLG: 0.375		2B					G3		K	3	1	1	0	0	1	1					
13 Eric Haase, R (1, 2) OBP: 0.298, SLG: 0.431		2B					HBP		P3	4	1	2	0	0	1	1					
8 Robbie Grossman, S (1, 7) OBP: 0.312, SLG: 0.278		F9					1B		BB	3	1	1	0	1	1	3					
7 Jonathan Schoop, R (1, 4) OBP: 0.246, SLG: 0.314							HBP		K	3	0	1	1	0	1	1					
21 Kody Clemens, L (1, 3) OBP: 0.200, SLG: 0.284							SF7		F8	3	0	0	1	0	2	2					
Inning Stats	R: 0 E: 0 K: 2 S: 7	H: 0 LOB: 0 BB: 0 P: 10	R: 0 E: 0 K: 1 S: 10	H: 1 LOB: 1 BB: 0 P: 15	R: 0 E: 0 K: 2 S: 8	H: 0 LOB: 0 BB: 0 P: 8	R: 0 E: 0 K: 0 S: 11	H: 2 LOB: 1 BB: 0 P: 16	R: 2 E: 0 K: 0 S: 9	H: 3 LOB: 2 BB: 1 P: 17	R: 1 E: 0 K: 2 S: 12	H: 2 LOB: 2 BB: 0 P: 18	R: 0 E: 0 K: 2 S: 14	H: 0 LOB: 1 BB: 1 P: 21	R: 0 E: 0 K: 1 S: 8	H: 1 LOB: 1 BB: 0 P: 12	1B: 8 2B: 2 3B: 0 HR: 0	SF: 1 SAC: 0 DP: 1 HBP: 2	WP: 0 PB: 0 SB: 0 CS: 0	PA: 39	
PITCHER	IP	WLS	BF	H	R	ER	SO	BB	IBB	HBP	BLK	WP	HR	S	P	ERA	WHIP				
48 Ross Stripling, R (1, 1) ERA: 3.16	4.1		18	5	2	2	5	0	0	1	0	0	0	41	58	4.15	1.154				
90 Adam Cimber, R (5, 1) ERA: 3.07	1.1		8	3	1	1	1	1	0	1	0	0	0	13	21	6.75	3.000				
33 Trevor Richards, R (6, 1) ERA: 5.49	0.2	W	3	1	0	0	1	0	0	0	0	0	0	7	12	0.00	1.500				
93 Yimi Garcia, R (7, 1) ERA: 2.55	1.2	H	6	0	0	0	2	1	0	0	0	0	0	18	25	0.00	0.600				
68 Jordan Romano, R (9, 1) ERA: 2.39	1.0	S	4	1	0	0	1	0	0	0	0	0	0	8	12	0.00	1.000				

Detroit Tigers @ Toronto Blue Jays
Rogers Centre, Toronto, ON
Sat Jul 30 2022, 3:08 PM - 5:54 PM EDT
Att: 42,933 - Partly Cloudy - 75 F

AB	34
R	3
H	10
RBI	3
BB	2
SO	10
LOB	16

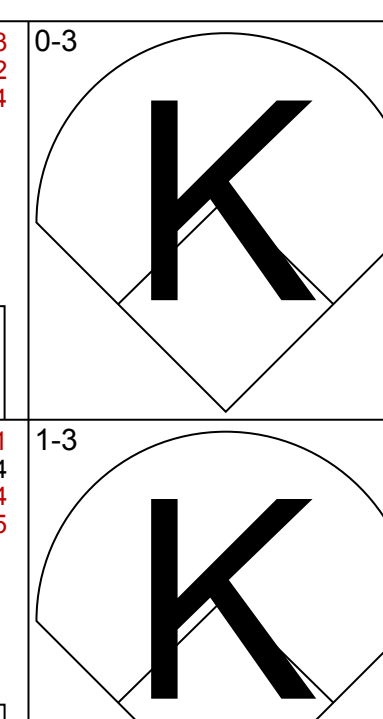
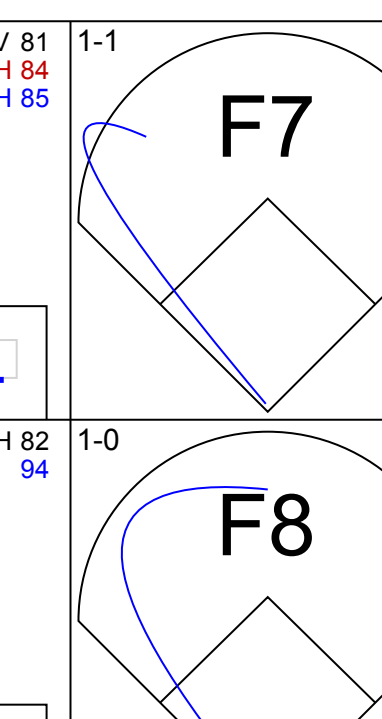
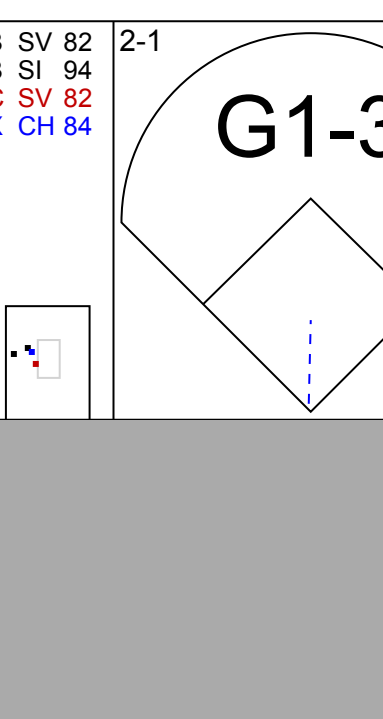
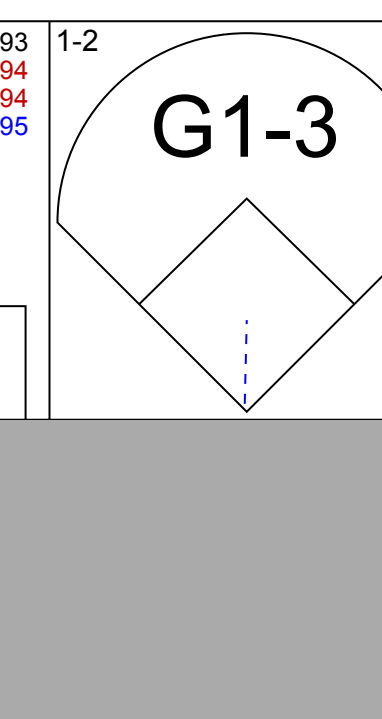
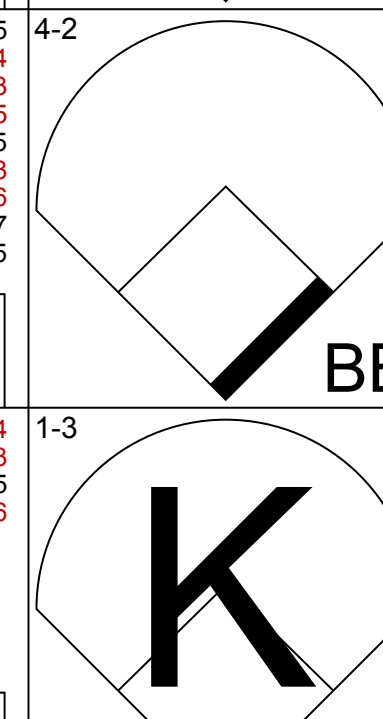

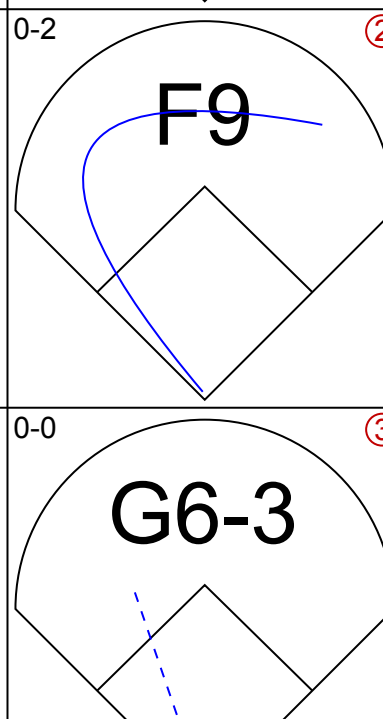
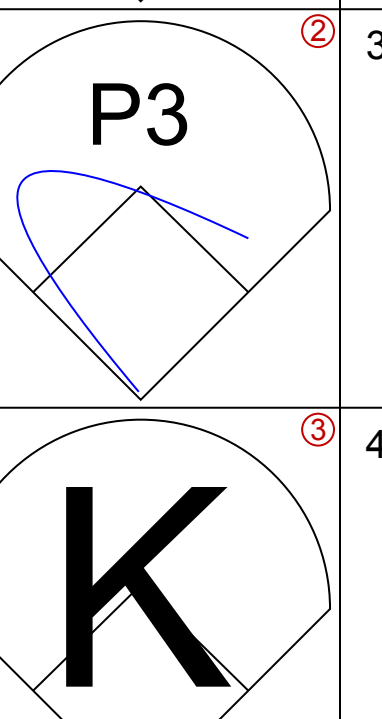

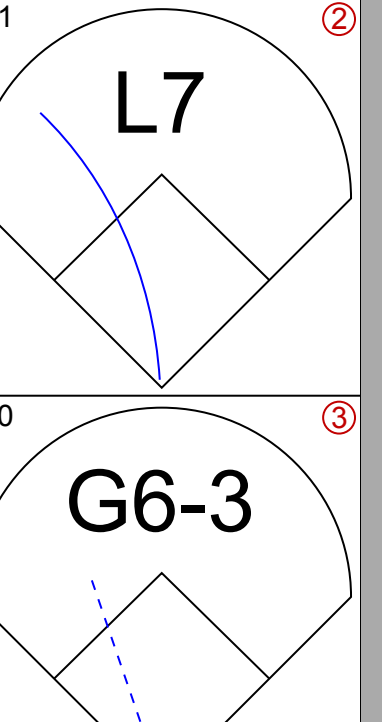






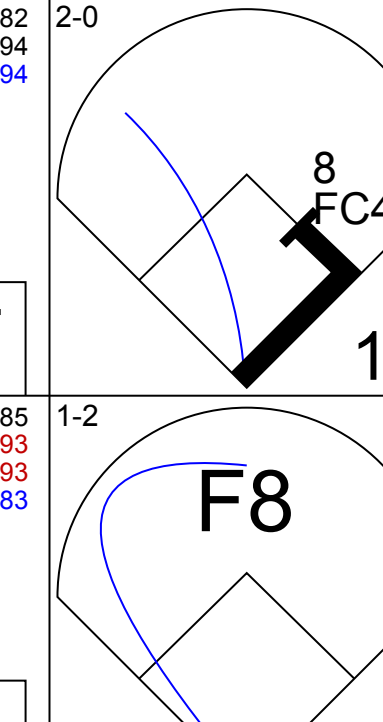
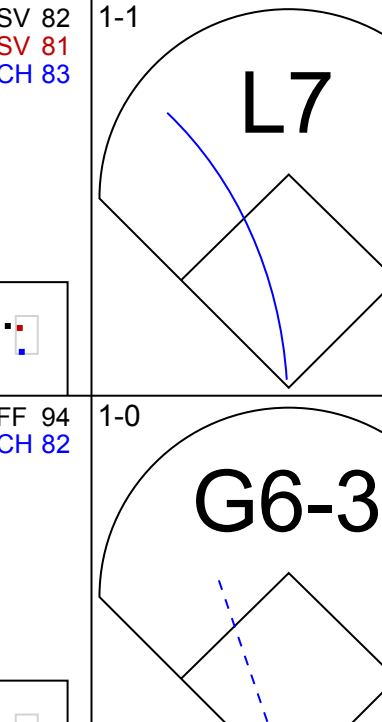
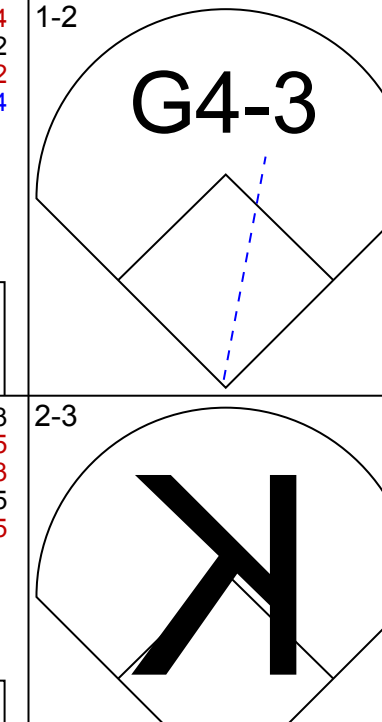
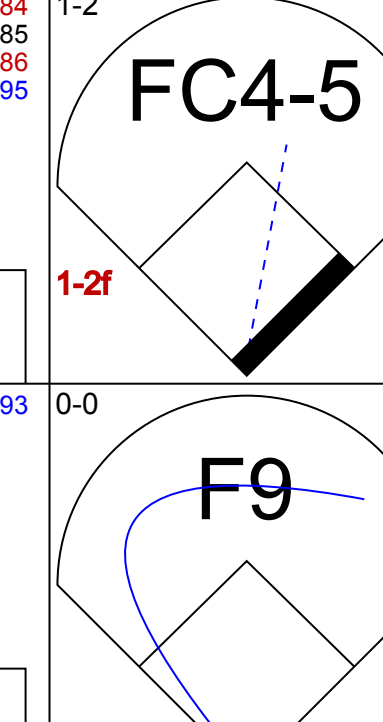


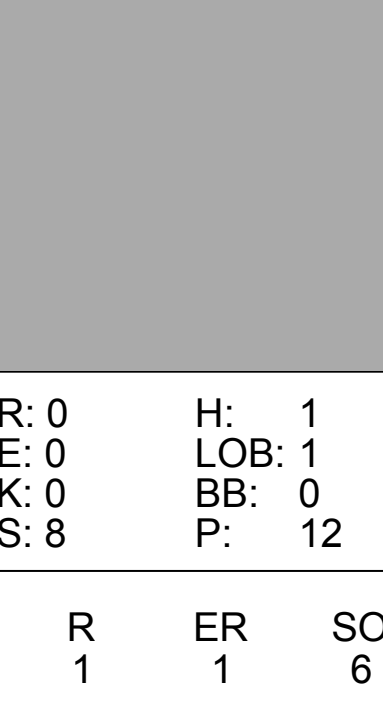
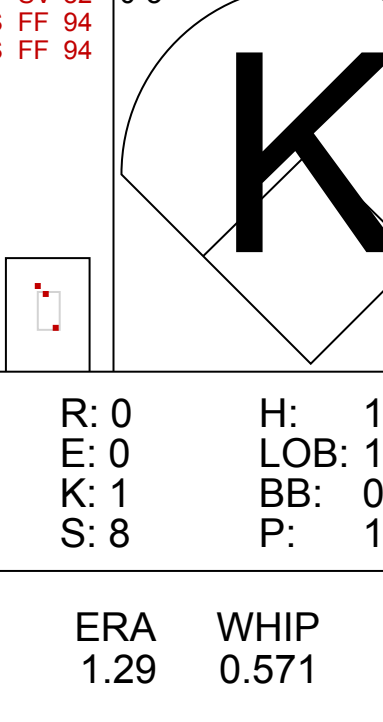
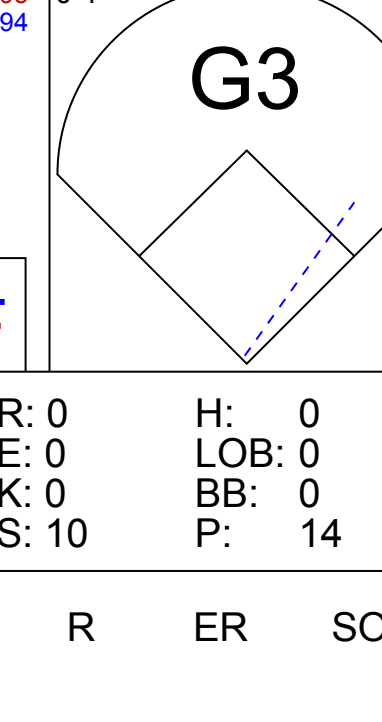
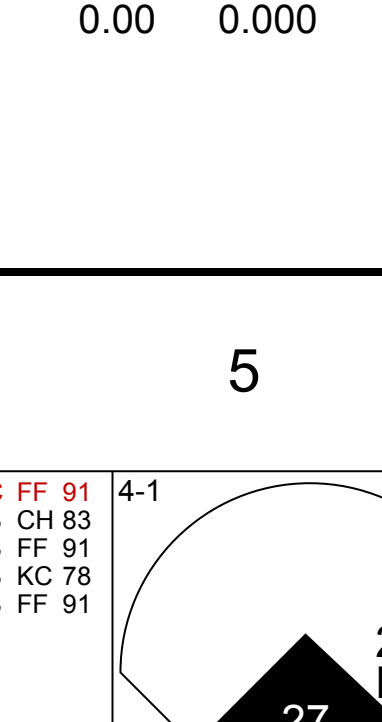
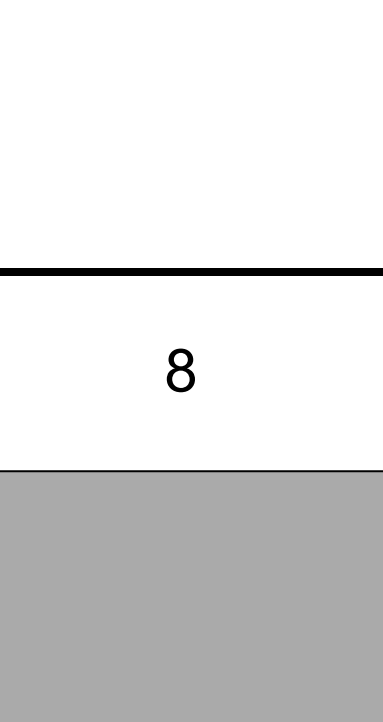
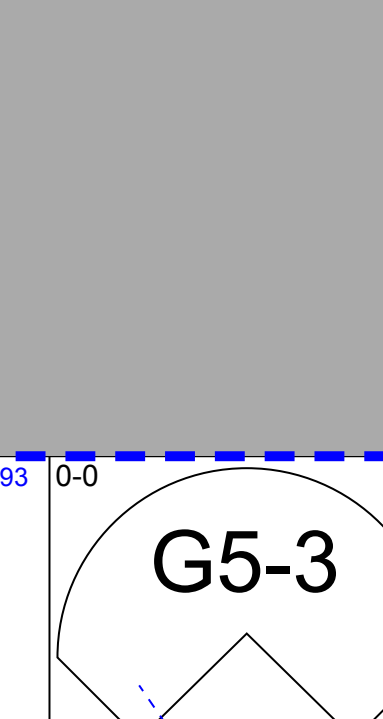
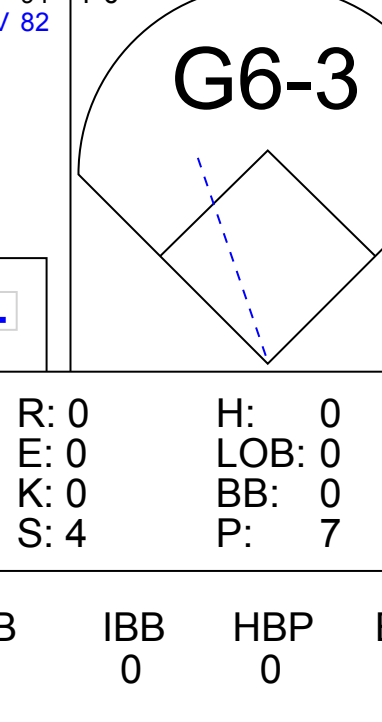
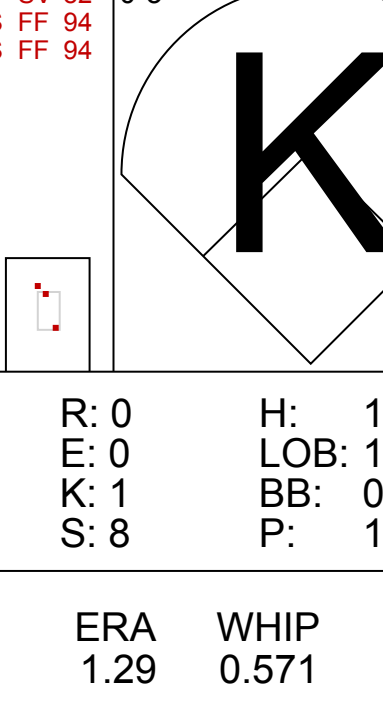



Batter	1	2	3	4	5	6	7	8	9	AB	R	H	RBI	BB	SO	LOB	BOTTOM				
4 George Springer, R (1, 10) OBP: 0.330, SLG: 0.467	G6-3		BB						G1-3	3	1	0	0	1	0	1					
27 Vladimir Guerrero Jr., R (1, 3) OBP: 0.397, SLG: 0.497	1B		FC6-4						BB	2	2	1	0	1	0	1					
13 Lourdes Gurriel Jr., R (1, 7) OBP: 0.364, SLG: 0.425	1B								K	3	1	1	1	1	1	3					
11 Bo Bichette, R (1, 6) OBP: 0.303, SLG: 0.416	K								G3	3	0	0	1	0	1	3					
37 Teoscar Hernández, R (1, 9) OBP: 0.321, SLG: 0.485		F8							HR	3	1	1	3	0	0	0					
26 Matt Chapman, R (1, 5) OBP: 0.324, SLG: 0.471		BB							K	2	0	0	0	1	2	0					
15 Raimel Tapia, L (1, 8) OBP: 0.306, SLG: 0.410									G3-1	3	0	0	0	0	0	1					
7 Bradley Zimmer, L (8, 8) OBP: 0.212, SLG: 0.240									F7	0	0	0	0	0	0	0					
9 Danny Jansen, R (1, 2) OBP: 0.289, SLG: 0.552									F7	3	0	0	0	0	1	0					
5 Santiago Espinal, R (1, 4) OBP: 0.318, SLG: 0.380									P3	3	0	1	0	0	0	0					
Inning Stats	R: 1 E: 0 K: 1 S: 10	H: 2 LOB: 1 BB: 0 P: 18	R: 0 E: 0 K: 0 S: 5	H: 0 LOB: 0 BB: 1 P: 12	R: 0 E: 0 K: 1 S: 7	H: 0 LOB: 1 BB: 1 P: 14	R: 0 E: 0 K: 0 S: 7	H: 0 LOB: 0 BB: 1 P: 14	R: 0 E: 0 K: 1 S: 6	H: 0 LOB: 0 BB: 0 P: 10	R: 4 E: 1 K: 1 S: 17	H: 2 LOB: 0 BB: 0 P: 26	R: 0 E: 0 K: 0 S: 7	H: 0 LOB: 0 BB: 0 P: 9	R: 0 E: 0 K: 1 S: 8	H: 0 LOB: 1 BB: 1 P: 13	1B: 3 2B: 1 3B: 0 HR: 1	SF: 1 SAC: 0 DP: 3 HBP: 1	WP: 1 PB: 0 SB: 1 CS: 1	PA: 31	
PITCHER	IP	WLS	BF	H	R	ER	SO	BB	IBB	HBP	BLK	WP	HR	S	P	ERA	WHIP				
40 Drew Hutchison, R (1, 1) ERA: 4.53	5.0		17	2	1	1	3	3	0	0	0	0	0	35	68	1.80	1.000				
48 Derek Law, R (6, 1) ERA: 3.24	1.0	L	7	2	4	0	1	0	0	1	0	1	1	17	26	0.00	2.000				
62 Angel De Jesus, R (7, 1) ERA: 3.24	1.0		3	0	0	0	0	0	0	0	0	0	0	7	9	0.00	0.000				
67 José Cisneros, R (8, 1) ERA: 3.24	1.0		4	0	0	0	1	1	0	0	0	0	0	8	13	0.00	1.000				

Detroit Tigers @ Toronto Blue Jays
Rogers Centre, Toronto, ON
Sat Jul 30 2022, 3:08 PM - 5:54 PM EDT
Att: 42,933 - Partly Cloudy - 75 F

AB	25
R	5
H	4
RBI	5
BB	4
SO	5
LOB	9

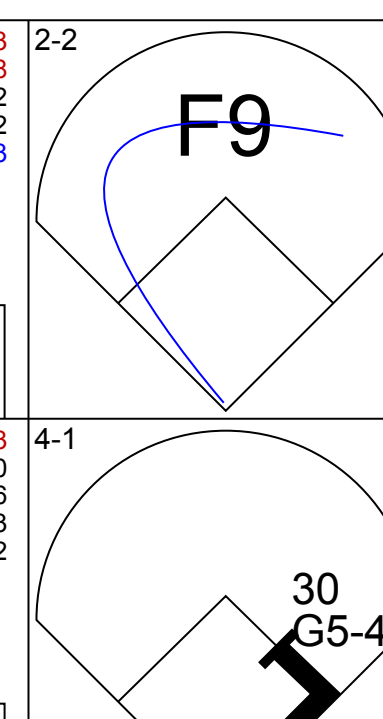
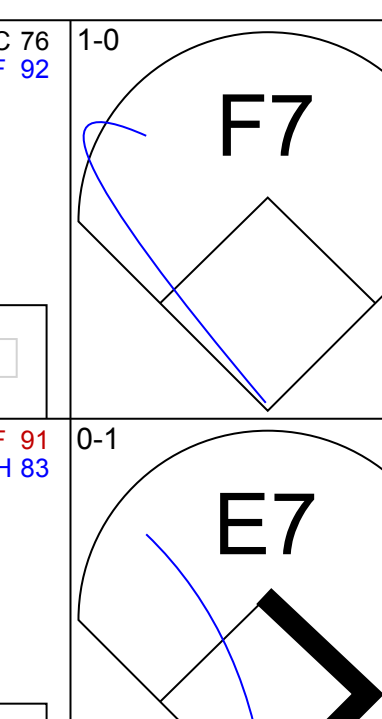
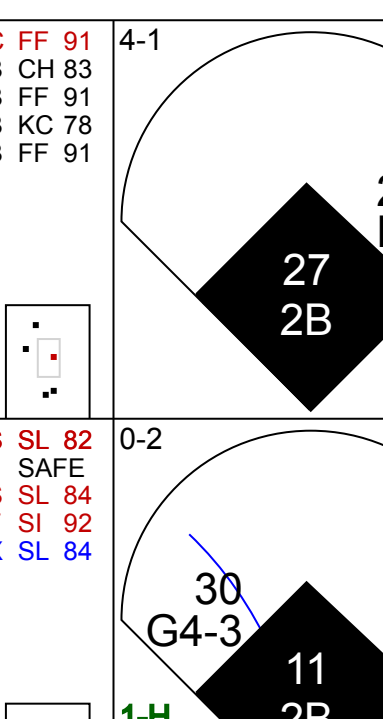
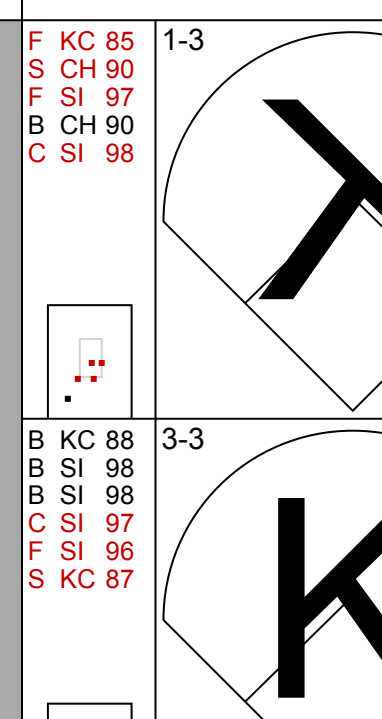
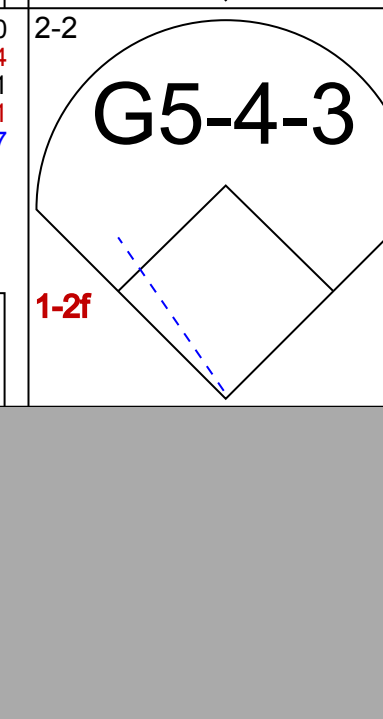
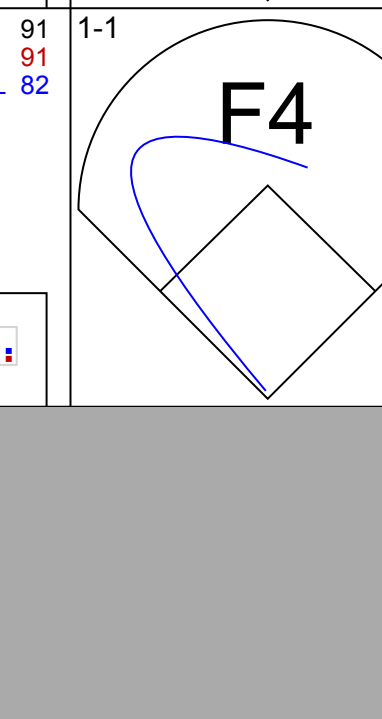
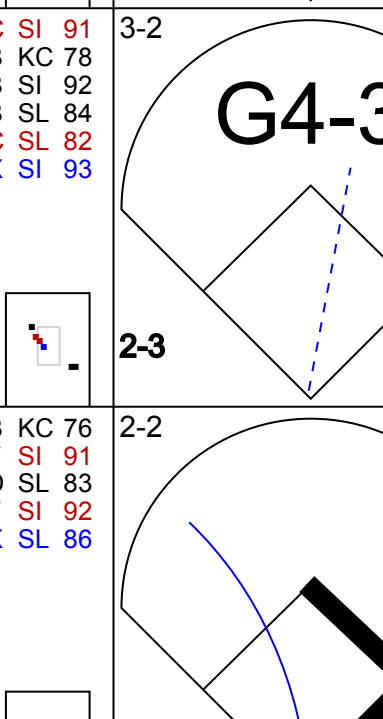



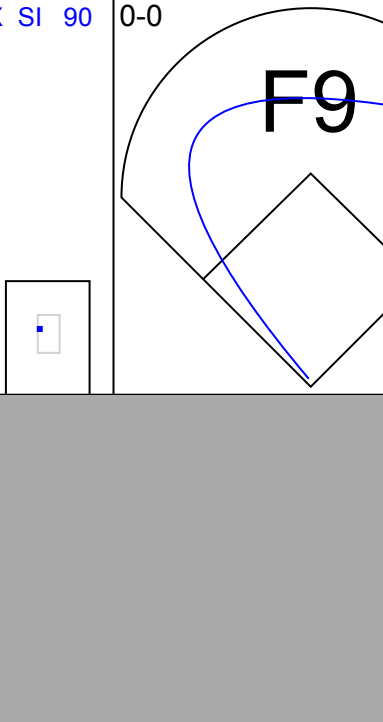
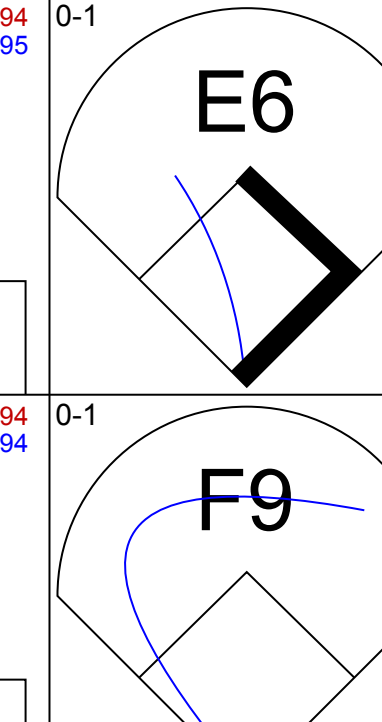
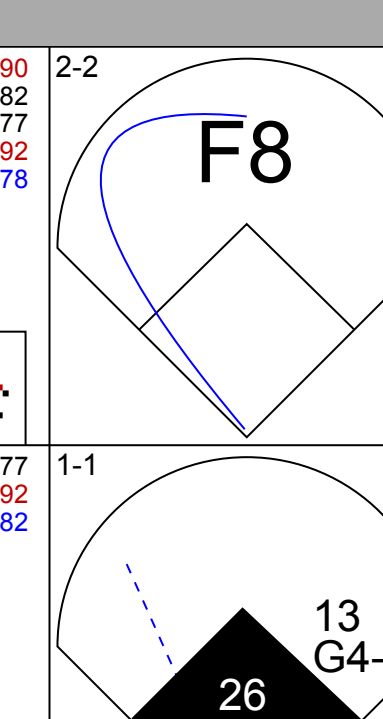
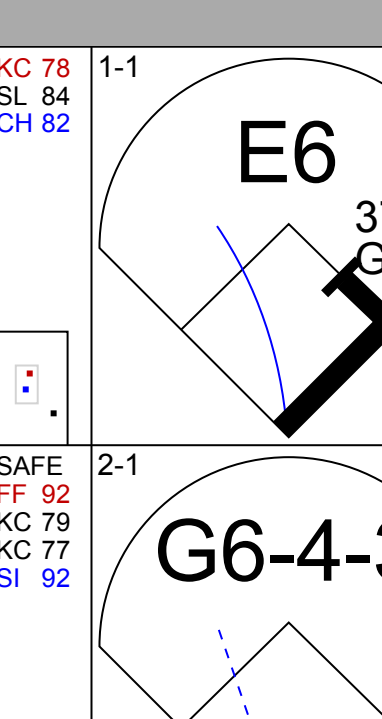
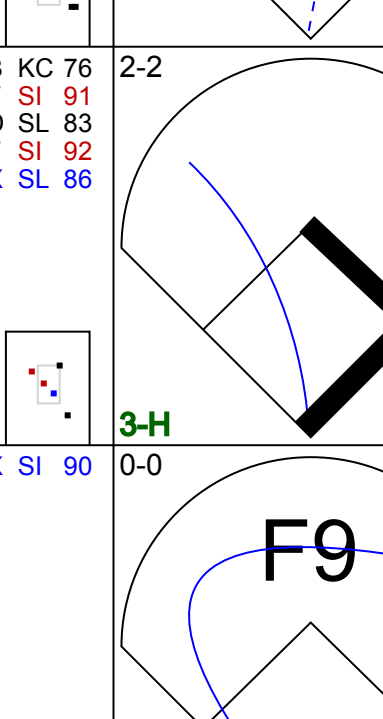
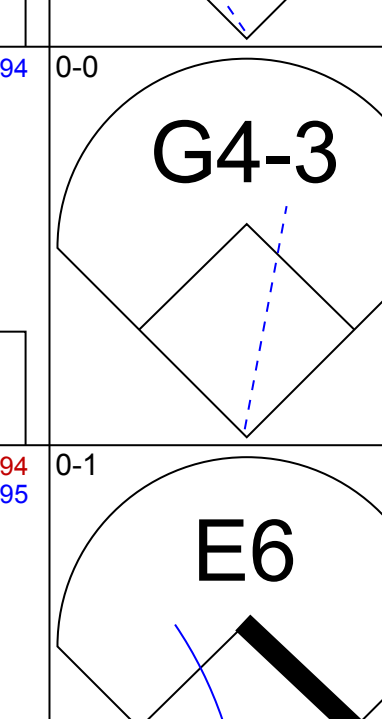
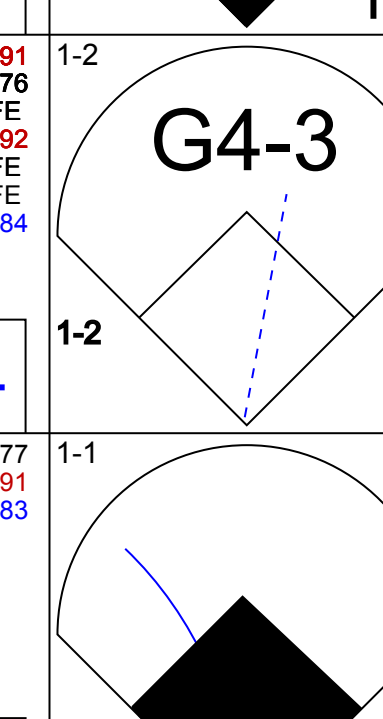
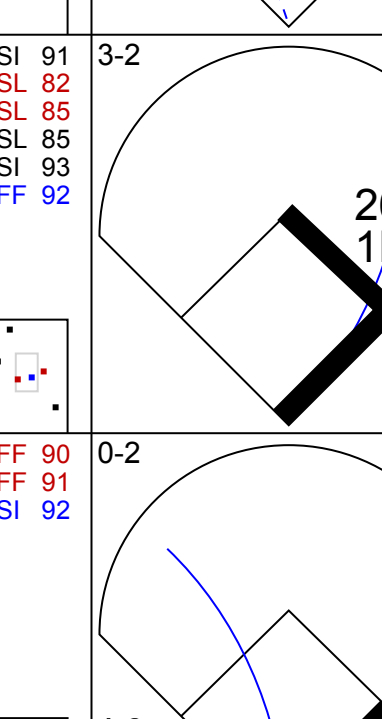

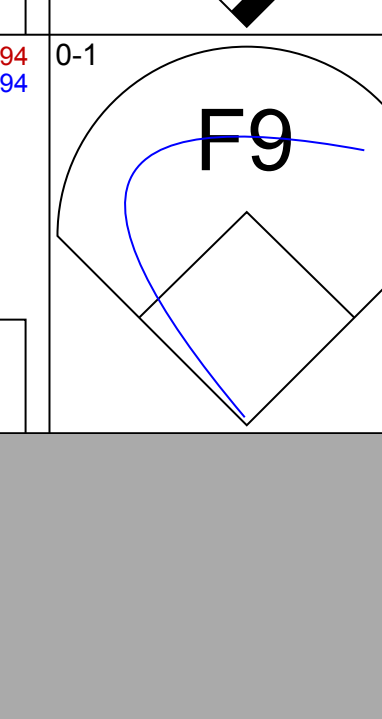
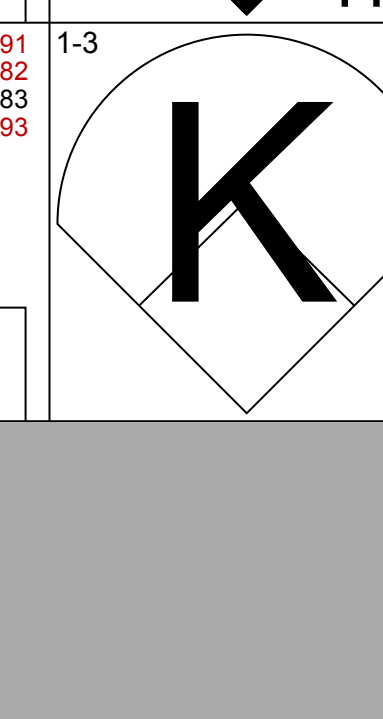
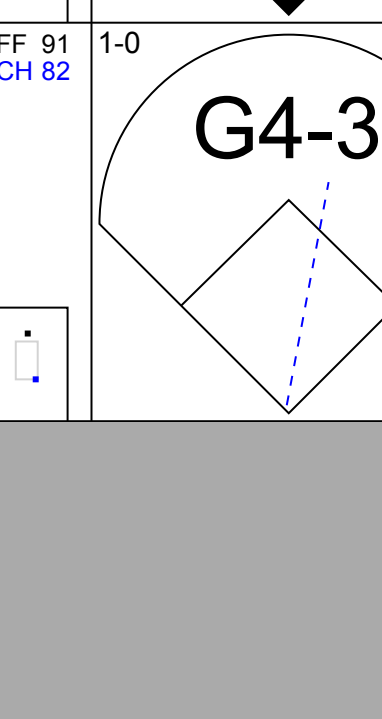
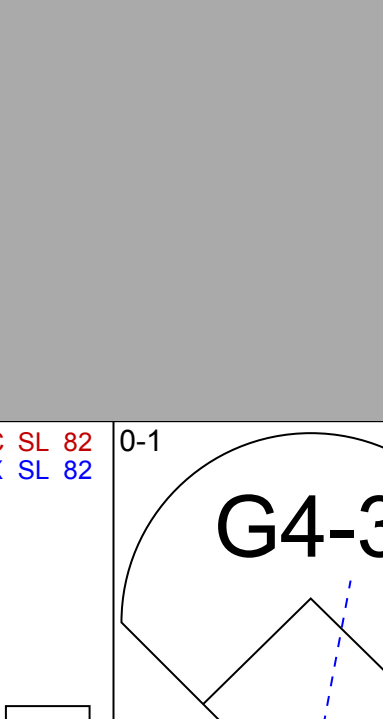

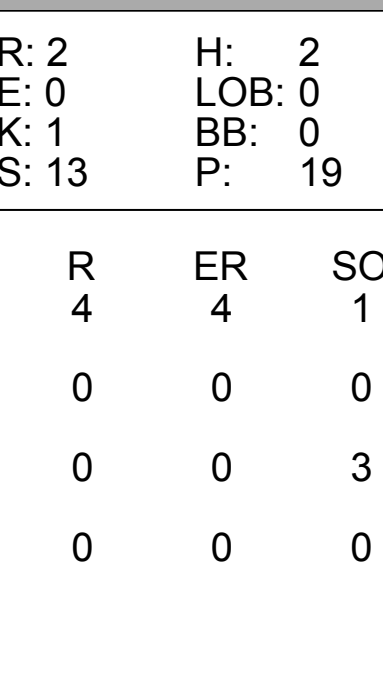
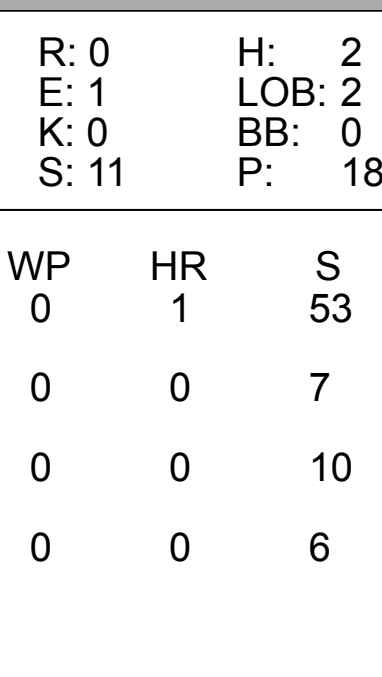
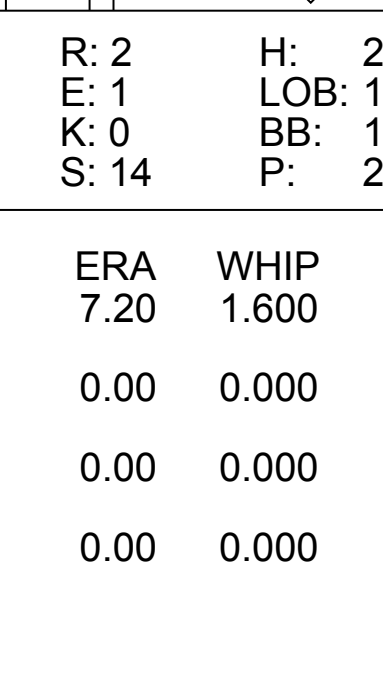
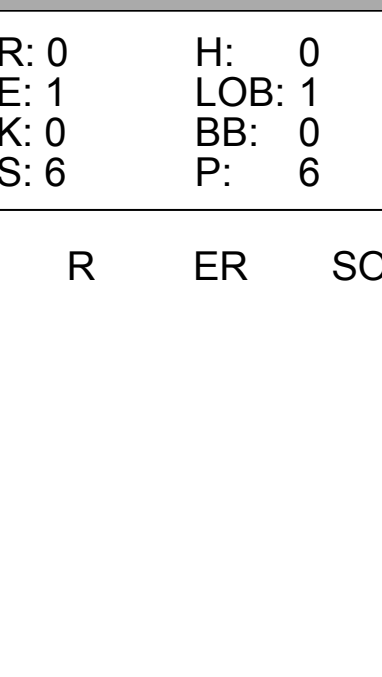
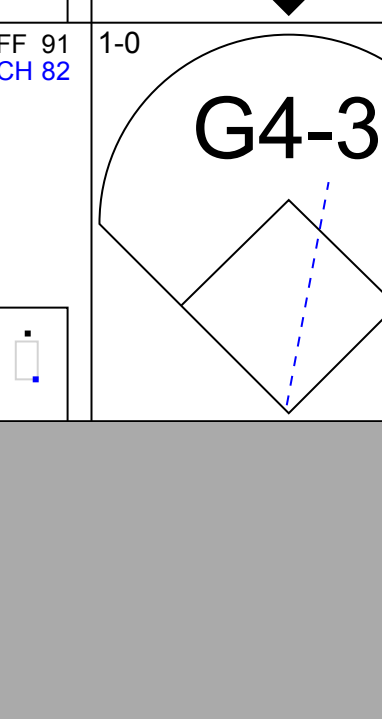
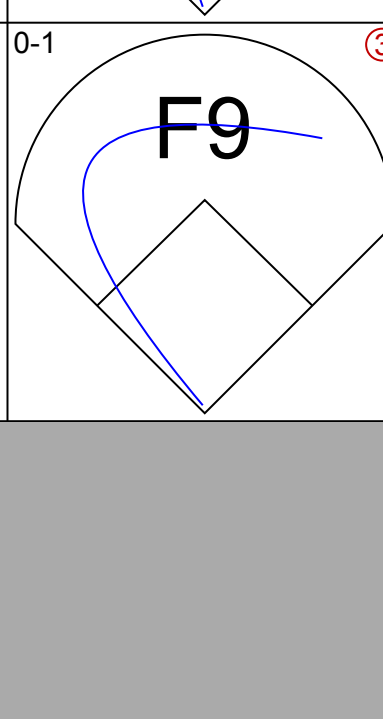
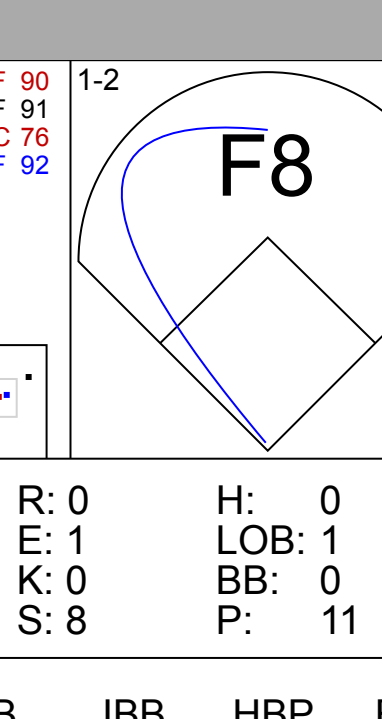
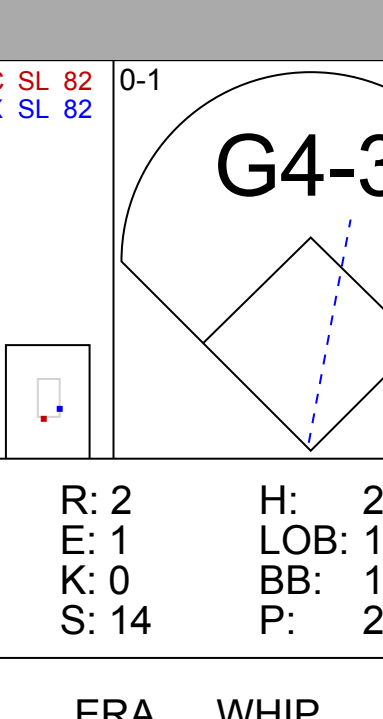
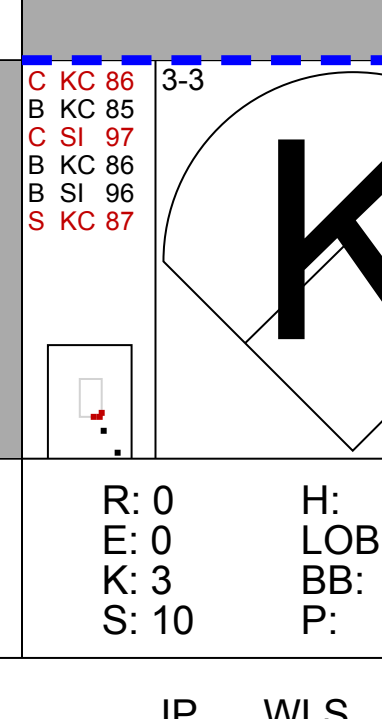


Batter	1	2	3	4	5	6	7	8	9	AB	R	H	RBI	BB	SO	LOB	TOP					
31 Riley Greene, L (1,8) OBP: 0.315, SLG: 0.349										4	0	0	0	0	1	1						
22 Victor Reyes, S (1,9) OBP: 0.313, SLG: 0.378										4	0	0	0	0	2	0						
28 Javier Báez, R (1,6) OBP: 0.266, SLG: 0.379										3	1	1	1	1	0	0						
24 Miguel Cabrera, R (1,10) OBP: 0.326, SLG: 0.344										4	0	0	0	0	2	1						
30 Harold Castro, L (1,3) OBP: 0.314, SLG: 0.407										3	0	1	0	0	0	0						
46 Jeimer Candelario, S (1,5) OBP: 0.273, SLG: 0.371										3	0	0	0	0	1	1						
8 Robbie Grossman, S (1,7) OBP: 0.313, SLG: 0.282										3	0	1	0	0	1	1						
15 Tucker Barnhart, L (1,2) OBP: 0.258, SLG: 0.234										2	0	0	0	0	0	2						
13 Eric Haase, R (8,PH) OBP: 0.236, SLG: 0.429										1	0	0	0	0	0	0						
9 Willi Castro, S (1,4) OBP: 0.275, SLG: 0.356										3	0	0	0	0	1	1						
Inning Stats	R: 0 E: 0 K: 3 S: 14	H: 0 LOB: 1 BB: 1 P: 20	R: 0 E: 0 K: 0 S: 8	H: 1 LOB: 1 BB: 0 P: 12	R: 0 E: 0 K: 0 S: 4	H: 0 LOB: 0 BB: 0 P: 7	R: 1 E: 0 K: 0 S: 6	H: 1 LOB: 0 BB: 0 P: 11	R: 0 E: 0 K: 1 S: 8	H: 1 LOB: 0 BB: 0 P: 10	R: 0 E: 0 K: 0 S: 7	H: 0 LOB: 0 BB: 0 P: 8	R: 0 E: 0 K: 2 S: 9	H: 0 LOB: 0 BB: 0 P: 12	R: 0 E: 0 K: 0 S: 10	H: 0 LOB: 0 BB: 0 P: 14	R: 0 E: 0 K: 2 S: 10	H: 0 LOB: 0 BB: 0 P: 13	1B: 1 2B: 1 3B: 0 HR: 1	SF: 0 SAC: 0 DP: 0 HBP: 0	WP: 0 PB: 0 SB: 0 CS: 0	PA: 31
PITCHER	IP	WLS	BF	H	R	ER	SO	BB	IBB	HBP	BLK	WP	HR	S	P	ERA	WHIP					
17 José Berrios, R (1,1) ERA: 4.96	7.0	W	25	3	1	1	6	1	0	0	0	0	1	56	80	1.29	0.571					
58 Tim Mayza, L (8,1) ERA: 2.53	1.0	H	3	0	0	0	0	0	0	0	0	0	0	10	14	0.00	0.000					
68 Jordan Romano, R (9,1) ERA: 2.33	1.0	S	3	0	0	0	2	0	0	0	0	0	0	10	13	0.00	0.000					

Detroit Tigers @ Toronto Blue Jays
Rogers Centre, Toronto, ON
Sun Jul 31 2022, 12:08 PM - 2:27 PM EDT
Att: 40,298 - Sunny - 73 F

livebaseballscores.com

AB 30
R 1
H 3
RBI 1
BB 1
SO 8
LOB 7

Batter	1	2	3	4	5	6	7	8	9	AB	R	H	RBI	BB	SO	LOB	BOTTOM					
8 Cavan Biggio, L (1,4) OBP: 0.341, SLG: 0.353										3	1	0	0	1	1	0						
27 Vladimir Guerrero Jr., R (1,3) OBP: 0.369, SLG: 0.469										3	1	1	1	1	1	0						
30 Alejandro Kirk, R (1,10) OBP: 0.388, SLG: 0.480										4	0	0	0	0	0	3						
11 Bo Bichette, R (1,6) OBP: 0.303, SLG: 0.417										4	0	1	1	0	0	0						
37 Teoscar Hernández, R (1,9) OBP: 0.320, SLG: 0.481										4	1	1	0	0	0	2						
13 Lourdes Gurriel Jr., R (1,7) OBP: 0.382, SLG: 0.426										4	0	1	0	0	0	2						
26 Matt Chapman, R (1,5) OBP: 0.326, SLG: 0.482										3	1	2	2	0	0	0						
15 Raimel Tapia, L (1,8) OBP: 0.303, SLG: 0.405										3	0	0	0	0	1	2						
7 Bradley Zimmer, L (9,8) OBP: 0.212, SLG: 0.240										0	0	0	0	0	0	0						
9 Danny Jansen, R (1,2) OBP: 0.280, SLG: 0.533										3	0	0	0	0	1	0						
Inning Stats	R: 0 E: 0 K: 0 S: 7	H: 0 LOB: 0 BB: 1 P: 15	R: 2 E: 0 K: 1 S: 13	H: 2 LOB: 0 BB: 0 P: 19	R: 0 E: 1 K: 0 S: 8	H: 0 LOB: 1 BB: 0 P: 11	R: 0 E: 1 K: 0 S: 11	H: 2 LOB: 2 BB: 0 P: 18	R: 2 E: 1 K: 0 S: 14	H: 2 LOB: 1 BB: 1 P: 23	R: 0 E: 0 K: 0 S: 7	H: 0 LOB: 0 BB: 0 P: 8	R: 0 E: 0 K: 3 S: 10	H: 0 LOB: 0 BB: 0 P: 17	R: 0 E: 1 K: 0 S: 6	H: 0 LOB: 1 BB: 0 P: 6	1B: 3 2B: 2 3B: 0 HR: 1	SF: 0 SAC: 0 DP: 2 HBP: 0	WP: 0 PB: 0 SB: 0 CS: 0	PA: 33		
PITCHER	IP	WLS	BF	H	R	ER	SO	BB	IBB	HBP	BLK	WP	HR	S	P	ERA	WHIP					
50 Garrett Hill, R (1,1) ERA: 5.88	5.0	L	23	6	4	4	4	2	0	0	0	0	1	53	86	7.20	1.600					
68 Jason Foley, R (6,1) ERA: 2.79	1.0		3	0	0	0	0	0	0	0	0	0	0	7	8	0.00	0.000					
55 Alex Lange, R (7,1) ERA: 2.48	1.0		3	0	0	0	3	0	0	0	0	0	0	10	17	0.00	0.000					
62 Angel De Jesus, R (8,1) ERA: 2.89	1.0		4	0	0	0	0	0	0	0	0	0	0	6	6	0.00	0.000					

Detroit Tigers @ Toronto Blue Jays
Rogers Centre, Toronto, ON
Sun Jul 31 2022, 12:08 PM - 2:27 PM EDT
Att: 40,298 - Sunny - 73 F

livebaseballscores.com

AB 31
R 4
H 6
RBI 4
BB 2
SO 4
LOB 9



Batter	1	2	3	4	5	6	7	8	9	AB R H RBI BB SO LOB	TOP									
13 Lourdes Gurriel Jr., R OBP: 0.364, SLG: 0.426										4 0 2 0 0 1 0	<p>Toronto Blue Jays @ Tampa Bay Rays Tropicana Field, St. Petersburg, FL Tue Aug 02 2022, 7:10 PM - 9:55 PM EDT Att: 16,433 - Dome - 72 F</p> <p>livebaseballscores.com</p> <p>AB 32 R 3 H 8 RBI 3 BB 3 SO 6 LOB 9</p>									
27 Vladimir Guerrero Jr., R (1, 3) OBP: 0.360, SLG: 0.561										4 1 2 0 0 1 1										
30 Alejandro Kirk, R (1, 2) OBP: 0.386, SLG: 0.475										3 0 0 0 1 0 1										
11 Bo Bichette, R (1, 6) OBP: 0.302, SLG: 0.416										4 0 1 1 0 0 2										
37 Teoscar Hernández, R (1, 9) OBP: 0.322, SLG: 0.480										3 1 1 0 1 1 0										
26 Matt Chapman, R (1, 5) OBP: 0.325, SLG: 0.478										3 0 0 0 1 2 2										
15 Raimel Tapia, L (1, 8) 7 Bradley Zimmer, L (9, 8) OBP: 0.212, SLG: 0.240										3 1 1 0 0 1 1										
9 Danny Jansen, R (1, 10) OBP: 0.279, SLG: 0.521										4 0 1 2 0 0 1										
5 Santiago Espinal, R (1, 4) OBP: 0.315, SLG: 0.376										4 0 0 0 0 0 1										
Inning Stats	R: 1 H: 2 E: 0 K: 0 S: 10	LOB: 0 BB: 0 P: 19	R: 0 H: 0 E: 1 K: 1 S: 9	LOB: 1 BB: 0 P: 14	R: 0 H: 2 E: 0 K: 0 S: 13	LOB: 2 BB: 1 P: 22	R: 0 H: 0 E: 0 K: 1 S: 10	LOB: 0 BB: 1 P: 16	R: 0 H: 1 E: 0 K: 0 S: 11	LOB: 1 BB: 0 P: 10		R: 0 H: 0 E: 0 K: 1 S: 10	LOB: 0 BB: 0 P: 13	R: 0 H: 0 E: 0 K: 1 S: 10	LOB: 0 BB: 0 P: 13	R: 2 H: 2 E: 0 K: 1 S: 14	LOB: 1 BB: 1 P: 22	1B: 7 2B: 1 3B: 0 HR: 0	SF: 0 SAC: 0 DP: 0 HBP: 0	WP: 0 PB: 0 SB: 1 CS: 2
PITCHER	IP WLS BF H R ER SO BB IBB HBP BLK WP HR S P ERA WHIP											IP WLS BF H R ER SO BB IBB HBP BLK WP HR S P ERA WHIP								
57 Drew Rasmussen, R (1, 1) ERA: 3.06	6.0 L 24 6 1 1 3 2 0 0 0 0 0 0 62 97 1.50 1.333																			
30 Brooks Raley, L (7, 1) ERA: 2.7	1.0 3 0 0 0 1 0 0 0 0 0 0 10 13 0.00 0.000																			
47 Jason Adam, R (8, 1) ERA: 1.3	1.0 3 0 0 0 1 0 0 0 0 0 0 10 13 0.00 0.000																			
64 Shawn Armstrong, R (9, 1) ERA: 5.57	1.0 6 2 2 2 1 1 0 0 0 0 0 14 22 18.00 3.000																			

Batter	1	2	3	4	5	6	7	8	9	AB R H RBI BB SO LOB	BOTTOM									
56 Randy Arozarena, R (1, 10) OBP: 0.312, SLG: 0.415										3 0 0 0 1 1 1	<p>Toronto Blue Jays @ Tampa Bay Rays Tropicana Field, St. Petersburg, FL Tue Aug 02 2022, 7:10 PM - 9:55 PM EDT Att: 16,433 - Dome - 72 F</p> <p>livebaseballscores.com</p> <p>AB 28 R 1 H 2 RBI 1 BB 1 SO 11 LOB 6</p>									
8 Brandon Lowe, L (1, 4) OBP: 0.314, SLG: 0.444										4 0 0 0 0 1 1										
17 Isaac Paredes, R (1, 5) OBP: 0.292, SLG: 0.479										3 0 0 0 0 1 0										
26 Ji Man Choi, L (1, 3) OBP: 0.351, SLG: 0.410										3 0 0 0 0 2 2										
22 Jose Siri, R (1, 8) OBP: 0.233, SLG: 0.297										3 0 0 0 0 2 2										
6 David Peralta, L (1, 7) OBP: 0.312, SLG: 0.453										3 0 0 0 0 2 0										
14 Christian Bethancourt, R (1, 2) OBP: 0.281, SLG: 0.365										3 0 0 0 0 0 0										
55 Luke Raley, L (1, 9) OBP: 0.315, SLG: 0.311										3 0 0 0 0 1 0										
0 Taylor Walls, S (1, 6) OBP: 0.281, SLG: 0.292										3 1 2 1 0 1 0										
Inning Stats	R: 0 H: 0 E: 0 K: 2 S: 17	LOB: 2 BB: 1 P: 27	R: 0 H: 0 E: 0 K: 1 S: 7	LOB: 0 BB: 0 P: 9	R: 0 H: 0 E: 0 K: 2 S: 7	LOB: 0 BB: 0 P: 9	R: 0 H: 0 E: 0 K: 1 S: 9	LOB: 0 BB: 0 P: 13	R: 0 H: 1 E: 0 K: 0 S: 8	LOB: 0 BB: 0 P: 10		R: 0 H: 0 E: 0 K: 2 S: 13	LOB: 0 BB: 0 P: 16	R: 0 H: 0 E: 0 K: 1 S: 6	LOB: 0 BB: 0 P: 9	R: 1 H: 1 E: 0 K: 1 S: 8	LOB: 0 BB: 0 P: 9	1B: 1 2B: 0 3B: 0 HR: 1	SF: 0 SAC: 0 DP: 1 HBP: 1	WP: 0 PB: 0 SB: 0 CS: 0
PITCHER	IP WLS BF H R ER SO BB IBB HBP BLK WP HR S P ERA WHIP											IP WLS BF H R ER SO BB IBB HBP BLK WP HR S P ERA WHIP								
34 Kevin Gausman, R (1, 1) ERA: 3.06	8.0 W 26 1 1 1 1 0 0 0 0 0 1 75 103 0.00 0.250																			
68 Jordan Romano, R (9, 1) ERA: 2.5	1.0 S 4 1 1 1 1 0 0 0 0 0 1 8 9 9.00 1.000																			

Batter	1	2	3	4	5	6	7	8	9	10	AB	R	H	RBI	BB	SO	LOB	TOP									
1 Whit Merrifield, R OBP: 0.293, SLG: 0.354 (1, 8) (8, 4) (9, 8)											5	1	2	0	0	2	0	Toronto Blue Jays @ Minnesota Twins Target Field, Minneapolis, MN Fri Aug 05 2022, 7:12 PM - 10:35 PM CDT Att: 29,593 - Partly Cloudy - 89 F									
27 Vladimir Guerrero Jr., R (1, 3) OBP: 0.362, SLG: 0.515											4	1	2	2	1	1	0										
13 Lourdes Gurriel Jr., R (1, 10) OBP: 0.394, SLG: 0.425											5	0	1	0	0	1	2										
37 Teoscar Hernández, R (1, 9) OBP: 0.320, SLG: 0.494											5	0	1	0	0	1	3										
11 Bo Bichette, R (1, 6) OBP: 0.302, SLG: 0.416											5	1	1	0	0	3	3										
26 Matt Chapman, R (1, 5) OBP: 0.320, SLG: 0.473											4	1	1	1	0	1	1										
9 Danny Jansen, R (1, 2) OBP: 0.279, SLG: 0.500											3	0	1	0	1	1	0										
15 Raimel Tapia, L (1, 7) OBP: 0.299, SLG: 0.398											4	0	1	1	0	0	1										
5 Santiago Espinal, R (1, 4) OBP: 0.316, SLG: 0.383											2	1	1	1	0	1	0										
30 Alejandro Kirk, R (8, PH) OBP: 0.389, SLG: 0.486											1	0	0	0	0	1	0										
7 Bradley Zimmer, L (8, PH) OBP: 0.270, SLG: 0.240											0	0	0	0	0	0	0										
8 Cavan Biggio, L (9, PH) OBP: 0.342, SLG: 0.354											1	0	0	0	0	0	2										
Inning Stats	R: 0 E: 0 K: 1 S: 7	H: 0 LOB: 0 BB: 0 P: 9	R: 0 E: 0 K: 1 S: 12	H: 1 LOB: 0 BB: 1 P: 17	R: 0 E: 0 K: 1 S: 10	H: 0 LOB: 0 BB: 1 P: 19	R: 0 E: 0 K: 1 S: 6	H: 0 LOB: 0 BB: 0 P: 7	R: 1 E: 0 K: 0 S: 6	H: 1 LOB: 0 BB: 0 P: 8	R: 3 E: 0 K: 1 S: 20	H: 3 LOB: 0 BB: 0 P: 26	R: 0 E: 0 K: 3 S: 9	H: 0 LOB: 0 BB: 0 P: 11	R: 0 E: 0 K: 1 S: 10	H: 2 LOB: 2 BB: 0 P: 17	R: 1 E: 0 K: 0 S: 22	H: 3 LOB: 2 BB: 0 P: 30	R: 0 E: 0 K: 3 S: 11	H: 1 LOB: 3 BB: 1 P: 15	1B: 8 2B: 0 3B: 0 HR: 3	SF: 0 SAC: 0 DP: 1 HBP: 0	WP: 0 PB: 0 SB: 0 CS: 0	PA: 41			
PITCHER	IP 6.0	WLS 0	BF 22	H 5	R 4	ER 4	SO 5	BB 1	IBB 0	HBP 0	BLK 0	WP 0	HR 3	S 61	P 86	ERA 6.00	WHIP 1.000										
Tyler Mahle, R (1, 1) ERA: 4.49																											
65 Griffin Jax, R (7, 1) ERA: 3.42	1.0	H 3	0	0	0	3	0	0	0	0	0	0	0	9	11	0.00	0.000										
59 Jhoan Duran, R (8, 1) ERA: 2.06	1.0	H 5	2	0	0	1	0	0	0	0	0	0	0	10	17	0.00	2.000										
48 Jorge López, R (9, 1) ERA: 1.79	1.0	B 6	3	1	1	0	0	0	0	0	0	0	0	22	30	9.00	3.000										
52 Michael Fulmer, R (10, 1) ERA: 3.95	1.0	W 5	1	0	0	3	1	0	0	0	0	0	0	11	15	0.00	2.000										

Batter	1	2	3	4	5	6	7	8	9	10	AB	R	H	RBI	BB	SO	LOB	BOTTOM									
2 Luis Arraez, L (1, 4) OBP: 0.389, SLG: 0.423											5	0	0	0	0	0	4	Toronto Blue Jays @ Minnesota Twins Target Field, Minneapolis, MN Fri Aug 05 2022, 7:12 PM - 10:35 PM CDT Att: 29,593 - Partly Cloudy - 89 F									
4 Carlos Correa, R (1, 6) OBP: 0.343, SLG: 0.438											5	1	2	0	0	0	2										
11 Jorge Polanco, S (1, 10) OBP: 0.351, SLG: 0.410											3	1	0	0	2	1	2										
64 Jose Miranda, R (1, 5) OBP: 0.323, SLG: 0.459											4	1	1	1	1	1	5										
1 Nick Gordon, L (1, 7) OBP: 0.327, SLG: 0.437											5	2	3	3	0	0	4										
8 Jake Cave, L (1, 9) OBP: 0.375, SLG: 0.600											5	0	1	0	0	1	2										
9 Tim Beckham, R (1, 3) OBP: 0.143, SLG: 0.143											5	0	1	1	0	1	3										
55 Mark Contreras, L (1, 8) OBP: 0.115, SLG: 0.360											4	1	1	1	0	1	2										
39 Sandy León, S (1, 2) OBP: 0.444, SLG: 0.350											2	0	1	0	1	1	0										
15 Gio Urshela, R (9, PH) OBP: 0.307, SLG: 0.422											1	0	1	0	0	0	0										
67 Gilberto Celestino, R (9, PR) OBP: 0.330, SLG: 0.323											0	0	0	0	0	0	0										
24 Gary Sánchez, R (10, 2) OBP: 0.274, SLG: 0.383											0	0	0	0	0	0	0										
Inning Stats	R: 0 E: 0 K: 0 S: 4	H: 0 LOB: 0 BB: 0 P: 7	R: 0 E: 0 K: 0 S: 5	H: 1 LOB: 0 BB: 0 P: 7	R: 1 E: 0 K: 1 S: 14	H: 1 LOB: 1 BB: 20	R: 4 E: 0 K: 0 S: 18	H: 4 LOB: 2 BB: 2 P: 30	R: 0 E: 0 K: 0 S: 12	H: 0 LOB: 1 BB: 0 P: 18	R: 0 E: 0 K: 0 S: 6	H: 1 LOB: 0 BB: 0 P: 9	R: 0 E: 0 K: 1 S: 13	H: 2 LOB: 2 BB: 0 P: 18	R: 0 E: 0 K: 2 S: 10	H: 1 LOB: 1 BB: 0 P: 15	R: 0 E: 1 K: 1 S: 14	H: 1 LOB: 3 BB: 1 P: 20	R: 1 E: 1 K: 4 S: 1	H: 0 LOB: 2 BB: 0 P: 8	1B: 6 2B: 3 3B: 0 HR: 2	SF: 0 SAC: 0 DP: 2 HBP: 0	WP: 0 PB: 0 SB: 0 CS: 0	PA: 43			
PITCHER	IP 3.2	WLS 18	BF 6	H 6	R 5	ER 5	SO 1	BB 2	IBB 0	HBP 0	BLK 0	WP 0	HR 2	S 38	P 60	ERA 12.27	WHIP 2.182										
17 José Berríos, R (1, 1) ERA: 5.19																											
33 Trevor Richards, R (4, 1) ERA: 5.16	1.1	5	0	0	0	0	0	0	0	0	0	0	0	0	0	0	0	0									
56 Zach Pop, R (6, 1) ERA: 3.43	1.0	4	2	0	0	0	0	0	0	0	0	0	0	8	13	0.00	2.000										
90 Adam Cimber, R (7, 1) ERA: 3.18	1.0	4	1	0	0	1	0	0	0	0	0	0	0	11	14	0.00	1.000										
35 David Phelps, R (8, 1) ERA: 2.94	1.0	4	1	0	0	2	0	0	0	0	0	0	0	10	15	0.00	1.000										
PITCHER	IP 1.0	WLS 6	BF 6	H 1	R 0	ER 0	SO 1	BB 0	IBB 0	HBP 0	BLK 0	WP 0	HR 0	S 14	P 20	ERA 0.00	WHIP 1.000										
93 Yimi García, R (9, 1) ERA: 2.41																											
68 Jordan Romano, R (10, 1) ERA: 2.5	0.0	L	2	0	1	0	1	0	0	0	0	0	0	4	8	∞	∞										

AB	39
R	5
H	11
RBI	5
BB	2
SO	12
LOB	12



AB	39
R	6
H	11
RBI	6
BB	4
SO	6
LOB	24



Batter	1	2	3	4	5	6	7	8	9	10	AB	R	H	RBI	BB	SO	LOB	TOP									
13 Lourdes Gurriel Jr., R OBP: 0.365, SLG: 0.425											5	0	2	1	0	1	0	Toronto Blue Jays @ Minnesota Twins Target Field, Minneapolis, MN Sun Aug 07 2022, 1:12 PM - 4:52 PM CDT Att: 26,155 - Overcast - 70 F									
27 Vladimir Guerrero Jr., R OBP: 0.363, SLG: 0.511											4	0	1	0	1	0	1										
30 Alejandro Kirk, R OBP: 0.363, SLG: 0.458										4	0	1	0	0	2	1											
51 Otto Lopez, R OBP: 0.276, SLG: 0.486										0	0	0	0	0	0	0											
9 Danny Jansen, R OBP: 0.276, SLG: 0.486										1	0	1	0	0	0	0											
37 Teoscar Hernández, R OBP: 0.326, SLG: 0.500											4	1	2	0	0	0	1										
11 Bo Bichette, R OBP: 0.303, SLG: 0.424											4	0	1	1	0	1	3										
26 Matt Chapman, R OBP: 0.316, SLG: 0.485											4	0	1	0	0	1	1										
15 Raimel Tapia, L OBP: 0.295, SLG: 0.392											3	0	0	0	0	1	1										
7 Bradley Zimmer, L OBP: 0.212, SLG: 0.240											0	0	0	0	0	0	0										
1 Whit Merrifield, R OBP: 0.293, SLG: 0.353											1	1	0	0	0	0	2										
5 Santiago Espinal, R OBP: 0.311, SLG: 0.377											4	0	0	0	0	0	1										
8 Cavan Biggio, L OBP: 0.337, SLG: 0.356											3	1	1	1	0	0	0										
Inning Stats	R: 0 E: 0 K: 1 S: 10	H: 0 LOB: 0 BB: 0 P: 15	R: 1 E: 0 K: 2 S: 24	H: 2 LOB: 1 BB: 0 P: 30	R: 1 E: 0 K: 1 S: 8	H: 2 LOB: 0 BB: 0 P: 13	R: 0 E: 0 K: 0 S: 5	H: 0 LOB: 0 BB: 0 P: 11	R: 0 E: 0 K: 0 S: 5	H: 0 LOB: 0 BB: 0 P: 10	R: 0 E: 0 K: 2 S: 17	H: 2 LOB: 2 BB: 0 P: 25	R: 0 E: 0 K: 0 S: 11	H: 0 LOB: 0 BB: 0 P: 18	R: 0 E: 0 K: 0 S: 8	H: 0 LOB: 0 BB: 0 P: 12	R: 0 E: 0 K: 0 S: 16	H: 2 LOB: 2 BB: 0 P: 25	R: 1 E: 0 K: 0 S: 8	H: 2 LOB: 2 BB: 1 P: 11	1B: 6 2B: 4 3B: 0 HR: 0	SF: 1 SAC: 0 DP: 1 HBP: 0	WP: 0 PB: 0 SB: 0 CS: 0	PA: 39			
PITCHER	IP 5.0	WLS 0	BF 18	H 4	R 2	ER 2	SO 4	BB 0	IBB 0	HBP 0	BLK 0	WP 0	HR 0	S 52	P 79	ERA 3.60	WHIP 0.800										
17 Chris Archer, R ERA: 4.02	0.2	3	1	0	0	1	0	0	0	0	0	0	0	9	13	0.00	1.500										
12 Emilio Pagan, R ERA: 4.89	3.0	11	2	0	0	1	0	0	0	0	0	0	0	37	57	0.00	0.667										
77 Cole Sands, R ERA: 7.45	1.1	L	7	3	1	0	0	0	1	0	0	0	0	14	21	0.00	2.250										
56 Caleb Thielbar, L ERA: 4.38																											

AB	37
R	3
H	10
RBI	3
BB	1
SO	6
LOB	11



Batter	1	2	3	4	5	6	7	8	9	10	AB	R	H	RBI	BB	SO	LOB	BOTTOM									
2 Luis Arraez, L OBP: 0.394, SLG: 0.436											5	0	3	1	0	0	1	Toronto Blue Jays @ Minnesota Twins Target Field, Minneapolis, MN Sun Aug 07 2022, 1:12 PM - 4:52 PM CDT Att: 26,155 - Overcast - 70 F									
11 Jorge Polanco, S OBP: 0.352, SLG: 0.412											5	1	2	0	0	0	5										
26 Max Kepler, L OBP: 0.335, SLG: 0.378											5	0	0	0	0	0	5										
64 Jose Miranda, R OBP: 0.327, SLG: 0.475											5	0	2	1	0	2	1										
1 Nick Gordon, L OBP: 0.327, SLG: 0.430											5	0	0	0	0	0	2										
15 Gio Urshela, R OBP: 0.305, SLG: 0.419											5	0	1	0	0	0	3										
8 Jake Cave, L OBP: 0.304, SLG: 0.545											3	0	0	0	0	2	1										
4 Carlos Correa, R OBP: 0.343, SLG: 0.433											0	0	0	0	0	0	0										
9 Tim Beckham, R OBP: 0.143, SLG: 0.143											0	1	0	0	0	0	0										
67 Gilberto Celestino, R OBP: 0.326, SLG: 0.323											3	0	1	0	0	1	1										
25 Byron Buxton, R OBP: 0.299, SLG: 0.540											1	0	0	0	0	1	1										
24 Gary Sánchez, R OBP: 0.277, SLG: 0.385											4	0	2	0	0	1	1										
Inning Stats	R: 0 E: 0 K: 1 S: 13	H: 1 LOB: 1 BB: 0 P: 15	R: 0 E: 0 K: 2 S: 10	H: 1 LOB: 1 BB: 0 P: 13	R: 0 E: 0 K: 0 S: 7	H: 1 LOB: 1 BB: 0 P: 9	R: 0 E: 0 K: 1 S: 8	H: 0 LOB: 0 BB: 0 P: 12	R: 0 E: 0 K: 1 S: 16	H: 2 LOB: 2 BB: 0 P: 21	R: 0 E: 0 K: 0 S: 11	H: 1 LOB: 1 BB: 0 P: 14	R: 0 E: 0 K: 1 S: 11	H: 1 LOB: 1 BB: 0 P: 15	R: 1 E: 0 K: 1 S: 11	H: 2 LOB: 2 BB: 0 P: 19	R: 0 E: 0 K: 0 S: 11	H: 2 LOB: 2 BB: 0 P: 13	R: 0 E: 0 K: 0 S: 8	H: 0 LOB: 1 BB: 0 P: 11	1B: 10 2B: 1 3B: 0 HR: 0	SF: 0 SAC: 0 DP: 0 HBP: 1	WP: 0 PB: 0 SB: 0 CS: 0	PA: 42			
PITCHER	IP 6.0	WLS 0	BF 24	H 6	R 0	ER 0	SO 5	BB 0	IBB 0	HBP 0	BLK 0	WP 0	HR 0	S 65	P 84	ERA 0.00	WHIP 1.000										
34 Kevin Gausman, R ERA: 2.91	1.0	H	4	1	0	0	1	0	0	0	0	0	0	11	15	0.00	1.000										
52 Anthony Bass, R ERA: 1.52	1.0	H	5	2	1	1	0	0	0	0	1	0	0	11	19	9.00	2.000										
93 Yimi García, R ERA: 2.58	2.0	W	9	2	1	1	1	0	0	1	0	0	0	19	24	4.50	1.000										
68 Jordan Romano, R ERA: 2.59																											

AB	41
R	2
H	11
RBI	2
BB	0
SO	7
LOB	21



Batter	1	2	3	4	5	6	7	8	9	AB	R	H	RBI	BB	SO	LOB	TOP										
13 Lourdes Gurriel Jr., R (1.7) OBP: 0.361, SLG: 0.421			G4-6-3			L9	CI		K	4	0	0	0	0	2	2											
27 Vladimir Guerrero Jr., R (1.10) OBP: 0.359, SLG: 0.554	G4-3		P3			L9	L9		L4	5	1	1	0	0	0	2											
30 Alejandro Kirk, R (1.2) OBP: 0.388, SLG: 0.461	G6-3					E4				4	1	3	1	0	0	0											
26 Matt Chapman, R (1.5) OBP: 0.322, SLG: 0.474		K				L8				3	1	1	0	1	1	1											
11 Bo Bichette, R (1.6) OBP: 0.304, SLG: 0.436						G5-4-3				4	2	2	4	0	0	3											
15 Raimel Tapia, L (1.9) OBP: 0.297, SLG: 0.392						G1-3				4	0	0	0	0	1	2											
1 Whit Merrifield, R (1.8) OBP: 0.292, SLG: 0.349						F8				2	0	0	0	1	1	0											
7 Bradley Zimmer, L (6.8) OBP: 0.212, SLG: 0.240						K				0	0	0	0	0	0	0											
37 Teoscar Hernández, R (8. PH) OBP: 0.325, SLG: 0.494						K				1	0	0	0	0	1	2											
25 Jackie Bradley Jr., L (8.8) OBP: 0.297, SLG: 0.321						K				0	0	0	0	0	0	0											
8 Cavan Biggio, L (1.3) OBP: 0.338, SLG: 0.367						G3				3	0	0	0	1	1	1											
5 Santiago Espinal, R (1.4) OBP: 0.313, SLG: 0.378										4	0	2	0	0	1	1											
Inning Stats	R: 0 H: 0 E: 0 K: 1 S: 9	H: 0 LOB: 0 BB: 0 P: 13	R: 1 H: 1 E: 0 K: 1 S: 12	H: 1 LOB: 1 BB: 0 P: 22	R: 0 H: 1 E: 0 K: 0 S: 7	H: 1 LOB: 0 BB: 0 P: 8	R: 0 H: 1 E: 0 K: 0 S: 6	H: 1 LOB: 1 BB: 0 P: 21	R: 0 H: 0 E: 1 K: 2 S: 11	H: 0 LOB: 0 BB: 1 P: 24	R: 0 H: 0 E: 1 K: 1 S: 6	H: 0 LOB: 1 BB: 0 P: 8	R: 0 H: 2 E: 0 K: 2 S: 12	H: 2 LOB: 2 BB: 0 P: 16	R: 0 H: 1 E: 1 K: 1 S: 11	H: 1 LOB: 1 BB: 0 P: 13	1B: 7 2B: 0 3B: 0 HR: 2	SF: 0 SAC: 0 DP: 2 HBP: 0	WP: 1 PB: 0 SB: 0 CS: 0	PA: 38							
PITCHER	IP	WLS	BF	H	R	ER	SO	BB	IBB	HBP	BLK	WP	HR	S	P	ERA	WHIP										
56 Kyle Bradish, R (1.1) ERA: 6.42	5.1		21	5	3	3	4	2	0	0	0	1	1	49	80	5.06	1.312										
43 Bryan Baker, R (6.1) ERA: 4.4	0.2	B	4	1	2	2	0	1	0	0	0	0	1	11	16	27.00	3.000										
60 Louis Head, R (7.1) ERA: 6.84	1.1		7	2	0	0	1	0	0	0	0	0	0	12	17	0.00	1.500										
79 Nick Vespi, L (8.1) ERA: 4.05	0.2	W	2	0	0	0	2	0	0	0	0	0	0	6	7	0.00	0.000										
74 Félix Bautista, R (9.1) ERA: 1.69	1.0	S	4	1	0	0	1	0	0	0	0	0	0	11	13	0.00	1.000										

Toronto Blue Jays @ Baltimore Orioles
 Oriole Park at Camden Yards, Baltimore, MD
 Tue Aug 09 2022, 7:08 PM - 11:27 PM EDT
 Att: 11,080 - Partly Cloudy - 93 F

AB 34
 R 5
 H 9
 RBI 5
 BB 3
 SO 8
 LOB 14



Batter	1	2	3	4	5	6	7	8	9	AB	R	H	RBI	BB	SO	LOB	BOTTOM										
31 Cedric Mullins, L (1.8) OBP: 0.321, SLG: 0.390										4	1	2	0	1	2	1											
35 Adley Rutschman, S (1.2) OBP: 0.386, SLG: 0.433										4	2	1	0	1	1	3											
25 Anthony Santander, S (1.9) OBP: 0.342, SLG: 0.463										3	1	2	0	0	0	1											
6 Ryan Mountcastle, R (1.3) OBP: 0.300, SLG: 0.441										4	0	2	1	0	0	3											
77 Terrin Vavra, L (1.10) OBP: 0.448, SLG: 0.391										3	0	1	2	0	0	2											
21 Austin Hays, R (1.7) OBP: 0.318, SLG: 0.435										4	1	1	0	0	2	3											
12 Rougned Odor, L (1.4) OBP: 0.259, SLG: 0.376										4	1	2	2	0	0	0											
29 Ramón Urias, R (1.5) OBP: 0.292, SLG: 0.426										4	0	1	0	0	1	0											
3 Jorge Mateo, R (1.6) OBP: 0.267, SLG: 0.391										4	0	0	0	0	2	2											
Inning Stats	R: 2 H: 3 E: 0 K: 1 S: 12	H: 3 LOB: 1 BB: 1 P: 22	R: 0 H: 0 E: 1 K: 2 S: 11	H: 0 LOB: 0 BB: 0 P: 14	R: 1 H: 1 E: 0 K: 1 S: 14	H: 1 LOB: 1 BB: 0 P: 19	R: 0 H: 3 E: 0 K: 1 S: 10	H: 3 LOB: 2 BB: 0 P: 15	R: 0 H: 1 E: 0 K: 0 S: 7	H: 1 LOB: 1 BB: 0 P: 7	R: 0 H: 0 E: 0 K: 1 S: 7	H: 0 LOB: 0 BB: 0 P: 10	R: 1 H: 1 E: 0 K: 1 S: 12	H: 1 LOB: 1 BB: 1 P: 19	R: 2 H: 3 E: 0 K: 1 S: 18	H: 3 LOB: 1 BB: 0 P: 24	1B: 8 2B: 3 3B: 0 HR: 1	SF: 1 SAC: 0 DP: 1 HBP: 1	WP: 0 PB: 0 SB: 0 CS: 0	PA: 38							
PITCHER	IP	WLS	BF	H	R	ER	SO	BB	IBB	HBP	BLK	WP	HR	S	P	ERA	WHIP										
6 Alek Manoah, R (1.1) ERA: 2.56	5.0		24	8	3	3	5	1	0	1	0	0	0	54	77	5.40	1.800										
56 Zach Pop, R (6.1) ERA: 3.27	0.0		0	0	0	0	0	0	0	0	0	0	0	0	0	∞	∞										
52 Anthony Bass, R (6.1) ERA: 1.49	1.0	H	3	0	0	0	1	0	0	0	0	0	0	7	10	0.00	0.000										
90 Adam Cimber, R (7.1) ERA: 3.28	1.0	H	5	1	1	1	1	1	0	0	0	0	0	12	19	9.00	2.000										
93 Yimi García, R (8.1) ERA: 2.97	1.0	L	6	3	2	2	1	0	0	0	0	0	1	18	24	18.00	3.000										

Toronto Blue Jays @ Baltimore Orioles
 Oriole Park at Camden Yards, Baltimore, MD
 Tue Aug 09 2022, 7:08 PM - 11:27 PM EDT
 Att: 11,080 - Partly Cloudy - 93 F

AB 34
 R 6
 H 12
 RBI 5
 BB 2
 SO 8
 LOB 15



Batter	1	2	3	4	5	6	7	8	9	AB	R	H	RBI	BB	SO	LOB	TOP					
38 Steven Kwan, L (1,7) OBP: 0.375, SLG: 0.396	G1-3		1B 11 SF8	1B 11 HR		P5		G4-3		4	2	1	0	1	0	0	Cleveland Guardians @ Toronto Blue Jays Rogers Centre, Toronto, ON Fri Aug 12 2022, 7:08 PM - 9:41 PM EDT Att: 41,677 - Clear - 75 F					
1 Amed Rosario, R (1,6) OBP: 0.318, SLG: 0.407	F9		1B 22 HR	1B L7		K		G4-3		5	1	1	2	0	1	2						
11 José Ramírez, S (1,5) OBP: 0.355, SLG: 0.551	1B 22 PO		1B SF8	1B HR		BB		1B		3	1	3	4	1	0	0						
2 Tyler Freeman, R (6,PR) OBP: 0.438, SLG: 0.250	1B		1B 3H	1B HR		BB		1B		0	0	0	0	0	0	0						
22 Josh Naylor, L (1,3) OBP: 0.321, SLG: 0.485	PO		1B 2H	1B		K		L9		5	1	2	2	0	2	2						
0 Andrés Giménez, L (1,4) OBP: 0.368, SLG: 0.479			1B 39 1B	1B P5				F7		4	0	1	0	0	0	1						
39 Oskar Gonzalez, R (1,9) OBP: 0.327, SLG: 0.456	F8		1B HBP			L6		F8		5	0	2	0	0	0	1						
33 Nolan Jones, L (1,10)			G4-3	1B		1B		1B		5	0	3	0	0	0	2						
17 Austin Hedges, R (1,2) OBP: 0.254, SLG: 0.266			1B 38 1B 1 1B HBP	BB 29 FC4-5		F7		F8		3	1	0	0	1	0	5						
29 Will Benson, L (1,8) OBP: 0.150, SLG: 0.105			1B 38 1B 1 1B	BB 11 HR		G4-3		K		5	2	1	0	0	1	6						
Inning Stats	R: 0 E: 0 K: 0 S: 6	H: 1 LOB: 0 BB: 0 P: 10	R: 0 E: 0 K: 1 S: 8	H: 0 LOB: 0 BB: 0 P: 11	R: 5 E: 0 K: 0 S: 17	H: 5 LOB: 2 BB: 0 P: 26	R: 3 E: 0 K: 0 S: 16	H: 2 LOB: 1 BB: 2 P: 26	R: 0 E: 0 K: 2 S: 9	H: 1 LOB: 1 BB: 0 P: 16	R: 0 E: 0 K: 1 S: 12	H: 2 LOB: 2 BB: 0 P: 17	R: 0 E: 0 K: 0 S: 7	H: 1 LOB: 1 BB: 0 P: 11	R: 0 E: 0 K: 0 S: 13	H: 2 LOB: 2 BB: 0 P: 21	1B: 12 2B: 0 3B: 0 HR: 2	SF: 1 SAC: 0 DP: 0 HBP: 2	WP: 0 PB: 0 SB: 0 CS: 0	PA: 46		
PITCHER	IP WLS BF H R ER SO	IP WLS BF H R ER SO	IP WLS BF H R ER SO	IP WLS BF H R ER SO	IP WLS BF H R ER SO	IP WLS BF H R ER SO	IP WLS BF H R ER SO	IP WLS BF H R ER SO	IP WLS BF H R ER SO	IP WLS BF H R ER SO	IP WLS BF H R ER SO	IP WLS BF H R ER SO	IP WLS BF H R ER SO	IP WLS BF H R ER SO	IP WLS BF H R ER SO	IP WLS BF H R ER SO	ERA WHIP	ERA WHIP				
17 José Berrios, R (1,1) ERA: 5.61	4.0	L	23	8	8	8	1	2	0	0	0	0	0	0	0	0	0	18.00	2.500			
56 Zach Pop, R (5,1) ERA: 3.13	1.0		4	1	0	0	0	0	0	0	0	0	0	0	0	0	7	12	0.00	1.000		
33 Trevor Richards, R (6,1) ERA: 5.15	1.0		4	0	0	0	2	1	0	0	0	0	0	0	0	0	9	16	0.00	1.000		
57 Trent Thornton, R (7,1) ERA: 4.77	1.0		5	2	0	0	1	0	0	0	0	0	0	0	0	0	12	17	0.00	2.000		
90 Adam Cimber, R (8,1) ERA: 3.21	1.0		4	1	0	0	0	0	0	0	0	0	0	0	0	0	7	11	0.00	1.000		
PITCHER	IP WLS BF H R ER SO	IP WLS BF H R ER SO	IP WLS BF H R ER SO	IP WLS BF H R ER SO	IP WLS BF H R ER SO	IP WLS BF H R ER SO	IP WLS BF H R ER SO	IP WLS BF H R ER SO	IP WLS BF H R ER SO	IP WLS BF H R ER SO	IP WLS BF H R ER SO	IP WLS BF H R ER SO	IP WLS BF H R ER SO	IP WLS BF H R ER SO	IP WLS BF H R ER SO	IP WLS BF H R ER SO	ERA WHIP	ERA WHIP				
35 David Phelps, R (9,1) ERA: 2.66	1.0		5	2	0	0	0	0	0	0	0	0	0	0	0	0	13	21	0.00	2.000		
Batter	1	2	3	4	5	6	7	8	9	AB	R	H	RBI	BB	SO	LOB	BOTTOM					
13 Lourdes Gurriel Jr., R (1,7) OBP: 0.358, SLG: 0.417	L7			L9		G6-3			L8	3	0	0	0	0	0	0	Cleveland Guardians @ Toronto Blue Jays Rogers Centre, Toronto, ON Fri Aug 12 2022, 7:08 PM - 9:41 PM EDT Att: 41,677 - Clear - 75 F					
7 Bradley Zimmer, L (9,PH) OBP: 0.229, SLG: 0.237										1	0	0	0	0	0	1						
27 Vladimir Guerrero Jr., R (1,10) OBP: 0.358, SLG: 0.564	G5-3			2B		L7		G5-4-3		4	0	1	0	0	0	1						
30 Alejandro Kirk, R (1,2) OBP: 0.384, SLG: 0.457	K			F9		K		K		3	0	0	0	0	2	1						
37 Teoscar Hernández, R (1,9) OBP: 0.322, SLG: 0.489				F9		K		K		3	0	0	0	0	1	1						
11 Bo Bichette, R (1,6) OBP: 0.302, SLG: 0.433	K			F9		K		K		3	0	0	0	0	2	0						
26 Matt Chapman, R (1,5) OBP: 0.320, SLG: 0.470	P5			F8		L7		L7		3	0	0	0	0	0	0						
8 Cavan Biggio, L (1,3) OBP: 0.336, SLG: 0.372				G4-3		G4-3		2B		3	0	1	0	0	1	0						
1 Whit Merrifield, R (1,4) OBP: 0.290, SLG: 0.346				F7		P4		F7		3	0	0	0	0	0	1						
25 Jackie Bradley Jr., L (1,8) OBP: 0.258, SLG: 0.321				K		K		27 G5-4-3		3	0	1	0	0	2	0						
Inning Stats	R: 0 E: 0 K: 1 S: 8	H: 0 LOB: 0 BB: 0 P: 13	R: 0 E: 0 K: 1 S: 10	H: 0 LOB: 0 BB: 0 P: 11	R: 0 E: 0 K: 2 S: 12	H: 0 LOB: 0 BB: 0 P: 19	R: 0 E: 0 K: 0 S: 11	H: 1 LOB: 1 BB: 0 P: 16	R: 0 E: 0 K: 0 S: 7	H: 0 LOB: 0 BB: 0 P: 13	R: 0 E: 0 K: 1 S: 7	H: 0 LOB: 0 BB: 0 P: 12	R: 0 E: 0 K: 2 S: 9	H: 0 LOB: 0 BB: 0 P: 14	R: 0 E: 0 K: 1 S: 16	H: 1 LOB: 1 BB: 0 P: 23	R: 0 E: 0 K: 0 S: 6	H: 1 LOB: 0 BB: 0 P: 11	1B: 1 2B: 2 3B: 0 HR: 0	SF: 0 SAC: 0 DP: 1 HBP: 0	WP: 0 PB: 0 SB: 0 CS: 0	PA: 29
PITCHER	IP WLS BF H R ER SO	IP WLS BF H R ER SO	IP WLS BF H R ER SO	IP WLS BF H R ER SO	IP WLS BF H R ER SO	IP WLS BF H R ER SO	IP WLS BF H R ER SO	IP WLS BF H R ER SO	IP WLS BF H R ER SO	IP WLS BF H R ER SO	IP WLS BF H R ER SO	IP WLS BF H R ER SO	IP WLS BF H R ER SO	IP WLS BF H R ER SO	IP WLS BF H R ER SO	IP WLS BF H R ER SO	ERA WHIP	ERA WHIP				
47 Cal Quantrill, R (1,1) ERA: 3.67	7.0	W	22	1	0	0	0	0	0	0	0	0	0	0	0	0	64	98	0.00	0.143		
49 Eli Morgan, R (8,1) ERA: 3.07	1.0		4	1	0	0	1	0	0	0	0	0	0	0	0	0	16	23	0.00	1.000		
52 Nick Sandlin, R (9,1) ERA: 2.43	1.0		3	1	0	0	0	0	0	0	0	0	0	0	0	0	6	11	0.00	1.000		


Batter	1	2	3	4	5	6	7	8	9	AB	R	H	RBI	BB	SO	LOB	TOP							
26 Ryan McKenna, R (1, 8) OBP: 0.320, SLG: 0.398 (9, 7)										5	1	3	1	0	0	0	<p>Baltimore Orioles @ Toronto Blue Jays Rogers Centre, Toronto, ON Mon Aug 15 2022, 7:08 PM - 10:28 PM EDT Att: 26,769 - Clear - 77 F</p> <p>livebaseballscorecards.com</p> <p>AB 32 R 7 H 8 RBI 7 BB 6 SO 8 LOB 15</p>							
35 Adley Rutschman, S (1, 2) OBP: 0.354, SLG: 0.425										4	0	1	1	0	2	1								
25 Anthony Santander, S (1, 9) OBP: 0.343, SLG: 0.456 31 Cedric Mullins, L (9, 8)										3	1	1	1	2	1	3								
6 Ryan Mountcastle, R (1, 3) OBP: 0.301, SLG: 0.437										3	2	1	2	2	2	2								
29 Ramón Uriás, R (1, 5) OBP: 0.286, SLG: 0.417										4	0	1	0	0	1	2								
21 Austin Hays, R (1, 7) OBP: 0.312, SLG: 0.425										4	0	0	0	0	1	4								
3 Jorge Mateo, R (1, 6)										3	1	1	0	1	0	0								
77 Terrin Vavra, L (1, 4) OBP: 0.381, SLG: 0.382										2	1	0	1	1	0	1								
41 Tyler Nevin, R (1, 10) OBP: 0.299, SLG: 0.265 66 Brett Phillips, L (4, PR) OBP: 0.217, SLG: 0.249 (4, 10)										2	0	0	1	0	0	1								
12 Rougned Odor, L (8, PH) OBP: 0.266, SLG: 0.376 (8, 10)										1	0	0	0	0	0	1								
Inning Stats	R: 1 H: 2 E: 0 K: 1 S: 16	P: 23	R: 0 H: 0 E: 0 K: 0 S: 10	P: 13	R: 2 H: 1 E: 0 K: 1 S: 8	P: 16	R: 3 H: 1 E: 2 K: 2 S: 21	P: 38	R: 1 H: 0 E: 0 K: 0 S: 14	P: 24	R: 0 H: 0 E: 0 K: 2 S: 7	P: 9	R: 0 H: 0 E: 0 K: 1 S: 7	P: 15	R: 0 H: 1 E: 0 K: 0 S: 9	P: 15	R: 0 H: 2 E: 0 K: 1 S: 9	P: 13	1B: 5 2B: 4 3B: 0 HR: 1	SF: 2 SAC: 0 DP: 3 HBP: 0	WP: 0 PB: 0 CS: 0	PA: 40		
PITCHER	IP WLS BF H R ER SO BB IBB HBP BLK WP HR S P ERA WHIP		IP WLS BF H R ER SO BB IBB HBP BLK WP HR S P ERA WHIP		IP WLS BF H R ER SO BB IBB HBP BLK WP HR S P ERA WHIP		IP WLS BF H R ER SO BB IBB HBP BLK WP HR S P ERA WHIP		IP WLS BF H R ER SO BB IBB HBP BLK WP HR S P ERA WHIP		IP WLS BF H R ER SO BB IBB HBP BLK WP HR S P ERA WHIP		IP WLS BF H R ER SO BB IBB HBP BLK WP HR S P ERA WHIP		IP WLS BF H R ER SO BB IBB HBP BLK WP HR S P ERA WHIP		IP WLS BF H R ER SO BB IBB HBP BLK WP HR S P ERA WHIP		IP WLS BF H R ER SO BB IBB HBP BLK WP HR S P ERA WHIP		IP WLS BF H R ER SO BB IBB HBP BLK WP HR S P ERA WHIP		IP WLS BF H R ER SO BB IBB HBP BLK WP HR S P ERA WHIP	
16 Yusei Kikuchi, L (1, 1) ERA: 5.25	3.1	L	19	4	6	3	3	3	0	0	0	0	0	0	0	0	0	0	1	50	80	8.10	2.100	
33 Trevor Richards, R (4, 1) ERA: 5.05	1.2		7	1	1	1	1	2	0	0	0	0	0	0	0	0	0	0	19	34	5.40	1.800		
57 Trent Thornton, R (6, 1) ERA: 4.3	2.0		6	0	0	0	3	1	0	0	0	0	0	0	0	0	0	0	14	24	0.00	0.500		
56 Zach Pop, R (8, 1) ERA: 2.92	1.0		4	1	0	0	0	0	0	0	0	0	0	0	0	0	0	0	9	15	0.00	1.000		
90 Adam Cimber, R (9, 1) ERA: 3.1	1.0		4	2	0	0	1	0	0	0	0	0	0	0	0	0	0	0	9	13	0.00	2.000		

Batter	1	2	3	4	5	6	7	8	9	AB	R	H	RBI	BB	SO	LOB	BOTTOM							
4 George Springer, R (1, 10) OBP: 0.334, SLG: 0.468										4	1	2	0	1	1	0	<p>Baltimore Orioles @ Toronto Blue Jays Rogers Centre, Toronto, ON Mon Aug 15 2022, 7:08 PM - 10:28 PM EDT Att: 26,769 - Clear - 77 F</p> <p>livebaseballscorecards.com</p> <p>AB 33 R 3 H 8 RBI 3 BB 5 SO 9 LOB 19</p>							
27 Vladimir Guerrero Jr., R (1, 3) OBP: 0.355, SLG: 0.503										4	1	1	1	1	1	3								
13 Lourdes Gurriel Jr., R (1, 7) OBP: 0.360, SLG: 0.420										4	0	2	2	0	0	1								
37 Teoscar Hernández, R (1, 9) OBP: 0.321, SLG: 0.493										3	0	1	0	1	1	2								
11 Bo Bichette, R (1, 6) OBP: 0.301, SLG: 0.430										4	0	1	0	0	0	2								
26 Matt Chapman, R (1, 5) OBP: 0.318, SLG: 0.471										4	0	1	0	0	0	2								
15 Raimel Tapia, L (1, 8) OBP: 0.297, SLG: 0.390 5 Santiago Espinal, R (8, PH) OBP: 0.314, SLG: 0.378 (9, 4)										2	0	0	0	1	1	2								
1 Whit Merrifield, R (1, 4) OBP: 0.289, SLG: 0.345 (9, 8)										1	0	0	0	0	0	0								
9 Danny Jansen, R (1, 2) OBP: 0.268, SLG: 0.451										3	1	0	0	1	2	2								
Inning Stats	R: 0 H: 0 E: 0 K: 0 S: 7	P: 12	R: 0 H: 1 E: 0 K: 2 S: 12	P: 20	R: 2 H: 2 E: 1 K: 1 S: 11	P: 23	R: 0 H: 0 E: 0 K: 1 S: 9	P: 15	R: 1 H: 3 E: 0 K: 1 S: 16	P: 27	R: 0 H: 0 E: 0 K: 2 S: 10	P: 15	R: 0 H: 1 E: 0 K: 1 S: 11	P: 13	R: 0 H: 0 E: 0 K: 1 S: 6	P: 8		R: 0 H: 1 E: 0 K: 0 S: 6	P: 12	1B: 6 2B: 1 3B: 0 HR: 1	SF: 0 SAC: 0 DP: 2 HBP: 0	WP: 0 PB: 0 CS: 0	PA: 38	
PITCHER	IP WLS BF H R ER SO BB IBB HBP BLK WP HR S P ERA WHIP		IP WLS BF H R ER SO BB IBB HBP BLK WP HR S P ERA WHIP		IP WLS BF H R ER SO BB IBB HBP BLK WP HR S P ERA WHIP		IP WLS BF H R ER SO BB IBB HBP BLK WP HR S P ERA WHIP		IP WLS BF H R ER SO BB IBB HBP BLK WP HR S P ERA WHIP		IP WLS BF H R ER SO BB IBB HBP BLK WP HR S P ERA WHIP		IP WLS BF H R ER SO BB IBB HBP BLK WP HR S P ERA WHIP		IP WLS BF H R ER SO BB IBB HBP BLK WP HR S P ERA WHIP		IP WLS BF H R ER SO BB IBB HBP BLK WP HR S P ERA WHIP		IP WLS BF H R ER SO BB IBB HBP BLK WP HR S P ERA WHIP		IP WLS BF H R ER SO BB IBB HBP BLK WP HR S P ERA WHIP		IP WLS BF H R ER SO BB IBB HBP BLK WP HR S P ERA WHIP	
56 Kyle Bradish, R (1, 1) ERA: 6.38	4.2		23	6	3	3	5	4	0	0	0	0	0	0	0	0	0	0	11	54	96	5.79	2.143	
43 Bryan Baker, R (5, 1) ERA: 4.1	1.1	W	4	0	0	0	2	0	0	0	0	0	0	0	0	0	0	0	11	16	0.00	0.000		
55 Dillon Tate, R (7, 1) ERA: 2.48	1.2		6	1	0	0	2	0	0	0	0	0	0	0	0	0	0	0	16	20	0.00	0.600		
58 Cionel Pérez, L (8, 1) ERA: 1.11	0.1		1	0	0	0	0	0	0	0	0	0	0	0	0	0	0	0	1	1	0.00	0.000		
74 Félix Bautista, R (9, 1) ERA: 1.65	1.0		4	1	0	0	0	1	0	0	0	0	0	0	0	0	0	0	6	12	0.00	2.000		

Batter	1	2	3	4	5	6	7	8	9	AB	R	H	RBI	BB	SO	LOB	TOP								
31 Cedric Mullins, L (1, 8) OBP: 0.320, SLG: 0.400	F8		E3		HR	P4		FC4-5	5	1	1	1	0	0	3										
35 Adley Rutschman, S (1, 2) OBP: 0.358, SLG: 0.442	K				HR		G6-3	1B	4	1	2	1	1	1	0										
25 Anthony Santander, S (1, 10) OBP: 0.341, SLG: 0.452	FC5-4		K		F7		K	FC7-5	4	0	0	0	1	2	4										
6 Ryan Mountcastle, R (1, 3) OBP: 0.298, SLG: 0.432	FC5-4				L4		F3	F9	5	0	0	0	0	1	3										
77 Terrin Vavra, L (1, 7) OBP: 0.378, SLG: 0.361	L7								2	1	0	0	0	1	1										
21 Austin Hays, R (6, 9) OBP: 0.311, SLG: 0.423									1	0	0	0	0	0	0										
12 Rovedo Odor, L (1, 4) OBP: 0.286, SLG: 0.374	K								4	0	1	0	0	0	1										
29 Ramón Urias, R (1, 5) OBP: 0.289, SLG: 0.418	G4-3								4	1	2	1	0	1	1										
3 Jorge Mateo, R (1, 6) OBP: 0.282, SLG: 0.402			K						3	0	0	0	1	1	1										
26 Ryan McKenna, R (1, 9) OBP: 0.326, SLG: 0.397	L8								3	0	1	1	1	0	0										
Inning Stats	R: 0 H: 0 E: 0 K: 1 S: 9	H: 0 LOB: 1 BB: 1 P: 14	R: 0 H: 0 E: 0 K: 1 S: 9	H: 0 LOB: 0 BB: 0 P: 13	R: 0 H: 0 E: 1 K: 2 S: 16	H: 0 LOB: 2 BB: 1 P: 26	R: 0 H: 1 E: 0 K: 3 S: 12	H: 1 LOB: 1 BB: 0 P: 17	R: 2 H: 2 E: 0 K: 0 S: 10	H: 2 LOB: 0 BB: 0 P: 13	R: 2 H: 2 E: 2 K: 0 S: 15	H: 2 LOB: 2 BB: 2 P: 28	R: 0 H: 0 E: 0 K: 1 S: 5	H: 0 LOB: 0 BB: 0 P: 8	R: 0 H: 1 E: 0 K: 0 S: 9	H: 1 LOB: 1 BB: 0 P: 11	R: 0 H: 1 E: 0 K: 0 S: 9	H: 1 LOB: 2 BB: 1 P: 17	1B: 5 2B: 0 3B: 0 HR: 2	SF: 0 SAC: 0 DP: 0 HBP: 0	WP: 0 PB: 0 SB: 1 CS: 0	PA: 40			
PITCHER	IP	WLS	BF	H	R	ER	SO	BB	IBB	HBP	BLK	WP	HR	S	P	ERA	WHIP								
6 Alek Manoah, R (1, 1) ERA: 2.71	5.2	L	26	4	4	4	7	4	0	0	0	0	2	67	107	6.35	1.412								
52 Anthony Bass, R (6, 1) ERA: 1.39	1.1		5	1	0	0	1	0	0	0	0	0	0	9	12	0.00	0.750								
90 Adam Cimber, R (8, 1) ERA: 3.04	1.0		4	1	0	0	0	0	0	0	0	0	0	9	11	0.00	1.000								
35 David Phelps, R (9, 1) ERA: 2.53	1.0		5	1	0	0	0	1	0	0	0	0	0	9	17	0.00	2.000								

Baltimore Orioles @ Toronto Blue Jays
Rogers Centre, Toronto, ON
Tue Aug 16 2022, 7:09 PM - 10:03 PM EDT
Att: 37,940 - Partly Cloudy - 76 F


AB 35
R 4
H 7
RBI 4
BB 5
SO 8
LOB 13



Batter	1	2	3	4	5	6	7	8	9	AB	R	H	RBI	BB	SO	LOB	BOTTOM								
4 George Springer, R (1, 10) OBP: 0.333, SLG: 0.465	HR		P3		G4-3			G6-3	4	1	1	0	0	0	0										
27 Vladimir Guerrero Jr., R (1, 3) OBP: 0.396, SLG: 0.910	HR		1B		K			G4-3	4	1	2	2	0	1	0										
13 Lourdes Gurriel Jr., R (1, 7) OBP: 0.399, SLG: 0.421	K		2B		K			G6-3	4	0	1	0	0	2	0										
30 Alejandro Kirk, R (1, 2) OBP: 0.379, SLG: 0.446	G6-3		BB		G6-3			G6-3	3	0	0	0	1	0	0										
26 Matt Chapman, R (1, 5) OBP: 0.315, SLG: 0.466	K		G6-4-3		K			K	4	0	0	0	0	3	3										
37 Teoscar Hernández, R (1, 9) OBP: 0.317, SLG: 0.457	K		G6-3		G6-3			K	4	0	0	0	0	2	0										
11 Bo Bichette, R (1, 6) OBP: 0.300, SLG: 0.427	G4-3		G1		G6-3			G6-3	3	0	0	0	0	0	0										
5 Santiago Espinal, R (1, 4) OBP: 0.319, SLG: 0.383	1B		E6		E6			1B	3	0	3	0	0	0	0										
25 Jackie Bradley Jr., L (1, 8) OBP: 0.256, SLG: 0.319	P4		1B		1B			1B	2	0	0	0	0	0	2										
15 Raimel Tapia, L (7, PH) OBP: 0.256, SLG: 0.389					G2-3			G4-3	1	0	0	0	0	0	1										
Inning Stats	R: 2 H: 2 E: 0 K: 2 S: 11	H: 1 LOB: 1 BB: 0 P: 14	R: 0 H: 1 E: 0 K: 1 S: 12	H: 1 LOB: 0 BB: 0 P: 20	R: 0 H: 2 E: 0 K: 0 S: 11	H: 2 LOB: 2 BB: 1 P: 17	R: 0 H: 1 E: 1 K: 0 S: 8	H: 1 LOB: 1 BB: 0 P: 13	R: 0 H: 0 E: 0 K: 2 S: 7	H: 0 LOB: 0 BB: 0 P: 10	R: 0 H: 0 E: 0 K: 1 S: 5	H: 0 LOB: 0 BB: 0 P: 6	R: 0 H: 1 E: 0 K: 0 S: 11	H: 1 LOB: 0 BB: 0 P: 18	R: 0 H: 0 E: 0 K: 0 S: 8	H: 0 LOB: 0 BB: 0 P: 12	R: 0 H: 0 E: 0 K: 2 S: 9	H: 0 LOB: 0 BB: 0 P: 11	1B: 5 2B: 1 3B: 0 HR: 1	SF: 0 SAC: 0 DP: 1 HBP: 0	WP: 0 PB: 0 SB: 0 CS: 1	PA: 33			
PITCHER	IP	WLS	BF	H	R	ER	SO	BB	IBB	HBP	BLK	WP	HR	S	P	ERA	WHIP								
64 Dean Kremer, R (1, 1) ERA: 3.58	7.0	W	27	7	2	2	6	1	0	0	0	0	1	65	98	2.57	1.143								
55 Dillon Tate, R (8, 1) ERA: 2.44	1.0	H	3	0	0	0	0	0	0	0	0	0	0	8	12	0.00	0.000								
74 Félix Bautista, R (9, 1) ERA: 1.62	1.0	S	3	0	0	0	2	0	0	0	0	0	0	9	11	0.00	0.000								

Baltimore Orioles @ Toronto Blue Jays
Rogers Centre, Toronto, ON
Tue Aug 16 2022, 7:09 PM - 10:03 PM EDT
Att: 37,940 - Partly Cloudy - 76 F

AB 32
R 2
H 7
RBI 2
BB 1
SO 8
LOB 6



Batter	1	2	3	4	5	6	7	8	9	AB	R	H	RBI	BB	SO	LOB	TOP					
31 Cedric Mullins, L (1, 8) OBP: 0.320, SLG: 0.399										4	0	1	0	0	2	2						
25 Anthony Santander, S (1, 10) OBP: 0.338, SLG: 0.447										4	0	0	0	0	0	1						
6 Ryan Mountcastle, R (1, 3) OBP: 0.295, SLG: 0.426										4	0	0	0	0	2	1						
21 Austin Hays, R (1, 9) OBP: 0.309, SLG: 0.419										4	0	0	0	0	3	1						
29 Ramón Uriás, R (1, 5) OBP: 0.286, SLG: 0.414										3	0	0	0	0	0	0						
26 Ryan McKenna, R (1, 7) OBP: 0.321, SLG: 0.390										2	0	0	0	0	1	0						
77 Terrin Vavra, L (8, PH) OBP: 0.391, SLG: 0.378										1	1	1	0	0	0	0						
12 Rouged Odor, L (1, 4) OBP: 0.267, SLG: 0.374										3	0	1	0	0	1	0						
3 Jorge Mateo, R (1, 6) OBP: 0.280, SLG: 0.398										3	0	0	0	0	1	2						
23 Robinson Chirinos, R (1, 2) OBP: 0.270, SLG: 0.291										3	0	1	1	0	0	0						
Inning Stats	R: 0 E: 0 K: 1 S: 5	H: 0 LOB: 0 BB: 0 P: 6	R: 0 E: 0 K: 2 S: 13	H: 0 LOB: 0 BB: 0 P: 16	R: 0 E: 0 K: 1 S: 7	H: 0 LOB: 0 BB: 0 P: 8	R: 0 E: 0 K: 2 S: 9	H: 0 LOB: 0 BB: 0 P: 15	R: 0 E: 0 K: 0 S: 6	H: 0 LOB: 0 BB: 0 P: 9	R: 0 E: 0 K: 1 S: 8	H: 0 LOB: 0 BB: 0 P: 13	R: 0 E: 0 K: 1 S: 11	H: 1 LOB: 1 BB: 0 P: 14	R: 0 E: 0 K: 0 S: 13	H: 3 LOB: 2 BB: 0 P: 16	R: 0 E: 0 K: 2 S: 7	H: 0 LOB: 0 BB: 0 P: 8	1B: 4 2B: 0 3B: 0 HR: 0	SF: 0 SAC: 0 DP: 0 HBP: 0	WP: 0 PB: 0 CS: 0	PA: 31
PITCHER	IP	WLS	BF	H	R	ER	SO	BB	IBB	HBP	BLK	WP	HR	S	P	ERA	WHIP					
48 Ross Stripling, R (1, 1) ERA: 2.93	6.1		20	1	0	0	7	0	0	0	0	0	0	52	72	0.00	0.158					
93 Yimi García, R (7, 1) ERA: 2.89	0.2	W	2	0	0	0	1	0	0	0	0	0	0	7	9	0.00	0.000					
56 Zach Pop, R (8, 1) ERA: 3.16	1.0		6	3	1	1	0	0	0	0	0	0	0	13	16	9.00	3.000					
35 David Phelps, R (9, 1) ERA: 2.47	1.0		3	0	0	0	2	0	0	0	0	0	0	7	8	0.00	0.000					

Baltimore Orioles @ Toronto Blue Jays
Rogers Centre, Toronto, ON
Wed Aug 17 2022, 3:09 PM - 5:55 PM EDT
Att. 40,141 - Roof Closed - 68 F

AB 31
R 1
H 4
RBI 1
BB 0
SO 10
LOB 7



Batter	1	2	3	4	5	6	7	8	9	AB	R	H	RBI	BB	SO	LOB	BOTTOM					
26 Matt Chapman, R (1, 5) OBP: 0.315, SLG: 0.462										3	1	0	0	0	1	1						
27 Vladimir Guerrero Jr., R (1, 3) OBP: 0.353, SLG: 0.566										4	1	0	0	0	0	3						
13 Lourdes Gurriel Jr., R (1, 7) OBP: 0.359, SLG: 0.416										3	0	0	1	1	0	0						
30 Alejandro Kirk, R (1, 10) OBP: 0.380, SLG: 0.448										3	0	1	2	1	0	0						
37 Teoscar Hernández, R (1, 9) OBP: 0.316, SLG: 0.484										4	1	1	0	0	1	3						
11 Bo Bichette, R (1, 6) OBP: 0.301, SLG: 0.429										4	1	2	0	0	1	0						
15 Raimel Tapia, L (1, 8) OBP: 0.294, SLG: 0.386										2	0	0	0	0	0	1						
4 George Springer, R (7, PH) OBP: 0.335, SLG: 0.467										1	1	1	1	0	0	0						
25 Jackie Bradley Jr., L (8, 8) OBP: 0.255, SLG: 0.318										1	0	0	0	0	0	0						
5 Santiago Espinal, R (1, 4) OBP: 0.321, SLG: 0.387										4	0	2	2	0	0	1						
9 Danny Jansen, R (1, 2) OBP: 0.275, SLG: 0.448										3	1	1	0	1	1	2						
Inning Stats	R: 0 E: 0 K: 1 S: 9	H: 0 LOB: 0 BB: 0 P: 16	R: 0 E: 0 K: 2 S: 10	H: 0 LOB: 0 BB: 0 P: 16	R: 0 E: 0 K: 0 S: 10	H: 1 LOB: 1 BB: 0 P: 15	R: 0 E: 0 K: 0 S: 6	H: 0 LOB: 1 BB: 1 P: 12	R: 0 E: 0 K: 0 S: 10	H: 1 LOB: 1 BB: 0 P: 13	R: 0 E: 0 K: 0 S: 10	H: 0 LOB: 0 BB: 0 P: 14	R: 6 E: 0 K: 0 S: 21	H: 5 LOB: 2 BB: 2 P: 45	R: 0 E: 0 K: 1 S: 7	H: 1 LOB: 1 BB: 0 P: 10	1B: 5 2B: 3 3B: 0 HR: 0	SF: 0 SAC: 0 DP: 0 HBP: 1	WP: 0 PB: 0 CS: 0	PA: 36		
PITCHER	IP	WLS	BF	H	R	ER	SO	BB	IBB	HBP	BLK	WP	HR	S	P	ERA	WHIP					
51 Austin Voth, R (1, 1) ERA: 4.86	6.0		21	2	0	0	3	1	0	0	0	0	0	8	13	54.00	6.000					
34 Joey Krehbiel, R (7, 1) ERA: 2.91	0.1	L	3	2	2	2	0	0	0	0	0	0	0	4	9	∞	∞					
58 Cionel Pérez, L (7, 1) ERA: 1.77	0.0		3	2	1	1	0	1	0	0	0	0	0	9	23	40.50	3.000					
60 Louis Head, R (7, 1) ERA: 6.67	0.2		5	1	3	3	0	1	0	1	0	0	0	7	10	0.00	1.000					
71 Logan Gillaspie, R (8, 1) ERA: 3.75	1.0		4	1	0	0	1	0	0	0	0	0	0	7	10	0.00	1.000					

Baltimore Orioles @ Toronto Blue Jays
Rogers Centre, Toronto, ON
Wed Aug 17 2022, 3:09 PM - 5:55 PM EDT
Att. 40,141 - Roof Closed - 68 F

AB 32
R 6
H 8
RBI 6
BB 3
SO 4
LOB 11



Batter	1	2	3	4	5	6	7	8	9	AB R H RBI BB SO LOB	TOP											
4 George Springer, R (1, 10) OBP: 0.343, SLG: 0.477										5 2 5 1 0 0 0	<p>Toronto Blue Jays @ New York Yankees Yankee Stadium, Bronx, NY Thu Aug 18 2022, 7:11 PM - 10:20 PM EDT Att. 41,419 - Overcast - 81 F</p> <p>livebaseballscorecards.com</p>											
27 Vladimir Guerrero Jr., R (1, 3) OBP: 0.352, SLG: 0.559										5 3 1 3 0 0 5												
13 Lourdes Gurriel Jr., R (1, 7) OBP: 0.359, SLG: 0.416										4 1 1 0 1 1 1												
30 Alejandro Kirk, R (1, 2) OBP: 0.380, SLG: 0.452										4 0 2 2 0 1 1												
37 Teoscar Hernández, R (1, 9) OBP: 0.317, SLG: 0.486										5 1 2 2 0 1 3												
11 Bo Bichette, R (1, 6) OBP: 0.300, SLG: 0.427										5 0 1 0 0 2 4												
26 Matt Chapman, R (1, 5) OBP: 0.314, SLG: 0.461										5 0 1 0 0 1 3												
5 Santiago Espinal, R (1, 4) OBP: 0.320, SLG: 0.384										3 1 0 1 1 0 1												
1 Whit Merrifield, R (1, 8) OBP: 0.289, SLG: 0.342										3 1 0 0 1 0 1												
25 Jackie Bradley Jr., L (8, 8) OBP: 0.255, SLG: 0.315										0 0 0 0 0 0 0												
Inning Stats	R: 0 E: 0 K: 1 S: 8	H: 1 LOB: 1 BB: 0 P: 12	R: 5 E: 0 K: 1 S: 17	H: 4 LOB: 0 BB: 1 P: 28	R: 0 E: 0 K: 0 S: 4	H: 0 LOB: 0 BB: 0 P: 6	R: 0 E: 0 K: 0 S: 8	H: 0 LOB: 0 BB: 0 P: 13	R: 1 E: 0 K: 0 S: 16	H: 3 LOB: 2 BB: 0 P: 24	R: 0 E: 0 K: 0 S: 6	H: 0 LOB: 0 BB: 0 P: 9	R: 3 E: 1 K: 1 S: 15	H: 2 LOB: 1 BB: 1 P: 28	R: 0 E: 0 K: 0 S: 9	H: 1 LOB: 1 BB: 1 P: 16	R: 0 E: 0 K: 3 S: 15	H: 2 LOB: 2 BB: 0 P: 27	1B: 8 2B: 4 3B: 0 HR: 1	SF: 1 SAC: 0 DP: 1 HBP: 0	WP: 0 PB: 0 SB: 0 CS: 0	PA: 43
PITCHER	IP WLS BF H R ER SO BB IBB HBP BLK WP HR S P ERA WHIP	6.0 L 27 8 6 6 2 1 0 0 0 0 1 59 92 9.00 1.500	7.1 1.0 7 2 3 2 1 1 0 0 0 0 0 15 28 18.00 3.000	8.1 2.0 9 3 0 0 3 1 0 0 0 0 0 24 43 0.00 2.000											IP WLS BF H R ER SO BB IBB HBP BLK WP HR S P ERA WHIP							

Batter	1	2	3	4	5	6	7	8	9	AB R H RBI BB SO LOB	BOTTOM											
26 DJ LeMahieu, R (1, 4) OBP: 0.382, SLG: 0.418											5 0 2 0 0 1 0	<p>Toronto Blue Jays @ New York Yankees Yankee Stadium, Bronx, NY Thu Aug 18 2022, 7:11 PM - 10:20 PM EDT Att. 41,419 - Overcast - 81 F</p> <p>livebaseballscorecards.com</p>										
99 Aaron Judge, R (1, 9) OBP: 0.393, SLG: 0.661										4 0 0 1 0 1 3												
48 Anthony Rizzo, L (1, 3) OBP: 0.339, SLG: 0.500										3 0 2 0 1 1 1												
28 Josh Donaldson, R (1, 5) OBP: 0.306, SLG: 0.390										4 0 1 0 0 2 3												
18 Andrew Benintendi, L (1, 7) OBP: 0.375, SLG: 0.386										4 0 0 0 0 3 3												
25 Cleyber Torres, R (1, 10) OBP: 0.296, SLG: 0.434										4 0 0 0 0 2 3												
95 Oswaldo Cabrera, S (1, 6) OBP: 0.250, SLG: 0.375										4 0 2 0 0 2 2												
39 Jose Trevino, R (1, 2) OBP: 0.301, SLG: 0.429										3 1 0 0 1 0 2												
90 Estevan Florial, L (1, 8)										3 1 0 0 0 1 1												
Inning Stats	R: 0 E: 0 K: 1 S: 13	H: 1 LOB: 1 BB: 0 P: 18	R: 0 E: 0 K: 2 S: 8	H: 0 LOB: 0 BB: 0 P: 10	R: 2 E: 1 K: 1 S: 11	H: 1 LOB: 1 BB: 1 P: 19	R: 0 E: 0 K: 2 S: 9	H: 1 LOB: 0 BB: 0 P: 11	R: 0 E: 0 K: 2 S: 5	H: 0 LOB: 0 BB: 0 P: 8	R: 0 E: 0 K: 2 S: 11		H: 1 LOB: 1 BB: 0 P: 13	R: 0 E: 0 K: 2 S: 14	H: 2 LOB: 2 BB: 0 P: 21	R: 0 E: 0 K: 2 S: 10	H: 1 LOB: 2 BB: 1 P: 17	R: 0 E: 0 K: 1 S: 9	H: 0 LOB: 0 BB: 0 P: 10	1B: 5 2B: 2 3B: 0 HR: 0	SF: 0 SAC: 0 DP: 0 HBP: 1	WP: 0 PB: 0 SB: 0 CS: 0
PITCHER	IP WLS BF H R ER SO BB IBB HBP BLK WP HR S P ERA WHIP	6.2 W 28 6 2 1 9 1 0 0 0 0 0 3 5 0.00 0.000	7.1 1.0 7 0 0 0 1 0 0 0 0 0 0 3 5 0.00 0.000	8.1 1.0 5 1 0 0 2 1 0 0 0 0 0 10 17 0.00 2.000	9.1 1.0 3 0 0 0 1 0 0 0 0 0 0 9 10 0.00 0.000											IP WLS BF H R ER SO BB IBB HBP BLK WP HR S P ERA WHIP						


Batter	1	2	3	4	5	6	7	8	9	AB	R	H	RBI	BB	SO	LOB	TOP								
15 Raimel Tapia, L (1, 7) OBP: 0.294, SLG: 0.384	G5-3		F7				K			4	1	1	0	0	1	0	<p>Toronto Blue Jays @ New York Yankees Yankee Stadium, Bronx, NY Sat Aug 20 2022, 1:10 PM - 4:20 PM EDT Att: 45,538 - Partly Cloudy - 89 F</p> <p>livebaseballscorecards.com</p>								
27 Vladimir Guerrero Jr., R (1, 3) OBP: 0.352, SLG: 0.559	G4-3		F7							4	0	2	0	0	0	0									
30 Alejandro Kirk, R (1, 10) OBP: 0.383, SLG: 0.456	G1-3		G4-3							4	0	1	2	0	0	1									
37 Teoscar Hernández, R (1, 9) OBP: 0.316, SLG: 0.487										3	0	0	0	1	3	2									
1 Whit Merrifield, R (8, 9) OBP: 0.291, SLG: 0.342	K									0	0	0	0	0	0	0									
11 Bo Bichette, R (1, 6) OBP: 0.295, SLG: 0.420	F9									4	0	0	0	0	0	1									
26 Matt Chapman, R (1, 5) OBP: 0.315, SLG: 0.466	HBP									3	1	1	1	0	2	0									
5 Santiago Espinal, R (1, 4) OBP: 0.321, SLG: 0.364	G1-3									4	1	1	0	0	0	1									
9 Danny Jansen, R (1, 2) OBP: 0.266, SLG: 0.426										3	1	0	0	1	2	0									
25 Jackie Bradley Jr., L (1, 8) OBP: 0.256, SLG: 0.321	P5									3	1	1	2	0	1	0									
Inning Stats	R: 0 E: 0 K: 0 S: 10	H: 0 LOB: 0 BB: 0 P: 14	R: 0 E: 0 K: 1 S: 11	H: 0 LOB: 1 BB: 0 P: 17	R: 0 E: 0 K: 1 S: 5	H: 0 LOB: 0 BB: 0 P: 9	R: 0 E: 0 K: 0 S: 14	H: 0 LOB: 1 BB: 0 P: 22	R: 4 E: 0 K: 2 S: 19	H: 5 LOB: 1 BB: 1 P: 30	R: 0 E: 0 K: 1 S: 9	H: 0 LOB: 0 BB: 0 P: 14	R: 0 E: 0 K: 2 S: 8	H: 0 LOB: 0 BB: 0 P: 10	R: 0 E: 0 K: 1 S: 11	H: 1 LOB: 0 BB: 0 P: 16	R: 1 E: 0 K: 1 S: 8	H: 1 LOB: 0 BB: 0 P: 15	1B: 3 2B: 3 3B: 0 HR: 1	SF: 0 SAC: 0 DP: 0 HBP: 1	WP: 0 PB: 0 SB: 1 CS: 1	PA: 36			
PITCHER	IP	WLS	BF	H	R	ER	SO	BB	IBB	HBP	BLK	WP	HR	S	P	ERA	WHIP								
45 Gerrit Cole, R (1, 1) ERA: 3.41	6.0	L	25	5	4	4	5	2	0	1	0	0	0	68	106	6.00	1.167								
97 Ron Marinaccio, R (7, 1) ERA: 1.5	1.0		3	0	0	0	2	0	0	0	0	0	0	8	10	0.00	0.000								
59 Scott Effross, R (8, 1) ERA: 2.75	1.0		3	1	0	0	1	0	0	0	0	0	0	11	16	0.00	1.000								
84 Albert Abreu, R (9, 1) ERA: 3.32	1.0		4	1	1	1	1	0	0	0	0	0	1	8	15	9.00	1.000								

Batter	1	2	3	4	5	6	7	8	9	AB	R	H	RBI	BB	SO	LOB	BOTTOM								
26 DJ LeMahieu, R (1, 10) OBP: 0.377, SLG: 0.411	K	K								5	0	1	0	0	2	2	<p>Toronto Blue Jays @ New York Yankees Yankee Stadium, Bronx, NY Sat Aug 20 2022, 1:10 PM - 4:20 PM EDT Att: 45,538 - Partly Cloudy - 89 F</p> <p>livebaseballscorecards.com</p>								
18 Andrew Benintendi, L (1, 7) OBP: 0.372, SLG: 0.361		G4-3								4	0	1	0	1	0	4									
99 Aaron Judge, R (1, 9) OBP: 0.393, SLG: 0.657										4	0	2	0	0	2	1									
48 Anthony Rizzo, L (1, 3) OBP: 0.336, SLG: 0.492	P5									4	0	0	0	0	1	4									
25 Gleyber Torres, R (1, 4) OBP: 0.296, SLG: 0.439	G5-3									4	1	1	1	0	2	3									
95 Oswaldo Cabrera, S (1, 5) OBP: 0.200, SLG: 0.297	L7		G3							4	0	0	0	0	1	1									
39 Jose Trevino, R (1, 2) OBP: 0.303, SLG: 0.432										4	1	2	0	0	0	0									
12 Isiah Kiner-Falefa, R (1, 6) OBP: 0.313, SLG: 0.316	E6									4	0	1	0	0	1	2									
90 Estevan Florial, L (1, 8) OBP: 0.136, SLG: 0.050										4	0	1	1	0	2	2									
Inning Stats	R: 0 E: 0 K: 1 S: 15	H: 2 LOB: 2 BB: 0 P: 21	R: 1 E: 1 K: 1 S: 12	H: 2 LOB: 0 BB: 0 P: 17	R: 0 E: 0 K: 2 S: 13	H: 1 LOB: 1 BB: 0 P: 18	R: 0 E: 0 K: 1 S: 12	H: 2 LOB: 2 BB: 0 P: 17	R: 0 E: 0 K: 2 S: 7	H: 0 LOB: 0 BB: 0 P: 11	R: 0 E: 0 K: 3 S: 14	H: 1 LOB: 1 BB: 0 P: 16	R: 0 E: 0 K: 1 S: 10	H: 0 LOB: 1 BB: 1 P: 19	R: 1 E: 0 K: 0 S: 7	H: 1 LOB: 0 BB: 0 P: 10	R: 0 E: 0 K: 0 S: 10	H: 0 LOB: 0 BB: 0 P: 17	1B: 7 2B: 1 3B: 0 HR: 1	SF: 0 SAC: 0 DP: 0 HBP: 0	WP: 0 PB: 0 SB: 1 CS: 0	PA: 38			
PITCHER	IP	WLS	BF	H	R	ER	SO	BB	IBB	HBP	BLK	WP	HR	S	P	ERA	WHIP								
45 Mitch White, R (1, 1) ERA: 3.63	4.0		20	7	1	1	5	0	0	0	0	0	0	7	11	0.00	0.000								
90 Adam Cimber, R (5, 1) ERA: 2.98	1.0	W	3	0	0	0	2	0	0	0	0	0	0	7	11	0.00	0.000								
35 David Phelps, R (6, 1) ERA: 2.42	1.0	H	4	1	0	0	3	0	0	0	0	0	0	14	16	0.00	1.000								
52 Anthony Bass, R (7, 1) ERA: 1.36	1.0	H	4	0	0	0	1	1	0	0	0	0	0	10	19	0.00	1.000								
56 Zach Pop, R (8, 1) ERA: 3.38	1.0	H	4	1	1	1	0	0	0	0	0	0	1	7	10	9.00	1.000								
PITCHER	IP	WLS	BF	H	R	ER	SO	BB	IBB	HBP	BLK	WP	HR	S	P	ERA	WHIP								
93 Yimi Garcia, R (9, 1) ERA: 2.74	1.0	S	3	0	0	0	0	0	0	0	0	0	0	10	17	0.00	0.000								

Toronto Blue Jays @ New York Yankees
Yankee Stadium, Bronx, NY
Sat Aug 20 2022, 1:10 PM - 4:20 PM EDT
Att: 45,538 - Partly Cloudy - 89 F

livebaseballscorecards.com


AB 32
R 5
H 7
RBI 5
BB 2
SO 9
LOB 5



Toronto Blue Jays @ New York Yankees
Yankee Stadium, Bronx, NY
Sat Aug 20 2022, 1:10 PM - 4:20 PM EDT
Att: 45,538 - Partly Cloudy - 89 F

livebaseballscorecards.com

AB 37
R 2
H 9
RBI 2
BB 1
SO 11
LOB 19



Batter	1	2	3	4	5	6	7	8	9	AB	R	H	RBI	BB	SO	LOB	TOP				
13 Lourdes Gurriel Jr., R (1, 7) OBP: 0.351, SLG: 0.406	L9		L4		F9		FC5-2			4	0	0	0	0	0	4					
27 Vladimir Guerrero Jr., R (1, 3) OBP: 0.350, SLG: 0.564	G4-3			P3		K	G6-3			4	0	0	0	0	1	3					
30 Alejandro Kirk, R (1, 2) OBP: 0.379, SLG: 0.450	G4-3			F7		K		G6-3		4	0	0	0	0	1	0					
37 Teoscar Hernández, R (1, 10) OBP: 0.315, SLG: 0.485		L9		11B		K		K		4	0	1	0	0	2	0					
11 Bo Bichette, R (1, 6) OBP: 0.297, SLG: 0.421		K		1B				F9		4	0	2	0	0	1	0					
26 Matt Chapman, R (1, 5) OBP: 0.312, SLG: 0.461				1B																	
1 Whit Merrifield, R (1, 9) (7, 4) OBP: 0.295, SLG: 0.350				HR																	
5 Santiago Espinal, R (1, 4) OBP: 0.332, SLG: 0.383																					
8 Cavan Biggio, L (7, PH) OBP: 0.335, SLG: 0.373																					
4 George Springer, R (7, PH) OBP: 0.345, SLG: 0.473																					
15 Raimel Tapia, L (7, PR) OBP: 0.293, SLG: 0.383																					
25 Jackie Bradley Jr., L (1, 8) OBP: 0.256, SLG: 0.318																					
Inning Stats	R: 0 H: 0 E: 0 K: 0 S: 8	H: 0 LOB: 0 BB: 0 P: 12	R: 0 H: 0 E: 0 K: 2 S: 9	H: 0 LOB: 0 BB: 0 P: 13	R: 1 H: 1 E: 0 K: 0 S: 14	H: 1 LOB: 0 BB: 0 P: 19	R: 0 H: 2 E: 0 K: 0 S: 17	H: 2 LOB: 2 BB: 0 P: 24	R: 0 H: 0 E: 0 K: 3 S: 11	H: 0 LOB: 0 BB: 0 P: 15	R: 1 H: 2 E: 0 K: 0 S: 11	H: 2 LOB: 3 BB: 2 P: 22	R: 0 H: 0 E: 0 K: 1 S: 7	H: 0 LOB: 0 BB: 1 P: 11	R: 0 H: 0 E: 0 K: 0 S: 10	H: 0 LOB: 1 BB: 1 P: 18	1B: 4 2B: 0 3B: 0 HR: 1	SF: 0 SAC: 0 DP: 0 HBP: 0	WP: 0 PB: 0 SB: 0 CS: 0	PA: 36	
PITCHER	IP WLS BF H R ER SO BB IBB HBP BLK WP HR S P ERA WHIP	6.0 22 3 1 1 5 1 0 0 0 0 1 71 103 1.50 0.667	0.1 H 3 1 1 1 0 1 0 0 0 0 0 4 9 27.00 6.000	0.1 B 3 1 0 0 0 1 0 0 0 0 0 5 10 0.00 6.000	2.1 W 8 0 0 0 1 1 0 0 0 0 0 0 19 32 0.00 0.429																

Toronto Blue Jays @ New York Yankees
Yankee Stadium, Bronx, NY
Sun Aug 21 2022, 1:54 PM - 4:52 PM EDT
Att: 46,958 - Cloudy - 80 F

AB	32
R	2
H	5
RBI	2
BB	4
SO	6
LOB	13



Batter	1	2	3	4	5	6	7	8	9	AB	R	H	RBI	BB	SO	LOB	BOTTOM			
18 Andrew Benintendi, L (1, 7) OBP: 0.375, SLG: 0.392	K		48BB		48FC3-6		HR			3	2	2	2	1	1	0				
99 Aaron Judge, R (1, 10) OBP: 0.392, SLG: 0.652	G5-3		K		48FC3-6		K			3	0	0	0	0	2	1				
48 Anthony Rizzo, L (1, 3) OBP: 0.337, SLG: 0.491	26E		26BB		FC3-6		K			3	1	1	0	1	1	2				
26 DJ LeMahieu, R (1, 5) OBP: 0.378, SLG: 0.412	E7		1B		L6			L9		4	0	2	1	0	0	2				
25 Gleyber Torres, R (1, 4) OBP: 0.294, SLG: 0.435	K		G6-3			G6-3		K		4	0	0	0	0	2	3				
95 Oswaldo Cabrera, S (1, 6) OBP: 0.156, SLG: 0.211		F7		K		K		K		4	0	0	0	0	3	0				
31 Aaron Hicks, S (1, 8) OBP: 0.335, SLG: 0.301		G3		F9		K		K		3	0	0	0	0	1	0				
39 Jose Trevino, R (1, 2) OBP: 0.303, SLG: 0.431		K		L9				14SH2-3		3	1	1	0	0	1	0				
14 Marwin Gonzalez, S (1, 9) OBP: 0.277, SLG: 0.331		K		L6			SH2-3			2	0	0	0	0	1	0				
Inning Stats	R: 1 H: 2 E: 1 K: 2 S: 14	H: 2 LOB: 1 BB: 0 P: 24	R: 0 H: 0 E: 0 K: 1 S: 9	H: 0 LOB: 0 BB: 0 P: 14	R: 1 H: 1 E: 0 K: 2 S: 12	H: 1 LOB: 2 BB: 2 P: 24	R: 0 H: 0 E: 0 K: 1 S: 10	H: 0 LOB: 0 BB: 0 P: 14	R: 0 H: 1 E: 0 K: 0 S: 6	H: 1 LOB: 2 BB: 0 P: 14	R: 0 H: 0 E: 0 K: 2 S: 10	H: 0 LOB: 0 BB: 0 P: 14	R: 2 H: 2 E: 0 K: 2 S: 14	H: 2 LOB: 0 BB: 0 P: 17	R: 0 H: 0 E: 0 K: 2 S: 9	H: 0 LOB: 0 BB: 0 P: 11	1B: 4 2B: 1 3B: 0 HR: 1	SF: 0 SAC: 1 DP: 0 HBP: 1	WP: 0 PB: 0 SB: 0 CS: 0	PA: 33
PITCHER	IP WLS BF H R ER SO BB IBB HBP BLK WP HR S P ERA WHIP	6.0 25 4 2 2 2 2 0 0 0 0 0 1 14 17 18.00 2.000	1.0 L 5 2 2 2 2 0 0 0 0 0 0 1 14 17 18.00 2.000	1.0 3 0 0 0 2 0 0 0 0 0 0 0 9 11 0.00 0.000																

Toronto Blue Jays @ New York Yankees
Yankee Stadium, Bronx, NY
Sun Aug 21 2022, 1:54 PM - 4:52 PM EDT
Att: 46,958 - Cloudy - 80 F

AB	29
R	4
H	6
RBI	3
BB	2
SO	12
LOB	8



Batter	1	2	3	4	5	6	7	8	9	AB	R	H	RBI	BB	SO	LOB	TOP																				
22 David Fletcher, R OBP: 0.333, SLG: 0.399	E6 17 BB		G5-4-3 1B			FC1-6 2 BB 1B		G1-3 17 BB 1B	G4-3	5	1	3	0	0	0	0																					
27 Mike Trout, R OBP: 0.354, SLG: 0.594	K		G5-4-3 1-2			FC1-6 17 BB		K		3	0	0	0	1	2	3																					
17 Shohel Ohtani, L 46 Jimmy Herget, R			K			FC1-6 2 BB		G1-3 2 BB		2	0	0	0	2	1	2																					
2 Luis Rengifo, S OBP: 0.299, SLG: 0.418	F9							G1-3		4	0	1	1	0	1	4																					
36 Mike Ford, L OBP: 0.317, SLG: 0.176	G3-1									3	0	0	0	1	1	4																					
7 Jo Adell, R 37 Magneuris Sierra, L										3	0	0	0	0	1	5																					
39 Ryan Aguilar, L OBP: 0.444, SLG: 0.333	HBP									4	0	1	0	0	2	1																					
33 Max Stassi, R OBP: 0.276, SLG: 0.307	F8									4	0	0	0	0	2	1																					
4 Andrew Velazquez, S OBP: 0.240, SLG: 0.311	G1-3									4	1	1	1	0	1	1																					
Inning Stats	R: 0 H: 0 E: 0 K: 1 S: 15	H: 0 LOB: 2 BB: 1 P: 25	R: 0 H: 0 E: 0 K: 0 S: 8	H: 0 LOB: 1 BB: 0 P: 12	R: 0 H: 1 E: 0 K: 1 S: 6	H: 0 LOB: 0 BB: 0 P: 6	R: 0 H: 0 E: 0 K: 1 S: 6	H: 0 LOB: 0 BB: 0 P: 8	R: 0 H: 1 E: 0 K: 2 S: 10	H: 2 LOB: 2 BB: 1 P: 15	R: 0 H: 0 E: 0 K: 2 S: 8	H: 0 LOB: 0 BB: 0 P: 13	R: 0 H: 1 E: 0 K: 1 S: 18	H: 1 LOB: 3 BB: 2 P: 30	R: 1 H: 1 E: 0 K: 2 S: 13	H: 1 LOB: 0 BB: 0 P: 20	1B: 4 2B: 1 3B: 0 HR: 1	SF: 0 SAC: 0 DP: 1 HBP: 1	WP: 0 PB: 0 SB: 0 CS: 0	PA: 37																	
PITCHER	IP	WLS	BF	H	R	ER	SO	BB	IBB	HBP	BLK	WP	HR	S	P	ERA	WHIP	PITCHER			IP	WLS	BF	H	R	ER	SO	BB	IBB	HBP	BLK	WP	HR	S	P	ERA	WHIP
6 Alek Manoah, R ERA: 2.6	7.0	L	27	4	1	1	8	2	0	1	0	0	0	70	105	1.29	0.857																				
93 Yimi Garcia, R ERA: 2.62	1.0		6	1	0	0	1	2	0	0	0	0	0	18	30	0.00	3.000																				
52 Anthony Bass, R ERA: 1.46	1.0		4	1	1	1	2	0	0	0	0	0	1	13	20	9.00	1.000																				

Los Angeles Angels @ Toronto Blue Jays
Rogers Centre, Toronto, ON
Sat Aug 27 2022, 3:39 PM - 6:58 PM EDT
Att: 45,311 - Sunny - 72 F

AB 32
R 2
H 6
RBI 2
BB 4
SO 11
LOB 21



Batter	1	2	3	4	5	6	7	8	9	AB	R	H	RBI	BB	SO	LOB	BOTTOM																				
4 George Springer, R OBP: 0.351, SLG: 0.481	FC5-4 30 1B		K			P4		K		4	0	1	0	0	2	0																					
27 Vladimir Guerrero Jr., R OBP: 0.350, SLG: 0.561	P3		G5-3 2B			G5-3		G4-3		4	0	1	0	0	0	1																					
30 Alejandro Kirk, R OBP: 0.383, SLG: 0.444	FC5-4 11 BB		K			F9		P6		4	0	0	0	0	1	2																					
11 Bo Bichette, R OBP: 0.300, SLG: 0.422								L9		3	0	0	0	1	2	0																					
8 Cavan Biggio, L OBP: 0.328, SLG: 0.360	L8									3	0	0	0	0	0	2																					
26 Matt Chapman, R OBP: 0.315, SLG: 0.459										3	0	0	0	0	3	1																					
15 Raimel Tapia, L OBP: 0.284, SLG: 0.371										3	0	0	0	0	1	1																					
5 Santiago Espinal, R OBP: 0.319, SLG: 0.378										3	0	0	0	0	1	0																					
25 Jackie Bradley Jr., L OBP: 0.256, SLG: 0.316										3	0	0	0	0	1	0																					
Inning Stats	R: 0 H: 1 E: 0 K: 0 S: 16	H: 0 LOB: 2 BB: 1 P: 28	R: 0 H: 0 E: 0 K: 3 S: 11	H: 0 LOB: 0 BB: 0 P: 18	R: 0 H: 1 E: 0 K: 2 S: 10	H: 0 LOB: 1 BB: 0 P: 16	R: 0 H: 0 E: 0 K: 2 S: 9	H: 0 LOB: 0 BB: 0 P: 10	R: 0 H: 0 E: 0 K: 2 S: 7	H: 0 LOB: 0 BB: 0 P: 10	R: 0 H: 0 E: 0 K: 2 S: 11	H: 0 LOB: 1 BB: 0 P: 15	R: 0 H: 0 E: 0 K: 2 S: 9	H: 0 LOB: 0 BB: 0 P: 16	R: 0 H: 0 E: 0 K: 0 S: 6	H: 0 LOB: 0 BB: 0 P: 8	1B: 1 2B: 1 3B: 0 HR: 0	SF: 0 SAC: 0 DP: 0 HBP: 0	WP: 0 PB: 0 SB: 0 CS: 0	PA: 31																	
PITCHER	IP	WLS	BF	H	R	ER	SO	BB	IBB	HBP	BLK	WP	HR	S	P	ERA	WHIP	PITCHER			IP	WLS	BF	H	R	ER	SO	BB	IBB	HBP	BLK	WP	HR	S	P	ERA	WHIP
17 Shohel Ohtani, R ERA: 2.67	7.0		25	2	0	0	9	1	0	0	0	0	0	72	109	0.00	0.429																				
46 Jimmy Herget, R ERA: 2.79	2.0	S	6	0	0	0	2	0	0	0	0	0	0	15	24	0.00	0.000																				

Los Angeles Angels @ Toronto Blue Jays
Rogers Centre, Toronto, ON
Sat Aug 27 2022, 3:39 PM - 6:58 PM EDT
Att: 45,311 - Sunny - 72 F

AB 30
R 0
H 2
RBI 0
BB 1
SO 11
LOB 7



Batter	1	2	3	4	5	6	7	8	9	AB R H RBI BB SO LOB	TOP											
22 David Fletcher, R OBP: 0.329, SLG: 0.392	F8		K	G3			1B		K	5 1 1 0 0 2 0	Los Angeles Angels @ Toronto Blue Jays Rogers Centre, Toronto, ON Sun Aug 28 2022, 1:39 PM - 4:54 PM EDT Att: 44,318 - Sunny - 77 F											
27 Mike Trout, R OBP: 0.363, SLG: 0.604	F7		P3		K		2B		HR	5 2 2 2 0 1 0												
17 Shohei Ohtani, L OBP: 0.358, SLG: 0.516				1B	G2-3		HR		BB	4 2 3 2 1 0 0												
2 Luis Rengifo, S OBP: 0.300, SLG: 0.427	G5-3				K				1B	5 1 2 2 0 1 1												
36 Mike Ford, L OBP: 0.324, SLG: 0.196		1B		1B		F9		F7	G1-3	5 0 2 0 0 0 2												
7 Jo Adell, R OBP: 0.279, SLG: 0.381	F8		G5-3			K			BB	4 0 1 0 0 1 2												
37 Magneuris Sierra, L OBP: 0.234, SLG: 0.288								24 S		0 1 0 0 1 0 0												
39 Ryan Aguilar, L OBP: 0.357, SLG: 0.273					K			F8	K	5 0 1 0 0 3 4												
24 Kurt Suzuki, R OBP: 0.263, SLG: 0.299	F7			HR		G5-3		E3		4 1 1 1 0 0 2												
4 Andrew Velazquez, S OBP: 0.237, SLG: 0.307	G4-3			G3		K		K		4 0 0 0 0 2 3												
Inning Stats	R: 0 E: 0 K: 0 S: 5	H: 1 LOB: 1 BB: 0 P: 7	R: 0 E: 0 K: 0 S: 6	H: 2 LOB: 2 BB: 0 P: 9	R: 2 E: 0 K: 1 S: 14	H: 3 LOB: 1 BB: 0 P: 21	R: 1 E: 0 K: 1 S: 12	H: 1 LOB: 0 BB: 0 P: 18	R: 0 E: 0 K: 2 S: 10	H: 0 LOB: 0 BB: 0 P: 15	R: 0 E: 0 K: 2 S: 7	H: 0 LOB: 0 BB: 0 P: 7	R: 3 E: 0 K: 1 S: 19	H: 3 LOB: 0 BB: 0 P: 24	R: 1 E: 1 K: 1 S: 11	H: 1 LOB: 1 BB: 0 P: 17	R: 1 E: 0 K: 2 S: 19	H: 2 LOB: 3 BB: 2 P: 32	1B: 8 2B: 1 3B: 0 HR: 4	SF: 0 SAC: 0 DP: 0 HBP: 0	WP: 0 PB: 0 CS: 1 SB: 0	PA: 43
PITCHER	IP WLS BF H R ER SO BB IBB HBP BLK WP HR S P ERA WHIP											ERA WHIP										
48 Ross Stripling, R ERA: 2.94	6.0 L 25 7 3 3 6 0 0 0 0 0 2 54 77 4.50 1.167											0.00 0.000										
90 Adam Cimber, R ERA: 3.45	0.2 4 2 2 2 1 0 0 0 0 0 0 12 15 27.00 3.000																					
58 Tim Mayza, L ERA: 3.06	0.1 2 1 1 1 0 0 0 0 0 0 1 7 9 27.00 3.000																					
33 Trevor Richards, R ERA: 4.71	1.0 5 1 1 0 1 0 0 0 0 0 0 11 17 0.00 1.000																					
35 David Phelps, R ERA: 2.65	0.2 6 2 1 1 1 2 0 0 0 0 0 1 15 26 13.50 6.000																					
Batter	1	2	3	4	5	6	7	8	9	AB R H RBI BB SO LOB	BOTTOM											
4 George Springer, R OBP: 0.352, SLG: 0.487	P4		P4		BB		F7		HR	4 1 1 1 1 0 2	Los Angeles Angels @ Toronto Blue Jays Rogers Centre, Toronto, ON Sun Aug 28 2022, 1:39 PM - 4:54 PM EDT Att: 44,318 - Sunny - 77 F											
27 Vladimir Guerrero Jr., R OBP: 0.347, SLG: 0.496	K		G6-4-3		FC5-4 13 G6-3		FC6-4 13 3B		P3	5 1 0 0 0 1 4												
13 Lourdes Gurriel Jr., R OBP: 0.346, SLG: 0.496	K			K	G6-3		3B		1B	5 0 2 1 0 2 2												
30 Alejandro Kirk, R OBP: 0.381, SLG: 0.439		K		L4		F8	F8		BB	4 0 0 0 1 1 1												
11 Bo Bichette, R OBP: 0.304, SLG: 0.423		26 1B BB		37 2B BB		26 F9 37 1B		37 1B FC4-6	G4-3	3 1 2 0 2 0 2												
37 Teoscar Hernández, R OBP: 0.313, SLG: 0.471		K		26 2B BB		1 FC6 1B		FC4-6		3 0 1 0 1 1 2												
26 Matt Chapman, R OBP: 0.316, SLG: 0.462		1B		1B		F9		K		4 0 2 1 0 1 3												
1 Whit Merrifield, R OBP: 0.290, SLG: 0.343		1B		2B		F9		K		3 0 0 0 0 0 6												
8 Cavan Biggio, L OBP: 0.327, SLG: 0.358	F7			G4-3		FC6		L3		1 0 0 0 0 0 1												
9 Danny Jansen, R OBP: 0.291, SLG: 0.465				27 2B FC5-4		27 2B FC6-4		P6		2 0 1 0 2 0 0												
Inning Stats	R: 0 E: 0 K: 2 S: 8	H: 0 LOB: 0 BB: 0 P: 11	R: 0 E: 0 K: 2 S: 16	H: 1 LOB: 1 BB: 1 P: 29	R: 0 E: 0 K: 0 S: 6	H: 0 LOB: 1 BB: 1 P: 12	R: 1 E: 0 K: 1 S: 11	H: 1 LOB: 2 BB: 1 P: 26	R: 0 E: 0 K: 0 S: 9	H: 2 LOB: 0 BB: 0 P: 13	R: 1 E: 0 K: 0 S: 10	H: 1 LOB: 1 BB: 1 P: 22	R: 0 E: 0 K: 1 S: 13	H: 1 LOB: 1 BB: 0 P: 21	R: 1 E: 0 K: 0 S: 17	H: 2 LOB: 2 BB: 1 P: 23	1B: 5 2B: 2 3B: 1 HR: 1	SF: 0 SAC: 0 DP: 2 HBP: 0	WP: 0 PB: 0 CS: 0	PA: 41		
PITCHER	IP WLS BF H R ER SO BB IBB HBP BLK WP HR S P ERA WHIP											ERA WHIP										
32 Tucker Davidson, L ERA: 5.77	4.0 W 2 0 0 0 0 0 0 0 0 0 0 7 13 0.00 0.000																					
60 Andrew Wantz, R ERA: 2.92	1.0 H 10 3 1 1 0 1 0 0 0 0 0 19 35 4.50 2.000																					
51 Jaime Barria, R ERA: 2.58	1.0 4 1 0 0 1 0 0 0 0 0 0 13 21 0.00 1.000																					
40 Jesse Chavez, R ERA: 3.62	1.0 6 2 1 1 0 1 0 0 0 0 0 1 17 23 9.00 3.000																					

Batter	1	2	3	4	5	6	7	8	9	AB	R	H	RBI	BB	SO	LOB	TOP										
1 Nick Madrigal, R OBP: 0.314, SLG: 0.287	1-1 G4-6-3 1B			1-2 G4-3		1-2 G6-3	1-0 L8			4	0	1	0	0	0	2	Chicago Cubs @ Toronto Blue Jays Rogers Centre, Toronto, ON Tue Aug 30 2022, 7:09 PM - 10:11 PM EDT Att: 33,759 - Partly Cloudy - 75 F										
40 Wilson Contreras, R OBP: 0.351, SLG: 0.471 36 Alfonso Rivas III, L OBP: 0.321, SLG: 0.324	1-0 G4-6-3 1-2			0-0 HR		2-3 K		3-2 FC6-4 1B		2	1	1	1	0	0	1											
8 Ian Happ, S OBP: 0.350, SLG: 0.456	1-1 G6-3			1-3 K		4-2 BB		2-3 K		3	0	0	0	1	2	1											
27 Seiya Suzuki, R OBP: 0.333, SLG: 0.419		1-2 32 CS 1B		1-2 1B		1-1 F9		3-3 K		4	0	2	0	0	1	2											
32 Franmil Reyes, R OBP: 0.266, SLG: 0.384		3-3 K		1-0 L9				0-1 FC6-4		4	0	0	0	0	2	3											
2 Nico Hoerner, R OBP: 0.336, SLG: 0.406		1-3 K			3-3 K					4	0	0	0	0	2	0											
4 Nelson Velázquez, R OBP: 0.276, SLG: 0.364										2	1	0	0	1	2	0											
48 P.J. Higgins, R OBP: 0.289, SLG: 0.407										3	0	0	0	1	1	1											
5 Christopher Morel, R OBP: 0.312, SLG: 0.450										4	1	2	2	0	1	1											
Inning Stats	R: 0 E: 0 K: 0 S: 5	H: 1 LOB: 0 BB: 0 P: 8	R: 0 E: 0 K: 2 S: 10	H: 1 LOB: 0 BB: 0 P: 15	R: 0 E: 0 K: 3 S: 12	H: 0 LOB: 0 BB: 0 P: 17	R: 1 E: 0 K: 1 S: 12	H: 2 LOB: 1 BB: 0 P: 16	R: 0 E: 0 K: 2 S: 13	H: 0 LOB: 0 BB: 0 P: 20	R: 1 E: 0 K: 1 S: 12	H: 1 LOB: 1 BB: 1 P: 20	R: 1 E: 0 K: 1 S: 8	H: 1 LOB: 2 BB: 2 P: 18	R: 0 E: 0 K: 2 S: 12	H: 0 LOB: 1 BB: 0 P: 14	1B: 4 2B: 2 HR: 2	SF: 0 SAC: 0 DP: 2 HBP: 1	WP: 0 PB: 0 SB: 0 CS: 1	PA: 36							
PITCHER	IP	WLS	BF	H	R	ER	SO	BB	IBB	HBP	BLK	WP	HR	S	P	ERA	WHIP										
34 Kevin Gausman, R ERA: 3.14	6.0	W	22	5	2	2	9	1	0	0	0	0	2	64	96	3.00	1.000										
35 David Phelps, R ERA: 2.79	0.2	H	4	0	1	1	1	2	0	0	0	0	0	6	15	13.50	3.000										
52 Anthony Bass, R ERA: 1.42	0.1	H	2	1	0	0	0	0	0	0	0	0	0	2	3	0.00	3.000										
33 Trevor Richards, R ERA: 4.65	0.2	H	3	1	0	0	2	0	0	0	0	0	0	10	18	0.00	1.500										
68 Jordan Romano, R ERA: 2.15	1.1	S	5	0	0	0	0	0	0	1	0	0	0	11	16	0.00	0.000										

Batter	1	2	3	4	5	6	7	8	9	AB	R	H	RBI	BB	SO	LOB	BOTTOM										
4 George Springer, R OBP: 0.347, SLG: 0.477	0-1 G5-3									3	0	0	0	1	0	1	Chicago Cubs @ Toronto Blue Jays Rogers Centre, Toronto, ON Tue Aug 30 2022, 7:09 PM - 10:11 PM EDT Att: 33,759 - Partly Cloudy - 75 F										
27 Vladimir Guerrero Jr., R OBP: 0.350, SLG: 0.562	2-2 11 2B 1B			0-0 G6-3		0-2 1-3 2H 1B		0-2 HR		4	1	3	2	0	0	0											
13 Lourdes Gurriel Jr., R OBP: 0.342, SLG: 0.490	3-2 F8			0-2 F9		1-2 G4-3		3-2 G5-3		4	0	0	0	0	0	3											
11 Bo Bichette, R OBP: 0.307, SLG: 0.423	0-0 2B			1-1 G4-3		2-1 26 1B 37 HR HBP		3-2 G6-3		3	1	1	0	0	0	0											
26 Matt Chapman, R OBP: 0.321, SLG: 0.460	4-0 37 FC6-4 BB			3-2 G4-3		0-0 37 HR 1B		1-0 G4-3		3	1	1	0	1	0	0											
37 Teóscar Hernández, R OBP: 0.312, SLG: 0.477	2-1 FC6-4			3-3 K		0-0 HR		0-3 K		4	1	1	3	0	2	3											
5 Santiago Espinal, R OBP: 0.317, SLG: 0.314										3	0	0	0	1	0	0											
9 Danny Jansen, R OBP: 0.293, SLG: 0.474										3	1	0	0	0	1	1											
25 Jackie Bradley Jr., L OBP: 0.255, SLG: 0.312										3	0	0	0	1	0	2											
Inning Stats	R: 0 E: 0 K: 0 S: 11	H: 2 LOB: 3 BB: 1 P: 22	R: 0 E: 0 K: 0 S: 11	H: 0 LOB: 0 BB: 0 P: 16	R: 0 E: 0 K: 1 S: 9	H: 0 LOB: 0 BB: 0 P: 10	R: 0 E: 0 K: 1 S: 9	H: 0 LOB: 0 BB: 0 P: 16	R: 1 E: 0 K: 0 S: 13	H: 1 LOB: 2 BB: 1 P: 24	R: 3 E: 0 K: 0 S: 12	H: 2 LOB: 1 BB: 1 P: 24	R: 1 E: 0 K: 0 S: 10	H: 1 LOB: 0 BB: 0 P: 17	R: 0 E: 0 K: 2 S: 11	H: 0 LOB: 1 BB: 1 P: 17	1B: 3 2B: 1 3B: 0 HR: 2	SF: 0 SAC: 0 DP: 0 HBP: 2	WP: 0 PB: 1 SB: 0 CS: 0	PA: 36							
PITCHER	IP	WLS	BF	H	R	ER	SO	BB	IBB	HBP	BLK	WP	HR	S	P	ERA	WHIP										
0 Marcus Stroman, R ERA: 3.98	5.0		21	3	1	1	1	2	0	1	0	0	1	11	22	1.80	1.000										
57 Brendon Little, L ERA: 40.5	0.2	L	6	2	3	3	0	1	0	1	0	0	1	11	22	40.50	4.500										
59 Michael Rucker, R ERA: 4.57	1.1		5	1	1	1	0	0	0	0	0	0	1	11	19	6.75	0.750										
56 Jeremiah Estrada, R ERA:	1.0		4	0	0	0	2	1	0	0	0	0	0	11	17	0.00	1.000										

AB	32
R	3
H	7
RBI	3
BB	3
SO	12
LOB	11




AB	30
R	5
H	6
RBI	5
BB	4
SO	3
LOB	10




Batter	1	2	3	4	5	6	7	8	9	AB R H RBI BB SO LOB	TOP																									
4 George Springer, R (1, 10) OBP: 0.342, SLG: 0.465										4 1 2 0 1 1 0	<p>Toronto Blue Jays @ Pittsburgh Pirates</p> <p>PNC Park, Pittsburgh, PA</p> <p>Sat Sep 03 2022, 7:05 PM - 10:10 PM EDT</p> <p>Att: 23,568 - Partly Cloudy - 81 F</p> <p>livebaseballscorecards.com</p>																									
27 Vladimir Guerrero Jr., R (1, 3) OBP: 0.350, SLG: 0.488										4 1 0 0 1 0 2																										
37 Teoscar Hernández, R (1, 9) OBP: 0.310, SLG: 0.472										4 0 1 0 1 1 3																										
26 Matt Chapman, R (1, 5) OBP: 0.325, SLG: 0.460										3 1 0 0 1 3 5																										
11 Bo Bichette, R (1, 6) OBP: 0.309, SLG: 0.432										4 1 2 3 0 0 4																										
13 Lourdes Gurriel Jr., R (1, 7) OBP: 0.340, SLG: 0.388										4 0 1 0 0 1 1																										
5 Santiago Espinal, R (1, 4) 1 Whit Merrifield, R (8, PR) OBP: 0.289, SLG: 0.342										3 0 0 0 0 0 2																										
15 Raimel Tapia, L (1, 8) 25 Jackie Bradley Jr., L (8, 8) OBP: 0.252, SLG: 0.308										4 0 0 1 0 1 2																										
9 Danny Jansen, R (1, 2) OBP: 0.286, SLG: 0.461										4 0 0 0 0 1 2																										
Inning Stats	R: 0 E: 0 K: 2 S: 11	H: 0 LOB: 2 BB: 1 P: 18	R: 0 E: 0 K: 0 S: 9	H: 0 LOB: 0 BB: 0 P: 11	R: 0 E: 0 K: 1 S: 11	H: 2 LOB: 1 BB: 0 P: 18	R: 1 E: 0 K: 0 S: 13	H: 2 LOB: 1 BB: 0 P: 15	R: 0 E: 0 K: 1 S: 12	H: 0 LOB: 0 BB: 0 P: 12		R: 3 E: 0 K: 2 S: 25	H: 2 LOB: 1 BB: 2 P: 41	R: 0 E: 0 K: 1 S: 13	H: 0 LOB: 2 BB: 0 P: 19	R: 0 E: 0 K: 0 S: 5	H: 0 LOB: 0 BB: 0 P: 7	1B: 4 2B: 2 3B: 0 HR: 0	SF: 0 SAC: 0 DP: 0 HBP: 1	WP: 2 PB: 0 SB: 1 CS: 1	PA: 39															
PITCHER	IP WLS BF H R ER SO BB IBB HBP BLK WP HR S P ERA WHIP																																			
59 Roansy Contreras, R (1, 1) ERA: 3.41	6.0	26	4	1	1	5	2	0	0	0	1	0	65	92	1.50	1.000																				
56 Duane Underwood Jr., R (7, 1) ERA: 4.5	0.2	L	6	2	3	3	1	2	0	0	0	1	0	22	37	40.50	6.000																			
Robert Stephenson, R (7, 1) ERA: 5.74	1.1		4	0	0	0	2	0	0	1	0	0	16	23	0.00	0.000																				
53 Manny Bañuelos, L (9, 1) ERA: 3.6	1.0		3	0	0	0	0	0	0	0	0	0	5	7	0.00	0.000																				

Batter	1	2	3	4	5	6	7	8	9	AB R H RBI BB SO LOB	BOTTOM																								
15 Oneil Cruz, L (1, 6) OBP: 0.256, SLG: 0.412										4 0 2 1 0 1 2	<p>Toronto Blue Jays @ Pittsburgh Pirates</p> <p>PNC Park, Pittsburgh, PA</p> <p>Sat Sep 03 2022, 7:05 PM - 10:10 PM EDT</p> <p>Att: 23,568 - Partly Cloudy - 81 F</p> <p>livebaseballscorecards.com</p>																								
27 Kevin Newman, R (1, 4) OBP: 0.314, SLG: 0.374										4 0 0 0 0 2 4																									
10 Bryan Reynolds, S (1, 8) OBP: 0.334, SLG: 0.451										4 0 1 0 0 0 1																									
65 Jack Suwinski, L (1, 7) OBP: 0.286, SLG: 0.414										4 0 0 0 0 3 2																									
14 Rodolfo Castro, S (1, 5) OBP: 0.310, SLG: 0.421										4 0 1 0 0 2 0																									
31 Cal Mitchell, L (1, 9) OBP: 0.250, SLG: 0.336										4 0 1 0 0 1 1																									
2 Michael Chavis, R (1, 3) OBP: 0.268, SLG: 0.408										4 0 0 0 0 3 2																									
26 Josh VanMeter, L (1, 10) OBP: 0.266, SLG: 0.287										3 0 1 0 0 1 0																									
61 Jason Delay, R (1, 2) OBP: 0.300, SLG: 0.297										2 1 1 0 1 0 0																									
Inning Stats	R: 0 E: 0 K: 0 S: 5	H: 0 LOB: 0 BB: 0 P: 7	R: 0 E: 0 K: 3 S: 12	H: 1 LOB: 1 BB: 0 P: 18	R: 1 E: 0 K: 2 S: 12	H: 2 LOB: 1 BB: 0 P: 15	R: 0 E: 0 K: 2 S: 9	H: 1 LOB: 1 BB: 0 P: 13	R: 0 E: 0 K: 1 S: 10	H: 1 LOB: 1 BB: 1 P: 17		R: 0 E: 0 K: 1 S: 7	H: 0 LOB: 0 BB: 0 P: 8	R: 0 E: 0 K: 0 S: 6	H: 0 LOB: 0 BB: 0 P: 9	R: 0 E: 0 K: 2 S: 9	H: 2 LOB: 2 BB: 0 P: 15	R: 0 E: 0 K: 2 S: 10	H: 0 LOB: 0 BB: 0 P: 12	1B: 6 2B: 0 3B: 1 HR: 0	SF: 0 SAC: 0 DP: 1 HBP: 0	WP: 0 PB: 0 SB: 0 CS: 0	PA: 34												
PITCHER	IP WLS BF H R ER SO BB IBB HBP BLK WP HR S P ERA WHIP																																		
33 Trevor Richards, R (1, 1) ERA: 4.36	2.0		1	0	0	3	0	0	0	0	0	0	17	25	0.00	0.500																			
16 Yusai Kikuchi, L (3, 1) ERA: 5.32	2.1	W	4	1	1	5	1	0	0	0	0	0	27	39	3.86	2.143																			
93 Yimi Garcia, R (5, 1) ERA: 2.36	1.2		4	0	0	0	1	0	0	0	0	0	11	14	0.00	0.000																			
90 Adam Cimber, R (7, 1) ERA: 3.28	1.0	H	3	0	0	0	0	0	0	0	0	0	6	9	0.00	0.000																			
52 Anthony Bass, R (8, 1) ERA: 1.4	0.2	H	4	2	0	0	1	0	0	0	0	0	6	10	0.00	3.000																			

Batter	1	2	3	4	5	6	7	8	9	AB	R	H	RBI	BB	SO	LOB	TOP									
4 George Springer, R (1.8) OBP: 0.345, SLG: 0.467 7 Bradley Zimmer, L (8.9) OBP: 0.216, SLG: 0.250	G6-3		11 1B 30 FC6-4		27 1B 11 G4-3		G4-3		27 1B 11 1B	5	3	3	1	0	0	1	Toronto Blue Jays @ Baltimore Orioles Oriole Park at Camden Yards, Baltimore, MD Mon Sep 05 2022, 1:09 PM - 4:26 PM EDT Cloudy - 83 F									
27 Vladimir Guerrero Jr., R (1.3) OBP: 0.349, SLG: 0.463	P6		L7		11 G4-3		11 S IBB		30 BB 25 1B 11 1B	4	0	2	1	1	0	1										
11 Bo Bichette, R (1.6) OBP: 0.312, SLG: 0.433	1B		30 FC6-4		G4-3		K		25 BB 30 BB	5	0	3	2	0	1	3										
30 Alejandro Kirk, R (1.2) OBP: 0.378, SLG: 0.435	G6-3		FC6-4		L9				25 G6-2-3	4	0	0	1	1	0	3										
37 Teoscar Hernández, R (1.9) OBP: 0.317, SLG: 0.477 25 Jackie Bradley Jr., L (8.9) OBP: 0.253, SLG: 0.307	F9		K		G6-3				G6-2-3	4	1	1	1	0	1	1										
26 Matt Chapman, R (1.10) OBP: 0.322, SLG: 0.456	8 1B				F7		P3		K	5	1	1	0	0	2	2										
8 Cavan Biggio, L (1.4) OBP: 0.339, SLG: 0.391 1 Whit Merrifield, R (8. PH) OBP: 0.288, SLG: 0.341	13 1B				K		F9			3	0	1	1	0	1	0										
13 Lourdes Gurriel Jr., R (1.7) OBP: 0.343, SLG: 0.401	G6-3				G6-3				5 WP 4 1B	4	1	3	0	0	0	0										
5 Santiago Espinal, R (1.5) OBP: 0.319, SLG: 0.373	G6-4-3				G4-3		G6-3		4 1B 27 1B	3	1	0	0	1	0	3										
Inning Stats	R: 0 E: 0 K: 0 S: 8	H: 1 LOB: 1 BB: 0 P: 9	R: 1 E: 0 K: 0 S: 11	H: 3 LOB: 1 BB: 0 P: 14	R: 1 E: 0 K: 1 S: 10	H: 2 LOB: 1 BB: 0 P: 18	R: 0 E: 0 K: 1 S: 10	H: 0 LOB: 0 BB: 0 P: 17	R: 1 E: 0 K: 0 S: 15	H: 2 LOB: 1 BB: 0 P: 20	R: 0 E: 0 K: 0 S: 8	H: 0 LOB: 2 BB: 1 P: 11	R: 0 E: 0 K: 1 S: 11	H: 1 LOB: 2 BB: 1 P: 17	R: 1 E: 0 K: 1 S: 9	H: 1 LOB: 0 BB: 0 P: 13		R: 3 E: 0 K: 1 S: 23	H: 4 LOB: 2 BB: 2 P: 35	1B: 11 2B: 2 3B: 0 HR: 1	SF: 0 SAC: 0 DP: 2 HBP: 0	WP: 1 PB: 0 SB: 1 CS: 0	PA: 42			
PITCHER	IP	WLS	BF	H	R	ER	SO	BB	IBB	HBP	BLK	WP	HR	S	P	ERA	WHIP									
53 Mike Baumann, R (1.1) ERA: 4.76	5.0	L	22	8	3	3	2	0	0	0	0	0	0	54	78	5.40	1.600									
34 Joey Krehbiel, R (6.1) ERA: 2.89	1.1		5	1	0	0	0	0	0	0	0	0	0	14	18	0.00	0.750									
43 Bryan Baker, R (7.1) ERA: 4.15	1.1		6	1	1	1	2	0	1	0	0	0	1	12	21	6.75	0.750									
49 DL Hall, L (8.1) ERA: 14.4	0.1		6	4	3	3	0	1	0	0	0	1	0	18	24	81.00	15.000									
67 Beau Sulser, R (9.1) ERA: 3.86	1.0		3	0	0	0	1	1	0	0	0	0	0	7	13	0.00	1.000									
Batter	1	2	3	4	5	6	7	8	9	AB	R	H	RBI	BB	SO	LOB	BOTTOM									
31 Cedric Mullins, L (1.8) OBP: 0.324, SLG: 0.406	P6		L8		G4-3		G6-3			4	0	0	0	0	0	3	Toronto Blue Jays @ Baltimore Orioles Oriole Park at Camden Yards, Baltimore, MD Mon Sep 05 2022, 1:09 PM - 4:26 PM EDT Cloudy - 83 F									
35 Adley Rutschman, S (1.2) OBP: 0.399, SLG: 0.495	P5		25 BLK 1B		6 2B 1B		P3		K	4	1	2	0	0	1	0										
25 Anthony Santander, S (1.9) OBP: 0.339, SLG: 0.477	HR		K		P3		HR		K	4	2	2	2	0	1	2										
6 Ryan Mountcastle, R (1.3) OBP: 0.293, SLG: 0.436	L9		K		K		2B		K	4	0	1	1	0	2	1										
29 Ramón Urías, R (1.5) OBP: 0.298, SLG: 0.422 83 Kyle Stowers, L (8. PH) OBP: 0.289, SLG: 0.343 77 Terrin Vavra, L (9.4) OBP: 0.310, SLG: 0.286	G5-3		K		K		K		G1-3	3	0	0	0	0	2	2										
2 Gunnar Henderson, L (1.4) OBP: 0.333, SLG: 0.522	P5				G4-3		G4-3		K	4	0	1	0	0	1	1										
99 Jesús Aguilar, R (1.10) OBP: 0.281, SLG: 0.379	K				99 1B 1B		G6-3		L8	4	0	1	0	0	1	0										
21 Austin Hays, R (1.7) OBP: 0.306, SLG: 0.421	K				F3		1B		G6-3	4	0	1	0	0	1	2										
3 Jorge Mateo, R (1.6) OBP: 0.275, SLG: 0.393	P3				F9		F8			3	0	0	0	0	0	3										
Inning Stats	R: 1 E: 0 K: 0 S: 11	H: 1 LOB: 0 BB: 0 P: 18	R: 0 E: 0 K: 1 S: 6	H: 0 LOB: 0 BB: 0 P: 7	R: 0 E: 0 K: 1 S: 7	H: 0 LOB: 0 BB: 0 P: 12	R: 0 E: 0 K: 3 S: 12	H: 1 LOB: 1 BB: 0 P: 16	R: 0 E: 0 K: 0 S: 9	H: 2 LOB: 2 BB: 0 P: 16	R: 1 E: 0 K: 1 S: 14	H: 2 LOB: 1 BB: 0 P: 17	R: 0 E: 0 K: 2 S: 8	H: 1 LOB: 1 BB: 0 P: 10	R: 1 E: 0 K: 2 S: 14	H: 1 LOB: 0 BB: 0 P: 21		R: 0 E: 0 K: 1 S: 8	H: 0 LOB: 0 BB: 0 P: 11	1B: 5 2B: 1 3B: 0 HR: 2	SF: 0 SAC: 0 DP: 0 HBP: 0	WP: 0 PB: 0 SB: 0 CS: 0	PA: 35			
PITCHER	IP	WLS	BF	H	R	ER	SO	BB	IBB	HBP	BLK	WP	HR	S	P	ERA	WHIP									
34 Kevin Gausman, R (1.1) ERA: 3.12	6.2	W	27	7	2	2	6	0	0	0	0	0	0	1	65	93	2.70	1.050								
58 Tim Lincecum, L (7.1) ERA: 3.05	0.2	H	3	1	1	1	1	0	0	0	0	0	0	10	16	13.50	1.500									
90 Adam Cimber, R (8.1) ERA: 3.24	0.2	H	2	0	0	0	1	0	0	0	0	0	0	6	8	0.00	0.000									
56 Zach Pop, R (9.1) ERA: 3.25	1.0		3	0	0	0	1	0	0	0	0	0	0	8	11	0.00	0.000									

Batter	1	2	3	4	5	6	7	8	9	AB	R	H	RBI	BB	SO	LOB	TOP										
4 George Springer, R (1, 8) OBP: 0.344, SLG: 0.464	G5-3		G4-3 27 11 HR	K		F8			P3	5	1	2	0	0	1	2	<p>Toronto Blue Jays @ Baltimore Orioles Oriole Park at Camden Yards, Baltimore, MD Tue Sep 06 2022, 7:23 PM - 11:15 PM EDT Att. 8,411 - Overcast - 73 F</p> <p>livebaseballscorecards.com</p> 										
27 Vladimir Guerrero Jr., R (1, 10) OBP: 0.344, SLG: 0.464	G4-3		G4-3	G5-3		F8			L7	5	0	0	0	0	0	4											
11 Bo Bichette, R (1, 6) OBP: 0.319, SLG: 0.462	G2-3									5	4	4	2	0	0	0											
30 Alejandro Kirk, R (1, 2) OBP: 0.383, SLG: 0.442										5	1	4	1	0	0	1											
9 Danny Jansen, R (9, PR) OBP: 0.236, SLG: 0.456										0	0	0	0	0	0	0											
37 Teoscar Hernández, R (1, 9) OBP: 0.315, SLG: 0.476										5	0	0	0	0	3	5											
26 Matt Chapman, R (1, 5) OBP: 0.320, SLG: 0.454										4	0	2	2	0	1	1											
8 Cavan Biggio, L (1, 3) OBP: 0.333, SLG: 0.401										1	0	0	0	1	1	1											
5 Santiago Espinal, R (5, PH) OBP: 0.318, SLG: 0.371										2	0	0	0	0	0	1											
13 Lourdes Gurriel Jr., R (1, 7) OBP: 0.286, SLG: 0.400										3	0	1	0	1	2	0											
1 Whit Merrifield, R (1, 4) OBP: 0.286, SLG: 0.338										4	0	0	0	0	1	4											
Inning Stats	R: 0 E: 0 K: 0 S: 9	H: 0 LOB: 0 BB: 0 P: 13	R: 1 E: 0 K: 3 S: 13	H: 2 LOB: 2 BB: 1 P: 20	R: 2 E: 0 K: 0 S: 15	H: 3 LOB: 1 BB: 0 P: 21	R: 0 E: 0 K: 1 S: 14	H: 1 LOB: 2 BB: 1 P: 24	R: 1 E: 0 K: 1 S: 17	H: 2 LOB: 1 BB: 0 P: 21	R: 0 E: 0 K: 1 S: 9	H: 1 LOB: 0 BB: 0 P: 14	R: 1 E: 0 K: 1 S: 10	H: 2 LOB: 0 BB: 0 P: 17	R: 0 E: 0 K: 1 S: 8	H: 0 LOB: 0 BB: 0 P: 11	R: 1 E: 0 K: 1 S: 10	H: 2 LOB: 1 BB: 0 P: 14	1B: 8 2B: 4 3B: 0 HR: 1	SF: 0 SAC: 0 DP: 1 HBP: 0	WP: 0 PB: 0 SB: 0 CS: 0	PA: 41					
PITCHER	IP	WLS	BF	H	R	ER	SO	BB	IBB	HBP	BLK	WP	HR	S	P	ERA	WHIP										
56 Kyle Bradish, R (1, 1) ERA: 5.3	3.0		17	6	3	3	3	2	0	0	0	0	1	42	66	9.00	2.667										
55 Dillon Tate, L (4, 1) ERA: 2.71	1.2	W	7	2	1	1	2	0	0	0	0	0	0	23	30	5.40	1.200										
58 Cionel Pérez, L (5, 1) ERA: 1.49	1.1	H	5	1	0	0	1	0	0	0	0	0	0	12	17	0.00	0.750										
43 Bryan Baker, R (7, 1) ERA: 4.24	1.0	H	4	2	1	1	1	0	0	0	0	0	0	10	17	9.00	2.000										
74 Félix Bautista, R (8, 1) ERA: 1.02	2.0	S	8	2	1	1	2	0	0	0	0	0	0	18	25	4.50	1.000										

Batter	1	2	3	4	5	6	7	8	9	AB	R	H	RBI	BB	SO	LOB	BOTTOM											
31 Cedric Mullins, L (1, 8) OBP: 0.324, SLG: 0.403	P5		G4-3 35 25 2B	K						4	2	2	1	0	1	0	<p>Toronto Blue Jays @ Baltimore Orioles Oriole Park at Camden Yards, Baltimore, MD Tue Sep 06 2022, 7:23 PM - 11:15 PM EDT Att. 8,411 - Overcast - 73 F</p> <p>livebaseballscorecards.com</p> 											
35 Adley Rutschman, S (1, 2) OBP: 0.385, SLG: 0.453	K		G4-3 25 6 1B			F9				3	2	1	2	2	1	1												
25 Anthony Santander, S (1, 9) OBP: 0.333, SLG: 0.493	G6-3		G4-3							4	0	0	2	1	0	2												
26 Ryan McKenna, R (8, PR) OBP: 0.306, SLG: 0.363										0	0	0	0	0	0	0												
6 Ryan Mountcastle, R (1, 3) OBP: 0.294, SLG: 0.433										5	1	2	3	0	1	0												
29 Ramón Uriás, R (1, 5) OBP: 0.301, SLG: 0.421										4	0	1	0	1	0	2												
2 Gunnar Henderson, L (1, 10) OBP: 0.313, SLG: 0.452										4	0	1	1	0	1	2												
21 Austin Hays, R (1, 7) OBP: 0.304, SLG: 0.417										4	0	0	0	0	0	3												
12 Rougned Odor, L (1, 4) OBP: 0.270, SLG: 0.362										3	2	1	0	1	2	2												
3 Jorge Mateo, R (1, 6) OBP: 0.277, SLG: 0.397										3	2	1	0	1	1	1												
Inning Stats	R: 0 E: 0 K: 1 S: 10	H: 0 LOB: 0 BB: 0 P: 17	R: 0 E: 0 K: 1 S: 8	H: 1 LOB: 1 BB: 0 P: 10	R: 5 E: 0 K: 1 S: 24	H: 3 LOB: 2 BB: 3 P: 45	R: 0 E: 0 K: 2 S: 11	H: 0 LOB: 1 BB: 1 P: 16	R: 0 E: 0 K: 0 S: 5	H: 0 LOB: 0 BB: 0 P: 5	R: 1 E: 0 K: 1 S: 10	H: 2 LOB: 1 BB: 0 P: 13	R: 0 E: 1 K: 1 S: 10	H: 0 LOB: 1 BB: 0 P: 20	R: 3 E: 0 K: 0 S: 17	H: 3 LOB: 2 BB: 2 P: 32	R: 0 E: 0 K: 0 S: 10	H: 0 LOB: 0 BB: 0 P: 15	1B: 6 2B: 2 3B: 1 HR: 0	SF: 0 SAC: 0 DP: 0 HBP: 1	WP: 0 PB: 0 SB: 1 CS: 0	PA: 41						
PITCHER	IP	WLS	BF	H	R	ER	SO	BB	IBB	HBP	BLK	WP	HR	S	P	ERA	WHIP											
45 Mitch White, R (1, 1) ERA: 5.08	2.1	L	14	3	5	5	2	3	0	1	0	0	0	36	63	19.29	2.571											
67 Julian Merryweather, R (3, 1) ERA: 6.0	1.2		7	1	0	0	3	1	0	0	0	0	0	17	25	0.00	1.200											
52 Anthony Bass, R (5, 1) ERA: 1.58	1.1		4	0	0	0	0	0	0	0	0	0	0	7	7	0.00	0.000											
16 Yusel Kikuchi, L (6, 1) ERA: 5.38	0.2		4	2	1	1	1	0	0	0	0	0	0	8	11	13.50	3.000											
93 Yimi García, R (7, 1) ERA: 2.31	1.0		4	0	0	0	1	0	0	0	0	0	0	10	20	0.00	0.000											
PITCHER	IP	WLS	BF	H	R	ER	SO	BB	IBB	HBP	BLK	WP	HR	S	P	ERA	WHIP											
33 Trevor Richards, R (8, 1) ERA: 4.72	0.2		7	3	3	3	0	0	0	0	0	0	0	0	0	0	40.50	7.500										
58 Tim Mayza, L (8, 1) ERA: 3.03	0.1		1	0	0	0	0	0	0	0	0	0	0	2	2	0.00	0.000											

Batter	1	2	3	4	5	6	7	8	9	AB	R	H	RBI	BB	SO	LOB	TOP							
4 George Springer, R (1, 10) OBP: 0.340, SLG: 0.458										5	0	0	0	0	1	6								
27 Vladimir Guerrero Jr., R (1, 3) OBP: 0.342, SLG: 0.461										5	0	1	1	0	1	1								
11 Bo Bichette, R (1, 6) OBP: 0.318, SLG: 0.458									4	1	0	0	1	2	1									
30 Alejandro Kirk, R (1, 2) OBP: 0.385, SLG: 0.444									5	1	3	1	0	0	1									
26 Matt Chapman, R (1, 5) OBP: 0.322, SLG: 0.452										2	0	0	0	2	0	1								
15 Raimel Tapia, L (1, 9) (2, 7) OBP: 0.284, SLG: 0.365										4	0	2	0	0	0	2								
13 Lourdes Gurriel Jr., R (1, 7) 1 Whit Merrifield, R (2, PR) OBP: 0.284, SLG: 0.336									1	0	0	1	0	0	2									
7 Bradley Zimmer, L (8, 8) OBP: 0.216, SLG: 0.250										3	1	2	0	1	0	1								
5 Santiago Espinal, R (1, 4) OBP: 0.322, SLG: 0.373										4	1	1	0	0	2	5								
25 Jackie Bradley Jr., L (1, 8) (8, 9) OBP: 0.259, SLG: 0.318									4	0	0	0	0	0	0									
Inning Stats	R: 0 E: 0 K: 0 S: 3	H: 0 LOB: 0 BB: 0 P: 4	R: 1 E: 0 K: 1 S: 17	H: 2 LOB: 3 BB: 2 P: 30	R: 0 E: 0 K: 1 S: 15	H: 0 LOB: 0 BB: 0 P: 19	R: 0 E: 0 K: 0 S: 9	H: 0 LOB: 0 BB: 0 P: 12	R: 3 E: 1 K: 0 S: 18	H: 3 LOB: 2 BB: 2 P: 29	R: 0 E: 0 K: 1 S: 10	H: 1 LOB: 1 BB: 0 P: 0	R: 0 E: 0 K: 1 S: 8	H: 1 LOB: 1 BB: 0 P: 9	R: 0 E: 0 K: 0 S: 12	H: 1 LOB: 1 BB: 0 P: 15	R: 0 E: 0 K: 2 S: 12	H: 1 LOB: 1 BB: 0 P: 17	1B: 9 2B: 0 3B: 0 HR: 0	SF: 0 SAC: 0 DP: 0 HBP: 0	WP: 0 PB: 0 SB: 1 CS: 0	PA: 40		
PITCHER	IP WLS BF H R ER SO BB IBB HBP BLK WP HR S P ERA WHIP	IP WLS BF H R ER SO BB IBB HBP BLK WP HR S P ERA WHIP	IP WLS BF H R ER SO BB IBB HBP BLK WP HR S P ERA WHIP	IP WLS BF H R ER SO BB IBB HBP BLK WP HR S P ERA WHIP	IP WLS BF H R ER SO BB IBB HBP BLK WP HR S P ERA WHIP	IP WLS BF H R ER SO BB IBB HBP BLK WP HR S P ERA WHIP	IP WLS BF H R ER SO BB IBB HBP BLK WP HR S P ERA WHIP	IP WLS BF H R ER SO BB IBB HBP BLK WP HR S P ERA WHIP	IP WLS BF H R ER SO BB IBB HBP BLK WP HR S P ERA WHIP	IP WLS BF H R ER SO BB IBB HBP BLK WP HR S P ERA WHIP	IP WLS BF H R ER SO BB IBB HBP BLK WP HR S P ERA WHIP	IP WLS BF H R ER SO BB IBB HBP BLK WP HR S P ERA WHIP	IP WLS BF H R ER SO BB IBB HBP BLK WP HR S P ERA WHIP	IP WLS BF H R ER SO BB IBB HBP BLK WP HR S P ERA WHIP	IP WLS BF H R ER SO BB IBB HBP BLK WP HR S P ERA WHIP	IP WLS BF H R ER SO BB IBB HBP BLK WP HR S P ERA WHIP	IP WLS BF H R ER SO BB IBB HBP BLK WP HR S P ERA WHIP	IP WLS BF H R ER SO BB IBB HBP BLK WP HR S P ERA WHIP	IP WLS BF H R ER SO BB IBB HBP BLK WP HR S P ERA WHIP	IP WLS BF H R ER SO BB IBB HBP BLK WP HR S P ERA WHIP	IP WLS BF H R ER SO BB IBB HBP BLK WP HR S P ERA WHIP	IP WLS BF H R ER SO BB IBB HBP BLK WP HR S P ERA WHIP	IP WLS BF H R ER SO BB IBB HBP BLK WP HR S P ERA WHIP	IP WLS BF H R ER SO BB IBB HBP BLK WP HR S P ERA WHIP
68 Tyler Wells, R (1, 1) ERA: 3.91	2.0	L 10	2	1	1	1	2	0	0	0	0	0	0	0	20	34	4.50	2.000						
64 Dean Kremer, R (3, 1) ERA: 3.23	5.1	L 24	6	3	2	3	2	0	0	0	0	0	0	70	92	3.38	1.500							
34 Joey Krehbiel, R (8, 1) ERA: 2.84	0.2	2	0	0	0	0	0	0	0	0	0	0	0	2	2	0.00	0.000							
61 Jake Reed, R (9, 1) ERA: 6.75	1.0	4	1	0	0	2	0	0	0	0	0	0	0	12	17	0.00	1.000							

Toronto Blue Jays @ Baltimore Orioles
 Oriole Park at Camden Yards, Baltimore, MD
 Wed Sep 07 2022, 7:07 PM - 10:14 PM EDT
 Att: 11,488 - Overcast - 71 F

AB	36
R	4
H	9
RBI	3
BB	4
SO	6
LOB	21



Batter	1	2	3	4	5	6	7	8	9	AB	R	H	RBI	BB	SO	LOB	BOTTOM							
31 Cedric Mullins, L (1, 8) OBP: 0.322, SLG: 0.400										4	0	0	0	0	0	0								
35 Adley Rutschman, S (1, 2) OBP: 0.384, SLG: 0.453									4	0	1	0	0	2	0									
25 Anthony Santander, S (1, 9) OBP: 0.333, SLG: 0.466									4	1	1	0	0	0	1									
6 Ryan Mountcastle, R (1, 3) OBP: 0.293, SLG: 0.434									4	0	1	1	0	2	1									
2 Gunnar Henderson, L (1, 10) OBP: 0.314, SLG: 0.424									2	0	0	0	1	0	0									
83 Kyle Stowers, L (1, 7) OBP: 0.289, SLG: 0.333								3	0	0	0	0	0	2										
29 Ramón Urias, R (1, 5) OBP: 0.299, SLG: 0.418									3	0	0	0	0	2	0									
12 Rougned Odor, L (1, 4) OBP: 0.268, SLG: 0.360									3	0	0	0	0	0	0									
3 Jorge Mateo, R (1, 6) OBP: 0.275, SLG: 0.394									3	0	0	0	0	1	0									
Inning Stats	R: 1 E: 0 K: 1 S: 11	H: 2 LOB: 2 BB: 1 P: 19	R: 0 E: 0 K: 1 S: 8	H: 0 LOB: 0 BB: 0 P: 11	R: 0 E: 0 K: 0 S: 6	H: 0 LOB: 0 BB: 0 P: 9	R: 0 E: 0 K: 0 S: 7	H: 0 LOB: 0 BB: 0 P: 11	R: 0 E: 0 K: 1 S: 9	H: 0 LOB: 0 BB: 0 P: 12	R: 0 E: 0 K: 1 S: 11	H: 1 LOB: 1 BB: 0 P: 16	R: 0 E: 0 K: 1 S: 9	H: 0 LOB: 0 BB: 0 P: 12	R: 0 E: 0 K: 0 S: 5	H: 0 LOB: 0 BB: 0 P: 5	R: 0 E: 0 K: 2 S: 12	H: 0 LOB: 0 BB: 0 P: 16	1B: 1 2B: 2 3B: 0 HR: 0	SF: 0 SAC: 0 DP: 0 HBP: 0	WP: 0 PB: 0 SB: 0 CS: 0	PA: 31		
PITCHER	IP WLS BF H R ER SO BB IBB HBP BLK WP HR S P ERA WHIP	IP WLS BF H R ER SO BB IBB HBP BLK WP HR S P ERA WHIP	IP WLS BF H R ER SO BB IBB HBP BLK WP HR S P ERA WHIP	IP WLS BF H R ER SO BB IBB HBP BLK WP HR S P ERA WHIP	IP WLS BF H R ER SO BB IBB HBP BLK WP HR S P ERA WHIP	IP WLS BF H R ER SO BB IBB HBP BLK WP HR S P ERA WHIP	IP WLS BF H R ER SO BB IBB HBP BLK WP HR S P ERA WHIP	IP WLS BF H R ER SO BB IBB HBP BLK WP HR S P ERA WHIP	IP WLS BF H R ER SO BB IBB HBP BLK WP HR S P ERA WHIP	IP WLS BF H R ER SO BB IBB HBP BLK WP HR S P ERA WHIP	IP WLS BF H R ER SO BB IBB HBP BLK WP HR S P ERA WHIP	IP WLS BF H R ER SO BB IBB HBP BLK WP HR S P ERA WHIP	IP WLS BF H R ER SO BB IBB HBP BLK WP HR S P ERA WHIP	IP WLS BF H R ER SO BB IBB HBP BLK WP HR S P ERA WHIP	IP WLS BF H R ER SO BB IBB HBP BLK WP HR S P ERA WHIP	IP WLS BF H R ER SO BB IBB HBP BLK WP HR S P ERA WHIP	IP WLS BF H R ER SO BB IBB HBP BLK WP HR S P ERA WHIP	IP WLS BF H R ER SO BB IBB HBP BLK WP HR S P ERA WHIP	IP WLS BF H R ER SO BB IBB HBP BLK WP HR S P ERA WHIP	IP WLS BF H R ER SO BB IBB HBP BLK WP HR S P ERA WHIP	IP WLS BF H R ER SO BB IBB HBP BLK WP HR S P ERA WHIP	IP WLS BF H R ER SO BB IBB HBP BLK WP HR S P ERA WHIP	IP WLS BF H R ER SO BB IBB HBP BLK WP HR S P ERA WHIP	IP WLS BF H R ER SO BB IBB HBP BLK WP HR S P ERA WHIP
6 Alek Manoah, R (1, 1) ERA: 2.42	8.0	W 28	3	1	1	5	1	0	0	0	0	0	0	0	66	95	1.12	0.500						
68 Jordan Romano, R (9, 1) ERA: 2.03	1.0	S 3	0	0	0	2	0	0	0	0	0	0	0	12	16	0.00	0.000							

Toronto Blue Jays @ Baltimore Orioles
 Oriole Park at Camden Yards, Baltimore, MD
 Wed Sep 07 2022, 7:07 PM - 10:14 PM EDT
 Att: 11,488 - Overcast - 71 F

AB	30
R	1
H	3
RBI	1
BB	1
SO	7
LOB	4



Batter	1	2	3	4	5	6	7	8	9	AB	R	H	RBI	BB	SO	LOB	TOP										
4 George Springer, R (1, 8) OBP: 0.339, SLG: 0.455	E1 27 1B 11 FC5-4 1B		G5-3		K		G1-4-3		L7	5	1	1	0	0	1	2											
27 Vladimir Guerrero Jr., R (1, 3) OBP: 0.363, SLG: 0.463						K		F8		4	1	2	0	0	1	0											
11 Bo Bichette, R (1, 6)	FC5-4 26 CS 1-2						G4-3			4	1	2	3	0	0	1											
30 Alejandro Kirk, R (1, 10) OBP: 0.384, SLG: 0.441	L8									3	0	0	0	1	1	2											
26 Matt Chapman, R (1, 5) OBP: 0.323, SLG: 0.454	CS									4	0	2	0	0	2	1											
15 Raimel Tapia, L (1, 7) OBP: 0.290, SLG: 0.366										2	1	1	0	2	0	1											
5 Santiago Espinal, R (1, 4) OBP: 0.319, SLG: 0.370										4	0	0	0	0	1	5											
9 Danny Jansen, R (1, 2) OBP: 0.301, SLG: 0.457										4	0	2	1	0	0	1											
25 Jackie Bradley Jr., L (1, 9) OBP: 0.297, SLG: 0.315										3	0	0	0	0	2	1											
8 Cavan Biggio, L (9, PH) OBP: 0.337, SLG: 0.399										1	0	0	0	0	0	1											
7 Bradley Zimmer, L (9, 8) OBP: 0.216, SLG: 0.250										0	0	0	0	0	0	0											
Inning Stats	R: 1 E: 1 K: 0 S: 7	H: 2 LOB: 0 BB: 0 P: 15	R: 0 E: 0 K: 1 S: 12	H: 1 LOB: 1 BB: 0 P: 20	R: 2 E: 0 K: 1 S: 10	H: 2 LOB: 0 BB: 0 P: 15	R: 0 E: 0 K: 1 S: 8	H: 1 LOB: 0 BB: 0 P: 10	R: 0 E: 0 K: 1 S: 11	H: 0 LOB: 0 BB: 0 P: 16	R: 0 E: 0 K: 1 S: 11	H: 1 LOB: 0 BB: 2 P: 25	R: 0 E: 0 K: 1 S: 10	H: 1 LOB: 0 BB: 0 P: 15	R: 0 E: 0 K: 2 S: 13	H: 1 LOB: 1 BB: 0 P: 17	R: 1 E: 0 K: 0 S: 9	H: 1 LOB: 1 BB: 1 P: 20	1B: 6 2B: 2 3B: 1 HR: 1	SF: 0 SAC: 0 DP: 1 HBP: 0	WP: 0 PB: 0 SB: 1 CS: 2	PA: 38					
PITCHER	IP	WLS	BF	H	R	ER	SO	BB	IBB	HBP	BLK	WP	HR	S	P	ERA	WHIP										
33 Dane Dunning, R (1, 1) ERA: 4.39	5.2		24	7	3	3	5	2	0	0	0	0	1	56	97	4.76	1.588										
19 Dennis Santana, R (6, 1) ERA: 5.21	0.1		1	0	0	0	0	0	0	0	0	0	0	3	4	0.00	0.000										
46 Brock Burke, L (7, 1) ERA: 1.51	2.0		7	2	0	0	3	0	0	0	0	0	0	23	32	0.00	1.000										
25 José Leclerc, R (9, 1) ERA: 3.18	1.0	L	5	1	1	1	0	1	0	0	0	0	0	9	20	9.00	2.000										

Toronto Blue Jays @ Texas Rangers
Globe Life Field, Arlington, TX
Fri Sep 09 2022, 7:08 PM - 9:57 PM CDT
Att: 21,329 - Clear - 87 F

AB	34
R	4
H	10
RBI	4
BB	3
SO	8
LOB	15



Batter	1	2	3	4	5	6	7	8	9	AB	R	H	RBI	BB	SO	LOB	BOTTOM										
2 Marcus Semien, R (1, 4) OBP: 0.300, SLG: 0.415	K									4	1	1	0	0	1	1											
5 Corey Seager, L (1, 6) OBP: 0.324, SLG: 0.459										4	0	2	2	0	0	0											
30 Nathaniel Lowe, L (1, 3) OBP: 0.357, SLG: 0.503	B1-3									4	0	0	0	0	0	2											
28 Jonah Heim, S (1, 2) OBP: 0.308, SLG: 0.402										4	0	0	0	0	0	1											
56 Kole Calhoun, L (1, 10) OBP: 0.261, SLG: 0.348										4	0	0	0	0	2	0											
3 Leody Taveras, S (1, 8) OBP: 0.333, SLG: 0.392										3	0	1	0	0	0	0											
6 Josh Jung, R (1, 5) OBP: 0.500, SLG: 1.250										4	1	2	1	0	1	1											
47 Josh Smith, L (1, 7) OBP: 0.326, SLG: 0.260										3	0	0	0	0	2	2											
53 Adolis Garcia, R (9, PH) OBP: 0.233, SLG: 0.440										1	0	0	0	0	0	1											
65 Bubba Thompson, R (1, 9) OBP: 0.333, SLG: 0.330										3	1	1	0	0	1	0											
Inning Stats	R: 0 E: 0 K: 1 S: 7	H: 0 LOB: 0 BB: 0 P: 12	R: 0 E: 0 K: 1 S: 10	H: 0 LOB: 0 BB: 0 P: 13	R: 1 E: 0 K: 2 S: 10	H: 1 LOB: 0 BB: 0 P: 13	R: 0 E: 0 K: 0 S: 4	H: 0 LOB: 0 BB: 0 P: 5	R: 0 E: 0 K: 0 S: 5	H: 0 LOB: 0 BB: 0 P: 7	R: 1 E: 0 K: 0 S: 12	H: 2 LOB: 1 BB: 0 P: 18	R: 0 E: 0 K: 1 S: 10	H: 1 LOB: 0 BB: 0 P: 15	R: 1 E: 0 K: 0 S: 6	H: 2 LOB: 1 BB: 0 P: 9	R: 0 E: 0 K: 2 S: 10	H: 1 LOB: 1 BB: 0 P: 16	1B: 3 2B: 3 3B: 0 HR: 1	SF: 0 SAC: 0 DP: 0 HBP: 1	WP: 0 PB: 0 SB: 2 CS: 0	PA: 35					
PITCHER	IP	WLS	BF	H	R	ER	SO	BB	IBB	HBP	BLK	WP	HR	S	P	ERA	WHIP										
48 Ross Stripling, R (1, 1) ERA: 3.03	6.0		21	3	2	2	4	0	0	0	0	0	0	7	11	0.00	1.500										
90 Adam Cimber, R (7, 1) ERA: 3.2	0.2	H	4	1	0	0	0	0	0	1	0	0	0	7	11	0.00	1.500										
93 Yimi Garcia, R (7, 1) ERA: 2.45	0.2	H	3	1	1	1	1	0	0	0	0	0	0	5	8	13.50	1.500										
58 Tim Mayza, L (8, 1) ERA: 2.97	0.2	W	3	1	0	0	0	0	0	0	0	0	0	4	5	0.00	1.500										
68 Jordan Romano, R (9, 1) ERA: 1.99	1.0	S	4	1	0	0	2	0	0	0	0	0	0	10	16	0.00	1.000										

Toronto Blue Jays @ Texas Rangers
Globe Life Field, Arlington, TX
Fri Sep 09 2022, 7:08 PM - 9:57 PM CDT
Att: 21,329 - Clear - 87 F

AB	34
R	3
H	7
RBI	3
BB	0
SO	7
LOB	8



Batter	1	2	3	4	5	6	7	8	9	AB	R	H	RBI	BB	SO	LOB	TOP			
4 George Springer, R OBP: 0.341, SLG: 0.456 7 Bradley Zimmer, L OBP: 0.216, SLG: 0.250										4	1	1	0	2	0	4				
27 Vladimir Guerrero Jr., R (1,3) OBP: 0.343, SLG: 0.461										5	1	1	0	1	1	3				
11 Bo Bichette, R OBP: 0.323, SLG: 0.474										5	1	3	1	1	1	2				
30 Alejandro Kirk, R OBP: 0.381, SLG: 0.439										6	1	1	2	0	1	4				
26 Matt Chapman, R OBP: 0.324, SLG: 0.451										3	1	0	0	2	0	3				
8 Cavan Biggio, L OBP: 0.333, SLG: 0.401 25 Jackie Bradley Jr., L OBP: 0.257, SLG: 0.315										4	2	1	0	1	1	3				
9 Danny Jansen, R OBP: 0.315, SLG: 0.487										5	2	4	2	0	0	0				
5 Santiago Espinal, R OBP: 0.324, SLG: 0.376										4	1	3	3	1	0	0				
15 Raimel Tapia, L OBP: 0.289, SLG: 0.372										5	1	1	3	0	1	6				
Inning Stats	R: 4 H: 5 E: 0 K: 0 S: 20	H: 5 LOB: 2 BB: 1 P: 32	R: 0 H: 0 E: 0 K: 1 S: 11	H: 0 LOB: 2 BB: 2 P: 25	R: 5 H: 4 E: 0 K: 0 S: 19	H: 4 LOB: 1 BB: 2 P: 36	R: 2 H: 4 E: 0 K: 0 S: 11	H: 4 LOB: 2 BB: 0 P: 17	R: 0 H: 0 E: 0 K: 0 S: 8	H: 0 LOB: 0 BB: 0 P: 12	R: 0 H: 1 E: 0 K: 0 S: 6	H: 1 LOB: 1 BB: 1 P: 12	R: 0 H: 1 E: 0 K: 2 S: 15	H: 1 LOB: 3 BB: 2 P: 29	R: 0 H: 0 E: 0 K: 2 S: 8	H: 0 LOB: 0 BB: 0 P: 12	1B: 6 2B: 7 3B: 0 HR: 2	SF: 0 SAC: 0 DP: 1 HBP: 0	WP: 0 PA: 49 PB: 0 SB: 1 CS: 0	
PITCHER	IP WLS BF H R ER SO BB IBB HBP BLK WP HR S P ERA WHIP	3.0 L 26 12 11 11 1 0 5 0 0 0 0 2 54 99 33.00 5.667	3.0 0 10 1 0 0 0 0 0 0 0 0 0 26 37 0.00 0.333	1.0 4 4 1 0 0 0 1 0 0 0 0 0 6 12 0.00 2.000	1.0 6 6 1 0 0 2 2 0 0 0 0 0 15 29 0.00 3.000	1.0 3 0 0 0 0 2 0 0 0 0 0 0 8 12 0.00 0.000	PITCHER													

Toronto Blue Jays @ Texas Rangers
Globe Life Field, Arlington, TX
Sat Sep 10 2022, 6:07 PM - 9:45 PM CDT
Att: 28,340 - Clear - 89 F

livebaseballscores.com

AB 41
R 11
H 15
RBI 11
BB 8
SO 5
LOB 25

Batter	1	2	3	4	5	6	7	8	9	AB	R	H	RBI	BB	SO	LOB	BOTTOM				
2 Marcus Semien, R OBP: 0.301, SLG: 0.415										5	1	2	1	0	1	3					
5 Corey Seager, L OBP: 0.324, SLG: 0.458										4	1	1	0	1	0	3					
30 Nathaniel Lowe, L OBP: 0.358, SLG: 0.502										5	0	2	0	0	3	2					
53 Adolis Garcia, R OBP: 0.294, SLG: 0.445										5	1	2	3	0	2	3					
3 Leody Taveras, S OBP: 0.327, SLG: 0.384										5	0	0	0	0	3	2					
6 Josh Jung, R OBP: 0.375, SLG: 0.875										4	1	1	0	0	1	1					
55 Sam Huff, R OBP: 0.298, SLG: 0.341										4	1	1	2	0	1	0					
47 Josh Smith, L OBP: 0.330, SLG: 0.266										4	1	2	0	0	1	0					
65 Bubba Thompson, R (1,9) OBP: 0.343, SLG: 0.350 56 Kole Calhoun, L (8,PH) OBP: 0.263, SLG: 0.348										3	1	2	1	0	1	0					
Inning Stats	R: 3 H: 2 E: 0 K: 3 S: 19	H: 2 LOB: 1 BB: 0 P: 29	R: 0 H: 1 E: 0 K: 1 S: 11	H: 1 LOB: 1 BB: 0 P: 14	R: 0 H: 1 E: 0 K: 2 S: 10	H: 1 LOB: 1 BB: 0 P: 14	R: 0 H: 0 E: 0 K: 1 S: 7	H: 0 LOB: 0 BB: 0 P: 11	R: 0 H: 2 E: 0 K: 2 S: 16	H: 2 LOB: 2 BB: 0 P: 20	R: 4 H: 5 E: 0 K: 0 S: 23	H: 5 LOB: 0 BB: 0 P: 31	R: 0 H: 1 E: 0 K: 2 S: 8	H: 1 LOB: 1 BB: 0 P: 9	R: 0 H: 1 E: 0 K: 1 S: 13	H: 1 LOB: 2 BB: 0 P: 21	R: 0 H: 0 E: 0 K: 1 S: 9	H: 0 LOB: 0 BB: 0 P: 14	1B: 9 2B: 2 3B: 0 HR: 2	SF: 0 SAC: 0 DP: 1 HBP: 1	WP: 0 PA: 41 PB: 0 SB: 2 CS: 0
PITCHER	IP WLS BF H R ER SO BB IBB HBP BLK WP HR S P ERA WHIP	5.1 W 25 8 5 5 0 0 1 0 0 0 0 0 13 18 27.00 4.500	0.2 4 3 2 2 0 0 0 0 0 0 0 0 8 9 0.00 1.000	0.2 4 1 0 0 1 0 0 0 1 0 0 0 12 19 0.00 1.500	1.1 S 4 0 0 0 1 0 0 0 0 0 0 0 10 16 0.00 0.000	PITCHER															

Toronto Blue Jays @ Texas Rangers
Globe Life Field, Arlington, TX
Sat Sep 10 2022, 6:07 PM - 9:45 PM CDT
Att: 28,340 - Clear - 89 F

livebaseballscores.com

AB 39
R 7
H 13
RBI 7
BB 1
SO 13
LOB 14

Batter	1	2	3	4	5	6	7	8	9	AB	R	H	RBI	BB	SO	LOB	TOP								
4 George Springer, R (1, 10) OBP: 0.342, SLG: 0.452			G5-3							3	0	0	0	2	2	1									
27 Vladimir Guerrero Jr., R (1, 3) OBP: 0.344, SLG: 0.442	G4-3									5	0	2	0	0	1	2									
11 Bo Bichette, R (1, 6) OBP: 0.322, SLG: 0.472	G5-3									4	1	1	0	0	1	3									
30 Alejandro Kirk, R (1, 2) OBP: 0.382, SLG: 0.438										3	0	1	0	1	2	1									
37 Teoscar Hernández, R (1, 7) OBP: 0.318, SLG: 0.480										3	0	2	1	1	1	1									
26 Matt Chapman, R (1, 5) OBP: 0.323, SLG: 0.450										4	0	1	0	0	3	4									
5 Santiago Espinal, R (1, 4) OBP: 0.321, SLG: 0.372										4	0	0	0	0	1	6									
1 Whit Merrifield, R (1, 9) OBP: 0.283, SLG: 0.334										2	0	0	0	0	0	2									
8 Cavan Biggio, L (7, PH) OBP: 0.340, SLG: 0.399	L4									1	0	0	0	1	0	0									
25 Jackie Bradley Jr., L (1, 8) OBP: 0.294, SLG: 0.311										4	0	0	0	0	0	1									
Inning Stats	R: 0 E: 0 K: 1 S: 7	H: 0 LOB: 0 BB: 0 P: 10	R: 0 E: 0 K: 2 S: 12	H: 1 LOB: 2 BB: 1 P: 21	R: 0 E: 0 K: 1 S: 9	H: 1 LOB: 1 BB: 0 P: 17	R: 0 E: 0 K: 1 S: 9	H: 2 LOB: 1 BB: 0 P: 14	R: 0 E: 0 K: 0 S: 9	H: 0 LOB: 1 BB: 1 P: 18	R: 1 E: 0 K: 2 S: 13	H: 2 LOB: 1 BB: 0 P: 17	R: 0 E: 0 K: 0 S: 14	H: 1 LOB: 2 BB: 1 P: 20	R: 0 E: 0 K: 2 S: 10	H: 0 LOB: 1 BB: 1 P: 16	R: 0 E: 0 K: 2 S: 15	H: 0 LOB: 1 BB: 1 P: 24	1B: 5 2B: 2 HR: 0	SF: 0 SAC: 0 DP: 1 HBP: 0	WP: 0 PB: 0 SB: 0 CS: 0	PA: 38			
PITCHER	IP	WLS	BF	H	R	ER	SO	BB	IBB	HBP	BLK	WP	HR	S	P	ERA	WHIP								
54 Martin Pérez, L (1, 1) ERA: 2.77	6.0	W	25	6	1	1	7	2	0	0	0	0	0	59	97	1.50	1.333								
63 Jesus Tinoco, R (7, 1) ERA: 2.51	1.0	H	5	1	0	0	0	1	0	0	0	0	0	14	20	0.00	2.000								
45 Matt Moore, L (8, 1) ERA: 2.15	1.0	H	4	0	0	0	2	1	0	0	0	0	0	10	16	0.00	1.000								
25 José Leclerc, R (9, 1) ERA: 3.1	1.0	S	4	0	0	0	2	1	0	0	0	0	0	15	24	0.00	1.000								

Toronto Blue Jays @ Texas Rangers
Globe Life Field, Arlington, TX
Sun Sep 11 2022, 1:41 PM - 4:57 PM CDT
Att: 20,984 - Roof Closed - 75 F

AB	33
R	1
H	7
RBI	1
BB	5
SO	11
LOB	21



Batter	1	2	3	4	5	6	7	8	9	AB	R	H	RBI	BB	SO	LOB	BOTTOM								
2 Marcus Semien, R (1, 4) OBP: 0.299, SLG: 0.412		F7								4	0	0	0	0	1	3									
5 Corey Seager, L (1, 6) OBP: 0.325, SLG: 0.457										3	1	1	0	1	0	2									
30 Nathaniel Lowe, L (1, 3) OBP: 0.361, SLG: 0.506										4	1	3	1	0	0	0									
53 Adolis García, R (1, 10) OBP: 0.295, SLG: 0.450										3	1	1	2	1	1	3									
28 Jonah Heim, S (1, 2) OBP: 0.308, SLG: 0.400										4	0	1	0	0	1	0									
6 Josh Jung, R (1, 5) OBP: 0.250, SLG: 0.583										4	0	0	0	0	4	3									
3 Leody Taveras, S (1, 8) OBP: 0.326, SLG: 0.394										4	1	1	1	0	1	3									
47 Josh Smith, L (1, 7) OBP: 0.328, SLG: 0.261										3	0	0	0	0	1	0									
65 Bubba Thompson, R (1, 9) OBP: 0.348, SLG: 0.365										4	0	2	0	0	1	1									
Inning Stats	R: 1 E: 0 K: 2 S: 23	H: 3 LOB: 3 BB: 1 P: 37	R: 0 E: 0 K: 0 S: 6	H: 0 LOB: 0 BB: 0 P: 11	R: 2 E: 0 K: 3 S: 13	H: 2 LOB: 0 BB: 0 P: 20	R: 0 E: 0 K: 1 S: 14	H: 2 LOB: 3 BB: 1 P: 25	R: 0 E: 0 K: 1 S: 9	H: 0 LOB: 0 BB: 0 P: 12	R: 0 E: 0 K: 1 S: 12	H: 1 LOB: 1 BB: 0 P: 14	R: 0 E: 0 K: 0 S: 7	H: 0 LOB: 0 BB: 0 P: 9	R: 1 E: 0 K: 2 S: 11	H: 1 LOB: 0 BB: 0 P: 16	R: 1 E: 0 K: 2 S: 11	H: 1 LOB: 0 BB: 0 P: 16	1B: 5 2B: 2 HR: 2	SF: 0 SAC: 0 DP: 0 HBP: 1	WP: 0 PB: 0 SB: 2 CS: 0	PA: 36			
PITCHER	IP	WLS	BF	H	R	ER	SO	BB	IBB	HBP	BLK	WP	HR	S	P	ERA	WHIP								
33 Trevor Richards, R (1, 1) ERA: 4.85	0.1	L	5	3	1	1	1	1	0	0	0	0	0	15	26	27.00	12.000								
35 David Phelps, R (1, 1) ERA: 2.75	1.1		5	0	0	0	1	0	0	1	0	0	0	12	18	0.00	0.000								
16 Yusel Kikuchi, L (2, 1) ERA: 5.46	2.0		11	4	2	2	3	1	0	0	0	0	1	25	43	9.00	2.500								
56 Zach Pop, R (4, 1) ERA: 3.64	1.1		4	0	0	0	2	0	0	0	0	0	0	13	18	0.00	0.000								
67 Julian Merryweather, R (6, 1) ERA: 5.46	2.0		7	1	0	0	1	0	0	0	0	0	0	19	23	0.00	0.500								

Toronto Blue Jays @ Texas Rangers
Globe Life Field, Arlington, TX
Sun Sep 11 2022, 1:41 PM - 4:57 PM CDT
Att: 20,984 - Roof Closed - 75 F

AB	33
R	4
H	9
RBI	4
BB	2
SO	10
LOB	15



Batter	1	2	3	4	5	6	7	8	9	AB	R	H	RBI	BB	SO	LOB	TOP	
2 Yandy Diaz, R OBP: 0.401, SLG: 0.419	G5-3		F8				G6-4-3			4	0	1	0	0	0	1	Tampa Bay Rays @ Toronto Blue Jays Rogers Centre, Toronto, ON Mon Sep 12 2022, 7:07 PM - 9:46 PM EDT Att: 23,002 - Clear - 73 F	
87 Harold Ramirez, R OBP: 0.357, SLG: 0.420	K		L7				G5-3	G5-3		4	0	0	0	0	1	1		
26 Ji Man Choi, L OBP: 0.319, SLG: 0.372	F7							G6-3		4	0	0	0	0	1	0		
22 Jose Siri, R OBP: 0.269, SLG: 0.344			K							0	0	0	0	0	0	0		
56 Randy Arozarena, R OBP: 0.336, SLG: 0.460		L5								3	1	1	0	0	0	0		
6 David Peralta, L OBP: 0.319, SLG: 0.435										2	1	1	0	1	0	0		
5 Wander Franco, S OBP: 0.309, SLG: 0.402										1	0	0	0	0	0	1		
13 Manuel Margot, R OBP: 0.346, SLG: 0.403										4	0	2	1	0	0	1		
62 Jonathan Aranda, L OBP: 0.448, SLG: 0.500										3	0	1	1	0	1	2		
17 Isaac Paredes, R OBP: 0.294, SLG: 0.453										1	0	0	0	0	1	0		
21 Francisco Mejia, S OBP: 0.274, SLG: 0.400										3	0	0	0	0	0	2		
0 Taylor Walls, S OBP: 0.265, SLG: 0.279										3	0	0	0	0	1	3		
Inning Stats	R: 0 E: 0 K: 1 S: 6	H: 0 LOB: 0 BB: 10	R: 1 E: 0 K: 1 S: 10	H: 3 LOB: 2 BB: 17	R: 0 E: 0 K: 1 S: 9	H: 0 LOB: 0 BB: 13	R: 0 E: 0 K: 1 S: 9	H: 1 LOB: 1 BB: 14	R: 0 E: 0 K: 0 S: 5	H: 0 LOB: 0 BB: 9	R: 0 E: 0 K: 0 S: 13	H: 0 LOB: 1 BB: 25	R: 0 E: 0 K: 1 S: 7	H: 0 LOB: 0 BB: 11	1B: 5 2B: 1 3B: 0 HR: 0	SF: 0 SAC: 0 DP: 1 HBP: 2	WP: 0 PB: 0 SB: 0 CS: 0	PA: 35
PITCHER	IP WLS BF H R ER SO BB IBB HBP BLK WP HR S P ERA WHIP																	
17 José Berrios, R ERA: 5.07	6.1	27	6	2	1	4	1	0	1	0	0	0	0	54	92	1.42	1.105	
93 Yimi García, R ERA: 2.39	1.1	4	0	0	0	0	0	0	1	0	0	0	12	22	0.00	0.000		
58 Tim Lincecum, L ERA: 2.85	0.1	W	1	0	0	0	0	0	0	0	0	0	3	6	0.00	0.000		
68 Jordan Romano, R ERA: 1.95	1.0	S	3	0	0	1	0	0	0	0	0	0	7	11	0.00	0.000		

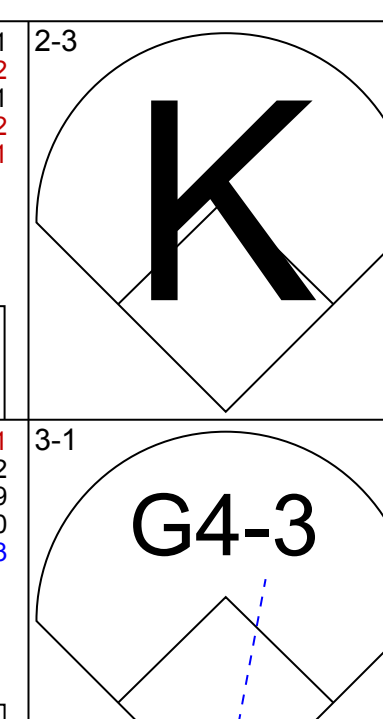
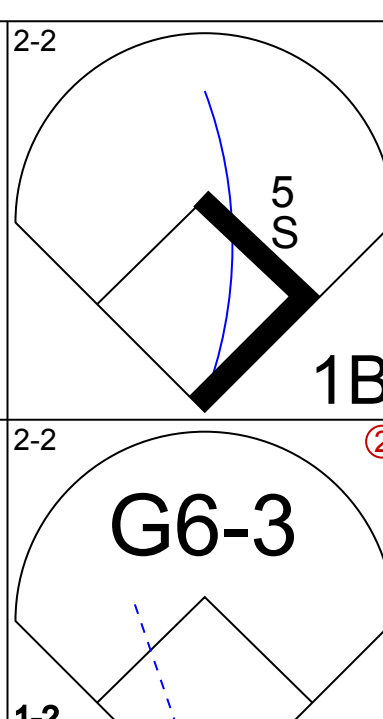
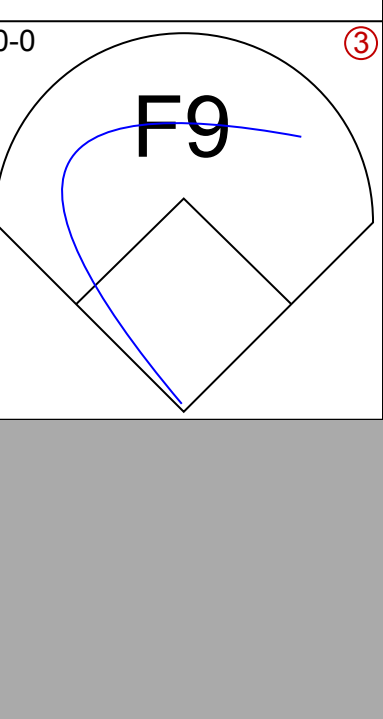
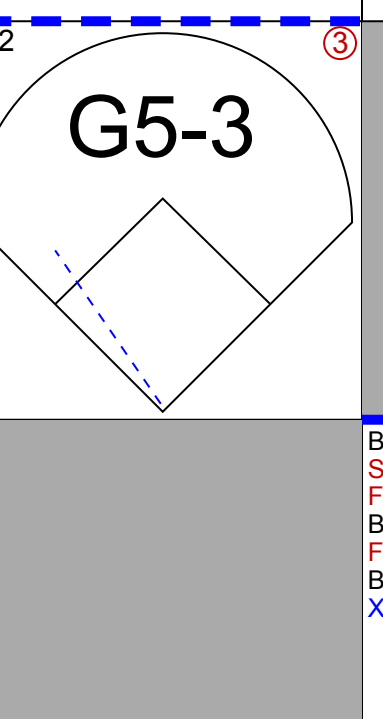
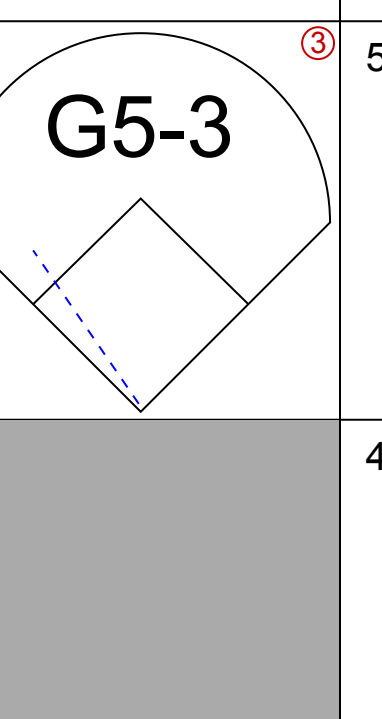

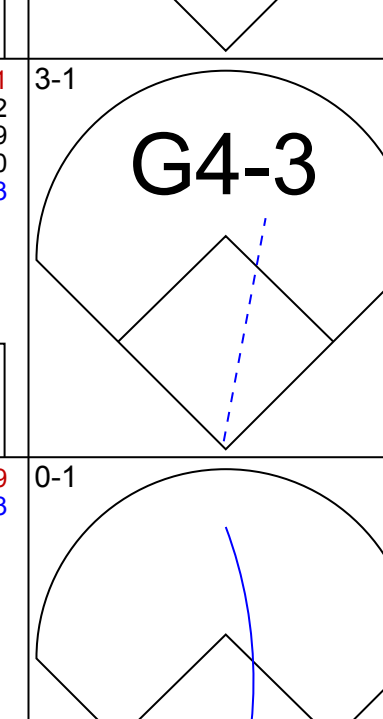
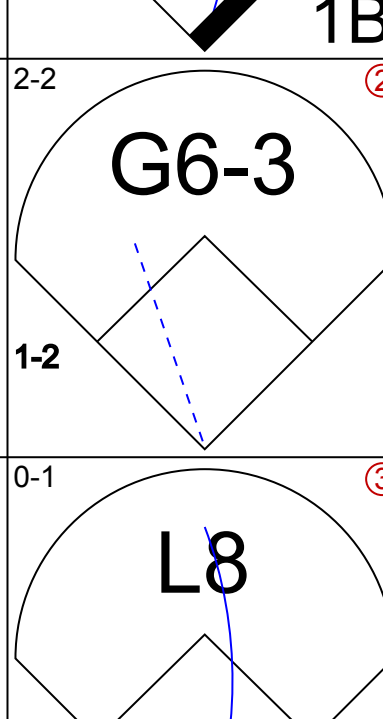
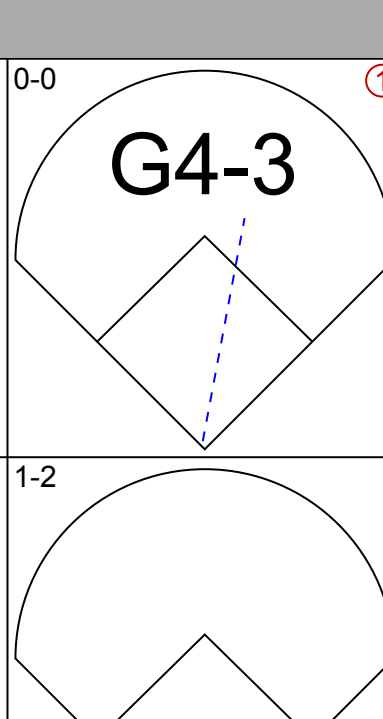

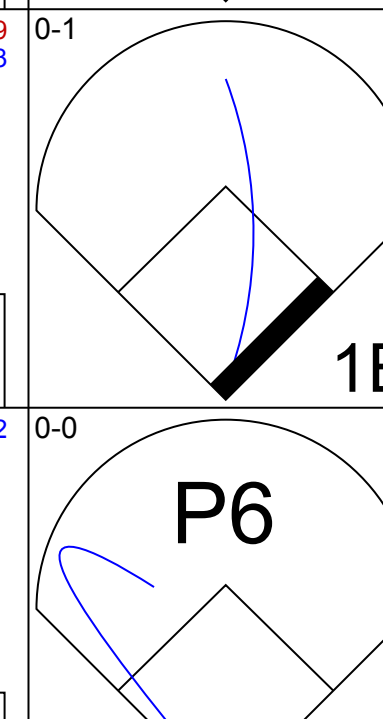
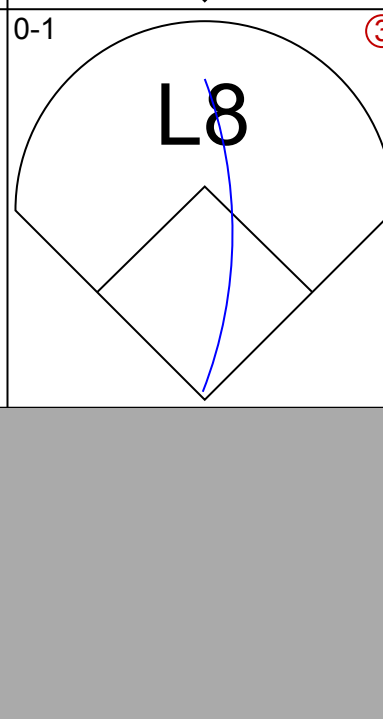
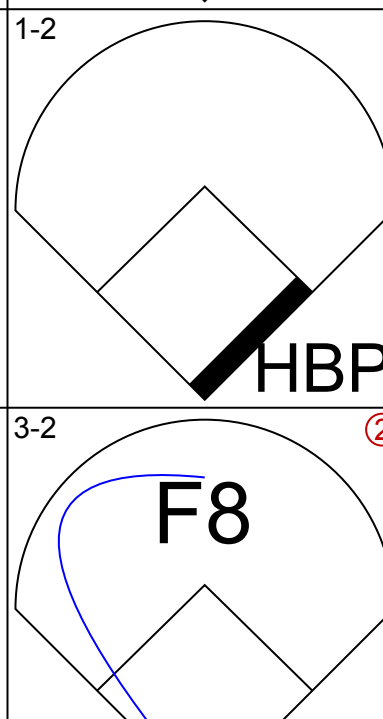
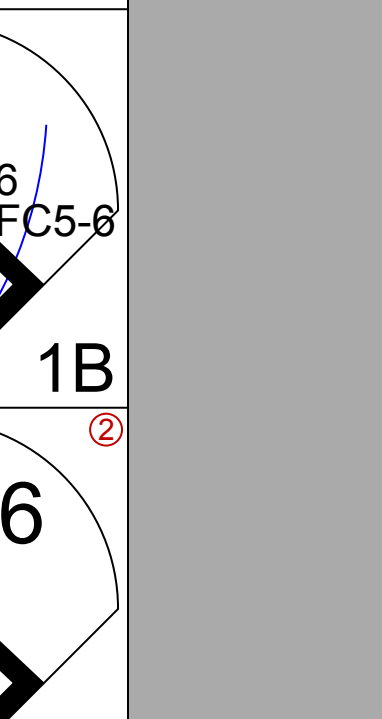
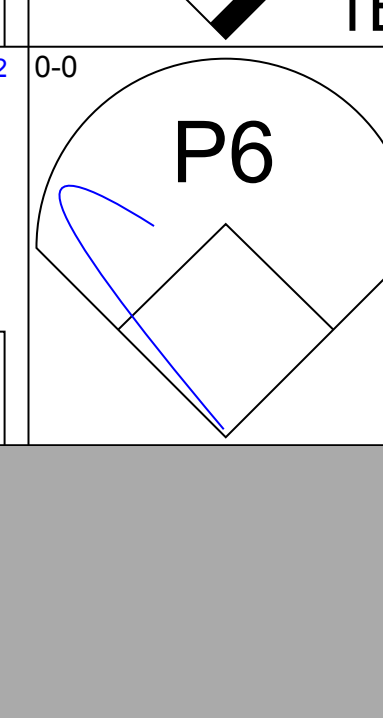
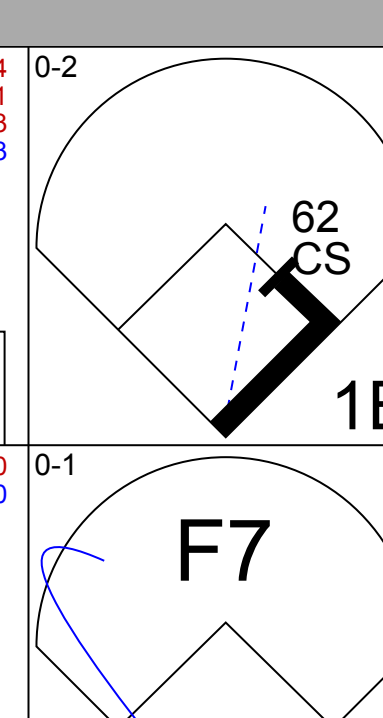
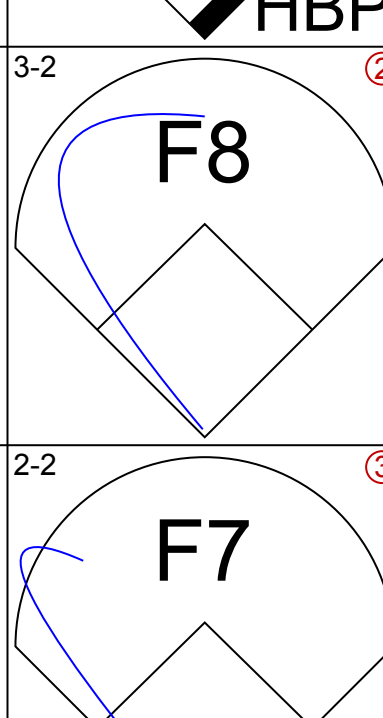

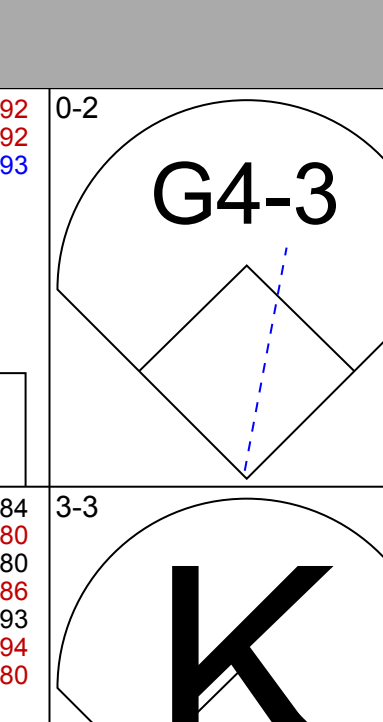
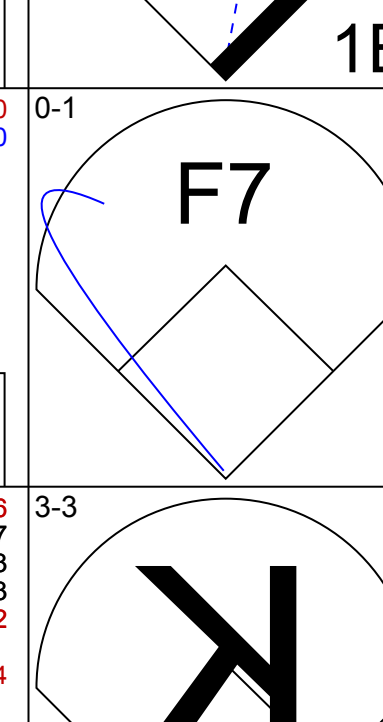
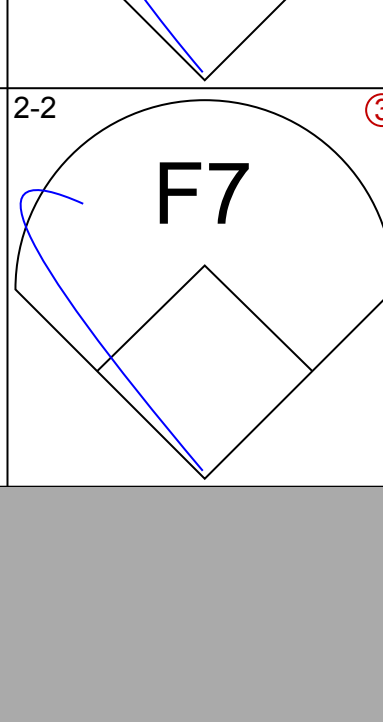
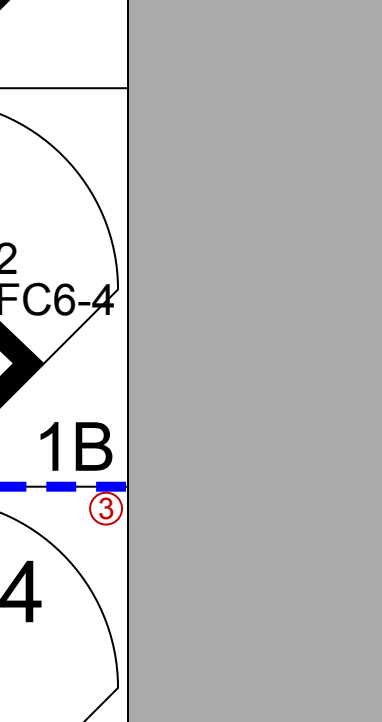
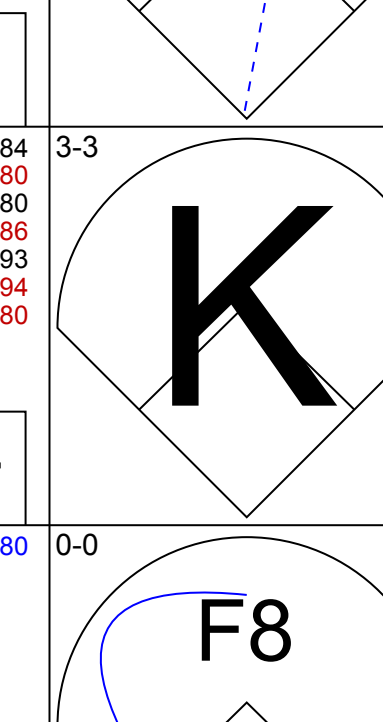
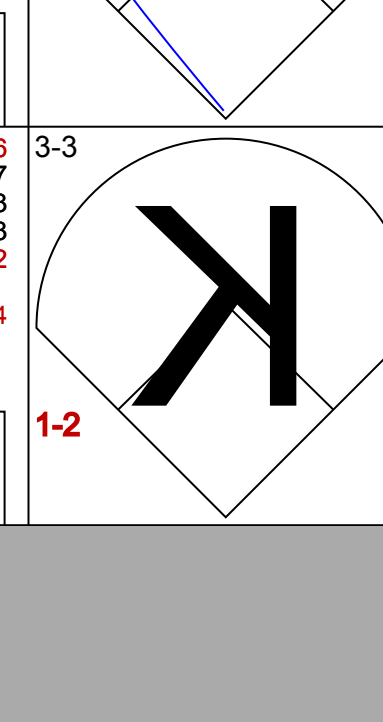
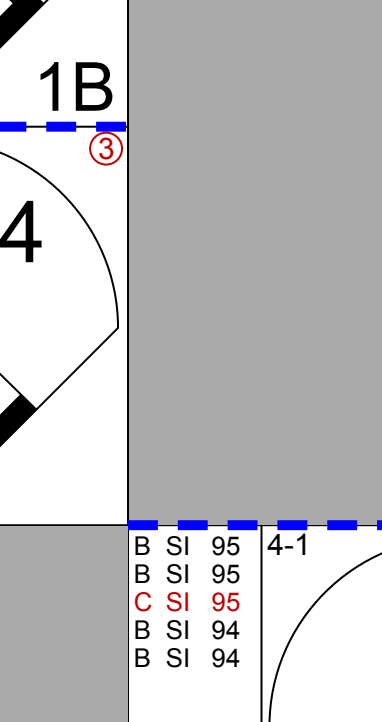
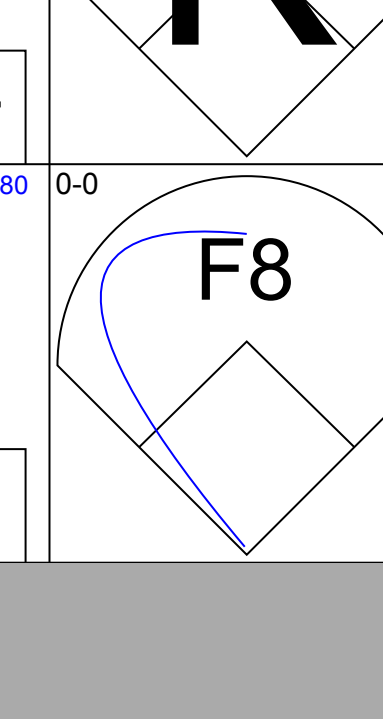

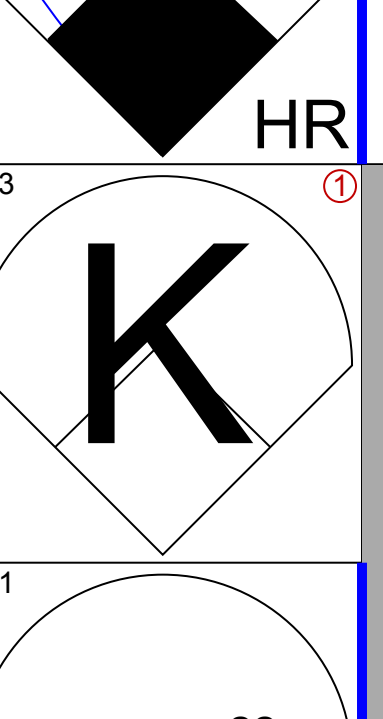
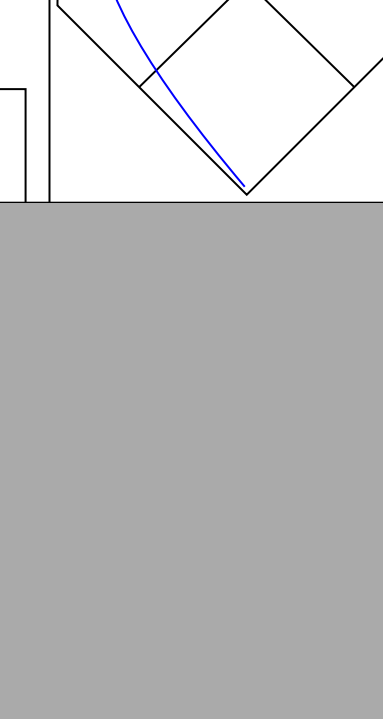
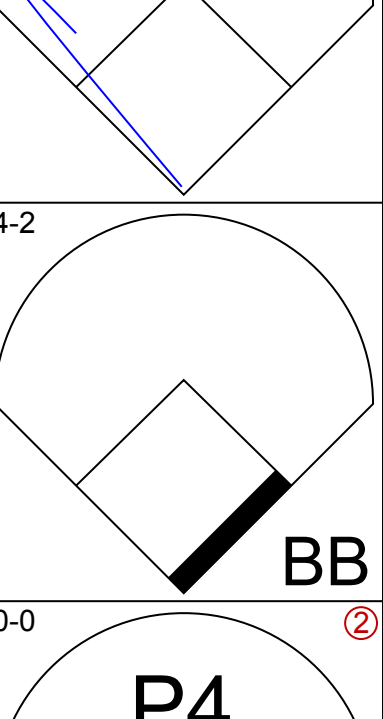
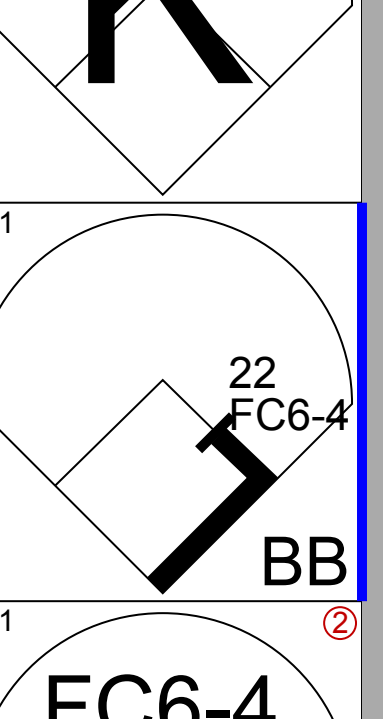
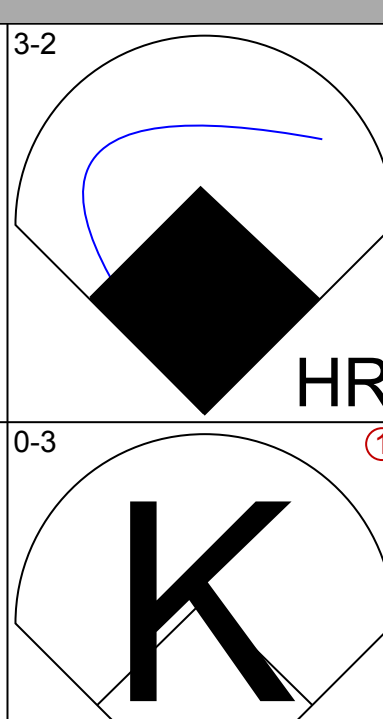
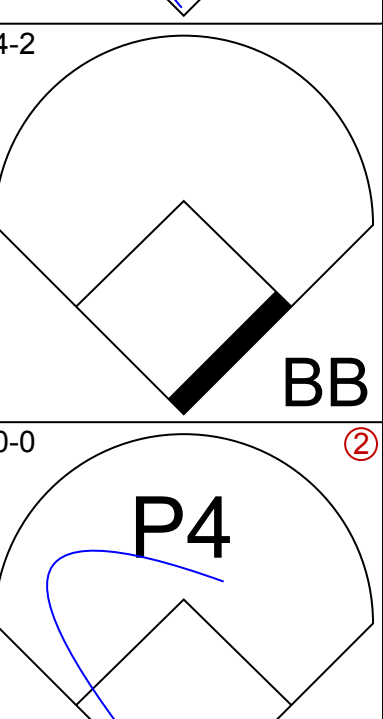
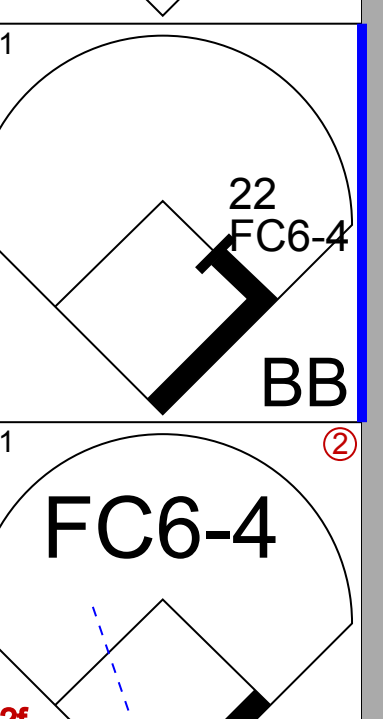
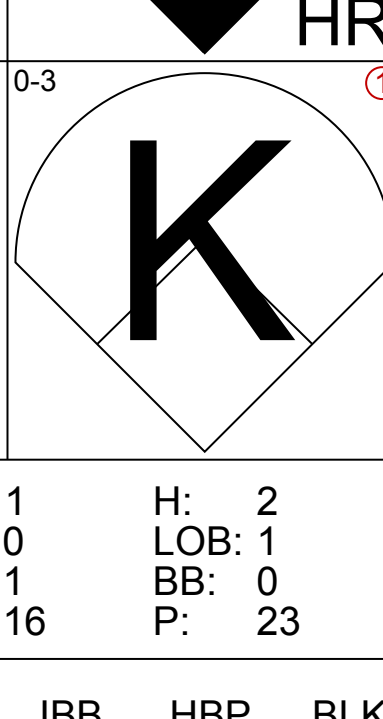
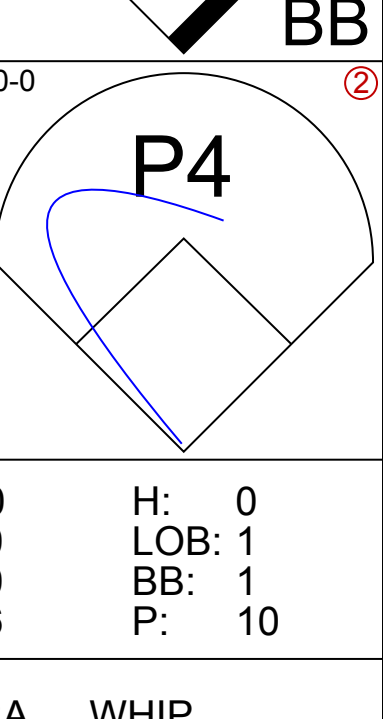
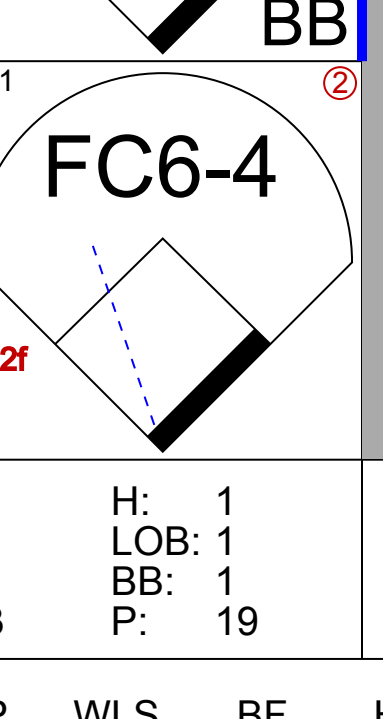
Batter	1	2	3	4	5	6	7	8	9	AB	R	H	RBI	BB	SO	LOB	BOTTOM			
4 George Springer, R OBP: 0.341, SLG: 0.449	L8									3	1	0	0	1	1	1	Tampa Bay Rays @ Toronto Blue Jays Rogers Centre, Toronto, ON Mon Sep 12 2022, 7:07 PM - 9:46 PM EDT Att: 23,002 - Clear - 73 F			
25 Jackie Bradley Jr., L OBP: 0.254, SLG: 0.311										0	0	0	0	0	0	0				
27 Vladimir Guerrero Jr., R OBP: 0.345, SLG: 0.454	K									4	0	2	0	0	2	1				
11 Bo Bichette, R OBP: 0.325, SLG: 0.479	G4-3									3	1	2	3	0	0	0				
30 Alejandro Kirk, R OBP: 0.379, SLG: 0.434										4	0	0	0	0	1	4				
37 Teoscar Hernández, R OBP: 0.316, SLG: 0.476										3	0	0	0	0	2	2				
26 Matt Chapman, R OBP: 0.323, SLG: 0.449										3	0	1	0	0	0	0				
8 Cavan Biggio, L OBP: 0.337, SLG: 0.395										2	0	0	0	0	0	0				
5 Santiago Espinal, R OBP: 0.321, SLG: 0.371										1	0	0	0	0	1	1				
9 Danny Jansen, R OBP: 0.309, SLG: 0.478										3	0	0	0	0	1	1				
15 Raimel Tapia, L OBP: 0.289, SLG: 0.372										3	1	1	0	0	0	0				
Inning Stats	R: 0 E: 0 K: 1 S: 8	H: 0 LOB: 0 BB: 9	R: 0 E: 0 K: 2 S: 11	H: 0 LOB: 0 BB: 17	R: 0 E: 0 K: 1 S: 6	H: 0 LOB: 0 BB: 8	R: 1 E: 0 K: 0 S: 9	H: 2 LOB: 1 BB: 13	R: 0 E: 0 K: 0 S: 7	H: 0 LOB: 0 BB: 11	R: 0 E: 0 K: 1 S: 11	H: 1 LOB: 2 BB: 18	R: 0 E: 0 K: 2 S: 10	H: 1 LOB: 1 BB: 17	R: 2 E: 0 K: 1 S: 12	H: 2 LOB: 0 BB: 18	1B: 4 2B: 1 3B: 0 HR: 1	SF: 0 SAC: 0 DP: 1 HBP: 1	WP: 0 PB: 0 SB: 1 CS: 0	PA: 31
PITCHER	IP WLS BF H R ER SO BB IBB HBP BLK WP HR S P ERA WHIP																			
71 Cooper Criswell, R ERA: 2.7	3.1	13	2	1	1	4	1	0	0	0	0	0	0	9	13	0.00	0.900			
84 JT Chargois, R ERA: 3.55	1.2	4	0	0	0	0	0	0	0	0	0	0	11	18	0.00	1.000				
65 Javy Guerra, R ERA: 9.64	1.0	H	5	1	0	1	0	0	1	0	0	0	10	17	0.00	1.000				
38 Colin Poche, L ERA: 2.63	1.0	H	4	1	0	2	0	0	0	0	0	0	12	18	18.00	2.000				
47 Jason Adam, R ERA: 1.54	1.0	L	5	2	2	1	0	0	0	0	1	12	18	18.00	2.000					

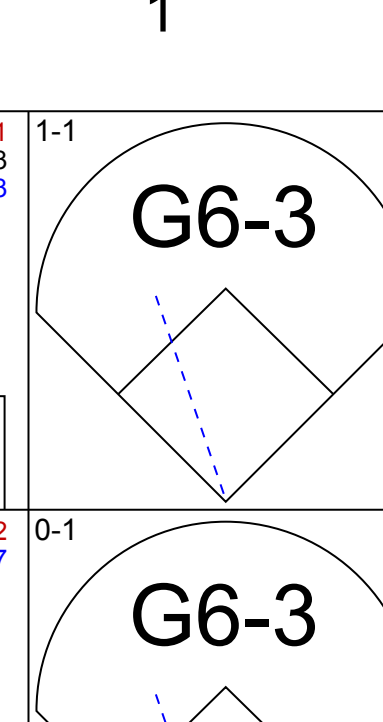
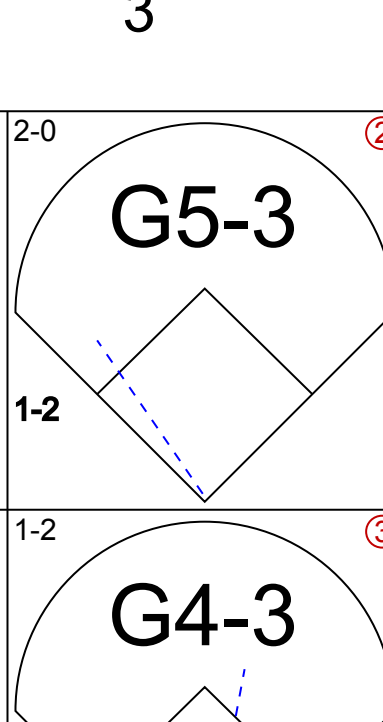
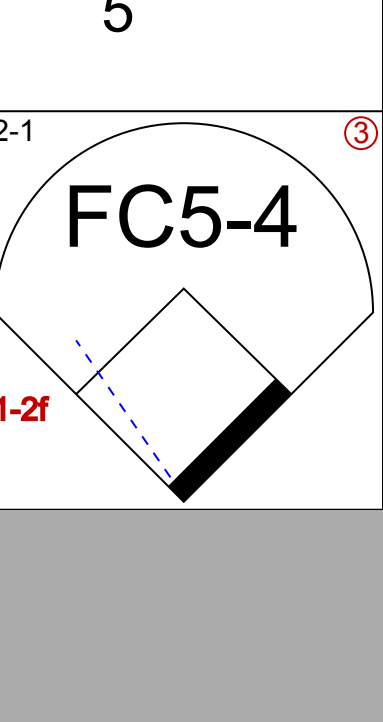
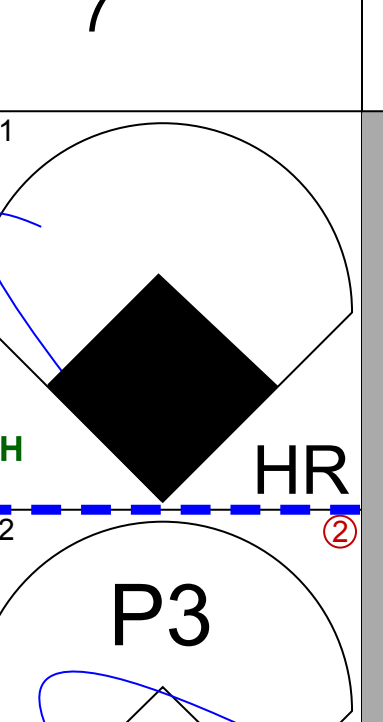

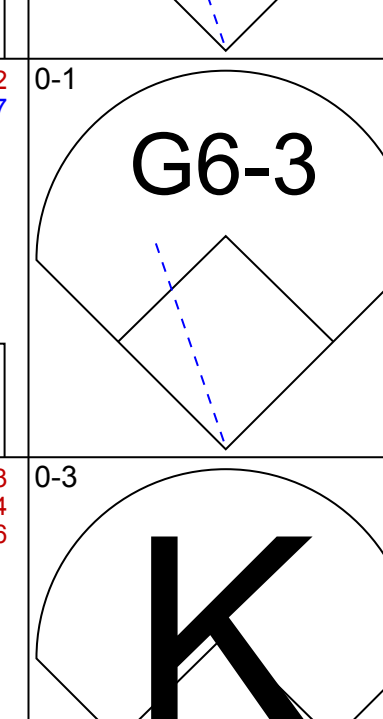
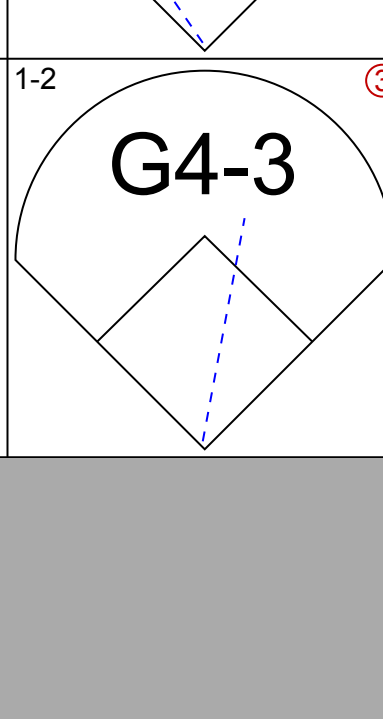

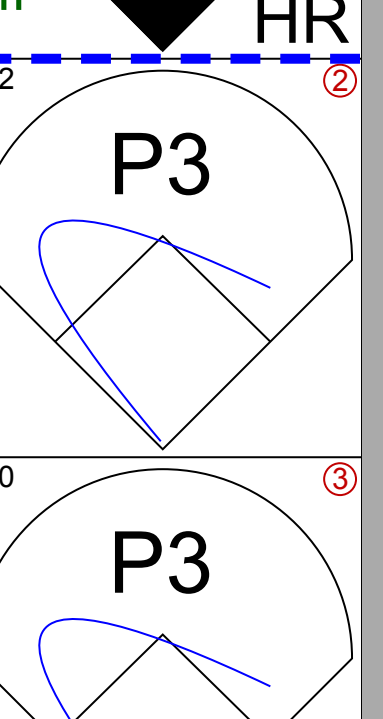

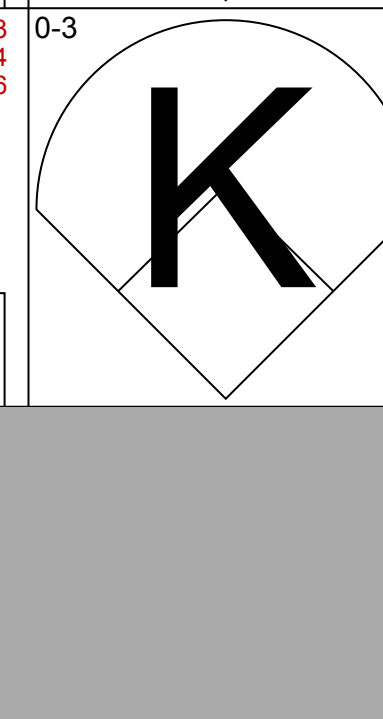
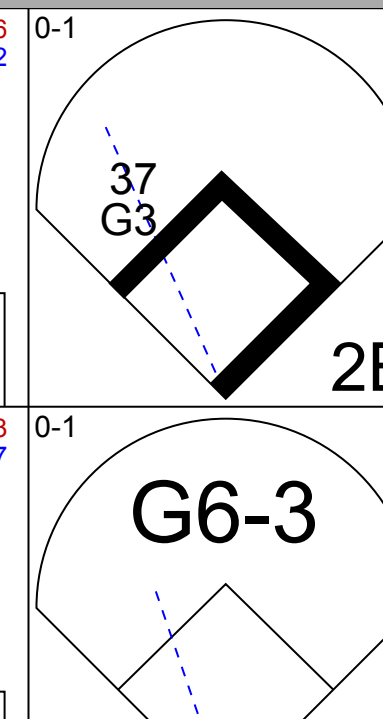
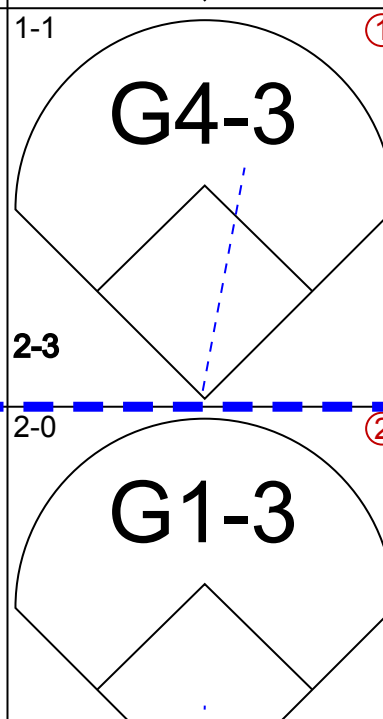
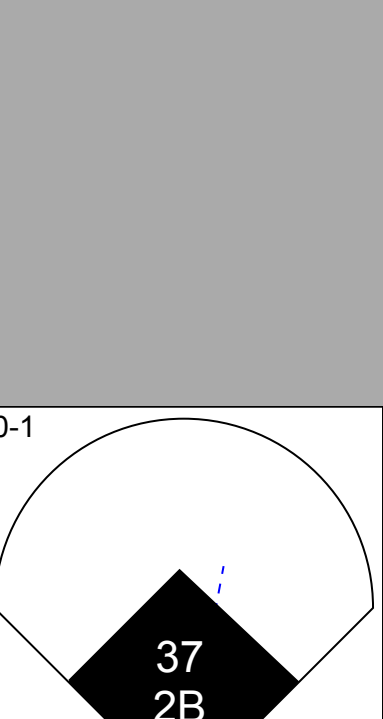
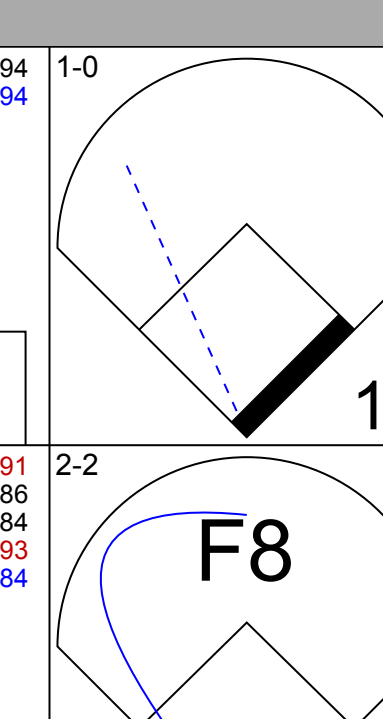
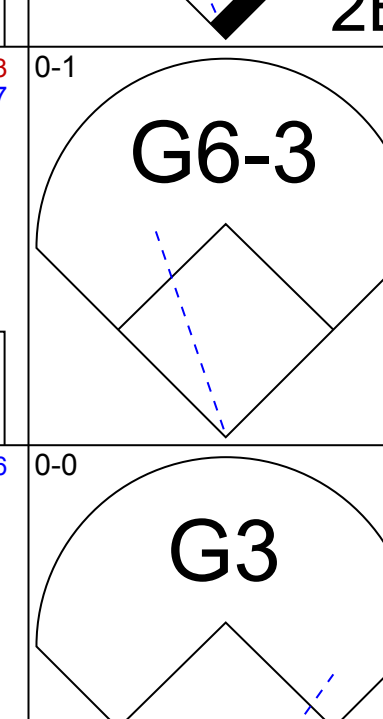
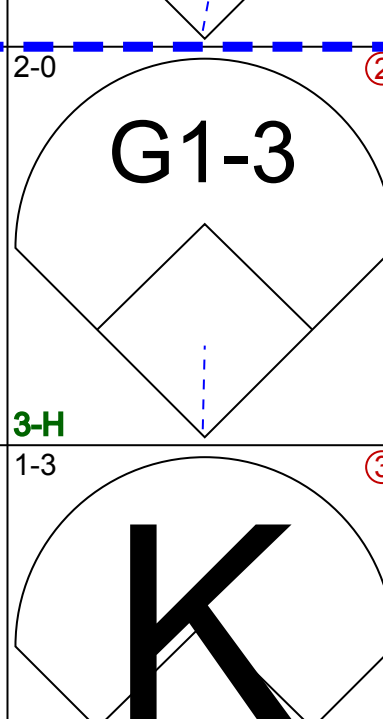
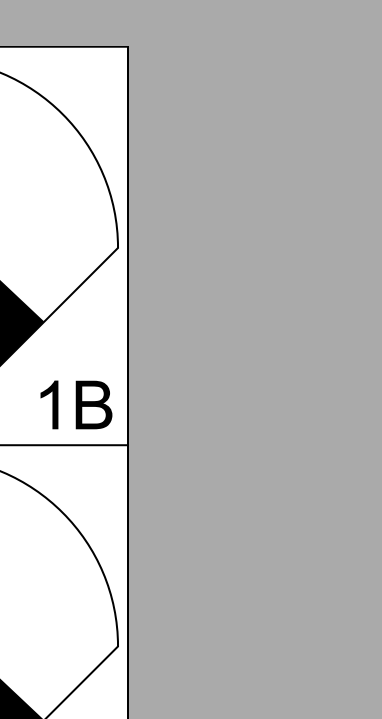
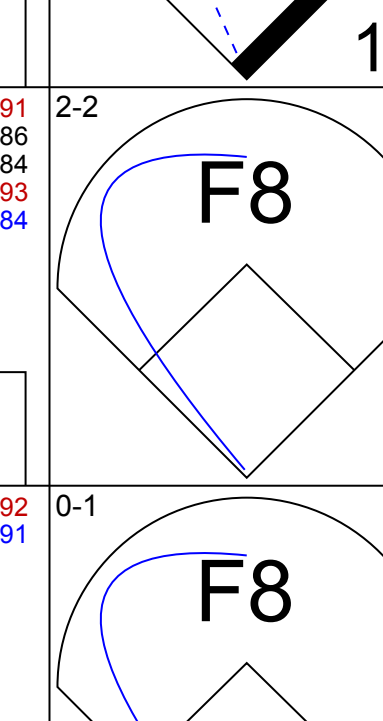
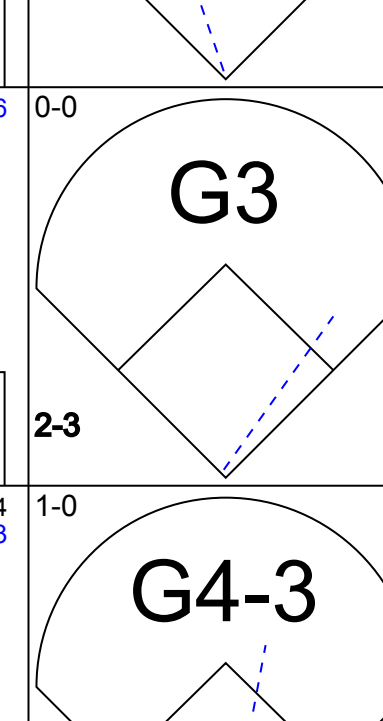
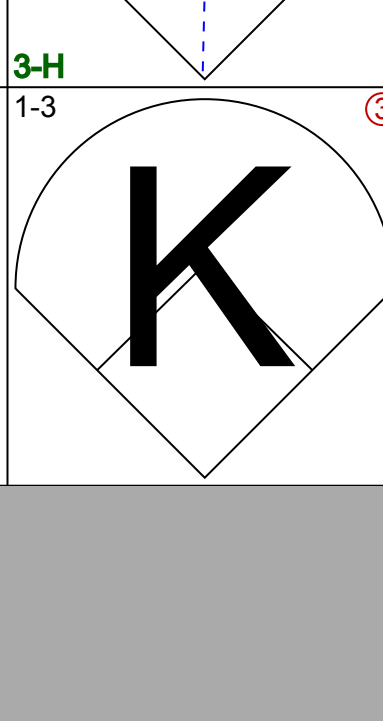
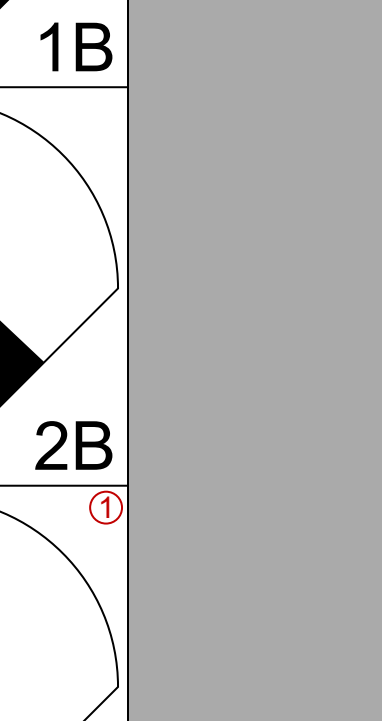
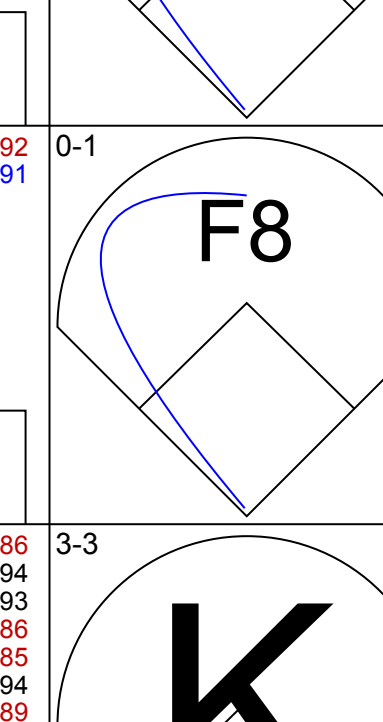
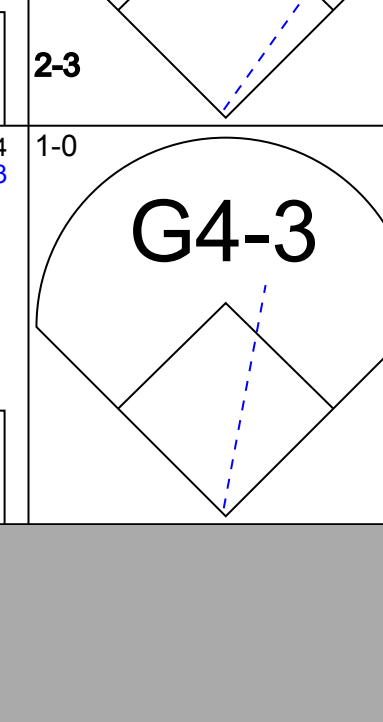
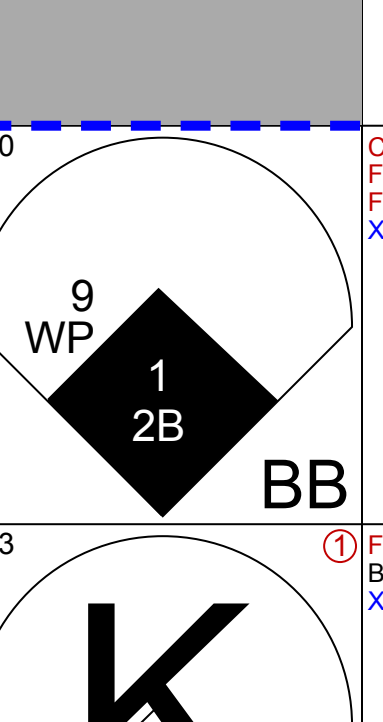

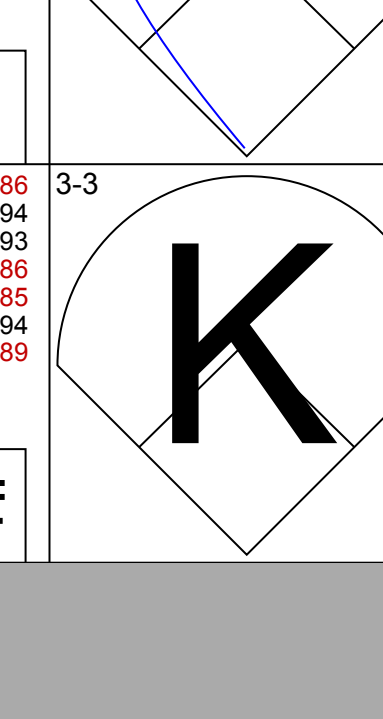


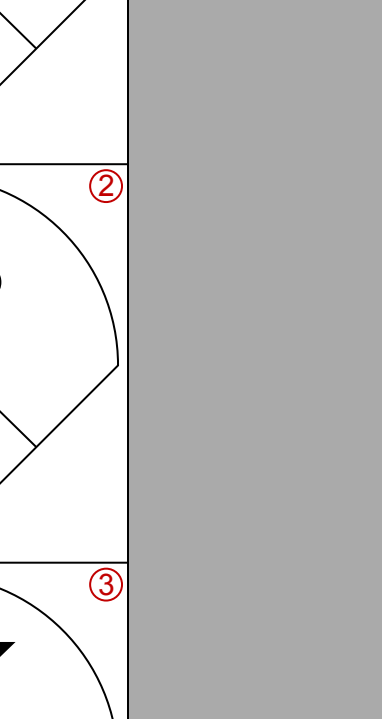
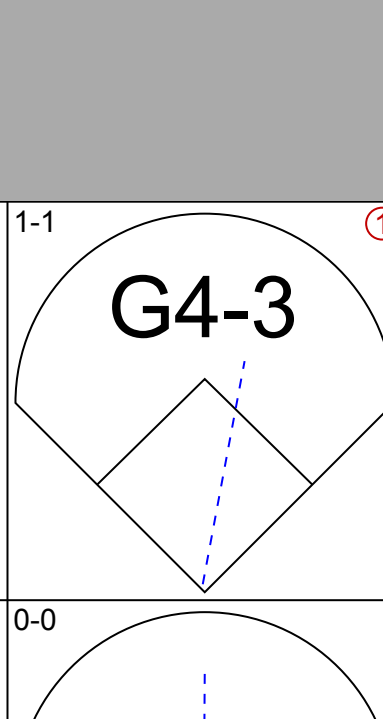
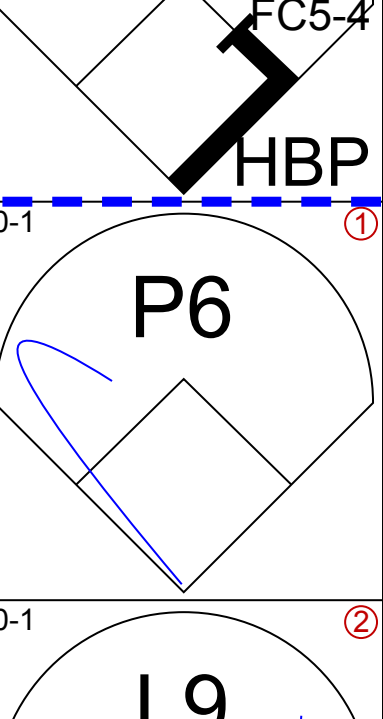
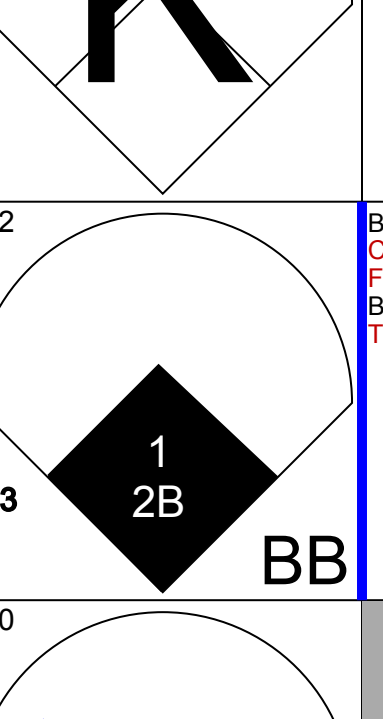

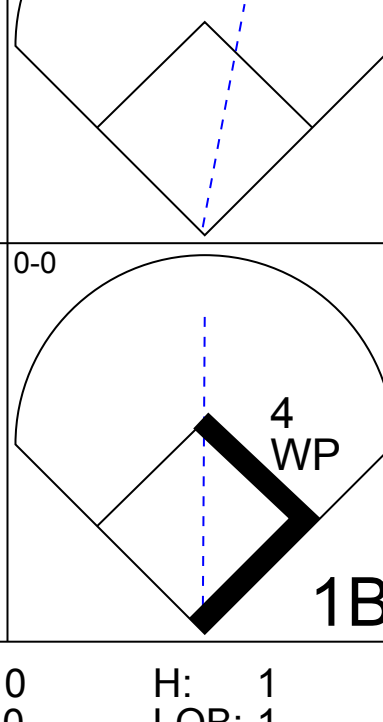
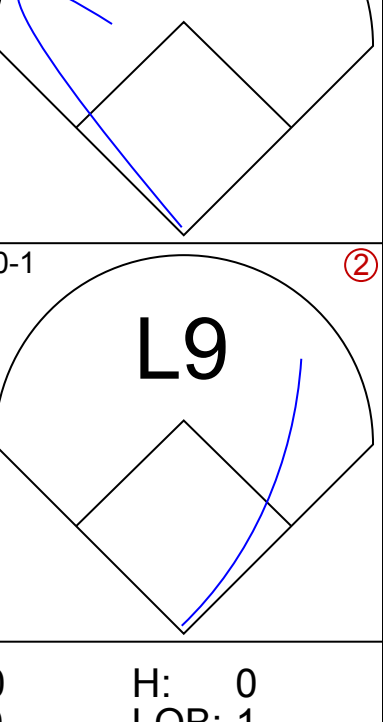
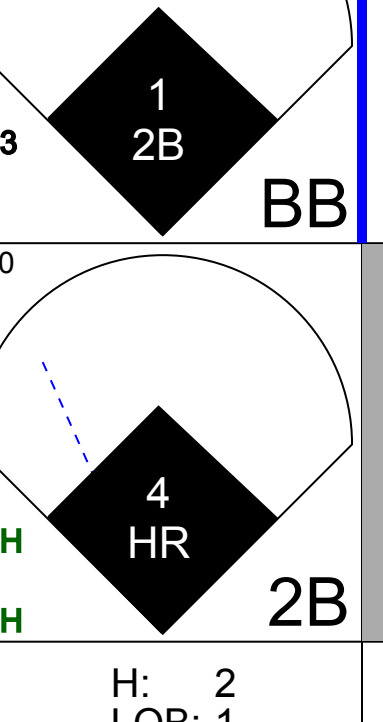

AB	32
R	2
H	6
RBI	2
BB	1
SO	5
LOB	11



AB	29
R	3
H	6
RBI	3
BB	1
SO	8
LOB	10



Batter	1	2	3	4	5	6	7	8	9	AB	R	H	RBI	BB	SO	LOB	TOP			
56 Randy Arozarena, R (1, 9) OBP: 0.332, SLG: 0.454										5	0	1	0	0	1	3	<p>Tampa Bay Rays @ Toronto Blue Jays Rogers Centre, Toronto, ON Tue Sep 13 2022, 7:11 PM - 10:12 PM EDT Att: 25,103 - Cloudy - 67°F</p> <p>livebaseballscorecards.com</p> <p>AB 33 R 2 H 7 RBI 2 BB 3 SO 6 LOB 17</p> 			
5 Wander Franco, S (1, 6) OBP: 0.307, SLG: 0.397									4	0	0	0	0	0	1					
87 Harold Ramirez, R (1, 10) OBP: 0.362, SLG: 0.423									3	0	2	0	0	0	1					
6 David Peralta, L (1, 7) OBP: 0.315, SLG: 0.430										4	0	1	0	0	0	3				
17 Isaac Paredes, R (1, 5) (8, 3)									4	0	1	0	0	0	2					
62 Jonathan Aranda, L (1, 4) (7, 3)									3	1	1	1	0	2	1					
2 Yandy Diaz, R (8, PH) (8, 5)									1	0	0	0	0	0	2					
21 Francisco Mejia, S (1, 2)									3	0	0	0	1	1	0					
26 Ji Man Choi, L (1, 3) 0 Taylor Walls, S (7, 4) OBP: 0.291, SLG: 0.276									1	1	1	1	2	0	0					
22 Jose Siri, R (1, 8)									4	0	0	0	0	2	3					
Inning Stats	R: 0 E: 0 K: 1 S: 8	H: 1 LOB: 1 BB: 0 P: 13	R: 0 E: 0 K: 1 S: 8	H: 0 LOB: 0 BB: 0 P: 11	R: 1 E: 0 K: 1 S: 16	H: 2 LOB: 1 BB: 0 P: 23	R: 0 E: 0 K: 1 S: 9	H: 1 LOB: 1 BB: 0 P: 12	R: 0 E: 0 K: 0 S: 10	H: 0 LOB: 1 BB: 1 P: 10	R: 1 E: 0 K: 1 S: 13	H: 1 LOB: 1 BB: 1 P: 19	R: 0 E: 0 K: 0 S: 16	H: 2 LOB: 2 BB: 0 P: 22	R: 0 E: 0 K: 1 S: 8	H: 0 LOB: 1 BB: 1 P: 18	1B: 5 2B: 1 3B: 0 HR: 2	SF: 0 SAC: 0 DP: 1 HBP: 1	WP: 0 PB: 0 SB: 1 CS: 1	PA: 37
PITCHER	IP WLS BF H R ER SO BB IBB HBP BLK WP HR S P ERA WHIP	6.2 0.1 27 5 2 2 5 2 0 1 0 0 2 66 99 2.70 1.050	7.1 0.2 31 6 0 0 0 0 0 0 0 0 0 4 5 0.00 0.000	8.1 0.2 34 7 0 0 0 0 0 0 0 0 0 13 19 0.00 3.000	8.1 0.1 34 6 0 0 0 0 0 0 0 0 3 3 0.00 0.000	9.1 1.0 40 4 0 0 0 1 1 0 0 0 0 8 18 0.00 1.000	PITCHER	IP WLS BF H R ER SO BB IBB HBP BLK WP HR S P ERA WHIP	6.2 0.1 27 5 2 2 5 2 0 1 0 0 2 66 99 2.70 1.050	7.1 0.2 31 6 0 0 0 0 0 0 0 0 4 5 0.00 0.000	8.1 0.2 34 7 0 0 0 0 0 0 0 0 13 19 0.00 3.000	8.1 0.1 34 6 0 0 0 0 0 0 0 0 3 3 0.00 0.000	9.1 1.0 40 4 0 0 0 1 1 0 0 0 0 8 18 0.00 1.000							

Batter	1	2	3	4	5	6	7	8	9	AB	R	H	RBI	BB	SO	LOB	BOTTOM	
4 George Springer, R (1, 10) OBP: 0.339, SLG: 0.452										4	1	1	2	0	0	2	<p>Tampa Bay Rays @ Toronto Blue Jays Rogers Centre, Toronto, ON Tue Sep 13 2022, 7:11 PM - 10:12 PM EDT Att: 25,103 - Cloudy - 67°F</p> <p>livebaseballscorecards.com</p> <p>AB 31 R 7 H 8 RBI 7 BB 2 SO 5 LOB 16</p> 	
27 Vladimir Guerrero Jr., R (1, 3) OBP: 0.343, SLG: 0.461										4	1	1	0	0	0	2		
11 Bo Bichette, R (1, 6) OBP: 0.325, SLG: 0.478									4	0	1	0	0	1	2			
30 Alejandro Kirk, R (1, 2) OBP: 0.379, SLG: 0.432									4	1	2	1	0	0	1			
37 Teoscar Hernández, R (1, 9) (8, 7)									4	1	1	1	0	1	2			
8 Cavan Biggio, L (1, 4) 5 Santiago Espinal, R (7, PH) OBP: 0.320, SLG: 0.399									2	0	0	0	0	0	2			
26 Matt Chapman, R (1, 5) OBP: 0.324, SLG: 0.446									2	0	0	1	0	2	2			
15 Raimel Tapia, L (1, 7) 9 Danny Jansen, R (7, PH) 7 Bradley Zimmer, L (7, PR) OBP: 0.289, SLG: 0.370 OBP: 0.312, SLG: 0.472 OBP: 0.214, SLG: 0.247									2	0	0	0	0	0	1			
25 Jackie Bradley Jr., L (1, 8) 1 Whit Merrifield, R (7, PH) OBP: 0.255, SLG: 0.313 OBP: 0.255, SLG: 0.338									2	0	1	0	0	0	1			
Inning Stats	R: 0 E: 0 K: 1 S: 7	H: 0 LOB: 0 BB: 0 P: 8	R: 0 E: 0 K: 1 S: 10	H: 1 LOB: 1 BB: 0 P: 16	R: 0 E: 0 K: 0 S: 7	H: 1 LOB: 1 BB: 0 P: 11	R: 0 E: 0 K: 0 S: 6	H: 1 LOB: 1 BB: 0 P: 7	R: 1 E: 0 K: 1 S: 7	H: 1 LOB: 0 BB: 0 P: 11	R: 4 E: 0 K: 1 S: 13	H: 2 LOB: 1 BB: 2 P: 24	R: 2 E: 0 K: 1 S: 13	H: 2 LOB: 0 BB: 0 P: 16	1B: 3 2B: 4 3B: 0 HR: 1	SF: 1 SAC: 0 DP: 0 HBP: 1		WP: 3 PB: 0 SB: 0 CS: 0
PITCHER	IP WLS BF H R ER SO BB IBB HBP BLK WP HR S P ERA WHIP	4.0 1.1 16 3 1 1 0 0 0 0 0 0 9 12 6.75 0.750	6.1 0.2 20 4 0 0 1 0 0 0 0 0 4 7 0.00 0.000	7.1 0.1 24 5 2 4 0 1 2 0 0 0 1 8 17 108.00 12.000	7.1 1.2 23 7 2 2 1 0 0 0 0 0 18 23 10.80 1.200	PITCHER	IP WLS BF H R ER SO BB IBB HBP BLK WP HR S P ERA WHIP	4.0 1.1 16 3 1 1 0 0 0 0 0 0 0 9 12 6.75 0.750	6.1 0.2 20 4 0 0 1 0 0 0 0 0 4 7 0.00 0.000	7.1 0.1 24 5 2 4 0 1 2 0 0 0 1 8 17 108.00 12.000	7.1 1.2 23 7 2 2 1 0 0 0 0 0 18 23 10.80 1.200							

Batter	1	2	3	4	5	6	7	8	9	AB	R	H	RBI	BB	SO	LOB	TOP										
2 Yandy Diaz, R OBP: 0.404, SLG: 0.421	F9		BB			G4-3		5 1B 1B		3	0	1	0	1	0	0	<p>Tampa Bay Rays @ Toronto Blue Jays</p> <p>Rogers Centre, Toronto, ON</p> <p>Wed Sep 14, 2022, 7:08 PM - 9:43 PM EDT</p> <p>Att: 24,282 - Clear - 66 F</p>										
5 Wander Franco, S OBP: 0.306, SLG: 0.394	F7		F8			G4-3		1B		4	0	1	0	0	0	1											
56 Randy Arozarena, R OBP: 0.330, SLG: 0.450	P6					P5		K		4	0	0	0	0	2	2											
87 Harold Ramirez, R OBP: 0.360, SLG: 0.429		K				P3		K		4	1	1	1	0	2	2											
26 Ji Man Choi, L OBP: 0.338, SLG: 0.379	F8					F8		K		4	0	0	0	0	1	2											
13 Manuel Margot, R OBP: 0.351, SLG: 0.410	2B					L9		62 FC5 14 G4-3 1B		4	0	2	0	0	1	0											
14 Christian Bethancourt, R OBP: 0.276, SLG: 0.404	K					G6-3		G4-3		4	0	1	0	0	1	2											
17 Isaac Paredes, R OBP: 0.296, SLG: 0.453			G5-3			G4-3		L8		3	0	1	0	1	0	1											
0 Taylor Walls, S OBP: 0.260, SLG: 0.274			K			L9		L8		2	0	0	0	0	1	1											
62 Jonathan Aranda, L OBP: 0.395, SLG: 0.514			K			L9		FC5		2	0	0	0	0	0	3											
Inning Stats	R: 0 H: 0 E: 0 K: 0 S: 7	H: 0 LOB: 0 BB: 0 P: 9	R: 0 H: 1 E: 0 K: 2 S: 17	H: 1 LOB: 1 BB: 0 P: 21	R: 0 H: 0 E: 0 K: 1 S: 9	H: 0 LOB: 1 BB: 1 P: 16	R: 0 H: 0 E: 0 K: 1 S: 11	H: 0 LOB: 0 BB: 0 P: 15	R: 0 H: 1 E: 0 K: 0 S: 9	H: 1 LOB: 1 BB: 0 P: 13	R: 0 H: 0 E: 0 K: 0 S: 9	H: 0 LOB: 0 BB: 0 P: 9	R: 1 H: 2 E: 0 K: 0 S: 15	H: 2 LOB: 2 BB: 1 P: 22	R: 0 H: 2 E: 0 K: 3 S: 17	H: 2 LOB: 2 BB: 0 P: 25	R: 0 H: 1 E: 0 K: 1 S: 10	H: 1 LOB: 1 BB: 0 P: 13	1B: 4 2B: 2 3B: 0 HR: 1	SF: 0 SAC: 0 DP: 0 HBP: 0	WP: 0 PB: 0 SB: 0 CS: 0	PA: 36					
PITCHER	IP	WLS	BF	H	R	ER	SO	BB	IBB	HBP	BLK	WP	HR	S	P	ERA	WHIP										
48 Ross Stripling, R ERA: 2.94	6.1	W	23	3	1	1	4	1	0	0	0	0	1	65	87	1.42	0.632										
90 Adam Cimber, R ERA: 3.1	0.2		4	1	0	0	0	1	0	0	0	0	0	12	18	0.00	3.000										
93 Yimi Garcia, R ERA: 2.35	1.0		5	2	0	0	3	0	0	0	0	0	0	17	25	0.00	2.000										
52 Anthony Bass, R ERA: 1.42	1.0		4	1	0	0	1	0	0	0	0	0	0	10	13	0.00	1.000										

AB	34
R	1
H	7
RBI	1
BB	2
SO	8
LOB	14



Batter	1	2	3	4	5	6	7	8	9	AB	R	H	RBI	BB	SO	LOB	BOTTOM										
4 George Springer, R OBP: 0.341, SLG: 0.452	F9		BB			G5-3		27 FC6-4 1B		3	0	1	0	1	0	0	<p>Tampa Bay Rays @ Toronto Blue Jays</p> <p>Rogers Centre, Toronto, ON</p> <p>Wed Sep 14, 2022, 7:08 PM - 9:43 PM EDT</p> <p>Att: 24,282 - Clear - 66 F</p>										
7 Bradley Zimmer, L OBP: 0.214, SLG: 0.247			FC6-4			F8		G6-4-3		4	1	1	2	0	0	3											
27 Vladimir Guerrero Jr., R OBP: 0.342, SLG: 0.465	HR		FC6-4			F8		G6-4-3		4	0	2	1	0	0	0											
11 Bo Bichette, R OBP: 0.326, SLG: 0.480	G4-3		FC6-4			G6-3		2B		4	0	0	0	0	0	3											
26 Matt Chapman, R OBP: 0.322, SLG: 0.443	P6		FC6-4			F8		G6-3		4	0	0	0	0	0	3											
8 Cavan Biggio, L OBP: 0.331, SLG: 0.383	L3		F7			G3		K		4	0	0	0	0	1	3											
9 Danny Jansen, R OBP: 0.321, SLG: 0.488	P3					G3		IBB		3	2	2	0	1	0	0											
15 Raimel Tapia, L OBP: 0.288, SLG: 0.369	K		G4-3			G3-1		G3-1		4	0	1	1	0	1	3											
5 Santiago Espinal, R OBP: 0.324, SLG: 0.373			FC6-4			E6		1B		3	1	3	1	0	0	0											
25 Jackie Bradley Jr., L OBP: 0.296, SLG: 0.313			FC6-4			G4-6-3		CS		3	1	1	0	0	0	1											
Inning Stats	R: 1 H: 1 E: 0 K: 0 S: 10	H: 1 LOB: 0 BB: 0 P: 12	R: 0 H: 0 E: 0 K: 1 S: 8	H: 0 LOB: 0 BB: 0 P: 10	R: 2 H: 3 E: 0 K: 0 S: 23	H: 3 LOB: 2 BB: 1 P: 33	R: 1 H: 2 E: 0 K: 0 S: 8	H: 2 LOB: 0 BB: 0 P: 12	R: 0 H: 0 E: 0 K: 0 S: 7	H: 0 LOB: 0 BB: 0 P: 12	R: 1 H: 3 E: 0 K: 0 S: 13	H: 3 LOB: 1 BB: 0 P: 19	R: 0 H: 1 E: 0 K: 0 S: 6	H: 1 LOB: 2 BB: 0 P: 9	R: 0 H: 1 E: 0 K: 1 S: 8	H: 1 LOB: 2 BB: 1 P: 14	1B: 7 2B: 3 3B: 0 HR: 1	SF: 0 SAC: 0 DP: 2 HBP: 0	WP: 0 PB: 0 SB: 0 CS: 1	PA: 35							
PITCHER	IP	WLS	BF	H	R	ER	SO	BB	IBB	HBP	BLK	WP	HR	S	P	ERA	WHIP										
57 Drew Rasmussen, R ERA: 2.77	4.0	L	18	6	4	4	4	1	0	0	0	0	0	49	67	9.00	1.750										
19 Josh Fleming, L ERA: 6.23	4.0		16	5	1	1	1	0	1	0	0	0	0	34	54	2.25	1.250										

AB	32
R	5
H	11
RBI	5
BB	2
SO	2
LOB	13



Batter	1	2	3	4	5	6	7	8	9	AB	R	H	RBI	BB	SO	LOB	TOP								
2 Yandy Diaz, R OBP: 0.402, SLG: 0.425										5	1	1	3	0	2	2	Tampa Bay Rays @ Toronto Blue Jays Rogers Centre, Toronto, ON Thu Sep 15 2022, 3:09 PM - 6:14 PM EDT Att: 23,820 - Sunny - 63 F								
56 Randy Arozarena, R OBP: 0.332, SLG: 0.454										5	1	3	1	0	1	0									
5 Wander Franco, S OBP: 0.304, SLG: 0.391										5	1	1	1	0	0	2									
87 Harold Ramirez, R OBP: 0.359, SLG: 0.426										3	0	0	0	0	1	1									
0 Taylor Walls, S OBP: 0.292, SLG: 0.274										0	1	0	0	0	1	0									
13 Manuel Margot, R OBP: 0.348, SLG: 0.410										5	0	1	3	0	1	1									
6 David Peralta, L OBP: 0.318, SLG: 0.431										4	2	2	0	1	1	1									
17 Isaac Paredes, R OBP: 0.302, SLG: 0.465										3	2	2	2	1	0	1									
50 René Pinto, R OBP: 0.240, SLG: 0.306										4	2	1	1	0	1	2									
22 Jose Siri, R OBP: 0.262, SLG: 0.331										3	1	0	0	1	0	3									
Inning Stats	R: 0 E: 0 K: 1 S: 12	H: 1 LOB: 1 BB: 0 P: 15	R: 4 E: 0 K: 1 S: 18	H: 3 LOB: 0 BB: 1 P: 26	R: 0 E: 0 K: 2 S: 10	H: 0 LOB: 0 BB: 0 P: 15	R: 0 E: 0 K: 1 S: 8	H: 1 LOB: 1 BB: 0 P: 11	R: 0 E: 0 K: 1 S: 6	H: 0 LOB: 0 BB: 0 P: 8	R: 0 E: 0 K: 1 S: 11	H: 0 LOB: 0 BB: 0 P: 14	R: 1 E: 0 K: 1 S: 10	H: 1 LOB: 0 BB: 0 P: 14	R: 0 E: 0 K: 0 S: 9	H: 1 LOB: 2 BB: 0 P: 17	R: 6 E: 0 K: 0 S: 26	H: 4 LOB: 1 BB: 3 P: 47	1B: 7 2B: 2 3B: 0 HR: 2	SF: 0 SAC: 0 DP: 0 HBP: 1	WP: 1 PB: 0 SB: 1 CS: 1	PA: 42			
PITCHER	IP	WLS	BF	H	R	ER	SO	BB	IBB	HBP	BLK	WP	HR	S	P	ERA	WHIP								
34 Kevin Gausman, R ERA: 3.45	7.0	L	28	6	5	5	7	1	0	0	0	0	2	75	103	6.43	1.000								
56 Zach Pop, R ERA: 3.41	1.0		4	1	0	0	0	0	0	1	0	0	0	9	17	0.00	1.000								
33 Trevor Richards, R ERA: 5.59	0.2		7	3	5	5	0	2	0	0	0	1	0	15	29	67.50	7.500								
35 David Phelps, R ERA: 2.79	0.1		3	1	1	1	0	1	0	0	0	0	0	11	18	27.00	6.000								

Batter	1	2	3	4	5	6	7	8	9	AB	R	H	RBI	BB	SO	LOB	BOTTOM								
4 George Springer, R OBP: 0.338, SLG: 0.448										4	0	0	0	0	2	1	Tampa Bay Rays @ Toronto Blue Jays Rogers Centre, Toronto, ON Thu Sep 15 2022, 3:09 PM - 6:14 PM EDT Att: 23,820 - Sunny - 63 F								
27 Vladimir Guerrero Jr., R OBP: 0.342, SLG: 0.463										4	0	1	0	0	1	0									
11 Bo Bichette, R OBP: 0.327, SLG: 0.482										4	0	2	0	0	0	0									
26 Matt Chapman, R OBP: 0.321, SLG: 0.441										4	0	1	0	0	1	2									
37 Teoscar Hernández, R OBP: 0.310, SLG: 0.468										4	0	0	0	0	1	4									
5 Santiago Espinal, R OBP: 0.265, SLG: 0.374										2	0	1	0	0	0	0									
8 Cavan Biggio, L OBP: 0.328, SLG: 0.379										2	0	0	0	0	1	2									
1 Whit Merrifield, R OBP: 0.286, SLG: 0.338										1	0	0	0	1	0	1									
15 Raimel Tapia, L OBP: 0.287, SLG: 0.367										2	0	0	0	0	0	0									
55 Gabriel Moreno, R OBP: 0.302, SLG: 0.295										3	0	1	0	0	1	1									
25 Jackie Bradley Jr., L OBP: 0.254, SLG: 0.310										3	0	0	0	0	1	2									
Inning Stats	R: 0 E: 0 K: 1 S: 14	H: 2 LOB: 2 BB: 0 P: 23	R: 0 E: 0 K: 2 S: 8	H: 0 LOB: 1 BB: 1 P: 15	R: 0 E: 0 K: 1 S: 8	H: 0 LOB: 0 BB: 0 P: 9	R: 0 E: 0 K: 0 S: 10	H: 1 LOB: 1 BB: 0 P: 14	R: 0 E: 0 K: 1 S: 6	H: 0 LOB: 0 BB: 0 P: 8	R: 0 E: 0 K: 2 S: 14	H: 2 LOB: 2 BB: 0 P: 21	R: 0 E: 0 K: 0 S: 10	H: 1 LOB: 1 BB: 0 P: 14	R: 0 E: 0 K: 1 S: 8	H: 0 LOB: 0 BB: 0 P: 14	R: 0 E: 0 K: 0 S: 8	H: 0 LOB: 0 BB: 0 P: 11	1B: 5 2B: 1 3B: 0 HR: 0	SF: 0 SAC: 0 DP: 0 HBP: 0	WP: 0 PB: 0 SB: 2 CS: 0	PA: 34			
PITCHER	IP	WLS	BF	H	R	ER	SO	BB	IBB	HBP	BLK	WP	HR	S	P	ERA	WHIP								
18 Shane Bieber, L ERA: 2.13	5.0	W	19	3	0	0	5	1	0	0	0	0	0	10	15	0.00	0.800								
84 JT Chargois, R ERA: 3.38	0.2		4	2	0	0	1	0	0	0	0	0	0	14	20	0.00	0.750								
47 Jason Adam, R ERA: 1.51	1.1	H	5	1	0	0	1	0	0	0	0	0	0	8	14	0.00	0.000								
65 Javy Guerra, R ERA: 8.71	1.0		3	0	0	0	1	0	0	0	0	0	0	8	11	0.00	0.000								
44 Kevin Herget, R ERA: 9.76	1.0		3	0	0	0	0	0	0	0	0	0	0	8	11	0.00	0.000								

AB	37
R	11
H	11
RBI	11
BB	4
SO	7
LOB	13

AB	33
R	0
H	6
RBI	0
BB	1
SO	8
LOB	13



Batter	1	2	3	4	5	6	7	8	9	AB	R	H	RBI	BB	SO	LOB	TOP											
31 Cedric Mullins, L (1, 8) OBP: 0.326, SLG: 0.410										4	1	1	0	0	1	2	Baltimore Orioles @ Toronto Blue Jays Rogers Centre, Toronto, ON Fri Sep 16 2022, 7:08 PM - 9:47 PM EDT Att: 36,573 - Partly Cloudy - 62 F											
35 Adley Rutschman, S (1, 2) OBP: 0.358, SLG: 0.447										4	1	1	2	0	2	2												
25 Anthony Santander, S (1, 9) OBP: 0.327, SLG: 0.451										4	0	0	0	0	2	0												
6 Ryan Mountcastle, R (1, 3) OBP: 0.294, SLG: 0.429										4	0	0	0	0	0	0												
2 Gunnar Henderson, L (1, 10) OBP: 0.379, SLG: 0.574										4	1	2	1	0	1	0												
29 Ramón Uriás, R (1, 5) OBP: 0.298, SLG: 0.406										4	0	0	0	0	2	1												
12 Rougned Odor, L (1, 4) OBP: 0.267, SLG: 0.352										3	0	0	0	0	1	0												
21 Austin Hays, R (1, 7) OBP: 0.306, SLG: 0.414										1	0	0	0	2	1	0												
3 Jorge Mateo, R (1, 6) OBP: 0.270, SLG: 0.392										3	0	1	0	0	1	1												
Inning Stats	R: 0 E: 0 K: 3 S: 10	H: 0 LOB: 0 BB: 0 P: 15	R: 0 E: 0 K: 0 S: 5	H: 0 LOB: 0 BB: 0 P: 5	R: 0 E: 0 K: 0 S: 9	H: 0 LOB: 0 BB: 1 P: 17	R: 2 E: 0 K: 2 S: 15	H: 2 LOB: 0 BB: 0 P: 22	R: 0 E: 0 K: 2 S: 8	H: 0 LOB: 0 BB: 0 P: 16	R: 0 E: 0 K: 2 S: 9	H: 0 LOB: 0 BB: 0 P: 12	R: 0 E: 0 K: 1 S: 10	H: 1 LOB: 1 BB: 0 P: 15	R: 0 E: 0 K: 1 S: 8	H: 1 LOB: 2 BB: 1 P: 14		R: 1 E: 0 K: 0 S: 10	H: 1 LOB: 0 BB: 0 P: 11	1B: 2 2B: 0 3B: 1 HR: 2	SF: 0 SAC: 0 DP: 1 HBP: 0	WP: 0 PB: 0 SB: 0 CS: 0	PA: 33					
PITCHER	IP	WLS	BF	H	R	ER	SO	BB	IBB	HBP	BLK	WP	HR	S	P	ERA	WHIP											
33 Trevor Richards, R (1, 1) ERA: 5.49	1.0		3	0	0	0	3	0	0	0	0	0	0	10	15	0.00	0.000											
67 Julian Merryweather, R (1, 2) ERA: 5.19	2.0		6	0	0	0	0	1	0	0	0	0	0	14	22	0.00	0.500											
16 Yusel Kikuchi, L (4, 1) ERA: 5.53	2.0	W	8	2	2	2	4	0	0	0	0	0	1	23	38	9.00	1.000											
58 Tim Lincecum, L (6, 1) ERA: 2.79	1.0	H	3	0	0	0	2	0	0	0	0	0	0	9	12	0.00	0.000											
90 Adam Cimber, R (7, 1) ERA: 3.95	1.0		4	1	0	0	1	0	0	0	0	0	0	10	15	0.00	1.000											
52 Anthony Bass, R (8, 1) ERA: 1.4	1.0		5	1	0	0	1	1	0	0	0	0	0	8	14	0.00	2.000											
93 Yimi García, R (9, 1) ERA: 2.47	1.0		4	1	1	1	0	0	0	0	0	0	0	1	10	11	9.00	1.000										
Batter	1	2	3	4	5	6	7	8	9	AB	R	H	RBI	BB	SO	LOB	BOTTOM											
4 George Springer, R (1, 8) OBP: 0.337, SLG: 0.453										4	1	1	3	0	2	2	Baltimore Orioles @ Toronto Blue Jays Rogers Centre, Toronto, ON Fri Sep 16 2022, 7:08 PM - 9:47 PM EDT Att: 36,573 - Partly Cloudy - 62 F											
7 Bradley Zimmer, L (8, 8) OBP: 0.214, SLG: 0.247										0	0	0	0	0	0	0												
27 Vladimir Guerrero Jr., R (1, 3) OBP: 0.341, SLG: 0.462										4	0	1	0	0	1	2												
11 Bo Bichette, R (1, 6) OBP: 0.327, SLG: 0.480										4	1	1	0	0	0	1												
37 Teoscar Hernández, R (1, 10) OBP: 0.308, SLG: 0.463										4	0	0	0	0	0	1												
8 Cavan Biggio, L (1, 4) OBP: 0.327, SLG: 0.374										3	0	0	0	0	2	1												
26 Matt Chapman, R (1, 5) OBP: 0.324, SLG: 0.456										4	3	3	3	0	1	1												
15 Raimel Tapia, L (1, 7) OBP: 0.287, SLG: 0.365										2	1	0	0	1	1	0												
9 Danny Jansen, R (1, 2) OBP: 0.326, SLG: 0.497										3	0	2	0	0	0	2												
25 Jackie Bradley Jr., L (1, 9) OBP: 0.251, SLG: 0.307										3	0	0	0	0	2	4												
Inning Stats	R: 0 E: 0 K: 1 S: 8	H: 1 LOB: 0 BB: 0 P: 12	R: 1 E: 0 K: 0 S: 8	H: 1 LOB: 0 BB: 0 P: 16	R: 0 E: 0 K: 1 S: 10	H: 1 LOB: 1 BB: 0 P: 13	R: 0 E: 0 K: 1 S: 9	H: 0 LOB: 0 BB: 0 P: 12	R: 3 E: 0 K: 2 S: 17	H: 2 LOB: 0 BB: 1 P: 29	R: 2 E: 0 K: 2 S: 11	H: 2 LOB: 0 BB: 0 P: 18	R: 0 E: 0 K: 1 S: 10	H: 1 LOB: 0 BB: 0 P: 16	R: 0 E: 0 K: 1 S: 12	H: 0 LOB: 1 BB: 0 P: 19	1B: 4 2B: 1 3B: 0 HR: 3	SF: 0 SAC: 0 DP: 1 HBP: 1	WP: 0 PB: 0 SB: 1 CS: 0	PA: 33								
PITCHER	IP	WLS	BF	H	R	ER	SO	BB	IBB	HBP	BLK	WP	HR	S	P	ERA	WHIP											
28 Jordan Lyles, R (1, 1) ERA: 4.7	5.0	L	20	5	4	4	4	1	0	0	0	0	2	52	82	7.20	1.200											
34 Joey Krehbiel, R (6, 1) ERA: 3.05	1.0		5	2	2	2	2	0	0	0	0	0	1	11	18	18.00	2.000											
53 Mike Baumann, R (7, 1) ERA: 4.26	2.0		8	1	0	0	2	0	0	1	0	0	0	22	35	0.00	0.500											

Batter	1	2	3	4	5	6	7	8	9	AB	R	H	RBI	BB	SO	LOB	TOP					
31 Cedric Mullins, L (1,8) OBP: 0.326, SLG: 0.406	F8		35 2B	L8			G3		25 G6-3 35 1B	3	1	0	0	2	0	2	<p>Baltimore Orioles @ Toronto Blue Jays Rogers Centre, Toronto, ON Sun Sep 18 2022, 1:42 PM - 4:58 PM EDT Att: 41,301 - Roof Closed - 68 F</p>					
35 Adley Rutschman, S (1,10) OBP: 0.397, SLG: 0.453	2 BB		2B						25 G6-3	3	0	2	2	2	1	0						
25 Anthony Santander, S (1,9) 74 Félix Bautista, R (9,1)	F9		P6	L8			P3		G6-3	5	0	0	0	0	0	6						
2 Gunnar Henderson, L (1,5) OBP: 0.388, SLG: 0.557			K						99 1B	3	0	0	0	2	3	2						
99 Jesús Aguilar, R (1,3) OBP: 0.280, SLG: 0.381	G5-3			F9			F7			5	1	2	2	0	0	2						
77 Terin Vavra, L (1,4) OBP: 0.353, SLG: 0.345	L8		21 1B 3 2B							3	1	1	0	1	0	0						
21 Austin Hays, R (1,7) OBP: 0.306, SLG: 0.413	P3		3 2B				F7		L9	4	0	1	0	0	0	1						
3 Jorge Mateo, R (1,6) 83 Kyle Stowers, R (9,PH)	P5									3	0	1	1	0	1	1						
23 Robinson Chirinos, R (1,2) 29 Ramón Urias, R (9,PH)			K	L4			L8		29 1B 35 1B	3	0	0	0	0	1	2						
									31 BB 35 1B	1	1	1	0	0	0	0						
Inning Stats	R: 0 E: 0 K: 0 S: 14	H: 0 LOB: 2 BB: 2 P: 26	R: 0 E: 0 K: 0 S: 7	H: 0 LOB: 0 BB: 0 P: 10	R: 0 E: 0 K: 2 S: 14	H: 1 LOB: 2 BB: 1 P: 23	R: 1 E: 0 K: 0 S: 13	H: 3 LOB: 0 BB: 0 P: 16	R: 0 E: 0 K: 1 S: 8	H: 0 LOB: 1 BB: 1 P: 14	R: 0 E: 0 K: 0 S: 7	H: 0 LOB: 1 BB: 1 P: 13	R: 1 E: 0 K: 1 S: 9	H: 1 LOB: 0 BB: 0 P: 16	R: 3 E: 0 K: 0 S: 15	H: 4 LOB: 3 BB: 2 P: 22	1B: 6 2B: 2 HR: 1	SF: 0 SAC: 0 DP: 0 HBP: 0	WP: 0 PB: 0 CS: 0	PA: 41		
PITCHER	IP WLS BF H R ER SO BB IBB HBP BLK WP HR S P ERA WHIP	6.0 H 4 0 0 0 5 4 0 0 0 0 0 63 98 1.50 1.333	7.1 H 4 1 1 0 1 0 0 0 0 0 7 13 0.00 1.000	8.1 H 4 0 1 1 1 0 0 0 0 1 9 16 9.00 1.000	9.1 L 7 4 3 3 0 1 1 0 0 0 15 22 27.00 5.000																	

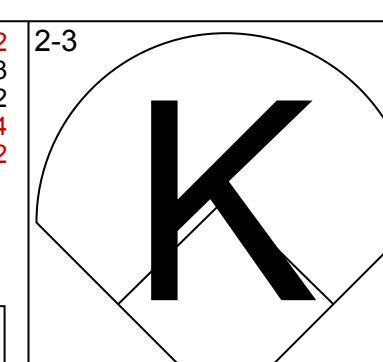
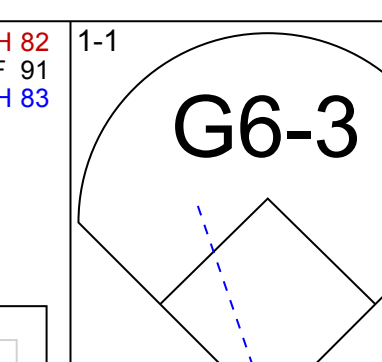
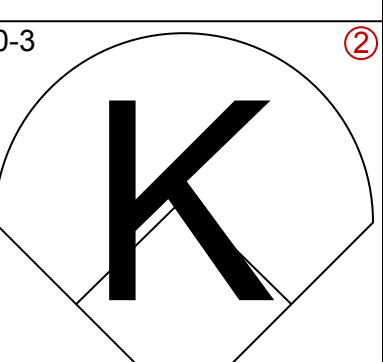
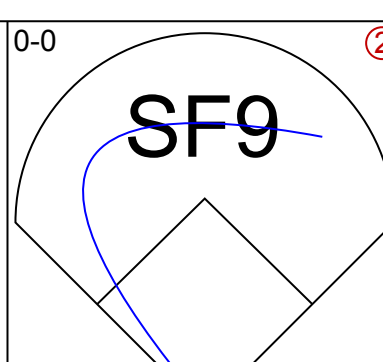
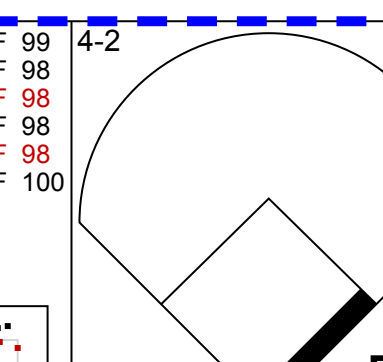
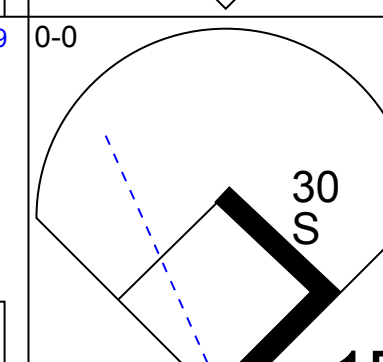
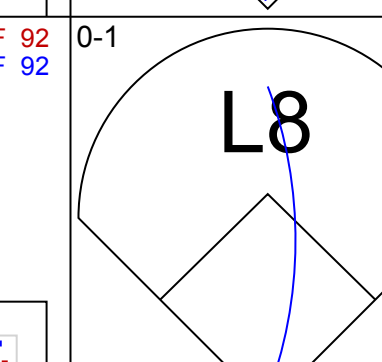
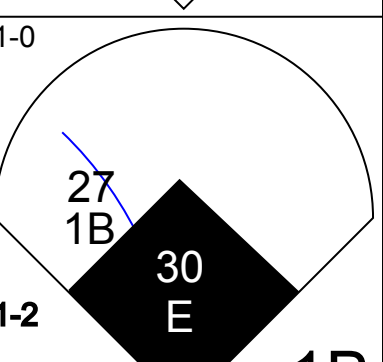
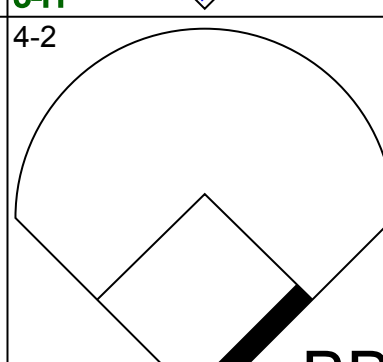
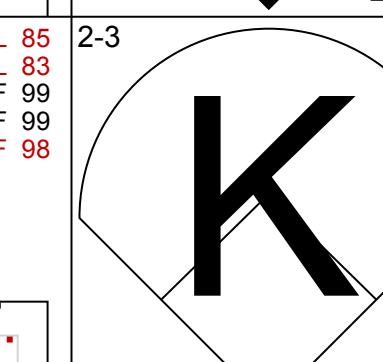
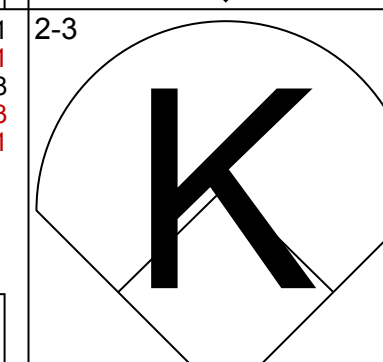
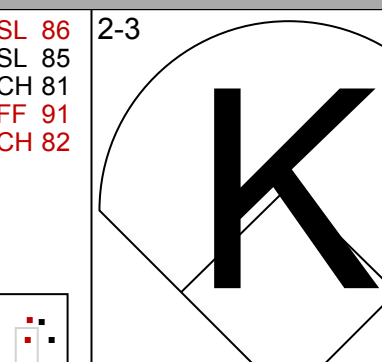
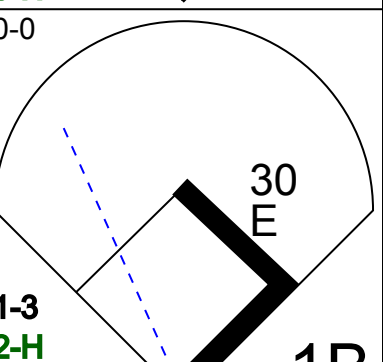
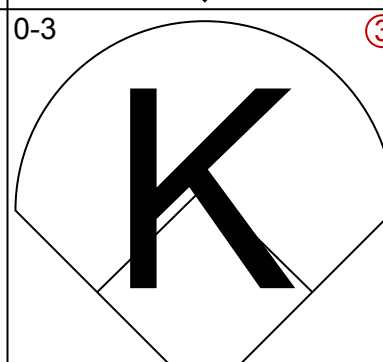
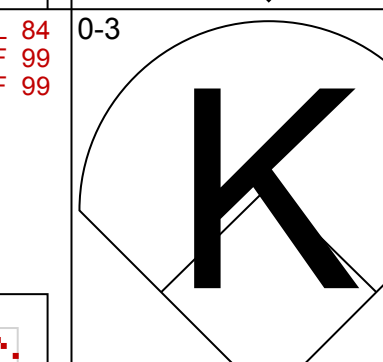
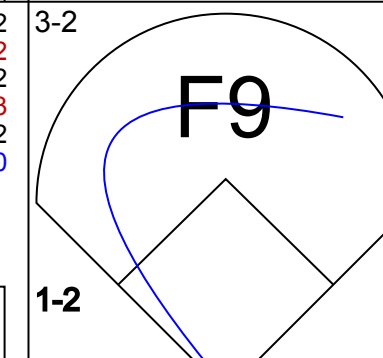
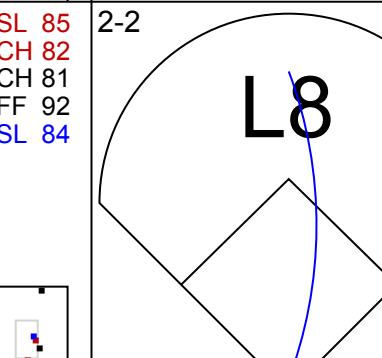
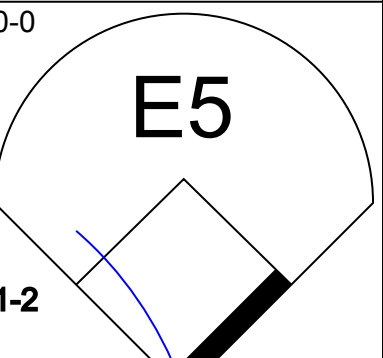
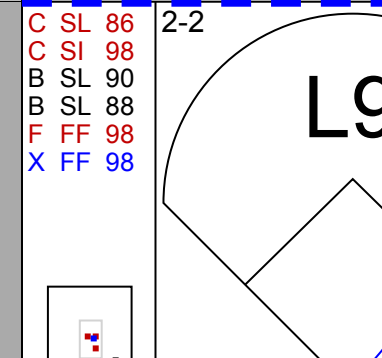
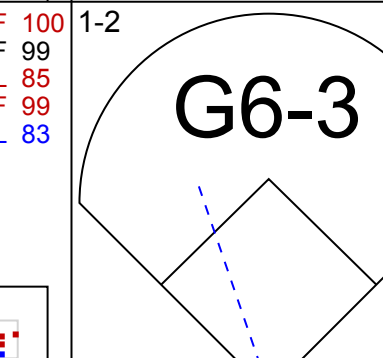
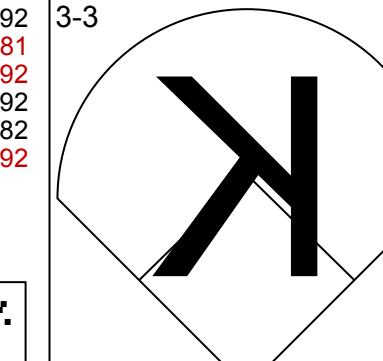
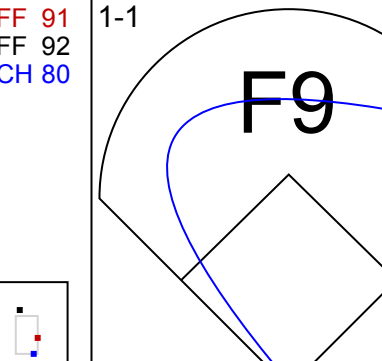
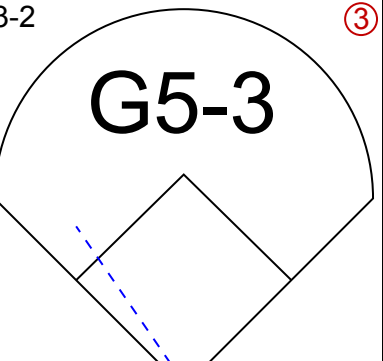
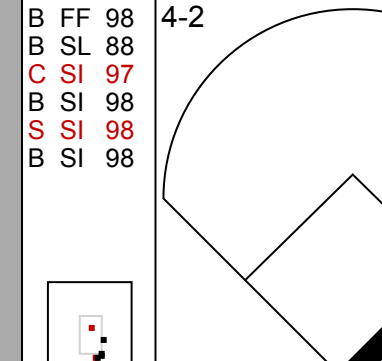

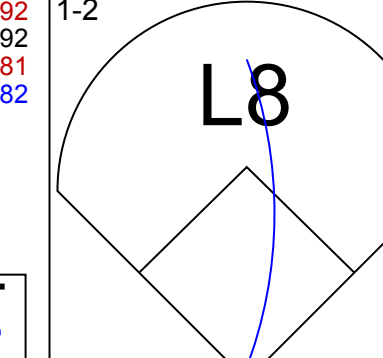
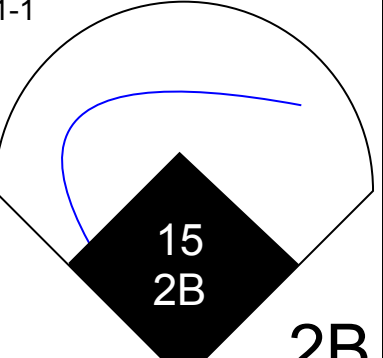
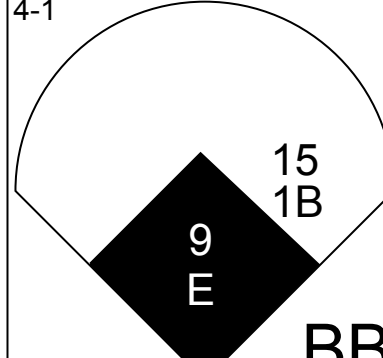
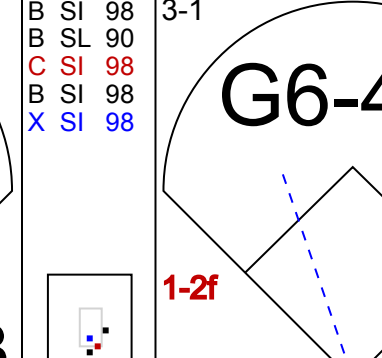
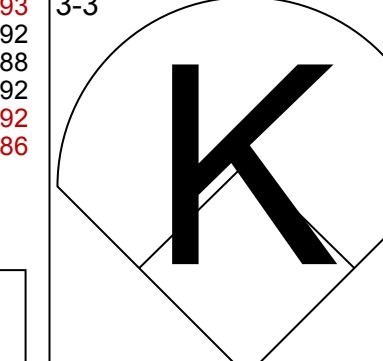
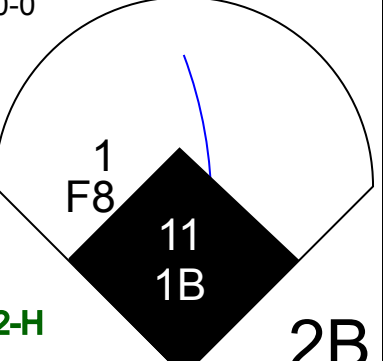
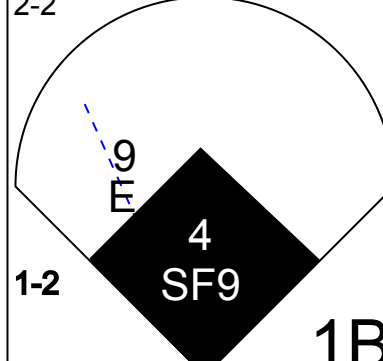
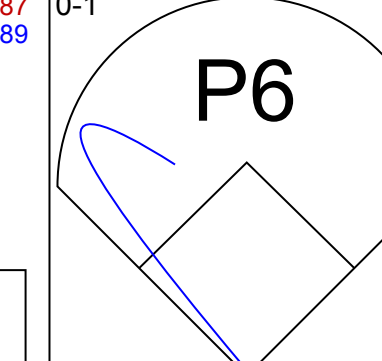
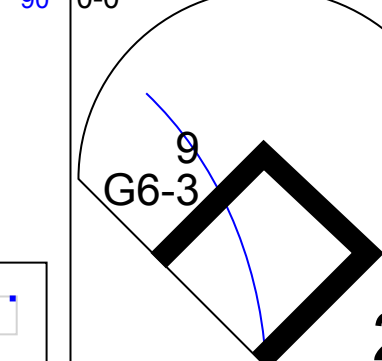
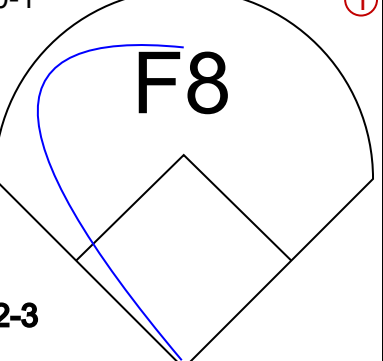
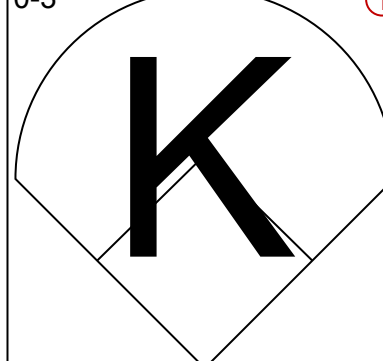
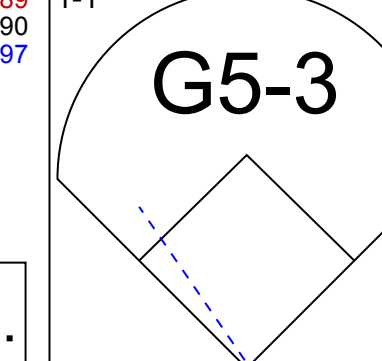
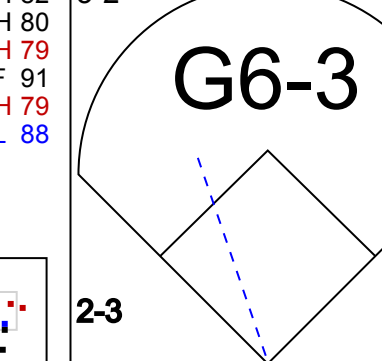
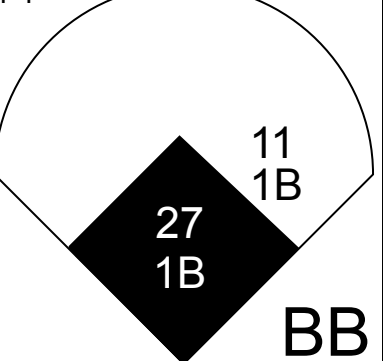
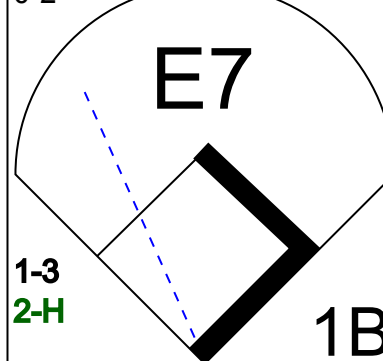
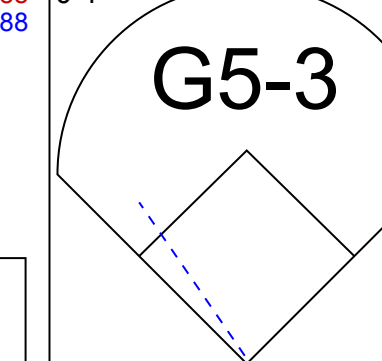
AB	34
R	5
H	9
RBI	5
BB	7
SO	6
LOB	16

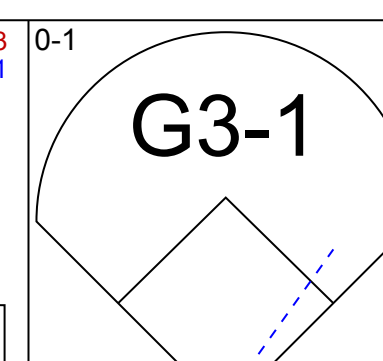
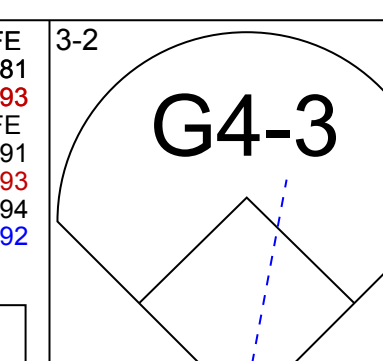
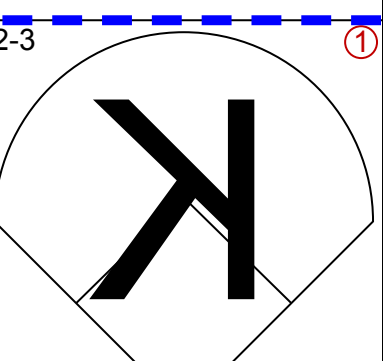
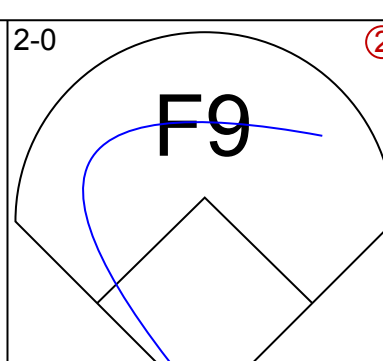
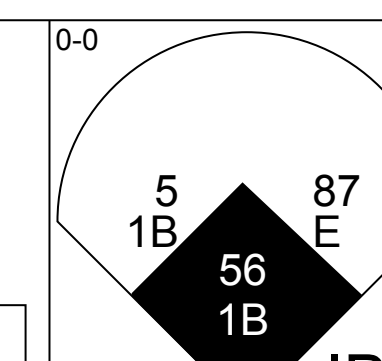
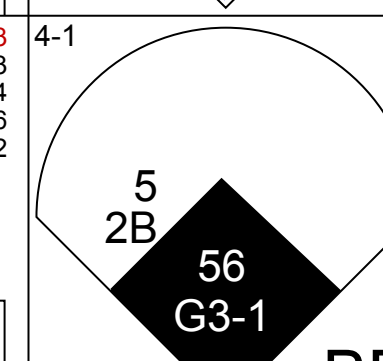
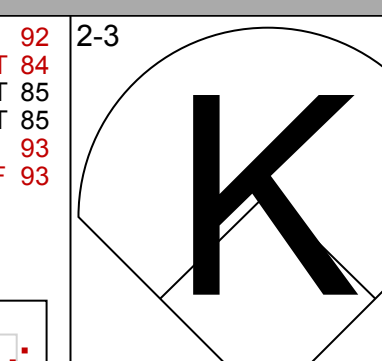
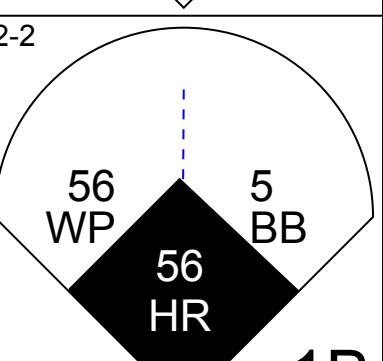
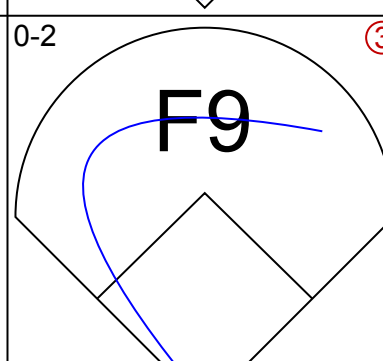
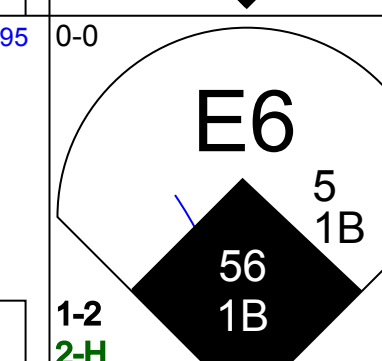
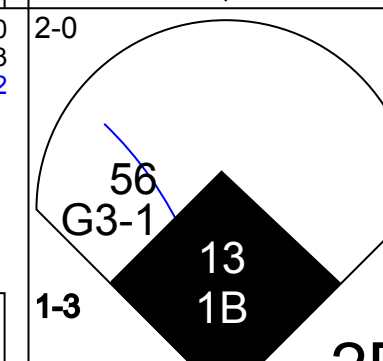
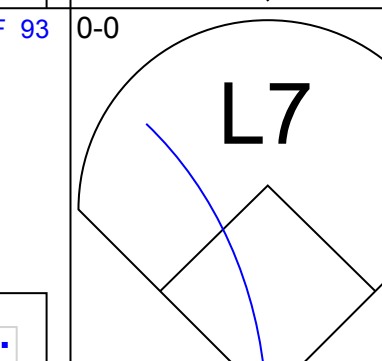
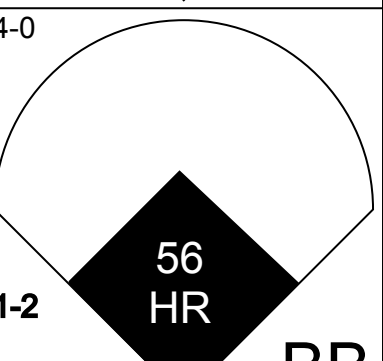

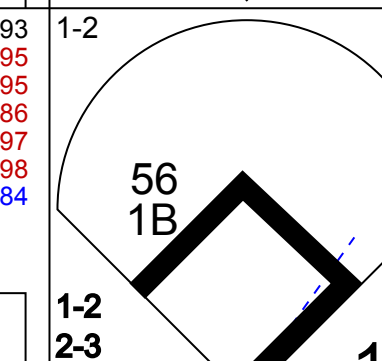
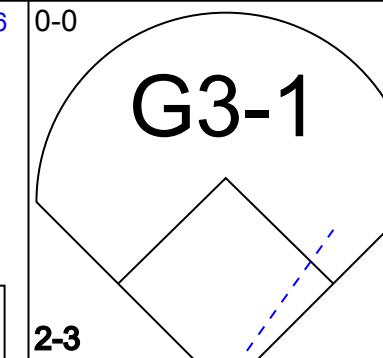
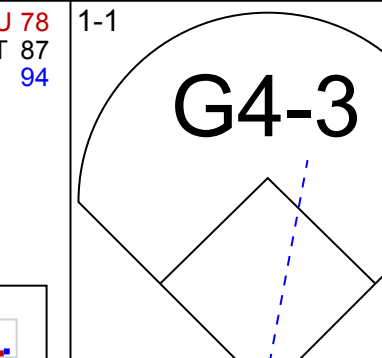
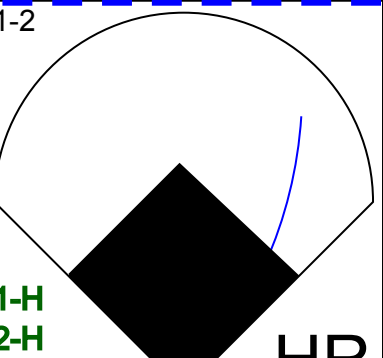
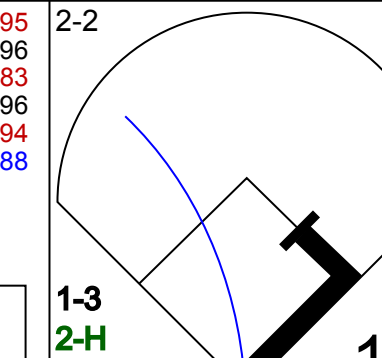

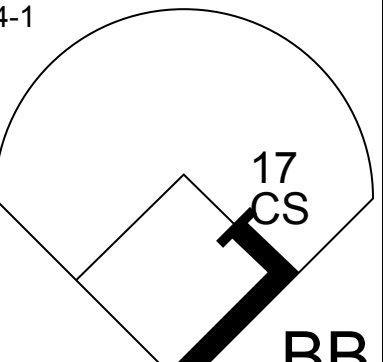

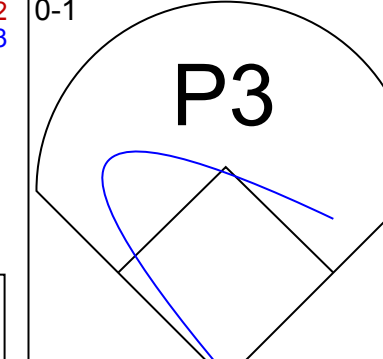
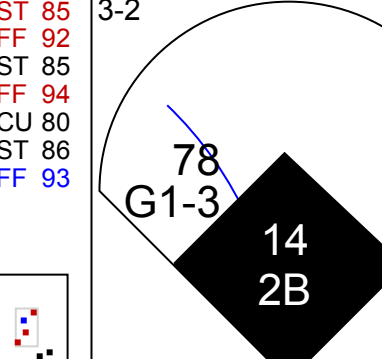
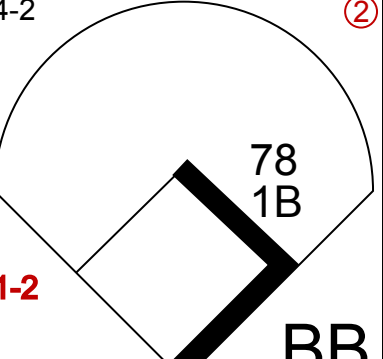

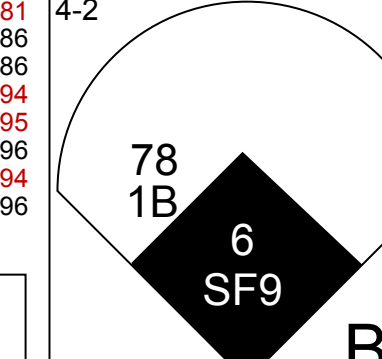

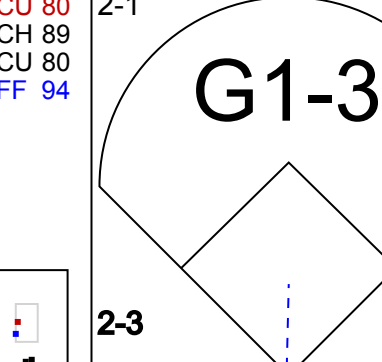
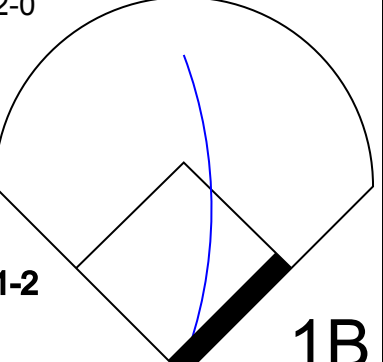

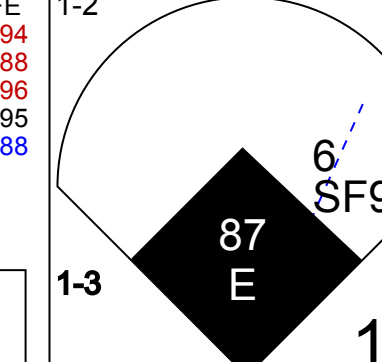
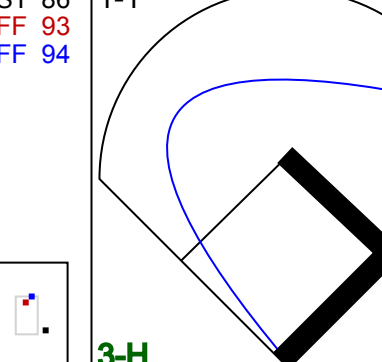
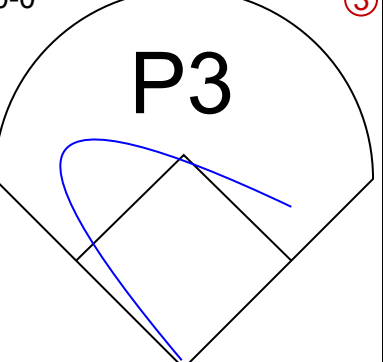
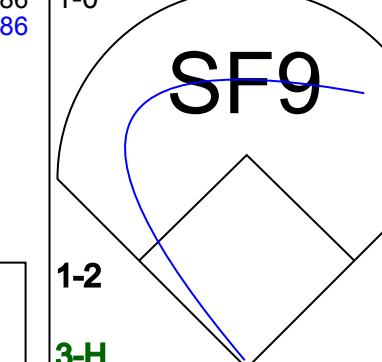
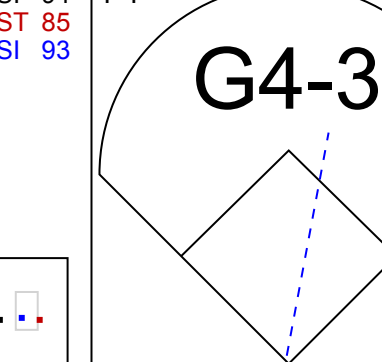

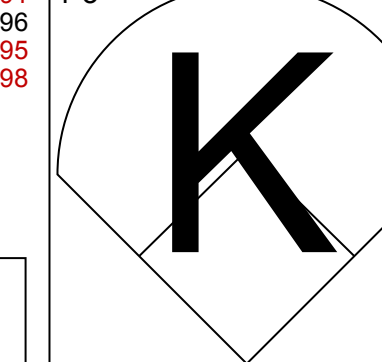
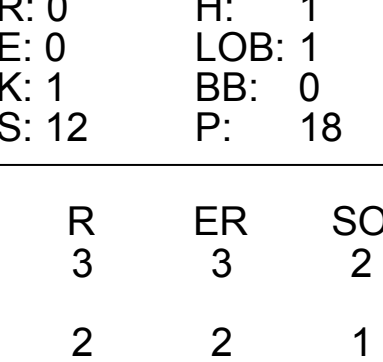
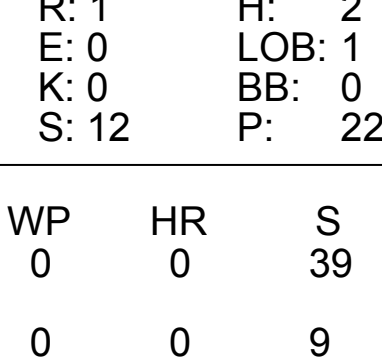
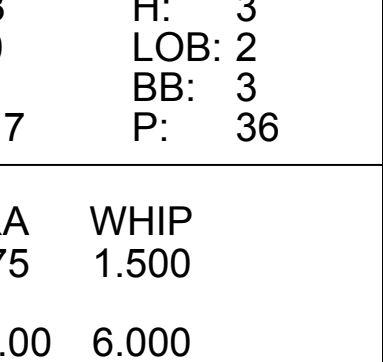
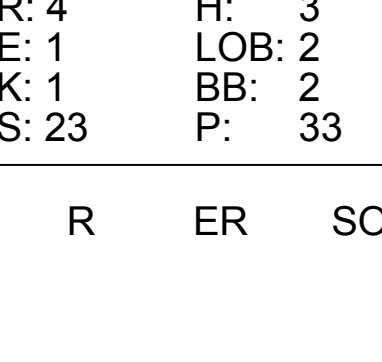

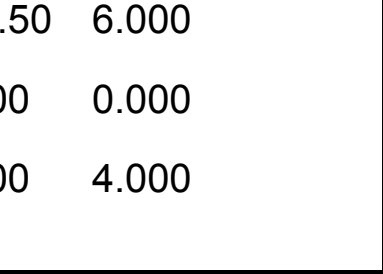



Batter	1	2	3	4	5	6	7	8	9	AB	R	H	RBI	BB	SO	LOB	BOTTOM					
4 George Springer, R (1,10) OBP: 0.339, SLG: 0.456	G5-3		27 BB 11 1B				P3			4	1	1	1	0	1	0	<p>Baltimore Orioles @ Toronto Blue Jays Rogers Centre, Toronto, ON Sun Sep 18 2022, 1:42 PM - 4:58 PM EDT Att: 41,301 - Roof Closed - 68 F</p>					
27 Vladimir Guerrero Jr., R (1,3) OBP: 0.346, SLG: 0.460	F9		26 6-4-3						1-H	3	1	2	1	2	0	0						
11 Bo Bichette, R (1,6) OBP: 0.327, SLG: 0.476	26 FC5-4		26 6-4-3							3	0	1	1	2	0	2						
26 Matt Chapman, R (1,5) OBP: 0.323, SLG: 0.452	FC5-4		L6-4-3							4	0	0	0	0	2	5						
37 Teoscar Hernández, R (1,9) 7 Bradley Zimmer, L (9,8)	L9		K				K		G3	4	0	0	0	0	2	0						
15 Raimel Tapia, L (1,8) OBP: 0.286, SLG: 0.365	G5-3		G5-3				G6-3		L4	4	0	1	0	0	0	0						
9 Danny Jansen, R (1,2) OBP: 0.328, SLG: 0.503										2	1	1	1	2	1	0						
5 Santiago Espinal, R (1,4) OBP: 0.322, SLG: 0.370	F9		G6-3				FC5-4			4	0	0	0	0	0	3						
1 Whit Merrifield, R (1,7) 25 Jackie Bradley Jr., L (8,8)	G1									3	0	0	0	0	0	2						
8 Cavan Biggio, L (9,PH) OBP: 0.328, SLG: 0.372										0	1	0	0	1	0	0						
Inning Stats	R: 0 E: 0 K: 0 S: 9	H: 1 LOB: 2 BB: 1 P: 14	R: 0 E: 0 K: 0 S: 11	H: 1 LOB: 2 BB: 1 P: 18	R: 1 E: 0 K: 0 S: 8	H: 1 LOB: 0 BB: 1 P: 15	R: 1 E: 0 K: 1 S: 13	H: 1 LOB: 0 BB: 0 P: 20	R: 0 E: 0 K: 1 S: 9	H: 0 LOB: 1 BB: 1 P: 14	R: 0 E: 0 K: 1 S: 9	H: 0 LOB: 0 BB: 0 P: 16	R: 1 E: 0 K: 1 S: 9	H: 1 LOB: 0 BB: 0 P: 14	R: 0 E: 0 K: 1 S: 10	H: 0 LOB: 0 BB: 0 P: 12	R: 1 E: 0 K: 0 S: 14	H: 1 LOB: 2 BB: 2 P: 25	1B: 2 2B: 2 HR: 2	SF: 0 SAC: 0 DP: 0 HBP: 1	WP: 0 PB: 0 CS: 0	PA: 39
PITCHER	IP WLS BF H R ER SO BB IBB HBP BLK WP HR S P ERA WHIP	5.2 H 5 1 1 1 1 0 0 0 0 0 1 10 15 6.75 0.750	6.1 W 3 0 0 0 1 0 0 0 0 0 0 10 12 0.00 0.000	9.1 S 6 1 1 1 1 2 0 0 0 0 0 14 25 9.00 3.000																		

AB	31
R	4
H	6
RBI	4
BB	7
SO	6
LOB	12



Batter	1	2	3	4	5	6	7	8	9	AB	R	H	RBI	BB	SO	LOB	TOP				
4 George Springer, R (1, 8) OBP: 0.339, SLG: 0.456										3	0	0	1	1	2	3	<p>Toronto Blue Jays @ Tampa Bay Rays</p> <p>Tropicana Field, St. Petersburg, FL</p> <p>Fri Sep 23 2022, 7:12 PM - 10:32 PM EDT</p> <p>Att: 17,407 - Dome - 72 F</p> <p>livebaseballscorecards.com</p>				
11 Bo Bichette, R (1, 6) OBP: 0.331, SLG: 0.475										4	1	2	1	1	1	2					
27 Vladimir Guerrero Jr., R (1, 3) OBP: 0.341, SLG: 0.484										5	0	1	1	0	4	4					
30 Alejandro Kirk, R (1, 10) OBP: 0.380, SLG: 0.426										5	0	0	0	0	0	3					
26 Matt Chapman, R (1, 5) OBP: 0.327, SLG: 0.453										3	0	0	0	1	1	2					
37 Teoscar Hernández, R (1, 9) OBP: 0.312, SLG: 0.468										3	2	1	0	1	0	1					
15 Raimel Tapia, L (1, 7) OBP: 0.290, SLG: 0.377										4	2	2	1	0	1	0					
1 Whit Merrifield, R (1, 4) OBP: 0.288, SLG: 0.351										4	0	1	0	0	1	3					
9 Danny Jansen, R (1, 2) OBP: 0.330, SLG: 0.500										3	1	1	1	1	0	1					
Inning Stats	R: 0 E: 0 K: 2 S: 10	H: 1 LOB: 1 BB: 0 P: 17	R: 0 E: 0 K: 2 S: 9	H: 0 LOB: 0 BB: 0 P: 16	R: 0 E: 0 K: 1 S: 8	H: 1 LOB: 1 BB: 0 P: 12	R: 0 E: 0 K: 1 S: 8	H: 0 LOB: 0 BB: 0 P: 13	R: 4 E: 1 K: 1 S: 16	H: 4 LOB: 2 BB: 1 P: 25	R: 2 E: 1 K: 2 S: 19	H: 2 LOB: 2 BB: 2 P: 29	R: 0 E: 0 K: 0 S: 6	H: 0 LOB: 0 BB: 0 P: 7	R: 0 E: 0 K: 2 S: 12	H: 0 LOB: 1 BB: 1 P: 19	1B: 5 2B: 3 3B: 0 HR: 0	SF: 1 SAC: 0 DP: 1 HBP: 0	WP: 0 PB: 0 SB: 1 CS: 0	PA: 40	
PITCHER	IP	WLS	BF	H	R	ER	SO	BB	IBB	HBP	BLK	WP	HR	S	P	ERA	WHIP				
59 Jeffrey Springs, L (1, 1) ERA: 2.66	5.0		23	6	4	3	6	1	0	0	0	0	0	51	83	5.40	1.400				
38 Colin Poche, L (6, 1) ERA: 3.38	0.1	H	3	1	2	2	1	1	0	0	0	0	0	7	13	54.00	6.000				
47 Jason Adam, R (6, 1) ERA: 1.47	0.2	B	4	1	0	0	1	1	0	0	0	0	0	12	16	0.00	3.000				
65 Javy Guerra, R (7, 1) ERA: 6.14	2.0	W	6	0	0	0	0	1	0	0	0	0	0	14	24	0.00	0.500				
29 Pete Fairbanks, R (9, 1) ERA: 1.23	1.0		4	0	0	0	2	1	0	0	0	0	0	12	19	0.00	1.000				

Batter	1	2	3	4	5	6	7	8	9	AB	R	H	RBI	BB	SO	LOB	BOTTOM				
62 Jonathan Aranda, L (1, 3) OBP: 0.348, SLG: 0.431										4	1	0	0	1	1	1	<p>Toronto Blue Jays @ Tampa Bay Rays</p> <p>Tropicana Field, St. Petersburg, FL</p> <p>Fri Sep 23 2022, 7:12 PM - 10:32 PM EDT</p> <p>Att: 17,407 - Dome - 72 F</p> <p>livebaseballscorecards.com</p>				
87 Harold Ramirez, R (1, 10) OBP: 0.350, SLG: 0.415										4	3	1	0	1	1	1					
5 Wander Franco, S (1, 6) OBP: 0.320, SLG: 0.405										4	2	2	0	1	0	0					
56 Randy Arozarena, R (1, 7) OBP: 0.334, SLG: 0.458										5	1	2	6	0	0	1					
21 Francisco Mejia, S (9, 2) OBP: 0.275, SLG: 0.393										0	0	0	0	0	0	0					
13 Manuel Margot, R (1, 9) OBP: 0.344, SLG: 0.393										3	0	1	1	1	0	0					
17 Isaac Paredes, R (1, 5) OBP: 0.315, SLG: 0.474										2	1	1	0	1	0	1					
26 Ji Man Choi, L (8, PH) OBP: 0.336, SLG: 0.369										0	0	0	0	1	0	0					
0 Taylor Walls, S (8, PR) OBP: 0.294, SLG: 0.279										0	1	0	0	0	0	0					
78 Miles Mastrobuoni, L (1, 4) OBP: 0.500, SLG: 0.500										4	1	2	0	0	1	1					
14 Christian Bethancourt, R (1, 2) ERA: 2.95										3	0	1	1	0	0	2					
6 David Peraltá, (8, PH) OBP: 0.311, SLG: 0.418										0	0	0	1	0	0	0					
22 Jose Siri, R (1, 8) OBP: 0.272, SLG: 0.338										4	0	1	0	0	1	3					
Inning Stats	R: 2 E: 0 K: 0 S: 8	H: 2 LOB: 1 BB: 1 P: 14	R: 0 E: 0 K: 1 S: 12	H: 1 LOB: 1 BB: 0 P: 18	R: 0 E: 0 K: 1 S: 7	H: 0 LOB: 0 BB: 0 P: 10	R: 1 E: 0 K: 0 S: 12	H: 2 LOB: 1 BB: 0 P: 22	R: 3 E: 0 K: 1 S: 17	H: 3 LOB: 2 BB: 3 P: 36	R: 0 E: 0 K: 0 S: 6	H: 0 LOB: 0 BB: 0 P: 9	R: 0 E: 0 K: 0 S: 8	H: 0 LOB: 0 BB: 0 P: 11	R: 4 E: 1 K: 1 S: 23	H: 3 LOB: 2 BB: 2 P: 33	1B: 7 2B: 3 3B: 0 HR: 1	SF: 1 SAC: 0 DP: 0 HBP: 0	WP: 1 PB: 0 SB: 0 CS: 1	PA: 40	
PITCHER	IP	WLS	BF	H	R	ER	SO	BB	IBB	HBP	BLK	WP	HR	S	P	ERA	WHIP				
45 Mitch White, R (1, 1) ERA: 5.12	4.0		18	5	3	3	2	1	0	0	0	0	0	9	17	54.00	6.000				
58 Tim Mayza, L (5, 1) ERA: 2.95	0.1		3	1	2	2	1	1	0	0	0	0	0	8	19	13.50	6.000				
52 Anthony Bass, R (5, 1) ERA: 1.52	0.2	B	5	2	1	1	0	2	0	0	0	0	0	14	20	0.00	0.000				
90 Adam Cimber, R (6, 1) ERA: 3.03	2.0		6	0	0	0	0	0	0	0	0	0	0	23	33	9.00	4.000				
93 Yimi García, R (8, 1) ERA: 3.14	1.0	L	8	3	4	1	1	1	1	0	0	0	0	23	33	9.00	4.000				

Batter	1	2	3	4	5	6	7	8	9	AB	R	H	RBI	BB	SO	LOB	TOP				
4 George Springer, R (1, 10) OBP: 0.338, SLG: 0.453	CI 11 G6-4-3		G2-3			K	P3			3	0	0	0	0	1	3					
11 Bo Bichette, R (1, 6) OBP: 0.329, SLG: 0.472	G6-4-3			K		G3-1		G4-3		4	0	0	0	0	1	3					
27 Vladimir Guerrero Jr., R (1, 3) OBP: 0.341, SLG: 0.482	G3-1			G6-3			BB	K		3	0	0	0	1	1	0					
30 Alejandro Kirk, R (1, 2) OBP: 0.379, SLG: 0.425		1B		G4-3		G6-3		G6-3		4	0	1	0	0	0	3					
26 Matt Chapman, R (1, 5) OBP: 0.326, SLG: 0.452		P5				K				4	0	1	0	0	1	1					
37 Teoscar Hernández, R (1, 9) OBP: 0.311, SLG: 0.469		F8				L7				4	1	1	0	0	0	2					
15 Raimel Tapia, L (1, 7) OBP: 0.289, SLG: 0.375																					
9 Danny Jansen, R (7, PH) OBP: 0.333, SLG: 0.500																					
7 Bradley Zimmer, L (7, PR) OBP: 0.219, SLG: 0.245																					
1 Whit Merrifield, R (1, 4) OBP: 0.290, SLG: 0.362				K																	
25 Jackie Bradley Jr., L (1, 8) OBP: 0.294, SLG: 0.315				K																	
Inning Stats	R: 0 E: 1 K: 0 S: 6	H: 0 LOB: 0 BB: 0 P: 7	R: 0 E: 0 K: 0 S: 10	H: 1 LOB: 1 BB: 0 P: 15	R: 0 E: 0 K: 2 S: 13	H: 0 LOB: 0 BB: 0 P: 16	R: 0 E: 0 K: 1 S: 7	H: 0 LOB: 0 BB: 0 P: 10	R: 0 E: 0 K: 1 S: 14	H: 1 LOB: 3 BB: 2 P: 26	R: 3 E: 0 K: 0 S: 15	H: 2 LOB: 1 BB: 1 P: 22	R: 0 E: 0 K: 1 S: 10	H: 0 LOB: 0 BB: 0 P: 13	R: 0 E: 0 K: 0 S: 9	H: 1 LOB: 0 BB: 0 P: 13	1B: 2 2B: 2 3B: 0 HR: 1	SF: 0 SAC: 0 DP: 2 HBP: 1	WP: 0 PB: 0 SB: 0 CS: 1	PA: 35	
PITCHER	IP WLS BF H R ER SO BB IBB HBP BLK WP HR S P ERA WHIP	IP WLS BF H R ER SO BB IBB HBP BLK WP HR S P ERA WHIP	IP WLS BF H R ER SO BB IBB HBP BLK WP HR S P ERA WHIP	IP WLS BF H R ER SO BB IBB HBP BLK WP HR S P ERA WHIP	IP WLS BF H R ER SO BB IBB HBP BLK WP HR S P ERA WHIP	IP WLS BF H R ER SO BB IBB HBP BLK WP HR S P ERA WHIP	IP WLS BF H R ER SO BB IBB HBP BLK WP HR S P ERA WHIP	IP WLS BF H R ER SO BB IBB HBP BLK WP HR S P ERA WHIP	IP WLS BF H R ER SO BB IBB HBP BLK WP HR S P ERA WHIP	IP WLS BF H R ER SO BB IBB HBP BLK WP HR S P ERA WHIP	IP WLS BF H R ER SO BB IBB HBP BLK WP HR S P ERA WHIP	IP WLS BF H R ER SO BB IBB HBP BLK WP HR S P ERA WHIP	IP WLS BF H R ER SO BB IBB HBP BLK WP HR S P ERA WHIP	IP WLS BF H R ER SO BB IBB HBP BLK WP HR S P ERA WHIP	IP WLS BF H R ER SO BB IBB HBP BLK WP HR S P ERA WHIP	IP WLS BF H R ER SO BB IBB HBP BLK WP HR S P ERA WHIP	IP WLS BF H R ER SO BB IBB HBP BLK WP HR S P ERA WHIP	IP WLS BF H R ER SO BB IBB HBP BLK WP HR S P ERA WHIP	IP WLS BF H R ER SO BB IBB HBP BLK WP HR S P ERA WHIP	IP WLS BF H R ER SO BB IBB HBP BLK WP HR S P ERA WHIP	IP WLS BF H R ER SO BB IBB HBP BLK WP HR S P ERA WHIP

Toronto Blue Jays @ Tampa Bay Rays
Tropicana Field, St. Petersburg, FL
Sat Sep 24 2022, 6:11 PM - 9:28 PM EDT
Att: 22,169 - Dome - 72 F

AB	29
R	3
H	5
RBI	3
BB	3
SO	6
LOB	14



Batter	1	2	3	4	5	6	7	8	9	AB	R	H	RBI	BB	SO	LOB	BOTTOM				
62 Jonathan Aranda, L (1, 5) OBP: 0.348, SLG: 0.417	K			K				F7		2	0	0	0	1	2	0					
17 Isaac Paredes, R (8, PH) OBP: 0.314, SLG: 0.472										1	0	0	0	0	0	1					
5 Wander Franco, S (1, 6) OBP: 0.319, SLG: 0.403	G4-3			G3				K		4	0	1	0	0	1	1					
56 Randy Arozarena, R (1, 9) OBP: 0.336, SLG: 0.480	P6									4	0	2	0	0	1	2					
6 David Peralta, L (1, 7) OBP: 0.311, SLG: 0.416																					
87 Harold Ramirez, R (8, PH) OBP: 0.352, SLG: 0.416																					
0 Taylor Walls, S (8, PR) OBP: 0.264, SLG: 0.279																					
13 Manuel Margot, R (1, 10) OBP: 0.339, SLG: 0.387	G3																				
78 Miles Mastroianni, L (1, 4) OBP: 0.375, SLG: 0.375	G3																				
21 Francisco Mejia, S (1, 2) OBP: 0.274, SLG: 0.396																					
14 Christian Bethancourt, R (PH) OBP: 0.282, SLG: 0.418																					
26 Ji Man Choi, L (1, 3) OBP: 0.332, SLG: 0.365																					
22 Jose Siri, R (1, 8) OBP: 0.272, SLG: 0.338																					
Inning Stats	R: 0 E: 0 K: 1 S: 12	H: 0 LOB: 0 BB: 0 P: 17	R: 0 E: 0 K: 0 S: 4	H: 0 LOB: 1 BB: 1 P: 10	R: 0 E: 0 K: 2 S: 10	H: 0 LOB: 0 BB: 0 P: 16	R: 0 E: 0 K: 1 S: 11	H: 1 LOB: 0 BB: 0 P: 16	R: 0 E: 0 K: 2 S: 12	H: 1 LOB: 2 BB: 1 P: 20	R: 0 E: 0 K: 0 S: 10	H: 1 LOB: 1 BB: 0 P: 15	R: 1 E: 1 K: 2 S: 15	H: 3 LOB: 2 BB: 0 P: 18	R: 0 E: 0 K: 2 S: 11	H: 0 LOB: 0 BB: 0 P: 16	1B: 5 2B: 2 3B: 0 HR: 0	SF: 0 SAC: 0 DP: 1 HBP: 0	WP: 0 PB: 0 SB: 0 CS: 0	PA: 35	
PITCHER	IP WLS BF H R ER SO BB IBB HBP BLK WP HR S P ERA WHIP	IP WLS BF H R ER SO BB IBB HBP BLK WP HR S P ERA WHIP	IP WLS BF H R ER SO BB IBB HBP BLK WP HR S P ERA WHIP	IP WLS BF H R ER SO BB IBB HBP BLK WP HR S P ERA WHIP	IP WLS BF H R ER SO BB IBB HBP BLK WP HR S P ERA WHIP	IP WLS BF H R ER SO BB IBB HBP BLK WP HR S P ERA WHIP	IP WLS BF H R ER SO BB IBB HBP BLK WP HR S P ERA WHIP	IP WLS BF H R ER SO BB IBB HBP BLK WP HR S P ERA WHIP	IP WLS BF H R ER SO BB IBB HBP BLK WP HR S P ERA WHIP	IP WLS BF H R ER SO BB IBB HBP BLK WP HR S P ERA WHIP	IP WLS BF H R ER SO BB IBB HBP BLK WP HR S P ERA WHIP	IP WLS BF H R ER SO BB IBB HBP BLK WP HR S P ERA WHIP	IP WLS BF H R ER SO BB IBB HBP BLK WP HR S P ERA WHIP	IP WLS BF H R ER SO BB IBB HBP BLK WP HR S P ERA WHIP	IP WLS BF H R ER SO BB IBB HBP BLK WP HR S P ERA WHIP	IP WLS BF H R ER SO BB IBB HBP BLK WP HR S P ERA WHIP	IP WLS BF H R ER SO BB IBB HBP BLK WP HR S P ERA WHIP	IP WLS BF H R ER SO BB IBB HBP BLK WP HR S P ERA WHIP	IP WLS BF H R ER SO BB IBB HBP BLK WP HR S P ERA WHIP	IP WLS BF H R ER SO BB IBB HBP BLK WP HR S P ERA WHIP	IP WLS BF H R ER SO BB IBB HBP BLK WP HR S P ERA WHIP

Toronto Blue Jays @ Tampa Bay Rays
Tropicana Field, St. Petersburg, FL
Sat Sep 24 2022, 6:11 PM - 9:28 PM EDT
Att: 22,169 - Dome - 72 F

AB	33
R	1
H	7
RBI	0
BB	2
SO	12
LOB	13



Batter	1	2	3	4	5	6	7	8	9	AB	R	H	RBI	BB	SO	LOB	TOP																							
99 Aaron Judge, R (1, 8) OBP: 0.425, SLG: 0.693	L5		48 1B 25 1B BB		48 1B 25 1B BB	28 FC5 25 1B BB		48 HBP BB		1	2	0	0	4	0	0	New York Yankees @ Toronto Blue Jays Rogers Centre, Toronto, ON Tue Sep 27 2022, 7:10 PM - 10:04 PM EDT Att.: 40,528 - Roof Closed - 68 F																							
48 Anthony Rizzo, L (1, 3) OBP: 0.342, SLG: 0.494	F4		25 1B 1B		25 1B 1B	L4		25 G6-4-3 HBP		4	0	2	1	0	0	2																								
25 Gleyber Torres, R (1, 4) OBP: 0.311, SLG: 0.453	K		1B		1B	28 FC 1B		G6-4-3		5	0	3	3	0	1	3																								
28 Josh Donaldson, R (1, 5) OBP: 0.311, SLG: 0.383		K	K		E6	FC5		K		5	0	0	0	0	3	5																								
27 Giancarlo Stanton, R (1, 10) OBP: 0.292, SLG: 0.444		G6-3	K		K			K		5	0	0	0	0	4	4																								
95 Oswaldo Cabrera, S (1, 9) OBP: 0.305, SLG: 0.406																																								
22 Harrison Bader, R (7, 8) OBP: 0.301, SLG: 0.362																																								
12 Isiah Kiner-Falefa, R (1, 6) OBP: 0.315, SLG: 0.331					P4			K		4	0	0	0	0	2	2																								
66 Kyle Higashioka, R (1, 2) OBP: 0.252, SLG: 0.362					F9			48 HBP 99 BB 1B		4	2	3	0	0	0	1																								
31 Aaron Hicks, S (1, 7) OBP: 0.328, SLG: 0.319			F8		K			K		4	1	1	1	0	2	3																								
Inning Stats	R: 0 H: 0 E: 0 K: 1 S: 8	WLS: 0 BF: 0 LOB: 0 P: 13	R: 0 H: 1 E: 0 K: 2 S: 11	LOB: 1 BB: 0 P: 15	R: 2 H: 3 E: 0 K: 2 S: 17	LOB: 2 BB: 1 P: 24	R: 0 H: 1 E: 0 K: 1 S: 9	LOB: 1 BB: 0 P: 11	R: 1 H: 2 E: 1 K: 1 S: 17	LOB: 2 BB: 1 P: 25	R: 0 H: 0 E: 0 K: 2 S: 8	LOB: 0 BB: 0 P: 11	R: 0 H: 1 E: 0 K: 1 S: 13	LOB: 2 BB: 1 P: 25	R: 0 H: 0 E: 0 K: 3 S: 11	LOB: 0 BB: 0 P: 15	1B: 9 2B: 2 HR: 0	SF: 0 SAC: 0 HBP: 1	WP: 0 PB: 0 CS: 0	PA: 42																				
PITCHER	IP: 5.1 WLS: L BF: 27 ERA: 5.37	WLS: L BF: 27 ERA: 5.37	H: 9 R: 5 ER: 5 SO: 7	R: 5 ER: 5 SO: 7	BB: 2 IBB: 0 HBP: 0 BLK: 0	BB: 2 IBB: 0 HBP: 0 BLK: 0	WP: 0 HR: 0 S: 68 P: 95	HR: 0 S: 68 P: 95	ERA: 8.44 WHIP: 2.062	ERA: 8.44 WHIP: 2.062	IP: 0.2 WLS: 0 BF: 4	WLS: 0 BF: 4	H: 1 R: 0 ER: 0 SO: 1	H: 0 R: 0 ER: 0 SO: 1	BB: 1 IBB: 0 HBP: 0 BLK: 0	BB: 0 IBB: 0 HBP: 0 BLK: 0	WP: 0 HR: 0 S: 11 P: 20	HR: 0 S: 11 P: 20	ERA: 0.00 WHIP: 3.000	ERA: 0.00 WHIP: 3.000	IP: 1.1 WLS: 0 BF: 7	WLS: 0 BF: 7	H: 1 R: 0 ER: 0 SO: 3	H: 0 R: 0 ER: 0 SO: 3	BB: 1 IBB: 0 HBP: 0 BLK: 0	BB: 0 IBB: 0 HBP: 0 BLK: 0	WP: 0 HR: 0 S: 17 P: 18	HR: 0 S: 17 P: 18	ERA: 0.00 WHIP: 1.500	ERA: 0.00 WHIP: 1.500	IP: 0.8 WLS: 0 BF: 4	WLS: 0 BF: 4	H: 0 R: 0 ER: 0 SO: 3	H: 0 R: 0 ER: 0 SO: 3	BB: 0 IBB: 0 HBP: 0 BLK: 0	BB: 0 IBB: 0 HBP: 0 BLK: 0	WP: 0 HR: 0 S: 14 P: 19	HR: 0 S: 14 P: 19	ERA: 0.00 WHIP: 0.000	ERA: 0.00 WHIP: 0.000

AB	37
R	5
H	11
RBI	5
BB	4
SO	13
LOB	22



Batter	1	2	3	4	5	6	7	8	9	AB	R	H	RBI	BB	SO	LOB	BOTTOM			
4 George Springer, R (1, 8) OBP: 0.340, SLG: 0.470	HR		F9			11 2B 27 1B 1B		G6-4-3		4	2	2	1	0	0	3	New York Yankees @ Toronto Blue Jays Rogers Centre, Toronto, ON Tue Sep 27 2022, 7:10 PM - 10:04 PM EDT Att.: 40,528 - Roof Closed - 68 F			
11 Bo Bichette, R (1, 6) OBP: 0.328, SLG: 0.470	K		F8					K		4	0	1	0	0	2	1				
27 Vladimir Guerrero Jr., R (1, 10) OBP: 0.340, SLG: 0.477	K		F9					G5-3		4	0	1	1	0	1	0				
30 Alejandro Kirk, R (1, 2) OBP: 0.377, SLG: 0.425																				
7 Bradley Zimmer, L (9, PR) OBP: 0.219, SLG: 0.245	P4		K							4	0	1	0	0	1	0				
26 Matt Chapman, R (1, 5) OBP: 0.325, SLG: 0.445		G6-3			F8			G6-3		4	0	0	0	0	0	1				
37 Teoscar Hernández, R (1, 9) OBP: 0.310, SLG: 0.473		K								3	0	0	0	0	2	0				
15 Raimel Tapia, L (1, 7) OBP: 0.288, SLG: 0.378		G6-3								3	0	1	0	0	0	0				
1 Whit Merrifield, R (1, 4) OBP: 0.288, SLG: 0.358								L7		3	0	1	0	0	0	1				
8 Cavan Biggio, L (1, 3) OBP: 0.318, SLG: 0.358								G6-4-3		3	0	1	0	0	1	1				
Inning Stats	R: 1 H: 1 E: 0 K: 2 S: 11	WLS: 0 BF: 27 LOB: 0 P: 17	R: 0 H: 0 E: 0 K: 1 S: 7	LOB: 0 BB: 0 P: 11	R: 0 H: 1 E: 0 K: 1 S: 11	LOB: 1 BB: 0 P: 15	R: 0 H: 0 E: 0 K: 1 S: 7	LOB: 0 BB: 0 P: 12	R: 0 H: 3 E: 0 K: 0 S: 7	LOB: 2 BB: 0 P: 10	R: 0 H: 0 E: 0 K: 1 S: 8	LOB: 0 BB: 0 P: 12	R: 0 H: 2 E: 0 K: 0 S: 7	LOB: 1 BB: 0 P: 11	R: 0 H: 1 E: 0 K: 1 S: 12	LOB: 2 BB: 0 P: 16	1B: 6 2B: 1 HR: 1	SF: 0 SAC: 0 HBP: 0	WP: 0 PB: 0 CS: 0	PA: 32
PITCHER	IP: 7.1 WLS: W BF: 27 ERA: 3.83	WLS: W BF: 27 ERA: 3.83	H: 7 R: 2 ER: 2 SO: 6	R: 2 ER: 2 SO: 6	BB: 0 IBB: 0 HBP: 0 BLK: 0	BB: 0 IBB: 0 HBP: 0 BLK: 0	WP: 0 HR: 1 S: 63 P: 94	HR: 1 S: 63 P: 94	ERA: 2.46 WHIP: 0.955	ERA: 2.46 WHIP: 0.955	IP: 1.2 WLS: S BF: 5	WLS: S BF: 5	H: 1 R: 0 ER: 0 SO: 1	H: 0 R: 0 ER: 0 SO: 1	BB: 0 IBB: 0 HBP: 0 BLK: 0	BB: 0 IBB: 0 HBP: 0 BLK: 0	WP: 0 HR: 0 S: 13 P: 17	HR: 0 S: 13 P: 17	ERA: 0.00 WHIP: 0.600	ERA: 0.00 WHIP: 0.600

AB	32
R	2
H	8
RBI	2
BB	0
SO	7
LOB	7



Batter	1	2	3	4	5	6	7	8	9	AB	R	H	RBI	BB	SO	LOB	TOP	
Jarren Duran, L (1,8) OBP: 0.283, SLG: 0.363	G4-3		G1-3					G6-3		4	0	1	0	0	0	1	Boston Red Sox @ Toronto Blue Jays Rogers Centre, Toronto, ON Fri Sep 30 2022, 7:10 PM - 10:14 PM EDT Att: 37,283 - Roof Closed - 68 F	
11 Rafael Devers, L (1,5) OBP: 0.385, SLG: 0.519										1	0	0	0	2	0	1		
29 Bobby Dalbec, R (8,PH) OBP: 0.279, SLG: 0.356	BB							K		1	0	0	0	0	1	1		
2 Xander Bogaerts, R (1,6) OBP: 0.378, SLG: 0.453										3	0	0	0	0	1	2		
12 Yu Chang, R (8,6) OBP: 0.292, SLG: 0.323	K									1	0	0	0	0	1	0		
99 Alex Verdugo, L (1,9) OBP: 0.331, SLG: 0.411	L8									4	0	0	0	0	0	2		
28 J.D. Martinez, R (1,10) OBP: 0.339, SLG: 0.438										4	0	0	0	0	1	1		
36 Triston Casas, L (1,3) OBP: 0.383, SLG: 0.460										2	0	0	0	1	2	0		
48 Abraham Almonte, S (1,7) OBP: 0.360, SLG: 0.500										3	0	1	0	0	1	1		
3 Reese McGuire, L (1,2) OBP: 0.308, SLG: 0.368										3	0	1	0	0	1	1		
39 Christian Arroyo, R (1,4) OBP: 0.317, SLG: 0.411										3	0	0	0	0	1	2		
Inning Stats	R: 0 H: 0 E: 0 K: 1 S: 12	H: 0 LOB: 1 BB: 1 P: 21	R: 0 H: 0 E: 0 K: 1 S: 8	H: 0 LOB: 0 BB: 0 P: 13	R: 0 H: 0 E: 0 K: 1 S: 10	H: 0 LOB: 0 BB: 0 P: 16	R: 0 H: 0 E: 0 K: 0 S: 12	H: 0 LOB: 1 BB: 1 P: 19	R: 0 H: 1 E: 0 K: 2 S: 11	H: 0 LOB: 1 BB: 1 P: 20	R: 0 H: 1 E: 0 K: 2 S: 14	H: 1 LOB: 1 BB: 0 P: 14	R: 0 H: 0 E: 0 K: 1 S: 9	H: 0 LOB: 0 BB: 0 P: 11	1B: 3 2B: 0 3B: 0 HR: 0	SF: 0 SAC: 0 DP: 1 HBP: 0	WP: 1 PB: 0 SB: 0 CS: 0	PA: 32
PITCHER	IP WLS BF H R ER SO BB IBB HBP BLK WP HR S P ERA WHIP																	
6 Alek Manoah, R (1,1) ERA: 2.24	6.0 W 21 2 0 0 4 2 0 0 0 1 0 59 96 0.00 0.667																	
16 Yusei Kikuchi, L (7,1) ERA: 5.27	3.0 S 11 1 0 0 5 1 0 0 0 0 0 34 45 0.00 0.667																	

AB	29
R	0
H	3
RBI	0
BB	3
SO	9
LOB	12



Batter	1	2	3	4	5	6	7	8	9	AB	R	H	RBI	BB	SO	LOB	BOTTOM	
4 George Springer, R (1,8) OBP: 0.340, SLG: 0.473										4	2	2	3	0	0	2	Boston Red Sox @ Toronto Blue Jays Rogers Centre, Toronto, ON Fri Sep 30 2022, 7:10 PM - 10:14 PM EDT Att: 37,283 - Roof Closed - 68 F	
7 Bradley Zimmer, L (8,PH) OBP: 0.217, SLG: 0.242										1	0	0	0	0	1	1		
11 Bo Bichette, R (1,6) OBP: 0.331, SLG: 0.470										4	1	2	1	1	1	1		
51 Otto Lopez, R (9,6)										0	0	0	0	0	0	0		
27 Vladimir Guerrero Jr., R (1,3) OBP: 0.337, SLG: 0.478										5	1	1	2	0	1	3		
30 Alejandro Kirk, R (1,2) OBP: 0.377, SLG: 0.423										4	0	1	1	1	0	2		
26 Matt Chapman, R (1,5) OBP: 0.321, SLG: 0.438										4	0	0	0	0	2	3		
37 Teoscar Hernández, R (1,9) OBP: 0.308, SLG: 0.467										4	0	1	0	0	0	2		
15 Raimel Tapia, L (1,7) OBP: 0.287, SLG: 0.383										4	2	2	1	0	0	2		
9 Danny Jansen, R (1,10) OBP: 0.341, SLG: 0.500										3	1	1	0	1	1	1		
1 Whit Merrifield, R (1,4) OBP: 0.294, SLG: 0.365										3	2	3	1	0	0	0		
Inning Stats	R: 1 H: 2 E: 0 K: 0 S: 11	H: 1 LOB: 1 BB: 0 P: 18	R: 1 H: 1 E: 0 K: 0 S: 13	H: 1 LOB: 1 BB: 1 P: 23	R: 2 H: 1 E: 0 K: 1 S: 18	H: 1 LOB: 1 BB: 2 P: 30	R: 0 H: 1 E: 0 K: 1 S: 13	H: 1 LOB: 1 BB: 0 P: 18	R: 0 H: 4 E: 0 K: 2 S: 16	H: 4 LOB: 0 BB: 0 P: 22	R: 0 H: 1 E: 0 K: 1 S: 9	H: 1 LOB: 1 BB: 0 P: 14	R: 1 H: 2 E: 0 K: 1 S: 8	H: 2 LOB: 1 BB: 0 P: 10	1B: 9 2B: 1 3B: 0 HR: 3	SF: 1 SAC: 0 DP: 0 HBP: 0	WP: 2 PB: 0 SB: 1 CS: 0	PA: 40
PITCHER	IP WLS BF H R ER SO BB IBB HBP BLK WP HR S P ERA WHIP																	
37 Nick Pivetta, R (1,1) ERA: 4.56	5.0 L 24 6 4 4 4 3 0 0 0 0 0 2 1 62 100 7.20 1.800																	
60 Tyler Danish, R (6,1) ERA: 5.13	2.0 11 5 4 4 3 0 0 0 0 0 0 2 25 36 18.00 2.500																	
71 Frank German, R (8,1) ERA: 24.0	1.0 5 2 1 1 1 0 0 0 0 0 0 0 8 10 9.00 2.000																	



Batter	1	2	3	4	5	6	7	8	9	AB	R	H	RBI	BB	SO	LOB	TOP				
22 Tommy Pham, R OBP: 0.316, SLG: 0.381	G5-3		G4-3		G4-3			F8		4	0	0	0	0	0	0	Boston Red Sox @ Toronto Blue Jays Rogers Centre, Toronto, ON Sat Oct 01 2022, 3:09 PM - 6:17 PM EDT Att: 44,612 - Partly Cloudy - 63 F				
11 Rafael Devers, L OBP: 0.356, SLG: 0.519	1B		L8			1B		K		4	0	2	0	0	1	0					
2 Xander Bogaerts, R OBP: 0.376, SLG: 0.450	P3			G5-3		K			F7	4	0	0	0	0	1	2					
99 Alex Verdugo, L OBP: 0.330, SLG: 0.410	G3-1				G4-6-3				K	4	0	1	0	0	1	2					
30 Rob Refsnyder, R OBP: 0.394, SLG: 0.497		K			E6					3	0	0	0	0	2	1					
36 Triston Casas, L OBP: 0.376, SLG: 0.448		K			L7					4	0	1	0	0	2	3					
39 Christian Arroyo, R OBP: 0.317, SLG: 0.410					G5-3					3	0	1	0	0	0	3					
5 Enrique Hernández, R OBP: 0.289, SLG: 0.339					F7					3	0	0	0	0	0	2					
74 Connor Wong, R OBP: 0.265, SLG: 0.302				G6-3		P3				3	0	0	0	0	0	0					
Inning Stats	R: 0 E: 0 K: 0 S: 10	H: 1 LOB: 1 BB: 0 P: 19	R: 0 E: 0 K: 2 S: 14	H: 1 LOB: 1 BB: 0 P: 20	R: 0 E: 0 K: 0 S: 10	H: 0 LOB: 0 BB: 0 P: 14	R: 0 E: 0 K: 0 S: 9	H: 1 LOB: 2 BB: 0 P: 12	R: 0 E: 0 K: 1 S: 8	H: 0 LOB: 0 BB: 0 P: 11	R: 0 E: 0 K: 1 S: 8	H: 1 LOB: 1 BB: 0 P: 12	R: 0 E: 0 K: 1 S: 9	H: 0 LOB: 0 BB: 0 P: 14	R: 0 E: 0 K: 2 S: 11	H: 0 LOB: 1 BB: 0 P: 19	1B: 5 2B: 0 3B: 0 HR: 0	SF: 0 SAC: 0 DP: 1 HBP: 1	WP: 0 PB: 0 SB: 0 CS: 0	PA: 33	
PITCHER	IP WLS BF H R ER SO BB IBB HBP BLK WP HR S P ERA WHIP	IP WLS BF H R ER SO BB IBB HBP BLK WP HR S P ERA WHIP	IP WLS BF H R ER SO BB IBB HBP BLK WP HR S P ERA WHIP	IP WLS BF H R ER SO BB IBB HBP BLK WP HR S P ERA WHIP	IP WLS BF H R ER SO BB IBB HBP BLK WP HR S P ERA WHIP	IP WLS BF H R ER SO BB IBB HBP BLK WP HR S P ERA WHIP	IP WLS BF H R ER SO BB IBB HBP BLK WP HR S P ERA WHIP	IP WLS BF H R ER SO BB IBB HBP BLK WP HR S P ERA WHIP	IP WLS BF H R ER SO BB IBB HBP BLK WP HR S P ERA WHIP	IP WLS BF H R ER SO BB IBB HBP BLK WP HR S P ERA WHIP	IP WLS BF H R ER SO BB IBB HBP BLK WP HR S P ERA WHIP	IP WLS BF H R ER SO BB IBB HBP BLK WP HR S P ERA WHIP	IP WLS BF H R ER SO BB IBB HBP BLK WP HR S P ERA WHIP	IP WLS BF H R ER SO BB IBB HBP BLK WP HR S P ERA WHIP	IP WLS BF H R ER SO BB IBB HBP BLK WP HR S P ERA WHIP	IP WLS BF H R ER SO BB IBB HBP BLK WP HR S P ERA WHIP	IP WLS BF H R ER SO BB IBB HBP BLK WP HR S P ERA WHIP	IP WLS BF H R ER SO BB IBB HBP BLK WP HR S P ERA WHIP	IP WLS BF H R ER SO BB IBB HBP BLK WP HR S P ERA WHIP	IP WLS BF H R ER SO BB IBB HBP BLK WP HR S P ERA WHIP	IP WLS BF H R ER SO BB IBB HBP BLK WP HR S P ERA WHIP

AB	32
R	0
H	5
RBI	0
BB	0
SO	7
LOB	13



Batter	1	2	3	4	5	6	7	8	9	AB	R	H	RBI	BB	SO	LOB	BOTTOM				
4 George Springer, R OBP: 0.343, SLG: 0.475	FC5									4	1	3	0	0	0	1	Boston Red Sox @ Toronto Blue Jays Rogers Centre, Toronto, ON Sat Oct 01 2022, 3:09 PM - 6:17 PM EDT Att: 44,612 - Partly Cloudy - 63 F				
7 Bradley Zimmer, L OBP: 0.213, SLG: 0.237	1B	FC6-5								2	0	0	0	0	1	2					
11 Bo Bichette, R OBP: 0.335, SLG: 0.474	1B									4	0	4	0	0	0	0					
51 Otto Lopez, R OBP: 1.000, SLG: 1.000	1B									1	0	1	0	0	0	0					
27 Vladimir Guerrero Jr., R OBP: 0.317, SLG: 0.356	K									4	0	1	1	0	1	6					
8 Cavan Biggio, L OBP: 0.317, SLG: 0.356		G6-3								1	0	0	0	0	1	2					
30 Alejandro Kirk, R OBP: 0.376, SLG: 0.420										3	0	0	0	1	1	4					
55 Gabriel Moreno, R OBP: 0.323, SLG: 0.396	K									1	1	1	0	0	0	0					
26 Matt Chapman, R OBP: 0.321, SLG: 0.437	FC5									4	1	1	0	1	1	5					
37 Teoscar Hernández, R OBP: 0.312, SLG: 0.459										5	4	4	2	0	0	1					
15 Raimel Tapia, L OBP: 0.291, SLG: 0.384										4	2	2	1	1	1	0					
9 Danny Jansen, R OBP: 0.346, SLG: 0.525										4	1	3	5	0	0	0					
1 Whit Merrifield, R OBP: 0.293, SLG: 0.363										5	0	1	0	0	2	3					
Inning Stats	R: 0 E: 0 K: 2 S: 13	H: 2 LOB: 2 BB: 0 P: 20	R: 2 E: 0 K: 1 S: 18	H: 4 LOB: 2 BB: 0 P: 27	R: 2 E: 0 K: 1 S: 11	H: 2 LOB: 1 BB: 1 P: 18	R: 0 E: 0 K: 0 S: 10	H: 2 LOB: 2 BB: 1 P: 22	R: 3 E: 0 K: 1 S: 18	H: 5 LOB: 2 BB: 0 P: 26	R: 0 E: 0 K: 0 S: 9	H: 0 LOB: 0 BB: 1 P: 18	R: 0 E: 0 K: 2 S: 11	H: 2 LOB: 2 BB: 0 P: 14	R: 3 E: 0 K: 1 S: 16	H: 4 LOB: 1 BB: 0 P: 24	1B: 15 2B: 4 3B: 0 HR: 2	SF: 1 SAC: 0 DP: 2 HBP: 0	WP: 2 PB: 0 SB: 0 CS: 0	PA: 46	
PITCHER	IP WLS BF H R ER SO BB IBB HBP BLK WP HR S P ERA WHIP	IP WLS BF H R ER SO BB IBB HBP BLK WP HR S P ERA WHIP	IP WLS BF H R ER SO BB IBB HBP BLK WP HR S P ERA WHIP	IP WLS BF H R ER SO BB IBB HBP BLK WP HR S P ERA WHIP	IP WLS BF H R ER SO BB IBB HBP BLK WP HR S P ERA WHIP	IP WLS BF H R ER SO BB IBB HBP BLK WP HR S P ERA WHIP	IP WLS BF H R ER SO BB IBB HBP BLK WP HR S P ERA WHIP	IP WLS BF H R ER SO BB IBB HBP BLK WP HR S P ERA WHIP	IP WLS BF H R ER SO BB IBB HBP BLK WP HR S P ERA WHIP	IP WLS BF H R ER SO BB IBB HBP BLK WP HR S P ERA WHIP	IP WLS BF H R ER SO BB IBB HBP BLK WP HR S P ERA WHIP	IP WLS BF H R ER SO BB IBB HBP BLK WP HR S P ERA WHIP	IP WLS BF H R ER SO BB IBB HBP BLK WP HR S P ERA WHIP	IP WLS BF H R ER SO BB IBB HBP BLK WP HR S P ERA WHIP	IP WLS BF H R ER SO BB IBB HBP BLK WP HR S P ERA WHIP	IP WLS BF H R ER SO BB IBB HBP BLK WP HR S P ERA WHIP	IP WLS BF H R ER SO BB IBB HBP BLK WP HR S P ERA WHIP	IP WLS BF H R ER SO BB IBB HBP BLK WP HR S P ERA WHIP	IP WLS BF H R ER SO BB IBB HBP BLK WP HR S P ERA WHIP	IP WLS BF H R ER SO BB IBB HBP BLK WP HR S P ERA WHIP	IP WLS BF H R ER SO BB IBB HBP BLK WP HR S P ERA WHIP



Batter	1	2	3	4	5	6	7	8	9	AB	R	H	RBI	BB	SO	LOB	TOP	
4 George Springer, R (1, 8) OBP: 0.342, SLG: 0.472	L8		F9		G4-3		K			4	0	0	0	0	1	2		
11 Bo Bichette, R (1, 6) OBP: 0.332, SLG: 0.469	F8		G4-3		K			1B		4	1	1	0	0	1	0		
27 Vladimir Guerrero Jr., R (1, 10) OBP: 0.337, SLG: 0.479	L8		HR			F8		BB		3	1	1	1	1	0	0		
30 Alejandro Kirk, R (1, 2) OBP: 0.373, SLG: 0.417		F7	P4			K		L6		4	0	0	0	0	1	2		
37 Teoscar Hernández, R (1, 9) OBP: 0.317, SLG: 0.495		G3-1			F9			K		4	1	2	0	0	1	2		
26 Matt Chapman, R (1, 5) OBP: 0.324, SLG: 0.435		BB			P6			BB		3	1	1	1	1	0	1		
15 Raimel Tapia, L (1, 7) OBP: 0.293, SLG: 0.382		G3-1			CS			BB		3	0	2	0	1	0	2		
1 Whit Merrifield, R (1, 4) OBP: 0.300, SLG: 0.378		BB			CS			BB		3	1	3	2	0	0	0		
8 Cavan Biggio, L (1, 3) OBP: 0.314, SLG: 0.352		K			K			K		3	0	0	0	0	3	4		
Inning Stats	R: 0 H: 0 E: 0 K: 0 S: 7	H: 0 LOB: 0 BB: 0 P: 10	R: 2 H: 2 E: 0 K: 1 S: 18	H: 2 LOB: 1 BB: 1 P: 27	R: 1 H: 1 E: 0 K: 0 S: 8	H: 1 LOB: 0 BB: 0 P: 12	R: 0 H: 1 E: 0 K: 0 S: 5	H: 1 LOB: 0 BB: 0 P: 9	R: 1 H: 1 E: 1 K: 2 S: 9	H: 1 LOB: 0 BB: 0 P: 12	R: 0 H: 0 E: 0 K: 1 S: 9	H: 1 LOB: 1 BB: 0 P: 12	R: 0 H: 2 E: 0 K: 2 S: 10	H: 2 LOB: 1 BB: 0 P: 15	R: 1 H: 2 E: 0 K: 1 S: 15	H: 2 LOB: 3 BB: 2 P: 26		
PITCHER	IP	WLS	BF	H	R	ER	SO	BB	IBB	HBP	BLK	WP	HR	S	P	ERA	WHIP	
64 Dean Kremer, R (1, 1) ERA: 3.23	6.0	L	24	6	4	3	4	1	0	0	0	1	1	56	82	4.50	1.167	
45 Keegan Akin, L (7, 1) ERA: 3.24	1.0		4	2	0	0	2	0	0	0	0	0	0	10	15	0.00	2.000	
78 Yennier Cano, R (8, 1) ERA: 12.38	0.2		6	2	1	1	1	2	0	0	0	0	0	15	26	13.50	6.000	

Toronto Blue Jays @ Baltimore Orioles
 Oriole Park at Camden Yards, Baltimore, MD
 Mon Oct 03 2022, 7:10 PM - 9:24 PM EDT
 Att. 10,642 - Rain - 49 F

AB 31
 R 5
 H 10
 RBI 4
 BB 3
 SO 7
 LOB 13



WP: 1 PA: 35
 FB: 0
 SB: 0
 CS: 2

Batter	1	2	3	4	5	6	7	8	9	AB	R	H	RBI	BB	SO	LOB	BOTTOM	
31 Cedric Mullins, L (1, 8) OBP: 0.320, SLG: 0.406	F7		BB		F9					2	0	0	0	1	0	0		
35 Adley Rutschman, S (1, 2) OBP: 0.385, SLG: 0.449	BB							BB		1	0	1	0	2	0	0		
25 Anthony Santander, S (1, 10) OBP: 0.319, SLG: 0.490	K		SF9		P2					2	0	0	1	0	1	2		
6 Ryan Mountcastle, R (1, 3) OBP: 0.302, SLG: 0.421	FC6-4		K			F6				3	0	0	0	0	1	3		
2 Gunnar Henderson, L (1, 5) OBP: 0.333, SLG: 0.438		K			K		G6-3			3	0	0	0	0	2	0		
77 Terin Vavra, L (1, 7) OBP: 0.347, SLG: 0.309	L3						F8			3	0	1	0	0	0	0		
12 Rougned Odor, L (1, 4) OBP: 0.276, SLG: 0.359	G3-1				F8			G1-3		3	0	0	0	0	0	1		
83 Kyle Stowers, L (1, 9) OBP: 0.309, SLG: 0.414			G6-3		K			G5-3		3	0	0	0	0	1	1		
3 Jorge Mateo, R (1, 6) OBP: 0.267, SLG: 0.379			BB		F8			L7		3	1	1	0	0	0	0		
Inning Stats	R: 0 H: 0 E: 0 K: 1 S: 7	H: 0 LOB: 1 BB: 1 P: 16	R: 0 H: 0 E: 0 K: 1 S: 8	H: 0 LOB: 0 BB: 0 P: 11	R: 1 H: 1 E: 0 K: 1 S: 13	H: 1 LOB: 2 BB: 2 P: 22	R: 0 H: 1 E: 0 K: 2 S: 11	H: 1 LOB: 1 BB: 0 P: 17	R: 0 H: 1 E: 0 K: 0 S: 12	H: 1 LOB: 0 BB: 0 P: 16	R: 0 H: 0 E: 0 K: 0 S: 7	H: 0 LOB: 0 BB: 0 P: 9	R: 0 H: 0 E: 0 K: 0 S: 11	H: 0 LOB: 0 BB: 0 P: 14	R: 0 H: 0 E: 0 K: 0 S: 11	H: 0 LOB: 0 BB: 0 P: 14		
PITCHER	IP	WLS	BF	H	R	ER	SO	BB	IBB	HBP	BLK	WP	HR	S	P	ERA	WHIP	
17 José Berrios, R (1, 1) ERA: 5.23	6.0	W	24	3	1	1	5	3	0	0	0	0	0	11	14	0.00	1.000	
58 Tim Lincecum, L (7, 1) ERA: 3.21	1.0	S	3	0	0	0	0	0	0	0	0	0	0	11	14	0.00	0.000	

Toronto Blue Jays @ Baltimore Orioles
 Oriole Park at Camden Yards, Baltimore, MD
 Mon Oct 03 2022, 7:10 PM - 9:24 PM EDT
 Att. 10,642 - Rain - 49 F

AB 23
 R 1
 H 3
 RBI 1
 BB 3
 SO 5
 LOB 7



WP: 0 PA: 27
 FB: 0
 SB: 1
 CS: 0

