

Toronto Blue Jays - 2023

Batter	1	2	3	4	5	6	7	8	9	AB	R	H	RBI	BB	SO	LOB	TOP							
8 Cavan Biggio, L (1,4) OBP: 0.333, SLG: 0.333 91 Davis Schneider, R (5,4)										3	1	1	0	0	1	0								
5 Santiago Espinal, R (1,6) OBP: 0.500, SLG: 2.500 29 Luis De Los Santos, R (5,6)										2	2	2	2	1	0	0								
27 Vladimir Guerrero Jr., R (1,3) OBP: 0.500, SLG: 2.000 48 Spencer Horwitz, L (4,3)										2	1	1	2	0	0	1								
25 Daulton Varsho, L (1,10) 72 Andres Sosa, R (6,PH) OBP: 0.667, SLG: 1.000										2	0	0	0	0	0	0								
9 Danny Jansen, R (1,2) 75 Stevie Berman, R (5,2)										2	0	0	0	0	1	0								
44 Addison Barger, L (1,5) OBP: 0.333, SLG: 1.333 89 LJ Talley, L (6,5)										3	1	1	1	0	0	1								
51 Otto Lopez, R (1,9) OBP: 0.667, SLG: 1.000 74 Zach Britton, L (6,9)										3	1	1	0	0	1	1								
38 Nathan Lukes, L (1,8) 67 Wynton Bernard, R (6,8)										1	0	0	1	0	0	0								
47 Vinny Capra, R (1,7) 87 Cam Eden, R (6,7) OBP: 0.500, SLG: 0.500										2	0	0	0	0	1	0								
Inning Stats	R: 0 E: 0 K: 1 S: 6	H: 1 LOB: 0 BB: 0 P: 8	R: 0 E: 0 K: 1 S: 10	H: 0 LOB: 0 BB: 0 P: 14	R: 1 E: 0 K: 0 S: 9	H: 1 LOB: 0 BB: 0 P: 13	R: 3 E: 0 K: 1 S: 11	H: 2 LOB: 0 BB: 1 P: 17	R: 2 E: 0 K: 2 S: 14	H: 2 LOB: 0 BB: 0 P: 21	R: 0 E: 0 K: 1 S: 12	H: 1 LOB: 1 BB: 0 P: 16	R: 3 E: 2 K: 1 S: 15	H: 4 LOB: 1 BB: 0 P: 23	R: 0 E: 0 K: 1 S: 8	H: 1 LOB: 1 BB: 0 P: 12	R: 0 E: 0 K: 0 S: 15	H: 1 LOB: 1 BB: 1 P: 25	1B: 8 2B: 1 3B: 1 HR: 3	SF: 2 SAC: 0 DP: 3 HBP: 1	WP: 0 PB: 0 SB: 0 CS: 0	PA: 40		
PITCHER	IP WLS BF H R ER SO BB IBB HBP BLK WP HR S P ERA WHIP	2.0 6 1 0 0 2 0 0 0 0 0 0 16 22 0.00 0.500	1.0 4 1 1 1 0 0 0 0 0 0 0 2 11 17 2.00 1.000	1.0 L 5 2 2 2 2 0 0 0 0 0 1 14 21 18.00 2.000	1.0 4 1 0 0 1 0 0 0 0 0 0 12 16 0.00 1.000	1.0 7 4 3 1 1 0 0 0 0 0 0 15 23 9.00 4.000	1.0 B 6 2 3 3 1 1 0 0 0 0 2 11 17 27.00 3.000	1.0 5 2 2 2 2 0 0 0 0 0 1 14 21 18.00 2.000	1.0 4 1 0 0 0 1 0 0 0 0 0 0 15 25 0.00 2.000	1.0 7 4 3 1 1 0 0 0 0 0 0 15 23 9.00 4.000	1.0 4 1 0 0 0 0 0 0 0 0 0 8 12 0.00 1.000	1.0 4 1 0 0 0 0 0 0 0 0 0 15 25 0.00 2.000	1.0 7 4 3 1 1 0 0 0 0 0 0 15 23 9.00 4.000	1.0 4 1 0 0 0 0 0 0 0 0 0 8 12 0.00 1.000	1.0 4 1 0 0 0 0 0 0 0 0 0 15 25 0.00 2.000	1.0 4 1 0 0 0 0 0 0 0 0 0 15 25 0.00 2.000	1.0 4 1 0 0 0 0 0 0 0 0 0 15 25 0.00 2.000	1.0 4 1 0 0 0 0 0 0 0 0 0 15 25 0.00 2.000	1.0 4 1 0 0 0 0 0 0 0 0 0 15 25 0.00 2.000	1.0 4 1 0 0 0 0 0 0 0 0 0 15 25 0.00 2.000	1.0 4 1 0 0 0 0 0 0 0 0 0 15 25 0.00 2.000	1.0 4 1 0 0 0 0 0 0 0 0 0 15 25 0.00 2.000	1.0 4 1 0 0 0 0 0 0 0 0 0 15 25 0.00 2.000	1.0 4 1 0 0 0 0 0 0 0 0 0 15 25 0.00 2.000

Toronto Blue Jays @ Pittsburgh Pirates
LECOM Park, Bradenton, FL
Sat Feb 25 2023, 1:07 PM - 3:53 PM EST
Att.: 5,398 - Sunny - 84 F

AB	35
R	9
H	13
RBI	8
BB	2
SO	8
LOB	11



Batter	1	2	3	4	5	6	7	8	9	AB	R	H	RBI	BB	SO	LOB	BOTTOM							
15 Oneil Cruz, L (1,6) OBP: 0.333, SLG: 0.333 60 Llover Peguero, R (6,6)										3	1	1	0	0	1	1								
14 Rodolfo Castro, S (1,5) OBP: 0.333, SLG: 1.333 75 Nick Gonzales, R (6,5)										3	1	1	4	0	1	1								
41 Carlos Santana, S (1,3) OBP: 0.667, SLG: 0.500 19 Jared Triolo, R (6,3)										2	0	1	0	1	1	0								
22 Andrew McCutchen, R (1,10) 32 Henry Davis, R (7,PH) (8,10)										3	0	0	0	0	1	2								
18 Austin Hedges, R (1,2) OBP: 0.500, SLG: 0.500 25 Endy Rodríguez, S (5,2)										2	0	1	0	0	1	0								
26 Miguel Andujar, R (1,7) 28 Canaan Smith-Njigba, L (6,7)										2	0	0	0	2	2									
65 Jack Suwinski, L (1,8) 69 Chavez Young, S (6,8)										2	0	0	0	2	2									
2 Connor Joe, R (1,9) 31 Cal Mitchell, L (6,9) OBP: 0.333, SLG: 0.333										0	1	0	0	2	0	0								
3 Ji Hwan Bae, L (1,4) 30 Tucupita Marcano, L (6,4)										1	1	0	0	1	0	1								
Inning Stats	R: 0 E: 0 K: 2 S: 11	H: 1 LOB: 1 BB: 0 P: 19	R: 0 E: 0 K: 3 S: 9	H: 0 LOB: 0 BB: 0 P: 14	R: 4 E: 0 K: 2 S: 17	H: 3 LOB: 2 BB: 3 P: 33	R: 0 E: 0 K: 1 S: 13	H: 0 LOB: 1 BB: 1 P: 19	R: 0 E: 0 K: 1 S: 7	H: 0 LOB: 0 BB: 0 P: 12	R: 1 E: 0 K: 2 S: 12	H: 1 LOB: 2 BB: 1 P: 20	R: 0 E: 0 K: 1 S: 11	H: 0 LOB: 2 BB: 1 P: 23	R: 2 E: 1 K: 1 S: 15	H: 2 LOB: 2 BB: 2 P: 27	R: 0 E: 0 K: 3 S: 12	H: 0 LOB: 0 BB: 0 P: 18	1B: 6 2B: 0 3B: 0 HR: 1	SF: 1 SAC: 0 DP: 0 HBP: 2	WP: 1 PB: 0 SB: 0 CS: 0	PA: 44		
PITCHER	IP WLS BF H R ER SO BB IBB HBP BLK WP HR S P ERA WHIP	2.0 7 3 4 4 1 3 0 0 0 0 1 13 27 54.00 9.000	0.1 1 0 0 0 1 0 0 0 0 0 0 4 6 0.00 0.000	1.0 W 4 0 0 0 1 1 0 0 0 0 0 0 13 19 0.00 1.000	1.0 H 3 0 0 0 1 0 0 0 0 0 0 7 12 0.00 0.000	1.0 6 1 5 0 0 0 1 1 0 0 0 11 23 0.00 1.000	1.0 1 0 0 0 1 0 0 0 0 0 0 8 12 0.00 1.000	1.0 7 2 2 2 1 2 0 0 0 0 0 15 27 18.00 4.000	1.0 S 3 0 0 0 3 0 0 0 0 0 0 0 12 18 0.00 0.000	1.0 6 1 5 0 0 0 1 1 0 0 0 11 23 0.00 1.000	1.0 7 2 2 2 1 2 0 0 0 0 0 15 27 18.00 4.000	1.0 7 2 2 2 1 2 0 0 0 0 0 15 27 18.00 4.000	1.0 6 1 5 0 0 0 1 1 0 0 0 11 23 0.00 1.000	1.0 7 2 2 2 1 2 0 0 0 0 0 15 27 18.00 4.000	1.0 6 1 5 0 0 0 1 1 0 0 0 11 23 0.00 1.000	1.0 6 1 5 0 0 0 1 1 0 0 0 11 23 0.00 1.000	1.0 6 1 5 0 0 0 1 1 0 0 0 11 23 0.00 1.000	1.0 6 1 5 0 0 0 1 1 0 0 0 11 23 0.00 1.000	1.0 6 1 5 0 0 0 1 1 0 0 0 11 23 0.00 1.000	1.0 6 1 5 0 0 0 1 1 0 0 0 11 23 0.00 1.000	1.0 6 1 5 0 0 0 1 1 0 0 0 11 23 0.00 1.000	1.0 6 1 5 0 0 0 1 1 0 0 0 11 23 0.00 1.000	1.0 6 1 5 0 0 0 1 1 0 0 0 11 23 0.00 1.000	1.0 6 1 5 0 0 0 1 1 0 0 0 11 23 0.00 1.000

Toronto Blue Jays @ Pittsburgh Pirates
LECOM Park, Bradenton, FL
Sat Feb 25 2023, 1:07 PM - 3:53 PM EST
Att.: 5,398 - Sunny - 84 F

AB	33
R	7
H	7
RBI	7
BB	8
SO	16
LOB	22



Batter	1	2	3	4	5	6	7	8	9	AB	R	H	RBI	BB	SO	LOB	TOP											
77 Anthony Volpe, R OBP: 0.500, SLG: 0.750 57 Beau Brewer, R (6.4)	L6		24 WP 24 1B	28 S 24 G4-6-3	G5-4-3		P6		G6-3	4	2	2	0	0	0	3												
28 Josh Donaldson, R OBP: 0.697, SLG: 1.000 89 Max Burt, R OBP: 0.250, SLG: 0.500	24 2B 87 1B		K	24 G4-6-3	BB	F8		F9	2B	2	1	1	0	1	1	1												
24 Willie Calhoun, L OBP: 0.667, SLG: 1.000 54 Jesus Rodriguez, R OBP: 0.667, SLG: 0.500	87 1B		68 BB 92 BB	G4-6-3	G3-1				98 G1-3 88 3B	3	0	2	1	0	0	1												
87 Andrés Chaparro, R OBP: 0.400, SLG: 1.000 98 Spencer Henson, R (6.3)	2H 3-H		K	G5-3	HR				G1-3	4	1	2	2	0	1	2												
92 Elijah Dunham, L OBP: 0.750, SLG: 0.667 36 Felix Neguéis, R (6.9)	G3		68 BB						88 3B	3	1	2	0	1	0	1												
68 Michael Hermosillo, R OBP: 0.667, SLG: 1.000 88 Brandon Lockridge, R OBP: 0.333, SLG: 1.000	93 CS								88 3B	2	0	1	0	1	1	1												
93 Everson Pereira, R (1, 10) 82 Agustín Ramirez, R OBP: 1.000, SLG: 2.000 (7, 10)			K							1	0	0	0	2	1	3												
94 Carlos Narvaez, R OBP: 0.500, SLG: 1.333 80 Anthony Seigler, S (6.2)			K	HR	98 BB		F8		K	2	1	1	1	0	1	1												
98 Jesús Bastidas, R OBP: 0.667, SLG: 2.000 98 Benjamin Cowles, R (6.6)	G1-3			HR	77 G5-4-3				K	2	0	0	0	0	2	1												
Inning Stats	R: 1 E: 0 K: 0 S: 9	H: 3 LOB: 1 BB: 0 P: 14	R: 0 E: 0 K: 1 S: 11	H: 1 LOB: 1 BB: 1 P: 20	R: 1 E: 0 K: 3 S: 18	H: 2 LOB: 3 BB: 2 P: 31	R: 3 E: 0 K: 0 S: 12	H: 3 LOB: 1 BB: 1 P: 20	R: 1 E: 0 K: 1 S: 14	H: 1 LOB: 2 BB: 2 P: 30	R: 1 E: 0 K: 0 S: 13	H: 2 LOB: 1 BB: 0 P: 17	R: 2 E: 0 K: 1 S: 18	H: 2 LOB: 2 BB: 2 P: 31	R: 0 E: 0 K: 1 S: 15	H: 1 LOB: 2 BB: 1 P: 22	1B: 7 2B: 5 3B: 1 HR: 3	SF: 0 SAC: 0 DP: 2 HBP: 1	WP: 1 PB: 1 SB: 2 CS: 1	PA: 49								
PITCHER	IP	WLS	BF	H	R	ER	SO	BB	IBB	HBP	BLK	WP	HR	S	P	ERA	WHIP											
58 Tim Mayza, L ERA: 9.0 68 Jordan Romano, R ERA: 4.5 24 Nate Pearson, R ERA: 9.0 66 Luke Bard, R ERA: 27.0 63 Junior Fernández, R ERA: 27.0	1.0	L	5	3	1	1	0	0	0	0	0	0	0	9	14	9.00	3.000											
54 Matt Peacock, R ERA: 5.4 35 Julian Fernández, R ERA: 27.0 76 Hayden Juenger, R ERA: 27.0 65 Hagen Danner, R ERA: 27.0	1.2		6	2	1	1	0	0	0	0	0	0	0	1	14	24	5.40	1.200										
54 Matt Peacock, R ERA: 5.4 35 Julian Fernández, R ERA: 27.0 76 Hayden Juenger, R ERA: 27.0 65 Hagen Danner, R ERA: 27.0	1.0		4	1	0	0	1	0	0	0	0	0	0	13	17	0.00	1.000											
54 Matt Peacock, R ERA: 5.4 35 Julian Fernández, R ERA: 27.0 76 Hayden Juenger, R ERA: 27.0 65 Hagen Danner, R ERA: 27.0	0.2		6	2	2	2	0	2	0	0	0	0	0	15	27	27.00	6.000											
54 Matt Peacock, R ERA: 5.4 35 Julian Fernández, R ERA: 27.0 76 Hayden Juenger, R ERA: 27.0 65 Hagen Danner, R ERA: 27.0	1.1		6	1	0	0	2	1	0	0	0	0	0	18	26	0.00	1.500											

New York Yankees @ Toronto Blue Jays
 TD Ballpark, Dunedin, FL
 Sun Feb 26 2023, 1:10 PM - 4:14 PM EST
 Att: 7,011 - Sunny - 74 F

livebaseballscorecards.com

AB 39
R 9
H 16
RBI 8
BB 9
SO 8
LOB 23




Batter	1	2	3	4	5	6	7	8	9	AB	R	H	RBI	BB	SO	LOB	BOTTOM										
15 Whit Merrifield, R OBP: 1.000, SLG: 2.000 89 LJ Talley, L OBP: 0.250, SLG: 1.000	2B		27 CS				F8		K	1	0	1	0	1	0	0											
11 Bo Bichette, R (1, 6) 44 Addison Barger, L OBP: 0.600, SLG: 1.500	G6-3		L9				27 HR		84 FC5-4	2	0	0	0	0	2												
27 Vladimir Guerrero Jr., R OBP: 0.400, SLG: 1.660 84 Jamie Ritchie, R (8, 10)	F8		F8				27 HR		FC5-4	3	1	1	2	0	0	2											
26 Matt Chapman, R (1, 5) 2 Orelvis Martinez, R OBP: 0.500, SLG: 1.000	G4-3						HR			2	0	0	0	0	1												
25 Daulton Varsho, L (1, 7) 91 Steward Berroa, S (6, 7)	P4								91 G6-3	3	0	0	0	0	1	1											
39 Kevin Kiermaier, L (1, 8) 98 Zac Cook, L (5, 8)	K									2	0	0	0	0	1												
8 Cavan Biggio, L OBP: 0.600, SLG: 0.600 95 Rainer Nunez, R (5, PR) (6, 3)	55 1B									2	0	2	0	0	0	0											
55 Rob Brantly, L OBP: 1.000, SLG: 1.000 71 Phil Clarke, L (6, 2)	1B									2	0	0	0	0	1												
74 Zach Britton, L (1, 9) 94 Sebastian Espino, R (5, 9)	K									1	0	0	0	0	1	2											
Inning Stats	R: 0 E: 0 K: 0 S: 12	H: 1 LOB: 1 BB: 0 P: 18	R: 0 E: 0 K: 2 S: 13	H: 2 LOB: 2 BB: 0 P: 20	R: 0 E: 0 K: 0 S: 5	H: 0 LOB: 0 BB: 1 P: 13	R: 0 E: 0 K: 0 S: 5	H: 0 LOB: 0 BB: 0 P: 6	R: 5 E: 0 K: 2 S: 24	H: 4 LOB: 1 BB: 0 P: 38	R: 0 E: 0 K: 1 S: 9	H: 0 LOB: 0 BB: 0 P: 17	R: 0 E: 0 K: 1 S: 10	H: 0 LOB: 1 BB: 1 P: 18	R: 0 E: 0 K: 1 S: 9	H: 1 LOB: 1 BB: 0 P: 11	R: 0 E: 0 K: 2 S: 12	H: 0 LOB: 0 BB: 0 P: 17	1B: 3 2B: 3 3B: 0 HR: 2	SF: 0 SAC: 0 DP: 0 HBP: 1	WP: 0 PB: 0 SB: 1 CS: 1	PA: 37					
PITCHER	IP	WLS	BF	H	R	ER	SO	BB	IBB	HBP	BLK	WP	HR	S	P	ERA	WHIP										
76 Jhony Brito, R ERA: 4.5 73 Mitch Spence, R ERA: 4.5 61 Matt Bowman, R ERA: 54.0 82 Michael Gomez, R ERA: 54.0 87 Demarcus Evans, R ERA: 54.0	2.0	W	9	3	0	0	2	1	0	0	0	0	0	13	22	4.50	1.000										
86 Drew Thorpe, R ERA: 54.0 94 Lisandro Santos, L ERA: 54.0	1.0		3	0	0	0	2	0	0	0	0	0	0	12	17	0.00	0.000										

New York Yankees @ Toronto Blue Jays
 TD Ballpark, Dunedin, FL
 Sun Feb 26 2023, 1:10 PM - 4:14 PM EST
 Att: 7,011 - Sunny - 74 F

livebaseballscorecards.com

AB 34
R 5
H 8
RBI 5
BB 2
SO 8
LOB 15



Batter	1	2	3	4	5	6	7	8	9	AB	R	H	RBI	BB	SO	LOB	TOP					
9 Nick Maton, L (1,5) OBP: 0.400, SLG: 1.000 81 Colt Keith, L (6,5) OBP: 0.250, SLG: 0.500	1-2 31 1B 28 SF8 BB		1-0 P6		2-3 K			0-1 E6 64 FC6-5	2-3 K	2	1	0	0	1	1	1						
31 Riley Greene, L (1,7) OBP: 0.200, SLG: 0.200 88 Steele Walker, L (6,7) 85 Eric De La Rosa, R (8, PR) (8,7)	3-2 17 L9-3 1B		1-1 F8		0-3 K			1-1 K	3-3 K	3	0	1	0	0	1	1						
28 Javier Báez, R (1,10) OBP: 0.375, SLG: 0.143 64 Michael Papierski, S (8, PH) (8,10)	0-1 SF8		0-1 G5-3		1-3 K			1-2 FC6-5 22 2B 74 G4-3	3-2 F8	2	0	0	1	0	1	1						
17 Austin Meadows, L (1,9) OBP: 0.375, SLG: 0.286 22 Parker Meadows, L (6,8) OBP: 0.429, SLG: 1.000	1-1 L9-3		4-2 33 FC5 8 1B BB		1-1 G6-3			0-2 G4-3 74 G4-3 94 1B 2B	3-2 F8	2	0	0	0	1	0	1						
8 Matt Vierling, R (1,8) OBP: 0.400, SLG: 1.000 74 Brendon Davis, R (6,9)	0-0 F2		0-1 1B		1-3 K			2-1 G4-3		3	0	1	0	0	1	0						
15 César Hernández, S (1,4) OBP: 0.800, SLG: 1.333 94 Andrew Navigaro, R (7, PR) OBP: 1.000, SLG: 1.000	2-1 2B		2-2 L4		3-1 27 F7 2B			3-2 2B 27 2B 1B		3	0	2	0	0	0	2						
77 Andy Ibáñez, R (1,3) OBP: 0.375, SLG: 0.167 27 Andre Lipcius, R (6,3) OBP: 0.400, SLG: 1.200	0-1 F7		3-2 P5		0-0 F7			2-2 2B	1-3 2B	2	0	0	0	0	0	3						
33 Donny Sands, R (1,2) 34 Jake Rogers, R (5,2) OBP: 0.333, SLG: 1.333 79 Dillon Dingler, R (8, PH) (8,2)	1-1 F8		2-2 FC5		2-3 K			4-1 K		2	0	0	0	0	0	3						
59 Zack Short, R (1,6) OBP: 0.500, SLG: 0.400 86 Gage Workman, L (7,6)	2-1 1B		0-3 K		1-3 K			1-3 K		3	0	1	0	0	2	2						
Inning Stats	R: 1 E: 0 K: 0 S: 9	H: 1 LOB: 0 BB: 1 P: 17	R: 0 E: 0 K: 0 S: 7	H: 1 LOB: 1 BB: 0 P: 10	R: 0 E: 0 K: 0 S: 7	H: 1 LOB: 1 BB: 0 P: 11	R: 0 E: 0 K: 0 S: 16	H: 2 LOB: 2 BB: 1 P: 27	R: 0 E: 0 K: 3 S: 11	H: 0 LOB: 0 BB: 0 P: 13	R: 0 E: 0 K: 2 S: 9	H: 1 LOB: 2 BB: 0 P: 15	R: 3 E: 1 K: 1 S: 23	H: 3 LOB: 3 BB: 1 P: 37	R: 0 E: 0 K: 2 S: 12	H: 0 LOB: 0 BB: 0 P: 20	1B: 4 2B: 5 3B: 0 HR: 0	SF: 1 SAC: 0 DP: 1 HBP: 1	WP: 0 PB: 0 SB: 0 CS: 0	PA: 39		
PITCHER	IP WLS BF H R ER SO BB IBB HBP BLK WP HR S P ERA WHIP	2.0 W 8 2 1 1 0 1 0 0 0 0 0 16 27 4.50 1.500	3.1 H 4 1 0 0 0 0 0 0 0 0 7 11 0.00 1.000	4.1 H 5 1 0 0 0 1 0 0 0 0 16 27 0.00 2.000	5.1 H 3 0 0 0 3 0 0 0 0 0 11 13 0.00 0.000	6.1 H 3 0 0 0 2 0 0 0 0 0 9 12 0.00 0.000	7.1 H 4 1 0 0 2 0 0 0 0 0 9 15 0.00 1.000	8.1 H 3 3 0 0 1 0 0 0 0 0 20 33 0.00 6.000	9.1 S 3 0 0 0 2 0 0 0 0 0 12 20 0.00 0.000	PITCHER	IP WLS BF H R ER SO BB IBB HBP BLK WP HR S P ERA WHIP	1.0 H 4 1 0 0 2 0 0 0 0 0 7 11 0.00 1.000	0.2 H 8 3 3 0 0 1 0 0 0 20 33 0.00 6.000	0.1 H 1 0 0 0 1 0 0 0 0 0 3 4 0.00 0.000	1.0 S 3 0 0 0 2 0 0 0 0 0 12 20 0.00 0.000	64 Jay Jackson, R (7,1) ERA: 4.5	43 Paul Fry, L (8,1) ERA: 5.4	98 Troy Watson, R (8,1) ERA: 5.4	83 Jimmy Burnette, L (9,1) ERA: 5.4			

Detroit Tigers @ Toronto Blue Jays
 TD Ballpark, Dunedin, FL
 Tue Feb 28 2023, 1:09 PM - 3:46 PM EST
 Att: 3,737 - Partly Cloudy - 78 F

AB	34
R	4
H	8
RBI	4
BB	3
SO	10
LOB	24

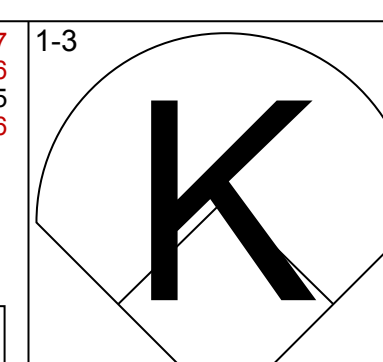
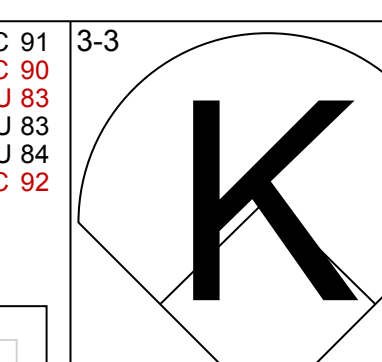
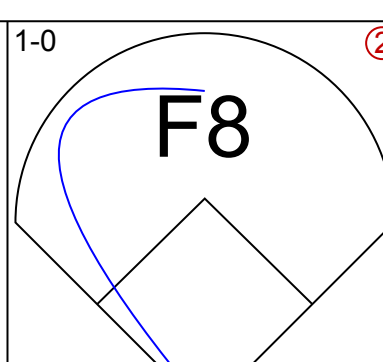
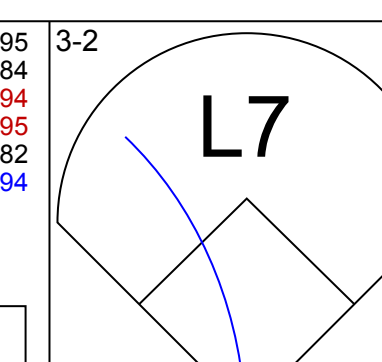
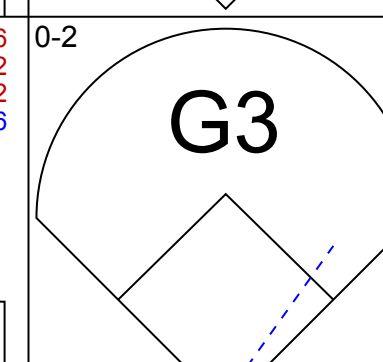
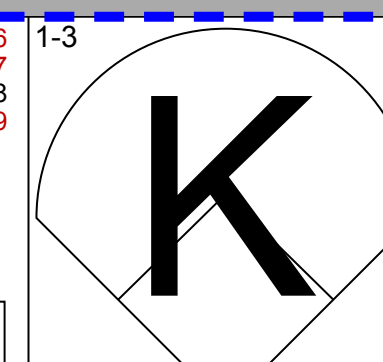
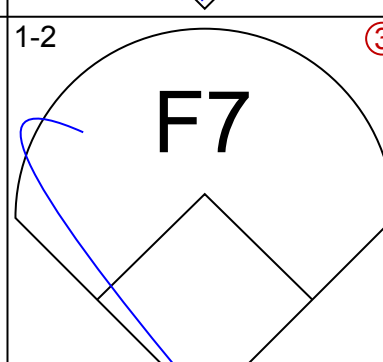
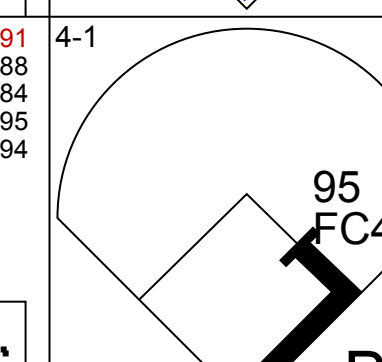
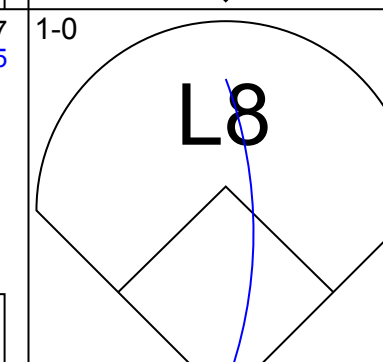
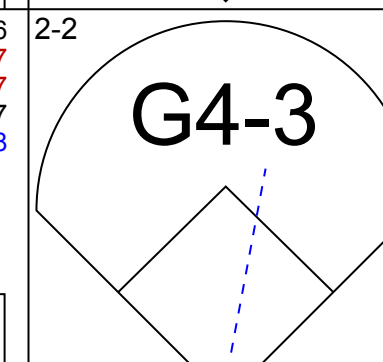
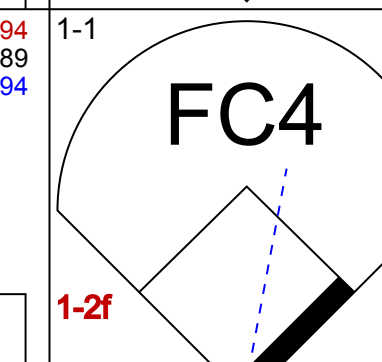
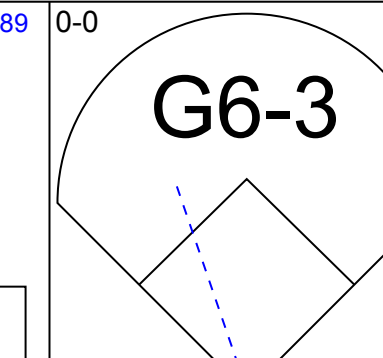
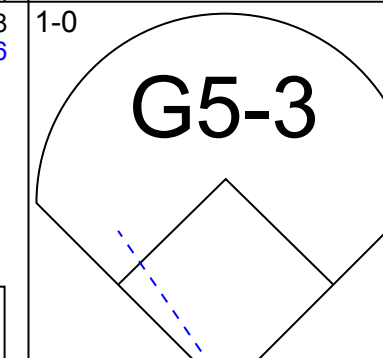
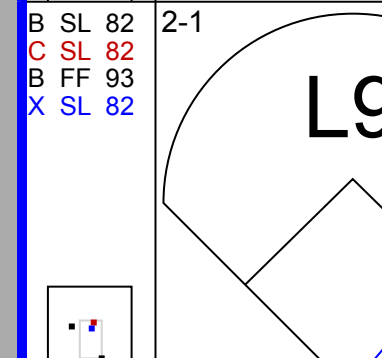
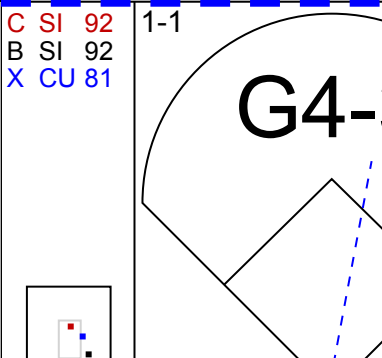
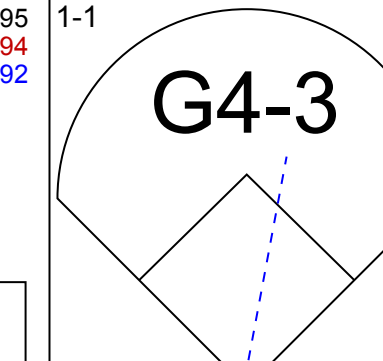
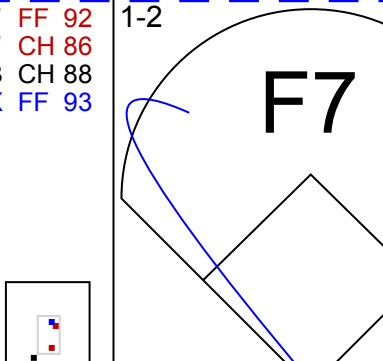
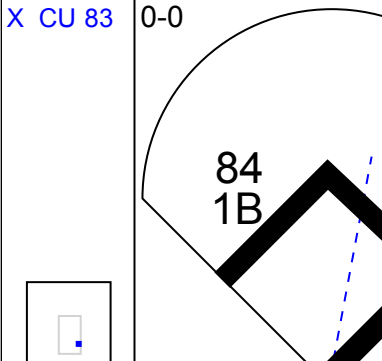
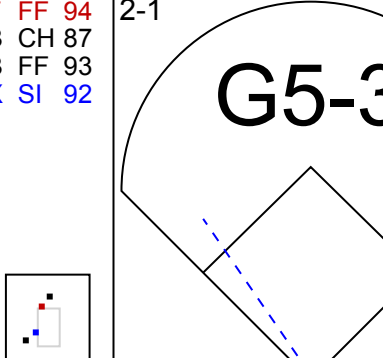
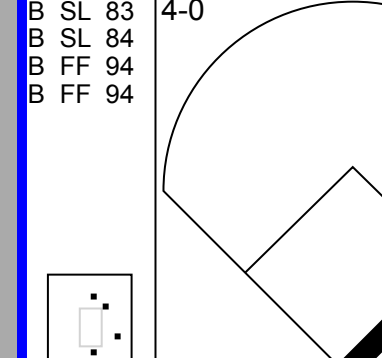
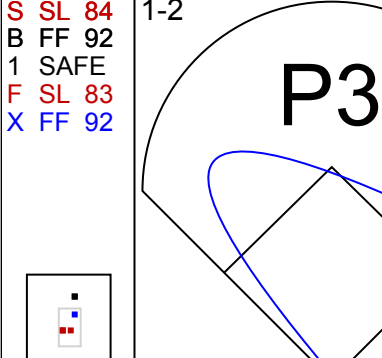
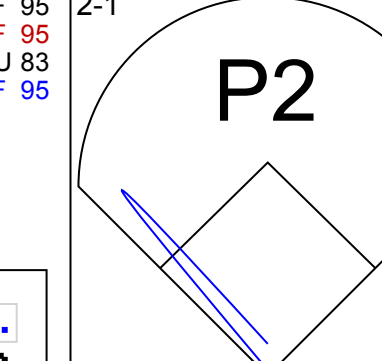
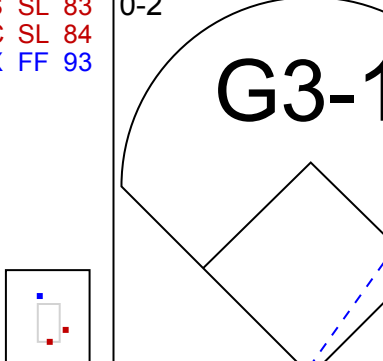
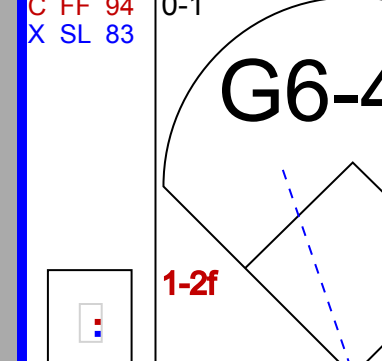
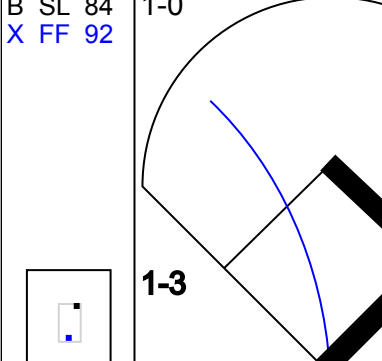
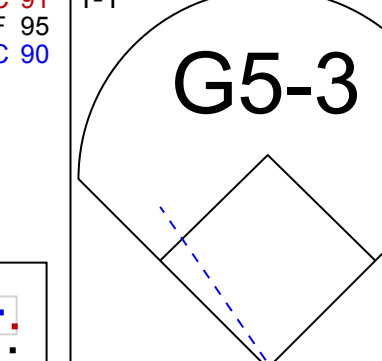
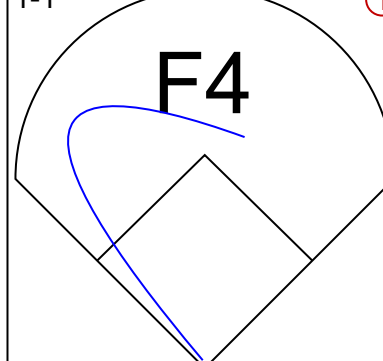
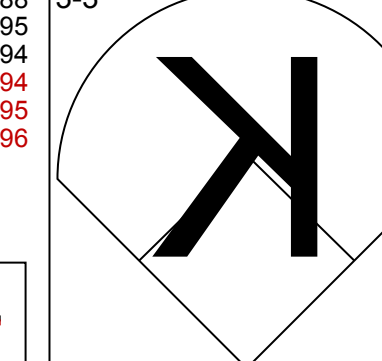
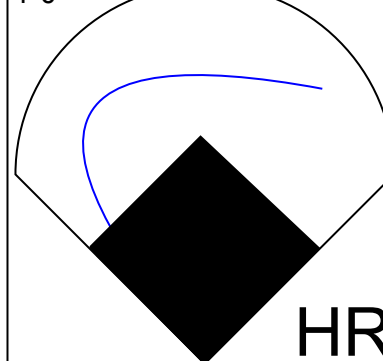
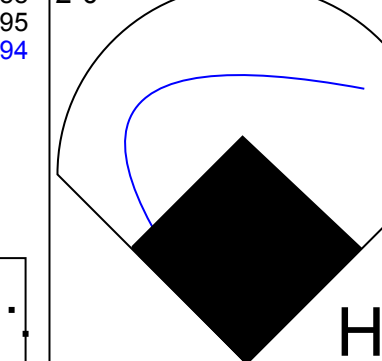


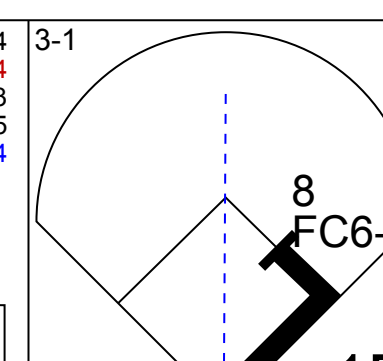
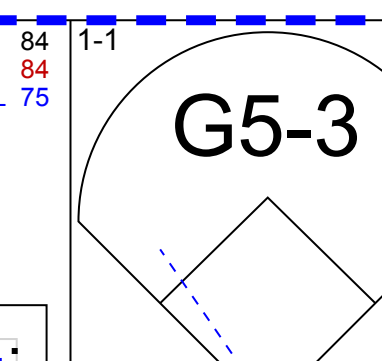
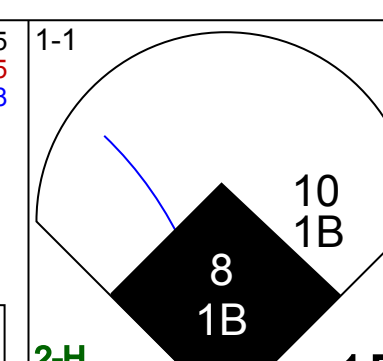
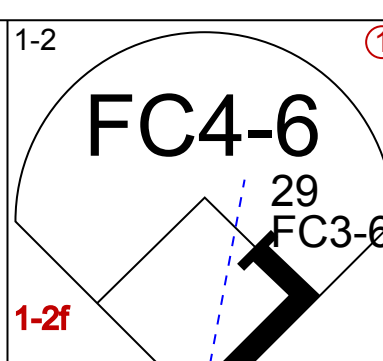
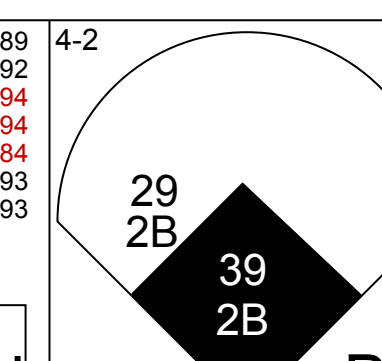
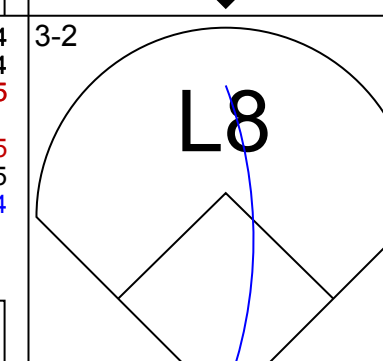
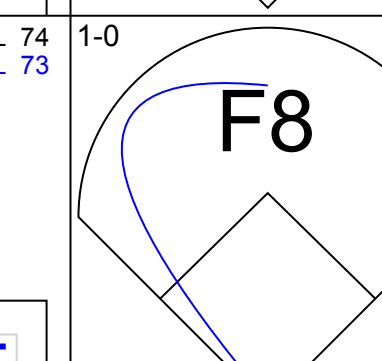
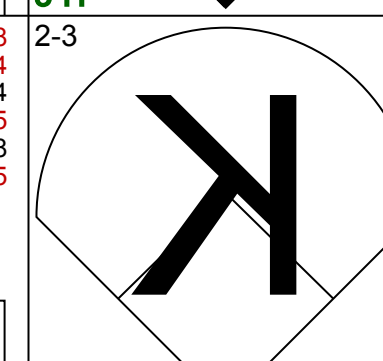
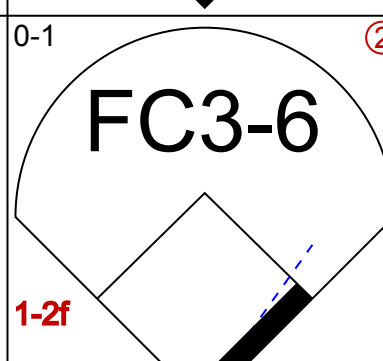
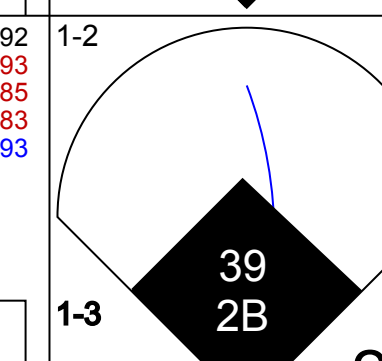
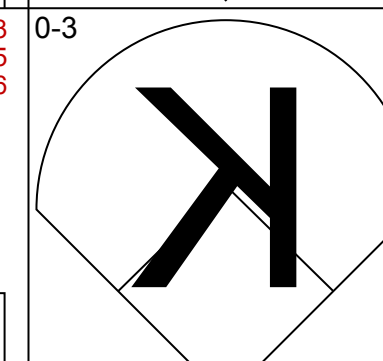
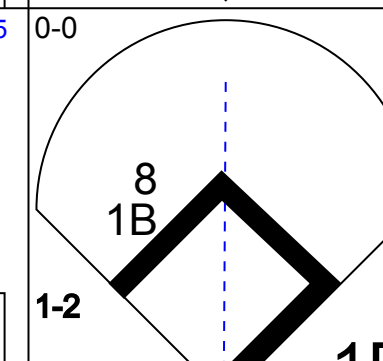
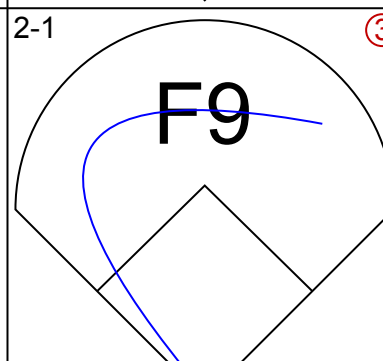
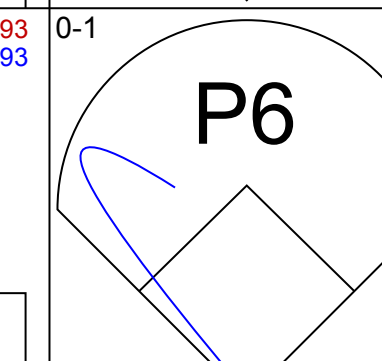
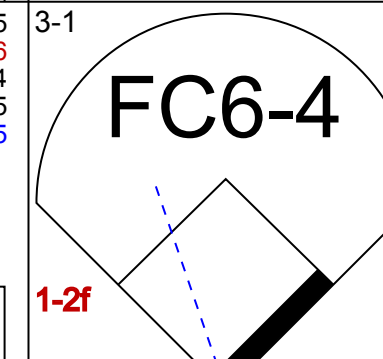
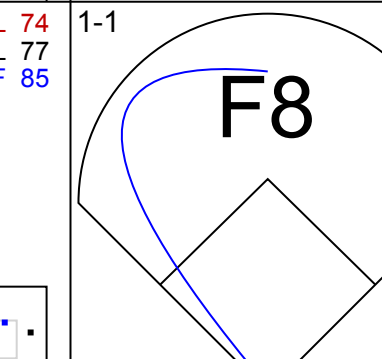
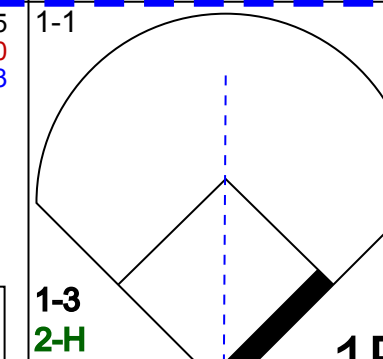
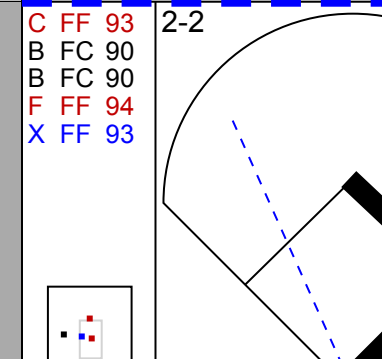
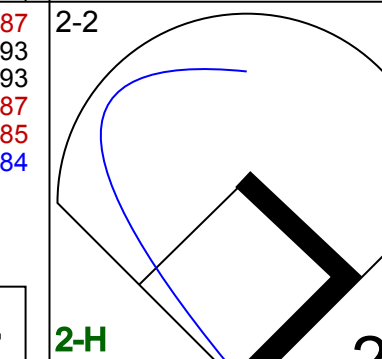
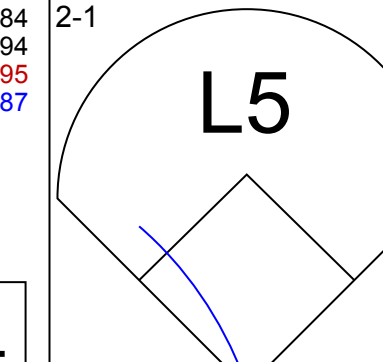
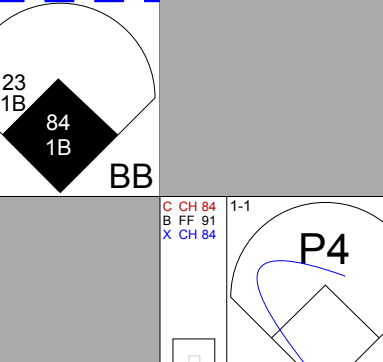
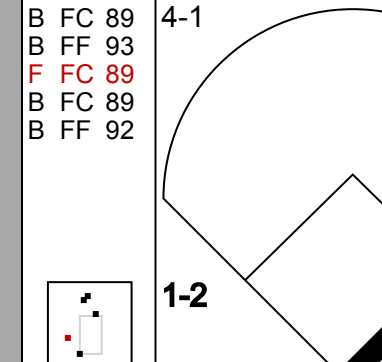
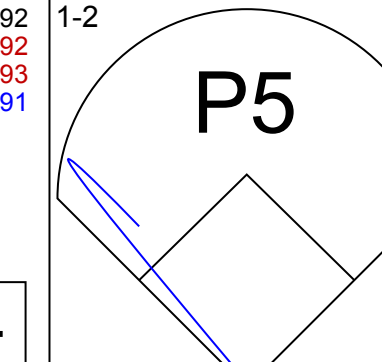
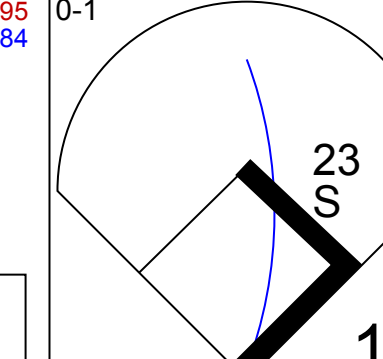
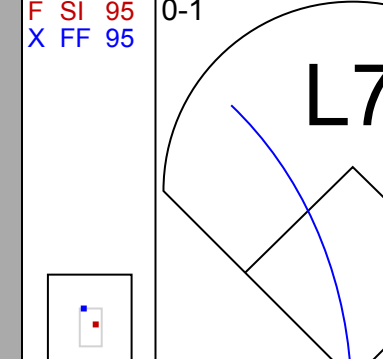
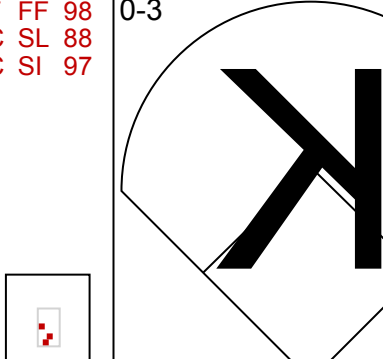
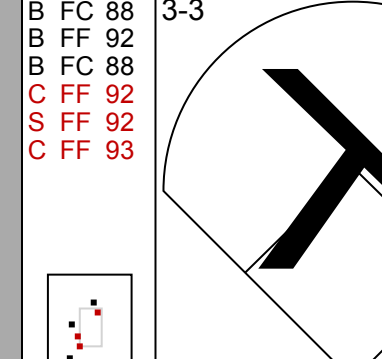

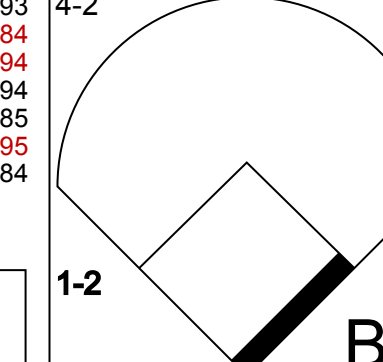
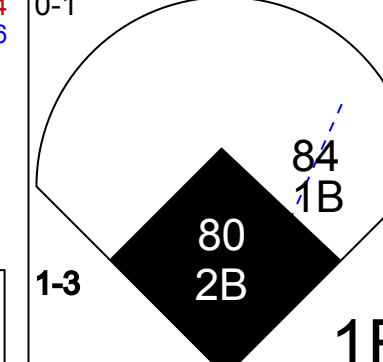


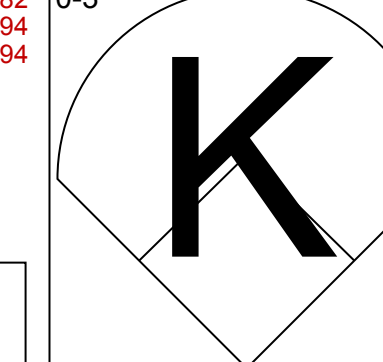
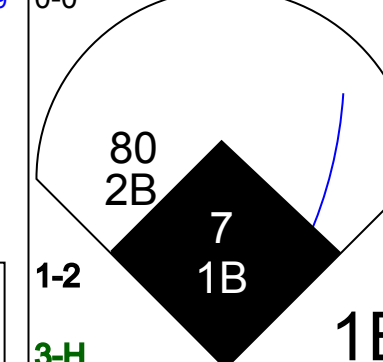


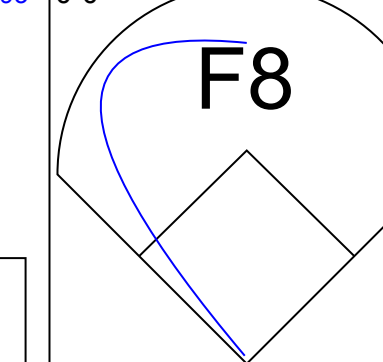
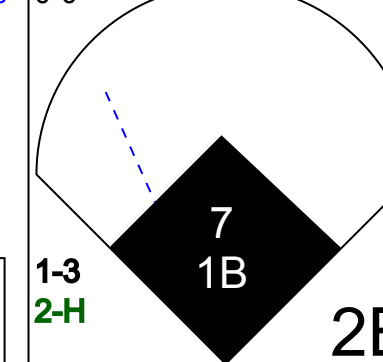
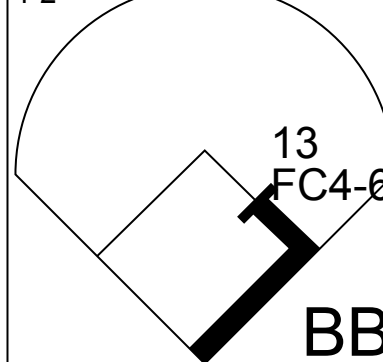
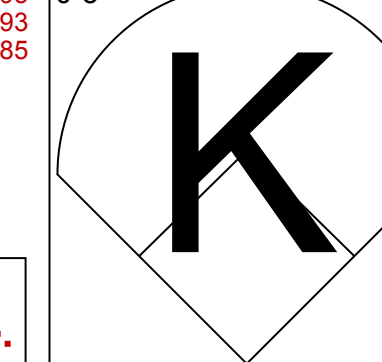
Batter	1	2	3	4	5	6	7	8	9	AB	R	H	RBI	BB	SO	LOB	BOTTOM
4 George Springer, R (1,10) OBP: 0.667, SLG: 0.500 64 Alan Roden, L (4, PR) (5,10)	1-1 G5-3		1-1 1B		4-2 11 G6-4-3 BB			1-1 G3		2	0	1	0	1	0	0	
11 Bo Bichette, R (1,6) OBP: 0.400, SLG: 0.250 29 Luis De Los Santos, R (5,6) OBP: 0.167, SLG: 0.167	0-0 27 CS 1B		4-1 26 BLK 27 BB 26 SF8 BB		2-2 G6-4-3			1-2 L6		2	1	1	0	1	0	3	
27 Vladimir Guerrero Jr., R (1,3) OBP: 0.375, SLG: 1.143 96 John Aiello, S (6,3)	0-3 K		4-0 26 BLK BB		2-3 K			1-3 K		2	0	0	0	1	2	1	
26 Matt Chapman, R (1,5) 28 Damiano Palmedigiani, R (6,5) OBP: 0.500, SLG: 0.500	1-1 G3		1-2 SF8		4-2 8 FC9-6 BB			0-2 75 HR 1B		1	0	0	1	1	0	0	
8 Cavan Biggio, L (1,9) OBP: 0.500, SLG: 0.429 94 Will Robertson, L (5, PR) (6,9)	4-2 9 S 2B BB		1-2 G3		0-1 FC9-6			3-0 F7		2	1	0	0	1	0	2	
9 Danny Jansen, R (1,2) 75 Stevie Berman, R (6,2) OBP: 0.200, SLG: 0.800	2-2 K		0-1 F8		2-2 F7			0-1 HR		3	0	0	0	0	1	2	
39 Kevin Kiermaier, L (1,8) 91 Steward Berroa, S (5,8) OBP: 0.500, SLG: 0.500	3-2 5 1B 2B		3-2 5 BLK 1B		0-0 89 1B 1B			1-1 F7		2	2	2	1	0	0	0	
5 Santiago Espinal, R (1,4) 89 L J Talley, L (6,4) OBP: 0.400, SLG: 1.000 98 Manuel Beltre, R (8, PH) (9,4)	2-1 87 E 87 S 1B		2-2 4 B 87 1B 1B		1-1 64 HBP 1B			1-0 G5-3		2	0	2	2	0	0	0	
87 Cam Eden, R (1,7) OBP: 0.333, SLG: 0.333 98 Zac Cook, L (6,7)	1-3 K		1-2 4 BB 1B		1-3 K			4-2 64 G3 HBP		2	0	1	0	0	1	1	
Inning Stats	R: 0 E: 0 K: 1 S: 6	H: 1 LOB: 1 BB: 0 P: 7	R: 2 E: 0 K: 2 S: 16	H: 2 LOB: 1 BB: 1 P: 29	R: 1 E: 0 K: 0 S: 9	H: 3 LOB: 3 BB: 1 P: 29	R: 0 E: 0 K: 1 S: 11	H: 2 LOB: 2 BB: 0 P: 12	R: 2 E: 0 K: 1 S: 11	H: 2 LOB: 0 BB: 0 P: 16	R: 0 E: 0 K: 0 S: 8	H: 0 LOB: 1 BB: 0 P: 14	1B: 9 2B: 2 3B: 0 HR: 1	SF: 1 SAC: 0 DP: 3 HBP: 2	WP: 0 PB: 0 SB: 2 CS: 1	PA: 38	
PITCHER	IP WLS BF H R ER SO BB IBB HBP BLK WP HR S P ERA WHIP	2.0 L 9 3 2 2 3 2 0 0 0 0 0 9 20 9.00 2.000	3.1 H 5 1 1 1 0 2 0 0 1 0 0 9 20 9.00 3.000	4.1 H 6 3 1 1 0 1 0 0 1 0 0 17 29 9.00 4.000	5.1 H 4 0 0 0 1 1 0 0 0 0 0 11 19 0.00 1.000	6.1 H 5 2 0 0 1 0 0 1 0 0 9 12 0.00 2.000	7.1 H 2 LOB: 2 BB: 0 P: 12	8.1 H 4 0 0 0 0 0 0 0 0 0 8 14 0.00 0.000	62 Angel De Jesus, R (7,1) ERA: 9.0	87 Tyler Holton, L (8,1) ERA: 9.0							

Detroit Tigers @ Toronto Blue Jays
 TD Ballpark, Dunedin, FL
 Tue Feb 28 2023, 1:09 PM - 3:46 PM EST
 Att: 3,737 - Partly Cloudy - 78 F

AB	30
R	6
H	11
RBI	6
BB	5
SO	6
LOB	17



Batter	1	2	3	4	5	6	7	8	9	AB	R	H	RBI	BB	SO	LOB	TOP			
15 Whit Merrifield, R (1,4) 91 Davis Schneider, R (6,4)										3	0	0	0	0	2	1	Toronto Blue Jays @ Philadelphia Phillies BayCare Ballpark, Clearwater, FL Tue Feb 28 2023, 1:10 PM - 3:38 PM EST Partly Cloudy - 78 F livebaseballscorecards.com			
25 Dauton Varsho, L (1,7) 98 Gabriel Martinez, R (6,7)										3	0	0	0	0	1	0				
48 Spencer Horwitz, L (1,3) 95 Rainer Nunez, R (6,3)										2	0	0	0	0	0	0				
2 Orelvis Martinez, R (1,6) 92 Josh Kasevich, R (6,6)										2	0	0	0	0	0	0				
44 Addison Barger, L (1,5) 96 Alex De Jesus, R (6,5)										2	0	0	0	0	0	0				
38 Nathan Lukes, L (1,10) 29 Cade Doughty, R (7,PH) (7,10)										2	0	0	0	0	1	0				
55 Rob Brantly, L (1,2) 84 Jamie Ritchie, R (6,2)										2	0	0	0	0	0	0				
67 Wynton Bernard, R (1,8) 0 Dasan Brown, R (6,8)										2	0	0	0	0	0	0				
74 Zach Britton, L (1,9) 94 Sebastian Espino, R (6,9)										2	1	2	1	0	0	0				
Inning Stats	R: 0 E: 0 K: 1 S: 8	H: 0 LOB: 0 BB: 0 P: 10	R: 0 E: 0 K: 1 S: 7	H: 0 LOB: 0 BB: 0 P: 9	R: 0 E: 0 K: 1 S: 8	H: 1 LOB: 1 BB: 0 P: 14	R: 0 E: 0 K: 1 S: 7	H: 0 LOB: 0 BB: 0 P: 11	R: 0 E: 0 K: 0 S: 6	H: 1 LOB: 2 BB: 1 P: 15	R: 1 E: 0 K: 0 S: 7	H: 1 LOB: 0 BB: 0 P: 11	R: 0 E: 0 K: 0 S: 6	H: 1 LOB: 2 BB: 1 P: 23	R: 1 E: 0 K: 1 S: 10	H: 1 LOB: 3 BB: 1 P: 21		1B: 2 2B: 1 3B: 1 HR: 2	SF: 0 SAC: 0 DP: 1 HBP: 1	WP: 0 PB: 0 CS: 0
PITCHER	IP WLS BF H R ER SO BB IBB HBP BLK WP HR S P ERA WHIP	IP WLS BF H R ER SO BB IBB HBP BLK WP HR S P ERA WHIP	IP WLS BF H R ER SO BB IBB HBP BLK WP HR S P ERA WHIP	IP WLS BF H R ER SO BB IBB HBP BLK WP HR S P ERA WHIP	IP WLS BF H R ER SO BB IBB HBP BLK WP HR S P ERA WHIP	IP WLS BF H R ER SO BB IBB HBP BLK WP HR S P ERA WHIP	IP WLS BF H R ER SO BB IBB HBP BLK WP HR S P ERA WHIP	IP WLS BF H R ER SO BB IBB HBP BLK WP HR S P ERA WHIP	IP WLS BF H R ER SO BB IBB HBP BLK WP HR S P ERA WHIP	45 Zack Wheeler, R (1,1) ERA: 0.00	60 Louis Head, R (7,1) ERA: 0.00	22 Mark Appel, R (8,1) ERA: 9.0	63 Jeremy Walker, R (9,1) ERA: 16.2	51 Ben Bowden, L (9,1) ERA: 16.2	45 Zack Wheeler, R (1,1) ERA: 0.00	60 Louis Head, R (7,1) ERA: 0.00	22 Mark Appel, R (8,1) ERA: 9.0	63 Jeremy Walker, R (9,1) ERA: 16.2	51 Ben Bowden, L (9,1) ERA: 16.2	

Batter	1	2	3	4	5	6	7	8	9	AB	R	H	RBI	BB	SO	LOB	BOTTOM			
7 Trea Turner, R (1,6) 13 Rafael Marchán, S (6,2)										3	1	2	2	0	0	0	Toronto Blue Jays @ Philadelphia Phillies BayCare Ballpark, Clearwater, FL Tue Feb 28 2023, 1:10 PM - 3:38 PM EST Partly Cloudy - 78 F livebaseballscorecards.com			
12 Kyle Schwarber, L (1,7) 29 John Hicks, R (6,3)										3	0	0	0	0	1	2				
10 J.T. Realmuto, R (1,2) 77 Weston Wilson, R (6,4)										2	0	1	0	0	1	1				
8 Nick Castellanos, R (1,9) 39 Yusef Mutch, L (6,6)										3	0	1	1	0	0	2				
28 Alec Bohm, R (1,5) 67 Jim Haley, R (6,7)										2	1	0	0	1	0	2				
5 Bryson Stott, L (1,4) 73 Will Toffey, L (6,5)										3	0	1	0	0	1	1				
23 Kody Clemens, L (1,3) 53 Carlos De La Cruz, R (6,8)										2	1	1	0	1	0	0				
84 Johan Rojas, R (1,8) 7 Garrett Whitley, R (6,9)										3	1	1	1	0	1	2				
80 Vito Friscia, R (1,10) 41 Aramis Garcia, R (8,PH) (9,10)										2	1	1	1	1	0	2				
Inning Stats	R: 0 E: 0 K: 1 S: 10	H: 1 LOB: 1 BB: 0 P: 19	R: 0 E: 0 K: 1 S: 11	H: 1 LOB: 1 BB: 1 P: 17	R: 0 E: 0 K: 0 S: 5	H: 0 LOB: 1 BB: 0 P: 9	R: 5 E: 0 K: 1 S: 19	H: 6 LOB: 2 BB: 1 P: 28	R: 0 E: 0 K: 1 S: 5	H: 0 LOB: 0 BB: 0 P: 7	R: 0 E: 0 K: 0 S: 10	H: 0 LOB: 1 BB: 1 P: 17	R: 0 E: 0 K: 2 S: 13	H: 1 LOB: 2 BB: 1 P: 22	R: 2 E: 0 K: 1 S: 19	H: 2 LOB: 1 BB: 1 P: 27		1B: 8 2B: 3 3B: 0 HR: 0	SF: 0 SAC: 0 DP: 0 HBP: 1	WP: 0 PB: 0 CS: 0
PITCHER	IP WLS BF H R ER SO BB IBB HBP BLK WP HR S P ERA WHIP	IP WLS BF H R ER SO BB IBB HBP BLK WP HR S P ERA WHIP	IP WLS BF H R ER SO BB IBB HBP BLK WP HR S P ERA WHIP	IP WLS BF H R ER SO BB IBB HBP BLK WP HR S P ERA WHIP	IP WLS BF H R ER SO BB IBB HBP BLK WP HR S P ERA WHIP	IP WLS BF H R ER SO BB IBB HBP BLK WP HR S P ERA WHIP	IP WLS BF H R ER SO BB IBB HBP BLK WP HR S P ERA WHIP	IP WLS BF H R ER SO BB IBB HBP BLK WP HR S P ERA WHIP	IP WLS BF H R ER SO BB IBB HBP BLK WP HR S P ERA WHIP	17 José Berrios, R (1,1) ERA: 0.00	90 Adam Cimber, R (3,1) ERA: 67.5	31 Thomas Hatch, R (4,1) ERA: 13.5	79 Brandon Eisert, L (4,1) ERA: 13.5	60 Yosver Zulueta, R (5,1) ERA: 9.0	17 José Berrios, R (1,1) ERA: 0.00	90 Adam Cimber, R (3,1) ERA: 67.5	31 Thomas Hatch, R (4,1) ERA: 13.5	79 Brandon Eisert, L (4,1) ERA: 13.5	60 Yosver Zulueta, R (5,1) ERA: 9.0	

Batter	1	2	3	4	5	6	7	8	9	AB	R	H	RBI	BB	SO	LOB	TOP							
15 Josh Lowe, L (1, 7) OBP: 0.364, SLG: 0.700 78 Ruben Cardenas, R (5, 7) OBP: 0.400, SLG: 0.143										2	1	1	0	1	1	0								
22 Jose Siri, R (1, 8) OBP: 0.250, SLG: 0.200 76 Niko Hulsizer, R (5, 8) OBP: 0.375, SLG: 0.600										3	1	1	0	0	1	3								
17 Isaac Paredes, R (1, 10) OBP: 0.333, SLG: 0.143 65 Blake Hunt, R (6, 10) OBP: 0.375, SLG: 0.167										2	0	1	1	1	1	2								
62 Jonathan Aranda, L (1, 3) OBP: 0.462, SLG: 0.800 73 Kyle Manzardo, L (5, 3) OBP: 0.375, SLG: 0.167										3	0	2	1	0	0	1								
21 Francisco Mejia, S (1, 2) OBP: 0.300, SLG: 0.222 95 Logan Driscoll, L (5, 2) OBP: 0.286, SLG: 0.167										3	0	1	0	0	1	3								
10 Charlie Culberson, R (1, 4) OBP: 0.429, SLG: 0.333 70 Tristan Gray, L (5, 4) OBP: 0.500, SLG: 0.700										1	1	0	0	0	1	0								
7 Vidal Bruján, S (1, 9) OBP: 0.300, SLG: 0.250 75 Grant Witherspoon, L (4, 9) OBP: 0.375, SLG: 0.167										1	1	0	0	0	0	0								
26 Daniel Robertson, R (1, 6) OBP: 0.375, SLG: 0.286 28 Greg Jones, S (5, 6) OBP: 0.375, SLG: 0.286										2	0	1	1	0	1	0								
93 Austin Shenton, L (1, 5) OBP: 0.500, SLG: 0.429										2	1	0	1	0	2	1								
Inning Stats	R: 1 E: 0 K: 2 S: 17	H: 1 LOB: 1 BB: 1 P: 30	R: 0 E: 0 K: 2 S: 8	H: 0 LOB: 0 BB: 12	R: 1 E: 0 K: 2 S: 20	H: 3 LOB: 2 BB: 0 P: 32	R: 2 E: 0 K: 1 S: 18	H: 1 LOB: 2 BB: 1 P: 29	R: 0 E: 0 K: 1 S: 14	H: 2 LOB: 0 BB: 0 P: 18	R: 1 E: 2 K: 2 S: 16	H: 0 LOB: 1 BB: 25	R: 0 E: 0 K: 1 S: 12	H: 1 LOB: 2 BB: 22	R: 1 E: 0 K: 0 S: 6	H: 0 LOB: 1 BB: 17	R: 0 E: 0 K: 1 S: 7	H: 0 LOB: 0 BB: 11	1B: 5 HR: 0	SF: 1 SAC: 0 DP: 0 HBP: 3	WP: 0 PB: 1 SB: 2 CS: 1	PA: 43		
PITCHER	IP WLS BF H R ER SO BB IBB HBP BLK WP HR S P ERA WHIP	IP WLS BF H R ER SO BB IBB HBP BLK WP HR S P ERA WHIP	IP WLS BF H R ER SO BB IBB HBP BLK WP HR S P ERA WHIP	IP WLS BF H R ER SO BB IBB HBP BLK WP HR S P ERA WHIP	IP WLS BF H R ER SO BB IBB HBP BLK WP HR S P ERA WHIP	IP WLS BF H R ER SO BB IBB HBP BLK WP HR S P ERA WHIP	IP WLS BF H R ER SO BB IBB HBP BLK WP HR S P ERA WHIP	IP WLS BF H R ER SO BB IBB HBP BLK WP HR S P ERA WHIP	IP WLS BF H R ER SO BB IBB HBP BLK WP HR S P ERA WHIP	IP WLS BF H R ER SO BB IBB HBP BLK WP HR S P ERA WHIP	IP WLS BF H R ER SO BB IBB HBP BLK WP HR S P ERA WHIP	IP WLS BF H R ER SO BB IBB HBP BLK WP HR S P ERA WHIP	IP WLS BF H R ER SO BB IBB HBP BLK WP HR S P ERA WHIP	IP WLS BF H R ER SO BB IBB HBP BLK WP HR S P ERA WHIP	IP WLS BF H R ER SO BB IBB HBP BLK WP HR S P ERA WHIP	IP WLS BF H R ER SO BB IBB HBP BLK WP HR S P ERA WHIP	IP WLS BF H R ER SO BB IBB HBP BLK WP HR S P ERA WHIP	IP WLS BF H R ER SO BB IBB HBP BLK WP HR S P ERA WHIP	IP WLS BF H R ER SO BB IBB HBP BLK WP HR S P ERA WHIP	IP WLS BF H R ER SO BB IBB HBP BLK WP HR S P ERA WHIP	IP WLS BF H R ER SO BB IBB HBP BLK WP HR S P ERA WHIP	IP WLS BF H R ER SO BB IBB HBP BLK WP HR S P ERA WHIP	IP WLS BF H R ER SO BB IBB HBP BLK WP HR S P ERA WHIP	IP WLS BF H R ER SO BB IBB HBP BLK WP HR S P ERA WHIP

Tampa Bay Rays @ Toronto Blue Jays
TD Ballpark, Dunedin, FL
Fri Mar 03 2023, 1:11 PM - 4:10 PM EST
Att: 5,727 - Sunny - 83 F

AB 35
R 6
H 8
RBI 4
BB 4
SO 12
LOB 21



Batter	1	2	3	4	5	6	7	8	9	AB	R	H	RBI	BB	SO	LOB	BOTTOM							
4 George Springer, R (1, 8) OBP: 0.375, SLG: 0.429 87 Cam Eden, R (5, 8) OBP: 0.273, SLG: 0.200										2	0	1	1	0	1	0								
11 Bo Bichette, R (1, 6) OBP: 0.556, SLG: 0.333 44 Addison Barger, L (5, 6) OBP: 0.385, SLG: 0.600										0	2	0	0	2	0	0								
27 Vladimir Guerrero Jr., R (1, 3) OBP: 0.477, SLG: 0.900 95 Rainer Nunez, R (3, 3) OBP: 0.222, SLG: 0.125										1	0	1	1	0	0	0								
25 Daulton Varsho, L (1, 7) OBP: 0.143, SLG: 0.077 67 Winton Bernard, R (6, 7) OBP: 0.250, SLG: 0.250										2	0	0	0	1	1	2								
26 Matt Chapman, R (1, 5) OBP: 0.200, SLG: 0.125 28 Damiano Palmegiani, R (5, 5) OBP: 0.500, SLG: 0.250										2	0	1	1	0	0	1								
8 Cavan Biggio, L (1, 4) OBP: 0.462, SLG: 0.417 49 Leo Jimenez, R (6, 4) OBP: 0.222, SLG: 0.125										2	0	0	0	0	1	2								
5 Santiago Espinal, R (1, 10) OBP: 0.500, SLG: 0.727 71 Phil Clarke, L (9, PH) OBP: 0.286, SLG: 0.857										2	0	0	0	1	2	1								
48 Spencer Horwitz, L (1, 9) OBP: 0.417, SLG: 0.417 74 Zach Britton, L (6, 9) OBP: 0.444, SLG: 1.000										2	1	1	0	0	0	0								
55 Rob Brantly, L (1, 2) OBP: 0.444, SLG: 0.625 75 Stevie Berman, R (6, 2) OBP: 0.286, SLG: 0.714 98 Manuel Beltré, R (9, PR) OBP: 0.444, SLG: 0.167										2	1	1	1	0	0	0								
Inning Stats	R: 1 E: 0 K: 2 S: 18	H: 1 LOB: 1 BB: 1 P: 28	R: 2 E: 1 K: 0 S: 10	H: 3 LOB: 0 BB: 1	R: 1 E: 0 K: 1 S: 15	H: 1 LOB: 1 BB: 2 P: 25	R: 0 E: 0 K: 1 S: 8	H: 0 LOB: 0 BB: 0 P: 12	R: 0 E: 0 K: 1 S: 12	H: 0 LOB: 1 BB: 0 P: 16	R: 0 E: 0 K: 2 S: 9	H: 0 LOB: 0 BB: 0 P: 11	R: 0 E: 0 K: 1 S: 7	H: 0 LOB: 0 BB: 9	R: 0 E: 0 K: 0 S: 4	H: 0 LOB: 0 BB: 7	R: 3 E: 0 K: 0 S: 19	H: 3 LOB: 2 BB: 35	1B: 5 HR: 0	SF: 0 SAC: 0 DP: 0 HBP: 2	WP: 0 PB: 0 SB: 2 CS: 2	PA: 41		
PITCHER	IP WLS BF H R ER SO BB IBB HBP BLK WP HR S P ERA WHIP	IP WLS BF H R ER SO BB IBB HBP BLK WP HR S P ERA WHIP	IP WLS BF H R ER SO BB IBB HBP BLK WP HR S P ERA WHIP	IP WLS BF H R ER SO BB IBB HBP BLK WP HR S P ERA WHIP	IP WLS BF H R ER SO BB IBB HBP BLK WP HR S P ERA WHIP	IP WLS BF H R ER SO BB IBB HBP BLK WP HR S P ERA WHIP	IP WLS BF H R ER SO BB IBB HBP BLK WP HR S P ERA WHIP	IP WLS BF H R ER SO BB IBB HBP BLK WP HR S P ERA WHIP	IP WLS BF H R ER SO BB IBB HBP BLK WP HR S P ERA WHIP	IP WLS BF H R ER SO BB IBB HBP BLK WP HR S P ERA WHIP	IP WLS BF H R ER SO BB IBB HBP BLK WP HR S P ERA WHIP	IP WLS BF H R ER SO BB IBB HBP BLK WP HR S P ERA WHIP	IP WLS BF H R ER SO BB IBB HBP BLK WP HR S P ERA WHIP	IP WLS BF H R ER SO BB IBB HBP BLK WP HR S P ERA WHIP	IP WLS BF H R ER SO BB IBB HBP BLK WP HR S P ERA WHIP	IP WLS BF H R ER SO BB IBB HBP BLK WP HR S P ERA WHIP	IP WLS BF H R ER SO BB IBB HBP BLK WP HR S P ERA WHIP	IP WLS BF H R ER SO BB IBB HBP BLK WP HR S P ERA WHIP	IP WLS BF H R ER SO BB IBB HBP BLK WP HR S P ERA WHIP	IP WLS BF H R ER SO BB IBB HBP BLK WP HR S P ERA WHIP	IP WLS BF H R ER SO BB IBB HBP BLK WP HR S P ERA WHIP	IP WLS BF H R ER SO BB IBB HBP BLK WP HR S P ERA WHIP	IP WLS BF H R ER SO BB IBB HBP BLK WP HR S P ERA WHIP	IP WLS BF H R ER SO BB IBB HBP BLK WP HR S P ERA WHIP

Tampa Bay Rays @ Toronto Blue Jays
TD Ballpark, Dunedin, FL
Fri Mar 03 2023, 1:11 PM - 4:10 PM EST
Att: 5,727 - Sunny - 83 F

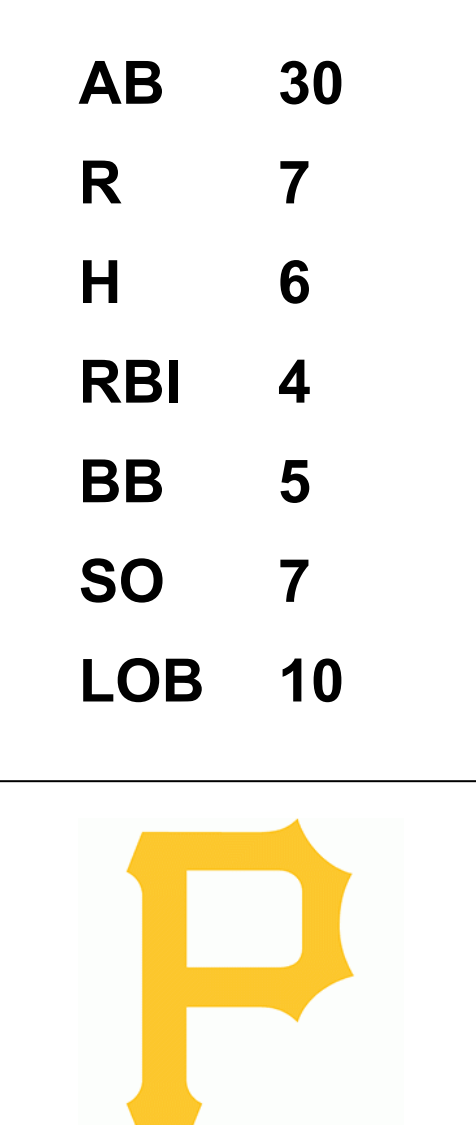
AB 31
R 7
H 8
RBI 7
BB 6
SO 8
LOB 11



Batter	1	2	3	4	5	6	7	8	9	AB	R	H	RBI	BB	SO	LOB	TOP										
15 Whit Merrifield, R OBP: 0.400, SLG: 0.444 0 Rafael Lantigua, R	G3-1		1B		1B			G5-3		3	0	2	1	0	0	0	Toronto Blue Jays @ Pittsburgh Pirates LECOM Park, Bradenton, FL Tue Mar 07 2023, 1:06 PM - 3:17 PM EST Att: 4,940 - Cloudy - 81 F										
11 Bo Bichette, R OBP: 0.533, SLG: 0.417 49 Leo Jimenez, R OBP: 0.417, SLG: 0.300	1B		K		G3			BB		3	0	1	0	0	1	2											
25 Daulton Varsho, L OBP: 0.250, SLG: 0.263 87 Cam Eden, R OBP: 0.286, SLG: 0.231	1B		CS		P6			G4-3		3	0	1	0	0	0	1											
5 Santiago Espinal, R OBP: 0.474, SLG: 0.588 2 Ornelis Martinez, R OBP: 0.375, SLG: 0.857	F8		L7		L7			F8		3	0	0	0	0	0	2											
8 Cavan Biggio, L OBP: 0.400, SLG: 0.368 72 Andres Sosa, R OBP: 0.500, SLG: 0.400	K		L1		L1			G3		3	0	0	0	0	0	1											
39 Kevin Kiermaier, L OBP: 0.583, SLG: 0.909 67 Wynton Bernard, R OBP: 0.250, SLG: 0.333	G6-3		G6-3		55 3B			K		2	1	1	0	0	0	0											
44 Addison Barger, L OBP: 0.350, SLG: 0.471	F8		F8		K			G4-3		3	0	0	0	0	1	1											
38 Nathan Lukes, L OBP: 0.333, SLG: 0.400 74 Zach Britton, L OBP: 0.400, SLG: 0.750	K		K		P6			G4-3		2	0	0	0	0	1	1											
55 Rob Brantly, L OBP: 0.385, SLG: 0.667 75 Stevie Berman, R OBP: 0.300, SLG: 0.556	P5		P5		15 1B			G5-3		2	1	1	1	0	0	0											
Inning Stats	R: 0 E: 0 K: 1 S: 10	H: 2 LOB: 2 BB: 0 P: 14	R: 0 E: 0 K: 1 S: 10	H: 0 LOB: 0 BB: 0 P: 15	R: 0 E: 0 K: 1 S: 8	H: 1 LOB: 0 BB: 0 P: 11	R: 0 E: 0 K: 0 S: 7	H: 0 LOB: 0 BB: 0 P: 7	R: 2 E: 0 K: 1 S: 20	H: 3 LOB: 1 BB: 0 P: 25	R: 0 E: 0 K: 0 S: 6	H: 0 LOB: 0 BB: 0 P: 11	R: 0 E: 0 K: 1 S: 6	H: 0 LOB: 0 BB: 0 P: 8	R: 0 E: 0 K: 0 S: 7	H: 0 LOB: 0 BB: 0 P: 14		R: 0 E: 0 K: 1 S: 8	H: 0 LOB: 0 BB: 0 P: 10	1B: 5 2B: 0 3B: 1 HR: 0	SF: 0 SAC: 0 DP: 0 HBP: 0	WP: 0 PB: 0 SB: 1 CS: 1	PA: 34				
PITCHER	IP	WLS	BF	H	R	ER	SO	BB	IBB	HBP	BLK	WP	HR	S	P	ERA	WHIP										
23 Mitch Keller, R ERA: 3.88	3.0		11	3	0	0	3	0	0	0	0	0	0	28	40	0.00	1.000										
37 Chase De Jong, R ERA: 0.0	1.0	B	6	3	2	2	1	0	0	0	0	0	0	7	7	0.00	0.000										
53 Mike Burrows, R ERA: 4.5	1.0		3	0	0	0	0	0	0	0	0	0	0	6	11	0.00	0.000										
63 Daniel Zamora, L ERA: 4.5	1.0	W	3	0	0	0	1	0	0	0	0	0	0	6	8	0.00	0.000										
71 Carmen Mlodzinski, R ERA:																											
50 Tyler Chatwood, R ERA: 21.0	1.0	H	4	0	0	0	0	1	0	0	0	0	0	7	14	0.00	1.000										
67 Cody Bolton, R ERA:	1.0		3	0	0	0	1	0	0	0	0	0	0	8	10	0.00	0.000										

Batter	1	2	3	4	5	6	7	8	9	AB	R	H	RBI	BB	SO	LOB	BOTTOM										
14 Rodolfo Castro, S OBP: 0.188, SLG: 0.375 77 Lolo Sanchez, R OBP: 0.222, SLG: 0.556	G4-3		G6-3		K			HR		3	0	0	0	0	1	0	Toronto Blue Jays @ Pittsburgh Pirates LECOM Park, Bradenton, FL Tue Mar 07 2023, 1:06 PM - 3:17 PM EST Att: 4,940 - Cloudy - 81 F										
10 Bryan Reynolds, S OBP: 0.154, SLG: 0.083 24 Jack Brannigan, R OBP: 1.000, SLG: 1.000	F9		K		F8			69 G3 25 E		3	0	0	0	0	1	0											
22 Andrew McCutchen, R OBP: 0.250, SLG: 0.100 32 Henry Davis, R OBP: 0.500, SLG: 0.167	BB		41 HR		K			69 G3 25 E		2	1	1	0	1	1	0											
41 Carlos Santana, S OBP: 0.313, SLG: 0.429 36 Mike Jarvis, R	FC4-6		HR		G3			K		3	1	1	2	0	0	1											
65 Jack Suwinski, L OBP: 0.400, SLG: 0.462 69 Chavez Young, S OBP: 0.235, SLG: 0.438	BB		28 S		1B			G3		1	0	1	0	1	0	0											
19 Jared Triolo, R	L4		K		K			E9		2	0	0	0	0	1	1											
28 Canaan Smith-Njigba, L OBP: 0.385, SLG: 0.545 75 Nick Gonzales, R	L8		18 PO		BB			75 1B		1	1	1	1	1	0	0											
18 Austin Hedges, R OBP: 0.182, SLG: 0.182 54 Tyler Heineman, S OBP: 0.125, SLG: 0.125	K		PO		G6-3			F9		2	0	0	0	0	1	1											
3 Ji Hwan Bae, L OBP: 0.133, SLG: 0.071 76 Matt Gorski, R OBP: 0.167, SLG: 0.167	L8		L8		F7			K		2	0	0	0	0	0	0											
Inning Stats	R: 0 E: 0 K: 0 S: 13	H: 0 LOB: 1 BB: 1 P: 22	R: 0 E: 0 K: 1 S: 9	H: 0 LOB: 1 BB: 1 P: 16	R: 0 E: 0 K: 1 S: 8	H: 0 LOB: 0 BB: 0 P: 13	R: 2 E: 0 K: 1 S: 12	H: 3 LOB: 0 BB: 1 P: 18	R: 0 E: 0 K: 1 S: 5	H: 0 LOB: 0 BB: 0 P: 6	R: 0 E: 0 K: 1 S: 6	H: 0 LOB: 0 BB: 0 P: 9	R: 1 E: 1 K: 1 S: 14	H: 0 LOB: 1 BB: 1 P: 23	R: 4 E: 1 K: 1 S: 15	H: 3 LOB: 1 BB: 1 P: 26		1B: 4 2B: 0 3B: 0 HR: 2	SF: 0 SAC: 0 DP: 0 HBP: 0	WP: 0 PB: 0 SB: 1 CS: 0	PA: 36						
PITCHER	IP	WLS	BF	H	R	ER	SO	BB	IBB	HBP	BLK	WP	HR	S	P	ERA	WHIP										
16 Yusel Kikuchi, L ERA: 6.0	3.0		11	0	0	0	2	2	0	0	0	0	0	30	51	0.00	0.667										
70 Ricky Tiedemann, L ERA: 6.0	2.0		8	3	2	2	2	1	0	0	0	0	1	17	24	9.00	2.000										
64 Jay Jackson, R ERA:	1.0		3	0	0	0	1	0	0	0	0	0	0	6	9	0.00	0.000										
80 Adrian Hernandez, R ERA:	1.0	L	5	0	1	0	1	1	0	0	0	0	0	14	23	0.00	1.000										
65 Hagen Danner, R ERA: 3.0	0.2		7	3	4	1	1	1	0	0	0	0	1	12	22	13.50	6.000										
76 Hayden Juenger, R ERA: 13.5	0.1		1	0	0	0	0	0	0	0	0	0	0	3	4	0.00	0.000										

AB	32
R	2
H	6
RBI	2
BB	1
SO	6
LOB	9



Batter	1	2	3	4	5	6	7	8	9	AB	R	H	RBI	BB	SO	LOB	TOP										
11 Orlando Arcia, R OBP: 0.188, SLG: 0.071 64 Hoy Park, L										3	0	0	0	0	1	0											
88 Forrest Wall, L OBP: 0.350, SLG: 0.389 68 Landon Stephens, R										3	0	0	0	0	0	0											
38 Eli White, R OBP: 0.400, SLG: 0.647 76 Cody Milligan, L OBP: 0.167, SLG: 0.364										3	0	0	0	0	0	0											
14 Sam Hilliard, L OBP: 0.421, SLG: 0.737 77 Greyson Jenista, L										3	1	2	1	0	0	0											
67 Joe Dunand, R OBP: 0.150, SLG: 0.250 71 Hudson Potts, R										3	0	0	0	0	0	1											
75 Luke Waddell, L OBP: 0.364, SLG: 0.222 36 Joshua Fuentes, R OBP: 0.300, SLG: 0.556										2	0	1	0	0	0	0											
45 Yolmer Sánchez, S OBP: 0.313, SLG: 0.083 81 Mitchell Tolman, L										2	0	0	0	0	1	1											
71 Joe Hudson, R OBP: 0.083, SLG: 0.083 73 Drake Baldwin, L										2	0	0	0	0	0	0											
78 Cal Conley, L OBP: 0.063, SLG: 0.125										3	0	0	0	0	0	0											
Inning Stats	R: 0 E: 0 K: 0 S: 10	H: 0 LOB: 0 BB: 0 P: 16	R: 0 E: 0 K: 2 S: 13	H: 2 LOB: 1 BB: 0 P: 18	R: 0 E: 0 K: 0 S: 7	H: 0 LOB: 0 BB: 0 P: 11	R: 0 E: 0 K: 0 S: 5	H: 0 LOB: 0 BB: 0 P: 6	R: 0 E: 0 K: 1 S: 8	H: 0 LOB: 0 BB: 0 P: 10	R: 1 E: 0 K: 0 S: 9	H: 1 LOB: 0 BB: 0 P: 10	R: 0 E: 0 K: 1 S: 10	H: 0 LOB: 0 BB: 0 P: 12	R: 0 E: 0 K: 1 S: 10	H: 1 LOB: 2 BB: 1 P: 22	1B: 2 2B: 1 3B: 0 HR: 1	SF: 0 SAC: 0 DP: 0 HBP: 0	WP: 1 PB: 0 SB: 0 CS: 0	PA: 31							
PITCHER	IP	WLS	BF	H	R	ER	SO	BB	IBB	HBP	BLK	WP	HR	S	P	ERA	WHIP										
34 Kevin Gausman, R ERA: 0.00	3.2		12	2	0	0	2	0	0	0	0	1	0	32	48	0.00	0.545										
73 Bowden Francis, R ERA: 0.00	1.1	H	4	0	0	0	0	0	0	0	0	0	0	7	9	0.00	0.000										
52 Anthony Bass, R ERA: 0.00	1.0	H	3	0	0	0	1	0	0	0	0	0	0	8	10	0.00	0.000										
50 Erik Swanson, R ERA: 3.0	1.0	W	4	1	1	1	0	0	0	0	0	0	1	9	10	9.00	1.000										
58 Tim Mayza, L ERA: 3.0	1.0	H	3	0	0	0	1	0	0	0	0	0	0	10	12	0.00	0.000										

Atlanta Braves @ Toronto Blue Jays
TD Ballpark, Dunedin, FL
Thu Mar 09 2023, 1:11 PM - 3:11 PM EST
Sunny - 80 F

AB 30
R 1
H 4
RBI 1
BB 1
SO 5
LOB 4



Batter	1	2	3	4	5	6	7	8	9	AB	R	H	RBI	BB	SO	LOB	BOTTOM										
4 George Springer, R OBP: 0.263, SLG: 0.444										4	1	1	2	0	1	0											
8 Cavan Biggio, L OBP: 0.391, SLG: 0.500 0 Rafael Lantigua, R										3	1	1	1	0	0	0											
26 Matt Chapman, R OBP: 0.222, SLG: 0.250 96 Alex De Jesus, R OBP: 0.500, SLG: 0.750										3	0	0	0	0	0	0											
9 Danny Jansen, R OBP: 0.211, SLG: 0.118 84 Jamie Ritchie, R OBP: 0.300, SLG: 0.125										3	0	1	0	0	1	0											
5 Santiago Espinal, R OBP: 0.500, SLG: 0.600 29 Luis De Los Santos, R OBP: 0.111, SLG: 0.111										3	0	2	0	0	0	1											
38 Nathan Lukes, L OBP: 0.381, SLG: 0.444 98 Zac Cook, L OBP: 0.300, SLG: 0.125										3	0	2	0	0	0	1											
47 Vinny Capra, R OBP: 0.444, SLG: 0.615										3	0	0	0	0	1	4											
74 Zach Britton, L OBP: 0.333, SLG: 0.600 77 Cullen Large, S										2	0	0	0	0	1	4											
96 John Aiello, S OBP: 0.429, SLG: 0.200 89 LJ Talley, L OBP: 0.417, SLG: 0.600										2	0	0	0	0	2	0											
Inning Stats	R: 0 E: 0 K: 0 S: 9	H: 0 LOB: 0 BB: 0 P: 15	R: 0 E: 0 K: 2 S: 20	H: 2 LOB: 2 BB: 0 P: 25	R: 1 E: 0 K: 2 S: 10	H: 1 LOB: 0 BB: 0 P: 14	R: 0 E: 0 K: 1 S: 11	H: 2 LOB: 2 BB: 0 P: 16	R: 0 E: 0 K: 1 S: 10	H: 0 LOB: 0 BB: 0 P: 13	R: 0 E: 0 K: 0 S: 13	H: 1 LOB: 1 BB: 0 P: 18	R: 2 E: 0 K: 2 S: 10	H: 1 LOB: 0 BB: 1 P: 22	R: 0 E: 0 K: 2 S: 8	H: 0 LOB: 0 BB: 0 P: 13	1B: 5 2B: 0 3B: 0 HR: 2	SF: 0 SAC: 0 DP: 0 HBP: 0	WP: 0 PB: 0 SB: 0 CS: 0	PA: 32							
PITCHER	IP	WLS	BF	H	R	ER	SO	BB	IBB	HBP	BLK	WP	HR	S	P	ERA	WHIP										
99 Spencer Strider, R ERA: 1.08	3.1		13	3	1	1	5	0	0	0	0	0	0	42	57	2.70	0.900										
25 Trey Riley, R ERA: 7.04	0.2		4	2	0	0	0	0	0	0	0	0	0	8	13	0.00	3.000										
55 Bryce Elder, R ERA: 7.04	3.0	L	12	2	2	2	3	1	0	0	0	0	1	33	53	6.00	1.000										
61 Ty Tice, R ERA: 4.5	1.0		3	0	0	0	2	0	0	0	0	0	0	8	13	0.00	0.000										

Atlanta Braves @ Toronto Blue Jays
TD Ballpark, Dunedin, FL
Thu Mar 09 2023, 1:11 PM - 3:11 PM EST
Sunny - 80 F

AB 31
R 3
H 7
RBI 3
BB 1
SO 10
LOB 10



Batter	1	2	3	4	5	6	7	8	9	AB	R	H	RBI	BB	SO	LOB	TOP			
39 Kevin Kiermaier, L (1, 8) OBP: 0.533, SLG: 0.786 91 Steward Berroa, S (6, PR) OBP: 0.400, SLG: 0.400	G5-3		F8			1B		K		3	0	1	0	0	0	0	Toronto Blue Jays @ Tampa Bay Rays Tropicana Field, St. Petersburg, FL Thu Mar 09 2023, 1:05 PM - 3:36 PM EST Att. 2,618 - Dome - 72 F			
11 Bo Bichette, R (1, 6) OBP: 0.476, SLG: 0.444 92 Josh Kasevich, R (6, F)	15 F9 2B		15 HBP S	1B		K		K		3	0	2	0	0	1	1				
15 Whit Merrifield, R (1, 4) OBP: 0.385, SLG: 0.384 91 Davis Schneider, R (6, 4)	F9		25 C S	HBP		K			2B	2	0	0	0	0	1	3				
25 Daulton Varsho, L (1, 10) OBP: 0.240, SLG: 0.600 98 Manuel Bettre, R (9, PH)	K			L8					G5-3	3	0	1	1	0	1	2				
44 Addison Barger, L (1, 5) OBP: 0.360, SLG: 0.500 29 Cade Doughty, R (6, 5)	F7					G4-3			HBP	3	0	1	0	0	0	1				
67 Winton Bernard, R (1, 7) OBP: 0.272, SLG: 0.284 98 Gabriel Martinez, R (6, 7)	K					1B			HBP	2	0	0	0	0	0	0				
55 Rob Brantly, L (1, 2) OBP: 0.500, SLG: 0.400 72 Andres Sosa, R (8, 2)	K									2	0	0	0	0	0	2				
95 Rainer Nunez, R (1, 3) OBP: 0.200, SLG: 0.077 91 Peyton Williams, L (6, 3)						K				1	0	0	0	0	0	0				
94 Will Robertson, L (1, 9) 94 Sebastian Espino, R (6, 9) OBP: 0.197, SLG: 0.957	G4-3					K		F9		2	0	0	0	0	1	2				
Inning Stats	R: 0 E: 0 K: 1 S: 12	H: 1 LOB: 1 BB: 0 P: 15	R: 0 E: 0 K: 2 S: 8	H: 0 LOB: 0 BB: 0 P: 10	R: 0 E: 0 K: 1 S: 11	H: 0 LOB: 0 BB: 0 P: 15	R: 0 E: 0 K: 0 S: 10	H: 1 LOB: 0 BB: 0 P: 18	R: 0 E: 0 K: 3 S: 17	H: 2 LOB: 2 BB: 0 P: 24	R: 1 E: 0 K: 2 S: 13	H: 2 LOB: 1 BB: 0 P: 20	R: 0 E: 0 K: 0 S: 8	H: 0 LOB: 0 BB: 0 P: 12	R: 0 E: 0 K: 2 S: 9	H: 1 LOB: 1 BB: 0 P: 10		1B: 5 2B: 2 3B: 0 HR: 0	SF: 0 SAC: 0 DP: 1 HBP: 2	WP: 0 PB: 0 SB: 4 CS: 1
PITCHER	IP WLS BF H R ER SO	IP WLS BF H R ER SO	IP WLS BF H R ER SO	IP WLS BF H R ER SO	IP WLS BF H R ER SO	IP WLS BF H R ER SO	IP WLS BF H R ER SO	IP WLS BF H R ER SO	IP WLS BF H R ER SO	IP WLS BF H R ER SO	IP WLS BF H R ER SO	IP WLS BF H R ER SO	IP WLS BF H R ER SO	IP WLS BF H R ER SO	IP WLS BF H R ER SO	IP WLS BF H R ER SO	WP HR S P	ERA WHIP	ERA WHIP	
94 Anthony Molina, R (1, 1) ERA: 13.5	1.0 W 4	1.0 W 4	1.0 W 4	1.0 W 4	1.0 W 4	1.0 W 4	1.0 W 4	1.0 W 4	1.0 W 4	1.0 W 4	1.0 W 4	1.0 W 4	1.0 W 4	1.0 W 4	1.0 W 4	1.0 W 4	0 0 0 0	0.00 1.000	0.00 1.000	
82 Evan McKendry, R (2, 1) ERA: 7.94	2.0 H 6	2.0 H 6	2.0 H 6	2.0 H 6	2.0 H 6	2.0 H 6	2.0 H 6	2.0 H 6	2.0 H 6	2.0 H 6	2.0 H 6	2.0 H 6	2.0 H 6	2.0 H 6	2.0 H 6	2.0 H 6	0 0 0 0	0.00 0.000	0.00 0.000	
29 Pete Fairbanks, R (4, 1) ERA: 3.8	1.0 H 3	1.0 H 3	1.0 H 3	1.0 H 3	1.0 H 3	1.0 H 3	1.0 H 3	1.0 H 3	1.0 H 3	1.0 H 3	1.0 H 3	1.0 H 3	1.0 H 3	1.0 H 3	1.0 H 3	1.0 H 3	0 0 0 0	0.00 1.000	0.00 1.000	
38 Colin Poche, L (5, 1) ERA: 4.5	1.0 H 5	1.0 H 5	1.0 H 5	1.0 H 5	1.0 H 5	1.0 H 5	1.0 H 5	1.0 H 5	1.0 H 5	1.0 H 5	1.0 H 5	1.0 H 5	1.0 H 5	1.0 H 5	1.0 H 5	1.0 H 5	0 0 0 0	0.00 2.000	0.00 2.000	
30 Kyle Crick, R (6, 1) ERA: 4.5	1.0 H 5	1.0 H 5	1.0 H 5	1.0 H 5	1.0 H 5	1.0 H 5	1.0 H 5	1.0 H 5	1.0 H 5	1.0 H 5	1.0 H 5	1.0 H 5	1.0 H 5	1.0 H 5	1.0 H 5	1.0 H 5	0 0 0 0	9.00 2.000	9.00 2.000	
44 Trevor Kelley, R (7, 1) ERA: 3.38	1.0 W 3	1.0 W 3	1.0 W 3	1.0 W 3	1.0 W 3	1.0 W 3	1.0 W 3	1.0 W 3	1.0 W 3	1.0 W 3	1.0 W 3	1.0 W 3	1.0 W 3	1.0 W 3	1.0 W 3	1.0 W 3	0 0 0 0	0.00 1.000	0.00 1.000	
48 Ben Heller, R (8, 1) ERA: 3.38	1.0 W 3	1.0 W 3	1.0 W 3	1.0 W 3	1.0 W 3	1.0 W 3	1.0 W 3	1.0 W 3	1.0 W 3	1.0 W 3	1.0 W 3	1.0 W 3	1.0 W 3	1.0 W 3	1.0 W 3	1.0 W 3	0 0 0 0	0.00 1.000	0.00 1.000	
83 Chris Muller, R (9, 1) ERA: 3.38	1.0 W 4	1.0 W 4	1.0 W 4	1.0 W 4	1.0 W 4	1.0 W 4	1.0 W 4	1.0 W 4	1.0 W 4	1.0 W 4	1.0 W 4	1.0 W 4	1.0 W 4	1.0 W 4	1.0 W 4	1.0 W 4	0 0 0 0	0.00 1.000	0.00 1.000	
15 Josh Lowe, L (1, 7) OBP: 0.348, SLG: 0.619 76 Niko Hulsizer, R (6, 7) OBP: 0.462, SLG: 0.500	HR	G3-1				G6-3		F3		3	1	1	1	0	0	0	Toronto Blue Jays @ Tampa Bay Rays Tropicana Field, St. Petersburg, FL Thu Mar 09 2023, 1:05 PM - 3:36 PM EST Att. 2,618 - Dome - 72 F			
13 Manuel Margot, R (1, 9) OBP: 0.333, SLG: 0.313 74 Kameron Misner, L (6, 9) OBP: 0.231, SLG: 0.091	F8		F8			G4-3		L8		3	0	0	0	0	0	0				
8 Brandon Lowe, L (1, 4) OBP: 0.412, SLG: 0.533 70 Tristian Gray, L (5, PH) OBP: 0.500, SLG: 0.778	25 BB 1B					25 WP 1B		F7		2	1	2	1	0	0	0				
25 Curtis Mead, R (1, 5) OBP: 0.368, SLG: 0.706 77 Ronny Simon, S (6, 5) OBP: 0.308, SLG: 0.727	BB									1	0	1	0	2	0	0				
55 Luke Raley, L (1, 3) OBP: 0.316, SLG: 0.778 73 Kyle Manzardo, L (6, 3) OBP: 0.375, SLG: 0.571	P6									3	0	0	0	0	1	5				
22 Jose Siri, R (1, 10) OBP: 0.316, SLG: 0.529 95 Logan Driscoll, L (7, PH) OBP: 0.200, SLG: 0.111	L7									1	0	0	0	0	1	0				
28 Greg Jones, S (1, 8) OBP: 0.231, SLG: 0.417 99 Jordan Qsar, L (6, 8) OBP: 0.533, SLG: 0.417	50 SF8 BB									1	1	0	0	1	1	0				
50 René Pinto, R (1, 2) OBP: 0.333, SLG: 0.357 65 Blake Hunt, R (6, 2) OBP: 0.286, SLG: 0.167	SF8									1	0	0	1	0	1	0				
26 Daniel Robertson, R (1, 6) OBP: 0.214, SLG: 0.154 37 Oslevis Basabe, R (6, 6) OBP: 0.600, SLG: 0.957	P5									2	0	0	0	0	1	0				
Inning Stats	R: 1 E: 0 K: 0 S: 16	H: 2 LOB: 2 BB: 1 P: 26	R: 1 E: 1 K: 0 S: 11	H: 0 LOB: 0 BB: 1 P: 17	R: 1 E: 0 K: 1 S: 18	H: 2 LOB: 1 BB: 0 P: 23	R: 0 E: 0 K: 3 S: 9	H: 0 LOB: 0 BB: 0 P: 12	R: 0 E: 0 K: 0 S: 11	H: 1 LOB: 2 BB: 1 P: 19	R: 2 E: 0 K: 0 S: 16	H: 3 LOB: 2 BB: 1 P: 25	R: 0 E: 0 K: 2 S: 8	H: 0 LOB: 0 BB: 0 P: 11	R: 1 E: 0 K: 1 S: 13	H: 2 LOB: 2 BB: 1 P: 19		1B: 8 2B: 0 3B: 0 HR: 2	SF: 1 SAC: 0 DP: 0 HBP: 0	WP: 1 PB: 0 SB: 3 CS: 0
PITCHER	IP WLS BF H R ER SO	IP WLS BF H R ER SO	IP WLS BF H R ER SO	IP WLS BF H R ER SO	IP WLS BF H R ER SO	IP WLS BF H R ER SO	IP WLS BF H R ER SO	IP WLS BF H R ER SO	IP WLS BF H R ER SO	IP WLS BF H R ER SO	IP WLS BF H R ER SO	IP WLS BF H R ER SO	IP WLS BF H R ER SO	IP WLS BF H R ER SO	IP WLS BF H R ER SO	IP WLS BF H R ER SO	WP HR S P	ERA WHIP	ERA WHIP	
62 Casey Lawrence, R (1, 1) ERA: 4.05	2.1 L 12	2.1 L 12	2.1 L 12	2.1 L 12	2.1 L 12	2.1 L 12	2.1 L 12	2.1 L 12	2.1 L 12	2.1 L 12	2.1 L 12	2.1 L 12	2.1 L 12	2.1 L 12	2.1 L 12	2.1 L 12	0 2 0 0	7.71 2.143	7.71 2.143	
36 Drew Hutchison, R (3, 1) ERA: 4.05	2.2 L 11	2.2 L 11	2.2 L 11	2.2 L 11	2.2 L 11	2.2 L 11	2.2 L 11	2.2 L 11	2.2 L 11	2.2 L 11	2.2 L 11	2.2 L 11	2.2 L 11	2.2 L 11	2.2 L 11	2.2 L 11	0 0 0 0	0.00 1.125	0.00 1.125	
24 Nate Pearson, R (6, 1) ERA: 0.76	1.2 L 9	1.2 L 9	1.2 L 9	1.2 L 9	1.2 L 9	1.2 L 9	1.2 L 9	1.2 L 9	1.2 L 9	1.2 L 9	1.2 L 9	1.2 L 9	1.2 L 9	1.2 L 9	1.2 L 9	1.2 L 9	0 0 0 0	23.40 6.400	10.80 2.400	
63 Junior Fernández, R (7, 1) ERA: 10.8	0.1 L 3	0.1 L 3	0.1 L 3	0.1 L 3	0.1 L 3	0.1 L 3	0.1 L 3	0.1 L 3	0.1 L 3	0.1 L 3	0.1 L 3	0.1 L 3	0.1 L 3	0.1 L 3	0.1 L 3	0.1 L 3	0 0 0 0	6.12 2.400	27.00 6.000	
43 Paul Fry, L (8, 1) ERA: 2.46	1.0 L 4	1.0 L 4	1.0 L 4	1.0 L 4	1.0 L 4	1.0 L 4	1.0 L 4	1.0 L 4	1.0 L 4	1.0 L 4	1.0 L 4	1.0 L 4	1.0 L 4	1.0 L 4	1.0 L 4	1.0 L 4	0 0 0 0	0.00 1.000	0.00 1.000	
PITCHER	IP WLS BF H R ER SO	IP WLS BF H R ER SO	IP WLS BF H R ER SO	IP WLS BF H R ER SO	IP WLS BF H R ER SO	IP WLS BF H R ER SO	IP WLS BF H R ER SO	IP WLS BF H R ER SO	IP WLS BF H R ER SO	IP WLS BF H R ER SO	IP WLS BF H R ER SO	IP WLS BF H R ER SO	IP WLS BF H R ER SO	IP WLS BF H R ER SO	IP WLS BF H R ER SO	IP WLS BF H R ER SO	WP HR S P	ERA WHIP	ERA WHIP	
62 Casey Lawrence, R (1, 1) ERA: 4.05	2.1 L 12	2.1 L 12	2.1 L 12	2.1 L 12	2.1 L 12	2.1 L 12	2.1 L 12	2.1 L 12	2.1 L 12	2.1 L 12	2.1 L 12	2.1 L 12	2.1 L 12	2.1 L 12	2.1 L 12	2.1 L 12	0 2 0 0	7.71 2.143	7.71 2.143	
36 Drew Hutchison, R (3, 1) ERA: 4.05	2.2 L 11	2.2 L 11	2.2 L 11	2.2 L 11	2.2 L 11	2.2 L 11	2.2 L 11	2.2 L 11	2.2 L 11	2.2 L 11	2.2 L 11	2.2 L 11	2.2 L 11	2.2 L 11	2.2 L 11	2.2 L 11	0 0 0 0	0.00 1.125	0.00 1.125	
24 Nate Pearson, R (6, 1) ERA: 0.76	1.2 L 9	1.2 L 9	1.2 L 9	1.2 L 9	1.2 L 9	1.2 L 9	1.2 L 9	1.2 L 9	1.2 L 9	1.2 L 9	1.2 L 9	1.2 L 9	1.2 L 9	1.2 L 9	1.2 L 9	1.2 L 9	0 0 0 0	23.40 6.400	10.80 2.400	
63 Junior Fernández, R (7, 1) ERA: 10.8	0.1 L 3	0.1 L 3	0.1 L 3	0.1 L 3	0.1 L 3	0.1 L 3	0.1 L 3	0.1 L 3	0.1 L 3	0.1 L 3	0.1 L 3	0.1 L 3	0.1 L 3	0.1 L 3	0.1 L 3	0.1 L 3	0 0 0 0	6.12 2.400	27.00 6.000	
43 Paul Fry, L (8, 1) ERA: 2.46	1.0 L 4	1.0 L 4	1.0 L 4	1.0 L 4	1.0 L 4	1.0 L 4	1.0 L 4	1.0 L 4	1.0 L 4	1.0 L 4	1.0 L 4	1.0 L 4	1.0 L 4	1.0 L 4	1.0 L 4	1.0 L 4	0 0 0 0	0.00 1.000	0.00 1.000	

Batter	1	2	3	4	5	6	7	8	9	AB	R	H	RBI	BB	SO	LOB	TOP										
4 George Springer, R OBP: 0.300, SLG: 0.655 94 Will Robertson, L (7, FR) (7, 9)											4	0	1	0	0	2	1										
25 Daulton Varso, L OBP: 0.250, SLG: 0.333 98 Gabriel Martinez, R OBP: 0.375, SLG: 0.167											3	0	1	1	0	0	0										
26 Matt Chapman, R OBP: 0.250, SLG: 0.280 96 Alex De Jesus, R OBP: 0.500, SLG: 0.667										4	0	0	0	0	1	2											
8 Cavan Biggio, L OBP: 0.347, SLG: 0.400 0 Rafael Lantigua, R (6, 4)											3	0	0	0	0	2	0										
9 Danny Jansen, R OBP: 0.214, SLG: 0.192 72 Andres Sosa, R OBP: 0.400, SLG: 0.500											3	0	1	0	0	1	0										
39 Kevin Kiermaier, L OBP: 0.583, SLG: 0.773 91 Steward Berroa, S OBP: 0.429, SLG: 0.571										3	0	2	0	0	0	1											
5 Santiago Espinal, R OBP: 0.289, SLG: 0.375 76 Estiven Machado, S (6, 6)											3	0	0	0	0	1	3										
55 Rob Brantly, L OBP: 0.520, SLG: 0.739										3	2	2	0	0	1	0											
95 Rainer Nunez, R OBP: 0.269, SLG: 0.375 89 LJ Talley, L OBP: 0.400, SLG: 0.500										3	1	1	2	0	1	1											
Inning Stats	R: 0 E: 0 K: 2 S: 8	H: 0 LOB: 0 BB: 0 P: 10	R: 0 E: 0 K: 2 S: 10	H: 1 LOB: 1 BB: 0 P: 12	R: 2 E: 0 K: 1 S: 15	H: 2 LOB: 0 BB: 0 P: 19	R: 0 E: 0 K: 1 S: 8	H: 1 LOB: 1 BB: 0 P: 9	R: 1 E: 0 K: 0 S: 18	H: 2 LOB: 1 BB: 0 P: 23	R: 0 E: 0 K: 1 S: 8	H: 1 LOB: 1 BB: 0 P: 14	R: 0 E: 0 K: 2 S: 10	H: 1 LOB: 1 BB: 0 P: 14	R: 0 E: 0 K: 0 S: 8	H: 0 LOB: 0 BB: 0 P: 7	1B: 4 2B: 4 HR: 1	SF: 0 SAC: 0 DP: 1 HBP: 0	WP: 0 PB: 0 SB: 0 CS: 0	PA: 35							
PITCHER	IP	WLS	BF	H	R	ER	SO	BB	IBB	HBP	BLK	WP	HR	S	P	ERA	WHIP										
45 Gerrit Cole, R ERA: 2.45	4.2	W	20	6	3	3	6	0	0	0	0	0	1	56	70	5.79	1.286										
34 Michael King, R ERA	1.1		5	1	0	0	1	0	0	0	0	0	0	11	17	0.00	0.750										
58 Wandy Peralta, L ERA: 5.4	1.0		3	1	0	0	2	0	0	0	0	0	0	10	14	0.00	1.000										
71 Ian Hamilton, R ERA	1.0		3	1	0	0	0	0	0	0	0	0	0	8	12	0.00	1.000										
72 Tyler Danish, R ERA: 54.0	1.0		3	0	0	0	1	0	0	0	0	0	0	5	7	0.00	0.000										

Toronto Blue Jays @ New York Yankees
George M. Steinbrenner Field, Tampa, FL
Tue Mar 14 2023, 6:37 PM - 8:56 PM EDT
Att: 10,266 - Partly Cloudy - 67 F

AB 34
R 3
H 9
RBI 3
BB 0
SO 10
LOB 8

Batter	1	2	3	4	5	6	7	8	9	AB	R	H	RBI	BB	SO	LOB	BOTTOM											
26 DJ LeMahieu, R OBP: 0.400, SLG: 0.500 18 Alan Mejia, R OBP: 0.500, SLG: 0.500										4	1	2	1	0	1	1												
27 Giancarlo Stanton, R OBP: 0.500, SLG: 0.903 36 Mickey Gasper, S OBP: 0.833, SLG: 1.000										3	1	1	0	1	2	2												
48 Anthony Rizzo, L OBP: 0.233, SLG: 0.296 87 Andrés Chaparro, R OBP: 0.419, SLG: 0.778										4	1	1	0	0	3	1												
28 Josh Donaldson, R OBP: 0.348, SLG: 0.368 89 Max Burt, R OBP: 0.143, SLG: 0.286										4	1	1	3	0	1	1												
24 Willie Cauthon, L OBP: 0.469, SLG: 0.519										3	0	1	0	1	0	1												
91 Oswaldo Peralta, R OBP: 0.333, SLG: 0.400 98 Jesús Bastidas, R OBP: 0.444, SLG: 0.500										3	2	1	1	0	1	1												
90 Estevan Florial, L OBP: 0.233, SLG: 0.296 63 Billy McKinney, L OBP: 0.261, SLG: 0.227										3	1	1	2	0	1	0												
94 Carlos Narvaez, R OBP: 0.389, SLG: 0.667 19 Trey Sweeney, L OBP: 0.625, SLG: 1.200										1	0	0	0	2	0	0												
68 Michael Hermsillo, R OBP: 0.289, SLG: 0.182 96 Matt Pita, R OBP: 0.333, SLG: 0.200										3	0	0	0	0	1	2												
Inning Stats	R: 6 E: 1 K: 0 S: 18	H: 5 LOB: 1 BB: 2 P: 35	R: 0 E: 0 K: 2 S: 12	H: 0 LOB: 1 BB: 1 P: 17	R: 1 E: 0 K: 2 S: 15	H: 2 LOB: 2 BB: 1 P: 23	R: 0 E: 0 K: 1 S: 6	H: 0 LOB: 0 BB: 0 P: 9	R: 0 E: 0 K: 2 S: 9	H: 0 LOB: 0 BB: 0 P: 14	R: 0 E: 0 K: 2 S: 9	H: 0 LOB: 0 BB: 0 P: 13	R: 0 E: 0 K: 2 S: 14	H: 1 LOB: 2 BB: 1 P: 25	R: 3 E: 0 K: 1 S: 13	H: 3 LOB: 0 BB: 1 P: 23	1B: 5 2B: 1 3B: 0 HR: 5	SF: 0 SAC: 0 DP: 0 HBP: 0	WP: 0 PB: 0 SB: 0 CS: 1	PA: 40								
PITCHER	IP	WLS	BF	H	R	ER	SO	BB	IBB	HBP	BLK	WP	HR	S	P	ERA	WHIP											
36 Drew Hutchison, R ERA: 11.57	0.1	L	8	5	6	6	0	2	0	0	0	0	0	16	22	0.00	0.600											
64 Jay Jackson, R ERA: 14.29	1.2		6	0	0	0	2	1	0	0	0	0	0	1	21	32	4.50	1.500										
31 Thomas Hatch, R ERA	2.0		9	2	1	1	3	1	0	0	0	0	0	9	14	0.00	0.000											
73 Bowden Francis, R ERA	1.0		3	0	0	0	2	0	0	0	0	0	0	9	14	0.00	0.000											
62 Casey Lawrence, R ERA: 4.5	2.0		8	1	0	0	4	1	0	0	0	0	0	23	38	0.00	1.000											

Toronto Blue Jays @ New York Yankees
George M. Steinbrenner Field, Tampa, FL
Tue Mar 14 2023, 6:37 PM - 8:56 PM EDT
Att: 10,266 - Partly Cloudy - 67 F

AB 34
R 10
H 11
RBI 10
BB 6
SO 12
LOB 12

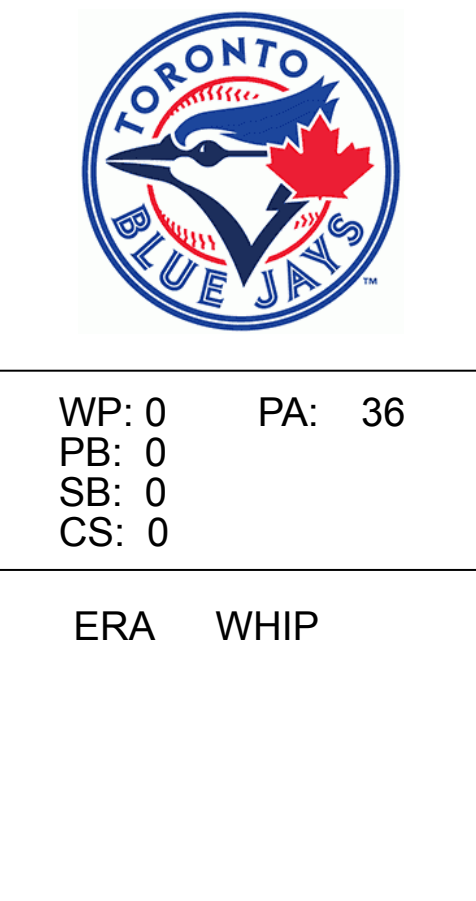
Batter	1	2	3	4	5	6	7	8	9	AB	R	H	RBI	BB	SO	LOB	TOP														
3 Ji Hwan Bae, L (1.4) <small>OBP: 0.240, SLG: 0.174</small> 5 Travis Swaggerty, L (6.8) <small>OBP: 0.429, SLG: 0.700</small>										1	0	0	0	1	1	0															
10 Bryan Reynolds, S (1.7) <small>OBP: 0.185, SLG: 0.360</small> 75 Nick Gonzales, R (6.4) <small>OBP: 0.429, SLG: 0.526</small>										3	0	0	0	0	2	2															
65 Jack Suwinski, L (1.8) <small>OBP: 0.379, SLG: 0.455</small> 31 Cal Mitchell, L (6.9) <small>OBP: 0.250, SLG: 0.259</small>										1	0	0	0	2	1	1															
42 Ji Man Choi, L (1.3) <small>OBP: 0.217, SLG: 0.318</small> 78 Malcom Nuñez, R (6.3) <small>OBP: 0.250, SLG: 0.182</small>										3	0	0	0	0	2	3															
28 Canaan Smith-Njigba, L (1.9) <small>OBP: 0.379, SLG: 0.375</small> 73 Drew Maggi, R (6.5) <small>OBP: 0.529, SLG: 1.000</small>										3	0	0	0	0	1	0															
14 Rodelio Castro, S (1.5) <small>OBP: 0.188, SLG: 0.313</small> 76 Matt Gorski, R (6.7) <small>OBP: 0.222, SLG: 0.222</small>										3	0	0	0	0	2	0															
2 Connor Joe, R (1.10) <small>OBP: 0.545, SLG: 0.375</small> 80 Carter Bins, R (6.7) <small>OBP: 0.545, SLG: 0.375</small>										3	1	3	0	0	0	0															
55 Jason Delay, R (1.2) <small>OBP: 0.308, SLG: 0.455</small> 54 Tyler Heineman, S (7.2) <small>OBP: 0.077, SLG: 0.077</small>										3	0	1	0	0	1	1															
79 Chris Owings, R (1.6) <small>OBP: 0.423, SLG: 0.524</small> 92 Andrés Alvarez, R (7.6) <small>OBP: 0.154, SLG: 0.167</small>										3	0	1	0	0	1	1															
Inning Stats	R: 0 H: 0 E: 0 K: 3 S: 12	H: 0 LOB: 1 BB: 1 P: 20	R: 0 H: 1 E: 0 K: 2 S: 16	H: 1 LOB: 1 BB: 0 P: 20	R: 0 H: 1 E: 0 K: 2 S: 11	H: 1 LOB: 2 BB: 1 P: 21	R: 0 H: 1 E: 0 K: 1 S: 11	H: 1 LOB: 1 BB: 0 P: 16	R: 0 H: 0 E: 0 K: 1 S: 5	H: 0 LOB: 0 BB: 0 P: 6	R: 1 H: 2 E: 0 K: 0 S: 12	H: 2 LOB: 0 BB: 0 P: 19	R: 0 H: 0 E: 0 K: 2 S: 9	H: 0 LOB: 0 BB: 0 P: 15	R: 0 H: 0 E: 0 K: 2 S: 10	H: 0 LOB: 1 BB: 0 P: 16	1B: 2 2B: 3 3B: 0 HR: 0	SF: 0 SAC: 1 DP: 0 HBP: 1	WP: 0 PB: 0 SB: 2 CS: 0	PA: 36											
PITCHER	IP: 3.1 WLS: W BF: 14 ERA: 0.00	WLS: H BF: 7 ERA: 1.8	H: 2 R: 0 ER: 0 SO: 7	H: 0 R: 0 ER: 0 SO: 3	H: 1 R: 0 ER: 0 SO: 1	H: 0 R: 0 ER: 0 SO: 0	H: 0 R: 0 ER: 0 SO: 0	H: 0 R: 0 ER: 0 SO: 0	H: 0 R: 0 ER: 0 SO: 0	H: 0 R: 0 ER: 0 SO: 0	IP: 1.0 WLS: 4 BF: 4 ERA: 1.93	WLS: 0 BF: 0 ERA: 0.00	WLS: 0 BF: 0 ERA: 0.00	WLS: 0 BF: 0 ERA: 0.00	WLS: 0 BF: 0 ERA: 0.00	WLS: 0 BF: 0 ERA: 0.00	IP: 10 WLS: 10 BF: 16 ERA: 0.00	WLS: 10 BF: 16 ERA: 0.00	WHIP: 1.200	WHIP: 0.000	WHIP: 2.000	WHIP: 0.000	WHIP: 0.000	WHIP: 0.000	WHIP: 0.000	WHIP: 0.000	WHIP: 0.000	WHIP: 0.000	WHIP: 0.000	WHIP: 0.000	WHIP: 0.000
15 Whit Merrifield, R (1.4) <small>OBP: 0.391, SLG: 0.550</small> 91 Davis Schneider, R (7.7) <small>OBP: 0.455, SLG: 0.429</small>										2	1	1	2	0	1	0															
11 Bo Bichette, R (1.6) <small>OBP: 0.441, SLG: 0.645</small> 29 Luis De Los Santos, R (7.7) <small>OBP: 0.273, SLG: 0.200</small>										3	0	1	0	0	2	1															
27 Vladimir Guerrero Jr., R (1.3) <small>OBP: 0.400, SLG: 0.940</small> 96 John Aiello, S (6.3) <small>OBP: 0.375, SLG: 0.167</small>										3	0	1	1	0	0	1															
13 Brandon Belt, L (1.10) <small>OBP: 0.625, SLG: 0.800</small> 71 Phil Clarke, L (7.7) <small>OBP: 0.306, SLG: 0.615</small>										3	0	0	0	0	3	0															
30 Alejandro Kirk, R (1.2) <small>OBP: 0.667, SLG: 0.500</small> 91 Chris Bec, R (6.7) <small>OBP: 0.286, SLG: 0.462</small>										3	0	1	0	0	2	0															
25 Daulton Varsho, L (1.7) <small>OBP: 0.243, SLG: 0.303</small> 74 Zach Britton, L (7.7) <small>OBP: 0.346, SLG: 0.636</small>										3	0	0	0	0	1	1															
5 Santiago Espinal, R (1.5) <small>OBP: 0.502, SLG: 0.531</small> 89 LJ Talley, L (7.5) <small>OBP: 0.438, SLG: 0.769</small>										1	1	1	1	0	0	0															
8 Cavan Biggio, L (1.9) <small>OBP: 0.371, SLG: 0.406</small> 67 Winton Bernard, R (7.9) <small>OBP: 0.231, SLG: 0.394</small>										2	2	1	0	1	1	1															
38 Nathan Lukes, L (1.8) <small>OBP: 0.375, SLG: 0.464</small> 91 Steward Berroa, S (8.8) <small>OBP: 0.375, SLG: 0.500</small>										3	1	1	1	0	0	1															
Inning Stats	R: 0 H: 0 E: 1 K: 2 S: 14	H: 0 LOB: 0 BB: 0 P: 22	R: 0 H: 0 E: 0 K: 1 S: 6	H: 0 LOB: 0 BB: 0 P: 10	R: 2 H: 3 E: 1 K: 1 S: 10	H: 3 LOB: 1 BB: 0 P: 15	R: 0 H: 0 E: 0 K: 1 S: 6	H: 0 LOB: 0 BB: 0 P: 9	R: 2 H: 2 E: 0 K: 0 S: 15	H: 2 LOB: 1 BB: 1 P: 29	R: 0 H: 1 E: 0 K: 3 S: 11	H: 1 LOB: 1 BB: 0 P: 18	R: 2 H: 1 E: 0 K: 0 S: 13	H: 1 LOB: 1 BB: 1 P: 20	R: 1 H: 1 E: 0 K: 1 S: 10	H: 1 LOB: 0 BB: 0 P: 18	1B: 3 2B: 3 3B: 1 HR: 1	SF: 1 SAC: 0 DP: 0 HBP: 1	WP: 0 PB: 0 SB: 0 CS: 0	PA: 36											
PITCHER	IP: 4.1 WLS: L BF: 19 ERA: 5.4	WLS: 4 BF: 2 ERA: 7.9	H: 4 R: 4 ER: 0 SO: 0	H: 4 R: 4 ER: 0 SO: 0	H: 4 R: 4 ER: 0 SO: 0	H: 4 R: 4 ER: 0 SO: 0	H: 4 R: 4 ER: 0 SO: 0	H: 4 R: 4 ER: 0 SO: 0	H: 4 R: 4 ER: 0 SO: 0	H: 4 R: 4 ER: 0 SO: 0	IP: 5.4 WLS: 5 BF: 21 ERA: 8.31	WLS: 5 BF: 21 ERA: 8.31	WLS: 5 BF: 21 ERA: 8.31	WLS: 5 BF: 21 ERA: 8.31	WLS: 5 BF: 21 ERA: 8.31	WLS: 5 BF: 21 ERA: 8.31	IP: 18 WLS: 18 BF: 18 ERA: 9.00	WLS: 18 BF: 18 ERA: 9.00	WHIP: 1.154	WHIP: 3.000	WHIP: 0.000	WHIP: 0.000	WHIP: 0.000	WHIP: 0.000	WHIP: 0.000	WHIP: 0.000	WHIP: 0.000	WHIP: 0.000	WHIP: 0.000		

Pittsburgh Pirates @ Toronto Blue Jays
TD Ballpark, Dunedin, FL
Wed Mar 15, 2023, 1:10 PM - 3:39 PM EDT
Att: 6,905 - Partly Cloudy - 53 F

AB 30
R 1
H 5
RBI 1
BB 3
SO 15
LOB 13

Pittsburgh Pirates @ Toronto Blue Jays
TD Ballpark, Dunedin, FL
Wed Mar 15, 2023, 1:10 PM - 3:39 PM EDT
Att: 6,905 - Partly Cloudy - 53 F

AB 32
R 7
H 8
RBI 7
BB 2
SO 9
LOB 12



Batter	1	2	3	4	5	6	7	8	9	AB	R	H	RBI	BB	SO	LOB	TOP					
8 Cavan Biggio, L (1.4) OBP: 0.342, SLG: 0.371 0 Rafael Lantigua, R (6.4)	G3		F9		G4-3		G6-3			3	0	0	0	0	0	1	Toronto Blue Jays @ Philadelphia Phillies BayCare Ballpark, Clearwater, FL Fri Mar 17 2023, 1:09 PM - 3:26 PM EDT Att. 10,533 - Sunny - 79 F					
26 Matt Chapman, R (1.5) OBP: 0.298, SLG: 0.321 83 Tanner Morris, L (6, FR) (6.5)	E5		F6			25 G4-3 5 WP 2B		K		3	0	1	0	0	0	0						
25 Daulton Varsho, L (1.7) OBP: 0.256, SLG: 0.278 94 Will Robertson, L (6.7)	P3		P5			G4-3		G3-1		3	0	0	0	0	0	2						
30 Alejandro Kirk, R (1.2) OBP: 0.556, SLG: 0.429 72 Andres Sosa, R (6.2)				P4		G5-3				3	0	1	0	0	0	2						
5 Santiago Espinal, R (1.6) OBP: 0.378, SLG: 0.500 92 Josh Kasevich, R (6, PR) (6.6)	L8			F7				G4-3		2	0	0	0	1	0	2						
38 Nathan Lukes, L (1.8) OBP: 0.368, SLG: 0.424 98 Garrett Spain, L (6.8)				F8						2	0	0	0	1	0	2						
95 Rainer Nunez, R (1.3) OBP: 0.500, SLG: 0.500 36 PK Morris, L (6.3)						G5-3				2	0	0	0	0	0	1						
74 Zach Britton, L (1, 10) OBP: 0.323, SLG: 0.556 77 Cullen Large, S (7, PH) (7, 10)						G4-3				2	0	0	0	0	1	1						
87 Cam Eden, R (1, 9) OBP: 0.400, SLG: 0.478 2 Trevor Schwicke, R (6, 9)										2	1	2	1	0	0	0						
										2	0	0	0	0	2	2						
Inning Stats	R: 0 H: 1 E: 1 K: 0 S: 9	H: 0 LOB: 2 BB: 0 P: 14	R: 0 H: 0 E: 0 K: 1 S: 7	H: 0 LOB: 0 BB: 1 P: 12	R: 1 H: 1 E: 0 K: 0 S: 9	H: 1 LOB: 0 BB: 0 P: 14	R: 0 H: 0 E: 0 K: 0 S: 6	H: 0 LOB: 0 BB: 0 P: 11	R: 0 H: 1 E: 0 K: 0 S: 8	H: 2 LOB: 2 BB: 1 P: 9	R: 1 H: 1 E: 0 K: 0 S: 6	H: 1 LOB: 1 BB: 1 P: 14	R: 0 H: 0 E: 0 K: 1 S: 9	H: 0 LOB: 1 BB: 1 P: 17	R: 0 H: 0 E: 0 K: 1 S: 11	H: 1 LOB: 1 BB: 1 P: 20	R: 0 H: 1 E: 0 K: 2 S: 12	H: 1 LOB: 1 BB: 0 P: 16	1B: 3 2B: 1 3B: 0 HR: 1	SF: 0 SAC: 0 DP: 0 HBP: 0	WP: 2 PB: 0 CS: 1	PA: 36
PITCHER	IP WLS BF H R ER SO BB IBB HBP BLK WP HR S P ERA WHIP																					
70 Bailey Falter, L (1, 1) ERA: 3.97	5.0	19	3	1	1	1	1	1	0	0	0	0	0	1	39	60	1.80	0.800				
75 Connor Brogdon, R (6, 1) ERA: 3.6	1.0	5	1	1	1	0	1	0	0	0	0	1	0	6	14	9.00	2.000					
31 Craig Kimbrel, R (7, 1) ERA: 1.8	1.0	4	0	0	0	1	1	0	0	0	0	0	0	9	17	0.00	1.000					
58 Seranthony Dominguez, R (8, 1) ERA: 3.0	1.0	4	0	0	0	1	1	0	0	0	0	0	0	11	20	0.00	1.000					
51 Ben Bowden, L (9, 1) ERA: 6.0	1.0	4	1	0	0	2	0	0	0	0	1	0	12	16	0.00	1.000						


Batter	1	2	3	4	5	6	7	8	9	AB	R	H	RBI	BB	SO	LOB	BOTTOM			
5 Bryson Stott, L (1, 4) OBP: 0.222, SLG: 0.400 31 Wendell Rijo, R (6, 4)	F7	G4-3		G4-3		G4-3		P6		3	0	0	0	0	0	3	Toronto Blue Jays @ Philadelphia Phillies BayCare Ballpark, Clearwater, FL Fri Mar 17 2023, 1:09 PM - 3:26 PM EDT Att. 10,533 - Sunny - 79 F			
17 Rhys Hoskins, R (1, 3) OBP: 0.452, SLG: 0.600 17 Nick Podkul, R (7, FR) (8, 3)						G6-3				3	1	2	1	0	0	0				
8 Nick Castellanos, R (1, 9) OBP: 0.333, SLG: 1.333 18 Dustin Peterson, R (7, FR) (8, 9)										4	0	1	1	0	0	1				
24 Darick Hall, L (1, 10) OBP: 0.350, SLG: 0.730										4	0	1	0	0	1	3				
33 Edmundo Sosa, R (1, 5) OBP: 0.594, SLG: 1.000 5 Cam Cannon, R (6, 5)										2	0	1	0	0	0	1				
77 Weston Wilson, R (1, 6) OBP: 0.387, SLG: 0.593 29 Pedro Martinez, S (7, 6)										3	0	0	0	0	0	3				
18 Dalton Guthrie, R (1, 8) OBP: 0.273, SLG: 0.375 7 Garrett Whitley, R (6, 8)										1	0	1	0	0	0	0				
67 Jim Haley, R (1, 7) OBP: 0.400, SLG: 0.421 27 Gabriel Rincones Jr., L (6, 7) OBP: 0.571, SLG: 1.000										1	1	1	2	1	0	0				
41 Aramis Garcia, R (1, 2) OBP: 0.333, SLG: 0.524 83 Jack Conley, R (7, 2) OBP: 0.143, SLG: 0.143										3	0	1	0	0	1	3				
										1	0	0	0	0	1	2				
Inning Stats	R: 1 H: 2 E: 0 K: 0 S: 13	H: 0 LOB: 1 BB: 0 P: 19	R: 0 H: 0 E: 0 K: 0 S: 7	H: 0 LOB: 2 BB: 0 P: 12	R: 0 H: 1 E: 0 K: 0 S: 9	H: 1 LOB: 1 BB: 0 P: 15	R: 0 H: 1 E: 0 K: 1 S: 14	H: 1 LOB: 1 BB: 0 P: 22	R: 0 H: 0 E: 0 K: 0 S: 6	H: 3 LOB: 1 BB: 0 P: 11	R: 2 H: 3 E: 0 K: 1 S: 11	H: 3 LOB: 2 BB: 0 P: 17	R: 1 H: 2 E: 0 K: 0 S: 12	H: 2 LOB: 2 BB: 0 P: 17	R: 0 H: 1 E: 2 K: 2 S: 11	H: 1 LOB: 2 BB: 1 P: 17	1B: 5 2B: 3 3B: 0 HR: 2	SF: 0 SAC: 0 DP: 1 HBP: 3	WP: 1 PB: 0 CS: 0	PA: 37
PITCHER	IP WLS BF H R ER SO BB IBB HBP BLK WP HR S P ERA WHIP																			
40 Chris Bassitt, R (1, 1) ERA: 4.85	5.0	22	4	1	1	1	0	0	0	0	0	0	0	1	49	79	18.00	3.000		
50 Erik Swanson, R (6, 1) ERA: 4.5	1.0	6	3	2	2	1	0	0	0	0	0	0	0	12	17	9.00	2.000			
56 Zach Pop, R (7, 1) ERA: 2.25	1.0	4	2	1	1	1	0	0	0	0	0	0	0	11	17	0.00	2.000			
64 Jay Jackson, R (8, 1) ERA:	1.0	5	1	0	0	2	1	0	0	0	1	0	11	17	0.00	2.000				



Batter	1	2	3	4	5	6	7	8	9	AB	R	H	RBI	BB	SO	LOB	TOP						
77 Anthony Volpe, R OBP: 0.422, SLG: 0.568 19 Trey Sweeney, L OBP: 0.556, SLG: 1.000	4-2 2B 48 G6-3 BB		0-1 FC6-4 1B		0-3 K		1-3 K		0-0 G6-3	3	1	1	0	1	2	1							
Aaron Judge, R OBP: 0.491, SLG: 0.739 88 Brandon Lockridge, R OBP: 0.200, SLG: 0.375	1-2 48 G6-3 2B		1-0 FC6-4		1-3 K		2-2 F8			4	1	1	0	0	1	2							
48 Anthony Rizzo, L OBP: 0.384, SLG: 0.364 87 Andrés Chaparro, R OBP: 0.424, SLG: 0.750	0-1 G6-3		0-3 K		1-1 G4-3			1-3 K		3	0	0	1	0	1	3							
27 Giancarlo Stanton, R OBP: 0.333, SLG: 0.360 29 T.J. Ruffin, L OBP: 0.125, SLG: 0.250	1-2 1B		1-1 F8			0-1 2B 2B		2-2 F8		3	0	2	1	0	0	1							
28 Josh Donaldson, R OBP: 0.310, SLG: 0.360 98 Jesús Bastidas, R OBP: 0.348, SLG: 0.353	1-3 K		1-0 G6-3		0-3 K			0-1 G6-3		3	0	0	0	0	2	2							
24 Willie Calhoun, L OBP: 0.472, SLG: 0.533 90 Estevan Florial, L OBP: 0.289, SLG: 0.303	0-2 P3		2-2 F9		1-0 2B		2-3 2B		4-2 60 1B BB	3	0	1	0	0	0	1							
12 Isiah Kiner-Falefa, R OBP: 0.323, SLG: 0.385 95 Oswaldo Cabrera, S OBP: 0.316, SLG: 0.471		2-2 K		4-2 BB		1-1 F7		0-0 P5		1	0	0	0	1	1	0							
71 Rafael Ortega, L OBP: 0.333, SLG: 0.500 60 Jake Bauers, L OBP: 0.400, SLG: 0.409		0-3 K		1-1 G4-3		0-2 P6		1-1 1B		3	0	0	0	0	1	3							
94 Carlos Narvaez, R OBP: 0.333, SLG: 0.471 96 Rodolfo Durán, R OBP: 0.250, SLG: 0.182		3-3 K		4-2 BB		2-2 F8		1-3 K		2	0	0	0	1	1	0							
Inning Stats	R: 2 H: 2 E: 0 K: 1 S: 17	H: 2 LOB: 1 BB: 1 P: 24	R: 0 H: 0 E: 0 K: 3 S: 9	H: 0 LOB: 0 BB: 0 P: 14	R: 0 H: 1 E: 0 K: 1 S: 8	H: 1 LOB: 1 BB: 0 P: 10	R: 0 H: 0 E: 0 K: 0 S: 9	H: 0 LOB: 1 BB: 1 P: 17	R: 0 H: 2 E: 0 K: 1 S: 12	H: 2 LOB: 2 BB: 0 P: 14	R: 0 H: 0 E: 0 K: 1 S: 11	H: 0 LOB: 0 BB: 0 P: 16	R: 0 H: 0 E: 0 K: 1 S: 11	H: 0 LOB: 0 BB: 0 P: 14	R: 0 H: 1 E: 0 K: 1 S: 9	H: 1 LOB: 2 BB: 1 P: 15	1B: 3 2B: 3 3B: 0 HR: 0	SF: 0 SAC: 0 DP: 0 HBP: 0	WP: 0 PB: 0 SB: 0 CS: 0	PA: 37			
PITCHER	IP WLS BF H R ER SO BB IBB HBP BLK WP HR S P ERA WHIP	IP WLS BF H R ER SO BB IBB HBP BLK WP HR S P ERA WHIP	IP WLS BF H R ER SO BB IBB HBP BLK WP HR S P ERA WHIP	IP WLS BF H R ER SO BB IBB HBP BLK WP HR S P ERA WHIP	IP WLS BF H R ER SO BB IBB HBP BLK WP HR S P ERA WHIP	IP WLS BF H R ER SO BB IBB HBP BLK WP HR S P ERA WHIP	IP WLS BF H R ER SO BB IBB HBP BLK WP HR S P ERA WHIP	IP WLS BF H R ER SO BB IBB HBP BLK WP HR S P ERA WHIP	IP WLS BF H R ER SO BB IBB HBP BLK WP HR S P ERA WHIP	73 Bowden Francis, R ERA: 2.08	79 Brandon Eisert, L ERA: 4.15	54 Matt Peacock, R ERA: 1.99	52 Anthony Bass, R ERA: 5.0	81 Jackson Rees, R ERA: 4.5	58 Tim Mayza, L ERA: 1.69	31 Thomas Hatch, R ERA: 10.57	77 Brandon Francis, R ERA: 2.08	79 Brandon Eisert, L ERA: 4.15	54 Matt Peacock, R ERA: 1.99	52 Anthony Bass, R ERA: 5.0	81 Jackson Rees, R ERA: 4.5	58 Tim Mayza, L ERA: 1.69	31 Thomas Hatch, R ERA: 10.57
Batter	1	2	3	4	5	6	7	8	9	AB	R	H	RBI	BB	SO	LOB	BOTTOM						
4 George Springer, R OBP: 0.306, SLG: 0.600 94 Will Robertson, L	1-2 11 G3-6-3 1B		1-3 K		2-0 P3		2-3 K			3	0	1	0	0	1	2							
11 Bo Bichette, R OBP: 0.425, SLG: 0.595 44 Addison Barger, L OBP: 0.361, SLG: 0.455	0-0 G3-6-3		0-0 G3		0-0 G5-3		0-2 G4-3			3	0	0	0	0	0	1							
27 Vladimir Guerrero Jr., R OBP: 0.333, SLG: 0.633 71 Phil Clarke, L OBP: 0.333, SLG: 0.571	0-1 HR		1-0 G5-3		0-3 K			1-0 67 G5-4-3 HBP		3	1	1	1	0	1	0							
25 Daulton Varsho, L OBP: 0.233, SLG: 0.263 67 Wynnton Bernard, R OBP: 0.233, SLG: 0.295	1-3 K		1-3 K		1-2 HBP			1-1 G5-4-3		2	0	0	0	0	2	0							
26 Matt Chapman, R OBP: 0.265, SLG: 0.300 89 L.J. Talley, L OBP: 0.444, SLG: 0.714		0-0 L6		4-2 8 2B BB		1-1 F8		4-2 72 1B BB		2	1	0	0	1	0	1							
8 Cavan Biggio, L OBP: 0.341, SLG: 0.351 72 Andres Sosa, R OBP: 0.417, SLG: 0.474		0-0 F8		4-2 9 2B 15 1B BB		0-3 K		2-1 1B		2	1	0	0	1	1	0							
9 Danny Jansen, R OBP: 0.273, SLG: 0.241 75 Stevie Berman, R OBP: 0.294, SLG: 0.500		4-2 15 HR BB		1-1 15 1B 2B		1-0 G6-3		0-0 P3		1	1	1	1	1	0	0							
15 Whit Merrifield, R OBP: 0.393, SLG: 0.640 91 Davis Schneider, R OBP: 0.365, SLG: 0.333		0-0 HR		1-2 2-3 3-H 1B		1-1 G5-3				2	1	2	3	0	0	0							
39 Kevin Kiermaier, L OBP: 0.483, SLG: 0.630 38 Nathan Lukes, L OBP: 0.368, SLG: 0.424		0-3 K		1-0 F7		1-0 G3				3	0	0	0	0	1	2							
Inning Stats	R: 1 H: 2 E: 0 K: 1 S: 9	H: 1 LOB: 0 BB: 1 P: 11	R: 2 H: 1 E: 0 K: 1 S: 9	H: 1 LOB: 1 BB: 1 P: 13	R: 0 H: 0 E: 0 K: 1 S: 5	H: 0 LOB: 0 BB: 0 P: 7	R: 2 H: 2 E: 0 K: 1 S: 22	H: 2 LOB: 2 BB: 2 P: 36	R: 0 H: 0 E: 0 K: 1 S: 8	H: 0 LOB: 0 BB: 0 P: 10	R: 0 H: 0 E: 0 K: 1 S: 6	H: 0 LOB: 0 BB: 0 P: 8	R: 0 H: 0 E: 0 K: 1 S: 7	H: 0 LOB: 0 BB: 0 P: 9	R: 0 H: 1 E: 0 K: 0 S: 7	H: 1 LOB: 2 BB: 1 P: 18	1B: 3 2B: 1 3B: 0 HR: 2	SF: 0 SAC: 0 DP: 2 HBP: 2	WP: 0 PB: 0 SB: 0 CS: 0	PA: 34			
PITCHER	IP WLS BF H R ER SO BB IBB HBP BLK WP HR S P ERA WHIP	IP WLS BF H R ER SO BB IBB HBP BLK WP HR S P ERA WHIP	IP WLS BF H R ER SO BB IBB HBP BLK WP HR S P ERA WHIP	IP WLS BF H R ER SO BB IBB HBP BLK WP HR S P ERA WHIP	IP WLS BF H R ER SO BB IBB HBP BLK WP HR S P ERA WHIP	IP WLS BF H R ER SO BB IBB HBP BLK WP HR S P ERA WHIP	IP WLS BF H R ER SO BB IBB HBP BLK WP HR S P ERA WHIP	IP WLS BF H R ER SO BB IBB HBP BLK WP HR S P ERA WHIP	IP WLS BF H R ER SO BB IBB HBP BLK WP HR S P ERA WHIP	65 Nestor Cortes, L ERA: 13.5	34 Michael King, R ERA:	43 Jonathan Loáisiga, R ERA: 3.0	35 Clay Holmes, R ERA: 2.25	71 Ian Hamilton, R ERA:	65 Nestor Cortes, L ERA: 13.5	34 Michael King, R ERA:	43 Jonathan Loáisiga, R ERA: 3.0	35 Clay Holmes, R ERA: 2.25	71 Ian Hamilton, R ERA:				


New York Yankees @ Toronto Blue Jays
 TD Ballpark, Dunedin, FL
 Sat Mar 18 2023, 1:12 PM - 3:24 PM EDT
 Att: 7,448 - Cloudy - 78 F

AB 33
R 2
H 6
RBI 2
BB 4
SO 11
LOB 20



New York Yankees @ Toronto Blue Jays
 TD Ballpark, Dunedin, FL
 Sat Mar 18 2023, 1:12 PM - 3:24 PM EDT
 Att: 7,448 - Cloudy - 78 F

AB 28
R 5
H 6
RBI 5
BB 4
SO 7
LOB 9



livebaseballscorecards.com

Batter	1	2	3	4	5	6	7	8	9	AB	R	H	RBI	BB	SO	LOB	TOP										
4 George Springer, R (1,9) OBP: 0.333, SLG: 0.595 44 Addison Barger, L (7,9) OBP: 0.351, SLG: 0.441	F9			13 1B		13 S		F9		2	0	1	0	1	0	0	Toronto Blue Jays @ Tampa Bay Rays Tropicana Field, St. Petersburg, FL Sun Mar 19 2023, 1:05 PM - 3:07 PM EDT Att. 6,117 - Dome - 72 F										
11 Bo Bichette, R (1,6) OBP: 0.395, SLG: 0.550 28 Ernie Clement, R (7,6) OBP: 0.267, SLG: 0.154	G6-3			P4		G5-3		G5-3		3	0	0	0	0	0	2											
13 Brandon Belt, L (1,3) OBP: 0.341, SLG: 0.545 Spencer Horwitz, L (6,3) OBP: 0.375, SLG: 0.333	G3			1-3		1-2		L5-3		3	0	1	0	0	1	1											
26 Matt Chapman, R (1,5) OBP: 0.243, SLG: 0.273 47 Vinny Capra, R (7,5) OBP: 0.435, SLG: 0.500	G6-3			F8				K		3	0	0	0	0	1	2											
25 Daulton Varsho, L (1,8) OBP: 0.217, SLG: 0.244 67 Winton Bernard, R (7,8) OBP: 0.226, SLG: 0.286	K			G1-3				K		3	0	0	0	0	2	2											
15 Whit Merrifield, R (1,7) OBP: 0.387, SLG: 0.593 92 Jaden Rudd, L (7,7)	F9							K		2	0	0	0	1	0	0											
8 Cavan Biggio, L (1,4) OBP: 0.340, SLG: 0.350 0 Rafael Lantigua, R (7,4)				G4-3				E9		3	0	1	0	0	1	0											
5 Santiago Espinal, R (1,10) OBP: 0.375, SLG: 0.472				G6-3						2	0	0	0	1	0	0											
55 Rob Brantly, L (1,2) OBP: 0.452, SLG: 0.621 71 Phil Clarke, L (7,2) OBP: 0.333, SLG: 0.571	L3									3	0	0	0	0	0	3											
										0	0	0	0	0	0	0											
Inning Stats	R: 0 E: 0 K: 0 S: 4	H: 0 LOB: 0 BB: 0 P: 6	R: 0 E: 0 K: 1 S: 9	H: 0 LOB: 0 BB: 0 P: 12	R: 0 E: 0 K: 0 S: 8	H: 0 LOB: 0 BB: 0 P: 9	R: 0 E: 0 K: 0 S: 12	H: 2 LOB: 2 BB: 0 P: 16	R: 0 E: 0 K: 1 S: 11	H: 0 LOB: 1 BB: 1 P: 13	R: 0 E: 0 K: 1 S: 11	H: 0 LOB: 3 BB: 2 P: 24	R: 0 E: 0 K: 2 S: 11	H: 1 LOB: 3 BB: 2 P: 21	R: 0 E: 0 K: 0 S: 6	H: 0 LOB: 0 BB: 0 P: 10	R: 0 E: 0 K: 1 S: 8	H: 0 LOB: 0 BB: 0 P: 15	1B: 3 2B: 1 3B: 0 HR: 0	SF: 0 SAC: 0 DP: 1 HBP: 0	WP: 0 PB: 0 SB: 2 CS: 0	PA: 33					
PITCHER	IP	WLS	BF	H	R	ER	SO	BB	IBB	HBP	BLK	WP	HR	S	P	ERA	WHIP										
57 Drew Rasmussen, R (1,1) ERA: 2.79	5.0	W	17	2	0	0	2	0	0	0	0	0	0	44	56	0.00	0.400										
29 Pete Fairbanks, R (6,1) ERA:	1.0	H	4	0	0	0	1	1	0	0	0	0	0	11	24	0.00	1.000										
68 Jalen Beeks, L (7,1) ERA:	1.0	H	6	1	0	0	2	2	0	0	0	0	0	11	21	0.00	3.000										
60 Garrett Cleavinger, L (8,1) ERA: 7.71	1.0	H	3	0	0	0	0	1	0	0	0	0	0	6	10	0.00	1.000										
42 Ryan Thompson, R (9,1) ERA:	1.0	S	3	0	0	0	1	0	0	0	0	0	0	8	15	0.00	0.000										

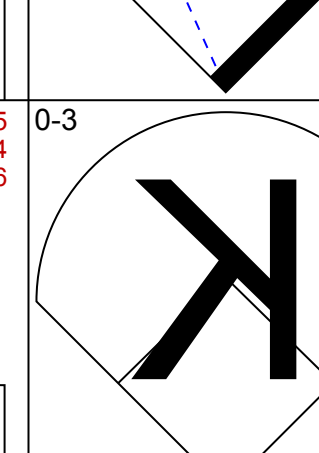


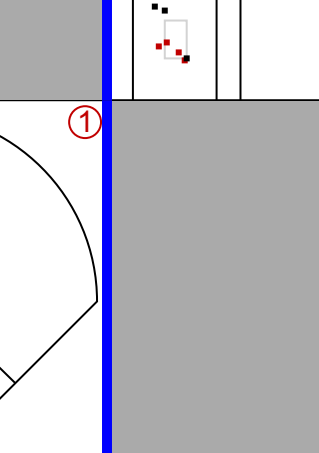
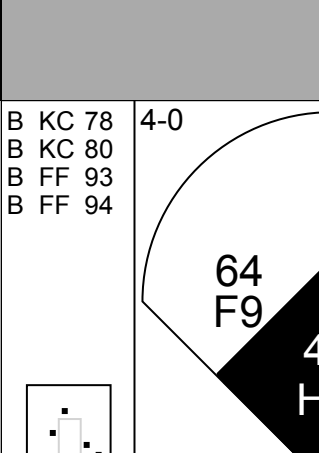
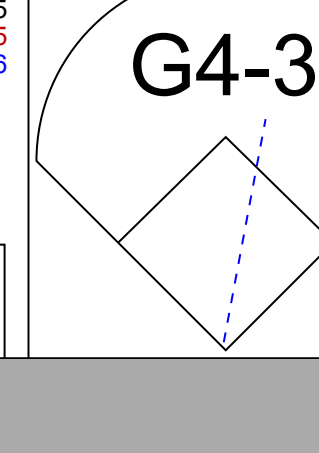
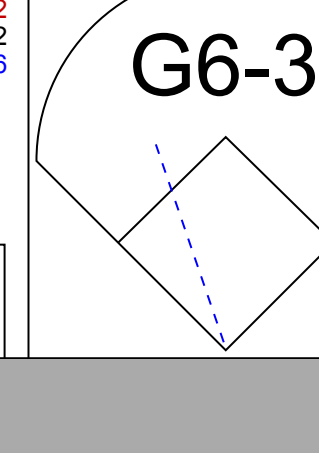

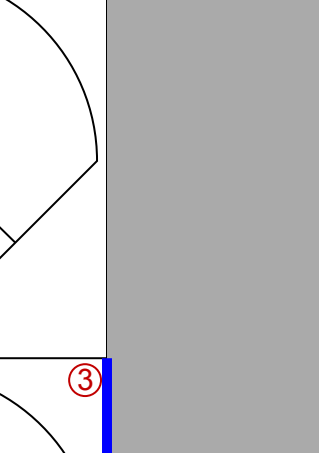


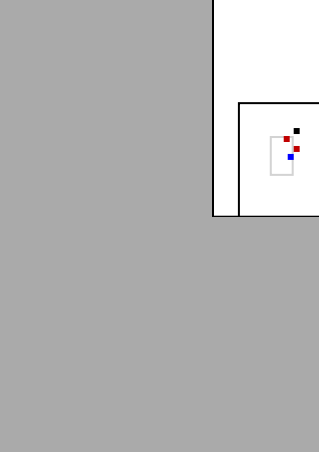
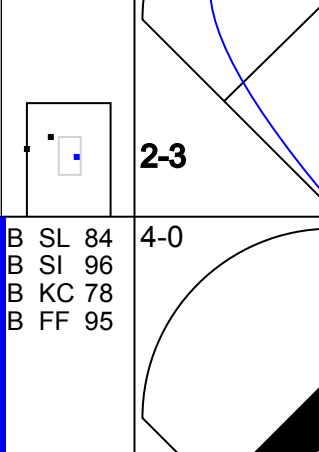



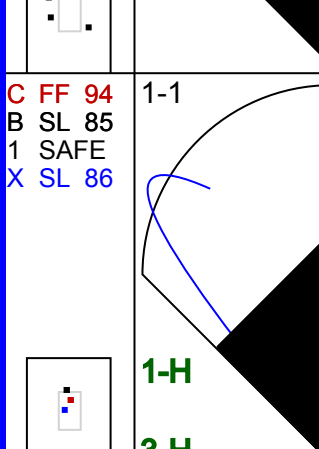


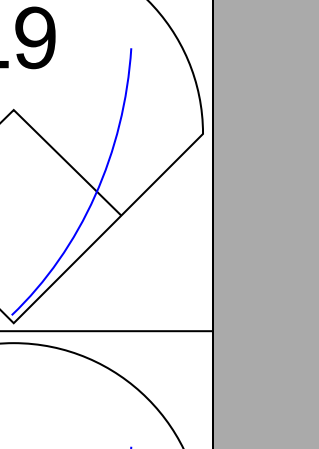
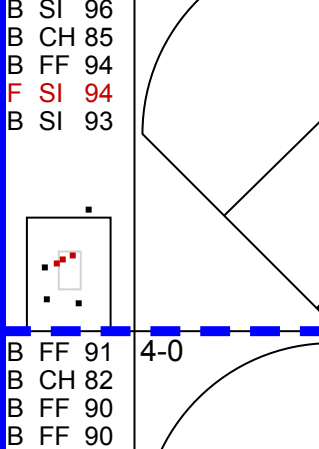
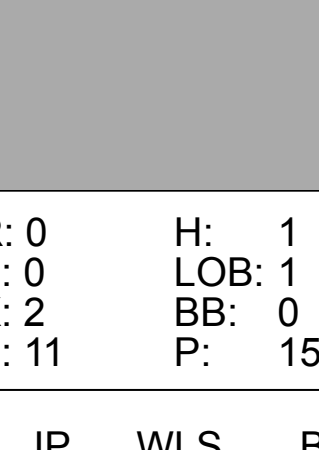
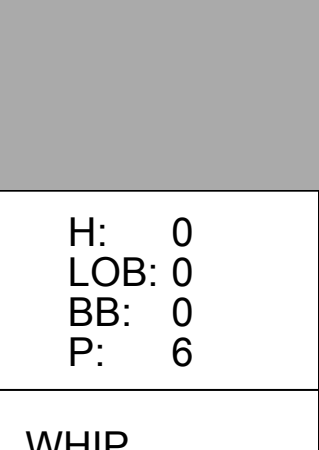
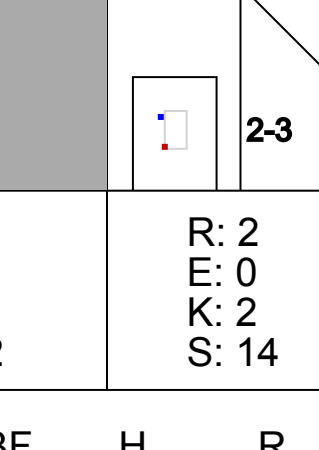
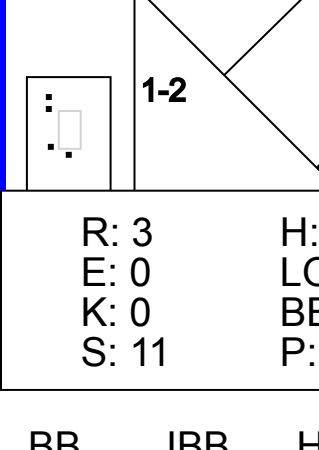
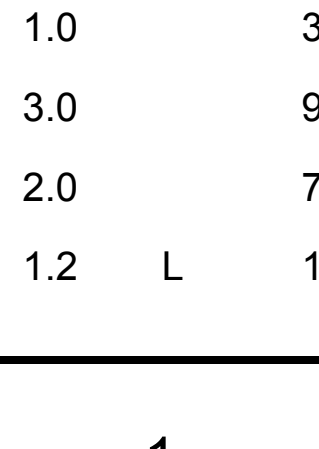



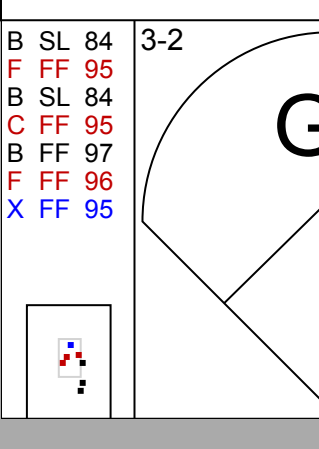
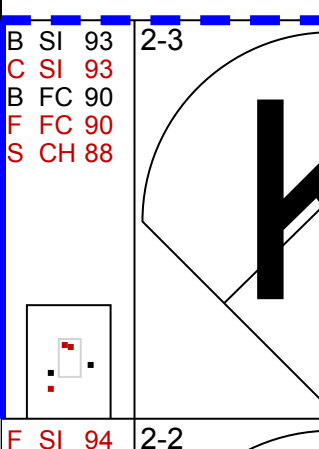
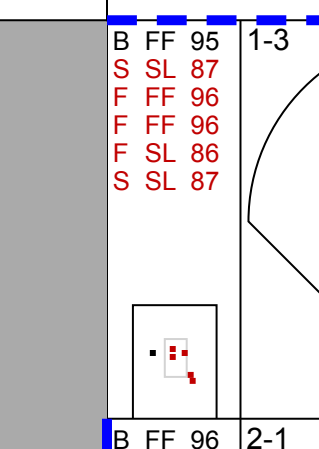


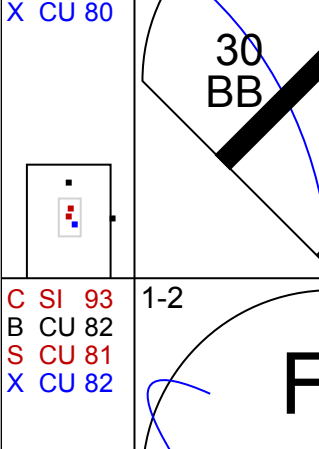
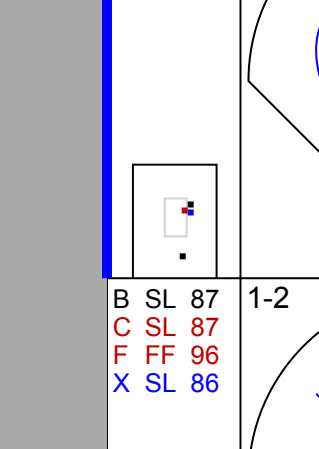

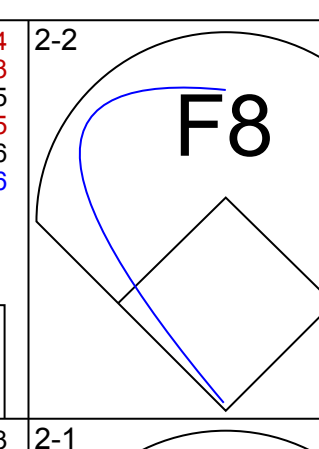
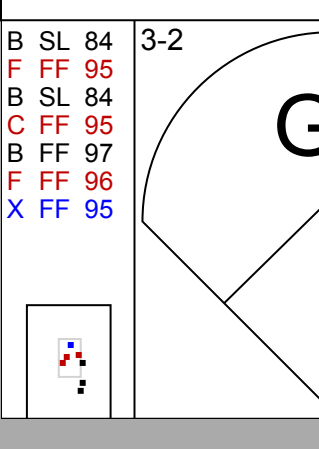
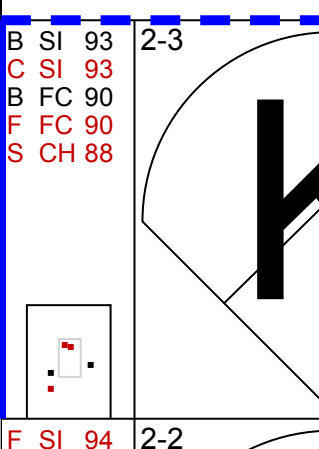
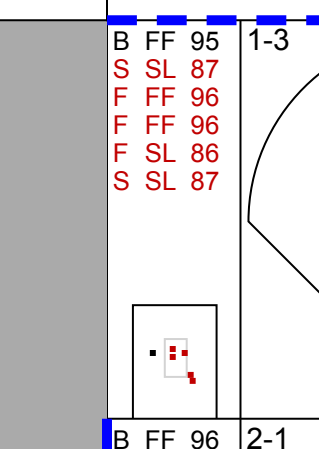
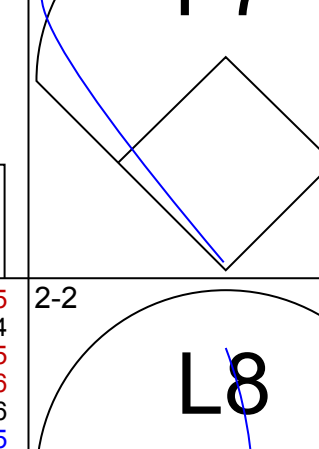
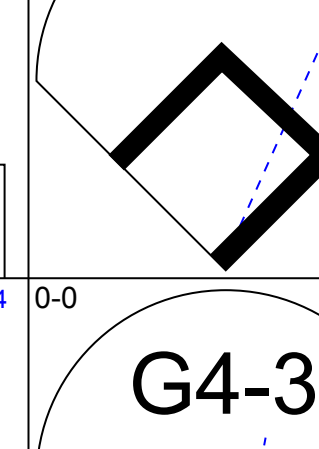
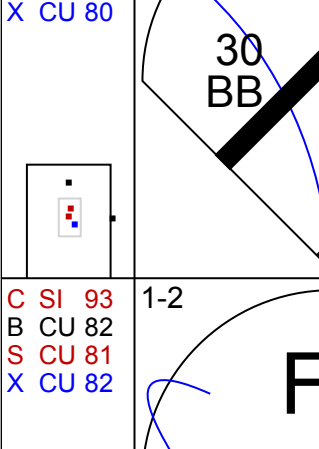
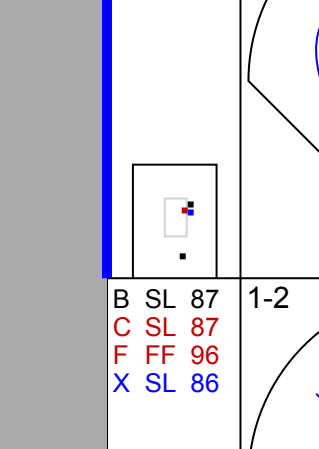
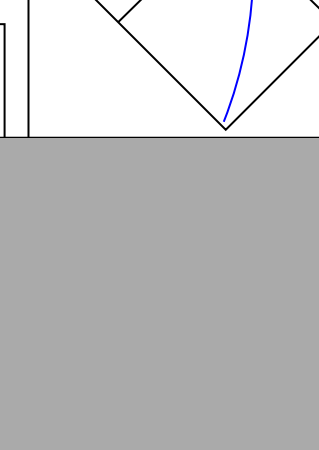
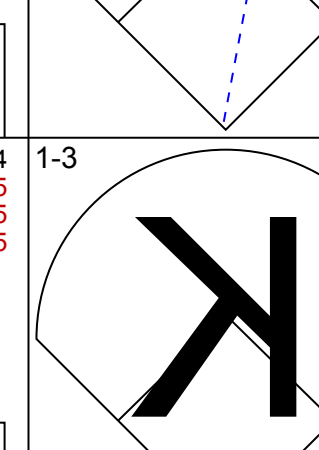
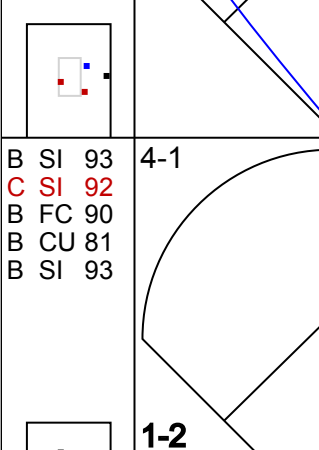
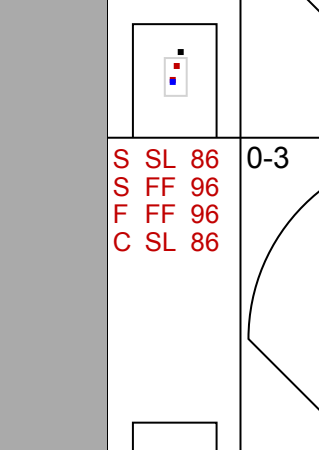
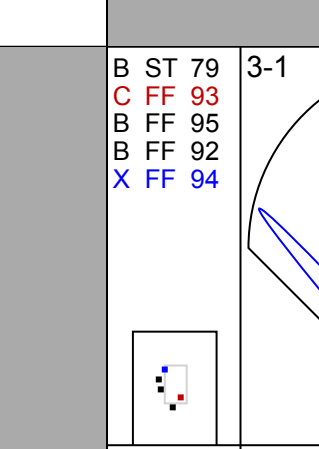
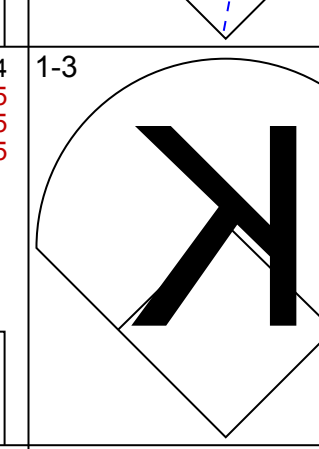
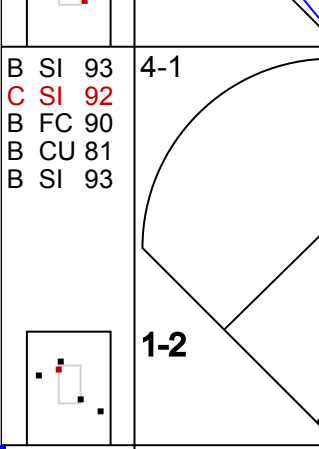
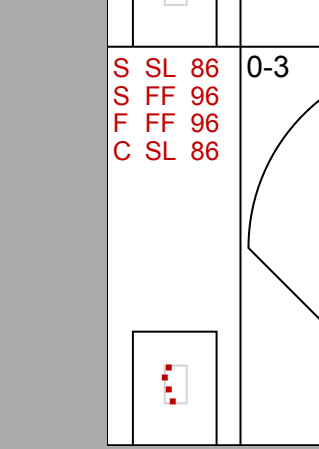
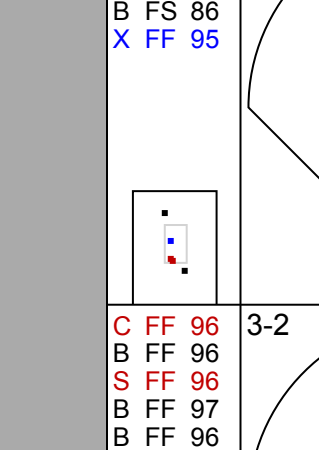
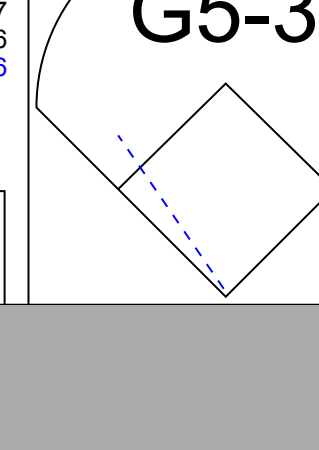
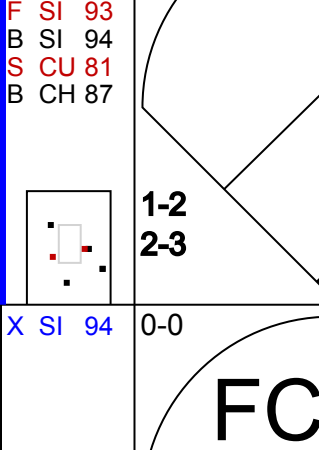


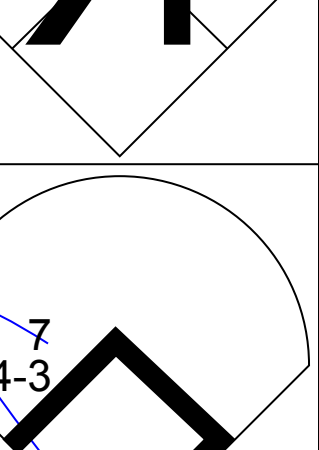
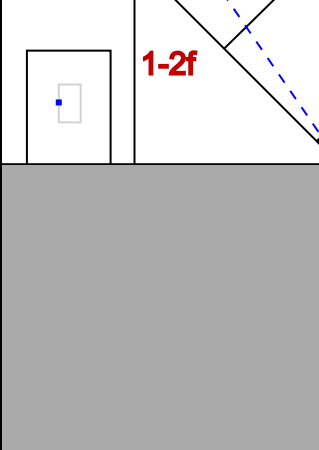

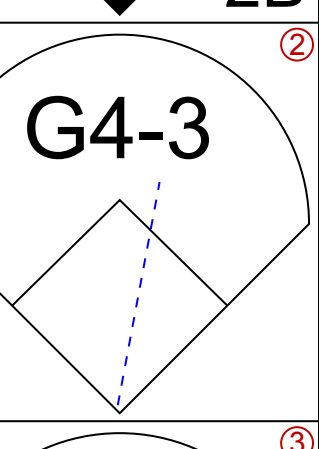
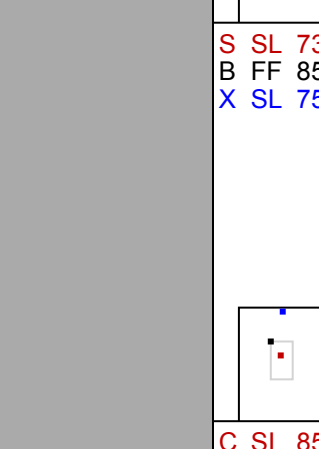
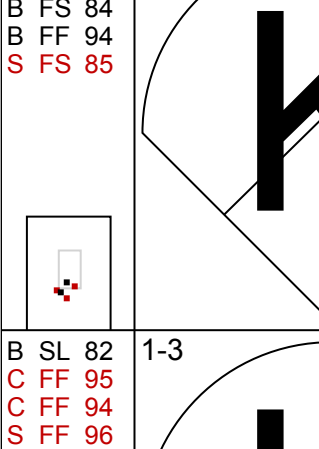
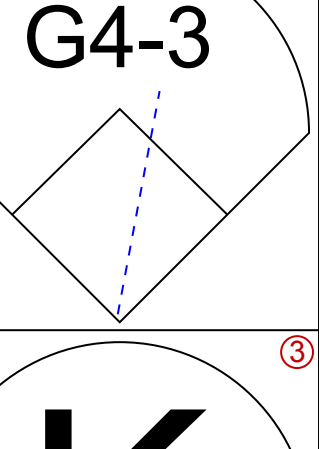
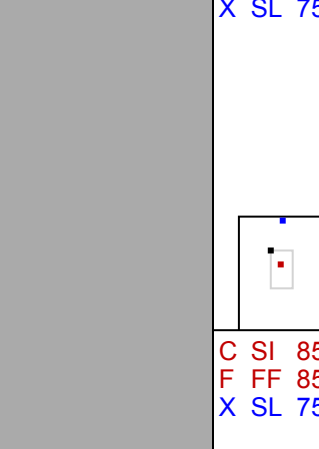
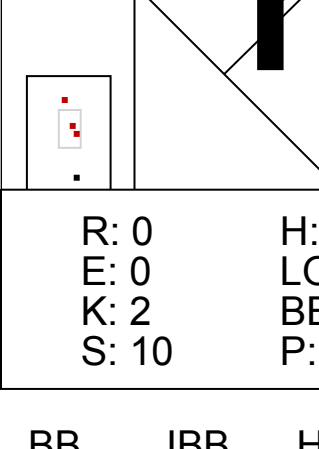
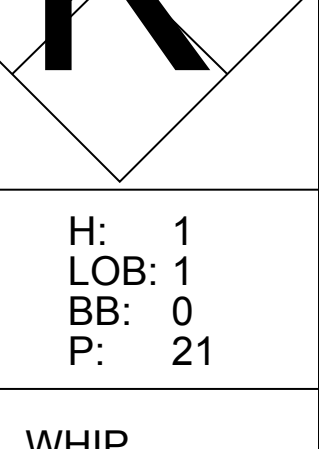
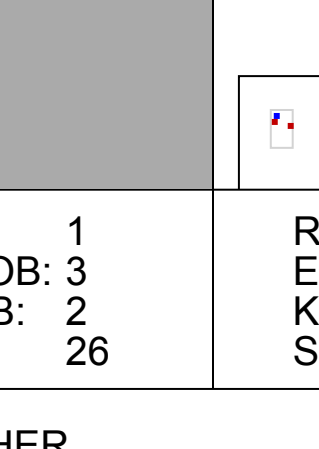
Batter	1	2	3	4	5	6	7	8	9	AB	R	H	RBI	BB	SO	LOB	BOTTOM										
2 Yandy Diaz, R (1,5) OBP: 0.556, SLG: 0.692 79 Gavin Collins, R (6,5) OBP: 0.333, SLG: 0.500	1B			87 1B		F9		K		2	1	1	0	1	0	1	Toronto Blue Jays @ Tampa Bay Rays Tropicana Field, St. Petersburg, FL Sun Mar 19 2023, 1:05 PM - 3:07 PM EDT Att. 6,117 - Dome - 72 F										
5 Wander Franco, S (1,10) OBP: 0.533, SLG: 0.727	G3-1			87 1B		K		F8		3	0	0	0	0	1	2											
87 Harold Ramirez, R (1,7) OBP: 0.308, SLG: 0.308 15 Josh Lowe, L (5,PH) OBP: 0.286, SLG: 0.545	K			HBP		K		G4-3		2	0	1	1	0	1	0											
8 Brandon Lowe, L (1,4) OBP: 0.333, SLG: 0.464 70 Tristan Gray, L (7,4) OBP: 0.471, SLG: 0.879	K			P5		F8		G4-3		3	0	0	0	0	1	2											
13 Manuel Margot, R (1,9) OBP: 0.313, SLG: 0.448 76 Niko Hulsizer, R (7,9) OBP: 0.400, SLG: 0.684	G5-3			L8		G5-3		F9		3	0	0	0	0	0	0											
55 Luke Raley, L (1,3) OBP: 0.389, SLG: 0.719 9 Ben Gamel, L (6,3) OBP: 0.154, SLG: 0.167	1B					L8				2	0	2	0	0	0	0											
14 Christian Bethancourt, R (1,2) OBP: 0.167, SLG: 0.091 63 Nick Dini, R (7,2) OBP: 0.313, SLG: 0.167	L8			F8						2	0	0	0	0	0	2											
22 Jose Siri, R (1,8) OBP: 0.281, SLG: 0.357 Jordan Osar, L (6,8) OBP: 0.323, SLG: 0.192				B2-3		L7		K		2	0	0	0	0	1	1											
26 Daniel Robertson, R (1,6) OBP: 0.250, SLG: 0.261 7 Vidal Brujan, S (6,PR) OBP: 0.333, SLG: 0.208	P4							K		2	0	1	0	0	0	0											
										1	0	0	0	0	1	1											
Inning Stats	R: 0 E: 0 K: 1 S: 8	H: 1 LOB: 0 BB: 0 P: 13	R: 0 E: 0 K: 1 S: 9	H: 1 LOB: 1 BB: 0 P: 12	R: 1 E: 0 K: 0 S: 8	H: 1 LOB: 2 BB: 1 P: 14	R: 0 E: 0 K: 0 S: 7	H: 1 LOB: 1 BB: 0 P: 9	R: 0 E: 0 K: 2 S: 12	H: 1 LOB: 2 BB: 0 P: 16	R: 0 E: 0 K: 0 S: 6	H: 0 LOB: 0 BB: 0 P: 7	R: 0 E: 0 K: 3 S: 18	H: 0 LOB: 1 BB: 1 P: 25	R: 0 E: 0 K: 0 S: 7	H: 1 LOB: 0 BB: 0 P: 11	1B: 4 2B: 2 3B: 0 HR: 0	SF: 0 SAC: 0 DP: 0 HBP: 1	WP: 1 PB: 0 SB: 1 CS: 0	PA: 32							
PITCHER	IP	WLS	BF	H	R	ER	SO	BB	IBB	HBP	BLK	WP	HR	S	P	ERA	WHIP										
6 Alek Manoah, R (1,1) ERA: 3.77	6.0	L	24	5	1	1	4	1	0	1	0	0	0	50	71	1.50	1.000										
33 Trevor Richards, R (7,1) ERA: 5.69	1.0		4	0	0	0	3	1	0	0	0	1	0	18	25	0.00	1.000										
93 Yimi Garcia, R (8,1) ERA:	1.0		4	1	0	0	0	0	0	0	0	0	0	7	11	0.00	1.000										

AB	29
R	0
H	3
RBI	0
BB	4
SO	6
LOB	11



AB	29
R	1
H	6
RBI	1
BB	2
SO	7
LOB	14



Batter	1	2	3	4	5	6	7	8	9	AB	R	H	RBI	BB	SO	LOB	TOP			
39 Kevin Kiermaier, L (1, 8) 98 Garrett Spain, L (7, 8)										3	0	0	0	0	2	1	Toronto Blue Jays @ Detroit Tigers Publix Field at Joker Marchant Stadium, Lakeland, FL Mon Mar 20 2023, 1:07 PM - 3:34 PM EDT Att: 6,792 - Sunny - 62 F			
5 Santiago Espinal, R (1, 6) 92 Josh Kasevich, R (7, 6)										3	0	1	0	0	1	1				
27 Vladimir Guerrero Jr., R (1, 3) 36 PK Morris, L (7, 3)										3	0	0	0	0	2	1				
9 Danny Jansen, R (1, 2) 75 Stevie Berman, R (8, 2)										3	0	0	0	0	0	1				
38 Nathan Lukes, L (1, 9) 64 Alan Roden, L (7, 9)										3	0	0	0	0	1	0				
47 Vinny Capra, R (1, 5) 29 Cade Doughty, R (8, 5)										2	1	0	0	0	0	0				
67 Wynton Bernard, R (1, 7) 48 Devonte Brown, R (8, 7)										3	1	1	1	0	1	0				
28 Ernie Clement, R (1, 4) 89 LJ Talley, L (8, 4)										3	0	0	0	0	1	1				
55 Rob Brantly, L (1, 10) 91 Peyton Williams, L (9, PH)										3	0	2	0	0	1	0				
										0	0	0	0	1	0	0				
Inning Stats	R: 0 H: 1 E: 0 K: 2 S: 11	H: 1 LOB: 1 BB: 0 P: 15	R: 0 H: 0 E: 0 K: 2 S: 8	H: 0 LOB: 0 BB: 0 P: 13	R: 0 H: 0 E: 0 K: 2 S: 8	H: 0 LOB: 0 BB: 0 P: 8	R: 0 H: 0 E: 0 K: 1 S: 9	H: 0 LOB: 0 BB: 0 P: 12	R: 0 H: 1 E: 0 K: 1 S: 14	H: 1 LOB: 1 BB: 0 P: 20	R: 0 H: 0 E: 0 K: 1 S: 8	H: 0 LOB: 0 BB: 0 P: 12	R: 2 H: 2 E: 0 K: 2 S: 14	H: 2 LOB: 1 BB: 23 P: 23	R: 3 H: 1 E: 0 K: 0 S: 11	H: 1 LOB: 2 BB: 4 P: 30	1B: 3 2B: 1 HR: 1	SF: 0 SAC: 0 DP: 1 HBP: 1	WP: 0 PB: 0 SB: 2 CS: 0	PA: 37
PITCHER	IP WLS BF H R ER SO BB IBB HBP BLK WP HR S P ERA WHIP	IP WLS BF H R ER SO BB IBB HBP BLK WP HR S P ERA WHIP	IP WLS BF H R ER SO BB IBB HBP BLK WP HR S P ERA WHIP	IP WLS BF H R ER SO BB IBB HBP BLK WP HR S P ERA WHIP	IP WLS BF H R ER SO BB IBB HBP BLK WP HR S P ERA WHIP	IP WLS BF H R ER SO BB IBB HBP BLK WP HR S P ERA WHIP	IP WLS BF H R ER SO BB IBB HBP BLK WP HR S P ERA WHIP	IP WLS BF H R ER SO BB IBB HBP BLK WP HR S P ERA WHIP	IP WLS BF H R ER SO BB IBB HBP BLK WP HR S P ERA WHIP	IP WLS BF H R ER SO BB IBB HBP BLK WP HR S P ERA WHIP	IP WLS BF H R ER SO BB IBB HBP BLK WP HR S P ERA WHIP	IP WLS BF H R ER SO BB IBB HBP BLK WP HR S P ERA WHIP	IP WLS BF H R ER SO BB IBB HBP BLK WP HR S P ERA WHIP	IP WLS BF H R ER SO BB IBB HBP BLK WP HR S P ERA WHIP	IP WLS BF H R ER SO BB IBB HBP BLK WP HR S P ERA WHIP	IP WLS BF H R ER SO BB IBB HBP BLK WP HR S P ERA WHIP	IP WLS BF H R ER SO BB IBB HBP BLK WP HR S P ERA WHIP	IP WLS BF H R ER SO BB IBB HBP BLK WP HR S P ERA WHIP	IP WLS BF H R ER SO BB IBB HBP BLK WP HR S P ERA WHIP	IP WLS BF H R ER SO BB IBB HBP BLK WP HR S P ERA WHIP
78 Trey Wingerter, R (1, 1) ERA	1.0	4	1	0	0	2	0	0	0	0	0	0	0	0	0	0	0.00	1.000		
36 Chasen Shreve, L (2, 1) ERA: 1.42	1.0	3	0	0	0	2	0	0	0	0	0	8	13	0.00	0.000					
53 Mason Englert, R (3, 1) ERA: 2.25	3.0	9	0	0	0	3	0	0	0	0	0	22	26	0.00	0.000					
85 Jace Fry, L (6, 1) ERA: 7.04	2.0	7	1	0	0	2	0	0	0	0	0	22	32	0.00	0.500					
50 Garrett Hill, R (8, 1) ERA: 8.44	1.2	L 12	3	5	5	2	3	0	1	0	0	1	24	48	27.00	3.600				
Batter	1	2	3	4	5	6	7	8	9	AB	R	H	RBI	BB	SO	LOB	BOTTOM			
8 Matt Vierling, R (1, 7) 60 Aki Baddoo, L (6, 7)										2	0	0	0	0	0	0	Toronto Blue Jays @ Detroit Tigers Publix Field at Joker Marchant Stadium, Lakeland, FL Mon Mar 20 2023, 1:07 PM - 3:34 PM EDT Att: 6,792 - Sunny - 62 F			
31 Riley Greene, L (1, 8) 39 Jonathan Davis, R (8, 8)										3	0	2	0	0	0	0				
28 Javier Báez, R (1, 6) 86 Gage Workman, L (7, 6)										3	0	0	0	0	0	2				
9 Nick Maton, L (1, 4) 88 Jace Jung, L (6, PR)										2	0	0	0	1	1	1				
20 Spencer Torkelson, R (1, 3) 30 Kerry Carpenter, L (6, PH)										2	0	1	0	0	0	1				
93 Jake Holton, R (6, PR)										1	0	0	0	0	1	0				
24 Miguel Cabrera, R (1, 10) 54 Andrew Knapp, S (9, PH)										3	0	0	0	0	1	4				
17 Austin Meadows, L (1, 9) Parker Meadows, L (8, 9)										3	0	1	0	0	1	1				
7 Jonathan Schoop, R (1, 5) 81 Colt Keith, L (8, 5)										3	0	0	0	0	1	1				
34 Jake Rogers, R (1, 2) 64 Michael Papierski, S (8, 2)										3	0	0	0	0	2	1				
										0	0	0	0	0	0	0				
Inning Stats	R: 0 H: 0 E: 0 K: 0 S: 10	H: 1 LOB: 0 BB: 0 P: 16	R: 0 H: 1 E: 0 K: 1 S: 11	H: 1 LOB: 0 BB: 0 P: 20	R: 0 H: 0 E: 0 K: 2 S: 10	H: 0 LOB: 0 BB: 0 P: 16	R: 0 H: 1 E: 0 K: 1 S: 9	H: 1 LOB: 1 BB: 0 P: 13	R: 0 H: 1 E: 0 K: 1 S: 15	H: 1 LOB: 3 BB: 2 P: 21	R: 0 H: 0 E: 0 K: 0 S: 8	H: 0 LOB: 0 BB: 0 P: 10	R: 0 H: 1 E: 0 K: 2 S: 14	H: 1 LOB: 0 BB: 0 P: 18	R: 0 H: 0 E: 0 K: 2 S: 10	H: 0 LOB: 0 BB: 0 P: 14	1B: 2 2B: 2 HR: 0	SF: 0 SAC: 0 DP: 0 HBP: 0	WP: 1 PB: 0 SB: 0 CS: 0	PA: 34
PITCHER	IP WLS BF H R ER SO BB IBB HBP BLK WP HR S P ERA WHIP	IP WLS BF H R ER SO BB IBB HBP BLK WP HR S P ERA WHIP	IP WLS BF H R ER SO BB IBB HBP BLK WP HR S P ERA WHIP	IP WLS BF H R ER SO BB IBB HBP BLK WP HR S P ERA WHIP	IP WLS BF H R ER SO BB IBB HBP BLK WP HR S P ERA WHIP	IP WLS BF H R ER SO BB IBB HBP BLK WP HR S P ERA WHIP	IP WLS BF H R ER SO BB IBB HBP BLK WP HR S P ERA WHIP	IP WLS BF H R ER SO BB IBB HBP BLK WP HR S P ERA WHIP	IP WLS BF H R ER SO BB IBB HBP BLK WP HR S P ERA WHIP	IP WLS BF H R ER SO BB IBB HBP BLK WP HR S P ERA WHIP	IP WLS BF H R ER SO BB IBB HBP BLK WP HR S P ERA WHIP	IP WLS BF H R ER SO BB IBB HBP BLK WP HR S P ERA WHIP	IP WLS BF H R ER SO BB IBB HBP BLK WP HR S P ERA WHIP	IP WLS BF H R ER SO BB IBB HBP BLK WP HR S P ERA WHIP	IP WLS BF H R ER SO BB IBB HBP BLK WP HR S P ERA WHIP	IP WLS BF H R ER SO BB IBB HBP BLK WP HR S P ERA WHIP	IP WLS BF H R ER SO BB IBB HBP BLK WP HR S P ERA WHIP	IP WLS BF H R ER SO BB IBB HBP BLK WP HR S P ERA WHIP	IP WLS BF H R ER SO BB IBB HBP BLK WP HR S P ERA WHIP	IP WLS BF H R ER SO BB IBB HBP BLK WP HR S P ERA WHIP
34 Kevin Gausman, R (1, 1) ERA	5.0	18	3	0	0	6	0	0	0	0	0	1	0	13	26	0.00	3.000			
66 Luke Bard, R (6, 1) ERA: 4.5	1.0	6	1	0	0	1	2	0	0	0	1	0	13	26	0.00	3.000				
90 Adam Cimber, R (7, 1) ERA: 5.4	1.0	W 3	0	0	0	0	0	0	0	0	0	8	10	0.00	0.000					
64 Jay Jackson, R (8, 1) ERA	1.0	H 4	1	0	0	2	0	0	0	0	0	14	18	0.00	1.000					
57 Trent Thornton, R (9, 1) ERA: 6.75	1.0	3	0	0	0	2	0	0	0	0	0	10	14	0.00	0.000					
PITCHER	IP WLS BF H R ER SO BB IBB HBP BLK WP HR S P ERA WHIP	IP WLS BF H R ER SO BB IBB HBP BLK WP HR S P ERA WHIP	IP WLS BF H R ER SO BB IBB HBP BLK WP HR S P ERA WHIP	IP WLS BF H R ER SO BB IBB HBP BLK WP HR S P ERA WHIP	IP WLS BF H R ER SO BB IBB HBP BLK WP HR S P ERA WHIP	IP WLS BF H R ER SO BB IBB HBP BLK WP HR S P ERA WHIP	IP WLS BF H R ER SO BB IBB HBP BLK WP HR S P ERA WHIP	IP WLS BF H R ER SO BB IBB HBP BLK WP HR S P ERA WHIP	IP WLS BF H R ER SO BB IBB HBP BLK WP HR S P ERA WHIP	IP WLS BF H R ER SO BB IBB HBP BLK WP HR S P ERA WHIP	IP WLS BF H R ER SO BB IBB HBP BLK WP HR S P ERA WHIP	IP WLS BF H R ER SO BB IBB HBP BLK WP HR S P ERA WHIP	IP WLS BF H R ER SO BB IBB HBP BLK WP HR S P ERA WHIP	IP WLS BF H R ER SO BB IBB HBP BLK WP HR S P ERA WHIP	IP WLS BF H R ER SO BB IBB HBP BLK WP HR S P ERA WHIP	IP WLS BF H R ER SO BB IBB HBP BLK WP HR S P ERA WHIP	IP WLS BF H R ER SO BB IBB HBP BLK WP HR S P ERA WHIP	IP WLS BF H R ER SO BB IBB HBP BLK WP HR S P ERA WHIP	IP WLS BF H R ER SO BB IBB HBP BLK WP HR S P ERA WHIP	IP WLS BF H R ER SO BB IBB HBP BLK WP HR S P ERA WHIP

AB 32
R 5
H 5
RBI 4
BB 4
SO 11
LOB 11



AB 32
R 0
H 5
RBI 0
BB 2
SO 11
LOB 12



Batter	1	2	3	4	5	6	7	8	9	AB	R	H	RBI	BB	SO	LOB	TOP					
77 Terrin Vavra, L (1.4) OBP: 0.390, SLG: 0.622 87 Jackson Holliday, L (8. PR) OBP: 0.550, SLG: 0.950										4	1	2	1	0	1	0	<p>Baltimore Orioles @ Toronto Blue Jays TD Ballpark, Dunedin, FL Wed Mar 22 2023, 1:10 PM - 3:18 PM EDT Att: 5,774 - Sunny - 78 F</p>					
83 Kyle Stowers, L (1.7) OBP: 0.382, SLG: 0.405 76 Colton Cower, L (8.7) OBP: 0.435, SLG: 0.485										4	0	2	0	0	1	1						
16 Franchy Cordero, L (1.3) OBP: 0.447, SLG: 0.763 96 Max Wagner, R (8.5) OBP: 0.750, SLG: 0.667										4	0	0	0	0	2	3						
66 Ryan O'Hearn, L (1.10) OBP: 0.382, SLG: 0.452										4	0	0	0	0	2	3						
15 Nomar Mazara, L (1.9) OBP: 0.270, SLG: 0.333 75 Heston Kierstead, L (8.9) OBP: 0.409, SLG: 0.810										3	0	2	0	0	0	1						
26 Ryan McKenna, R (1.8) OBP: 0.289, SLG: 0.205										4	0	0	0	0	0	2						
92 Josh Lester, L (1.5) OBP: 0.327, SLG: 0.468										4	0	1	0	0	1	1						
91 TT Bowens, R (9. PR)										0	0	0	0	0	0	0						
82 Jordan Westburg, R (1.6) OBP: 0.375, SLG: 0.500										3	0	1	0	1	0	1						
37 Anthony Bernboom, L (1.2) OBP: 0.250, SLG: 0.294 99 Maverick Handley, R (8.2) OBP: 0.364, SLG: 0.255										3	0	0	0	0	0	2						
Inning Stats	R: 0 H: 0 E: 0 K: 3 S: 12	H: 0 LOB: 0 BB: 0 P: 20	R: 0 H: 1 E: 0 K: 0 S: 6	H: 1 LOB: 1 BB: 0 P: 7	R: 0 H: 1 E: 0 K: 0 S: 8	H: 1 LOB: 1 BB: 1 P: 18	R: 0 H: 1 E: 0 K: 1 S: 10	H: 1 LOB: 1 BB: 0 P: 14	R: 0 H: 1 E: 0 K: 1 S: 8	H: 1 LOB: 0 BB: 0 P: 12	R: 1 H: 2 E: 0 K: 1 S: 11	H: 2 LOB: 1 BB: 0 P: 19	R: 0 H: 0 E: 0 K: 0 S: 8	H: 0 LOB: 0 BB: 0 P: 13	R: 0 H: 1 E: 1 K: 1 S: 17	H: 1 LOB: 2 BB: 0 P: 24	R: 0 H: 1 E: 0 K: 1 S: 8	H: 1 LOB: 1 BB: 0 P: 11	1B: 6 2B: 2 3B: 0 HR: 1	SF: 0 SAC: 0 DP: 2 HBP: 0	WP: 0 PB: 0 SB: 1 CS: 0	PA: 35
PITCHER	IP WLS BF H R ER SO BB IBB HBP BLK WP HR S P ERA WHIP	5.0 W 20 6 1 1 5 1 0 0 0 0 1 47 77 1.80 1.400	17 Jose Berrios, R (1.1) ERA: 2.7	6.1 H 3 0 0 0 1 0 0 0 0 0 8 13 0.00 0.000	58 Tim Lincecum, L (6.1) ERA: 1.42	7.1 H 3 0 0 0 0 0 0 0 0 8 13 0.00 0.000	93 Yimi Garcia, R (7.1) ERA: 4.05	8.1 H 4 1 0 0 0 0 0 0 0 0 14 21 0.00 1.500	50 Erik Swanson, R (8.1) ERA: 4.05	8.1 H 1 0 0 0 1 0 0 0 0 0 3 3 0.00 0.000	56 Zach Pop, R (8.1) ERA: 2.69	68 Jordan Romano, R (9.1) ERA: 1.35	1.0 S 4 1 0 0 1 0 0 0 0 0 8 11 0.00 1.000	IP WLS BF H R ER SO BB IBB HBP BLK WP HR S P ERA WHIP	1.0 S 4 1 0 0 1 0 0 0 0 0 8 11 0.00 1.000	68 Jordan Romano, R (9.1) ERA: 1.35						

Batter	1	2	3	4	5	6	7	8	9	AB	R	H	RBI	BB	SO	LOB	BOTTOM			
4 George Springer, R (1.9) OBP: 0.310, SLG: 0.550 28 Yhoangel Aponte, R (8.9) OBP: 0.308, SLG: 0.250										3	0	0	0	0	1	0	<p>Baltimore Orioles @ Toronto Blue Jays TD Ballpark, Dunedin, FL Wed Mar 22 2023, 1:10 PM - 3:18 PM EDT Att: 5,774 - Sunny - 78 F</p>			
11 Bo Bichette, R (1.6) OBP: 0.391, SLG: 0.605 29 Luis De Los Santos, R (8.6) OBP: 0.308, SLG: 0.250										3	1	1	1	0	0	0				
27 Vladimir Guerrero Jr., R (1.3) OBP: 0.296, SLG: 0.667 95 Rainer Nunez, R (8.3) OBP: 0.258, SLG: 0.345										3	0	1	0	0	0	0				
13 Brandon Belt, L (1.10) OBP: 0.412, SLG: 0.429										3	0	0	0	0	2	1				
30 Alejandro Kirk, R (1.2) OBP: 0.417, SLG: 0.300 55 Rob Brantly, L (8.2) OBP: 0.471, SLG: 0.625										3	0	0	0	0	0	0				
25 Daulton Varsho, L (1.7) OBP: 0.224, SLG: 0.318 98 Gabriel Martinez, R (8.7) OBP: 0.364, SLG: 0.125										3	1	1	1	0	0	0				
26 Matt Chapman, R (1.5) OBP: 0.275, SLG: 0.314 96 Alex De Jesus, R (8. PR) OBP: 0.333, SLG: 0.444										2	0	1	0	1	0	0				
8 Cavan Biggio, L (1.4) OBP: 0.319, SLG: 0.326 51 Otto Lopez, R (9.4) OBP: 0.525, SLG: 0.667										3	0	0	0	0	1	2				
39 Kevin Kiermaier, L (1.8) OBP: 0.429, SLG: 0.531 91 Steward Berroa, S (8. PR) OBP: 0.400, SLG: 0.444										2	0	0	0	1	0	0				
Inning Stats	R: 1 H: 2 E: 0 K: 1 S: 10	H: 2 LOB: 1 BB: 0 P: 16	R: 0 H: 0 E: 0 K: 0 S: 11	H: 0 LOB: 1 BB: 1 P: 19	R: 0 H: 0 E: 0 K: 0 S: 4	H: 0 LOB: 0 BB: 0 P: 5	R: 0 H: 0 E: 0 K: 1 S: 7	H: 0 LOB: 0 BB: 0 P: 8	R: 1 H: 1 E: 0 K: 1 S: 12	H: 1 LOB: 0 BB: 0 P: 19	R: 0 H: 0 E: 0 K: 1 S: 8	H: 0 LOB: 0 BB: 0 P: 10	R: 0 H: 0 E: 0 K: 0 S: 7	H: 0 LOB: 0 BB: 0 P: 11	R: 0 H: 1 E: 0 K: 1 S: 8	H: 1 LOB: 3 BB: 1 P: 17		1B: 1 2B: 2 3B: 0 HR: 2	SF: 0 SAC: 0 DP: 1 HBP: 0	WP: 0 PB: 0 SB: 1 CS: 1
PITCHER	IP WLS BF H R ER SO BB IBB HBP BLK WP HR S P ERA WHIP	5.0 L 18 3 2 2 3 1 0 0 0 0 2 44 67 3.60 0.800	64 Dean Kremer, R (1.1) ERA: 3.21	6.1 3 0 0 0 1 0 0 0 0 0 8 10 0.00 0.000	67 Andrew Polliti, R (6.1) ERA: 4.5	7.1 3 0 0 0 0 0 0 0 0 0 7 11 0.00 0.000	43 Bryan Baker, R (7.1) ERA: 10.57	8.1 5 1 0 0 1 1 0 0 0 0 0 8 17 0.00 2.000	53 Mike Baumann, R (8.1) ERA: 7.2	IP WLS BF H R ER SO BB IBB HBP BLK WP HR S P ERA WHIP	1.0 L 4 1 0 0 1 0 0 0 0 0 8 10 0.00 0.000	67 Andrew Polliti, R (6.1) ERA: 4.5	7.1 3 0 0 0 0 0 0 0 0 0 7 11 0.00 0.000	43 Bryan Baker, R (7.1) ERA: 10.57	8.1 5 1 0 0 1 1 0 0 0 0 0 8 17 0.00 2.000	53 Mike Baumann, R (8.1) ERA: 7.2				



Batter	1	2	3	4	5	6	7	8	9	AB	R	H	RBI	BB	SO	LOB	TOP								
16 Brandon Marsh, L (1,8) OBP: 0.360, SLG: 0.341 67 Jim Haley, R (6,7) OBP: 0.333, SLG: 0.308										3	0	1	0	0	2	0	Philadelphia Phillies @ Toronto Blue Jays TD Ballpark, Dunedin, FL Fri Mar 24 2023, 6:09 PM - 8:49 PM EDT Att: 7,033 - Clear - 81 F								
33 Edmundo Sosa, R (1,7) OBP: 0.500, SLG: 0.750										5	0	0	0	0	1	5									
24 Darick Hall, L (1,10) OBP: 0.411, SLG: 0.667 76 Freylin Minyety, R (8,PR) (8,10)										1	1	0	0	3	0	0									
44 Jake Cave, L (1,9) OBP: 0.471, SLG: 0.809										4	0	1	1	0	1	4									
2 Josh Harrison, R (1,4) OBP: 0.318, SLG: 0.436 83 Jack Conley, R (8,PH) (8,2)										3	0	1	0	0	0	2									
23 Kody Clemens, L (1,5) OBP: 0.417, SLG: 0.674										4	1	2	0	0	1	1									
4 Scott Kingery, R (1,6) OBP: 0.406, SLG: 0.457										4	0	1	1	0	1	1									
29 John Hicks, R (1,3) OBP: 0.308, SLG: 0.306										4	0	1	0	0	2	2									
41 Aramis Garcia, R (1,2) OBP: 0.267, SLG: 0.407 31 Wendell Rijo, R (8,PR) OBP: 0.300, SLG: 0.125										3	0	0	0	0	1	0									
Inning Stats	R: 0 E: 0 K: 0 S: 5	H: 1 LOB: 0 BB: 0 P: 6	R: 0 E: 0 K: 1 S: 13	H: 1 LOB: 1 BB: 0 P: 18	R: 0 E: 0 K: 2 S: 11	H: 0 LOB: 0 BB: 0 P: 16	R: 0 E: 0 K: 0 S: 8	H: 1 LOB: 2 BB: 1 P: 13	R: 0 E: 0 K: 0 S: 4	H: 0 LOB: 0 BB: 0 P: 6	R: 0 E: 0 K: 3 S: 10	H: 0 LOB: 0 BB: 0 P: 15	R: 1 E: 0 K: 2 S: 19	H: 2 LOB: 2 BB: 1 P: 30	R: 1 E: 2 K: 1 S: 16	H: 0 LOB: 2 BB: 1 P: 26		R: 1 E: 0 K: 1 S: 11	H: 3 LOB: 2 BB: 0 P: 15	1B: 6 2B: 2 3B: 0 HR: 0	SF: 0 SAC: 0 DP: 1 HBP: 0	WP: 0 PB: 0 SB: 2 CS: 0	PA: 38		
PITCHER	IP	WLS	BF	H	R	ER	SO	BB	IBB	HBP	BLK	WP	HR	S	P	ERA	WHIP								
6 Alek Manoah, R (1,1) ERA: 3.1	6.0	W	21	3	1	1	6	2	0	0	0	0	0	53	80	1.50	0.833								
52 Anthony Bass, R (7,1) ERA: 5.4	0.2		4	2	0	0	1	0	0	0	0	0	0	12	19	0.00	3.000								
33 Trevor Richards, R (7,1) ERA: 4.91	1.0		6	0	1	0	1	1	0	0	0	0	0	18	27	0.00	1.000								
57 Trent Thornton, R (8,1) ERA: 6.48	0.1	H	1	0	0	0	1	0	0	0	0	0	0	3	4	0.00	0.000								
93 Yimi Garcia, R (9,1) ERA: 1.8	1.0		6	3	1	1	1	0	0	0	0	0	0	11	15	9.00	3.000								

Batter	1	2	3	4	5	6	7	8	9	AB	R	H	RBI	BB	SO	LOB	BOTTOM								
4 George Springer, R (1,9) OBP: 0.304, SLG: 0.523 28 Yhoangel Aponte, R (8,9)										4	0	1	0	0	0	2	Philadelphia Phillies @ Toronto Blue Jays TD Ballpark, Dunedin, FL Fri Mar 24 2023, 6:09 PM - 8:49 PM EDT Att: 7,033 - Clear - 81 F								
11 Bo Bichette, R (1,6) OBP: 0.380, SLG: 0.553 76 Estiven Machado, S (8,6)										4	0	0	0	0	1	1									
27 Vladimir Guerrero Jr., R (1,3) OBP: 0.300, SLG: 0.667 91 Peyton Williams, L (7,PH) (8,3)										3	1	1	0	0	1	0									
13 Brandon Belt, L (1,10) OBP: 0.381, SLG: 0.444										4	1	1	0	0	1	2									
30 Alejandro Kirk, R (1,2) OBP: 0.375, SLG: 0.286 55 Rob Brantly, L (8,2) OBP: 0.471, SLG: 0.625										4	1	1	1	0	2	2									
25 Daulton Varsho, L (1,7) OBP: 0.289, SLG: 0.391 77 Yeuni Munoz, R (8,7)										2	2	2	1	1	0	0									
26 Matt Chapman, R (1,5) OBP: 0.279, SLG: 0.316 92 Tucker Toman, S (8,5)										3	1	1	1	0	1	2									
15 Whit Merrifield, R (1,4) OBP: 0.412, SLG: 0.621 60 Miguel Hiraldo, R (8,4)										2	0	1	1	1	0	0									
39 Kevin Kiermaier, L (1,8) OBP: 0.421, SLG: 0.543 96 Robert Roberts, L (8,8)										3	0	1	2	0	1	1									
Inning Stats	R: 0 E: 0 K: 1 S: 8	H: 0 LOB: 0 BB: 0 P: 10	R: 2 E: 0 K: 3 S: 19	H: 3 LOB: 1 BB: 0 P: 23	R: 0 E: 0 K: 1 S: 8	H: 1 LOB: 0 BB: 0 P: 10	R: 0 E: 0 K: 1 S: 10	H: 1 LOB: 1 BB: 0 P: 15	R: 0 E: 0 K: 0 S: 8	H: 0 LOB: 0 BB: 0 P: 12	R: 4 E: 0 K: 0 S: 21	H: 4 LOB: 2 BB: 2 P: 36	R: 0 E: 0 K: 1 S: 12	H: 1 LOB: 1 BB: 0 P: 18	R: 0 E: 0 K: 1 S: 8	H: 0 LOB: 0 BB: 0 P: 13		1B: 4 2B: 5 3B: 1 HR: 0	SF: 0 SAC: 0 DP: 0 HBP: 0	WP: 0 PB: 0 SB: 0 CS: 1	PA: 35				
PITCHER	IP	WLS	BF	H	R	ER	SO	BB	IBB	HBP	BLK	WP	HR	S	P	ERA	WHIP								
58 Seranthony Dominguez, R (1,1) ERA: 3.38	1.0		3	0	0	0	1	0	0	0	0	0	0	8	10	0.00	0.000								
30 Gregory Soto, L (2,1) ERA: 14.73	1.0	L	6	3	2	2	3	0	0	0	0	0	0	19	23	18.00	3.000								
79 McKinley Moore, R (3,1) ERA:	1.2		6	2	0	0	2	0	0	0	0	0	0	17	23	0.00	1.200								
30 Brett Schulze, R (4,1) ERA:	0.1		1	0	0	0	0	0	0	0	0	0	0	1	2	0.00	0.000								
43 Yunior Marte, R (5,1) ERA: 2.88	1.2		7	2	2	2	0	0	0	0	0	0	0	18	24	10.80	1.200								
PITCHER	IP	WLS	BF	H	R	ER	SO	BB	IBB	HBP	BLK	WP	HR	S	P	ERA	WHIP								
19 Ethan Lindow, L (6,1) ERA: 4.15	2.1		12	3	2	2	2	2	0	0	0	0	0	31	55	7.71	2.143								

AB	35
R	3
H	8
RBI	2
BB	3
SO	10
LOB	20



AB	33
R	6
H	10
RBI	6
BB	2
SO	8
LOB	10



Batter	1	2	3	4	5	6	7	8	9	AB	R	H	RBI	BB	SO	LOB	TOP		
Parker Meadows, L (1,9) OBP: 0.378, SLG: 0.756										5	1	1	3	0	1	2			
8 Matt Vierling, R (1,7) OBP: 0.367, SLG: 0.536										4	0	2	0	0	1	1			
82 Corey Joyce, R (8,5) OBP: 0.500, SLG: 0.667										1	0	0	0	0	0	0			
31 Riley Greene, L (1,8) OBP: 0.346, SLG: 0.571										4	0	0	0	0	0	4			
92 Roberto Campos, R (8,9) OBP: 0.125, SLG: 0.125										0	0	0	0	0	0	0			
7 Jonathan Schoop, R (1,3) OBP: 0.241, SLG: 0.259										4	0	0	0	0	2	2			
93 Jake Holton, R (8,3) OBP: 0.556, SLG: 0.500										0	0	0	0	0	0	0			
81 Colt Keith, L (1,10) OBP: 0.370, SLG: 0.696										3	0	0	0	1	0	0			
15 César Hernández, S (1,4) OBP: 0.333, SLG: 0.400										3	0	0	0	0	1	1			
39 Jonathan Davis, R (6,8) OBP: 0.271, SLG: 0.190										1	0	1	0	0	0	0			
32 Ryan Kreidler, R (1,5) OBP: 0.339, SLG: 0.451										3	1	1	0	1	1	1			
85 John Valente, R (8,4) OBP: 0.339, SLG: 0.451										0	0	0	0	0	0	0			
59 Zack Short, R (1,6) OBP: 0.356, SLG: 0.372										3	1	0	0	0	2	4			
91 Danny Serretti, S (8,6) OBP: 0.200, SLG: 0.200										0	0	0	0	0	0	0			
34 Jake Rogers, R (1,2) OBP: 0.343, SLG: 0.667										2	1	2	1	0	0	0			
54 Andrew Knapp, S (6,2) OBP: 0.355, SLG: 0.714										1	0	1	0	0	0	0			
64 Michael Papierski, S (8,2) OBP: 0.375, SLG: 0.500										1	0	0	0	0	0	0			
Inning Stats	R: 0 H: 1 E: 0 K: 0 S: 7	H: 1 LOB: 0 BB: 0 P: 11	R: 0 H: 0 E: 0 K: 1 S: 7	H: 0 LOB: 0 BB: 0 P: 10	R: 4 H: 2 E: 1 K: 1 S: 23	H: 2 LOB: 0 BB: 1 P: 33	R: 0 H: 0 E: 0 K: 1 S: 8	H: 0 LOB: 1 BB: 1 P: 18	R: 0 H: 1 E: 0 K: 1 S: 11	H: 1 LOB: 2 BB: 0 P: 18	R: 0 H: 2 E: 0 K: 2 S: 15	H: 2 LOB: 2 BB: 0 P: 24	R: 0 H: 1 E: 0 K: 1 S: 10	H: 1 LOB: 1 BB: 0 P: 14	R: 0 H: 0 E: 0 K: 0 S: 4	H: 0 LOB: 0 BB: 0 P: 8	1B: 6 2B: 1 3B: 0 HR: 1	SF: 0 SAC: 0 DP: 1 HBP: 1	WP: 0 PA: 38 PB: 0 SB: 1 CS: 0
PITCHER	IP	WLS	BF	H	R	ER	SO	BB	IBB	HBP	BLK	WP	HR	S	P	ERA	WHIP		
77 Sem Robberse, R (1,1) ERA: 4.5	3.0	L	14	3	4	3	1	1	0	0	0	0	1	35	56	9.00	1.333		
54 Matt Peacock, R (3,1) ERA: 1.42	0.2		3	0	0	0	1	0	0	0	0	0	0	7	10	0.00	0.000		
77 Sem Robberse, R (4,1) ERA: 4.5	3.0	L	14	3	4	3	1	1	0	1	0	0	1	35	56	9.00	1.333		
63 Junior Fernández, R (4,1) ERA: 3.38	1.1		5	1	0	0	2	0	0	0	0	0	0	11	18	0.00	0.750		
90 Adam Cimler, R (6,1) ERA: 4.15	1.0		5	1	0	0	1	1	0	0	0	0	0	11	18	0.00	2.000		

Detroit Tigers @ Toronto Blue Jays
 TD Ballpark, Dunedin, FL
 Sat Mar 25 2023, 6:09 PM - 8:54 PM EDT
 Att: 6,751 - Partly Cloudy - 82 F

AB 35
R 4
H 8
RBI 4
BB 2
SO 8
LOB 15



Batter	1	2	3	4	5	6	7	8	9	AB	R	H	RBI	BB	SO	LOB	BOTTOM				
4 George Springer, R (1,9) OBP: 0.320, SLG: 0.511										3	0	1	0	1	1	0					
28 Yhoangel Aponte, R (9,9) OBP: 0.320, SLG: 0.511										0	0	0	0	1	0	0					
11 Bo Bichette, R (1,6) OBP: 0.352, SLG: 0.529										4	0	1	0	0	0	2					
28 Michael Turconi, L (8,FR) OBP: 0.352, SLG: 0.529										0	1	0	0	1	0	0					
27 Vladimir Guerrero Jr., R (1,10) OBP: 0.353, SLG: 0.643										1	0	0	0	3	0	0					
84 Gregori Cano, L (9,10) OBP: 0.353, SLG: 0.643										1	0	0	0	0	3	3					
25 Daulton Varsho, L (1,8) OBP: 0.286, SLG: 0.375										2	0	0	0	2	1	2					
48 Devonte Brown, R (8,FR) OBP: 1.000, SLG: 4.000										0	0	0	0	0	0	0					
26 Matt Chapman, R (1,5) OBP: 0.261, SLG: 0.293										3	0	0	0	0	1	4					
51 Otto Lopez, R (8,5) OBP: 0.545, SLG: 0.611										0	0	0	1	1	0	0					
15 Whit Merrifield, R (1,7) OBP: 0.495, SLG: 0.594										3	0	1	0	0	1	0					
77 Yeuni Munoz, R (8,7) OBP: 0.495, SLG: 0.594										1	0	0	0	0	3	3					
8 Cavan Biggio, L (1,3) OBP: 0.320, SLG: 0.311										2	0	0	0	1	1	0					
36 PK Morris, L (8,3) OBP: 0.750, SLG: 0.500										0	0	0	0	1	0	0					
9 Danny Jansen, R (1,2) OBP: 0.262, SLG: 0.263										3	0	0	0	0	2	2					
55 Rob Brantly, L (8,2) OBP: 0.466, SLG: 0.625										0	0	0	0	1	0	0					
5 Santiago Espinal, R (1,4) OBP: 0.340, SLG: 0.435										3	0	0	0	0	1	1					
29 Glenn Santiago, R (9,4) OBP: 0.340, SLG: 0.435										1	0	0	0	0	2	2					
Inning Stats	R: 0 H: 0 E: 0 K: 0 S: 3	H: 0 LOB: 0 BB: 0 P: 5	R: 0 H: 0 E: 0 K: 1 S: 10	H: 0 LOB: 0 BB: 0 P: 16	R: 0 H: 0 E: 0 K: 0 S: 7	H: 0 LOB: 0 BB: 0 P: 13	R: 0 H: 1 E: 0 K: 2 S: 11	H: 1 LOB: 2 BB: 1 P: 18	R: 0 H: 1 E: 0 K: 0 S: 6	H: 1 LOB: 3 BB: 1 P: 14	R: 0 H: 0 E: 0 K: 0 S: 11	H: 0 LOB: 2 BB: 3 P: 28	R: 0 H: 0 E: 0 K: 1 S: 8	H: 0 LOB: 0 BB: 0 P: 13	R: 1 H: 1 E: 0 K: 1 S: 8	H: 1 LOB: 3 BB: 3 P: 23	R: 0 H: 0 E: 0 K: 0 S: 14	H: 0 LOB: 3 BB: 4 P: 35	1B: 3 2B: 0 3B: 0 HR: 0	SF: 0 SAC: 0 DP: 3 HBP: 0	WP: 2 PA: 39 PB: 0 SB: 2 CS: 0
PITCHER	IP	WLS	BF	H	R	ER	SO	BB	IBB	HBP	BLK	WP	HR	S	P	ERA	WHIP				
70 Tyler Alexander, L (1,1) ERA: 4.5	3.0	W	9	0	0	0	2	0	0	0	0	0	0	11	18	0.00	0.000				
68 Jason Foley, R (4,1) ERA: 6.15	1.0		5	1	0	0	2	1	0	0	0	0	0	6	14	0.00	2.000				
67 José Cisneros, R (5,1) ERA: 7.11	1.0		4	1	0	0	0	1	0	0	0	0	0	6	14	0.00	2.000				
85 Jace Fry, L (6,1) ERA: 7.45	1.0		5	0	0	0	0	3	0	0	0	0	0	11	28	0.00	3.000				
71 Miguel Del Pozo, L (7,1) ERA: 1.29	1.0		3	0	0	0	1	0	0	0	0	0	0	8	13	0.00	0.000				
PITCHER	IP	WLS	BF	H	R	ER	SO	BB	IBB	HBP	BLK	WP	HR	S	P	ERA	WHIP				
83 Yaya Chentouf, R (8,1) ERA: 4.5	0.2		6	1	1	1	1	3	0	0	0	0	1	0	9	27	0.00	3.000			
94 Dario Gardea, R (8,1) ERA: 4.5	1.0	H	5	0	0	0	0	3	0	0	0	0	0	7	13	0.00	3.000				
94 RJ Petitt, R (9,1) ERA: 4.5	0.1	S	2	0	0	0	0	1	0	0	0	0	0	7	13	0.00	3.000				

Detroit Tigers @ Toronto Blue Jays
 TD Ballpark, Dunedin, FL
 Sat Mar 25 2023, 6:09 PM - 8:54 PM EDT
 Att: 6,751 - Partly Cloudy - 82 F

AB 27
R 1
H 3
RBI 1
BB 12
SO 5
LOB 19



Batter	1	2	3	4	5	6	7	8	9	AB	R	H	RBI	BB	SO	LOB	TOP										
39 Kevin Kiermaier, L (1, 8) OBP: 0.415, SLG: 0.579 98 Garrett Spain, L (7, PR) (7, 8)										3	0	1	0	0	1	0											
26 Matt Chapman, R (1, 5) OBP: 0.285, SLG: 0.295 96 Alex De Jesus, R (7, PR) (7, 5)										3	0	1	1	0	1	0											
8 Cavan Biggio, L (1, 9) OBP: 0.302, SLG: 0.292 64 Alan Roden, L (7, 9)										3	0	0	0	0	2	2											
30 Alejandro Kirk, R (1, 2) OBP: 0.316, SLG: 0.235 72 Andres Sosa, R (8, 2)										3	0	0	0	0	0	2											
9 Danny Jansen, R (1, 10) OBP: 0.267, SLG: 0.268 84 Gregori Cano, L (7, PR) (7, 10)										3	0	1	0	0	0	0											
5 Santiago Espinal, R (1, 6) OBP: 0.300, SLG: 0.429 98 Manuel Beltre, R (7, PR) (7, 6)										3	0	1	0	0	0	0											
38 Nathan Lukes, L (1, 7) OBP: 0.318, SLG: 0.359										3	0	0	0	0	0	3											
51 Otto Lopez, R (1, 4) OBP: 0.480, SLG: 0.524										3	0	0	0	0	0	0											
91 Peyton Williams, L (1, 3) OBP: 0.500, SLG: 0.667 95 Rainer Nunez, R (6, 3)										2	0	0	0	0	1	0											
Inning Stats	R: 0 E: 0 K: 3 S: 10	H: 0 LOB: 0 BB: 0 P: 14	R: 0 E: 0 K: 0 S: 10	H: 0 LOB: 0 BB: 0 P: 15	R: 0 E: 0 K: 0 S: 6	H: 0 LOB: 0 BB: 0 P: 7	R: 0 E: 0 K: 0 S: 8	H: 0 LOB: 0 BB: 0 P: 10	R: 0 E: 0 K: 1 S: 10	H: 0 LOB: 0 BB: 0 P: 9	R: 0 E: 0 K: 1 S: 18	H: 4 LOB: 3 BB: 0 P: 26	R: 0 E: 0 K: 0 S: 7	H: 0 LOB: 0 BB: 0 P: 11	R: 1 E: 0 K: 1 S: 6	H: 0 LOB: 1 BB: 2 P: 17	1B: 3 2B: 0 3B: 1 HR: 0	SF: 0 SAC: 0 DP: 0 HBP: 0	WP: 0 PB: 0 SB: 0 CS: 0	PA: 33							
PITCHER	IP	WLS	BF	H	R	ER	SO	BB	IBB	HBP	BLK	WP	HR	S	P	ERA	WHIP										
76 Jhony Brito, R (1, 1) ERA: 2.08	5.1	W	16	0	0	0	3	0	0	0	0	0	0	43	58	0.00	0.000										
34 Michael King, R (6, 1) ERA: 9.93	1.1	H	8	4	1	1	2	0	0	0	0	0	0	20	29	6.75	3.000										
85 Greg Weissert, R (7, 1) ERA: 3.68	1.1	H	4	0	0	0	0	0	0	0	0	0	0	12	17	0.00	0.000										
Matt Krook, L (9, 1) ERA: 3.75	1.0		5	0	1	1	1	2	0	0	1	0	0	6	17	9.00	2.000										

Toronto Blue Jays @ New York Yankees
George M. Steinbrenner Field, Tampa, FL
Sun Mar 26 2023, 1:09 PM - 3:35 PM EDT
Att: 10,135 - Sunny - 84 F

AB 31
R 2
H 4
RBI 2
BB 2
SO 6
LOB 10



Batter	1	2	3	4	5	6	7	8	9	AB	R	H	RBI	BB	SO	LOB	BOTTOM										
26 DJ LeMahieu, R (1, 5) OBP: 0.421, SLG: 0.486 90 Estevan Florial, L (7, PH) (8, 8)										3	1	1	2	1	0	0											
Aaron Judge, R (1, 10) OBP: 0.487, SLG: 0.684 98 Spencer Henson, R (6, PH) (7, 10)										2	1	2	2	1	0	0											
48 Anthony Rizzo, L (1, 3) OBP: 0.250, SLG: 0.351 19 Eric Wagaman, R (6, PH) (7, 3)										3	1	2	1	0	0	1											
27 Giancarlo Stanton, R (1, 9) OBP: 0.273, SLG: 0.295 94 Carlos Narvaez, R (8, 2) OBP: 0.300, SLG: 0.435										4	0	0	0	0	1	6											
25 Gleyber Torres, R (1, 4) OBP: 0.258, SLG: 0.484 18 Alan Mejia, R (8, 7) OBP: 0.250, SLG: 0.250										4	0	1	0	0	3	0											
95 Oswaldo Cabrera, S (1, 7) OBP: 0.382, SLG: 0.608 96 Caleb Durbin, R (8, 4)										4	2	2	0	0	1	1											
31 Aaron Hicks, S (1, 8) OBP: 0.378, SLG: 0.368 71 Rafael Ortega, L (7, PH) (8, 9)										1	1	1	0	2	0	0											
66 Kyle Higashioka, R (1, 2) OBP: 0.385, SLG: 0.600 14 Luis Santos, R (8, 5)										2	0	0	0	1	2	3											
Oswald Peraza, R (1, 6) OBP: 0.306, SLG: 0.310 60 Alexander Vargas, S (9, 6) OBP: 1.000, SLG: 2.000										3	0	0	0	0	0	5											
Inning Stats	R: 0 E: 0 K: 0 S: 7	H: 1 LOB: 1 BB: 0 P: 10	R: 0 E: 0 K: 2 S: 13	H: 2 LOB: 2 BB: 0 P: 15	R: 0 E: 0 K: 0 S: 5	H: 1 LOB: 1 BB: 1 P: 11	R: 0 E: 0 K: 2 S: 11	H: 0 LOB: 1 BB: 1 P: 19	R: 3 E: 0 K: 1 S: 18	H: 2 LOB: 0 BB: 1 P: 25	R: 2 E: 0 K: 1 S: 12	H: 2 LOB: 3 BB: 2 P: 26	R: 1 E: 0 K: 1 S: 15	H: 1 LOB: 2 BB: 2 P: 28	R: 0 E: 0 K: 3 S: 12	H: 1 LOB: 1 BB: 0 P: 17	1B: 8 2B: 0 3B: 0 HR: 2	SF: 0 SAC: 1 DP: 1 HBP: 1	WP: 2 PB: 0 SB: 0 CS: 0	PA: 41							
PITCHER	IP	WLS	BF	H	R	ER	SO	BB	IBB	HBP	BLK	WP	HR	S	P	ERA	WHIP										
73 Bowden Francis, R (1, 1) ERA: 2.08	1.0	L	19	4	1	1	4	3	0	0	0	0	0	45	68	2.08	1.615										
56 Zach Pop, R (5, 1) ERA: 4.5	0.2		4	2	2	2	1	0	0	0	0	0	2	9	12	27.00	3.000										
77 T.J. Brock, R (6, 1) ERA: 54.0	0.1		5	2	2	2	0	1	0	1	0	0	0	4	11	54.00	9.000										
36 Connor Cooke, R (6, 1) ERA: 9.0	1.0		6	1	1	1	2	2	0	0	0	1	0	16	29	9.00	3.000										
44 Conor Larkin, R (7, 1) ERA:	0.2		3	0	0	0	0	1	0	0	0	1	0	7	14	0.00	1.500										

Toronto Blue Jays @ New York Yankees
George M. Steinbrenner Field, Tampa, FL
Sun Mar 26 2023, 1:09 PM - 3:35 PM EDT
Att: 10,135 - Sunny - 84 F

AB 32
R 6
H 10
RBI 5
BB 7
SO 10
LOB 23



Batter	1	2	3	4	5	6	7	8	9	AB	R	H	RBI	BB	SO	LOB	TOP				
7 Trea Turner, R OBP: 0.524, SLG: 0.857 29 Pedro Martinez, S OBP: 0.294, SLG: 0.250										3	1	2	2	0	0	1	Philadelphia Phillies @ Toronto Blue Jays TD Ballpark, Dunedin, FL Mon Mar 27 2023, 1:08 PM - 3:52 PM EDT Att: 5,640 - Partly Cloudy - 82 F				
12 Kyle Schwarber, L OBP: 0.333, SLG: 0.500 22 Baron Radcliff, L (6.7)										3	1	0	0	0	2	1					
10 J.T. Realmuto, R OBP: 0.389, SLG: 0.529 72 Max McDowell, R OBP: 0.429, SLG: 0.214										2	1	1	0	0	1	0					
24 Darick Hall, L OBP: 0.397, SLG: 0.611 17 Nick Podkul, R OBP: 0.417, SLG: 0.545										3	0	1	0	0	1	3					
8 Nick Castellanos, R OBP: 0.367, SLG: 0.480 9 Wilfredo Flores, L (8. PH)										1	0	1	0	2	0	0					
5 Bryson Stott, L OBP: 0.228, SLG: 0.364 19 Nick Ward, L (6.4)										3	0	1	2	0	0	4					
28 Alec Bohm, R OBP: 0.317, SLG: 0.518 23 Madison Stokes, R OBP: 0.250, SLG: 1.000										3	0	0	0	0	1	4					
16 Brandon Marsh, L OBP: 0.333, SLG: 0.313 54 Cade Ferguson, R OBP: 0.400, SLG: 1.000										3	1	1	0	0	0	0					
18 Dalton Guthrie, R OBP: 0.250, SLG: 0.383 2 Leandro Pineda, L OBP: 0.667, SLG: 1.667										3	0	1	0	0	1	1					
Inning Stats	R: 2 E: 0 K: 0 S: 18	H: 3 LOB: 2 BB: 1 P: 29	R: 2 E: 0 K: 2 S: 21	H: 2 LOB: 0 BB: 0 P: 28	R: 0 E: 0 K: 0 S: 9	H: 1 LOB: 0 BB: 0 P: 14	R: 0 E: 0 K: 2 S: 11	H: 0 LOB: 2 BB: 1 P: 20	R: 0 E: 0 K: 2 S: 10	H: 0 LOB: 0 BB: 0 P: 13	R: 0 E: 0 K: 2 S: 10	H: 0 LOB: 0 BB: 0 P: 14	R: 0 E: 0 K: 1 S: 9	H: 0 LOB: 0 BB: 0 P: 12	R: 1 E: 0 K: 3 S: 11	H: 1 LOB: 0 BB: 0 P: 16		1B: 7 2B: 0 3B: 0 HR: 2	SF: 0 SAC: 0 DP: 1 HBP: 1	WP: 0 PB: 0 SB: 0 CS: 1	PA: 37
PITCHER	IP WLS BF H R ER SO BB IBB HBP BLK WP HR S P ERA WHIP	IP WLS BF H R ER SO BB IBB HBP BLK WP HR S P ERA WHIP	IP WLS BF H R ER SO BB IBB HBP BLK WP HR S P ERA WHIP	IP WLS BF H R ER SO BB IBB HBP BLK WP HR S P ERA WHIP	IP WLS BF H R ER SO BB IBB HBP BLK WP HR S P ERA WHIP	IP WLS BF H R ER SO BB IBB HBP BLK WP HR S P ERA WHIP	IP WLS BF H R ER SO BB IBB HBP BLK WP HR S P ERA WHIP	IP WLS BF H R ER SO BB IBB HBP BLK WP HR S P ERA WHIP	IP WLS BF H R ER SO BB IBB HBP BLK WP HR S P ERA WHIP	IP WLS BF H R ER SO BB IBB HBP BLK WP HR S P ERA WHIP	IP WLS BF H R ER SO BB IBB HBP BLK WP HR S P ERA WHIP	IP WLS BF H R ER SO BB IBB HBP BLK WP HR S P ERA WHIP	IP WLS BF H R ER SO BB IBB HBP BLK WP HR S P ERA WHIP	IP WLS BF H R ER SO BB IBB HBP BLK WP HR S P ERA WHIP	IP WLS BF H R ER SO BB IBB HBP BLK WP HR S P ERA WHIP	IP WLS BF H R ER SO BB IBB HBP BLK WP HR S P ERA WHIP	IP WLS BF H R ER SO BB IBB HBP BLK WP HR S P ERA WHIP	IP WLS BF H R ER SO BB IBB HBP BLK WP HR S P ERA WHIP	IP WLS BF H R ER SO BB IBB HBP BLK WP HR S P ERA WHIP	IP WLS BF H R ER SO BB IBB HBP BLK WP HR S P ERA WHIP	IP WLS BF H R ER SO BB IBB HBP BLK WP HR S P ERA WHIP

AB	34
R	5
H	9
RBI	5
BB	2
SO	12
LOB	14



Batter	1	2	3	4	5	6	7	8	9	AB	R	H	RBI	BB	SO	LOB	BOTTOM				
15 Whit Merrifield, R OBP: 0.385, SLG: 0.559 38 Nathan Lukes, L OBP: 0.340, SLG: 0.429										2	0	0	0	0	2	1	Philadelphia Phillies @ Toronto Blue Jays TD Ballpark, Dunedin, FL Mon Mar 27 2023, 1:08 PM - 3:52 PM EDT Att: 5,640 - Partly Cloudy - 82 F				
11 Bo Bichette, R OBP: 0.338, SLG: 0.509 76 Estiven Machado, S OBP: 0.167, SLG: 0.167										2	0	0	0	0	1	1					
27 Vladimir Guerrero Jr., R OBP: 0.361, SLG: 0.621 36 PK Morris, L OBP: 0.429, SLG: 0.200										1	0	0	0	1	0	0					
13 Brandon Bell, L OBP: 0.348, SLG: 0.400 30 Alejandro Kirk, R OBP: 0.333, SLG: 0.222										2	0	0	0	0	2	2					
28 Yhoangel Aponte, R (8.10)										1	0	0	0	0	0	0					
25 Daulton Varsho, L OBP: 0.276, SLG: 0.360 47 Vinny Capra, R OBP: 0.438, SLG: 0.381										2	0	0	0	0	1	0					
9 Danny Jansen, R OBP: 0.271, SLG: 0.256 72 Andres Sosa, R OBP: 0.385, SLG: 0.429										2	0	0	0	1	2	2					
8 Cavan Biggio, L OBP: 0.327, SLG: 0.292 51 Otto Lopez, R OBP: 0.444, SLG: 0.478										0	0	0	0	2	0	0					
5 Santiago Espinal, R OBP: 0.345, SLG: 0.431 88 Riley Trotta, R OBP: 0.667, SLG: 0.667										2	0	1	0	0	1	2					
39 Kevin Kiermaier, L OBP: 0.419, SLG: 0.600 0 Dasan Brown, R OBP: 0.429, SLG: 0.333										2	0	1	0	0	0	2					
Inning Stats	R: 0 E: 0 K: 1 S: 5	H: 0 LOB: 0 BB: 0 P: 7	R: 0 E: 0 K: 3 S: 12	H: 0 LOB: 2 BB: 2 P: 25	R: 0 E: 0 K: 3 S: 12	H: 1 LOB: 2 BB: 1 P: 23	R: 0 E: 0 K: 1 S: 14	H: 1 LOB: 2 BB: 1 P: 24	R: 1 E: 0 K: 2 S: 15	H: 2 LOB: 1 BB: 1 P: 25	R: 0 E: 0 K: 1 S: 8	H: 0 LOB: 1 BB: 1 P: 17	R: 0 E: 0 K: 0 S: 8	H: 1 LOB: 1 BB: 0 P: 11	R: 0 E: 0 K: 1 S: 6	H: 0 LOB: 0 BB: 0 P: 9	1B: 5 2B: 1 3B: 1 HR: 0	SF: 0 SAC: 0 DP: 0 HBP: 0	WP: 2 PB: 0 SB: 0 CS: 0	PA: 40	
PITCHER	IP WLS BF H R ER SO BB IBB HBP BLK WP HR S P ERA WHIP	IP WLS BF H R ER SO BB IBB HBP BLK WP HR S P ERA WHIP	IP WLS BF H R ER SO BB IBB HBP BLK WP HR S P ERA WHIP	IP WLS BF H R ER SO BB IBB HBP BLK WP HR S P ERA WHIP	IP WLS BF H R ER SO BB IBB HBP BLK WP HR S P ERA WHIP	IP WLS BF H R ER SO BB IBB HBP BLK WP HR S P ERA WHIP	IP WLS BF H R ER SO BB IBB HBP BLK WP HR S P ERA WHIP	IP WLS BF H R ER SO BB IBB HBP BLK WP HR S P ERA WHIP	IP WLS BF H R ER SO BB IBB HBP BLK WP HR S P ERA WHIP	IP WLS BF H R ER SO BB IBB HBP BLK WP HR S P ERA WHIP	IP WLS BF H R ER SO BB IBB HBP BLK WP HR S P ERA WHIP	IP WLS BF H R ER SO BB IBB HBP BLK WP HR S P ERA WHIP	IP WLS BF H R ER SO BB IBB HBP BLK WP HR S P ERA WHIP	IP WLS BF H R ER SO BB IBB HBP BLK WP HR S P ERA WHIP	IP WLS BF H R ER SO BB IBB HBP BLK WP HR S P ERA WHIP	IP WLS BF H R ER SO BB IBB HBP BLK WP HR S P ERA WHIP	IP WLS BF H R ER SO BB IBB HBP BLK WP HR S P ERA WHIP	IP WLS BF H R ER SO BB IBB HBP BLK WP HR S P ERA WHIP	IP WLS BF H R ER SO BB IBB HBP BLK WP HR S P ERA WHIP	IP WLS BF H R ER SO BB IBB HBP BLK WP HR S P ERA WHIP	IP WLS BF H R ER SO BB IBB HBP BLK WP HR S P ERA WHIP

AB	34
R	2
H	7
RBI	2
BB	6
SO	12
LOB	18



Batter	1	2	3	4	5	6	7	8	9	AB	R	H	RBI	BB	SO	LOB	TOP				
4 George Springer, R OBP: 0.833, SLG: 0.833										6	4	5	1	0	1	1					
11 Bo Bichette, R OBP: 0.697, SLG: 0.833										6	2	4	1	0	1	3					
27 Vladimir Guerrero Jr., R (1, 3) OBP: 0.500, SLG: 0.500										4	0	2	3	0	0	4					
25 Daulton Varsho, L (1, 7) OBP: 0.167, SLG: 0.400										5	1	1	2	0	2	6					
30 Alejandro Kirk, R (1, 2) OBP: 0.200, SLG: 0.200										5	0	1	2	0	1	4					
13 Brandon Belt, L (1, 10) OBP: 0.250, SLG: 0.500										4	0	1	0	0	2	1					
38 Nathan Lukes, L (7, PR) OBP: 0.000, SLG: 0.000										0	1	0	0	0	0	0					
8 Cavan Biggio, L (8, PH) OBP: 0.000, SLG: 0.000										0	0	0	0	1	0	0					
26 Matt Chapman, R (1, 5) OBP: 0.600, SLG: 0.600										5	0	3	1	0	1	2					
15 Whit Merrifield, R (1, 4) OBP: 0.000, SLG: 0.000										3	1	0	0	2	2	3					
39 Kevin Kiermaier, L (1, 8) OBP: 0.400, SLG: 0.400										5	1	2	0	0	1	3					
Inning Stats	R: 3 H: 5 E: 0 K: 1 S: 23	H: 5 LOB: 2 BB: 0 P: 37	R: 1 H: 2 E: 0 K: 1 S: 13	H: 2 LOB: 1 BB: 0 P: 19	R: 0 H: 1 E: 0 K: 3 S: 16	H: 1 LOB: 1 BB: 0 P: 22	R: 1 H: 2 E: 0 K: 2 S: 14	H: 2 LOB: 1 BB: 0 P: 20	R: 0 H: 0 E: 0 K: 2 S: 10	H: 0 LOB: 0 BB: 0 P: 14	R: 0 H: 2 E: 0 K: 1 S: 13	H: 2 LOB: 2 BB: 1 P: 18	R: 1 H: 2 E: 0 K: 0 S: 14	H: 2 LOB: 2 BB: 1 P: 23	R: 2 H: 3 E: 0 K: 1 S: 19	H: 3 LOB: 2 BB: 1 P: 27	R: 2 H: 2 E: 0 K: 0 S: 18	H: 2 LOB: 1 BB: 1 P: 24	1B: 16 SF: 2 2B: 3 3B: 0 HR: 0	SF: 2 SAC: 0 DP: 0 HBP: 1	WP: 1 PA: 49 PB: 0 SB: 0 CS: 1
PITCHER	IP: 3.1 WLS: 1 BF: 21 ERA: 13.5	WLS: 1 BF: 21 ERA: 13.5	H: 10 R: 5 ER: 5 SO: 6	H: 10 R: 5 ER: 5 SO: 6	BB: 0 IBB: 0 HBP: 1 BLK: 0	BB: 0 IBB: 0 HBP: 1 BLK: 0	WP: 0 HR: 0 S: 61 P: 90	WP: 0 HR: 0 S: 61 P: 90	ERA: 13.50 WHIP: 3.000	ERA: 13.50 WHIP: 3.000	IP: 1.0 WLS: 0 BF: 6 ERA: 18.0	IP: 1.0 WLS: 0 BF: 6 ERA: 18.0	H: 2 R: 2 ER: 2 SO: 0	H: 2 R: 2 ER: 2 SO: 0	BB: 1 IBB: 0 HBP: 0 BLK: 0	BB: 1 IBB: 0 HBP: 0 BLK: 0	WP: 0 HR: 0 S: 18 P: 24	WP: 0 HR: 0 S: 18 P: 24	1B: 16 SF: 2 2B: 3 3B: 0 HR: 0	SF: 2 SAC: 0 DP: 0 HBP: 1	WP: 1 PA: 49 PB: 0 SB: 0 CS: 1
39 Miles Mikolas, R (1, 1) ERA: 13.5	IP: 3.1 WLS: 1 BF: 21 ERA: 13.5	IP: 3.1 WLS: 1 BF: 21 ERA: 13.5	H: 10 R: 5 ER: 5 SO: 6	H: 10 R: 5 ER: 5 SO: 6	BB: 0 IBB: 0 HBP: 1 BLK: 0	BB: 0 IBB: 0 HBP: 1 BLK: 0	WP: 0 HR: 0 S: 61 P: 90	WP: 0 HR: 0 S: 61 P: 90	ERA: 13.50 WHIP: 3.000	ERA: 13.50 WHIP: 3.000	IP: 1.0 WLS: 0 BF: 6 ERA: 18.0	IP: 1.0 WLS: 0 BF: 6 ERA: 18.0	H: 2 R: 2 ER: 2 SO: 0	H: 2 R: 2 ER: 2 SO: 0	BB: 1 IBB: 0 HBP: 0 BLK: 0	BB: 1 IBB: 0 HBP: 0 BLK: 0	WP: 0 HR: 0 S: 18 P: 24	WP: 0 HR: 0 S: 18 P: 24	1B: 16 SF: 2 2B: 3 3B: 0 HR: 0	SF: 2 SAC: 0 DP: 0 HBP: 1	WP: 1 PA: 49 PB: 0 SB: 0 CS: 1
57 Zack Thompson, L (4, 1) ERA: 0.000	IP: 1.2 WLS: 0 BF: 6 ERA: 0.000	IP: 1.2 WLS: 0 BF: 6 ERA: 0.000	H: 1 R: 0 ER: 0 SO: 3	H: 1 R: 0 ER: 0 SO: 3	BB: 0 IBB: 0 HBP: 0 BLK: 0	BB: 0 IBB: 0 HBP: 0 BLK: 0	WP: 0 HR: 0 S: 16 P: 23	WP: 0 HR: 0 S: 16 P: 23	0.00 0.600	0.00 0.600	IP: 1.0 WLS: 0 BF: 6 ERA: 18.0	IP: 1.0 WLS: 0 BF: 6 ERA: 18.0	H: 2 R: 2 ER: 2 SO: 0	H: 2 R: 2 ER: 2 SO: 0	BB: 1 IBB: 0 HBP: 0 BLK: 0	BB: 1 IBB: 0 HBP: 0 BLK: 0	WP: 0 HR: 0 S: 18 P: 24	WP: 0 HR: 0 S: 18 P: 24	1B: 16 SF: 2 2B: 3 3B: 0 HR: 0	SF: 2 SAC: 0 DP: 0 HBP: 1	WP: 1 PA: 49 PB: 0 SB: 0 CS: 1
34 Drew VerHagen, R (6, 1) ERA: 0.000	IP: 0.2 WLS: 0 BF: 3 ERA: 0.000	IP: 0.2 WLS: 0 BF: 3 ERA: 0.000	H: 1 R: 0 ER: 0 SO: 1	H: 1 R: 0 ER: 0 SO: 1	BB: 0 IBB: 0 HBP: 0 BLK: 0	BB: 0 IBB: 0 HBP: 0 BLK: 0	WP: 0 HR: 0 S: 15 P: 24	WP: 0 HR: 0 S: 15 P: 24	0.00 1.500	0.00 1.500	IP: 1.0 WLS: 0 BF: 6 ERA: 18.0	IP: 1.0 WLS: 0 BF: 6 ERA: 18.0	H: 2 R: 2 ER: 2 SO: 0	H: 2 R: 2 ER: 2 SO: 0	BB: 1 IBB: 0 HBP: 0 BLK: 0	BB: 1 IBB: 0 HBP: 0 BLK: 0	WP: 0 HR: 0 S: 18 P: 24	WP: 0 HR: 0 S: 18 P: 24	1B: 16 SF: 2 2B: 3 3B: 0 HR: 0	SF: 2 SAC: 0 DP: 0 HBP: 1	WP: 1 PA: 49 PB: 0 SB: 0 CS: 1
53 Andre Pallante, R (6, 1) ERA: 6.75	IP: 1.1 WLS: 0 BF: 6 ERA: 6.75	IP: 1.1 WLS: 0 BF: 6 ERA: 6.75	H: 2 R: 1 ER: 1 SO: 0	H: 2 R: 1 ER: 1 SO: 0	BB: 1 IBB: 0 HBP: 0 BLK: 0	BB: 1 IBB: 0 HBP: 0 BLK: 0	WP: 0 HR: 0 S: 15 P: 24	WP: 0 HR: 0 S: 15 P: 24	6.75 2.250	6.75 2.250	IP: 1.0 WLS: 0 BF: 6 ERA: 18.0	IP: 1.0 WLS: 0 BF: 6 ERA: 18.0	H: 2 R: 2 ER: 2 SO: 0	H: 2 R: 2 ER: 2 SO: 0	BB: 1 IBB: 0 HBP: 0 BLK: 0	BB: 1 IBB: 0 HBP: 0 BLK: 0	WP: 0 HR: 0 S: 18 P: 24	WP: 0 HR: 0 S: 18 P: 24	1B: 16 SF: 2 2B: 3 3B: 0 HR: 0	SF: 2 SAC: 0 DP: 0 HBP: 1	WP: 1 PA: 49 PB: 0 SB: 0 CS: 1
12 Jordan Hicks, R (8, 1) ERA: 18.0	IP: 1.0 WLS: 0 BF: 7 ERA: 18.0	IP: 1.0 WLS: 0 BF: 7 ERA: 18.0	H: 3 R: 2 ER: 2 SO: 1	H: 3 R: 2 ER: 2 SO: 1	BB: 1 IBB: 0 HBP: 0 BLK: 0	BB: 1 IBB: 0 HBP: 0 BLK: 0	WP: 1 HR: 0 S: 19 P: 27	WP: 1 HR: 0 S: 19 P: 27	18.00 4.000	18.00 4.000	IP: 1.0 WLS: 0 BF: 6 ERA: 18.0	IP: 1.0 WLS: 0 BF: 6 ERA: 18.0	H: 2 R: 2 ER: 2 SO: 0	H: 2 R: 2 ER: 2 SO: 0	BB: 1 IBB: 0 HBP: 0 BLK: 0	BB: 1 IBB: 0 HBP: 0 BLK: 0	WP: 0 HR: 0 S: 18 P: 24	WP: 0 HR: 0 S: 18 P: 24	1B: 16 SF: 2 2B: 3 3B: 0 HR: 0	SF: 2 SAC: 0 DP: 0 HBP: 1	WP: 1 PA: 49 PB: 0 SB: 0 CS: 1

Toronto Blue Jays @ St. Louis Cardinals
 Busch Stadium, St. Louis, MO
 Thu Mar 30 2023, 3:23 PM - 7:00 PM CDT
 Att: 47,649 - Sunny - 70 F

AB	43
R	10
H	19
RBI	10
BB	3
SO	11
LOB	27



Batter	1	2	3	4	5	6	7	8	9	AB	R	H	RBI	BB	SO	LOB	BOTTOM
33 Brendan Donovan, L (1, 4) OBP: 0.500, SLG: 1.000										6	3	3	2	0	0	4	
21 Lars Nootbaar, L (1, 7) OBP: 0.500, SLG: 0.250										4	1	1	0	2	1	2	
46 Paul Goldschmidt, R (1, 3) OBP: 0.600, SLG: 0.750										4	1	2	1	1	1	2	
28 Nolan Arenado, R (1, 5) OBP: 0.400, SLG: 0.600										5	0	2	3	0	0	3	
40 Wilson Contreras, R (1, 2) OBP: 0.500, SLG: 0.500										4	2	2	0	0	1	2	
7 Andrew Knizner, R (8, 2) OBP: 0.000, SLG: 0.000										1	0	0	0	0	0	1	
27 Tyler O'Neill, R (1, 8) OBP: 0.400, SLG: 1.000										4	1	1	2	1	1	3	
16 Nolan Gorman, L (1																	

Batter	1	2	3	4	5	6	7	8	9	AB	R	H	RBI	BB	SO	LOB	TOP										
4 George Springer, R OBP: 0.455, SLG: 0.455	F9	G5-4-3		K			FC6-4		K	5	0	0	0	0	2	5	Toronto Blue Jays @ St. Louis Cardinals Busch Stadium, St. Louis, MO Sat Apr 01 2023, 1:16 PM - 3:47 PM CDT Att: 44,461 - Cloudy - 46 F										
11 Bo Bichette, R OBP: 0.545, SLG: 0.600	G5-3		27 BB		G5-3		G3-1		1B	4	0	1	0	1	0	1											
27 Vladimir Guerrero Jr., R (1, 3)	26 BB	25 BB			G5-3		FC6-4	13 WP	25 BB	2	1	0	0	3	1	2											
25 Daulton Varsho, L OBP: 0.273, SLG: 0.250	26 BB				F8			26 FC6-4	P5	3	0	0	0	2	1	4											
26 Matt Chapman, R OBP: 0.444, SLG: 0.375					F7			FC6-4	G1-3	3	0	0	0	1	1	4											
13 Brandon Belt, L OBP: 0.250, SLG: 0.286					K					3	0	0	0	1	2	5											
38 Nathan Lukes, L (8, 10)	K				K					0	0	0	0	0	0	0											
9 Danny Jansen, R (1, 2)					G5-3					3	0	0	0	1	1	2											
8 Cavan Biggio, L (1, 4)										2	0	0	0	1	0	3											
39 Kevin Kiermaier, L OBP: 0.444, SLG: 0.444					F8					4	0	2	0	0	0	3											
Inning Stats	R: 0 H: 0 E: 0 K: 1 S: 13	H: 0 LOB: 3 BB: 3 P: 29	R: 0 H: 0 E: 0 K: 0 S: 6	H: 0 LOB: 1 BB: 1 P: 11	R: 0 H: 0 E: 0 K: 1 S: 10	H: 0 LOB: 2 BB: 2 P: 23	R: 0 H: 0 E: 0 K: 1 S: 9	H: 0 LOB: 1 BB: 1 P: 17	R: 0 H: 0 E: 0 K: 1 S: 11	H: 0 LOB: 0 BB: 0 P: 15	R: 0 H: 0 E: 0 K: 2 S: 12	H: 0 LOB: 0 BB: 0 P: 14	R: 0 H: 1 E: 0 K: 0 S: 10	H: 1 LOB: 1 BB: 0 P: 14	R: 1 H: 0 E: 0 K: 0 S: 11	H: 0 LOB: 3 BB: 3 P: 29	R: 0 H: 2 E: 0 K: 2 S: 11	H: 2 LOB: 2 BB: 0 P: 14	1B: 3 2B: 0 3B: 0 HR: 0	SF: 0 SAC: 0 DP: 1 HBP: 1	WP: 1 PB: 0 SB: 0 CS: 0	PA: 40					
PITCHER	IP	WLS	BF	H	R	ER	SO	BB	IBB	HBP	BLK	WP	HR	S	P	ERA	WHIP										
22 Jack Flaherty, R ERA: 3.86	5.0	W	22	0	0	0	4	7	0	1	0	0	0	49	95	0.00	1.400										
34 Drew VerHagen, R ERA: 3.86	1.0	H	3	0	0	0	2	0	0	0	0	0	0	12	14	0.00	0.000										
53 Andre Pallante, R ERA: 20.25	1.0	H	4	1	0	0	0	0	0	0	0	0	0	10	14	0.00	1.000										
12 Jordan Hicks, R ERA: 6.75	0.1	H	4	0	1	1	0	3	0	0	0	1	0	7	20	27.00	9.000										
56 Ryan Helsley, R ERA: 6.75	1.2	S	7	2	0	0	2	0	0	0	0	0	0	15	23	0.00	1.200										
Batter	1	2	3	4	5	6	7	8	9	AB	R	H	RBI	BB	SO	LOB	BOTTOM										
33 Brendan Donovan, L (1, 4)	G4-3		46 1B		K		F9			4	1	1	0	0	1	1	Toronto Blue Jays @ St. Louis Cardinals Busch Stadium, St. Louis, MO Sat Apr 01 2023, 1:16 PM - 3:47 PM CDT Att: 44,461 - Cloudy - 46 F										
41 Alec Burleson, L (1, 7)	F7				F9		G3			4	0	0	0	0	0	1											
3 Dylan Carlson, S (8, 7)										0	0	0	0	0	0	0											
46 Paul Goldschmidt, R OBP: 0.550, SLG: 0.625										4	1	2	0	0	1	0											
28 Nolan Arenado, R OBP: 0.333, SLG: 0.444										4	2	1	0	0	1	2											
16 Nolan Gorman, L OBP: 0.667, SLG: 0.400										2	0	1	2	2	0	0											
27 Tyler O'Neill, R OBP: 0.333, SLG: 0.625										4	0	1	0	0	2	3											
18 Jordan Walker, R OBP: 0.333, SLG: 0.333										4	0	2	1	0	0	2											
7 Andrew Knizner, R OBP: 0.200, SLG: 0.200										4	0	1	0	0	2	2											
19 Tommy Edman, S OBP: 0.375, SLG: 0.375										3	0	1	0	0	1	2											
Inning Stats	R: 0 H: 1 E: 0 K: 1 S: 9	H: 1 LOB: 1 BB: 0 P: 12	R: 0 H: 1 E: 0 K: 2 S: 12	H: 1 LOB: 1 BB: 0 P: 15	R: 3 H: 3 E: 1 K: 1 S: 13	H: 3 LOB: 1 BB: 0 P: 18	R: 0 H: 1 E: 0 K: 1 S: 11	H: 1 LOB: 1 BB: 0 P: 15	R: 0 H: 0 E: 0 K: 1 S: 8	H: 0 LOB: 0 BB: 0 P: 10	R: 0 H: 2 E: 0 K: 1 S: 11	H: 2 LOB: 2 BB: 1 P: 20	R: 0 H: 0 E: 0 K: 0 S: 10	H: 0 LOB: 0 BB: 0 P: 13	R: 1 H: 2 E: 0 K: 1 S: 13	H: 2 LOB: 1 BB: 1 P: 19	1B: 10 2B: 1 3B: 0 HR: 0	SF: 0 SAC: 0 DP: 2 HBP: 0	WP: 0 PB: 0 SB: 1 CS: 0	PA: 35							
PITCHER	IP	WLS	BF	H	R	ER	SO	BB	IBB	HBP	BLK	WP	HR	S	P	ERA	WHIP										
34 Kevin Gausman, R ERA: 4.5	6.0	L	27	8	3	0	7	1	0	0	0	0	0	64	90	0.00	1.500										
90 Adam Cimber, R ERA: 4.5	1.0		3	0	0	0	0	0	0	0	0	0	0	10	13	0.00	0.000										
50 Erik Swanson, R ERA: 4.5	1.0		5	2	1	1	1	1	0	0	0	0	0	13	19	9.00	3.000										

Batter	1	2	3	4	5	6	7	8	9	AB	R	H	RBI	BB	SO	LOB	TOP			
4 George Springer, R OBP: 0.313, SLG: 0.313	P3	P3			G6-3		F9		G6-3	5	0	0	0	0	0	1				
11 Bo Bichette, R OBP: 0.467, SLG: 0.500	F7		G3		G4-3					4	0	1	0	0	0	0				
27 Vladimir Guerrero Jr., R (1, 3) OBP: 0.467, SLG: 0.490	F8		G6-3				L8			4	0	1	0	0	0	1				
25 Daulton Varsho, L (1, 8) OBP: 0.333, SLG: 0.333					K					4	1	2	0	0	2	2				
30 Alejandro Kirk, R (1, 10) OBP: 0.333, SLG: 0.250										3	1	1	0	1	2	0				
26 Matt Chapman, R (1, 5) OBP: 0.538, SLG: 0.667										4	2	3	1	0	0	2				
15 Whit Merrifield, R (1, 7) OBP: 0.333, SLG: 0.167										3	0	1	2	0	1	1				
9 Danny Jansen, R (1, 2) OBP: 0.250, SLG: 0.143										4	0	1	1	0	1	1				
5 Santiago Espinal, R (1, 4)										4	0	0	0	0	0	2				
Inning Stats	R: 0 E: 0 K: 0 S: 8	H: 0 LOB: 0 BB: 0 P: 10	R: 3 E: 0 K: 0 S: 13	H: 3 LOB: 1 BB: 1 P: 20	R: 0 E: 0 K: 0 S: 16	H: 2 LOB: 2 BB: 0 P: 26	R: 0 E: 0 K: 2 S: 9	H: 0 LOB: 1 BB: 0 P: 16	R: 0 E: 0 K: 1 S: 13	H: 1 LOB: 1 BB: 0 P: 19	R: 1 E: 0 K: 1 S: 13	H: 2 LOB: 1 BB: 0 P: 19	R: 0 E: 0 K: 1 S: 6	H: 1 LOB: 1 BB: 0 P: 9	R: 0 E: 0 K: 1 S: 4	H: 0 LOB: 0 BB: 0 P: 7	1B: 7 2B: 3 3B: 0 HR: 0	SF: 1 SAC: 0 DP: 1 HBP: 0	WP: 0 PB: 0 SB: 1 CS: 0	PA: 37
PITCHER	IP WLS BF H R ER SO	IP WLS BF H R ER SO	IP WLS BF H R ER SO	IP WLS BF H R ER SO	IP WLS BF H R ER SO	IP WLS BF H R ER SO	IP WLS BF H R ER SO	IP WLS BF H R ER SO	IP WLS BF H R ER SO	IP WLS BF H R ER SO	IP WLS BF H R ER SO	IP WLS BF H R ER SO	IP WLS BF H R ER SO	IP WLS BF H R ER SO	IP WLS BF H R ER SO	IP WLS BF H R ER SO	ERA WHIP	ERA WHIP	ERA WHIP	ERA WHIP
47 Jordan Montgomery, L (1, 1) ERA: 5.4	5.0	W	22	6	3	3	3	1	0	0	0	0	0	0	0	0	5.40	1.400		
30 Chris Stratton, R (6, 1) ERA: 5.4	1.2		8	3	1	1	1	0	0	0	0	0	0	0	0	0	5.40	1.800		
70 Pacey Naughton, L (7, 1) ERA:	2.1		7	1	0	0	2	0	0	0	0	0	0	0	0	0	0.00	0.429		

Toronto Blue Jays @ St. Louis Cardinals
 Busch Stadium, St. Louis, MO
 Sun Apr 02 2023, 1:17 PM - 3:45 PM CDT
 Att: 45,525 - Sunny - 63 F

livebaseballscores.com

AB 35
 R 4
 H 10
 RBI 4
 BB 1
 SO 6
 LOB 10




Batter	1	2	3	4	5	6	7	8	9	AB	R	H	RBI	BB	SO	LOB	BOTTOM			
33 Brendan Donovan, L (1, 4) OBP: 0.333, SLG: 0.786	F9				SF8				G5-3	4	1	1	2	0	1	3				
41 Alec Burleson, L (1, 7) OBP: 0.375, SLG: 1.000										4	2	3	2	0	0	0				
27 Tyler O'Neill, R (8, PH) OBP: 0.300, SLG: 0.556										1	0	0	0	0	0	0				
46 Paul Goldschmidt, R (1, 3) OBP: 0.571, SLG: 0.953										4	0	2	0	1	0	1				
28 Nolan Arenado, R (1, 5) OBP: 0.357, SLG: 0.385										4	1	1	1	1	0	4				
40 Wilson Contreras, R (1, 2) OBP: 0.500, SLG: 0.625										4	1	2	0	0	0	2				
16 Nolan Gorman, L (1, 10) OBP: 0.615, SLG: 1.111										4	2	2	4	0	1	1				
18 Jordan Walker, R (1, 9) OBP: 0.385, SLG: 0.417										3	0	1	0	0	0	0				
3 Dylan Carlson, S (1, 8) OBP: 0.750, SLG: 0.750										4	1	3	0	0	0	0				
19 Tommy Edman, S (1, 6) OBP: 0.333, SLG: 0.333										4	1	1	0	0	1	5				
Inning Stats	R: 4 E: 0 K: 0 S: 12	H: 5 LOB: 0 BB: 0 P: 16	R: 0 E: 0 K: 0 S: 5	H: 0 LOB: 0 BB: 0 P: 7	R: 3 E: 0 K: 0 S: 15	H: 3 LOB: 0 BB: 0 P: 23	R: 2 E: 0 K: 0 S: 8	H: 3 LOB: 1 BB: 1 P: 18	R: 0 E: 0 K: 3 S: 16	H: 2 LOB: 3 BB: 0 P: 26	R: 0 E: 0 K: 0 S: 6	H: 0 LOB: 1 BB: 1 P: 11	R: 0 E: 0 K: 0 S: 7	H: 2 LOB: 1 BB: 0 P: 11	R: 0 E: 0 K: 0 S: 8	H: 1 LOB: 1 BB: 0 P: 12	1B: 8 2B: 4 3B: 0 HR: 4	SF: 1 SAC: 0 DP: 3 HBP: 1	WP: 1 PB: 0 SB: 1 CS: 0	PA: 40
PITCHER	IP WLS BF H R ER SO	IP WLS BF H R ER SO	IP WLS BF H R ER SO	IP WLS BF H R ER SO	IP WLS BF H R ER SO	IP WLS BF H R ER SO	IP WLS BF H R ER SO	IP WLS BF H R ER SO	IP WLS BF H R ER SO	IP WLS BF H R ER SO	IP WLS BF H R ER SO	IP WLS BF H R ER SO	IP WLS BF H R ER SO	IP WLS BF H R ER SO	IP WLS BF H R ER SO	IP WLS BF H R ER SO	ERA WHIP	ERA WHIP	ERA WHIP	ERA WHIP
40 Chris Bassitt, R (1, 1) ERA: 24.3	0.2	L	3	1	0	0	0	1	0	0	0	0	0	0	0	0	24.30	3.000		
56 Zach Pop, R (4, 1) ERA:	2.0		10	2	0	0	3	1	0	1	0	0	0	0	0	0	0.00	1.500		
33 Trevor Richards, R (5, 1) ERA:	1.0		4	2	0	0	0	0	0	0	0	0	0	0	0	0	0.00	2.000		
52 Anthony Bass, R (7, 1) ERA: 6.75	1.0		4	1	0	0	0	0	0	0	0	0	0	0	0	0	0.00	1.000		
58 Tim Mayza, L (8, 1) ERA: 9.0	1.0		4	1	0	0	0	0	0	0	0	0	0	0	0	0	0.00	1.000		

Toronto Blue Jays @ St. Louis Cardinals
 Busch Stadium, St. Louis, MO
 Sun Apr 02 2023, 1:17 PM - 3:45 PM CDT
 Att: 45,525 - Sunny - 63 F

livebaseballscores.com

AB 36
 R 9
 H 16
 RBI 9
 BB 2
 SO 3
 LOB 16



Batter	1	2	3	4	5	6	7	8	9	AB	R	H	RBI	BB	SO	LOB	TOP																					
4 George Springer, R OBP: 0.286, SLG: 0.286	G3		G6-3		G1-6-3			P3		5	0	1	1	0	0	2	Toronto Blue Jays @ Kansas City Royals Kauffman Stadium, Kansas City, MO Mon Apr 03 2023, 6:41 PM - 9:17 PM CDT Att. 10,810 - Clear - 73 F																					
11 Bo Bichette, R OBP: 0.450, SLG: 0.632	G4-3		K			L7				5	1	2	1	0	1	0																						
27 Vladimir Guerrero Jr., R(1,10) OBP: 0.450, SLG: 0.357	L6									4	0	1	1	1	0	0																						
25 Daulton Varsho, L OBP: 0.300, SLG: 0.250		K			F8					4	0	0	0	1	2	3																						
30 Alejandro Kirk, R OBP: 0.357, SLG: 0.250 38 Nathan Lukes, L (9,PR)					G1-3					4	0	1	0	1	0	5																						
13 Brandon Belt, L OBP: 0.231, SLG: 0.182										0	0	0	0	0	0	0																						
26 Matt Chapman, R OBP: 0.588, SLG: 0.800										4	1	0	0	1	2	4																						
8 Cavan Biggio, L OBP: 0.667, SLG: 0.400										3	1	2	0	1	1	0																						
39 Kevin Kiermaier, L OBP: 0.385, SLG: 0.385										3	1	2	0	1	1	2																						
Inning Stats	R: 0 E: 0 K: 0 S: 7	H: 0 LOB: 0 BB: 0 P: 9	R: 0 E: 0 K: 2 S: 15	H: 1 LOB: 2 BB: 1 P: 25	R: 0 E: 0 K: 1 S: 6	H: 0 LOB: 0 BB: 0 P: 9	R: 0 E: 0 K: 0 S: 8	H: 0 LOB: 0 BB: 0 P: 10	R: 1 E: 0 K: 0 S: 9	H: 1 LOB: 1 BB: 2 P: 23	R: 0 E: 0 K: 1 S: 17	H: 1 LOB: 2 BB: 1 P: 30	R: 2 E: 0 K: 1 S: 26	H: 4 LOB: 3 BB: 1 P: 39	R: 1 E: 0 K: 2 S: 12	H: 1 LOB: 1 BB: 1 P: 24	R: 1 E: 0 K: 1 S: 9	H: 2 LOB: 1 BB: 0 P: 13	1B: 7 2B: 2 3B: 0 HR: 1	SF: 0 SAC: 0 DP: 1 HBP: 0	WP: 1 PB: 0 SB: 1 CS: 0	PA: 42																
PITCHER	IP	WLS	BF	H	R	ER	SO	BB	IBB	HBP	BLK	WP	HR	S	P	ERA	WHIP	PITCHER				IP	WLS	BF	H	R	ER	SO	BB	IBB	HBP	BLK	WP	HR	S	P	ERA	WHIP
51 Brady Singer, R ERA: 1.8	5.0	W	19	2	1	1	3	3	0	0	0	0	0	45	76	1.80	1.000					5.0	W	19	2	1	1	3	3	0	0	0	0	0	45	76	1.80	1.000
48 Ryan Yarbrough, L ERA: 6.0	1.1		10	5	2	2	2	1	0	0	0	0	0	34	53	13.50	4.500					1.1		10	5	2	2	2	1	0	0	0	0	34	53	13.50	4.500	
74 Jose Cuas, R ERA: 3.38	0.2		3	0	0	0	0	1	0	0	0	0	0	9	16	0.00	1.500					0.2		3	0	0	0	0	1	0	0	0	9	16	0.00	1.500		
65 Dylan Coleman, R ERA: 10.8	1.0		5	1	1	1	2	1	0	0	0	1	0	12	24	9.00	2.000					1.0		5	1	1	1	2	1	0	0	0	12	24	9.00	2.000		
45 Taylor Clarke, R ERA: 4.5	1.0		5	2	1	1	1	0	0	0	0	0	1	9	13	9.00	2.000					1.0		5	2	1	1	1	0	0	0	0	9	13	9.00	2.000		

Batter	1	2	3	4	5	6	7	8	9	AB	R	H	RBI	BB	SO	LOB	BOTTOM																					
1 MJ Melendez, L OBP: 0.294, SLG: 0.429										5	2	2	2	0	3	3	Toronto Blue Jays @ Kansas City Royals Kauffman Stadium, Kansas City, MO Mon Apr 03 2023, 6:41 PM - 9:17 PM CDT Att. 10,810 - Clear - 73 F																					
9 Vinnie Pasquantino, L OBP: 0.250, SLG: 0.214										4	1	1	1	0	0	1																						
7 Bobby Witt Jr., R OBP: 0.313, SLG: 0.154										3	1	2	2	1	0	0																						
19 Michael Massey, L OBP: 0.154, SLG: 0.231										4	1	1	0	0	2	1																						
28 Kyle Isbel, L OBP: 0.267, SLG: 0.286										4	0	1	1	0	1	1																						
17 Hunter Dozier, R OBP: 0.091, SLG: 0.091										4	1	1	1	0	1	1																						
Jackie Bradley Jr., L OBP: 0.375, SLG: 0.167										3	1	1	0	0	0	1																						
8 Nicky Lopez, L OBP: 0.571, SLG: 0.750										2	2	1	2	2	0	0																						
18 Nate Eaton, R OBP: 0.091, SLG: 0.091										4	0	0	0	0	4	4																						
Inning Stats	R: 3 E: 0 K: 0 S: 13	H: 4 LOB: 1 BB: 0 P: 21	R: 0 E: 0 K: 2 S: 11	H: 0 LOB: 0 BB: 0 P: 14	R: 0 E: 0 K: 1 S: 7	H: 0 LOB: 1 BB: 1 P: 14	R: 4 E: 0 K: 2 S: 14	H: 5 LOB: 2 BB: 0 P: 20	R: 0 E: 0 K: 1 S: 6	H: 0 LOB: 0 BB: 0 P: 8	R: 2 E: 0 K: 1 S: 8	H: 1 LOB: 0 BB: 1 P: 17	R: 0 E: 0 K: 2 S: 9	H: 0 LOB: 0 BB: 0 P: 13	R: 0 E: 0 K: 2 S: 10	H: 0 LOB: 2 BB: 1 P: 22	R: 0 E: 0 K: 2 S: 10	H: 0 LOB: 1 BB: 1 P: 22	1B: 6 2B: 2 3B: 1 HR: 1	SF: 0 SAC: 0 DP: 0 HBP: 1	WP: 0 PB: 0 SB: 2 CS: 0	PA: 37																
PITCHER	IP	WLS	BF	H	R	ER	SO	BB	IBB	HBP	BLK	WP	HR	S	P	ERA	WHIP	PITCHER				IP	WLS	BF	H	R	ER	SO	BB	IBB	HBP	BLK	WP	HR	S	P	ERA	WHIP
17 José Berrios, R ERA: 12.71	5.2	L	27	9	8	8	7	2	0	0	0	0	0	56	89	12.71	1.941					5.2	L	27	9	8	8	7	2	0	0	0	0	56	89	12.71	1.941	
56 Zach Pop, R ERA: 2.7	1.1		5	1	1	1	2	0	0	0	0	0	1	12	18	6.75	0.750					1.1		5	1	1	1	2	0	0	0	0	12	18	6.75	0.750		
90 Adam Cimber, R ERA:	1.0		5	0	0	0	2	1	0	1	0	0	0	10	22	0.00	1.000					1.0		5	0	0	0	2	1	0	1	0	10	22	0.00	1.000		

AB	36
R	5
H	10
RBI	3
BB	6
SO	8
LOB	20



AB	33
R	9
H	10
RBI	9
BB	3
SO	11
LOB	12



Batter	1	2	3	4	5	6	7	8	9	AB	R	H	RBI	BB	SO	LOB	TOP					
4 George Springer, R (1.9) OBP: 0.300, SLG: 0.342	G6-3		11 HR			G6-3			K	5	2	1	0	1	1							
11 Bo Bichette, R (1.6) OBP: 0.409, SLG: 0.643	27 1B		HR			25 BB			L4	4	1	3	2	1	0	0						
27 Vladimir Guerrero Jr., R (1.3) OBP: 0.512, SLG: 0.639	1B		26 HR			K			26 DI	5	1	3	0	0	1	2						
26 Matt Chapman, R (1.5) OBP: 0.500, SLG: 0.743	K		HR			F9			1B	4	1	2	2	1	1	3						
25 Daulton Varsho, L (1.8) OBP: 0.378, SLG: 0.500	L9		G3-1			1-2 BB			BB	4	0	0	0	1	1	5						
30 Alejandro Kirk, R (1.2) OBP: 0.308, SLG: 0.182	G6-3		K			G5-3			BB	3	0	0	0	1	1	2						
15 Whit Merrifield, R (1.7) OBP: 0.310, SLG: 0.250	G6-3					F9			L7	3	0	0	0	0	0	1						
13 Brandon Belt, L (1.10) OBP: 0.120, SLG: 0.087	F7		K			5 BLK HBP			K	4	0	0	0	0	3	2						
5 Santiago Espinal, R (1.4) OBP: 0.125, SLG: 0.125	F9		F9			F8			K	4	0	0	0	0	2	2						
Inning Stats	R: 0 E: 0 K: 13 S: 13	H: 2 LOB: 2 BB: 18 P: 18	R: 0 E: 0 K: 0 S: 9	H: 0 LOB: 0 BB: 12 P: 12	R: 4 E: 0 K: 15 S: 15	H: 4 LOB: 0 BB: 17 P: 17	R: 0 E: 0 K: 10 S: 10	H: 0 LOB: 2 BB: 11 P: 11	R: 1 E: 0 K: 17 S: 17	H: 1 LOB: 1 BB: 2 P: 35	R: 0 E: 0 K: 2 S: 8	H: 0 LOB: 1 BB: 12 P: 12	R: 0 E: 0 K: 0 S: 9	H: 2 LOB: 1 BB: 0 P: 19	R: 0 E: 0 K: 2 S: 13	H: 0 LOB: 1 BB: 1 P: 18	R: 0 E: 0 K: 2 S: 11	H: 1 LOB: 2 BB: 1 P: 18	1B: 6 2B: 1 3B: 0 HR: 3	SF: 0 SAC: 0 DP: 0 HBP: 1	WP: 0 PB: 0 SB: 0 CS: 1	PA: 41
PITCHER	IP	WLS	BF	H	R	ER	SO	BB	IBB	HBP	BLK	WP	HR	S	P	ERA	WHIP					
31 Tyler Anderson, L (1.1) ERA: 4.22	4.2		23	7	5	5	4	2	0	0	0	0	3	61	88	9.64	1.929					
51 Jaime Barria, R (5.1) ERA: 7.71	1.0	W	4	0	0	0	2	0	0	1	1	0	0	10	15	0.00	0.000					
52 Ryan Tepera, R (6.1) ERA:	1.0	H	4	2	0	0	0	0	0	0	0	0	0	9	19	0.00	2.000					
28 Aaron Loup, L (7.1) ERA: 27.0	0.1	H	1	0	0	0	0	0	0	0	0	0	0	1	2	0.00	0.000					
65 José Quijada, L (8.1) ERA:	1.0	H	4	0	0	0	2	1	0	0	0	0	0	13	18	0.00	1.000					

Toronto Blue Jays @ Los Angeles Angels
 Angel Stadium, Anaheim, CA
 Sat Apr 08 2023, 6:08 PM - 8:47 PM PDT
 Att. 44,534 - Clear - 63 F

AB	36
R	5
H	10
RBI	5
BB	4
SO	10
LOB	18

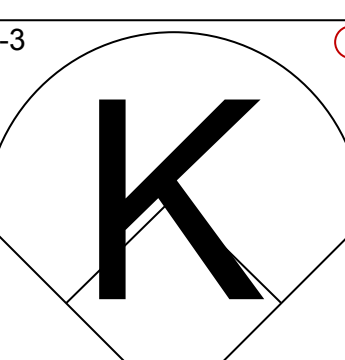
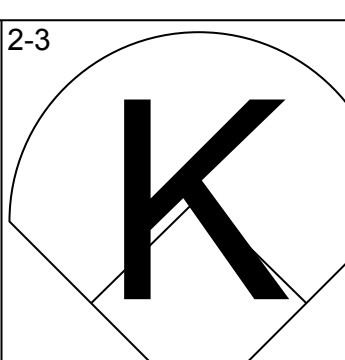
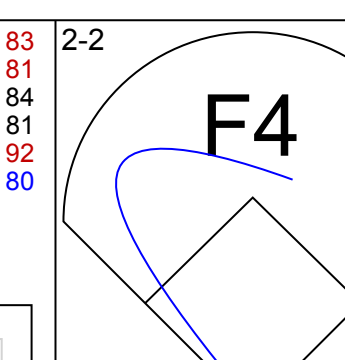
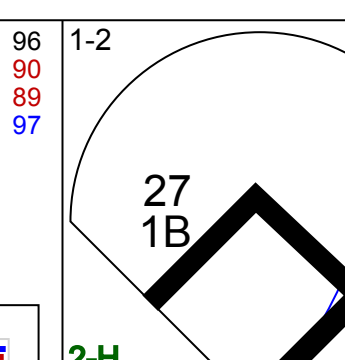
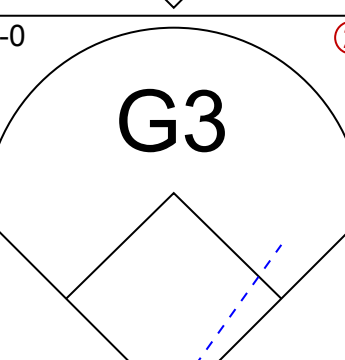
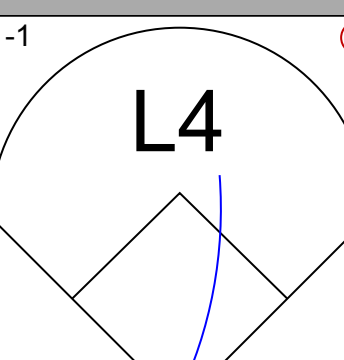
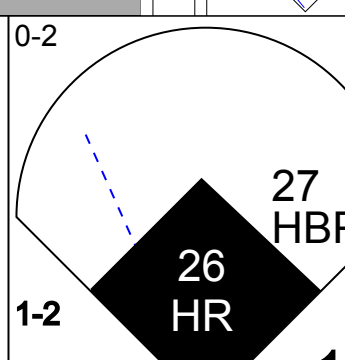
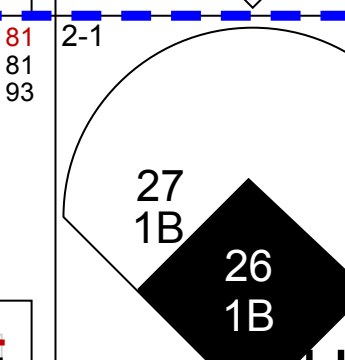
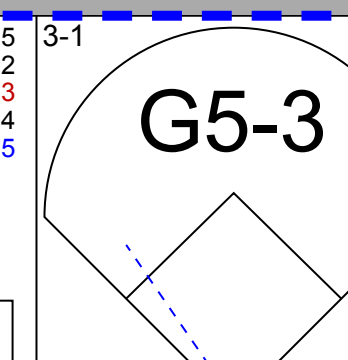
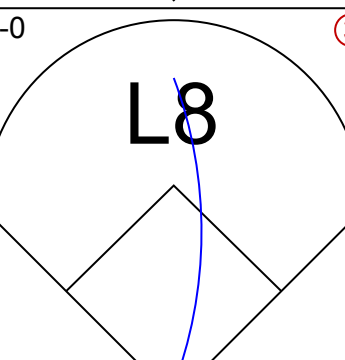
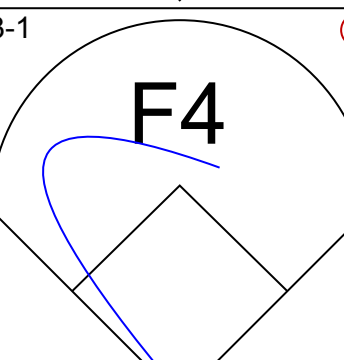
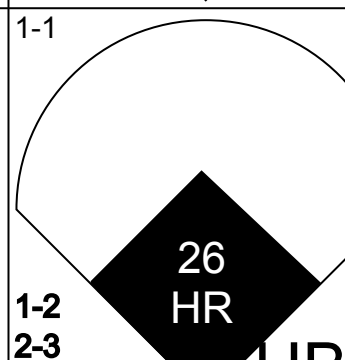
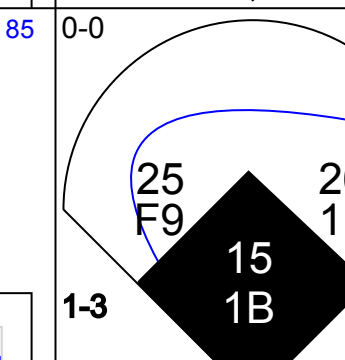
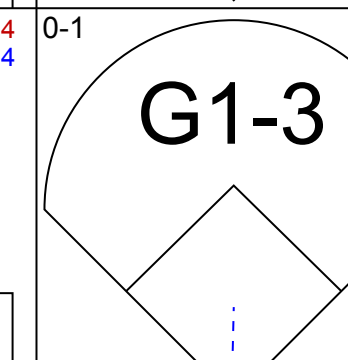
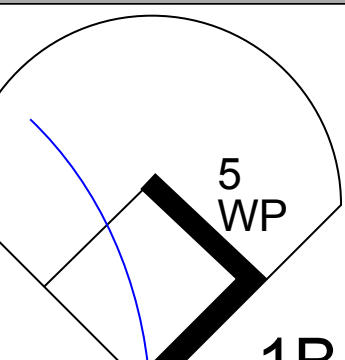
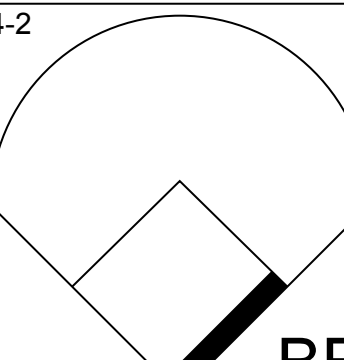
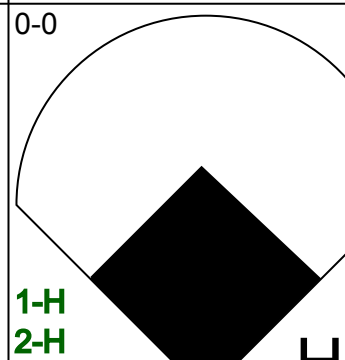
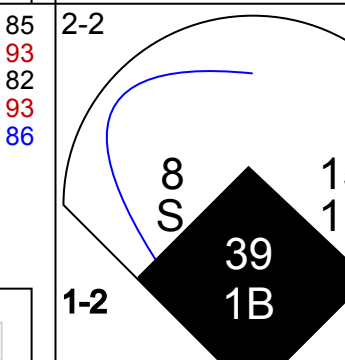
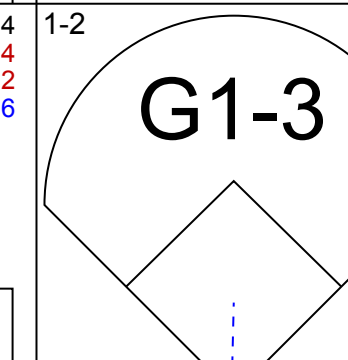
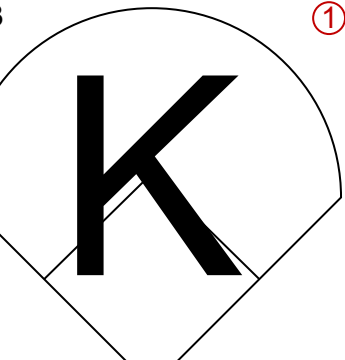
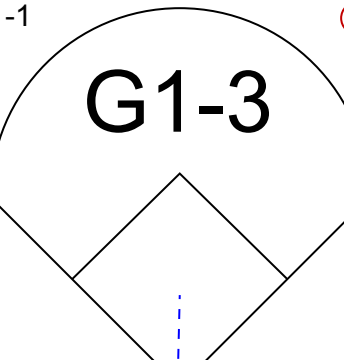
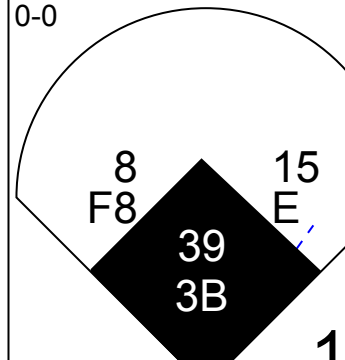
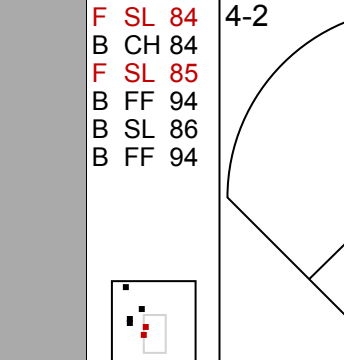
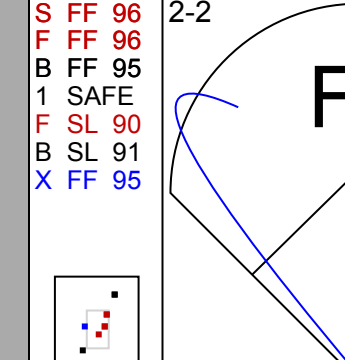
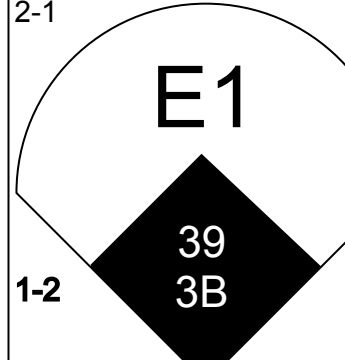
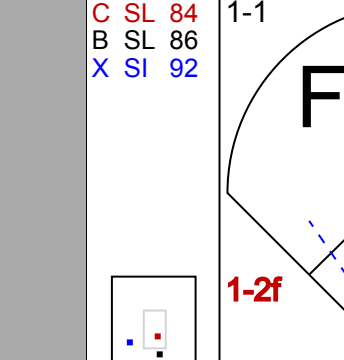
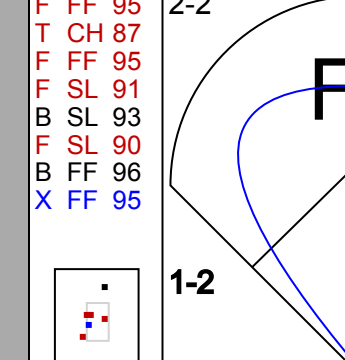
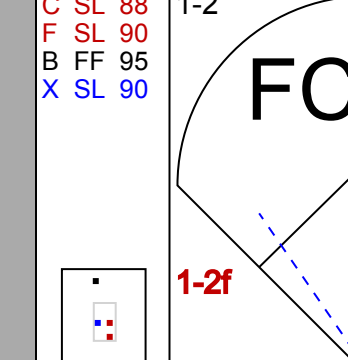
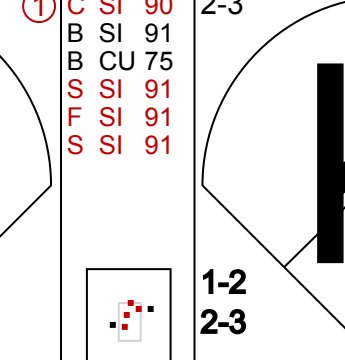
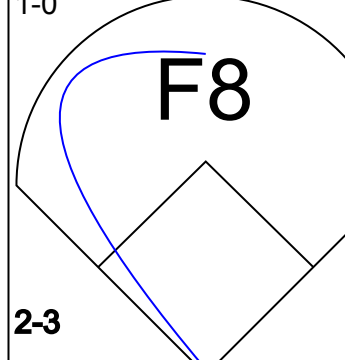
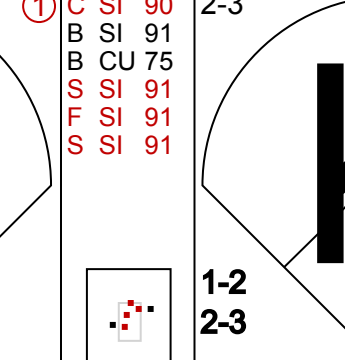
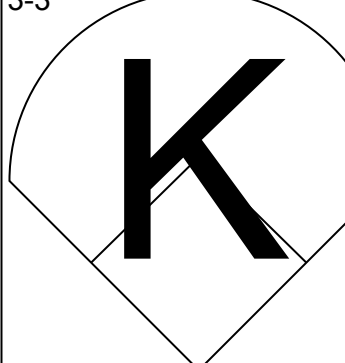
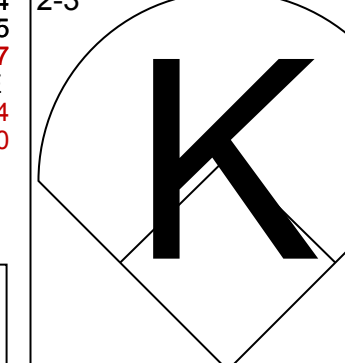
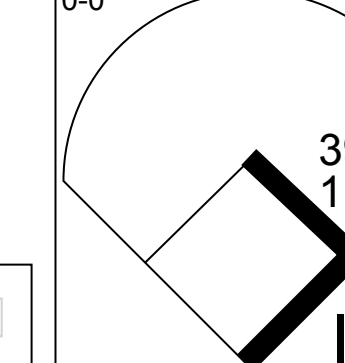
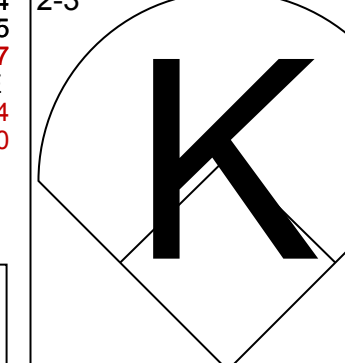
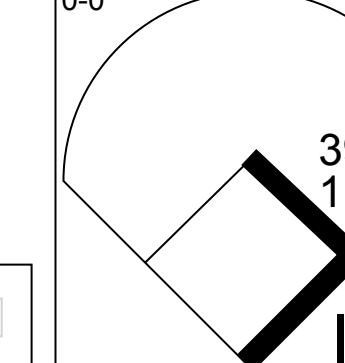
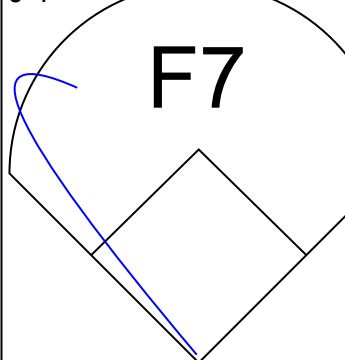
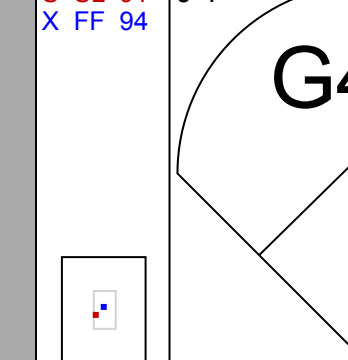
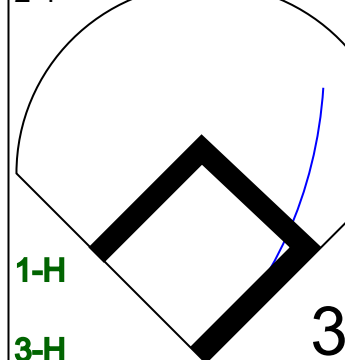
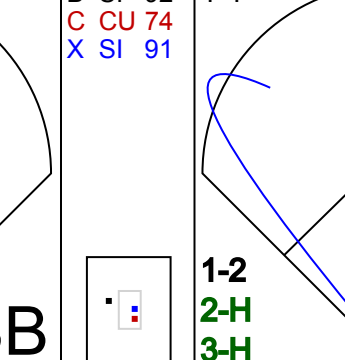


Batter	1	2	3	4	5	6	7	8	9	AB	R	H	RBI	BB	SO	LOB	BOTTOM					
3 Taylor Ward, R (1.7) OBP: 0.378, SLG: 0.529	F7		K			27 HR			G4-3	4	1	1	0	0	1	0						
27 Mike Trout, R (1.8) OBP: 0.528, SLG: 0.769	G6-3		17 2B			6 G4-3			F9	3	2	1	3	1	0	0						
17 Shohei Ohtani, L (1.10) OBP: 0.424, SLG: 0.607	K		6 G4-3			12 2B			K	3	1	1	0	1	2	0						
6 Anthony Rendon, R (1.5) OBP: 0.250, SLG: 0.200	18 G5-4-3		G4-3			G6-4-3			12 HR	4	1	2	1	0	0	2						
12 Hunter Renfroe, R (1.9) OBP: 0.286, SLG: 0.323	K		2-3 3-H			F7			HR	4	1	2	3	0	1	1						
18 Jake Lamb, L (1.3) OBP: 0.208, SLG: 0.182	G5-4-3		3-H			2B			HR	3	0	0	0	0	2	2						
23 Brandon Drury, R (7.3) OBP: 0.154, SLG: 0.240	G5-4-3		K			K			L7	1	0	0	0	0	0	0						
10 Gio Urshela, R (1.6) OBP: 0.367, SLG: 0.357	E6		2 G3			F8			G5-3	4	1	2	0	0	0	1						
2 Luis Rengifo, S (1.4) OBP: 0.355, SLG: 0.292	G3		3-H			HR			F7	3	1	1	2	1	0	1						
21 Matt Thaiss, L (1.2) ERA: 8.1	K		3-H			E1			G3	4	1	0	0	0	2	2						
Inning Stats	R: 0 E: 0 K: 1 S: 5	H: 0 LOB: 0 BB: 0 P: 7	R: 0 E: 0 K: 1 S: 6	H: 1 LOB: 0 BB: 0 P: 7	R: 1 E: 1 K: 2 S: 9	H: 1 LOB: 0 BB: 0 P: 19	R: 2 E: 0 K: 1 S: 17	H: 2 LOB: 1 BB: 1 P: 30	R: 4 E: 0 K: 0 S: 14	H: 3 LOB: 0 BB: 1 P: 23	R: 0 E: 0 K: 1 S: 11	H: 1 LOB: 1 BB: 0 P: 13	R: 0 E: 0 K: 1 S: 9	H: 0 LOB: 0 BB: 0 P: 16	R: 2 E: 0 K: 1 S: 14	H: 2 LOB: 1 BB: 1 P: 24	R: 2 E: 0 K: 1 S: 14	H: 2 LOB: 1 BB: 1 P: 24	1B: 5 2B: 2 3B: 0 HR: 3	SF: 0 SAC: 0 DP: 2 HBP: 0	WP: 0 PB: 0 SB: 1 CS: 0	PA: 36
PITCHER	IP	WLS	BF	H	R	ER	SO	BB	IBB	HBP	BLK	WP	HR	S	P	ERA	WHIP					
17 José Berrios, R (1.1) ERA: 11.17	4.0	L	19	6	6	5	5	1	0	0	0	0	1	8	71	11.25	1.750					
90 Adam Cimber, R (5.1) ERA: 1.8	1.0		4	1	1	0	0	1	0	0	0	0	1	8	15	0.00	2.000					
33 Trevor Richards, R (6.1) ERA: 9.0	1.0		4	1	0	0	1	0	0	0	0	0	0	11	13	0.00	1.000					
56 Zach Pop, R (7.1) ERA: 2.08	1.0		3	0	0	0	1	0	0	0	0	0	0	9	16	0.00	0.000					
52 Anthony Bass, R (8.1) ERA: 8.1	1.0		6	2	2	2	1	1	0	0	0	0	1	14	24	18.00	3.000					

Toronto Blue Jays @ Los Angeles Angels
 Angel Stadium, Anaheim, CA
 Sat Apr 08 2023, 6:08 PM - 8:47 PM PDT
 Att. 44,534 - Clear - 63 F

AB	33
R	9
H	10
RBI	9
BB	3
SO	8
LOB	9

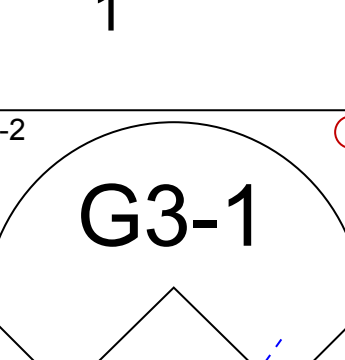
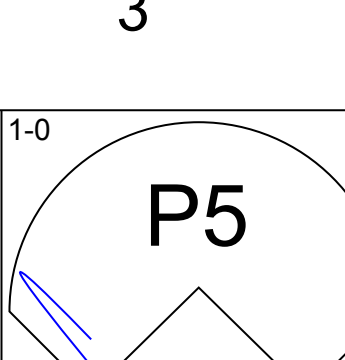
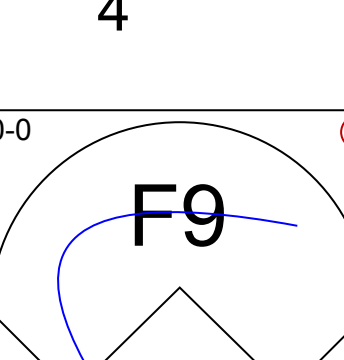
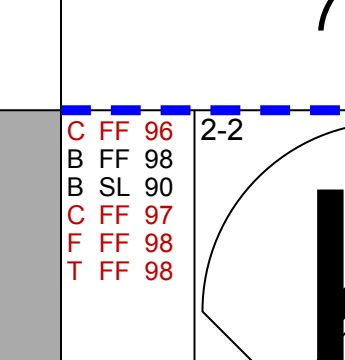
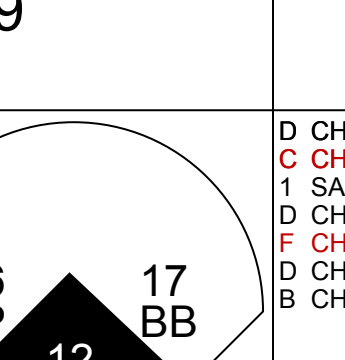
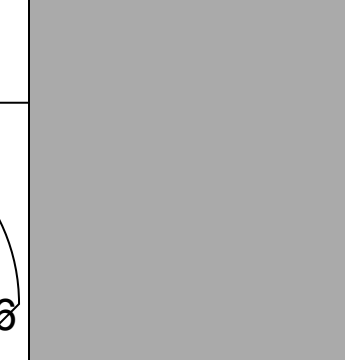
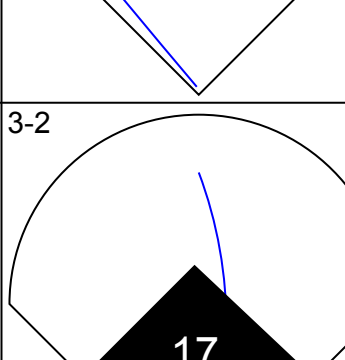
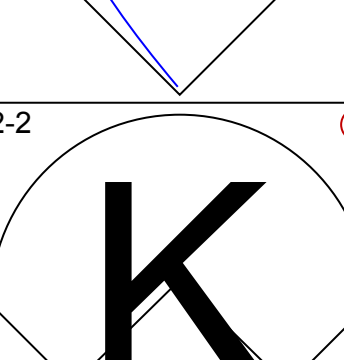
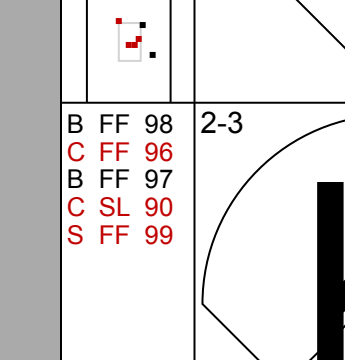
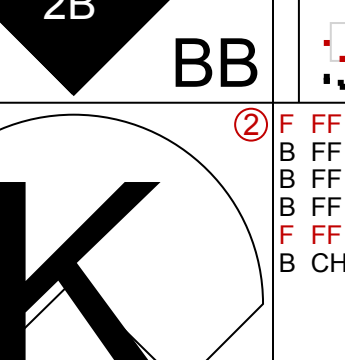
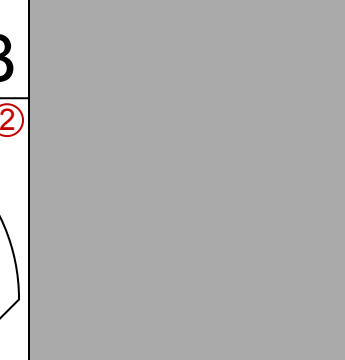
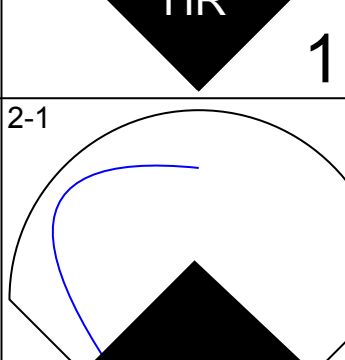
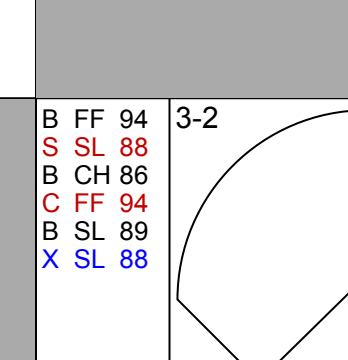
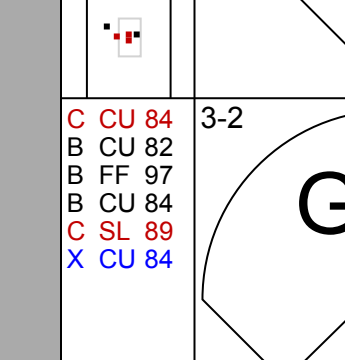
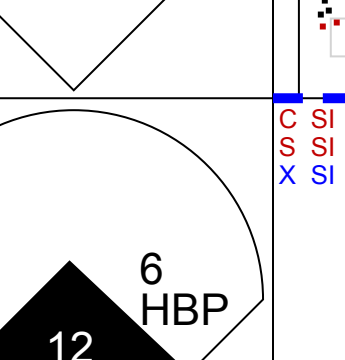
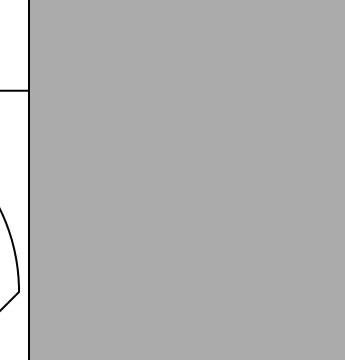
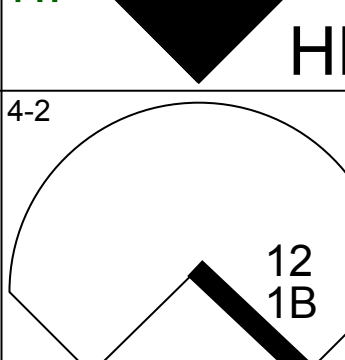
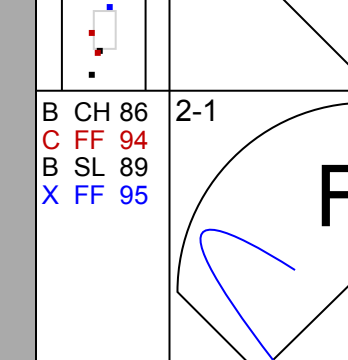
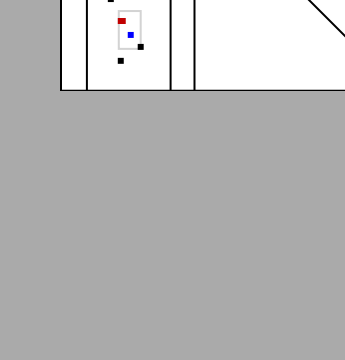
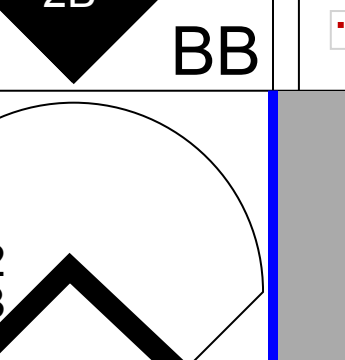
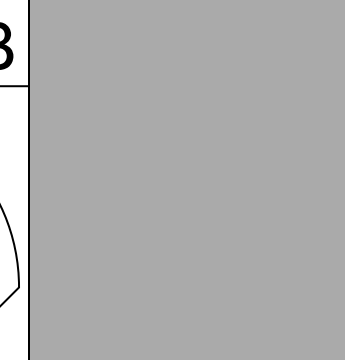
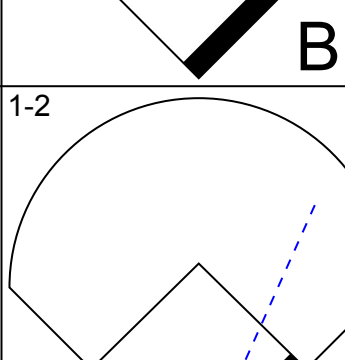
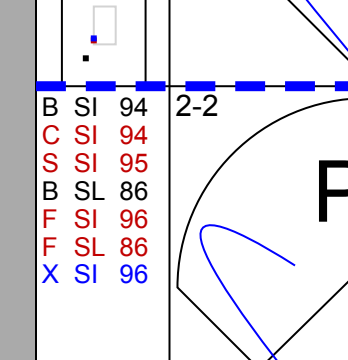

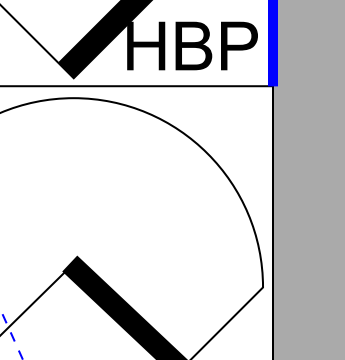
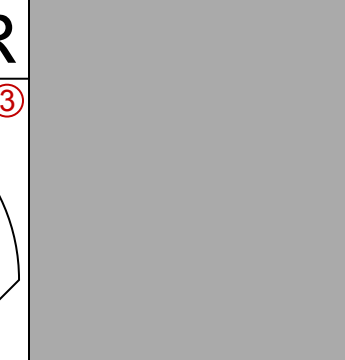
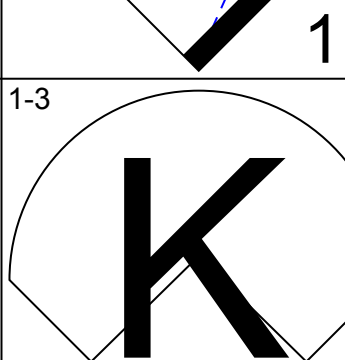
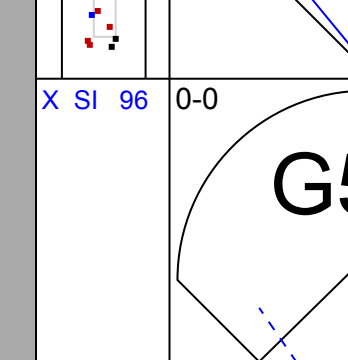

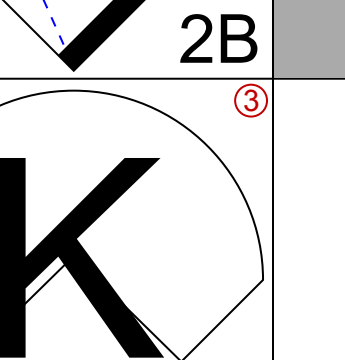
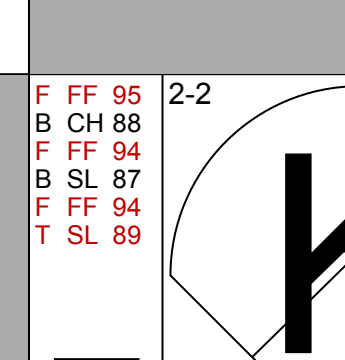
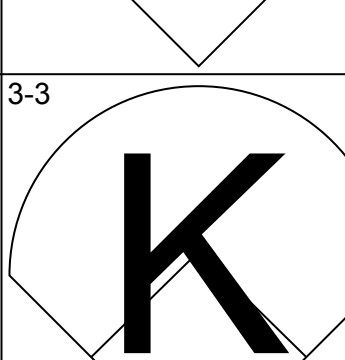
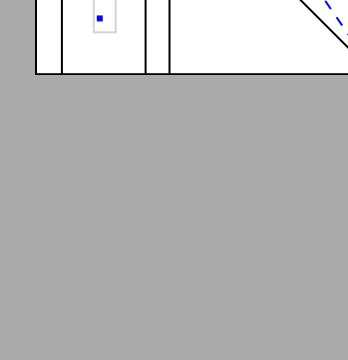
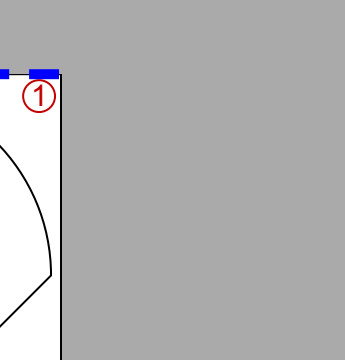
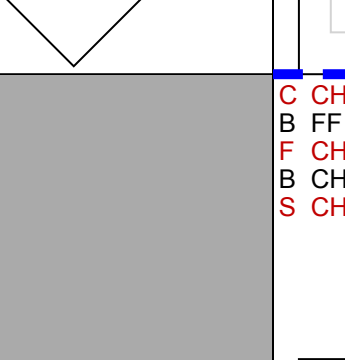
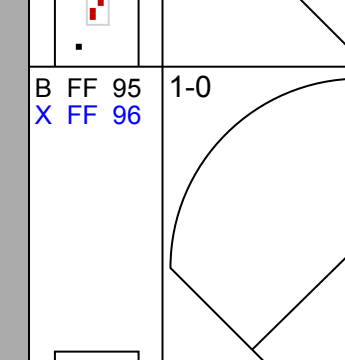

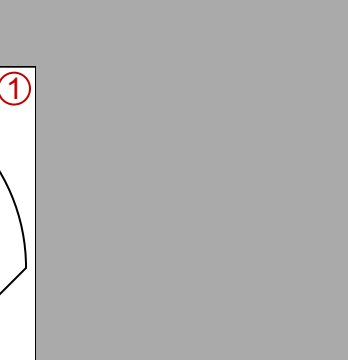
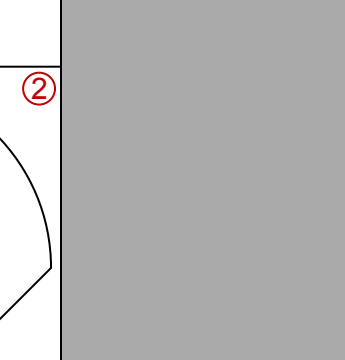
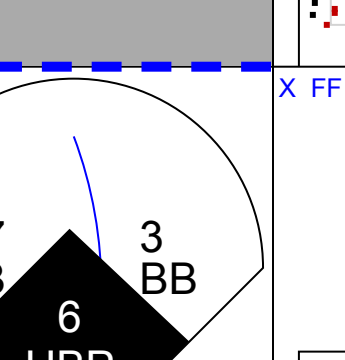
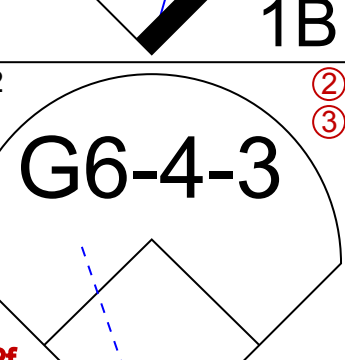

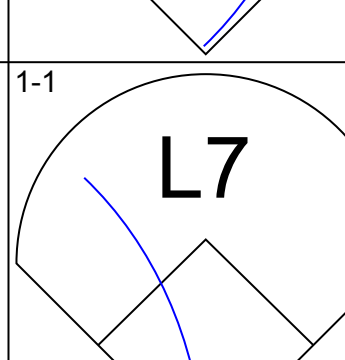

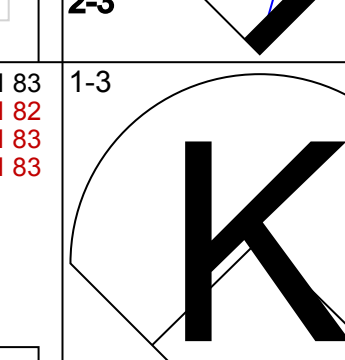
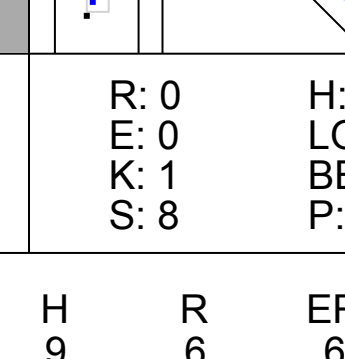
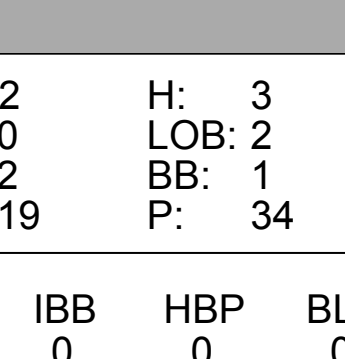
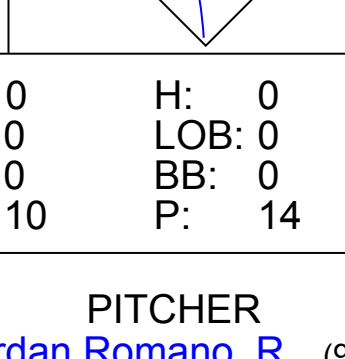
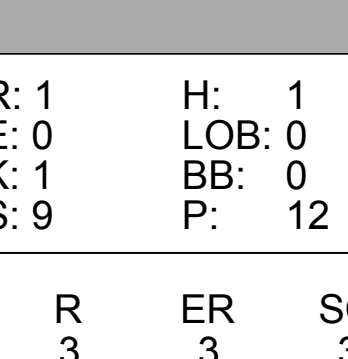
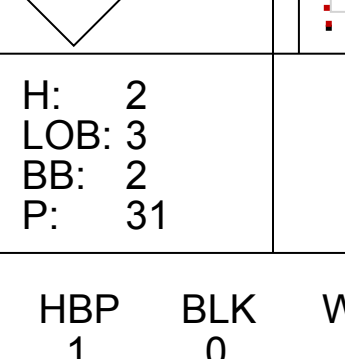


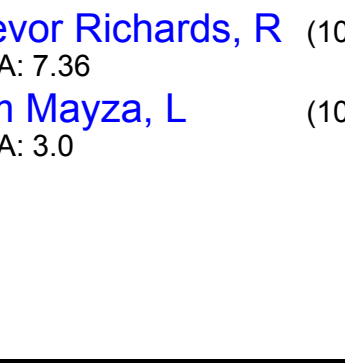




Batter	1	2	3	4	5	6	7	8	9	10	AB	R	H	RBI	BB	SO	LOB	TOP									
4 George Springer, R OBP: 0.304, SLG: 0.326											5	1	1	1	1	2	3										
11 Bo Bichette, R OBP: 0.400, SLG: 0.596											5	2	1	0	0	1	1										
27 Vladimir Guerrero Jr., R OBP: 0.510, SLG: 0.610											5	2	2	0	0	0	0										
26 Matt Chapman, R OBP: 0.523, SLG: 0.600											5	2	3	5	1	1	2										
25 Daulton Varsho, L OBP: 0.361, SLG: 0.472											4	1	1	0	1	1	4										
15 Whit Merrifield, R OBP: 0.324, SLG: 0.276											5	2	2	1	0	0	3										
5 Santiago Espinal, R OBP: 0.111, SLG: 0.111											2	0	0	0	0	0	2										
8 Cavan Biggio, L OBP: 0.353, SLG: 0.353											3	1	0	0	0	2	5										
9 Danny Jansen, R OBP: 0.105, SLG: 0.056											3	0	0	0	0	3	3										
30 Alejandro Kirk, R OBP: 0.321, SLG: 0.174											1	0	0	0	1	0	0										
39 Kevin Kiermaier, L OBP: 0.400, SLG: 0.533											5	1	3	5	0	0	1										
Inning Stats	R: 0 E: 0 K: 1 S: 7	H: 0 LOB: 0 BB: 0 P: 10	R: 0 E: 0 K: 1 S: 15	H: 1 LOB: 0 BB: 0 P: 21	R: 0 E: 0 K: 2 S: 10	H: 0 LOB: 0 BB: 0 P: 15	R: 0 E: 0 K: 0 S: 8	H: 0 LOB: 1 BB: 1 P: 17	R: 0 E: 0 K: 1 S: 9	H: 1 LOB: 1 BB: 0 P: 12	R: 6 E: 1 K: 1 S: 22	H: 4 LOB: 1 BB: 1 P: 35	R: 4 E: 0 K: 1 S: 20	H: 4 LOB: 2 BB: 0 P: 31	R: 0 E: 0 K: 0 S: 7	H: 0 LOB: 0 BB: 0 P: 11	R: 0 E: 0 K: 1 S: 7	H: 0 LOB: 0 BB: 0 P: 14	R: 2 E: 0 K: 2 S: 17	H: 3 LOB: 2 BB: 0 P: 25	P: 25 ERA: 9.00 WHIP: 3.000	1B: 10 2B: 1 3B: 1 HR: 1	SF: 0 SAC: 0 DP: 1 HBP: 2	WP: 1 PB: 0 SB: 2 CS: 0	PA: 49		
PITCHER	IP 5.0	WLS B	BF 5	H 1	R 1	ER 0	SO 1	BB 0	IBB 0	HBP 0	BLK 0	WP 0	HR 0	S 58	P 89	ERA 7.20	WHIP 1.400										
48 Reid Detmers, L ERA: 5.59																											
60 Andrew Wantz, R ERA: 15.43																											
52 Ryan Tepera, R ERA: 13.5																											
28 Aaron Loup, L ERA: 5.4																											
51 Jaime Barria, R ERA: 5.4																											

Toronto Blue Jays @ Los Angeles Angels
Angel Stadium, Anaheim, CA
Sun Apr 09 2023, 1:08 PM - 4:37 PM PDT
Att. 31,092 - Sunny - 72 F

AB	43
R	12
H	13
RBI	12
BB	4
SO	10
LOB	24


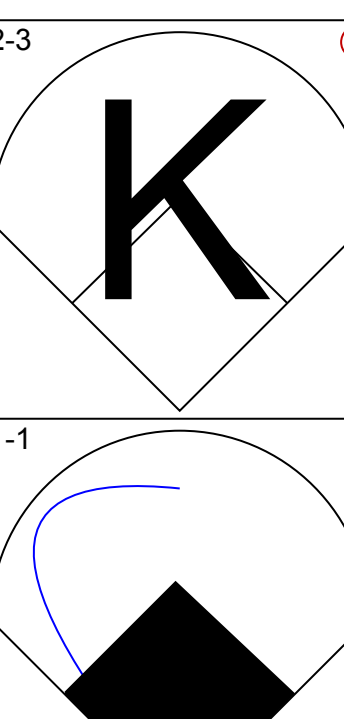
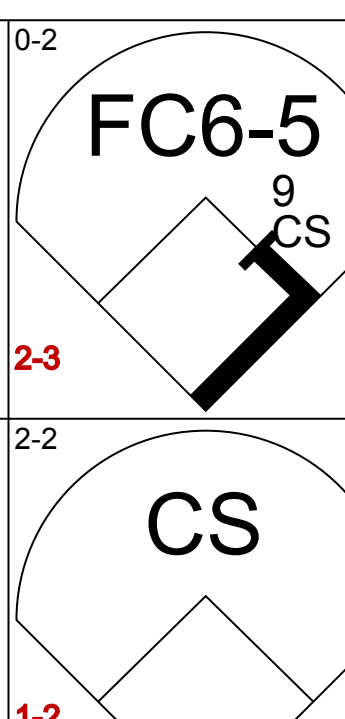
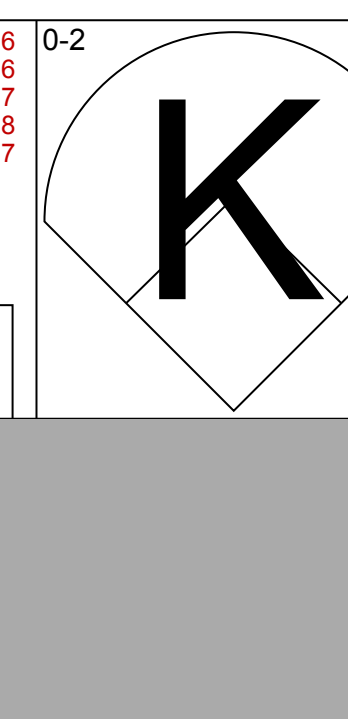
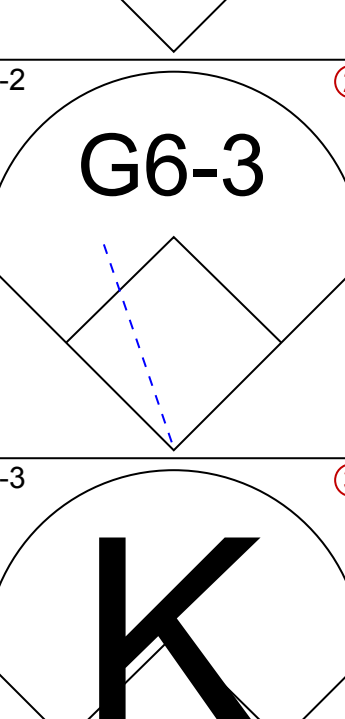
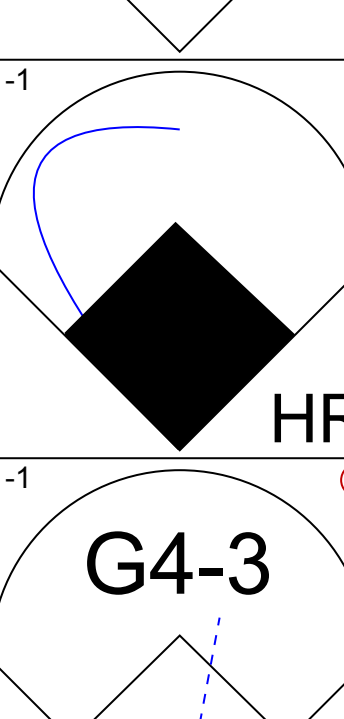
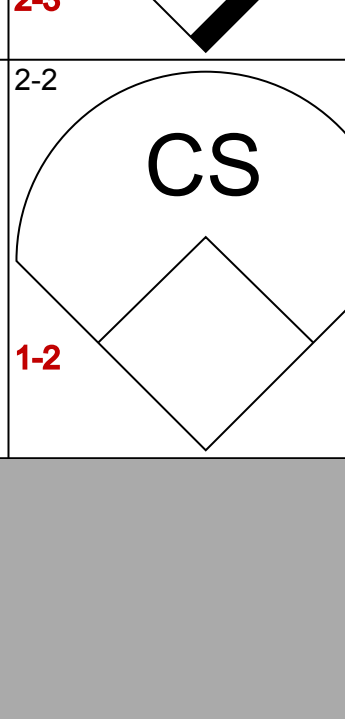

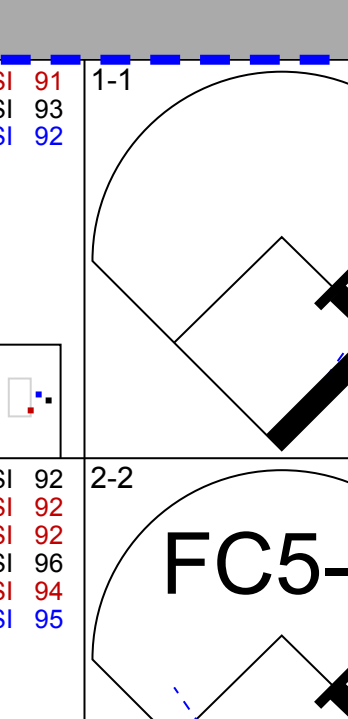
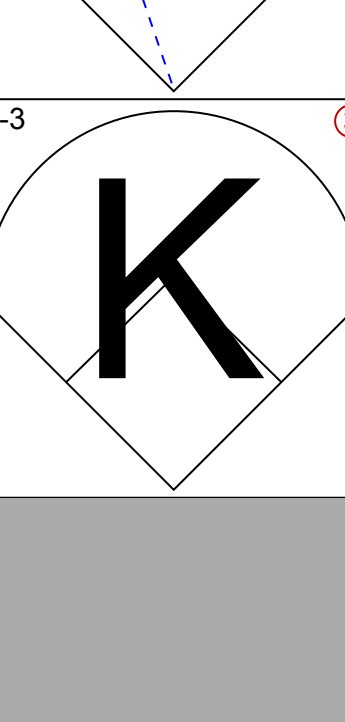
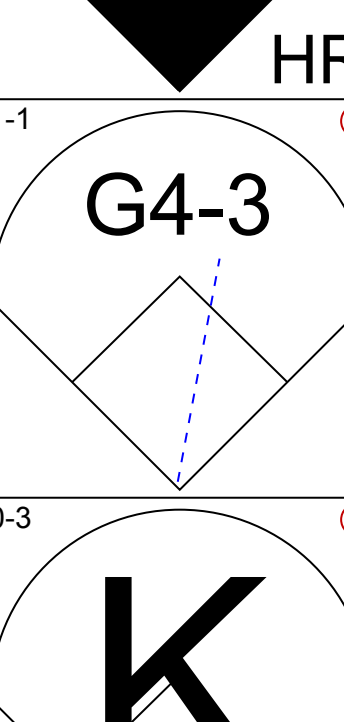
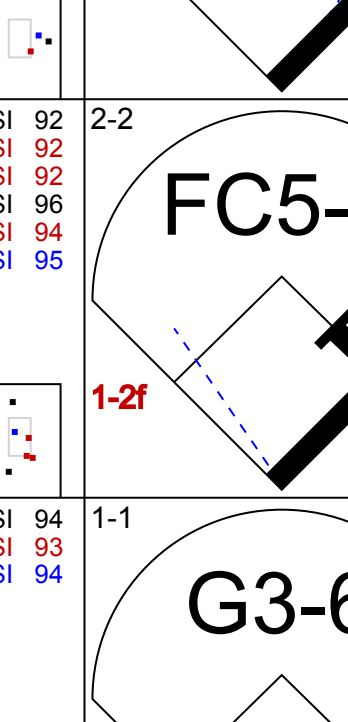
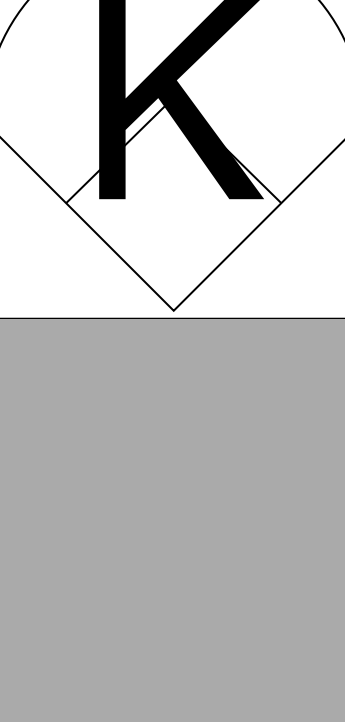
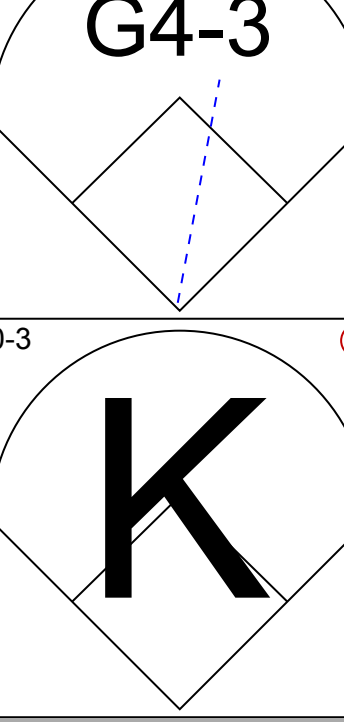
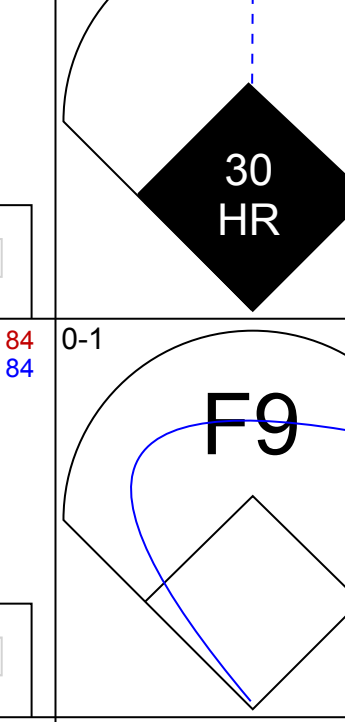
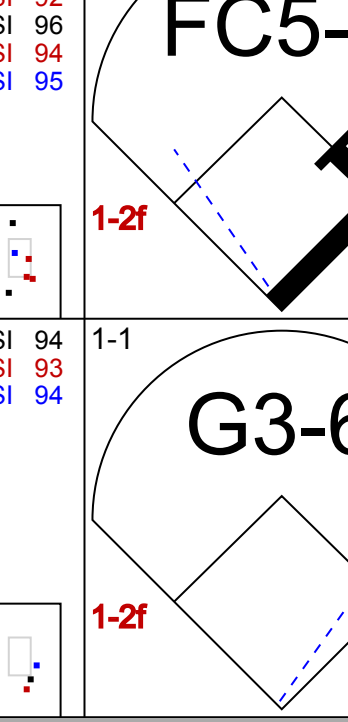
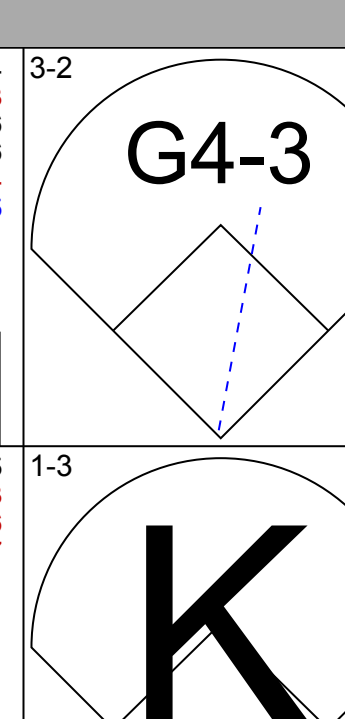

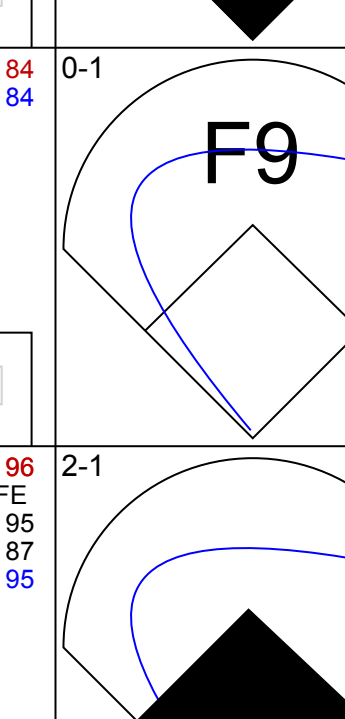
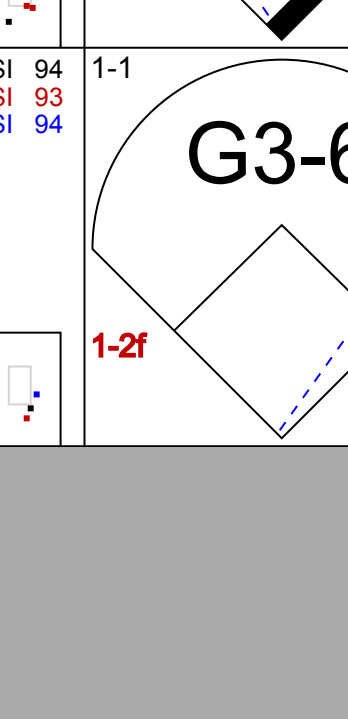


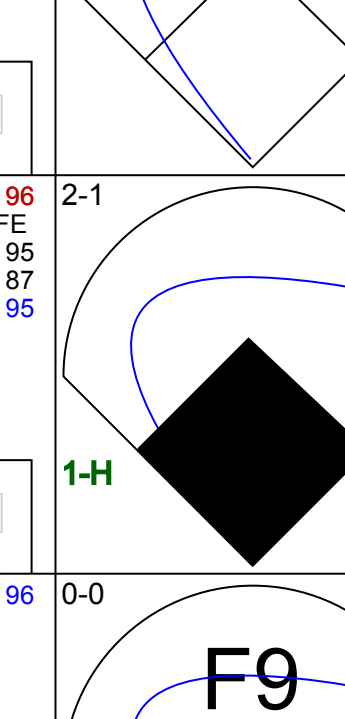



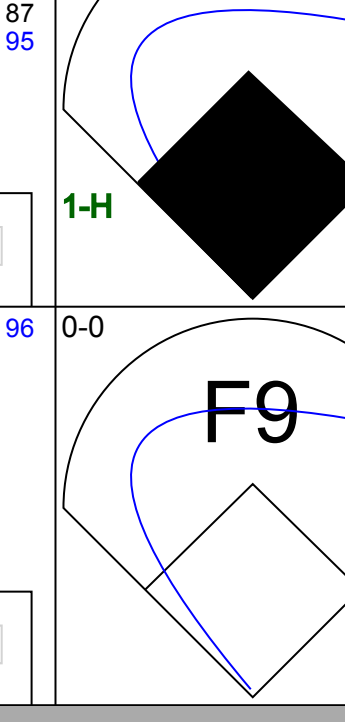

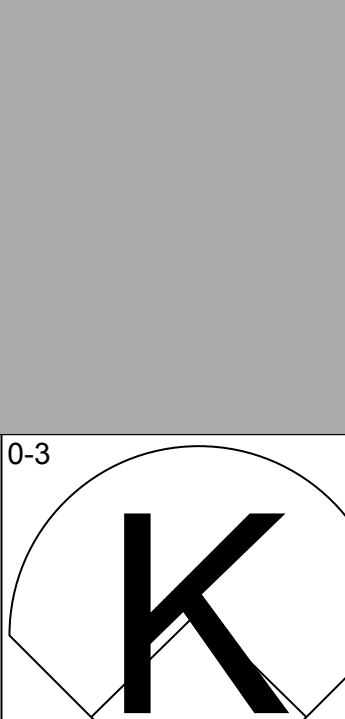
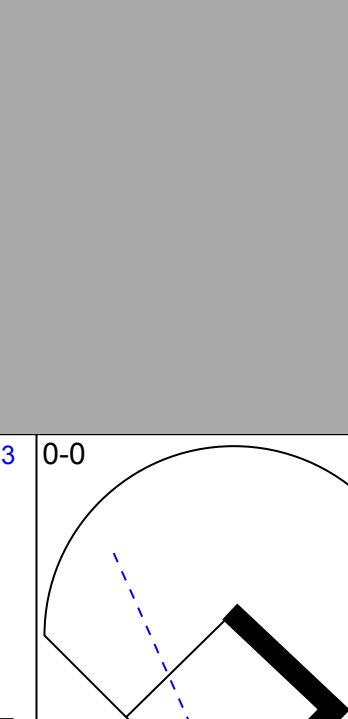

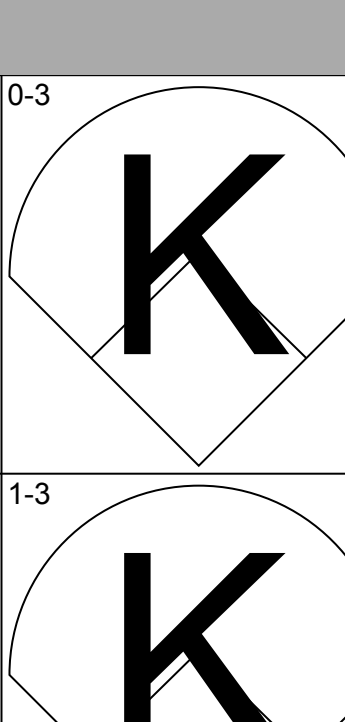
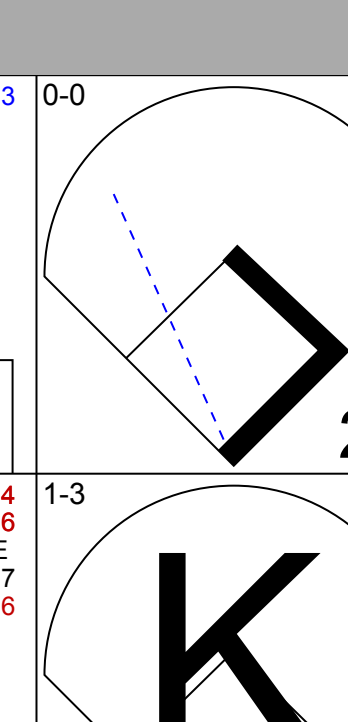

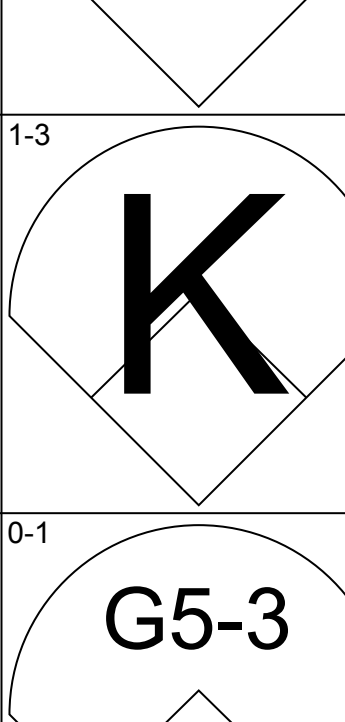
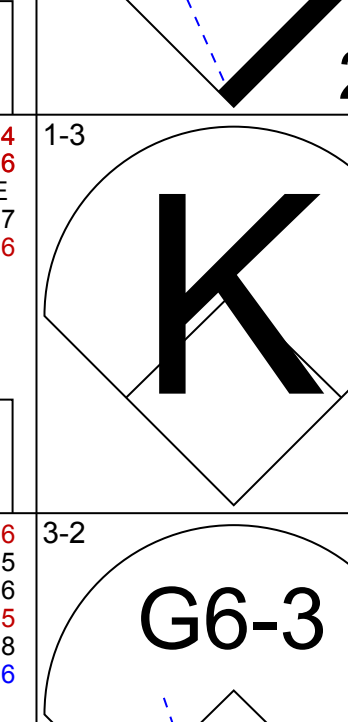

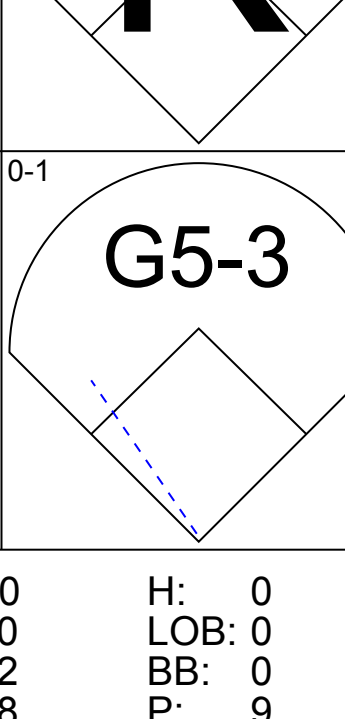
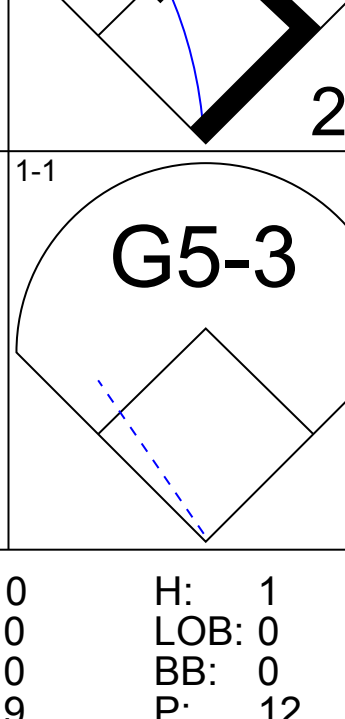
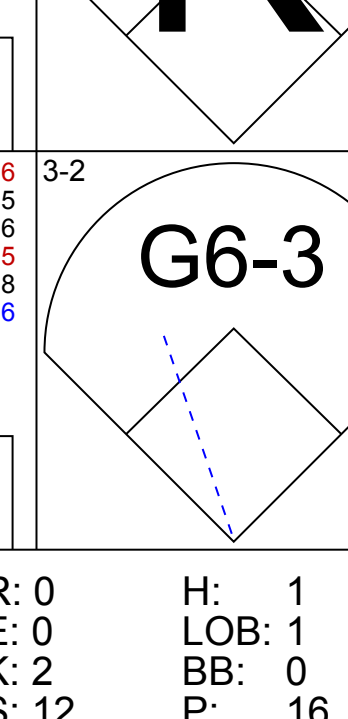


Batter	1	2	3	4	5	6	7	8	9	10	AB	R	H	RBI	BB	SO	LOB	BOTTOM									
3 Taylor Ward, R OBP: 0.372, SLG: 0.474											4	1	0	0	2	1	0										
27 Mike Trout, R OBP: 0.524, SLG: 0.710											5	1	2	1	1	3	2										
17 Shohei Ohtani, L OBP: 0.436, SLG: 0.667											5	3	2	2	1	0	4										
6 Anthony Rendon, R OBP: 0.353, SLG: 0.231											3	1	1	2	1	0	1										
8 Brett Phillips, L OBP: 0.154, SLG: 0.154											0	0	0	0	0	0	0										
42 David Fletcher, R OBP: 0.154, SLG: 0.154											0	0	0	0	0	0	0										
12 Hunter Renfroe, R OBP: 0.325, SLG: 0.472											5	1	3	4	0	0	1										
23 Brandon Drury, R OBP: 0.161, SLG: 0.333											5	2	1	1	0	3	6										
2 Luis Rengifo, S OBP: 0.306, SLG: 0.241											5	0	0	0	0	4	2										
10 Gio Urshela, R OBP: 0.400, SLG: 0.394											5	1	3	0	0	1	0										
14 Logan O'Hoppe, R OBP: 0.286, SLG: 0.640											5	1	1	1	0	2	4										
Inning Stats	R: 3 E: 0 K: 1 S: 17	H: 3 LOB: 0 BB: 0 P: 25	R: 0 E: 0 K: 1 S: 8	H: 1 LOB: 0 BB: 0 P: 14	R: 2 E: 0 K: 2 S: 19	H: 3 LOB: 2 BB: 1 P: 34	R: 1 E: 0 K: 2 S: 10	H: 1 LOB: 0 BB: 0 P: 16	R: 0 E: 0 K: 0 S: 11	H: 1 LOB: 1 BB: 0 P: 18	R: 0 E: 0 K: 0 S: 10	H: 0 LOB: 0 BB: 0 P: 14	R: 0 E: 0 K: 2 S: 10	H: 0 LOB: 0 BB: 0 P: 17	R: 1 E: 0 K: 1 S: 9	H: 1 LOB: 0 BB: 0 P: 12	R: 3 E: 0 K: 3 S: 17	H: 2 LOB: 3 BB: 2 P: 31	R: 1 E: 0 K: 2 S: 14	H: 1 LOB: 3 BB: 2 P: 25	P: 25 ERA: 9.00 WHIP: 3.000	1B: 8 2B: 1 3B: 1 HR: 4	SF: 0 SAC: 0 DP: 1 HBP: 1	WP: 0 PB: 0 SB: 0 CS: 0	PA: 48		
PITCHER	IP 4.1	WLS 2	BF 9	H 6	R 6	ER 6	SO 6	BB 1	IBB 0	HBP 0	BLK 0	WP 0	HR 3	S 59	P 99	ERA 12.46	WHIP 2.308										
16 Yusei Kikuchi, L ERA: 6.75																											
56 Zach Pop, R ERA: 1.8																											
90 Adam Cimber, R ERA: 1.5																											
93 Yimi Garcia, R ERA: 3.6																											
50 Erik Swanson, R ERA: 3.39																											

Toronto Blue Jays @ Los Angeles Angels
Angel Stadium, Anaheim, CA
Sun Apr 09 2023, 1:08 PM - 4:37 PM PDT
Att. 31,092 - Sunny - 72 F

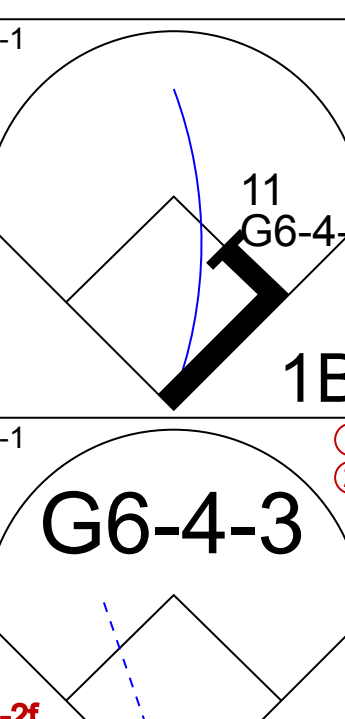
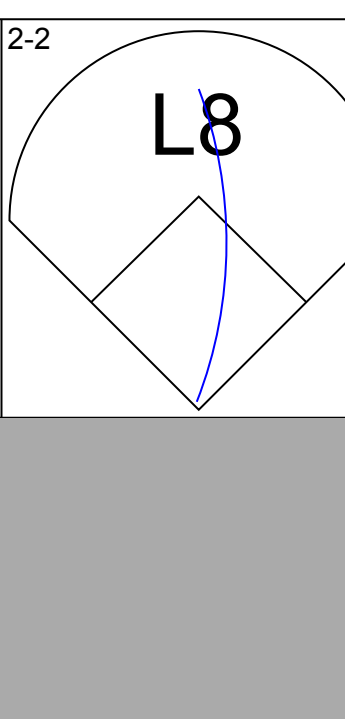
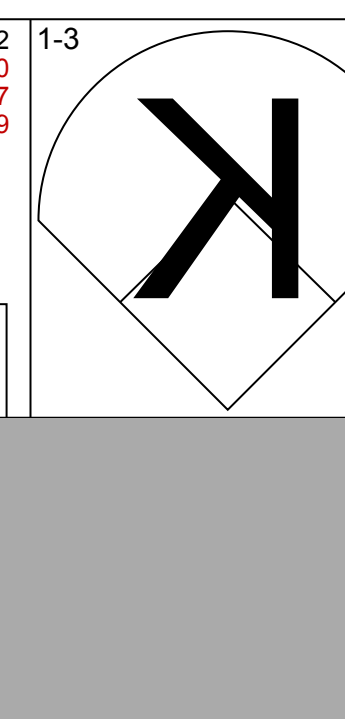
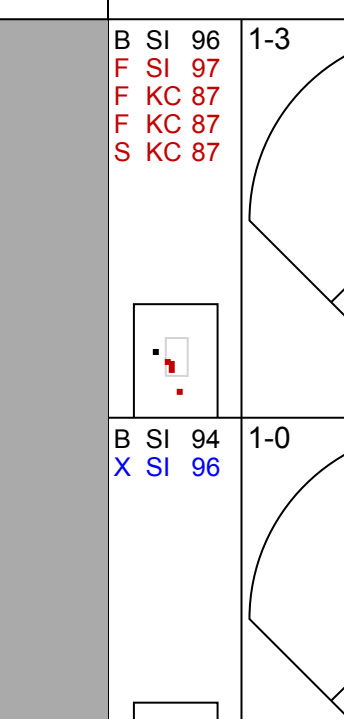
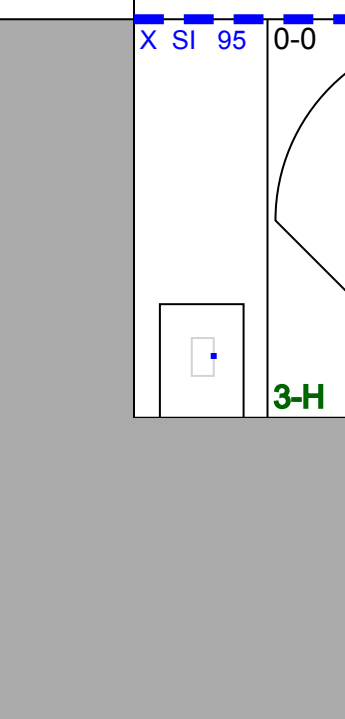
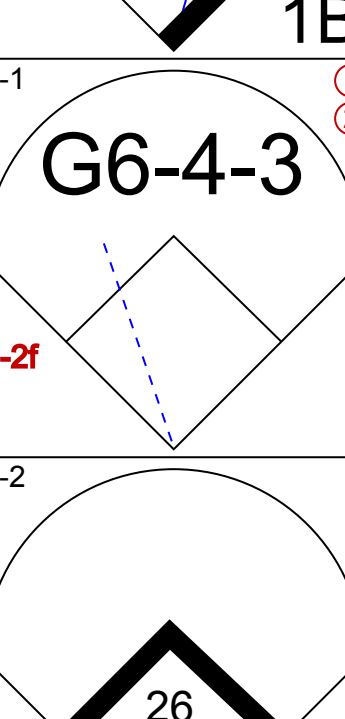
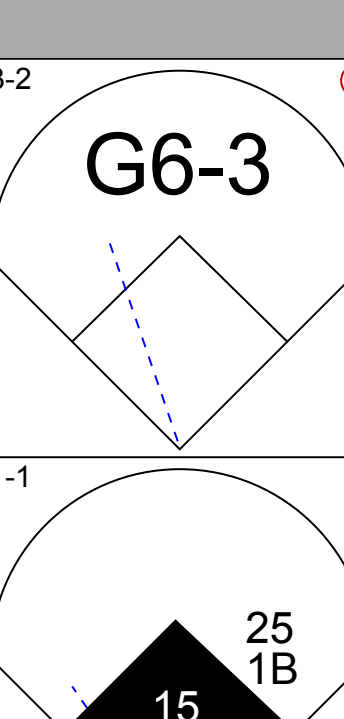
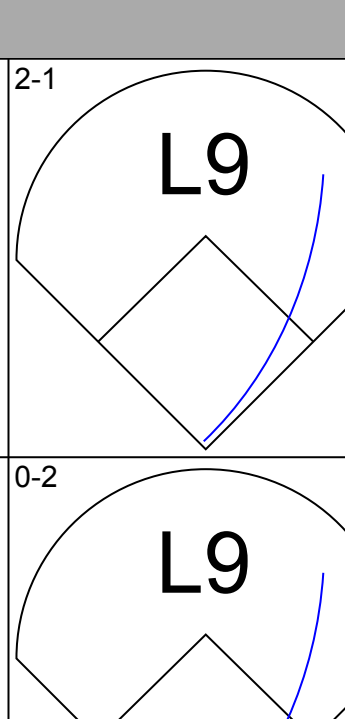
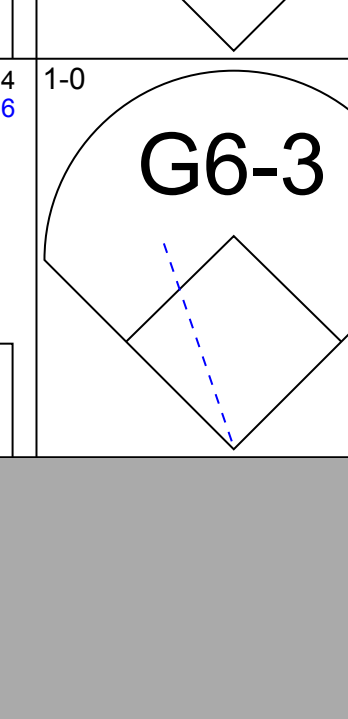
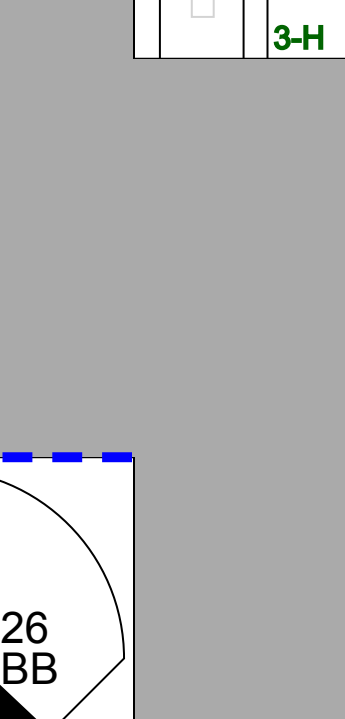
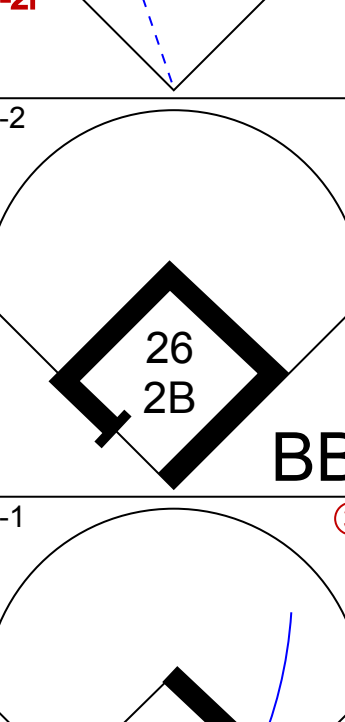
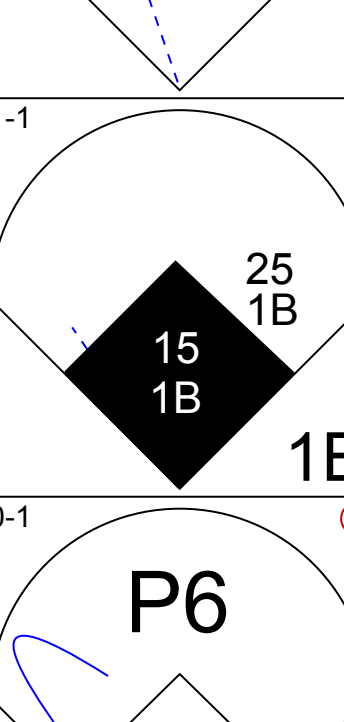
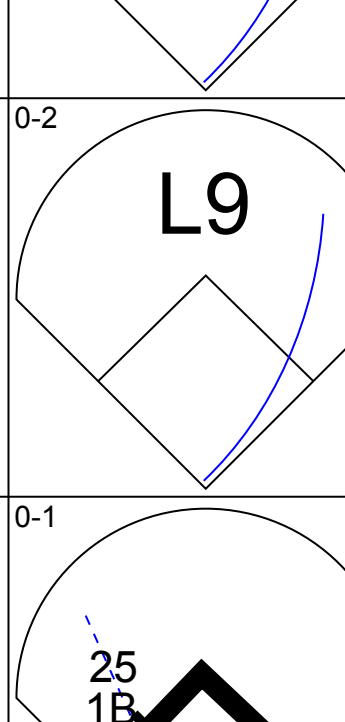
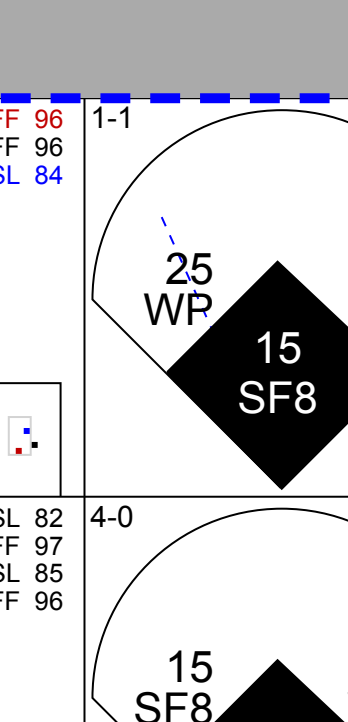
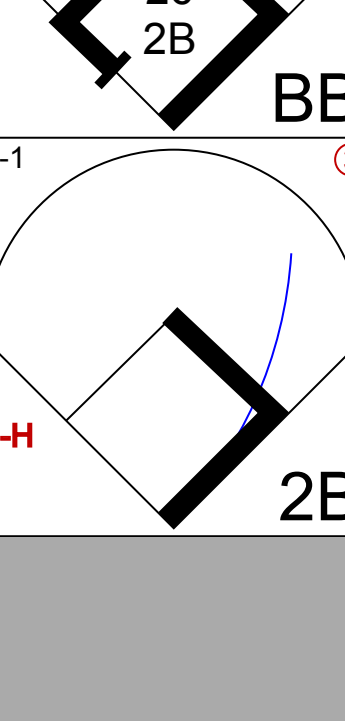
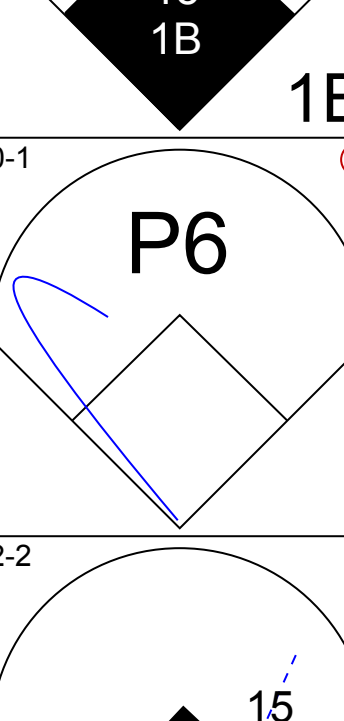
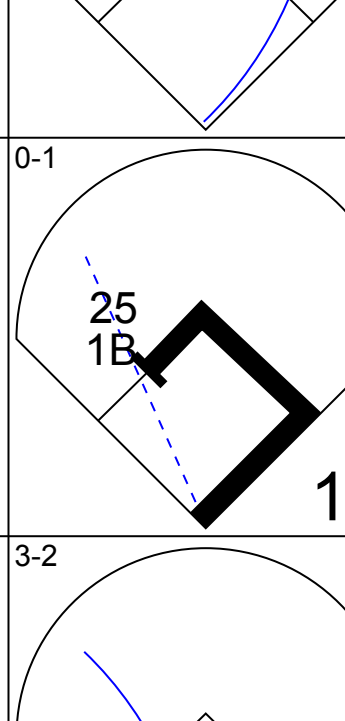

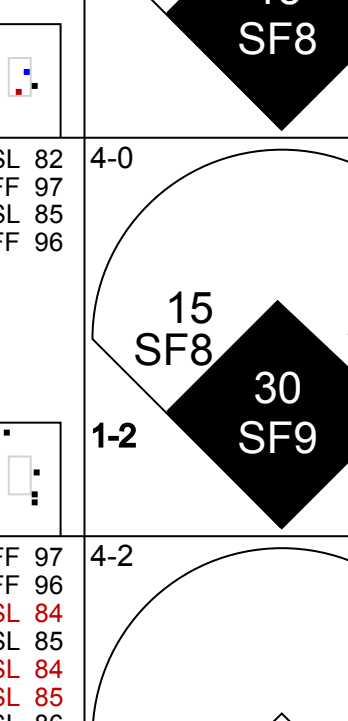

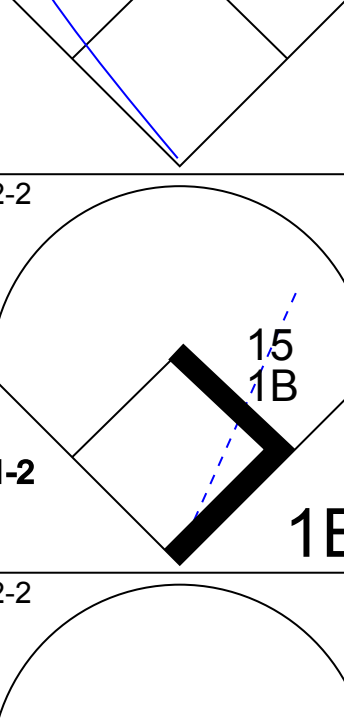
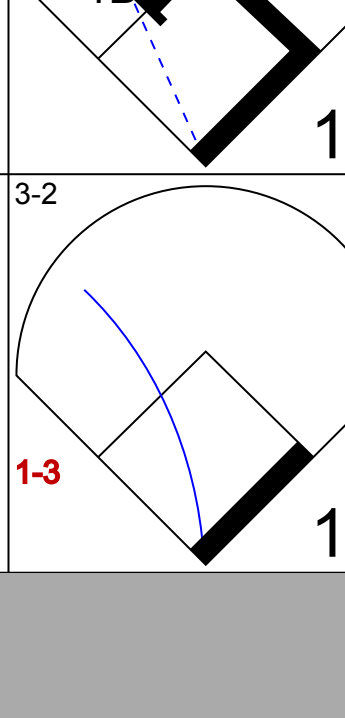

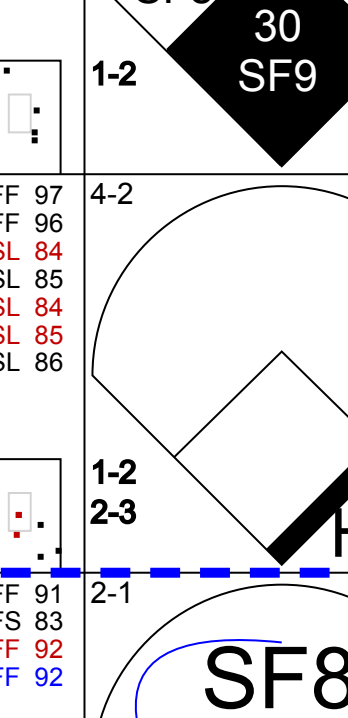

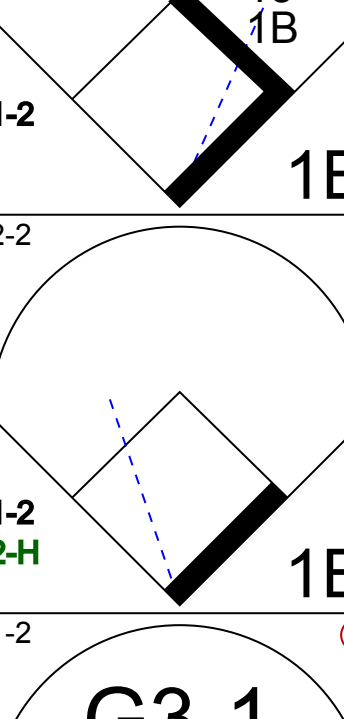


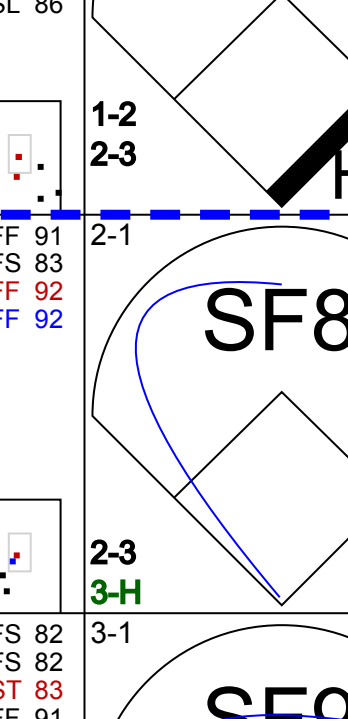

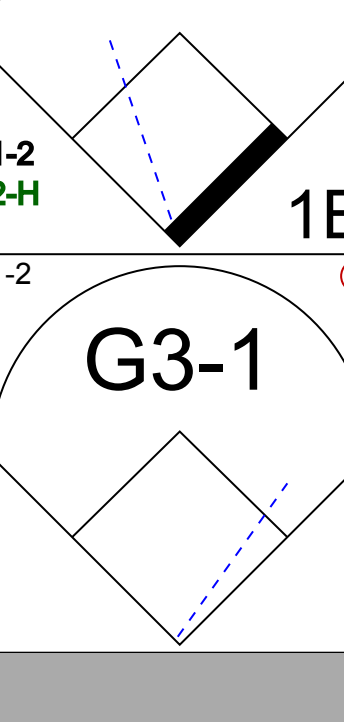


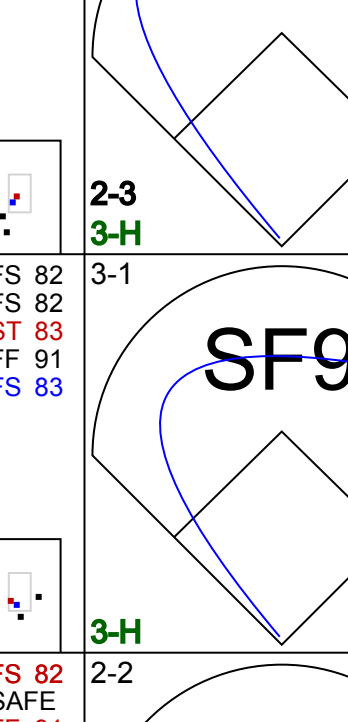

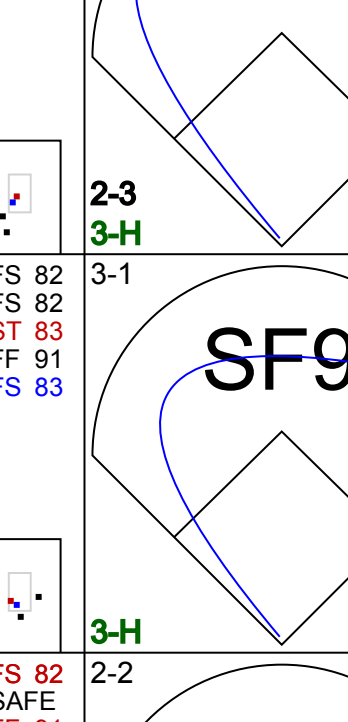

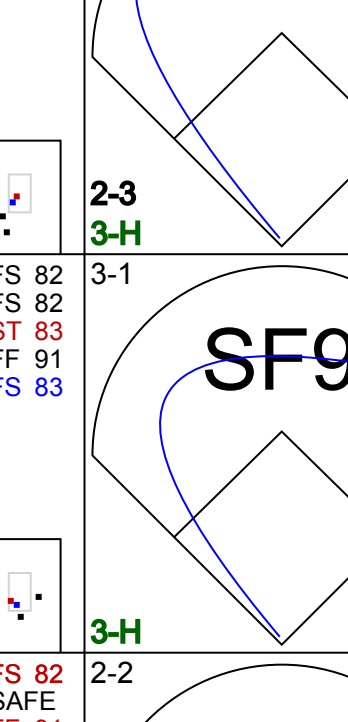

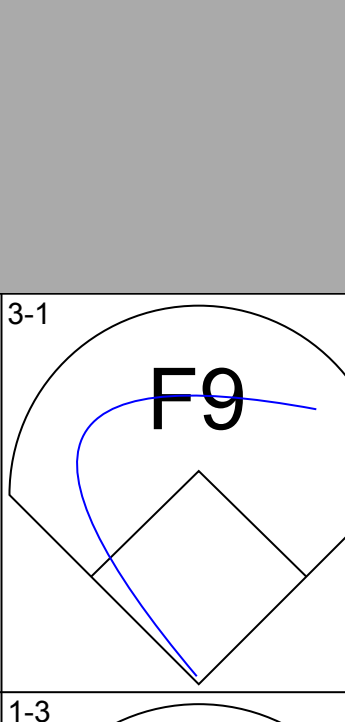
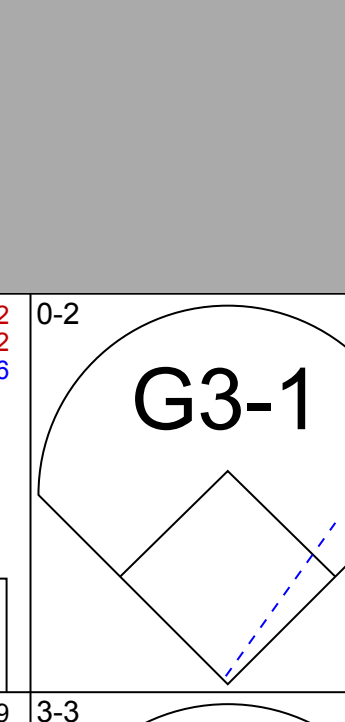
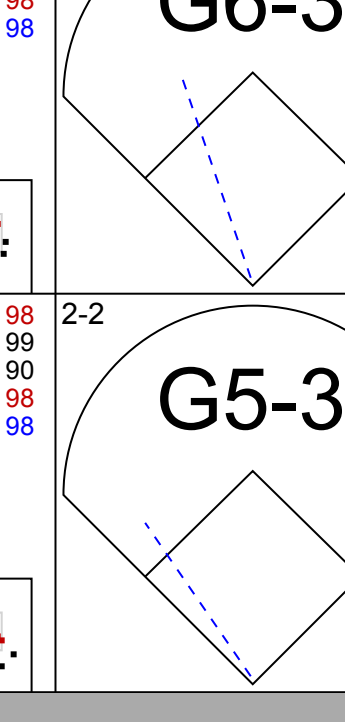
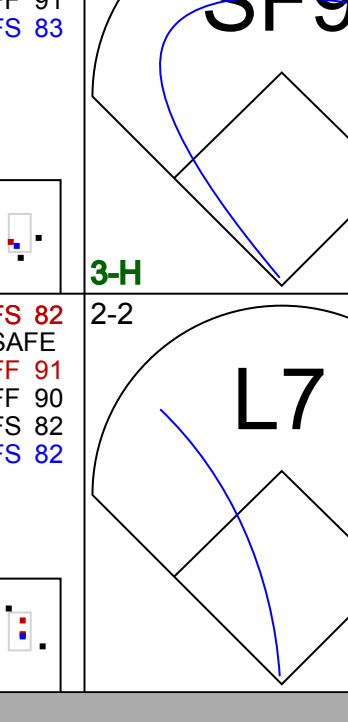


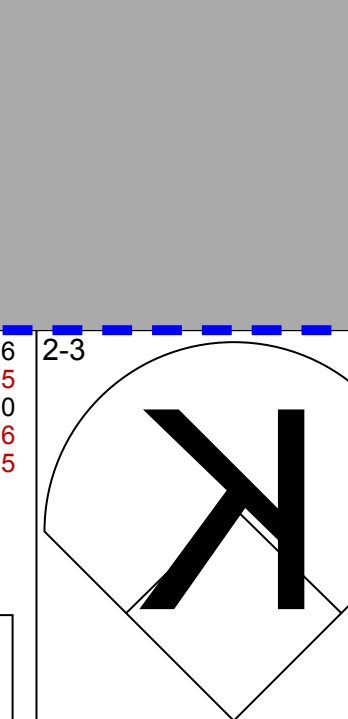
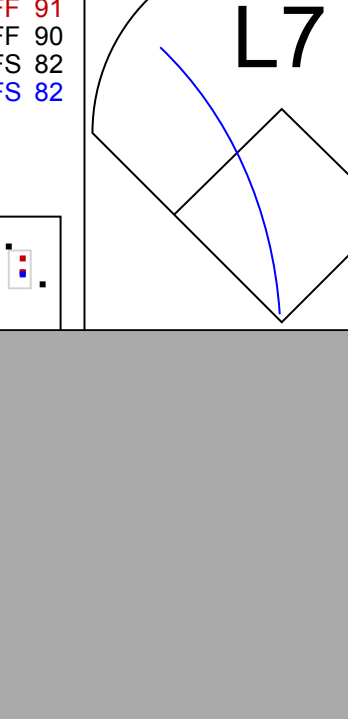
AB	42
R	11
H	13
RBI	11
BB	5
SO	14
LOB	20



Batter	1	2	3	4	5	6	7	8	9	10	AB	R	H	RBI	BB	SO	LOB	TOP								
8 Matt Vierling, R OBP: 0.316, SLG: 0.371											4	0	0	0	0	3	2	Detroit Tigers @ Toronto Blue Jays Rogers Centre, Toronto, ON Wed Apr 12 2023, 7:10 PM - 9:48 PM EDT Att: 35,300 - Clear -61 F								
9 Nick Maton, L OBP: 0.294, SLG: 0.393										3	1	1	1	0	1	0										
7 Jonathan Schoop, R (9, PH) OBP: 0.350, SLG: 0.235										1	0	1	0	0	0	0										
31 Riley Greene, L OBP: 0.304, SLG: 0.372										4	1	1	0	0	1	1										
28 Javier Báez, R OBP: 0.163, SLG: 0.100										4	0	0	0	0	1	2										
30 Kerry Carpenter, L OBP: 0.303, SLG: 0.462										4	1	1	2	0	2	0										
20 Spencer Torkelson, R OBP: 0.250, SLG: 0.337										4	0	0	0	0	0	1										
24 Miguel Cabrera, R OBP: 0.269, SLG: 0.333										3	0	1	0	0	1	0										
60 Akil Baddoo, L (8, PR) OBP: 0.375, SLG: 0.357										0	0	0	0	1	0	0										
13 Eric Haase, R OBP: 0.167, SLG: 0.172										4	0	1	0	0	2	3										
32 Ryan Kradler, R OBP: 0.118, SLG: 0.118										3	0	0	0	0	0	2										
Inning Stats	R: 0 E: 0 K: 2 S: 12	H: 0 LOB: 0 BB: 0 P: 17	R: 0 E: 0 K: 1 S: 7	H: 0 LOB: 0 BB: 0 P: 11	R: 0 E: 0 K: 2 S: 8	H: 0 LOB: 0 BB: 0 P: 9	R: 1 E: 0 K: 2 S: 12	H: 1 LOB: 0 BB: 0 P: 16	R: 0 E: 0 K: 1 S: 7	H: 0 LOB: 0 BB: 0 P: 8	R: 0 E: 0 K: 0 S: 9	H: 1 LOB: 0 BB: 0 P: 12	R: 2 E: 0 K: 1 S: 10	H: 2 LOB: 0 BB: 0 P: 14	R: 0 E: 0 K: 2 S: 12	H: 1 LOB: 1 BB: 0 P: 16	R: 0 E: 0 K: 0 S: 8	H: 1 LOB: 0 BB: 0 P: 12	R: 0 E: 0 K: 0 S: 12	H: 0 LOB: 2 BB: 1 P: 18	1B: 2 2B: 2 3B: 0 HR: 2	SF: 0 SAC: 0 DP: 1 HBP: 0	WP: 0 PB: 0 SB: 0 CS: 1	PA: 36		
PITCHER	IP 8.0	WLS 28	H 5	R 3	ER 3	SO 11	BB 0	IBB 0	HBP 0	BLK 0	WP 0	HR 2	S 77	P 103	ERA 3.38	WHIP 0.625										
34 Kevin Gausman, R ERA: 1.35	1.0	3	1	0	0	0	0	0	0	0	0	0	8	12	0.00	1.000										
58 Tim Lincecum, L ERA: 2.25	1.0	W	4	0	0	0	1	0	0	0	0	0	12	18	0.00	1.000										
68 Jordan Romano, R ERA: 4.5																										

AB	34
R	3
H	6
RBI	3
BB	1
SO	11
LOB	11



Batter	1	2	3	4	5	6	7	8	9	10	AB	R	H	RBI	BB	SO	LOB	BOTTOM								
4 George Springer, R OBP: 0.309, SLG: 0.385											5	0	2	1	0	2	0	Detroit Tigers @ Toronto Blue Jays Rogers Centre, Toronto, ON Wed Apr 12 2023, 7:10 PM - 9:48 PM EDT Att: 35,300 - Clear -61 F								
11 Bo Bichette, R OBP: 0.362, SLG: 0.582											4	0	0	0	0	1										
27 Vladimir Guerrero Jr., R (1, 3) OBP: 0.491, SLG: 0.563										3	2	2	0	1	0	0										
26 Matt Chapman, R OBP: 0.538, SLG: 0.851										3	1	2	0	1	0	1										
25 Daulton Varsho, L OBP: 0.420, SLG: 0.463										3	0	2	0	0	0	0										
15 Whit Merrifield, R OBP: 0.316, SLG: 0.281										3	0	1	2	0	1	0										
5 Santiago Espinal, R OBP: 0.095, SLG: 0.095										3	0	0	0	0	0	2										
30 Alejandro Kirk, R OBP: 0.333, SLG: 0.333										0	0	0	1	0	0	0										
8 Cavan Biggio, L OBP: 0.280, SLG: 0.286										0	0	0	0	0	0	0										
9 Danny Jansen, R OBP: 0.087, SLG: 0.045										4	1	0	0	0	0	1										
39 Kevin Kiermaier, L OBP: 0.351, SLG: 0.541										3	0	0	0	0	3	0										
Inning Stats	R: 0 E: 0 K: 0 S: 8	H: 2 LOB: 2 BB: 1 P: 15	R: 0 E: 0 K: 0 S: 8	H: 0 LOB: 0 BB: 0 P: 9	R: 0 E: 0 K: 1 S: 9	H: 0 LOB: 0 BB: 0 P: 15	R: 1 E: 0 K: 0 S: 18	H: 3 LOB: 2 BB: 0 P: 27	R: 0 E: 0 K: 2 S: 10	H: 0 LOB: 0 BB: 0 P: 14	R: 0 E: 0 K: 1 S: 11	H: 2 LOB: 2 BB: 0 P: 16	R: 0 E: 0 K: 1 S: 9	H: 0 LOB: 0 BB: 0 P: 13	R: 0 E: 0 K: 2 S: 8	H: 0 LOB: 0 BB: 0 P: 12	R: 2 E: 0 K: 0 S: 12	H: 1 LOB: 1 BB: 0 P: 28	R: 1 E: 0 K: 0 S: 2	H: 1 LOB: 1 BB: 0 P: 2	1B: 8 2B: 1 3B: 0 HR: 0	SF: 2 SAC: 1 DP: 1 HBP: 1	WP: 1 PB: 0 SB: 0 CS: 0	PA: 37		
PITCHER	IP 6.0	WLS 23	H 7	R 1	ER 1	SO 3	BB 1	IBB 0	HBP 0	BLK 0	WP 0	HR 0	S 64	P 96	ERA 1.50	WHIP 1.333										
57 Eduardo Rodriguez, L ERA: 4.5	1.0	H	3	0	0	1	0	0	0	0	0	0	9	13	0.00	0.000										
68 Jason Foley, R ERA: 1.8	1.0	H	3	0	0	2	0	0	0	0	0	0	8	12	0.00	0.000										
55 Alex Lange, R ERA: 3.86	0.0	3	1	2	2	0	1	0	1	0	5	14														
62 Trey Wingenter, R ERA: 10.8	1.1	L	4	0	0	0	0	0	0	0	8	15	0.00	0.000												
36 Chasen Shreve, L ERA: 3.28																										
PITCHER	IP 9.0	WLS 1	H 1	R 1	ER 0	SO 0	BB 0	IBB 0	HBP 0	BLK 0	WP 0	HR 0	S 1	P 1	ERA ∞	WHIP ∞										
67 José Cisneros, R ERA: 9.0																										

AB	31
R	4
H	9
RBI	4
BB	2
SO	6
LOB	5



Batter	1	2	3	4	5	6	7	8	9	AB	R	H	RBI	BB	SO	LOB	TOP								
9 Nick Maton, L OBP: 0.308, SLG: 0.424 (1, 5) (3, 6) (7, 5)										5	0	2	0	0	2	3									
18 Tyler Nevin, R (1, 10)										2	0	0	1	1	1	4									
31 Riley Greene, L OBP: 0.275, SLG: 0.333 (1, 8)										5	0	0	0	0	2	6									
30 Kerry Carpenter, L OBP: 0.333, SLG: 0.429 8 Matt Vierling, R OBP: 0.300, SLG: 0.351 (1, 9) (7, PH) (7, 9)										2	0	0	0	0	1	1									
20 Spencer Torkelson, R OBP: 0.245, SLG: 0.362 (1, 3)										5	1	1	0	0	3	2									
28 Javier Baez, R OBP: 0.182, SLG: 0.146 7 Jonathan Schoop, R OBP: 0.348, SLG: 0.211 (1, 6) (3, 5) (7, 4)										1	0	1	0	0	0	0									
60 Akil Baddoo, L OBP: 0.400, SLG: 0.313 (1, 7)										2	1	0	0	2	0	3									
39 Zach McKinstry, L OBP: 0.261, SLG: 0.238 32 Ryan Kreydler, R OBP: 0.111, SLG: 0.111 (1, 4) (7, 6)										2	0	1	1	1	0	0									
34 Jake Rogers, R OBP: 0.292, SLG: 0.545 (1, 2)										4	1	2	1	0	0	2									
Inning Stats	R: 0 E: 0 K: 2 S: 11	H: 0 LOB: 1 BB: 1 P: 17	R: 0 E: 0 K: 1 S: 7	H: 1 LOB: 0 BB: 0 P: 13	R: 1 E: 0 K: 0 S: 13	H: 2 LOB: 1 BB: 0 P: 17	R: 0 E: 0 K: 0 S: 10	H: 0 LOB: 0 BB: 0 P: 15	R: 1 E: 0 K: 2 S: 12	H: 1 LOB: 1 BB: 1 P: 20	R: 0 E: 0 K: 2 S: 14	H: 0 LOB: 2 BB: 1 P: 25	R: 0 E: 0 K: 0 S: 14	H: 1 LOB: 3 BB: 1 P: 26	R: 1 E: 0 K: 2 S: 15	H: 2 LOB: 2 BB: 1 P: 21	R: 0 E: 0 K: 1 S: 15	H: 0 LOB: 1 BB: 0 P: 23	1B: 2 2B: 6 HR: 0	SF: 1 SAC: 0 DP: 1 HBP: 2	WP: 0 PB: 0 SB: 0 CS: 0	PA: 41			
PITCHER	IP	WLS	BF	H	R	ER	SO	BB	IBB	HBP	BLK	WP	HR	S	P	ERA	WHIP								
40 Chris Bassitt, R ERA: 7.63 (1, 1)	6.0	L	25	4	2	2	7	3	0	1	0	0	0	67	107	3.00	1.167								
90 Adam Cimber, R ERA: 1.42 (7, 1)	0.1		4	1	0	0	0	1	0	0	0	0	0	7	17	0.00	6.000								
58 Tim Mayza, L ERA: 1.93 (7, 1)	0.2		2	0	0	0	0	0	0	0	0	0	0	7	9	0.00	0.000								
52 Anthony Bass, R ERA: 6.75 (8, 1)	1.0		6	2	1	1	2	0	1	0	0	0	0	15	21	9.00	2.000								
33 Trevor Richards, R ERA: 5.79 (9, 1)	1.0		4	0	0	0	1	0	0	1	0	0	0	15	23	0.00	0.000								
Batter	1	2	3	4	5	6	7	8	9	AB	R	H	RBI	BB	SO	LOB	BOTTOM								
4 George Springer, R OBP: 0.305, SLG: 0.375 (1, 9)										4	0	1	0	0	3	1									
11 Bo Bichette, R OBP: 0.371, SLG: 0.576 (1, 6)										4	0	2	0	0	0	1									
27 Vladimir Guerrero Jr., R OBP: 0.492, SLG: 0.549 (1, 10)										3	0	1	1	1	0	2									
25 Daulton Varsho, L OBP: 0.389, SLG: 0.422 (1, 8)										4	0	0	0	0	2	5									
30 Alejandro Kirk, R OBP: 0.324, SLG: 0.323 7 Jordan Luplow, R (8, PR) 9 Danny Jansen, R OBP: 0.087, SLG: 0.045 (1, 2) (8, PR) (9, 2)										4	0	1	0	0	1	4									
13 Brandon Belt, L OBP: 0.212, SLG: 0.258 (1, 3)										4	0	1	0	0	0	1									
15 Whit Merrifield, R OBP: 0.310, SLG: 0.278 (1, 7)										4	0	1	0	0	2	1									
5 Santiago Espinal, R OBP: 0.060, SLG: 0.060 (1, 5)										4	0	0	0	0	0	2									
8 Cavan Biggio, L OBP: 0.276, SLG: 0.280 (1, 4)										4	1	1	0	0	2	3									
Inning Stats	R: 0 E: 0 K: 1 S: 14	H: 1 LOB: 2 BB: 1 P: 21	R: 0 E: 0 K: 1 S: 7	H: 0 LOB: 0 BB: 0 P: 10	R: 1 E: 0 K: 2 S: 17	H: 2 LOB: 1 BB: 0 P: 23	R: 0 E: 0 K: 1 S: 14	H: 1 LOB: 2 BB: 0 P: 17	R: 0 E: 0 K: 1 S: 10	H: 1 LOB: 1 BB: 0 P: 13	R: 0 E: 0 K: 1 S: 9	H: 0 LOB: 0 BB: 0 P: 15	R: 0 E: 0 K: 1 S: 9	H: 1 LOB: 1 BB: 0 P: 12	R: 0 E: 0 K: 1 S: 8	H: 0 LOB: 0 BB: 0 P: 10	1B: 7 2B: 1 3B: 0 HR: 0	SF: 0 SAC: 0 DP: 1 HBP: 0	WP: 0 PB: 0 SB: 2 CS: 0	PA: 36					
PITCHER	IP	WLS	BF	H	R	ER	SO	BB	IBB	HBP	BLK	WP	HR	S	P	ERA	WHIP								
56 Spencer Turnbull, R ERA: 9.0 (1, 1)	5.0	W	23	6	1	1	6	1	0	0	0	0	0	64	88	1.80	1.400								
36 Chasen Shreve, L ERA: 2.84 (6, 1)	1.0	H	4	1	0	0	1	0	0	0	0	0	0	10	13	0.00	1.000								
68 Jason Foley, R ERA: 1.5 (7, 1)	1.0	H	3	0	0	0	1	0	0	0	0	0	0	9	15	0.00	0.000								
67 José Cisnero, R ERA: 6.75 (8, 1)	1.0	H	3	1	0	0	1	0	0	0	0	0	0	9	12	0.00	1.000								
55 Alex Lange, R ERA: 3.16 (9, 1)	1.0	S	3	0	0	0	1	0	0	0	0	0	0	8	10	0.00	0.000								

Detroit Tigers @ Toronto Blue Jays
Rogers Centre, Toronto, ON
Thu Apr 13 2023, 7:09 PM - 10:01 PM EDT
Att: 26,192 - Clear - 59 F

AB	33
R	3
H	7
RBI	3
BB	5
SO	10
LOB	28



Detroit Tigers @ Toronto Blue Jays
Rogers Centre, Toronto, ON
Thu Apr 13 2023, 7:09 PM - 10:01 PM EDT
Att: 26,192 - Clear - 59 F

AB	35
R	1
H	8
RBI	1
BB	1
SO	10
LOB	20



Batter	1	2	3	4	5	6	7	8	9	AB	R	H	RBI	BB	SO	LOB	TOP										
2 Yandy Diaz, R OBP: 0.358, SLG: 0.545	L8		F7		G1-3		K			4	0	0	0	0	1	2											
8 Brandon Lowe, L OBP: 0.444, SLG: 0.757	K				G4-3	G4-3	G4-3			4	1	1	0	0	1	0											
56 Randy Arozarena, R(1, 10) OBP: 0.387, SLG: 0.537	K				1B	1B	1B	BB		3	0	1	0	1	2	1											
5 Wander Franco, S OBP: 0.361, SLG: 0.649		G5-3			G4-3			F8		4	0	1	0	0	0	2											
55 Luke Raley, L OBP: 0.333, SLG: 0.600	K							FC4-6		4	0	1	1	0	2	3											
17 Isaac Paredes, R OBP: 0.354, SLG: 0.488								P5		4	0	0	0	0	2	4											
13 Manuel Margot, R OBP: 0.256, SLG: 0.400			P4				G6-3			4	0	1	0	0	1	0											
15 Josh Lowe, L OBP: 0.389, SLG: 0.727								G5-3		4	1	1	1	0	1	1											
14 Christian Bethancourt, R(1, 2) OBP: 0.310, SLG: 0.538								G1-3		4	1	2	1	0	0	1											
Inning Stats	R: 0 E: 0 K: 2 S: 7	H: 0 LOB: 0 BB: 0 P: 11	R: 0 E: 0 K: 1 S: 10	H: 0 LOB: 0 BB: 0 P: 15	R: 0 E: 0 K: 1 S: 11	H: 1 LOB: 1 BB: 0 P: 16	R: 1 E: 0 K: 2 S: 12	H: 2 LOB: 1 BB: 0 P: 20	R: 0 E: 0 K: 2 S: 15	H: 2 LOB: 2 BB: 0 P: 20	R: 2 E: 0 K: 1 S: 14	H: 2 LOB: 0 BB: 0 P: 19	R: 0 E: 0 K: 0 S: 8	H: 0 LOB: 1 BB: 0 P: 16	R: 0 E: 0 K: 1 S: 8	H: 0 LOB: 0 BB: 0 P: 9	1B: 6 2B: 0 3B: 0 HR: 2	SF: 0 SAC: 0 DP: 0 HBP: 0	WP: 0 PB: 0 SB: 1 CS: 0	PA: 36							
PITCHER	IP	WLS	BF	H	R	ER	SO	BB	IBB	HBP	BLK	WP	HR	S	P	ERA	WHIP										
17 José Berrios, R ERA: 7.98	5.0	W	19	4	1	1	6	0	0	0	0	0	0	49	77	1.80	0.800										
33 Trevor Richards, R ERA: 5.05	0.2		4	2	0	0	1	0	0	0	0	0	0	10	12	0.00	3.000										
56 Zach Pop, R ERA: 1.29	0.1		1	0	0	0	1	0	0	0	0	0	0	5	8	0.00	0.000										
93 Yimi Garcia, R ERA: 5.14	1.0	H	5	2	2	2	1	0	0	0	0	0	2	14	19	18.00	2.000										
50 Erik Swanson, R ERA: 2.45	1.0		4	0	0	0	0	1	0	0	0	0	0	8	16	0.00	1.000										
PITCHER	IP	WLS	BF	H	R	ER	SO	BB	IBB	HBP	BLK	WP	HR	S	P	ERA	WHIP										
68 Jordan Romano, R ERA: 3.86	1.0	S	3	0	0	0	1	0	0	0	0	0	0	8	9	0.00	0.000										

Tampa Bay Rays @ Toronto Blue Jays
Rogers Centre, Toronto, ON
Fri Apr 14 2023, 7:07 PM - 9:44 PM EDT
Att: 34,822 - Clear - 59 F

AB	35
R	3
H	8
RBI	3
BB	1
SO	10
LOB	14



Batter	1	2	3	4	5	6	7	8	9	AB	R	H	RBI	BB	SO	LOB	BOTTOM										
4 George Springer, R OBP: 0.313, SLG: 0.417	HR			FC5-4	K			F7		4	1	1	1	1	1	3											
11 Bo Bichette, R OBP: 0.418, SLG: 0.641	1B									5	1	5	1	0	0	0											
27 Vladimir Guerrero Jr., R(1, 3) OBP: 0.470, SLG: 0.518	K							L9		5	1	1	0	0	1	5											
25 Daulton Varsho, L OBP: 0.390, SLG: 0.408	1B							F8		4	1	1	0	1	1	2											
26 Matt Chapman, R OBP: 0.518, SLG: 0.800	BB									3	0	0	0	1	1	4											
13 Brandon Belt, L OBP: 0.200, SLG: 0.242										2	0	0	0	0	1	3											
30 Alejandro Kirk, R OBP: 0.333, SLG: 0.313										1	1	0	1	1	0	0											
5 Santiago Espinal, R OBP: 0.139, SLG: 0.014		L7						G6-3		2	0	0	1	2	0	0											
9 Danny Jansen, R OBP: 0.111, SLG: 0.040		P3								3	0	0	1	1	0	2											
39 Kevin Kiermaier, L OBP: 0.366, SLG: 0.537								F8		4	1	2	0	0	1	3											
Inning Stats	R: 1 E: 0 K: 1 S: 17	H: 3 LOB: 2 BB: 1 P: 25	R: 1 E: 1 K: 0 S: 13	H: 2 LOB: 2 BB: 1 P: 18	R: 0 E: 0 K: 2 S: 11	H: 0 LOB: 0 BB: 0 P: 17	R: 0 E: 0 K: 0 S: 9	H: 1 LOB: 1 BB: 1 P: 17	R: 4 E: 1 K: 3 S: 19	H: 2 LOB: 2 BB: 3 P: 37	R: 0 E: 0 K: 0 S: 5	H: 1 LOB: 1 BB: 0 P: 8	R: 0 E: 0 K: 0 S: 7	H: 0 LOB: 1 BB: 1 P: 13	R: 0 E: 0 K: 0 S: 9	H: 1 LOB: 1 BB: 0 P: 12	1B: 7 2B: 2 3B: 0 HR: 1	SF: 0 SAC: 0 DP: 1 HBP: 0	WP: 1 PB: 0 SB: 1 CS: 1	PA: 40							
PITCHER	IP	WLS	BF	H	R	ER	SO	BB	IBB	HBP	BLK	WP	HR	S	P	ERA	WHIP										
57 Drew Rasmussen, R(1, 1) ERA: 2.6	4.1	L	23	8	1	5	4	4	0	0	0	0	0	4	13	10.38	2.769										
38 Colin Poche, L ERA: 2.08	0.0		3	0	1	0	0	2	0	0	0	0	0	4	13	∞	∞										
72 Yonny Chirinos, R ERA:	3.2		14	2	0	0	2	1	0	0	0	0	0	27	41	0.00	0.818										

Tampa Bay Rays @ Toronto Blue Jays
Rogers Centre, Toronto, ON
Fri Apr 14 2023, 7:07 PM - 9:44 PM EDT
Att: 34,822 - Clear - 59 F

AB	33
R	6
H	10
RBI	5
BB	7
SO	6
LOB	22



Batter	1	2	3	4	5	6	7	8	9	AB	R	H	RBI	BB	SO	LOB	TOP										
4 George Springer, R OBP: 0.303, SLG: 0.362 38 Nathan Lukes, L (7, 9)										3	0	0	0	0	0	1											
11 Bo Bichette, R OBP: 0.397, SLG: 0.587 5 Santiago Espinal, R OBP: 0.147, SLG: 0.188										3	0	1	0	0	2	0											
27 Vladimir Guerrero Jr., R OBP: 0.449, SLG: 0.470										4	0	0	0	0	3	2											
25 Daulton Varsho, L OBP: 0.358, SLG: 0.357										3	0	0	0	1	0	0											
26 Matt Chapman, R OBP: 0.471, SLG: 0.738										4	1	1	1	0	3	3											
13 Brandon Belt, L OBP: 0.211, SLG: 0.250										3	0	1	0	1	2	0											
9 Danny Jansen, R OBP: 0.200, SLG: 0.097										3	0	0	0	1	1	1											
8 Cavan Biggio, L OBP: 0.242, SLG: 0.241										4	0	0	0	0	3												
39 Kevin Kiermaier, L OBP: 0.327, SLG: 0.481										3	0	1	0	0	0	0											
Inning Stats	R: 0 H: 0 E: 0 K: 2 S: 7	H: 0 LOB: 0 BB: 0 P: 14	R: 1 H: 1 E: 0 K: 0 S: 14	H: 1 LOB: 1 BB: 1 P: 25	R: 0 H: 2 E: 0 K: 1 S: 18	H: 2 LOB: 3 BB: 1 P: 32	R: 0 H: 0 E: 0 K: 1 S: 7	H: 0 LOB: 0 BB: 0 P: 10	R: 0 H: 0 E: 0 K: 2 S: 11	H: 0 LOB: 0 BB: 0 P: 16	R: 0 H: 0 E: 0 K: 2 S: 7	H: 0 LOB: 0 BB: 0 P: 14	R: 1 H: 1 E: 0 K: 1 S: 11	H: 1 LOB: 2 BB: 1 P: 16	R: 0 H: 0 E: 0 K: 1 S: 15	H: 1 LOB: 2 BB: 1 P: 24	1B: 3 2B: 0 3B: 0 HR: 2	SF: 0 SAC: 0 DP: 0 HBP: 0	WP: 0 PB: 0 SB: 0 CS: 0	PA: 35							
PITCHER	IP	WLS	BF	H	R	ER	SO	BB	IBB	HBP	BLK	WP	HR	S	P	ERA	WHIP										
53 Cristian Javier, R ERA: 3.88	5.0	W	20	3	1	1	5	2	0	0	0	0	1	57	97	1.80	1.000										
88 Phil Maton, R ERA:	2.0		6	0	0	0	4	0	0	0	0	0	0	14	24	0.00	0.000										
61 Seth Martinez, R ERA: 6.75	1.0		4	1	1	1	1	0	0	0	0	0	1	11	16	9.00	1.000										
45 Ryne Stanek, R ERA: 3.86	1.0		5	1	0	0	1	1	0	0	0	0	0	15	24	0.00	2.000										

Toronto Blue Jays @ Houston Astros
Minute Maid Park, Houston, TX
Mon Apr 17 2023, 7:11 PM - 9:55 PM CDT
Att: 30,873 - Roof Closed - 73 F

AB	32
R	2
H	5
RBI	2
BB	3
SO	11
LOB	10



Batter	1	2	3	4	5	6	7	8	9	AB	R	H	RBI	BB	SO	LOB	BOTTOM										
14 Mauricio Dubón, R OBP: 0.357, SLG: 0.396 17 David Hensley, R OBP: 0.267, SLG: 0.175										3	1	1	1	0	0	0											
2 Alex Bregman, R OBP: 0.336, SLG: 0.303										4	0	1	0	1	1	2											
44 Yordan Alvarez, L OBP: 0.388, SLG: 0.545										3	1	0	0	1	3	3											
79 José Abreu, R OBP: 0.280, SLG: 0.282										4	1	1	2	0	1	3											
30 Kyle Tucker, L OBP: 0.444, SLG: 0.571										3	1	1	0	1	1	1											
3 Jeremy Peña, R OBP: 0.289, SLG: 0.391										3	1	0	0	0	0	1											
9 Corey Julks, R OBP: 0.302, SLG: 0.524										4	2	2	3	0	2	1											
6 Jake Meyers, R OBP: 0.303, SLG: 0.310										4	2	2	3	0	2	0											
15 Martín Maldonado, R OBP: 0.310, SLG: 0.324 18 César Salazar, L OBP: 0.429, SLG: 0.333										3	0	1	0	0	1	0											
Inning Stats	R: 7 H: 4 E: 1 K: 1 S: 19	H: 4 LOB: 0 BB: 2 P: 37	R: 0 H: 1 E: 0 K: 2 S: 12	H: 1 LOB: 0 BB: 0 P: 18	R: 1 H: 1 E: 0 K: 1 S: 9	H: 1 LOB: 0 BB: 0 P: 14	R: 0 H: 0 E: 0 K: 1 S: 6	H: 0 LOB: 0 BB: 0 P: 9	R: 0 H: 1 E: 0 K: 1 S: 12	H: 1 LOB: 1 BB: 0 P: 19	R: 1 H: 2 E: 0 K: 1 S: 19	H: 2 LOB: 2 BB: 1 P: 29	R: 0 H: 0 E: 0 K: 2 S: 8	H: 0 LOB: 0 BB: 0 P: 11	R: 0 H: 1 E: 0 K: 3 S: 14	H: 1 LOB: 1 BB: 0 P: 15	1B: 5 2B: 3 3B: 0 HR: 2	SF: 1 SAC: 0 DP: 0 HBP: 0	WP: 0 PB: 0 SB: 0 CS: 0	PA: 38							
PITCHER	IP	WLS	BF	H	R	ER	SO	BB	IBB	HBP	BLK	WP	HR	S	P	ERA	WHIP										
34 Kevin Gausman, R ERA: 3.65	4.2	L	24	7	8	7	5	2	0	0	0	0	2	55	93	13.50	1.929										
52 Anthony Bass, R ERA: 7.35	1.0		6	2	1	1	2	1	0	0	0	0	0	20	31	9.00	3.000										
90 Adam Cimber, R ERA: 2.08	1.1		4	0	0	0	2	0	0	0	0	0	0	10	13	0.00	0.000										
56 Zach Pop, R ERA: 1.08	1.0		4	1	0	0	3	0	0	0	0	0	0	14	15	0.00	1.000										

Toronto Blue Jays @ Houston Astros
Minute Maid Park, Houston, TX
Mon Apr 17 2023, 7:11 PM - 9:55 PM CDT
Att: 30,873 - Roof Closed - 73 F

AB	33
R	9
H	10
RBI	9
BB	3
SO	12
LOB	12



Batter	1	2	3	4	5	6	7	8	9	AB	R	H	RBI	BB	SO	LOB	TOP								
4 George Springer, R OBP: 0.288, SLG: 0.342	G1-3		G4-3		K		L7			4	0	0	0	0	1	3	Toronto Blue Jays @ Houston Astros Minute Maid Park, Houston, TX Tue Apr 18 2023, 7:11 PM - 9:57 PM CDT Att: 32,602 - Roof Closed - 73 F								
11 Bo Bichette, R OBP: 0.402, SLG: 0.577	BB			K		G4-3				3	0	1	1	1	1	0									
27 Vladimir Guerrero Jr., R (1, 3) OBP: 0.439, SLG: 0.590	F8			HR		F8		G4-3		4	1	1	1	0	0	3									
25 Daulton Varsho, L OBP: 0.338, SLG: 0.333	CS		K		K		F8			4	0	0	0	0	2	2									
26 Matt Chapman, R OBP: 0.472, SLG: 0.785	G2-3			HR			G6-3			4	1	2	1	0	0	0									
30 Alejandro Kirk, R OBP: 0.373, SLG: 0.317	1B		G1-3		L9			F9		4	0	1	0	0	0	1									
13 Brandon Belt, L OBP: 0.233, SLG: 0.231	F7						K		G3	3	1	0	0	1	1	2									
15 Whit Merrifield, R OBP: 0.333, SLG: 0.354										4	1	2	0	0	2	1									
39 Kevin Kiermaier, L OBP: 0.327, SLG: 0.481										0	0	0	0	0	0	0									
5 Santiago Espinal, R OBP: 0.162, SLG: 0.200	F7						K			3	0	1	1	0	1	1									
Inning Stats	R: 0 E: 0 K: 0 S: 6	H: 0 LOB: 0 BB: 1 P: 13	R: 0 E: 0 K: 1 S: 11	H: 1 LOB: 1 BB: 0 P: 14	R: 0 E: 0 K: 0 S: 8	H: 1 LOB: 0 BB: 0 P: 9	R: 2 E: 0 K: 2 S: 14	H: 2 LOB: 0 BB: 0 P: 22	R: 2 E: 0 K: 1 S: 17	H: 3 LOB: 2 BB: 1 P: 26	R: 0 E: 0 K: 2 S: 14	H: 1 LOB: 1 BB: 0 P: 20	R: 0 E: 0 K: 1 S: 9	H: 0 LOB: 0 BB: 0 P: 14	R: 0 E: 0 K: 0 S: 5	H: 0 LOB: 0 BB: 0 P: 7	R: 0 E: 0 K: 1 S: 8	H: 0 LOB: 0 BB: 0 P: 10	1B: 5 2B: 1 3B: 0 HR: 2	SF: 0 SAC: 0 DP: 1 HBP: 0	WP: 0 PB: 0 SB: 0 CS: 1	PA: 36			
PITCHER	IP WLS BF H R ER SO BB IBB HBP BLK WP HR S P ERA WHIP	IP WLS BF H R ER SO BB IBB HBP BLK WP HR S P ERA WHIP	IP WLS BF H R ER SO BB IBB HBP BLK WP HR S P ERA WHIP	IP WLS BF H R ER SO BB IBB HBP BLK WP HR S P ERA WHIP	IP WLS BF H R ER SO BB IBB HBP BLK WP HR S P ERA WHIP	IP WLS BF H R ER SO BB IBB HBP BLK WP HR S P ERA WHIP	IP WLS BF H R ER SO BB IBB HBP BLK WP HR S P ERA WHIP	IP WLS BF H R ER SO BB IBB HBP BLK WP HR S P ERA WHIP	IP WLS BF H R ER SO BB IBB HBP BLK WP HR S P ERA WHIP	IP WLS BF H R ER SO BB IBB HBP BLK WP HR S P ERA WHIP	IP WLS BF H R ER SO BB IBB HBP BLK WP HR S P ERA WHIP	IP WLS BF H R ER SO BB IBB HBP BLK WP HR S P ERA WHIP	IP WLS BF H R ER SO BB IBB HBP BLK WP HR S P ERA WHIP	IP WLS BF H R ER SO BB IBB HBP BLK WP HR S P ERA WHIP	IP WLS BF H R ER SO BB IBB HBP BLK WP HR S P ERA WHIP	IP WLS BF H R ER SO BB IBB HBP BLK WP HR S P ERA WHIP	IP WLS BF H R ER SO BB IBB HBP BLK WP HR S P ERA WHIP	IP WLS BF H R ER SO BB IBB HBP BLK WP HR S P ERA WHIP	IP WLS BF H R ER SO BB IBB HBP BLK WP HR S P ERA WHIP	IP WLS BF H R ER SO BB IBB HBP BLK WP HR S P ERA WHIP	IP WLS BF H R ER SO BB IBB HBP BLK WP HR S P ERA WHIP	IP WLS BF H R ER SO BB IBB HBP BLK WP HR S P ERA WHIP	IP WLS BF H R ER SO BB IBB HBP BLK WP HR S P ERA WHIP	IP WLS BF H R ER SO BB IBB HBP BLK WP HR S P ERA WHIP	IP WLS BF H R ER SO BB IBB HBP BLK WP HR S P ERA WHIP

AB	33
R	4
H	8
RBI	4
BB	2
SO	8
LOB	13



Batter	1	2	3	4	5	6	7	8	9	AB	R	H	RBI	BB	SO	LOB	BOTTOM									
14 Mauricio Dubón, R OBP: 0.344, SLG: 0.379	G6-3			K		G5-3			G1-3	5	1	1	0	0	1	1	Toronto Blue Jays @ Houston Astros Minute Maid Park, Houston, TX Tue Apr 18 2023, 7:11 PM - 9:57 PM CDT Att: 32,602 - Roof Closed - 73 F									
2 Alex Bregman, R OBP: 0.345, SLG: 0.329	G1-3			F9						4	1	2	0	0	0	0										
44 Yordan Alvarez, L OBP: 0.394, SLG: 0.534	G3									3	0	1	1	1	0	1										
17 David Hensley, R OBP: 0.267, SLG: 0.175				BB		L7				0	0	0	0	0	0	0										
79 José Abreu, R OBP: 0.291, SLG: 0.293		F7						F8		4	0	2	0	0	0	2										
30 Kyle Tucker, L OBP: 0.434, SLG: 0.550					G6-3		FC6-4			4	0	1	1	0	1	3										
3 Jeremy Peña, R OBP: 0.275, SLG: 0.370	G6-3					G5-3			F9	4	0	0	0	0	0	3										
9 Corey Julks, R OBP: 0.277, SLG: 0.478					L9					4	0	0	0	0	3	2										
6 Jake Meyers, R OBP: 0.297, SLG: 0.303						L5				4	0	1	0	0	1	2										
15 Martín Maldonado, R OBP: 0.289, SLG: 0.300										3	0	0	0	0	2	0										
18 César Salazar, L OBP: 0.375, SLG: 0.286										1	0	0	0	0	1	1										
Inning Stats	R: 0 E: 0 K: 0 S: 9	H: 0 LOB: 0 BB: 0 P: 16	R: 0 E: 0 K: 1 S: 5	H: 0 LOB: 0 BB: 0 P: 7	R: 0 E: 0 K: 1 S: 6	H: 0 LOB: 0 BB: 0 P: 9	R: 0 E: 0 K: 1 S: 19	H: 1 LOB: 2 BB: 1 P: 27	R: 0 E: 0 K: 1 S: 6	H: 0 LOB: 0 BB: 0 P: 9	R: 0 E: 0 K: 1 S: 11	H: 1 LOB: 1 BB: 0 P: 16	R: 0 E: 0 K: 1 S: 14	H: 1 LOB: 2 BB: 0 P: 20	R: 2 E: 0 K: 1 S: 20	H: 4 LOB: 2 BB: 0 P: 29	R: 0 E: 0 K: 2 S: 12	H: 1 LOB: 1 BB: 0 P: 13	1B: 7 2B: 1 3B: 0 HR: 0	SF: 0 SAC: 0 DP: 0 HBP: 0	WP: 0 PB: 0 SB: 0 CS: 0	PA: 37				
PITCHER	IP WLS BF H R ER SO BB IBB HBP BLK WP HR S P ERA WHIP	IP WLS BF H R ER SO BB IBB HBP BLK WP HR S P ERA WHIP	IP WLS BF H R ER SO BB IBB HBP BLK WP HR S P ERA WHIP	IP WLS BF H R ER SO BB IBB HBP BLK WP HR S P ERA WHIP	IP WLS BF H R ER SO BB IBB HBP BLK WP HR S P ERA WHIP	IP WLS BF H R ER SO BB IBB HBP BLK WP HR S P ERA WHIP	IP WLS BF H R ER SO BB IBB HBP BLK WP HR S P ERA WHIP	IP WLS BF H R ER SO BB IBB HBP BLK WP HR S P ERA WHIP	IP WLS BF H R ER SO BB IBB HBP BLK WP HR S P ERA WHIP	IP WLS BF H R ER SO BB IBB HBP BLK WP HR S P ERA WHIP	IP WLS BF H R ER SO BB IBB HBP BLK WP HR S P ERA WHIP	IP WLS BF H R ER SO BB IBB HBP BLK WP HR S P ERA WHIP	IP WLS BF H R ER SO BB IBB HBP BLK WP HR S P ERA WHIP	IP WLS BF H R ER SO BB IBB HBP BLK WP HR S P ERA WHIP	IP WLS BF H R ER SO BB IBB HBP BLK WP HR S P ERA WHIP	IP WLS BF H R ER SO BB IBB HBP BLK WP HR S P ERA WHIP	IP WLS BF H R ER SO BB IBB HBP BLK WP HR S P ERA WHIP	IP WLS BF H R ER SO BB IBB HBP BLK WP HR S P ERA WHIP	IP WLS BF H R ER SO BB IBB HBP BLK WP HR S P ERA WHIP	IP WLS BF H R ER SO BB IBB HBP BLK WP HR S P ERA WHIP	IP WLS BF H R ER SO BB IBB HBP BLK WP HR S P ERA WHIP	IP WLS BF H R ER SO BB IBB HBP BLK WP HR S P ERA WHIP	IP WLS BF H R ER SO BB IBB HBP BLK WP HR S P ERA WHIP	IP WLS BF H R ER SO BB IBB HBP BLK WP HR S P ERA WHIP	IP WLS BF H R ER SO BB IBB HBP BLK WP HR S P ERA WHIP	IP WLS BF H R ER SO BB IBB HBP BLK WP HR S P ERA WHIP

AB	36
R	2
H	8
RBI	2
BB	1
SO	9
LOB	15



Batter	1	2	3	4	5	6	7	8	9	AB	R	H	RBI	BB	SO	LOB	TOP					
4 George Springer, R (1.10) OBP: 0.274, SLG: 0.325										4	0	0	0	0	2	3	Toronto Blue Jays @ Houston Astros Minute Maid Park, Houston, TX Wed Apr 19 2023, 7:12 PM - 9:35 PM CDT Att. 40,545 - Roof Closed - 73 F					
11 Bo Bichette, R (1.6) OBP: 0.384, SLG: 0.549										4	0	0	0	0	2	3						
27 Vladimir Guerrero Jr., R (1.3) OBP: 0.419, SLG: 0.473										4	0	0	0	0	1	3						
25 Daulton Varsho, L (1.7) OBP: 0.333, SLG: 0.344										4	0	1	0	0	1	0						
26 Matt Chapman, R (1.5) OBP: 0.461, SLG: 0.750										3	0	0	0	1	1	1						
30 Alejandro Kirk, R (1.2) OBP: 0.370, SLG: 0.318										3	0	1	0	0	1	1						
5 Santiago Espinal, R (8.PR) OBP: 0.162, SLG: 0.200										0	1	0	0	0	0	0						
9 Danny Jansen, R (8.2) OBP: 0.194, SLG: 0.094										1	0	0	0	0	0	0						
15 Whit Merrifield, R (1.4) OBP: 0.351, SLG: 0.392										3	0	2	1	0	1	1						
39 Kevin Kiermaier, L (1.8) OBP: 0.327, SLG: 0.463										2	0	0	0	1	1	1						
38 Nathan Lukes, L (1.9) OBP: 0.387, SLG: 0.508										2	0	0	0	1	0	0						
Inning Stats	R: 0 E: 0 K: 3 S: 8	H: 0 LOB: 0 BB: 0 P: 11	R: 0 E: 0 K: 3 S: 11	H: 0 LOB: 1 BB: 1 P: 16	R: 0 E: 0 K: 1 S: 10	H: 0 LOB: 0 BB: 0 P: 15	R: 0 E: 0 K: 0 S: 12	H: 1 LOB: 1 BB: 0 P: 15	R: 0 E: 0 K: 1 S: 9	H: 1 LOB: 0 BB: 0 P: 13	R: 0 E: 0 K: 0 S: 8	H: 0 LOB: 0 BB: 0 P: 13	R: 0 E: 0 K: 1 S: 7	H: 0 LOB: 0 BB: 0 P: 9	R: 1 E: 0 K: 1 S: 22	H: 2 LOB: 2 BB: 3 P: 37	R: 0 E: 0 K: 0 S: 14	H: 0 LOB: 0 BB: 0 P: 20	1B: 2 2B: 2 HR: 0	SF: 0 SAC: 0 DP: 0 HBP: 0	WP: 0 PB: 1 SB: 0 CS: 1	PA: 33
PITCHER	IP WLS BF H R ER SO BB IBB HBP BLK WP HR S P ERA WHIP																					
77 Luis Garcia, R (1.1) ERA: 5.14	7.0 W 23 2 0 0 9 1 0 0 0 0 0 0 65 92 0.00 0.429																					
47 Rafael Montero, R (8.1) ERA: 3.39	0.0 4 2 1 1 0 2 0 0 0 0 0 0 9 18 ∞ ∞																					
52 Bryan Abreu, R (8.1) ERA: 0.87	1.0 H 3 0 0 0 1 0 0 0 0 0 0 0 13 19 0.00 0.000																					
55 Ryan Pressly, R (9.1) ERA: 6.14	1.0 3 0 0 0 0 0 0 0 0 0 0 0 14 20 0.00 0.000																					

Batter	1	2	3	4	5	6	7	8	9	AB	R	H	RBI	BB	SO	LOB	BOTTOM			
14 Mauricio Dubón, R (1.4) OBP: 0.338, SLG: 0.371										4	1	1	0	0	0	0	Toronto Blue Jays @ Houston Astros Minute Maid Park, Houston, TX Wed Apr 19 2023, 7:12 PM - 9:35 PM CDT Att. 40,545 - Roof Closed - 73 F			
2 Alex Bregman, R (1.5) OBP: 0.341, SLG: 0.324										4	1	1	0	0	1					
44 Yordan Alvarez, L (1.10) OBP: 0.387, SLG: 0.508										3	1	0	0	1	1					
79 José Abreu, R (1.3) OBP: 0.301, SLG: 0.304										4	1	2	2	0	0	0				
30 Kyle Tucker, L (1.9) OBP: 0.438, SLG: 0.547										4	1	2	1	0	0	1				
3 Jeremy Peña, R (1.6) OBP: 0.286, SLG: 0.408										3	2	1	3	0	1	1				
17 David Hensley, R (1.7) OBP: 0.271, SLG: 0.167										2	1	0	0	1	0	1				
9 Corey Julks, R (8.7) OBP: 0.271, SLG: 0.468										1	0	0	0	0	1	0				
6 Jake Meyers, R (1.8) OBP: 0.300, SLG: 0.333										3	0	1	2	0	0	0				
15 Martín Maldonado, R (1.2) OBP: 0.271, SLG: 0.279										3	0	0	0	0	1	1				
Inning Stats	R: 0 E: 0 K: 0 S: 7	H: 0 LOB: 0 BB: 0 P: 11	R: 2 E: 0 K: 1 S: 10	H: 1 LOB: 1 BB: 1 P: 18	R: 0 E: 0 K: 1 S: 10	H: 0 LOB: 0 BB: 0 P: 13	R: 0 E: 0 K: 0 S: 4	H: 1 LOB: 0 BB: 0 P: 5	R: 0 E: 0 K: 0 S: 7	H: 0 LOB: 0 BB: 0 P: 11	R: 0 E: 1 K: 0 S: 6	H: 0 LOB: 0 BB: 0 P: 8	R: 0 E: 0 K: 1 S: 8	H: 1 LOB: 1 BB: 0 P: 11	R: 6 E: 0 K: 1 S: 19	H: 5 LOB: 0 BB: 1 P: 26	1B: 6 2B: 1 HR: 1	SF: 0 SAC: 0 DP: 2 HBP: 1	WP: 0 PB: 0 SB: 1 CS: 0	PA: 34
PITCHER	IP WLS BF H R ER SO BB IBB HBP BLK WP HR S P ERA WHIP																			
17 José Berrios, R (1.1) ERA: 6.23	7.0 L 25 3 2 2 3 1 0 0 0 0 0 0 14 19 2.57 0.571																			
56 Zach Pop, R (8.1) ERA: 5.0	0.2 6 3 4 4 0 1 0 0 0 0 0 0 14 19 54.00 6.000																			
90 Adam Cimber, R (8.1) ERA: 4.0	0.1 3 2 2 2 1 0 0 0 0 0 0 1 5 7 54.00 6.000																			

Batter	1	2	3	4	5	6	7	8	9	AB	R	H	RBI	BB	SO	LOB	TOP					
4 George Springer, R (1, 9) OBP: 0.277, SLG: 0.326										4	0	1	0	1	1	3	Toronto Blue Jays @ New York Yankees Yankee Stadium, Bronx, NY Sat Apr 22 2023, 1:09 PM - 3:43 PM EDT Att: 43,223 - Sunny - 60 F					
11 Bo Bichette, R (1, 6) OBP: 0.379, SLG: 0.533										4	0	1	0	0	0	1						
27 Vladimir Guerrero Jr., R (1, 3) OBP: 0.432, SLG: 0.519										3	0	1	0	1	0	1						
26 Matt Chapman, R (1, 5) OBP: 0.435, SLG: 0.680										4	0	0	0	0	2	4						
25 Daulton Varsho, L (1, 8) OBP: 0.321, SLG: 0.319										4	0	1	0	0	1	3						
30 Alejandro Kirk, R (1, 2) OBP: 0.397, SLG: 0.348										2	1	1	0	2	0	0						
13 Brandon Belt, L (1, 10) OBP: 0.240, SLG: 0.326										3	0	0	0	0	2	4						
9 Danny Jansen, R (9, PH) OBP: 0.244, SLG: 0.222										4	0	1	0	0	0	1						
15 Whit Merrifield, R (1, 7) OBP: 0.344, SLG: 0.382										0	0	0	0	0	0	0						
5 Santiago Espinal, R (1, 4) OBP: 0.184, SLG: 0.200										3	0	0	0	0	0	1						
8 Cavan Biggio, L (2, PR) OBP: 0.250, SLG: 0.194										3	0	0	0	0	0	1						
Inning Stats	R: 0 E: 0 K: 2 S: 10	H: 2 LOB: 2 BB: 0 P: 14	R: 0 E: 0 K: 1 S: 14	H: 1 LOB: 2 BB: 0 P: 20	R: 0 E: 0 K: 0 S: 6	H: 0 LOB: 0 BB: 0 P: 11	R: 0 E: 0 K: 1 S: 9	H: 0 LOB: 0 BB: 0 P: 11	R: 0 E: 0 K: 0 S: 10	H: 0 LOB: 0 BB: 0 P: 18	R: 0 E: 0 K: 0 S: 17	H: 1 LOB: 3 BB: 2 P: 32	R: 0 E: 0 K: 1 S: 7	H: 0 LOB: 0 BB: 0 P: 11	R: 0 E: 0 K: 1 S: 8	H: 1 LOB: 1 BB: 0 P: 14	R: 2 E: 0 K: 0 S: 9	H: 2 LOB: 0 BB: 1 P: 19	1B: 3 2B: 3 HR: 1	SF: 0 SAC: 0 DP: 1 HBP: 1	WP: 0 PB: 0 SB: 1 CS: 1	PA: 38
PITCHER	IP WLS BF H R ER SO BB IBB HBP BLK WP HR S P ERA WHIP																					
45 Gerrit Cole, R (1, 1) ERA: 0.79	5.2	23	4	0	0	4	2	0	1	0	0	0	0	62	96	0.00	1.059					
97 Ron Marinaccio, R (6, 1) ERA: 0.93	1.0	4	0	0	0	0	1	0	0	0	0	0	0	7	14	0.00	1.000					
35 Clay Holmes, R (7, 1) ERA: 4.15	1.0	4	1	0	0	2	0	0	0	0	0	0	0	11	18	0.00	1.000					
58 Wandy Peralta, L (8, 1) ERA: 3.38	0.2	5	2	2	2	0	1	0	0	0	0	0	1	9	19	27.00	4.500					
70 Jimmy Cordero, R (9, 1) ERA: 2.45	0.2	W	1	0	0	0	0	0	0	0	0	0	0	1	3	0.00	0.000					

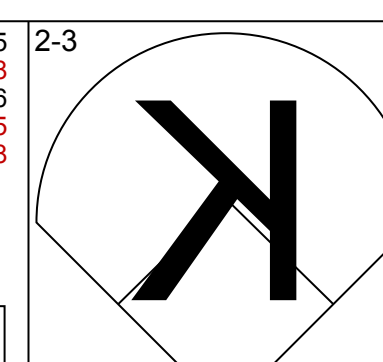
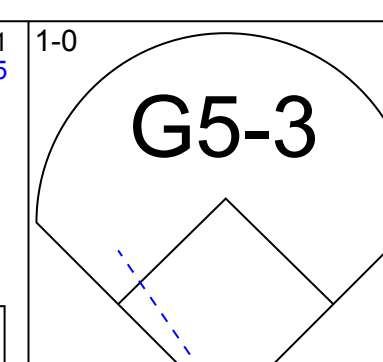
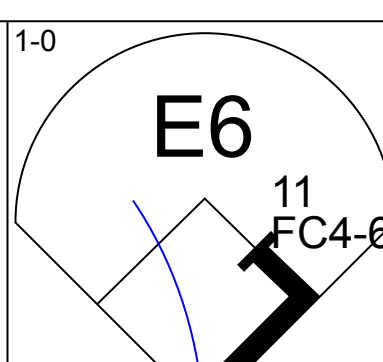
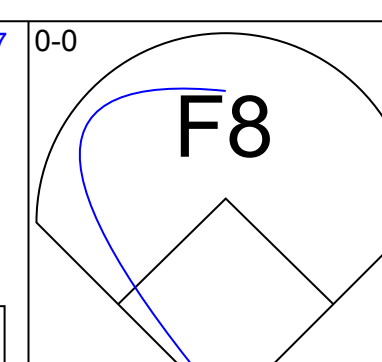
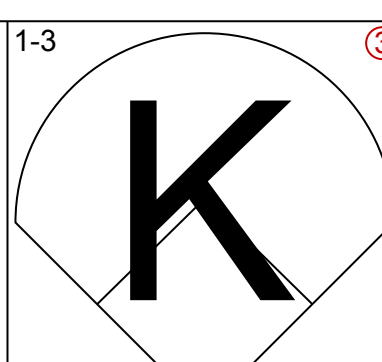
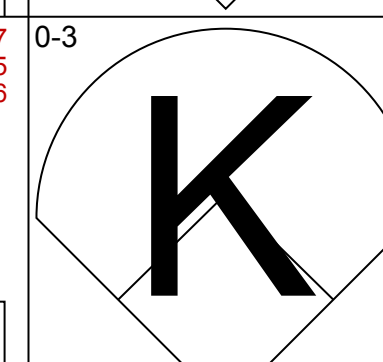
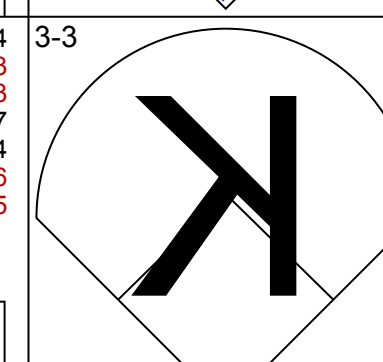
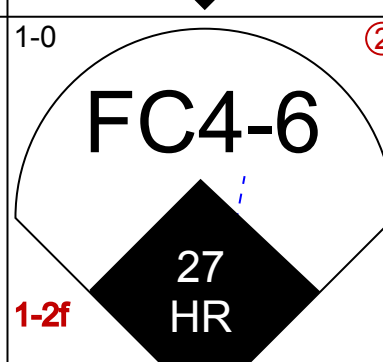
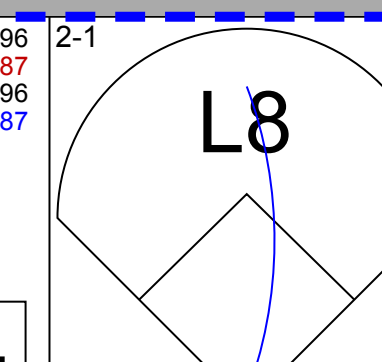
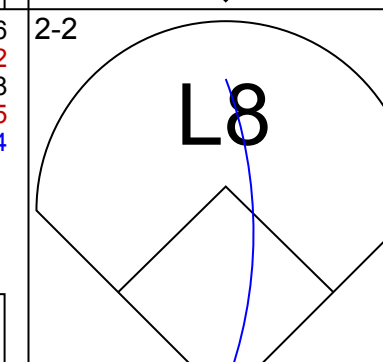
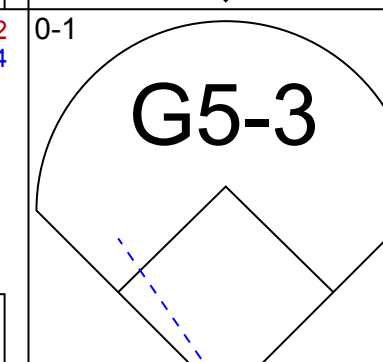
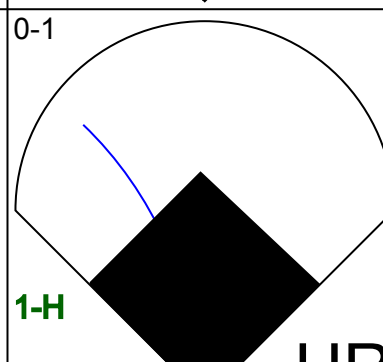
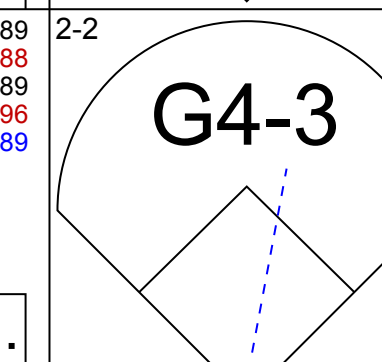
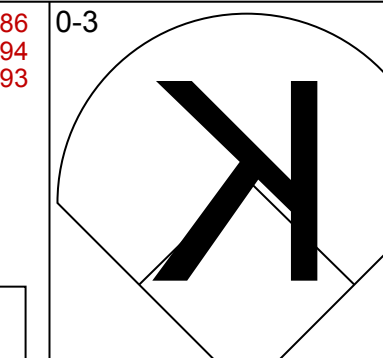
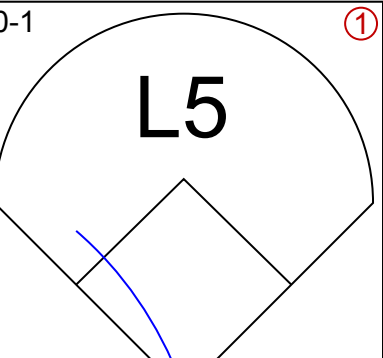
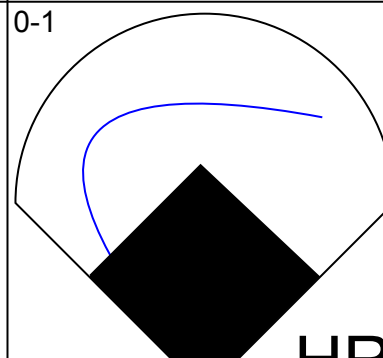
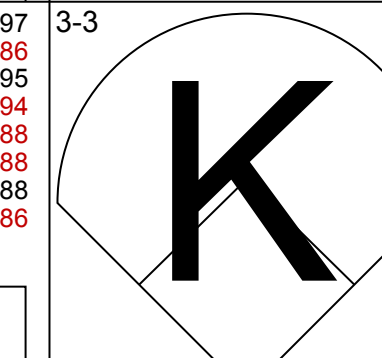
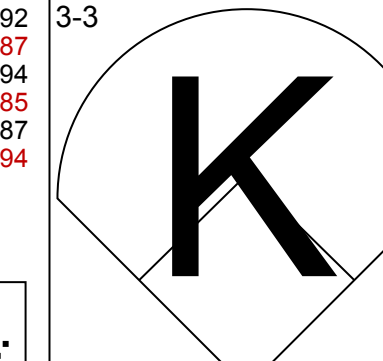
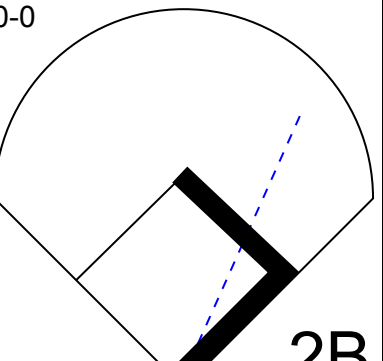
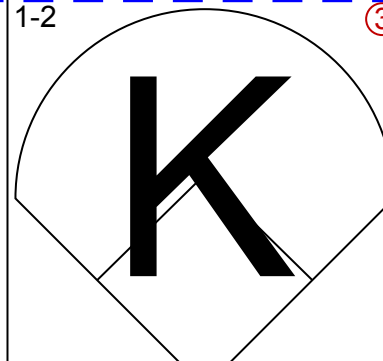
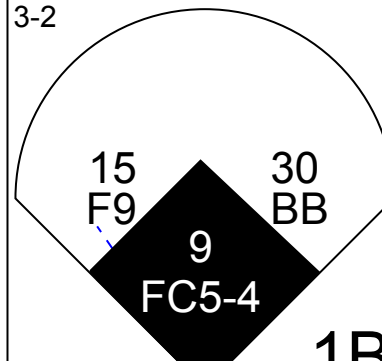
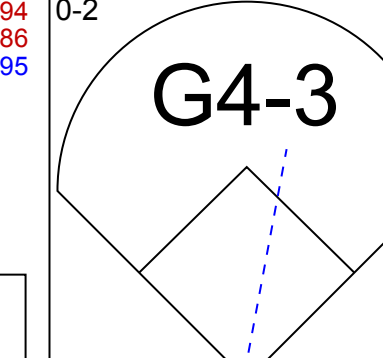
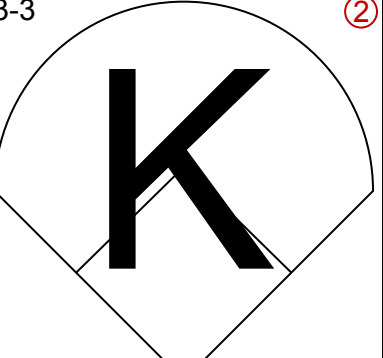
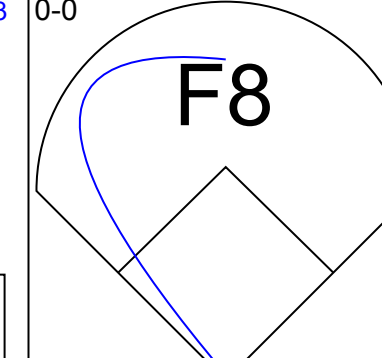
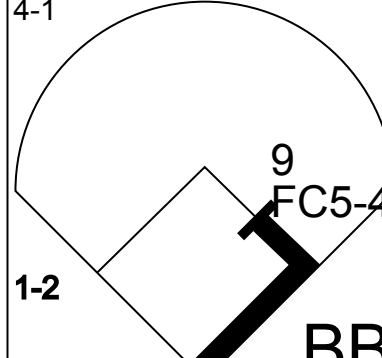
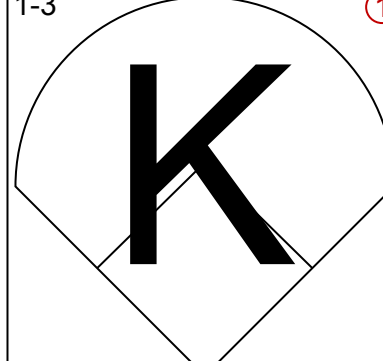
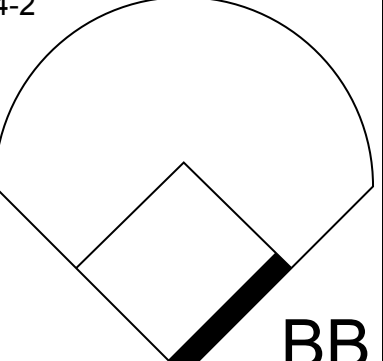
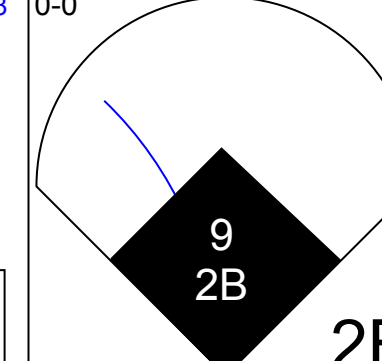
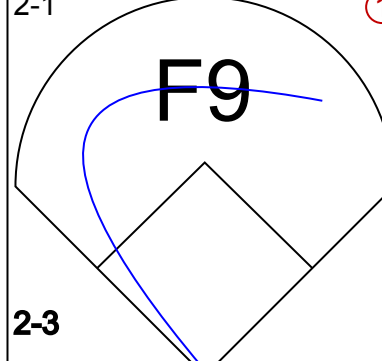
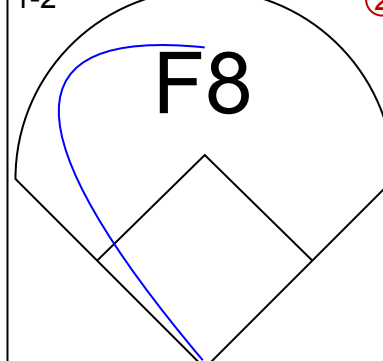
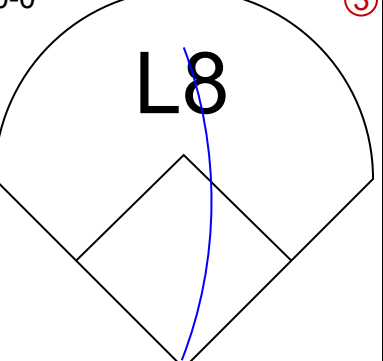
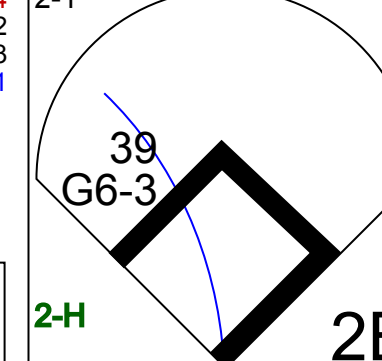
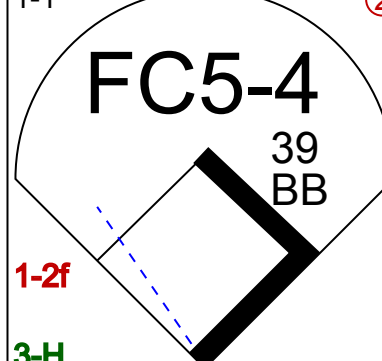

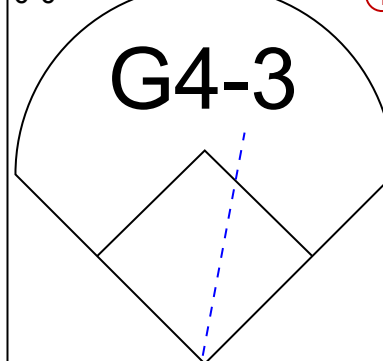
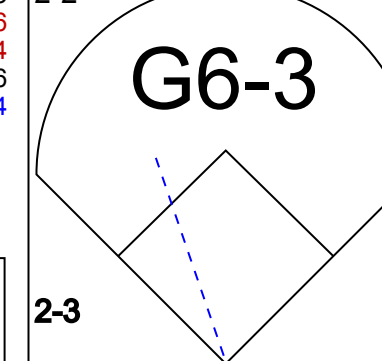
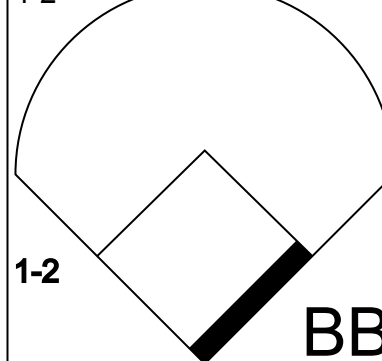
Batter	1	2	3	4	5	6	7	8	9	AB	R	H	RBI	BB	SO	LOB	BOTTOM					
11 Anthony Volpe, R (1, 6) OBP: 0.333, SLG: 0.338										4	1	1	2	0	1	2	Toronto Blue Jays @ New York Yankees Yankee Stadium, Bronx, NY Sat Apr 22 2023, 1:09 PM - 3:43 PM EDT Att: 43,223 - Sunny - 60 F					
Aaron Judge, R (1, 8) OBP: 0.380, SLG: 0.527										4	0	0	0	0	1	2						
48 Anthony Rizzo, L (1, 3) OBP: 0.419, SLG: 0.542										4	0	1	0	0	0	0						
12 Isiah Kiner-Falefa, R (9, PR) OBP: 0.212, SLG: 0.161										4	0	2	0	0	0	0						
25 Gleyber Torres, R (1, 4) OBP: 0.393, SLG: 0.403										4	0	2	0	0	0	0						
24 Willie Cauthoun, L (1, 10) OBP: 0.208, SLG: 0.182										3	0	0	0	1	2	1						
33 Franchy Cordero, L (1, 9) OBP: 0.222, SLG: 0.468										3	0	0	0	0	0	1						
26 DJ LeMahieu, R (9, PH) OBP: 0.338, SLG: 0.467										1	0	1	1	0	0	0						
39 Jose Trevino, R (1, 2) OBP: 0.239, SLG: 0.318										3	0	0	0	0	1	0						
95 Oswaldo Cabrera, S (1, 7) OBP: 0.258, SLG: 0.333										3	0	1	0	0	0	0						
91 Oswald Peraza, R (1, 5) OBP: 0.438, SLG: 0.250										2	1	1	0	1	0	0						
Inning Stats	R: 0 E: 0 K: 1 S: 11	H: 0 LOB: 0 BB: 0 P: 15	R: 0 E: 0 K: 1 S: 8	H: 0 LOB: 0 BB: 0 P: 10	R: 0 E: 0 K: 2 S: 12	H: 1 LOB: 2 BB: 1 P: 22	R: 0 E: 0 K: 0 S: 4	H: 0 LOB: 0 BB: 0 P: 7	R: 0 E: 0 K: 0 S: 5	H: 0 LOB: 0 BB: 0 P: 8	R: 0 E: 0 K: 0 S: 5	H: 0 LOB: 0 BB: 0 P: 8	R: 0 E: 0 K: 1 S: 12	H: 1 LOB: 1 BB: 0 P: 15	R: 2 E: 0 K: 0 S: 9	H: 2 LOB: 3 BB: 0 P: 15	R: 1 E: 0 K: 0 S: 5	H: 3 LOB: 3 BB: 1 P: 11	1B: 4 2B: 2 HR: 1	SF: 0 SAC: 0 DP: 0 HBP: 0	WP: 0 PB: 0 SB: 2 CS: 0	PA: 33
PITCHER	IP WLS BF H R ER SO BB IBB HBP BLK WP HR S P ERA WHIP																					
6 Alek Manoah, R (1, 1) ERA: 5.13	7.0	24	2	2	2	0	0	0	0	0	0	0	0	57	85	0.00	0.429					
93 Yimi Garcia, R (8, 1) ERA: 7.2	1.0	5	2	2	2	0	0	0	0	0	0	0	1	9	15	18.00	2.000					
6B Jordan Romano, R (9, 1) ERA: 3.86	0.0	L	4	3	1	1	0	1	0	0	0	0	0	5	11	∞	∞					

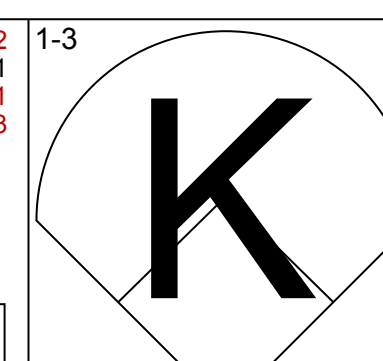
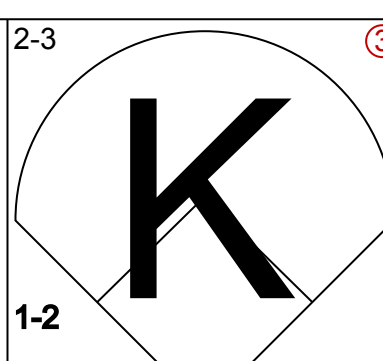
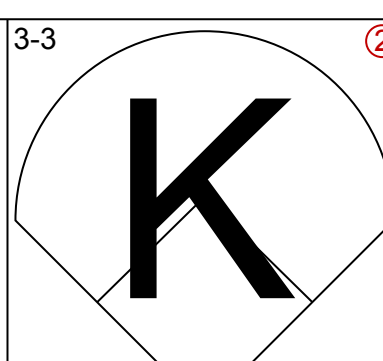
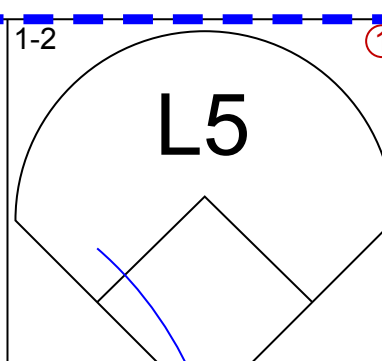
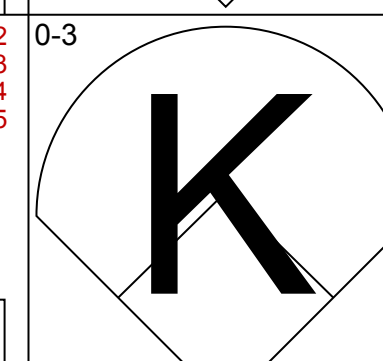
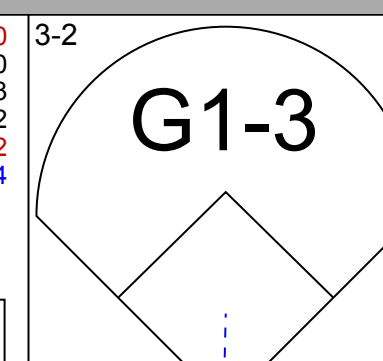
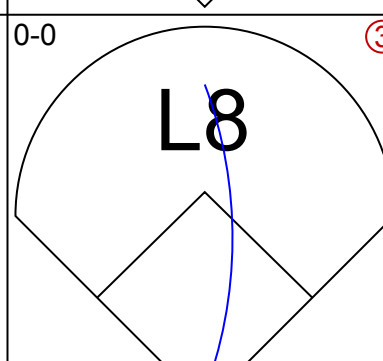
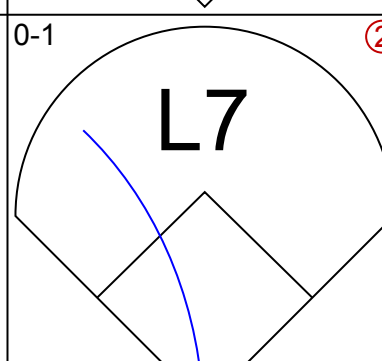
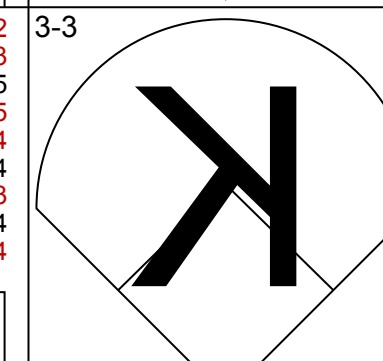
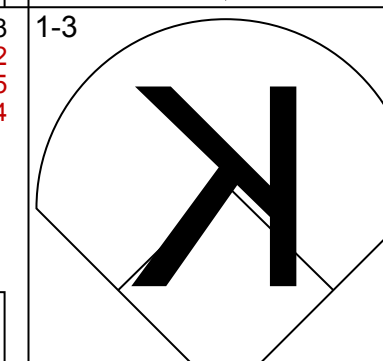
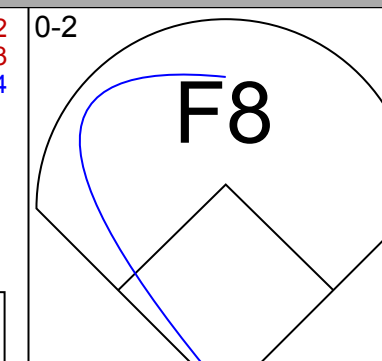
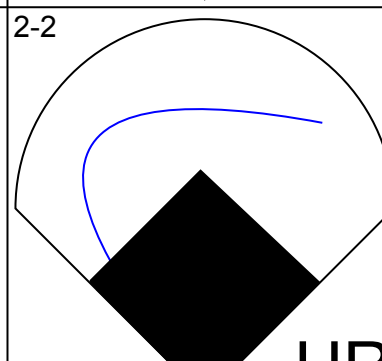
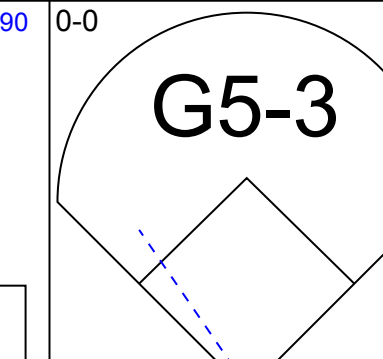
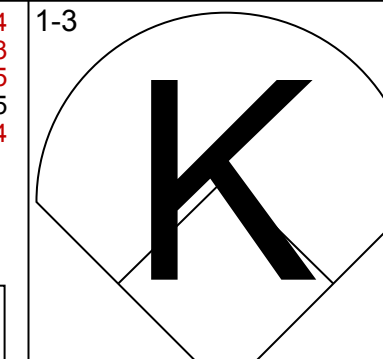
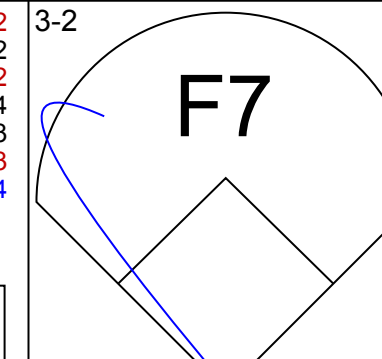
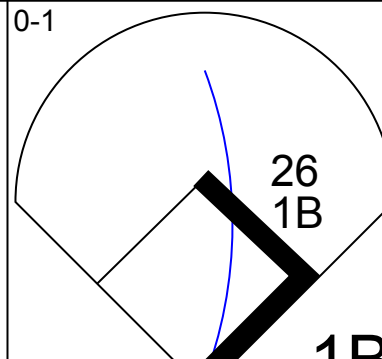
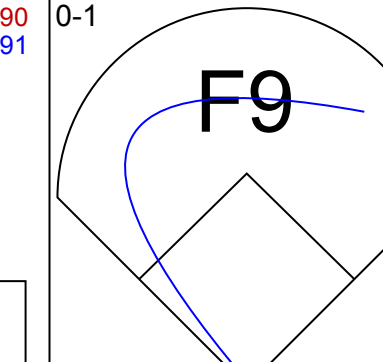
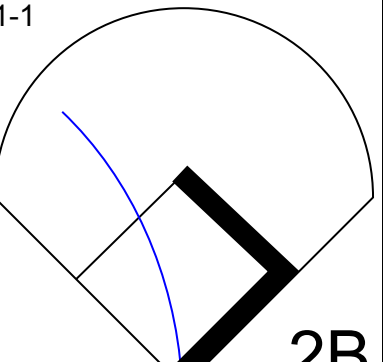
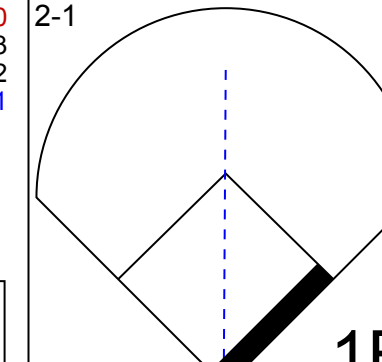
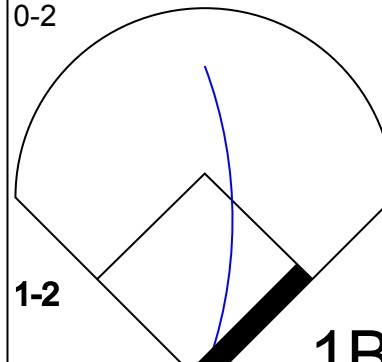
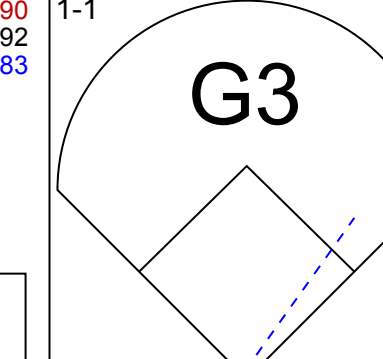
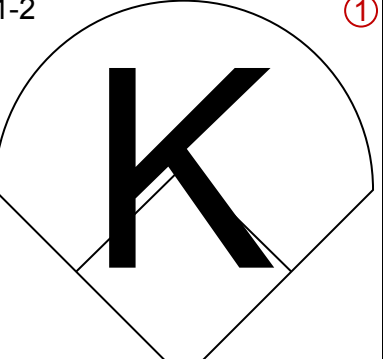
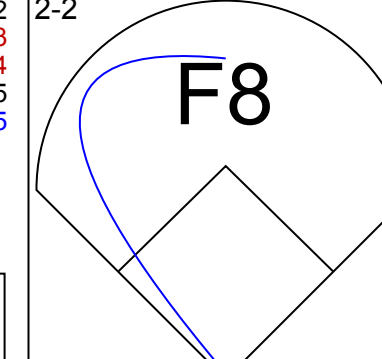
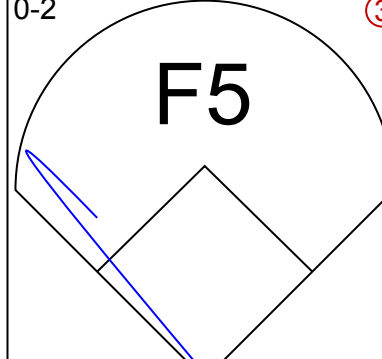
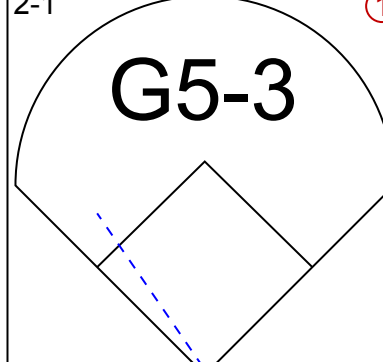
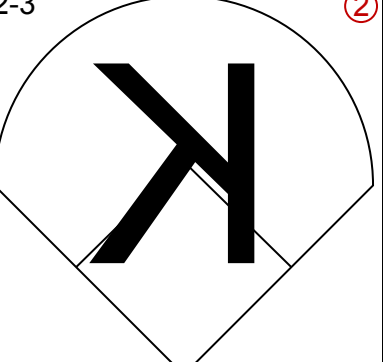
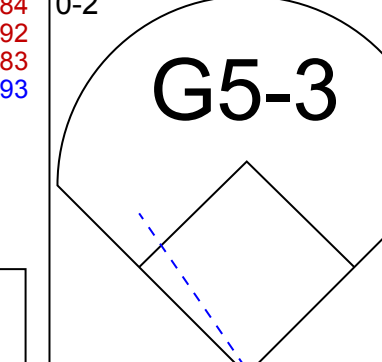
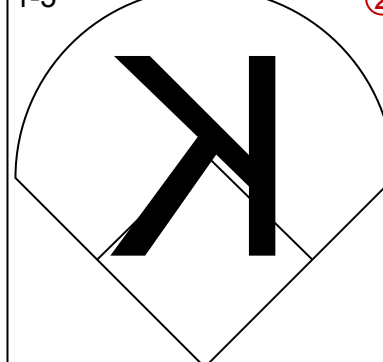
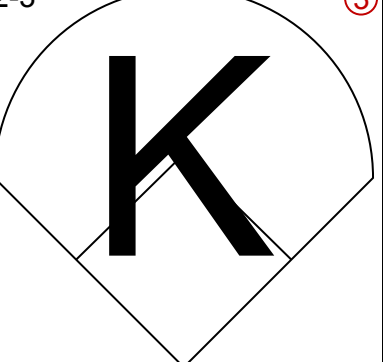
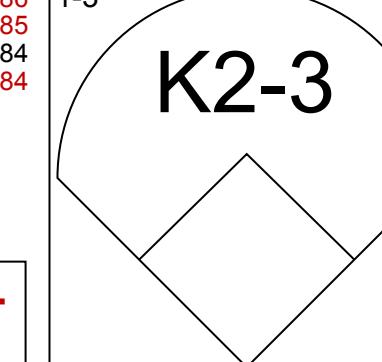
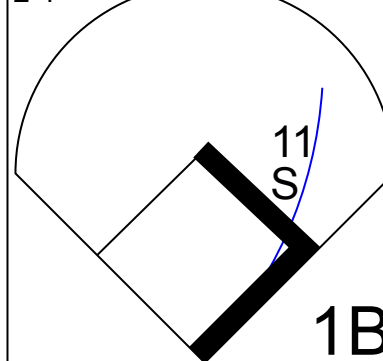
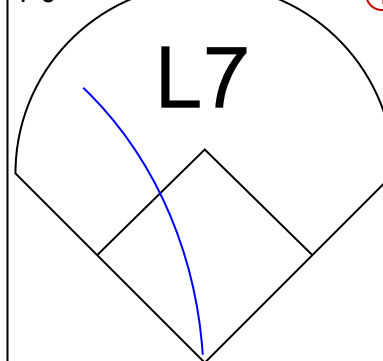

livebaseballscores.com

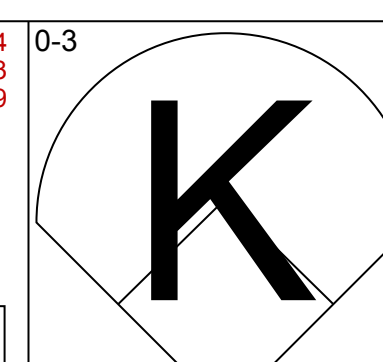
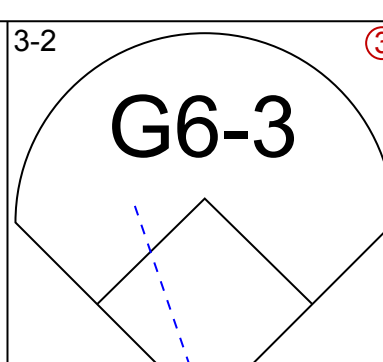
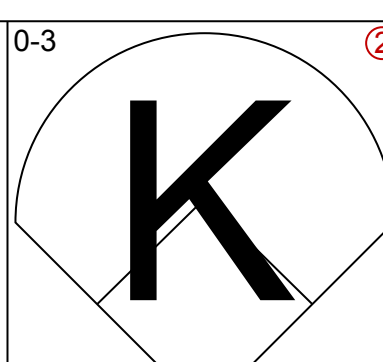
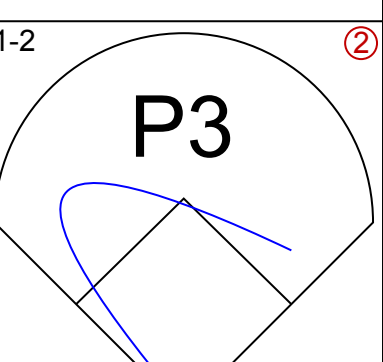
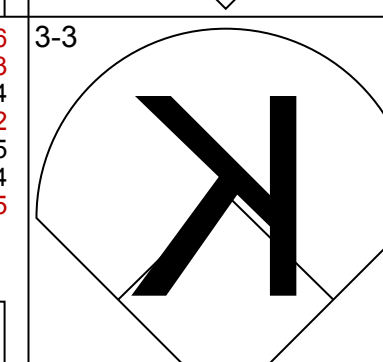
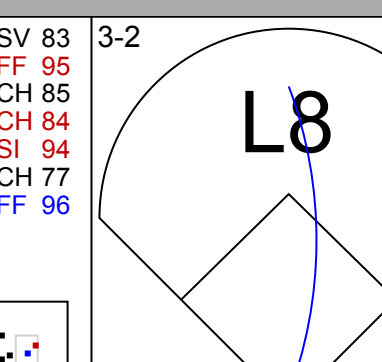
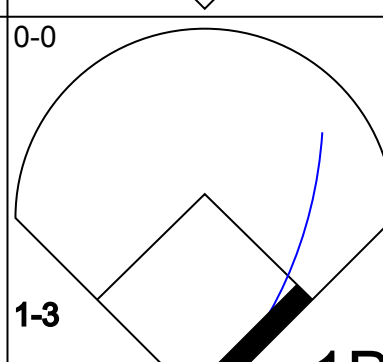
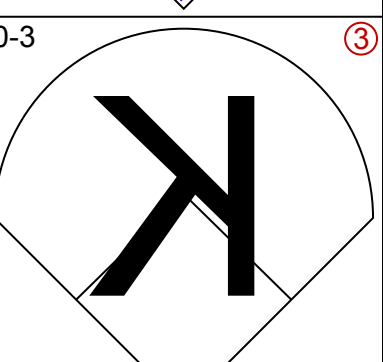
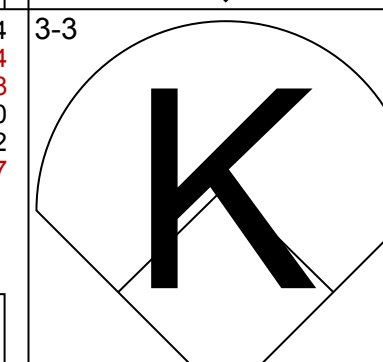
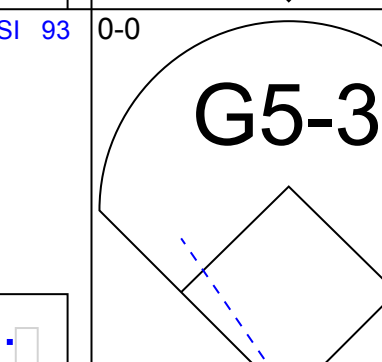
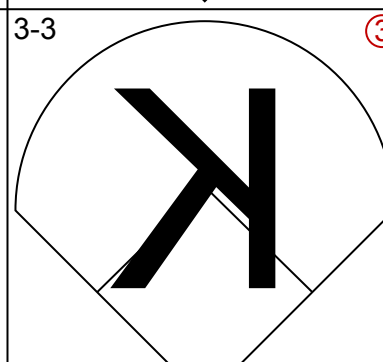
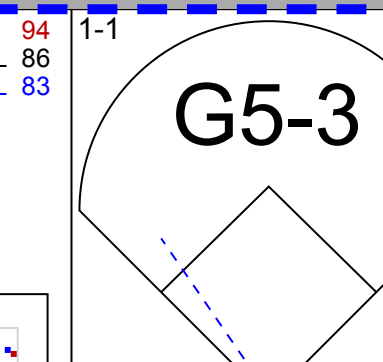
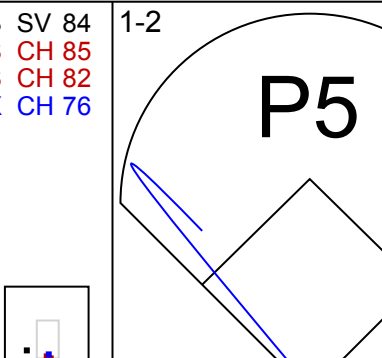
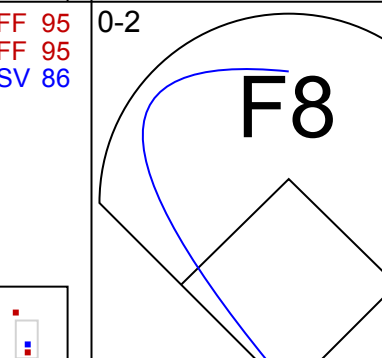
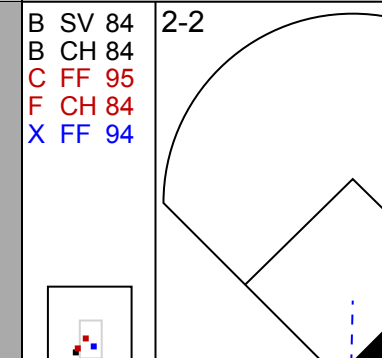
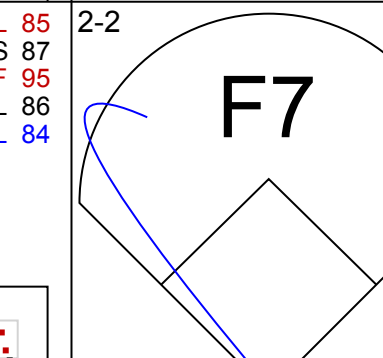
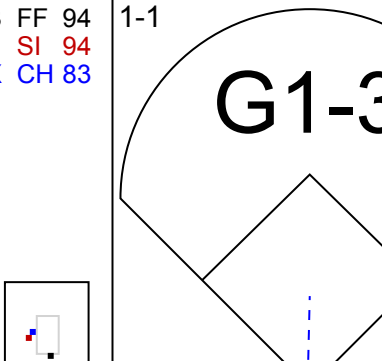
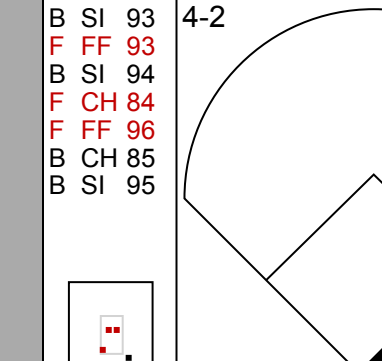
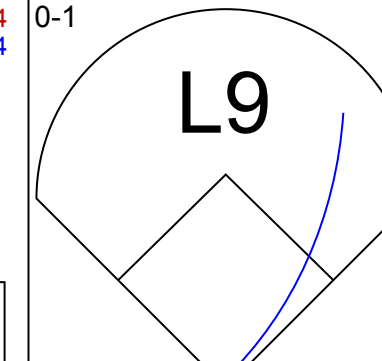
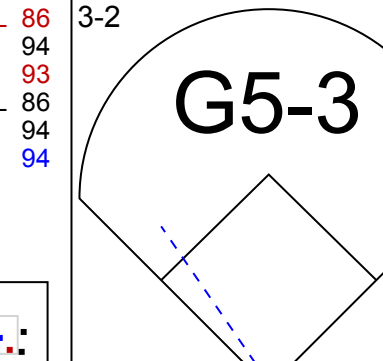
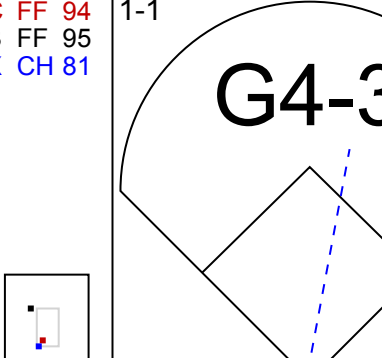
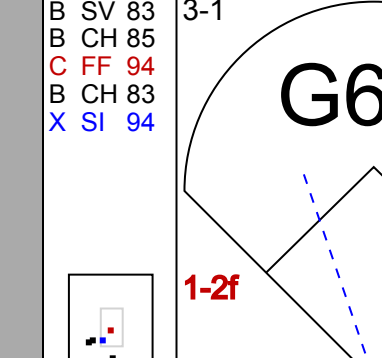
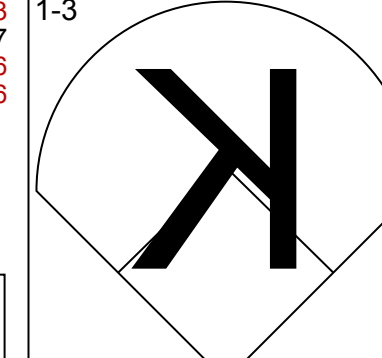
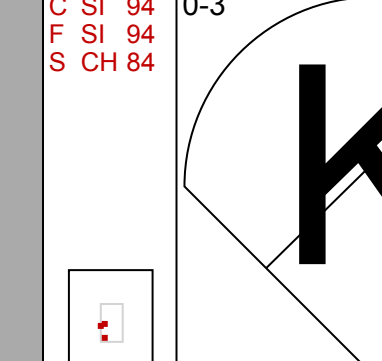
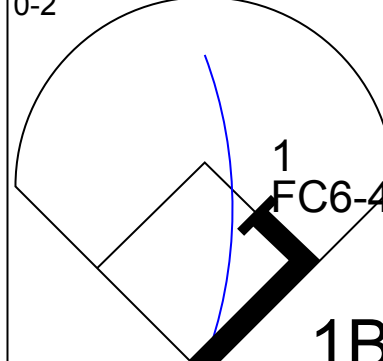
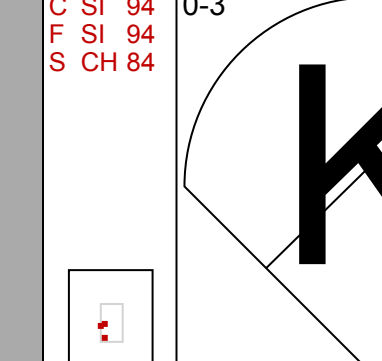
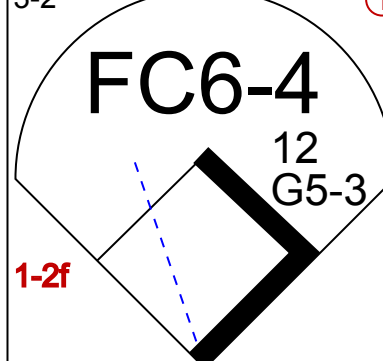
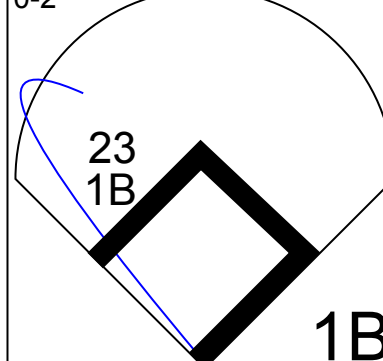
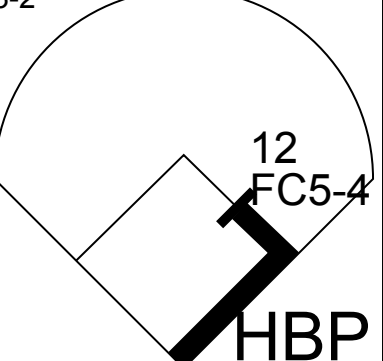


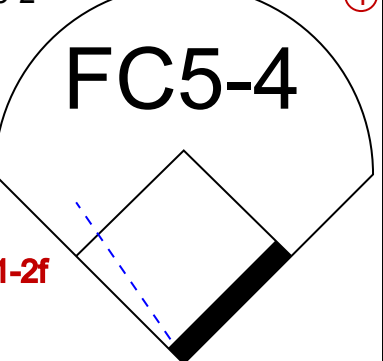
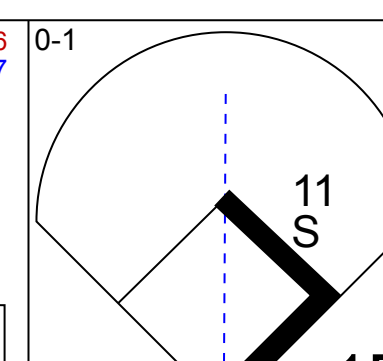
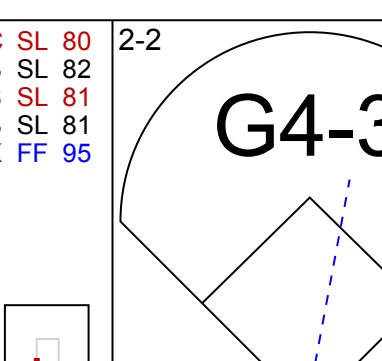
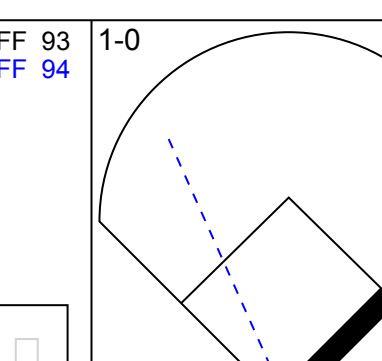
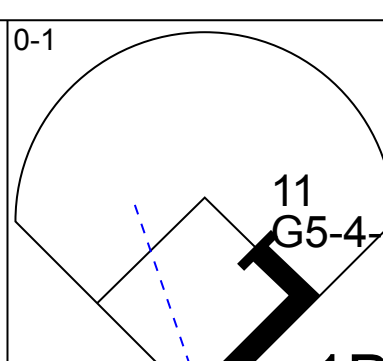
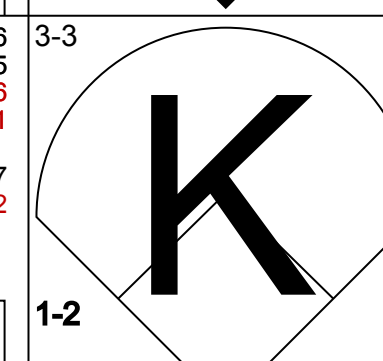
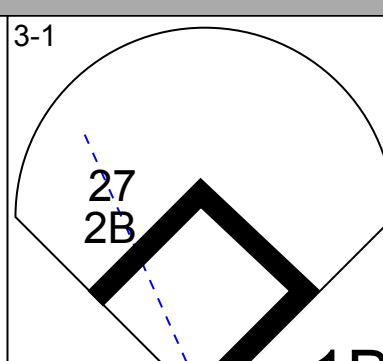
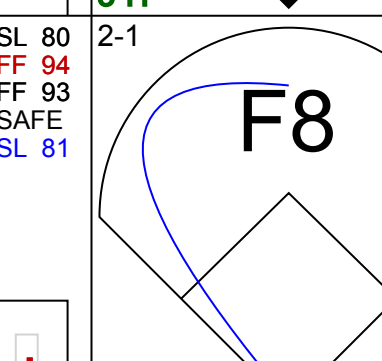
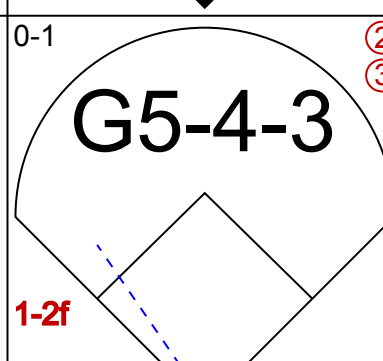
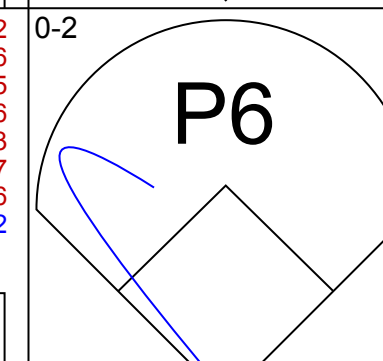
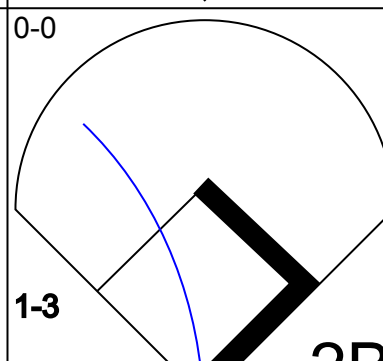
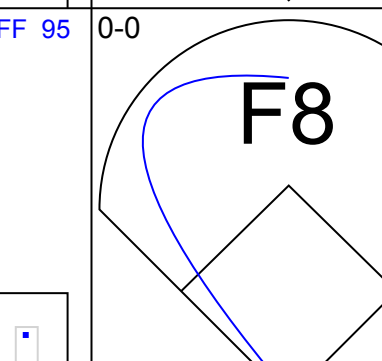
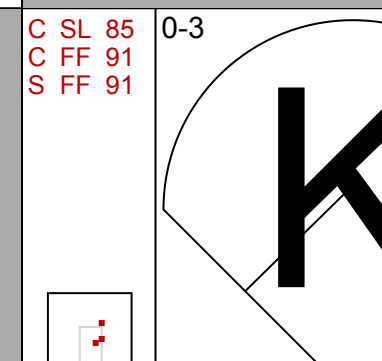
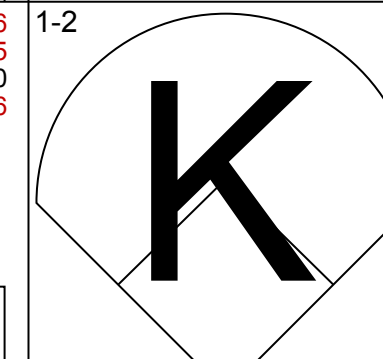
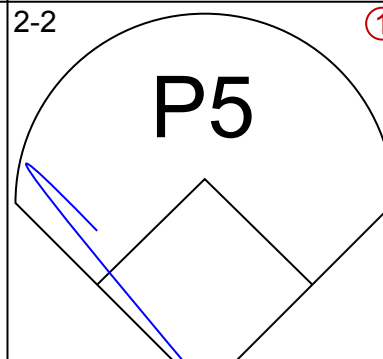
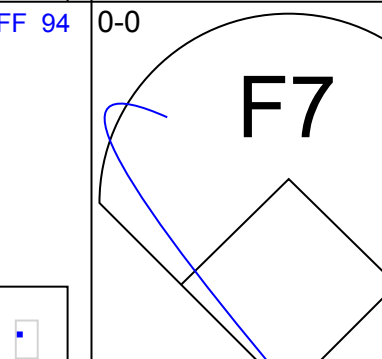
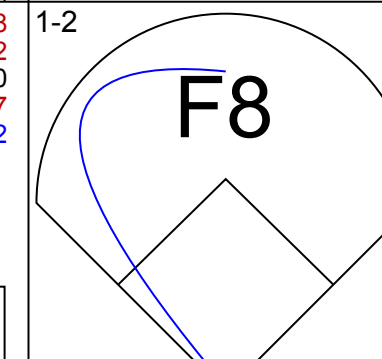
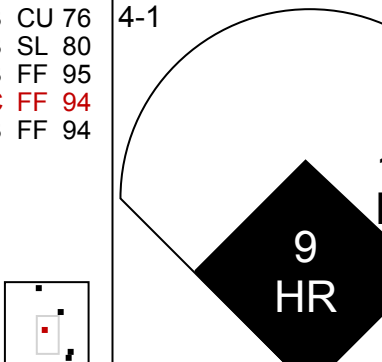
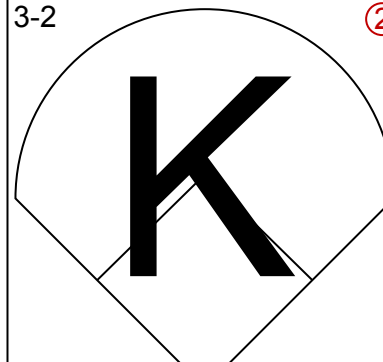
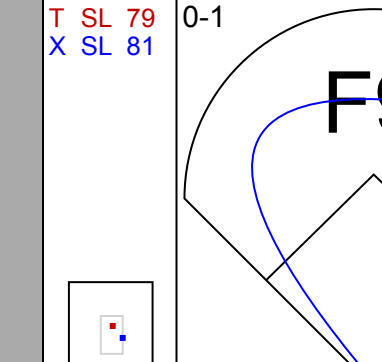
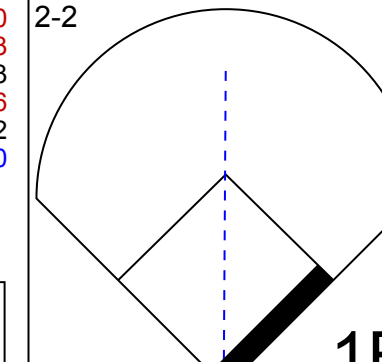
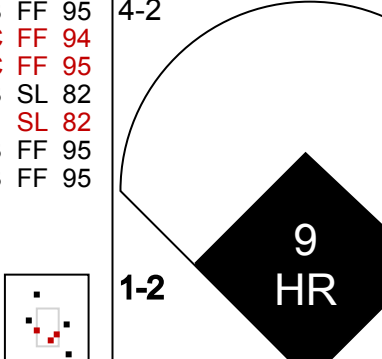
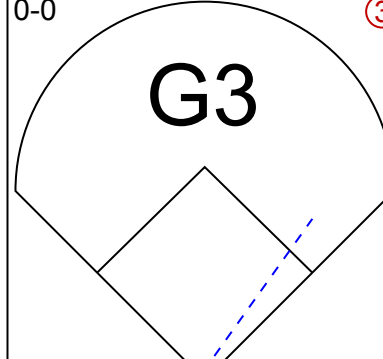
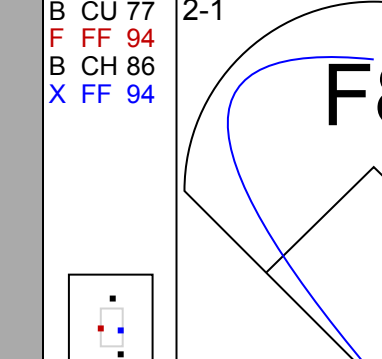
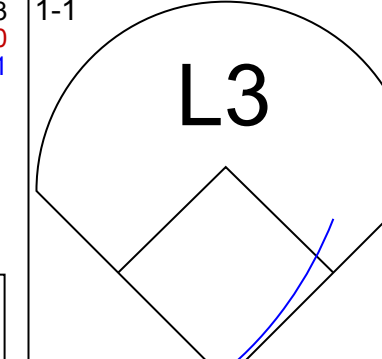
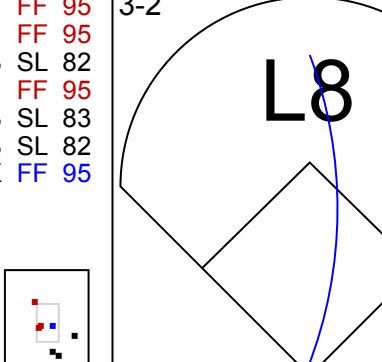
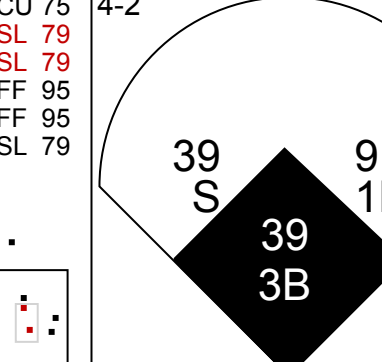
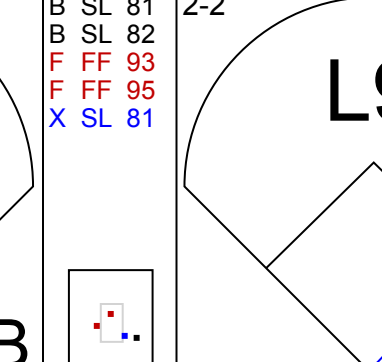
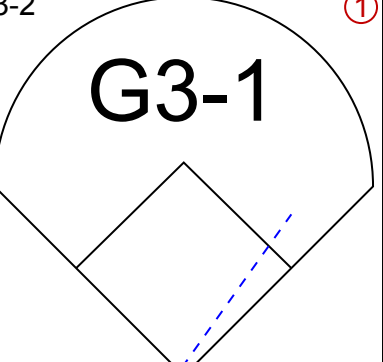
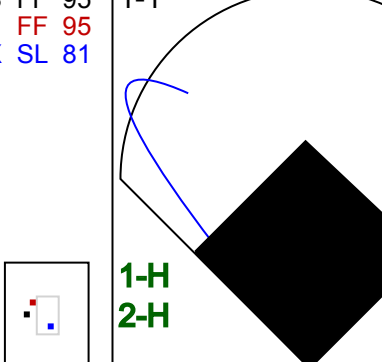
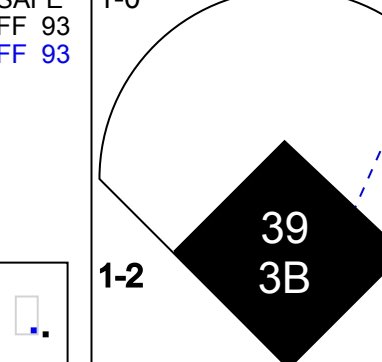
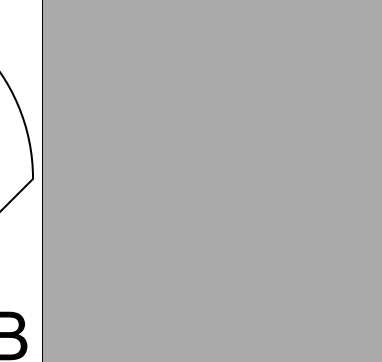
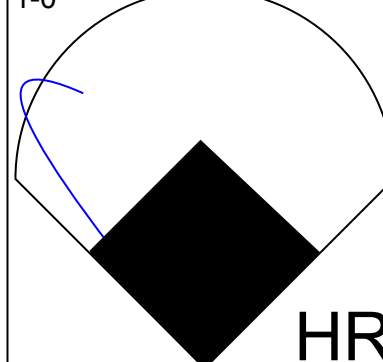
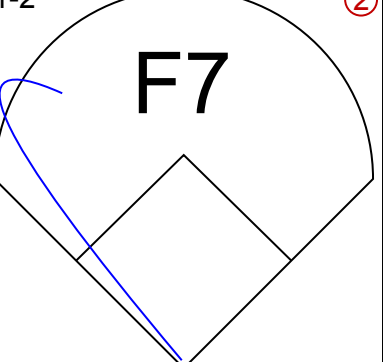
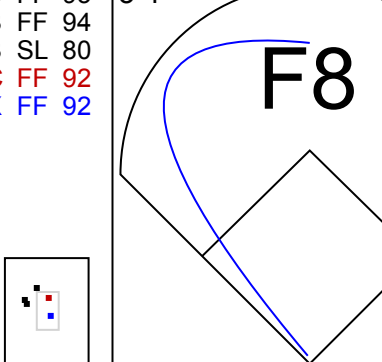
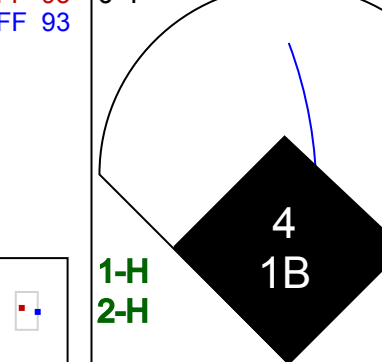


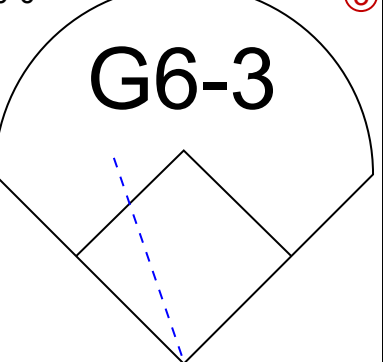
AB 32
R 2
H 7
RBI 2
BB 4
SO 6
LOB 18

livebaseballscores.com

AB 31
R 3
H 7
RBI 3
BB 2
SO 5
LOB 6

Batter	1	2	3	4	5	6	7	8	9	AB R H RBI BB SO LOB	TOP											
4 George Springer, R OBP: 0.263, SLG: 0.308										5 0 0 0 0 2 3	<p>Toronto Blue Jays @ New York Yankees Yankee Stadium, Bronx, NY Sun Apr 23 2023, 1:41 PM - 4:03 PM EDT Att: 39,293 - Cloudy - 62 F</p> <p>livebaseballscorecards.com</p>											
11 Bo Bichette, R OBP: 0.364, SLG: 0.511										4 1 0 0 0 2 1												
27 Vladimir Guerrero Jr., R (1, 3)										4 1 1 2 0 0 0												
25 Daulton Varsho, L OBP: 0.318, SLG: 0.355										4 1 1 1 0 2 0												
26 Matt Chapman, R OBP: 0.438, SLG: 0.684										4 1 2 0 0 2 0												
30 Alejandro Kirk, R OBP: 0.387, SLG: 0.327										3 0 0 0 1 1 1												
15 Whit Merrifield, R OBP: 0.354, SLG: 0.397										3 1 1 0 1 1 2												
9 Danny Jansen, R OBP: 0.244, SLG: 0.250										4 0 1 2 0 0 3												
39 Kevin Kiermaier, L OBP: 0.317, SLG: 0.426										3 0 0 0 1 1 1												
Inning Stats	R: 0 H: 0 E: 0 K: 2 S: 9	H: 0 LOB: 0 BB: 0 P: 13	R: 0 H: 0 E: 0 K: 2 S: 9	H: 0 LOB: 0 BB: 0 P: 12	R: 0 H: 0 E: 0 K: 2 S: 10	H: 0 LOB: 0 BB: 0 P: 14	R: 0 H: 0 E: 0 K: 1 S: 7	H: 0 LOB: 0 BB: 0 P: 11	R: 0 H: 1 E: 0 K: 1 S: 10	H: 2 LOB: 2 BB: 1 P: 17		R: 3 H: 2 E: 1 K: 1 S: 10	H: 2 LOB: 1 BB: 0 P: 13	R: 1 H: 2 E: 0 K: 0 S: 8	H: 2 LOB: 1 BB: 0 P: 12	R: 0 H: 0 E: 0 K: 1 S: 10	H: 0 LOB: 0 BB: 0 P: 17	R: 1 H: 1 E: 0 K: 1 S: 14	H: 2 LOB: 2 BB: 2 P: 29	1B: 1 2B: 3 3B: 0 HR: 2	SF: 0 SAC: 0 DP: 0 HBP: 0	WP: 0 PB: 0 SB: 0 CS: 0
PITCHER	IP WLS BF H R ER SO BB IBB HBP BLK WP HR S P ERA WHIP											IP WLS BF H R ER SO BB IBB HBP BLK WP HR S P ERA WHIP										
36 Clarke Schmidt, R ERA: 6.3	5.2 L 22 3 3 0 8 1 0 0 0 0 0 2 52 76 0.00 0.706																					
34 Michael King, R ERA: 2.03	1.1 6 2 1 1 1 0 0 0 0 0 0 0 11 16 6.75 1.500																					
71 Ian Hamilton, R ERA: 2.13	2.0 9 1 1 1 2 2 0 0 0 0 0 0 24 46 4.50 1.500																					

Batter	1	2	3	4	5	6	7	8	9	AB R H RBI BB SO LOB	BOTTOM									
11 Anthony Volpe, R OBP: 0.317, SLG: 0.319										4 0 0 0 0 3 1	<p>Toronto Blue Jays @ New York Yankees Yankee Stadium, Bronx, NY Sun Apr 23 2023, 1:41 PM - 4:03 PM EDT Att: 39,293 - Cloudy - 62 F</p> <p>livebaseballscorecards.com</p>									
Aaron Judge, R OBP: 0.344, SLG: 0.500										4 0 0 0 0 1 0										
48 Anthony Rizzo, L OBP: 0.411, SLG: 0.566										4 1 1 1 0 2 0										
25 Gleyber Torres, R OBP: 0.386, SLG: 0.394										4 0 1 0 0 1 0										
26 DJ LeMahieu, R OBP: 0.361, SLG: 0.500										4 0 3 0 0 0 0										
95 Oswaldo Cabrera, S OBP: 0.243, SLG: 0.313										4 0 0 0 0 1 4										
91 Oswaldo Peraza, R OBP: 0.368, SLG: 0.200										3 0 0 0 0 1 1										
66 Kyle Higashioka, R OBP: 0.194, SLG: 0.367										3 0 0 0 0 3 1										
12 Isiah Kiner-Falefa, R OBP: 0.222, SLG: 0.176										3 0 1 0 0 0 0										
Inning Stats	R: 0 H: 0 E: 0 K: 3 S: 13	H: 0 LOB: 0 BB: 0 P: 17	R: 0 H: 0 E: 0 K: 0 S: 5	H: 0 LOB: 0 BB: 0 P: 6	R: 0 H: 1 E: 0 K: 2 S: 11	H: 1 LOB: 1 BB: 0 P: 18	R: 0 H: 0 E: 0 K: 2 S: 10	H: 0 LOB: 0 BB: 0 P: 15	R: 0 H: 0 E: 0 K: 1 S: 5	H: 0 LOB: 0 BB: 0 P: 9		R: 0 H: 1 E: 0 K: 0 S: 12	H: 1 LOB: 1 BB: 0 P: 19	R: 0 H: 0 E: 0 K: 1 S: 9	H: 0 LOB: 0 BB: 0 P: 11	R: 0 H: 3 E: 0 K: 0 S: 17	H: 3 LOB: 2 BB: 0 P: 20	1B: 4 2B: 1 3B: 0 HR: 1	SF: 0 SAC: 0 DP: 0 HBP: 0	WP: 0 PB: 0 SB: 1 CS: 0
PITCHER	IP WLS BF H R ER SO BB IBB HBP BLK WP HR S P ERA WHIP											IP WLS BF H R ER SO BB IBB HBP BLK WP HR S P ERA WHIP								
34 Kevin Gausman, R ERA: 2.84	7.0 W 24 3 0 0 0 11 0 0 0 0 0 0 9 103 0.00 0.429																			
50 Erik Swanson, R ERA: 1.74	1.0 3 0 0 0 1 0 0 0 0 0 0 0 9 11 0.00 0.000																			
90 Adam Cimber, R ERA: 4.5	1.0 6 3 1 1 0 0 0 0 0 0 0 1 17 20 9.00 3.000																			

Batter	1	2	3	4	5	6	7	8	9	AB	R	H	RBI	BB	SO	LOB	TOP					
88 Luis Robert Jr, R OBP: 0.240, SLG: 0.433										4	0	0	0	0	2	3						
23 Andrew Benintendi, L OBP: 0.348, SLG: 0.353										4	0	1	0	0	2	1						
74 Eloy Jiménez, R OBP: 0.258, SLG: 0.333										4	0	0	0	0	2	2						
32 Gavin Sheets, L OBP: 0.386, SLG: 0.447										4	0	1	0	0	0	0						
25 Andrew Vaughn, R OBP: 0.343, SLG: 0.376										3	0	0	0	1	0	1						
24 Yasmani Grandal, S OBP: 0.342, SLG: 0.443										3	0	0	0	0	1	2						
44 Seby Zavala, R OBP: 0.250, SLG: 0.370										0	0	0	0	0	0	0						
30 Jake Burger, R OBP: 0.327, SLG: 0.636										3	0	1	0	0	2	1						
1 Elvis Andrus, R OBP: 0.272, SLG: 0.241										2	0	1	0	0	0	1						
12 Romy Gonzalez, R OBP: 0.103, SLG: 0.103										3	0	0	0	0	1	3						
Inning Stats	R: 0 E: 0 K: 3 S: 10	H: 0 LOB: 0 BB: 0 P: 16	R: 0 E: 0 K: 0 S: 7	H: 0 LOB: 0 BB: 0 P: 10	R: 0 E: 0 K: 0 S: 11	H: 1 LOB: 1 BB: 0 P: 20	R: 0 E: 0 K: 0 S: 8	H: 0 LOB: 0 BB: 0 P: 11	R: 0 E: 0 K: 1 S: 8	H: 2 LOB: 2 BB: 1 P: 16	R: 0 E: 0 K: 2 S: 12	H: 1 LOB: 1 BB: 0 P: 15	R: 0 E: 0 K: 1 S: 15	H: 0 LOB: 1 BB: 0 P: 22	R: 0 E: 0 K: 0 S: 8	H: 0 LOB: 0 BB: 0 P: 14	1B: 4 2B: 0 3B: 0 HR: 0	SF: 0 SAC: 0 DP: 1 HBP: 1	WP: 0 PB: 0 SB: 0 CS: 0	PA: 32		
PITCHER	IP WLS BF ERA WHIP	IP WLS BF ERA WHIP	IP WLS BF ERA WHIP	IP WLS BF ERA WHIP	IP WLS BF ERA WHIP	IP WLS BF ERA WHIP	IP WLS BF ERA WHIP	IP WLS BF ERA WHIP	IP WLS BF ERA WHIP	IP WLS BF ERA WHIP	IP WLS BF ERA WHIP	IP WLS BF ERA WHIP	IP WLS BF ERA WHIP	IP WLS BF ERA WHIP	IP WLS BF ERA WHIP	IP WLS BF ERA WHIP	IP WLS BF ERA WHIP	IP WLS BF ERA WHIP	IP WLS BF ERA WHIP	IP WLS BF ERA WHIP	IP WLS BF ERA WHIP	
17 José Berrios, R ERA: 4.71	(1, 1)	7.0	W	25	4	0	0	9	1	0	0	0	0	0	0	0	0	0	0	0	0.00	0.714
24 Nate Pearson, R ERA:	(8, 1)	1.0		4	0	0	0	1	0	0	1	0	0	0	0	0	0	0	0	0	0.00	0.000
52 Anthony Bass, R ERA: 6.48	(9, 1)	1.0		3	0	0	0	0	0	0	0	0	0	0	0	0	0	0	0	0	0.00	0.000
Batter	1	2	3	4	5	6	7	8	9	AB	R	H	RBI	BB	SO	LOB	BOTTOM					
4 George Springer, R OBP: 0.275, SLG: 0.323										4	0	3	1	0	0	0						
11 Bo Bichette, R OBP: 0.361, SLG: 0.490										4	0	1	0	0	1	3						
27 Vladimir Guerrero Jr., R OBP: 0.497, SLG: 0.521										4	0	1	0	0	1	2						
25 Daulton Varsho, L OBP: 0.292, SLG: 0.321										4	0	0	0	0	1	4						
26 Matt Chapman, R OBP: 0.433, SLG: 0.663										3	1	1	0	1	1	2						
13 Brandon Belt, L OBP: 0.259, SLG: 0.321										3	1	0	0	1	0	3						
15 Whit Merrifield, R OBP: 0.370, SLG: 0.397										3	1	0	0	1	0	2						
9 Danny Jansen, R OBP: 0.286, SLG: 0.432										4	3	3	4	0	0	0						
39 Kevin Kiermaier, L OBP: 0.338, SLG: 0.448										4	1	1	2	0	1	0						
Inning Stats	R: 0 E: 0 K: 2 S: 16	H: 1 LOB: 1 BB: 0 P: 20	R: 3 E: 0 K: 0 S: 15	H: 1 LOB: 0 BB: 2 P: 32	R: 0 E: 0 K: 1 S: 11	H: 2 LOB: 2 BB: 0 P: 19	R: 3 E: 0 K: 0 S: 10	H: 3 LOB: 1 BB: 1 P: 18	R: 0 E: 0 K: 0 S: 7	H: 0 LOB: 0 BB: 0 P: 11	R: 1 E: 0 K: 1 S: 8	H: 2 LOB: 0 BB: 0 P: 11	R: 0 E: 0 K: 1 S: 13	H: 1 LOB: 1 BB: 0 P: 17	R: 0 E: 0 K: 0 S: 7	H: 0 LOB: 0 BB: 0 P: 11	1B: 6 2B: 1 3B: 1 HR: 2	SF: 0 SAC: 0 DP: 1 HBP: 0	WP: 0 PB: 0 SB: 2 CS: 0	PA: 36		
PITCHER	IP WLS BF ERA WHIP	IP WLS BF ERA WHIP	IP WLS BF ERA WHIP	IP WLS BF ERA WHIP	IP WLS BF ERA WHIP	IP WLS BF ERA WHIP	IP WLS BF ERA WHIP	IP WLS BF ERA WHIP	IP WLS BF ERA WHIP	IP WLS BF ERA WHIP	IP WLS BF ERA WHIP	IP WLS BF ERA WHIP	IP WLS BF ERA WHIP	IP WLS BF ERA WHIP	IP WLS BF ERA WHIP	IP WLS BF ERA WHIP	IP WLS BF ERA WHIP	IP WLS BF ERA WHIP	IP WLS BF ERA WHIP	IP WLS BF ERA WHIP	IP WLS BF ERA WHIP	
52 Mike Clevinger, R ERA: 4.81	(1, 1)	5.0	L	25	7	6	6	3	3	0	0	0	0	0	0	0	0	0	0	0	0.00	2.000
57 Tanner Banks, L ERA: 3.35	(6, 1)	3.0		11	3	1	1	2	0	0	0	0	0	0	0	0	0	0	0	0	3.00	1.000

Chicago White Sox @ Toronto Blue Jays
Rogers Centre, Toronto, ON
Tue Apr 25 2023, 7:09 PM - 9:32 PM EDT
Att: 28,917 - Roof Closed - 68 F

AB	30
R	0
H	4
RBI	0
BB	1
SO	10
LOB	14



Chicago White Sox @ Toronto Blue Jays
Rogers Centre, Toronto, ON
Tue Apr 25 2023, 7:09 PM - 9:32 PM EDT
Att: 28,917 - Roof Closed - 68 F


AB	33
R	7
H	10
RBI	7
BB	3
SO	5
LOB	16



Batter	1	2	3	4	5	6	7	8	9	AB	R	H	RBI	BB	SO	LOB	TOP										
1 Elvis Andrus, R OBP: 0.260, SLG: 0.230										4	0	0	0	0	2	1											
25 Andrew Vaughn, R OBP: 0.340, SLG: 0.371										4	0	1	0	0	2	0											
88 Luis Robert Jr., R OBP: 0.240, SLG: 0.426										4	0	1	0	0	3	1											
74 Eloy Jiménez, R OBP: 0.243, SLG: 0.313										4	0	0	0	0	3	1											
23 Andrew Benintendi, L OBP: 0.347, SLG: 0.352										3	0	1	0	0	1	0											
30 Jake Burger, R OBP: 0.305, SLG: 0.596										3	0	0	0	0	1	1											
44 Seby Zavala, R OBP: 0.258, SLG: 0.345										2	0	0	0	1	2	0											
50 Lenyn Sosa, R OBP: 0.143, SLG: 0.220										3	0	0	0	0	1	2											
12 Romy Gonzalez, R OBP: 0.129, SLG: 0.129										2	0	1	0	0	1	2											
51 Adam Haseley, L (8, PH)										1	0	0	0	0	1	0											
Inning Stats	R: 0 E: 0 K: 2 S: 11	H: 1 LOB: 0 BB: 0 P: 16	R: 0 E: 0 K: 1 S: 8	H: 0 LOB: 0 BB: 0 P: 11	R: 0 E: 0 K: 2 S: 12	H: 1 LOB: 0 BB: 0 P: 15	R: 0 E: 0 K: 1 S: 8	H: 0 LOB: 0 BB: 0 P: 12	R: 0 E: 0 K: 3 S: 13	H: 1 LOB: 1 BB: 0 P: 19	R: 0 E: 0 K: 3 S: 10	H: 0 LOB: 0 BB: 0 P: 11	R: 0 E: 0 K: 2 S: 9	H: 0 LOB: 0 BB: 0 P: 13	R: 0 E: 0 K: 3 S: 10	H: 0 LOB: 0 BB: 0 P: 16	1B: 4 2B: 0 3B: 0 HR: 0	SF: 0 SAC: 0 DP: 0 HBP: 0	WP: 1 PB: 0 SB: 0 CS: 0	PA: 31							
PITCHER	IP	WLS	BF	H	R	ER	SO	BB	IBB	HBP	BLK	WP	HR	S	P	ERA	WHIP										
16 Yusei Kikuchi, L ERA: 3.0	5.2	W	21	4	0	0	8	1	0	0	0	1	0	60	89	0.00	0.882										
50 Erik Swanson, R ERA: 1.54	1.1		4	0	0	0	4	0	0	0	0	0	0	13	16	0.00	0.000										
93 Yimi Garcia, R ERA: 6.55	1.0		3	0	0	0	2	0	0	0	0	0	0	9	13	0.00	0.000										
33 Trevor Richards, R ERA: 2.89	1.0		3	0	0	0	3	0	0	0	0	0	0	10	16	0.00	0.000										

Chicago White Sox @ Toronto Blue Jays
Rogers Centre, Toronto, ON
Wed Apr 26 2023, 1:09 PM - 3:39 PM EDT
Att: 35,069 - Roof Closed - 68 F


AB	30
R	0
H	4
RBI	0
BB	1
SO	17
LOB	8



Batter	1	2	3	4	5	6	7	8	9	AB	R	H	RBI	BB	SO	LOB	BOTTOM										
4 George Springer, R OBP: 0.283, SLG: 0.320										1	1	0	0	0	0	0											
8 Cavan Biggio, L OBP: 0.196, SLG: 0.262										3	0	0	0	0	2	3											
11 Bo Bichette, R OBP: 0.381, SLG: 0.528										4	2	3	3	1	1	0											
27 Vladimir Guerrero Jr., R OBP: 0.407, SLG: 0.535										5	1	2	2	0	0	2											
26 Matt Chapman, R OBP: 0.446, SLG: 0.659										2	1	1	0	1	0	1											
38 Nathan Lukes, L										1	0	0	0	0	1	1											
25 Daulton Varsho, L OBP: 0.300, SLG: 0.314										2	1	0	0	1	1	2											
30 Alejandro Kirk, R OBP: 0.400, SLG: 0.302										3	0	0	0	1	1	5											
15 Whit Merrifield, R OBP: 0.377, SLG: 0.493										4	0	2	2	0	0	1											
9 Danny Jansen, R OBP: 0.264, SLG: 0.396										4	0	0	0	0	3	5											
5 Santiago Espinal, R OBP: 0.238, SLG: 0.256										4	2	3	1	0	0	1											
Inning Stats	R: 0 E: 0 K: 1 S: 7	H: 0 LOB: 0 BB: 0 P: 8	R: 0 E: 0 K: 0 S: 6	H: 1 LOB: 0 BB: 0 P: 8	R: 3 E: 0 K: 0 S: 20	H: 3 LOB: 1 BB: 0 P: 30	R: 0 E: 0 K: 2 S: 13	H: 2 LOB: 2 BB: 1 P: 25	R: 0 E: 0 K: 1 S: 12	H: 0 LOB: 1 BB: 1 P: 19	R: 0 E: 0 K: 1 S: 8	H: 0 LOB: 1 BB: 1 P: 14	R: 3 E: 0 K: 2 S: 16	H: 3 LOB: 2 BB: 1 P: 29	R: 1 E: 0 K: 2 S: 11	H: 2 LOB: 1 BB: 0 P: 17	1B: 8 2B: 2 3B: 0 HR: 1	SF: 0 SAC: 0 DP: 2 HBP: 3	WP: 0 PB: 1 SB: 2 CS: 0	PA: 40							
PITCHER	IP	WLS	BF	H	R	ER	SO	BB	IBB	HBP	BLK	WP	HR	S	P	ERA	WHIP										
34 Michael Kopech, R ERA: 7.01	5.0	L	23	6	4	4	4	2	0	2	0	0	0	58	90	7.20	1.600										
58 Jimmy Lambert, R ERA: 4.97	1.2		11	3	3	3	2	2	0	1	0	0	1	21	37	16.20	3.000										
99 Keynan Middleton, R ERA: 3.0	0.1		1	0	0	0	1	0	0	0	0	0	0	3	6	0.00	0.000										
60 Gregory Santos, R ERA: 2.06	1.0		5	2	1	0	2	0	0	0	0	0	0	11	17	0.00	2.000										

Chicago White Sox @ Toronto Blue Jays
Rogers Centre, Toronto, ON
Wed Apr 26 2023, 1:09 PM - 3:39 PM EDT
Att: 35,069 - Roof Closed - 68 F

AB	33
R	8
H	11
RBI	8
BB	4
SO	9
LOB	21



Batter	1	2	3	4	5	6	7	8	9	AB	R	H	RBI	BB	SO	LOB	TOP										
44 Julio Rodríguez, R OBP: 0.300, SLG: 0.445										3	0	2	0	0	1	0	Seattle Mariners @ Toronto Blue Jays Rogers Centre, Toronto, ON Fri Apr 28 2023, 7:12 PM - 9:38 PM EDT Att.: 41,414 - Roof Closed - 68 F										
23 Ty France, R OBP: 0.336, SLG: 0.366										4	0	0	0	0	1	5											
10 Jared Kelenic, L OBP: 0.380, SLG: 0.663										4	1	2	0	0	2	1											
28 Eugenio Suárez, R OBP: 0.357										2	0	0	0	2	1												
35 Teoscar Hernández, R OBP: 0.250, SLG: 0.422										4	0	0	0	0	3	5											
29 Cal Raleigh, S OBP: 0.310, SLG: 0.436										4	1	2	2	0	1	1											
3 J.P. Crawford, L OBP: 0.387, SLG: 0.382										3	0	0	0	1	2	2											
76 José Caballero, R OBP: 0.217, SLG: 0.200										3	0	0	0	0	2	3											
4 Tommy La Stella, L OBP: 0.300, SLG: 0.276										1	0	0	0	0	1	0											
16 Koltan Wong, L OBP: 0.250, SLG: 0.161										3	0	0	0	1	1	0											
Inning Stats	R: 0 E: 0 K: 2 S: 12	H: 1 LOB: 2 BB: 1 P: 21	R: 1 E: 0 K: 0 S: 18	H: 1 LOB: 2 BB: 2 P: 30	R: 1 E: 0 K: 2 S: 11	H: 2 LOB: 1 BB: 1 P: 16	R: 0 E: 0 K: 2 S: 9	H: 1 LOB: 0 BB: 0 P: 16	R: 0 E: 0 K: 1 S: 11	H: 0 LOB: 1 BB: 0 P: 17	R: 0 E: 0 K: 2 S: 11	H: 0 LOB: 0 BB: 0 P: 15	R: 0 E: 0 K: 2 S: 8	H: 0 LOB: 0 BB: 0 P: 10	R: 0 E: 0 K: 2 S: 7	H: 0 LOB: 0 BB: 0 P: 14	R: 0 E: 0 K: 2 S: 11	H: 0 LOB: 0 BB: 0 P: 14	1B: 4 2B: 1 3B: 0 HR: 1	SF: 0 SAC: 0 DP: 1 HBP: 1	WP: 0 PB: 0 SB: 2 CS: 1	PA: 36					
PITCHER	IP	WLS	BF	H	R	ER	SO	BB	IBB	HBP	BLK	WP	HR	S	P	ERA	WHIP	PITCHER									
6 Alek Manoah, R ERA: 4.88	5.0		24	6	2	2	7	4	0	1	0	0	1	61	100	3.60	2.000										
58 Tim Lincecum, R ERA: 1.23	1.0	W	3	0	0	0	2	0	0	0	0	0	0	11	15	0.00	0.000										
93 Yimi García, L ERA: 6.0	1.0	H	3	0	0	0	2	0	0	0	0	0	0	8	10	0.00	0.000										
50 Erik Swanson, R ERA: 1.42	1.0	H	3	0	0	0	2	0	0	0	0	0	0	7	10	0.00	0.000										
68 Jordan Romano, R ERA: 3.18	1.0	S	3	0	0	0	2	0	0	0	0	0	0	11	14	0.00	0.000										

AB	31
R	2
H	6
RBI	2
BB	4
SO	15
LOB	18




Batter	1	2	3	4	5	6	7	8	9	AB	R	H	RBI	BB	SO	LOB	BOTTOM										
4 George Springer, R OBP: 0.282, SLG: 0.317										4	0	1	1	0	0	2	Seattle Mariners @ Toronto Blue Jays Rogers Centre, Toronto, ON Fri Apr 28 2023, 7:12 PM - 9:38 PM EDT Att.: 41,414 - Roof Closed - 68 F										
11 Bo Bichette, R OBP: 0.388, SLG: 0.509										4	0	0	0	0	2												
27 Vladimir Guerrero Jr., R OBP: 0.402, SLG: 0.520										3	1	0	0	1	1												
26 Matt Chapman, R OBP: 0.448, SLG: 0.663										4	0	2	1	0	1												
25 Daulton Varsho, L OBP: 0.288, SLG: 0.300										4	0	0	0	0	1	2											
30 Alejandro Kirk, R OBP: 0.419, SLG: 0.386										4	1	3	1	0	1	0											
13 Brandon Belt, L OBP: 0.258, SLG: 0.304										3	0	0	0	1	2	2											
15 Whit Merrifield, R OBP: 0.383, SLG: 0.423										4	1	2	0	0	1	1											
39 Kevin Kiermaier, L OBP: 0.338, SLG: 0.435										2	0	0	0	0	1	4											
Inning Stats	R: 0 E: 0 K: 0 S: 6	H: 0 LOB: 0 BB: 0 P: 9	R: 1 E: 0 K: 1 S: 17	H: 2 LOB: 1 BB: 1 P: 34	R: 1 E: 0 K: 0 S: 9	H: 1 LOB: 1 BB: 1 P: 17	R: 0 E: 0 K: 2 S: 14	H: 2 LOB: 2 BB: 0 P: 19	R: 0 E: 0 K: 1 S: 12	H: 1 LOB: 1 BB: 0 P: 16	R: 1 E: 0 K: 1 S: 11	H: 2 LOB: 2 BB: 0 P: 15	R: 0 E: 0 K: 1 S: 9	H: 0 LOB: 0 BB: 0 P: 12	R: 0 E: 0 K: 2 S: 13	H: 0 LOB: 0 BB: 0 P: 19		1B: 5 2B: 2 3B: 0 HR: 1	SF: 0 SAC: 0 DP: 0 HBP: 1	WP: 0 PB: 0 SB: 1 CS: 0	PA: 35						
PITCHER	IP	WLS	BF	H	R	ER	SO	BB	IBB	HBP	BLK	WP	HR	S	P	ERA	WHIP	PITCHER									
58 Luis Castillo, R ERA: 1.82	5.0		23	6	2	2	4	2	0	0	0	0	0	58	95	3.60	1.600										
30 Trevor Gott, R ERA: 2.57	1.0	L	6	2	1	1	1	0	0	1	0	0	0	11	15	9.00	2.000										
47 Matt Brash, R ERA: 5.4	1.0		3	0	0	0	1	0	0	0	0	0	0	9	12	0.00	0.000										
56 Penn Murfee, R ERA: 1.59	1.0		3	0	0	0	2	0	0	0	0	0	0	13	19	0.00	0.000										

AB	32
R	3
H	8
RBI	3
BB	2
SO	8
LOB	13



Batter	1	2	3	4	5	6	7	8	9	10	AB	R	H	RBI	BB	SO	LOB	TOP							
44 Julio Rodríguez, R OBP: 0.301, SLG: 0.442 8 AJ Pollock, R OBP: 0.164, SLG: 0.275											3	0	1	0	0	1	0	Seattle Mariners @ Toronto Blue Jays Rogers Centre, Toronto, ON Sat Apr 29 2023, 3:10 PM - 5:30 PM EDT Att. 41,475 - Roof Closed - 68 F							
10 Jarred Kelenic, L OBP: 0.375, SLG: 0.644											4	0	1	0	0	1	1								
28 Eugenio Suárez, R OBP: 0.336, SLG: 0.353											4	0	1	0	0	2	1								
29 Cal Raleigh, S OBP: 0.297, SLG: 0.415											4	0	0	0	0	4	3								
35 Teoscar Hernández, R OBP: 0.241, SLG: 0.406											4	0	0	0	0	4	2								
3 J.P. Crawford, L OBP: 0.371, SLG: 0.363											4	0	0	0	0	1	0								
16 Kolten Wong, L OBP: 0.250, SLG: 0.167											4	0	1	0	0	1	0								
2 Tom Murphy, R OBP: 0.182, SLG: 0.242											4	0	2	0	0	2	0								
0 Sam Haggerty, S OBP: 0.227, SLG: 0.105 23 Ty France, R OBP: 0.342, SLG: 0.366											2	0	0	0	1	2	2								
											0	0	0	0	1	0	0								
Inning Stats	R: 0 E: 0 K: 3 S: 15	H: 2 LOB: 2 BB: 0 P: 21	R: 0 E: 0 K: 0 S: 8	H: 1 LOB: 1 BB: 1 P: 17	R: 0 E: 0 K: 3 S: 10	H: 1 LOB: 1 BB: 0 P: 13	R: 0 E: 0 K: 1 S: 11	H: 0 LOB: 0 BB: 0 P: 14	R: 0 E: 0 K: 2 S: 8	H: 0 LOB: 0 BB: 0 P: 13	R: 0 E: 0 K: 1 S: 7	H: 0 LOB: 0 BB: 0 P: 11	R: 0 E: 0 K: 3 S: 15	H: 2 LOB: 2 BB: 0 P: 19	R: 0 E: 0 K: 1 S: 9	H: 0 LOB: 0 BB: 0 P: 12	R: 0 E: 0 K: 2 S: 9	H: 0 LOB: 0 BB: 0 P: 14	R: 0 E: 0 K: 3 S: 12	H: 0 LOB: 1 BB: 1 P: 19	1B: 6 2B: 0 3B: 0 HR: 0	SF: 0 SAC: 0 DP: 0 HBP: 0	WP: 0 PB: 0 SB: 1 CS: 0	PA: 38	
PITCHER	IP 7.0	WLS 27	BF 6	H 0	R 0	ER 0	SO 13	BB 1	IBB 0	HBP 0	BLK 0	WP 0	HR 0	S 74	P 108	ERA 0.00	WHIP 1.000								
34 Kevin Gausman, R ERA: 2.33	(1, 1)	1.0	3	0	0	0	1	0	0	0	0	0	0	0	9	12	0.00	0.000							
56 Zach Pop, R ERA: 3.97	(8, 1)	1.0	3	0	0	0	2	0	0	0	0	0	0	0	9	14	0.00	0.000							
68 Jordan Romano, R ERA: 2.92	(9, 1)	1.0	W	4	0	0	0	3	1	0	0	0	0	0	12	19	0.00	1.000							
50 Erik Swanson, R ERA: 1.32	(10, 1)																								

AB	35
R	0
H	6
RBI	0
BB	2
SO	19
LOB	10



Batter	1	2	3	4	5	6	7	8	9	10	AB	R	H	RBI	BB	SO	LOB	BOTTOM							
4 George Springer, R OBP: 0.272, SLG: 0.305											4	0	0	0	0	0	0	Seattle Mariners @ Toronto Blue Jays Rogers Centre, Toronto, ON Sat Apr 29 2023, 3:10 PM - 5:30 PM EDT Att. 41,475 - Roof Closed - 68 F							
11 Bo Bichette, R OBP: 0.355, SLG: 0.491											4	1	0	0	0	2	0								
27 Vladimir Guerrero Jr., R OBP: 0.397, SLG: 0.509											4	0	1	0	0	0	0								
26 Matt Chapman, R OBP: 0.459, SLG: 0.670											2	0	1	0	2	0	0								
25 Daulton Varsho, L OBP: 0.267, SLG: 0.286											4	0	1	1	0	1	2								
13 Brandon Belt, L OBP: 0.246, SLG: 0.288											3	0	0	0	0	2	1								
9 Danny Jansen, R OBP: 0.250, SLG: 0.373											3	0	0	0	0	0	1								
8 Cavan Biggio, L OBP: 0.184, SLG: 0.244											3	0	0	0	0	1	0								
39 Kevin Kiermaier, L OBP: 0.325, SLG: 0.417											3	0	0	0	0	1	0								
Inning Stats	R: 0 E: 0 K: 1 S: 8	H: 0 LOB: 0 BB: 0 P: 10	R: 0 E: 0 K: 0 S: 7	H: 0 LOB: 0 BB: 0 P: 13	R: 0 E: 0 K: 0 S: 5	H: 0 LOB: 0 BB: 0 P: 6	R: 0 E: 0 K: 0 S: 4	H: 0 LOB: 0 BB: 0 P: 4	R: 0 E: 0 K: 1 S: 8	H: 0 LOB: 1 BB: 0 P: 14	R: 0 E: 0 K: 1 S: 5	H: 0 LOB: 0 BB: 0 P: 5	R: 0 E: 0 K: 1 S: 11	H: 1 LOB: 1 BB: 0 P: 18	R: 0 E: 0 K: 2 S: 8	H: 0 LOB: 0 BB: 0 P: 13	R: 0 E: 0 K: 2 S: 10		H: 0 LOB: 0 BB: 0 P: 13	R: 1 E: 0 K: 0 S: 2	H: 2 LOB: 3 BB: 1 P: 4	1B: 2 2B: 1 3B: 0 HR: 0	SF: 0 SAC: 0 DP: 0 HBP: 0	WP: 0 PB: 0 SB: 0 CS: 0	PA: 32
PITCHER	IP 6.2	WLS 22	BF 1	H 0	R 0	ER 0	SO 2	BB 1	IBB 0	HBP 0	BLK 0	WP 0	HR 0	S 45	P 64	ERA 0.00	WHIP 0.300								
47 Matt Brash, R ERA: 5.25	(7, 1)	0.1	1	0	0	0	1	0	0	0	0	0	0	0	3	6	0.00	0.000							
48 Justin Topa, R ERA: 1.8	(8, 1)	1.0	3	0	0	0	2	0	0	0	0	0	0	0	8	13	0.00	0.000							
37 Paul Sewald, R ERA: 3.21	(9, 1)	1.0	3	0	0	0	2	0	0	0	0	0	0	0	10	13	0.00	0.000							
30 Trevor Gott, R ERA: 2.57	(10, 1)	0.0	L	3	2	1	0	0	0	1	0	0	0	0	2	4	∞	∞							

AB	30
R	1
H	3
RBI	1
BB	2
SO	7
LOB	4



Batter	1	2	3	4	5	6	7	8	9	10	AB	R	H	RBI	BB	SO	LOB	TOP		
3 J.P. Crawford, L OBP: 0.373, SLG: 0.357	(1,6)	(1,2)	(1,6)	(1,3)	(1,1)	(2,3)	(2,2)	(2,2)	(2,2)	(2,2)	4	0	1	1	1	2	2			
28 Eugenio Suárez, R OBP: 0.322, SLG: 0.336	(1,5)	(2,3)	(2,3)	(2,2)	(2,2)	(2,2)	(2,2)	(2,2)	(2,2)	(2,2)	5	1	0	0	0	1	3			
10 Jarrod Kelenic, L OBP: 0.366, SLG: 0.615	(1,8)	(4,2)	(4,2)	(4,2)	(4,2)	(4,2)	(4,2)	(4,2)	(4,2)	(4,2)	4	2	0	0	1	2	1			
29 Cal Raleigh, S OBP: 0.313, SLG: 0.488	(1,2)	(4,2)	(4,2)	(4,2)	(4,2)	(4,2)	(4,2)	(4,2)	(4,2)	(4,2)	4	3	2	4	1	1	0			
35 Teoscar Hernández, R OBP: 0.245, SLG: 0.427	(1,9)	(4,2)	(4,2)	(4,2)	(4,2)	(4,2)	(4,2)	(4,2)	(4,2)	(4,2)	4	2	1	1	0	0	0			
5 Taylor Trammell, L OBP: 0.400, SLG: 1.000	(1,7)	(1,0)	(1,0)	(1,0)	(1,0)	(1,0)	(1,0)	(1,0)	(1,0)	(1,0)	4	1	1	4	1	2	0			
4 Tommy La Stella, L OBP: 0.292, SLG: 0.238	(1,10)	(1,2)	(1,2)	(1,2)	(1,2)	(1,2)	(1,2)	(1,2)	(1,2)	(1,2)	3	0	0	0	1	0	1			
76 José Caballero, R OBP: 0.217, SLG: 0.200	(9,10)	(9,10)	(9,10)	(9,10)	(9,10)	(9,10)	(9,10)	(9,10)	(9,10)	(9,10)	0	1	0	0	0	0	0			
0 Sam Haggerty, S OBP: 0.200, SLG: 0.091	(1,3)	(2,2)	(2,2)	(2,2)	(2,2)	(2,2)	(2,2)	(2,2)	(2,2)	(2,2)	3	0	0	0	0	2	1			
23 Ty France, R OBP: 0.339, SLG: 0.363	(9,3)	(9,3)	(9,3)	(9,3)	(9,3)	(9,3)	(9,3)	(9,3)	(9,3)	(9,3)	1	0	0	0	0	0	1			
16 Koltan Wong, L OBP: 0.263, SLG: 0.186	(1,4)	(1,2)	(1,2)	(1,2)	(1,2)	(1,2)	(1,2)	(1,2)	(1,2)	(1,2)	4	0	2	0	0	1	2			
Inning Stats	R: 4 E: 0 K: 2 S: 21	H: 1 LOB: 0 BB: 2 P: 38	R: 0 E: 0 K: 0 S: 8	H: 0 LOB: 1 BB: 1 P: 15	R: 0 E: 0 K: 2 S: 12	H: 0 LOB: 0 BB: 0 P: 9	R: 0 E: 0 K: 2 S: 12	H: 0 LOB: 1 BB: 1 P: 19	R: 0 E: 0 K: 1 S: 7	H: 1 LOB: 0 BB: 0 P: 9	R: 2 E: 1 K: 1 S: 13	H: 1 LOB: 0 BB: 0 P: 21	R: 1 E: 0 K: 1 S: 14	H: 1 LOB: 1 BB: 1 P: 23	R: 2 E: 0 K: 0 S: 6	H: 1 LOB: 0 BB: 0 P: 8	1B: 3 2B: 1 3B: 0 HR: 4	SF: 0 SAC: 0 DP: 2 HBP: 1	WP: 0 PB: 0 SB: 0 CS: 1	PA: 42
PITCHER	IP WLS BF H R ER SO BB IBB HBP BLK WP HR S P ERA WHIP	5.0 2.0 7.0 2.0 4.0 4.0 7.0 4.0 0.0 0.0 0.0 0.0 0.0 1.0 20 29 7.20 1.200	6.1 3.1 7.0 4.0 1.0 1.0 2.0 0.0 0.0 0.0 0.0 0.0 0.0 1.0 10 15 4.50 1.000	8.1 7.0 7.0 6.0 1.0 1.0 2.0 0.0 0.0 0.0 0.0 0.0 0.0 1.0 17 29 6.75 1.500	10.1 4.9 10.0 4.0 1.0 2.0 1.0 0.0 0.0 0.0 0.0 0.0 0.0 1.0 6 8 9.00 1.000	PITCHER	IP WLS BF H R ER SO BB IBB HBP BLK WP HR S P ERA WHIP	5.0 2.0 7.0 2.0 4.0 4.0 7.0 4.0 0.0 0.0 0.0 0.0 0.0 1.0 20 29 7.20 1.200	6.1 3.1 7.0 4.0 1.0 1.0 2.0 0.0 0.0 0.0 0.0 0.0 0.0 1.0 10 15 4.50 1.000	8.1 7.0 7.0 6.0 1.0 1.0 2.0 0.0 0.0 0.0 0.0 0.0 0.0 1.0 17 29 6.75 1.500	10.1 4.9 10.0 4.0 1.0 2.0 1.0 0.0 0.0 0.0 0.0 0.0 0.0 1.0 6 8 9.00 1.000									

Seattle Mariners @ Toronto Blue Jays
Rogers Centre, Toronto, ON
Sun Apr 30 2023, 1:39 PM - 4:48 PM EDT
Att: 40,158 - Roof Closed - 68 F

livebaseballscorecards.com

AB 36
R 10
H 7
RBI 10
BB 5
SO 11
LOB 11

WP: 0 PA: 42
PB: 0
SB: 0
CS: 1

Batter	1	2	3	4	5	6	7	8	9	10	AB	R	H	RBI	BB	SO	LOB	BOTTOM				
4 George Springer, R OBP: 0.283, SLG: 0.315	(1,9)	(1,2)	(1,1)	(1,1)	(1,1)	(1,1)	(1,1)	(1,1)	(1,1)	(1,1)	6	1	3	0	0	2						
11 Bo Bichette, R OBP: 0.354, SLG: 0.508	(1,6)	(2,2)	(1,0)	(1,0)	(1,0)	(1,0)	(1,0)	(1,0)	(1,0)	(1,0)	6	2	2	3	0	1	3					
27 Vladimir Guerrero Jr., R OBP: 0.394, SLG: 0.491	(1,3)	(4,2)	(2,2)	(2,2)	(2,2)	(2,2)	(2,2)	(2,2)	(2,2)	(2,2)	4	1	0	0	2	1	4					
26 Matt Chapman, R OBP: 0.465, SLG: 0.667	(1,5)	(3,1)	(3,1)	(3,1)	(3,1)	(3,1)	(3,1)	(3,1)	(3,1)	(3,1)	5	1	3	2	0	1	3					
15 Whit Merrifield, R OBP: 0.376, SLG: 0.413	(1,7)	(1,7)	(1,7)	(1,7)	(1,7)	(1,7)	(1,7)	(1,7)	(1,7)	(1,7)	4	0	1	0	0	1	3					
39 Kevin Kiermaier, L OBP: 0.321, SLG: 0.411	(9,8)	(9,8)	(9,8)	(9,8)	(9,8)	(9,8)	(9,8)	(9,8)	(9,8)	(9,8)	1	0	0	0	0	1						
30 Alejandro Kirk, R OBP: 0.418, SLG: 0.387	(1,2)	(2,2)	(2,2)	(2,2)	(2,2)	(2,2)	(2,2)	(2,2)	(2,2)	(2,2)	5	1	2	0	0	3						
25 Daulton Varsho, L OBP: 0.292, SLG: 0.296	(1,8)	(0,1)	(0,1)	(0,1)	(0,1)	(0,1)	(0,1)	(0,1)	(0,1)	(0,1)	4	0	1	0	1	1	3					
9 Danny Jansen, R OBP: 0.246, SLG: 0.375	(1,10)	(0,3)	(0,3)	(0,3)	(0,3)	(0,3)	(0,3)	(0,3)	(0,3)	(0,3)	5	1	1	1	0	2	5					
5 Santiago Espinal, R OBP: 0.255, SLG: 0.256	(1,4)	(0,1)	(0,1)	(0,1)	(0,1)	(0,1)	(0,1)	(0,1)	(0,1)	(0,1)	4	1	1	2	1	1	3					
Inning Stats	R: 2 E: 0 K: 1 S: 15	H: 2 LOB: 1 BB: 1 P: 27	R: 3 E: 1 K: 1 S: 13	H: 2 LOB: 1 BB: 0 P: 16	R: 3 E: 0 K: 1 S: 18	H: 4 LOB: 1 BB: 0 P: 24	R: 0 E: 0 K: 2 S: 13	H: 0 LOB: 1 BB: 1 P: 22	R: 0 E: 0 K: 0 S: 9	H: 1 LOB: 0 BB: 0 P: 13	R: 0 E: 0 K: 1 S: 12	H: 1 LOB: 2 BB: 1 P: 23	R: 0 E: 0 K: 1 S: 16	H: 2 LOB: 2 BB: 0 P: 20	R: 0 E: 0 K: 0 S: 5	H: 0 LOB: 0 BB: 0 P: 7	R: 0 E: 0 K: 0 S: 10	H: 1 LOB: 2 BB: 1 P: 19	1B: 10 2B: 3 3B: 0 HR: 1	SF: 0 SAC: 0 DP: 1 HBP: 0	WP: 0 PB: 0 SB: 0 CS: 0	PA: 48
PITCHER	IP WLS BF H R ER SO BB IBB HBP BLK WP HR S P ERA WHIP	3.0 1.0 4.0 1.0 3.0 3.0 2.0 1.0 0.0 0.0 0.0 0.0 0.0 0.0 9 13 0.00 3.000	4.1 1.4 5.0 3.0 1.0 0.0 2.0 0.0 0.0 0.0 0.0 0.0 0.0 0.0 9 13 0.00 1.000	5.1 1.4 6.0 3.0 0.0 2.0 1.0 0.0 0.0 0.0 0.0 0.0 0.0 0.0 9 13 0.00 2.000	8.1 1.4 9.0 5.0 0.0 2.0 1.0 0.0 0.0 0.0 0.0 0.0 0.0 0.0 5 7 0.00 0.000	PITCHER	IP WLS BF H R ER SO BB IBB HBP BLK WP HR S P ERA WHIP	3.0 1.0 4.0 1.0 3.0 3.0 2.0 1.0 0.0 0.0 0.0 0.0 0.0 0.0 9 13 0.00 3.000	4.1 1.4 5.0 3.0 1.0 0.0 2.0 0.0 0.0 0.0 0.0 0.0 0.0 0.0 9 13 0.00 1.000	5.1 1.4 6.0 3.0 0.0 2.0 1.0 0.0 0.0 0.0 0.0 0.0 0.0 0.0 9 13 0.00 2.000	8.1 1.4 9.0 5.0 0.0 2.0 1.0 0.0 0.0 0.0 0.0 0.0 0.0 0.0 5 7 0.00 0.000											

Seattle Mariners @ Toronto Blue Jays
Rogers Centre, Toronto, ON
Sun Apr 30 2023, 1:39 PM - 4:48 PM EDT
Att: 40,158 - Roof Closed - 68 F

livebaseballscorecards.com

AB 44
R 8
H 14
RBI 8
BB 4
SO 8
LOB 30

WP: 0 PA: 48
PB: 0
SB: 0
CS: 0

Batter	1	2	3	4	5	6	7	8	9	AB	R	H	RBI	BB	SO	LOB	TOP								
4 George Springer, R (1, 9) OBP: 0.271, SLG: 0.300										4	0	1	0	0	1	1									
11 Bo Bichette, R (1, 6) OBP: 0.371, SLG: 0.527										4	0	0	0	0	1	1									
27 Vladimir Guerrero Jr., R (1, 3) OBP: 0.393, SLG: 0.512										4	1	2	1	0	0	1									
26 Matt Chapman, R (1, 10) OBP: 0.449, SLG: 0.636										3	0	0	0	1	1	1									
25 Daulton Varsho, L (1, 7) OBP: 0.302, SLG: 0.364										4	1	2	1	0	1	2									
30 Alejandro Kirk, R (1, 2) OBP: 0.386, SLG: 0.343										3	0	0	0	1	0	0									
15 Whit Merrifield, R (1, 4) OBP: 0.347, SLG: 0.379										4	0	0	0	0	2	2									
5 Santiago Espinal, R (1, 5) OBP: 0.255, SLG: 0.277										4	0	1	0	0	0	2									
39 Kevin Kiermaier, L (1, 8) OBP: 0.326, SLG: 0.410										3	1	1	0	0	2	1									
Inning Stats	R: 0 E: 0 K: 0 S: 9	H: 1 LOB: 0 BB: 0 P: 12	R: 1 E: 0 K: 1 S: 11	H: 2 LOB: 1 BB: 0 P: 16	R: 1 E: 0 K: 1 S: 10	H: 1 LOB: 0 BB: 0 P: 15	R: 0 E: 1 K: 1 S: 10	H: 1 LOB: 1 BB: 1 P: 17	R: 1 E: 0 K: 1 S: 9	H: 1 LOB: 0 BB: 0 P: 17	R: 0 E: 0 K: 2 S: 13	H: 0 LOB: 0 BB: 0 P: 17	R: 0 E: 0 K: 2 S: 9	H: 0 LOB: 0 BB: 0 P: 13	R: 0 E: 0 K: 0 S: 14	H: 1 LOB: 2 BB: 1 P: 21	R: 0 E: 0 K: 0 S: 13	H: 0 LOB: 0 BB: 0 P: 17	1B: 3 2B: 2 3B: 0 HR: 2	SF: 0 SAC: 0 DP: 1 HBP: 0	WP: 0 PB: 0 SB: 0 CS: 0	PA: 35			
PITCHER	IP WLS BF H R ER SO BB IBB HBP BLK WP HR S P ERA WHIP	IP WLS BF H R ER SO BB IBB HBP BLK WP HR S P ERA WHIP	IP WLS BF H R ER SO BB IBB HBP BLK WP HR S P ERA WHIP	IP WLS BF H R ER SO BB IBB HBP BLK WP HR S P ERA WHIP	IP WLS BF H R ER SO BB IBB HBP BLK WP HR S P ERA WHIP	IP WLS BF H R ER SO BB IBB HBP BLK WP HR S P ERA WHIP	IP WLS BF H R ER SO BB IBB HBP BLK WP HR S P ERA WHIP	IP WLS BF H R ER SO BB IBB HBP BLK WP HR S P ERA WHIP	IP WLS BF H R ER SO BB IBB HBP BLK WP HR S P ERA WHIP	IP WLS BF H R ER SO BB IBB HBP BLK WP HR S P ERA WHIP	IP WLS BF H R ER SO BB IBB HBP BLK WP HR S P ERA WHIP	IP WLS BF H R ER SO BB IBB HBP BLK WP HR S P ERA WHIP	IP WLS BF H R ER SO BB IBB HBP BLK WP HR S P ERA WHIP	IP WLS BF H R ER SO BB IBB HBP BLK WP HR S P ERA WHIP	IP WLS BF H R ER SO BB IBB HBP BLK WP HR S P ERA WHIP	IP WLS BF H R ER SO BB IBB HBP BLK WP HR S P ERA WHIP	IP WLS BF H R ER SO BB IBB HBP BLK WP HR S P ERA WHIP	IP WLS BF H R ER SO BB IBB HBP BLK WP HR S P ERA WHIP	IP WLS BF H R ER SO BB IBB HBP BLK WP HR S P ERA WHIP	IP WLS BF H R ER SO BB IBB HBP BLK WP HR S P ERA WHIP	IP WLS BF H R ER SO BB IBB HBP BLK WP HR S P ERA WHIP	IP WLS BF H R ER SO BB IBB HBP BLK WP HR S P ERA WHIP	IP WLS BF H R ER SO BB IBB HBP BLK WP HR S P ERA WHIP	IP WLS BF H R ER SO BB IBB HBP BLK WP HR S P ERA WHIP	IP WLS BF H R ER SO BB IBB HBP BLK WP HR S P ERA WHIP

Toronto Blue Jays @ Boston Red Sox
Fenway Park, Boston, MA
Wed May 03 2023, 7:12 PM - 10:25 PM EDT
Att: 27,963 - Overcast - 50 F

AB	33
R	3
H	7
RBI	2
BB	2
SO	8
LOB	11



Batter	1	2	3	4	5	6	7	8	9	AB	R	H	RBI	BB	SO	LOB	BOTTOM									
99 Alex Verdugo, L (1, 9) OBP: 0.382, SLG: 0.515										4	0	1	0	1	1	1										
7 Masataka Yoshida, L (1, 7) OBP: 0.391, SLG: 0.515										5	1	2	2	0	0	1										
2 Justin Turner, R (1, 10) OBP: 0.369, SLG: 0.380										4	1	2	0	1	0	0										
11 Rafael Devers, L (1, 5) OBP: 0.279, SLG: 0.524										5	1	1	0	0	1	7										
16 Jarren Duran, L (1, 8) OBP: 0.444, SLG: 0.691										2	2	1	1	2	0	0										
36 Triston Casas, L (1, 3) OBP: 0.297, SLG: 0.301										5	1	3	2	0	0	4										
47 Enmanuel Valdez, L (1, 4) OBP: 0.345, SLG: 0.552										5	0	2	2	0	2	2										
5 Enrique Hernández, R (1, 6) OBP: 0.309, SLG: 0.378										5	1	2	1	0	0	4										
12 Connor Wong, R (1, 2) OBP: 0.342, SLG: 0.507										5	1	1	0	0	2	4										
Inning Stats	R: 0 E: 0 K: 1 S: 8	H: 0 LOB: 0 BB: 0 P: 11	R: 0 E: 0 K: 2 S: 10	H: 0 LOB: 1 BB: 1 P: 18	R: 0 E: 0 K: 0 S: 9	H: 1 LOB: 0 BB: 0 P: 13	R: 2 E: 2 K: 0 S: 15	H: 4 LOB: 2 BB: 0 P: 27	R: 3 E: 1 K: 0 S: 21	H: 3 LOB: 2 BB: 0 P: 34	R: 1 E: 0 K: 0 S: 10	H: 3 LOB: 3 BB: 1 P: 17	R: 1 E: 0 K: 2 S: 14	H: 2 LOB: 3 BB: 2 P: 30	R: 1 E: 1 K: 1 S: 16	H: 2 LOB: 1 BB: 0 P: 25	R: 1 E: 1 K: 1 S: 16	H: 2 LOB: 1 BB: 0 P: 25	1B: 11 2B: 4 3B: 0 HR: 0	SF: 0 SAC: 0 DP: 0 HBP: 1	WP: 1 PB: 0 SB: 1 CS: 0	PA: 45				
PITCHER	IP WLS BF H R ER SO BB IBB HBP BLK WP HR S P ERA WHIP	IP WLS BF H R ER SO BB IBB HBP BLK WP HR S P ERA WHIP	IP WLS BF H R ER SO BB IBB HBP BLK WP HR S P ERA WHIP	IP WLS BF H R ER SO BB IBB HBP BLK WP HR S P ERA WHIP	IP WLS BF H R ER SO BB IBB HBP BLK WP HR S P ERA WHIP	IP WLS BF H R ER SO BB IBB HBP BLK WP HR S P ERA WHIP	IP WLS BF H R ER SO BB IBB HBP BLK WP HR S P ERA WHIP	IP WLS BF H R ER SO BB IBB HBP BLK WP HR S P ERA WHIP	IP WLS BF H R ER SO BB IBB HBP BLK WP HR S P ERA WHIP	IP WLS BF H R ER SO BB IBB HBP BLK WP HR S P ERA WHIP	IP WLS BF H R ER SO BB IBB HBP BLK WP HR S P ERA WHIP	IP WLS BF H R ER SO BB IBB HBP BLK WP HR S P ERA WHIP	IP WLS BF H R ER SO BB IBB HBP BLK WP HR S P ERA WHIP	IP WLS BF H R ER SO BB IBB HBP BLK WP HR S P ERA WHIP	IP WLS BF H R ER SO BB IBB HBP BLK WP HR S P ERA WHIP	IP WLS BF H R ER SO BB IBB HBP BLK WP HR S P ERA WHIP	IP WLS BF H R ER SO BB IBB HBP BLK WP HR S P ERA WHIP	IP WLS BF H R ER SO BB IBB HBP BLK WP HR S P ERA WHIP	IP WLS BF H R ER SO BB IBB HBP BLK WP HR S P ERA WHIP	IP WLS BF H R ER SO BB IBB HBP BLK WP HR S P ERA WHIP	IP WLS BF H R ER SO BB IBB HBP BLK WP HR S P ERA WHIP	IP WLS BF H R ER SO BB IBB HBP BLK WP HR S P ERA WHIP	IP WLS BF H R ER SO BB IBB HBP BLK WP HR S P ERA WHIP	IP WLS BF H R ER SO BB IBB HBP BLK WP HR S P ERA WHIP	IP WLS BF H R ER SO BB IBB HBP BLK WP HR S P ERA WHIP	IP WLS BF H R ER SO BB IBB HBP BLK WP HR S P ERA WHIP

Toronto Blue Jays @ Boston Red Sox
Fenway Park, Boston, MA
Wed May 03 2023, 7:12 PM - 10:25 PM EDT
Att: 27,963 - Overcast - 50 F

AB	40
R	8
H	15
RBI	8
BB	4
SO	6
LOB	23



Batter	1	2	3	4	5	6	7	8	9	AB R H RBI BB SO LOB	TOP											
4 George Springer, R (1,9) OBP: 0.273, SLG: 0.318	G6-3		L7				F9		G1-3	5 1 1 2 0 0 0	Toronto Blue Jays @ Pittsburgh Pirates PNC Park, Pittsburgh, PA Fri May 05 2023, 6:37 PM - 9:01 PM EDT Att: 24,810 - Partly Cloudy - 67 F livebaseballscorecards.com											
11 Bo Bichette, R (1,6) OBP: 0.369, SLG: 0.529	2B		G3		L4		K			4 1 1 0 0 1 0												
27 Vladimir Guerrero Jr., R (1,3) OBP: 0.389, SLG: 0.530	1B		F9		K		F8			4 0 1 1 0 1 0												
26 Matt Chapman, R (1,5) OBP: 0.437, SLG: 0.615	G6-3			L6				BB		3 0 1 0 1 0 1												
30 Alejandro Kirk, R (1,10) 38 Nathan Lukes, L (8, PR) (8, 10)	1B		G5-3					BB		3 0 1 0 1 1 0 0 0 0 0 0 0 0												
15 Whit Merrifield, R (1,7) OBP: 0.356, SLG: 0.398	F9		2B					G5-3		4 1 2 0 0 0 4												
25 Daulton Varsho, L (1,8) OBP: 0.313, SLG: 0.379			2B		1B			L7		3 0 1 1 1 1 1												
9 Danny Jansen, R (1,2) OBP: 0.256, SLG: 0.319			F7		BB			K		4 0 0 0 0 3 3												
5 Santiago Espinal, R (1,4) OBP: 0.255, SLG: 0.260			BB		BB			K		3 1 0 0 1 3 2												
Inning Stats	R: 1 H: 3 E: 0 K: 0 S: 12	H: 3 LOB: 2 BB: 0 P: 17	R: 0 H: 0 E: 0 K: 3 S: 10	H: 0 LOB: 0 BB: 0 P: 14	R: 0 H: 0 E: 0 K: 0 S: 7	H: 0 LOB: 0 BB: 0 P: 9	R: 1 H: 2 E: 0 K: 0 S: 12	H: 2 LOB: 1 BB: 0 P: 18	R: 2 H: 2 E: 0 K: 1 S: 12	H: 2 LOB: 1 BB: 1 P: 17	R: 0 H: 1 E: 0 K: 3 S: 19	H: 1 LOB: 2 BB: 1 P: 28	R: 0 H: 0 E: 0 K: 1 S: 7	H: 0 LOB: 0 BB: 0 P: 9	R: 0 H: 0 E: 0 K: 2 S: 9	H: 0 LOB: 1 BB: 2 P: 21	R: 0 H: 0 E: 0 K: 2 S: 9	H: 0 LOB: 0 BB: 0 P: 14	1B: 3 2B: 4 3B: 0 HR: 1	SF: 0 SAC: 0 DP: 1 HBP: 0	WP: 0 PB: 0 SB: 4 CS: 0	PA: 37
PITCHER	IP WLS BF H R ER SO BB IBB HBP BLK WP HR S P ERA WHIP											IP WLS BF H R ER SO BB IBB HBP BLK WP HR S P ERA WHIP										
44 Rich Hill, L (1,1) ERA: 4.54	5.1 L 25 8 4 4 5 2 0 0 0 0 0 1 63 89 6.75 1.875																					
36 Dauri Moreta, R (6,1) ERA: 3.0	1.2 5 0 0 0 3 0 0 0 0 0 0 0 16 23 0.00 0.000																					
37 Chase De Jong, R (8,1) ERA: 7.36	1.0 4 0 0 0 0 2 0 0 0 0 0 0 0 10 21 0.00 2.000																					
51 David Bednar, R (9,1) ERA: 0.64	1.0 3 0 0 0 2 0 0 0 0 0 0 0 9 14 0.00 0.000																					

Batter	1	2	3	4	5	6	7	8	9	AB R H RBI BB SO LOB	BOTTOM									
3 Ji Hwan Bae, L (1,4) OBP: 0.306, SLG: 0.333	BB		P4			G4-3		G4-3		3 0 0 0 1 0 1 0 0 0 0 0 0 0	Toronto Blue Jays @ Pittsburgh Pirates PNC Park, Pittsburgh, PA Fri May 05 2023, 6:37 PM - 9:01 PM EDT Att: 24,810 - Partly Cloudy - 67 F livebaseballscorecards.com									
55 Jason Delay, R (9,2) OBP: 0.417, SLG: 0.581	BB		K			2B		K		4 0 1 0 0 2 2										
10 Bryan Reynolds, S (1,7) OBP: 0.361, SLG: 0.568	P5					BB				3 0 0 0 1 1 1										
41 Carlos Santana, S (1,3) OBP: 0.352, SLG: 0.423	K				BB			P4		4 0 0 0 0 3 2										
65 Jack Suwinski, L (1,8) OBP: 0.351, SLG: 0.525			K		K			K		4 0 0 0 0 0 1										
26 Miguel Andujar, R (1,9) OBP: 0.333, SLG: 0.625	G1-3				F8			G6-3		4 0 0 0 0 0 1										
14 Rodolfo Castro, S (1,5) (9,4) OBP: 0.379, SLG: 0.437	BB				1B			G6-3		2 0 1 0 1 0 0										
30 Tucupita Marcano, L (1,6) OBP: 0.370, SLG: 0.399	1B							G6-3		2 0 1 0 1 0 0										
6 Mark Mathias, R (1,10) OBP: 0.364, SLG: 0.289	2-1		K			G5-3		G5-3		3 0 0 0 0 1 1										
18 Austin Hedges, R (1,2) OBP: 0.245, SLG: 0.170										2 0 1 0 0 0 0										
2 Connor Joe, R (8, PH) OBP: 0.368, SLG: 0.570										1 0 0 0 0 0 0										
13 Ke'Bryan Hayes, R (9,5) OBP: 0.282, SLG: 0.350	1B							L8		0 0 0 0 0 0 0										
Inning Stats	R: 0 H: 0 E: 0 K: 1 S: 7	H: 1 LOB: 2 BB: 1 P: 14	R: 0 H: 1 E: 0 K: 2 S: 14	H: 1 LOB: 0 BB: 0 P: 18	R: 0 H: 1 E: 0 K: 1 S: 9	H: 1 LOB: 2 BB: 1 P: 16	R: 0 H: 0 E: 0 K: 0 S: 6	H: 0 LOB: 0 BB: 0 P: 9	R: 0 H: 1 E: 0 K: 0 S: 8	H: 1 LOB: 1 BB: 0 P: 11	R: 0 H: 0 E: 0 K: 0 S: 11	H: 0 LOB: 1 BB: 1 P: 19	R: 0 H: 0 E: 0 K: 1 S: 8	H: 0 LOB: 0 BB: 0 P: 11	R: 0 H: 0 E: 0 K: 1 S: 6	H: 0 LOB: 0 BB: 0 P: 9	1B: 3 2B: 1 3B: 0 HR: 0	SF: 0 SAC: 0 DP: 0 HBP: 0	WP: 0 PB: 0 SB: 1 CS: 1	PA: 32
PITCHER	IP WLS BF H R ER SO BB IBB HBP BLK WP HR S P ERA WHIP											IP WLS BF H R ER SO BB IBB HBP BLK WP HR S P ERA WHIP								
40 Chris Bassitt, R (1,1) ERA: 4.28	7.0 W 27 4 0 0 0 4 0 0 0 0 0 0 8 105 0.00 1.143																			
50 Erik Swanson, R (8,1) ERA: 1.52	1.0 3 0 0 0 1 0 0 0 0 0 0 0 8 11 0.00 0.000																			
6B Jordan Romano, R (9,1) ERA: 3.38	1.0 3 0 0 0 1 0 0 0 0 0 0 0 6 9 0.00 0.000																			

Batter	1	2	3	4	5	6	7	8	9	AB	R	H	RBI	BB	SO	LOB	TOP							
4 George Springer, R OBP: 0.283, SLG: 0.316										4	1	1	0	2	0	3	Toronto Blue Jays @ Pittsburgh Pirates PNC Park, Pittsburgh, PA Sat May 06 2023, 6:36 PM - 9:07 PM EDT Att: 34,882 - Partly Cloudy - 72 F							
11 Bo Bichette, R OBP: 0.370, SLG: 0.528										4	1	1	0	1	0	3								
25 Daulton Varsho, L OBP: 0.317, SLG: 0.380										5	1	2	1	0	0	2								
26 Matt Chapman, R OBP: 0.337, SLG: 0.615										5	0	2	0	0	1	2								
15 Whit Merrifield, R OBP: 0.339, SLG: 0.378										5	0	0	0	0	2	6								
13 Brandon Belt, L OBP: 0.280, SLG: 0.328										3	3	2	2	2	1	1								
30 Alejandro Kirk, R OBP: 0.404, SLG: 0.359										3	1	2	1	1	0	0								
8 Cavan Biggio, L OBP: 0.200, SLG: 0.268										5	1	2	0	0	2	3								
39 Kevin Kiermaier, L OBP: 0.337, SLG: 0.400										4	0	2	2	1	0	4								
Inning Stats	R: 4 E: 0 K: 2 S: 16	H: 4 LOB: 1 BB: 1 P: 22	R: 0 E: 0 K: 0 S: 8	H: 2 LOB: 1 BB: 0 P: 11	R: 3 E: 1 K: 1 S: 15	H: 3 LOB: 1 BB: 1 P: 27	R: 0 E: 0 K: 0 S: 8	H: 0 LOB: 0 BB: 0 P: 9	R: 0 E: 0 K: 1 S: 10	H: 1 LOB: 2 BB: 1 P: 20	R: 0 E: 0 K: 1 S: 11	H: 1 LOB: 2 BB: 2 P: 21	R: 1 E: 0 K: 0 S: 7	H: 1 LOB: 2 BB: 2 P: 18	R: 0 E: 0 K: 1 S: 9	H: 2 LOB: 1 BB: 0 P: 13	R: 0 E: 0 K: 1 S: 12	H: 0 LOB: 1 BB: 1 P: 20	1B: 9 2B: 5 3B: 0 HR: 0	SF: 0 SAC: 0 DP: 3 HBP: 1	WP: 0 PB: 0 SB: 0 CS: 0	PA: 46		
PITCHER	IP WLS BF H R ER SO BB IBB HBP BLK WP HR S P ERA WHIP	IP WLS BF H R ER SO BB IBB HBP BLK WP HR S P ERA WHIP	IP WLS BF H R ER SO BB IBB HBP BLK WP HR S P ERA WHIP	IP WLS BF H R ER SO BB IBB HBP BLK WP HR S P ERA WHIP	IP WLS BF H R ER SO BB IBB HBP BLK WP HR S P ERA WHIP	IP WLS BF H R ER SO BB IBB HBP BLK WP HR S P ERA WHIP	IP WLS BF H R ER SO BB IBB HBP BLK WP HR S P ERA WHIP	IP WLS BF H R ER SO BB IBB HBP BLK WP HR S P ERA WHIP	IP WLS BF H R ER SO BB IBB HBP BLK WP HR S P ERA WHIP	IP WLS BF H R ER SO BB IBB HBP BLK WP HR S P ERA WHIP	IP WLS BF H R ER SO BB IBB HBP BLK WP HR S P ERA WHIP	IP WLS BF H R ER SO BB IBB HBP BLK WP HR S P ERA WHIP	IP WLS BF H R ER SO BB IBB HBP BLK WP HR S P ERA WHIP	IP WLS BF H R ER SO BB IBB HBP BLK WP HR S P ERA WHIP	IP WLS BF H R ER SO BB IBB HBP BLK WP HR S P ERA WHIP	IP WLS BF H R ER SO BB IBB HBP BLK WP HR S P ERA WHIP	IP WLS BF H R ER SO BB IBB HBP BLK WP HR S P ERA WHIP	IP WLS BF H R ER SO BB IBB HBP BLK WP HR S P ERA WHIP	IP WLS BF H R ER SO BB IBB HBP BLK WP HR S P ERA WHIP	IP WLS BF H R ER SO BB IBB HBP BLK WP HR S P ERA WHIP	IP WLS BF H R ER SO BB IBB HBP BLK WP HR S P ERA WHIP	IP WLS BF H R ER SO BB IBB HBP BLK WP HR S P ERA WHIP	IP WLS BF H R ER SO BB IBB HBP BLK WP HR S P ERA WHIP	IP WLS BF H R ER SO BB IBB HBP BLK WP HR S P ERA WHIP

AB	38
R	8
H	14
RBI	6
BB	7
SO	6
LOB	24



Batter	1	2	3	4	5	6	7	8	9	AB	R	H	RBI	BB	SO	LOB	BOTTOM							
30 Tucupita Marcano, L OBP: 0.340, SLG: 0.326										4	0	0	0	0	1	0	Toronto Blue Jays @ Pittsburgh Pirates PNC Park, Pittsburgh, PA Sat May 06 2023, 6:36 PM - 9:07 PM EDT Att: 34,882 - Partly Cloudy - 72 F							
10 Bryan Reynolds, S OBP: 0.356, SLG: 0.566										4	1	1	0	0	2	0								
2 Connor Joe, R OBP: 0.364, SLG: 0.557										4	0	1	1	0	3	0								
41 Carlos Santana, S OBP: 0.341, SLG: 0.409										4	0	0	0	0	1	1								
65 Jack Suwinski, L OBP: 0.366, SLG: 0.561										2	1	1	1	2	0	0								
13 Ke'Bryan Hayes, R OBP: 0.289, SLG: 0.355										4	0	2	0	0	1	1								
26 Miguel Andujar, R OBP: 0.273, SLG: 0.500										4	0	0	0	0	0	4								
14 Rodolfo Castro, S OBP: 0.368, SLG: 0.422										3	0	0	0	0	2	3								
18 Austin Hedges, R OBP: 0.232, SLG: 0.160										3	0	0	0	0	2	1								
Inning Stats	R: 0 E: 0 K: 1 S: 12	H: 0 LOB: 0 BB: 0 P: 17	R: 0 E: 0 K: 1 S: 8	H: 0 LOB: 0 BB: 0 P: 13	R: 0 E: 0 K: 2 S: 7	H: 0 LOB: 0 BB: 0 P: 10	R: 0 E: 0 K: 2 S: 7	H: 0 LOB: 0 BB: 0 P: 12	R: 0 E: 0 K: 1 S: 9	H: 2 LOB: 1 BB: 0 P: 16	R: 1 E: 0 K: 2 S: 13	H: 2 LOB: 1 BB: 0 P: 19	R: 0 E: 0 K: 3 S: 9	H: 0 LOB: 0 BB: 0 P: 15	R: 0 E: 0 K: 0 S: 8	H: 0 LOB: 1 BB: 1 P: 16	1B: 3 2B: 1 3B: 0 HR: 1	SF: 0 SAC: 0 DP: 0 HBP: 0	WP: 0 PB: 0 SB: 0 CS: 0	PA: 34				
PITCHER	IP WLS BF H R ER SO BB IBB HBP BLK WP HR S P ERA WHIP	IP WLS BF H R ER SO BB IBB HBP BLK WP HR S P ERA WHIP	IP WLS BF H R ER SO BB IBB HBP BLK WP HR S P ERA WHIP	IP WLS BF H R ER SO BB IBB HBP BLK WP HR S P ERA WHIP	IP WLS BF H R ER SO BB IBB HBP BLK WP HR S P ERA WHIP	IP WLS BF H R ER SO BB IBB HBP BLK WP HR S P ERA WHIP	IP WLS BF H R ER SO BB IBB HBP BLK WP HR S P ERA WHIP	IP WLS BF H R ER SO BB IBB HBP BLK WP HR S P ERA WHIP	IP WLS BF H R ER SO BB IBB HBP BLK WP HR S P ERA WHIP	IP WLS BF H R ER SO BB IBB HBP BLK WP HR S P ERA WHIP	IP WLS BF H R ER SO BB IBB HBP BLK WP HR S P ERA WHIP	IP WLS BF H R ER SO BB IBB HBP BLK WP HR S P ERA WHIP	IP WLS BF H R ER SO BB IBB HBP BLK WP HR S P ERA WHIP	IP WLS BF H R ER SO BB IBB HBP BLK WP HR S P ERA WHIP	IP WLS BF H R ER SO BB IBB HBP BLK WP HR S P ERA WHIP	IP WLS BF H R ER SO BB IBB HBP BLK WP HR S P ERA WHIP	IP WLS BF H R ER SO BB IBB HBP BLK WP HR S P ERA WHIP	IP WLS BF H R ER SO BB IBB HBP BLK WP HR S P ERA WHIP	IP WLS BF H R ER SO BB IBB HBP BLK WP HR S P ERA WHIP	IP WLS BF H R ER SO BB IBB HBP BLK WP HR S P ERA WHIP	IP WLS BF H R ER SO BB IBB HBP BLK WP HR S P ERA WHIP	IP WLS BF H R ER SO BB IBB HBP BLK WP HR S P ERA WHIP	IP WLS BF H R ER SO BB IBB HBP BLK WP HR S P ERA WHIP	IP WLS BF H R ER SO BB IBB HBP BLK WP HR S P ERA WHIP



Batter	1	2	3	4	5	6	7	8	9	AB	R	H	RBI	BB	SO	LOB	TOP										
4 George Springer, R OBP: 0.280, SLG: 0.312 38 Nathan Lukes, L	F9			G2-3		G5-3		G3-1		5	0	1	0	0	0	3											
11 Bo Bichette, R OBP: 0.371, SLG: 0.523	25 2B 15 1B	F8		F8		K			25 WP 25 HR	5	2	2	0	0	1	2											
25 Daulton Varsho, L OBP: 0.319, SLG: 0.413	15 1B			G4-3		L4				5	1	2	2	0	0	1											
26 Matt Chapman, R OBP: 0.434, SLG: 0.603	K					13 2B 9 G5-3				4	2	1	0	1	3	2											
13 Brandon Bell, L OBP: 0.313, SLG: 0.366	15 1B			15 HR		9 G5-3				4	2	3	0	1	1	0											
15 Whit Merrifield, R OBP: 0.342, SLG: 0.408	1-2 2-3 1B			1-2 2-3 HR		K				5	1	2	4	0	1	3											
9 Danny Jansen, R OBP: 0.285, SLG: 0.338	K			L4		G5-3				5	1	2	2	0	1	4											
39 Kevin Kiermaier, L OBP: 0.340, SLG: 0.442				G4-3		G4-3				5	1	2	2	0	0	2											
5 Santiago Espinal, R OBP: 0.250, SLG: 0.241	K					11 F8 4 G2-3				4	0	0	0	1	1	2											
Inning Stats	R: 1 E: 0 K: 2 S: 16	H: 3 LOB: 3 BB: 1 P: 25	R: 0 E: 0 K: 1 S: 8	H: 1 LOB: 1 BB: 0 P: 11	R: 3 E: 0 K: 0 S: 15	H: 4 LOB: 1 BB: 0 P: 19	R: 0 E: 0 K: 0 S: 11	H: 0 LOB: 1 BB: 1 P: 17	R: 1 E: 0 K: 1 S: 14	H: 1 LOB: 1 BB: 1 P: 22	R: 0 E: 0 K: 1 S: 7	H: 0 LOB: 0 BB: 0 P: 11	R: 0 E: 0 K: 2 S: 10	H: 0 LOB: 0 BB: 0 P: 15	R: 0 E: 1 K: 0 S: 12	H: 1 LOB: 2 BB: 0 P: 18	R: 5 E: 0 K: 1 S: 20	H: 5 LOB: 0 BB: 0 P: 32	1B: 8 2B: 4 3B: 0 HR: 3	SF: 0 SAC: 0 DP: 0 HBP: 0	WP: 1 PB: 0 SB: 0 CS: 0	PA: 45					
PITCHER	IP	WLS	BF	H	R	ER	SO	BB	IBB	HBP	BLK	WP	HR	S	P	ERA	WHIP										
59 Roansy Contreras, R ERA: 4.74	5.0	L	26	9	5	5	4	3	0	0	0	0	1	64	94	9.00	2.400										
36 Dauri Moreta, R ERA: 2.81	1.0		3	0	0	0	1	0	0	0	0	0	0	7	11	0.00	0.000										
61 Jose Hernandez, L ERA: 1.84	1.0		3	0	0	0	2	0	0	0	0	0	0	10	15	0.00	0.000										
37 Chase De Jong, R ERA: 10.61	2.0		13	6	5	5	1	0	0	0	0	1	2	32	50	22.50	3.000										
Batter	1	2	3	4	5	6	7	8	9	AB	R	H	RBI	BB	SO	LOB	BOTTOM										
13 Ke'Bryan Hayes, R OBP: 0.300, SLG: 0.359	41 S			L9		14 S 41 BB		2B 41 1B		4	1	2	0	1	0	2											
10 Bryan Reynolds, S OBP: 0.345, SLG: 0.543	F8			F9		P3		F8		5	0	0	0	0	0	5											
2 Connor Joe, R OBP: 0.360, SLG: 0.554	F9			K		P5		P5		4	0	1	0	0	1	2											
41 Carlos Santana, S OBP: 0.346, SLG: 0.407	F4			G1-6-3		14 S		22 BB		3	0	1	1	1	0	1											
14 Rodolfo Castro, S OBP: 0.358, SLG: 0.409										3	0	0	0	0	1	2											
22 Andrew McCutchen, R (8, PH) OBP: 0.344, SLG: 0.445	K									0	0	0	0	1	0	0											
30 Tucupita Marcano, L OBP: 0.340, SLG: 0.326										0	0	0	0	0	0	0											
65 Jack Suwinski, L OBP: 0.352, SLG: 0.535	K									4	0	0	0	0	2	3											
26 Miguel Andujar, R OBP: 0.289, SLG: 0.500	F8									4	0	1	0	0	0	3											
6 Mark Mathias, R OBP: 0.370, SLG: 0.325										2	0	1	0	0	0	0											
3 Ji Hwan Bae, L OBP: 0.352, SLG: 0.326										2	0	0	0	0	1	1											
55 Jason Delay, R OBP: 0.423, SLG: 0.574										4	0	2	0	0	1	2											
Inning Stats	R: 0 E: 0 K: 0 S: 7	H: 0 LOB: 1 BB: 1 P: 13	R: 0 E: 0 K: 2 S: 8	H: 0 LOB: 0 BB: 0 P: 9	R: 0 E: 0 K: 0 S: 8	H: 1 LOB: 1 BB: 0 P: 15	R: 0 E: 0 K: 1 S: 9	H: 0 LOB: 0 BB: 0 P: 13	R: 0 E: 0 K: 0 S: 10	H: 1 LOB: 1 BB: 0 P: 13	R: 0 E: 0 K: 0 S: 10	H: 1 LOB: 2 BB: 1 P: 20	R: 0 E: 0 K: 1 S: 15	H: 1 LOB: 1 BB: 0 P: 22	R: 1 E: 0 K: 1 S: 12	H: 3 LOB: 3 BB: 1 P: 22	R: 0 E: 0 K: 1 S: 8	H: 1 LOB: 0 BB: 0 P: 17	1B: 5 2B: 3 3B: 0 HR: 0	SF: 0 SAC: 0 DP: 0 HBP: 0	WP: 0 PB: 0 SB: 3 CS: 0	PA: 38					
PITCHER	IP	WLS	BF	H	R	ER	SO	BB	IBB	HBP	BLK	WP	HR	S	P	ERA	WHIP										
16 Yusei Kikuchi, L ERA: 3.35	6.1	W	25	4	0	0	3	2	0	0	0	0	0	58	93	0.00	0.947										
93 Yimi Garcia, R ERA: 5.63	1.0		7	3	1	1	1	1	0	0	0	0	0	16	26	9.00	4.000										
6B Jordan Romano, R ERA: 3.21	0.2	H	2	0	0	0	1	0	0	0	0	0	0	5	8	0.00	0.000										
24 Nate Pearson, R ERA:	1.0		4	1	0	0	1	0	0	0	0	0	0	8	17	0.00	1.000										

Toronto Blue Jays @ Pittsburgh Pirates
PNC Park, Pittsburgh, PA
Sun May 07 2023, 3:11 PM - 5:56 PM EDT
Att: 21,655 - Cloudy - 60 F

AB 42
R 10
H 15
RBI 10
BB 3
SO 8
LOB 19



Toronto Blue Jays @ Pittsburgh Pirates
PNC Park, Pittsburgh, PA
Sun May 07 2023, 3:11 PM - 5:56 PM EDT
Att: 21,655 - Cloudy - 60 F

AB 35
R 1
H 8
RBI 1
BB 3
SO 6
LOB 21



Batter	1	2	3	4	5	6	7	8	9	10	AB	R	H	RBI	BB	SO	LOB	TOP						
11 Bo Bichette, R OBP: 0.369, SLG: 0.538	G3-1		G6-3			G5-3		F9			4	0	1	0	0	0	1	Toronto Blue Jays @ Philadelphia Phillies Citizens Bank Park, Philadelphia, PA Wed May 10 2023, 4:08 PM - 7:04 PM EDT Att. 31,758 - Sunny - 72 F						
27 Vladimir Guerrero Jr., R (1, 3) OBP: 0.362, SLG: 0.522	L9			2B		G5-3		K			4	0	1	0	0	1	2							
25 Daulton Varsho, L OBP: 0.311, SLG: 0.398	P5			P5		F9			G4-3		4	0	0	0	0	0	2							
26 Matt Chapman, R OBP: 0.425, SLG: 0.579	K			L6		L9			K		4	0	0	0	0	2	2							
15 Whit Merrifield, R OBP: 0.336, SLG: 0.396	K			F8							4	0	1	0	0	2	1							
13 Brandon Belt, L OBP: 0.310, SLG: 0.390											3	1	1	1	1	2	1							
38 Nathan Lukes, L (10, PR)											0	0	0	0	0	0	0							
9 Danny Jansen, R OBP: 0.250, SLG: 0.316	P4					G4-3					4	0	0	0	0	2	1							
8 Cavan Biggio, L OBP: 0.194, SLG: 0.259											2	0	0	0	0	1	0							
5 Santiago Espinal, R OBP: 0.221, SLG: 0.220											2	0	0	0	0	1	0							
39 Kevin Kiermaier, L OBP: 0.345, SLG: 0.446											2	0	0	0	1	1	0							
30 Alejandro Kirk, R OBP: 0.355, SLG: 0.537											1	0	0	0	0	0	0							
58 Tim Mayza, L (10, 1)											0	0	0	0	0	0	0							
Inning Stats	R: 0 E: 0 K: 0 S: 7	H: 0 LOB: 0 BB: 0 P: 9	R: 0 E: 0 K: 2 S: 10	H: 0 LOB: 1 BB: 1 P: 20	R: 0 E: 0 K: 0 S: 7	H: 0 LOB: 0 BB: 0 P: 11	R: 0 E: 0 K: 3 S: 9	H: 1 LOB: 1 BB: 0 P: 11	R: 1 E: 0 K: 3 S: 16	H: 1 LOB: 0 BB: 0 P: 25	R: 0 E: 0 K: 0 S: 9	H: 1 LOB: 1 BB: 0 P: 14	R: 0 E: 0 K: 2 S: 11	H: 0 LOB: 0 BB: 0 P: 17	R: 0 E: 0 K: 1 S: 12	H: 0 LOB: 1 BB: 1 P: 22	R: 0 E: 0 K: 2 S: 11	H: 1 LOB: 1 BB: 0 P: 18	R: 0 E: 0 K: 2 S: 9	H: 0 LOB: 0 BB: 0 P: 11	1B: 2 2B: 1 3B: 0 HR: 1	SF: 0 SAC: 0 DP: 0 HBP: 0	WP: 0 PB: 0 SB: 1 CS: 0	PA: 36
PITCHER	IP WLS BF H R ER SO	IP WLS BF H R ER SO	IP WLS BF H R ER SO	IP WLS BF H R ER SO	IP WLS BF H R ER SO	IP WLS BF H R ER SO	IP WLS BF H R ER SO	IP WLS BF H R ER SO	IP WLS BF H R ER SO	IP WLS BF H R ER SO	IP WLS BF H R ER SO	IP WLS BF H R ER SO	IP WLS BF H R ER SO	IP WLS BF H R ER SO	IP WLS BF H R ER SO	IP WLS BF H R ER SO	IP WLS BF H R ER SO	IP WLS BF H R ER SO	IP WLS BF H R ER SO	IP WLS BF H R ER SO	ERA WHIP	ERA WHIP		
45 Zack Wheeler, R ERA: 3.8	7.0	25	3	1	1	7	BB: 1 IBB: 0 HBP: 0 BLK: 0	WP: 0 HR: 1 S: 69 P: 107	ERA: 1.29 WHIP: 0.571															
30 Gregory Soto, L ERA: 4.24	1.0	4	0	0	0	1	BB: 0 IBB: 0 HBP: 0 BLK: 0	WP: 0 HR: 0 S: 12 P: 22	ERA: 0.00 WHIP: 1.000															
58 Seranthony Dominguez, R (9, 1)	1.0	4	1	0	0	2	BB: 0 IBB: 0 HBP: 0 BLK: 0	WP: 0 HR: 0 S: 11 P: 18	ERA: 0.00 WHIP: 1.000															
31 Craig Kimbrel, R ERA: 7.07	1.0	W	3	0	0	0	BB: 0 IBB: 0 HBP: 0 BLK: 0	WP: 0 HR: 0 S: 9 P: 11	ERA: 0.00 WHIP: 0.000															

AB	34
R	1
H	4
RBI	1
BB	2
SO	12
LOB	10



Batter	1	2	3	4	5	6	7	8	9	10	AB	R	H	RBI	BB	SO	LOB	BOTTOM					
5 Bryson Stott, L OBP: 0.311, SLG: 0.362	G5-3		G3			K		F8			5	0	0	0	0	2	1	Toronto Blue Jays @ Philadelphia Phillies Citizens Bank Park, Philadelphia, PA Wed May 10 2023, 4:08 PM - 7:04 PM EDT Att. 31,758 - Sunny - 72 F					
7 Trea Turner, R OBP: 0.305, SLG: 0.408	K		G4-3					K			4	0	1	0	1	2	1						
3 Bryce Harper, L OBP: 0.406, SLG: 0.464	1B					F7		G3-1			5	1	2	0	0	0	1						
8 Nick Castellanos, R OBP: 0.370, SLG: 0.524	1B					K		G5-3			4	0	2	0	0	1	0						
12 Kyle Schwarber, L OBP: 0.326, SLG: 0.366	K					K					4	0	1	0	0	3	4						
10 J.T. Realmuto, R OBP: 0.302, SLG: 0.479	F7					K		F7			4	0	1	1	0	1	1						
28 Alec Bohm, R OBP: 0.338, SLG: 0.387	P1					K		K			4	0	0	0	0	2	3						
16 Brandon Marsh, L OBP: 0.416, SLG: 0.575	K					K					2	0	0	0	2	2	0						
33 Edmundo Sosa, R OBP: 0.322, SLG: 0.459	G3							G6-3			3	1	0	0	0	0	3						
Inning Stats	R: 0 E: 0 K: 2 S: 17	H: 2 LOB: 2 BB: 0 P: 23	R: 0 E: 0 K: 1 S: 9	H: 0 LOB: 0 BB: 0 P: 13	R: 0 E: 0 K: 0 S: 14	H: 0 LOB: 0 BB: 0 P: 17	R: 0 E: 0 K: 2 S: 11	H: 1 LOB: 1 BB: 0 P: 16	R: 0 E: 0 K: 1 S: 12	H: 0 LOB: 1 BB: 1 P: 17	R: 0 E: 0 K: 1 S: 9	H: 1 LOB: 1 BB: 0 P: 13	R: 0 E: 0 K: 1 S: 9	H: 1 LOB: 3 BB: 1 P: 28	R: 1 E: 1 K: 1 S: 8	H: 0 LOB: 1 BB: 1 P: 12	1B: 5 2B: 2 3B: 0 HR: 0		SF: 0 SAC: 1 DP: 0 HBP: 0	WP: 0 PB: 0 SB: 1 CS: 0	PA: 39		
PITCHER	IP WLS BF H R ER SO	IP WLS BF H R ER SO	IP WLS BF H R ER SO	IP WLS BF H R ER SO	IP WLS BF H R ER SO	IP WLS BF H R ER SO	IP WLS BF H R ER SO	IP WLS BF H R ER SO	IP WLS BF H R ER SO	IP WLS BF H R ER SO	IP WLS BF H R ER SO	IP WLS BF H R ER SO	IP WLS BF H R ER SO	IP WLS BF H R ER SO	IP WLS BF H R ER SO	IP WLS BF H R ER SO	IP WLS BF H R ER SO	IP WLS BF H R ER SO	IP WLS BF H R ER SO	IP WLS BF H R ER SO	ERA WHIP	ERA WHIP	
34 Kevin Gausman, R ERA: 3.38	6.0	21	3	0	0	9	BB: 0 IBB: 0 HBP: 0 BLK: 0	WP: 0 HR: 0 S: 74 P: 99	ERA: 0.00 WHIP: 0.500														
93 Yimi Garcia, R ERA: 5.29	1.0	H	4	1	0	0	BB: 0 IBB: 0 HBP: 0 BLK: 0	WP: 0 HR: 0 S: 9 P: 13	ERA: 0.00 WHIP: 1.000														
50 Erik Swanson, R ERA: 1.45	1.0	H	4	0	0	0	BB: 1 IBB: 0 HBP: 0 BLK: 0	WP: 0 HR: 0 S: 16 P: 16	ERA: 0.00 WHIP: 1.000														
68 Jordan Romano, R ERA: 3.6	1.0	B	7	3	1	1	BB: 0 IBB: 1 HBP: 0 BLK: 0	WP: 0 HR: 0 S: 21 P: 28	ERA: 9.00 WHIP: 3.000														
58 Tim Mayza, L ERA: 1.42	0.2	L	3	0	1	0	BB: 1 IBB: 0 HBP: 0 BLK: 0	WP: 0 HR: 0 S: 8 P: 12	ERA: 0.00 WHIP: 1.500														

AB	35
R	2
H	7
RBI	1
BB	3
SO	13
LOB	14



Batter	1	2	3	4	5	6	7	8	9	AB	R	H	RBI	BB	SO	LOB	TOP					
13 Ronald Acuña Jr., R OBP: 0.434, SLG: 0.568	G5-3			G5-3		G5-3 27 G5-3 28 BB 1B		P3		4	0	1	0	0	0	0						
28 Matt Olson, L OBP: 0.370, SLG: 0.524	K			P6		G5-3 27 G5-3 BB		G4-3		3	0	0	0	1	1	0						
27 Austin Riley, R OBP: 0.323, SLG: 0.397	K			G3-1		G5-3		K		4	0	0	0	0	2	2						
12 Sean Murphy, R OBP: 0.415, SLG: 0.591		K			K	L7		K		4	0	0	0	0	3	1						
8 Eddie Rosario, L OBP: 0.297, SLG: 0.420		G4-3								3	0	1	0	0	0	0						
1 Ozzie Albies, S OBP: 0.308, SLG: 0.510		G4-3								2	0	0	0	0	0	0						
16 Travis d'Arnaud, R OBP: 0.350, SLG: 0.395				F8						2	0	0	0	0	1	0						
23 Michael Harris II, L OBP: 0.311, SLG: 0.321				L6						2	0	0	0	1	0	0						
11 Orlando Arcia, R OBP: 0.375, SLG: 0.492				K						3	0	0	0	0	1	3						
Inning Stats	R: 0 E: 0 K: 2 S: 9	H: 0 LOB: 0 BB: 0 P: 12	R: 0 E: 0 K: 1 S: 5	H: 0 LOB: 0 BB: 0 P: 6	R: 0 E: 0 K: 1 S: 10	H: 0 LOB: 0 BB: 0 P: 15	R: 0 E: 0 K: 0 S: 6	H: 0 LOB: 0 BB: 0 P: 6	R: 0 E: 0 K: 1 S: 12	H: 1 LOB: 3 BB: 1 P: 24	R: 0 E: 0 K: 0 S: 7	H: 1 LOB: 1 BB: 0 P: 12	R: 0 E: 0 K: 1 S: 7	H: 0 LOB: 0 BB: 0 P: 10	R: 0 E: 0 K: 0 S: 4	H: 0 LOB: 0 BB: 0 P: 6	R: 0 E: 0 K: 2 S: 10	H: 0 LOB: 0 BB: 0 P: 12	1B: 1 2B: 1 3B: 0 HR: 0	SF: 0 SAC: 0 DP: 1 HBP: 2	WP: 0 PB: 0 SB: 0 CS: 1	PA: 31
PITCHER 40 Chris Bassitt, R ERA: 3.49	IP: 9.0 WLS: W BF: 31 H: 2 R: 0 ER: 0 SO: 8 BB: 2 IBB: 0 HBP: 2 BLK: 1 WP: 0 HR: 0 S: 70 P: 103 ERA: 0.00 WHIP: 0.444															PITCHER						

Atlanta Braves @ Toronto Blue Jays
Rogers Centre, Toronto, ON
Fri May 12 2023, 7:09 PM - 9:19 PM EDT
Att: 35,047 - Cloudy - 72 F

AB 27
R 0
H 2
RBI 0
BB 2
SO 8
LOB 6



Batter	1	2	3	4	5	6	7	8	9	AB	R	H	RBI	BB	SO	LOB	BOTTOM					
4 George Springer, R OBP: 0.284, SLG: 0.310	K		K		1B					3	0	1	1	1	2	2						
11 Bo Bichette, R OBP: 0.360, SLG: 0.525	K		L8			K		G4-3		4	0	0	0	0	2	4						
27 Vladimir Guerrero Jr., R OBP: 0.369, SLG: 0.521	K			P3		2B		G5-3		4	0	1	0	0	1	0						
25 Daulton Varsho, L OBP: 0.310, SLG: 0.416		K		K		K		HR		4	1	1	1	0	3	1						
26 Matt Chapman, R OBP: 0.414, SLG: 0.562		F9		K		L8		K		4	0	0	0	0	2	1						
30 Alejandro Kirk, R OBP: 0.370, SLG: 0.322		G3-1			P5		G5-3	K		4	0	0	0	0	1	0						
13 Brandon Belt, L OBP: 0.322, SLG: 0.405					K					2	0	1	0	0	1	0						
38 Nathan Lukes, L (7, PR) (8, 10)										0	1	0	0	0	0	0						
15 Whit Merrifield, R OBP: 0.336, SLG: 0.395										3	1	1	0	0	2	2						
39 Kevin Kiermaier, L OBP: 0.363, SLG: 0.451										1	0	1	0	2	0	0						
Inning Stats	R: 0 E: 0 K: 3 S: 12	H: 0 LOB: 0 BB: 0 P: 18	R: 0 E: 0 K: 1 S: 9	H: 0 LOB: 0 BB: 0 P: 10	R: 0 E: 0 K: 2 S: 14	H: 1 LOB: 2 BB: 0 P: 22	R: 0 E: 0 K: 2 S: 11	H: 0 LOB: 0 BB: 0 P: 13	R: 1 E: 0 K: 1 S: 14	H: 2 LOB: 1 BB: 1 P: 20	R: 0 E: 0 K: 2 S: 13	H: 1 LOB: 1 BB: 0 P: 17	R: 1 E: 0 K: 1 S: 9	H: 1 LOB: 2 BB: 2 P: 21	R: 1 E: 0 K: 2 S: 13	H: 1 LOB: 0 BB: 0 P: 17	R: 1 E: 0 K: 3 S: 12	H: 1 LOB: 0 BB: 0 P: 18	1B: 3 2B: 2 3B: 0 HR: 1	SF: 0 SAC: 0 DP: 0 HBP: 1	WP: 0 PB: 1 SB: 1 CS: 0	PA: 33
PITCHER 99 Spencer Strider, R ERA: 2.51 65 Danny Young, L ERA: 1.5 22 Kirby Yates, R ERA: 3.29	IP: 6.2 WLS: L BF: 26 H: 5 R: 2 ER: 0 SO: 12 BB: 1 IBB: 0 HBP: 1 BLK: 0 WP: 0 HR: 0 S: 80 P: 110 ERA: 1.35 WHIP: 0.900															PITCHER						

Atlanta Braves @ Toronto Blue Jays
Rogers Centre, Toronto, ON
Fri May 12 2023, 7:09 PM - 9:19 PM EDT
Att: 35,047 - Cloudy - 72 F

AB 29
R 3
H 6
RBI 2
BB 3
SO 14
LOB 10



Batter	1	2	3	4	5	6	7	8	9	AB	R	H	RBI	BB	SO	LOB	TOP										
13 Ronald Acuña Jr. R OBP: 0.433, SLG: 0.559	G4-3		G5-3		FC6-4		FC3-2		G5-3	4	0	1	0	1	0	1	Atlanta Braves @ Toronto Blue Jays Rogers Centre, Toronto, ON Sat May 13 2023, 3:09 PM - 5:57 PM EDT Att: 41,341 - Sunny - 64 F										
28 Matt Olson L OBP: 0.371, SLG: 0.514	G3				L8		FC3-2		K	3	0	0	0	2	1												
27 Austin Riley R OBP: 0.326, SLG: 0.393	K				FC6-4		FC3-2		K	4	0	1	0	1	3	2											
12 Sean Murphy R OBP: 0.404, SLG: 0.571		G4-3	G5-3		FC6-4		FC3-2			4	0	0	0	0	7												
8 Eddie Rosario L OBP: 0.295, SLG: 0.414		HR			L9		K			4	1	1	0	0	2	5											
1 Ozzie Albies S OBP: 0.301, SLG: 0.497	F8				F9		G3-1		F7	4	0	0	0	0	4												
20 Marcell Ozuna R OBP: 0.282, SLG: 0.416		HR					F9			3	1	2	2	1	0	0											
23 Michael Harris II L OBP: 0.323, SLG: 0.321	P5								F7	3	0	1	0	1	0	1											
11 Orlando Arcia R OBP: 0.368, SLG: 0.492			G5-3		G3		G6-3		G5-4-3	4	0	1	0	0	4												
Inning Stats	R: 0 E: 0 K: 1 S: 9	H: 0 LOB: 0 BB: 0 P: 11	R: 2 E: 0 K: 0 S: 11	H: 2 LOB: 0 BB: 0 P: 18	R: 0 E: 0 K: 1 S: 16	H: 1 LOB: 2 BB: 1 P: 27	R: 0 E: 0 K: 1 S: 13	H: 1 LOB: 2 BB: 1 P: 21	R: 0 E: 0 K: 0 S: 9	H: 1 LOB: 1 BB: 0 P: 15	R: 0 E: 0 K: 1 S: 15	H: 1 LOB: 3 BB: 2 P: 27	R: 0 E: 0 K: 0 S: 5	H: 0 LOB: 0 BB: 1 P: 11	R: 0 E: 0 K: 2 S: 9	H: 0 LOB: 0 BB: 0 P: 15		1B: 5 2B: 1 3B: 0 HR: 1	SF: 0 SAC: 0 DP: 1 HBP: 0	WP: 0 PB: 0 SB: 2 CS: 0	PA: 39						
PITCHER	IP	WLS	BF	H	R	ER	SO	BB	IBB	HBP	BLK	WP	HR	S	P	ERA	WHIP										
17 José Berríos R ERA: 4.7	5.2		26	6	2	2	3	3	0	0	0	0	1	65	101	3.18	1.588										
93 Yimi García R ERA: 5.09	0.2		5	1	0	0	0	2	0	0	0	0	0	9	23	0.00	4.500										
50 Erik Swanson R ERA: 1.33	1.2	W	5	0	0	0	1	1	0	0	0	0	0	13	20	0.00	0.600										
68 Jordan Romano R ERA: 3.38	1.0	S	3	0	0	0	2	0	0	0	0	0	0	9	15	0.00	0.000										

AB	33
R	2
H	7
RBI	2
BB	6
SO	6
LOB	25



Batter	1	2	3	4	5	6	7	8	9	AB	R	H	RBI	BB	SO	LOB	BOTTOM										
4 George Springer R OBP: 0.283, SLG: 0.308	G5-3		K		G5-3		11 1B 27 SF9			4	1	1	0	0	1	2	Atlanta Braves @ Toronto Blue Jays Rogers Centre, Toronto, ON Sat May 13 2023, 3:09 PM - 5:57 PM EDT Att: 41,341 - Sunny - 64 F										
11 Bo Bichette R OBP: 0.344, SLG: 0.524	F8		G5-3							4	0	2	2	0	0	1											
27 Vladimir Guerrero Jr. R OBP: 0.392, SLG: 0.528					L6		SF9			2	1	1	1	1	0	1											
25 Daulton Varsho L OBP: 0.302, SLG: 0.404	F8					B3				4	0	0	0	0	2	3											
26 Matt Chapman R OBP: 0.410, SLG: 0.553		F9			15 G4-3		K		F8	4	0	1	0	0	1	0											
15 Whit Merrifield R OBP: 0.341, SLG: 0.388		F8			G4-3					2	1	0	1	2	0	1											
13 Brandon Belt L OBP: 0.315, SLG: 0.395										2	0	0	0	0	1	1											
30 Alejandro Kirk R OBP: 0.364, SLG: 0.315		G6-3					P4			2	0	0	0	0	1	2											
9 Danny Jansen R OBP: 0.250, SLG: 0.325					L6		G5-3		P3	4	0	1	1	0	0	0											
39 Kevin Kiermaier L OBP: 0.376, SLG: 0.481							11 WP 11 1B			4	2	3	0	0	1	1											
Inning Stats	R: 0 E: 0 K: 0 S: 10	H: 0 LOB: 1 BB: 1 P: 18	R: 0 E: 0 K: 0 S: 12	H: 0 LOB: 0 BB: 0 P: 17	R: 0 E: 0 K: 1 S: 11	H: 1 LOB: 1 BB: 0 P: 16	R: 1 E: 0 K: 2 S: 13	H: 2 LOB: 1 BB: 0 P: 22	R: 1 E: 0 K: 0 S: 14	H: 2 LOB: 1 BB: 0 P: 22	R: 0 E: 0 K: 1 S: 8	H: 0 LOB: 1 BB: 1 P: 17	R: 2 E: 0 K: 1 S: 16	H: 3 LOB: 1 BB: 0 P: 23	R: 1 E: 0 K: 2 S: 16	H: 1 LOB: 1 BB: 1 P: 27	1B: 5 2B: 4 3B: 0 HR: 0	SF: 1 SAC: 0 DP: 0 HBP: 0	WP: 1 PB: 0 SB: 5 CS: 0	PA: 36							
PITCHER	IP	WLS	BF	H	R	ER	SO	BB	IBB	HBP	BLK	WP	HR	S	P	ERA	WHIP										
55 Bryce Elder R ERA: 1.94	5.0		21	1	0	0	0	1	0	0	0	0	0	6	12	0.00	1.500										
60 Jesse Chavez R ERA: 2.3	0.2		3	0	0	0	1	1	0	0	0	0	0	6	12	0.00	1.500										
52 Dylan Lee L ERA: 2.37	0.1		1	0	0	0	0	0	0	0	0	0	0	2	5	0.00	0.000										
33 A.J. Minter L ERA: 8.05	1.0	L	6	3	2	2	1	0	0	0	0	0	0	16	23	18.00	3.000										
77 Joe Jiménez R ERA: 4.38	1.0		5	1	1	1	2	1	0	0	0	0	0	16	27	9.00	2.000										



Batter	1	2	3	4	5	6	7	8	9	AB	R	H	RBI	BB	SO	LOB	TOP				
13 Ronald Acuña Jr., R OBP: 0.437, SLG: 0.577										4	2	2	1	1	0	0					
28 Matt Olson, L OBP: 0.366, SLG: 0.500										4	0	0	0	1	2	4					
1 Ozzie Albies, S OBP: 0.298, SLG: 0.506										5	1	1	2	0	2	4					
27 Austin Riley, R OBP: 0.333, SLG: 0.396										4	0	2	0	1	2	0					
16 Travis d'Arnaud, R OBP: 0.333, SLG: 0.372										5	0	1	0	0	1	3					
20 Marcell Ozuna, R OBP: 0.278, SLG: 0.415										5	1	1	0	0	1	4					
17 Kevin Pillar, R OBP: 0.306, SLG: 0.493										4	1	1	1	1	1	3					
23 Michael Harris II, L OBP: 0.319, SLG: 0.317										4	0	1	1	0	3	4					
11 Orlando Arcia, R OBP: 0.281, SLG: 0.478										4	0	1	0	0	0	1					
Inning Stats	R: 1 H: 1 E: 0 K: 3 S: 13	H: 1 LOB: 0 BB: 0 P: 19	R: 1 H: 2 E: 0 K: 0 S: 13	H: 2 LOB: 1 BB: 0 P: 18	R: 2 H: 2 E: 1 K: 1 S: 20	H: 2 LOB: 1 BB: 0 P: 28	R: 1 H: 3 E: 0 K: 3 S: 13	H: 3 LOB: 2 BB: 0 P: 18	R: 0 H: 0 E: 0 K: 0 S: 11	H: 0 LOB: 2 BB: 1 P: 21	R: 0 H: 1 E: 1 K: 3 S: 16	H: 1 LOB: 2 BB: 0 P: 25	R: 0 H: 0 E: 0 K: 0 S: 10	H: 0 LOB: 1 BB: 1 P: 19	R: 0 H: 0 E: 0 K: 1 S: 7	H: 0 LOB: 1 BB: 1 P: 13	1B: 6 2B: 1 3B: 0 HR: 3	SF: 0 SAC: 0 DP: 0 HBP: 0	WP: 2 PB: 0 SB: 0 CS: 0	PA: 43	
PITCHER	IP WLS BF H R ER SO BB IBB HBP BLK WP HR S P ERA WHIP	IP WLS BF H R ER SO BB IBB HBP BLK WP HR S P ERA WHIP	IP WLS BF H R ER SO BB IBB HBP BLK WP HR S P ERA WHIP	IP WLS BF H R ER SO BB IBB HBP BLK WP HR S P ERA WHIP	IP WLS BF H R ER SO BB IBB HBP BLK WP HR S P ERA WHIP	IP WLS BF H R ER SO BB IBB HBP BLK WP HR S P ERA WHIP	IP WLS BF H R ER SO BB IBB HBP BLK WP HR S P ERA WHIP	IP WLS BF H R ER SO BB IBB HBP BLK WP HR S P ERA WHIP	IP WLS BF H R ER SO BB IBB HBP BLK WP HR S P ERA WHIP	IP WLS BF H R ER SO BB IBB HBP BLK WP HR S P ERA WHIP	IP WLS BF H R ER SO BB IBB HBP BLK WP HR S P ERA WHIP	IP WLS BF H R ER SO BB IBB HBP BLK WP HR S P ERA WHIP	IP WLS BF H R ER SO BB IBB HBP BLK WP HR S P ERA WHIP	IP WLS BF H R ER SO BB IBB HBP BLK WP HR S P ERA WHIP	IP WLS BF H R ER SO BB IBB HBP BLK WP HR S P ERA WHIP	IP WLS BF H R ER SO BB IBB HBP BLK WP HR S P ERA WHIP	IP WLS BF H R ER SO BB IBB HBP BLK WP HR S P ERA WHIP	IP WLS BF H R ER SO BB IBB HBP BLK WP HR S P ERA WHIP	IP WLS BF H R ER SO BB IBB HBP BLK WP HR S P ERA WHIP	IP WLS BF H R ER SO BB IBB HBP BLK WP HR S P ERA WHIP	IP WLS BF H R ER SO BB IBB HBP BLK WP HR S P ERA WHIP

Atlanta Braves @ Toronto Blue Jays
Rogers Centre, Toronto, ON
Sun May 14 2023, 1:37 PM - 4:41 PM EDT
Att: 40,895 - Sunny - 53 F

AB 39
R 5
H 10
RBI 5
BB 4
SO 12
LOB 23



Batter	1	2	3	4	5	6	7	8	9	AB	R	H	RBI	BB	SO	LOB	BOTTOM				
4 George Springer, R OBP: 0.287, SLG: 0.331										5	1	2	1	0	1	4					
11 Bo Bichette, R OBP: 0.365, SLG: 0.515										3	0	0	0	2	1	1					
27 Vladimir Guerrero Jr., R OBP: 0.392, SLG: 0.523										5	1	2	2	0	1	3					
25 Daulton Varsho, L OBP: 0.305, SLG: 0.407										4	0	1	0	1	0	3					
26 Matt Chapman, R OBP: 0.404, SLG: 0.538										4	1	0	0	1	2	5					
15 Whit Merrifield, R OBP: 0.336, SLG: 0.380										5	1	1	0	0	0	3					
13 Brandon Belt, L OBP: 0.330, SLG: 0.407										5	0	3	1	0	1	2					
38 Nathan Lukes, L (9, PR)										0	0	0	0	0	0	0					
9 Danny Jansen, R OBP: 0.258, SLG: 0.330										5	1	2	2	0	0	3					
5 Santiago Espinal, R OBP: 0.246, SLG: 0.238										4	1	2	0	0	0	1					
Inning Stats	R: 0 H: 2 E: 0 K: 2 S: 12	H: 4 LOB: 3 BB: 2 P: 18	R: 3 H: 3 E: 1 K: 1 S: 20	H: 4 LOB: 2 BB: 2 P: 36	R: 0 H: 1 E: 0 K: 1 S: 11	H: 1 LOB: 1 BB: 0 P: 17	R: 1 H: 1 E: 1 K: 0 S: 10	H: 1 LOB: 0 BB: 0 P: 12	R: 0 H: 1 E: 0 K: 2 S: 14	H: 1 LOB: 1 BB: 1 P: 23	R: 0 H: 0 E: 0 K: 0 S: 12	H: 0 LOB: 1 BB: 0 P: 19	R: 0 H: 0 E: 0 K: 0 S: 4	H: 0 LOB: 0 BB: 0 P: 7	R: 2 H: 3 E: 0 K: 0 S: 9	H: 3 LOB: 2 BB: 1 P: 17	1B: 11 2B: 1 3B: 0 HR: 1	SF: 0 SAC: 0 DP: 1 HBP: 0	WP: 0 PB: 0 SB: 1 CS: 0	PA: 44	
PITCHER	IP WLS BF H R ER SO BB IBB HBP BLK WP HR S P ERA WHIP	IP WLS BF H R ER SO BB IBB HBP BLK WP HR S P ERA WHIP	IP WLS BF H R ER SO BB IBB HBP BLK WP HR S P ERA WHIP	IP WLS BF H R ER SO BB IBB HBP BLK WP HR S P ERA WHIP	IP WLS BF H R ER SO BB IBB HBP BLK WP HR S P ERA WHIP	IP WLS BF H R ER SO BB IBB HBP BLK WP HR S P ERA WHIP	IP WLS BF H R ER SO BB IBB HBP BLK WP HR S P ERA WHIP	IP WLS BF H R ER SO BB IBB HBP BLK WP HR S P ERA WHIP	IP WLS BF H R ER SO BB IBB HBP BLK WP HR S P ERA WHIP	IP WLS BF H R ER SO BB IBB HBP BLK WP HR S P ERA WHIP	IP WLS BF H R ER SO BB IBB HBP BLK WP HR S P ERA WHIP	IP WLS BF H R ER SO BB IBB HBP BLK WP HR S P ERA WHIP	IP WLS BF H R ER SO BB IBB HBP BLK WP HR S P ERA WHIP	IP WLS BF H R ER SO BB IBB HBP BLK WP HR S P ERA WHIP	IP WLS BF H R ER SO BB IBB HBP BLK WP HR S P ERA WHIP	IP WLS BF H R ER SO BB IBB HBP BLK WP HR S P ERA WHIP	IP WLS BF H R ER SO BB IBB HBP BLK WP HR S P ERA WHIP	IP WLS BF H R ER SO BB IBB HBP BLK WP HR S P ERA WHIP	IP WLS BF H R ER SO BB IBB HBP BLK WP HR S P ERA WHIP	IP WLS BF H R ER SO BB IBB HBP BLK WP HR S P ERA WHIP	IP WLS BF H R ER SO BB IBB HBP BLK WP HR S P ERA WHIP

Atlanta Braves @ Toronto Blue Jays
Rogers Centre, Toronto, ON
Sun May 14 2023, 1:37 PM - 4:41 PM EDT
Att: 40,895 - Sunny - 53 F

AB 40
R 6
H 13
RBI 6
BB 4
SO 6
LOB 25



Batter	1	2	3	4	5	6	7	8	9	AB	R	H	RBI	BB	SO	LOB	TOP					
61 Jake Bauers, L (1,7) OBP: 0.333, SLG: 0.464 22 Harrison Bader, R (9,8) OBP: 0.378, SLG: 0.643										4	1	0	0	1	2	4						
99 Aaron Judge, R (1,9) OBP: 0.376, SLG: 0.581										2	2	2	3	3	0	0						
48 Anthony Rizzo, L (1,3) OBP: 0.390, SLG: 0.522										5	0	1	1	0	0	4						
25 Gleyber Torres, R (1,4) OBP: 0.347, SLG: 0.439										4	1	1	0	1	1	3						
24 Willie Calhoun, L (1,10) OBP: 0.288, SLG: 0.394										4	1	1	2	1	1	3						
11 Anthony Volpe, R (1,6) OBP: 0.300, SLG: 0.388										5	1	1	0	0	1	2						
95 Oswaldo Cabrera, S (1,5) OBP: 0.273, SLG: 0.333										2	1	0	0	3	1	2						
66 Kyle Higashioka, R (1,2) OBP: 0.274, SLG: 0.404										5	0	1	1	0	1	5						
31 Aaron Hicks, S (1,8) OBP: 0.246, SLG: 0.226										3	0	1	0	1	2	0						
Inning Stats	R: 3 E: 0 K: 2 S: 12	H: 3 LOB: 0 BB: 0 P: 18	R: 0 E: 0 K: 1 S: 9	H: 1 LOB: 1 BB: 1 P: 20	R: 0 E: 0 K: 0 S: 7	H: 0 LOB: 1 BB: 1 P: 16	R: 2 E: 0 K: 0 S: 14	H: 2 LOB: 2 BB: 3 P: 28	R: 0 E: 0 K: 0 S: 11	H: 0 LOB: 2 BB: 2 P: 19	R: 1 E: 0 K: 2 S: 10	H: 1 LOB: 2 BB: 2 P: 21	R: 0 E: 0 K: 1 S: 6	H: 0 LOB: 0 BB: 0 P: 8	R: 1 E: 0 K: 2 S: 15	H: 1 LOB: 0 BB: 0 P: 21	R: 0 E: 1 K: 1 S: 11	H: 0 LOB: 2 BB: 1 P: 20	1B: 3 2B: 2 3B: 0 HR: 3	SF: 0 SAC: 0 DP: 1 HBP: 0	WP: 1 PB: 0 CS: 1	PA: 44
PITCHER	IP WLS BF H R ER SO BB IBB HBP BLK WP HR S P ERA WHIP																					
6 Alek Manoah, R (1,1) ERA: 5.4	4.0 L 23 6 5 5 3 7 0 0 0 0 1 2 44 22 11.25 3.250																					
24 Nate Pearson, R (5,1) ERA: 2.25	1.1 6 0 1 1 1 1 1 0 0 0 0 0 14 22 6.75 0.750																					
58 Tim Mayza, L (6,1) ERA: 1.26	1.2 6 1 0 0 2 0 0 0 0 0 0 0 11 16 0.00 0.600																					
35 Jay Jackson, R (8,1) ERA: 3.0	1.0 4 1 1 1 2 0 0 0 0 0 0 1 15 21 9.00 1.000																					
93 Yimi Garcia, R (9,1) ERA: 4.82	1.0 5 0 0 0 1 1 0 0 0 0 0 0 11 20 0.00 1.000																					

New York Yankees @ Toronto Blue Jays
Rogers Centre, Toronto, ON
Mon May 15 2023, 7:12 PM - 9:57 PM EDT
Att: 28,810 - Clear - 72 F

AB 34
R 7
H 8
RBI 7
BB 10
SO 9
LOB 23



Batter	1	2	3	4	5	6	7	8	9	AB	R	H	RBI	BB	SO	LOB	BOTTOM			
4 George Springer, R (1,9) OBP: 0.280, SLG: 0.323										4	1	0	1	0	0	3				
11 Bo Bichette, R (1,6) OBP: 0.388, SLG: 0.514										4	0	2	1	0	0	0				
27 Vladimir Guerrero Jr., R (1,10) OBP: 0.389, SLG: 0.523										4	0	1	1	0	1	1				
25 Daulton Varsho, L (1,7) OBP: 0.298, SLG: 0.396										4	0	0	0	0	0	2				
26 Matt Chapman, R (1,5) OBP: 0.400, SLG: 0.537										4	1	1	0	0	0	0				
15 Whit Merrifield, R (1,4) OBP: 0.333, SLG: 0.376										4	1	1	1	0	1	0				
13 Brandon Belt, L (1,3) OBP: 0.327, SLG: 0.400										4	1	1	0	0	0	1				
30 Alejandro Kirk, R (1,2) OBP: 0.354, SLG: 0.304										3	0	0	0	0	0	3				
39 Kevin Kiermaier, L (1,8) OBP: 0.383, SLG: 0.495										3	0	2	0	0	0	0				
Inning Stats	R: 0 E: 0 K: 0 S: 5	H: 0 LOB: 0 BB: 0 P: 9	R: 0 E: 0 K: 0 S: 14	H: 0 LOB: 0 BB: 0 P: 19	R: 0 E: 0 K: 0 S: 8	H: 1 LOB: 0 BB: 0 P: 12	R: 0 E: 0 K: 0 S: 8	H: 1 LOB: 0 BB: 0 P: 12	R: 0 E: 0 K: 0 S: 4	H: 1 LOB: 0 BB: 0 P: 7	R: 0 E: 0 K: 1 S: 8	H: 0 LOB: 0 BB: 0 P: 13	R: 4 E: 1 K: 0 S: 18	H: 5 LOB: 2 BB: 0 P: 26	R: 0 E: 0 K: 0 S: 6	H: 0 LOB: 0 BB: 0 P: 10	1B: 5 2B: 3 3B: 0 HR: 0	SF: 0 SAC: 0 DP: 2 HBP: 0	WP: 0 PB: 0 CS: 0	PA: 34
PITCHER	IP WLS BF H R ER SO BB IBB HBP BLK WP HR S P ERA WHIP																			
70 Jimmy Cordero, R (1,1) ERA: 2.5	2.0 W 21 6 4 1 2 0 0 0 0 0 0 0 46 71 1.69 1.125																			
76 Jhony Brito, R (3,1) ERA: 5.2	0.1 3 2 0 0 0 0 0 0 0 0 0 0 6 9 0.00 6.000																			
71 Ian Hamilton, R (8,1) ERA: 1.27	1.1 S 4 0 0 0 0 0 0 0 0 0 0 0 8 12 0.00 0.000																			

New York Yankees @ Toronto Blue Jays
Rogers Centre, Toronto, ON
Mon May 15 2023, 7:12 PM - 9:57 PM EDT
Att: 28,810 - Clear - 72 F

AB 34
R 4
H 8
RBI 4
BB 0
SO 2
LOB 10



Batter	1	2	3	4	5	6	7	8	9	AB	R	H	RBI	BB	SO	LOB	TOP										
25 Gleyber Torres, R OBP: 0.348, SLG: 0.441	G6-3		G6-3-5 1B		1-3 1B			B3	SF9	4	0	2	2	0	0	1											
99 Aaron Judge, R OBP: 0.370, SLG: 0.590	G6-3		K		K			HR	K	5	1	1	2	0	3	3											
22 Harrison Bader, R OBP: 0.347, SLG: 0.587	K		G6-3-5		K			F8		4	0	0	1	0	2	2											
26 DJ LeMahieu, R OBP: 0.344, SLG: 0.457	G6-3			K		G4-3		11 BB 2B		4	0	1	0	0	1	0											
61 Jake Bauers, L OBP: 0.351, SLG: 0.433				K		K		11 BB BB		2	0	0	0	2	2	0											
66 Kyle Higashioka, R OBP: 0.274, SLG: 0.404				K		K		BB		0	0	0	0	0	0	0											
11 Anthony Volpe, R OBP: 0.299, SLG: 0.381				G4-3				BB		3	0	0	0	1	2	1											
95 Oswaldo Cabrera, S OBP: 0.265, SLG: 0.323	P5							G4-3		4	0	0	0	0	0	4											
12 Isiah Kiner-Falefa, R OBP: 0.256, SLG: 0.275			39 1B 25 1B BB					25 SF9 2B		3	3	2	1	1	1	0											
39 Jose Trevino, R OBP: 0.276, SLG: 0.348			22 PB 25 1B 1B					99 HR 1B		3	1	3	0	0	0	0											
31 Aaron Hicks, S OBP: 0.243, SLG: 0.222										1	1	0	0	0	0	1											
Inning Stats	R: 0 E: 0 K: 1 S: 5	H: 0 LOB: 0 BB: 0 P: 8	R: 0 E: 0 K: 1 S: 6	H: 0 LOB: 1 BB: 1 P: 13	R: 2 E: 0 K: 1 S: 14	H: 2 LOB: 0 BB: 1 P: 26	R: 0 E: 0 K: 2 S: 9	H: 0 LOB: 0 BB: 0 P: 11	R: 1 E: 0 K: 1 S: 12	H: 3 LOB: 1 BB: 0 P: 22	R: 0 E: 0 K: 2 S: 9	H: 0 LOB: 0 BB: 0 P: 12	R: 0 E: 0 K: 2 S: 8	H: 0 LOB: 0 BB: 0 P: 10	R: 2 E: 0 K: 0 S: 14	H: 3 LOB: 3 BB: 2 P: 25	R: 1 E: 0 K: 1 S: 10	H: 1 LOB: 0 BB: 0 P: 16	1B: 5 2B: 3 3B: 0 HR: 2	SF: 1 SAC: 0 DP: 1 HBP: 0	WP: 0 PB: 1 SB: 0 CS: 0	PA: 38					
PITCHER	IP	WLS	BF	H	R	ER	SO	BB	IBB	HBP	BLK	WP	HR	S	P	ERA	WHIP										
34 Kevin Gausman, R ERA: 3.27	7.0		26	5	3	2	10	2	0	0	0	0	1	63	102	2.57	1.000										
50 Erik Swanson, R ERA: 2.11	1.0	L	8	3	2	2	0	2	0	0	0	0	1	14	25	18.00	5.000										
52 Anthony Bass, R ERA: 6.23	1.0		4	1	1	1	1	0	0	0	0	0	0	10	16	9.00	1.000										

New York Yankees @ Toronto Blue Jays
Rogers Centre, Toronto, ON
Tue May 16 2023, 7:10 PM - 10:11 PM EDT
Att. 35,112 - Roof Closed - 68 F

AB	33
R	6
H	9
RBI	6
BB	4
SO	11
LOB	12



Batter	1	2	3	4	5	6	7	8	9	AB	R	H	RBI	BB	SO	LOB	BOTTOM										
4 George Springer, R OBP: 0.289, SLG: 0.327	L8			26 BB 11 BB 1B	11 2B 1B			FC5-4	11 E BB	4	1	2	0	1	0	1											
11 Bo Bichette, R OBP: 0.368, SLG: 0.514	G5-3			26 BB BB	27 1B 2B			F8	5 G5-4-3	4	1	1	1	1	0	2											
27 Vladimir Guerrero Jr., R OBP: 0.363, SLG: 0.516										4	0	1	1	0	2	3											
38 Nathan Lukes, L OBP: 0.243, SLG: 0.234	K									0	0	0	0	0	0	0											
5 Santiago Espinal, R OBP: 0.243, SLG: 0.234										1	0	0	0	0	0	2											
25 Daulton Varsho, L OBP: 0.291, SLG: 0.386	F8				L9			G3		4	0	0	0	0	1	3											
26 Matt Chapman, R OBP: 0.408, SLG: 0.539	K							15 FC4 9 F9 1B		3	0	2	0	1	1	0											
15 Whit Merrifield, R OBP: 0.324, SLG: 0.364	L6				L8			G6-4-3	FC4	4	0	0	0	0	0	5											
9 Danny Jansen, R OBP: 0.257, SLG: 0.337	G6-3				F8			F9		4	0	1	0	0	0	2											
8 Cavan Biggio, L OBP: 0.185, SLG: 0.246	F8									3	0	0	0	0	1	1											
13 Brandon Belt, L OBP: 0.324, SLG: 0.396										1	0	0	0	0	1	2											
39 Kevin Kiermaier, L OBP: 0.387, SLG: 0.522	G3-1									4	1	2	1	0	0	0											
Inning Stats	R: 0 E: 0 K: 1 S: 11	H: 0 LOB: 0 BB: 0 P: 17	R: 0 E: 0 K: 1 S: 9	H: 0 LOB: 0 BB: 0 P: 14	R: 0 E: 0 K: 0 S: 6	H: 0 LOB: 0 BB: 0 P: 6	R: 0 E: 0 K: 2 S: 19	H: 1 LOB: 3 BB: 2 P: 34	R: 3 E: 0 K: 1 S: 19	H: 4 LOB: 1 BB: 0 P: 27	R: 0 E: 0 K: 0 S: 7	H: 2 LOB: 1 BB: 0 P: 10	R: 0 E: 0 K: 0 S: 10	H: 1 LOB: 1 BB: 0 P: 14	R: 0 E: 0 K: 1 S: 11	H: 1 LOB: 2 BB: 0 P: 16	R: 0 E: 1 K: 0 S: 5	H: 0 LOB: 1 BB: 1 P: 9	1B: 6 2B: 2 3B: 0 HR: 1	SF: 0 SAC: 0 DP: 2 HBP: 0	WP: 0 PB: 0 SB: 0 CS: 0	PA: 39					
PITCHER	IP	WLS	BF	H	R	ER	SO	BB	IBB	HBP	BLK	WP	HR	S	P	ERA	WHIP										
0 Domingo German, R ERA: 3.75	3.0		9	0	0	0	2	2	0	0	0	0	0	14	27	0.00	4.500										
71 Ian Hamilton, R ERA: 1.23	0.2		5	1	0	0	2	2	0	0	0	0	0	14	27	0.00	4.500										
97 Ron Marinaccio, R ERA: 4.74	1.0	B	7	4	3	3	1	0	0	0	0	0	1	19	27	27.00	4.000										
62 Ryan Weber, R ERA: 5.06	2.1	W	9	3	0	0	0	0	0	0	0	0	0	22	31	0.00	1.286										
35 Clay Holmes, R ERA: 3.66	1.0	H	5	1	0	0	1	0	0	0	0	0	0	11	16	0.00	1.000										

New York Yankees @ Toronto Blue Jays
Rogers Centre, Toronto, ON
Tue May 16 2023, 7:10 PM - 10:11 PM EDT
Att. 35,112 - Roof Closed - 68 F

AB	36
R	3
H	9
RBI	3
BB	3
SO	6
LOB	21



Batter	1	2	3	4	5	6	7	8	9	10	AB	R	H	RBI	BB	SO	LOB	TOP										
25 Gleyber Torres, R OBP: 0.339, SLG: 0.427	(1,4) G6-3		(2,3) K		(0,0) L3			(2,2) G5-3		(2,2) K	5	0	0	0	0	2	2											
99 Aaron Judge, R OBP: 0.377, SLG: 0.584	(1,9) K		(1,2) K		(0,0) G5-3			(4,2) BB		(0,0) IBB	3	0	1	0	2	1	0											
48 Anthony Rizzo, L OBP: 0.390, SLG: 0.512	(1,3) K		(0,0) G4-3		(2,2) HBP			(4,1) BB		(2,3) K	3	0	0	0	1	2	3											
26 DJ LeMahieu, R OBP: 0.342, SLG: 0.447	(1,5) G6-3		(2,2) G1-3		(1,3) K			(4,2) BB		(1,2) BB	3	0	0	0	1	1	1											
61 Jake Bauers, L OBP: 0.265, SLG: 0.394	(1,7) G4-3		(0,0) F7		(0,0) G4-3			(1,3) K			3	0	0	0	0	0	1											
11 Anthony Volpe, R OBP: 0.297, SLG: 0.378	(8,PH)		(1,1) F7								1	0	0	0	0	1	3											
22 Harrison Bader, R OBP: 0.340, SLG: 0.560	(1,8) 24 S		(1,0) F7					(3,2) G3		(0,1) G5-3	4	0	1	0	0	0	0											
24 Willie Calhoun, L OBP: 0.299, SLG: 0.391	(1,10) 1B		(4,2) BB		(0,0) F8			(2,0) F8		(1,2) L8	3	0	1	0	1	0	0											
39 Jose Trevino, R OBP: 0.265, SLG: 0.333	(1,2) BB		(0,3) K		(0,0) F8			(2,2) G1		(3,2) G5-3	4	0	0	0	0	0	1											
12 Isiah Kiner-Faleola, R OBP: 0.256, SLG: 0.275	(10,PR)				(1,2) K			(3,3) K		(0,0) G4-3	0	0	0	0	0	0	0											
66 Kyle Higashioka, R OBP: 0.274, SLG: 0.404	(10,2)							(3,3) K		(2,3) G4-3	0	0	0	0	0	0	0											
95 Oswaldo Cabrera, S OBP: 0.257, SLG: 0.313	(1,6) K		(3,3) K					(3,3) K		(0,0) G4-3	4	0	0	0	0	3	1											
Inning Stats	R: 0 E: 0 K: 2 S: 10	H: 0 LOB: 0 BB: 0 P: 13	R: 0 E: 0 K: 11 S: 11	H: 1 LOB: 2 BB: 1 P: 17	R: 0 E: 0 K: 2 S: 12	H: 1 LOB: 1 BB: 0 P: 18	R: 0 E: 0 K: 0 S: 8	H: 0 LOB: 0 BB: 0 P: 11	R: 0 E: 0 K: 1 S: 9	H: 1 LOB: 1 BB: 0 P: 9	R: 0 E: 0 K: 0 S: 9	H: 0 LOB: 0 BB: 0 P: 12	R: 0 E: 0 K: 0 S: 10	H: 0 LOB: 0 BB: 0 P: 17	R: 0 E: 0 K: 2 S: 17	H: 0 LOB: 3 BB: 3 P: 35	R: 0 E: 0 K: 0 S: 8	H: 0 LOB: 0 BB: 0 P: 12	R: 0 E: 0 K: 2 S: 7	H: 0 LOB: 2 BB: 1 P: 11	1B: 3 2B: 0 3B: 0 HR: 0	SF: 0 SAC: 0 DP: 0 HBP: 1	WP: 0 PB: 0 SB: 2 CS: 0	PA: 39				
PITCHER	IP 7.0	WLS 26	BF 3	H 0	R 0	ER 0	SO 7	BB 1	IBB 0	HBP 0	BLK 0	WP 0	HR 0	S 66	P 97	ERA 0.00	WHIP 0.571											
40 Chris Bassitt, R ERA: 3.05	(1,1)	0.2	3	0	0	0	1	1	0	0	0	0	0	0	11	20	0.00	1.500										
93 Yimi Garcia, R ERA: 4.66	(8,1)	0.1	3	0	0	0	1	2	0	0	0	0	0	6	15	0.00	6.000											
58 Tim Lincecum, L ERA: 1.23	(8,1)	2.0	W	7	0	0	2	0	1	0	0	0	0	15	23	0.00	0.000											
68 Jordan Romano, R ERA: 3.0	(9,1)																											

New York Yankees @ Toronto Blue Jays
Rogers Centre, Toronto, ON
Wed May 17 2023, 7:09 PM - 10:18 PM EDT
Att: 27,431 - Roof Closed - 68 F

AB 33
R 0
H 3
RBI 0
BB 5
SO 11
LOB 14

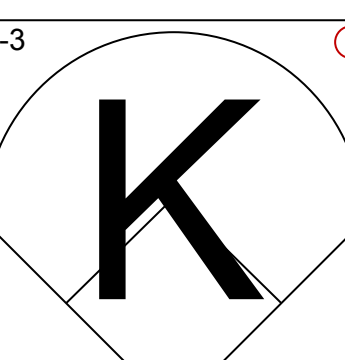
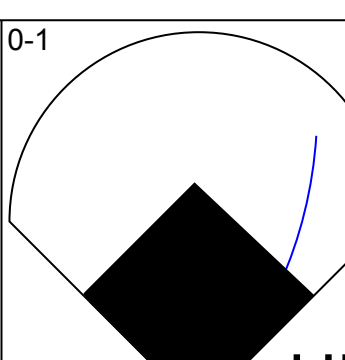
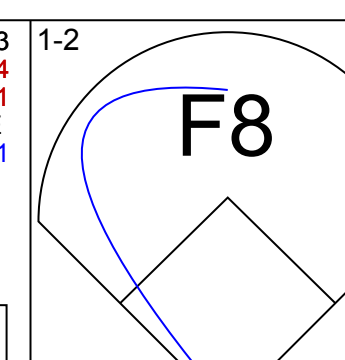
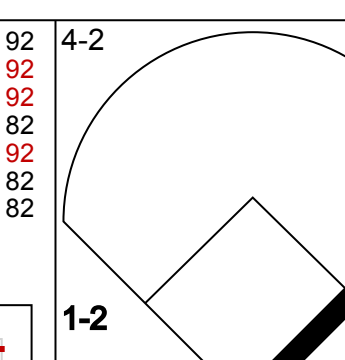
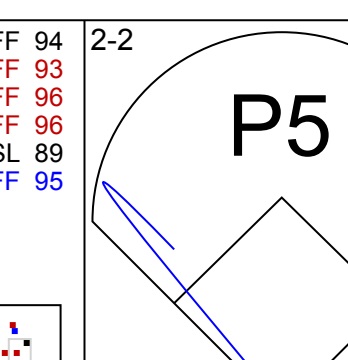
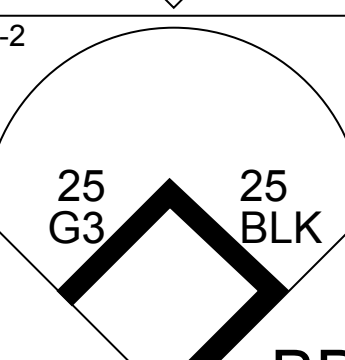
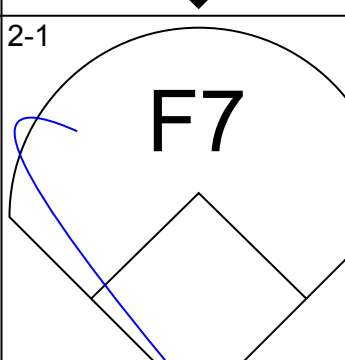
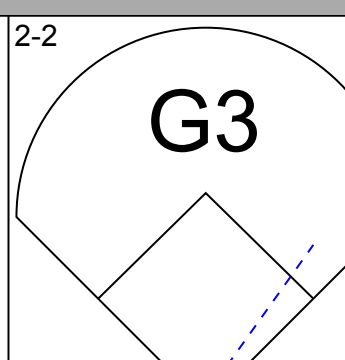
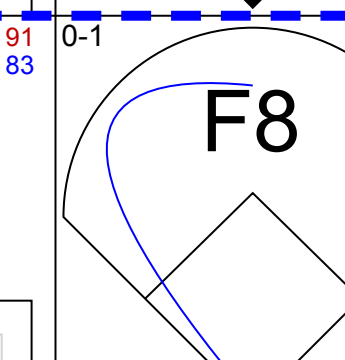
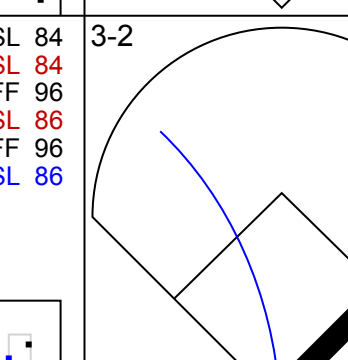
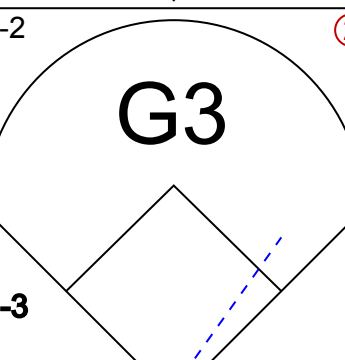
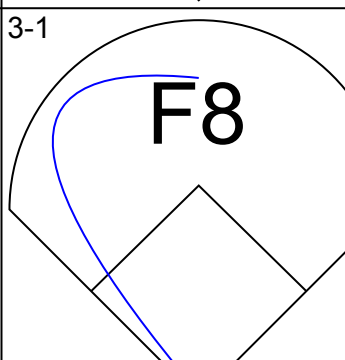
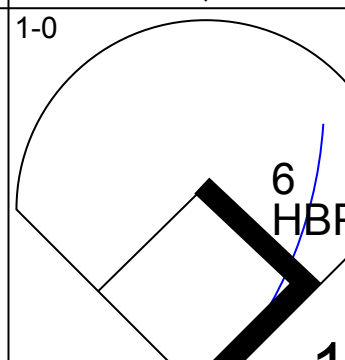
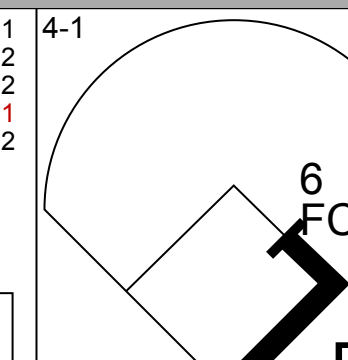
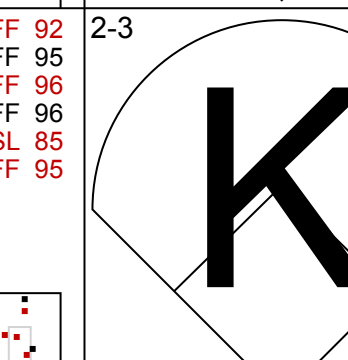
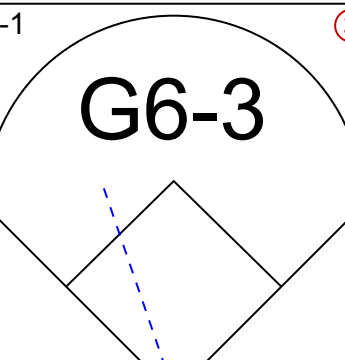

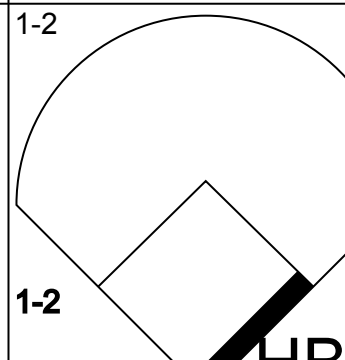
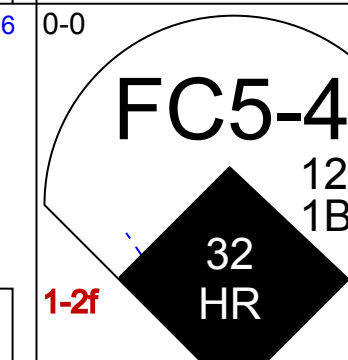
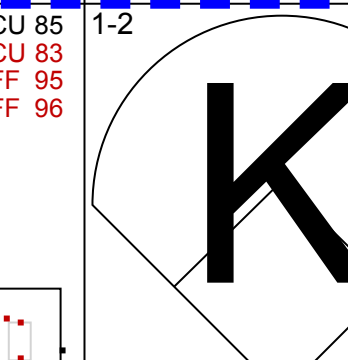

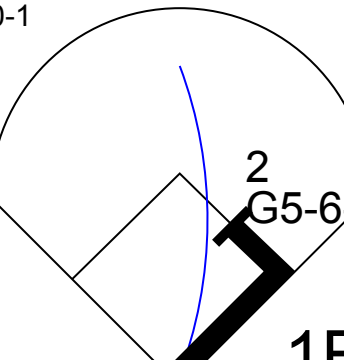
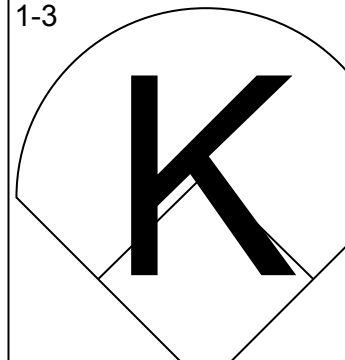
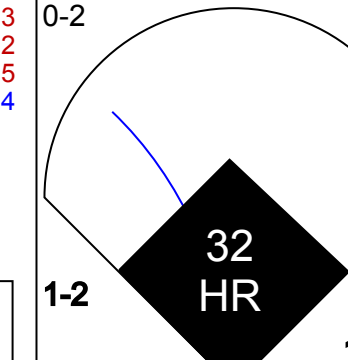

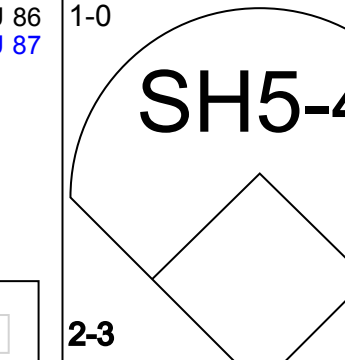
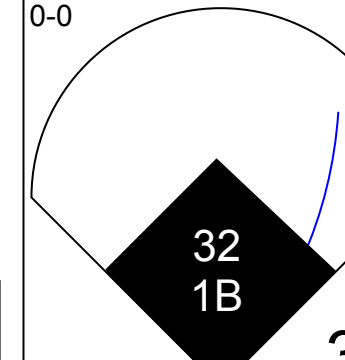
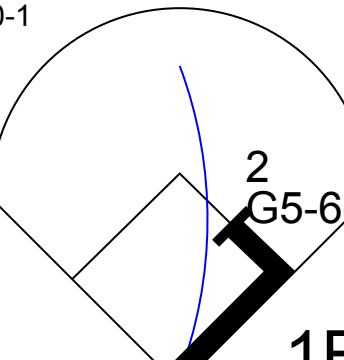
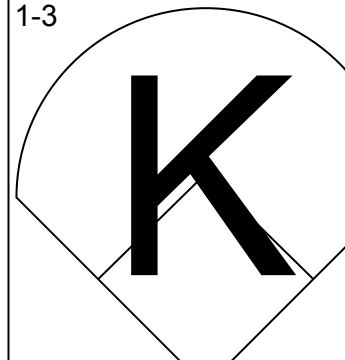
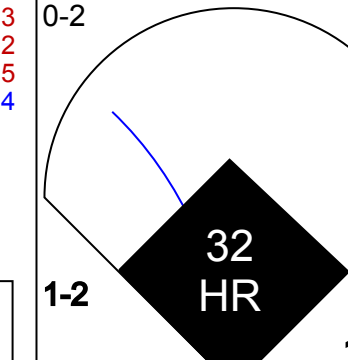

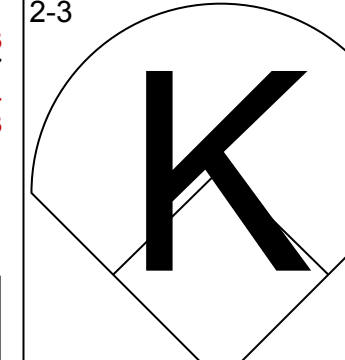
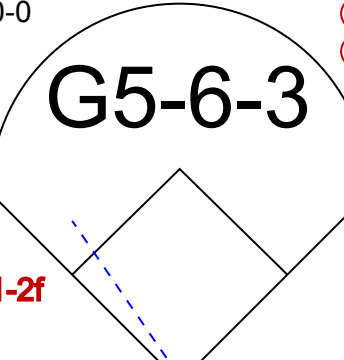
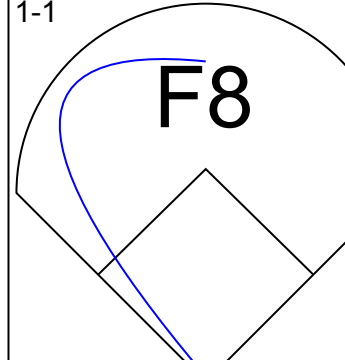
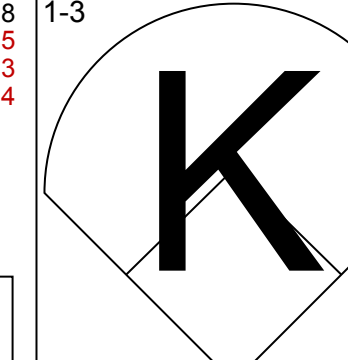
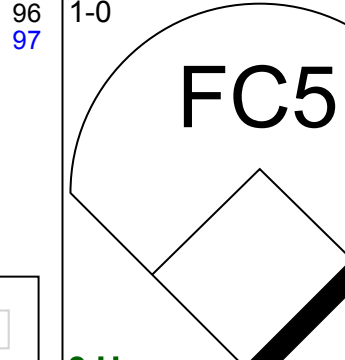
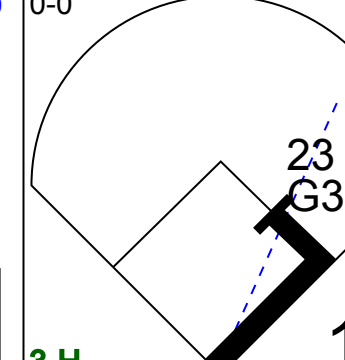


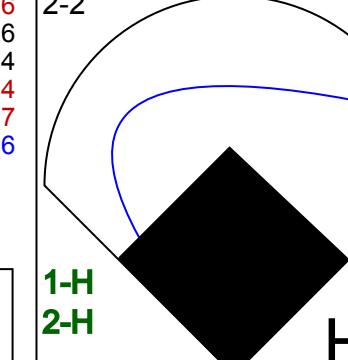

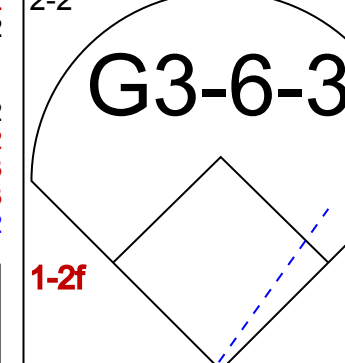


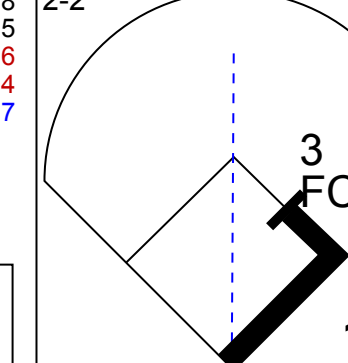
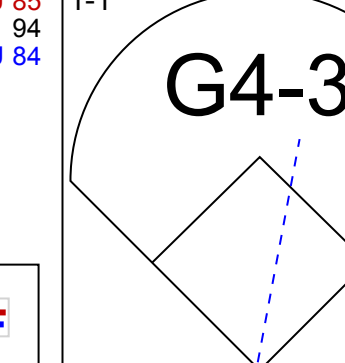



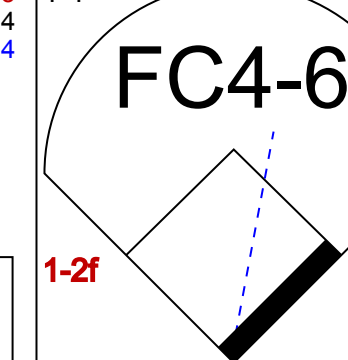

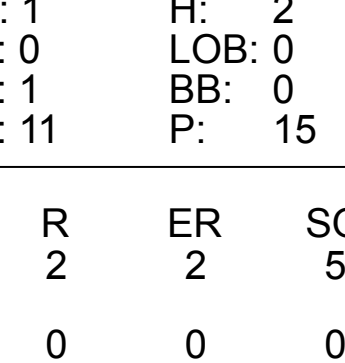
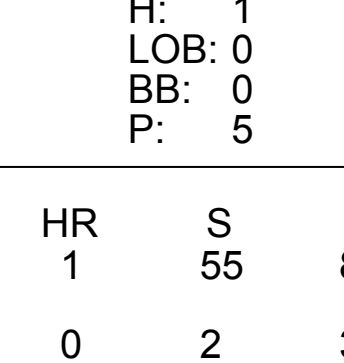
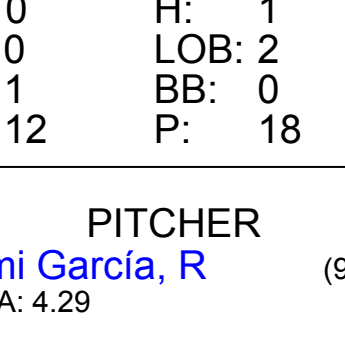
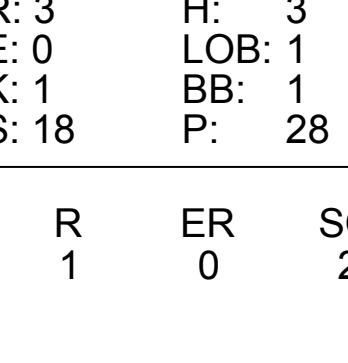
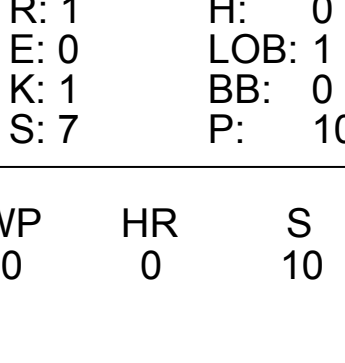





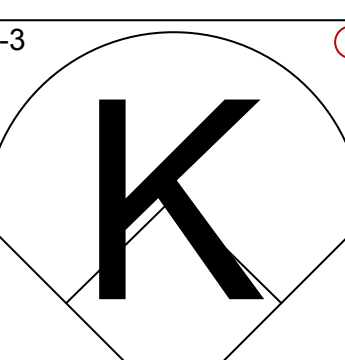
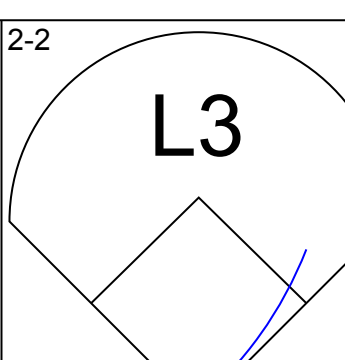
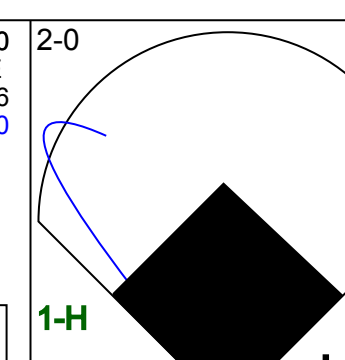
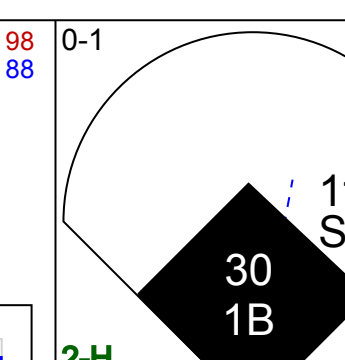
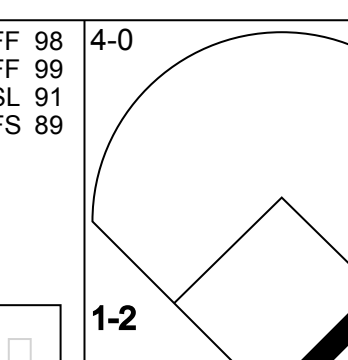

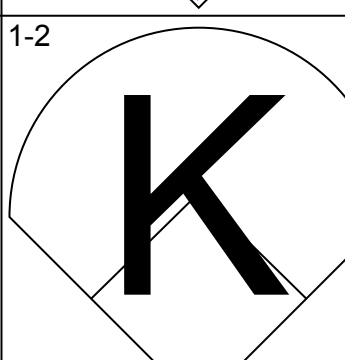




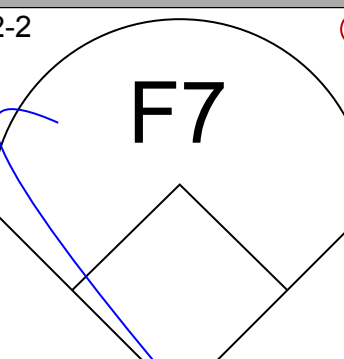

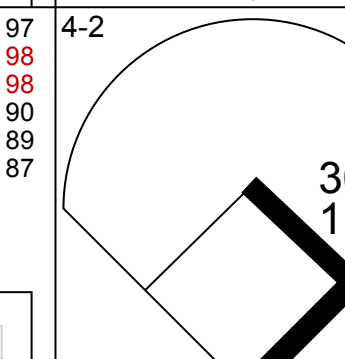
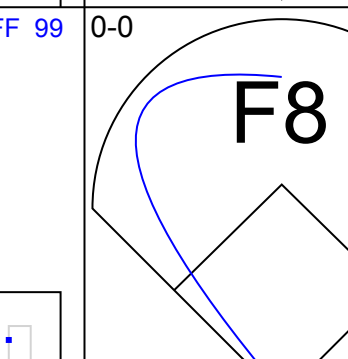
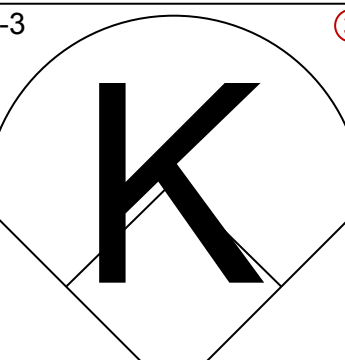

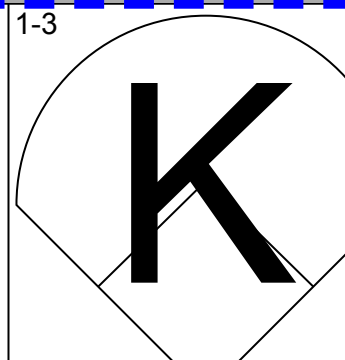
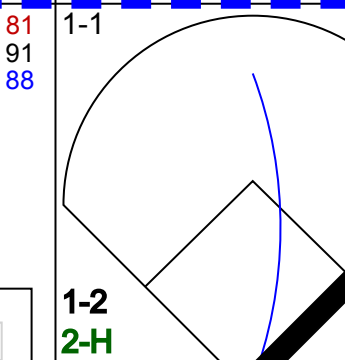
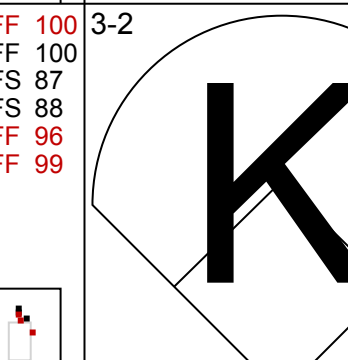


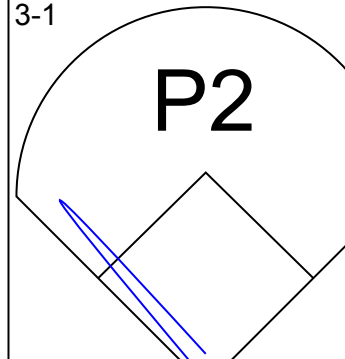
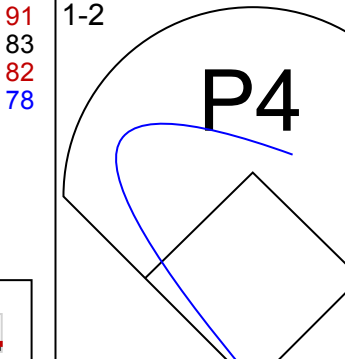



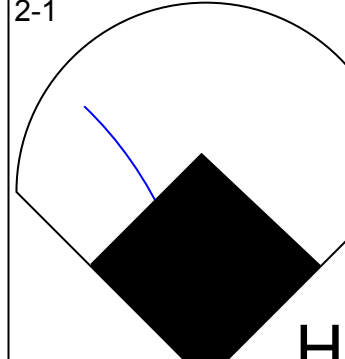


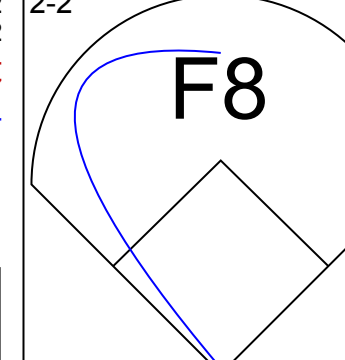
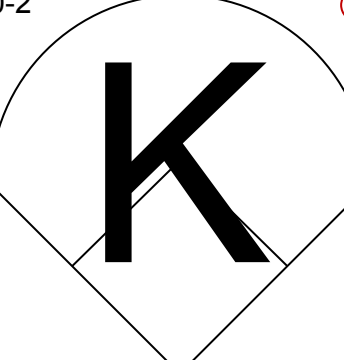
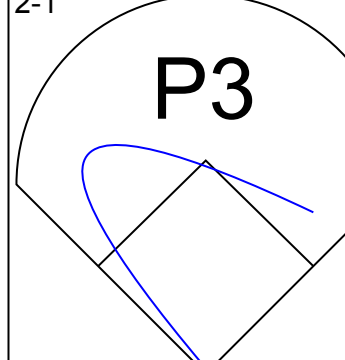





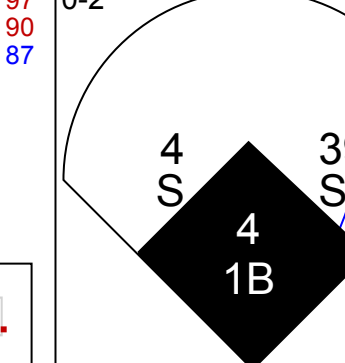


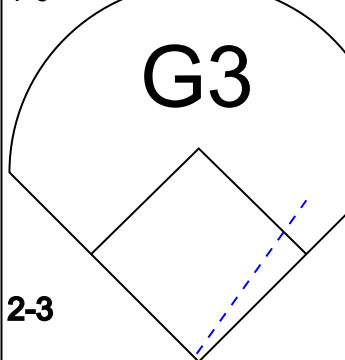

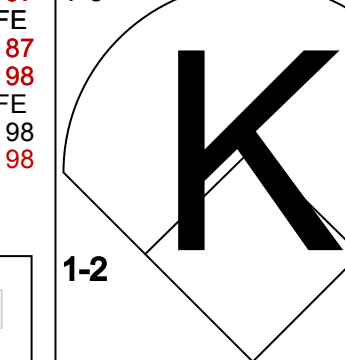
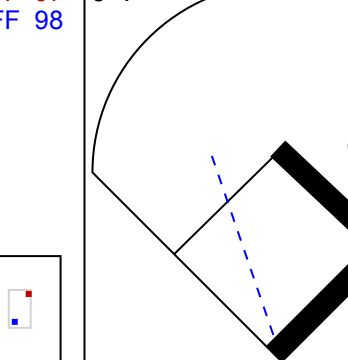
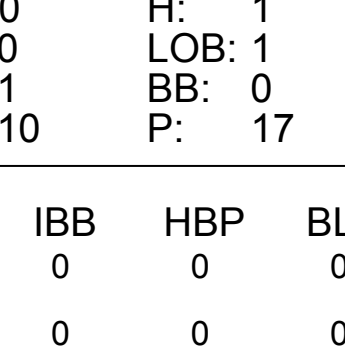
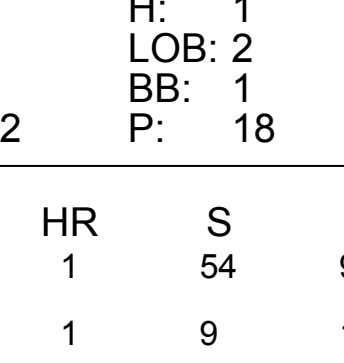
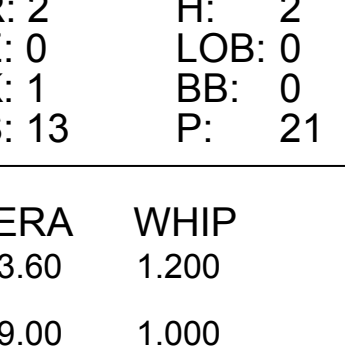
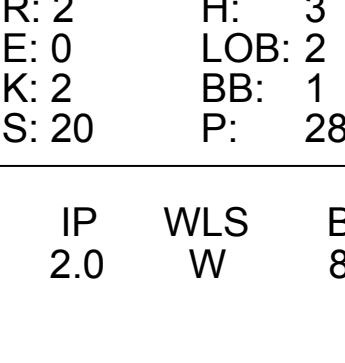
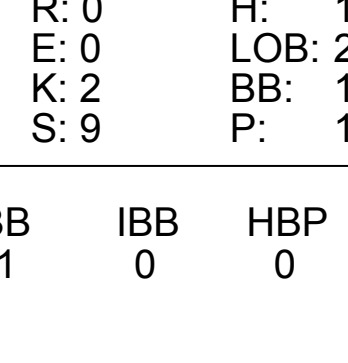







Batter	1	2	3	4	5	6	7	8	9	10	AB	R	H	RBI	BB	SO	LOB	BOTTOM										
4 George Springer, R OBP: 0.292, SLG: 0.325	(1,9) E6		(0,1) P4		(0,1) G4-3		(0,0) 1B		(3,1) BB		4	0	1	0	1	0	0											
11 Bo Bichette, R OBP: 0.364, SLG: 0.505	(1,6) E1		(2,3) K		(2,1) 1B		(1,2) P4		(2,2) G5-3		5	0	1	0	0	1	4											
25 Daulton Varsho, L OBP: 0.294, SLG: 0.382	(1,8) F5		(3,2) 13 BB		(1,3) K		(3,3) K		(4,1) 26 BB		4	0	1	0	1	2	5											
26 Matt Chapman, R OBP: 0.402, SLG: 0.529	(1,5) K		(1,2) 13 BB		(0,0) L7		(1,1) G6-3		(2,1) G3-1		5	0	1	0	0	1	7											
13 Brandon Belt, L OBP: 0.340, SLG: 0.398	(1,3) K		(4,1) BB		(4,2) 30 1B		(2,1) 30 1B		(1,0) F8		2	0	1	0	2	1	2											
8 Cavan Biggio, L OBP: 0.182, SLG: 0.242	(8,PR)		(2,3) BB		(0,1) L7		(4,2) 9 1B		(1,0) F8		1	1	0	0	0	0	2											
15 Whit Merrifield, R OBP: 0.320, SLG: 0.358	(1,7) L8		(0,1) P3		(0,1) L7		(3,2) 9 BB		(1,0) E6		5	1	1	0	0	0	4											
30 Alejandro Kirk, R OBP: 0.356, SLG: 0.320	(1,2) 2B		(0,1) L4		(1,2) 9 1B		(1,0) L6-4		(2,3) G6-3		5	0	2	0	0	0	4											
9 Danny Jansen, R OBP: 0.264, SLG: 0.365	(1,10) K		(3,1) G5-3		(0,0) G5-4-3		(2,2) BB		(0,0) HR		4	1	1	3	1	1	3											
5 Santiago Espinal, R OBP: 0.243, SLG: 0.235	(1,4) K		(1,3) L8		(1,1) L8		(2,2) 4 1B		(3,2) F9		4	0	1	0	0	1	3											
Inning Stats	R: 0 E: 2 K: 2 S: 14	H: 0 LOB: 2 BB: 0 P: 18	R: 0 E: 0 K: 2 S: 10	H: 1 LOB: 1 BB: 0 P: 14	R: 0 E: 0 K: 1 S: 16	H: 2 LOB: 3 BB: 1 P: 26	R: 0 E: 0 K: 0 S: 8	H: 0 LOB: 0 BB: 0 P: 14	R: 0 E: 0 K: 1 S: 9	H: 1 LOB: 1 BB: 0 P: 12	R: 0 E: 0 K: 0 S: 9	H: 1 LOB: 2 BB: 0 P: 19	R: 0 E: 0 K: 0 S: 12	H: 2 LOB: 2 BB: 1 P: 25	R: 0 E: 0 K: 0 S: 9	H: 0 LOB: 2 BB: 0 P: 21	R: 3 E: 1 K: 0 S: 3	H: 1 LOB: 0 BB: 0 P: 4	1B: 8 2B: 2 3B: 0 HR: 1	SF: 0 SAC: 0 DP: 2 HBP: 0	WP: 0 PB: 0 SB: 0 CS: 0	PA: 44						
PITCHER	IP 6.0	WLS 28	BF 7	H 0	R 0	ER 0	SO 6	BB 2	IBB 0	HBP 0	BLK 0	WP 0	HR 0	S 70	P 104	ERA 0.00	WHIP 1.500											
45 Gerrit Cole, R ERA: 2.01	(1,1)	1.0	3	0	0	0	1	0	0	0	0	0	0	0	8	13	0.00	0.000										
35 Clay Holmes, R ERA: 3.63	(7,1)	1.0	5	2	0	0	0	1	0	0	0	0	0	9	21	0.00	2.000											
70 Jimmy Cordero, R ERA: 2.37	(8,1)	0.1	L	3	1	3	1	0	0	0	0	0	1	3	4	27.00	3.000											
34 Michael King, L ERA: 2.28	(9,1)																											
58 Wandy Peralta, L ERA: 2.16	(10,1)																											

New York Yankees @ Toronto Blue Jays
Rogers Centre, Toronto, ON
Wed May 17 2023, 7:09 PM - 10:18 PM EDT
Att: 27,431 - Roof Closed - 68 F

AB 39
R 3
H 10
RBI 3
BB 5
SO 7
LOB 34



Batter	1	2	3	4	5	6	7	8	9	10	AB	R	H	RBI	BB	SO	LOB	TOP																			
31 Cedric Mullins, L OBP: 0.353, SLG: 0.485											4	1	1	1	1	1	1																				
35 Adley Rutschman, S OBP: 0.407, SLG: 0.448											4	0	1	0	1	0	2																				
25 Anthony Santander, S OBP: 0.341, SLG: 0.458											4	0	1	0	1	1	2																				
26 Ryan McKenna, R OBP: 0.352, SLG: 0.469											4	0	0	0	0	0	0																				
6 Ryan Mountcastle, R OBP: 0.274, SLG: 0.471											4	2	0	0	0	1	3																				
12 Adam Frazier, L OBP: 0.353, SLG: 0.407											4	2	3	0	0	1	2																				
2 Gunnar Henderson, L OBP: 0.217, SLG: 0.227											2	0	0	0	0	1	2																				
65 Joey Ortiz, R OBP: 0.342, SLG: 0.483											1	0	0	0	0	0	2																				
21 Austin Hays, R OBP: 0.342, SLG: 0.483											2	0	0	1	0	1	2																				
32 Ryan O'Hearn, L OBP: 0.353, SLG: 0.533											5	1	3	4	0	1	1																				
23 Terrin Vavra, L OBP: 0.349, SLG: 0.263											5	0	2	0	0	0	3																				
3 Jorge Mateo, R OBP: 0.288, SLG: 0.433											4	0	0	0	0	2	3																				
Inning Stats	R: 0 E: 0 K: 1 S: 13	H: 0 LOB: 1 BB: 1 P: 24	R: 1 E: 0 K: 1 S: 11	H: 2 LOB: 0 BB: 0 P: 15	R: 1 E: 0 K: 1 S: 9	H: 1 LOB: 0 BB: 0 P: 15	R: 0 E: 0 K: 1 S: 4	H: 1 LOB: 0 BB: 0 P: 5	R: 0 E: 0 K: 1 S: 12	H: 1 LOB: 2 BB: 0 P: 18	R: 0 E: 0 K: 0 S: 14	H: 1 LOB: 1 BB: 1 P: 20	R: 3 E: 0 K: 2 S: 14	H: 3 LOB: 1 BB: 1 P: 28	R: 0 E: 0 K: 2 S: 14	H: 1 LOB: 1 BB: 0 P: 22	R: 1 E: 0 K: 1 S: 7	H: 0 LOB: 1 BB: 0 P: 10	1B: 8 2B: 0 3B: 1 HR: 2	SF: 0 SAC: 1 DP: 2 HBP: 1	WP: 0 PB: 0 SB: 0 CS: 0	PA: 44															
PITCHER	IP 5.2	WLS 23	BF 6	H 2	R 2	ER 2	SO 5	BB 1	IBB 0	HBP 1	BLK 1	WP 0	HR 1	S 55	P 85	ERA 3.18	WHIP 1.235	PITCHER	IP 9.1	WLS 5	BF 0	H 1	R 0	ER 0	SO 2	BB 0	IBB 0	HBP 0	BLK 0	WP 0	HR 0	S 14	P 14	ERA 0.00	WHIP 0.000		
6 Alek Manoah, R ERA: 5.15	0.1	1	0	0	0	0	0	0	0	0	0	0	0	2	3	0.00	0.000	93 Yimi Garcia, R ERA: 4.29	1.1	L	5	0	1	0	2	0	0	0	0	0	0	0	0	0.00	0.000		
58 Tim Mayza, L ERA: 1.13	0.2	H	4	1	0	0	0	0	0	0	0	0	0	12	18	0.00	3.000																				
33 Trevor Richards, R ERA: 4.5	1.0	H	5	1	2	2	1	1	0	0	0	0	0	11	16	18.00	2.000																				
50 Erik Swanson, R ERA: 3.52	1.0	B	6	3	1	1	1	0	0	0	0	0	0	1	20	32	9.00	3.000																			
68 Jordan Romano, R ERA: 3.32																																					
Batter	1	2	3	4	5	6	7	8	9	10	AB	R	H	RBI	BB	SO	LOB	BOTTOM																			
4 George Springer, R OBP: 0.298, SLG: 0.349											4	2	2	3	1	1	1																				
11 Bo Bichette, R OBP: 0.361, SLG: 0.508											5	0	1	0	0	3	5																				
27 Vladimir Guerrero Jr., R OBP: 0.376, SLG: 0.497											4	0	0	0	1	1	3																				
13 Brandon Belt, L OBP: 0.353, SLG: 0.400											2	0	0	0	1	2	1																				
30 Alejandro Kirk, R OBP: 0.355, SLG: 0.314											2	0	1	1	0	1	2																				
8 Cavan Biggio, L OBP: 0.182, SLG: 0.242											0	0	0	0	0	0	0																				
26 Matt Chapman, R OBP: 0.390, SLG: 0.500											5	0	1	0	0	2	2																				
9 Danny Jansen, R OBP: 0.289, SLG: 0.385											5	1	1	1	0	1	2																				
25 Daulton Varsho, L OBP: 0.279, SLG: 0.359											5	0	0	0	0	2	2																				
5 Santiago Espinal, R OBP: 0.266, SLG: 0.274											3	1	3	0	0	0	0																				
15 Whit Merrifield, R OBP: 0.327, SLG: 0.335											1	1	1	0	0	0	0																				
39 Kevin Kiermaier, L OBP: 0.379, SLG: 0.504											4	0	1	0	0	1	3																				
Inning Stats	R: 0 E: 0 K: 2 S: 11	H: 1 LOB: 1 BB: 0 P: 19	R: 0 E: 0 K: 1 S: 8	H: 0 LOB: 0 BB: 0 P: 16	R: 0 E: 0 K: 1 S: 10	H: 1 LOB: 1 BB: 0 P: 17	R: 0 E: 0 K: 1 S: 12	H: 1 LOB: 2 BB: 1 P: 18	R: 2 E: 0 K: 1 S: 13	H: 2 LOB: 0 BB: 0 P: 21	R: 1 E: 0 K: 1 S: 9	H: 1 LOB: 0 BB: 0 P: 17	R: 2 E: 0 K: 2 S: 20	H: 3 LOB: 2 BB: 1 P: 28	R: 0 E: 0 K: 0 S: 8	H: 1 LOB: 1 BB: 0 P: 13	R: 0 E: 0 K: 2 S: 9	H: 1 LOB: 1 BB: 1 P: 17	R: 0 E: 0 K: 3 S: 9	H: 0 LOB: 0 BB: 0 P: 14	1B: 7 2B: 2 3B: 0 HR: 2	SF: 0 SAC: 0 DP: 0 HBP: 0	WP: 0 PB: 0 SB: 4 CS: 0	PA: 43													
PITCHER	IP 5.0	WLS 21	BF 4	H 1	R 1	ER 2	SO 6	BB 1	IBB 0	HBP 0	BLK 0	WP 0	HR 1	S 54	P 91	ERA 3.60	WHIP 1.200	PITCHER	IP 2.0	WLS 8	BF 1	H 1	R 0	ER 0	SO 5	BB 1	IBB 0	HBP 0	BLK 0	WP 0	HR 0	S 18	P 31	ERA 0.00	WHIP 1.000		
30 Grayson Rodriguez, R ERA: 6.21	1.0	4	1	1	1	1	0	0	0	0	0	0	1	9	17	9.00	1.000	74 Félix Bautista, R ERA: 1.17	0.1																		
43 Bryan Baker, R ERA: 2.86	0.2	5	2	2	2	2	0	0	0	0	0	0	0	15	21	27.00	4.500																				
53 Mike Baumann, R ERA: 4.24	0.1	2	1	0	0	0	0	0	0	0	0	0	0	5	7	0.00	3.000																				
19 Cole Irvin, L ERA: 10.38	1.0	3	1	0	0	0	0	0	0	0	0	0	0	8	13	0.00	1.000																				
78 Yenier Cano, R ERA: 3.38																																					

Baltimore Orioles @ Toronto Blue Jays
Rogers Centre, Toronto, ON
Sat May 20 2023, 3:10 PM - 6:40 PM EDT
Att: 41,611 - Overcast - 59 F

AB 39
R 6
H 11
RBI 6
BB 3
SO 9
LOB 23



Baltimore Orioles @ Toronto Blue Jays
Rogers Centre, Toronto, ON
Sat May 20 2023, 3:10 PM - 6:40 PM EDT
Att: 41,611 - Overcast - 59 F

AB 40
R 5
H 11
RBI 5
BB 3
SO 14
LOB 21



Batter	1	2	3	4	5	6	7	8	9	10	11	AB R H RBI BB SO LOB	TOP											
31 Cedric Mullins, L (1, 8) OBP: 0.367, SLG: 0.509	F6		G4-3 35 S 25 FC3		1B					1B 35 CS 2H	2B	6 1 5 3 0 0 0	Baltimore Orioles @ Toronto Blue Jays Rogers Centre, Toronto, ON Sun May 21 2023, 1:40 PM - 5:10 PM EDT Att: 41,643 - Sunny - 59 F											
35 Adley Rutschman, S (1, 10) OBP: 0.400, SLG: 0.435	F7		G4-3		F6		G1-3			K	IBB	5 0 0 1 1 1 4												
25 Anthony Santander, S (1, 9) OBP: 0.337, SLG: 0.476			FC3		F8					F9		4 0 0 1 1 1 1												
26 Ryan McKenna, R (10, 9) OBP: 0.345, SLG: 0.460	BB										G4-3	1 1 0 0 0 0 2												
6 Ryan Mountcastle, R (1, 3) OBP: 0.267, SLG: 0.459	K		K									5 0 0 0 0 3 2												
12 Adam Frazier, L (1, 4) OBP: 0.335, SLG: 0.407		P6	G4-3			G6-3					K	5 1 2 0 0 0 1												
21 Austin Hays, R (1, 7) OBP: 0.350, SLG: 0.497												4 1 3 1 1 1 1												
2 Gunnar Henderson, L (1, 5) OBP: 0.331, SLG: 0.354		F9			F8		G3-1			F8		5 1 1 0 0 0 4												
27 James McCann, R (1, 2) OBP: 0.203, SLG: 0.306												4 0 0 0 0 1 3												
23 Terrin Vavra, L (11, PH) OBP: 0.364, SLG: 0.282												1 1 1 2 0 0 0												
53 Mike Baumann, R (11, 1) OBP: 0.289, SLG: 0.430												0 0 0 0 0 0 0												
65 Joey Ortiz, R (1, 6) OBP: 0.231, SLG: 0.280												3 1 1 0 0 0 0												
32 Ryan O'Hearn, L (9, PH) OBP: 0.343, SLG: 0.516												1 0 0 0 0 1 1												
3 Jorge Mateo, R (9, 6) OBP: 0.289, SLG: 0.430												1 1 0 0 0 0 2												
Inning Stats	R: 0 E: 0 K: 1 S: 12	H: 0 LOB: 1 BB: 1 P: 19	R: 0 E: 0 K: 0 S: 8	H: 1 LOB: 1 BB: 0 P: 15	R: 2 E: 0 K: 1 S: 13	H: 2 LOB: 1 BB: 0 P: 19	R: 0 E: 0 K: 0 S: 6	H: 0 LOB: 0 BB: 1 P: 11	R: 0 E: 0 K: 1 S: 7	H: 1 LOB: 1 BB: 0 P: 8	R: 0 E: 0 K: 0 S: 11	H: 1 LOB: 1 BB: 0 P: 14	R: 0 E: 0 K: 1 S: 12	H: 0 LOB: 0 BB: 0 P: 16	R: 0 E: 0 K: 2 S: 9	H: 1 LOB: 1 BB: 0 P: 15	R: 1 E: 0 K: 1 S: 7	H: 1 LOB: 0 BB: 0 P: 11	R: 5 E: 0 K: 1 S: 18	H: 5 LOB: 2 BB: 1 P: 26	1B: 9 2B: 5 3B: 0 HR: 0	SF: 0 SAC: 0 DP: 2 HBP: 0	WP: 1 PB: 0 SB: 1 CS: 1	PA: 48
PITCHER	IP ERA WLS BF H R ER SO BB IBB HBP BLK WP HR S P ERA WHIP	34 Kevin Gausman, R (1, 1) ERA: 3.14	24 Nate Pearson, R (9, 1) ERA: 2.25	93 Yimi Garcia, R (11, 1) ERA: 5.82	52 Anthony Bass, R (11, 1) ERA: 5.65	PITCHER										IP ERA WLS BF H R ER SO BB IBB HBP BLK WP HR S P ERA WHIP								

AB	45
R	8
H	13
RBI	8
BB	3
SO	8
LOB	21



Batter	1	2	3	4	5	6	7	8	9	10	11	AB R H RBI BB SO LOB	BOTTOM													
4 George Springer, R (1, 9) OBP: 0.305, SLG: 0.350	1B			G6-4-3								5 1 2 0 1 1 2	Baltimore Orioles @ Toronto Blue Jays Rogers Centre, Toronto, ON Sun May 21 2023, 1:40 PM - 5:10 PM EDT Att: 41,643 - Sunny - 59 F													
11 Bo Bichette, R (1, 6) OBP: 0.366, SLG: 0.510	1B											5 0 3 0 0 1 3														
27 Vladimir Guerrero Jr., R (1, 3) OBP: 0.366, SLG: 0.482	K											5 0 0 0 0 3 5														
13 Brandon Belt, L (1, 10) OBP: 0.355, SLG: 0.404												4 0 1 0 1 2 3														
25 Daulton Varsho, L (10, PR) OBP: 0.270, SLG: 0.320												0 1 0 0 0 0 0														
26 Matt Chapman, R (1, 5) OBP: 0.381, SLG: 0.514												3 1 1 2 1 1 1														
15 Whit Merrifield, R (1, 4) OBP: 0.323, SLG: 0.349												5 0 1 1 0 2 4														
30 Alejandro Kirk, R (1, 2) OBP: 0.357, SLG: 0.327												5 0 2 0 0 0 1														
38 Nathan Lukes, L (1, 7) OBP: 0.375, SLG: 0.767												1 0 1 0 1 0 0														
9 Danny Jansen, R (6, PH) OBP: 0.275, SLG: 0.385												0 0 0 0 1 0 0														
8 Cavan Biggio, L (6, PR) OBP: 0.191, SLG: 0.238												1 0 0 0 1 1 0														
39 Kevin Kiermaier, L (1, 8) OBP: 0.372, SLG: 0.492												5 0 1 0 0 1 6														
Inning Stats	R: 0 E: 0 K: 2 S: 9	H: 2 LOB: 2 BB: 0 P: 16	R: 1 E: 0 K: 1 S: 20	H: 3 LOB: 3 BB: 1 P: 30	R: 0 E: 0 K: 1 S: 7	H: 1 LOB: 1 BB: 0 P: 13	R: 0 E: 0 K: 0 S: 8	H: 2 LOB: 1 BB: 0 P: 10	R: 0 E: 0 K: 2 S: 11	H: 0 LOB: 0 BB: 1 P: 19	R: 0 E: 0 K: 1 S: 10	H: 1 LOB: 3 BB: 2 P: 22	R: 1 E: 0 K: 1 S: 17	H: 1 LOB: 2 BB: 2 P: 25	R: 0 E: 0 K: 0 S: 6	H: 0 LOB: 0 BB: 1 P: 13	R: 0 E: 0 K: 2 S: 16	H: 1 LOB: 1 BB: 0 P: 25	R: 1 E: 0 K: 1 S: 11	H: 1 LOB: 0 BB: 0 P: 19	R: 0 E: 0 K: 1 S: 7	H: 0 LOB: 1 BB: 0 P: 9	1B: 9 2B: 3 3B: 0 HR: 1	SF: 1 SAC: 0 DP: 3 HBP: 0	WP: 1 PB: 0 SB: 1 CS: 2	PA: 46
PITCHER	IP ERA WLS BF H R ER SO BB IBB HBP BLK WP HR S P ERA WHIP	64 Dean Kremer, R (1, 1) ERA: 4.61	58 Cionel Pérez, L (6, 1) ERA: 3.44	60 Mychal Givens, R (7, 1) ERA: 9.0	54 Danny Coulombe, L (8, 1) ERA: 2.65	51 Austin Voht, R (9, 1) ERA: 4.37	PITCHER										IP ERA WLS BF H R ER SO BB IBB HBP BLK WP HR S P ERA WHIP									

AB	39
R	3
H	12
RBI	3
BB	6
SO	12
LOB	25



Batter	1	2	3	4	5	6	7	8	9	AB	R	H	RBI	BB	SO	LOB	TOP			
4 George Springer, R (1, 9) OBP: 0.312, SLG: 0.350										3	0	1	0	2	0	0	Toronto Blue Jays @ Tampa Bay Rays Tropicana Field, St. Petersburg, FL Mon May 22 2023, 6:40 PM - 9:12 PM EDT Att: 8,857 - Dome - 72 F			
11 Bo Bichette, R (1, 6) OBP: 0.362, SLG: 0.502										5	0	1	0	0	0	5				
27 Vladimir Guerrero Jr., R (1, 3) OBP: 0.364, SLG: 0.453										4	0	1	0	0	0	1				
26 Matt Chapman, R (1, 5) OBP: 0.378, SLG: 0.508										4	1	1	0	0	1	1				
25 Daulton Varsho, L (1, 7) OBP: 0.278, SLG: 0.374										4	1	1	1	0	0	1				
30 Alejandro Kirk, R (1, 2) OBP: 0.353, SLG: 0.324										4	1	1	0	0	0	1				
15 Whit Merrifield, R (1, 4) OBP: 0.339, SLG: 0.387										4	1	4	2	0	0	0				
9 Danny Jansen, R (1, 10) OBP: 0.266, SLG: 0.372										4	0	0	0	0	0	4				
39 Kevin Kiermaier, L (1, 8) OBP: 0.364, SLG: 0.481										3	0	0	0	0	1	1				
13 Brandon Belt, L (9, PH) OBP: 0.361, SLG: 0.410										1	0	1	1	0	0	0				
8 Cavan Biggio, L (9, PR) OBP: 0.191, SLG: 0.238										0	0	0	0	0	0	0				
Inning Stats	R: 0 E: 0 K: 0 S: 10	H: 1 LOB: 1 BB: 0 P: 14	R: 0 E: 0 K: 0 S: 11	H: 1 LOB: 1 BB: 0 P: 16	R: 0 E: 0 K: 0 S: 9	H: 1 LOB: 1 BB: 0 P: 14	R: 2 E: 0 K: 0 S: 10	H: 2 LOB: 0 BB: 0 P: 21	R: 0 E: 0 K: 1 S: 9	H: 0 LOB: 0 BB: 0 P: 13	R: 0 E: 0 K: 1 S: 13	H: 1 LOB: 1 BB: 0 P: 20	R: 0 E: 0 K: 0 S: 6	H: 0 LOB: 0 BB: 1 P: 11	R: 2 E: 0 K: 0 S: 20	H: 4 LOB: 3 BB: 1 P: 33	1B: 8 2B: 1 3B: 0 HR: 2	SF: 0 SAC: 0 DP: 2 HBP: 0	WP: 1 PB: 0 SB: 0 CS: 0	PA: 38
PITCHER	IP WLS BF H R ER SO BB IBB HBP BLK WP HR S P ERA WHIP																			
44 Trevor Kelley, R (1, 1) ERA: 5.63	2.0	W 8	2	0	0	0	0	0	0	0	0	1	0	21	30	0.00	1.000			
19 Josh Fleming, L (3, 1) ERA: 3.59	6.0	W 22	5	2	2	2	1	0	0	0	0	0	1	55	90	3.00	1.000			
52 Zack Littell, R (9, 1) ERA: 8.53	0.1	S 4	3	2	2	0	0	0	0	0	0	1	9	14	54.00	9.000				
29 Pete Fairbanks, R (9, 1) ERA: 1.86	0.2	S 4	1	0	0	0	1	0	0	0	0	0	0	11	19	0.00	3.000			

AB	36
R	4
H	11
RBI	4
BB	2
SO	2
LOB	14

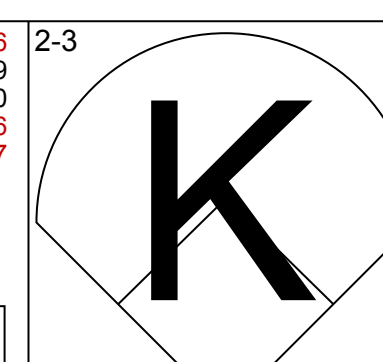
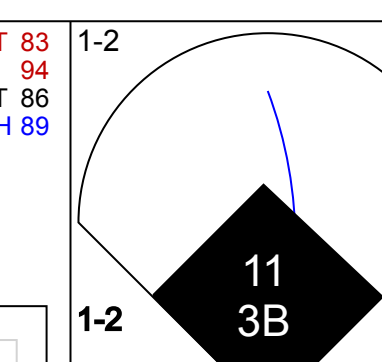
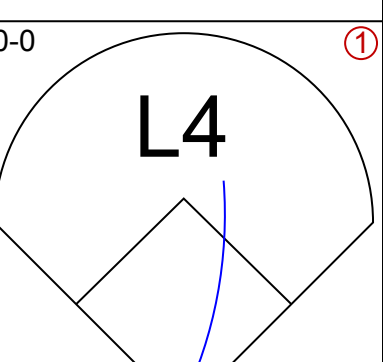
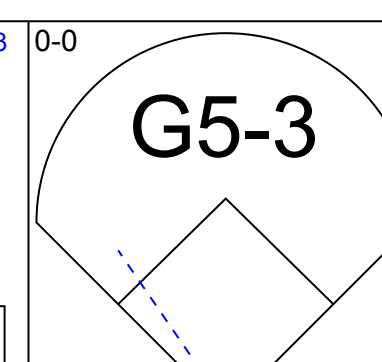
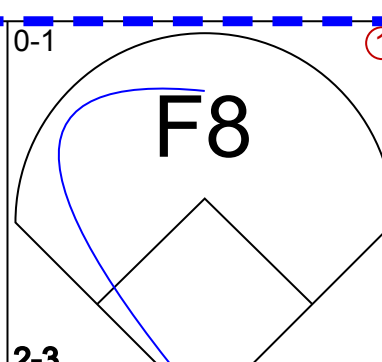
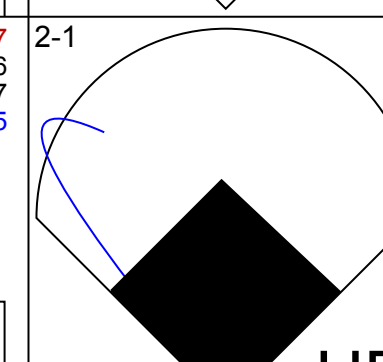
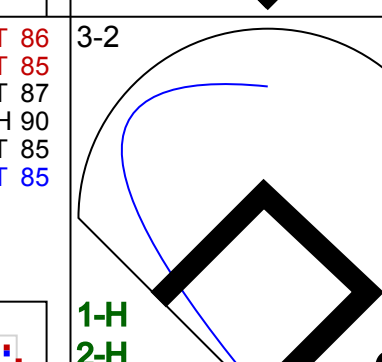
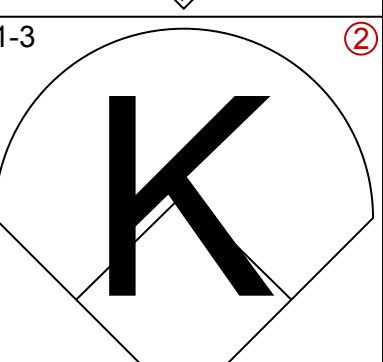
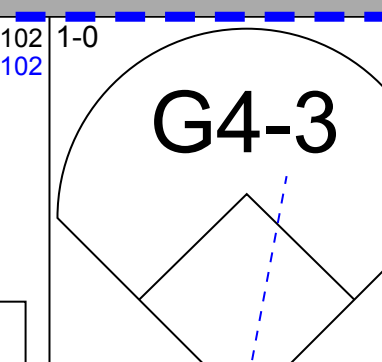
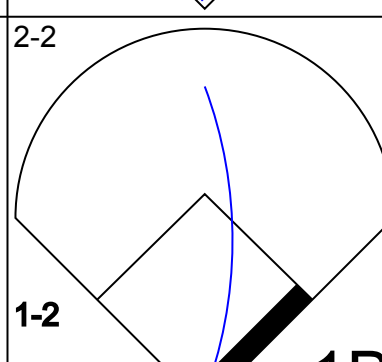
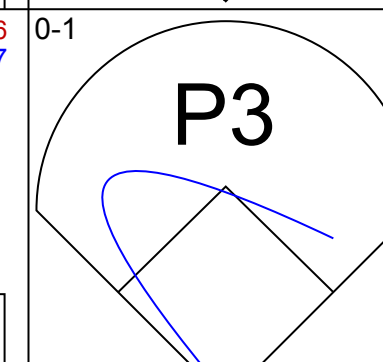
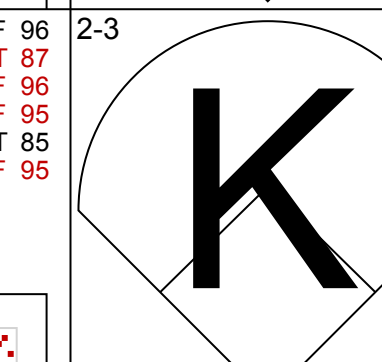
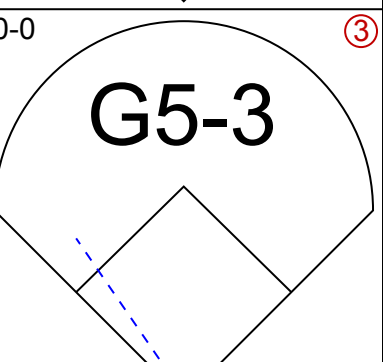
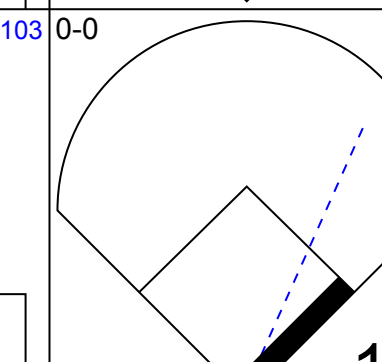
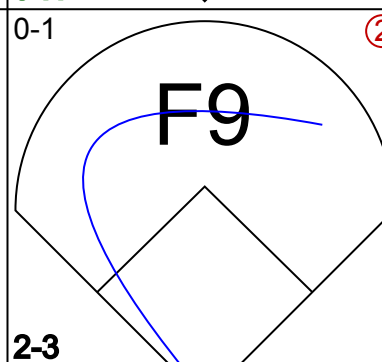
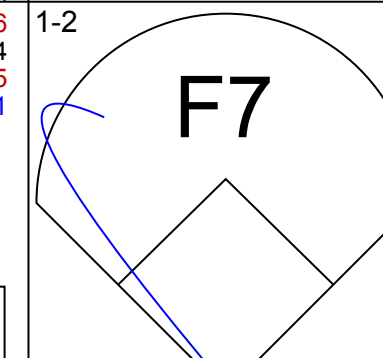
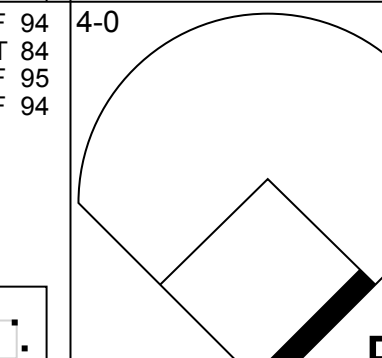
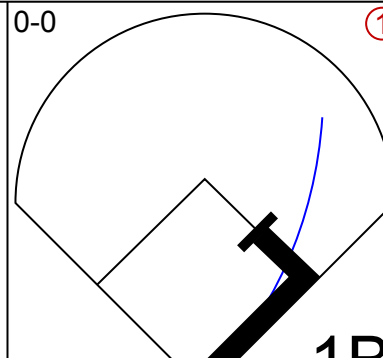
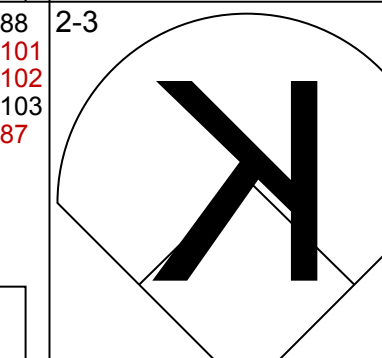
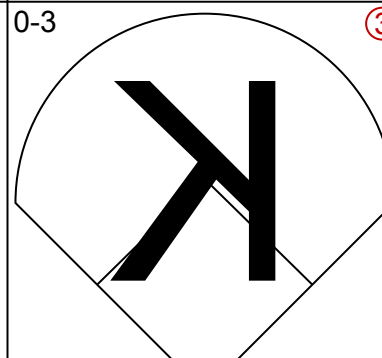
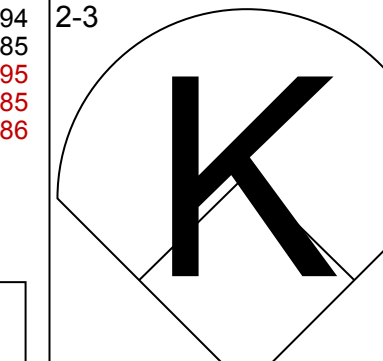
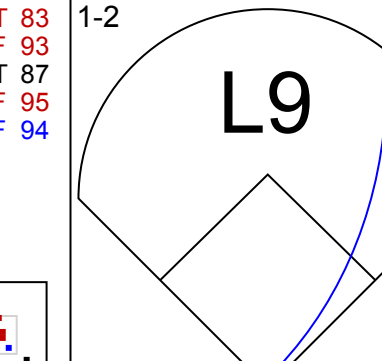
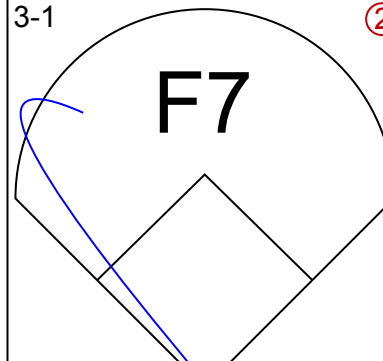
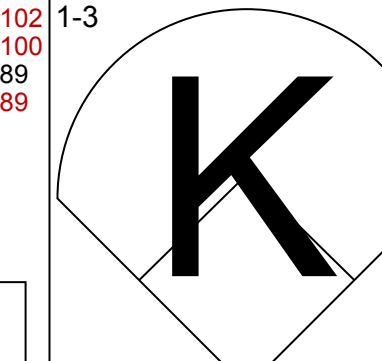
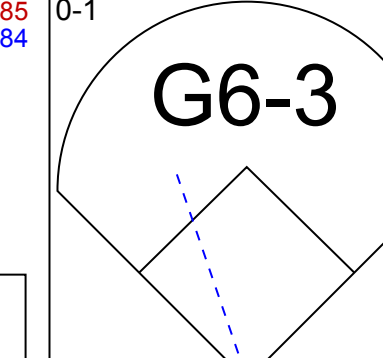
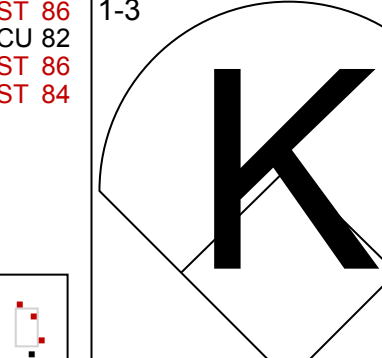
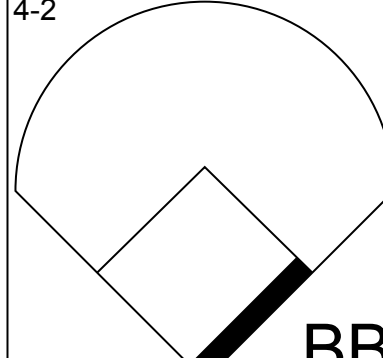
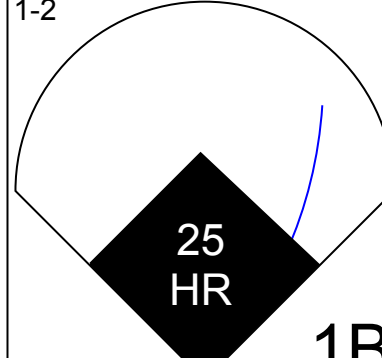
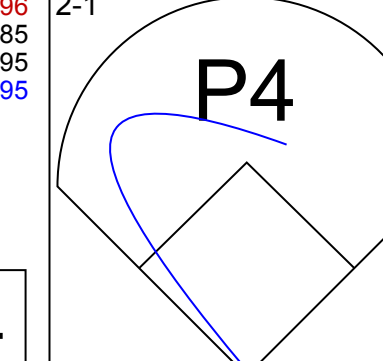
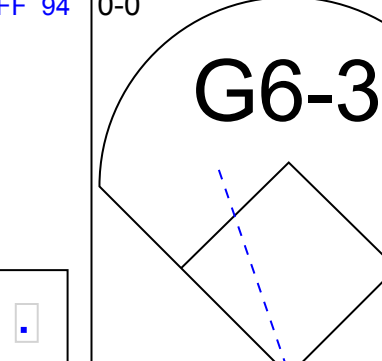
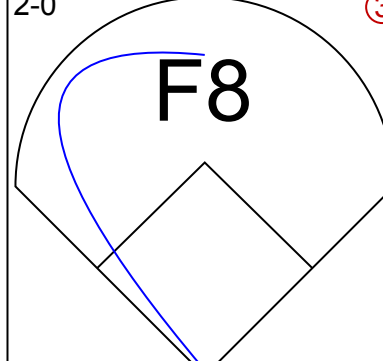
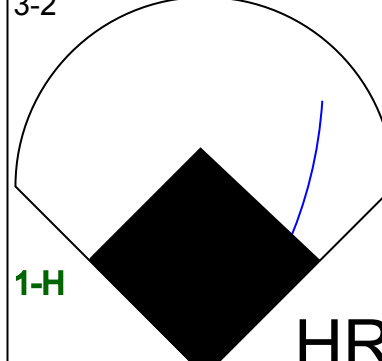
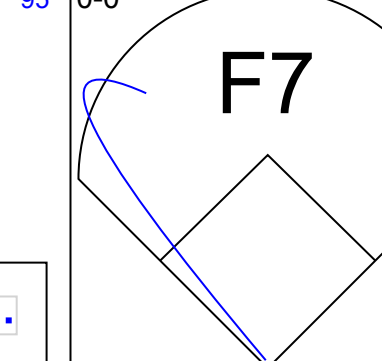
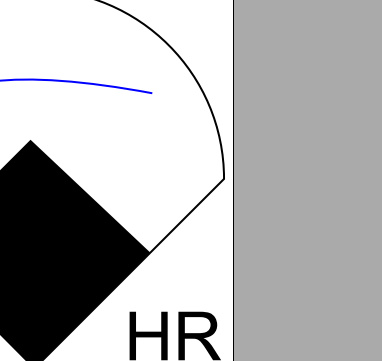
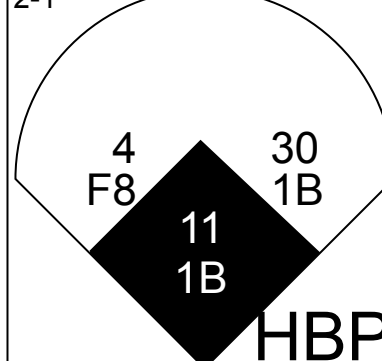
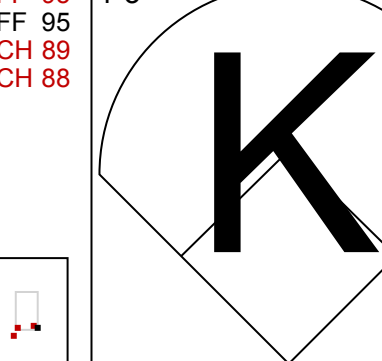
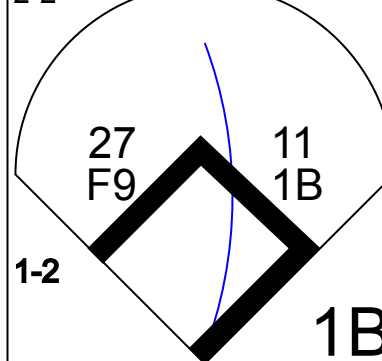
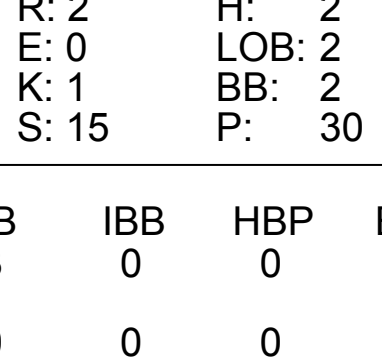
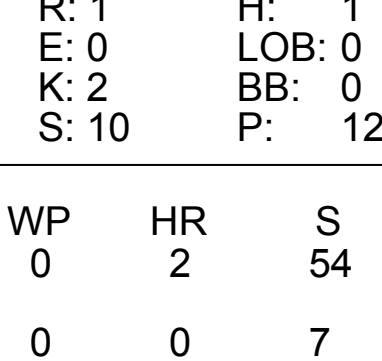
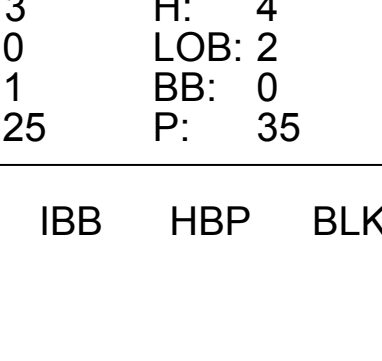




Batter	1	2	3	4	5	6	7	8	9	AB	R	H	RBI	BB	SO	LOB	BOTTOM			
2 Yandy Diaz, R (1, 3) OBP: 0.425, SLG: 0.599										3	1	0	0	1	1	0	Toronto Blue Jays @ Tampa Bay Rays Tropicana Field, St. Petersburg, FL Mon May 22 2023, 6:40 PM - 9:12 PM EDT Att: 8,857 - Dome - 72 F			
5 Wander Franco, S (1, 6) OBP: 0.343, SLG: 0.484										4	0	2	0	0	0	1				
8 Brandon Lowe, L (1, 4) OBP: 0.299, SLG: 0.414										3	0	0	0	1	1	4				
56 Randy Arozarena, R (1, 7) OBP: 0.405, SLG: 0.552										4	2	2	1	0	1	3				
17 Isaac Paredes, R (1, 5) OBP: 0.348, SLG: 0.456										4	0	1	1	0	1	2				
15 Josh Lowe, L (1, 10) OBP: 0.365, SLG: 0.632										4	0	0	0	0	2	4				
14 Christian Bethancourt, R (1, 2) OBP: 0.259, SLG: 0.490										3	1	0	0	0	1	0				
22 Jose Siri, R (1, 8) OBP: 0.286, SLG: 0.537										3	1	1	2	0	0	0				
55 Luke Raley, L (1, 9) OBP: 0.322, SLG: 0.552										3	1	1	1	0	1	0				
Inning Stats	R: 0 E: 0 K: 1 S: 9	H: 1 LOB: 0 BB: 0 P: 14	R: 3 E: 1 K: 1 S: 15	H: 2 LOB: 0 BB: 0 P: 18	R: 1 E: 1 K: 0 S: 12	H: 1 LOB: 1 BB: 1 P: 19	R: 0 E: 0 K: 2 S: 11	H: 0 LOB: 0 BB: 0 P: 14	R: 0 E: 0 K: 0 S: 6	H: 1 LOB: 0 BB: 0 P: 9	R: 1 E: 0 K: 0 S: 6	H: 1 LOB: 0 BB: 0 P: 10	R: 1 E: 0 K: 1 S: 11	H: 1 LOB: 0 BB: 0 P: 17	R: 0 E: 0 K: 3 S: 11	H: 0 LOB: 1 BB: 1 P: 18		1B: 2 2B: 2 3B: 1 HR: 3	SF: 0 SAC: 0 DP: 1 HBP: 0	WP: 1 PB: 0 SB: 1 CS: 1
PITCHER	IP WLS BF H R ER SO BB IBB HBP BLK WP HR S P ERA WHIP																			
40 Chris Bassitt, R (1, 1) ERA: 3.03	6.1	L 27	7	6	2	4	1	0	0	0	0	0	0	3	65	2.84	1.263			
52 Anthony Bass, R (7, 1) ERA: 5.4	0.2	S 2	0	0	0	1	0	0	0	0	0	0	5	7	0.00	0.000				
31 Thomas Hatch, R (8, 1) ERA:	1.0	S 4	0	0	0	3	1	0	0	0	0	0	0	11	18	0.00	1.000			

AB	31
R	6
H	7
RBI	5
BB	2
SO	8
LOB	14



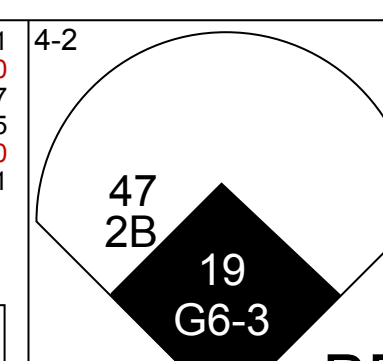
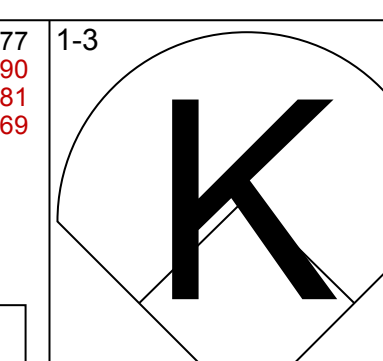
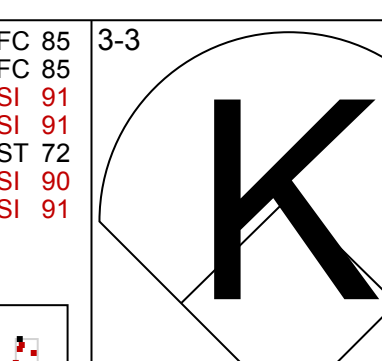
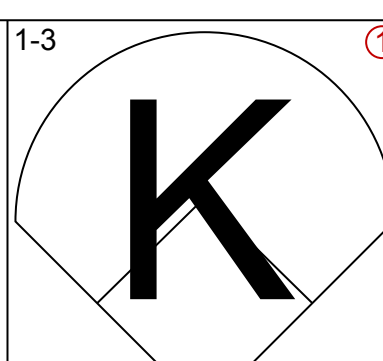
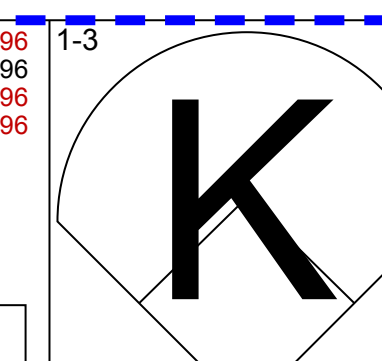
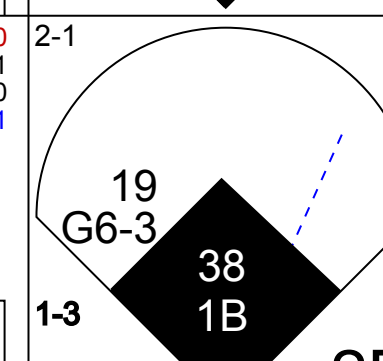
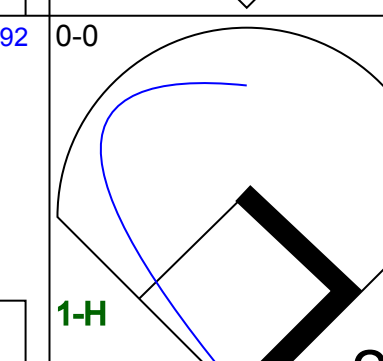
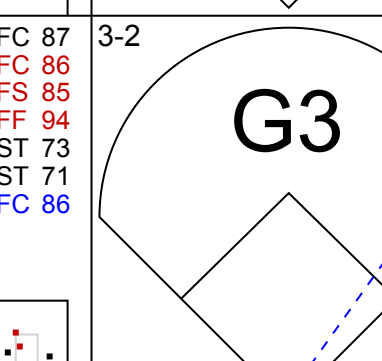
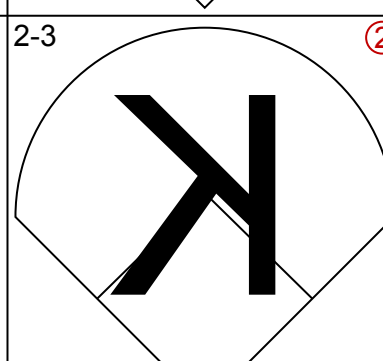
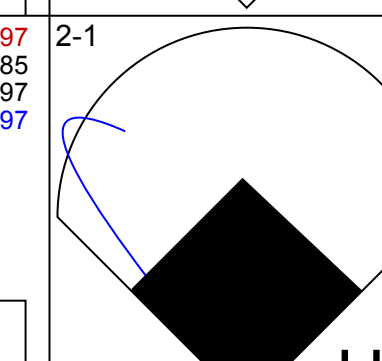
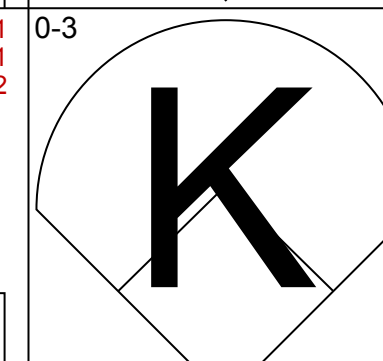
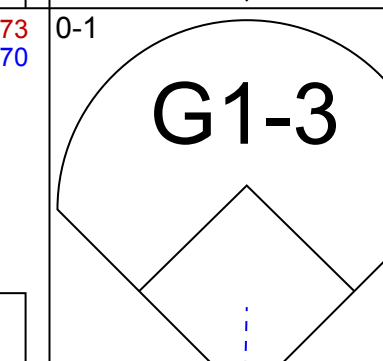
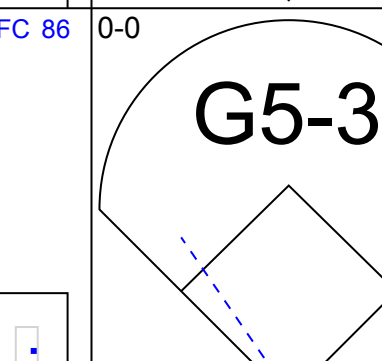
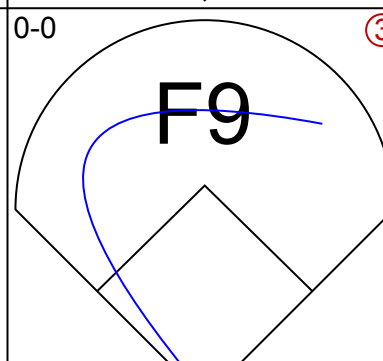
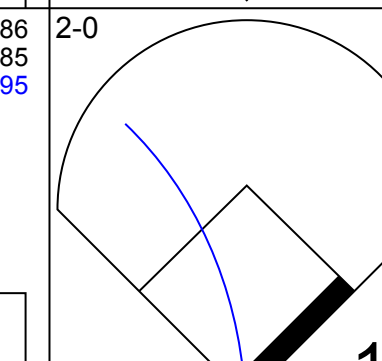
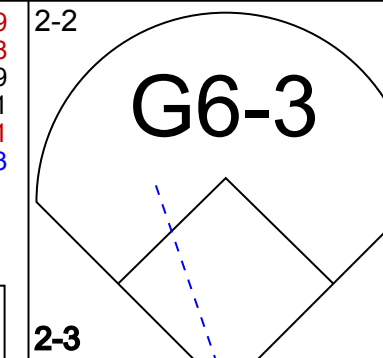
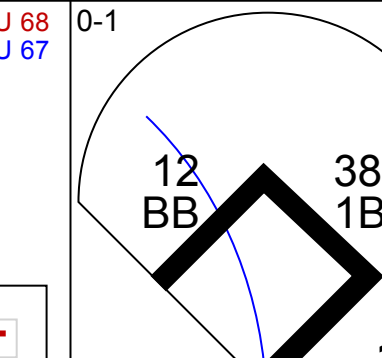
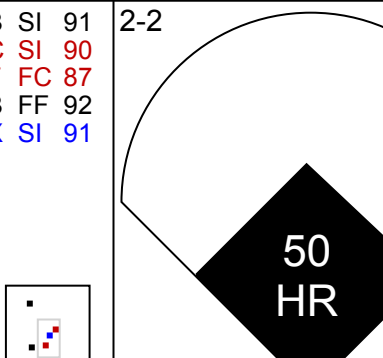
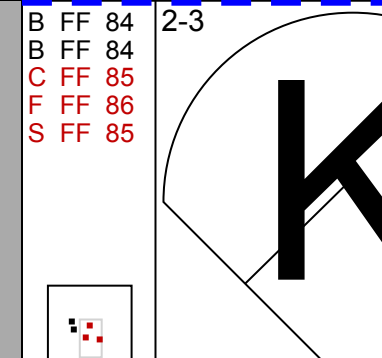
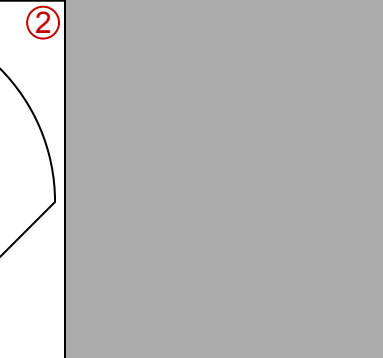
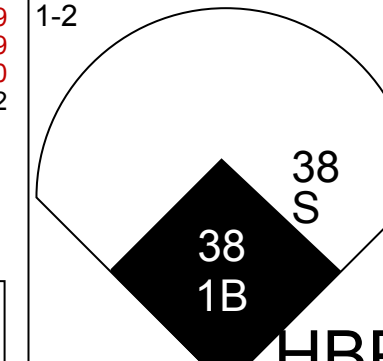

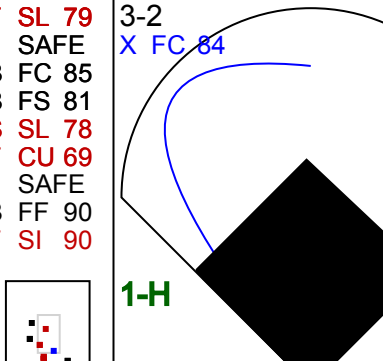
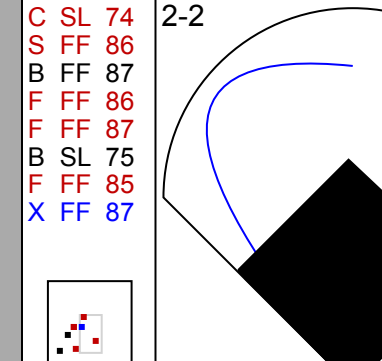
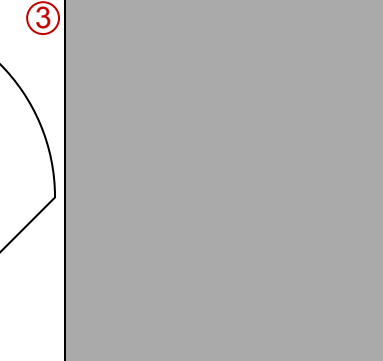
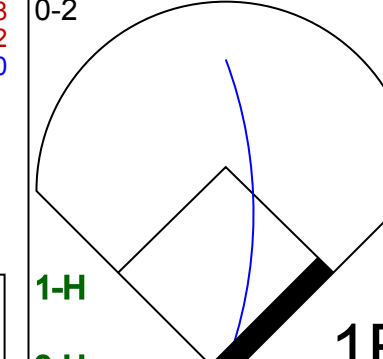
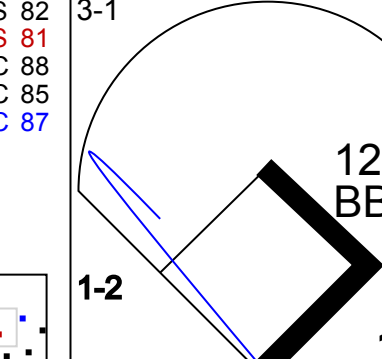
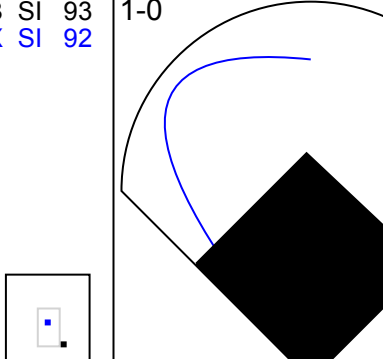
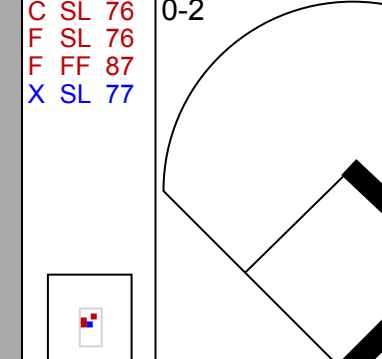
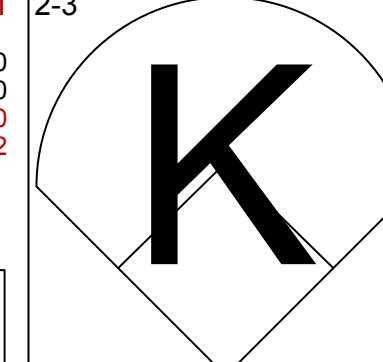
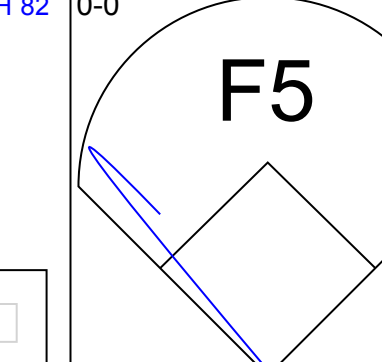
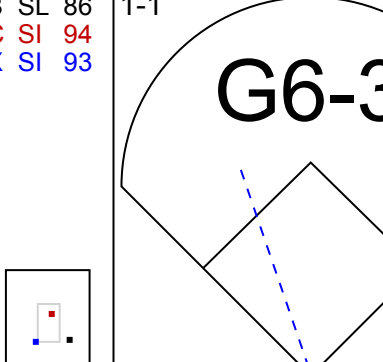
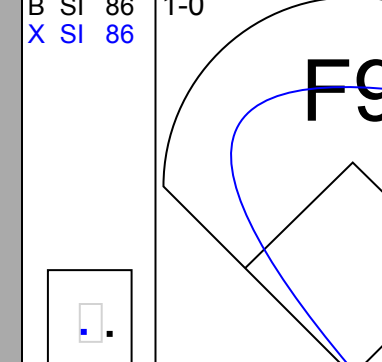

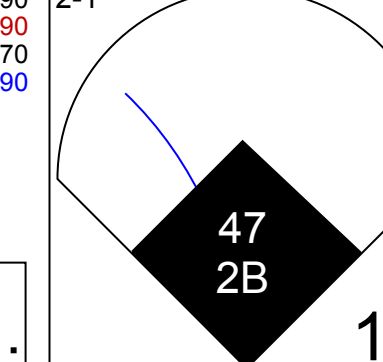




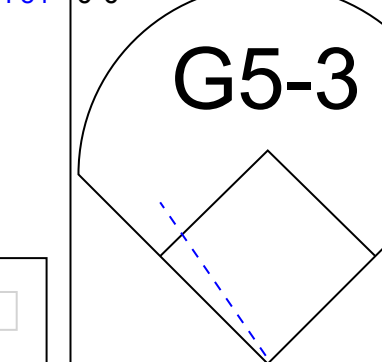
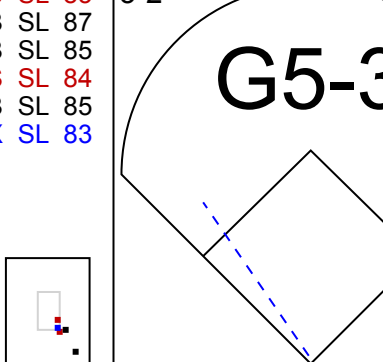
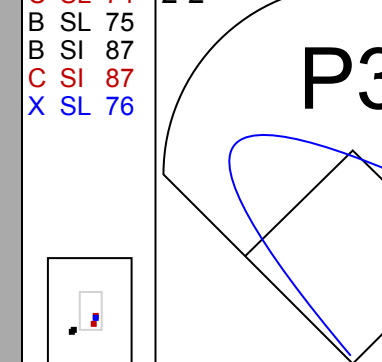

Batter	1	2	3	4	5	6	7	8	9	AB	R	H	RBI	BB	SO	LOB	TOP		
4 George Springer, R OBP: 0.324, SLG: 0.393											4	1	2	0	0	1	1	Toronto Blue Jays @ Minnesota Twins Target Field, Minneapolis, MN Fri May 26 2023, 7:12 PM - 9:57 PM CDT Att: 25,061 - Clear - 79 F	
11 Bo Bichette, R OBP: 0.373, SLG: 0.518										4	1	2	2	0	1	1			
27 Vladimir Guerrero Jr., R OBP: 0.359, SLG: 0.479										4	0	0	0	0	0	3			
26 Matt Chapman, R OBP: 0.365, SLG: 0.495										4	0	0	0	0	2	0			
13 Brandon Bell, L OBP: 0.370, SLG: 0.400											3	0	0	0	1	1	0		
15 Whit Merrifield, R OBP: 0.339, SLG: 0.388											4	0	2	0	0	1	1		
25 Daulton Varsho, L OBP: 0.278, SLG: 0.361												4	0	0	0	0	0		4
30 Alejandro Kirk, R OBP: 0.350, SLG: 0.322																			

Batter	1	2	3	4	5	6	7	8	9	AB	R	H	RBI	BB	SO	LOB	TOP					
4 George Springer, R OBP: 0.321, SLG: 0.388										5	1	1	0	0	1	2						
11 Bo Bichette, R OBP: 0.378, SLG: 0.542										5	1	3	4	0	1	0						
27 Vladimir Guerrero Jr., R (1, 3)										5	0	1	0	0	1	3						
13 Brandon Belt, L OBP: 0.371, SLG: 0.395										4	0	1	0	1	2	3						
26 Matt Chapman, R OBP: 0.359, SLG: 0.485										4	0	0	0	0	2	3						
15 Whit Merrifield, R OBP: 0.342, SLG: 0.387										3	1	1	0	1	1	0						
25 Daulton Varsho, L OBP: 0.374, SLG: 0.374										4	1	1	2	0	0	1						
39 Kevin Kiermaier, L OBP: 0.366, SLG: 0.511										0	0	0	0	0	0	0						
8 Cavan Biggio, L OBP: 0.231, SLG: 0.347										3	2	1	1	0	1	0						
55 Tyler Heineman, S OBP: 0.250, SLG: 0.100										1	1	0	0	1	1	0						
30 Alejandro Kirk, R OBP: 0.352, SLG: 0.325										2	0	1	0	0	0	0						
38 Nathan Lukes, L OBP: 0.333, SLG: 0.385										0	0	0	0	0	0	0						
Inning Stats	R: 1 E: 0 K: 1 S: 10	H: 1 LOB: 0 BB: 0 P: 15	R: 0 E: 0 K: 1 S: 7	H: 0 LOB: 0 BB: 0 P: 11	R: 2 E: 0 K: 1 S: 15	H: 2 LOB: 2 BB: 2 P: 30	R: 1 E: 0 K: 2 S: 10	H: 1 LOB: 0 BB: 0 P: 12	R: 0 E: 0 K: 1 S: 6	H: 0 LOB: 0 BB: 0 P: 7	R: 0 E: 0 K: 0 S: 7	H: 1 LOB: 1 BB: 1 P: 16	R: 0 E: 0 K: 1 S: 6	H: 0 LOB: 0 BB: 0 P: 6	R: 0 E: 0 K: 2 S: 8	H: 1 LOB: 1 BB: 0 P: 12	R: 3 E: 0 K: 1 S: 25	H: 4 LOB: 2 BB: 0 P: 35	1B: 6 2B: 0 3B: 1 HR: 3	SF: 0 SAC: 0 DP: 0 HBP: 1	WP: 0 PB: 0 SB: 0 CS: 0	PA: 40
PITCHER	IP WLS BF H R ER SO BB IBB HBP BLK WP HR S P ERA WHIP																					
49 Pablo López, R ERA: 4.11	5.2 W 24 5 4 4 6 3 0 0 0 0 2 54 88 6.35 1.412																					
71 Jovani Moran, L ERA: 3.91	1.1 H 4 0 0 0 1 0 0 0 0 0 0 7 9 0.00 0.000																					
59 Jhoan Duran, R ERA: 1.4	1.0 4 1 0 0 2 0 0 0 0 0 0 8 12 0.00 1.000																					
48 Jorge López, R ERA: 3.68	0.0 4 3 3 3 0 0 0 1 0 0 1 14 22 ∞ ∞																					
61 Brock Stewart, R ERA:	1.0 S 4 1 0 0 1 0 0 0 0 0 0 11 13 0.00 1.000																					

Toronto Blue Jays @ Minnesota Twins
Target Field, Minneapolis, MN
Sat May 27 2023, 1:12 PM - 4:01 PM CDT
Att: 29,111 - Sunny - 79 F

AB	36
R	7
H	10
RBI	7
BB	3
SO	10
LOB	12



Batter	1	2	3	4	5	6	7	8	9	AB	R	H	RBI	BB	SO	LOB	BOTTOM			
13 Joey Gallo, L OBP: 0.333, SLG: 0.542										4	1	0	0	1	4	1				
47 Edouard Julien, L OBP: 0.321, SLG: 0.543										5	2	3	2	0	1	0				
25 Byron Buxton, R OBP: 0.332, SLG: 0.466										5	0	1	0	0	1	3				
19 Alex Kirilloff, L OBP: 0.377, SLG: 0.483										5	1	2	1	0	2	2				
50 Willi Castro, S OBP: 0.324, SLG: 0.452										4	3	2	3	0	1	2				
38 Matt Wallner, L OBP: 0.429, SLG: 0.529										4	1	4	3	0	0	0				
27 Ryan Jeffers, R OBP: 0.370, SLG: 0.394										4	0	0	0	0	1	4				
12 Kyle Farmer, R OBP: 0.337, SLG: 0.396										3	1	2	0	1	0	0				
2 Michael Taylor, R OBP: 0.257, SLG: 0.379										4	0	0	0	0	1	6				
Inning Stats	R: 3 E: 0 K: 2 S: 20	H: 2 LOB: 1 BB: 1 P: 31	R: 1 E: 0 K: 2 S: 12	H: 2 LOB: 1 BB: 0 P: 16	R: 0 E: 0 K: 0 S: 8	H: 2 LOB: 3 BB: 1 P: 16	R: 0 E: 0 K: 1 S: 9	H: 0 LOB: 0 BB: 0 P: 15	R: 3 E: 0 K: 0 S: 16	H: 3 LOB: 0 BB: 0 P: 26	R: 0 E: 0 K: 2 S: 7	H: 0 LOB: 0 BB: 0 P: 10	R: 1 E: 0 K: 1 S: 19	H: 3 LOB: 2 BB: 0 P: 26	R: 1 E: 0 K: 3 S: 12	H: 2 LOB: 1 BB: 0 P: 20	1B: 8 2B: 2 3B: 0 HR: 4	SF: 0 SAC: 0 DP: 0 HBP: 1	WP: 0 PB: 0 SB: 1 CS: 0	PA: 41
PITCHER	IP WLS BF H R ER SO BB IBB HBP BLK WP HR S P ERA WHIP																			
40 Chris Bassitt, R ERA: 3.8	4.0 L 24 7 7 7 5 2 0 1 0 0 0 2 58 93 15.75 2.750																			
52 Anthony Bass, R ERA: 4.5	2.0 6 0 0 0 2 0 0 0 0 0 0 14 21 0.00 0.000																			
90 Adam Cimber, R ERA: 4.85	1.0 6 3 1 1 1 0 0 0 0 0 1 19 26 9.00 3.000																			
93 Yimi Garcia, R ERA: 6.46	1.0 5 2 1 1 3 0 0 0 0 0 0 1 12 20 9.00 2.000																			

Toronto Blue Jays @ Minnesota Twins
Target Field, Minneapolis, MN
Sat May 27 2023, 1:12 PM - 4:01 PM CDT
Att: 29,111 - Sunny - 79 F

AB	38
R	9
H	14
RBI	9
BB	2
SO	11
LOB	18



Batter	1	2	3	4	5	6	7	8	9	AB	R	H	RBI	BB	SO	LOB	TOP										
4 George Springer, R (1.9) OBP: 0.329, SLG: 0.397										3	1	2	0	1	1	0	Toronto Blue Jays @ Minnesota Twins Target Field, Minneapolis, MN Sun May 28 2023, 1:13 PM - 3:59 PM CDT Att: 31,025 - Partly Cloudy - 78 F										
11 Bo Bichette, R (1.6) OBP: 0.380, SLG: 0.541										4	0	2	0	0	0	1											
27 Vladimir Guerrero Jr., R (1.3) OBP: 0.350, SLG: 0.463										4	0	0	0	0	3	3											
13 Brandon Belt, L (1.10) OBP: 0.361, SLG: 0.382										4	0	0	0	0	2	1											
26 Matt Chapman, R (1.5) OBP: 0.366, SLG: 0.485										2	1	1	0	1	0	0											
15 Whit Merrifield, R (1.7) OBP: 0.335, SLG: 0.378										4	0	0	0	0	1	3											
25 Daulton Varsho, L (1.8) OBP: 0.277, SLG: 0.372										4	1	1	0	0	0	1											
30 Alejandro Kirk, R (1.2) OBP: 0.351, SLG: 0.325										3	0	1	2	0	0	0											
8 Cavan Biggio, L (1.4) OBP: 0.222, SLG: 0.333										3	0	0	0	0	2	1											
Inning Stats	R: 0 E: 0 K: 0 S: 9	H: 2 LOB: 0 BB: 0 P: 15	R: 2 E: 0 K: 3 S: 21	H: 2 LOB: 1 BB: 1 P: 35	R: 0 E: 0 K: 2 S: 14	H: 1 LOB: 0 BB: 0 P: 17	R: 0 E: 0 K: 0 S: 6	H: 0 LOB: 0 BB: 0 P: 9	R: 0 E: 0 K: 1 S: 7	H: 0 LOB: 0 BB: 0 P: 12	R: 0 E: 0 K: 0 S: 7	H: 0 LOB: 0 BB: 0 P: 12	R: 1 E: 1 K: 1 S: 13	H: 1 LOB: 1 BB: 0 P: 22	R: 0 E: 0 K: 0 S: 11	H: 1 LOB: 1 BB: 0 P: 16	1B: 6 2B: 2 3B: 0 HR: 0	SF: 0 SAC: 0 DP: 2 HBP: 1	WP: 0 PB: 0 SB: 0 CS: 1	PA: 34							
PITCHER	IP	WLS	BF	H	R	ER	SO	BB	IBB	HBP	BLK	WP	HR	S	P	ERA	WHIP										
17 Bailey Ober, R (1.1) ERA: 2.68	5.0	L	19	5	2	2	7	1	0	0	0	0	0	61	95	3.60	1.200										
22 Griffin Jax, R (6.1) ERA: 4.54	1.0		3	0	0	0	1	0	0	0	0	0	0	7	12	0.00	0.000										
15 Emilio Pagán, R (7.1) ERA: 4.57	0.0		1	0	0	0	0	0	0	1	0	0	0	4	7	∞	∞										
87 José De León, R (7.1) ERA: 3.52	2.0		7	1	1	0	1	1	0	0	0	0	0	16	27	0.00	1.000										
77 Cole Sands, R (9.1) ERA: 0.9	1.0		4	1	0	0	0	0	0	0	0	0	0	11	16	0.00	1.000										

Batter	1	2	3	4	5	6	7	8	9	AB	R	H	RBI	BB	SO	LOB	BOTTOM										
13 Joey Gallo, L (1.3) OBP: 0.338, SLG: 0.537										3	0	1	0	1	2	1	Toronto Blue Jays @ Minnesota Twins Target Field, Minneapolis, MN Sun May 28 2023, 1:13 PM - 3:59 PM CDT Att: 31,025 - Partly Cloudy - 78 F										
47 Edouard Julien, L (1.4) OBP: 0.316, SLG: 0.510										3	0	0	0	1	2	2											
4 Carlos Correa, R (1.6) OBP: 0.308, SLG: 0.392										4	0	1	0	0	0	0											
25 Byron Buxton, R (1.10) OBP: 0.325, SLG: 0.455										4	0	0	0	0	3	2											
19 Alex Kirilloff, L (1.7) OBP: 0.384, SLG: 0.468										2	0	0	0	2	1	2											
50 Willi Castro, S (1.8) OBP: 0.321, SLG: 0.443										4	0	1	0	0	2	1											
38 Matt Wallner, L (1.9) OBP: 0.520, SLG: 0.579										2	0	2	0	2	0	0											
12 Kyle Farmer, R (1.5) OBP: 0.324, SLG: 0.379										4	0	0	0	0	3	4											
8 Christian Vázquez, R (1.2) OBP: 0.296, SLG: 0.250										2	0	0	0	0	0	1											
39 Donovan Solano, R (7. PH) OBP: 0.346, SLG: 0.336										1	0	0	0	0	1	1											
27 Ryan Jeffers, R (8.2) OBP: 0.370, SLG: 0.394										0	0	0	0	0	0	0											
Inning Stats	R: 0 E: 0 K: 1 S: 12	H: 2 LOB: 2 BB: 1 P: 21	R: 0 E: 0 K: 0 S: 7	H: 0 LOB: 0 BB: 1 P: 12	R: 0 E: 0 K: 2 S: 9	H: 0 LOB: 0 BB: 0 P: 13	R: 0 E: 0 K: 0 S: 14	H: 1 LOB: 2 BB: 1 P: 22	R: 0 E: 0 K: 1 S: 6	H: 1 LOB: 2 BB: 1 P: 13	R: 0 E: 0 K: 2 S: 11	H: 0 LOB: 1 BB: 1 P: 19	R: 0 E: 0 K: 3 S: 15	H: 0 LOB: 1 BB: 1 P: 21	R: 0 E: 0 K: 2 S: 8	H: 0 LOB: 0 BB: 0 P: 15	R: 0 E: 0 K: 3 S: 10	H: 1 LOB: 1 BB: 0 P: 16	1B: 5 2B: 0 3B: 0 HR: 0	SF: 0 SAC: 0 DP: 1 HBP: 0	WP: 1 PB: 0 SB: 0 CS: 0	PA: 35					
PITCHER	IP	WLS	BF	H	R	ER	SO	BB	IBB	HBP	BLK	WP	HR	S	P	ERA	WHIP										
17 José Berrios, R (1.1) ERA: 3.86	5.2	W	23	4	0	0	3	5	0	0	0	0	0	17	24	0.00	1.588										
33 Trevor Richards, R (6.1) ERA: 3.69	1.0	H	4	0	0	0	3	1	0	0	0	0	0	17	24	0.00	1.000										
50 Erik Swanson, R (7.1) ERA: 3.2	1.1	H	4	0	0	0	3	0	0	0	0	0	0	11	18	0.00	0.000										
68 Jordan Romano, R (9.1) ERA: 3.0	1.0	S	4	1	0	0	3	0	0	0	0	0	0	10	16	0.00	1.000										

AB	31
R	3
H	7
RBI	2
BB	2
SO	9
LOB	10



AB	29
R	0
H	5
RBI	0
BB	6
SO	14
LOB	14



Batter	1	2	3	4	5	6	7	8	9	AB	R	H	RBI	BB	SO	LOB	TOP			
25 Darin Ruf, R OBP: 0.327, SLG: 0.292	G5-3	K			K		K	G6-3		5	0	0	0	0	3	3	Milwaukee Brewers @ Toronto Blue Jays Rogers Centre, Toronto, ON Tue May 30 2023, 7:08 PM - 9:38 PM EDT Att: 32,930 - Clear - 73 F			
6 Owen Miller, R OBP: 0.397, SLG: 0.504	24 HR	1B	L5		F9		G6-3		4	1	1	0	0	0	1					
24 William Contreras, R OBP: 0.351, SLG: 0.432	1-H	HR	G4-6-3	BB	G4-6-3	BB	G4-3		2	1	1	2	2	0	0					
22 Christian Yelich, L OBP: 0.343, SLG: 0.401	BB	BB	G4-6-3	BB	G4-6-3	BB	G4-3	9 HBP	2	0	0	0	2	1	3					
9 Brian Anderson, R OBP: 0.335, SLG: 0.433	P4				F8		HBP		2	0	0	0	1	0	1					
10 Mike Brosseau, R OBP: 0.284, SLG: 0.426	L9				FC5-4		G4-3		2	0	0	0	0	0	2					
11 Rowdy Tellez, L OBP: 0.339, SLG: 0.506					FC5-4		G4-3		2	0	0	0	0	1	2					
28 Joey Wiener, R OBP: 0.249, SLG: 0.329	G5-3				K		G1-3		3	0	0	0	0	1	1					
13 Abraham Toro, S					K			2 G4-6-3 HBP	0	0	0	0	0	0	0					
15 Tyrone Taylor, R OBP: 0.187, SLG: 0.250	G5-3				F7		G4-6-3		2	0	0	0	0	0	1					
2 Bryce Turang, L OBP: 0.294, SLG: 0.315									2	0	0	0	0	1	1					
14 Andruw Monasterio, R OBP: 0.600, SLG: 0.500		1B							3	0	2	0	1	1	0					
Inning Stats	R: 2 H: 2 E: 0 K: 0 S: 13	H: 2 LOB: 1 BB: 1 P: 21	R: 0 H: 1 E: 0 K: 1 S: 9	H: 1 LOB: 0 BB: 0 P: 18	R: 0 H: 0 E: 0 K: 0 S: 7	LOB: 1 BB: 1 P: 12	R: 0 H: 0 E: 0 K: 1 S: 11	LOB: 1 BB: 1 P: 21	R: 0 H: 0 E: 0 K: 2 S: 15	LOB: 2 BB: 2 P: 26	R: 0 H: 0 E: 0 K: 1 S: 7	LOB: 0 BB: 0 P: 11	R: 0 H: 0 E: 0 K: 3 S: 11	LOB: 0 BB: 0 P: 14	R: 0 H: 0 E: 0 K: 0 S: 9	LOB: 1 BB: 0 P: 18	1B: 3 2B: 0 3B: 0 HR: 1	SF: 0 SAC: 0 DP: 2 HBP: 2	WP: 0 PB: 0 CS: 0	PA: 37
PITCHER	IP WLS BF H R ER SO BB IBB HBP BLK WP HR S P ERA WHIP																			
16 Yusei Kikuchi, L ERA: 4.47	(1, 1) 5.0 W 22 3 2 2 4 5 0 0 0 0 0 1 55 98 3.60 1.600																			
24 Nate Pearson, R ERA: 1.59	(6, 1) 2.0 6 0 0 0 4 0 0 0 0 0 0 0 18 25 0.00 0.000																			
90 Adam Cimber, R ERA: 4.61	(8, 1) 0.2 4 0 0 0 0 1 0 0 1 0 0 0 7 16 0.00 1.500																			
58 Tim Mayza, L ERA: 0.95	(8, 1) 0.1 1 0 0 0 0 0 0 0 0 0 0 0 2 2 0.00 0.000																			
93 Yimi Garcia, R ERA: 6.2	(9, 1) 1.0 4 1 0 0 0 0 0 0 1 0 0 0 5 8 0.00 1.000																			

Batter	1	2	3	4	5	6	7	8	9	AB	R	H	RBI	BB	SO	LOB	BOTTOM	
4 George Springer, R OBP: 0.330, SLG: 0.394	27 1B	E5	K		FC5-4			G4-3		4	1	1	0	1	1	6	Milwaukee Brewers @ Toronto Blue Jays Rogers Centre, Toronto, ON Tue May 30 2023, 7:08 PM - 9:38 PM EDT Att: 32,930 - Clear - 73 F	
11 Bo Bichette, R OBP: 0.372, SLG: 0.530	G6-3	FC6-4	G4-3		L9		G4-3		5	0	0	1	0	0	8			
27 Vladimir Guerrero Jr., R OBP: 0.355, SLG: 0.466	26 1B	K			F3				5	1	3	1	0	1	2			
13 Brandon Belt, L OBP: 0.372, SLG: 0.384	26 1B				F8		F8		2	1	1	1	2	0	1			
38 Nathan Lukes, L OBP: 0.313, SLG: 0.357	15 2B	1B			BB		F8		1	0	0	0	0	0	1			
26 Matt Chapman, R OBP: 0.364, SLG: 0.480	15 2B	K			F9		F7		4	1	1	1	0	1	4			
15 Whit Merrifield, R OBP: 0.339, SLG: 0.386	25 CS	1B			G5-3		P3		4	1	2	2	0	0	2			
25 Daulton Varsho, L OBP: 0.277, SLG: 0.369	F7				F8		F9		4	0	1	0	0	0	2			
30 Alejandro Kirk, R OBP: 0.362, SLG: 0.338		4 E	8 1B		FC5-4		8 BB		4	1	3	0	0	0	1			
8 Cavan Biggio, L OBP: 0.247, SLG: 0.346		11 FC6-4	4 E		11 FC6-4		4 E		3	1	2	1	1	1	0			
Inning Stats	R: 4 H: 4 E: 0 K: 0 S: 11	H: 4 LOB: 0 BB: 1 P: 23	R: 2 H: 3 E: 1 K: 2 S: 14	H: 3 LOB: 2 BB: 0 P: 21	R: 0 H: 3 E: 0 K: 1 S: 17	H: 3 LOB: 2 BB: 0 P: 22	R: 0 H: 0 E: 0 K: 0 S: 8	H: 0 LOB: 1 BB: 1 P: 15	R: 0 H: 1 E: 0 K: 0 S: 7	LOB: 1 BB: 0 P: 10	R: 0 H: 1 E: 0 K: 1 S: 8	LOB: 0 BB: 0 P: 13	R: 0 H: 1 E: 0 K: 0 S: 9	LOB: 1 BB: 1 P: 16	1B: 13 2B: 1 3B: 0 HR: 0	SF: 0 SAC: 0 DP: 2 HBP: 0	WP: 2 PB: 0 CS: 1	PA: 40
PITCHER	IP WLS BF H R ER SO BB IBB HBP BLK WP HR S P ERA WHIP																	
37 Adrian Houser, R ERA: 4.07	(1, 1) 4.1 L 27 11 7 6 3 3 3 0 0 0 1 0 11 15 0.00 0.600																	
46 Bryse Wilson, R ERA: 2.54	(5, 1) 1.2 6 1 0 0 0 0 0 0 0 0 0 0 8 13 0.00 1.000																	
55 Hoby Milner, L ERA: 3.92	(7, 1) 1.0 3 1 0 0 1 0 0 0 0 0 0 0 9 16 0.00 2.000																	
54 Jake Cousins, R ERA: 2.89	(8, 1) 1.0 4 1 0 0 0 1 0 0 0 0 0 0 9 16 0.00 2.000																	

Batter	1	2	3	4	5	6	7	8	9	AB	R	H	RBI	BB	SO	LOB	TOP				
22 Christian Yelich, L OBP: 0.347, SLG: 0.397										3	0	1	0	1	0	1	Milwaukee Brewers @ Toronto Blue Jays Rogers Centre, Toronto, ON Thu Jun 01 2023, 1:10 PM - 3:28 PM EDT Att: 42,059 - Sunny - 75 F				
6 Owen Miller, R OBP: 0.365, SLG: 0.500										4	0	1	0	0	1	3					
11 Rowdy Tellez, L OBP: 0.330, SLG: 0.500										4	1	1	0	0	3	2					
24 William Contreras, R OBP: 0.341, SLG: 0.412										3	0	0	0	1	3	1					
9 Brian Anderson, R OBP: 0.336, SLG: 0.424										4	0	1	0	0	2	2					
14 Andruw Monasterio, R OBP: 0.444, SLG: 0.375										4	0	1	0	0	1	1					
2 Brice Turang, L OBP: 0.253, SLG: 0.301										3	0	0	0	0	1	1					
15 Tyrone Taylor, R OBP: 0.179, SLG: 0.240										3	0	0	0	0	1	0					
2B Joey Wiemer, R OBP: 0.261, SLG: 0.348										2	0	1	0	1	0	0					
Inning Stats	R: 0 H: 1 E: 0 K: 2 S: 12	H: 1 LOB: 0 BB: 0 P: 18	R: 0 H: 0 E: 0 K: 2 S: 9	H: 0 LOB: 0 BB: 0 P: 14	R: 0 H: 1 E: 0 K: 2 S: 10	H: 1 LOB: 2 BB: 1 P: 16	R: 0 H: 0 E: 0 K: 0 S: 9	H: 0 LOB: 1 BB: 0 P: 17	R: 0 H: 1 E: 0 K: 3 S: 14	H: 1 LOB: 1 BB: 0 P: 19	R: 0 H: 1 E: 0 K: 0 S: 14	H: 0 LOB: 0 BB: 0 P: 21	R: 0 H: 0 E: 0 K: 0 S: 7	H: 0 LOB: 0 BB: 0 P: 12	R: 1 H: 1 E: 0 K: 1 S: 7	H: 1 LOB: 0 BB: 1 P: 12	1B: 4 2B: 1 3B: 1 HR: 0	SF: 0 SAC: 0 DP: 2 HBP: 0	WP: 0 PB: 0 CS: 1	PA: 33	
PITCHER	IP WLS BF H R ER SO BB IBB HBP BLK WP HR S P ERA WHIP	IP WLS BF H R ER SO BB IBB HBP BLK WP HR S P ERA WHIP	IP WLS BF H R ER SO BB IBB HBP BLK WP HR S P ERA WHIP	IP WLS BF H R ER SO BB IBB HBP BLK WP HR S P ERA WHIP	IP WLS BF H R ER SO BB IBB HBP BLK WP HR S P ERA WHIP	IP WLS BF H R ER SO BB IBB HBP BLK WP HR S P ERA WHIP	IP WLS BF H R ER SO BB IBB HBP BLK WP HR S P ERA WHIP	IP WLS BF H R ER SO BB IBB HBP BLK WP HR S P ERA WHIP	IP WLS BF H R ER SO BB IBB HBP BLK WP HR S P ERA WHIP	IP WLS BF H R ER SO BB IBB HBP BLK WP HR S P ERA WHIP	IP WLS BF H R ER SO BB IBB HBP BLK WP HR S P ERA WHIP	IP WLS BF H R ER SO BB IBB HBP BLK WP HR S P ERA WHIP	IP WLS BF H R ER SO BB IBB HBP BLK WP HR S P ERA WHIP	IP WLS BF H R ER SO BB IBB HBP BLK WP HR S P ERA WHIP	IP WLS BF H R ER SO BB IBB HBP BLK WP HR S P ERA WHIP	IP WLS BF H R ER SO BB IBB HBP BLK WP HR S P ERA WHIP	IP WLS BF H R ER SO BB IBB HBP BLK WP HR S P ERA WHIP	IP WLS BF H R ER SO BB IBB HBP BLK WP HR S P ERA WHIP	IP WLS BF H R ER SO BB IBB HBP BLK WP HR S P ERA WHIP	IP WLS BF H R ER SO BB IBB HBP BLK WP HR S P ERA WHIP	IP WLS BF H R ER SO BB IBB HBP BLK WP HR S P ERA WHIP
34 Kevin Gausman, R ERA: 2.76	6.2	W	25	5	0	0	11	2	0	0	0	0	0	0	0	74	115	0.00	1.050		
50 Erik Swanson, R ERA: 3.04	1.1	H	4	0	0	0	0	0	0	0	0	0	0	0	0	11	18	0.00	0.000		
6B Jordan Romano, R ERA: 3.27	1.0	S	4	1	1	1	1	1	0	0	0	0	0	0	0	7	12	9.00	2.000		

Batter	1	2	3	4	5	6	7	8	9	AB	R	H	RBI	BB	SO	LOB	BOTTOM				
4 George Springer, R OBP: 0.328, SLG: 0.389										4	0	2	0	0	0	1	Milwaukee Brewers @ Toronto Blue Jays Rogers Centre, Toronto, ON Thu Jun 01 2023, 1:10 PM - 3:28 PM EDT Att: 42,059 - Sunny - 75 F				
11 Bo Bichette, R OBP: 0.368, SLG: 0.533										4	1	1	1	0	1	3					
27 Vladimir Guerrero Jr., R, 10 OBP: 0.347, SLG: 0.453									4	0	1	0	0	0	1						
25 Daulton Varsho, L OBP: 0.276, SLG: 0.370									4	1	1	0	0	0	1						
26 Matt Chapman, R OBP: 0.368, SLG: 0.502										3	1	1	2	1	0	0					
15 Whit Merrifield, R OBP: 0.345, SLG: 0.388									3	0	2	0	1	1	0						
8 Cavan Biggio, L OBP: 0.261, SLG: 0.349									2	0	0	0	2	0	1						
39 Kevin Kiermaier, L OBP: 0.356, SLG: 0.507									4	0	0	0	0	3	5						
55 Tyler Heineman, S OBP: 0.267, SLG: 0.231										3	0	1	0	0	0	0					
Inning Stats	R: 3 H: 4 E: 0 K: 1 S: 19	H: 4 LOB: 2 BB: 1 P: 28	R: 0 H: 1 E: 0 K: 0 S: 6	H: 1 LOB: 0 BB: 0 P: 7	R: 0 H: 0 E: 0 K: 1 S: 11	H: 0 LOB: 0 BB: 0 P: 17	R: 0 H: 0 E: 0 K: 1 S: 6	H: 0 LOB: 0 BB: 0 P: 8	R: 0 H: 1 E: 0 K: 0 S: 5	H: 0 LOB: 1 BB: 1 P: 18	R: 0 H: 1 E: 0 K: 1 S: 9	H: 1 LOB: 0 BB: 0 P: 13	R: 0 H: 2 E: 0 K: 1 S: 12	H: 2 LOB: 3 BB: 2 P: 23	R: 0 H: 0 E: 0 K: 1 S: 7	H: 0 LOB: 0 BB: 1 P: 12	1B: 6 2B: 1 3B: 0 HR: 2	SF: 0 SAC: 0 DP: 2 HBP: 0	WP: 0 PB: 0 CS: 0	PA: 35	
PITCHER	IP WLS BF H R ER SO BB IBB HBP BLK WP HR S P ERA WHIP	IP WLS BF H R ER SO BB IBB HBP BLK WP HR S P ERA WHIP	IP WLS BF H R ER SO BB IBB HBP BLK WP HR S P ERA WHIP	IP WLS BF H R ER SO BB IBB HBP BLK WP HR S P ERA WHIP	IP WLS BF H R ER SO BB IBB HBP BLK WP HR S P ERA WHIP	IP WLS BF H R ER SO BB IBB HBP BLK WP HR S P ERA WHIP	IP WLS BF H R ER SO BB IBB HBP BLK WP HR S P ERA WHIP	IP WLS BF H R ER SO BB IBB HBP BLK WP HR S P ERA WHIP	IP WLS BF H R ER SO BB IBB HBP BLK WP HR S P ERA WHIP	IP WLS BF H R ER SO BB IBB HBP BLK WP HR S P ERA WHIP	IP WLS BF H R ER SO BB IBB HBP BLK WP HR S P ERA WHIP	IP WLS BF H R ER SO BB IBB HBP BLK WP HR S P ERA WHIP	IP WLS BF H R ER SO BB IBB HBP BLK WP HR S P ERA WHIP	IP WLS BF H R ER SO BB IBB HBP BLK WP HR S P ERA WHIP	IP WLS BF H R ER SO BB IBB HBP BLK WP HR S P ERA WHIP	IP WLS BF H R ER SO BB IBB HBP BLK WP HR S P ERA WHIP	IP WLS BF H R ER SO BB IBB HBP BLK WP HR S P ERA WHIP	IP WLS BF H R ER SO BB IBB HBP BLK WP HR S P ERA WHIP	IP WLS BF H R ER SO BB IBB HBP BLK WP HR S P ERA WHIP	IP WLS BF H R ER SO BB IBB HBP BLK WP HR S P ERA WHIP	IP WLS BF H R ER SO BB IBB HBP BLK WP HR S P ERA WHIP
51 Freddy Peralta, R ERA: 4.62	6.0	L	25	6	3	3	3	2	0	0	0	0	0	0	0	2	57	4.50	1.333		
29 Trevor Megill, R ERA: 2.7	1.0		4	1	0	0	1	0	0	0	0	0	0	0	0	9	13	0.00	1.000		
59 Elvis Peguero, R ERA: 3.06	1.0		6	2	0	0	1	2	0	0	0	0	0	0	0	12	23	0.00	4.000		

Batter	1	2	3	4	5	6	7	8	9	AB	R	H	RBI	BB	SO	LOB	TOP			
4 George Springer, R OBP: 0.326, SLG: 0.400										4	1	1	1	0	2	1	Toronto Blue Jays @ New York Mets Citi Field, Flushing, NY Fri Jun 02 2023, 8:41 PM - 11:17 PM EDT Att: 42,637 - Partly Cloudy - 73 F			
11 Bo Bichette, R OBP: 0.370, SLG: 0.532										4	0	2	0	0	0	0				
27 Vladimir Guerrero Jr., R (1, 3) OBP: 0.350, SLG: 0.452										3	0	1	0	1	1	1				
13 Brandon Belt, L OBP: 0.375, SLG: 0.378										2	0	0	0	2	1	3				
26 Matt Chapman, R OBP: 0.362, SLG: 0.493										4	0	0	0	0	3	4				
15 Whit Merrifield, R OBP: 0.348, SLG: 0.390										4	1	2	0	0	0	1				
25 Daulton Varsho, L OBP: 0.275, SLG: 0.381										4	1	1	2	0	2	3				
30 Alejandro Kirk, R OBP: 0.350, SLG: 0.326										4	0	1	0	0	0	0				
39 Kevin Kiermaier, L OBP: 0.348, SLG: 0.493										4	0	0	0	0	1	1				
Inning Stats	R: 1 E: 0 K: 1 S: 11	H: 1 LOB: 1 BB: 1 P: 20	R: 0 E: 0 K: 0 S: 10	H: 0 LOB: 0 BB: 0 P: 14	R: 0 E: 0 K: 2 S: 14	H: 1 LOB: 1 BB: 0 P: 17	R: 0 E: 0 K: 1 S: 9	H: 0 LOB: 0 BB: 1 P: 15	R: 0 E: 0 K: 3 S: 14	H: 2 LOB: 3 BB: 1 P: 30	R: 0 E: 0 K: 1 S: 6	H: 0 LOB: 0 BB: 0 P: 9	R: 0 E: 0 K: 0 S: 6	H: 1 LOB: 0 BB: 0 P: 7	R: 2 E: 0 K: 1 S: 9	H: 2 LOB: 0 BB: 0 P: 15	1B: 6 2B: 0 3B: 0 HR: 2	SF: 0 SAC: 0 DP: 2 HBP: 0	WP: 0 PB: 0 CS: 0	PA: 36
PITCHER	IP WLS BF H R ER SO BB IBB HBP BLK WP HR S P ERA WHIP	IP WLS BF H R ER SO BB IBB HBP BLK WP HR S P ERA WHIP	IP WLS BF H R ER SO BB IBB HBP BLK WP HR S P ERA WHIP	IP WLS BF H R ER SO BB IBB HBP BLK WP HR S P ERA WHIP	IP WLS BF H R ER SO BB IBB HBP BLK WP HR S P ERA WHIP	IP WLS BF H R ER SO BB IBB HBP BLK WP HR S P ERA WHIP	IP WLS BF H R ER SO BB IBB HBP BLK WP HR S P ERA WHIP	IP WLS BF H R ER SO BB IBB HBP BLK WP HR S P ERA WHIP	IP WLS BF H R ER SO BB IBB HBP BLK WP HR S P ERA WHIP	IP WLS BF H R ER SO BB IBB HBP BLK WP HR S P ERA WHIP	IP WLS BF H R ER SO BB IBB HBP BLK WP HR S P ERA WHIP	IP WLS BF H R ER SO BB IBB HBP BLK WP HR S P ERA WHIP	IP WLS BF H R ER SO BB IBB HBP BLK WP HR S P ERA WHIP	IP WLS BF H R ER SO BB IBB HBP BLK WP HR S P ERA WHIP	IP WLS BF H R ER SO BB IBB HBP BLK WP HR S P ERA WHIP	IP WLS BF H R ER SO BB IBB HBP BLK WP HR S P ERA WHIP				
35 Justin Verlander, R ERA: 4.25	6.0	L	25	5	1	1	8	3	0	0	0	0	0	0	1	77	117	1.50	1.333	
50 Dominic Leone, R ERA: 4.5	1.0		3	1	0	0	1	0	0	0	0	0	0	0	6	9	0.00	0.000		
40 Drew Smith, R ERA: 3.66	1.0		3	1	0	0	0	0	0	0	0	0	0	6	7	0.00	1.000			
43 Jeff Brigham, R ERA: 3.96	1.0		5	2	2	2	1	0	0	0	0	0	0	1	9	15	18.00	2.000		

AB	33
R	3
H	8
RBI	3
BB	3
SO	10
LOB	14



Batter	1	2	3	4	5	6	7	8	9	AB	R	H	RBI	BB	SO	LOB	BOTTOM					
9 Brandon Nimmo, L OBP: 0.375, SLG: 0.425										4	0	0	0	0	2	2	Toronto Blue Jays @ New York Mets Citi Field, Flushing, NY Fri Jun 02 2023, 8:41 PM - 11:17 PM EDT Att: 42,637 - Partly Cloudy - 73 F					
12 Francisco Lindor, S OBP: 0.289, SLG: 0.414										4	0	0	0	0	2	2						
1 Jeff McNeil, L OBP: 0.361, SLG: 0.359										4	0	1	0	0	0	2						
20 Pete Alonso, R OBP: 0.331, SLG: 0.539										4	0	1	0	0	0	1						
22 Brett Baty, L OBP: 0.302, SLG: 0.376										4	0	0	0	0	3	1						
6 Starling Marte, R OBP: 0.312, SLG: 0.310										3	0	1	0	0	1	0						
27 Mark Vientos, R OBP: 0.194, SLG: 0.276										3	0	0	0	0	2	1						
19 Mark Canha, R OBP: 0.330, SLG: 0.405										3	0	1	0	0	0	0						
4 Francisco Alvarez, R OBP: 0.309, SLG: 0.518										3	0	1	0	0	0	0						
Inning Stats	R: 0 E: 0 K: 1 S: 9	H: 1 LOB: 1 BB: 0 P: 16	R: 0 E: 0 K: 3 S: 9	H: 0 LOB: 0 BB: 0 P: 11	R: 0 E: 0 K: 1 S: 10	H: 2 LOB: 2 BB: 0 P: 17	R: 0 E: 0 K: 1 S: 5	H: 0 LOB: 0 BB: 0 P: 6	R: 0 E: 0 K: 1 S: 5	H: 0 LOB: 0 BB: 0 P: 9	R: 0 E: 0 K: 1 S: 9	H: 1 LOB: 1 BB: 0 P: 17	R: 0 E: 0 K: 0 S: 11	H: 0 LOB: 0 BB: 0 P: 17	R: 0 E: 0 K: 1 S: 9	H: 0 LOB: 0 BB: 0 P: 13	R: 0 E: 0 K: 1 S: 8	H: 1 LOB: 1 BB: 0 P: 10	1B: 4 2B: 1 3B: 0 HR: 0	SF: 0 SAC: 0 DP: 0 HBP: 0	WP: 0 PB: 0 CS: 0	PA: 32
PITCHER	IP WLS BF H R ER SO BB IBB HBP BLK WP HR S P ERA WHIP	IP WLS BF H R ER SO BB IBB HBP BLK WP HR S P ERA WHIP	IP WLS BF H R ER SO BB IBB HBP BLK WP HR S P ERA WHIP	IP WLS BF H R ER SO BB IBB HBP BLK WP HR S P ERA WHIP	IP WLS BF H R ER SO BB IBB HBP BLK WP HR S P ERA WHIP	IP WLS BF H R ER SO BB IBB HBP BLK WP HR S P ERA WHIP	IP WLS BF H R ER SO BB IBB HBP BLK WP HR S P ERA WHIP	IP WLS BF H R ER SO BB IBB HBP BLK WP HR S P ERA WHIP	IP WLS BF H R ER SO BB IBB HBP BLK WP HR S P ERA WHIP	IP WLS BF H R ER SO BB IBB HBP BLK WP HR S P ERA WHIP	IP WLS BF H R ER SO BB IBB HBP BLK WP HR S P ERA WHIP	IP WLS BF H R ER SO BB IBB HBP BLK WP HR S P ERA WHIP	IP WLS BF H R ER SO BB IBB HBP BLK WP HR S P ERA WHIP	IP WLS BF H R ER SO BB IBB HBP BLK WP HR S P ERA WHIP	IP WLS BF H R ER SO BB IBB HBP BLK WP HR S P ERA WHIP	IP WLS BF H R ER SO BB IBB HBP BLK WP HR S P ERA WHIP						
40 Chris Bassitt, R ERA: 3.41	7.2	W	27	4	0	0	8	4	0	0	0	0	0	0	0	0						
58 Tim Lincecum, L ERA: 1.5	0.1	H	1	0	0	0	1	0	0	0	0	0	0	0	0	0						
6B Jordan Romano, R ERA: 3.13	1.0	S	4	1	0	0	1	0	0	0	0	0	0	0	0	0						

AB	32
R	0
H	5
RBI	0
BB	0
SO	10
LOB	9



Batter	1	2	3	4	5	6	7	8	9	AB	R	H	RBI	BB	SO	LOB	TOP					
14 Mauricio Dubón, R OBP: 0.320, SLG: 0.372			F8					G6-3	K	6	1	1	0	0	1	6						
3 Jeremy Peña, R OBP: 0.302, SLG: 0.421				K				G4-3	K	6	1	2	0	0	3	4						
44 Yordan Alvarez, L OBP: 0.395, SLG: 0.593										4	2	2	2	0	1	1						
20 Chas McCormick, R OBP: 0.324, SLG: 0.459										1	1	0	0	0	0	2						
2 Alex Bregman, R OBP: 0.355, SLG: 0.399	F8			L8				E4		5	0	1	0	0	1	2						
30 Kyle Tucker, L OBP: 0.354, SLG: 0.462										5	2	3	2	0	0	0						
79 José Abreu, R OBP: 0.276, SLG: 0.264										4	1	1	0	1	1	0						
9 Corey Julks, R OBP: 0.275, SLG: 0.406										5	1	1	4	0	2	3						
21 Yainer Diaz, R OBP: 0.300, SLG: 0.486										5	1	4	0	0	1	0						
6 Jake Meyers, R OBP: 0.331, SLG: 0.441										5	1	4	2	0	0	0						
Inning Stats	R: 6 H: 7 E: 0 K: 1 S: 28	H: 7 LOB: 2 BB: 1 P: 46	R: 0 H: 0 E: 0 K: 2 S: 10	H: 0 LOB: 0 BB: 0 P: 11	R: 0 H: 2 E: 1 K: 1 S: 15	H: 2 LOB: 2 BB: 0 P: 20	R: 2 H: 2 E: 0 K: 2 S: 19	H: 2 LOB: 0 BB: 0 P: 25	R: 2 H: 3 E: 0 K: 0 S: 19	H: 3 LOB: 1 BB: 0 P: 28	R: 0 H: 0 E: 0 K: 0 S: 10	H: 0 LOB: 0 BB: 0 P: 16	R: 0 H: 0 E: 0 K: 2 S: 9	H: 0 LOB: 0 BB: 0 P: 13	R: 1 H: 3 E: 1 K: 0 S: 10	H: 3 LOB: 3 BB: 0 P: 14	R: 0 H: 2 E: 0 K: 2 S: 15	H: 2 LOB: 2 BB: 0 P: 22	1B: 13 2B: 2 3B: 0 HR: 4	SF: 0 SAC: 0 DP: 1 HBP: 1	WP: 0 PB: 0 SB: 0 CS: 0	PA: 48
PITCHER	IP: 0.1 WLS: L BF: 9 H: 7 R: 6 ER: 6 SO: 0 BB: 1 IBB: 0 HBP: 0 BLK: 0 WP: 0 HR: 1 S: 22 P: 38 ERA: 162.00 WHIP: 24.000	IP: 2.2 WLS: 10 BF: 2 H: 2 R: 0 ER: 0 SO: 4 BB: 0 IBB: 0 HBP: 0 BLK: 0 WP: 0 HR: 31 S: 39 P: 25 ERA: 0.00 WHIP: 0.750	IP: 1.0 WLS: 5 BF: 2 H: 2 R: 2 ER: 2 SO: 2 BB: 0 IBB: 0 HBP: 0 BLK: 0 WP: 2 HR: 19 S: 25 P: 35 ERA: 18.00 WHIP: 2.000	IP: 5.1 WLS: 6 BF: 3 H: 3 R: 2 ER: 2 SO: 0 BB: 0 IBB: 0 HBP: 0 BLK: 0 WP: 1 HR: 19 S: 28 P: 28 ERA: 18.00 WHIP: 3.000	IP: 6.1 WLS: 3 BF: 0 H: 0 R: 0 ER: 0 SO: 0 BB: 0 IBB: 0 HBP: 0 BLK: 0 WP: 0 HR: 10 S: 16 P: 16 ERA: 0.00 WHIP: 0.000	PITCHER	IP: 1.2 WLS: 7 BF: 1 H: 1 R: 1 ER: 1 SO: 2 BB: 0 IBB: 0 HBP: 1 BLK: 0 WP: 0 HR: 0 S: 15 P: 22 ERA: 5.40 WHIP: 0.600	IP: 8.1 WLS: 8 BF: 4 H: 0 R: 0 ER: 0 SO: 2 BB: 0 IBB: 0 HBP: 0 BLK: 0 WP: 0 HR: 19 S: 27 P: 27 ERA: 0.00 WHIP: 3.000														
4 George Springer, R OBP: 0.319, SLG: 0.385			G6-3							4	0	0	0	0	2	3						
11 Bo Bichette, R OBP: 0.367, SLG: 0.521				L8						3	0	2	1	0	0	0						
28 Ernie Clement, R OBP: 0.333, SLG: 0.400										2	0	1	0	0	0	2						
27 Vladimir Guerrero Jr., R OBP: 0.394, SLG: 0.467										4	0	1	1	0	0	2						
55 Tyler Heineman, S OBP: 0.263, SLG: 0.188										1	0	0	0	0	1	1						
26 Matt Chapman, R OBP: 0.362, SLG: 0.487										3	0	1	0	0	0	1						
38 Nathan Lukes, L OBP: 0.276, SLG: 0.313										2	0	0	0	0	1	3						
25 Daulton Varsho, L OBP: 0.286, SLG: 0.396										4	1	2	1	0	0	1						
15 Whit Merrifield, R OBP: 0.352, SLG: 0.391										3	0	1	0	0	0	1						
30 Alejandro Kirk, R OBP: 0.355, SLG: 0.349										4	1	1	1	0	0	4						
8 Cavan Biggio, L OBP: 0.257, SLG: 0.330										4	0	1	0	0	1	1						
39 Kevin Kiermaier, L OBP: 0.349, SLG: 0.491										3	2	2	0	1	0	1						
Inning Stats	R: 0 H: 1 E: 0 K: 1 S: 11	H: 3 LOB: 2 BB: 0 P: 17	R: 1 H: 3 E: 0 K: 0 S: 12	H: 3 LOB: 0 BB: 0 P: 19	R: 0 H: 0 E: 0 K: 0 S: 5	H: 0 LOB: 0 BB: 0 P: 10	R: 0 H: 1 E: 0 K: 0 S: 6	H: 1 LOB: 0 BB: 0 P: 8	R: 1 H: 2 E: 0 K: 0 S: 10	H: 2 LOB: 1 BB: 0 P: 15	R: 0 H: 2 E: 0 K: 0 S: 11	H: 2 LOB: 1 BB: 0 P: 16	R: 1 H: 1 E: 0 K: 2 S: 15	H: 1 LOB: 2 BB: 1 P: 24	R: 1 H: 1 E: 0 K: 0 S: 11	H: 1 LOB: 1 BB: 0 P: 18	R: 0 H: 1 E: 0 K: 2 S: 11	H: 1 LOB: 1 BB: 0 P: 20	1B: 8 2B: 2 3B: 0 HR: 2	SF: 0 SAC: 0 DP: 2 HBP: 2	WP: 0 PB: 0 SB: 1 CS: 0	PA: 40
PITCHER	IP: 6.2 WLS: W BF: 30 H: 10 R: 3 ER: 3 SO: 2 BB: 1 IBB: 0 HBP: 1 BLK: 0 WP: 0 HR: 1 S: 67 P: 106 ERA: 4.05 WHIP: 1.650	IP: 1.1 WLS: 6 BF: 1 H: 1 R: 1 ER: 1 SO: 1 BB: 0 IBB: 0 HBP: 0 BLK: 0 WP: 1 HR: 14 S: 21 P: 21 ERA: 6.75 WHIP: 0.750	IP: 1.0 WLS: 4 BF: 1 H: 0 R: 0 ER: 0 SO: 2 BB: 0 IBB: 0 HBP: 0 BLK: 0 WP: 0 HR: 11 S: 20 P: 20 ERA: 0.00 WHIP: 1.000	PITCHER	IP: 1.1 WLS: 6 BF: 1 H: 1 R: 1 ER: 1 SO: 1 BB: 0 IBB: 0 HBP: 0 BLK: 0 WP: 1 HR: 14 S: 21 P: 21 ERA: 6.75 WHIP: 0.750	IP: 9.1 WLS: 4 BF: 1 H: 0 R: 0 ER: 0 SO: 2 BB: 0 IBB: 0 HBP: 0 BLK: 0 WP: 0 HR: 11 S: 20 P: 20 ERA: 0.00 WHIP: 1.000																

Houston Astros @ Toronto Blue Jays
Rogers Centre, Toronto, ON
Mon Jun 05 2023, 7:09 PM - 10:09 PM EDT
Att: 23,982 - Overcast - 68 F

AB 46
R 11
H 19
RBI 10
BB 1
SO 10
LOB 18



Houston Astros @ Toronto Blue Jays
Rogers Centre, Toronto, ON
Mon Jun 05 2023, 7:09 PM - 10:09 PM EDT
Att: 23,982 - Overcast - 68 F

AB 37
R 4
H 12
RBI 4
SO 5
LOB 20



Batter	1	2	3	4	5	6	7	8	9	AB	R	H	RBI	BB	SO	LOB	TOP				
14 Mauricio Dubón, R OBP: 0.323, SLG: 0.390										4	1	2	1	0	0	1					
3 Jeremy Peña, R OBP: 0.296, SLG: 0.414										4	0	0	0	0	4	1					
44 Yordan Alvarez, L OBP: 0.392, SLG: 0.584										3	0	0	0	1	2	1					
2 Alex Bregman, R OBP: 0.349, SLG: 0.392										4	0	0	0	0	3	1					
30 Kyle Tucker, L OBP: 0.350, SLG: 0.455										3	0	0	0	0	1	0					
79 José Abreu, R OBP: 0.272, SLG: 0.260										3	0	0	0	0	2	0					
9 Corey Julks, R OBP: 0.282, SLG: 0.411										3	0	2	0	0	0	0					
6 Jake Meyers, R OBP: 0.326, SLG: 0.432										3	0	0	0	0	3	2					
15 Martín Maldonado, R OBP: 0.283, SLG: 0.294										3	0	0	0	0	1	1					
Inning Stats	R: 1 H: 1 E: 0 K: 3 S: 11	H: 1 LOB: 0 BB: 0 P: 17	R: 0 H: 1 E: 0 K: 2 S: 13	H: 1 LOB: 1 BB: 0 P: 22	R: 0 H: 1 E: 0 K: 1 S: 9	H: 1 LOB: 0 BB: 0 P: 11	R: 0 H: 0 E: 0 K: 1 S: 7	H: 0 LOB: 0 BB: 0 P: 10	R: 0 H: 1 E: 0 K: 1 S: 10	H: 0 LOB: 0 BB: 0 P: 15	R: 0 H: 0 E: 0 K: 2 S: 9	H: 0 LOB: 0 BB: 0 P: 10	R: 0 H: 0 E: 0 K: 2 S: 11	H: 0 LOB: 0 BB: 1 P: 15	R: 0 H: 0 E: 0 K: 1 S: 6	H: 0 LOB: 0 BB: 1 P: 13	1B: 3 2B: 0 3B: 0 HR: 1	SF: 0 SAC: 0 DP: 1 HBP: 0	WP: 0 PB: 0 SB: 2 CS: 0	PA: 31	
PITCHER	IP WLS BF H R ER SO BB IBB HBP BLK WP HR S P ERA WHIP	7.0 W 25 4 1 1 13 0 0 0 0 0 1 66 101 1.29 0.571	IP WLS BF H R ER SO BB IBB HBP BLK WP HR S P ERA WHIP	1.0 H 3 0 0 0 2 0 0 0 0 0 0 11 15 0.00 0.000	IP WLS BF H R ER SO BB IBB HBP BLK WP HR S P ERA WHIP	1.0 H 3 0 0 0 1 1 0 0 0 0 0 6 13 0.00 1.000															

Houston Astros @ Toronto Blue Jays
Rogers Centre, Toronto, ON
Tue Jun 06 2023, 7:09 PM - 9:31 PM EDT
Att: 30,079 - Overcast - 72 F

AB	30
R	1
H	4
RBI	1
BB	1
SO	16
LOB	7



Batter	1	2	3	4	5	6	7	8	9	AB	R	H	RBI	BB	SO	LOB	BOTTOM
4 George Springer, R OBP: 0.318, SLG: 0.395										4	1	1	2	0	1	1	
11 Bo Bichette, R OBP: 0.366, SLG: 0.528										4	1	1	1	0	1	0	
27 Vladimir Guerrero Jr., R OBP: 0.392, SLG: 0.461										3	1	0	0	1	1	0	
13 Brandon Belt, L OBP: 0.382, SLG: 0.420										3	0	1	0	1	2	1	
15 Whit Merrifield, R OBP: 0.355, SLG: 0.395										3	0	1	1	1	0	1	
25 Daulton Varsho, L OBP: 0.286, SLG: 0.406										4	1	1	1	0	1	4	
30 Alejandro Kirk, R OBP: 0.349, SLG: 0.342										3	0	0	0	0	0	1	
39 Kevin Kiermaier, L OBP: 0.354, SLG: 0.488										1	1	0	0	2	0	0	
5 Santiago Espinal, R OBP: 0.256, SLG: 0.263										3	0	0	0	0	0	2	
Inning Stats	R: 0 H: 0 E: 0 K: 1 S: 6	H: 1 LOB: 1 BB: 0 P: 12	R: 2 H: 1 E: 0 K: 0 S: 9	H: 1 LOB: 0 BB: 1 P: 17	R: 1 H: 1 E: 0 K: 1 S: 11	H: 1 LOB: 0 BB: 0 P: 18	R: 0 H: 0 E: 0 K: 1 S: 6	H: 0 LOB: 2 BB: 2 P: 26	R: 0 H: 0 E: 0 K: 0 S: 9	H: 0 LOB: 1 BB: 1 P: 15	R: 2 H: 2 E: 1 K: 1 S: 12	H: 2 LOB: 0 BB: 1 P: 20	1B: 0 2B: 2 3B: 0 HR: 3	SF: 0 SAC: 0 DP: 0 HBP: 0	WP: 0 PB: 0 SB: 0 CS: 1	PA: 33	
PITCHER	IP WLS BF H R ER SO BB IBB HBP BLK WP HR S P ERA WHIP	6.0 L 24 3 3 3 5 3 0 0 0 0 2 57 96 4.50 1.000	IP WLS BF H R ER SO BB IBB HBP BLK WP HR S P ERA WHIP	1.0 H 4 0 0 0 0 1 0 0 0 0 0 9 15 0.00 1.000	IP WLS BF H R ER SO BB IBB HBP BLK WP HR S P ERA WHIP	1.0 H 5 2 2 1 1 1 0 0 0 0 1 12 20 9.00 3.000											

Houston Astros @ Toronto Blue Jays
Rogers Centre, Toronto, ON
Tue Jun 06 2023, 7:09 PM - 9:31 PM EDT
Att: 30,079 - Overcast - 72 F

AB	28
R	5
H	5
RBI	5
BB	5
SO	6
LOB	10



Batter	1	2	3	4	5	6	7	8	9	AB	R	H	RBI	BB	SO	LOB	TOP										
14 Mauricio Dubón, R (1, 6) OBP: 0.332, SLG: 0.403										4	0	3	0	0	0	0											
27 Jose Altuve, R (1, 4) OBP: 0.358, SLG: 0.457										4	1	0	0	0	0	3											
44 Yordan Alvarez, L (1, 10) OBP: 0.390, SLG: 0.592										4	1	1	2	0	1	1											
30 Kyle Tucker, L (1, 9) OBP: 0.344, SLG: 0.447										4	0	0	0	0	1	1											
79 José Abreu, R (1, 3) OBP: 0.273, SLG: 0.261										3	0	1	0	0	1	0											
21 Yainer Diaz, R (1, 2) OBP: 0.289, SLG: 0.468										3	0	0	0	0	0	1											
9 Corey Julks, R (1, 7) OBP: 0.277, SLG: 0.404										3	0	0	0	0	1	0											
20 Chas McCormick, R (1, 8) OBP: 0.316, SLG: 0.446										3	0	0	0	0	1	0											
16 Grae Kessinger, R (1, 5) OBP: 0.289, SLG: 0.468										3	0	0	0	0	1	0											
Inning Stats	R: 0 E: 0 K: 0 S: 5	H: 1 LOB: 0 BB: 0 P: 6	R: 0 E: 0 K: 1 S: 6	H: 0 LOB: 0 BB: 0 P: 10	R: 0 E: 0 K: 2 S: 9	H: 0 LOB: 0 BB: 0 P: 11	R: 2 E: 0 K: 0 S: 7	H: 2 LOB: 0 BB: 0 P: 10	R: 0 E: 0 K: 0 S: 4	H: 0 LOB: 0 BB: 0 P: 6	R: 0 E: 0 K: 1 S: 7	H: 0 LOB: 0 BB: 0 P: 7	R: 0 E: 0 K: 1 S: 14	H: 1 LOB: 1 BB: 0 P: 23	R: 0 E: 0 K: 0 S: 5	H: 0 LOB: 0 BB: 0 P: 8	R: 0 E: 0 K: 1 S: 6	H: 1 LOB: 1 BB: 0 P: 12	1B: 3 2B: 2 HR: 1	SF: 0 SAC: 0 HBP: 0	WP: 0 PB: 0 SB: 0 CS: 0	PA: 31					
PITCHER	IP	WLS	BF	H	R	ER	SO	BB	IBB	HBP	BLK	WP	HR	S	P	ERA	WHIP										
40 Chris Bassitt, R (1, 1) ERA: 3.29	8.0	W	27	4	2	2	5	0	0	0	0	0	1	57	81	2.25	0.500										
68 Jordan Romano, R (9, 1) ERA: 2.95	1.0	S	4	1	0	0	1	0	0	0	0	0	0	6	12	0.00	1.000										

Houston Astros @ Toronto Blue Jays
Rogers Centre, Toronto, ON
Wed Jun 07 2023, 7:08 PM - 9:11 PM EDT
Att: 26,724 - Roof Closed - 68 F

AB	31
R	2
H	5
RBI	2
BB	0
SO	6
LOB	6



Batter	1	2	3	4	5	6	7	8	9	AB	R	H	RBI	BB	SO	LOB	BOTTOM										
4 George Springer, R (1, 9) OBP: 0.317, SLG: 0.390										3	0	0	0	1	0	3											
11 Bo Bichette, R (1, 6) OBP: 0.364, SLG: 0.535										4	1	1	1	0	2	3											
27 Vladimir Guerrero Jr., R (1, 3) OBP: 0.391, SLG: 0.495										4	0	1	0	0	0	1											
13 Brandon Belt, L (1, 10) OBP: 0.385, SLG: 0.444										4	1	2	1	0	1	1											
8 Cavan Biggio, L (8, PR) (9, 10) OBP: 0.297, SLG: 0.330										0	0	0	0	0	0	0											
26 Matt Chapman, R (1, 5) OBP: 0.360, SLG: 0.480										3	0	0	0	1	2	1											
25 Daulton Varsho, L (1, 7) OBP: 0.290, SLG: 0.404										1	1	0	0	2	0	2											
15 Whit Merrifield, R (1, 4) OBP: 0.350, SLG: 0.389										3	0	0	0	0	0	4											
39 Kevin Kiermaier, L (1, 8) OBP: 0.354, SLG: 0.481										2	0	0	0	1	1	0											
55 Tyler Heineman, S (1, 2) OBP: 0.286, SLG: 0.176										1	0	0	0	1	0	0											
30 Alejandro Kirk, R (7, PH) (8, 2) OBP: 0.353, SLG: 0.347										1	0	1	1	0	0	0											
Inning Stats	R: 0 E: 0 K: 1 S: 9	H: 0 LOB: 0 BB: 1 P: 17	R: 0 E: 0 K: 2 S: 10	H: 0 LOB: 1 BB: 1 P: 20	R: 0 E: 0 K: 0 S: 6	H: 0 LOB: 0 BB: 0 P: 9	R: 1 E: 0 K: 0 S: 12	H: 2 LOB: 2 BB: 1 P: 19	R: 0 E: 0 K: 1 S: 8	H: 0 LOB: 0 BB: 1 P: 16	R: 1 E: 0 K: 0 S: 10	H: 1 LOB: 0 BB: 0 P: 13	R: 1 E: 0 K: 0 S: 13	H: 1 LOB: 2 BB: 2 P: 22	R: 0 E: 0 K: 1 S: 7	H: 1 LOB: 1 BB: 0 P: 11	1B: 3 2B: 0 3B: 0 HR: 2	SF: 0 SAC: 0 DP: 2 HBP: 0	WP: 0 PB: 0 SB: 1 CS: 1	PA: 33							
PITCHER	IP	WLS	BF	H	R	ER	SO	BB	IBB	HBP	BLK	WP	HR	S	P	ERA	WHIP										
56 Ronel Blanco, R (1, 1) ERA: 3.86	6.0	L	23	3	2	2	5	4	0	0	0	0	0	55	94	3.00	1.167										
50 Héctor Neris, R (7, 1) ERA: 1.44	1.0	L	6	1	1	1	0	2	0	0	0	0	0	13	22	9.00	3.000										
52 Bryan Abreu, R (8, 1) ERA: 1.84	1.0	S	3	1	0	0	1	0	0	0	0	0	0	7	11	0.00	1.000										

Houston Astros @ Toronto Blue Jays
Rogers Centre, Toronto, ON
Wed Jun 07 2023, 7:08 PM - 9:11 PM EDT
Att: 26,724 - Roof Closed - 68 F

AB	26
R	3
H	5
RBI	3
BB	6
SO	6
LOB	15



Batter	1	2	3	4	5	6	7	8	9	AB	R	H	RBI	BB	SO	LOB	TOP							
3 Jeremy Peña, R OBP: 0.293, SLG: 0.407	G5-3		K		G5-3			G1-3		4	0	0	0	0	1	1	Houston Astros @ Toronto Blue Jays Rogers Centre, Toronto, ON Thu Jun 08 2023, 7:08 PM - 9:42 PM EDT Att: 28,284 - Roof Closed - 68 F							
27 Jose Altuve, R OBP: 0.333, SLG: 0.420	F8		E6		L8			G6-3		4	0	0	0	0	0	1								
44 Yordan Alvarez, L OBP: 0.386, SLG: 0.589	G3									1	0	0	0	0	0	0								
9 Corey Julks, R OBP: 0.278, SLG: 0.399										2	0	0	0	1	1	0								
2 Alex Bregman, R OBP: 0.348, SLG: 0.403										4	1	1	1	0	0	2								
30 Kyle Tucker, L OBP: 0.343, SLG: 0.440										3	1	0	0	1	0	0								
79 José Abreu, R OBP: 0.277, SLG: 0.265										4	0	2	0	0	2	0								
20 Chas McCormick, R OBP: 0.325, SLG: 0.452										3	0	2	0	0	0	0								
6 Jake Meyers, R OBP: 0.326, SLG: 0.430										3	0	1	0	0	0	4								
15 Martín Maldonado, R OBP: 0.277, SLG: 0.288										3	0	0	0	0	1	3								
Inning Stats	R: 0 E: 0 K: 0 S: 9	H: 0 LOB: 0 BB: 0 P: 12	R: 2 E: 0 K: 0 S: 13	H: 3 LOB: 1 BB: 1 P: 21	R: 0 E: 1 K: 1 S: 9	H: 0 LOB: 1 BB: 1 P: 17	R: 0 E: 0 K: 1 S: 8	H: 0 LOB: 0 BB: 0 P: 14	R: 0 E: 0 K: 0 S: 9	H: 1 LOB: 1 BB: 0 P: 9	R: 0 E: 0 K: 0 S: 11	H: 0 LOB: 0 BB: 0 P: 16	R: 0 E: 0 K: 1 S: 12	H: 2 LOB: 1 BB: 0 P: 15	R: 0 E: 0 K: 1 S: 10	H: 0 LOB: 0 BB: 0 P: 15	R: 0 E: 0 K: 1 S: 6	H: 0 LOB: 0 BB: 0 P: 7	1B: 5 2B: 0 3B: 0 HR: 1	SF: 0 SAC: 0 DP: 2 HBP: 0	WP: 0 PB: 0 SB: 0 CS: 1	PA: 33		
PITCHER	IP WLS BF H R ER SO BB IBB HBP BLK WP HR S P ERA WHIP	IP WLS BF H R ER SO BB IBB HBP BLK WP HR S P ERA WHIP	IP WLS BF H R ER SO BB IBB HBP BLK WP HR S P ERA WHIP	IP WLS BF H R ER SO BB IBB HBP BLK WP HR S P ERA WHIP	IP WLS BF H R ER SO BB IBB HBP BLK WP HR S P ERA WHIP	IP WLS BF H R ER SO BB IBB HBP BLK WP HR S P ERA WHIP	IP WLS BF H R ER SO BB IBB HBP BLK WP HR S P ERA WHIP	IP WLS BF H R ER SO BB IBB HBP BLK WP HR S P ERA WHIP	IP WLS BF H R ER SO BB IBB HBP BLK WP HR S P ERA WHIP	IP WLS BF H R ER SO BB IBB HBP BLK WP HR S P ERA WHIP	IP WLS BF H R ER SO BB IBB HBP BLK WP HR S P ERA WHIP	IP WLS BF H R ER SO BB IBB HBP BLK WP HR S P ERA WHIP	IP WLS BF H R ER SO BB IBB HBP BLK WP HR S P ERA WHIP	IP WLS BF H R ER SO BB IBB HBP BLK WP HR S P ERA WHIP	IP WLS BF H R ER SO BB IBB HBP BLK WP HR S P ERA WHIP	IP WLS BF H R ER SO BB IBB HBP BLK WP HR S P ERA WHIP	IP WLS BF H R ER SO BB IBB HBP BLK WP HR S P ERA WHIP	IP WLS BF H R ER SO BB IBB HBP BLK WP HR S P ERA WHIP	IP WLS BF H R ER SO BB IBB HBP BLK WP HR S P ERA WHIP	IP WLS BF H R ER SO BB IBB HBP BLK WP HR S P ERA WHIP	IP WLS BF H R ER SO BB IBB HBP BLK WP HR S P ERA WHIP	IP WLS BF H R ER SO BB IBB HBP BLK WP HR S P ERA WHIP	IP WLS BF H R ER SO BB IBB HBP BLK WP HR S P ERA WHIP	IP WLS BF H R ER SO BB IBB HBP BLK WP HR S P ERA WHIP

Houston Astros @ Toronto Blue Jays
Rogers Centre, Toronto, ON
Thu Jun 08 2023, 7:08 PM - 9:42 PM EDT
Att: 28,284 - Roof Closed - 68 F

AB 31
R 2
H 6
RBI 1
BB 2
SO 5
LOB 11



Batter	1	2	3	4	5	6	7	8	9	AB	R	H	RBI	BB	SO	LOB	BOTTOM								
4 George Springer, R OBP: 0.316, SLG: 0.385	K	FC6-4								3	0	0	0	1	2	5	Houston Astros @ Toronto Blue Jays Rogers Centre, Toronto, ON Thu Jun 08 2023, 7:08 PM - 9:42 PM EDT Att: 28,284 - Roof Closed - 68 F								
11 Bo Bichette, R OBP: 0.355, SLG: 0.527	K		F8		FC3-6			G5-3		4	1	0	0	0	1	4									
27 Vladimir Guerrero Jr., R OBP: 0.353, SLG: 0.456										3	0	1	0	1	1	0									
26 Matt Chapman, R OBP: 0.355, SLG: 0.472										4	1	0	1	0	2	3									
30 Alejandro Kirk, R OBP: 0.350, SLG: 0.351										4	0	1	1	0	1	0									
13 Brandon Belt, L OBP: 0.387, SLG: 0.441										3	0	1	1	1	2	1									
15 Whit Merrifield, R OBP: 0.352, SLG: 0.388										3	0	1	0	1	0	1									
5 Santiago Espinal, R OBP: 0.256, SLG: 0.275										4	0	1	0	0	0	3									
39 Kevin Kiermaier, L OBP: 0.358, SLG: 0.481										0	0	0	0	0	0	0									
25 Daulton Varsho, L OBP: 0.292, SLG: 0.403										1	1	0	0	1	1	2									
Inning Stats	R: 0 E: 0 K: 3 S: 11	H: 1 LOB: 1 BB: 0 P: 18	R: 0 E: 0 K: 0 S: 8	H: 1 LOB: 3 BB: 1 P: 17	R: 0 E: 0 K: 1 S: 9	H: 0 LOB: 0 BB: 0 P: 15	R: 0 E: 1 K: 1 S: 11	H: 0 LOB: 1 BB: 0 P: 16	R: 3 E: 0 K: 0 S: 14	H: 2 LOB: 3 BB: 3 P: 32	R: 0 E: 0 K: 2 S: 15	H: 1 LOB: 2 BB: 1 P: 27	R: 0 E: 0 K: 2 S: 9	H: 0 LOB: 0 BB: 0 P: 14	R: 0 E: 0 K: 1 S: 9	H: 0 LOB: 0 BB: 0 P: 15	R: 0 E: 0 K: 1 S: 9	H: 0 LOB: 0 BB: 0 P: 15	1B: 3 2B: 2 3B: 0 HR: 0	SF: 0 SAC: 0 DP: 0 HBP: 1	WP: 0 PB: 1 SB: 0 CS: 0	PA: 35			
PITCHER	IP WLS BF H R ER SO BB IBB HBP BLK WP HR S P ERA WHIP	IP WLS BF H R ER SO BB IBB HBP BLK WP HR S P ERA WHIP	IP WLS BF H R ER SO BB IBB HBP BLK WP HR S P ERA WHIP	IP WLS BF H R ER SO BB IBB HBP BLK WP HR S P ERA WHIP	IP WLS BF H R ER SO BB IBB HBP BLK WP HR S P ERA WHIP	IP WLS BF H R ER SO BB IBB HBP BLK WP HR S P ERA WHIP	IP WLS BF H R ER SO BB IBB HBP BLK WP HR S P ERA WHIP	IP WLS BF H R ER SO BB IBB HBP BLK WP HR S P ERA WHIP	IP WLS BF H R ER SO BB IBB HBP BLK WP HR S P ERA WHIP	IP WLS BF H R ER SO BB IBB HBP BLK WP HR S P ERA WHIP	IP WLS BF H R ER SO BB IBB HBP BLK WP HR S P ERA WHIP	IP WLS BF H R ER SO BB IBB HBP BLK WP HR S P ERA WHIP	IP WLS BF H R ER SO BB IBB HBP BLK WP HR S P ERA WHIP	IP WLS BF H R ER SO BB IBB HBP BLK WP HR S P ERA WHIP	IP WLS BF H R ER SO BB IBB HBP BLK WP HR S P ERA WHIP	IP WLS BF H R ER SO BB IBB HBP BLK WP HR S P ERA WHIP	IP WLS BF H R ER SO BB IBB HBP BLK WP HR S P ERA WHIP	IP WLS BF H R ER SO BB IBB HBP BLK WP HR S P ERA WHIP	IP WLS BF H R ER SO BB IBB HBP BLK WP HR S P ERA WHIP	IP WLS BF H R ER SO BB IBB HBP BLK WP HR S P ERA WHIP	IP WLS BF H R ER SO BB IBB HBP BLK WP HR S P ERA WHIP	IP WLS BF H R ER SO BB IBB HBP BLK WP HR S P ERA WHIP	IP WLS BF H R ER SO BB IBB HBP BLK WP HR S P ERA WHIP	IP WLS BF H R ER SO BB IBB HBP BLK WP HR S P ERA WHIP	IP WLS BF H R ER SO BB IBB HBP BLK WP HR S P ERA WHIP

Houston Astros @ Toronto Blue Jays
Rogers Centre, Toronto, ON
Thu Jun 08 2023, 7:08 PM - 9:42 PM EDT
Att: 28,284 - Roof Closed - 68 F

AB 29
R 3
H 5
RBI 3
BB 5
SO 10
LOB 19



Batter	1	2	3	4	5	6	7	8	9	AB R H RBI BB SO LOB	TOP																		
47 Edouard Julien, L (1,4) 12 Kyle Farmer, R (8,4) OBP: 0.333, SLG: 0.477										3 1 2 0 1 1 0 1 0 0 0 0 1 0	<p>Minnesota Twins @ Toronto Blue Jays Rogers Centre, Toronto, ON Sat Jun 10 2023, 3:08 PM - 5:52 PM EDT Att: 41,990 - Sunny - 70 F</p> <p>livebaseballscores.com</p> <p>AB 40 R 9 H 12 RBI 9 BB 1 SO 17 LOB 15</p>																		
39 Donovan Solano, R (1,10) OBP: 0.357, SLG: 0.367										5 2 3 0 0 1 2																			
19 Alex Kirilloff, L (1,3) OBP: 0.422, SLG: 0.453										5 0 1 1 0 2 5																			
4 Carlos Correa, R (1,6) OBP: 0.298, SLG: 0.394										5 1 1 4 0 2 3																			
9 Trevor Larnach, L (1,7) OBP: 0.308, SLG: 0.386										5 2 2 1 0 1 1																			
50 Willi Castro, S (1,5) OBP: 0.300, SLG: 0.394										4 1 0 0 0 3 2																			
26 Max Kepler, L (1,9) OBP: 0.266, SLG: 0.387										4 1 2 3 0 1 0																			
27 Ryan Jeffers, R (1,2) OBP: 0.372, SLG: 0.409										4 0 0 0 0 2 1																			
2 Michael Taylor, R (1,8) OBP: 0.277, SLG: 0.436										4 1 1 0 0 3 1																			
Inning Stats	R: 0 E: 0 K: 1 S: 8	H: 1 LOB: 1 BB: 0 P: 13	R: 0 E: 0 K: 3 S: 11	H: 0 LOB: 0 BB: 0 P: 16	R: 0 E: 0 K: 3 S: 12	H: 0 LOB: 1 BB: 1 P: 24	R: 0 E: 0 K: 1 S: 9	H: 0 LOB: 0 BB: 0 P: 14	R: 0 E: 0 K: 3 S: 13	H: 1 LOB: 1 BB: 0 P: 19	R: 0 E: 0 K: 1 S: 11	H: 1 LOB: 1 BB: 0 P: 17	R: 1 E: 0 K: 0 S: 7	H: 1 LOB: 0 BB: 0 P: 8	R: 7 E: 0 K: 2 S: 30	H: 6 LOB: 0 BB: 0 P: 42	R: 1 E: 1 K: 3 S: 15	H: 2 LOB: 2 BB: 0 P: 21	1B: 6 2B: 3 3B: 0 HR: 3	SF: 0 SAC: 0 DP: 0 HBP: 1	WP: 0 PB: 0 CS: 2	PA: 42							
PITCHER	IP WLS BF H R ER SO BB IBB HBP BLK WP HR S P ERA WHIP											IP WLS BF H R ER SO BB IBB HBP BLK WP HR S P ERA WHIP																	
33 Trevor Richards, R (1,1) ERA: 3.3	3.0		11	1	0	0	7	1	0	0	0	0	0	0	0	31	53	0.00	0.667										
58 Tim Mayza, L (4,1) ERA: 1.57	1.1	5	1	0	0	2	0	0	0	0	0	0	0	1	26	25	0.00	0.750											
44 Bowden Francis, R (5,1) ERA: 3.38	2.2	H	10	2	1	1	3	0	0	0	0	0	0	1	24	33	3.38	0.750											
90 Adam Cimber, R (8,1) ERA: 6.75	0.1	L	7	5	6	6	1	0	0	1	0	0	0	1	19	26	162.00	15.000											
45 Mitch White, R (8,1) ERA: 10.8	1.2		9	3	2	2	4	0	0	0	0	0	0	1	26	37	10.80	1.800											

Batter	1	2	3	4	5	6	7	8	9	AB R H RBI BB SO LOB	BOTTOM																
4 George Springer, R (1,9) OBP: 0.322, SLG: 0.402										5 1 2 0 0 0 2	<p>Minnesota Twins @ Toronto Blue Jays Rogers Centre, Toronto, ON Sat Jun 10 2023, 3:08 PM - 5:52 PM EDT Att: 41,990 - Sunny - 70 F</p> <p>livebaseballscores.com</p> <p>AB 33 R 4 H 9 RBI 4 BB 2 SO 6 LOB 12</p>																
11 Bo Bichette, R (1,6) OBP: 0.355, SLG: 0.518										4 0 1 0 0 1 2																	
13 Brandon Belt, L (1,10) 38 Nathan Lukes, L (5,PH) OBP: 0.250, SLG: 0.294										2 1 1 0 0 0 1 1 0 0 1 0 1 0																	
27 Vladimir Guerrero Jr., R (1,3) OBP: 0.353, SLG: 0.447										4 0 1 1 0 2 1																	
26 Matt Chapman, R (1,5) OBP: 0.351, SLG: 0.464										3 1 0 0 1 0 1																	
30 Alejandro Kirk, R (1,2) OBP: 0.339, SLG: 0.338										4 0 0 0 0 0 1																	
15 Whit Merrifield, R (1,7) OBP: 0.360, SLG: 0.390										3 1 2 1 0 1 0																	
25 Daulton Varsho, L (1,8) OBP: 0.289, SLG: 0.393										3 0 1 0 1 1 1																	
5 Santiago Espinal, R (1,4) OBP: 0.274, SLG: 0.276										4 0 1 1 0 0 3																	
Inning Stats	R: 0 E: 0 K: 1 S: 10	H: 1 LOB: 1 BB: 0 P: 15	R: 1 E: 0 K: 0 S: 9	H: 2 LOB: 1 BB: 1 P: 16	R: 1 E: 0 K: 1 S: 12	H: 2 LOB: 1 BB: 0 P: 18	R: 0 E: 0 K: 0 S: 9	H: 0 LOB: 0 BB: 0 P: 14	R: 1 E: 0 K: 1 S: 10	H: 1 LOB: 0 BB: 0 P: 14	R: 0 E: 0 K: 1 S: 6	H: 0 LOB: 0 BB: 0 P: 7	R: 0 E: 0 K: 1 S: 9	H: 1 LOB: 1 BB: 0 P: 13	R: 0 E: 0 K: 1 S: 8	H: 0 LOB: 0 BB: 0 P: 13	R: 1 E: 0 K: 0 S: 13	H: 2 LOB: 1 BB: 1 P: 19	1B: 7 2B: 2 3B: 0 HR: 0	SF: 1 SAC: 0 DP: 2 HBP: 1	WP: 0 PB: 0 CS: 0	PA: 37					
PITCHER	IP WLS BF H R ER SO BB IBB HBP BLK WP HR S P ERA WHIP											IP WLS BF H R ER SO BB IBB HBP BLK WP HR S P ERA WHIP															
41 Joe Ryan, R (1,1) ERA: 2.9	6.0		25	6	3	3	4	1	0	0	0	0	0	9	84	4.50	1.167										
48 Jorge López, R (7,1) ERA: 4.32	1.0	W	4	1	0	0	1	0	0	0	0	0	0	9	13	0.00	1.000										
87 José De León, R (8,1) ERA: 2.77	1.1		7	2	1	1	1	1	0	0	0	0	0	20	31	6.75	2.250										
61 Brock Stewart, R (9,1) ERA: 0.9	0.2		1	0	0	0	0	0	0	0	0	0	0	1	1	0.00	0.000										

Batter	1	2	3	4	5	6	7	8	9	AB	R	H	RBI	BB	SO	LOB	TOP				
47 Edouard Julien, L (1,4) 12 Kyle Farmer, R (8,4) OBP: 0.338, SLG: 0.478 OBP: 0.315, SLG: 0.353										4	1	1	0	1	2	1					
39 Donovan Solano, R (1,10) 50 Willi Castro, S (9,FR) OBP: 0.370, SLG: 0.389 OBP: 0.300, SLG: 0.394										2	2	1	1	3	0	1					
19 Alex Kirilloff, L (1,3) OBP: 0.413, SLG: 0.450										5	1	1	1	0	1	3					
4 Carlos Correa, R (1,6) OBP: 0.304, SLG: 0.406										4	2	2	0	1	1	1					
9 Trevor Larnach, L (1,7) OBP: 0.310, SLG: 0.383										4	0	1	2	1	3	3					
23 Royce Lewis, R (1,5) OBP: 0.317, SLG: 0.488										4	0	3	2	0	1	1					
26 Max Kepler, L (1,9) OBP: 0.261, SLG: 0.376										4	0	0	0	0	1	6					
8 Christian Vázquez, R (1,2) OBP: 0.300, SLG: 0.261										3	0	0	0	0	1	2					
2 Michael Taylor, R (1,8) OBP: 0.276, SLG: 0.432										4	0	1	0	0	1	2					
Inning Stats	R: 4 H: 4 E: 0 K: 1 S: 22	H: 4 LOB: 1 BB: 2 P: 36	R: 0 H: 0 E: 0 K: 0 S: 8	H: 0 LOB: 0 BB: 1 P: 14	R: 0 H: 0 E: 0 K: 2 S: 8	H: 0 LOB: 0 BB: 0 P: 14	R: 0 H: 1 E: 0 K: 0 S: 7	H: 1 LOB: 1 BB: 0 P: 11	R: 2 H: 3 E: 0 K: 1 S: 17	H: 3 LOB: 2 BB: 1 P: 31	R: 0 H: 1 E: 0 K: 3 S: 14	H: 1 LOB: 1 BB: 0 P: 20	R: 0 H: 0 E: 0 K: 1 S: 7	H: 0 LOB: 0 BB: 0 P: 11	R: 0 H: 0 E: 0 K: 1 S: 8	H: 0 LOB: 2 BB: 1 P: 16	1B: 5 2B: 4 3B: 0 HR: 1	SF: 0 SAC: 0 DP: 3 HBP: 1	WP: 1 PB: 0 SB: 2 CS: 0	PA: 41	
PITCHER	IP WLS BF H R ER SO	IP WLS BF H R ER SO	IP WLS BF H R ER SO	IP WLS BF H R ER SO	IP WLS BF H R ER SO	IP WLS BF H R ER SO	IP WLS BF H R ER SO	IP WLS BF H R ER SO	IP WLS BF H R ER SO	IP WLS BF H R ER SO	IP WLS BF H R ER SO	IP WLS BF H R ER SO	IP WLS BF H R ER SO	IP WLS BF H R ER SO	IP WLS BF H R ER SO	IP WLS BF H R ER SO	ERA WHIP	ERA WHIP	ERA WHIP	ERA WHIP	
34 Kevin Gausman, R (1,1) ERA: 3.12	4.2	23	7	6	6	4	4	0	1	0	0	0	0	0	0	0	0	11.57	2.357		
31 Thomas Hatch, R (5,1) ERA:	1.1	7	2	0	0	3	1	0	0	0	0	0	0	0	0	0	0	0.00	2.250		
24 Nate Pearson, R (7,1) ERA: 2.05	2.0	W 7	1	0	0	3	0	0	0	0	1	0	0	0	0	0	0	0.00	0.500		
68 Jordan Romano, R (9,1) ERA: 2.67	1.0	S 4	0	0	0	1	1	0	0	0	0	0	0	0	0	0	0	0.00	1.000		
Batter	1	2	3	4	5	6	7	8	9	AB	R	H	RBI	BB	SO	LOB	BOTTOM				
4 George Springer, R (1,9) OBP: 0.327, SLG: 0.402										3	1	1	0	2	0	1					
11 Bo Bichette, R (1,6) OBP: 0.348, SLG: 0.509										5	0	0	0	0	1	5					
27 Vladimir Guerrero Jr., R (1,10) OBP: 0.353, SLG: 0.446										5	1	2	1	0	0	2					
26 Matt Chapman, R (1,5) OBP: 0.349, SLG: 0.475										3	1	1	3	0	2	3					
25 Daulton Varsho, L (1,8) OBP: 0.293, SLG: 0.395										4	0	2	0	0	2	1					
15 Whit Merrifield, R (1,4) OBP: 0.358, SLG: 0.387										4	0	1	0	0	1	2					
30 Alejandro Kirk, R (1,2) OBP: 0.342, SLG: 0.341										4	1	2	0	0	0	2					
38 Nathan Lukes, L (1,7) OBP: 0.227, SLG: 0.263										2	0	0	0	0	1	1					
5 Santiago Espinal, R (6,PH) OBP: 0.278, SLG: 0.281										2	0	1	0	0	0	0					
39 Kevin Kiermaier, L (8,FR) OBP: 0.358, SLG: 0.481										0	1	0	0	0	0	0					
8 Cavan Biggio, L (1,3) OBP: 0.262, SLG: 0.361										4	2	2	3	0	1	0					
Inning Stats	R: 1 H: 2 E: 0 K: 2 S: 18	H: 2 LOB: 0 BB: 0 P: 27	R: 0 H: 0 E: 0 K: 0 S: 5	H: 0 LOB: 0 BB: 0 P: 7	R: 0 H: 1 E: 0 K: 1 S: 13	H: 1 LOB: 1 BB: 1 P: 20	R: 0 H: 1 E: 0 K: 3 S: 14	H: 1 LOB: 1 BB: 0 P: 18	R: 3 H: 4 E: 1 K: 0 S: 16	H: 4 LOB: 2 BB: 1 P: 24	R: 0 H: 0 E: 0 K: 1 S: 9	H: 0 LOB: 0 BB: 0 P: 13	R: 0 H: 1 E: 1 K: 1 S: 12	H: 1 LOB: 2 BB: 0 P: 17	R: 3 H: 3 E: 0 K: 0 S: 16	H: 3 LOB: 1 BB: 0 P: 22	1B: 10 2B: 0 3B: 0 HR: 2	SF: 1 SAC: 0 DP: 0 HBP: 0	WP: 0 PB: 1 SB: 2 CS: 0	PA: 39	
PITCHER	IP WLS BF H R ER SO	IP WLS BF H R ER SO	IP WLS BF H R ER SO	IP WLS BF H R ER SO	IP WLS BF H R ER SO	IP WLS BF H R ER SO	IP WLS BF H R ER SO	IP WLS BF H R ER SO	IP WLS BF H R ER SO	IP WLS BF H R ER SO	IP WLS BF H R ER SO	IP WLS BF H R ER SO	IP WLS BF H R ER SO	IP WLS BF H R ER SO	IP WLS BF H R ER SO	IP WLS BF H R ER SO	ERA WHIP	ERA WHIP	ERA WHIP	ERA WHIP	
37 Louie Varland, R (1,1) ERA: 4.7	4.2	22	6	4	4	4	2	0	0	0	0	0	0	0	0	0	0	7.71	1.714		
71 Jovani Moran, L (5,1) ERA: 3.67	1.1	6	2	0	0	1	0	0	0	0	0	0	0	0	0	0	0	0.00	1.500		
22 Griffin Jax, R (7,1) ERA: 3.86	1.0	H 5	1	0	0	1	0	0	0	0	0	0	0	0	0	0	0	0.00	1.000		
15 Emilio Pagán, R (8,1) ERA: 4.61	1.0	L 6	3	3	3	0	0	0	0	0	0	0	0	0	0	0	0	27.00	3.000		

Minnesota Twins @ Toronto Blue Jays
Rogers Centre, Toronto, ON
Sun Jun 11 2023, 1:41 PM - 4:44 PM EDT
Att: 41,673 - Roof Closed - 68 F

AB	34
R	6
H	10
RBI	6
BB	6
SO	11
LOB	20



Minnesota Twins @ Toronto Blue Jays
Rogers Centre, Toronto, ON
Sun Jun 11 2023, 1:41 PM - 4:44 PM EDT
Att: 41,673 - Roof Closed - 68 F

AB	36
R	7
H	12
RBI	7
BB	2
SO	8
LOB	17



Batter	1	2	3	4	5	6	7	8	9	AB	R	H	RBI	BB	SO	LOB	TOP										
4 George Springer, R (1.9) OBP: 0.329, SLG: 0.416	F9		G5-3			HR		FC6-4-2 11 2B		4	2	1	1	0	0	2											
11 Bo Bichette, R (1.6) OBP: 0.350, SLG: 0.508	G4-3			1B		L5		2B		4	0	2	1	0	0	0											
25 Daulton Varsho, L (1.7) OBP: 0.301, SLG: 0.404	L3			FC5-6 27 S		G4-3		BB		3	0	0	0	1	0	1											
27 Vladimir Guerrero Jr., R (1.10) OBP: 0.352, SLG: 0.440		HBP		K			L9	G2-3		3	0	0	0	0	1	3											
30 Alejandro Kirk, R (1.2) OBP: 0.342, SLG: 0.341	G5-3			G1-3			F8	G6-3		4	0	0	0	0	0	2											
26 Matt Chapman, R (1.5) OBP: 0.348, SLG: 0.470	P6					G4-6-3 39 1B	G1-3	1B		4	0	2	0	0	0	1											
39 Kevin Kiermaier, L (1.8) OBP: 0.353, SLG: 0.471						G4-6-3 1-2 1B		FC1-6 15 BLK 15 S 15 1B		4	1	1	0	0	0	3											
15 Whit Merrifield, R (1.4) OBP: 0.364, SLG: 0.397			G5-3			CS		2B		4	0	3	1	0	0	0											
8 Cayen Biggio, L (1.3) OBP: 0.278, SLG: 0.396								1B		2	0	0	0	0	0	0											
5 Santiago Espinal, R (0.9 PH) OBP: 0.298, SLG: 0.278								2B		0	0	0	0	0	0	0											
17 José Herreras, R (0.1) OBP: 0.000, SLG: 0.000								1B		0	0	0	0	0	0	0											
58 Tim Mayza, L (0.1) OBP: 0.000, SLG: 0.000								1B		0	0	0	0	0	0	0											
9 Danny Jansen, R (0.9 PH) OBP: 0.281, SLG: 0.396								BB		1	0	0	0	0	0	2											
68 Jordan Romano, R (0.1) OBP: 0.000, SLG: 0.000								1B		0	0	0	0	0	0	0											
Inning Stats	R: 0 H: 0 E: 0 K: 0 S: 11	H: 0 LOB: 0 BB: 0 P: 16	R: 0 H: 0 E: 0 K: 0 S: 6	H: 0 LOB: 1 BB: 0 P: 10	R: 0 H: 0 E: 0 K: 0 S: 5	H: 0 LOB: 0 BB: 0 P: 10	R: 0 H: 1 E: 0 K: 1 S: 11	H: 1 LOB: 1 BB: 0 P: 18	R: 0 H: 2 E: 0 K: 0 S: 10	H: 2 LOB: 0 BB: 0 P: 16	R: 1 H: 1 E: 0 K: 0 S: 8	H: 1 LOB: 0 BB: 0 P: 13	R: 0 H: 0 E: 0 K: 0 S: 8	H: 0 LOB: 0 BB: 0 P: 15	R: 2 H: 3 E: 0 K: 0 S: 13	H: 3 LOB: 2 BB: 2 P: 23	R: 0 H: 2 E: 0 K: 0 S: 10	H: 2 LOB: 2 BB: 0 P: 14	1B: 6 2B: 3 3B: 0 HR: 1	SF: 0 SAC: 0 DP: 2 HBP: 1	WP: 0 PA: 37 PB: 0 SB: 3 CS: 1						
PITCHER	IP	WLS	BF	H	R	ER	SO	BB	IBB	HBP	BLK	WP	HR	S	P	ERA	WHIP										
Kyle Bradish, R (1.1) ERA: 3.9	7.0	L	24	4	1	1	1	0	0	1	0	0	1	59	98	1.29	0.571										
54 Danny Coulombe, L (0.1) ERA: 2.92	0.0		3	2	2	2	0	1	0	0	1	0	0	9	15	∞	∞										
53 Mike Baumann, R (0.1) ERA: 3.82	1.0		4	1	0	0	0	1	0	0	0	0	0	4	8	0.00	2.000										
66 Reed Garrett, R (0.1) ERA:	1.0		5	2	0	0	0	0	0	0	0	0	0	10	14	0.00	2.000										

Toronto Blue Jays @ Baltimore Orioles
Oriole Park at Camden Yards, Baltimore, MD
Wed Jun 14 2023, 7:07 PM - 9:41 PM EDT
Att: 16,083 - Clear - 77 F

AB 33
R 3
H 9
RBI 3
BB 2
SO 1
LOB 14

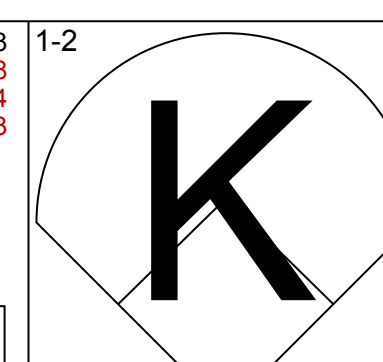
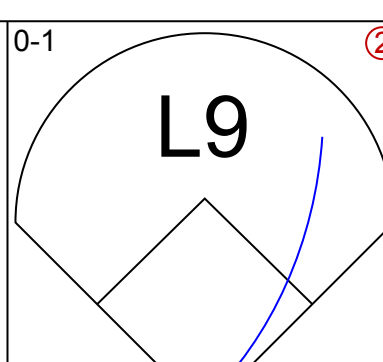
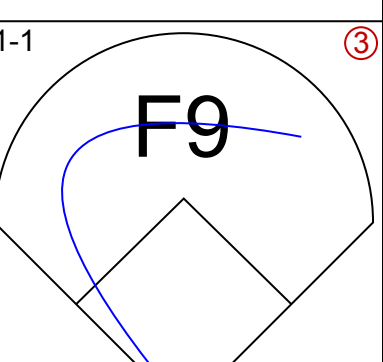
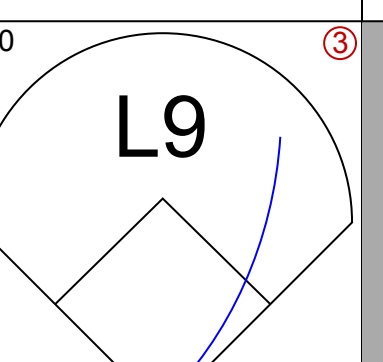
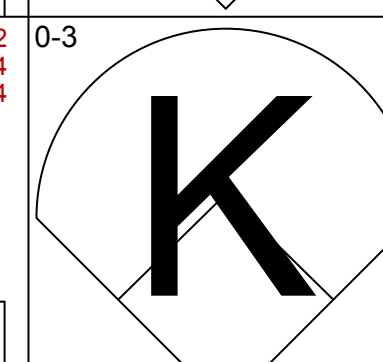
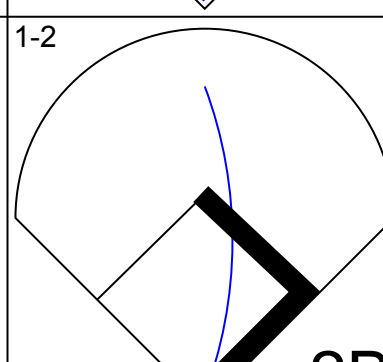
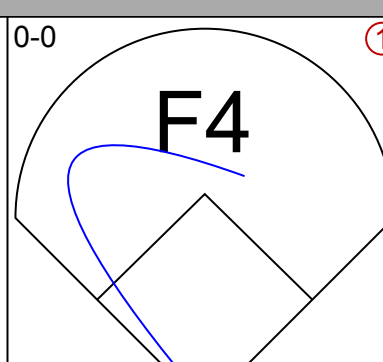
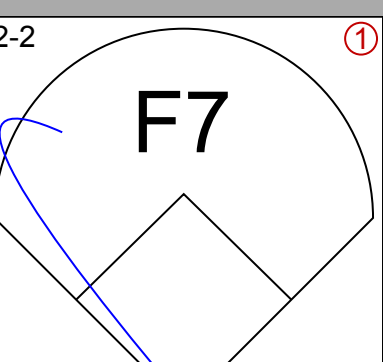
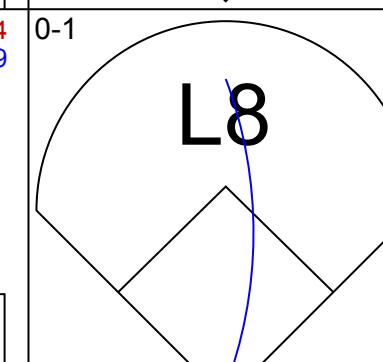
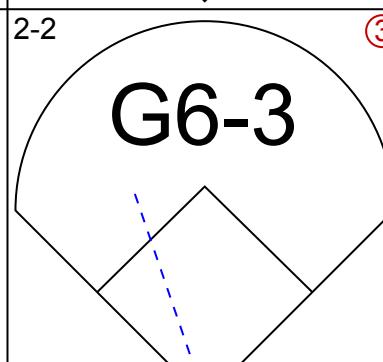
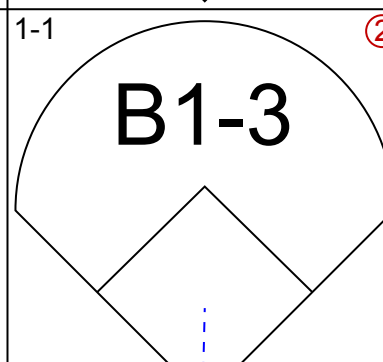
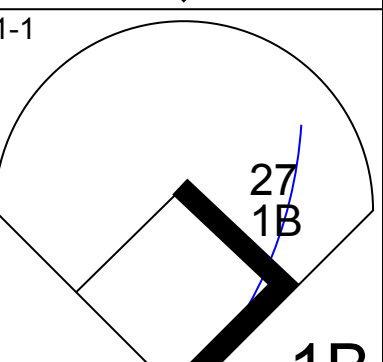
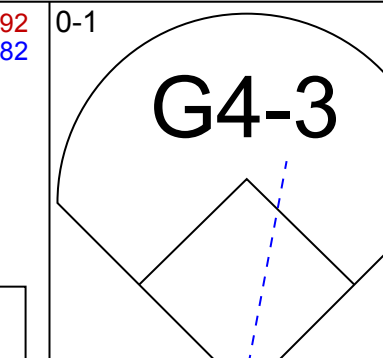
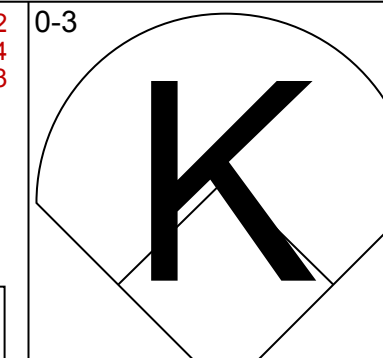
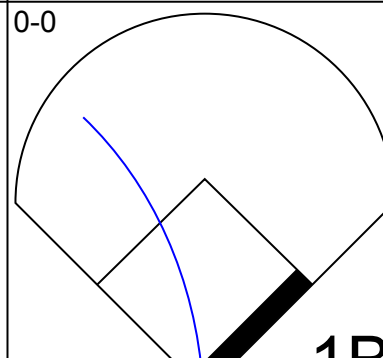
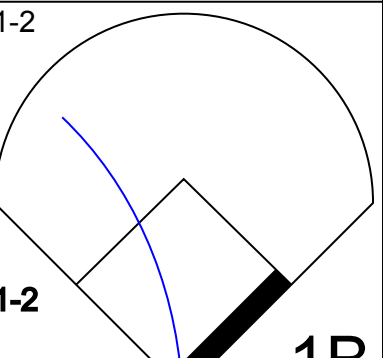
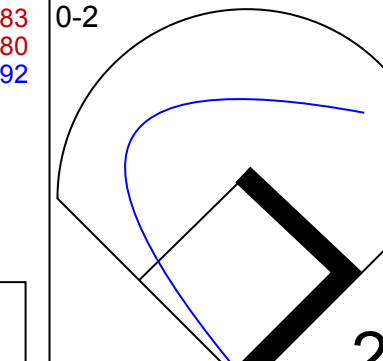
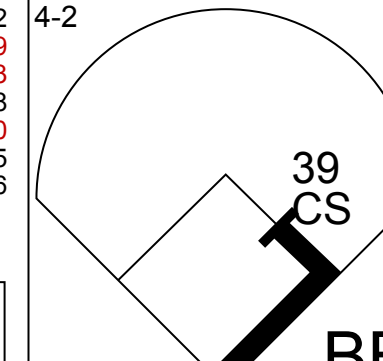
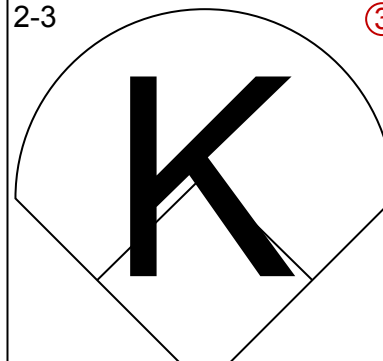
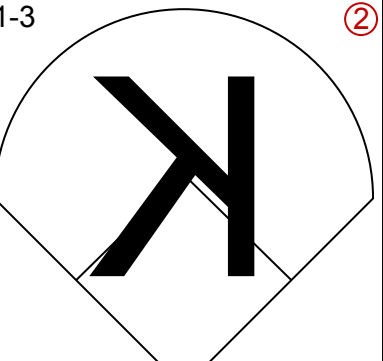
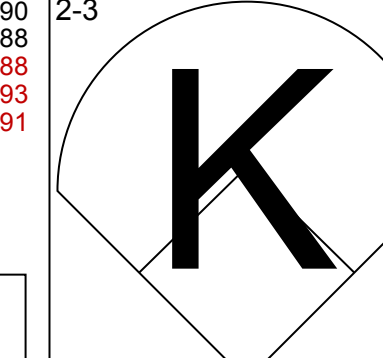
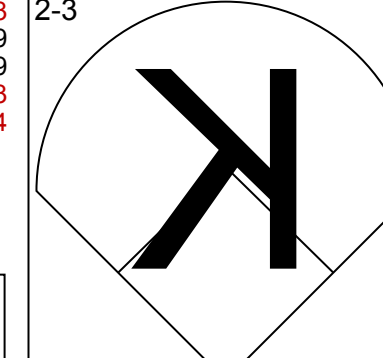
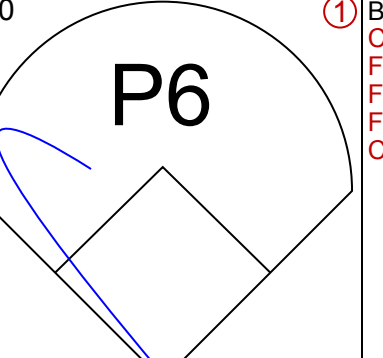
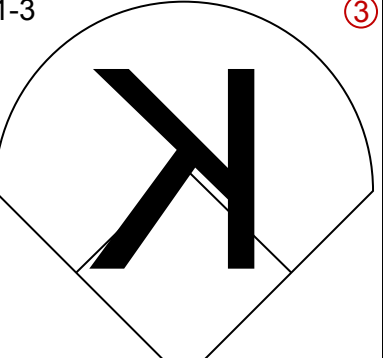
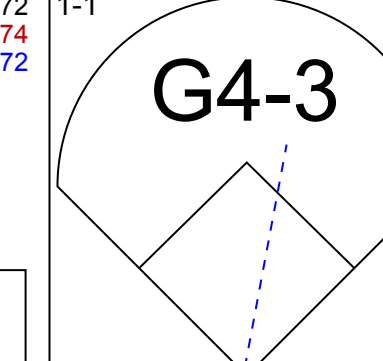
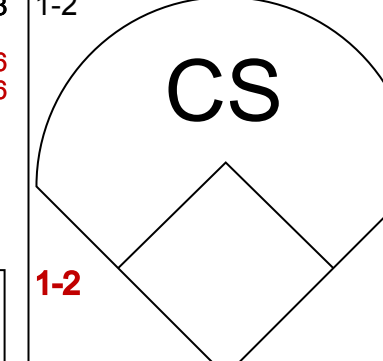
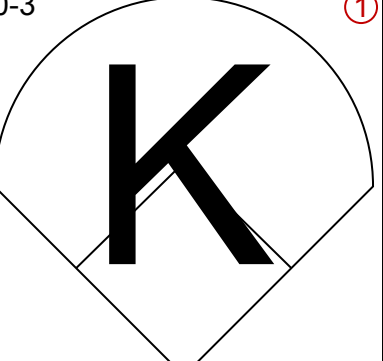
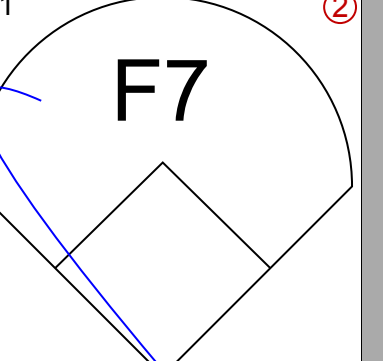
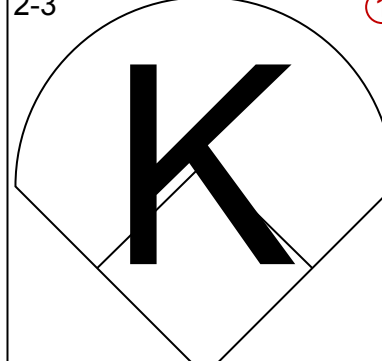
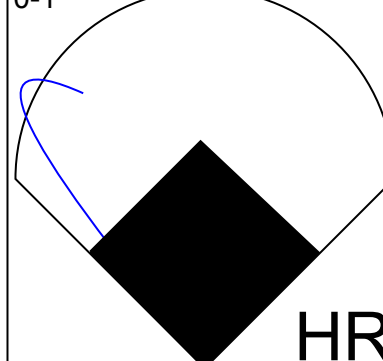
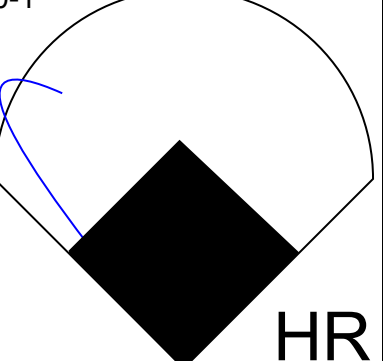
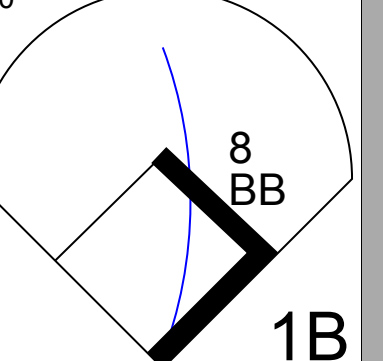
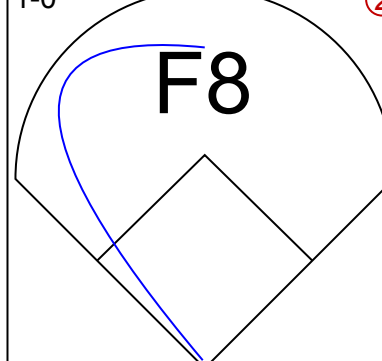

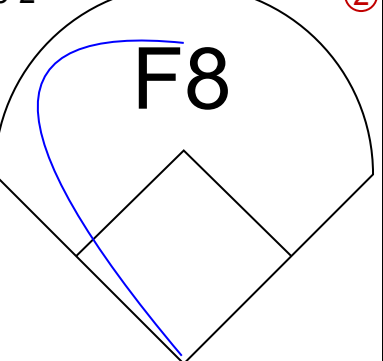
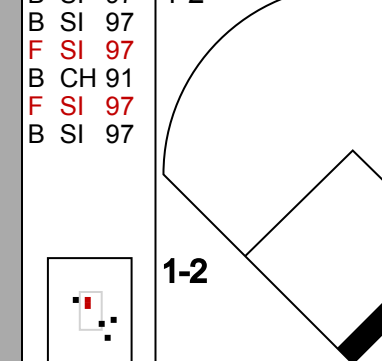
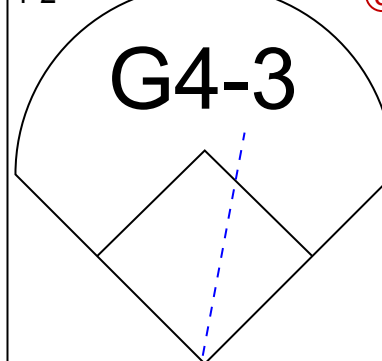


Batter	1	2	3	4	5	6	7	8	9	AB	R	H	RBI	BB	SO	LOB	BOTTOM										
2 Gunnar Henderson, L (1.6) OBP: 0.349, SLG: 0.465	G1			F7		K		G6-3		4	0	0	0	0	1	3											
35 Adley Rutschman, S (1.2) OBP: 0.388, SLG: 0.416	G1-3			L1				1B		4	0	1	0	0	0	0											
25 Anthony Santander, S (1.10) OBP: 0.330, SLG: 0.455	P5			F8				F8		4	0	0	0	0	0	1											
32 Ryan O'Hearn, L (1.9) OBP: 0.363, SLG: 0.603		G4-3				K		FC4-6		4	1	1	0	0	1	1											
21 Austin Hays, R (1.7) OBP: 0.343, SLG: 0.496		F9				CS		F9		3	0	1	0	1	0	1											
34 Aaron Hicks, S (1.8) OBP: 0.339, SLG: 0.387		G1-3				P4				4	0	1	1	0	0	1											
3 Jorge Mateo, R (0.9 FR) OBP: 0.271, SLG: 0.370								P6		0	0	0	0	0	0	0											
12 Adam Frazier, L (1.4) OBP: 0.300, SLG: 0.407			G6-3			CS		K		4	0	1	0	0	2	2											
49 Josh Lester, L (1.3) OBP: 0.222, SLG: 0.222			L3					K		3	0	0	0	0	2	1											
29 Ramón Uriás, R (1.5) OBP: 0.356, SLG: 0.406			F8							2	0	1	0	0	0	0											
Inning Stats	R: 0 H: 0 E: 0 K: 0 S: 6	H: 0 LOB: 0 BB: 0 P: 12	R: 0 H: 0 E: 0 K: 0 S: 7	H: 0 LOB: 0 BB: 0 P: 8	R: 0 H: 0 E: 0 K: 0 S: 5	H: 0 LOB: 0 BB: 0 P: 6	R: 0 H: 0 E: 0 K: 0 S: 6	H: 0 LOB: 0 BB: 0 P: 7	R: 0 H: 0 E: 0 K: 3 S: 12	H: 0 LOB: 1 BB: 0 P: 17	R: 0 H: 1 E: 1 K: 0 S: 7	H: 1 LOB: 1 BB: 0 P: 12	R: 0 H: 2 E: 0 K: 1 S: 13	H: 2 LOB: 2 BB: 0 P: 19	R: 1 H: 3 E: 0 K: 1 S: 14	H: 3 LOB: 2 BB: 0 P: 18	1B: 6 2B: 0 3B: 0 HR: 0	SF: 0 SAC: 0 DP: 0 HBP: 1	WP: 0 PA: 35 PB: 0 SB: 0 CS: 1								
PITCHER	IP	WLS	BF	H	R	ER	SO	BB	IBB	HBP	BLK	WP	HR	S	P	ERA	WHIP										
17 José Berrios, R (1.1) ERA: 3.28	7.2	W	27	3	0	0	5	1	0	1	0	0	0	62	90	0.00	0.522										
17 José Berrios, R (0.1) ERA: 3.28	7.2	W	27	3	0	0	5	1	0	1	0	0	0	62	90	0.00	0.522										
58 Tim Mayza, L (0.1) ERA: 1.54	0.1	H	1	0	0	0	0	0	0	0	0	0	0	4	7	0.00	0.000										
68 Jordan Romano, R (0.1) ERA: 2.89	1.0	S	6	3	1	1	1	0	0	0	0	0	0	14	18	9.00	3.000										

Toronto Blue Jays @ Baltimore Orioles
Oriole Park at Camden Yards, Baltimore, MD
Wed Jun 14 2023, 7:07 PM - 9:41 PM EDT
Att: 16,083 - Clear - 77 F

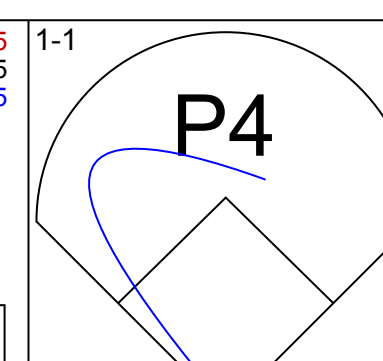
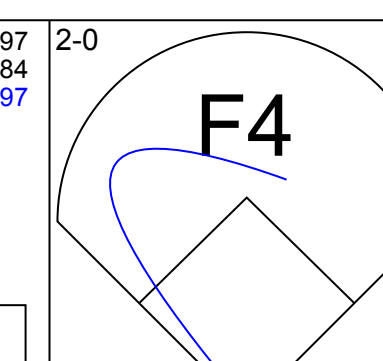
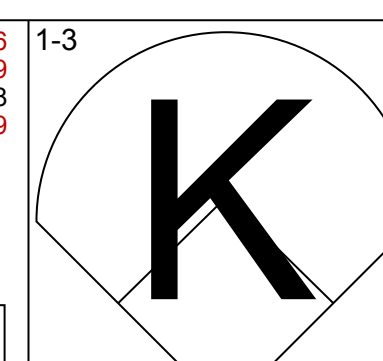
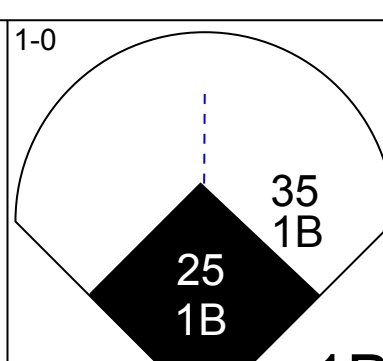
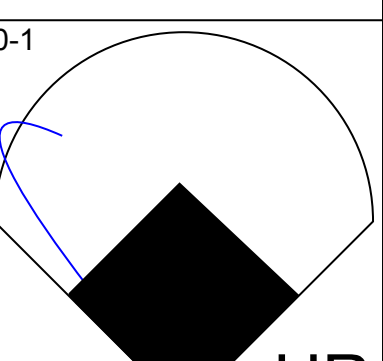
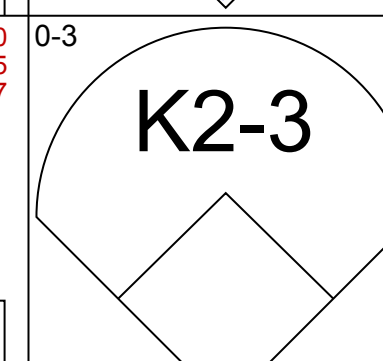
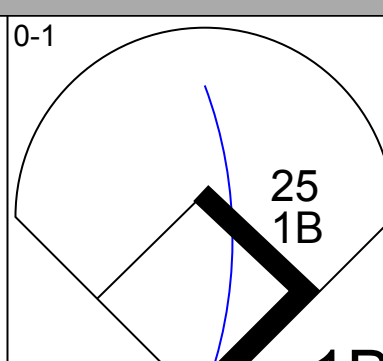
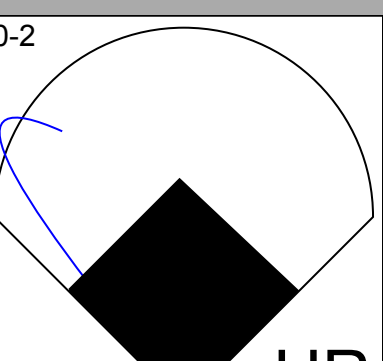
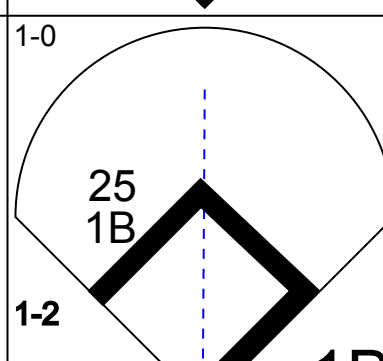
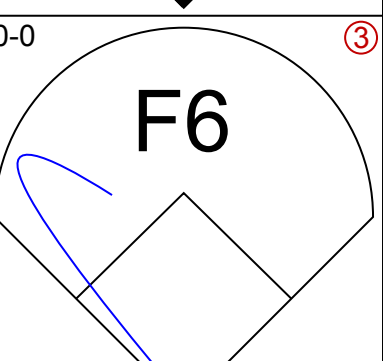
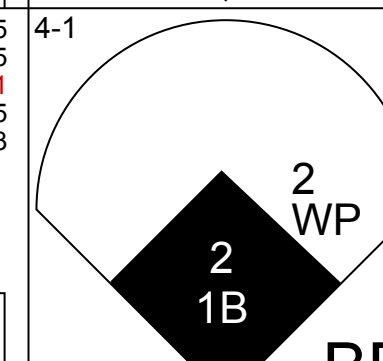

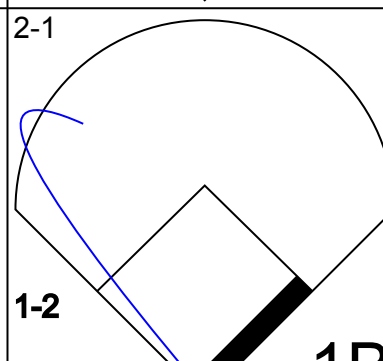

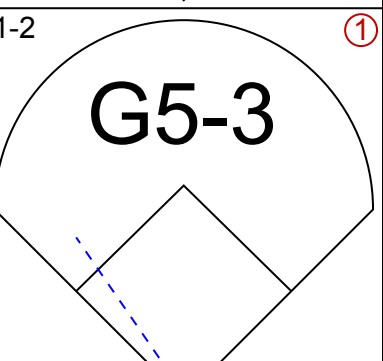
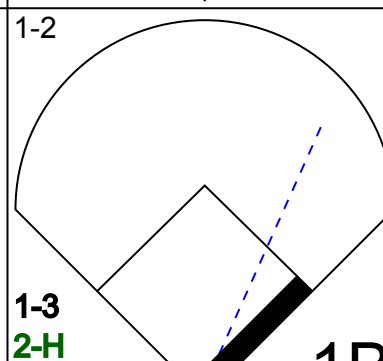

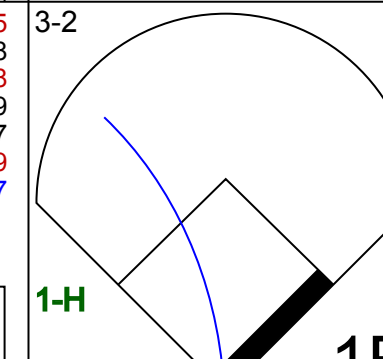

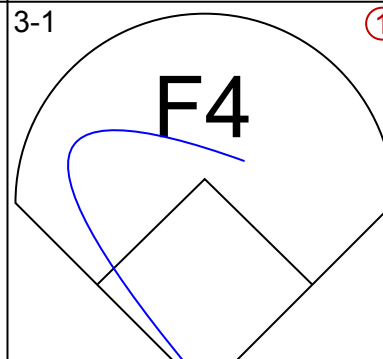

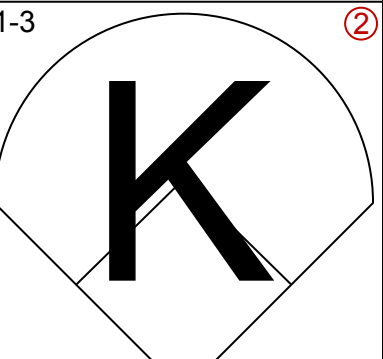
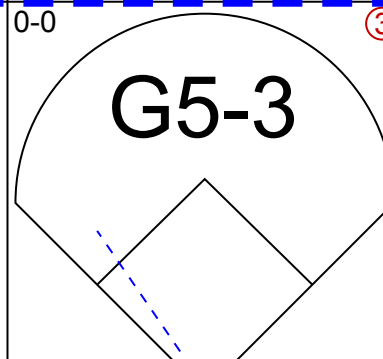
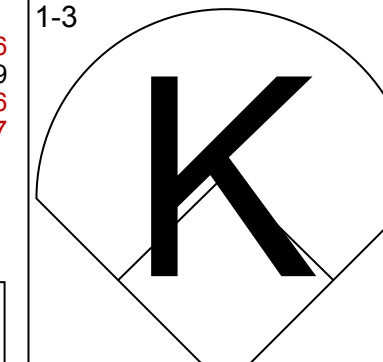
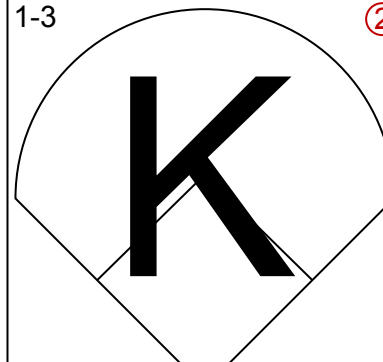
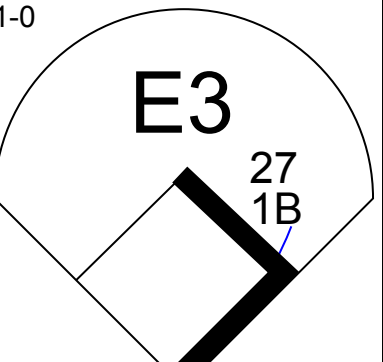
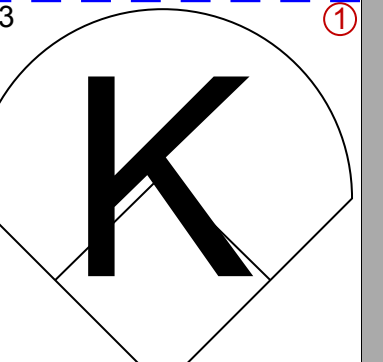
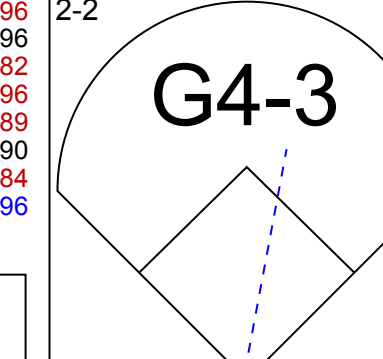
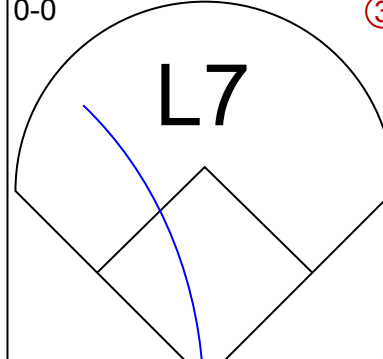

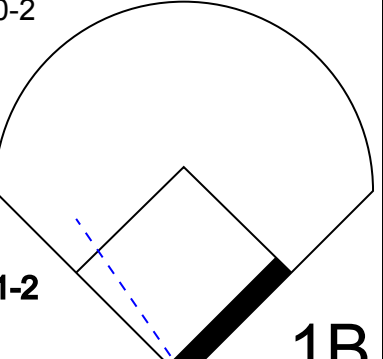
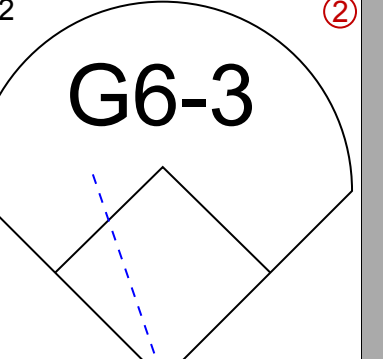
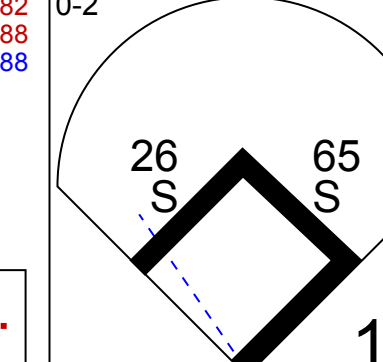

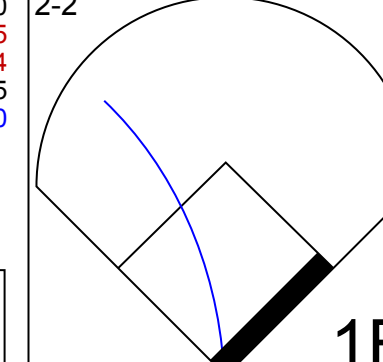
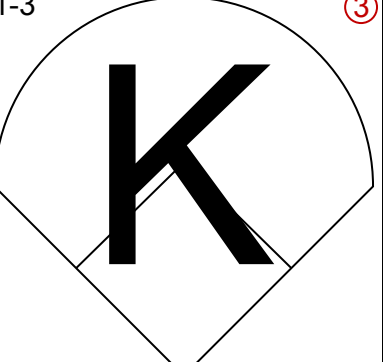
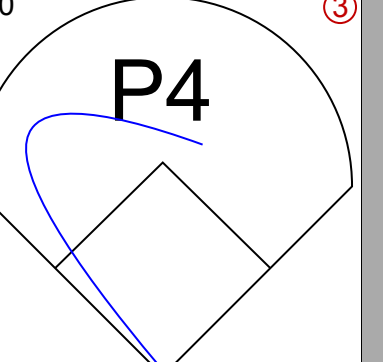
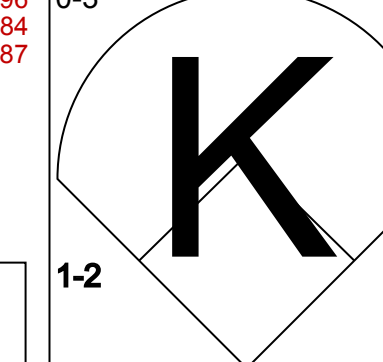
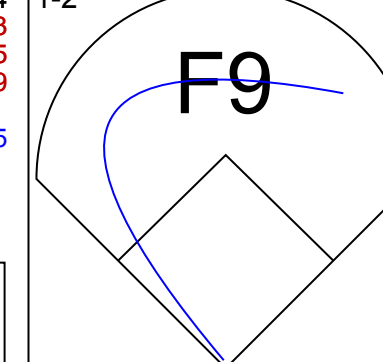


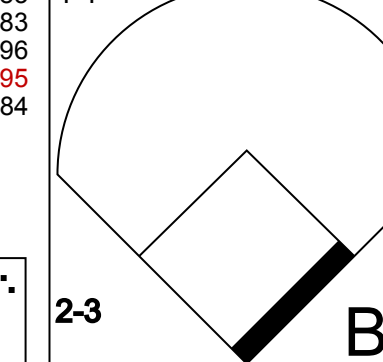
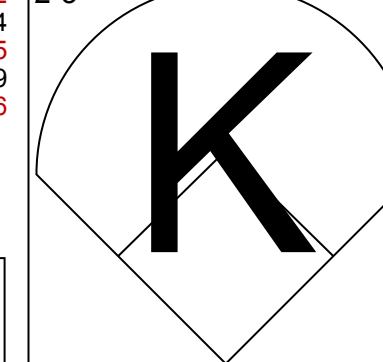


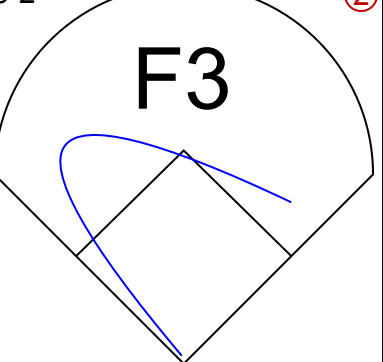
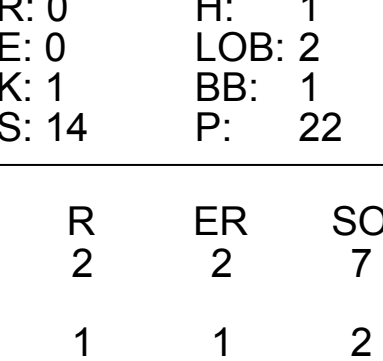
AB 32
R 1
H 6
RBI 1
BB 1
SO 6
LOB 10



Batter	1	2	3	4	5	6	7	8	9	AB	R	H	RBI	BB	SO	LOB	TOP								
4 George Springer, R (1, 10) OBP: 0.324, SLG: 0.410										4	0	0	0	0	1	2	Toronto Blue Jays @ Baltimore Orioles Oriole Park at Camden Yards, Baltimore, MD Thu Jun 15 2023, 1:07 PM - 3:51 PM EDT Att: 22,555 - Partly Cloudy - 79 F								
11 Bo Bichette, R (1, 6) OBP: 0.348, SLG: 0.508										4	0	1	0	0	1	0									
25 Daulton Varsho, L (1, 7) OBP: 0.300, SLG: 0.402										4	0	1	0	0	0	1									
27 Vladimir Guerrero Jr., R (1, 3) OBP: 0.354, SLG: 0.441										4	0	2	0	0	1	0									
15 Whit Merrifield, R (1, 4) OBP: 0.367, SLG: 0.401										3	0	1	0	1	2	3									
26 Matt Chapman, R (1, 5) OBP: 0.344, SLG: 0.463										4	0	0	0	0	3	4									
39 Kevin Kiermaier, L (1, 8) OBP: 0.346, SLG: 0.460										4	0	0	0	0	2	1									
9 Danny Jansen, R (1, 2) OBP: 0.275, SLG: 0.450										4	2	3	2	0	0	0									
8 Cavan Biggio, L (1, 9) OBP: 0.270, SLG: 0.385									3	0	0	0	1	1	0										
Inning Stats	R: 0 E: 0 K: 2 S: 8	H: 0 LOB: 0 BB: 0 P: 9	R: 0 E: 0 K: 1 S: 10	H: 1 LOB: 1 BB: 0 P: 13	R: 1 E: 0 K: 1 S: 16	H: 2 LOB: 1 BB: 0 P: 21	R: 0 E: 0 K: 2 S: 11	H: 0 LOB: 0 BB: 1 P: 18	R: 1 E: 0 K: 1 S: 10	H: 1 LOB: 0 BB: 0 P: 14	R: 0 E: 0 K: 1 S: 7	H: 1 LOB: 2 BB: 0 P: 10	R: 0 E: 0 K: 0 S: 7	H: 1 LOB: 2 BB: 1 P: 13	R: 0 E: 0 K: 2 S: 17	H: 2 LOB: 0 BB: 0 P: 23	R: 0 E: 0 K: 1 S: 8	H: 0 LOB: 0 BB: 0 P: 12	1B: 4 2B: 2 3B: 0 HR: 2	SF: 0 SAC: 0 DP: 0 HBP: 0	WP: 0 PB: 0 SB: 0 CS: 1	PA: 37			
PITCHER	IP WLS BF ERA WHIP	IP WLS BF ERA WHIP	IP WLS BF ERA WHIP	IP WLS BF ERA WHIP	IP WLS BF ERA WHIP	IP WLS BF ERA WHIP	IP WLS BF ERA WHIP	IP WLS BF ERA WHIP	IP WLS BF ERA WHIP	IP WLS BF ERA WHIP	IP WLS BF ERA WHIP	IP WLS BF ERA WHIP	IP WLS BF ERA WHIP	IP WLS BF ERA WHIP	IP WLS BF ERA WHIP	IP WLS BF ERA WHIP	IP WLS BF ERA WHIP	IP WLS BF ERA WHIP	IP WLS BF ERA WHIP	IP WLS BF ERA WHIP	IP WLS BF ERA WHIP	IP WLS BF ERA WHIP	IP WLS BF ERA WHIP	IP WLS BF ERA WHIP	
68 Tyler Wells, R (1, 1) ERA: 3.2	6.2 W 25	5 R 2	2 ER 2	8 SO 8	1 BB 1	0 IBB 0	0 HBP 0	0 BLK 0	0 WP 0	2 HR 2	65 S 65	90 P 90	2.70 ERA 2.70	0.900 WHIP 0.900											
78 Yennier Cano, R (7, 1) ERA: 1.03	1.0 H 7	3 R 3	0 ER 0	1 SO 1	1 BB 1	0 IBB 0	0 HBP 0	0 BLK 0	0 WP 0	0 HR 0	16 S 16	25 P 25	0.00 ERA 0.00	4.000 WHIP 4.000											
74 Félix Bautista, R (8, 1) ERA: 1.11	1.1 S 4	0 R 0	0 ER 0	2 SO 2	0 BB 0	0 IBB 0	0 HBP 0	0 BLK 0	0 WP 0	0 HR 0	13 S 13	18 P 18	0.00 ERA 0.00	0.000 WHIP 0.000											

AB	34
R	2
H	8
RBI	2
BB	2
SO	11
LOB	11



Batter	1	2	3	4	5	6	7	8	9	AB	R	H	RBI	BB	SO	LOB	BOTTOM							
21 Austin Hays, R (1, 7) OBP: 0.344, SLG: 0.507										5	2	2	1	0	1	3	Toronto Blue Jays @ Baltimore Orioles Oriole Park at Camden Yards, Baltimore, MD Thu Jun 15 2023, 1:07 PM - 3:51 PM EDT Att: 22,555 - Partly Cloudy - 79 F							
35 Adley Rutschman, S (1, 10) OBP: 0.392, SLG: 0.431										5	1	3	1	0	1	0								
25 Anthony Santander, S (1, 9) OBP: 0.336, SLG: 0.461										3	1	2	1	1	0	0								
2 Gunnar Henderson, L (1, 5) OBP: 0.347, SLG: 0.461										4	0	1	1	0	1	4								
29 Ramón Uriás, R (1, 3) OBP: 0.348, SLG: 0.395										4	0	0	0	0	3	3								
27 James McCann, R (1, 2) OBP: 0.227, SLG: 0.341										4	0	1	0	0	0	2								
3 Jorge Mateo, R (1, 6) OBP: 0.276, SLG: 0.372										4	0	2	0	0	1	2								
65 Joey Ortiz, R (1, 4) OBP: 0.233, SLG: 0.276										2	0	0	0	0	1	2								
12 Adam Frazier, L (6, PH) OBP: 0.297, SLG: 0.404										2	0	0	0	0	1	0								
26 Ryan McKenna, R (1, 8) OBP: 0.282, SLG: 0.338										1	0	0	0	1	1									
34 Aaron Hicks, S (6, PH) OBP: 0.333, SLG: 0.380										2	0	0	0	0	1	0								
Inning Stats	R: 1 E: 0 K: 2 S: 13	H: 1 LOB: 1 BB: 1 P: 22	R: 0 E: 0 K: 1 S: 14	H: 1 LOB: 2 BB: 1 P: 22	R: 0 E: 0 K: 1 S: 10	H: 2 LOB: 0 BB: 0 P: 16	R: 0 E: 0 K: 2 S: 13	H: 1 LOB: 1 BB: 0 P: 19	R: 1 E: 0 K: 1 S: 19	H: 3 LOB: 2 BB: 0 P: 23	R: 1 E: 0 K: 1 S: 12	H: 0 LOB: 0 BB: 0 P: 19	R: 0 E: 0 K: 1 S: 7	H: 0 LOB: 0 BB: 0 P: 11	R: 1 E: 0 K: 0 S: 10	H: 1 LOB: 0 BB: 0 P: 13	1B: 9 2B: 0 3B: 0 HR: 2	SF: 0 SAC: 0 DP: 0 HBP: 0	WP: 1 PB: 0 SB: 2 CS: 0	PA: 38				
PITCHER	IP WLS BF ERA WHIP	IP WLS BF ERA WHIP	IP WLS BF ERA WHIP	IP WLS BF ERA WHIP	IP WLS BF ERA WHIP	IP WLS BF ERA WHIP	IP WLS BF ERA WHIP	IP WLS BF ERA WHIP	IP WLS BF ERA WHIP	IP WLS BF ERA WHIP	IP WLS BF ERA WHIP	IP WLS BF ERA WHIP	IP WLS BF ERA WHIP	IP WLS BF ERA WHIP	IP WLS BF ERA WHIP	IP WLS BF ERA WHIP	IP WLS BF ERA WHIP	IP WLS BF ERA WHIP	IP WLS BF ERA WHIP	IP WLS BF ERA WHIP	IP WLS BF ERA WHIP	IP WLS BF ERA WHIP	IP WLS BF ERA WHIP	
16 Yusei Kikuchi, L (1, 1) ERA: 4.31	4.2 L 23	6 R 2	2 ER 2	7 SO 7	2 BB 2	0 IBB 0	0 HBP 0	0 BLK 0	0 WP 0	0 HR 0	18 S 18	26 P 26	9.00 ERA 9.00	4.000 WHIP 4.000										
93 Yimi García, R (5, 1) ERA: 5.65	1.0 L 7	4 R 4	1 ER 1	2 SO 2	0 BB 0	0 IBB 0	0 HBP 0	0 BLK 0	0 WP 0	0 HR 0	18 S 18	26 P 26	9.00 ERA 9.00	4.000 WHIP 4.000										
58 Tim Mayza, L (6, 1) ERA: 1.52	0.1 L 1	0 R 0	0 ER 0	0 SO 0	0 BB 0	0 IBB 0	0 HBP 0	0 BLK 0	0 WP 0	0 HR 0	1 S 1	1 P 1	0.00 ERA 0.00	0.000 WHIP 0.000										
24 Nate Pearson, R (7, 1) ERA: 1.96	1.0 L 3	0 R 0	0 ER 0	1 SO 1	0 BB 0	0 IBB 0	0 HBP 0	0 BLK 0	0 WP 0	0 HR 0	7 S 7	11 P 11	0.00 ERA 0.00	0.000 WHIP 0.000										
50 Erik Swanson, R (8, 1) ERA: 2.79	1.0 L 4	1 R 1	1 ER 1	0 SO 0	0 BB 0	0 IBB 0	0 HBP 0	0 BLK 0	0 WP 0	1 HR 1	10 S 10	13 P 13	9.00 ERA 9.00	1.000 WHIP 1.000										

AB	36
R	4
H	11
RBI	4
BB	2
SO	10
LOB	17



Batter	1	2	3	4	5	6	7	8	9	AB	R	H	RBI	BB	SO	LOB	TOP										
4 George Springer, R (1.9) OBP: 0.320, SLG: 0.404	L9		K		K			G3-1		4	0	0	0	0	2	1	<p>Toronto Blue Jays @ Texas Rangers</p> <p>Globe Life Field, Arlington, TX</p> <p>Fri Jun 16 2023, 7:10 PM - 9:37 PM CDT</p> <p>Att: 34,308 - Roof Closed - 74 F</p>										
15 Whit Merrifield, R (1.7) OBP: 0.385, SLG: 0.398			G5-3				F8	G4-3		4	0	1	0	0	0	1											
39 Kevin Kiermaier, L (8.8) OBP: 0.346, SLG: 0.460	1B									0	0	0	0	0	0	0											
11 Bo Bichette, R (1.6) OBP: 0.347, SLG: 0.508	L9			L5			G4-3	G5-3		4	0	1	0	0	0	1											
27 Vladimir Guerrero Jr., R (1.3) OBP: 0.349, SLG: 0.434	FC5-4			E6			G4-3	G6-3		4	0	0	0	0	0	2											
30 Alejandro Kirk, R (1.2) OBP: 0.276, SLG: 0.333		F8		G5-4-3			G5-3	K		4	0	0	0	0	1	2											
26 Matt Chapman, R (1.5) OBP: 0.344, SLG: 0.459										2	1	0	0	1	2	0											
9 Danny Jansen, R (1.10) OBP: 0.276, SLG: 0.470		G4-3								3	1	1	2	0	1	0											
25 Daulton Varsho, L (1.8) OBP: 0.297, SLG: 0.397										3	0	0	0	0	1	0											
5 Santiago Espinal, R (1.4) OBP: 0.294, SLG: 0.275										1	0	0	0	1	0	0											
8 Cavan Biggio, L (8.4) OBP: 0.297, SLG: 0.381								P5		1	0	0	0	0	0	0											
Inning Stats	R: 0 E: 0 K: 0 S: 11	H: 1 LOB: 1 BB: 0 P: 19	R: 0 E: 0 K: 1 S: 8	H: 0 LOB: 0 BB: 0 P: 12	R: 0 E: 0 K: 1 S: 11	H: 0 LOB: 1 BB: 1 P: 18	R: 0 E: 1 K: 0 S: 5	H: 0 LOB: 0 BB: 0 P: 6	R: 2 E: 0 K: 1 S: 11	H: 1 LOB: 0 BB: 1 P: 20	R: 0 E: 0 K: 0 S: 10	H: 1 LOB: 1 BB: 0 P: 20	R: 0 E: 0 K: 3 S: 11	H: 0 LOB: 0 BB: 0 P: 14	R: 0 E: 0 K: 0 S: 6	H: 0 LOB: 0 BB: 0 P: 7	R: 0 E: 0 K: 1 S: 7	H: 0 LOB: 0 BB: 0 P: 7	1B: 1 2B: 1 3B: 0 HR: 1	SF: 0 SAC: 0 DP: 1 HBP: 0	WP: 0 PB: 0 SB: 0 CS: 0	PA: 32					
PITCHER	IP	WLS	BF	H	R	ER	SO	BB	IBB	HBP	BLK	WP	HR	S	P	ERA	WHIP										
54 Martin Pérez, L (1.1) ERA: 4.54	6.0	L	23	3	2	2	3	2	0	0	0	0	1	56	95	3.00	0.833										
68 Joe Barlow, R (7.1) ERA: 3.39	1.0		3	0	0	0	3	0	0	0	0	0	0	11	14	0.00	0.000										
65 Grant Anderson, R (8.1) ERA: 2.53	1.0		3	0	0	0	0	0	0	0	0	0	0	6	7	0.00	0.000										
25 José Leclerc, R (9.1) ERA: 3.63	1.0		3	0	0	0	1	0	0	0	0	0	0	7	7	0.00	0.000										

Batter	1	2	3	4	5	6	7	8	9	AB	R	H	RBI	BB	SO	LOB	BOTTOM										
2 Marcus Semien, R (1.4) OBP: 0.349, SLG: 0.472	L8		G4-3		L6			F7		4	0	1	0	0	0	1	<p>Toronto Blue Jays @ Texas Rangers</p> <p>Globe Life Field, Arlington, TX</p> <p>Fri Jun 16 2023, 7:10 PM - 9:37 PM CDT</p> <p>Att: 34,308 - Roof Closed - 74 F</p>										
5 Corey Seager, L (1.6) OBP: 0.407, SLG: 0.623	G3		K					G1-3		4	0	1	0	0	1	1											
30 Nathaniel Lowe, L (1.3) OBP: 0.359, SLG: 0.439			G4-3							2	0	1	0	2	0	1											
53 Adolis García, R (1.9) OBP: 0.322, SLG: 0.479	K		G1-3							3	0	0	0	1	2	4											
6 Josh Jung, R (1.5) OBP: 0.335, SLG: 0.492	L8				G5-3			F9		4	0	0	0	0	1	3											
28 Jonah Heim, S (1.2) OBP: 0.332, SLG: 0.446			G4-3		G4-3			G5-3		4	0	1	0	0	1	2											
18 Mitch Garver, R (1.10) OBP: 0.328, SLG: 0.509			K					K		4	0	0	0	0	3	1											
16 Travis Jankowski, L (1.7) OBP: 0.381, SLG: 0.384			G4-3							4	0	1	0	0	0	1											
3 Leody Taveras, S (1.8) OBP: 0.357, SLG: 0.485										3	1	1	1	0	0	1											
Inning Stats	R: 0 E: 0 K: 1 S: 10	H: 0 LOB: 1 BB: 1 P: 16	R: 0 E: 0 K: 1 S: 8	H: 1 LOB: 1 BB: 0 P: 16	R: 1 E: 0 K: 1 S: 12	H: 2 LOB: 1 BB: 0 P: 17	R: 0 E: 0 K: 0 S: 9	H: 0 LOB: 0 BB: 0 P: 11	R: 0 E: 0 K: 0 S: 11	H: 0 LOB: 0 BB: 0 P: 14	R: 0 E: 0 K: 1 S: 13	H: 1 LOB: 2 BB: 1 P: 20	R: 0 E: 0 K: 1 S: 9	H: 1 LOB: 1 BB: 0 P: 14	R: 0 E: 0 K: 1 S: 7	H: 1 LOB: 1 BB: 1 P: 13		R: 0 E: 0 K: 2 S: 11	H: 0 LOB: 0 BB: 0 P: 15	1B: 2 2B: 3 3B: 0 HR: 1	SF: 0 SAC: 0 DP: 0 HBP: 0	WP: 0 PB: 0 SB: 1 CS: 0	PA: 35				
PITCHER	IP	WLS	BF	H	R	ER	SO	BB	IBB	HBP	BLK	WP	HR	S	P	ERA	WHIP										
34 Kevin Gausman, R (1.1) ERA: 3.01	6.0	W	24	4	1	1	4	2	0	0	0	0	0	9	14	1.50	1.000										
50 Erik Swanson, R (7.1) ERA: 2.67	1.0	H	4	1	0	0	1	0	0	0	0	0	0	9	14	0.00	1.000										
58 Tim Mayza, L (8.1) ERA: 1.48	0.2	H	3	1	0	0	0	1	0	0	0	0	0	4	10	0.00	3.000										
68 Jordan Romano, R (8.1) ERA: 2.76	1.1	S	4	0	0	0	3	0	0	0	0	0	0	14	18	0.00	0.000										

AB	30
R	2
H	3
RBI	2
BB	2
SO	7
LOB	7



AB	32
R	1
H	6
RBI	1
BB	3
SO	8
LOB	15



livebaseballscorecards.com

livebaseballscorecards.com

Batter	1	2	3	4	5	6	7	8	9	AB	R	H	RBI	BB	SO	LOB	TOP					
4 George Springer, R OBP: 0.322, SLG: 0.405										4	0	2	0	0	0	0						
15 Whit Merrifield, R OBP: 0.381, SLG: 0.396										4	0	1	0	0	0	2						
11 Bo Bichette, R OBP: 0.346, SLG: 0.508										4	1	1	0	0	0	2						
27 Vladimir Guerrero Jr., R(1, 10) OBP: 0.354, SLG: 0.437										3	0	2	1	1	0	0						
25 Daulton Varsho, L OBP: 0.301, SLG: 0.412										3	1	2	1	0	0	1						
30 Alejandro Kirk, R (9, PH) OBP: 0.333, SLG: 0.331										4	0	1	0	0	2	0						
26 Matt Chapman, R OBP: 0.342, SLG: 0.456											4	0	1	0	0	2	0					
9 Danny Jansen, R OBP: 0.288, SLG: 0.457											4	0	0	0	0	2						
8 Cavan Biggio, L OBP: 0.281, SLG: 0.370										3	0	0	0	0	1	0						
5 Santiago Espinal, R (9, PH) OBP: 0.291, SLG: 0.272										3	0	0	0	0	0	0						
39 Kevin Kiermaier, L OBP: 0.340, SLG: 0.452										3	0	0	0	0	0	0						
Inning Stats	R: 1 E: 0 K: 0 S: 8	H: 4 LOB: 2 BB: 0 P: 10	R: 0 E: 0 K: 2 S: 10	H: 0 LOB: 0 BB: 15 P: 15	R: 0 E: 0 K: 0 S: 10	H: 1 LOB: 0 BB: 0 P: 12	R: 1 E: 0 K: 1 S: 10	H: 1 LOB: 0 BB: 0 P: 17	R: 0 E: 0 K: 0 S: 5	H: 0 LOB: 1 BB: 0 P: 9	R: 0 E: 0 K: 0 S: 18	H: 0 LOB: 1 BB: 0 P: 26	R: 0 E: 0 K: 0 S: 7	H: 0 LOB: 0 BB: 0 P: 9	R: 0 E: 0 K: 0 S: 8	H: 1 LOB: 1 BB: 0 P: 10	R: 0 E: 0 K: 1 S: 9	H: 2 LOB: 2 BB: 0 P: 12	1B: 7 2B: 1 3B: 0 HR: 1	SF: 0 SAC: 0 DP: 1 HBP: 0	WP: 0 PB: 0 SB: 0 CS: 0	PA: 35
PITCHER	IP WLS BF H R ER SO BB IBB HBP BLK WP HR S P ERA WHIP																					
33 Dane Dunning, R ERA: 2.78	6.0 W 23 6 2 2 3 1 0 0 0 0 1 61 89 3.00 1.167																					
66 Josh Sborz, R ERA: 2.93	2.0 H 7 1 0 0 0 0 0 0 0 0 0 15 19 0.00 0.500																					
51 Will Smith, L ERA: 3.0	1.0 S 5 2 0 0 1 0 0 0 0 0 0 9 12 0.00 2.000																					

Toronto Blue Jays @ Texas Rangers
Globe Life Field, Arlington, TX
Sat Jun 17 2023, 3:07 PM - 5:44 PM CDT
Att: 39,383 - Roof Closed - 74 F

AB 34
R 2
H 9
RBI 2
BB 1
SO 4
LOB 10



Batter	1	2	3	4	5	6	7	8	9	AB	R	H	RBI	BB	SO	LOB	BOTTOM			
2 Marcus Semien, R OBP: 0.345, SLG: 0.466										4	0	0	0	0	2	0				
5 Corey Seager, L OBP: 0.408, SLG: 0.639										4	1	2	1	0	0	0				
30 Nathaniel Lowe, L OBP: 0.358, SLG: 0.436										4	0	1	0	0	1	1				
53 Adolis Garcia, R OBP: 0.328, SLG: 0.481											3	1	2	0	1	1				
6 Josh Jung, R OBP: 0.337, SLG: 0.502											3	1	1	2	1	0	2			
28 Jonah Heim, S OBP: 0.331, SLG: 0.456											4	1	1	1	0	1	2			
4 Robbie Grossman, S (1, 10) OBP: 0.310, SLG: 0.371											3	0	0	0	1	0	2			
20 Ezequiel Duran, R OBP: 0.344, SLG: 0.494											3	0	1	0	1	0	0			
16 Travis Jankowski, L OBP: 0.381, SLG: 0.384											3	0	0	0	0	5				
3 Leody Taveras, S OBP: 0.352, SLG: 0.477										3	0	0	0	0	5					
Inning Stats	R: 0 E: 0 K: 1 S: 8	H: 2 LOB: 0 BB: 1 P: 14	R: 3 E: 0 K: 1 S: 17	H: 2 LOB: 1 BB: 30 P: 30	R: 0 E: 0 K: 0 S: 5	H: 0 LOB: 0 BB: 0 P: 12	R: 0 E: 0 K: 0 S: 23	H: 1 LOB: 2 BB: 2 P: 36	R: 0 E: 0 K: 2 S: 15	H: 1 LOB: 1 BB: 0 P: 20	R: 0 E: 0 K: 0 S: 8	H: 1 LOB: 2 BB: 1 P: 18	R: 1 E: 0 K: 1 S: 13	H: 3 LOB: 0 BB: 0 P: 20	R: 0 E: 0 K: 1 S: 11	H: 0 LOB: 0 BB: 0 P: 15	1B: 5 2B: 0 3B: 0 HR: 3	SF: 0 SAC: 0 DP: 1 HBP: 0	WP: 0 PB: 0 SB: 0 CS: 1	PA: 36
PITCHER	IP WLS BF H R ER SO BB IBB HBP BLK WP HR S P ERA WHIP																			
33 Trevor Richards, R ERA: 3.82	3.0 L 13 3 3 3 2 1 0 0 0 1 0 2 36 65 9.00 1.333																			
44 Bowden Francis, R ERA: 3.69	2.2 12 1 0 0 2 3 0 0 1 0 0 35 56 0.00 1.500																			
93 Yimi Garcia, R ERA: 5.83	0.2 6 4 1 1 1 0 0 0 0 0 1 14 22 13.50 6.000																			
90 Adam Cimber, R ERA: 6.2	1.2 4 0 0 0 1 0 0 0 0 0 0 15 22 0.00 0.000																			

Toronto Blue Jays @ Texas Rangers
Globe Life Field, Arlington, TX
Sat Jun 17 2023, 3:07 PM - 5:44 PM CDT
Att: 39,383 - Roof Closed - 74 F

AB 31
R 4
H 8
RBI 4
BB 4
SO 6
LOB 13



Batter	1	2	3	4	5	6	7	8	9	AB	R	H	RBI	BB	SO	LOB	TOP				
4 George Springer, R OBP: 0.326, SLG: 0.404	G6-3		K			K		1B		4	0	1	0	0	2	2	Toronto Blue Jays @ Miami Marlins loanDepot park, Miami, FL Mon Jun 19 2023, 6:41 PM - 9:23 PM EDT Att: 12,226 - Roof Closed - 72 F				
25 Daulton Varsho, L OBP: 0.299, SLG: 0.407	G1-3			1B		G4-3		K		4	0	1	0	0	1	2					
11 Bo Bichette, R OBP: 0.348, SLG: 0.508	K			1B		K				4	0	2	0	0	2	1					
27 Vladimir Guerrero Jr., R (1.3) OBP: 0.350, SLG: 0.428	G6-3			1B		G5-4-3				4	0	0	0	0	0	3					
48 Spencer Horwitz, L (1.10) OBP: 0.500, SLG: 0.333	K			K				1B		4	0	1	0	0	2	2					
26 Matt Chapman, R OBP: 0.338, SLG: 0.449	K					G6-3		F8		4	0	0	0	0	1	2					
9 Danny Jansen, R (1.2) 55 Tyler Heineman, S (8.2) OBP: 0.348, SLG: 0.263			G4-3		K			G5-3		3	0	1	0	0	1	1					
8 Cavan Biggio, L OBP: 0.254, SLG: 0.360			G4-3		F8			F7		3	0	0	0	0	0	1					
39 Kevin Kiermaier, L (1.8) OBP: 0.333, SLG: 0.440			G6-3					K		3	0	1	0	0	1	1					
Inning Stats	R: 0 E: 0 K: 1 S: 9	H: 0 LOB: 0 BB: 0 P: 12	R: 0 E: 0 K: 2 S: 9	H: 0 LOB: 0 BB: 0 P: 14	R: 0 E: 0 K: 1 S: 10	H: 1 LOB: 1 BB: 0 P: 16	R: 0 E: 0 K: 1 S: 8	H: 2 LOB: 1 BB: 0 P: 12	R: 0 E: 0 K: 1 S: 8	H: 0 LOB: 0 BB: 0 P: 11	R: 0 E: 0 K: 2 S: 13	H: 1 LOB: 1 BB: 0 P: 20	R: 0 E: 0 K: 0 S: 9	H: 1 LOB: 1 BB: 0 P: 14	R: 0 E: 0 K: 2 S: 10	H: 1 LOB: 1 BB: 0 P: 15		1B: 6 2B: 1 3B: 0 HR: 0	SF: 0 SAC: 0 DP: 1 HBP: 0	WP: 0 PB: 0 CS: 0	PA: 33
PITCHER	IP	WLS	BF	H	R	ER	SO	BB	IBB	HBP	BLK	WP	HR	S	P	ERA	WHIP				
78 Bryan Hoeng, R (1.1) ERA: 2.7	4.0		14	3	0	0	5	0	0	0	0	0	0	36	54	0.00	0.750				
31 Hussar Brazoban, R (5.1) ERA: 3.79	2.0	W	7	1	0	0	3	0	0	0	0	0	0	21	31	0.00	0.500				
84 JT Chargois, R (7.1) ERA: 4.5	1.0		4	1	0	0	0	0	0	0	0	0	0	9	14	0.00	1.000				
25 Archie Bradley, R (8.1) ERA: 9.0	2.0		8	2	0	0	2	0	0	0	0	0	0	20	25	0.00	1.000				

Batter	1	2	3	4	5	6	7	8	9	AB	R	H	RBI	BB	SO	LOB	BOTTOM				
3 Luis Arraez, L (1.4) OBP: 0.450, SLG: 0.490	1B		12 HR			1B				5	1	5	2	0	0	0	Toronto Blue Jays @ Miami Marlins loanDepot park, Miami, FL Mon Jun 19 2023, 6:41 PM - 9:23 PM EDT Att: 12,226 - Roof Closed - 72 F				
67 Jacob Amaya, R (8.4) OBP: 0.500, SLG: 0.500				1B						1	0	1	1	0	0	0					
12 Jorge Soler, R (1.10) OBP: 0.363, SLG: 0.560	FC5									4	1	1	3	0	0	4					
4 Nick Fortes, R (9.10) OBP: 0.288, SLG: 0.338			HR							1	0	0	0	0	0	3					
14 Bryan De La Cruz, R (1.7) OBP: 0.322, SLG: 0.419	L8		L8							5	0	2	1	0	0	3					
7 Jesús Sánchez, L (1.9) OBP: 0.352, SLG: 0.504	K		2B							5	2	2	1	0	2	6					
26 Garrett Cooper, R (1.3) OBP: 0.267, SLG: 0.395	F9		1B							5	1	2	1	0	0	4					
18 Joey Wendle, L (1.6) OBP: 0.300, SLG: 0.382	K		K							5	1	1	1	0	3	1					
5 Jon Berti, R (1.5) 1 Garrett Hampson, R (8.5) OBP: 0.324, SLG: 0.339			K							4	1	3	1	0	1	1					
58 Jacob Stallings, R (1.2) OBP: 0.265, SLG: 0.228	G5-3									3	2	1	0	2	1	2					
49 Jonathan Davis, R (1.8) OBP: 0.320, SLG: 0.379	F9									4	1	1	0	0	1	5					
Inning Stats	R: 0 E: 1 K: 1 S: 13	H: 1 LOB: 2 BB: 0 P: 21	R: 0 E: 0 K: 1 S: 10	H: 1 LOB: 1 BB: 0 P: 15	R: 3 E: 0 K: 2 S: 21	H: 4 LOB: 1 BB: 0 P: 34	R: 2 E: 0 K: 0 S: 15	H: 2 LOB: 2 BB: 1 P: 30	R: 0 E: 0 K: 0 S: 9	H: 1 LOB: 0 BB: 0 P: 13	R: 5 E: 0 K: 2 S: 31	H: 6 LOB: 2 BB: 1 P: 44	R: 1 E: 0 K: 0 S: 14	H: 3 LOB: 3 BB: 0 P: 20	1B: 15 2B: 3 3B: 0 HR: 1	SF: 1 SAC: 0 DP: 1 HBP: 2	WP: 0 PB: 0 CS: 0	PA: 47			
PITCHER	IP	WLS	BF	H	R	ER	SO	BB	IBB	HBP	BLK	WP	HR	S	P	ERA	WHIP				
17 José Berrios, R (1.1) ERA: 3.84	4.0	L	23	8	5	5	4	1	0	1	0	0	0	19	24	0.00	1.000				
57 Trent Thornton, R (5.1) ERA:	2.0		7	2	0	0	2	0	0	0	0	0	0	16	23	135.00	15.000				
24 Nate Pearson, R (7.1) ERA: 4.88	0.1		6	4	5	5	1	1	0	0	0	0	0	15	21	0.00	3.000				
45 Mitch White, R (7.1) ERA: 4.5	0.2		4	2	0	0	1	0	0	0	0	0	0	14	20	9.00	3.000				
28 Ernie Clement, R (8.1) ERA: 9.0	1.0		7	3	1	1	0	0	0	1	0	0	0	14	20	9.00	3.000				

AB 33
R 0
H 7
RBI 0
BB 0
SO 10
LOB 15



AB 42
R 11
H 19
RBI 11
BB 2
SO 8
LOB 29



Batter	1	2	3	4	5	6	7	8	9	AB	R	H	RBI	BB	SO	LOB	TOP			
4 George Springer, R OBP: 0.325, SLG: 0.402	F FF 98 B SL 88 X SL 91 S FF 88 1-2 F9		B CH 91 X SL 88 S FF 98 1-1 F8			S SL 88 B CH 91 X SL 97 S FF 98 3-3 K		B SL 90 B SL 89 X FF 96 3-0 15 S 2H 1B		4	0	1	1	0	1	0				
15 Whit Merrifield, R OBP: 0.358, SLG: 0.387	B FF 98 B SL 88 X SL 91 S FF 88 2-3 K		C SL 86 B CH 89 B CH 97 S FF 97 S SL 88 2-3 K			F FF 98 B SL 90 X SL 98 1-2 G6-3		B FF 98 B SL 89 X SL 96 3-3 K		4	0	0	0	0	3	1				
11 Bo Bichette, R OBP: 0.347, SLG: 0.505	F FF 98 B SL 88 X SL 91 S FF 88 1-2 G5-3		C FF 98 S CU 83 X SL 91 0-2 27 G4-3 1B			C SI 94 F FF 93 B SL 94 T FF 94 1-2 K		B FF 98 B SL 89 X SL 96 1-1 G1-3		4	0	1	0	0	1	1				
27 Vladimir Guerrero Jr., R OBP: 0.349, SLG: 0.429		B SL 88 X FF 88 1-0 F8		F SL 86 B CH 91 X FF 98 1-2 G4-3		C SI 94 B SL 86 B SL 94 F FF 94 3-2 2B		C FF 95 F FF 94 X SL 88 0-2 L6		4	0	1	0	0	0	1				
25 Daulton Varsho, L OBP: 0.295, SLG: 0.401		C FF 98 S FF 97 0-3 K		C CU 81 S CH 90 S CH 90 1-3 K		C FF 93 D SL 86 T FF 94 1-3 K		B FF 94 B SL 94 B SL 94 F FF 94 2-3 K		4	0	0	0	0	4	1				
26 Matt Chapman, R OBP: 0.343, SLG: 0.455		C FF 98 X SL 89 0-1 1B		B FF 98 X FF 98 1-0 E8 2B		C SI 94 B SL 86 D SL 93 S SL 85 2-3 K		B SL 86 F FF 93 B SL 95 B SL 95 4-2 BB		3	0	2	0	1	1	1				
9 Danny Jansen, R OBP: 0.284, SLG: 0.446		C CU 81 F FF 97 T SL 88 0-2 K		F SL 86 T CH 89 S SL 88 0-3 K		B FF 98 B SL 86 X FF 97 3-1 G3		B FF 98 F FF 96 S FF 89 1-3 K		4	0	0	0	0	3	3				
48 Spencer Horwitz, L OBP: 0.400, SLG: 0.250			F FF 97 B CH 91 C FF 98 B FF 99 S CU 84 2-3 K		C FF 98 B FF 99 X FF 98 1-2 G4-3		X SL 90 0-0 28 1B 2B			2	0	0	0	0	1	1				
5 Santiago Espinal, R OBP: 0.296, SLG: 0.289			S CH 91 S CH 92 0-3 K			B FF 98 B SL 84 X FF 97 3-1 G3		F FF 97 S FF 96 X SL 89 0-2 4 1B 1B		1	1	1	1	0	0	0				
39 Kevin Kiermaier, L OBP: 0.330, SLG: 0.435			S CH 91 S CH 92 0-3 K							2	0	0	0	0	1	0				
28 Ernie Clement, R OBP: 0.375, SLG: 0.429										1	1	1	1	0	0	0				
Inning Stats	R: 0 E: 0 K: 1 S: 12	H: 0 LOB: 0 BB: 0 P: 16	R: 0 E: 0 K: 2 S: 9	H: 1 LOB: 1 BB: 0 P: 10	R: 0 E: 0 K: 2 S: 8	H: 0 LOB: 0 BB: 0 P: 11	R: 0 E: 0 K: 1 S: 10	H: 1 LOB: 1 BB: 0 P: 13	R: 0 E: 0 K: 1 S: 10	H: 0 LOB: 0 BB: 0 P: 17	R: 0 E: 0 K: 3 S: 12	H: 1 LOB: 1 BB: 0 P: 19	R: 2 E: 0 K: 2 S: 13	H: 3 LOB: 1 BB: 0 P: 21	R: 0 E: 0 K: 1 S: 13	H: 0 LOB: 1 BB: 1 P: 20	1B: 4 2B: 3 3B: 0 HR: 0	SF: 0 SAC: 0 DP: 1 HBP: 0	WP: 0 PB: 0 SB: 1 CS: 0	PA: 34
PITCHER	IP ERA WHIP	WLS BF	H R ER SO	R LOB BB IBB HBP BLK	WP HR S P	ERA WHIP	PITCHER	IP ERA WHIP	WLS BF	H R ER SO	R LOB BB IBB HBP BLK	WP HR S P	ERA WHIP							
39 Eury Pérez, R ERA: 1.54	6.0	20	3	0	0	9	0	0	0	0	0	0	0	0	59	80	0.00	0.500		
36 Dylan Floro, R ERA: 3.99	1.0	4	1	0	0	3	0	0	0	0	0	0	0	12	19	0.00	1.000			
66 Tanner Scott, L ERA: 3.38	0.2	L 5	3	2	2	2	0	0	0	0	0	0	0	11	18	27.00	4.500			
84 JT Chargois, R ERA: 4.24	1.1	5	0	0	0	1	1	0	0	0	0	0	0	15	23	0.00	0.750			

Toronto Blue Jays @ Miami Marlins
loanDepot park, Miami, FL
Tue Jun 20 2023, 6:43 PM - 9:09 PM EDT
Att: 9,809 - Roof Closed - 72 F

AB	33
R	2
H	7
RBI	2
BB	1
SO	15
LOB	9



Batter	1	2	3	4	5	6	7	8	9	AB	R	H	RBI	BB	SO	LOB	BOTTOM					
3 Luis Arraez, L OBP: 0.448, SLG: 0.486	B FF 96 B SL 86 X SL 94 F FF 94 S SL 88 3-2 G4-3		B FF 96 C CU 81 B CH 88 F SL 88 F SL 88 F FF 96 F CU 82 X SL 89 2-2 12 G4-6-3 1B			C FF 96 B SL 89 X SL 89 1-1 G4-3			C FF 97 F FF 97 X SL 88 1-2 L7		4	0	1	0	0	0	1					
12 Jorge Soler, R OBP: 0.358, SLG: 0.551	F FF 96 C CH 88 S SL 87 0-3 K		B CU 81 C FF 96 D CU 83 X SL 89 2-2 G4-6-3			F CU 82 X CU 84 0-1 L8			B FF 97 B SL 88 B SL 90 X SL 89 2-2 F8		4	0	0	0	1	1						
14 Bryan De La Cruz, R OBP: 0.324, SLG: 0.424	B CU 80 B SL 88 B SL 89 F FF 97 S SL 89 3-3 K		C CH 87 B CH 85 B FF 96 X CU 82 2-1 G6-3			C SL 91 C SI 96 X CH 89 0-2 1B			B SL 88 X SL 87 1-0 2B		4	0	2	0	0	1	0					
10 Yuli Gurriel, R OBP: 0.316, SLG: 0.387		C CU 80 X CH 86 0-1 G5-3		X FF 94 0-0 F9		C SL 91 F CU 82 X CH 89 0-2 P5			S FF 98 X FF 98 0-1 L8		4	0	0	0	0	2						
26 Garrett Cooper, R OBP: 0.263, SLG: 0.389		B FF 95 B FF 96 C FF 95 S FF 95 X SL 90 3-2 L5		B FF 95 B CH 86 F FF 96 T FF 96 2-2 K		C FF 95 B SL 91 S SL 86 3-1 G5-3				3	0	0	0	0	1	1						
5 Jon Berti, R OBP: 0.318, SLG: 0.348		F FF 96 B CH 88 C FF 96 F FF 96 S CU 84 2-3 K		C CU 81 F CH 87 B FF 96 B SL 88 B FF 97 B CU 83 X SL 88 3-2 G5-3			C SL 86 F CH 84 B FS 87 S FS 86 1-3 K				3	0	0	0	0	2						
4 Nick Fortes, R OBP: 0.296, SLG: 0.351			C FF 96 F FF 96 X SL 89 1-2 F8			B CU 80 F FF 94 X CU 80 1-1 1 SH3-4 1B			B FF 95 F SL 86 B FS 87 X FS 86 2-2 18 1B 2B		3	0	2	0	0	0	0					
1 Garrett Hampson, R OBP: 0.321, SLG: 0.336			B CU 80 B FF 96 B FF 96 S FS 86 3-3 K			X FF 94 0-0 SH3-4			B FS 86 C FS 86 X FF 94 2-1 7 G5-4-3 1B		1	0	0	0	0	1	0					
18 Joey Wendle, L OBP: 0.306, SLG: 0.388			F FF 96 B CH 88 C FF 96 F FF 96 S CU 84 2-3 K			F CU 82 X CH 87 0-1 F8			B SL 84 B SL 95 X SL 95 2-1 G5-4-3		1	0	0	0	0	2						
67 Jacob Amaya, R OBP: 0.333, SLG: 0.333			F FF 96 B CH 88 C FF 96 F FF 96 S CU 84 2-3 K																			
7 Jesús Sánchez, L OBP: 0.350, SLG: 0.500																						
Inning Stats	R: 0 E: 0 K: 2 S: 11	H: 0 LOB: 0 BB: 0 P: 17	R: 0 E: 0 K: 1 S: 10	H: 0 LOB: 0 BB: 0 P: 15	R: 0 E: 0 K: 2 S: 10	H: 0 LOB: 0 BB: 0 P: 16	R: 0 E: 0 K: 0 S: 11	H: 1 LOB: 0 BB: 0 P: 17	R: 0 E: 0 K: 1 S: 8	H: 0 LOB: 0 BB: 0 P: 13	R: 0 E: 0 K: 0 S: 7	H: 1 LOB: 1 BB: 0 P: 9	R: 0 E: 0 K: 0 S: 10	H: 1 LOB: 1 BB: 0 P: 13	R: 0 E: 0 K: 1 S: 10	H: 2 LOB: 1 BB: 0 P: 17	R: 0 E: 0 K: 0 S: 11	H: 1 LOB: 1 BB: 0 P: 15	1B: 4 2B: 2 3B: 0 HR: 0	SF: 0 SAC: 1 DP: 2 HBP: 0	WP: 0 PB: 0 SB: 0 CS: 0	PA: 31
PITCHER	IP ERA WHIP	WLS BF	H R ER SO	R LOB BB IBB HBP BLK	WP HR S P	ERA WHIP	PITCHER	IP ERA WHIP	WLS BF	H R ER SO	R LOB BB IBB HBP BLK	WP HR S P	ERA WHIP									
16 Yusei Kikuchi, L ERA: 3.97	6.0	19	2	0	0	6	0	0	0	0	0	0	0	57	87	0.00	0.333					
93 Yimi García, R ERA: 5.45	1.0	W 4	1	0	0	0	0	0	0	0	0	0	0	10	13	0.00	1.000					
50 Erik Swanson, R ERA: 2.65	0.1	H 3	2	0	0	1	0	0	0	0	0	0	0	8	13	0.00	6.000					
58 Tim Mayza, L ERA: 1.4	0.2	H 1	0	0	0	0	0	0	0	0	0	0	0	2	4	0.00	0.000					
68 Jordan Romano, R ERA: 2.87	1.0	S 4	1	0	0	0	0	0	0	0	0	0	0	11	15	0.00	1.000					

Toronto Blue Jays @ Miami Marlins
loanDepot park, Miami, FL
Tue Jun 20 2023, 6:43 PM - 9:09 PM EDT
Att: 9,809 - Roof Closed - 72 F

AB	30
R	0
H	6
RBI	0
BB	0
SO	7
LOB	8



Batter	1	2	3	4	5	6	7	8	9	AB	R	H	RBI	BB	SO	LOB	TOP										
4 George Springer, R OBP: 0.326, SLG: 0.402	G5-3	15 1B				G4-3			F7	5	1	2	2	0	0	1	Toronto Blue Jays @ Miami Marlins loanDepot park, Miami, FL Wed Jun 21 2023, 12:11 PM - 2:37 PM EDT Att: 15,701 - Roof Closed - 72 F										
15 Whit Merrifield, R OBP: 0.385, SLG: 0.383 25 Daulton Varsho, L OBP: 0.295, SLG: 0.401	G6-3			L6-4			K		G4-3	5	0	1	1	0	1	2											
13 Brandon Belt, L OBP: 0.375, SLG: 0.429						F7				4	0	1	0	0	2	1											
27 Vladimir Guerrero Jr., R (1, 3) OBP: 0.345, SLG: 0.423	L9		G4-3			G4-3				4	0	0	0	0	0	2											
26 Matt Chapman, R OBP: 0.349, SLG: 0.472										3	2	2	1	1	1	0											
8 Cavan Biggio, L OBP: 0.282, SLG: 0.374										4	1	2	1	0	1	0											
5 Santiago Espinal, R OBP: 0.295, SLG: 0.287										4	1	1	0	0	1	2											
39 Kevin Kiermaier, L OBP: 0.329, SLG: 0.432										4	1	1	1	0	1	0											
55 Tyler Heineman, S OBP: 0.370, SLG: 0.273										3	0	1	0	1	1	2											
Inning Stats	R: 0 E: 0 K: 0 S: 11	H: 1 LOB: 1 BB: 0 P: 16	R: 5 E: 0 K: 2 S: 19	H: 6 LOB: 1 BB: 0 P: 23	R: 0 E: 0 K: 2 S: 10	H: 0 LOB: 0 BB: 0 P: 14	R: 0 E: 0 K: 0 S: 6	H: 2 LOB: 1 BB: 0 P: 7	R: 0 E: 0 K: 0 S: 11	H: 1 LOB: 2 BB: 1 P: 20	R: 0 E: 0 K: 0 S: 3	H: 0 LOB: 0 BB: 0 P: 7	R: 0 E: 0 K: 2 S: 7	H: 0 LOB: 0 BB: 0 P: 9	R: 1 E: 0 K: 2 S: 12	H: 1 LOB: 0 BB: 0 P: 18		R: 0 E: 0 K: 0 S: 6	H: 0 LOB: 0 BB: 0 P: 7	1B: 8 2B: 3 HR: 1	SF: 0 SAC: 0 HBP: 0	WP: 0 PB: 0 SB: 1 CS: 0	PA: 38				
PITCHER	IP	WLS	BF	H	R	ER	SO	BB	IBB	HBP	BLK	WP	HR	S	P	ERA	WHIP	PITCHER									
22 Sandy Alcantara, R ERA: 5.08	7.0	L	31	10	5	5	6	2	0	0	0	0	0	67	96	6.43	1.714										
48 Steven Okert, L ERA: 2.13	1.0		4	1	1	1	2	0	0	0	0	0	1	12	18	9.00	1.000										
31 Huascar Brazoban, R ERA: 3.68	1.0		3	0	0	0	0	0	0	0	0	0	0	6	7	0.00	0.000										

Batter	1	2	3	4	5	6	7	8	9	AB	R	H	RBI	BB	SO	LOB	BOTTOM										
3 Luis Arraez, L OBP: 0.447, SLG: 0.485	F7									5	0	2	0	0	0	4	Toronto Blue Jays @ Miami Marlins loanDepot park, Miami, FL Wed Jun 21 2023, 12:11 PM - 2:37 PM EDT Att: 15,701 - Roof Closed - 72 F										
12 Jorge Soler, R OBP: 0.353, SLG: 0.543	G6-3									4	0	0	0	0	0	4											
14 Bryan De La Cruz, R OBP: 0.323, SLG: 0.421	L8									4	1	1	0	0	1	0											
7 Jesús Sánchez, L OBP: 0.347, SLG: 0.500										4	1	1	0	0	0	0											
26 Garrett Cooper, R OBP: 0.263, SLG: 0.391										4	0	1	2	0	3	0											
18 Joey Wendle, L OBP: 0.304, SLG: 0.383										4	0	1	0	0	1	1											
49 Jonathan Davis, R OBP: 0.342, SLG: 0.391										3	1	2	0	1	0	1											
58 Jacob Stallings, R OBP: 0.267, SLG: 0.223 4 Nick Fortes, R OBP: 0.300, SLG: 0.351										2	0	0	0	0	1	2											
1 Garrett Hampson, R OBP: 0.321, SLG: 0.336 10 Yuli Gurriel, R OBP: 0.314, SLG: 0.385										3	0	1	1	0	2	2											
										1	0	0	0	0	1	2											
Inning Stats	R: 0 E: 0 K: 0 S: 10	H: 0 LOB: 0 BB: 0 P: 15	R: 0 E: 0 K: 1 S: 15	H: 1 LOB: 1 BB: 0 P: 18	R: 0 E: 0 K: 2 S: 11	H: 1 LOB: 1 BB: 0 P: 13	R: 2 E: 0 K: 1 S: 14	H: 3 LOB: 2 BB: 1 P: 23	R: 0 E: 0 K: 1 S: 12	H: 1 LOB: 0 BB: 0 P: 13	R: 0 E: 0 K: 1 S: 6	H: 0 LOB: 0 BB: 0 P: 10	R: 1 E: 0 K: 0 S: 11	H: 2 LOB: 2 BB: 0 P: 15	R: 0 E: 0 K: 1 S: 9	H: 0 LOB: 0 BB: 0 P: 13	R: 0 E: 0 K: 2 S: 12	H: 1 LOB: 2 BB: 1 P: 21	1B: 7 2B: 2 HR: 0	SF: 0 SAC: 0 HBP: 1	WP: 0 PB: 0 SB: 0 CS: 0	PA: 37					
PITCHER	IP	WLS	BF	H	R	ER	SO	BB	IBB	HBP	BLK	WP	HR	S	P	ERA	WHIP	PITCHER									
34 Kevin Gausman, R ERA: 3.1	6.0	W	27	8	3	3	6	1	0	1	0	0	0	72	100	4.50	1.500										
50 Erik Swanson, R ERA: 2.57	1.0	H	2	0	0	0	0	0	0	0	0	0	0	7	7	0.00	0.000										
33 Trevor Richards, R ERA: 3.71	1.0	H	3	0	0	0	1	0	0	0	0	0	0	9	13	0.00	0.000										
68 Jordan Romano, R ERA: 2.99	1.0	S	5	1	0	0	2	1	0	0	1	0	0	12	21	0.00	2.000										

AB	36
R	6
H	11
RBI	6
BB	2
SO	8
LOB	10

AB	34
R	3
H	9
RBI	3
BB	2
SO	9
LOB	16



Batter	1	2	3	4	5	6	7	8	9	AB R H RBI BB SO LOB	TOP										
5 Tony Kemp, L (1.4)	G3-1		49 2B HBP		49 BB 1B		F8		F8	4 1 1 0 0 0 2	<p>Oakland Athletics @ Toronto Blue Jays</p> <p>Rogers Centre, Toronto, ON</p> <p>Sat Jun 24 2023, 4:09 PM - 6:52 PM EDT</p> <p>Att. 41,720 - Roof Closed - 68 F</p> <p>livebaseballscorecards.com</p>										
49 Ryan Noda, L (1.3)	K		1-H 2B		1-2 BB		K		K	4 0 1 1 1 3 2											
33 JJ Bleday, L (1.7)	K				1-2 K		G4-3			4 0 1 0 0 2 2											
15 Seth Brown, L (1.9)		HR					P5		P2	4 1 1 1 0 0 1											
12 Aledmys Diaz, R (1.10)	G4-3						L7		G6-3	4 0 0 0 0 0 0											
6 Jace Peterson, L (1.5)	23 G5-3 2B						23 E 8 1B BB		P5	3 1 1 0 1 1 0											
23 Shea Langeliers, R (1.2)	G5-3						E6 8 1B		G3 1B	4 0 1 0 0 1 2											
8 Tyler Wade, L (1.6)	K						F7		1 G3 1B	4 0 2 1 0 1 1											
1 Esteyru Ruiz, R (1.8)							K		G3	4 0 0 0 0 2 4											
							K														
Inning Stats	R: 0 E: 0 K: 2 S: 7	H: 0 LOB: 0 BB: 0 P: 9	R: 1 E: 0 K: 1 S: 13	H: 2 LOB: 1 BB: 0 P: 17	R: 1 E: 0 K: 0 S: 6	H: 2 LOB: 1 BB: 0 P: 8	R: 0 E: 0 K: 2 S: 10	H: 0 LOB: 0 BB: 0 P: 16	R: 0 E: 0 K: 2 S: 12	H: 1 LOB: 2 BB: 1 P: 20	R: 1 E: 1 K: 1 S: 15	H: 1 LOB: 2 BB: 1 P: 26	R: 0 E: 0 K: 1 S: 9	H: 0 LOB: 0 BB: 0 P: 14	R: 0 E: 0 K: 0 S: 5	H: 0 LOB: 0 BB: 0 P: 12	R: 0 E: 0 K: 1 S: 8	H: 2 LOB: 2 BB: 0 P: 13	1B: 5 2B: 2 3B: 0 HR: 1	SF: 0 SAC: 0 DP: 0 HBP: 1	WP: 0 PA: 38 PB: 0 SB: 0 CS: 0
PITCHER	IP WLS BF H R ER SO BB IBB HBP BLK WP HR S P ERA WHIP											PITCHER	IP WLS BF H R ER SO BB IBB HBP BLK WP HR S P ERA WHIP								
17 José Berrios, R (1.1)	6.0 W 27 6 3 2 8 2 0 1 0 0 1 63 96 3.00 1.333																				
58 Tim Lincecum, L (7.1)	1.0 3 0 0 0 1 0 0 0 0 0 0 9 14 0.00 0.000																				
24 Nate Pearson, R (8.1)	1.0 3 0 0 0 0 0 0 0 0 0 0 5 12 0.00 0.000																				
93 Yimi Garcia, R (9.1)	0.2 4 2 0 0 0 0 0 0 0 0 0 5 8 0.00 3.000																				
68 Jordan Romano, R (9.1)	0.1 S 1 0 0 0 1 0 0 0 0 0 0 3 5 0.00 0.000																				

Batter	1	2	3	4	5	6	7	8	9	AB R H RBI BB SO LOB	BOTTOM								
4 George Springer, R (1.9)	11 2B 13 SF7 1B		27 HBP 13 BB		L7		F9		G5-3	5 1 2 0 0 0 1	<p>Oakland Athletics @ Toronto Blue Jays</p> <p>Rogers Centre, Toronto, ON</p> <p>Sat Jun 24 2023, 4:09 PM - 6:52 PM EDT</p> <p>Att. 41,720 - Roof Closed - 68 F</p> <p>livebaseballscorecards.com</p>								
11 Bo Bichette, R (1.6)	27 G6-3 26 1B						F7		G6-3	5 1 2 0 0 1 2									
13 Brandon Belt, L (1.10)	SF7		27 HBP BB				27 HR 1B		G4-3	3 1 1 1 1 1 2									
27 Vladimir Guerrero Jr., R (1.3)	G6-3								1B	3 1 2 3 1 0 1									
26 Matt Chapman, R (1.5)	15 1B						P4		F9	5 0 1 1 0 2 5									
15 Whit Merrifield, R (1.7)										4 0 2 0 0 1 1									
39 Kevin Kiermaier, L (9.8)										0 0 0 0 0 0 0									
25 Daulton Varsho, L (1.8)	G4-3								P6	3 1 0 0 1 0 4									
9 Danny Jansen, R (1.2)										4 1 1 2 0 1 0									
5 Santiago Espinal, R (1.4)										3 1 1 0 1 0 0									
Inning Stats	R: 2 E: 0 K: 0 S: 15	H: 4 LOB: 2 BB: 0 P: 25	R: 1 E: 0 K: 2 S: 16	H: 2 LOB: 3 BB: 1 P: 28	R: 2 E: 0 K: 1 S: 10	H: 2 LOB: 2 BB: 2 P: 24	R: 0 E: 0 K: 2 S: 9	H: 0 LOB: 1 BB: 1 P: 15	R: 0 E: 0 K: 1 S: 7	H: 0 LOB: 0 BB: 0 P: 12	R: 2 E: 0 K: 0 S: 15	H: 3 LOB: 1 BB: 0 P: 20	R: 0 E: 0 K: 0 S: 8	H: 0 LOB: 0 BB: 0 P: 13	R: 0 E: 0 K: 0 S: 10	H: 1 LOB: 1 BB: 0 P: 15	1B: 7 2B: 3 3B: 0 HR: 2	SF: 1 SAC: 0 DP: 0 HBP: 1	WP: 0 PA: 41 PB: 0 SB: 0 CS: 0
PITCHER	IP WLS BF H R ER SO BB IBB HBP BLK WP HR S P ERA WHIP											PITCHER	IP WLS BF H R ER SO BB IBB HBP BLK WP HR S P ERA WHIP						
11 Shintaro Fujinami, R (1.1)	0.2 L 6 4 2 2 0 0 0 0 0 0 0 13 22 27.00 6.000																		
63 Hogan Harris, L (1.1)	4.2 24 5 4 4 6 4 0 1 0 0 1 48 87 7.71 1.929																		
29 Austin Pruitt, R (6.1)	1.2 7 2 1 1 0 0 0 0 0 0 1 19 28 5.40 1.200																		
66 Sam Long, L (8.1)	1.0 4 1 0 0 0 0 0 0 0 0 0 10 15 0.00 1.000																		

AB	35
R	3
H	8
RBI	3
BB	2
SO	10
LOB	14



AB	35
R	7
H	12
RBI	7
BB	4
SO	6
LOB	16



Batter	1	2	3	4	5	6	7	8	9	AB R H RBI BB SO LOB	TOP											
31 LaMonte Wade Jr., L OBP: 0.410, SLG: 0.457										4 0 0 0 0 3 1	<p>San Francisco Giants @ Toronto Blue Jays</p> <p>Rogers Centre, Toronto, ON</p> <p>Tue Jun 27 2023, 7:10 PM - 9:54 PM EDT</p> <p>Att: 36,004 - Overcast - 73 F</p>											
23 Joc Pederson, L OBP: 0.376, SLG: 0.486										3 1 0 0 1 3 0												
7 J.D. Davis, R OBP: 0.369, SLG: 0.471										3 1 2 0 1 1 0												
8 Michael Conforto, L OBP: 0.333, SLG: 0.422										4 0 0 0 0 1 4												
2 Blake Sabol, L OBP: 0.318, SLG: 0.406										4 0 0 0 0 1 2												
58 Bryce Johnson, S OBP: 0.213, SLG: 0.256										0 0 0 0 0 0 0												
39 Thairo Estrada, R OBP: 0.333, SLG: 0.454										4 1 2 2 0 1 0												
14 Patrick Bailey, S OBP: 0.349, SLG: 0.534										4 0 1 1 0 2 1												
35 Brandon Crawford, L OBP: 0.302, SLG: 0.346										3 0 1 0 0 0 1												
29 Luis Matos, R OBP: 0.333, SLG: 0.333										3 0 0 0 0 1 2												
Inning Stats	R: 0 E: 0 K: 3 S: 12	H: 0 LOB: 0 BB: 0 P: 17	R: 0 E: 0 K: 2 S: 9	H: 0 LOB: 0 BB: 0 P: 15	R: 0 E: 0 K: 1 S: 8	H: 0 LOB: 0 BB: 0 P: 12	R: 0 E: 0 K: 2 S: 15	H: 0 LOB: 1 BB: 0 P: 24	R: 1 E: 0 K: 1 S: 14	H: 2 LOB: 1 BB: 0 P: 22	R: 0 E: 0 K: 3 S: 11	H: 1 LOB: 0 BB: 0 P: 16	R: 0 E: 0 K: 1 S: 9	H: 0 LOB: 0 BB: 0 P: 13	R: 0 E: 0 K: 0 S: 6	H: 1 LOB: 0 BB: 0 P: 10	R: 2 E: 0 K: 0 S: 13	H: 2 LOB: 1 BB: 1 P: 24	1B: 4 2B: 2 3B: 0 HR: 0	SF: 0 SAC: 0 DP: 1 HBP: 0	WP: 0 PB: 0 SB: 1 CS: 0	PA: 34
PITCHER	IP WLS BF H R ER SO BB IBB HBP BLK WP HR S P ERA WHIP											IP WLS BF H R ER SO BB IBB HBP BLK WP HR S P ERA WHIP										
34 Kevin Gausman, R ERA: 3.01	6.0 L 22 3 1 1 12 1 0 0 0 0 0 0 69 106 1.50 0.667																					
24 Nate Pearson, R ERA: 4.44	7.1 1.1 5 1 0 0 1 0 0 0 0 0 0 13 20 0.00 0.750																					
50 Erik Swanson, R ERA: 2.89	8.1 1.1 6 2 2 2 0 1 0 0 0 0 0 0 11 20 13.50 2.250																					
45 Mitch White, R ERA: 4.26	9.1 0.1 1 0 0 0 0 0 0 0 0 0 0 4 7 0.00 0.000																					

AB	32
R	3
H	6
RBI	3
BB	2
SO	13
LOB	11



Batter	1	2	3	4	5	6	7	8	9	AB R H RBI BB SO LOB	BOTTOM											
4 George Springer, R OBP: 0.326, SLG: 0.412										4 0 1 0 0 2 0	<p>San Francisco Giants @ Toronto Blue Jays</p> <p>Rogers Centre, Toronto, ON</p> <p>Tue Jun 27 2023, 7:10 PM - 9:54 PM EDT</p> <p>Att: 36,004 - Overcast - 73 F</p>											
11 Bo Bichette, R OBP: 0.352, SLG: 0.513										4 0 3 0 0 1 0												
13 Brandon Belt, L OBP: 0.371, SLG: 0.425										4 0 1 0 0 2 4												
28 Ernie Clement, R OBP: 0.375, SLG: 0.429										0 0 0 0 0 0 0												
27 Vladimir Guerrero Jr., R OBP: 0.350, SLG: 0.447										4 0 0 0 0 1 4												
26 Matt Chapman, R OBP: 0.345, SLG: 0.460										4 0 1 0 0 2 3												
25 Daulton Varsho, L OBP: 0.290, SLG: 0.392										4 0 1 0 0 3 1												
15 Whit Merrifield, R OBP: 0.348, SLG: 0.371										4 0 1 0 0 1 2												
9 Danny Jansen, R OBP: 0.265, SLG: 0.456										3 0 0 0 0 3 2												
8 Cavan Biggio, L OBP: 0.269, SLG: 0.393										3 0 0 0 0 2 1												
Inning Stats	R: 0 E: 0 K: 3 S: 17	H: 2 LOB: 2 BB: 0 P: 24	R: 0 E: 0 K: 2 S: 13	H: 1 LOB: 0 BB: 0 P: 17	R: 0 E: 0 K: 3 S: 10	H: 1 LOB: 1 BB: 0 P: 15	R: 0 E: 0 K: 1 S: 10	H: 1 LOB: 0 BB: 0 P: 16	R: 0 E: 0 K: 1 S: 7	H: 0 LOB: 0 BB: 0 P: 14	R: 0 E: 0 K: 0 S: 12	H: 1 LOB: 1 BB: 0 P: 15	R: 0 E: 0 K: 2 S: 12	H: 1 LOB: 0 BB: 0 P: 21	R: 0 E: 0 K: 2 S: 11	H: 1 LOB: 1 BB: 0 P: 15	R: 0 E: 0 K: 3 S: 10	H: 0 LOB: 0 BB: 0 P: 16	1B: 3 2B: 5 3B: 0 HR: 0	SF: 0 SAC: 0 DP: 0 HBP: 0	WP: 0 PB: 0 SB: 0 CS: 1	PA: 34
PITCHER	IP WLS BF H R ER SO BB IBB HBP BLK WP HR S P ERA WHIP											IP WLS BF H R ER SO BB IBB HBP BLK WP HR S P ERA WHIP										
74 Ryan Walker, R ERA: 1.8	1.0 W 19 5 0 0 7 0 0 0 0 1 0 0 54 80 0.00 1.000																					
57 Alex Wood, L ERA: 4.57	2.1 5.0 W 19 5 0 0 7 0 0 0 0 1 0 0 54 80 0.00 1.000																					
71 Tyler Rogers, R ERA: 1.79	7.1 1.2 H 6 1 0 0 4 0 0 0 0 0 0 0 19 29 0.00 0.600																					
75 Camilo Doval, R ERA: 1.95	8.1 1.1 S 4 0 0 0 3 0 0 0 0 0 0 0 12 20 0.00 0.000																					



Batter	1	2	3	4	5	6	7	8	9	AB	R	H	RBI	BB	SO	LOB	TOP				
31 LaMonte Wade Jr., L OBP: 0.415, SLG: 0.462										4	0	3	0	0	0	0					
39 Thairo Estrada, R OBP: 0.329, SLG: 0.447										4	0	0	0	0	2	3					
7 J.D. Davis, R OBP: 0.367, SLG: 0.467										4	0	1	0	0	2	3					
23 Joc Pederson, L OBP: 0.374, SLG: 0.476										3	0	0	0	1	0	2					
14 Patrick Bailey, S OBP: 0.345, SLG: 0.533											4	0	1	0	0	1	2				
8 Michael Conforto, L OBP: 0.333, SLG: 0.422											0	0	0	0	0	0					
13 Austin Slater, R OBP: 0.435, SLG: 0.516											4	1	1	1	0	2	1				
29 Luis Matos, R OBP: 0.314, SLG: 0.311											3	0	0	0	0	1					
2 Blake Sabol, L OBP: 0.314, SLG: 0.399										3	0	0	0	0	1	1					
6 Casey Schmitt, R OBP: 0.290, SLG: 0.360										3	0	0	0	0	1	0					
Inning Stats	R: 0 H: 1 E: 0 K: 3 S: 14	H: 1 R: 0 ER: 0 LOB: 2 BB: 1 P: 21	R: 0 H: 0 E: 0 K: 1 S: 8	H: 0 R: 0 ER: 0 LOB: 0 BB: 0 P: 12	R: 0 H: 0 E: 0 K: 1 S: 6	H: 0 R: 0 ER: 0 LOB: 0 BB: 0 P: 7	R: 0 H: 1 E: 0 K: 0 S: 4	H: 1 R: 0 ER: 0 LOB: 0 BB: 0 P: 10	R: 1 H: 1 E: 0 K: 0 S: 8	H: 1 R: 0 ER: 0 LOB: 1 BB: 0 P: 12	R: 0 H: 1 E: 0 K: 1 S: 10	H: 1 R: 0 ER: 0 LOB: 1 BB: 0 P: 13	R: 0 H: 1 E: 0 K: 1 S: 8	H: 1 R: 0 ER: 0 LOB: 1 BB: 0 P: 14	R: 0 H: 0 E: 0 K: 1 S: 9	H: 0 R: 0 ER: 0 LOB: 0 BB: 0 P: 12	1B: 4 2B: 1 3B: 0 HR: 1	SF: 0 SAC: 0 DP: 1 HBP: 0	WP: 1 PB: 0 SB: 0 CS: 0	PA: 33	
PITCHER	IP WLS BF H R ER SO BB IBB HBP BLK WP HR S P ERA WHIP	IP WLS BF H R ER SO BB IBB HBP BLK WP HR S P ERA WHIP	IP WLS BF H R ER SO BB IBB HBP BLK WP HR S P ERA WHIP	IP WLS BF H R ER SO BB IBB HBP BLK WP HR S P ERA WHIP	IP WLS BF H R ER SO BB IBB HBP BLK WP HR S P ERA WHIP	IP WLS BF H R ER SO BB IBB HBP BLK WP HR S P ERA WHIP	IP WLS BF H R ER SO BB IBB HBP BLK WP HR S P ERA WHIP	IP WLS BF H R ER SO BB IBB HBP BLK WP HR S P ERA WHIP	IP WLS BF H R ER SO BB IBB HBP BLK WP HR S P ERA WHIP	IP WLS BF H R ER SO BB IBB HBP BLK WP HR S P ERA WHIP	IP WLS BF H R ER SO BB IBB HBP BLK WP HR S P ERA WHIP	IP WLS BF H R ER SO BB IBB HBP BLK WP HR S P ERA WHIP	IP WLS BF H R ER SO BB IBB HBP BLK WP HR S P ERA WHIP	IP WLS BF H R ER SO BB IBB HBP BLK WP HR S P ERA WHIP	IP WLS BF H R ER SO BB IBB HBP BLK WP HR S P ERA WHIP	IP WLS BF H R ER SO BB IBB HBP BLK WP HR S P ERA WHIP	IP WLS BF H R ER SO BB IBB HBP BLK WP HR S P ERA WHIP	IP WLS BF H R ER SO BB IBB HBP BLK WP HR S P ERA WHIP	IP WLS BF H R ER SO BB IBB HBP BLK WP HR S P ERA WHIP	IP WLS BF H R ER SO BB IBB HBP BLK WP HR S P ERA WHIP	IP WLS BF H R ER SO BB IBB HBP BLK WP HR S P ERA WHIP
33 Trevor Richards, R ERA: 3.26	4.0	W	15	4	1	1	2	0	0	0	0	0	0	1	32	47	2.25	1.000			
44 Bowden Francis, R ERA: 2.92	1.0		4	1	0	0	1	0	0	0	0	0	0	8	14	0.00	1.000				
57 Trent Thornton, R ERA: 5.18	1.0		3	0	0	0	1	0	0	0	0	0	0	9	12	0.00	0.000				

San Francisco Giants @ Toronto Blue Jays
Rogers Centre, Toronto, ON
Wed Jun 28 2023, 7:08 PM - 9:18 PM EDT
Att: 36,685 - Roof Closed - 68 F

AB 32
R 1
H 6
RBI 1
BB 1
SO 9
LOB 13



Batter	1	2	3	4	5	6	7	8	9	AB	R	H	RBI	BB	SO	LOB	BOTTOM				
4 George Springer, R OBP: 0.334, SLG: 0.419										4	1	3	1	0	0	1					
11 Bo Bichette, R OBP: 0.351, SLG: 0.510										4	1	1	1	0	0	2					
13 Brandon Belt, L OBP: 0.368, SLG: 0.427										4	1	1	1	0	1	2					
27 Vladimir Guerrero Jr., R OBP: 0.349, SLG: 0.447										4	0	1	0	0	2	2					
26 Matt Chapman, R OBP: 0.343, SLG: 0.457										4	0	1	0	0	1	1					
25 Daulton Varsho, L OBP: 0.289, SLG: 0.394										4	1	1	1	0	3	2					
15 Whit Merrifield, R OBP: 0.347, SLG: 0.373										4	1	1	1	0	1	2					
9 Danny Jansen, R OBP: 0.270, SLG: 0.457										4	0	2	1	0	0	2					
8 Cavan Biggio, L OBP: 0.270, SLG: 0.400										3	1	1	0	0	0	2					
Inning Stats	R: 5 H: 6 E: 0 K: 0 S: 17	H: 1 R: 0 ER: 0 LOB: 1 BB: 0 P: 25	R: 0 H: 0 E: 0 K: 3 S: 10	H: 0 R: 0 ER: 0 LOB: 0 BB: 0 P: 17	R: 0 H: 1 E: 0 K: 0 S: 9	H: 1 R: 0 ER: 0 LOB: 0 BB: 0 P: 13	R: 0 H: 0 E: 0 K: 1 S: 14	H: 0 R: 0 ER: 0 LOB: 0 BB: 0 P: 19	R: 0 H: 0 E: 0 K: 1 S: 9	H: 2 R: 1 ER: 0 LOB: 1 BB: 0 P: 12	R: 1 H: 2 E: 0 K: 1 S: 14	H: 2 R: 0 ER: 0 LOB: 2 BB: 0 P: 19	R: 0 H: 2 E: 0 K: 1 S: 12	H: 2 R: 0 ER: 0 LOB: 2 BB: 0 P: 19	R: 0 H: 0 E: 0 K: 1 S: 9	H: 0 R: 0 ER: 0 LOB: 0 BB: 0 P: 12	1B: 6 2B: 6 3B: 0 HR: 0	SF: 0 SAC: 0 DP: 1 HBP: 0	WP: 0 PB: 0 SB: 0 CS: 0	PA: 35	
PITCHER	IP WLS BF H R ER SO BB IBB HBP BLK WP HR S P ERA WHIP	IP WLS BF H R ER SO BB IBB HBP BLK WP HR S P ERA WHIP	IP WLS BF H R ER SO BB IBB HBP BLK WP HR S P ERA WHIP	IP WLS BF H R ER SO BB IBB HBP BLK WP HR S P ERA WHIP	IP WLS BF H R ER SO BB IBB HBP BLK WP HR S P ERA WHIP	IP WLS BF H R ER SO BB IBB HBP BLK WP HR S P ERA WHIP	IP WLS BF H R ER SO BB IBB HBP BLK WP HR S P ERA WHIP	IP WLS BF H R ER SO BB IBB HBP BLK WP HR S P ERA WHIP	IP WLS BF H R ER SO BB IBB HBP BLK WP HR S P ERA WHIP	IP WLS BF H R ER SO BB IBB HBP BLK WP HR S P ERA WHIP	IP WLS BF H R ER SO BB IBB HBP BLK WP HR S P ERA WHIP	IP WLS BF H R ER SO BB IBB HBP BLK WP HR S P ERA WHIP	IP WLS BF H R ER SO BB IBB HBP BLK WP HR S P ERA WHIP	IP WLS BF H R ER SO BB IBB HBP BLK WP HR S P ERA WHIP	IP WLS BF H R ER SO BB IBB HBP BLK WP HR S P ERA WHIP	IP WLS BF H R ER SO BB IBB HBP BLK WP HR S P ERA WHIP	IP WLS BF H R ER SO BB IBB HBP BLK WP HR S P ERA WHIP	IP WLS BF H R ER SO BB IBB HBP BLK WP HR S P ERA WHIP	IP WLS BF H R ER SO BB IBB HBP BLK WP HR S P ERA WHIP	IP WLS BF H R ER SO BB IBB HBP BLK WP HR S P ERA WHIP	IP WLS BF H R ER SO BB IBB HBP BLK WP HR S P ERA WHIP
62 Logan Webb, R ERA: 3.43	5.0	L	22	8	5	5	0	0	0	0	0	0	0	0	0	0	9.00	1.600			
48 Ross Stripling, R ERA: 6.95	3.0		13	4	1	1	3	0	0	0	0	0	0	0	35	50	3.00	1.333			

San Francisco Giants @ Toronto Blue Jays
Rogers Centre, Toronto, ON
Wed Jun 28 2023, 7:08 PM - 9:18 PM EDT
Att: 36,685 - Roof Closed - 68 F

AB 35
R 6
H 12
RBI 6
BB 0
SO 8
LOB 16



Batter	1	2	3	4	5	6	7	8	9	AB R H RBI BB SO LOB	TOP
16 Jarren Duran, L (1, 8) OBP: 0.344, SLG: 0.449										5 1 1 2 0 1 3	Boston Red Sox @ Toronto Blue Jays Rogers Centre, Toronto, ON Fri Jun 30 2023, 7:10 PM - 9:38 PM EDT Att: 37,218 - Roof Closed - 68 F
99 Alex Verdugo, L (1, 9) OBP: 0.371, SLG: 0.465										4 1 1 0 0 3 0	
7 Masataka Yoshida, L (1, 7) OBP: 0.372, SLG: 0.475										4 1 3 1 0 0 0	
11 Rafael Devers, L (1, 5) OBP: 0.312, SLG: 0.485										4 0 0 0 0 1 3	
2 Justin Turner, R (1, 10) OBP: 0.346, SLG: 0.447										3 1 1 2 0 2 0	
36 Triston Casas, L (1, 3) OBP: 0.332, SLG: 0.402										4 0 1 0 0 1 1	
39 Christian Arroyo, R (1, 4) OBP: 0.287, SLG: 0.376										4 0 0 0 0 1 1	
70 David Hamilton, L (1, 6) OBP: 0.286, SLG: 0.222										3 0 1 0 1 1 0	
12 Connor Wong, R (1, 2) OBP: 0.285, SLG: 0.402										4 1 1 0 0 1 3	
Inning Stats	R: 0 H: 1 E: 0 LOB: 1 K: 2 S: 14	R: 0 H: 0 E: 0 LOB: 0 K: 1 S: 7	R: 0 H: 0 E: 0 LOB: 0 K: 0 S: 6	R: 0 H: 0 E: 0 LOB: 0 K: 1 S: 6	R: 1 H: 1 E: 0 LOB: 0 K: 1 S: 15	R: 3 H: 3 E: 0 LOB: 0 K: 3 S: 15	R: 0 H: 1 E: 0 LOB: 2 K: 2 S: 13	R: 1 H: 2 E: 0 LOB: 1 K: 1 S: 13	R: 0 H: 1 E: 0 LOB: 1 K: 0 S: 10	1B: 4 SF: 1 2B: 2 3B: 0 HR: 3	
PITCHER	IP WLS BF H R ER SO BB IBB HBP BLK WP HR S P ERA WHIP										
17 José Berrios, R (1, 1) ERA: 3.74	6.0 L 23 5 4 4 8 0 0 0 0 0 3 63 98 6.00 0.833										
57 Trent Thornton, R (7, 1) ERA: 1.69	1.1 8 3 1 1 2 1 0 0 0 0 0 22 37 6.75 3.000										
45 Mitch White, R (8, 1) ERA: 3.38	1.2 6 1 0 0 1 0 0 0 0 0 0 14 21 0.00 0.600										

Batter	1	2	3	4	5	6	7	8	9	AB R H RBI BB SO LOB	BOTTOM	
4 George Springer, R (1, 9) OBP: 0.330, SLG: 0.410										4 0 0 0 0 2 1	Boston Red Sox @ Toronto Blue Jays Rogers Centre, Toronto, ON Fri Jun 30 2023, 7:10 PM - 9:38 PM EDT Att: 37,218 - Roof Closed - 68 F	
11 Bo Bichette, R (1, 6) OBP: 0.346, SLG: 0.500										3 0 0 0 1 2 1		
27 Vladimir Guerrero Jr., R (1, 3) OBP: 0.340, SLG: 0.452										4 0 0 0 0 0 2		
26 Matt Chapman, R (1, 5) OBP: 0.339, SLG: 0.450										4 0 0 0 0 2 1		
30 Alejandro Kirk, R (1, 10) OBP: 0.337, SLG: 0.328										3 0 1 0 0 0 0		
9 Danny Jansen, R (1, 2) OBP: 0.286, SLG: 0.448										3 0 0 0 0 0 1		
15 Whit Merrifield, R (1, 7) OBP: 0.343, SLG: 0.366										2 0 0 0 1 2 0		
25 Daulton Varsho, L (1, 8) OBP: 0.290, SLG: 0.392										3 0 1 0 0 0 2		
5 Santiago Espinal, R (1, 4) OBP: 0.310, SLG: 0.304										2 0 1 0 0 0 1		
13 Brandon Bell, L (8, PH) OBP: 0.304, SLG: 0.417										1 0 0 0 0 1 2		
28 Ernie Clement, R (9, 4) OBP: 0.375, SLG: 0.429										0 0 0 0 0 0 0		
Inning Stats	R: 0 H: 0 E: 0 LOB: 0 K: 2 S: 10	R: 0 H: 0 E: 0 LOB: 0 K: 1 S: 9	R: 0 H: 1 E: 0 LOB: 0 K: 2 S: 12	R: 0 H: 0 E: 0 LOB: 0 K: 1 S: 8	R: 0 H: 0 E: 0 LOB: 0 K: 1 S: 8	R: 0 H: 1 E: 0 LOB: 0 K: 0 S: 7	R: 0 H: 0 E: 0 LOB: 0 K: 0 S: 7	R: 0 H: 0 E: 0 LOB: 0 K: 1 S: 12	R: 0 H: 1 E: 1 LOB: 2 K: 1 S: 11	R: 0 H: 0 E: 1 LOB: 1 K: 1 S: 11	1B: 3 SF: 0 2B: 0 3B: 0 HR: 0	WP: 0 PA: 31 PB: 0 SB: 0 CS: 0
PITCHER	IP WLS BF H R ER SO BB IBB HBP BLK WP HR S P ERA WHIP											
65 James Paxton, L (1, 1) ERA: 2.7	7.2 W 26 3 0 0 7 2 0 0 0 0 0 70 110 0.00 0.652											
55 Chris Martin, R (8, 1) ERA: 1.5	0.1 1 0 0 0 1 0 0 0 0 0 0 3 5 0.00 0.000											
61 Kaleb Ort, R (9, 1) ERA: 5.4	1.0 4 0 0 0 1 0 0 0 0 0 0 11 14 0.00 0.000											



Batter	1	2	3	4	5	6	7	8	9	AB R H RBI BB SO LOB	TOP											
30 Rob Refsnyder, R (1.7) OBP: 0.395, SLG: 0.355										4 1 2 0 1 0 3	Boston Red Sox @ Toronto Blue Jays Rogers Centre, Toronto, ON Sat Jul 01 2023, 3:32 PM - 6:36 PM EDT Att: 41,813 - Overcast - 80 F											
99 Alex Verdugo, L (1.9) OBP: 0.366, SLG: 0.459										4 0 0 1 0 2 2												
2 Justin Turner, R (1.3) OBP: 0.350, SLG: 0.463										5 3 3 2 0 0 2												
11 Rafael Devers, L (1.5) OBP: 0.316, SLG: 0.500										5 2 3 3 0 1 1												
18 Adam Duvall, R (1.8) OBP: 0.336, SLG: 0.520										5 0 0 0 0 4 2												
7 Masataka Yoshida, L (1.10) OBP: 0.377, SLG: 0.477										3 0 2 1 0 0 0 1 0 1 0 0 0 0												
36 Triston Casas, L (0.10) OBP: 0.335, SLG: 0.409										4 0 1 0 0 0 3 1 0 0 0 0 0 1 0 0 0 0 0 0 0												
5 Enrique Hernández, R (1.6) OBP: 0.297, SLG: 0.340										4 1 1 0 0 1 4												
16 Jaren Duran, L (0.9) OBP: 0.342, SLG: 0.447										3 0 0 0 1 3 1 0 0 0 0 0 0 0												
70 David Hamilton, L (0.6) OBP: 0.286, SLG: 0.222																						
39 Christian Arroyo, R (1.4) OBP: 0.266, SLG: 0.372																						
77 Caleb Hamilton, R (1.2) OBP: 0.285, SLG: 0.402																						
Inning Stats	R: 0 E: 0 K: 2 S: 8	H: 0 LOB: 1 BB: 1 P: 15	R: 0 E: 0 K: 1 S: 15	H: 2 LOB: 3 BB: 1 P: 28	R: 2 E: 0 K: 2 S: 15	H: 2 LOB: 0 BB: 0 P: 20	R: 0 E: 0 K: 2 S: 7	H: 0 LOB: 0 BB: 0 P: 8	R: 3 E: 0 K: 0 S: 19	H: 4 LOB: 1 BB: 0 P: 25	R: 1 E: 0 K: 1 S: 13	H: 2 LOB: 2 BB: 0 P: 23	R: 0 E: 0 K: 1 S: 12	H: 1 LOB: 2 BB: 0 P: 20	R: 0 E: 0 K: 1 S: 9	H: 0 LOB: 0 BB: 0 P: 15	R: 1 E: 0 K: 1 S: 14	H: 2 LOB: 1 BB: 0 P: 17	1B: 7 2B: 4 3B: 0 HR: 2	SF: 1 SAC: 0 DP: 0 HBP: 1	WP: 0 PB: 0 SB: 1 CS: 0	PA: 43
PITCHER	IP WLS BF H R ER SO BB IBB HBP BLK WP HR S P ERA WHIP											IP WLS BF H R ER SO BB IBB HBP BLK WP HR S P ERA WHIP										
16 Yusei Kikuchi, L (1.1) ERA: 4.08	4.1 L 22 7 5 5 7 2 0 0 0 0 1 56 86 10.38 2.077																					
33 Trevor Richards, R (5.1) ERA: 3.39	1.1 7 3 1 1 1 0 0 0 0 0 0 18 27 6.75 2.250																					
24 Nate Pearson, R (6.1) ERA: 4.23	1.1 6 1 0 0 1 0 0 0 1 0 0 15 26 0.00 0.750																					
93 Yimi Garcia, R (8.1) ERA: 5.03	1.0 3 0 0 0 1 0 0 0 0 0 0 9 15 0.00 0.000																					
50 Erik Swanson, R (9.1) ERA: 2.97	1.0 5 2 1 1 1 0 0 0 0 0 1 14 17 9.00 2.000																					

AB	39
R	7
H	13
RBI	7
BB	2
SO	11
LOB	19



Batter	1	2	3	4	5	6	7	8	9	AB R H RBI BB SO LOB	BOTTOM									
4 George Springer, R (1.9) OBP: 0.333, SLG: 0.422										5 2 3 1 0 1 2	Boston Red Sox @ Toronto Blue Jays Rogers Centre, Toronto, ON Sat Jul 01 2023, 3:32 PM - 6:36 PM EDT Att: 41,813 - Overcast - 80 F									
11 Bo Bichette, R (1.6) OBP: 0.347, SLG: 0.510									5 1 2 1 0 2 1											
13 Brandon Belt, L (1.10) OBP: 0.360, SLG: 0.408									4 0 0 0 1 4 2											
27 Vladimir Guerrero Jr., R (1.3) OBP: 0.348, SLG: 0.449									4 1 1 1 1 1 1											
26 Matt Chapman, R (1.5) OBP: 0.344, SLG: 0.465									3 2 2 2 1 0 0											
25 Daulton Varsho, L (1.7) OBP: 0.290, SLG: 0.391									4 0 1 0 0 1 2											
9 Danny Jansen, R (1.2) OBP: 0.271, SLG: 0.446									3 0 1 0 1 1 1 0 0 0 0 0 0 0 0 0 0 0 0 0 0											
28 Ernie Clement, R (6.1) OBP: 0.375, SLG: 0.429									4 0 0 0 0 1 5											
30 Alejandro Kirk, R (9.2) OBP: 0.337, SLG: 0.328																				
8 Cavan Biggio, L (1.4) OBP: 0.262, SLG: 0.388																				
39 Kevin Kiermaier, L (1.8) OBP: 0.330, SLG: 0.437									3 0 0 0 1 1 0											
Inning Stats	R: 1 E: 0 K: 2 S: 11	H: 1 LOB: 0 BB: 0 P: 13	R: 0 E: 0 K: 1 S: 8	H: 0 LOB: 1 BB: 1 P: 17	R: 1 E: 0 K: 1 S: 8	H: 1 LOB: 0 BB: 0 P: 11	R: 0 E: 0 K: 1 S: 8	H: 0 LOB: 0 BB: 0 P: 14	R: 0 E: 0 K: 0 S: 7	H: 1 LOB: 1 BB: 1 P: 15	R: 1 E: 1 K: 2 S: 19	H: 2 LOB: 2 BB: 1 P: 28	R: 2 E: 0 K: 3 S: 17	H: 2 LOB: 3 BB: 2 P: 31	R: 1 E: 0 K: 2 S: 12	H: 3 LOB: 3 BB: 0 P: 14	1B: 5 2B: 2 3B: 0 HR: 3	SF: 0 SAC: 0 DP: 1 HBP: 0	WP: 0 PB: 0 SB: 3 CS: 0	PA: 40
PITCHER	IP WLS BF H R ER SO BB IBB HBP BLK WP HR S P ERA WHIP											IP WLS BF H R ER SO BB IBB HBP BLK WP HR S P ERA WHIP								
50 Kutter Crawford, R (1.1) ERA: 3.92	5.2 W 21 4 3 2 4 2 0 0 0 0 2 46 74 3.18 0.882																			
25 Josh Winckowski, R (6.1) ERA: 3.29	2.0 13 4 3 2 4 3 0 0 0 0 1 34 56 9.00 3.500																			
74 Kenley Jansen, R (8.1) ERA: 3.45	1.1 S 6 3 1 1 3 0 0 0 0 0 0 17 22 6.75 2.250																			

AB	35
R	6
H	10
RBI	5
BB	5
SO	12
LOB	14



Batter	1	2	3	4	5	6	7	8	9	AB	R	H	RBI	BB	SO	LOB	TOP								
4 George Springer, R OBP: 0.327, SLG: 0.411										5	1	1	0	0	1	1									
11 Bo Bichette, R OBP: 0.348, SLG: 0.503										5	1	4	0	0	1	0									
27 Vladimir Guerrero Jr., R (1, 3) OBP: 0.349, SLG: 0.453										5	0	2	2	2	0	1	3								
26 Matt Chapman, R OBP: 0.339, SLG: 0.464										4	1	2	1	0	1	2									
25 Daulton Varsho, L OBP: 0.285, SLG: 0.380										4	0	0	0	0	1	2									
15 Whit Merrifield, R OBP: 0.311, SLG: 0.384										4	2	2	2	0	0	0									
9 Danny Jansen, R OBP: 0.280, SLG: 0.451										4	0	2	0	0	0	0									
8 Cavan Biggio, L OBP: 0.267, SLG: 0.391										4	0	2	0	0	0	0									
39 Kevin Kiermaier, L OBP: 0.329, SLG: 0.425										0	0	0	0	0	0	0									
5 Santiago Espinal, R OBP: 0.305, SLG: 0.299										4	0	1	0	0	0	4									
Inning Stats	R: 0 E: 0 K: 1 S: 8	H: 0 LOB: 0 BB: 0 P: 13	R: 1 E: 0 K: 0 S: 13	H: 4 LOB: 2 BB: 0 P: 20	R: 0 E: 0 K: 0 S: 8	H: 1 LOB: 0 BB: 0 P: 12	R: 1 E: 0 K: 0 S: 13	H: 3 LOB: 2 BB: 0 P: 19	R: 1 E: 0 K: 0 S: 10	H: 3 LOB: 1 BB: 0 P: 15	R: 1 E: 0 K: 0 S: 12	H: 1 LOB: 0 BB: 0 P: 19	R: 1 E: 0 K: 1 S: 11	H: 2 LOB: 0 BB: 0 P: 17	R: 0 E: 0 K: 1 S: 9	H: 0 LOB: 0 BB: 0 P: 10	R: 0 E: 0 K: 2 S: 13	H: 2 LOB: 2 BB: 0 P: 15	1B: 11 2B: 3 HR: 3	SF: 0 SAC: 0 DP: 3 HBP: 0	WP: 0 PB: 0 SB: 0 CS: 0	PA: 39			
PITCHER	IP	WLS	BF	H	R	ER	SO	BB	IBB	HBP	BLK	WP	HR	S	P	ERA	WHIP								
62 Jesse Scholtens, R ERA: 3.45	4.0		21	11	3	3	1	0	0	0	0	0	2	48	73	6.75	2.750								
41 Bryan Shaw, R ERA: 7.36	2.0		6	1	1	1	0	0	0	0	0	0	1	16	25	4.50	0.500								
61 Nicholas Padilla, R ERA: 5.79	1.0	L	4	2	1	1	1	0	0	0	0	0	0	11	17	9.00	2.000								
Jimmy Lambert, R ERA: 6.29	2.0		8	2	0	0	3	0	0	0	0	0	0	22	25	0.00	1.000								

Toronto Blue Jays @ Chicago White Sox
Guaranteed Rate Field, Chicago, IL
Thu Jul 06 2023, 8:02 PM - 10:33 PM CDT
Att: 20,258 - Partly Cloudy - 71 F

livebaseballscorecards.com

AB 39
R 5
H 16
RBI 5
BB 0
SO 5
LOB 12

Batter	1	2	3	4	5	6	7	8	9	AB	R	H	RBI	BB	SO	LOB	BOTTOM								
23 Andrew Benintendi, L OBP: 0.349, SLG: 0.372										4	1	2	0	0	0	0									
7 Tim Anderson, R OBP: 0.288, SLG: 0.273										4	1	1	1	0	1	1									
88 Luis Robert Jr., R OBP: 0.333, SLG: 0.589										4	0	1	0	0	2	1									
74 Eloy Jiménez, R OBP: 0.318, SLG: 0.484										4	1	1	2	0	0	1									
25 Andrew Vaughn, R OBP: 0.321, SLG: 0.435										4	0	0	0	0	0	0									
30 Jake Burger, R OBP: 0.271, SLG: 0.506										4	0	1	0	0	0	0									
28 Zach Remillard, R OBP: 0.434, SLG: 0.413										3	0	1	0	0	1	0									
24 Yasmani Grandal, S (9, PH) OBP: 0.312, SLG: 0.379										1	0	0	0	0	0	0									
22 Oscar Colás, L OBP: 0.255, SLG: 0.276										3	0	0	0	0	2	2									
44 Seby Zavala, R OBP: 0.226, SLG: 0.341										3	1	2	0	0	1	0									
Inning Stats	R: 0 E: 0 K: 0 S: 8	H: 2 LOB: 2 BB: 0 P: 17	R: 3 E: 0 K: 1 S: 15	H: 4 LOB: 0 BB: 0 P: 22	R: 0 E: 0 K: 2 S: 9	H: 0 LOB: 0 BB: 0 P: 13	R: 1 E: 0 K: 1 S: 8	H: 2 LOB: 0 BB: 0 P: 12	R: 0 E: 0 K: 0 S: 8	H: 0 LOB: 0 BB: 0 P: 13	R: 0 E: 0 K: 2 S: 8	H: 0 LOB: 0 BB: 0 P: 11	R: 0 E: 0 K: 1 S: 10	H: 1 LOB: 0 BB: 0 P: 17	R: 0 E: 0 K: 0 S: 3	H: 0 LOB: 0 BB: 0 P: 4	1B: 6 2B: 2 HR: 1	SF: 0 SAC: 0 DP: 1 HBP: 0	WP: 1 PB: 0 SB: 0 CS: 0	PA: 34					
PITCHER	IP	WLS	BF	H	R	ER	SO	BB	IBB	HBP	BLK	WP	HR	S	P	ERA	WHIP								
16 Yusei Kikuchi, L ERA: 4.24	5.0		21	8	4	4	4	0	0	0	0	0	0	9	14	0.00	0.000								
35 Jay Jackson, R ERA: 1.29	1.1	W	4	0	0	0	0	0	0	0	0	0	0	13	20	0.00	0.000								
58 Tim Mayza, L ERA: 1.21	1.1	H	4	0	0	0	3	0	0	0	0	0	0	7	11	0.00	0.750								
24 Nate Pearson, R ERA: 3.9	1.1	S	5	1	0	0	0	0	0	0	0	1	0	7	11	0.00	0.750								

Toronto Blue Jays @ Chicago White Sox
Guaranteed Rate Field, Chicago, IL
Thu Jul 06 2023, 8:02 PM - 10:33 PM CDT
Att: 20,258 - Partly Cloudy - 71 F

livebaseballscorecards.com

AB 34
R 4
H 9
RBI 3
BB 0
SO 7
LOB 5

Batter	1	2	3	4	5	6	7	8	9	AB	R	H	RBI	BB	SO	LOB	TOP									
4 George Springer, R OBP: 0.330, SLG: 0.422										5	1	2	3	0	0	3										
11 Bo Bichette, R OBP: 0.350, SLG: 0.505										6	1	3	0	0	1	3										
13 Brandon Belt, L OBP: 0.367, SLG: 0.427										4	2	0	0	2	1	6										
27 Vladimir Guerrero Jr., R (1, 3) OBP: 0.348, SLG: 0.452									5	2	2	1	0	0	0											
26 Matt Chapman, R (1, 5) OBP: 0.343, SLG: 0.461									2	2	0	0	3	0	0											
15 Whit Merrifield, R (1, 4) OBP: 0.342, SLG: 0.395									5	2	2	4	0	0	2											
25 Daulton Varsho, L (1, 7) OBP: 0.281, SLG: 0.374									5	0	0	0	0	1	4											
9 Danny Jansen, R (1, 2) OBP: 0.283, SLG: 0.452										4	1	1	2	0	0											
39 Kevin Kiermaier, L (1, 8) OBP: 0.339, SLG: 0.434										5	1	4	1	0	0	1										
Inning Stats	R: 0 E: 0 K: 2 S: 10	H: 0 LOB: 0 BB: 0 P: 12	R: 0 E: 0 K: 0 S: 7	H: 0 LOB: 0 BB: 0 P: 12	R: 1 E: 0 K: 0 S: 11	H: 2 LOB: 1 BB: 0 P: 16	R: 6 E: 0 K: 0 S: 22	H: 5 LOB: 1 BB: 2 P: 38	R: 0 E: 0 K: 0 S: 8	H: 0 LOB: 1 BB: 1 P: 17	R: 0 E: 0 K: 0 S: 13	H: 1 LOB: 2 BB: 0 P: 21	R: 0 E: 1 K: 0 S: 7	H: 0 LOB: 0 BB: 0 P: 9	R: 0 E: 0 K: 1 S: 10	H: 1 LOB: 0 BB: 0 P: 18	R: 5 E: 0 K: 0 S: 21	H: 5 LOB: 3 BB: 2 P: 36	1B: 9 2B: 3 3B: 0 HR: 2	SF: 0 SAC: 0 DP: 1 HBP: 2	WP: 2 PB: 0 SB: 0 CS: 0	PA: 48				
PITCHER	IP WLS BF H R ER SO BB IBB HBP BLK WP HR S P ERA WHIP	IP WLS BF H R ER SO BB IBB HBP BLK WP HR S P ERA WHIP	IP WLS BF H R ER SO BB IBB HBP BLK WP HR S P ERA WHIP	IP WLS BF H R ER SO BB IBB HBP BLK WP HR S P ERA WHIP	IP WLS BF H R ER SO BB IBB HBP BLK WP HR S P ERA WHIP	IP WLS BF H R ER SO BB IBB HBP BLK WP HR S P ERA WHIP	IP WLS BF H R ER SO BB IBB HBP BLK WP HR S P ERA WHIP	IP WLS BF H R ER SO BB IBB HBP BLK WP HR S P ERA WHIP	IP WLS BF H R ER SO BB IBB HBP BLK WP HR S P ERA WHIP	IP WLS BF H R ER SO BB IBB HBP BLK WP HR S P ERA WHIP	IP WLS BF H R ER SO BB IBB HBP BLK WP HR S P ERA WHIP	IP WLS BF H R ER SO BB IBB HBP BLK WP HR S P ERA WHIP	IP WLS BF H R ER SO BB IBB HBP BLK WP HR S P ERA WHIP	IP WLS BF H R ER SO BB IBB HBP BLK WP HR S P ERA WHIP	IP WLS BF H R ER SO BB IBB HBP BLK WP HR S P ERA WHIP	IP WLS BF H R ER SO BB IBB HBP BLK WP HR S P ERA WHIP	IP WLS BF H R ER SO BB IBB HBP BLK WP HR S P ERA WHIP	IP WLS BF H R ER SO BB IBB HBP BLK WP HR S P ERA WHIP	IP WLS BF H R ER SO BB IBB HBP BLK WP HR S P ERA WHIP	IP WLS BF H R ER SO BB IBB HBP BLK WP HR S P ERA WHIP	IP WLS BF H R ER SO BB IBB HBP BLK WP HR S P ERA WHIP	IP WLS BF H R ER SO BB IBB HBP BLK WP HR S P ERA WHIP	IP WLS BF H R ER SO BB IBB HBP BLK WP HR S P ERA WHIP	IP WLS BF H R ER SO BB IBB HBP BLK WP HR S P ERA WHIP	IP WLS BF H R ER SO BB IBB HBP BLK WP HR S P ERA WHIP	
Alex Faedo, R (1, 1) ERA: 6.98	3.2	L	19	6	7	7	2	2	0	0	0	0	1	1	47	72	17.18	2.182								
53 Mason Englert, R (4, 1) ERA: 4.35	2.1		11	2	0	0	0	1	0	1	0	0	0	0	24	44	0.00	1.286								
52 Brendan White, R (7, 1) ERA: 5.02	1.0		3	0	0	0	0	0	0	0	0	0	0	7	9	0.00	0.000									
36 Chasen Shreve, L (8, 1) ERA: 4.78	1.0		4	1	0	0	1	0	0	0	0	0	0	10	18	0.00	1.000									
67 José Cisneros, R (9, 1) ERA: 3.55	0.0		5	3	5	5	0	2	0	0	0	1	1	13	24	∞	∞									
PITCHER	IP WLS BF H R ER SO BB IBB HBP BLK WP HR S P ERA WHIP	IP WLS BF H R ER SO BB IBB HBP BLK WP HR S P ERA WHIP	IP WLS BF H R ER SO BB IBB HBP BLK WP HR S P ERA WHIP	IP WLS BF H R ER SO BB IBB HBP BLK WP HR S P ERA WHIP	IP WLS BF H R ER SO BB IBB HBP BLK WP HR S P ERA WHIP	IP WLS BF H R ER SO BB IBB HBP BLK WP HR S P ERA WHIP	IP WLS BF H R ER SO BB IBB HBP BLK WP HR S P ERA WHIP	IP WLS BF H R ER SO BB IBB HBP BLK WP HR S P ERA WHIP	IP WLS BF H R ER SO BB IBB HBP BLK WP HR S P ERA WHIP	IP WLS BF H R ER SO BB IBB HBP BLK WP HR S P ERA WHIP	IP WLS BF H R ER SO BB IBB HBP BLK WP HR S P ERA WHIP	IP WLS BF H R ER SO BB IBB HBP BLK WP HR S P ERA WHIP	IP WLS BF H R ER SO BB IBB HBP BLK WP HR S P ERA WHIP	IP WLS BF H R ER SO BB IBB HBP BLK WP HR S P ERA WHIP	IP WLS BF H R ER SO BB IBB HBP BLK WP HR S P ERA WHIP	IP WLS BF H R ER SO BB IBB HBP BLK WP HR S P ERA WHIP	IP WLS BF H R ER SO BB IBB HBP BLK WP HR S P ERA WHIP	IP WLS BF H R ER SO BB IBB HBP BLK WP HR S P ERA WHIP	IP WLS BF H R ER SO BB IBB HBP BLK WP HR S P ERA WHIP	IP WLS BF H R ER SO BB IBB HBP BLK WP HR S P ERA WHIP	IP WLS BF H R ER SO BB IBB HBP BLK WP HR S P ERA WHIP	IP WLS BF H R ER SO BB IBB HBP BLK WP HR S P ERA WHIP	IP WLS BF H R ER SO BB IBB HBP BLK WP HR S P ERA WHIP	IP WLS BF H R ER SO BB IBB HBP BLK WP HR S P ERA WHIP	IP WLS BF H R ER SO BB IBB HBP BLK WP HR S P ERA WHIP	
39 Zach McKinstry, L (1, 5) OBP: 0.331, SLG: 0.375										4	1	1	0	0	1	2										
20 Spencer Torkelson, R (1, 3) OBP: 0.308, SLG: 0.398										4	0	1	1	0	2	1										
8 Matt Vierling, R (1, 8) OBP: 0.346, SLG: 0.427										4	0	3	1	0	0	2										
30 Kerry Carpenter, L (1, 9) OBP: 0.325, SLG: 0.486										4	0	0	0	0	1	5										
28 Javier Báez, R (1, 6) OBP: 0.259, SLG: 0.330										4	0	0	0	0	2	1										
60 Akil Baddoo, L (1, 7) OBP: 0.333, SLG: 0.333										4	0	0	0	0	2	0										
24 Miguel Cabrera, R (1, 10) OBP: 0.330, SLG: 0.327										2	0	0	0	1	1	0										
77 Andy Ibáñez, R (1, 4) OBP: 0.265, SLG: 0.406										3	1	1	0	0	0	1										
34 Jake Rogers, R (1, 2) OBP: 0.297, SLG: 0.453										3	0	1	0	0	1	0										
Inning Stats	R: 0 E: 0 K: 1 S: 13	H: 1 LOB: 1 BB: 0 P: 23	R: 0 E: 0 K: 2 S: 7	H: 0 LOB: 0 BB: 0 P: 11	R: 1 E: 0 K: 1 S: 12	H: 3 LOB: 2 BB: 0 P: 13	R: 0 E: 0 K: 1 S: 9	H: 0 LOB: 0 BB: 0 P: 13	R: 0 E: 0 K: 3 S: 16	H: 1 LOB: 1 BB: 0 P: 21	R: 0 E: 0 K: 0 S: 6	H: 0 LOB: 0 BB: 1 P: 12	R: 1 E: 0 K: 1 S: 14	H: 2 LOB: 1 BB: 0 P: 19	R: 0 E: 0 K: 2 S: 9	H: 0 LOB: 0 BB: 0 P: 14	1B: 7 2B: 0 3B: 0 HR: 0	SF: 0 SAC: 0 DP: 1 HBP: 0	WP: 0 PB: 0 SB: 0 CS: 0	PA: 34						
PITCHER	IP WLS BF H R ER SO BB IBB HBP BLK WP HR S P ERA WHIP	IP WLS BF H R ER SO BB IBB HBP BLK WP HR S P ERA WHIP	IP WLS BF H R ER SO BB IBB HBP BLK WP HR S P ERA WHIP	IP WLS BF H R ER SO BB IBB HBP BLK WP HR S P ERA WHIP	IP WLS BF H R ER SO BB IBB HBP BLK WP HR S P ERA WHIP	IP WLS BF H R ER SO BB IBB HBP BLK WP HR S P ERA WHIP	IP WLS BF H R ER SO BB IBB HBP BLK WP HR S P ERA WHIP	IP WLS BF H R ER SO BB IBB HBP BLK WP HR S P ERA WHIP	IP WLS BF H R ER SO BB IBB HBP BLK WP HR S P ERA WHIP	IP WLS BF H R ER SO BB IBB HBP BLK WP HR S P ERA WHIP	IP WLS BF H R ER SO BB IBB HBP BLK WP HR S P ERA WHIP	IP WLS BF H R ER SO BB IBB HBP BLK WP HR S P ERA WHIP	IP WLS BF H R ER SO BB IBB HBP BLK WP HR S P ERA WHIP	IP WLS BF H R ER SO BB IBB HBP BLK WP HR S P ERA WHIP	IP WLS BF H R ER SO BB IBB HBP BLK WP HR S P ERA WHIP	IP WLS BF H R ER SO BB IBB HBP BLK WP HR S P ERA WHIP	IP WLS BF H R ER SO BB IBB HBP BLK WP HR S P ERA WHIP	IP WLS BF H R ER SO BB IBB HBP BLK WP HR S P ERA WHIP	IP WLS BF H R ER SO BB IBB HBP BLK WP HR S P ERA WHIP	IP WLS BF H R ER SO BB IBB HBP BLK WP HR S P ERA WHIP	IP WLS BF H R ER SO BB IBB HBP BLK WP HR S P ERA WHIP	IP WLS BF H R ER SO BB IBB HBP BLK WP HR S P ERA WHIP	IP WLS BF H R ER SO BB IBB HBP BLK WP HR S P ERA WHIP	IP WLS BF H R ER SO BB IBB HBP BLK WP HR S P ERA WHIP	IP WLS BF H R ER SO BB IBB HBP BLK WP HR S P ERA WHIP	IP WLS BF H R ER SO BB IBB HBP BLK WP HR S P ERA WHIP
6 Alek Manoah, R (1, 1) ERA: 5.91	6.0	W	23	5	1	1	0	0	0	0	0	0	0	64	91	1.50	0.833									
45 Mitch White, R (7, 1) ERA: 3.72	1.2		7	2	1	1	1	1	0	0	0	0	0	18	29	5.40	1.800									
44 Bowden Francis, R (8, 1) ERA: 2.63	1.1		4	0	0	0	2	0	0	0	0	0	0	11	16	0.00	0.000									

Toronto Blue Jays @ Detroit Tigers
Comerica Park, Detroit, MI
Fri Jul 07 2023, 6:41 PM - 9:31 PM EDT
Att: 30,029 - Partly Cloudy - 79 F

AB 41
R 12
H 14

Batter	1	2	3	4	5	6	7	8	9	10	AB	R	H	RBI	BB	SO	LOB	TOP																	
15 Whit Merrifield, R OBP: 0.342, SLG: 0.392 (7, 4)											5	0	2	0	0	0	1	Toronto Blue Jays @ Detroit Tigers Comerica Park, Detroit, MI Sun Jul 09 2023, 1:41 PM - 4:33 PM EDT Att: 30,077 - Cloudy - 74 F																	
11 Bo Bichette, R OBP: 0.346, SLG: 0.496 (1, 6)											4	0	0	0	0	2	2																		
27 Vladimir Guerrero Jr., R OBP: 0.344, SLG: 0.443 (1, 3)											3	0	0	0	1	0	0																		
26 Matt Chapman, R OBP: 0.344, SLG: 0.463 (1, 5)											2	2	1	0	2	1	2																		
9 Danny Jansen, R OBP: 0.282, SLG: 0.464 (1, 10)											4	1	1	2	0	1	4																		
30 Alejandro Kirk, R OBP: 0.317, SLG: 0.303 (1, 2)											4	0	0	1	0	2	1																		
5 Santiago Espinal, R OBP: 0.301, SLG: 0.284 (7, PH)											2	0	0	0	0	1	0																		
25 Daulton Varsho, L OBP: 0.277, SLG: 0.368 (7, 7)											2	1	0	0	0	0	0																		
8 Cavan Biggio, L OBP: 0.285, SLG: 0.380 (8, PH)											2	0	0	0	0	1	0																		
28 Ernie Clement, R OBP: 0.444, SLG: 0.429 (8, PH)											0	0	0	0	1	0	0																		
38 Nathan Lukes, L OBP: 0.292, SLG: 0.350 (8, 9)											1	0	1	1	0	0	0																		
39 Kevin Kiermaier, L OBP: 0.329, SLG: 0.420 (1, 8)											4	0	0	0	0	1	2																		
Inning Stats	R: 0 E: 0 K: 2 S: 12	H: 1 LOB: 2 BB: 1 P: 19	R: 0 E: 0 K: 2 S: 10	H: 0 LOB: 0 BB: 0 P: 14	R: 0 E: 0 K: 0 S: 6	H: 1 LOB: 0 BB: 0 P: 9	R: 0 E: 0 K: 1 S: 14	H: 0 LOB: 1 BB: 1 P: 21	R: 0 E: 0 K: 2 S: 9	H: 0 LOB: 0 BB: 0 P: 14	R: 0 E: 0 K: 0 S: 7	H: 0 LOB: 0 BB: 0 P: 12	R: 1 E: 0 K: 0 S: 5	H: 1 LOB: 0 BB: 1 P: 10	R: 2 E: 0 K: 2 S: 10	H: 1 LOB: 0 BB: 0 P: 15	R: 1 E: 0 K: 0 S: 11	H: 1 LOB: 1 BB: 0 P: 15	1B: 2 2B: 1 3B: 1 HR: 1	SF: 0 SAC: 0 DP: 2 HBP: 0	WP: 0 PB: 0 SB: 0 CS: 0	PA: 37													
PITCHER	IP 4.0	WLS 1	BF 15	H 2	R 0	ER 0	SO 5	BB 2	IBB 0	HBP 0	BLK 0	WP 0	HR 0	S 42	P 63	ERA 0.00	WHIP 1.000	PITCHER	IP 10.1	WLS 4	BF 41	H 1	R 1	ER 0	SO 0	BB 0	IBB 0	HBP 0	BLK 0	WP 0	HR 0	S 11	P 15	ERA 0.00	WHIP 1.000
29 Tarik Skubal, L ERA: 4.19	87 Tyler Holton, L ERA: 1.89	45 Reese Olson, R ERA: 4.05	36 Chasen Shreve, L ERA: 4.64	55 Alex Lange, R ERA: 4.17	67 José Cisnero, R ERA: 3.44																														

Batter	1	2	3	4	5	6	7	8	9	10	AB	R	H	RBI	BB	SO	LOB	BOTTOM																	
39 Zach McKinstry, L OBP: 0.326, SLG: 0.368 (1, 5)											3	1	1	0	0	0	2	Toronto Blue Jays @ Detroit Tigers Comerica Park, Detroit, MI Sun Jul 09 2023, 1:41 PM - 4:33 PM EDT Att: 30,077 - Cloudy - 74 F																	
59 Zack Short, R OBP: 0.279, SLG: 0.341 (6, PH)											5	1	2	1	0	2	0																		
31 Riley Greene, L OBP: 0.373, SLG: 0.462 (1, 8)											5	0	2	1	0	1	0																		
20 Spencer Torkelson, R OBP: 0.309, SLG: 0.402 (1, 3)											5	0	2	1	0	1	0																		
30 Kerry Carpenter, L OBP: 0.317, SLG: 0.484 (1, 9)											3	0	0	0	0	1	3																		
8 Matt Vierling, R OBP: 0.344, SLG: 0.419 (7, PH)											2	0	0	0	0	0	0																		
28 Javier Báez, R OBP: 0.290, SLG: 0.329 (1, 6)											4	1	2	0	0	1	2																		
60 Akil Baddoo, L OBP: 0.331, SLG: 0.331 (1, 7)											4	0	1	0	0	2	3																		
24 Miguel Cabrera, R OBP: 0.328, SLG: 0.325 (1, 10)											4	0	1	1	0	0	1																		
77 Andy Ibáñez, R OBP: 0.270, SLG: 0.419 (7, 5)											4	0	2	0	0	1	2																		
13 Eric Haase, R OBP: 0.253, SLG: 0.289 (1, 2)											4	0	0	0	0	2	4																		
Inning Stats	R: 0 E: 0 K: 2 S: 12	H: 1 LOB: 1 BB: 0 P: 18	R: 1 E: 0 K: 1 S: 14	H: 3 LOB: 2 BB: 0 P: 22	R: 1 E: 0 K: 0 S: 12	H: 1 LOB: 0 BB: 0 P: 20	R: 0 E: 0 K: 1 S: 14	H: 1 LOB: 1 BB: 0 P: 18	R: 1 E: 0 K: 1 S: 13	H: 3 LOB: 2 BB: 0 P: 21	R: 0 E: 0 K: 1 S: 10	H: 1 LOB: 1 BB: 0 P: 15	R: 0 E: 0 K: 1 S: 6	H: 0 LOB: 0 BB: 0 P: 9	R: 0 E: 0 K: 1 S: 9	H: 1 LOB: 0 BB: 0 P: 14	R: 0 E: 0 K: 2 S: 15	H: 0 LOB: 0 BB: 0 P: 19	R: 0 E: 0 K: 1 S: 9	H: 0 LOB: 0 BB: 0 P: 13	1B: 7 2B: 3 3B: 0 HR: 1	SF: 0 SAC: 0 DP: 1 HBP: 0	WP: 0 PB: 0 SB: 0 CS: 0	PA: 40											
PITCHER	IP 4.0	WLS 1	BF 15	H 3	R 3	ER 3	SO 4	BB 0	IBB 0	HBP 0	BLK 0	WP 0	HR 1	S 59	P 89	ERA 6.75	WHIP 2.250	PITCHER	IP 10.1	WLS 3	BF 40	H 0	R 0	ER 0	SO 1	BB 0	IBB 0	HBP 0	BLK 0	WP 0	HR 0	S 9	P 13	ERA 0.00	WHIP 0.000
40 Chris Bassitt, R ERA: 4.19	33 Trevor Richards, R ERA: 3.02	58 Tim Mayza, L ERA: 1.17	50 Erik Swanson, R ERA: 3.16	93 Yimi García, R ERA: 4.69	68 Jordan Romano, R ERA: 2.87																														

AB	33
R	4
H	5
RBI	4
BB	4
SO	9
LOB	12



AB	40
R	3
H	11
RBI	3
BB	0
SO	11
LOB	18



Batter	1	2	3	4	5	6	7	8	9	AB	R	H	RBI	BB	SO	LOB	TOP									
2 Geraldo Perdomo, S OBP: 0.376, SLG: 0.404										3	0	0	0	1	0	2										
4 Ketel Marte, S OBP: 0.365, SLG: 0.495										3	1	1	0	1	1	1										
7 Corbin Carroll, L OBP: 0.368, SLG: 0.548										4	0	2	0	0	1	2										
53 Christian Walker, R OBP: 0.332, SLG: 0.506										4	0	0	0	0	1	2										
12 Lourdes Gurriel Jr., R OBP: 0.315, SLG: 0.490										4	0	1	0	0	1	1										
3 Evan Longoria, R OBP: 0.310, SLG: 0.528										3	0	2	0	0	1	2										
6 Dominic Canzone, L (9, PH)										1	0	0	0	1	0											
31 Jake McCarthy, L OBP: 0.313, SLG: 0.348										4	0	0	0	0	2	1										
14 Gabriel Moreno, R OBP: 0.315, SLG: 0.360										4	1	2	1	0	1	0										
5 Alek Thomas, L OBP: 0.281, SLG: 0.414										3	0	1	0	0	2	0										
Inning Stats	R: 0 E: 0 K: 0 S: 6	H: 1 LOB: 0 BB: 1 P: 13	R: 0 E: 0 K: 0 S: 14	H: 1 LOB: 1 BB: 0 P: 18	R: 0 E: 0 K: 1 S: 8	H: 0 LOB: 0 BB: 0 P: 9	R: 1 E: 0 K: 1 S: 13	H: 1 LOB: 0 BB: 0 P: 21	R: 0 E: 0 K: 1 S: 13	H: 3 LOB: 2 BB: 0 P: 19	R: 0 E: 0 K: 2 S: 14	H: 2 LOB: 2 BB: 0 P: 20	R: 1 E: 0 K: 2 S: 10	H: 1 LOB: 0 BB: 0 P: 14	R: 0 E: 0 K: 2 S: 7	H: 0 LOB: 1 BB: 1 P: 14	R: 0 E: 0 K: 2 S: 10	H: 0 LOB: 0 BB: 0 P: 13	1B: 6 2B: 2 3B: 0 HR: 1	SF: 0 SAC: 0 DP: 0 HBP: 0	WP: 1 PB: 0 SB: 0 CS: 1	PA: 36				
PITCHER	IP	WLS	BF	H	R	ER	SO	BB	IBB	HBP	BLK	WP	HR	S	P	ERA	WHIP									
17 José Berrios, R ERA: 3.41	(1, 1)	5.1		21	7	1	1	4	1	0	0	0	1	0	61	90	1.69	1.500								
33 Trevor Richards, R ERA: 3.11	(6, 1)	1.2	W	7	2	1	1	3	0	0	0	0	0	1	17	24	5.40	1.200								
24 Nate Pearson, R ERA: 3.58	(8, 1)	1.0		4	0	0	0	2	1	0	0	0	0	0	7	14	0.00	1.000								
35 Jay Jackson, R ERA: 1.13	(9, 1)	1.0		3	0	0	0	2	0	0	0	0	0	0	10	13	0.00	0.000								

Arizona Diamondbacks @ Toronto Blue Jays
Rogers Centre, Toronto, ON
Fri Jul 14 2023, 7:10 PM - 10:02 PM EDT
Att: 38,617 - Cloudy - 73 F

livebaseballscorecards.com

AB 33
R 2
H 9
RBI 1
BB 2
SO 11
LOB 11

Batter	1	2	3	4	5	6	7	8	9	AB	R	H	RBI	BB	SO	LOB	BOTTOM									
4 George Springer, R OBP: 0.331, SLG: 0.420										4	0	1	0	0	1	1										
11 Bo Bichette, R OBP: 0.346, SLG: 0.495										5	0	2	0	0	1	3										
13 Brandon Belt, L OBP: 0.268, SLG: 0.385										4	0	2	1	0	1	1										
8 Cavan Biggio, L OBP: 0.268, SLG: 0.385										5	2	2	1	0	0	5										
27 Vladimir Guerrero Jr., R OBP: 0.344, SLG: 0.451										4	2	3	1	1	0	0										
26 Matt Chapman, R OBP: 0.350, SLG: 0.470										4	2	3	1	1	0	0										
15 Whit Merrifield, R OBP: 0.343, SLG: 0.392										5	1	2	2	0	0	6										
25 Daulton Varsho, L OBP: 0.280, SLG: 0.368										3	0	1	0	0	0	2										
9 Danny Jansen, R OBP: 0.281, SLG: 0.459										4	0	1	0	0	0	5										
39 Kevin Kiermaier, L OBP: 0.328, SLG: 0.423									3	1	1	1	0	1	3											
Inning Stats	R: 0 E: 0 K: 2 S: 14	H: 1 LOB: 0 BB: 0 P: 20	R: 2 E: 1 K: 0 S: 14	H: 3 LOB: 1 BB: 0 P: 21	R: 0 E: 0 K: 1 S: 16	H: 3 LOB: 3 BB: 0 P: 25	R: 0 E: 0 K: 0 S: 9	H: 1 LOB: 1 BB: 0 P: 15	R: 0 E: 0 K: 0 S: 4	H: 1 LOB: 0 BB: 0 P: 8	R: 0 E: 0 K: 0 S: 9	H: 1 LOB: 1 BB: 0 P: 15	R: 5 E: 1 K: 1 S: 25	H: 4 LOB: 2 BB: 0 P: 40	R: 0 E: 0 K: 0 S: 11	H: 2 LOB: 3 BB: 1 P: 20	1B: 12 2B: 5 3B: 0 HR: 1	SF: 1 SAC: 0 DP: 3 HBP: 2	WP: 0 PB: 0 SB: 0 CS: 1	PA: 42						
PITCHER	IP	WLS	BF	H	R	ER	SO	BB	IBB	HBP	BLK	WP	HR	S	P	ERA	WHIP									
19 Ryne Nelson, R ERA: 4.98	(1, 1)	5.2		24	9	2	1	3	0	0	0	0	0	0	7	12	27.00	6.000								
24 Kyle Nelson, L ERA: 2.83	(6, 1)	0.1	L	3	2	1	1	0	0	0	0	0	0	0	7	12	27.00	6.000								
55 Austin Adams, R ERA: 5.54	(7, 1)	0.2		7	3	3	3	0	0	0	2	0	0	0	18	28	40.50	4.500								
63 Justin Martinez, R ERA: 7.71	(7, 1)	1.1		8	2	1	0	1	1	0	0	0	0	0	15	27	0.00	2.250								

Arizona Diamondbacks @ Toronto Blue Jays
Rogers Centre, Toronto, ON
Fri Jul 14 2023, 7:10 PM - 10:02 PM EDT
Att: 38,617 - Cloudy - 73 F

livebaseballscorecards.com

AB 38
R 7
H 16
RBI 6
BB 1
SO 4
LOB 26

Batter	1	2	3	4	5	6	7	8	9	AB	R	H	RBI	BB	SO	LOB	TOP										
7 Ha-Seong Kim, R (1,4) OBP: 0.352, SLG: 0.416										4	1	2	0	0	1	0	San Diego Padres @ Toronto Blue Jays Rogers Centre, Toronto, ON Wed Jul 19 2023, 7:09 PM - 9:55 PM EDT Att. 42,948 - Roof Closed - 68 F										
23 Fernando Tatis Jr., R (1,10) (9,9)										5	0	2	0	0	2	3											
22 Juan Soto, L (1,7) OBP: 0.419, SLG: 0.488										2	0	0	0	3	2	3											
13 Manny Machado, R (1,5) OBP: 0.313, SLG: 0.469										5	0	1	2	0	1	5											
2 Xander Bogaerts, R (1,6) OBP: 0.339, SLG: 0.396										4	0	1	0	0	1	2											
9 Jake Cronenworth, L (1,3) OBP: 0.368, SLG: 0.550										4	0	0	0	0	2	2											
12 Luis Campusano, R (1,2) OBP: 0.231, SLG: 0.400										4	0	1	0	0	0	2											
38 Taylor Kohlwey, L (1,9)										4	0	1	0	0	1	1											
71 Josh Hader, L (9,1)										0	0	0	0	0	0	0											
1 Trent Grisham, L (1,8) OBP: 0.329, SLG: 0.406										3	1	0	0	1	2	1											
Inning Stats	R: 0 H: 0 K: 2 S: 9	H: 0 LOB: 1 BB: 1 P: 16	R: 0 H: 0 K: 1 S: 12	H: 0 LOB: 0 BB: 0 P: 18	R: 0 H: 1 K: 2 S: 10	H: 1 LOB: 1 BB: 0 P: 15	R: 0 H: 1 K: 1 S: 10	H: 1 LOB: 2 BB: 1 P: 17	R: 2 H: 1 K: 2 S: 12	H: 1 LOB: 2 BB: 0 P: 24	R: 0 H: 1 K: 1 S: 13	H: 1 LOB: 1 BB: 0 P: 16	R: 0 H: 1 K: 0 S: 12	H: 1 LOB: 1 BB: 0 P: 20	R: 0 H: 1 K: 0 S: 9	H: 1 LOB: 2 BB: 0 P: 13	R: 0 H: 2 K: 2 S: 11	H: 2 LOB: 2 BB: 0 P: 16	1B: 7 2B: 1 3B: 0 HR: 0	SF: 0 SAC: 0 DP: 0 HBP: 1	WP: 1 PB: 0 SB: 2 CS: 0	PA: 40					
PITCHER	IP: 6.0 WLS: L BF: 27 ERA: 3.39	WLS: 4 BF: 1 ERA: 4.31	H: 4 R: 2 ER: 2 SO: 9	H: 0 R: 0 ER: 0 SO: 1	H: 1 R: 0 ER: 0 SO: 1	H: 1 R: 0 ER: 0 SO: 1	H: 1 R: 0 ER: 0 SO: 1	H: 1 R: 0 ER: 0 SO: 1	H: 1 R: 0 ER: 0 SO: 1	H: 1 R: 0 ER: 0 SO: 1	H: 1 R: 0 ER: 0 SO: 1	H: 1 R: 0 ER: 0 SO: 1	H: 1 R: 0 ER: 0 SO: 1	H: 1 R: 0 ER: 0 SO: 1	H: 1 R: 0 ER: 0 SO: 1	H: 1 R: 0 ER: 0 SO: 1	H: 2 R: 0 ER: 0 SO: 1	H: 2 R: 0 ER: 0 SO: 1	WP: 0 HR: 0 S: 0	ERA: 3.00 WHIP: 1.167	ERA: 0.00 WHIP: 1.000	ERA: 2.96 WHIP: 0.000	ERA: 1.14 WHIP: 0.000	ERA: 3.00 WHIP: 1.167	ERA: 0.00 WHIP: 1.000	ERA: 2.96 WHIP: 0.000	ERA: 1.14 WHIP: 0.000

AB	35
R	2
H	8
RBI	2
BB	4
SO	12
LOB	19



Batter	1	2	3	4	5	6	7	8	9	AB	R	H	RBI	BB	SO	LOB	BOTTOM										
4 George Springer, R (1,9) OBP: 0.333, SLG: 0.422										5	0	1	0	0	1	2	San Diego Padres @ Toronto Blue Jays Rogers Centre, Toronto, ON Wed Jul 19 2023, 7:09 PM - 9:55 PM EDT Att. 42,948 - Roof Closed - 68 F										
11 Bo Bichette, R (1,6) OBP: 0.350, SLG: 0.499										3	0	2	0	1	0	0											
13 Brandon Belt, L (1,3) OBP: 0.369, SLG: 0.418										3	0	1	0	1	1	2											
8 Cavan Biggio, L (9,PR) (9,3)										4	0	1	0	0	1	6											
27 Vladimir Guerrero Jr., R (1,10) OBP: 0.338, SLG: 0.442										3	0	0	0	1	1	3											
26 Matt Chapman, R (1,5) OBP: 0.350, SLG: 0.462										4	0	0	0	0	1	5											
15 Whit Merrifield, R (1,4) OBP: 0.343, SLG: 0.398										4	0	0	0	0	1	5											
25 Daulton Varsho, L (1,7) OBP: 0.276, SLG: 0.360										3	0	0	0	0	3	0											
5 Santiago Espinal, R (9,PH) OBP: 0.302, SLG: 0.304										3	0	0	0	0	1	0											
9 Danny Jansen, R (1,2) OBP: 0.284, SLG: 0.451										3	0	0	0	0	1	0											
39 Kevin Kiermaier, L (1,8) OBP: 0.336, SLG: 0.424										3	0	1	0	0	0	0											
30 Alejandro Kirk, R (9,PH) OBP: 0.311, SLG: 0.297										1	0	0	0	0	1	1											
Inning Stats	R: 0 H: 1 K: 2 S: 17	H: 1 LOB: 3 BB: 2 P: 27	R: 0 H: 1 K: 1 S: 10	H: 1 LOB: 0 BB: 0 P: 16	R: 0 H: 1 K: 1 S: 12	H: 1 LOB: 1 BB: 0 P: 18	R: 0 H: 0 K: 2 S: 9	H: 0 LOB: 0 BB: 0 P: 11	R: 0 H: 1 K: 0 S: 7	H: 1 LOB: 2 BB: 1 P: 14	R: 0 H: 0 K: 1 S: 9	H: 0 LOB: 0 BB: 0 P: 14	R: 0 H: 0 K: 0 S: 7	H: 0 LOB: 0 BB: 0 P: 11	R: 0 H: 2 K: 1 S: 11	H: 2 LOB: 2 BB: 0 P: 16	R: 0 H: 0 K: 2 S: 12	H: 0 LOB: 1 BB: 0 P: 16	1B: 6 2B: 0 3B: 0 HR: 0	SF: 0 SAC: 0 DP: 0 HBP: 1	WP: 0 PB: 0 SB: 1 CS: 0	PA: 37					
PITCHER	IP: 6.0 WLS: W BF: 25 ERA: 4.36	WLS: H BF: 3 ERA: 2.77	H: 4 R: 0 ER: 0 SO: 7	H: 0 R: 0 ER: 0 SO: 0	H: 1 R: 0 ER: 0 SO: 1	H: 1 R: 0 ER: 0 SO: 1	H: 1 R: 0 ER: 0 SO: 1	H: 1 R: 0 ER: 0 SO: 1	H: 1 R: 0 ER: 0 SO: 1	H: 1 R: 0 ER: 0 SO: 1	H: 1 R: 0 ER: 0 SO: 1	H: 1 R: 0 ER: 0 SO: 1	H: 1 R: 0 ER: 0 SO: 1	H: 1 R: 0 ER: 0 SO: 1	H: 1 R: 0 ER: 0 SO: 1	H: 1 R: 0 ER: 0 SO: 1	H: 2 R: 0 ER: 0 SO: 1	H: 2 R: 0 ER: 0 SO: 1	WP: 0 HR: 0 S: 0	ERA: 1.167 WHIP: 0.000	ERA: 0.000 WHIP: 0.000	ERA: 3.75 WHIP: 2.000	ERA: 1.0 WHIP: 0.000	ERA: 4.36 WHIP: 1.167	ERA: 0.000 WHIP: 0.000	ERA: 3.75 WHIP: 2.000	ERA: 1.0 WHIP: 0.000

AB	33
R	0
H	6
RBI	0
BB	3
SO	10
LOB	19



Batter	1	2	3	4	5	6	7	8	9	AB	R	H	RBI	BB	SO	LOB	TOP			
23 Fernando Tatis Jr., R OBP: 0.310, SLG: 0.519	F9		K		G6-4-3			G5-3		4	0	1	0	0	1	1	San Diego Padres @ Toronto Blue Jays Rogers Centre, Toronto, ON Thu Jul 20 2023, 1:09 PM - 4:01 PM EDT Att: 43,196 - Sunny - 75 F			
22 Juan Soto, L OBP: 0.420, SLG: 0.485	F7		G3-1			BB		BB		2	0	0	0	2	0	0				
13 Manny Machado, R OBP: 0.310, SLG: 0.463	K				G4-3	L4		K		4	0	0	0	0	2	3				
2 Xander Bogaerts, R OBP: 0.343, SLG: 0.400		99 E FC4			99 HBP			G5-3		4	0	3	0	0	0	2				
9 Jake Cronenworth, L OBP: 0.305, SLG: 0.346	F7					P5				4	0	0	0	0	1	4				
99 Gary Sánchez, R OBP: 0.288, SLG: 0.414	FC4				HBP	G4-3				3	0	1	0	0	0	3				
14 Matt Carpenter, L OBP: 0.297, SLG: 0.307	P6				F7					2	0	0	0	0	0	4				
12 Luis Campusano, R OBP: 0.214, SLG: 0.370								G6-4-3		2	0	0	0	0	0	1				
1 Trent Grisham, L OBP: 0.331, SLG: 0.407	K									2	0	1	0	1	1	2				
30 Alfonso Rivas III, L OBP: 0.300, SLG: 0.333										2	0	0	0	0	0	1				
7 Ha-Seong Kim, R OBP: 0.351, SLG: 0.414			K		F8			P3-1		1	0	0	0	0	0	1				
Inning Stats	R: 0 E: 0 K: 1 S: 9	H: 0 LOB: 0 BB: 0 P: 13	R: 0 E: 1 K: 1 S: 10	H: 1 LOB: 2 BB: 0 P: 16	R: 0 E: 0 K: 2 S: 7	H: 0 LOB: 0 BB: 0 P: 10	R: 0 E: 0 K: 1 S: 12	H: 1 LOB: 2 BB: 0 P: 17	R: 0 E: 0 K: 0 S: 16	H: 1 LOB: 2 BB: 1 P: 25	R: 0 E: 0 K: 0 S: 7	H: 0 LOB: 0 BB: 1 P: 14	R: 0 E: 0 K: 1 S: 12	H: 1 LOB: 1 BB: 1 P: 17	R: 0 E: 0 K: 0 S: 6	H: 1 LOB: 0 BB: 0 P: 9	1B: 6 2B: 1 3B: 0 HR: 0	SF: 0 SAC: 0 DP: 4 HBP: 1	WP: 0 PB: 0 SB: 0 CS: 0	PA: 34
PITCHER	IP WLS BF H R ER SO BB IBB HBP BLK WP HR S P ERA WHIP	IP WLS BF H R ER SO BB IBB HBP BLK WP HR S P ERA WHIP	IP WLS BF H R ER SO BB IBB HBP BLK WP HR S P ERA WHIP	IP WLS BF H R ER SO BB IBB HBP BLK WP HR S P ERA WHIP	IP WLS BF H R ER SO BB IBB HBP BLK WP HR S P ERA WHIP	IP WLS BF H R ER SO BB IBB HBP BLK WP HR S P ERA WHIP	IP WLS BF H R ER SO BB IBB HBP BLK WP HR S P ERA WHIP	IP WLS BF H R ER SO BB IBB HBP BLK WP HR S P ERA WHIP	IP WLS BF H R ER SO BB IBB HBP BLK WP HR S P ERA WHIP	IP WLS BF H R ER SO BB IBB HBP BLK WP HR S P ERA WHIP	IP WLS BF H R ER SO BB IBB HBP BLK WP HR S P ERA WHIP	IP WLS BF H R ER SO BB IBB HBP BLK WP HR S P ERA WHIP	IP WLS BF H R ER SO BB IBB HBP BLK WP HR S P ERA WHIP	IP WLS BF H R ER SO BB IBB HBP BLK WP HR S P ERA WHIP	IP WLS BF H R ER SO BB IBB HBP BLK WP HR S P ERA WHIP	IP WLS BF H R ER SO BB IBB HBP BLK WP HR S P ERA WHIP	IP WLS BF H R ER SO BB IBB HBP BLK WP HR S P ERA WHIP			
40 Chris Bassitt, R ERA: 3.92	6.0	W	24	4	0	0	5	1	0	1	0	0	0	0	0	0	0.00	0.833		
58 Tim Lincecum, L ERA: 1.1	1.0	H	3	0	0	0	0	1	0	0	0	0	0	0	0	0	0.00	1.000		
50 Erik Swanson, R ERA: 3.0	1.0	H	4	1	0	0	1	1	0	0	0	0	0	0	0	0	0.00	2.000		
68 Jordan Romano, R ERA: 2.79	1.0		3	1	0	0	0	0	0	0	0	0	0	0	0	0	0.00	1.000		
Batter	1	2	3	4	5	6	7	8	9	AB	R	H	RBI	BB	SO	LOB	BOTTOM			
4 George Springer, R OBP: 0.332, SLG: 0.418	G5-4-3		G3	P6		P5		K		4	0	0	0	1	1	5	San Diego Padres @ Toronto Blue Jays Rogers Centre, Toronto, ON Thu Jul 20 2023, 1:09 PM - 4:01 PM EDT Att: 43,196 - Sunny - 75 F			
11 Bo Bichette, R OBP: 0.350, SLG: 0.495	G5-4-3							FC6-4		3	0	0	0	2	1	2				
27 Vladimir Guerrero Jr., R OBP: 0.342, SLG: 0.451			F8							2	1	1	1	2	0	1				
26 Matt Chapman, R OBP: 0.349, SLG: 0.458	PO	K	G5-3		K					3	0	0	0	0	2	3				
15 Whit Merrifield, R OBP: 0.345, SLG: 0.399										4	0	2	0	0	1	3				
25 Daulton Varsho, L OBP: 0.276, SLG: 0.360										0	0	0	0	0	0	0				
5 Santiago Espinal, R OBP: 0.266, SLG: 0.305										3	2	1	0	1	0	3				
30 Alejandro Kirk, R OBP: 0.322, SLG: 0.321										3	1	3	2	1	0	0				
7 Jordan Luplow, R OBP: 0.364, SLG: 0.222										3	0	2	1	1	1	1				
39 Kevin Kiermaier, L OBP: 0.331, SLG: 0.416										4	0	0	0	0	1	7				
Inning Stats	R: 0 E: 0 K: 0 S: 6	H: 0 LOB: 0 BB: 2 P: 15	R: 1 E: 0 K: 1 S: 15	H: 3 LOB: 2 BB: 1 P: 24	R: 0 E: 0 K: 0 S: 8	H: 0 LOB: 1 BB: 1 P: 15	R: 0 E: 0 K: 1 S: 12	H: 2 LOB: 3 BB: 1 P: 22	R: 0 E: 0 K: 2 S: 14	H: 0 LOB: 2 BB: 2 P: 30	R: 0 E: 0 K: 1 S: 7	H: 0 LOB: 1 BB: 1 P: 15	R: 1 E: 0 K: 1 S: 8	H: 1 LOB: 0 BB: 0 P: 16	R: 2 E: 0 K: 1 S: 21	H: 3 LOB: 1 BB: 0 P: 27	1B: 7 2B: 0 3B: 0 HR: 2	SF: 0 SAC: 0 DP: 2 HBP: 1	WP: 1 PB: 0 SB: 1 CS: 1	PA: 39
PITCHER	IP WLS BF H R ER SO BB IBB HBP BLK WP HR S P ERA WHIP	IP WLS BF H R ER SO BB IBB HBP BLK WP HR S P ERA WHIP	IP WLS BF H R ER SO BB IBB HBP BLK WP HR S P ERA WHIP	IP WLS BF H R ER SO BB IBB HBP BLK WP HR S P ERA WHIP	IP WLS BF H R ER SO BB IBB HBP BLK WP HR S P ERA WHIP	IP WLS BF H R ER SO BB IBB HBP BLK WP HR S P ERA WHIP	IP WLS BF H R ER SO BB IBB HBP BLK WP HR S P ERA WHIP	IP WLS BF H R ER SO BB IBB HBP BLK WP HR S P ERA WHIP	IP WLS BF H R ER SO BB IBB HBP BLK WP HR S P ERA WHIP	IP WLS BF H R ER SO BB IBB HBP BLK WP HR S P ERA WHIP	IP WLS BF H R ER SO BB IBB HBP BLK WP HR S P ERA WHIP	IP WLS BF H R ER SO BB IBB HBP BLK WP HR S P ERA WHIP	IP WLS BF H R ER SO BB IBB HBP BLK WP HR S P ERA WHIP	IP WLS BF H R ER SO BB IBB HBP BLK WP HR S P ERA WHIP	IP WLS BF H R ER SO BB IBB HBP BLK WP HR S P ERA WHIP	IP WLS BF H R ER SO BB IBB HBP BLK WP HR S P ERA WHIP	IP WLS BF H R ER SO BB IBB HBP BLK WP HR S P ERA WHIP			
4 Blake Snell, L ERA: 2.67	5.0	L	24	5	1	1	4	1	0	0	0	0	0	0	0	0	1.80	2.400		
36 Steven Wilson, R ERA: 2.7	1.0		4	0	0	0	1	1	0	0	0	0	0	0	0	0	0.00	1.000		
66 Luis García, R ERA: 5.61	1.0		4	1	1	1	1	0	0	1	0	0	0	0	0	0	9.00	1.000		
59 Tom Cosgrove, L ERA: 2.08	0.1		4	3	2	2	0	0	0	0	0	0	0	0	0	0	54.00	9.000		
58 Alek Jacob, R ERA:	0.2		2	0	0	0	1	0	0	0	0	0	0	0	0	0	0.00	0.000		

Batter	1	2	3	4	5	6	7	8	9	AB	R	H	RBI	BB	SO	LOB	TOP					
4 George Springer, R OBP: 0.326, SLG: 0.397	G5-3		F8	FC5-4		F7		BB		4	0	0	0	1	0	2	Toronto Blue Jays @ Los Angeles Dodgers Dodger Stadium, Los Angeles, CA Wed Jul 26 2023, 1:11 PM - 4:04 PM PDT Att: 46,667 - Sunny - 92 F					
11 Bo Bichette, R OBP: 0.347, SLG: 0.491	G4-3		1B			K		1B		5	1	3	2	0	1	0						
13 Brandon Belt, L OBP: 0.362, SLG: 0.429	G3-1		1B			F9				5	0	1	1	1	0	0						
27 Vladimir Guerrero Jr., R (1, 3) OBP: 0.342, SLG: 0.456		1B	K			F7				5	2	2	0	0	1	2						
26 Matt Chapman, R OBP: 0.354, SLG: 0.462		2B	BB			F7				3	0	1	0	2	0	2						
15 Whit Merrifield, R OBP: 0.350, SLG: 0.413	SF8-3-5		K			HR				4	2	2	4	0	1	4						
25 Daulton Varsho, L OBP: 0.276, SLG: 0.355		BB				K				2	0	0	0	2	1	1						
9 Danny Jansen, R OBP: 0.293, SLG: 0.480	F8					HR				4	1	1	1	0	2	3						
8 Cavan Biggio, L OBP: 0.300, SLG: 0.388			HBP			F8				3	2	1	0	0	1	1						
Inning Stats	R: 0 H: 0 E: 0 K: 0 S: 7	H: 0 LOB: 0 BB: 0 P: 13	R: 1 H: 2 E: 0 K: 0 S: 9	H: 2 LOB: 1 BB: 1 P: 19	R: 1 H: 2 E: 0 K: 2 S: 17	H: 2 LOB: 3 BB: 1 P: 30	R: 0 H: 0 E: 0 K: 2 S: 14	H: 0 LOB: 1 BB: 0 P: 21	R: 3 H: 3 E: 0 K: 1 S: 18	H: 3 LOB: 0 BB: 0 P: 26	R: 1 H: 1 E: 0 K: 1 S: 11	H: 1 LOB: 0 BB: 0 P: 19	R: 0 H: 0 E: 0 K: 0 S: 7	H: 0 LOB: 0 BB: 0 P: 9	R: 2 H: 3 E: 0 K: 1 S: 14	H: 3 LOB: 3 BB: 1 P: 23	R: 0 H: 0 E: 0 K: 0 S: 8	H: 0 LOB: 1 BB: 1 P: 15	1B: 8 2B: 2 3B: 0 HR: 2	SF: 1 SAC: 0 DP: 1 HBP: 1	WP: 1 PB: 0 CS: 0 SB: 0	PA: 42
PITCHER	IP WLS BF H R ER SO	IP WLS BF H R ER SO	IP WLS BF H R ER SO	IP WLS BF H R ER SO	IP WLS BF H R ER SO	IP WLS BF H R ER SO	IP WLS BF H R ER SO	IP WLS BF H R ER SO	IP WLS BF H R ER SO	IP WLS BF H R ER SO	IP WLS BF H R ER SO	IP WLS BF H R ER SO	IP WLS BF H R ER SO	IP WLS BF H R ER SO	IP WLS BF H R ER SO	IP WLS BF H R ER SO	ERA WHIP	ERA WHIP				
26 Tony Gonsolin, R ERA: 4.25	5.0	L	25	7	5	5	5	3	0	1	0	0	0	0	0	0	0	9.00	2.000			
51 Alex Vesia, L ERA: 6.0	1.0		4	1	1	1	1	0	0	0	0	0	0	0	1	11	19	9.00	1.000			
58 Tyson Miller, R ERA: 6.35	2.0		9	3	2	2	1	1	0	0	0	0	1	0	21	32	9.00	2.000				
52 Phil Bickford, R ERA: 5.23	1.0		4	0	0	0	0	1	0	0	0	0	0	0	8	15	0.00	1.000				

Batter	1	2	3	4	5	6	7	8	9	AB	R	H	RBI	BB	SO	LOB	BOTTOM					
50 Mookie Betts, R OBP: 0.380, SLG: 0.561	1B					BB				2	0	1	0	2	0	0	Toronto Blue Jays @ Los Angeles Dodgers Dodger Stadium, Los Angeles, CA Wed Jul 26 2023, 1:11 PM - 4:04 PM PDT Att: 46,667 - Sunny - 92 F					
60 Yonny Hernández, R (PH) OBP: 0.231, SLG: 0.182		BB								1	0	0	0	0	0	0						
5 Freddie Freeman, L OBP: 0.409, SLG: 0.581	1B		K			G6-4-3				4	0	1	0	0	1	5						
28 J.D. Martinez, R OBP: 0.311, SLG: 0.567	K					F9				4	0	0	0	0	3	3						
3 Chris Taylor, R OBP: 0.281, SLG: 0.452	K		K							4	1	1	0	0	3	2						
13 Max Muncy, L OBP: 0.329, SLG: 0.478	G4-3		K			F7				3	0	0	0	1	1	3						
8 Enrique Hernández, R OBP: 0.281, SLG: 0.322	G6-3					G4-3				4	0	2	0	0	0	1						
33 James Outman, L OBP: 0.343, SLG: 0.428	1B		K			1B				4	0	2	1	0	1	3						
11 Miguel Rojas, R OBP: 0.279, SLG: 0.268	L7					K				4	0	0	0	0	2	3						
15 Austin Barnes, R OBP: 0.197, SLG: 0.128	1B					HBP				3	0	1	0	0	1	0						
Inning Stats	R: 0 H: 2 E: 0 K: 2 S: 14	H: 2 LOB: 2 BB: 0 P: 17	R: 0 H: 2 E: 0 K: 1 S: 16	H: 2 LOB: 3 BB: 1 P: 26	R: 0 H: 0 E: 0 K: 3 S: 11	H: 0 LOB: 0 BB: 0 P: 17	R: 0 H: 1 E: 0 K: 1 S: 6	H: 1 LOB: 0 BB: 0 P: 11	R: 0 H: 0 E: 0 K: 0 S: 10	H: 0 LOB: 1 BB: 1 P: 17	R: 1 H: 2 E: 0 K: 1 S: 10	H: 2 LOB: 1 BB: 0 P: 15	R: 0 H: 0 E: 0 K: 1 S: 10	H: 0 LOB: 0 BB: 0 P: 12	R: 0 H: 1 E: 0 K: 2 S: 14	H: 1 LOB: 2 BB: 1 P: 25	R: 0 H: 0 E: 0 K: 1 S: 8	H: 0 LOB: 0 BB: 0 P: 12	1B: 7 2B: 1 3B: 0 HR: 0	SF: 0 SAC: 0 DP: 2 HBP: 1	WP: 0 PB: 0 CS: 0 SB: 0	PA: 37
PITCHER	IP WLS BF H R ER SO	IP WLS BF H R ER SO	IP WLS BF H R ER SO	IP WLS BF H R ER SO	IP WLS BF H R ER SO	IP WLS BF H R ER SO	IP WLS BF H R ER SO	IP WLS BF H R ER SO	IP WLS BF H R ER SO	IP WLS BF H R ER SO	IP WLS BF H R ER SO	IP WLS BF H R ER SO	IP WLS BF H R ER SO	IP WLS BF H R ER SO	IP WLS BF H R ER SO	IP WLS BF H R ER SO	ERA WHIP	ERA WHIP				
16 Yusei Kikuchi, L ERA: 3.79	6.0	W	26	7	1	1	8	2	0	1	0	0	0	0	0	0	1.50	1.500				
35 Jay Jackson, R ERA: 0.57	1.2		7	1	0	0	3	1	0	0	0	0	0	0	22	35	0.00	1.200				
58 Tim Mayza, L ERA: 1.29	0.1		1	0	0	0	0	0	0	0	0	0	0	2	2	0.00	0.000					
33 Trevor Richards, R ERA: 3.12	1.0		3	0	0	0	1	0	0	0	0	0	0	8	12	0.00	0.000					



Batter	1	2	3	4	5	6	7	8	9	AB	R	H	RBI	BB	SO	LOB	TOP			
2 Luis Rengifo, S OBP: 0.306, SLG: 0.375	G3-1		F9			G3	F9			4	0	0	0	1	0	3	Los Angeles Angels @ Toronto Blue Jays Rogers Centre, Toronto, ON Fri Jul 28 2023, 7:09 PM - 9:53 PM EDT Att: 42,106 - Cloudy - 82 F			
17 Shohei Ohtani, L OBP: 0.396, SLG: 0.681 38 Michael Stefanic, R OBP: 0.352, SLG: 0.294	HR		K			1B		G6-3	K	4	1	2	1	0	1	0				
16 Mickey Moniak, L OBP: 0.362, SLG: 0.604	G3-1		1B			F7		K	L4	5	0	1	0	0	1	4				
3 Taylor Ward, R OBP: 0.335, SLG: 0.424	2B		CS		K	L8		1B		4	0	2	0	0	1	1				
8 Mike Moustakas, L OBP: 0.339, SLG: 0.448	K				K			1B		4	0	2	0	0	2	1				
21 Matt Thaiss, L OBP: 0.353, SLG: 0.360		K			K			1B		3	0	0	0	1	3	2				
12 Hunter Renfroe, R OBP: 0.310, SLG: 0.448		BB				G5-3			F9	2	0	0	0	2	0	0				
25 Trey Cabbage, L OBP: 0.241, SLG: 0.429		K				G4-3		K	1B	4	0	1	0	0	2	4				
4 Andrew Velazquez, S OBP: 0.313, SLG: 0.304 5 Eduardo Escobar, S OBP: 0.251, SLG: 0.355		K				K		K	1B	2	0	0	0	0	2	1				
		2' BB						1B		2	0	1	0	0	1	3				
Inning Stats	R: 1 E: 0 K: 1 S: 10	H: 2 LOB: 1 BB: 0 P: 13	R: 0 E: 0 K: 3 S: 15	H: 0 LOB: 1 BB: 1 P: 22	R: 0 E: 0 K: 1 S: 8	H: 1 LOB: 0 BB: 0 P: 13	R: 0 E: 0 K: 3 S: 11	H: 0 LOB: 0 BB: 0 P: 14	R: 0 E: 0 K: 1 S: 9	H: 1 LOB: 1 BB: 0 P: 11	R: 0 E: 0 K: 2 S: 14	H: 2 LOB: 2 BB: 0 P: 23	R: 0 E: 0 K: 1 S: 16	H: 2 LOB: 3 BB: 1 P: 27	1B: 7 2B: 1 3B: 0 HR: 1	SF: 0 SAC: 0 DP: 0 HBP: 0	WP: 0 PB: 0 SB: 1 CS: 0	PA: 40		
PITCHER	IP	WLS	BF	H	R	ER	SO	BB	IBB	HBP	BLK	WP	HR	S	P	ERA	WHIP			
34 Kevin Gausman, R ERA: 3.1	6.0	W	25	5	1	1	9	3	0	0	0	0	1	71	105	1.50	1.333			
50 Erik Swanson, R ERA: 3.51	1.0	H	3	0	0	0	2	0	0	0	0	0	0	7	13	0.00	0.000			
58 Tim Mayza, L ERA: 1.25	1.0	H	5	2	0	0	2	0	0	0	0	0	0	14	23	0.00	2.000			
68 Jordan Romano, R ERA: 2.79	0.2	H	5	2	0	0	1	1	0	0	0	0	0	14	25	0.00	4.500			
93 Yimi Garcia, R ERA: 4.4	0.1	S	1	0	0	0	0	0	0	0	0	0	0	2	2	0.00	0.000			
Batter	1	2	3	4	5	6	7	8	9	AB	R	H	RBI	BB	SO	LOB	BOTTOM			
15 Whit Merrifield, R OBP: 0.354, SLG: 0.425	F9		1B			1B	HR			4	2	3	1	0	0	0	Los Angeles Angels @ Toronto Blue Jays Rogers Centre, Toronto, ON Fri Jul 28 2023, 7:09 PM - 9:53 PM EDT Att: 42,106 - Cloudy - 82 F			
11 Bo Bichette, R OBP: 0.348, SLG: 0.493	G3		G6-4-3			2B	1B			4	0	2	1	0	0	2				
13 Brandon Belt, L OBP: 0.357, SLG: 0.421	K		G1-3			P6	K			4	0	0	0	0	2	3				
27 Vladimir Guerrero Jr., R OBP: 0.342, SLG: 0.453	L7				G6-3	IBB		G3		3	0	0	0	1	0	0				
4 George Springer, R OBP: 0.323, SLG: 0.393	K				G4-3	FC6		G3-1		4	0	0	0	0	1	2				
26 Matt Chapman, R OBP: 0.353, SLG: 0.468	HR				K	K		G5-3		4	1	1	1	0	2	3				
25 Daulton Varsho, L OBP: 0.274, SLG: 0.352	P2				K	K				3	0	0	0	0	2	3				
9 Danny Jansen, R OBP: 0.293, SLG: 0.493			HR			F7		P3		3	1	1	1	0	0	0				
39 Kevin Kiermaier, L OBP: 0.339, SLG: 0.428			1B			K		K		3	0	1	0	0	2	0				
Inning Stats	R: 0 E: 0 K: 1 S: 7	H: 0 LOB: 0 BB: 0 P: 10	R: 1 E: 0 K: 1 S: 10	H: 1 LOB: 0 BB: 0 P: 15	R: 1 E: 0 K: 0 S: 6	H: 3 LOB: 1 BB: 0 P: 10	R: 0 E: 0 K: 1 S: 7	H: 0 LOB: 0 BB: 0 P: 10	R: 0 E: 0 K: 2 S: 10	H: 0 LOB: 0 BB: 0 P: 18	R: 1 E: 1 K: 2 S: 11	H: 2 LOB: 3 BB: 1 P: 20	R: 1 E: 0 K: 2 S: 12	H: 2 LOB: 1 BB: 0 P: 20	R: 0 E: 0 K: 0 S: 9	H: 0 LOB: 0 BB: 0 P: 14	1B: 4 2B: 1 3B: 0 HR: 3	SF: 0 SAC: 0 DP: 1 HBP: 0	WP: 0 PB: 0 SB: 1 CS: 0	PA: 33
PITCHER	IP	WLS	BF	H	R	ER	SO	BB	IBB	HBP	BLK	WP	HR	S	P	ERA	WHIP			
24 Lucas Giolito, R ERA: 3.85	5.1	L	23	6	3	3	5	0	1	0	0	0	2	45	73	5.06	1.125			
59 Jose Soriano, R ERA: 3.2	1.2		7	2	1	1	4	0	0	0	0	0	1	18	30	5.40	1.200			
71 Jacob Webb, R ERA: 3.45	1.0		3	0	0	0	0	0	0	0	0	0	0	9	14	0.00	0.000			

Batter	1	2	3	4	5	6	7	8	9	10	AB	R	H	RBI	BB	SO	LOB	TOP								
2 Luis Rengifo, S OBP: 0.316, SLG: 0.386	(1,4) (9,6) F FF 84 B FF 92 C FF 94 F FF 94 X FF 96 3-2 16 1B	(3,2) S SV 81 B SV 83 B SV 85 X SV 85 3-2 F8	(0,0) C CH 84 B CH 84 X CH 84 2-1	(0,0) C CU 80 X FF 96 0-1 G6-3	(0,0) C SI 94 B SI 94 B SI 96 B SI 96 4-2	(0,0) C SI 94 B SI 94 B SI 96 B SI 96 4-2	(0,0) C SI 94 B SI 94 B SI 96 B SI 96 4-2	(0,0) C SI 94 B SI 94 B SI 96 B SI 96 4-2	(0,0) C SI 94 B SI 94 B SI 96 B SI 96 4-2	(0,0) C SI 94 B SI 94 B SI 96 B SI 96 4-2	4	0	2	0	1	0	2									
17 Shohei Ohtani, L OBP: 0.403, SLG: 0.680	(1,10) C SV 85 B CH 86 0-2 F7	(0,0) S CH 85 X CH 85 0-1	(0,0) S FC 91 B FC 90 B FC 92 C FC 91 X FC 92 3-2	(0,0) S FC 91 B FC 90 B FC 92 C FC 91 X FC 92 3-2	(0,0) S FC 91 B FC 90 B FC 92 C FC 91 X FC 92 3-2	(0,0) S FC 91 B FC 90 B FC 92 C FC 91 X FC 92 3-2	(0,0) S FC 91 B FC 90 B FC 92 C FC 91 X FC 92 3-2	(0,0) S FC 91 B FC 90 B FC 92 C FC 91 X FC 92 3-2	(0,0) S FC 91 B FC 90 B FC 92 C FC 91 X FC 92 3-2	(0,0) S FC 91 B FC 90 B FC 92 C FC 91 X FC 92 3-2	3	1	1	0	2	0	1									
16 Mickey Moniak, L OBP: 0.354, SLG: 0.582	(1,7) F FF 84 B CH 84 X CH 86 1-1	(0,0) C SV 81 X FF 91 0-1	(0,0) C SV 81 X FF 91 0-1	(0,0) C SV 81 X FF 91 0-1	(0,0) C SV 81 X FF 91 0-1	(0,0) C SV 81 X FF 91 0-1	(0,0) C SV 81 X FF 91 0-1	(0,0) C SV 81 X FF 91 0-1	(0,0) C SV 81 X FF 91 0-1	(0,0) C SV 81 X FF 91 0-1	5	0	1	0	0	0	5									
8 Mike Moustakas, L OBP: 0.335, SLG: 0.438	(1,3) S SV 83 B FF 95 B SI 95 2-2	(0,0) B SI 93 X SV 82 1-0	(0,0) B SI 93 X SV 82 1-0	(0,0) B SI 93 X SV 82 1-0	(0,0) B SI 93 X SV 82 1-0	(0,0) B SI 93 X SV 82 1-0	(0,0) B SI 93 X SV 82 1-0	(0,0) B SI 93 X SV 82 1-0	(0,0) B SI 93 X SV 82 1-0	(0,0) B SI 93 X SV 82 1-0	5	1	1	0	0	0	4									
21 Matt Thaiss, L OBP: 0.349, SLG: 0.349	(1,2) B SI 94 B CH 88 B CH 86 2-3	(0,0) C SI 93 B FF 94 F CH 85 F CH 84 F SV 85 3-2	(0,0) C SI 93 B FF 94 F CH 85 F CH 84 F SV 85 3-2	(0,0) C SI 93 B FF 94 F CH 85 F CH 84 F SV 85 3-2	(0,0) C SI 93 B FF 94 F CH 85 F CH 84 F SV 85 3-2	(0,0) C SI 93 B FF 94 F CH 85 F CH 84 F SV 85 3-2	(0,0) C SI 93 B FF 94 F CH 85 F CH 84 F SV 85 3-2	(0,0) C SI 93 B FF 94 F CH 85 F CH 84 F SV 85 3-2	(0,0) C SI 93 B FF 94 F CH 85 F CH 84 F SV 85 3-2	(0,0) C SI 93 B FF 94 F CH 85 F CH 84 F SV 85 3-2	2	0	0	0	0	1	2									
35 Chad Wallach, R OBP: 0.274, SLG: 0.375	(10,PH) (10,2) F FF 84 B CH 84 X CH 86 1-2	(0,0) C SV 81 X FF 91 0-1	(0,0) C SV 81 X FF 91 0-1	(0,0) C SV 81 X FF 91 0-1	(0,0) C SV 81 X FF 91 0-1	(0,0) C SV 81 X FF 91 0-1	(0,0) C SV 81 X FF 91 0-1	(0,0) C SV 81 X FF 91 0-1	(0,0) C SV 81 X FF 91 0-1	(0,0) C SV 81 X FF 91 0-1	0	0	0	0	0	0	0									
12 Hunter Renfroe, R OBP: 0.315, SLG: 0.463	(1,9) F FF 93 B SV 82 X SI 94 2-1	(0,0) C SI 93 B SV 82 X SV 82 0-2	(0,0) C SI 93 B SV 82 X SV 82 0-2	(0,0) C SI 93 B SV 82 X SV 82 0-2	(0,0) C SI 93 B SV 82 X SV 82 0-2	(0,0) C SI 93 B SV 82 X SV 82 0-2	(0,0) C SI 93 B SV 82 X SV 82 0-2	(0,0) C SI 93 B SV 82 X SV 82 0-2	(0,0) C SI 93 B SV 82 X SV 82 0-2	(0,0) C SI 93 B SV 82 X SV 82 0-2	4	1	3	3	0	1	0									
5 Eduardo Escobar, S OBP: 0.283, SLG: 0.368	(1,5) S SV 81 B FF 93 B FF 93 C FF 93 B CH 94 4-1	(0,0) S FF 94 B FF 93 F CH 86 2 SAFE 1-2	(0,0) S FF 94 B FF 93 F CH 86 2 SAFE 1-2	(0,0) S FF 94 B FF 93 F CH 86 2 SAFE 1-2	(0,0) S FF 94 B FF 93 F CH 86 2 SAFE 1-2	(0,0) S FF 94 B FF 93 F CH 86 2 SAFE 1-2	(0,0) S FF 94 B FF 93 F CH 86 2 SAFE 1-2	(0,0) S FF 94 B FF 93 F CH 86 2 SAFE 1-2	(0,0) S FF 94 B FF 93 F CH 86 2 SAFE 1-2	(0,0) S FF 94 B FF 93 F CH 86 2 SAFE 1-2	4	0	0	0	1	0	4									
25 Trey Cabbage, L OBP: 0.200, SLG: 0.353	(1,8) F FF 84 B SV 85 0-3	(0,0) X SV 81 0-0	(0,0) X SV 81 0-0	(0,0) X SV 81 0-0	(0,0) X SV 81 0-0	(0,0) X SV 81 0-0	(0,0) X SV 81 0-0	(0,0) X SV 81 0-0	(0,0) X SV 81 0-0	(0,0) X SV 81 0-0	5	0	0	0	0	4	4									
4 Andrew Velazquez, S OBP: 0.299, SLG: 0.289	(1,6) L SI 94 X FF 93 1-1	(0,0) C SI 93 B FF 94 F CH 85 F CH 84 F SV 85 1-2	(0,0) C SI 93 B FF 94 F CH 85 F CH 84 F SV 85 1-2	(0,0) C SI 93 B FF 94 F CH 85 F CH 84 F SV 85 1-2	(0,0) C SI 93 B FF 94 F CH 85 F CH 84 F SV 85 1-2	(0,0) C SI 93 B FF 94 F CH 85 F CH 84 F SV 85 1-2	(0,0) C SI 93 B FF 94 F CH 85 F CH 84 F SV 85 1-2	(0,0) C SI 93 B FF 94 F CH 85 F CH 84 F SV 85 1-2	(0,0) C SI 93 B FF 94 F CH 85 F CH 84 F SV 85 1-2	(0,0) C SI 93 B FF 94 F CH 85 F CH 84 F SV 85 1-2	2	0	0	0	0	2	0									
38 Michael Stefaniak, R OBP: 0.326, SLG: 0.235	(9,PH) (9,4) 1-2 2-3	(0,0) C SI 93 B FF 94 F CH 85 F CH 84 F SV 85 1-2	(0,0) C SI 93 B FF 94 F CH 85 F CH 84 F SV 85 1-2	(0,0) C SI 93 B FF 94 F CH 85 F CH 84 F SV 85 1-2	(0,0) C SI 93 B FF 94 F CH 85 F CH 84 F SV 85 1-2	(0,0) C SI 93 B FF 94 F CH 85 F CH 84 F SV 85 1-2	(0,0) C SI 93 B FF 94 F CH 85 F CH 84 F SV 85 1-2	(0,0) C SI 93 B FF 94 F CH 85 F CH 84 F SV 85 1-2	(0,0) C SI 93 B FF 94 F CH 85 F CH 84 F SV 85 1-2	(0,0) C SI 93 B FF 94 F CH 85 F CH 84 F SV 85 1-2	1	0	0	0	0	0	0									
Inning Stats	R: 0 E: 0 K: 1 S: 16	H: 2 LOB: 2 BB: 0 P: 24	R: 0 E: 0 K: 1 S: 11	H: 1 LOB: 1 BB: 1 P: 21	R: 1 E: 0 K: 0 S: 16	H: 2 LOB: 2 BB: 0 P: 21	R: 0 E: 0 K: 1 S: 7	H: 1 LOB: 2 BB: 1 P: 11	R: 0 E: 0 K: 1 S: 5	H: 0 LOB: 0 BB: 0 P: 7	R: 0 E: 0 K: 1 S: 10	H: 0 LOB: 2 BB: 0 P: 14	R: 0 E: 0 K: 0 S: 7	H: 0 LOB: 0 BB: 0 P: 10	R: 0 E: 0 K: 1 S: 10	H: 1 LOB: 2 BB: 0 P: 14	R: 0 E: 0 K: 0 S: 6	H: 0 LOB: 2 BB: 2 P: 12	R: 2 E: 0 K: 1 S: 10	H: 1 LOB: 0 BB: 0 P: 14	1B: 6 2B: 1 3B: 0 HR: 1	SF: 1 SAC: 2 DP: 0 HBP: 2	WP: 1 PB: 0 SB: 1 CS: 0	PA: 44		
PITCHER	IP WLS BF H R ER SO BB IBB HBP BLK WP HR S P ERA WHIP	6.0 27 6 1 1 6 1 0 1 0 0 0 65 98 1.50 1.167	1.1 5 0 0 0 0 0 0 0 0 0 0 9 13 0.00 0.000	0.2 3 1 0 0 1 0 0 0 0 0 0 8 11 0.00 1.500	1.0 5 0 0 0 0 1 1 0 0 1 0 6 12 0.00 1.000	1.0 L 4 1 2 1 1 0 0 0 0 0 1 10 14 9.00 1.000																				

Los Angeles Angels @ Toronto Blue Jays
Rogers Centre, Toronto, ON
Sun Jul 30 2023, 12:09 PM - 3:13 PM EDT
Att. 41,810 - Sunny - 69 F

livebaseballscores.com

AB 35
R 3
H 8
RBI 3
BB 4
SO 8
LOB 22



Batter	1	2	3	4	5	6	7	8	9	10	AB	R	H	RBI	BB	SO	LOB	BOTTOM						
15 Whit Merrifield, R OBP: 0.353, SLG: 0.425	(1,7) X FF 90 0-0 F8	(0,0) C FC 86 X FF 92 0-1	(0,0) C FC 86 X FF 92 0-1	(0,0) C FC 86 X FF 92 0-1	(0,0) C FC 86 X FF 92 0-1	(0,0) C FC 86 X FF 92 0-1	(0,0) C FC 86 X FF 92 0-1	(0,0) C FC 86 X FF 92 0-1	(0,0) C FC 86 X FF 92 0-1	(0,0) C FC 86 X FF 92 0-1	5	0	1	1	0	0	1							
11 Bo Bichette, R OBP: 0.350, SLG: 0.492	(1,6) B FF 91 B FF 91 C FF 91 X CH 82 2-2	(0,0) B CH 81 B CH 80 B FF 91 4-0	(0,0) B CH 81 B CH 80 B FF 91 4-0	(0,0) B CH 81 B CH 80 B FF 91 4-0	(0,0) B CH 81 B CH 80 B FF 91 4-0	(0,0) B CH 81 B CH 80 B FF 91 4-0	(0,0) B CH 81 B CH 80 B FF 91 4-0	(0,0) B CH 81 B CH 80 B FF 91 4-0	(0,0) B CH 81 B CH 80 B FF 91 4-0	(0,0) B CH 81 B CH 80 B FF 91 4-0	4	1	1	0	1	0	2							
27 Vladimir Guerrero Jr., R OBP: 0.344, SLG: 0.450	(1,3) D CH 80 B CH 80 C FC 85 2-1	(0,0) B FF 92 B FF 92 C FC 85 2-2	(0,0) B FF 92 B FF 92 C FC 85 2-2	(0,0) B FF 92 B FF 92 C FC 85 2-2	(0,0) B FF 92 B FF 92 C FC 85 2-2	(0,0) B FF 92 B FF 92 C FC 85 2-2	(0,0) B FF 92 B FF 92 C FC 85 2-2	(0,0) B FF 92 B FF 92 C FC 85 2-2	(0,0) B FF 92 B FF 92 C FC 85 2-2	(0,0) B FF 92 B FF 92 C FC 85 2-2	4	0	2	1	1	0	2							
39 Kevin Kiermaier, L OBP: 0.338, SLG: 0.425	(10,PR) X CH 78 1-3	(0,0) X FF 92 0-0	(0,0) X FF 92 0-0	(0,0) X FF 92 0-0	(0,0) X FF 92 0-0	(0,0) X FF 92 0-0	(0,0) X FF 92 0-0	(0,0) X FF 92 0-0	(0,0) X FF 92 0-0	(0,0) X FF 92 0-0	4	0	1	0	1	1	4							
26 Matt Chapman, R OBP: 0.355, SLG: 0.465	(1,5) F FF 91 B FF 92 D CH 81 3-3	(0,0) X FF 92 0-0	(0,0) X FF 92 0-0	(0,0) X FF 92 0-0	(0,0) X FF 92 0-0	(0,0) X FF 92 0-0	(0,0) X FF 92 0-0	(0,0) X FF 92 0-0	(0,0) X FF 92 0-0	(0,0) X FF 92 0-0	4	0	1	0	1	1	4							
4 George Springer, R OBP: 0.317, SLG: 0.354	(1,9) S CH 80 B CH 82 X CH 82 2-1	(0,0) X FF 92 0-0	(0,0) X FF 92 0-0	(0,0) X FF 92 0-0	(0,0) X FF 92 0-0	(0,0) X FF 92 0-0	(0,0) X FF 92 0-0	(0,0) X FF 92 0-0	(0,0) X FF 92 0-0	(0,0) X FF 92 0-0	5	0	0	0	0	1	6							
30 Alejandro Kirk, R OBP: 0.337, SLG: 0.359	(1,10) F FF 89 B FF 90 C CH 82 X CH 80 1-2	(0,0) C FC 92 B FF 92 B CH 81 X CH 80 1-2	(0,0) C FC 92 B FF 92 B CH 81 X CH 80 1-2	(0,0) C FC 92 B FF 92 B CH 81 X CH 80 1-2	(0,0) C FC 92 B FF 92 B CH 81 X CH 80 1-2	(0,0) C FC 92 B FF 92 B CH 81 X CH 80 1-2	(0,0) C FC 92 B FF 92 B CH 81 X CH 80 1-2	(0,0) C FC 92 B FF 92 B CH 81 X CH 80 1-2	(0,0) C FC 92 B FF 92 B CH 81 X CH 80 1-2	(0,0) C FC 92 B FF 92 B CH 81 X CH 80 1-2	3	0	0	0	1	0	1							
8 Cavan Biggio, L OBP: 0.298, SLG: 0.386	(8,PR) (9,10) F FF 89 B FF 90 C CH 82 X CH 80 1-2	(0,0) C FC 92 B FF 92 B CH 81 X CH 80 1-2	(0,0) C FC 92 B FF 92 B CH 81 X CH 80 1-2	(0,0) C FC 92 B FF 92 B CH 81 X CH 80 1-2	(0,0) C FC 92 B FF 92 B CH 81 X CH 80 1-2	(0,0) C FC 92 B FF 92 B CH 81 X CH 80 1-2	(0,0) C FC 92 B FF 92 B CH 81 X CH 80 1-2	(0,0) C FC 92 B FF 92 B CH 81 X CH 80 1-2	(0,0) C FC 92 B FF 92 B CH 81 X CH 80 1-2	(0,0) C FC 92 B FF 92 B CH 81 X CH 80 1-2	1	0	0	0	0	1	2							
9 Danny Jansen, R OBP: 0.291, SLG: 0.479	(1,2) B CH 79 X FF 90 1-0	(0,0) X FF 92 0-0	(0,0) X FF 92 0-0	(0,0) X FF 92 0-0	(0,0) X FF 92 0-0	(0,0) X FF 92 0-0	(0,0) X FF 92 0-0	(0,0) X FF 92 0-0	(0,0) X FF 92 0-0	(0,0) X FF 92 0-0	5	0	0	0	0	0	5							
5 Santiago Espinal, R OBP: 0.304, SLG: 0.322	(1,4) X FF 91 0-0	(0,0) X FF 91 0-0	(0,0) X FF 91 0-0	(0,0) X FF 91 0-0	(0,0) X FF 91 0-0	(0,0) X FF 91 0-0	(0,0) X FF 91 0-0	(0,0) X FF 91 0-0	(0,0) X FF 91 0-0	(0,0) X FF 91 0-0	4	0	1	0	0	1	3							
25 Daulton Varsho, L OBP: 0.276, SLG: 0.358	(1,8) S FF 91 B SI 97 B SI 98 X FC 86 2-1	(0,0) X FF 91 0-0	(0,0) X FF 91 0-0	(0,0) X FF 91 0-0	(0,0) X FF 91 0-0	(0,0) X FF 91 0-0	(0,0) X FF 91 0-0	(0,0) X FF 91 0-0	(0,0) X FF 91 0-0	(0,0) X FF 91 0-0	4	1	2	0	0	0	1							
Inning Stats	R: 0 E: 0 K: 1 S: 13	H: 2 LOB: 2 BB: 0 P: 22	R: 0 E: 0 K: 0 S: 8	H: 1 LOB: 1 BB: 0 P: 12	R: 0 E: 0 K: 0 S: 6	H: 0 LOB: 1 BB: 1 P: 12	R: 0 E: 0 K: 0 S: 7	H: 0 LOB: 0 BB: 0 P: 13	R: 1 E: 0 K: 0 S: 14	H: 2 LOB: 1 BB: 0 P: 21	R: 0 E: 0 K: 1 S: 9	H: 1 LOB: 1 BB: 0 P: 15	R: 0 E: 0 K: 1 S: 12	H: 1 LOB: 1 BB: 0 P: 15	R: 0 E: 1 K: 0 S: 7	H: 0 LOB: 3 BB: 2 P: 19	R: 0 E: 0 K: 0 S: 7	H: 0 LOB: 0 BB: 0 P: 13	R: 1 E: 0 K: 2 S: 13	H: 1 LOB: 2 BB: 1 P: 21	1B: 5 2B: 3 3B: 0 HR: 0	SF: 0 SAC: 0 DP: 0 HBP: 0	WP: 0 PB: 0 SB: 0 CS: 0	PA: 43
PITCHER	IP WLS BF H R ER SO BB IBB HBP BLK WP HR S P ERA WHIP	6.1 27 7 1 1 2 2 0 0 0 0 0 62 101 1.42 1.263	1.2 8 0 0 0 0 2 0 0 0 0 0 14 28 0.00 1.200	2.0 W 8 1 1 0 2 1 0 0 0 0 0 20 34 0.00 1.000																				

Los Angeles Angels @ Toronto Blue Jays
Rogers Centre, Toronto, ON
Sun Jul 30 2023, 12:09 PM - 3:13 PM EDT
Att. 41,810 - Sunny - 69 F

livebaseballscores.com

AB 39
R 2
H 8
RBI 2
BB 4
SO 4
LOB 27



Batter	1	2	3	4	5	6	7	8	9	AB R H RBI BB SO LOB	TOP											
35 Adley Rutschman, S (1, 2) OBP: 0.370, SLG: 0.422										5 0 0 0 0 2 1	<p>Baltimore Orioles @ Toronto Blue Jays Rogers Centre, Toronto, ON Mon Jul 31 2023, 7:11 PM - 10:09 PM EDT Att: 31,122 - Clear - 76 F</p> <p>livebaseballscores.com</p> <p>AB 33 R 4 H 8 RBI 4 BB 3 SO 11 LOB 9</p>											
2 Gunnar Henderson, L (1, 5)										3 1 1 1 1 1 0												
25 Anthony Santander, S (1, 9)										3 2 1 0 1 1 1												
32 Ryan O'Hearn, L (1, 3)										4 1 2 0 0 1 1												
6 Ryan Mountcastle, R (1, 10)										3 0 2 3 0 0 1												
12 Adam Frazier, L (1, 4)										3 0 1 0 1 0 1												
21 Austin Hays, R (1, 7)										4 0 0 0 0 1 4												
17 Colton Cowser, L (1, 8)										4 0 0 0 0 3 0												
3 Jorge Mateo, R (1, 6)										4 0 1 0 0 2 0												
Inning Stats	R: 2 H: 2 E: 0 K: 2 S: 19	H: 2 LOB: 2 BB: 37	R: 0 H: 1 E: 0 K: 1 S: 8	H: 1 LOB: 0 BB: 16	R: 2 H: 3 E: 0 K: 0 S: 15	H: 3 LOB: 1 BB: 0 P: 19	R: 0 H: 0 E: 0 K: 2 S: 10	H: 0 LOB: 0 BB: 14	R: 0 H: 1 E: 0 K: 0 S: 9	H: 1 LOB: 1 BB: 0 P: 12		R: 0 H: 0 E: 0 K: 2 S: 10	H: 0 LOB: 0 BB: 15	R: 0 H: 0 E: 0 K: 2 S: 14	H: 0 LOB: 1 BB: 27	R: 0 H: 1 E: 0 K: 1 S: 9	H: 1 LOB: 1 BB: 13	R: 0 H: 0 E: 0 K: 1 S: 8	H: 0 LOB: 0 BB: 11	1B: 4 2B: 3 3B: 0 HR: 1	SF: 1 SAC: 0 DP: 0 HBP: 0	WP: 1 PB: 0 SB: 2 CS: 1
PITCHER	IP WLS BF H R ER SO BB IBB HBP BLK WP HR S P ERA WHIP	6.0 L 26 7 4 4 7 2 0 0 0 1 1 71 113 6.00 1.500	7.1 0 4 0 0 0 2 1 0 0 0 0 0 14 27 0.00 1.000	8.1 2 7 1 0 0 2 0 0 0 0 0 17 24 0.00 0.500	PITCHER										IP WLS BF H R ER SO BB IBB HBP BLK WP HR S P ERA WHIP							

Batter	1	2	3	4	5	6	7	8	9	AB R H RBI BB SO LOB	BOTTOM											
15 Whit Merrifield, R (1, 4)										5 1 1 1 0 0 3	<p>Baltimore Orioles @ Toronto Blue Jays Rogers Centre, Toronto, ON Mon Jul 31 2023, 7:11 PM - 10:09 PM EDT Att: 31,122 - Clear - 76 F</p> <p>livebaseballscores.com</p> <p>AB 31 R 2 H 5 RBI 2 BB 7 SO 10 LOB 22</p>											
11 Bo Bichette, R (1, 6) OBP: 0.332, SLG: 0.494										2 0 2 0 0 0 0												
5 Santiago Espinal, R (4, 6)										3 0 0 0 1 1 1												
13 Brandon Belt, L (1, 10)										2 0 0 0 2 0 0												
27 Vladimir Guerrero Jr., R (1, 3)										3 0 0 0 1 2 4												
26 Matt Chapman, R (1, 5)										3 1 1 0 1 0 2												
25 Daulton Varsho, L (1, 7)										3 0 1 0 1 0 2												
30 Alejandro Kirk, R (1, 2)										3 0 1 0 1 0 2												
8 Cavan Biggio, L (1, 9) OBP: 0.295, SLG: 0.381										2 0 0 0 0 2 2												
7 Jordan Luplow, R (7, PH) OBP: 0.353, SLG: 0.214										1 0 0 0 0 1 2												
9 Danny Jansen, R (9, PH) OBP: 0.289, SLG: 0.477										1 0 0 0 0 1 1												
39 Kevin Kiermaier, L (1, 8) OBP: 0.337, SLG: 0.420										3 0 0 1 1 2 3												
Inning Stats	R: 0 H: 1 E: 0 K: 1 S: 10	H: 1 LOB: 2 BB: 1 P: 18	R: 0 H: 0 E: 0 K: 1 S: 10	H: 0 LOB: 0 BB: 0 P: 15	R: 0 H: 1 E: 0 K: 1 S: 7	H: 1 LOB: 1 BB: 0 P: 12	R: 0 H: 0 E: 0 K: 1 S: 8	H: 0 LOB: 0 BB: 11	R: 0 H: 2 E: 0 K: 1 S: 14	H: 2 LOB: 1 BB: 0 P: 21	R: 0 H: 0 E: 0 K: 0 S: 8	H: 0 LOB: 0 BB: 13	R: 0 H: 0 E: 0 K: 2 S: 12	H: 0 LOB: 2 BB: 27	R: 1 H: 1 E: 0 K: 1 S: 13	H: 1 LOB: 2 BB: 24	R: 0 H: 0 E: 0 K: 2 S: 17	H: 0 LOB: 2 BB: 29	1B: 4 2B: 0 3B: 0 HR: 1	SF: 0 SAC: 0 DP: 0 HBP: 0	WP: 0 PB: 0 SB: 0 CS: 0	PA: 38
PITCHER	IP WLS BF H R ER SO BB IBB HBP BLK WP HR S P ERA WHIP	6.0 W 23 4 1 1 5 2 0 0 0 0 0 9 20 0.00 1.000	7.1 H 4 0 0 0 2 1 0 0 0 0 0 9 20 0.00 1.000	8.1 0 4 1 1 1 0 2 0 0 0 0 1 8 18 27.00 9.000	8.1 S 7 0 0 0 3 2 0 0 0 0 0 22 35 0.00 1.200	PITCHER										IP WLS BF H R ER SO BB IBB HBP BLK WP HR S P ERA WHIP						

Batter	1	2	3	4	5	6	7	8	9	AB	R	H	RBI	BB	SO	LOB	TOP										
35 Adeley Rutschman, S (1, 2) OBP: 0.372, SLG: 0.425 27 James McCann, R (9, 2) OBP: 0.231, SLG: 0.333										4	2	2	1	1	0	1	Baltimore Orioles @ Toronto Blue Jays Rogers Centre, Toronto, ON Tue Aug 01 2023, 7:08 PM - 9:51 PM EDT Att. 40,691 - Roof Closed - 68 F										
6 Ryan Mountcastle, R (1, 3) OBP: 0.290, SLG: 0.462										4	3	3	2	1	0	1											
25 Anthony Santander, S (1, 9) OBP: 0.333, SLG: 0.462 17 Colton Cowser, L (8, 9) OBP: 0.294, SLG: 0.118										4	1	3	4	1	0	1											
21 Austin Hays, R (1, 7) OBP: 0.323, SLG: 0.439										4	1	0	0	1	0	5											
2 Gunnar Henderson, L (1, 10) OBP: 0.338, SLG: 0.482										5	2	3	4	0	1	1											
11 Jordan Westburg, R (1, 4) OBP: 0.314, SLG: 0.413										5	1	2	0	0	1	2											
29 Ramón Urias, R (1, 5) OBP: 0.316, SLG: 0.380										5	1	1	0	0	2	3											
26 Ryan McKenna, R (1, 8) OBP: 0.323, SLG: 0.395										4	0	1	2	0	1	1											
3 Jorge Mateo, R (1, 6) OBP: 0.258, SLG: 0.335										4	2	0	0	1	0	3											
Inning Stats	R: 2 H: 3 E: 0 K: 1 S: 11	H: 3 LOB: 1 BB: 0 P: 14	R: 1 H: 2 E: 0 K: 0 S: 11	H: 2 LOB: 1 BB: 0 P: 13	R: 0 H: 1 E: 0 K: 1 S: 8	H: 1 LOB: 0 BB: 0 P: 13	R: 0 H: 1 E: 0 K: 1 S: 13	H: 1 LOB: 1 BB: 0 P: 19	R: 0 H: 1 E: 0 K: 0 S: 8	H: 1 LOB: 1 BB: 1 P: 16	R: 1 H: 1 E: 0 K: 2 S: 13	H: 1 LOB: 0 BB: 2 P: 22	R: 3 H: 2 E: 1 K: 0 S: 14	H: 2 LOB: 1 BB: 1 P: 23	R: 4 H: 1 E: 0 K: 0 S: 14	H: 0 LOB: 0 BB: 3 P: 31		R: 2 H: 3 E: 0 K: 0 S: 10	H: 3 LOB: 0 BB: 0 P: 15	1B: 9 2B: 4 3B: 0 HR: 2	SF: 0 SAC: 1 DP: 3 HBP: 0	WP: 1 PB: 0 SB: 1 CS: 0	PA: 45				
PITCHER	IP	WLS	BF	H	R	ER	SO	BB	IBB	HBP	BLK	WP	HR	S	P	ERA	WHIP										
99 Hyun Jin Ryu, L (1, 1) ERA: 7.2	5.0	L	23	9	4	4	3	1	0	0	0	0	1	54	80	7.20	2.000										
33 Trevor Richards, R (6, 1) ERA: 2.99	1.0		3	0	0	0	2	0	0	0	0	0	0	10	17	0.00	0.000										
92 Génesis Cabrera, L (7, 1) ERA: 4.26	1.0		7	2	3	0	0	0	1	0	0	1	0	14	23	0.00	2.000										
24 Nate Pearson, R (8, 1) ERA: 5.31	1.0		7	1	4	4	0	3	0	0	0	0	1	14	31	36.00	4.000										
12 Jordan Hicks, R (9, 1) ERA: 4.01	1.0		5	3	2	2	0	0	0	0	0	0	0	10	15	18.00	3.000										
Batter	1	2	3	4	5	6	7	8	9	AB	R	H	RBI	BB	SO	LOB	BOTTOM										
15 Whit Merrifield, R (1, 4) OBP: 0.348, SLG: 0.425										4	0	0	0	0	3	1	Baltimore Orioles @ Toronto Blue Jays Rogers Centre, Toronto, ON Tue Aug 01 2023, 7:08 PM - 9:51 PM EDT Att. 40,691 - Roof Closed - 68 F										
13 Brandon Belt, L (1, 10) OBP: 0.358, SLG: 0.434										4	1	2	1	0	2	1											
27 Vladimir Guerrero Jr., R (1, 3) OBP: 0.344, SLG: 0.444										3	0	0	0	1	0	2											
4 George Springer, R (1, 9) OBP: 0.314, SLG: 0.380										4	0	0	0	0	2	2											
26 Matt Chapman, R (1, 5) OBP: 0.353, SLG: 0.460										4	1	1	0	0	3	1											
9 Danny Jansen, R (1, 2) OBP: 0.289, SLG: 0.486										4	1	1	2	0	0	0											
25 Daulton Varsho, L (1, 7) OBP: 0.276, SLG: 0.355										3	0	0	0	0	1	0											
5 Santiago Espinal, R (1, 6) OBP: 0.293, SLG: 0.309										3	0	0	0	0	0	0											
39 Kevin Kiermaier, L (1, 8) OBP: 0.334, SLG: 0.417 28 Ernie Clement, R (8, PH) OBP: 0.500, SLG: 0.625										2	0	0	0	0	0	0											
Inning Stats	R: 0 H: 0 E: 0 K: 3 S: 14	H: 0 LOB: 1 BB: 1 P: 22	R: 2 H: 2 E: 0 K: 0 S: 11	H: 2 LOB: 0 BB: 0 P: 14	R: 1 H: 1 E: 0 K: 1 S: 9	H: 1 LOB: 0 BB: 0 P: 16	R: 0 H: 0 E: 0 K: 1 S: 7	H: 0 LOB: 0 BB: 0 P: 14	R: 0 H: 0 E: 0 K: 0 S: 7	H: 0 LOB: 0 BB: 0 P: 10	R: 0 H: 1 E: 0 K: 1 S: 10	H: 1 LOB: 0 BB: 0 P: 14	R: 0 H: 0 E: 0 K: 1 S: 6	H: 0 LOB: 0 BB: 0 P: 8	R: 0 H: 1 E: 0 K: 2 S: 12	H: 1 LOB: 1 BB: 0 P: 17		R: 0 H: 0 E: 0 K: 2 S: 7	H: 0 LOB: 0 BB: 0 P: 11	1B: 1 2B: 2 3B: 0 HR: 2	SF: 0 SAC: 0 DP: 0 HBP: 0	WP: 1 PB: 0 SB: 0 CS: 0	PA: 33				
PITCHER	IP	WLS	BF	H	R	ER	SO	BB	IBB	HBP	BLK	WP	HR	S	P	ERA	WHIP										
Kyle Bradish, R (1, 1) ERA: 3.32	7.0	W	26	4	3	3	7	1	0	0	0	0	1	2	64	3.86	0.714										
58 Cionel Pérez, L (8, 1) ERA: 4.49	0.2		3	1	0	0	2	0	0	0	0	0	0	9	13	0.00	1.500										
52 Joey Krehbiel, R (8, 1) ERA:	1.1		4	0	0	0	2	0	0	0	0	0	0	10	15	0.00	0.000										
Batter	1	2	3	4	5	6	7	8	9	AB	R	H	RBI	BB	SO	LOB	BOTTOM										
15 Whit Merrifield, R (1, 4) OBP: 0.348, SLG: 0.425										4	0	0	0	0	3	1	Baltimore Orioles @ Toronto Blue Jays Rogers Centre, Toronto, ON Tue Aug 01 2023, 7:08 PM - 9:51 PM EDT Att. 40,691 - Roof Closed - 68 F										
13 Brandon Belt, L (1, 10) OBP: 0.358, SLG: 0.434										4	1	2	1	0	2	1											
27 Vladimir Guerrero Jr., R (1, 3) OBP: 0.344, SLG: 0.444										3	0	0	0	1	0	2											
4 George Springer, R (1, 9) OBP: 0.314, SLG: 0.380										4	0	0	0	0	2	2											
26 Matt Chapman, R (1, 5) OBP: 0.353, SLG: 0.460										4	1	1	0	0	3	1											
9 Danny Jansen, R (1, 2) OBP: 0.289, SLG: 0.486										4	1	1	2	0	0	0											
25 Daulton Varsho, L (1, 7) OBP: 0.276, SLG: 0.355										3	0	0	0	0	1	0											
5 Santiago Espinal, R (1, 6) OBP: 0.293, SLG: 0.309										3	0	0	0	0	0	0											
39 Kevin Kiermaier, L (1, 8) OBP: 0.334, SLG: 0.417 28 Ernie Clement, R (8, PH) OBP: 0.500, SLG: 0.625										2	0	0	0	0	0	0											
Inning Stats	R: 0 H: 0 E: 0 K: 3 S: 14	H: 0 LOB: 1 BB: 1 P: 22	R: 2 H: 2 E: 0 K: 0 S: 11	H: 2 LOB: 0 BB: 0 P: 14	R: 1 H: 1 E: 0 K: 1 S: 9	H: 1 LOB: 0 BB: 0 P: 16	R: 0 H: 0 E: 0 K: 1 S: 7	H: 0 LOB: 0 BB: 0 P: 14	R: 0 H: 0 E: 0 K: 0 S: 7	H: 0 LOB: 0 BB: 0 P: 10	R: 0 H: 1 E: 0 K: 1 S: 10	H: 1 LOB: 0 BB: 0 P: 14	R: 0 H: 0 E: 0 K: 1 S: 6	H: 0 LOB: 0 BB: 0 P: 8	R: 0 H: 1 E: 0 K: 2 S: 12	H: 1 LOB: 1 BB: 0 P: 17		R: 0 H: 0 E: 0 K: 2 S: 7	H: 0 LOB: 0 BB: 0 P: 11	1B: 1 2B: 2 3B: 0 HR: 2	SF: 0 SAC: 0 DP: 0 HBP: 0	WP: 1 PB: 0 SB: 0 CS: 0	PA: 33				
PITCHER	IP	WLS	BF	H	R	ER	SO	BB	IBB	HBP	BLK	WP	HR	S	P	ERA	WHIP										
Kyle Bradish, R (1, 1) ERA: 3.32	7.0	W	26	4	3	3	7	1	0	0	0	0	1	2	64	3.86	0.714										
58 Cionel Pérez, L (8, 1) ERA: 4.49	0.2		3	1	0	0	2	0	0	0	0	0	0	9	13	0.00	1.500										
52 Joey Krehbiel, R (8, 1) ERA:	1.1		4	0	0	0	2	0	0	0	0	0	0	10	15	0.00	0.000										

Batter	1	2	3	4	5	6	7	8	9	AB	R	H	RBI	BB	SO	LOB	TOP					
35 Adeley Rutschman, S OBP: 0.373, SLG: 0.426										4	0	2	1	0	0	0	Baltimore Orioles @ Toronto Blue Jays Rogers Centre, Toronto, ON Wed Aug 02, 2023, 7:08 PM - 9:41 PM EDT Att: 36,924 - Cloudy - 74 F					
6 Ryan Mountcastle, R OBP: 0.299, SLG: 0.465										2	0	2	0	2	0	0						
25 Anthony Santander, S OBP: 0.332, SLG: 0.477										4	0	0	0	0	2	6						
21 Austin Hays, R OBP: 0.322, SLG: 0.437										4	0	1	0	0	0	2						
2 Gunnar Henderson, L OBP: 0.334, SLG: 0.476										4	0	0	0	0	2	1						
11 Jordan Westburg, R OBP: 0.311, SLG: 0.405										4	0	1	0	0	0	1						
27 James McCann, R OBP: 0.231, SLG: 0.339										4	1	1	0	0	2	2						
26 Ryan McKenna, R OBP: 0.316, SLG: 0.386										2	0	0	0	0	0	1						
12 Adam Frazier, L OBP: 0.302, SLG: 0.423										1	0	0	0	0	1	0						
3 Jorge Mateo, R OBP: 0.256, SLG: 0.332										2	0	0	0	0	0	1						
32 Ryan O'Hearn, L OBP: 0.347, SLG: 0.522										1	0	0	0	0	0	0						
Inning Stats	R: 0 E: 0 K: 1 S: 9	H: 1 LOB: 1 BB: 0 P: 15	R: 0 E: 0 K: 0 S: 10	H: 0 LOB: 0 BB: 0 P: 14	R: 0 E: 0 K: 0 S: 7	H: 1 LOB: 2 BB: 1 P: 14	R: 0 E: 0 K: 1 S: 9	H: 0 LOB: 0 BB: 0 P: 14	R: 1 E: 0 K: 0 S: 19	H: 3 LOB: 2 BB: 0 P: 25	R: 0 E: 0 K: 1 S: 6	H: 1 LOB: 1 BB: 0 P: 9	R: 0 E: 0 K: 1 S: 11	H: 0 LOB: 0 BB: 0 P: 14	R: 0 E: 0 K: 1 S: 12	H: 0 LOB: 0 BB: 0 P: 18	R: 0 E: 0 K: 2 S: 14	H: 1 LOB: 0 BB: 0 P: 16	1B: 6 2B: 1 3B: 0 HR: 0	SF: 0 SAC: 0 DP: 1 HBP: 0	WP: 0 PB: 0 SB: 1 CS: 0	PA: 35
PITCHER	IP WLS BF H R ER SO BB IBB HBP BLK WP HR S P ERA WHIP																					
16 Yusei Kikuchi, L ERA: 3.67	6.0 W 25 6 1 1 3 1 0 0 0 0 0 0 60 91 1.50 1.167																					
93 Yimi Garcia, R ERA: 4.3	1.0 H 3 0 0 0 1 0 0 0 0 0 0 11 14 0.00 0.000																					
12 Jordan Hicks, R ERA: 3.92	1.0 H 3 0 0 0 1 1 0 0 0 0 0 0 12 18 0.00 1.000																					
50 Erik Swanson, R ERA: 3.44	1.0 S 3 1 0 0 2 0 0 0 0 0 0 0 14 16 0.00 1.000																					

Batter	1	2	3	4	5	6	7	8	9	AB	R	H	RBI	BB	SO	LOB	BOTTOM			
15 Whit Merrifield, R OBP: 0.344, SLG: 0.420											4	0	0	0	0	1	0	Baltimore Orioles @ Toronto Blue Jays Rogers Centre, Toronto, ON Wed Aug 02, 2023, 7:08 PM - 9:41 PM EDT Att: 36,924 - Cloudy - 74 F		
13 Brandon Belt, L OBP: 0.283, SLG: 0.441										3	2	2	0	1	0	0				
27 Vladimir Guerrero Jr., R OBP: 0.343, SLG: 0.441										3	1	0	0	1	1	2				
4 George Springer, R OBP: 0.316, SLG: 0.380										3	1	1	1	1	1	0				
26 Matt Chapman, R OBP: 0.352, SLG: 0.456										3	0	0	1	0	1	1				
9 Danny Jansen, R OBP: 0.288, SLG: 0.480										3	0	0	1	0	2	0				
25 Daulton Varsho, L OBP: 0.275, SLG: 0.353										2	0	0	0	0	0	2				
10 Paul DeJong, R OBP: 0.294, SLG: 0.408										3	0	0	0	0	1	4				
39 Kevin Kiermaier, L OBP: 0.331, SLG: 0.412										3	0	0	0	0	1	0				
Inning Stats	R: 0 E: 0 K: 0 S: 7	H: 0 LOB: 0 BB: 0 P: 9	R: 0 E: 0 K: 0 S: 8	H: 0 LOB: 0 BB: 0 P: 12	R: 0 E: 1 K: 0 S: 5	H: 0 LOB: 0 BB: 0 P: 8	R: 1 E: 0 K: 3 S: 18	H: 2 LOB: 1 BB: 0 P: 27	R: 0 E: 0 K: 2 S: 10	H: 0 LOB: 0 BB: 0 P: 14	R: 3 E: 1 K: 1 S: 21	H: 0 LOB: 3 BB: 3 P: 38	R: 0 E: 0 K: 0 S: 9	H: 1 LOB: 0 BB: 0 P: 12	R: 0 E: 0 K: 2 S: 10	H: 0 LOB: 0 BB: 0 P: 15	1B: 2 2B: 1 3B: 0 HR: 0		SF: 0 SAC: 0 DP: 1 HBP: 2	WP: 1 PB: 0 SB: 0 CS: 0
PITCHER	IP WLS BF H R ER SO BB IBB HBP BLK WP HR S P ERA WHIP																			
30 Grayson Rodriguez, R ERA: 6.08	5.2 L 21 2 3 3 3 0 2 0 0 0 0 0 63 96 4.76 0.706																			
14 Shintaro Fujinami, R ERA: 8.04	0.1 5 0 1 0 0 1 0 2 0 0 0 0 6 12 0.00 3.000																			
19 Cole Irvin, L ERA: 5.67	2.0 7 1 0 0 2 0 0 0 0 0 0 0 19 27 0.00 0.500																			

AB 32
R 1
H 7
RBI 1
BB 2
SO 7
LOB 14



AB 27
R 4
H 3
RBI 3
BB 3
SO 8
LOB 9



livebaseballscorecards.com

livebaseballscorecards.com

Batter	1	2	3	4	5	6	7	8	9	AB	R	H	RBI	BB	SO	LOB	TOP							
35 Adeley Rutschman, S (1, 2) OBP: 0.374, SLG: 0.426										5	0	2	1	0	1	5	Baltimore Orioles @ Toronto Blue Jays Rogers Centre, Toronto, ON Thu Aug 03 2023, 3:10 PM - 6:10 PM EDT Att: 42,672 - Sunny - 82 F							
2 Gunnar Henderson, L (1, 6)										5	1	1	0	0	0	3								
25 Anthony Santander, S (1, 10) OBP: 0.329, SLG: 0.471										5	0	0	0	0	4	1								
32 Ryan O'Hearn, L (1, 9) OBP: 0.345, SLG: 0.516										4	0	1	0	0	2	0								
17 Colton Cowser, L (7, 9) OBP: 0.296, SLG: 0.154										1	1	1	0	0	0	0								
6 Ryan Mountcastle, R (1, 3) OBP: 0.307, SLG: 0.473										4	2	4	1	0	0	0								
12 Adam Frazier, L (1, 4) OBP: 0.304, SLG: 0.424										4	1	2	1	0	1	2								
21 Austin Hays, R (1, 7) OBP: 0.328, SLG: 0.445										5	1	4	2	0	0	2								
29 Ramón Urias, R (1, 5) OBP: 0.321, SLG: 0.377										2	0	0	0	3	0	1								
26 Ryan McKenna, R (1, 8) OBP: 0.307, SLG: 0.374										3	0	0	0	0	2	6								
Inning Stats	R: 0 E: 0 K: 2 S: 8	H: 0 LOB: 0 BB: 0 P: 11	R: 2 E: 0 K: 1 S: 26	H: 4 LOB: 2 BB: 1 P: 42	R: 0 E: 0 K: 1 S: 11	H: 0 LOB: 0 BB: 0 P: 17	R: 0 E: 0 K: 1 S: 13	H: 2 LOB: 3 BB: 1 P: 21	R: 1 E: 0 K: 1 S: 13	H: 3 LOB: 2 BB: 0 P: 21	R: 0 E: 0 K: 0 S: 10	H: 1 LOB: 1 BB: 0 P: 13	R: 0 E: 0 K: 3 S: 12	H: 1 LOB: 1 BB: 0 P: 19	R: 1 E: 0 K: 0 S: 8	H: 1 LOB: 1 BB: 1 P: 16	R: 2 E: 0 K: 1 S: 13	H: 3 LOB: 1 BB: 0 P: 23	1B: 13 2B: 2 3B: 0 HR: 0	SF: 2 SAC: 1 DP: 1 HBP: 0	WP: 0 PB: 0 SB: 0 CS: 0	PA: 44		
PITCHER	IP WLS BF H R ER SO BB IBB HBP BLK WP HR S P ERA WHIP	IP WLS BF H R ER SO BB IBB HBP BLK WP HR S P ERA WHIP	IP WLS BF H R ER SO BB IBB HBP BLK WP HR S P ERA WHIP	IP WLS BF H R ER SO BB IBB HBP BLK WP HR S P ERA WHIP	IP WLS BF H R ER SO BB IBB HBP BLK WP HR S P ERA WHIP	IP WLS BF H R ER SO BB IBB HBP BLK WP HR S P ERA WHIP	IP WLS BF H R ER SO BB IBB HBP BLK WP HR S P ERA WHIP	IP WLS BF H R ER SO BB IBB HBP BLK WP HR S P ERA WHIP	IP WLS BF H R ER SO BB IBB HBP BLK WP HR S P ERA WHIP	IP WLS BF H R ER SO BB IBB HBP BLK WP HR S P ERA WHIP	IP WLS BF H R ER SO BB IBB HBP BLK WP HR S P ERA WHIP	IP WLS BF H R ER SO BB IBB HBP BLK WP HR S P ERA WHIP	IP WLS BF H R ER SO BB IBB HBP BLK WP HR S P ERA WHIP	IP WLS BF H R ER SO BB IBB HBP BLK WP HR S P ERA WHIP	IP WLS BF H R ER SO BB IBB HBP BLK WP HR S P ERA WHIP	IP WLS BF H R ER SO BB IBB HBP BLK WP HR S P ERA WHIP	IP WLS BF H R ER SO BB IBB HBP BLK WP HR S P ERA WHIP	IP WLS BF H R ER SO BB IBB HBP BLK WP HR S P ERA WHIP	IP WLS BF H R ER SO BB IBB HBP BLK WP HR S P ERA WHIP	IP WLS BF H R ER SO BB IBB HBP BLK WP HR S P ERA WHIP	IP WLS BF H R ER SO BB IBB HBP BLK WP HR S P ERA WHIP	IP WLS BF H R ER SO BB IBB HBP BLK WP HR S P ERA WHIP	IP WLS BF H R ER SO BB IBB HBP BLK WP HR S P ERA WHIP	IP WLS BF H R ER SO BB IBB HBP BLK WP HR S P ERA WHIP

Batter	1	2	3	4	5	6	7	8	9	AB	R	H	RBI	BB	SO	LOB	BOTTOM							
15 Whit Merrifield, R (1, 4) OBP: 0.346, SLG: 0.421										4	0	2	0	0	1	0	Baltimore Orioles @ Toronto Blue Jays Rogers Centre, Toronto, ON Thu Aug 03 2023, 3:10 PM - 6:10 PM EDT Att: 42,672 - Sunny - 82 F							
13 Brandon Belt, L (1, 10) OBP: 0.361, SLG: 0.435										3	0	0	0	1	0	2								
27 Vladimir Guerrero Jr., R (1, 3) OBP: 0.343, SLG: 0.439										4	0	1	1	0	1	2								
4 George Springer, R (1, 9) OBP: 0.315, SLG: 0.377										3	0	0	0	1	1	2								
26 Matt Chapman, R (1, 5) OBP: 0.349, SLG: 0.451										4	0	0	0	0	3	5								
30 Alejandro Kirk, R (1, 2) OBP: 0.338, SLG: 0.357										4	0	1	0	0	2	3								
25 Daulton Varsho, L (1, 7) OBP: 0.273, SLG: 0.351										2	0	0	0	0	0	0								
5 Santiago Espinal, R (7, PH) OBP: 0.292, SLG: 0.307										1	0	0	0	0	0	0								
8 Cavan Biggio, L (8, PH) OBP: 0.293, SLG: 0.378										1	0	0	0	0	0	1								
10 Paul DeJong, R (1, 6) OBP: 0.292, SLG: 0.404										3	0	0	0	0	2	0								
39 Kevin Kiermaier, L (1, 8) OBP: 0.331, SLG: 0.411										3	1	1	0	0	2	0								
Inning Stats	R: 0 E: 0 K: 2 S: 11	H: 1 LOB: 2 BB: 1 P: 19	R: 0 E: 0 K: 2 S: 7	H: 0 LOB: 0 BB: 0 P: 11	R: 0 E: 0 K: 1 S: 10	H: 0 LOB: 0 BB: 0 P: 14	R: 0 E: 0 K: 1 S: 6	H: 0 LOB: 0 BB: 0 P: 8	R: 0 E: 0 K: 1 S: 5	H: 0 LOB: 0 BB: 0 P: 6	R: 1 E: 0 K: 1 S: 22	H: 3 LOB: 3 BB: 1 P: 34	R: 0 E: 0 K: 2 S: 7	H: 0 LOB: 0 BB: 0 P: 9	R: 0 E: 0 K: 1 S: 8	H: 0 LOB: 0 BB: 0 P: 11	R: 0 E: 0 K: 1 S: 12	H: 1 LOB: 1 BB: 0 P: 14	1B: 5 2B: 0 3B: 0 HR: 0	SF: 0 SAC: 0 DP: 0 HBP: 0	WP: 0 PB: 0 SB: 0 CS: 0	PA: 34		
PITCHER	IP WLS BF H R ER SO BB IBB HBP BLK WP HR S P ERA WHIP	IP WLS BF H R ER SO BB IBB HBP BLK WP HR S P ERA WHIP	IP WLS BF H R ER SO BB IBB HBP BLK WP HR S P ERA WHIP	IP WLS BF H R ER SO BB IBB HBP BLK WP HR S P ERA WHIP	IP WLS BF H R ER SO BB IBB HBP BLK WP HR S P ERA WHIP	IP WLS BF H R ER SO BB IBB HBP BLK WP HR S P ERA WHIP	IP WLS BF H R ER SO BB IBB HBP BLK WP HR S P ERA WHIP	IP WLS BF H R ER SO BB IBB HBP BLK WP HR S P ERA WHIP	IP WLS BF H R ER SO BB IBB HBP BLK WP HR S P ERA WHIP	IP WLS BF H R ER SO BB IBB HBP BLK WP HR S P ERA WHIP	IP WLS BF H R ER SO BB IBB HBP BLK WP HR S P ERA WHIP	IP WLS BF H R ER SO BB IBB HBP BLK WP HR S P ERA WHIP	IP WLS BF H R ER SO BB IBB HBP BLK WP HR S P ERA WHIP	IP WLS BF H R ER SO BB IBB HBP BLK WP HR S P ERA WHIP	IP WLS BF H R ER SO BB IBB HBP BLK WP HR S P ERA WHIP	IP WLS BF H R ER SO BB IBB HBP BLK WP HR S P ERA WHIP	IP WLS BF H R ER SO BB IBB HBP BLK WP HR S P ERA WHIP	IP WLS BF H R ER SO BB IBB HBP BLK WP HR S P ERA WHIP	IP WLS BF H R ER SO BB IBB HBP BLK WP HR S P ERA WHIP	IP WLS BF H R ER SO BB IBB HBP BLK WP HR S P ERA WHIP	IP WLS BF H R ER SO BB IBB HBP BLK WP HR S P ERA WHIP	IP WLS BF H R ER SO BB IBB HBP BLK WP HR S P ERA WHIP	IP WLS BF H R ER SO BB IBB HBP BLK WP HR S P ERA WHIP	IP WLS BF H R ER SO BB IBB HBP BLK WP HR S P ERA WHIP

AB	38
R	6
H	15
RBI	5
BB	3
SO	10
LOB	20



AB	32
R	1
H	5
RBI	1
BB	2
SO	12
LOB	15



Batter	1	2	3	4	5	6	7	8	9	AB	R	H	RBI	BB	SO	LOB	TOP																			
15 Whit Merrifield, R OBP: 0.344, SLG: 0.424			L4	G4-3				G4-3		4	0	0	0	1	1	2	Toronto Blue Jays @ Boston Red Sox Fenway Park, Boston, MA Sat Aug 05 2023, 4:13 PM - 6:57 PM EDT Att: 36,732 - Partly Cloudy - 80 F																			
13 Brandon Belt, L OBP: 0.365, SLG: 0.448				G1-3						4	1	2	2	1	0	0																				
27 Vladimir Guerrero Jr., R (1, 3) OBP: 0.340, SLG: 0.443			P6	P5						5	0	0	0	0	0	6																				
4 George Springer, R OBP: 0.324, SLG: 0.385			E5							4	2	4	0	1	0	0																				
30 Alejandro Kirk, R OBP: 0.337, SLG: 0.356				G6-4-3						4	1	1	1	1	0	4																				
26 Matt Chapman, R OBP: 0.287, SLG: 0.459				K						5	0	1	0	0	3	3																				
25 Daulton Varsho, L OBP: 0.270, SLG: 0.361										4	0	1	1	0	1	1																				
5 Santiago Espinal, R OBP: 0.296, SLG: 0.507										0	0	0	0	0	1	0																				
36 Davis Schneider, R OBP: 0.667, SLG: 1.000										3	1	3	0	1	0	0																				
39 Kevin Kiermaier, L (8, PR) OBP: 0.333, SLG: 0.414										1	0	1	1	0	0	0																				
10 Paul DeJong, R OBP: 0.287, SLG: 0.395										5	0	1	0	0	0	8																				
Inning Stats	R: 0 H: 1 E: 1 K: 1 S: 15	H: 1 LOB: 2 BB: 0 P: 17	R: 0 H: 1 E: 0 K: 1 S: 8	H: 1 LOB: 1 BB: 0 P: 12	R: 3 H: 5 E: 1 K: 0 S: 19	H: 5 LOB: 3 BB: 1 P: 31	R: 0 H: 0 E: 0 K: 0 S: 6	H: 0 LOB: 0 BB: 0 P: 9	R: 0 H: 0 E: 0 K: 1 S: 7	H: 0 LOB: 0 BB: 1 P: 14	R: 1 H: 3 E: 0 K: 1 S: 17	H: 3 LOB: 2 BB: 1 P: 27	R: 0 H: 1 E: 0 K: 1 S: 9	H: 1 LOB: 1 BB: 0 P: 11	R: 0 H: 1 E: 0 K: 0 S: 10	H: 1 LOB: 2 BB: 2 P: 16	R: 1 H: 2 E: 0 K: 0 S: 9	H: 2 LOB: 2 BB: 2 P: 18	1B: 12 2B: 2 3B: 0 HR: 1	SF: 0 SAC: 0 DP: 3 HBP: 0	WP: 0 PB: 0 SB: 1 CS: 0	PA: 45														
PITCHER	IP	WLS	BF	H	R	ER	SO	BB	IBB	HBP	BLK	WP	HR	S	P	ERA	WHIP	PITCHER	IP	WLS	BF	H	R	ER	SO	BB	IBB	HBP	BLK	WP	HR	S	P	ERA	WHIP	
46 John Schreiber, R ERA: 3.57	1.0	5	1	0	0	1	0	0	0	0	0	0	0	15	17	0.00	1.000	78 Joe Jacques, L ERA: 5.85	1.0	6	2	1	1	0	1	1	0	0	0	0	0	9	18	9.00	3.000	
37 Nick Pivetta, R ERA: 4.19	4.0	19	6	3	3	2	2	0	0	0	0	0	1	40	66	6.75	2.000																			
83 Brennan Bernardino, L ERA: 2.72	0.1	L	5	3	1	1	1	0	0	0	0	0	0	14	21	27.00	12.000																			
25 Josh Winckowski, R ERA: 2.82	1.2	5	1	0	0	1	0	0	0	0	0	0	0	12	17	0.00	0.600																			
55 Chris Martin, R ERA: 1.53	1.0	5	1	0	0	0	1	0	0	0	0	0	0	10	16	0.00	2.000																			

AB	39
R	5
H	14
RBI	5
BB	6
SO	5
LOB	24



Batter	1	2	3	4	5	6	7	8	9	AB	R	H	RBI	BB	SO	LOB	BOTTOM																				
16 Jarren Duran, L OBP: 0.362, SLG: 0.515					L1			G1-3		4	0	0	0	0	2	1	Toronto Blue Jays @ Boston Red Sox Fenway Park, Boston, MA Sat Aug 05 2023, 4:13 PM - 6:57 PM EDT Att: 36,732 - Partly Cloudy - 80 F																				
7 Masataka Yoshida, L OBP: 0.360, SLG: 0.461										4	1	2	0	0	0	0																					
2 Justin Turner, R OBP: 0.355, SLG: 0.478										4	1	1	0	0	0	1																					
11 Rafael Devers, L OBP: 0.336, SLG: 0.519										3	1	2	3	0	0	0																					
18 Adam Duvall, R OBP: 0.316, SLG: 0.509										4	1	2	0	0	2	1																					
36 Triston Casas, L OBP: 0.351, SLG: 0.471										2	0	0	0	0	0	1																					
30 Rob Refsnyder, R OBP: 0.391, SLG: 0.342										1	0	0	0	0	1	2																					
19 Pablo Reyes, R OBP: 0.329, SLG: 0.352										0	0	0	0	0	0	0																					
3 Reese McGuire, L OBP: 0.314, SLG: 0.382										1	0	1	0	0	0	0																					
17 Luis Urrias, R OBP: 0.320, SLG: 0.274										4	0	2	1	0	1	0																					
12 Connor Wong, R OBP: 0.295, SLG: 0.386										4	0	0	0	0	1	3																					
20 Yu Chang, R OBP: 0.204, SLG: 0.359										3	0	0	0	0	1	1																					
Inning Stats	R: 0 H: 0 E: 0 K: 1 S: 6	H: 0 LOB: 0 BB: 0 P: 8	R: 0 H: 1 E: 0 K: 1 S: 6	H: 1 LOB: 0 BB: 0 P: 10	R: 0 H: 1 E: 0 K: 2 S: 12	H: 1 LOB: 1 BB: 0 P: 16	R: 3 H: 3 E: 0 K: 2 S: 19	H: 3 LOB: 0 BB: 0 P: 27	R: 0 H: 1 E: 0 K: 1 S: 6	H: 1 LOB: 2 BB: 0 P: 14	R: 0 H: 0 E: 0 K: 1 S: 8	H: 0 LOB: 0 BB: 0 P: 11	R: 0 H: 1 E: 0 K: 0 S: 9	H: 1 LOB: 0 BB: 0 P: 12	R: 1 H: 3 E: 0 K: 0 S: 13	H: 3 LOB: 1 BB: 0 P: 16	1B: 7 2B: 4 3B: 0 HR: 1	SF: 0 SAC: 0 DP: 3 HBP: 1	WP: 0 PB: 0 SB: 0 CS: 0	PA: 35																	
PITCHER	IP	WLS	BF	H	R	ER	SO	BB	IBB	HBP	BLK	WP	HR	S	P	ERA	WHIP	PITCHER	IP	WLS	BF	H	R	ER	SO	BB	IBB	HBP	BLK	WP	HR	S	P	ERA	WHIP		
17 José Berrios, R ERA: 3.38	5.2	W	23	6	3	3	6	0	0	0	0	0	0	3	5	0.00	0.000																				
92 Génesis Cabrera, L ERA: 4.12	0.1	H	1	0	0	0	1	0	0	0	0	0	0	8	11	0.00	0.000																				
93 Yimi García, R ERA: 4.21	1.0	H	3	0	0	0	1	0	0	0	0	0	0	10	13	0.00	0.750																				
58 Tim Mayza, L ERA: 1.14	1.1	H	4	1	0	0	0	0	0	0	0	0	0	12	15	13.50	4.500																				
50 Erik Swanson, R ERA: 3.58	0.2	S	4	3	1	1	0	0	0	0	0	0	0	12	15	13.50	4.500																				



Batter	1	2	3	4	5	6	7	8	9	AB	R	H	RBI	BB	SO	LOB	TOP	
15 Whit Merrifield, R OBP: 0.342, SLG: 0.419			G6-3	36 HR BB	G6-3		G3		G4-3	5	1	0	1	1	1	2		
13 Brandon Belt, L OBP: 0.371, SLG: 0.453			4 2B	26 2B	36 HBP		36 1B		4 WP 36 1B	4	3	2	0	2	2	1		
36 Davis Schneider, R OBP: 0.733, SLG: 1.154	4 2B		K	HR	26 1B		4 G6-4-3		4 WP	5	1	4	4	0	1	1		
4 George Springer, R OBP: 0.324, SLG: 0.390			26 2B	P3	SF7		G6-4-3		G1-3	5	1	2	1	0	0	3		
26 Matt Chapman, R OBP: 0.351, SLG: 0.462			8 2B	F9						4	1	2	3	0	0	2		
5 Santiago Espinal, R OBP: 0.286, SLG: 0.355	F9									1	0	0	0	1	0	0		
8 Cavan Biggio, L OBP: 0.294, SLG: 0.379	G4-3		39 1B							5	2	1	1	1	0	5		
30 Alejandro Kirk, R OBP: 0.345, SLG: 0.357			39 1B							2	2	1	0	2	0	0		
39 Kevin Kiermaier, L OBP: 0.336, SLG: 0.415										4	1	2	2	0	1	1		
25 Daulton Varsho, L OBP: 0.286, SLG: 0.358										1	0	1	1	0	0	0		
10 Paul DeJong, R OBP: 0.285, SLG: 0.391										5	1	1	0	0	2	4		
Inning Stats	R: 0 H: 2 E: 0 K: 2 S: 17	H: 1 R: 0 ER: 0 LOB: 1 P: 16	R: 4 H: 5 E: 0 K: 1 S: 19	H: 1 R: 0 ER: 0 LOB: 0 P: 17	R: 5 H: 3 E: 0 K: 0 S: 21	H: 0 R: 0 ER: 0 LOB: 0 P: 8	R: 1 H: 2 E: 0 K: 0 S: 9	H: 1 R: 0 ER: 0 LOB: 1 P: 22	R: 0 H: 1 E: 0 K: 0 S: 10	1B: 9 SF: 1 2B: 5 3B: 1 HR: 1	WP: 1 PA: 51							
PITCHER	IP WLS BF H R ER SO BB IBB HBP BLK WP HR S P ERA WHIP	IP WLS BF H R ER SO BB IBB HBP BLK WP HR S P ERA WHIP																
83 Brennan Bernardino, L ERA: 2.65	1.0	5	2	0	0	2	0	0	0	0	0	17	24	0.00	2.000			
72 Chris Murphy, L ERA: 3.23	2.1	L	16	7	6	6	3	2	0	0	0	1	34	62	23.14	3.857		
68 Mauricio Llovera, R ERA: 0.97	1.1		11	3	5	5	0	2	0	2	0	0	23	41	33.75	3.750		
35 Richard Bleier, L ERA: 5.28	2.1		8	2	1	1	1	0	0	0	0	18	26	3.86	0.857			
73 Nick Robertson, R ERA: 6.35	1.0		5	1	1	1	1	1	0	0	0	14	22	9.00	2.000			

Toronto Blue Jays @ Boston Red Sox
Fenway Park, Boston, MA
Sun Aug 06 2023, 1:38 PM - 4:24 PM EDT
Att: 36,162 - Sunny - 80 F

AB	41
R	13
H	16
RBI	13
BB	7
SO	7
LOB	19



Batter	1	2	3	4	5	6	7	8	9	AB	R	H	RBI	BB	SO	LOB	BOTTOM	
16 Jarren Duran, L OBP: 0.357, SLG: 0.507	F7	G4-6-3		K			F7		K	5	0	0	0	0	2	4		
7 Masataka Yoshida, L OBP: 0.365, SLG: 0.462	G4-3		K		20 G4-3		F8			4	0	1	0	0	1	0		
2 Justin Turner, R OBP: 0.356, SLG: 0.479			G6-3		F7		G3			2	0	1	0	0	0	0		
12 Connor Wong, R OBP: 0.293, SLG: 0.383	11 2B									2	0	0	0	0	0	1		
11 Rafael Devers, L OBP: 0.337, SLG: 0.521			K		G4-3				L8	2	0	1	0	0	1	0		
20 Yu Chang, R OBP: 0.200, SLG: 0.352										2	0	0	0	0	0	1		
36 Triston Casas, L OBP: 0.353, SLG: 0.479				HR	G1-3				K	3	1	1	1	1	1	1		
99 Alex Verdugo, L OBP: 0.347, SLG: 0.427	FC3-6			19 BB					17 WP	4	0	3	0	0	0	3		
17 Luis Uras, R OBP: 0.316, SLG: 0.273				F8			F8		G5-3	4	0	1	0	0	0	3		
3 Reese McGuire, L OBP: 0.303, SLG: 0.368		L8		K			K		G4-3	4	0	0	0	0	2	3		
19 Pablo Reyes, R OBP: 0.338, SLG: 0.342							K		F9	2	0	0	0	2	1	1		
Inning Stats	R: 0 H: 2 E: 0 K: 0 S: 11	H: 1 R: 0 ER: 0 LOB: 3 P: 18	R: 0 H: 0 E: 0 K: 2 S: 11	H: 2 R: 1 ER: 0 LOB: 1 P: 21	R: 0 H: 1 E: 0 K: 0 S: 7	H: 1 R: 0 ER: 0 LOB: 1 P: 12	R: 0 H: 0 E: 0 K: 0 S: 5	H: 0 R: 0 ER: 0 LOB: 0 P: 9	R: 0 H: 1 E: 0 K: 1 S: 9	H: 0 R: 0 ER: 0 LOB: 0 P: 14	R: 0 H: 0 E: 0 K: 1 S: 6	H: 0 R: 0 ER: 0 LOB: 0 P: 9	1B: 5 SF: 0 2B: 2 3B: 0 HR: 1	SF: 0 SAC: 0 DP: 1 HBP: 0	WP: 1 PA: 37			
PITCHER	IP WLS BF H R ER SO BB IBB HBP BLK WP HR S P ERA WHIP	IP WLS BF H R ER SO BB IBB HBP BLK WP HR S P ERA WHIP																
40 Chris Bassitt, R ERA: 3.87	7.0	W	30	7	1	1	0	3	0	0	0	0	1	0	9	14	0.00	1.000
44 Bowden Francis, R ERA: 2.0	1.0		4	1	0	0	1	0	0	0	0	6	9	0.00	0.000			
35 Jay Jackson, R ERA: 0.5	1.0		3	0	0	0	1	0	0	0	0	6	9	0.00	0.000			

Toronto Blue Jays @ Boston Red Sox
Fenway Park, Boston, MA
Sun Aug 06 2023, 1:38 PM - 4:24 PM EDT
Att: 36,162 - Sunny - 80 F

AB	34
R	1
H	8
RBI	1
BB	3
SO	8
LOB	17



Batter	1	2	3	4	5	6	7	8	9	AB	R	H	RBI	BB	SO	LOB	TOP								
36 Davis Schneider, R (1, 7) OBP: 0.579, SLG: 0.882 15 Whit Merrifield, R (8, 7) OBP: 0.342, SLG: 0.419										4	0	0	0	0	2	0									
13 Brandon Belt, L (1, 10) OBP: 0.370, SLG: 0.454										4	1	1	0	0	2	0									
27 Vladimir Guerrero Jr., R (1, 3) OBP: 0.339, SLG: 0.444										4	0	1	0	0	1	1									
4 George Springer, R (1, 9) OBP: 0.324, SLG: 0.389										4	0	1	1	0	1	1									
9 Danny Jansen, R (1, 2) OBP: 0.294, SLG: 0.474										2	0	0	0	1	2	1									
26 Matt Chapman, R (1, 5) OBP: 0.348, SLG: 0.457										4	0	0	0	2	2										
25 Daulton Varsho, L (1, 8) OBP: 0.280, SLG: 0.367										3	1	1	0	0	1	1									
8 Cavan Biggio, L (1, 4) OBP: 0.295, SLG: 0.396										3	1	1	2	0	1	1									
10 Paul DeJong, R (1, 6) OBP: 0.283, SLG: 0.387										3	0	0	0	0	1	0									
Inning Stats	R: 0 E: 0 K: 3 S: 11	H: 1 LOB: 1 BB: 0 P: 13	R: 0 E: 0 K: 2 S: 12	H: 0 LOB: 1 BB: 1 P: 20	R: 0 E: 0 K: 2 S: 7	H: 0 LOB: 0 BB: 0 P: 8	R: 0 E: 0 K: 1 S: 5	H: 0 LOB: 1 BB: 0 P: 8	R: 0 E: 0 K: 2 S: 10	H: 0 LOB: 0 BB: 0 P: 16	R: 0 E: 0 K: 1 S: 8	H: 0 LOB: 0 BB: 0 P: 11	R: 0 E: 0 K: 1 S: 8	H: 0 LOB: 0 BB: 0 P: 14	R: 2 E: 0 K: 0 S: 11	H: 2 LOB: 0 BB: 0 P: 13	R: 1 E: 0 K: 1 S: 10	H: 2 LOB: 1 BB: 0 P: 18	1B: 2 2B: 2 3B: 0 HR: 1	SF: 0 SAC: 0 DP: 0 HBP: 1	WP: 0 PB: 0 SB: 0 CS: 0	PA: 33			
PITCHER	IP	WLS	BF	H	R	ER	SO	BB	IBB	HBP	BLK	WP	HR	S	P	ERA	WHIP								
63 Gavin Williams, R (1, 1) ERA: 2.9	7.0		24	1	0	0	12	1	0	1	0	0	0	61	90	0.00	0.286								
62 Enyel De Los Santos, R (8, 1) ERA: 2.61	1.0	L	5	2	2	2	0	0	0	0	0	0	1	11	13	18.00	2.000								
52 Nick Sandlin, R (9, 1) ERA: 3.48	1.0		5	2	1	1	1	0	0	0	0	0	0	10	18	9.00	2.000								

Toronto Blue Jays @ Cleveland Guardians
Progressive Field, Cleveland, OH
Mon Aug 07 2023, 7:12 PM - 9:38 PM EDT
Att: 18,198 - Cloudy - 70 F

AB 31
R 3
H 5
RBI 3
BB 1
SO 13
LOB 7



Batter	1	2	3	4	5	6	7	8	9	AB	R	H	RBI	BB	SO	LOB	BOTTOM								
38 Steven Kwan, L (1, 7) OBP: 0.343, SLG: 0.375										4	0	0	0	0	2										
0 Andrés Giménez, L (1, 4) OBP: 0.309, SLG: 0.382										2	0	0	0	1	0	0									
11 José Ramírez, S (1, 5) OBP: 0.360, SLG: 0.500										4	0	1	0	0	0	1									
39 Oscar Gonzalez, R (1, 10) OBP: 0.255, SLG: 0.307										4	0	0	0	0	1	3									
56 Kole Calhoun, L (1, 9) OBP: 0.250, SLG: 0.273										4	0	0	0	0	1	2									
13 Gabriel Arias, R (1, 3) OBP: 0.295, SLG: 0.324										3	0	0	0	1	2	0									
6 Braylan Rocchio, S (1, 6) OBP: 0.273, SLG: 0.281										4	1	2	0	0	1	3									
7 Myles Straw, R (1, 8) OBP: 0.303, SLG: 0.298										3	0	1	0	0	0	1									
23 Bo Naylor, L (1, 2) OBP: 0.279, SLG: 0.372										3	0	1	1	0	0	0									
Inning Stats	R: 0 E: 0 K: 0 S: 8	H: 0 LOB: 0 BB: 0 P: 12	R: 0 E: 0 K: 1 S: 8	H: 0 LOB: 0 BB: 0 P: 11	R: 0 E: 0 K: 1 S: 11	H: 0 LOB: 0 BB: 0 P: 16	R: 0 E: 0 K: 0 S: 7	H: 0 LOB: 1 BB: 1 P: 13	R: 0 E: 0 K: 1 S: 12	H: 1 LOB: 1 BB: 0 P: 18	R: 0 E: 0 K: 0 S: 9	H: 0 LOB: 0 BB: 0 P: 12	R: 0 E: 0 K: 2 S: 8	H: 0 LOB: 0 BB: 0 P: 11	R: 1 E: 0 K: 0 S: 11	H: 3 LOB: 1 BB: 0 P: 18	R: 0 E: 0 K: 0 S: 11	H: 1 LOB: 3 BB: 1 P: 20	1B: 5 2B: 0 3B: 0 HR: 0	SF: 0 SAC: 0 DP: 1 HBP: 1	WP: 0 PB: 0 SB: 0 CS: 0	PA: 34			
PITCHER	IP	WLS	BF	H	R	ER	SO	BB	IBB	HBP	BLK	WP	HR	S	P	ERA	WHIP								
99 Hyun Jin Ryu, L (1, 1) ERA: 4.0	4.0		13	0	0	0	2	1	0	0	0	0	0	34	52	0.00	0.250								
35 Jay Jackson, R (5, 1) ERA: 0.57	1.0		4	1	0	0	1	0	0	0	0	0	0	12	18	0.00	1.000								
92 Génesis Cabrera, L (6, 1) ERA: 4.02	1.0		3	0	0	0	0	0	0	0	0	0	0	9	12	0.00	0.000								
50 Erik Swanson, R (7, 1) ERA: 3.51	1.0	W	3	0	0	0	2	0	0	0	0	0	0	8	11	0.00	0.000								
93 Yimi García, R (8, 1) ERA: 4.37	0.1	H	3	2	1	1	0	0	0	0	0	0	0	6	9	27.00	6.000								

Toronto Blue Jays @ Cleveland Guardians
Progressive Field, Cleveland, OH
Mon Aug 07 2023, 7:12 PM - 9:38 PM EDT
Att: 18,198 - Cloudy - 70 F

AB 31
R 1
H 5
RBI 1
BB 2
SO 5
LOB 12



Batter	1	2	3	4	5	6	7	8	9	AB	R	H	RBI	BB	SO	LOB	TOP	
15 Whit Merrifield, R OBP: 0.345, SLG: 0.421	G6-3		G5-3				F7			4	0	1	0	0	0	1		
4 George Springer, R OBP: 0.325, SLG: 0.398	HR		F9							4	1	3	1	0	0	0		
27 Vladimir Guerrero Jr., R OBP: 0.342, SLG: 0.445										4	0	2	0	0	1	2		
26 Matt Chapman, R OBP: 0.349, SLG: 0.456	P3		F7							4	0	1	0	0	1	1		
9 Danny Jansen, R OBP: 0.285, SLG: 0.458		P4			L9					4	0	0	0	0	0	3		
36 Davis Schneider, R OBP: 0.585, SLG: 0.789										2	0	0	0	2	1	3		
38 Nathan Lukes, L OBP: 0.280, SLG: 0.333		BB			BB					0	0	0	0	0	0	0		
30 Alejandro Kirk, R OBP: 0.346, SLG: 0.355			F8							3	0	1	0	1	0	1		
10 Paul DeJong, R OBP: 0.277, SLG: 0.379			F8							4	0	0	0	0	2	4		
25 Daulton Varsho, L OBP: 0.277, SLG: 0.362			F8							4	0	0	0	0	3	3		
Inning Stats	R: 1 H: 1 E: 0 K: 1 S: 20	H: 1 LOB: 0 BB: 0 P: 27	R: 0 H: 0 E: 0 K: 0 S: 7	H: 0 LOB: 2 BB: 2 P: 16	R: 0 H: 1 E: 0 K: 0 S: 6	H: 1 LOB: 1 BB: 0 P: 10	R: 0 H: 0 E: 0 K: 1 S: 12	H: 0 LOB: 1 BB: 1 P: 23	R: 0 H: 2 E: 0 K: 2 S: 8	H: 1 LOB: 1 BB: 0 P: 13	R: 0 H: 1 E: 0 K: 2 S: 9	H: 3 LOB: 2 BB: 0 P: 13	R: 0 H: 0 E: 0 K: 1 S: 8	H: 0 LOB: 0 BB: 0 P: 10	1B: 7 2B: 0 3B: 0 HR: 1	SF: 0 SAC: 0 DP: 2 HBP: 0	WP: 0 PB: 0 CS: 0	PA: 36
PITCHER	IP WLS BF H R ER SO BB IBB HBP BLK WP HR S P ERA WHIP																	
41 Logan Allen, L ERA: 3.55	5.0 L 21 4 1 1 3 3 0 0 0 0 0 1 52 87 1.80 1.400																	
49 Eli Morgan, R ERA: 3.23	2.0 7 1 0 0 4 0 0 0 0 0 0 0 17 24 0.00 0.500																	
31 Sam Hentges, L ERA: 5.93	1.0 5 3 0 0 0 0 0 0 0 0 0 0 9 13 0.00 3.000																	
58 Michael Kelly, R ERA: 3.6	1.0 3 0 0 0 1 0 0 0 0 0 0 0 8 10 0.00 0.000																	

Toronto Blue Jays @ Cleveland Guardians
 Progressive Field, Cleveland, OH
 Wed Aug 09 2023, 7:11 PM - 9:36 PM EDT
 Att: 21,227 - Partly Cloudy - 80 F

AB	33
R	1
H	8
RBI	1
BB	3
SO	8
LOB	18





Batter	1	2	3	4	5	6	7	8	9	AB	R	H	RBI	BB	SO	LOB	BOTTOM					
38 Steven Kwan, L OBP: 0.340, SLG: 0.373	39 BLK		K				F8			4	0	1	0	0	1	0						
0 Andrés Giménez, L OBP: 0.308, SLG: 0.379	K2-3		F7				L8			4	0	1	0	0	1	1						
11 José Ramírez, S OBP: 0.355, SLG: 0.492	L7									4	0	0	0	0	1	2						
39 Oscar Gonzalez, R OBP: 0.257, SLG: 0.315	K									4	0	1	0	0	1	2						
56 Kole Calhoun, L OBP: 0.333, SLG: 0.357										3	0	2	0	0	0	1						
10 Ramón Laureano, R OBP: 0.276, SLG: 0.364										3	0	0	0	0	1	1						
17 Will Brennan, L OBP: 0.293, SLG: 0.363										3	0	0	0	0	0	1						
13 Gabriel Arias, R OBP: 0.288, SLG: 0.315										2	0	0	0	0	2	1						
23 Bo Naylor, L OBP: 0.276, SLG: 0.367										1	0	1	0	0	0	0						
35 Cam Gallagher, R OBP: 0.164, SLG: 0.172										2	0	0	0	0	1	0						
6 Brayan Rocchio, S OBP: 0.270, SLG: 0.306										1	0	0	0	0	0	1						
Inning Stats	R: 0 H: 1 E: 0 K: 2 S: 16	H: 1 LOB: 1 BB: 0 P: 26	R: 0 H: 1 E: 0 K: 1 S: 10	H: 1 LOB: 1 BB: 0 P: 15	R: 0 H: 0 E: 0 K: 1 S: 5	H: 0 LOB: 0 BB: 0 P: 8	R: 0 H: 1 E: 0 K: 0 S: 11	H: 1 LOB: 0 BB: 0 P: 15	R: 0 H: 0 E: 0 K: 1 S: 7	H: 0 LOB: 0 BB: 0 P: 9	R: 0 H: 0 E: 0 K: 1 S: 8	H: 0 LOB: 0 BB: 0 P: 12	R: 0 H: 1 E: 0 K: 0 S: 4	H: 1 LOB: 0 BB: 0 P: 5	R: 0 H: 1 E: 0 K: 1 S: 10	H: 1 LOB: 1 BB: 0 P: 15	R: 0 H: 1 E: 0 K: 1 S: 11	H: 1 LOB: 1 BB: 0 P: 17	1B: 4 2B: 2 3B: 0 HR: 0	SF: 0 SAC: 0 DP: 0 HBP: 0	WP: 0 PB: 0 CS: 1	PA: 33
PITCHER	IP WLS BF H R ER SO BB IBB HBP BLK WP HR S P ERA WHIP																					
34 Kevin Gausman, R ERA: 3.04	7.0 W 23 4 1 0 0 1 0 0 0 0 0 0 61 90 0.00 0.571																					
50 Erik Swanson, R ERA: 3.44	1.0 H 4 1 0 0 1 0 0 0 0 0 0 0 10 15 0.00 1.000																					
58 Tim Mayza, L ERA: 1.11	0.2 H 3 1 0 0 1 0 0 0 0 0 0 0 10 15 0.00 1.500																					
12 Jordan Hicks, R ERA: 3.69	0.1 S 1 0 0 0 0 0 0 0 0 0 0 0 1 2 0.00 0.000																					

Toronto Blue Jays @ Cleveland Guardians
 Progressive Field, Cleveland, OH
 Wed Aug 09 2023, 7:11 PM - 9:36 PM EDT
 Att: 21,227 - Partly Cloudy - 80 F

AB	31
R	0
H	6
RBI	0
BB	0
SO	8
LOB	10



Batter	1	2	3	4	5	6	7	8	9	AB R H RBI BB SO LOB	TOP									
40 Mike Tauchman, L (1.8) OBP: 0.380, SLG: 0.438	F7		K			G3-6-1			G5-4-3	4 0 1 1 1 1 1	Chicago Cubs @ Toronto Blue Jays Rogers Centre, Toronto, ON Fri Aug 11 2023, 7:08 PM - 9:53 PM EDT Att: 41,814 - Clear - 73 F									
2 Nico Hoerner, R (1.4) OBP: 0.333, SLG: 0.400	HR				F8		F8		G5-4-3	5 1 2 1 0 0 3										
8 Ian Happ, S (1.7) OBP: 0.368, SLG: 0.406	24 HR		P3				F7			4 1 2 0 0 0 1										
24 Cody Bellinger, L (1.3) OBP: 0.379, SLG: 0.559	HR		L7				G3			4 1 2 2 0 0 1										
7 Dansby Swanson, R (1.6) OBP: 0.336, SLG: 0.439	P4			E3		F7		G6-3		4 1 0 0 0 0 2										
5 Christopher Mearl, R (1.10) OBP: 0.334, SLG: 0.521	L7		F9			F9		K		4 0 0 0 0 1 3										
9 Jeimer Candelario, S (1.5) OBP: 0.397, SLG: 0.499		K				K		G5-3		4 1 1 0 0 2 2										
27 Seiya Suzuki, R (1.9) OBP: 0.333, SLG: 0.409	P4								L9	3 1 1 2 1 0 0										
15 Yan Gomes, R (1.2) OBP: 0.309, SLG: 0.438										4 0 1 0 0 2 2										
																				
Inning Stats	R: 3 H: 3 E: 0 K: 0 S: 15	H: 3 LOB: 0 BB: 0 P: 21	R: 0 H: 0 E: 0 K: 2 S: 9	H: 0 LOB: 0 BB: 0 P: 12	R: 0 H: 1 E: 0 K: 1 S: 14	H: 1 LOB: 1 BB: 0 P: 19	R: 3 H: 3 E: 1 K: 0 S: 16	H: 3 LOB: 1 BB: 0 P: 27	R: 0 H: 2 E: 0 K: 1 S: 14	H: 0 LOB: 0 BB: 1 P: 20	R: 0 H: 0 E: 0 K: 1 S: 6	H: 0 LOB: 0 BB: 1 P: 12	R: 0 H: 0 E: 0 K: 1 S: 10	H: 0 LOB: 0 BB: 0 P: 14	R: 0 H: 1 E: 0 K: 0 S: 9	H: 1 LOB: 1 BB: 1 P: 18	1B: 6 2B: 2 3B: 0 HR: 2	SF: 0 SAC: 0 DP: 2 HBP: 0	WP: 0 PB: 0 SB: 1 CS: 0	PA: 38
PITCHER	IP WLS BF H R ER SO BB IBB HBP BLK WP HR S P ERA WHIP											IP WLS BF H R ER SO BB IBB HBP BLK WP HR S P ERA WHIP								
17 José Berrios, R (1.1) ERA: 3.53	4.1 L 23 9 6 4 3 0 0 0 0 0 0 2 62 91 8.31 2.077																			
44 Bowden Francis, R (5.1) ERA: 1.59	3.2 11 0 0 0 3 1 0 0 0 0 0 0 30 46 0.00 0.273																			
65 Hagen Danner, R (9.1) ERA: 0.46	0.1 1 0 0 0 0 0 0 0 0 0 0 0 2 2 0.00 0.000																			
35 Jay Jackson, R (9.1) ERA: 0.46	0.2 3 1 0 0 0 1 0 0 0 0 0 0 7 16 0.00 3.000																			

Batter	1	2	3	4	5	6	7	8	9	AB R H RBI BB SO LOB	BOTTOM											
15 Whit Merrifield, R (1.7) OBP: 0.345, SLG: 0.421	G6-3					F8			G3	4 0 1 0 0 0 0	Chicago Cubs @ Toronto Blue Jays Rogers Centre, Toronto, ON Fri Aug 11 2023, 7:08 PM - 9:53 PM EDT Att: 41,814 - Clear - 73 F											
13 Brandon Belt, L (1.10) OBP: 0.365, SLG: 0.456	K		K			F8		HR		4 1 1 1 0 2 1												
27 Vladimir Guerrero Jr., R (1.3) OBP: 0.339, SLG: 0.441	G6-3		L8							4 0 0 0 0 0 1												
4 George Springer, R (1.9) OBP: 0.325, SLG: 0.397		P4				G3-1		G4-3		4 0 0 0 0 1 0												
8 Cavan Biggio, L (1.4) OBP: 0.295, SLG: 0.387								G4-3		3 1 1 0 1 1 0												
26 Matt Chapman, R (1.5) OBP: 0.348, SLG: 0.453										3 0 1 0 1 0 1												
30 Alejandro Kirk, R (1.2) OBP: 0.343, SLG: 0.352										4 0 1 1 0 0 3												
25 Daulton Varsho, L (1.8) OBP: 0.274, SLG: 0.359										3 0 0 0 0 0 3												
10 Paul DeJong, R (1.6) OBP: 0.274, SLG: 0.374										3 0 0 0 0 1 0												
																						
Inning Stats	R: 0 H: 0 E: 0 K: 1 S: 7	H: 0 LOB: 0 BB: 0 P: 11	R: 0 H: 1 E: 0 K: 0 S: 12	H: 1 LOB: 2 BB: 1 P: 23	R: 0 H: 1 E: 0 K: 1 S: 11	H: 1 LOB: 1 BB: 0 P: 14	R: 1 H: 2 E: 0 K: 0 S: 11	H: 2 LOB: 1 BB: 0 P: 17	R: 0 H: 0 E: 0 K: 0 S: 5	H: 0 LOB: 0 BB: 0 P: 7	R: 0 H: 0 E: 0 K: 0 S: 6	H: 0 LOB: 0 BB: 0 P: 8	R: 0 H: 0 E: 0 K: 0 S: 6	H: 0 LOB: 0 BB: 0 P: 10	R: 1 H: 1 E: 0 K: 1 S: 9	H: 1 LOB: 0 BB: 0 P: 12	R: 0 H: 0 E: 0 K: 2 S: 12	H: 0 LOB: 1 BB: 1 P: 21	1B: 4 2B: 0 3B: 0 HR: 1	SF: 0 SAC: 0 DP: 0 HBP: 0	WP: 0 PB: 0 SB: 0 CS: 0	PA: 34
PITCHER	IP WLS BF H R ER SO BB IBB HBP BLK WP HR S P ERA WHIP											IP WLS BF H R ER SO BB IBB HBP BLK WP HR S P ERA WHIP										
72 Javier Assad, R (1.1) ERA: 3.12	7.0 W 26 4 1 1 1 1 0 0 0 0 0 1 9 12 9.00 1.000																					
32 Michael Fulmer, R (8.1) ERA: 4.01	1.0 4 1 1 1 1 0 0 0 0 0 0 1 9 12 9.00 1.000																					
73 Adbert Alzolay, R (9.1) ERA: 2.44	1.0 4 0 0 0 2 1 0 0 0 0 0 0 12 21 0.00 1.000																					

Batter	1	2	3	4	5	6	7	8	9	AB	R	H	RBI	BB	SO	LOB	TOP							
40 Mike Tauchman, L (1, 8) OBP: 0.374, SLG: 0.430			G5-6-3		P5			K		4	0	0	0	0	2	1	<p>Chicago Cubs @ Toronto Blue Jays</p> <p>Rogers Centre, Toronto, ON</p> <p>Sat Aug 12 2023, 3:52 PM - 6:37 PM EDT</p> <p>Att: 42,585 - Partly Cloudy - 77 F</p>							
2 Nico Hoerner, R (1, 4) OBP: 0.335, SLG: 0.403				24 1B	K			F7		4	1	2	0	0	1	0								
8 Ian Happ, S (1, 7) OBP: 0.367, SLG: 0.403				24 1B	7 HR			F7		3	1	0	0	1	0	1								
24 Cody Bellinger, L (1, 3) OBP: 0.380, SLG: 0.561				7 HR	7 HR					4	2	2	1	0	0	1								
7 Dansby Swanson, R (1, 6) OBP: 0.359, SLG: 0.445				1B	HR			F8		4	1	1	3	0	1	1								
5 Christopher Mearl, R (1, 10) OBP: 0.333, SLG: 0.520				L7						4	0	1	1	0	2	0								
9 Jeimer Candelario, S (1, 5) OBP: 0.356, SLG: 0.495				L8						3	0	0	0	1	2	1								
27 Seiya Suzuki, R (1, 9) OBP: 0.332, SLG: 0.407			G6-3	G6-3						4	0	1	0	0	0	1								
15 Yan Gomes, R (1, 2) OBP: 0.309, SLG: 0.434				40 G5-6-3						2	0	0	0	1	1	2								
Inning Stats	R: 0 H: 1 E: 0 K: 1 S: 16	H: 0 LOB: 1 BB: 0 P: 22	R: 0 H: 0 E: 0 K: 3 S: 11	H: 0 LOB: 0 BB: 0 P: 14	R: 0 H: 0 E: 0 K: 0 S: 8	H: 0 LOB: 1 BB: 1 P: 13	R: 4 H: 3 E: 0 K: 0 S: 20	H: 3 LOB: 0 BB: 1 P: 28	R: 0 H: 0 E: 0 K: 2 S: 8	H: 0 LOB: 0 BB: 0 P: 12	R: 0 H: 0 E: 0 K: 0 S: 7	H: 0 LOB: 0 BB: 0 P: 10	R: 0 H: 1 E: 0 K: 1 S: 12	H: 1 LOB: 1 BB: 1 P: 22	R: 0 H: 0 E: 0 K: 1 S: 7	H: 0 LOB: 0 BB: 0 P: 10		R: 1 H: 2 E: 0 K: 1 S: 12	H: 2 LOB: 1 BB: 0 P: 18	1B: 3 2B: 3 3B: 0 HR: 1	SF: 0 SAC: 0 DP: 2 HBP: 0	WP: 0 PB: 0 SB: 0 CS: 0	PA: 35	
PITCHER	IP WLS BF H R ER SO BB IBB HBP BLK WP HR S P ERA WHIP																							
40 Chris Bassitt, R (1, 1) ERA: 3.95	6.0	23	4	4	4	6	2	0	0	0	0	0	0	1	70	99	6.00	1.000						
93 Yimi Garcia, R (7, 1) ERA: 4.2	1.0	4	1	0	0	1	1	0	0	0	0	0	0	0	12	22	0.00	2.000						
50 Erik Swanson, R (8, 1) ERA: 3.38	1.0	3	0	0	0	1	0	0	0	0	0	0	0	7	10	0.00	0.000							
12 Jordan Hicks, R (9, 1) ERA: 3.8	1.0	L	5	2	1	1	0	0	0	0	0	0	0	12	18	9.00	2.000							

AB	32
R	5
H	7
RBI	5
BB	3
SO	9
LOB	8



Batter	1	2	3	4	5	6	7	8	9	AB	R	H	RBI	BB	SO	LOB	BOTTOM						
15 Whit Merrifield, R (1, 7) OBP: 0.343, SLG: 0.426			F8		HR				L8	5	1	1	2	0	1	1	<p>Chicago Cubs @ Toronto Blue Jays</p> <p>Rogers Centre, Toronto, ON</p> <p>Sat Aug 12 2023, 3:52 PM - 6:37 PM EDT</p> <p>Att: 42,585 - Partly Cloudy - 77 F</p>						
4 George Springer, R (1, 10) OBP: 0.327, SLG: 0.397			P3		G4-3					3	0	1	0	1	0	1							
27 Vladimir Guerrero Jr., R (1, 3) OBP: 0.339, SLG: 0.439										4	0	1	1	0	2	2							
26 Matt Chapman, R (1, 5) OBP: 0.346, SLG: 0.449										4	0	0	0	0	0	2							
36 Davis Schneider, R (1, 4) OBP: 0.516, SLG: 0.680										3	1	1	0	1	2	0							
30 Alejandro Kirk, R (1, 2) OBP: 0.339, SLG: 0.347										4	0	0	0	0	2	2							
8 Cavan Biggio, L (1, 9) OBP: 0.299, SLG: 0.386										3	0	1	0	1	2	1							
5 Santiago Espinal, R (1, 6) ERA: 2.79										3	1	2	1	0	0	1							
13 Brandon Belt, L (8, PH) OBP: 0.364, SLG: 0.454										1	0	0	0	0	1	0							
25 Daulton Varsho, L (1, 8) OBP: 0.274, SLG: 0.360										4	1	1	0	0	1	3							
Inning Stats	R: 0 H: 1 E: 0 K: 2 S: 9	H: 1 LOB: 1 BB: 0 P: 16	R: 0 H: 1 E: 0 K: 1 S: 11	H: 1 LOB: 1 BB: 0 P: 19	R: 1 H: 2 E: 0 K: 0 S: 9	H: 2 LOB: 1 BB: 0 P: 14	R: 0 H: 0 E: 0 K: 2 S: 12	H: 0 LOB: 0 BB: 0 P: 16	R: 2 H: 2 E: 0 K: 2 S: 13	H: 2 LOB: 0 BB: 0 P: 19	R: 1 H: 2 E: 0 K: 1 S: 17	H: 2 LOB: 2 BB: 1 P: 30	R: 0 H: 0 E: 0 K: 0 S: 6	H: 0 LOB: 0 BB: 1 P: 13	R: 0 H: 0 E: 0 K: 2 S: 11	H: 0 LOB: 1 BB: 1 P: 19	R: 0 H: 0 E: 0 K: 1 S: 9	H: 0 LOB: 0 BB: 0 P: 15	1B: 4 2B: 3 3B: 0 HR: 1	SF: 0 SAC: 0 DP: 0 HBP: 0	WP: 0 PB: 0 SB: 0 CS: 1	PA: 38	
PITCHER	IP WLS BF H R ER SO BB IBB HBP BLK WP HR S P ERA WHIP																						
35 Justin Steele, L (1, 1) ERA: 2.79	5.0	21	6	3	3	7	0	0	0	0	0	0	0	9	15	13.50	1.500						
32 Michael Fulmer, R (6, 1) ERA: 4.13	0.2	H	3	1	1	1	0	0	0	0	0	0	0	8	15	0.00	6.000						
38 Mark Leiter Jr., R (6, 1) ERA: 2.86	0.1	B	3	1	0	0	0	0	0	0	0	0	0	6	13	0.00	1.000						
74 Jose Cuas, R (7, 1) ERA: 3.99	1.0	3	0	0	0	0	1	0	0	0	0	0	0	8	13	0.00	1.000						
66 Julian Merryweather, R (8, 1) ERA: 3.44	1.0	W	4	0	0	0	2	1	0	0	0	0	0	11	19	0.00	1.000						

AB	34
R	4
H	8
RBI	4
BB	3
SO	11
LOB	13



Batter	1	2	3	4	5	6	7	8	9	AB	R	H	RBI	BB	SO	LOB	TOP					
5 Christopher Morel, R OBP: 0.336, SLG: 0.513										4	0	0	0	0	1	0	Chicago Cubs @ Toronto Blue Jays Rogers Centre, Toronto, ON Sun Aug 13 2023, 1:39 PM - 4:35 PM EDT Att: 41,960 - Partly Cloudy - 75 F					
2 Nico Hoerner, R OBP: 0.336, SLG: 0.402										3	1	1	0	1	0	0						
8 Ian Happ, S OBP: 0.364, SLG: 0.400										4	1	0	0	0	0	2						
24 Cody Bellinger, L OBP: 0.379, SLG: 0.556										3	0	0	0	1	0	2						
7 Dansby Swanson, R OBP: 0.338, SLG: 0.449										3	1	2	2	1	0	1						
27 Seiya Suzuki, R OBP: 0.332, SLG: 0.405										4	0	1	0	0	1	3						
16 Patrick Wisdom, R OBP: 0.290, SLG: 0.500										4	1	1	2	0	3	3						
1 Nick Madrigal, R OBP: 0.327, SLG: 0.346										4	0	0	0	0	1	2						
9 Miquel Amaya, R OBP: 0.368, SLG: 0.383										3	0	0	0	0	0	0						
Inning Stats	R: 2 E: 1 K: 1 S: 19	H: 1 LOB: 1 BB: 1 P: 31	R: 0 E: 0 K: 1 S: 7	H: 0 LOB: 0 BB: 0 P: 11	R: 0 E: 0 K: 0 S: 7	H: 1 LOB: 0 BB: 0 P: 12	R: 0 E: 0 K: 1 S: 11	H: 0 LOB: 1 BB: 1 P: 18	R: 0 E: 0 K: 0 S: 9	H: 0 LOB: 0 BB: 0 P: 14	R: 0 E: 0 K: 0 S: 5	H: 0 LOB: 0 BB: 0 P: 7	R: 2 E: 0 K: 1 S: 10	H: 2 LOB: 0 BB: 0 P: 12	R: 0 E: 0 K: 0 S: 6	H: 0 LOB: 2 BB: 1 P: 13	R: 0 E: 0 K: 2 S: 12	H: 1 LOB: 2 BB: 1 P: 22	1B: 3 2B: 1 HR: 1	SF: 0 SAC: 0 DP: 0 HBP: 0	WP: 0 PB: 0 SB: 0 CS: 1	PA: 35
PITCHER	IP WLS BF H R ER SO BB IBB HBP BLK WP HR S P ERA WHIP	IP WLS BF H R ER SO BB IBB HBP BLK WP HR S P ERA WHIP																				
99 Hyun Jin Ryu, L ERA: 2.57	5.0 W 19	2 2 0 0 3	2 0 0 0 0	2 0 0 0 0	2 0 0 0 0	0 0 0 0 0	0 0 0 0 0	0 0 0 0 0	0 0 0 0 0	0 0 0 0 0	0 0 0 0 0	0 0 0 0 0	0 0 0 0 0	0 0 0 0 0	0 0 0 0 0	0 0 0 0 0	0.00 0.800	0.800				
92 Génesis Cabrera, L ERA: 3.74	1.0 3 0 0 0 0	0 0 0 0 0	0 0 0 0 0	0 0 0 0 0	0 0 0 0 0	0 0 0 0 0	0 0 0 0 0	0 0 0 0 0	0 0 0 0 0	0 0 0 0 0	0 0 0 0 0	0 0 0 0 0	0 0 0 0 0	0 0 0 0 0	0 0 0 0 0	0 0 0 0 0	0.00 2.000	2.000				
35 Jay Jackson, R ERA: 1.31	1.0 3 0 0 0 0	2 2 2 1 0	0 0 0 0 0	0 0 0 0 0	0 0 0 0 0	0 0 0 0 0	0 0 0 0 0	0 0 0 0 0	0 0 0 0 0	0 0 0 0 0	0 0 0 0 0	0 0 0 0 0	0 0 0 0 0	0 0 0 0 0	0 0 0 0 0	0 0 0 0 0	0.00 0.000	0.000				
50 Erik Swanson, R ERA: 3.31	1.0 3 0 0 0 0	0 0 0 0 0	0 0 0 0 0	0 0 0 0 0	0 0 0 0 0	0 0 0 0 0	0 0 0 0 0	0 0 0 0 0	0 0 0 0 0	0 0 0 0 0	0 0 0 0 0	0 0 0 0 0	0 0 0 0 0	0 0 0 0 0	0 0 0 0 0	0 0 0 0 0	0.00 2.000	2.000				
24 Nate Pearson, R ERA: 5.19	1.0 5 1 0 0 2	1 0 0 0 2	1 0 0 0 0	1 0 0 0 0	0 0 0 0 0	0 0 0 0 0	0 0 0 0 0	0 0 0 0 0	0 0 0 0 0	0 0 0 0 0	0 0 0 0 0	0 0 0 0 0	0 0 0 0 0	0 0 0 0 0	0 0 0 0 0	0 0 0 0 0	0.00 2.000	2.000				

Batter	1	2	3	4	5	6	7	8	9	AB	R	H	RBI	BB	SO	LOB	BOTTOM			
15 Whit Merrifield, R OBP: 0.347, SLG: 0.432										6	2	4	1	0	0	0	Chicago Cubs @ Toronto Blue Jays Rogers Centre, Toronto, ON Sun Aug 13 2023, 1:39 PM - 4:35 PM EDT Att: 41,960 - Partly Cloudy - 75 F			
13 Brandon Belt, L OBP: 0.370, SLG: 0.453										3	2	1	0	3	0	3				
27 Vladimir Guerrero Jr., R OBP: 0.339, SLG: 0.439										5	1	2	2	0	0	3				
4 George Springer, R OBP: 0.327, SLG: 0.396										4	0	1	1	1	3	3				
8 Cavan Biggio, L OBP: 0.307, SLG: 0.389										4	2	2	0	0	1	5				
9 Danny Jansen, R OBP: 0.272, SLG: 0.452										2	1	0	0	1	1	3				
25 Daulton Varsho, L OBP: 0.276, SLG: 0.368										5	2	2	5	0	0	4				
5 Santiago Espinal, R OBP: 0.304, SLG: 0.313										5	1	1	1	0	1	3				
10 Paul DeJong, R OBP: 0.272, SLG: 0.371										5	0	1	1	0	1	1				
Inning Stats	R: 0 E: 0 K: 1 S: 10	H: 0 LOB: 1 BB: 1 P: 19	R: 5 E: 0 K: 1 S: 20	H: 5 LOB: 2 BB: 1 P: 38	R: 0 E: 0 K: 0 S: 15	H: 0 LOB: 1 BB: 0 P: 21	R: 3 E: 0 K: 2 S: 18	H: 4 LOB: 2 BB: 1 P: 27	R: 0 E: 0 K: 1 S: 12	H: 1 LOB: 1 BB: 1 P: 22	R: 0 E: 0 K: 0 S: 11	H: 1 LOB: 1 BB: 1 P: 17	R: 0 E: 0 K: 1 S: 12	H: 1 LOB: 0 BB: 0 P: 19	R: 3 E: 0 K: 1 S: 22	H: 3 LOB: 2 BB: 0 P: 37	1B: 12 2B: 1 3B: 0 HR: 1	SF: 0 SAC: 0 DP: 1 HBP: 3	WP: 1 PB: 0 SB: 1 CS: 0	PA: 47
PITCHER	IP WLS BF H R ER SO BB IBB HBP BLK WP HR S P ERA WHIP	IP WLS BF H R ER SO BB IBB HBP BLK WP HR S P ERA WHIP																		
50 Jameson Taillon, R ERA: 5.71	3.0 L 10	1 0 0 0 3	2 0 0 0 0	2 0 0 0 0	0 0 0 0 0	0 0 0 0 0	0 0 0 0 0	0 0 0 0 0	0 0 0 0 0	0 0 0 0 0	0 0 0 0 0	0 0 0 0 0	0 0 0 0 0	0 0 0 0 0	0 0 0 0 0	0 0 0 0 0	24.00 3.333	3.333		
19 Hayden Wesneski, R ERA: 4.65	2.0 4 1 0 0 0	0 0 0 0 0	0 0 0 0 0	0 0 0 0 0	0 0 0 0 0	0 0 0 0 0	0 0 0 0 0	0 0 0 0 0	0 0 0 0 0	0 0 0 0 0	0 0 0 0 0	0 0 0 0 0	0 0 0 0 0	0 0 0 0 0	0 0 0 0 0	0 0 0 0 0	0.00 2.000	2.000		
11 Drew Smyly, L ERA: 5.25	1.0 4 1 0 0 1	0 0 0 0 1	0 0 0 0 0	0 0 0 0 0	0 0 0 0 0	0 0 0 0 0	0 0 0 0 0	0 0 0 0 0	0 0 0 0 0	0 0 0 0 0	0 0 0 0 0	0 0 0 0 0	0 0 0 0 0	0 0 0 0 0	0 0 0 0 0	0 0 0 0 0	0.00 1.000	1.000		
45 Caleb Kilian, R ERA: 16.88	1.0 8 3 3 3 1	3 3 3 1 0	0 0 2 0 0	0 0 2 0 0	0 0 2 0 0	0 0 2 0 0	0 0 2 0 0	0 0 2 0 0	0 0 2 0 0	0 0 2 0 0	0 0 2 0 0	0 0 2 0 0	0 0 2 0 0	0 0 2 0 0	0 0 2 0 0	0 0 2 0 0	27.00 3.000	3.000		

AB	32
R	4
H	5
RBI	4
BB	3
SO	6
LOB	13



AB	39
R	11
H	14
RBI	11
BB	5
SO	7
LOB	25



Batter	1	2	3	4	5	6	7	8	9	AB	R	H	RBI	BB	SO	LOB	TOP			
12 Kyle Schwarber, L OBP: 0.323, SLG: 0.421										4	0	0	0	0	3	2				
28 Alec Bohm, R OBP: 0.337, SLG: 0.426										4	0	0	0	0	1	1				
3 Bryce Harper, L OBP: 0.374, SLG: 0.419										4	0	0	0	0	2	1				
8 Nick Castellanos, R OBP: 0.316, SLG: 0.467										4	0	0	0	0	3	0				
5 Bryson Stott, L OBP: 0.344, SLG: 0.438										2	0	1	0	1	0	0				
7 Trea Turner, R OBP: 0.302, SLG: 0.395										3	0	0	0	0	0	2				
10 J.T. Realmuto, R OBP: 0.311, SLG: 0.460										3	0	0	0	0	1	2				
33 Edmundo Sosa, R OBP: 0.287, SLG: 0.405										2	1	2	0	0	0	0				
44 Jake Cave, L OBP: 0.273, SLG: 0.330										1	0	0	0	0	1	0				
18 Johan Rojas, R OBP: 0.352, SLG: 0.424										3	0	1	1	0	2	1				
Inning Stats	R: 0 E: 0 K: 2 S: 7	H: 0 LOB: 0 BB: 0 P: 10	R: 0 E: 0 K: 0 S: 8	H: 0 LOB: 0 BB: 0 P: 13	R: 0 E: 0 K: 2 S: 14	H: 1 LOB: 1 BB: 0 P: 19	R: 0 E: 0 K: 2 S: 8	H: 0 LOB: 0 BB: 0 P: 13	R: 0 E: 0 K: 0 S: 8	H: 1 LOB: 0 BB: 0 P: 10	R: 1 E: 0 K: 1 S: 13	H: 2 LOB: 1 BB: 0 P: 19	R: 0 E: 0 K: 3 S: 9	H: 0 LOB: 0 BB: 0 P: 13	R: 0 E: 0 K: 2 S: 8	H: 0 LOB: 0 BB: 0 P: 11	1B: 3 2B: 1 3B: 0 HR: 0	SF: 0 SAC: 0 DP: 1 HBP: 0	WP: 0 PB: 0 SB: 1 CS: 0	PA: 31
PITCHER	IP WLS BF H R ER SO BB IBB HBP BLK WP HR S P ERA WHIP	IP WLS BF H R ER SO BB IBB HBP BLK WP HR S P ERA WHIP	IP WLS BF H R ER SO BB IBB HBP BLK WP HR S P ERA WHIP	IP WLS BF H R ER SO BB IBB HBP BLK WP HR S P ERA WHIP	IP WLS BF H R ER SO BB IBB HBP BLK WP HR S P ERA WHIP	IP WLS BF H R ER SO BB IBB HBP BLK WP HR S P ERA WHIP	IP WLS BF H R ER SO BB IBB HBP BLK WP HR S P ERA WHIP	IP WLS BF H R ER SO BB IBB HBP BLK WP HR S P ERA WHIP	IP WLS BF H R ER SO BB IBB HBP BLK WP HR S P ERA WHIP	IP WLS BF H R ER SO BB IBB HBP BLK WP HR S P ERA WHIP	IP WLS BF H R ER SO BB IBB HBP BLK WP HR S P ERA WHIP	IP WLS BF H R ER SO BB IBB HBP BLK WP HR S P ERA WHIP	IP WLS BF H R ER SO BB IBB HBP BLK WP HR S P ERA WHIP	IP WLS BF H R ER SO BB IBB HBP BLK WP HR S P ERA WHIP	IP WLS BF H R ER SO BB IBB HBP BLK WP HR S P ERA WHIP	IP WLS BF H R ER SO BB IBB HBP BLK WP HR S P ERA WHIP	IP WLS BF H R ER SO BB IBB HBP BLK WP HR S P ERA WHIP			
16 Yusei Kikuchi, L ERA: 3.44	6.0	21	4	1	1	7	0	0	0	0	0	0	0	0	58	84	1.50	0.667		
93 Yimi Garcia, R ERA: 4.11	1.0	4	0	0	0	1	1	0	0	0	0	0	0	7	16	0.00	1.000			
12 Jordan Hicks, R ERA: 3.72	1.0	W	3	0	0	3	0	0	0	0	0	0	0	9	13	0.00	0.000			
68 Jordan Romano, R ERA: 2.72	1.0	S	3	0	0	2	0	0	0	0	0	0	0	8	11	0.00	0.000			

Philadelphia Phillies @ Toronto Blue Jays
Rogers Centre, Toronto, ON
Tue Aug 15 2023, 7:09 PM - 9:37 PM EDT
Att. 42,615 - Roof Closed - 68 F

AB 30
R 1
H 4
RBI 1
BB 1
SO 13
LOB 9



Batter	1	2	3	4	5	6	7	8	9	AB	R	H	RBI	BB	SO	LOB	BOTTOM			
15 Whit Merrifield, R OBP: 0.349, SLG: 0.432										4	2	2	0	0	0	0				
13 Brandon Belt, L OBP: 0.371, SLG: 0.452										3	0	1	0	1	2	2				
27 Vladimir Guerrero Jr., R OBP: 0.339, SLG: 0.436										3	0	0	0	1	1	3				
4 George Springer, R OBP: 0.327, SLG: 0.394										4	0	1	1	0	0	4				
8 Cavan Biggio, L OBP: 0.316, SLG: 0.387										1	0	0	1	2	0	1				
30 Alejandro Kirk, R OBP: 0.334, SLG: 0.342										4	0	0	0	0	0	6				
25 Daulton Varsho, L OBP: 0.276, SLG: 0.366										2	0	0	0	1	0	1				
5 Santiago Espinal, R OBP: 0.299, SLG: 0.308										3	0	0	0	0	1	1				
10 Paul DeJong, R OBP: 0.271, SLG: 0.369										2	0	0	0	0	2	0				
38 Nathan Lukes, L OBP: 0.300, SLG: 0.320										0	0	0	0	1	0	0				
Inning Stats	R: 0 E: 0 K: 2 S: 12	H: 0 LOB: 0 BB: 0 P: 14	R: 0 E: 0 K: 0 S: 10	H: 0 LOB: 1 BB: 1 P: 19	R: 0 E: 0 K: 1 S: 9	H: 0 LOB: 0 BB: 0 P: 11	R: 0 E: 0 K: 0 S: 9	H: 1 LOB: 2 BB: 1 P: 17	R: 0 E: 0 K: 0 S: 11	H: 0 LOB: 0 BB: 1 P: 18	R: 0 E: 0 K: 0 S: 10	H: 0 LOB: 0 BB: 1 P: 17	R: 1 E: 0 K: 1 S: 16	H: 1 LOB: 3 BB: 2 P: 27	R: 0 E: 0 K: 2 S: 8	H: 0 LOB: 0 BB: 0 P: 11	1B: 4 2B: 0 3B: 0 HR: 0	SF: 0 SAC: 0 DP: 1 HBP: 1	WP: 0 PB: 0 SB: 0 CS: 1	PA: 33
PITCHER	IP WLS BF H R ER SO BB IBB HBP BLK WP HR S P ERA WHIP	IP WLS BF H R ER SO BB IBB HBP BLK WP HR S P ERA WHIP	IP WLS BF H R ER SO BB IBB HBP BLK WP HR S P ERA WHIP	IP WLS BF H R ER SO BB IBB HBP BLK WP HR S P ERA WHIP	IP WLS BF H R ER SO BB IBB HBP BLK WP HR S P ERA WHIP	IP WLS BF H R ER SO BB IBB HBP BLK WP HR S P ERA WHIP	IP WLS BF H R ER SO BB IBB HBP BLK WP HR S P ERA WHIP	IP WLS BF H R ER SO BB IBB HBP BLK WP HR S P ERA WHIP	IP WLS BF H R ER SO BB IBB HBP BLK WP HR S P ERA WHIP	IP WLS BF H R ER SO BB IBB HBP BLK WP HR S P ERA WHIP	IP WLS BF H R ER SO BB IBB HBP BLK WP HR S P ERA WHIP	IP WLS BF H R ER SO BB IBB HBP BLK WP HR S P ERA WHIP	IP WLS BF H R ER SO BB IBB HBP BLK WP HR S P ERA WHIP	IP WLS BF H R ER SO BB IBB HBP BLK WP HR S P ERA WHIP	IP WLS BF H R ER SO BB IBB HBP BLK WP HR S P ERA WHIP	IP WLS BF H R ER SO BB IBB HBP BLK WP HR S P ERA WHIP	IP WLS BF H R ER SO BB IBB HBP BLK WP HR S P ERA WHIP			
45 Zack Wheeler, R ERA: 3.83	7.0	26	3	1	1	5	4	0	0	0	0	0	0	69	107	1.29	1.000			
58 Seranthony Dominguez, R ERA: 4.24	0.2	L	6	1	1	1	2	0	1	0	0	0	0	13	22	13.50	4.500			
68 Jeff Hoffman, R ERA: 2.86	0.1		0	0	0	0	0	0	0	0	0	0	0	3	5	0.00	0.000			

Philadelphia Phillies @ Toronto Blue Jays
Rogers Centre, Toronto, ON
Tue Aug 15 2023, 7:09 PM - 9:37 PM EDT
Att. 42,615 - Roof Closed - 68 F

AB 26
R 2
H 4
RBI 2
BB 6
SO 6
LOB 18



Batter	1	2	3	4	5	6	7	8	9	AB	R	H	RBI	BB	SO	LOB	TOP					
12 Kyle Schwarber, L (1, 10) OBP: 0.322, SLG: 0.418										3	1	0	1	1	2	0	Philadelphia Phillies @ Toronto Blue Jays Rogers Centre, Toronto, ON Wed Aug 16 2023, 7:09 PM - 10:00 PM EDT Att: 42,701 - Partly Cloudy - 79 F					
28 Alec Bohm, R (1, 5) OBP: 0.336, SLG: 0.424										5	0	1	1	0	1	1						
3 Bryce Harper, L (1, 3) OBP: 0.379, SLG: 0.442										4	3	3	2	1	0	0						
8 Nick Castellanos, R (1, 9) OBP: 0.317, SLG: 0.470										5	2	2	1	0	1	2						
5 Bryson Stott, L (1, 4) OBP: 0.342, SLG: 0.438										5	0	1	0	0	0	0						
7 Trea Turner, R (1, 6) OBP: 0.302, SLG: 0.394										4	0	1	0	1	0	1						
10 J.T. Realmuto, R (1, 2) OBP: 0.311, SLG: 0.461										4	1	1	0	0	1	4						
44 Jake Cave, L (1, 7) OBP: 0.280, SLG: 0.365										3	2	2	2	0	1	1						
18 Johan Rojas, R (1, 8) OBP: 0.338, SLG: 0.406										3	0	0	0	0	0	2						
Inning Stats	R: 0 E: 0 K: 1 S: 5	H: 0 LOB: 0 BB: 0 P: 8	R: 1 E: 0 K: 1 S: 18	H: 2 LOB: 2 BB: 1 P: 23	R: 1 E: 0 K: 1 S: 8	H: 1 LOB: 0 BB: 0 P: 12	R: 0 E: 0 K: 1 S: 11	H: 1 LOB: 1 BB: 0 P: 13	R: 3 E: 0 K: 0 S: 12	H: 1 LOB: 1 BB: 2 P: 22	R: 2 E: 0 K: 1 S: 13	H: 4 LOB: 2 BB: 0 P: 13	R: 0 E: 0 K: 0 S: 10	H: 0 LOB: 0 BB: 0 P: 16	R: 1 E: 0 K: 1 S: 11	H: 1 LOB: 0 BB: 0 P: 16	R: 1 E: 0 K: 0 S: 10	H: 1 LOB: 0 BB: 0 P: 13	1B: 4 2B: 4 3B: 0 HR: 3	SF: 2 SAC: 1 DP: 0 HBP: 0	WP: 0 PB: 0 SB: 0 CS: 0	PA: 42
PITCHER	IP WLS BF H R ER SO BB IBB HBP BLK WP HR S P ERA WHIP																					
34 Kevin Gausman, R (1, 1) ERA: 3.24	5.1 L 27 7 7 5 4 3 0 0 0 0 0 1 60 84 8.44 1.875																					
58 Tim Lincecum, L (6, 1) ERA: 1.07	0.1 3 2 0 0 0 0 0 0 0 0 0 0 3 3 0.00 6.000																					
50 Erik Swanson, R (6, 1) ERA: 3.29	0.1 1 0 0 0 1 0 0 0 0 0 0 0 4 4 0.00 0.000																					
35 Jay Jackson, R (7, 1) ERA: 1.64	1.1 5 1 1 1 0 0 0 0 0 0 0 1 14 22 6.75 0.750																					
92 Génesis Cabrera, L (8, 1) ERA: 3.68	0.2 2 0 0 0 1 0 0 0 0 0 0 0 7 10 0.00 0.000																					
44 Bowden Francis, R (9, 1) ERA: 1.9	1.0 4 1 1 1 0 0 0 0 0 0 0 0 1 13 9.00 1.000																					
Batter	1	2	3	4	5	6	7	8	9	AB	R	H	RBI	BB	SO	LOB	BOTTOM					
15 Whit Merrifield, R (1, 7) OBP: 0.346, SLG: 0.428										4	0	0	0	0	1	1	Philadelphia Phillies @ Toronto Blue Jays Rogers Centre, Toronto, ON Wed Aug 16 2023, 7:09 PM - 10:00 PM EDT Att: 42,701 - Partly Cloudy - 79 F					
13 Brandon Belt, L (1, 10) OBP: 0.333, SLG: 0.447										3	1	0	0	1	2	0						
27 Vladimir Guerrero Jr., R (1, 3) OBP: 0.342, SLG: 0.436										2	0	1	0	2	1	0						
4 George Springer, R (1, 9) OBP: 0.324, SLG: 0.391										4	1	0	0	0	2	4						
8 Cavan Biggio, L (1, 4) OBP: 0.319, SLG: 0.389										4	1	2	2	0	1	0						
30 Alejandro Kirk, R (1, 2) OBP: 0.333, SLG: 0.341										4	0	1	0	0	0	2						
25 Daulton Varsho, L (1, 8) OBP: 0.279, SLG: 0.374										2	1	1	2	1	0	1						
36 Davis Schneider, R (9, PH) OBP: 0.500, SLG: 0.654										1	0	0	0	0	1	0						
5 Santiago Espinal, R (1, 5) OBP: 0.293, SLG: 0.301										4	0	0	0	0	1	2						
10 Paul DeJong, R (1, 6) OBP: 0.269, SLG: 0.365										3	0	0	0	0	2	1						
Inning Stats	R: 0 E: 0 K: 2 S: 13	H: 0 LOB: 1 BB: 1 P: 22	R: 2 E: 0 K: 2 S: 14	H: 2 LOB: 0 BB: 0 P: 22	R: 2 E: 0 K: 0 S: 14	H: 2 LOB: 1 BB: 1 P: 19	R: 0 E: 0 K: 1 S: 9	H: 0 LOB: 1 BB: 1 P: 14	R: 0 E: 0 K: 2 S: 7	H: 1 LOB: 1 BB: 0 P: 15	R: 0 E: 0 K: 1 S: 12	H: 0 LOB: 0 BB: 0 P: 19	R: 0 E: 0 K: 0 S: 8	H: 0 LOB: 0 BB: 0 P: 12	R: 0 E: 0 K: 2 S: 7	H: 0 LOB: 0 BB: 0 P: 9	R: 0 E: 0 K: 1 S: 7	H: 0 LOB: 0 BB: 0 P: 11	1B: 4 2B: 1 3B: 0 HR: 1	SF: 0 SAC: 0 DP: 1 HBP: 0	WP: 0 PB: 0 SB: 2 CS: 0	PA: 35
PITCHER	IP WLS BF H R ER SO BB IBB HBP BLK WP HR S P ERA WHIP																					
27 Aaron Nola, R (1, 1) ERA: 4.58	5.0 W 22 4 4 4 4 4 0 0 0 0 0 0 20 31 7.20 1.600																					
25 Matt Strahm, L (6, 1) ERA: 3.34	2.0 H 7 1 0 0 1 0 0 0 0 0 0 0 20 31 0.00 0.500																					
31 Craig Kimbrel, R (8, 1) ERA: 3.12	1.0 3 0 0 0 2 0 0 0 0 0 0 0 7 9 0.00 0.000																					
30 Gregory Soto, L (9, 1) ERA: 4.73	1.0 3 0 0 0 1 0 0 0 0 0 0 0 7 11 0.00 0.000																					

Batter	1	2	3	4	5	6	7	8	9	AB	R	H	RBI	BB	SO	LOB	TOP										
15 Whit Merrifield, R OBP: 0.345, SLG: 0.427										4	0	1	0	0	1	0	Toronto Blue Jays @ Cincinnati Reds Great American Ball Park, Cincinnati, OH Fri Aug 18 2023, 6:42 PM - 9:20 PM EDT Att: 28,504 - Partly Cloudy - 77 F										
13 Brandon Belt, L OBP: 0.371, SLG: 0.446										3	0	1	0	1	0	1											
27 Vladimir Guerrero Jr., R (1, 3) OBP: 0.341, SLG: 0.434										3	0	0	0	0	1	2											
8 Cavan Biggio, L OBP: 0.318, SLG: 0.383										3	0	0	0	1	2	2											
26 Matt Chapman, R OBP: 0.344, SLG: 0.445										4	0	0	0	0	2	4											
30 Alejandro Kirk, R OBP: 0.329, SLG: 0.336										4	0	0	0	0	0	0											
25 Daulton Varsho, L OBP: 0.279, SLG: 0.377										3	0	1	0	0	0	0											
5 Santiago Espinal, R OBP: 0.289, SLG: 0.295										3	0	0	0	0	0	1											
39 Kevin Kiermaier, L OBP: 0.332, SLG: 0.410										3	0	0	0	0	1	1											
Inning Stats	R: 0 E: 0 K: 2 S: 13	H: 1 LOB: 2 BB: 1 P: 23	R: 0 E: 0 K: 0 S: 13	H: 1 LOB: 1 BB: 0 P: 14	R: 0 E: 0 K: 0 S: 7	H: 1 LOB: 2 BB: 0 P: 13	R: 0 E: 0 K: 0 S: 8	H: 0 LOB: 0 BB: 0 P: 11	R: 0 E: 0 K: 0 S: 8	H: 0 LOB: 0 BB: 0 P: 10	R: 0 E: 0 K: 0 S: 6	H: 0 LOB: 0 BB: 0 P: 9	R: 0 E: 0 K: 2 S: 14	H: 0 LOB: 1 BB: 1 P: 21	R: 0 E: 0 K: 1 S: 10	H: 0 LOB: 0 BB: 0 P: 17		1B: 2 2B: 1 3B: 0 HR: 0	SF: 0 SAC: 0 DP: 0 HBP: 1	WP: 0 PB: 0 SB: 1 CS: 0	PA: 33						
PITCHER	IP	WLS	BF	H	R	ER	SO	BB	IBB	HBP	BLK	WP	HR	S	P	ERA	WHIP										
66 Brett Kennedy, R ERA: 3.0	5.0		20	3	0	0	2	1	0	1	0	0	0	49	75	0.00	0.800										
46 Buck Farmer, R ERA: 3.99	1.0		3	0	0	0	2	0	0	0	0	0	0	8	10	0.00	0.000										
79 Ian Gibaut, R ERA: 3.24	1.0		3	0	0	0	0	0	0	0	0	0	0	6	9	0.00	0.000										
39 Lucas Sims, R ERA: 3.91	1.0	W	4	0	0	0	2	1	0	0	0	0	0	14	21	0.00	1.000										
43 Alexis Diaz, R ERA: 2.55	1.0		3	0	0	0	1	0	0	0	0	0	0	10	17	0.00	0.000										
Batter	1	2	3	4	5	6	7	8	9	AB	R	H	RBI	BB	SO	LOB	BOTTOM										
29 TJ Friedl, L OBP: 0.340, SLG: 0.431										4	0	0	0	0	0	1	Toronto Blue Jays @ Cincinnati Reds Great American Ball Park, Cincinnati, OH Fri Aug 18 2023, 6:42 PM - 9:20 PM EDT Att: 28,504 - Partly Cloudy - 77 F										
9 Matt McLain, R OBP: 0.365, SLG: 0.514										4	0	2	0	0	1	1											
44 Ely De La Cruz, S OBP: 0.311, SLG: 0.450										2	0	0	0	2	1	1											
7 Spencer Steer, R OBP: 0.351, SLG: 0.462										3	0	0	0	1	1	4											
19 Joey Votto, L OBP: 0.315, SLG: 0.490										4	0	0	0	0	1	3											
33 Christian Encarnacion-Strawicki OBP: 0.317, SLG: 0.400										4	1	1	1	0	2	1											
37 Tyler Stephenson, R OBP: 0.329, SLG: 0.352										2	0	1	0	1	1	0											
30 Will Benson, L OBP: 0.381, SLG: 0.508										3	0	0	0	0	2	3											
17 Stuart Fairchild, R OBP: 0.328, SLG: 0.396										2	0	0	0	1	1	0											
Inning Stats	R: 0 E: 0 K: 1 S: 7	H: 0 LOB: 0 BB: 0 P: 11	R: 0 E: 0 K: 3 S: 18	H: 0 LOB: 2 BB: 2 P: 31	R: 0 E: 0 K: 1 S: 10	H: 0 LOB: 1 BB: 1 P: 17	R: 0 E: 0 K: 1 S: 10	H: 0 LOB: 0 BB: 0 P: 16	R: 0 E: 0 K: 2 S: 9	H: 0 LOB: 0 BB: 0 P: 13	R: 0 E: 0 K: 0 S: 8	H: 1 LOB: 2 BB: 1 P: 13	R: 0 E: 0 K: 0 S: 4	H: 1 LOB: 0 BB: 0 P: 8	R: 0 E: 0 K: 2 S: 16	H: 1 LOB: 2 BB: 1 P: 28		R: 1 E: 0 K: 0 S: 5	H: 1 LOB: 0 BB: 0 P: 7	1B: 3 2B: 0 3B: 0 HR: 1	SF: 0 SAC: 0 DP: 1 HBP: 0	WP: 1 PB: 0 SB: 0 CS: 0	PA: 33				
PITCHER	IP	WLS	BF	H	R	ER	SO	BB	IBB	HBP	BLK	WP	HR	S	P	ERA	WHIP										
17 José Berrios, R ERA: 3.39	5.2		22	1	0	0	0	4	0	0	0	0	0	1	1	0.00	0.882										
92 Génesis Cabrera, L ERA: 3.65	0.1		1	0	0	0	0	0	0	0	0	0	0	1	1	0.00	0.000										
93 Yimi García, R ERA: 4.03	1.0		3	1	0	0	0	0	0	0	0	0	0	4	8	0.00	1.000										
50 Erik Swanson, R ERA: 3.23	1.0		5	1	0	0	2	1	0	0	0	0	0	16	28	0.00	2.000										
12 Jordan Hicks, R ERA: 3.88	0.1	L	2	1	1	1	0	0	0	0	0	0	1	5	7	27.00	3.000										
Batter	1	2	3	4	5	6	7	8	9	AB	R	H	RBI	BB	SO	LOB	BOTTOM										
15 Whit Merrifield, R OBP: 0.345, SLG: 0.427										4	0	1	0	0	1	0	Toronto Blue Jays @ Cincinnati Reds Great American Ball Park, Cincinnati, OH Fri Aug 18 2023, 6:42 PM - 9:20 PM EDT Att: 28,504 - Partly Cloudy - 77 F										
13 Brandon Belt, L OBP: 0.371, SLG: 0.446										3	0	1	0	1	0	1											
27 Vladimir Guerrero Jr., R (1, 3) OBP: 0.341, SLG: 0.434										3	0	0	0	0	1	2											
8 Cavan Biggio, L OBP: 0.318, SLG: 0.383										3	0	0	0	1	2	2											
26 Matt Chapman, R OBP: 0.344, SLG: 0.445										4	0	0	0	0	2	4											
30 Alejandro Kirk, R OBP: 0.329, SLG: 0.336										4	0	0	0	0	0	0											
25 Daulton Varsho, L OBP: 0.279, SLG: 0.377										3	0	1	0	0	0	0											
5 Santiago Espinal, R OBP: 0.289, SLG: 0.295										3	0	0	0	0	0	1											
39 Kevin Kiermaier, L OBP: 0.332, SLG: 0.410										3	0	0	0	0	1	1											
Inning Stats	R: 0 E: 0 K: 2 S: 13	H: 1 LOB: 2 BB: 1 P: 23	R: 0 E: 0 K: 0 S: 13	H: 1 LOB: 1 BB: 0 P: 14	R: 0 E: 0 K: 0 S: 7	H: 1 LOB: 2 BB: 0 P: 13	R: 0 E: 0 K: 0 S: 8	H: 0 LOB: 0 BB: 0 P: 11	R: 0 E: 0 K: 0 S: 8	H: 0 LOB: 0 BB: 0 P: 10	R: 0 E: 0 K: 0 S: 6	H: 0 LOB: 0 BB: 0 P: 9	R: 0 E: 0 K: 2 S: 14	H: 0 LOB: 1 BB: 1 P: 21	R: 0 E: 0 K: 1 S: 10	H: 0 LOB: 0 BB: 0 P: 17		1B: 2 2B: 1 3B: 0 HR: 0	SF: 0 SAC: 0 DP: 0 HBP: 1	WP: 0 PB: 0 SB: 1 CS: 0	PA: 33						
PITCHER	IP	WLS	BF	H	R	ER	SO	BB	IBB	HBP	BLK	WP	HR	S	P	ERA	WHIP										
66 Brett Kennedy, R ERA: 3.0	5.0		20	3	0	0	2	1	0	1	0	0	0	49	75	0.00	0.800										
46 Buck Farmer, R ERA: 3.99	1.0		3	0	0	0	2	0	0	0	0	0	0	8	10	0.00	0.000										
79 Ian Gibaut, R ERA: 3.24	1.0		3	0	0	0	0	0	0	0	0	0	0	6	9	0.00	0.000										
39 Lucas Sims, R ERA: 3.91	1.0	W	4	0	0	0	2	1	0	0	0	0	0	14	21	0.00	1.000										
43 Alexis Diaz, R ERA: 2.55	1.0		3	0	0	0	1	0	0	0	0	0	0	10	17	0.00	0.000										
Batter	1	2	3	4	5	6	7	8	9	AB	R	H	RBI	BB	SO	LOB	BOTTOM										
29 TJ Friedl, L OBP: 0.340, SLG: 0.431										4	0	0	0	0	0	1	Toronto Blue Jays @ Cincinnati Reds Great American Ball Park, Cincinnati, OH Fri Aug 18 2023, 6:42 PM - 9:20 PM EDT Att: 28,504 - Partly Cloudy - 77 F										
9 Matt McLain, R OBP: 0.365, SLG: 0.514										4	0	2	0	0	1	1											
44 Ely De La Cruz, S OBP: 0.311, SLG: 0.450										2	0	0	0	2	1	1											
7 Spencer Steer, R OBP: 0.351, SLG: 0.462																											

Batter	1	2	3	4	5	6	7	8	9	AB	R	H	RBI	BB	SO	LOB	TOP								
15 Whit Merrifield, R OBP: 0.343, SLG: 0.424	L8	L3		1B		L7			K	5	0	1	1	0	1	4									
11 Bo Bichette, R OBP: 0.351, SLG: 0.491	G5-3		P3	1B		L7			K	5	0	1	1	0	1	1									
27 Vladimir Guerrero Jr., R (1, 3)	1B		G5-3	G6-3			F9			4	0	1	0	1	0	2									
26 Matt Chapman, R OBP: 0.342, SLG: 0.441	K		G5-3		F9				K	4	0	0	0	1	2	3									
36 Davis Schneider, R (1, 10)		K		K	HR				K	4	1	1	1	0	3	1									
30 Alejandro Kirk, R OBP: 0.328, SLG: 0.335			G4-3	G4-3				G5-3		4	0	1	0	0	0	0									
8 Cavan Biggio, L OBP: 0.317, SLG: 0.380									K	4	1	1	0	0	3	1									
39 Kevin Kiermaier, L OBP: 0.332, SLG: 0.410									K	0	0	0	0	0	0	0									
5 Santiago Espinal, R OBP: 0.293, SLG: 0.296										3	1	1	0	1	0	0									
25 Daulton Varsho, L OBP: 0.283, SLG: 0.379										3	1	2	1	1	1	0									
Inning Stats	R: 0 E: 0 K: 1 S: 8	H: 1 LOB: 1 BB: 0 P: 12	R: 0 E: 0 K: 2 S: 17	H: 3 LOB: 3 BB: 0 P: 26	R: 0 E: 0 K: 0 S: 8	H: 0 LOB: 0 BB: 0 P: 12	R: 3 E: 0 K: 1 S: 19	H: 4 LOB: 2 BB: 1 P: 26	R: 1 E: 0 K: 1 S: 7	H: 1 LOB: 0 BB: 0 P: 14	R: 0 E: 0 K: 1 S: 8	H: 0 LOB: 0 BB: 0 P: 12	R: 0 E: 0 K: 1 S: 9	H: 0 LOB: 1 BB: 1 P: 17	R: 0 E: 0 K: 1 S: 7	H: 0 LOB: 0 BB: 0 P: 10	R: 0 E: 1 K: 3 S: 13	H: 0 LOB: 2 BB: 2 P: 25	1B: 8 2B: 0 3B: 0 HR: 1	SF: 0 SAC: 0 DP: 0 HBP: 0	WP: 0 PB: 0 SB: 1 CS: 0	PA: 40			
PITCHER	IP	WLS	BF	H	R	ER	SO	BB	IBB	HBP	BLK	WP	HR	S	P	ERA	WHIP								
55 Brandon Williamson, L ERA: 4.47	5.2	L	27	9	4	4	6	1	0	0	0	0	1	66	101	6.35	1.765								
63 Fernando Cruz, R ERA: 4.47	1.1		5	0	0	0	1	1	0	0	0	0	0	10	18	0.00	0.750								
48 Alex Young, L ERA: 2.95	1.0		4	0	0	0	1	1	0	0	0	0	0	9	16	0.00	1.000								
47 Derek Law, R ERA: 2.63	1.0		4	0	0	0	3	1	0	0	0	0	0	11	19	0.00	1.000								

Toronto Blue Jays @ Cincinnati Reds
Great American Ball Park, Cincinnati, OH
Sat Aug 19 2023, 6:42 PM - 9:22 PM EDT
Att: 38,461 - Clear - 83 F

AB 36
R 4
H 9
RBI 4
BB 4
SO 11
LOB 12



Batter	1	2	3	4	5	6	7	8	9	AB	R	H	RBI	BB	SO	LOB	BOTTOM								
29 T.J. Friedl, L OBP: 0.339, SLG: 0.438	G3			HR		F9			K	4	1	1	1	0	1	3									
9 Matt McLain, R OBP: 0.363, SLG: 0.509	K			44 E		G4-3			K	3	1	0	0	1	2	0									
44 Ely De La Cruz, S OBP: 0.314, SLG: 0.462	K			E9					K	4	1	2	1	0	2	0									
7 Spencer Steer, R OBP: 0.348, SLG: 0.458		K		3B		G5-3			G5-3	4	0	0	0	0	1	1									
19 Joey Votto, L OBP: 0.314, SLG: 0.481						F8				3	0	0	0	1	1	0									
16 Noelvi Marte, R (9, PR)										0	0	0	0	0	0	0									
33 Christian Encarnacion-Strawicki OBP: 0.324, SLG: 0.494						G5-3				4	0	2	0	0	1	0									
37 Tyler Stephenson, R OBP: 0.329, SLG: 0.351						G4-3				4	0	1	0	0	0	2									
30 Will Benson, L OBP: 0.378, SLG: 0.503						G3				2	0	0	0	0	1	0									
31 Henry Ramos, S (7, PH) OBP: 0.349, SLG: 0.311										2	0	0	0	0	1	4									
17 Stuart Fairchild, R OBP: 0.325, SLG: 0.390						G6-3				3	0	0	0	1	0	3									
Inning Stats	R: 0 E: 0 K: 2 S: 9	H: 0 LOB: 0 BB: 0 P: 11	R: 0 E: 0 K: 3 S: 10	H: 0 LOB: 0 BB: 0 P: 14	R: 0 E: 0 K: 0 S: 4	H: 0 LOB: 0 BB: 0 P: 4	R: 3 E: 1 K: 0 S: 19	H: 2 LOB: 1 BB: 1 P: 29	R: 0 E: 0 K: 1 S: 5	H: 0 LOB: 0 BB: 0 P: 8	R: 0 E: 0 K: 0 S: 9	H: 1 LOB: 1 BB: 0 P: 13	R: 0 E: 0 K: 1 S: 13	H: 2 LOB: 3 BB: 1 P: 22	R: 0 E: 0 K: 2 S: 9	H: 0 LOB: 0 BB: 0 P: 14	R: 0 E: 0 K: 1 S: 8	H: 1 LOB: 3 BB: 1 P: 13	1B: 3 2B: 1 3B: 1 HR: 1	SF: 0 SAC: 0 DP: 0 HBP: 0	WP: 0 PB: 0 SB: 2 CS: 0	PA: 36			
PITCHER	IP	WLS	BF	H	R	ER	SO	BB	IBB	HBP	BLK	WP	HR	S	P	ERA	WHIP								
40 Chris Bassitt, R ERA: 3.92	6.0	W	22	3	3	2	6	1	0	0	0	0	0	8	12	0.00	6.000								
33 Trevor Richards, R ERA: 2.95	0.1	H	3	2	0	0	0	0	0	0	0	0	0	8	12	0.00	6.000								
58 Tim Mayza, L ERA: 1.05	0.2	H	3	0	0	0	1	1	0	0	0	0	0	5	10	0.00	1.500								
12 Jordan Hicks, R ERA: 3.81	1.0	H	3	0	0	0	2	0	0	0	0	0	0	9	14	0.00	0.000								
60 Jordan Romano, R ERA: 2.66	1.0	S	5	1	0	0	1	1	0	0	0	0	0	8	13	0.00	2.000								

Toronto Blue Jays @ Cincinnati Reds
Great American Ball Park, Cincinnati, OH
Sat Aug 19 2023, 6:42 PM - 9:22 PM EDT
Att: 38,461 - Clear - 83 F

AB 33
R 3
H 6
RBI 2
BB 3
SO 10
LOB 13



Batter	1	2	3	4	5	6	7	8	9	10	AB	R	H	RBI	BB	SO	LOB	
15 Whit Merrifield, R OBP: 0.338, SLG: 0.418	G4-3	G5-3		G4-3			K		G6-3		5	0	0	0	0	1	3	
11 Bo Bichette, R OBP: 0.350, SLG: 0.498	13 BB 1B	G4-3		F9			F9		G5-3	13 HR	5	1	1	0	0	0	1	
13 Brandon Belt, L OBP: 0.372, SLG: 0.473	27 G5-4-3 BB		K	L8			K			2-H HR	4	1	1	2	1	2	1	
27 Vladimir Guerrero Jr., R (1.3) OBP: 0.346, SLG: 0.436	G5-4-3								G5-3	4 F8 26 WP	5	1	3	0	0	0	2	
4 George Springer, R OBP: 0.322, SLG: 0.397		25 HR BB		K			K			F8	4	1	0	0	1	3	3	
25 Daulton Varsho, L OBP: 0.288, SLG: 0.388		1-H HR		F7			G4-3			2-3 K	5	1	2	2	0	1	1	
26 Matt Chapman, R OBP: 0.339, SLG: 0.435		9 1B					K			9 FC4 1B	5	1	2	0	0	2	1	
9 Danny Jansen, R OBP: 0.296, SLG: 0.452		39 1B		G6-3			K			3-H F7	4	0	1	0	0	1	3	
39 Kevin Kiermaier, L OBP: 0.332, SLG: 0.422		L3								F8	4	0	2	1	0	0	2	
Inning Stats	R: 0 E: 0 K: 0 S: 6	H: 1 LOB: 1 BB: 1 P: 12	R: 2 E: 0 K: 0 S: 16	H: 3 LOB: 1 BB: 21 P: 21	R: 0 E: 0 K: 2 S: 10	H: 1 LOB: 0 BB: 0 P: 14	R: 1 E: 0 K: 1 S: 13	H: 2 LOB: 1 BB: 0 P: 19	R: 0 E: 0 K: 1 S: 10	H: 0 LOB: 0 BB: 0 P: 15	R: 0 E: 0 K: 2 S: 13	H: 1 LOB: 1 BB: 0 P: 18	R: 0 E: 0 K: 0 S: 7	H: 0 LOB: 0 BB: 0 P: 9	R: 3 E: 0 K: 1 S: 13	H: 2 LOB: 0 BB: 0 P: 19	1B: 8 2B: 3 3B: 0 HR: 2	SF: 0 SAC: 0 DP: 2 HBP: 0
PITCHER	IP WLS BF H R ER SO BB IBB HBP BLK WP HR S P ERA WHIP	30 Grayson Rodriguez, R ERA: 3.38	66 Jacob Webb, R ERA: 3.2	58 Cionel Pérez, L ERA: 3.77	78 Yaniver Cano, R ERA: 1.65	74 Félix Bautista, R ERA: 1.52	PITCHER	IP WLS BF H R ER SO BB IBB HBP BLK WP HR S P ERA WHIP	53 Mike Baumann, R ERA: 3.82									

TOP

Toronto Blue Jays @ Baltimore Orioles
 Oriole Park at Camden Yards, Baltimore, MD
 Tue Aug 22 2023, 7:07 PM - 10:13 PM EDT
 Att: 20,612 - Partly Cloudy - 81 F

livebaseballscorecards.com

AB 41
R 6
H 12
RBI 5
BB 2
SO 10
LOB 17



WP: 1 PA: 43
PB: 1
SB: 1
CS: 0

Batter	1	2	3	4	5	6	7	8	9	10	AB	R	H	RBI	BB	SO	LOB			
35 Adley Rutschman, S (1.10) OBP: 0.369, SLG: 0.430	F8		2B			G6-3			G6-3		5	1	2	0	0	0	1			
6 Ryan Mountcastle, R OBP: 0.320, SLG: 0.476	K		K2-3		L7					IBB	4	0	0	0	1	3	3			
2 Gunnar Henderson, L OBP: 0.330, SLG: 0.480	21 S 2B		P5		K				G4-3		5	1	1	0	0	1	4			
21 Austin Hays, R OBP: 0.325, SLG: 0.451	1-H 2B				F9				G3-1		4	0	1	1	1	0	0			
11 Jordan Westburg, R OBP: 0.322, SLG: 0.410	K										4	0	1	1	0	0	0			
27 James McCann, R OBP: 0.288, SLG: 0.404		F7									5	0	2	1	0	3	1			
32 Ryan O'Hearn, L (10, PH) OBP: 0.336, SLG: 0.504											3	0	1	0	0	1	0			
31 Cedric Mullins, L OBP: 0.330, SLG: 0.438											1	0	0	0	0	1	0			
26 Ryan McKenna, R OBP: 0.306, SLG: 0.357		P3									4	0	1	0	0	1	2			
3 Jorge Mateo, R OBP: 0.255, SLG: 0.347			L9								4	1	1	0	0	1	1			
Inning Stats	R: 1 E: 0 K: 2 S: 13	H: 2 LOB: 1 BB: 0 P: 22	R: 0 E: 0 K: 1 S: 5	H: 0 LOB: 0 BB: 6 P: 6	R: 0 E: 0 K: 1 S: 14	H: 1 LOB: 1 BB: 20 P: 20	R: 0 E: 0 K: 1 S: 10	H: 2 LOB: 2 BB: 0 P: 13	R: 2 E: 1 K: 1 S: 23	H: 3 LOB: 3 BB: 32 P: 32	R: 0 E: 0 K: 2 S: 8	H: 0 LOB: 0 BB: 0 P: 11	R: 0 E: 0 K: 1 S: 7	H: 0 LOB: 0 BB: 0 P: 9	R: 0 E: 0 K: 3 S: 11	H: 0 LOB: 0 BB: 0 P: 15	R: 0 E: 0 K: 0 S: 11	H: 1 LOB: 2 BB: 20 P: 20	1B: 6 2B: 3 3B: 0 HR: 0	SF: 0 SAC: 0 DP: 0 HBP: 1
PITCHER	IP WLS BF H R ER SO BB IBB HBP BLK WP HR S P ERA WHIP	16 Yusei Kikuchi, L ERA: 3.52	93 Yimi Garcia, R ERA: 4.01	33 Trevor Richards, R ERA: 2.91	12 Jordan Hicks, R ERA: 3.73	50 Erik Swanson, R ERA: 3.19	PITCHER	IP WLS BF H R ER SO BB IBB HBP BLK WP HR S P ERA WHIP	58 Tim Mayza, L ERA: 1.03	68 Jordan Romano, R (10, 1) ERA: 2.6										

BOTTOM

Toronto Blue Jays @ Baltimore Orioles
 Oriole Park at Camden Yards, Baltimore, MD
 Tue Aug 22 2023, 7:07 PM - 10:13 PM EDT
 Att: 20,612 - Partly Cloudy - 81 F

livebaseballscorecards.com

AB 39
R 3
H 9
RBI 2
BB 2
SO 14
LOB 17



WP: 0 PA: 42
PB: 0
SB: 3
CS: 0

Batter	1	2	3	4	5	6	7	8	9	AB	R	H	RBI	BB	SO	LOB	TOP				
15 Whit Merrifield, R (1,4) OBP: 0.335, SLG: 0.414	F8		F6			G1-3		G5-3		4	0	0	0	0	0	0					
11 Bo Bichette, R (1,6) OBP: 0.349, SLG: 0.496	27 1B		K			G5-3		K		4	0	1	0	0	2	0					
13 Brandon Belt, L (1,10) OBP: 0.371, SLG: 0.470	K					K		K		4	0	1	0	0	3	1					
27 Vladimir Guerrero Jr., R (1,3) OBP: 0.345, SLG: 0.435	1B					G5-3		P4		4	0	1	0	0	1	1					
4 George Springer, R (1,9) OBP: 0.326, SLG: 0.397	F8					1B				3	0	1	0	0	0	2					
25 Daulton Varsho, L (1,7) OBP: 0.286, SLG: 0.385		K				G3				3	0	0	0	0	1	1					
26 Matt Chapman, R (1,5) OBP: 0.339, SLG: 0.435	F8					30 24-6-3 1B				3	0	1	0	0	1	0					
30 Alejandro Kirk, R (1,2) OBP: 0.326, SLG: 0.332						G4-6-3				2	0	0	0	0	0	1					
8 Cavan Biggio, L (8,PH) OBP: 0.312, SLG: 0.374	G5-3									1	0	0	0	0	0	0					
9 Danny Jansen, R (8,2) OBP: 0.296, SLG: 0.452										0	0	0	0	0	0	0					
39 Kevin Kiermaier, L (1,8) OBP: 0.329, SLG: 0.418			K			G3		G1-3		3	0	0	0	0	1	0					
Inning Stats	R: 0 H: 2 E: 0 K: 1 S: 18	W: 22 L: 2 BB: 0 P: 26	R: 0 H: 0 E: 0 K: 1 S: 11	ER: 0 LOB: 0 BB: 0 P: 18	R: 0 H: 0 E: 0 K: 2 S: 9	ER: 0 LOB: 0 BB: 0 P: 15	R: 0 H: 1 E: 0 K: 1 S: 9	ER: 0 LOB: 1 BB: 0 P: 15	R: 0 H: 1 E: 0 K: 0 S: 9	ER: 0 LOB: 0 BB: 0 P: 13	R: 0 H: 0 E: 0 K: 1 S: 9	ER: 0 LOB: 0 BB: 0 P: 13	R: 0 H: 0 E: 0 K: 0 S: 8	ER: 0 LOB: 0 BB: 0 P: 12	R: 0 H: 0 E: 0 K: 3 S: 9	ER: 0 LOB: 0 BB: 0 P: 16	1B: 5 2B: 0 3B: 0 HR: 0	SF: 0 SAC: 0 DP: 1 HBP: 0	WP: 0 PB: 0 SB: 0 CS: 0	PA: 31	
PITCHER	IP WLS BF H R ER SO BB IBB HBP BLK WP HR S P ERA WHIP	IP WLS BF H R ER SO BB IBB HBP BLK WP HR S P ERA WHIP	IP WLS BF H R ER SO BB IBB HBP BLK WP HR S P ERA WHIP	IP WLS BF H R ER SO BB IBB HBP BLK WP HR S P ERA WHIP	IP WLS BF H R ER SO BB IBB HBP BLK WP HR S P ERA WHIP	IP WLS BF H R ER SO BB IBB HBP BLK WP HR S P ERA WHIP	IP WLS BF H R ER SO BB IBB HBP BLK WP HR S P ERA WHIP	IP WLS BF H R ER SO BB IBB HBP BLK WP HR S P ERA WHIP	IP WLS BF H R ER SO BB IBB HBP BLK WP HR S P ERA WHIP	IP WLS BF H R ER SO BB IBB HBP BLK WP HR S P ERA WHIP	IP WLS BF H R ER SO BB IBB HBP BLK WP HR S P ERA WHIP	IP WLS BF H R ER SO BB IBB HBP BLK WP HR S P ERA WHIP	IP WLS BF H R ER SO BB IBB HBP BLK WP HR S P ERA WHIP	IP WLS BF H R ER SO BB IBB HBP BLK WP HR S P ERA WHIP	IP WLS BF H R ER SO BB IBB HBP BLK WP HR S P ERA WHIP	IP WLS BF H R ER SO BB IBB HBP BLK WP HR S P ERA WHIP	IP WLS BF H R ER SO BB IBB HBP BLK WP HR S P ERA WHIP	IP WLS BF H R ER SO BB IBB HBP BLK WP HR S P ERA WHIP	IP WLS BF H R ER SO BB IBB HBP BLK WP HR S P ERA WHIP	IP WLS BF H R ER SO BB IBB HBP BLK WP HR S P ERA WHIP	IP WLS BF H R ER SO BB IBB HBP BLK WP HR S P ERA WHIP
64 Dean Kremer, R (1,1) ERA: 4.31	6.0	W 22	5	0	0	5	0	0	0	0	0	60	94	0.00	0.833						
66 Jacob Webb, R (7,1) ERA: 3.12	1.0	H 3	0	0	1	0	0	0	0	0	0	9	13	0.00	0.000						
78 Yennier Cano, R (8,1) ERA: 1.62	1.0	H 3	0	0	0	0	0	0	0	0	0	8	12	0.00	0.000						
14 Shintaro Fujinami, R (9,1) ERA: 7.83	1.0	3	0	0	0	3	0	0	0	0	0	9	16	0.00	0.000						

Toronto Blue Jays @ Baltimore Orioles
 Oriole Park at Camden Yards, Baltimore, MD
 Wed Aug 23 2023, 7:08 PM - 9:51 PM EDT
 Att: 19,132 - Cloudy - 79 F

AB 31
 R 0
 H 5
 RBI 0
 BB 0
 SO 9
 LOB 6



Batter	1	2	3	4	5	6	7	8	9	AB	R	H	RBI	BB	SO	LOB	BOTTOM				
35 Adley Rutschman, S (1,2) OBP: 0.368, SLG: 0.427	E3		K			G4-3		K		5	0	1	2	0	2	3					
2 Gunnar Henderson, L (1,6) OBP: 0.329, SLG: 0.479	F7					G1-3		F7		5	1	1	0	0	0	2					
25 Anthony Santander, S (1,9) OBP: 0.334, SLG: 0.473	K		L8							4	2	2	2	0	1	2					
26 Ryan McKenna, R (9,9) OBP: 0.306, SLG: 0.357	K					HR		HR		0	0	0	0	0	0	0					
6 Ryan Mountcastle, R (1,10) OBP: 0.321, SLG: 0.475	K					P3		21 WP 21 1B 32 1B		3	1	1	1	1	1	1					
32 Ryan O'Hearn, L (1,3) OBP: 0.339, SLG: 0.504			L9			G5-3		21 WP 31 SF8 1B		4	1	2	0	0	0	1					
21 Austin Hays, R (1,7) OBP: 0.327, SLG: 0.453										3	0	1	0	1	2	1					
31 Cedric Mullins, L (1,8) OBP: 0.326, SLG: 0.433	F4		K			F7		SF8		3	0	0	1	0	1	4					
11 Jordan Westburg, R (1,4) OBP: 0.301, SLG: 0.406	FC4					F8		35 WP 29 1B 35 1B		4	1	1	0	0	1	2					
29 Ramón Uriás, R (1,5) OBP: 0.319, SLG: 0.384	K							35 WP 35 1B		4	1	1	0	0	2	3					
Inning Stats	R: 0 H: 0 E: 1 K: 2 S: 11	H: 1 LOB: 1 BB: 0 P: 13	R: 0 H: 1 E: 1 K: 2 S: 17	H: 1 LOB: 3 BB: 1 P: 28	R: 1 H: 3 E: 0 K: 1 S: 11	H: 3 LOB: 2 BB: 0 P: 18	R: 0 H: 0 E: 0 K: 2 S: 11	H: 0 LOB: 0 BB: 0 P: 16	R: 1 H: 1 E: 0 K: 0 S: 13	H: 1 LOB: 0 BB: 0 P: 16	R: 0 H: 0 E: 0 K: 1 S: 11	H: 0 LOB: 0 BB: 0 P: 16	R: 0 H: 0 E: 0 K: 1 S: 12	H: 0 LOB: 0 BB: 0 P: 17	R: 5 H: 5 E: 0 K: 1 S: 22	H: 5 LOB: 1 BB: 1 P: 35	1B: 6 2B: 2 3B: 0 HR: 2	SF: 1 SAC: 0 DP: 0 HBP: 0	WP: 3 PB: 0 SB: 0 CS: 0	PA: 38	
PITCHER	IP WLS BF H R ER SO BB IBB HBP BLK WP HR S P ERA WHIP	IP WLS BF H R ER SO BB IBB HBP BLK WP HR S P ERA WHIP	IP WLS BF H R ER SO BB IBB HBP BLK WP HR S P ERA WHIP	IP WLS BF H R ER SO BB IBB HBP BLK WP HR S P ERA WHIP	IP WLS BF H R ER SO BB IBB HBP BLK WP HR S P ERA WHIP	IP WLS BF H R ER SO BB IBB HBP BLK WP HR S P ERA WHIP	IP WLS BF H R ER SO BB IBB HBP BLK WP HR S P ERA WHIP	IP WLS BF H R ER SO BB IBB HBP BLK WP HR S P ERA WHIP	IP WLS BF H R ER SO BB IBB HBP BLK WP HR S P ERA WHIP	IP WLS BF H R ER SO BB IBB HBP BLK WP HR S P ERA WHIP	IP WLS BF H R ER SO BB IBB HBP BLK WP HR S P ERA WHIP	IP WLS BF H R ER SO BB IBB HBP BLK WP HR S P ERA WHIP	IP WLS BF H R ER SO BB IBB HBP BLK WP HR S P ERA WHIP	IP WLS BF H R ER SO BB IBB HBP BLK WP HR S P ERA WHIP	IP WLS BF H R ER SO BB IBB HBP BLK WP HR S P ERA WHIP	IP WLS BF H R ER SO BB IBB HBP BLK WP HR S P ERA WHIP	IP WLS BF H R ER SO BB IBB HBP BLK WP HR S P ERA WHIP	IP WLS BF H R ER SO BB IBB HBP BLK WP HR S P ERA WHIP	IP WLS BF H R ER SO BB IBB HBP BLK WP HR S P ERA WHIP	IP WLS BF H R ER SO BB IBB HBP BLK WP HR S P ERA WHIP	IP WLS BF H R ER SO BB IBB HBP BLK WP HR S P ERA WHIP
34 Kevin Gausman, R (1,1) ERA: 3.23	6.0	L 26	5	2	2	8	1	0	0	0	0	74	107	3.00	1.000						
92 Génesis Cabrera, L (7,1) ERA: 3.5	1.0	3	0	0	0	1	0	0	0	0	0	12	17	0.00	0.000						
33 Trevor Richards, R (8,1) ERA: 3.67	0.2	8	5	5	5	1	1	0	0	0	0	19	32	67.50	9.000						
44 Bowden Francis, R (8,1) ERA: 2.0	0.1	1	0	0	0	0	0	0	0	0	0	3	3	0.00	0.000						

Toronto Blue Jays @ Baltimore Orioles
 Oriole Park at Camden Yards, Baltimore, MD
 Wed Aug 23 2023, 7:08 PM - 9:51 PM EDT
 Att: 19,132 - Cloudy - 79 F

AB 35
 R 7
 H 10
 RBI 6
 BB 2
 SO 10
 LOB 19




Batter	1	2	3	4	5	6	7	8	9	AB	R	H	RBI	BB	SO	LOB	TOP										
38 Steven Kwan, L (1, 7) OBP: 0.339, SLG: 0.378	F8		1B		F8		G4-3			4	0	1	0	0	0	1	Cleveland Guardians @ Toronto Blue Jays Rogers Centre, Toronto, ON Fri Aug 25 2023, 7:10 PM - 9:50 PM EDT Att: 40,755 - Cloudy - 77 F										
11 José Ramírez, S (1, 5) OBP: 0.392, SLG: 0.479	P5		2B				G3			3	0	1	0	1	0	0											
56 Kole Calhoun, L (1, 3) OBP: 0.333, SLG: 0.404	K				F7					4	0	0	0	0	2	2											
39 Oscar Gonzalez, R (1, 10) OBP: 0.256, SLG: 0.340		K			10 HR					4	2	2	0	0	1	0											
0 Andrés Giménez, L (1, 4) OBP: 0.311, SLG: 0.390	P5				K		F7			4	1	1	1	0	1	2											
10 Ramón Laureano, R (1, 9) OBP: 0.285, SLG: 0.364		G5-3			HR					4	1	2	3	0	1	0											
13 Gabriel Arias, R (1, 6) OBP: 0.288, SLG: 0.344			K		G1-3		F8			4	0	0	0	0	2	1											
23 Bo Naylor, L (1, 2) OBP: 0.293, SLG: 0.382			HR				F8			3	1	1	1	1	1	1											
7 Myles Straw, R (1, 8) OBP: 0.303, SLG: 0.299	P3				SH1-3					3	0	0	0	0	1	0											
							L7																				
Inning Stats	R: 0 E: 0 K: 1 S: 10	H: 0 LOB: 0 BB: 0 P: 14	R: 0 E: 0 K: 1 S: 8	H: 0 LOB: 0 BB: 0 P: 9	R: 1 E: 0 K: 1 S: 9	H: 3 LOB: 2 BB: 0 P: 17	R: 2 E: 0 K: 1 S: 20	H: 2 LOB: 0 BB: 0 P: 26	R: 0 E: 0 K: 0 S: 9	H: 0 LOB: 1 BB: 0 P: 18	R: 1 E: 0 K: 0 S: 16	H: 2 LOB: 0 BB: 0 P: 24	R: 0 E: 0 K: 0 S: 6	H: 0 LOB: 0 BB: 0 P: 9	R: 1 E: 0 K: 1 S: 8	H: 1 LOB: 0 BB: 0 P: 13	R: 0 E: 0 K: 3 S: 9	H: 0 LOB: 0 BB: 0 P: 14	1B: 2 2B: 3 3B: 0 HR: 3	SF: 0 SAC: 1 DP: 0 HBP: 0	WP: 0 PB: 0 SB: 0 CS: 0	PA: 36					
PITCHER	IP	WLS	BF	H	R	ER	SO	BB	IBB	HBP	BLK	WP	HR	S	P	ERA	WHIP										
40 Chris Bassitt, R (1, 1) ERA: 4.0	5.2	L	25	7	4	4	5	1	1	0	0	0	2	67	100	6.35	1.412										
92 Génesis Cabrera, L (6, 1) ERA: 3.47	0.1		1	0	0	0	0	0	0	0	0	0	0	5	8	0.00	0.000										
50 Erik Swanson, R (7, 1) ERA: 3.12	1.0		3	0	0	0	0	0	0	0	0	0	0	6	9	0.00	0.000										
12 Jordan Hicks, R (8, 1) ERA: 3.83	1.0		4	1	1	1	1	0	0	0	0	0	1	8	13	9.00	1.000										
44 Bowden Francis, R (9, 1) ERA: 1.93	1.0		3	0	0	0	3	0	0	0	0	0	0	9	14	0.00	0.000										
Batter	1	2	3	4	5	6	7	8	9	AB	R	H	RBI	BB	SO	LOB	BOTTOM										
15 Whit Merrifield, R (1, 4) OBP: 0.331, SLG: 0.409	L7		F8		K					4	0	0	0	0	1	1	Cleveland Guardians @ Toronto Blue Jays Rogers Centre, Toronto, ON Fri Aug 25 2023, 7:10 PM - 9:50 PM EDT Att: 40,755 - Cloudy - 77 F										
11 Bo Bichette, R (1, 6) OBP: 0.345, SLG: 0.489	F7		P3		K					4	0	0	0	0	2	1											
13 Brandon Belt, L (1, 10) OBP: 0.374, SLG: 0.475			G1-3				G1-3			2	0	0	0	2	0	0											
27 Vladimir Guerrero Jr., R (1, 3) OBP: 0.346, SLG: 0.440	F8				26 HR					4	1	2	1	0	0	2											
4 George Springer, R (1, 9) OBP: 0.323, SLG: 0.399		HR			K		G5-3			4	1	1	1	0	1	1											
25 Daulton Varsho, L (1, 7) OBP: 0.283, SLG: 0.383		K			P5		G4-3			4	0	0	0	0	1	1											
26 Matt Chapman, R (1, 5) OBP: 0.337, SLG: 0.432		K			2B					4	0	1	0	0	3	1											
30 Alejandro Kirk, R (1, 2) OBP: 0.328, SLG: 0.338							G6-3			4	0	2	0	0	0	1											
39 Kevin Kiermaier, L (1, 8) OBP: 0.326, SLG: 0.413		P4			G4-3					3	0	0	0	0	1	2											
							K																				
Inning Stats	R: 0 E: 0 K: 0 S: 9	H: 0 LOB: 1 BB: 1 P: 14	R: 1 E: 0 K: 2 S: 14	H: 2 LOB: 1 BB: 0 P: 21	R: 0 E: 0 K: 0 S: 9	H: 0 LOB: 0 BB: 0 P: 12	R: 0 E: 0 K: 1 S: 8	H: 2 LOB: 2 BB: 0 P: 11	R: 0 E: 0 K: 2 S: 15	H: 1 LOB: 1 BB: 0 P: 23	R: 1 E: 0 K: 0 S: 9	H: 1 LOB: 0 BB: 0 P: 16	R: 0 E: 0 K: 2 S: 9	H: 0 LOB: 0 BB: 0 P: 15	R: 0 E: 0 K: 1 S: 7	H: 0 LOB: 1 BB: 1 P: 13	R: 0 E: 0 K: 1 S: 11	H: 0 LOB: 1 BB: 0 P: 15	1B: 2 2B: 2 3B: 0 HR: 2	SF: 0 SAC: 0 DP: 0 HBP: 0	WP: 0 PB: 0 SB: 0 CS: 0	PA: 35					
PITCHER	IP	WLS	BF	H	R	ER	SO	BB	IBB	HBP	BLK	WP	HR	S	P	ERA	WHIP										
61 Tanner Bibee, R (1, 1) ERA: 3.01	6.0	W	24	6	2	2	5	1	0	0	0	0	0	9	15	0.00	0.000										
62 Enyel De Los Santos, R (7, 1) ERA: 3.04	1.0	H	3	0	0	0	2	0	0	0	0	0	0	9	15	0.00	0.000										
37 Trevor Stephan, R (8, 1) ERA: 2.77	1.0	H	4	0	0	0	1	1	0	0	0	0	0	7	13	0.00	1.000										
48 Emmanuel Clase, R (9, 1) ERA: 2.98	1.0	S	4	0	0	0	1	0	0	0	0	0	0	11	15	0.00	0.000										


Batter	1	2	3	4	5	6	7	8	9	AB	R	H	RBI	BB	SO	LOB	TOP										
56 Kole Calhoun, L OBP: 0.328, SLG: 0.393	G1-3		F7			G6-3				4	1	1	0	0	0	2	Cleveland Guardians @ Toronto Blue Jays Rogers Centre, Toronto, ON Sat Aug 26 2023, 3:08 PM - 5:46 PM EDT Att: 41,924 - Roof Closed - 68 F										
11 José Ramírez, S OBP: 0.382, SLG: 0.483	HR		L8			E5		K		4	1	1	1	0	1	2											
39 Oscar Gonzalez, R OBP: 0.250, SLG: 0.331	K				G5-3	E6		K		4	0	0	0	0	2	2											
10 Ramón Laureano, R (1, 9) OBP: 0.284, SLG: 0.360	F4				F8			F8		3	0	0	1	0	0	0											
0 Andrés Giménez, L OBP: 0.308, SLG: 0.386		K			K			K		4	0	0	0	0	3	3											
13 Gabriel Arias, R OBP: 0.283, SLG: 0.338		K						L4		4	0	0	0	0	3	3											
2 Tyler Freeman, R OBP: 0.307, SLG: 0.337	G1-3							F9		4	1	1	1	0	1	3											
35 Cam Gallagher, R OBP: 0.171, SLG: 0.187										2	0	1	0	0	0	0											
23 Bo Naylor, L (7, PH) OBP: 0.291, SLG: 0.379			SH5-3			G6-3		G3		1	0	0	0	0	0	0											
7 Myles Straw, R OBP: 0.304, SLG: 0.300			SH5-3			G1-3		G6-3		2	0	1	0	0	0	0											
Inning Stats	R: 1 E: 0 K: 1 S: 10	H: 1 LOB: 0 BB: 0 P: 11	R: 0 E: 0 K: 2 S: 11	H: 0 LOB: 0 BB: 0 P: 17	R: 0 E: 0 K: 0 S: 5	H: 1 LOB: 1 BB: 0 P: 8	R: 0 E: 0 K: 1 S: 7	H: 0 LOB: 0 BB: 0 P: 8	R: 1 E: 0 K: 1 S: 10	H: 1 LOB: 3 BB: 0 P: 16	R: 1 E: 0 K: 3 S: 16	H: 1 LOB: 0 BB: 0 P: 27	R: 0 E: 0 K: 0 S: 6	H: 1 LOB: 0 BB: 0 P: 11	R: 0 E: 0 K: 2 S: 8	H: 0 LOB: 0 BB: 0 P: 12	R: 0 E: 0 K: 0 S: 9	H: 0 LOB: 0 BB: 0 P: 16	1B: 2 2B: 1 3B: 0 HR: 2	SF: 0 SAC: 1 DP: 1 HBP: 1	WP: 0 PB: 0 SB: 0 CS: 0	PA: 34					
PITCHER	IP	WLS	BF	H	R	ER	SO	BB	IBB	HBP	BLK	WP	HR	S	P	ERA	WHIP										
99 Hyun Jin Ryu, L ERA: 2.25	5.0	W	21	4	3	2	5	0	0	0	0	0	2	49	70	3.60	0.800										
93 Yimi García, R ERA: 3.85	1.0	H	4	0	0	0	3	0	0	1	0	0	0	10	17	0.00	0.000										
50 Erik Swanson, R ERA: 3.1	0.1	H	2	1	0	0	0	0	0	0	0	0	0	4	7	0.00	3.000										
58 Tim Mayza, L ERA: 0.99	0.2	H	1	0	0	0	0	0	0	0	0	0	0	2	4	0.00	0.000										
33 Trevor Richards, R ERA: 3.55	2.0		6	0	0	0	2	0	0	0	0	0	0	17	28	0.00	0.000										

Batter	1	2	3	4	5	6	7	8	9	AB	R	H	RBI	BB	SO	LOB	BOTTOM										
15 Whit Merrifield, R OBP: 0.332, SLG: 0.410	11 1B		K		F7			L8		4	1	1	0	1	1	2	Cleveland Guardians @ Toronto Blue Jays Rogers Centre, Toronto, ON Sat Aug 26 2023, 3:08 PM - 5:46 PM EDT Att: 41,924 - Roof Closed - 68 F										
11 Bo Bichette, R OBP: 0.346, SLG: 0.491	27 FC4-6		L4		FC6-5		K	F6		5	0	2	1	0	1	2											
27 Vladimir Guerrero Jr., R (1, 3) OBP: 0.344, SLG: 0.437	FC4-6		F8		P4			G3-1		5	1	1	0	0	0	2											
4 George Springer, R OBP: 0.322, SLG: 0.400	FC5-4		K		FC6-5					4	2	1	0	0	1	2											
36 Davis Schneider, R (1, 4) OBP: 0.525, SLG: 0.848	HR									3	3	3	3	1	0	0											
9 Danny Jansen, R OBP: 0.299, SLG: 0.453	F8									3	1	1	0	0	1	2											
26 Matt Chapman, R OBP: 0.338, SLG: 0.432										3	0	1	1	1	1	3											
5 Santiago Espinal, R OBP: 0.287, SLG: 0.291	F8									3	0	0	1	0	1	4											
25 Daulton Varsho, L OBP: 0.285, SLG: 0.382	F7									3	0	1	2	1	0	2											
Inning Stats	R: 3 E: 0 K: 0 S: 9	H: 3 LOB: 0 BB: 0 P: 12	R: 0 E: 0 K: 1 S: 10	H: 0 LOB: 1 BB: 1 P: 18	R: 0 E: 0 K: 1 S: 8	H: 0 LOB: 0 BB: 0 P: 12	R: 2 E: 0 K: 0 S: 13	H: 3 LOB: 1 BB: 0 P: 20	R: 0 E: 0 K: 1 S: 9	H: 1 LOB: 2 BB: 1 P: 15	R: 0 E: 0 K: 2 S: 12	H: 0 LOB: 2 BB: 2 P: 23	R: 3 E: 0 K: 1 S: 16	H: 4 LOB: 1 BB: 0 P: 30	R: 0 E: 0 K: 0 S: 10	H: 0 LOB: 0 BB: 0 P: 14		1B: 6 2B: 4 3B: 0 HR: 1	SF: 1 SAC: 0 DP: 0 HBP: 1	WP: 0 PB: 0 SB: 1 CS: 1	PA: 40						
PITCHER	IP	WLS	BF	H	R	ER	SO	BB	IBB	HBP	BLK	WP	HR	S	P	ERA	WHIP										
41 Logan Allen, L ERA: 3.61	4.0	L	19	6	5	5	2	1	0	0	0	0	1	40	62	11.25	1.750										
36 Cody Morris, R ERA: 9.0	2.0		12	3	2	2	3	3	0	0	0	0	0	23	42	9.00	3.000										
99 James Karinchak, R (7, 1) ERA: 3.66	1.0		5	2	1	1	1	0	0	1	0	0	0	14	26	9.00	2.000										
49 Eil Morgan, R ERA: 3.21	1.0		3	0	0	0	0	0	0	0	0	0	0	10	14	0.00	0.000										

AB 32
 R 3
 H 5
 RBI 3
 BB 0
 SO 10
 LOB 15



AB 33
 R 8
 H 11
 RBI 8
 BB 4
 SO 6
 LOB 19



Batter	1	2	3	4	5	6	7	8	9	AB	R	H	RBI	BB	SO	LOB	TOP							
5 CJ Abrams, L OBP: 0.304, SLG: 0.413										5	2	3	0	0	0	1	Washington Nationals @ Toronto Blue Jays Rogers Centre, Toronto, ON Mon Aug 28 2023, 7:08 PM - 9:59 PM EDT Att: 27,940 - Clear - 68 F							
28 Lane Thomas, R OBP: 0.332, SLG: 0.471										3	1	0	0	0	0	2								
45 Joey Meneses, R OBP: 0.331, SLG: 0.418										4	0	2	3	0	2	1								
20 Keibert Ruiz, S OBP: 0.314, SLG: 0.414										4	0	0	0	0	3	3								
22 Dominic Smith, L OBP: 0.329, SLG: 0.340										3	0	0	0	1	2	1								
14 Ildemaro Vargas, S OBP: 0.281, SLG: 0.364										4	0	1	0	0	0	3								
39 Jake Alu, L OBP: 0.301, SLG: 0.303										4	0	1	0	0	0	0								
17 Alex Call, R OBP: 0.305, SLG: 0.305										2	0	0	0	1	0	2								
81 Drew Millas, S (9, PH)										1	0	0	0	0	0	0								
30 Jacob Young, R (1, 8)										3	0	0	0	1	1	3								
Inning Stats	R: 1 H: 2 E: 0 K: 1 S: 17	WLS: 2 BF: 1 LOB: 26	R: 0 H: 0 E: 0 K: 1 S: 9	WLS: 0 BF: 1 LOB: 15	R: 0 H: 1 E: 0 K: 2 S: 13	WLS: 1 BF: 1 LOB: 19	R: 0 H: 2 E: 0 K: 1 S: 15	WLS: 2 BF: 0 LOB: 19	R: 2 H: 2 E: 0 K: 2 S: 14	WLS: 2 BF: 0 LOB: 20	R: 0 H: 0 E: 0 K: 0 S: 7	WLS: 0 BF: 0 LOB: 10	R: 0 H: 0 E: 0 K: 1 S: 7	WLS: 0 BF: 0 LOB: 12	R: 0 H: 0 E: 0 K: 0 S: 7	WLS: 0 BF: 9 LOB: 9	R: 0 H: 0 E: 0 K: 0 S: 10	WLS: 0 BF: 16 LOB: 16	1B: 6 2B: 1 3B: 0 HR: 0	SF: 0 SAC: 0 DP: 0 HBP: 1	WP: 0 PB: 0 SB: 4 CS: 0	PA: 37		
PITCHER	IP WLS BF H R ER SO BB IBB HBP BLK WP HR S P ERA WHIP	IP WLS BF H R ER SO BB IBB HBP BLK WP HR S P ERA WHIP	IP WLS BF H R ER SO BB IBB HBP BLK WP HR S P ERA WHIP	IP WLS BF H R ER SO BB IBB HBP BLK WP HR S P ERA WHIP	IP WLS BF H R ER SO BB IBB HBP BLK WP HR S P ERA WHIP	IP WLS BF H R ER SO BB IBB HBP BLK WP HR S P ERA WHIP	IP WLS BF H R ER SO BB IBB HBP BLK WP HR S P ERA WHIP	IP WLS BF H R ER SO BB IBB HBP BLK WP HR S P ERA WHIP	IP WLS BF H R ER SO BB IBB HBP BLK WP HR S P ERA WHIP	IP WLS BF H R ER SO BB IBB HBP BLK WP HR S P ERA WHIP	IP WLS BF H R ER SO BB IBB HBP BLK WP HR S P ERA WHIP	IP WLS BF H R ER SO BB IBB HBP BLK WP HR S P ERA WHIP	IP WLS BF H R ER SO BB IBB HBP BLK WP HR S P ERA WHIP	IP WLS BF H R ER SO BB IBB HBP BLK WP HR S P ERA WHIP	IP WLS BF H R ER SO BB IBB HBP BLK WP HR S P ERA WHIP	IP WLS BF H R ER SO BB IBB HBP BLK WP HR S P ERA WHIP	IP WLS BF H R ER SO BB IBB HBP BLK WP HR S P ERA WHIP	IP WLS BF H R ER SO BB IBB HBP BLK WP HR S P ERA WHIP	IP WLS BF H R ER SO BB IBB HBP BLK WP HR S P ERA WHIP	IP WLS BF H R ER SO BB IBB HBP BLK WP HR S P ERA WHIP	IP WLS BF H R ER SO BB IBB HBP BLK WP HR S P ERA WHIP	IP WLS BF H R ER SO BB IBB HBP BLK WP HR S P ERA WHIP	IP WLS BF H R ER SO BB IBB HBP BLK WP HR S P ERA WHIP	IP WLS BF H R ER SO BB IBB HBP BLK WP HR S P ERA WHIP



Batter	1	2	3	4	5	6	7	8	9	AB	R	H	RBI	BB	SO	LOB	BOTTOM								
4 George Springer, R OBP: 0.327, SLG: 0.407										3	1	1	1	2	0	4	Washington Nationals @ Toronto Blue Jays Rogers Centre, Toronto, ON Mon Aug 28 2023, 7:08 PM - 9:59 PM EDT Att: 27,940 - Clear - 68 F								
13 Brandon Belt, L OBP: 0.369, SLG: 0.465										5	0	1	0	0	3	4									
27 Vladimir Guerrero Jr., R (1, 3)										5	1	1	2	0	0	3									
36 Davis Schneider, R OBP: 0.521, SLG: 0.875										3	0	1	1	1	1	1									
15 Whit Merrifield, R OBP: 0.329, SLG: 0.407										4	0	1	0	0	0	2									
25 Daulton Varsho, L OBP: 0.284, SLG: 0.379										4	0	0	0	0	1	3									
9 Danny Jansen, R OBP: 0.311, SLG: 0.467										2	3	1	1	2	0	0									
28 Ernie Clement, R OBP: 0.500, SLG: 0.583										4	0	2	0	0	1	1									
39 Kevin Kiermaier, L OBP: 0.327, SLG: 0.411										3	1	1	1	1	0	1									
Inning Stats	R: 0 H: 1 E: 0 K: 0 S: 12	WLS: 1 BF: 23 LOB: 23	R: 4 H: 3 E: 0 K: 2 S: 24	WLS: 3 BF: 40 LOB: 40	R: 1 H: 2 E: 1 K: 0 S: 12	WLS: 2 BF: 21 LOB: 21	R: 0 H: 0 E: 0 K: 2 S: 9	WLS: 0 BF: 14 LOB: 14	R: 1 H: 2 E: 0 K: 1 S: 17	WLS: 2 BF: 29 LOB: 29	R: 0 H: 1 E: 0 K: 0 S: 7	WLS: 1 BF: 10 LOB: 10	R: 0 H: 0 E: 0 K: 0 S: 9	WLS: 0 BF: 15 LOB: 15	R: 0 H: 0 E: 0 K: 1 S: 8	WLS: 0 BF: 13 LOB: 13		R: 0 H: 0 E: 0 K: 1 S: 8	WLS: 0 BF: 13 LOB: 13	1B: 7 2B: 1 3B: 0 HR: 1	SF: 0 SAC: 0 DP: 1 HBP: 0	WP: 0 PB: 0 SB: 3 CS: 0	PA: 39		
PITCHER	IP WLS BF H R ER SO BB IBB HBP BLK WP HR S P ERA WHIP	IP WLS BF H R ER SO BB IBB HBP BLK WP HR S P ERA WHIP	IP WLS BF H R ER SO BB IBB HBP BLK WP HR S P ERA WHIP	IP WLS BF H R ER SO BB IBB HBP BLK WP HR S P ERA WHIP	IP WLS BF H R ER SO BB IBB HBP BLK WP HR S P ERA WHIP	IP WLS BF H R ER SO BB IBB HBP BLK WP HR S P ERA WHIP	IP WLS BF H R ER SO BB IBB HBP BLK WP HR S P ERA WHIP	IP WLS BF H R ER SO BB IBB HBP BLK WP HR S P ERA WHIP	IP WLS BF H R ER SO BB IBB HBP BLK WP HR S P ERA WHIP	IP WLS BF H R ER SO BB IBB HBP BLK WP HR S P ERA WHIP	IP WLS BF H R ER SO BB IBB HBP BLK WP HR S P ERA WHIP	IP WLS BF H R ER SO BB IBB HBP BLK WP HR S P ERA WHIP	IP WLS BF H R ER SO BB IBB HBP BLK WP HR S P ERA WHIP	IP WLS BF H R ER SO BB IBB HBP BLK WP HR S P ERA WHIP	IP WLS BF H R ER SO BB IBB HBP BLK WP HR S P ERA WHIP	IP WLS BF H R ER SO BB IBB HBP BLK WP HR S P ERA WHIP	IP WLS BF H R ER SO BB IBB HBP BLK WP HR S P ERA WHIP	IP WLS BF H R ER SO BB IBB HBP BLK WP HR S P ERA WHIP	IP WLS BF H R ER SO BB IBB HBP BLK WP HR S P ERA WHIP	IP WLS BF H R ER SO BB IBB HBP BLK WP HR S P ERA WHIP	IP WLS BF H R ER SO BB IBB HBP BLK WP HR S P ERA WHIP	IP WLS BF H R ER SO BB IBB HBP BLK WP HR S P ERA WHIP	IP WLS BF H R ER SO BB IBB HBP BLK WP HR S P ERA WHIP	IP WLS BF H R ER SO BB IBB HBP BLK WP HR S P ERA WHIP	IP WLS BF H R ER SO BB IBB HBP BLK WP HR S P ERA WHIP



Batter	1	2	3	4	5	6	7	8	9	AB	R	H	RBI	BB	SO	LOB	TOP								
5 CJ Abrams, L OBP: 0.303, SLG: 0.411	G6-3		45 F9 28 S 1B		F7		K		P6	5	0	1	0	0	1	2									
28 Lane Thomas, R OBP: 0.331, SLG: 0.468	L8		K		45 1B 20 HR BB		K			3	1	0	0	1	2	2									
45 Joey Meneses, R OBP: 0.331, SLG: 0.417	G5-3		F9		20 HR 1B		P5			4	1	1	0	0	0	2									
20 Keibert Ruiz, S OBP: 0.313, SLG: 0.420	F8		L8		HR				F8	4	1	1	3	0	0	1									
22 Dominic Smith, L OBP: 0.329, SLG: 0.339	8 HR 1B				F8		G4-3		P5	4	1	1	0	0	0	0									
8 Carter Kieboom, R OBP: 0.304, SLG: 0.727	HR				1B		G4-3			4	1	2	2	0	1	0									
17 Alex Call, R OBP: 0.305, SLG: 0.305	HR				1B				K	0	0	0	0	0	0	0									
39 Jake Alu, L OBP: 0.299, SLG: 0.300	G3-1				K		F9		1B	4	0	1	0	0	1	1									
14 Ildemaro Vargas, S OBP: 0.280, SLG: 0.358					L8		G4-3		L7	3	0	0	0	1	0	2									
30 Jacob Young, R OBP: 0.250, SLG: 0.100	L9				G6-3				K	4	0	1	0	0	1	2									
Inning Stats	R: 0 E: 0 K: 0 S: 10	H: 0 LOB: 0 BB: 0 P: 15	R: 2 E: 0 K: 0 S: 11	H: 2 LOB: 1 BB: 1 P: 16	R: 0 E: 0 K: 1 S: 8	H: 1 LOB: 0 BB: 0 P: 11	R: 0 E: 0 K: 1 S: 13	H: 1 LOB: 1 BB: 0 P: 16	R: 3 E: 0 K: 0 S: 15	H: 2 LOB: 0 BB: 0 P: 26	R: 0 E: 0 K: 0 S: 5	H: 0 LOB: 0 BB: 0 P: 8	R: 0 E: 0 K: 2 S: 14	H: 1 LOB: 0 BB: 0 P: 19	R: 0 E: 0 K: 1 S: 10	H: 0 LOB: 0 BB: 0 P: 11	R: 0 E: 0 K: 1 S: 14	H: 1 LOB: 0 BB: 0 P: 19	1B: 6 2B: 0 3B: 0 HR: 2	SF: 0 SAC: 0 DP: 0 HBP: 0	WP: 0 PB: 0 SB: 2 CS: 0	PA: 37			
PITCHER	IP	WLS	BF	H	R	ER	SO	BB	IBB	HBP	BLK	WP	HR	S	P	ERA	WHIP								
17 José Berrios, R ERA: 3.7	6.0	L	26	6	5	5	2	2	0	0	0	0	2	62	92	7.50	1.333								
44 Bowden Francis, R ERA: 1.74	3.0		11	2	0	0	4	0	0	0	0	0	0	38	49	0.00	0.667								

Washington Nationals @ Toronto Blue Jays
Rogers Centre, Toronto, ON
Tue Aug 29 2023, 7:10 PM - 10:04 PM EDT
Att: 39,722 - Clear - 71 F

AB	35
R	5
H	8
RBI	5
BB	2
SO	6
LOB	12



Batter	1	2	3	4	5	6	7	8	9	AB	R	H	RBI	BB	SO	LOB	BOTTOM								
4 George Springer, R OBP: 0.328, SLG: 0.405	F7				1B		G6-3		G5-3 BB	4	0	1	0	1	0	3									
36 Davis Schneider, R OBP: 0.509, SLG: 0.911	F8		HR		P6		2B		K	5	1	2	2	0	1	4									
27 Vladimir Guerrero Jr., R OBP: 0.340, SLG: 0.436	9 BB 1B		G4-3		F9		G6-3		G5-3	5	0	1	1	0	0	4									
9 Danny Jansen, R OBP: 0.312, SLG: 0.464	BB		K		F7				P3	4	0	1	0	1	1	3									
15 Whit Merrifield, R OBP: 0.329, SLG: 0.408	P4		30 WP 2B		K		K		FC5-4 25 WP 2B	4	1	1	0	0	1	3									
30 Alejandro Kirk, R OBP: 0.327, SLG: 0.340	G5-3		L9		G4-3		G4-3		25 WP 25 F 2B	4	0	1	0	0	0	1									
28 Ernie Clement, R OBP: 0.412, SLG: 0.467	G5-3				K		G6-3		F	3	0	0	0	0	1	0									
25 Daulton Varsho, L OBP: 0.283, SLG: 0.378										1	0	0	0	0	0	1									
5 Santiago Espinal, R OBP: 0.293, SLG: 0.303										2	0	2	0	0	0	0									
8 Cavan Biggio, L OBP: 0.312, SLG: 0.365					39 G6-3 1B				4 BB 27 G5-3 1B	1	2	1	0	1	0	0									
39 Kevin Kiermaier, L OBP: 0.329, SLG: 0.410					G6-3		K		27 G5-3 4 BB 1B	3	0	1	0	1	1	2									
Inning Stats	R: 0 E: 0 K: 0 S: 9	H: 1 LOB: 2 BB: 1 P: 18	R: 0 E: 0 K: 0 S: 24	H: 1 LOB: 2 BB: 1 P: 38	R: 1 E: 0 K: 1 S: 15	H: 2 LOB: 0 BB: 0 P: 23	R: 0 E: 0 K: 1 S: 7	H: 1 LOB: 0 BB: 0 P: 9	R: 0 E: 0 K: 0 S: 14	H: 0 LOB: 0 BB: 0 P: 18	R: 0 E: 0 K: 1 S: 8	H: 0 LOB: 0 BB: 0 P: 10	R: 1 E: 0 K: 1 S: 13	H: 1 LOB: 1 BB: 1 P: 22	R: 1 E: 0 K: 0 S: 10	H: 2 LOB: 0 BB: 0 P: 17	R: 1 E: 0 K: 1 S: 11	H: 2 LOB: 2 BB: 1 P: 20	1B: 6 2B: 5 3B: 0 HR: 1	SF: 0 SAC: 0 DP: 2 HBP: 0	WP: 2 PB: 0 SB: 1 CS: 0	PA: 40			
PITCHER	IP	WLS	BF	H	R	ER	SO	BB	IBB	HBP	BLK	WP	HR	S	P	ERA	WHIP								
1 MacKenzie Gore, L ERA: 4.28	5.0	W	22	6	1	1	2	2	0	0	0	0	0	15	23	5.40	1.200								
71 Mason Thompson, R ERA: 5.4	1.2		7	1	1	1	2	1	0	0	0	0	0	15	23	5.40	1.200								
73 Hunter Harvey, R ERA: 2.77	1.1	H	5	2	1	1	0	0	0	0	0	1	0	16	26	6.75	1.500								
67 Kyle Finnegan, R ERA: 2.91	1.0	S	6	2	1	1	1	1	0	0	0	0	0	11	20	9.00	3.000								

Washington Nationals @ Toronto Blue Jays
Rogers Centre, Toronto, ON
Tue Aug 29 2023, 7:10 PM - 10:04 PM EDT
Att: 39,722 - Clear - 71 F

AB	36
R	4
H	11
RBI	3
BB	4
SO	5
LOB	21



Batter	1	2	3	4	5	6	7	8	9	AB	R	H	RBI	BB	SO	LOB	TOP				
5 CJ Abrams, L (1,6) OBP: 0.300, SLG: 0.407	F9		F8		PO	K		L7		4	0	0	0	0	1	1					
28 Lane Thomas, R (1,9) OBP: 0.325, SLG: 0.466	F8			P2		G6-3			F7	3	0	0	0	0	0	0					
17 Alex Call, R (7,9) OBP: 0.305, SLG: 0.304	F8			G6-3						1	0	0	0	0	0	0					
45 Joey Meneses, R (1,3) OBP: 0.332, SLG: 0.417				G6-3						4	0	2	0	0	0	0					
20 Keibert Ruiz, S (1,10) OBP: 0.315, SLG: 0.419										3	0	1	0	1	0	1					
8 Carter Kieboom, R (1,5) OBP: 0.296, SLG: 0.654										4	0	1	0	0	1	2					
39 Jake Alu, L (1,7) OBP: 0.286, SLG: 0.286										4	0	0	0	0	0	4					
14 Ildemaro Vargas, S (1,4) OBP: 0.276, SLG: 0.353										3	0	0	0	0	1	0					
15 Riley Adams, R (1,2) OBP: 0.338, SLG: 0.481										2	0	0	0	0	0	0					
30 Jacob Young, R (1,8) OBP: 0.267, SLG: 0.231										3	0	1	0	0	0	1					
Inning Stats	R: 0 H: 1 E: 0 K: 0 S: 12	H: 1 LOB: 1 BB: 0 P: 21	R: 0 H: 0 E: 0 K: 0 S: 7	H: 0 LOB: 0 BB: 0 P: 9	R: 0 H: 0 E: 0 K: 0 S: 6	H: 0 LOB: 0 BB: 0 P: 11	R: 0 H: 1 E: 0 K: 0 S: 12	H: 1 LOB: 2 BB: 0 P: 20	R: 0 H: 0 E: 0 K: 1 S: 6	H: 0 LOB: 0 BB: 0 P: 9	R: 0 H: 0 E: 0 K: 1 S: 7	H: 0 LOB: 0 BB: 0 P: 9	R: 0 H: 0 E: 0 K: 1 S: 11	H: 0 LOB: 1 BB: 0 P: 15	R: 0 H: 2 E: 0 K: 0 S: 13	H: 2 LOB: 2 BB: 0 P: 21	1B: 4 2B: 1 3B: 0 HR: 0	SF: 0 SAC: 0 DP: 0 HBP: 1	WP: 0 PB: 0 SB: 0 CS: 0	PA: 34	
PITCHER	IP WLS BF H R ER SO BB IBB HBP BLK WP HR S P ERA WHIP	IP WLS BF H R ER SO BB IBB HBP BLK WP HR S P ERA WHIP	IP WLS BF H R ER SO BB IBB HBP BLK WP HR S P ERA WHIP	IP WLS BF H R ER SO BB IBB HBP BLK WP HR S P ERA WHIP	IP WLS BF H R ER SO BB IBB HBP BLK WP HR S P ERA WHIP	IP WLS BF H R ER SO BB IBB HBP BLK WP HR S P ERA WHIP	IP WLS BF H R ER SO BB IBB HBP BLK WP HR S P ERA WHIP	IP WLS BF H R ER SO BB IBB HBP BLK WP HR S P ERA WHIP	IP WLS BF H R ER SO BB IBB HBP BLK WP HR S P ERA WHIP	IP WLS BF H R ER SO BB IBB HBP BLK WP HR S P ERA WHIP	IP WLS BF H R ER SO BB IBB HBP BLK WP HR S P ERA WHIP	IP WLS BF H R ER SO BB IBB HBP BLK WP HR S P ERA WHIP	IP WLS BF H R ER SO BB IBB HBP BLK WP HR S P ERA WHIP	IP WLS BF H R ER SO BB IBB HBP BLK WP HR S P ERA WHIP	IP WLS BF H R ER SO BB IBB HBP BLK WP HR S P ERA WHIP	IP WLS BF H R ER SO BB IBB HBP BLK WP HR S P ERA WHIP	IP WLS BF H R ER SO BB IBB HBP BLK WP HR S P ERA WHIP	IP WLS BF H R ER SO BB IBB HBP BLK WP HR S P ERA WHIP	IP WLS BF H R ER SO BB IBB HBP BLK WP HR S P ERA WHIP	IP WLS BF H R ER SO BB IBB HBP BLK WP HR S P ERA WHIP	IP WLS BF H R ER SO BB IBB HBP BLK WP HR S P ERA WHIP
40 Chris Bassitt, R (1,1) ERA: 3.81	8.0	W	28	3	0	0	3	1	0	1	0	0	0	0	0	0	0.00	0.500			
35 Jay Jackson, R (9,1) ERA: 2.63	1.0		5	2	0	0	0	0	0	0	0	0	0	0	0	0	0.00	2.000			

Washington Nationals @ Toronto Blue Jays
Rogers Centre, Toronto, ON
Wed Aug 30 2023, 3:10 PM - 5:31 PM EDT
Att: 39,303 - Partly Cloudy - 67 F

AB	31
R	0
H	5
RBI	0
BB	1
SO	3
LOB	9



Batter	1	2	3	4	5	6	7	8	9	AB	R	H	RBI	BB	SO	LOB	BOTTOM				
4 George Springer, R (1,10) OBP: 0.326, SLG: 0.402	F8	P6		K		G6-4-3				4	0	0	0	0	1	4					
36 Davis Schneider, R (1,4) OBP: 0.526, SLG: 0.894										2	2	1	0	2	0	0					
27 Vladimir Guerrero Jr., R (1,3) OBP: 0.340, SLG: 0.437										4	1	1	0	0	2	1					
15 Whit Merrifield, R (1,7) OBP: 0.328, SLG: 0.406										4	0	1	0	0	1	2					
30 Alejandro Kirk, R (1,2) OBP: 0.332, SLG: 0.354										3	2	3	3	0	0	0					
25 Daulton Varsho, L (1,8) OBP: 0.283, SLG: 0.379										4	1	1	0	0	1	3					
28 Ernie Clement, R (1,6) OBP: 0.450, SLG: 0.590										3	1	2	1	0	0	0					
10 Mason McCoy, R (8,PH) (9,6)										1	0	0	0	0	1	0					
5 Santiago Espinal, R (1,5) OBP: 0.297, SLG: 0.307										4	0	2	2	0	0	0					
8 Cavan Biggio, L (1,9) OBP: 0.311, SLG: 0.369										3	0	1	1	0	1	2					
Inning Stats	R: 2 H: 2 E: 0 K: 1 S: 16	H: 1 LOB: 1 BB: 1 P: 26	R: 0 H: 1 E: 0 K: 0 S: 13	H: 1 LOB: 0 BB: 0 P: 18	R: 0 H: 1 E: 0 K: 1 S: 6	H: 1 LOB: 0 BB: 0 P: 9	R: 2 H: 3 E: 0 K: 2 S: 13	H: 3 LOB: 1 BB: 0 P: 24	R: 0 H: 0 E: 0 K: 1 S: 6	H: 0 LOB: 0 BB: 0 P: 10	R: 2 H: 4 E: 0 K: 1 S: 13	H: 4 LOB: 1 BB: 0 P: 19	R: 1 H: 1 E: 0 K: 0 S: 11	H: 1 LOB: 1 BB: 1 P: 20	R: 0 H: 0 E: 0 K: 1 S: 7	H: 0 LOB: 0 BB: 0 P: 14	1B: 8 2B: 4 3B: 0 HR: 0	SF: 2 SAC: 0 DP: 1 HBP: 0	WP: 0 PB: 0 SB: 3 CS: 0	PA: 36	
PITCHER	IP WLS BF H R ER SO BB IBB HBP BLK WP HR S P ERA WHIP	IP WLS BF H R ER SO BB IBB HBP BLK WP HR S P ERA WHIP	IP WLS BF H R ER SO BB IBB HBP BLK WP HR S P ERA WHIP	IP WLS BF H R ER SO BB IBB HBP BLK WP HR S P ERA WHIP	IP WLS BF H R ER SO BB IBB HBP BLK WP HR S P ERA WHIP	IP WLS BF H R ER SO BB IBB HBP BLK WP HR S P ERA WHIP	IP WLS BF H R ER SO BB IBB HBP BLK WP HR S P ERA WHIP	IP WLS BF H R ER SO BB IBB HBP BLK WP HR S P ERA WHIP	IP WLS BF H R ER SO BB IBB HBP BLK WP HR S P ERA WHIP	IP WLS BF H R ER SO BB IBB HBP BLK WP HR S P ERA WHIP	IP WLS BF H R ER SO BB IBB HBP BLK WP HR S P ERA WHIP	IP WLS BF H R ER SO BB IBB HBP BLK WP HR S P ERA WHIP	IP WLS BF H R ER SO BB IBB HBP BLK WP HR S P ERA WHIP	IP WLS BF H R ER SO BB IBB HBP BLK WP HR S P ERA WHIP	IP WLS BF H R ER SO BB IBB HBP BLK WP HR S P ERA WHIP	IP WLS BF H R ER SO BB IBB HBP BLK WP HR S P ERA WHIP	IP WLS BF H R ER SO BB IBB HBP BLK WP HR S P ERA WHIP	IP WLS BF H R ER SO BB IBB HBP BLK WP HR S P ERA WHIP	IP WLS BF H R ER SO BB IBB HBP BLK WP HR S P ERA WHIP	IP WLS BF H R ER SO BB IBB HBP BLK WP HR S P ERA WHIP	IP WLS BF H R ER SO BB IBB HBP BLK WP HR S P ERA WHIP
46 Patrick Corbin, L (1,1) ERA: 4.9	5.0	L	25	10	0	6	5	1	0	0	0	0	0	0	0	0	10.80	2.200			
57 Andrés Machado, R (6,1) ERA: 5.88	2.0		8	2	1	1	1	1	0	0	18	30	4.50	1.500							
Jose Ferrer, L (8,1) ERA: 4.44	1.0		3	0	0	0	1	0	0	0	7	14	0.00	0.000							

Washington Nationals @ Toronto Blue Jays
Rogers Centre, Toronto, ON
Wed Aug 30 2023, 3:10 PM - 5:31 PM EDT
Att: 39,303 - Partly Cloudy - 67 F

AB	32
R	7
H	12
RBI	7
BB	2
SO	7
LOB	12



Batter	1	2	3	4	5	6	7	8	9	AB	R	H	RBI	BB	SO	LOB	TOP				
4 George Springer, R OBP: 0.332, SLG: 0.404										4	0	1	0	1	2	1					
8 Cavan Biggio, L OBP: 0.313, SLG: 0.364										2	1	0	0	1	0	1					
5 Santiago Espinal, R OBP: 0.302, SLG: 0.313										2	0	1	0	0	0	2					
10 Mason McCoy, R										0	1	0	0	0	0	0					
27 Vladimir Guerrero Jr., R(1, 10) OBP: 0.341, SLG: 0.439										3	2	2	2	1	0	1					
36 Davis Schneider, R OBP: 0.514, SLG: 0.845										4	1	1	1	1	2	3					
39 Kevin Kiermaier, L OBP: 0.332, SLG: 0.422										0	0	0	0	0	0	0					
48 Spencer Horwitz, L OBP: 0.500, SLG: 0.615										4	2	3	2	1	0	2					
15 Whit Merrifield, R OBP: 0.322, SLG: 0.409										5	0	1	1	0	1	3					
28 Ernie Clement, R OBP: 0.455, SLG: 0.645										5	0	3	1	0	0	0					
25 Daulton Varsho, L OBP: 0.289, SLG: 0.377										4	0	0	0	1	1	4					
55 Tyler Heineman, S OBP: 0.344, SLG: 0.259										2	0	0	0	0	0	1					
30 Alejandro Kirk, R (6, PH) OBP: 0.335, SLG: 0.355										1	0	0	0	1	1						
Inning Stats	R: 0 E: 0 K: 1 S: 9	H: 0 LOB: 2 P: 19	R: 0 E: 0 K: 1 S: 12	H: 0 LOB: 1 P: 18	R: 1 E: 0 K: 1 S: 10	H: 2 LOB: 0 P: 15	R: 1 E: 0 K: 0 S: 8	H: 2 LOB: 1 P: 14	R: 3 E: 1 K: 2 S: 12	H: 3 LOB: 1 P: 25	R: 0 E: 0 K: 0 S: 6	H: 1 LOB: 1 P: 11	R: 0 E: 0 K: 1 S: 14	H: 0 LOB: 1 P: 23	R: 2 E: 0 K: 1 S: 19	H: 3 LOB: 2 P: 30	1B: 9 2B: 1 3B: 0 HR: 2	SF: 0 SAC: 0 DP: 2 HBP: 1	WP: 1 PB: 0 SB: 0 CS: 1	PA: 44	
PITCHER	IP: 4.0 WLS: 17 BF: 4	H: 2 R: 2 ER: 2 SO: 3	BB: 2 IBB: 0 HBP: 1 BLK: 0	WP: 0 HR: 2 S: 39 P: 66	ERA: 4.50 WHIP: 1.500	IP: 0.2 WLS: L BF: 6	H: 3 R: 2 ER: 2 SO: 1	BB: 1 IBB: 0 HBP: 0 BLK: 0	WP: 0 HR: 0 S: 17 P: 27	ERA: 27.00 WHIP: 6.000	IP: 0.1 WLS: 1 BF: 0	H: 0 R: 0 ER: 0 SO: 0	BB: 0 IBB: 0 HBP: 0 BLK: 0	WP: 0 HR: 0 S: 2 P: 3	ERA: 0.00 WHIP: 0.000						
45 Chase Anderson, R ERA: 5.98																					
57 Tommy Doyle, R ERA: 5.31																					
56 Evan Justice, L ERA: 9.0																					
54 Matt Koch, R ERA: 3.34																					
40 Tyler Kinley, R ERA: 7.71																					

Toronto Blue Jays @ Colorado Rockies
Coors Field, Denver, CO
Sun Sep 03 2023, 1:13 PM - 5:24 PM MDT
Att: 32,283 - Partly Cloudy - 86 F

AB 36
R 7
H 12
RBI 7
BB 7
SO 7
LOB 19



Batter	1	2	3	4	5	6	7	8	9	AB	R	H	RBI	BB	SO	LOB	BOTTOM					
19 Charlie Blackmon, L OBP: 0.380, SLG: 0.453										5	0	1	0	0	1	3						
14 Ezequiel Tovar, R OBP: 0.292, SLG: 0.427										5	1	1	0	0	1	3						
24 Ryan McMahon, L OBP: 0.333, SLG: 0.457										5	1	1	1	0	3	1						
22 Nolan Jones, L OBP: 0.365, SLG: 0.513										4	0	1	1	1	1	0						
7 Brendan Rodgers, R OBP: 0.268, SLG: 0.281										3	1	1	0	1	2	2						
44 Elehuris Montero, R OBP: 0.273, SLG: 0.365										3	2	1	0	1	1	2						
15 Hunter Goodman, R OBP: 0.417, SLG: 0.619										3	0	2	3	1	0	1						
12 Sean Bouchard, R										0	0	0	0	0	0	0						
9 Brenton Doyle, R OBP: 0.238, SLG: 0.311										3	0	0	0	0	2	3						
16 Austin Wynns, R OBP: 0.260, SLG: 0.277										2	0	1	0	1	0	0						
35 Elias Diaz, R (8, PH) OBP: 0.314, SLG: 0.413										1	0	0	0	0	0	0						
Inning Stats	R: 0 E: 0 K: 2 S: 8	H: 0 LOB: 0 P: 9	R: 0 E: 0 K: 2 S: 13	H: 0 LOB: 2 P: 27	R: 2 E: 0 K: 1 S: 10	H: 4 LOB: 1 P: 15	R: 1 E: 0 K: 0 S: 9	H: 2 LOB: 1 P: 16	R: 2 E: 0 K: 3 S: 17	H: 1 LOB: 2 P: 31	R: 0 E: 0 K: 2 S: 13	H: 1 LOB: 1 P: 15	R: 0 E: 0 K: 1 S: 10	H: 1 LOB: 0 P: 13	R: 0 E: 0 K: 0 S: 6	H: 0 LOB: 0 P: 7	R: 0 E: 0 K: 0 S: 8	H: 0 LOB: 0 P: 12	1B: 4 2B: 5 3B: 0 HR: 0	SF: 0 SAC: 1 DP: 1 HBP: 0	WP: 0 PB: 0 SB: 3 CS: 0	PA: 40
PITCHER	IP: 4.0 WLS: 20 BF: 7	H: 3 R: 3 ER: 3 SO: 3	BB: 3 IBB: 0 HBP: 0 BLK: 0	WP: 0 HR: 0 S: 40 P: 67	ERA: 6.75 WHIP: 2.250	IP: 1.0 WLS: S BF: 3	H: 0 R: 0 ER: 0 SO: 0	BB: 0 IBB: 0 HBP: 0 BLK: 0	WP: 0 HR: 0 S: 8 P: 12	ERA: 0.00 WHIP: 0.000	IP: 1.1 WLS: 3 BF: 7	H: 1 R: 0 ER: 0 SO: 0	BB: 0 IBB: 0 HBP: 0 BLK: 0	WP: 0 HR: 0 S: 8 P: 12	ERA: 0.00 WHIP: 0.000							
34 Kevin Gausman, R ERA: 3.39																						
33 Trevor Richards, R ERA: 3.59																						
58 Tim Mayza, L ERA: 1.33																						
12 Jordan Hicks, R ERA: 3.62																						
37 Chad Green, R ERA: 5.4																						

Toronto Blue Jays @ Colorado Rockies
Coors Field, Denver, CO
Sun Sep 03 2023, 1:13 PM - 5:24 PM MDT
Att: 32,283 - Partly Cloudy - 86 F

AB 34
R 5
H 9
RBI 5
SO 11
LOB 15




Batter	1	2	3	4	5	6	7	8	9	AB	R	H	RBI	BB	SO	LOB	TOP										
11 Maikel Garcia, R OBP: 0.323, SLG: 0.375	G6-3		P3			F8		K		4	0	0	0	0	1	0											
7 Bobby Witt Jr., R OBP: 0.311, SLG: 0.492	P3			G5-3		G5-3			P6	4	0	0	0	0	0	0											
13 Salvador Perez, R OBP: 0.288, SLG: 0.415	G5-3			F7		CI			F8	3	0	0	0	0	0	0											
1 MJ Melendez, L OBP: 0.309, SLG: 0.396		BB			K				G3-1	3	0	0	0	1	2	1											
17 Nelson Velázquez, R OBP: 0.303, SLG: 0.618		K				G1				3	0	0	0	0	2	1											
19 Michael Massey, L OBP: 0.270, SLG: 0.363	L8					F9			P3	3	0	0	0	0	0	1											
14 Edward Olivares, R (1, 10) OBP: 0.308, SLG: 0.447	G4-3					HR			G6-3	3	1	1	1	0	0	1											
6 Drew Waters, S OBP: 0.307, SLG: 0.395			K							3	0	1	0	0	2	0											
32 Nick Pratto, L OBP: 0.321, SLG: 0.371			K							3	0	0	0	0	3	1											
Inning Stats	R: 0 E: 0 K: 0 S: 5	H: 0 LOB: 0 BB: 0 P: 6	R: 0 E: 0 K: 1 S: 10	H: 0 LOB: 1 BB: 1 P: 20	R: 0 E: 0 K: 2 S: 9	H: 0 LOB: 0 BB: 0 P: 13	R: 0 E: 0 K: 1 S: 8	H: 0 LOB: 0 BB: 0 P: 8	R: 1 E: 0 K: 1 S: 12	H: 2 LOB: 1 BB: 0 P: 16	R: 0 E: 0 K: 1 S: 11	H: 0 LOB: 1 BB: 0 P: 14	R: 0 E: 0 K: 1 S: 12	H: 0 LOB: 0 BB: 0 P: 14	R: 0 E: 0 K: 3 S: 9	H: 0 LOB: 0 BB: 0 P: 14	R: 0 E: 0 K: 0 S: 4	H: 0 LOB: 0 BB: 0 P: 7	1B: 0 2B: 1 3B: 0 HR: 1	SF: 0 SAC: 0 DP: 0 HBP: 0	WP: 0 PB: 0 SB: 0 CS: 0	PA: 31					
PITCHER	IP	WLS	BF	H	R	ER	SO	BB	IBB	HBP	BLK	WP	HR	S	P	ERA	WHIP										
34 Kevin Gausman, R ERA: 3.28	8.0	W	28	2	1	1	10	1	0	0	0	0	1	76	105	1.12	0.375										
12 Jordan Hicks, R ERA: 3.49	1.0		3	0	0	0	0	0	0	0	0	0	0	4	7	0.00	0.000										

Kansas City Royals @ Toronto Blue Jays
Rogers Centre, Toronto, ON
Sat Sep 09 2023, 3:08 PM - 5:28 PM EDT
Att: 41,443 - Cloudy - 68 F

livebaseballscorecards.com

AB	29
R	1
H	2
RBI	1
BB	1
SO	10
LOB	5




Batter	1	2	3	4	5	6	7	8	9	AB	R	H	RBI	BB	SO	LOB	BOTTOM										
4 George Springer, R OBP: 0.335, SLG: 0.414	G6-3			HR						4	2	3	4	0	0	0											
48 Spencer Horwitz, L OBP: 0.393, SLG: 0.458	G1-3			G4-3	G4-3					4	0	1	0	0	0	1											
27 Vladimir Guerrero Jr., R (1, 3) OBP: 0.343, SLG: 0.437	G5-3								G4-6-3	4	1	2	0	0	0	1											
36 Davis Schneider, R OBP: 0.511, SLG: 0.831			K							4	0	0	0	0	3	2											
5 Santiago Espinal, R OBP: 0.305, SLG: 0.322										0	0	0	0	0	0	0											
8 Cavan Biggio, L OBP: 0.328, SLG: 0.369	G4-3			L7					G3	4	0	1	1	0	0	1											
30 Alejandro Kirk, R OBP: 0.338, SLG: 0.356	G4-3								G6-3	3	1	0	0	1	1	1											
25 Daulton Varsho, L OBP: 0.287, SLG: 0.373			P6							3	1	1	0	0	0	1											
28 Ernie Clement, R OBP: 0.400, SLG: 0.535			F7						L9	3	0	0	0	0	0	2											
39 Kevin Kiermaier, L OBP: 0.333, SLG: 0.429	G4-3								G1-3	3	0	0	0	0	1	2											
Inning Stats	R: 0 E: 0 K: 0 S: 4	H: 0 LOB: 0 BB: 0 P: 6	R: 0 E: 0 K: 1 S: 11	H: 0 LOB: 0 BB: 0 P: 17	R: 0 E: 0 K: 0 S: 6	H: 0 LOB: 0 BB: 0 P: 9	R: 1 E: 0 K: 1 S: 15	H: 2 LOB: 1 BB: 0 P: 27	R: 2 E: 0 K: 1 S: 10	H: 2 LOB: 1 BB: 1 P: 19	R: 1 E: 0 K: 0 S: 15	H: 2 LOB: 1 BB: 0 P: 24	R: 1 E: 0 K: 0 S: 13	H: 2 LOB: 1 BB: 0 P: 19	R: 0 E: 0 K: 0 S: 9	H: 0 LOB: 0 BB: 0 P: 15	1B: 4 2B: 2 3B: 0 HR: 2	SF: 0 SAC: 0 DP: 0 HBP: 0	WP: 1 PB: 0 SB: 0 CS: 0	PA: 33							
PITCHER	IP	WLS	BF	H	R	ER	SO	BB	IBB	HBP	BLK	WP	HR	S	P	ERA	WHIP										
66 James McArthur, R ERA: 8.53	2.0	L	18	6	4	4	4	1	0	0	0	0	1	42	72	9.82	1.909										
23 Zack Greinke, R ERA: 5.47	3.2		18	6	4	4	4	1	0	0	0	0	1	42	72	9.82	1.909										
61 Angel Zerpa, L ERA: 6.33	1.0		5	2	1	1	0	0	0	0	0	0	1	15	22	9.00	2.000										
64 Steven Cruz, R ERA: 7.2	1.1		4	0	0	0	0	0	0	0	0	1	0	11	19	0.00	0.000										

Kansas City Royals @ Toronto Blue Jays
Rogers Centre, Toronto, ON
Sat Sep 09 2023, 3:08 PM - 5:28 PM EDT
Att: 41,443 - Cloudy - 68 F

livebaseballscorecards.com

AB	32
R	5
H	8
RBI	5
BB	1
SO	5
LOB	11



Batter	1	2	3	4	5	6	7	8	9	AB R H RBI BB SO LOB	TOP
11 Maikel Garcia, R (1,5) OBP: 0.322, SLG: 0.372										4 0 0 0 1 0 3	<p>Kansas City Royals @ Toronto Blue Jays Rogers Centre, Toronto, ON Sun Sep 10 2023, 1:40 PM - 4:25 PM EDT Att: 35,275 - Partly Cloudy - 70 F</p> <p>livebaseballscorecards.com</p> <p>AB 34 R 2 H 8 RBI 2 BB 3 SO 9 LOB 15</p>
7 Bobby Witt Jr., R (1,6) OBP: 0.312, SLG: 0.494									4 1 2 1 0 0 0		
13 Salvador Perez, R (1,2) OBP: 0.287, SLG: 0.414									4 0 1 1 0 1 1		
1 MJ Melendez, L (1,7) OBP: 0.308, SLG: 0.393									3 0 0 0 1 0 1		
14 Edward Olivares, R (1,10) OBP: 0.310, SLG: 0.447									4 0 2 0 0 1 2		
19 Michael Massey, L (1,4) OBP: 0.267, SLG: 0.359									4 0 0 0 0 3 2		
12 Nick Loftin, R (1,3) OBP: 0.444, SLG: 0.609									4 0 1 0 0 1 1		
6 Drew Waters, S (1,9) OBP: 0.310, SLG: 0.394									3 0 1 0 1 0 0		
28 Kyle Isbel, L (1,8) OBP: 0.266, SLG: 0.378									3 1 1 0 0 2 2 1 0 0 0 0 1 3		
17 Nelson Velázquez, R (9,PH) OBP: 0.300, SLG: 0.613										WP: 0 PA: 37 PB: 0 SB: 2 CS: 1	
Inning Stats	R: 0 H: 1 E: 0 LOB: 2 K: 0 BB: 1 S: 12 P: 19	R: 0 H: 0 E: 0 LOB: 0 K: 1 BB: 0 S: 9 P: 13	R: 0 H: 0 E: 0 LOB: 0 K: 1 BB: 0 S: 7 P: 9	R: 0 H: 0 E: 0 LOB: 0 K: 2 BB: 0 S: 10 P: 13	R: 0 H: 0 E: 0 LOB: 0 K: 0 BB: 0 S: 7 P: 10	R: 2 H: 2 E: 0 LOB: 0 K: 0 BB: 1 S: 11 P: 22	R: 0 H: 2 E: 0 LOB: 2 K: 3 BB: 0 S: 13 P: 14	R: 0 H: 1 E: 0 LOB: 1 K: 0 BB: 0 S: 7 P: 14	R: 0 H: 2 E: 0 LOB: 3 K: 2 BB: 1 S: 15 P: 28	1B: 5 SF: 0 2B: 2 SAC: 0 3B: 1 DP: 0 HR: 0 HBP: 0	WP: 0 PA: 37 PB: 0 SB: 2 CS: 1
PITCHER	IP WLS BF H R ER SO BB IBB HBP BLK WP HR S P ERA WHIP										
17 José Berrios, R (1,1) ERA: 3.63	7.0 W 27 5 2 2 7 2 0 0 0 0 0 69 100 2.57 1.000										
93 Yimi García, R (8,1) ERA: 4.05	0.2 H 3 1 0 0 0 0 0 0 0 0 0 5 10 0.00 1.500										
92 Génesis Cabrera, L (8,1) ERA: 3.38	0.1 H 1 0 0 0 0 0 0 0 0 0 0 2 4 0.00 0.000										
68 Jordan Romano, R (9,1) ERA: 2.6	1.0 S 6 2 0 0 2 1 0 0 0 0 0 0 15 28 0.00 3.000										

Batter	1	2	3	4	5	6	7	8	9	AB R H RBI BB SO LOB	BOTTOM
4 George Springer, R (1,9) OBP: 0.336, SLG: 0.413										4 0 1 0 1 1 2	<p>Kansas City Royals @ Toronto Blue Jays Rogers Centre, Toronto, ON Sun Sep 10 2023, 1:40 PM - 4:25 PM EDT Att: 35,275 - Partly Cloudy - 70 F</p> <p>livebaseballscorecards.com</p> <p>AB 29 R 5 H 6 RBI 3 BB 8 SO 8 LOB 13</p>
11 Bo Bichette, R (1,10) OBP: 0.341, SLG: 0.486										3 0 0 0 1 2 1	
27 Vladimir Guerrero Jr., R (1,3) OBP: 0.344, SLG: 0.435										2 1 0 0 2 0 2	
36 Davis Schneider, R (1,4) OBP: 0.511, SLG: 0.808										2 1 0 0 2 2 1 0 0 0 0 0 0 0	
55 Tyler Heineman, S (9,2) OBP: 0.371, SLG: 0.250										3 0 1 0 1 0 2 0 1 0 0 0 0 0	
30 Alejandro Kirk, R (1,2) OBP: 0.340, SLG: 0.355										3 0 1 0 1 0 2 0 1 0 0 0 0 0	
25 Daulton Varsho, L (8,PR) OBP: 0.287, SLG: 0.373										3 1 1 0 1 0 2	
15 Whit Merrifield, R (1,7) OBP: 0.324, SLG: 0.396										4 0 1 1 0 1 1	
5 Santiago Espinal, R (1,5) OBP: 0.304, SLG: 0.321										2 0 0 0 0 0 0 2 0 1 1 0 0 0	
28 Ernie Clement, R (1,6) OBP: 0.383, SLG: 0.511										2 0 0 0 0 0 0 2 0 1 1 0 0 0	
8 Cavan Biggio, L (7,PH) OBP: 0.327, SLG: 0.370										2 0 0 0 0 0 0 2 0 1 1 0 0 0	
39 Kevin Kiermaier, L (1,8) OBP: 0.332, SLG: 0.436										4 1 1 1 0 2 2	
Inning Stats	R: 0 H: 0 E: 0 LOB: 0 K: 2 BB: 0 S: 14 P: 19	R: 0 H: 0 E: 0 LOB: 1 K: 0 BB: 2 S: 6 P: 15	R: 0 H: 1 E: 0 LOB: 1 K: 1 BB: 0 S: 13 P: 19	R: 0 H: 0 E: 0 LOB: 1 K: 1 BB: 1 S: 8 P: 14	R: 0 H: 0 E: 0 LOB: 0 K: 1 BB: 0 S: 8 P: 9	R: 2 H: 0 E: 0 LOB: 1 K: 1 BB: 3 S: 12 P: 30	R: 1 H: 1 E: 0 LOB: 2 K: 1 BB: 2 S: 11 P: 20	R: 2 H: 4 E: 0 LOB: 3 K: 1 BB: 0 S: 21 P: 30	R: 2 H: 0 E: 0 LOB: 0 K: 1 BB: 0 S: 21 P: 30	1B: 5 SF: 0 2B: 0 SAC: 0 3B: 0 DP: 1 HR: 1 HBP: 0	WP: 3 PA: 37 PB: 0 SB: 1 CS: 0
PITCHER	IP WLS BF H R ER SO BB IBB HBP BLK WP HR S P ERA WHIP										
55 Cole Ragans, L (1,1) ERA: 3.01	5.2 L 23 1 2 2 2 6 0 0 0 0 0 1 60 105 3.18 1.235										
45 Taylor Clarke, R (6,1) ERA: 5.47	1.0 L 4 1 1 1 1 0 0 0 0 0 0 1 8 9 9.00 1.000										
40 Collin Snider, R (7,1) ERA: 4.73	0.2 6 2 2 2 1 2 0 0 0 0 0 0 14 25 27.00 6.000										
37 Jackson Kowar, R (8,1) ERA: 5.73	0.2 4 2 0 0 0 0 0 0 0 0 0 0 11 17 0.00 3.000										

Batter	1	2	3	4	5	6	7	8	9	AB	R	H	RBI	BB	SO	LOB	TOP									
2 Marcus Semien, R OBP: 0.349, SLG: 0.470	P3		G6-3		F9		G1-3		F9	5	0	0	0	0	0	3	Texas Rangers @ Toronto Blue Jays Rogers Centre, Toronto, ON Tue Sep 12 2023, 7:07 PM - 9:46 PM EDT Att: 30,479 - Roof Closed - 68 F									
5 Corey Seager, L OBP: 0.402, SLG: 0.657	G4-3			4 HR		18 1B 28 SF9			16 1B	4	2	3	1	1	0	0										
4 Robbie Grossman, S OBP: 0.324, SLG: 0.397 16 Travis Jankowski, L OBP: 0.355, SLG: 0.337				1-H						3	1	1	2	1	2	2										
18 Mitch Garver, R OBP: 0.387, SLG: 0.529	P2		G6-3						1-2 2-3	5	0	1	0	0	0	4										
28 Jonah Heim, S OBP: 0.317, SLG: 0.448	G5-3					SF9		G6-3		3	0	1	1	0	0	0										
30 Nathaniel Lowe, L OBP: 0.372, SLG: 0.430	F7							G4-3		4	0	0	0	0	2	2										
20 Ezequiel Duran, R OBP: 0.324, SLG: 0.444 32 Evan Carter, L OBP: 0.428, SLG: 0.600	F8		G6-3						F9 2 3 16 1B	2	0	0	0	0	0	1										
3 Leody Taveras, S OBP: 0.310, SLG: 0.425	P3									4	1	1	0	0	2	1										
36 Jonathan Ornelas, R OBP: 0.314, SLG: 0.326 47 Josh Smith, L OBP: 0.314, SLG: 0.326										2	0	0	0	0	1	0										
Inning Stats	R: 0 E: 0 K: 0 S: 9	H: 0 LOB: 1 BB: 1 P: 16	R: 0 E: 0 K: 0 S: 8	H: 0 LOB: 0 BB: 0 P: 12	R: 0 E: 0 K: 1 S: 9	H: 0 LOB: 0 BB: 0 P: 12	R: 2 E: 0 K: 1 S: 12	H: 3 LOB: 1 BB: 0 P: 13	R: 0 E: 0 K: 1 S: 7	H: 0 LOB: 0 BB: 0 P: 9	R: 1 E: 0 K: 2 S: 14	H: 2 LOB: 1 BB: 0 P: 20	R: 2 E: 0 K: 2 S: 14	H: 3 LOB: 1 BB: 0 P: 23	R: 0 E: 0 K: 0 S: 7	H: 0 LOB: 0 BB: 0 P: 12		R: 1 E: 0 K: 1 S: 17	H: 1 LOB: 3 BB: 3 P: 26	1B: 4 2B: 4 3B: 0 HR: 1	SF: 1 SAC: 0 DP: 0 HBP: 0	WP: 0 PB: 0 SB: 1 CS: 0	PA: 40			
PITCHER	IP	WLS	BF	H	R	ER	SO	BB	IBB	HBP	BLK	WP	HR	S	P	ERA	WHIP									
99 Hyun Jin Ryu, L ERA: 2.93	6.0	L	24	5	3	3	5	1	0	0	0	0	0	1	59	82	4.50	1.000								
93 Yimi Garcia, R ERA: 4.32	0.2		4	2	2	2	1	0	0	0	0	0	0	0	9	15	27.00	3.000								
58 Tim Mayza, L ERA: 1.31	0.1		2	1	0	0	1	0	0	0	0	0	0	5	8	0.00	3.000									
50 Erik Swanson, R ERA: 3.05	1.0		3	0	0	0	0	0	0	0	0	0	0	7	12	0.00	0.000									
33 Trevor Richards, R ERA: 4.13	1.0		7	1	1	1	1	2	1	0	0	0	0	17	26	9.00	3.000									

Batter	1	2	3	4	5	6	7	8	9	AB	R	H	RBI	BB	SO	LOB	BOTTOM								
4 George Springer, R OBP: 0.336, SLG: 0.413	P3		G4-3			G4-3		G4-3		4	0	1	0	0	0	0	Texas Rangers @ Toronto Blue Jays Rogers Centre, Toronto, ON Tue Sep 12 2023, 7:07 PM - 9:46 PM EDT Att: 30,479 - Roof Closed - 68 F								
11 Bo Bichette, R OBP: 0.338, SLG: 0.478	L9		G4-3			F9		G6-3		4	0	0	0	0	0	1									
27 Vladimir Guerrero Jr., R OBP: 0.340, SLG: 0.429	F8		G6-3			K		F7		4	0	0	0	0	1	0									
48 Spencer Horwitz, L OBP: 0.394, SLG: 0.483 15 Whit Merrifield, R OBP: 0.324, SLG: 0.395	G4-3									3	1	1	0	0	1	0									
36 Davis Schneider, R OBP: 0.500, SLG: 0.815	K									4	1	2	1	0	1	1									
8 Cavan Biggio, L OBP: 0.332, SLG: 0.391	2B		F7							4	1	2	1	0	1	1									
25 Daulton Varsho, L OBP: 0.287, SLG: 0.370 5 Santiago Espinal, R OBP: 0.306, SLG: 0.327	BB		G3-1							1	0	0	0	1	0	0									
39 Kevin Kiermaier, L OBP: 0.332, SLG: 0.436 28 Ernie Clement, R OBP: 0.375, SLG: 0.550	G3		F8							2	0	0	0	0	0	2									
55 Tyler Heineman, S OBP: 0.351, SLG: 0.233 30 Alejandro Kirk, R OBP: 0.338, SLG: 0.353	L4									2	0	0	0	0	0	0									
Inning Stats	R: 0 E: 0 K: 0 S: 6	H: 1 LOB: 0 BB: 0 P: 10	R: 0 E: 0 K: 1 S: 9	H: 1 LOB: 2 BB: 1 P: 16	R: 0 E: 0 K: 0 S: 8	H: 1 LOB: 0 BB: 0 P: 11	R: 0 E: 0 K: 1 S: 13	H: 1 LOB: 1 BB: 0 P: 19	R: 0 E: 0 K: 0 S: 7	H: 0 LOB: 0 BB: 0 P: 9	R: 0 E: 0 K: 1 S: 10	H: 0 LOB: 0 BB: 0 P: 12	R: 2 E: 0 K: 0 S: 14	H: 3 LOB: 1 BB: 0 P: 24	R: 0 E: 0 K: 0 S: 11	H: 0 LOB: 0 BB: 0 P: 18		R: 1 E: 0 K: 2 S: 8	H: 1 LOB: 0 BB: 0 P: 12	1B: 2 2B: 4 3B: 0 HR: 1	SF: 0 SAC: 0 DP: 1 HBP: 0	WP: 0 PB: 0 SB: 0 CS: 0	PA: 34		
PITCHER	IP	WLS	BF	H	R	ER	SO	BB	IBB	HBP	BLK	WP	HR	S	P	ERA	WHIP								
31 Max Scherzer, R ERA: 3.77	1.0	H	4	1	1	1	1	0	0	0	0	0	0	8	12	9.00	1.000								
46 Brock Burke, L ERA: 4.32	0.1		3	2	1	1	0	0	0	0	0	0	0	6	10	27.00	6.000								
35 Chris Stratton, R ERA: 3.63	1.1	H	4	0	0	0	0	0	0	0	0	0	0	16	25	0.00	0.000								
45 Aroldis Chapman, L ERA: 2.83	1.0		4	1	1	1	2	0	0	0	0	0	1	8	12	9.00	1.000								

AB	35
R	6
H	9
RBI	6
BB	4
SO	8
LOB	13



AB	33
R	3
H	7
RBI	3
BB	1
SO	5
LOB	7



Batter	1	2	3	4	5	6	7	8	9	AB	R	H	RBI	BB	SO	LOB	TOP								
2 Marcus Semien, R OBP: 0.348, SLG: 0.468	L9		F7		G1-3		K		G3-6-1	5	0	1	0	0	1	0									
5 Corey Seager, L OBP: 0.402, SLG: 0.653	G3-1			28 1B BB	4 HR		F8		G3-6-1	4	2	1	0	1	0	2									
4 Robbie Grossman, S OBP: 0.334, SLG: 0.409	F8			28 1B HR	30 HR		28 WP 18 1B		18 HR	3	3	2	2	2	0	0									
18 Mitch Garver, R OBP: 0.387, SLG: 0.539		G6-3		F4	F9		28 WP		HR	5	1	2	3	0	0	2									
28 Jonah Heim, S OBP: 0.316, SLG: 0.445		G4-3		30 HR			K		K	5	1	1	1	0	2	2									
11 Austin Hedges, R OBP: 0.229, SLG: 0.222				1-2 HR			G4-3		K	0	0	0	0	0	0	0									
30 Nathaniel Lowe, L OBP: 0.275, SLG: 0.436				1-2 HR			K			3	2	2	3	1	1	0									
20 Ezequiel Duran, R OBP: 0.352, SLG: 0.442				1-2 HR			47 1B 32 1B																		
16 Travis Jankowski, L OBP: 0.352, SLG: 0.335	FC5-4			G6-3			F9		G4-3	2	0	0	0	0	0	1									
36 Jonathan Ornelas, R OBP: 0.316, SLG: 0.328							32 1B		P4	2	0	0	0	0	0	2									
47 Josh Smith, L OBP: 0.316, SLG: 0.328										2	0	1	0	0	0	0									
32 Evan Carter, L OBP: 0.444, SLG: 0.571										4	1	2	1	0	1	0									
Inning Stats	R: 0 E: 0 K: 0 S: 5	H: 0 LOB: 0 BB: 0 P: 10	R: 0 E: 0 K: 0 S: 7	H: 0 LOB: 1 BB: 1 P: 13	R: 0 E: 0 K: 2 S: 8	H: 0 LOB: 0 BB: 0 P: 15	R: 4 E: 0 K: 1 S: 23	H: 3 LOB: 0 BB: 1 P: 35	R: 2 E: 0 K: 0 S: 12	H: 2 LOB: 0 BB: 0 P: 16	R: 1 E: 0 K: 1 S: 17	H: 3 LOB: 2 BB: 0 P: 27	R: 0 E: 0 K: 1 S: 11	H: 1 LOB: 2 BB: 1 P: 23	R: 0 E: 0 K: 1 S: 6	H: 0 LOB: 0 BB: 0 P: 8	R: 3 E: 0 K: 1 S: 12	H: 3 LOB: 0 BB: 1 P: 18	1B: 9 2B: 0 3B: 0 HR: 3	SF: 0 SAC: 0 DP: 1 HBP: 0	WP: 1 PB: 0 SB: 0 CS: 0	PA: 41			
PITCHER	IP	WLS	BF	H	R	ER	SO	BB	IBB	HBP	BLK	WP	HR	S	P	ERA	WHIP								
16 Yusei Kikuchi, L ERA: 3.81	5.0	L	22	5	6	6	3	2	0	0	0	0	2	55	89	10.80	1.400								
44 Bowden Francis, R ERA: 1.73	1.0		5	3	1	1	1	0	0	0	0	0	0	17	27	9.00	3.000								
12 Jordan Hicks, R ERA: 3.43	1.0		5	1	0	0	1	1	0	0	0	1	0	11	23	0.00	2.000								
92 Génesis Cabrera, L ERA: 3.96	1.0		3	0	0	0	1	0	0	0	0	0	0	6	8	0.00	0.000								
37 Chad Green, R ERA: 10.8	1.0		6	3	3	3	1	1	0	0	0	0	1	12	18	27.00	4.000								

Texas Rangers @ Toronto Blue Jays
Rogers Centre, Toronto, ON
Wed Sep 13 2023, 7:07 PM - 9:34 PM EDT
Att: 25,495 - Partly Cloudy - 65 F

AB 37
R 10
H 12
RBI 10
BB 4
SO 7
LOB 8



Batter	1	2	3	4	5	6	7	8	9	AB	R	H	RBI	BB	SO	LOB	BOTTOM								
4 George Springer, R OBP: 0.334, SLG: 0.410	P4		F9			K		G4-6-3		3	0	0	0	0	1	1									
38 Nathan Lukes, L OBP: 0.290, SLG: 0.308										1	0	0	0	0	0	1									
11 Bo Bichette, R OBP: 0.336, SLG: 0.474	F9		G4-3			K		G4-3		4	0	0	0	0	1	1									
27 Vladimir Guerrero Jr., R OBP: 0.340, SLG: 0.433					P3					3	0	1	0	0	0	0									
48 Spencer Horwitz, L OBP: 0.382, SLG: 0.467						F9		K		1	0	0	0	0	1	0									
36 Davis Schneider, R OBP: 0.481, SLG: 0.776	F7				L7			F8		4	0	0	0	0	0	1									
15 Whit Merrifield, R OBP: 0.322, SLG: 0.393		P3			F9					3	0	0	0	0	0	0									
5 Santiago Espinal, R OBP: 0.311, SLG: 0.332					F8					3	0	2	0	0	0	0									
30 Alejandro Kirk, R OBP: 0.338, SLG: 0.351										2	0	0	0	1	0	2									
55 Tyler Heineman, S OBP: 0.351, SLG: 0.233										0	0	0	0	0	0	0									
28 Ernie Clement, R OBP: 0.392, SLG: 0.510					L8					3	0	2	0	0	0	1									
25 Daulton Varsho, L OBP: 0.285, SLG: 0.367										3	0	0	0	0	1	3									
Inning Stats	R: 0 E: 0 K: 0 S: 9	H: 1 LOB: 1 BB: 0 P: 15	R: 0 E: 0 K: 0 S: 5	H: 1 LOB: 0 BB: 0 P: 9	R: 0 E: 0 K: 1 S: 10	H: 1 LOB: 1 BB: 0 P: 16	R: 0 E: 0 K: 0 S: 4	H: 0 LOB: 0 BB: 0 P: 10	R: 0 E: 0 K: 2 S: 8	H: 0 LOB: 0 BB: 0 P: 11	R: 0 E: 0 K: 0 S: 9	H: 1 LOB: 1 BB: 0 P: 17	R: 0 E: 0 K: 0 S: 4	H: 1 LOB: 0 BB: 0 P: 7	R: 0 E: 0 K: 1 S: 8	H: 0 LOB: 0 BB: 0 P: 13	1B: 5 2B: 0 3B: 0 HR: 0	SF: 0 SAC: 0 DP: 2 HBP: 0	WP: 0 PB: 0 SB: 0 CS: 0	PA: 31					
PITCHER	IP	WLS	BF	H	R	ER	SO	BB	IBB	HBP	BLK	WP	HR	S	P	ERA	WHIP								
52 Jordan Montgomery, L ERA: 3.47	7.0	W	25	4	0	0	3	1	0	0	0	0	0	55	97	0.00	0.714								
54 Martín Pérez, L ERA: 4.71	1.0		3	1	0	0	0	0	0	0	0	0	0	4	7	0.00	1.000								
21 Ian Kennedy, R ERA: 6.0	1.0		3	0	0	0	1	0	0	0	0	0	0	8	13	0.00	0.000								

Texas Rangers @ Toronto Blue Jays
Rogers Centre, Toronto, ON
Wed Sep 13 2023, 7:07 PM - 9:34 PM EDT
Att: 25,495 - Partly Cloudy - 65 F

AB 30
R 0
H 5
RBI 0
BB 1
SO 4
LOB 10



Batter	1	2	3	4	5	6	7	8	9	AB	R	H	RBI	BB	SO	LOB	TOP				
43 Ceddanne Rafaela, R (1.8) OBP: 0.386, SLG: 0.595	F SI 94 X SI 94 0-1 G4-3		B SV 82 C SI 94 X SI 94 1-1 1B			F SV 81 B SV 83 C SI 94 S SI 94 1-3 K		C ST 85 B SI 100 F SI 99 X FF 100 1-2 G3-1		4	0	1	0	0	1	0					
11 Rafael Devers, L (1.5) OBP: 0.348, SLG: 0.510	B SI 96 B SV 84 F SI 94 S SI 96 B FF 95 X SV 86 3-2 F8		1 SAFE X FF 94 0-0 F7			B FF 100 X CH 86 1-0 F7		B FF 100 B SI 98 B SI 99 C SI 99 X SI 101 3-2 F8		4	0	0	0	0	0	1					
2 Justin Turner, R (1.3) OBP: 0.355, SLG: 0.478	F FF 95 B SI 94 X SV 83 2-1 2B		C FF 93 X FF 94 0-1 F9			B SI 94 B SI 94 X SV 83 2-1 2B		B FF 97 S SI 97 F SI 98 1-3 K		4	0	2	0	0	1	1					
99 Alex Verdugo, L (1.9) OBP: 0.331, SLG: 0.438	B SV 82 C SI 94 X SI 94 2-0 F7		S FF 94 S FF 93 X SI 94 0-3 K			D SV 83 B SV 86 C SI 94 F SI 95 S SI 94 2-3 K		C SL 86 B SI 96 B SI 96 F SI 96 X SI 98 2-2 P5		4	0	0	0	0	2	2					
7 Masataka Yoshida, L (1.10) OBP: 0.341, SLG: 0.450	B SV 82 C SI 94 X SI 94 1-3 K		B FF 93 B SV 83 C SI 93 S SI 96 3-3 K			B FF 94 X CH 85 1-0 52 FC3-6 1B		B SL 87 B SI 96 B SI 96 F SI 96 S SI 97 2-3 K		4	0	1	0	0	3	0					
52 Wilver Abreu, L (1.7) OBP: 0.431, SLG: 0.519	C SI 94 B SI 94 S CH 85 X SV 85 2-2 2B		B CH 86 F SI 95 B SI 95 T FF 95 2-2 K			B SI 93 X CH 84 1-0 FC3-6				3	0	1	0	0	1	1					
10 Trevor Story, R (1.6) OBP: 0.217, SLG: 0.304	C SI 96 X SI 96 0-1 G5-3		X SV 82 0-0 G2-3			C SI 92 F SV 77 S SV 84 0-3 K				3	0	0	0	0	1	2					
3 Reese McGuire, L (1.2) OBP: 0.319, SLG: 0.373	F FF 94 D CH 86 C SI 93 F SI 95 2 SAFE S SI 96 2-3 K		X SI 93 0-0 G6-3			C FF 94 B SI 95 F SI 95 X CH 83 1-2 F8				3	0	0	0	0	1	2					
17 Luis Urias, R (1.4) OBP: 0.321, SLG: 0.301	F SI 94 X SI 94 0-1 G5-3		B FF 94 X SI 94 1-1 F9			C SI 97 B SI 100 B SI 93 F SI 101 2-3 K				3	0	0	0	0	1	0					
Inning Stats	R: 0 E: 0 K: 0 S: 9	H: 1 LOB: 1 BB: 0 P: 16	R: 0 E: 0 K: 2 S: 12	H: 1 LOB: 1 BB: 0 P: 17	R: 0 E: 0 K: 3 S: 10	H: 0 LOB: 0 BB: 0 P: 15	R: 0 E: 0 K: 0 S: 4	H: 0 LOB: 0 BB: 0 P: 5	R: 0 E: 0 K: 2 S: 11	H: 1 LOB: 1 BB: 0 P: 17	R: 0 E: 0 K: 1 S: 9	H: 0 LOB: 0 BB: 0 P: 12	R: 0 E: 0 K: 1 S: 10	H: 0 LOB: 0 BB: 0 P: 16	R: 0 E: 0 K: 2 S: 9	H: 0 LOB: 0 BB: 0 P: 14	1B: 2 2B: 3 3B: 0 HR: 0	SF: 0 SAC: 0 DP: 0 HBP: 0	WP: 0 PB: 0 SB: 0 CS: 0	PA: 32	
PITCHER	IP WLS BF H R ER SO BB IBB HBP BLK WP HR S P ERA WHIP	IP WLS BF H R ER SO BB IBB HBP BLK WP HR S P ERA WHIP	IP WLS BF H R ER SO BB IBB HBP BLK WP HR S P ERA WHIP	IP WLS BF H R ER SO BB IBB HBP BLK WP HR S P ERA WHIP	IP WLS BF H R ER SO BB IBB HBP BLK WP HR S P ERA WHIP	IP WLS BF H R ER SO BB IBB HBP BLK WP HR S P ERA WHIP	IP WLS BF H R ER SO BB IBB HBP BLK WP HR S P ERA WHIP	IP WLS BF H R ER SO BB IBB HBP BLK WP HR S P ERA WHIP	IP WLS BF H R ER SO BB IBB HBP BLK WP HR S P ERA WHIP	IP WLS BF H R ER SO BB IBB HBP BLK WP HR S P ERA WHIP	IP WLS BF H R ER SO BB IBB HBP BLK WP HR S P ERA WHIP	IP WLS BF H R ER SO BB IBB HBP BLK WP HR S P ERA WHIP	IP WLS BF H R ER SO BB IBB HBP BLK WP HR S P ERA WHIP	IP WLS BF H R ER SO BB IBB HBP BLK WP HR S P ERA WHIP	IP WLS BF H R ER SO BB IBB HBP BLK WP HR S P ERA WHIP	IP WLS BF H R ER SO BB IBB HBP BLK WP HR S P ERA WHIP	IP WLS BF H R ER SO BB IBB HBP BLK WP HR S P ERA WHIP	IP WLS BF H R ER SO BB IBB HBP BLK WP HR S P ERA WHIP			
17 José Berrios, R (1.1) ERA: 3.49	7.0 W 26 5 0 0 8 0 0 0 0 0 0 62 90 0.00 0.714	1.0 H 3 0 0 0 1 0 0 0 0 0 0 10 16 0.00 0.000	1.0 S 3 0 0 0 2 0 0 0 0 0 0 9 14 0.00 0.000																		
12 Jordan Hicks, R (8.1) ERA: 3.38																					
68 Jordan Romano, R (9.1) ERA: 2.55																					

Boston Red Sox @ Toronto Blue Jays
Rogers Centre, Toronto, ON
Fri Sep 15 2023, 7:08 PM - 9:24 PM EDT
Att: 35,680 - Clear - 64 F

AB 32
R 0
H 5
RBI 0
BB 0
SO 11
LOB 9



Batter	1	2	3	4	5	6	7	8	9	AB	R	H	RBI	BB	SO	LOB	BOTTOM				
4 George Springer, R (1.9) OBP: 0.332, SLG: 0.405	B SI 94 T FF 96 B CH 87 S SI 95 F SI 95 S CH 86 3-3 K		F SI 96 X SI 96 0-2 F9			C SL 86 B FF 95 F SI 96 B SI 96 S CH 86 2-3 K		F SL 90 B CH 87 X FF 93 2-1 F9		4	0	0	0	0	2	2					
11 Bo Bichette, R (1.6) OBP: 0.338, SLG: 0.475	C SI 96 B SI 93 B SI 96 B CH 86 S SL 85 S CH 86 3-3 K		D CH 86 C FF 98 F SI 95 B SI 95 1 SAFE B SI 95 B FF 97 1-2 27 HR BB			F SL 86 F SI 94 S SI 95 0-3 K		B FF 96 F SI 95 S SL 89 X FF 96 1-2 G5-3		3	1	0	0	1	2	1					
27 Vladimir Guerrero Jr., R (1.3) OBP: 0.340, SLG: 0.436	C SI 96 B SI 96 B CH 87 X SI 96 3-2 G5-3		X FF 97 0-0 1H 2H HR			B SI 94 B SI 86 X SL 85 2-0 1B		B FF 95 B SI 96 C SI 99 X FF 96 3-1 P5		4	1	2	3	0	0	0					
36 Davis Schneider, R (1.10) OBP: 0.451, SLG: 0.717	T SI 95 X SI 95 0-1 E6		B SI 86 B SI 95 S CH 85 3-3 K			F CH 85 B SI 94 C SI 96 2-3 K				3	0	0	0	0	2	1					
8 Cavan Biggio, L (1.4) OBP: 0.324, SLG: 0.379	B FF 96 X FF 96 1-0 F7		C SI 94 S CH 86 T SI 94 2-2 K			B SI 94 B SI 87 C CH 86 S SI 86 2-3 K				3	0	0	0	0	2	2					
26 Matt Chapman, R (1.5) OBP: 0.336, SLG: 0.425	F SI 96 F SI 96 C SL 86 0-3 K		X SL 86 0-0 F8			F SI 96 B SI 94 S SL 87 1-3 K				3	0	0	0	0	2	2					
39 Kevin Kiermaier, L (1.8) OBP: 0.328, SLG: 0.429	F FF 95 B SI 95 B SI 95 D SL 87 X SI 97 3-2 G6-3		B CH 86 X SI 95 1-1 G4-3			B FF 95 F SI 94 C SI 81 1-3 K				3	0	0	0	0	1	1					
30 Alejandro Kirk, R (1.2) OBP: 0.340, SLG: 0.352	X FF 96 0-0 25 FC6-5 2B		F SI 95 X SI 96 1-2 G1-3			C SL 88 S SL 86 S CU 77 0-3 K				3	0	1	0	0	1	0					
25 Daulton Varsho, L (1.7) OBP: 0.285, SLG: 0.366	C SL 85 B SI 94 F SI 95 X CH 87 2-2 FC6-5 11 BB 27 HR		B CH 85 B SI 95 F SI 95 X SI 85 3-1 1B			B FF 96 F SI 94 F SI 94 B SI 82 3-2 K				3	1	1	0	0	1	1					
Inning Stats	R: 0 E: 0 K: 2 S: 10	H: 0 LOB: 0 BB: 0 P: 19	R: 0 E: 1 K: 1 S: 10	H: 0 LOB: 1 BB: 0 P: 14	R: 3 E: 0 K: 1 S: 15	H: 2 LOB: 0 BB: 1 P: 24	R: 0 E: 0 K: 1 S: 6	H: 0 LOB: 0 BB: 0 P: 9	R: 0 E: 0 K: 2 S: 12	H: 1 LOB: 1 BB: 0 P: 18	R: 0 E: 0 K: 3 S: 10	H: 0 LOB: 0 BB: 0 P: 17	R: 0 E: 0 K: 3 S: 13	H: 0 LOB: 0 BB: 0 P: 17	R: 0 E: 0 K: 0 S: 7	H: 0 LOB: 0 BB: 0 P: 13	1B: 2 2B: 1 3B: 0 HR: 1	SF: 0 SAC: 0 DP: 0 HBP: 0	WP: 0 PB: 0 SB: 0 CS: 0	PA: 30	
PITCHER	IP WLS BF H R ER SO BB IBB HBP BLK WP HR S P ERA WHIP	IP WLS BF H R ER SO BB IBB HBP BLK WP HR S P ERA WHIP	IP WLS BF H R ER SO BB IBB HBP BLK WP HR S P ERA WHIP	IP WLS BF H R ER SO BB IBB HBP BLK WP HR S P ERA WHIP	IP WLS BF H R ER SO BB IBB HBP BLK WP HR S P ERA WHIP	IP WLS BF H R ER SO BB IBB HBP BLK WP HR S P ERA WHIP	IP WLS BF H R ER SO BB IBB HBP BLK WP HR S P ERA WHIP	IP WLS BF H R ER SO BB IBB HBP BLK WP HR S P ERA WHIP	IP WLS BF H R ER SO BB IBB HBP BLK WP HR S P ERA WHIP	IP WLS BF H R ER SO BB IBB HBP BLK WP HR S P ERA WHIP	IP WLS BF H R ER SO BB IBB HBP BLK WP HR S P ERA WHIP	IP WLS BF H R ER SO BB IBB HBP BLK WP HR S P ERA WHIP	IP WLS BF H R ER SO BB IBB HBP BLK WP HR S P ERA WHIP	IP WLS BF H R ER SO BB IBB HBP BLK WP HR S P ERA WHIP	IP WLS BF H R ER SO BB IBB HBP BLK WP HR S P ERA WHIP	IP WLS BF H R ER SO BB IBB HBP BLK WP HR S P ERA WHIP	IP WLS BF H R ER SO BB IBB HBP BLK WP HR S P ERA WHIP				
66 Brayan Bello, R (1.1) ERA: 3.71	6.0 L 24 4 3 3 3 0 0 0 0 0 0 20 30 0.00 0.000	2.0 6 0 0 0 0 3 0 0 0 0 0 0 0 0 0 0 0 0 0																			
72 Chris Murphy, L (7.1) ERA: 4.43																					

Boston Red Sox @ Toronto Blue Jays
Rogers Centre, Toronto, ON
Fri Sep 15 2023, 7:08 PM - 9:24 PM EDT
Att: 35,680 - Clear - 64 F

AB 29
R 3
H 4
RBI 3
BB 1
SO 13
LOB 10



Batter	1	2	3	4	5	6	7	8	9	10	11	12	13	AB	R	H	RBI	BB	SO	LOB	TOP			
52 Willyer Abreu, L OBP: 0.443, SLG: 0.519 43 Cedanne Rafaela, R OBP: 0.350, SLG: 0.559														2	1	1	0	1	0	0				
11 Rafael Devers, L OBP: 0.350, SLG: 0.514														4	1	1	2	2	1	1				
2 Justin Turner, R OBP: 0.353, SLG: 0.474														6	0	1	0	0	0	3				
99 Alex Verdugo, L OBP: 0.326, SLG: 0.433														5	1	0	0	0	3	2				
18 Adam Duvall, R OBP: 0.311, SLG: 0.533														5	0	0	0	0	1	0				
7 Masataka Yoshida, L OBP: 0.346, SLG: 0.403														4	0	0	0	0	1	0				
10 Trevor Story, R OBP: 0.216, SLG: 0.308														5	0	1	0	0	2	1				
17 Luis Urias, R OBP: 0.323, SLG: 0.294														3	0	0	0	2	1	1				
12 Connor Wong, R OBP: 0.299, SLG: 0.405														5	0	0	0	0	1	3				
Inning Stats	R: 0 E: 0 K: 0 S: 6	H: 1 LOB: 0 BB: 0 P: 9	R: 0 E: 0 K: 0 S: 7	H: 0 LOB: 0 BB: 8 P: 8	R: 0 E: 0 K: 1 S: 9	H: 0 LOB: 0 BB: 14 P: 14	R: 0 E: 0 K: 2 S: 12	H: 1 LOB: 1 BB: 0 P: 17	R: 0 E: 1 K: 1 S: 14	H: 0 LOB: 1 BB: 1 P: 22	R: 0 E: 0 K: 1 S: 10	H: 0 LOB: 0 BB: 0 P: 9	R: 1 E: 0 K: 1 S: 7	H: 1 LOB: 1 BB: 1 P: 14	1B: 3 2B: 1 3B: 0 HR: 1	SF: 0 SAC: 0 DP: 1 HBP: 0	W/P: 0 P/B: 0 S/B: 2 C/S: 0	PA: 48						
PITCHER	IP: 7.0 ERA: 3.78	WLS: 27 BF: 4	H: 4 ER: 2	R: 2 ER: 2	SO: 5 BB: 3	IBB: 0 HBP: 0	BLK: 0 WP: 0	HR: 1 S: 71	P: 110 ERA: 2.57	WHIP: 1.000	PITCHER	IP: 1.0 WLS: 4	H: 0 ER: 0	R: 0 ER: 0	SO: 0 BB: 0	IBB: 1 HBP: 0	BLK: 0 WP: 0	HR: 0 S: 11	P: 11 ERA: 0.00	WHIP: 0.000				
40 Chris Bassitt, R ERA: 3.78	1.1	4	0	0	0	3	0	0	0	0	0	0	0	13	20	0.00	0.000							
58 Tim Lincecum, L ERA: 1.24	0.2	2	0	0	0	0	0	0	0	0	0	0	0	5	8	0.00	0.000							
50 Erik Swanson, R ERA: 2.97	2.0	7	0	0	0	2	0	1	0	0	0	0	0	13	18	0.00	0.000							
68 Jordan Romano, R ERA: 2.45	1.0	4	1	1	0	1	0	0	0	0	0	0	0	7	14	0.00	1.000							

Boston Red Sox @ Toronto Blue Jays
Rogers Centre, Toronto, ON
Sat Sep 16 2023, 3:10 PM - 7:09 PM EDT
Att. 42,276 - Partly Cloudy - 72 F

AB 43
R 3
H 5
RBI 3
BB 5
SO 11
LOB 12



Batter	1	2	3	4	5	6	7	8	9	10	11	12	13	AB	R	H	RBI	BB	SO	LOB	BOTTOM			
4 George Springer, R OBP: 0.320, SLG: 0.401														6	0	0	0	0	1	1				
11 Bo Bichette, R OBP: 0.336, SLG: 0.472														5	0	1	1	0	2	0				
27 Vladimir Guerrero, Jr., R OBP: 0.346, SLG: 0.445														3	2	2	1	3	0	0				
36 Davis Schneider, R OBP: 0.429, SLG: 0.673														6	0	0	0	0	2	5				
5 Santiago Espinal, R OBP: 0.310, SLG: 0.327														5	0	1	0	1	2	3				
15 Whit Merrifield, R OBP: 0.321, SLG: 0.390														5	0	1	1	1	2	3				
26 Matt Chapman, R OBP: 0.334, SLG: 0.422														3	0	0	0	0	2	2				
8 Cavan Biggio, L OBP: 0.328, SLG: 0.382														1	1	1	0	1	0	0				
30 Alejandro Kirk, R OBP: 0.340, SLG: 0.350														4	0	1	0	1	0	2				
30 Kevin Kiermaier, L OBP: 0.326, SLG: 0.426														2	0	0	0	0	2	0				
28 Ernie Clement, R OBP: 0.356, SLG: 0.559														1	0	0	0	0	3					
25 Daulton Varsho, L OBP: 0.286, SLG: 0.371														2	1	1	1	0	1	1				
Inning Stats	R: 0 E: 0 K: 2 S: 8	H: 0 LOB: 1 BB: 1 P: 17	R: 0 E: 0 K: 2 S: 7	H: 0 LOB: 0 BB: 0 P: 9	R: 0 E: 0 K: 1 S: 6	H: 0 LOB: 0 BB: 6 P: 6	R: 0 E: 0 K: 3 S: 11	H: 1 LOB: 3 BB: 0 P: 12	R: 1 E: 0 K: 1 S: 18	H: 1 LOB: 3 BB: 0 P: 36	R: 0 E: 0 K: 1 S: 13	H: 2 LOB: 2 BB: 0 P: 16	R: 1 E: 0 K: 0 S: 9	H: 0 LOB: 1 BB: 1 P: 12	1B: 6 2B: 1 3B: 1 HR: 1	SF: 1 SAC: 0 DP: 1 HBP: 0	W/P: 1 P/B: 0 S/B: 0 C/S: 0	PA: 51						
PITCHER	IP: 6.0 ERA: 4.66	WLS: 21 BF: 2	H: 2 ER: 1	R: 1 ER: 1	SO: 10 BB: 2	IBB: 0 HBP: 0	BLK: 0 WP: 1	HR: 1 S: 54	P: 81 ERA: 1.50	WHIP: 0.667	PITCHER	IP: 1.0 WLS: 5	H: 1 ER: 0	R: 0 ER: 0	SO: 1 BB: 0	IBB: 0 HBP: 0	BLK: 0 WP: 0	HR: 0 S: 9	P: 12 ERA: 0.00	WHIP: 1.000				
41 Chris Sale, L ERA: 4.66	0.2	H: 5	0	0	0	1	3	0	0	0	0	0	0	14	22	0.00	0.500							
25 Josh Winckowski, R ERA: 2.82	0.1	H: 1	0	0	0	0	0	0	0	0	0	0	0	9	11	0.00	1.500							
83 Brennan Bernardino, L ERA: 3.15	1.0	H: 5	2	0	0	1	0	0	0	0	0	0	0	13	16	0.00	2.000							
55 Chris Martin, R ERA: 1.09	1.0	B: 5	2	1	1	0	0	0	0	0	0	0	0	15	27	9.00	2.000							
46 John Schreiber, R ERA: 3.88																								

Boston Red Sox @ Toronto Blue Jays
Rogers Centre, Toronto, ON
Sat Sep 16 2023, 3:10 PM - 7:09 PM EDT
Att. 42,276 - Partly Cloudy - 72 F

AB 43
R 4
H 8
RBI 4
BB 7
SO 14
LOB 20





Batter	1	2	3	4	5	6	7	8	9	AB	R	H	RBI	BB	SO	LOB	TOP								
4 George Springer, R OBP: 0.330, SLG: 0.406										4	2	2	1	1	1	1	Toronto Blue Jays @ New York Yankees Yankee Stadium, Bronx, NY Tue Sep 19 2023, 7:10 PM - 9:52 PM EDT Att: 38,525 - Clear - 70 F								
11 Bo Bichette, R OBP: 0.336, SLG: 0.474										4	2	2	2	1	0	1									
27 Vladimir Guerrero Jr., R (1, 10) 28 Ernie Clement, R (9, PR) OBP: 0.342, SLG: 0.440 OBP: 0.385, SLG: 0.500										5	0	0	0	0	0	2									
8 Cavan Biggio, L OBP: 0.332, SLG: 0.384										5	0	2	1	0	0	1									
36 Davis Schneider, R 5 Santiago Espinal, R OBP: 0.417, SLG: 0.635 OBP: 0.310, SLG: 0.327										3	0	0	0	1	0	3									
25 Daulton Varsho, L OBP: 0.286, SLG: 0.376										4	0	1	0	0	0	3									
26 Matt Chapman, R OBP: 0.335, SLG: 0.430										4	1	1	0	0	0	4									
30 Alejandro Kirk, R OBP: 0.339, SLG: 0.358										4	1	1	2	0	0	2									
39 Kevin Kiermaier, L OBP: 0.323, SLG: 0.425										4	1	1	0	0	1	0									
Inning Stats	R: 1 H: 1 E: 0 K: 0 S: 9	H: 1 LOB: 0 BB: 1 P: 20	R: 0 H: 0 E: 0 K: 0 S: 10	H: 0 LOB: 0 BB: 0 P: 17	R: 0 H: 0 E: 0 K: 1 S: 8	H: 0 LOB: 0 BB: 0 P: 10	R: 1 H: 2 E: 1 K: 0 S: 15	H: 2 LOB: 2 BB: 0 P: 24	R: 2 H: 1 E: 0 K: 0 S: 10	H: 1 LOB: 0 BB: 1 P: 20	R: 0 H: 2 E: 0 K: 0 S: 12	H: 2 LOB: 2 BB: 0 P: 21	R: 0 H: 1 E: 0 K: 1 S: 8	H: 0 LOB: 0 BB: 0 P: 14	R: 0 H: 0 E: 0 K: 0 S: 7	H: 0 LOB: 1 BB: 1 P: 16	R: 3 H: 3 E: 1 K: 0 S: 19	H: 3 LOB: 1 BB: 0 P: 27	1B: 5 2B: 2 HR: 3	SF: 0 SAC: 0 DP: 1 HBP: 0	WP: 0 PB: 0 SB: 0 CS: 0	PA: 40			
PITCHER	IP	WLS	BF	H	R	ER	SO	BB	IBB	HBP	BLK	WP	HR	S	P	ERA	WHIP								
36 Clarke Schmidt, R ERA: 4.65	5.0	L	21	4	4	4	1	2	0	0	0	0	2	52	91	7.20	1.200								
63 Nick Ramirez, L ERA: 2.52	1.1		6	2	0	0	1	0	0	0	0	0	0	15	26	0.00	1.500								
85 Greg Weissert, R ERA: 4.8	1.2		6	1	0	0	0	1	0	0	0	0	0	12	25	0.00	1.200								
29 Zach McAllister, R ERA: 7.36	1.0		7	3	3	2	0	0	0	0	0	0	1	19	27	18.00	3.000								

Batter	1	2	3	4	5	6	7	8	9	AB	R	H	RBI	BB	SO	LOB	BOTTOM								
26 DJ LeMahieu, R OBP: 0.324, SLG: 0.397										3	0	1	0	1	2	0	Toronto Blue Jays @ New York Yankees Yankee Stadium, Bronx, NY Tue Sep 19 2023, 7:10 PM - 9:52 PM EDT Att: 38,525 - Clear - 70 F								
99 Aaron Judge, R OBP: 0.394, SLG: 0.577										4	1	2	0	0	2	2									
25 Gleyber Torres, R OBP: 0.345, SLG: 0.462										4	0	2	1	0	1	2									
27 Giancarlo Stanton, R OBP: 0.276, SLG: 0.426										4	0	0	0	0	2	4									
11 Anthony Volpe, R OBP: 0.286, SLG: 0.390										3	0	0	0	0	0	1									
12 Isiah Kiner-Falefa, R OBP: 0.306, SLG: 0.340										3	0	1	0	0	2	0									
91 Oswald Peraza, R OBP: 0.284, SLG: 0.266										3	0	0	0	0	2	1									
66 Kyle Higashioka, R OBP: 0.272, SLG: 0.408										2	0	0	0	0	1	1									
28 Austin Wells, L OBP: 0.167, SLG: 0.205										1	0	0	0	0	0	0									
95 Oswaldo Cabrera, S OBP: 0.289, SLG: 0.314										3	0	0	0	0	0	1									
Inning Stats	R: 1 H: 2 E: 0 K: 2 S: 11	H: 1 LOB: 1 BB: 0 P: 16	R: 0 H: 1 E: 0 K: 1 S: 13	H: 1 LOB: 0 BB: 0 P: 21	R: 0 H: 1 E: 0 K: 1 S: 7	H: 1 LOB: 0 BB: 0 P: 12	R: 0 H: 0 E: 0 K: 2 S: 8	H: 0 LOB: 0 BB: 0 P: 11	R: 0 H: 1 E: 0 K: 1 S: 10	H: 1 LOB: 1 BB: 1 P: 19	R: 0 H: 0 E: 0 K: 2 S: 11	H: 0 LOB: 0 BB: 0 P: 15	R: 0 H: 0 E: 0 K: 1 S: 7	H: 0 LOB: 0 BB: 0 P: 12	R: 0 H: 1 E: 0 K: 1 S: 9	H: 1 LOB: 0 BB: 0 P: 12	1B: 5 2B: 1 HR: 0	SF: 0 SAC: 0 DP: 3 HBP: 0	WP: 0 PB: 0 SB: 0 CS: 0	PA: 31					
PITCHER	IP	WLS	BF	H	R	ER	SO	BB	IBB	HBP	BLK	WP	HR	S	P	ERA	WHIP								
16 Yusei Kikuchi, L ERA: 3.74	5.0	W	19	4	1	1	7	1	0	0	0	0	0	9	14	0.00	1.000								
93 Yimi Garcia, R ERA: 4.09	1.0	H	3	1	0	0	1	0	0	0	0	0	0	11	15	0.00	0.000								
33 Trevor Richards, R ERA: 4.75	1.0	H	3	0	0	0	2	0	0	0	0	0	0	7	12	0.00	0.000								
12 Jordan Hicks, R ERA: 3.26	1.0	H	3	0	0	0	1	0	0	0	0	0	0	9	12	0.00	1.000								
24 Nate Pearson, R ERA: 5.05	1.0		3	1	0	0	1	0	0	0	0	0	0	9	12	0.00	1.000								

Batter	1	2	3	4	5	6	7	8	9	AB R H RBI BB SO LOB	TOP									
4 George Springer, R OBP: 0.331, SLG: 0.406										5 2 2 0 0 2 1	<p>Toronto Blue Jays @ New York Yankees</p> <p>Yankee Stadium, Bronx, NY</p> <p>Wed Sep 20 2023, 7:10 PM - 10:00 PM EDT</p> <p>Att: 35,587 - Clear - 72 F</p> <p>livebaseballscorecards.com</p>									
11 Bo Bichette, R OBP: 0.337, SLG: 0.473										5 1 2 2 0 2 1										
8 Cavan Biggio, L OBP: 0.333, SLG: 0.379										3 1 0 0 2 2 2										
26 Matt Chapman, R OBP: 0.333, SLG: 0.426										4 0 0 0 1 2 3										
48 Spencer Horwitz, L OBP: 0.375, SLG: 0.429										4 0 1 3 1 2 0										
15 Whit Merrifield, R OBP: 0.324, SLG: 0.392										4 0 2 1 1 1 2										
25 Daulton Varsho, L OBP: 0.284, SLG: 0.373										4 0 0 0 0 1 5										
30 Alejandro Kirk, R OBP: 0.336, SLG: 0.354										4 0 0 0 0 2 1										
39 Kevin Kiermaier, L OBP: 0.327, SLG: 0.430										3 2 2 0 1 0 0										
Inning Stats	R: 0 E: 0 K: 3 S: 12	H: 0 LOB: 0 BB: 0 P: 14	R: 0 E: 0 K: 2 S: 11	H: 0 LOB: 0 BB: 0 P: 16	R: 1 E: 0 K: 1 S: 10	H: 3 LOB: 2 BB: 0 P: 13	R: 0 E: 0 K: 2 S: 12	H: 1 LOB: 1 BB: 0 P: 18	R: 0 E: 0 K: 3 S: 11	H: 0 LOB: 0 BB: 0 P: 14	R: 0 E: 0 K: 1 S: 10	H: 1 LOB: 1 BB: 0 P: 14	R: 2 E: 0 K: 0 S: 16	H: 0 LOB: 3 BB: 5 P: 42	R: 3 E: 0 K: 1 S: 15	H: 4 LOB: 2 BB: 1 P: 26	1B: 7 2B: 2 3B: 0 HR: 0	SF: 0 SAC: 0 DP: 0 HBP: 0	WP: 3 PB: 0 SB: 1 CS: 0	PA: 42
PITCHER	IP WLS BF H R ER SO BB IBB HBP BLK WP HR S P ERA WHIP											IP WLS BF H R ER SO BB IBB HBP BLK WP HR S P ERA WHIP								
34 Michael King, R ERA: 2.66	7.0 L 26 5 1 1 13 0 0 0 0 0 1 0 74 101 1.29 0.714																			
41 Tommy Kahnle, R ERA: 2.59	0.2 6 0 2 2 0 4 0 0 0 0 0 0 13 34 27.00 6.000																			
71 Ian Hamilton, R ERA: 2.65	1.0 9 4 3 3 1 2 0 0 0 0 0 0 17 33 27.00 6.000																			
85 Greg Weissert, R ERA: 4.7	0.1 1 0 0 0 0 0 0 0 0 0 0 0 1 1 0.00 0.000																			


Batter	1	2	3	4	5	6	7	8	9	AB R H RBI BB SO LOB	BOTTOM											
26 DJ LeMahieu, R OBP: 0.322, SLG: 0.394										4 0 0 0 0 2 0	<p>Toronto Blue Jays @ New York Yankees</p> <p>Yankee Stadium, Bronx, NY</p> <p>Wed Sep 20 2023, 7:10 PM - 10:00 PM EDT</p> <p>Att: 35,587 - Clear - 72 F</p> <p>livebaseballscorecards.com</p>											
99 Aaron Judge, R OBP: 0.395, SLG: 0.574										2 0 0 0 2 2 0												
25 Gleyber Torres, R OBP: 0.346, SLG: 0.462										3 0 1 0 1 0 0												
28 Austin Wells, L OBP: 0.196, SLG: 0.326										4 1 2 1 0 1 4												
27 Giancarlo Stanton, R OBP: 0.273, SLG: 0.421										4 0 0 0 0 1 5												
11 Anthony Volpe, R OBP: 0.284, SLG: 0.387										4 0 0 0 0 2 1												
95 Oswaldo Cabrera, S OBP: 0.292, SLG: 0.317										4 0 2 0 0 1 0												
91 Oswaldo Peraza, R OBP: 0.277, SLG: 0.259										4 0 0 0 0 4 2												
90 Estevan Florial, L OBP: 0.333, SLG: 0.185										3 0 0 0 0 1 1												
Inning Stats	R: 0 E: 0 K: 2 S: 11	H: 0 LOB: 2 BB: 2 P: 23	R: 0 E: 0 K: 3 S: 13	H: 1 LOB: 1 BB: 0 P: 21	R: 0 E: 0 K: 0 S: 11	H: 1 LOB: 2 BB: 1 P: 19	R: 0 E: 0 K: 2 S: 9	H: 0 LOB: 0 BB: 0 P: 12	R: 0 E: 0 K: 2 S: 9	H: 0 LOB: 0 BB: 0 P: 11	R: 0 E: 0 K: 1 S: 10	H: 1 LOB: 1 BB: 0 P: 18	R: 0 E: 0 K: 2 S: 10	H: 0 LOB: 0 BB: 0 P: 14	R: 0 E: 0 K: 1 S: 8	H: 0 LOB: 0 BB: 0 P: 13	R: 1 E: 0 K: 0 S: 15	H: 2 LOB: 1 BB: 0 P: 23	1B: 3 2B: 1 3B: 0 HR: 1	SF: 0 SAC: 0 DP: 0 HBP: 0	WP: 0 PB: 0 SB: 0 CS: 0	PA: 35
PITCHER	IP WLS BF H R ER SO BB IBB HBP BLK WP HR S P ERA WHIP											IP WLS BF H R ER SO BB IBB HBP BLK WP HR S P ERA WHIP										
34 Kevin Gausman, R ERA: 3.29	6.0 W 24 3 0 0 0 2 0 0 0 0 0 0 10 14 0.00 0.000																					
37 Chad Green, R ERA: 6.45	1.0 H 3 0 0 0 2 0 0 0 0 0 0 0 10 14 0.00 0.000																					
12 Jordan Hicks, R ERA: 3.21	1.0 H 3 0 0 0 1 0 0 0 0 0 0 0 8 13 0.00 0.000																					
50 Erik Swanson, R ERA: 3.16	1.0 5 2 1 1 1 0 0 0 0 0 0 1 15 23 9.00 2.000																					


Batter	1	2	3	4	5	6	7	8	9	AB	R	H	RBI	BB	SO	LOB	TOP			
4 George Springer, R OBP: 0.330, SLG: 0.405	G2-3			K		G6-3			1B	4	0	1	0	0	1	1	<p>Toronto Blue Jays @ New York Yankees</p> <p>Yankee Stadium, Bronx, NY</p> <p>Thu Sep 21 2023, 7:09 PM - 9:40 PM EDT</p> <p>Att: 37,646 - Clear - 68 F</p> <p>livebaseballscores.com</p> <p>AB 32 R 3 H 4 RBI 1 BB 1 SO 9 LOB 10</p> 			
11 Bo Bichette, R OBP: 0.335, SLG: 0.470	P3			K			K		FC5-4 26 BB E	4	1	0	0	0	2	2				
8 Cavan Biggio, L OBP: 0.332, SLG: 0.375	K			G1-3			F8		BB	3	0	0	0	1	1	0				
36 Davis Schneider, R OBP: 0.408, SLG: 0.617		K			K				FC5-4 27 E	3	0	0	0	0	3	0				
27 Vladimir Guerrero Jr., R, PH OBP: 0.341, SLG: 0.439									FC5-4 26 E	1	0	0	1	0	0	2				
31 Cam Edén, R (9, PR)									BB	0	0	0	0	0	0	0				
26 Matt Chapman, R OBP: 0.333, SLG: 0.427	G5-3				F8				E4	4	1	1	0	0	0	1				
48 Spencer Horwitz, L OBP: 0.341, SLG: 0.385	G4-3				L8				G3	4	0	0	0	0	0	3				
15 Whit Merrifield, R OBP: 0.322, SLG: 0.390			P4			K			P5	3	0	0	0	0	1	0				
30 Alejandro Kirk, R OBP: 0.336, SLG: 0.357			G1-3						G5-3	3	0	1	0	0	0	0				
39 Kevin Kiermaier, L OBP: 0.327, SLG: 0.429				G6-3					1B	3	1	1	0	0	1	1				
Inning Stats	R: 0 H: 0 E: 0 K: 1 S: 9	H: 0 LOB: 0 BB: 0 P: 12	R: 0 H: 0 E: 0 K: 1 S: 7	H: 0 LOB: 0 BB: 0 P: 12	R: 0 H: 0 E: 0 K: 0 S: 9	H: 0 LOB: 0 BB: 0 P: 12	R: 0 H: 0 E: 0 K: 2 S: 11	H: 0 LOB: 0 BB: 0 P: 16	R: 0 H: 1 E: 0 K: 1 S: 7	H: 1 LOB: 1 BB: 0 P: 11	R: 0 H: 0 E: 0 K: 2 S: 12	H: 0 LOB: 0 BB: 0 P: 10	R: 1 H: 1 E: 0 K: 0 S: 11	H: 1 LOB: 0 BB: 0 P: 18	R: 2 H: 2 E: 1 K: 0 S: 14	H: 2 LOB: 2 BB: 1 P: 20	1B: 2 2B: 2 3B: 0 HR: 0	SF: 0 SAC: 0 DP: 0 HBP: 0	WP: 1 PB: 0 SB: 1 CS: 0	PA: 33
PITCHER	IP WLS BF H R ER SO BB IBB HBP BLK WP HR S P ERA WHIP	IP WLS BF H R ER SO BB IBB HBP BLK WP HR S P ERA WHIP	IP WLS BF H R ER SO BB IBB HBP BLK WP HR S P ERA WHIP	IP WLS BF H R ER SO BB IBB HBP BLK WP HR S P ERA WHIP	IP WLS BF H R ER SO BB IBB HBP BLK WP HR S P ERA WHIP	IP WLS BF H R ER SO BB IBB HBP BLK WP HR S P ERA WHIP	IP WLS BF H R ER SO BB IBB HBP BLK WP HR S P ERA WHIP	IP WLS BF H R ER SO BB IBB HBP BLK WP HR S P ERA WHIP	IP WLS BF H R ER SO BB IBB HBP BLK WP HR S P ERA WHIP	IP WLS BF H R ER SO BB IBB HBP BLK WP HR S P ERA WHIP	IP WLS BF H R ER SO BB IBB HBP BLK WP HR S P ERA WHIP	IP WLS BF H R ER SO BB IBB HBP BLK WP HR S P ERA WHIP	IP WLS BF H R ER SO BB IBB HBP BLK WP HR S P ERA WHIP	IP WLS BF H R ER SO BB IBB HBP BLK WP HR S P ERA WHIP	IP WLS BF H R ER SO BB IBB HBP BLK WP HR S P ERA WHIP	IP WLS BF H R ER SO BB IBB HBP BLK WP HR S P ERA WHIP	IP WLS BF H R ER SO BB IBB HBP BLK WP HR S P ERA WHIP			
45 Gerrit Cole, R ERA: 2.75	8.0	W	26	2	1	1	9	0	0	0	0	0	0	0	0	0	1.12	0.250		
35 Clay Holmes, R ERA: 3.0	1.0		7	2	2	1	0	1	0	0	0	0	0	0	0	0	9.00	3.000		

Batter	1	2	3	4	5	6	7	8	9	AB	R	H	RBI	BB	SO	LOB	BOTTOM			
26 DJ LeMahieu, R OBP: 0.323, SLG: 0.393	1B	K			K			L9		4	2	1	0	1	2	4	<p>Toronto Blue Jays @ New York Yankees</p> <p>Yankee Stadium, Bronx, NY</p> <p>Thu Sep 21 2023, 7:09 PM - 9:40 PM EDT</p> <p>Att: 37,646 - Clear - 68 F</p> <p>livebaseballscores.com</p> <p>AB 34 R 5 H 10 RBI 5 BB 3 SO 8 LOB 15</p> 			
99 Aaron Judge, R OBP: 0.396, SLG: 0.576	K		L9				BB			4	0	2	1	0	1	1				
25 Gleyber Torres, R OBP: 0.345, SLG: 0.460	1B	K			F8			L9		4	1	1	0	0	1	2				
61 Jake Bauers, L OBP: 0.274, SLG: 0.416	HR		L4			K		P4		4	1	1	3	0	1	1				
11 Anthony Volpe, R OBP: 0.284, SLG: 0.388	K			G6-3		G6-3		K		4	0	1	0	0	2	0				
12 Isiah Kiner-Falefa, R OBP: 0.309, SLG: 0.345	G5-3			G5-3				BB		4	1	2	0	0	0	1				
90 Estevan Florial, L OBP: 0.351, SLG: 0.233	G3		G6-3					BB		3	0	1	1	1	0	1				
95 Oswaldo Cabrera, S OBP: 0.291, SLG: 0.316			P5					F8		4	0	1	0	0	1	4				
38 Ben Rortvedt, L OBP: 0.240, SLG: 0.219	P4			L9				BB		3	0	0	0	1	0	1				
Inning Stats	R: 3 H: 3 E: 0 K: 2 S: 19	H: 3 LOB: 0 BB: 0 P: 29	R: 0 H: 1 E: 0 K: 1 S: 10	H: 1 LOB: 0 BB: 0 P: 16	R: 0 H: 0 E: 0 K: 1 S: 7	H: 0 LOB: 0 BB: 0 P: 12	R: 0 H: 1 E: 0 K: 0 S: 10	H: 1 LOB: 1 BB: 0 P: 17	R: 0 H: 1 E: 0 K: 1 S: 9	H: 1 LOB: 1 BB: 0 P: 14	R: 1 H: 2 E: 0 K: 2 S: 12	H: 2 LOB: 1 BB: 0 P: 16	R: 1 H: 1 E: 0 K: 0 S: 12	H: 1 LOB: 1 BB: 1 P: 21	R: 0 H: 1 E: 0 K: 1 S: 16	H: 1 LOB: 3 BB: 2 P: 30		1B: 5 2B: 4 3B: 0 HR: 1	SF: 0 SAC: 0 DP: 0 HBP: 0	WP: 2 PB: 0 SB: 1 CS: 0
PITCHER	IP WLS BF H R ER SO BB IBB HBP BLK WP HR S P ERA WHIP	IP WLS BF H R ER SO BB IBB HBP BLK WP HR S P ERA WHIP	IP WLS BF H R ER SO BB IBB HBP BLK WP HR S P ERA WHIP	IP WLS BF H R ER SO BB IBB HBP BLK WP HR S P ERA WHIP	IP WLS BF H R ER SO BB IBB HBP BLK WP HR S P ERA WHIP	IP WLS BF H R ER SO BB IBB HBP BLK WP HR S P ERA WHIP	IP WLS BF H R ER SO BB IBB HBP BLK WP HR S P ERA WHIP	IP WLS BF H R ER SO BB IBB HBP BLK WP HR S P ERA WHIP	IP WLS BF H R ER SO BB IBB HBP BLK WP HR S P ERA WHIP	IP WLS BF H R ER SO BB IBB HBP BLK WP HR S P ERA WHIP	IP WLS BF H R ER SO BB IBB HBP BLK WP HR S P ERA WHIP	IP WLS BF H R ER SO BB IBB HBP BLK WP HR S P ERA WHIP	IP WLS BF H R ER SO BB IBB HBP BLK WP HR S P ERA WHIP	IP WLS BF H R ER SO BB IBB HBP BLK WP HR S P ERA WHIP	IP WLS BF H R ER SO BB IBB HBP BLK WP HR S P ERA WHIP	IP WLS BF H R ER SO BB IBB HBP BLK WP HR S P ERA WHIP				
17 José Berrios, R ERA: 3.58	5.2	L	24	7	4	4	0	0	0	0	0	0	0	0	0	0	6.35	1.235		
58 Tim Lincecum, L ERA: 1.4	0.2		4	1	1	1	1	1	0	0	0	0	0	0	0	0	13.50	3.000		
24 Nate Pearson, R ERA: 4.85	1.2		9	2	0	0	1	2	0	0	0	0	0	0	0	0	0.00	2.400		

Batter	1	2	3	4	5	6	7	8	9	AB R H RBI BB SO LOB	TOP											
4 George Springer, R OBP: 0.331, SLG: 0.404										5 1 2 1 0 1 0	<p>Toronto Blue Jays @ Tampa Bay Rays Tropicana Field, St. Petersburg, FL Fri Sep 22 2023, 6:42 PM - 9:25 PM EDT Att: 18,538 - Dome - 72 F</p> <p>livebaseballscorecards.com</p> <p>AB 34 R 6 H 8 RBI 6 BB 4 SO 10 LOB 10</p>											
11 Bo Bichette, R OBP: 0.333, SLG: 0.467										5 1 1 1 0 1 1												
27 Vladimir Guerrero Jr., R(1), 10 OBP: 0.342, SLG: 0.437										3 1 0 0 2 0 1												
8 Cavan Biggio, L OBP: 0.332, SLG: 0.375									3 1 1 0 1 1 1													
30 Alejandro Kirk, R OBP: 0.335, SLG: 0.353									3 0 0 1 1 1 1													
26 Matt Chapman, R OBP: 0.332, SLG: 0.424									3 0 0 1 0 2 0													
25 Daulton Varsho, L OBP: 0.285, SLG: 0.380										4 1 2 2 0 1 0												
15 Whit Merrifield, R OBP: 0.322, SLG: 0.391										4 0 1 0 0 2 3 0 0 0 0 0 0 0												
39 Kevin Kiermaier, L OBP: 0.327, SLG: 0.429										4 1 1 0 0 1 3												
5 Santiago Espinal, R OBP: 0.309, SLG: 0.330																						
Inning Stats	R: 0 E: 0 K: 1 S: 9	H: 0 LOB: 1 BB: 1 P: 16	R: 0 E: 0 K: 2 S: 9	H: 0 LOB: 0 BB: 0 P: 12	R: 0 E: 0 K: 2 S: 8	H: 0 LOB: 0 BB: 0 P: 13	R: 0 E: 0 K: 1 S: 13	H: 1 LOB: 1 BB: 0 P: 21	R: 0 E: 0 K: 1 S: 9	H: 0 LOB: 0 BB: 0 P: 12	R: 4 E: 0 K: 1 S: 22	H: 3 LOB: 3 BB: 3 P: 43	R: 0 E: 0 K: 0 S: 10	H: 0 LOB: 0 BB: 0 P: 13	R: 0 E: 0 K: 2 S: 11	H: 0 LOB: 0 BB: 0 P: 17	R: 2 E: 0 K: 0 S: 11	H: 4 LOB: 1 BB: 0 P: 14	1B: 5 2B: 2 3B: 0 HR: 1	SF: 0 SAC: 0 DP: 0 HBP: 1	WP: 1 PB: 0 SB: 2 CS: 1	PA: 39
PITCHER	IP WLS BF H R ER SO BB IBB HBP BLK WP HR S P ERA WHIP											IP WLS BF H R ER SO BB IBB HBP BLK WP HR S P ERA WHIP										
20 Tyler Glasnow, R ERA: 3.88	5.1 L 23 3 4 4 7 4 0 0 0 0 0 0 59 101 6.75 1.312																					
49 Kevin Kelly, L ERA: 2.94	1.2 7 1 0 0 1 0 0 0 1 0 0 0 21 29 0.00 0.600																					
30 Jake Diekman, L ERA: 3.46	1.0 3 0 0 0 2 0 0 0 0 0 0 0 11 17 0.00 0.000																					
47 Jason Adam, R ERA: 2.98	0.1 3 3 2 2 0 0 0 0 0 0 0 1 6 8 54.00 9.000																					
61 Erasmo Ramirez, R ERA: 5.91	0.2 3 1 0 0 0 0 0 0 0 0 1 0 5 6 0.00 1.500																					

Batter	1	2	3	4	5	6	7	8	9	AB R H RBI BB SO LOB	BOTTOM									
2 Yandy Diaz, R OBP: 0.402, SLG: 0.504										4 0 0 0 0 2 0	<p>Toronto Blue Jays @ Tampa Bay Rays Tropicana Field, St. Petersburg, FL Fri Sep 22 2023, 6:42 PM - 9:25 PM EDT Att: 18,538 - Dome - 72 F</p> <p>livebaseballscorecards.com</p> <p>AB 35 R 2 H 8 RBI 2 BB 1 SO 12 LOB 11</p>									
56 Randy Arozarena, R OBP: 0.363, SLG: 0.427										2 1 1 0 0 0 0 2 0 1 0 0 0 0										
15 Josh Lowe, L OBP: 0.325, SLG: 0.478										4 0 1 0 0 2 2										
87 Harold Ramirez, R OBP: 0.343, SLG: 0.447										4 0 2 1 0 0 1										
6 Taylor Walls, S OBP: 0.311, SLG: 0.345										0 0 0 0 0 0 0										
17 Isaac Paredes, R OBP: 0.353, SLG: 0.488										3 0 0 0 1 2 1										
25 Curtis Mead, R OBP: 0.359, SLG: 0.421										4 1 2 1 0 0 3										
62 Jonathan Aranda, L OBP: 0.306, SLG: 0.282										4 0 0 0 0 2 1										
37 Osleivis Basabe, R OBP: 0.279, SLG: 0.316										4 0 1 0 0 1 1										
50 René Pinto, R OBP: 0.258, SLG: 0.437										4 0 0 0 0 3 2										
Inning Stats	R: 1 E: 0 K: 2 S: 12	H: 2 LOB: 1 BB: 0 P: 19	R: 0 E: 0 K: 1 S: 6	H: 0 LOB: 0 BB: 0 P: 7	R: 0 E: 0 K: 2 S: 9	H: 0 LOB: 0 BB: 0 P: 18	R: 0 E: 0 K: 1 S: 9	H: 0 LOB: 0 BB: 0 P: 13	R: 0 E: 0 K: 0 S: 7	H: 1 LOB: 1 BB: 0 P: 11	R: 1 E: 0 K: 2 S: 12	H: 2 LOB: 1 BB: 0 P: 12	R: 0 E: 0 K: 2 S: 17	H: 2 LOB: 3 BB: 1 P: 30	R: 0 E: 0 K: 1 S: 9	H: 0 LOB: 0 BB: 0 P: 15	1B: 6 2B: 1 3B: 0 HR: 1	SF: 0 SAC: 0 DP: 0 HBP: 0	WP: 0 PB: 0 SB: 1 CS: 0	PA: 36
PITCHER	IP WLS BF H R ER SO BB IBB HBP BLK WP HR S P ERA WHIP											IP WLS BF H R ER SO BB IBB HBP BLK WP HR S P ERA WHIP								
40 Chris Bassitt, R ERA: 3.74	6.2 W 26 6 2 2 8 0 0 0 0 0 0 17 61 88 2.70 0.900																			
12 Jordan Hicks, R ERA: 3.16	1.0 H 5 2 0 0 3 0 0 0 0 0 0 0 17 25 0.00 2.000																			
68 Jordan Romano, R ERA: 2.4	1.1 S 5 0 0 0 1 1 0 0 0 0 0 0 13 24 0.00 0.750																			

Batter	1	2	3	4	5	6	7	8	9	AB R H RBI BB SO LOB	TOP									
4 George Springer, R OBP: 0.328, SLG: 0.407	(1, 9) F FF 96 C CU 79 B FF 80 S FF 88 K	(1) B FC 92 X FS 88 1-0 IHR			(2) X FF 96 0-0 G6-3		(2) B SL 81 C FC 92 2-3 K		(1) B SL 81 C FC 92 1-1 F7	5 1 1 3 0 2 0	<p>Toronto Blue Jays @ Tampa Bay Rays</p> <p>Tropicana Field, St. Petersburg, FL</p> <p>Sun Sep 24 2023, 1:10 PM - 4:03 PM EDT</p> <p>Att: 22,472 - Dome - 72 F</p> <p>livebaseballscorecards.com</p> <p>AB 38 R 9 H 11 RBI 9 BB 3 SO 7 LOB 8</p> 									
11 Bo Bichette, R OBP: 0.334, SLG: 0.472	(1, 6) B FF 96 F FF 97 T FC 92 X FF 96 P3	(2) B FF 96 F FF 96 X FF 96 2-0 G6-3			(3) S FC 93 F FF 96 X FF 97 0-2 P3		(3) C CU 78 X FC 87 0-1 1B		(3) X SL 92 0-0 HR	5 1 2 1 0 0 0										
27 Vladimir Guerrero Jr., R(1, 10) OBP: 0.343, SLG: 0.448	(3) X FF 97 0-0 P6			(1) X FC 92 0-0 G6-3		(3) B CU 76 F FF 96 X FF 96 2-1 HR	(3) B CU 76 F FF 96 X FF 96 3-2 G6-3		(3) S FC 90 F FF 96 B FF 96 X FF 96 3-2 HR	5 2 2 2 0 0 1										
8 Cavan Biggio, L OBP: 0.333, SLG: 0.377		(1) C FF 95 B FF 95 C FS 95 1-3 K	(2) C FF 95 X FF 95 0-2 L5		(1) X FF 97 0-0 F8		(1) C FF 91 F FF 92 F FF 92 3-3 K	(2) F FF 92 C FC 90 S FF 90 2-3 K	5 0 0 0 0 3 0											
26 Matt Chapman, R OBP: 0.333, SLG: 0.420		(2) X FF 96 0-0 F7	(3) X FF 96 0-0 P3		(1) F FC 91 B FF 91 B FF 91 4-1 30 BB		(1) B FF 92 X FF 92 1-0 30 25 3B 1B	(3) B FF 89 B FF 89 B FF 89 3-3 K	4 1 1 0 1 1 0											
30 Alejandro Kirk, R OBP: 0.336, SLG: 0.352		(1) B FF 96 B FF 96 B FF 96 4-0 25 15 1B BB		(1) B FC 91 X FF 96 1-0 L6		(2) C FC 90 D FS 89 D FS 89 2-2 1B		(2) B SL 84 B SL 84 X SL 84 2-1 G5-3	3 1 1 0 1 0 1											
25 Daulton Varsho, L OBP: 0.285, SLG: 0.385		(1) D FS 89 F FF 96 X FF 94 1-1 15 1B 2B		(2) B CU 80 X FS 91 1-1 G4-3		(2) F FS 89 X FS 89 0-1 F9		(2) S FF 92 X FF 92 0-1 2H 3B	4 1 2 1 0 0 2											
15 Whit Merrifield, R OBP: 0.324, SLG: 0.390		(1) B FF 96 F FF 96 X FC 92 1-1 39 1B 4 IHR 1B		(3) S FC 91 B FC 88 B CU 78 B FF 97 X FF 97 3-1 G5-3		(3) S FC 89 B CU 78 F FS 89 S FC 87 1-3 K		(3) 0-0 IBB	3 1 1 2 1 1 2											
39 Kevin Kiermaier, L OBP: 0.325, SLG: 0.427		(1) X FF 96 0-0 4 IHR 1B		(1) C FS 89 X FS 89 1-1 G4-3		(1) C CU 76 X FS 89 0-1 G4-3		(3) S SL 86 X FF 93 1-1 G6-3	4 1 1 0 0 0 2											
Inning Stats	R: 0 E: 0 K: 1 S: 7	H: 0 LOB: 0 BB: 0 P: 10	R: 5 E: 0 K: 1 S: 11	H: 4 LOB: 0 BB: 1 P: 21	R: 0 E: 0 K: 0 S: 5	H: 0 LOB: 0 BB: 0 P: 5	R: 0 E: 0 K: 0 S: 5	H: 0 LOB: 0 BB: 0 P: 10	R: 1 E: 0 K: 1 S: 15	H: 2 LOB: 2 BB: 1 P: 24		R: 0 E: 0 K: 1 S: 10	H: 1 LOB: 1 BB: 0 P: 15	R: 1 E: 0 K: 1 S: 13	H: 2 LOB: 2 BB: 1 P: 20	R: 2 E: 0 K: 2 S: 15	H: 2 LOB: 0 BB: 0 P: 24	1B: 5 2B: 1 3B: 1 HR: 4	SF: 0 SAC: 0 DP: 0 HBP: 0	WP: 0 PB: 0 SB: 1 CS: 0
PITCHER	IP WLS BF H R ER SO BB IBB HBP BLK WP HR S P ERA WHIP											IP WLS BF H R ER SO BB IBB HBP BLK WP HR S P ERA WHIP								
45 Taj Bradley, R ERA: 5.52	(1, 1) 7.0 L 30 7 6 6 4 2 0 0 0 0 0 1 59 92 7.71 1.286																			
38 Colin Poche, L ERA: 2.15	(8, 1) 1.0 6 2 1 1 1 0 1 0 0 0 0 13 20 9.00 2.000																			
61 Erasmo Ramirez, R ERA: 6.12	(9, 1) 1.0 5 2 2 2 2 0 0 0 0 0 0 2 15 24 18.00 2.000																			


Batter	1	2	3	4	5	6	7	8	9	AB R H RBI BB SO LOB	BOTTOM											
2 Yandy Diaz, R OBP: 0.408, SLG: 0.515	(1, 3) F FF 94 C CU 84 0-1 17 1B	(3) C CU 83 B FF 94 B FF 94 X CU 83 2-2 F8			(1) X FF 94 0-0 87 PO 1B		(1) C FF 96 B FF 96 X SL 90 2-1 P5		(3) C FS 96 F FF 96 X FS 96 0-2 K	2 1 1 0 0 0 0 3 0 1 0 0 1 2	<p>Toronto Blue Jays @ Tampa Bay Rays</p> <p>Tropicana Field, St. Petersburg, FL</p> <p>Sun Sep 24 2023, 1:10 PM - 4:03 PM EDT</p> <p>Att: 22,472 - Dome - 72 F</p> <p>livebaseballscorecards.com</p> <p>AB 38 R 5 H 13 RBI 5 BB 3 SO 12 LOB 18</p> 											
87 Harold Ramirez, R OBP: 0.349, SLG: 0.449	(1, 7) B FF 94 T CU 80 B SL 88 F FF 94 B FF 94 X CU 83 1-2 17 1B		(1) B CU 82 C SL 88 X CU 84 1-2 25 1B	(1) F SL 89 S FF 94 1 SAFE 1-2 PO	(1) F CH 82 X CH 82 1-1 L7		(1) X SL 93 0-0 25 FC 1B		(1) F SL 97 F FF 97 B SL 100 F SL 99 X SL 100 1-2 G6-3	5 1 3 0 0 0 0												
25 Curtis Mead, R OBP: 0.351, SLG: 0.394	(1, 5) C SL 88 B FF 93 F SL 89 S SL 89 1-3 K		(1) X FF 94 0-0 1B		(2) C FF 92 B CH 82 S CH 82 B CH 82 4-2 BB		(2) B CU 91 F FF 94 B CU 84 X SL 84 2-1 FC 17 HR		(2) B SL 85 B SL 85 X SL 99 1-1 G1	4 1 1 0 1 1 3												
17 Isaac Paredes, R OBP: 0.354, SLG: 0.490	(1, 4) C CU 83 X FF 92 0-1 1 1B		(2) F SL 89 B CH 82 F FF 95 X FF 95 0-2 L9		(2) D CH 82 B CH 82 S CH 82 T SAFE F FF 93 S CH 83 3-3 K		(2) X CU 82 0-0 1H HR		(2) C SL 100 B SL 100 B SL 100 D SL 100 4-1 BB	4 1 2 3 1 1 2												
1 Junior Caminero, R OBP: 0.300, SLG: 0.222	(1, 10) B FF 94 F FF 94 X CU 82 1-1 1B		(3) T SL 89 F SL 89 F FF 94 B FF 94 S SL 90 2-3 K		(3) B FF 93 S CH 82 B CU 82 X CH 83 1-2 P2		(3) C FF 95 B FF 95 B CU 87 B CU 86 S SL 90 3-3 K		(3) C SL 100 X SL 100 1-1 G2-3	5 0 1 1 0 2 3												
15 Josh Lowe, L OBP: 0.327, SLG: 0.487	(1, 9) F FF 94 S SL 86 S SL 87 0-3 K		(1) B SL 88 X CU 82 1-1 6 1B 2B		(1) C FF 92 B CH 83 S FF 92 F FF 92 F FF 93 F FF 93 F CH 83 3-3 K		(1) F FF 91 B FF 92 B FF 94 F FF 94 S FS 85 2-3 K		4 1 1 0 0 3 2													
13 Manuel Margot, R OBP: 0.302, SLG: 0.361	(1, 8) F FF 94 C FF 93 B CU 82 S SL 87 1-3 K		(1) X SL 89 0-0 G6-3		(2) C CH 81 B FF 92 S CH 82 X FF 92 2-1 F9		(2) B FF 94 B FF 94 C SL 85 X FF 93 2-1 6 BB 1B		4 0 1 0 0 1 3													
50 René Pinto, R OBP: 0.258, SLG: 0.429		(1) B FF 93 B CU 82 B FF 94 S SL 88 2-3 K		(2) S FF 94 B FF 95 S SL 88 S SL 88 2-3 K		(2) F CH 82 X CH 82 0-1 1B		(2) B SL 87 B SL 86 B SL 86 F FF 93 X FS 84 3-2 F7	4 0 1 0 0 2 2													
6 Taylor Walls, S OBP: 0.310, SLG: 0.340		(2) C CU 83 F FF 94 B FF 94 C CU 83 2-3 K		(3) C CU 82 X FF 95 0-1 37 1B		(3) B CH 81 S CH 81 D CH 82 X CH 82 3-2 G3		(3) B FF 94 B FF 94 B FF 94 1-2 BB	3 0 1 1 1 1 1													
Inning Stats	R: 2 E: 0 K: 3 S: 21	H: 4 LOB: 2 BB: 0 P: 27	R: 0 E: 0 K: 2 S: 11	H: 0 LOB: 0 BB: 0 P: 17	R: 0 E: 0 K: 1 S: 12	H: 2 LOB: 1 BB: 0 P: 15	R: 1 E: 0 K: 1 S: 11	H: 3 LOB: 1 BB: 0 P: 14	R: 0 E: 0 K: 1 S: 12	H: 1 LOB: 1 BB: 1 P: 21		R: 0 E: 0 K: 1 S: 15	H: 1 LOB: 0 BB: 0 P: 23	R: 2 E: 0 K: 1 S: 9	H: 2 LOB: 0 BB: 0 P: 16	R: 0 E: 0 K: 2 S: 13	H: 1 LOB: 2 BB: 1 P: 24	R: 0 E: 0 K: 0 S: 9	H: 0 LOB: 1 BB: 1 P: 16	1B: 11 2B: 1 3B: 0 HR: 1	SF: 0 SAC: 0 DP: 0 HBP: 0	WP: 0 PB: 0 SB: 0 CS: 0
PITCHER	IP WLS BF H R ER SO BB IBB HBP BLK WP HR S P ERA WHIP											IP WLS BF H R ER SO BB IBB HBP BLK WP HR S P ERA WHIP										
16 Yusei Kikuchi, L ERA: 3.82	(1, 1) 4.0 W 8 1 0 0 2 1 0 0 0 0 0 27 44 0.00 1.000																					
33 Trevor Richards, R ERA: 4.57	(5, 1) 2.0 H 5 2 2 2 1 0 0 0 0 0 1 9 16 18.00 2.000																					
93 Yimi Garcia, R ERA: 4.24	(7, 1) 1.0 H 5 1 0 0 2 1 0 0 0 0 0 13 24 0.00 2.000																					
50 Erik Swanson, R ERA: 3.11	(8, 1) 1.0 4 0 0 0 0 1 0 0 0 0 0 9 16 0.00 1.000																					

Batter	1	2	3	4	5	6	7	8	9	AB	R	H	RBI	BB	SO	LOB	TOP								
26 DJ LeMahieu, R OBP: 0.325, SLG: 0.390	L4		G6-3			G5-4-3		G5-3		4	0	0	0	0	0	1									
25 Gleyber Torres, R OBP: 0.346, SLG: 0.457	BB		K			G6-3			1B	3	1	1	0	1	1	0									
28 Austin Wells, L OBP: 0.226, SLG: 0.414	F8			K			G4-3		HR	4	1	1	2	0	1	1									
27 Giancarlo Stanton, R OBP: 0.275, SLG: 0.421	BB			K			12 1B 95 FC6-2		G6-3	3	0	1	0	1	1	0									
12 Isiah Kiner-Falefa, R OBP: 0.306, SLG: 0.342	G4-3			L6			95 FC6-2		K	4	0	1	0	0	1	2									
95 Oswaldo Cabrera, S OBP: 0.362, SLG: 0.308		G3			G6-3				K	4	0	0	0	0	1	2									
91 Oswald Peraza, R OBP: 0.276, SLG: 0.280		K			F9				F9	3	0	0	0	0	1	2									
80 Everson Pereira, R OBP: 0.244, SLG: 0.208		F9			F9				F8	3	0	0	0	0	0	0									
90 Estevan Florial, L OBP: 0.340, SLG: 0.341			K						K	3	0	1	0	0	2	0									
Inning Stats	R: 0 H: 0 E: 0 K: 0 S: 14	H: 0 LOB: 2 BB: 2 P: 28	R: 0 H: 0 E: 0 K: 1 S: 7	LOB: 0 BB: 0 P: 9	R: 0 H: 0 E: 0 K: 2 S: 7	LOB: 0 BB: 0 P: 10	R: 0 H: 0 E: 0 K: 2 S: 9	LOB: 0 BB: 0 P: 12	R: 0 H: 0 E: 0 K: 0 S: 8	LOB: 0 BB: 0 P: 10	R: 0 H: 1 E: 0 K: 0 S: 6	LOB: 0 BB: 0 P: 10	R: 0 H: 2 E: 0 K: 0 S: 19	LOB: 2 BB: 0 P: 26	R: 0 H: 0 E: 0 K: 1 S: 9	LOB: 0 BB: 0 P: 15	R: 2 H: 2 E: 0 K: 2 S: 11	LOB: 0 BB: 0 P: 13	1B: 3 2B: 1 3B: 0 HR: 1	SF: 0 SAC: 0 DP: 1 HBP: 0	WP: 0 PB: 0 SB: 1 CS: 0	PA: 33			
PITCHER	IP	WLS	BF	H	R	ER	SO	BB	IBB	HBP	BLK	WP	HR	S	P	ERA	WHIP								
34 Kevin Gausman, R ERA: 3.16	7.0		25	3	0	0	5	2	0	0	0	0	0	70	105	0.00	0.714								
50 Erik Swanson, R ERA: 3.05	1.0	3	0	0	0	1	0	0	0	0	0	0	0	9	15	0.00	0.000								
6B Jordan Romano, R ERA: 2.95	1.0	L	5	2	2	2	2	0	0	0	0	0	1	11	13	18.00	2.000								

New York Yankees @ Toronto Blue Jays
Rogers Centre, Toronto, ON
Tue Sep 26 2023, 7:09 PM - 9:35 PM EDT
Att. 40,454 - Clear - 65 F

livebaseballscores.com

AB 31
R 2
H 5
RBI 2
BB 2
SO 8
LOB 8




Batter	1	2	3	4	5	6	7	8	9	AB	R	H	RBI	BB	SO	LOB	BOTTOM								
4 George Springer, R OBP: 0.328, SLG: 0.405	L8		BB			G5-4-3				3	0	0	0	1	1	1									
11 Bo Bichette, R OBP: 0.336, SLG: 0.471	K		BB				G5-3		BB	3	0	1	0	1	1	0									
27 Vladimir Guerrero Jr., R OBP: 0.345, SLG: 0.445	K		K						BB	3	0	0	0	1	2	4									
8 Cavan Biggio, L OBP: 0.329, SLG: 0.371		P5			F7				G6-3	4	0	0	0	0	0	1									
26 Matt Chapman, R OBP: 0.333, SLG: 0.419		G5-3			K				BB	4	0	1	0	0	1	1									
13 Brandon Belt, L OBP: 0.368, SLG: 0.466		K							BB	3	0	0	0	1	1	1									
25 Daulton Varsho, L OBP: 0.285, SLG: 0.382			P5		P5				F7	3	0	0	0	1	0	2									
30 Alejandro Kirk, R OBP: 0.336, SLG: 0.352			BB		G6-3				L7	3	0	1	0	0	0	1									
39 Kevin Kiermaier, L OBP: 0.325, SLG: 0.424			BB		FC3-6				G3-1	2	0	0	0	1	0	2									
Inning Stats	R: 0 H: 0 E: 0 K: 2 S: 8	H: 0 LOB: 0 BB: 0 P: 13	R: 0 H: 0 E: 0 K: 1 S: 7	LOB: 0 BB: 0 P: 12	R: 0 H: 1 E: 0 K: 1 S: 14	LOB: 3 BB: 2 P: 29	R: 0 H: 0 E: 0 K: 1 S: 8	LOB: 0 BB: 1 P: 15	R: 0 H: 0 E: 0 K: 0 S: 5	LOB: 0 BB: 0 P: 10	R: 0 H: 0 E: 0 K: 0 S: 10	LOB: 1 BB: 1 P: 19	R: 0 H: 0 E: 0 K: 0 S: 9	LOB: 0 BB: 1 P: 18	R: 0 H: 1 E: 0 K: 1 S: 7	LOB: 0 BB: 0 P: 11	R: 0 H: 1 E: 0 K: 0 S: 12	LOB: 1 BB: 0 P: 19	1B: 3 2B: 0 3B: 0 HR: 0	SF: 0 SAC: 0 DP: 2 HBP: 0	WP: 0 PB: 0 SB: 1 CS: 0	PA: 34			
PITCHER	IP	WLS	BF	H	R	ER	SO	BB	IBB	HBP	BLK	WP	HR	S	P	ERA	WHIP								
34 Michael King, R ERA: 2.5	6.0		23	1	0	0	5	5	0	0	0	0	0	16	29	0.00	1.000								
76 Jhony Brito, R ERA: 4.33	2.0	W	7	1	0	0	1	1	0	0	0	0	0	16	29	0.00	1.000								
35 Clay Holmes, R ERA: 2.9	1.0	S	4	1	0	0	0	0	0	0	0	0	0	12	19	0.00	1.000								

New York Yankees @ Toronto Blue Jays
Rogers Centre, Toronto, ON
Tue Sep 26 2023, 7:09 PM - 9:35 PM EDT
Att. 40,454 - Clear - 65 F

livebaseballscores.com

AB 28
R 0
H 3
RBI 0
BB 6
SO 6
LOB 13



Batter	1	2	3	4	5	6	7	8	9	AB	R	H	RBI	BB	SO	LOB	TOP										
26 DJ LeMahieu, R OBP: 0.326, SLG: 0.389	G6-3			99 HR BB	K		K		99 BB 1B	4	1	1	0	1	2	2	New York Yankees @ Toronto Blue Jays Rogers Centre, Toronto, ON Wed Sep 27 2023, 7:09 PM - 9:22 PM EDT Att: 31,923 - Clear - 68 F										
99 Aaron Judge, R OBP: 0.407, SLG: 0.622	K			1-H HR	25 BB 27 1B IBB		1-H HR		25 FC6-4 BB	3	3	2	4	2	1	0											
25 Gleyber Torres, R OBP: 0.346, SLG: 0.455	F9			G6-3	27 1B BB		1B		FC6-4	4	0	1	0	1	0	2											
27 Giancarlo Stanton, R OBP: 0.275, SLG: 0.420				K	1B		K			4	0	1	2	0	3	1											
90 Estevan Florial, L OBP: 0.351, SLG: 0.354	K			11 1B			K		11 G5-4-3 1B	4	0	2	0	0	2	0											
11 Anthony Volpe, R OBP: 0.283, SLG: 0.383	K			1B			G5-3		G5-4-3	4	0	1	0	0	1	1											
95 Oswaldo Cabrera, S OBP: 0.279, SLG: 0.304				G4-3	P5		K		F9	4	0	0	0	0	1	2											
91 Oswald Peraza, R OBP: 0.275, SLG: 0.275				K			K		F9	3	1	0	0	1	2	0											
38 Ben Rortvedt, L OBP: 0.241, SLG: 0.221	G4-3			G4-3	25 BB 27 1B 99 IBB 1B		K		G3-1	4	1	1	0	0	1	1											
Inning Stats	R: 0 E: 0 K: 1 S: 8	H: 0 LOB: 0 BB: 0 P: 12	R: 0 E: 0 K: 3 S: 9	H: 0 LOB: 0 BB: 0 P: 12	R: 0 E: 0 K: 1 S: 7	H: 0 LOB: 0 BB: 0 P: 12	R: 2 E: 0 K: 1 S: 9	H: 3 LOB: 2 BB: 1 P: 20	R: 2 E: 0 K: 2 S: 10	H: 2 LOB: 2 BB: 2 P: 21	R: 0 E: 0 K: 2 S: 9	H: 0 LOB: 0 BB: 0 P: 12	R: 2 E: 0 K: 3 S: 16	H: 2 LOB: 1 BB: 1 P: 25	R: 0 E: 0 K: 0 S: 9	H: 1 LOB: 0 BB: 0 P: 13	R: 0 E: 0 K: 10 S: 10	H: 1 LOB: 2 BB: 1 P: 15	1B: 7 2B: 0 3B: 0 HR: 2	SF: 0 SAC: 0 DP: 1 HBP: 0	WP: 0 PB: 0 SB: 0 CS: 0	PA: 39					
PITCHER	IP	WLS	BF	H	R	ER	SO	BB	IBB	HBP	BLK	WP	HR	S	P	ERA	WHIP										
17 José Berrios, R ERA: 3.65	6.0	L	25	5	4	4	10	2	1	0	0	0	1	52	89	6.00	1.167										
33 Trevor Richards, R ERA: 4.75	1.0		6	2	2	2	3	1	0	0	0	0	1	16	25	18.00	3.000										
92 Génesis Cabrera, L ERA: 3.98	1.0		3	1	0	0	0	0	0	0	0	0	0	9	13	0.00	1.000										
35 Jay Jackson, R ERA: 2.28	1.0		5	1	0	0	0	1	0	0	0	0	0	10	15	0.00	2.000										


AB	34
R	6
H	9
RBI	6
BB	5
SO	13
LOB	9




Batter	1	2	3	4	5	6	7	8	9	AB	R	H	RBI	BB	SO	LOB	BOTTOM										
4 George Springer, R OBP: 0.326, SLG: 0.402	F9		F7			F8			L4	4	0	0	0	0	0	0	New York Yankees @ Toronto Blue Jays Rogers Centre, Toronto, ON Wed Sep 27 2023, 7:09 PM - 9:22 PM EDT Att: 31,923 - Clear - 68 F										
11 Bo Bichette, R OBP: 0.333, SLG: 0.468	K			F8		G5-3			G6-3	4	0	0	0	0	1	0											
27 Vladimir Guerrero Jr., R OBP: 0.343, SLG: 0.443	P4			F8		P6				3	0	0	0	0	0	0											
13 Brandon Belt, L OBP: 0.370, SLG: 0.471				K		1B				3	0	2	0	0	1	0											
8 Cavan Biggio, L OBP: 0.326, SLG: 0.367				F9		K			P6	3	0	0	0	0	1	2											
30 Alejandro Kirk, R OBP: 0.333, SLG: 0.349				G4-3		F8			L8	3	0	0	0	0	0	1											
26 Matt Chapman, R OBP: 0.331, SLG: 0.416				K		F8			G6-3	3	0	0	0	0	1	1											
15 Whit Merrifield, R OBP: 0.322, SLG: 0.388				G5-3		G6-3			P3	3	0	0	0	0	0	0											
39 Kevin Kiermaier, L OBP: 0.322, SLG: 0.421				L8		G1-3			K	3	0	0	0	0	1	0											
Inning Stats	R: 0 E: 0 K: 1 S: 9	H: 0 LOB: 0 BB: 0 P: 13	R: 0 E: 0 K: 1 S: 8	H: 1 LOB: 1 BB: 0 P: 12	R: 0 E: 0 K: 0 S: 4	H: 0 LOB: 0 BB: 0 P: 5	R: 0 E: 0 K: 1 S: 10	H: 0 LOB: 0 BB: 0 P: 16	R: 0 E: 0 K: 1 S: 7	H: 0 LOB: 0 BB: 0 P: 11	R: 0 E: 0 K: 0 S: 7	H: 0 LOB: 0 BB: 0 P: 11	R: 0 E: 0 K: 0 S: 9	H: 1 LOB: 1 BB: 0 P: 12	R: 0 E: 0 K: 0 S: 9	H: 0 LOB: 0 BB: 0 P: 13	R: 0 E: 0 K: 1 S: 9	H: 0 LOB: 0 BB: 0 P: 12	1B: 1 2B: 1 3B: 0 HR: 0	SF: 0 SAC: 0 DP: 0 HBP: 0	WP: 0 PB: 0 SB: 0 CS: 0	PA: 29					
PITCHER	IP	WLS	BF	H	R	ER	SO	BB	IBB	HBP	BLK	WP	HR	S	P	ERA	WHIP										
45 Gerrit Cole, R ERA: 2.63	9.0	W	29	2	0	0	5	0	0	0	0	0	0	72	105	0.00	0.222										

AB	29
R	0
H	2
RBI	0
BB	0
SO	5
LOB	4



Batter	1	2	3	4	5	6	7	8	9	AB	R	H	RBI	BB	SO	LOB	TOP										
26 DJ LeMahieu, R OBP: 0.324, SLG: 0.386	G3-1		F9		G1-4-3			G3		4	0	0	0	0	0	2	<p>New York Yankees @ Toronto Blue Jays Rogers Centre, Toronto, ON Thu Sep 28 2023, 7:10 PM - 9:45 PM EDT Att: 36,657 - Overcast - 63 F</p> <p>livebaseballscorecards.com</p> <p>AB 34 R 0 H 7 RBI 0 BB 1 SO 13 LOB 13</p> 										
99 Aaron Judge, R OBP: 0.405, SLG: 0.617	K		IBB			G5-3		K		3	0	0	0	1	2	0											
25 Gleyber Torres, R OBP: 0.344, SLG: 0.452	G6-3		K			G4-3		G6-3		4	0	0	0	0	1	2											
28 Austin Wells, L OBP: 0.227, SLG: 0.403		K			F8			G4-3		4	0	1	0	0	1	0											
27 Giancarlo Stanton, R OBP: 0.275, SLG: 0.420	B1-3				K		1B	K		4	0	1	0	0	3	1											
95 Oswaldo Cabrera, S OBP: 0.282, SLG: 0.307	B1-3				K			1B		4	0	2	0	0	1	1											
11 Anthony Volpe, R OBP: 0.283, SLG: 0.384	K				G4-3			K		4	0	1	0	0	2	2											
80 Everson Pereira, R OBP: 0.244, SLG: 0.210			K					K		4	0	1	0	0	2	3											
90 Estevan Florial, L OBP: 0.350, SLG: 0.353					K			P5		3	0	1	0	0	1	2											
Inning Stats	R: 0 E: 0 K: 1 S: 8	H: 0 LOB: 0 BB: 0 P: 11	R: 0 E: 0 K: 2 S: 11	H: 1 LOB: 1 BB: 0 P: 13	R: 0 E: 0 K: 2 S: 10	H: 1 LOB: 2 BB: 1 P: 12	R: 0 E: 0 K: 2 S: 9	H: 0 LOB: 0 BB: 0 P: 14	R: 0 E: 0 K: 1 S: 10	H: 1 LOB: 1 BB: 0 P: 11	R: 0 E: 0 K: 1 S: 14	H: 1 LOB: 1 BB: 0 P: 20	R: 0 E: 0 K: 2 S: 15	H: 0 LOB: 0 BB: 0 P: 18	R: 0 E: 0 K: 1 S: 7	H: 2 LOB: 2 BB: 0 P: 16	1B: 5 2B: 2 3B: 0 HR: 0	SF: 0 SAC: 0 DP: 0 HBP: 0	WP: 0 PB: 0 SB: 1 CS: 0	PA: 35							
PITCHER	IP	WLS	BF	H	R	ER	SO	BB	IBB	HBP	BLK	WP	HR	S	P	ERA	WHIP										
40 Chris Bassitt, R ERA: 3.6	7.2	W	29	5	0	0	12	0	1	0	0	0	0	83	106	0.00	0.652										
93 Yimi Garcia, R ERA: 4.22	0.1		1	0	0	0	0	0	0	0	0	0	0	1	1	0.00	0.000										
58 Tim Mayza, L ERA: 1.38	1.0		5	2	0	0	1	0	0	0	0	0	0	9	16	0.00	2.000										

Batter	1	2	3	4	5	6	7	8	9	AB	R	H	RBI	BB	SO	LOB	BOTTOM											
4 George Springer, R OBP: 0.328, SLG: 0.406	F7		1B		G6-3			13 HR		5	1	3	0	0	0	0	<p>New York Yankees @ Toronto Blue Jays Rogers Centre, Toronto, ON Thu Sep 28 2023, 7:10 PM - 9:45 PM EDT Att: 36,657 - Overcast - 63 F</p> <p>livebaseballscorecards.com</p> <p>AB 36 R 6 H 13 RBI 6 BB 2 SO 10 LOB 14</p> 											
13 Brandon Belt, L OBP: 0.371, SLG: 0.477	P5		K			F7				4	1	1	3	0	1	1												
31 Cam Eden, R	P5		K			HR		HBP		0	0	0	0	0	0	0												
27 Vladimir Guerrero Jr., R	K		K			F8		K		5	0	1	0	0	3	3												
11 Bo Bichette, R OBP: 0.334, SLG: 0.468		K				G5-4-3				4	1	2	0	0	1	1												
8 Cavan Biggio, L OBP: 0.331, SLG: 0.371		FC4-6				1B				3	0	2	1	1	0	0												
30 Alejandro Kirk, R OBP: 0.335, SLG: 0.351		FC4-6				1B				4	0	2	0	0	0	3												
39 Kevin Kiermaier, L OBP: 0.319, SLG: 0.416	FC4-6				K			K		4	0	0	0	0	2	4												
26 Matt Chapman, R OBP: 0.330, SLG: 0.421	K					HR				4	1	1	1	0	2	2												
25 Daulton Varsho, L OBP: 0.287, SLG: 0.388					G4-3			K		3	2	1	1	1	1	0												
Inning Stats	R: 0 E: 0 K: 1 S: 10	H: 0 LOB: 0 BB: 0 P: 13	R: 0 E: 0 K: 2 S: 15	H: 2 LOB: 2 BB: 0 P: 24	R: 1 E: 0 K: 2 S: 12	H: 3 LOB: 3 BB: 1 P: 23	R: 1 E: 0 K: 1 S: 11	H: 1 LOB: 0 BB: 0 P: 17	R: 1 E: 0 K: 0 S: 14	H: 3 LOB: 2 BB: 0 P: 20	R: 3 E: 0 K: 0 S: 17	H: 3 LOB: 0 BB: 1 P: 26	R: 0 E: 0 K: 1 S: 8	H: 0 LOB: 0 BB: 0 P: 11	R: 0 E: 0 K: 3 S: 12	H: 1 LOB: 2 BB: 0 P: 19	1B: 9 2B: 1 3B: 0 HR: 3	SF: 0 SAC: 0 DP: 1 HBP: 1	WP: 0 PB: 0 SB: 2 CS: 0	PA: 39								
PITCHER	IP	WLS	BF	H	R	ER	SO	BB	IBB	HBP	BLK	WP	HR	S	P	ERA	WHIP											
30 Luke Weaver, R ERA: 6.4	4.0	L	19	6	2	2	6	1	0	0	0	0	0	2	48	7	4.50	1.750										
85 Greg Weissert, R ERA: 4.42	1.0		6	3	1	1	0	0	0	0	0	0	0	14	20	9.00	3.000											
29 Zach McAllister, R ERA: 10.8	1.0		6	3	3	3	0	1	0	0	0	0	1	17	26	27.00	4.000											
94 Yoendrys Gómez, R ERA:	2.0		8	1	0	0	4	0	0	1	0	0	0	20	30	0.00	0.500											

Batter	1	2	3	4	5	6	7	8	9	AB	R	H	RBI	BB	SO	LOB	TOP											
2 Yandy Diaz, R OBP: 0.411, SLG: 0.523 62 Jonathan Aranda, L (7, PH) OBP: 0.330, SLG: 0.309											2	1	2	2	1	0	0											
87 Harold Ramirez, R OBP: 0.347, SLG: 0.448											4	1	1	0	0	0	3											
25 Curtis Mead, R OBP: 0.349, SLG: 0.387											4	1	1	0	0	1												
56 Randy Arozarena, R (1, 7) OBP: 0.364, SLG: 0.425											1	0	0	0	2	0												
17 Isaac Paredes, R (1, 3) OBP: 0.349, SLG: 0.488											4	0	0	0	2	5												
1 Junior Caminero, R OBP: 0.208, SLG: 0.217											4	0	1	2	0	2												
13 Manuel Margot, R OBP: 0.312, SLG: 0.371											4	0	1	0	0	1	2											
37 Oslevis Basabe, R OBP: 0.272, SLG: 0.306											3	0	0	0	2	3												
10 Raimel Tapia, L OBP: 0.304, SLG: 0.329																												
50 René Pinto, R OBP: 0.260, SLG: 0.459																												
Inning Stats	R: 0 E: 0 K: 0 S: 4	H: 1 LOB: 0 BB: 0 P: 5	R: 0 E: 0 K: 0 S: 5	H: 0 LOB: 0 BB: 1 P: 11	R: 0 E: 0 K: 2 S: 11	H: 1 LOB: 2 BB: 1 P: 20	R: 0 E: 0 K: 1 S: 6	H: 0 LOB: 0 BB: 0 P: 11	R: 0 E: 0 K: 1 S: 11	H: 0 LOB: 0 BB: 0 P: 16	R: 4 E: 0 K: 2 S: 24	H: 5 LOB: 2 BB: 1 P: 37	R: 0 E: 0 K: 2 S: 10	H: 0 LOB: 0 BB: 0 P: 11	R: 0 E: 0 K: 0 S: 10	H: 0 LOB: 1 BB: 0 P: 13	R: 0 E: 0 K: 2 S: 8	H: 0 LOB: 0 BB: 0 P: 13	1B: 4 2B: 2 HR: 1	SF: 0 SAC: 0 DP: 2 HBP: 1	WP: 0 PB: 0 SB: 0 CS: 0	PA: 36						
PITCHER	IP	WLS	BF	H	R	ER	SO	BB	IBB	HBP	BLK	WP	HR	S	P	ERA	WHIP											
16 Yusei Kikuchi, L ERA: 3.86	(1, 1)	5.0	W	20	5	3	3	4	2	0	0	0	0	1	45	76	5.40	1.400										
37 Chad Green, R ERA: 5.73	(6, 1)	1.0		6	2	1	1	2	1	0	0	0	0	0	16	24	9.00	3.000										
93 Yimi Garcia, R ERA: 4.15	(7, 1)	1.0		3	0	0	0	2	0	0	0	0	0	10	11	0.00	0.000											
35 Jay Jackson, R ERA: 2.12	(8, 1)	2.0		7	0	0	0	2	0	0	1	0	0	0	18	26	0.00	0.000										

Tampa Bay Rays @ Toronto Blue Jays
Rogers Centre, Toronto, ON
Fri Sep 29 2023, 7:08 PM - 9:52 PM EDT
Att. 42,394 - Clear - 64 F

AB 32
R 4
H 7
RBI 4
BB 3
SO 10
LOB 17



Batter	1	2	3	4	5	6	7	8	9	AB	R	H	RBI	BB	SO	LOB	BOTTOM											
4 George Springer, R OBP: 0.327, SLG: 0.403											4	0	0	0	1	2	2											
13 Brandon Belt, L OBP: 0.369, SLG: 0.483											4	1	1	1	0	2	3											
36 Davis Schneider, R (7, PH) OBP: 0.397, SLG: 0.589											4	3	3	0	1	0	0											
27 Vladimir Guerrero Jr., R (1, 3) OBP: 0.346, SLG: 0.446											4	3	3	0	1	0	0											
11 Bo Bichette, R OBP: 0.338, SLG: 0.472											5	3	4	1	0	0	1											
5 Santiago Espinal, R OBP: 0.312, SLG: 0.338											4	2	2	2	1	1	1											
8 Cavan Biggio, L OBP: 0.335, SLG: 0.372											4	2	2	2	1	1	1											
30 Alejandro Kirk, R OBP: 0.336, SLG: 0.360											5	1	2	3	0	0	1											
39 Kevin Kiermaier, L OBP: 0.321, SLG: 0.421											3	0	2	1	0	1	0											
31 Cam Eden, R (8, PH) OBP: 0.335, SLG: 0.384											4	1	2	1	1	0	3											
26 Matt Chapman, R OBP: 0.333, SLG: 0.428											4	1	2	1	1	0	3											
25 Daulton Varsho, L OBP: 0.284, SLG: 0.384											5	0	0	0	0	3	7											
Inning Stats	R: 0 E: 0 K: 1 S: 12	H: 0 LOB: 1 BB: 1 P: 23	R: 1 E: 0 K: 3 S: 14	H: 2 LOB: 3 BB: 2 P: 27	R: 3 E: 1 K: 0 S: 19	H: 3 LOB: 1 BB: 1 P: 25	R: 3 E: 1 K: 1 S: 16	H: 3 LOB: 0 BB: 0 P: 24	R: 1 E: 0 K: 2 S: 13	H: 1 LOB: 0 BB: 0 P: 20	R: 2 E: 1 K: 1 S: 13	H: 4 LOB: 2 BB: 0 P: 18	R: 1 E: 0 K: 1 S: 16	H: 2 LOB: 1 BB: 0 P: 21	R: 0 E: 0 K: 2 S: 10	H: 1 LOB: 1 BB: 0 P: 13	1B: 9 2B: 4 3B: 0 HR: 3	SF: 1 SAC: 0 DP: 0 HBP: 0	WP: 0 PB: 0 SB: 0 CS: 0	PA: 45								
PITCHER	IP	WLS	BF	H	R	ER	SO	BB	IBB	HBP	BLK	WP	HR	S	P	ERA	WHIP											
34 Aaron Civale, R ERA: 3.46	(1, 1)	1.2	L	9	2	1	1	3	2	0	0	0	0	0	24	35	20.25	3.750										
52 Zack Littell, R ERA: 4.1	(2, 1)	1.1		10	3	3	3	1	2	0	0	0	0	0	24	35	20.25	3.750										
61 Erasmo Ramirez, R ERA: 6.41	(4, 1)	3.0		17	8	6	4	4	0	0	0	0	0	2	42	62	12.00	2.667										
45 Taj Bradley, R ERA: 5.56	(7, 1)	1.0		5	2	1	1	1	0	0	0	0	0	16	21	9.00	2.000											
38 Colin Poche, L ERA: 2.23	(8, 1)	1.0		4	1	0	0	2	0	0	0	0	0	10	13	0.00	1.000											

Tampa Bay Rays @ Toronto Blue Jays
Rogers Centre, Toronto, ON
Fri Sep 29 2023, 7:08 PM - 9:52 PM EDT
Att. 42,394 - Clear - 64 F

AB 40
R 11
H 16
RBI 9
BB 4
SO 11
LOB 18




Batter	1	2	3	4	5	6	7	8	9	AB	R	H	RBI	BB	SO	LOB	TOP			
1 Junior Caminero, R OBP: 0.278, SLG: 0.353	G6-3				HR		K		G1-3	6	2	2	2	0	2	3				
15 Josh Lowe, L OBP: 0.335, SLG: 0.500	F8								G5-3	4	1	1	1	0	2	0				
37 Oseivis Basabe, R OBP: 0.277, SLG: 0.310										2	1	1	0	0	0	1				
87 Harold Ramirez, R OBP: 0.353, SLG: 0.460										4	2	2	1	0	1	0				
17 Isaac Paredes, R OBP: 0.352, SLG: 0.488										3	2	1	0	2	1	1				
62 Jonathan Aranda, L OBP: 0.340, SLG: 0.368										5	1	3	6	0	1	0				
25 Curtis Mead, R OBP: 0.326, SLG: 0.349										4	0	0	0	1	0	1				
13 Manuel Margot, R OBP: 0.310, SLG: 0.376										5	1	1	1	0	0	4				
10 Raimel Tapia, L OBP: 0.317, SLG: 0.338										5	1	3	0	0	0	1				
50 René Pinto, R OBP: 0.267, SLG: 0.456										5	1	2	0	0	2	1				
Inning Stats	R: 1 E: 0 K: 0 S: 16	H: 2 LOB: 3 P: 27	R: 7 E: 0 K: 1 S: 20	H: 7 LOB: 2 BB: 1 P: 36	R: 0 E: 0 K: 2 S: 8	H: 0 LOB: 0 BB: 0 P: 11	R: 1 E: 0 K: 0 S: 11	H: 1 LOB: 0 BB: 0 P: 15	R: 1 E: 0 K: 2 S: 15	H: 1 LOB: 1 BB: 0 P: 20	R: 1 E: 0 K: 2 S: 12	H: 2 LOB: 1 BB: 0 P: 17	R: 0 E: 0 K: 1 S: 7	H: 0 LOB: 0 BB: 0 P: 10	R: 0 E: 0 K: 1 S: 13	H: 1 LOB: 1 BB: 0 P: 16	1B: 9 2B: 4 3B: 0 HR: 3	SF: 0 SAC: 0 DP: 0 HBP: 1	WP: 2 PB: 0 SB: 2 CS: 0	PA: 47
PITCHER	IP WLS BF H R ER SO BB IBB HBP BLK WP HR S P ERA WHIP																			
46 Wes Parsons, R ERA: 20.25	4.0 L 26 10 9 9 3 3 0 1 0 2 2 55 89 20.25 3.250																			
58 Tim Mayza, L ERA: 1.52	1.0 4 1 1 1 2 0 0 0 0 0 1 8 14 9.00 1.000																			
33 Trevor Richards, R ERA: 4.95	1.0 5 2 1 1 0 0 0 0 0 0 0 15 20 9.00 2.000																			
92 Génesis Cabrera, L ERA: 4.04	1.0 5 2 1 1 2 0 0 0 0 0 0 12 17 9.00 2.000																			
37 Chad Green, R ERA: 5.25	1.0 3 0 0 0 1 0 0 0 0 0 0 7 10 0.00 0.000																			

Tampa Bay Rays @ Toronto Blue Jays
Rogers Centre, Toronto, ON
Sun Oct 01 2023, 3:08 PM - 5:55 PM EDT
Att: 42,058 - Partly Cloudy - 79 F

livebaseballscorecards.com

AB 43
R 12
H 16
RBI 11
BB 3
SO 9
LOB 12




Batter	1	2	3	4	5	6	7	8	9	AB	R	H	RBI	BB	SO	LOB	BOTTOM					
15 Whit Merrifield, R OBP: 0.318, SLG: 0.382	G6-3				F8	F4		L6		5	0	0	0	0	1	3						
13 Brandon Belt, L OBP: 0.369, SLG: 0.490	F7				F8					5	1	2	1	0	1	2						
11 Bo Bichette, R OBP: 0.339, SLG: 0.475	G3-1				F8			HR		4	1	1	0	1	1	0						
36 Davis Schneider, R OBP: 0.404, SLG: 0.603										4	2	2	0	1	1	2						
8 Cavan Biggio, L OBP: 0.340, SLG: 0.370										4	2	2	1	0	0	2						
5 Santiago Espinal, R OBP: 0.310, SLG: 0.335										5	1	1	0	0	2	5						
25 Daulton Varsho, L OBP: 0.285, SLG: 0.389										5	0	1	1	0	0	4						
55 Tyler Heineman, S OBP: 0.383, SLG: 0.316										3	1	2	3	1	0	1						
31 Cam Eden, R OBP: 0.167, SLG: 0.167										5	0	1	0	0	1	7						
Inning Stats	R: 0 E: 0 K: 0 S: 3	H: 0 LOB: 0 BB: 0 P: 6	R: 3 E: 0 K: 2 S: 14	H: 2 LOB: 1 BB: 1 P: 23	R: 0 E: 0 K: 0 S: 7	H: 2 LOB: 1 BB: 0 P: 12	R: 0 E: 0 K: 0 S: 11	H: 0 LOB: 1 BB: 1 P: 19	R: 0 E: 0 K: 1 S: 5	H: 0 LOB: 0 BB: 0 P: 6	R: 3 E: 1 K: 2 S: 20	H: 4 LOB: 2 BB: 0 P: 29	R: 1 E: 1 K: 2 S: 19	H: 1 LOB: 3 BB: 1 P: 30	R: 1 E: 0 K: 0 S: 10	H: 2 LOB: 1 BB: 0 P: 17	R: 0 E: 0 K: 0 S: 11	H: 1 LOB: 1 BB: 0 P: 13	1B: 7 2B: 2 3B: 2 HR: 1	SF: 0 SAC: 0 DP: 0 HBP: 2	WP: 1 PB: 0 SB: 0 CS: 0	PA: 45
PITCHER	IP WLS BF H R ER SO BB IBB HBP BLK WP HR S P ERA WHIP																					
74 Jacob Lopez, L ERA: 4.38	5.1 W 27 8 6 5 4 2 0 1 0 0 1 0 0 88 8.44 1.875																					
49 Kevin Kelly, R ERA: 3.09	1.2 9 1 1 0 3 1 0 1 0 0 0 23 37 0.00 1.200																					
45 Taj Bradley, R ERA: 0.59	1.0 5 2 1 1 0 0 0 0 0 0 0 1 10 17 9.00 2.000																					
36 Andrew Kittredge, R ERA: 3.09	1.0 4 1 0 0 0 0 0 0 0 0 0 0 11 13 0.00 1.000																					

Tampa Bay Rays @ Toronto Blue Jays
Rogers Centre, Toronto, ON
Sun Oct 01 2023, 3:08 PM - 5:55 PM EDT
Att: 42,058 - Partly Cloudy - 79 F

livebaseballscorecards.com

AB 40
R 8
H 12
RBI 6
BB 3
SO 7
LOB 26



Batter	1	2	3	4	5	6	7	8	9	AB	R	H	RBI	BB	SO	LOB	TOP																						
4 George Springer, R (1,9)										5	0	0	0	0	0	2																							
13 Brandon Belt, L (1,10)										4	0	0	0	0	0	2																							
27 Vladimir Guerrero Jr., R (1,3)										4	0	1	0	0	0	1																							
11 Bo Bichette, R (1,6)										4	1	2	0	0	1	2																							
8 Cavan Biggio, L (1,4)										4	0	0	0	0	1	3																							
30 Alejandro Kirk, R (1,2)										2	0	0	0	1	0	1																							
39 Kevin Kiermaier, L (1,8)										3	0	2	1	1	1	0																							
26 Matt Chapman, R (1,5)										4	0	1	0	0	1	3																							
25 Daulton Varsho, L (1,7)										2	0	0	0	0	1	1																							
15 Whit Merrifield, R (7,PH)										1	0	0	0	1	0	0																							
Inning Stats	R: 0 H: 0 E: 1 K: 0 S: 14	H: 0 LOB: 1 BB: 0 P: 18	R: 0 H: 0 E: 0 K: 0 S: 13	H: 0 LOB: 1 BB: 1 P: 20	R: 0 H: 0 E: 0 K: 2 S: 9	H: 0 LOB: 0 BB: 0 P: 12	R: 0 H: 2 E: 0 K: 0 S: 10	H: 2 LOB: 2 BB: 0 P: 16	R: 0 H: 1 E: 0 K: 1 S: 9	H: 1 LOB: 1 BB: 0 P: 11	R: 1 H: 2 E: 0 K: 0 S: 9	H: 2 LOB: 2 BB: 1 P: 18	R: 0 H: 0 E: 0 K: 0 S: 7	H: 0 LOB: 0 BB: 0 P: 10	R: 0 H: 1 E: 0 K: 2 S: 8	H: 1 LOB: 1 BB: 0 P: 8	R: 0 H: 0 E: 0 K: 2 S: 9	H: 0 LOB: 1 BB: 1 P: 14	1B: 5 2B: 1 3B: 0 HR: 0	SF: 0 SAC: 0 DP: 0 HBP: 1	WP: 0 PB: 0 SB: 0 CS: 0	PA: 37																	
PITCHER	IP	WLS	BF	H	R	ER	SO	BB	IBB	HBP	BLK	WP	HR	S	P	ERA	WHIP	PITCHER				IP	WLS	BF	H	R	ER	SO	BB	IBB	HBP	BLK	WP	HR	S	P	ERA	WHIP	
49 Pablo López, R (1,1)	5.2	W	25	5	1	1	3	2	0	1	0	0	0	62	93	1.59	1.235																						
37 Louie Varland, R (6,1)	0.1	H	1	0	0	0	0	0	0	0	0	0	0	2	2	0.00	0.000																						
56 Caleb Thielbar, L (7,1)	1.0	H	3	0	0	0	0	0	0	0	0	0	0	7	10	0.00	0.000																						
22 Griffin Jax, R (8,1)	1.0	H	4	1	0	0	2	0	0	0	0	0	0	8	8	0.00	1.000																						
59 Jhoan Duran, R (9,1)	1.0	S	4	0	0	0	2	1	0	0	0	0	0	9	14	0.00	1.000																						
Batter	1	2	3	4	5	6	7	8	9	AB	R	H	RBI	BB	SO	LOB	BOTTOM																						
47 Edouard Julien, L (1,4)										2	1	0	0	1	1	2																							
12 Kyle Farmer, R (7,PH)										1	0	0	0	0	1	0																							
11 Jorge Polanco, S (1,5)										4	0	0	0	0	2	3																							
23 Royce Lewis, R (1,10)										3	2	2	3	1	0	0																							
26 Max Kepler, L (1,9)										4	0	1	0	0	1	0																							
19 Alex Kirilloff, L (1,3)										1	0	0	0	1	0	0																							
39 Donovan Solano, R (5,PH)										1	0	0	0	1	0	2																							
4 Carlos Correa, R (1,6)										4	0	1	0	0	1	1																							
27 Ryan Jeffers, R (1,2)										3	0	0	0	1	1	0																							
38 Matt Wallner, L (1,7)										2	0	0	0	1	1	0																							
50 Willi Castro, S (7,7)										1	0	0	0	0	1	3																							
2 Michael Taylor, R (1,8)										3	0	1	0	0	2	0																							
Inning Stats	R: 2 H: 1 E: 0 K: 1 S: 15	H: 1 LOB: 2 BB: 1 P: 27	R: 0 H: 1 E: 0 K: 1 S: 11	H: 1 LOB: 1 BB: 1 P: 18	R: 1 H: 1 E: 0 K: 0 S: 8	H: 1 LOB: 0 BB: 0 P: 15	R: 0 H: 0 E: 0 K: 3 S: 9	H: 0 LOB: 0 BB: 0 P: 13	R: 0 H: 1 E: 0 K: 1 S: 7	H: 1 LOB: 2 BB: 1 P: 14	R: 0 H: 0 E: 0 K: 0 S: 8	H: 0 LOB: 0 BB: 0 P: 9	R: 0 H: 0 E: 0 K: 3 S: 12	H: 0 LOB: 0 BB: 0 P: 17	R: 0 H: 1 E: 0 K: 2 S: 12	H: 1 LOB: 3 BB: 2 P: 25	1B: 3 2B: 0 3B: 0 HR: 2	SF: 0 SAC: 0 DP: 0 HBP: 0	WP: 0 PB: 0 SB: 0 CS: 0	PA: 35																			
PITCHER	IP	WLS	BF	H	R	ER	SO	BB	IBB	HBP	BLK	WP	HR	S	P	ERA	WHIP	PITCHER				IP	WLS	BF	H	R	ER	SO	BB	IBB	HBP	BLK	WP	HR	S	P	ERA	WHIP	
34 Kevin Gausman, R (1,1)	4.0	L	18	3	3	3	5	3	0	0	0	0	0	43	73	6.75	1.500																						
50 Erik Swanson, R (5,1)	0.2		3	0	0	0	1	1	0	0	0	0	0	5	11	0.00	1.500																						
58 Tim Mayza, L (5,1)	0.1		2	1	0	0	0	0	0	0	0	0	0	2	3	0.00	3.000																						
37 Chad Green, R (6,1)	1.1		4	0	0	0	1	0	0	0	0	0	0	11	14	0.00	0.000																						
92 Génesis Cabrera, L (7,1)	0.2		2	0	0	0	2	0	0	0	0	0	0	9	12	0.00	0.000																						

Toronto Blue Jays @ Minnesota Twins
Target Field, Minneapolis, MN
Tue Oct 03 2023, 3:42 PM - 6:20 PM CDT
Att: 38,450 - Overcast - 84 F

AB 33
R 1
H 6
RBI 1
BB 3
SO 7
LOB 15



Toronto Blue Jays @ Minnesota Twins
Target Field, Minneapolis, MN
Tue Oct 03 2023, 3:42 PM - 6:20 PM CDT
Att: 38,450 - Overcast - 84 F

AB 29
R 3
H 5
RBI 3
BB 6
SO 11
LOB 11



