




Minnesota Golden Gophers

Batter	1	2	3	4	5	6	7	8	9	AB R H RBI BB SO LOB	TOP																								
												Florida Marlins @ Miami Hurricanes Mark Light Stadium, Coral Gables, FL Sun Mar 31 2002, 2:05 PM EST livebaseballscorecards.com																							
		AB 0 R 0 H 0 RBI 0 BB 0 SO 0 LOB 0																																	
																																			
Inning Stats		1B: 0 SF: 0 2B: 0 SAC: 0 3B: 0 DP: 0 HR: 0 HBP: 0	WP: 0 PA: 0 PB: 0 SB: 0 CS: 0																																
PITCHER	IP	WLS	BF	H	R	ER	SO	BB	IBB	HBP	BLK	WP	HR	S	P	ERA	WHIP	PITCHER	IP	WLS	BF	H	R	ER	SO	BB	IBB	HBP	BLK	WP	HR	S	P	ERA	WHIP

Batter	1	2	3	4	5	6	7	8	9	AB R H RBI BB SO LOB	BOTTOM
--------	---	---	---	---	---	---	---	---	---	----------------------	--------

												<p>Florida Marlins @ Miami Hurricanes Mark Light Stadium, Coral Gables, FL Sun Mar 31 2002, 2:05 PM EST</p> <p>livebaseballscorecards.com</p> <p>AB 0 R 0 H 0 RBI 0 BB 0 SO 0 LOB 0</p> 
Inning Stats											1B: 0 SF: 0 WP: 0 PA: 0 2B: 0 SAC: 0 PB: 0 3B: 0 DP: 0 SB: 0 HR: 0 HBP: 0 CS: 0	

PITCHER	IP	WLS	BF	H	R	ER	SO	BB	IBB	HBP	BLK	WP	HR	S	P	ERA	WHIP	PITCHER	IP	WLS	BF	H	R	ER	SO	BB	IBB	HBP	BLK	WP	HR	S	P	ERA	WHIP
---------	----	-----	----	---	---	----	----	----	-----	-----	-----	----	----	---	---	-----	------	---------	----	-----	----	---	---	----	----	----	-----	-----	-----	----	----	---	---	-----	------


Batter	1	2	3	4	5	6	7	8	9	AB R H RBI BB SO LOB	TOP																								
												Miami Hurricanes @ Florida Marlins Roger Dean Stadium, Jupiter, FL Wed Feb 26 2003, 3:05 PM EST livebaseballscorecards.com																							
		AB 0 R 0 H 0 RBI 0 BB 0 SO 0 LOB 0																																	
																																			
Inning Stats		1B: 0 SF: 0 2B: 0 SAC: 0 3B: 0 DP: 0 HR: 0 HBP: 0	WP: 0 PA: 0 PB: 0 SB: 0 CS: 0																																
PITCHER	IP	WLS	BF	H	R	ER	SO	BB	IBB	HBP	BLK	WP	HR	S	P	ERA	WHIP	PITCHER	IP	WLS	BF	H	R	ER	SO	BB	IBB	HBP	BLK	WP	HR	S	P	ERA	WHIP

Batter	1	2	3	4	5	6	7	8	9	AB R H RBI BB SO LOB	BOTTOM
--------	---	---	---	---	---	---	---	---	---	----------------------	--------

												<p>Miami Hurricanes @ Florida Marlins Roger Dean Stadium, Jupiter, FL Wed Feb 26 2003, 3:05 PM EST</p> <p>livebaseballscorecards.com</p> <p>AB 0 R 0 H 0 RBI 0 BB 0 SO 0 LOB 0</p> 

Inning Stats	1B: 0	SF: 0	WP: 0	PA: 0
	2B: 0	SAC: 0	PB: 0	
	3B: 0	DP: 0	SB: 0	
	HR: 0	HBP: 0	CS: 0	

PITCHER	IP	WLS	BF	H	R	ER	SO	BB	IBB	HBP	BLK	WP	HR	S	P	ERA	WHIP	PITCHER	IP	WLS	BF	H	R	ER	SO	BB	IBB	HBP	BLK	WP	HR	S	P	ERA	WHIP
---------	----	-----	----	---	---	----	----	----	-----	-----	-----	----	----	---	---	-----	------	---------	----	-----	----	---	---	----	----	----	-----	-----	-----	----	----	---	---	-----	------


Batter	1	2	3	4	5	6	7	8	9	AB R H RBI BB SO LOB	TOP																								
												<p style="text-align: center;">Miami Hurricanes @ Florida Marlins Roger Dean Stadium, Jupiter, FL Wed Mar 03 2004, 3:05 PM EST</p> <p style="text-align: right;">livebaseballscorecards.com</p> <table border="0"> <tr><td>AB</td><td>0</td></tr> <tr><td>R</td><td>0</td></tr> <tr><td>H</td><td>0</td></tr> <tr><td>RBI</td><td>0</td></tr> <tr><td>BB</td><td>0</td></tr> <tr><td>SO</td><td>0</td></tr> <tr><td>LOB</td><td>0</td></tr> </table> 	AB	0	R	0	H	0	RBI	0	BB	0	SO	0	LOB	0									
AB											0																								
R											0																								
H											0																								
RBI											0																								
BB											0																								
SO											0																								
LOB											0																								
Inning Stats										1B: 0 SF: 0 2B: 0 SAC: 0 3B: 0 DP: 0 HR: 0 HBP: 0	WP: 0 PA: 0 PB: 0 SB: 0 CS: 0																								
PITCHER	IP	WLS	BF	H	R	ER	SO	BB	IBB	HBP	BLK	WP	HR	S	P	ERA	WHIP	PITCHER	IP	WLS	BF	H	R	ER	SO	BB	IBB	HBP	BLK	WP	HR	S	P	ERA	WHIP

Batter	1	2	3	4	5	6	7	8	9	AB R H RBI BB SO LOB	BOTTOM
--------	---	---	---	---	---	---	---	---	---	----------------------	--------

												<p>Miami Hurricanes @ Florida Marlins Roger Dean Stadium, Jupiter, FL Wed Mar 03 2004, 3:05 PM EST</p> <p>livebaseballscorecards.com</p> <p>AB 0 R 0 H 0 RBI 0 BB 0 SO 0 LOB 0</p> 

Inning Stats	1B: 0	SF: 0	WP: 0	PA: 0
	2B: 0	SAC: 0	PB: 0	
	3B: 0	DP: 0	SB: 0	
	HR: 0	HBP: 0	CS: 0	

PITCHER	IP	WLS	BF	H	R	ER	SO	BB	IBB	HBP	BLK	WP	HR	S	P	ERA	WHIP	PITCHER	IP	WLS	BF	H	R	ER	SO	BB	IBB	HBP	BLK	WP	HR	S	P	ERA	WHIP
---------	----	-----	----	---	---	----	----	----	-----	-----	-----	----	----	---	---	-----	------	---------	----	-----	----	---	---	----	----	----	-----	-----	-----	----	----	---	---	-----	------

Batter	1	2	3	4	5	6	7	8	9	AB R H RBI BB SO LOB	TOP																								
												<p style="text-align: center;">Miami Hurricanes @ Florida Marlins Roger Dean Stadium, Jupiter, FL Wed Mar 01 2006, 3:05 PM EST</p> <p style="text-align: right;">livebaseballscorecards.com</p> <table style="width: 100%; border: none;"> <tr><td style="width: 50%;">AB</td><td style="width: 50%; text-align: right;">0</td></tr> <tr><td>R</td><td style="text-align: right;">0</td></tr> <tr><td>H</td><td style="text-align: right;">0</td></tr> <tr><td>RBI</td><td style="text-align: right;">0</td></tr> <tr><td>BB</td><td style="text-align: right;">0</td></tr> <tr><td>SO</td><td style="text-align: right;">0</td></tr> <tr><td>LOB</td><td style="text-align: right;">0</td></tr> </table> <div style="text-align: center;">  </div> <table style="width: 100%; border: none;"> <tr> <td style="width: 50%;"> 1B: 0 SF: 0 2B: 0 SAC: 0 3B: 0 DP: 0 HR: 0 HBP: 0 </td> <td style="width: 50%;"> WP: 0 PA: 0 PB: 0 SB: 0 CS: 0 </td> </tr> </table>	AB	0	R	0	H	0	RBI	0	BB	0	SO	0	LOB	0	1B: 0 SF: 0 2B: 0 SAC: 0 3B: 0 DP: 0 HR: 0 HBP: 0	WP: 0 PA: 0 PB: 0 SB: 0 CS: 0							
AB											0																								
R											0																								
H											0																								
RBI											0																								
BB											0																								
SO											0																								
LOB											0																								
1B: 0 SF: 0 2B: 0 SAC: 0 3B: 0 DP: 0 HR: 0 HBP: 0											WP: 0 PA: 0 PB: 0 SB: 0 CS: 0																								
Inning Stats																																			
PITCHER	IP	WLS	BF	H	R	ER	SO	BB	IBB	HBP	BLK	WP	HR	S	P	ERA	WHIP	PITCHER	IP	WLS	BF	H	R	ER	SO	BB	IBB	HBP	BLK	WP	HR	S	P	ERA	WHIP

Batter	1	2	3	4	5	6	7	8	9	AB R H RBI BB SO LOB	BOTTOM
--------	---	---	---	---	---	---	---	---	---	----------------------	--------

												Miami Hurricanes @ Florida Marlins Roger Dean Stadium, Jupiter, FL Wed Mar 01 2006, 3:05 PM EST livebaseballscorecards.com
											AB 0 R 0 H 0 RBI 0 BB 0 SO 0 LOB 0	
												

Inning Stats	1B: 0	SF: 0	WP: 0	PA: 0
	2B: 0	SAC: 0	PB: 0	
	3B: 0	DP: 0	SB: 0	
	HR: 0	HBP: 0	CS: 0	

PITCHER IP WLS BF H R ER SO BB IBB HBP BLK WP HR S P ERA WHIP	PITCHER IP WLS BF H R ER SO BB IBB HBP BLK WP HR S P ERA WHIP
--	--

Batter	1	2	3	4	5	6	7	8	9	AB R H RBI BB SO LOB	TOP						
Jemile Weeks, S (1, 4) OBP: 0.200, SLG: 0.200	0-1 G2-3		0-0 G4-6-3		0-0 G6-3	0-0 38 2B 1-2 2-3 3-H 1B			0-3 K	5 0 1 1 0 1 1							
Roger Tomas, S (1, 10) OBP: 0.333, SLG: 0.667 38 Ben Vazquez, R (6, PH) OBP: 0.500, SLG: 1.000	0-0 2B		0-0 G6-3		0-0 G6-3	0-0 1-3 2-H 3-H 2B			0-3 K	3 0 1 0 0 0 0 2 0 1 2 0 1 0							
7 David Dinatale, R (1, 7) OBP: 0.500, SLG: 0.500 Nick Freitas, R (6, PH) OBP: 0.333, SLG: 0.667	0-3 K			0-0 1B 18 1B 8 BB 1B		E8 SF8 2B			0-0 F8	2 1 1 0 0 1 1 3 1 1 0 0 0 2							
18 Dennis Raben, L (1, 3) OBP: 0.500, SLG: 0.500 Chris Petrali, L (6, PH) (6, 3)	0-3 K			0-0 8 BB 1B 1-2 FC6-4 1B		0-0 SF8	0-0 G6-3			2 1 1 0 0 1 1 1 0 0 1 0 0 0							
Gus Menendez, R (1, 5) OBP: 1.000, SLG: 1.333		0-0 2B		0-0 FC6-4 8 BB 1-2 2-3 1B		4-0 8 S 1B BB	0-0 8 5-4-3 1B			3 1 3 0 1 0 0							
8 Ryan Jackson, R (1, 6) OBP: 0.500, SLG: 0.333		0-0 G6-3		4-0 FC6-4 BB 1-2 2-3 3-H BB		0-1 1B 1-H 1B	0-0 G5-4-3			3 1 1 2 1 0 2							
Richard O'Brien, R (1, 2) OBP: 0.333, SLG: 0.333 22 Jason Hagerty, S (7, 2)			0-0 G6-3		0-0 FC6-4 1-2 2-3 3-H G4-3	0-0 1B 37 BB 38 2B 2-3 1B		0-3 K		3 1 1 1 0 0 3 1 0 0 0 0 1 0							
Blake Tekotte, L (1, 8) (6, 7)		0-3 K		0-0 G4-3 1-2f		0-3 K		0-3 K		4 0 0 0 0 3 5							
37 Kevin Diego, R (1, 9) (6, 8)			4-0 G4-6-3 BB		0-0 G4-3	4-0 38 2B 1-2 BB		0-3 K		2 1 0 0 2 1 0							
Inning Stats	R: 0 H: 1 E: 0 LOB: 1 K: 2 BB: 0 S: 9 P: 9	R: 0 H: 1 E: 0 LOB: 1 K: 1 BB: 0 S: 6 P: 6	R: 0 H: 0 E: 0 LOB: 0 K: 0 BB: 1 S: 2 P: 6	R: 2 H: 3 E: 0 LOB: 1 K: 0 BB: 1 S: 5 P: 9	R: 0 H: 0 E: 0 LOB: 0 K: 0 BB: 0 S: 3 P: 3	R: 5 H: 5 E: 1 LOB: 2 K: 1 BB: 2 S: 11 P: 19	R: 0 H: 1 E: 0 LOB: 0 K: 0 BB: 0 S: 3 P: 3	R: 0 H: 0 E: 0 LOB: 0 K: 3 BB: 0 S: 9 P: 9	R: 0 H: 0 E: 0 LOB: 0 K: 2 BB: 0 S: 7 P: 7	1B: 7 SF: 1 2B: 4 SAC: 0 3B: 0 DP: 3 HR: 0 HBP: 0	WP: 0 PA: 39 PB: 0 SB: 1 CS: 0						
PITCHER	IP WLS BF H R ER SO BB IBB HBP BLK WP HR S P ERA WHIP	IP WLS BF H R ER SO BB IBB HBP BLK WP HR S P ERA WHIP	IP WLS BF H R ER SO BB IBB HBP BLK WP HR S P ERA WHIP	IP WLS BF H R ER SO BB IBB HBP BLK WP HR S P ERA WHIP	IP WLS BF H R ER SO BB IBB HBP BLK WP HR S P ERA WHIP	IP WLS BF H R ER SO BB IBB HBP BLK WP HR S P ERA WHIP	IP WLS BF H R ER SO BB IBB HBP BLK WP HR S P ERA WHIP	IP WLS BF H R ER SO BB IBB HBP BLK WP HR S P ERA WHIP	IP WLS BF H R ER SO BB IBB HBP BLK WP HR S P ERA WHIP	IP WLS BF H R ER SO BB IBB HBP BLK WP HR S P ERA WHIP	IP WLS BF H R ER SO BB IBB HBP BLK WP HR S P ERA WHIP						
71 Chris Volstad, R (1, 1) ERA: 18.0	1.2	7	2	0	0	2	0	0	0	0	0	0	0	0	0	0.00	1.200
73 Jacob Marceaux, R (2, 1) ERA: 18.0	1.1	4	0	0	0	1	1	0	0	0	0	0	5	9	0.00	0.750	
76 Ryan Tucker, R (4, 1) ERA: 18.0	1.0	6	3	2	2	0	1	0	0	0	0	0	5	9	18.00	4.000	
74 Gaby Hernandez, R (5, 1) ERA: 67.5	1.0	3	0	0	0	0	0	0	0	0	0	0	3	3	0.00	0.000	
64 Paul Mildren, L (6, 1) ERA: 67.5	0.2	B	7	3	5	5	1	2	0	0	0	0	8	16	67.50	7.500	
PITCHER	IP WLS BF H R ER SO BB IBB HBP BLK WP HR S P ERA WHIP	IP WLS BF H R ER SO BB IBB HBP BLK WP HR S P ERA WHIP	IP WLS BF H R ER SO BB IBB HBP BLK WP HR S P ERA WHIP	IP WLS BF H R ER SO BB IBB HBP BLK WP HR S P ERA WHIP	IP WLS BF H R ER SO BB IBB HBP BLK WP HR S P ERA WHIP	IP WLS BF H R ER SO BB IBB HBP BLK WP HR S P ERA WHIP	IP WLS BF H R ER SO BB IBB HBP BLK WP HR S P ERA WHIP	IP WLS BF H R ER SO BB IBB HBP BLK WP HR S P ERA WHIP	IP WLS BF H R ER SO BB IBB HBP BLK WP HR S P ERA WHIP	IP WLS BF H R ER SO BB IBB HBP BLK WP HR S P ERA WHIP	IP WLS BF H R ER SO BB IBB HBP BLK WP HR S P ERA WHIP						
75 Aaron Thompson, L (6, 1) ERA: 18.0	1.1	W	6	3	0	0	0	0	0	0	0	0	6	6	0.00	2.250	
77 Henry Owens, R (8, 1) ERA: 18.0	1.0	H	3	0	0	3	0	0	0	0	0	0	9	9	0.00	0.000	
22 Matt Lindstrom, R (9, 1) ERA: 18.0	1.0		3	0	0	2	0	0	0	0	0	0	7	7	0.00	0.000	

Miami Hurricanes @ Florida Marlins
Roger Dean Stadium, Jupiter, FL
Tue Feb 27 2007, 3:05 PM EST
Att: 2,837 - Sunny - 84 F

livebaseballscorecards.com

AB	34
R	7
H	11
RBI	7
BB	4
SO	9
LOB	15



Batter	1	2	3	4	5	6	7	8	9	AB R H RBI BB SO LOB	TOP		
Blake Tekotte, L (1, 8) OBP: 0.333, SLG: 0.333	0-0 CS 1B		1-0 G4-3		0-0 SH1-4		0-0 F8			3 0 1 0 0 0 2			
Jemile Weeks, S (1, 4) 51 Ryan Perry, R (3, PH) (3, 4)	2-0 19 G6-4-3 HBP		0-0 F9		0-3 K		0-0 G6-3			0 0 0 0 0 0 0 3 0 0 0 0 1 3			
19 Yonder Alonso, L (1, 3) 48 Chris Gawenda, R (6, 3)	0-0 G6-4-3 1-2f		0-0 G5-3		0-0 G3-1			0-0 G4-3		3 0 0 0 0 0 3 1 0 0 0 0 0 0			
Mark Sobolewski, R (1, 5) OBP: 0.500, SLG: 0.500		0-0 10 FC5-4 1B		0-3 K		0-0 28 S 1B		0-0 P2		4 0 2 0 0 1 0			
10 Joey Terdoslavich, S (1, 10) 28 Iden Nazario, L (6, PH) (6, 10) 38 Ben Vazquez, R (8, PH) (8, 10)		0-0 7 FC5-4 1-2f		0-3 K		0-3 K		0-3 K		2 0 0 0 0 1 1 1 0 0 0 0 1 1 1 0 0 0 0 1 0			
7 David Dinatale, R (1, 7) 34 Jonathan Weislow, R (6, PH) OBP: 0.500, SLG: 0.500 (6, 7)		0-0 F9		0-3 K		0-0 L7			0-0 30 G4-6-3 1B	2 0 0 0 0 1 1 2 0 1 0 0 0 1			
30 Adan Severino, L (1, 9) OBP: 0.500, SLG: 0.333		4-0 BB			0-0 8 2B 1B		0-0 F9		0-0 G4-6-3 1-2f	3 1 1 0 1 0 2	AB 33 R 2 H 10 RBI 2 BB 1 SO 7 LOB 18		
8 Ryan Jackson, R (1, 6) OBP: 0.750, SLG: 1.500		0-0 G6-3			0-0 22 1B 2B		0-0 F8 2B		0-0 2B	4 1 3 1 0 0 2			
22 Jason Hagerty, S (1, 2) OBP: 1.000, SLG: 1.000 24 Yasmani Grandal, S (5, 2)			0-0 G4-3 S 1B		0-0 SH1-4 1B		0-3 K		0-0 G4-3	2 0 2 1 0 0 0 2 0 0 0 0 1 2			
Inning Stats	R: 0 H: 1 E: 0 LOB: 0 K: 0 BB: 0 S: 2 P: 4	R: 0 H: 1 E: 1 LOB: 2 K: 0 BB: 1 S: 4 P: 8	R: 0 H: 1 E: 0 LOB: 1 K: 0 BB: 0 S: 4 P: 5	R: 0 H: 0 E: 0 LOB: 0 K: 3 BB: 0 S: 9 P: 9	R: 2 H: 3 E: 0 LOB: 1 K: 1 BB: 0 S: 8 P: 8	R: 0 H: 1 E: 0 LOB: 1 K: 1 BB: 0 S: 6 P: 6	R: 0 H: 1 E: 0 LOB: 1 K: 1 BB: 0 S: 6 P: 6	R: 0 H: 0 E: 0 LOB: 0 K: 1 BB: 0 S: 5 P: 5	R: 0 H: 2 E: 0 LOB: 1 K: 0 BB: 0 S: 4 P: 4	1B: 7 SF: 0 2B: 3 SAC: 1 3B: 0 DP: 2 HR: 0 HBP: 1	WP: 0 PA: 36 PB: 0 SB: 2 CS: 1		
PITCHER	IP WLS BF H R ER SO BB IBB HBP BLK WP HR S P ERA WHIP											PITCHER	IP WLS BF H R ER SO BB IBB HBP BLK WP HR S P ERA WHIP
49 Bob Keppel, R (1, 1) ERA:	1.0 W 3 1 0 0 0 0 0 0 0 0 0 0 2 4 0.00 1.000											64 Scott Nestor, R (7, 1) ERA:	1.0 4 1 0 0 1 0 0 0 0 0 0 0 6 6 0.00 1.000
45 Frankie De La Cruz, R (2, 1) ERA:	1.0 5 1 0 0 0 1 0 0 0 0 0 0 4 8 0.00 2.000											57 Taylor Tankersley, L (8, 1) ERA:	1.0 3 0 0 0 1 0 0 0 0 0 0 0 5 5 0.00 0.000
59 Chris Seddon, L (3, 1) ERA:	2.0 7 1 0 0 3 0 0 0 0 0 0 0 13 14 0.00 0.500											48 Lee Gardner, R (9, 1) ERA:	1.0 4 2 0 0 0 0 0 0 0 0 0 0 4 4 0.00 2.000
61 Jesus Delgado, R (5, 1) ERA: 18.0	1.0 6 3 2 2 1 0 0 0 0 0 0 0 8 8 18.00 3.000												
46 Joe Nelson, R (6, 1) ERA:	1.0 4 1 0 0 1 0 0 0 0 0 0 0 6 6 0.00 1.000												

Miami Hurricanes @ Florida Marlins
Roger Dean Stadium, Jupiter, FL
Tue Feb 26 2008, 3:05 PM EST
Att. 2,468 - Partly Cloudy - 85 F

livebaseballscorecards.com

Batter	1	2	3	4	5	6	7	8	9
2 Hanley Ramirez, R (1, 6) 11 Robert Andino, R (4, 6) 39 Chris Barnwell, R (7, 6)	0-0 G3-1 BB	4-0 BB			0-0 G6-3	0-0 L3		0-0 FC6-4 1-2f	
6 Dan Uggla, R (1, 4) 81 Chris Coghlan, L (4, 4) OBP: 0.500, SLG: 0.500	4-0 27 1B 14 1B BB	0-0 L9			0-0 65 1B 65 E 1B	0-3 K			
27 Jeremy Hermida, L (1, 9) 65 Jai Miller, R (4, 9) OBP: 0.500, SLG: 0.500	0-0 14 1B 1-2 SF9 1B		0-0 F8		0-0 7 1B 1B		0-0 F7		
14 Josh Willingham, R (1, 7) 7 Alejandro De Aza, L (4, 7) OBP: 1.000, SLG: 1.000	0-0 FC6 1-3 2-H 1B		1-0 HBP		0-0 83 2B 1 SF8 1B		0-0 1 S 1B		
Mike Jacobs, L (1, 3) 83 Gaby Sanchez, R (4, 3) OBP: 0.500, SLG: 1.000	0-0 SF9		0-0 F7		0-0 1-3 2B		0-0 F7		
Luis Gonzalez, L (1, 10) 1 Alexis Gomez, L (5, PH) (6, 10)	0-0 FC6 1-2f		0-0 P4		0-0 3-H SF8		0-3 K 1-2		
12 Cody Ross, R (1, 8) 24 Cameron Maybin, R (5, 8)		4-0 G6-3 58 WP BB		0-0 E5 G6-4-3	0-3 K		0-3 K		
Jose Castillo, R (1, 5) 78 Lee Mitchell, R (5, 5) OBP: 1.000, SLG: 4.000		1-0 SAFE G6-3 1-3		0-0 G6-4-3 1-2f		0-0 HR	4-0 39 FC6-4 BB		
58 Mike Rabelo, S (1, 2) 41 Paul Hoover, R (5, 2)		1-0 G3 3-H		0-0 G5-3		0-0 F7	0-3 K		

Inning Stats	R: 2 E: 0 K: 0 S: 5	H: 2 LOB: 1 BB: 1 P: 9	R: 1 E: 1 K: 0 S: 3	H: 0 LOB: 1 BB: 2 P: 13	R: 0 E: 0 K: 0 S: 3	H: 0 LOB: 1 BB: 0 P: 4	R: 0 E: 1 K: 0 S: 3	H: 0 LOB: 0 BB: 0 P: 3	R: 3 E: 1 K: 1 S: 6	H: 4 LOB: 1 BB: 0 P: 6	R: 0 E: 0 K: 1 S: 6	H: 1 LOB: 0 BB: 0 P: 6	R: 0 E: 0 K: 1 S: 6	H: 1 LOB: 1 BB: 0 P: 6	R: 0 E: 0 K: 2 S: 7	H: 0 LOB: 1 BB: 1 P: 11
--------------	------------------------------	---------------------------------	------------------------------	----------------------------------	------------------------------	---------------------------------	------------------------------	---------------------------------	------------------------------	---------------------------------	------------------------------	---------------------------------	------------------------------	---------------------------------	------------------------------	----------------------------------

PITCHER															PITCHER																				
40 John Housey, R (1, 1) ERA: 18.0	IP	WLS	BF	H	R	ER	SO	BB	IBB	HBP	BLK	WP	HR	S	P	ERA	WHIP	21 Rene Guerra, R (6, 1) ERA: 9.0	IP	WLS	BF	H	R	ER	SO	BB	IBB	HBP	BLK	WP	HR	S	P	ERA	WHIP
39 Michael Rudman, R (2, 1) ERA:	1.0		5	0	1	0	0	2	0	0	0	1	0	3	13	0.00	2.000	Kyle Bellamy, R (7, 1) ERA:	1.0		4	1	0	0	1	0	0	0	0	0	6	6	0.00	1.000	
45 Alex Koronis, R (3, 1) ERA:	1.0		4	0	0	0	0	0	0	1	0	0	0	3	4	0.00	0.000	Carlos Gutierrez, R (8, 1) ERA:	1.0		4	0	0	0	2	1	0	0	7	11	0.00	1.000			
49 P.J. Fisher, L (4, 1) ERA:	1.0		3	0	0	0	0	0	0	0	0	0	0	3	3	0.00	0.000																		
43 Anthony Nalepa, R (5, 1) ERA: 27.0	1.0		7	4	3	3	1	0	0	0	0	0	0	9	9	27.00	4.000																		

BOTTOM

Miami Hurricanes @ Florida Marlins
Roger Dean Stadium, Jupiter, FL
Tue Feb 26 2008, 3:05 PM EST
Att: 2,468 - Partly Cloudy - 85 F

livebaseballscorecards.com

AB	30
R	7
H	8
RBI	5
BB	4
SO	5
LOB	11



WP	1	PA	37
PB	0		
SB	1		
CS	0		

Batter	1	2	3	4	5	6	7	8	9	AB	R	H	RBI	BB	SO	LOB
7 José Reyes, S (1, 6) OBP: 0.500, SLG: 1.000 4 Anderson Hernandez, S (4, 6)	0-0 93 G5-3 5 HR 2B	0-0 P3		0-0 G4-3			0-0 G6-3		0-3 K	2	1	1	0	0	0	3
93 Brady Clark, R (1, 8)	0-0 G5-3 2-3	0-0 F9			0-0 G5-3		0-3 K		0-0 G4-3	5	0	0	0	0	1	4
5 David Wright, R (1, 5) OBP: 0.500, SLG: 2.000 64 Anderson Machado, S (4, 5)	0-0 HR		0-0 G6-3		0-0 F9		4-0 BB		4-0 BB 63 HR	2	1	1	2	0	0	0
21 Carlos Delgado, L (1, 3) 63 Michel Abreu, R (3, PR) OBP: 0.667, SLG: 2.000	0-3 K		4-0 BB 18 G6-4-3		0-0 2B		0-3 K		0-0 HR 1-H	1	0	0	0	1	1	0
18 Moises Alou, R (1, 7) 16 Ángel Pagán, S (4, 7) OBP: 0.333, SLG: 0.667	0-0 F8		0-0 G6-4-3 1-2f		0-0 G4-3			0-0 G4-3 2B	0-0 F8	2	0	0	0	0	0	1
19 Ryan Church, L (1, 9) 67 Fernando Martinez, L (5, 9)		0-3 K		4-0 BB 9 F8 S		0-0 F9 1B		0-3 K		1	0	0	0	1	1	0
Ruben Gotay, S (1, 4) OBP: 0.250, SLG: 0.250		0-0 BB 9 23 HBP 1B		1-0 G1-3 1-2		0-0 F9 1-2		0-0 G4-3 2-3		4	0	1	0	0	0	3
23 Brian Schneider, L (1, 2) 65 Gustavo Molina, R (4, PR) (5, 2)		1-0 BB 9 HBP		4-0 BB		0-0 G5-3		4-0 BB		0	0	0	0	1	0	0
9 Marlon Anderson, L (1, 10) Olmedo Saenz, R (8, PH) (9, 10)		4-0 BB 1-2 2-3 BB		0-0 F8 2-3		0-0 P3		0-0 F9		1	0	0	0	0	0	2

Inning Stats	R: 2	H: 2	E: 0	K: 1	S: 7	H: 2	LOB: 0	BB: 7	P: 7	R: 0	H: 0	E: 0	K: 0	S: 2	H: 0	LOB: 1	BB: 1	P: 6	R: 0	H: 0	E: 0	K: 0	S: 3	H: 0	LOB: 2	BB: 2	P: 12	R: 0	H: 1	E: 0	K: 0	S: 4	H: 1	LOB: 1	BB: 0	P: 4	R: 0	H: 0	E: 0	K: 2	S: 7	H: 0	LOB: 1	BB: 1	P: 11	R: 0	H: 1	E: 0	K: 1	S: 6	H: 1	LOB: 2	BB: 1	P: 10	R: 2	H: 1	E: 0	K: 1	S: 6	H: 1	LOB: 0	BB: 1	P: 10	1B: 2	2B: 3	3B: 0	HR: 2	SF: 0	SAC: 0	DP: 1	HBP: 1	WP: 0	PA: 41
--------------	------	------	------	------	------	------	--------	-------	------	------	------	------	------	------	------	--------	-------	------	------	------	------	------	------	------	--------	-------	-------	------	------	------	------	------	------	--------	-------	------	------	------	------	------	------	------	--------	-------	-------	------	------	------	------	------	------	--------	-------	-------	------	------	------	------	------	------	--------	-------	-------	-------	-------	-------	-------	-------	--------	-------	--------	-------	--------

PITCHER	IP	WLS	BF	H	R	ER	SO	BB	IBB	HBP	BLK	WP	HR	S	P	ERA	WHIP
22 Eric Katzman, L (1, 1) ERA: 9.0	2.0		11	3	2	2	2	1	0	0	0	0	1	13	18	9.00	2.000
Michael Powers, R (3, 1) ERA:	1.0		3	0	0	0	0	1	0	0	0	0	0	2	6	0.00	1.000
41 Chris Fetter, R (4, 1) ERA:	1.0		5	0	0	0	0	2	0	0	0	0	0	3	12	0.00	2.000
30 Matt Gerbe, R (5, 1) ERA:	1.0		4	1	0	0	0	0	0	0	0	0	0	4	4	0.00	1.000
24 Tyler Burgoon, R (6, 1) ERA:	1.0		4	1	0	0	0	0	0	0	0	0	0	4	4	0.00	1.000

BOTTOM

Michigan Wolverines @ New York Mets
 Tradition Field, Port St. Lucie, FL
 Tue Feb 26 2008, 12:00 PM EST
 Att: 2,059 - Party Cloudy - 75 F

livebaseballscorecards.com

AB	33
R	4
H	7
RBI	4
BB	7
SO	6
LOB	22



Batter	1	2	3	4	5	6	7	8	9	AB R H RBI BB SO LOB	TOP		
19 Kevin Cislo, L (1, 4) OBP: 0.400, SLG: 0.400	0-0 13 1B 1B		0-0 4 2B 5 1B 1B	0-0 G4-3		0-0 G4-3			0-0 G1-3	5 1 2 1 0 0 1			
13 Kenny Fellows, L (1, 7) OBP: 0.500, SLG: 0.500 8 Mike Kittle, R (7, 7)	0-0 4 HBP 1B		0-3 1B	0-0 1B		0-0 P6			0-0 G1-3	4 0 2 0 0 1 2 1 0 0 0 0 0 0			
4 Ryan LaMarre, R (1, 8) OBP: 0.400, SLG: 0.500	1-0 7 G6-4-3 HBP		0-0 5 1B 2B	0-0 F9		0-0 F8			0-0 G5-3	4 1 1 0 0 0 2			
5 Jake McLouth, R (1, 10) OBP: 0.500, SLG: 0.500 14 Alan Oaks, R (5, 10) 15 Garrett Stephens, L (8, 3)	0-3 K		0-0 7 HR 1B		0-0 G6-3		0-0 F8			2 1 1 2 0 1 3 2 0 0 0 0 0 0 0 0 0 0 0 0 0			
7 Michael Dufek, L (1, 3) OBP: 0.500, SLG: 2.000	0-0 G6-4-3		3-2 1B HR		1-0 HR		0-0 G3-1			4 2 2 3 0 0 3			
9 Nick Urban, R (1, 9) OBP: 0.333, SLG: 1.333 23 Bryce Aspinwall, R (7, 9)		0-0 P1	1-2 HR		0-0 F9		0-3 K			3 1 1 1 0 0 0 1 0 0 0 0 1 0			
43 Tim Kalczynski, R (1, 2) (6, 5)		1-0 6 1B HBP	0-0 G4-3		0-0 G3-1			0-3 K		3 0 0 0 0 1 0	AB 36 R 7 H 11 RBI 7 BB 0 SO 5 LOB 13		
6 John Lorenz, R (1, 5) OBP: 0.500, SLG: 0.500 3 Coley Crank, R (6, 6)		0-0 5 G4-6-3 1B	0-0 G6-3			1-0 5 2B 19 G4-3 HBP		0-0 F7		2 0 1 0 0 0 0 1 1 0 0 0 0 0			
5 Anthony Toth, R (1, 6) OBP: 0.250, SLG: 0.500		0-0 G4-6-3		0-0 G4-3		0-0 19 G4-3 2B		0-3 K		4 0 1 0 0 1 2			
Inning Stats	R: 0 H: 2 E: 0 LOB: 2 K: 1 BB: 0 S: 6 P: 7	R: 0 H: 1 E: 0 LOB: 1 K: 0 BB: 0 S: 3 P: 4	R: 5 H: 5 E: 0 LOB: 0 K: 1 BB: 0 S: 14 P: 18	R: 0 H: 1 E: 0 LOB: 1 K: 0 BB: 0 S: 4 P: 4	R: 1 H: 1 E: 0 LOB: 0 K: 0 BB: 0 S: 4 P: 5	R: 1 H: 1 E: 0 LOB: 1 K: 0 BB: 0 S: 4 P: 5	R: 0 H: 0 E: 0 LOB: 0 K: 1 BB: 0 S: 5 P: 5	R: 0 H: 0 E: 0 LOB: 0 K: 2 BB: 0 S: 7 P: 7	R: 0 H: 0 E: 0 LOB: 0 K: 0 BB: 0 S: 3 P: 3	1B: 6 SF: 0 2B: 2 SAC: 0 3B: 0 DP: 2 HR: 3 HBP: 3	WP: 0 PA: 39 PB: 0 SB: 0 CS: 0		
PITCHER	IP WLS BF H R ER SO BB IBB HBP BLK WP HR S P ERA WHIP											PITCHER	IP WLS BF H R ER SO BB IBB HBP BLK WP HR S P ERA WHIP
56 Freddy Garcia, R (1, 1) ERA: 135.0	2.0 W 9 3 0 0 1 0 0 2 0 0 0 0 9 11 0.00 1.500											29 Connor Robertson, R (7, 1) ERA: 135.0	2.0 6 0 0 0 3 0 0 0 0 0 0 0 12 12 0.00 0.000
44 Tim Redding, R (3, 1) ERA: 135.0	0.1 6 5 5 5 1 0 0 0 0 0 0 2 12 16 135.00 15.000											50 Sean Green, R (9, 1) ERA: 135.0	1.0 3 0 0 0 0 0 0 0 0 0 0 0 3 3 0.00 0.000
92 Ron Villone, L (3, 1) ERA: 135.0	0.2 H 2 0 0 0 0 0 0 0 0 0 0 0 2 2 0.00 0.000												
40 Eddie Kunz, R (4, 1) ERA: 4.5	2.0 H 8 2 1 1 0 0 0 0 0 0 0 1 8 9 4.50 1.000												
70 Jon Switzer, L (6, 1) ERA: 9.0	1.0 5 1 1 1 0 0 0 0 1 0 0 0 4 5 9.00 1.000												

Michigan Wolverines @ New York Mets
Tradition Field, Port St. Lucie, FL
 Sun Mar 08 2009, 12:10 PM EDT
 Att: 2,286 - Cloudy - 74 F

livebaseballscorecards.com



Batter	1	2	3	4	5	6	7	8	9	AB	R	H	RBI	BB	SO	LOB
1 Luis Castillo, S OBP: 0.286, SLG: 0.167 87 Alonzo Harris, R (5, PH) (6, 4)	0-0 G4-3	0-0 FC5-2 12 BB 62 1B 1-2 2-3 3-H	0-0 G1-3	0-1 9 HR 1B	0-0 G5-3		0-0 FC5			4 2	2 0	1 0	1 0	0 0	0 0	4 3
9 Marlon Anderson, L OBP: 0.429, SLG: 0.857 95 Eric Campbell, R (1, 3) (6, 3)	0-0 12 BB 62 1B 1B	0-0 F9	0-3 K	2-2 1-H HR		0-0 G6-3		0-0 G6-3		4 2	2 0	2 0	2 0	0 0	1 0	4 0
12 Cory Sullivan, L OBP: 0.714, SLG: 1.250 (1, 8)	0-0 99 F7 62 1B 1B	4-0 99 BB 26 2B BB	4-0 62 BB BB	0-3 K		4-0 98 FC5-4 BB		0-0 E3 26 BB 98 BB BB		3	2	1	1	3	1	0
62 Bobby Kielty, S OBP: 0.667, SLG: 0.500 (1, 10)	0-0 99 F7 1B	0-0 26 2B 99 BB 1B	4-0 BB		4-0 99 1B 26 HR BB		0-0 F8		0-3 K	4	2	2	3	2	1	2
99 Jose Valentin, S OBP: 0.600, SLG: 0.500 98 Matt Bouchard, R (1, 5) (6, 5)	0-0 F7	4-0 26 2B BB	0-0 F8		0-0 26 HR 1B		0-0 FC5-4		4-0 BB 76 1B BB	3	2	1	0	1	0	5
26 Rob Mackowiak, L OBP: 0.444, SLG: 0.857 (1, 9)	0-3 K	0-0 1B 2B		4-0 G4-3 23 SF7 BB	2-0 1-H HR		0-0 P6		4-0 76 1B BB	4	4	2	6	2	1	2
Pedro Zapata, R OBP: 0.500, SLG: 0.250 (1, 7)				0-1 G4-3	0-3 K		0-0 G6-3		4-0 76 1B BB	4	0	1	2	2	1	1
23 Brian Schneider, L OBP: 0.333, SLG: 0.500 76 Omir Santos, R OBP: 1.000, SLG: 1.500 (1, 2) (5, 2)				0-0 SF7	0-0 2B		0-0 87 FC5 89 1B 1B		0-0 1B	2	1	1	1	0	0	1
89 Emmanuel Garcia, L OBP: 0.667, SLG: 0.600 (1, 6)		4-0 12 BB 62 1B BB	0-0 62 BB 1 G1-3 1B	0-0 1 S 1B		0-3 K		0-0 K		5	2	3	0	1	2	3

Inning Stats	R: 1	H: 3	E: 0	K: 1	S: 8	LOB: 2	BB: 0	P: 8	R: 7	H: 4	E: 0	K: 0	S: 7	LOB: 1	BB: 4	P: 23	R: 0	H: 1	E: 0	K: 1	S: 6	LOB: 3	BB: 2	P: 14	R: 4	H: 3	E: 0	K: 1	S: 12	LOB: 0	BB: 1	P: 18	R: 3	H: 3	E: 0	K: 2	S: 10	LOB: 1	BB: 1	P: 16	R: 0	H: 0	E: 0	K: 0	S: 3	LOB: 1	BB: 1	P: 7	R: 0	H: 2	E: 0	K: 0	S: 5	LOB: 2	BB: 0	P: 5	R: 3	H: 1	E: 1	K: 2	S: 9	LOB: 2	BB: 3	P: 21	1B: 13	SF: 1	2B: 2	SAC: 0	3B: 0	DP: 0	HR: 2	HBP: 0	WP: 0	PA: 54
PITCHER	IP	WLS	BF	H	R	ER	SO	BB	IBB	HBP	BLK	WP	HR	S	P	ERA	WHIP																			IP	WLS	BF	H	R	ER	SO	BB	IBB	HBP	BLK	WP	HR	S	P	ERA	WHIP																						
32 Mike Wilson, L ERA: 27.0 (1, 1)	1.2	L	12	4	5	5	1	3	0	0	0	0	0	11	23	27.00	4.200																			1.0		5	2	0	0	0	0	0	0	0	5	5	0.00	2.000																								
50 Matt Miller, R ERA: 20.25 (2, 1)	1.1		11	4	3	3	1	3	0	0	0	0	0	10	22	20.25	5.250																			1.0		8	1	3	0	2	3	0	0	9	21	0.00	4.000																									
17 Brandon Sinnery, R ERA: 36.0 (4, 1)	1.0		7	3	4	4	1	1	0	0	0	0	1	12	18	36.00	4.000																			1.0		1	3	0	2	3	0	0	9	21	0.00	4.000																										
35 Kolby Wood, R ERA: 27.0 (5, 1)	1.0		7	3	3	3	2	1	0	0	0	0	1	10	16	27.00	4.000																			1.0		4	0	0	0	0	1	0	0	0	0	0	0.00	1.000																								
27 Kevin Vangheluwe, R ERA: (6, 1)	1.0		4	0	0	0	0	1	0	0	0	0	0	3	7	0.00	1.000																			1.0		1	3	0	2	3	0	0	9	21	0.00	4.000																										

BOTTOM

Michigan Wolverines @ New York Mets
 Tradition Field, Port St. Lucie, FL
 Sun Mar 08 2009, 12:10 PM EDT
 Att. 2,286 - Cloudy - 74 F

livebaseballscorecards.com

AB	41
R	18
H	17
RBI	18
BB	12
SO	7
LOB	26



BOTTOM

Miami Hurricanes @ Florida Marlins
Roger Dean Stadium, Jupiter, FL
Wed Mar 03 2010, 3:13 PM - 6:11 PM EST
Att: 2,282 - Partly Cloudy - 60 F

livebaseballscorecards.com

AB	44
R	19
H	21
RBI	15
BB	4
SO	5
LOB	16



WP	2	PA	50
PB	0		
SB	0		
CS	0		

1	1	0	0	1	0	0
0	0	0	0	0	0	0
4	2	2	0	0	1	0

1	2	1	0	1	0	0
4	2	1	1	0	1	2

2	2	2	3	0	0	0
3	1	3	1	1	0	0

2	1	1	1	0	0	0
4	0	2	2	0	0	2

2	0	2	1	0	0	0
4	2	1	0	0	0	3

2	0	0	0	0	0	3
3	1	0	0	0	1	2

1	0	0	0	0	0	1
3	1	2	1	0	1	0

2	0	1	0	0	0	1
0	0	0	0	0	0	0
0	0	0	0	0	0	0
0	0	0	0	0	0	0
0	0	0	0	0	0	0
0	0	0	0	0	0	0
1	1	1	2	0	0	0
0	0	0	0	0	0	0

0	0	0	0	0	0	0
5	2	2	3	0	1	2

1B	15	SF	0
2B	3	SAC	0
3B	1	DP	2
HR	2	HBP	2

IP	WLS	BF	H	R	ER	SO	P	ERA	WHIP
1.0		10	7	6	5	0	15	45.00	7.000

Batter	1	2	3	4	5	6	7	8	9	AB	R	H	RBI	BB	SO	LOB				
8 Chris Coghlan, L (1, 7) 26 Ryan Tucker, R (3, 1) 13 Mike Lamb, L (4, 3) OBP: 0.500, SLG: 0.500	4-0 24 1B 2 HR BB	0-0 P6		0-0 L5		0-0 25 E 40 WP 1B	0-3 K	0-0 30 1B 40 1B 1B		1	1	0	0	1	0	0				
24 Cameron Maybin, R (1, 8) 25 Brett Carroll, R (4, 9) OBP: 1.000, SLG: 1.000 OBP: 0.250, SLG: 0.750	0-0 2 HR 1B		4-0 2 1B 3 1B BB	0-0 30 2B 3B		0-0 40 WP 30 BB 40 1B	0-3 K	0-0 L8		1	2	1	0	1	0	0				
2 Hanley Ramirez, R (1, 6) 30 Brian Barden, R (4, 6) OBP: 1.000, SLG: 2.500 OBP: 1.000, SLG: 1.333	1-0 HR		0-0 3 1B 6 1B 1B	0-0 2B		4-0 40 1B 40 WP 16 E BB	0-0 1B	0-0 40 1B 1B		2	2	2	3	0	0	0				
3 Jorge Cantu, R (1, 5) 40 Jorge Jimenez, L (4, 5) OBP: 0.500, SLG: 0.500 OBP: 0.500, SLG: 0.500	0-0 L7		0-0 12 6-4-3 6 1B 21 WP 1B	0-0 F9		2-0 16 E 1B	0-0 G4-3	0-0 16 G4-6-3 1B		2	1	1	1	0	0	0				
6 Dan Uggla, R (1, 4) 16 Danny Richar, L (4, 4) OBP: 1.000, SLG: 1.500 OBP: 0.250, SLG: 0.250	0-0 12 F8 2B		0-0 12 G6-4-3 1B		0-0 F7	0-0 65 G4-3 59 2B		0-0 59 1B G4-6-3		2	0	2	1	0	0	0				
12 Cody Ross, R (1, 9) 65 Scott Cousins, L (4, 8)	0-0 F8		0-0 G6-4-3		0-3 K	0-0 G4-3		0-0 E3 59 1B 22 1B		2	0	0	0	0	0	3				
21 John Baker, L (1, 2) 59 Brett Hayes, R (5, 2) OBP: 0.667, SLG: 1.000	0-0 L3		2-0 15 FC6-4 HBP		0-3 K	0-0 2B		0-0 22 1B 27 HR 1B		1	0	0	0	0	0	1				
15 Gaby Sanchez, R (1, 3) 74 Jay Voss, L (4, 1) 68 Kris Harvey, R (6, 1) 7 Hector Luna, R (6, PH) 66 Jay Buente, R (7, 1) 54 Hunter Jones, L (8, 1) 22 Donnie Murphy, R (8, PH) 75 Matt Peterson, R (9, 1)		0-0 1B	0-0 FC6-4		0-0 13 1B 27 1B HBP		0-0 27 HR 1B			2	0	1	0	0	0	1				
47 Ricky Nolasco, R (1, 1) 27 Jai Miller, R (2, PH) (3, 7)		0-0 L9		0-0 G6-3		0-0 K		0-0 HR		0	0	0	0	0	0	0				
Inning Stats	R: 3 E: 0 K: 0 S: 6	H: 3 LOB: 1 BB: 1 P: 11	R: 0 E: 0 K: 0 S: 3	H: 1 LOB: 0 BB: 0 P: 3	R: 3 E: 0 K: 0 S: 5	H: 3 LOB: 1 BB: 1 P: 11	R: 1 E: 0 K: 0 S: 5	H: 2 LOB: 1 BB: 0 P: 5	R: 0 E: 0 K: 2 S: 7	H: 0 LOB: 0 BB: 0 P: 7	R: 6 E: 2 K: 1 S: 10	H: 4 LOB: 2 BB: 2 P: 22	R: 0 E: 0 K: 2 S: 8	H: 1 LOB: 1 BB: 0 P: 8	R: 6 E: 1 K: 0 S: 12	H: 7 LOB: 1 BB: 0 P: 15	1B: 15 2B: 3 3B: 1 HR: 2	SF: 0 SAC: 0 DP: 2 HBP: 2	WP: 2 PB: 0 SB: 0 CS: 0	PA: 50
PITCHER	IP WLS L	BF H R	ER LOB BB P	BB IBB HBP BLK	WP HR S P	ERA WHIP	PITCHER	IP WLS L	BF H R	ER LOB BB P	BB IBB HBP BLK	WP HR S P	ERA WHIP							
Jerad Grundy, L (1, 1) ERA: 20.25	2.2	16	7 6 6 0	2 2 0 0	1 1 13 24	20.25 3.375	46 Joe Lovecchio, R (8, 1) ERA: 45.0	1.0	10	7 6 5 0	0 0 0 0	0 1 12 15	45.00 7.000							
52 Eric Whaley, R (3, 1) ERA: 3.86	2.1	9	2 1 1 2	0 0 0 0	0 0 13 13	3.86 0.857														
13 Sam Robinson, L (6, 1) ERA: 16.2	1.2	14	5 6 3 2	2 0 1 0	1 0 15 27	16.20 4.200														
47 David Gutierrez, R (6, 1) ERA:	0.1	1	0 0 0 1	0 0 0 0	0 0 3 3	0.00 0.000														
13 Sam Robinson, L (7, 1) ERA: 16.2	1.2	14	5 6 3 2	2 0 1 0	1 0 15 27	16.20 4.200														

Batter	1	2	3	4	5	6	7	8	9	AB R H RBI BB SO LOB	TOP	
26 Patrick Biondi, L (1, 8) C.C.C.	0-3 K		0-0 G4-3			0-0 G3			0-0 G4-3	4 0 0 0 0 1 0		
5 Anthony Toth, R (1, 4) O.B.P.: 0.250, S.L.G.: 0.250	0-3 K		0-3 K			0-0 G1-3			0-0 10 G3-6-1 1B	4 0 1 0 0 2 0		
10 Chris Berset, S (1, 2) O.B.P.: 0.250, S.L.G.: 0.250	0-3 K					0-3 K			0-0 G3-6-1 1-2f	4 0 1 0 0 2 1		
7 Michael Dufek, L (1, 3)		0-3 K				0-0 F7			0-0 G3	3 0 0 0 0 1 1		
9 Nick Urban, R (1, 9) O.B.P.: 0.333, S.L.G.: 0.667		0-0 8 1B 15 SF8 2B				0-0 F8			0-0 F7	3 1 1 0 0 0 1		
8 Mike Kittle, R (1, 7) O.B.P.: 0.333, S.L.G.: 0.333		0-0 6 S 2-3 1B				0-0 F9			0-3 K	3 0 1 0 0 1 1		
15 Garrett Stephens, L (1, 10) Vinnie Sarafa, R (8, PH) O.B.P.: 1.000, S.L.G.: 1.000 (8, 10)		0-0 SF8				0-3 K			0-0 28 G6-4-3 1B	1 0 0 1 0 1 0 1 0 1 0 0 0 0	AB 29 R 1 H 5 RBI 1 BB 0 SO 9 LOB 6	
6 John Lorenz, R (1, 5) 28 Kevin Krantz, S (8, PH) (8, 5)		3-H 1-0 P4				0-0 F8			0-0 G6-4-3 1-2f	2 0 0 0 0 0 1 1 0 0 0 0 0 1		
19 Derek Dennis, R (1, 6)			0-0 F8			0-3 K			0-0 G5-3	3 0 0 0 0 1 0		
Inning Stats	R: 0 E: 0 K: 3 S: 9 H: 0 LOB: 0 BB: 0 P: 9	R: 1 E: 0 K: 1 S: 7 H: 2 LOB: 1 BB: 0 P: 8	R: 0 E: 0 K: 1 S: 5 H: 0 LOB: 0 BB: 0 P: 5	R: 0 E: 0 K: 0 S: 4 H: 1 LOB: 1 BB: 0 P: 4	R: 0 E: 0 K: 2 S: 7 H: 0 LOB: 0 BB: 0 P: 7	R: 0 E: 0 K: 1 S: 5 H: 0 LOB: 0 BB: 0 P: 5	R: 0 E: 0 K: 1 S: 5 H: 0 LOB: 0 BB: 0 P: 5	R: 0 E: 0 K: 0 S: 3 H: 1 LOB: 0 BB: 0 P: 3	R: 0 E: 0 K: 0 S: 3 H: 1 LOB: 0 BB: 0 P: 3	1B: 4 2B: 1 3B: 0 HR: 0 SF: 1 SAC: 0 DP: 2 HBP: 0	WP: 0 PB: 0 SB: 1 CS: 0 PA: 30	
PITCHER	IP WLS BF H R ER SO BB IBB HBP BLK WP HR S P ERA WHIP											
27 Nelson Figueroa, R (1, 1) ERA: 3.0	3.0 W 11 2 1 1 5 0 0 0 0 0 0 0 21 22 3.00 0.667											
47 Hisanori Takahashi, L (4, 1) ERA:	2.0 H 7 1 0 0 2 0 0 0 0 0 0 0 11 11 0.00 0.500											
38 Fernando Nieve, R (6, 1) ERA:	2.0 H 6 0 0 0 2 0 0 0 0 0 0 0 10 10 0.00 0.000											
64 Elmer Dessens, R (8, 1) ERA:	1.0 3 1 0 0 0 0 0 0 0 0 0 0 3 3 0.00 1.000											
94 Kiko Calero, R (9, 1) ERA:	1.0 3 1 0 0 0 0 0 0 0 0 0 0 3 3 0.00 1.000											

Michigan Wolverines @ New York Mets
 Digital Domain Park, Port St. Lucie, FL
 Sun Mar 21 2010, 11:16 AM - 1:38 PM EDT
 Att. 2,384 - Cloudy - 77 F

livebaseballscorecards.com



Batter	1	2	3	4	5	6	7	8	9
1 Luis Castillo, S OBP: 0.333, SLG: 0.333 86 Alex Cintron, S OBP: 0.500, SLG: 0.500 (1, 4) (6, PH) (7, 4)	0-0 F7 1B	1-0 1B		0-0 G4-3 1B		1-0 80 G4-3 80 WP 1B		0-0 F8 1B	
13 Alex Cora, L OBP: 0.667, SLG: 0.667 80 Luis Hernandez, S (1, 6) (6, PH) (7, 6)	0-0 5 G4-3 5 WP 1B	0-0 F9 1B		0-0 5 CS 1B		1-0 G4-3 1-3		0-0 F9 1B	
5 David Wright, R OBP: 0.667, SLG: 0.500 67 Mike Cervenak, R OBP: 0.500, SLG: 0.500 (1, 5) (6, PH) (7, 5)	1-0 G4-3 1-3		0-0 23 HBP 44 S 1B	1-0 CS 1-2	4-0 35 G4-3 BB	0-3 K 1B		0-0 88 1B 1B	
35 Mike Jacobs, L Alejandro Machado, S OBP: 1.000, SLG: 1.000 (1, 10) (6, PH) (7, 10)	4-0 BB		0-3 K 1B		0-0 G4-3 1-2	0-0 1B 3-H		0-0 88 1B 1B 1-2 2-H	
44 Jason Bay, R 88 Juan Lagares, R OBP: 0.500, SLG: 0.500 (1, 7) (6, PH) (7, 7)	0-0 P4 1B		1-0 G6-3 1-2		0-0 F7 1B	0-0 F9 1B		0-0 1B 1-3 2-H	
19 Gary Matthews, S OBP: 1.000, SLG: 1.000 89 Carlos Guzman, L (1, 8) (5, 8)		0-0 3 FC6-4 23 1B 1 WP 1B	4-0 23 HBP BB		0-0 G4-3 1B		0-0 G4-3 1B		
23 Chris Carter, L OBP: 1.000, SLG: 1.000 (1, 9) (8, 3)		0-0 3 FC6-4 1B 1-2	1-0 1-2 2-3 HBP			0-0 28 1B 4 2B 1B		0-0 62 FC6-4 1B	
28 Daniel Murphy, L OBP: 0.333, SLG: 0.333 62 Jesús Feliciano, L (1, 3) (7, PH) (8, 9)		0-0 F7 1B	0-0 P6 1B			0-0 4 2B 1B 1-3		0-0 FC6-4 4 CS 1B 1-2f	
3 Chris Coste, R 4 Henry Blanco, R OBP: 1.000, SLG: 2.000 73 Luke Montz, R (1, 2) (6, 2) (8, 2)		0-0 FC6-4 1 WP 1B 1-2f 2-3		0-3 K 1B		0-0 86 WP 86 1B 2B 1-H 3-H		1-0 CS 1-2	4-0 67 1B BB

Inning Stats	R: 0	H: 1	E: 0	K: 0	S: 4	L: 2	LOB: 2	BB: 1	P: 9	R: 2	H: 3	E: 0	K: 0	S: 6	L: 1	LOB: 3	BB: 1	P: 7	R: 0	H: 1	E: 0	K: 1	S: 6	R: 0	H: 1	E: 0	K: 1	S: 5	R: 0	H: 0	E: 0	K: 0	S: 3	R: 4	H: 5	E: 0	K: 1	S: 10	R: 0	H: 1	E: 0	K: 0	S: 3	R: 2	H: 3	E: 0	K: 0	S: 5	L: 2	LOB: 2	BB: 1	P: 9
--------------	------	------	------	------	------	------	--------	-------	------	------	------	------	------	------	------	--------	-------	------	------	------	------	------	------	------	------	------	------	------	------	------	------	------	------	------	------	------	------	-------	------	------	------	------	------	------	------	------	------	------	------	--------	-------	------

PITCHER	IP	WLS	BF	H	R	ER	SO	BB	IBB	HBP	BLK	WP	HR	S	P	ERA	WHIP
35 Kolby Wood, R ERA: 6.0	(1, 1)	3.0	17	5	2	2	1	2	0	0	0	2	0	16	28	6.00	2.333
Tyler Burgoon, R ERA:	(4, 1)	2.0	7	1	0	0	1	1	0	0	0	0	0	8	13	0.00	1.000
29 Travis Smith, R ERA:	(6, 1)	0.0	4	4	4	4	0	0	0	0	0	1	0	4	5	∞	∞
Eric Katzman, L ERA:	(6, 1)	1.0	4	1	0	0	1	0	0	0	0	1	0	6	7	0.00	1.000
30 Matt Gerbe, R ERA:	(7, 1)	1.0	3	1	0	0	0	0	0	0	0	0	0	3	4	0.00	1.000

AB	R	H	RBI	BB	SO	LOB
3	0	1	1	0	0	0
2	1	1	1	0	0	1
3	0	2	0	0	0	1
2	0	0	0	0	0	2
2	0	1	0	1	0	1
2	1	1	0	0	1	1
2	0	0	0	1	1	2
2	0	2	2	0	0	0
3	0	0	0	0	0	4
2	0	1	1	0	0	1
1	1	1	0	1	0	0
2	0	0	0	0	0	1
3	1	3	0	0	0	0
3	1	1	0	0	0	5
1	0	0	0	0	0	1
2	1	0	0	0	1	2
1	1	1	2	0	0	0
0	1	0	0	1	0	0

WP	PA	1B	2B	3B	HR	SF	SAC	DP	HBP
4	43	14	1	0	0	0	0	0	1
0		1	0	0	0	0	0	0	0
1		0	0	0	0	0	0	0	0
2		0	0	0	0	0	0	0	0

ERA	WHIP
18.00	4.000

Michigan Wolverines @ New York Mets
 Digital Domain Park, Port St. Lucie, FL
 Sun Mar 21 2010, 11:16 AM - 1:38 PM EDT
 Att. 2,384 - Cloudy - 77 F

livebaseballscorecards.com

AB	36
R	8
H	15
RBI	7
BB	4
SO	3
LOB	22



Batter	1	2	3	4	5	6	7	8	9	AB	R	H	RBI	BB	SO	LOB
8 Chris Coghlan, L (1, 8) 10 Dewayne Wise, L (4, 8) 53 John Raynor, R (7, 7)	0-0 F8	0-0 13 1B		0-0 1 WP 1B	0-0 F8		0-0 F7			2	0	1	0	0	0	0
13 Omar Infante, R (1, 4) 1 Emilio Bonifacio, S (4, 4)	0-0 F9	0-0 1B		1-3 K 1B		0-0 G4-3		0-0 F7		2	0	1	1	0	0	0
2 Hanley Ramirez, R (1, 6) 22 Donnie Murphy, R (4, 6) 56 Osvaldo Martinez, R (6, 6)	4-0 27 HR BB	0-0 F5			4-0 16 FC4-6 33 BB 63 1B	0-0 E6 33 1B 16 SF8 33 S		4-0 33 G3-6-3 BB		1	1	0	0	1	0	3
27 Giancarlo Stanton, R (1, 9) 33 Scott Cousins, L (3, 9) (7, 8)	0-0 1-H HR	0-0 G1-3			4-0 16 FC4-6 BB	0-1 63 1B		0-0 G3-6-3 1-2f		2	1	1	2	0	0	3
20 Logan Morrison, L (1, 7) 16 Bryan Petersen, L (4, 7) (7, 9)	0-0 1B		0-3 K		0-0 FC4-6 63 1B 9 3B	0-0 SF8			0-3 K	2	0	1	0	0	1	0
15 Gaby Sanchez, R (1, 3) 63 Josh Kroeger, L (4, 3) OBP: 0.667, SLG: 0.667	0-0 F9		0-0 G5-3		0-0 9 3B 1B	0-0 1B			0-0 G4-3	2	0	0	0	0	0	1
14 John Buck, R (1, 2) 9 Brett Hayes, R (4, 2) 6 Brad Davis, R (7, 2)		0-0 8 1B 13 1B 18 1B		0-0 G6-3		0-0 1B			0-0 E6	2	0	1	2	0	1	2
18 Wes Helms, R (1, 10) 29 Greg Dobbs, L (5, PH) 3 Joe Thurston, L (9, PH)		0-0 13 1B 8 1B			0-0 F8	4-0 BB			0-0 G3	2	0	1	0	0	0	0
78 Matt Dominguez, R (1, 5) 12 Ruben Gotay, S (6, 5)		0-0 F9			0-0 1B	0-0 F9			0-3 K	1	0	0	0	0	1	0

Inning Stats	R: 2	H: 2	E: 0	K: 5	S: 5	LOB: 1	BB: 1	P: 9	R: 1	H: 4	E: 0	K: 0	S: 7	R: 0	H: 0	E: 0	K: 1	S: 5	R: 1	H: 2	E: 1	K: 1	S: 6	R: 3	H: 2	E: 0	K: 0	S: 5	R: 1	H: 2	E: 1	K: 1	S: 9	R: 0	H: 0	E: 0	K: 2	S: 7	R: 0	H: 0	E: 0	K: 0	S: 2	R: 0	H: 0	E: 1	K: 1	S: 6	R: 0	H: 0	E: 0	K: 1	S: 6	1B: 10	2B: 0	3B: 1	HR: 1	SF: 1	SAC: 0	DP: 1	HBP: 0	WP: 1	PB: 0	SB: 1	CS: 0	PA: 44
--------------	------	------	------	------	------	--------	-------	------	------	------	------	------	------	------	------	------	------	------	------	------	------	------	------	------	------	------	------	------	------	------	------	------	------	------	------	------	------	------	------	------	------	------	------	------	------	------	------	------	------	------	------	------	------	--------	-------	-------	-------	-------	--------	-------	--------	-------	-------	-------	-------	--------

PITCHER	IP	WLS	BF	H	R	ER	SO	BB	IBB	HBP	BLK	WP	HR	S	P	ERA	WHIP
39 Michael Rudman, R (1, 1) ERA: 6.75	4.0		20	8	4	3	2	1	0	0	0	1	1	23	28	6.75	2.250
48 Zach Robinson, R (5, 1) ERA: 16.2	1.2		13	4	4	3	0	3	0	0	0	0	0	11	23	16.20	4.200
31 Sam Abrams, R (6, 1) ERA:	2.1	W	7	0	0	0	3	1	0	0	0	0	0	12	16	0.00	0.429
13 Sam Robinson, L (9, 1) ERA:	1.0	S	4	0	0	0	1	0	0	0	0	0	0	6	6	0.00	0.000


BOTTOM

Miami Hurricanes @ Florida Marlins
Roger Dean Stadium, Jupiter, FL
 Sun Feb 27 2011, 1:08 PM - 4:22 PM EST
 Att: 3,332 - Party Cloudy - 79 F

AB	38
R	8
H	12
RBI	7
BB	5
SO	6
LOB	19



WP	HR	S	P	ERA	WHIP
1	1	0	0	6.75	2.250
0	0	0	0	16.20	4.200
0	0	0	0	0.00	0.429
0	0	0	0	0.00	0.000

Batter	1	2	3	4	5	6	7	8	9	AB R H RBI BB SO LOB	TOP																								
												<p style="text-align: center;">Michigan Wolverines @ New York Mets Digital Domain Park, Port St. Lucie, FL Sun Feb 27 2011, 12:10 PM EST Att. 2,644 - Snow - 80 F</p> <p style="text-align: right;">livebaseballscorecards.com</p> <table style="width: 100%; border-collapse: collapse;"> <tr><td style="width: 50%;">AB</td><td style="width: 50%; text-align: right;">0</td></tr> <tr><td>R</td><td style="text-align: right;">0</td></tr> <tr><td>H</td><td style="text-align: right;">0</td></tr> <tr><td>RBI</td><td style="text-align: right;">0</td></tr> <tr><td>BB</td><td style="text-align: right;">0</td></tr> <tr><td>SO</td><td style="text-align: right;">0</td></tr> <tr><td>LOB</td><td style="text-align: right;">0</td></tr> </table> <div style="text-align: center;">  </div> <table style="width: 100%; border-collapse: collapse;"> <tr> <td style="width: 50%;"> 1B: 0 SF: 0 2B: 0 SAC: 0 3B: 0 DP: 0 HR: 0 HBP: 0 </td> <td style="width: 50%;"> WP: 0 PA: 0 PB: 0 SB: 0 CS: 0 </td> </tr> </table>	AB	0	R	0	H	0	RBI	0	BB	0	SO	0	LOB	0	1B: 0 SF: 0 2B: 0 SAC: 0 3B: 0 DP: 0 HR: 0 HBP: 0	WP: 0 PA: 0 PB: 0 SB: 0 CS: 0							
AB											0																								
R											0																								
H											0																								
RBI											0																								
BB											0																								
SO											0																								
LOB											0																								
1B: 0 SF: 0 2B: 0 SAC: 0 3B: 0 DP: 0 HR: 0 HBP: 0											WP: 0 PA: 0 PB: 0 SB: 0 CS: 0																								
Inning Stats																																			
PITCHER	IP	WLS	BF	H	R	ER	SO	BB	IBB	HBP	BLK	WP	HR	S	P	ERA	WHIP	PITCHER	IP	WLS	BF	H	R	ER	SO	BB	IBB	HBP	BLK	WP	HR	S	P	ERA	WHIP

Batter	1	2	3	4	5	6	7	8	9	AB R H RBI BB SO LOB	TOP																								
9 Tyler Palmer, R OBP: 0.600, SLG: 0.500 (1, 10) (6, 9)	1-1 G5-3		0-0 36 2B 1B		4-2 36 7 2B BB	0-1 1B			1-3 K	4 2 2 2 1 1 0																									
36 D.K. Carey, R OBP: 0.200, SLG: 0.400 (1, 8)	1-3 K		0-0 2B		2-1 G5-3	0-3 K			3-2 E1	5 0 1 3 0 2 3																									
7 Peter O'Brien, R OBP: 0.333, SLG: 0.667 40 Garrett Kennedy, L (1, 2) (6, 2)	0-1 G6-3		0-1 G5-3		1-2 2B				2-3 K	3 0 1 1 0 0 1 2 0 0 0 0 1 1																									
27 Brad Fieger, R (1, 3)		0-1 G5-3	0-0 L5		0-1 F9				0-3 K	5 0 0 0 0 1 3																									
14 Esteban Tresgallo, R (1, 5)		3-2 G6-3		0-0 G6-3		0-1 E4 35 HBP 8 HBP 9 1B			1-2 F7	4 1 0 0 0 0 0																									
2 Chantz Mack, L (1, 9) (6, 7)	1-3 K			0-3 K					4-1 8 FC1-6 BB	3 0 0 0 1 3 1																									
4 Stephen Perez, S OBP: 0.500, SLG: 1.000 8 Michael Broad, R (1, 4) (6, PH) (6, 4)			1-3 K	3-2 2B		2-0 35 HBP 9 1B HBP			0-1 FC1-6	2 0 1 0 0 1 0 1 1 0 0 0 0 1																									
6 Julian Santos, L OBP: 0.500, SLG: 0.500 35 Corey Janson, R 22 Javi Salas, R 16 A.J. Salcines, L 35 Corey Janson, R 10 Alex San Juan, R Eric Nedeljkovic, R (1, 7) (6, PH) (6, 1) (7, 1) (8, PH) (8, 1) (9, 1)			1-0 9 1B 36 2B 39 1B 1B	2-3 K		1-0 9 1B HBP			2-3 K	2 1 1 0 0 1 1 1 0 0 0 0 1 1 0 0 0 0 0 0 0 0 0 0 0 0 0 0 1 0 0 0 0 1 1 0 0 0 0 0 0 0 0 0 0 0 0 0 0																									
39 Jarred Mederos, R OBP: 0.250, SLG: 0.250 (1, 6)			0-0 9 1B 36 2B 1B		2-1 F9	2-3 K			0-0 B1-3	4 1 1 0 0 1 4																									
Inning Stats	R: 0 E: 0 K: 1 S: 8	H: 0 LOB: 0 BB: 0 P: 10	R: 0 E: 0 K: 1 S: 9	H: 0 LOB: 0 BB: 0 P: 13	R: 3 E: 0 K: 1 S: 10	H: 4 LOB: 1 BB: 0 P: 12	R: 0 E: 0 K: 2 S: 11	H: 1 LOB: 1 BB: 0 P: 16	R: 1 E: 0 K: 0 S: 14	H: 1 LOB: 1 BB: 1 P: 23	R: 2 E: 1 K: 3 S: 13	H: 1 LOB: 2 BB: 0 P: 19	R: 0 E: 0 K: 0 S: 9	H: 0 LOB: 0 BB: 0 P: 11	R: 0 E: 0 K: 1 S: 8	H: 0 LOB: 1 BB: 1 P: 14	R: 0 E: 1 K: 3 S: 14	H: 0 LOB: 1 BB: 0 P: 20	1B: 4 2B: 3 3B: 0 HR: 0	SF: 0 SAC: 0 DP: 0 HBP: 2	WP: 0 PB: 0 SB: 1 CS: 0	PA: 40													
PITCHER 56 Mark Buehrle, L ERA: 9.0 37 Elij Villanueva, R ERA: 4.5 58 Ryan Webb, R ERA: 34 Edward Mujica, R ERA: 31 Steve Cishek, R ERA:	IP 3.0 2.0 1.0 1.0 1.0	WLS B 	BF 13 9 7 3 4	H 4 2 1 0 0	R 3 1 2 0 0	ER 3 1 0 0 0	SO 3 2 3 0 1	BB 0 1 0 0 1	IBB 0 0 0 0 0	HBP 0 0 2 0 0	BLK 0 0 0 0 0	WP 0 0 0 0 0	HR 0 0 0 0 0	S 27 25 13 9 8	P 35 39 19 11 14	ERA 9.00 4.50 0.00 0.00 0.00	WHIP 1.333 1.500 1.000 0.000 1.000	PITCHER 60 Robert Ray, R ERA:	IP 1.0	WLS W	BF 4	H 0	R 0	ER 0	SO 3	BB 0	IBB 0	HBP 0	BLK 0	WP 0	HR 0	S 14	P 20	ERA 0.00	WHIP 0.000

Miami Hurricanes @ Miami Marlins
Marlins Park, Miami, FL
Tue Mar 06 2012, 7:12 PM - 10:03 PM EST
Att. 1 - Roof Closed - 72 F

livebaseballscorecards.com

AB 36
R 6
H 7
RBI 6
BB 2
SO 12
LOB 16



BOTTOM

Miami Hurricanes @ Miami Marlins
Marlins Park, Miami, FL
Tue Mar 06 2012, 7:12 PM - 10:03 PM EST
Att. 1 - Roof Closed - 72 F

livebaseballscorecards.com

AB 34
R 7
H 11
RBI 7
BB 6
SO 2
LOB 16



WP: 1 PA: 41
PB: 0
SB: 0
CS: 0

AB R H RBI BB SO LOB
3 0 0 0 0 0 2
2 0 1 0 0 0 0

3 1 1 0 0 0 0
1 1 0 0 1 0 1

2 2 1 2 1 0 0
1 1 0 0 1 0 1

1 0 0 0 0 0 0
3 1 2 1 1 1 1

3 1 2 1 0 1 0
2 0 2 1 0 0 0

2 0 0 0 0 0 2
1 0 0 0 0 0 1

2 0 1 1 1 0 0
1 0 0 0 0 0 1

3 0 0 1 1 0 3

3 0 1 0 0 0 2
1 0 0 0 0 0 2

1B: 9 SF: 0
2B: 1 2B: 1 SAC: 0
3B: 0 DP: 2
HR: 1 HBP: 1

Table with 9 columns (Innings 1-9) and 10 rows (Batters). Each cell contains a baseball diamond diagram with play details, including pitcher/batter stats, counts, and outcomes like HR, BB, K, etc.

Inning Stats table with columns for R, H, E, K, S, LOB, BB, P, and SO for each of the 9 innings.

Pitcher stats table with columns for IP, WLS, BF, H, R, ER, SO, BB, IBB, HBP, BLK, WP, HR, S, P, ERA, WHIP for each pitcher.

Batter	1	2	3	4	5	6	7	8	9
11 Rubén Tejada, R OBP: 0.500, SLG: 1.000 61 Wilmer Flores, R OBP: 0.333, SLG: 1.333	0-0 BB 2B	0-3 K		0-0 G6-3		3-1 HR		0-0 F7	
23 Mike Baxter, L Charley Thurber, L Jonathan Clark, L	4-0 BB BB BB BB	0-3 K		4-0 G3 22 22 BB		0-0 G1-3		0-3 K	
6 Marlon Byrd, R OBP: 1.000, SLG: 1.000 22 Landon Powell, S	4-0 BB BB BB	0-0		1-0 G3		0-0 L5			
29 Ike Davis, L Cole Frenzel, L	0-0 F7	0-3 K		4-0 FC5-4 BB		0-0 G6-3			
Justin Turner, R 64 Reese Havens, L Brian Harrison, R	4-0 BB BB BB			0-0 G6-3		0-0 FC5-4		0-0 F8	
12 Brandon Hicks, R OBP: 0.750, SLG: 1.000	0-3 K			0-0 20 2B 68 G6-3 1B		0-0 20 F8 68 PB 2B		4-0 20 FC5-4 BB	
20 Anthony Recker, R OBP: 0.250, SLG: 0.500 Kevin Plawewski, R	0-0 P3			0-0 1-3 2B		0-0 F8		0-0 FC5-4	
68 Matthew den Dekker, L Stefan Sabol, R				0-0 G6-3		1-0 G4-3		0-0 F8	
63 Juan Lagares, R OBP: 0.250, SLG: 0.250				0-0 F9		0-0 G6-3		0-0 P4	

Inning Stats	R: 1	H: 1	E: 0	K: 1	S: 6	LOB: 3	BB: 3	P: 18	R: 1	H: 2	E: 0	K: 3	S: 11	LOB: 2	BB: 1	P: 15	R: 0	H: 0	E: 0	K: 0	S: 3	LOB: 2	BB: 2	P: 12	R: 1	H: 1	E: 0	K: 0	S: 4	LOB: 0	BB: 0	P: 5	R: 1	H: 1	E: 0	K: 0	S: 5	LOB: 0	BB: 0	P: 8	R: 0	H: 0	E: 0	K: 0	S: 3	LOB: 1	BB: 1	P: 7	R: 0	H: 0	E: 0	K: 1	S: 5	LOB: 0	BB: 0	P: 5
--------------	------	------	------	------	------	--------	-------	-------	------	------	------	------	-------	--------	-------	-------	------	------	------	------	------	--------	-------	-------	------	------	------	------	------	--------	-------	------	------	------	------	------	------	--------	-------	------	------	------	------	------	------	--------	-------	------	------	------	------	------	------	--------	-------	------

PITCHER	IP	WLS	BF	H	R	ER	SO	BB	IBB	HBP	BLK	WP	HR	S	P	ERA	WHIP
7 Ben Ballantine, R ERA: 9.0	(1, 1)	3.0	L	18	5	3	4	4	0	0	0	0	0	22	38	9.00	3.000
35 Alex Daar, R ERA: 7.71	(4, 1)	2.1		11	2	2	0	2	0	0	0	1	1	10	23	7.71	1.714
14 Donnie Eaton, R ERA:	(6, 1)	1.2		6	0	0	0	1	0	0	0	0	0	5	9	0.00	0.600
2 Jake Cronenworth, R ERA:	(8, 1)	1.0		3	0	0	1	0	0	0	0	0	0	5	5	0.00	0.000


BOTTOM

Michigan Wolverines @ New York Mets
Tradition Field, Port St. Lucie, FL
 Sun Feb 24 2013, 12:12 PM - 3:05 PM EST
 Att. 1,844 - Sunny - 81 F

AB	R	H	RBI	BB	SO	LOB
2	1	1	0	0	1	2
3	1	1	1	0	0	0
1	0	0	0	2	1	2
1	0	0	0	0	0	0
1	0	0	0	0	1	0
1	0	1	1	1	0	0
2	0	0	0	0	0	1
2	0	0	0	0	1	5
1	0	0	0	1	0	0
1	0	0	1	1	0	0
1	0	0	0	0	0	2
1	0	0	0	0	0	0
3	2	2	0	1	1	3
4	0	1	0	0	0	5
0	0	0	0	0	0	0
2	1	0	1	1	0	1
1	0	0	0	0	0	1
4	0	1	0	0	0	1

AB	31
R	5
H	7
RBI	4
BB	7
SO	5
LOB	23

livebaseballscorecards.com



WP	PA
1	38
PB	1
SB	0
CS	0

Batter	1	2	3	4	5	6	7	8	9	AB R H RBI BB SO LOB	TOP
30 Dan Motl, R (1, 8) 2 Alex Boxwell, L (5, 8)	1-0 20 WP 4 E 9 1B HBP		0-0 F7			0-3 K			0-3 K	1 1 0 0 0 0 0 2 0 0 0 0 2 0	Minnesota Golden Gophers @ Minnesota Twins CenturyLink Sports Complex, Fort Myers, FL Wed Mar 04 2015, 9:27 PM - 9:30 PM EST Att. 5,415 - Clear - 73 F
4 Connor Schaeferbauer, L (1, 4) 18 Chris Schaaf, L (7, 4)	0-0 FC4 9 1B 20 WP 6 CS 1-2		0-0 G3			0-0 F8			0-0 F7	3 0 0 0 0 0 1 1 0 0 0 0 0 0	
3 Matt Fiedler, R (1, 9) 16 Matt Stemper, R (7, PH) (7, 9)	0-3 K				0-0 G6-3				0-3 K	2 0 0 0 0 1 2 1 0 0 0 0 1 0	
20 Toby Hanson, L (1, 3) 7 Kyle Crocker, L (6, 3)	1-3 K				0-0 F8				0-3 K	2 0 0 0 0 1 2 1 0 0 0 0 1 0	
9 Michael Handel, R (1, 6) OBP: 0.333, SLG: 0.333	0-0 2-3 3-H 1B				0-3 K				0-0 G5-3	3 0 1 1 0 1 0	
6 Matt Halloran, L (1, 2) 19 Austin Athmann, R (5, 2)	1-0 CS 3-H	0-3 K			0-3 K				0-0 G1-3	2 0 0 0 0 2 0 1 0 0 0 0 0 0	
1 Tony Skjefte, R (1, 5) Micah Coffey, L (8, PH) (8, 5)			0-0 G5-3			0-0 F8			0-0 F8	2 0 0 0 0 0 0 1 0 0 0 0 0 0	
Jordan Smith, L (1, 7)			0-3 K			0-0 G6-3			0-0 G4-3	3 0 0 0 0 1 0	
10 Jake Bergren, L (1, 10) 23 Troy Traxler, R (9, PH)			0-3 K			0-3 K			0-3 K	2 0 0 0 0 2 0 1 0 0 0 0 1 0	
Inning Stats	R: 1 H: 1 E: 1 LOB: 1 K: 2 BB: 0 S: 8 P: 11	R: 0 H: 0 E: 0 LOB: 0 K: 2 BB: 0 S: 7 P: 7	R: 0 H: 0 E: 0 LOB: 0 K: 1 BB: 0 S: 5 P: 5	R: 0 H: 0 E: 0 LOB: 0 K: 1 BB: 0 S: 5 P: 5	R: 0 H: 0 E: 0 LOB: 0 K: 1 BB: 0 S: 5 P: 5	R: 0 H: 0 E: 0 LOB: 0 K: 2 BB: 0 S: 7 P: 7	R: 0 H: 0 E: 0 LOB: 0 K: 2 BB: 0 S: 7 P: 7	R: 0 H: 0 E: 0 LOB: 0 K: 0 BB: 0 S: 3 P: 3	R: 0 H: 0 E: 0 LOB: 0 K: 2 BB: 0 S: 7 P: 7	1B: 1 SF: 0 2B: 0 SAC: 0 3B: 0 DP: 0 HR: 0 HBP: 1	
PITCHER	IP WLS BF H R ER SO BB IBB HBP BLK WP HR S P ERA WHIP										
68 José Berríos, R (1, 1) ERA:	2.0 W 8 1 1 0 4 0 0 1 0 1 0 15 18 0.00 0.500										
15 Glen Perkins, L (3, 1) ERA:	1.0 H 3 0 0 0 1 0 0 0 0 0 0 5 5 0.00 0.000										
72 Mark Hamburger, R (4, 1) ERA:	2.0 H 6 0 0 0 2 0 0 0 0 0 0 10 10 0.00 0.000										
57 Ryan Pressly, R (6, 1) ERA:	2.0 H 6 0 0 0 4 0 0 0 0 0 0 14 14 0.00 0.000										
59 Michael Tonkin, R (8, 1) ERA:	2.0 S 6 0 0 0 2 0 0 0 0 0 0 10 10 0.00 0.000										

livebaseballscorecards.com

AB	28
R	1
H	1
RBI	1
BB	0
SO	13
LOB	5



Batter	1	2	3	4	5	6	7	8	9	AB	R	H	RBI	BB	SO	LOB
70 Byron Buxton, R OBP: 0.667, SLG: 1.333 53 Eric Farris, R (1, 8) (5, 8)	0-0 19 2B	0-0 2B		0-0 G5-3			0-0 FC6-4 76 E			3	1	2	1	0	0	1
9 Eduardo Núñez, R 76 Argenis Diaz, R (1, 6) (6, 6)	0-0 F9	0-0 G4-3					0-0 E6 12 L1-6			3	0	0	0	0	0	2
12 Chris Herrmann, L (1, 10)	0-0 P6						0-0 L1-6			3	0	0	0	1	0	3
19 Kennys Vargas, S OBP: 0.333, SLG: 0.667 66 Jose Martinez, R (1, 3) (6, 3)	0-0 61 1B			0-0 G6-3			0-0 G4-3			3	0	1	1	0	0	1
61 Miguel Sanó, R OBP: 1.000, SLG: 1.000 78 Heiker Meneses, R (1, 5) (6, 5)	0-0 60 S			4-0 BB			0-0 P4			1	0	1	0	1	0	0
60 Eddie Rosario, L 77 Danny Ortiz, L (1, 7) (6, 7)	0-3 K			0-0 F8			0-0 F8			2	0	0	0	0	1	3
26 Eric Fryer, R OBP: 1.000, SLG: 2.000 84 Dan Rohlfing, R (1, 2) (6, 2)				0-0 21 G4-3 2B			0-0 G4-3			1	1	1	0	1	0	0
30 James Beresford, L 11 Jorge Polanco, S OBP: 1.000, SLG: 4.000 (1, 4) (6, 4)				4-0 21 G6-4-3 BB			0-1 HR			1	0	0	0	1	0	1
21 Shane Robinson, R 67 Max Kepler, L (1, 9) (6, 9)				0-0 G6-4-3			4-0 53 FC6-4 BB			1	1	1	1	0	0	0

Inning Stats	R: 1	H: 3	E: 0	K: 1	S: 8	LOB: 2	BB: 0	P: 8	R: 1	H: 1	E: 0	K: 0	S: 4	LOB: 1	BB: 1	P: 8	R: 0	H: 0	E: 0	K: 0	S: 2	LOB: 1	BB: 2	P: 10	R: 0	H: 1	E: 0	K: 0	S: 3	LOB: 1	BB: 1	P: 7	R: 0	H: 0	E: 0	K: 0	S: 3	LOB: 0	BB: 0	P: 3	R: 1	H: 1	E: 2	K: 0	S: 5	LOB: 1	BB: 1	P: 9	R: 0	H: 0	E: 1	K: 2	S: 8	LOB: 1	BB: 0	P: 8	1B: 1	2B: 5	3B: 0	HR: 1	SF: 0	SAC: 0	DP: 3	HBP: 0	WP: 0	HR: 1	S: 5	P: 9	ERA: 9.00	WHIP: 2.000	WP: 0	HR: 0	S: 8	P: 8	ERA: 9.00	WHIP: 2.000
PITCHER	IP	WLS	BF	H	R	ER	SO	BB	IBB	HBP	BLK	WP	HR	S	P	ERA	WHIP																																																											
33 Toby Anderson, R ERA: 9.0	(1, 1)	2.0	L	11	4	2	1	1	0	0	0	0	0	12	16	9.00	2.500																																																											
32 Cody Campbell, R ERA:	(3, 1)	1.0		4	0	0	0	2	0	0	0	0	0	2	10	0.00	2.000																																																											
Lance Thonvold, R ERA:	(4, 1)	1.0		4	1	0	0	1	0	0	0	0	0	3	7	0.00	2.000																																																											
21 Jordan Jess, L ERA:	(5, 1)	1.0		3	0	0	0	0	0	0	0	0	0	3	3	0.00	0.000																																																											
15 Tyler Hanson, R ERA:	(6, 1)	1.0		3	0	0	0	0	0	0	0	0	0	3	3	0.00	0.000																																																											
PITCHER	IP	WLS	BF	H	R	ER	SO	BB	IBB	HBP	BLK	WP	HR	S	P	ERA	WHIP																																																											
35 Reggie Meyer, R ERA: 9.0	(7, 1)	1.0		5	1	1	0	1	0	0	0	0	0	5	9	9.00	2.000																																																											
17 Brian Glowicki, R ERA:	(8, 1)	1.0		4	0	0	2	0	0	0	0	0	0	8	8	0.00	0.000																																																											

BOTTOM

Minnesota Golden Gophers @ Minnesota Twins
CenturyLink Sports Complex, Fort Myers, FL
 Wed Mar 04 2015, 9:27 PM - 9:30 PM EST
 Att. 5,415 - Clear - 73 F

livebaseballscorecards.com

AB	29
R	3
H	6
RBI	3
BB	5
SO	3
LOB	17



WP: 0	PA: 34
PB: 0	
SB: 1	
CS: 0	

Batter	1	2	3	4	5	6	7	8	9	AB R H RBI BB SO LOB	TOP		
9 Carl Chester, R 36 Ryan Alvarez, L	4-0 1B 24 SF7 BB	0-0 L7		0-1 L7			2-3 K			2 1 0 0 1 0 4 1 0 0 0 0 1 1			
Christopher Barr, L OBP: 0.500, SLG: 0.333	3-1 SAFE 4 S 1-3 1B	1-0 FC6-4			0-0 F7		4-2 1-2 BB			3 0 1 0 1 0 2			
0 Zack Collins, L	2-3 K		1-3 K		0-0 G3		1-3 K			4 0 0 0 0 3 4			
24 Jacob Heyward, R	1-0 SF7		2-3 K		4-0 4 CS BB		0-0 F8			2 0 0 1 1 1 0			
4 Johnny Ruiz, L 2 Randy Batista, S	4-1 1-2 BB		0-3 K		0-1 CS	1-2 G3-1		4-1 31 BB		2 0 0 0 1 1 0 0 0 0 0 1 0 0			
13 Willie Abreu, L 31 Barry Buchowski, R	3-2 K		0-0 16 WP 1B		1-1 F8		2-3 SAFE K			3 0 1 0 0 1 2 1 0 0 0 0 1 1			
51 Brandon Lopez, R OBP: 0.250, SLG: 0.250		0-1 40 1B 1B		2-3 K		1-1 G6-3				4 0 1 0 0 1 1			
16 Edgar Michelangeli, R 10 Romy Gonzalez, R		3-1 L8		4-1 1-3 BB		0-0 G5-3		2-1 P4		2 0 0 0 1 0 1 1 0 0 0 0 0 0			
40 Joe Gomez, R OBP: 0.500, SLG: 0.500		0-2 FC6-4 1-3 1B		2-3 K		0-2 BB 1B		1-2 G4-3		4 0 2 0 0 1 2			
Inning Stats	R: 1 H: 1 E: 0 LOB: 2 K: 2 BB: 2 S: 10 P: 27	R: 0 H: 2 E: 0 LOB: 2 K: 0 BB: 0 S: 9 P: 13	R: 0 H: 0 E: 0 LOB: 0 K: 3 BB: 0 S: 9 P: 12	R: 0 H: 1 E: 0 LOB: 2 K: 2 BB: 1 S: 10 P: 18	R: 0 H: 0 E: 0 LOB: 0 K: 0 BB: 1 S: 3 P: 7	R: 0 H: 0 E: 0 LOB: 0 K: 0 BB: 0 S: 7 P: 10	R: 0 H: 1 E: 0 LOB: 2 K: 2 BB: 1 S: 14 P: 21	R: 0 H: 0 E: 0 LOB: 0 K: 1 BB: 1 S: 5 P: 11	R: 0 H: 0 E: 0 LOB: 0 K: 0 BB: 0 S: 8 P: 14	1B: 5 SF: 1 2B: 0 SAC: 0 3B: 0 DP: 0 HR: 0 HBP: 0	WP: 2 PA: 37 PB: 0 SB: 2 CS: 1		
PITCHER	IP WLS BF H R ER SO BB IBB HBP BLK WP HR S P ERA WHIP											PITCHER	IP WLS BF H R ER SO BB IBB HBP BLK WP HR S P ERA WHIP
67 Jake Esch, R ERA: 9.0	(1, 1) 1.0 6 1 1 1 2 2 0 0 0 0 0 0 10 27 9.00 3.000											65 Austin Brice, R ERA:	(6, 1) 1.0 H 3 0 0 0 0 0 0 0 0 0 0 7 10 0.00 0.000
63 Kendry Flores, R ERA:	(2, 1) 1.0 5 2 0 0 0 0 0 0 0 0 0 0 9 13 0.00 2.000											70 Tim Berry, L ERA:	(7, 1) 1.0 H 5 1 0 0 2 1 0 0 0 0 0 14 21 0.00 2.000
49 Brian Ellington, R ERA:	(3, 1) 1.0 3 0 0 0 3 0 0 0 0 0 0 0 9 12 0.00 0.000											82 Cody Ege, L ERA:	(8, 1) 1.0 H 3 0 0 0 1 1 0 0 0 0 0 5 11 0.00 1.000
56 Scott McGough, R ERA:	(4, 1) 1.0 W 5 1 0 0 2 1 0 0 0 1 0 0 10 18 0.00 2.000											64 Nick Wittgren, R ERA:	(9, 1) 1.0 3 0 0 0 0 0 0 0 0 0 0 8 14 0.00 0.000
66 Jarlin Garcia, L ERA:	(5, 1) 1.0 H 3 0 0 0 0 1 0 0 0 0 0 0 3 7 0.00 1.000												

Miami Hurricanes @ Miami Marlins
Roger Dean Stadium, Jupiter, FL
Tue Mar 01 2016, 1:02 PM - 3:29 PM EST
Att. 2,023 - Partly Cloudy - 76 F

livebaseballscorecards.com



Batter	1	2	3	4	5	6	7	8	9
9 Dee Strange-Gordon, L (1, 4) 1 Robert Andino, R (4, 4) 77 Yefri Pérez, S (8, PH) (9, 4)	1-1 G4-3	0-0 F7		0-0 2B		0-0 FC5-4 1B		2-3 K	
13 Marcell Ozuna, R (1, 8) 28 Cole Gillespie, R (4, 8) 79 Isaac Galloway, R (7, 8)	1-1 L8		0-0 G6-3	0-0 F8		2-0 FC5-4 1B			
21 Christian Yelich, L (1, 7) 53 Xavier Scruggs, R (3, PR) (4, 7) 78 Brady Shoemaker, R (7, 7)	1-1 27 1B 41 1B		1-0 27 G4-3 41 2B		0-0 B3		1-1 P3		
27 Giancarlo Stanton, R (1, 9) 10 Justin Maxwell, R (4, 9) 80 Destin Hood, R (7, 9)	1-0 41 1B		0-0 G4-3		2-3 K		1-0 F8		
41 Justin Bour, L (1, 3) 32 Derek Dietrich, L (4, 3) 74 Dan Black, S (7, 3)	1-0 1B		3-0 G3		4-1 12 FC6-4 BB		2-2 L5		
14 Martín Prado, R (1, 5) 12 Chris Johnson, R (4, 5) 73 Austin Nola, R (7, 5) OBP: 1.000, SLG: 1.000	0-1 G1-3			0-0 F8	1-0 FC6-4			3-1 18 31 G5-4-3 BB 83 1B	
51 Ichiro Suzuki, L (1, 10) 31 Don Kelly, L (4, PR) OBP: 1.000, SLG: 2.000 (5, 10)		2-1 G3		0-0 19 WP 1 2B		2-2 6 G6-3 19 SF7 2B		4-1 18 G5-4-3 BB	
11 J.T. Realmuto, R (1, 2) 6 Jeff Mathis, R (4, 2) 18 Tomás Telis, S (7, 2)		1-0 G4-3		0-0 P4		3-1 G6-3		1-2 G5-4-3	
3 Adeiny Hechavarría, R (1, 6) 19 Miguel Rojas, R (4, 6) 83 JT Riddle, L (7, 6) OBP: 1.000, SLG: 1.000		4-0 BB		4-0 1 2B BB		0-0 SF7		3-2 1B	

Inning Stats	R: 1 E: 0 K: 10 S: 10	H: 3 LOB: 2 BB: 0 P: 15	R: 0 E: 0 K: 4 S: 4	H: 0 LOB: 1 BB: 1 P: 11	R: 0 E: 0 K: 4 S: 4	H: 1 LOB: 2 BB: 0 P: 8	R: 2 E: 0 K: 5 S: 5	H: 2 LOB: 2 BB: 1 P: 9	R: 0 E: 0 K: 6 S: 6	H: 0 LOB: 1 BB: 1 P: 13	R: 1 E: 0 K: 8 S: 8	H: 2 LOB: 1 BB: 0 P: 15	R: 0 E: 0 K: 6 S: 6	H: 0 LOB: 0 BB: 0 P: 10	R: 1 E: 0 K: 14 S: 14	H: 2 LOB: 1 BB: 1 P: 27
--------------	--------------------------------	----------------------------------	------------------------------	----------------------------------	------------------------------	---------------------------------	------------------------------	---------------------------------	------------------------------	----------------------------------	------------------------------	----------------------------------	------------------------------	----------------------------------	--------------------------------	----------------------------------

PITCHER	IP	WLS	BF	H	R	ER	SO	BB	IBB	HBP	BLK	WP	HR	S	P	ERA	WHIP
Keven Pimentel, R (1, 1) ERA: 6.75	4.0	L	20	6	3	3	0	2	0	0	0	1	0	23	43	6.75	2.000
21 Isaiah Musa, R (5, 1) ERA: 4.5	2.0		9	2	1	1	1	1	0	0	0	0	0	14	28	4.50	1.500
Daniel Epstein, L (7, 1) ERA:	1.0		3	0	0	0	0	0	0	0	0	0	0	6	10	0.00	0.000
45 Ryan Guerra, R (8, 1) ERA: 9.0	1.0		5	2	1	1	1	1	0	0	0	0	0	14	27	9.00	3.000

BOTTOM

Miami Hurricanes @ Miami Marlins
Roger Dean Stadium, Jupiter, FL
 Tue Mar 01 2016, 1:02 PM - 3:29 PM EST
 Att: 2,023 - Partly Cloudy - 76 F

AB	R	H	RBI	BB	SO	LOB
2	0	0	0	0	0	1
2	0	2	2	0	0	0
1	0	0	0	0	1	1
2	0	0	0	0	0	0
2	0	0	0	0	0	3
0	0	0	0	0	0	0
2	1	2	0	0	0	0
1	0	0	0	0	0	0
1	0	0	0	0	0	0
2	0	1	0	0	0	1
1	0	0	0	0	1	0
1	0	0	0	0	0	0
2	0	1	1	0	0	2
0	0	0	0	1	0	0
1	0	0	0	0	0	0
1	0	0	0	0	0	2
2	0	0	0	0	0	1
1	1	1	0	0	0	0
2	0	1	0	0	0	0
1	2	1	0	1	0	0
1	0	0	0	0	0	0
2	0	0	0	0	0	2
1	0	0	0	0	0	2
0	0	0	0	1	0	0
0	1	0	1	1	0	0
1	0	1	1	0	0	0

livebaseballscorecards.com

AB	32
R	5
H	10
RBI	5
BB	4
SO	2
LOB	15



WP	PA
1	37
0	
0	
0	

Batter	1	2	3	4	5	6	7	8	9	AB R H RBI BB SO LOB	TOP											
13 Luke Pettersen, L (1, 4) OBP: 0.400, SLG: 0.400	1-0 1B		0-0 7 S 1B		0-0 G1-3		0-0 F7		0-3 K	5 0 2 0 0 1 4												
8 Micah Coffey, L (1, 3)	0-0 F8		0-0 SF8			0-3 K		0-0 F7		3 0 0 1 0 1 1												
7 Jordan Kozicky, R (1, 5)	0-0 P4		3-H 1-0 F8			0-3 K		0-0 P2		4 0 0 0 0 1 2												
20 Toby Hanson, L (1, 9) OBP: 0.333, SLG: 0.333 15 Jacob Hitz, R (8, PH) (8, 9)	0-0 F7			0-3 K		0-0 4 S 4 WP 1B		0-0 G1-3		3 0 1 0 0 1 1 1 0 0 0 0 0 0												
10 Cole McDevitt, R (1, 2) 4 Eli Wilson, R (5, 2)		0-0 F7		0-0 G5-3		4-1 1-3 BB		0-0 F9		2 0 0 0 0 0 0 1 0 0 0 1 0 0												
6 Terrin Vavra, L (1, 6) OBP: 0.500, SLG: 0.333		0-3 K		0-0 1B		0-0 F7		1-0 23 HBP 1 WP HBP		3 0 1 0 0 1 2												
18 Riley Smith, R (1, 7) 1 Ben Mezzenga, L (5, 8)		0-0 G5-3		0-3 K			0-0 G5-3		4-0 23 HBP 1-2 BB	2 0 0 0 0 1 1 1 0 0 0 1 0 0	AB 31 R 1 H 5 RBI 1 BB 2 SO 7 LOB 14											
2 Alex Boxwell, L (1, 8) OBP: 0.500, SLG: 0.500 9 Eduardo Estrada, L (5, 7)			0-0 13 1B 8 SF8 19 G4-3 1B		0-0 P6		0-0 G6-3		0-3 K	2 1 1 0 0 0 0 2 0 0 0 0 1 2												
19 Gabe Knowles, L (1, 10) 23 Max Meyer, L (5, PH) (5, 10)			0-0 G4-3		0-0 G6-3		1-0 HBP		1-0 1-2 2-3 HBP	1 0 0 0 0 0 1 1 0 0 0 0 0 0												
Inning Stats	R: 0 E: 0 K: 0 S: 4	H: 1 LOB: 1 BB: 0 P: 5	R: 0 E: 0 K: 1 S: 5	H: 0 LOB: 0 BB: 0 P: 5	R: 1 E: 0 K: 0 S: 5	H: 2 LOB: 1 BB: 0 P: 6	R: 0 E: 0 K: 2 S: 8	H: 1 LOB: 1 BB: 0 P: 8	R: 0 E: 0 K: 0 S: 3	H: 0 LOB: 0 BB: 0 P: 3	R: 0 E: 0 K: 2 S: 9	H: 1 LOB: 2 BB: 1 P: 13	R: 0 E: 0 K: 0 S: 3	H: 0 LOB: 1 BB: 0 P: 4	R: 0 E: 0 K: 0 S: 3	H: 0 LOB: 0 BB: 0 P: 3	R: 0 E: 0 K: 2 S: 7	H: 0 LOB: 3 BB: 1 P: 13	1B: 5 2B: 0 3B: 0 HR: 0	SF: 1 SAC: 0 DP: 0 HBP: 3	WP: 2 PB: 0 SB: 2 CS: 0	PA: 37
PITCHER	IP WLS BF H R ER SO BB IBB HBP BLK WP HR S P ERA WHIP																					
59 Stephen Gonsalves, L (1, 1) ERA:	2.0		7 1 0 0 1 0 0 0 0 0 0 0 9 10 0.00 0.500																			
53 Michael Kohn, R (3, 1) ERA: 9.0	1.0	B	5 2 1 1 0 0 0 0 0 0 0 0 5 6 9.00 2.000																			
66 Myles Jaye, R (4, 1) ERA:	1.0		4 1 0 0 2 0 0 0 0 0 0 0 8 8 0.00 1.000																			
70 Jake Reed, R (5, 1) ERA:	1.0		3 0 0 0 0 0 0 0 0 0 0 0 3 3 0.00 0.000																			
71 Lewis Thorpe, L (6, 1) ERA:	1.0		5 1 0 0 2 1 0 0 0 0 1 0 9 13 0.00 2.000																			
PITCHER	IP WLS BF H R ER SO BB IBB HBP BLK WP HR S P ERA WHIP																					
52 Zack Littell, R (7, 1) ERA:	1.0		4 0 0 0 0 0 0 0 0 0 0 0 4 4 0.00 0.000																			
66 Matt Magill, R (8, 1) ERA:	1.0		3 0 0 0 0 0 0 0 0 0 0 0 3 3 0.00 0.000																			
22 Casey Crosby, L (9, 1) ERA:	1.0	W	6 0 0 0 2 1 0 2 0 1 0 0 7 13 0.00 1.000																			

Minnesota Golden Gophers @ Minnesota Twins
CenturyLink Sports Complex, Fort Myers, FL
Thu Feb 22 2018, 6:05 PM - 8:44 PM EST
Att. 4,377 - Clear - 84 F

livebaseballscorecards.com



Batter	1	2	3	4	5	6	7	8	9	AB	R	H	RBI	BB	SO	LOB
8 Zack Granite, L (1, 8) 24 James Ramsey, L (6, 8)	0-0 F8	0-0 P5			0-0 G3			4-0 L5-3 BB	1-0 WP	3	0	0	0	0	0	1
40 Gregorio Petit, R (1, 4) 37 Sean Miller, R (6, 4)	4-0 1 HBP 51 1B BB		0-0 F9		0-0 G3-1			0-0 L5-3		2	1	0	0	1	0	0
1 Nick Gordon, L (1, 6) 33 Ryan Walker, L (7, 6) OBP: 1.000, SLG: 1.000	1-0 51 1B 1-2 HBP		0-0 G3			0-0 F8		0-0 11 BB 81 BB 1B		2	0	0	0	0	0	0
24 Chris Heisey, R (1, 10) 81 Wynston Sawyer, R(8, PH) (9, 10)	0-0 P6		0-0 G6-3			0-0 F7		4-0 11 BB 1-2 BB		3	0	0	0	0	0	2
51 Brock Stassi, L (1, 3) 11 Lewin Díaz, L (7, 3)	0-0 1-3 2-H 1B			0-0 L7		0-0 G3-1		4-0 1-2 2-3 BB		3	0	1	1	0	0	0
64 Nick Buss, L (1, 7) 16 Chris Paul, R (6, 7)	0-3 K			0-3 K			0-3 K	0-0 L5-3		2	0	0	0	0	2	2
72 Ryan LaMarre, R (1, 9) 73 LaMonte Wade Jr., L (6, 9)		1-0 38 S HBP		0-0 62 WP 1B			0-3 K		4-0 91 HBP 79 1B 24 WP BB	1	0	1	0	0	0	0
62 Jordan Pacheco, R (1, 2) 79 Brian Navarreto, R (6, 2) OBP: 1.000, SLG: 1.000		0-0 F9		1-0 F9			0-0 1B		0-0 91 HBP 1B	2	0	0	0	0	0	2
38 Taylor Featherston, R (1, 5) 91 Nelson Molina, L (6, 5)		0-3 K		0-3 K			0-0 G4-3		1-0 1-2 2-3 HBP	2	0	0	0	0	2	1

Inning Stats	R: 1	H: 1	E: 0	K: 1	S: 6	LOB: 2	BB: 1	P: 11	R: 0	H: 0	E: 0	K: 1	S: 5	LOB: 1	BB: 0	P: 6	R: 0	H: 0	E: 0	K: 0	S: 3	LOB: 0	BB: 0	P: 3	R: 0	H: 1	E: 0	K: 1	S: 6	LOB: 1	BB: 0	P: 7	R: 0	H: 0	E: 0	K: 1	S: 5	LOB: 0	BB: 0	P: 5	R: 0	H: 0	E: 0	K: 0	S: 3	LOB: 0	BB: 0	P: 3	R: 0	H: 1	E: 0	K: 2	S: 8	LOB: 1	BB: 0	P: 8	R: 0	H: 1	E: 0	K: 0	S: 3	LOB: 3	BB: 3	P: 15	R: 1	H: 1	E: 0	K: 0	S: 1	LOB: 2	BB: 1	P: 7	1B: 5	2B: 1	3B: 0	HR: 0	SF: 0	SAC: 0	DP: 1	HBP: 3	WP: 2	PB: 0	SB: 1	CS: 0	PA: 37
--------------	------	------	------	------	------	--------	-------	-------	------	------	------	------	------	--------	-------	------	------	------	------	------	------	--------	-------	------	------	------	------	------	------	--------	-------	------	------	------	------	------	------	--------	-------	------	------	------	------	------	------	--------	-------	------	------	------	------	------	------	--------	-------	------	------	------	------	------	------	--------	-------	-------	------	------	------	------	------	--------	-------	------	-------	-------	-------	-------	-------	--------	-------	--------	-------	-------	-------	-------	--------

PITCHER	IP	WLS	BF	H	R	ER	SO	BB	IBB	HBP	BLK	WP	HR	S	P	ERA	WHIP
41 Jeff Fasching, L (1, 1) ERA: 9.0	1.0		6	1	1	1	1	1	0	0	0	0	0	6	11	9.00	2.000
36 Josh Culliver, R (2, 1) ERA:	3.0		11	1	0	0	2	0	0	1	0	1	0	14	16	0.00	0.333
32 Bubba Horton, L (5, 1) ERA:	2.0		6	0	0	0	1	0	0	0	0	0	0	8	8	0.00	0.000
29 Sam Bridges, L (7, 1) ERA:	1.0		5	1	0	0	2	1	0	0	0	0	0	8	12	0.00	2.000
38 Jake Stevenson, R (8, 1) ERA:	1.0		5	1	0	0	0	2	0	0	0	0	0	3	11	0.00	3.000


MINNESOTA TWINS

Minnesota Golden Gophers @ Minnesota Twins
CenturyLink Sports Complex, Fort Myers, FL

Thu Feb 22 2018, 6:05 PM - 8:44 PM EST
 Att. 4,377 - Clear - 84 F

livebaseballscores.com

AB	29
R	2
H	5
RBI	1
BB	5
SO	6
LOB	15



Batter	1	2	3	4	5	6	7	8	9	AB R H RBI BB SO LOB	TOP
16 Freddy Zamora, R (1, 6)										2 0 0 1 0 1 0	<p>Miami Hurricanes @ Miami Marlins Marlins Park, Miami, FL Tue Mar 27 2018, 3:10 PM - 5:44 PM EDT Att. 1,776 - Partly Cloudy - 73 F</p>
44 Dylan Cloonan, L (1, 7) 51 Tony Jenkins, R (5, 7)										2 0 0 0 0 2 0 1 0 0 0 0 1 0	
21 Hunter Tackett, R (1, 9) 43 Gabe Rivera, R (5, 9)										2 0 0 0 0 1 0 1 0 0 0 0 1 0	
4 Michael Burns, R (1, 8) 37 Kam Lane, R (5, 8)										1 0 0 0 1 0 1 1 0 0 0 0 0 0	
31 Isaac Quinones, R (1, 2) 45 Joe Sparber, R (5, 2)										2 0 0 0 0 1 1 1 0 0 0 0 1 0	
10 Romy Gonzalez, R (1, 5)										3 0 0 0 0 0 0	
47 Mike Perez, L (1, 10) 38 Connor Allen, L (5, PH) (5, 10)										1 1 1 0 0 0 0 0 0 0 0 0 0 0	
9 William Escala, R (1, 4) 13 Tyler Paige, R (5, PH) (5, 4)										1 1 1 1 0 0 0 1 0 0 0 0 1 1	
28 Raymond Gil, R (1, 3) 30 Alex Toral, L (5, PH) (5, 3)										1 0 0 0 0 1 1 1 0 0 0 0 1 1	
Inning Stats	R: 0 H: 0 E: 0 K: 3 S: 11 LOB: 0 BB: 0 P: 17	R: 0 H: 0 E: 0 K: 1 S: 9 LOB: 0 BB: 1 P: 18	R: 2 H: 2 E: 0 K: 2 S: 14 LOB: 0 BB: 0 P: 21	R: 0 H: 0 E: 1 K: 0 S: 6 LOB: 0 BB: 0 P: 7	R: 0 H: 0 E: 0 K: 2 S: 10 LOB: 1 BB: 0 P: 16	R: 0 H: 0 E: 0 K: 2 S: 7 LOB: 0 BB: 0 P: 11	R: 0 H: 0 E: 0 K: 1 S: 9 LOB: 0 BB: 0 P: 13	1B: 1 SF: 1 2B: 1 SAC: 0 3B: 1 DP: 2 HR: 0 HBP: 1	WP: 0 PA: 24 PB: 0 SB: 0 CS: 1		
PITCHER	76 Dillon Peters, L (1, 1) ERA: 3.86	29 Brad Ziegler, R (5, 1) ERA:	31 Caleb Smith, L (6, 1) ERA:	56 Tayron Guerrero, R (6, 1) ERA:	46 Kyle Barraclough, R (7, 1) ERA:	50 Chris O'Grady, L (7, 1) ERA:					
	IP: 4.2 WLS: W BF: 17 H: 2 R: 2 ER: 2 SO: 7 BB: 1 IBB: 0 HBP: 1 BLK: 0 WP: 0 HR: 0 S: 47 P: 74 ERA: 3.86 WHIP: 0.643	IP: 0.1 WLS: 1 BF: 0 H: 0 R: 0 ER: 0 SO: 0 BB: 0 IBB: 0 HBP: 0 BLK: 0 WP: 0 HR: 0 S: 5 P: 7 ERA: 0.00 WHIP: 0.000	IP: 0.2 WLS: 0 BF: 2 H: 0 R: 0 ER: 0 SO: 1 BB: 0 IBB: 0 HBP: 0 BLK: 0 WP: 0 HR: 0 S: 4 P: 7 ERA: 0.00 WHIP: 0.000	IP: 0.1 WLS: 0 BF: 1 H: 0 R: 0 ER: 0 SO: 1 BB: 0 IBB: 0 HBP: 0 BLK: 0 WP: 0 HR: 0 S: 4 P: 4 ERA: 0.00 WHIP: 0.000	IP: 0.2 WLS: 0 BF: 2 H: 0 R: 0 ER: 0 SO: 1 BB: 0 IBB: 0 HBP: 0 BLK: 0 WP: 0 HR: 0 S: 4 P: 6 ERA: 0.00 WHIP: 0.000	IP: 0.1 WLS: 1 BF: 0 H: 0 R: 0 ER: 0 SO: 0 BB: 0 IBB: 0 HBP: 0 BLK: 0 WP: 0 HR: 0 S: 5 P: 7 ERA: 0.00 WHIP: 0.000					

livebaseballscorecards.com



Batter	1	2	3	4	5	6	7	8	9	AB	R	H	RBI	BB	SO	LOB
9 Lewis Brinson, R OBP: 1.000, SLG: 4.000 Braxton Lee, L OBP: 0.333, SLG: 0.333										1	2	1	1	1	0	0
32 Derek Dietrich, L 83 Stone Garrett, R										3	0	0	0	0	0	3
13 Starlin Castro, R 82 Chris Diaz, R OBP: 0.667, SLG: 1.000										3	1	1	0	0	2	1
41 Justin Bour, L 89 Eric Jagielo, L										1	3	1	0	2	0	0
15 Brian Anderson, R 87 Junior Arrojro, R										2	2	2	1	1	0	0
30 Garrett Cooper, R 80 Corey Bird, L										3	1	2	4	0	0	1
1 Cameron Maybin, R 18 Tomás Telis, S										3	1	1	2	0	1	2
19 Miguel Rojas, R 2 Yadiel Rivera, R 85 Joe Dunand, R										2	1	1	1	1	0	0
17 Chad Wallach, R 28 Bryan Holaday, R										1	2	1	1	0	0	0

Inning Stats	R: 6	H: 5	E: 0	LOB: 2	K: 0	P: 23	R: 1	H: 2	E: 0	LOB: 1	K: 1	P: 19	R: 5	H: 3	E: 1	LOB: 1	K: 2	P: 23	R: 8	H: 4	E: 1	LOB: 2	K: 3	P: 22	R: 0	H: 0	E: 0	LOB: 0	K: 1	P: 12	R: 2	H: 2	E: 0	LOB: 3	K: 1	P: 30
--------------	------	------	------	--------	------	-------	------	------	------	--------	------	-------	------	------	------	--------	------	-------	------	------	------	--------	------	-------	------	------	------	--------	------	-------	------	------	------	--------	------	-------

PITCHER																PITCHER																					
IP	WLS	BF	H	R	ER	SO	BB	IBB	HBP	BLK	WP	HR	S	P	ERA	WHIP	IP	WLS	BF	H	R	ER	SO	BB	IBB	HBP	BLK	WP	HR	S	P	ERA	WHIP				
7 Chris McMahon, R	(1, 1)	0.1	L	6	3	5	5	0	2	0	0	0	1	12	25	135.00	15.000																				
18 Michael Medavilla, L	(1, 1)	3.1		23	7	9	5	5	4	0	1	0	1	1	57	96	13.50	3.300																			
27 Daniel Epstein, L	(4, 1)	0.1		9	4	6	4	1	2	0	1	0	0	0	14	28	108.00	18.000																			
34 Daniel Rivero, R	(5, 1)	1.0		3	0	0	0	0	0	0	0	0	0	0	6	12	0.00	0.000																			
44 Dylan Cloonan, L	(6, 1)	1.0		8	2	2	2	1	2	0	1	0	0	0	15	30	18.00	4.000																			

BOTTOM

Miami Hurricanes @ Miami Marlins
 Marlins Park, Miami, FL
 Tue Mar 27 2018, 3:10 PM - 5:44 PM EDT
 Att: 1,776 - Party Cloudy - 73 F

AB	36
R	22
H	16
RBI	20
BB	10
SO	8
LOB	22



WP: 1	PA: 49
PB: 0	
SB: 0	
CS: 0	

Batter	1	2	3	4	5	6	7	8	9	AB R H RBI BB SO LOB	TOP				
8 Andrew Wilhite, L (1, 7) 13 Otto Grimm, L (6, PH) (6, 7)	0-3 K		0-0 P4			0-0 F7				2 0 0 0 0 1 0 1 0 0 0 0 0 1	Minnesota Golden Gophers @ Minnesota Twins CenturyLink Sports Complex, Fort Myers, FL Fri Feb 21 2020, 6:06 PM - 8:39 PM EST Att: 4,596 - Cloudy - 59 F livebaseballscorecards.com				
2 Zack Raabe, R (1, 4) 35 Noah Berghammer, R (6, PH) (6, 4)	0-3 K			0-3 K2-3		0-3 K				2 0 0 0 0 2 0 1 0 0 0 0 1 1					
28 Jack Kelly, L (1, 2) (6, 5)	0-0 E5			0-0 F9			4-0 10 BB BB			2 0 0 0 1 0 0					
4 Ronald Sweeny, L (1, 3)	0-0 G3-1			0-0 G3-1			0-3 K			3 0 0 0 0 1 2					
30 Jack Wassel, L (1, 5) 20 Riley Swenson, R (6, 2)		0-0 G4-3			0-0 F7		0-3 K			2 0 0 0 0 0 0 1 0 0 0 0 1 1					
7 Jordan Kozicky, R (1, 6) 10 Drew Stahl, R (7, PH) (7, 6)		0-3 K			0-3 K		4-0 1-2 BB			2 0 0 0 0 2 0 0 0 0 0 1 0 0					
21 Drew Hmielewski, L (1, 8)		0-3 K			0-3 K		0-0 G5-3			3 0 0 0 0 2 2					
19 Gabe Knowles, L (1, 10) OBP: 0.500, SLG: 0.500			0-3 K			0-0 16 FC5-4 1B				2 0 1 0 0 1 0					
16 Easton Bertrand, R (1, 9)			0-0 G4-3			0-0 FC5-4 1-2f				2 0 0 0 0 0 1					
Inning Stats	R: 0 E: 1 K: 2 S: 8	H: 0 LOB: 1 BB: 0 P: 8	R: 0 E: 0 K: 2 S: 7	H: 0 LOB: 0 BB: 0 P: 7	R: 0 E: 0 K: 1 S: 5	H: 0 LOB: 0 BB: 0 P: 5	R: 0 E: 0 K: 1 S: 5	H: 0 LOB: 0 BB: 0 P: 5	R: 0 E: 0 K: 2 S: 7	H: 1 LOB: 1 BB: 0 P: 6		R: 0 E: 0 K: 2 S: 7	H: 0 LOB: 2 BB: 2 P: 15	1B: 1 2B: 0 3B: 0 HR: 0	SF: 0 SAC: 0 DP: 0 HBP: 0
PITCHER 68 Randy Dobnak, R (1, 1) ERA:	IP: 2.0 WLS: W BF: 7 H: 0 R: 0 ER: 0 SO: 4 BB: 0 IBB: 0 HBP: 0 BLK: 0 WP: 0 HR: 0 S: 15 P: 15 ERA: 0.00 WHIP: 0.000											PITCHER 53 Danny Coulombe, L (7, 1) ERA:	IP: 1.0 WLS: 5 BF: 5 H: 0 R: 0 ER: 0 SO: 2 BB: 2 IBB: 0 HBP: 0 BLK: 0 WP: 0 HR: 0 S: 7 P: 15 ERA: 0.00 WHIP: 2.000		
65 Trevor May, R (3, 1) ERA:	IP: 1.0 WLS: 3 BF: 0 H: 0 R: 0 ER: 0 SO: 1 BB: 0 IBB: 0 HBP: 0 BLK: 0 WP: 0 HR: 0 S: 5 P: 5 ERA: 0.00 WHIP: 0.000														
21 Tyler Duffey, R (4, 1) ERA:	IP: 1.0 WLS: 3 BF: 0 H: 0 R: 0 ER: 0 SO: 1 BB: 0 IBB: 0 HBP: 0 BLK: 0 WP: 0 HR: 0 S: 5 P: 5 ERA: 0.00 WHIP: 0.000														
37 Matt Wisler, R (5, 1) ERA:	IP: 1.0 WLS: 3 BF: 0 H: 0 R: 0 ER: 0 SO: 2 BB: 0 IBB: 0 HBP: 0 BLK: 0 WP: 0 HR: 0 S: 7 P: 7 ERA: 0.00 WHIP: 0.000														
58 Blaine Hardy, L (6, 1) ERA:	IP: 1.0 WLS: 4 BF: 1 H: 0 R: 0 ER: 0 SO: 1 BB: 0 IBB: 0 HBP: 0 BLK: 0 WP: 0 HR: 0 S: 6 P: 6 ERA: 0.00 WHIP: 1.000														

AB	23
R	0
H	1
RBI	0
BB	2
SO	11
LOB	8



Batter	1	2	3	4	5	6	7	8	9	AB	R	H	RBI	BB	SO	LOB
75 Royce Lewis, R (1, 6) OBP: 0.750, SLG: 1.000 88 Drew Maggi, R (5, 6)	0-0 87 WP 87 E 2B	4-0 87 1B 87 E 81 WP BB	4-0 81 FC3-6 87 E 91 SF9 BB	0-0 F8	0-0 P3		0-0			2	3	1	0	2	0	1
87 Ryan Jeffers, R (1, 2) OBP: 0.500, SLG: 0.333 73 Juan Graterol, R (5, 2)	1-0 E5 74 G4-3 89 WP 50 BB 2-H	0-0 50 HBP 81 WP 74 G3-1 1B	0-0 E8 81 FC3-6	4-0		4-0 5 WP 91 1B 99 BB BB				3	2	1	1	1	0	2
81 Trevor Larnach, L (1, 10) 95 Taylor Grzelakowski, L (6, PH) (7, 10)	0-0 F9	4-0 74 G3-1 79 HBP 50 HBP 79 G3 BB	0-0 FC3-6 79 BB 74 BB 2B	0-0 G3		0-3 K				3	2	0	1	1	0	5
50 Brent Rooker, R (1, 7) 91 Mark Contreras, L (2, PR) (3, 7)	4-0 89 WP 74 G4-3 89 1B BB	1-0 79 G3 89 WP 74 G3-1 HBP	0-0 SF9		0-0 P3	0-0 99 BB 87 BB 5 WP 1B				0	1	0	0	1	0	0
74 Travis Blankenhorn, L (1, 4) 5 Peter Mooney, L (5, 4)	0-0 G4-3	0-0 G3-1	4-0 79 2B BB		0-3 K	4-0 87 BB 99 BB BB				2	1	0	1	1	0	4
79 Gilberto Celestino, R (1, 8) OBP: 0.667, SLG: 1.000 23 Gabriel Maciel, S (5, 8)	4-0 89 WP 89 1B BB	0-0 G3	0-0 1-H 2-H 2B		1-1 99 1B 33 1B HBP	0-3 K				2	1	1	3	1	0	2
89 Zander Wiel, R (1, 3) OBP: 0.667, SLG: 0.500 99 Cody Asche, L (5, 3)	1-0 50 FC5 78 1B 1B	4-0 BB	0-0 G6-3		0-0 87 HBP 33 1B 1B	4-0 87 BB BB				2	0	1	2	1	0	1
78 Jack Reinheimer, R (1, 5) OBP: 0.667, SLG: 0.500 87 Kody Eaves, L (4, PR) (5, 5)	0-0 1B	0-0 L6		4-0 87 BB BB	1-0 33 1B HBP	4-0 1-2 2-3 3-H BB				2	0	1	0	1	0	1
50 Jimmy Kerrigan, S (1, 9) OBP: 0.333, SLG: 0.667 33 Ramón Flores, L (5, 9)	0-0 FC5		0-0 87 E 81 FC3-6 2B		0-0 F9	0-3 K				3	1	1	0	0	0	3

Inning Stats	R: 4	H: 3	E: 1	LOB: 2	K: 0	P: 7	S: 7	R: 4	H: 1	E: 1	LOB: 1	K: 0	P: 4	S: 4	R: 4	H: 2	E: 1	LOB: 1	K: 0	P: 6	S: 6	R: 0	H: 0	E: 0	LOB: 2	K: 0	P: 3	S: 3	R: 2	H: 1	E: 0	LOB: 3	K: 3	P: 10	S: 10	R: 0	H: 0	E: 0	LOB: 0	K: 0	P: 0	S: 0
--------------	------	------	------	--------	------	------	------	------	------	------	--------	------	------	------	------	------	------	--------	------	------	------	------	------	------	--------	------	------	------	------	------	------	--------	------	-------	-------	------	------	------	--------	------	------	------

PITCHER	IP	WLS	BF	H	R	ER	SO	BB	IBB	HBP	BLK	WP	HR	S	P	ERA	WHIP
37 Trent Schoeberl, R (1, 1) ERA: 22.5	2.0	L	17	4	8	5	0	5	0	0	0	4	0	11	34	22.50	4.500
18 Will Anderson, L (3, 1) ERA: 36.0	1.0		8	2	4	4	0	2	0	0	0	0	0	6	14	36.00	4.000
44 Sam Ireland, R (4, 1) ERA:	1.0		5	0	0	0	0	2	0	0	0	0	0	3	11	0.00	2.000
17 Danny Kapala, L (5, 1) ERA: 18.0	1.0		7	2	2	2	1	0	0	2	0	0	0	8	10	18.00	2.000
38 Michael Gurka, R (6, 1) ERA: 27.0	0.2		7	1	2	2	2	4	0	0	0	1	0	7	23	27.00	7.500

MINNESOTA TWINS


Minnesota Golden Gophers @ Minnesota Twins
CenturyLink Sports Complex, Fort Myers, FL

Fri Feb 21 2020, 6:06 PM - 8:39 PM EST
Att. 4,596 - Cloudy - 59 F

livebaseballscorecards.com

AB	29
R	16
H	9
RBI	13
BB	13
SO	4
LOB	28

WP: 5 PA: 46
PB: 0
SB: 0
CS: 0



Batter	1	2	3	4	5	6	7	8	9	AB	R	H	RBI	BB	SO	LOB
72 Brooks Lee, S 21 Will Holland, R	4-2 64 WP BB		1-1 F8		4-0 86 F 89 S SF8 BB	3-2 G6-4-3		1-0 F9		1	0	0	0	1	0	0
8 Christian Vázquez, R 86 Chris Williams, R	1-0 F7		2-1 1B		0-3 K		4-2 45 HBP BB	4-2 94 BB 89 WP 45 BB BB		2	0	1	0	0	0	1
38 Matt Wallner, L 89 DaShawn Keirsejr Jr., L	2-0 F8		1-3 K		1-0 SF8		2-3 K	4-0 45 BB 23 BB 94 BB BB		2	0	0	0	0	1	2
64 Jose Miranda, R 94 Patrick Winkel, L	2-1 L5			4-2 9 FC6-4 BB	1-0 1B		2-0 P5	4-1 23 BB 45 BB 91 2B BB		1	0	0	0	1	0	1
9 Trevor Larnach, L 45 Yoyner Fajardo, L		3-2 G3-1		0-0 FC6-4 90 WP 90 1B	1-3 K		1-0 23 FC4-6 HBP	4-2 23 BB 91 2B BB		2	1	0	0	0	0	1
90 Emmanuel Rodriguez, L 23 Willie Joe Garry Jr., L	4-0 24 CS BB		3-2 24 E 1B		4-2 91 1B 91 S 70 1B BB		1-2 FC4-6	4-2 91 2B 70 2B BB		1	0	1	1	1	0	0
87 Yunior Severino, S 91 Alex Isola, R	1-1 F7		2-2 L4		1-2 24 L8 70 1B 1B			2B 2B		2	0	0	0	0	0	2
24 Niko Goodrum, S 70 Anthony Prato, R	3-1 CS		1-1 P3		4-1 21 G6-4-3 1B			2B 2B		1	0	0	0	1	0	0
92 Michael Helman, R 24 Jake Rucker, R	1-0 HR			4-1 K		0-0 L8		2-1 HR		2	1	1	1	0	1	2

Inning Stats	R: 0	H: 0	E: 0	K: 0	S: 6	H: 0	LOB: 1	BB: 1	P: 15	R: 0	H: 0	E: 0	K: 0	S: 6	R: 1	H: 2	E: 0	K: 1	S: 10	R: 1	H: 1	E: 1	K: 1	S: 15	R: 1	H: 1	E: 0	K: 2	S: 9	R: 1	H: 2	E: 0	K: 0	S: 11	R: 0	H: 0	E: 0	K: 1	S: 11	R: 9	H: 4	E: 0	K: 0	S: 22	1B: 5	SF: 1	2B: 3	3B: 0	HR: 2	SAC: 0	DP: 1	HBP: 1	WP: 3	PA: 45
--------------	------	------	------	------	------	------	--------	-------	-------	------	------	------	------	------	------	------	------	------	-------	------	------	------	------	-------	------	------	------	------	------	------	------	------	------	-------	------	------	------	------	-------	------	------	------	------	-------	-------	-------	-------	-------	-------	--------	-------	--------	-------	--------

PITCHER	IP	WLS	BF	H	R	ER	SO	BB	IBB	HBP	BLK	WP	HR	S	P	ERA	WHIP
39 Nick Argento, R	(1, 1)	2.0		7	0	0	0	2	0	0	0	1	0	12	32	0.00	1.000
54 Will Whelan, L	(3, 1)	2.0	L	11	3	2	2	2	0	0	0	1	1	25	46	9.00	2.500
28 Caden Capomaccio, R	(5, 1)	1.0		5	1	1	2	1	0	0	0	0	0	9	16	9.00	2.000
47 Noah DeLuga, L	(6, 1)	1.1		7	2	1	1	2	0	0	0	0	0	16	30	6.75	3.000
47 Noah DeLuga, L	(7, 1)	1.1		7	2	1	1	2	0	0	0	0	0	16	30	6.75	3.000

MINNESOTA TWINS

Minnesota Golden Gophers @ Minnesota Twins

Lee Health Sports Complex, Fort Myers, FL

Fri Feb 23 2024, 6:05 PM - 8:47 PM EST
Att: 4,307 - Party Cloudy - 72 F

livebaseballscorecards.com

AB 29
R 13
H 10
RBI 13
BB 13
SO 5
LOB 19

