






Minnesota Golden Gophers


Batter	1	2	3	4	5	6	7	8	9	AB R H RBI BB SO LOB	TOP																								
											<p>Florida Marlins @ Miami Hurricanes Mark Light Stadium, Coral Gables, FL Sun Mar 31 2002, 2:05 PM EST</p> <p>livebaseballscorecards.com</p> <p>AB 0 R 0 H 0 RBI 0 BB 0 SO 0 LOB 0</p> 																								
Inning Stats										1B: 0 SF: 0 WP: 0 PA: 0 2B: 0 SAC: 0 FB: 0 3B: 0 DP: 0 SB: 0 HR: 0 HBP: 0 CS: 0																									
PITCHER	IP	WLS	BF	H	R	ER	SO	BB	IBB	HBP	BLK	WP	HR	S	P	ERA	WHIP	PITCHER	IP	WLS	BF	H	R	ER	SO	BB	IBB	HBP	BLK	WP	HR	S	P	ERA	WHIP


Batter	1	2	3	4	5	6	7	8	9	AB R H RBI BB SO LOB	BOTTOM																								
											<p>Florida Marlins @ Miami Hurricanes Mark Light Stadium, Coral Gables, FL Sun Mar 31 2002, 2:05 PM EST</p> <p>livebaseballscorecards.com</p> <p>AB 0 R 0 H 0 RBI 0 BB 0 SO 0 LOB 0</p> 																								
Inning Stats										1B: 0 SF: 0 WP: 0 PA: 0 2B: 0 SAC: 0 FB: 0 3B: 0 DP: 0 SB: 0 HR: 0 HBP: 0 CS: 0																									
PITCHER	IP	WLS	BF	H	R	ER	SO	BB	IBB	HBP	BLK	WP	HR	S	P	ERA	WHIP	PITCHER	IP	WLS	BF	H	R	ER	SO	BB	IBB	HBP	BLK	WP	HR	S	P	ERA	WHIP


Batter	1	2	3	4	5	6	7	8	9	AB R H RBI BB SO LOB	TOP																								
											<p>Miami Hurricanes @ Florida Marlins Roger Dean Stadium, Jupiter, FL Wed Feb 26 2003, 3:05 PM EST</p> <p>livebaseballscorecards.com</p> <p>AB 0 R 0 H 0 RBI 0 BB 0 SO 0 LOB 0</p> 																								
Inning Stats										1B: 0 SF: 0 2B: 0 SAC: 0 3B: 0 DP: 0 HR: 0 HBP: 0	WP: 0 PA: 0 FB: 0 SB: 0 CS: 0																								
PITCHER	IP	WLS	BF	H	R	ER	SO	BB	IBB	HBP	BLK	WP	HR	S	P	ERA	WHIP	PITCHER	IP	WLS	BF	H	R	ER	SO	BB	IBB	HBP	BLK	WP	HR	S	P	ERA	WHIP

Batter	1	2	3	4	5	6	7	8	9	AB R H RBI BB SO LOB	BOTTOM																								
											<p>Miami Hurricanes @ Florida Marlins Roger Dean Stadium, Jupiter, FL Wed Feb 26 2003, 3:05 PM EST</p> <p>livebaseballscorecards.com</p> <p>AB 0 R 0 H 0 RBI 0 BB 0 SO 0 LOB 0</p> 																								
Inning Stats										1B: 0 SF: 0 2B: 0 SAC: 0 3B: 0 DP: 0 HR: 0 HBP: 0	WP: 0 PA: 0 FB: 0 SB: 0 CS: 0																								
PITCHER	IP	WLS	BF	H	R	ER	SO	BB	IBB	HBP	BLK	WP	HR	S	P	ERA	WHIP	PITCHER	IP	WLS	BF	H	R	ER	SO	BB	IBB	HBP	BLK	WP	HR	S	P	ERA	WHIP

Batter	1	2	3	4	5	6	7	8	9	AB R H RBI BB SO LOB	TOP																								
											<p>Miami Hurricanes @ Florida Marlins</p> <p>Roger Dean Stadium, Jupiter, FL</p> <p>Wed Mar 03 2004, 3:05 PM EST</p> <p>livebaseballscorecards.com</p> <p>AB 0</p> <p>R 0</p> <p>H 0</p> <p>RBI 0</p> <p>BB 0</p> <p>SO 0</p> <p>LOB 0</p> 																								
Inning Stats										1B: 0 SF: 0 2B: 0 SAC: 0 3B: 0 DP: 0 HR: 0 HBP: 0	WP: 0 PA: 0 PB: 0 SB: 0 CS: 0																								
PITCHER	IP	WLS	BF	H	R	ER	SO	BB	IBB	HBP	BLK	WP	HR	S	P	ERA	WHIP	PITCHER	IP	WLS	BF	H	R	ER	SO	BB	IBB	HBP	BLK	WP	HR	S	P	ERA	WHIP

Batter	1	2	3	4	5	6	7	8	9	AB R H RBI BB SO LOB	BOTTOM																								
											<p>Miami Hurricanes @ Florida Marlins</p> <p>Roger Dean Stadium, Jupiter, FL</p> <p>Wed Mar 03 2004, 3:05 PM EST</p> <p>livebaseballscorecards.com</p> <p>AB 0</p> <p>R 0</p> <p>H 0</p> <p>RBI 0</p> <p>BB 0</p> <p>SO 0</p> <p>LOB 0</p> 																								
Inning Stats										1B: 0 SF: 0 2B: 0 SAC: 0 3B: 0 DP: 0 HR: 0 HBP: 0	WP: 0 PA: 0 PB: 0 SB: 0 CS: 0																								
PITCHER	IP	WLS	BF	H	R	ER	SO	BB	IBB	HBP	BLK	WP	HR	S	P	ERA	WHIP	PITCHER	IP	WLS	BF	H	R	ER	SO	BB	IBB	HBP	BLK	WP	HR	S	P	ERA	WHIP

Batter	1	2	3	4	5	6	7	8	9	AB R H RBI BB SO LOB	TOP																								
												Miami Hurricanes @ Florida Marlins Roger Dean Stadium, Jupiter, FL <small>Wed Mar 01 2006, 3:05 PM EST</small>																							
		AB 0 R 0 H 0 RBI 0 BB 0 SO 0 LOB 0																																	
																																			
Inning Stats		1B: 0 SF: 0 2B: 0 SAC: 0 3B: 0 DP: 0 HR: 0 HBP: 0	WP: 0 PA: 0 FB: 0 SB: 0 CS: 0																																
PITCHER	IP	WLS	BF	H	R	ER	SO	BB	IBB	HBP	BLK	WP	HR	S	P	ERA	WHIP	PITCHER	IP	WLS	BF	H	R	ER	SO	BB	IBB	HBP	BLK	WP	HR	S	P	ERA	WHIP


Batter	1	2	3	4	5	6	7	8	9	AB R H RBI BB SO LOB	BOTTOM																								
												Miami Hurricanes @ Florida Marlins Roger Dean Stadium, Jupiter, FL <small>Wed Mar 01 2006, 3:05 PM EST</small>																							
		AB 0 R 0 H 0 RBI 0 BB 0 SO 0 LOB 0																																	
																																			
Inning Stats		1B: 0 SF: 0 2B: 0 SAC: 0 3B: 0 DP: 0 HR: 0 HBP: 0	WP: 0 PA: 0 FB: 0 SB: 0 CS: 0																																
PITCHER	IP	WLS	BF	H	R	ER	SO	BB	IBB	HBP	BLK	WP	HR	S	P	ERA	WHIP	PITCHER	IP	WLS	BF	H	R	ER	SO	BB	IBB	HBP	BLK	WP	HR	S	P	ERA	WHIP

Batter	1	2	3	4	5	6	7	8	9	AB	R	H	RBI	BB	SO	LOB	TOP	
Blake Tekotte, L (1, 8) OBP: 0.333, SLG: 0.333			G4-3		SH1-4		F8			3	0	1	0	0	0	2	Miami Hurricanes @ Florida Marlins Roger Dean Stadium, Jupiter, FL Tue Feb 26 2008, 3:05 PM EST Attr. 2,468 - Partly Cloudy - 85 F	
Jemile Weeks, S (1, 4) 51 Ryan Perry, R (3, PH) (3, 4)			F9		K		G6-3			0	0	0	0	0	0	0		
19 Yonder Alonso, L (1, 3) 48 Chris Gawenda, R (6, 3)			G6-4-3		G5-3		G3-1		G4-3	3	0	0	0	0	0	3		
Mark Sobolewski, R (1, 5) OBP: 0.500, SLG: 0.500				K				P2		4	0	2	0	0	1	0		
10 Joey Terdoslavich, S (1, 10) 28 Iden Nazario, L (6, PH) (6, 10) 38 Ben Vazquez, R (8, PH) (8, 10)			FC5-4		K		K		K	2	0	0	0	0	1	1		
7 David Dinatale, R (1, 7) 34 Jonathan Weislow, R (6, PH) (6, 7)			F9		K		L7			1	0	0	0	0	1	1		
30 Adan Severino, L (1, 9) OBP: 0.500, SLG: 0.333								F9		3	1	1	0	1	0	2		
8 Ryan Jackson, R (1, 6) OBP: 0.750, SLG: 1.500			G6-3					F8		4	1	3	1	0	0	2		
22 Jason Hagerty, S (1, 2) 24 Yasmani Grandal, S (5, 2)							K		G4-3	2	0	2	1	0	0	0		
							K		G4-3	2	0	0	0	0	1	2		
Inning Stats	R: 0 E: 0 K: 0 S: 2	H: 1 LOB: 0 BB: 0 P: 4	R: 0 E: 1 K: 0 S: 4	H: 1 LOB: 2 BB: 1 P: 8	R: 0 E: 0 K: 0 S: 4	H: 0 LOB: 0 BB: 0 P: 9	R: 2 E: 0 K: 1 S: 8	H: 3 LOB: 1 BB: 0 P: 8	R: 0 E: 0 K: 1 S: 6	H: 1 LOB: 1 BB: 0 P: 6	R: 0 E: 0 K: 1 S: 5	H: 0 LOB: 0 BB: 0 P: 5	R: 0 E: 0 K: 0 S: 4	H: 2 LOB: 1 BB: 0 P: 4	1B: 7 2B: 3 3B: 0 HR: 0	SF: 0 SAC: 1 DP: 2 HBP: 1	WP: 0 PB: 0 SB: 2 CS: 1	PA: 36
PITCHER	IP WLS BF H R ER SO BB IBB HBP BLK WP HR S P ERA WHIP	49 Bob Keppel, R (1, 1) 45 Frankie De La Cruz, R (2, 1) 59 Chris Seddon, L (3, 1) 61 Jesus Delgado, R (5, 1) 46 Joe Nelson, R (6, 1)	1.0 W 3 1 0 0 0 0 0 0 0 0 0 2 4 0.00 1.000	1.0 5 1 0 0 0 1 0 0 0 0 0 4 8 0.00 2.000	2.0 7 1 0 0 3 0 0 0 0 0 0 13 14 0.00 0.500	1.0 6 3 2 2 1 0 0 0 0 0 0 8 8 18.00 3.000	1.0 4 1 0 0 1 0 0 0 0 0 0 6 6 0.00 1.000	PITCHER	IP WLS BF H R ER SO BB IBB HBP BLK WP HR S P ERA WHIP	64 Scott Nestor, R (7, 1) 57 Taylor Tankersley, L (8, 1) 48 Lee Gardner, R (9, 1)	1.0 4 1 0 0 1 0 0 0 0 0 0 6 6 0.00 1.000	1.0 3 0 0 0 1 0 0 0 0 0 0 5 5 0.00 0.000	1.0 4 2 0 0 0 0 0 0 0 0 0 4 4 0.00 2.000					

Batter	1	2	3	4	5	6	7	8	9	AB	R	H	RBI	BB	SO	LOB	BOTTOM
2 Hanley Ramirez, R (1, 6) 11 Robert Andino, R (4, 6) 39 Chris Barnwell, R (7, 6)						G6-3	L3		FC6-4	1	0	0	0	1	0	0	Miami Hurricanes @ Florida Marlins Roger Dean Stadium, Jupiter, FL Tue Feb 26 2008, 3:05 PM EST Attr. 2,468 - Partly Cloudy - 85 F
6 Dan Uggla, R (1, 4) 81 Chris Coghlan, L (4, 4) OBP: 0.500, SLG: 0.500			L9			K				1	1	0	0	1	0	1	
27 Jeremy Hermida, L (1, 9) 65 Jai Miller, R (4, 9) OBP: 0.500, SLG: 0.500			F8		E9		F7			2	1	1	0	0	0	0	
14 Josh Willingham, R (1, 7) 7 Alejandro De Azza, L (4, 7) OBP: 1.000, SLG: 1.000										1	0	1	1	0	0	0	
Mike Jacobs, L (1, 3) 83 Gaby Sanchez, R (4, 3) OBP: 0.500, SLG: 1.000			F7				F7			1	0	0	1	0	0	1	
Luis Gonzalez, L (1, 10) 1 Alexis Gomez, L (5, PH) (6, 10)			P4				K			2	0	0	0	0	0	2	
12 Cody Ross, R (1, 8) 24 Cameron Maybin, R (5, 8)						K		K		1	1	0	0	1	0	0	
Jose Castillo, R (1, 5) 78 Lee Mitchell, R (5, 5) OBP: 1.000, SLG: 4.000			G6-3							2	0	0	0	0	0	2	
58 Mike Rabelo, S (1, 2) 41 Paul Hoover, R (5, 2)			G3						K	2	0	0	0	0	0	1	
									K	2	0	0	0	0	1	1	
Inning Stats	R: 2 E: 0 K: 0 S: 5	H: 2 LOB: 1 BB: 1 P: 9	R: 1 E: 1 K: 0 S: 3	H: 0 LOB: 2 BB: 2 P: 13	R: 0 E: 0 K: 0 S: 3	H: 0 LOB: 0 BB: 0 P: 3	R: 3 E: 1 K: 1 S: 9	H: 4 LOB: 1 BB: 0 P: 9	R: 1 E: 0 K: 1 S: 6	H: 1 LOB: 0 BB: 0 P: 6	R: 0 E: 0 K: 2 S: 7	H: 0 LOB: 1 BB: 1 P: 11	1B: 6 2B: 1 3B: 0 HR: 1	SF: 2 SAC: 0 DP: 1 HBP: 1	WP: 1 PB: 0 SB: 1 CS: 0	PA: 37	
PITCHER	IP WLS BF H R ER SO BB IBB HBP BLK WP HR S P ERA WHIP	40 John Housey, R (1, 1) 39 Michael Rudman, R (2, 1) 45 Alex Koronis, R (3, 1) 49 P.J. Fisher, L (4, 1) 43 Anthony Nalepa, R (5, 1)	1.0 L 6 2 2 2 0 0 1 0 0 0 0 3 9 18.00 3.000	1.0 5 0 1 0 0 2 0 0 0 1 0 3 13 0.00 2.000	1.0 4 0 0 0 0 0 0 0 1 0 0 3 4 0.00 0.000	1.0 3 0 0 0 0 0 0 0 0 0 0 3 3 0.00 0.000	1.0 7 4 3 3 1 0 0 0 0 0 0 9 9 27.00 4.000	PITCHER	IP WLS BF H R ER SO BB IBB HBP BLK WP HR S P ERA WHIP	21 Rene Guerra, R (6, 1) Kyle Bellamy, R (7, 1) Carlos Gutierrez, R (8, 1)	1.0 4 1 1 1 1 0 0 0 0 0 0 6 6 9.00 1.000	1.0 4 1 0 0 1 0 0 0 0 0 0 6 6 0.00 1.000	1.0 4 0 0 0 2 1 0 0 0 0 0 7 11 0.00 1.000				

Batter	1	2	3	4	5	6	7	8	9	AB	R	H	RBI	BB	SO	LOB	TOP			
19 Kevin Cislo, L OBP: 0.400, SLG: 0.400	0-0 13 1B 1B		0-0 4 2B 5 1B 1B	G4-3		0-0 G4-3			0-0 G1-3	5	1	2	1	0	0	1	Michigan Wolverines @ New York Mets Tradition Field, Port St. Lucie, FL Sun Mar 08 2009, 12:10 PM EDT Att: 2,286 - Cloudy - 74 F			
13 Kenny Fellows, L OBP: 0.500, SLG: 0.500 8 Mike Kittle, R (7,7)	0-0 4 HBP 1B		0-3 1B			0-0 P6			0-0 G1-3	4	0	2	0	0	1	2				
4 Ryan LaMarre, R OBP: 0.400, SLG: 0.500	1-0 7 G6-4-3 HBP		0-0 5 1B 2B			0-0 F8			0-0 G5-3	4	1	1	0	0	0	2				
5 Jake McLouth, R OBP: 0.500, SLG: 0.500 14 Alan Oaks, R (5, PH) (5, 10) 15 Garrett Stephens, L (8, 3)	0-3 K 1B		0-0 7 HR 1B			0-0 G6-3				2	1	1	2	0	1	3				
7 Michael Dufek, L OBP: 0.500, SLG: 2.000 (8, 1)	0-0 G6-4-3		0-0 2B HR			1-0 HR			0-0 G3-1	4	2	2	3	0	0	3				
9 Nick Urban, R OBP: 0.333, SLG: 1.333 23 Bryce Aspinwall, R (7, PH) (7, 9)		0-0 P1	1-2 HR			0-0 F9			0-3 K	3	1	1	1	0	0	0				
43 Tim Kalczynski, R (6, 5)		1-0 6 1B HBP	0-0 G4-3			0-0 G3-1			0-3 K	3	0	0	0	0	1	0				
6 John Lorenz, R OBP: 0.500, SLG: 0.500 3 Coley Crank, R (6, PH) (6, 2)		0-0 5 G4-6-3 1B	0-0 G6-3			1-0 5 2B 19 G4-3 HBP			0-0 F7	2	0	1	0	0	0	0				
5 Anthony Toth, R OBP: 0.250, SLG: 0.500 (1, 6)	0-0 G4-6-3		0-0 G4-3			0-0 19 G4-3 2B			0-3 K	4	0	1	0	0	1	2				
Inning Stats	R: 0 E: 0 K: 1 S: 6	H: 2 LOB: 2 BB: 7	R: 0 E: 0 K: 0 S: 3	H: 1 LOB: 1 BB: 4	R: 5 E: 0 K: 1 S: 14	H: 5 LOB: 0 BB: 18	R: 0 E: 0 K: 0 S: 4	H: 1 LOB: 0 BB: 4	R: 1 E: 0 K: 0 S: 4	H: 1 LOB: 0 BB: 5	R: 0 E: 0 K: 1 S: 5	H: 0 LOB: 0 BB: 5	R: 0 E: 0 K: 2 S: 7	H: 0 LOB: 0 BB: 7	R: 0 E: 0 K: 0 S: 3	H: 0 LOB: 0 BB: 3		1B: 6 2B: 2 3B: 0 HR: 3	SF: 0 SAC: 0 DP: 2 HBP: 3	WP: 0 PB: 0 SB: 0 CS: 0
PITCHER	IP WLS BF H R ER SO BB IBB HBP BLK WP HR S P ERA WHIP	2.0 W 9 3 0 0 1 0 0 0 0 0 0 0 9 11 0.00 1.500	3.1 0.1 6 5 5 5 1 0 0 0 0 0 2 12 16 135.00 15.000	3.1 0.2 H 2 0 0 0 0 0 0 0 0 0 2 2 0.00 0.000	4.1 2.0 H 8 2 1 1 0 0 0 0 0 1 8 9 4.50 1.000	6.1 1.0 5 1 1 1 0 0 0 1 0 0 0 4 5 9.00 1.000	PITCHER	IP WLS BF H R ER SO BB IBB HBP BLK WP HR S P ERA WHIP	2.0 6 0 0 0 0 3 0 0 0 0 0 0 0 12 12 0.00 0.000	7.1 1.0 3 0 0 0 0 0 0 0 0 0 0 3 3 0.00 0.000										

Batter	1	2	3	4	5	6	7	8	9	AB	R	H	RBI	BB	SO	LOB	BOTTOM			
1 Luis Castillo, S OBP: 0.286, SLG: 0.167 87 Alonzo Harris, R (5, PH) (6, 4)	0-0 G4-3	0-0 FC5-2 12 BB 1B	0-0 G1-3	0-1 9 HR 1B	0-0 G5-3		0-0 FC5			4	2	1	1	0	0	4	Michigan Wolverines @ New York Mets Tradition Field, Port St. Lucie, FL Sun Mar 08 2009, 12:10 PM EDT Att: 2,286 - Cloudy - 74 F			
9 Marlon Anderson, L OBP: 0.428, SLG: 0.857 95 Eric Campbell, R (6, 3)	0-0 12 1B	0-0 F9	0-3 K	2-2 1B HR		0-0 G6-3			0-0 G6-3	4	2	2	0	1	4					
12 Cory Sullivan, L OBP: 0.714, SLG: 1.250	0-0 99 F7 62 1B	4-0 99 BB 62 1B 26 2B BB	4-0 62 BB	0-3 K		4-0 98 FC5-4 BB			0-0 E3 26 BB 98 BB BB	3	2	1	1	3	1	0				
62 Bobby Kielty, S OBP: 0.667, SLG: 0.500 (1, 10)	0-0 99 F7 1B	0-0 99 BB 26 2B 1B	4-0 BB		4-0 99 1B 26 HR BB				0-3 K	4	2	2	3	2	1	2				
99 Jose Valentin, S OBP: 0.600, SLG: 0.500 98 Matt Bouchard, R (6, 5)	0-0 F7	4-0 26 2B BB	0-0 F8		0-0 26 HR 1B				4-0 BB 76 BB 1B BB	3	2	1	0	1	0	5				
26 Rob Mackowiak, L OBP: 0.444, SLG: 0.857 (1, 9)	0-3 K	0-0 1B 2B		4-0 G4-3 23 SF7 BB	2-0 1B HR				4-0 76 BB 1B BB	4	4	2	6	2	1	2				
Pedro Zapata, R OBP: 0.500, SLG: 0.250 (1, 7)				0-1 G4-3 1B	0-3 K				0-0 G6-3	4	0	1	2	2	1	1				
23 Brian Schneider, L OBP: 0.333, SLG: 0.500 76 Omar Santos, R OBP: 1.000, SLG: 1.500 (5, 2)				0-0 SF7					0-0 87 FC5 89 1B	2	1	1	1	0	0	1				
89 Emmanuel Garcia, L OBP: 0.667, SLG: 0.600 (1, 6)		4-0 12 BB 62 1B 1 FC5-2 BB	0-0 62 BB 1 G1-3 1B	0-0 1 S 1B					0-0 K	5	2	3	0	1	2	3				
Inning Stats	R: 1 E: 0 K: 1 S: 8	H: 3 LOB: 2 BB: 8	R: 7 E: 0 K: 0 S: 7	H: 4 LOB: 1 BB: 4	R: 0 E: 0 K: 1 S: 6	H: 1 LOB: 3 BB: 2	R: 4 E: 0 K: 1 S: 12	H: 3 LOB: 1 BB: 1	R: 3 E: 0 K: 2 S: 10	H: 3 LOB: 1 BB: 1	R: 0 E: 0 K: 0 S: 5	H: 2 LOB: 2 BB: 0	R: 0 E: 0 K: 2 S: 9	H: 1 LOB: 2 BB: 3	R: 3 E: 1 K: 2 S: 9	H: 1 LOB: 2 BB: 3		1B: 13 2B: 2 3B: 0 HR: 2	SF: 1 SAC: 0 DP: 0 HBP: 0	WP: 0 PB: 0 SB: 2 CS: 0
PITCHER	IP WLS BF H R ER SO BB IBB HBP BLK WP HR S P ERA WHIP	1.1 L 12 4 5 5 1 3 0 0 0 0 0 10 22 20.25 5.250	2.5 1.1 11 4 3 3 1 3 0 0 0 0 0 10 22 20.25 5.250	4.1 1.0 7 3 4 4 1 1 0 0 0 0 1 12 18 36.00 4.000	5.1 1.0 7 3 3 3 2 1 0 0 0 0 1 10 16 27.00 4.000	6.1 1.0 4 0 0 0 0 1 0 0 0 0 0 3 7 0.00 1.000	PITCHER	IP WLS BF H R ER SO BB IBB HBP BLK WP HR S P ERA WHIP	7.1 1.0 8 1 3 0 2 3 0 0 0 0 0 0 9 21 0.00 4.000	8.1 1.0 8 1 3 0 2 3 0 0 0 0 0 9 21 0.00 4.000										



Batter	1	2	3	4	5	6	7	8	9	AB	R	H	RBI	BB	SO	LOB	TOP								
7 Zeke DeVoss, S (1.8)																									
10 Nathan Melendres, R (6.8)	G6-3		F7		F9		P6			3	0	0	0	0	0	0	34								
4 Stephen Perez, S (1.6)	K2-3				B5-3		K			1	0	0	0	0	0	0	R 3								
2 Scott Lawson, L (1.4)	K			G4-6-3 1B	K					4	0	1	0	0	2	0	H 8								
24 Yasmani Grandal, S (1.2)										4	0	0	0	0	2	1	RBI 3								
2 Chantz Mack, L (6.7)																	BB 1								
Christopher Pelaez, L (1.9)																	SO 10								
30 David Villasuso, R (1.10)																	LOB 7								
48 Zach Robinson, R (9, PH)																									
9 Harold Martinez, R (1.5)																									
38 Thomas Powers, R (7.5)																									
8 Michael Broad, R (1.7)																									
19 Frankie Rattliff, S (6.4)																									
51 Ryan Perry, R (1.3)																									
13 Sam Robinson, L (6.1)																									
47 David Gutierrez, R (7.9)																									
21 Rony Rodriguez, R (7.1)																									
13 Sam Robinson, L (7.1)																									
46 Joe Lovecchio, R (8.1)																									
Inning Stats	R: 0 E: 0 K: 2 S: 7	H: 0 LOB: 0 BB: 0 P: 7	R: 0 E: 0 K: 0 S: 4	H: 1 LOB: 1 BB: 0 P: 4	R: 0 E: 0 K: 0 S: 3	H: 0 LOB: 0 BB: 0 P: 3	R: 2 E: 0 K: 0 S: 7	H: 5 LOB: 3 BB: 1 P: 11	R: 0 E: 0 K: 1 S: 5	H: 0 LOB: 0 BB: 0 P: 5	R: 1 E: 0 K: 3 S: 11	H: 2 LOB: 1 BB: 0 P: 11	R: 0 E: 0 K: 2 S: 7	H: 0 LOB: 0 BB: 0 P: 7	R: 0 E: 0 K: 2 S: 7	H: 0 LOB: 0 BB: 0 P: 3	R: 0 E: 0 K: 2 S: 7	H: 0 LOB: 0 BB: 0 P: 7	1B: 6 2B: 1 3B: 0 HR: 1	SF: 0 SAC: 0 DP: 1 HBP: 0	WP: 0 PB: 0 SB: 0 CS: 0	PA: 35			
PITCHER	IP WLS BF H R ER SO BB IBB HBP BLK WP HR S P ERA WHIP	IP WLS BF H R ER SO BB IBB HBP BLK WP HR S P ERA WHIP	IP WLS BF H R ER SO BB IBB HBP BLK WP HR S P ERA WHIP	IP WLS BF H R ER SO BB IBB HBP BLK WP HR S P ERA WHIP	IP WLS BF H R ER SO BB IBB HBP BLK WP HR S P ERA WHIP	IP WLS BF H R ER SO BB IBB HBP BLK WP HR S P ERA WHIP	IP WLS BF H R ER SO BB IBB HBP BLK WP HR S P ERA WHIP	IP WLS BF H R ER SO BB IBB HBP BLK WP HR S P ERA WHIP	IP WLS BF H R ER SO BB IBB HBP BLK WP HR S P ERA WHIP	IP WLS BF H R ER SO BB IBB HBP BLK WP HR S P ERA WHIP	IP WLS BF H R ER SO BB IBB HBP BLK WP HR S P ERA WHIP	IP WLS BF H R ER SO BB IBB HBP BLK WP HR S P ERA WHIP	IP WLS BF H R ER SO BB IBB HBP BLK WP HR S P ERA WHIP	IP WLS BF H R ER SO BB IBB HBP BLK WP HR S P ERA WHIP	IP WLS BF H R ER SO BB IBB HBP BLK WP HR S P ERA WHIP	IP WLS BF H R ER SO BB IBB HBP BLK WP HR S P ERA WHIP	IP WLS BF H R ER SO BB IBB HBP BLK WP HR S P ERA WHIP	IP WLS BF H R ER SO BB IBB HBP BLK WP HR S P ERA WHIP	IP WLS BF H R ER SO BB IBB HBP BLK WP HR S P ERA WHIP	IP WLS BF H R ER SO BB IBB HBP BLK WP HR S P ERA WHIP	IP WLS BF H R ER SO BB IBB HBP BLK WP HR S P ERA WHIP	IP WLS BF H R ER SO BB IBB HBP BLK WP HR S P ERA WHIP	IP WLS BF H R ER SO BB IBB HBP BLK WP HR S P ERA WHIP	IP WLS BF H R ER SO BB IBB HBP BLK WP HR S P ERA WHIP	IP WLS BF H R ER SO BB IBB HBP BLK WP HR S P ERA WHIP
47 Ricky Nolasco, R (1.1)	2.0	W	7	1	0	0	2	0	0	0	0	0	0	0	0	11	13	0.00	0.500						
26 Ryan Tucker, R (3.1)	1.2	H	10	5	2	2	0	1	0	0	0	0	0	0	0	9	13	10.80	3.600						
74 Jay Voss, L (4.1)	1.1		4	0	0	0	1	0	0	0	0	0	0	0	6	6	0.00	0.000							
68 Kris Harvey, R (6.1)	1.0		5	2	1	1	3	0	0	0	0	0	1	11	11	9.00	2.000								
66 Jay Buente, R (7.1)	1.0		3	0	0	0	2	0	0	0	0	0	0	7	7	0.00	0.000								

Miami Hurricanes @ Florida Marlins
Roger Dean Stadium, Jupiter, FL
Wed Mar 03 2010, 3:13 PM - 6:11 PM EST
Att: 2,282 - Partly Cloudy - 60 F

livebaseballscores.com

WP: 0 PA: 35
PB: 0
SB: 0
CS: 0



Batter	1	2	3	4	5	6	7	8	9	AB	R	H	RBI	BB	SO	LOB	BOTTOM								
8 Chris Coghlan, L (1.7)																									
26 Ryan Tucker, R (3.1)																									
13 Mike Lamb, L (4.3)	HR 2B BB									1	1	0	0	1	0	0	44								
24 Cameron Maybin, R (1.8)										0	0	0	0	0	0	0	R 19								
25 Brett Carroll, R (4.9)										4	2	2	0	0	1	0	H 21								
2 Hanley Ramirez, R (1.6)																									
30 Brian Barden, R (4.6)																									
3 Jorge Cantu, R (1.5)																									
40 Jorge Jimenez, L (4.5)																									
6 Dan Uggla, R (1.4)																									
16 Danny Richar, L (4.4)																									
12 Cody Ross, R (1.9)																									
65 Scott Cousins, L (4.8)																									
21 John Baker, L (1.2)																									
59 Brett Hayes, R (5.2)																									
15 Gaby Sanchez, R (1.3)																									
74 Jay Voss, S (4.1)																									
68 Kris Harvey, R (6.1)																									
7 Hector Luna, R (6, PH)																									
66 Jay Buente, R (7.1)																									
54 Hunter Jones, L (6.1)																									
22 Dennis Murphy, R (6, PH)																									
76 OBP: 1.000, SLG: 1.600																									
75 Matt Peterson, R (8.1)																									
47 Ricky Nolasco, R (1.1)																									
27 Jai Miller, R (2, PH)																									
Inning Stats	R: 3 E: 0 K: 0 S: 6	H: 3 LOB: 1 BB: 1 P: 11	R: 0 E: 0 K: 0 S: 3	H: 1 LOB: 0 BB: 0 P: 3	R: 3 E: 0 K: 0 S: 5	H: 3 LOB: 1 BB: 1 P: 11	R: 1 E: 0 K: 0 S: 5	H: 2 LOB: 1 BB: 0 P: 5	R: 0 E: 0 K: 2 S: 7	H: 0 LOB: 0 BB: 0 P: 7	R: 6 E: 2 K: 1 S: 10	H: 4 LOB: 2 BB: 2 P: 22	R: 0 E: 0 K: 2 S: 8	H: 1 LOB: 1 BB: 0 P: 8	R: 6 E: 1 K: 0 S: 12	H: 7 LOB: 1 BB: 0 P: 15	R: 6 E: 1 K: 0 S: 12	H: 7 LOB: 1 BB: 0 P: 15	1B: 15 2B: 3 3B: 1 HR: 2	SF: 0 SAC: 0 DP: 2 HBP: 2	WP: 2 PB: 0 SB: 0 CS: 0	PA: 50			
PITCHER	IP WLS BF H R ER SO BB IBB HBP BLK WP HR S P ERA WHIP	IP WLS BF H R ER SO BB IBB HBP BLK WP HR S P ERA WHIP	IP WLS BF H R ER SO BB IBB HBP BLK WP HR S P ERA WHIP	IP WLS BF H R ER SO BB IBB HBP BLK WP HR S P ERA WHIP	IP WLS BF H R ER SO BB IBB HBP BLK WP HR S P ERA WHIP	IP WLS BF H R ER SO BB IBB HBP BLK WP HR S P ERA WHIP	IP WLS BF H R ER SO BB IBB HBP BLK WP HR S P ERA WHIP	IP WLS BF H R ER SO BB IBB HBP BLK WP HR S P ERA WHIP	IP WLS BF H R ER SO BB IBB HBP BLK WP HR S P ERA WHIP	IP WLS BF H R ER SO BB IBB HBP BLK WP HR S P ERA WHIP	IP WLS BF H R ER SO BB IBB HBP BLK WP HR S P ERA WHIP	IP WLS BF H R ER SO BB IBB HBP BLK WP HR S P ERA WHIP	IP WLS BF H R ER SO BB IBB HBP BLK WP HR S P ERA WHIP	IP WLS BF H R ER SO BB IBB HBP BLK WP HR S P ERA WHIP	IP WLS BF H R ER SO BB IBB HBP BLK WP HR S P ERA WHIP	IP WLS BF H R ER SO BB IBB HBP BLK WP HR S P ERA WHIP	IP WLS BF H R ER SO BB IBB HBP BLK WP HR S P ERA WHIP	IP WLS BF H R ER SO BB IBB HBP BLK WP HR S P ERA WHIP	IP WLS BF H R ER SO BB IBB HBP BLK WP HR S P ERA WHIP	IP WLS BF H R ER SO BB IBB HBP BLK WP HR S P ERA WHIP	IP WLS BF H R ER SO BB IBB HBP BLK WP HR S P ERA WHIP	IP WLS BF H R ER SO BB IBB HBP BLK WP HR S P ERA WHIP	IP WLS BF H R ER SO BB IBB HBP BLK WP HR S P ERA WHIP	IP WLS BF H R ER SO BB IBB HBP BLK WP HR S P ERA WHIP	IP WLS BF H R ER SO BB IBB HBP BLK WP HR S P ERA WHIP
Jerad Grundy, L (1.1)	2.2	L	16	7	6	6	0	2	0	0	0	0	0	0	0	13	24	20.25	3.375						
52 Eric Whaley, R (3.1)	2.1		9	2	1	1	2	0	0	0	0	0	0	0	0	13	13	3.86	0.857						
13 Sam Robinson, L (6.1)	1.2		14	5	6	3	2	2	0	1	0	1	0	0	0	15	27	16.20	4.200						
47 David Gutierrez, R (6.1)	0.1		1	0	0	0	1	0	0	0	0	0	0	0	3	3	0.00	0.000							
13 Sam Robinson, L (7.1)	1.2		14	5	6	3	2	2	0	1	0	1	0	0	0	15	27	16.20	4.200						

Miami Hurricanes @ Florida Marlins
Roger Dean Stadium, Jupiter, FL
Wed Mar 03 2010, 3:13 PM - 6:11 PM EST
Att: 2,282 - Partly Cloudy - 60 F

livebaseballscores.com

WP: 2 PA: 50
PB: 0
SB: 0
CS: 0



Batter	1	2	3	4	5	6	7	8	9	AB	R	H	RBI	BB	SO	LOB	TOP		
26 Patrick Biondi, L (1,8)										4	0	0	0	0	1	0	<p>Michigan Wolverines @ New York Mets Digital Domain Park, Port St. Lucie, FL Sun Mar 21 2010, 11:16 AM - 1:38 PM EDT Att: 2,384 - Cloudy - 77 F</p>		
5 Anthony Tolt, R (1,4)										4	0	1	0	0	2	0			
10 Chris Berset, S (1,2)										4	0	1	0	0	2	1			
7 Michael Dufek, L (1,3)										3	0	0	0	0	1	1			
9 Nick Urban, R (1,9)										3	1	1	0	0	0	1			
8 Mike Kittle, R (1,7)										3	0	1	0	0	1	1			
15 Garrett Stephens, L (1,10)										1	0	0	1	0	1	0			
Vinnie Sarafa, R (8,PH)										2	0	0	0	0	0	1			
6 John Lorenz, R (1,5)										1	0	0	0	0	0	0			
28 Kevin Krantz, S (8,PH)										1	0	0	0	0	0	1			
19 Derek Dennis, R (1,6)										3	0	0	0	0	1	0			
Inning Stats	R: 0 E: 0 K: 3 S: 9	H: 0 LOB: 0 BB: 0 P: 9	R: 1 E: 0 K: 1 S: 7	H: 2 LOB: 1 BB: 0 P: 8	R: 0 E: 0 K: 1 S: 5	H: 0 LOB: 0 BB: 0 P: 5	R: 0 E: 0 K: 0 S: 4	H: 1 LOB: 1 BB: 0 P: 4	R: 0 E: 0 K: 2 S: 7	H: 0 LOB: 0 BB: 0 P: 7	R: 0 E: 0 K: 1 S: 5	H: 0 LOB: 0 BB: 0 P: 5	R: 0 E: 0 K: 1 S: 5	H: 1 LOB: 0 BB: 0 P: 3	R: 0 E: 0 K: 0 S: 3	H: 1 LOB: 0 BB: 0 P: 3	1B: 4 2B: 1 3B: 0 HR: 0	SF: 1 SAC: 0 DP: 2 HBP: 0	WP: 0 PA: 30 PB: 0 SB: 1 CS: 0
PITCHER	IP WLS BF H R ER SO BB IBB HBP BLK WP HR S P ERA WHIP																		
27 Nelson Figueroa, R (1,1)	3.0 W 11 2 1 1 5 0 0 0 0 0 0 0 21 22 3.00 0.667																		
47 Hisanori Takahashi, L (4,1)	2.0 H 7 1 0 0 2 0 0 0 0 0 0 0 11 11 0.00 0.500																		
38 Fernando Nieve, R (6,1)	2.0 H 6 0 0 0 2 0 0 0 0 0 0 0 10 10 0.00 0.000																		
64 Elmer Dessens, R (8,1)	1.0 3 1 0 0 0 0 0 0 0 0 0 0 3 3 0.00 1.000																		
94 Kiko Calero, R (9,1)	1.0 3 1 0 0 0 0 0 0 0 0 0 0 3 3 0.00 1.000																		

Batter	1	2	3	4	5	6	7	8	9	AB	R	H	RBI	BB	SO	LOB	BOTTOM		
1 Luis Castillo, S (1,4)										3	0	1	1	0	0	0	<p>Michigan Wolverines @ New York Mets Digital Domain Park, Port St. Lucie, FL Sun Mar 21 2010, 11:16 AM - 1:38 PM EDT Att: 2,384 - Cloudy - 77 F</p>		
86 Alex Cintron, S (6,PH)										3	0	2	0	0	0	1			
13 Alex Cora, L (1,6)										2	0	1	0	1	0	1			
67 Mike Cervenak, R (6,PH)										2	1	1	0	0	1	1			
35 Mike Jacobs, L (1,10)										2	0	0	0	1	1	2			
Alejandro Machado, S (6,PH)										2	0	2	2	0	0	0			
44 Jason Bay, R (1,7)										3	0	0	0	0	0	4			
88 Juan Lagares, R (6,PH)										2	0	1	1	0	0	1			
19 Gary Matthews, S (1,8)										1	1	1	0	1	0	0			
89 Carlos Guzman, L (5,8)										2	0	0	0	0	0	1			
23 Chris Carter, L (1,9)										3	1	3	0	0	0	0			
28 Daniel Murphy, L (1,3)										3	1	1	0	0	0	5			
62 Jesus Feliciano, L (7,PH)										1	0	0	0	0	0	1			
3 Chris Coste, R (1,2)										2	1	0	0	0	1	2			
4 Henry Blanco, R (6,2)										1	1	1	2	0	0	0			
73 Luke Montz, R (6,2)										0	1	0	0	1	0	0			
Inning Stats	R: 0 E: 0 K: 0 S: 4	H: 1 LOB: 2 BB: 1 P: 9	R: 2 E: 0 K: 0 S: 6	H: 3 LOB: 1 BB: 0 P: 7	R: 0 E: 0 K: 1 S: 6	H: 1 LOB: 3 BB: 1 P: 12	R: 0 E: 0 K: 1 S: 5	H: 1 LOB: 0 BB: 0 P: 6	R: 0 E: 0 K: 0 S: 3	H: 0 LOB: 1 BB: 1 P: 7	R: 4 E: 0 K: 1 S: 10	H: 5 LOB: 1 BB: 0 P: 12	R: 0 E: 0 K: 0 S: 3	H: 1 LOB: 0 BB: 0 P: 4	R: 2 E: 0 K: 0 S: 5	H: 3 LOB: 2 BB: 1 P: 9	1B: 14 2B: 1 3B: 0 HR: 0	SF: 0 SAC: 0 DP: 0 HBP: 1	WP: 4 PA: 43 PB: 0 SB: 1 CS: 2
PITCHER	IP WLS BF H R ER SO BB IBB HBP BLK WP HR S P ERA WHIP																		
35 Kolby Wood, R (1,1)	3.0 L 17 5 2 2 1 0 2 0 0 0 0 0 8 13 6.00 2.333																		
Tyler Burgoon, R (4,1)	2.0 7 1 0 0 1 1 0 0 0 0 0 0 8 13 0.00 1.000																		
29 Travis Smith, R (6,1)	0.0 4 4 4 4 0 0 0 0 0 0 1 0 4 5 ∞ ∞																		
Eric Katzman, L (6,1)	1.0 4 1 0 0 1 0 0 0 0 0 1 0 6 7 0.00 1.000																		
30 Matt Gerbe, R (7,1)	1.0 3 1 0 0 0 0 0 0 0 0 0 0 3 4 0.00 1.000																		

AB 29
R 1
H 5
RBI 1
BB 0
SO 9
LOB 6





AB 36
R 8
H 15
RBI 7
BB 4
SO 3
LOB 22



Batter	1	2	3	4	5	6	7	8	9	AB	R	H	RBI	BB	SO	LOB	TOP					
7 Zeke DeVoss, S 36 D.K. Carey, R	B3		G5-3			K		F9		2	0	0	0	1	0	1	Miami Hurricanes @ Florida Marlins Roger Dean Stadium, Jupiter, FL Sun Feb 27 2011, 1:08 PM - 4:22 PM EST Att: 3,332 - Partly Cloudy - 79 F					
4 Stephen Perez, S OBP: 0.600, SLG: 1.000	G3					FC5-4				3	2	1	1	2	0	1						
27 Brad Fieger, R	K									5	1	0	0	0	1	4						
9 Harold Martinez, R OBP: 0.600, SLG: 0.500										4	2	2	0	1	1	1						
21 Rony Rodriguez, R OBP: 0.800, SLG: 1.000	K									3	1	2	1	2	1	0						
Shane Rowland, L OBP: 0.750, SLG: 0.500	G4-3									2	1	1	2	2	0	0						
30 David Villasuso, R Scott Wiebel, R										2	0	1	0	0	0	2						
49 Joey Porro, R										3	0	0	0	0	2	8						
8 Michael Broad, R OBP: 0.667, SLG: 2.000	G4-3									2	0	0	0	0	1	1						
2 Chantz Mack, L	F9									2	1	1	4	1	1	0						
Inning Stats	R: 0 E: 0 K: 1 S: 5	H: 0 LOB: 0 BB: 0 P: 5	R: 0 E: 0 K: 2 S: 7	H: 0 LOB: 0 BB: 0 P: 7	R: 0 E: 0 K: 0 S: 4	H: 1 LOB: 1 BB: 0 P: 4	R: 1 E: 0 K: 0 S: 4	H: 1 LOB: 2 BB: 2 P: 12	R: 0 E: 0 K: 1 S: 5	H: 0 LOB: 1 BB: 1 P: 9	R: 6 E: 1 K: 2 S: 12	H: 3 LOB: 1 BB: 3 P: 27	R: 1 E: 0 K: 1 S: 7	H: 2 LOB: 2 BB: 1 P: 12	R: 1 E: 0 K: 1 S: 5	H: 1 LOB: 3 BB: 4 P: 21	R: 0 E: 0 K: 2 S: 7	H: 0 LOB: 0 BB: 0 P: 7	1B: 5 2B: 2 3B: 1 HR: 1	SF: 0 SAC: 1 DP: 1 HBP: 0	WP: 1 PB: 0 SB: 1 CS: 0	PA: 46
PITCHER	IP	WLS	BF	H	R	ER	SO	BB	IBB	HBP	BLK	WP	HR	S	P	ERA	WHIP					
23 Javier Vazquez, R ERA: 4.5	2.0	H	6	0	0	0	3	0	0	0	0	0	0	12	12	0.00	0.000					
80 Chad James, L ERA: 27.0	2.0	H	10	2	1	1	0	2	0	0	0	0	0	8	16	4.50	2.000					
79 Brad Hand, L ERA: 10.8	1.1	H	10	2	5	4	2	3	0	0	0	0	1	12	27	27.00	3.750					
54 Jhan Mariñez, R ERA: 9.0	1.2	B	10	3	2	2	2	2	0	0	0	1	0	12	21	10.80	3.000					
76 Dan Jennings, L ERA: 5.0	1.0	L	7	1	1	1	1	4	0	0	0	0	0	5	21	9.00	5.000					
PITCHER	IP	WLS	BF	H	R	ER	SO	BB	IBB	HBP	BLK	WP	HR	S	P	ERA	WHIP					
65 Sandy Rosario, R ERA: 0.00	1.0		3	0	0	0	2	0	0	0	0	0	0	7	7	0.00	0.000					

Batter	1	2	3	4	5	6	7	8	9	AB	R	H	RBI	BB	SO	LOB	BOTTOM					
8 Chris Coghlan, L OBP: 0.500, SLG: 0.500	F8									2	0	1	0	0	0	0	Miami Hurricanes @ Florida Marlins Roger Dean Stadium, Jupiter, FL Sun Feb 27 2011, 1:08 PM - 4:22 PM EST Att: 3,332 - Partly Cloudy - 79 F					
10 Dewayne Wise, L OBP: 0.500, SLG: 0.500										2	1	1	0	0	0	2						
53 John Raynor, R										1	0	0	0	0	0	0						
13 Omar Infante, R Emilio Bonifacio, S	F9									2	0	1	1	0	0	0						
2 Hanley Ramirez, R 22 Donnie Murphy, R 56 Osvaldo Martinez, R										1	1	0	0	1	0	3						
27 Giancarlo Stanton, R 33 Scott Cousins, L										0	1	0	0	1	0	0						
20 Logan Morrison, L 16 Bryan Petersen, L										1	1	0	0	1	0	3						
15 Gaby Sanchez, R 63 Josh Kroeger, L										1	1	0	0	1	0	0						
14 John Buck, R 9 Brett Hayes, R 6 Brad Davis, R										2	1	1	0	0	0	0						
18 Wes Helms, R 29 Greg Dobbs, L 3 Joe Thurston, L										1	0	0	0	1	1	0						
78 Matt Dominguez, R 12 Ruben Gotay, S										1	0	0	0	0	1	0						
Inning Stats	R: 2 E: 0 K: 0 S: 5	H: 2 LOB: 1 BB: 1 P: 9	R: 1 E: 0 K: 0 S: 7	H: 4 LOB: 3 BB: 0 P: 7	R: 0 E: 0 K: 1 S: 5	H: 0 LOB: 0 BB: 0 P: 5	R: 1 E: 1 K: 1 S: 6	H: 2 LOB: 0 BB: 0 P: 7	R: 3 E: 0 K: 0 S: 5	H: 2 LOB: 2 BB: 3 P: 17	R: 1 E: 1 K: 1 S: 9	H: 2 LOB: 2 BB: 0 P: 9	R: 0 E: 0 K: 2 S: 7	H: 0 LOB: 0 BB: 0 P: 7	R: 0 E: 0 K: 0 S: 2	H: 0 LOB: 0 BB: 1 P: 6	R: 0 E: 1 K: 1 S: 6	H: 0 LOB: 1 BB: 0 P: 6	1B: 10 2B: 0 3B: 1 HR: 1	SF: 1 SAC: 0 DP: 1 HBP: 0	WP: 1 PB: 0 SB: 1 CS: 0	PA: 44
PITCHER	IP	WLS	BF	H	R	ER	SO	BB	IBB	HBP	BLK	WP	HR	S	P	ERA	WHIP					
39 Michael Rudman, R ERA: 6.75	4.0		20	8	4	3	0	1	0	0	0	0	0	11	23	6.75	2.250					
48 Zach Robinson, R ERA: 16.2	1.2		13	4	4	3	0	3	0	0	0	0	0	12	16	16.20	4.200					
31 Sam Abrams, R ERA: 16.2	2.1	W	7	0	0	0	3	1	0	0	0	0	0	12	16	0.00	0.429					
13 Sam Robinson, L ERA: 0.00	1.0	S	4	0	0	0	1	0	0	0	0	0	0	6	6	0.00	0.000					

Batter	1	2	3	4	5	6	7	8	9	AB R H RBI BB SO LOB	TOP																								
											<p>Michigan Wolverines @ New York Mets Digital Domain Park, Port St. Lucie, FL Sun Feb 27 2011, 12:10 PM EST Alt. 2,644 - Snow - 80 F</p> <p>livebaseballscorecards.com</p> <p>AB 0 R 0 H 0 RBI 0 BB 0 SO 0 LOB 0</p> 																								
Inning Stats										1B: 0 SF: 0 2B: 0 SAC: 0 3B: 0 DP: 0 HR: 0 HBP: 0	WP: 0 PA: 0 FB: 0 SB: 0 CS: 0																								
PITCHER	IP	WLS	BF	H	R	ER	SO	BB	IBB	HBP	BLK	WP	HR	S	P	ERA	WHIP	PITCHER	IP	WLS	BF	H	R	ER	SO	BB	IBB	HBP	BLK	WP	HR	S	P	ERA	WHIP

Batter	1	2	3	4	5	6	7	8	9	AB R H RBI BB SO LOB	BOTTOM																								
											<p>Michigan Wolverines @ New York Mets Digital Domain Park, Port St. Lucie, FL Sun Feb 27 2011, 12:10 PM EST Alt. 2,644 - Snow - 80 F</p> <p>livebaseballscorecards.com</p> <p>AB 0 R 0 H 0 RBI 0 BB 0 SO 0 LOB 0</p> 																								
Inning Stats										1B: 0 SF: 0 2B: 0 SAC: 0 3B: 0 DP: 0 HR: 0 HBP: 0	WP: 0 PA: 0 FB: 0 SB: 0 CS: 0																								
PITCHER	IP	WLS	BF	H	R	ER	SO	BB	IBB	HBP	BLK	WP	HR	S	P	ERA	WHIP	PITCHER	IP	WLS	BF	H	R	ER	SO	BB	IBB	HBP	BLK	WP	HR	S	P	ERA	WHIP

Batter	1	2	3	4	5	6	7	8	9	AB R H RBI BB SO LOB	TOP																																				
9 Tyler Palmer, R OBP: 0.600, SLG: 0.500 (1.10)	G5-3		36 2B		7 2B				K	4 2 2 2 1 1 0	Miami Hurricanes @ Miami Marlins Marlins Park, Miami, FL Tue Mar 06 2012, 7:12 PM - 10:03 PM EST Att. 1 - Roof Closed - 72 F																																				
36 D.K. Carey, R OBP: 0.200, SLG: 0.400 (1.8)	K				G5-3			E1	5 0 1 3 0 2 3																																						
7 Peter O'Brien, R OBP: 0.333, SLG: 0.667 40 Garrett Kennedy, L (6.2)	G6-3		G5-3				G4-3	K	3 0 1 1 0 0 1 2 0 0 0 0 1 1																																						
27 Brad Fieger, R (1.3)		G5-3	L5		F9			K	5 0 0 0 0 1 3																																						
14 Esteban Tresgallo, R (1.5)	G6-3			G6-3		E4 35 HBP 8 HBP 9 1B	F7		4 1 0 0 0 0 0																																						
2 Chantz Mack, L (1.9) (6.7)	K			K				8 FC1-6 BB	3 0 0 0 1 3 1																																						
4 Stephen Perez, S OBP: 0.500, SLG: 1.000 8 Michael Broad, R (6. PH) (6.4)			K			35 HBP 9 1B HBP		FC1-6	2 0 1 0 0 1 0 1 1 0 0 0 0 1																																						
6 Julian Santos, L OBP: 0.390, SLG: 0.900 35 Corey Janson, R (6. PH) 22 Javi Salas, R (6.1) 16 A.J. Salcines, L (7.1) 35 Corey Janson, R (6. PH) 10 Alex San Juan, R (8.1) Eric Nedeljkovic, R (8.5)			9 1B 36 2B 1B					K	2 1 1 0 0 0 1 1 0 0 0 0 1 1 0 0 0 0 0 0 0 0 0 0 0 0 0 0 1 0 0 0 0 0 1 0 0 0 0 0 0 0 0 0 0 0 0 0 0																																						
39 Jarred Mederos, R OBP: 0.250, SLG: 0.250 (1.6)			9 1B 36 2B 1B		F9			B1-3	4 1 1 0 0 1 4																																						
Inning Stats	R: 0 E: 0 K: 1 S: 8	H: 0 LOB: 0 BB: 0 P: 10	R: 0 E: 0 K: 1 S: 9	H: 0 LOB: 0 BB: 0 P: 13	R: 3 E: 0 K: 1 S: 10	H: 4 LOB: 1 BB: 0 P: 12	R: 0 E: 0 K: 2 S: 11	H: 1 LOB: 1 BB: 0 P: 16	R: 1 E: 0 K: 0 S: 14	H: 1 LOB: 1 BB: 1 P: 23		R: 2 E: 1 K: 3 S: 13	H: 1 LOB: 2 BB: 0 P: 19	R: 0 E: 0 K: 0 S: 9	H: 0 LOB: 0 BB: 0 P: 11	R: 0 E: 0 K: 1 S: 8	H: 0 LOB: 1 BB: 1 P: 14	R: 0 E: 1 K: 3 S: 14	H: 0 LOB: 1 BB: 0 P: 20	1B: 4 2B: 3 3B: 0 HR: 0	SF: 0 SAC: 0 DP: 0 HBP: 2	WP: 0 PB: 0 SB: 1 CS: 0	PA: 40																								
PITCHER	IP WLS BF H R ER SO BB IBB HBP BLK WP HR S P ERA WHIP												PITCHER	IP WLS BF H R ER SO BB IBB HBP BLK WP HR S P ERA WHIP	ERA WHIP																																
56 Mark Buehrle, L ERA: 9.0 (1.1)	3.0	13	4	3	3	3	0	0	0	0		0	0	0	27	35	9.00	1.333												60 Robert Ray, R ERA: (9.1)	1.0	4	0	0	0	3	0	0	0	0	0	0	0	14	20	0.00	0.000
37 Elin Villanueva, R ERA: 4.5 (4.1)	2.0	9	2	1	1	2	1	0	0	0		0	0	0	25	39	4.50	1.500																													
58 Ryan Webb, R ERA: (6.1)	1.0	B	7	1	2	0	3	0	0	2		0	0	0	13	19	0.00	1.000																													
34 Edward Mujica, R ERA: (7.1)	1.0		3	0	0	0	0	0	0	0	0	0	0	9	11	0.00	0.000																														
31 Steve Cishek, R ERA: (8.1)	1.0		4	0	0	0	1	1	0	0	0	0	0	8	14	0.00	1.000																														
Batter	1	2	3	4	5	6	7	8	9	AB R H RBI BB SO LOB	BOTTOM																																				
33 Aaron Rowand, R (1.8)	F8		G4-6-3		G6-3				F7	3 0 0 0 0 0 2 2 0 1 0 0 0 0	Miami Hurricanes @ Miami Marlins Marlins Park, Miami, FL Tue Mar 06 2012, 7:12 PM - 10:03 PM EST Att. 1 - Roof Closed - 72 F																																				
78 Kevin Mattison, L OBP: 0.500, SLG: 1.000 (6.8)																																															
22 Donnie Murphy, R OBP: 0.333, SLG: 0.333 24 Danny Black, L (7.4)	G4-3				G6-3			G2-3		3 1 1 0 0 0 0 1 1 0 0 1 0 1																																					
2 Hanley Ramirez, R OBP: 0.667, SLG: 2.000 79 Jeff Dominguez, S (7.5)	G6-3			2 HR				L5		2 2 1 2 1 0 0 1 1 0 0 1 0 1																																					
5 Logan Morrison, L (1.7)		F7		15 E 26 BB BB						1 0 0 0 0 0 0 3 1 2 1 1 1 1																																					
16 Christian Yelich, L OBP: 0.750, SLG: 0.667 (4. PH) (5.7)				15 E 26 BB BB																																											
15 Gaby Sanchez, R OBP: 0.667, SLG: 0.667 65 Terry Tifee, S OBP: 1.000, SLG: 1.000 (7.3)	K		E7 26 BB FC4-6 1B							3 1 2 1 0 1 0 2 0 2 1 0 0 0																																					
14 John Buck, R (1.2)																																															
48 Clint Sammons, R (6.2)	F9			6 FC4-6 26 BB HBP						2 0 0 0 0 0 2 1 0 0 0 0 0 1																																					
26 Austin Kearns, R OBP: 0.667, SLG: 0.500 99 Isaac Galloway, R (7.9)						P4		FC4-6 73 WP 6 BB		2 0 1 1 1 0 0 1 0 0 0 0 0 1																																					
6 Scott Cousins, L (1.10)			FC4-6 3 1B		FC4-6 3 1B					3 0 0 1 1 0 3																																					
3 Nick Green, R OBP: 0.333, SLG: 0.333 73 Donovan Solano, R (7.6)					G6-4-3			F9		3 0 1 0 0 0 2 1 0 0 0 0 0 2																																					
Inning Stats	R: 0 E: 0 K: 0 S: 6	H: 0 LOB: 0 BB: 0 P: 14	R: 0 E: 0 K: 1 S: 8	H: 0 LOB: 0 BB: 0 P: 14	R: 0 E: 0 K: 0 S: 10	H: 2 LOB: 1 BB: 0 P: 17	R: 4 E: 0 K: 0 S: 11	H: 3 LOB: 1 BB: 2 P: 25	R: 1 E: 0 K: 0 S: 9	H: 2 LOB: 1 BB: 1 P: 21		R: 0 E: 0 K: 0 S: 6	H: 0 LOB: 0 BB: 0 P: 10	R: 0 E: 0 K: 1 S: 12	H: 1 LOB: 1 BB: 0 P: 24	R: 0 E: 0 K: 0 S: 6	H: 1 LOB: 1 BB: 1 P: 13	R: 2 E: 0 K: 0 S: 6	H: 2 LOB: 1 BB: 2 P: 19	1B: 9 2B: 1 3B: 0 HR: 1	SF: 0 SAC: 0 DP: 2 HBP: 1	WP: 1 PB: 0 SB: 0 CS: 0	PA: 41																								
PITCHER	IP WLS BF H R ER SO BB IBB HBP BLK WP HR S P ERA WHIP												PITCHER	IP WLS BF H R ER SO BB IBB HBP BLK WP HR S P ERA WHIP	ERA WHIP																																
30 Andrew Suarez, L ERA: (1.1)	3.0													24	45	0.00	0.667												16 A.J. Salcines, L ERA: (7.1)	1.0	4	1	0	0	0	0	0	0	0	12	24	0.00	1.000				
41 Alexander Fernandez Jr., R ERA: (1.1)	0.0	B	6	3	4	3	0	2	0	1	0	0	0	1	5	15														10 Alex San Juan, R ERA: (8.1)	1.0	H	5	1	0	0	0	1	0	0	6	13	0.00	2.000			
18 Chris Diaz, L ERA: (4.1)	1.2		7	2	1	1	0	1	0	0	0	0	0	14	28	5.40	1.800												Eric Nedeljkovic, R ERA: 54.0 (9.1)	0.1	L	5	2	2	2	0	2	0	0	6	19	54.00	12.000				
22 Javi Salas, R ERA: (5.1)	1.1	H	4	0	0	0	0	0	0	0	0	0	0	7	13	0.00	0.000																														
22 Javi Salas, R ERA: (6.1)	1.1	H	4	0	0	0	0	0	0	0	0	0	0	7	13	0.00	0.000																														

Batter	1	2	3	4	5	6	7	8	9	AB R H RBI BB SO LOB	TOP					
26 Patrick Biondi, L OBP: 0.600, SLG: 0.750										4 1 2 0 1 1 2	<p>Michigan Wolverines @ New York Mets Tradition Field, Port St. Lucie, FL Sun Feb 24 2013, 12:12 PM - 3:05 PM EST Att: 1,844 - Sunny - 81 F</p> <p>livebaseballscores.com</p> <p>AB 35 R 2 H 8 RBI 1 BB 3 SO 9 LOB 20</p>					
10 Michael O'Neill, R OBP: 0.200, SLG: 0.200										5 1 1 0 0 2 5						
9 Travis Maezes, L OBP: 0.250, SLG: 0.250										4 0 1 0 0 1 3						
2 Jake Cronenworth, L OBP: 0.250, SLG: 0.750										4 0 1 1 0 1 2						
22 Kevin White, R										2 0 0 0 0 2 2 2 0 0 0 0 1 1						
19 Jack Sexton, L																
34 Kyle Jusick, L										4 0 0 0 0 0 1						
46 Cole Martin, S										4 0 1 0 0 1 0						
John DiLaura, R										1 0 0 0 2 0 1 0 0 0 0 0 0 0 1 0 1 0 0 0 0						
47 Eric Jacobson, R																
48 Zach Zott, L																
38 Dylan Delaney, R										4 0 1 0 0 0 3						
Inning Stats	R: 1 H: 2 E: 0 K: 3 S: 11	H: 1 R: 1 ER: 1 SO: 4	H: 1 R: 1 ER: 0 SO: 4	H: 2 R: 1 ER: 0 SO: 11	H: 1 R: 1 ER: 0 SO: 11	H: 0 R: 0 ER: 0 SO: 3	H: 0 R: 0 ER: 0 SO: 5	H: 1 R: 0 ER: 0 SO: 8	H: 0 R: 0 ER: 0 SO: 5	H: 1 R: 1 ER: 0 SO: 10	1B: 5 SF: 0 2B: 2 SAC: 0 3B: 1 DP: 1 HR: 0 HBP: 0	WP: 2 PA: 38 SB: 0 CS: 1				
PITCHER	IP WLS BF H R ER SO BB IBB HBP BLK WP HR S P ERA WHIP															
49 Jonathon Niese, L ERA: 4.5	2.0	9	3	1	1	3	0	0	0	0	2	0	15	16	4.50	1.500
35 Dillon Gee, R ERA: 4.5	2.0	10	3	1	1	3	1	0	0	0	0	0	15	19	4.50	2.000
74 Rafael Montero, R ERA: 4.5	2.0	6	0	0	0	1	0	0	0	0	0	0	8	8	0.00	0.000
67 Hansel Robles, R ERA: 4.5	1.0	5	1	0	0	0	1	0	0	0	0	0	4	8	0.00	2.000
52 Carlos Torres, R ERA: 4.5	2.0	8	1	0	0	2	1	0	0	0	0	0	11	15	0.00	1.000

Batter	1	2	3	4	5	6	7	8	9	AB R H RBI BB SO LOB	BOTTOM					
11 Rubén Tejada, R OBP: 0.500, SLG: 1.000										2 1 1 0 0 1 2 3 1 1 1 0 0 0	<p>Michigan Wolverines @ New York Mets Tradition Field, Port St. Lucie, FL Sun Feb 24 2013, 12:12 PM - 3:05 PM EST Att: 1,844 - Sunny - 81 F</p> <p>livebaseballscores.com</p> <p>AB 31 R 5 H 7 RBI 4 BB 7 SO 5 LOB 23</p>					
23 Mike Baxter, L										1 0 0 0 2 1 2 1 0 0 0 0 0 0						
Charley Thurber, L										1 0 0 0 0 1 0						
Jonathan Clark, L										1 0 1 1 1 0 0 2 0 0 0 0 0 1						
6 Marlon Byrd, R OBP: 1.000, SLG: 1.000										2 0 0 0 0 1 5 1 0 0 0 1 0 0						
22 Landon Powell, S																
29 Ike Davis, L										2 0 0 0 0 1 5 1 0 0 0 1 0 0						
Cole Frenzel, L																
Justin Turner, R										1 0 0 1 1 0 0 1 0 0 0 0 0 2 1 0 0 0 0 0 0						
64 Reese Havens, L																
Brian Harrison, R																
12 Brandon Hicks, R OBP: 0.750, SLG: 1.000										3 2 2 0 1 1 3						
20 Anthony Recker, R OBP: 0.250, SLG: 0.500										4 0 1 0 0 0 5 0 0 0 0 0 0 0						
Kevin Plawecki, R																
68 Matthew den Dekker, L										2 1 0 1 1 0 1 1 0 0 0 0 0 1						
Stefan Sabol, R																
63 Juan Lagares, R OBP: 0.250, SLG: 0.250										4 0 1 0 0 0 1						
Inning Stats	R: 1 H: 1 E: 0 K: 1 S: 6	H: 2 R: 3 ER: 2 SO: 11	H: 2 R: 1 ER: 0 SO: 15	H: 2 R: 1 ER: 0 SO: 5	H: 0 R: 0 ER: 0 SO: 12	H: 1 R: 0 ER: 0 SO: 5	H: 1 R: 0 ER: 0 SO: 8	H: 0 R: 0 ER: 0 SO: 7	H: 0 R: 0 ER: 0 SO: 5	1B: 3 SF: 0 2B: 3 SAC: 0 3B: 0 DP: 0 HR: 1 HBP: 0	WP: 1 PA: 38 SB: 1 CS: 0					
PITCHER	IP WLS BF H R ER SO BB IBB HBP BLK WP HR S P ERA WHIP															
7 Ben Ballantine, R	3.0	18	5	3	3	4	4	0	0	0	1	1	10	23	7.71	1.714
35 Alex Deaer, R ERA: 7.71	2.1	11	2	2	2	0	2	0	0	0	0	0	5	9	0.00	0.600
14 Donnie Eaton, R ERA: 7.71	1.2	6	0	0	0	0	1	0	0	0	0	0	5	9	0.00	0.600
2 Jake Cronenworth, R ERA: 7.71	1.0	3	0	0	0	1	0	0	0	0	0	0	5	5	0.00	0.000

Batter	1	2	3	4	5	6	7	8	9	AB	R	H	RBI	BB	SO	LOB	TOP			
30 Dan Motl, R (1,8) 2 Alex Boxwell, L (5,8)	1-0 WP: 20, 4E, 9B, 1B HBP		0-0 F7			0-3 K			0-3 K	1	1	0	0	0	0	0	Minnesota Golden Gophers @ Minnesota Twins CenturyLink Sports Complex, Fort Myers, FL Wed Mar 04 2015, 9:27 PM - 9:30 PM EST Att: 5,415 - Clear - 73 F			
4 Connor Schaeftbauer, L (1,4) 18 Chris Schaaf, L (7,4)	0-0 FC4 WP: 9, 20, 6CS, 1B		0-0 G3			0-0 F8			0-0 F7	3	0	0	0	0	0	1				
3 Matt Fiedler, R (1,9) 16 Matt Stemper, R (7,PH) (7,9)	0-3 K			0-0 G6-3					0-3 K	2	0	0	0	0	1	2				
20 Toby Hanson, L (1,3) 7 Kyle Crocker, L (6,3)	1-3 K			0-0 F8					0-3 K	2	0	0	0	0	1	2				
9 Michael Handel, R (1,6) OBP: 0.333, SLG: 0.333	0-0 2-3, 3H, 1B			0-3 K					0-0 G5-3	3	0	1	1	0	1	0				
6 Matt Halloran, L (1,2) 19 Austin Athmann, R (5,2)	1-0 CS	0-3 K			0-3 K				0-0 G1-3	2	0	0	0	0	2	0				
1 Tony Skjette, R (1,5) Micah Coffey, L (8,PH) (8,5)		0-0 G5-3			0-0 F8				0-0 F8	2	0	0	0	0	0	0				
Jordan Smith, L (1,7)		0-3 K			0-0 G6-3				0-0 G4-3	3	0	0	0	0	1	0				
10 Jake Bergren, L (1,10) 23 Troy Traxler, R (9,PH)			0-3 K			0-3 K			0-3 K	2	0	0	0	0	2	0				
										1	0	0	0	0	1	0				
Inning Stats	R: 1 E: 1 K: 2 S: 8	H: 1 LOB: 1 BB: 0 P: 11	R: 0 E: 0 K: 2 S: 7	H: 0 LOB: 0 BB: 0 P: 7	R: 0 E: 0 K: 1 S: 5	H: 0 LOB: 0 BB: 0 P: 5	R: 0 E: 0 K: 1 S: 5	H: 0 LOB: 0 BB: 0 P: 5	R: 0 E: 0 K: 2 S: 7	H: 0 LOB: 0 BB: 0 P: 7	R: 0 E: 0 K: 0 S: 3	H: 0 LOB: 0 BB: 0 P: 3	R: 0 E: 0 K: 2 S: 7	H: 0 LOB: 0 BB: 0 P: 7	R: 0 E: 0 K: 0 S: 7	H: 0 LOB: 0 BB: 0 P: 7	1B: 1 2B: 0 3B: 0 HR: 0	SF: 0 SAC: 0 DP: 0 HBP: 1	WP: 1 PB: 0 SB: 0 CS: 1	PA: 30
PITCHER	IP WLS BF H R ER SO BB IBB HBP BLK WP HR S P ERA WHIP																			
68 Jose Berrios, R (1,1) ERA: 0.00	2.0 W 8 1 1 0 4 0 0 1 0 1 0 15 18 0.00 0.500																			
15 Glen Perkins, L (3,1) ERA: 0.00	1.0 H 3 0 0 0 1 0 0 0 0 0 0 0 5 5 0.00 0.000																			
72 Mark Hamburger, R (4,1) ERA: 0.00	2.0 H 6 0 0 0 2 0 0 0 0 0 0 0 10 10 0.00 0.000																			
57 Ryan Pressly, R (6,1) ERA: 0.00	2.0 H 6 0 0 0 4 0 0 0 0 0 0 0 14 14 0.00 0.000																			
59 Michael Tonkin, R (8,1) ERA: 0.00	2.0 S 6 0 0 0 2 0 0 0 0 0 0 0 10 10 0.00 0.000																			

Batter	1	2	3	4	5	6	7	8	9	AB	R	H	RBI	BB	SO	LOB	BOTTOM			
70 Byron Buxton, R (1,8) OBP: 0.667, SLG: 1.333 53 Eric Farris, R (5,8)	0-0 19 2B 2B	0-0 2H 2B		0-0 G5-3			0-0 FC6-4 76 E, 1-2F			3	1	2	1	0	0	1	Minnesota Golden Gophers @ Minnesota Twins CenturyLink Sports Complex, Fort Myers, FL Wed Mar 04 2015, 9:27 PM - 9:30 PM EST Att: 5,415 - Clear - 73 F			
9 Eduardo Núñez, R (1,6) 76 Argenis Diaz, R (6,6)	0-0 F9	0-0 G4-3			0-0 F9		0-0 E6 12 L1-6, 2-3			3	0	0	0	0	2	1				
12 Chris Herrmann, L (1,10)	0-0 P6		4-0 19 G6-3 BB		0-0 P3		0-0 L1-6 2-2			3	0	0	0	1	0	3				
19 Kennys Vargas, S (1,3) 66 Jose Martinez, R (6,3)	0-0 61 1B 2H, 2B		0-0 G6-3 1-2F		0-0 G4-3			0-0 G1-4-3		3	0	1	1	0	0	1				
61 Miguel Sanó, R (1,5) 78 Heiker Meneses, R (6,5)	0-0 60 S 1B		4-0 BB, BB, BB, BB, BB, BB		0-0 P4		0-3 K2-3			1	0	1	0	1	0	0				
60 Eddie Rosario, L (1,7) 77 Danny Ortiz, L (6,7)	0-3 K		0-0 F8		0-0 F8		0-0 E3			2	0	0	0	0	1	3				
26 Eric Fryer, R (1,2) 84 Dan Rohlfing, R (6,2)		4-0 21 G4-3 70 2B BB		0-0 21 G6-4-3 2B		0-0 G4-3		0-3 K		1	1	1	0	1	0	0				
30 James Beresford, L (1,4) 11 Jorge Polanco, S (6,4) OBP: 1.000, SLG: 4.000		0-0 F8		4-0 21 G6-4-3 BB			0-1 HR			1	0	0	0	1	0	1				
21 Shane Robinson, R (1,9) 67 Max Kepler, L (6,9)		0-0 G4-3		0-0 G6-4-3 1-2F, 2-3			4-0 53 FC6-4 BB			2	0	0	0	0	3	0				
										0	0	0	0	1	0	0				
Inning Stats	R: 1 E: 0 K: 1 S: 8	H: 3 LOB: 2 BB: 0 P: 8	R: 1 E: 0 K: 0 S: 4	H: 1 LOB: 1 BB: 1 P: 8	R: 0 E: 0 K: 0 S: 2	H: 0 LOB: 1 BB: 2 P: 10	R: 0 E: 0 K: 0 S: 3	H: 1 LOB: 1 BB: 1 P: 7	R: 0 E: 0 K: 0 S: 3	H: 0 LOB: 0 BB: 0 P: 3	R: 1 E: 2 K: 0 S: 5	H: 1 LOB: 1 BB: 1 P: 9	R: 0 E: 1 K: 2 S: 8	H: 0 LOB: 1 BB: 0 P: 8	R: 0 E: 0 K: 0 S: 8	H: 0 LOB: 0 BB: 0 P: 8	1B: 1 2B: 5 3B: 0 HR: 1	SF: 0 SAC: 0 DP: 3 HBP: 0	WP: 0 PB: 0 SB: 1 CS: 0	PA: 34
PITCHER	IP WLS BF H R ER SO BB IBB HBP BLK WP HR S P ERA WHIP																			
33 Toby Anderson, R (1,1) ERA: 9.00	2.0 L 11 4 2 2 1 1 0 0 0 0 0 0 12 16 9.00 2.500																			
32 Cody Campbell, R (3,1) Lance Thonvold, R (4,1) ERA: 2.000	1.0 4 0 0 0 0 2 0 0 0 0 0 0 2 10 0.00 2.000																			
21 Jordan Jess, L (5,1) ERA: 0.000	1.0 3 0 0 0 0 0 0 0 0 0 0 0 3 3 0.00 0.000																			
15 Tyler Hanson, R (6,1) ERA: 0.000	1.0 3 0 0 0 0 0 0 0 0 0 0 0 3 3 0.00 0.000																			
35 Reggie Meyer, R (7,1) ERA: 9.00	1.0 1 1 1 0 0 1 0 0 0 0 0 0 5 9 9.00 2.000																			
17 Brian Glowicki, R (8,1) ERA: 0.000	1.0 4 0 0 0 2 0 0 0 0 0 0 0 8 8 0.00 0.000																			

AB 28
R 1
H 1
RBI 1
BB 0
SO 13
LOB 5



Batter	1	2	3	4	5	6	7	8	9	AB	R	H	RBI	BB	SO	LOB	TOP				
9 Carl Chester, R 36 Ryan Alvarez, L	4-0 1B 24 SF7 BB	0-0 L7		0-1 L7			2-3 K			2	1	0	0	1	0	4					
Christopher Barr, L	3-1 SAFE 4 S 1B	1-0 FC6-4			0-0 F7		4-2 1-2 BB			3	0	1	0	1	0	2					
0 Zack Collins, L	2-3 K		1-3 K		0-0 G3		1-3 K			4	0	0	0	0	3	4					
24 Jacob Heyward, R	1-0 SF7		2-3 K		4-0 4 CS BB		0-0 F8			2	0	0	1	1	1	0					
4 Johnny Ruiz, L 2 Randy Batista, S	4-1 1-2 BB		0-3 K		0-1 CS	1-2 G3-1		4-1 31 BB		2	0	0	0	1	1	0					
13 Willie Abreu, L 31 Barry Buchowski, R	3-2 K			0-0 16 WP 1B		1-1 F8		2-3 SAFE K		3	0	1	0	0	1	2					
51 Brandon Lopez, R		0-1 40 1B		2-3 K		1-1 G6-3		3-2 G5-3		4	0	1	0	0	1	1					
16 Edgar Michelangeli, R 10 Romy Gonzalez, R	3-1 L8		4-1 BB		0-0 G5-3		2-1 P4			2	0	0	0	1	0	1					
40 Joe Gomez, R	0-2 FC6-4 1B		2-3 K		0-2 BB 1B		1-2 G4-3			4	0	2	0	0	1	2					
Inning Stats	R: 1 E: 0 K: 2 S: 10	H: 1 LOB: 2 BB: 2 P: 27	R: 0 E: 0 K: 0 S: 9	H: 2 LOB: 2 BB: 0 P: 13	R: 0 E: 0 K: 3 S: 9	H: 0 LOB: 0 BB: 0 P: 12	R: 0 E: 0 K: 2 S: 10	H: 1 LOB: 2 BB: 1 P: 18	R: 0 E: 0 K: 0 S: 3	H: 0 LOB: 0 BB: 1 P: 7	R: 0 E: 0 K: 2 S: 14	H: 1 LOB: 2 BB: 1 P: 21	R: 0 E: 0 K: 1 S: 5	H: 0 LOB: 0 BB: 1 P: 11	R: 0 E: 0 K: 0 S: 8	H: 0 LOB: 0 BB: 0 P: 14	1B: 5 2B: 0 3B: 0 HR: 0	SF: 1 SAC: 0 DP: 0 HBP: 0	WP: 2 PB: 0 CS: 1	PA: 37	
PITCHER	IP WLS BF H R ER SO BB IBB HBP BLK WP HR S P ERA WHIP	IP WLS BF H R ER SO BB IBB HBP BLK WP HR S P ERA WHIP	IP WLS BF H R ER SO BB IBB HBP BLK WP HR S P ERA WHIP	IP WLS BF H R ER SO BB IBB HBP BLK WP HR S P ERA WHIP	IP WLS BF H R ER SO BB IBB HBP BLK WP HR S P ERA WHIP	IP WLS BF H R ER SO BB IBB HBP BLK WP HR S P ERA WHIP	IP WLS BF H R ER SO BB IBB HBP BLK WP HR S P ERA WHIP	IP WLS BF H R ER SO BB IBB HBP BLK WP HR S P ERA WHIP	IP WLS BF H R ER SO BB IBB HBP BLK WP HR S P ERA WHIP	IP WLS BF H R ER SO BB IBB HBP BLK WP HR S P ERA WHIP	IP WLS BF H R ER SO BB IBB HBP BLK WP HR S P ERA WHIP	IP WLS BF H R ER SO BB IBB HBP BLK WP HR S P ERA WHIP	IP WLS BF H R ER SO BB IBB HBP BLK WP HR S P ERA WHIP	IP WLS BF H R ER SO BB IBB HBP BLK WP HR S P ERA WHIP	IP WLS BF H R ER SO BB IBB HBP BLK WP HR S P ERA WHIP	IP WLS BF H R ER SO BB IBB HBP BLK WP HR S P ERA WHIP	IP WLS BF H R ER SO BB IBB HBP BLK WP HR S P ERA WHIP	IP WLS BF H R ER SO BB IBB HBP BLK WP HR S P ERA WHIP	IP WLS BF H R ER SO BB IBB HBP BLK WP HR S P ERA WHIP	IP WLS BF H R ER SO BB IBB HBP BLK WP HR S P ERA WHIP	IP WLS BF H R ER SO BB IBB HBP BLK WP HR S P ERA WHIP

Miami Hurricanes @ Miami Marlins
Roger Dean Stadium, Jupiter, FL
Tue Mar 01 2016, 1:02 PM - 3:29 PM EST
Att. 2,023 - Partly Cloudy - 76 F

AB 29
R 1
H 5
RBI 1
BB 6
SO 10
LOB 18



Batter	1	2	3	4	5	6	7	8	9	AB	R	H	RBI	BB	SO	LOB	BOTTOM				
9 Dee Strange-Gordon, L 1 Robert Andino, R 77 Yefri Pérez, S	1-1 G4-3	0-0 F7		0-0 1H 2H 2B		0-0 28 FC5-4 1B		2-3 K		2	0	0	0	0	0	1					
13 Marcell Ozuna, R 28 Cole Gillespie, R 79 Isaac Galloway, R	1-1 L8		0-0 G6-3		0-0 F8		2-0 FC5-4			2	0	0	0	0	0	0					
21 Christian Yelich, L 53 Xavier Scruggs, R 78 Brady Shoemaker, R	1-1 27 1B		1-0 27 G4-3 2B		0-0 B3		1-1 P3			2	1	2	0	0	0	0					
27 Giancarlo Stanton, R 10 Justin Maxwell, R 80 Destin Hood, R	1-0 41 1B		0-0 G4-3		2-3 K		1-0 F8			2	0	1	0	0	0	1					
41 Justin Bour, L 32 Derek Dietrich, L 74 Dan Black, S	1-0 1-2 3H 1B		3-0 G3		4-1 12 FC6-4 BB		2-2 L5			2	0	1	1	0	0	2					
14 Martin Prado, R 12 Chris Johnson, R 73 Austin Nola, R	0-1 G1-3		0-0 F8		1-0 FC6-4		3-1 18 G5-4-3 31 83 1B			1	0	0	0	0	0	2					
51 Ichiro Suzuki, L 31 Don Kelly, L		2-1 G3		0-0 19 WP 2B		2-2 6 G6-3 19 SF7 2B		4-1 18 G5-4-3 BB		2	0	1	0	0	0	0					
11 J.T. Realmuto, R 6 Jeff Mathis, R 18 Tomás Telis, S	1-0 G4-3		0-0 P4		3-1 G6-3		1-2 G5-4-3			1	0	0	0	0	0	0					
3 Adeiny Hechavarria, R 19 Miguel Rojas, R 83 JT Riddle, L	4-0 BB		4-0 BB		0-0 SF7		3-2 3H 1B			0	0	0	0	1	0	0					
Inning Stats	R: 1 E: 0 K: 0 S: 10	H: 3 LOB: 2 BB: 0 P: 15	R: 0 E: 0 K: 0 S: 4	H: 0 LOB: 1 BB: 1 P: 11	R: 0 E: 0 K: 0 S: 5	H: 1 LOB: 2 BB: 0 P: 8	R: 2 E: 0 K: 0 S: 5	H: 2 LOB: 2 BB: 1 P: 9	R: 0 E: 0 K: 1 S: 6	H: 0 LOB: 1 BB: 1 P: 13	R: 1 E: 0 K: 0 S: 8	H: 2 LOB: 1 BB: 0 P: 15	R: 0 E: 0 K: 0 S: 6	H: 0 LOB: 0 BB: 0 P: 10	R: 1 E: 0 K: 1 S: 14	H: 2 LOB: 1 BB: 1 P: 27	1B: 7 2B: 3 3B: 0 HR: 0	SF: 1 SAC: 0 DP: 1 HBP: 0	WP: 1 PB: 0 CS: 0	PA: 37	
PITCHER	IP WLS BF H R ER SO BB IBB HBP BLK WP HR S P ERA WHIP	IP WLS BF H R ER SO BB IBB HBP BLK WP HR S P ERA WHIP	IP WLS BF H R ER SO BB IBB HBP BLK WP HR S P ERA WHIP	IP WLS BF H R ER SO BB IBB HBP BLK WP HR S P ERA WHIP	IP WLS BF H R ER SO BB IBB HBP BLK WP HR S P ERA WHIP	IP WLS BF H R ER SO BB IBB HBP BLK WP HR S P ERA WHIP	IP WLS BF H R ER SO BB IBB HBP BLK WP HR S P ERA WHIP	IP WLS BF H R ER SO BB IBB HBP BLK WP HR S P ERA WHIP	IP WLS BF H R ER SO BB IBB HBP BLK WP HR S P ERA WHIP	IP WLS BF H R ER SO BB IBB HBP BLK WP HR S P ERA WHIP	IP WLS BF H R ER SO BB IBB HBP BLK WP HR S P ERA WHIP	IP WLS BF H R ER SO BB IBB HBP BLK WP HR S P ERA WHIP	IP WLS BF H R ER SO BB IBB HBP BLK WP HR S P ERA WHIP	IP WLS BF H R ER SO BB IBB HBP BLK WP HR S P ERA WHIP	IP WLS BF H R ER SO BB IBB HBP BLK WP HR S P ERA WHIP	IP WLS BF H R ER SO BB IBB HBP BLK WP HR S P ERA WHIP	IP WLS BF H R ER SO BB IBB HBP BLK WP HR S P ERA WHIP	IP WLS BF H R ER SO BB IBB HBP BLK WP HR S P ERA WHIP	IP WLS BF H R ER SO BB IBB HBP BLK WP HR S P ERA WHIP	IP WLS BF H R ER SO BB IBB HBP BLK WP HR S P ERA WHIP	IP WLS BF H R ER SO BB IBB HBP BLK WP HR S P ERA WHIP

Miami Hurricanes @ Miami Marlins
Roger Dean Stadium, Jupiter, FL
Tue Mar 01 2016, 1:02 PM - 3:29 PM EST
Att. 2,023 - Partly Cloudy - 76 F

AB 32
R 5
H 10
RBI 5
BB 4
SO 2
LOB 15



Batter	1	2	3	4	5	6	7	8	9	AB	R	H	RBI	BB	SO	LOB	TOP
13 Luke Petterson, L (1.4) OBP: 0.400, SLG: 0.400										5	0	2	0	0	1	4	Minnesota Golden Gophers @ Minnesota Twins CenturyLink Sports Complex, Fort Myers, FL Thu Feb 22 2018, 6:05 PM - 8:44 PM EST Att: 4,377 - Clear - 84 F
8 Micah Coffey, L (1.3)										3	0	0	1	0	1	1	
7 Jordan Kozicky, R (1.5)										4	0	0	0	0	1	2	
20 Toby Hanson, L (1.9) OBP: 0.333, SLG: 0.333 15 Jacob Hitz, R (8.9) OBP: 0.500, SLG: 0.333										3	0	1	0	0	1	1	
10 Cole McDevitt, R (1.2) 4 Eli Wilson, R (5.2)										2	0	0	0	0	0	0	
6 Terrin Vavra, L (1.6) OBP: 0.500, SLG: 0.333										3	0	1	0	0	1	2	
18 Riley Smith, R (1.7) 1 Ben Mezzenga, L (5.8)										2	0	0	0	0	1	1	
2 Alex Boxwell, L (1.8) OBP: 0.500, SLG: 0.500 9 Eduardo Estrada, L (5.7)										2	1	1	0	0	0	0	
19 Gabe Knowles, L (1.10) 23 Max Meyer, L (5.10) OBP: 0.500, SLG: 0.500										1	0	0	0	0	0	1	
Inning Stats	R: 0 H: 1 E: 0 LOB: 1 K: 0 BB: 0 S: 4 P: 5	R: 0 H: 0 E: 0 LOB: 0 K: 1 BB: 0 S: 5 P: 5	R: 1 H: 2 E: 0 LOB: 1 K: 0 BB: 0 S: 5 P: 6	R: 0 H: 1 E: 0 LOB: 1 K: 2 BB: 0 S: 8 P: 8	R: 0 H: 0 E: 0 LOB: 0 K: 0 BB: 0 S: 3 P: 3	R: 0 H: 1 E: 0 LOB: 2 K: 2 BB: 1 S: 9 P: 13	R: 0 H: 0 E: 0 LOB: 1 K: 0 BB: 0 S: 3 P: 4	R: 0 H: 0 E: 0 LOB: 0 K: 0 BB: 0 S: 3 P: 3	R: 0 H: 0 E: 0 LOB: 3 K: 2 BB: 1 S: 7 P: 13	1B: 5 SF: 1 2B: 0 SAC: 0 3B: 0 DP: 0 HR: 0 HBP: 3	WP: 2 PA: 37 PB: 0 SB: 2 CS: 0						
PITCHER	IP WLS BF H R ER SO BB IBB HBP BLK WP HR S P ERA WHIP	IP WLS BF H R ER SO BB IBB HBP BLK WP HR S P ERA WHIP	IP WLS BF H R ER SO BB IBB HBP BLK WP HR S P ERA WHIP	IP WLS BF H R ER SO BB IBB HBP BLK WP HR S P ERA WHIP	IP WLS BF H R ER SO BB IBB HBP BLK WP HR S P ERA WHIP	IP WLS BF H R ER SO BB IBB HBP BLK WP HR S P ERA WHIP	IP WLS BF H R ER SO BB IBB HBP BLK WP HR S P ERA WHIP	IP WLS BF H R ER SO BB IBB HBP BLK WP HR S P ERA WHIP	IP WLS BF H R ER SO BB IBB HBP BLK WP HR S P ERA WHIP	IP WLS BF H R ER SO BB IBB HBP BLK WP HR S P ERA WHIP	IP WLS BF H R ER SO BB IBB HBP BLK WP HR S P ERA WHIP						
59 Stephen Gonsalves, L (1.1) ERA: 9.0	2.0 7 1 0 0 1 0 0 0 0 0 0 0 9 10 0.00 0.500	1.0 B 5 2 1 1 0 0 0 0 0 0 0 0 5 6 9.00 2.000	1.0 4 1 0 0 2 0 0 0 0 0 0 0 8 8 0.00 1.000	1.0 3 0 0 0 0 0 0 0 0 0 0 3 3 0.00 0.000	1.0 5 1 0 0 2 1 0 0 0 0 1 0 9 13 0.00 2.000	7.1 1.0 4 0 0 0 0 0 0 0 0 0 0 3 4 0.00 0.000	8.1 1.0 3 0 0 0 0 0 0 0 0 0 0 3 3 0.00 0.000	9.1 1.0 W 6 0 0 0 2 1 0 0 2 0 1 0 7 13 0.00 1.000									
53 Michael Kohn, R (3.1) ERA: 9.0 66 Myles Jaye, R (4.1) ERA: 9.0 70 Jake Reed, R (5.1) ERA: 9.0 71 Lewis Thorpe, L (6.1) ERA: 9.0	1.0 B 5 2 1 1 0 0 0 0 0 0 0 0 5 6 9.00 2.000	1.0 4 1 0 0 2 0 0 0 0 0 0 0 8 8 0.00 1.000	1.0 3 0 0 0 0 0 0 0 0 0 0 3 3 0.00 0.000	1.0 5 1 0 0 2 1 0 0 0 0 1 0 9 13 0.00 2.000	7.1 1.0 4 0 0 0 0 0 0 0 0 0 0 3 4 0.00 0.000	8.1 1.0 3 0 0 0 0 0 0 0 0 0 0 3 3 0.00 0.000	9.1 1.0 W 6 0 0 0 2 1 0 0 2 0 1 0 7 13 0.00 1.000										
52 Zack Littell, R (7.1) ERA: 9.0 66 Matt Magill, R (8.1) ERA: 9.0 22 Casey Crosby, L (9.1) ERA: 9.0	1.0 B 5 2 1 1 0 0 0 0 0 0 0 0 5 6 9.00 2.000	1.0 4 1 0 0 2 0 0 0 0 0 0 0 8 8 0.00 1.000	1.0 3 0 0 0 0 0 0 0 0 0 0 3 3 0.00 0.000	1.0 5 1 0 0 2 1 0 0 0 0 1 0 9 13 0.00 2.000	7.1 1.0 4 0 0 0 0 0 0 0 0 0 0 3 4 0.00 0.000	8.1 1.0 3 0 0 0 0 0 0 0 0 0 0 3 3 0.00 0.000	9.1 1.0 W 6 0 0 0 2 1 0 0 2 0 1 0 7 13 0.00 1.000										
Batter	1	2	3	4	5	6	7	8	9	AB	R	H	RBI	BB	SO	LOB	BOTTOM
8 Zack Granite, L (1.8) 24 James Ramsey, L (6.8)										3	0	0	0	0	0	1	Minnesota Golden Gophers @ Minnesota Twins CenturyLink Sports Complex, Fort Myers, FL Thu Feb 22 2018, 6:05 PM - 8:44 PM EST Att: 4,377 - Clear - 84 F
40 Gregorio Petit, R (1.4) 37 Sean Miller, R (6.4)										2	1	0	0	1	0	0	
1 Nick Gordon, L (1.6) 33 Ryan Walker, L (7.6) OBP: 1.000, SLG: 1.000										2	0	0	0	0	0	0	
24 Chris Heisey, R (1.10) 81 Wynston Sawyer, R (8.10) OBP: 1.000, SLG: 1.000										3	0	0	0	0	0	2	
51 Brock Stassi, L (1.3) 11 Lewin Diaz, L (7.3)										3	0	1	1	0	0	0	
64 Nick Buss, L (1.7) 16 Chris Paul, R (6.7)										2	0	0	0	0	2	2	
72 Ryan LaMarr, R (1.9) 73 LaMonte Wade Jr., L (6.9)										1	0	1	0	0	0	0	
62 Jordan Pacheco, R (1.2) 79 Brian Navarreto, R (6.2) OBP: 1.000, SLG: 1.000										2	0	0	0	0	0	2	
38 Taylor Featherston, R (1.5) 91 Nelson Molina, L (6.5)										2	0	0	0	0	2	1	
Inning Stats	R: 1 H: 1 E: 0 LOB: 2 K: 1 BB: 1 S: 6 P: 11	R: 0 H: 0 E: 0 LOB: 0 K: 1 BB: 0 S: 5 P: 6	R: 0 H: 0 E: 0 LOB: 0 K: 0 BB: 0 S: 3 P: 3	R: 0 H: 1 E: 0 LOB: 1 K: 1 BB: 0 S: 6 P: 7	R: 0 H: 0 E: 0 LOB: 0 K: 1 BB: 0 S: 5 P: 5	R: 0 H: 0 E: 0 LOB: 0 K: 0 BB: 0 S: 3 P: 3	R: 0 H: 1 E: 0 LOB: 1 K: 2 BB: 0 S: 8 P: 8	R: 0 H: 1 E: 0 LOB: 3 K: 0 BB: 3 S: 3 P: 15	R: 1 H: 1 E: 0 LOB: 2 K: 0 BB: 1 S: 1 P: 7	1B: 5 SF: 0 2B: 1 SAC: 0 3B: 0 DP: 1 HR: 0 HBP: 3	WP: 2 PA: 37 PB: 0 SB: 1 CS: 0						
PITCHER	IP WLS BF H R ER SO BB IBB HBP BLK WP HR S P ERA WHIP	IP WLS BF H R ER SO BB IBB HBP BLK WP HR S P ERA WHIP	IP WLS BF H R ER SO BB IBB HBP BLK WP HR S P ERA WHIP	IP WLS BF H R ER SO BB IBB HBP BLK WP HR S P ERA WHIP	IP WLS BF H R ER SO BB IBB HBP BLK WP HR S P ERA WHIP	IP WLS BF H R ER SO BB IBB HBP BLK WP HR S P ERA WHIP	IP WLS BF H R ER SO BB IBB HBP BLK WP HR S P ERA WHIP	IP WLS BF H R ER SO BB IBB HBP BLK WP HR S P ERA WHIP	IP WLS BF H R ER SO BB IBB HBP BLK WP HR S P ERA WHIP	IP WLS BF H R ER SO BB IBB HBP BLK WP HR S P ERA WHIP	IP WLS BF H R ER SO BB IBB HBP BLK WP HR S P ERA WHIP						
41 Jeff Fasching, L (1.1) ERA: 9.0 36 Josh Culliver, R (2.1) ERA: 9.0 32 Bubba Horton, L (5.1) ERA: 9.0 29 Sam Bridges, L (7.1) ERA: 9.0 38 Jake Stevenson, R (8.1) ERA: 9.0	1.0 11 1 0 0 2 0 0 0 1 0 1 0 14 16 0.00 0.333	2.0 6 0 0 0 1 0 0 0 0 0 0 0 8 8 0.00 0.000	1.0 5 1 0 0 2 1 0 0 0 0 0 0 8 12 0.00 2.000	1.0 5 1 0 0 0 2 0 0 0 0 0 0 3 11 0.00 3.000	9.1 0.0 L 4 1 1 1 0 1 0 0 1 0 7 0.00 0.000												

Batter	1	2	3	4	5	6	7	8	9	AB	R	H	RBI	BB	SO	LOB	TOP																																																																																														
16 Freddy Zamora, R (1,6)										2	0	0	1	0	1	0	Miami Hurricanes @ Miami Marlins Marlins Park, Miami, FL Tue Mar 27 2018, 3:10 PM - 5:44 PM EDT Att: 1,776 - Partly Cloudy - 73 F																																																																																														
44 Dylan Cloonan, L (1,7) 51 Tony Jenkins, R (5,7)										2	0	0	0	0	2	0																																																																																															
21 Hunter Tackett, R (1,9) 43 Gabe Rivera, R (5,9)										2	0	0	0	0	1	0																																																																																															
4 Michael Burns, R (1,8) 37 Kam Lane, R (5,8)										1	0	0	0	1	0	1																																																																																															
31 Isaac Quinones, R (1,2) 45 Joe Sparber, R (5,2)										2	0	0	0	0	1	1																																																																																															
10 Romy Gonzalez, R (1,5)										3	0	0	0	0	0	0																																																																																															
47 Mike Perez, L (1,10) 38 Connor Allen, L (5,10)										1	1	1	0	0	0	0																																																																																															
9 William Escala, R (1,4) 13 Tyler Paige, R (5,4)										1	1	1	1	0	0	0																																																																																															
28 Raymond Gil, R (1,3) 30 Alex Toral, L (5,3)										1	0	0	0	0	1	1																																																																																															
Inning Stats	R: 0 E: 0 K: 3 S: 11	H: 0 LOB: 0 BB: 0 P: 17	R: 0 E: 0 K: 1 S: 9	H: 0 LOB: 0 BB: 1 P: 18	R: 2 E: 0 K: 2 S: 14	H: 2 LOB: 0 BB: 0 P: 21	R: 0 E: 1 K: 0 S: 6	H: 0 LOB: 1 BB: 0 P: 7	R: 0 E: 0 K: 2 S: 10	H: 0 LOB: 0 BB: 0 P: 16	R: 0 E: 0 K: 1 S: 7	H: 0 LOB: 0 BB: 0 P: 11	R: 0 E: 0 K: 1 S: 9	H: 0 LOB: 0 BB: 0 P: 13																																																																																																	
PITCHER	IP WLS BF H R ER SO BB IBB HBP BLK WP HR S P ERA WHIP	<table border="0"> <tr> <td>76 Dillon Peters, L (1,1)</td> <td>4.2</td> <td>W</td> <td>17</td> <td>2</td> <td>2</td> <td>2</td> <td>7</td> <td>1</td> <td>0</td> <td>1</td> <td>0</td> <td>0</td> <td>0</td> <td>0</td> <td>47</td> <td>74</td> <td>3.86</td> <td>0.643</td> </tr> <tr> <td>29 Brad Ziegler, R (5,1)</td> <td>0.1</td> <td></td> <td>1</td> <td>0</td> <td>0</td> <td>0</td> <td>1</td> <td>0</td> <td>0</td> <td>0</td> <td>0</td> <td>0</td> <td>0</td> <td>0</td> <td>3</td> <td>5</td> <td>0.00</td> <td>0.000</td> </tr> <tr> <td>31 Caleb Smith, L (6,1)</td> <td>0.2</td> <td></td> <td>2</td> <td>0</td> <td>0</td> <td>0</td> <td>1</td> <td>0</td> <td>0</td> <td>0</td> <td>0</td> <td>0</td> <td>0</td> <td>0</td> <td>4</td> <td>7</td> <td>0.00</td> <td>0.000</td> </tr> <tr> <td>56 Tayron Guerrero, R (6,1)</td> <td>0.1</td> <td></td> <td>1</td> <td>0</td> <td>0</td> <td>0</td> <td>1</td> <td>0</td> <td>0</td> <td>0</td> <td>0</td> <td>0</td> <td>0</td> <td>0</td> <td>3</td> <td>4</td> <td>0.00</td> <td>0.000</td> </tr> <tr> <td>46 Kyle Barraclough, R (7,1)</td> <td>0.2</td> <td></td> <td>2</td> <td>0</td> <td>0</td> <td>0</td> <td>1</td> <td>0</td> <td>0</td> <td>0</td> <td>0</td> <td>0</td> <td>0</td> <td>0</td> <td>4</td> <td>6</td> <td>0.00</td> <td>0.000</td> </tr> </table>															76 Dillon Peters, L (1,1)	4.2	W	17	2	2	2	7	1	0	1	0	0	0	0	47	74	3.86	0.643	29 Brad Ziegler, R (5,1)	0.1		1	0	0	0	1	0	0	0	0	0	0	0	3	5	0.00	0.000	31 Caleb Smith, L (6,1)	0.2		2	0	0	0	1	0	0	0	0	0	0	0	4	7	0.00	0.000	56 Tayron Guerrero, R (6,1)	0.1		1	0	0	0	1	0	0	0	0	0	0	0	3	4	0.00	0.000	46 Kyle Barraclough, R (7,1)	0.2		2	0	0	0	1	0	0	0	0	0	0	0	4	6	0.00	0.000
76 Dillon Peters, L (1,1)	4.2	W	17	2	2	2	7	1	0	1	0	0	0	0	47	74	3.86	0.643																																																																																													
29 Brad Ziegler, R (5,1)	0.1		1	0	0	0	1	0	0	0	0	0	0	0	3	5	0.00	0.000																																																																																													
31 Caleb Smith, L (6,1)	0.2		2	0	0	0	1	0	0	0	0	0	0	0	4	7	0.00	0.000																																																																																													
56 Tayron Guerrero, R (6,1)	0.1		1	0	0	0	1	0	0	0	0	0	0	0	3	4	0.00	0.000																																																																																													
46 Kyle Barraclough, R (7,1)	0.2		2	0	0	0	1	0	0	0	0	0	0	0	4	6	0.00	0.000																																																																																													
PITCHER	IP WLS BF H R ER SO BB IBB HBP BLK WP HR S P ERA WHIP	<table border="0"> <tr> <td>50 Chris O'Grady, L (7,1)</td> <td>0.1</td> <td></td> <td>1</td> <td>0</td> <td>0</td> <td>0</td> <td>0</td> <td>0</td> <td>0</td> <td>0</td> <td>0</td> <td>0</td> <td>0</td> <td>0</td> <td>0</td> <td>0</td> <td>0.00</td> <td>0.000</td> </tr> </table>															50 Chris O'Grady, L (7,1)	0.1		1	0	0	0	0	0	0	0	0	0	0	0	0	0	0.00	0.000																																																																												
50 Chris O'Grady, L (7,1)	0.1		1	0	0	0	0	0	0	0	0	0	0	0	0	0	0.00	0.000																																																																																													
	1B: 1 2B: 1 3B: 1 HR: 0	SF: 1 SAC: 0 DP: 2 HBP: 1	WP: 0 PB: 0 SB: 0 CS: 1	PA: 24																																																																																																											

Batter	1	2	3	4	5	6	7	8	9	AB	R	H	RBI	BB	SO	LOB	BOTTOM																																																																																														
9 Lewis Brinson, R (1,8) Braxton Lee, L (4,8)										1	2	1	1	1	0	0	Miami Hurricanes @ Miami Marlins Marlins Park, Miami, FL Tue Mar 27 2018, 3:10 PM - 5:44 PM EDT Att: 1,776 - Partly Cloudy - 73 F																																																																																														
32 Derek Dietrich, L (1,7) 83 Stone Garrett, R (4,7)										3	0	0	0	0	3	3																																																																																															
13 Starlin Castro, R (1,4) 82 Chris Diaz, R (4,4)										3	1	1	0	0	2	1																																																																																															
41 Justin Bour, L (1,3) 89 Eric Jagielo, L (4,3)										1	3	1	0	2	0	0																																																																																															
15 Brian Anderson, R (1,5) 87 Junior Arrojro, R (4,5)										2	2	2	1	1	0	0																																																																																															
30 Garrett Cooper, R (1,9) 80 Corey Bird, L (4,9)										3	1	2	4	0	0	1																																																																																															
1 Cameron Maybin, R (1,10) 18 Tomas Telis, S (4,PH)										3	1	1	2	0	1	2																																																																																															
19 Miguel Rojas, R (1,6) 2 Yadiel Rivera, R (4,PR)										2	1	1	1	1	0	0																																																																																															
85 Joe Dunand, R (6,PR) (7,6)										0	0	0	0	0	0	0																																																																																															
17 Chad Wallach, R (1,2) 28 Bryan Holaday, R (4,PH)										3	1	1	3	0	1	2																																																																																															
Inning Stats	R: 6 E: 0 K: 0 S: 23	H: 5 LOB: 2 BB: 2 P: 42	R: 1 E: 0 K: 1 S: 15	H: 2 LOB: 1 BB: 0 P: 19	R: 5 E: 1 K: 2 S: 23	H: 3 LOB: 1 BB: 2 P: 41	R: 8 E: 1 K: 3 S: 22	H: 4 LOB: 2 BB: 4 P: 47	R: 0 E: 0 K: 1 S: 6	H: 0 LOB: 0 BB: 0 P: 12	R: 2 E: 0 K: 1 S: 15	H: 2 LOB: 3 BB: 2 P: 30																																																																																																			
PITCHER	IP WLS BF H R ER SO BB IBB HBP BLK WP HR S P ERA WHIP	<table border="0"> <tr> <td>7 Chris McMahon, R (1,1)</td> <td>0.1</td> <td>L</td> <td>6</td> <td>3</td> <td>5</td> <td>5</td> <td>0</td> <td>2</td> <td>0</td> <td>0</td> <td>0</td> <td>0</td> <td>0</td> <td>1</td> <td>12</td> <td>25</td> <td>135.00</td> <td>15.000</td> </tr> <tr> <td>18 Michael Medavilla, L (1,1)</td> <td>3.1</td> <td></td> <td>23</td> <td>7</td> <td>9</td> <td>5</td> <td>5</td> <td>4</td> <td>0</td> <td>1</td> <td>0</td> <td>0</td> <td>0</td> <td>1</td> <td>57</td> <td>96</td> <td>13.50</td> <td>3.300</td> </tr> <tr> <td>27 Daniel Epstein, L (4,1)</td> <td>0.1</td> <td></td> <td>9</td> <td>4</td> <td>6</td> <td>4</td> <td>1</td> <td>2</td> <td>0</td> <td>1</td> <td>0</td> <td>0</td> <td>0</td> <td>0</td> <td>14</td> <td>28</td> <td>108.00</td> <td>18.000</td> </tr> <tr> <td>34 Daniel Rivero, R (5,1)</td> <td>1.0</td> <td></td> <td>3</td> <td>0</td> <td>0</td> <td>0</td> <td>1</td> <td>0</td> <td>0</td> <td>0</td> <td>0</td> <td>0</td> <td>0</td> <td>0</td> <td>6</td> <td>12</td> <td>0.00</td> <td>0.000</td> </tr> <tr> <td>44 Dylan Cloonan, L (6,1)</td> <td>1.0</td> <td></td> <td>8</td> <td>2</td> <td>2</td> <td>2</td> <td>1</td> <td>2</td> <td>0</td> <td>1</td> <td>0</td> <td>0</td> <td>0</td> <td>0</td> <td>15</td> <td>30</td> <td>18.00</td> <td>4.000</td> </tr> </table>															7 Chris McMahon, R (1,1)	0.1	L	6	3	5	5	0	2	0	0	0	0	0	1	12	25	135.00	15.000	18 Michael Medavilla, L (1,1)	3.1		23	7	9	5	5	4	0	1	0	0	0	1	57	96	13.50	3.300	27 Daniel Epstein, L (4,1)	0.1		9	4	6	4	1	2	0	1	0	0	0	0	14	28	108.00	18.000	34 Daniel Rivero, R (5,1)	1.0		3	0	0	0	1	0	0	0	0	0	0	0	6	12	0.00	0.000	44 Dylan Cloonan, L (6,1)	1.0		8	2	2	2	1	2	0	1	0	0	0	0	15	30	18.00	4.000
7 Chris McMahon, R (1,1)	0.1	L	6	3	5	5	0	2	0	0	0	0	0	1	12	25	135.00	15.000																																																																																													
18 Michael Medavilla, L (1,1)	3.1		23	7	9	5	5	4	0	1	0	0	0	1	57	96	13.50	3.300																																																																																													
27 Daniel Epstein, L (4,1)	0.1		9	4	6	4	1	2	0	1	0	0	0	0	14	28	108.00	18.000																																																																																													
34 Daniel Rivero, R (5,1)	1.0		3	0	0	0	1	0	0	0	0	0	0	0	6	12	0.00	0.000																																																																																													
44 Dylan Cloonan, L (6,1)	1.0		8	2	2	2	1	2	0	1	0	0	0	0	15	30	18.00	4.000																																																																																													
	1B: 8 2B: 6 3B: 0 HR: 2	SF: 0 SAC: 0 DP: 0 HBP: 3	WP: 1 PB: 0 SB: 0 CS: 0	PA: 49																																																																																																											

AB 21
R 2
H 2
RBI 2
BB 1
SO 11
LOB 5

AB 36
R 22
H 16
RBI 20
BB 10
SO 8
LOB 22

WP: 1
PB: 0
SB: 0
CS: 0

Batter	1	2	3	4	5	6	7	8	9	AB	R	H	RBI	BB	SO	LOB	TOP	
8 Andrew Wilhite, L (1, 7) 13 Otto Grimm, L (6, PH) (6, 7)										2	0	0	0	0	1	0	Minnesota Golden Gophers @ Minnesota Twins CenturyLink Sports Complex, Fort Myers, FL Fri Feb 21 2020, 6:06 PM - 8:39 PM EST Att: 4,596 - Cloudy - 59 F livebaseballscorecards.com	
2 Zack Raabe, R (1, 4) 35 Noah Berghammer, R (6, PH) (6, 4)										2	0	0	0	0	2	0		
28 Jack Kelly, L (1, 2) (6, 5)										2	0	0	0	1	0	0		
4 Ronald Sweeney, L (1, 3)										3	0	0	0	0	1	2		
30 Jack Wassel, L (1, 5) 20 Riley Swenson, R (6, 2)										2	0	0	0	0	0	0		
7 Jordan Kozicky, R (1, 6) 10 Drew Stahl, R (7, PH) (7, 6)										2	0	0	0	0	2	0		
21 Drew Hmielewski, L (1, 8)										3	0	0	0	0	2	2		
19 Gabe Knowles, L (1, 10) OBP: 0.500, SLG: 0.500										2	0	1	0	0	1	0		
16 Easton Bertrand, R (1, 9)										2	0	0	0	0	0	1		
Inning Stats	R: 0 H: 0 E: 1 LOB: 1 K: 2 BB: 0 S: 8 P: 8	R: 0 H: 0 E: 0 LOB: 0 K: 2 BB: 0 S: 7 P: 7	R: 0 H: 0 E: 0 LOB: 0 K: 1 BB: 0 S: 5 P: 5	R: 0 H: 0 E: 0 LOB: 0 K: 1 BB: 0 S: 5 P: 5	R: 0 H: 0 E: 0 LOB: 0 K: 2 BB: 0 S: 7 P: 7	R: 0 H: 1 E: 0 LOB: 1 K: 1 BB: 0 S: 6 P: 6	R: 0 H: 0 E: 0 LOB: 2 K: 2 BB: 0 S: 7 P: 15			1B: 1 SF: 0 2B: 0 SAC: 0 3B: 0 DP: 0 HR: 0 HBP: 0	WP: 0 PA: 25 PB: 0 SB: 0 CS: 0							
PITCHER	IP WLS BF H R ER SO BB IBB HBP BLK WP HR S P ERA WHIP	68 Randy Dobnak, R (1, 1) ERA: 2.0 W 7 0 0 0 4 0 0 0 0 0 0 0 15 15 0.00 0.000 65 Trevor May, R (3, 1) ERA: 1.0 3 0 0 0 1 0 0 0 0 0 0 5 5 0.00 0.000 21 Tyler Duffey, R (4, 1) ERA: 1.0 3 0 0 0 1 0 0 0 0 0 0 5 5 0.00 0.000 37 Matt Wisler, R (5, 1) ERA: 1.0 3 0 0 0 2 0 0 0 0 0 0 7 7 0.00 0.000 58 Blaine Hardy, L (6, 1) ERA: 1.0 4 1 0 0 1 0 0 0 0 0 0 6 6 0.00 1.000										53 Danny Coulombe, L (7, 1) ERA: 1.0 W 5 0 0 0 2 2 0 0 0 0 0 7 15 0.00 2.000						
Batter	1	2	3	4	5	6	7	8	9	AB	R	H	RBI	BB	SO	LOB		BOTTOM
75 Royce Lewis, R (1, 6) OBP: 0.750, SLG: 1.000 88 Drew Maggi, R (5, 6)										2	3	1	0	2	0	1		Minnesota Golden Gophers @ Minnesota Twins CenturyLink Sports Complex, Fort Myers, FL Fri Feb 21 2020, 6:06 PM - 8:39 PM EST Att: 4,596 - Cloudy - 59 F livebaseballscorecards.com
87 Ryan Jeffers, R (1, 2) OBP: 0.500, SLG: 0.333 73 Juan Graterol, R (5, 2)										3	2	1	1	1	0	2		
81 Trevor Larnach, L (1, 10) 95 Taylor Grzelakowski, L (6, PH) (7, 10)										3	2	0	1	1	0	5		
50 Brent Rooker, R (1, 7) 91 Mark Contreras, L (2, PR) (3, 7)										0	1	0	0	1	0	0		
74 Travis Blankenhorn, L (1, 4) 5 Peter Mooney, L (5, 4)										2	1	0	1	1	0	4		
79 Gilberto Celestino, R (1, 8) OBP: 0.667, SLG: 1.000 23 Gabriel Maciel, S (5, 8)										2	1	1	3	1	0	2		
89 Zander Wiel, R (1, 3) OBP: 0.667, SLG: 0.500 99 Cody Asche, L (5, 3)										2	0	1	2	1	0	1		
78 Jack Reinheimer, R (1, 5) OBP: 0.667, SLG: 0.500 87 Kody Eaves, L (4, PR) (5, 5)										2	0	1	0	1	0	1		
50 Jimmy Kerrigan, S (1, 9) OBP: 0.333, SLG: 0.667 33 Ramón Flores, L (5, 9) OBP: 0.500, SLG: 0.500										3	1	1	0	0	0	3		
Inning Stats	R: 4 H: 3 E: 1 LOB: 2 K: 0 BB: 2 S: 7 P: 17	R: 4 H: 1 E: 1 LOB: 3 K: 0 BB: 3 S: 4 P: 17	R: 4 H: 2 E: 1 LOB: 2 K: 0 BB: 2 S: 6 P: 14	R: 0 H: 0 E: 0 LOB: 2 K: 0 BB: 2 S: 3 P: 11	R: 2 H: 2 E: 0 LOB: 2 K: 1 BB: 0 S: 8 P: 10	R: 2 H: 1 E: 0 LOB: 3 K: 3 BB: 4 S: 10 P: 26	R: 0 H: 0 E: 0 LOB: 0 K: 0 BB: 0 S: 0 P: 0			1B: 6 SF: 1 2B: 3 SAC: 0 3B: 0 DP: 0 HR: 0 HBP: 3	WP: 5 PA: 46 PB: 0 SB: 0 CS: 0							
PITCHER	IP WLS BF H R ER SO BB IBB HBP BLK WP HR S P ERA WHIP	37 Trent Schoeberl, R (1, 1) ERA: 22.5 L 17 4 8 5 0 2 0 0 0 0 0 0 6 14 36.00 4.000 18 Will Anderson, L (3, 1) ERA: 36.0 8 2 4 4 0 2 0 0 0 0 0 3 11 0.00 2.000 44 Sam Ireland, R (4, 1) ERA: 1.0 5 0 0 0 0 2 0 0 0 0 0 3 11 0.00 2.000 17 Danny Kapala, L (5, 1) ERA: 18.0 7 2 2 2 1 0 0 2 0 0 0 8 10 18.00 2.000 38 Michael Gurka, R (6, 1) ERA: 27.0 2 7 1 2 2 2 4 0 0 0 1 0 7 23 27.00 7.500										27 Nolan Burchill, R (6, 1) ERA: 0.1 0,1 WLS 2 BF 2 H 0 R 0 ER 0 SO 1 BB 0 IBB 0 HBP 0 BLK 0 WP 0 HR 0 S 3 P 3 0.00 0.000						

Batter	1	2	3	4	5	6	7	8	9	AB	R	H	RBI	BB	SO	LOB	TOP																		
3 Brady Councell, R (1.4) 13 Tristan Ellis, L (7.7, PH) (7.4)	G5-3		G5-3			E8 8 2B 41 1B				3	1	0	0	0	0	0																			
33 Boston Merila, S (1.7) 8 Brady Jurgella, L (5.7) (7.8)	1B					41 1B 2B		K		2	0	1	0	0	1	0																			
27 Jake Perry, L (1.5) 41 Charlie Sutherland, L (5.5) 19 Jack Taxdahl, R (8.7, PH) 27 Jake Perry, L (8.5)	K					10 G5-4-3 1B		K		2	0	0	0	0	2	1																			
22 Weber Neels, R (1.2) 10 Sam Hunt, S (4.2) 19 Jack Taxdahl, R (8.2)	BB				K2-3	G5-4-3		K		1	0	0	0	1	1	0																			
23 Ike Mezzenga, L (1.10) (7.7)	F7				G3	BB		K		2	0	0	0	1	0	2																			
1 Jake Larson, R (1.6) 7 Jack Spanier, R (5.6)	K					BB		K		2	0	0	0	0	2	0																			
6 Kris Hokenson, L (1.9) 16 Josh Fitzgerald, R (5.9) OBP: 1.000, SLG: 2.000	G3-1									2	0	0	0	0	0	0																			
9 Kyle Bork, R (1.3)	K							K		2	0	0	0	1	2	1																			
15 Drew Berkland, R (1.8) 47 Noah DeLuga, L (7.1) 6 Kris Hokenson, L (7.1) 41 Charlie Sutherland, L (8.1) 37 Parker Lewin, L (8.1)	L4				G5-3			G6-3		3	0	0	0	0	0	2																			
Inning Stats	R: 0 H: 1 E: 0 K: 1 S: 18	L: 0 LOB: 2 BB: 1 P: 27	R: 0 H: 0 E: 0 K: 2 S: 11	L: 0 LOB: 0 BB: 0 P: 16	R: 0 H: 0 E: 0 K: 1 S: 9	L: 0 LOB: 0 BB: 0 P: 11	R: 0 H: 0 E: 0 K: 2 S: 9	L: 0 LOB: 1 BB: 1 P: 16	R: 2 H: 2 E: 1 K: 1 S: 12	L: 2 LOB: 1 BB: 0 P: 24	R: 0 H: 1 E: 0 K: 2 S: 9	L: 0 LOB: 0 BB: 0 P: 11	R: 0 H: 0 E: 0 K: 3 S: 9	L: 0 LOB: 0 BB: 0 P: 11	1B: 2 2B: 2 3B: 0 HR: 0	SF: 0 SAC: 0 DP: 1 HBP: 0	WP: 0 PA: 31																		
PITCHER	IP	WLS	BF	H	R	ER	SO	BB	IBB	HBP	BLK	WP	HR	S	P	ERA	WHIP	PITCHER	IP	WLS	BF	H	R	ER	SO	BB	IBB	HBP	BLK	WP	HR	S	P	ERA	WHIP
20 Chris Paddack, R (1.1) ERA: 0.00	1.2		7	1	0	0	2	1	0	0	0	0	0	26	38	0.00	1.200	80 Austin Schuffer, R (7.1) ERA: 0.00	2.0		7	1	0	0	5	0	0	0	0	0	18	22	0.00	0.500	
16 Jordan Carr, L (2.1) ERA: 0.00	1.1	W	4	0	0	0	2	0	0	0	0	0	0	12	16	0.00	0.000																		
22 Griffin Jax, R (4.1) ERA: 0.00	1.0	H	3	0	0	0	2	0	0	0	0	0	0	9	11	0.00	0.000																		
53 Brent Headrick, L (5.1) ERA: 0.00	1.0	H	4	0	0	0	1	1	0	0	0	0	0	8	16	0.00	1.000																		
92 Michael Boyle, L (6.1) ERA: 9.0	1.0	H	6	2	2	1	1	1	0	0	0	0	0	12	24	9.00	3.000																		

Minnesota Golden Gophers @ Minnesota Twins
Lee Health Sports Complex, Fort Myers, FL
Fri Feb 23 2024, 6:05 PM - 8:47 PM EST
Att: 4,307 - Partly Cloudy - 72 F

AB	28
R	2
H	4
RBI	2
BB	3
SO	13
LOB	9



livebaseballscorecards.com

Batter	1	2	3	4	5	6	7	8	9	AB	R	H	RBI	BB	SO	LOB	BOTTOM																			
72 Brooks Lee, S (1.6) 21 Will Holland, R (5.6)	BB		F8			E8 86 89 SF8 BB		F9		1	0	0	0	1	0	0																				
8 Christian Valdez, R (1.2) 86 Chris Williams, R (5.2)	F7					K		45 HBP BB		2	0	1	0	0	0	1																				
38 Matt Wallner, L (1.7) 89 DaShawn Keirsey Jr., L (5.7)	F8					SF8		94 BB 23 BB BB		2	0	0	0	1	1	1																				
64 Jose Miranda, R (1.10) 94 Patrick Winkel, L (6.7, PH) (6.10)	L5					BB		23 BB 91 2B BB		1	0	0	0	1	0	1																				
9 Trevor Lamach, L (1.9) 45 Yoyner Fajardo, L (5.9)	G3-1					K		23 BB 91 2B BB		2	1	0	0	0	0	1																				
90 Emmanuel Rodriguez, L (1.8) 23 Willie Joe Garry Jr., L (5.8)	BB					BB		91 2B BB		1	0	1	1	1	0	0																				
87 Yunior Severino, S (1.3) 91 Alex Isola, R (5.3) OBP: 1.000, SLG: 1.667	F7					BB		24 CS BB		2	0	0	0	0	2	0																				
24 Niko Goodrum, S (1.4) 70 Anthony Prato, R (5.4) OBP: 1.000, SLG: 1.500	CS					L4		24 CS BB		3	2	3	2	0	0	0																				
92 Michael Helman, R (1.5) 24 Jake Rucker, R (5.5) OBP: 0.500, SLG: 2.000	HR					HR		24 CS BB		2	1	1	1	0	1	2																				
Inning Stats	R: 0 H: 0 E: 0 K: 0 S: 6	L: 0 LOB: 1 BB: 1 P: 15	R: 0 H: 0 E: 0 K: 0 S: 6	L: 0 LOB: 0 BB: 1 P: 17	R: 1 H: 2 E: 0 K: 1 S: 10	L: 1 LOB: 1 BB: 0 P: 16	R: 1 H: 1 E: 0 K: 1 S: 15	L: 1 LOB: 2 BB: 2 P: 30	R: 1 H: 2 E: 0 K: 0 S: 11	L: 2 LOB: 1 BB: 1 P: 19	R: 0 H: 0 E: 0 K: 1 S: 11	L: 0 LOB: 2 BB: 1 P: 21	R: 9 H: 4 E: 0 K: 0 S: 22	L: 4 LOB: 1 BB: 6 P: 54	1B: 5 2B: 3 3B: 0 HR: 2	SF: 1 SAC: 0 DP: 1 HBP: 1	WP: 3 PA: 45																			
PITCHER	IP	WLS	BF	H	R	ER	SO	BB	IBB	HBP	BLK	WP	HR	S	P	ERA	WHIP	PITCHER	IP	WLS	BF	H	R	ER	SO	BB	IBB	HBP	BLK	WP	HR	S	P	ERA	WHIP	
39 Nick Argento, R (1.1) ERA: 0.00	2.0		7	0	0	0	0	2	0	0	0	1	1	25	46	0.00	2.500	6 Kris Hokenson, L (7.1) ERA: 135.0	0.2																	
54 Will Whelan, L (3.1) ERA: 9.0	2.0	L	11	3	2	2	2	2	0	0	0	1	1	25	46	9.00	2.500	41 Charlie Sutherland, R (8.1) ERA: 135.0	0.1		6	2	5	5	0	3	0	0	0	1	1	8	26	135.00	15.000	
28 Caden Capomaccio, R (6.1) ERA: 6.75	1.0		5	1	1	1	2	1	0	0	0	0	0	9	16	9.00	2.000	37 Parker Lewin, R (8.1) ERA: 6.75	0.0		5	2	4	4	0	3	0	0	0	0	0	14	28	*	*	
47 Noah DeLuga, L (5.1) ERA: 6.75	1.1		7	2	1	1	1	2	0	0	0	0	0	16	30	6.75	3.000																			
47 Noah DeLuga, L (7.1) ERA: 6.75	1.1		7	2	1	1	1	2	0	0	0	0	0	16	30	6.75	3.000																			

Minnesota Golden Gophers @ Minnesota Twins
Lee Health Sports Complex, Fort Myers, FL
Fri Feb 23 2024, 6:05 PM - 8:47 PM EST
Att: 4,307 - Partly Cloudy - 72 F

AB	29
R	13
H	10
RBI	13
BB	13
SO	5
LOB	19



livebaseballscorecards.com