


United States

Batter	1	2	3	4	5	6	7	8	9	AB R H RBI BB SO LOB	TOP																								
												United States @ San Francisco Giants Scottsdale Stadium, Scottsdale, AZ Sun Mar 05 2006, 3:05 PM EST livebaseballscorecards.com																							
		AB 0 R 0 H 0 RBI 0 BB 0 SO 0 LOB 0																																	
																																			
Inning Stats		1B: 0 SF: 0 2B: 0 SAC: 0 3B: 0 DP: 0 HR: 0 HBP: 0	WP: 0 PA: 0 PB: 0 SB: 0 CS: 0																																
PITCHER	IP	WLS	BF	H	R	ER	SO	BB	IBB	HBP	BLK	WP	HR	S	P	ERA	WHIP	PITCHER	IP	WLS	BF	H	R	ER	SO	BB	IBB	HBP	BLK	WP	HR	S	P	ERA	WHIP

Batter	1	2	3	4	5	6	7	8	9	AB R H RBI BB SO LOB	TOP										
50 Shane Victorino, S OBP: 0.167, SLG: 0.167 (1, 9) X	0-0 F7 ①		0-0 F7 ②			0-0 P2 ②		0-3 K ① X	0-0 1B	5 0 1 0 0 1 3											
1 Jimmy Rollins, S OBP: 0.200, SLG: 0.400 (1, 6) X	0-0 F7 ②		0-0 FC6-4 ③			0-0 E3		0-0 17 1B 2B ① X	0-0 F9 ③	5 1 1 2 0 0 2											
10 Chipper Jones, S OBP: 0.286, SLG: 0.167 (1, 5) X	0-0 L1 ③				0-0 F7 ①			0-3 ① X		4 0 0 0 0 1 2											
4 David Wright, R (1, 10) 2 Derek Jeter, R (7, PH) OBP: 0.429, SLG: 0.333 (7, 10)		0-0 L9 ①		0-0 L5 ②			0-0 G6-3 ① X	0-0 E3 17 1B 17 1B 2B ②		2 0 0 0 0 0 0 2 1 0 0 0 0 1											
17 Adam Dunn, L (1, 3) X		0-0 G4-3 ②		0-0 F8 ③			H 1-0	0-0 E7 18 1B ① X		3 0 1 1 0 0 0											
18 Ryan Braun, R (1, 7) OBP: 0.500, SLG: 0.333		0-3 K ③			0-0 F7 ①		0-3 K ② X	0-0 1B ① X		4 0 1 1 0 2 1											
7 Mark DeRosa, R (1, 4)			4-0 26 1B 28 FC4-6 BB		0-0 G1-3 ②		0-0 F7 ③ X	0-0 L6 ③		3 1 0 0 1 0 3											
26 Chris Iannetta, R (1, 2) OBP: 0.333, SLG: 0.333 16 Brian McCann, L (6, 2) OBP: 0.200, SLG: 0.400			0-0 28 FC4-6 1B		0-0 P4 ③			0-0 1 2B 2B ① X	0-0 F8 ①	2 0 1 0 0 0 0 2 1 1 0 0 0 0											
28 Curtis Granderson, L (1, 8) X			0-0 FC4-6 1 FC6-4		0-3 K ①			4-0 1 2B BB ① X	0-3 K ②	3 1 0 1 1 2 1											
Inning Stats	R: 0 H: 0 E: 0 K: 0 S: 3	H: 0 LOB: 0 BB: 0 P: 3	R: 0 H: 0 E: 0 K: 1 S: 5	H: 0 LOB: 0 BB: 0 P: 5	R: 1 H: 1 E: 0 K: 0 S: 4	H: 1 LOB: 1 BB: 1 P: 8	R: 0 H: 0 E: 0 K: 0 S: 3	H: 0 LOB: 0 BB: 0 P: 3	R: 0 H: 0 E: 0 K: 1 S: 6	H: 0 LOB: 1 BB: 0 P: 6	R: 0 H: 0 E: 0 K: 1 S: 5	H: 0 LOB: 1 BB: 0 P: 6	R: 4 H: 4 E: 2 K: 2 S: 12	H: 4 LOB: 2 BB: 1 P: 16	R: 0 H: 1 E: 0 K: 1 S: 6	H: 1 LOB: 1 BB: 0 P: 6	1B: 4 SF: 0 2B: 2 SAC: 0 3B: 0 DP: 0 HR: 0 HBP: 1	WP: 0 PA: 38 PB: 0 SB: 0 CS: 0			
PITCHER	IP WLS BF H R ER SO BB IBB HBP BLK WP HR S P ERA WHIP																				
66 Brad Mills, L (1, 1) ERA: 3.0	3.0		11 1 1 1 1 1 1 1 0 0 0 0 0 0 12 16 3.00 0.667																		
31 Matt Clement, R (4, 1) ERA:	3.0		10 0 0 0 1 0 0 0 0 0 0 0 0 0 12 12 0.00 0.000																		
44 Casey Janssen, R (7, 1) ERA:	1.0	H	4 0 0 0 1 0 0 1 0 0 5 6 0.00 0.000																		
59 Reid Santos, L (8, 1) ERA: 18.0	1.0	B	9 4 4 2 2 1 0 0 0 0 0 0 12 16 18.00 5.000																		
58 Dirk Hayhurst, R (9, 1) ERA:	1.0	W	4 1 0 0 1 0 0 0 0 0 0 0 6 6 0.00 1.000																		

United States @ Toronto Blue Jays
Dunedin Stadium, Dunedin, FL
Wed Mar 04 2009, 1:05 PM EST
Att. 2,545 - Sunny - 67 F

livebaseballscorecards.com

AB 35
R 5
H 6
RBI 5
BB 2
SO 6
LOB 13



BOTTOM

United States @ Toronto Blue Jays
Dunedin Stadium, Dunedin, FL
Wed Mar 04 2009, 1:05 PM EST
Att. 2,545 - Sunny - 67 F

livebaseballscorecards.com

AB 35
R 6
H 11
RBI 6
BB 3
SO 7
LOB 16



WP: 2 PA: 40
PB: 0
SB: 0
CS: 0

AB R H RBI BB SO LOB

3 0 0 1 0 0 3	1 1 0 0 1 0 0	3 0 0 0 0 0 1	1 1 1 1 1 0 0	3 0 0 0 0 2 0	2 0 1 0 0 1 3	3 0 0 0 0 0 0	2 0 2 3 0 0 0	3 0 0 0 0 2 0	1 0 0 0 0 0 2	2 0 1 0 0 0 0	2 1 0 0 0 2 2	3 1 3 0 0 0 0	0 1 0 0 1 0 0	2 0 1 1 0 0 1	2 1 2 0 0 0 0	2 0 0 0 0 0 4	0 0 0 0 0 0 0	1B: 11 SF: 0	2B: 0 SAC: 2	3B: 0 DP: 0	HR: 0 HBP: 0
---------------	---------------	---------------	---------------	---------------	---------------	---------------	---------------	---------------	---------------	---------------	---------------	---------------	---------------	---------------	---------------	---------------	---------------	--------------	--------------	-------------	--------------

Batter	1	2	3	4	5	6	7	8	9
1 Joe Inglett, L (1, 7) 8 Russ Adams, L (6, 7) OBP: 0.167, SLG: 0.167 OBP: 0.600, SLG: 0.667	0-0 F9		0-0 G4-3		0-0 L3			0-0 G3-1	4-0 BB BB BB
2 Aaron Hill, R (1, 4) 64 Scott Campbell, L (7, 5) OBP: 0.800, SLG: 0.750	0-0 F7		0-0 P3			0-0 G4-3		4-0 BB BB BB	0-0 BB BB BB
26 Adam Lind, L (1, 10) 3 Randy Ruiz, R (8, PH) (9, 10) OBP: 0.600, SLG: 0.750	0-0 G3			0-3 S S S		0-3 S S S		0-0 S S S	0-3 S S S
30 Kevin Millar, R (1, 3) 62 Brian Dopirak, R (7, 3) OBP: 0.667, SLG: 0.667		0-0 F7		0-0 F7		0-0 G4-3		0-0	0-0
11 Jason Lane, R (1, 8) 21 Buck Coats, L (8, 8)		0-0 P5		0-3 S S S			0-3	0-0	0-0
33 Scott Rolen, R (1, 5) 94 Chris Gutierrez, R (5, PR) (6, 5) (7, 4)		0-0 G6-3			0-0 45 1B 13 45 WP G1-4-3 1B		0-3	1-3	1-2 2-3
45 Travis Snider, L (1, 9) 17 Adam Loewen, L (7, PR) (8, 9) OBP: 1.000, SLG: 1.000 OBP: 0.500, SLG: 0.667			0-0 SH1-4 6 13 1B 1 G4-3 1B		1-0 6 13 1B F8 G1-4-3 1B		0-0	0-0	4-0 BB BB BB
13 Raul Chavez, R (1, 2) 71 Kyle Phillips, L (7, 2) OBP: 0.500, SLG: 0.500 OBP: 1.000, SLG: 1.000			0-0 1 6 SH1-4 1B G4-3 1B		0-0 G1-4-3		0-0	0-0	0-0
6 John McDonald, R (1, 6) 4 Angel Sanchez, R (8, 6) OBP: 0.200, SLG: 0.200 OBP: 1.000, SLG: 1.000			0-0 SH1-4 1B		0-0 F8		0-0	0-0	0-0

Inning Stats	R: 0 H: 0 E: 0 K: 0 S: 3	H: 0 LOB: 0 BB: 0 P: 3	R: 0 H: 0 E: 0 K: 0 S: 3	H: 0 LOB: 0 BB: 0 P: 3	R: 1 H: 2 E: 0 K: 0 S: 5	H: 2 LOB: 1 BB: 0 P: 5	R: 0 H: 0 E: 0 K: 0 S: 7	H: 0 LOB: 0 BB: 0 P: 7	R: 1 H: 2 E: 0 K: 0 S: 5	H: 2 LOB: 2 BB: 0 P: 6	R: 0 H: 0 E: 0 K: 1 S: 5	H: 0 LOB: 0 BB: 0 P: 5	R: 0 H: 2 E: 0 K: 2 S: 9	H: 2 LOB: 2 BB: 0 P: 9	R: 1 H: 2 E: 0 K: 1 S: 7	H: 2 LOB: 2 BB: 1 P: 12	R: 3 H: 3 E: 0 K: 1 S: 7	H: 3 LOB: 2 BB: 2 P: 15	1B: 11 2B: 0 3B: 0 HR: 0	SF: 0 SAC: 2 DP: 0 HBP: 0	WP: 2 PB: 0 SB: 0 CS: 0	PA: 40
--------------	--------------------------	------------------------	--------------------------	------------------------	--------------------------	------------------------	--------------------------	------------------------	--------------------------	------------------------	--------------------------	------------------------	--------------------------	------------------------	--------------------------	-------------------------	--------------------------	-------------------------	--------------------------	---------------------------	-------------------------	--------

PITCHER	IP	WLS	BF	H	R	ER	SO	BB	IBB	HBP	BLK	WP	HR	S	P	ERA	WHIP
33 Ted Lilly, L (1, 1) ERA: 2.25	4.0		14	2	1	1	2	0	0	0	0	0	0	18	18	2.25	0.500
42 LaTroy Hawkins, R (5, 1) ERA: 9.0	1.0		5	2	1	1	0	0	0	0	0	1	0	5	6	9.00	2.000
62 Scot Shields, R (6, 1) ERA:	1.0		3	0	0	0	1	0	0	0	0	0	0	5	5	0.00	0.000
39 J.P. Howell, L (7, 1) ERA:	1.0		5	2	0	0	2	0	0	0	0	0	0	9	9	0.00	2.000
38 Joel Hanrahan, R (8, 1) ERA: 9.0	1.0	H	6	2	1	1	1	1	0	0	0	1	0	7	12	9.00	3.000

PITCHER	IP	WLS	BF	H	R	ER	SO	BB	IBB	HBP	BLK	WP	HR	S	P	ERA	WHIP
23 J.J. Putz, R (9, 1) ERA: 40.5	0.2		7	3	3	3	1	2	0	0	0	0	0	15	15	40.50	7.500

United States @ Philadelphia Phillies
Bright House Networks Field, Clearwater, FL

Thu Mar 05 2009, 12:05 PM EST
Att. 6,246 - Sunny - 69 F

livebaseballscorecards.com

AB	33
R	9
H	8
RBI	9
BB	4
SO	5
LOB	16



AB R H RBI BB SO LOB

0	1	0	0	0	0	0	
2	0	0	0	1	0	1	
5	1	1	1	0	0	3	
4	2	1	3	1	0	2	
5	0	2	0	0	0	2	
3	1	0	0	1	2	1	
3	1	1	3	0	1	1	
2	0	1	0	0	0	2	
2	1	1	1	0	0	0	
2	0	0	0	0	2	2	
0	1	0	0	0	0	0	
1B: 6	SF: 0	2B: 0	SAC: 0	3B: 0	DP: 1	HR: 4	HBP: 1

WP: 1	PA: 44
PB: 0	
SB: 2	
CS: 0	

Batter	1	2	3	4	5	6	7	8	9
1 Jimmy Rollins, S (1, 6) OBP: 0.286, SLG: 0.429 2 Derek Jeter, R (4, PH) OBP: 0.400, SLG: 0.250 (4, 6)	F9		FC4-6 G5-4-3	FC4-6		G6-3		FC3-6 BB	
Dustin Pedroia, R (1, 4) OBP: 0.300, SLG: 0.222	G1-6-3		10 WP 10 HR	G5-4-3		F9		FC3-6	
10 Chipper Jones, S (1, 10) OBP: 0.333, SLG: 0.500	E3		HR		21 BB 17 HR		F7	L9	
4 David Wright, R (1, 5) OBP: 0.273, SLG: 0.200	P4		1B		F9		21 HBP 1B	G6-3	
21 Kevin Youkilis, R (1, 3) OBP: 0.375, SLG: 0.167		F8	K		17 HR BB		1-2 HBP	K	
17 Adam Dunn, L (1, 9) OBP: 0.273, SLG: 0.500 28 Curtis Granderson, L (5, 8) OBP: 0.300, SLG: 0.125	F8		K		HR		P4	7 S. 1B	
18 Ryan Braun, R (1, 7) OBP: 0.500, SLG: 0.750 7 Mark DeRosa, R (4, 7)	G6-3		HR		F9		F9	BB	
16 Brian McCann, L (1, 2) OBP: 0.286, SLG: 0.857 26 Chris Iannetta, R (5, PH) OBP: 0.167, SLG: 0.167 (5, 2)		G6-3	HR		K		G6-3	K	
50 Shane Victorino, S (1, 8) OBP: 0.300, SLG: 0.222 (5, 9)			E3		G6-3				

Inning Stats	R: 0	H: 0	E: 1	K: 0	S: 8	P: 13	R: 0	H: 0	E: 0	K: 0	S: 11	P: 16	R: 4	H: 5	E: 1	K: 2	S: 20	P: 34	R: 2	H: 2	E: 1	K: 0	S: 12	P: 16	R: 3	H: 1	E: 0	K: 1	S: 12	P: 26	R: 0	H: 0	E: 0	K: 0	S: 3	P: 3	R: 0	H: 1	E: 0	K: 0	S: 8	P: 12	R: 0	H: 0	E: 0	K: 0	S: 11	P: 21	R: 0	H: 1	E: 0	K: 2	S: 10	P: 19	1B: 6	SF: 0	2B: 0	SAC: 0	3B: 0	DP: 1	HR: 4	HBP: 1	WP: 1	PA: 44
--------------	------	------	------	------	------	-------	------	------	------	------	-------	-------	------	------	------	------	-------	-------	------	------	------	------	-------	-------	------	------	------	------	-------	-------	------	------	------	------	------	------	------	------	------	------	------	-------	------	------	------	------	-------	-------	------	------	------	------	-------	-------	-------	-------	-------	--------	-------	-------	-------	--------	-------	--------

PITCHER	IP	WLS	BF	H	R	ER	SO	BB	IBB	HBP	BLK	WP	HR	S	P	ERA	WHIP
38 Kyle Kendrick, R (1, 1) ERA: 13.5	2.2	L	14	5	4	4	1	0	0	0	0	1	1	36	58	13.50	1.875
74 Antonio Bastardo, L (3, 1) ERA: 19.29	2.1		12	3	5	5	2	2	0	0	0	0	3	27	47	19.29	2.143
55 Clay Condrey, R (6, 1) ERA:	2.0		8	1	0	0	0	0	0	1	0	0	0	11	15	0.00	0.500
46 Ryan Madson, R (8, 1) ERA:	1.0		5	0	0	0	0	2	0	0	0	0	0	11	21	0.00	2.000
53 Blaine Neal, R (9, 1) ERA:	1.0		5	1	0	0	2	1	0	0	0	0	0	10	19	0.00	2.000

PITCHER	IP	WLS	BF	H	R	ER	SO	BB	IBB	HBP	BLK	WP	HR	S	P	ERA	WHIP
---------	----	-----	----	---	---	----	----	----	-----	-----	-----	----	----	---	---	-----	------

Batter	1	2	3	4	5	6	7	8	9	AB	R	H	RBI	BB	SO	LOB
22 Marcus Giles, R OBP: 0.400, SLG: 0.250 24 Mike Cervenak, R OBP: 0.500, SLG: 0.500	4-2 4 2B BB	0-0 G5-3			0-0 6 HR 1B	0-0 G4-3		2-1 79 G5-4-3 1B 1-2 2-H		2 2 1 0 1 0 1 2 0 1 1 0 0 1						
4 Eric Bruntlett, R OBP: 0.333, SLG: 0.400 79 Jason Ellison, R OBP: 0.250, SLG: 0.250	0-0 40 FC5-4 1-H 2B		3-2 F8		0-0 F8		0-0 L4	1-0 G5-4-3 1B 1-2f	3 0 1 1 0 0 1 2 0 0 0 0 0 2							
29 Raul Ibanez, L OBP: 0.500, SLG: 0.600 67 Chris Walker, S	4-2 40 FC5-4 BB		0-0 G4-3		1-0 6 HR 1B 1-2		0-0 F8	2-3 K	2 1 1 0 1 0 0 2 0 0 0 0 1 0							
6 Ryan Howard, L OBP: 0.800, SLG: 1.500 33 Andy Tracy, L	2-3 K		2-0 HBP		1-1 1-H 2-H HR		2-0 40 1B HBP	3-1 G3	2 1 1 3 0 1 2 1 0 0 0 0 0 0							
40 John Mayberry Jr., R OBP: 0.375, SLG: 0.750	3-1 FC5-4 1-2f 2-3		0-0 F8		1-1 G4-3		0-0 1-2 1B	0-1 P3	5 0 1 0 0 0 3							
Geoff Jenkins, L OBP: 0.286, SLG: 0.167	0-1 G3			0-2 34 G3-6 1B		0-1 G5-3	0-1 F7		4 0 1 0 0 0 4							
34 Pablo Ozuna, R 71 J.J. Furmaniak, R OBP: 1.000, SLG: 1.000		0-0 G6-3		0-1 G3-6 1-2f		0-1 G6-3	0-0 13 1B 24 1B		3 0 0 0 0 0 1 1 1 1 0 0 0 0							
75 Jason Donald, R OBP: 0.167, SLG: 0.667 13 Jorge Velandia, R OBP: 1.000, SLG: 1.000		2-2 L7		0-3 K		1-0 HR	0-0 24 1B 1-2 1B		3 1 1 1 0 1 0 1 0 1 0 0 0 0							
3 Lou Marson, R OBP: 0.600, SLG: 0.500		2-2 1B			0-0 G6-3		1-0 1B	2-3 K	4 0 2 0 0 1 2							

Inning Stats	R: 1	H: 1	E: 0	K: 1	S: 12	LOB: 2	BB: 25	R: 0	H: 1	E: 0	K: 0	S: 12	LOB: 1	BB: 0	P: 16	R: 0	H: 0	E: 0	K: 0	S: 6	LOB: 1	BB: 11	R: 0	H: 1	E: 0	K: 1	S: 8	LOB: 0	BB: 8	R: 3	H: 3	E: 0	K: 0	S: 8	LOB: 0	BB: 11	R: 1	H: 2	E: 0	K: 0	S: 7	LOB: 1	BB: 9	R: 0	H: 1	E: 0	K: 0	S: 5	LOB: 2	BB: 7	R: 1	H: 3	E: 0	K: 1	S: 8	LOB: 1	BB: 13	R: 0	H: 0	E: 0	K: 1	S: 7	LOB: 0	BB: 12	1B: 9	SF: 0	2B: 1	SAC: 0	3B: 0	DP: 2	HR: 2	HBP: 2	WP: 0	PA: 41
--------------	------	------	------	------	-------	--------	--------	------	------	------	------	-------	--------	-------	-------	------	------	------	------	------	--------	--------	------	------	------	------	------	--------	-------	------	------	------	------	------	--------	--------	------	------	------	------	------	--------	-------	------	------	------	------	------	--------	-------	------	------	------	------	------	--------	--------	------	------	------	------	------	--------	--------	-------	-------	-------	--------	-------	-------	-------	--------	-------	--------

PITCHER	IP	WLS	BF	H	R	ER	SO	BB	IBB	HBP	BLK	WP	HR	S	P	ERA	WHIP
46 Jeremy Guthrie, R ERA: 3.86	(1, 1)	2.1	W	11	2	1	1	1	2	0	0	0	0	28	48	3.86	1.714
34 John Gradow, L ERA:	(3, 1)	0.2	H	4	1	0	0	0	0	0	0	0	0	5	7	0.00	1.500
29 Matt Lindstrom, R ERA: 12.0	(4, 1)	2.0		8	3	3	3	1	0	0	0	0	0	13	16	13.50	1.500
37 Matt Thornton, L ERA: 18.0	(6, 1)	1.0		5	2	1	1	0	0	0	0	0	1	7	9	9.00	2.000
99 Heath Bell, R ERA:	(7, 1)	1.0		5	1	0	0	0	0	0	1	0	0	5	7	0.00	1.000


BOTTOM

United States @ Philadelphia Phillies
Bright House Networks Field, Clearwater, FL

Thu Mar 05 2009, 12:05 PM EST
Att. 6,246 - Sunny - 69 F

livebaseballscorecards.com

AB	37
R	6
H	12
RBI	6
BB	2
SO	4
LOB	17



Batter	1	2	3	4	5	6	7	8	9	AB	R	H	RBI	BB	SO	LOB
28 Dewayne Wise, L (1, 9) OBP: 0.667, SLG: 1.000 75 Trayce Thompson, RF (6, 9)	0-3 K		0-0 10 1B 1-3 2B		0-0 10 1B 12 2B 1B	0-3 K			0-0 F9	3	0	2	0	0	1	0
10 Alexei Ramirez, R (1, 6) OBP: 0.667, SLG: 0.667 5 Angel Sanchez, R (5, PR)	0-0 G3		0-0 2-3 3-H 1B		0-0 12 2B 14 1B 1B	0-0 F9-3			0-0 G4-3	3	0	2	1	0	0	0
7 Jeff Keppinger, R (1, 5) 25 Josh Bell, S (6, 5)	0-0 G6-3		0-0 P4		0-0 L5					3	0	0	0	0	0	4
44 Adam Dunn, L (1, 3) 12 Conor Gillaspie, L (4, 3)		0-3 K	0-0 F9		0-0 14 1B 1-3 3-H 2B				0-0 G3-1	2	0	0	0	0	1	2
14 Paul Konerko, R (1, 10) OBP: 1.000, SLG: 1.000 80 Seth Loman, L (5, PR)		0-0 1B			0-0 24 2B 15 1B 1B				0-0 G3-1	3	1	3	1	0	0	0
24 Dayan Viciedo, R (1, 7) OBP: 0.667, SLG: 1.000 29 Jared Mitchell, L (5, PR)		0-3 K			0-0 15 1B 1-3 2B				0-3 K	2	0	1	0	1	1	1
21 Tyler Flowers, R (1, 2) 38 Hector Gimenez, S (5, 2)		0-0 F7			0-3 15 1B 1-2 BB				0-0 F9	2	0	0	0	0	1	3
18 Blake Tekotte, L (1, 8) OBP: 0.333, SLG: 0.333 82 Keenyn Walker, S (6, PR)			0-0 F9		0-0 L9				0-3 K	3	0	1	0	0	0	2
15 Gordon Beckham, R (1, 4) OBP: 1.000, SLG: 1.000 83 Marcus Semien, R (6, PR)			0-0 28 2B 10 1B 1B		0-0 1B				0-0 G3-1	1	0	0	0	0	0	0

Inning Stats	R: 0	H: 0	E: 0	K: 1	S: 5	H: 0	LOB: 0	BB: 0	P: 5	R: 0	H: 1	E: 0	K: 2	S: 8	H: 3	LOB: 1	BB: 0	P: 8	R: 1	H: 3	E: 0	K: 1	S: 7	R: 2	H: 4	E: 0	K: 0	S: 6	H: 2	LOB: 2	BB: 0	P: 6	R: 0	H: 0	E: 0	K: 1	S: 7	R: 0	H: 0	E: 0	K: 2	S: 7	R: 0	H: 0	E: 0	K: 0	S: 3	R: 0	H: 0	E: 0	K: 0	S: 3	1B: 10	SF: 0	2B: 4	SAC: 0	3B: 0	DP: 2	HR: 0	HBP: 0	WP: 0	PA: 38
--------------	------	------	------	------	------	------	--------	-------	------	------	------	------	------	------	------	--------	-------	------	------	------	------	------	------	------	------	------	------	------	------	--------	-------	------	------	------	------	------	------	------	------	------	------	------	------	------	------	------	------	------	------	------	------	------	--------	-------	-------	--------	-------	-------	-------	--------	-------	--------

PITCHER	IP	WLS	BF	H	R	ER	SO	BB	IBB	HBP	BLK	WP	HR	S	P	ERA	WHIP
45 Derek Holland, L (1, 1) ERA: 3.0	3.0		13	4	1	1	3	0	0	0	0	0	0	19	19	3.00	1.333
57 Luke Gregerson, R (4, 1) ERA: 9.0	1.0		5	3	1	1	1	0	0	0	0	0	0	7	7	9.00	3.000
55 Tim Collins, L (5, 1) ERA: 54.0	0.1		6	4	2	2	0	1	0	0	0	0	0	5	9	54.00	15.000
Matt Zaleski, R (5, 1) ERA:	0.2		1	0	0	0	0	0	0	0	0	0	0	1	1	0.00	0.000
15 Glen Perkins, L (6, 1) ERA:	1.0		4	2	0	0	1	0	0	0	0	0	0	6	6	0.00	2.000

BOTTOM

United States @ Chicago White Sox
Camelback Ranch, Glendale, AZ
 Tue Mar 05 2013, 3:09 PM - 6:04 PM EST
 Att. 4,771 - Sunny - 72 F

AB	37
R	4
H	13
RBI	4
BB	1
SO	8
LOB	19



PITCHER	IP	WLS	BF	H	R	ER	SO	BB	IBB	HBP	BLK	WP	HR	S	P	ERA	WHIP
40 Steve Cishek, R (7, 1) ERA:	1.0		3	0	0	0	1	0	0	0	0	0	0	5	5	0.00	0.000
33 Mitchell Boggs, R (8, 1) ERA:	1.0		3	0	0	0	2	0	0	0	0	0	0	7	7	0.00	0.000
21 Heath Bell, R (9, 1) ERA:	1.0		3	0	0	0	0	0	0	0	0	0	0	3	3	0.00	0.000

Batter	1	2	3	4	5	6	7	8	9
25 Byron Buxton, R (1, 8) 66 Zack Granite, L (6, 8)	0-0 P4	0-0 F8			0-3 K		0-3 K		
7 Joe Mauer, L (1, 3) 37 Matt Hague, R (6, 3)	0-0 G4-3		0-3 K		0-3 K			0-0 G6-3	
2 Brian Dozier, R (1, 4) 83 Nick Gordon, L (6, 4) OBP: 1.000, SLG: 2.000	0-3 K		0-0 P4			0-0 22 F9 52 SF9 2B		4-0 16 G6-3 BB	
22 Miguel Sanó, R (1, 5) 16 Ehire Adrianza, S (7, 5)		0-3 K	0-0 G1-3			0-0 F9		0-0 G6-3	
26 Max Kepler, L (1, 9) 24 JB Shuck, L (6, 9) OBP: 1.000, SLG: 2.000		0-0 36 F9 21 1B 2B		4-0 52 G6-4-3 BB		4-0 50 S BB			
52 ByungHo Park, R (1, 10)		4-0 21 1B 11 1B BB		0-0 G6-4-3		0-0 SF9			
36 Robbie Grossman, S (1, 7) 50 Ben Paulsen, L (6, 7)		0-0 F9		0-0 E5		0-1 G4-3			
21 Jason Castro, L (1, 2) 12 John Ryan Murphy, R (6, 2) OBP: 0.500, SLG: 0.500		0-0 11 1B 1B		0-3 K			0-0 G6-3		
11 Jorge Polanco, S (1, 6) 39 Danny Santana, S (6, 6) OBP: 0.500, SLG: 0.500		0-0 1-2 1B			0-3 K		0-3 K		

AB	R	H	RBI	BB	SO	LOB
3	0	0	0	0	1	2
1	0	0	0	0	1	0
3	0	0	0	0	2	0
1	0	0	0	0	0	0
2	0	0	0	0	1	0
1	1	1	0	1	0	0
3	0	0	0	0	1	1
1	0	0	0	0	0	1
1	1	1	0	1	0	0
0	0	0	0	1	0	0
1	1	0	1	1	0	1
2	0	0	0	0	0	2
1	0	0	0	0	0	1
2	0	1	1	0	1	1
1	0	0	0	0	0	0
2	0	1	1	0	1	0
1	0	0	0	0	1	0

BOTTOM

United States @ Minnesota Twins
CenturyLink Sports Complex, Fort Myers, FL
 Wed Mar 08 2017, 7:06 PM - 9:46 PM EST
 Att: 5,391 - Party Cloudy - 75 F

livebaseballscorecards.com

AB	26
R	3
H	4
RBI	3
BB	4
SO	9
LOB	9



1B: 2	SF: 1	WP: 0	PA: 31
2B: 2	SAC: 0	PB: 0	
3B: 0	DP: 2	SB: 1	
HR: 0	HBP: 0	CS: 0	

Inning Stats	R: 0	H: 0	E: 0	K: 1	S: 5	H: 0	LOB: 0	BB: 0	P: 5	R: 2	H: 3	E: 0	K: 1	S: 8	H: 0	LOB: 2	BB: 1	P: 12	R: 0	H: 0	E: 0	K: 1	S: 5	H: 0	LOB: 0	BB: 0	P: 5	R: 0	H: 0	E: 0	K: 3	S: 9	H: 1	LOB: 1	E: 0	K: 0	S: 5	H: 1	LOB: 1	E: 0	K: 2	S: 7	H: 0	LOB: 0	BB: 0	P: 7	R: 0	H: 0	E: 0	K: 0	S: 2	H: 0	LOB: 0	BB: 1	P: 6
PITCHER	IP	WLS	BF	H	R	ER	SO	BB	IBB	HBP	BLK	WP	HR	S	P	ERA	WHIP	PITCHER	IP	WLS	BF	H	R	ER	SO	BB	IBB	HBP	BLK	WP	HR	S	P	ERA	WHIP																				
18 Luke Gregerson, R (1, 1) ERA:	1.0		3	0	0	0	1	0	0	0	0	0	0	5	5	0.00	0.000	30 David Robertson, R (4, 1) ERA:	1.0		4	0	0	0	1	0	0	0	0	0	5	9	0.00	1.000																					
24 Andrew Miller, L (2, 1) ERA: 27.0	0.2	B	4	1	2	2	1	1	0	0	0	0	0	5	9	27.00	3.000	65 Nate Jones, R (5, 1) ERA:	1.0		3	0	0	0	3	0	0	0	0	0	9	9	0.00	0.000																					
51 Jake McGee, L (2, 1) ERA:	0.0		2	2	0	0	0	0	0	0	0	0	0	2	2	∞	∞	80 Drew Rucinski, R (6, 1) ERA: 9.0	1.0	L	5	1	1	1	0	1	0	0	0	5	9	9.00	2.000																						
22 DJ Baxendale, R (2, 1) ERA:	0.1		1	0	0	0	0	0	0	0	0	0	0	1	1	0.00	0.000	51 Alex Wimmers, R (7, 1) ERA:	1.0		3	0	0	0	2	0	0	0	0	0	7	7	0.00	0.000																					
17 Pat Neshek, R (3, 1) ERA:	1.0		3	0	0	0	1	0	0	0	0	0	0	5	5	0.00	0.000	84 Aaron Slegers, R (8, 1) ERA:	1.0		3	0	0	0	0	1	0	0	0	0	0	2	6	0.00	1.000																				

Batter	1	2	3	4	5	6	7	8	9	AB R H RBI BB SO LOB	TOP											
3 Mookie Betts, R OBP: 1.000, SLG: 2.000 Shane Bieber, L (5, 9)	4-0 BB 12 F9 27 HBP		4-0 BB 12 1B		0-0 2B		0-3 K			1 0 1 0 2 0 0 0 0 0 0 0 0 0	United States @ San Francisco Giants Scottsdale Stadium, Scottsdale, AZ Wed Mar 08 2023, 9:09 PM - 11:35 PM EST Att. 6,690 - Clear - 67 F											
27 Mike Trout, R 31 Cedric Mullins, L (5, 8)	1-0 HBP		0-0 F8		0-0 P4		0-3 K		2 0 0 0 0 0 2 1 0 0 0 0 1 0													
12 Kyle Schwarber, L OBP: 0.500, SLG: 0.333 (1, 10)	0-0 F9		0-0 1B		0-0 F8		4-0 BB 20 G4-6-3		3 0 1 0 1 0 3													
46 Paul Goldschmidt, R OBP: 0.333, SLG: 1.333 20 Pete Alonso, R (1, 3) (6, 3)	0-3 K		0-0 G4-3		3-2 HR		0-0 G4-6-3		3 1 1 1 0 1 4 1 0 0 0 0 0 1													
28 Nolan Arenado, R OBP: 0.333, SLG: 0.333 15 Bobby Witt Jr., R (1, 5) (6, 6)	0-0 F7		0-0 1B 8 G3		0-3 K		0-0 F9		3 0 1 0 0 1 2 1 0 0 0 0 0 0													
30 Kyle Tucker, L Michael Gigliotti, L (1, 7) (6, 7)		0-0 G5-3		0-0 F7		0-3 K		0-0 G3-1	3 0 0 0 0 1 1 0 0 0 0 0 0 0													
8 Trea Turner, R Carter Aldrete, R (1, 6) (6, 5)		0-0 G6-3		0-0 G3		0-0 G6-3		0-3 K	3 0 0 0 0 0 1 0 0 0 0 0 0 0													
10 J.T. Realmuto, R 66 Kyle Higashioka, R (1, 2) (7, 2)		0-0 G6-3		0-3 K		0-3 K			3 0 0 0 0 2 1 0 0 0 0 0 0 0													
1 Jeff McNeil, L Hayden Cantrelle, S (1, 4) (7, 4)			0-0 P6		0-0 G3		0-3 K2-3		3 0 0 0 0 1 0 0 0 0 0 0 0 0													
Inning Stats	R: 0 E: 0 K: 1 S: 5	H: 0 LOB: 2 BB: 1 P: 10	R: 0 E: 0 K: 0 S: 3	H: 0 LOB: 0 BB: 0 P: 3	R: 0 E: 0 K: 0 S: 4	H: 1 LOB: 2 BB: 1 P: 8	R: 0 E: 0 K: 1 S: 6	H: 1 LOB: 1 BB: 0 P: 6	R: 0 E: 0 K: 0 S: 4	H: 1 LOB: 1 BB: 0 P: 4		R: 1 E: 0 K: 2 S: 10	H: 1 LOB: 0 BB: 0 P: 13	R: 0 E: 0 K: 3 S: 9	H: 0 LOB: 0 BB: 0 P: 9	R: 0 E: 0 K: 1 S: 4	H: 0 LOB: 0 BB: 1 P: 8	R: 0 E: 0 K: 1 S: 5	H: 0 LOB: 0 BB: 0 P: 5	1B: 2 2B: 1 3B: 0 HR: 1	SF: 0 SAC: 0 DP: 1 HBP: 1	WP: 0 PB: 0 SB: 0 CS: 0
PITCHER	IP WLS BF H R ER SO BB IBB HBP BLK WP HR S P ERA WHIP																					
26 Anthony DeSclafani, R ERA: 3.00	(1, 1) 3.0 W 13 1 0 0 1 2 0 0 1 0 0 0 12 21 0.00 1.000																					
52 Sean Manaea, L ERA: 3.00	(4, 1) 3.0 H 12 3 1 1 3 0 0 0 0 0 0 1 20 23 3.00 1.000																					
54 Scott Alexander, L ERA: 3.00	(7, 1) 1.0 H 3 0 0 0 3 0 0 0 0 0 0 0 9 9 0.00 0.000																					
59 John Brebbia, R ERA: 3.00	(8, 1) 1.0 3 0 0 0 1 1 0 0 0 0 0 0 4 8 0.00 1.000																					
63 Mauricio Llovera, R ERA: 3.00	(9, 1) 1.0 3 0 0 0 1 0 0 0 0 0 0 0 5 5 0.00 0.000																					

livebaseballscorecards.com

AB	27
R	1
H	4
RBI	1
BB	3
SO	7
LOB	15



Batter	1	2	3	4	5	6	7	8	9
31 LaMonte Wade Jr., L (1, 9) OBP: 0.333, SLG: 0.333 80 Clint Coulter, R (5, 9)	0-0 17 2B 42 G3-1 1B		0-0 F7	1-3 K2-3			1-0 29 PB 29 2B HBP		
17 Mitch Haniger, R (1, 7) OBP: 0.667, SLG: 1.333 29 Luis Matos, R (6, 7)	0-0 42 G3-1 41 SF8 2B		0-0 42 1B 2B		0-0 G6-3		1-0 83 G3-1 83 FC6-2 2B		
42 Joc Pederson, L (1, 3) OBP: 0.333, SLG: 0.333 83 Logan Wyatt, L (6, 3)	0-0 G3-1		0-0 41 1B 1B		0-3 K		0-0 G3-1		
41 Wilmer Flores, R (1, 10) OBP: 0.333, SLG: 0.500 83 Ricardo Genovés, R (7, PH)	0-0 SF8		0-0 1B		0-0 G6-3		0-0 FC6-2		
35 Brandon Crawford, L (1, 6) 98 Tyler Fitzgerald, R (4, 6)	0-3 K		0-3 K		0-3 K		0-3 K		
32 David Villar, R (1, 5) OBP: 0.667, SLG: 1.667 89 Brett Auerbach, R (7, 5)		0-0 G5-3		0-0 31 WP 5 BB 1B		0-1 HR		0-0 L8	
5 Mike Yastrzemski, L (1, 8) 58 Bryce Johnson, S (5, 8)		0-0 P5		4-0 31 WP BB		0-0 2S 1B		0-0 2B	
39 Thairo Estrada, R (1, 4) 86 Damon Dues, L (7, 4)		0-3 K		0-3 K		0-0 L6		0-3 K	
21 Joey Bart, R (1, 2) 2 Blake Sabol, L (6, 2)			0-0 G3-1		0-0 F9		0-3 K		0-0 F9

Inning Stats	R: 2	H: 2	E: 0	LOB: 0	K: 1	BB: 0	S: 7	P: 7
	R: 0	H: 0	E: 0	LOB: 0	K: 1	BB: 0	S: 5	P: 5
	R: 1	H: 3	E: 0	LOB: 2	K: 1	BB: 0	S: 8	P: 8
	R: 0	H: 1	E: 0	LOB: 2	K: 2	BB: 1	S: 8	P: 13
	R: 0	H: 0	E: 0	LOB: 0	K: 1	BB: 0	S: 5	P: 5
	R: 1	H: 2	E: 0	LOB: 1	K: 2	BB: 0	S: 11	P: 11
	R: 1	H: 1	E: 0	LOB: 1	K: 1	BB: 0	S: 6	P: 8
	R: 0	H: 1	E: 0	LOB: 1	K: 1	BB: 0	S: 6	P: 6

PITCHER														IP	WLS	BF	H	R	ER	SO	BB	IBB	HBP	BLK	WP	HR	S	P	ERA	WHIP
39 Miles Mikolas, R (1, 1) ERA: 6.75														2.2	L	10	2	2	2	2	0	0	0	0	0	0	14	14	6.75	0.750
Evan Gates, R (3, 1) ERA: 27.0														0.1		4	3	1	1	1	0	0	0	0	0	0	6	6	27.00	9.000
55 Ryan Pressly, R (4, 1) ERA:														1.0		5	1	0	0	2	1	0	0	0	1	0	8	13	0.00	2.000
0 Adam Ottavino, R (5, 1) ERA:														1.0		3	0	0	0	1	0	0	0	0	0	0	5	5	0.00	0.000
49 Kendall Graveman, R (6, 1) ERA: 9.0														1.0		5	2	1	1	2	0	0	0	0	0	1	11	11	9.00	2.000
PITCHER														IP	WLS	BF	H	R	ER	SO	BB	IBB	HBP	BLK	WP	HR	S	P	ERA	WHIP
47 Jason Adam, R (7, 1) ERA: 9.0														1.0		5	1	1	1	1	0	0	0	0	0	0	6	8	9.00	1.000
53 David Bednar, R (8, 1) ERA:														1.0		4	1	0	0	1	0	0	0	0	0	0	6	6	0.00	1.000

BOTTOM


United States @ San Francisco Giants
 Scottsdale Stadium, Scottsdale, AZ
 Wed Mar 08 2023, 9:09 PM - 11:35 PM EST
 Att: 6,690 - Clear - 67 F

AB	R	H	RBI	BB	SO	LOB
3	1	1	0	0	1	2
0	1	0	0	0	0	0
3	2	2	0	0	0	0
1	0	1	1	0	0	0
3	0	1	2	0	1	1
1	0	0	0	0	0	1
2	0	1	1	0	0	0
1	0	0	0	0	0	1
2	0	0	0	0	2	2
2	0	0	0	0	2	1
3	1	2	1	0	0	0
1	0	0	0	0	0	0
1	0	0	0	1	0	0
2	0	2	0	0	0	0
3	0	0	0	0	2	3
1	0	0	0	0	1	1
2	0	0	0	0	0	2
2	0	0	0	0	1	2

AB	33
R	5
H	10
RBI	5
BB	1
SO	10
LOB	16

WP: 1 PA: 36
 PB: 1
 SB: 1
 CS: 0



Batter	1	2	3	4	5	6	7	8	9	AB R H RBI BB SO LOB	TOP											
7 Tim Anderson, R (1, 6) OBP: 0.250, SLG: 0.500 94 Zach Neto, R (6, 6)	0-0 G5-3		0-0 28 HR 1B	0-3 K		0-3 K		0-3 K		4 1 1 0 0 2 0 0 0 0 0 0 0 0												
3 Mookie Betts, R (1, 4) OBP: 1.000, SLG: 1.333 1 Jeff McNeil, L (4, PH) (4, 4)	0-0 46 1B		0-0 28 HR 1B	0-3 K		0-0 L7		0-1 L9		2 1 2 0 0 0 0 3 0 0 0 0 1 1												
27 Mike Trout, R (1, 8) 93 Jordyn Adams, R (4, PR) (4, 7)	0-0 F7		0-0 F8	4-0 BB		0-3 K			0-3 K	0 0 0 0 0 0 0 0 0 0 0 0 0 0												
46 Paul Goldschmidt, R (1, 10) OBP: 0.500, SLG: 1.000 12 Kyle Schwarber, L (7, PH) (7, 10)	0-0 28 FC5-4 1B		4-0 28 HR BB	0-0 F8		0-3 K			0-0 E3	2 1 1 0 1 0 1 2 0 0 0 0 1 0												
28 Nolan Arenado, R (1, 5) OBP: 0.400, SLG: 1.000 15 Bobby Witt Jr., R (4, 5) OBP: 0.500, SLG: 0.500	0-0 FC5-4		1-1 HR	0-0 16 S 16 1B		0-0 FC6-4 20 HBP 89 PB 1B			0-0 F8	2 1 1 4 0 0 2 3 2 2 0 0 0 1												
20 Pete Alonso, R (1, 3) OBP: 0.333, SLG: 0.200		0-0 F8	0-0 30 1B	0-0 F8		1-0 66 FC6-4 HBP			0-3 K	4 0 1 0 0 1 2												
30 Kyle Tucker, L (1, 9) OBP: 0.167, SLG: 0.167 66 Kyle Higashioka, R (5, 2)		0-0 F8	0-0 1-3 1B	0-0 F7		0-0 FC6-4 89 PB 89 S				3 0 1 0 0 0 1 1 0 0 0 0 0 2	AB 31 R 6 H 10 RBI 5 BB 3 SO 5 LOB 16											
16 Will Smith, R (1, 2) OBP: 0.667, SLG: 0.500 89 Jeremiah Jackson, R (5, 9)		4-0 BB	0-0 F7	0-1 1B		2-3 K				2 0 1 1 1 0 2 0 0 0 0 0 0 0												
31 Cedric Mullins, L (1, 7) (4, 8)		0-0 L4	0-0 F7	0-0 G4-3		1-3 3-H			4-0 1 CS BB	3 0 0 0 1 0 4												
Inning Stats	R: 0 E: 0 K: 0 S: 5	H: 2 LOB: 2 BB: 0 P: 5	R: 0 E: 0 K: 0 S: 3	H: 0 LOB: 1 BB: 1 P: 7	R: 4 E: 0 K: 0 S: 9	H: 5 LOB: 2 BB: 1 P: 14	R: 0 E: 0 K: 2 S: 7	H: 0 LOB: 1 BB: 1 P: 11	R: 1 E: 0 K: 0 S: 6	H: 2 LOB: 1 BB: 0 P: 6	R: 0 E: 0 K: 2 S: 7	H: 0 LOB: 0 BB: 0 P: 7	R: 1 E: 0 K: 2 S: 8	H: 1 LOB: 1 BB: 0 P: 11	R: 0 E: 0 K: 1 S: 5	H: 0 LOB: 0 BB: 1 P: 9	R: 0 E: 1 K: 2 S: 8	H: 0 LOB: 1 BB: 0 P: 8	1B: 8 2B: 1 3B: 0 HR: 1	SF: 0 SAC: 0 DP: 0 HBP: 1	WP: 0 PB: 1 SB: 2 CS: 1	PA: 42
PITCHER	IP WLS BF H R ER SO BB IBB HBP BLK WP HR S P ERA WHIP																					
31 Tyler Anderson, L (1, 1) ERA: 15.43	2.1 L 16 7 4 4 0 2 0 0 0 0 0 1 15 24 15.43 3.857																					
71 Jacob Webb, R (3, 1) ERA:	0.2 2 0 0 0 0 0 0 0 0 0 0 0 2 2 0.00 0.000																					
28 Aaron Loup, L (4, 1) ERA:	1.0 4 0 0 0 2 1 0 0 0 0 0 0 7 11 0.00 1.000																					
52 Ryan Tepera, R (5, 1) ERA: 9.0	1.0 5 2 1 1 0 0 0 0 0 0 0 0 6 6 9.00 2.000																					
53 Carlos Estévez, R (6, 1) ERA:	1.0 3 0 0 0 2 0 0 0 0 0 0 0 7 7 0.00 0.000																					
PITCHER	IP WLS BF H R ER SO BB IBB HBP BLK WP HR S P ERA WHIP																					
46 Jimmy Herget, R (7, 1) ERA:	1.0 5 1 1 0 2 0 0 1 0 0 0 0 8 11 0.00 1.000																					
60 Andrew Wantz, R (8, 1) ERA:	1.0 3 0 0 0 1 1 0 0 0 0 0 0 5 9 0.00 1.000																					
64 Ben Joyce, R (9, 1) ERA:	1.0 4 0 0 0 2 0 0 0 0 0 0 0 8 8 0.00 0.000																					

United States @ Los Angeles Angels
 Tempe Diablo Stadium, Tempe, AZ
 Thu Mar 09 2023, 3:10 PM - 5:46 PM EST
 Att: 7,881 - Cloudy - 67 F

livebaseballscorecards.com

