



**United States**

Batter	1	2	3	4	5	6	7	8	9	AB R H RBI BB SO LOB	TOP																								
											<b>United States @ San Francisco Giants</b> Scottsdale Stadium, Scottsdale, AZ Sun Mar 05 2006, 3:05 PM EST <a href="http://livebaseballscorecards.com">livebaseballscorecards.com</a>																								
		<b>AB</b> 0 <b>R</b> 0 <b>H</b> 0 <b>RBI</b> 0 <b>BB</b> 0 <b>SO</b> 0 <b>LOB</b> 0																																	
																																			
Inning Stats		1B: 0 SF: 0 2B: 0 SAC: 0 3B: 0 DP: 0 HR: 0 HBP: 0	WP: 0 PA: 0 FB: 0 SB: 0 CS: 0																																
PITCHER	IP	WLS	BF	H	R	ER	SO	BB	IBB	HBP	BLK	WP	HR	S	P	ERA	WHIP	PITCHER	IP	WLS	BF	H	R	ER	SO	BB	IBB	HBP	BLK	WP	HR	S	P	ERA	WHIP


Batter	1	2	3	4	5	6	7	8	9	AB R H RBI BB SO LOB	BOTTOM																								
											<b>United States @ San Francisco Giants</b> Scottsdale Stadium, Scottsdale, AZ Sun Mar 05 2006, 3:05 PM EST <a href="http://livebaseballscorecards.com">livebaseballscorecards.com</a>																								
		<b>AB</b> 0 <b>R</b> 0 <b>H</b> 0 <b>RBI</b> 0 <b>BB</b> 0 <b>SO</b> 0 <b>LOB</b> 0																																	
																																			
Inning Stats		1B: 0 SF: 0 2B: 0 SAC: 0 3B: 0 DP: 0 HR: 0 HBP: 0	WP: 0 PA: 0 FB: 0 SB: 0 CS: 0																																
PITCHER	IP	WLS	BF	H	R	ER	SO	BB	IBB	HBP	BLK	WP	HR	S	P	ERA	WHIP	PITCHER	IP	WLS	BF	H	R	ER	SO	BB	IBB	HBP	BLK	WP	HR	S	P	ERA	WHIP



Batter	1	2	3	4	5	6	7	8	9	AB	R	H	RBI	BB	SO	LOB	TOP																	
50 Shane Victorino, S OBP: 0.167, SLG: 0.167										5	0	1	0	0	1	3																		
1 Jimmy Rollins, S OBP: 0.200, SLG: 0.400										5	1	1	2	0	0	2																		
10 Chipper Jones, S OBP: 0.286, SLG: 0.167										4	0	0	0	0	1	2																		
4 David Wright, R 2 Derek Jeter, R OBP: 0.429, SLG: 0.333										2	0	0	0	0	0	0																		
17 Adam Dunn, L										3	0	1	1	0	0	0																		
18 Ryan Braun, R										4	0	1	1	0	2	1																		
7 Mark DeRosa, R										3	1	0	0	1	0	3																		
26 Chris Iannetta, R 16 Brian McCann, L										2	0	1	0	0	0	0																		
28 Curtis Granderson, L										3	1	0	1	1	2	1																		
<b>Inning Stats</b>	R: 0 E: 0 K: 0 S: 3	H: 0 LOB: 0 BB: 0 P: 3	R: 0 E: 0 K: 1 S: 5	H: 0 LOB: 0 BB: 0 P: 5	R: 0 E: 0 K: 0 S: 4	H: 1 LOB: 1 BB: 1 P: 8	R: 0 E: 0 K: 0 S: 3	H: 0 LOB: 0 BB: 0 P: 3	R: 0 E: 0 K: 1 S: 6	H: 0 LOB: 1 BB: 0 P: 6	R: 0 E: 0 K: 1 S: 5	H: 0 LOB: 1 BB: 0 P: 6	R: 0 E: 0 K: 2 S: 12	H: 4 LOB: 2 BB: 1 P: 16	R: 0 E: 0 K: 1 S: 6	H: 1 LOB: 1 BB: 0 P: 6	1B: 4 2B: 2 3B: 0 HR: 0	SF: 0 SAC: 0 DP: 0 HBP: 1	WP: 0 PB: 0 SB: 0 CS: 0	PA: 38														
<b>PITCHER</b>	IP WLS BF H R ER SO BB IBB HBP BLK WP HR S P ERA WHIP																																	
66 Brad Mills, L	(1, 1)	3.0	11	1	1	1	1	1	0	0	0	0	0	0	12	16	3.00	0.667																
31 Matt Clement, R	(4, 1)	3.0	10	0	0	0	1	0	0	0	0	0	0	12	12	0.00	0.000																	
44 Casey Janssen, R	(7, 1)	1.0	H	4	0	0	0	1	0	0	1	0	0	5	6	0.00	0.000																	
59 Reid Santos, L	(8, 1)	1.0	B	9	4	4	2	2	1	0	0	0	0	12	16	18.00	5.000																	
58 Dirk Hayhurst, R	(9, 1)	1.0	W	4	1	0	0	1	0	0	0	0	0	6	6	0.00	1.000																	

United States @ Toronto Blue Jays  
Dunedin Stadium, Dunedin, FL  
Wed Mar 04 2009, 1:05 PM EST  
Att: 2,545 - Sunny - 67 F

AB 35  
R 5  
H 6  
RBI 5  
BB 2  
SO 6  
LOB 13



Batter	1	2	3	4	5	6	7	8	9	AB	R	H	RBI	BB	SO	LOB	BOTTOM																	
1 Joe Inglett, L OBP: 0.167, SLG: 0.167										3	0	0	1	0	0	3																		
8 Russ Adams, L										1	1	0	0	1	0	0																		
2 Aaron Hill, R										3	0	0	0	0	0	1																		
64 Scott Campbell, L										1	1	1	1	1	0	0																		
26 Adam Lind, L										3	0	0	0	0	2	0																		
3 Randy Ruiz, R										2	0	1	0	0	1	3																		
30 Kevin Millar, R										3	0	0	0	0	0	0																		
62 Brian Dopirak, R										2	0	2	3	0	0	0																		
11 Jason Lane, R										3	0	0	0	0	2	0																		
21 Buck Coats, L										1	0	0	0	0	0	2																		
33 Scott Rolen, R										2	0	1	0	0	0	0																		
94 Chris Gutierrez, R										2	1	0	0	0	2	2																		
45 Travis Snider, L										3	1	3	0	0	0	0																		
17 Adam Loewen, L										0	1	0	0	1	0	0																		
13 Raul Chavez, R										2	0	1	1	0	0	1																		
71 Kyle Phillips, L										2	1	2	0	0	0	0																		
6 John McDonald, R										2	0	0	0	0	0	4																		
4 Angel Sanchez, R										0	0	0	0	0	0	0																		
<b>Inning Stats</b>	R: 0 E: 0 K: 0 S: 3	H: 0 LOB: 0 BB: 0 P: 3	R: 0 E: 0 K: 0 S: 3	H: 0 LOB: 0 BB: 0 P: 3	R: 0 E: 0 K: 2 S: 7	H: 0 LOB: 0 BB: 0 P: 7	R: 0 E: 0 K: 1 S: 5	H: 0 LOB: 0 BB: 0 P: 5	R: 0 E: 0 K: 1 S: 5	H: 0 LOB: 2 BB: 0 P: 9	R: 0 E: 0 K: 1 S: 7	H: 2 LOB: 1 BB: 1 P: 12	R: 1 E: 0 K: 1 S: 7	H: 2 LOB: 2 BB: 1 P: 15	R: 3 E: 0 K: 1 S: 7	H: 3 LOB: 2 BB: 2 P: 15	1B: 11 2B: 0 3B: 0 HR: 0	SF: 0 SAC: 2 DP: 0 HBP: 0	WP: 2 PB: 0 SB: 0 CS: 0	PA: 40														
<b>PITCHER</b>	IP WLS BF H R ER SO BB IBB HBP BLK WP HR S P ERA WHIP																																	
33 Ted Lilly, L	(1, 1)	4.0	14	2	1	1	2	0	0	0	0	0	1	0	5	6	9.00	2.000																
42 LaTroy Hawkins, R	(5, 1)	1.0	5	2	1	1	0	0	0	0	0	0	0	5	5	0.00	0.000																	
62 Scot Shields, R	(6, 1)	1.0	3	0	0	0	1	0	0	0	0	0	0	5	5	0.00	0.000																	
39 J.P. Howell, L	(7, 1)	1.0	5	2	0	0	2	0	0	0	0	0	0	9	9	0.00	2.000																	
38 Joel Hanrahan, R	(8, 1)	1.0	H	6	2	1	1	1	1	0	0	0	1	0	7	12	9.00	3.000																

United States @ Toronto Blue Jays  
Dunedin Stadium, Dunedin, FL  
Wed Mar 04 2009, 1:05 PM EST  
Att: 2,545 - Sunny - 67 F

AB 35  
R 6  
H 11  
RBI 6  
BB 3  
SO 7  
LOB 16





Batter	1	2	3	4	5	6	7	8	9	AB	R	H	RBI	BB	SO	LOB	TOP								
1 Jimmy Rollins, S OBP: 0.286, SLG: 0.429 2 Derek Jeter, R OBP: 0.400, SLG: 0.250	F9		FC4-6 G5-4-3	FC4-6		G6-3		FC3-6 BB		0	1	0	0	0	0	0									
Dustin Pedroia, R OBP: 0.300, SLG: 0.222	G1-6-3		10 WP 10 HR	G5-4-3		F9		FC3-6		5	1	1	1	0	0	3									
10 Chipper Jones, S OBP: 0.333, SLG: 0.500	E3		HR			21 BB 17 HR		L9		4	2	1	3	1	0	2									
4 David Wright, R OBP: 0.273, SLG: 0.200	P4		1B			F9		G6-3		5	0	2	0	0	0	2									
21 Kevin Youkilis, R OBP: 0.375, SLG: 0.167		F8	K			17 HR		K		3	1	0	0	1	2	1									
17 Adam Dunn, L OBP: 0.273, SLG: 0.500 28 Curtis Granderson, L OBP: 0.300, SLG: 0.125	F8		K			HR		7 S 1B		3	1	1	3	0	1	1									
18 Ryan Braun, R OBP: 0.500, SLG: 0.750 7 Mark DeRosa, R	G6-3		HR			F9		F9		2	1	1	1	0	0	0									
16 Brian McCann, L OBP: 0.286, SLG: 0.857 26 Chris Iannetta, R OBP: 0.167, SLG: 0.167		G6-3	HR			K		G6-3		2	1	1	1	0	0	0									
50 Shane Victorino, S OBP: 0.300, SLG: 0.222			1B			E3		G6-3		3	0	0	0	0	2	2									
										0	1	0	0	0	0	0									
<b>Inning Stats</b>	R: 0 E: 1 K: 0 S: 8	H: 0 LOB: 1 BB: 0 P: 13	R: 0 E: 0 K: 0 S: 11	H: 0 LOB: 0 BB: 0 P: 16	R: 4 E: 1 K: 2 S: 20	H: 5 LOB: 1 BB: 0 P: 34	R: 2 E: 1 K: 0 S: 12	H: 2 LOB: 0 BB: 0 P: 16	R: 3 E: 0 K: 1 S: 12	H: 1 LOB: 0 BB: 0 P: 26	R: 0 E: 0 K: 0 S: 3	H: 0 LOB: 0 BB: 0 P: 3	R: 0 E: 0 K: 0 S: 8	H: 1 LOB: 2 BB: 0 P: 12	R: 0 E: 0 K: 0 S: 11	H: 0 LOB: 2 BB: 1 P: 21	R: 0 E: 0 K: 2 S: 10	H: 1 LOB: 2 BB: 1 P: 19	1B: 6 2B: 0 3B: 0 HR: 4	SF: 0 SAC: 0 DP: 1 HBP: 1	WP: 1 PB: 0 SB: 2 CS: 0	PA: 44			
<b>PITCHER</b>	IP	WLS	BF	H	R	ER	SO	BB	IBB	HBP	BLK	WP	HR	S	P	ERA	WHIP								
38 Kyle Kendrick, R ERA: 13.5	2.2	L	14	5	4	4	1	0	0	0	0	1	1	36	58	13.50	1.875								
74 Antonio Bastardo, L ERA: 19.29	2.1		12	3	5	5	2	2	0	0	0	0	3	27	47	19.29	2.143								
55 Clay Condrey, R ERA:	2.0		8	1	0	0	0	0	0	1	0	0	0	11	15	0.00	0.500								
46 Ryan Madson, R ERA:	1.0		5	0	0	0	0	2	0	0	0	0	0	11	21	0.00	2.000								
53 Blaine Neal, R ERA:	1.0		5	1	0	0	2	1	0	0	0	0	0	10	19	0.00	2.000								

United States @ Philadelphia Phillies  
Bright House Networks Field, Clearwater, FL  
Thu Mar 05 2009, 12:05 PM EST  
Att: 6,246 - Sunny - 69 F

AB 33  
R 9  
H 8  
RBI 9  
BB 4  
SO 5  
LOB 16



Batter	1	2	3	4	5	6	7	8	9	AB	R	H	RBI	BB	SO	LOB	BOTTOM								
22 Marcus Giles, R OBP: 0.400, SLG: 0.250 24 Mike Cervenak, R OBP: 0.500, SLG: 0.500	4 2B BB	G5-3				G4-3		79 G5-4-3 1B		2	2	1	0	1	0	1									
4 Eric Bruntlett, R OBP: 0.333, SLG: 0.400 79 Jason Ellison, R OBP: 0.250, SLG: 0.250	40 FC5-4 2B		F8			F8		L4		3	0	1	1	0	0	1									
29 Raul Ibanez, L OBP: 0.500, SLG: 0.600 67 Chris Walker, S	40 FC5-4 BB		G4-3			6 HR 1B		F8		2	1	1	0	1	0	0									
6 Ryan Howard, L OBP: 0.800, SLG: 1.500 33 Andy Tracy, L	K		HBP			HR		40 1B HBP		2	1	1	3	0	1	2									
40 John Mayberry Jr., R OBP: 0.375, SLG: 0.750	FC5-4		F8			G4-3		1B		5	0	1	0	0	0	3									
Geoff Jenkins, L OBP: 0.286, SLG: 0.167	G3					G5-3		F7		4	0	1	0	0	0	4									
34 Pablo Ozuna, R						G3-6		G6-3		3	0	0	0	0	0	1									
71 J.J. Furmaniak, R OBP: 1.000, SLG: 1.000		G6-3				G3-6		G6-3		1	1	1	0	0	0	0									
75 Jason Donald, R OBP: 0.167, SLG: 0.667 13 Jorge Velandria, R OBP: 1.000, SLG: 1.000		L7				K		HR		3	1	1	1	0	1	0									
3 Lou Marson, R OBP: 0.600, SLG: 0.500						G6-3		1B		4	0	2	0	0	1	2									
										1B: 9 2B: 1 3B: 0 HR: 2	H: 0 LOB: 0 BB: 0 P: 12	SF: 0 SAC: 0 DP: 2 HBP: 2	WP: 0 PB: 0 SB: 0 CS: 0	PA: 41											
<b>PITCHER</b>	IP	WLS	BF	H	R	ER	SO	BB	IBB	HBP	BLK	WP	HR	S	P	ERA	WHIP								
46 Jeremy Guthrie, R ERA: 3.86	2.1	W	11	2	1	1	1	0	0	0	0	0	0	28	48	3.86	1.714								
34 John Grabow, L ERA:	0.2	H	4	1	0	0	0	0	0	1	0	0	0	5	7	0.00	1.500								
29 Matt Lindstrom, R ERA: 12.0	2.0		8	3	3	3	1	0	0	0	0	0	1	13	16	13.50	1.500								
37 Matt Thornton, L ERA: 18.0	1.0		5	2	1	1	0	0	0	0	0	0	1	7	9	9.00	2.000								
99 Heath Bell, R ERA:	1.0		5	1	0	0	0	0	0	1	0	0	0	5	7	0.00	1.000								
<b>PITCHER</b>	IP	WLS	BF	H	R	ER	SO	BB	IBB	HBP	BLK	WP	HR	S	P	ERA	WHIP								
Joe Bisenius, R ERA: 9.0	1.0		5	3	1	1	1	0	0	0	0	0	0	8	13	9.00	3.000								
51 Jonathan Broxton, R ERA:	1.0	S	3	0	0	0	1	0	0	0	0	0	0	7	12	0.00	0.000								

United States @ Philadelphia Phillies  
Bright House Networks Field, Clearwater, FL  
Thu Mar 05 2009, 12:05 PM EST  
Att: 6,246 - Sunny - 69 F

AB 37  
R 6  
H 12  
RBI 6  
BB 2  
SO 4  
LOB 17













Batter	1	2	3	4	5	6	7	8	9	AB	R	H	RBI	BB	SO	LOB	TOP				
3 Ian Kinsler, R OBP: 0.333, SLG: 0.333 44 Paul Goldschmidt, R (6, 3)										3	1	1	0	0	0	1					
10 Adam Jones, R OBP: 0.333, SLG: 0.333 4 Tanner English, R OBP: 1.000, SLG: 1.000										3	1	1	0	0	0	0					
12 Nolan Arenado, R OBP: 0.333, SLG: 0.667 5 Josh Harrison, R (6, 5)										3	0	1	2	0	1	0					
35 Eric Hosmer, L OBP: 0.667, SLG: 0.667 40 Levi Michael, R (6, 4)										3	0	2	0	0	0	1					
28 Buster Posey, R (1, 2) 25 Jonathan Lucroy, R OBP: 0.500, SLG: 0.500 (6, 2) 33 Ryan Walker, L (9, PR)										2	0	0	0	0	0	2					
27 Giancarlo Stanton, R (1, 9) 41 LaMonte Wade Jr., L (6, 9)										3	0	0	0	0	2	1					
31 Daniel Murphy, L (1, 10)										4	0	0	0	0	1	3					
22 Andrew McCutchen, R (1, 7) 7 Christian Yelich, L (6, 7)										0	0	0	0	2	0	0					
26 Brandon Crawford, L (1, 6) 2 Alex Bregman, R (6, 6)										2	0	0	0	0	0	2					
<b>Inning Stats</b>	R: 2 E: 0 K: 1 S: 8	H: 3 LOB: 1 BB: 0 P: 10	R: 0 E: 0 K: 0 S: 3	H: 0 LOB: 1 BB: 1 P: 7	R: 0 E: 0 K: 1 S: 6	H: 1 LOB: 1 BB: 0 P: 6	R: 0 E: 0 K: 0 S: 3	H: 0 LOB: 1 BB: 1 P: 7	R: 0 E: 0 K: 1 S: 5	H: 0 LOB: 0 BB: 0 P: 3	R: 0 E: 0 K: 1 S: 5	H: 0 LOB: 0 BB: 0 P: 5	R: 0 E: 0 K: 1 S: 4	H: 1 LOB: 1 BB: 0 P: 4	R: 0 E: 1 K: 1 S: 7	H: 1 LOB: 3 BB: 0 P: 7	1B: 6 2B: 1 3B: 0 HR: 0	SF: 0 SAC: 0 DP: 1 HBP: 0	WP: 1 PB: 0 SB: 0 CS: 0	PA: 36	
<b>PITCHER</b>	IP	WLS	BF	H	R	ER	SO	BB	IBB	HBP	BLK	WP	HR	S	P	ERA	WHIP				
65 Trevor May, R ERA: 4.91	3.2		17	4	2	2	2	2	0	0	0	1	0	19	29	4.91	1.636				
64 Randy Rosario, L ERA:	0.1		1	0	0	0	0	0	0	0	0	0	0	1	1	0.00	0.000				
32 Ryan Vogelsong, R ERA:	1.0		3	0	0	0	0	0	0	0	0	0	0	3	3	0.00	0.000				
9 Matt Belisle, R ERA:	1.0	W	3	1	0	0	1	0	0	0	0	0	0	5	5	0.00	1.000				
57 Ryan Pressly, R ERA:	1.0	H	3	0	0	0	1	0	0	0	0	0	0	5	5	0.00	0.000				

United States @ Minnesota Twins  
CenturyLink Sports Complex, Fort Myers, FL  
Wed Mar 08 2017, 7:06 PM - 9:46 PM EST  
Att: 5,391 - Partly Cloudy - 75 F

AB 34  
R 2  
H 7  
RBI 2  
BB 2  
SO 5  
LOB 20



Batter	1	2	3	4	5	6	7	8	9	AB	R	H	RBI	BB	SO	LOB	BOTTOM				
25 Byron Buxton, R (1, 8) 66 Zack Granite, L (6, 8)										3	0	0	0	0	1	2					
7 Joe Mauer, L (1, 3) 37 Matt Hague, R (6, 3)										3	0	0	0	0	2	0					
2 Brian Dozier, R (1, 4) 83 Nick Gordon, L OBP: 1.000, SLG: 2.000 (6, 4)										2	0	0	0	0	1	0					
22 Miguel Sanó, R (1, 5) 16 Ehire Adrianza, S (7, 5)										3	0	0	0	0	1	1					
26 Max Kepler, L OBP: 1.000, SLG: 2.000 (1, 9) 24 JB Shuck, L (6, 9)										1	1	1	0	1	0	0					
52 ByungHo Park, R (1, 10)										1	1	0	1	1	0	1					
36 Robbie Grossman, S (1, 7) 50 Ben Paulsen, L (6, 7)										2	0	0	0	0	0	2					
21 Jason Castro, L OBP: 0.500, SLG: 0.500 (1, 2) 12 John Ryan Murphy, R (6, 2)										2	0	1	1	0	1	1					
11 Jorge Polanco, S OBP: 0.500, SLG: 0.500 (1, 6) 39 Danny Santana, S (6, 6)										2	0	1	1	0	1	0					
<b>Inning Stats</b>	R: 0 E: 0 K: 1 S: 5	H: 0 LOB: 0 BB: 0 P: 5	R: 2 E: 0 K: 1 S: 8	H: 3 LOB: 2 BB: 1 P: 12	R: 0 E: 0 K: 1 S: 5	H: 0 LOB: 0 BB: 0 P: 5	R: 0 E: 0 K: 1 S: 5	H: 0 LOB: 1 BB: 1 P: 9	R: 0 E: 0 K: 2 S: 7	H: 0 LOB: 0 BB: 0 P: 7	R: 0 E: 0 K: 0 S: 2	H: 0 LOB: 0 BB: 1 P: 6	1B: 2 2B: 2 3B: 0 HR: 0	SF: 1 SAC: 0 DP: 2 HBP: 0	WP: 0 PB: 0 SB: 1 CS: 0	PA: 31					
<b>PITCHER</b>	IP	WLS	BF	H	R	ER	SO	BB	IBB	HBP	BLK	WP	HR	S	P	ERA	WHIP				
18 Luke Gregerson, R ERA:	1.0		3	0	0	0	1	0	0	0	0	0	0	5	9	0.00	0.000				
24 Andrew Miller, L ERA: 27.0	0.2	B	4	1	2	2	1	1	0	0	0	0	0	5	9	27.00	3.000				
51 Jake McGee, L ERA:	0.0		2	2	0	0	0	0	0	0	0	0	0	2	2	∞	∞				
22 DJ Baxendale, R ERA:	0.1		1	0	0	0	0	0	0	0	0	0	0	1	1	0.00	0.000				
17 Pat Neshek, R ERA:	1.0		3	0	0	0	1	0	0	0	0	0	0	5	5	0.00	0.000				
<b>PITCHER</b>	IP	WLS	BF	H	R	ER	SO	BB	IBB	HBP	BLK	WP	HR	S	P	ERA	WHIP				
30 David Robertson, R ERA:	4.1		17	4	2	2	2	2	0	0	0	1	0	19	29	4.91	1.636				
65 Nate Jones, R ERA:	1.0		3	0	0	0	3	0	0	0	0	0	0	9	9	0.00	0.000				
80 Drew Rucinski, R ERA: 9.0	1.0	L	5	1	1	1	0	1	0	0	0	0	0	5	9	9.00	2.000				
51 Alex Wimmers, R ERA:	1.0		3	0	0	0	2	0	0	0	0	0	0	7	7	0.00	0.000				
84 Aaron Slegers, R ERA:	1.0		3	0	0	0	0	1	0	0	0	0	0	2	6	0.00	1.000				

United States @ Minnesota Twins  
CenturyLink Sports Complex, Fort Myers, FL  
Wed Mar 08 2017, 7:06 PM - 9:46 PM EST  
Att: 5,391 - Partly Cloudy - 75 F

AB 26  
R 3  
H 4  
RBI 3  
BB 4  
SO 9  
LOB 9









Batter	1	2	3	4	5	6	7	8	9	AB	R	H	RBI	BB	SO	LOB	TOP					
7 Tim Anderson, R OBP: 0.250, SLG: 0.500 94 Zach Neto, R (6, 6)	G5-3		28 HR 1B	K		K		K		4	1	1	0	0	2	0	<b>United States @ Los Angeles Angels</b> Tempe Diablo Stadium, Tempe, AZ Thu Mar 09 2023, 3:10 PM - 5:46 PM EST Att: 7,881 - Cloudy - 67 F					
3 Mookie Betts, R OBP: 1.000, SLG: 1.333 1 Jeff McNeil, L (4, FH) (4, 4)	46 1B 1B		46 BB 28 HR 1B	K		L7		L9		2	1	2	0	0	0	0						
27 Mike Trout, R 93 Jordyn Adams, R (4, PR) (4, 7)	F7		F8			K				0	0	0	0	0	0	0						
46 Paul Goldschmidt, R OBP: 0.500, SLG: 1.000 12 Kyle Schwarber, L OBP: 0.333, SLG: 0.200 (7, PH) (7, 10)	28 FC5-4 1B		28 HR BB			F8				2	1	1	0	1	0	1						
28 Nolan Arenado, R OBP: 0.400, SLG: 1.000 15 Bobby Witt Jr., R OBP: 0.500, SLG: 0.500 (1, 5) (4, 5)	FC5-4		HR			16 S 16 1B 1B		66 FC6-4 20 HBP 89 PB 1B		2	1	1	4	0	0	2						
20 Pete Alonso, R OBP: 0.333, SLG: 0.200 (1, 3)			F8			F8				4	0	1	0	0	1	2						
30 Kyle Tucker, L OBP: 0.167, SLG: 0.167 66 Kyle Higashioka, R (5, 2)	F8		30 1B 1B			F7		66 FC6-4 HBP		3	0	1	0	0	0	1						
16 Will Smith, R OBP: 0.667, SLG: 0.500 89 Jeremiah Jackson, R (5, 9)			F7			1-H 2-H 3-H 1B		89 PB 89 S FC6-4		2	0	1	1	1	0	2						
31 Cedric Mullins, L (1, 7) (4, 8)	L4		F7			G4-3				3	0	0	0	1	0	4						
<b>Inning Stats</b>	R: 0 E: 0 K: 0 S: 5	H: 2 LOB: 2 BB: 0 P: 5	R: 0 E: 0 K: 0 S: 3	H: 0 LOB: 1 BB: 1 P: 7	R: 4 E: 0 K: 0 S: 9	H: 5 LOB: 2 BB: 1 P: 14	R: 0 E: 0 K: 2 S: 7	H: 0 LOB: 1 BB: 1 P: 11	R: 1 E: 0 K: 0 S: 6	H: 2 LOB: 1 BB: 0 P: 6	R: 0 E: 0 K: 2 S: 7	H: 0 LOB: 1 BB: 0 P: 7	R: 1 E: 0 K: 2 S: 8	H: 1 LOB: 1 BB: 0 P: 11	R: 0 E: 0 K: 1 S: 5	H: 0 LOB: 0 BB: 1 P: 9		R: 0 E: 1 K: 2 S: 8	H: 0 LOB: 1 BB: 0 P: 8	1B: 8 2B: 1 3B: 0 HR: 1	SF: 0 SAC: 0 DP: 0 HBP: 1	WP: 0 PB: 1 SB: 2 CS: 1
<b>PITCHER</b>	IP	WLS	BF	H	R	ER	SO	BB	IBB	HBP	BLK	WP	HR	S	P	ERA	WHIP					
31 Tyler Anderson, L ERA: 15.43	2.1	L	16	7	4	4	0	2	0	0	0	0	1	15	24	15.43	3.857					
71 Jacob Webb, R ERA:	0.2		2	0	0	0	0	0	0	0	0	0	0	2	2	0.00	0.000					
28 Aaron Loup, L ERA:	1.0		4	0	0	0	2	1	0	0	0	0	0	7	11	0.00	1.000					
52 Ryan Tepera, R ERA: 9.0	1.0		5	2	1	1	0	0	0	0	0	0	0	6	6	9.00	2.000					
53 Carlos Estévez, R ERA:	1.0		3	0	0	0	2	0	0	0	0	0	0	7	7	0.00	0.000					
46 Jimmy Herget, R ERA:	7.1		1.0	5	1	1	0	2	0	0	1	0	0	8	11	0.00	1.000					
60 Andrew Wantz, R ERA:	8.1		1.0	3	0	0	0	1	1	0	0	0	0	5	9	0.00	1.000					
64 Ben Joyce, R ERA:	9.1		1.0	4	0	0	0	2	0	0	0	0	0	8	8	0.00	0.000					

Batter	1	2	3	4	5	6	7	8	9	AB	R	H	RBI	BB	SO	LOB	BOTTOM				
3 Taylor Ward, R OBP: 1.000, SLG: 1.000 16 Mickey Moniak, L OBP: 0.500, SLG: 0.500 (6, 7)	23 G5-4-3 1B			20 G3 1B		G4-3		E7 1B		2	0	2	0	0	0	0	<b>United States @ Los Angeles Angels</b> Tempe Diablo Stadium, Tempe, AZ Thu Mar 09 2023, 3:10 PM - 5:46 PM EST Att: 7,881 - Cloudy - 67 F				
23 Brandon Drury, R 92 Kyren Paris, R (5, 4)	G5-4-3			K		G5-3		K		2	0	0	0	0	1	2					
20 Jared Walsh, L 25 Taylor Jones, R (5, 3)	K			G3		K				2	0	0	0	0	1	1					
6 Anthony Rendon, R 37 Kevin Padlo, R (6, 5)	L4			G3-1		K				2	0	0	0	0	1	1					
12 Hunter Renfroe, R OBP: 0.500, SLG: 0.500 19 Luis Barrera, L (6, 9)	K									2	0	1	0	0	1	0					
18 Jake Lamb, L 83 Kevin Maitan, S (6, 10)	K			FC4-6 1B						1	0	0	0	0	0	1					
14 Logan O'Hoppe, R 35 Chad Wallach, R (7, 2)										2	0	0	0	0	1	1					
8 Brett Phillips, L 61 Jared Oliva, R (9, 8)										3	0	0	0	0	2	1					
4 Andrew Velazquez, S 40 Adrian Placencia, S OBP: 1.000, SLG: 1.000 (7, 6)										2	0	0	0	0	0	0					
<b>Inning Stats</b>	R: 0 E: 1 K: 1 S: 5	H: 1 LOB: 0 BB: 0 P: 5	R: 0 E: 0 K: 2 S: 7	H: 0 LOB: 0 BB: 0 P: 7	R: 0 E: 0 K: 1 S: 5	H: 0 LOB: 0 BB: 0 P: 5	R: 0 E: 0 K: 1 S: 6	H: 1 LOB: 1 BB: 0 P: 6	R: 0 E: 0 K: 2 S: 8	H: 1 LOB: 1 BB: 0 P: 8	R: 0 E: 0 K: 3 S: 9	H: 0 LOB: 1 BB: 0 P: 10	R: 0 E: 1 K: 2 S: 9	H: 2 LOB: 2 BB: 0 P: 9	R: 0 E: 0 K: 0 S: 3	H: 0 LOB: 1 BB: 1 P: 8		1B: 5 2B: 0 3B: 0 HR: 0	SF: 0 SAC: 0 DP: 1 HBP: 1	WP: 0 PB: 0 SB: 0 CS: 0	PA: 33
<b>PITCHER</b>	IP	WLS	BF	H	R	ER	SO	BB	IBB	HBP	BLK	WP	HR	S	P	ERA	WHIP				
29 Merrill Kelly, R ERA:	1.1		1.0	4	1	0	0	1	0	0	0	0	0	6	6	0.00	1.000				
52 Daniel Bard, R ERA:	4.1		1.0	4	1	0	0	1	0	0	0	0	0	8	8	0.00	1.000				
38 Devin Williams, R ERA:	5.1		1.0	4	1	0	0	2	0	0	0	0	0	3	3	0.00	0.000				
25 Brooks Raley, L ERA:	6.1		1.0	3	0	0	0	0	0	0	0	0	0	3	3	0.00	0.000				
78 Kenny Rosenberg, L ERA:	7.1		1.0	4	0	0	0	3	0	0	1	0	0	9	10	0.00	0.000				
79 Jake Kalish, L ERA:	8.1		1.0	4	0	0	0	0	0	0	0	0	0	3	9	0.00	1.000				
72 Cam Vieaux, L ERA:	9.1		1.0	4	0	0	0	0	1	0	0	0	0	3	8	0.00	1.000				

AB	31
R	6
H	10
RBI	5
BB	3
SO	5
LOB	16



AB	31
R	0
H	5
RBI	0
BB	1
SO	12
LOB	12

