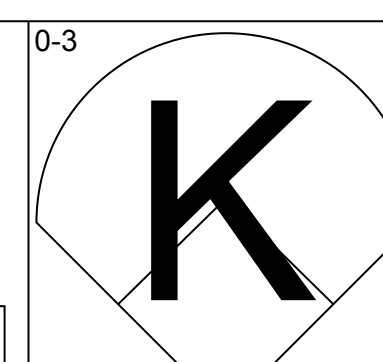
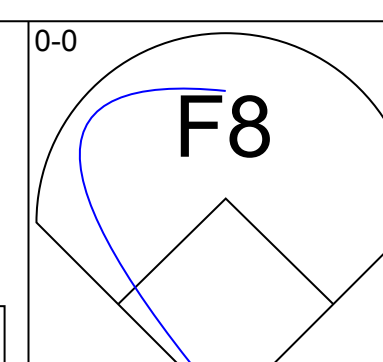
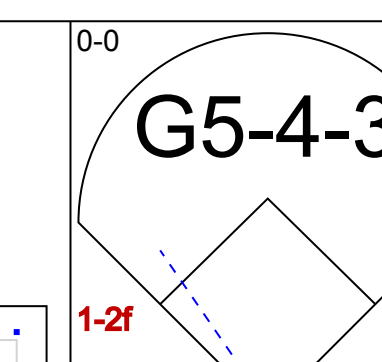
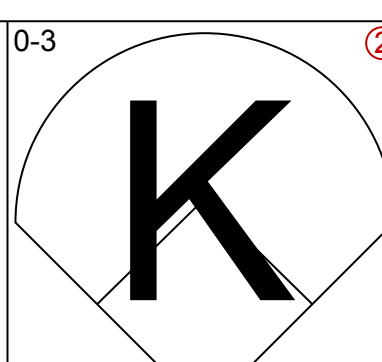
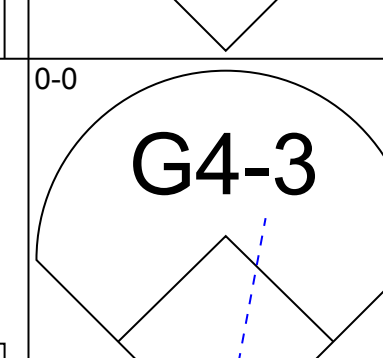
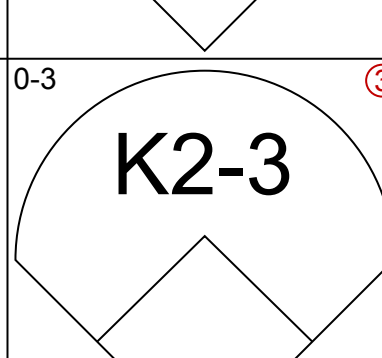
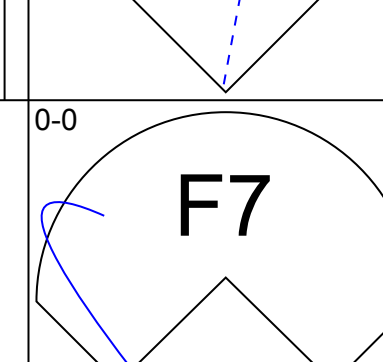
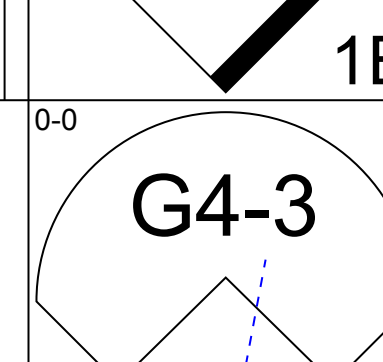
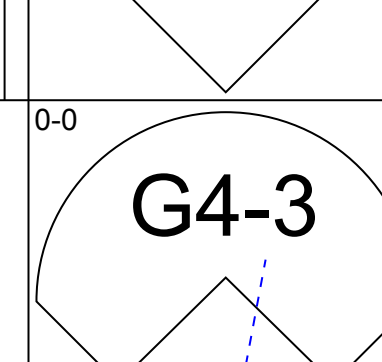
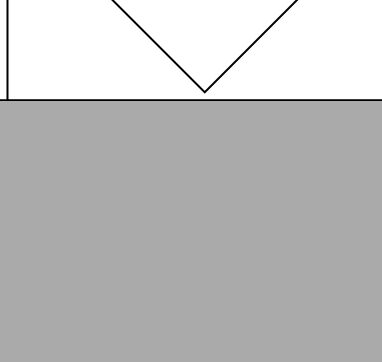
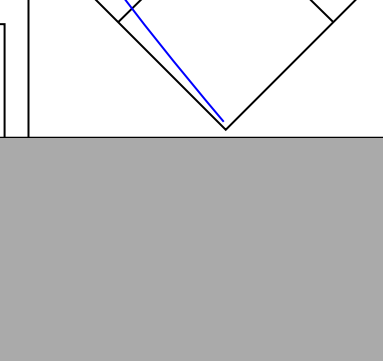
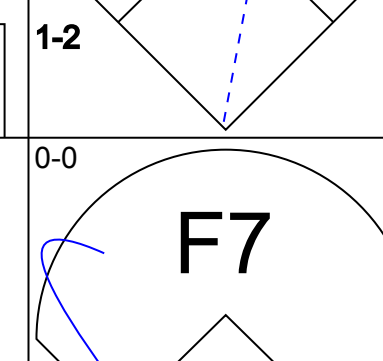
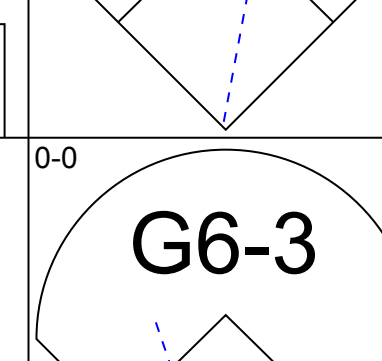
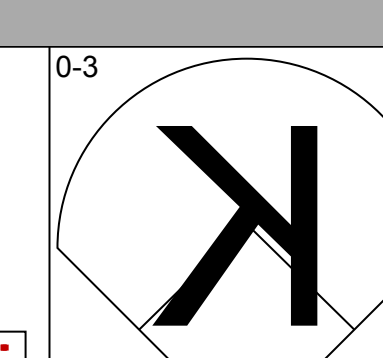
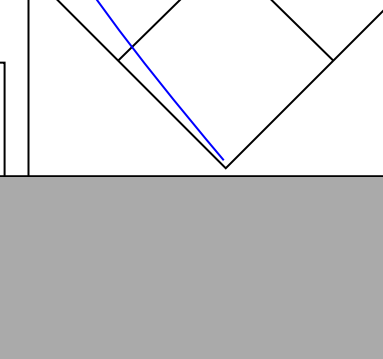
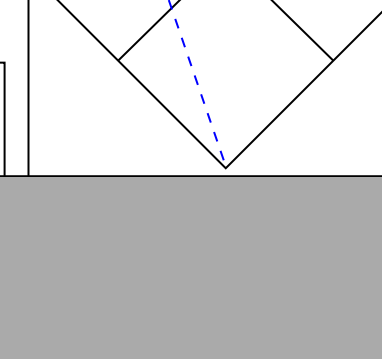
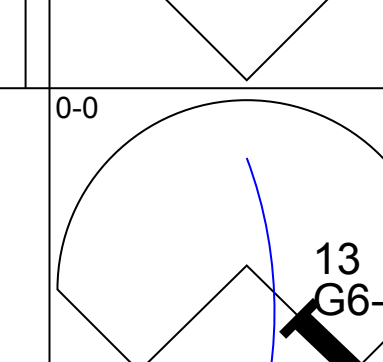
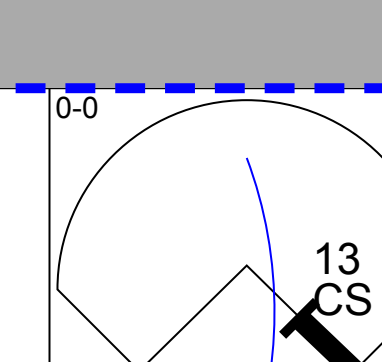
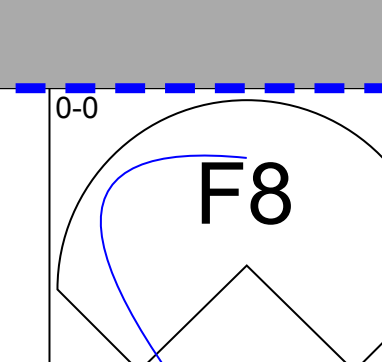
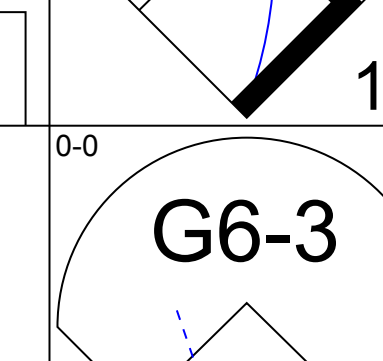
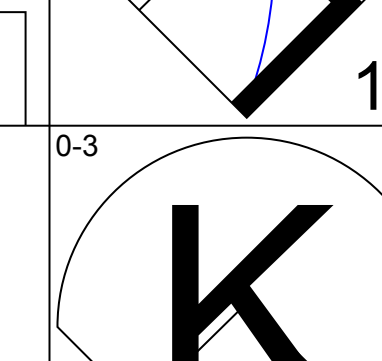
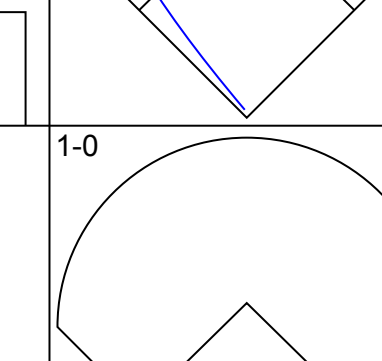
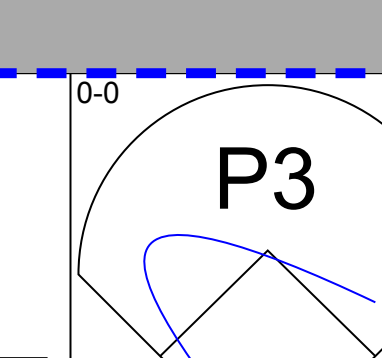
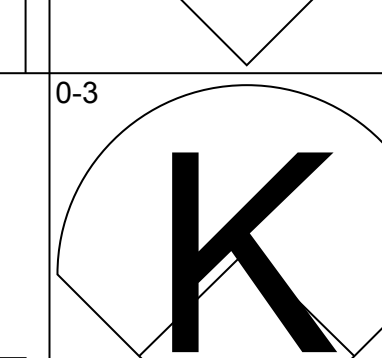
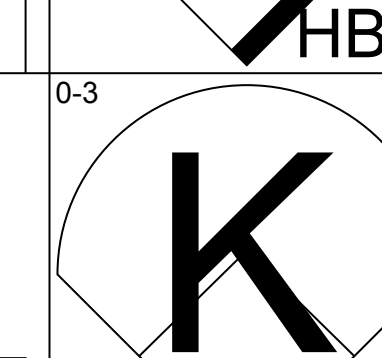
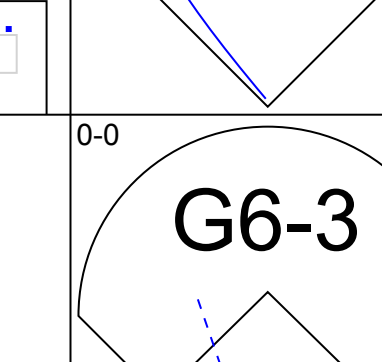
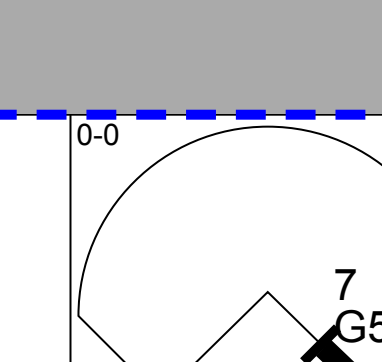
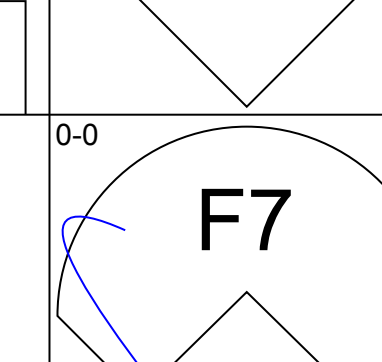
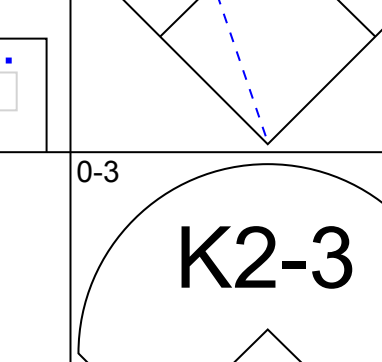
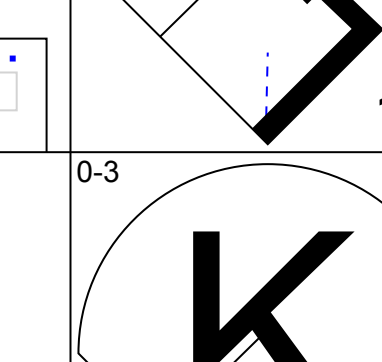
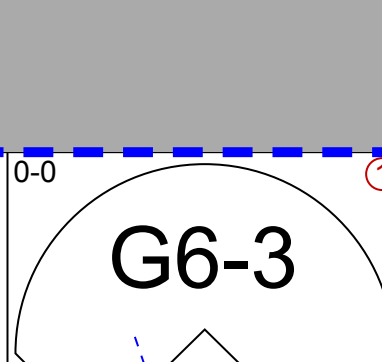
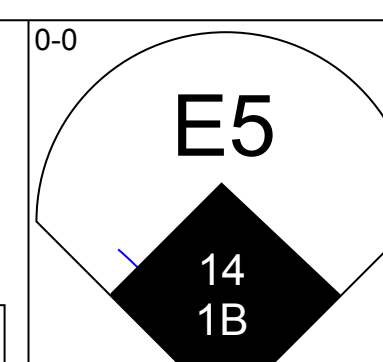
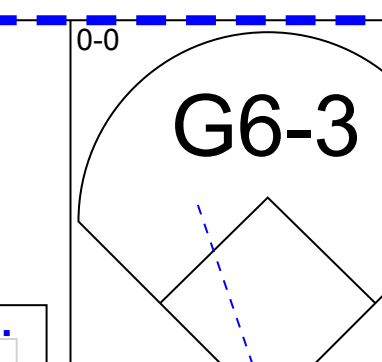
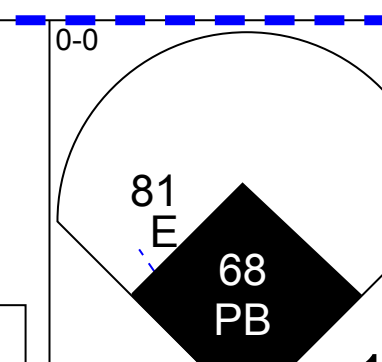
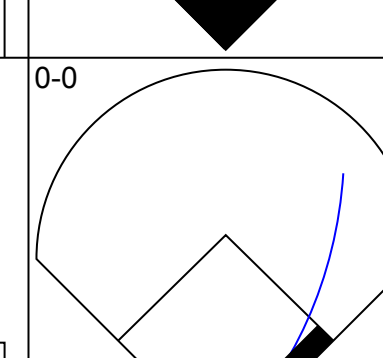
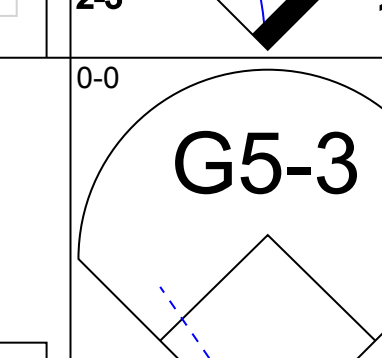
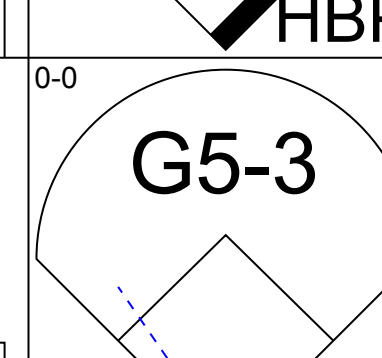
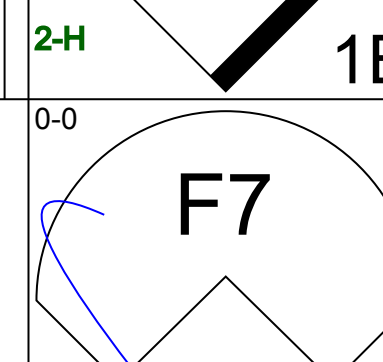
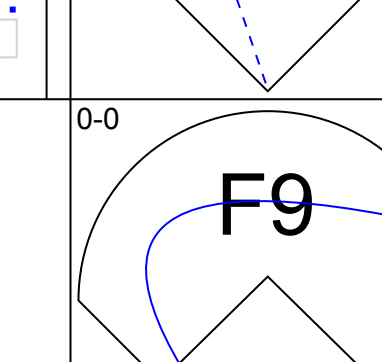
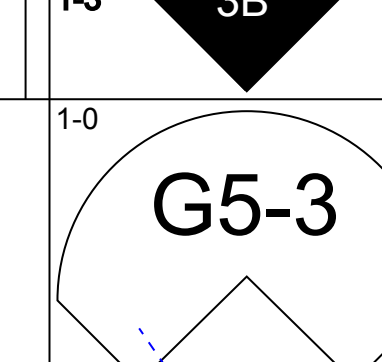
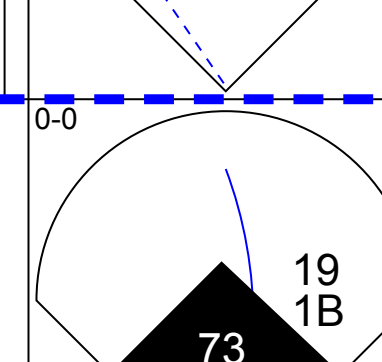
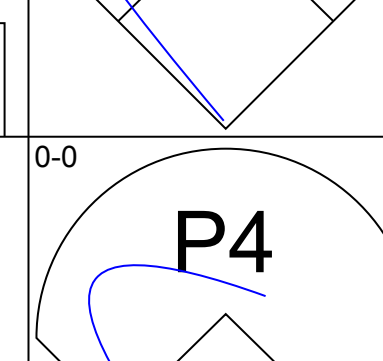
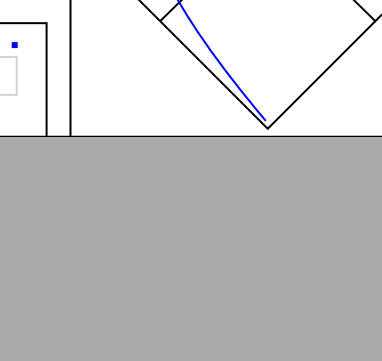
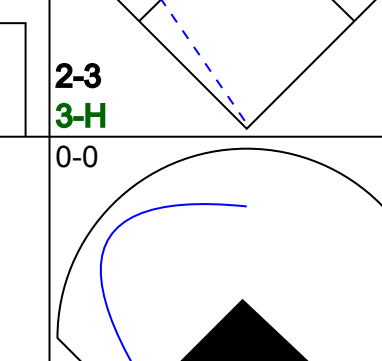
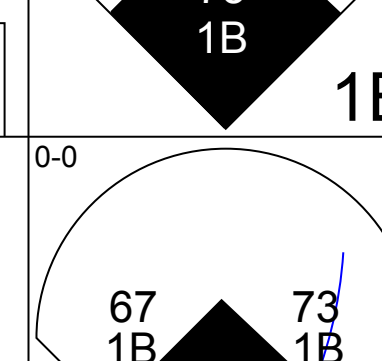
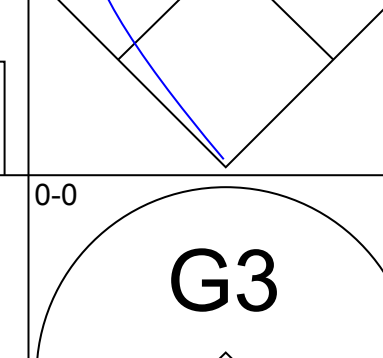
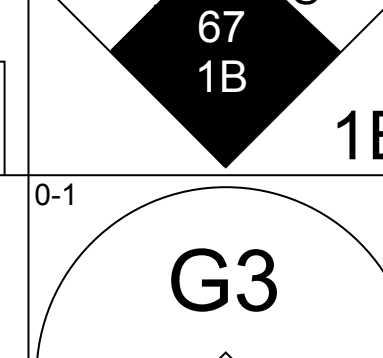
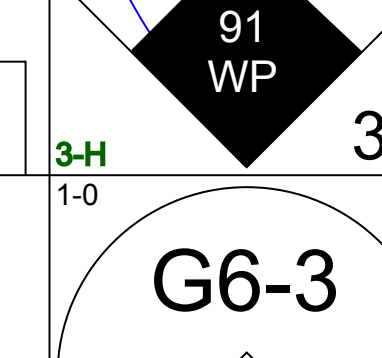
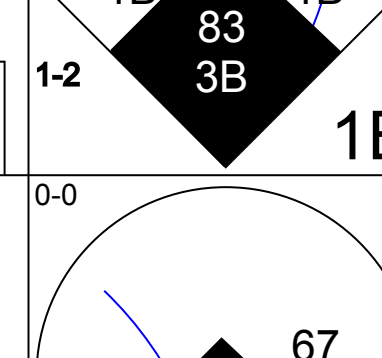
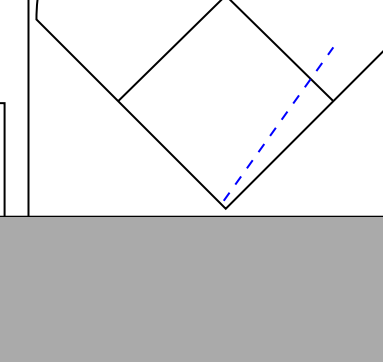
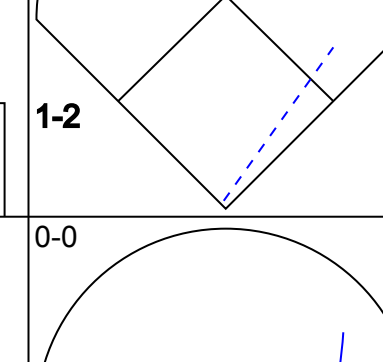
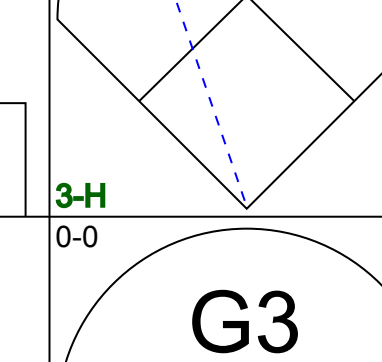
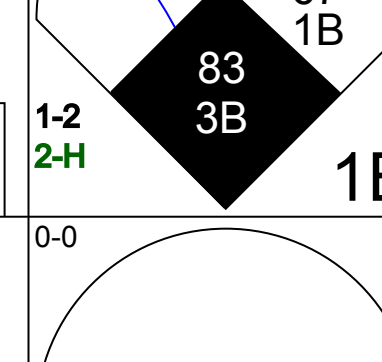

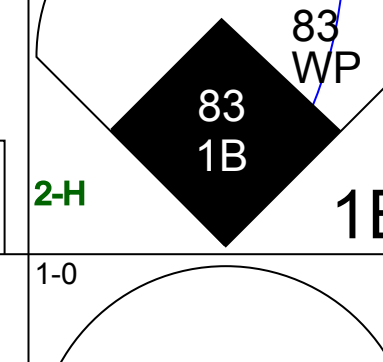
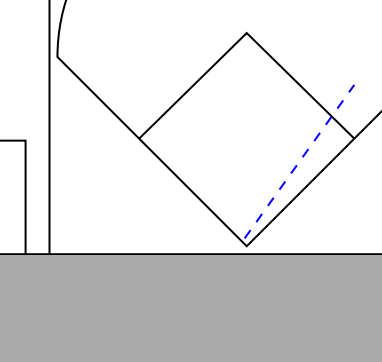
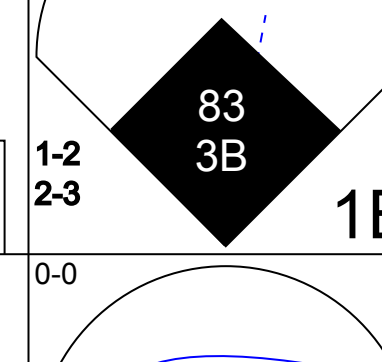

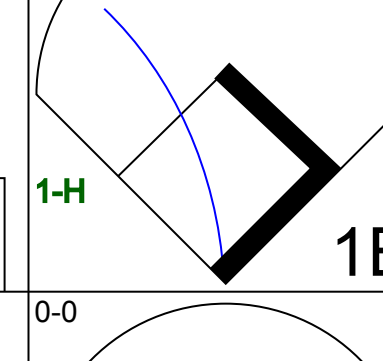

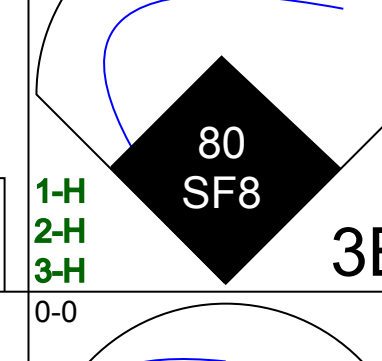
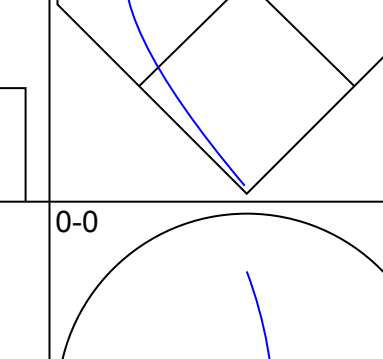
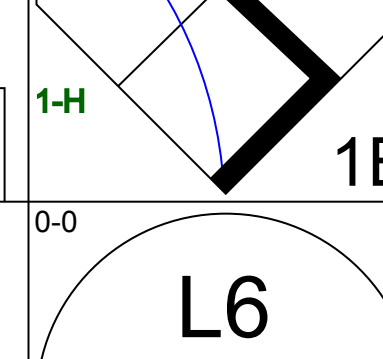

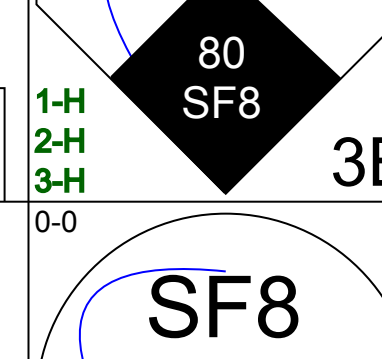
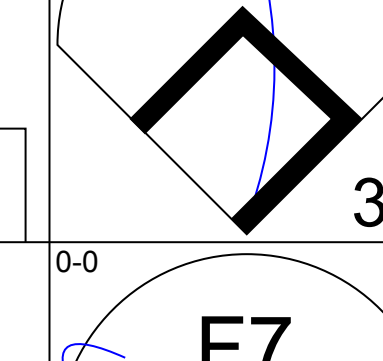
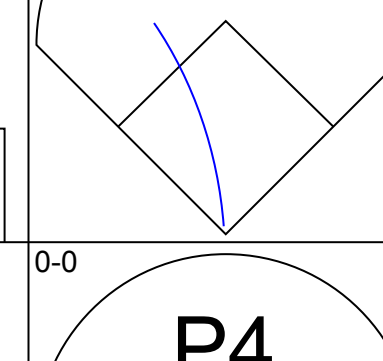
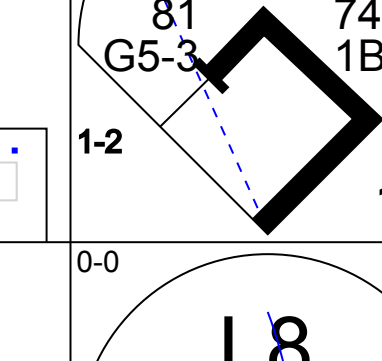
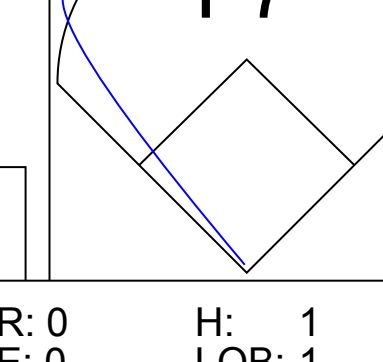
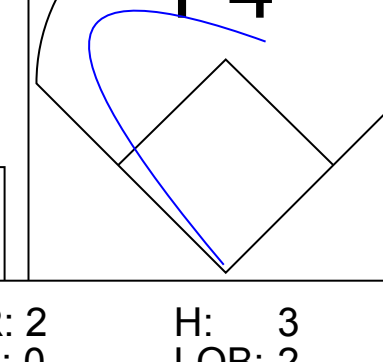
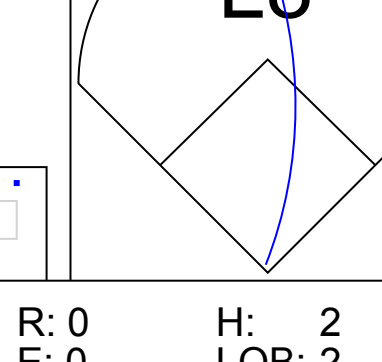
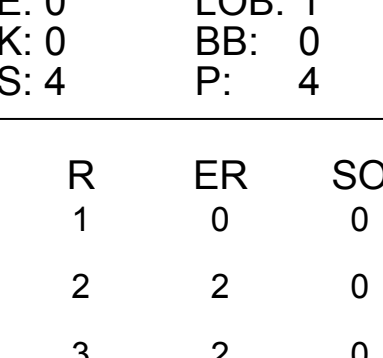
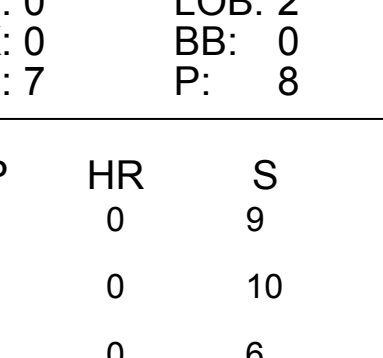
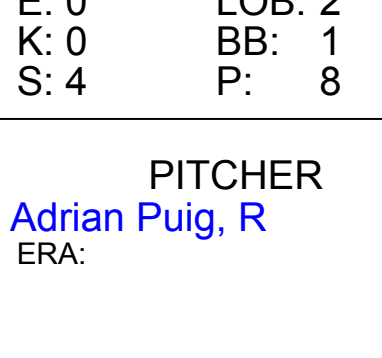


University of South Florida Bulls

Batter	1	2	3	4	5	6	7	8	9	AB	R	H	RBI	BB	SO	LOB	TOP																				
9 Alex Mendez, L (1, 7)										2	0	0	0	0	1	0	South Florida Bulls @ New York Yankees George M. Steinbrenner Field, Tampa, FL Fri Mar 02 2012, 1:08 PM - 3:23 PM EST Att: 7,972 - Partly Cloudy - 79 F																				
7 Austin Lueck, R (6, PH) (6, 7)										2	0	0	0	0	1	1																					
29 Chad Taylor, R OBP: 0.500, SLG: 0.500 22 Anthony Diaz, S (1, 8) (6, 8)										2	0	1	0	0	0	0																					
40 James Ramsay, L 10 Jordan Strittmatter, R (1, 9) (5, 9)										2	0	0	0	0	0	1																					
33 Todd Brazeal, R 44 Matt Hart, R (1, 10) (7, PH) (7, 10)										2	0	0	0	0	1	1																					
18 Daniel Rockhold, R 12 Kyle Copack, R (1, 5) (5, 5)										2	0	2	0	0	0	0																					
13 Buddy Putnam, R 39 Jimmy Falla, R (1, 3) (5, 3)										2	0	0	0	0	1	2																					
14 Drew Longley, R 25 Blake Sydeski, R 31 Chris Norton, S (1, 2) (4, 2) (7, 2)										1	0	0	0	0	0	0																					
3 Kyle Teaf, R OBP: 0.333, SLG: 0.333 (1, 6)										3	0	1	0	0	0	1																					
2 Luis Llerena, R (1, 4)										3	0	0	0	0	2	1																					
Inning Stats	R: 0 E: 0 K: 1 S: 5	H: 0 LOB: 0 BB: 0 P: 5	R: 0 E: 0 K: 1 S: 5	H: 1 LOB: 0 BB: 0 P: 5	R: 0 E: 0 K: 1 S: 5	H: 0 LOB: 0 BB: 0 P: 5	R: 0 E: 0 K: 0 S: 4	H: 1 LOB: 1 BB: 0 P: 4	R: 0 E: 0 K: 2 S: 7	H: 1 LOB: 0 BB: 0 P: 7	R: 0 E: 0 K: 1 S: 5	H: 1 LOB: 0 BB: 0 P: 5	R: 0 E: 0 K: 1 S: 5	H: 0 LOB: 0 BB: 0 P: 5	R: 0 E: 0 K: 1 S: 5	H: 0 LOB: 1 BB: 0 P: 6	R: 0 E: 0 K: 2 S: 7	H: 0 LOB: 0 BB: 0 P: 7	1B: 4 2B: 1 3B: 0 HR: 0	SF: 0 SAC: 0 DP: 3 HBP: 1	WP: 0 PB: 0 SB: 0 CS: 1	PA: 29															
PITCHER	IP	WLS	BF	H	R	ER	SO	BB	IBB	HBP	BLK	WP	HR	S	P	ERA	WHIP	PITCHER	IP	WLS	BF	H	R	ER	SO	BB	IBB	HBP	BLK	WP	HR	S	P	ERA	WHIP		
86 Adam Warren, R ERA: 0.00 (1, 1)	2.0	W	6	1	0	0	2	0	0	0	0	0	0	10	10	0.00	0.500	94 Ryan Pope, R ERA: 0.00 (8, 1)	1.0		4	0	0	0	1	0	0	1	0	0	5	6	0.00	0.000			
93 Brett Marshall, R ERA: 0.00 (3, 1)	2.0	H	7	1	0	0	1	0	0	0	0	0	0	9	9	0.00	0.500	75 Kevin Whelan, R ERA: 0.00 (9, 1)	1.0		3	0	0	0	2	0	0	0	0	0	7	7	0.00	0.000			
92 Danny Burawa, R ERA: 0.00 (5, 1)	1.0	H	3	1	0	0	2	0	0	0	0	0	0	7	7	0.00	1.000																				
97 Juan Cedeno, L ERA: 0.00 (6, 1)	1.0		3	1	0	0	1	0	0	0	0	0	0	5	5	0.00	1.000																				
95 Graham Stoneburner, R ERA: 0.00 (7, 1)	1.0		3	0	0	0	1	0	0	0	0	0	0	5	5	0.00	0.000																				

Batter	1	2	3	4	5	6	7	8	9	AB	R	H	RBI	BB	SO	LOB	BOTTOM																				
2 Derek Jeter, R (1, 6)										2	1	0	0	0	0	0	South Florida Bulls @ New York Yankees George M. Steinbrenner Field, Tampa, FL Fri Mar 02 2012, 1:08 PM - 3:23 PM EST Att: 7,972 - Partly Cloudy - 79 F																				
74 Doug Bernier, R OBP: 1.000, SLG: 1.000 (4, 6)										2	1	2	0	0	0	0																					
14 Curtis Granderson, L OBP: 1.000, SLG: 1.000 81 Melky Mesa, R (1, 8) (2, 8)										1	0	1	1	0	0	0																					
25 Mark Teixeira, S 68 Brandon Laird, R OBP: 0.333, SLG: 0.333 (1, 3) (4, 3)										2	0	0	0	0	0	1																					
13 Alex Rodriguez, R OBP: 0.500, SLG: 0.500 19 Ramiro Pena, S OBP: 1.000, SLG: 2.000 (1, 5) (4, PR) (5, 5)										2	0	1	0	0	0	1																					
82 Corban Joseph, L (8, 5)										1	0	0	0	0	0	0																					
27 Raul Ibanez, L 91 Jorge Vazquez, R (1, 10) (4, PH) (5, 10)										1	0	0	0	0	0	1																					
73 Cole Garner, R OBP: 1.000, SLG: 1.000 (7, PH) (8, 10)										1	1	1	1	1	0	0																					
33 Nick Swisher, S 67 Colin Curtis, L OBP: 0.500, SLG: 0.500 (1, 9) (3, 9)										1	0	0	0	0	0	0																					
11 Brett Gardner, L 83 Zoilo Almonte, S OBP: 1.000, SLG: 2.000 (1, 7) (3, 7)										1	0	0	0	0	0	0																					
26 Eduardo Núñez, R OBP: 1.000, SLG: 3.000 80 David Adams, R OBP: 0.333, SLG: 0.500 (1, 4) (4, 4)										1	0	1	1	0	0	0																					
66 Gustavo Molina, R 87 Jose Gil, R (1, 2) (5, 2)										2	0	0	0	0	0	0																					
Inning Stats	R: 1 E: 1 K: 0 S: 5	H: 1 LOB: 1 BB: 0 P: 5	R: 0 E: 0 K: 0 S: 4	H: 1 LOB: 1 BB: 0 P: 4	R: 0 E: 0 K: 0 S: 3	H: 0 LOB: 0 BB: 0 P: 3	R: 2 E: 0 K: 0 S: 7	H: 3 LOB: 2 BB: 0 P: 8	R: 3 E: 1 K: 0 S: 6	H: 2 LOB: 0 BB: 0 P: 8	R: 0 E: 0 K: 0 S: 4	H: 2 LOB: 1 BB: 1 P: 8	R: 5 E: 0 K: 0 S: 8	H: 5 LOB: 1 BB: 0 P: 9	R: 0 E: 0 K: 0 S: 3	H: 0 LOB: 1 BB: 1 P: 7	1B: 11 2B: 0 3B: 3 HR: 0	SF: 1 SAC: 0 DP: 1 HBP: 1	WP: 2 PB: 1 SB: 1 CS: 0	PA: 42																	
PITCHER	IP	WLS	BF	H	R	ER	SO	BB	IBB	HBP	BLK	WP	HR	S	P	ERA	WHIP	PITCHER	IP	WLS	BF	H	R	ER	SO	BB	IBB	HBP	BLK	WP	HR	S	P	ERA	WHIP		
21 Matthew Reed, L ERA: 9.0 (1, 1)	2.0	L	9	3	2	2	0	0	0	0	0	1	0	10	11	9.00	1.500	40 Adrian Puig, R ERA: 0.00 (8, 1)	1.0		4	0	0	0	1	0	0	0	0	3	7	0.00	1.000				
20 Devin Smith, R ERA: 9.0 (3, 1)	2.0		9	3	2	2	0	0	0	0	0	1	0	10	11	9.00	1.500																				
24 Michael Clarkson, R ERA: 18.0 (5, 1)	1.0		6	2	3	2	0	0	0	0	0	1	0	6	8	18.00	2.000																				
17 Janick Serralonga, L ERA: 0.00 (6, 1)	1.0		5	2	0	0	0	1	0	0	0	0	0	4	8	0.00	3.000																				
26 Andrew Loinaz, R ERA: 45.0 (7, 1)	1.0		9	5	5	5	0	0	0	1	0	0	0	8	9	45.00	5.000																				

AB 28
R 0
H 4
RBI 0
BB 0
SO 10
LOB 8



AB 38
R 11
H 14
RBI 9
BB 2
SO 0
LOB 18



