



University of Tampa Spartans

Batter	1	2	3	4	5	6	7	8	9	AB R H RBI BB SO LOB	TOP																								
												Tampa Spartans @ Tampa Bay Devil Rays Florida Power Park, St. Petersburg, FL Fri Mar 01 2002, 1:05 PM EST livebaseballscorecards.com																							
		AB 0 R 0 H 0 RBI 0 BB 0 SO 0 LOB 0																																	
																																			
Inning Stats		1B: 0 SF: 0 2B: 0 SAC: 0 3B: 0 DP: 0 HR: 0 HBP: 0	WP: 0 PA: 0 PB: 0 SB: 0 CS: 0																																
PITCHER	IP	WLS	BF	H	R	ER	SO	BB	IBB	HBP	BLK	WP	HR	S	P	ERA	WHIP	PITCHER	IP	WLS	BF	H	R	ER	SO	BB	IBB	HBP	BLK	WP	HR	S	P	ERA	WHIP

Batter	1	2	3	4	5	6	7	8	9	AB R H RBI BB SO LOB	TOP																								
												<p>Texas Longhorns @ Texas Rangers Surprise Stadium, Surprise, AZ Thu Feb 27 2003, 6:05 PM EST</p> <p>livebaseballscorecards.com</p> <p>AB 0 R 0 H 0 RBI 0 BB 0 SO 0 LOB 0</p> 																							
Inning Stats											1B: 0 SF: 0 2B: 0 SAC: 0 3B: 0 DP: 0 HR: 0 HBP: 0	WP: 0 PA: 0 PB: 0 SB: 0 CS: 0																							
PITCHER	IP	WLS	BF	H	R	ER	SO	BB	IBB	HBP	BLK	WP	HR	S	P	ERA	WHIP	PITCHER	IP	WLS	BF	H	R	ER	SO	BB	IBB	HBP	BLK	WP	HR	S	P	ERA	WHIP

Batter	1	2	3	4	5	6	7	8	9	AB R H RBI BB SO LOB
37 Odúbel Herrera, L (1, 8) OBP: 0.333, SLG: 0.333 15 Jordan Danks, L (7, 8)	0-0 F8	0-0 P6			0-0 16 G4-3 1B		4-0 71 G6-3 BB		0-3 K	3 0 1 0 0 0 1 1 0 0 0 1 1 2
16 César Hernández, S (1, 4) 27 Chris Nelson, R (6, 4)	4-0 18 S BB		0-0 G3		0-0 1-2 G4-3		0-0 F7		4-0 1-2 2-3 BB	2 0 0 0 1 0 1 1 0 0 0 1 0 1
71 Cord Phelps, S (1, 5)	0-0 P5		0-0 G4-3		0-0 P5		0-0 1-2f G6-3		0-0 G1-3	5 0 0 0 0 0 6
18 Darin Ruf, R (1, 7) OBP: 0.333, SLG: 0.333 17 Brian Bogusevic, L (6, 9)	0-1 F7		0-0 77 E 77 BB 1B		0-0 F8			0-3 K		3 0 1 0 0 0 2 1 0 0 0 0 1 0
77 Chris McGuiness, L (1, 3)		0-0 G3-1	4-0 E2 1-3 BB			0-3 K		0-3 K		3 0 0 0 1 2 0
68 Russ Canzler, R (1, 10) OBP: 0.250, SLG: 0.500		0-0 40 2B 2B	0-0 P6			0-0 F8		0-0 G4-3		4 1 1 0 0 0 2
40 Aaron Altherr, R (1, 9) OBP: 0.500, SLG: 0.750		0-0 73 1B 62 E 2B		0-0 F8		0-0 60 S 1B			0-0 G4-3	4 1 2 1 0 0 0
73 Tommy Joseph, R (1, 2) OBP: 0.500, SLG: 0.500 60 John Hester, R (6, 2)		0-0 62 E 1B	0-0 F7		0-0 F7	4-0 62 FC6 BB			1-0 27 BB 19 BB HBP	2 0 1 0 0 0 0 0 0 0 0 1 0 0
62 Chase d'Arnaud, R (1, 6) 19 Darin Mastroianni, R (9, PH)	1 SAFE 0-3 K	0-3 K	0-3 K		0-3 K	0-0 FC6			4-0 27 BB BB	3 0 0 0 0 2 3 0 0 0 0 1 0 0

Inning Stats	R: 0 E: 0 K: 0 S: 4	H: 0 LOB: 1 BB: 1 P: 8	R: 2 E: 1 K: 1 S: 8	H: 3 LOB: 1 BB: 0 P: 8	R: 0 E: 1 K: 0 S: 4	H: 1 LOB: 2 BB: 1 P: 8	R: 0 E: 0 K: 1 S: 5	H: 0 LOB: 0 BB: 0 P: 5	R: 0 E: 0 K: 0 S: 4	H: 1 LOB: 1 BB: 0 P: 4	R: 0 E: 0 K: 1 S: 6	H: 1 LOB: 2 BB: 1 P: 10	R: 0 E: 0 K: 0 S: 2	H: 0 LOB: 0 BB: 1 P: 6	R: 0 E: 0 K: 2 S: 7	H: 0 LOB: 0 BB: 0 P: 7	R: 0 E: 0 K: 1 S: 5	H: 0 LOB: 3 BB: 2 P: 14	1B: 4 2B: 2 3B: 0 HR: 0	SF: 0 SAC: 0 DP: 1 HBP: 1
--------------	------------------------------	---------------------------------	------------------------------	---------------------------------	------------------------------	---------------------------------	------------------------------	---------------------------------	------------------------------	---------------------------------	------------------------------	----------------------------------	------------------------------	---------------------------------	------------------------------	---------------------------------	------------------------------	----------------------------------	----------------------------------	------------------------------------


BOTTOM

Tampa Spartans @ Philadelphia Phillies
Bright House Field, Clearwater, FL

Sun Mar 01 2015, 4:04 PM - 4:07 PM EST
Att: 5,154 - Party Cloudy - 81 F

livebaseballscorecards.com

AB	32
R	2
H	6
RBI	1
BB	6
SO	6
LOB	18



WP: 0	PA: 39
PB: 0	
SB: 2	
CS: 0	

PITCHER	IP	WLS	BF	H	R	ER	SO	BB	IBB	HBP	BLK	WP	HR	S	P	ERA	WHIP
32 David Heintz, R (1, 1) ERA: 2.25	4.0		18	4	2	1	2	2	0	0	0	0	0	21	29	2.25	1.500
16 Dylan Barrow, R (5, 1) ERA:	2.0	W	9	2	0	0	1	1	0	0	0	0	0	10	14	0.00	1.500
11 Michael Calkins, L (7, 1) ERA:	2.0	H	6	0	0	0	2	1	0	0	0	0	0	9	13	0.00	0.500
31 Zac Favre, R (9, 1) ERA:	0.1		3	0	0	0	0	1	0	1	0	0	0	1	6	0.00	3.000
4 Kevin Martin, L (9, 1) ERA:	0.2	S	3	0	0	0	1	1	0	0	0	0	0	4	8	0.00	1.500

Batter	1	2	3	4	5	6	7	8	9
37 Odúbel Herrera, L (1, 8) 71 Roman Quinn, S (3, 8)	0-0 23 1B 80 1B 17 S 1B	0-0 3-H 1B	0-0 F8		0-0 F9			0-3 K	
17 Peter Bourjos, R (1, 7) 64 Cedric Hunter, L (4, 7)	1-0 L8 1-2	0-0 P2	0-0 F7			0-0 G3-1		0-0 F9	
23 Aaron Altherr, R (1, 9) 79 Nick Williams, L (5, 9)	0-0 80 1B 18 S 2-3 1B	0-0 F8		0-0 F9		0-0 G6-3			
18 Darin Ruf, R (1, 3) 3 David Lough, L (6, PH) 53 Daniel Stumpf, L (7, 1) 61 Greg Burke, R (8, 1) 60 Colton Murray, R (9, 1)	1-1 80 1B 68 FC5-4 1-2 HBP		0-0 68 BB 80 BB 15 HBP 1B		0-3 K	0-0 G5-3			
80 Andrew Knapp, S (1, 10) (7, 3)	0-0 68 FC5-4 1-3 2-H 3-H 1B		4-0 15 HBP 76 BB 76 1B BB		0-0 L7		0-0 F7		
68 Jorge Alfaro, R (1, 2) 84 Logan Moore, L (6, 2)	0-0 FC5-4 1-2f 3-H 1B		4-0 15 HBP 76 1B BB		0-3 K		0-0 P2		
15 Emmanuel Burriss, S (1, 6) 77 J.P. Crawford, L (6, 6)	0-0 G1-3		1-0 76 1B 1-2 2-3 3-H HBP		0-0 21 1B 3B		4-0 BB		
76 Angelys Nina, R (1, 4) 24 Darnell Sweeney, S (6, 4)		0-0 21 G3 37 1B 21 S 1B	0-0 1-2 2-H 3-H 1B		0-3 K		0-0 G4-3		
21 Ryan Jackson, R (1, 5) 82 Taylor Featherston, R (6, 5)		0-1 G3 1-3	0-0 F8		0-0 3-H 1B			0-0 P4	


AB	R	H	RBI	BB	SO	LOB
2	1	2	1	0	0	0
3	0	0	0	0	1	3
3	0	0	0	0	0	4
2	0	0	0	0	0	0
3	1	1	0	0	0	1
1	0	0	0	0	0	0
2	2	1	0	0	1	0
1	0	0	0	0	0	0
0	0	0	0	0	0	0
0	0	0	0	0	0	0
0	0	0	0	0	0	0
3	1	1	2	1	0	0
2	1	0	1	1	1	1
1	0	0	0	0	0	0
2	1	1	1	0	0	1
0	0	0	0	1	0	0
3	1	2	2	0	1	1
1	0	0	0	0	0	1
3	0	1	1	0	0	3
1	0	0	0	0	0	0

BOTTOM

Tampa Spartans @ Philadelphia Phillies
Bright House Field, Clearwater, FL
Sun Feb 28 2016, 1:06 PM - 3:35 PM EST
Att. 4,923 - Sunny - 74 F

livebaseballscorecards.com

AB	33
R	8
H	9
RBI	8
BB	3
SO	4
LOB	15



Inning	R	H	E	K	S	WLS	BF	H	R	ER	SO	BB	IBB	HBP	BLK	WP	HR	S	P	ERA	WHIP	
1	3	3	0	7	9																	
2	1	2	0	6	6																	
3	3	2	0	5	14																	
4	0	0	0	5	5																	
5	1	2	0	9	9																	
6	0	0	0	3	3																	
7	0	0	0	7	7																	
8	0	0	0	5	5																	
9	0	0	0	0	0																	

WP	PA	ERA	WHIP
0	38		

Batter	1	2	3	4	5	6	7	8	9	AB R H RBI BB SO LOB	TOP		
6 Kevin Santa, L (1, 6) FC4-6	E6 20 FC4-6		P4			F9				3 0 0 0 0 0 0			
Danny Lee, L (1, 9) 26 Drew Burkhardt, R (6, 9) OBP: 1.000, SLG: 1.000	F9			4-0 CS BB			0-0 21 HBP 1B			1 0 0 0 1 0 1 1 0 1 0 0 0 0			
5 Laz Rivera, R (1, 4) 21 Garrett Back, R (6, 4)	L8			0-3 K			1-0 HBP			2 0 0 0 0 1 2 0 0 0 0 0 0 0			
20 J.D. Osborne, R (1, 5) 4 Nick DeTringo, R (6, 3)	FC4-6 1-2f			0-0 P4			0-3 K			2 0 0 0 0 0 2 1 0 0 0 0 1 2			
18 Adrian Chacon, R (1, 3) OBP: 0.500, SLG: 0.500 15 Jack Loefflad, R (6, 2)				0-1 CS 1-2		0-0 G5-3		0-3 K		2 0 1 0 0 0 0 1 0 0 0 0 1 2			
Vincent Cosenzo, L (1, 10) 42 Ricky Negron, R (5, PH) (5, 10)						0-0 G6-3		0-3 K		1 0 0 0 0 0 1 2 0 0 0 0 1 2			
13 Connor Crile, L (1, 7) 25 Andrew DiLacqua, R (4, 7)						0-0 G6-3				1 0 0 0 0 0 0 1 0 0 0 0 0 0			
Chris Gaffney, R (1, 2) 10 Darren Miller, R (4, 5)								0-3 K		0 0 0 0 1 0 0 1 0 0 0 0 1 0			
11 Richie Rivera, R (1, 8) 29 Kyle Cotilletta, L (6, PH) (6, 8)								0-0 P6		1 0 0 0 0 0 1 1 0 0 0 0 0 0			
Inning Stats	R: 0 H: 0 E: 1 LOB: 1 K: 0 BB: 0 S: 4 P: 4	R: 0 H: 1 E: 0 LOB: 0 K: 0 BB: 0 S: 3 P: 3	R: 0 H: 0 E: 0 LOB: 0 K: 0 BB: 1 S: 2 P: 6	R: 0 H: 0 E: 0 LOB: 0 K: 1 BB: 1 S: 5 P: 9	R: 0 H: 0 E: 0 LOB: 0 K: 0 BB: 0 S: 3 P: 3	R: 0 H: 0 E: 0 LOB: 0 K: 1 BB: 0 S: 5 P: 5	R: 0 H: 1 E: 0 LOB: 2 K: 3 BB: 0 S: 10 P: 11	1B: 2 SF: 0 2B: 0 SAC: 0 3B: 0 DP: 2 HR: 0 HBP: 1	WP: 0 PA: 25 PB: 0 SB: 0 CS: 1				
PITCHER	IP WLS BF H R ER SO BB IBB HBP BLK WP HR S P ERA WHIP											PITCHER	IP WLS BF H R ER SO BB IBB HBP BLK WP HR S P ERA WHIP
87 Mark Leiter Jr., R (1, 1) ERA:	1.0 W 4 0 0 0 0 0 0 0 0 0 0 0 4 4 0.00 0.000											54 Pedro Beato, R (6, 1) ERA:	1.0 3 0 0 0 1 0 0 0 0 0 0 0 5 5 0.00 0.000
91 Tyler Viza, R (2, 1) ERA:	1.0 H 3 1 0 0 0 0 0 0 0 0 0 0 3 3 0.00 1.000											31 Michael Mariot, R (7, 1) ERA:	1.0 5 1 0 0 3 0 0 1 0 0 0 0 10 11 0.00 1.000
75 Alberto Tirado, R (3, 1) ERA:	1.0 H 3 0 0 0 0 0 1 0 0 0 0 0 2 6 0.00 1.000												
96 Miguel Nunez, R (4, 1) ERA:	1.0 H 3 0 0 0 0 1 1 0 0 0 0 0 5 9 0.00 1.000												
60 Colton Murray, R (5, 1) ERA:	1.0 H 3 0 0 0 0 0 0 0 0 0 0 0 3 3 0.00 0.000												

Tampa Spartans @ Philadelphia Phillies
Spectrum Field, Clearwater, FL
 Thu Feb 23 2017, 1:09 PM - 3:08 PM EST
 Att: 2,924 - Cloudy - 73 F

livebaseballscorecards.com

AB 21
R 0
H 2
RBI 0
BB 2
SO 5
LOB 13



Batter	1	2	3	4	5	6	7	8	9
24 Roman Quinn, S (1, 8) OBP: 0.667, SLG: 1.667 84 Cameron Perkins, R (6, 8) OBP: 1.000, SLG: 1.000	0-0 67 G4-3 77 SF8 67 S 1B		2-0 HR	0-0 G4-3		0-0 18 1B 77 E 1B			
67 J.P. Crawford, L (1, 6) OBP: 0.667, SLG: 1.000 18 Pedro Florimón, S (6, 6) OBP: 1.000, SLG: 1.000	0-1 G4-3 1-3		0-0 77 1B 2B		4-0 77 HR BB	0-0 77 E 1B			
77 Dylan Cozens, L (1, 9) OBP: 0.500, SLG: 1.667	0-0 SF8 3-H		0-0 2-3 1B		0-0 1-H HR	0-0 E4 65 G4-6-3			
70 Rhys Hoskins, R (1, 3) 78 Brock Stassi, L (5, 3) OBP: 0.500, SLG: 0.500	0-3 K		0-0 P4		0-0 80 1B 65 BB 1B	0-0 F7			
65 Nick Williams, L (1, 7)		0-0 L8		0-0 F8	4-0 80 1B BB	0-0 G4-6-3			
38 Jorge Alfaro, R (1, 2) OBP: 0.500, SLG: 1.000 83 Chace Numata, S (4, PR) (5, 2)		0-0 F8		0-0 62 1B 2B	0-0 L9				
80 Scott Kingery, R (1, 4) OBP: 0.333, SLG: 0.333		0-0 F8		0-0 L6	1-2 2-3 1B				
62 Héctor Gómez, R (1, 5) OBP: 0.500, SLG: 0.500 30 Taylor Featherston, R (5, 5)			0-0 G6-3	0-0 85 1B 2-H 1B	0-3 K				
85 Andrew Pullin, L (1, 10) OBP: 0.333, SLG: 0.333			0-0 F9	0-0 1-3 1B	0-0 G4-3				

Inning Stats	R: 1	H: 1	E: 0	K: 1	S: 7	LOB: 0	BB: 0	P: 7	R: 0	H: 0	E: 0	K: 0	S: 3	LOB: 0	BB: 0	P: 3	R: 1	H: 3	E: 0	K: 0	S: 6	LOB: 2	BB: 0	P: 8	R: 1	H: 3	E: 0	K: 0	S: 6	LOB: 2	BB: 0	P: 6	R: 2	H: 3	E: 0	K: 1	S: 8	LOB: 3	BB: 2	P: 16	R: 1	H: 2	E: 1	K: 0	S: 5	LOB: 1	BB: 0	P: 5
--------------	------	------	------	------	------	--------	-------	------	------	------	------	------	------	--------	-------	------	------	------	------	------	------	--------	-------	------	------	------	------	------	------	--------	-------	------	------	------	------	------	------	--------	-------	-------	------	------	------	------	------	--------	-------	------

PITCHER	IP	WLS	BF	H	R	ER	SO	BB	IBB	HBP	BLK	WP	HR	S	P	ERA	WHIP
Nick Nolan, R (1, 1) ERA: 6.75	2.2	L	12	4	2	2	1	0	0	0	0	0	1	15	17	6.75	1.500
Chris McCormick, R (3, 1) ERA: 6.75	1.1		7	3	1	1	0	0	0	0	0	0	0	7	7	6.75	2.250
Kasey Radke, L (5, 1) ERA: 54.0	0.1		6	3	2	2	0	2	0	0	0	0	1	4	12	54.00	15.000
Mark Moclair, R (5, 1) ERA: 5.4	1.2		7	2	1	1	1	0	0	0	0	0	0	9	9	5.40	1.200


BOTTOM

Tampa Spartans @ Philadelphia Phillies
Spectrum Field, Clearwater, FL
Thu Feb 23 2017, 1:09 PM - 3:08 PM EST
Att. 2,924 - Cloudy - 73 F

AB	R	H	RBI	BB	SO	LOB
3	2	2	1	0	0	2
1	1	1	0	0	0	0
2	1	1	0	1	0	1
1	0	1	0	0	0	0
3	1	2	4	0	0	1
2	0	0	0	0	1	2
2	0	1	0	0	0	2
3	0	0	0	1	0	2
2	0	1	0	0	0	0
1	1	0	0	0	0	2
3	0	1	0	0	0	1
2	0	1	1	0	0	0
1	0	0	0	0	1	3
3	0	1	0	0	0	3

AB	29
R	6
H	12
RBI	6
BB	2
SO	2
LOB	19

1B	SF	WP	PA
8	1	0	32
2	0	0	
0	0	0	
0	0	0	
2	0	0	



Batter	1		2		3		4		5		6		7		8		9		AB R H RBI BB SO LOB	TOP
5 Stephen Smith, L OBP: 0.333, SLG: 0.333 29 Kyle Cotilletta, L	(1, 7) (6, 7) (7, 8)	0-0 F8			0-0 F7				0-0 2 1B				0-3 K						3 0 1 0 0 0 1 1 0 0 0 0 0 1 1	Tampa Spartans @ Philadelphia Phillies Spectrum Field, Clearwater, FL Thu Feb 22 2018, 1:06 PM - 3:29 PM EST Att. 2,905 - Sunny - 83 F
2 Drew Ehrhard, R 21 Garrett Back, R	(1, 4) (7, PH) (7, 6)	0-3 K			0-0 L8				0-0 1-2 E5				0-3 K					3 0 0 0 0 0 1 2 1 0 0 0 0 0 1 1		
10 Darren Miller, R	(1, 5) (7, 4)	0-0 G6-3						0-0 L7		0-0 L8				0-3 K2-3				4 0 0 0 0 0 1 2		
44 Danny Sirven, R 16 Jack Loefflad, R	(1, 10) (8, PH) (8, 10)		0-0 P4					0-0 13 1B			0-0 G6-3			0-0 G4-3				3 0 1 0 0 0 0 0 1 0 0 0 0 0 0 0		
23 Harrison Bragg, R	(1, 3)		1-0 17 FC4-6 HBP					0-3 K			0-0 13 1B			0-0 L7				3 0 1 0 0 0 1 1		
13 Connor Crile, L 28 Mike Piskorz, R	(1, 9) (9, PH)		0-3 K					0-0 1-2 1B			0-0 15 G6-4-3 1B			0-3 K				3 0 2 0 0 0 1 1 1 0 0 0 0 0 1 0		
17 Chris Gaffney, R 15 Danny Maynard, R	(1, 2) (5, 2)		0-0 FC4-6					0-0 L6			0-0 1-2f G6-4-3			0-0 F8				2 0 0 0 0 0 0 3 2 0 0 0 0 0 0 2		
4 Nick DeTringo, R 26 Drew Burkhardt, R	(1, 8) (7, PH) (7, 7)			0-0 G3					0-0 F7				0-0 1B					2 0 0 0 0 0 0 0 2 0 1 0 0 0 0 0		
9 Brandon Gali, R 33 Cole Perry, R	(1, 6) (7, PH) (7, 5)			0-0 1B					0-3 K				0-3 K					2 0 1 0 0 0 1 0 1 0 0 0 0 0 1 1		
Inning Stats	R: 0 E: 0 K: 1 S: 5	H: 0 LOB: 0 BB: 0 P: 5	R: 0 E: 0 K: 1 S: 5	H: 0 LOB: 1 BB: 0 P: 6	R: 0 E: 0 K: 0 S: 4	H: 1 LOB: 1 BB: 0 P: 4	R: 0 E: 0 K: 1 S: 7	H: 2 LOB: 2 BB: 0 P: 7	R: 0 E: 1 K: 1 S: 7	H: 1 LOB: 2 BB: 0 P: 7	R: 0 E: 0 K: 0 S: 4	H: 2 LOB: 1 BB: 0 P: 4	R: 0 E: 0 K: 3 S: 10	H: 1 LOB: 1 BB: 0 P: 10	R: 0 E: 0 K: 1 S: 5	H: 0 LOB: 0 BB: 0 P: 5	R: 0 E: 0 K: 1 S: 5	H: 0 LOB: 0 BB: 0 P: 5	1B: 7 SF: 0 2B: 0 SAC: 0 3B: 0 DP: 1 HR: 0 HBP: 1	
PITCHER	IP WLS BF H R ER SO BB IBB HBP BLK WP HR S P ERA WHIP	65 Seranthony Dominguez, R (7, 1) 74 Cole Irvin, L (8, 1) 70 Ranger Suárez, L (9, 1)														ERA WHIP				
48 Jerad Eickhoff, R ERA:	(1, 1) 2.0 W 7 0 0 0 2 0 0 1 0 0 0 10 11 0.00 0.000															0.00 1.000				
72 José Taveras, R ERA:	(3, 1) 1.0 H 4 1 0 0 0 0 0 0 0 0 0 4 4 0.00 1.000															0.00 0.000				
71 Thomas Eshelman, R ERA:	(4, 1) 1.0 H 5 2 0 0 0 1 0 0 0 0 0 7 7 0.00 2.000															0.00 1.000				
66 Franklyn Kilome, R ERA:	(5, 1) 1.0 H 5 1 0 0 0 1 0 0 0 0 0 7 7 0.00 1.000															0.00 2.000				
78 Enyel De Los Santos, R ERA:	(6, 1) 1.0 H 4 2 0 0 0 0 0 0 0 0 0 4 4 0.00 2.000																			



Batter	1	2	3	4	5	6	7	8	9
15 Andrew Knapp, S (1, 2) 79 Edgar Cabral, R (4, PH) 70 Ranger Suárez, L (9, 1)	4-0 19 2B 19 E BB	0-0 F7		1-0 G5-3 1-2			1-0 30 HBP 85 1B 4 BB HBP	0-3 K	
2 J.P. Crawford, L (1, 6) 4 Ryan Flaherty, L (5, 6)	0-0 P6		0-0 F8		0-0 G4-3		4-0 85 1B 30 HBP BB	0-3 K	
19 Tommy Joseph, R (1, 3) 30 Matt McBride, R (5, 3)	0-0 E7 1-H 2B		0-0 G5-3		0-0 E5 73 1B 85 G2-3		1-0 85 1B 73 SF9 HBP		
5 Nick Williams, L (1, 7) 85 Andrew Pullin, L (5, 7)	0-0 80 1B 1B		0-0 G4-3		0-0 G2-3		0-0 1-3 2-H 3-H 1B		
80 Scott Kingery, R (1, 4) 73 Heiker Meneses, R (5, 4)	0-0 1-2 1B			0-0 E6 9 1B 60 1B		0-0 2-3 1B	0-0 SF9		
9 Adam Rosales, R (1, 5) 67 Eliezer Álvarez, L (5, 5)	0-0 G3-1			0-0 60 1B 1B		0-0 G1-3	0-3 K		
77 Dylan Cozens, L (1, 9) 76 Jesmuel Valentin, S (5, 9)		0-3 K		0-3 K		0-0 F9	0-3 K		
68 Logan Moore, L (1, 10) 86 Nick Rickles, R (8, PH)		4-0 BB		0-3 K		0-0 F9		0-0 G5-3	
60 Danny Ortiz, L (1, 8) 89 Zach Coppola, L (5, 8)		0-0 P6		0-0 79 W/P 1B		0-0 G3		4-0 BB	

Inning Stats	R: 1	H: 3	E: 1	LOB: 2	K: 0	P: 9	R: 0	H: 0	E: 0	LOB: 1	K: 1	P: 9	R: 0	H: 0	E: 0	LOB: 0	K: 0	P: 3	R: 2	H: 2	E: 1	LOB: 1	K: 2	P: 11	R: 0	H: 1	E: 1	LOB: 2	K: 0	P: 5	R: 0	H: 0	E: 0	LOB: 0	K: 0	P: 3	R: 3	H: 1	E: 0	LOB: 1	K: 2	P: 14	R: 0	H: 0	E: 0	LOB: 1	K: 2	P: 11				
	S: 5	BB: 1	S: 5	BB: 1	S: 5	BB: 1	S: 3	BB: 0	S: 3	BB: 1	S: 10	BB: 11	S: 5	BB: 0	S: 5	BB: 0	S: 3	BB: 0	S: 3	BB: 0	S: 8	BB: 14	S: 7	BB: 11																												

PITCHER	IP	WLS	BF	H	R	ER	SO	BB	IBB	HBP	BLK	WP	HR	S	P	ERA	WHIP
41 Cheyne Bickel, R (1, 1) ERA: 9.0	1.0	L	6	3	1	1	0	1	0	0	0	0	0	5	9	9.00	4.000
6 Tyler Beck, R (2, 1) ERA:	1.0		4	0	0	0	1	1	0	0	0	0	0	5	9	0.00	1.000
20 Cooper Krug, R (3, 1) ERA:	3.0		14	3	2	0	2	0	0	0	0	1	0	18	19	0.00	1.000
19 Matt Wesoloski, R (6, 1) ERA: 27.0	1.0		6	0	3	3	0	1	0	2	0	0	0	3	9	27.00	1.000
27 Christian Calleja, L (7, 1) ERA:	2.0		8	1	0	0	4	1	0	0	0	0	0	15	19	0.00	1.000

AB	R	H	RBI	BB	SO	LOB
1	1	0	0	1	0	1
2	1	0	0	0	1	2
0	0	0	0	0	0	0
2	0	0	0	0	0	1
2	1	0	0	1	1	1
2	0	1	0	0	0	0
1	1	0	0	0	0	0
2	0	1	0	0	0	0
2	0	1	2	0	0	1
2	1	1	0	0	0	0
1	0	1	1	0	0	0
2	1	1	0	0	0	2
2	0	0	0	0	1	3
2	0	0	0	0	2	2
2	0	0	0	0	1	1
2	0	0	0	1	1	2
1	0	0	0	0	0	0
2	0	1	2	0	0	1
1	0	0	0	1	0	0

WP	PA
1	38

AB	31
R	6
H	7
RBI	5
BB	4
SO	7
LOB	17



Tampa Spartans @ Philadelphia Phillies
Spectrum Field, Clearwater, FL
Thu Feb 22 2018, 1:06 PM - 3:29 PM EST
Att. 2,905 - Sunny - 83 F

livebaseballscorecards.com