



Venezuela

Batter	1	2	3	4	5	6	7	8	9	AB R H RBI BB SO LOB	TOP																								
											Venezuela @ Philadelphia Phillies Bright House Networks Field, Clearwater, FL Sat Mar 04 2006, 1:05 PM EST livebaseballscorecards.com																								
												AB 0																							
												R 0																							
												H 0																							
												RBI 0																							
												BB 0																							
												SO 0																							
												LOB 0																							
																																			
Inning Stats		1B: 0 SF: 0 2B: 0 SAC: 0 3B: 0 DP: 0 HR: 0 HBP: 0	WP: 0 PA: 0 PB: 0 SB: 0 CS: 0																																
PITCHER	IP	WLS	BF	H	R	ER	SO	BB	IBB	HBP	BLK	WP	HR	S	P	ERA	WHIP	PITCHER	IP	WLS	BF	H	R	ER	SO	BB	IBB	HBP	BLK	WP	HR	S	P	ERA	WHIP


Batter	1	2	3	4	5	6	7	8	9	AB R H RBI BB SO LOB	BOTTOM																								
											Venezuela @ Philadelphia Phillies Bright House Networks Field, Clearwater, FL Sat Mar 04 2006, 1:05 PM EST livebaseballscorecards.com																								
												AB 0																							
												R 0																							
												H 0																							
												RBI 0																							
												BB 0																							
												SO 0																							
												LOB 0																							
																																			
Inning Stats		1B: 0 SF: 0 2B: 0 SAC: 0 3B: 0 DP: 0 HR: 0 HBP: 0	WP: 0 PA: 0 PB: 0 SB: 0 CS: 0																																
PITCHER	IP	WLS	BF	H	R	ER	SO	BB	IBB	HBP	BLK	WP	HR	S	P	ERA	WHIP	PITCHER	IP	WLS	BF	H	R	ER	SO	BB	IBB	HBP	BLK	WP	HR	S	P	ERA	WHIP

Batter	1	2	3	4	5	6	7	8	9	AB	R	H	RBI	BB	SO	LOB	TOP						
11 Grégor Blanco, L (1,8) OBP: 0.500, SLG: 0.250	G4-3																						
6 Melvin Mora, R (1,5) OBP: 0.167, SLG: 0.167	P6																						
7 Luis Maza, R (5,5)			F7		G1-3		G6-3		G1-6-3	3	0	0	0	0	0	3							
53 Bobby Abreu, L (1,10) OBP: 0.375, SLG: 0.286																							
24 Miguel Cabrera, R (1,3) OBP: 0.250, SLG: 0.286	P4																						
30 Magglio Ordonez, R (1,9)																							
2 Carlos Guillen, S (1,7) OBP: 0.429, SLG: 0.429	F9																						
1 Gerardo Parra, L (6,7)																							
4 Jose Lopez, R (1,4) OBP: 0.500, SLG: 0.714																							
12 Marco Scutaro, R (1,6) OBP: 0.400, SLG: 0.400																							
21 Henry Blanco, R (1,2)																							
51 Max Ramirez, R (6,2)																							
Inning Stats	R: 0 E: 0 K: 0 S: 4	H: 1 LOB: 1 BB: 0 P: 4	R: 0 E: 0 K: 0 S: 3	H: 0 LOB: 0 BB: 0 P: 3	R: 0 E: 0 K: 0 S: 3	H: 0 LOB: 1 BB: 1 P: 8	R: 0 E: 0 K: 1 S: 7	H: 2 LOB: 2 BB: 0 P: 7	R: 2 E: 0 K: 0 S: 6	H: 3 LOB: 2 BB: 1 P: 10	R: 0 E: 0 K: 0 S: 4	H: 1 LOB: 1 BB: 0 P: 4	R: 0 E: 0 K: 1 S: 5	H: 0 LOB: 0 BB: 0 P: 5	R: 2 E: 1 K: 0 S: 5	H: 1 LOB: 1 BB: 1 P: 9	R: 0 E: 0 K: 1 S: 4	H: 0 LOB: 0 BB: 1 P: 8	1B: 7 2B: 1 3B: 0 HR: 0	SF: 0 SAC: 0 DP: 1 HBP: 0	WP: 0 PB: 0 SB: 1 CS: 0	PA: 39	
PITCHER	IP	WLS	BF	H	R	ER	SO	BB	IBB	HBP	BLK	WP	HR	S	P	ERA	WHIP						
56 Jose Capellan, R (1,1) ERA: 9.0	3.0		11	1	0	0	0	1	0	0	0	0	0	10	15	0.00	0.667						
52 Felipe Paulino, R (4,1) ERA: 9.0	2.0	B	12	5	2	2	1	1	0	0	0	0	0	13	17	9.00	3.000						
Gilbert De La Vara, L (6,1) ERA: 9.0	2.0		7	1	0	0	1	0	0	0	0	0	0	9	9	0.00	0.500						
62 Tyler Lumsden, L (8,1) ERA: 9.0	1.0	B	6	1	2	1	0	1	0	0	0	0	0	5	9	9.00	2.000						
29 Geoff Geary, R (9,1) ERA: 9.0	1.0		3	0	0	0	1	1	0	0	0	0	0	4	8	0.00	1.000						
Batter	1	2	3	4	5	6	7	8	9	AB	R	H	RBI	BB	SO	LOB	BOTTOM						
3 Kazuo Matsui, S (1,4) OBP: 0.667, SLG: 1.500	G6-3																						
58 Drew Sutton, S (6,4)																							
20 Brian Bogusevic, L (1,7) OBP: 0.500, SLG: 0.500	G1-3																						
17 Lance Berkman, S (1,10)																							
59 Lou Palmisano, R (8,PH) (9,10)	F8																						
9 Hunter Pence, R (1,9)																							
4 Jason Michaels, R (5,8)																							
27 Geoff Blum, S (1,5) ERA: 9.0	F9																						
65 Chris Johnson, R (7,5)																							
8 Aaron Boone, R (1,3) OBP: 0.333, SLG: 0.333																							
21 Michael Bourn, L (7,FR) ERA: 9.0	G4-3																						
John Gall, R (8,3) OBP: 1.000, SLG: 1.000																							
Reggie Abercrombie, R (1,8) OBP: 0.500, SLG: 0.333																							
72 Lou Santangelo, R (1,2) ERA: 9.0																							
71 Jason Castro, L (6,2)																							
67 Tommy Manzella, R (1,6)																							
Inning Stats	R: 0 E: 0 K: 0 S: 3	H: 0 LOB: 0 BB: 0 P: 3	R: 0 E: 0 K: 0 S: 3	H: 0 LOB: 0 BB: 0 P: 3	R: 1 E: 1 K: 1 S: 6	H: 1 LOB: 2 BB: 2 P: 14	R: 0 E: 0 K: 1 S: 5	H: 0 LOB: 0 BB: 0 P: 5	R: 1 E: 0 K: 1 S: 6	H: 1 LOB: 1 BB: 1 P: 10	R: 0 E: 0 K: 1 S: 5	H: 0 LOB: 0 BB: 0 P: 5	R: 1 E: 0 K: 2 S: 9	H: 2 LOB: 1 BB: 1 P: 13	R: 0 E: 0 K: 1 S: 5	H: 0 LOB: 0 BB: 0 P: 5	1B: 5 2B: 0 3B: 1 HR: 0	SF: 1 SAC: 0 DP: 1 HBP: 0	WP: 0 PB: 0 SB: 3 CS: 0	PA: 37			
PITCHER	IP	WLS	BF	H	R	ER	SO	BB	IBB	HBP	BLK	WP	HR	S	P	ERA	WHIP						
54 Enrique Gonzalez, R (1,1) ERA: 9.0	3.0		12	1	1	0	1	2	0	0	0	0	0	12	20	0.00	1.000						
39 Yoel Hernandez, R (4,1) ERA: 9.0	1.0		3	0	0	0	1	0	0	0	0	0	0	5	5	0.00	0.000						
43 Ramon Ramirez, R (5,1) ERA: 9.0	2.2	B	12	3	2	2	2	1	0	0	0	0	0	15	21	6.75	1.500						
48 Carlos Vasquez, L (7,1) ERA: 13.5	0.2		4	1	1	1	1	1	0	0	0	0	0	5	9	13.50	3.000						
63 Ivan Blanco, R (8,1) ERA: 9.0	1.2	B	6	1	0	0	2	0	0	0	0	0	0	10	10	0.00	0.600						

Venezuela @ Houston Astros
Osceola County Stadium, Kissimmee, FL
Wed Mar 04 2009, 1:05 PM EST
Att: 1,665 - Partly Cloudy - 63 F

AB	35
R	4
H	8
RBI	4
BB	4
SO	3
LOB	16


livebaseballscorecards.com



Venezuela @ Houston Astros
Osceola County Stadium, Kissimmee, FL
Wed Mar 04 2009, 1:05 PM EST
Att: 1,665 - Partly Cloudy - 63 F

AB	32
R	4
H	6
RBI	4
BB	4
SO	7
LOB	17

livebaseballscorecards.com



Batter	1	2	3	4	5	6	7	8	9	AB R H RBI BB SO LOB	TOP					
47 Endy Chavez, L (1,8) OBP: 0.444, SLG: 0.167										3 2 0 0 2 0 0	Venezuela @ Atlanta Braves Champion Stadium, Lake Buena Vista, FL Thu Mar 05 2009, 2:05 PM EST Att: 3,871 - Partly Cloudy - 71 F					
6 Melvin Mora, R (1,5) OBP: 0.111, SLG: 0.111										3 0 0 0 0 1 3 0 0 0 0 1 0 0						
53 Bobby Abreu, L (1,9) OBP: 0.400, SLG: 0.250										1 0 0 0 1 0 0 0 1 0 0 0 0 0 0 0 0 0 0 0 0						
1 Gerardo Parra, L (4,9)										4 0 2 2 0 2 3						
11 Grégor Blanco, L (6,8) OBP: 0.571, SLG: 0.400										3 0 1 1 1 0 2						
24 Miguel Cabrera, R (1,3) OBP: 0.333, SLG: 0.364										2 0 0 0 2 1 3						
30 Magglio Ordonez, R (1,10) OBP: 0.250, SLG: 0.100										3 0 0 0 0 0 4 1 0 0 0 0 0 3						
2 Carlos Guillen, S (1,7) OBP: 0.455, SLG: 0.333										4 0 0 0 0 2 1						
19 Ramon Hernandez, R (1,2)										3 1 0 0 1 0 0						
51 Max Ramirez, R (7,2)										WP: 3 PA: 37 FB: 0 SB: 1 CS: 0						
12 Marco Scutaro, R (1,4) OBP: 0.222, SLG: 0.222										AB 27 R 4 H 3 RBI 3 BB 8 SO 6 LOB 19						
3 Cesar Izturis, S (1,6)																
Inning Stats	R: 1 E: 0 K: 1 S: 5	H: 0 LOB: 1 BB: 2 P: 13	R: 0 E: 0 K: 1 S: 5	H: 0 LOB: 0 BB: 0 P: 5	R: 0 E: 0 K: 1 S: 5	H: 1 LOB: 0 BB: 0 P: 3	R: 0 E: 0 K: 0 S: 2	H: 0 LOB: 0 BB: 1 P: 6	R: 3 E: 0 K: 0 S: 4	H: 2 LOB: 2 BB: 3 P: 17	R: 0 E: 0 K: 0 S: 3	H: 0 LOB: 3 BB: 2 P: 16	R: 0 E: 0 K: 1 S: 5	H: 0 LOB: 0 BB: 0 P: 5	1B: 4 SF: 0 2B: 0 SAC: 0 3B: 0 DP: 3 HR: 0 HBP: 1	WP: 3 PA: 37 FB: 0 SB: 1 CS: 0
PITCHER	IP WLS BF H R ER SO BB IBB HBP BLK WP HR S P ERA WHIP	IP WLS BF H R ER SO BB IBB HBP BLK WP HR S P ERA WHIP											IP WLS BF H R ER SO BB IBB HBP BLK WP HR S P ERA WHIP			
32 Derek Lowe, R (1,1) ERA: 3.0	3.0 11 0 1 1 3 2 0 0 0 0 1 0 15 23 3.00 0.667											74 Rafael Cruz, R (8,1) ERA: 2.5	1.0 6 1 0 0 2 2 0 0 0 0 0 0 8 16 0.00 3.000			
34 Eric O'Flaherty, L (4,1) ERA: 1.0	1.0 3 1 0 0 0 0 0 0 0 0 0 0 3 3 0.00 1.000											54 Anthony Lerew, R (9,1) ERA: 1.0	1.0 3 0 0 0 1 0 0 0 0 0 0 0 5 5 0.00 0.000			
65 Stephen Marek, R (5,1) ERA: 81.0	1.0 H 3 0 0 0 0 1 0 0 0 0 0 2 6 0.00 1.000															
Jeff Ridgway, L (6,1) ERA: 81.0	0.1 B 5 1 3 3 0 2 0 1 0 1 0 2 11 81.00 9.000															
70 Emiliano Fruto, R (6,1) ERA: 81.0	1.2 W 6 1 0 0 0 1 0 0 0 0 0 0 5 9 0.00 1.200															

Batter	1	2	3	4	5	6	7	8	9	AB R H RBI BB SO LOB	BOTTOM					
Josh Anderson, L (1,8)										4 0 0 0 0 1 3 0 0 0 0 0 0 0	Venezuela @ Atlanta Braves Champion Stadium, Lake Buena Vista, FL Thu Mar 05 2009, 2:05 PM EST Att: 3,871 - Partly Cloudy - 71 F					
87 Reid Gorecki, R (8,8) OBP: 0.333, SLG: 1.333										3 1 1 0 0 0 0 0 1 0 0 1 0 0						
4 Omar Infante, R (1,6) OBP: 0.500, SLG: 0.400										2 0 0 0 0 0 1 0 1 0 1 2 0 0						
75 Brandon Hicks, R (6,6)										2 1 1 1 1 0 1 1 0 1 3 0 0 0						
18 Garret Anderson, L (1,7)										3 1 1 2 1 0 1						
20 Greg Norton, S (5,7) OBP: 0.800, SLG: 1.000										1 1 0 0 2 0 2 1 0 0 0 0 1 0						
76 Freddie Freeman, L (1,3) OBP: 0.667, SLG: 1.000										3 1 1 2 1 0 1						
83 Barbaro Canizares, R (7,3) OBP: 0.333, SLG: 0.667										1 1 0 0 2 0 2 1 0 0 0 0 1 0						
7 Jeff Francoeur, R (1,10) OBP: 0.429, SLG: 0.833										1 1 0 0 2 0 1 1 0 0 0 0 1 0						
28 Brandon Jones, L (1,9) OBP: 0.375, SLG: 0.333										1 1 0 0 2 0 1 1 0 0 0 0 1 0						
77 Jason Heyward, L (8,9) OBP: 0.667, SLG: 2.000										1 1 0 0 2 0 1 1 0 0 0 0 1 0						
14 Martin Prado, R (1,4)										1 0 0 0 2 0 1 1 0 0 0 0 1 0						
68 Brooks Conrad, S (8,4) OBP: 0.333, SLG: 0.667										1 0 0 0 2 0 1 1 0 0 0 0 1 0						
8 David Ross, R (1,2) OBP: 0.250, SLG: 0.250										1 0 0 0 0 0 0 2 0 0 0 0 1 1						
27 J.C. Boscan, R (4,2)										1 0 0 0 0 0 0 2 0 0 0 0 1 1						
63 Diory Hernandez, R (1,5) OBP: 0.667, SLG: 0.800										3 1 1 1 0 0 1						
Inning Stats	R: 0 E: 0 K: 0 S: 3	H: 0 LOB: 0 BB: 0 P: 3	R: 0 E: 0 K: 0 S: 2	H: 0 LOB: 2 BB: 2 P: 10	R: 0 E: 0 K: 0 S: 3	H: 1 LOB: 0 BB: 0 P: 3	R: 3 E: 0 K: 0 S: 6	H: 3 LOB: 1 BB: 2 P: 17	R: 0 E: 0 K: 1 S: 5	H: 0 LOB: 0 BB: 1 P: 6	R: 5 E: 0 K: 0 S: 5	H: 1 LOB: 1 BB: 4 P: 21	R: 0 E: 0 K: 3 S: 9	H: 0 LOB: 0 BB: 0 P: 9	1B: 1 SF: 0 2B: 4 SAC: 1 3B: 0 DP: 3 HR: 1 HBP: 0	WP: 0 PA: 35 FB: 0 SB: 0 CS: 1
PITCHER	IP WLS BF H R ER SO BB IBB HBP BLK WP HR S P ERA WHIP	IP WLS BF H R ER SO BB IBB HBP BLK WP HR S P ERA WHIP											IP WLS BF H R ER SO BB IBB HBP BLK WP HR S P ERA WHIP			
22 Jean Grano, L (1,1) ERA: 9.0	2.0 7 0 0 0 0 2 0 0 0 0 0 0 3 3 0.00 1.000											16 Victor Moreno, R (7,1) ERA: 22.5	1.0 L 9 1 5 5 0 4 0 0 0 0 0 0 9 9 45.00 5.000			
31 Victor Zambrano, R (3,1) ERA: 1.0	1.0 H 3 1 0 0 0 0 0 0 0 0 0 3 3 0.00 1.000											75 Francisco Rodriguez, R (8,1) ERA: 1.0	1.0 3 0 0 0 3 0 0 0 0 0 0 0 9 9 0.00 0.000			
Brad Nelson, R (4,1) ERA: 81.0	0.1 B 5 3 3 3 0 1 0 0 0 0 0 1 5 12 81.00 12.000															
44 Orber Moreno, R (4,1) ERA: 81.0	1.2 5 0 0 0 1 1 0 0 0 0 0 0 6 10 0.00 0.600															
48 Carlos Vasquez, L (6,1) ERA: 5.4	1.0 H 3 0 0 0 0 1 0 0 0 0 0 0 2 6 0.00 1.000															



Batter	1	2	3	4	5	6	7	8	9	AB	R	H	RBI	BB	SO	LOB	TOP			
1 Elvis Andrus, R <small>OBP: 0.364, SLG: 0.300</small>	G6-3	G6-3	G6-3	G3		G4-6-3		G6-3		6	0	1	0	0	0	3	Venezuela @ New York Mets Tradition Field, Port St. Lucie, FL Wed Mar 06 2013, 12:37 PM - 4:06 PM EST Att: 2,647 - Sunny - 71 F			
13 Asdrúbal Cabrera, S <small>OBP: 0.333, SLG: 0.333</small>	5 WP 48 1B 5 2B	FC6-4		24 HR	P6		F7	F8	6	2	2	0	0	0	2					
24 Miguel Cabrera, R <small>OBP: 0.750, SLG: 2.125</small>									4	2	3	3	0	1	1					
55 Ramon Hernández, R <small>OBP: 0.500, SLG: 0.333</small>	K			48 FC6-4					1	1	1	0	1	0	0					
48 Pablo Sandoval, S <small>OBP: 0.333, SLG: 0.444</small>									4	2	2	0	0	0	1					
18 Mario Lison, R <small>OBP: 0.500, SLG: 0.500</small>	5 2B		FC6-4	15 1B	5 1B	E4			2	0	0	0	0	1	2					
5 Carlos González, L <small>OBP: 0.625, SLG: 0.667</small>									3	1	2	1	1	0	1					
28 Alex Romero, L <small>OBP: 0.500, SLG: 0.500</small>	1-3 2-H		15 1B	15 1B		G6-4-3			2	0	1	0	0	0	1					
15 Salvador Pérez, R <small>OBP: 0.500, SLG: 0.500</small>									4	3	3	1	0	0	2					
26 Miguel Montero, L <small>OBP: 1.000, SLG: 1.000</small>	G6-3		9 G6-4-3	12 BB					1	0	1	1	0	0	0					
12 Martín Prado, R <small>OBP: 0.333, SLG: 0.143</small>									3	2	1	1	2	0	2					
9 Gerardo Parra, L <small>OBP: 0.222, SLG: 0.500</small>									4	1	1	4	1	0	4					
4 Omar Infante, R <small>OBP: 0.667, SLG: 1.000</small>									4	0	2	3	0	1	1					
19 Marco Scutaro, R <small>OBP: 0.333, SLG: 0.333</small>									1	0	0	0	0	0	0					
Inning Stats	R: 1 E: 0 K: 1 S: 8	H: 3 LOB: 2 BB: 0 P: 9	R: 0 E: 0 K: 0 S: 4	H: 1 LOB: 2 BB: 1 P: 8	R: 4 E: 0 K: 0 S: 6	H: 3 LOB: 1 BB: 2 P: 14	R: 6 E: 0 K: 1 S: 11	H: 7 LOB: 0 BB: 0 P: 14	R: 1 E: 1 K: 0 S: 5	H: 1 LOB: 0 BB: 0 P: 8	R: 1 E: 0 K: 0 S: 4	H: 2 LOB: 1 BB: 1 P: 8	R: 1 E: 0 K: 0 S: 6	H: 3 LOB: 2 BB: 0 P: 7	R: 0 E: 0 K: 0 S: 3	H: 0 LOB: 1 BB: 1 P: 10	1B: 15 2B: 2 HR: 3	SF: 0 SAC: 0 DP: 2 HBP: 0	WP: 3 PB: 0 CS: 0	PA: 50
PITCHER	IP WLS BF H R ER SO BB IBB HBP BLK WP HR S P ERA WHIP	2.1 L 15 6 4 4 1 2 0 0 0 0 0 15 24 15.43 3.429	3.1 L 13 8 7 7 1 1 0 0 0 0 2 14 21 37.80 5.400	5.1 L 20 9 3 2 2 0 1 0 0 0 0 1 9 16 9.00 2.000	7.1 L 6 3 1 1 0 0 0 0 0 0 6 7 9.00 3.000	8.1 L 3 0 0 0 0 0 0 0 0 0 3 3 0.00 0.000	27 Jeury's Familia, R <small>ERA: 0.000</small>	9.1 L 1.0 4 0 0 0 1 0 0 0 0 5 10 0.00 1.000												

Batter	1	2	3	4	5	6	7	8	9	AB	R	H	RBI	BB	SO	LOB	BOTTOM					
23 Mike Baxter, L <small>OBP: 0.429, SLG: 0.200</small>	G4-3									4	0	1	1	0	1	2	Venezuela @ New York Mets Tradition Field, Port St. Lucie, FL Wed Mar 06 2013, 12:37 PM - 4:06 PM EST Att: 2,647 - Sunny - 71 F					
58 César Puello, R <small>OBP: 0.200, SLG: 0.400</small>									4	1	3	2	0	0	0							
4 Collin Cowgill, R <small>OBP: 0.750, SLG: 1.250</small>	G5-3								1	0	0	0	0	1	1							
20 Anthony Recker, R <small>OBP: 0.200, SLG: 0.400</small>									2	1	0	0	1	1	1							
29 Ike Davis, L <small>OBP: 0.500, SLG: 0.600</small>	G6-3								2	0	0	0	2	3								
6 Marlon Byrd, R <small>OBP: 0.600, SLG: 1.200</small>	F7								3	1	1	3	0	0	1							
1 Jordany Valdespin, L <small>OBP: 1.000, SLG: 1.000</small>									1	0	1	0	0	0	0							
87 Brandon Nimmo, L <small>OBP: 0.400, SLG: 1.600</small>									1	0	0	0	0	0	0							
21 Lucas Duda, L <small>OBP: 0.600, SLG: 1.200</small>									2	1	0	0	2	0	1							
91 Cory Vaughn, R <small>OBP: 0.400, SLG: 1.600</small>									1	0	0	0	0	0	0							
Justin Turner, R <small>OBP: 0.600, SLG: 1.200</small>									3	1	2	0	0	0	1							
61 Wilmer Flores, R <small>OBP: 0.400, SLG: 1.600</small>									2	1	1	1	0	0	1							
44 John Buck, R <small>OBP: 0.400, SLG: 1.600</small>									2	2	0	0	1	0	1							
15 Travis d'Arnaud, R <small>OBP: 0.400, SLG: 1.600</small>									2	0	0	0	1	2								
19 Zach Lutz, R <small>OBP: 0.400, SLG: 1.600</small>									2	2	0	1	1	1	2							
82 Matt Reynolds, R <small>OBP: 0.400, SLG: 1.600</small>									0	0	0	0	0	0	0							
11 Rubén Tejada, R <small>OBP: 0.400, SLG: 1.600</small>									2	0	0	1	0	1	2							
70 Wilfredo Tovar, R <small>OBP: 1.000, SLG: 1.000</small>									1	0	1	0	0	0	0							
Inning Stats	R: 0 E: 0 K: 0 S: 3	H: 0 LOB: 0 BB: 0 P: 3	R: 0 E: 0 K: 0 S: 2	H: 0 LOB: 0 BB: 1 P: 6	R: 0 E: 0 K: 1 S: 5	H: 0 LOB: 0 BB: 0 P: 5	R: 0 E: 0 K: 2 S: 8	H: 1 LOB: 1 BB: 0 P: 8	R: 7 E: 0 K: 0 S: 6	H: 3 LOB: 0 BB: 4 P: 25	R: 2 E: 0 K: 2 S: 10	H: 3 LOB: 2 BB: 0 P: 11	R: 0 E: 1 K: 0 S: 5	H: 1 LOB: 2 BB: 0 P: 5	R: 0 E: 0 K: 3 S: 10	H: 1 LOB: 0 BB: 0 P: 10	R: 1 E: 0 K: 1 S: 8	H: 1 LOB: 0 BB: 0 P: 11	1B: 6 2B: 2 HR: 2	SF: 0 SAC: 0 DP: 2 HBP: 2	WP: 0 PB: 0 CS: 0	PA: 43
PITCHER	IP WLS BF H R ER SO BB IBB HBP BLK WP HR S P ERA WHIP	3.0 W 9 2 4 4 2 3 0 0 0 0 0 9 21 0.00 0.333	4.1 L 8 2 4 4 2 3 0 0 0 0 0 9 21 36.00 5.000	5.1 L 6 2 3 3 0 1 0 1 0 0 1 5 12 27.00 3.000	6.1 L 7 3 2 2 2 0 0 0 1 0 0 10 11 18.00 3.000	7.1 L 8 2 0 0 2 0 0 0 1 0 0 12 12 0.00 1.200	31 Enrique Gonzalez, R <small>ERA: 6.75</small>	8.1 L 1.1 5 1 1 1 2 0 0 0 0 0 11 14 6.75 0.750														

AB 45
R 14
H 20
RBI 14
BB 5
SO 3
LOB 20



AB 36
R 10
H 10
RBI 9
BB 5
SO 9
LOB 19



Batter	1	2	3	4	5	6	7	8	9	AB R H RBI BB SO LOB	TOP										
27 Jose Altuve, R (1,4) 12 Rougned Odor, L (6,4)	2-1 14 S 1B	4-2 14 S BB		1-2 24 1B 1B	2-1 L9		1-2 K		0-0 G4-3	3 2 2 0 1 0 0 2 0 0 0 0 1 0	Venezuela @ Kansas City Royals Surprise Stadium, Surprise, AZ Wed Mar 08 2017, 3:07 PM - 6:12 PM EST Att. 3,183 - Partly Cloudy - 78 F										
14 Martin Prado, R (1,5) 10 Yanervis Solarte, S (6,5)	3-2 24 E 1B	1-2 G6-3		0-1 G5-3		1-1 G5-3	1-0 21 G6-4-3 1B		2-0 21 G6-3 1B	4 1 1 1 1 0 0 3 2 0 2 0 0 0 0 0											
24 Miguel Cabrera, R (1,3) 21 Hernán Pérez, R (6,3)	0-2 13 1B 1-2		1-0 G5-3	1-1 2B 1B		1-1 HR	0-1 G6-4-3		1-2 G6-3	4 1 2 3 0 0 1 2 0 0 0 0 0 2											
5 Carlos González, L (1,9) 95 Jose Sanchez, L (6,9)	3-3 K		0-1 G4-3	1-0 2B 1B		0-0 G4-3		4-2 37 1B 28 1B G5-3 BB		4 0 1 0 0 1 2 0 1 0 0 1 0 0											
41 Victor Martinez, S (1,10) 35 Jesus Flores, R (8,10)	1-2 P5		2-1 13 BB 1B	2-0 F7		1-2 13 1B 37 1B 1B		0-0 L8		4 1 2 0 0 0 4 1 0 0 0 0 0 1											
15 Salvador Perez, R (1,2) 28 Robinson Chirinos, R (6,2)	0-0 1-3 2-H 1B		4-2 BB	1-2 BB		2-2 E4	1-0 1-2 1B	0-2 29 G5-3 37 1B 1-2 1B		0 2 0 0 0 0 0 1 0 1 0 0 0 0											
37 Odúbel Herrera, L (1,7)	0-2 1-2 FC6		1-0 FC6		0-0 G4-3	1-2 2 3B 1B		2-1 29 G5-3 1-2 2-3 1B		5 1 2 1 0 0 5											
2 Alcides Escobar, R (1,6) 29 Angelo Castellano, R (6,6)		1-3 K		1-1 G5-3	3-1 3B	1-0 1-2 2-H 3B		0-0 G5-3		0 1 0 0 0 0 0 1 0 0 1 0 0 2											
11 Ender Inciarte, L (1,8)		0-1 G4-3		3-1 27 1B 24 1B 1B	1-1 SF8	2-2 L7		1-2 2-3 3-H K		4 1 1 1 0 1 3											
Inning Stats	R: 2 H: 3 E: 1 LOB: 2 K: 1 BB: 0 S: 20 P: 29	R: 0 H: 0 E: 0 LOB: 1 K: 1 BB: 1 S: 11 P: 18	R: 0 H: 1 E: 0 LOB: 2 K: 0 BB: 0 S: 9 P: 17	R: 2 H: 4 E: 1 LOB: 2 K: 0 BB: 0 S: 13 P: 22	R: 2 H: 1 E: 0 LOB: 0 K: 0 BB: 0 S: 10 P: 18	R: 4 H: 5 E: 0 LOB: 1 K: 0 BB: 0 S: 16 P: 24	R: 0 H: 1 E: 0 LOB: 0 K: 1 BB: 0 S: 6 P: 8	R: 1 H: 2 E: 0 LOB: 2 K: 1 BB: 1 S: 13 P: 20	R: 0 H: 1 E: 0 LOB: 0 K: 0 BB: 0 S: 6 P: 9	1B: 14 SF: 1 2B: 1 SAC: 0 3B: 2 DP: 2 HR: 1 HBP: 0		WP: 0 PA: 48 PB: 0 SB: 2 CS: 0									
PITCHER	IP WLS BF H R ER SO BB IBB HBP BLK WP HR S P ERA WHIP	PITCHER				PITCHER				PITCHER				PITCHER							
31 Ian Kennedy, R (1,1) ERA: 4.5	2.0 L 11 3 2 1 2 1 0 0 0 0 0 0 31 47 4.50 2.000	85 Eric Stout, L (8,1) ERA: 9.0				52 Chris Withrow, R (9,1) ERA:				31 Ian Kennedy, R (1,1) ERA: 4.5				85 Eric Stout, L (8,1) ERA: 9.0				52 Chris Withrow, R (9,1) ERA:			
72 Yonder Cáramo, R (3,1) ERA: 9.0	1.0 5 1 0 0 0 1 0 0 0 0 0 0 9 17 0.00 2.000	85 Eric Stout, L (8,1) ERA: 9.0				52 Chris Withrow, R (9,1) ERA:				31 Ian Kennedy, R (1,1) ERA: 4.5				85 Eric Stout, L (8,1) ERA: 9.0				52 Chris Withrow, R (9,1) ERA:			
26 Mike Minor, L (4,1) ERA: 36.0	2.0 12 5 4 2 0 0 0 0 0 0 0 23 40 9.00 2.500	85 Eric Stout, L (8,1) ERA: 9.0				52 Chris Withrow, R (9,1) ERA:				31 Ian Kennedy, R (1,1) ERA: 4.5				85 Eric Stout, L (8,1) ERA: 9.0				52 Chris Withrow, R (9,1) ERA:			
61 Kevin McCarthy, R (6,1) ERA: 36.0	1.0 8 5 4 4 0 0 0 0 0 0 1 16 24 36.00 5.000	85 Eric Stout, L (8,1) ERA: 9.0				52 Chris Withrow, R (9,1) ERA:				31 Ian Kennedy, R (1,1) ERA: 4.5				85 Eric Stout, L (8,1) ERA: 9.0				52 Chris Withrow, R (9,1) ERA:			
75 Malcom Culver, R (7,1) ERA:	1.0 3 1 0 0 1 0 0 0 0 0 0 6 8 0.00 1.000	85 Eric Stout, L (8,1) ERA: 9.0				52 Chris Withrow, R (9,1) ERA:				31 Ian Kennedy, R (1,1) ERA: 4.5				85 Eric Stout, L (8,1) ERA: 9.0				52 Chris Withrow, R (9,1) ERA:			


Batter	1	2	3	4	5	6	7	8	9	AB R H RBI BB SO LOB	BOTTOM										
4 Alex Gordon, L (1,9) 38 Jorge Bonifacio, R (6,9)	1-3 K		2-3 K		3-3 K		3-1 F8		2-0 F7	3 0 0 0 0 3 0 2 0 0 0 0 0 1	Venezuela @ Kansas City Royals Surprise Stadium, Surprise, AZ Wed Mar 08 2017, 3:07 PM - 6:12 PM EST Att. 3,183 - Partly Cloudy - 78 F										
8 Mike Moustakas, L (1,5) 24 Christian Colón, R (3,FR) (4,5) (6,3)	2-2 1B		0-0 E3 6 1B		1-2 6 FC6-4 1B		0-2 FC6-4		1-2 G5-3	2 0 1 0 0 0 0 3 0 1 0 0 0 1											
6 Lorenzo Cain, R (1,8) 0 Terrance Gore, R (6,8)	1-2 L8		2-1 1-2 1B		3-1 FC6-4		3-2 F8			3 0 1 0 0 0 2 1 0 0 0 0 0 1											
37 Brandon Moss, L (1,10)	0-1 F8		0-3 K		4-2 17 1B 12 1B BB			2-2 7 BB 1B		3 0 1 0 1 1 3											
12 Jorge Soler, R (1,7) 14 Billy Burns, S (6,FR) (7,7)		0-0 G3	1-3 K		0-0 17 1B 1B		1-2 1B	0-1 P5		3 0 1 0 0 1 2 1 0 0 0 0 0 1											
19 Cheslor Cuthbert, R (1,3) 17 Hunter Dozier, R (6,5) OBP: 0.500, SLG: 0.500		3-2 G5-3		3-2 F8		2-2 15 G4-6-3 1B		1-3 K		2 0 0 0 0 0 0 2 0 1 0 0 1 1											
9 Drew Butera, R (1,2) 71 Parker Morin, L (6,2) 7 Peter O'Brien, R (6,PH) (7,2)		1-0 27 1B 1B		0-0 P4		2-3 K		4-2 BB		2 0 1 0 0 0 0 0 0 0 0 0 0 0 1 0 0 0 1 1 3											
27 Adalberto Mondesi, S (1,4) 15 Whit Merrifield, R (6,4)		1-2 46 FC5-4 1B		3-1 L8		1-1 G4-6-3		1-2 L3		2 0 1 0 0 0 0 2 0 0 0 0 0 5											
46 Ramón Torres, S (1,6) 68 Humberto Arteaga, R (6,6)		0-2 FC5-4					2-2 24 FC6-4 1B		2-0 P6	2 0 0 0 0 1 2 2 0 1 0 0 0 0											
Inning Stats	R: 0 H: 1 E: 0 LOB: 1 K: 1 BB: 0 S: 11 P: 15	R: 0 H: 2 E: 0 LOB: 2 K: 0 BB: 0 S: 10 P: 14	R: 0 H: 1 E: 1 LOB: 2 K: 3 BB: 0 S: 14 P: 19	R: 0 H: 0 E: 0 LOB: 0 K: 0 BB: 0 S: 6 P: 12	R: 0 H: 1 E: 0 LOB: 1 K: 2 BB: 0 S: 12 P: 19	R: 0 H: 2 E: 0 LOB: 3 K: 1 BB: 1 S: 13 P: 22	R: 0 H: 1 E: 0 LOB: 1 K: 0 BB: 0 S: 16 P: 24	R: 0 H: 1 E: 0 LOB: 2 K: 1 BB: 1 S: 15 P: 23	R: 0 H: 0 E: 0 LOB: 0 K: 0 BB: 0 S: 5 P: 10	1B: 9 SF: 0 2B: 0 SAC: 0 3B: 0 DP: 1 HR: 0 HBP: 0		WP: 0 PA: 38 PB: 0 SB: 0 CS: 0									
PITCHER	IP WLS BF H R ER SO BB IBB HBP BLK WP HR S P ERA WHIP	PITCHER				PITCHER				PITCHER				PITCHER							
36 Yusmeiro Petit, R (1,1) ERA:	1.0 W 4 1 0 0 0 0 0 0 0 0 0 11 15 0.00 1.000	48 Jose Alvarez, L (6,1) ERA:				40 Omar Bencomo, R (8,1) ERA:				31 Ian Kennedy, R (1,1) ERA: 4.5				85 Eric Stout, L (8,1) ERA: 9.0				52 Chris Withrow, R (9,1) ERA:			
51 José Alvarado, L (2,1) ERA:	1.0 H 5 2 0 0 0 0 0 0 0 0 0 10 14 0.00 2.000	48 Jose Alvarez, L (6,1) ERA:				40 Omar Bencomo, R (8,1) ERA:				31 Ian Kennedy, R (1,1) ERA: 4.5				85 Eric Stout, L (8,1) ERA: 9.0				52 Chris Withrow, R (9,1) ERA:			
54 Deolis Guerra, R (3,1) ERA:	1.0 H 5 1 0 0 3 0 0 0 0 0 0 14 19 0.00 1.000	48 Jose Alvarez, L (6,1) ERA:				40 Omar Bencomo, R (8,1) ERA:				31 Ian Kennedy, R (1,1) ERA: 4.5				85 Eric Stout, L (8,1) ERA: 9.0				52 Chris Withrow, R (9,1) ERA:			
90 Robert Suarez, R (4,1) ERA:	1.0 3 0 0 0 0 0 0 0 0 0 0 6 12 0.00 0.000	48 Jose Alvarez, L (6,1) ERA:				40 Omar Bencomo, R (8,1) ERA:				31 Ian Kennedy, R (1,1) ERA: 4.5				85 Eric Stout, L (8,1) ERA: 9.0				52 Chris Withrow, R (9,1) ERA:			
57 Francisco Rodríguez, R (5,1) ERA:	1.0 4 1 0 0 2 0 0 0 0 0 0 0 12 19 0.00 1.000	48 Jose Alvarez, L (6,1) ERA:				40 Omar Bencomo, R (8,1) ERA:				31 Ian Kennedy, R (1,1) ERA: 4.5				85 Eric Stout, L (8,1) ERA: 9.0				52 Chris Withrow, R (9,1) ERA:			

Batter	1	2	3	4	5	6	7	8	9	AB	R	H	RBI	BB	SO	LOB	TOP																		
27 Jose Altuve, R OBP: 0.500, SLG: 1.500 13 Salvador Perez, R OBP: 0.333, SLG: 0.833										3	2	2	2	0	1	3	Venezuela @ New York Mets Clover Park, Port St. Lucie, FL Thu Mar 09 2023, 1:11 PM - 4:38 PM EST Att: 4,481 - Partly Cloudy - 77 F																		
42 Ronald Acuña Jr., R OBP: 0.429, SLG: 0.333 6 David Peralta, L OBP: 0.600, SLG: 1.000										3	0	1	1	1	0	0																			
10 Eduardo Escobar, S OBP: 0.429, SLG: 0.200										0	1	0	0	0	0	0																			
7 Eugenio Suárez, R										3	0	0	0	2	1	1																			
14 Gleyber Torres, R OBP: 0.429, SLG: 0.333										4	1	1	0	1	1	4																			
16 Omar Narváez, L OBP: 0.833, SLG: 1.000 28 Robinson Chirinos, R OBP: 0.333, SLG: 1.333										0	1	0	0	0	0	0																			
25 Anthony Santander, S OBP: 0.400, SLG: 0.400										0	0	0	0	1	0	0																			
15 Hernán Pérez, R										3	0	1	0	0	1	2																			
1 Luis Rengifo, S OBP: 0.429, SLG: 0.333										4	0	1	1	1	1	3																			
0 Andrés Giménez, L OBP: 0.333, SLG: 0.333 2 Luis Arraez, L OBP: 0.333, SLG: 0.333										4	0	0	0	0	1	6																			
Inning Stats	R: 3 H: 4 E: 0 K: 1 S: 18	H: 4 LOB: 3 BB: 2 P: 30	R: 1 H: 1 E: 0 K: 1 S: 8	H: 1 LOB: 1 BB: 1 P: 16	R: 1 H: 0 E: 0 K: 1 S: 18	H: 0 LOB: 3 BB: 3 P: 36	R: 0 H: 2 E: 0 K: 0 S: 10	H: 1 LOB: 2 BB: 1 P: 21	R: 0 H: 2 E: 0 K: 1 S: 13	H: 0 LOB: 0 BB: 0 P: 18	R: 0 H: 0 E: 0 K: 2 S: 9	H: 0 LOB: 0 BB: 0 P: 12	R: 0 H: 0 E: 0 K: 2 S: 14	H: 0 LOB: 0 BB: 0 P: 23	R: 1 H: 3 E: 0 K: 0 S: 13	H: 3 LOB: 1 BB: 0 P: 16	1B: 8 2B: 0 3B: 0 HR: 3	SF: 0 SAC: 0 DP: 1 HBP: 1	WP: 1 PB: 0 SB: 0 CS: 0	PA: 46															
PITCHER	IP	WLS	BF	H	R	ER	SO	BB	IBB	HBP	BLK	WP	HR	S	P	ERA	WHIP	PITCHER	IP	WLS	BF	H	R	ER	SO	BB	IBB	HBP	BLK	WP	HR	S	P	ERA	WHIP
70 José Buttó, R ERA: 2.25	2.0	L	15	5	5	5	2	4	0	0	0	1	2	31	55	22.50	4.500	25 Grant Hartwig, R ERA: 9.0	1.0		3	0	0	0	2	0	0	0	0	0	14	23	0.00	0.000	
30 Nolan Clemey, R ERA:	1.0		6	0	0	0	1	2	0	1	0	0	0	13	27	0.00	2.000	71 Zach Muckenhirn, L ERA: 9.0	1.0		5	3	1	1	0	0	0	0	0	0	13	16	9.00	3.000	
40 Drew Smith, R ERA:	1.0		5	1	0	0	2	1	0	0	0	0	0	10	21	0.00	2.000																		
42 Stephen Nogosek, R ERA:	2.0		9	2	0	0	1	1	0	0	0	0	0	31	45	0.00	1.500																		
63 Bryce Montes de Oca, R ERA:	1.0		3	0	0	0	2	0	0	0	0	0	0	9	12	0.00	0.000																		

Batter	1	2	3	4	5	6	7	8	9	AB	R	H	RBI	BB	SO	LOB	BOTTOM																		
83 Tim Lacostrò, R OBP: 0.667, SLG: 1.000 22 Brett Baty, L OBP: 0.250, SLG: 0.250										2	0	1	0	0	0	1	Venezuela @ New York Mets Clover Park, Port St. Lucie, FL Thu Mar 09 2023, 1:11 PM - 4:38 PM EST Att: 4,481 - Partly Cloudy - 77 F																		
82 Abraham Almonte, S										1	0	0	0	0	0	1																			
88 Jaylin Davis, R OBP: 0.500, SLG: 0.250 97 Lorenzo Cedroira, R OBP: 0.333, SLG: 0.333										1	0	1	0	2	0	0																			
28 Tommy Pham, R										2	0	0	0	0	1	4																			
86 DJ Stewart, L OBP: 0.600, SLG: 0.333										2	0	1	0	0	0	2																			
19 Mark Canha, R OBP: 0.333, SLG: 0.333 28 Matt Winaker, R OBP: 0.333, SLG: 0.333										3	0	1	1	0	1	4																			
33 Darin Ruf, R OBP: 0.333, SLG: 0.333 95 Kevin Parada, R OBP: 0.500, SLG: 0.500										2	0	0	0	0	1	3																			
27 Mark Vientos, R OBP: 0.250, SLG: 0.250										3	0	0	0	0	1	3																			
60 Ronny Mauricio, S OBP: 0.600, SLG: 0.800 2 Wyatt Young, L										3	1	2	0	0	0	0																			
81 José Peraza, R OBP: 0.167, SLG: 0.333 65 Luke Ritter, R										2	0	0	0	0	1	1																			
90 Nick Meyer, R OBP: 0.500, SLG: 0.500 84 Michael Pérez, L										2	1	1	0	0	0	0																			
Inning Stats	R: 0 H: 0 E: 1 K: 1 S: 12	H: 0 LOB: 0 BB: 0 P: 22	R: 0 H: 0 E: 0 K: 1 S: 8	H: 0 LOB: 0 BB: 0 P: 12	R: 0 H: 2 E: 0 K: 1 S: 14	H: 0 LOB: 2 BB: 0 P: 21	R: 0 H: 1 E: 0 K: 0 S: 10	H: 1 LOB: 1 BB: 0 P: 14	R: 1 H: 2 E: 0 K: 0 S: 16	H: 2 LOB: 3 BB: 2 P: 31	R: 0 H: 4 E: 0 K: 1 S: 11	H: 1 LOB: 0 BB: 0 P: 17	R: 0 H: 2 E: 0 K: 0 S: 13	H: 2 LOB: 1 BB: 1 P: 23	R: 0 H: 0 E: 0 K: 3 S: 11	H: 0 LOB: 0 BB: 0 P: 12	1B: 9 2B: 3 3B: 0 HR: 0	SF: 0 SAC: 0 DP: 1 HBP: 1	WP: 1 PB: 0 SB: 0 CS: 0	PA: 43															
PITCHER	IP	WLS	BF	H	R	ER	SO	BB	IBB	HBP	BLK	WP	HR	S	P	ERA	WHIP	PITCHER	IP	WLS	BF	H	R	ER	SO	BB	IBB	HBP	BLK	WP	HR	S	P	ERA	WHIP
37 Enmanuel De Jesus, L ERA:	2.0	W	8	0	0	0	0	0	0	0	0	0	0	24	34	0.00	0.000	35 Erick Leal, R ERA:	7.1		5	2	0	0	3	0	0	0	0	14	24	0.00	3.000		
45 Jhoulys Chacin, R ERA:	2.0		9	3	0	0	1	0	0	0	0	0	0	16	31	0.00	1.500	59 Andrés Machado, R ERA:	1.1	S	4	0	0	0	3	0	0	0	0	0	0	13	15	0.00	0.000
18 Anthony Vizcaya, R ERA:	1.0		7	2	1	1	0	2	0	0	0	0	0	16	31	9.00	4.000																		
8 Alexis Rivero, R ERA:	0.2		7	4	3	3	0	1	0	0	0	1	0	15	26	40.50	7.500																		
66 José Ruiz, R ERA:	1.0	H	3	1	0	0	0	0	0	0	0	0	0	10	15	0.00	1.000																		

Venezuela @ New York Mets
Clover Park, Port St. Lucie, FL
Thu Mar 09 2023, 1:11 PM - 4:38 PM EST
Att: 4,481 - Partly Cloudy - 77 F

AB 30
R 6
H 9
RBI 5
BB 6
SO 7
LOB 20



AB 37
R 4
H 12
RBI 4
BB 4
SO 7
LOB 26

