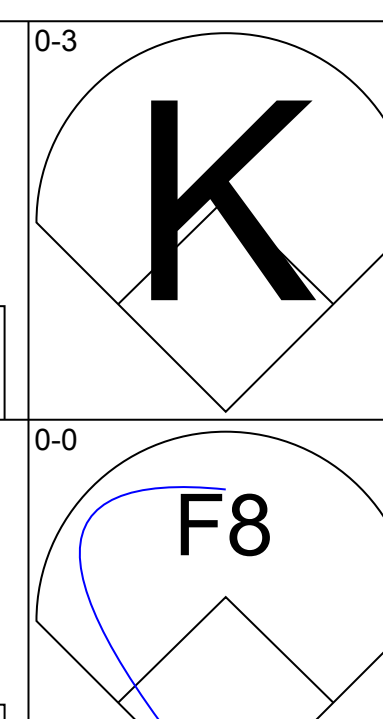
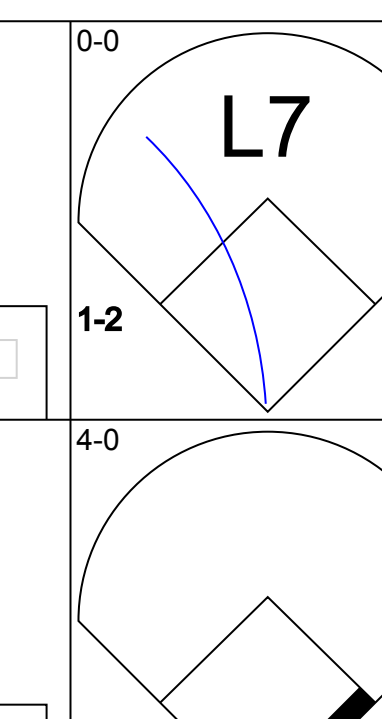
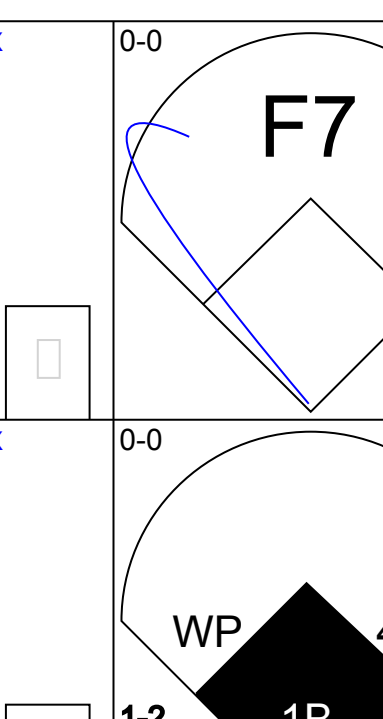
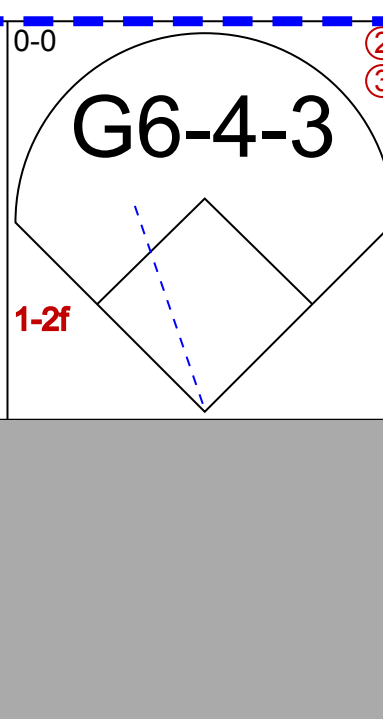
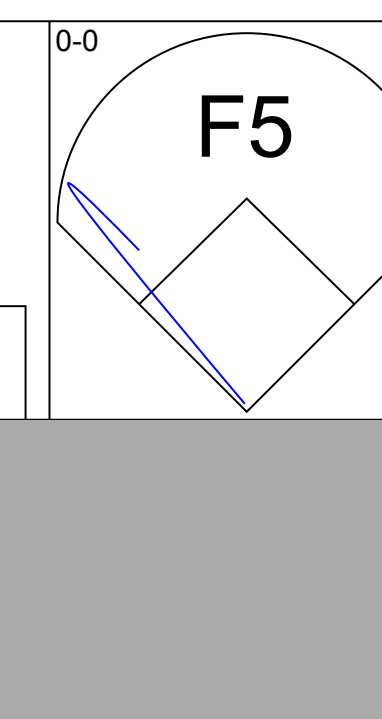
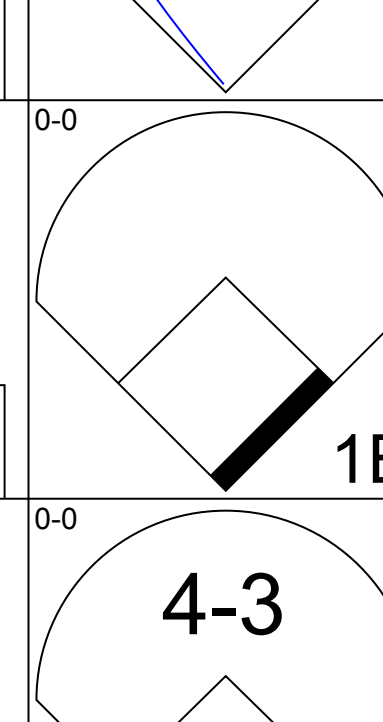
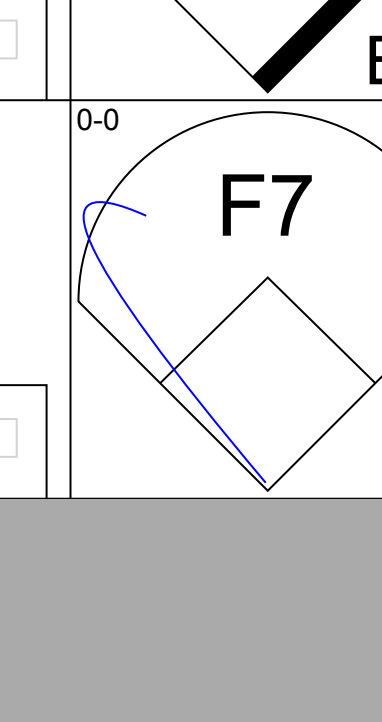
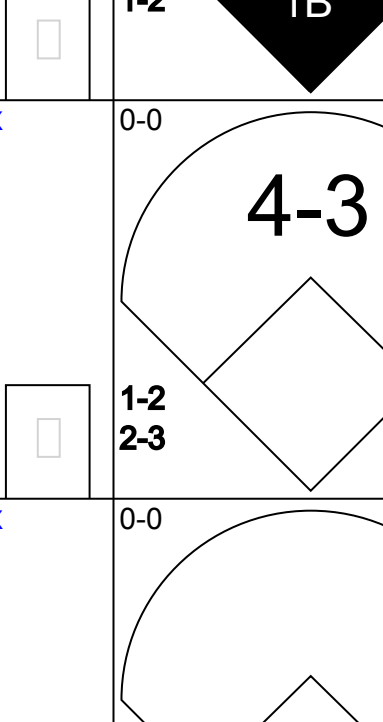
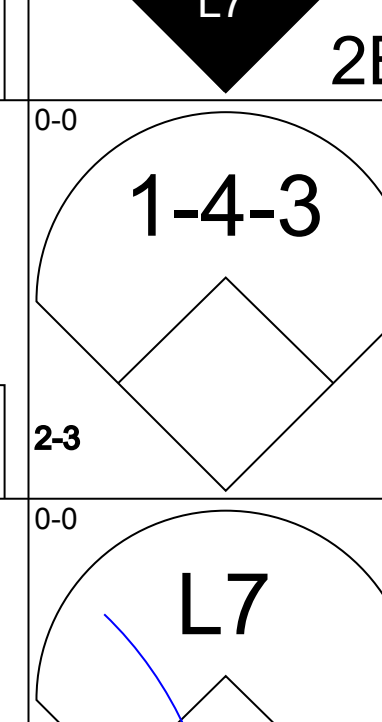
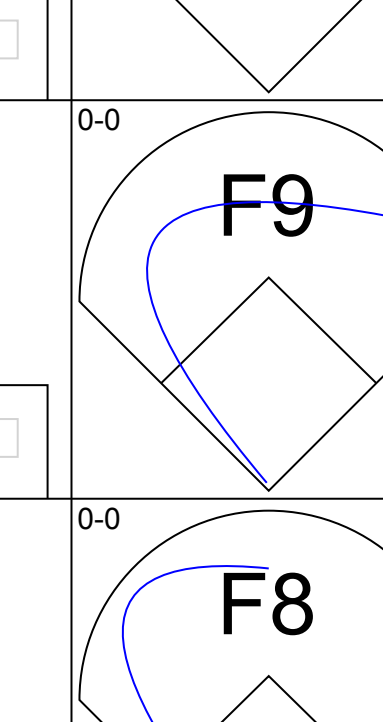


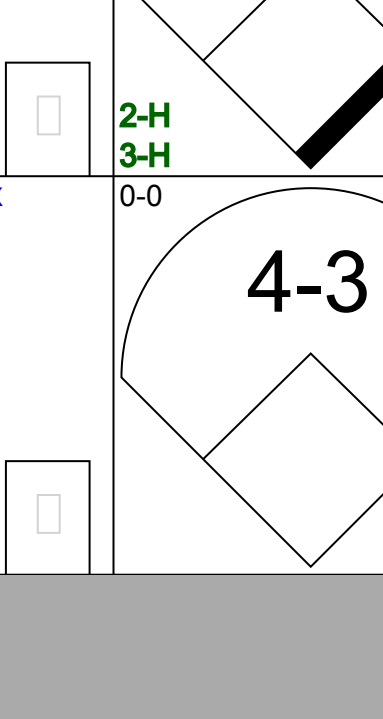
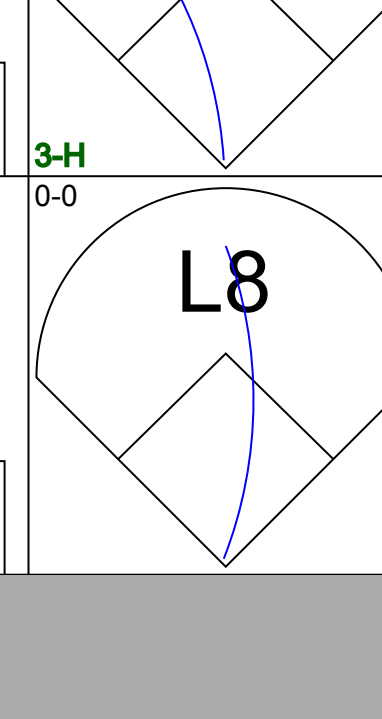


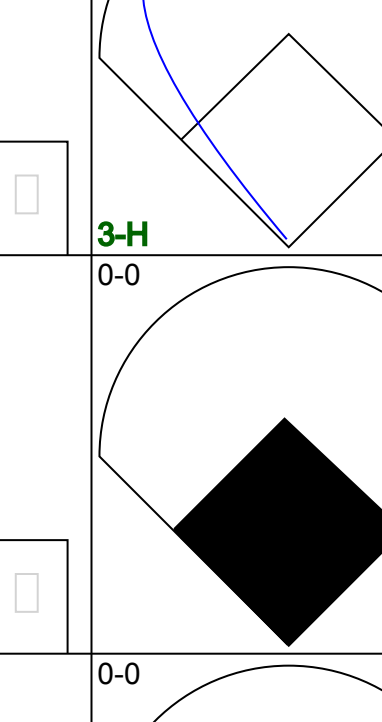

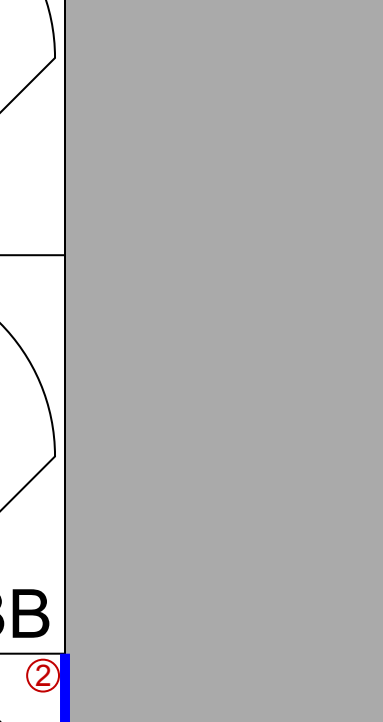
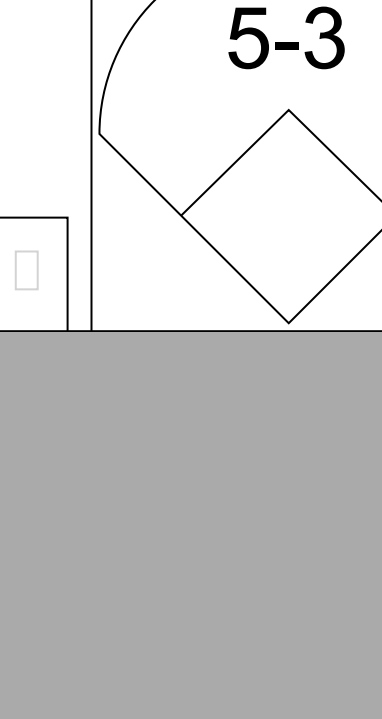

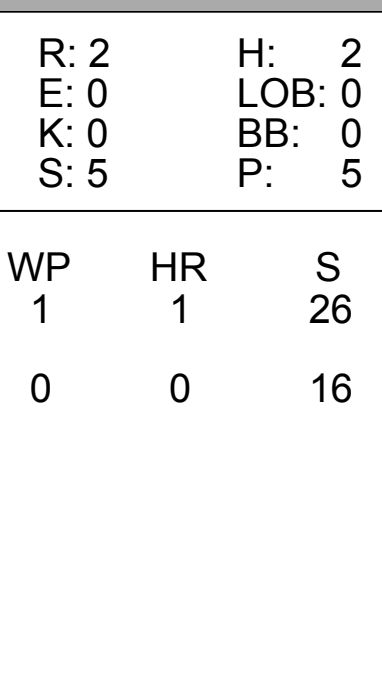
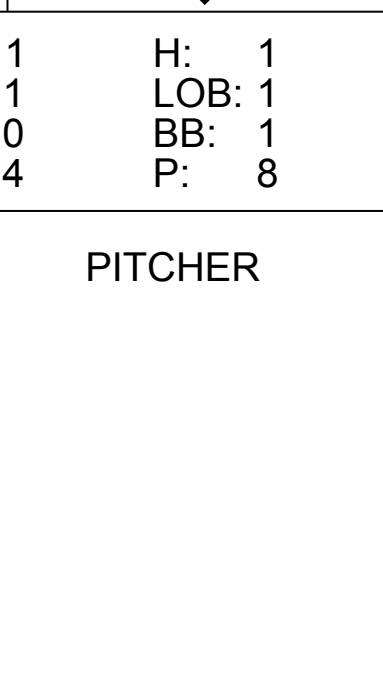
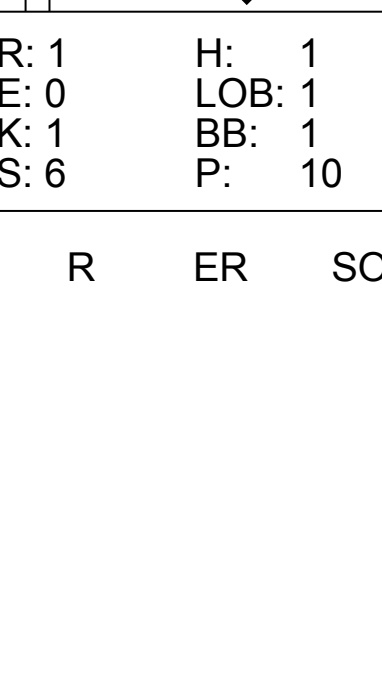
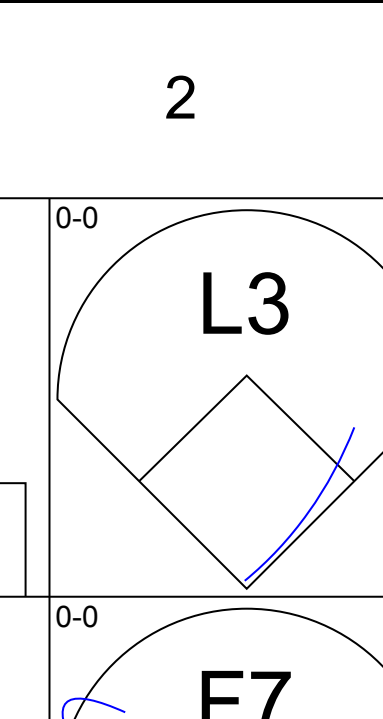
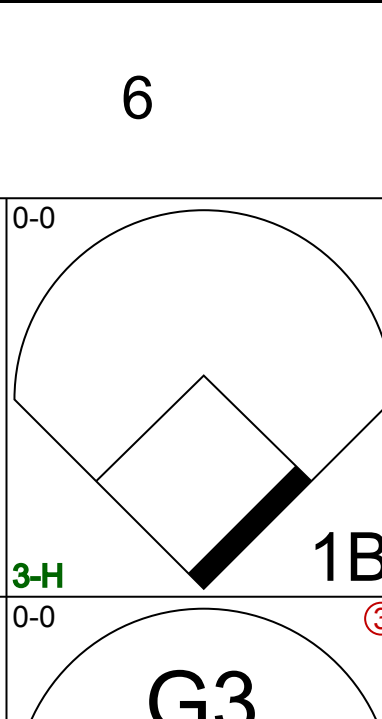
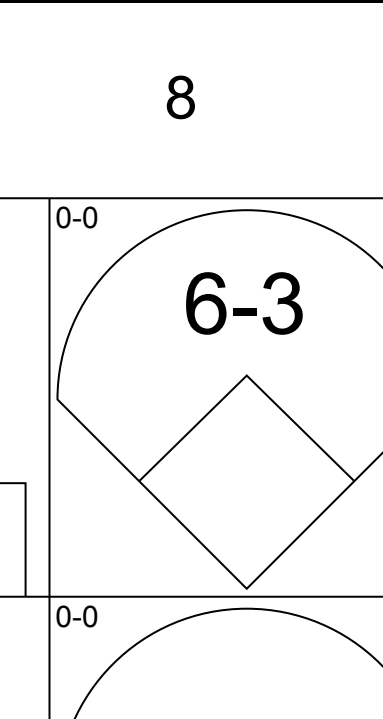

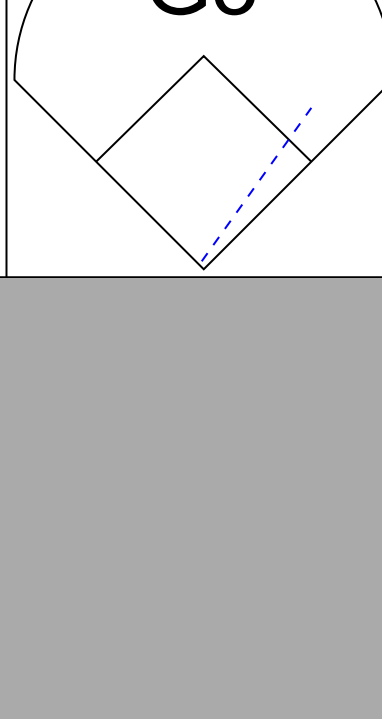
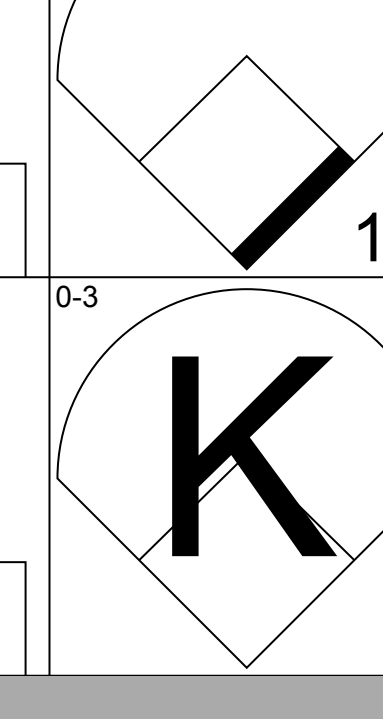



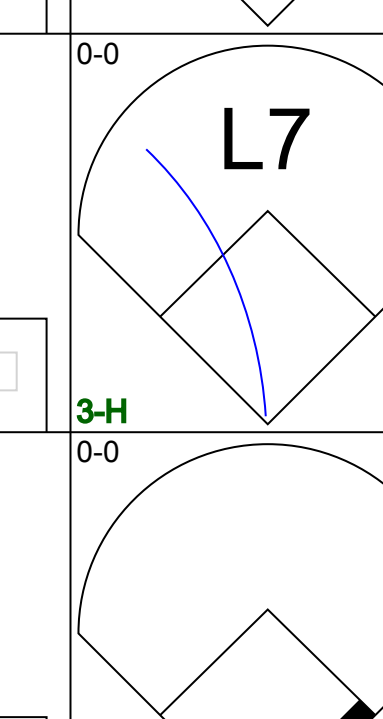
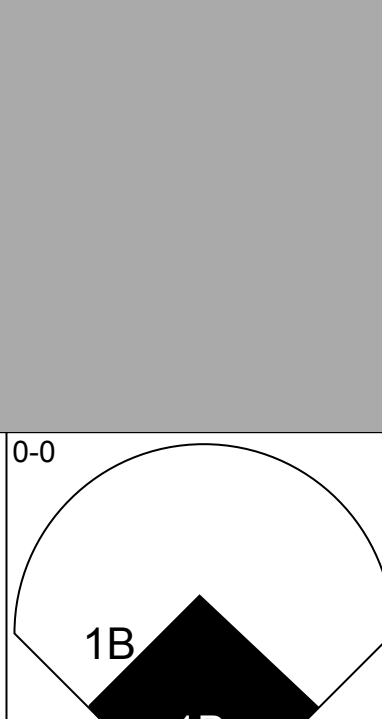

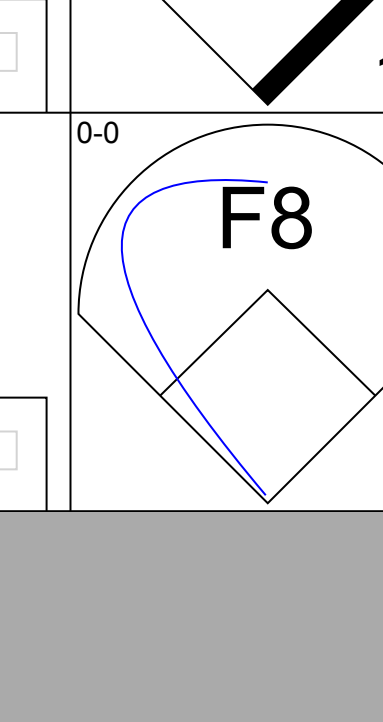

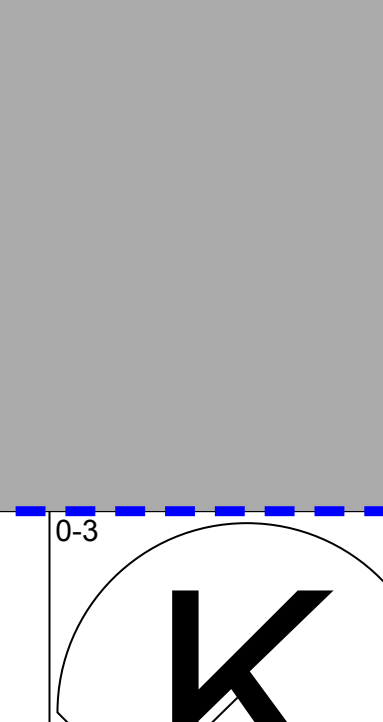
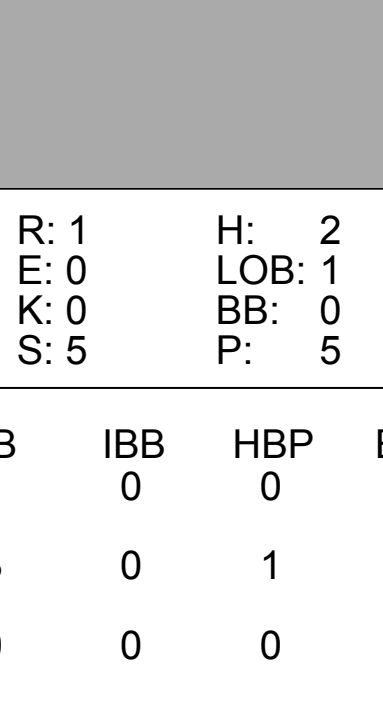
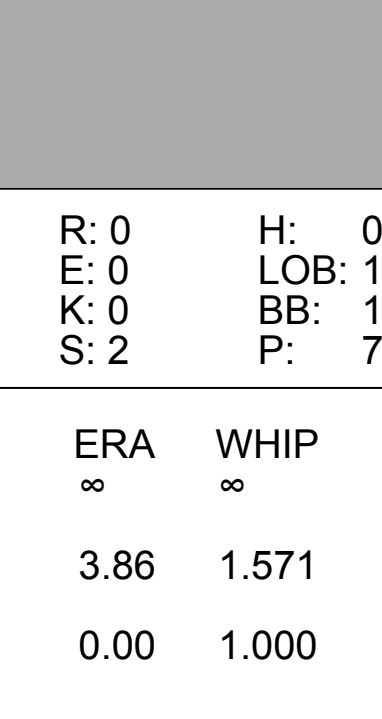
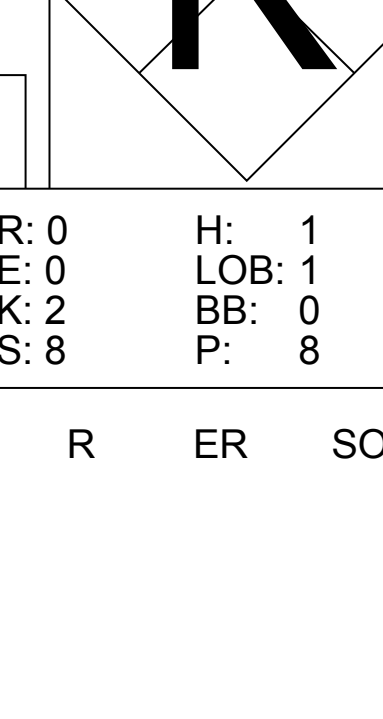



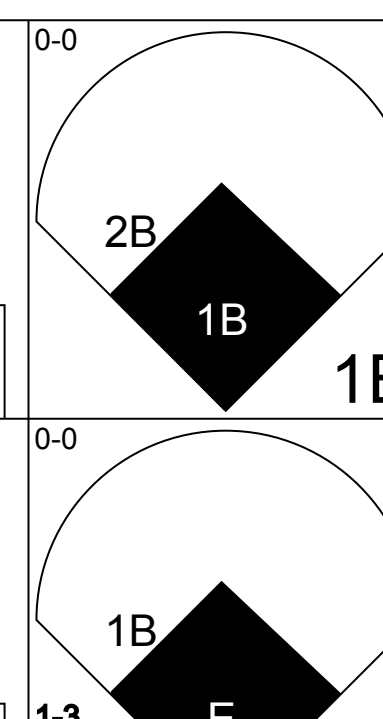
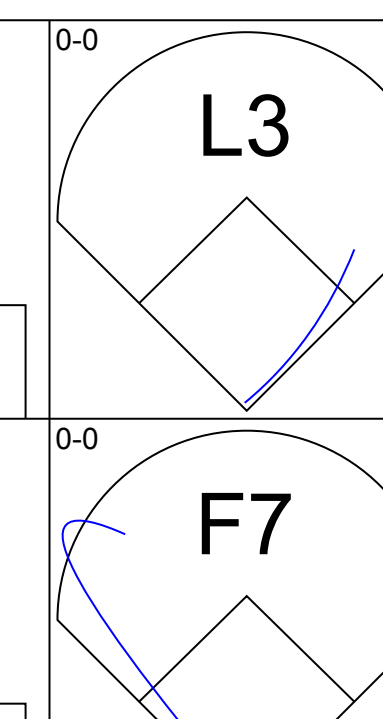
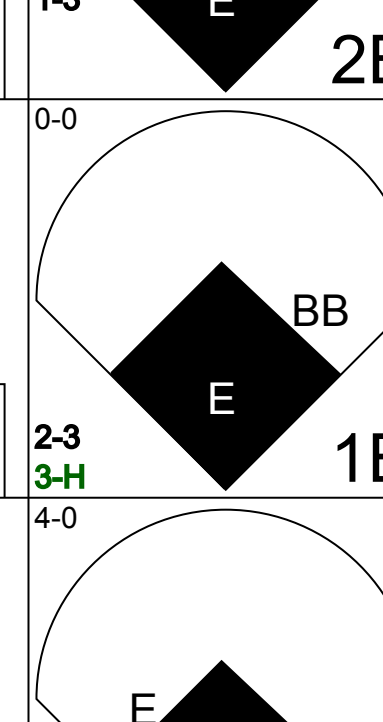
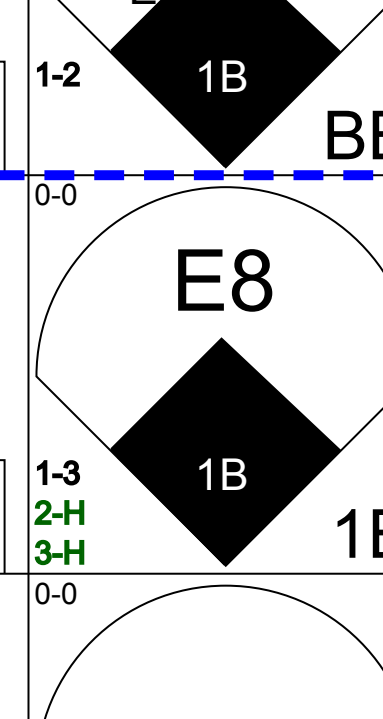
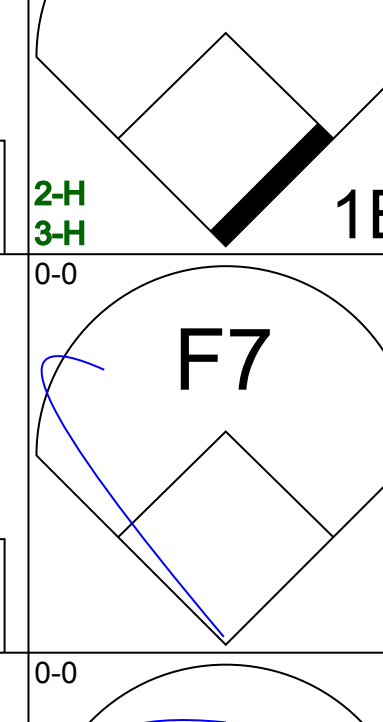
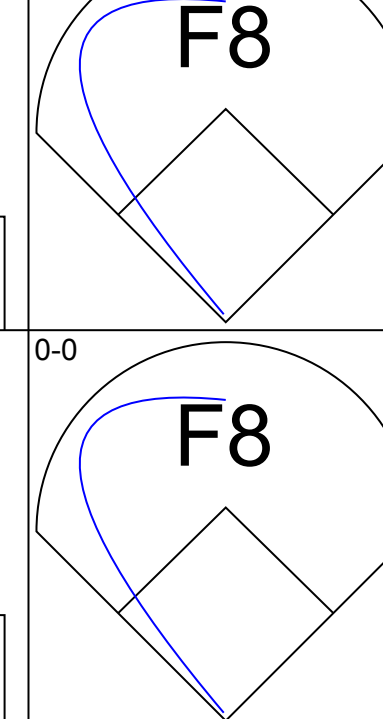
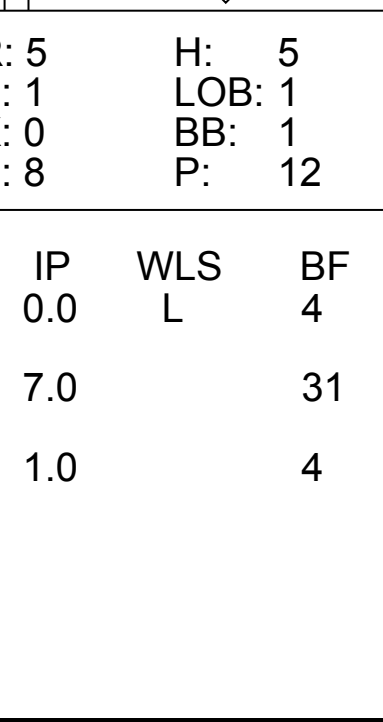



Washington Senators - 1950

Batter	1	2	3	4	5	6	7	8	9	AB	R	H	RBI	BB	SO	LOB	TOP					
Eddie Joost, R (1,6)										5	0	0	0	0	1	5	Philadelphia Athletics @ Washington Senators Griffith Stadium, Washington, DC Tue Apr 18 1950, 3:33 AM EST Att: 29,320 - Unknown					
Barney McCosky, L (1,7) OBP: 0.600, SLG: 0.750										4	2	2	0	1	1	0						
Elmer Valo, L (1,9) OBP: 0.200, SLG: 0.200										5	0	1	0	0	0	5						
Feris Fain, L (1,3) OBP: 0.200, SLG: 0.200										5	0	1	2	0	0	1						
Bob Dillinger, R (1,5) OBP: 0.250, SLG: 0.750										4	1	1	0	0	0	1						
Sam Chapman, R (1,8)										4	1	0	1	0	0	0						
Pete Suder, R (1,4) OBP: 0.500, SLG: 1.333										3	2	1	1	1	0	1						
Mike Guerra, R (1,2)										2	0	0	0	1	0	0						
Ben Guintini, R (8,PH)										1	0	0	0	0	1	1						
Joe Tipton, R (8,2)										0	0	0	0	0	0	0						
Carl Scheib, R (1,1)										0	0	0	0	0	0	0						
Bobby Shantz, R (1,1) OBP: 1.000, SLG: 1.000										2	1	2	1	1	0	0						
Billy Hitchcock, R (8,PH) OBP: 1.000, SLG: 3.000										1	0	1	1	0	0	0						
Alex Kellner, R (8,1)										0	0	0	0	0	0	0						
Inning Stats	R: 0 E: 0 K: 1 S: 6	H: 1 LOB: 1 BB: 0 P: 6	R: 0 E: 0 K: 0 S: 3	H: 0 LOB: 0 BB: 0 P: 3	R: 0 E: 0 K: 0 S: 3	H: 0 LOB: 2 BB: 2 P: 11	R: 2 E: 0 K: 0 S: 5	H: 2 LOB: 0 BB: 0 P: 5	R: 2 E: 0 K: 0 S: 6	H: 3 LOB: 1 BB: 0 P: 6	R: 1 E: 1 K: 0 S: 4	H: 1 LOB: 1 BB: 1 P: 8	R: 1 E: 0 K: 0 S: 4	H: 1 LOB: 0 BB: 0 P: 4	R: 1 E: 0 K: 1 S: 6	H: 1 LOB: 1 BB: 1 P: 10	R: 0 E: 0 K: 1 S: 5	H: 0 LOB: 0 BB: 0 P: 5	1B: 5 2B: 1 3B: 2 HR: 1	SF: 0 SAC: 0 DP: 1 HBP: 0	WP: 1 PB: 0 SB: 1 CS: 0	PA: 40
PITCHER	IP WLS BF H R ER SO BB IBB HBP BLK WP HR S P ERA WHIP																					
Ray Scarborough, R (1,1) ERA: 6.75	5.1 W 27 7 5 4 1 3 0 0 0 1 1 26 38 6.75 1.875																					
Mickey Harris, L (6,1) ERA: 4.91	3.2 S 13 2 2 2 2 1 0 0 0 0 0 16 20 4.91 0.818																					

Batter	1	2	3	4	5	6	7	8	9	AB	R	H	RBI	BB	SO	LOB	BOTTOM				
Gil Coan, L (1,7) OBP: 0.333, SLG: 0.333										3	1	1	0	0	0	0	Philadelphia Athletics @ Washington Senators Griffith Stadium, Washington, DC Tue Apr 18 1950, 3:33 AM EST Att: 29,320 - Unknown				
Sam Mele, R (6,PH) OBP: 0.500, SLG: 0.500										2	0	1	1	0	0	0					
Sam Dente, R (1,6) OBP: 0.400, SLG: 0.600										5	1	2	0	0	0	1					
Irv Noren, L (1,8) OBP: 0.800, SLG: 0.333										3	1	1	1	1	1	1					
Eddie Robinson, L (1,3) OBP: 1.000, SLG: 2.000										1	3	1	0	3	0	0					
Bud Stewart, L (1,9) OBP: 0.333, SLG: 0.333										3	1	1	2	0	0	4					
Eddie Yost, R (1,5) OBP: 0.250, SLG: 0.250										4	0	1	3	0	0	4					
Al Kozar, R (1,4) OBP: 0.750, SLG: 0.750										4	1	3	1	0	0	1					
Al Evans, R (1,2) OBP: 0.250, SLG: 0.250										4	0	1	0	0	0	4					
Ray Scarborough, R (1,1)										2	0	0	0	0	0	1					
Mickey Harris, L (6,1)										2	0	0	0	0	1	2					
Inning Stats	R: 5 E: 1 K: 0 S: 8	H: 5 LOB: 1 BB: 1 P: 12	R: 0 E: 0 K: 0 S: 3	H: 0 LOB: 0 BB: 0 P: 3	R: 1 E: 0 K: 0 S: 5	H: 2 LOB: 1 BB: 0 P: 5	R: 0 E: 0 K: 0 S: 3	H: 0 LOB: 0 BB: 0 P: 3	R: 0 E: 0 K: 0 S: 2	H: 0 LOB: 1 BB: 1 P: 7	R: 1 E: 0 K: 0 S: 5	H: 3 LOB: 0 BB: 0 P: 5	R: 1 E: 0 K: 0 S: 4	H: 1 LOB: 2 BB: 2 P: 12	R: 0 E: 0 K: 2 S: 8	H: 1 LOB: 1 BB: 0 P: 8		1B: 10 2B: 2 3B: 0 HR: 0	SF: 0 SAC: 1 DP: 2 HBP: 1	WP: 0 PB: 0 SB: 0 CS: 0	PA: 39
PITCHER	IP WLS BF H R ER SO BB IBB HBP BLK WP HR S P ERA WHIP																				
Carl Scheib, R (1,1) ERA:	0.0 L 4 3 4 4 0 3 0 0 0 0 0 3 7 ∞ ∞																				
Bobby Shantz, L (1,1) ERA: 3.86	7.0 31 8 4 3 0 3 0 1 0 0 0 27 40 3.86 1.571																				
Alex Kellner, L (8,1) ERA:	1.0 4 1 0 0 2 0 0 0 0 0 0 8 8 0.00 1.000																				

AB	36
R	7
H	9
RBI	6
BB	4
SO	3
LOB	14



AB	33
R	8
H	12
RBI	8
BB	4
SO	2
LOB	18

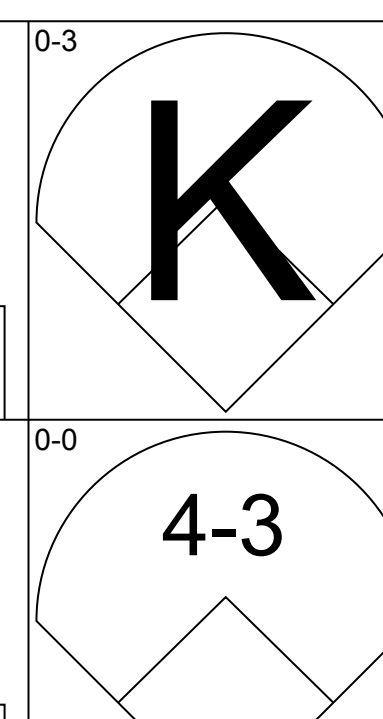
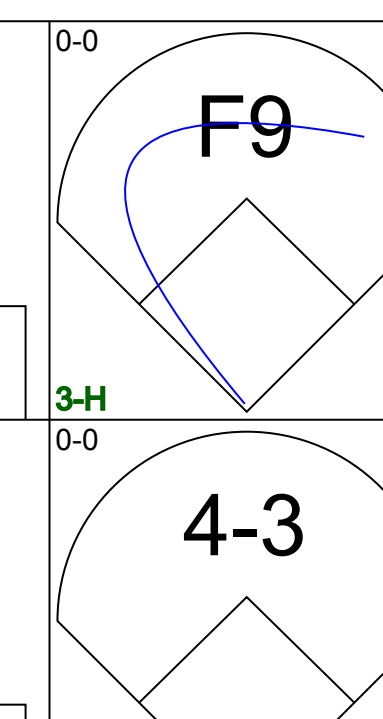
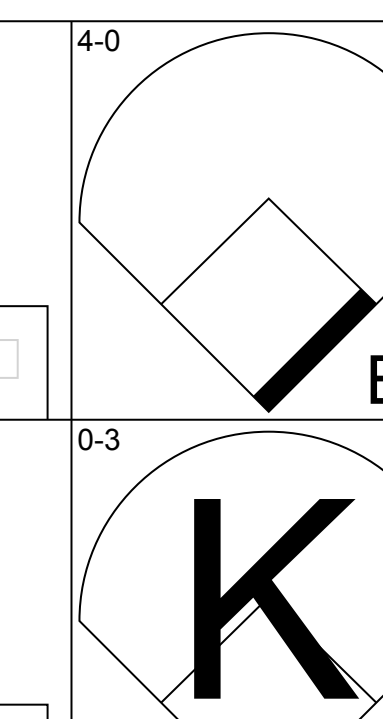
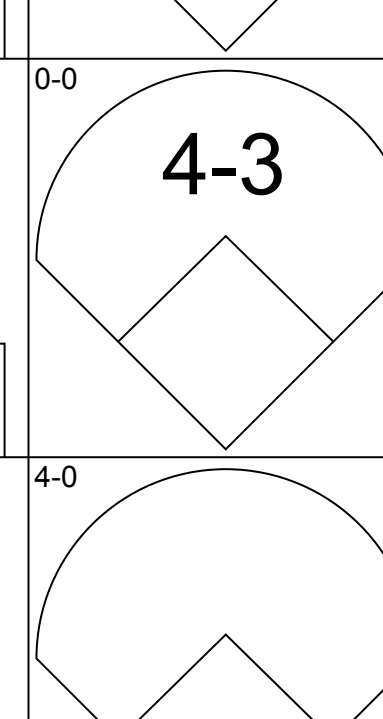
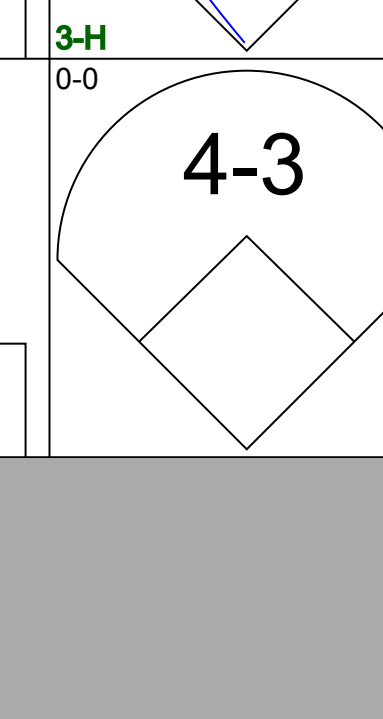
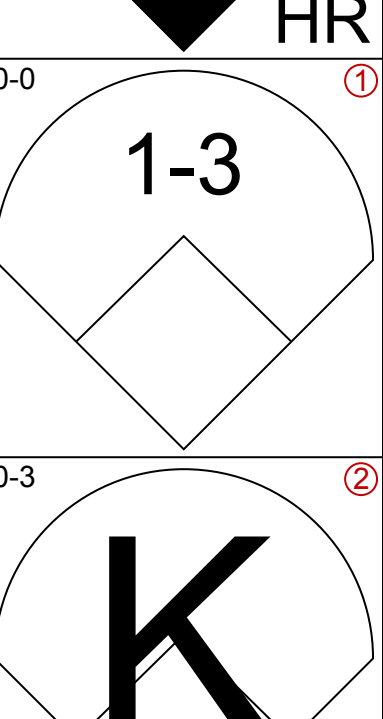
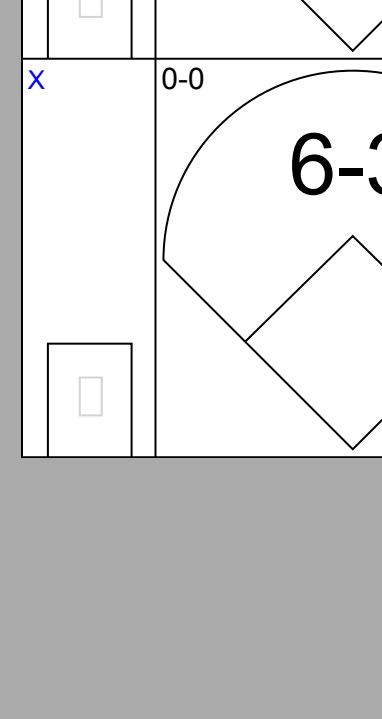
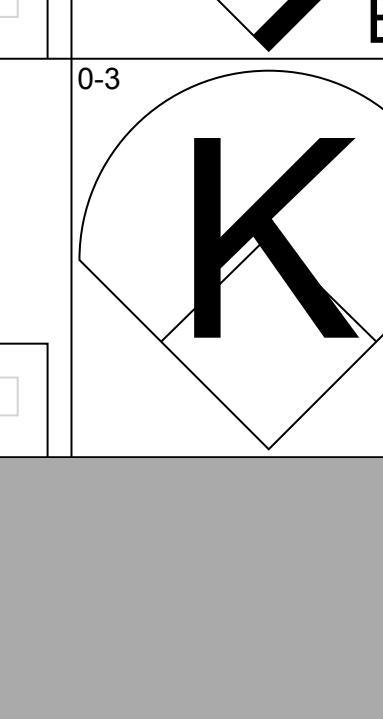
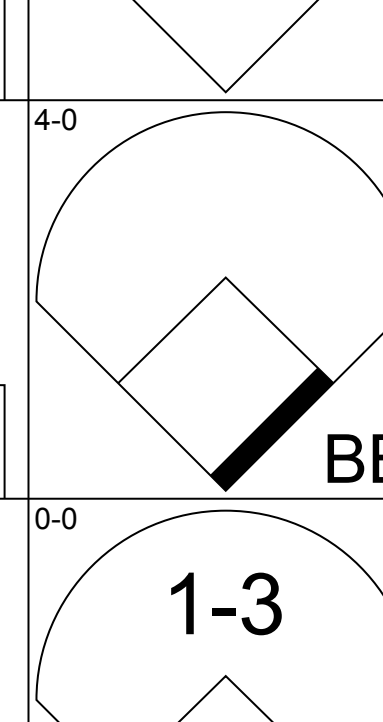
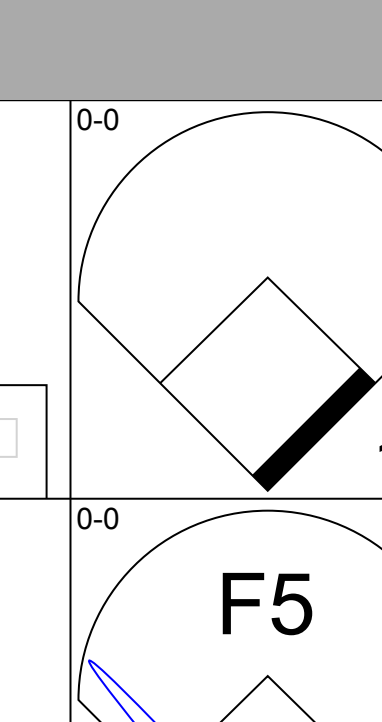
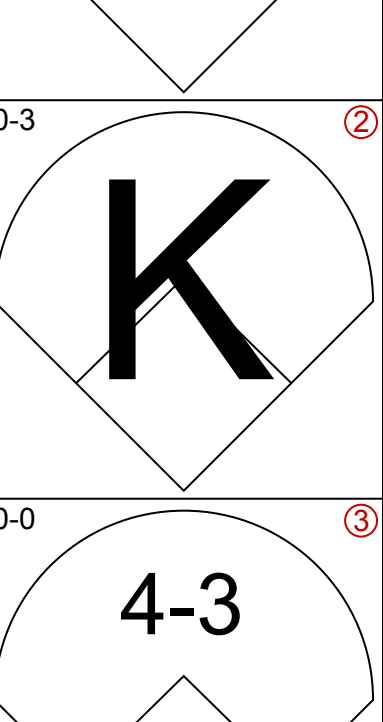
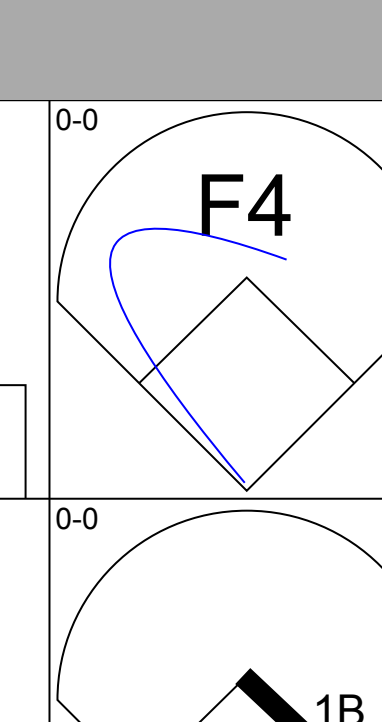
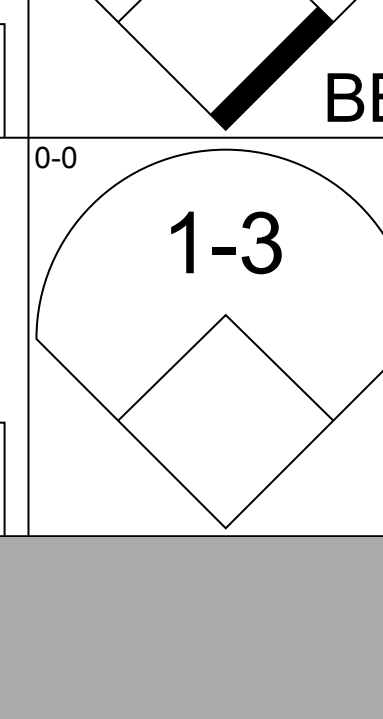
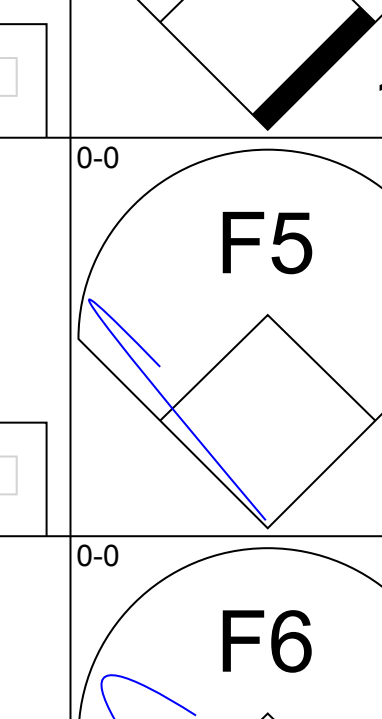
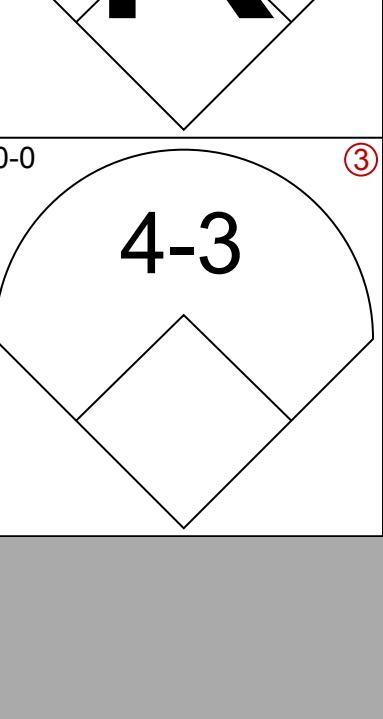
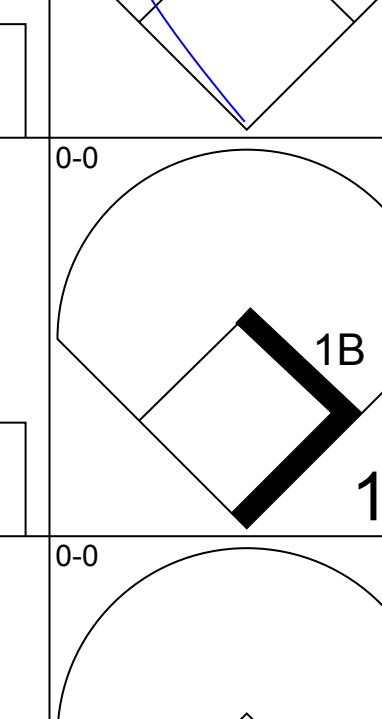
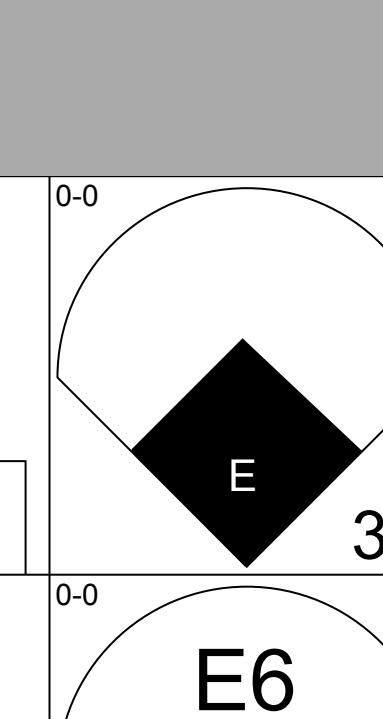
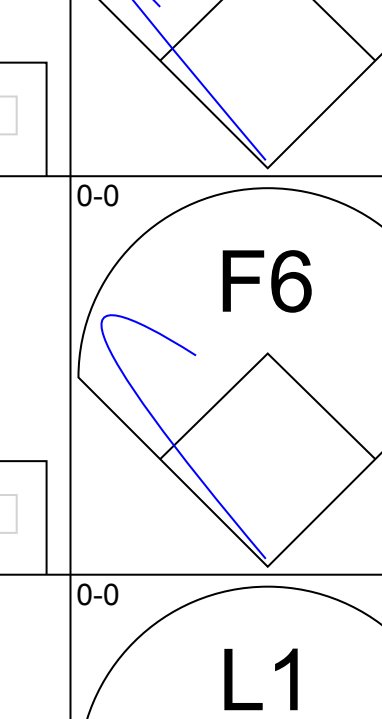
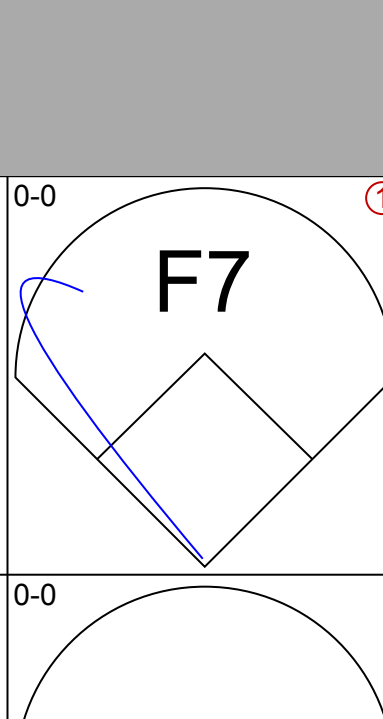
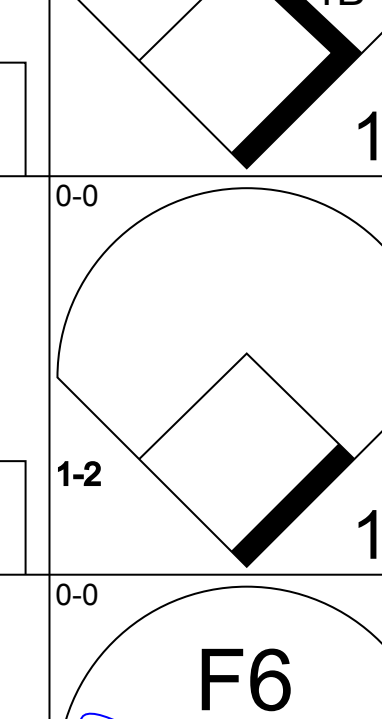
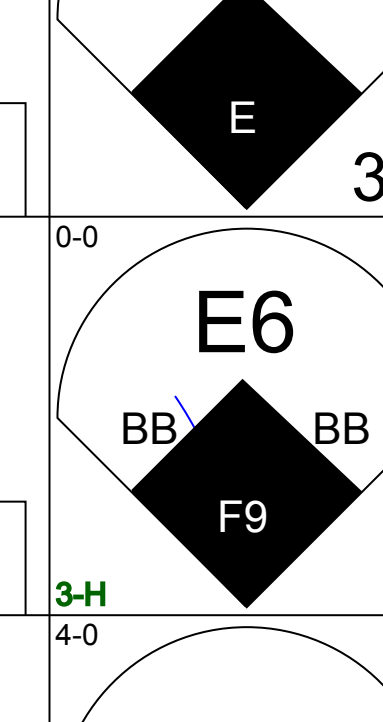
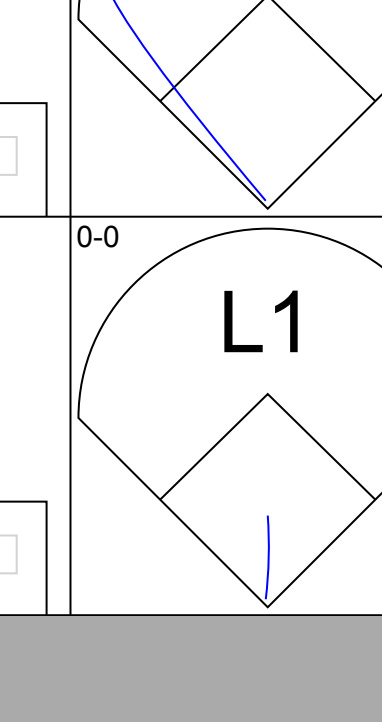
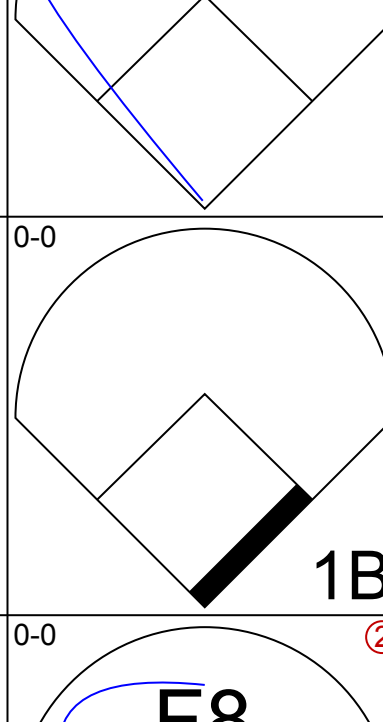
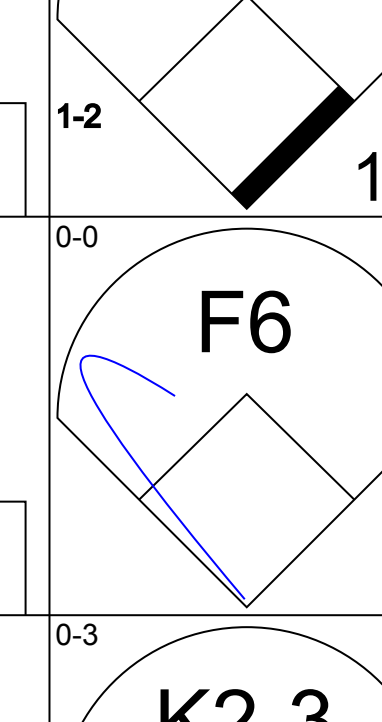
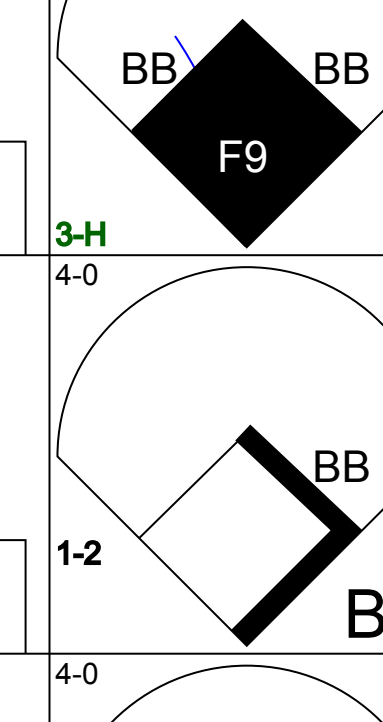
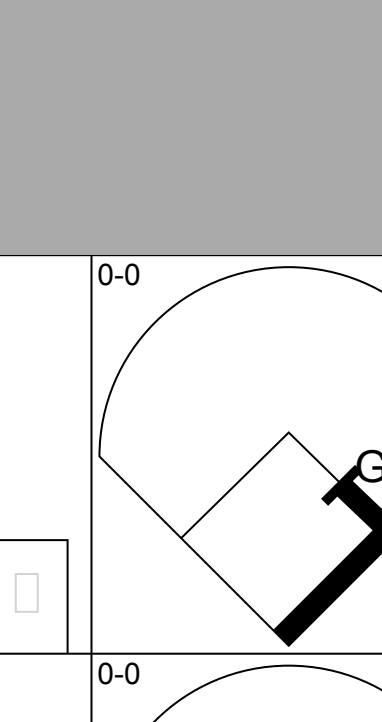
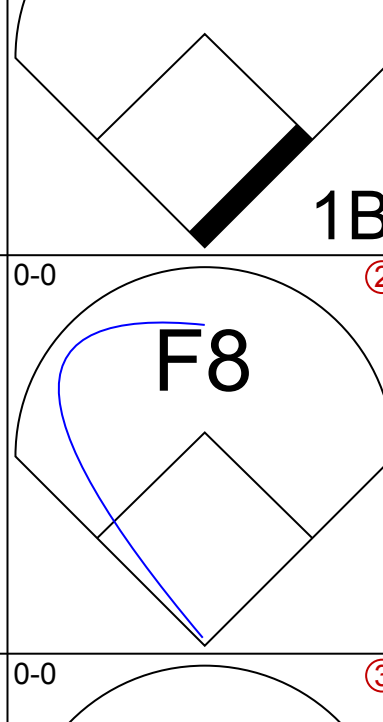
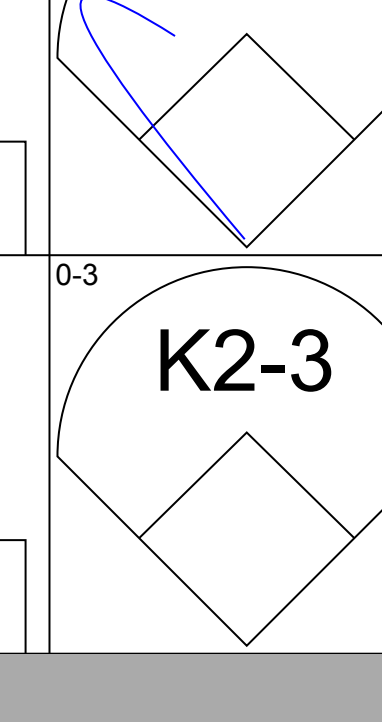
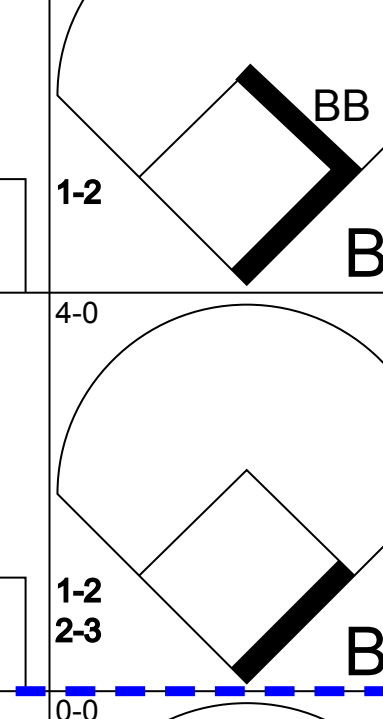
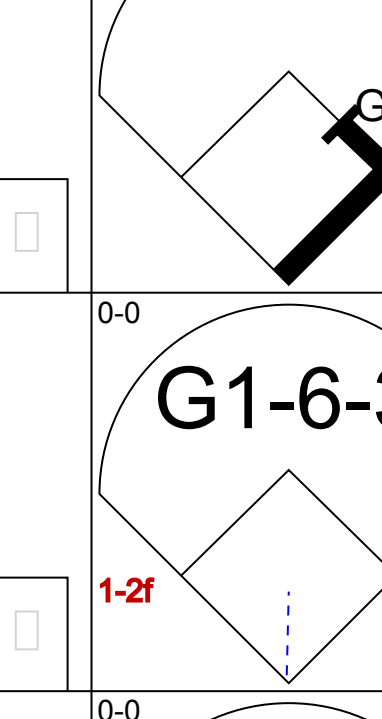
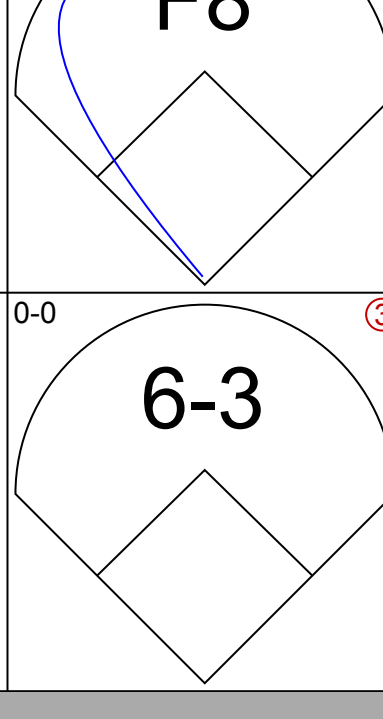
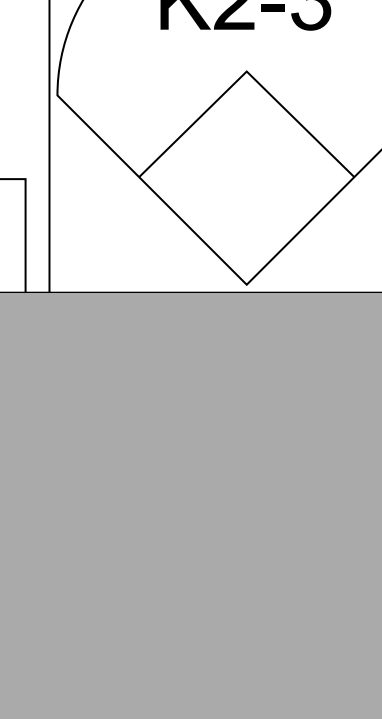
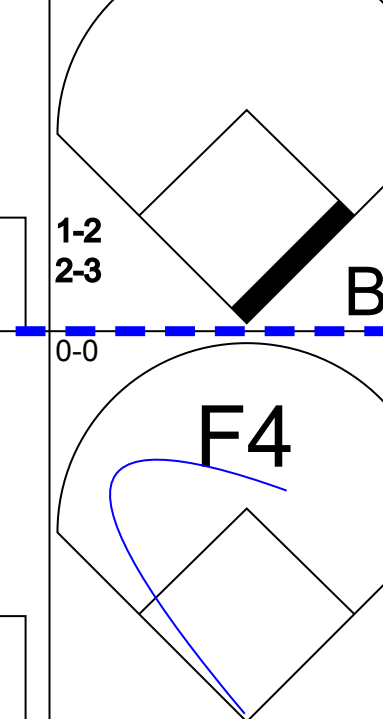
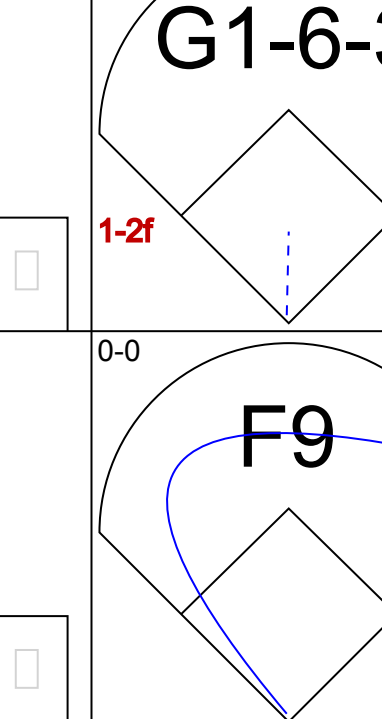
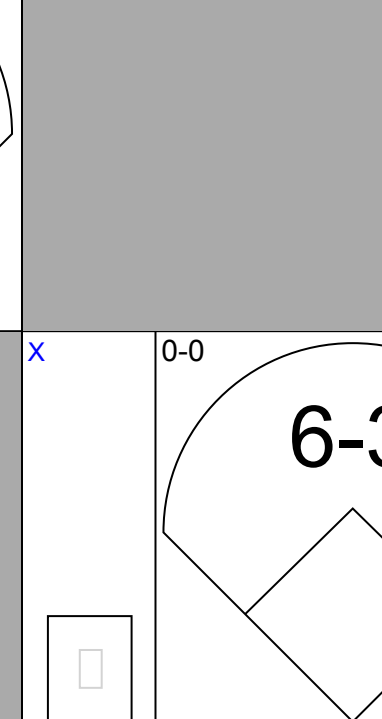
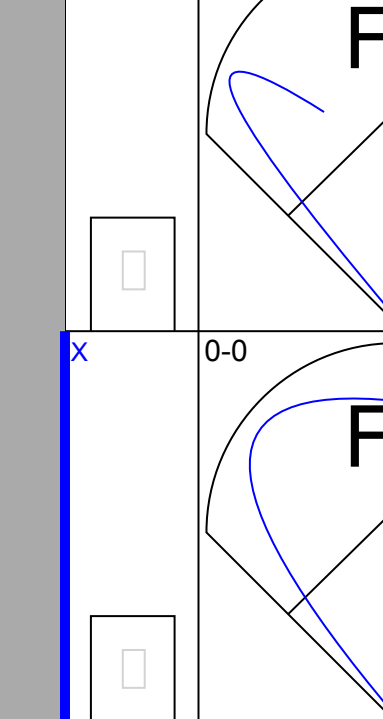


Batter	1	2	3	4	5	6	7	8	9	AB	R	H	RBI	BB	SO	LOB	TOP		
Eddie Joost, R OBP: 0.300, SLG: 0.667 (1, 6)										4	2	2	2	1	0	0	Philadelphia Athletics @ Washington Senators Griffith Stadium, Washington, DC Wed Apr 19 1950, 3:33 AM EST Att: 10,153 - Unknown		
Barney McCosky, L Wally Moses, L OBP: 0.667, SLG: 0.667 (7, PR) (7, 7)										2	1	1	0	2	0	0			
Elmer Valo, L OBP: 0.200, SLG: 0.200 (1, 9)										5	1	1	1	0	0	4			
Feris Fain, L OBP: 0.300, SLG: 0.125 (1, 3)										3	0	0	0	2	0	1			
Bob Dillinger, R OBP: 0.444, SLG: 0.857 (1, 5)										3	1	1	1	1	0	1			
Sam Chapman, R OBP: 0.333, SLG: 0.250 (1, 8)										4	0	2	2	0	0	2			
Pete Suder, R OBP: 0.333, SLG: 0.571 (1, 4)										4	0	0	0	1	2	4			
Joe Tipton, R OBP: 0.200, SLG: 0.200 (1, 2)										5	1	1	0	0	0	6			
Hank Wyse, R Bob Hooper, R (1, 1) (7, 1)										3	0	0	0	0	1	0	AB 35 R 6 H 8 RBI 6 BB 7 SO 3 LOB 21		
Inning Stats	R: 0 E: 0 K: 0 S: 3	H: 0 LOB: 0 BB: 0 P: 3	R: 0 E: 0 K: 0 S: 4	H: 1 LOB: 2 BB: 1 P: 8	R: 3 E: 0 K: 1 S: 7	H: 2 LOB: 3 BB: 2 P: 17	R: 0 E: 0 K: 0 S: 3	H: 0 LOB: 0 BB: 1 P: 7	R: 0 E: 0 K: 2 S: 7	H: 0 LOB: 0 BB: 0 P: 6	R: 1 E: 0 K: 0 S: 4	H: 1 LOB: 2 BB: 2 P: 12	R: 1 E: 0 K: 0 S: 6	H: 2 LOB: 1 BB: 0 P: 6	R: 1 E: 0 K: 0 S: 5	H: 2 LOB: 1 BB: 0 P: 5		1B: 5 2B: 2 3B: 1 HR: 1	SF: 0 SAC: 0 DP: 1 HBP: 2
PITCHER	IP WLS BF H R ER SO BB IBB HBP BLK WP HR S P ERA WHIP	7.0 L 33 4 4 4 3 7 0 2 0 0 1 30 60 5.14 1.571	2.0 11 4 2 1 0 0 0 0 0 0 0 0 11 4.50 2.000																


Batter	1	2	3	4	5	6	7	8	9	AB	R	H	RBI	BB	SO	LOB	BOTTOM		
Gil Coan, L OBP: 0.500, SLG: 0.625 (1, 7)										5	1	3	0	0	1	3	Philadelphia Athletics @ Washington Senators Griffith Stadium, Washington, DC Wed Apr 19 1950, 3:33 AM EST Att: 10,153 - Unknown		
Sam Dente, R OBP: 0.300, SLG: 0.400 (1, 6)										5	0	1	0	0	0	3			
Irv Noren, L OBP: 0.556, SLG: 0.333 (1, 8)										3	0	1	1	1	0	0			
Eddie Robinson, L OBP: 0.625, SLG: 0.500 (1, 3)										3	0	0	0	1	0	2			
Bud Stewart, L OBP: 0.429, SLG: 0.333 (1, 9)										3	0	1	0	1	0	2			
Eddie Yost, R OBP: 0.375, SLG: 0.429 (1, 5)										3	0	1	0	1	0	3			
Al Kozar, R OBP: 0.375, SLG: 0.375 (1, 4)										4	0	0	0	0	1	4			
Mickey Grasso, R (1, 2)										4	0	0	0	0	0	2			
Sid Hudson, R Sherry Robertson, L Dick Weik, R Sam Mele, R (1, 1) (7, PH) (8, 1) (9, PH)										2	0	0	0	0	0	0	AB 33 R 1 H 8 RBI 1 BB 5 SO 2 LOB 19		
Inning Stats	R: 0 E: 0 K: 0 S: 3	H: 1 LOB: 1 BB: 0 P: 4	R: 0 E: 0 K: 0 S: 4	H: 1 LOB: 0 BB: 0 P: 4	R: 0 E: 0 K: 0 S: 3	H: 0 LOB: 0 BB: 0 P: 3	R: 0 E: 0 K: 0 S: 3	H: 1 LOB: 0 BB: 0 P: 3	R: 1 E: 0 K: 2 S: 6	H: 3 LOB: 3 BB: 0 P: 6	R: 0 E: 0 K: 2 S: 7	H: 0 LOB: 3 BB: 3 P: 19	R: 0 E: 0 K: 0 S: 3	H: 0 LOB: 2 BB: 2 P: 11	R: 0 E: 0 K: 0 S: 5	H: 2 LOB: 2 BB: 0 P: 5		1B: 6 2B: 2 3B: 0 HR: 0	SF: 0 SAC: 0 DP: 2 HBP: 0
PITCHER	IP WLS BF H R ER SO BB IBB HBP BLK WP HR S P ERA WHIP	6.0 W 24 6 1 1 0 2 0 0 0 0 0 0 15 27 0.00 1.667																	

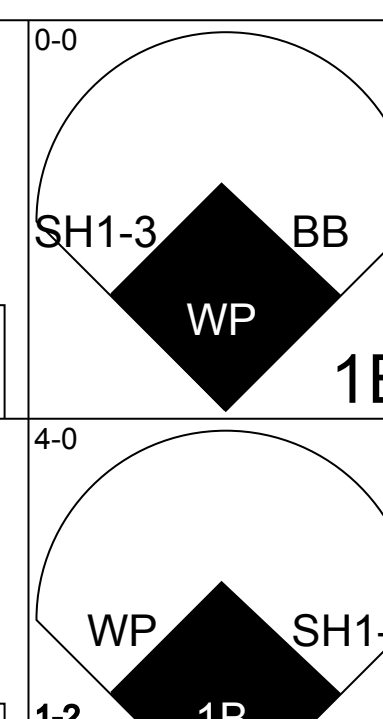
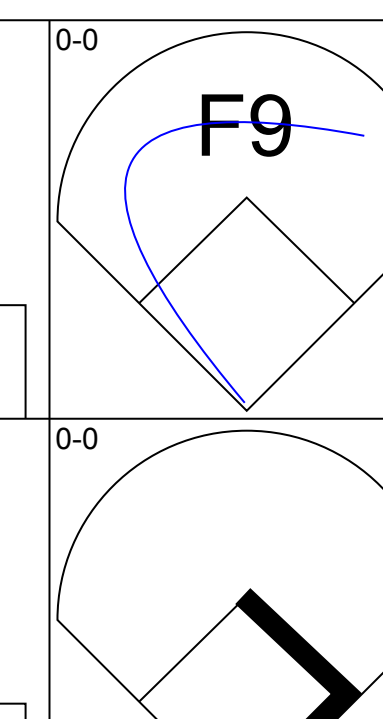
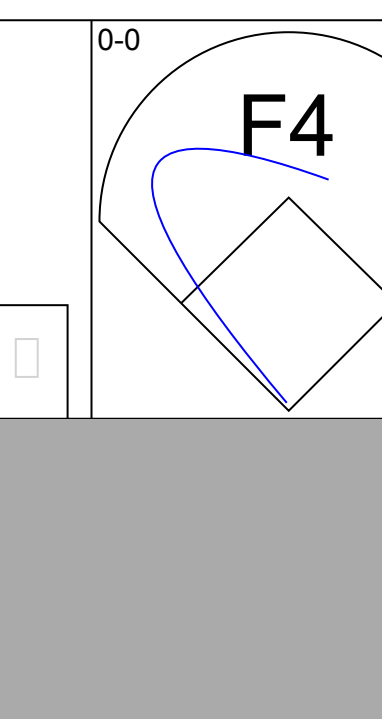
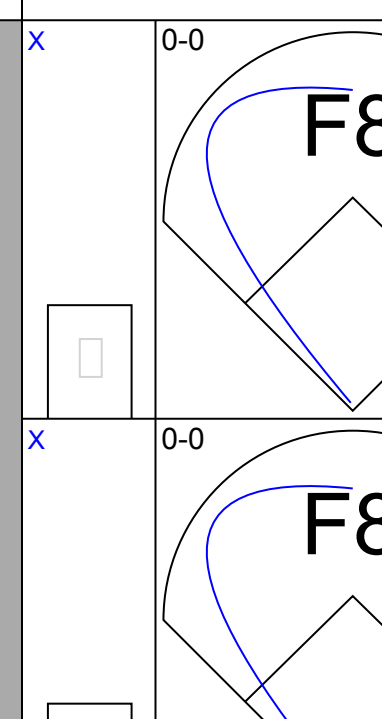
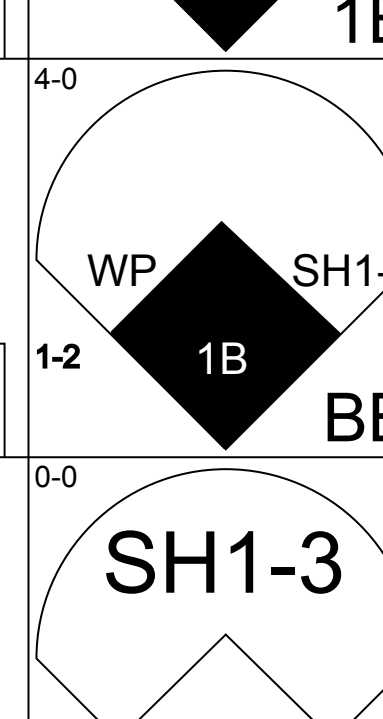
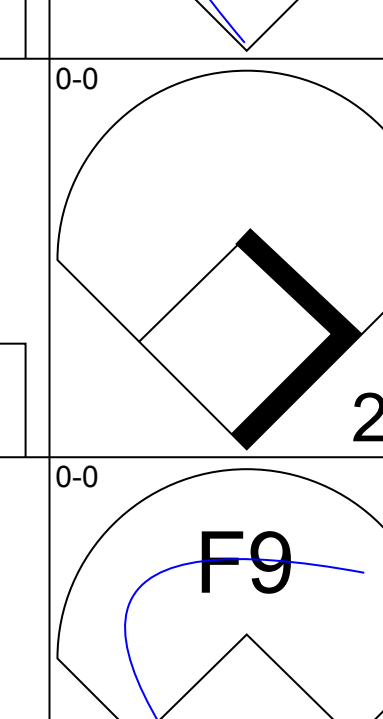
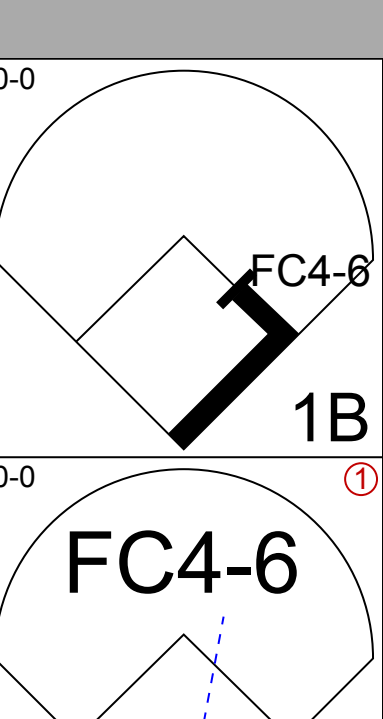
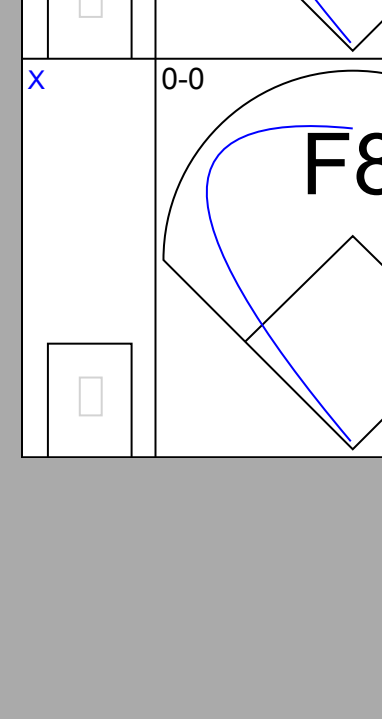
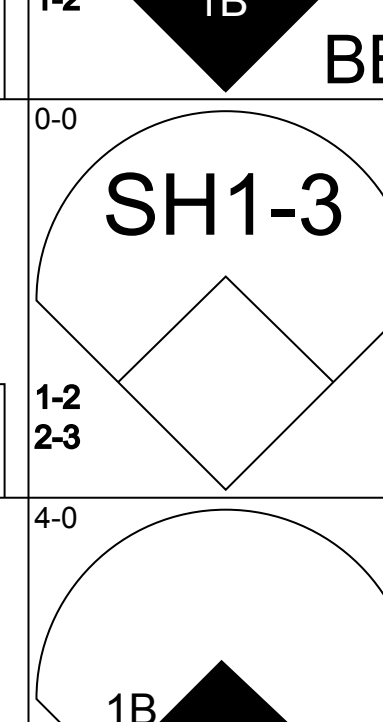
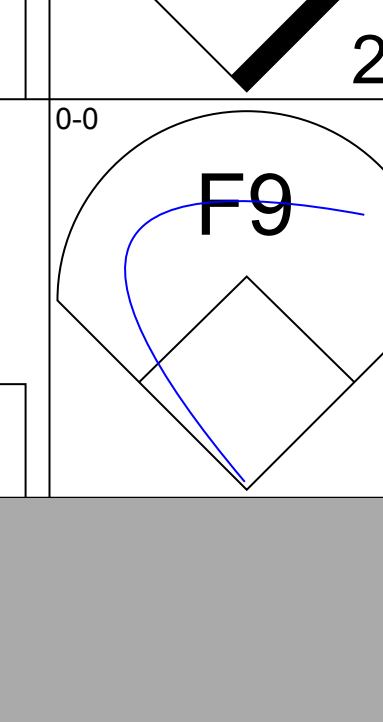
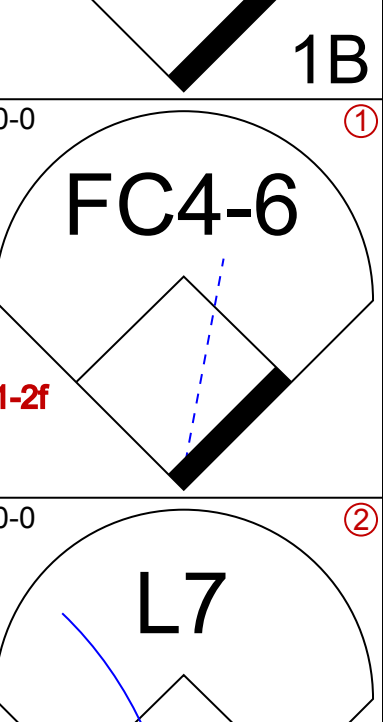
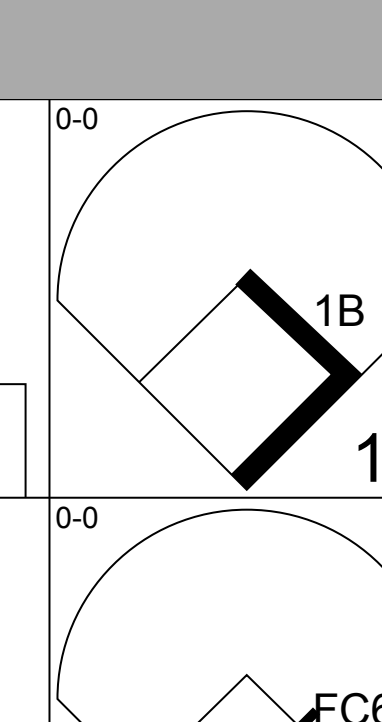
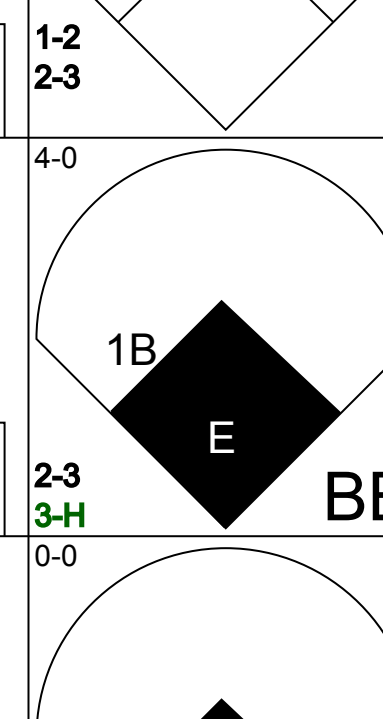

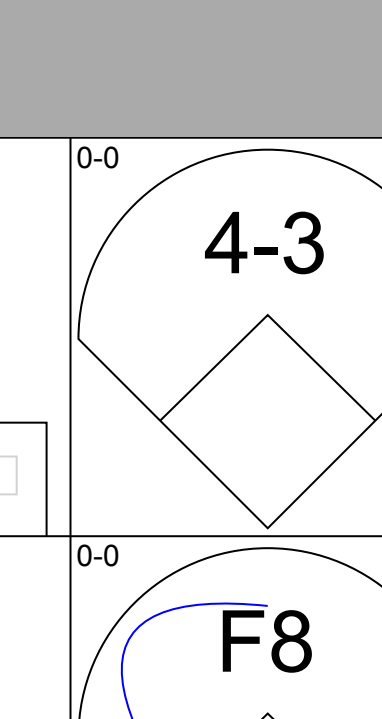
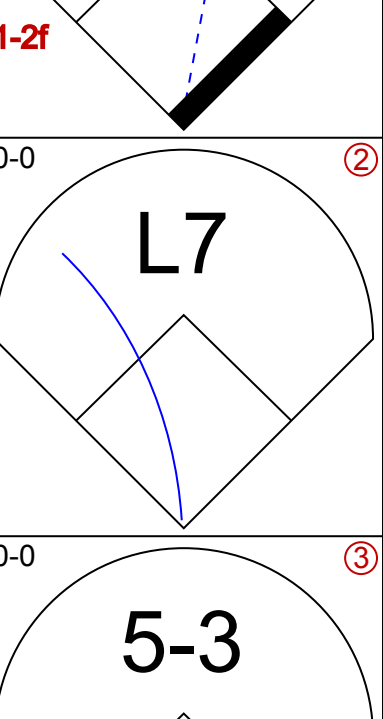
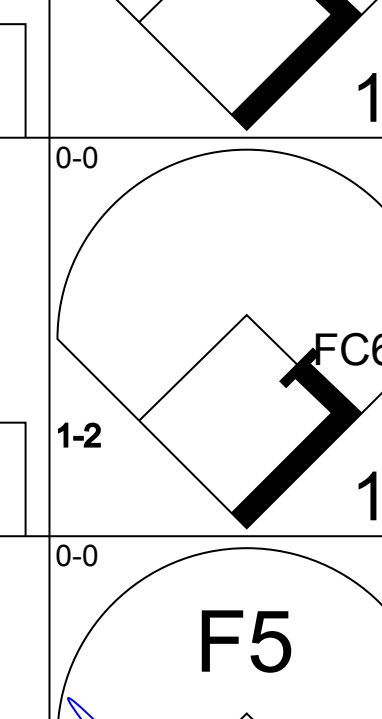
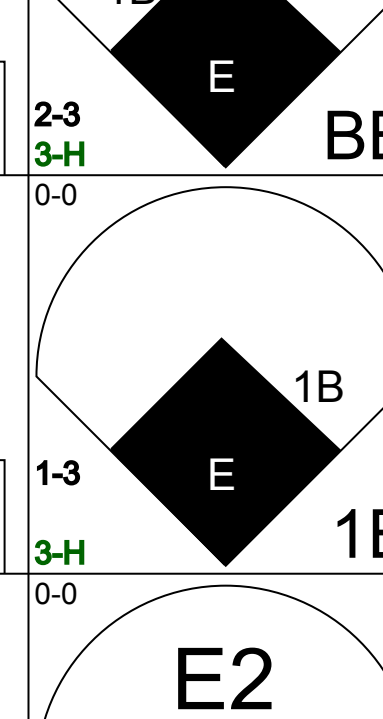

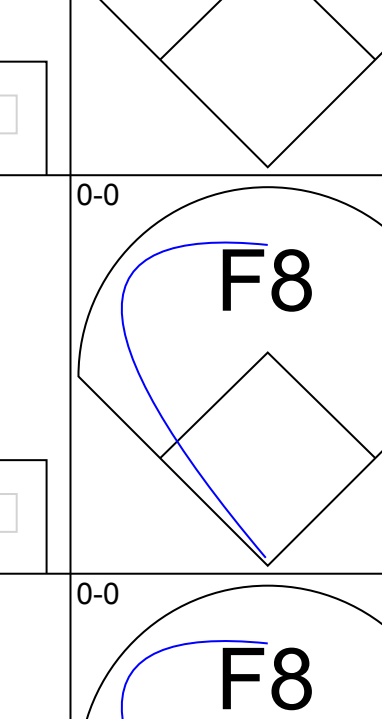
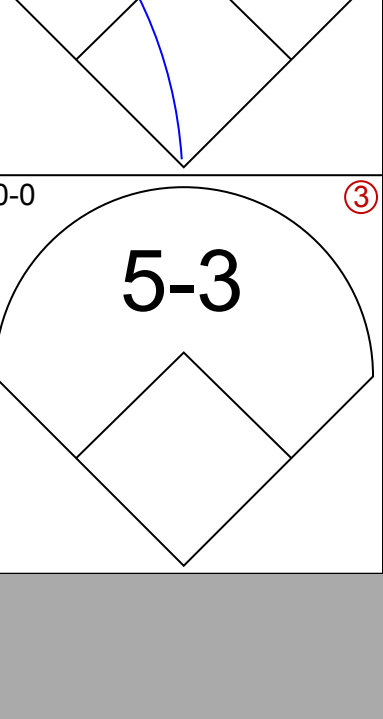
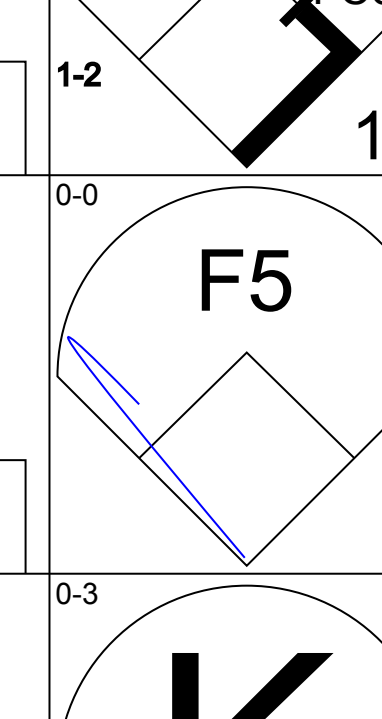
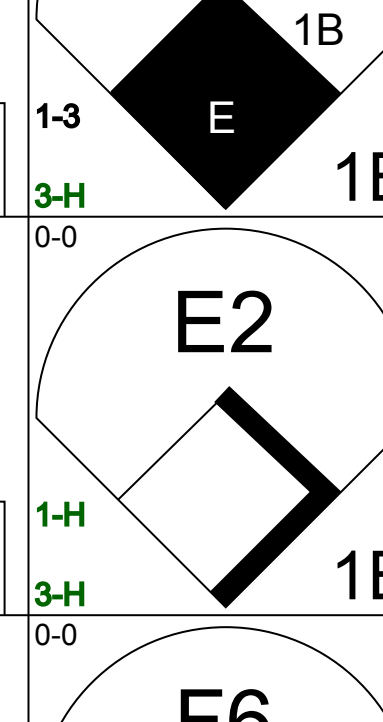

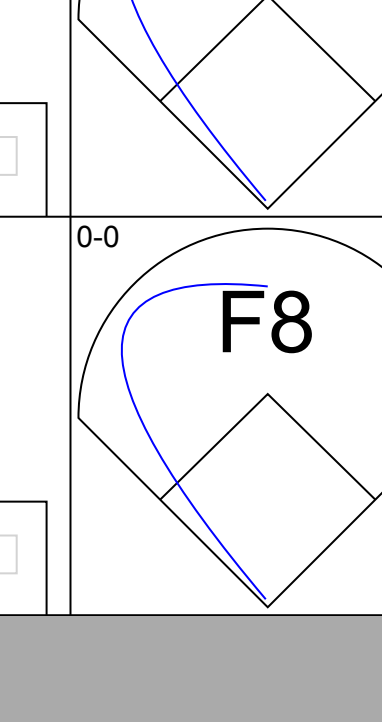
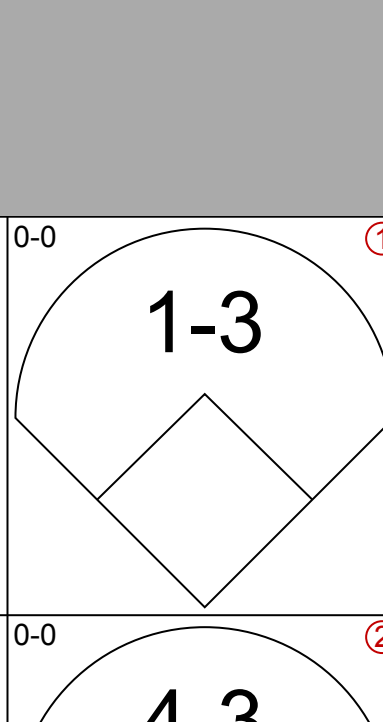
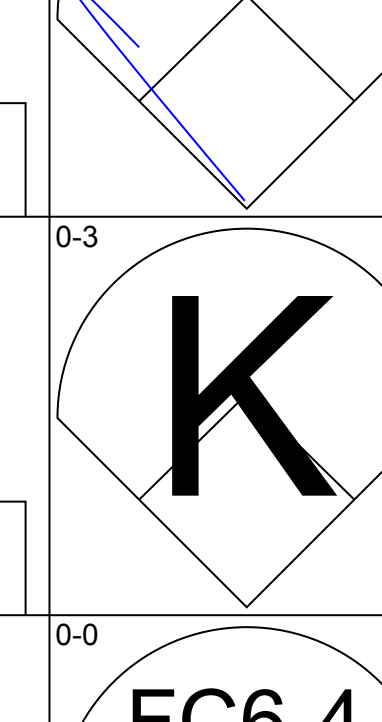
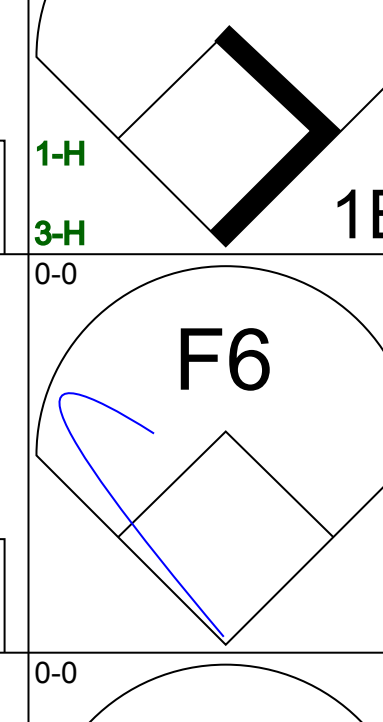

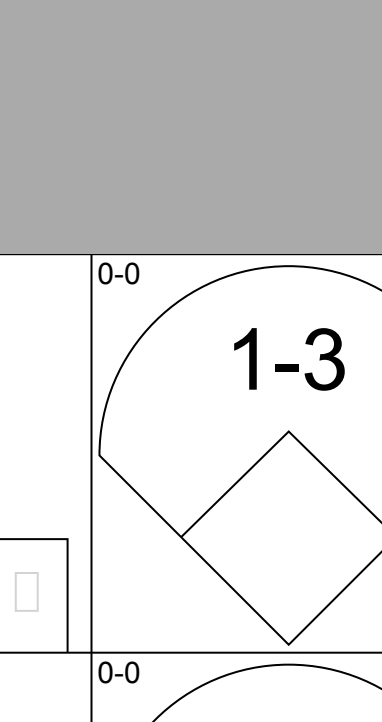
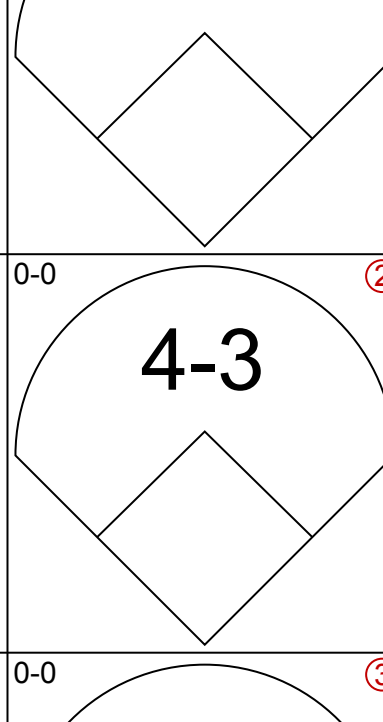
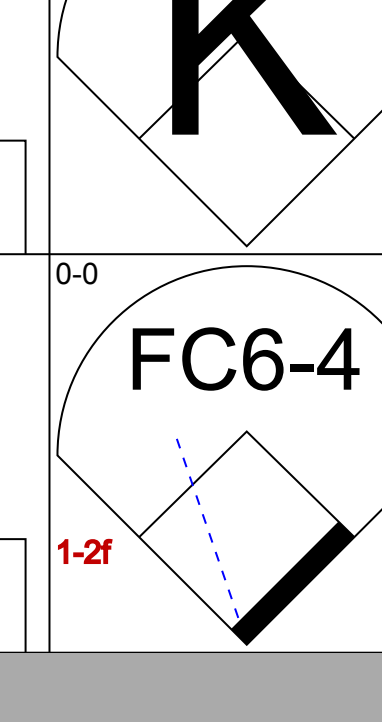
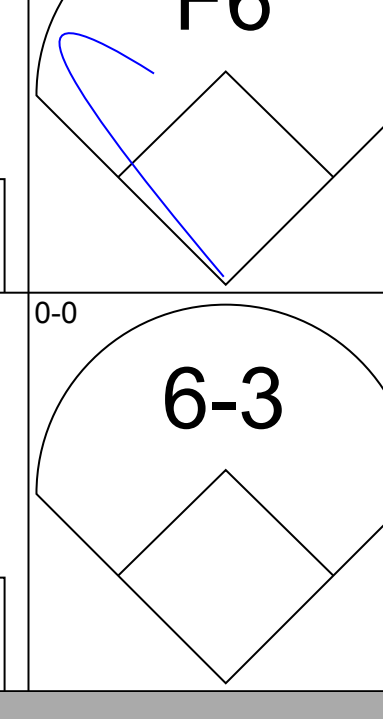
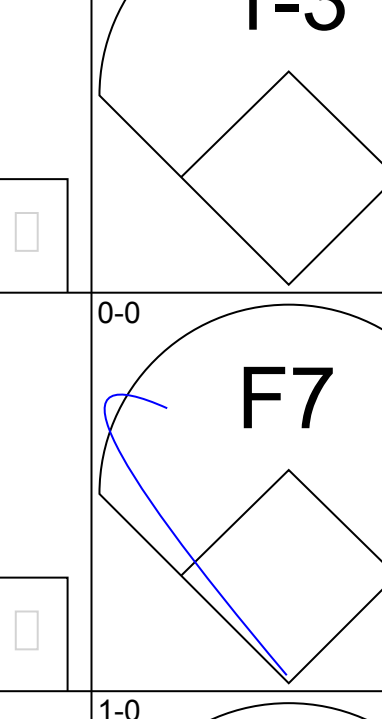
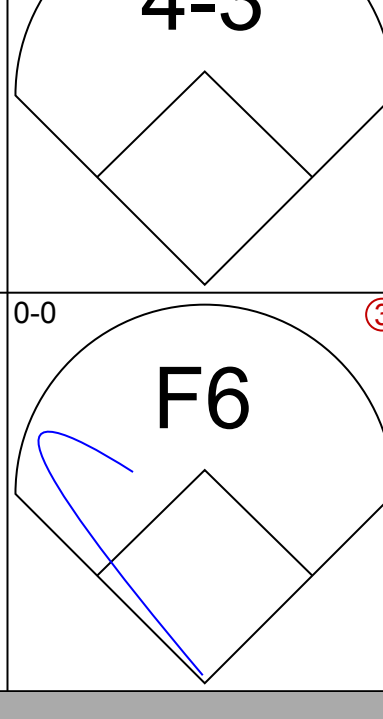
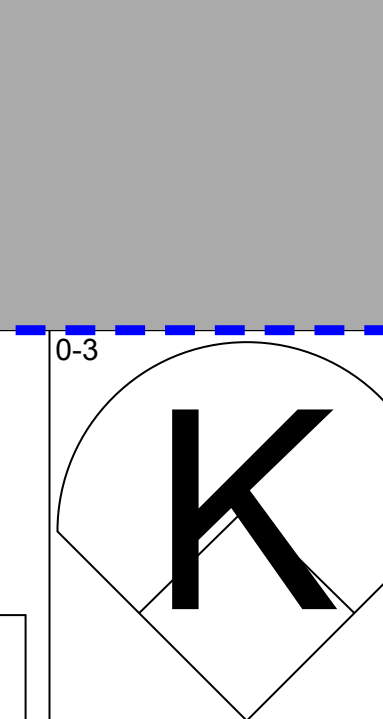
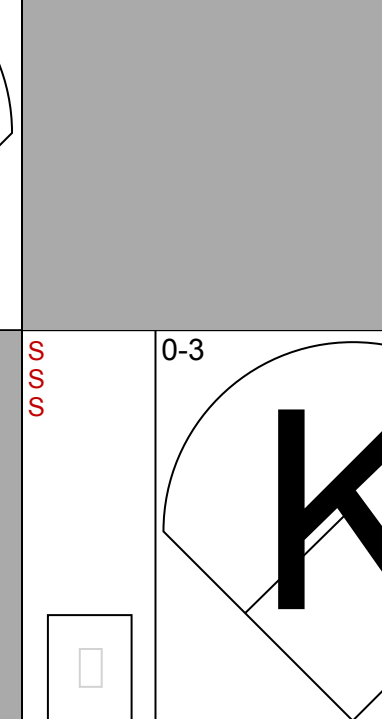
Batter	1	2	3	4	5	6	7	8	9	AB	R	H	RBI	BB	SO	LOB	TOP				
Eddie Yost, R OBP: 0.346, SLG: 0.500 (1, 5)										4	1	2	1	0	1	1	Washington Senators @ Philadelphia Athletics Shibe Park, Philadelphia, PA Wed Apr 26 1950, 3:33 AM EST Att: 6,303 - Unknown livebaseballscorecards.com				
Sam Dente, R OBP: 0.333, SLG: 0.296 (1, 6)										4	0	1	0	1	1	1					
Irv Noren, L OBP: 0.429, SLG: 0.318 (1, 8)										5	0	1	0	0	2	4					
Eddie Robinson, L OBP: 0.462, SLG: 0.444 (1, 3)										4	0	0	0	0	1	2					
Sam Mele, R OBP: 0.417, SLG: 0.222 (1, 9)										3	0	0	0	1	0	2					
Clyde Vollmer, R OBP: 0.333, SLG: 0.250 (1, 7)										3	2	1	0	1	1	1					
Al Kozar, R OBP: 0.360, SLG: 0.318 (1, 4)										3	1	1	0	1	0	1					
Al Evans, R OBP: 0.438, SLG: 0.714 (1, 2)										4	1	2	4	0	0	0					
Sid Hudson, R OBP: 0.167, SLG: 0.167 (1, 1)										4	0	1	0	0	0	2					
Inning Stats	R: 1 E: 0 K: 1 S: 7	H: 2 LOB: 1 BB: 0 P: 7	R: 3 E: 0 K: 1 S: 7	H: 2 LOB: 0 BB: 1 P: 11	R: 0 E: 0 K: 1 S: 5	H: 0 LOB: 0 BB: 0 P: 5	R: 1 E: 0 K: 0 S: 4	H: 2 LOB: 1 BB: 1 P: 8	R: 0 E: 0 K: 1 S: 5	H: 0 LOB: 0 BB: 0 P: 5	R: 0 E: 0 K: 0 S: 4	H: 1 LOB: 0 BB: 0 P: 4	R: 0 E: 0 K: 0 S: 3	H: 0 LOB: 1 BB: 1 P: 7	R: 0 E: 0 K: 1 S: 7	H: 2 LOB: 2 BB: 0 P: 7	1B: 7 2B: 0 3B: 0 HR: 2	SF: 0 SAC: 1 DP: 1 HBP: 0	WP: 1 PB: 0 CS: 0	PA: 39	
PITCHER	IP	WLS	BF	H	R	ER	SO	BB	IBB	HBP	BLK	WP	HR	S	P	ERA	WHIP				
Bobby Shantz, L ERA: 6.43 (1, 1)	1.0	L	8	4	4	4	1	1	0	0	0	0	2	9	13	36.00	5.000				
Carl Scheib, R ERA: 5.19 (2, 1)	8.0		31	5	1	1	5	3	0	0	0	1	0	38	50	1.12	1.000				

Batter	1	2	3	4	5	6	7	8	9	AB	R	H	RBI	BB	SO	LOB	BOTTOM					
Kermit Wahl, R OBP: 0.333, SLG: 0.200 (1, 6)										3	0	0	0	1	1	1	Washington Senators @ Philadelphia Athletics Shibe Park, Philadelphia, PA Wed Apr 26 1950, 3:33 AM EST Att: 6,303 - Unknown livebaseballscorecards.com					
Bob Wellman, R OBP: 0.400, SLG: 1.000 (9, FH)										1	0	1	0	0	0	0						
Barney McCosky, L OBP: 0.397, SLG: 0.250 (1, 7)										4	1	0	0	1	0	3						
Fernis Fain, L OBP: 0.462, SLG: 0.613 (1, 3)										4	1	1	2	1	0	1						
Sam Chapman, R OBP: 0.368, SLG: 0.313 (1, 8)										4	0	0	1	1	1	3						
Bob Dillinger, R OBP: 0.472, SLG: 0.576 (1, 5)										4	0	2	0	0	0	3						
Paul Lehner, L OBP: 0.778, SLG: 1.143 (1, 9)										3	0	1	0	1	1	1						
Pete Suder, R OBP: 0.219, SLG: 0.250 (1, 4)										3	0	0	0	0	1	2						
Wally Moses, L OBP: 0.250, SLG: 0.143 (6, FH)										1	0	0	0	0	0	1						
Gene Markland, R OBP: 1.000, SLG: 1.000 (9, 4)										0	0	0	0	0	0	0						
Mike Guerra, R OBP: 0.381, SLG: 0.333 (1, 2)										2	0	0	0	1	0	2						
Elmer Vato, L OBP: 0.148, SLG: 0.080 (6, FH)										0	0	0	0	0	0	0						
Joe Astroth, R (9, 2)										0	0	0	0	0	0	0						
Bobby Shantz, R OBP: 0.750, SLG: 0.667 (1, 1)										0	0	0	0	0	0	0						
Carl Scheib, R OBP: 0.500, SLG: 0.500 (2, 1)										4	1	2	0	0	0	3						
Inning Stats	R: 0 E: 0 K: 1 S: 5	H: 0 LOB: 0 BB: 0 P: 5	R: 0 E: 0 K: 2 S: 9	H: 2 LOB: 2 BB: 0 P: 9	R: 1 E: 0 K: 0 S: 4	H: 1 LOB: 2 BB: 2 P: 12	R: 0 E: 0 K: 0 S: 3	H: 0 LOB: 1 BB: 1 P: 7	R: 2 E: 0 K: 1 S: 7	H: 2 LOB: 1 BB: 1 P: 11	R: 0 E: 0 K: 0 S: 4	H: 1 LOB: 1 BB: 0 P: 4	R: 0 E: 0 K: 0 S: 3	H: 0 LOB: 1 BB: 1 P: 7	R: 0 E: 0 K: 0 S: 2	H: 0 LOB: 1 BB: 1 P: 7		R: 0 E: 0 K: 0 S: 4	H: 1 LOB: 1 BB: 0 P: 4	1B: 6 2B: 0 3B: 0 HR: 1	SF: 0 SAC: 0 DP: 1 HBP: 1	WP: 0 PB: 0 CS: 0
PITCHER	IP	WLS	BF	H	R	ER	SO	BB	IBB	HBP	BLK	WP	HR	S	P	ERA	WHIP					
Sid Hudson, R ERA: 3.94 (1, 1)	9.0	W	40	7	3	3	4	6	0	1	0	0	1	41	66	3.00	1.444					


Batter	1	2	3	4	5	6	7	8	9	AB	R	H	RBI	BB	SO	LOB	TOP					
Gil Coan, L OBP: 0.409, SLG: 0.600 (1, 7)										4	1	2	1	2	2		Washington Senators @ Philadelphia Athletics Shibe Park, Philadelphia, PA Thu Apr 27 1950, 3:33 AM EST Att: 3,290 - Unknown					
Sam Dente, R OBP: 0.286, SLG: 0.250 (1, 6)										5	0	0	0	0	1	3						
Irv Noren, L OBP: 0.438, SLG: 0.320 (1, 8)										3	0	1	0	1	1	0						
Eddie Robinson, L OBP: 0.433, SLG: 0.409 (1, 3)										4	0	1	0	0	0	2						
Bud Stewart, L OBP: 0.300, SLG: 0.368 (1, 9)										4	1	2	0	0	0	1						
Eddie Yost, R OBP: 0.333, SLG: 0.464 (1, 5)										4	1	1	1	0	0	3						
Al Kozar, R OBP: 0.379, SLG: 0.320 (1, 4)										3	0	1	0	1	1	3						
Al Evans, R OBP: 0.400, SLG: 0.588 (1, 2)										3	0	0	0	1	0	2						
Joe Haynes, R (1, 1)										0	0	0	0	0	0	0						
Sherry Robertson, L (2, PH)										1	0	0	0	0	0	3						
Connie Marrero, R (2, 1)										2	0	0	0	0	0	0						
Roberto Ortiz, R (9, PH)										1	0	0	0	0	0	0						
Inning Stats	R: 0 E: 0 K: 1 S: 5	H: 0 LOB: 1 BB: 1 P: 9	R: 2 E: 1 K: 0 S: 5	H: 1 LOB: 2 BB: 2 P: 13	R: 0 E: 0 K: 0 S: 4	H: 1 LOB: 1 BB: 0 P: 4	R: 0 E: 0 K: 0 S: 3	H: 1 LOB: 0 BB: 0 P: 3	R: 1 E: 0 K: 1 S: 6	H: 1 LOB: 0 BB: 0 P: 6	R: 0 E: 0 K: 0 S: 4	H: 1 LOB: 1 BB: 0 P: 4	R: 0 E: 0 K: 1 S: 5	H: 0 LOB: 0 BB: 0 P: 5	R: 0 E: 0 K: 1 S: 7	H: 2 LOB: 2 BB: 0 P: 7	R: 0 E: 0 K: 1 S: 5	H: 0 LOB: 1 BB: 1 P: 9	1B: 5 2B: 0 3B: 1 HR: 1	SF: 0 SAC: 0 DP: 1 HBP: 0	WP: 0 PB: 0 CS: 0	PA: 38
PITCHER	IP	WLS	BF	H	R	ER	SO	BB	IBB	HBP	BLK	WP	HR	S	P	ERA	WHIP					
Hank Wyse, R ERA: 5.73 (1, 1)	1.0		8	1	2	1	1	3	0	0	0	0	0	7	19	9.00	4.000					
Bob Hooper, R ERA: 1.2 (2, 1)	8.0	W	30	6	1	1	4	1	0	0	0	0	1	37	41	1.12	0.875					

AB	34
R	3
H	7
RBI	3
BB	4
SO	5
LOB	19



Batter	1	2	3	4	5	6	7	8	9	AB	R	H	RBI	BB	SO	LOB	BOTTOM					
Kermit Wahl, R OBP: 0.300, SLG: 0.222 (1, 6)										4	1	1	0	0	0	1	Washington Senators @ Philadelphia Athletics Shibe Park, Philadelphia, PA Thu Apr 27 1950, 3:33 AM EST Att: 3,290 - Unknown					
Barney McCosky, L OBP: 0.412, SLG: 0.333 (1, 7)										3	1	2	0	1	0	0						
Paul Lehner, L OBP: 0.667, SLG: 0.900 (1, 9)										3	0	1	0	0	0	2						
Ferris Fain, L OBP: 0.465, SLG: 0.588 (1, 3)										3	1	1	0	1	0	1						
Bob Dillinger, R OBP: 0.450, SLG: 0.541 (1, 5)										4	1	1	1	0	0	3						
Sam Chapman, R OBP: 0.357, SLG: 0.306 (1, 8)										4	0	1	1	0	1	2						
Pete Suder, R OBP: 0.194, SLG: 0.219 (1, 4)										4	0	0	0	0	0	3						
Joe Tipton, R OBP: 0.167, SLG: 0.167 (1, 2)										3	0	0	0	0	0	1						
Hank Wyse, R (1, 1)										0	0	0	0	0	0	0						
Bob Hooper, R OBP: 0.400, SLG: 0.250 (2, 1)										2	0	0	0	0	2	0						
Inning Stats	R: 4 E: 1 K: 0 S: 6	H: 3 LOB: 1 BB: 2 P: 14	R: 0 E: 0 K: 1 S: 6	H: 1 LOB: 0 BB: 0 P: 6	R: 0 E: 0 K: 0 S: 3	H: 0 LOB: 0 BB: 0 P: 3	R: 0 E: 0 K: 0 S: 3	H: 0 LOB: 0 BB: 0 P: 4	R: 0 E: 0 K: 0 S: 4	H: 1 LOB: 1 BB: 0 P: 4	R: 0 E: 0 K: 0 S: 3	H: 0 LOB: 0 BB: 0 P: 3	R: 0 E: 0 K: 1 S: 5	H: 0 LOB: 0 BB: 0 P: 5	R: 0 E: 0 K: 1 S: 7	H: 2 LOB: 2 BB: 0 P: 7	R: 0 E: 0 K: 1 S: 5	H: 0 LOB: 1 BB: 1 P: 9	1B: 6 2B: 1 3B: 0 HR: 0	SF: 0 SAC: 1 DP: 0 HBP: 1	WP: 1 PB: 0 CS: 0	PA: 34
PITCHER	IP	WLS	BF	H	R	ER	SO	BB	IBB	HBP	BLK	WP	HR	S	P	ERA	WHIP					
Joe Haynes, R ERA: 10.8 (1, 1)	1.0	L	8	3	4	3	0	2	0	0	0	0	0	6	14	27.00	5.000					
Connie Marrero, R ERA: (2, 1)	7.0		26	4	0	0	3	0	0	1	0	0	0	31	32	0.00	0.571					

AB	30
R	4
H	7
RBI	2
BB	2
SO	3
LOB	13



Batter	1	2	3	4	5	6	7	8	9	AB	R	H	RBI	BB	SO	LOB	TOP				
Phil Rizzuto, R OBP: 0.591, SLG: 0.581 (1, 6)	5-3		9-3-2 1B		F6		FC5-2 1B		1B BB	4	0	2	0	1	0	0	New York Yankees @ Washington Senators Griffith Stadium, Washington, DC Fri Apr 28 1950, 3:33 AM EST Att: 18,862 - Unknown livebaseballscorecards.com				
Jerry Coleman, R OBP: 0.400, SLG: 0.438 (1, 4)	5-3		9-3-2 1B		E5		FC5-2 1B		1B	5	0	2	1	0	0	2					
Hank Bauer, R OBP: 0.370, SLG: 0.480 (1, 9)	1-3			1B G3 1B	F9		FC5-2		F8	5	1	1	0	0	0	6					
Joe DiMaggio, R OBP: 0.311, SLG: 0.568 (1, 8)		HR			F7		F8			4	1	1	1	0	0	4					
Yogi Berra, L OBP: 0.356, SLG: 0.568 (1, 2)	F8			G3 1B		F9			F5	4	0	1	0	0	0	0					
Billy Johnson, R OBP: 0.423, SLG: 0.429 (1, 5)	F2			G3		5-3			F3	4	0	0	1	0	0	1					
Johnny Lindell, R OBP: 0.381, SLG: 0.235 (1, 7)	5-3						1B 1B 1B		F8	3	1	1	0	1	0	0					
Joe Collins, L OBP: 0.353, SLG: 0.533 (9, PH)			2B 1B		F5		F8		G3	3	1	1	0	0	0	3					
Johnny Mize, L OBP: 0.200, SLG: 0.400 (9, PH)										1	0	0	0	0	0	0					
Fred Sanford, S OBP: 0.400, SLG: 0.600 (7, PH)			1B 9-3-2 2B		5-3		1B FC5-2 1B		F7	2	0	1	1	0	0	0					
Jackie Jensen, R OBP: 0.500, SLG: 0.500 (7, PH)										1	0	1	0	0	0	0					
Joe Page, L OBP: 0.750, SLG: 1.000 (9, PH)										0	0	0	0	0	0	0					
Billy Martin, R OBP: 0.750, SLG: 1.000 (9, PH)										1	0	0	0	0	0	0					
Inning Stats	R: 0 E: 0 K: 0 S: 3	H: 0 LOB: 0 BB: 0 P: 3	R: 1 E: 0 K: 0 S: 4	H: 1 LOB: 0 BB: 0 P: 4	R: 1 E: 0 K: 0 S: 4	H: 3 LOB: 0 BB: 0 P: 4	R: 1 E: 0 K: 0 S: 5	H: 2 LOB: 2 BB: 1 P: 9	R: 0 E: 1 K: 0 S: 4	H: 0 LOB: 1 BB: 0 P: 4	R: 0 E: 0 K: 0 S: 3	H: 0 LOB: 0 BB: 0 P: 3	R: 1 E: 0 K: 0 S: 7	H: 4 LOB: 3 BB: 0 P: 7	R: 0 E: 0 K: 0 S: 3	H: 0 LOB: 0 BB: 0 P: 3	R: 0 E: 0 K: 0 S: 4	H: 1 LOB: 2 BB: 1 P: 8	1B: 9 2B: 1 3B: 1 HR: 1	SF: 0 SAC: 0 DP: 0 HBP: 0	WP: 0 PA: 39 CS: 0
PITCHER Steve Nagy, L ERA: 3.32 (1, 1)	IP: 9.0 WLS: W BF: 39 H: 11 R: 4 ER: 4 SO: 0 BB: 1 IBB: 1 HBP: 0 BLK: 0 WP: 0 HR: 1 S: 37 P: 45 ERA: 4.00 WHIP: 1.333															PITCHER					

Batter	1	2	3	4	5	6	7	8	9	AB	R	H	RBI	BB	SO	LOB	BOTTOM		
Gil Coan, L OBP: 0.407, SLG: 0.542 (1, 7)	1-3		3B 1B	K			HR BB	K		4	2	1	0	1	2	1	New York Yankees @ Washington Senators Griffith Stadium, Washington, DC Fri Apr 28 1950, 3:33 AM EST Att: 18,862 - Unknown livebaseballscorecards.com		
Sam Dente, R OBP: 0.256, SLG: 0.222 (1, 6)	F8		F8		5-3		F8			4	0	0	0	0	0	2			
Irv Noren, L OBP: 0.472, SLG: 0.536 (1, 8)	BB 1B BB		1H F8 3B		F8		1H HR			3	2	2	3	1	0	0			
Eddie Robinson, L OBP: 0.441, SLG: 0.375 (1, 3)	BB BB BB	4-0	BB BB BB		F6		G3			2	0	0	0	2	0	0			
Bud Stewart, L OBP: 0.333, SLG: 0.364 (1, 9)	1-2 2H		F8			SH5-4 BB	E3			3	0	1	1	1	0	1			
Eddie Yost, R OBP: 0.353, SLG: 0.433 (1, 5)		4-0	F2			SH5-4 BB	1-4-3			2	0	0	0	2	0	2			
Al Kozar, R OBP: 0.375, SLG: 0.321 (1, 4)			F8		SH5-3 1B		F7			3	0	1	0	0	0	1			
Mickey Grasso, R (1, 2)			F3		SH5-3		F8			3	0	0	0	0	0	3			
Steve Nagy, L OBP: 0.333, SLG: 0.625 (1, 1)		0-3	K		K		F8		IHR	4	1	1	1	0	2	4			
Inning Stats	R: 0 E: 0 K: 0 S: 3	H: 1 LOB: 2 BB: 2 P: 11	R: 0 E: 0 K: 1 S: 5	H: 0 LOB: 1 BB: 1 P: 9	R: 2 E: 0 K: 0 S: 5	H: 2 LOB: 1 BB: 1 P: 9	R: 0 E: 0 K: 2 S: 8	H: 1 LOB: 0 BB: 0 P: 8	R: 0 E: 0 K: 0 S: 3	H: 0 LOB: 0 BB: 0 P: 3	R: 0 E: 0 K: 0 S: 3	H: 0 LOB: 2 BB: 2 P: 11	R: 2 E: 1 K: 0 S: 5	H: 1 LOB: 1 BB: 1 P: 9	R: 1 E: 0 K: 1 S: 6	H: 1 LOB: 0 BB: 0 P: 6		1B: 3 2B: 0 3B: 1 HR: 2	SF: 0 SAC: 2 DP: 0 HBP: 0
PITCHER Fred Sanford, R ERA: 3.86 (1, 1)	IP: 6.0 WLS: L BF: 27 H: 4 R: 2 ER: 2 SO: 3 BB: 6 IBB: 0 HBP: 0 BLK: 0 WP: 0 HR: 0 S: 27 P: 51 ERA: 3.00 WHIP: 1.667															PITCHER			
Joe Page, L ERA: 3.35 (7, 1)	IP: 2.0 WLS: L BF: 10 H: 2 R: 3 ER: 3 SO: 1 BB: 1 IBB: 0 HBP: 0 BLK: 0 WP: 0 HR: 1 S: 11 P: 15 ERA: 13.50 WHIP: 1.500															PITCHER			

Batter	1	2	3	4	5	6	7	8	9	AB	R	H	RBI	BB	SO	LOB	TOP			
Phil Rizzuto, R OBP: 0.591, SLG: 0.514 (1,6)	0-0 5-3		4-0 1B F9 BB		0-0 F7	0-0 1-3		0-0 F7		4	1	0	1	1	0	3	New York Yankees @ Washington Senators Griffith Stadium, Washington, DC Sat Apr 29 1950, 3:33 AM EST Att: 12,688 - Unknown livebaseballscorecards.com			
Cliff Mapes, L OBP: 0.524, SLG: 0.778 (1,9)	0-3 K		0-0 2B 1B		4-0 4-3 BB		0-0 4-3	0-0 F8		4	1	1	1	1	1	1				
Bobby Brown, L OBP: 0.136, SLG: 0.050 (1,5)	0-0 1-3		0-0 F9		0-0 4-3		0-0 3B 1B	4-0 FC3-6 BB		4	1	1	1	1	0	2				
Joe DiMaggio, R OBP: 0.360, SLG: 0.638 (1,8)		4-0 1B BB	0-0 2B		4-0 BB		0-0 3B	0-0 F8		3	0	2	2	2	0	1				
Yogi Berra, L OBP: 0.340, SLG: 0.531 (1,2)		0-0 L5-3 1B	0-0 F2		0-0 4-3		0-0 G3	0-0 FC3-6		5	0	1	0	0	0	5				
Gene Woodling, L OBP: 0.407, SLG: 0.435 (1,7)		0-0 L5-3 1-2		0-0 1B 2B		0-0 E 4-3 1B		0-0 F7		5	1	2	0	0	0	4				
Joe Collins, L OBP: 0.381, SLG: 0.526 (1,3)	0-3 K		0-0 G3-6 1B		0-0 4-3		0-0 1-2	0-0 1B SH1-4 F7		4	1	2	1	0	1	2				
Jerry Coleman, R OBP: 0.368, SLG: 0.400 (1,4)			0-0 5-3		0-0 F9		0-0 L3	0-0 SH1-4		3	0	0	0	0	0	2				
Allie Reynolds, R OBP: 0.200, SLG: 0.200 (1,1)			0-0 E4 1B		0-0 G3-6-1		0-0 E6	0-0 1B		4	1	1	0	0	0	2				
Inning Stats	R: 0 E: 0 K: 1 S: 5	H: 0 LOB: 0 BB: 0 P: 5	R: 0 E: 0 K: 1 S: 5	H: 1 LOB: 1 BB: 1 P: 9	R: 3 E: 1 K: 0 S: 6	H: 2 LOB: 1 BB: 1 P: 10	R: 1 E: 0 K: 0 S: 4	H: 2 LOB: 0 BB: 0 P: 4	R: 0 E: 1 K: 0 S: 5	H: 1 LOB: 2 BB: 0 P: 5	R: 1 E: 0 K: 0 S: 5	H: 2 LOB: 1 BB: 0 P: 5	R: 1 E: 0 K: 0 S: 5	H: 2 LOB: 1 BB: 1 P: 7	R: 0 E: 0 K: 0 S: 3	H: 0 LOB: 1 BB: 1 P: 7	1B: 7 2B: 3 3B: 1 HR: 0	SF: 0 SAC: 1 DP: 2 HBP: 0	WP: 0 PB: 0 SB: 0 CS: 0	PA: 42
PITCHER Ray Scarborough, R ERA: 2.7 (1,1)	IP: 9.0 WLS: L BF: 42	H: 10 R: 6 ER: 3 SO: 2	BB: 5 IBB: 0 HBP: 0 BLK: 0	WP: 0 HR: 0 S: 41 P: 61	ERA: 3.00 WHIP: 1.667															

Batter	1	2	3	4	5	6	7	8	9	AB	R	H	RBI	BB	SO	LOB	BOTTOM					
Gil Coan, L OBP: 0.406, SLG: 0.536 (1,7)	4-0 1B BB				0-3 K BB 1B		0-0 F9		0-0 F7	4	2	1	0	1	1	1	New York Yankees @ Washington Senators Griffith Stadium, Washington, DC Sat Apr 29 1950, 3:33 AM EST Att: 12,688 - Unknown livebaseballscorecards.com					
Sam Dente, R OBP: 0.250, SLG: 0.200 (1,6)	0-0 3-6-3		0-0 1-6-3		4-0 1B L7-2 BB		0-0 F6	0-0 G4-6-3		4	0	0	0	1	0	2						
Irv Noren, L OBP: 0.500, SLG: 0.533 (1,8)	4-0 BB 1B BB		4-0 1B BB		0-0 1B		0-0 F9			2	0	1	1	2	0	0						
Eddie Robinson, L OBP: 0.447, SLG: 0.370 (1,3)	0-0 BB 1B		0-0 F9		0-0 L7-2		4-0 E 4-3 BB			3	0	1	0	1	0	3						
Bud Stewart, L OBP: 0.357, SLG: 0.385 (1,9)	0-0 F6		0-0 1B		0-0 1-2 1B		0-0 4-3	0-0 4-3		4	0	2	0	0	0	4						
Eddie Yost, R OBP: 0.368, SLG: 0.424 (1,5)	4-0 1-2 2-3 3-H BB		0-0 F7		0-0 4-3		0-0 E4 1B			3	0	1	1	1	0	4						
Al Kozar, R OBP: 0.343, SLG: 0.290 (1,4)					0-0 F8		0-0 F3	0-0 F6		3	0	0	0	0	1	3						
Sherry Robertson, L (8, PH) (9, 4)	K									1	0	0	0	0	0	2						
Al Evans, R OBP: 0.333, SLG: 0.476 (1,2)		0-0 F8		0-0 F6		0-0 F8		0-3 K		4	0	0	0	0	1	2						
Ray Scarborough, R (1,1)		0-3 K		0-0 F9		0-3 K		4-0 G4-6-3 BB		3	0	0	0	0	2	0						
George Genovese, L (9, PH)										0	0	0	0	1	0	0						
Inning Stats	R: 1 E: 0 K: 1 S: 6	H: 1 LOB: 3 BB: 3 P: 18	R: 0 E: 0 K: 1 S: 5	H: 1 LOB: 0 BB: 0 P: 5	R: 0 E: 0 K: 0 S: 4	H: 1 LOB: 2 BB: 1 P: 8	R: 0 E: 0 K: 0 S: 3	H: 0 LOB: 0 BB: 0 P: 3	R: 1 E: 1 K: 1 S: 7	H: 2 LOB: 2 BB: 1 P: 11	R: 0 E: 0 K: 1 S: 5	H: 0 LOB: 0 BB: 0 P: 5	R: 0 E: 0 K: 0 S: 3	H: 0 LOB: 0 BB: 0 P: 3	R: 0 E: 1 K: 1 S: 6	H: 1 LOB: 2 BB: 1 P: 10	R: 0 E: 0 K: 0 S: 2	H: 0 LOB: 0 BB: 1 P: 6	1B: 5 2B: 2 3B: 0 HR: 0	SF: 0 SAC: 0 DP: 2 HBP: 0	WP: 0 PB: 0 SB: 0 CS: 0	PA: 38
PITCHER Allie Reynolds, R ERA: 6.0 (1,1)	IP: 9.0 WLS: W BF: 38	H: 6 R: 2 ER: 1 SO: 5	BB: 7 IBB: 0 HBP: 0 BLK: 0	WP: 0 HR: 0 S: 41 P: 69	ERA: 1.00 WHIP: 1.444																	

Batter	1	2	3	4	5	6	7	8	9	AB	R	H	RBI	BB	SO	LOB	TOP								
Billy DeMars, R (1, 6) OBP: 0.423, SLG: 0.250	4-0 PB BB 4-3 BB	0-3 K		0-0 FC4-6 1B		0-0 FC4-6 1-2 2-3		0-0 BB 1B		4	1	2	1	1	1	2									
Dick Kokos, L (1, 7) OBP: 0.318, SLG: 0.429	4-0 4-3 PB 1B BB		0-0 BB	0-0 FC4-6 FC6-4 1-2 2-3 3-H			0-0 F8	4-0 BB 1B		2	1	0	1	3	0	2									
Ray Coleman, L (1, 8) OBP: 0.200, SLG: 0.400	0-0 4-3		0-0 F8	0-0 FC6-4 1-2			0-0 F9	0-0 1-3		2	0	0	1	0	0	2									
Roy Stevers, R (4, PH) OBP: 0.265, SLG: 0.167	1-3 2-H									3	0	0	0	0	0	4									
Ken Wood, R (1, 9) OBP: 0.432, SLG: 0.821	0-0 1B		4-0 BB	0-0 F4			0-0 2B	0-0 FC6-5 SH1-4 1B		4	0	3	1	1	0	0									
Hank Arft, L (1, 3) OBP: 0.500, SLG: 0.588	0-0 F5		0-3 K	0-0 4-3			0-0 5-3	0-0 SH1-4 1-2		3	0	0	0	0	1	3									
Don Lenhardt, R (7, PH) OBP: 0.417, SLG: 0.550										1	0	0	0	0	0	1									
Sherm Lollar, R (1, 2) OBP: 0.382, SLG: 0.586	0-0 F2		0-0 F8	0-0 6-3				0-0 F7 2-3	0-0 FC6-5	5	0	0	0	0	0	4									
Leo Thomas, R (1, 5) OBP: 0.417, SLG: 0.300		0-0 6-3		4-0 BB 1B BB		0-0 FC5-4 1B		0-0 2B 1B	0-3 K	4	1	2	0	1	1	1									
Owen Friend, R (1, 4) OBP: 0.333, SLG: 0.313		4-0 FC5-4 BB		0-0 1B BB FC4-6 1B		0-0 F9		0-0 F8		3	1	1	0	1	0	2									
Joe Ostrowski, L (1, 1) OBP: 0.250, SLG: 0.286		0-0 FC5-4 1-2		4-0 FC4-6 1B BB		0-0 FC5-4 FC4-6 1-2 2-3		0-0 1B 2B		3	1	1	1	1	0	2									
Inning Stats	R: 2 E: 0 K: 0 S: 4	H: 1 LOB: 1 BB: 2 P: 12	R: 0 E: 0 K: 1 S: 5	H: 0 LOB: 1 BB: 1 P: 9	R: 0 E: 0 K: 1 S: 5	H: 0 LOB: 2 BB: 2 P: 13	R: 1 E: 0 K: 0 S: 4	H: 2 LOB: 2 BB: 2 P: 12	R: 0 E: 0 K: 0 S: 3	H: 0 LOB: 0 BB: 0 P: 3	R: 0 E: 0 K: 0 S: 4	H: 1 LOB: 1 BB: 0 P: 4	R: 0 E: 0 K: 0 S: 4	H: 1 LOB: 1 BB: 0 P: 4	R: 2 E: 0 K: 0 S: 6	H: 3 LOB: 2 BB: 2 P: 10	R: 0 E: 0 K: 1 S: 6	H: 1 LOB: 1 BB: 0 P: 6	1B: 7 2B: 2 3B: 0 HR: 0	SF: 0 SAC: 1 DP: 0 HBP: 0	WP: 0 PB: 1 SB: 0 CS: 0	PA: 43			
PITCHER	IP	WLS	BF	H	R	ER	SO	BB	IBB	HBP	BLK	WP	HR	S	P	ERA	WHIP								
Dick Weik, R (1, 1) ERA: 5.4	3.0	L	17	2	3	2	2	6	0	0	0	0	0	15	39	6.00	2.667								
Lloyd Hittle, L (4, 1) ERA: 3.95	5.0		22	6	2	2	0	2	0	0	0	0	0	20	28	3.60	1.600								
Joe Haynes, R (9, 1) ERA: 9.0	1.0		4	1	0	0	1	0	0	0	0	0	0	6	6	0.00	1.000								
Batter	1	2	3	4	5	6	7	8	9	AB	R	H	RBI	BB	SO	LOB	BOTTOM								
Eddie Yost, R (1, 5) OBP: 0.391, SLG: 0.395	0-0 F6		4-0 5-3 BB		0-0 FC6-4 1-2			4-0 FC6-4 BB		2	0	0	0	2	0	1									
Al Kozar, R (1, 4) OBP: 0.286, SLG: 0.237	0-0 F8		0-0 5-3 1-2			0-0 6-3		0-0 FC6-4 1-2		4	0	0	0	0	0	2									
Irv Noren, L (1, 8) OBP: 0.458, SLG: 0.474	0-3 K		0-0 3-1			0-3 K		0-0 1B 1B		4	1	1	0	0	2	1									
Eddie Robinson, L (1, 3) OBP: 0.413, SLG: 0.353		0-0 F9		0-0 E4 G6-4-3		0-0 G3		0-0 F3		4	0	0	0	0	0	1									
Sam Mele, R (1, 9) OBP: 0.375, SLG: 0.167		4-0 E BB		0-0 G6-4-3 1-2			0-0 F7	0-0 F4		3	0	0	0	1	0	2									
Clyde Vollmer, R (1, 7) OBP: 0.428, SLG: 0.333		0-0 F8		0-0 F8			0-0 G6-3 1B	0-0 1B 1B		4	0	2	0	0	0	1									
Sam Dente, R (1, 6) OBP: 0.231, SLG: 0.188		0-0 E4 FC5-4 1-2			0-0 F7		0-0 G6-3 1-2	0-0 FC4-6 1B		4	0	1	1	0	0	2									
Al Evans, R (1, 2) OBP: 0.321, SLG: 0.440		0-0 FC5-4 1-2			0-0 FC6-4 1B			0-0 F6 FC4-6	0-0 FC4-6 1-2	4	0	1	0	0	0	4									
Dick Weik, R (1, 1)			0-3 K		0-0 F2			0-0 F9		1	0	0	0	0	1	0									
Lloyd Hittle, R (4, 1)										1	0	0	0	0	0	1									
Roberto Ortiz, R (8, PH)										1	0	0	0	0	0	0									
Joe Haynes, R (9, 1)										0	0	0	0	0	0	0									
Inning Stats	R: 0 E: 0 K: 1 S: 5	H: 0 LOB: 0 BB: 0 P: 5	R: 0 E: 1 K: 0 S: 4	H: 0 LOB: 2 BB: 1 P: 8	R: 0 E: 0 K: 1 S: 5	H: 0 LOB: 1 BB: 1 P: 9	R: 0 E: 1 K: 0 S: 3	H: 0 LOB: 0 BB: 0 P: 3	R: 0 E: 0 K: 0 S: 4	H: 1 LOB: 1 BB: 0 P: 4	R: 0 E: 0 K: 1 S: 5	H: 0 LOB: 0 BB: 0 P: 5	R: 0 E: 0 K: 0 S: 3	H: 1 LOB: 0 BB: 0 P: 3	R: 0 E: 0 K: 0 S: 3	H: 0 LOB: 1 BB: 1 P: 7	R: 1 E: 0 K: 0 S: 6	H: 3 LOB: 2 BB: 0 P: 6	1B: 5 2B: 0 3B: 0 HR: 0	SF: 0 SAC: 0 DP: 2 HBP: 0	WP: 0 PB: 0 SB: 0 CS: 0	PA: 35			
PITCHER	IP	WLS	BF	H	R	ER	SO	BB	IBB	HBP	BLK	WP	HR	S	P	ERA	WHIP								
Joe Ostrowski, L (1, 1) ERA: 1.0	9.0	W	35	5	1	1	3	3	0	0	0	0	0	38	50	1.00	0.889								


St. Louis Browns @ Washington Senators
Griffith Stadium, Washington, DC
Thu May 04 1950, 3:33 AM EDT
Att: 6,609 - Unknown

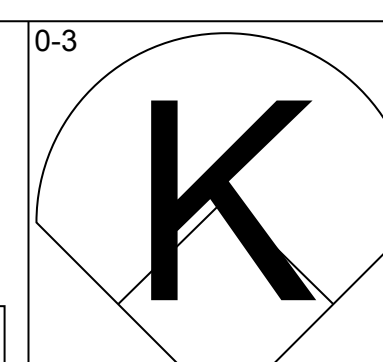
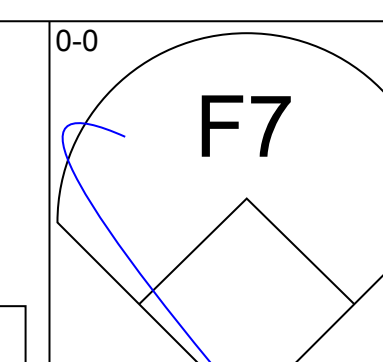
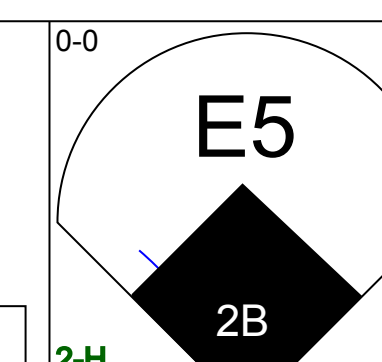
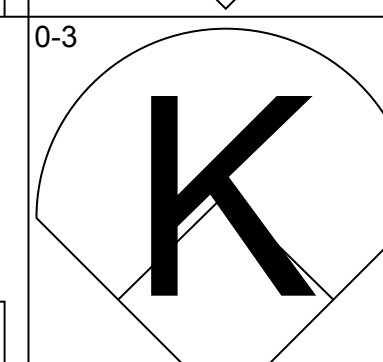
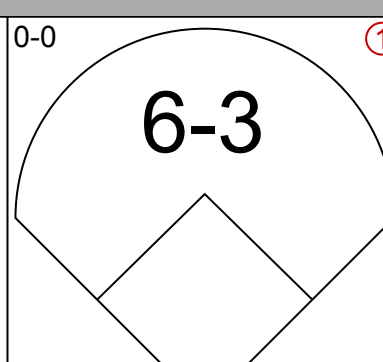
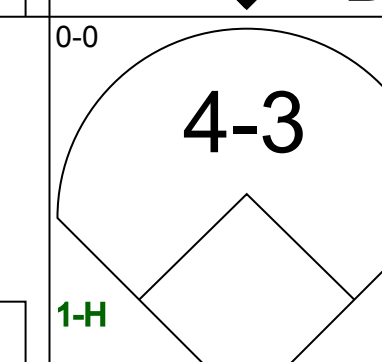
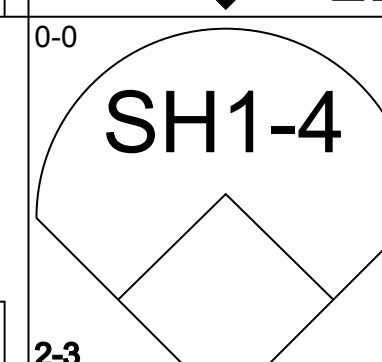
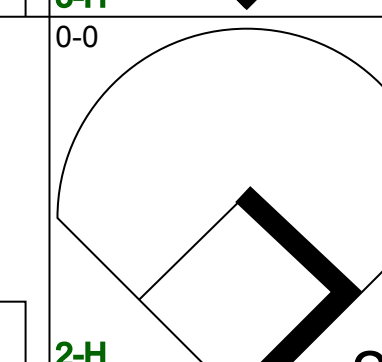
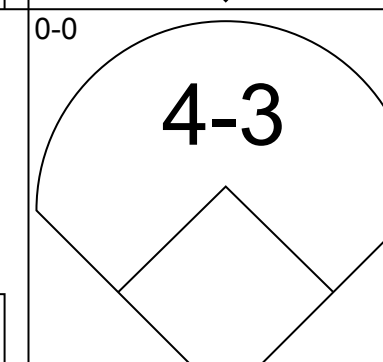
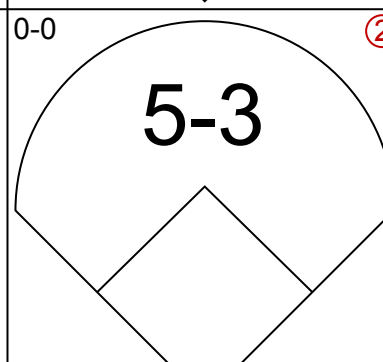
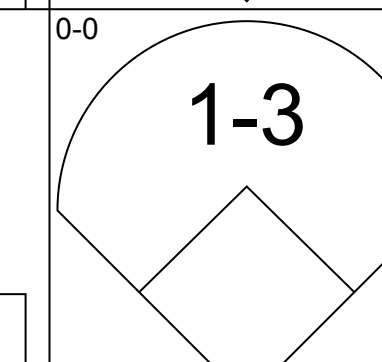
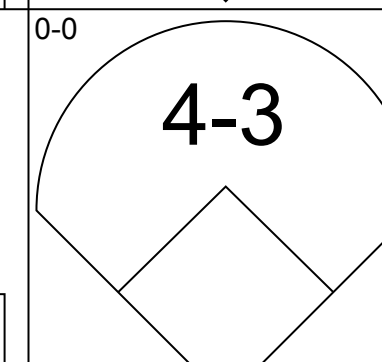
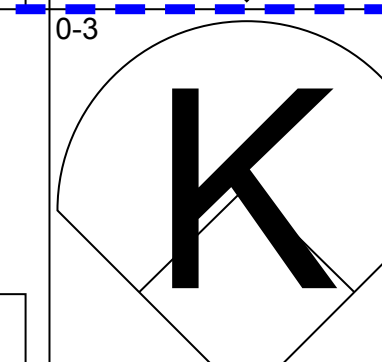
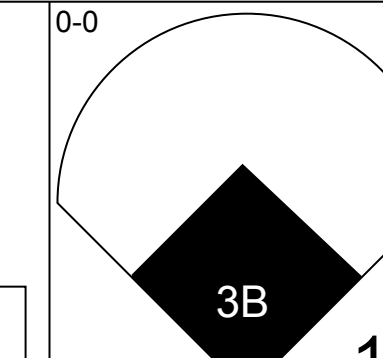
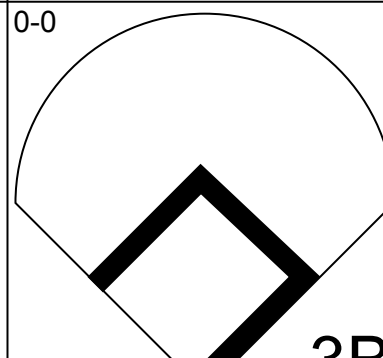
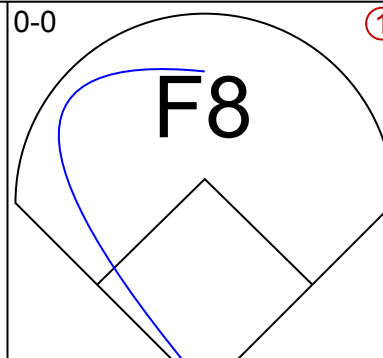
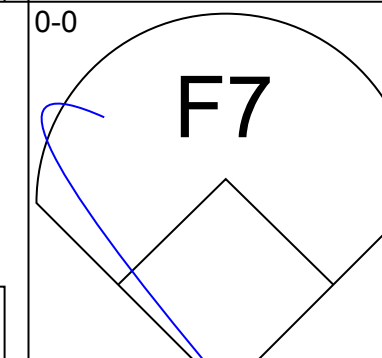
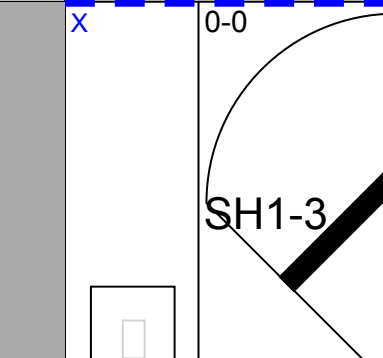
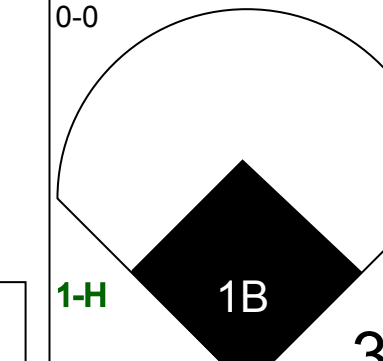
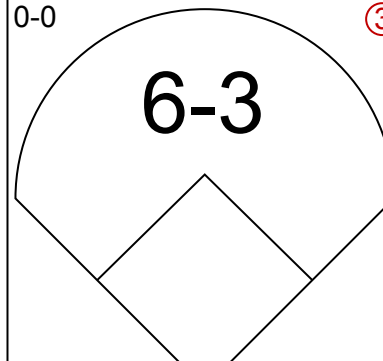
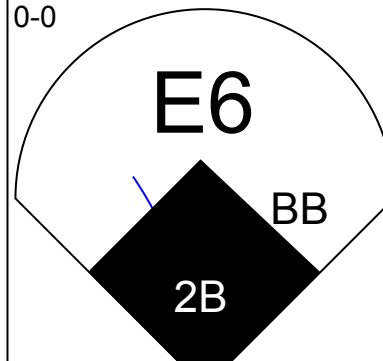
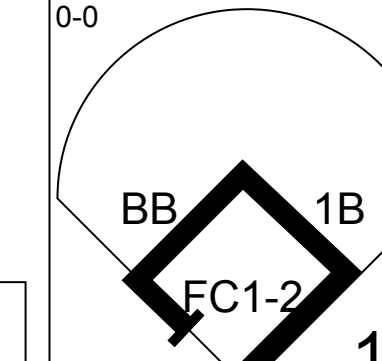
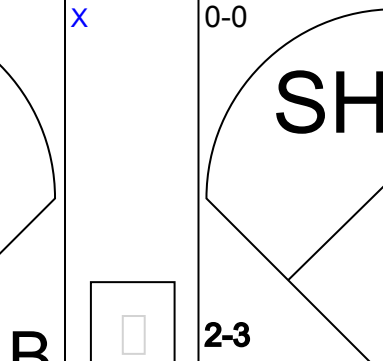
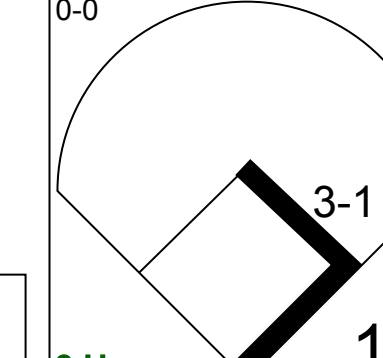
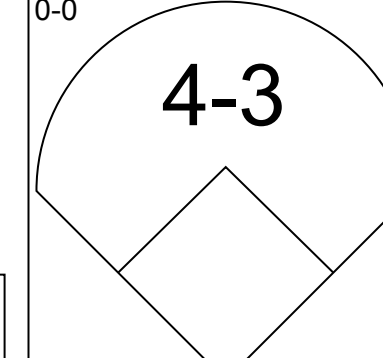
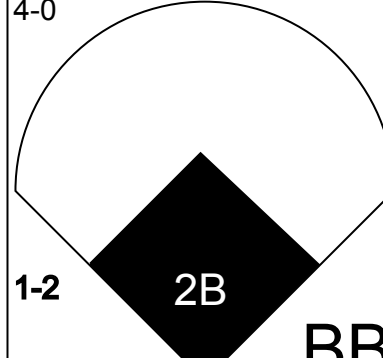
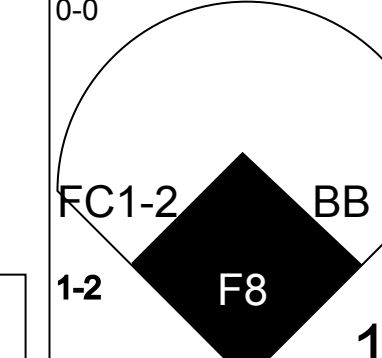
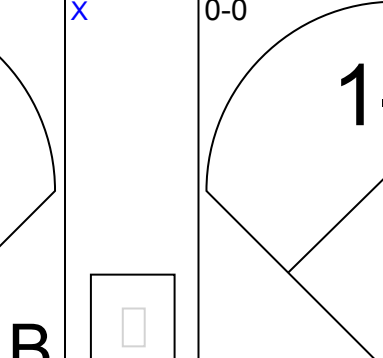
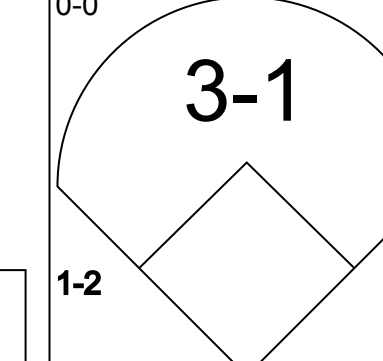
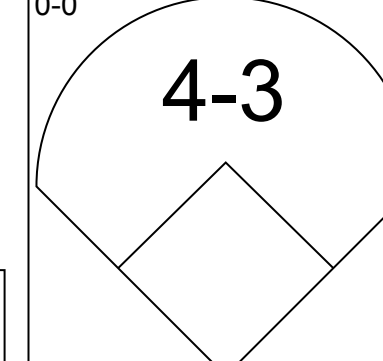
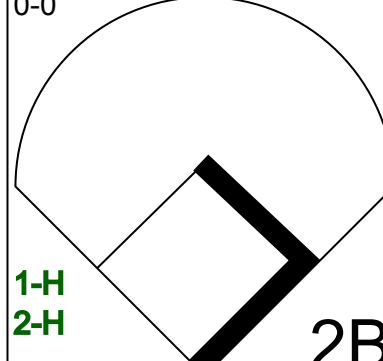
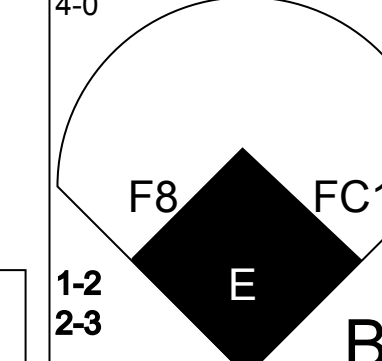
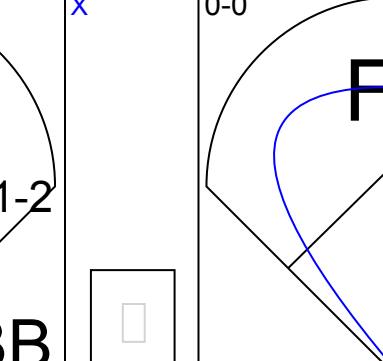
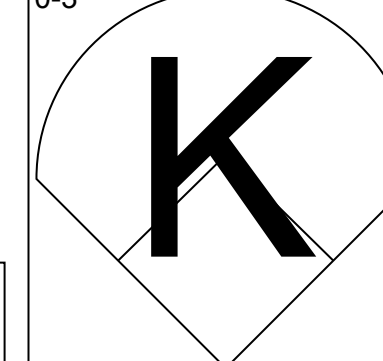
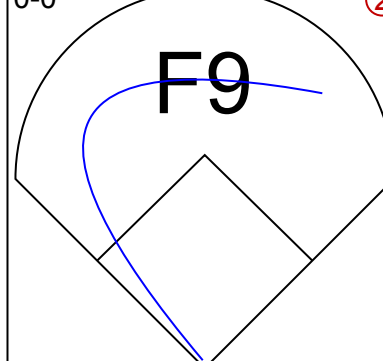
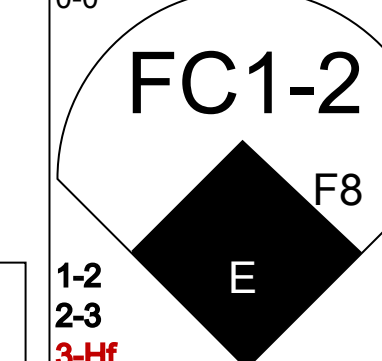
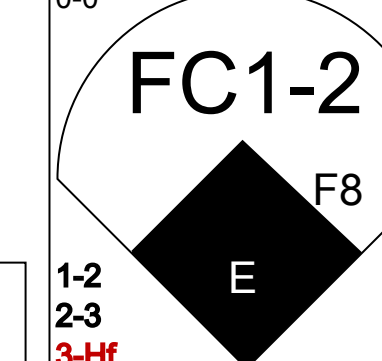
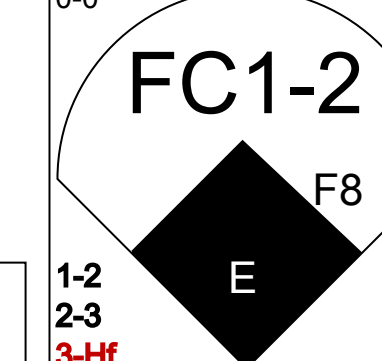
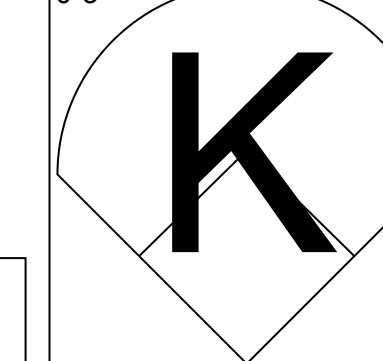
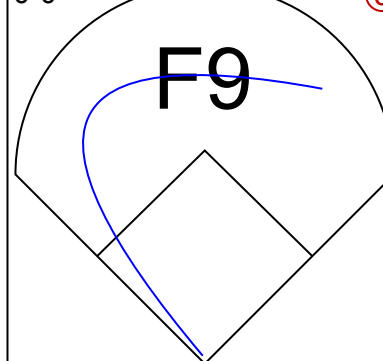
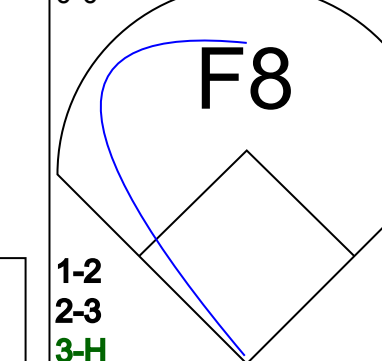
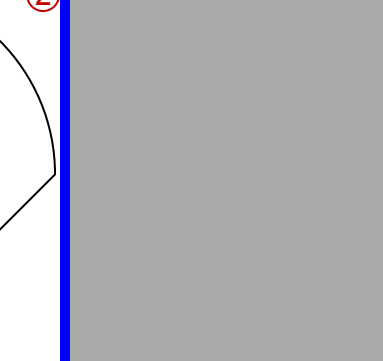
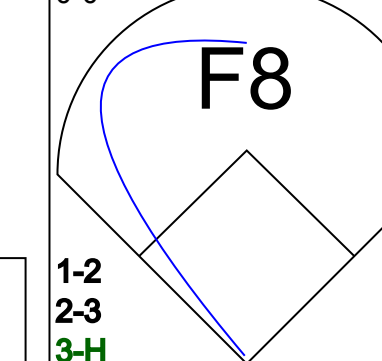
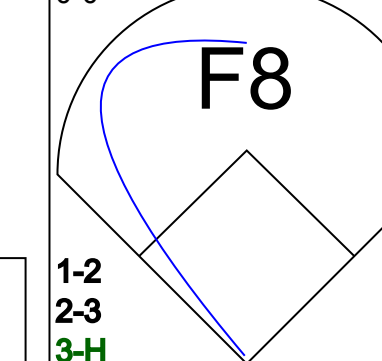
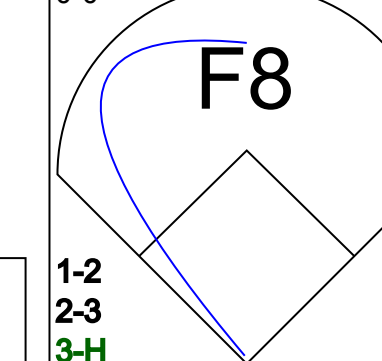
AB 34
R 5
H 9
RBI 5
BB 8
SO 3
LOB 23

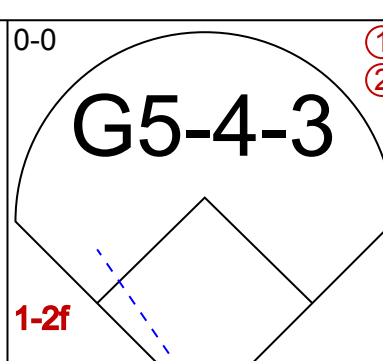
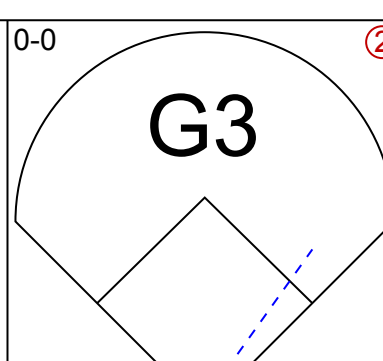
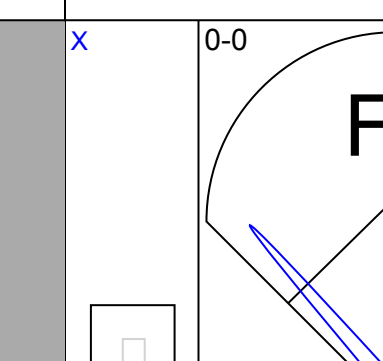
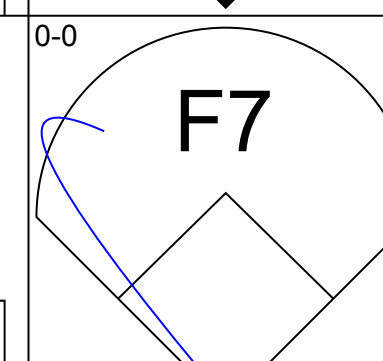
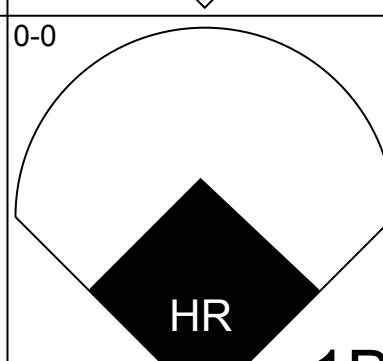
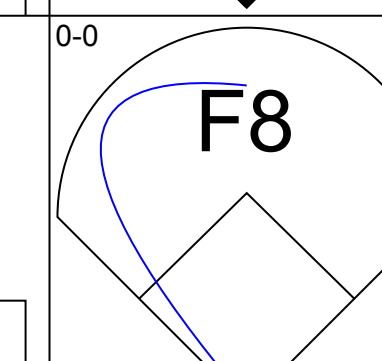
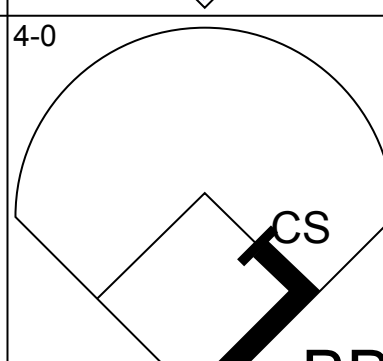
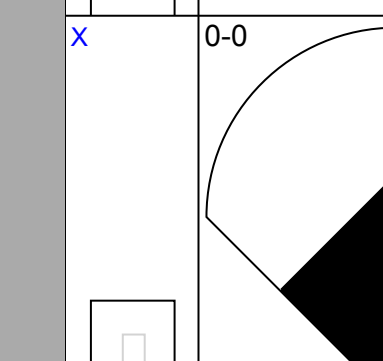

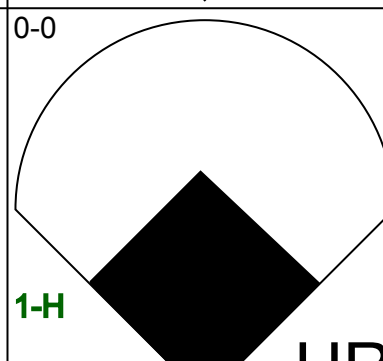
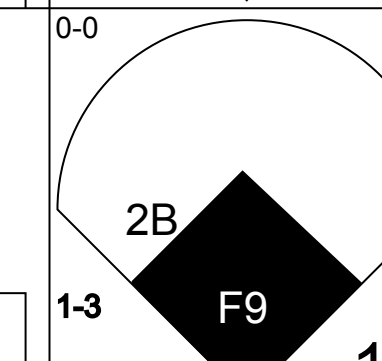
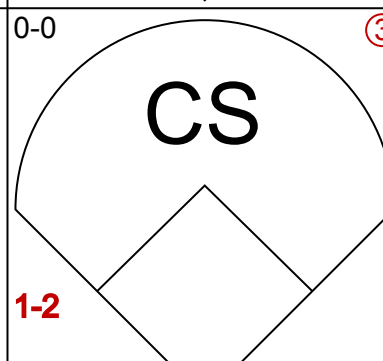
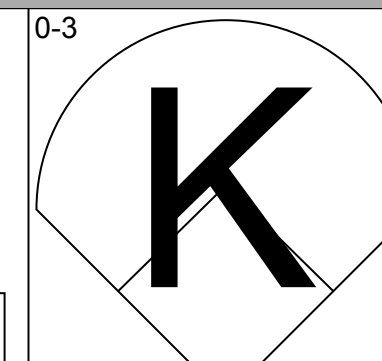
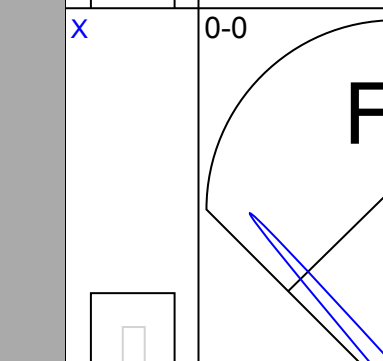
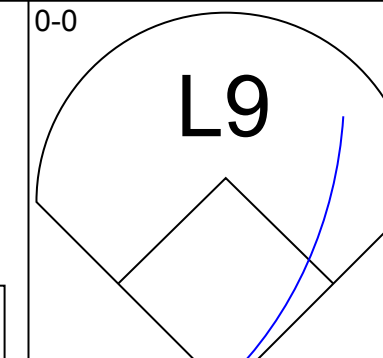
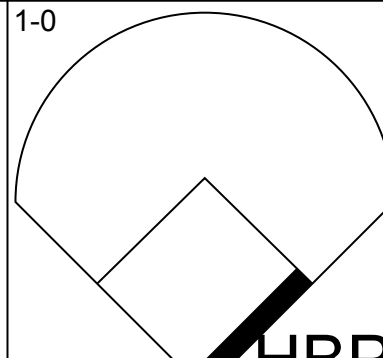
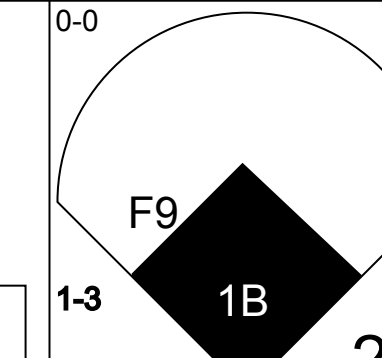
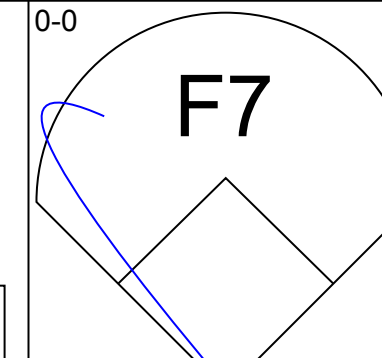
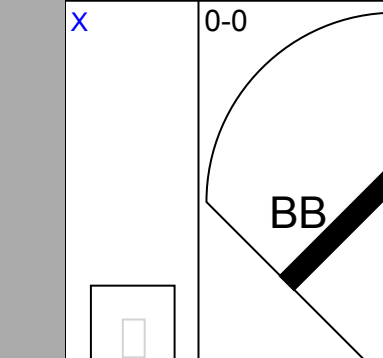
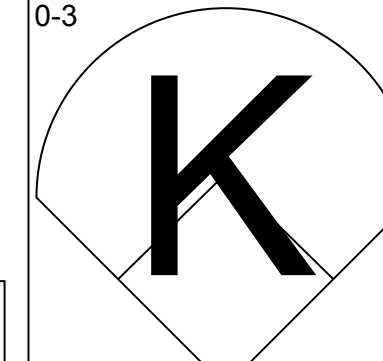
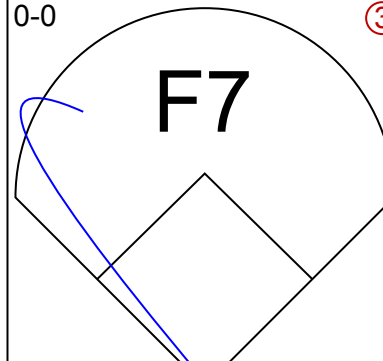
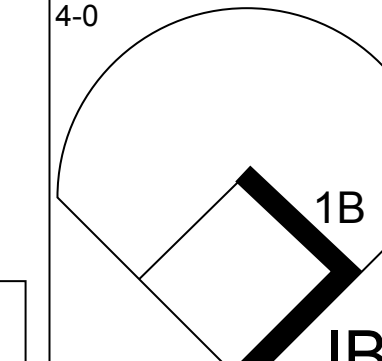
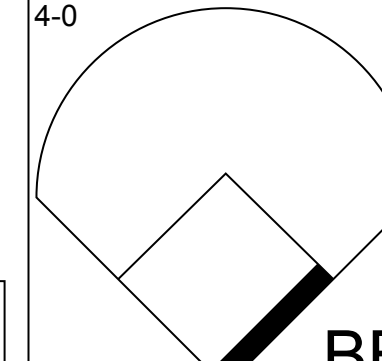
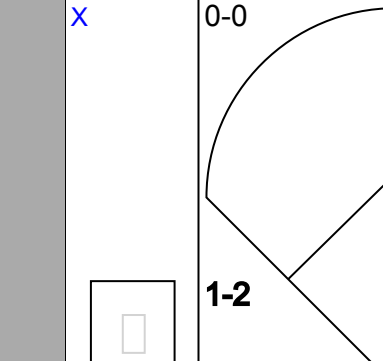
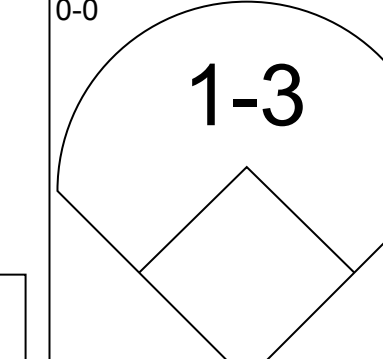
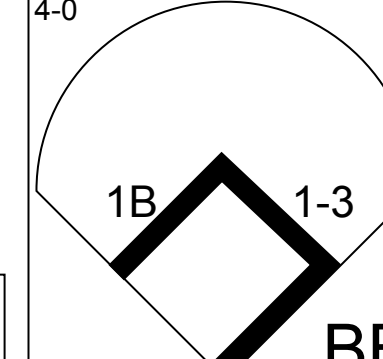
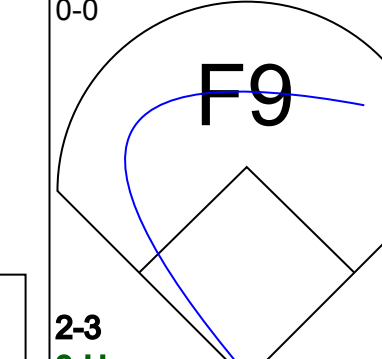
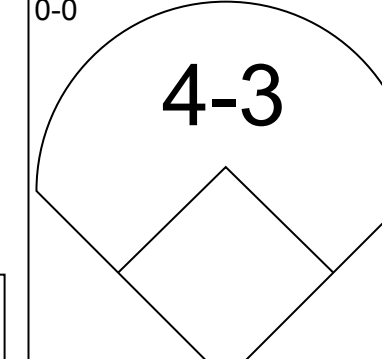
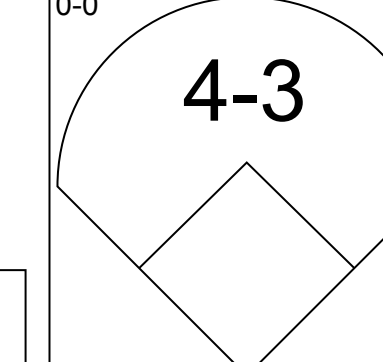
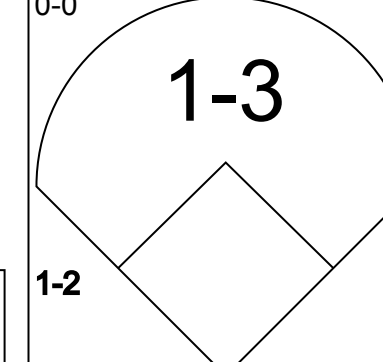
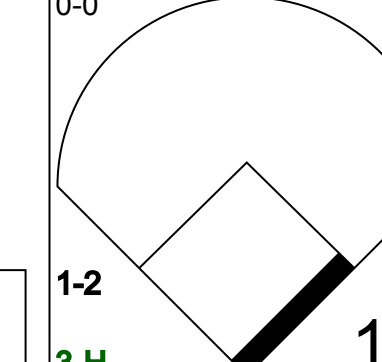
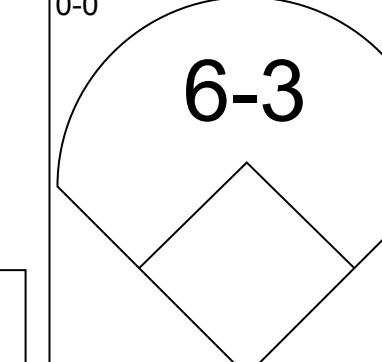
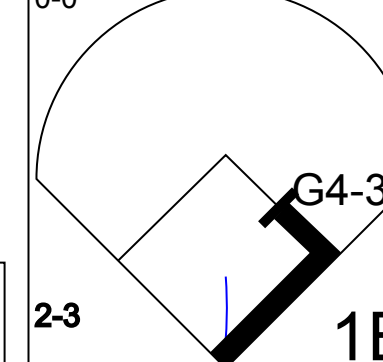
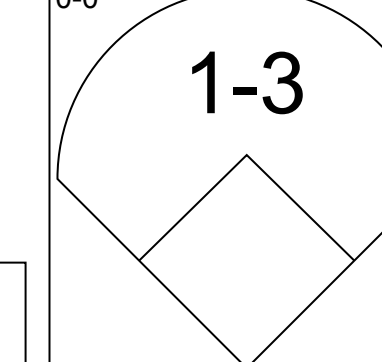
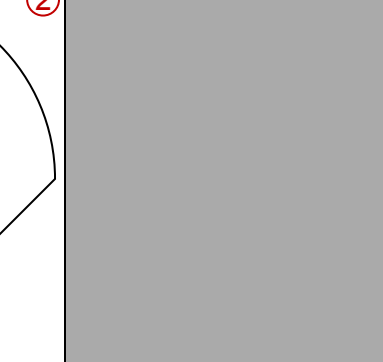

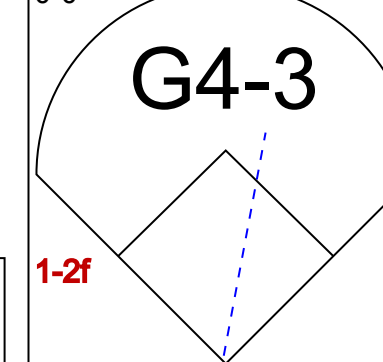

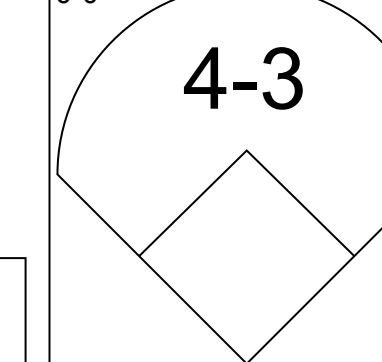
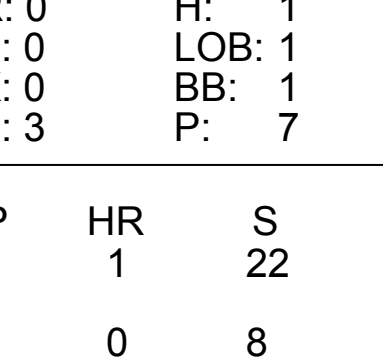
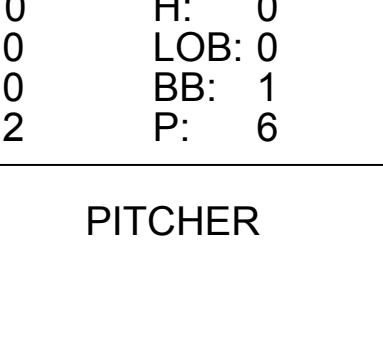
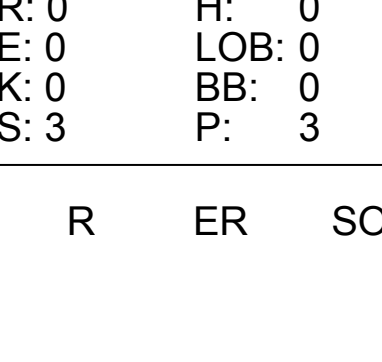


St. Louis Browns @ Washington Senators
Griffith Stadium, Washington, DC
Thu May 04 1950, 3:33 AM EDT
Att: 6,609 - Unknown

AB 32
R 1
H 5
RBI 1
BB 3
SO 3
LOB 15



Batter	1	2	3	4	5	6	7	8	9	AB	R	H	RBI	BB	SO	LOB	TOP							
Johnny Lipon, R (1, 6) OBP: 0.370, SLG: 0.404										4	2	1	0	1	1	2	Detroit Tigers @ Washington Senators Griffith Stadium, Washington, DC Fri May 05 1950, 3:33 AM EDT Att: 16,338 - Unknown							
Jerry Priddy, R (1, 4) OBP: 0.345, SLG: 0.354										4	0	1	2	0	1	0								
George Kell, R (1, 5) OBP: 0.382, SLG: 0.319										5	0	0	0	0	1	2								
Vic Wertz, L (1, 9) OBP: 0.382, SLG: 0.604										5	1	3	0	0	0	1								
Hoot Evers, R (1, 7) OBP: 0.412, SLG: 0.667										4	2	2	1	0	0	1								
Johnny Groth, R (1, 8) OBP: 0.431, SLG: 0.556										4	2	2	1	1	0	1								
Dick Kryhoski, L (1, 3) OBP: 0.224, SLG: 0.362										4	1	1	2	1	0	2								
Aaron Robinson, L (1, 2) OBP: 0.556, SLG: 0.857										2	0	0	0	1	1	1								
Don Kolloway, R (8, PH) Bob Swift, R (8, 2)										1	1	0	0	0	0	3								
Virgil Trucks, R (1, 1) OBP: 0.154, SLG: 0.231										0	0	0	0	0	0	0								
Dizzy Trout, R (5, 1) Pat Mullin, L (8, PH) Paul Calvert, R (8, 1)										2	0	0	0	0	2	2								
										1	0	0	0	0	0	1								
										1	0	0	1	0	0	2								
										0	0	0	0	0	0	0								
Inning Stats	R: 0 E: 0 K: 2 S: 7	H: 0 LOB: 0 BB: 0 P: 7	R: 2 E: 0 K: 1 S: 8	H: 3 LOB: 2 BB: 1 P: 12	R: 0 E: 0 K: 0 S: 4	H: 1 LOB: 0 BB: 0 P: 4	R: 0 E: 0 K: 1 S: 5	H: 0 LOB: 0 BB: 0 P: 5	R: 1 E: 0 K: 1 S: 5	H: 0 LOB: 1 BB: 1 P: 9	R: 2 E: 1 K: 0 S: 5	H: 1 LOB: 1 BB: 1 P: 9	R: 0 E: 0 K: 0 S: 4	H: 1 LOB: 1 BB: 0 P: 4	R: 4 E: 1 K: 1 S: 9	H: 3 LOB: 1 BB: 1 P: 13	R: 0 E: 0 K: 0 S: 4	H: 1 LOB: 1 BB: 0 P: 4	1B: 4 2B: 4 3B: 2 HR: 0	SF: 0 SAC: 2 DP: 0 HBP: 0	WP: 0 PB: 0 SB: 1 CS: 0	PA: 43		
PITCHER	IP WLS BF H R ER SO BB IBB HBP BLK WP HR S P ERA WHIP	IP WLS BF H R ER SO BB IBB HBP BLK WP HR S P ERA WHIP	IP WLS BF H R ER SO BB IBB HBP BLK WP HR S P ERA WHIP	IP WLS BF H R ER SO BB IBB HBP BLK WP HR S P ERA WHIP	IP WLS BF H R ER SO BB IBB HBP BLK WP HR S P ERA WHIP	IP WLS BF H R ER SO BB IBB HBP BLK WP HR S P ERA WHIP	IP WLS BF H R ER SO BB IBB HBP BLK WP HR S P ERA WHIP	IP WLS BF H R ER SO BB IBB HBP BLK WP HR S P ERA WHIP	IP WLS BF H R ER SO BB IBB HBP BLK WP HR S P ERA WHIP	IP WLS BF H R ER SO BB IBB HBP BLK WP HR S P ERA WHIP	IP WLS BF H R ER SO BB IBB HBP BLK WP HR S P ERA WHIP	IP WLS BF H R ER SO BB IBB HBP BLK WP HR S P ERA WHIP	IP WLS BF H R ER SO BB IBB HBP BLK WP HR S P ERA WHIP	IP WLS BF H R ER SO BB IBB HBP BLK WP HR S P ERA WHIP	IP WLS BF H R ER SO BB IBB HBP BLK WP HR S P ERA WHIP	IP WLS BF H R ER SO BB IBB HBP BLK WP HR S P ERA WHIP	IP WLS BF H R ER SO BB IBB HBP BLK WP HR S P ERA WHIP	IP WLS BF H R ER SO BB IBB HBP BLK WP HR S P ERA WHIP	IP WLS BF H R ER SO BB IBB HBP BLK WP HR S P ERA WHIP	IP WLS BF H R ER SO BB IBB HBP BLK WP HR S P ERA WHIP	IP WLS BF H R ER SO BB IBB HBP BLK WP HR S P ERA WHIP	IP WLS BF H R ER SO BB IBB HBP BLK WP HR S P ERA WHIP	IP WLS BF H R ER SO BB IBB HBP BLK WP HR S P ERA WHIP	IP WLS BF H R ER SO BB IBB HBP BLK WP HR S P ERA WHIP
Steve Nagy, L (1, 1) ERA: 3.71	7.2	L	38	9	9	4	5	4	0	0	0	0	0	0	0	0	0	0	0	44	60	4.70	1.696	
Mickey Harris, L (8, 1) ERA: 7.5	0.1	1	0	0	0	0	1	0	0	0	0	0	0	0	0	0	0	0	0	3	3	0.00	0.000	
Dick Weik, R (9, 1) ERA: 4.5	1.0	4	1	0	0	0	0	0	0	0	0	0	0	0	0	0	0	0	0	4	4	0.00	1.000	

Batter	1	2	3	4	5	6	7	8	9	AB	R	H	RBI	BB	SO	LOB	BOTTOM						
Eddie Yost, R (1, 5) OBP: 0.392, SLG: 0.395										5	1	2	0	0	0	1	Detroit Tigers @ Washington Senators Griffith Stadium, Washington, DC Fri May 05 1950, 3:33 AM EDT Att: 16,338 - Unknown						
Gil Coan, L (1, 7) OBP: 0.415, SLG: 0.667										4	2	2	1	1	0	2							
Irv Noren, L (1, 8) OBP: 0.472, SLG: 0.548										4	2	2	2	1	1	0							
Eddie Robinson, L (1, 3) OBP: 0.431, SLG: 0.395										4	1	2	1	0	0	2							
Bud Stewart, L (1, 9) OBP: 0.378, SLG: 0.344										3	0	1	0	2	1	3							
Sherry Robertson, L (1, 4)										3	0	0	1	2	0	3							
Sam Dente, R (1, 6) OBP: 0.232, SLG: 0.192										4	0	1	1	0	0	1							
Clyde Vollmer, R (9, PH) OBP: 0.400, SLG: 0.308										1	0	0	0	0	1	3							
Mickey Grasso, R (1, 2) OBP: 0.211, SLG: 0.118										4	0	1	0	0	0	2							
Steve Nagy, L (1, 1) OBP: 0.333, SLG: 0.500										2	0	0	0	1	0	2							
Mickey Harris, L (8, 1) George Genovese, L (8, PH) Dick Weik, R (9, 1)										0	0	0	0	0	0	0							
										1	0	0	0	0	0	0							
										0	0	0	0	0	0	0							
Inning Stats	R: 0 E: 0 K: 1 S: 6	H: 1 LOB: 2 BB: 1 P: 10	R: 0 E: 0 K: 0 S: 3	H: 0 LOB: 0 BB: 0 P: 3	R: 2 E: 0 K: 0 S: 4	H: 2 LOB: 1 BB: 1 P: 9	R: 0 E: 0 K: 0 S: 3	H: 1 LOB: 1 BB: 1 P: 7	R: 3 E: 0 K: 0 S: 7	H: 4 LOB: 2 BB: 1 P: 11	R: 0 E: 0 K: 0 S: 2	H: 0 LOB: 0 BB: 1 P: 6	R: 0 E: 0 K: 1 S: 5	H: 0 LOB: 1 BB: 1 P: 9	R: 0 E: 0 K: 0 S: 3	H: 0 LOB: 0 BB: 0 P: 3	R: 1 E: 0 K: 1 S: 8	H: 3 LOB: 3 BB: 1 P: 12	1B: 8 2B: 1 3B: 0 HR: 2	SF: 0 SAC: 0 DP: 2 HBP: 1	WP: 0 PB: 0 SB: 0 CS: 1	PA: 44	
PITCHER	IP WLS BF H R ER SO BB IBB HBP BLK WP HR S P ERA WHIP	IP WLS BF H R ER SO BB IBB HBP BLK WP HR S P ERA WHIP	IP WLS BF H R ER SO BB IBB HBP BLK WP HR S P ERA WHIP	IP WLS BF H R ER SO BB IBB HBP BLK WP HR S P ERA WHIP	IP WLS BF H R ER SO BB IBB HBP BLK WP HR S P ERA WHIP	IP WLS BF H R ER SO BB IBB HBP BLK WP HR S P ERA WHIP	IP WLS BF H R ER SO BB IBB HBP BLK WP HR S P ERA WHIP	IP WLS BF H R ER SO BB IBB HBP BLK WP HR S P ERA WHIP	IP WLS BF H R ER SO BB IBB HBP BLK WP HR S P ERA WHIP	IP WLS BF H R ER SO BB IBB HBP BLK WP HR S P ERA WHIP	IP WLS BF H R ER SO BB IBB HBP BLK WP HR S P ERA WHIP	IP WLS BF H R ER SO BB IBB HBP BLK WP HR S P ERA WHIP	IP WLS BF H R ER SO BB IBB HBP BLK WP HR S P ERA WHIP	IP WLS BF H R ER SO BB IBB HBP BLK WP HR S P ERA WHIP	IP WLS BF H R ER SO BB IBB HBP BLK WP HR S P ERA WHIP	IP WLS BF H R ER SO BB IBB HBP BLK WP HR S P ERA WHIP	IP WLS BF H R ER SO BB IBB HBP BLK WP HR S P ERA WHIP	IP WLS BF H R ER SO BB IBB HBP BLK WP HR S P ERA WHIP	IP WLS BF H R ER SO BB IBB HBP BLK WP HR S P ERA WHIP	IP WLS BF H R ER SO BB IBB HBP BLK WP HR S P ERA WHIP	IP WLS BF H R ER SO BB IBB HBP BLK WP HR S P ERA WHIP	IP WLS BF H R ER SO BB IBB HBP BLK WP HR S P ERA WHIP	IP WLS BF H R ER SO BB IBB HBP BLK WP HR S P ERA WHIP
Virgil Trucks, R (1, 1) ERA: 3.72	4.2	W	8	0	0	0	1	2	0	0	0	0	0	0	0	0	0	0	0	8	16	0.00	0.857
Dizzy Trout, R (5, 1) ERA: 4.75	2.1	W	8	0	0	0	1	2	0	0	0	0	0	0	0	0	0	0	0	8	16	0.00	0.857
Paul Calvert, R (8, 1) ERA: 1.04	2.0	S	10	3	1	1	1	1	0	0	0	0	0	0	0	0	0	0	0	11	15	4.50	2.000



Batter	1	2	3	4	5	6	7	8	9	AB	R	H	RBI	BB	SO	LOB	TOP					
Johnny Lipon, R (1, 6) OBP: 0.397, SLG: 0.440										3	1	2	0	0	0	1						
Jerry Priddy, R (1, 4) OBP: 0.397, SLG: 0.396										5	1	3	1	0	0	3						
George Kell, R (1, 5) OBP: 0.390, SLG: 0.320										3	1	1	1	1	0	1						
Vic Wertz, L (1, 9) OBP: 0.367, SLG: 0.569										5	0	1	2	0	0	5						
Hoot Evers, R (1, 7) OBP: 0.409, SLG: 0.700										5	0	2	0	0	2	2						
Johnny Groth, R (1, 8) OBP: 0.429, SLG: 0.560										5	2	2	0	0	0	2						
Dick Kryhoski, L (1, 3) OBP: 0.241, SLG: 0.353										4	1	1	0	0	0	1	AB 39					
Aaron Robinson, L (1, 2) OBP: 0.500, SLG: 0.917										5	1	2	4	0	0	3	R 8					
Fred Hutchinson, L (1, 1) OBP: 0.455, SLG: 0.400										4	1	1	0	1	0	2	H 15					
Dizzy Trout, R (9, 1)										0	0	0	0	0	0	0	RBI 8					
Inning Stats	R: 1 E: 0 K: 0 S: 5	H: 2 LOB: 1 BB: 0 P: 5	R: 0 E: 0 K: 0 S: 3	H: 0 LOB: 0 BB: 0 P: 3	R: 1 E: 0 K: 0 S: 5	H: 2 LOB: 1 BB: 0 P: 5	R: 0 E: 0 K: 0 S: 3	H: 1 LOB: 1 BB: 0 P: 4	R: 2 E: 0 K: 1 S: 7	H: 3 LOB: 1 BB: 1 P: 11	R: 2 E: 1 K: 0 S: 6	H: 3 LOB: 1 BB: 0 P: 6	R: 0 E: 0 K: 0 S: 4	H: 1 LOB: 1 BB: 0 P: 4	R: 1 E: 0 K: 0 S: 5	H: 2 LOB: 3 BB: 1 P: 10	R: 1 E: 1 K: 1 S: 7	H: 1 LOB: 1 BB: 0 P: 7	1B: 10 2B: 3 3B: 1 HR: 1	SF: 0 SAC: 2 DP: 1 HBP: 2	WP: 0 PB: 0 SB: 0 CS: 0	PA: 45
PITCHER	IP WLS BF H R ER SO BB IBB HBP BLK WP HR S P ERA WHIP																					
Ray Scarborough, R (1, 1) ERA: 4.13	5.0 L 26 11 6 6 1 1 1 0 1 0 0 26 31 10.80 2.400																					
Joe Haynes, R (6, 1) ERA: 6.3	4.0 19 4 2 1 1 1 0 1 0 0 1 19 24 2.25 1.250																					

Detroit Tigers @ Washington Senators
 Griffith Stadium, Washington, DC
 Sat May 06 1950, 3:33 AM EDT
 Att: 8,362 - Unknown

AB	39
R	8
H	15
RBI	8
BB	2
SO	2
LOB	20



Batter	1	2	3	4	5	6	7	8	9	AB	R	H	RBI	BB	SO	LOB	BOTTOM					
Eddie Yost, R (1, 5) OBP: 0.393, SLG: 0.417										5	1	2	0	0	1	2						
Gil Coan, L (1, 7) OBP: 0.391, SLG: 0.659										5	0	1	2	0	1	3						
Irv Noren, L (1, 8) OBP: 0.448, SLG: 0.511										5	1	1	0	0	1	2						
Eddie Robinson, L (1, 3) OBP: 0.400, SLG: 0.357										4	0	0	0	0	0	1						
Bud Stewart, L (1, 9) OBP: 0.390, SLG: 0.417										4	1	2	0	0	0	0						
Shery Robertson, L (1, 4) OBP: 0.333, SLG: 0.111										4	0	1	0	0	1	1						
Sam Dente, R (1, 6) OBP: 0.233, SLG: 0.196										4	0	1	0	0	0	1	AB 39					
Al Evans, R (1, 2) OBP: 0.344, SLG: 0.448										4	1	2	0	0	0	1	R 6					
George Genovese, L (9, PR)										0	1	0	0	0	0	0	H 11					
Ray Scarborough, R (1, 1) OBP: 0.200, SLG: 0.111										2	1	1	0	0	0	1	RBI 2					
Joe Haynes, R (6, 1)										1	0	0	0	0	0	0	BB 0					
Roberto Ortiz, R (9, PH)										1	0	0	0	0	0	1	SO 4					
Inning Stats	R: 0 E: 0 K: 0 S: 4	H: 1 LOB: 1 BB: 0 P: 4	R: 1 E: 1 K: 1 S: 7	H: 2 LOB: 1 BB: 0 P: 7	R: 0 E: 0 K: 0 S: 3	H: 0 LOB: 0 BB: 0 P: 3	R: 0 E: 0 K: 0 S: 4	H: 1 LOB: 1 BB: 0 P: 4	R: 3 E: 1 K: 2 S: 10	H: 2 LOB: 0 BB: 0 P: 10	R: 0 E: 0 K: 0 S: 3	H: 0 LOB: 0 BB: 0 P: 3	R: 0 E: 0 K: 0 S: 4	H: 1 LOB: 1 BB: 0 P: 4	R: 0 E: 0 K: 0 S: 4	H: 1 LOB: 1 BB: 0 P: 4	R: 2 E: 0 K: 1 S: 8	H: 3 LOB: 2 BB: 0 P: 8	1B: 8 2B: 1 3B: 2 HR: 0	SF: 0 SAC: 0 DP: 0 HBP: 0	WP: 0 PB: 1 SB: 0 CS: 0	PA: 39
PITCHER	IP WLS BF H R ER SO BB IBB HBP BLK WP HR S P ERA WHIP																					
Fred Hutchinson, R (1, 1) ERA: 4.57	8.2 W 38 11 6 3 3 3 0 0 0 0 0 0 44 44 3.12 1.269																					
Dizzy Trout, R (9, 1) ERA: 4.5	0.1 S 1 0 0 0 1 0 0 0 0 0 0 0 3 3 0.00 0.000																					

Detroit Tigers @ Washington Senators
 Griffith Stadium, Washington, DC
 Sat May 06 1950, 3:33 AM EDT
 Att: 8,362 - Unknown

AB	39
R	6
H	11
RBI	2
BB	0
SO	4
LOB	13



Batter	1	2	3	4	5	6	7	8	9	AB	R	H	RBI	BB	SO	LOB	TOP			
Dale Mitchell, L (1, 7) OBP: 0.317, SLG: 0.386	F8		K	K			F9		F9	4	0	0	0	0	1	0	Cleveland Indians @ Washington Senators Griffith Stadium, Washington, DC Sun May 07 1950, 3:33 AM EDT Att: 23,138 - Unknown			
Mickey Vernon, L (1, 3) OBP: 0.214, SLG: 0.137	F9		E6			F7				0	0	0	0	0	0					
Luke Easter, L (1, 9) OBP: 0.400, SLG: 0.528	1B		F4			K			4-3	4	1	1	0	0	1					
Larry Doby, L (1, 8) OBP: 0.471, SLG: 0.545	3B		4-3			6-3			K	3	0	2	1	1	0	0				
Joe Gordon, R (1, 4) OBP: 0.240, SLG: 0.333	S				3-1					5	0	0	0	0	1	3				
Ray Boone, R (1, 6) OBP: 0.400, SLG: 0.385			K		F5		G6-4-3		F8	2	1	1	0	2	0	0				
Al Rosen, R (1, 5) OBP: 0.389, SLG: 0.535	1-4-3				HR					4	2	2	3	0	0	2				
Jim Hegan, R (1, 2) OBP: 0.463, SLG: 0.649							F9		F6	4	1	1	1	0	0	1				
Mike Garcia, R (1, 1) Jesse Flores, R (4, 1) Bob Lemon, L (7, 1) Sam Zoldak, L (8, 1) Allie Clark, R (9, PH)	F4						F4		5-3	2	0	0	0	0	2	0				
Inning Stats	R: 1 E: 0 K: 0 S: 4	H: 2 LOB: 1 BB: 0 P: 4	R: 1 E: 0 K: 1 S: 6	H: 1 LOB: 0 BB: 0 P: 6	R: 0 E: 1 K: 1 S: 6	H: 0 LOB: 1 BB: 0 P: 6	R: 3 E: 0 K: 1 S: 8	H: 3 LOB: 0 BB: 0 P: 8	R: 0 E: 0 K: 1 S: 5	H: 0 LOB: 0 BB: 0 P: 5	R: 0 E: 0 K: 1 S: 5	H: 0 LOB: 0 BB: 0 P: 5	R: 0 E: 0 K: 1 S: 6	H: 1 LOB: 1 BB: 0 P: 6	R: 0 E: 0 K: 0 S: 3	H: 0 LOB: 1 BB: 1 P: 7		1B: 3 2B: 0 3B: 1 HR: 3	SF: 0 SAC: 0 DP: 1 HBP: 0	WP: 0 PB: 0 SB: 1 CS: 0
PITCHER	IP WLS BF H R ER SO BB IBB HBP BLK WP HR S P ERA WHIP																			
Connie Marrero, R (1, 1) ERA: 3.86	4.0	W	19	6	5	5	3	0	0	0	0	0	0	0	3	24	24	11.25	1.500	
Mickey Harris, L (5, 1) ERA: 4.09	5.0	W	18	1	0	0	3	3	0	0	0	0	0	0	0	21	33	0.00	0.800	

Batter	1	2	3	4	5	6	7	8	9	AB	R	H	RBI	BB	SO	LOB	BOTTOM			
Eddie Yost, R (1, 5) OBP: 0.410, SLG: 0.442	1B	F6				F7				4	2	2	0	1	0	1	Cleveland Indians @ Washington Senators Griffith Stadium, Washington, DC Sun May 07 1950, 3:33 AM EDT Att: 23,138 - Unknown			
Gil Coan, L (1, 7) OBP: 0.412, SLG: 0.717	K									5	2	3	4	0	2	3				
Irv Noren, L (1, 8) OBP: 0.413, SLG: 0.462	K		F9		F2		F9		F7	5	0	0	0	0	1	5				
Eddie Robinson, L (1, 3) OBP: 0.400, SLG: 0.348	1B					F8		CS	F9	4	1	1	0	1	0	0				
Bud Stewart, L (1, 9) OBP: 0.435, SLG: 0.488						F8				5	1	4	3	0	0	0				
Shery Robertson, L (1, 4) OBP: 0.294, SLG: 0.143	F8		G3						F4	5	1	1	0	0	0	5				
Sam Dente, R (1, 6) OBP: 0.262, SLG: 0.230										5	1	3	0	0	0	2				
Al Evans, R (1, 2) OBP: 0.389, SLG: 0.469	4-3									3	1	2	2	1	0	1				
Connie Marrero, R (1, 1) Clyde Vollmer, R (4, PH) Mickey Harris, L (5, 1)	K									1	0	0	0	0	1	1				
Inning Stats	R: 1 E: 0 K: 2 S: 10	H: 3 LOB: 2 BB: 0 P: 10	R: 0 E: 0 K: 1 S: 6	H: 1 LOB: 1 BB: 0 P: 6	R: 2 E: 0 K: 0 S: 5	H: 2 LOB: 1 BB: 1 P: 9	R: 0 E: 0 K: 2 S: 8	H: 1 LOB: 2 BB: 1 P: 12	R: 1 E: 0 K: 1 S: 8	H: 3 LOB: 0 BB: 0 P: 8	R: 0 E: 0 K: 0 S: 3	H: 1 LOB: 0 BB: 0 P: 3	R: 6 E: 0 K: 0 S: 8	H: 5 LOB: 0 BB: 1 P: 12	R: 0 E: 0 K: 0 S: 4	H: 1 LOB: 1 BB: 0 P: 4		1B: 14 2B: 2 3B: 0 HR: 1	SF: 0 SAC: 0 DP: 0 HBP: 0	WP: 0 PB: 0 SB: 0 CS: 1
PITCHER	IP WLS BF H R ER SO BB IBB HBP BLK WP HR S P ERA WHIP																			
Mike Garcia, R (1, 1) ERA: 8.64	3.1	L	15	6	3	3	4	2	0	0	0	0	0	0	0	19	19	8.10	2.700	
Jesse Flores, R (4, 1) ERA: 3.97	3.1	L	15	6	3	3	2	0	0	0	0	0	0	0	0	19	19	8.10	1.800	
Bob Lemon, R (7, 1) ERA: 5.97	0.1	5	3	4	4	4	0	1	0	0	0	0	0	1	4	8	108.00	12.000		
Sam Zoldak, L (8, 1) ERA: 11.37	1.0	4	1	0	0	0	0	0	0	0	0	0	0	0	4	4	0.00	1.000		

Batter	1	2	3	4	5	6	7	8	9	AB	R	H	RBI	BB	SO	LOB	TOP		
Jim Busby, R OBP: 0.276, SLG: 0.276 (1, 8)	5-3		F9		F7		1B 1B		5-3	5	0	1	1	0	0	1			
Dave Philley, S OBP: 0.322, SLG: 0.431 Gus Zernial, R OBP: 0.292, SLG: 0.378 Herb Adams, L OBP: 0.243, SLG: 0.235 (1, 9)	K		1-3				1B 1B			3	0	0	0	0	2	0			
Luke Appling, R OBP: 0.309, SLG: 0.340 (1, 3)	BB		L4		6-3		K			3	0	0	0	1	1	3			
Cass Michaels, R OBP: 0.397, SLG: 0.444 (1, 4)	F4			5-3		5-3		K		4	0	0	0	0	1	1			
Hank Majeski, R OBP: 0.379, SLG: 0.528 (1, 5)		1B 1B		F8			F8	6-3		4	0	1	0	0	0	0			
Johnny Ostrowski, R OBP: 0.524, SLG: 0.600 (1, 7)			F8					F7		0	1	0	0	0	0	0			
Phil Masi, R OBP: 0.364, SLG: 0.400 (1, 2)			F6		F7		F6	1B 6-3		4	0	1	0	0	0	3			
Chico Carrasquel, R OBP: 0.370, SLG: 0.350 (1, 6)					5-3		1B 1B	6-3		4	1	2	0	0	0	1			
Mickey Haefner, L Howie Judson, R Eddie Malone, R Gordon Goldsberry, L Bob Cain, L Joe Eralut, R (1, 1)			F8		4-3		1B 1B 1B	F8		1	0	0	0	0	0	2			
Inning Stats	R: 0 E: 0 K: 1 S: 5	H: 0 LOB: 1 BB: 1 P: 9	R: 0 E: 0 K: 0 S: 5	H: 2 LOB: 2 BB: 0 P: 5	R: 0 E: 0 K: 0 S: 3	H: 0 LOB: 0 BB: 0 P: 3	R: 0 E: 0 K: 0 S: 4	H: 1 LOB: 1 BB: 0 P: 4	R: 0 E: 0 K: 1 S: 5	H: 0 LOB: 0 BB: 0 P: 5	R: 2 E: 0 K: 1 S: 10	H: 5 LOB: 3 BB: 0 P: 10	R: 0 E: 0 K: 1 S: 5	H: 0 LOB: 0 BB: 0 P: 5	R: 0 E: 0 K: 0 S: 4	H: 1 LOB: 1 BB: 0 P: 4	1B: 8 2B: 1 3B: 0 HR: 0	SF: 0 SAC: 0 DP: 0 HBP: 0	WP: 0 PA: 37 SB: 0 CS: 1
PITCHER Lloyd Hittle, L ERA: 2.81 (1, 1)	IP: 9.0 WLS: W BF: 37 H: 9 R: 2 ER: 2 SO: 4 BB: 1 IBB: 0 HBP: 0 BLK: 0 WP: 0 HR: 0 S: 44 P: 48 ERA: 2.00 WHIP: 1.111															PITCHER			

Chicago White Sox @ Washington Senators
Griffith Stadium, Washington, DC
Tue May 09 1950, 3:33 AM EDT
Att: 3,678 - Unknown

AB 32
R 2
H 7
RBI 2
BB 1
SO 4
LOB 12



Batter	1	2	3	4	5	6	7	8	9	AB	R	H	RBI	BB	SO	LOB	BOTTOM		
Eddie Yost, R OBP: 0.449, SLG: 0.508 (1, 5)	FC6-4 1B		1B F9		F6		2B			4	1	3	0	0	0	0			
Sam Dente, R OBP: 0.306, SLG: 0.299 (1, 4)	FC6-4 1B		2-3 1B				F8			4	1	3	0	0	0	1			
Irv Noren, L OBP: 0.380, SLG: 0.417 (1, 8)	FC6-4 1B		F9		K			K		4	0	0	1	0	2	4			
Eddie Robinson, L OBP: 0.368, SLG: 0.315 (1, 3)	G4-6-3 1B		2H 1B		F8			F8		4	1	1	1	0	0	3			
Roberto Ortiz, R OBP: 0.125, SLG: 0.125 Gil Coan, L OBP: 0.389, SLG: 0.673 (1, 9)		K	1H 1B		F8			F7		4	0	1	1	0	1	0			
Sam Mele, R OBP: 0.316, SLG: 0.133 (1, 7)		6-3	F7		F5					3	0	0	0	0	0	1			
Merl Combs, L OBP: 0.750, SLG: 0.500 (1, 6)		BB		G4-6-3 1B		K				2	0	1	0	1	1	0			
Al Evans, R OBP: 0.333, SLG: 0.395 (1, 2)		F6		G4-6-3			K			3	0	0	0	0	1	2			
Lloyd Hittle, R (1, 1)			F9		1-3			5-3		3	0	0	0	0	0	0			
Inning Stats	R: 0 E: 0 K: 0 S: 4	H: 2 LOB: 1 BB: 0 P: 4	R: 0 E: 0 K: 1 S: 5	H: 0 LOB: 1 BB: 1 P: 9	R: 3 E: 1 K: 0 S: 7	H: 4 LOB: 1 BB: 0 P: 7	R: 0 E: 0 K: 0 S: 3	H: 1 LOB: 0 BB: 0 P: 3	R: 0 E: 0 K: 1 S: 6	H: 1 LOB: 0 BB: 0 P: 6	R: 0 E: 0 K: 1 S: 5	H: 0 LOB: 0 BB: 0 P: 5	R: 0 E: 0 K: 1 S: 6	H: 1 LOB: 1 BB: 0 P: 6	R: 0 E: 0 K: 1 S: 5	H: 0 LOB: 0 BB: 0 P: 5	1B: 7 2B: 2 3B: 0 HR: 0	SF: 0 SAC: 0 DP: 2 HBP: 0	WP: 0 PA: 32 SB: 0 CS: 0
PITCHER Mickey Haefner, L ERA: 7.24 Howie Judson, R ERA: Bob Cain, L ERA: (1, 1)	IP: 2.2 WLS: L BF: 14 H: 6 R: 3 ER: 2 SO: 1 BB: 3 IBB: 0 HBP: 0 BLK: 0 WP: 0 HR: 0 S: 15 P: 19 ERA: 6.75 WHIP: 2.625															PITCHER			

Chicago White Sox @ Washington Senators
Griffith Stadium, Washington, DC
Tue May 09 1950, 3:33 AM EDT
Att: 3,678 - Unknown

AB 31
R 3
H 9
RBI 3
BB 1
SO 5
LOB 11



Batter	1	2	3	4	5	6	7	8	9	AB	R	H	RBI	BB	SO	LOB	TOP										
Jim Busby, R OBP: 0.235, SLG: 0.235 (1, 8)	F9	F9		FC6-4		F4			K	5	0	0	0	0	1	4											
Luke Appling, R OBP: 0.317, SLG: 0.345 (1, 3)				1-3			4-3		F4	5	1	2	3	0	0	1											
Cass Michaels, R OBP: 0.412, SLG: 0.475 (1, 4)				F7						5	1	3	1	0	0	2											
Gus Zernial, R OBP: 0.283, SLG: 0.360 (1, 7)	F9								F8	5	0	1	0	0	2	2											
Hank Majeski, R OBP: 0.397, SLG: 0.526 (1, 5)				FC6-4		6-3			F9	4	0	2	1	0	0	1											
Johnny Ostrowski, R OBP: 0.480, SLG: 0.632 (1, 9)	F9			F4						0	0	0	0	0	0	0											
Phil Masi, R OBP: 0.378, SLG: 0.412 (1, 2)				FC6-4						4	1	2	0	0	1	2											
Chico Carrasquel, R OBP: 0.380, SLG: 0.349 (1, 6)										3	2	1	0	1	1	1											
Bob Kuzava, S OBP: 0.429, SLG: 0.200 Randy Gumpert, R (5, 1)										1	1	1	0	1	0	0											
Bob Cain, L OBP: 0.400, SLG: 0.600 Dave Philley, S OBP: 0.317, SLG: 0.424 Howie Judson, R (8, 1)										1	0	0	0	0	0	0											
										0	0	0	0	0	0	0											
Inning Stats	R: 2 E: 0 K: 0 S: 6	H: 3 LOB: 1 BB: 0 P: 6	R: 3 E: 0 K: 0 S: 6	H: 4 LOB: 0 BB: 0 P: 6	R: 0 E: 0 K: 1 S: 6	H: 1 LOB: 1 BB: 0 P: 6	R: 1 E: 0 K: 0 S: 3	H: 0 LOB: 1 BB: 2 P: 11	R: 0 E: 0 K: 2 S: 8	H: 1 LOB: 1 BB: 0 P: 8	R: 0 E: 0 K: 0 S: 4	H: 2 LOB: 1 BB: 0 P: 4	R: 0 E: 0 K: 1 S: 6	H: 1 LOB: 1 BB: 0 P: 6	R: 0 E: 0 K: 1 S: 6	H: 1 LOB: 1 BB: 0 P: 6	1B: 11 2B: 1 3B: 1 HR: 0	SF: 0 SAC: 0 DP: 1 HBP: 0	WP: 0 PB: 0 SB: 0 CS: 0	PA: 40							
PITCHER	IP	WLS	BF	H	R	ER	SO	BB	IBB	HBP	BLK	WP	HR	S	P	ERA	WHIP										
Steve Nagy, L ERA: 4.82 Connie Marrero, R ERA: 2.79	(1, 1)	1.1	11	7	5	4	0	0	0	0	0	0	0	11	11	27.00	5.250										
(2, 1)	7.2	W	29	6	1	1	5	2	0	0	1	0	0	37	45	1.17	1.043										

Chicago White Sox @ Washington Senators
Griffith Stadium, Washington, DC
Wed May 10 1950, 3:33 AM EDT
Att: 2,523 - Unknown

AB	34
R	6
H	12
RBI	5
BB	2
SO	5
LOB	14



Batter	1	2	3	4	5	6	7	8	9	AB	R	H	RBI	BB	SO	LOB	BOTTOM										
Eddie Yost, R OBP: 0.425, SLG: 0.476 (1, 5)	6-3	F3		F8	PO	F5		SH3-4		4	0	0	0	0	0	1											
Sam Dente, R OBP: 0.299, SLG: 0.282 (1, 4)	F9			F3		6-3		6-3		4	1	0	0	1	0	1											
Irv Noren, L OBP: 0.395, SLG: 0.453 (1, 8)						4-3		F8		4	2	2	0	1	0	1											
Eddie Robinson, L OBP: 0.361, SLG: 0.298 (1, 3)				6-3		FC4-6		F8		3	1	0	1	1	0	2											
Sam Mele, R OBP: 0.364, SLG: 0.222 Gil Coan, L OBP: 0.400, SLG: 0.673 (7, PH)						F4				3	0	2	1	0	0	2											
Tommy O'Brien, R OBP: 0.216, SLG: 0.176 Al Evans, R OBP: 0.326, SLG: 0.385 (6, 2)										0	0	0	0	1	0	0											
										3	1	1	1	0	0	3											
										1	0	0	0	0	0	1											
Merl Combs, L OBP: 0.500, SLG: 0.333 (1, 6)										4	1	1	1	0	2	3											
Mickey Grasso, R OBP: 0.238, SLG: 0.211 Bud Stewart, L OBP: 0.423, SLG: 0.511 (6, PH)										2	0	1	0	0	0	0											
										2	1	1	2	0	1	2											
Steve Nagy, L OBP: 0.333, SLG: 0.500 Connie Marrero, R OBP: 0.286, SLG: 0.429 (2, 1)										0	0	0	0	0	0	0											
										4	0	2	1	0	2	1											
Inning Stats	R: 1 E: 1 K: 0 S: 4	H: 1 LOB: 2 BB: 2 P: 12	R: 0 E: 0 K: 2 S: 8	H: 1 LOB: 1 BB: 0 P: 8	R: 1 E: 1 K: 1 S: 8	H: 2 LOB: 2 BB: 0 P: 8	R: 0 E: 0 K: 1 S: 5	H: 0 LOB: 0 BB: 0 P: 5	R: 5 E: 0 K: 0 S: 7	H: 5 LOB: 0 BB: 1 P: 11	R: 0 E: 0 K: 0 S: 3	H: 0 LOB: 2 BB: 1 P: 3	R: 0 E: 0 K: 1 S: 6	H: 1 LOB: 1 BB: 0 P: 10	R: 0 E: 0 K: 0 S: 4	H: 1 LOB: 1 BB: 0 P: 4	1B: 6 2B: 2 3B: 2 HR: 0	SF: 0 SAC: 1 DP: 0 HBP: 0	WP: 0 PB: 0 SB: 1 CS: 0	PA: 40							
PITCHER	IP	WLS	BF	H	R	ER	SO	BB	IBB	HBP	BLK	WP	HR	S	P	ERA	WHIP										
Bob Kuzava, L ERA: 7.84 Randy Gumpert, R ERA: 6.0 Bob Cain, L ERA: Howie Judson, R ERA:	(1, 1)	4.2	25	7	6	6	4	3	0	0	0	0	0	30	42	11.57	2.143										
(5, 1)	2.0	L	9	2	1	1	0	1	0	0	0	0	0	8	12	4.50	1.500										
(7, 1)	0.1		1	0	0	0	1	0	0	0	0	0	0	3	3	0.00	0.000										
(8, 1)	1.0		4	1	0	0	0	0	0	0	0	0	0	4	4	0.00	1.000										

Chicago White Sox @ Washington Senators
Griffith Stadium, Washington, DC
Wed May 10 1950, 3:33 AM EDT
Att: 2,523 - Unknown


AB	34
R	7
H	10
RBI	7
BB	4
SO	5
LOB	17



Batter	1	2	3	4	5	6	7	8	9	AB	R	H	RBI	BB	SO	LOB	TOP										
Eddie Yost, R OBP: 0.448, SLG: 0.473 (1, 5)										4	0	2	0	1	0	3	Washington Senators @ Boston Red Sox Fenway Park, Boston, MA Sat May 13 1950, 3:33 AM EDT Att: 15,724 - Unknown										
Sam Dente, R OBP: 0.297, SLG: 0.277 (1, 4) (7, 6)										4	0	1	1	1	0	2											
Tommy O'Brien, R OBP: 0.205, SLG: 0.150 Gil Coan, L OBP: 0.371, SLG: 0.607 (1, 7) (7, PH) (7, 7)										0	0	0	0	0	0	0											
Eddie Robinson, L OBP: 0.349, SLG: 0.265 (1, 3)										3	1	0	0	1	0	3											
Sam Mele, R OBP: 0.441, SLG: 0.393 (1, 8)										4	0	2	0	0	0	1											
Roberto Ortiz, R OBP: 0.300, SLG: 0.421 (1, 9)										4	1	1	0	0	0	3											
Al Evans, R OBP: 0.327, SLG: 0.380 (1, 2)										3	1	0	0	1	0	2											
Merl Combs, L OBP: 0.471, SLG: 0.308 Al Kozar, R OBP: 0.289, SLG: 0.225 (1, 6) (7, PH) (7, 4)										0	0	0	0	0	0	0											
Sid Hudson, R OBP: 0.286, SLG: 0.286 Bud Stewart, L OBP: 0.434, SLG: 0.521 (1, 1) (9, PH)										3	0	2	2	0	0	1											
Inning Stats	R: 0 E: 0 K: 0 S: 3	H: 1 LOB: 0 BB: 0 P: 3	R: 0 E: 0 K: 0 S: 3	H: 1 LOB: 0 BB: 0 P: 3	R: 0 E: 0 K: 0 S: 3	H: 1 LOB: 1 BB: 1 P: 7	R: 0 E: 0 K: 0 S: 3	H: 0 LOB: 0 BB: 0 P: 3	R: 0 E: 0 K: 0 S: 4	H: 2 LOB: 1 BB: 0 P: 4	R: 4 E: 1 K: 1 S: 9	H: 3 LOB: 2 BB: 2 P: 18	R: 0 E: 0 K: 0 S: 3	H: 1 LOB: 1 BB: 1 P: 7	R: 0 E: 0 K: 1 S: 6	H: 1 LOB: 3 BB: 2 P: 14		1B: 10 2B: 0 3B: 0 HR: 0	SF: 0 SAC: 0 DP: 3 HBP: 1	WP: 0 PB: 0 SB: 0 CS: 1	PA: 40						
PITCHER	IP	WLS	BF	H	R	ER	SO	BB	IBB	HBP	BLK	WP	HR	S	P	ERA	WHIP										
Chuck Stobbs, L ERA: 3.16 Walt Masterson, R ERA: 6.43 Joe Dobson, R ERA: 3.57	(1, 1) (7, 1) (9, 1)	6.2 1.1 1.0	27 9 4	7 3 0	4 0 0	0 0 0	0 1 1	2 3 1	0 0 0	1 0 0	0 0 0	0 0 0	0 8 5	0 24 9	33 20 9	0.00 0.00 0.00	1.350 4.500 1.000										


Batter	1	2	3	4	5	6	7	8	9	AB	R	H	RBI	BB	SO	LOB	BOTTOM										
Dom DiMaggio, R OBP: 0.467, SLG: 0.444 (1, 8)										4	1	1	0	1	0	4	Washington Senators @ Boston Red Sox Fenway Park, Boston, MA Sat May 13 1950, 3:33 AM EDT Att: 15,724 - Unknown										
Al Zarilla, L OBP: 0.414, SLG: 0.468 (1, 9)										4	0	1	0	0	0	2											
Ted Williams, L OBP: 0.451, SLG: 0.788 (1, 7)										3	2	1	2	1	0	1											
Vern Stephens, R OBP: 0.388, SLG: 0.510 (1, 6)										4	0	0	0	0	1	3											
Bobby Doerr, R OBP: 0.345, SLG: 0.443 (1, 4)										4	1	2	1	0	0	0											
Walt Dropo, R OBP: 0.478, SLG: 0.744 (1, 3)										4	1	1	1	0	1	3											
Ken Keltner, R OBP: 0.500, SLG: 0.455 (1, 5)										2	0	1	0	2	0	1											
Birdie Tebbetts, R OBP: 0.481, SLG: 0.614 (1, 2)										4	0	2	1	0	0	2											
Chuck Stobbs, L OBP: 0.500, SLG: 0.400 Walt Masterson, R Joe Dobson, R OBP: 0.385, SLG: 0.300 (1, 1) (7, 1) (9, 1)										0	0	0	0	1	0	0											
Inning Stats	R: 2 E: 0 K: 0 S: 6	H: 3 LOB: 1 BB: 0 P: 6	R: 0 E: 0 K: 0 S: 3	H: 1 LOB: 0 BB: 1 P: 7	R: 0 E: 0 K: 0 S: 3	H: 1 LOB: 0 BB: 0 P: 3	R: 0 E: 0 K: 0 S: 4	H: 1 LOB: 1 BB: 0 P: 4	R: 2 E: 0 K: 1 S: 7	H: 2 LOB: 1 BB: 1 P: 11	R: 0 E: 0 K: 0 S: 3	H: 0 LOB: 2 BB: 2 P: 11	R: 1 E: 1 K: 1 S: 7	H: 1 LOB: 2 BB: 1 P: 11	1B: 7 2B: 0 3B: 0 HR: 2	SF: 0 SAC: 1 DP: 2 HBP: 0		WP: 0 PB: 0 SB: 0 CS: 0	PA: 37								
PITCHER	IP	WLS	BF	H	R	ER	SO	BB	IBB	HBP	BLK	WP	HR	S	P	ERA	WHIP										
Sid Hudson, R ERA: 3.6	(1, 1)	8.0	L	37	9	5	4	2	5	0	0	0	2	36	56	4.50	1.750										


AB	29
R	4
H	9
RBI	3
BB	5
SO	2
LOB	23



AB	31
R	5
H	9
RBI	5
BB	5
SO	2
LOB	18



Batter	1	2	3	4	5	6	7	8	9	AB	R	H	RBI	BB	SO	LOB	TOP					
Eddie Yost, R OBP: 0.440, SLG: 0.495 (1, 5)	F3				F7				K	4	0	1	0	1	1	0	Washington Senators @ Chicago White Sox Comiskey Park, Chicago, IL Wed May 17 1950, 4:33 AM EDT Att: 1,967 - Unknown 					
Sam Dente, R OBP: 0.279, SLG: 0.262 (1, 4)	K		F7		F9		F8		6-3	5	0	0	0	0	1	2						
Bud Stewart, L OBP: 0.444, SLG: 0.492 (1, 7) (8, 9)					F9		1-3			3	0	1	0	1	0	1						
Eddie Robinson, L OBP: 0.356, SLG: 0.298 (1, 3)	L9			FC5-6 BB F8		F3	K			4	1	0	0	0	1	3						
Sam Mele, R OBP: 0.519, SLG: 0.595 (1, 8)		F5		F8 BB 1-2		1-3 BB				1	1	0	0	3	0	0						
Roberto Ortiz, R OBP: 0.276, SLG: 0.308 (1, 9)										2	0	0	0	1	0	1						
Gil Coan, L OBP: 0.347, SLG: 0.561 (8, PH) (8, 7)	5-3									1	0	0	0	0	0	1						
Al Evans, R OBP: 0.324, SLG: 0.355 (1, 2)					F8					3	0	0	1	1	1	3						
Merl Combs, L OBP: 0.441, SLG: 0.357 (1, 6)			F3							3	0	1	1	1	0	1						
Ray Scarborough, R OBP: 0.118, SLG: 0.063 (1, 1)			F4		F9					4	0	0	0	0	0	5						
Inning Stats	R: 0 E: 0 K: 1 S: 5	H: 0 LOB: 1 BB: 1 P: 9	R: 0 E: 0 K: 0 S: 3	H: 0 LOB: 0 BB: 0 P: 3	R: 0 E: 0 K: 0 S: 3	H: 0 LOB: 1 BB: 1 P: 7	R: 1 E: 0 K: 0 S: 4	H: 1 LOB: 3 BB: 3 P: 16	R: 0 E: 0 K: 0 S: 3	H: 0 LOB: 0 BB: 0 P: 3	R: 1 E: 0 K: 0 S: 4	H: 1 LOB: 2 BB: 2 P: 12	R: 0 E: 0 K: 1 S: 6	H: 1 LOB: 1 BB: 0 P: 6	R: 0 E: 0 K: 1 S: 5	H: 0 LOB: 1 BB: 1 P: 9	R: 0 E: 0 K: 1 S: 5	H: 0 LOB: 0 BB: 0 P: 5	1B: 3 2B: 0 3B: 0 HR: 0	SF: 0 SAC: 0 DP: 0 HBP: 0	WP: 0 PB: 0 CS: 0	PA: 38
PITCHER	IP	WLS	BF	H	R	ER	SO	BB	IBB	HBP	BLK	WP	HR	S	P	ERA	WHIP					
Bob Kuzava, L ERA: 6.51 (1, 1)	7.0	L	31	3	2	2	2	6	1	0	0	0	0	28	56	2.57	1.286					
Ken Holcombe, R ERA: 9.0 (8, 1)	2.0		7	0	0	0	2	1	0	0	0	0	0	10	14	0.00	0.500					

Batter	1	2	3	4	5	6	7	8	9	AB	R	H	RBI	BB	SO	LOB	BOTTOM					
Herb Adams, L OBP: 0.286, SLG: 0.260 (1, 8)	4-3				4-3					3	0	0	0	1	0	2	Washington Senators @ Chicago White Sox Comiskey Park, Chicago, IL Wed May 17 1950, 4:33 AM EDT Att: 1,967 - Unknown 					
Dave Philley, S OBP: 0.326, SLG: 0.376 (1, 9)			F4							3	0	2	0	1	0	1						
Cass Michaels, R OBP: 0.379, SLG: 0.477 (1, 4)	K									3	0	0	0	0	3	3						
Gus Zernial, R OBP: 0.278, SLG: 0.382 (1, 7)	FC6-4									4	0	1	0	0	1	2						
Hank Majeski, R OBP: 0.374, SLG: 0.464 (1, 5)										4	0	1	0	0	0	3						
Gordon Goldsberry, L OBP: 0.406, SLG: 0.250 (1, 3)										3	0	0	0	0	0	0						
Phil Masi, R OBP: 0.351, SLG: 0.346 (1, 2)										4	0	1	0	0	1	1						
Chico Carrasquel, R OBP: 0.382, SLG: 0.369 (1, 6)										3	0	1	0	1	0	0						
Bob Kuzava, S OBP: 0.375, SLG: 0.167 (1, 1)										1	0	0	0	0	0	2						
Floyd Baker, L OBP: 0.500, SLG: 0.667 (7, PH)										1	0	0	0	0	0	0						
Ken Holcombe, R (8, 1)										0	0	0	0	0	0	0						
Johnny Ostrowski, R OBP: 0.475, SLG: 0.613 (9, PH)										1	0	0	0	0	1	0						
Inning Stats	R: 0 E: 0 K: 1 S: 5	H: 0 LOB: 1 BB: 1 P: 9	R: 0 E: 0 K: 0 S: 4	H: 1 LOB: 2 BB: 1 P: 8	R: 0 E: 0 K: 1 S: 6	H: 1 LOB: 2 BB: 1 P: 10	R: 0 E: 0 K: 0 S: 5	H: 2 LOB: 2 BB: 0 P: 5	R: 0 E: 0 K: 0 S: 4	H: 1 LOB: 1 BB: 0 P: 4	R: 0 E: 0 K: 0 S: 3	H: 0 LOB: 0 BB: 0 P: 3	R: 0 E: 0 K: 1 S: 6	H: 1 LOB: 1 BB: 0 P: 6	R: 0 E: 0 K: 1 S: 5	H: 0 LOB: 0 BB: 0 P: 5	R: 0 E: 0 K: 2 S: 7	H: 0 LOB: 0 BB: 0 P: 7	1B: 6 2B: 0 3B: 0 HR: 0	SF: 0 SAC: 3 DP: 0 HBP: 0	WP: 0 PB: 0 CS: 0	PA: 36
PITCHER	IP	WLS	BF	H	R	ER	SO	BB	IBB	HBP	BLK	WP	HR	S	P	ERA	WHIP					
Ray Scarborough, R ERA: 3.18 (1, 1)	9.0	W	36	6	0	0	6	3	0	0	0	0	0	45	57	0.00	1.000					

Batter	1	2	3	4	5	6	7	8	9	AB	R	H	RBI	BB	SO	LOB	TOP				
Eddie Yost, R OBP: 0.447, SLG: 0.484 (1, 5)										2	1	0	0	3	0	1	Washington Senators @ Chicago White Sox Comiskey Park, Chicago, IL Thu May 18 1950, 4:33 AM EDT Att: 1,857 - Unknown livebaseballscorecards.com				
Gil Coan, L OBP: 0.342, SLG: 0.543 (1, 7)										4	0	1	1	0	0	2					
Bud Stewart, L OBP: 0.442, SLG: 0.485 (1, 9)										5	1	2	0	0	0	4					
Eddie Robinson, L OBP: 0.349, SLG: 0.292 (1, 3)										5	0	1	1	0	0	3					
Sam Mele, R OBP: 0.500, SLG: 0.565 (1, 8)										4	0	1	1	0	1	3					
Sam Dente, R OBP: 0.278, SLG: 0.255 (1, 4)										3	1	0	0	1	0	2					
Merl Combs, L OBP: 0.474, SLG: 0.387 (1, 6)										3	2	2	0	1	0	0					
Al Evans, R OBP: 0.333, SLG: 0.409 (1, 2)										4	1	2	3	0	0	2					
Sid Hudson, R OBP: 0.278, SLG: 0.389 (1, 1)										4	1	1	1	0	1	1					
Inning Stats	R: 1 E: 0 K: 1 S: 6	H: 1 LOB: 1 BB: 1 P: 10	R: 0 E: 1 K: 1 S: 6	H: 1 LOB: 1 BB: 0 P: 6	R: 0 E: 0 K: 0 S: 3	H: 0 LOB: 0 BB: 1 P: 7	R: 3 E: 0 K: 0 S: 4	H: 1 LOB: 0 BB: 2 P: 12	R: 1 E: 1 K: 0 S: 5	H: 1 LOB: 1 BB: 0 P: 5	R: 2 E: 0 K: 0 S: 6	H: 3 LOB: 1 BB: 0 P: 6	R: 0 E: 0 K: 0 S: 3	H: 1 LOB: 0 BB: 0 P: 3	R: 0 E: 0 K: 0 S: 3	H: 1 LOB: 2 BB: 1 P: 7	1B: 8 2B: 0 3B: 1 HR: 1	SF: 0 SAC: 1 DP: 1 HBP: 0	WP: 0 PB: 0 CS: 1	PA: 40	
PITCHER	IP	WLS	BF	H	R	ER	SO	BB	IBB	HBP	BLK	WP	HR	S	P	ERA	WHIP				
Randy Gumpert, R ERA: 6.1 (1, 1)	7.0	L	33	8	7	6	2	4	0	0	0	0	1	33	49	7.71	1.714				
Jack Bruner, L ERA: 1.17 (8, 1)	2.0		7	2	0	0	0	1	0	0	0	0	0	6	10	0.00	1.500				

Batter	1	2	3	4	5	6	7	8	9	AB	R	H	RBI	BB	SO	LOB	BOTTOM				
Dave Philley, S OBP: 0.323, SLG: 0.371 (1, 8)										4	0	1	0	0	0	3	Washington Senators @ Chicago White Sox Comiskey Park, Chicago, IL Thu May 18 1950, 4:33 AM EDT Att: 1,857 - Unknown livebaseballscorecards.com				
Chico Carrasquel, R OBP: 0.363, SLG: 0.348 (1, 6)										4	0	0	0	0	0	2					
Johnny Ostrowski, R OBP: 0.432, SLG: 0.543 (1, 9)										4	0	0	0	0	0	1					
Hank Majeski, R OBP: 0.389, SLG: 0.471 (1, 5)										3	1	2	0	1	0	0					
Gus Zernial, R OBP: 0.289, SLG: 0.400 (1, 7)										4	1	2	0	0	0	2					
Cass Michaels, R OBP: 0.374, SLG: 0.467 (1, 4)										4	1	1	0	0	0	2					
Phil Masi, R OBP: 0.344, SLG: 0.339 (1, 2)										4	0	1	2	0	0	2					
Gordon Goldsberry, L OBP: 0.361, SLG: 0.214 (1, 3)										4	0	0	0	0	0	2					
Randy Gumpert, R OBP: 0.200, SLG: 0.200 (1, 1)										2	0	1	0	0	1	0					
Nellie Fox, L OBP: 0.200, SLG: 0.200 (7, PH)										1	0	1	0	0	0	0					
Jack Bruner, L (8, 1)										0	0	0	0	0	0	0					
Eddie Malone, R OBP: 0.286, SLG: 0.250 (8, PH)										1	0	0	0	0	0	1					
Inning Stats	R: 0 E: 0 K: 0 S: 3	H: 0 LOB: 0 BB: 0 P: 3	R: 3 E: 1 K: 0 S: 7	H: 5 LOB: 1 BB: 0 P: 7	R: 0 E: 0 K: 0 S: 3	H: 0 LOB: 0 BB: 0 P: 3	R: 0 E: 0 K: 0 S: 4	H: 1 LOB: 1 BB: 0 P: 4	R: 0 E: 0 K: 0 S: 4	H: 1 LOB: 1 BB: 0 P: 4	R: 0 E: 0 K: 0 S: 4	H: 1 LOB: 1 BB: 0 P: 4	R: 0 E: 0 K: 0 S: 2	H: 0 LOB: 0 BB: 1 P: 6	R: 0 E: 1 K: 0 S: 4	H: 0 LOB: 1 BB: 0 P: 4	1B: 8 2B: 1 3B: 0 HR: 0	SF: 0 SAC: 0 DP: 2 HBP: 0	WP: 0 PB: 0 CS: 0	PA: 36	
PITCHER	IP	WLS	BF	H	R	ER	SO	BB	IBB	HBP	BLK	WP	HR	S	P	ERA	WHIP				
Sid Hudson, R ERA: 3.49 (1, 1)	9.0	W	36	9	3	3	1	1	0	0	0	0	0	37	41	3.00	1.111				

Batter	1	2	3	4	5	6	7	8	9	AB	R	H	RBI	BB	SO	LOB	TOP			
Eddie Yost, R OBP: 0.449, SLG: 0.479 (1.5)	0-0 6-3		4-0 CS BB			0-0 E 1-3 1B		0-3 K		3	0	1	0	1	1	0	Washington Senators @ St. Louis Browns Sportsman's Park, St. Louis, MO Sat May 20 1950, 4:33 AM EDT Att: 2,043 - Unknown livebaseballscorecards.com			
Gil Coan, L OBP: 0.325, SLG: 0.514 (1.7)	0-0 4-3		0-3 K 1-2			0-0 1-3		0-0 F9		4	0	0	0	0	1	2				
Bud Stewart, L OBP: 0.420, SLG: 0.458 (1.9)	0-3 K			0-0 3-1		0-0 F4		0-0 4-3		4	0	0	0	0	1	1				
Eddie Robinson, L OBP: 0.354, SLG: 0.293 (1.3)		4-0 1B BB		0-0 3-1		0-0 F9		0-0 1B		3	0	1	0	1	0	1				
Sam Mele, R OBP: 0.483, SLG: 0.540 (1.8)		0-0 L9		0-0 1B			0-0 F9		0-3 K	4	0	1	0	0	1	2				
Sam Dente, R OBP: 0.280, SLG: 0.257 (1.4)		0-0 1B		0-0 6-3			0-0 1-3			3	0	1	0	0	0	1				
Merl Combs, L OBP: 0.439, SLG: 0.353 (1.6)		0-0 L7		0-0 L4			0-0 3-1			3	0	0	0	0	0	2				
Mickey Grasso, R OBP: 0.256, SLG: 0.276 (1.2)		0-0 6-3		0-0 4-3			0-0 6-3			3	0	0	0	0	0	2				
Dick Weik, R OBP: 0.250, SLG: 0.250 (1.1)			0-0 6-3		0-0 6-3		0-0 F7			3	0	0	0	0	0	0				
Inning Stats	R: 0 E: 0 K: 1 S: 5	H: 0 LOB: 0 BB: 0 P: 5	R: 0 E: 0 K: 0 S: 4	H: 1 LOB: 2 BB: 1 P: 8	R: 0 E: 0 K: 1 S: 4	H: 0 LOB: 1 BB: 1 P: 8	R: 0 E: 0 K: 0 S: 4	H: 1 LOB: 0 BB: 0 P: 4	R: 0 E: 0 K: 0 S: 3	H: 0 LOB: 0 BB: 0 P: 3	R: 0 E: 0 K: 0 S: 4	H: 0 LOB: 0 BB: 0 P: 4	R: 0 E: 0 K: 1 S: 5	H: 0 LOB: 0 BB: 0 P: 5	R: 0 E: 0 K: 1 S: 6	H: 1 LOB: 1 BB: 0 P: 6	1B: 4 2B: 1 3B: 0 HR: 0	SF: 0 SAC: 0 DP: 1 HBP: 0	WP: 0 PB: 0 CS: 1	PA: 32
PITCHER Ned Garver, R ERA: 3.5 (1.1)	IP: 9.0 WLS: W BF: 32 H: 4 R: 0 ER: 0 SO: 4 BB: 2 IBB: 0 HBP: 0 BLK: 0 WP: 0 HR: 0 S: 38 P: 46 ERA: 0.00 WHIP: 0.667															PITCHER IP: WLS: BF: H: R: ER: SO: BB: IBB: HBP: BLK: WP: HR: S: P: ERA: WHIP:				

Batter	1	2	3	4	5	6	7	8	9	AB	R	H	RBI	BB	SO	LOB	BOTTOM			
Billy DeMars, R OBP: 0.372, SLG: 0.328 (1.6)	4-0 1B E BB		0-0 5-3			0-0 L6		0-0 2B 3B		3	2	1	1	1	0	0	Washington Senators @ St. Louis Browns Sportsman's Park, St. Louis, MO Sat May 20 1950, 4:33 AM EDT Att: 2,043 - Unknown livebaseballscorecards.com			
Dick Kokos, L OBP: 0.360, SLG: 0.351 (1.7)	0-0 E 1-2 1B		0-0 F9			0-0 F7		0-0 FC6-5 2B		4	0	2	1	0	0	0				
Sherm Lollar, R OBP: 0.392, SLG: 0.642 (1.2)	0-0 F2			0-0 5-3		0-0 1B		0-0 FC6-5 2B		4	0	1	0	0	0	2				
Roy Sievers, R OBP: 0.275, SLG: 0.203 (1.8)	0-0 F7			0-0 L6		0-0 F7		0-3 K		4	0	0	0	0	1	3				
Hank Arft, L OBP: 0.333, SLG: 0.327 (1.3)	0-3 K			0-3 K			0-0 L4			3	0	0	0	0	2	1				
Leo Thomas, R OBP: 0.388, SLG: 0.298 (1.5)		0-0 F4			4-0 G3-6 BB		4-0 CS BB			1	0	0	0	2	0	0				
Ray Coleman, L OBP: 0.167, SLG: 0.314 (1.9)		0-0 F7			0-0 G3-6		0-0 F3			3	0	0	0	0	0	2				
Owen Friend, R OBP: 0.343, SLG: 0.259 (1.4)		0-0 F8			4-0 BB			4-0 SH3 3B BB		1	1	0	0	2	0	0				
Ned Garver, R OBP: 0.176, SLG: 0.125 (1.1)			0-0 F8		0-0 F9			0-0 SH3		2	0	0	0	0	0	1				
Inning Stats	R: 1 E: 1 K: 1 S: 6	H: 1 LOB: 1 BB: 1 P: 10	R: 0 E: 0 K: 0 S: 3	H: 0 LOB: 0 BB: 0 P: 3	R: 0 E: 0 K: 0 S: 3	H: 0 LOB: 0 BB: 0 P: 3	R: 0 E: 0 K: 1 S: 5	H: 0 LOB: 0 BB: 0 P: 5	R: 0 E: 0 K: 0 S: 2	H: 0 LOB: 2 BB: 2 P: 10	R: 0 E: 0 K: 0 S: 4	H: 1 LOB: 1 BB: 0 P: 4	R: 0 E: 0 K: 0 S: 2	H: 0 LOB: 0 BB: 1 P: 6	R: 2 E: 0 K: 1 S: 7	H: 2 LOB: 1 BB: 1 P: 11		1B: 2 2B: 1 3B: 1 HR: 0	SF: 0 SAC: 1 DP: 1 HBP: 0	WP: 0 PB: 0 CS: 1
PITCHER Dick Weik, R ERA: 4.35 (1.1)	IP: 8.0 WLS: L BF: 31 H: 4 R: 3 ER: 2 SO: 3 BB: 5 IBB: 0 HBP: 0 BLK: 0 WP: 0 HR: 0 S: 32 P: 52 ERA: 2.25 WHIP: 1.125															PITCHER IP: WLS: BF: H: R: ER: SO: BB: IBB: HBP: BLK: WP: HR: S: P: ERA: WHIP:				

Batter	1	2	3	4	5	6	7	8	9	AB R H RBI BB SO LOB	TOP											
Eddie Yost, R OBP: 0.447, SLG: 0.505 (1, 5)	F8		1-H HR	1B 1-2		F5			4-3	5 1 2 2 0 0 0	Washington Senators @ Detroit Tigers Briggs Stadium, Detroit, MI Sun May 21 1950, 4:33 AM EDT Att: 33,320 - Unknown livebaseballscorecards.com											
Sam Dente, R OBP: 0.285, SLG: 0.257 (1, 4)	F7		BB	BB		1-3			F4	4 0 1 1 1 0 0												
Bud Stewart, L OBP: 0.419, SLG: 0.461 (1, 7)	2B		F4		E3 1B HR		K		1B BB	4 1 1 0 1 1 1												
Eddie Robinson, L OBP: 0.364, SLG: 0.309 (1, 3)	F8		E9 1B		HR 1B		4-3		FC6-4 1B	5 1 3 0 0 0 1												
Sam Mele, R OBP: 0.492, SLG: 0.611 (1, 8)		F6	G5-4-3 IBB		HR		2B		FC6-4	4 1 2 3 1 0 2												
Roberto Ortiz, R OBP: 0.273, SLG: 0.300 (1, 9)			G5-4-3 1B		K2-3		K			4 0 1 0 0 2 4												
Al Evans, R OBP: 0.316, SLG: 0.386 (1, 2)	F9				6-3			F8		4 0 0 0 0 0 1												
Merl Combs, L OBP: 0.422, SLG: 0.324 (1, 6)	F4			1B BB	4-1			4-3		3 1 0 0 1 0 1												
Connie Marrero, R OBP: 0.250, SLG: 0.273 (1, 1)			HR BB		F4		K	6-3		3 1 0 0 1 1 1												
Inning Stats	R: 0 E: 0 K: 0 S: 4	H: 1 LOB: 1 BB: 0 P: 4	R: 0 E: 0 K: 0 S: 4	H: 1 LOB: 1 BB: 0 P: 4	R: 2 E: 1 K: 0 S: 4	H: 2 LOB: 2 BB: 3 P: 16	R: 1 E: 0 K: 0 S: 4	H: 2 LOB: 2 BB: 1 P: 8	R: 3 E: 1 K: 1 S: 8	H: 2 LOB: 0 BB: 0 P: 8	R: 0 E: 0 K: 2 S: 5	H: 0 LOB: 0 BB: 0 P: 5	R: 0 E: 0 K: 2 S: 8	H: 1 LOB: 1 BB: 0 P: 8	R: 0 E: 0 K: 0 S: 3	H: 0 LOB: 0 BB: 0 P: 3	R: 0 E: 0 K: 0 S: 4	H: 1 LOB: 2 BB: 1 P: 8	1B: 6 2B: 2 3B: 0 HR: 2	SF: 0 SAC: 0 DP: 1 HBP: 0	WP: 0 PB: 0 SB: 0 CS: 0	PA: 41
PITCHER	IP WLS BF H R ER SO BB IBB HBP BLK WP HR S P ERA WHIP											PITCHER	IP WLS BF H R ER SO BB IBB HBP BLK WP HR S P ERA WHIP									
Ted Gray, L ERA: 4.14 (1, 1)	4.0 L 23 8 6 5 0 3 1 0 0 0 2 19 35 11.25 2.750																					
Paul Calvert, R ERA: 1.4 (5, 1)	4.0 13 1 0 0 4 0 0 0 0 0 0 21 21 0.00 0.250																					
Dizzy Trout, R ERA: 6.0 (9, 1)	1.0 5 1 0 0 0 1 0 0 0 0 0 4 8 0.00 2.000																					

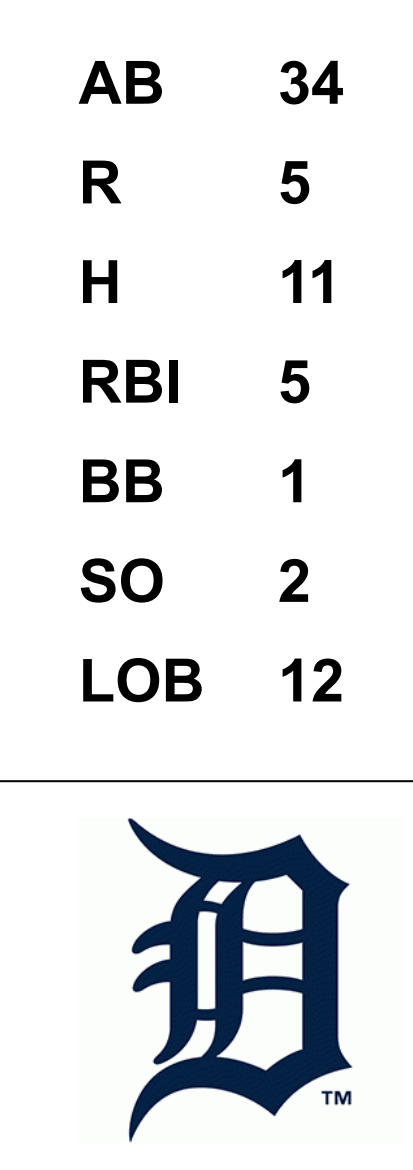
Batter	1	2	3	4	5	6	7	8	9	AB R H RBI BB SO LOB	BOTTOM											
Johnny Lipon, R OBP: 0.400, SLG: 0.351 (1, 6)	BB		F7			1B		F7		3 0 1 0 1 0 0	Washington Senators @ Detroit Tigers Briggs Stadium, Detroit, MI Sun May 21 1950, 4:33 AM EDT Att: 33,320 - Unknown livebaseballscorecards.com											
Jerry Priddy, R OBP: 0.322, SLG: 0.306 (1, 4)	K		E6 1B CS			K		6-3		4 0 0 0 0 2 2												
George Kell, R OBP: 0.405, SLG: 0.443 (1, 5)	F8		CS 1B		1-3				F7	4 0 1 0 0 0 2												
Vic Wertz, L OBP: 0.364, SLG: 0.530 (1, 9)	K		K		1-2 3-H		F8		4-3	4 0 0 0 0 2 3												
Hoot Evers, R OBP: 0.392, SLG: 0.557 (1, 7)		F7		F8		F7		6-3		4 0 0 0 0 0 1												
Johnny Groth, R OBP: 0.376, SLG: 0.474 (1, 8)		G4-6-3 BB			F3	HR BB				1 1 0 0 2 0 0												
Joe Ginsberg, L OBP: 0.289, SLG: 0.212 (1, 2)		G4-6-3			G3					1 0 0 0 0 0 1												
Aaron Robinson, L OBP: 0.447, SLG: 0.615 (5, 2)		1-2			L9	HR				2 1 1 2 0 0 0												
Dick Kryhoski, L OBP: 0.262, SLG: 0.386 (1, 3)			4-3			F9				3 0 0 0 0 0 0												
Ted Gray, S OBP: 0.333, SLG: 0.400 (1, 1)					F3			F5		1 0 0 0 0 0 0												
Paul Calvert, R (5, 1)										1 0 0 0 0 0 0												
Fred Hutchinson, L OBP: 0.455, SLG: 0.444 (6, PH)										1 0 0 0 0 0 0												
Dizzy Trout, R (9, 1)										0 0 0 0 0 0 0												
Inning Stats	R: 0 E: 0 K: 2 S: 7	H: 0 LOB: 1 BB: 1 P: 11	R: 0 E: 0 K: 0 S: 2	H: 0 LOB: 0 BB: 1 P: 6	R: 0 E: 0 K: 0 S: 3	H: 0 LOB: 0 BB: 0 P: 3	R: 0 E: 1 K: 1 S: 6	H: 1 LOB: 1 BB: 0 P: 6	R: 0 E: 0 K: 0 S: 3	H: 0 LOB: 0 BB: 0 P: 3	R: 0 E: 0 K: 1 S: 6	H: 1 LOB: 1 BB: 0 P: 6	R: 2 E: 0 K: 0 S: 4	H: 1 LOB: 0 BB: 1 P: 8	R: 0 E: 0 K: 0 S: 3	H: 0 LOB: 0 BB: 0 P: 3	R: 0 E: 0 K: 0 S: 3	H: 0 LOB: 0 BB: 0 P: 3	1B: 2 2B: 0 3B: 0 HR: 1	SF: 0 SAC: 0 DP: 1 HBP: 0	WP: 0 PB: 0 SB: 0 CS: 2	PA: 32
PITCHER	IP WLS BF H R ER SO BB IBB HBP BLK WP HR S P ERA WHIP											PITCHER	IP WLS BF H R ER SO BB IBB HBP BLK WP HR S P ERA WHIP									
Connie Marrero, R ERA: 2.35 (1, 1)	9.0 W 32 3 2 2 4 3 0 0 0 0 1 37 49 2.00 0.667																					



Batter	1	2	3	4	5	6	7	8	9	AB	R	H	RBI	BB	SO	LOB	TOP					
Eddie Yost, R OBP: 0.438, SLG: 0.491 (1, 5)										5	0	1	0	0	0	5	Washington Senators @ Detroit Tigers Briggs Stadium, Detroit, MI Mon May 22, 1950, 4:33 AM EDT Att: 5,132 - Unknown					
Sam Dente, R OBP: 0.289, SLG: 0.263 (1, 4)										5	0	2	1	0	0	3						
Bud Stewart, L OBP: 0.396, SLG: 0.432 (1, 7)										5	0	0	0	0	0	3						
Eddie Robinson, L OBP: 0.361, SLG: 0.300 (1, 3)										3	0	0	0	1	0	0						
Sam Mele, R OBP: 0.493, SLG: 0.589 (1, 8)										2	0	0	0	1	0	0						
Roberto Ortiz, R OBP: 0.270, SLG: 0.294 (1, 9)										4	0	1	0	0	1	4						
Al Evans, R OBP: 0.325, SLG: 0.392 (1, 2)										4	0	2	0	0	0	1						
Merl Combs, L OBP: 0.417, SLG: 0.308 (1, 6)										2	0	0	0	1	1	2						
Ray Scarborough, R OBP: 0.198, SLG: 0.167 (1, 1)										2	0	1	0	0	0	2						
Al Kozar, R OBP: 0.277, SLG: 0.214 (7, PH)										1	0	0	0	0	0	0						
Mickey Harris, L OBP: 0.400, SLG: 0.250 (7, PH)										0	0	0	0	0	0	0						
Sherry Robertson, L OBP: 0.435, SLG: 0.333 (9, PH)										1	1	1	0	0	0	0						
Inning Stats	R: 0 E: 0 K: 1 S: 6	H: 1 LOB: 3 BB: 1 P: 11	R: 0 E: 1 K: 0 S: 5	H: 1 LOB: 2 BB: 0 P: 5	R: 0 E: 0 K: 0 S: 3	H: 0 LOB: 0 BB: 0 P: 3	R: 0 E: 0 K: 0 S: 4	H: 1 LOB: 2 BB: 1 P: 8	R: 0 E: 0 K: 0 S: 3	H: 0 LOB: 0 BB: 0 P: 3	R: 0 E: 0 K: 0 S: 4	H: 2 LOB: 1 BB: 0 P: 4	R: 0 E: 0 K: 0 S: 4	H: 1 LOB: 1 BB: 0 P: 4	R: 0 E: 0 K: 0 S: 3	H: 0 LOB: 1 BB: 1 P: 7	R: 1 E: 0 K: 1 S: 7	H: 2 LOB: 1 BB: 0 P: 7	1B: 7 2B: 1 3B: 0 HR: 0	SF: 0 SAC: 1 DP: 1 HBP: 1	WP: 0 PB: 0 SB: 0 CS: 0	PA: 39
PITCHER Hal Newhouser, L ERA: 4.5 (1, 1)	IP: 9.0 WLS: W BF: 39 H: 8 R: 1 ER: 1 SO: 2 BB: 3 IBB: 0 HBP: 1 BLK: 0 WP: 0 HR: 0 S: 39 P: 52 ERA: 1.00 WHIP: 1.222															PITCHER						

Batter	1	2	3	4	5	6	7	8	9	AB	R	H	RBI	BB	SO	LOB	BOTTOM			
Johnny Lipon, R OBP: 0.419, SLG: 0.386 (1, 6)										4	1	4	1	0	0	0	Washington Senators @ Detroit Tigers Briggs Stadium, Detroit, MI Mon May 22, 1950, 4:33 AM EDT Att: 5,132 - Unknown			
Jerry Priddy, R OBP: 0.315, SLG: 0.297 (1, 4)										3	0	0	0	0	2	3				
George Kell, R OBP: 0.400, SLG: 0.436 (1, 5)										4	0	1	0	0	0	1				
Vic Wertz, L OBP: 0.352, SLG: 0.513 (1, 9)										4	0	0	1	0	0	2				
Hoot Evers, R OBP: 0.398, SLG: 0.568 (1, 7)										4	0	2	0	0	0	0				
Johnny Groth, R OBP: 0.374, SLG: 0.465 (1, 8)										4	1	1	0	0	0	3				
Aaron Robinson, L OBP: 0.451, SLG: 0.595 (1, 2)										3	1	1	0	1	0	0				
Dick Kryhoski, L OBP: 0.270, SLG: 0.429 (1, 3)										4	2	2	3	0	0	1				
Hal Newhouser, L (1, 1)										4	0	0	0	0	0	2				
Inning Stats	R: 0 E: 0 K: 0 S: 4	H: 1 LOB: 1 BB: 0 P: 4	R: 3 E: 0 K: 1 S: 8	H: 3 LOB: 1 BB: 1 P: 12	R: 0 E: 0 K: 0 S: 4	H: 1 LOB: 0 BB: 0 P: 4	R: 1 E: 0 K: 0 S: 5	H: 2 LOB: 1 BB: 0 P: 5	R: 0 E: 0 K: 0 S: 3	H: 0 LOB: 0 BB: 0 P: 3	R: 0 E: 0 K: 0 S: 4	H: 1 LOB: 1 BB: 0 P: 4	R: 1 E: 0 K: 1 S: 8	H: 3 LOB: 2 BB: 0 P: 8	R: 0 E: 0 K: 0 S: 3	H: 0 LOB: 0 BB: 0 P: 3		1B: 7 2B: 3 3B: 0 HR: 1	SF: 0 SAC: 1 DP: 0 HBP: 0	WP: 0 PB: 0 SB: 0 CS: 0
PITCHER Ray Scarborough, R ERA: 3.51 (1, 1)	IP: 6.0 WLS: L BF: 27 H: 8 R: 4 ER: 4 SO: 1 BB: 1 IBB: 0 HBP: 0 BLK: 0 WP: 0 HR: 1 S: 28 P: 32 ERA: 6.00 WHIP: 1.500															PITCHER				
Mickey Harris, L ERA: 4.11 (7, 1)	IP: 2.0 WLS: 9 BF: 3 H: 1 R: 1 ER: 1 SO: 1 BB: 0 IBB: 0 HBP: 0 BLK: 0 WP: 0 HR: 0 S: 11 P: 11 ERA: 4.50 WHIP: 1.500															PITCHER				


AB	34
R	1
H	8
RBI	1
BB	3
SO	2
LOB	20



Batter	1	2	3	4	5	6	7	8	9	AB	R	H	RBI	BB	SO	LOB	TOP							
Eddie Yost, R OBP: 0.429, SLG: 0.505 (1.5)	5-3		F5		G5-4-3			5-3	HR	5	1	1	3	0	0	2								
Gil Coan, L OBP: 0.329, SLG: 0.544 (1.7)	F2			F8		F4				5	2	2	1	0	0	0								
Bud Stewart, L OBP: 0.396, SLG: 0.430 (1.9)	F8			1B		F7				5	1	2	0	0	0	0								
Eddie Robinson, L OBP: 0.357, SLG: 0.298 (1.3)		F8		F7		G3			BB	4	1	1	1	0	0	1								
Sam Mele, R OBP: 0.507, SLG: 0.593 (1.8)		FC6-4					K			3	0	2	0	1	1	0								
Sam Dente, R OBP: 0.288, SLG: 0.262 (1.4)	FC6-4			1-3			1-3			4	1	1	2	0	0	3								
Merl Combs, L OBP: 0.423, SLG: 0.310 (1.6)						FC1-5		5-3		3	1	1	0	1	0	1								
Al Evans, R OBP: 0.310, SLG: 0.372 (1.2)			F9		E6			F8	F9	4	0	0	0	0	0	3								
Sid Hudson, R OBP: 0.273, SLG: 0.364 (1.1)			F5		FC1-5			F2	HR	4	1	1	1	0	0	2								
Inning Stats	R: 0 E: 0 K: 0 S: 3	H: 0 LOB: 0 BB: 0 P: 3	R: 0 E: 0 K: 0 S: 4	H: 1 LOB: 1 BB: 0 P: 4	R: 0 E: 0 K: 0 S: 3	H: 0 LOB: 0 BB: 0 P: 3	R: 0 E: 0 K: 0 S: 5	H: 2 LOB: 2 BB: 0 P: 5	R: 0 E: 1 K: 0 S: 4	H: 1 LOB: 1 BB: 0 P: 4	R: 0 E: 0 K: 0 S: 3	H: 0 LOB: 0 BB: 0 P: 3	R: 0 E: 0 K: 1 S: 5	H: 0 LOB: 0 BB: 0 P: 5	R: 0 E: 0 K: 0 S: 3	H: 0 LOB: 0 BB: 0 P: 3	R: 8 E: 0 K: 0 S: 9	H: 7 LOB: 0 BB: 2 P: 17	1B: 9 2B: 0 3B: 0 HR: 2	SF: 0 SAC: 0 DP: 1 HBP: 0	WP: 0 PB: 0 SB: 0 CS: 0	PA: 39		
PITCHER	IP	WLS	BF	H	R	ER	SO	BB	IBB	HBP	BLK	WP	HR	S	P	ERA	WHIP							
Fred Hutchinson, R ERA: 5.44 (1.1)	8.0	L	31	7	3	3	1	0	0	0	0	0	0	33	33	3.38	0.875							
Hal White, R ERA: 8.79 (9.1)	0.2		5	2	1	1	0	2	0	0	0	0	0	3	11	13.50	6.000							
Paul Calvert, R ERA: 2.29 (9.1)	0.1		3	2	4	4	0	0	0	0	0	0	2	3	3	108.00	6.000							

Washington Senators @ Detroit Tigers
 Briggs Stadium, Detroit, MI
 Tue May 23 1950, 4:33 AM EDT
 Att: 4,521 - Unknown

AB	37
R	8
H	11
RBI	8
BB	2
SO	1
LOB	12



Batter	1	2	3	4	5	6	7	8	9	AB	R	H	RBI	BB	SO	LOB	BOTTOM							
Johnny Lipon, R OBP: 0.414, SLG: 0.381 (1.6)	BB		1-3		F3		G3			4	0	1	0	0	0	1								
Jerry Priddy, R OBP: 0.305, SLG: 0.287 (1.4)	L7		1-3		6-3		G3			4	0	0	0	0	0	2								
George Kell, R OBP: 0.411, SLG: 0.465 (1.5)	G5-3			F9		F8		F9		4	1	3	0	0	0	0								
Vic Wertz, L OBP: 0.357, SLG: 0.525 (1.9)				F9		F8				3	0	1	0	1	0	2								
Hoot Evers, R OBP: 0.391, SLG: 0.545 (1.7)			G5-3		FC5-2-5			6-3		3	1	0	0	1	0	5								
Johnny Groth, R OBP: 0.376, SLG: 0.467 (1.8)		L4-3					F9		4-3	4	0	2	2	0	0	2								
Aaron Robinson, L OBP: 0.436, SLG: 0.556 (1.2)		F8					F9			3	0	0	0	1	0	2								
Dick Kryhoski, L OBP: 0.270, SLG: 0.422 (1.3)		L4-3			F4				3-1	4	0	1	0	0	0	3								
Fred Hutchinson, L OBP: 0.400, SLG: 0.381 (1.1)					F8					3	0	0	0	0	0	1								
Hal White, R (9.1)							F4			0	0	0	0	0	0	0								
Paul Calvert, R (9.1)							FC4-6			0	0	0	0	0	0	0								
Charlie Keller, L (9, PH)									K	1	0	0	0	0	1	0								
Inning Stats	R: 0 E: 0 K: 0 S: 4	H: 2 LOB: 2 BB: 1 P: 8	R: 0 E: 0 K: 0 S: 3	H: 1 LOB: 0 BB: 0 P: 3	R: 0 E: 0 K: 0 S: 3	H: 0 LOB: 0 BB: 0 P: 3	R: 1 E: 0 K: 0 S: 5	H: 2 LOB: 2 BB: 1 P: 9	R: 0 E: 0 K: 0 S: 3	H: 0 LOB: 0 BB: 0 P: 3	R: 1 E: 0 K: 0 S: 4	H: 1 LOB: 1 BB: 1 P: 8	R: 0 E: 0 K: 0 S: 4	H: 1 LOB: 1 BB: 0 P: 4	R: 0 E: 0 K: 0 S: 4	H: 1 LOB: 1 BB: 0 P: 4	R: 0 E: 0 K: 1 S: 5	H: 0 LOB: 0 BB: 0 P: 5	1B: 5 2B: 3 3B: 1 HR: 0	SF: 0 SAC: 0 DP: 2 HBP: 0	WP: 0 PB: 0 SB: 0 CS: 0	PA: 36		
PITCHER	IP	WLS	BF	H	R	ER	SO	BB	IBB	HBP	BLK	WP	HR	S	P	ERA	WHIP							
Sid Hudson, R ERA: 3.26 (1.1)	9.0	W	36	8	2	2	1	3	0	0	0	0	0	35	47	2.00	1.222							

Washington Senators @ Detroit Tigers
 Briggs Stadium, Detroit, MI
 Tue May 23 1950, 4:33 AM EDT
 Att: 4,521 - Unknown

AB	33
R	2
H	8
RBI	2
BB	3
SO	1
LOB	18



Batter	1	2	3	4	5	6	7	8	9	AB	R	H	RBI	BB	SO	LOB	TOP			
Eddie Yost, R OBP: 0.435, SLG: 0.496 (1, 5)										2	1	0	0	3	1	0	Washington Senators @ Cleveland Indians Cleveland Municipal Stadium, Cleveland, OH Wed May 24 1950, 3:33 AM EDT Att: 13,082 - Unknown			
Gil Coan, L OBP: 0.326, SLG: 0.530 Roberto Ortiz, R OBP: 0.289, SLG: 0.314 (1, 7) (9, PH)										4	0	1	1	0	0	1				
Bud Stewart, L OBP: 0.396, SLG: 0.416 (1, 9)										3	0	0	0	2	0	3				
Eddie Robinson, L OBP: 0.351, SLG: 0.294 (1, 3)										5	0	1	0	0	0	5				
Sam Mele, R OBP: 0.506, SLG: 0.587 (1, 8)										4	1	2	0	0	0	1				
Sam Dente, R OBP: 0.294, SLG: 0.270 (1, 4)										4	1	2	0	0	0	1				
Merl Combs, L OBP: 0.411, SLG: 0.289 (1, 6)										3	0	0	1	1	0	3				
Mickey Grasso, R OBP: 0.286, SLG: 0.281 (1, 2)										3	1	1	1	1	0	2				
Steve Nagy, L OBP: 0.266, SLG: 0.417 Joe Haynes, R OBP: 0.300, SLG: 0.700 Mickey Harris, L OBP: 0.333, SLG: 0.200 (1, 1) (4, 1) (6, 1)										2	0	0	0	0	0	3				
Inning Stats	R: 0 E: 0 K: 1 S: 5	H: 0 LOB: 1 BB: 1 P: 9	R: 4 E: 0 K: 0 S: 7	H: 4 LOB: 2 BB: 2 P: 15	R: 0 E: 0 K: 0 S: 4	H: 1 LOB: 3 BB: 1 P: 8	R: 0 E: 0 K: 0 S: 2	H: 0 LOB: 0 BB: 1 P: 6	R: 0 E: 0 K: 0 S: 5	H: 2 LOB: 3 BB: 1 P: 9	R: 0 E: 0 K: 0 S: 3	H: 0 LOB: 0 BB: 0 P: 3	R: 0 E: 0 K: 0 S: 3	H: 0 LOB: 0 BB: 0 P: 3	R: 0 E: 0 K: 0 S: 3	H: 1 LOB: 1 BB: 1 P: 7		1B: 8 2B: 1 3B: 0 HR: 0	SF: 0 SAC: 0 DP: 2 HBP: 0	WP: 1 PB: 0 SB: 0 CS: 0
PITCHER	IP WLS BF H R ER SO BB IBB HBP BLK WP HR S P ERA WHIP																ERA WHIP			
Early Wynn, R ERA: 5.4 Gene Bearden, L ERA: 2.81 (1, 1) (2, 1)	1.2 W 11 4 4 4 1 2 0 0 0 0 0 0 11 19 21.60 3.600																0.00 1.227			

Batter	1	2	3	4	5	6	7	8	9	AB	R	H	RBI	BB	SO	LOB	BOTTOM			
Dale Mitchell, L OBP: 0.381, SLG: 0.421 (1, 7)										2	2	1	0	3	0	0	Washington Senators @ Cleveland Indians Cleveland Municipal Stadium, Cleveland, OH Wed May 24 1950, 3:33 AM EDT Att: 13,082 - Unknown			
Bob Kennedy, R OBP: 0.354, SLG: 0.493 (1, 9)										5	1	2	1	0	0	3				
Mickey Vernon, L OBP: 0.253, SLG: 0.176 (1, 3)										5	0	3	0	0	1	2				
Larry Doby, L OBP: 0.485, SLG: 0.596 (1, 8)										3	1	2	0	1	0	1				
Al Rosen, R OBP: 0.381, SLG: 0.578 (1, 5)										3	0	0	2	1	0	4				
Joe Gordon, R OBP: 0.292, SLG: 0.382 (1, 4)										4	0	0	0	0	1	7				
Lou Boudreau, R OBP: 0.324, SLG: 0.292 (1, 6)										3	0	2	2	1	0	0				
Jim Hegan, R OBP: 0.380, SLG: 0.484 (1, 2)										4	0	0	0	0	2	3				
Early Wynn, S OBP: 0.500, SLG: 0.500 Gene Bearden, L ERA: 3.5 (1, 1) (2, 1)										0	0	0	0	0	0	0				
Inning Stats	R: 0 E: 0 K: 0 S: 3	H: 1 LOB: 1 BB: 1 P: 7	R: 0 E: 0 K: 1 S: 5	H: 0 LOB: 1 BB: 1 P: 9	R: 1 E: 0 K: 0 S: 5	H: 2 LOB: 3 BB: 2 P: 13	R: 0 E: 0 K: 0 S: 3	H: 1 LOB: 2 BB: 2 P: 11	R: 2 E: 0 K: 1 S: 6	H: 3 LOB: 1 BB: 0 P: 6	R: 2 E: 0 K: 1 S: 8	H: 3 LOB: 2 BB: 1 P: 12	R: 0 E: 0 K: 1 S: 5	H: 0 LOB: 0 BB: 0 P: 5	R: 0 E: 0 K: 1 S: 5	H: 0 LOB: 0 BB: 0 P: 5		1B: 8 2B: 2 3B: 0 HR: 0	SF: 0 SAC: 0 DP: 1 HBP: 0	WP: 0 PB: 0 SB: 0 CS: 0
PITCHER	IP WLS BF H R ER SO BB IBB HBP BLK WP HR S P ERA WHIP																ERA WHIP			
Steve Nagy, L ERA: 4.55 Joe Haynes, R ERA: 7.83 Mickey Harris, L ERA: 3.5 (1, 1) (4, 1) (6, 1)	3.2 L 10 5 4 4 0 0 0 0 0 0 0 0 10 10 21.60 3.000																0.00 0.750			

Batter	1	2	3	4	5	6	7	8	9	AB	R	H	RBI	BB	SO	LOB	TOP			
Eddie Yost, R OBP: 0.437, SLG: 0.491 (1, 5)										3	0	1	0	1	1	0	Washington Senators @ Cleveland Indians Cleveland Municipal Stadium, Cleveland, OH Thu May 25 1950, 3:33 AM EDT Att: 5,691 - Unknown livebaseballscorecards.com			
Gil Coan, L OBP: 0.323, SLG: 0.512 (1, 7)										3	0	0	0	1	0	3				
Bud Stewart, L OBP: 0.390, SLG: 0.402 (1, 9)										3	0	0	0	1	1	3				
Eddie Robinson, L OBP: 0.348, SLG: 0.286 (1, 3)										3	0	0	0	1	0	1				
Sam Mele, R OBP: 0.494, SLG: 0.582 (1, 8)										4	0	1	0	0	0	2				
Sam Dente, R OBP: 0.293, SLG: 0.264 (1, 6)										3	0	0	0	1	0	1				
Sherry Robertson, L OBP: 0.385, SLG: 0.286 (1, 4)										3	0	0	0	0	2	2				
Al Evans, R OBP: 0.299, SLG: 0.358 (1, 2)										3	0	0	0	0	0	2				
Dick Weik, R OBP: 0.200, SLG: 0.200 (1, 1)										2	0	0	0	0	0	0				
Al Kozar, R OBP: 0.292, SLG: 0.233 (8, PH)										1	0	1	0	0	0	0				
Lloyd Hittie, R OBP: 0.143, SLG: 0.143 (8, 1)										0	0	0	0	0	0	0				
Inning Stats	R: 0 E: 0 K: 0 S: 3	H: 1 LOB: 0 BB: 0 P: 3	R: 0 E: 0 K: 1 S: 6	H: 1 LOB: 2 BB: 1 P: 10	R: 0 E: 0 K: 1 S: 4	H: 0 LOB: 0 BB: 1 P: 8	R: 0 E: 0 K: 1 S: 4	H: 0 LOB: 0 BB: 1 P: 8	R: 0 E: 0 K: 0 S: 3	H: 0 LOB: 0 BB: 0 P: 3	R: 0 E: 0 K: 0 S: 3	H: 0 LOB: 1 BB: 1 P: 7	R: 0 E: 1 K: 1 S: 7	H: 1 LOB: 3 BB: 1 P: 11	R: 0 E: 0 K: 0 S: 3	H: 0 LOB: 0 BB: 0 P: 3	1B: 2 2B: 1 3B: 0 HR: 0	SF: 0 SAC: 0 DP: 2 HBP: 0	WP: 0 PB: 0 SB: 0 CS: 0	PA: 34
PITCHER Bob Lemon, R ERA: 4.46 (1, 1)	IP: 9.0 WLS: W BF: 33 H: 3 R: 0 ER: 0 SO: 4 BB: 5 IBB: 0 HBP: 0 BLK: 0 WP: 0 HR: 0 S: 36 P: 56 ERA: 0.00 WHIP: 0.889																			

Batter	1	2	3	4	5	6	7	8	9	AB	R	H	RBI	BB	SO	LOB	BOTTOM			
Dale Mitchell, L OBP: 0.389, SLG: 0.435 (1, 7)										5	1	3	1	0	0	0	Washington Senators @ Cleveland Indians Cleveland Municipal Stadium, Cleveland, OH Thu May 25 1950, 3:33 AM EDT Att: 5,691 - Unknown livebaseballscorecards.com			
Bob Kennedy, R OBP: 0.349, SLG: 0.473 (1, 9)										3	0	0	0	1	0	1				
Mickey Vernon, L OBP: 0.283, SLG: 0.181 (1, 3)										4	0	1	1	1	0	3				
Larry Doby, L OBP: 0.500, SLG: 0.593 (1, 8)										2	1	1	0	3	0	0				
Al Rosen, R OBP: 0.382, SLG: 0.563 (1, 5)										3	0	0	0	2	1	4				
Lou Boudreau, R OBP: 0.329, SLG: 0.290 (1, 6)										4	0	1	1	1	0	5				
Bobby Avila, R OBP: 0.727, SLG: 0.571 (1, 4)										2	1	1	0	2	1	1				
Jim Hegan, R OBP: 0.378, SLG: 0.470 (1, 2)										2	0	0	0	1	1	3				
Bob Lemon, L OBP: 0.303, SLG: 0.400 (1, 1)										4	0	0	0	0	1	7				
Inning Stats	R: 0 E: 0 K: 1 S: 5	H: 0 LOB: 2 BB: 2 P: 13	R: 0 E: 0 K: 1 S: 4	H: 0 LOB: 0 BB: 1 P: 8	R: 0 E: 0 K: 1 S: 5	H: 0 LOB: 0 BB: 0 P: 5	R: 1 E: 0 K: 1 S: 6	H: 1 LOB: 3 BB: 3 P: 18	R: 0 E: 0 K: 0 S: 5	H: 2 LOB: 3 BB: 1 P: 9	R: 1 E: 0 K: 0 S: 5	H: 2 LOB: 2 BB: 1 P: 9	R: 0 E: 1 K: 0 S: 4	H: 0 LOB: 3 BB: 2 P: 12	R: 1 E: 0 K: 0 S: 5	H: 2 LOB: 2 BB: 1 P: 9	1B: 6 2B: 2 3B: 0 HR: 0	SF: 0 SAC: 2 DP: 1 HBP: 0	WP: 0 PB: 0 SB: 3 CS: 1	PA: 42
PITCHER Dick Weik, R ERA: 3.9 (1, 1)	IP: 7.0 WLS: L BF: 36 H: 5 R: 2 ER: 2 SO: 4 BB: 10 IBB: 0 HBP: 0 BLK: 0 WP: 0 HR: 0 S: 34 P: 74 ERA: 2.57 WHIP: 2.143																			
PITCHER Lloyd Hittie, L ERA: 3.96 (8, 1)	IP: 1.0 WLS: L BF: 6 H: 2 R: 1 ER: 1 SO: 0 BB: 1 IBB: 0 HBP: 0 BLK: 0 WP: 0 HR: 0 S: 5 P: 9 ERA: 9.00 WHIP: 3.000																			

Batter	1	2	3	4	5	6	7	8	9	10	AB	R	H	RBI	BB	SO	LOB	TOP						
Dom DiMaggio, R OBP: 0.428, SLG: 0.377 (1, 8)	F8		FC4-6 2B 1B	FC4-6 WP 1-2f		FC4-6 BB		FC6-4 IBB		FC6-4 1B	4	1	2	0	2	0	1	Boston Red Sox @ Washington Senators Griffith Stadium, Washington, DC Sat May 27 1950, 3:33 AM EDT Unknown livebaseballscorecards.com						
6 Johnny Pesky, L OBP: 0.471, SLG: 0.427 (1, 5)	F6		4-3	K WP		FC4-6 1-2f		FC6-4 1-2f		FC6-4 1B	6	0	1	1	0	1	6							
Ted Williams, L OBP: 0.453, SLG: 0.667 (1, 7)	FC5 1B		1B 2B	3-1				8-4 1B		1-3 F2	6	0	3	1	0	0	4							
Vern Stephens, R OBP: 0.389, SLG: 0.551 (1, 6)	1B		L4			F6		8-4 1-2f		1B F7	6	0	2	0	0	0	4							
Walt Dropo, R OBP: 0.417, SLG: 0.714 (1, 3)	FC5 2-3f		1B			F3		2B		K	5	0	2	0	0	1	3							
Al Zarilla, L OBP: 0.397, SLG: 0.455 (1, 9)			1B G6-4-3			F7		L9		1B	3	1	1	0	0	0	2							
Clyde Vollmer, R OBP: 0.440, SLG: 0.739 (7, PH) (7, 9)			1B G6-4-3							1B	2	0	1	0	0	0	1							
Billy Goodman, L OBP: 0.405, SLG: 0.507 (1, 4)			1B G6-4-3			E4 FC1-5 5-3		K		4-3	5	1	2	0	0	1	2							
Birdie Tebbetts, R OBP: 0.435, SLG: 0.563 (1, 2)			1B			L4		5-3		F7	4	0	1	0	0	0	3							
Lou Stringer, R OBP: 0.143, SLG: 0.143 (8, PR) Matt Batts, R OBP: 0.317, SLG: 0.296 (8, 2)			G6-4-3 1-2f 3-H			L4		1-2		1B S	1	0	0	0	0	0	0							
Joe Dobson, R OBP: 0.320, SLG: 0.238 (1, 1)			F4			FC4-6 1B		FC1-5 BB 2-3		K	5	1	1	1	0	1	2							
Inning Stats	R: 0 E: 0 K: 0 S: 5	H: 2 LOB: 2 BB: 0 P: 5	R: 1 E: 0 K: 0 S: 4	H: 2 LOB: 0 BB: 0 P: 4	R: 1 E: 0 K: 0 S: 6	H: 3 LOB: 2 BB: 0 P: 6	R: 1 E: 1 K: 1 S: 8	H: 2 LOB: 2 BB: 0 P: 8	R: 0 E: 0 K: 0 S: 4	H: 0 LOB: 0 BB: 0 P: 3	R: 0 E: 1 K: 0 S: 4	H: 0 LOB: 2 BB: 1 P: 8	R: 0 E: 0 K: 2 S: 8	H: 1 LOB: 2 BB: 1 P: 12	R: 0 E: 0 K: 1 S: 7	H: 2 LOB: 2 BB: 0 P: 7	R: 1 E: 1 K: 0 S: 6	H: 2 LOB: 2 BB: 0 P: 6	1B: 14 2B: 3 3B: 0 HR: 0	SF: 0 SAC: 0 DP: 2 HBP: 0	WP: 2 PB: 0 SB: 1 CS: 0	PA: 49		
PITCHER	IP 3.2	WLS 20	BF 9	H 3	R 3	ER 3	SO 1	BB 0	IBB 0	HBP 0	BLK 0	WP 1	HR 0	S 22	P 22	ERA 7.36	WHIP 2.455							
Connie Marrero, R ERA: 2.88 Lloyd Hittle, L ERA: 3.03	(1, 1)	(4, 1)	6.1	L	29	7	1	0	3	1	1	0	0	1	0	33	41	0.00	1.263					

Batter	1	2	3	4	5	6	7	8	9	10	AB	R	H	RBI	BB	SO	LOB	BOTTOM				
Eddie Yost, R OBP: 0.435, SLG: 0.496 (1, 5)	1-3		1B 1B			1B 2B		F3		F5	5	0	2	1	0	0	1	Boston Red Sox @ Washington Senators Griffith Stadium, Washington, DC Sat May 27 1950, 3:33 AM EDT Unknown livebaseballscorecards.com				
Gil Coan, L OBP: 0.337, SLG: 0.511 (1, 7)	F9		1B			1B		G3		IBB	4	0	2	0	1	0	0					
Bud Stewart, L OBP: 0.357, SLG: 0.394 (1, 9) Irv Noren, L OBP: 0.380, SLG: 0.433 (4, 8)	F7		K			K		K		K	2	0	0	0	0	1	2					
Eddie Robinson, L OBP: 0.357, SLG: 0.325 (1, 3) Al Kozar, R OBP: 0.292, SLG: 0.233 (10, PR)			F7			F8		1B 3B		SH1-3 2B	5	1	3	0	0	0	0					
Sam Mele, R OBP: 0.480, SLG: 0.571 (1, 8) (4, 9)			6-3			F7		BB 1B		SH5-4 1B	3	1	1	1	0	0	0					
Sam Dente, R OBP: 0.280, SLG: 0.261 (1, 6)			1B			6-3		3-H 1B		F9	5	0	1	0	0	0	4					
Shery Robertson, L OBP: 0.387, SLG: 0.280 (1, 4)			F5			6-3		F9		F3	4	0	1	0	1	0	4					
Mickey Grasso, R OBP: 0.308, SLG: 0.306 (1, 2)			K			FC4-6 1B		FC4-6 1B		F8	4	0	1	0	1	0	4					
Connie Marrero, R OBP: 0.231, SLG: 0.250 (1, 1) Lloyd Hittle, R OBP: 0.111, SLG: 0.111 (4, 1)			K			K		FC4-6 2B		FC5-4 1B	1	0	0	0	0	1	0					
			K			K		FC5-4 1-2f		SH3-4 1B	2	0	0	0	0	1	3					
Inning Stats	R: 0 E: 0 K: 0 S: 3	H: 0 LOB: 0 BB: 0 P: 3	R: 0 E: 0 K: 0 S: 4	H: 1 LOB: 1 BB: 0 P: 4	R: 0 E: 0 K: 3 S: 11	H: 2 LOB: 2 BB: 0 P: 11	R: 0 E: 0 K: 0 S: 3	H: 0 LOB: 0 BB: 0 P: 3	R: 1 E: 1 K: 1 S: 7	H: 3 LOB: 2 BB: 0 P: 7	R: 2 E: 0 K: 1 S: 8	H: 3 LOB: 3 BB: 1 P: 12	R: 0 E: 0 K: 0 S: 4	H: 1 LOB: 1 BB: 0 P: 4	R: 0 E: 0 K: 1 S: 6	H: 1 LOB: 2 BB: 0 P: 10	R: 0 E: 0 K: 0 S: 4	H: 1 LOB: 2 BB: 0 P: 4	1B: 9 2B: 2 3B: 1 HR: 0	SF: 0 SAC: 3 DP: 0 HBP: 0	WP: 0 PB: 0 SB: 0 CS: 0	PA: 43
PITCHER	IP 10.0	WLS W	BF 43	H 12	R 3	ER 3	SO 7	BB 1	IBB 3	HBP 0	BLK 0	WP 0	HR 0	S 55	P 63	ERA 2.70	WHIP 1.300					
Joe Dobson, R ERA: 3.31	(1, 1)																					

Batter	1	2	3	4	5	6	7	8	9	AB	R	H	RBI	BB	SO	LOB	TOP										
Dom DiMaggio, R OBP: 0.421, SLG: 0.371 (1, 8)										5	1	1	0	0	1	2											
6 Johnny Pesky, L OBP: 0.462, SLG: 0.419 (1, 5)										5	1	1	1	0	0	0											
Ted Williams, L OBP: 0.458, SLG: 0.667 (1, 7)										3	1	1	0	2	1	0											
Vern Stephens, R OBP: 0.378, SLG: 0.534 (1, 6)										5	0	0	0	0	0	4											
Walt Dropo, R OBP: 0.402, SLG: 0.686 (1, 3)										4	0	0	1	0	0	1											
Tom Wright, L OBP: 0.345, SLG: 0.327 (1, 9)										3	2	1	0	1	1	0											
Billy Goodman, L OBP: 0.423, SLG: 0.542 (1, 4)										3	1	2	2	0	0	0											
Matt Batts, R OBP: 0.328, SLG: 0.328 (1, 2)										4	0	2	2	0	0	1											
Chuck Stobbs, L OBP: 0.368, SLG: 0.250 (1, 1)										3	0	0	0	1	3	3											
Inning Stats	R: 5 E: 0 K: 1 S: 9	H: 4 LOB: 1 BB: 2 P: 17	R: 0 E: 0 K: 0 S: 4	H: 1 LOB: 1 BB: 0 P: 4	R: 1 E: 0 K: 0 S: 5	H: 2 LOB: 2 BB: 1 P: 9	R: 0 E: 0 K: 1 S: 5	H: 0 LOB: 0 BB: 0 P: 5	R: 0 E: 0 K: 2 S: 8	H: 1 LOB: 2 BB: 0 P: 9	R: 0 E: 0 K: 0 S: 3	H: 0 LOB: 0 BB: 0 P: 3	R: 0 E: 0 K: 1 S: 5	H: 0 LOB: 0 BB: 0 P: 5	R: 0 E: 0 K: 0 S: 3	H: 0 LOB: 0 BB: 0 P: 3	1B: 5 2B: 2 3B: 1 HR: 0	SF: 0 SAC: 0 DP: 0 HBP: 1	WP: 0 PB: 0 SB: 1 CS: 0	PA: 40							
PITCHER	IP	WLS	BF	H	R	ER	SO	BB	IBB	HBP	BLK	WP	HR	S	P	ERA	WHIP										
Ray Scarborough, R ERA: 4.01 (1, 1)	7.0	L	34	8	6	6	5	4	0	1	0	0	0	39	56	7.71	1.714										
Jim Pearce, R ERA: 7.36 (8, 1)	2.0		6	0	0	0	1	0	0	0	0	0	0	8	8	0.00	0.000										

Boston Red Sox @ Washington Senators
Griffith Stadium, Washington, DC
Sat May 27 1950, 3:38 AM EDT
Att: 29,069 - Unknown

AB 35
R 6
H 8
RBI 6
BB 4
SO 6
LOB 11



Batter	1	2	3	4	5	6	7	8	9	AB	R	H	RBI	BB	SO	LOB	BOTTOM										
Eddie Yost, R OBP: 0.430, SLG: 0.484 (1, 5)										3	1	0	0	1	1	0											
Sam Dente, R OBP: 0.289, SLG: 0.268 (1, 6)										4	1	1	1	0	1	0											
Roberto Ortiz, R OBP: 0.333, SLG: 0.342 (1, 9)										3	0	2	1	1	1	0											
Eddie Robinson, L OBP: 0.361, SLG: 0.319 (1, 3)										2	0	0	0	2	1	1											
Sam Mele, R OBP: 0.466, SLG: 0.541 (1, 8)										4	0	0	0	0	1	4											
Al Kozar, R OBP: 0.269, SLG: 0.213 (1, 4)										4	0	0	0	0	3	0											
Al Evans, R OBP: 0.297, SLG: 0.345 (1, 2)										3	0	0	0	1	0	0											
Gil Coan, L OBP: 0.333, SLG: 0.495 (1, 7)										3	0	0	0	1	0	0											
Ray Scarborough, R OBP: 0.143, SLG: 0.150 (1, 1)										2	0	0	0	0	1	2											
Mickey Grasso, R OBP: 0.300, SLG: 0.297 (7, PH)										1	0	0	0	0	1	0											
Jim Pearce, R OBP: 1.000, SLG: 1.000 (8, 1)										0	0	0	0	0	0	0											
Inning Stats	R: 0 E: 0 K: 1 S: 5	H: 0 LOB: 2 BB: 2 P: 13	R: 0 E: 0 K: 1 S: 4	H: 0 LOB: 2 BB: 2 P: 12	R: 0 E: 0 K: 1 S: 6	H: 1 LOB: 1 BB: 0 P: 6	R: 0 E: 0 K: 1 S: 5	H: 0 LOB: 0 BB: 0 P: 5	R: 2 E: 0 K: 1 S: 7	H: 2 LOB: 2 BB: 2 P: 15	R: 0 E: 0 K: 2 S: 7	H: 0 LOB: 0 BB: 0 P: 7	R: 0 E: 0 K: 2 S: 7	H: 0 LOB: 0 BB: 0 P: 7	R: 0 E: 0 K: 0 S: 3	H: 0 LOB: 0 BB: 0 P: 3	1B: 2 2B: 1 3B: 0 HR: 0	SF: 0 SAC: 0 DP: 1 HBP: 0	WP: 0 PB: 0 SB: 0 CS: 0	PA: 35							
PITCHER	IP	WLS	BF	H	R	ER	SO	BB	IBB	HBP	BLK	WP	HR	S	P	ERA	WHIP										
Chuck Stobbs, L ERA: 4.08 (1, 1)	9.0	W	35	3	2	2	10	6	0	0	0	0	0	49	73	2.00	1.000										

Boston Red Sox @ Washington Senators
Griffith Stadium, Washington, DC
Sat May 27 1950, 3:38 AM EDT
Att: 29,069 - Unknown

AB 29
R 2
H 3
RBI 2
BB 6
SO 10
LOB 7



Batter	1	2	3	4	5	6	7	8	9	AB	R	H	RBI	BB	SO	LOB	TOP								
Dom DiMaggio, R OBP: 0.432, SLG: 0.417 (1, 8)										5	3	4	2	0	0	0	Boston Red Sox @ Washington Senators Griffith Stadium, Washington, DC Sun May 28 1950, 3:33 AM EDT Att: 12,288 - Unknown livebaseballscorecards.com								
6 Johnny Pesky, L OBP: 0.466, SLG: 0.417 (1, 5)										3	0	1	3	2	0	0									
Ted Williams, L OBP: 0.443, SLG: 0.640 (1, 7)										5	0	0	0	0	0	4									
Vern Stephens, R OBP: 0.379, SLG: 0.542 (1, 6)										5	1	2	0	0	0	3									
Walt Dropo, R OBP: 0.405, SLG: 0.679 (1, 3)										4	0	2	1	0	0	2									
Tom Wright, L OBP: 0.328, SLG: 0.309 (1, 9)										3	0	0	0	0	0	1									
Billy Goodman, L OBP: 0.415, SLG: 0.526 (1, 4)										4	0	1	0	0	1	1									
Matt Batts, R OBP: 0.324, SLG: 0.311 (1, 2)										3	0	0	0	1	0	1									
Mickey McDermott, L OBP: 0.375, SLG: 0.308 Charley Schanz, R OBP: 0.423, SLG: 0.708 (1, 1) (4, 1) (9, PH)										1	1	1	0	0	0	0									
Inning Stats	R: 1 E: 1 K: 0 S: 5	H: 3 LOB: 1 BB: 0 P: 5	R: 0 E: 0 K: 1 S: 5	H: 0 LOB: 0 BB: 0 P: 5	R: 2 E: 0 K: 0 S: 5	H: 2 LOB: 0 BB: 0 P: 5	R: 0 E: 0 K: 0 S: 3	H: 0 LOB: 0 BB: 0 P: 3	R: 2 E: 1 K: 0 S: 5	H: 1 LOB: 0 BB: 1 P: 5	R: 1 E: 0 K: 0 S: 5	H: 2 LOB: 2 BB: 1 P: 9	R: 0 E: 0 K: 0 S: 3	H: 0 LOB: 1 BB: 0 P: 7	R: 0 E: 0 K: 0 S: 4	H: 2 LOB: 1 BB: 0 P: 4			R: 0 E: 0 K: 0 S: 4	H: 1 LOB: 2 BB: 1 P: 8	1B: 7 2B: 3 3B: 3 HR: 0	SF: 0 SAC: 1 DP: 2 HBP: 0	WP: 0 PB: 0 SB: 0 CS: 0	PA: 40	
PITCHER	IP	WLS	BF	H	R	ER	SO	BB	IBB	HBP	BLK	WP	HR	S	P	ERA	WHIP								
Sid Hudson, R ERA: 3.39 (1, 1)	8.1	W	38	11	6	4	1	2	1	0	0	0	0	37	49	4.32	1.560								
Mickey Harris, L ERA: 3.39 (9, 1)	0.2	S	2	0	0	0	0	0	0	0	0	0	0	2	2	0.00	0.000								

Batter	1	2	3	4	5	6	7	8	9	AB	R	H	RBI	BB	SO	LOB	BOTTOM								
Eddie Yost, R OBP: 0.432, SLG: 0.476 (1, 5)										2	0	0	1	2	0	1	Boston Red Sox @ Washington Senators Griffith Stadium, Washington, DC Sun May 28 1950, 3:33 AM EDT Att: 12,288 - Unknown livebaseballscorecards.com								
Sam Dente, R OBP: 0.288, SLG: 0.262 (1, 6)										3	1	0	0	1	0	3									
Bud Stewart, L OBP: 0.396, SLG: 0.396 (1, 7) (6, 9)										2	2	1	0	2	0	1									
Eddie Robinson, L OBP: 0.358, SLG: 0.311 (1, 3)										3	1	0	0	1	0	2									
Sam Mele, R OBP: 0.467, SLG: 0.564 (1, 8)										4	1	2	4	0	1	1									
Roberto Ortiz, R OBP: 0.318, SLG: 0.325 Gil Coan, L OBP: 0.337, SLG: 0.489 (1, 9) (5, PH) (6, 7)										2	0	0	1	0	0	1									
Al Kozar, R OBP: 0.268, SLG: 0.216 (1, 4)										4	1	1	0	0	1	0									
Al Evans, R OBP: 0.305, SLG: 0.337 (1, 2)										2	1	0	0	2	1	0									
Sid Hudson, R OBP: 0.269, SLG: 0.346 Mickey Harris, L OBP: 0.333, SLG: 0.200 (1, 1) (9, 1)										4	0	1	0	0	1	1									
Inning Stats	R: 4 E: 0 K: 0 S: 4	H: 1 LOB: 0 BB: 3 P: 16	R: 0 E: 0 K: 1 S: 5	H: 0 LOB: 1 BB: 1 P: 9	R: 0 E: 0 K: 1 S: 5	H: 0 LOB: 1 BB: 1 P: 9	R: 2 E: 0 K: 0 S: 4	H: 2 LOB: 2 BB: 2 P: 12	R: 0 E: 0 K: 0 S: 2	H: 0 LOB: 0 BB: 1 P: 6	R: 0 E: 0 K: 0 S: 3	H: 0 LOB: 1 BB: 1 P: 7	R: 1 E: 0 K: 1 S: 7	H: 2 LOB: 1 BB: 0 P: 7	R: 0 E: 0 K: 2 S: 7	H: 0 LOB: 0 BB: 0 P: 7		1B: 4 2B: 0 3B: 1 HR: 0	SF: 0 SAC: 0 DP: 1 HBP: 0	WP: 0 PB: 0 SB: 0 CS: 1	PA: 37				
PITCHER	IP	WLS	BF	H	R	ER	SO	BB	IBB	HBP	BLK	WP	HR	S	P	ERA	WHIP								
Mickey McDermott, L ERA: 6.08 (1, 1)	3.0	L	18	3	6	6	2	6	0	0	0	0	0	16	40	18.00	3.000								
Charley Schanz, R ERA: 6.08 (4, 1)	5.0	L	18	2	1	1	3	3	0	0	0	0	0	21	33	1.80	1.000								

Batter	1	2	3	4	5	6	7	8	9	AB	R	H	RBI	BB	SO	LOB	TOP								
Eddie Yost, R OBP: 0.438, SLG: 0.477 (1, 5)										4	0	2	0	0	0	0	<p>Washington Senators @ Philadelphia Athletics Shibe Park, Philadelphia, PA Tue May 30 1950, 3:33 AM EDT Unknown</p> <p>AB 36 R 4 H 11 RBI 4 BB 1 SO 3 LOB 15</p>								
Sam Dente, R OBP: 0.291, SLG: 0.267 (1, 6)										5	0	2	0	0	0	1									
Bud Stewart, L OBP: 0.383, SLG: 0.380 (1, 7) (6, 9)										4	1	0	0	0	2	4									
Eddie Robinson, L OBP: 0.362, SLG: 0.317 (1, 3)										4	2	2	0	0	0	2									
Sam Mele, R OBP: 0.469, SLG: 0.598 (1, 8)										4	1	2	3	0	0	1									
Roberto Ortiz, R OBP: 0.319, SLG: 0.326 Gil Coan, L OBP: 0.343, SLG: 0.495 (1, 9) (6, 7)										3	0	1	0	0	0	1									
Al Kozar, R OBP: 0.267, SLG: 0.218 (1, 4)										4	0	1	1	0	0	3									
Al Evans, R OBP: 0.303, SLG: 0.326 (1, 2)										3	0	0	0	1	0	2									
Dick Weik, R OBP: 0.182, SLG: 0.182 Joe Haynes, R OBP: 0.231, SLG: 0.538 Mickey Harris, L OBP: 0.333, SLG: 0.200 (1, 1) (3, 1) (9, 1)										1	0	0	0	0	0	0									
										3	0	0	0	0	1	1									
										0	0	0	0	0	0	0									
Inning Stats	R: 0 E: 0 K: 1 S: 6	H: 2 LOB: 1 BB: 0 P: 6	R: 0 E: 0 K: 0 S: 4	H: 1 LOB: 1 BB: 0 P: 4	R: 0 E: 0 K: 1 S: 6	H: 2 LOB: 1 BB: 0 P: 6	R: 1 E: 0 K: 0 S: 5	H: 2 LOB: 1 BB: 0 P: 5	R: 0 E: 0 K: 1 S: 5	H: 0 LOB: 0 BB: 0 P: 5	R: 3 E: 1 K: 0 S: 6	H: 2 LOB: 1 BB: 1 P: 10	R: 0 E: 1 K: 0 S: 3	H: 0 LOB: 0 BB: 0 P: 3	R: 0 E: 0 K: 0 S: 4	H: 2 LOB: 1 BB: 0 P: 4	R: 0 E: 0 K: 0 S: 3	H: 0 LOB: 1 BB: 0 P: 4	1B: 10 2B: 0 3B: 0 HR: 1	SF: 0 SAC: 0 DP: 3 HBP: 1	WP: 0 PB: 0 SB: 0 CS: 0	PA: 38			
PITCHER	IP	WLS	BF	H	R	ER	SO	BB	IBB	HBP	BLK	WP	HR	S	P	ERA	WHIP								
Bobby Shantz, L ERA: 4.34 (1, 1)	5.0	L	22	8	3	3	3	0	0	0	0	0	0	28	28	5.40	1.600								
Hank Wyse, R ERA: 7.22 (6, 1)	3.0		12	3	1	0	0	1	0	0	0	0	1	11	15	0.00	1.333								
Ed Klemman, R ERA: 12.27 (9, 1)	1.0		4	0	0	0	0	0	0	1	0	0	0	3	4	0.00	0.000								

Batter	1	2	3	4	5	6	7	8	9	AB	R	H	RBI	BB	SO	LOB	BOTTOM								
Eddie Joost, R OBP: 0.405, SLG: 0.425 (1, 6)										4	1	1	0	1	0	2	<p>Washington Senators @ Philadelphia Athletics Shibe Park, Philadelphia, PA Tue May 30 1950, 3:33 AM EDT Unknown</p> <p>AB 31 R 3 H 6 RBI 3 BB 9 SO 0 LOB 21</p>								
Bob Dillinger, R OBP: 0.352, SLG: 0.456 (1, 5)										4	1	1	0	1	0	1									
Paul Lehner, L OBP: 0.421, SLG: 0.560 (1, 7)										3	1	1	1	1	0	1									
Sam Chapman, R OBP: 0.318, SLG: 0.359 (1, 8)										3	0	0	1	2	0	3									
Elmer Valo, L OBP: 0.383, SLG: 0.343 (1, 9)										3	0	0	0	2	0	2									
Fems Fain, L OBP: 0.409, SLG: 0.492 (1, 3)										3	0	0	1	1	0	3									
Pete Suder, R OBP: 0.288, SLG: 0.390 (1, 4)										3	0	1	0	1	0	3									
Mike Guerra, R OBP: 0.313, SLG: 0.378 (1, 2)										4	0	2	0	0	0	4									
Bobby Shantz, R OBP: 0.286, SLG: 0.167 Hank Wyse, R OBP: 0.143, SLG: 0.143 Barney McCosky, L OBP: 0.343, SLG: 0.339 Ed Klemman, R (1, 1) (6, 1) (6, PH) (9, 1)										2	0	0	0	0	0	1									
										1	0	0	0	0	0	0									
										1	0	0	0	0	0	1									
										0	0	0	0	0	0	0									
Inning Stats	R: 0 E: 0 K: 0 S: 3	H: 0 LOB: 3 BB: 3 P: 15	R: 0 E: 0 K: 0 S: 3	H: 0 LOB: 1 BB: 1 P: 7	R: 1 E: 0 K: 0 S: 3	H: 0 LOB: 3 BB: 4 P: 19	R: 1 E: 1 K: 0 S: 5	H: 2 LOB: 1 BB: 0 P: 5	R: 0 E: 0 K: 0 S: 4	H: 2 LOB: 2 BB: 0 P: 4	R: 0 E: 0 K: 0 S: 3	H: 0 LOB: 0 BB: 0 P: 3	R: 0 E: 0 K: 0 S: 3	H: 0 LOB: 0 BB: 0 P: 3	R: 0 E: 0 K: 0 S: 4	H: 1 LOB: 1 BB: 0 P: 4	R: 1 E: 0 K: 0 S: 4	H: 1 LOB: 1 BB: 1 P: 8	1B: 4 2B: 2 3B: 0 HR: 0	SF: 0 SAC: 1 DP: 1 HBP: 0	WP: 0 PB: 0 SB: 1 CS: 0	PA: 41			
PITCHER	IP	WLS	BF	H	R	ER	SO	BB	IBB	HBP	BLK	WP	HR	S	P	ERA	WHIP								
Dick Weik, R ERA: 3.9 (1, 1)	2.1		15	0	1	1	0	8	0	0	0	0	0	7	39	3.86	3.429								
Joe Haynes, R ERA: 6.83 (3, 1)	6.0	W	25	6	2	2	0	1	0	0	0	0	0	24	28	3.00	1.167								
Mickey Harris, L ERA: 3.26 (9, 1)	0.2	S	1	0	0	0	0	0	0	0	0	0	0	1	1	0.00	0.000								


Batter	1	2	3	4	5	6	7	8	9	AB	R	H	RBI	BB	SO	LOB	TOP			
Eddie Yost, R OBP: 0.427, SLG: 0.463 (1, 5)	F7	FC4-6			G5-4-3		F8			4	0	0	0	0	0	3	Washington Senators @ Philadelphia Athletics Shibe Park, Philadelphia, PA Tue May 30 1950, 3:38 AM EDT Att: 9,557 - Unknown			
Gil Coan, L OBP: 0.339, SLG: 0.485 (1, 7)	K	FC3-6			L8			1B		4	0	1	0	0	1	2				
Irv Noren, L OBP: 0.386, SLG: 0.429 (1, 8)	BB				F9			1B	K	3	0	1	0	1	1					
Eddie Robinson, L OBP: 0.365, SLG: 0.318 (1, 3)	BB				4-3		F7			3	0	1	0	1	0	1				
Bud Stewart, L OBP: 0.370, SLG: 0.365 (1, 9)	L6				4-3		F5			4	0	0	0	0	0	5				
Sam Dente, R OBP: 0.296, SLG: 0.268 (1, 6)					F9					3	0	1	0	1	0	2				
Sherry Robertson, L OBP: 0.371, SLG: 0.345 (1, 4)					G6-3					4	1	1	0	0	0	3				
Mickey Grasso, R OBP: 0.302, SLG: 0.300 (9, PH)					4-3					3	0	1	1	0	0	0				
Sam Mele, R OBP: 0.464, SLG: 0.590 (9, PH)		FC4-6					F8			1	0	0	0	0	0	0				
Steve Nagy, L OBP: 0.353, SLG: 0.429 (1, 1)										2	0	1	0	1	0	0				
Jim Pearce, R OBP: 1.000, SLG: 1.000 (8, 1)							3-1			0	0	0	0	0	0	0				
Roberto Ortiz, R OBP: 0.313, SLG: 0.318 (9, PH)										1	0	0	0	0	1	0				
Inning Stats	R: 0 E: 0 K: 1 S: 5	H: 0 LOB: 2 BB: 2 P: 13	R: 1 E: 0 K: 0 S: 6	H: 3 LOB: 2 BB: 0 P: 6	R: 0 E: 0 K: 0 S: 3	H: 0 LOB: 0 BB: 0 P: 3	R: 0 E: 0 K: 0 S: 2	H: 0 LOB: 0 BB: 1 P: 6	R: 0 E: 0 K: 0 S: 2	H: 2 LOB: 2 BB: 0 P: 5	R: 0 E: 0 K: 0 S: 3	H: 0 LOB: 0 BB: 0 P: 3	R: 0 E: 0 K: 1 S: 7	H: 2 LOB: 2 BB: 0 P: 7	R: 0 E: 0 K: 1 S: 5	H: 0 LOB: 0 BB: 0 P: 5	1B: 6 2B: 0 3B: 1 HR: 0	SF: 0 SAC: 0 DP: 2 HBP: 0	WP: 0 PB: 0 CS: 0	PA: 36
PITCHER Bob Hooper, R ERA: 4.53 (1, 1)	IP: 9.0 WLS: W BF: 36 H: 7 R: 1 ER: 1 SO: 3 BB: 4 IBB: 0 HBP: 0 BLK: 0 WP: 0 HR: 0 S: 38 P: 54 ERA: 1.00 WHIP: 1.222																			

Batter	1	2	3	4	5	6	7	8	9	AB	R	H	RBI	BB	SO	LOB	BOTTOM			
Eddie Joost, R OBP: 0.401, SLG: 0.420 (1, 6)	F8				P8		L8			4	0	1	0	0	0	2	Washington Senators @ Philadelphia Athletics Shibe Park, Philadelphia, PA Tue May 30 1950, 3:38 AM EDT Att: 9,557 - Unknown			
Bob Dillinger, R OBP: 0.344, SLG: 0.444 (1, 5)	5-3			1B			L6			4	0	0	0	0	1	1				
Paul Lehner, L OBP: 0.409, SLG: 0.543 (1, 7)	F8						F8			4	0	0	0	0	1	1				
Sam Chapman, R OBP: 0.324, SLG: 0.383 (1, 8)										3	2	1	1	1	0	0				
Elmer Valo, L OBP: 0.382, SLG: 0.342 (1, 9)										3	0	1	0	0	0	0				
Ferns Fain, L OBP: 0.411, SLG: 0.485 (1, 3)										2	1	0	0	2	0	0				
Pete Suder, R OBP: 0.301, SLG: 0.397 (1, 4)										3	1	2	1	1	0	0				
Joe Astroth, R OBP: 0.421, SLG: 0.529 (1, 2)										4	0	1	1	0	0	4				
Bob Hooper, R OBP: 0.188, SLG: 0.333 (1, 1)										3	1	1	2	0	1	2				
Inning Stats	R: 0 E: 0 K: 0 S: 3	H: 0 LOB: 0 BB: 0 P: 3	R: 0 E: 0 K: 0 S: 3	H: 0 LOB: 0 BB: 0 P: 3	R: 2 E: 0 K: 1 S: 8	H: 3 LOB: 1 BB: 0 P: 8	R: 2 E: 0 K: 1 S: 7	H: 2 LOB: 2 BB: 2 P: 15	R: 1 E: 0 K: 0 S: 4	H: 1 LOB: 0 BB: 0 P: 4	R: 0 E: 0 K: 0 S: 3	H: 0 LOB: 0 BB: 0 P: 3	R: 0 E: 0 K: 1 S: 6	H: 1 LOB: 3 BB: 2 P: 14	R: 0 E: 0 K: 1 S: 6	H: 0 LOB: 0 BB: 0 P: 14		1B: 5 2B: 0 3B: 0 HR: 2	SF: 0 SAC: 1 DP: 0 HBP: 0	WP: 0 PB: 0 CS: 0
PITCHER Steve Nagy, L ERA: 4.81 (1, 1)	IP: 7.2 WLS: L BF: 34 H: 7 R: 5 ER: 5 SO: 3 BB: 4 IBB: 0 HBP: 0 BLK: 0 WP: 0 HR: 2 S: 36 P: 52 ERA: 5.87 WHIP: 1.435																			
Jim Pearce, R ERA: 7.04 (8, 1)	0.1 L 1 0 0 0 0 0 0 0 0 0 1 1 0.00 0.000																			

Batter	1	2	3	4	5	6	7	8	9	10	11	12	AB	R	H	RBI	BB	SO	LOB	TOP								
Billy DeMars, R Ken Wood, R Tom Upton, R	P6		F9	F7			1B		P6		F7		4 0 1 0 0 0 2 1 0 0 0 0 0 2 1 0 0 0 0 0 0															
Dick Kokos, L	K		K		K		F8		K		F2		6 0 0 0 0 4 4															
Sherm Lollar, R Cliff Fanning, L Les Moss, R	3-1		F8		6-3		K			SH5-3 HBP		F7	4 0 0 0 0 0 1 2 0 0 0 0 0 0 0 0 1 0 0 0 0 0 0 0															
Ray Coleman, L		1B S		1B SH BB	F9			4-3		SH SH5-3		K	4 2 1 0 1 1 0															
Don Lenhardt, R	F5			SH 1B BB		SH1-4 BB		F3		SH5-3		1B 1B	3 2 1 0 1 0 1															
Hank Aft, L				K		SH1-4		F7				1B 1B	4 0 2 0 1 1 2															
Leo Thomas, R Roy Sievers, R Bill Sommers, R			K		K		F8		F8	F3		1B FC6-4 1B	4 0 0 0 0 2 5 1 0 0 0 0 0 3 1 0 1 1 0 0 0															
Owen Friend, R	1-3				1B 2B		P6			P4		FC6-4 1B	6 1 2 1 0 0 7															
Joe Ostrowski, L Ned Garver, R							K					2B	3 0 2 2 2 1 0 0 0 0 0 0 0 0															
Inning Stats	R: 0 E: 0 K: 1 S: 5	H: 0 LOB: 0 BB: 0 P: 5	R: 1 E: 0 K: 1 S: 7	H: 2 LOB: 1 BB: 0 P: 7	R: 0 E: 0 K: 1 S: 5	H: 0 LOB: 1 BB: 1 P: 9	R: 3 E: 1 K: 2 S: 10	H: 2 LOB: 1 BB: 1 P: 14	R: 0 E: 0 K: 1 S: 5	H: 0 LOB: 0 BB: 0 P: 5	R: 0 E: 0 K: 0 S: 3	H: 0 LOB: 1 BB: 1 P: 7	R: 0 E: 0 K: 2 S: 6	H: 1 LOB: 0 BB: 0 P: 8	R: 0 E: 0 K: 0 S: 3	H: 0 LOB: 0 BB: 0 P: 3	R: 0 E: 0 K: 1 S: 6	H: 1 LOB: 2 BB: 1 P: 10	R: 0 E: 0 K: 0 S: 4	H: 0 LOB: 3 BB: 1 P: 9	R: 0 E: 0 K: 1 S: 3	H: 1 LOB: 0 BB: 0 P: 3	R: 1 E: 0 K: 1 S: 8	H: 3 LOB: 2 BB: 0 P: 8	1B: 8 2B: 2 3B: 0 HR: 0	SF: 0 SAC: 4 DP: 0 HBP: 1	WP: 0 PB: 0 SB: 0 CS: 0	PA: 53
PITCHER Connie Marrero, R	IP: 12.0 WLS: 53 BF: 53 H: 10 R: 5 ER: 2 SO: 10 BB: 4 IBB: 1 HBP: 1 BLK: 0 WP: 0 HR: 0 S: 67 P: 88 ERA: 1.50 WHIP: 1.167											PITCHER	IP: 12.0 WLS: 53 BF: 53 H: 10 R: 5 ER: 2 SO: 10 BB: 4 IBB: 1 HBP: 1 BLK: 0 WP: 0 HR: 0 S: 67 P: 88 ERA: 1.50 WHIP: 1.167															

St. Louis Browns @ Washington Senators
Griffith Stadium, Washington, DC
Thu Jun 01 1950, 3:33 AM EDT
Att. 9,295 - Unknown


AB	43
R	5
H	10
RBI	4
BB	5
SO	10
LOB	28



Batter	1	2	3	4	5	6	7	8	9	10	11	12	AB	R	H	RBI	BB	SO	LOB	BOTTOM			
Eddie Yost, R	6-3 1B		P6			1B 1B	F7			F8			5 1 2 0 0 0 0										
Sam Dente, R	6-3			F2		1B FC6-4 1B		6-3		F9			5 1 1 0 0 0 1										
Roberto Ortiz, R	F8			F8		L8			1B				5 0 1 0 0 1 3										
Sam Mele, R	F9					FC6-4 1B		P4			6-3		5 0 2 1 0 0 2										
Al Evans, R		P3		F3		FC6-4 HR		K			F7		5 1 0 1 0 1 3										
Irv Noren, L		K			4-3	HR			4-3			1-3	5 1 1 2 0 1 0										
Sherry Robertson, L		4-3				HR			4-3	K2-3		3-1	5 0 1 0 0 1 0										
Gil Coan, L			G3				P4			K		L4	5 0 0 0 0 1 1										
Connie Marrero, R			4-3		4-3				F9		6-3		4 0 0 0 0 0 1										
Inning Stats	R: 0 E: 0 K: 0 S: 4	H: 1 LOB: 1 BB: 0 P: 4	R: 0 E: 0 K: 1 S: 5	H: 0 LOB: 0 BB: 0 P: 5	R: 0 E: 0 K: 0 S: 4	H: 0 LOB: 0 BB: 0 P: 3	R: 0 E: 0 K: 0 S: 4	H: 1 LOB: 1 BB: 0 P: 4	R: 0 E: 0 K: 0 S: 4	H: 1 LOB: 1 BB: 0 P: 4	R: 0 E: 0 K: 2 S: 7	H: 0 LOB: 0 BB: 0 P: 7	R: 0 E: 0 K: 0 S: 3	H: 0 LOB: 0 BB: 0 P: 3	R: 0 E: 0 K: 1 S: 5	H: 0 LOB: 0 BB: 0 P: 5	R: 0 E: 0 K: 0 S: 3	H: 0 LOB: 0 BB: 0 P: 3	1B: 6 2B: 0 3B: 1 HR: 1	SF: 0 SAC: 0 DP: 0 HBP: 0	WP: 0 PB: 0 SB: 0 CS: 0	PA: 44	
PITCHER Joe Ostrowski, L Ned Garver, R	IP: 10.0 WLS: 38 BF: 38 H: 8 R: 4 ER: 4 SO: 4 BB: 0 IBB: 0 HBP: 0 BLK: 0 WP: 0 HR: 1 S: 46 P: 46 ERA: 3.60 WHIP: 0.800											PITCHER	IP: 10.0 WLS: 38 BF: 38 H: 8 R: 4 ER: 4 SO: 4 BB: 0 IBB: 0 HBP: 0 BLK: 0 WP: 0 HR: 1 S: 46 P: 46 ERA: 3.60 WHIP: 0.800										

St. Louis Browns @ Washington Senators
Griffith Stadium, Washington, DC
Thu Jun 01 1950, 3:33 AM EDT
Att. 9,295 - Unknown

AB	44
R	4
H	8
RBI	4
BB	0
SO	5
LOB	11





Batter	1	2	3	4	5	6	7	8	9	AB	R	H	RBI	BB	SO	LOB	TOP			
Billy DeMars, R OBP: 0.333, SLG: 0.295 Tom Upton, R OBP: 0.321, SLG: 0.191	E6 6-3 1B	6-3								1	0	0	0	0	0	0	St. Louis Browns @ Washington Senators Griffith Stadium, Washington, DC Fri Jun 02 1950, 3:33 AM EDT Unknown livebaseballscorecards.com			
Dick Kokos, L OBP: 0.360, SLG: 0.395	P6	F7								5	0	2	0	0	0	2				
Sherm Lollar, R OBP: 0.364, SLG: 0.534	6-3		L1							4	0	1	1	0	0	3				
Ray Coleman, L OBP: 0.288, SLG: 0.403	2B 1B		4-3							4	3	2	1	1	0	1				
Don Lenhardt, R OBP: 0.347, SLG: 0.494	1B 2B		6-3							4	2	1	1	0	0	3				
Hank Arrt, L OBP: 0.424, SLG: 0.465	E 1B									5	2	5	3	0	0	0				
Leo Thomas, R OBP: 0.301, SLG: 0.270	E3 2H		L1							5	0	0	0	0	1	5				
Owen Friend, R OBP: 0.349, SLG: 0.349	1-3		K							4	1	0	0	1	2	4				
Al Widmar, R OBP: 0.214, SLG: 0.154 Cliff Fannin, L OBP: 0.222, SLG: 0.333	6-3		K							3	0	1	2	1	1	1				
Inning Stats	R: 4 E: 2 K: 0 S: 8	H: 3 LOB: 2 BB: 0 P: 8	R: 0 E: 0 K: 0 S: 3	H: 0 LOB: 0 BB: 0 P: 3	R: 0 E: 0 K: 2 S: 3	H: 1 LOB: 1 BB: 0 P: 8	R: 3 E: 0 K: 0 S: 5	H: 2 LOB: 1 BB: 2 P: 13	R: 0 E: 0 K: 0 S: 4	H: 1 LOB: 2 BB: 1 P: 8	R: 3 E: 0 K: 0 S: 6	H: 3 LOB: 1 BB: 1 P: 10	R: 0 E: 0 K: 0 S: 4	H: 1 LOB: 1 BB: 0 P: 4	R: 0 E: 0 K: 3 S: 10	H: 1 LOB: 1 BB: 0 P: 10		1B: 7 2B: 4 3B: 1 HR: 0	SF: 0 SAC: 2 DP: 0 HBP: 0	WP: 1 PB: 0 SB: 0 CS: 0
PITCHER	IP WLS BF H R ER SO BB IBB HBP BLK WP HR S P ERA WHIP	IP WLS BF H R ER SO BB IBB HBP BLK WP HR S P ERA WHIP																		
Sid Hudson, R ERA: 3.53	(1, 1)	5.0	L	25	6	7	3	2	2	0	0	0	0	0	0	0	27	35	5.40	1.600
Jim Pearce, R ERA: 8.39	(6, 1)	2.0		12	4	3	3	0	2	0	0	0	1	0	0	10	18	13.50	3.000	
Dick Weik, R ERA: 3.66	(8, 1)	2.0		8	2	0	0	3	0	0	0	0	0	0	0	14	14	0.00	1.000	

Batter	1	2	3	4	5	6	7	8	9	AB	R	H	RBI	BB	SO	LOB	BOTTOM					
Eddie Yost, R OBP: 0.425, SLG: 0.458	F7		F8							5	0	2	0	0	0	0	St. Louis Browns @ Washington Senators Griffith Stadium, Washington, DC Fri Jun 02 1950, 3:33 AM EDT Unknown livebaseballscorecards.com					
Gil Coan, L OBP: 0.322, SLG: 0.449 Dick Weik, R OBP: 0.182, SLG: 0.182 Merl Combs, L OBP: 0.404, SLG: 0.283	F8		F9							3	1	0	0	1	0	1						
Cass Michaels, R OBP: 0.386, SLG: 0.489	L7									3	1	1	1	1	0	2						
Irv Noren, L OBP: 0.380, SLG: 0.456			F9							4	1	2	1	0	0	2						
Sam Mele, R OBP: 0.453, SLG: 0.565			4-3 3B 1B							4	0	1	0	0	0	2						
Bud Stewart, L OBP: 0.396, SLG: 0.355			F3							3	0	0	0	1	0	2						
Sam Dente, R OBP: 0.292, SLG: 0.278			F3							4	1	1	1	0	0	2						
Al Evans, R OBP: 0.287, SLG: 0.327			3B 3B							4	0	1	1	0	0	2						
Sid Hudson, R OBP: 0.259, SLG: 0.333 Shery Robertson, L OBP: 0.341, SLG: 0.371 Jim Pearce, R OBP: 1.000, SLG: 1.000 Johnny Ostrowski, R OBP: 0.368, SLG: 0.413			4-3							1	0	0	0	0	0	1						
Inning Stats	R: 0 E: 0 K: 0 S: 3	H: 0 LOB: 0 BB: 0 P: 3	R: 2 E: 0 K: 0 S: 6	H: 3 LOB: 1 BB: 0 P: 6	R: 0 E: 0 K: 0 S: 3	H: 0 LOB: 1 BB: 1 P: 7	R: 0 E: 0 K: 0 S: 3	H: 0 LOB: 1 BB: 1 P: 7	R: 2 E: 0 K: 0 S: 6	H: 3 LOB: 1 BB: 0 P: 6	R: 0 E: 0 K: 0 S: 3	H: 0 LOB: 0 BB: 0 P: 3	R: 1 E: 0 K: 0 S: 3	H: 1 LOB: 1 BB: 2 P: 11	R: 0 E: 0 K: 0 S: 4	H: 1 LOB: 1 BB: 0 P: 4		R: 0 E: 0 K: 1 S: 5	H: 0 LOB: 0 BB: 0 P: 5	1B: 5 2B: 1 3B: 2 HR: 0	SF: 0 SAC: 0 DP: 1 HBP: 0	WP: 0 PB: 0 SB: 0 CS: 0
PITCHER	IP WLS BF H R ER SO BB IBB HBP BLK WP HR S P ERA WHIP	IP WLS BF H R ER SO BB IBB HBP BLK WP HR S P ERA WHIP																				
Al Widmar, R ERA: 5.19 Cliff Fannin, R ERA: 8.39	(1, 1)	6.0	W	29	7	5	5	0	4	0	0	0	0	0	0	0	25	41	7.50	1.833		
	(7, 1)	3.0	S	9	1	0	0	1	0	0	0	0	0	0	0	11	11	0.00	0.333			

Batter	1	2	3	4	5	6	7	8	9	AB R H RBI BB SO LOB	TOP											
Ray Coleman, L OBP: 0.278, SLG: 0.377	1-3	F9		F8	S BB		4-3		F8	5 0 0 0 1 0 2	St. Louis Browns @ Washington Senators Griffith Stadium, Washington, DC Fri Jun 02 1950, 3:38 AM EDT Att: 11,339 - Unknown livebaseballscorecards.com											
Tom Upton, R OBP: 0.323, SLG: 0.192	1B BB	P4		3B 1B	K			5-3	K	5 2 1 0 1 2 2												
Dick Kokos, L OBP: 0.375, SLG: 0.424	1B 1-2 1-3 1B		1B 1B FC3-6	1B 3B	P4			BB 1B BB		4 3 3 1 1 0 1												
Don Lenhardt, R OBP: 0.349, SLG: 0.484	1B 1-3 1B		K	F2		K		1B BB		4 1 1 1 1 2 2												
Les Moss, R OBP: 0.263, SLG: 0.125	1-3		FC3-6 1B	F7		6-3		K		5 0 1 1 0 1 4												
Owen Friend, R OBP: 0.366, SLG: 0.369	FC5 1B		FC3-6 1B		1B 2B 1B		P4	1-2 2-H 1B		5 1 4 1 0 0 0												
Hank Arft, L OBP: 0.415, SLG: 0.452	1-2 3-H 1B		FC3-6 BB	F7		F8		F9		5 0 1 2 0 0 5												
Leo Thomas, R OBP: 0.305, SLG: 0.269	FC5				2B 1B		P6		F8	4 1 1 0 1 0 2												
Harry Dorish, R OBP: 0.500, SLG: 0.600		P3	1-3		WP S 2B					4 1 2 2 1 0 3												
Inning Stats	R: 3 E: 0 K: 0 S: 7	H: 4 LOB: 2 BB: 1 P: 11	R: 0 E: 0 K: 0 S: 3	H: 0 LOB: 0 BB: 0 P: 3	R: 1 E: 0 K: 1 S: 8	H: 3 LOB: 3 BB: 1 P: 12	R: 1 E: 0 K: 0 S: 5	H: 2 LOB: 1 BB: 0 P: 5	R: 3 E: 0 K: 1 S: 8	H: 3 LOB: 1 BB: 1 P: 12		R: 0 E: 0 K: 0 S: 5	H: 0 LOB: 0 BB: 0 P: 5	R: 0 E: 0 K: 0 S: 3	H: 0 LOB: 1 BB: 1 P: 7	R: 1 E: 0 K: 1 S: 6	H: 1 LOB: 2 BB: 2 P: 14	R: 0 E: 0 K: 1 S: 6	H: 1 LOB: 1 BB: 0 P: 6	1B: 11 2B: 2 3B: 1 HR: 0	SF: 0 SAC: 0 DP: 0 HBP: 0	WP: 1 PB: 0 SB: 2 CS: 0
PITCHER	IP WLS BF H R ER SO BB IBB HBP BLK WP HR S P ERA WHIP											IP WLS BF H R ER SO BB IBB HBP BLK WP HR S P ERA WHIP										
Lloyd Hittle, L ERA: 4.01	4.0 L 23 9 5 5 1 2 0 0 0 0 0 0 23 31 11.25 2.750																					
Dick Weik, R ERA: 4.29	3.2 19 4 4 4 3 4 0 0 0 1 0 21 37 9.82 2.182																					
Dick Welteroth, R ERA: 5.4	1.1 5 1 0 0 1 0 0 0 0 0 0 0 7 7 0.00 0.750																					

Batter	1	2	3	4	5	6	7	8	9	AB R H RBI BB SO LOB	BOTTOM									
Eddie Yost, R OBP: 0.425, SLG: 0.456	P6		FC6-4 1B		F7			4-3 3B 1B	5-3	5 1 2 0 0 0 2	St. Louis Browns @ Washington Senators Griffith Stadium, Washington, DC Fri Jun 02 1950, 3:38 AM EDT Att: 11,339 - Unknown livebaseballscorecards.com									
Shery Robertson, L OBP: 0.311, SLG: 0.333	K		F8		4-3		4-3			4 0 0 1 0 1 3										
Cass Michaels, R OBP: 0.383, SLG: 0.479	4-3		FC6-4		1B 4-3 BB		F8			3 1 0 0 1 0 3										
Irv Noren, L OBP: 0.385, SLG: 0.482		F9	F9		WP 4-3 1B			2-H 3B		4 0 2 1 0 0 2										
Bud Stewart, L OBP: 0.362, SLG: 0.351		1B		F7		4-3		F8		4 0 1 1 0 0 2										
Johnny Ostrowski, R OBP: 0.344, SLG: 0.380		F8		5-3		1-2 3-H K			6-3	4 0 0 0 0 1 2										
Sam Dente, R OBP: 0.291, SLG: 0.278		6-3		F9			6-3			4 0 1 0 0 0 1										
Mickey Grasso, R OBP: 0.311, SLG: 0.310			1B BB F8 1B		6-3		F8		G3 HBP 1B	2 1 1 0 0 0 0										
Al Evans, R OBP: 0.291, SLG: 0.323									G3 HBP	1 0 0 0 0 0 0										
Lloyd Hittle, R OBP: 0.200, SLG: 0.111			FC6-4 1B BB		P6		K		G3	0 0 0 0 1 0 0										
Dick Weik, R OBP: 0.154, SLG: 0.154										2 0 0 0 0 1 0										
Dick Welteroth, R										0 0 0 0 0 0 0										
Roberto Ortiz, R OBP: 0.296, SLG: 0.300									1-2 2-3	1 0 0 0 0 0 2										
Inning Stats	R: 0 E: 0 K: 1 S: 5	H: 0 LOB: 0 BB: 0 P: 5	R: 0 E: 0 K: 0 S: 4	H: 1 LOB: 1 BB: 0 P: 4	R: 1 E: 0 K: 0 S: 5	H: 2 LOB: 2 BB: 1 P: 9	R: 0 E: 0 K: 0 S: 3	H: 0 LOB: 0 BB: 0 P: 3	R: 0 E: 0 K: 1 S: 6	H: 0 LOB: 1 BB: 1 P: 10	R: 0 E: 0 K: 1 S: 5	H: 0 LOB: 0 BB: 0 P: 5	R: 1 E: 0 K: 0 S: 5	H: 2 LOB: 1 BB: 0 P: 5	R: 0 E: 0 K: 0 S: 4	H: 1 LOB: 2 BB: 0 P: 5	1B: 6 2B: 0 3B: 1 HR: 0	SF: 0 SAC: 0 DP: 0 HBP: 1	WP: 1 PB: 0 SB: 0 CS: 0	PA: 37
PITCHER	IP WLS BF H R ER SO BB IBB HBP BLK WP HR S P ERA WHIP											IP WLS BF H R ER SO BB IBB HBP BLK WP HR S P ERA WHIP								
Harry Dorish, R ERA: 5.13	9.0 W 37 7 3 3 3 2 0 1 0 1 0 40 49 3.00 1.000																			

Batter	1	2	3	4	5	6	7	8	9	AB	R	H	RBI	BB	SO	LOB	TOP						
Johnny Lipon, R OBP: 0.432, SLG: 0.405	E4 G5-4-3		FC5-2 3B		4-0 BB		0-3 K		0-0 6-3	4	0	1	1	1	1	0	Detroit Tigers @ Washington Senators Griffith Stadium, Washington, DC Sun Jun 04 1950, 3:33 AM EDT Att: 8,451 - Unknown						
Jerry Priddy, R OBP: 0.324, SLG: 0.307	G5-4-3		FC5-2		0-0 BB		0-0 F9		0-0 F8	4	0	0	0	0	0	5							
George Kell, R OBP: 0.444, SLG: 0.563			F8		0-0 FC5				0-0 2B 2B	4	1	2	0	0	0	4							
Vic Wertz, L OBP: 0.367, SLG: 0.547	F9				0-3 K				0-3 K	3	0	0	0	1	2	2							
Hoot Evers, R OBP: 0.420, SLG: 0.598		5-3			0-0 BB				0-0 BB	3	1	2	1	1	0	0							
Johnny Groth, R OBP: 0.388, SLG: 0.490		F8			0-0 BB				0-0 BB	4	0	1	1	0	0	3							
Don Kolloway, R OBP: 0.267, SLG: 0.250		F8			4-0 BB				0-0 BB	3	0	0	0	1	1	2							
Aaron Robinson, L OBP: 0.418, SLG: 0.507			3B 1B		0-0 BB				0-0 P5	4	1	1	0	0	1	1							
Art Houtteman, R OBP: 0.286, SLG: 0.269		F8			0-0 BB				0-0 P4	4	0	1	0	0	0	1	AB 33 R 3 H 8 RBI 3 BB 4 SO 5 LOB 18 						
Inning Stats	R: 0 E: 1 K: 0 S: 4	H: 1 LOB: 1 BB: 0 P: 4	R: 0 E: 0 K: 0 S: 3	H: 0 LOB: 0 BB: 0 P: 3	R: 1 E: 0 K: 0 S: 5	H: 2 LOB: 1 BB: 0 P: 5	R: 0 E: 0 K: 1 S: 5	H: 1 LOB: 0 BB: 0 P: 5	R: 0 E: 0 K: 1 S: 4	H: 0 LOB: 1 BB: 2 P: 12	R: 0 E: 0 K: 2 S: 7	H: 0 LOB: 0 BB: 0 P: 7	R: 2 E: 1 K: 1 S: 8	H: 3 LOB: 1 BB: 0 P: 8	R: 0 E: 0 K: 0 S: 3	H: 0 LOB: 0 BB: 0 P: 3		1B: 5 2B: 2 3B: 1 HR: 0	SF: 0 SAC: 0 DP: 2 HBP: 0	WP: 0 PB: 0 SB: 0 CS: 1	PA: 37		
PITCHER	IP	WLS	BF	H	R	ER	SO	BB	IBB	HBP	BLK	WP	HR	S	P	ERA		WHIP					
Bob Kuzava, L ERA: 5.33	(1, 1)	8.0	L	34	8	3	3	5	4	0	0	0	0	0	40	56		3.38	1.500				
Mickey Harris, L ERA: 3.1	(9, 1)	1.0		3	0	0	0	0	0	0	0	0	0	3	3	0.00		0.000					

Batter	1	2	3	4	5	6	7	8	9	AB	R	H	RBI	BB	SO	LOB	BOTTOM						
Eddie Yost, R OBP: 0.432, SLG: 0.464	4-3 1B		5-3						0-0 L4-3 1B	4	0	3	0	0	0	0	Detroit Tigers @ Washington Senators Griffith Stadium, Washington, DC Sun Jun 04 1950, 3:33 AM EDT Att: 8,451 - Unknown						
Bud Stewart, L OBP: 0.359, SLG: 0.348	4-3								0-0 L4-3	4	0	1	0	0	0	3							
Cass Michaels, R OBP: 0.380, SLG: 0.473	K								0-0 P5	4	0	1	0	0	1	2							
Irv Noren, L OBP: 0.374, SLG: 0.465	1-3								0-0 F2	3	0	0	0	0	0	3							
Sherry Robertson, L OBP: 0.313, SLG: 0.357									0-0 F2	3	0	1	0	0	0	1							
Johnny Ostrowski, R OBP: 0.328, SLG: 0.358									0-0 F9	3	0	0	0	0	1	2							
Sam Dente, R OBP: 0.287, SLG: 0.273									0-0 P4	3	0	0	0	0	0	0							
Al Evans, R OBP: 0.283, SLG: 0.314									0-0 F8	3	0	0	0	0	0	0							
Bob Kuzava, S OBP: 0.278, SLG: 0.071									0-0 K	2	0	0	0	0	1	0	AB 30 R 0 H 6 RBI 0 BB 0 SO 4 LOB 11 						
Steve Nagy, L OBP: 0.333, SLG: 0.400									0-3 K	1	0	0	0	0	1	0							
Mickey Harris, L OBP: 0.333, SLG: 0.200									0-3 K	0	0	0	0	0	0	0							
Inning Stats	R: 0 E: 0 K: 1 S: 6	H: 1 LOB: 1 BB: 0 P: 6	R: 0 E: 0 K: 0 S: 3	H: 1 LOB: 0 BB: 0 P: 3	R: 0 E: 0 K: 0 S: 3	H: 0 LOB: 0 BB: 0 P: 3	R: 0 E: 0 K: 0 S: 3	H: 1 LOB: 0 BB: 0 P: 3	R: 0 E: 0 K: 1 S: 5	H: 0 LOB: 0 BB: 0 P: 5	R: 0 E: 0 K: 1 S: 6	H: 1 LOB: 1 BB: 0 P: 6	R: 0 E: 0 K: 0 S: 4	H: 1 LOB: 1 BB: 0 P: 4	R: 0 E: 0 K: 1 S: 5	H: 0 LOB: 0 BB: 0 P: 5		R: 0 E: 0 K: 0 S: 3	H: 1 LOB: 0 BB: 0 P: 3	1B: 5 2B: 2 3B: 0 HR: 0	SF: 0 SAC: 0 DP: 2 HBP: 0	WP: 0 PB: 0 SB: 0 CS: 0	PA: 30
PITCHER	IP	WLS	BF	H	R	ER	SO	BB	IBB	HBP	BLK	WP	HR	S	P	ERA		WHIP					
Art Houtteman, R ERA: 2.73	(1, 1)	9.0	W	30	6	0	0	4	0	0	0	0	0	38	38	0.00		0.667					

Batter	1	2	3	4	5	6	7	8	9	AB	R	H	RBI	BB	SO	LOB	TOP			
Johnny Lipon, R OBP: 0.437, SLG: 0.408										4	2	2	0	1	0	0	Detroit Tigers @ Washington Senators Griffith Stadium, Washington, DC Mon Jun 05 1950, 3:33 AM EDT Att: 12,530 - Unknown			
Jerry Priddy, R OBP: 0.316, SLG: 0.298										5	0	0	0	0	1	4				
George Kell, R OBP: 0.454, SLG: 0.570										5	1	4	1	0	0	0				
Vic Wertz, L OBP: 0.362, SLG: 0.537										5	2	1	0	0	0	6				
Hoot Evers, R OBP: 0.423, SLG: 0.635										4	2	2	5	0	0	0				
Johnny Groth, R OBP: 0.385, SLG: 0.484										4	0	1	1	0	0	0				
Don Kolloway, R OBP: 0.235, SLG: 0.219										4	0	0	0	0	1	1				
Aaron Robinson, L OBP: 0.411, SLG: 0.487										3	0	0	0	1	0	0				
Dizzy Trout, R OBP: 0.300, SLG: 0.222										4	0	1	0	0	2	2				
Inning Stats	R: 4 E: 1 K: 1 S: 10	H: 4 LOB: 2 BB: 1 P: 14	R: 0 E: 0 K: 0 S: 4	H: 1 LOB: 1 BB: 0 P: 4	R: 0 E: 0 K: 0 S: 3	H: 0 LOB: 2 BB: 0 P: 3	R: 1 E: 0 K: 0 S: 6	H: 3 LOB: 2 BB: 0 P: 6	R: 0 E: 0 K: 0 S: 3	H: 0 LOB: 1 BB: 1 P: 9	R: 2 E: 0 K: 0 S: 5	H: 2 LOB: 0 BB: 0 P: 5	R: 0 E: 0 K: 1 S: 5	H: 0 LOB: 0 BB: 0 P: 5	R: 0 E: 0 K: 1 S: 5	H: 1 LOB: 0 BB: 0 P: 5		1B: 9 2B: 0 3B: 1 HR: 1	SF: 0 SAC: 0 DP: 1 HBP: 0	WP: 0 PB: 0 SB: 1 CS: 0
PITCHER	IP WLS BF H R ER SO BB IBB HBP BLK WP HR S P ERA WHIP	7.0 L 34 10 7 5 2 2 0 0 0 0 1 36 44 6.43 1.714	2.0 6 1 0 0 2 0 0 0 0 0 0 10 10 0.00 0.500																	

AB 38
R 7
H 11
RBI 7
BB 2
SO 4
LOB 13



Batter	1	2	3	4	5	6	7	8	9	AB	R	H	RBI	BB	SO	LOB	BOTTOM			
Eddie Yost, R OBP: 0.426, SLG: 0.462										5	1	1	1	0	1	1	Detroit Tigers @ Washington Senators Griffith Stadium, Washington, DC Mon Jun 05 1950, 3:33 AM EDT Att: 12,530 - Unknown			
Bud Stewart, L OBP: 0.346, SLG: 0.333										5	0	0	0	0	1	1				
Cass Michaels, R OBP: 0.382, SLG: 0.470										3	1	1	0	1	1	1				
Irv Noren, L OBP: 0.398, SLG: 0.500										4	1	4	1	0	0	0				
Sherry Robertson, L OBP: 0.308, SLG: 0.348										4	0	1	1	0	1	4				
Johnny Ostrowski, R OBP: 0.324, SLG: 0.351										4	0	1	1	0	1	0				
Sam Dente, R OBP: 0.280, SLG: 0.266										4	0	0	0	0	2					
Mickey Grasso, R OBP: 0.306, SLG: 0.304										4	0	1	0	0	0	0				
Steve Nagy, L OBP: 0.381, SLG: 0.500										3	1	2	0	0	0	1				
Dick Weik, R OBP: 0.154, SLG: 0.154										0	0	0	0	0	0	0				
Al Evans, R OBP: 0.281, SLG: 0.311										1	0	0	0	0	0	0				
Inning Stats	R: 0 E: 0 K: 2 S: 8	H: 1 LOB: 1 BB: 0 P: 12	R: 0 E: 0 K: 1 S: 6	H: 1 LOB: 1 BB: 0 P: 6	R: 2 E: 0 K: 0 S: 7	H: 4 LOB: 2 BB: 0 P: 7	R: 0 E: 0 K: 0 S: 3	H: 1 LOB: 0 BB: 0 P: 3	R: 0 E: 0 K: 0 S: 3	H: 0 LOB: 0 BB: 0 P: 3	R: 2 E: 0 K: 0 S: 6	H: 3 LOB: 1 BB: 0 P: 6	R: 0 E: 0 K: 0 S: 3	H: 0 LOB: 0 BB: 0 P: 3	R: 0 E: 0 K: 1 S: 5	H: 0 LOB: 0 BB: 0 P: 5	1B: 8 2B: 3 3B: 0 HR: 0	SF: 0 SAC: 0 DP: 1 HBP: 0	WP: 0 PB: 0 SB: 0 CS: 0	PA: 38
PITCHER	IP WLS BF H R ER SO BB IBB HBP BLK WP HR S P ERA WHIP	9.0 W 38 11 4 4 4 5 1 0 0 0 0 47 51 4.00 1.333																		

AB 37
R 4
H 11
RBI 4
BB 1
SO 5
LOB 10



Batter	1	2	3	4	5	6	7	8	9	AB	R	H	RBI	BB	SO	LOB	TOP			
Dale Mitchell, L OBP: 0.384, SLG: 0.405	1-3		6-3	BB			BB 1B	F8		4	0	1	0	1	0	2	Cleveland Indians @ Washington Senators Griffith Stadium, Washington, DC Wed Jun 07 1950, 3:33 AM EDT Att: 17,526 - Unknown livebaseballscorecards.com			
Bob Kennedy, R OBP: 0.384, SLG: 0.540			6-3	F8			F8		5	0	2	0	0	0	2	AB 34 R 4 H 10 RBI 3 BB 6 SO 2 LOB 19				
Bobby Avila, R OBP: 0.474, SLG: 0.333	2B							1B	0	0	0	0	0	0	0					
Luke Easter, L OBP: 0.400, SLG: 0.473	K		1B BB		4-3		1-2 BB	F8	3	0	0	0	2	1	2	WP: 0 PA: 41 FB: 0 SB: 0 CS: 0				
Larry Doby, L OBP: 0.474, SLG: 0.569	BB		FC6-4 1B		G5-4-3 BB		K	F9	3	0	1	0	2	1	3					
Al Rosen, R OBP: 0.364, SLG: 0.538	F9		FC6-4		G5-4-3			P5	5	1	1	0	0	0	6					
Lou Boudreau, R OBP: 0.325, SLG: 0.315		1B 2B		E			F2	SH3-4 1B	4	2	3	1	0	0	0					
Joe Gordon, R OBP: 0.307, SLG: 0.396		G4-6-3 1B		6-3			5-3	SH3-4	3	0	1	1	0	0	1					
Jim Hegan, R OBP: 0.325, SLG: 0.398	G4-6-3		P3		F8		F8	L7	4	0	0	0	0	0	3					
Early Wynn, S OBP: 0.438, SLG: 0.538	4-3		E5		F8		F8	BB	3	1	1	1	1	0	0					
Inning Stats	R: 0 E: 0 K: 1 S: 6	H: 1 LOB: 2 BB: 1 P: 10	R: 1 E: 0 K: 0 S: 4	H: 2 LOB: 0 BB: 0 P: 4	R: 0 E: 0 K: 0 S: 4	H: 1 LOB: 1 BB: 1 P: 8	R: 2 E: 1 K: 0 S: 5	H: 2 LOB: 1 BB: 1 P: 9	R: 0 E: 0 K: 0 S: 2	H: 0 LOB: 0 BB: 0 P: 6	R: 0 E: 0 K: 0 S: 3	H: 0 LOB: 0 BB: 0 P: 3	R: 0 E: 1 K: 0 S: 6	H: 1 LOB: 2 BB: 1 P: 10	R: 1 E: 0 K: 0 S: 5	H: 2 LOB: 2 BB: 1 P: 9	R: 0 E: 0 K: 0 S: 4	H: 1 LOB: 1 BB: 0 P: 4	1B: 5 2B: 3 3B: 2 HR: 0	SF: 0 SAC: 1 DP: 2 HBP: 0
PITCHER Sid Hudson, R ERA: 3.47	IP: 9.0 WLS: W BF: 41 H: 10 R: 4 ER: 3 SO: 2 BB: 6 IBB: 0 HBP: 0 BLK: 0 WP: 0 HR: 0 S: 39 P: 63 ERA: 3.00 WHIP: 1.778															PITCHER				

Batter	1	2	3	4	5	6	7	8	9	AB	R	H	RBI	BB	SO	LOB	BOTTOM	
Eddie Yost, R OBP: 0.437, SLG: 0.460	S 1B BB		5-3		SH		E BB		1	1	0	0	2	0	0	Cleveland Indians @ Washington Senators Griffith Stadium, Washington, DC Wed Jun 07 1950, 3:33 AM EDT Att: 17,526 - Unknown livebaseballscorecards.com		
Bud Stewart, L OBP: 0.345, SLG: 0.333	F8		P6		F8		E4 FC4-6		4	0	0	1	0	0	4			
Cass Michaels, R OBP: 0.374, SLG: 0.449	K		BB		F8		FC4-6		3	0	0	1	1	1	4			
Irv Noren, L OBP: 0.411, SLG: 0.505	1B BB		K		P6		HR 1B		3	1	1	0	1	1	2			
Sherry Robertson, L OBP: 0.328, SLG: 0.364	1-3 2-H 1B		4-3		P4		F7		4	0	1	1	0	0	1			
Johnny Ostrowski, R OBP: 0.338, SLG: 0.455	K		L3		F9		HR		4	1	1	2	0	1	2			
Sam Dente, R OBP: 0.267, SLG: 0.253		P6		F9		F8	G3		4	0	0	0	0	0	0			
Al Evans, R OBP: 0.285, SLG: 0.306	F8		SH 1B F8 BB		L8		F3		3	1	0	0	1	0	0			
Sid Hudson, R OBP: 0.267, SLG: 0.333	K		F8 SH F8 1B		4-3				3	1	1	0	0	1	0			
Inning Stats	R: 1 E: 0 K: 2 S: 8	H: 1 LOB: 2 BB: 2 P: 16	R: 0 E: 0 K: 1 S: 5	H: 0 LOB: 0 BB: 0 P: 5	R: 0 E: 0 K: 1 S: 5	H: 0 LOB: 1 BB: 1 P: 9	R: 0 E: 0 K: 0 S: 3	H: 0 LOB: 0 BB: 0 P: 3	R: 0 E: 1 K: 0 S: 4	H: 0 LOB: 2 BB: 1 P: 8	R: 0 E: 0 K: 0 S: 5	H: 2 LOB: 2 BB: 0 P: 5	R: 2 E: 0 K: 0 S: 5	H: 2 LOB: 0 BB: 0 P: 5	R: 2 E: 0 K: 0 S: 5	H: 2 LOB: 0 BB: 0 P: 5	1B: 3 2B: 0 3B: 0 HR: 1	SF: 0 SAC: 1 DP: 0 HBP: 0
PITCHER Early Wynn, R ERA: 4.8	IP: 8.0 WLS: L BF: 35 H: 4 R: 5 ER: 4 SO: 4 BB: 5 IBB: 0 HBP: 0 BLK: 0 WP: 0 HR: 1 S: 38 P: 58 ERA: 4.50 WHIP: 1.125															PITCHER		

Batter	1	2	3	4	5	6	7	8	9	AB	R	H	RBI	BB	SO	LOB	TOP					
Dale Mitchell, L (1.7) OBP: 0.390, SLG: 0.400	0-0 6-3		0-0 P6			0-0 F7	0-0 1B BB	4-0 BB		4	0	1	2	1	0	0	Cleveland Indians @ Washington Senators Griffith Stadium, Washington, DC Fri Jun 09 1950, 3:33 AM EDT Att: 5,482 - Unknown					
Bob Kennedy, R (1.9) OBP: 0.385, SLG: 0.526	0-0 5-3		0-3 K			0-0 F7	4-0 1B BB	4-0 BB		3	0	0	1	2	1	0						
Luke Easter, L (1.3) OBP: 0.400, SLG: 0.492	0-0 HR			0-0 1B		0-0 F9	0-0 1B	4-3 BB		5	1	3	2	0	0	3						
Larry Doby, L (1.8) OBP: 0.463, SLG: 0.547	0-3 K			0-0 1B		0-0 G4-6-3	4-3 1B	0-0 F9 SH1-3		5	0	2	0	0	1	3						
Al Rosen, R (1.5) OBP: 0.368, SLG: 0.577		0-0 HR		0-0 F2		0-0 F7	4-0 BB	0-0 SH1-3		3	2	1	1	1	0	2						
Lou Boudreau, R (1.6) OBP: 0.333, SLG: 0.314		4-0 L6-3 BB		0-0 G4-6-3		0-0 BB BB FC6	1B	0-0 F9		4	1	1	0	1	0	4						
Bobby Avila, R (1.4) OBP: 0.440, SLG: 0.350		0-0 L6-3			0-0 5-3	4-0 FC6 BB	1B BB	0-0 F8		4	1	0	0	1	0	3						
Jim Hegan, R (1.2) OBP: 0.310, SLG: 0.377 (7, PH)		0-0 6-3			0-0 6-3	4-0 BB BB FC6	1B BB			2	0	0	0	0	0	0						
Bob Lemon, L (7, PH) OBP: 0.349, SLG: 0.447					0-0 6-3	1-2 BB BB FC6	1B BB			0	1	0	0	1	0	0						
Ray Murray, R (7, 2) OBP: 0.375, SLG: 0.488						0-0 F5				0	1	0	0	1	0	0						
Bob Feller, R (1, 1) OBP: 0.125, SLG: 0.182 (7, PH)			0-3 K			0-0 FC6		0-0 BB BB		2	0	0	0	0	1	0						
Mickey Vernon, L (7, PH) OBP: 0.294, SLG: 0.169						1-2 BB BB FC6	1B			0	1	0	0	0	0	0						
Marino Pieretti, R (7, 1) OBP: 0.250, SLG: 0.250										1	0	1	1	0	0	0						
Steve Gromek, S (9, 1) OBP: 0.400, SLG: 0.333										0	0	0	0	0	0	0						
Sam Zoldak, L (9, 1) OBP: 0.400, SLG: 0.400								1-3 2-H		0	0	0	0	0	0	0						
Inning Stats	R: 1 E: 0 K: 1 S: 6	H: 1 LOB: 0 BB: 0 P: 6	R: 1 E: 0 K: 0 S: 3	H: 1 LOB: 0 BB: 1 P: 7	R: 0 E: 0 K: 2 S: 7	H: 0 LOB: 0 BB: 0 P: 7	R: 0 E: 0 K: 0 S: 4	H: 2 LOB: 1 BB: 0 P: 4	R: 0 E: 0 K: 0 S: 3	H: 0 LOB: 0 BB: 0 P: 3	R: 0 E: 0 K: 0 S: 3	H: 0 LOB: 0 BB: 0 P: 3	R: 4 E: 0 K: 0 S: 7	H: 3 LOB: 3 BB: 3 P: 19	R: 2 E: 0 K: 0 S: 4	H: 1 LOB: 3 BB: 4 P: 20	R: 0 E: 0 K: 0 S: 4	H: 1 LOB: 1 BB: 0 P: 4	1B: 7 2B: 1 3B: 0 HR: 2	SF: 0 SAC: 1 DP: 2 HBP: 0	WP: 0 PB: 0 SB: 0 CS: 0	PA: 43
PITCHER	IP WLS BF H R ER SO BB IBB HBP BLK WP HR S P ERA WHIP																					
Connie Marrero, R (1, 1) ERA: 3.23	6.2 L 29 6 6 6 3 4 0 0 0 0 0 2 31 47 8.10 1.500																					
Lloyd Hittle, L (7, 1) ERA: 4.53	0.2 4 1 1 1 0 1 0 0 0 0 0 0 3 7 13.50 3.000																					
Dick Weik, R (8, 1) ERA: 4.58	0.1 5 1 1 1 0 3 0 0 0 0 0 0 2 14 27.00 12.000																					
Joe Haynes, R (8, 1) ERA: 7.31	1.1 5 1 0 0 0 0 0 0 0 0 0 0 5 5 0.00 0.750																					

Batter	1	2	3	4	5	6	7	8	9	AB	R	H	RBI	BB	SO	LOB	BOTTOM					
Eddie Yost, R (1, 5) OBP: 0.437, SLG: 0.474	4-0 BB 1B		0-0 F8	0-0 PO	0-0 HR		0-0 F9		0-0 E F9 1B	4	3	2	2	1	0	0	Cleveland Indians @ Washington Senators Griffith Stadium, Washington, DC Fri Jun 09 1950, 3:33 AM EDT Att: 5,482 - Unknown					
Bud Stewart, L (1, 7) OBP: 0.351, SLG: 0.350	4-0 1B BB		0-0 FC6-2 3B		0-3 K		0-0 3-1		0-0 E7 F9 1B	4	0	2	1	1	1	0						
Cass Michaels, R (1, 4) OBP: 0.378, SLG: 0.458	0-0 F8		0-0 FC6-2 BB 2B		0-0 F7		0-0 1B		4-0 FC6-4 BB	4	1	1	0	1	0	3						
Irv Noren, L (1, 3) OBP: 0.405, SLG: 0.481	0-0 1-3 2-H 1B		4-0 3-H 2B BB		0-0 F9		0-0 F8		0-0 F9	4	1	1	2	1	0	3						
Sherry Robertson, L (1, 9) OBP: 0.333, SLG: 0.371	0-3 K		0-0 2B			0-0 F9		0-0 P5	0-0 F2	4	0	1	2	0	1	2						
Roberto Ortiz, R (9, PH) OBP: 0.299, SLG: 0.288			1-1 2-H 2B							1	0	0	0	0	0	2						
Johnny Ostrowski, R (1, 8) OBP: 0.314, SLG: 0.405	0-3 K		0-0 F9			0-0 6-3		0-0 6-3	0-0 FC6-4	5	0	0	0	0	1	5						
Sam Dente, R (1, 6) OBP: 0.273, SLG: 0.259		0-0 P4		0-0 PO 1B		0-0 2B 1B		0-0 F9		4	0	2	0	0	0	0						
Al Evans, R (1, 2) OBP: 0.298, SLG: 0.322		0-0 L6		0-0 F8		0-0 2B			0-0 BB 1B 1B	4	1	2	0	0	0	1						
Connie Marrero, R (1, 1) ERA: 3.7		0-0 F8		0-3 K		0-0 P3			4-0 1B BB	3	0	0	0	0	1	3						
Lloyd Hittle, L (7, 1) ERA: 4.53										0	0	0	0	0	0	0						
Dick Weik, R (8, 1) ERA: 4.58										0	0	0	0	0	0	0						
Joe Haynes, R (8, 1) ERA: 7.31										0	0	0	0	0	0	0						
Sam Miele, R (9, PH) OBP: 0.400, SLG: 0.565										0	0	0	0	1	0	0						
Steve Nady, L (9, PH) OBP: 0.304, SLG: 0.474										0	1	0	0	0	0	0						
Inning Stats	R: 1 E: 0 K: 2 S: 8	H: 1 LOB: 2 BB: 2 P: 16	R: 0 E: 0 K: 0 S: 3	H: 0 LOB: 0 BB: 0 P: 3	R: 2 E: 0 K: 0 S: 5	H: 2 LOB: 1 BB: 1 P: 9	R: 0 E: 0 K: 1 S: 5	H: 1 LOB: 0 BB: 0 P: 5	R: 1 E: 0 K: 1 S: 6	H: 1 LOB: 0 BB: 0 P: 6	R: 0 E: 0 K: 0 S: 5	H: 2 LOB: 2 BB: 0 P: 5	R: 0 E: 0 K: 0 S: 4	H: 1 LOB: 1 BB: 0 P: 4	R: 0 E: 0 K: 0 S: 3	H: 0 LOB: 0 BB: 0 P: 3	R: 3 E: 1 K: 0 S: 6	H: 3 LOB: 2 BB: 2 P: 14	1B: 7 2B: 2 3B: 1 HR: 1	SF: 0 SAC: 0 DP: 0 HBP: 0	WP: 0 PB: 0 SB: 0 CS: 0	PA: 43
PITCHER	IP WLS BF H R ER SO BB IBB HBP BLK WP HR S P ERA WHIP																					
Bob Feller, R (1, 1) ERA: 3.7	6.0 W 27 6 4 4 3 3 0 0 0 0 0 1 32 44 6.00 1.667																					
Marino Pieretti, R (7, 1) ERA: 2.66	2.0 11 4 3 3 0 1 0 0 0 0 0 0 10 14 13.50 2.500																					
Steve Gromek, R (9, 1) ERA: 4.5	0.1 2 0 0 0 0 1 0 0 0 0 0 0 1 5 0.00 3.000																					
Sam Zoldak, L (9, 1) ERA: 8.66	0.2 S 2 0 0 0 0 0 0 0 0 0 0 0 2 2 0.00 0.000																					

Batter	1	2	3	4	5	6	7	8	9	AB	R	H	RBI	BB	SO	LOB	TOP		
Chico Carrasquel, R OBP: 0.371, SLG: 0.366 (1, 6)										2	0	0	0	0	0	0	Chicago White Sox @ Washington Senators Griffith Stadium, Washington, DC Sat Jun 10 1950, 3:33 AM EDT Att: 4,688 - Unknown livebaseballscorecards.com		
Nelle Fox, L OBP: 0.276, SLG: 0.216 (1, 4)										2	0	0	0	0	0	0			
Dave Philley, S OBP: 0.325, SLG: 0.360 (1, 8)										2	0	2	0	0	0	0			
Gus Zernial, R OBP: 0.324, SLG: 0.485 (1, 7)										2	0	0	0	0	0	2			
Eddie Robinson, L OBP: 0.376, SLG: 0.368 (1, 3)										2	0	0	0	0	0	1			
Hank Majeski, R OBP: 0.357, SLG: 0.399 (1, 5)										2	0	0	0	0	0	0			
Mary Rickert, L OBP: 0.230, SLG: 0.263 (1, 9)										2	0	1	0	0	0	0			
Phil Masi, R OBP: 0.397, SLG: 0.419 (1, 2)										1	0	0	0	1	0	0			
Billy Pierce, L OBP: 0.304, SLG: 0.238 (1, 1)										1	0	0	0	0	0	0			
Luis Aloma, R (3, 1)										0	0	0	0	0	0	0			
Floyd Baker, L OBP: 0.471, SLG: 0.385 (5, PH)										1	0	0	0	0	0	2			
Inning Stats	R: 0 E: 0 K: 0 S: 4	H: 1 LOB: 1 BB: 0 P: 4	R: 0 E: 0 K: 0 S: 3	H: 0 LOB: 0 BB: 0 P: 3	R: 0 E: 0 K: 0 S: 3	H: 0 LOB: 0 BB: 0 P: 3	R: 0 E: 0 K: 0 S: 4	H: 1 LOB: 1 BB: 0 P: 4	R: 0 E: 0 K: 0 S: 3	H: 1 LOB: 1 BB: 1 P: 7							1B: 1 2B: 2 3B: 1 HR: 0	SF: 0 SAC: 0 DP: 1 HBP: 0	WP: 0 PA: 18
PITCHER Sandy Consuegra, R ERA:	IP: 5.0 WLS: W BF: 18 H: 3 R: 0 ER: 0 SO: 0 BB: 1 IBB: 0 HBP: 0 BLK: 0 WP: 0 HR: 0 S: 17 P: 21 ERA: 0.00 WHIP: 0.800															PITCHER	IP: WLS: BF: H: R: ER: SO: BB: IBB: HBP: BLK: WP: HR: S: P: ERA: WHIP:		

Batter	1	2	3	4	5	6	7	8	9	AB	R	H	RBI	BB	SO	LOB	BOTTOM		
Eddie Yost, R OBP: 0.435, SLG: 0.477 (1, 5)										3	1	1	0	0	0	0	Chicago White Sox @ Washington Senators Griffith Stadium, Washington, DC Sat Jun 10 1950, 3:33 AM EDT Att: 4,688 - Unknown livebaseballscorecards.com		
Sam Dente, R OBP: 0.275, SLG: 0.262 (1, 6)										2	1	1	0	0	0	0			
Cass Michaels, R OBP: 0.387, SLG: 0.461 (1, 4)										1	2	1	1	2	0	0			
Irv Noren, L OBP: 0.411, SLG: 0.505 (1, 3)										3	1	2	2	0	0	1			
Sam Mele, R OBP: 0.455, SLG: 0.558 (1, 8)										3	1	1	1	0	0	2			
Johnny Ostrowski, R OBP: 0.378, SLG: 0.421 (1, 7)										3	0	1	2	0	0	0			
Roberto Ortiz, R OBP: 0.293, SLG: 0.296 (1, 9)										2	0	1	0	0	0	1			
Al Evans, R OBP: 0.301, SLG: 0.319 (1, 2)										1	0	0	0	1	0	1			
Sandy Consuegra, R (1, 1)										2	0	0	0	0	1	3			
Inning Stats	R: 1 E: 0 K: 0 S: 4	H: 1 LOB: 1 BB: 1 P: 8	R: 0 E: 0 K: 1 S: 6	H: 1 LOB: 1 BB: 0 P: 6	R: 4 E: 1 K: 0 S: 7	H: 4 LOB: 2 BB: 2 P: 15	R: 1 E: 0 K: 0 S: 5	H: 2 LOB: 1 BB: 0 P: 5	R: 0 E: 0 K: 0 S: 0	H: 0 LOB: 0 BB: 0 P: 0							1B: 5 2B: 2 3B: 1 HR: 0	SF: 0 SAC: 1 DP: 0 HBP: 0	WP: 1 PA: 24
PITCHER Billy Pierce, L ERA: 5.93 Luis Aloma, R ERA: 6.23	IP: 2.1 WLS: L BF: 14 H: 5 R: 5 ER: 5 SO: 1 BB: 2 IBB: 0 HBP: 0 BLK: 0 WP: 1 HR: 0 S: 14 P: 22 ERA: 19.29 WHIP: 3.000															PITCHER	IP: WLS: BF: H: R: ER: SO: BB: IBB: HBP: BLK: WP: HR: S: P: ERA: WHIP:		

Batter	1	2	3	4	5	6	7	8	9	AB	R	H	RBI	BB	SO	LOB	TOP									
Chico Carrasquel, R OBP: 0.372, SLG: 0.360	4-0 FC1-5 BB BB	0-0 L5	0-3 K	0-3 K		4-0 2B BB		0-0 6-3		3	1	0	0	2	1	0	Chicago White Sox @ Washington Senators Griffith Stadium, Washington, DC Sun Jun 11 1950, 3:33 AM EDT Unknown livebaseballscorecards.com									
Dave Philley, S OBP: 0.322, SLG: 0.352	4-0 FC1-5 FC6-4 BB	0-3 K			0-0 F8	0-0 F7		0-0 F7		4	1	0	0	1	1											
Phil Masi, R OBP: 0.397, SLG: 0.426	0-0 FC1-5 FC6-4 1-2 2-3	0-0 F8			0-0 BB 1B	0-0 1B 2B		0-0 F7		5	1	2	1	0	0	2										
Gus Zernial, R OBP: 0.326, SLG: 0.479	0-0 FC6-4 2B BB 1-2 2-H		0-0 SH2-3 1B		4-0 1B 2B BB	0-0 F4		0-0 4-3		4	2	1	1	1	0	2										
Eddie Robinson, L OBP: 0.379, SLG: 0.377	0-0 BB 1B 2B		0-0 SH2-3		0-0 BB 1B	0-0 F4		0-0 G3		4	2	2	1	0	0	0										
Hank Majeski, R OBP: 0.360, SLG: 0.403	4-0 BB 1B IBB		0-0 F6		0-0 BB 2B	0-0 5-3				3	1	1	1	1	0	1										
Herb Adams, L OBP: 0.297, SLG: 0.281	4-0 1B BB 1-2 2-3 3-H		0-0 F8		0-0 BB 2B	0-0 F8		0-0 FC4-6 1B		3	0	1	2	1	0	2										
Nellie Fox, L OBP: 0.274, SLG: 0.218	0-0 1B		0-0 L6		0-0 4-3			0-0 FC4-6		4	0	1	2	0	0	2										
Ken Holcombe, R OBP: 0.111, SLG: 0.222	0-0 F5		0-3 K		0-3 K			0-0 5-3		4	0	0	0	0	2	2										
Inning Stats	R: 4 E: 0 K: 0 S: 5	H: 2 LOB: 2 BB: 4 P: 21	R: 0 E: 0 K: 1 S: 5	H: 0 LOB: 0 BB: 0 P: 5	R: 0 E: 0 K: 2 S: 4	H: 1 LOB: 1 BB: 0 P: 4	R: 0 E: 0 K: 2 S: 7	H: 0 LOB: 0 BB: 0 P: 7	R: 3 E: 0 K: 0 S: 6	H: 3 LOB: 1 BB: 1 P: 10	R: 1 E: 0 K: 1 S: 6	H: 1 LOB: 1 BB: 1 P: 10	R: 0 E: 0 K: 0 S: 4	H: 1 LOB: 1 BB: 0 P: 4	R: 0 E: 0 K: 0 S: 3	H: 0 LOB: 0 BB: 0 P: 3	R: 0 E: 0 K: 0 S: 3	H: 0 LOB: 0 BB: 0 P: 3	1B: 5 2B: 3 3B: 0 HR: 0	SF: 0 SAC: 1 DP: 0 HBP: 0	WP: 0 PB: 0 SB: 0 CS: 0	PA: 41				
PITCHER	IP	WLS	BF	H	R	ER	SO	BB	IBB	HBP	BLK	WP	HR	S	P	ERA	WHIP									
Steve Nagy, L ERA: 5.86	(1, 1)	4.1	L	24	6	7	7	3	4	1	0	0	0	0	25	45	14.54	2.308								
Dick Weik, R ERA: 4.51	(5, 1)	1.2		7	1	1	1	1	1	0	0	0	0	8	12	5.40	1.200									
Joe Haynes, R ERA: 6.69	(7, 1)	3.0		10	1	0	0	0	0	0	0	0	0	10	10	0.00	0.333									

Batter	1	2	3	4	5	6	7	8	9	AB	R	H	RBI	BB	SO	LOB	BOTTOM								
Eddie Yost, R OBP: 0.430, SLG: 0.469	0-0 F5		0-3 K		0-0 2B 1B	0-0 F4		0-0 F2		5	1	1	0	0	1	3	Chicago White Sox @ Washington Senators Griffith Stadium, Washington, DC Sun Jun 11 1950, 3:33 AM EDT Unknown livebaseballscorecards.com								
Bud Stewart, L OBP: 0.352, SLG: 0.366	0-0 G3		0-0 1B 3B		0-0 F8	0-0 F6		0-0 1B		5	1	2	0	0	0	1									
Cass Michaels, R OBP: 0.383, SLG: 0.450	0-0 5-3		4-0 1B BB		0-3 K	0-0 5-3		0-0 1-3		4	0	0	0	1	1	3									
Irv Noren, L OBP: 0.414, SLG: 0.514		0-3 K	0-0 1B		0-0 2B	0-0 F6				4	0	2	2	0	1	0									
Sam Mele, R OBP: 0.439, SLG: 0.535		0-0 F8	0-3 K		0-0 F9			0-0 F6		4	0	0	0	0	1	3									
Shery Robertson, L OBP: 0.342, SLG: 0.379		0-0 FC6-4 1B		0-0 F9		0-0 1B		0-0 F7		4	0	2	0	0	0	0									
Sam Dente, R OBP: 0.270, SLG: 0.257		0-0 FC6-4		0-0 4-3		0-0 F8		0-0 6-3		4	0	0	0	0	0	2									
Mickey Grasso, R OBP: 0.340, SLG: 0.367			0-0 3-1 3B		4-0 BB	0-0 1B		0-3 K		3	1	2	0	1	1	0									
Steve Nagy, L OBP: 0.333, SLG: 0.429	(1, 1)		0-0 3-1		0-3 K			4-0 1B		2	0	0	1	0	1	1									
Dick Weik, R OBP: 0.154, SLG: 0.154	(5, 1)					0-0 F7				0	0	0	0	0	0	0									
Johnny Ostrowski, R OBP: 0.319, SLG: 0.416	(6, PH)									1	0	0	0	0	0	2									
Joe Haynes, R OBP: 0.231, SLG: 0.538	(7, 1)									0	0	0	0	0	0	0									
Mert Combs, L OBP: 0.424, SLG: 0.298	(9, PH)									0	0	0	0	1	0	0									
Inning Stats	R: 0 E: 0 K: 0 S: 3	H: 0 LOB: 0 BB: 0 P: 3	R: 0 E: 0 K: 1 S: 6	H: 1 LOB: 1 BB: 0 P: 6	R: 2 E: 0 K: 2 S: 10	H: 3 LOB: 2 BB: 1 P: 14	R: 0 E: 0 K: 1 S: 5	H: 0 LOB: 1 BB: 1 P: 9	R: 1 E: 0 K: 1 S: 7	H: 2 LOB: 1 BB: 0 P: 7	R: 0 E: 0 K: 0 S: 5	H: 2 LOB: 2 BB: 0 P: 5	R: 0 E: 0 K: 0 S: 3	H: 0 LOB: 0 BB: 0 P: 3	R: 0 E: 0 K: 0 S: 3	H: 0 LOB: 0 BB: 0 P: 3	R: 0 E: 0 K: 1 S: 6	H: 1 LOB: 2 BB: 1 P: 10	1B: 6 2B: 1 3B: 2 HR: 0	SF: 0 SAC: 0 DP: 0 HBP: 0	WP: 0 PB: 0 SB: 0 CS: 0	PA: 39			
PITCHER	IP	WLS	BF	H	R	ER	SO	BB	IBB	HBP	BLK	WP	HR	S	P	ERA	WHIP								
Ken Holcombe, R ERA: 6.2	(1, 1)	9.0	W	39	9	3	3	6	3	0	0	0	0	48	60	3.00	1.333								

Batter	1	2	3	4	5	6	7	8	9	AB	R	H	RBI	BB	SO	LOB	TOP			
Chico Carrasquel, R OBP: 0.371, SLG: 0.359 (1, 6)										3	1	1	0	0	0	0	Chicago White Sox @ Washington Senators Griffith Stadium, Washington, DC Sun Jun 11 1950, 3:38 AM EDT Att: 13,946 - Unknown			
Dave Philley, S OBP: 0.327, SLG: 0.350 (1, 8)										4	1	1	2	0	1					
Hank Majeski, R OBP: 0.358, SLG: 0.400 (1, 5)										4	0	1	1	0	0	1				
Gus Zernial, R OBP: 0.330, SLG: 0.480 (1, 7)										4	0	2	1	0	0	1				
Eddie Robinson, L OBP: 0.371, SLG: 0.369 (1, 3)										4	1	0	0	0	0	2				
Eddie Malone, R OBP: 0.333, SLG: 0.281 Phil Masi, R OBP: 0.392, SLG: 0.419 (4, 2)										2	0	1	1	0	0	1				
Mary Rickert, L OBP: 0.215, SLG: 0.246 (1, 9)										4	0	0	0	0	0	2				
Nellie Fox, L OBP: 0.288, SLG: 0.237 (1, 4)										4	1	2	0	0	0	1				
Ray Scarborough, R OBP: 0.156, SLG: 0.161 (1, 1)										4	1	1	0	0	0	2				
Inning Stats	R: 1 E: 1 K: 0 S: 4	H: 2 LOB: 1 BB: 0 P: 4	R: 1 E: 1 K: 0 S: 5	H: 1 LOB: 1 BB: 0 P: 5	R: 0 E: 0 K: 0 S: 3	H: 0 LOB: 0 BB: 0 P: 3	R: 0 E: 0 K: 0 S: 4	H: 1 LOB: 1 BB: 0 P: 4	R: 3 E: 0 K: 0 S: 7	H: 4 LOB: 1 BB: 0 P: 7	R: 0 E: 0 K: 0 S: 3	H: 0 LOB: 0 BB: 0 P: 3	R: 0 E: 0 K: 1 S: 5	H: 0 LOB: 0 BB: 0 P: 5	R: 0 E: 0 K: 0 S: 3	H: 1 LOB: 1 BB: 0 P: 6	1B: 8 2B: 1 3B: 0 HR: 0	SF: 0 SAC: 1 DP: 0 HBP: 0	WP: 0 PB: 0 CS: 0	PA: 36
PITCHER	IP WLS BF H R ER SO BB IBB HBP BLK WP HR S P ERA WHIP																			
Lloyd Hittle, L ERA: 4.98 Mickey Harris, L ERA: 2.67 (1, 1) (6, 1)	5.0 L 23 8 5 3 0 0 0 0 0 0 0 0 23 23 5.40 1.600																			

Batter	1	2	3	4	5	6	7	8	9	AB	R	H	RBI	BB	SO	LOB	BOTTOM					
Eddie Yost, R OBP: 0.425, SLG: 0.467 (1, 5)										5	1	1	0	0	0	2	Chicago White Sox @ Washington Senators Griffith Stadium, Washington, DC Sun Jun 11 1950, 3:38 AM EDT Att: 13,946 - Unknown					
Bud Stewart, L OBP: 0.354, SLG: 0.374 (1, 9)										5	1	2	1	0	0	0						
Cass Michaels, R OBP: 0.383, SLG: 0.449 (1, 4)										5	1	2	1	0	0	1						
Irv Noren, L OBP: 0.402, SLG: 0.496 (1, 3)										4	0	0	0	0	0	3						
Sam Mele, R OBP: 0.449, SLG: 0.563 (1, 8)										4	0	3	1	0	0	0						
Johnny Ostrowski, R OBP: 0.372, SLG: 0.400 (1, 7)										3	0	0	0	1	0	2						
Sam Dente, R OBP: 0.274, SLG: 0.263 (1, 6)										3	0	1	1	1	0	0						
Al Evans, R OBP: 0.307, SLG: 0.325 (1, 2)										4	1	2	0	0	0	4						
Lloyd Hittle, R OBP: 0.143, SLG: 0.077 Mickey Harris, L OBP: 0.333, SLG: 0.250 Sherry Robertson, L OBP: 0.338, SLG: 0.373 (1, 1) (6, 1) (9, PH)										2	0	0	0	0	0	0						
Inning Stats	R: 0 E: 0 K: 0 S: 4	H: 1 LOB: 1 BB: 0 P: 4	R: 0 E: 0 K: 0 S: 4	H: 2 LOB: 1 BB: 0 P: 4	R: 3 E: 0 K: 0 S: 7	H: 4 LOB: 3 BB: 2 P: 15	R: 0 E: 0 K: 0 S: 3	H: 0 LOB: 0 BB: 0 P: 3	R: 0 E: 0 K: 0 S: 4	H: 1 LOB: 1 BB: 0 P: 4	R: 0 E: 0 K: 1 S: 6	H: 1 LOB: 1 BB: 0 P: 6	R: 0 E: 0 K: 0 S: 3	H: 0 LOB: 0 BB: 0 P: 3	R: 0 E: 0 K: 0 S: 3	H: 0 LOB: 0 BB: 0 P: 3	R: 1 E: 0 K: 0 S: 5	H: 2 LOB: 1 BB: 0 P: 5	1B: 7 2B: 3 3B: 1 HR: 0	SF: 0 SAC: 0 DP: 1 HBP: 0	WP: 1 PB: 0 CS: 0	PA: 39
PITCHER	IP WLS BF H R ER SO BB IBB HBP BLK WP HR S P ERA WHIP																					
Ray Scarborough, R ERA: 3.86 (1, 1)	9.0 W 39 11 4 4 1 2 0 0 0 0 1 0 39 47 4.00 1.444																					

Batter	1	2	3	4	5	6	7	8	9	AB	R	H	RBI	BB	SO	LOB	TOP			
Eddie Yost, R OBP: 0.424, SLG: 0.463 (1, 5)										4	1	1	0	1	0	1	Washington Senators @ St. Louis Browns Sportsman's Park, St. Louis, MO Tue Jun 13 1950, 4:33 AM EDT Unknown livebaseballscorecards.com			
Bud Stewart, L OBP: 0.345, SLG: 0.368 (1, 9)										5	1	1	0	0	0	1				
Cass Michaels, R OBP: 0.380, SLG: 0.441 (1, 4)										3	0	0	0	1	0	1				
Irv Noren, L OBP: 0.404, SLG: 0.492 (1, 3)										3	0	1	0	1	1	4				
Sam Mele, R OBP: 0.434, SLG: 0.542 (1, 8)										4	0	0	1	0	1	5				
Johnny Ostrowski, R OBP: 0.320, SLG: 0.390 (1, 7)										2	0	0	0	2	0	0				
Sam Dente, R OBP: 0.274, SLG: 0.263 (1, 6)										4	1	1	0	0	0	3				
Al Evans, R OBP: 0.305, SLG: 0.323 (1, 2)										4	0	1	1	0	0	4				
Sid Hudson, R OBP: 0.250, SLG: 0.313 (6, PH)										2	0	0	0	0	0	2				
Merl Combs, L OBP: 0.417, SLG: 0.292 (6, 1)										1	0	0	0	0	0	0				
Dick Weik, R OBP: 0.154, SLG: 0.154 (9, PH)										0	0	0	0	0	0	0				
Sherry Robertson, L OBP: 0.333, SLG: 0.368 (9, PH)										1	0	0	0	0	0	0				
Inning Stats	R: 0 E: 0 K: 1 S: 5	H: 0 LOB: 2 BB: 2 P: 13	R: 1 E: 0 K: 0 S: 5	H: 2 LOB: 1 BB: 0 P: 5	R: 0 E: 1 K: 0 S: 4	H: 1 LOB: 1 BB: 0 P: 4	R: 0 E: 0 K: 0 S: 3	H: 0 LOB: 1 BB: 1 P: 7	R: 2 E: 1 K: 1 S: 8	H: 2 LOB: 3 BB: 2 P: 16	R: 0 E: 0 K: 0 S: 3	H: 0 LOB: 0 BB: 0 P: 3	R: 0 E: 1 K: 0 S: 3	H: 0 LOB: 0 BB: 0 P: 3	R: 0 E: 0 K: 0 S: 3	H: 0 LOB: 0 BB: 0 P: 3	1B: 5 2B: 0 3B: 0 HR: 0	SF: 0 SAC: 0 DP: 1 HBP: 0	WP: 0 PB: 0 SB: 0 CS: 0	PA: 38
PITCHER Harry Dorish, R ERA: 6.21 (1, 1)	IP: 9.0 WLS: W BF: 38 H: 5 R: 3 ER: 2 SO: 2 BB: 5 IBB: 0 HBP: 0 BLK: 2 WP: 0 HR: 0 S: 37 P: 57 ERA: 2.00 WHIP: 1.111															PITCHER				

Batter	1	2	3	4	5	6	7	8	9	AB	R	H	RBI	BB	SO	LOB	BOTTOM			
Don Lenhardt, R OBP: 0.394, SLG: 0.545 (1, 7)										3	2	2	2	2	0	2	Washington Senators @ St. Louis Browns Sportsman's Park, St. Louis, MO Tue Jun 13 1950, 4:33 AM EDT Unknown livebaseballscorecards.com			
Dick Kokos, L OBP: 0.389, SLG: 0.446 (1, 9)										4	0	1	1	1	1	5				
Sherm Lollar, R OBP: 0.359, SLG: 0.517 (1, 2)										5	1	2	1	0	0	2				
Roy Sievers, R OBP: 0.301, SLG: 0.323 (1, 8)										4	0	0	0	0	1	3				
Hank Arft, L OBP: 0.413, SLG: 0.428 (1, 3)										4	2	4	1	0	0	0				
Bill Sommers, R OBP: 0.476, SLG: 0.500 (1, 5)										3	0	1	1	0	1	2				
Owen Friend, R OBP: 0.358, SLG: 0.378 (1, 4)										4	1	1	1	0	0	2				
Tom Upton, R OBP: 0.321, SLG: 0.239 (1, 6)										3	0	2	1	1	1	0				
Harry Dorish, R OBP: 0.529, SLG: 0.500 (1, 1)										2	2	0	0	2	1	2				
Inning Stats	R: 0 E: 0 K: 1 S: 6	H: 1 LOB: 1 BB: 0 P: 6	R: 0 E: 0 K: 1 S: 5	H: 1 LOB: 0 BB: 0 P: 5	R: 2 E: 0 K: 0 S: 4	H: 2 LOB: 1 BB: 2 P: 12	R: 2 E: 0 K: 0 S: 6	H: 3 LOB: 2 BB: 1 P: 10	R: 1 E: 0 K: 1 S: 7	H: 2 LOB: 1 BB: 0 P: 7	R: 0 E: 0 K: 1 S: 5	H: 1 LOB: 1 BB: 1 P: 9	R: 1 E: 0 K: 0 S: 4	H: 2 LOB: 0 BB: 0 P: 4	R: 2 E: 0 K: 1 S: 6	H: 1 LOB: 1 BB: 2 P: 14	1B: 9 2B: 3 3B: 1 HR: 1	SF: 0 SAC: 1 DP: 3 HBP: 0	WP: 1 PB: 0 SB: 1 CS: 0	PA: 39
PITCHER Sid Hudson, R ERA: 3.8 Dick Weik, R ERA: 4.91 (6, 1)	IP: 5.0 WLS: L BF: 25 H: 9 R: 5 ER: 5 SO: 3 BB: 3 IBB: 0 HBP: 0 BLK: 0 WP: 1 HR: 1 S: 28 P: 40 ERA: 9.00 WHIP: 2.400															PITCHER				

Batter	1	2	3	4	5	6	7	8	9	AB	R	H	RBI	BB	SO	LOB	TOP			
Eddie Yost, R OBP: 0.421, SLG: 0.455 (1, 5)	F4			F8 FC5-4 1B BB		3-1		F7		3	1	0	0	1	0	0	Washington Senators @ St. Louis Browns Sportsman's Park, St. Louis, MO Tue Jun 13 1950, 4:38 AM EDT Att: 4,846 - Unknown livebaseballscorecards.com			
Bud Stewart, L OBP: 0.347, SLG: 0.365 (1, 9)	F7			F2 FC5-4 1B		F2		E6		4	0	1	0	0	0	0				
Irv Noren, L OBP: 0.400, SLG: 0.484 (1, 3)	K			F8 2-3		1B			G3	4	0	1	0	0	1	2				
Sam Mele, R OBP: 0.421, SLG: 0.523 (1, 8)		6-3		FC5-4 1-2		K			F9	4	0	0	1	0	1	2				
Cass Michaels, R OBP: 0.378, SLG: 0.434 (1, 4)	K			F2 3-H						3	0	0	0	1	1	1				
Johnny Ostrowski, R OBP: 0.307, SLG: 0.372 (1, 7)	4-3									4	0	0	0	0	1	1				
Sam Dente, R OBP: 0.274, SLG: 0.264 (1, 6)				L6						3	0	1	0	0	0	0				
Mickey Grasso, R OBP: 0.339, SLG: 0.365 (1, 2)				K						3	0	1	0	0	1	1				
Bob Kuzava, S OBP: 0.227, SLG: 0.056 (1, 1)				K						2	0	0	0	0	1	1				
Steve Nagy, L OBP: 0.320, SLG: 0.409 (8, PH)				K						1	0	0	0	0	1	0				
Dick Welteroth, R (8, 1)				K						0	0	0	0	0	0	0				
Inning Stats	R: 0 E: 0 K: 1 S: 5	H: 0 LOB: 0 BB: 0 P: 5	R: 0 E: 0 K: 1 S: 5	H: 0 LOB: 0 BB: 0 P: 5	R: 0 E: 0 K: 2 S: 7	H: 0 LOB: 0 BB: 0 P: 7	R: 1 E: 0 K: 0 S: 4	H: 1 LOB: 1 BB: 1 P: 8	R: 0 E: 0 K: 1 S: 6	H: 1 LOB: 1 BB: 0 P: 6	R: 0 E: 0 K: 0 S: 4	H: 1 LOB: 1 BB: 0 P: 4	R: 0 E: 1 K: 1 S: 5	H: 0 LOB: 1 BB: 0 P: 5	R: 0 E: 0 K: 0 S: 3	H: 0 LOB: 1 BB: 1 P: 7	1B: 4 2B: 0 3B: 0 HR: 0	SF: 0 SAC: 0 DP: 0 HBP: 0	WP: 0 PB: 0 SB: 0 CS: 0	PA: 33
PITCHER Cliff Fannin, R ERA: 8.71 (1, 1)	IP: 9.0 WLS: W BF: 33 H: 4 R: 1 ER: 1 SO: 7 BB: 2 IBB: 0 HBP: 0 BLK: 0 WP: 0 HR: 0 S: 45 P: 53 ERA: 1.00 WHIP: 0.667											PITCHER	IP: WLS: BF: H: R: ER: SO: BB: IBB: HBP: BLK: WP: HR: S: P: ERA: WHIP:							


Batter	1	2	3	4	5	6	7	8	9	AB	R	H	RBI	BB	SO	LOB	BOTTOM			
Don Lenhardt, R OBP: 0.384, SLG: 0.529 (1, 7)	F8	K			K			F8		4	0	0	0	0	2	0	Washington Senators @ St. Louis Browns Sportsman's Park, St. Louis, MO Tue Jun 13 1950, 4:38 AM EDT Att: 4,846 - Unknown livebaseballscorecards.com			
Dick Kokos, L OBP: 0.396, SLG: 0.453 (1, 9)	1B			E S BB	6-3			FC5-4 BB		2	1	1	0	2	0	0				
Sherm Lollar, R OBP: 0.363, SLG: 0.535 (1, 2)				F7 1-3				F5		4	1	2	2	0	0	2				
Roy Sievers, R OBP: 0.293, SLG: 0.313 (1, 8)	F2 2-H			K	1-3			FC5-4		4	0	0	0	0	1	3				
Hank Arft, L OBP: 0.421, SLG: 0.424 (1, 3)	K									1	2	0	0	3	1	1				
Bill Sommers, R OBP: 0.417, SLG: 0.429 (1, 5)		6-3		F3				SH3-4 1B BB		3	0	0	0	0	0	3				
Owen Friend, R OBP: 0.362, SLG: 0.382 (1, 4)					6-3			SH3-4 1-2		4	1	2	1	0	0	1				
Tom Upton, R OBP: 0.327, SLG: 0.292 (1, 6)					F9			FC6-4 2-H 1B		4	1	2	2	0	0	1				
Cliff Fannin, L OBP: 0.143, SLG: 0.214 (1, 1)				F7 3-H				1-3		4	0	0	1	0	0	2				
Inning Stats	R: 1 E: 0 K: 1 S: 7	H: 2 LOB: 1 BB: 0 P: 7	R: 2 E: 0 K: 1 S: 7	H: 2 LOB: 0 BB: 0 P: 7	R: 0 E: 0 K: 1 S: 5	H: 0 LOB: 2 BB: 2 P: 13	R: 0 E: 0 K: 0 S: 3	H: 0 LOB: 0 BB: 0 P: 3	R: 1 E: 0 K: 1 S: 6	H: 1 LOB: 0 BB: 0 P: 6	R: 1 E: 0 K: 0 S: 4	H: 1 LOB: 1 BB: 1 P: 8	R: 0 E: 0 K: 0 S: 3	H: 0 LOB: 1 BB: 1 P: 7	R: 1 E: 0 K: 0 S: 4	H: 1 LOB: 1 BB: 1 P: 8	1B: 3 2B: 1 3B: 2 HR: 1	SF: 0 SAC: 1 DP: 0 HBP: 0	WP: 0 PB: 0 SB: 1 CS: 0	PA: 36
PITCHER Bob Kuzava, L ERA: 5.68 (1, 1)	IP: 7.0 WLS: L BF: 31 H: 6 R: 5 ER: 5 SO: 4 BB: 4 IBB: 0 HBP: 0 BLK: 0 WP: 0 HR: 1 S: 35 P: 51 ERA: 6.43 WHIP: 1.429											PITCHER	IP: WLS: BF: H: R: ER: SO: BB: IBB: HBP: BLK: WP: HR: S: P: ERA: WHIP:							
Dick Welteroth, R ERA: 5.06 (8, 1)	1.0 5 1 1 1 0 1 0 0 0 0 0 4 8 9.00 2.000																			

Batter	1	2	3	4	5	6	7	8	9	AB	R	H	RBI	BB	SO	LOB	TOP											
Eddie Yost, R OBP: 0.421, SLG: 0.451 (1, 5)	4-0 1B BB		0-0 1B 5-3		0-0 F7		0-0 F2	0-0 F7		4	1	1	0	1	0	2												
Shery Robertson, L OBP: 0.338, SLG: 0.361 (1, 9)	0-3 K		0-0 F2		0-0 BLK 1B		4-0 FC3-6 BB		0-0 4-3	4	0	1	0	1	1	2												
Irv Noren, L OBP: 0.407, SLG: 0.512 (1, 3)	0-0 1-3 1B		0-0 5-3 1B		0-0 L9		0-0 FC3-6		0-0 HR	5	1	3	1	0	0	2												
Sam Mele, R OBP: 0.405, SLG: 0.500 (1, 8)	0-0 F3		0-0 5-3		0-0 F8		0-0 4-3		0-0 5-3	5	0	0	1	0	0	5												
Cass Michaels, R OBP: 0.374, SLG: 0.428 (1, 4)	0-0 1-3		0-0 F9		0-0 F5		0-0 6-3		0-0 1B	5	0	1	0	0	0	3												
Bud Stewart, L OBP: 0.337, SLG: 0.354 (1, 7)		0-0 3-1		0-0 4-3		0-0 F8		0-0 5-3	0-3 K	5	0	0	0	0	1	1												
Sam Dente, R OBP: 0.279, SLG: 0.265 Merl Combs, L OBP: 0.417, SLG: 0.292 (8, 6)		0-0 6-3		0-0 6-3		0-0 2B 1B		4-0 1B BB		3	2	1	0	1	0	0												
Al Evans, R OBP: 0.324, SLG: 0.346 (1, 2)		0-0 1B		4-0 BB		0-0 1-H 2B		0-0 1B 1B		3	0	3	1	1	0	0												
Connie Marrero, R OBP: 0.167, SLG: 0.174 (1, 1)		0-0 F8		0-0 4-3		0-3 K		0-0 1-2 3-H 1B		4	0	1	1	0	1	3												
Inning Stats	R: 0 E: 0 K: 1 S: 6	H: 1 LOB: 2 BB: 1 P: 10	R: 0 E: 0 K: 0 S: 4	H: 1 LOB: 1 BB: 0 P: 4	R: 1 E: 0 K: 0 S: 5	H: 2 LOB: 1 BB: 0 P: 5	R: 0 E: 0 K: 0 S: 3	H: 0 LOB: 1 BB: 1 P: 7	R: 0 E: 0 K: 1 S: 4	H: 1 LOB: 1 BB: 0 P: 4	R: 1 E: 0 K: 1 S: 7	H: 2 LOB: 1 BB: 0 P: 7	R: 0 E: 0 K: 0 S: 3	H: 0 LOB: 1 BB: 1 P: 7	R: 1 E: 0 K: 0 S: 5	H: 2 LOB: 2 BB: 1 P: 9	R: 1 E: 0 K: 1 S: 7	H: 2 LOB: 1 BB: 0 P: 7	1B: 9 2B: 1 3B: 0 HR: 1	SF: 0 SAC: 0 DP: 0 HBP: 0	WP: 0 PB: 0 CS: 0	PA: 42						
PITCHER	IP	WLS	BF	H	R	ER	SO	BB	IBB	HBP	BLK	WP	HR	S	P	ERA	WHIP											
Ned Garver, R ERA: 4.07 Tom Ferrick, R ERA: 4.13	(1, 1)	8.0	L	37	9	3	3	2	4	0	0	1	0	0	37	53	3.38	1.625										
(9, 1)	1.0		5	2	1	1	1	0	0	0	0	0	1	7	7	9.00	2.000											

Washington Senators @ St. Louis Browns
Sportsman's Park, St. Louis, MO
Wed Jun 14 1950, 4:33 AM EDT
Att: 3,077 - Unknown

livebaseballscores.com

AB	38
R	4
H	11
RBI	4
BB	4
SO	3
LOB	18






Batter	1	2	3	4	5	6	7	8	9	AB	R	H	RBI	BB	SO	LOB	BOTTOM											
Don Lenhardt, R OBP: 0.380, SLG: 0.536 (1, 7)	0-0 FC5-2 3B		0-3 K		0-0 F3			0-0 F8		4	0	1	0	0	1	3												
Dick Kokos, L OBP: 0.393, SLG: 0.448 (1, 9)	0-3 K			0-0 CS 1B		0-0 G3		0-0 F8		4	0	1	0	0	1	2												
Sherm Lollar, R OBP: 0.354, SLG: 0.522 (1, 2)	0-0 FC5-2			0-0 F8		0-0 5-3			0-0 F7	4	0	0	0	0	0	2												
Roy Sievers, R OBP: 0.285, SLG: 0.304 (1, 8)	0-3 K			0-0 F3		0-0 F4			0-0 4-3	4	0	0	0	0	1	1												
Hank Arft, L OBP: 0.411, SLG: 0.413 (1, 3)		0-0 G3			0-0 4-3		0-3 K		0-0 F7	4	0	0	0	0	1	0												
Bill Sommers, R OBP: 0.370, SLG: 0.375 (1, 5)		0-0 F7			0-0 F8		0-3 K			3	0	0	0	0	1	0												
Owen Friend, R OBP: 0.356, SLG: 0.374 (1, 4)		0-0 1-3			0-0 E6 1B		0-0 F5			3	1	0	0	0	0	0												
Tom Upton, R OBP: 0.319, SLG: 0.283 (1, 6)			0-0 G3		0-0 E6 1B			0-0 F9		3	0	0	0	0	0	1												
Ned Garver, R OBP: 0.355, SLG: 0.393 Ray Coleman, L OBP: 0.300, SLG: 0.411 Tom Ferrick, R OBP: 0.250, SLG: 0.250 (8, PH)			0-0 5-3		0-0 1-3 2-H 1B			0-0 BLK 1B		2	0	1	1	0	0	0												
Inning Stats	R: 0 E: 0 K: 2 S: 8	H: 1 LOB: 0 BB: 0 P: 8	R: 0 E: 0 K: 0 S: 3	H: 0 LOB: 0 BB: 0 P: 3	R: 0 E: 0 K: 1 S: 5	H: 0 LOB: 0 BB: 0 P: 5	R: 0 E: 0 K: 0 S: 3	H: 1 LOB: 0 BB: 0 P: 3	R: 1 E: 2 K: 0 S: 6	H: 1 LOB: 2 BB: 0 P: 6	R: 0 E: 0 K: 0 S: 3	H: 0 LOB: 0 BB: 0 P: 3	R: 0 E: 0 K: 2 S: 7	H: 0 LOB: 0 BB: 0 P: 7	R: 0 E: 0 K: 0 S: 4	H: 1 LOB: 1 BB: 0 P: 4	R: 0 E: 0 K: 0 S: 3	H: 0 LOB: 0 BB: 0 P: 3	1B: 3 2B: 0 3B: 1 HR: 0	SF: 0 SAC: 0 DP: 0 HBP: 0	WP: 0 PB: 0 CS: 1	PA: 32						
PITCHER	IP	WLS	BF	H	R	ER	SO	BB	IBB	HBP	BLK	WP	HR	S	P	ERA	WHIP											
Connie Marrero, R ERA: 2.76	(1, 1)	9.0	W	32	4	1	0	5	0	0	0	0	0	0	42	42	0.00	0.444										


Washington Senators @ St. Louis Browns
Sportsman's Park, St. Louis, MO
Wed Jun 14 1950, 4:33 AM EDT
Att: 3,077 - Unknown


livebaseballscores.com

AB	32
R	1
H	4
RBI	1
BB	0
SO	5
LOB	9



Batter	1	2	3	4	5	6	7	8	9	AB	R	H	RBI	BB	SO	LOB	TOP					
Eddie Yost, R OBP: 0.424, SLG: 0.472 (1, 5)	4-0 1B BB	0-0 1-3 1B 2B		0-0 F7		0-0 1-H HR		0-0 5-3		4	2	2	2	1	0	0	Washington Senators @ St. Louis Browns Sportsman's Park, St. Louis, MO Thu Jun 15 1950, 4:33 AM EDT Att: 2,193 - Unknown 					
Mickey Vernon, L OBP: 0.290, SLG: 0.191 (1, 3)	0-0 F9	0-0		4-0 4-3 BB		0-0 F8		0-0 G3		4	0	1	2	1	0	1						
Irv Noren, L OBP: 0.413, SLG: 0.519 (1, 8)	0-0 1-3 1B	0-0 F8		0-0 4-3		0-0 5-3 1B 2B		4-0 BB		4	1	2	0	1	0	2						
Sam Mele, R OBP: 0.397, SLG: 0.488 (1, 9)	0-0 G5-4-3			0-0 E8 3B 1B		0-0 6-3		0-0 5-3		5	1	1	0	0	0	5						
Cass Michaels, R OBP: 0.374, SLG: 0.427 (1, 4)		0-3 K HR		0-0 F4		0-0 6-3		0-0 6-3 4-3 1B		5	1	2	1	0	1	1						
Bud Stewart, L OBP: 0.333, SLG: 0.367 (1, 7)		0-0 1-H HR		0-0 F7		0-0 F9		0-0 F7		5	1	1	2	0	0	3						
Sam Dente, R OBP: 0.281, SLG: 0.278 (1, 6)		0-0 F3		0-0 1B 3B		0-0 1B		0-0 F8		5	1	2	1	0	0	1						
Al Evans, R OBP: 0.320, SLG: 0.341 (1, 2)		0-0 E5 FC1-6		0-0 3-H 1B		0-0 F6		0-0 F7		5	0	1	1	0	0	2						
Sandy Consuegra, R OBP: 0.207, SLG: 0.598 (6, PH)		0-0 FC1-6		0-0 F8		4-0 HR BB		0-0 F9		2	1	0	0	0	0	2						
Joe Haynes, R OBP: 0.342, SLG: 0.361 (6, PH)										0	0	0	0	0	0	0						
Sherry Robertson, L OBP: 0.333, SLG: 0.350 (6, PH)										0	0	0	0	0	0	0						
Mickey Harris, L OBP: 0.333, SLG: 0.350 (6, PH)										0	0	0	0	0	0	0						
Dick Wellerth, R OBP: 0.333, SLG: 0.350 (6, PH)										0	0	0	0	0	0	0						
Johnny Ostrowski, R OBP: 0.333, SLG: 0.350 (6, PH)										0	0	0	0	0	0	0						
Jim Pearce, R OBP: 0.333, SLG: 0.350 (6, PH)										0	0	0	0	0	0	0						
Inning Stats	R: 0 E: 0 K: 0 S: 3	H: 1 LOB: 1 BB: 1 P: 7	R: 4 E: 2 K: 1 S: 10	H: 3 LOB: 1 BB: 0 P: 10	R: 2 E: 1 K: 0 S: 6	H: 3 LOB: 1 BB: 0 P: 6	R: 0 E: 0 K: 0 S: 3	H: 0 LOB: 1 BB: 1 P: 7	R: 0 E: 0 K: 0 S: 4	H: 1 LOB: 1 BB: 0 P: 4	R: 3 E: 0 K: 0 S: 6	H: 3 LOB: 1 BB: 1 P: 10	R: 0 E: 0 K: 0 S: 3	H: 0 LOB: 0 BB: 0 P: 3	R: 0 E: 0 K: 0 S: 3	H: 1 LOB: 1 BB: 1 P: 4	1B: 7 2B: 2 3B: 1 HR: 2	SF: 0 SAC: 0 DP: 1 HBP: 0	WP: 0 PB: 0 SB: 0 CS: 0	PA: 44		
PITCHER	IP	WLS	BF	H	R	ER	SO	BB	IBB	HBP	BLK	WP	HR	S	P	ERA	WHIP					
Dick Starr, R ERA: 4.54 (1, 1)	2.0		12	4	4	1	1	1	0	0	0	0	0	1	13	17	4.50	2.500				
Stubby Overmire, L ERA: 7.57 (3, 1)	1.0		6	3	2	2	0	0	0	0	0	0	0	0	6	6	18.00	3.000				
Tommy Fine, R ERA: 7.28 (4, 1)	2.1		12	3	3	3	0	2	0	0	0	0	1	10	18	11.57	2.143					
Harry Dorish, R ERA: 5.66 (6, 1)	3.2	W	14	2	0	0	0	1	0	0	0	0	0	13	17	0.00	0.818					
Batter	1	2	3	4	5	6	7	8	9	AB	R	H	RBI	BB	SO	LOB	BOTTOM					
Don Lenhardt, R OBP: 0.385, SLG: 0.528 (1, 7)	0-0 5-3			0-0 F7	0-0 FC5-4	4-0 1-2 BB		0-0 2B 1B		4	2	1	0	2	0	2	Washington Senators @ St. Louis Browns Sportsman's Park, St. Louis, MO Thu Jun 15 1950, 4:33 AM EDT Att: 2,193 - Unknown 					
Dick Kokos, L OBP: 0.401, SLG: 0.482 (1, 9)	0-0 4-3			0-0 1B 2B		0-0 F8		0-0 1B 2B		5	3	3	3	1	0	0						
Sherm Lollar, R OBP: 0.365, SLG: 0.521 (1, 2)	0-0 5-3			0-0 1B 1B	1-0 1-5-3 HBP	0-0 K		0-0 2B 1B		4	2	2	4	1	1	3						
Hank Arft, L OBP: 0.403, SLG: 0.399 (1, 3)		0-0 E6 FC6-4		0-0 F7	0-0 F9	4-0 1-2 2B 1B BB		0-0 F8		5	1	0	0	1	0	3						
Ray Coleman, L OBP: 0.301, SLG: 0.409 (6, PH)		0-0 FC6-4		0-0 1B	0-0 1-5-3	0-0 1B 1B 2B				3	1	1	0	0	0	2						
Roy Sievers, R OBP: 0.294, SLG: 0.316 (7, 8)		1-2 BB		1-2 1B 1B	1-3	0-0 K		0-0 CS		1	1	1	1	1	0	0						
Bill Sommers, R OBP: 0.375, SLG: 0.379 (1, 5)		0-0 F8		0-0 1-3 2B 1B	0-0 5-3	0-0 5-3 1B		0-3 K		5	2	2	1	0	1	3						
Owen Friend, R OBP: 0.362, SLG: 0.377 (1, 4)		4-0 BB		0-0 1-3 2B 1B		0-3 K		0-3 K		4	2	2	3	1	2	0						
Tom Upton, R OBP: 0.314, SLG: 0.272 (1, 6)		0-0 1-3		0-0 1-3		0-0 6-3		0-0 5-3		4	1	0	0	1	0	6						
Dick Starr, R ERA: 4.54 (1, 1)										0	0	0	0	0	0	0						
Stubby Overmire, R ERA: 6.69 (3, 1)										0	1	0	0	1	0	0						
Ken Wood, F OBP: 0.362, SLG: 0.575 (3, PH)										1	0	1	2	0	0	0						
Tommy Fine, S OBP: 0.333, SLG: 0.444 (4, 1)										1	0	1	0	0	0	0						
Harry Dorish, R OBP: 0.374, SLG: 0.429 (6, 1)										2	0	1	0	0	0	1						
Inning Stats	R: 0 E: 0 K: 0 S: 3	H: 0 LOB: 0 BB: 0 P: 3	R: 0 E: 1 K: 0 S: 4	H: 0 LOB: 1 BB: 1 P: 8	R: 7 E: 0 K: 0 S: 9	H: 6 LOB: 1 BB: 2 P: 17	R: 1 E: 0 K: 0 S: 4	H: 1 LOB: 1 BB: 0 P: 5	R: 0 E: 0 K: 1 S: 6	H: 1 LOB: 1 BB: 0 P: 6	R: 5 E: 1 K: 1 S: 9	H: 3 LOB: 3 BB: 4 P: 25	R: 0 E: 0 K: 1 S: 4	H: 0 LOB: 1 BB: 1 P: 8	R: 3 E: 0 K: 1 S: 8	H: 3 LOB: 1 BB: 1 P: 12	1B: 9 2B: 5 3B: 0 HR: 1	SF: 0 SAC: 0 DP: 1 HBP: 1	WP: 0 PB: 0 SB: 0 CS: 1	PA: 49		
PITCHER	IP	WLS	BF	H	R	ER	SO	BB	IBB	HBP	BLK	WP	HR	S	P	ERA	WHIP					
Sandy Consuegra, R ERA: 7.36 (1, 1)	2.1		15	4	6	6	0	3	0	0	0	0	0	1	14	15	6.75	1.500				
Joe Haynes, R ERA: 6.69 (3, 1)	2.2		13	4	2	2	1	0	0	1	0	0	0	2	10	81.00	9.000					
Mickey Harris, L ERA: 3.52 (6, 1)	0.1	L	4	1	3	3	0	2	0	0	0	0	0	2	7	15	0.00	6.000				
Dick Wellerth, R ERA: 4.5 (6, 1)	0.2		7	2	2	0	1	2	0	0	0	0	0	7	15	0.00	6.000					
Jim Pearce, R ERA: 9.26 (7, 1)	2.0		10	3	3	3	2	2	0	0	0	0	0	12	20	13.50	2.500					

Batter	1	2	3	4	5	6	7	8	9	AB	R	H	RBI	BB	SO	LOB	TOP			
Eddie Yost, R OBP: 0.428, SLG: 0.470 (1, 5)	4-0 BB		4-0 PB BB BB		0-0 F7		0-0 F7		0-0 1-2 1B	3	0	1	0	2	0	0	Washington Senators @ Chicago White Sox Comiskey Park, Chicago, IL Fri Jun 16 1950, 4:33 AM EDT Att: 24,026 - Unknown 			
Mickey Vernon, L OBP: 0.295, SLG: 0.194 (1, 3)	0-0 F8		4-0 1-2 PB BB		0-3 K		0-0 S 1B		0-0 F8	4	0	1	0	1	1	3				
Irv Noren, L OBP: 0.406, SLG: 0.504 (1, 8)	0-3 K		0-3 K		4-0 1B BB		0-3 K		0-0 G3	4	0	0	0	1	3	6				
Sam Mele, R OBP: 0.400, SLG: 0.484 (1, 9)	0-0 F8		4-0 BB		0-0 1-3 1B				0-0 6-3	3	0	1	0	1	0	1				
Cass Michaels, R OBP: 0.372, SLG: 0.421 (1, 4)		4-0 G4-6-3 BB	0-0 1-3		0-3 K				0-0 F7	3	0	0	0	1	1	5				
Bud Stewart, L OBP: 0.342, SLG: 0.369 (1, 7)	0-0 F8				0-0 BB 1B				4-0 G6-3 BB	2	0	1	0	2	0	1				
Sam Dente, R OBP: 0.281, SLG: 0.274 (1, 6)	0-0 G4-6-3				4-0 G1-6-3 BB				0-0 1-3	3	0	0	0	1	0	3				
Mickey Grasso, R OBP: 0.339, SLG: 0.382 (9, PH)			0-0 SH1-3 PB 2B		0-3 K				4-0 1B BB	3	1	1	0	0	2	2				
Merl Combs, L OBP: 0.426, SLG: 0.292 (9, PH)			0-0 SH1-3		0-3 K				0-0 K	0	0	0	0	1	0	0				
Steve Nagy, L OBP: 0.320, SLG: 0.409 (1, 1)			0-0 SH1-3		0-0 G1-6-3				0-0 F8	0	0	0	0	0	0	0				
Bob Ross, R OBP: 0.341, SLG: 0.356 (3, 1)			2-3		1-2					2	0	0	0	0	0	2				
Sherry Robertson, L OBP: 0.341, SLG: 0.356 (9, PH)										1	0	0	0	0	1	1				
Inning Stats	R: 0 E: 0 K: 1 S: 5	H: 0 LOB: 1 BB: 1 P: 9	R: 0 E: 0 K: 0 S: 2	H: 0 LOB: 0 BB: 1 P: 6	R: 1 E: 0 K: 1 S: 6	H: 1 LOB: 3 BB: 3 P: 18	R: 0 E: 0 K: 1 S: 5	H: 1 LOB: 1 BB: 1 P: 9	R: 0 E: 0 K: 2 S: 8	H: 0 LOB: 2 BB: 1 P: 12	R: 0 E: 0 K: 1 S: 6	H: 1 LOB: 1 BB: 0 P: 6	R: 0 E: 0 K: 0 S: 3	H: 0 LOB: 1 BB: 1 P: 7	R: 0 E: 0 K: 1 S: 6	H: 1 LOB: 2 BB: 1 P: 10	1B: 4 2B: 1 3B: 0 HR: 0	SF: 0 SAC: 1 DP: 3 HBP: 0	WP: 0 PB: 1 CS: 1	PA: 39
PITCHER Ray Scarborough, R ERA: 3.59 (1, 1)	IP: 9.0 WLS: W BF: 39 H: 5 R: 1 ER: 1 SO: 8 BB: 10 IBB: 0 HBP: 0 BLK: 0 WP: 0 HR: 0 S: 45 P: 85 ERA: 1.00 WHIP: 1.667															PITCHER				

Batter	1	2	3	4	5	6	7	8	9	AB	R	H	RBI	BB	SO	LOB	BOTTOM			
Chico Carrasquel, R OBP: 0.380, SLG: 0.377 (1, 6)	0-0 F4		0-0 HR BB FC6-4		0-0 6-3				0-0 5-3	4	1	0	0	1	0	4	Washington Senators @ Chicago White Sox Comiskey Park, Chicago, IL Fri Jun 16 1950, 4:33 AM EDT Att: 24,026 - Unknown 			
Dave Philley, S OBP: 0.328, SLG: 0.382 (1, 9)	4-0 G6-4-3 BB		0-0 1-H 3-H HR		0-0 5-3				0-0 5-3	4	1	1	3	1	0	0				
Phil Masi, R OBP: 0.392, SLG: 0.409 (1, 2)	0-0 G6-4-3		0-0 1B 1B		0-0 WP 1B				0-0 6-3	4	1	2	0	0	0	1				
Gus Zernial, R OBP: 0.333, SLG: 0.486 (1, 7)		0-3 K	0-3 K		0-0 F5				0-0 4-3	4	0	0	0	0	2	2				
Eddie Robinson, L OBP: 0.379, SLG: 0.374 (1, 3)		0-0 1-3 1B 1B	4-0 BB 1B BB		0-0 4-3				4-0 FC4-6 BB	2	1	1	0	2	0	1				
Hank Majeski, R OBP: 0.394, SLG: 0.418 (1, 5)		0-0 1-3	0-0 1-2 1B BB		0-0 SH1-3 BB 1B				0-0 FC4-6	4	1	2	1	0	0	2				
Jerry Scala, L OBP: 0.294, SLG: 0.200 (1, 8)		0-0 2-H 1B	4-0 1-2 2-H 1B BB		0-3 K				0-0 F7	3	1	1	0	1	1	2				
Nellie Fox, L OBP: 0.291, SLG: 0.268 (1, 4)			0-0 HR 3B		4-0 SH1-3 BB				0-0 1-3	3	1	2	2	1	0	1				
Ray Scarborough, R OBP: 0.171, SLG: 0.176 (1, 1)			0-0 K2-3		0-0 SH1-3				0-0 1-3	3	0	1	1	0	1	1				
Inning Stats	R: 0 E: 0 K: 0 S: 2	H: 0 LOB: 0 BB: 1 P: 6	R: 0 E: 0 K: 1 S: 6	H: 2 LOB: 2 BB: 0 P: 6	R: 7 E: 0 K: 2 S: 13	H: 6 LOB: 2 BB: 3 P: 25	R: 0 E: 0 K: 0 S: 4	H: 1 LOB: 1 BB: 0 P: 4	R: 0 E: 0 K: 1 S: 6	H: 1 LOB: 2 BB: 1 P: 10	R: 0 E: 0 K: 0 S: 3	H: 0 LOB: 0 BB: 1 P: 3	R: 0 E: 0 K: 0 S: 3	H: 0 LOB: 1 BB: 1 P: 7	R: 0 E: 0 K: 0 S: 3	H: 0 LOB: 0 BB: 0 P: 3		1B: 8 2B: 0 3B: 1 HR: 1	SF: 0 SAC: 1 DP: 1 HBP: 0	WP: 2 PB: 0 CS: 0
PITCHER Steve Nagy, L ERA: 6.58 (1, 1)	IP: 2.2 WLS: L BF: 15 H: 6 R: 6 ER: 6 SO: 3 BB: 3 IBB: 0 HBP: 0 BLK: 0 WP: 1 HR: 0 S: 22 P: 30 ERA: 20.25 WHIP: 3.375															PITCHER				
Bob Ross, L ERA: 1.69 (3, 1)	5.1 23 4 1 1 1 3 0 0 0 1 0 22 34 1.69 1.312															PITCHER				

Batter	1	2	3	4	5	6	7	8	9	AB	R	H	RBI	BB	SO	LOB	TOP			
Eddie Yost, R OBP: 0.427, SLG: 0.466 (1, 5)	F7	BB BB		SH3-4		SH1-4		K		2	0	0	0	1	1	1	Washington Senators @ Chicago White Sox Comiskey Park, Chicago, IL Sat Jun 17 1950, 4:33 AM EDT Att: 3,285 - Unknown livebaseballscorecards.com			
Bud Stewart, L OBP: 0.345, SLG: 0.372 (1, 7)	BB BB 2B	F9		FC4-6 1B		3-1		1B G5-2-3		4	1	2	1	1	0	2				
Irv Noren, L OBP: 0.413, SLG: 0.500 (1, 8)	BB BB 2B			FC4-6 1B PO		G3		BB G5-2-3 1B		3	1	1	0	2	0	2				
Mickey Vernon, L OBP: 0.316, SLG: 0.208 (1, 3)	BB BB 2B	F7		PO	FC S 1B		G6-4-3 1B		BB G5-2-3 1B	3	1	2	0	2	0	2				
Sam Mele, R OBP: 0.393, SLG: 0.481 (1, 9)	PB 1B 2B	K			FC 1B		F9		G5-2-3 BB	5	1	1	3	0	1	7				
Cass Michaels, R OBP: 0.368, SLG: 0.415 (1, 4)	E 1B			F8	FC6-2-5 1B		G6-4-3		F8	5	1	1	1	0	0	5				
Sam Dente, R OBP: 0.284, SLG: 0.279 (1, 6)	E9 2B			K	F8			BB		3	0	1	1	1	1	2				
Al Evans, R OBP: 0.312, SLG: 0.331 (1, 2)	K			F8	F9			F8		4	0	0	0	0	1	4				
Bob Kuzava, S OBP: 0.269, SLG: 0.050 (1, 1)	K			SH3-4 1B BB		3-1 SH1-4 BB		K		2	1	0	0	2	2	2				
Inning Stats	R: 5 E: 1 K: 2 S: 10	H: 3 LOB: 1 BB: 3 P: 22	R: 0 E: 0 K: 1 S: 5	H: 0 LOB: 2 BB: 2 P: 13	R: 0 E: 0 K: 1 S: 5	H: 0 LOB: 0 BB: 1 P: 5	R: 1 E: 0 K: 0 S: 3	H: 1 LOB: 1 BB: 1 P: 7	R: 0 E: 0 K: 0 S: 5	H: 0 LOB: 1 BB: 1 P: 7	R: 0 E: 0 K: 0 S: 3	H: 1 LOB: 0 BB: 0 P: 3	R: 0 E: 0 K: 2 S: 7	H: 0 LOB: 1 BB: 1 P: 11	R: 0 E: 0 K: 0 S: 4	H: 2 LOB: 2 BB: 1 P: 8	1B: 6 2B: 2 3B: 0 HR: 0	SF: 0 SAC: 2 DP: 2 HBP: 0	WP: 0 PB: 1 CS: 1	PA: 43
PITCHER	IP	WLS	BF	H	R	ER	SO	BB	IBB	HBP	BLK	WP	HR	S	P	ERA	WHIP			
Ken Holcombe, R ERA: 7.92 (1, 1)	0.1	L	6	2	5	5	0	3	0	0	0	0	0	3	15	135.00	15.000			
Randy Gumpert, R ERA: 5.79 (1, 1)	3.2		15	2	1	1	4	3	0	0	0	0	0	20	32	2.46	1.364			
Howie Judson, R ERA: 3.81 (5, 1)	3.0		12	2	0	0	0	1	0	0	0	0	0	11	15	0.00	1.000			
Luis Aloma, R ERA: 5.99 (8, 1)	2.0		9	2	0	0	2	2	0	0	0	0	0	11	19	0.00	2.000			


Batter	1	2	3	4	5	6	7	8	9	AB	R	H	RBI	BB	SO	LOB	BOTTOM					
Chico Carrasquel, R OBP: 0.381, SLG: 0.378 (1, 6)	BLK BB 1B	F9			6-3		2B 1B		F4	5	1	2	0	0	0	0	Washington Senators @ Chicago White Sox Comiskey Park, Chicago, IL Sat Jun 17 1950, 4:33 AM EDT Att: 3,285 - Unknown livebaseballscorecards.com					
Dave Philley, S OBP: 0.325, SLG: 0.382 (1, 9)	F8			F8	F5		1-3 2B		K	5	0	1	0	0	1	1						
Phil Masi, R OBP: 0.396, SLG: 0.409 (1, 2)	BB BB 1B			K	F8		BB BB BB			0	1	0	0	1	0	0						
Eddie Malone, R OBP: 0.333, SLG: 0.273 (3, 2)	BB BB 1B						BB			2	0	0	0	1	1	0						
Gus Zernial, R OBP: 0.332, SLG: 0.481 (1, 7)	F7			F6		F9 FC 1B	K			4	1	1	0	0	1	5						
Eddie Robinson, L OBP: 0.383, SLG: 0.378 (1, 3)				K		FC 1B	4-3			3	0	2	2	0	1	0						
Luke Appling, R OBP: 0.297, SLG: 0.284 (7, PH)	E 1B					1-2 1B				1	0	0	0	0	0	3						
Gordon Goldsberry, L OBP: 0.443, SLG: 0.459 (8, 3)	2-H 3-H									0	0	0	0	0	0	0						
Hank Majeski, R OBP: 0.362, SLG: 0.412 (1, 5)	BB			K		F9		F9		3	0	0	0	1	1	2						
Jerry Scala, L OBP: 0.286, SLG: 0.211 (1, 8)	K			1B 1B		FC 1B	6-3			4	0	1	1	0	1	3						
Nellie Fox, L OBP: 0.301, SLG: 0.280 (1, 4)				SH5-3 1B		F7		F7		4	0	2	0	0	0	1						
Ken Holcombe, R ERA: 7.92 (1, 1)										0	0	0	0	0	0	0						
Randy Gumpert, R ERA: 5.79 (1, 1)										0	0	0	0	0	0	0						
Al Kozmin, R ERA: 5.79 (4, PH)										1	0	0	0	0	1	2						
Howie Judson, R ERA: 3.81 (5, 1)										0	0	0	0	0	0	0						
Floyd Baker, R ERA: 5.99 (7, PH)										1	0	0	0	0	0	0						
Luis Aloma, R ERA: 5.99 (8, 1)										0	0	0	0	0	0	0						
Joe Erazuli, R ERA: 5.99 (9, PH)										1	0	0	0	0	0	0						
Inning Stats	R: 2 E: 1 K: 1 S: 7	H: 2 LOB: 2 BB: 2 P: 15	R: 0 E: 0 K: 0 S: 3	H: 1 LOB: 0 BB: 0 P: 3	R: 0 E: 0 K: 1 S: 5	H: 0 LOB: 0 BB: 0 P: 5	R: 0 E: 0 K: 3 S: 11	H: 2 LOB: 2 BB: 0 P: 11	R: 0 E: 0 K: 0 S: 3	H: 0 LOB: 0 BB: 0 P: 3	R: 1 E: 0 K: 0 S: 5	H: 2 LOB: 1 BB: 0 P: 5	R: 0 E: 0 K: 1 S: 7	H: 2 LOB: 3 BB: 1 P: 11	R: 0 E: 0 K: 0 S: 3	H: 0 LOB: 0 BB: 0 P: 3	R: 0 E: 0 K: 1 S: 5	H: 0 LOB: 0 BB: 0 P: 5	1B: 8 2B: 2 3B: 0 HR: 0	SF: 0 SAC: 1 DP: 1 HBP: 0	WP: 0 PB: 0 CS: 0	PA: 38
PITCHER	IP	WLS	BF	H	R	ER	SO	BB	IBB	HBP	BLK	WP	HR	S	P	ERA	WHIP					
Bob Kuzava, L ERA: 5.35 (1, 1)	9.0	W	38	9	3	3	7	3	0	0	0	0	0	49	61	3.00	1.333					

Batter	1	2	3	4	5	6	7	8	9	10	11	AB R H RBI BB SO LOB															
Eddie Yost, R OBP: 0.426, SLG: 0.462 (1, 5)	F8		E7 1B		F7		FC1-2 BB			F7		4 0 1 0 1 0 0															
Sam Dente, R OBP: 0.263, SLG: 0.274 (1, 6)	6-3		F4			F3	FC1-2			BB		4 0 0 0 1 0 4															
Irv Noren, L OBP: 0.406, SLG: 0.486 (1, 8)	BB BB		4-3			F8	G3			K		4 0 0 0 1 1 5															
Mickey Vernon, L OBP: 0.320, SLG: 0.210 (1, 3)	BB BB			4-3		5-3				F9		4 0 1 0 1 0 1															
Sam Mele, R OBP: 0.387, SLG: 0.493 (1, 9)	F7										1-3	5 1 1 1 0 1 3															
Cass Michaels, R OBP: 0.263, SLG: 0.412 (1, 4)			F4		F5		1B 1B			F4		4 1 1 0 1 0 0															
Johnny Ostrowski, R OBP: 0.302, SLG: 0.363 Bud Stewart, L OBP: 0.347, SLG: 0.370 (1, 7) (9, 7)			K		F7						F9	0 1 0 0 0 0 0 1 0 0 0 0 0 1															
Al Evans, R OBP: 0.308, SLG: 0.326 (1, 2)			F4				BB 1B FC1-2 1B			F3		5 0 1 1 0 1 1															
Sid Hudson, R OBP: 0.280, SLG: 0.306 (1, 1)				5-3			FC1-2 BB 1-2 3H 1B				4-3	4 0 1 1 0 0 0															
Inning Stats	R: 0 E: 0 K: 0 S: 3	H: 0 LOB: 2 P: 11	R: 0 E: 0 K: 1 S: 5	H: 0 LOB: 0 BB: 0 P: 5	R: 0 E: 1 K: 0 S: 4	H: 1 LOB: 1 BB: 0 P: 4	R: 1 E: 0 K: 0 S: 4	H: 1 LOB: 0 BB: 0 P: 4	R: 0 E: 0 K: 1 S: 5	H: 0 LOB: 0 BB: 0 P: 5	R: 0 E: 0 K: 0 S: 3	H: 1 LOB: 0 BB: 0 P: 3	R: 2 E: 0 K: 1 S: 9	H: 4 LOB: 3 BB: 1 P: 13	R: 0 E: 0 K: 0 S: 3	H: 1 LOB: 0 BB: 0 P: 3	R: 0 E: 0 K: 0 S: 3	H: 0 LOB: 0 BB: 0 P: 3	R: 0 E: 0 K: 1 S: 5	H: 0 LOB: 1 BB: 1 P: 9	R: 0 E: 0 K: 0 S: 3	H: 0 LOB: 1 BB: 1 P: 7	1B: 6 2B: 0 3B: 0 HR: 1	SF: 0 SAC: 0 DP: 0 HBP: 0	WP: 0 PB: 0 SB: 1 CS: 1	PA: 44	
PITCHER	IP 7.0	WLS 2.0	BF 30	H 6	R 3	ER 3	SO 3	BB 3	IBB 0	HBP 0	BLK 0	WP 0	HR 0	S 33	P 45	ERA 3.86	WHIP 1.286										
Bob Cain, L ERA: 2.99 (1, 1)																											
Ray Scarborough, R ERA: 3.51 (8, 1)																											
Randy Gumpert, R ERA: 5.49 (10, 1)																											

Washington Senators @ Chicago White Sox
Comiskey Park, Chicago, IL
Mon Jun 19 1950, 4:33 AM EDT
Att: 7,638 - Unknown

livebaseballscores.com

AB 35
R 3
H 6
RBI 3
BB 5
SO 3
LOB 15




Batter	1	2	3	4	5	6	7	8	9	10	11	AB R H RBI BB SO LOB															
Chico Carrasquel, R OBP: 0.377, SLG: 0.373 (1, 6)	5-3		5-3			1B 1B		F8		E6 G4-6-3		5 0 1 0 0 0 1															
Dave Philley, S OBP: 0.326, SLG: 0.383 (1, 9)	F8					L3 1B		1-3		G4-6-3		5 0 2 1 0 0 1															
Jerry Scala, L OBP: 0.231, SLG: 0.167 (1, 8)	6-3			1-3		F5		F8		1-3		5 0 0 0 0 0 2															
Mary Rickert, L OBP: 0.225, SLG: 0.299 (1, 7)			F5		4-3	L3				SH5-4 F8 1B		5 2 2 1 0 0 2															
Eddie Robinson, L OBP: 0.387, SLG: 0.398 Billy Pierce, L OBP: 0.308, SLG: 0.250 Phil Masi, R OBP: 0.400, SLG: 0.413 Joe Erautt, R (7, PR) (8, 2) (9, PR) (10, 2)			F9			HR		SH3-4 1B		SH5-4 1B		3 1 2 1 0 0 0 0 0 0 0 0 0 0 1 0 1 0 0 0 0 0 0 0 0 0 0 0															
Hank Majeski, R OBP: 0.363, SLG: 0.413 (1, 5)					5-3			SH3-4		SH5-4		2 0 1 0 0 0 0															
Eddie Malone, R OBP: 0.325, SLG: 0.266 Floyd Barker, L OBP: 0.285, SLG: 0.285 Ray Scarborough, R OBP: 0.311, SLG: 0.316 Gus Zernial, R OBP: 0.320, SLG: 0.481 Al Kozar, R OBP: 0.277, SLG: 0.283 Randy Gumpert, R OBP: 0.282, SLG: 0.143 (1, 2) (7, PR) (8, 1) (9, PR) (10, 1)						1-3		K		IBB		2 0 0 0 0 0 1 1 0 0 0 0 0 1 2 0 0 0 0 0 0 0 0 0 0 0 0 0 1 0 0 0 0 0 0 0 0 0 0 0 0 0 0 0 0 0 0															
Nellie Fox, L OBP: 0.310, SLG: 0.295 (1, 4)						L5				F8		3 1 1 1 1 0 2															
Bob Cain, L OBP: 0.263, SLG: 0.240 Gordon Goldsberry, L OBP: 0.434, SLG: 0.447 (1, 1) (7, PR) (8, 3)						F5				F7		2 0 0 0 0 0 1 2 0 0 0 0 0 1 4															
Inning Stats	R: 0 E: 0 K: 0 S: 3	H: 0 LOB: 0 P: 3	R: 0 E: 0 K: 0 S: 4	H: 1 LOB: 1 BB: 0 P: 4	R: 1 E: 0 K: 0 S: 4	H: 2 LOB: 2 BB: 0 P: 4	R: 1 E: 0 K: 0 S: 4	H: 1 LOB: 0 BB: 0 P: 4	R: 0 E: 0 K: 0 S: 3	H: 0 LOB: 0 BB: 0 P: 3	R: 0 E: 0 K: 0 S: 3	H: 0 LOB: 0 BB: 0 P: 3	R: 1 E: 0 K: 0 S: 5	H: 2 LOB: 2 BB: 1 P: 9	R: 0 E: 1 K: 0 S: 3	H: 0 LOB: 0 BB: 0 P: 3	R: 1 E: 0 K: 0 S: 1	H: 1 LOB: 0 BB: 0 P: 1	1B: 7 2B: 2 3B: 0 HR: 2	SF: 0 SAC: 2 DP: 2 HBP: 0	WP: 0 PB: 0 SB: 0 CS: 0	PA: 40					
PITCHER	IP 10.0	WLS L	BF 40	H 10	R 4	ER 4	SO 2	BB 1	IBB 1	HBP 0	BLK 0	WP 0	HR 2	S 42	P 50	ERA 3.60	WHIP 1.100										
Sid Hudson, R ERA: 3.76 (1, 1)																											

Washington Senators @ Chicago White Sox
Comiskey Park, Chicago, IL
Mon Jun 19 1950, 4:33 AM EDT
Att: 7,638 - Unknown

livebaseballscores.com

AB 36
R 4
H 10
RBI 4
BB 2
SO 2
LOB 16



Batter	1	2	3	4	5	6	7	8	9	AB	R	H	RBI	BB	SO	LOB	TOP											
Eddie Yost, R OBP: 0.426, SLG: 0.474 (1, 5)	F8		F9		4-3		HR		CS 1B	5	1	2	3	0	0	1	Washington Senators @ Detroit Tigers Briggs Stadium, Detroit, MI Tue Jun 20 1950, 4:33 AM EDT Att: 32,400 - Unknown											
Bud Stewart, L OBP: 0.348, SLG: 0.376 (1, 7)	F7		4-3			2B	1B		3B 1-2 K	5	0	2	0	0	1	2												
Irv Noren, L OBP: 0.408, SLG: 0.483 (1, 8)	1B			BB	FC1-6-5 BB	F4	G3			3	0	1	0	1	0	1												
Mickey Vernon, L OBP: 0.317, SLG: 0.220 (1, 3)	4-3				F8	2B				4	0	1	0	0	0	2												
Sam Mele, R OBP: 0.377, SLG: 0.478 (1, 9)		F3			FC1-6-5 FC5 1B	K			3-1	4	0	0	0	0	1	2												
Cass Michaels, R OBP: 0.376, SLG: 0.418 Steve Nagy, L OBP: 0.320, SLG: 0.409 Merl Combs, L OBP: 0.426, SLG: 0.292 (8, PR)	K				2-3				E6	4	1	3	0	0	1	0												
Sam Dente, R OBP: 0.279, SLG: 0.270 (8, 4)	6-3				1-2	1B			1B	0	0	0	0	0	0	0												
Al Evans, R OBP: 0.313, SLG: 0.338 (1, 2)					SH3-4 1B	F4			SH3-4 1B	4	1	2	0	0	0	1												
Connie Marrero, R OBP: 0.192, SLG: 0.200 (1, 1)			SH3-4		1-2	6-3			SH3-4	2	1	1	1	0	0	0												
Inning Stats	R: 0 E: 0 K: 0 S: 4	H: 1 LOB: 1 BB: 0 P: 4	R: 0 E: 0 K: 1 S: 5	H: 0 LOB: 0 BB: 0 P: 5	R: 0 E: 0 K: 0 S: 4	H: 1 LOB: 1 BB: 0 P: 4	R: 0 E: 0 K: 0 S: 4	H: 1 LOB: 2 BB: 1 P: 8	R: 0 E: 0 K: 1 S: 3	H: 0 LOB: 0 BB: 0 P: 3	R: 0 E: 0 K: 0 S: 6	H: 2 LOB: 1 BB: 0 P: 6	R: 3 E: 0 K: 0 S: 7	H: 4 LOB: 1 BB: 0 P: 7	R: 0 E: 1 K: 0 S: 4	H: 1 LOB: 1 BB: 0 P: 4		R: 1 E: 0 K: 1 S: 6	H: 2 LOB: 1 BB: 0 P: 6	1B: 8 2B: 4 3B: 0 HR: 1	SF: 0 SAC: 3 DP: 1 HBP: 0	WP: 0 PB: 0 SB: 1 CS: 1	PA: 38					
PITCHER	IP	WLS	BF	H	R	ER	SO	BB	IBB	HBP	BLK	WP	HR	S	P	ERA	WHIP											
Fred Hutchinson, R ERA: 4.95 Hal White, R ERA: 8.1 Ted Gray, L ERA: 3.32	(1, 1)	8.0	L	34	10	3	3	2	1	0	0	0	0	1	37	41	3.38	1.375										
(9, 1)	0.1		3	2	1	1	0	0	0	0	0	0	0	0	3	3	27.00	6.000										
(9, 1)	0.2		1	0	0	0	1	0	0	0	0	0	0	0	3	3	0.00	0.000										

Batter	1	2	3	4	5	6	7	8	9	AB	R	H	RBI	BB	SO	LOB	BOTTOM											
Johnny Lipon, R OBP: 0.412, SLG: 0.401 (1, 6)	4-3		L7			CS BB			2B 1B	3	1	1	0	1	0	0	Washington Senators @ Detroit Tigers Briggs Stadium, Detroit, MI Tue Jun 20 1950, 4:33 AM EDT Att: 32,400 - Unknown											
Jerry Priddy, R OBP: 0.359, SLG: 0.344 (1, 4)	BB				F5	E4	1B		F7	3	0	1	0	1	0	1												
George Kell, R OBP: 0.450, SLG: 0.556 (1, 5)	F7				F7	F7			1H 2B	4	0	1	1	0	0	2												
Vic Wertz, L OBP: 0.364, SLG: 0.504 (1, 9)	F7				HR	IBB			F8	3	1	1	1	1	0	2												
Hoot Evers, R OBP: 0.417, SLG: 0.649 (1, 7)		6-3			F8	F3			F8	4	0	0	0	0	0	2												
Johnny Groth, R OBP: 0.387, SLG: 0.481 (1, 8)	K				L5	F9			F4	4	0	0	0	0	1	0												
Aaron Robinson, L OBP: 0.448, SLG: 0.535 Neil Berry, R (9, PR)	F9				F8	F8			BB	2	0	0	0	2	0	0												
Dick Kryhoski, L OBP: 0.250, SLG: 0.351 (1, 3)					F8	F8			F4	4	0	0	0	0	0	2												
Fred Hutchinson, L OBP: 0.404, SLG: 0.429 Pat Mullin, L OBP: 0.255, SLG: 0.220 Hal White, R (9, 1) Ted Gray, S OBP: 0.226, SLG: 0.233 (9, 1)	G3				F5				K	2	0	0	0	0	0	1												
Inning Stats	R: 0 E: 0 K: 0 S: 3	H: 0 LOB: 1 BB: 1 P: 7	R: 0 E: 0 K: 1 S: 5	H: 0 LOB: 0 BB: 0 P: 5	R: 0 E: 0 K: 0 S: 3	H: 0 LOB: 0 BB: 0 P: 3	R: 1 E: 0 K: 0 S: 4	H: 1 LOB: 0 BB: 0 P: 4	R: 0 E: 0 K: 0 S: 3	H: 0 LOB: 1 BB: 1 P: 7	R: 0 E: 1 K: 0 S: 3	H: 1 LOB: 2 BB: 2 P: 11	R: 0 E: 0 K: 0 S: 3	H: 0 LOB: 0 BB: 0 P: 3	R: 1 E: 0 K: 1 S: 7	H: 2 LOB: 1 BB: 0 P: 7		R: 0 E: 0 K: 0 S: 3	H: 0 LOB: 1 BB: 1 P: 7	1B: 2 2B: 1 3B: 0 HR: 1	SF: 0 SAC: 0 DP: 0 HBP: 0	WP: 0 PB: 0 SB: 0 CS: 1	PA: 35					
PITCHER	IP	WLS	BF	H	R	ER	SO	BB	IBB	HBP	BLK	WP	HR	S	P	ERA	WHIP											
Connie Marrero, R ERA: 2.66	(1, 1)	9.0	W	35	4	2	2	2	4	1	0	0	0	1	34	54	2.00	0.889										



Batter	1	2	3	4	5	6	7	8	9	AB	R	H	RBI	BB	SO	LOB	TOP			
Eddie Yost, R OBP: 0.431, SLG: 0.459 (1, 5)										3	2	1	0	2	0	0	Washington Senators @ Cleveland Indians Cleveland Municipal Stadium, Cleveland, OH Sun Jun 25 1950, 3:33 AM EDT Unknown			
Mert Combs, L OBP: 0.453, SLG: 0.313 (1, 6)										3	1	1	0	2	0	1				
Irv Noren, L OBP: 0.418, SLG: 0.494 (1, 8)										5	0	2	2	0	0	3				
Mickey Vernon, L OBP: 0.311, SLG: 0.242 (1, 3)										0	1	0	0	0	0	0				
Sam Mele, R OBP: 0.382, SLG: 0.500 (1, 9)										4	1	1	1	0	1	2				
Bud Stewart, L OBP: 0.352, SLG: 0.370 (1, 7)										4	0	0	0	0	0	0				
Sam Dente, R OBP: 0.281, SLG: 0.271 (1, 4)										3	0	0	0	1	0	0				
Al Evans, R OBP: 0.299, SLG: 0.317 (1, 2)										3	0	0	0	0	2	1				
Connie Marrero, R OBP: 0.172, SLG: 0.179 (1, 1)										3	0	0	0	0	0	1				
Sherry Robertson, L OBP: 0.353, SLG: 0.358 (9, PH)										1	1	1	0	0	0	0				
Inning Stats	R: 0 E: 0 K: 1 S: 6	H: 1 LOB: 2 BB: 1 P: 10	R: 0 E: 0 K: 0 S: 3	H: 0 LOB: 1 BB: 0 P: 4	R: 4 E: 0 K: 1 S: 8	H: 3 LOB: 1 BB: 2 P: 16	R: 0 E: 0 K: 0 S: 3	H: 0 LOB: 0 BB: 0 P: 7	R: 0 E: 0 K: 2 S: 7	H: 0 LOB: 0 BB: 0 P: 7	R: 0 E: 0 K: 0 S: 3	H: 0 LOB: 0 BB: 0 P: 3	R: 0 E: 0 K: 0 S: 3	H: 0 LOB: 0 BB: 0 P: 3	R: 2 E: 0 K: 0 S: 6	H: 3 LOB: 2 BB: 1 P: 10	1B: 5 2B: 0 3B: 0 HR: 2	SF: 0 SAC: 0 DP: 0 HBP: 1	WP: 0 PB: 0 SB: 0 CS: 0	PA: 40
PITCHER	IP WLS BF H R ER SO BB IBB HBP BLK WP HR S P ERA WHIP																			
Early Wynn, R ERA: 4.14 (1, 1)	8.2 W 38 6 6 6 5 5 0 1 0 0 2 42 63 6.23 1.269																			
Jesse Flores, R ERA: 4.81 (9, 1)	0.1 S 2 1 0 0 0 0 0 0 0 0 0 2 2 0.00 3.000																			

Batter	1	2	3	4	5	6	7	8	9	AB	R	H	RBI	BB	SO	LOB	BOTTOM			
Dale Mitchell, L OBP: 0.365, SLG: 0.372 (1, 7)										4	1	2	0	0	0	0	Washington Senators @ Cleveland Indians Cleveland Municipal Stadium, Cleveland, OH Sun Jun 25 1950, 3:33 AM EDT Unknown			
Bob Kennedy, R OBP: 0.371, SLG: 0.472 (1, 9)										3	0	0	0	1	0	2				
Luke Easter, L OBP: 0.401, SLG: 0.533 (1, 3)										4	1	1	0	0	1	2				
Larry Doby, L OBP: 0.483, SLG: 0.571 (1, 8)										2	2	2	1	2	0	0				
Al Rosen, R OBP: 0.387, SLG: 0.624 (1, 5)										4	1	1	4	0	0	3				
Ray Boone, R OBP: 0.447, SLG: 0.567 (1, 6)										4	1	1	1	0	0	0				
Bobby Avila, R OBP: 0.367, SLG: 0.333 (1, 4)										3	0	0	0	0	0	0				
Jim Hegan, R OBP: 0.320, SLG: 0.463 (1, 2)										3	0	0	0	0	0	0				
Early Wynn, S OBP: 0.423, SLG: 0.550 (1, 1)										3	1	1	1	0	1	0				
Jesse Flores, R OBP: 0.367, SLG: 0.333 (9, 1)										0	0	0	0	0	0	0				
Inning Stats	R: 0 E: 0 K: 0 S: 3	H: 1 LOB: 0 BB: 0 P: 3	R: 1 E: 0 K: 0 S: 4	H: 1 LOB: 0 BB: 0 P: 4	R: 0 E: 0 K: 1 S: 5	H: 0 LOB: 0 BB: 0 P: 5	R: 0 E: 0 K: 0 S: 3	H: 1 LOB: 1 BB: 1 P: 7	R: 2 E: 0 K: 0 S: 5	H: 2 LOB: 0 BB: 0 P: 5	R: 0 E: 0 K: 1 S: 5	H: 0 LOB: 1 BB: 1 P: 9	R: 0 E: 0 K: 0 S: 3	H: 0 LOB: 0 BB: 0 P: 3	R: 4 E: 0 K: 0 S: 6	H: 3 LOB: 0 BB: 1 P: 10	1B: 3 2B: 2 3B: 0 HR: 4	SF: 0 SAC: 0 DP: 2 HBP: 0	WP: 0 PB: 0 SB: 0 CS: 0	PA: 33
PITCHER	IP WLS BF H R ER SO BB IBB HBP BLK WP HR S P ERA WHIP																			
Connie Marrero, R ERA: 3.19 (1, 1)	8.0 L 33 8 7 7 2 2 1 0 0 0 4 34 46 7.88 1.250																			

Batter	1	2	3	4	5	6	7	8	9	10	11	12	AB	R	H	RBI	BB	SO	LOB	TOP																
Eddie Yost, R OBP: 0.435, SLG: 0.479 (1.5)													6	2	3	1	0	1	2																	
Merl Combs, L OBP: 0.423, SLG: 0.286 (1.6)													5	1	1	0	1	0	2																	
Irv Noren, L OBP: 0.420, SLG: 0.503 (1.8)													5	0	0	0	1	1	4																	
Mickey Vernon, L OBP: 0.315, SLG: 0.257 (1.3)													4	1	1	3	0	0	0																	
Sam Mele, R OBP: 0.390, SLG: 0.491 (1.9)												4	0	1	0	2	0	2																		
Johnny Ostrowski, R OBP: 0.235, SLG: 0.376 (1.7)													4	0	2	0	2	1	2																	
Sam Dente, R OBP: 0.278, SLG: 0.288 (1.4)													6	0	1	0	0	0	8																	
Al Evans, R OBP: 0.288, SLG: 0.312 (1.2)													4	0	1	0	1	0	2																	
Bob Kuzava, S OBP: 0.235, SLG: 0.037 (1.1)													3	0	0	0	0	2	1																	
Roberto Ortiz, R OBP: 0.283, SLG: 0.288 (11, PH)													1	0	0	0	0	0	3																	
Mickey Harris, L OBP: 0.400, SLG: 0.250 (11.1)													0	0	0	0	0	0	0																	
Inning Stats	R: 0 E: 0 K: 0 S: 3	H: 0 LOB: 0 BB: 0 P: 3	R: 0 E: 0 K: 0 S: 3	H: 1 LOB: 1 BB: 1 P: 7	R: 0 E: 0 K: 1 S: 5	H: 0 LOB: 1 BB: 1 P: 6	R: 0 E: 0 K: 1 S: 5	H: 0 LOB: 2 BB: 1 P: 10	R: 0 E: 0 K: 0 S: 3	H: 1 LOB: 0 BB: 0 P: 3	R: 0 E: 0 K: 0 S: 3	H: 0 LOB: 1 BB: 1 P: 7	R: 1 E: 0 K: 1 S: 6	H: 1 LOB: 2 BB: 1 P: 11	R: 0 E: 0 K: 1 S: 5	H: 1 LOB: 0 BB: 0 P: 5	R: 0 E: 0 K: 1 S: 6	H: 1 LOB: 1 BB: 0 P: 6	R: 0 E: 0 K: 0 S: 5	H: 2 LOB: 3 BB: 1 P: 9	R: 3 E: 0 K: 0 S: 5	H: 2 LOB: 1 BB: 2 P: 13	1B: 6 2B: 2 3B: 1 HR: 2	SF: 0 SAC: 0 DP: 4 HBP: 3	WP: 0 PB: 0 SB: 0 CS: 0	PA: 52										
PITCHER Tommy Byrne, L ERA: 4.07 (1.1)	IP: 12.0 WLS: 12 BF: 52 H: 10 R: 4 ER: 4 SO: 5	BB: 6 IBB: 1 HBP: 3 BLK: 0	WP: 0 HR: 2 S: 52 P: 83	ERA: 3.00 WHIP: 1.333	PITCHER												IP: 12.0 WLS: 12 BF: 52 H: 10 R: 4 ER: 4 SO: 5	BB: 6 IBB: 1 HBP: 3 BLK: 0	WP: 0 HR: 2 S: 52 P: 83	ERA: 3.00 WHIP: 1.333	PITCHER												IP: 12.0 WLS: 12 BF: 52 H: 10 R: 4 ER: 4 SO: 5	BB: 6 IBB: 1 HBP: 3 BLK: 0	WP: 0 HR: 2 S: 52 P: 83	ERA: 3.00 WHIP: 1.333

Washington Senators @ New York Yankees
Yankee Stadium, Bronx, NY
Tue Jun 27 1950, 3:33 AM EDT
Alt. 31,297 - Unknown

AB	42
R	4
H	10
RBI	4
BB	7
SO	5
LOB	26



Batter	1	2	3	4	5	6	7	8	9	10	11	12	AB	R	H	RBI	BB	SO	LOB	BOTTOM																
Phil Rizzuto, R OBP: 0.497, SLG: 0.427 (1.6)													5	1	2	0	1	0	2																	
Cliff Mapes, L OBP: 0.378, SLG: 0.466 (1.9)													3	0	0	0	1	0	0																	
Hank Bauer, R OBP: 0.365, SLG: 0.504 (1.7)													5	0	2	1	0	1	2																	
Joe DiMaggio, R OBP: 0.366, SLG: 0.542 (1.8)													4	0	0	0	1	0	3																	
Yogi Berra, L OBP: 0.361, SLG: 0.439 (1.2)													4	1	0	0	1	1	3																	
Billy Johnson, R OBP: 0.390, SLG: 0.417 (1.5)													3	1	1	0	2	1	0																	
Jerry Coleman, R OBP: 0.343, SLG: 0.372 (1.4)													4	0	0	0	1	0	2																	
Joe Collins, L OBP: 0.318, SLG: 0.467 (1.3)													3	0	0	0	0	1	0																	
Billy Martin, R OBP: 0.590, SLG: 0.571 (10, PH)													1	0	0	0	0	0	3																	
Tommy Henrich, L OBP: 0.462, SLG: 0.767 (11.3)													1	0	0	0	0	0	3																	
Tommy Byrne, L OBP: 0.235, SLG: 0.525 (1.1)													4	0	0	0	0	2	0																	
Johnny Mize, L OBP: 0.296, SLG: 0.480 (12, PH)													1	0	1	2	0	0	0																	
Jackie Jensen, R OBP: 0.294, SLG: 0.267 (12, PR)													0	0	0	0	0	0	0																	
Inning Stats	R: 0 E: 0 K: 1 S: 5	H: 0 LOB: 0 BB: 0 P: 5	R: 0 E: 0 K: 1 S: 5	H: 0 LOB: 1 BB: 1 P: 9	R: 1 E: 0 K: 1 S: 7	H: 2 LOB: 3 BB: 2 P: 15	R: 0 E: 0 K: 0 S: 3	H: 0 LOB: 0 BB: 0 P: 3	R: 0 E: 0 K: 0 S: 3	H: 0 LOB: 2 BB: 1 P: 6	R: 0 E: 0 K: 0 S: 2	H: 1 LOB: 0 BB: 0 P: 5	R: 0 E: 0 K: 0 S: 3	H: 1 LOB: 0 BB: 0 P: 3	R: 0 E: 0 K: 1 S: 5	H: 0 LOB: 0 BB: 0 P: 5	R: 0 E: 0 K: 0 S: 5	H: 0 LOB: 0 BB: 0 P: 3	R: 0 E: 0 K: 0 S: 4	H: 0 LOB: 0 BB: 0 P: 3	R: 2 E: 0 K: 0 S: 4	H: 2 LOB: 2 BB: 2 P: 12	1B: 6 2B: 1 3B: 0 HR: 0	SF: 0 SAC: 0 DP: 3 HBP: 1	WP: 0 PB: 0 SB: 0 CS: 1	PA: 47										
PITCHER Bob Kuzava, L ERA: 4.53 (1.1)	IP: 10.0 WLS: 10 BF: 37 H: 4 R: 1 ER: 1 SO: 6	BB: 5 IBB: 0 HBP: 1 BLK: 0	WP: 0 HR: 0 S: 43 P: 64	ERA: 0.90 WHIP: 0.900	PITCHER												IP: 10.0 WLS: 10 BF: 37 H: 4 R: 1 ER: 1 SO: 6	BB: 5 IBB: 0 HBP: 1 BLK: 0	WP: 0 HR: 0 S: 43 P: 64	ERA: 0.90 WHIP: 0.900	PITCHER												IP: 10.0 WLS: 10 BF: 37 H: 4 R: 1 ER: 1 SO: 6	BB: 5 IBB: 0 HBP: 1 BLK: 0	WP: 0 HR: 0 S: 43 P: 64	ERA: 0.90 WHIP: 0.900
PITCHER Mickey Harris, L ERA: 3.65 (11.1)	IP: 2.0 WLS: 2 BF: 9 H: 2 R: 2 ER: 2 SO: 0	BB: 2 IBB: 0 HBP: 0 BLK: 0	WP: 0 HR: 0 S: 7 P: 15	ERA: 9.00 WHIP: 2.000	PITCHER												IP: 2.0 WLS: 2 BF: 9 H: 2 R: 2 ER: 2 SO: 0	BB: 2 IBB: 0 HBP: 0 BLK: 0	WP: 0 HR: 0 S: 7 P: 15	ERA: 9.00 WHIP: 2.000	PITCHER												IP: 2.0 WLS: 2 BF: 9 H: 2 R: 2 ER: 2 SO: 0	BB: 2 IBB: 0 HBP: 0 BLK: 0	WP: 0 HR: 0 S: 7 P: 15	ERA: 9.00 WHIP: 2.000

Washington Senators @ New York Yankees
Yankee Stadium, Bronx, NY
Tue Jun 27 1950, 3:33 AM EDT
Alt. 31,297 - Unknown

AB	38
R	3
H	6
RBI	3
BB	7
SO	6
LOB	15



Batter	1	2	3	4	5	6	7	8	9	AB	R	H	RBI	BB	SO	LOB	TOP					
Eddie Yost, R OBP: 0.432, SLG: 0.473 (1, 5)	4-0 S BB		0-0 L7		0-0 F8		0-0 5-3			3	0	0	0	1	0	1	Washington Senators @ New York Yankees Yankee Stadium, Bronx, NY Wed Jun 28 1950, 3:33 AM EDT Att: 11,252 - Unknown livebaseballscorecards.com					
Mert Combs, L OBP: 0.426, SLG: 0.288 (1, 6)	0-3 K		0-3 K		4-0 BB BB		0-0 BB			3	0	1	0	1	2	1						
Irv Noren, L OBP: 0.421, SLG: 0.497 (1, 8)	0-0 F2			4-0 1B BB	4-0 BB BB		0-0 F5			2	0	0	0	2	0	2						
Mickey Vernon, L OBP: 0.313, SLG: 0.252 (1, 3)	0-0 5-3			0-0 F8	4-0 BB BB		0-0 F3			3	0	0	1	1	0	2						
Sam Mele, R OBP: 0.382, SLG: 0.479 (1, 9)		0-0 L7		0-3 K	4-0 F2		0-0 6-3			4	0	0	0	0	1	4						
Bud Stewart, L OBP: 0.348, SLG: 0.362 (1, 7)		0-0 F7		0-0 1B		0-0 G3		4-0 CS BB		3	0	1	0	1	0	0						
Sam Dente, R OBP: 0.277, SLG: 0.265 (1, 4)		4-0 PB BB		0-0 F9		0-0 F2		0-0 CS	0-0 F2	3	0	0	0	1	0	2						
Al Evans, R OBP: 0.292, SLG: 0.305 (1, 2)		0-0 F9			0-0 6-3		0-0 F5		0-0 F2	4	0	0	0	0	0	1						
Al Sima, R OBP: 0.333, SLG: 0.333 (1, 1)			0-3 K		0-0 BB BB		0-3 K		0-0 1-3	3	1	1	0	0	2	0						
Shery Robertson, L OBP: 0.349, SLG: 0.354 (9, PH)					BB BB					1	0	0	0	0	0	0						
Inning Stats	R: 0 E: 0 K: 1 S: 5	H: 0 LOB: 1 BB: 1 P: 9	R: 0 E: 0 K: 0 S: 3	H: 0 LOB: 1 BB: 1 P: 7	R: 0 E: 0 K: 2 S: 7	H: 0 LOB: 0 BB: 0 P: 7	R: 0 E: 0 K: 1 S: 6	H: 1 LOB: 2 BB: 1 P: 10	R: 1 E: 0 K: 0 S: 4	H: 1 LOB: 3 BB: 3 P: 16	R: 0 E: 0 K: 0 S: 3	H: 0 LOB: 0 BB: 0 P: 3	R: 0 E: 0 K: 1 S: 6	H: 1 LOB: 1 BB: 0 P: 6	R: 0 E: 0 K: 0 S: 2	H: 0 LOB: 0 BB: 1 P: 6	R: 0 E: 0 K: 0 S: 3	H: 0 LOB: 0 BB: 0 P: 3	1B: 3 2B: 0 3B: 0 HR: 0	SF: 0 SAC: 0 DP: 0 HBP: 0	WP: 0 PB: 1 CS: 1	PA: 37
PITCHER Allie Reynolds, R ERA: 3.49 (1, 1)	IP: 9.0 WLS: W BF: 36 H: 3 R: 1 ER: 1 SO: 5 BB: 7 IBB: 0 HBP: 0 BLK: 0 WP: 0 HR: 0 S: 39 P: 67 ERA: 1.00 WHIP: 1.111															PITCHER						

Batter	1	2	3	4	5	6	7	8	9	AB	R	H	RBI	BB	SO	LOB	BOTTOM			
Phil Rizzuto, R OBP: 0.409, SLG: 0.430 (1, 6)	0-0 5-3	0-0 SH1-3			0-0 F8			0-0 HR		3	1	2	0	0	0	0	Washington Senators @ New York Yankees Yankee Stadium, Bronx, NY Wed Jun 28 1950, 3:33 AM EDT Att: 11,252 - Unknown livebaseballscorecards.com			
Jerry Coleman, R OBP: 0.350, SLG: 0.389 (1, 4)	0-0 5-3	4-0 BB			0-0 F8		1-2 1B	0-0 HR		3	1	2	2	1	0	1				
Hank Bauer, R OBP: 0.355, SLG: 0.489 (1, 7)	0-0 5-3	0-0 L5			0-0 F7			0-0 F8		4	0	0	0	0	0	4				
Joe DiMaggio, R OBP: 0.364, SLG: 0.535 (1, 8)	0-0 F8		0-0 F8			0-0 6-3		4-0 1B F8		3	1	0	0	1	0	1				
Yogi Berra, L OBP: 0.363, SLG: 0.444 (1, 2)		0-0 E F7		0-0 F7		0-0 F4		0-0 1B		4	1	2	0	0	0	0				
Billy Johnson, R OBP: 0.379, SLG: 0.403 (1, 5)		0-0 E5		0-0 6-3		0-0 F4		0-0 F8		4	1	0	1	0	0	2				
Cliff Mapes, L OBP: 0.376, SLG: 0.459 (1, 9)		0-0 F7			0-0 F8		4-0 G4-6-3	0-0 4-3		3	0	0	1	1	0	2				
Joe Collins, L OBP: 0.318, SLG: 0.465 (1, 3)		0-0 SH1-3		0-3 K		0-0 G4-6-3		0-0 1-2		3	0	1	0	0	1	1				
Allie Reynolds, R OBP: 0.250, SLG: 0.216 (1, 1)		0-0 SH1-3		0-0 6-3		0-0 1-6-3				3	0	1	1	0	0	0				
Inning Stats	R: 0 E: 0 K: 0 S: 4	H: 1 LOB: 3 BB: 1 P: 4	R: 2 E: 1 K: 0 S: 7	H: 3 LOB: 3 BB: 1 P: 11	R: 0 E: 0 K: 0 S: 3	H: 0 LOB: 0 BB: 0 P: 3	R: 0 E: 0 K: 1 S: 5	H: 0 LOB: 0 BB: 0 P: 5	R: 0 E: 0 K: 0 S: 3	H: 1 LOB: 0 BB: 0 P: 3	R: 0 E: 0 K: 0 S: 3	H: 0 LOB: 0 BB: 0 P: 3	R: 0 E: 0 K: 0 S: 2	H: 0 LOB: 1 BB: 1 P: 6	R: 3 E: 0 K: 0 S: 6	H: 3 LOB: 1 BB: 1 P: 10		1B: 6 2B: 1 3B: 0 HR: 1	SF: 0 SAC: 1 DP: 1 HBP: 0	WP: 0 PB: 0 CS: 0
PITCHER Al Sima, L ERA: 4.5 (1, 1)	IP: 8.0 WLS: L BF: 34 H: 8 R: 5 ER: 4 SO: 1 BB: 3 IBB: 0 HBP: 0 BLK: 0 WP: 0 HR: 1 S: 33 P: 45 ERA: 4.50 WHIP: 1.375															PITCHER				

Batter	1	2	3	4	5	6	7	8	9	AB	R	H	RBI	BB	SO	LOB	TOP								
Eddie Yost, R OBP: 0.430, SLG: 0.474 (1, 5)										6	2	2	0	0	0	3	Washington Senators @ New York Yankees Yankee Stadium, Bronx, NY Thu Jun 29 1950, 3:33 AM EDT Att: 9,262 - Unknown								
Mert Combs, L OBP: 0.430, SLG: 0.294 (1, 6)										5	2	2	2	1	1	4									
Irv Noren, L OBP: 0.419, SLG: 0.505 (1, 8)										5	2	1	4	1	0	1									
Mickey Vernon, L OBP: 0.331, SLG: 0.260 (1, 3)										3	2	2	1	3	0	0									
Sam Mele, R OBP: 0.386, SLG: 0.483 (1, 9)										5	1	2	1	1	0	4									
Johnny Ostrowski, R OBP: 0.328, SLG: 0.381 (7, FH)										4	1	2	1	0	1	2									
Bud Stewart, L OBP: 0.350, SLG: 0.380 (7, 7)										1	0	0	0	1	0	2									
Sam Dente, R OBP: 0.279, SLG: 0.266 (1, 4)										6	0	2	2	0	0	5									
Al Evans, R OBP: 0.308, SLG: 0.330 (1, 2)										5	1	4	0	1	0	2									
Sid Hudson, R OBP: 0.318, SLG: 0.349 (1, 1)										4	1	1	1	1	0	6									
Inning Stats	R: 1 E: 0 K: 0 S: 4	H: 1 LOB: 0 BB: 4 P: 4	R: 2 E: 0 K: 1 S: 9	H: 4 LOB: 2 BB: 0 P: 9	R: 0 E: 0 K: 1 S: 7	H: 2 LOB: 2 BB: 0 P: 7	R: 6 E: 0 K: 0 S: 9	H: 6 LOB: 2 BB: 2 P: 17	R: 0 E: 1 K: 0 S: 3	H: 0 LOB: 2 BB: 2 P: 11	R: 0 E: 0 K: 0 S: 4	H: 1 LOB: 1 BB: 0 P: 4	R: 2 E: 0 K: 0 S: 5	H: 2 LOB: 2 BB: 2 P: 13	R: 0 E: 0 K: 0 S: 4	H: 1 LOB: 1 BB: 0 P: 4	R: 1 E: 0 K: 0 S: 4	H: 1 LOB: 3 BB: 3 P: 16	1B: 14 2B: 2 3B: 1 HR: 1	SF: 0 SAC: 1 DP: 0 HBP: 0	WP: 1 PB: 0 SB: 0 CS: 0	PA: 54			
PITCHER	IP	WLS	BF	H	R	ER	SO	BB	IBB	HBP	BLK	WP	HR	S	P	ERA	WHIP								
Joe Ostrowski, L ERA: 3.2 (1, 1)	1.1		9	5	3	3	0	0	0	0	0	0	0	9	9	20.25	3.750								
Tom Ferrick, R ERA: 4.54 (2, 1)	1.2	L	13	6	6	6	2	2	0	0	0	0	1	15	23	32.40	4.800								
Fred Sanford, R ERA: 4.85 (4, 1)	6.0		32	7	3	3	0	7	0	0	0	1	0	25	53	4.50	2.333								

Batter	1	2	3	4	5	6	7	8	9	AB	R	H	RBI	BB	SO	LOB	BOTTOM								
Phil Rizzuto, R OBP: 0.406, SLG: 0.425 (1, 6)										5	1	1	0	0	1	0	Washington Senators @ New York Yankees Yankee Stadium, Bronx, NY Thu Jun 29 1950, 3:33 AM EDT Att: 9,262 - Unknown								
Jerry Coleman, R OBP: 0.351, SLG: 0.391 (1, 4)										4	1	1	0	1	0	0									
Gene Woodling, L OBP: 0.422, SLG: 0.463 (1, 7)										5	1	1	1	0	0	2									
Joe DiMaggio, R OBP: 0.362, SLG: 0.529 (1, 8)										3	1	0	0	1	1	2									
Yogi Berra, L OBP: 0.362, SLG: 0.441 (1, 2)										4	1	1	0	0	0	1									
Bobby Brown, L OBP: 0.311, SLG: 0.323 (1, 5)										3	1	2	1	1	0	0									
Cliff Mapes, L OBP: 0.378, SLG: 0.475 (1, 9)										4	1	2	3	0	1	3									
Joe Collins, L OBP: 0.311, SLG: 0.453 (1, 3)										4	0	0	0	0	0	3									
Joe Ostrowski, L OBP: 0.400, SLG: 0.400 (1, 1)										0	0	0	0	0	0	0									
Tom Ferrick, R OBP: 0.167, SLG: 0.167 (2, 1)										1	0	0	0	0	0	0									
Fred Sanford, S OBP: 0.217, SLG: 0.273 (4, 1)										2	0	0	0	0	0	0									
Johnny Mize, L OBP: 0.288, SLG: 0.462 (8, FH)										1	0	0	0	0	0	0									
Inning Stats	R: 5 E: 1 K: 1 S: 10	H: 4 LOB: 0 BB: 0 P: 10	R: 0 E: 0 K: 0 S: 3	H: 0 LOB: 0 BB: 0 P: 3	R: 1 E: 1 K: 0 S: 4	H: 1 LOB: 2 BB: 2 P: 12	R: 0 E: 0 K: 1 S: 5	H: 0 LOB: 0 BB: 0 P: 5	R: 1 E: 0 K: 1 S: 7	H: 2 LOB: 1 BB: 0 P: 7	R: 0 E: 0 K: 0 S: 3	H: 0 LOB: 0 BB: 0 P: 3	R: 0 E: 0 K: 0 S: 3	H: 0 LOB: 0 BB: 0 P: 3	R: 0 E: 0 K: 0 S: 4	H: 1 LOB: 1 BB: 0 P: 4	R: 0 E: 0 K: 0 S: 3	H: 0 LOB: 1 BB: 1 P: 7	1B: 4 2B: 3 3B: 0 HR: 1	SF: 0 SAC: 0 DP: 0 HBP: 0	WP: 0 PB: 0 SB: 0 CS: 0	PA: 39			
PITCHER	IP	WLS	BF	H	R	ER	SO	BB	IBB	HBP	BLK	WP	HR	S	P	ERA	WHIP								
Sid Hudson, R ERA: 3.96 (1, 1)	9.0	W	39	8	7	3	3	3	0	0	0	0	1	42	54	3.00	1.222								



Batter	1	2	3	4	5	6	7	8	9	AB	R	H	RBI	BB	SO	LOB	TOP					
Bob Dillinger, R (1,5) OBP: 0.377, SLG: 0.466	0-0 4-3		0-0 F9	0-0 1B		0-0 FC4-6 1B		4-0 BB		4	0	2	1	1	0	1	Philadelphia Athletics @ Washington Senators Griffith Stadium, Washington, DC Fri Jun 30 1950, 3:33 AM EDT Unknown					
Wally Moses, L (1,9) OBP: 0.394, SLG: 0.444	0-0 1B		0-0 F8	0-0 F7		0-0 FC4-6 FC4-6		0-0 F9		5	0	1	0	0	0	6						
Elmer Valo, L (1,7) OBP: 0.382, SLG: 0.399	0-0 1-3 1B			0-0 F8	4-0 4-3 BB	0-0 FC4-6 BB		0-0 4-3		4	0	1	1	1	0	2						
Sam Chapman, R (1,8) OBP: 0.348, SLG: 0.476	0-0 F6			0-3 K	0-3 K	0-0 BB			0-0 F8	4	0	0	0	1	2	2						
Fernis Fain, L (1,3)		0-0 F9		0-0 BB 1B	0-0 4-3	0-0 F3		0-0 F9		5	1	1	0	0	0	3						
Eddie Joost, R (1,6) OBP: 0.404, SLG: 0.420		0-0 F7		4-0 1B 1-2 3B BB	0-0 F7		0-0 F4		0-0 F4	4	1	0	0	1	0	1						
Billy Hitchcock, R (1,4) OBP: 0.404, SLG: 0.481		0-0 F4		0-0 1-3 2-H 3B 1B		4-0 1B BB	0-0 4-3			3	2	1	1	1	0	0						
Mike Guerra, R (1,2) OBP: 0.327, SLG: 0.364			0-0 1B	0-0 1-4 3-H 1B 3B		0-0 1B 1B	0-0 F9			4	2	3	2	0	0	0						
Hank Wyse, R (1,1) OBP: 0.190, SLG: 0.190			0-3 K	0-0 1B		0-0 FC4-6 1B		0-0 1-3 1		3	1	2	2	0	1	1						
Lou Brissie, L (6,1) OBP: 0.100, SLG: 0.053				0-0 3-H 1B		0-0 FC4-6 1B				1	0	0	0	0	0	0						
Inning Stats	R: 0 E: 0 K: 0 S: 4	H: 2 LOB: 1 BB: 0 P: 4	R: 0 E: 0 K: 0 S: 3	H: 0 LOB: 0 BB: 0 P: 3	R: 0 E: 0 K: 1 S: 6	H: 1 LOB: 1 BB: 0 P: 6	R: 4 E: 0 K: 1 S: 10	H: 5 LOB: 2 BB: 1 P: 14	R: 0 E: 0 K: 1 S: 5	H: 0 LOB: 1 BB: 1 P: 9	R: 3 E: 0 K: 0 S: 6	H: 3 LOB: 2 BB: 2 P: 14	R: 0 E: 0 K: 0 S: 3	H: 0 LOB: 0 BB: 0 P: 3	R: 0 E: 0 K: 0 S: 3	H: 0 LOB: 1 BB: 1 P: 7	R: 0 E: 0 K: 0 S: 3	H: 0 LOB: 0 BB: 0 P: 3	1B: 10 2B: 0 3B: 1 HR: 0	SF: 0 SAC: 0 DP: 0 HBP: 0	WP: 0 PB: 0 SB: 0 CS: 0	PA: 42
PITCHER	IP WLS BF H R ER SO BB IBB HBP BLK WP HR S P ERA WHIP	5.0 L 28 11 7 7 3 3 0 0 0 0 0 0 31 43 12.60 2.800	4.0 S 14 0 0 0 0 2 0 0 0 0 0 12 20 0.00 0.500	PITCHER										IP WLS BF H R ER SO BB IBB HBP BLK WP HR S P ERA WHIP								
Connie Marrero, R (1,1) ERA: 3.75											5.0 L 28 11 7 7 3 3 0 0 0 0 0 0 31 43 12.60 2.800											
Mickey Harris, L (6,1) ERA: 3.29											4.0 S 14 0 0 0 0 2 0 0 0 0 0 12 20 0.00 0.500											

AB 37
R 7
H 11
RBI 7
BB 5
SO 3
LOB 16




Batter	1	2	3	4	5	6	7	8	9	AB	R	H	RBI	BB	SO	LOB	BOTTOM				
Eddie Yost, R (1,5) OBP: 0.430, SLG: 0.470	0-0 BB 1B	0-0 FC6-4		0-3 K		4-0 BB 1B		0-0 6-3		4	1	1	0	1	1	1	Philadelphia Athletics @ Washington Senators Griffith Stadium, Washington, DC Fri Jun 30 1950, 3:33 AM EDT Unknown				
Mert Combs, L (1,6) OBP: 0.429, SLG: 0.292	4-0 1B BB	0-0 F7			0-0 SH5-3 1B	0-0 F7		0-0 L4		4	2	1	0	1	0	2					
Irv Noren, L (1,8) OBP: 0.423, SLG: 0.505	0-0 1B 1-2 2-H BB		0-0 L3		4-0 1B SH5-3 BB	0-3 K		0-0 1B		4	2	2	1	1	1	1					
Mickey Vernon, L (1,3) OBP: 0.335, SLG: 0.267	0-0 F5		0-0 BB 1B		0-0 SH5-3	0-0 BB 1B		0-0 F9		4	0	2	0	0	0	3					
Sam Mele, R (1,9) OBP: 0.391, SLG: 0.483	0-0 1-3 2-H 1B		0-0 F7		0-0 2B FC4-6 1B	4-0 1-2 2-3 BB			0-3 K	4	1	2	3	1	1	1					
Bud Stewart, L (1,7) OBP: 0.352, SLG: 0.365	0-0 F8		4-0 1-2 BB		0-0 FC4-6 2B	0-0 F5			0-3 K	3	0	1	1	1	0	4					
Johnny Ostrowski, R (9,PH) OBP: 0.325, SLG: 0.377										1	0	0	0	0	1	0					
Sam Dente, R (1,4) OBP: 0.281, SLG: 0.266	0-0 3-H F3		0-0 F3		4-0 FC4-6 IBB		0-0 6-3		0-0 FC4-6 1B	4	0	1	0	1	0	3					
Al Evans, R (1,2) OBP: 0.301, SLG: 0.321		0-0 F8		0-0 F5	0-0 FC4-6 FC6-4		0-0 F8		0-0 FC4-6	5	0	0	1	0	0	3					
Connie Marrero, R (1,1) OBP: 0.188, SLG: 0.194			0-0 FC6-4 1B		0-0 F4	0-0 FC6-4		0-3 K		3	0	1	0	0	0	2					
Mickey Harris, L (6,1) OBP: 0.364, SLG: 0.222										1	0	0	0	0	1	0					
Inning Stats	R: 3 E: 0 K: 0 S: 6	H: 3 LOB: 1 BB: 1 P: 10	R: 0 E: 0 K: 0 S: 4	H: 1 LOB: 0 BB: 0 P: 4	R: 0 E: 0 K: 1 S: 5	H: 0 LOB: 0 BB: 0 P: 5	R: 0 E: 0 K: 1 S: 6	H: 1 LOB: 3 BB: 2 P: 14	R: 0 E: 0 K: 1 S: 5	H: 0 LOB: 0 BB: 0 P: 5	R: 0 E: 0 K: 0 S: 4	H: 1 LOB: 1 BB: 0 P: 4	R: 0 E: 0 K: 2 S: 8	H: 1 LOB: 1 BB: 0 P: 8	R: 0 E: 0 K: 0 S: 8	H: 1 LOB: 0 BB: 0 P: 8	1B: 10 2B: 1 3B: 0 HR: 0	SF: 0 SAC: 1 DP: 0 HBP: 0	WP: 0 PB: 0 SB: 0 CS: 0	PA: 44	
PITCHER	IP WLS BF H R ER SO BB IBB HBP BLK WP HR S P ERA WHIP	5.0 W 28 8 6 6 1 4 1 0 0 0 0 0 25 45 10.80 2.400	4.0 S 16 3 0 0 4 1 0 0 0 0 0 23 27 0.00 1.000	PITCHER										IP WLS BF H R ER SO BB IBB HBP BLK WP HR S P ERA WHIP							
Hank Wyse, R (1,1) ERA: 7.71											5.0 W 28 8 6 6 1 4 1 0 0 0 0 25 45 10.80 2.400										
Lou Brissie, L (6,1) ERA: 4.55											4.0 S 16 3 0 0 4 1 0 0 0 0 23 27 0.00 1.000										



AB 37
R 6
H 11
RBI 6
BB 6
SO 5
LOB 20



Batter	1	2	3	4	5	6	7	8	9	AB	R	H	RBI	BB	SO	LOB	TOP					
Bob Dillinger, R OBP: 0.375, SLG: 0.461 (1, 5)	0-0 4-3		0-0 1B	0-0 1-3-1			0-0 F9		0-0 F7	5	1	1	0	0	0	2	Philadelphia Athletics @ Washington Senators Griffith Stadium, Washington, DC Fri Jun 30 1950, 3:38 AM EDT Att: 12,219 - Unknown livebaseballscorecards.com					
Elmer Vato, L OBP: 0.379, SLG: 0.394 (1, 9)	0-0 1B E		0-0 F7	0-0 1-3			0-0 F7		0-0 3-1	5	1	1	0	0	0	3						
Paul Lehner, L OBP: 0.368, SLG: 0.442 (1, 7)	0-0 1-3		0-0 F9 1B				0-0 F7		0-0 F5	4	0	2	0	1	0	0						
Sam Chapman, R OBP: 0.347, SLG: 0.473 (1, 8)	0-0 F8		0-0 1-2				0-0 F8			4	0	1	2	0	0	2						
Fernis Fain, L OBP: 0.422, SLG: 0.425 (1, 3)	3-H 4-3		0-0 F9				0-0 4-3			4	1	1	0	0	0	3						
Eddie Joest, R OBP: 0.402, SLG: 0.430 (1, 6)		0-0 F8	0-0 F3				0-0 F4		0-0 HR	4	1	1	2	0	0	2						
Billy Hitchcock, R OBP: 0.371, SLG: 0.459 (1, 4)		0-0 5-3		0-0 6-3			0-0 4-3		0-0 1-3	4	0	0	0	0	0	0						
Joe Astroth, R OBP: 0.386, SLG: 0.347 (1, 2)		0-0 FC6-4		0-0 1-3-1			0-0 1B		0-0 F7	4	0	3	0	0	0	0						
Alex Kellner, R OBP: 0.270, SLG: 0.278 (1, 1)	0-0 FC6-4		0-0 1-2				0-0 4-3		0-3 K	4	0	1	0	0	1	2						
Inning Stats	R: 1 E: 1 K: 0 S: 5	H: 2 LOB: 1 BB: 0 P: 5	R: 0 E: 0 K: 0 S: 4	H: 1 LOB: 1 BB: 0 P: 4	R: 1 E: 0 K: 0 S: 6	H: 3 LOB: 2 BB: 0 P: 6	R: 0 E: 0 K: 0 S: 5	H: 2 LOB: 2 BB: 0 P: 5	R: 0 E: 0 K: 0 S: 3	H: 0 LOB: 0 BB: 0 P: 3	R: 0 E: 0 K: 0 S: 4	H: 1 LOB: 1 BB: 0 P: 4	R: 0 E: 0 K: 0 S: 3	H: 0 LOB: 1 BB: 1 P: 7	R: 2 E: 0 K: 1 S: 7	H: 2 LOB: 2 BB: 0 P: 7	R: 0 E: 0 K: 0 S: 3	H: 0 LOB: 0 BB: 0 P: 3	1B: 10 2B: 0 3B: 0 HR: 1	SF: 0 SAC: 0 DP: 0 HBP: 0	WP: 0 PB: 0 SB: 0 CS: 0	PA: 39
PITCHER Sandy Consuegra, R ERA: 4.32 (1, 1)	IP: 9.0 WLS: L BF: 39	H: 11 R: 4 ER: 3 SO: 1	BB: 1 IBB: 0 HBP: 0 BLK: 0	WP: 0 HR: 1 S: 40 P: 44	ERA: 3.00 WHIP: 1.333																	

Batter	1	2	3	4	5	6	7	8	9	AB	R	H	RBI	BB	SO	LOB	BOTTOM					
Eddie Yost, R OBP: 0.429, SLG: 0.469 (1, 5)	0-0 FC4-6		0-0 F8				0-0 5-3		0-0 F8	5	0	2	0	0	0	1	Philadelphia Athletics @ Washington Senators Griffith Stadium, Washington, DC Fri Jun 30 1950, 3:38 AM EDT Att: 12,219 - Unknown livebaseballscorecards.com					
Mert Combs, L OBP: 0.414, SLG: 0.280 (1, 6)	0-0 F9		0-3 K				0-0 G4-6-3		0-0 4-3	4	0	0	0	0	1	3						
Irv Noren, L OBP: 0.415, SLG: 0.495 (1, 8)	0-0 FC4-6			0-0 F4			0-0 F8		0-0 F9	4	0	0	0	0	0	1						
Mickey Vernon, L OBP: 0.339, SLG: 0.263 (1, 3)	0-0 6-3			0-0 6-3			4-0 PB		4-0 1B	2	0	0	0	2	0	1						
Sam Mele, R OBP: 0.388, SLG: 0.478 (1, 9)		0-0 6-3		0-0 F3			0-0 F8		0-0 1B	4	0	1	0	0	0	1						
Johnny Ostrowski, R OBP: 0.331, SLG: 0.376 (1, 7)		0-0 6-3			0-0 2B		4-0 BB		0-0 F7	3	1	1	0	1	0	2						
Sam Dente, R OBP: 0.287, SLG: 0.277 (1, 4)		0-0 1B		0-0 1B			0-0 4-3		0-0 G4-6-3	4	1	3	0	0	0	2						
Mickey Grasso, R OBP: 0.354, SLG: 0.373 (1, 2)	0-0 F7			0-0 1B			0-0 F6		0-0 G4-6-3	4	0	1	2	0	0	2						
Sandy Consuegra, R OBP: 0.200, SLG: 0.143 (1, 1)			0-0 F9				0-3 K		0-0 1B	3	0	0	0	0	1	1						
Roberto Ortiz, R OBP: 0.295, SLG: 0.298 (9, PH)				0-0 F3						1	0	1	0	0	0	0						
Inning Stats	R: 0 E: 0 K: 0 S: 4	H: 1 LOB: 1 BB: 0 P: 4	R: 0 E: 0 K: 0 S: 4	H: 1 LOB: 0 BB: 0 P: 4	R: 0 E: 0 K: 1 S: 5	H: 0 LOB: 0 BB: 0 P: 5	R: 0 E: 0 K: 0 S: 3	H: 0 LOB: 0 BB: 0 P: 3	R: 2 E: 0 K: 0 S: 6	H: 4 LOB: 1 BB: 0 P: 6	R: 0 E: 0 K: 0 S: 3	H: 0 LOB: 2 BB: 2 P: 11	R: 0 E: 0 K: 1 S: 5	H: 0 LOB: 0 BB: 0 P: 5	R: 0 E: 0 K: 0 S: 4	H: 1 LOB: 2 BB: 1 P: 8	R: 0 E: 0 K: 0 S: 4	H: 2 LOB: 1 BB: 0 P: 4	1B: 8 2B: 1 3B: 0 HR: 0	SF: 0 SAC: 0 DP: 2 HBP: 0	WP: 0 PB: 1 SB: 0 CS: 0	PA: 37
PITCHER Alex Kellner, L ERA: 5.23 (1, 1)	IP: 9.0 WLS: W BF: 37	H: 9 R: 2 ER: 2 SO: 2	BB: 3 IBB: 0 HBP: 0 BLK: 0	WP: 0 HR: 0 S: 38 P: 50	ERA: 2.00 WHIP: 1.333																	


Batter	1	2	3	4	5	6	7	8	9	AB	R	H	RBI	BB	SO	LOB	TOP			
Bob Dillinger, R (1.5)	F7				6-3			FC4-6		5	1	1	0	0	0	4	Philadelphia Athletics @ Washington Senators Griffith Stadium, Washington, DC Sun Jul 02 1950, 3:33 AM EDT Att: 7,315 - Unknown			
Elmer Vato, L (1.9)	1B				3-1					2	1	1	0	3	0					
Paul Lehner, L (1.7)			E1	F8		F4		G3		5	1	1	0	0	4					
Sam Chapman, R (1.8)	F6					6-3		F5		5	2	2	1	0	4					
Fernis Fain, L (1.3)	F9		E4	FC8-6-2-5		F3			1-3	5	2	0	1	0	5					
Eddie Joest, R (1.6)		F5	FC				F7		F6	5	0	1	3	0	1					
Billy Hitchcock, R (1.4)	F4						5-3			5	0	3	1	0	0					
Mike Guerra, R (1.2)	F3				L5		F8			4	0	1	0	1	0	2				
Bob Hooper, R (1.1)			K							3	0	0	0	0	3	3				
Lou Brissie, L (7.1)				K				FC4-6	4-3	2	0	1	0	0	0	2				
Inning Stats	R: 0 E: 0 K: 0 S: 4	H: 1 LOB: 2 BB: 1 P: 8	R: 0 E: 0 K: 0 S: 3	H: 0 LOB: 0 BB: 0 P: 3	R: 5 E: 2 K: 2 S: 13	H: 3 LOB: 3 BB: 2 P: 21	R: 2 E: 1 K: 0 S: 7	H: 4 LOB: 2 BB: 0 P: 7	R: 0 E: 0 K: 0 S: 5	H: 0 LOB: 0 BB: 0 P: 5	R: 0 E: 0 K: 0 S: 3	H: 0 LOB: 0 BB: 0 P: 3	R: 0 E: 1 K: 0 S: 4	H: 1 LOB: 2 BB: 1 P: 8	R: 0 E: 0 K: 0 S: 5	H: 2 LOB: 2 BB: 0 P: 5	1B: 9 2B: 2 3B: 0 HR: 0	SF: 0 SAC: 0 DP: 0 HBP: 0	WP: 0 PB: 0 SB: 0 CS: 0	PA: 45
PITCHER	IP WLS BF H R ER SO BB IBB HBP BLK WP HR S P ERA WHIP																			
Bob Kuzava, L (1.1)	4.0 L 26 8 7 3 2 2 1 0 0 0 0 0 27 39 6.75 2.500																			
Joe Haynes, R (5.1)	4.0 14 1 0 0 1 1 0 0 0 0 0 0 15 19 0.00 0.500																			
Bob Ross, L (9.1)	1.0 5 2 0 0 0 0 0 0 0 0 0 0 5 5 0.00 2.000																			

Batter	1	2	3	4	5	6	7	8	9	AB	R	H	RBI	BB	SO	LOB	BOTTOM					
Eddie Yost, R (1.5)	E6		F7	G1-4-3						5	0	2	2	0	0	1	Philadelphia Athletics @ Washington Senators Griffith Stadium, Washington, DC Sun Jul 02 1950, 3:33 AM EDT Att: 7,315 - Unknown					
Mert Combs, L (1.6)										4	0	0	0	0	0	2						
Roberto Ortiz, R (9. PH)	F9		F8		3-1	FC6-4		F7		1	0	0	0	0	0	1						
Irv Noren, L (1.8)					3-1			G3		4	1	1	0	1	0	1						
Mickey Vernon, L (1.3)										2	0	1	0	3	1	0						
Sam Mele, R (1.9)	G6-4-3									5	0	1	1	0	0	6						
Bud Stewart, L (1.7)										1	1	0	0	2	0	0						
Johnny Ostrowski, R (8. PH)										1	0	0	0	0	0	0						
Sam Dente, R (1.4)										3	1	1	0	1	1	3						
Al Evans, R (1.2)										3	0	0	0	1	0	3						
Bob Kuzava, S (1.1)										1	1	1	1	0	0	0						
Shery Robertson, L (4. PH)										1	0	0	0	0	0	1						
Joe Haynes, R (5.1)										1	0	0	0	0	0	2						
Cass Michaels, R (8. PH)										1	0	0	0	0	0	1						
Bob Ross, R (9.1)										0	0	0	0	0	0	0						
Inning Stats	R: 0 E: 1 K: 0 S: 3	H: 0 LOB: 2 BB: 2 P: 11	R: 0 E: 0 K: 1 S: 5	H: 0 LOB: 0 BB: 0 P: 5	R: 2 E: 0 K: 0 S: 6	H: 3 LOB: 3 BB: 2 P: 14	R: 0 E: 0 K: 0 S: 2	H: 0 LOB: 0 BB: 1 P: 6	R: 0 E: 0 K: 0 S: 4	H: 1 LOB: 1 BB: 0 P: 4	R: 2 E: 1 K: 0 S: 5	H: 2 LOB: 1 BB: 1 P: 9	R: 0 E: 0 K: 1 S: 5	H: 0 LOB: 0 BB: 0 P: 5	R: 0 E: 0 K: 0 S: 3	H: 0 LOB: 1 BB: 1 P: 7	R: 0 E: 0 K: 0 S: 4	H: 1 LOB: 2 BB: 1 P: 8	1B: 6 2B: 0 3B: 0 HR: 1	SF: 0 SAC: 0 DP: 2 HBP: 0	WP: 0 PB: 0 SB: 1 CS: 0	PA: 41
PITCHER	IP WLS BF H R ER SO BB IBB HBP BLK WP HR S P ERA WHIP																					
Bob Hooper, R (1.1)	6.0 W 29 6 4 4 4 1 0 0 0 0 0 0 12 25 49 6.00 2.000																					
Lou Brissie, L (7.1)	3.0 S 12 1 0 0 1 2 0 0 0 0 0 0 12 20 0.00 1.000																					

Batter	1	2	3	4	5	6	7	8	9	AB	R	H	RBI	BB	SO	LOB	TOP				
Phil Rizzuto, R OBP: 0.407, SLG: 0.424 (1, 6)	F7		F7		L5-3		F8			4	0	0	0	0	0	3					
Jerry Coleman, R OBP: 0.381, SLG: 0.388 (1, 4)	1B		1B			F9		4-3		4	1	2	0	0	0	0					
Yogi Berra, L OBP: 0.370, SLG: 0.469 (1, 2)	F8		2B			F5		3-1		4	0	1	1	1	0	1					
Joe DiMaggio, R OBP: 0.368, SLG: 0.542 (1, 3)	F3		F8			5-3		F6		4	0	0	0	0	0	2					
Hank Bauer, R OBP: 0.374, SLG: 0.526 Gene Woodling, L OBP: 0.415, SLG: 0.446 (7, 7)		6-3		F3			E7			3	1	1	0	0	0	0					
Billy Johnson, R OBP: 0.382, SLG: 0.415 (1, 5)	1B		4-3			FC4		F3		4	0	2	1	0	0	1					
Jackie Jensen, R OBP: 0.200, SLG: 0.174 (7, 9)	K		5-3			FC4		F2		4	0	0	0	0	1	3					
Cliff Mapes, L OBP: 0.372, SLG: 0.457 (1, 8)	4-3				4-3			F7		3	0	0	0	1	0	2					
Fred Sanford, S OBP: 0.240, SLG: 0.292 Joe Ostrowski, L OBP: 0.385, SLG: 0.381 Johnny Mize, L OBP: 0.351, SLG: 0.545 Tom Ferrick, R OBP: 0.167, SLG: 0.167 (7, 1)			1-3			L5-3		F8		2	0	1	0	0	0	0					
Inning Stats	R: 0 E: 0 K: 0 S: 4	H: 1 LOB: 1 BB: 0 P: 4	R: 0 E: 0 K: 1 S: 6	H: 1 LOB: 1 BB: 0 P: 6	R: 1 E: 0 K: 0 S: 5	H: 2 LOB: 1 BB: 0 P: 5	R: 0 E: 0 K: 0 S: 3	H: 0 LOB: 0 BB: 0 P: 3	R: 0 E: 0 K: 0 S: 3	H: 1 LOB: 0 BB: 0 P: 3	R: 0 E: 0 K: 0 S: 3	H: 0 LOB: 0 BB: 0 P: 3	R: 1 E: 1 K: 0 S: 5	H: 2 LOB: 2 BB: 1 P: 9	R: 0 E: 0 K: 0 S: 3	H: 0 LOB: 1 BB: 0 P: 7	1B: 6 2B: 2 3B: 0 HR: 0	SF: 0 SAC: 0 DP: 1 HBP: 0	WP: 0 PB: 0 SB: 0 CS: 0	PA: 35	
PITCHER	IP	WLS	BF	H	R	ER	SO	BB	IBB	HBP	BLK	WP	HR	S	P	ERA	WHIP				
Al Sima, L ERA: 3.77 Mickey Harris, L ERA: 2.98	6.1	W	26	7	2	2	1	1	0	0	0	0	0	27	31	2.84	1.263				
	2.2	S	9	0	0	0	0	1	0	0	0	0	0	8	12	0.00	0.375				

New York Yankees @ Washington Senators
Griffith Stadium, Washington, DC
Mon Jul 03 1950, 3:33 AM EDT
Att: 9,653 - Unknown


AB 33
R 2
H 7
RBI 2
BB 2
SO 1
LOB 14



Batter	1	2	3	4	5	6	7	8	9	AB	R	H	RBI	BB	SO	LOB	BOTTOM				
Eddie Yost, R OBP: 0.431, SLG: 0.470 (1, 5)	1-3		6-3		1-3		5-3			4	0	0	0	0	0	2					
Bud Stewart, L OBP: 0.383, SLG: 0.386 (1, 7)	S			F5		SH		IHR		3	2	2	1	1	0	0					
Irv Noren, L OBP: 0.407, SLG: 0.483 (1, 8)	L9			G3		SH		G3		3	1	0	0	0	0	1					
Mickey Vernon, L OBP: 0.358, SLG: 0.273 (1, 3)	K			F7		SH1-4		6-3		4	1	1	1	0	1	1					
Sam Mele, R OBP: 0.376, SLG: 0.455 (1, 9)		F5			L6-4	SH1-4		6-3		2	0	0	0	1	0	0					
Cass Michaels, R OBP: 0.378, SLG: 0.420 Sherry Robertson, L OBP: 0.341, SLG: 0.354 (6, PR)	1-3			1B		3B		1-3		3	1	2	2	0	0	0					
Sam Dente, R OBP: 0.297, SLG: 0.292 (1, 6)	F4			L6-4		3B		PB		4	1	2	1	0	0	2					
Al Evans, R OBP: 0.300, SLG: 0.315 (1, 2)		6-3			1B	5-3		1B		4	0	2	2	0	0	2					
Al Sima, R OBP: 0.333, SLG: 0.333 Mickey Harris, L OBP: 0.333, SLG: 0.200 (7, 1)	K			1B		K		4-3		3	0	1	0	0	2	2					
Inning Stats	R: 0 E: 0 K: 1 S: 5	H: 0 LOB: 0 BB: 1 P: 9	R: 0 E: 0 K: 0 S: 3	H: 0 LOB: 0 BB: 0 P: 3	R: 0 E: 0 K: 1 S: 5	H: 0 LOB: 0 BB: 0 P: 5	R: 0 E: 0 K: 0 S: 3	H: 0 LOB: 0 BB: 0 P: 3	R: 1 E: 1 K: 0 S: 5	H: 3 LOB: 2 BB: 1 P: 9	R: 4 E: 0 K: 1 S: 10	H: 4 LOB: 2 BB: 0 P: 10	R: 1 E: 0 K: 0 S: 4	H: 1 LOB: 0 BB: 0 P: 4	R: 1 E: 0 K: 0 S: 5	H: 2 LOB: 1 BB: 0 P: 5	1B: 7 2B: 2 3B: 1 HR: 1	SF: 0 SAC: 2 DP: 1 HBP: 0	WP: 0 PB: 1 SB: 1 CS: 0	PA: 36	
PITCHER	IP	WLS	BF	H	R	ER	SO	BB	IBB	HBP	BLK	WP	HR	S	P	ERA	WHIP				
Fred Sanford, R ERA: 5.1 Joe Ostrowski, L ERA: 3.41 Tom Ferrick, R ERA: 5.4	5.1	L	25	7	5	5	2	2	0	0	0	0	0	4	4	0.00	0.000				
	2.0		9	3	2	2	0	0	0	0	0	0	0	9	9	9.00	1.500				

New York Yankees @ Washington Senators
Griffith Stadium, Washington, DC
Mon Jul 03 1950, 3:33 AM EDT
Att: 9,653 - Unknown

AB 32
R 7
H 10
RBI 7
BB 2
SO 3
LOB 11



Batter	1	2	3	4	5	6	7	8	9	AB	R	H	RBI	BB	SO	LOB	TOP					
Phil Rizzuto, R OBP: 0.412, SLG: 0.423										3	3	1	1	1	3	0	2					
Bobby Brown, L OBP: 0.316, SLG: 0.324										4	0	1	0	0	0	4						
Billy Johnson, R OBP: 0.386, SLG: 0.420										1	1	1	2	0	0	0						
Gene Woodling, L OBP: 0.417, SLG: 0.444										5	3	2	2	1	0	3						
Jackie Jensen, R OBP: 0.200, SLG: 0.174										0	0	0	0	0	0	0						
Joe DiMaggio, R OBP: 0.367, SLG: 0.548										6	1	2	3	0	0	2						
Yogi Berra, L OBP: 0.372, SLG: 0.477										6	2	3	2	0	0	2						
Johnny Mize, L OBP: 0.390, SLG: 0.556										3	1	2	2	1	0	1						
Joe Collins, L OBP: 0.307, SLG: 0.447										1	0	0	0	0	0	0						
Cliff Mapes, L OBP: 0.381, SLG: 0.469										3	3	2	2	2	0	1						
Jerry Coleman, R OBP: 0.366, SLG: 0.390										4	1	2	2	1	1	3						
Vic Raschi, R OBP: 0.262, SLG: 0.225										3	0	1	0	0	0	2						
Joe Page, L OBP: 0.429, SLG: 0.500										0	0	0	0	0	0	0						
Tom Ferrick, R OBP: 0.286, SLG: 0.167										0	1	0	0	1	0	0						
Inning Stats	R: 0 E: 0 K: 0 S: 2	H: 0 LOB: 0 BB: 1 P: 6	R: 1 E: 0 K: 0 S: 5	H: 2 LOB: 1 BB: 0 P: 5	R: 0 E: 1 K: 0 S: 4	H: 1 LOB: 1 BB: 0 P: 4	R: 0 E: 0 K: 0 S: 3	H: 1 LOB: 0 BB: 0 P: 3	R: 1 E: 0 K: 0 S: 5	H: 2 LOB: 1 BB: 0 P: 5	R: 2 E: 0 K: 1 S: 8	H: 3 LOB: 2 BB: 1 P: 12	R: 5 E: 0 K: 0 S: 7	H: 5 LOB: 1 BB: 1 P: 11	R: 1 E: 0 K: 0 S: 4	H: 1 LOB: 1 BB: 1 P: 8	R: 6 E: 0 K: 0 S: 5	H: 2 LOB: 1 BB: 5 P: 25	1B: 11 2B: 5 3B: 1 HR: 0	SF: 0 SAC: 2 DP: 3 HBP: 0	WP: 1 PB: 0 CS: 0 SB: 0	PA: 50
PITCHER	IP WLS BF H R ER SO BB IBB HBP BLK WP HR S P ERA WHIP																					
Sid Hudson, R ERA: 4.21	6.1 L 30 11 6 6 1 2 0 0 0 0 0 0 30 38 8.53 2.053																					
Elmer Singleton, R ERA: 54.0	0.1 3 1 0 0 0 0 1 0 0 0 1 0 2 6 0.00 3.000																					
Mickey Harris, L ERA: 3.28	1.1 7 3 4 4 0 1 0 0 0 0 0 0 6 10 27.00 3.000																					
Jim Pearce, R ERA: 7.58	0.2 6 0 4 4 0 4 0 0 0 0 0 0 2 18 54.00 6.000																					
Bob Ross, L ERA: 8.49	0.1 4 2 2 2 0 1 0 0 0 0 0 0 3 7 54.00 9.000																					

New York Yankees @ Washington Senators
Griffith Stadium, Washington, DC
Tue Jul 04 1950, 3:33 AM EDT
Unknown


AB 39
R 16
H 17
RBI 16
BB 9
SO 1
LOB 20



Batter	1	2	3	4	5	6	7	8	9	AB	R	H	RBI	BB	SO	LOB	BOTTOM					
Eddie Yost, R OBP: 0.429, SLG: 0.465										5	2	1	0	1	0	1						
Bud Stewart, L OBP: 0.370, SLG: 0.401										5	2	3	1	1	1	2						
Irv Noren, L OBP: 0.409, SLG: 0.486										5	2	2	1	1	1	2						
Mickey Vernon, L OBP: 0.360, SLG: 0.291										4	2	2	3	0	1	1						
Sam Mele, R OBP: 0.386, SLG: 0.464										3	0	2	2	2	0	1						
Sherry Robertson, L OBP: 0.366, SLG: 0.358										2	0	1	1	3	0	1						
Sam Dente, R OBP: 0.295, SLG: 0.291										5	0	1	1	0	1	8						
Al Evans, R OBP: 0.293, SLG: 0.307										5	0	0	0	0	0	7						
Sid Hudson, R OBP: 0.262, SLG: 0.225										3	0	0	0	0	0	3						
Elmer Singleton, R ERA: 54.0										0	0	0	0	0	0	0						
Mickey Harris, L ERA: 3.28										0	0	0	0	0	0	0						
Cass Michaels, R ERA: 3.28										1	0	1	0	0	0	0						
Sandy Consuegra, R ERA: 5.40										0	1	0	0	0	0	0						
Jim Pearce, R ERA: 7.58										0	0	1	0	0	0	0						
Bob Ross, L ERA: 8.49										0	0	0	0	0	0	0						
Johnny Ostrowski, R ERA: 5.15										1	0	0	0	0	0	0						
Inning Stats	R: 0 E: 0 K: 1 S: 5	H: 0 LOB: 0 BB: 0 P: 5	R: 1 E: 0 K: 0 S: 4	H: 1 LOB: 2 BB: 2 P: 12	R: 2 E: 0 K: 0 S: 6	H: 3 LOB: 1 BB: 0 P: 6	R: 0 E: 0 K: 0 S: 4	H: 1 LOB: 1 BB: 0 P: 4	R: 1 E: 0 K: 0 S: 4	H: 1 LOB: 2 BB: 2 P: 12	R: 1 E: 0 K: 0 S: 4	H: 1 LOB: 1 BB: 1 P: 8	R: 0 E: 0 K: 1 S: 6	H: 1 LOB: 1 BB: 1 P: 10	R: 4 E: 0 K: 2 S: 12	H: 5 LOB: 2 BB: 1 P: 16	R: 0 E: 0 K: 0 S: 3	H: 0 LOB: 1 BB: 1 P: 7	1B: 9 2B: 2 3B: 2 HR: 0	SF: 0 SAC: 1 DP: 0 HBP: 0	WP: 1 PB: 0 CS: 0 SB: 0	PA: 48
PITCHER	IP WLS BF H R ER SO BB IBB HBP BLK WP HR S P ERA WHIP																					
Vic Raschi, R ERA: 4.39	7.1 W 39 11 8 8 3 6 0 0 0 0 1 0 39 63 9.82 2.318																					
Joe Page, L ERA: 4.58	0.0 3 2 1 1 0 1 0 0 0 0 0 0 2 6 ∞ ∞																					
Tom Ferrick, R ERA: 5.15	1.2 S 6 0 0 0 0 1 1 0 0 0 0 0 7 11 0.00 0.600																					

New York Yankees @ Washington Senators
Griffith Stadium, Washington, DC
Tue Jul 04 1950, 3:33 AM EDT
Unknown


AB 39
R 9
H 13
RBI 9
BB 8
SO 4
LOB 26



Batter	1	2	3	4	5	6	7	8	9	AB	R	H	RBI	BB	SO	LOB	TOP										
Phil Rizzuto, R OBP: 0.409, SLG: 0.419 (1, 6)										5	1	1	0	0	1	3											
Cliff Mapes, L OBP: 0.375, SLG: 0.461 (1, 9)										4	0	0	0	0	0	1											
Jackie Jensen, R OBP: 0.207, SLG: 0.154 (1, 7)										3	1	0	1	1	0	0											
Joe DiMaggio, R OBP: 0.369, SLG: 0.546 (1, 8)										3	0	1	0	1	0	1											
Billy Johnson, R OBP: 0.382, SLG: 0.415 (1, 5)										4	1	1	1	0	0	2											
Johnny Mize, L OBP: 0.400, SLG: 0.550 (1, 3)										4	0	2	0	0	1	0											
Jerry Coleman, R OBP: 0.364, SLG: 0.388 (1, 4)										4	0	1	1	0	0	3											
Charles Silvera, R OBP: 0.143, SLG: 0.077 (9, PR)										3	0	0	0	1	0	2											
Joe Collins, L OBP: 0.307, SLG: 0.447 (9, PR)										0	0	0	0	0	0	0											
Ralph Houk, R OBP: 0.333, SLG: 0.667 (9, 2)										0	0	0	0	0	0	0											
Ed Lopat, L OBP: 0.417, SLG: 0.359 (1, 1)										3	0	1	0	1	1	0											
Inning Stats	R: 1 E: 1 K: 0 S: 4	H: 1 LOB: 0 BB: 0 P: 4	R: 0 E: 0 K: 1 S: 6	H: 1 LOB: 1 BB: 0 P: 6	R: 0 E: 0 K: 0 S: 3	H: 0 LOB: 0 BB: 0 P: 3	R: 2 E: 0 K: 0 S: 5	H: 2 LOB: 1 BB: 1 P: 9	R: 0 E: 0 K: 0 S: 2	H: 0 LOB: 0 BB: 1 P: 6	R: 0 E: 0 K: 0 S: 5	H: 2 LOB: 2 BB: 0 P: 5	R: 0 E: 0 K: 1 S: 5	H: 0 LOB: 0 BB: 0 P: 5	R: 0 E: 0 K: 0 S: 3	H: 0 LOB: 1 BB: 1 P: 7	R: 0 E: 0 K: 1 S: 6	H: 1 LOB: 2 BB: 1 P: 10	1B: 7 2B: 1 3B: 0 HR: 0	SF: 0 SAC: 0 DP: 1 HBP: 0	WP: 0 PB: 0 CS: 2	PA: 37					
PITCHER Bob Kuzava, L ERA: 4.4 (1, 1)	IP: 9.0	WLS: 37	BF: 7	H: 3	R: 3	ER: 2	SO: 3	BB: 4	IBB: 0	HBP: 0	BLK: 0	WP: 0	HR: 0	S: 39	P: 55	ERA: 2.00	WHIP: 1.222										

New York Yankees @ Washington Senators
Griffith Stadium, Washington, DC
Tue Jul 04 1950, 3:38 AM EDT
Att: 25,229 - Unknown


AB 33
R 3
H 7
RBI 3
BB 4
SO 3
LOB 12



Batter	1	2	3	4	5	6	7	8	9	AB	R	H	RBI	BB	SO	LOB	BOTTOM										
Eddie Yost, R OBP: 0.423, SLG: 0.457 (1, 5)										5	0	0	0	0	0	1											
Cass Michaels, R OBP: 0.359, SLG: 0.429 (1, 4)										4	1	3	0	1	0	0											
Sherry Robertson, L OBP: 0.366, SLG: 0.358 (9, PR)										0	0	0	0	0	0	0											
Irv Noren, L OBP: 0.409, SLG: 0.481 (1, 8)										4	0	1	1	1	0	3											
Mickey Vernon, L OBP: 0.358, SLG: 0.290 (1, 3)										4	0	1	0	0	1	3											
Sam Mele, R OBP: 0.383, SLG: 0.457 (1, 9)										3	0	0	0	1	1	2											
Johnny Ostrowski, R OBP: 0.326, SLG: 0.370 (1, 7)										4	1	2	0	0	0	1											
Sam Dente, R OBP: 0.294, SLG: 0.290 (1, 6)										4	0	1	0	0	0	3											
Mickey Grasso, R OBP: 0.333, SLG: 0.349 (1, 2)										4	0	0	1	0	0	4											
Bob Kuzava, S OBP: 0.256, SLG: 0.161 (1, 1)										3	1	0	0	1	2	1											
Inning Stats	R: 0 E: 0 K: 0 S: 3	H: 0 LOB: 1 BB: 1 P: 7	R: 1 E: 0 K: 1 S: 7	H: 2 LOB: 1 BB: 0 P: 7	R: 0 E: 0 K: 1 S: 5	H: 0 LOB: 1 BB: 1 P: 9	R: 0 E: 0 K: 0 S: 3	H: 0 LOB: 0 BB: 0 P: 3	R: 0 E: 0 K: 1 S: 6	H: 1 LOB: 1 BB: 0 P: 6	R: 0 E: 0 K: 1 S: 7	H: 2 LOB: 2 BB: 0 P: 7	R: 0 E: 0 K: 0 S: 4	H: 1 LOB: 1 BB: 0 P: 4	1B: 8 2B: 0 3B: 0 HR: 0	SF: 0 SAC: 0 DP: 0 HBP: 0	WP: 0 PB: 0 CS: 0	PA: 39									
PITCHER Ed Lopat, L ERA: 3.95 (1, 1)	IP: 9.0	WLS: 39	BF: 8	H: 8	R: 3	ER: 2	SO: 4	BB: 4	IBB: 0	HBP: 0	BLK: 0	WP: 0	HR: 0	S: 43	P: 59	ERA: 2.00	WHIP: 1.333										

New York Yankees @ Washington Senators
Griffith Stadium, Washington, DC
Tue Jul 04 1950, 3:38 AM EDT
Att: 25,229 - Unknown

AB 35
R 3
H 8
RBI 2
BB 4
SO 4
LOB 18



Batter	1	2	3	4	5	6	7	8	9	AB	R	H	RBI	BB	SO	LOB	TOP				
Eddie Yost, R OBP: 0.425, SLG: 0.463 (1, 5)	0-0 1-3 1B 2B		0-0 BB 1B		0-0 BB 1B	0-0 1B F7	0-0 5-3-5			5	2	3	0	0	0	5					
Cass Michaels, R OBP: 0.390, SLG: 0.427 (1, 4)	0-0 F8		4-0 BB 1B		0-0 1-2 2-H 3B 1B	0-0 6-3			3	1	1	1	1	0	1						
Irv Noren, L OBP: 0.406, SLG: 0.486 (1, 8)	0-0 1-3 2-3		0-0 F8		0-0 1-H 2-H 2B 3B	0-3 K			4	1	1	2	0	1	3						
Mickey Vernon, L OBP: 0.366, SLG: 0.302 (1, 3)	0-0 CS 1B			4-0 FC1-4 BB 1B 2B	0-0 1B 2B	0-0 F4			3	1	2	2	1	0	0						
Sam Mele, R OBP: 0.381, SLG: 0.453 (1, 9)	0-0 CS 1-2	0-0 F7		0-3 K	0-3 K		0-0 SH 1B 1B		4	1	1	0	0	2	2						
Johnny Ostrowski, R OBP: 0.324, SLG: 0.364 (5, PH)		0-3 K		0-0 FC1-4 1B	0-0 F9 BB 1B		0-0 SH 1B 1B		2	0	0	0	0	1	1						
Bud Stewart, L OBP: 0.376, SLG: 0.407 (5, 7)				1-2			1-2 1B 1B		2	2	2	1	0	0	0						
Sam Dente, R OBP: 0.298, SLG: 0.292 (1, 6)		0-0 6-3		0-0 1B	4-0 1-2 1B BB		0-0 SH 1B 5-3-5		2	0	1	0	1	0	0						
Al Evans, R OBP: 0.292, SLG: 0.306 (7, PR)			0-0 6-3	0-0 F9	0-0 F9		0-0 1-3 2-H 3-H 1B		4	0	1	2	0	0	4						
Mickey Grasso, R OBP: 0.333, SLG: 0.349 (7, 2)					2-3				0	0	0	0	0	0	0						
Sandy Consuegra, R OBP: 0.278, SLG: 0.235 (6, 1)			0-0 1-3				0-0 1-3		3	1	2	1	0	0	0						
Roberto Ortiz, R OBP: 0.286, SLG: 0.288 (7, PH)									0	0	0	0	0	0	0						
Mickey Harris, L OBP: 0.333, SLG: 0.200 (7, 1)									1	0	0	0	0	0	2						
Mickey Harris, L OBP: 0.333, SLG: 0.200 (7, 1)									0	0	0	0	0	0	0						
Inning Stats	R: 1 E: 0 K: 0 S: 4	H: 2 LOB: 0 BB: 0 P: 4	R: 0 E: 0 K: 1 S: 5	H: 0 LOB: 0 BB: 0 P: 5	R: 0 E: 0 K: 0 S: 4	H: 1 LOB: 2 BB: 1 P: 8	R: 0 E: 0 K: 1 S: 6	H: 1 LOB: 2 BB: 1 P: 10	R: 6 E: 0 K: 1 S: 12	H: 7 LOB: 2 BB: 1 P: 16	R: 0 E: 0 K: 1 S: 5	H: 0 LOB: 0 BB: 0 P: 5	R: 2 E: 1 K: 0 S: 6	H: 3 LOB: 2 BB: 0 P: 6			1B: 11 2B: 3 3B: 1 HR: 0	SF: 0 SAC: 1 DP: 1 HBP: 0	WP: 0 PA: 38 PB: 0 SB: 0 CS: 1		
PITCHER	IP	WLS	BF	H	R	ER	SO	BB	IBB	HBP	BLK	WP	HR	S	P	ERA	WHIP				
Chuck Stobbs, L ERA: 6.48	(1, 1)	4.0	22	9	6	6	2	2	0	0	0	0	0	24	32	13.50	2.750				
Joe Dobson, R ERA: 3.97	(5, 1)	2.0	9	2	1	1	2	1	0	0	0	0	0	12	16	4.50	1.500				
Ellis Kinder, R ERA: 4.92	(7, 1)	0.0	L	4	3	2	2	0	0	0	0	0	0	4	4	∞	∞				
Mickey McDermott, L ERA: 5.01	(7, 1)	1.0	2	0	0	0	0	0	0	0	0	0	0	2	2	0.00	0.000				

Washington Senators @ Boston Red Sox
Fenway Park, Boston, MA
Wed Jul 05 1950, 3:33 AM EDT
Att: 32,695 - Unknown

AB 33
R 9
H 14
RBI 9
BB 3
SO 4
LOB 18



Batter	1	2	3	4	5	6	7	8	9	AB	R	H	RBI	BB	SO	LOB	BOTTOM				
Dom DiMaggio, R OBP: 0.425, SLG: 0.425 (1, 8)	0-0 1B 1B	0-0 SH5-3 1-2		4-0 BB		4-0 BB 6 1B BB				1	2	1	0	2	0	0					
6 Johnny Pesky, L OBP: 0.436, SLG: 0.407 (1, 5)	0-0 F5	0-0 F5		0-0 F7		0-0 BB 1B				4	1	1	0	0	0	3					
Ted Williams, L OBP: 0.468, SLG: 0.695 (1, 7)	0-0 1B HR	0-0 1B		0-0 L8		4-0 1-2 2-3 BB				3	1	2	0	1	0	1					
Vern Stephens, R OBP: 0.380, SLG: 0.539 (1, 6)	0-0 HR 1B	0-0 F7		0-3 K		0-0 1B				4	1	2	3	0	1	3					
Walt Dropo, R OBP: 0.408, SLG: 0.656 (1, 3)	0-0 HR		0-3 K		0-0 G6-4-3 1B		0-0 F9			4	1	2	3	0	1	0					
Bobby Doerr, R OBP: 0.377, SLG: 0.476 (1, 4)	0-0 6-3		0-0 2B 2B		0-0 G6-4-3 1-2		0-0 F7			4	1	1	0	0	0	1					
Al Zarilla, L OBP: 0.435, SLG: 0.485 (1, 9)	0-0 FC5-4 1B		0-0 FC1-6 2B		0-0 F7		0-0 1B			4	0	3	1	0	0	0					
Matt Batts, R OBP: 0.290, SLG: 0.355 (1, 2)	0-0 FC5-4		0-0 FC1-6		0-0 G4-6-3 1B		0-0 FC6-4 1B			4	0	2	0	0	0	2					
Chuck Stobbs, L OBP: 0.500, SLG: 0.333 (5, 1)		0-0 1B SH5-3		0-0 4-3		0-0 G4-6-3 1-2		0-0 FC6-4		2	0	1	0	0	0	1					
Joe Dobson, R OBP: 0.319, SLG: 0.205 (6, PH)										0	0	0	0	0	0	0					
Billy Goodman, L OBP: 0.390, SLG: 0.453 (7, 1)										1	0	0	0	0	0	1					
Ellis Kinder, R OBP: 0.205, SLG: 0.263 (7, 1)										0	0	0	0	0	0	0					
Mickey McDermott, L OBP: 0.500, SLG: 0.500 (7, 1)										1	0	0	0	0	0	2					
Inning Stats	R: 4 E: 0 K: 0 S: 8	H: 5 LOB: 1 BB: 0 P: 8	R: 0 E: 0 K: 0 S: 5	H: 2 LOB: 0 BB: 0 P: 5	R: 1 E: 0 K: 1 S: 7	H: 2 LOB: 1 BB: 0 P: 7	R: 0 E: 0 K: 1 S: 5	H: 0 LOB: 1 BB: 1 P: 9	R: 0 E: 0 K: 0 S: 3	H: 1 LOB: 0 BB: 0 P: 3	R: 2 E: 0 K: 0 S: 4	H: 3 LOB: 2 BB: 2 P: 12	R: 0 E: 0 K: 0 S: 5	H: 2 LOB: 2 BB: 0 P: 5			1B: 12 2B: 2 3B: 0 HR: 1	SF: 0 SAC: 1 DP: 2 HBP: 0	WP: 0 PA: 36 PB: 0 SB: 0 CS: 0		
PITCHER	IP	WLS	BF	H	R	ER	SO	BB	IBB	HBP	BLK	WP	HR	S	P	ERA	WHIP				
Sandy Consuegra, R ERA: 5.31	(1, 1)	5.2	30	12	7	7	2	3	0	0	0	0	0	31	43	11.12	2.647				
Elmer Singleton, R ERA: 27.0	(6, 1)	0.1	W	1	1	0	0	0	0	0	0	0	0	1	1	0.00	3.000				
Mickey Harris, L ERA: 3.21	(7, 1)	1.0	S	5	2	0	0	0	0	0	0	0	0	5	5	0.00	2.000				

Washington Senators @ Boston Red Sox
Fenway Park, Boston, MA
Wed Jul 05 1950, 3:33 AM EDT
Att: 32,695 - Unknown

AB 32
R 7
H 15
RBI 7
BB 3
SO 2
LOB 14



Batter	1	2	3	4	5	6	7	8	9	AB	R	H	RBI	BB	SO	LOB	TOP					
Eddie Yost, R OBP: 0.428, SLG: 0.467 (1, 5)	0-0 1B	0-0 1B		6-3		1-3	BB 1B		BB 1B	6	1	4	1	0	0	0	Washington Senators @ Philadelphia Athletics Shibe Park, Philadelphia, PA Fri Jul 07 1950, 3:33 AM EDT Att: 2,464 - Unknown					
Bud Stewart, L OBP: 0.375, SLG: 0.416 (1, 7)	F9	F9		F8		HR	BB 1B		L6	5	1	1	1	1	0	5						
Irv Noren, L OBP: 0.412, SLG: 0.498 (1, 8)	1B F7 1B		1B	2B		4-3	F9		BB	5	2	3	0	1	0	2						
Mickey Vernon, L OBP: 0.374, SLG: 0.311 (1, 3)	2B 1B		FC5-4 F8 1B	F7		1B 1B		BB	F2	5	2	3	2	1	0	4						
Sam Mele, R OBP: 0.381, SLG: 0.451 (1, 9)	F7		FC5-4 1B		F4	FC5-4 1B		K		5	0	2	1	0	1	2						
Cass Michaels, R OBP: 0.391, SLG: 0.431 (1, 4)	2B		FC5-4 BB	5-3		FC5-4		G4-3 1B		5	0	2	1	0	0	4						
Sam Dente, R OBP: 0.300, SLG: 0.297 (1, 6)	6-3		F8		1B		SH5-3 1B	G4-3		5	1	2	1	0	0	4						
Al Evans, R OBP: 0.350, SLG: 0.308 (1, 2)		F6				SH5-3			1B BB	2	0	1	0	2	0	0						
Johnny Ostrowski, R OBP: 0.324, SLG: 0.364 (9, PR)			1-2 BB		1-3 1B		2-3		BB	0	0	0	0	0	0	0						
Mickey Grasso, R OBP: 0.333, SLG: 0.349 (9, 2)									BB	0	0	0	0	0	0	0						
Connie Marrero, R OBP: 0.176, SLG: 0.182 (1, 1)		L4		F4		FC6-4		F9	L6 1B BB	2	0	0	0	0	0	2						
Joe Haynes, R OBP: 0.176, SLG: 0.412 (3, 1)										2	0	0	0	0	0	3						
Shery Robertson, L OBP: 0.372, SLG: 0.358 (9, PH)										0	0	0	0	1	0	0						
Mickey Harris, L OBP: 0.333, SLG: 0.200 (9, 1)										0	0	0	0	0	0	0						
Inning Stats	R: 3 E: 0 K: 0 S: 7	H: 4 LOB: 1 BB: 0 P: 7	R: 0 E: 0 K: 0 S: 4	H: 1 LOB: 1 BB: 0 P: 4	R: 2 E: 0 K: 0 S: 6	H: 3 LOB: 2 BB: 1 P: 10	R: 0 E: 0 K: 0 S: 4	H: 1 LOB: 1 BB: 0 P: 4	R: 0 E: 0 K: 0 S: 5	H: 2 LOB: 2 BB: 0 P: 5	R: 1 E: 0 K: 0 S: 6	H: 3 LOB: 2 BB: 0 P: 6	R: 1 E: 0 K: 0 S: 5	H: 2 LOB: 2 BB: 1 P: 9	R: 0 E: 0 K: 1 S: 5	H: 1 LOB: 1 BB: 1 P: 9	R: 0 E: 0 K: 0 S: 3	H: 1 LOB: 3 BB: 3 P: 15	1B: 13 2B: 5 3B: 0 HR: 1	SF: 0 SAC: 1 DP: 2 HBP: 0	WP: 0 PB: 0 SB: 0 CS: 0	PA: 49
PITCHER	IP WLS BF H R ER SO BB IBB HBP BLK WP HR S P ERA WHIP	IP WLS BF H R ER SO BB IBB HBP BLK WP HR S P ERA WHIP															IP WLS BF H R ER SO BB IBB HBP BLK WP HR S P ERA WHIP					
Bob Hooper, R ERA: 4.99 (1, 1)	7.0 L 39 16 7 7 0															9.00 2.571						
Moe Burtshy, R ERA: 6.52 (8, 1)	2.0 10 2 0 0 1															0.00 3.000						

Batter	1	2	3	4	5	6	7	8	9	AB	R	H	RBI	BB	SO	LOB	BOTTOM					
Bob Dillinger, R OBP: 0.375, SLG: 0.453 (1, 5)	4-3	6-3		F4		BB 1B		L8		5	0	1	0	0	0	2	Washington Senators @ Philadelphia Athletics Shibe Park, Philadelphia, PA Fri Jul 07 1950, 3:33 AM EDT Att: 2,464 - Unknown					
Wally Moses, L OBP: 0.397, SLG: 0.438 (1, 9)	2B F9 1B		F8	3-1		BB 1B		BB 1B	BB 1B	4	2	2	0	1	0	0						
Elmer Valo, L OBP: 0.389, SLG: 0.404 (1, 7)	1-3 2B		4-0 HR BB	1-3		K		BB 1B	BB	3	1	1	0	2	1	3						
Sam Chapman, R OBP: 0.357, SLG: 0.482 (1, 8)	F9		1-3 HR		K		F4		BB 1B	5	1	2	3	0	1	1						
Billy Hitchcock, R OBP: 0.405, SLG: 0.486 (1, 4)	3-1		1-3 HR	1B 2B		F9		BB 1B	F8	5	1	2	1	0	0	3						
Pete Suder, R OBP: 0.299, SLG: 0.370 (1, 3)		2B 1B	FC6-4 1B		F8		1B		K	5	0	3	1	0	1	2						
Kermit Wahl, R OBP: 0.317, SLG: 0.263 (1, 6)		F6	FC6-4 1B			L6 1B	5-6-3		F8	5	0	2	0	0	0	4						
Mike Guerra, R OBP: 0.337, SLG: 0.381 (1, 2)			FC6-4			1B 1B		G6-4-3 BB		3	0	2	0	1	0	2						
Bob Hooper, R OBP: 0.154, SLG: 0.263 (1, 1)						L6		G6-4-3		3	0	0	0	0	2	6						
Moe Burtshy, R ERA: 6.52 (8, 1)		K	K					1-2		1	0	0	0	0	0	1						
Inning Stats	R: 1 E: 0 K: 0 S: 5	H: 2 LOB: 1 BB: 0 P: 5	R: 0 E: 0 K: 1 S: 7	H: 2 LOB: 2 BB: 0 P: 7	R: 3 E: 0 K: 1 S: 9	H: 4 LOB: 2 BB: 1 P: 13	R: 0 E: 0 K: 0 S: 3	H: 0 LOB: 0 BB: 0 P: 3	R: 0 E: 0 K: 1 S: 5	H: 0 LOB: 0 BB: 0 P: 5	R: 0 E: 0 K: 1 S: 7	H: 3 LOB: 3 BB: 1 P: 11	R: 0 E: 0 K: 0 S: 4	H: 2 LOB: 1 BB: 0 P: 4	R: 0 E: 0 K: 0 S: 2	H: 0 LOB: 0 BB: 1 P: 6	R: 1 E: 0 K: 1 S: 7	H: 2 LOB: 2 BB: 1 P: 11	1B: 10 2B: 5 3B: 0 HR: 1	SF: 0 SAC: 0 DP: 2 HBP: 0	WP: 0 PB: 0 SB: 0 CS: 0	PA: 43
PITCHER	IP WLS BF H R ER SO BB IBB HBP BLK WP HR S P ERA WHIP	IP WLS BF H R ER SO BB IBB HBP BLK WP HR S P ERA WHIP															IP WLS BF H R ER SO BB IBB HBP BLK WP HR S P ERA WHIP					
Connie Marrero, R ERA: 4.07 (1, 1)	2.1 W 16 5 0 0 3															15.43 3.857						
Joe Haynes, R ERA: 5.19 (3, 1)	5.2 W 21 5 0 0 3															0.00 1.235						
Mickey Harris, L ERA: 3.33 (9, 1)	1.0 S 6 2 1 1 1															9.00 3.000						

Batter	1	2	3	4	5	6	7	8	9	AB	R	H	RBI	BB	SO	LOB	TOP		
Eddie Yost, R OBP: 0.427, SLG: 0.464 (1, 5)	F9		F9			BB 1B			1-3	4	0	1	0	0	0	1			
Cass Michaels, R OBP: 0.392, SLG: 0.430 Sandy Consuegra, R OBP: 0.278, SLG: 0.235 (6, FR)	6-3			F8		BB 1-2 BB			G3 1B	3	0	1	0	1	0	0			
Irv Noren, L OBP: 0.406, SLG: 0.489 (1, 8)	K			F8		F3			G3	4	0	0	0	0	1	3			
Mickey Vernon, L OBP: 0.367, SLG: 0.304 (1, 3)		F5		6-3			F2		F6	4	0	0	0	0	0	2			
Sam Mele, R OBP: 0.377, SLG: 0.445 (1, 9)		F8			F3		F3			3	0	0	0	0	0	0			
Johnny Ostrowski, R OBP: 0.317, SLG: 0.355 (1, 7)		K2-3			F2		K			3	0	0	0	0	2	0			
Sam Dente, R OBP: 0.300, SLG: 0.297 (1, 6)				6-3				F8		3	0	1	0	0	0	0			
Al Evans, R OBP: 0.296, SLG: 0.303 (1, 2) Mickey Grasso, R OBP: 0.333, SLG: 0.349 (8, 2)			F8			F6		F6		3	0	0	0	0	0	1			
Al Sima, R OBP: 0.333, SLG: 0.333 (3, PH) Roberto Ortiz, R OBP: 0.281, SLG: 0.283 (3, PH) Jim Pearce, R OBP: 0.200, SLG: 0.200 (8, PH) Bud Stewart, L OBP: 0.373, SLG: 0.414 (8, PH) Bob Ross, R OBP: 0.373, SLG: 0.414 (8, 1)			F6			K		F5		0	0	0	0	0	0	0			
Inning Stats	R: 0 E: 0 K: 1 S: 5	H: 0 LOB: 0 BB: 0 P: 5	R: 0 E: 0 K: 1 S: 5	H: 0 LOB: 0 BB: 0 P: 5	R: 0 E: 0 K: 0 S: 4	H: 1 LOB: 1 BB: 0 P: 4	R: 0 E: 0 K: 0 S: 3	H: 0 LOB: 0 BB: 0 P: 3	R: 0 E: 0 K: 1 S: 6	H: 1 LOB: 2 BB: 1 P: 10	R: 0 E: 0 K: 1 S: 5	H: 0 LOB: 0 BB: 0 P: 5	R: 0 E: 0 K: 0 S: 3	H: 0 LOB: 2 BB: 0 P: 3	R: 0 E: 0 K: 0 S: 4	H: 1 LOB: 2 BB: 0 P: 4	1B: 3 2B: 0 3B: 0 HR: 0	SF: 0 SAC: 0 DP: 0 HBP: 0	WP: 1 PA: 31 CS: 0
PITCHER Lou Brissie, L ERA: 4.18 (1, 1)	IP: 9.0 WLS: W BF: 31 H: 3 R: 0 ER: 0 SO: 4 BB: 1 IBB: 0 HBP: 0 BLK: 0 WP: 1 HR: 0 S: 38 P: 42 ERA: 0.00 WHIP: 0.444															PITCHER			

Washington Senators @ Philadelphia Athletics
Shibe Park, Philadelphia, PA
Sat Jul 08 1950, 3:33 AM EDT
Att. 1,578 - Unknown


AB 30
R 0
H 3
RBI 0
BB 1
SO 4
LOB 8



Batter	1	2	3	4	5	6	7	8	9	AB	R	H	RBI	BB	SO	LOB	BOTTOM
Bob Dillinger, R OBP: 0.379, SLG: 0.452 (1, 5)	G4-6-3 BB	FC1-4-6 1-2 2-3		4-3		1B E 1B		G3 WP 1B BB		3	2	1	0	2	0	2	
Wally Moses, L OBP: 0.391, SLG: 0.429 (1, 9)	G4-6-3 1-2	F8		E5 1B		F5		G3		5	0	1	0	0	0	5	
Elmer Valo, L OBP: 0.389, SLG: 0.404 (1, 7)	F8		F7	G3		E 1B		FC6 BLK 1B		5	0	2	1	0	0	1	
Sam Chapman, R OBP: 0.358, SLG: 0.485 (1, 8)		SH3-4 2B 2B	BB 1B 1B		K	E7 G4-6-3		FC6		5	2	2	1	0	1	2	
Billy Hitchcock, R OBP: 0.405, SLG: 0.473 (1, 4)		SH3-4 2B BB	K		BB BB BB	G4-6-3 1-2		F8		3	1	0	0	2	1	5	
Pete Suder, R OBP: 0.303, SLG: 0.366 (1, 3)		SH3-4 1-2 2-3	1B BB		BB BB	6-3		K		2	0	0	0	2	1	2	
Kermit Wahl, R OBP: 0.333, SLG: 0.310 (1, 6)		1B 2B 2-H 3-H	1B 1B		F7		6-3			4	1	2	3	0	0	2	
Mike Guerra, R OBP: 0.347, SLG: 0.387 (1, 2)		FC1-4-6 2-3	L8			FC6-4 1B				3	0	2	0	1	0	2	
Lou Brissie, L OBP: 0.130, SLG: 0.091 (1, 1)		FC1-4-6 1-2 3-H		6-3		F8		FC6-4 1B		4	0	1	1	0	0	4	
Inning Stats	R: 0 E: 0 K: 0 S: 2	H: 4 LOB: 2 BB: 1 P: 11	R: 1 E: 0 K: 1 S: 7	H: 2 LOB: 2 BB: 1 P: 11	R: 0 E: 1 K: 0 S: 4	H: 1 LOB: 1 BB: 0 P: 4	R: 0 E: 0 K: 1 S: 5	H: 0 LOB: 3 BB: 3 P: 17	R: 1 E: 1 K: 0 S: 5	H: 2 LOB: 1 BB: 0 P: 5	R: 0 E: 0 K: 0 S: 4	H: 1 LOB: 1 BB: 0 P: 4	R: 1 E: 0 K: 1 S: 7	H: 1 LOB: 2 BB: 1 P: 11	1B: 9 2B: 2 3B: 0 HR: 0	SF: 0 SAC: 1 DP: 2 HBP: 0	WP: 1 PA: 42 CS: 0
PITCHER Al Sima, L ERA: 4.96 (1, 1) Jim Pearce, R ERA: 6.75 (3, 1) Bob Ross, L ERA: 8.53 (8, 1)	IP: 2.0 WLS: L BF: 11 H: 4 R: 3 ER: 3 SO: 3 BB: 2 IBB: 0 HBP: 0 BLK: 0 WP: 0 HR: 0 S: 25 P: 41 ERA: 13.50 WHIP: 3.000															PITCHER	

Washington Senators @ Philadelphia Athletics
Shibe Park, Philadelphia, PA
Sat Jul 08 1950, 3:33 AM EDT
Att. 1,578 - Unknown

AB 34
R 6
H 11
RBI 6
BB 7
SO 3
LOB 25



Batter	1	2	3	4	5	6	7	8	9	AB	R	H	RBI	BB	SO	LOB	TOP			
Eddie Yost, R OBP: 0.427, SLG: 0.460 (1, 5)										3	0	0	0	2	0	3	Washington Senators @ Philadelphia Athletics Shibe Park, Philadelphia, PA Sun Jul 09 1950, 3:33 AM EDT Unknown			
Bud Stewart, L OBP: 0.374, SLG: 0.411 (1, 7)										4	1	1	1	1	0	3				
Irv Noren, L OBP: 0.402, SLG: 0.487 (1, 8)										5	1	1	0	0	0	5				
Mickey Vernon, L OBP: 0.370, SLG: 0.308 (1, 3)										4	1	2	2	0	0	1				
Sam Mele, R OBP: 0.374, SLG: 0.455 (1, 9)										4	1	1	2	0	0	1				
Cass Michaels, R OBP: 0.390, SLG: 0.427 (1, 4)										4	0	1	0	0	0	1				
Sam Dente, R OBP: 0.302, SLG: 0.295 (1, 6)										2	1	0	0	1	0	1				
Al Evans, R OBP: 0.304, SLG: 0.305 (1, 2)										2	0	1	0	2	0	0				
Shery Robertson, L OBP: 0.372, SLG: 0.358 (9, PR)										0	0	0	0	0	0	0				
Sid Hudson, R OBP: 0.280, SLG: 0.306 (1, 1)										3	0	0	0	0	0	3				
Roberto Ortiz, R OBP: 0.292, SLG: 0.283 (9, PH)										0	0	0	0	1	0	0				
Inning Stats	R: 0 E: 0 K: 0 S: 3	H: 0 LOB: 1 BB: 1 P: 7	R: 0 E: 0 K: 0 S: 3	H: 0 LOB: 2 BB: 1 P: 8	R: 4 E: 0 K: 0 S: 7	H: 4 LOB: 0 BB: 0 P: 7	R: 0 E: 0 K: 0 S: 2	H: 0 LOB: 0 BB: 1 P: 6	R: 0 E: 0 K: 0 S: 3	H: 1 LOB: 0 BB: 0 P: 3	R: 0 E: 0 K: 0 S: 3	H: 0 LOB: 2 BB: 2 P: 11	R: 0 E: 0 K: 0 S: 3	H: 1 LOB: 0 BB: 0 P: 3	R: 1 E: 0 K: 0 S: 4	H: 1 LOB: 2 BB: 2 P: 12	1B: 5 2B: 1 3B: 0 HR: 1	SF: 0 SAC: 0 DP: 3 HBP: 1	WP: 0 PB: 0 SB: 0 CS: 0	PA: 39
PITCHER	IP WLS BF H R ER SO BB IBB HBP BLK WP HR S P ERA WHIP	IP WLS BF H R ER SO BB IBB HBP BLK WP HR S P ERA WHIP																		
Dick Fowler, R ERA: 8.19 (1, 1)	8.0 W 35 7 5 5 0 6 0 0 0 0 1 28 53 5.62 1.625																			
Lou Brisse, L ERA: 4.14 (9, 1)	1.0 S 4 0 0 0 0 1 0 0 0 0 0 3 7 0.00 1.000																			

Batter	1	2	3	4	5	6	7	8	9	AB	R	H	RBI	BB	SO	LOB	BOTTOM			
Bob Dillinger, R OBP: 0.377, SLG: 0.449 (1, 5)										4	0	1	0	0	1	0	Washington Senators @ Philadelphia Athletics Shibe Park, Philadelphia, PA Sun Jul 09 1950, 3:33 AM EDT Unknown			
Wally Moses, L OBP: 0.394, SLG: 0.431 (1, 9)										4	1	2	0	0	0	1				
Elmer Valo, L OBP: 0.391, SLG: 0.403 (1, 7)										3	2	1	0	1	0	2				
Sam Chapman, R OBP: 0.363, SLG: 0.496 (1, 8)										2	2	1	2	2	1	1				
Ferris Fain, L OBP: 0.428, SLG: 0.412 (1, 3)										2	1	1	1	2	0	0				
Billy Hitchcock, R OBP: 0.416, SLG: 0.482 (1, 4)										4	0	3	3	0	0	2				
Kermit Wahl, R OBP: 0.306, SLG: 0.283 (1, 6)										4	0	0	0	0	2	6				
Mike Guerra, R OBP: 0.350, SLG: 0.389 (1, 2)										4	0	2	0	0	0	2				
Dick Fowler, R OBP: 0.176, SLG: 0.176 (1, 1)										4	0	0	0	0	0	2				
Lou Brisse, L OBP: 0.130, SLG: 0.091 (9, 1)										0	0	0	0	0	0	0				
Inning Stats	R: 3 E: 0 K: 2 S: 9	H: 2 LOB: 2 BB: 3 P: 21	R: 0 E: 0 K: 0 S: 4	H: 1 LOB: 1 BB: 0 P: 4	R: 0 E: 0 K: 0 S: 3	H: 1 LOB: 1 BB: 1 P: 7	R: 0 E: 0 K: 0 S: 3	H: 0 LOB: 0 BB: 0 P: 3	R: 2 E: 0 K: 1 S: 8	H: 3 LOB: 1 BB: 0 P: 8	R: 0 E: 0 K: 0 S: 3	H: 1 LOB: 0 BB: 0 P: 3	R: 0 E: 0 K: 1 S: 5	H: 1 LOB: 1 BB: 0 P: 5	R: 1 E: 0 K: 0 S: 4	H: 2 LOB: 1 BB: 1 P: 8	1B: 10 2B: 1 3B: 0 HR: 1	SF: 0 SAC: 0 DP: 4 HBP: 0	WP: 0 PB: 0 SB: 0 CS: 1	PA: 36
PITCHER	IP WLS BF H R ER SO BB IBB HBP BLK WP HR S P ERA WHIP	IP WLS BF H R ER SO BB IBB HBP BLK WP HR S P ERA WHIP																		
Sid Hudson, R ERA: 4.38 (1, 1)	8.0 L 36 11 6 6 4 5 0 0 0 0 0 39 59 6.75 2.000																			

Batter	1	2	3	4	5	6	7	8	9	AB	R	H	RBI	BB	SO	LOB	TOP			
Eddie Yost, R OBP: 0.422, SLG: 0.454 (1, 5)	F6		F8		5-3			F8		4	0	0	0	0	0	0	Washington Senators @ Philadelphia Athletics Shibe Park, Philadelphia, PA Sun Jul 09 1950, 3:38 AM EDT Att: 4,131 - Unknown livebaseballscorecards.com			
Cass Michaels, R OBP: 0.392, SLG: 0.423 (1, 4)	BB		BB			6-3		F8		2	0	0	0	2	0	0				
Irv Noren, L OBP: 0.396, SLG: 0.479 (1, 8)	F2		3-1			1-3			F8	4	0	0	0	0	2					
Mickey Vernon, L OBP: 0.372, SLG: 0.312 (1, 3)	4-3				F5 1B		K			4	0	2	0	0	1	1				
Sam Mele, R OBP: 0.372, SLG: 0.452 (1, 9)					F5 1-2		K			4	0	1	0	0	2	2				
Johnny Ostrowski, R OBP: 0.315, SLG: 0.352 (1, 7)					F9 2B 1B		F4			4	1	1	0	0	1	2				
Sam Dente, R OBP: 0.303, SLG: 0.299 (1, 6)					F4 1-H 2B		L5			3	0	1	1	0	0	1				
Mickey Grasso, R OBP: 0.333, SLG: 0.394 (1, 2)					5-3					3	1	1	1	0	0	1				
Bob Kuzava, S OBP: 0.238, SLG: 0.147 (1, 1)			L4				F6			3	0	0	0	0	0	0				
Inning Stats	R: 0 E: 0 K: 0 S: 3	H: 0 LOB: 1 BB: 1 P: 7	R: 0 E: 0 K: 0 S: 4	H: 1 LOB: 1 BB: 0 P: 4	R: 0 E: 0 K: 0 S: 3	H: 0 LOB: 1 BB: 1 P: 7	R: 1 E: 0 K: 0 S: 4	H: 3 LOB: 1 BB: 0 P: 4	R: 0 E: 0 K: 1 S: 5	H: 0 LOB: 0 BB: 0 P: 5	R: 0 E: 0 K: 1 S: 5	H: 0 LOB: 0 BB: 0 P: 5	R: 1 E: 0 K: 0 S: 4	H: 1 LOB: 0 BB: 0 P: 4	R: 0 E: 0 K: 2 S: 8	H: 1 LOB: 1 BB: 0 P: 8	1B: 4 2B: 1 3B: 0 HR: 1	SF: 0 SAC: 0 DP: 0 HBP: 0	WP: 0 PB: 0 SB: 1 CS: 0	PA: 33
PITCHER Alex Kellner, L ERA: 5.26 (1, 1)	IP: 9.0 WLS: L BF: 33 H: 6 R: 2 ER: 2 SO: 4 BB: 2 IBB: 0 HBP: 0 BLK: 0 WP: 0 HR: 1 S: 39 P: 47 ERA: 2.00 WHIP: 0.889															PITCHER				

Batter	1	2	3	4	5	6	7	8	9	AB	R	H	RBI	BB	SO	LOB	BOTTOM					
Bob Dillinger, R OBP: 0.373, SLG: 0.443 (1, 5)	4-3			5-3		F8			F8	4	0	0	0	0	0	0	Washington Senators @ Philadelphia Athletics Shibe Park, Philadelphia, PA Sun Jul 09 1950, 3:38 AM EDT Att: 4,131 - Unknown livebaseballscorecards.com					
Elmer Valo, L OBP: 0.399, SLG: 0.405 (1, 9)	CS BB			WP BB			SH1-4 1B		1B BB	1	0	1	0	3	0	0						
Paul Lehner, L OBP: 0.361, SLG: 0.431 (1, 7)	F5 1-2			F9 1-2		SH1-4 1-2			1B	3	0	1	0	0	0	2						
Sam Chapman, R OBP: 0.359, SLG: 0.489 (1, 8)			K	K2-3		F3			F7	4	0	0	0	0	2	4						
Billy Hitchcock, R OBP: 0.414, SLG: 0.479 (1, 4)			F9			F9				3	0	1	0	0	0	1						
Pete Suder, R OBP: 0.298, SLG: 0.359 (1, 3)			F3			FC1-4 1B				3	0	0	0	0	1	1						
Kermit Wahl, R OBP: 0.288, SLG: 0.265 (1, 6)				F7		G5-4-3 1-2			F7	3	0	0	0	0	0	1						
Joe Astroth, R OBP: 0.365, SLG: 0.327 (1, 2)				L3					F8	3	0	1	0	0	0	0						
Alex Kellner, R OBP: 0.268, SLG: 0.275 (1, 1) Mike Guerra, R OBP: 0.348, SLG: 0.387 (9, PH)				F3		B2-6-4 1B			F4	2	0	0	0	0	0	1						
Inning Stats	R: 0 E: 0 K: 0 S: 2	H: 0 LOB: 0 BB: 1 P: 6	R: 0 E: 0 K: 1 S: 5	H: 0 LOB: 0 BB: 0 P: 5	R: 0 E: 0 K: 0 S: 3	H: 0 LOB: 0 BB: 0 P: 3	R: 0 E: 0 K: 1 S: 5	H: 0 LOB: 1 BB: 1 P: 9	R: 0 E: 0 K: 0 S: 3	H: 1 LOB: 0 BB: 0 P: 3	R: 0 E: 0 K: 0 S: 3	H: 1 LOB: 0 BB: 0 P: 3	R: 0 E: 0 K: 1 S: 4	H: 1 LOB: 1 BB: 0 P: 4	R: 0 E: 0 K: 1 S: 5	H: 0 LOB: 2 BB: 0 P: 5	R: 0 E: 0 K: 0 S: 4	H: 1 LOB: 2 BB: 1 P: 8	1B: 4 2B: 0 3B: 0 HR: 0	SF: 0 SAC: 1 DP: 2 HBP: 0	WP: 1 PB: 0 SB: 0 CS: 1	PA: 31
PITCHER Bob Kuzava, L ERA: 4.05 (1, 1)	IP: 9.0 WLS: W BF: 31 H: 4 R: 0 ER: 0 SO: 3 BB: 3 IBB: 0 HBP: 0 BLK: 0 WP: 1 HR: 0 S: 34 P: 46 ERA: 0.00 WHIP: 0.778															PITCHER						

Batter	1	2	3	4	5	6	7	8	9	AB	R	H	RBI	BB	SO	LOB	TOP					
Johnny Lipon, R OBP: 0.380, SLG: 0.369 (1, 6)	5-3	2B		L6			F6		1B	5	1	2	2	0	0	1						
Jerry Priddy, R OBP: 0.370, SLG: 0.397 (1, 4)	F9	K					K		1B	5	0	1	0	0	3	3						
George Kell, R OBP: 0.433, SLG: 0.513 (1, 5)	2B	1B	6-3				F7		F9	5	1	1	1	0	0	4						
Vic Wertz, L OBP: 0.370, SLG: 0.508 (1, 9)	2B			F8			4-3		5-3	4	0	1	1	1	0	1						
Hoot Evers, R OBP: 0.411, SLG: 0.644 (1, 7)	F8						4-3		1B	4	0	1	0	0	0	2						
Johnny Groth, R OBP: 0.391, SLG: 0.465 (1, 8)				F7			F9		1B	3	1	1	0	1	0	1						
Aaron Robinson, L OBP: 0.442, SLG: 0.443 (1, 2)				F5			L4		K	3	1	0	0	1	1	3						
Don Kolloway, R OBP: 0.302, SLG: 0.427 (1, 3)							6-3		F9	4	1	1	0	0	1	4						
Hal Newhouser, L OBP: 0.270, SLG: 0.235 (1, 1)							6-3		L8	4	0	1	1	0	0	2						
Inning Stats	R: 1 E: 0 K: 0 S: 5	H: 2 LOB: 1 BB: 0 P: 5	R: 2 E: 1 K: 2 S: 9	H: 1 LOB: 2 BB: 2 P: 17	R: 0 E: 0 K: 0 S: 4	H: 1 LOB: 1 BB: 0 P: 4	R: 0 E: 0 K: 0 S: 3	H: 0 LOB: 0 BB: 0 P: 3	R: 0 E: 0 K: 0 S: 5	H: 0 LOB: 0 BB: 0 P: 5	R: 0 E: 0 K: 0 S: 3	H: 0 LOB: 0 BB: 0 P: 3	R: 1 E: 1 K: 1 S: 7	H: 2 LOB: 1 BB: 0 P: 7	R: 0 E: 1 K: 1 S: 6	H: 1 LOB: 2 BB: 1 P: 10	R: 1 E: 0 K: 0 S: 5	H: 2 LOB: 1 BB: 0 P: 5	1B: 7 2B: 2 3B: 0 HR: 0	SF: 0 SAC: 1 DP: 0 HBP: 0	WP: 0 PB: 0 SB: 0 CS: 0	PA: 40
PITCHER	IP	WLS	BF	H	R	ER	SO	BB	IBB	HBP	BLK	WP	HR	S	P	ERA	WHIP					
Sandy Consuegra, R ERA: 4.79 (1, 1)	8.0	L	35	7	4	2	5	3	0	0	0	0	0	42	54	2.25	1.250					
Joe Haynes, R ERA: 6.31 (9, 1)	0.1		3	2	1	1	0	0	0	0	0	0	0	3	3	27.00	6.000					
Rogelio Martinez, R ERA: (9, 1)	0.2		2	0	0	0	0	0	0	0	0	0	0	2	2	0.00	0.000					

Detroit Tigers @ Washington Senators
 Griffith Stadium, Washington, DC
 Thu Jul 13 1950, 3:33 AM EDT
 Att: 11,783 - Unknown

AB 37
 R 5
 H 9
 RBI 5
 BB 3
 SO 5
 LOB 21



Batter	1	2	3	4	5	6	7	8	9	AB	R	H	RBI	BB	SO	LOB	BOTTOM				
Eddie Yost, R OBP: 0.418, SLG: 0.448 (1, 5)	F7		F7		K			E6		4	1	0	0	0	1	1					
Cass Michaels, R OBP: 0.390, SLG: 0.433 (1, 4)	F8			6-3		6-3		HR		4	1	1	2	0	0	0					
Irv Noren, L OBP: 0.394, SLG: 0.475 (1, 8)	F7			2B	1B	4-3		F8		4	0	1	0	0	0	0					
Mickey Vernon, L OBP: 0.374, SLG: 0.321 (1, 3)			F5			6-3			1B	4	0	2	0	0	0	0					
Sam Mele, R OBP: 0.371, SLG: 0.448 (1, 9)		5-3			5-3			F8	1B	4	0	1	0	0	0	2					
Johnny Ostrowski, R OBP: 0.320, SLG: 0.346 (1, 7)			F9			6-3			1B	2	0	0	0	2	0	0					
Gil Coan, L OBP: 0.170, SLG: 0.449 (9, PR)									BB	0	0	0	0	0	0	0					
Sam Dente, R OBP: 0.299, SLG: 0.295 (1, 6)			5-3		K			L6	F3	4	0	0	0	0	1	6					
Al Evans, R OBP: 0.299, SLG: 0.300 (1, 2)				4-3				4-3	G5-4-3	4	0	0	0	0	0	3					
Sandy Consuegra, R OBP: 0.390, SLG: 0.263 (1, 1)										2	0	1	0	0	0	0					
Roberto Ortiz, R OBP: 0.259, SLG: 0.279 (8, PH)										1	0	0	0	0	0	0					
Joe Haynes, R OBP: 0.170, SLG: 0.412 (9, 1)										0	0	0	0	0	0	0					
Rogelio Martinez, R ERA: (9, 1)										0	0	0	0	0	0	0					
Inning Stats	R: 0 E: 0 K: 0 S: 3	H: 0 LOB: 0 BB: 0 P: 3	R: 0 E: 0 K: 0 S: 3	H: 0 LOB: 0 BB: 0 P: 3	R: 0 E: 0 K: 1 S: 7	H: 1 LOB: 3 BB: 1 P: 11	R: 0 E: 0 K: 1 S: 5	H: 2 LOB: 0 BB: 0 P: 5	R: 0 E: 0 K: 0 S: 3	H: 0 LOB: 0 BB: 0 P: 3	R: 0 E: 1 K: 0 S: 5	H: 1 LOB: 0 BB: 0 P: 5	R: 0 E: 0 K: 0 S: 4	H: 2 LOB: 3 BB: 1 P: 8	1B: 4 2B: 1 3B: 0 HR: 1	SF: 0 SAC: 0 DP: 1 HBP: 0	WP: 0 PB: 0 SB: 0 CS: 0	PA: 35			
PITCHER	IP	WLS	BF	H	R	ER	SO	BB	IBB	HBP	BLK	WP	HR	S	P	ERA	WHIP				
Hal Newhouser, L ERA: 4.56 (1, 1)	9.0	W	35	6	2	0	2	1	1	0	0	0	1	37	45	0.00	0.778				

Detroit Tigers @ Washington Senators
 Griffith Stadium, Washington, DC
 Thu Jul 13 1950, 3:33 AM EDT
 Att: 11,783 - Unknown

AB 33
 R 2
 H 6
 RBI 2
 BB 2
 SO 2
 LOB 12




Batter	1	2	3	4	5	6	7	8	9	AB	R	H	RBI	BB	SO	LOB	TOP										
Johnny Lipon, R (1, 6) OBP: 0.384, SLG: 0.373										4	0	3	0	0	0	0	Detroit Tigers @ Washington Senators Griffith Stadium, Washington, DC Fri Jul 14, 1950, 3:33 AM EDT Att: 13,394 - Unknown										
Jerry Priddy, R (1, 4) OBP: 0.395, SLG: 0.393										3	0	0	1	1	0	2											
George Kell, R (1, 5) OBP: 0.428, SLG: 0.506										4	0	0	0	0	0	4											
Vic Wertz, L (1, 9) OBP: 0.368, SLG: 0.505										4	0	1	0	0	0	3											
Hoot Evers, R (1, 7) OBP: 0.406, SLG: 0.635										4	1	0	0	0	1	1											
Johnny Groth, R (1, 8) OBP: 0.392, SLG: 0.466										4	0	2	0	0	0	0											
Aaron Robinson, L (1, 2) OBP: 0.434, SLG: 0.433										4	0	0	1	0	0	2											
Don Kolloway, R (1, 3) OBP: 0.301, SLG: 0.422										4	0	1	0	0	0	1											
Fred Hutchinson, L (1, 1) OBP: 0.361, SLG: 0.382										4	1	1	0	0	0	1											
Inning Stats	R: 0 E: 0 K: 0 S: 4	H: 1 LOB: 1 BB: 0 P: 4	R: 1 E: 1 K: 0 S: 4	H: 1 LOB: 0 BB: 0 P: 4	R: 0 E: 0 K: 0 S: 4	H: 1 LOB: 2 BB: 1 P: 8	R: 0 E: 0 K: 1 S: 5	H: 0 LOB: 0 BB: 0 P: 5	R: 1 E: 0 K: 0 S: 5	H: 2 LOB: 1 BB: 0 P: 5	R: 0 E: 0 K: 0 S: 4	H: 1 LOB: 1 BB: 0 P: 4	R: 0 E: 0 K: 0 S: 3	H: 0 LOB: 0 BB: 0 P: 3	R: 0 E: 0 K: 0 S: 4	H: 1 LOB: 1 BB: 0 P: 4		R: 0 E: 0 K: 0 S: 4	H: 1 LOB: 1 BB: 0 P: 4	1B: 7 2B: 1 3B: 0 HR: 0	SF: 0 SAC: 0 DP: 1 HBP: 0	WP: 0 PB: 0 SB: 1 CS: 0	PA: 36				
PITCHER	IP	WLS	BF	H	R	ER	SO	BB	IBB	HBP	BLK	WP	HR	S	P	ERA	WHIP										
Connie Marrero, R (1, 1) ERA: 3.82	8.0	L	32	7	2	1	1	1	0	0	0	0	0	33	37	1.12	1.000										
Mickey Harris, L (9, 1) ERA: 3.26	1.0		4	1	0	0	0	0	0	0	0	0	0	4	4	0.00	1.000										

Batter	1	2	3	4	5	6	7	8	9	AB	R	H	RBI	BB	SO	LOB	BOTTOM										
Eddie Yost, R (1, 5) OBP: 0.413, SLG: 0.442										4	0	0	0	0	0	0	Detroit Tigers @ Washington Senators Griffith Stadium, Washington, DC Fri Jul 14, 1950, 3:33 AM EDT Att: 13,394 - Unknown										
Gil Coan, L (1, 7) OBP: 0.320, SLG: 0.441										4	0	1	0	0	1	0											
Irv Noren, L (1, 8) OBP: 0.392, SLG: 0.471										4	0	1	0	0	0	1											
Mickey Vernon, L (1, 3) OBP: 0.372, SLG: 0.325										4	0	1	0	0	1	2											
Bud Stewart, L (1, 9) OBP: 0.372, SLG: 0.408										4	0	1	0	0	0	2											
Cass Michaels, R (1, 4) OBP: 0.389, SLG: 0.432										3	0	1	0	0	0	1											
Sam Dente, R (1, 6) OBP: 0.299, SLG: 0.295										3	0	1	0	0	0	2											
Al Evans, R (1, 2) OBP: 0.290, SLG: 0.297										2	0	0	0	0	0	2											
Shery Robertson, L (8, PH) OBP: 0.368, SLG: 0.354										1	0	0	0	0	0	0											
Mickey Grasso, F (9, 2) OBP: 0.333, SLG: 0.394										0	0	0	0	0	0	0											
Connie Marrero, R (1, 1) OBP: 0.167, SLG: 0.171										2	0	0	0	0	0	1											
Sam Mele, R (8, PH) OBP: 0.369, SLG: 0.446										1	0	0	0	0	0	0											
Mickey Harris, L (9, 1) OBP: 0.333, SLG: 0.200										0	0	0	0	0	0	0											
Inning Stats	R: 0 E: 0 K: 1 S: 5	H: 0 LOB: 0 BB: 0 P: 5	R: 0 E: 1 K: 0 S: 4	H: 1 LOB: 1 BB: 0 P: 4	R: 0 E: 0 K: 0 S: 3	H: 0 LOB: 0 BB: 0 P: 3	R: 0 E: 0 K: 0 S: 4	H: 1 LOB: 1 BB: 0 P: 4	R: 0 E: 0 K: 0 S: 6	H: 1 LOB: 1 BB: 0 P: 6	R: 0 E: 0 K: 0 S: 3	H: 0 LOB: 0 BB: 0 P: 3	R: 0 E: 0 K: 0 S: 3	H: 0 LOB: 0 BB: 0 P: 3	R: 0 E: 0 K: 0 S: 4	H: 1 LOB: 1 BB: 0 P: 4	R: 0 E: 0 K: 0 S: 4	H: 1 LOB: 1 BB: 0 P: 4	1B: 5 2B: 2 3B: 0 HR: 0	SF: 0 SAC: 0 DP: 2 HBP: 0	WP: 0 PB: 0 SB: 0 CS: 0	PA: 32					
PITCHER	IP	WLS	BF	H	R	ER	SO	BB	IBB	HBP	BLK	WP	HR	S	P	ERA	WHIP										
Fred Hutchinson, R (1, 1) ERA: 4.59	9.0	W	32	6	0	0	2	0	0	0	0	0	0	36	36	0.00	0.667										

AB	35
R	2
H	8
RBI	2
BB	1
SO	1
LOB	14



AB	32
R	0
H	6
RBI	0
BB	0
SO	2
LOB	11



Batter	1	2	3	4	5	6	7	8	9	AB	R	H	RBI	BB	SO	LOB	TOP			
Tom Upton, R OBP: 0.324, SLG: 0.268 Ken Wood, R OBP: 0.307, SLG: 0.429 Cuddles Marshall, R OBP: 0.667, SLG: 0.667	0-0 1-3		0-3 K			0-0 F9		0-0 F7		3	0	0	0	0	1	2				
Ray Coleman, L OBP: 0.337, SLG: 0.436	0-0 6-3		0-0 1-3			0-0 3-1		4-0 BB		3	0	0	0	1	0	2				
Don Lenhardt, R OBP: 0.379, SLG: 0.489	0-3 K			0-0 F9			0-0 6-3	0-0 P5		4	0	0	0	0	1	3				
Dick Kokos, L OBP: 0.390, SLG: 0.453		4-0 CS BB		0-3 K			0-0 3-1		0-0 4-1	3	0	0	0	1	1	0				
Roy Sievers, R OBP: 0.317, SLG: 0.379	0-3 K		0-0 6-3				0-0 F9		0-0 E 1B	4	0	1	0	0	1	1				
Les Moss, R OBP: 0.325, SLG: 0.338 Ned Garver, R OBP: 0.360, SLG: 0.341 Bill Sommers, R OBP: 0.313, SLG: 0.257	0-0 4-3				0-0 6-3			0-0 1B 1B	0-0 E7 1B	3	0	1	0	0	0	0				
Snuffy Stirrweiss, R OBP: 0.333, SLG: 0.275			0-0 1B 1B		0-0 6-3			0-0 BB 1B 1B	0-0 1-3 1B	4	0	2	0	0	0	2				
Owen Friend, R OBP: 0.323, SLG: 0.350 Jim Delsing, L OBP: 0.316, SLG: 0.284			0-0 F4		0-0 6-3			0-0 BB 1B	0-0 F7	2	0	0	0	0	0	1				
Stubby Overmire, R OBP: 0.423, SLG: 0.167 Sherm Lollar, R OBP: 0.390, SLG: 0.516			0-0 1-3 1B			0-0 F2		0-0 F6		2	0	1	0	0	0	0				
Inning Stats	R: 0 E: 0 K: 1 S: 5	H: 0 LOB: 0 BB: 0 P: 5	R: 0 E: 0 K: 1 S: 4	H: 0 LOB: 0 BB: 1 P: 8	R: 0 E: 0 K: 1 S: 7	H: 2 LOB: 2 BB: 0 P: 7	R: 0 E: 0 K: 1 S: 5	H: 0 LOB: 0 BB: 0 P: 5	R: 0 E: 0 K: 0 S: 3	H: 0 LOB: 0 BB: 0 P: 3	R: 0 E: 0 K: 0 S: 3	H: 0 LOB: 0 BB: 0 P: 3	R: 0 E: 0 K: 0 S: 6	H: 3 LOB: 3 BB: 1 P: 10	R: 0 E: 1 K: 0 S: 5	H: 2 LOB: 2 BB: 0 P: 5	1B: 7 2B: 0 3B: 0 HR: 0	SF: 0 SAC: 0 DP: 0 HBP: 0	WP: 0 PB: 0 SB: 0 CS: 1	PA: 35
PITCHER Sid Hudson, R ERA: 4.15	IP: 9.0 WLS: W BF: 35 H: 7 R: 1 ER: 1 SO: 4 BB: 2 IBB: 0 HBP: 0 BLK: 0 WP: 0 HR: 0 S: 41 P: 49 ERA: 1.00 WHIP: 1.000																			

St. Louis Browns @ Washington Senators
Griffith Stadium, Washington, DC
Sun Jul 16 1950, 3:33 AM EDT
Unknown


AB 33
R 1
H 7
RBI 1
BB 2
SO 4
LOB 17



Batter	1	2	3	4	5	6	7	8	9	AB	R	H	RBI	BB	SO	LOB	BOTTOM			
Eddie Yost, R OBP: 0.414, SLG: 0.443	0-0 F7		0-0 1B F7 1B		0-0 L9			0-0 BB SH3 BB 1B		4	2	2	0	0	0	1				
Cass Michaels, R OBP: 0.388, SLG: 0.430	0-0 5-3		0-0 CS 1B			0-0 5-3		0-0 SH3		3	0	1	0	0	0	0				
Irv Noren, L OBP: 0.390, SLG: 0.465	0-0 F5		0-0 F7			0-0 F1		4-0 BB E BB		3	1	0	1	1	0	1				
Mickey Vernon, L OBP: 0.370, SLG: 0.328		0-0 1B 2B	0-0 CS 1-2 1B	0-0 4-3		0-0 3-1		0-0 F7		4	1	1	0	0	0	2				
Sam Mele, R OBP: 0.375, SLG: 0.449		0-0 G6-4-3 2H 1B		0-3 K			0-0 SH1-4 1B	4-0 1-2 2-3 E BB		3	1	2	1	1	1	0				
Johnny Ostrowski, R OBP: 0.376, SLG: 0.341 Bud Stewart, L OBP: 0.374, SLG: 0.408 Gil Coan, L OBP: 0.320, SLG: 0.441		0-0 G6-4-3 1-2 1B	0-0 K			0-0 SH1-4		4-0 E 1B BB		2	0	0	0	0	1	1				
Sam Dente, R OBP: 0.302, SLG: 0.298		0-0 1B			0-0 5-3		0-0 F7	0-0 E5 1-3 2-H 3-H 1B		4	0	2	2	0	0	1				
Al Evans, R OBP: 0.296, SLG: 0.293		0-0 4-3			0-0 6-3		4-0 FC6-4 IBB	0-0 F9		3	0	0	0	1	0	3				
Sid Hudson, R OBP: 0.283, SLG: 0.308			0-0 F7			0-0 1B		0-0 FC6-4 1-2		3	0	1	0	0	0	2				
Inning Stats	R: 0 E: 0 K: 0 S: 3	H: 3 LOB: 1 BB: 0 P: 5	R: 1 E: 0 K: 0 S: 5	H: 3 LOB: 1 BB: 0 P: 5	R: 1 E: 0 K: 0 S: 4	H: 2 LOB: 0 BB: 0 P: 4	R: 0 E: 0 K: 2 S: 7	H: 0 LOB: 0 BB: 0 P: 7	R: 0 E: 0 K: 0 S: 4	H: 1 LOB: 1 BB: 0 P: 4	R: 0 E: 0 K: 0 S: 3	H: 0 LOB: 0 BB: 0 P: 3	R: 0 E: 0 K: 0 S: 4	H: 1 LOB: 2 BB: 1 P: 8	R: 3 E: 1 K: 0 S: 5	H: 2 LOB: 2 BB: 3 P: 17	1B: 8 2B: 1 3B: 0 HR: 0	SF: 0 SAC: 2 DP: 1 HBP: 0	WP: 0 PB: 0 SB: 0 CS: 1	PA: 36
PITCHER Stubby Overmire, L ERA: 9.47 Cuddles Marshall, R ERA: 9.47	IP: 7.0 WLS: L BF: 27 H: 7 R: 2 ER: 2 SO: 2 BB: 0 IBB: 0 HBP: 0 BLK: 0 WP: 0 HR: 0 S: 30 P: 34 ERA: 2.57 WHIP: 1.000																			

St. Louis Browns @ Washington Senators
Griffith Stadium, Washington, DC
Sun Jul 16 1950, 3:33 AM EDT
Unknown

AB 29
R 5
H 9
RBI 5
BB 4
SO 2
LOB 11




Batter	1	2	3	4	5	6	7	8	9	AB	R	H	RBI	BB	SO	LOB	TOP					
Don Lenhardt, R OBP: 0.383, SLG: 0.489 (1, 3)										4	2	2	2	1	0	0	St. Louis Browns @ Washington Senators Griffith Stadium, Washington, DC Sun Jul 16 1950, 3:38 AM EDT Att: 6,547 - Unknown					
Ray Coleman, L OBP: 0.341, SLG: 0.430 (1, 9)										2	1	0	0	2	0	1						
Sherm Lollar, R OBP: 0.390, SLG: 0.512 (1, 2)										4	2	1	1	1	0	1						
Dick Kokos, L OBP: 0.390, SLG: 0.459 (1, 7)										5	2	2	0	0	1	4						
Jim Delsing, L OBP: 0.333, SLG: 0.302 (1, 8)										5	0	3	3	0	1	1						
Snuffy Stirrweiss, R OBP: 0.330, SLG: 0.274 (1, 5)										4	1	1	2	0	0	2						
Owen Friend, R OBP: 0.324, SLG: 0.351 (1, 4)										5	1	2	1	0	0	3						
Tom Upton, R OBP: 0.333, SLG: 0.278 (1, 6)										4	1	3	1	1	0	2						
Harry Dorish, R OBP: 0.290, SLG: 0.231 (1, 1)										3	0	0	0	0	1	4						
Dick Starr, R OBP: 0.133, SLG: 0.133 (7, 1)										0	0	0	0	0	0	0						
Al Widmar, R OBP: 0.222, SLG: 0.229 (8, 1)										1	0	0	0	0	0	1						
Inning Stats	R: 4 E: 0 K: 0 S: 7	H: 4 LOB: 2 BB: 2 P: 15	R: 0 E: 0 K: 0 S: 3	H: 0 LOB: 0 BB: 0 P: 3	R: 0 E: 0 K: 2 S: 7	H: 0 LOB: 0 BB: 0 P: 7	R: 2 E: 0 K: 0 S: 5	H: 3 LOB: 0 BB: 0 P: 5	R: 1 E: 0 K: 1 S: 6	H: 3 LOB: 2 BB: 0 P: 6	R: 0 E: 0 K: 0 S: 5	H: 0 LOB: 1 BB: 1 P: 9	R: 1 E: 0 K: 0 S: 5	H: 2 LOB: 2 BB: 1 P: 9	R: 2 E: 2 K: 0 S: 4	H: 1 LOB: 0 BB: 1 P: 8	R: 0 E: 0 K: 0 S: 4	H: 1 LOB: 1 BB: 0 P: 4	1B: 12 2B: 2 3B: 0 HR: 0	SF: 0 SAC: 3 DP: 1 HBP: 0	WP: 0 PB: 1 SB: 1 CS: 1	PA: 46
PITCHER	IP WLS BF H R ER SO BB IBB HBP BLK WP HR S P ERA WHIP																					
Rogelio Martinez, R ERA: 27.0 (1, 1)	0.2 L 8 4 4 4 0 2 0 0 0 0 0 0 6 14 54.00 9.000																					
Elmer Singleton, R ERA: 9.0 (1, 1)	3.1 12 3 2 2 2 0 0 0 0 0 0 0 16 16 5.40 0.900																					
Al Sima, L ERA: 5.4 (5, 1)	0.1 4 3 1 1 0 0 0 0 0 0 0 0 4 4 27.00 9.000																					
Jim Pearce, R ERA: 6.41 (5, 1)	2.2 12 2 1 1 1 2 0 0 0 0 0 0 12 20 3.38 1.500																					
Mickey Harris, L ERA: 3.38 (8, 1)	1.0 5 1 2 1 0 1 0 0 0 0 0 0 4 8 9.00 2.000																					

Batter	1	2	3	4	5	6	7	8	9	AB	R	H	RBI	BB	SO	LOB	BOTTOM					
Eddie Yost, R OBP: 0.413, SLG: 0.437 (1, 5)										4	0	0	0	2	1	6	St. Louis Browns @ Washington Senators Griffith Stadium, Washington, DC Sun Jul 16 1950, 3:38 AM EDT Att: 6,547 - Unknown					
Gil Coan, L OBP: 0.328, SLG: 0.456 (1, 7)										3	2	2	0	0	0	2						
Sam Mele, R OBP: 0.378, SLG: 0.447 (6, 9)										1	1	0	0	2	0	0						
Irv Noren, L OBP: 0.392, SLG: 0.468 (1, 8)										5	1	2	2	1	1	3						
Mickey Vernon, L OBP: 0.373, SLG: 0.327 (1, 3)										4	1	1	1	2	0	3						
Bud Stewart, L OBP: 0.373, SLG: 0.406 (1, 9)										6	1	2	1	0	1	6						
Cass Michaels, R OBP: 0.389, SLG: 0.430 (1, 4)										5	1	2	1	0	0	4						
Sam Dente, R OBP: 0.303, SLG: 0.300 (1, 6)										5	0	2	2	0	0	2						
Mickey Grasso, R OBP: 0.333, SLG: 0.394 (1, 2)										0	0	0	0	0	0	0						
Al Evans, R OBP: 0.302, SLG: 0.296 (2, 2)										4	1	2	1	1	1	0						
Johnny Ostrowski, R OBP: 0.316, SLG: 0.341 (8, PR)										0	0	0	0	0	0	0						
Len Okrie, R (9, 2)										0	0	0	0	0	0	0						
Inning Stats	R: 1 E: 0 K: 1 S: 7	H: 2 LOB: 1 BB: 1 P: 11	R: 0 E: 0 K: 1 S: 6	H: 1 LOB: 2 BB: 1 P: 10	R: 0 E: 0 K: 2 S: 5	H: 2 LOB: 2 BB: 0 P: 5	R: 2 E: 0 K: 2 S: 11	H: 4 LOB: 0 BB: 0 P: 11	R: 0 E: 0 K: 0 S: 3	H: 0 LOB: 0 BB: 0 P: 3	R: 0 E: 0 K: 0 S: 2	H: 0 LOB: 1 BB: 2 P: 10	R: 1 E: 1 K: 0 S: 5	H: 1 LOB: 3 BB: 2 P: 13	R: 4 E: 1 K: 1 S: 10	H: 4 LOB: 2 BB: 1 P: 14	R: 0 E: 0 K: 1 S: 5	H: 0 LOB: 1 BB: 1 P: 9	1B: 11 2B: 3 3B: 0 HR: 0	SF: 0 SAC: 0 DP: 1 HBP: 0	WP: 0 PB: 1 SB: 0 CS: 0	PA: 50
PITCHER	IP WLS BF H R ER SO BB IBB HBP BLK WP HR S P ERA WHIP																					
Harry Dorish, R ERA: 6.12 (1, 1)	6.1 W 35 10 4 3 4 6 0 0 0 0 0 0 7 11 4.26 2.526																					
Dick Starr, R ERA: 5.4 (7, 1)	1.0 8 3 4 3 0 1 0 0 0 0 0 0 7 11 27.00 4.000																					
Al Widmar, R ERA: 4.17 (8, 1)	1.2 S 7 1 0 0 2 1 0 0 0 0 0 0 10 14 0.00 1.200																					



Batter	1	2	3	4	5	6	7	8	9	AB	R	H	RBI	BB	SO	LOB	TOP					
Don Lenhardt, R (1, 3) OBP: 0.384, SLG: 0.487										3	0	1	0	1	0	3	St. Louis Browns @ Washington Senators Griffith Stadium, Washington, DC Mon Jul 17 1950, 3:33 AM EDT Att: 2,805 - Unknown livebaseballscorecards.com					
Dick Kokos, L (1, 7) OBP: 0.392, SLG: 0.458										3	0	1	0	1	0	1						
Sherm Lollar, R (1, 2) OBP: 0.385, SLG: 0.504										4	0	0	0	0	0	4						
Roy Sievers, R (1, 8) OBP: 0.311, SLG: 0.372										4	0	0	0	0	2							
Ken Wood, R (1, 9) OBP: 0.306, SLG: 0.420										3	0	0	0	1	1							
Snuffy Stirrweiss, R (1, 5) OBP: 0.345, SLG: 0.293										4	0	3	0	0	0							
Owen Friend, R (1, 4) OBP: 0.322, SLG: 0.349										2	0	0	0	0	1							
Bill Sommers, R (9, PH) OBP: 0.309, SLG: 0.254										1	0	0	0	0	2							
Tom Upton, R (1, 6) OBP: 0.336, SLG: 0.278										3	0	1	0	1	0							
Duane Pilette, R (1, 1) OBP: 0.125, SLG: 0.250										2	0	0	0	0	2							
Les Moss, R (8, PH) OBP: 0.333, SLG: 0.389										1	1	1	1	0	0							
Dick Starr, R (8, PH) OBP: 0.133, SLG: 0.133										0	0	0	0	0	0							
Jim Delsing, L (9, PH) OBP: 0.330, SLG: 0.299										1	0	0	0	0	3							
Inning Stats	R: 0 E: 0 K: 0 S: 3	H: 0 LOB: 1 BB: 1 P: 7	R: 0 E: 0 K: 0 S: 3	H: 1 LOB: 0 BB: 0 P: 3	R: 0 E: 0 K: 1 S: 5	H: 0 LOB: 0 BB: 0 P: 5	R: 0 E: 0 K: 1 S: 6	H: 1 LOB: 1 BB: 0 P: 6	R: 0 E: 1 K: 1 S: 7	H: 2 LOB: 2 BB: 0 P: 7	R: 0 E: 0 K: 0 S: 3	H: 0 LOB: 0 BB: 0 P: 3	R: 0 E: 0 K: 0 S: 3	H: 0 LOB: 0 BB: 0 P: 3	R: 1 E: 0 K: 0 S: 4	H: 2 LOB: 1 BB: 1 P: 8	R: 0 E: 0 K: 0 S: 4	H: 1 LOB: 3 BB: 2 P: 12	1B: 6 2B: 0 3B: 0 HR: 1	SF: 0 SAC: 1 DP: 2 HBP: 0	WP: 0 PB: 0 SB: 1 CS: 1	PA: 36
PITCHER	IP WLS BF H R ER SO BB IBB HBP BLK WP HR S P ERA WHIP	8.0 W 30 6 1 1 3 2 0 0 0 0 1 34 42 1.12 1.000	1.0 S 6 1 0 0 0 2 0 0 0 0 0 4 12 0.00 3.000																			

Batter	1	2	3	4	5	6	7	8	9	AB	R	H	RBI	BB	SO	LOB	BOTTOM			
Eddie Yost, R (1, 5) OBP: 0.414, SLG: 0.436										3	0	1	0	1	0	1	St. Louis Browns @ Washington Senators Griffith Stadium, Washington, DC Mon Jul 17 1950, 3:33 AM EDT Att: 2,805 - Unknown livebaseballscorecards.com			
Gil Coan, L (1, 7) OBP: 0.318, SLG: 0.441										4	0	0	0	0	0	4				
Irv Noren, L (1, 8) OBP: 0.390, SLG: 0.465										4	1	1	0	0	0	3				
Mickey Vernon, L (1, 3) OBP: 0.376, SLG: 0.335										4	2	2	0	0	1	1				
Bud Stewart, L (1, 9) OBP: 0.371, SLG: 0.408										4	0	1	1	0	0	2				
Cass Michaels, R (1, 4) OBP: 0.392, SLG: 0.433										3	0	2	2	0	0	0				
Sam Dente, R (1, 6) OBP: 0.303, SLG: 0.299										4	0	1	0	0	0	2				
Mickey Grasso, R (1, 2) OBP: 0.355, SLG: 0.397										2	0	1	0	2	1	0				
Bob Kuzava, S (1, 1) OBP: 0.250, SLG: 0.167										2	0	1	0	0	0	3				
Sam Mele, R (8, PH) OBP: 0.377, SLG: 0.445										1	0	0	0	0	0	2				
Mickey Harris, L (9, PH) OBP: 0.333, SLG: 0.200										0	0	0	0	0	0	0				
Inning Stats	R: 0 E: 0 K: 0 S: 3	H: 0 LOB: 0 BB: 0 P: 3	R: 0 E: 0 K: 0 S: 4	H: 1 LOB: 1 BB: 0 P: 4	R: 0 E: 0 K: 0 S: 4	H: 1 LOB: 1 BB: 0 P: 4	R: 2 E: 0 K: 0 S: 5	H: 2 LOB: 0 BB: 0 P: 5	R: 0 E: 0 K: 1 S: 7	H: 2 LOB: 2 BB: 0 P: 7	R: 1 E: 1 K: 0 S: 5	H: 3 LOB: 3 BB: 1 P: 9	R: 0 E: 1 K: 1 S: 5	H: 0 LOB: 1 BB: 1 P: 9	R: 0 E: 0 K: 0 S: 4	H: 1 LOB: 2 BB: 1 P: 8	1B: 8 2B: 2 3B: 0 HR: 0	SF: 0 SAC: 2 DP: 0 HBP: 0	WP: 0 PB: 0 SB: 0 CS: 0	PA: 36
PITCHER	IP WLS BF H R ER SO BB IBB HBP BLK WP HR S P ERA WHIP	7.0 L 31 9 3 3 2 1 0 0 0 0 0 33 41 3.86 1.429	1.0 5 1 0 0 0 0 1 0 0 0 0 4 8 0.00 1.000																	



Batter	1	2	3	4	5	6	7	8	9	AB	R	H	RBI	BB	SO	LOB	TOP			
Chico Carrasquel, R OBP: 0.385, SLG: 0.367 (1, 6)										4	0	1	0	0	1	1	Chicago White Sox @ Washington Senators Griffith Stadium, Washington, DC Tue Jul 18 1950, 3:33 AM EDT Att: 6,027 - Unknown livebaseballscorecards.com			
Dave Philley, S OBP: 0.307, SLG: 0.379 (1, 8)										4	0	0	0	0	0	1				
Mary Rickert, L OBP: 0.282, SLG: 0.302 (1, 9)										4	0	1	0	0	0	0				
Gus Zernial, R OBP: 0.349, SLG: 0.484 (1, 7)										4	0	1	0	0	0	0				
Eddie Robinson, L OBP: 0.392, SLG: 0.407 (1, 3)										4	0	1	0	0	0	2				
Phil Masi, R OBP: 0.382, SLG: 0.420 (1, 2)										4	0	0	0	0	0	1				
Floyd Baker, L OBP: 0.442, SLG: 0.435 (1, 5)										4	1	3	0	0	0	0				
Nellie Fox, L OBP: 0.340, SLG: 0.333 (1, 4)										4	1	2	0	0	0	3				
Ray Scarborough, R OBP: 0.191, SLG: 0.159 Gordon Goldsberry, L OBP: 0.448, SLG: 0.467 Luis Aloma, R (5, 1)										1	0	0	0	0	0	1				
										1	0	1	1	0	0	0				
										1	0	0	0	0	1	1				
Inning Stats	R: 0 E: 0 K: 0 S: 5	H: 3 LOB: 2 BB: 0 P: 5	R: 0 E: 0 K: 0 S: 4	H: 1 LOB: 1 BB: 0 P: 4	R: 0 E: 0 K: 0 S: 3	H: 0 LOB: 0 BB: 0 P: 3	R: 0 E: 0 K: 0 S: 3	H: 0 LOB: 0 BB: 0 P: 3	R: 2 E: 0 K: 0 S: 5	H: 3 LOB: 0 BB: 0 P: 5	R: 0 E: 0 K: 0 S: 3	H: 0 LOB: 1 BB: 0 P: 6	R: 0 E: 0 K: 1 S: 5	H: 0 LOB: 0 BB: 0 P: 5	R: 0 E: 0 K: 0 S: 5	H: 2 LOB: 2 BB: 0 P: 5	1B: 10 2B: 0 3B: 0 HR: 0	SF: 0 SAC: 0 DP: 1 HBP: 0	WP: 0 PB: 0 SB: 0 CS: 0	PA: 35
PITCHER Sandy Consuegra, R ERA: 4.34 (1, 1)	IP: 9.0 WLS: W BF: 35 H: 10 R: 2 ER: 2 SO: 2 BB: 0 IBB: 0 HBP: 0 BLK: 0 WP: 0 HR: 0 S: 39 P: 39 ERA: 2.00 WHIP: 1.111															PITCHER IP: WLS: BF: H: R: ER: SO: BB: IBB: HBP: BLK: WP: HR: S: P: ERA: WHIP				

Batter	1	2	3	4	5	6	7	8	9	AB	R	H	RBI	BB	SO	LOB	BOTTOM			
Eddie Yost, R OBP: 0.417, SLG: 0.437 (1, 5)										2	2	1	0	2	1	0	Chicago White Sox @ Washington Senators Griffith Stadium, Washington, DC Tue Jul 18 1950, 3:33 AM EDT Att: 6,027 - Unknown livebaseballscorecards.com			
Gil Coan, L OBP: 0.316, SLG: 0.443 (1, 7)										4	1	1	1	0	0	3				
Irv Noren, L OBP: 0.392, SLG: 0.465 (1, 8)										4	1	2	2	0	0	0				
Mickey Vernon, L OBP: 0.373, SLG: 0.330 (1, 3)										3	0	0	1	1	0	2				
Bud Stewart, L OBP: 0.373, SLG: 0.407 (1, 9)										3	0	1	1	1	0	0				
Cass Michaels, R OBP: 0.386, SLG: 0.426 (1, 4)										4	0	0	0	0	0	3				
Sam Dente, R OBP: 0.299, SLG: 0.295 (1, 6)										4	0	0	0	0	0	0				
Mickey Grasso, R OBP: 0.363, SLG: 0.394 (1, 2)										3	1	1	0	1	1	0				
Sandy Consuegra, R OBP: 0.273, SLG: 0.238 (1, 1)										2	0	0	0	0	1	1				
Inning Stats	R: 2 E: 0 K: 0 S: 5	H: 2 LOB: 1 BB: 1 P: 9	R: 3 E: 0 K: 1 S: 9	H: 4 LOB: 1 BB: 0 P: 9	R: 0 E: 0 K: 0 S: 3	H: 0 LOB: 0 BB: 0 P: 3	R: 0 E: 0 K: 1 S: 5	H: 0 LOB: 2 BB: 0 P: 5	R: 0 E: 0 K: 0 S: 3	H: 0 LOB: 2 BB: 2 P: 11	R: 0 E: 0 K: 0 S: 3	H: 0 LOB: 0 BB: 0 P: 3	R: 0 E: 0 K: 1 S: 5	H: 0 LOB: 0 BB: 0 P: 5	R: 0 E: 0 K: 0 S: 5	H: 0 LOB: 0 BB: 0 P: 5	1B: 5 2B: 1 3B: 0 HR: 0	SF: 0 SAC: 1 DP: 0 HBP: 0	WP: 1 PB: 0 SB: 1 CS: 0	PA: 35
PITCHER Ray Scarborough, R ERA: 4.14 Luis Aloma, R ERA: 3.6 (5, 1)	IP: 4.0 WLS: L BF: 19 H: 6 R: 5 ER: 5 SO: 2 BB: 1 IBB: 0 HBP: 0 BLK: 0 WP: 1 HR: 0 S: 22 P: 26 ERA: 11.25 WHIP: 1.750															PITCHER IP: WLS: BF: H: R: ER: SO: BB: IBB: HBP: BLK: WP: HR: S: P: ERA: WHIP				

Batter	1	2	3	4	5	6	7	8	9	10	AB	R	H	RBI	BB	SO	LOB	TOP							
Chico Carrasquel, R OBP: 0.391, SLG: 0.372	E5 3B		FC5-6 1B		SH3-4 1B		SH5-3 E BB		SH1-4 1B		4	3	3	0	1	0	0	Chicago White Sox @ Washington Senators Griffith Stadium, Washington, DC Wed Jul 19 1950, 3:33 AM EDT Att: 4,272 - Unknown							
Floyd Baker, L OBP: 0.426, SLG: 0.417	F4		FC5-6 FC4-6		SH3-4		SH5-3		SH1-4		2	0	0	0	0	0	2								
Mary Rickert, L OBP: 0.298, SLG: 0.318			FC4-6				E3 FC5-4		F8		4	1	2	3	0	0	1								
Ken Holcombe, R OBP: 0.333, SLG: 0.400											0	0	0	0	0	0	0								
Hank Majeski, R OBP: 0.351, SLG: 0.382	1B 3B										1	0	0	0	0	0	1								
Ray Scarborough, R OBP: 0.191, SLG: 0.159											0	0	0	0	0	0	0								
Gus Zernial, R OBP: 0.350, SLG: 0.481			F9		F8		FC5-4				4	0	1	1	1	0	3								
Eddie Robinson, L OBP: 0.389, SLG: 0.402				1-3			4-3		F9 IBB		4	0	0	0	1	0	4								
Dave Philley, S OBP: 0.300, SLG: 0.376											5	0	1	0	0	1	3								
Nellie Fox, L OBP: 0.336, SLG: 0.335		5-3		F8 1B			4-3				5	0	1	0	0	0	1								
Gus Niarhos, R OBP: 0.412, SLG: 0.367		4-3					5-3				5	0	1	0	0	1	1								
Randy Gumpert, R OBP: 0.100, SLG: 0.053											3	0	0	0	0	1	2								
Howie Judson, R OBP: 0.200, SLG: 0.222											0	0	0	0	0	0	0								
Mickey Haefner, L OBP: 0.304, SLG: 0.200											0	0	0	0	0	0	0								
Mike McCormick, R OBP: 0.269, SLG: 0.182											1	0	0	0	0	0	1								
Inning Stats	R: 2 E: 1 K: 0 S: 6	H: 2 LOB: 1 BB: 0 P: 6	R: 0 E: 0 K: 0 S: 3	H: 0 LOB: 0 BB: 0 P: 3	R: 0 E: 0 K: 0 S: 4	H: 1 LOB: 1 BB: 0 P: 4	R: 0 E: 0 K: 0 S: 5	H: 2 LOB: 2 BB: 0 P: 5	R: 1 E: 0 K: 0 S: 5	H: 2 LOB: 2 BB: 1 P: 9	R: 0 E: 0 K: 1 S: 5	H: 0 LOB: 0 BB: 0 P: 5	R: 1 E: 1 K: 0 S: 4	H: 0 LOB: 1 BB: 1 P: 8	R: 0 E: 0 K: 2 S: 8	H: 1 LOB: 1 BB: 0 P: 8	R: 0 E: 0 K: 0 S: 4	H: 1 LOB: 2 BB: 1 P: 8	R: 0 E: 0 K: 0 S: 3	H: 0 LOB: 0 BB: 0 P: 3	1B: 7 2B: 1 3B: 1 HR: 0	SF: 0 SAC: 3 DP: 0 HBP: 0	WP: 0 PB: 0 SB: 0 CS: 0	PA: 44	
PITCHER	IP WLS BF H R ER SO ERA WHIP	IP WLS BF H R ER SO ERA WHIP	IP WLS BF H R ER SO ERA WHIP	IP WLS BF H R ER SO ERA WHIP	IP WLS BF H R ER SO ERA WHIP	IP WLS BF H R ER SO ERA WHIP	IP WLS BF H R ER SO ERA WHIP	IP WLS BF H R ER SO ERA WHIP	IP WLS BF H R ER SO ERA WHIP	IP WLS BF H R ER SO ERA WHIP	IP WLS BF H R ER SO ERA WHIP	IP WLS BF H R ER SO ERA WHIP	IP WLS BF H R ER SO ERA WHIP	IP WLS BF H R ER SO ERA WHIP	IP WLS BF H R ER SO ERA WHIP	IP WLS BF H R ER SO ERA WHIP	IP WLS BF H R ER SO ERA WHIP	IP WLS BF H R ER SO ERA WHIP	IP WLS BF H R ER SO ERA WHIP	IP WLS BF H R ER SO ERA WHIP	IP WLS BF H R ER SO ERA WHIP	IP WLS BF H R ER SO ERA WHIP	IP WLS BF H R ER SO ERA WHIP	IP WLS BF H R ER SO ERA WHIP	IP WLS BF H R ER SO ERA WHIP
Jim Pearce, R ERA: 5.79	6.0	27	7	3	2	1	1	0	0	0	0	0	0	0	0	0	0	3.00	1.333						
Elmer Singleton, R ERA: 9.0	1.0	5	0	1	1	0	1	0	0	0	0	0	0	0	0	0	4	9.00	1.000						
Mickey Harris, L ERA: 3.13	3.0	12	2	0	0	2	0	1	0	0	0	0	0	0	0	0	15	0.00	0.667						

Chicago White Sox @ Washington Senators
Griffith Stadium, Washington, DC
Wed Jul 19 1950, 3:33 AM EDT
Att: 4,272 - Unknown

AB	38
R	4
H	9
RBI	4
BB	3
SO	3
LOB	19



Batter	1	2	3	4	5	6	7	8	9	10	AB	R	H	RBI	BB	SO	LOB	BOTTOM							
Eddie Yost, R OBP: 0.414, SLG: 0.431	F9		FC1-2-4 S			F6	1B 8-2 BB		K		4	0	0	0	1	1	2	Chicago White Sox @ Washington Senators Griffith Stadium, Washington, DC Wed Jul 19 1950, 3:33 AM EDT Att: 4,272 - Unknown							
Gil Coan, L OBP: 0.319, SLG: 0.441	F9		F8			1B 1B	1B		K		5	1	2	2	0	1	1								
Irv Noren, L OBP: 0.395, SLG: 0.469	G3					1B 1B	8-2				4	1	2	1	1	0	2								
Mickey Vernon, L OBP: 0.378, SLG: 0.330		F8		F4		1B 1B	8-2				3	0	1	1	2	0	1								
Bud Stewart, L OBP: 0.371, SLG: 0.404				9-3		1B 1B	F7		SH3-4		4	0	1	0	0	0	5								
Cass Michaels, R OBP: 0.388, SLG: 0.423						1B 1B	FC4		1-3		4	0	1	0	1	0	5								
Sam Dente, R OBP: 0.298, SLG: 0.294					G5-4-3		FC4				5	0	1	1	0	0	4								
Mickey Grasso, R OBP: 0.357, SLG: 0.378			F6			K					3	1	0	0	1	1	2								
Jim Pearce, R OBP: 0.286, SLG: 0.286											1	0	1	0	0	0	0								
Sam Mele, R OBP: 0.379, SLG: 0.447											1	1	1	0	0	0	0								
Elmer Singleton, R OBP: 0.000, SLG: 2.000											0	0	0	0	0	0	0								
Shery Robertson, L OBP: 0.371, SLG: 0.357											1	1	1	0	0	0	0								
Mickey Harris, L OBP: 0.308, SLG: 0.182											1	0	0	0	0	0	0								
Inning Stats	R: 0 E: 0 K: 0 S: 3	H: 0 LOB: 0 BB: 0 P: 3	R: 0 E: 0 K: 0 S: 4	H: 1 LOB: 1 BB: 0 P: 4	R: 0 E: 0 K: 0 S: 4	H: 1 LOB: 1 BB: 0 P: 4	R: 0 E: 0 K: 0 S: 2	H: 0 LOB: 0 BB: 1 P: 6	R: 0 E: 0 K: 1 S: 5	H: 1 LOB: 0 BB: 1 P: 5	R: 2 E: 0 K: 0 S: 7	H: 4 LOB: 2 BB: 0 P: 7	R: 2 E: 0 K: 0 S: 4	H: 2 LOB: 1 BB: 2 P: 12	R: 0 E: 0 K: 0 S: 3	H: 0 LOB: 2 BB: 2 P: 11	R: 0 E: 0 K: 2 S: 7	H: 0 LOB: 0 BB: 0 P: 7	R: 1 E: 0 K: 0 S: 4	H: 2 LOB: 2 BB: 1 P: 8	1B: 10 2B: 3 3B: 0 HR: 0	SF: 0 SAC: 1 DP: 3 HBP: 0	WP: 0 PB: 0 SB: 1 CS: 0	PA: 43	
PITCHER	IP WLS BF H R ER SO ERA WHIP	IP WLS BF H R ER SO ERA WHIP	IP WLS BF H R ER SO ERA WHIP	IP WLS BF H R ER SO ERA WHIP	IP WLS BF H R ER SO ERA WHIP	IP WLS BF H R ER SO ERA WHIP	IP WLS BF H R ER SO ERA WHIP	IP WLS BF H R ER SO ERA WHIP	IP WLS BF H R ER SO ERA WHIP	IP WLS BF H R ER SO ERA WHIP	IP WLS BF H R ER SO ERA WHIP	IP WLS BF H R ER SO ERA WHIP	IP WLS BF H R ER SO ERA WHIP	IP WLS BF H R ER SO ERA WHIP	IP WLS BF H R ER SO ERA WHIP	IP WLS BF H R ER SO ERA WHIP	IP WLS BF H R ER SO ERA WHIP	IP WLS BF H R ER SO ERA WHIP	IP WLS BF H R ER SO ERA WHIP	IP WLS BF H R ER SO ERA WHIP	IP WLS BF H R ER SO ERA WHIP	IP WLS BF H R ER SO ERA WHIP	IP WLS BF H R ER SO ERA WHIP	IP WLS BF H R ER SO ERA WHIP	IP WLS BF H R ER SO ERA WHIP
Randy Gumpert, R ERA: 4.6	5.1	22	7	2	2	1	1	0	0	0	0	0	0	0	0	0	0	3.38	1.500						
Howie Judson, R ERA: 4.22	1.0	7	2	2	2	0	2	0	0	0	0	0	0	0	0	0	13	18.00	4.000						
Mickey Haefner, L ERA: 5.83	0.2	1	0	0	0	0	0	0	0	0	0	0	0	0	0	0	1	0.00	0.000						
Ken Holcombe, R ERA: 7.19	1.0	5	0	0	0	0	1	1	0	0	0	0	0	0	0	0	3	0.00	1.000						
Ray Scarborough, R ERA: 4.15	1.2	8	2	1	1	2	0	1	0	0	0	0	0	0	0	0	11	5.40	1.200						

Chicago White Sox @ Washington Senators
Griffith Stadium, Washington, DC
Wed Jul 19 1950, 3:33 AM EDT
Att: 4,272 - Unknown

AB	36
R	5
H	11
RBI	5
BB	6
SO	3
LOB	22



Batter	1	2	3	4	5	6	7	8	9	AB	R	H	RBI	BB	SO	LOB	TOP			
Dale Mitchell, L (1, 7) OBP: 0.368, SLG: 0.369	0-0 6-3	0-0 F7			0-0 6-3			0-0 F9 1B F7 1B		4	1	1	1	0	0	1	Cleveland Indians @ Washington Senators Griffith Stadium, Washington, DC Fri Jul 21 1950, 3:33 AM EDT Att: 18,735 - Unknown			
Bobby Avila, R (1, 4) OBP: 0.410, SLG: 0.369	0-0	0-0 3-H F6			0-0 F6			0-0 1-2 1B		3	0	1	0	0	0	1				
Bob Lemon, L (8, PH) OBP: 0.356, SLG: 0.481	BB									1	0	1	0	0	0	0				
Joe Gordon, R (8, 4) OBP: 0.328, SLG: 0.403	BB									0	0	0	0	0	0	0				
Larry Doby, L (1, 8) OBP: 0.462, SLG: 0.507	0-0 F5				0-0 F8			0-0 F9		4	0	0	0	0	0	3				
Al Rosen, R (1, 5) OBP: 0.406, SLG: 0.618	BB BB				0-0 6-3			0-0 FC4-6 1B		3	0	1	1	1	0	1				
Luke Easter, L (1, 3) OBP: 0.406, SLG: 0.531	BB BB				0-0 F8			0-0 3-H L4		3	0	0	0	1	0	2				
Lou Boudreau, R (1, 6) OBP: 0.344, SLG: 0.345	FC1-6 1-2 2-3 BB				0-0 5-3			0-0 FC4-6 1-2		4	0	0	0	0	0	4				
Bob Kennedy, R (1, 9) OBP: 0.375, SLG: 0.475		4-0 SH2-4 F7 1B BB			0-0 F2			0-0 F9		3	1	0	0	1	0	0				
Jim Hegan, R (1, 2) OBP: 0.316, SLG: 0.452		0-0 F8			0-0 F8			0-0 F8		3	0	1	0	0	0	0				
Ray Murray, R (9, PH) OBP: 0.375, SLG: 0.471		1-2 SH2-4 1B			0-0 F8			0-0 F8		1	0	1	0	0	0	0				
Mike Garcia, R (1, 1) OBP: 0.237, SLG: 0.289		0-0 SH2-4			0-0 4-3			0-3 K		2	0	0	0	0	1	0				
Marino Pieretti, R (8, 1) OBP: 0.250, SLG: 0.250		1-2 2-3						0-3 K		0	0	0	0	0	0	0				
Early Wynn, S (9, PH) OBP: 0.378, SLG: 0.467		1-2 2-3						0-3 K		1	0	0	0	0	1	1				
Inning Stats	R: 0 E: 0 K: 0 S: 4	H: 1 LOB: 3 BB: 2 P: 12	R: 1 E: 0 K: 0 S: 4	H: 1 LOB: 1 BB: 1 P: 8	R: 0 E: 0 K: 0 S: 3	H: 0 LOB: 0 BB: 0 P: 3	R: 0 E: 0 K: 0 S: 3	H: 0 LOB: 0 BB: 0 P: 3	R: 0 E: 0 K: 0 S: 4	H: 1 LOB: 1 BB: 0 P: 4	R: 0 E: 0 K: 1 S: 5	H: 0 LOB: 0 BB: 0 P: 5	R: 1 E: 0 K: 0 S: 5	H: 2 LOB: 1 BB: 0 P: 5	R: 0 E: 0 K: 1 S: 6	H: 1 LOB: 1 BB: 0 P: 6	1B: 5 2B: 1 3B: 0 HR: 0	SF: 0 SAC: 1 DP: 0 HBP: 0	WP: 0 PB: 0 SB: 0 CS: 0	PA: 36
PITCHER Connie Marrero, R (1, 1) ERA: 3.66	IP: 9.0 WLS: W BF: 36 H: 6 R: 2 ER: 2 SO: 2 BB: 3 IBB: 0 HBP: 0 BLK: 0 WP: 0 HR: 0 S: 37 P: 49 ERA: 2.00 WHIP: 1.000															PITCHER				

Batter	1	2	3	4	5	6	7	8	9	AB	R	H	RBI	BB	SO	LOB	BOTTOM			
Eddie Yost, R (1, 5) OBP: 0.419, SLG: 0.433	4-0 BB 1B BB	0-0 2-H 1B		0-3 K				0-0 F8 SH1-3 1B	4-0 1-2 2-3 BB	3	1	2	1	2	1	1	Cleveland Indians @ Washington Senators Griffith Stadium, Washington, DC Fri Jul 21 1950, 3:33 AM EDT Att: 18,735 - Unknown			
Gil Coan, L (1, 7) OBP: 0.317, SLG: 0.431	4-0 1B E BB	0-0 F7			0-3 K			0-0 SH1-3	0-0 F9	3	1	0	0	1	1	4				
Irv Noren, L (1, 8) OBP: 0.390, SLG: 0.462	0-3 K	0-0 F6			0-3 K			0-0 F8		4	0	0	0	0	2	4				
Mickey Vernon, L (1, 3) OBP: 0.380, SLG: 0.330	0-0 1-3 2-H 1B				0-0 4-3			4-0 BB		3	0	1	1	1	0	0				
Bud Stewart, L (1, 9) OBP: 0.370, SLG: 0.402	0-0 E4 BB				0-0 1-3			0-0 1B	0-0 F7	4	0	1	1	0	0	3				
Cass Michaels, R (1, 4) OBP: 0.388, SLG: 0.422	4-0 G5-4-3 BB				0-0 F6			0-0 1B		3	0	1	0	1	0	0				
Sam Dente, R (1, 6) OBP: 0.297, SLG: 0.293	0-0 G5-4-3				0-0 CS 1B			0-0 F5	0-0 F7	4	0	1	0	0	0	5				
Mickey Grasso, R (1, 2) OBP: 0.364, SLG: 0.385		0-0 SH2-4 1B			0-3 K			0-0 F7	0-0 BB BB 1B	4	1	2	0	0	1	3				
Connie Marrero, R (1, 1) OBP: 0.205, SLG: 0.167		0-0 SH2-4			4-0 BB			0-0 5-3	4-0 BB	1	0	0	0	2	0	2				
Inning Stats	R: 2 E: 1 K: 1 S: 6	H: 1 LOB: 2 BB: 3 P: 18	R: 1 E: 0 K: 0 S: 5	H: 2 LOB: 0 BB: 0 P: 5	R: 0 E: 0 K: 0 S: 3	H: 0 LOB: 0 BB: 0 P: 3	R: 0 E: 0 K: 2 S: 7	H: 1 LOB: 1 BB: 1 P: 11	R: 0 E: 0 K: 0 S: 7	H: 0 LOB: 0 BB: 0 P: 7	R: 0 E: 0 K: 0 S: 5	H: 2 LOB: 2 BB: 0 P: 5	R: 0 E: 0 K: 0 S: 4	H: 1 LOB: 1 BB: 1 P: 8	R: 0 E: 0 K: 0 S: 4	H: 1 LOB: 3 BB: 2 P: 12		1B: 8 2B: 0 3B: 0 HR: 0	SF: 0 SAC: 2 DP: 1 HBP: 0	WP: 0 PB: 0 SB: 0 CS: 1
PITCHER Mike Garcia, R (1, 1) ERA: 4.78	IP: 7.2 WLS: L BF: 36 H: 8 R: 3 ER: 3 SO: 5 BB: 6 IBB: 0 HBP: 0 BLK: 0 WP: 0 HR: 0 S: 40 P: 64 ERA: 3.52 WHIP: 1.826															PITCHER Marino Pieretti, R (8, 1) ERA: 3.55				

Batter	1	2	3	4	5	6	7	8	9	10	AB	R	H	RBI	BB	SO	LOB	TOP							
Dale Mitchell, L OBP: 0.368, SLG: 0.366 (1, 7)	F9			4-3		F9-4 BB		1B		FC5 K	5	1	1	0	1	1	4								
Lou Boudreau, R OBP: 0.335, SLG: 0.335 (1, 6)	6-3			F9		F9-4		F4		F9	5	0	0	2	0	0	4								
Larry Doby, L OBP: 0.467, SLG: 0.522 (1, 8)						4-3					5	2	4	0	0	0	0								
Al Rosen, R OBP: 0.404, SLG: 0.612 (1, 5)	CS	5-3		F7			K		SH3 1B	BB 1B	3	1	0	0	1	1	1								
Luke Easter, L OBP: 0.406, SLG: 0.527 (1, 3)		G3			F7		4-3		E8 1B	BB 1B	4	2	1	2	1	0	0								
Joe Gordon, R OBP: 0.326, SLG: 0.399 (1, 4)		6-3			S 1B		F6		6-3	F7	5	0	1	1	0	0	3								
Bob Kennedy, R OBP: 0.376, SLG: 0.472 (1, 9)			1-3		K			F2		1B BB	4	0	1	1	1	1	1								
Jim Hegan, R OBP: 0.314, SLG: 0.447 (1, 2)			5-3		F9			K	3H 1B	F2	5	0	1	2	0	1	2								
Early Wynn, S OBP: 0.400, SLG: 0.515 (9, 1)			4-3							1B BB	3	1	2	0	0	0	0								
Al Benton, R OBP: 0.400, SLG: 0.250 Sam Zoldak, L OBP: 0.462, SLG: 0.300 (9, 1)						PB F9-4 2B					0	0	0	0	0	0	0								
											0	1	0	0	1	0	0								
Inning Stats	R: 0 E: 0 K: 0 S: 3	H: 1 LOB: 0 BB: 0 P: 3	R: 0 E: 0 K: 0 S: 3	H: 0 LOB: 0 BB: 0 P: 3	R: 0 E: 0 K: 0 S: 3	H: 0 LOB: 0 BB: 0 P: 3	R: 0 E: 0 K: 0 S: 4	H: 1 LOB: 1 BB: 0 P: 4	R: 0 E: 0 K: 1 S: 6	H: 1 LOB: 1 BB: 0 P: 6	R: 1 E: 0 K: 0 S: 3	H: 1 LOB: 0 BB: 1 P: 7	R: 0 E: 0 K: 1 S: 5	H: 0 LOB: 0 BB: 0 P: 5	R: 0 E: 0 K: 1 S: 7	H: 2 LOB: 2 BB: 0 P: 7	R: 2 E: 1 K: 0 S: 6	H: 3 LOB: 1 BB: 0 P: 6	R: 5 E: 1 K: 1 S: 8	H: 2 LOB: 3 BB: 4 P: 25	1B: 8 2B: 3 3B: 1 HR: 0	SF: 0 SAC: 1 DP: 1 HBP: 1	WP: 0 PA: 47		
PITCHER	IP 9.0	WLS L	BF 35	H 9	R 3	ER 2	SO 3	BB 1	IBB 0	HBP 0	BLK 0	WP 0	HR 0	S 40	P 44	ERA 2.00	WHIP 1.111								
Sid Hudson, R ERA: 4.01 (1, 1)	0.1	L	3	0	2	2	0	1	0	0	0	0	0	2	6	54.00	3.000								
Elmer Singleton, R ERA: 11.31 (10, 1)	0.2		8	2	3	3	1	2	1	1	0	0	0	6	19	40.50	6.000								
Mickey Harris, L ERA: 3.58 (10, 1)																									

Cleveland Indians @ Washington Senators
Griffith Stadium, Washington, DC
Sat Jul 22 1950, 3:33 AM EDT
Att: 24,228 - Unknown

AB 39
R 8
H 11
RBI 8
BB 5
SO 4
LOB 15

WP: 0 PA: 47
PB: 1
SB: 1
CS: 1

Batter	1	2	3	4	5	6	7	8	9	10	AB	R	H	RBI	BB	SO	LOB	BOTTOM							
Eddie Yost, R OBP: 0.419, SLG: 0.431 (1, 5)	F7				1-3			F7			4	0	1	2	1	0	1								
Gil Coan, L OBP: 0.315, SLG: 0.425 Johnny Ostrowski, R OBP: 0.314, SLG: 0.338 (9, PH) (10, 7)	F9		G3			FC3-6 1B		K		F9	4	0	1	0	0	1	1								
Irv Noren, L OBP: 0.364, SLG: 0.454 (1, 8)	F9				5-3	FC3-6 1B		F8		L4	5	0	0	0	0	0	1								
Mickey Vernon, L OBP: 0.392, SLG: 0.341 (1, 3)											2	0	2	0	3	0	0								
Bud Stewart, L OBP: 0.363, SLG: 0.384 (1, 9)		BB																							
Cass Michaels, R OBP: 0.382, SLG: 0.414 (1, 4)		F6			F4			F6		F4	5	0	0	0	0	0	6								
Sam Dente, R OBP: 0.297, SLG: 0.293 (1, 6)			FC5-4		6-3			1-3		F9	5	0	0	0	0	0	6								
Mickey Grasso, R OBP: 0.363, SLG: 0.383 Sam Mele, R OBP: 0.352, SLG: 0.450 Sandy Consuegra, R OBP: 0.273, SLG: 0.238 Al Evans, R OBP: 0.302, SLG: 0.296 (1, 2)											3	0	1	0	0	1	0								
Sid Hudson, R OBP: 0.268, SLG: 0.291 Sherry Robertson, L OBP: 0.378, SLG: 0.357 Elmer Singleton, R OBP: 0.400, SLG: 2.000 Mickey Harris, L OBP: 0.308, SLG: 0.182 (1, 1) (9, PH) (10, 1) (10, 1)			K								1	0	1	0	0	0	0								
											0	0	0	0	0	0	0								
											0	0	0	0	0	0	0								
											0	0	0	0	0	0	0								
Inning Stats	R: 0 E: 0 K: 0 S: 3	H: 0 LOB: 0 BB: 0 P: 3	R: 0 E: 0 K: 0 S: 3	H: 0 LOB: 1 BB: 1 P: 7	R: 0 E: 0 K: 1 S: 5	H: 0 LOB: 1 BB: 1 P: 9	R: 0 E: 0 K: 0 S: 3	H: 0 LOB: 1 BB: 1 P: 7	R: 0 E: 0 K: 1 S: 6	H: 1 LOB: 1 BB: 0 P: 6	R: 0 E: 0 K: 0 S: 5	H: 2 LOB: 2 BB: 0 P: 5	R: 0 E: 0 K: 1 S: 5	H: 0 LOB: 0 BB: 0 P: 5	R: 0 E: 0 K: 1 S: 5	H: 0 LOB: 0 BB: 0 P: 5	R: 3 E: 0 K: 0 S: 7	H: 4 LOB: 2 BB: 1 P: 11	R: 0 E: 0 K: 0 S: 3	H: 0 LOB: 1 BB: 1 P: 7	1B: 6 2B: 1 3B: 0 HR: 0	SF: 0 SAC: 0 DP: 0 HBP: 0	WP: 0 PA: 42		
PITCHER	IP 8.2	WLS L	BF 36	H 6	R 3	ER 3	SO 4	BB 4	IBB 0	HBP 0	BLK 0	WP 0	HR 0	S 40	P 56	ERA 3.12	WHIP 1.154								
Early Wynn, R ERA: 4.04 (1, 1)	0.0		1	1	0	0	0	0	0	0	0	0	0	1	1	∞	∞								
Al Benton, R ERA: 3.72 (9, 1)	1.1	W	5	0	0	0	0	1	0	0	0	0	0	4	8	0.00	0.750								
Sam Zoldak, L ERA: 5.35 (9, 1)																									

Cleveland Indians @ Washington Senators
Griffith Stadium, Washington, DC
Sat Jul 22 1950, 3:33 AM EDT
Att: 24,228 - Unknown

AB 37
R 2
H 7
RBI 3
BB 5
SO 4
LOB 19

WP: 0 PA: 42
PB: 0
SB: 0
CS: 0

Batter	1	2	3	4	5	6	7	8	9	AB	R	H	RBI	BB	SO	LOB	TOP								
Eddie Yost, R OBP: 0.415, SLG: 0.422 (1, 5)	0-0 6-3		4-0 BB		4-0 BB		0-0 6-3		0-0 F5	3	0	0	0	2	0	0	Washington Senators @ Chicago White Sox Comiskey Park, Chicago, IL Tue Jul 25 1950, 4:33 AM EDT Att: 11,973 - Unknown livebaseballscorecards.com								
Cass Michaels, R OBP: 0.377, SLG: 0.406 (1, 4)	0-0 F2		0-0 G4-6-3		0-0 FC5-4		0-0 4-3		0-0 F9	5	0	0	0	0	0	3									
Irv Noren, L OBP: 0.392, SLG: 0.460 (1, 8)	0-0 F8		0-0 1B		0-0 F5		4-0 CS		0-0 F3	4	0	1	1	1	0	1									
Mickey Vernon, L OBP: 0.391, SLG: 0.341 (1, 3)		4-0 3B	0-0 F9		0-0 E		0-0 CS		0-0 F5	3	2	1	0	1	0	1									
Sam Mele, R OBP: 0.390, SLG: 0.479 (1, 9)		0-0 F9		0-3 K		0-0 E8		0-0 HR	4	3	3	2	0	1	0										
Johnny Ostrowski, R OBP: 0.316, SLG: 0.341 (1, 7)		0-0 F9		0-0 1B		0-0 1B		0-0 HR	0	0	0	0	0	0	0	0									
Gil Coan, L OBP: 0.316, SLG: 0.443 (6, PH)		0-0 F9		0-0 1B		0-0 1B		0-0 HR	2	1	2	3	0	0	0	0									
Sam Dente, R OBP: 0.296, SLG: 0.290 (1, 6)		0-0 CS		0-0 F8		0-0 F8		0-0 5-3	3	0	0	0	1	0	2										
Mickey Grasso, R OBP: 0.365, SLG: 0.384 (1, 2)		0-3 K		0-3 K		0-0 F2		0-0 1B	1	0	0	0	0	1	1										
Joe Haynes, R OBP: 0.200, SLG: 0.400 (3, 1)		0-3 K		0-3 K		0-0 F2		0-0 1B	3	0	1	0	0	1	2										
Jim Pearce, R OBP: 0.286, SLG: 0.286 (1, 1)			0-0 1B		0-0 F7		0-0 F6		0-3 K	0	0	0	0	0	0	0									
Al Evans, R OBP: 0.301, SLG: 0.296 (3, PH)			0-0 1B		0-0 F7		0-0 F6		0-3 K	4	1	1	0	0	1	2									
Inning Stats	R: 0 E: 0 K: 0 S: 3	H: 0 LOB: 0 BB: 0 P: 3	R: 2 E: 0 K: 1 S: 5	H: 1 LOB: 2 BB: 2 P: 13	R: 1 E: 0 K: 0 S: 4	H: 2 LOB: 1 BB: 1 P: 8	R: 0 E: 0 K: 2 S: 8	H: 1 LOB: 1 BB: 0 P: 8	R: 0 E: 0 K: 0 S: 3	H: 0 LOB: 1 BB: 1 P: 7	R: 2 E: 1 K: 0 S: 6	H: 3 LOB: 1 BB: 0 P: 6	R: 0 E: 0 K: 0 S: 2	H: 0 LOB: 0 BB: 0 P: 6	R: 2 E: 0 K: 1 S: 8	H: 3 LOB: 1 BB: 0 P: 8	R: 0 E: 0 K: 0 S: 3	H: 0 LOB: 0 BB: 0 P: 3	1B: 6 2B: 2 3B: 2 HR: 1	SF: 0 SAC: 0 DP: 2 HBP: 0	WP: 0 PB: 0 CS: 2	PA: 40			
PITCHER	IP	WLS	BF	H	R	ER	SO	BB	IBB	HBP	BLK	WP	HR	S	P	ERA	WHIP								
Bob Cain, L ERA: 3.74 (1, 1)	5.0	L	23	6	5	4	3	4	0	0	0	0	0	25	41	7.20	2.000								
Howie Judson, R ERA: 4.05 (6, 1)	4.0		16	4	2	2	1	1	0	0	0	0	1	17	21	4.50	1.250								

Batter	1	2	3	4	5	6	7	8	9	AB	R	H	RBI	BB	SO	LOB	BOTTOM								
Chico Carrasquel, R OBP: 0.394, SLG: 0.390 (1, 6)	0-0 4-3		0-0 F7		0-0 F7		0-0 6-3		0-0 G3	4	0	2	2	0	0	2	Washington Senators @ Chicago White Sox Comiskey Park, Chicago, IL Tue Jul 25 1950, 4:33 AM EDT Att: 11,973 - Unknown livebaseballscorecards.com								
Dave Philley, S OBP: 0.305, SLG: 0.393 (1, 8)	0-0 F7		0-0 F6		0-0 G3		0-0 G3		0-0 F9	4	0	0	0	0	0	4									
Marv Rickert, L OBP: 0.280, SLG: 0.305 (1, 9)	0-0 4-3		0-0 3-1		0-0 F8		0-0 G3		0-0 F9	4	0	0	0	0	0	1									
Eddie Robinson, L OBP: 0.381, SLG: 0.399 (1, 3)	0-0 4-3		0-0 4-3		0-0 4-3		0-0 F9		0-0 F7	4	0	0	0	0	0	1									
Gus Zernial, R OBP: 0.340, SLG: 0.467 (1, 7)		4-0 SH5-4	0-0 HR		0-0 F3		0-0 F7		0-0 F7	3	2	1	1	1	0	0									
Floyd Baker, L OBP: 0.407, SLG: 0.385 (1, 5)		4-0 1B	0-0 F7		0-0 6-3		0-0 5-3		0-0 5-3	3	1	0	0	1	0	0									
Phil Masi, R OBP: 0.375, SLG: 0.420 (1, 2)		0-0 SH5-4		0-0 6-3		0-0 1-3		0-0 L7	3	0	0	0	0	0	0	0									
Nellie Fox, L OBP: 0.325, SLG: 0.323 (1, 4)		0-0 2B		0-0 1B		0-0 3-1		0-0 6-3	4	1	2	1	0	0	0	0									
Bob Cain, L OBP: 0.262, SLG: 0.256 (1, 1)		0-0 2B		0-0 1B		0-0 F2			2	0	1	0	0	1	2										
Howie Judson, R OBP: 0.167, SLG: 0.162 (6, 1)		0-3 K		0-3 K		0-0 F2			1	0	0	0	0	0	0	0									
Inning Stats	R: 0 E: 0 K: 0 S: 4	H: 1 LOB: 1 BB: 0 P: 4	R: 3 E: 0 K: 1 S: 7	H: 2 LOB: 2 BB: 2 P: 15	R: 1 E: 0 K: 0 S: 4	H: 1 LOB: 0 BB: 0 P: 4	R: 0 E: 0 K: 0 S: 5	H: 2 LOB: 2 BB: 0 P: 5	R: 0 E: 0 K: 0 S: 3	H: 0 LOB: 0 BB: 0 P: 3	R: 0 E: 0 K: 0 S: 3	H: 0 LOB: 0 BB: 0 P: 3	R: 0 E: 0 K: 0 S: 3	H: 0 LOB: 0 BB: 0 P: 3	R: 0 E: 0 K: 0 S: 3	H: 0 LOB: 0 BB: 0 P: 3	1B: 3 2B: 2 3B: 0 HR: 1	SF: 0 SAC: 1 DP: 0 HBP: 0	WP: 0 PB: 0 CS: 0	PA: 35					
PITCHER	IP	WLS	BF	H	R	ER	SO	BB	IBB	HBP	BLK	WP	HR	S	P	ERA	WHIP								
Jim Pearce, R ERA: 6.23 (1, 1)	2.0		11	3	3	3	1	2	0	0	0	0	0	11	19	13.50	2.500								
Joe Haynes, R ERA: 5.61 (3, 1)	7.0	W	24	3	1	1	0	0	0	0	0	0	1	24	24	1.29	0.429								

Batter	1	2	3	4	5	6	7	8	9	AB	R	H	RBI	BB	SO	LOB	TOP			
Eddie Yost, R OBP: 0.412, SLG: 0.414 (1.5)	0-0 4-3		0-0 F7	1-0 HBP		0-0 F4			0-0 5-3	4	0	0	0	0	0	2				
Gil Coan, L OBP: 0.321, SLG: 0.434 (1.7)	0-0 F8		4-0 F8 1B 1-2 2-3 S BB	0-0 F2			0-0 4-3		0-0 F4	4	1	0	0	1	0	2				
Irv Noren, L OBP: 0.388, SLG: 0.458 (1.8)	0-0 F9		0-0 S IBB 1-2 2-3 3-H 1B	0-3 K			0-0 F7			4	0	1	1	0	1	2				
Mickey Vernon, L OBP: 0.391, SLG: 0.341 (1.3)		0-0 2-3	0-0 F8		0-0 G3					4	0	1	1	0	0	2				
Sam Mele, R OBP: 0.389, SLG: 0.471 (1.9)		0-3 K	4-0 S IBB 1-2		0-3 K				0-0 F6	3	0	0	0	1	2	1				
Cass Michaels, R OBP: 0.382, SLG: 0.402 (1.4)		4-0 BB	4-0 1-2 2-3 3-H BB		0-0 1B				0-0 F8	2	0	1	0	2	0	0				
Sam Dente, R OBP: 0.292, SLG: 0.284 (1.6)	0-0 F8		0-0 F8		0-0 F9				0-0 4-3	4	0	0	0	0	0	5				
Mickey Grasso, R OBP: 0.380, SLG: 0.400 (1.2)			0-0 BB 1B 1B	0-0 SH3 1B		0-0 B3-6-4 1B			0-0 F7	4	1	3	0	0	0	0				
Connie Marrero, R OBP: 0.220, SLG: 0.184 (1.1)			0-0 1B BB F8 1B	0-0 SH3		0-0 B3-6-4 1-2			0-0 F9	2	1	1	0	0	0	1				
Elmer Singleton, R OBP: 1.000, SLG: 2.000 (6.1)										0	0	0	0	0	0	0				
Sherry Robertson, L OBP: 0.380, SLG: 0.380 (9. PH)										1	0	0	0	0	0	0				
Inning Stats	R: 0 E: 0 K: 0 S: 3	H: 0 LOB: 0 BB: 0 P: 3	R: 0 E: 0 K: 1 S: 5	H: 0 LOB: 1 BB: 1 P: 9	R: 3 E: 0 K: 0 S: 6	H: 3 LOB: 3 BB: 3 P: 18	R: 0 E: 0 K: 1 S: 6	H: 1 LOB: 2 BB: 0 P: 7	R: 0 E: 0 K: 1 S: 6	H: 1 LOB: 1 BB: 0 P: 6	R: 0 E: 0 K: 0 S: 4	H: 1 LOB: 1 BB: 0 P: 4	R: 0 E: 0 K: 0 S: 3	H: 0 LOB: 0 BB: 0 P: 3	R: 0 E: 0 K: 0 S: 3	H: 0 LOB: 0 BB: 0 P: 3	1B: 6 2B: 1 3B: 0 HR: 0	SF: 0 SAC: 1 DP: 1 HBP: 1	WP: 0 PB: 0 CS: 3	PA: 38
PITCHER Randy Gumpert, R ERA: 4.38 (1.1)	IP: 9.0 WLS: W BF: 38 H: 7 R: 3 ER: 3 SO: 3 BB: 3 IBB: 1 HBP: 1 BLK: 0 WP: 0 HR: 0 S: 39 P: 56 ERA: 3.00 WHIP: 1.111																			

Washington Senators @ Chicago White Sox
Comiskey Park, Chicago, IL
Thu Jul 27 1950, 4:38 AM EDT
Att: 5,174 - Unknown

AB	32
R	3
H	7
RBI	2
BB	4
SO	3
LOB	15





Batter	1	2	3	4	5	6	7	8	9	AB	R	H	RBI	BB	SO	LOB	BOTTOM			
Nellie Fox, L OBP: 0.325, SLG: 0.323 (1.4)	0-0 F8		0-0 IHR 1B		0-0 SH5-4	0-0 L9				3	1	1	0	0	0	1				
Dave Philley, S OBP: 0.311, SLG: 0.401 (1.9)	0-0 F7		0-0 IHR		4-0 FC4-6 1B IBB	0-0 G1				3	1	1	2	1	0	1				
Chico Carrasquel, R OBP: 0.391, SLG: 0.387 (1.6)	0-0 F8		0-0 2-3		0-0 FC4-6 1B				0-0 4-3	4	0	1	1	0	0	0				
Eddie Robinson, L OBP: 0.374, SLG: 0.390 (1.3)		0-0 F3		0-0 L9	0-0 FC4-6 1-2 2-3 3-H				0-3 K	4	0	0	1	0	1	2				
Gus Zernial, R OBP: 0.338, SLG: 0.462 (1.7)		0-0 FC4-6 1B		0-0 F7	0-3 K				0-0 F9	4	0	1	0	0	1	2				
Jerry Scala, L OBP: 0.281, SLG: 0.233 (1.8)		0-0 FC4-6 1-2		0-0 1B		0-0 FC3-6 1B			0-0 4-3	4	0	2	0	0	0	1				
Hank Majeski, R OBP: 0.371, SLG: 0.395 (1.5)		0-3 K		0-0 1B	1-3 1B				0-3 K	4	1	1	0	0	2	2				
Gus Niarhos, R OBP: 0.429, SLG: 0.378 (1.2)			0-0 F8		0-0 SH5-4 1B 1B	0-0 1B 1-3 1B			0-0 5-3	4	2	2	0	0	0	0				
Randy Gumpert, R OBP: 0.174, SLG: 0.136 (1.1)			0-0 F6		0-0 1B SH5-4 FC4-6 1B	0-0 1B 2-H 3-H				3	1	2	2	0	0	0				
Inning Stats	R: 0 E: 0 K: 0 S: 3	H: 0 LOB: 0 BB: 0 P: 3	R: 0 E: 0 K: 1 S: 6	H: 1 LOB: 0 BB: 0 P: 6	R: 2 E: 0 K: 0 S: 5	H: 2 LOB: 0 BB: 0 P: 5	R: 0 E: 0 K: 0 S: 4	H: 2 LOB: 2 BB: 0 P: 4	R: 2 E: 0 K: 0 S: 8	H: 3 LOB: 2 BB: 1 P: 12	R: 2 E: 0 K: 0 S: 6	H: 3 LOB: 1 BB: 0 P: 6	R: 0 E: 0 K: 1 S: 5	H: 0 LOB: 0 BB: 0 P: 5	R: 0 E: 0 K: 1 S: 5	H: 0 LOB: 0 BB: 0 P: 5	1B: 10 2B: 0 3B: 0 HR: 1	SF: 0 SAC: 1 DP: 0 HBP: 0	WP: 0 PB: 0 CS: 0	PA: 35
PITCHER Connie Marrero, R ERA: 3.98 (1.1)	IP: 5.1 WLS: L BF: 26 H: 10 R: 6 ER: 6 SO: 2 BB: 0 IBB: 1 HBP: 0 BLK: 0 WP: 0 HR: 0 S: 29 P: 33 ERA: 10.12 WHIP: 1.875																			
PITCHER Elmer Singleton, R ERA: 6.3 (6.1)	IP: 2.2 WLS: 9 BF: 1 H: 0 R: 0 ER: 0 SO: 2 BB: 0 IBB: 0 HBP: 0 BLK: 0 WP: 0 HR: 0 S: 13 P: 13 ERA: 0.00 WHIP: 0.375																			

Washington Senators @ Chicago White Sox
Comiskey Park, Chicago, IL
Thu Jul 27 1950, 4:38 AM EDT
Att: 5,174 - Unknown

AB	33
R	6
H	11
RBI	6
BB	1
SO	4
LOB	9




Batter	1	2	3	4	5	6	7	8	9	AB	R	H	RBI	BB	SO	LOB	TOP								
Eddie Yost, R OBP: 0.410, SLG: 0.412 (1.5)	0-0 6-3		0-0 4-3	0-0 1B		0-0 E3		0-0 SH5-4		4	0	1	2	0	0	1	Washington Senators @ St. Louis Browns Sportsman's Park, St. Louis, MO Fri Jul 28 1950, 4:33 AM EDT Att: 2,952 - Unknown 								
Gil Coan, L OBP: 0.323, SLG: 0.430 (1.7)	0-0 6-3		0-0 1B	1-3 2H 3H 4-0		0-0 F7		0-0 G3		4	0	1	1	1	0	3									
Irv Noren, L OBP: 0.389, SLG: 0.457 (1.8)	0-0 1B		0-0 1B	0-0 F2		0-0 F7		0-0 G3		5	0	2	0	0	0	6									
Mickey Vernon, L OBP: 0.391, SLG: 0.352 (1.3)	0-0 G3		4-0 1B	0-3 K			0-0 HR		0-3 K	4	1	1	1	1	2	4									
Sam Mele, R OBP: 0.386, SLG: 0.463 (1.9)		0-0 5-3	0-0 6-3		0-0 F4		4-0 G6-4-3 BB		0-0 F7	4	0	0	0	1	0	3									
Cass Michaels, R OBP: 0.382, SLG: 0.400 (1.4)		0-0 F8		0-0 BB 1B	4-0 BB		0-0 G6-4-3		0-3 K	4	1	1	0	1	1	1									
Sam Dente, R OBP: 0.289, SLG: 0.281 (1.6)		0-0 6-3		0-0 F7	0-0 F7		0-0 F8			4	0	0	0	0	0	2									
Mickey Grasso, R OBP: 0.394, SLG: 0.402 (1.2)			0-0 1B	4-3 1B	4-0 BB 1B	0-3 K		4-0 SH5-4 BB		2	2	1	0	2	1	1									
Bob Kuzava, S OBP: 0.255, SLG: 0.158 (1.1)			0-0 F5	4-0 1B		0-0 3-1		4-0 SH5-4 BB		2	0	0	0	1	0	1									
Roberto Ortiz, R OBP: 0.294, SLG: 0.274 (8, PH)				1-2 2-3 BB						0	0	0	0	1	0	0									
Mickey Harris, L OBP: 0.308, SLG: 0.182 (8.1)										0	0	0	0	0	0	0									
Inning Stats	R: 0 E: 0 K: 0 S: 4	H: 1 LOB: 1 BB: 0 P: 4	R: 0 E: 0 K: 0 S: 3	H: 0 LOB: 0 BB: 0 P: 3	R: 1 E: 0 K: 0 S: 6	H: 3 LOB: 3 BB: 1 P: 10	R: 2 E: 0 K: 1 S: 7	H: 2 LOB: 3 BB: 3 P: 19	R: 0 E: 0 K: 0 S: 5	H: 0 LOB: 1 BB: 1 P: 9	R: 0 E: 1 K: 0 S: 4	H: 0 LOB: 1 BB: 0 P: 4	R: 1 E: 0 K: 0 S: 3	H: 1 LOB: 0 BB: 1 P: 7	R: 0 E: 0 K: 0 S: 3	H: 0 LOB: 2 BB: 2 P: 11	R: 0 E: 0 K: 2 S: 7	H: 0 LOB: 0 BB: 0 P: 7	1B: 6 2B: 0 3B: 0 HR: 1	SF: 0 SAC: 1 DP: 1 HBP: 0	WP: 0 PB: 0 CS: 0	PA: 42			
PITCHER	IP	WLS	BF	H	R	ER	SO	BB	IBB	HBP	BLK	WP	HR	S	P	ERA	WHIP								
Harry Dorish, R ERA: 6.08 (1.1)	3.1		19	6	3	3	0	3	0	0	0	0	0	16	28	8.10	2.700								
Jack Bruner, L ERA: 3.3 (4.1)	5.2	W	23	1	1	1	4	5	0	0	0	0	1	26	46	1.59	1.059								

Batter	1	2	3	4	5	6	7	8	9	AB	R	H	RBI	BB	SO	LOB	BOTTOM								
Don Lenhardt, R OBP: 0.390, SLG: 0.493 (1.3)	4-0 1B 2B BB		0-3 K	0-3 K			0-0 FC1-6 BB WP		0-0 SH G5-3 1B	3	2	0	0	1	2	2	Washington Senators @ St. Louis Browns Sportsman's Park, St. Louis, MO Fri Jul 28 1950, 4:33 AM EDT Att: 2,952 - Unknown 								
Dick Kokos, L OBP: 0.382, SLG: 0.434 (1.7)	0-0 F2		0-0 4-3		0-0 F8		0-0 4-3		0-0 G5-3	4	0	0	0	0	0	2									
Ned Garver, R OBP: 0.386, SLG: 0.392 (9, PH)							1-2		1-2 2-3F	1	0	0	0	0	0	2									
Sherm Lollar, R OBP: 0.399, SLG: 0.495 (1.2)	0-0 1-2 2B 1B		4-0 BB		0-0 L7		4-0 BB BB		4-0 1B BB	2	1	1	0	3	0	0									
Ken Wood, R OBP: 0.294, SLG: 0.400 (1.9)	0-0 F9		0-0 F2		0-3 K		4-0 BB		0-0 1B	4	0	1	1	1	1	3									
Roy Sievers, R OBP: 0.309, SLG: 0.374 (1.8)	0-0 1-1H 2H 2B			0-0 F8		0-0 5-3	0-0 F8			4	0	1	2	0	0	3									
Snuffy Stirrweiss, R OBP: 0.342, SLG: 0.273 (1.4)	0-0 F8			4-0 1B 2B BB		0-0 F8		0-0 F3		3	1	0	0	1	0	1									
Tom Upton, R OBP: 0.337, SLG: 0.279 (1.6)		0-0 F3		0-0 1-2 2B 1B		0-0 CS 3B		4-0 BB		3	1	2	0	1	0	0									
Bill Sommers, R OBP: 0.337, SLG: 0.280 (1.5)		0-0 F7		0-0 1-1H 2H 2B		4-0 BB		0-0 G4-6-3		3	0	1	2	1	0	1									
Harry Dorish, R OBP: 0.265, SLG: 0.207 (1.1)		0-3 K		0-0 F9		0-0 CS	4-0 FC1-6 BB		4-0 G5-3 SH BB	1	0	0	0	0	1	0									
Jack Bruner, L OBP: 0.305, SLG: 0.276 (9, PR) (4.1)										1	0	0	0	2	0	1									
Jim Delsing, L OBP: 0.305, SLG: 0.276 (9, PR) (8.1)										0	0	0	0	0	0	0									
Inning Stats	R: 2 E: 0 K: 0 S: 5	H: 2 LOB: 1 BB: 1 P: 9	R: 0 E: 0 K: 1 S: 5	H: 0 LOB: 0 BB: 0 P: 5	R: 0 E: 0 K: 1 S: 5	H: 0 LOB: 1 BB: 1 P: 9	R: 2 E: 0 K: 1 S: 7	H: 2 LOB: 1 BB: 1 P: 11	R: 0 E: 0 K: 0 S: 5	H: 0 LOB: 0 BB: 0 P: 5	R: 0 E: 0 K: 0 S: 3	H: 1 LOB: 1 BB: 1 P: 7	R: 0 E: 0 K: 0 S: 3	H: 0 LOB: 3 BB: 3 P: 15	R: 0 E: 0 K: 0 S: 2	H: 0 LOB: 0 BB: 1 P: 6	R: 1 E: 0 K: 0 S: 3	H: 1 LOB: 2 BB: 2 P: 11	1B: 3 2B: 2 3B: 1 HR: 0	SF: 0 SAC: 1 DP: 2 HBP: 0	WP: 1 PB: 0 CS: 1	PA: 41			
PITCHER	IP	WLS	BF	H	R	ER	SO	BB	IBB	HBP	BLK	WP	HR	S	P	ERA	WHIP								
Bob Kuzava, L ERA: 4.22 (1.1)	7.0		32	5	4	4	4	7	0	0	0	0	0	33	61	5.14	1.714								
Mickey Harris, L ERA: 3.63 (8.1)	1.2	L	8	1	1	1	0	3	0	0	0	0	0	5	17	5.40	2.400								

Batter	1	2	3	4	5	6	7	8	9	AB R H RBI BB SO LOB	TOP											
Eddie Yost, R OBP: 0.412, SLG: 0.412 (1, 5)										5 1 2 0 1 0 0	Washington Senators @ St. Louis Browns Sportsman's Park, St. Louis, MO Sat Jul 29 1950, 4:33 AM EDT Att: 1,728 - Unknown											
Gil Coan, L OBP: 0.324, SLG: 0.422 (1, 7)										5 1 1 2 1 1 1												
Irv Noren, L OBP: 0.389, SLG: 0.466 (1, 8)										5 2 2 3 0 0 3												
Mickey Vernon, L OBP: 0.388, SLG: 0.346 (1, 3)										4 0 0 0 1 0 3												
Sam Mele, R OBP: 0.386, SLG: 0.464 (1, 9)										4 1 1 1 1 0 3												
Cass Michaels, R OBP: 0.392, SLG: 0.408 (1, 4)										4 1 4 0 1 0 0												
Sam Dente, R OBP: 0.293, SLG: 0.288 (1, 6)										5 1 3 1 0 0 3												
Al Evans, R OBP: 0.297, SLG: 0.291 (1, 2)										5 1 1 1 0 0 8												
Sandy Consuegra, R OBP: 0.281, SLG: 0.327 (4, PH)										1 0 0 0 0 1 1 0 1 0 0 0 1 0 0 0 0 0 0 0 0 1 0 0 0 0 0 0 1 0 0 0 0 0 0 1 0 0 0 0 1 0												
Inning Stats	R: 0 E: 0 K: 0 S: 4	H: 1 LOB: 2 BB: 1 P: 8	R: 0 E: 0 K: 1 S: 5	H: 0 LOB: 1 BB: 1 P: 9	R: 0 E: 0 K: 0 S: 3	H: 0 LOB: 0 BB: 0 P: 3	R: 8 E: 0 K: 0 S: 10	H: 7 LOB: 3 BB: 4 P: 26	R: 0 E: 0 K: 1 S: 5	H: 0 LOB: 0 BB: 0 P: 5	R: 1 E: 0 K: 0 S: 6	H: 3 LOB: 2 BB: 0 P: 6	R: 0 E: 0 K: 0 S: 4	H: 1 LOB: 1 BB: 0 P: 4	R: 0 E: 0 K: 0 S: 5	H: 2 LOB: 2 BB: 0 P: 5	R: 0 E: 0 K: 1 S: 5	H: 0 LOB: 0 BB: 0 P: 5	1B: 11 2B: 2 3B: 0 HR: 1	SF: 0 SAC: 0 DP: 0 HBP: 0	WP: 1 PB: 0 CS: 0	PA: 47
PITCHER	IP WLS BF H R ER SO BB IBB HBP BLK WP HR S P ERA WHIP											PITCHER	IP WLS BF H R ER SO BB IBB HBP BLK WP HR S P ERA WHIP									
Cuddles Marshall, R ERA: 7.71 (1, 1)	3.1 17 4 4 4 1 3 0 0 0 1 0 16 28 10.80 2.100																					
Duane Pillette, R ERA: 9.23 (4, 1)	0.0 2 2 4 4 0 2 0 0 0 0 0 1 2 10 ∞ ∞																					
Cliff Fannin, R ERA: 8.51 (4, 1)	5.2 W 26 8 1 1 2 1 0 0 0 0 0 0 29 33 1.59 1.588																					

Batter	1	2	3	4	5	6	7	8	9	AB R H RBI BB SO LOB	BOTTOM									
Don Lenhardt, R OBP: 0.390, SLG: 0.489 (1, 3)										3 1 0 0 2 0 1	Washington Senators @ St. Louis Browns Sportsman's Park, St. Louis, MO Sat Jul 29 1950, 4:33 AM EDT Att: 1,728 - Unknown									
Dick Kokos, L OBP: 0.385, SLG: 0.438 (1, 7)										4 2 2 1 1 0 2										
Sherm Lollar, R OBP: 0.402, SLG: 0.502 (1, 2)										4 1 2 2 1 0 4										
Ray Coleman, L OBP: 0.342, SLG: 0.449 (1, 9)										3 1 1 3 0 0 2										
Ken Wood, R OBP: 0.296, SLG: 0.401 (6, PH) (7, 9)										2 0 1 2 0 0 0										
Roy Sievers, R OBP: 0.307, SLG: 0.375 (1, 8)										5 1 1 0 0 0 2										
Snuffy Stirrweiss, R OBP: 0.340, SLG: 0.279 (1, 4)										4 0 1 1 0 1 1										
Tom Upton, R OBP: 0.336, SLG: 0.275 (1, 6)										3 0 0 0 1 1 2										
Bill Sommers, R OBP: 0.333, SLG: 0.271 (1, 5)										3 1 0 0 1 0 2										
Cuddles Marshall, R OBP: 0.500, SLG: 0.500 (1, 1)										1 1 1 0 0 0 0 0 0 0 0 0 0 0 3 2 2 0 0 0 0										
Duane Pillette, R OBP: 0.125, SLG: 0.250 (4, 1)																				
Cliff Fannin, L OBP: 0.222, SLG: 0.278 (4, 1)																				
Inning Stats	R: 0 E: 0 K: 0 S: 4	H: 1 LOB: 1 BB: 0 P: 4	R: 0 E: 0 K: 0 S: 3	H: 0 LOB: 1 BB: 1 P: 7	R: 4 E: 1 K: 0 S: 8	H: 4 LOB: 1 BB: 0 P: 8	R: 2 E: 0 K: 0 S: 3	H: 1 LOB: 1 BB: 3 P: 15	R: 0 E: 0 K: 1 S: 6	H: 1 LOB: 1 BB: 0 P: 6	R: 3 E: 0 K: 0 S: 5	H: 2 LOB: 1 BB: 1 P: 9	R: 0 E: 0 K: 1 S: 5	H: 0 LOB: 0 BB: 0 P: 5	R: 1 E: 0 K: 0 S: 5	H: 2 LOB: 2 BB: 1 P: 9	1B: 6 2B: 3 3B: 1 HR: 1	SF: 0 SAC: 0 DP: 1 HBP: 0	WP: 0 PB: 1 CS: 0	PA: 41
PITCHER	IP WLS BF H R ER SO BB IBB HBP BLK WP HR S P ERA WHIP											PITCHER	IP WLS BF H R ER SO BB IBB HBP BLK WP HR S P ERA WHIP							
Sandy Consuegra, R ERA: 4.62 (1, 1)	3.0 16 1 2 2 0 3 0 0 0 0 0 0 3 15 9.00 2.000																			
Jim Pearce, R ERA: 6.66 (4, 1)	1.0 6 1 2 2 0 3 0 0 0 0 0 0 3 15 18.00 4.000																			
Mickey Harris, L ERA: 3.98 (5, 1)	4.0 L 19 5 4 4 2 1 1 0 0 0 0 0 21 29 9.00 1.500																			

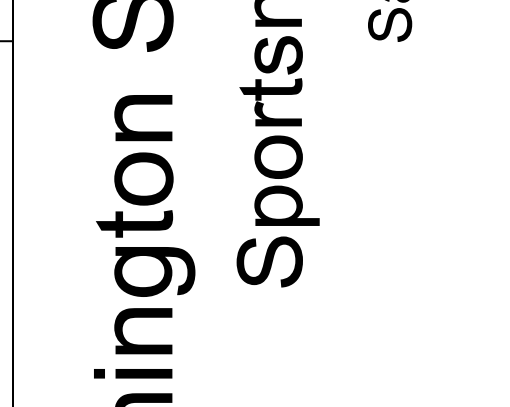
AB	41
R	9
H	14
RBI	8
BB	6
SO	3
LOB	22



1B:	11	SF:	0
2B:	2	SAC:	0
3B:	0	DP:	0
HR:	1	HBP:	0

WP:	1	PA:	47
PB:	0		
CS:	0		

AB	35
R	10
H	11
RBI	9
BB	6
SO	2
LOB	16



1B:	6	SF:	0
2B:	3	SAC:	0
3B:	1	DP:	1
HR:	1	HBP:	0

WP:	0	PA:	41
PB:	1		
CS:	0		

Batter	1	2	3	4	5	6	7	8	9	AB	R	H	RBI	BB	SO	LOB	TOP								
Eddie Yost, R OBP: 0.414, SLG: 0.417 (1, 5)										3	2	1	0	1	0	1	Washington Senators @ St. Louis Browns Sportsman's Park, St. Louis, MO Sun Jul 30 1950, 4:33 AM EDT Unknown livebaseballscorecards.com								
Cass Michaels, R OBP: 0.393, SLG: 0.408 (1, 4)										3	1	1	0	1	1	1									
Irv Noren, L OBP: 0.392, SLG: 0.478 (1, 8)										5	3	3	3	0	0	2									
Mickey Vernon, L OBP: 0.391, SLG: 0.348 (1, 3)										4	1	2	1	1	0	2									
Sam Mele, R OBP: 0.393, SLG: 0.480 (1, 7) (4, 9)										4	2	3	4	1	0	1									
Roberto Ortiz, R OBP: 0.282, SLG: 0.262 Gil Coan, L OBP: 0.324, SLG: 0.417 (1, 9) (4, 7)										2	0	0	0	0	0	1									
Sam Dente, R OBP: 0.290, SLG: 0.285 (1, 6)										2	0	0	0	0	0	1									
Al Evans, R OBP: 0.296, SLG: 0.295 (1, 2)										4	0	1	1	0	0	0									
Joe Haynes, R OBP: 0.217, SLG: 0.391 Sandy Consuegra, R OBP: 0.250, SLG: 0.217 (1, 1) (7, 1)										3	0	1	0	0	0	1									
Inning Stats	R: 0 E: 0 K: 0 S: 4	H: 1 LOB: 1 BB: 0 P: 4	R: 1 E: 0 K: 0 S: 5	H: 2 LOB: 1 BB: 0 P: 5	R: 4 E: 0 K: 0 S: 7	H: 4 LOB: 3 BB: 0 P: 7	R: 0 E: 0 K: 0 S: 2	H: 0 LOB: 0 BB: 1 P: 6	R: 2 E: 1 K: 0 S: 3	H: 1 LOB: 1 BB: 3 P: 15	R: 0 E: 0 K: 0 S: 3	H: 1 LOB: 1 BB: 0 P: 7	R: 1 E: 0 K: 1 S: 7	H: 2 LOB: 1 BB: 0 P: 7	R: 0 E: 0 K: 0 S: 3	H: 0 LOB: 0 BB: 0 P: 3		R: 1 E: 0 K: 0 S: 4	H: 1 LOB: 2 BB: 1 P: 9	1B: 8 2B: 1 3B: 1 HR: 2	SF: 0 SAC: 1 DP: 2 HBP: 1	WP: 0 PB: 0 SB: 0 CS: 1	PA: 43		
PITCHER	IP	WLS	BF	H	R	ER	SO	BB	IBB	HBP	BLK	WP	HR	S	P	ERA	WHIP								
Stubby Overmire, L ERA: 6.13 (1, 1)	3.0	L	16	7	5	5	0	0	0	0	0	0	1	16	16	15.00	2.3333								
Don Johnson, R ERA: 8.6 (4, 1)	3.0		12	2	2	2	0	4	0	0	0	0	1	8	24	6.00	2.000								
Harry Dorish, R ERA: 6.11 (7, 1)	1.0		5	2	1	1	1	0	0	0	0	0	0	7	7	9.00	2.000								
Dick Starr, R ERA: 6.03 (8, 1)	2.0		9	1	1	1	0	1	0	1	0	0	0	7	12	4.50	1.000								

Batter	1	2	3	4	5	6	7	8	9	AB	R	H	RBI	BB	SO	LOB	BOTTOM								
Don Lenhardt, R OBP: 0.392, SLG: 0.497 (1, 3)										3	2	1	1	2	1	2	Washington Senators @ St. Louis Browns Sportsman's Park, St. Louis, MO Sun Jul 30 1950, 4:33 AM EDT Unknown livebaseballscorecards.com								
Dick Kokos, L OBP: 0.385, SLG: 0.437 (1, 7)										5	0	2	0	0	0	1									
Roy Sievers, R OBP: 0.301, SLG: 0.367 (1, 8)										5	0	0	0	0	0	4									
Ray Coleman, L OBP: 0.343, SLG: 0.461 (1, 9)										4	1	1	2	1	0	2									
Les Moss, R OBP: 0.309, SLG: 0.365 (1, 2)										4	2	1	0	1	0	4									
Snuffy Stirnweiss, R OBP: 0.353, SLG: 0.290 (1, 4)										2	0	1	0	3	0	0									
Tom Upton, R OBP: 0.340, SLG: 0.273 (1, 6)										2	0	0	0	3	0	2									
Bill Sommers, R OBP: 0.346, SLG: 0.264 (1, 5)										2	0	0	2	3	0	2									
Stubby Overmire, R OBP: 0.400, SLG: 0.152 (3, PH) Jim Delmonico, L OBP: 0.295, SLG: 0.273 (4, 1) Don Johnson, R OBP: 0.393, SLG: 0.399 (6, PH) Hank Auer, L OBP: 0.392, SLG: 0.207 (7, 1) Harry Dorish, R OBP: 0.392, SLG: 0.399 (7, PH) Ken Wood, R OBP: 0.179, SLG: 0.125 (8, 1) Dick Starr, R OBP: 0.401, SLG: 0.500 (9, PH)										1	0	0	0	0	0	2									
Inning Stats	R: 1 E: 1 K: 0 S: 4	H: 1 LOB: 1 BB: 1 P: 8	R: 0 E: 0 K: 1 S: 6	H: 1 LOB: 1 BB: 1 P: 10	R: 2 E: 0 K: 0 S: 4	H: 1 LOB: 3 BB: 4 P: 20	R: 1 E: 0 K: 0 S: 4	H: 1 LOB: 0 BB: 0 P: 4	R: 0 E: 0 K: 0 S: 3	H: 0 LOB: 1 BB: 1 P: 7	R: 0 E: 0 K: 0 S: 3	H: 0 LOB: 2 BB: 3 P: 15	R: 1 E: 0 K: 0 S: 4	H: 1 LOB: 2 BB: 1 P: 8	R: 0 E: 0 K: 0 S: 3	H: 0 LOB: 1 BB: 1 P: 7		1B: 3 2B: 1 3B: 0 HR: 2	SF: 0 SAC: 0 DP: 2 HBP: 0	WP: 0 PB: 0 SB: 0 CS: 0	PA: 45				
PITCHER	IP	WLS	BF	H	R	ER	SO	BB	IBB	HBP	BLK	WP	HR	S	P	ERA	WHIP								
Joe Haynes, R ERA: 5.76 (1, 1)	6.1	W	34	5	5	5	1	10	0	0	0	0	2	26	66	7.11	2.368								
Sandy Consuegra, R ERA: 4.43 (7, 1)	2.2	S	11	1	0	0	0	3	0	0	0	0	0	8	20	0.00	1.500								

Batter	1	2	3	4	5	6	7	8	9	AB	R	H	RBI	BB	SO	LOB	TOP										
Eddie Yost, R OBP: 0.417, SLG: 0.416 (1, 5)										3	2	1	0	2	0	0											
Gil Coan, L OBP: 0.326, SLG: 0.416 (1, 7)										5	1	2	0	0	1	6											
Al Evans, R OBP: 0.299, SLG: 0.295 (9, PH)										0	1	0	1	1	0	0											
Johnny Ostrowski, R OBP: 0.310, SLG: 0.333 (9, 7)										0	0	0	0	0	0	0											
Irv Noren, L OBP: 0.391, SLG: 0.479 (1, 8)										6	2	2	1	0	0	4											
Mickey Vernon, L OBP: 0.397, SLG: 0.360 (1, 3)										6	2	4	4	0	0	1											
Sam Mele, R OBP: 0.395, SLG: 0.490 (1, 9)										5	2	2	4	1	0	3											
Cass Michaels, R OBP: 0.393, SLG: 0.407 (1, 4)										5	1	2	2	0	1	1											
Sam Dente, R OBP: 0.294, SLG: 0.289 (1, 6)										5	1	3	0	0	0	0											
Mickey Grasso, R OBP: 0.385, SLG: 0.392 (1, 2)										5	0	1	0	0	2	5											
Elmer Singleton, R OBP: 0.333, SLG: 0.667 (6, PH)										2	0	0	0	0	1	2											
Sherry Robertson, L OBP: 0.352, SLG: 0.356 (6, 1)										1	0	0	0	0	1	1											
Jim Pearce, R OBP: 0.286, SLG: 0.286 (6, 1)										0	0	0	0	0	0	0											
Bud Stewart, L OBP: 0.355, SLG: 0.383 (8, PH)										1	0	0	0	0	0	1											
Mickey Harris, L OBP: 0.333, SLG: 0.231 (8, 1)										1	1	1	1	0	0	0											
Inning Stats	R: 0 E: 1 K: 0 S: 3	H: 0 LOB: 0 BB: 0 P: 3	R: 2 E: 0 K: 0 S: 7	H: 4 LOB: 3 BB: 0 P: 8	R: 0 E: 0 K: 0 S: 3	H: 0 LOB: 1 BB: 1 P: 7	R: 0 E: 0 K: 2 S: 7	H: 0 LOB: 0 BB: 0 P: 7	R: 0 E: 0 K: 1 S: 6	H: 1 LOB: 1 BB: 0 P: 6	R: 3 E: 0 K: 1 S: 7	H: 2 LOB: 0 BB: 1 P: 11	R: 0 E: 0 K: 1 S: 6	H: 1 LOB: 2 BB: 1 P: 10	R: 8 E: 0 K: 1 S: 13	H: 8 LOB: 1 BB: 1 P: 17	1B: 15 2B: 3 3B: 0 HR: 1	SF: 0 SAC: 0 DP: 1 HBP: 1	WP: 1 PB: 0 CS: 0	PA: 50							
PITCHER	IP	WLS	BF	H	R	ER	SO	BB	IBB	HBP	BLK	WP	HR	S	P	ERA	WHIP										
Ned Garver, R ERA: 3.85 (1, 1)	6.0		29	8	4	4	3	2	0	1	0	1	1	32	41	6.00	1.667										
Al Widmar, R ERA: 4.37 (7, 1)	2.0	L	12	5	4	4	2	1	0	0	0	0	0	15	19	18.00	3.000										
Harry Dorish, R ERA: 6.48 (9, 1)	0.1		5	4	1	1	1	0	0	0	0	0	0	7	7	27.00	12.000										
Jack Bruner, L ERA: 3.52 (9, 1)	0.2		4	1	4	4	0	1	0	0	0	0	0	3	7	54.00	3.000										

Washington Senators @ St. Louis Browns
Sportsman's Park, St. Louis, MO

AB 45
R 13
H 18
RBI 13
BB 4
SO 6
LOB 24



Sun Jul 30 1950, 4:38 AM EDT
Att: 6,222 - Unknown

Batter	1	2	3	4	5	6	7	8	9	AB	R	H	RBI	BB	SO	LOB	BOTTOM										
Don Lenhardt, R OBP: 0.401, SLG: 0.510 (1, 3)										2	1	2	1	3	0	0											
Dick Kokos, L OBP: 0.383, SLG: 0.437 (1, 7)										5	0	1	0	0	0	4											
Sherm Lollar, R OBP: 0.401, SLG: 0.495 (1, 2)										3	2	0	0	2	0	2											
Ray Coleman, L OBP: 0.348, SLG: 0.467 (8, PH)										2	2	1	0	0	0	0											
Ken Wood, R OBP: 0.291, SLG: 0.395 (9, 9)										2	0	0	0	0	0	2											
Roy Sievers, R OBP: 0.302, SLG: 0.367 (1, 8)										3	0	1	2	0	0	0											
Snuffy Stirrweiss, R OBP: 0.357, SLG: 0.298 (1, 4)										3	0	1	0	1	1	1											
Tom Upton, R OBP: 0.342, SLG: 0.274 (1, 6)										3	1	1	1	1	0	2											
Bill Sommers, R OBP: 0.349, SLG: 0.270 (1, 5)										2	1	1	0	0	0	1											
Ned Garver, R OBP: 0.390, SLG: 0.396 (7, 1)										2	0	1	1	0	0	1											
Al Widmar, R OBP: 0.214, SLG: 0.200 (7, 1)										1	0	0	0	0	0	0											
Harry Dorish, R OBP: 0.285, SLG: 0.207 (9, 1)										0	0	0	0	0	0	0											
Jack Bruner, L (9, 1)										0	0	0	0	0	0	0											
Les Moss, R OBP: 0.315, SLG: 0.402 (9, PH)										1	1	1	2	0	0	0											
Inning Stats	R: 2 E: 0 K: 0 S: 5	H: 2 LOB: 1 BB: 1 P: 9	R: 0 E: 0 K: 0 S: 3	H: 1 LOB: 0 BB: 0 P: 3	R: 0 E: 0 K: 0 S: 2	H: 0 LOB: 0 BB: 1 P: 6	R: 0 E: 0 K: 1 S: 5	H: 0 LOB: 0 BB: 0 P: 5	R: 2 E: 0 K: 0 S: 4	H: 3 LOB: 1 BB: 1 P: 8	R: 2 E: 0 K: 0 S: 3	H: 0 LOB: 1 BB: 2 P: 12	R: 0 E: 0 K: 0 S: 3	H: 0 LOB: 1 BB: 1 P: 7	R: 0 E: 0 K: 0 S: 4	H: 1 LOB: 1 BB: 0 P: 4	R: 2 E: 0 K: 0 S: 5	H: 3 LOB: 1 BB: 1 P: 9	1B: 5 2B: 3 3B: 0 HR: 2	SF: 0 SAC: 3 DP: 2 HBP: 1	WP: 0 PB: 1 CS: 0	PA: 40					
PITCHER	IP	WLS	BF	H	R	ER	SO	BB	IBB	HBP	BLK	WP	HR	S	P	ERA	WHIP										
Elmer Singleton, R ERA: 6.6 (1, 1)	5.0		20	6	4	4	1	3	0	0	0	0	1	19	31	7.20	1.800										
Jim Pearce, R ERA: 6.69 (6, 1)	2.0		10	0	2	2	0	3	0	1	0	0	0	6	19	9.00	1.500										
Mickey Harris, L ERA: 4.14 (8, 1)	2.0	W	10	4	2	2	0	1	0	0	0	0	1	9	13	9.00	2.500										

Washington Senators @ St. Louis Browns
Sportsman's Park, St. Louis, MO

AB 29
R 8
H 10
RBI 7
BB 7
SO 1
LOB 13



Sun Jul 30 1950, 4:38 AM EDT
Att: 6,222 - Unknown

Batter	1	2	3	4	5	6	7	8	9	AB	R	H	RBI	BB	SO	LOB	TOP									
Eddie Yost, R OBP: 0.419, SLG: 0.415 (1.5)										3	1	1	0	1	1	0	Washington Senators @ Cleveland Indians Cleveland Municipal Stadium, Cleveland, OH Tue Aug 01 1950, 3:33 AM EDT Att: 16,864 - Unknown livebaseballscorecards.com									
Gil Coan, L OBP: 0.328, SLG: 0.416 (1.7)										5	0	2	0	0	1	2										
Irv Noren, L OBP: 0.388, SLG: 0.474 (1.8)										5	0	1	0	0	1	3										
Mickey Vernon, L OBP: 0.403, SLG: 0.384 (1.3)										0	1	0	0	0	0	0										
Sam Mele, R OBP: 0.392, SLG: 0.483 (1.9)										4	0	0	0	1	0	5										
Cass Michaels, R OBP: 0.391, SLG: 0.409 (1.4)										4	0	1	0	0	1	3										
Sam Dente, R OBP: 0.294, SLG: 0.291 (1.6)										4	0	1	0	0	1	4										
Al Evans, R OBP: 0.301, SLG: 0.292 (1.2)										2	0	0	0	2	1	1										
Sid Hudson, R OBP: 0.246, SLG: 0.267 (1.1)										2	0	0	0	0	0	3										
Shery Robertson, L OBP: 0.379, SLG: 0.352 (6. PH)										1	0	0	0	0	0	0										
Al Sima, R OBP: 0.286, SLG: 0.286 (6. PH)										0	0	0	0	0	0	0										
Bud Stewart, L OBP: 0.354, SLG: 0.382 (8. PH)										1	0	0	0	0	0	1										
Elmer Singleton, R OBP: 0.353, SLG: 0.667 (8.1)										0	0	0	0	0	0	0										
Inning Stats	R: 0 E: 0 K: 0 S: 3	H: 0 LOB: 0 BB: 0 P: 3	R: 1 E: 0 K: 1 S: 7	H: 2 LOB: 2 BB: 1 P: 11	R: 0 E: 0 K: 1 S: 7	H: 2 LOB: 2 BB: 0 P: 7	R: 0 E: 0 K: 1 S: 6	H: 1 LOB: 1 BB: 0 P: 6	R: 1 E: 0 K: 2 S: 10	H: 3 LOB: 3 BB: 1 P: 14	R: 0 E: 0 K: 0 S: 3	H: 0 LOB: 1 BB: 1 P: 7	R: 0 E: 0 K: 0 S: 3	H: 1 LOB: 0 BB: 0 P: 3	R: 0 E: 0 K: 0 S: 3	H: 0 LOB: 1 BB: 1 P: 7	R: 0 E: 0 K: 2 S: 8	H: 1 LOB: 2 BB: 0 P: 9	1B: 6 2B: 3 3B: 0 HR: 1	SF: 0 SAC: 0 DP: 1 HBP: 1	WP: 0 PB: 0 SB: 0 CS: 0	PA: 41				
PITCHER Early Wynn, R ERA: 3.67 (1.1)	IP: 9.0 WLS: W BF: 41	H: 10 R: 2 ER: 2 SO: 7	BB: 3 IBB: 1 HBP: 1 BLK: 0	WP: 0 HR: 1 S: 50 P: 67	ERA: 2.00 WHIP: 1.444											ERA: 2.00 WHIP: 1.444										

Batter	1	2	3	4	5	6	7	8	9	AB	R	H	RBI	BB	SO	LOB	BOTTOM									
Dale Mitchell, L OBP: 0.372, SLG: 0.372 (1.7)										5	0	0	0	0	1	1	Washington Senators @ Cleveland Indians Cleveland Municipal Stadium, Cleveland, OH Tue Aug 01 1950, 3:33 AM EDT Att: 16,864 - Unknown livebaseballscorecards.com									
Lou Boudreau, R OBP: 0.353, SLG: 0.342 (1.6)										5	0	2	0	0	0	0										
Larry Doby, L OBP: 0.463, SLG: 0.527 (1.8)										3	1	0	0	2	0	0										
Al Rosen, R OBP: 0.402, SLG: 0.603 (1.5)										5	1	1	0	0	1	4										
Luke Easter, L OBP: 0.407, SLG: 0.544 (1.3)										3	1	2	1	1	0	0										
Joe Gordon, R OBP: 0.340, SLG: 0.416 (1.4)										3	2	1	0	1	0	3										
Bob Kennedy, R OBP: 0.371, SLG: 0.454 (1.9)										3	1	1	2	1	0	1										
Jim Hegan, R OBP: 0.320, SLG: 0.476 (1.2)										4	1	3	4	0	0	0										
Early Wynn, S OBP: 0.388, SLG: 0.537 (1.1)										4	1	1	1	0	1	3										
Inning Stats	R: 0 E: 0 K: 0 S: 3	H: 1 LOB: 1 BB: 0 P: 4	R: 1 E: 0 K: 2 S: 9	H: 2 LOB: 2 BB: 1 P: 13	R: 2 E: 0 K: 1 S: 8	H: 3 LOB: 1 BB: 0 P: 8	R: 3 E: 0 K: 0 S: 5	H: 2 LOB: 3 BB: 3 P: 17	R: 1 E: 1 K: 0 S: 5	H: 2 LOB: 2 BB: 1 P: 9	R: 1 E: 0 K: 0 S: 4	H: 1 LOB: 0 BB: 0 P: 4	R: 0 E: 0 K: 0 S: 3	H: 0 LOB: 0 BB: 0 P: 3	R: 0 E: 0 K: 1 HR: 2	SF: 0 SAC: 0 DP: 0 HBP: 0		WP: 0 PB: 0 SB: 0 CS: 0	PA: 40							
PITCHER Sid Hudson, R ERA: 4.11 (1.1)	IP: 5.0 WLS: L BF: 27	H: 8 R: 6 ER: 6 SO: 3	BB: 4 IBB: 0 HBP: 0 BLK: 0	WP: 0 HR: 1 S: 29 P: 45	ERA: 10.80 WHIP: 2.400											ERA: 10.80 WHIP: 2.400										
Al Sima, L ERA: 4.76 (6.1)	IP: 2.0 WLS: L BF: 10	H: 3 R: 2 ER: 2 SO: 0	BB: 1 IBB: 0 HBP: 0 BLK: 0	WP: 0 HR: 1 S: 9 P: 13	ERA: 9.00 WHIP: 2.000											ERA: 9.00 WHIP: 2.000										
Elmer Singleton, R ERA: 6.19 (8.1)	IP: 1.0 WLS: L BF: 3	H: 0 R: 0 ER: 0 SO: 0	BB: 0 IBB: 0 HBP: 0 BLK: 0	WP: 0 HR: 0 S: 3 P: 3	ERA: 0.00 WHIP: 0.000											ERA: 0.00 WHIP: 0.000										

Batter	1	2	3	4	5	6	7	8	9	AB	R	H	RBI	BB	SO	LOB	TOP					
Eddie Yost, R OBP: 0.426, SLG: 0.416 (1, 5)	4-0 1B BB		0-0 HR 1B		4-0 F8 E BB	0-0 2H 1B		4-0 BB		2	1	2	1	3	0	0	Washington Senators @ Detroit Tigers Briggs Stadium, Detroit, MI Fri Aug 04 1950, 4:33 AM EDT Att: 41,659 - Unknown livebaseballscorecards.com					
Cass Michaels, R OBP: 0.384, SLG: 0.400 (1, 4)	0-3 K		0-3 K		0-3 K	0-0 1B		0-0 F9		5	0	1	0	0	3	5						
Irv Noren, L OBP: 0.387, SLG: 0.469 (1, 8)	0-0 1B		0-3 K		0-0 E3	0-0 4-3			4-0 4-6 3-4-1 BB	4	0	1	0	1	1	4						
Mickey Vernon, L OBP: 0.398, SLG: 0.376 (1, 3)	0-3 K		0-0 HR 1B		0-0 F8 2-3		0-0 F5		0-0 3-4-1	5	1	1	0	0	1	5						
Sam Mele, R OBP: 0.384, SLG: 0.481 (1, 7) (6, 9)	0-3 K		0-0 HR		0-0 F8		0-0 5-3		0-0 4-6	5	1	1	3	0	1	5						
Roberto Ortiz, R OBP: 0.284, SLG: 0.279 Gil Coan, L OBP: 0.324, SLG: 0.409 (1, 9) (6, 7)		0-3 K	0-0 F3		0-0 2B		0-0 F8			3	1	1	0	0	1	0						
Sam Dente, R OBP: 0.293, SLG: 0.294 (1, 6)		0-0 F8		0-0 F9		0-0 1B 2B		0-0 SH3-4 1B		4	1	2	1	0	0	0						
Al Evans, R OBP: 0.302, SLG: 0.293 (1, 2)		0-0 FC4-6 1B		0-0 6-3		0-0 L3		0-0 SH3-4		3	0	1	0	0	0	1						
Bob Kuzava, S OBP: 0.235, SLG: 0.143 (1, 1)		0-0 FC4-6 1-2		0-3 K		0-3 K		0-0 6-3		4	0	0	0	0	2	3						
Inning Stats	R: 0 E: 0 K: 3 S: 10	H: 1 LOB: 2 BB: 1 P: 14	R: 0 E: 0 K: 1 S: 6	H: 1 LOB: 1 BB: 0 P: 6	R: 3 E: 0 K: 2 S: 10	H: 3 LOB: 0 BB: 0 P: 10	R: 0 E: 0 K: 1 S: 5	H: 0 LOB: 0 BB: 0 P: 5	R: 0 E: 1 K: 1 S: 6	H: 0 LOB: 2 BB: 1 P: 10	R: 2 E: 0 K: 1 S: 9	H: 4 LOB: 2 BB: 0 P: 9	R: 0 E: 0 K: 0 S: 3	H: 0 LOB: 0 BB: 0 P: 3	R: 0 E: 0 K: 0 S: 4	H: 1 LOB: 2 BB: 1 P: 8		R: 0 E: 0 K: 0 S: 2	H: 0 LOB: 0 BB: 1 P: 6	1B: 7 2B: 3 3B: 0 HR: 1	SF: 0 SAC: 1 DP: 1 HBP: 0	WP: 0 PB: 0 SB: 0 CS: 0
PITCHER	IP	WLS	BF	H	R	ER	SO	BB	IBB	HBP	BLK	WP	HR	S	P	ERA	WHIP					
Ted Gray, L ERA: 4.53 Marlin Stuart, R ERA: 5.69 Paul Calvert, R ERA: 5.05	(1, 1)	5.2	L	28	8	5	5	9	2	0	0	0	0	1	44	52	7.94	1.765				
	(6, 1)	1.1		5	1	0	0	0	0	0	0	0	0	0	5	5	0.00	0.750				
	(8, 1)	2.0		8	1	0	0	0	2	0	0	0	0	0	6	14	0.00	1.500				

Batter	1	2	3	4	5	6	7	8	9	AB	R	H	RBI	BB	SO	LOB	BOTTOM					
Johnny Lipon, R OBP: 0.391, SLG: 0.378 (1, 6)	0-0 F7		0-0 F8			0-0 E6 1B	0-0 F3		0-0 1B	5	0	2	0	0	0	2	Washington Senators @ Detroit Tigers Briggs Stadium, Detroit, MI Fri Aug 04 1950, 4:33 AM EDT Att: 41,659 - Unknown livebaseballscorecards.com					
Jerry Priddy, R OBP: 0.374, SLG: 0.382 (1, 4)	0-0 G5-4-3 1B		0-0 6-3			0-0 5-3		0-0 E6 F9 1B FC6-4	0-0 F9	5	1	1	0	0	0	2						
George Kell, R OBP: 0.418, SLG: 0.514 (1, 5)	0-0 G5-4-3 1-2			0-0 F8		4-0 BB		0-0 FC6-4 1B	0-0 FC6-4 1B	4	0	2	0	1	0	1						
Vic Wertz, L OBP: 0.391, SLG: 0.569 (1, 9)		0-0 E4 1B 1B		0-0 F5		0-3 K		0-0 F9	0-0 FC6-4 1-2	5	1	0	0	0	1	6						
Hoot Evers, R OBP: 0.403, SLG: 0.589 (1, 7)		0-0 1B		0-0 1B		0-0 F9		0-0 FC6-4 BB 1B		4	0	2	1	0	0	3						
Johnny Groth, R OBP: 0.407, SLG: 0.467 (1, 8)		0-0 5-3 1B		0-0 L4			0-0 5-3	0-0 BB 1B		4	0	2	1	0	0	1						
Don Kolloway, R OBP: 0.344, SLG: 0.430 (1, 3)		0-0 5-3			0-0 G1-4-3 1B		0-0 BB 1B	4-0 1-2 2-3 BB		3	0	2	0	1	0	1						
Bob Swift, R OBP: 0.333, SLG: 0.264 Charlie Keller, L OBP: 0.400, SLG: 0.353 Aaron Robinson, L OBP: 0.416, SLG: 0.386 (1, 2) (8, PH) (9, 2)		0-0 F8			0-0 G1-4-3 1-2		0-0 F8	0-0 F7		3	0	0	0	0	0	3						
Ted Gray, S OBP: 0.229, SLG: 0.205 Marlin Stuart, L Pat Mullin, L OBP: 0.266, SLG: 0.257 Paul Calvert, R Neil Berry, R (1, 1) (6, 1) (7, PH) (8, 1) (9, PH)			0-3 K		0-3 K		4-0 1-2 BB		0-3 K	2	0	0	0	0	2	0						
Inning Stats	R: 0 E: 0 K: 0 S: 3	H: 1 LOB: 0 BB: 0 P: 3	R: 1 E: 1 K: 0 S: 5	H: 2 LOB: 1 BB: 0 P: 5	R: 0 E: 0 K: 1 S: 5	H: 0 LOB: 0 BB: 0 P: 5	R: 0 E: 0 K: 0 S: 4	H: 1 LOB: 1 BB: 0 P: 4	R: 0 E: 0 K: 1 S: 5	H: 1 LOB: 0 BB: 0 P: 5	R: 0 E: 1 K: 1 S: 6	H: 1 LOB: 2 BB: 1 P: 10	R: 0 E: 0 K: 0 S: 4	H: 1 LOB: 2 BB: 1 P: 8	R: 1 E: 1 K: 0 S: 6	H: 2 LOB: 3 BB: 1 P: 10		R: 0 E: 0 K: 1 S: 7	H: 2 LOB: 2 BB: 0 P: 7	1B: 11 2B: 0 3B: 0 HR: 0	SF: 0 SAC: 0 DP: 2 HBP: 0	WP: 0 PB: 0 SB: 0 CS: 0
PITCHER	IP	WLS	BF	H	R	ER	SO	BB	IBB	HBP	BLK	WP	HR	S	P	ERA	WHIP					
Bob Kuzava, L ERA: 4.01	(1, 1)	9.0	W	40	11	2	1	4	3	0	0	0	0	45	57	1.00	1.556					



Batter	1	2	3	4	5	6	7	8	9	AB	R	H	RBI	BB	SO	LOB	TOP											
Eddie Yost, R OBP: 0.430, SLG: 0.422 (1, 5)	4-0 WP 1B BB		0-0 F8			0-0 E3 1B	0-0 E6 2B		0-0 1B	4	2	3	3	1	0	0	Washington Senators @ Detroit Tigers Briggs Stadium, Detroit, MI Sat Aug 05 1950, 4:33 AM EDT Att: 16,143 - Unknown											
Gil Coan, L OBP: 0.319, SLG: 0.402 Roberto Ortiz, R OBP: 0.289, SLG: 0.286 (7, PH) (7, 9)	0-3 K		0-0 3-1			0-0 E3 1-2	0-0 F3		0-0 1B 1B	3	0	0	0	0	1	2												
Irv Noren, L OBP: 0.390, SLG: 0.467 (1, 8)	4-0 1B 1-2 BB		0-3 K			0-0 L3 1-2		4-0 G4-6-3 BB	0-0 1B	3	0	1	1	2	1	1												
Mickey Vernon, L OBP: 0.395, SLG: 0.373 (1, 3)	0-0 F6			0-0 G3			0-0 FC6-4 1B 1B	0-0 G4-6-3 1-2	0-3 K	5	1	1	0	0	1	5												
Sam Mele, R OBP: 0.385, SLG: 0.482 (1, 9) (7, 7)	0-0 1-3 2-H 1B			0-0 6-3			0-0 FC6-4 1-2 1B	0-0 F8		4	0	2	1	0	0	0												
Cass Michaels, R OBP: 0.383, SLG: 0.401 (1, 4)	0-0 1-3			0-0 6-3			0-0 FC6-4 1-2 2-3 1B		0-0 G3 2B	4	2	1	0	0	0	4												
Sam Dente, R OBP: 0.293, SLG: 0.294 (1, 6)			0-0 F9			0-0 6-3		0-0 1B E 1B	0-0 G3	4	1	1	1	0	0	1												
Al Evans, R OBP: 0.301, SLG: 0.296 (1, 2)			0-0 4-3			0-0 5-3		0-0 F3	0-0 1B 2B	4	1	1	1	0	0	2												
Sandy Consuegra, R OBP: 0.240, SLG: 0.208 Joe Haynes, R OBP: 0.230, SLG: 0.375 Shery Robertson, L OBP: 0.381, SLG: 0.356 Al Sima, R OBP: 0.286, SLG: 0.286 Mickey Grasso, R OBP: 0.381, SLG: 0.386 (9, PH)			0-0 6-3			0-0 5-3		0-0 1-3 2-H E 1B	0-0 F7	1	0	0	0	0	0	0												
Inning Stats	R: 1 E: 0 K: 1 S: 6	H: 1 LOB: 2 BB: 2 P: 14	R: 0 E: 0 K: 0 S: 3	H: 0 LOB: 0 BB: 0 P: 3	R: 0 E: 0 K: 1 S: 5	H: 0 LOB: 0 BB: 0 P: 5	R: 0 E: 0 K: 0 S: 3	H: 0 LOB: 0 BB: 0 P: 3	R: 0 E: 1 K: 0 S: 3	H: 1 LOB: 0 BB: 0 P: 3	R: 4 E: 1 K: 0 S: 8	H: 5 LOB: 1 BB: 0 P: 8	R: 0 E: 0 K: 0 S: 2	H: 0 LOB: 0 BB: 1 P: 6	R: 3 E: 0 K: 1 S: 10	H: 5 LOB: 2 BB: 0 P: 10	1B: 9 2B: 4 3B: 0 HR: 0	SF: 0 SAC: 0 DP: 2 HBP: 0	WP: 1 PB: 0 SB: 0 CS: 0	PA: 40								
PITCHER	IP	WLS	BF	H	R	ER	SO	BB	IBB	HBP	BLK	WP	HR	S	P	ERA	WHIP											
Fred Hutchinson, R ERA: 4.89	(1, 1)	6.2	W	28	7	5	5	2	2	0	0	0	1	0	30	38	6.75	1.350										
Hal Newhouse, L ERA: 5.22	(7, 1)	2.1	S	12	5	3	3	1	1	0	0	0	0	0	13	17	11.57	2.571										

Batter	1	2	3	4	5	6	7	8	9	AB	R	H	RBI	BB	SO	LOB	BOTTOM											
Johnny Lipon, R OBP: 0.391, SLG: 0.377 (1, 6)	0-0 1B 1B		0-0 F3		0-0 5-3		0-0 G6-4-3 1-2		4-0 G4-6-3 BB	4	1	1	0	1	0	2	Washington Senators @ Detroit Tigers Briggs Stadium, Detroit, MI Sat Aug 05 1950, 4:33 AM EDT Att: 16,143 - Unknown											
Jerry Priddy, R OBP: 0.377, SLG: 0.386 (1, 4)	0-0 1-2 1B	4-0 BB		0-0 CS 2B		0-0 F7	0-0 G4-6-3 1-2		0-0 1B	4	1	2	0	1	0	3												
George Kell, R OBP: 0.418, SLG: 0.512 (1, 5)	0-0 1-2 2-H E 1B		0-0 5-3		0-0 6-3 2-3		0-0 E7 1B		0-0 F4	5	1	2	1	0	0	2												
Vic Wertz, L OBP: 0.391, SLG: 0.573 (1, 9)	0-0 F7		4-0 G1-4-3 BB		0-0 HR		0-0 F8		0-3 K	4	1	1	1	1	1	3												
Hoot Evers, R OBP: 0.406, SLG: 0.588 (1, 7)	0-0 E 1-3 2-H 1B 1B		0-0 G1-4-3 1-2		0-0 SH1-4 1B 1B		4-0 BB		0-0 F2	4	2	2	1	1	0	1												
Johnny Groth, R OBP: 0.406, SLG: 0.466 (1, 8)	0-0 E6 1-3 3-H 1B		0-0 3B 1B		0-0 SH1-4 2-3		0-0 F6			3	1	1	1	0	0	3												
Don Kolloway, R OBP: 0.354, SLG: 0.445 (1, 3)	0-0 1-3 3-H 1B		0-0 1-H 3B		0-0 BB 1B 1B		4-0 BB 2B BB			3	2	3	3	1	0	0												
Aaron Robinson, L OBP: 0.421, SLG: 0.392 Neil Berry, R OBP: 0.333, SLG: 0.264 (7, PR) (8, 2)	0-0 F8		4-0 BB BB		4-0 1B BB		0-0 SH5-4 1-H 2B			2	0	1	1	2	0	1												
Fred Hutchinson, L OBP: 0.384, SLG: 0.391 Hal Newhouse, L OBP: 0.293, SLG: 0.243 (7, 1)			0-0 1-3		0-0 G3		0-0 G6-4-3 1-2 2-H 1B		0-0 SH5-4	3	0	1	1	0	0	2												
Inning Stats	R: 4 E: 1 K: 0 S: 8	H: 5 LOB: 1 BB: 0 P: 8	R: 0 E: 0 K: 0 S: 3	H: 0 LOB: 1 BB: 1 P: 7	R: 1 E: 0 K: 0 S: 4	H: 2 LOB: 2 BB: 2 P: 12	R: 0 E: 0 K: 0 S: 3	H: 1 LOB: 0 BB: 0 P: 3	R: 3 E: 1 K: 0 S: 6	H: 4 LOB: 1 BB: 1 P: 10	R: 0 E: 1 K: 0 S: 4	H: 1 LOB: 2 BB: 1 P: 8	R: 1 E: 0 K: 0 S: 3	H: 1 LOB: 2 BB: 2 P: 11	R: 0 E: 0 K: 1 S: 5	H: 0 LOB: 0 BB: 0 P: 5	1B: 10 2B: 2 3B: 1 HR: 1	SF: 0 SAC: 2 DP: 3 HBP: 0	WP: 0 PB: 0 SB: 0 CS: 1	PA: 41								
PITCHER	IP	WLS	BF	H	R	ER	SO	BB	IBB	HBP	BLK	WP	HR	S	P	ERA	WHIP											
Sandy Consuegra, R ERA: 4.77	(1, 1)	3.0	L	18	7	5	4	0	3	0	0	0	0	1	15	27	12.00	3.333										
Joe Haynes, R ERA: 5.8	(4, 1)	3.0		15	6	3	3	0	2	0	0	0	0	0	13	21	9.00	2.667										
Al Sima, L ERA: 4.74	(7, 1)	2.0		8	1	1	1	1	2	0	0	0	0	0	8	16	4.50	1.500										



Batter	1	2	3	4	5	6	7	8	9	AB	R	H	RBI	BB	SO	LOB	TOP			
Eddie Yost, R OBP: 0.427, SLG: 0.418 (1, 5)										4	0	0	0	0	0	5	Washington Senators @ Detroit Tigers Briggs Stadium, Detroit, MI Sun Aug 06 1950, 4:33 AM EDT Att: 31,414 - Unknown			
Gil Coan, L OBP: 0.313, SLG: 0.393 (1, 7)										4	0	0	0	0	1	3				
Irv Noren, L OBP: 0.388, SLG: 0.465 (1, 8)										4	0	1	0	0	0	1				
Mickey Vernon, L OBP: 0.390, SLG: 0.368 (1, 3)										4	0	0	0	0	1	1				
Sam Mele, R OBP: 0.381, SLG: 0.475 (1, 9)										4	0	0	0	0	1	0				
Cass Michaels, R OBP: 0.387, SLG: 0.410 (1, 4)										3	0	2	0	1	0	0				
Sam Dente, R OBP: 0.295, SLG: 0.296 (1, 6)										4	0	2	0	0	1	1				
Al Evans, R OBP: 0.301, SLG: 0.296 (1, 2)										3	0	1	0	0	0	3				
Bud Stewart, L OBP: 0.352, SLG: 0.380 (9, PH)										1	0	0	0	0	0	2				
Gene Bearden, L OBP: 0.389, SLG: 0.429 (1, 1)										1	0	1	0	2	0	0				
Sherry Robertson, L OBP: 0.377, SLG: 0.352 (9, PH)										1	0	0	0	0	1	2				
Inning Stats	R: 0 E: 0 K: 2 S: 8	H: 1 LOB: 1 BB: 0 P: 8	R: 0 E: 0 K: 1 S: 6	H: 1 LOB: 1 BB: 0 P: 6	R: 0 E: 0 K: 0 S: 4	H: 1 LOB: 0 BB: 0 P: 4	R: 0 E: 0 K: 0 S: 3	H: 0 LOB: 0 BB: 0 P: 3	R: 0 E: 0 K: 1 S: 5	H: 0 LOB: 0 BB: 0 P: 5	R: 0 E: 0 K: 0 S: 3	H: 1 LOB: 2 BB: 2 P: 11	R: 0 E: 0 K: 0 S: 3	H: 0 LOB: 0 BB: 0 P: 3	R: 0 E: 0 K: 1 S: 7	H: 2 LOB: 2 BB: 0 P: 7	1B: 6 2B: 0 3B: 1 HR: 0	SF: 0 SAC: 0 DP: 1 HBP: 0	WP: 0 PB: 0 SB: 0 CS: 0	PA: 36
PITCHER Dizzy Trout, R ERA: 4.0 (1, 1)	IP: 9.0 WLS: W BF: 36 H: 7 R: 0 ER: 0 SO: 5 BB: 3 IBB: 0 HBP: 0 BLK: 0 WP: 0 HR: 0 S: 43 P: 55 ERA: 0.00 WHIP: 1.111																			

Batter	1	2	3	4	5	6	7	8	9	AB	R	H	RBI	BB	SO	LOB	BOTTOM			
Johnny Lipon, R OBP: 0.390, SLG: 0.374 (1, 6)										3	1	0	0	1	0	0	Washington Senators @ Detroit Tigers Briggs Stadium, Detroit, MI Sun Aug 06 1950, 4:33 AM EDT Att: 31,414 - Unknown			
Jerry Priddy, R OBP: 0.382, SLG: 0.394 (1, 4)										2	2	2	1	2	0	0				
George Kell, R OBP: 0.419, SLG: 0.512 (1, 5)										4	0	2	1	0	0	2				
Vic Wertz, L OBP: 0.389, SLG: 0.570 (1, 9)										4	0	1	0	0	0	3				
Hoot Evers, R OBP: 0.404, SLG: 0.584 (1, 7)										4	0	1	0	0	0	4				
Johnny Groth, R OBP: 0.408, SLG: 0.466 (1, 8)										2	1	1	0	1	0	0				
Don Kolloway, R OBP: 0.349, SLG: 0.438 (1, 3)										4	0	0	0	0	1	3				
Bob Swift, R OBP: 0.322, SLG: 0.253 (1, 2)										3	0	0	0	0	0	2				
Dizzy Trout, R OBP: 0.316, SLG: 0.333 (1, 1)										3	0	1	1	0	2	0				
Inning Stats	R: 0 E: 0 K: 0 S: 5	H: 2 LOB: 2 BB: 0 P: 5	R: 1 E: 0 K: 1 S: 6	H: 2 LOB: 1 BB: 0 P: 6	R: 0 E: 0 K: 0 S: 3	H: 0 LOB: 1 BB: 1 P: 7	R: 0 E: 0 K: 0 S: 4	H: 1 LOB: 1 BB: 0 P: 4	R: 1 E: 1 K: 1 S: 7	H: 1 LOB: 2 BB: 1 P: 11	R: 0 E: 0 K: 0 S: 3	H: 0 LOB: 0 BB: 0 P: 3	R: 2 E: 0 K: 1 S: 6	H: 2 LOB: 0 BB: 1 P: 10	R: 0 E: 0 K: 0 S: 2	H: 0 LOB: 0 BB: 1 P: 6		1B: 7 2B: 0 3B: 1 HR: 0	SF: 0 SAC: 1 DP: 1 HBP: 0	WP: 1 PB: 1 SB: 0 CS: 1
PITCHER Gene Bearden, L ERA: 5.74 (1, 1)	IP: 8.0 WLS: L BF: 34 H: 8 R: 4 ER: 4 SO: 3 BB: 4 IBB: 0 HBP: 0 BLK: 0 WP: 1 HR: 0 S: 36 P: 52 ERA: 4.50 WHIP: 1.500																			

Batter	1	2	3	4	5	6	7	8	9	AB	R	H	RBI	BB	SO	LOB	TOP			
Eddie Yost, R OBP: 0.423, SLG: 0.414 (1, 5)	0-0 5-3			0-0 F6			0-0 6-3		0-0 F8	4	0	0	0	0	0	0	Washington Senators @ Philadelphia Athletics Shibe Park, Philadelphia, PA Tue Aug 08 1950, 3:33 AM EDT Att: 6,120 - Unknown livebaseballscores.com			
Cass Michaels, R OBP: 0.385, SLG: 0.406 (1, 4)	0-0 F2			0-3 K			4-0 FC3-6 BB		0-0 L5	3	0	0	0	1	1	0				
Irv Noren, L OBP: 0.387, SLG: 0.462 (1, 8)	0-3 K			0-0 F9			0-0 FC3-6 1B 1-2		0-0 1B	4	0	1	0	0	1	1				
Mickey Vernon, L OBP: 0.391, SLG: 0.367 (1, 3)		4-0 G6-4-3 BB			0-3 K		0-0 1B		0-0 F9	3	0	1	0	1	1	1				
Sam Mele, R OBP: 0.377, SLG: 0.470 (8, 9)		0-0 G6-4-3 1-2			0-0 F3		0-0 F9			3	0	0	0	0	0	3				
Roberto Ortiz, R OBP: 0.291, SLG: 0.278 (8, PR)		0-0 F9			0-0 6-3			4-0 SH5-3 BB		2	0	0	0	1	0	0				
Gil Coan, L OBP: 0.313, SLG: 0.393 (8, 7)										0	0	0	0	0	0	0				
Sam Dente, R OBP: 0.294, SLG: 0.294 (1, 6)				0-0 1-3			0-0 F3		0-0 SH5-3	2	0	0	0	0	0	0				
Al Evans, R OBP: 0.298, SLG: 0.293 (1, 2)				0-0 F7			0-0 F4		0-0 F2	3	0	0	0	0	0	2				
Sid Hudson, R OBP: 0.234, SLG: 0.254 (1, 1)				0-0 4-3			0-0 4-3		0-0 5-3	3	0	0	0	0	0	2				
Inning Stats	R: 0 E: 0 K: 1 S: 5	H: 0 LOB: 0 BB: 0 P: 5	R: 0 E: 0 K: 0 S: 2	H: 0 LOB: 0 BB: 1 P: 6	R: 0 E: 0 K: 0 S: 3	H: 0 LOB: 0 BB: 0 P: 3	R: 0 E: 0 K: 1 S: 5	H: 0 LOB: 0 BB: 0 P: 5	R: 0 E: 0 K: 0 S: 3	H: 0 LOB: 0 BB: 0 P: 3	R: 0 E: 0 K: 0 S: 4	H: 1 LOB: 2 BB: 1 P: 8	R: 0 E: 0 K: 0 S: 3	H: 0 LOB: 2 BB: 1 P: 7	R: 0 E: 0 K: 0 S: 4	H: 1 LOB: 1 BB: 0 P: 4	1B: 2 2B: 0 3B: 0 HR: 0	SF: 0 SAC: 1 DP: 1 HBP: 0	WP: 0 PB: 0 SB: 1 CS: 0	PA: 31
PITCHER Lou Brissie, L ERA: 4.06 (1, 1)	IP: 9.0 WLS: W BF: 31 H: 2 R: 0 ER: 0 SO: 3 BB: 3 IBB: 0 HBP: 0 BLK: 0 WP: 0 HR: 0 S: 34 P: 46 ERA: 0.00 WHIP: 0.556																			


Batter	1	2	3	4	5	6	7	8	9	AB	R	H	RBI	BB	SO	LOB	BOTTOM			
Eddie Joost, R OBP: 0.377, SLG: 0.385 (1, 6)	0-3 K			0-0 SH3-4 1B			0-0 1-3		4-0 1B BB	3	1	1	0	1	1	0	Washington Senators @ Philadelphia Athletics Shibe Park, Philadelphia, PA Tue Aug 08 1950, 3:33 AM EDT Att: 6,120 - Unknown livebaseballscores.com			
Barney McCosky, L OBP: 0.333, SLG: 0.340 (1, 7)	0-0 G1-6-3 1B			0-0 SH3-4 1B			4-0 1B F7 BB		0-0 1B 4-3 1B	3	2	3	0	1	0	0				
Paul Lehner, L OBP: 0.360, SLG: 0.421 (1, 9)	0-0 G1-6-3 1-2			0-0 SH3-4			0-0 1B		0-0 4-3 F8 1B	3	1	2	1	0	0	1				
Sam Chapman, R OBP: 0.365, SLG: 0.488 (1, 8)		0-0 F9		0-0 6-3			0-0 F7		4-0 4-3 2B BB	3	1	0	1	1	0	3				
Fernis Fain, L OBP: 0.427, SLG: 0.415 (1, 3)		0-0 4-3		4-0 IBB			0-0 G3		0-0 4-3	3	0	0	1	1	0	3				
Billy Hitchcock, R OBP: 0.385, SLG: 0.399 (1, 4)		0-0 G3		0-0 F2			0-0 1-3 G3		0-0 1-3 2-H F8	4	0	0	1	0	0	4				
Kermit Wahl, R OBP: 0.289, SLG: 0.305 (1, 5)				0-0 4-3			0-0 F9		0-0 2B	4	0	1	1	0	0	0				
Joe Astroth, R OBP: 0.389, SLG: 0.338 (1, 2)				0-0 6-3			0-0 6-3		0-3 K	4	0	1	0	0	1	1				
Lou Brissie, L OBP: 0.156, SLG: 0.129 (1, 1)				0-0 F6			0-0 4-3		0-0 4-3	3	0	0	0	0	0	1				
Inning Stats	R: 0 E: 0 K: 1 S: 5	H: 1 LOB: 0 BB: 0 P: 5	R: 0 E: 0 K: 0 S: 3	H: 0 LOB: 0 BB: 0 P: 3	R: 0 E: 0 K: 0 S: 3	H: 2 LOB: 3 BB: 1 P: 9	R: 0 E: 0 K: 0 S: 5	H: 0 LOB: 0 BB: 0 P: 3	R: 1 E: 0 K: 0 S: 4	H: 1 LOB: 1 BB: 1 P: 8	R: 0 E: 0 K: 0 S: 4	H: 1 LOB: 1 BB: 0 P: 4	R: 4 E: 0 K: 1 S: 8	H: 3 LOB: 1 BB: 2 P: 16	R: 0 E: 0 K: 0 S: 0	H: 0 LOB: 0 BB: 0 P: 0	1B: 7 2B: 1 3B: 0 HR: 0	SF: 0 SAC: 1 DP: 1 HBP: 0	WP: 0 PB: 0 SB: 0 CS: 0	PA: 35
PITCHER Sid Hudson, R ERA: 4.19 (1, 1)	IP: 8.0 WLS: L BF: 35 H: 8 R: 5 ER: 5 SO: 2 BB: 3 IBB: 1 HBP: 0 BLK: 0 WP: 0 HR: 0 S: 35 P: 51 ERA: 5.62 WHIP: 1.375																			


Batter	1	2	3	4	5	6	7	8	9	AB	R	H	RBI	BB	SO	LOB	TOP				
Dom DiMaggio, R OBP: 0.412, SLG: 0.432 (1, 8)										5	0	1	1	0	0	4	Boston Red Sox @ Washington Senators Griffith Stadium, Washington, DC Thu Aug 10 1950, 3:33 AM EDT Unknown				
6 Johnny Pesky, L OBP: 0.447, SLG: 0.421 (1, 5)										4	0	3	0	0	0	2					
Billy Goodman, L OBP: 0.413, SLG: 0.452 (1, 7)										4	0	1	0	0	1	5					
Vern Stephens, R OBP: 0.358, SLG: 0.516 (1, 6)										4	0	0	0	0	0	2					
Walt Dropo, R OBP: 0.380, SLG: 0.599 (1, 3)										4	1	1	1	0	0	1					
Bobby Doerr, R OBP: 0.370, SLG: 0.519 (1, 4)										4	0	0	0	0	0	0					
Al Zarilla, L OBP: 0.428, SLG: 0.495 (1, 9)										4	1	2	0	0	1	0					
Birdie Tebbetts, R OBP: 0.396, SLG: 0.479 (1, 2)										4	0	2	0	0	0	1					
Willard Nixon, L OBP: 0.250, SLG: 0.211 (1, 1)										0	0	0	0	0	0	0					
Dick Littlefield, L OBP: 0.500, SLG: 0.333 (2, 1)										0	0	0	0	0	0	0					
Jim McDonald, R OBP: 0.362, SLG: 0.474 (9, PH)										1	0	0	0	0	0	1					
Inning Stats	R: 0 E: 0 K: 0 S: 4	H: 1 LOB: 1 BB: 0 P: 4	R: 1 E: 0 K: 0 S: 4	H: 1 LOB: 0 BB: 0 P: 4	R: 0 E: 0 K: 0 S: 3	H: 2 LOB: 1 BB: 0 P: 4	R: 0 E: 0 K: 0 S: 3	H: 0 LOB: 0 BB: 0 P: 3	R: 0 E: 0 K: 0 S: 4	H: 1 LOB: 2 BB: 1 P: 8	R: 0 E: 0 K: 0 S: 3	H: 1 LOB: 0 BB: 0 P: 3	R: 1 E: 0 K: 1 S: 9	H: 4 LOB: 3 BB: 0 P: 9	R: 0 E: 0 K: 0 S: 3	H: 0 LOB: 0 BB: 0 P: 3	R: 0 E: 0 K: 1 S: 6	H: 1 LOB: 1 BB: 0 P: 6	1B: 8 2B: 1 3B: 1 HR: 1	SF: 0 SAC: 0 DP: 2 HBP: 0	WP: 0 PA: 37 CS: 0
PITCHER Bob Kuzava, L ERA: 3.89 (1, 1)	IP: 9.0 WLS: W BF: 37 H: 11 R: 2 ER: 2 SO: 2 BB: 1 IBB: 0 HBP: 0 BLK: 0 WP: 0 HR: 1 S: 40 P: 44 ERA: 2.00 WHIP: 1.333															PITCHER					

Batter	1	2	3	4	5	6	7	8	9	AB	R	H	RBI	BB	SO	LOB	BOTTOM		
Eddie Yost, R OBP: 0.418, SLG: 0.407 (1, 5)										4	0	0	0	0	1	2	Boston Red Sox @ Washington Senators Griffith Stadium, Washington, DC Thu Aug 10 1950, 3:33 AM EDT Unknown		
Gil Coan, L OBP: 0.312, SLG: 0.394 (1, 7)										5	2	2	1	0	0	2			
Irv Noren, L OBP: 0.387, SLG: 0.468 (1, 8)										4	1	2	3	1	0	0			
Mickey Vernon, L OBP: 0.393, SLG: 0.374 (1, 3)										1	1	1	0	0	0	0			
Sam Mele, R OBP: 0.382, SLG: 0.474 (2, PH) (3, 3)										4	1	3	2	0	0	1			
Bud Stewart, L OBP: 0.351, SLG: 0.373 (1, 9)										4	0	0	0	1	1	4			
Cass Michaels, R OBP: 0.391, SLG: 0.416 (1, 4)										3	1	2	0	2	0	1			
Sam Dente, R OBP: 0.298, SLG: 0.296 (1, 6)										3	1	1	2	2	0	2			
Mickey Grasso, R OBP: 0.374, SLG: 0.373 (1, 2)										4	2	1	0	1	0	6			
Bob Kuzava, S OBP: 0.255, SLG: 0.174 (1, 1)										4	2	2	2	0	1	2			
Inning Stats	R: 0 E: 0 K: 0 S: 3	H: 0 LOB: 0 BB: 0 P: 3	R: 8 E: 0 K: 2 S: 13	H: 6 LOB: 3 BB: 5 P: 33	R: 1 E: 0 K: 0 S: 5	H: 2 LOB: 1 BB: 0 P: 5	R: 0 E: 0 K: 1 S: 6	H: 1 LOB: 2 BB: 1 P: 10	R: 0 E: 0 K: 0 S: 3	H: 0 LOB: 0 BB: 0 P: 3	R: 0 E: 0 K: 0 S: 4	H: 1 LOB: 1 BB: 0 P: 4	R: 2 E: 0 K: 0 S: 7	H: 4 LOB: 2 BB: 0 P: 7	R: 0 E: 0 K: 0 S: 2	H: 0 LOB: 0 BB: 1 P: 6	1B: 13 2B: 1 3B: 0 HR: 0	SF: 0 SAC: 1 DP: 1 HBP: 0	WP: 1 PA: 44 CS: 0
PITCHER Willard Nixon, R ERA: 5.91 (1, 1)	IP: 1.2 WLS: L BF: 11 H: 5 R: 6 ER: 6 SO: 2 BB: 1 IBB: 0 HBP: 0 BLK: 0 WP: 0 HR: 0 S: 14 P: 18 ERA: 32.40 WHIP: 3.600															PITCHER			
Dick Littlefield, L ERA: 9.39 (2, 1)	IP: 0.0 WLS: 0 BF: 4 H: 1 R: 1 ER: 1 SO: 0 BB: 3 IBB: 0 HBP: 0 BLK: 0 WP: 1 HR: 0 S: 1 P: 13 ERA: - WHIP: -															PITCHER			
Jim McDonald, R ERA: 2.16 (2, 1)	IP: 6.1 WLS: 29 BF: 8 H: 4 R: 4 ER: 4 SO: 1 BB: 3 IBB: 0 HBP: 0 BLK: 0 WP: 0 HR: 0 S: 28 P: 40 ERA: 5.68 WHIP: 1.737															PITCHER			

AB	36
R	2
H	11
RBI	2
BB	1
SO	2
LOB	18



Batter	1	2	3	4	5	6	7	8	9	AB	R	H	RBI	BB	SO	LOB	TOP					
Dom DiMaggio, R OBP: 0.412, SLG: 0.431	F3		6 6-3 1B	K		6 3B 1B		K		5	2	2	0	0	2	1	Boston Red Sox @ Washington Senators Griffith Stadium, Washington, DC Thu Aug 10 1950, 3:38 AM EDT Att: 11,091 - Unknown					
6 Johnny Pesky, L OBP: 0.447, SLG: 0.425	F5		6-3	1B		1B		L3		4	0	1	1	1	0	2						
Billy Goodman, L OBP: 0.419, SLG: 0.457	FC5 E BB		1B 2-H 1B	1B		1B		1-3		4	1	3	1	1	0	1						
Vern Stephens, R OBP: 0.356, SLG: 0.512	E1		1B	F9				4-3		5	1	1	0	0	0	4						
Walt Dropo, R OBP: 0.378, SLG: 0.594	FC5 2-3f		F3					F8		5	0	1	0	0	0	4						
Bobby Doerr, R OBP: 0.370, SLG: 0.517			5-3	1B				F8		5	0	2	1	0	0	1						
Al Zarilla, L OBP: 0.426, SLG: 0.492	F9		FC6-4 1-3 2-H 1B	4-3				K		4	0	1	1	0	1	1						
Matt Batts, R OBP: 0.318, SLG: 0.384			FC6-4 1-2f	1-3				FC1-6 1B		4	0	2	0	0	0	2						
Walt Masterson, R OBP: 0.125, SLG: 0.100	K			4-3				FC1-6 1-2f		4	0	0	0	0	1	2						
Inning Stats	R: 0 E: 1 K: 0 S: 4	H: 0 LOB: 2 BB: 1 P: 8	R: 0 E: 0 K: 1 S: 6	H: 1 LOB: 1 BB: 0 P: 6	R: 3 E: 0 K: 0 S: 8	H: 5 LOB: 2 BB: 0 P: 8	R: 0 E: 0 K: 1 S: 6	H: 1 LOB: 2 BB: 1 P: 10	R: 0 E: 0 K: 0 S: 3	H: 0 LOB: 0 BB: 0 P: 3	R: 1 E: 0 K: 0 S: 5	H: 2 LOB: 1 BB: 0 P: 5	R: 0 E: 0 K: 1 S: 6	H: 1 LOB: 1 BB: 0 P: 6	R: 0 E: 0 K: 1 S: 6	H: 1 LOB: 1 BB: 0 P: 6		R: 0 E: 0 K: 0 S: 4	H: 2 LOB: 1 BB: 0 P: 4	1B: 11 2B: 0 3B: 2 HR: 0	SF: 0 SAC: 0 DP: 1 HBP: 0	WP: 1 PB: 0 SB: 0 CS: 1
PITCHER Gene Bearden, L ERA: 5.49	IP: 9.0 WLS: L BF: 42	H: 13 R: 4 ER: 4 SO: 4	BB: 2 IBB: 0 HBP: 0 BLK: 0	WP: 1 HR: 0 S: 48 P: 56	ERA: 4.00 WHIP: 1.667	PITCHER										IP: 9.0 WLS: W BF: 35	H: 6 R: 3 ER: 3 SO: 5	BB: 3 IBB: 0 HBP: 0 BLK: 0	WP: 0 HR: 0 S: 42 P: 54	ERA: 3.00 WHIP: 1.000		


Batter	1	2	3	4	5	6	7	8	9	AB	R	H	RBI	BB	SO	LOB	BOTTOM			
Eddie Yost, R OBP: 0.421, SLG: 0.407	1B BB							FC4-6 BB		2	1	1	0	2	0	0	Boston Red Sox @ Washington Senators Griffith Stadium, Washington, DC Thu Aug 10 1950, 3:38 AM EDT Att: 11,091 - Unknown			
Gil Coan, L OBP: 0.306, SLG: 0.385	K		G3					FC4-6 1-2f 3B		4	1	0	0	0	1	4				
Irv Noren, L OBP: 0.388, SLG: 0.474	FC4-6 1-2 1B		1-3					1-H F8 3B		4	1	2	1	0	1	0				
Sam Mele, R OBP: 0.383, SLG: 0.474	FC4-6 1-2 2-H 1B		FC6-4 1B					F8		4	0	2	2	0	0	0				
Bud Stewart, L OBP: 0.346, SLG: 0.367	FC4-6 1-2f 2-3f		F8					6-3		4	0	0	0	0	1	3				
Cass Michaels, R OBP: 0.387, SLG: 0.411	F8		FC6-4 1-2f					F8		4	0	0	0	0	0	3				
Sam Dente, R OBP: 0.296, SLG: 0.293			F4					F2		4	0	0	0	0	0	0				
Gene Bearden, L OBP: 0.364, SLG: 0.389	F8							F8		4	0	1	0	0	1	0				
Len Okrie, R (1, 2)	1B BB							K		2	0	0	0	1	1	0				
Inning Stats	R: 1 E: 0 K: 1 S: 7	H: 2 LOB: 2 BB: 1 P: 11	R: 0 E: 0 K: 0 S: 4	H: 1 LOB: 2 BB: 1 P: 8	R: 0 E: 0 K: 0 S: 4	H: 1 LOB: 1 BB: 0 P: 4	R: 0 E: 0 K: 0 S: 3	H: 1 LOB: 0 BB: 0 P: 3	R: 0 E: 0 K: 1 S: 5	H: 0 LOB: 0 BB: 0 P: 5	R: 0 E: 0 K: 2 S: 7	H: 0 LOB: 0 BB: 0 P: 7	R: 0 E: 0 K: 0 S: 4	H: 1 LOB: 1 BB: 1 P: 8	R: 0 E: 0 K: 0 S: 3	H: 0 LOB: 0 BB: 0 P: 3		1B: 5 2B: 0 3B: 1 HR: 0	SF: 0 SAC: 0 DP: 0 HBP: 0	WP: 0 PB: 0 SB: 0 CS: 0
PITCHER Walt Masterson, R ERA: 6.17	IP: 9.0 WLS: W BF: 35	H: 6 R: 3 ER: 3 SO: 5	BB: 3 IBB: 0 HBP: 0 BLK: 0	WP: 0 HR: 0 S: 42 P: 54	ERA: 3.00 WHIP: 1.000	PITCHER										IP: 9.0 WLS: W BF: 35	H: 6 R: 3 ER: 3 SO: 5	BB: 3 IBB: 0 HBP: 0 BLK: 0	WP: 0 HR: 0 S: 42 P: 54	ERA: 3.00 WHIP: 1.000


Batter	1	2	3	4	5	6	7	8	9	AB	R	H	RBI	BB	SO	LOB	TOP				
Dom DiMaggio, R OBP: 0.412, SLG: 0.428 (1, 8)										3	0	0	0	2	1	3	Boston Red Sox @ Washington Senators Griffith Stadium, Washington, DC Fri Aug 11 1950, 3:33 AM EDT Att: 7,275 - Unknown livebaseballscorecards.com				
6 Johnny Pesky, L OBP: 0.444, SLG: 0.420 (1, 5)										4	1	0	0	1	0	2					
Billy Goodman, L OBP: 0.419, SLG: 0.454 (1, 7)										4	1	1	0	1	1	2					
Vern Stephens, R OBP: 0.359, SLG: 0.518 (1, 6)										5	0	3	2	0	0	2					
Walt Dropo, R OBP: 0.374, SLG: 0.587 (1, 3)										5	0	0	0	0	0	6					
Bobby Doerr, R OBP: 0.389, SLG: 0.515 (1, 4)										4	0	1	0	0	0	2					
Al Zarilla, L OBP: 0.429, SLG: 0.493 (1, 9)										2	0	1	0	2	0	0					
Birdie Tebbetts, R OBP: 0.390, SLG: 0.471 (1, 2)										4	0	0	0	0	1	4					
Ellis Kinder, R OBP: 0.197, SLG: 0.283 (8, PH)										3	0	0	0	0	1	3					
Tom Wright, L OBP: 0.307, SLG: 0.355 (8, PH)										1	0	0	0	0	0	2					
Mickey McDermott, L OBP: 0.425, SLG: 0.429 (8, 1)										0	0	0	0	0	0	0					
Inning Stats	R: 0 E: 0 K: 1 S: 6	H: 1 LOB: 2 BB: 1 P: 10	R: 0 E: 1 K: 0 S: 4	H: 0 LOB: 1 BB: 0 P: 4	R: 1 E: 0 K: 0 S: 4	H: 1 LOB: 1 BB: 1 P: 8	R: 0 E: 1 K: 0 S: 4	H: 0 LOB: 2 BB: 1 P: 8	R: 0 E: 0 K: 1 S: 6	H: 1 LOB: 1 BB: 0 P: 6	R: 0 E: 0 K: 0 S: 3	H: 0 LOB: 0 BB: 0 P: 3	R: 0 E: 0 K: 1 S: 6	H: 1 LOB: 2 BB: 1 P: 10	R: 1 E: 0 K: 1 S: 6	H: 1 LOB: 1 BB: 1 P: 10	1B: 4 2B: 2 3B: 0 HR: 0	SF: 0 SAC: 0 DP: 0 HBP: 0	WP: 0 PB: 0 SB: 0 CS: 0	PA: 41	
PITCHER Sandy Consuegra, R ERA: 4.44 (1, 1)	IP: 9.0 WLS: W BF: 41	H: 6 R: 2 ER: 2 SO: 4	BB: 6 IBB: 0 HBP: 0 BLK: 0	WP: 0 HR: 0 S: 43 P: 67	ERA: 2.00 WHIP: 1.333											ERA: 2.00 WHIP: 1.333					


Batter	1	2	3	4	5	6	7	8	9	AB	R	H	RBI	BB	SO	LOB	BOTTOM				
Eddie Yost, R OBP: 0.420, SLG: 0.406 (1, 5)										4	1	1	1	0	2	1	Boston Red Sox @ Washington Senators Griffith Stadium, Washington, DC Fri Aug 11 1950, 3:33 AM EDT Att: 7,275 - Unknown livebaseballscorecards.com				
Gil Coan, L OBP: 0.315, SLG: 0.408 (1, 7)										4	1	3	2	0	0	0					
Irv Noren, L OBP: 0.384, SLG: 0.468 (1, 8)										4	0	0	1	0	1	1					
Sam Mele, R OBP: 0.381, SLG: 0.471 (1, 3)										4	1	1	0	0	0	1					
Bud Stewart, L OBP: 0.342, SLG: 0.362 (1, 9)										4	0	0	0	0	2	1					
Cass Michaels, R OBP: 0.389, SLG: 0.413 (1, 4)										3	0	2	1	0	0	0					
Sam Dente, R OBP: 0.294, SLG: 0.291 (1, 6)										3	0	0	0	0	0	1					
Mickey Grasso, R OBP: 0.381, SLG: 0.375 (1, 2)										2	2	1	0	1	0	1					
Sandy Consuegra, R OBP: 0.231, SLG: 0.200 (1, 1)										1	0	0	0	0	0	2					
Inning Stats	R: 0 E: 0 K: 2 S: 7	H: 0 LOB: 0 BB: 0 P: 7	R: 1 E: 1 K: 1 S: 8	H: 2 LOB: 2 BB: 0 P: 8	R: 1 E: 0 K: 1 S: 6	H: 1 LOB: 0 BB: 0 P: 6	R: 0 E: 0 K: 0 S: 3	H: 1 LOB: 0 BB: 0 P: 3	R: 2 E: 0 K: 0 S: 6	H: 3 LOB: 1 BB: 0 P: 6	R: 0 E: 0 K: 0 S: 3	H: 0 LOB: 0 BB: 0 P: 3	R: 1 E: 0 K: 0 S: 3	H: 1 LOB: 1 BB: 1 P: 7	R: 0 E: 0 K: 1 S: 5	H: 0 LOB: 0 BB: 0 P: 5	1B: 6 2B: 1 3B: 1 HR: 0	SF: 0 SAC: 2 DP: 0 HBP: 0	WP: 0 PB: 0 SB: 1 CS: 0	PA: 32	
PITCHER Ellis Kinder, R ERA: 4.56 (1, 1)	IP: 7.0 WLS: L BF: 29	H: 8 R: 5 ER: 5 SO: 4	BB: 1 IBB: 0 HBP: 0 BLK: 0	WP: 0 HR: 0 S: 40 P: 40	ERA: 6.43 WHIP: 1.286											ERA: 6.43 WHIP: 1.286					
Mickey McDermott, L ERA: 5.46 (8, 1)	IP: 1.0 WLS: L BF: 3	H: 0 R: 0 ER: 0 SO: 1	BB: 0 IBB: 0 HBP: 0 BLK: 0	WP: 0 HR: 0 S: 5 P: 5	ERA: 0.00 WHIP: 0.000											ERA: 0.00 WHIP: 0.000					


Batter	1	2	3	4	5	6	7	8	9	AB	R	H	RBI	BB	SO	LOB	TOP		
Dom DiMaggio, R OBP: 0.410, SLG: 0.425 (1, 8)	1-3	F9			F9		L5-3		F9	5	0	1	0	0	0	2	Boston Red Sox @ Washington Senators Griffith Stadium, Washington, DC Sat Aug 12 1950, 3:33 AM EDT Att: 10,146 - Unknown livebaseballscorecards.com		
6 Johnny Pesky, L OBP: 0.438, SLG: 0.414 (1, 5)	G3		K		4-3		L5-3		F6	5	0	0	0	0	1	2			
Billy Goodman, L OBP: 0.422, SLG: 0.454 (1, 7)	1-3		6-3				1B		1B	4	2	2	0	1	0	0			
Vern Stephens, R OBP: 0.361, SLG: 0.519 (1, 6)		SH3-4	6-3		FC5-4		1B		1B	5	3	3	0	0	0	2			
Walt Dropo, R OBP: 0.379, SLG: 0.594 (1, 3)		1-3			1B		5-3		BB	4	2	3	3	1	0	0			
Bobby Doerr, R OBP: 0.388, SLG: 0.511 (1, 4)	SH3-4				F4		5-3		BB	3	1	0	0	1	0	2			
Al Zarilla, L OBP: 0.434, SLG: 0.493 (1, 9)		1-3			K		3B		BB	2	2	1	1	3	1	1			
Matt Batts, R OBP: 0.325, SLG: 0.407 (1, 2)	1-3								F8	5	0	3	4	0	0	3			
Joe Dobson, R OBP: 0.273, SLG: 0.193 (1, 1)							5-3		L7	5	0	2	2	0	0	3			
Inning Stats	R: 0 E: 0 K: 0 S: 3	H: 0 LOB: 0 BB: 0 P: 3	R: 3 E: 0 K: 0 S: 6	H: 3 LOB: 1 BB: 1 P: 10	R: 0 E: 0 K: 1 S: 5	H: 0 LOB: 0 BB: 0 P: 5	R: 0 E: 0 K: 1 S: 5	H: 1 LOB: 2 BB: 1 P: 9	R: 0 E: 0 K: 0 S: 4	H: 1 LOB: 1 BB: 1 P: 8	R: 1 E: 0 K: 0 S: 4	H: 1 LOB: 1 BB: 0 P: 6	R: 0 E: 0 K: 0 S: 3	H: 1 LOB: 0 BB: 0 P: 3	R: 4 E: 0 K: 0 S: 7	H: 4 LOB: 2 BB: 2 P: 15	1B: 11 2B: 3 3B: 2 HR: 0	SF: 0 SAC: 1 DP: 1 HBP: 0	WP: 0 PA: 45 PB: 0 SB: 0 CS: 1
PITCHER	IP	WLS	BF	H	R	ER	SO	BB	IBB	HBP	BLK	WP	HR	S	P	ERA	WHIP		
Sid Hudson, R ERA: 4.31 (1, 1)	8.0	L	36	11	6	6	2	3	1	0	0	0	0	36	52	6.75	1.750		
Joe Haynes, R ERA: 6.33 (9, 1)	1.0		9	4	4	4	0	2	0	0	0	0	0	7	15	36.00	6.000		

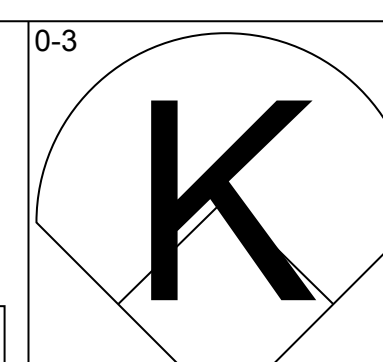
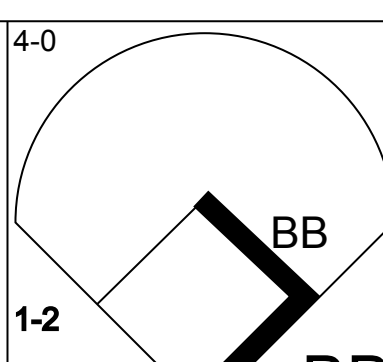
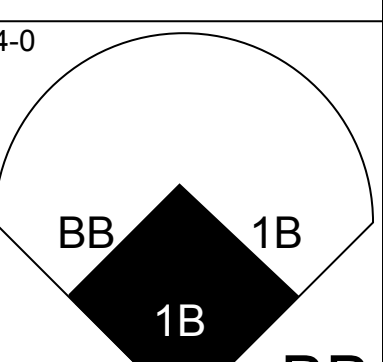
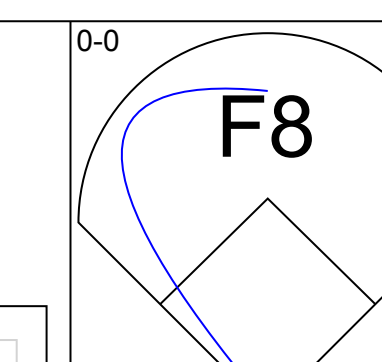
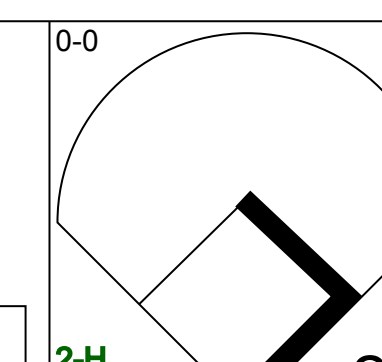

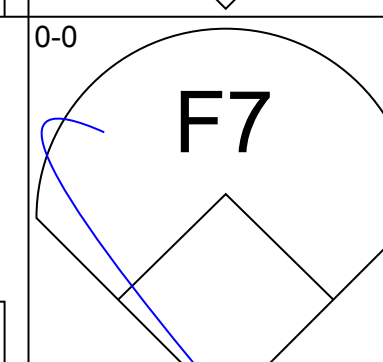
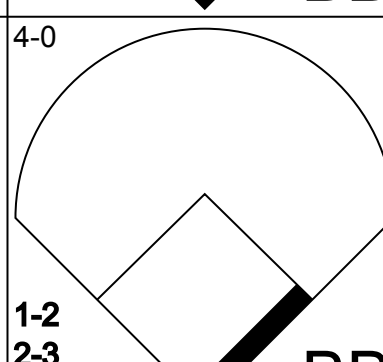

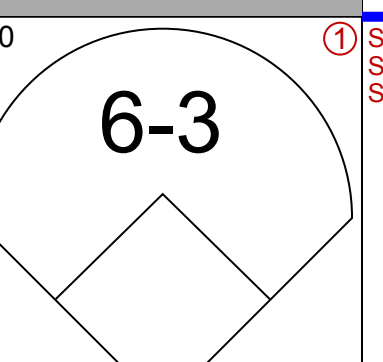
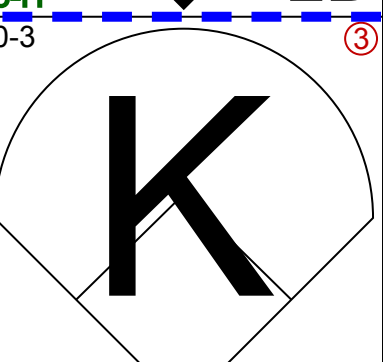
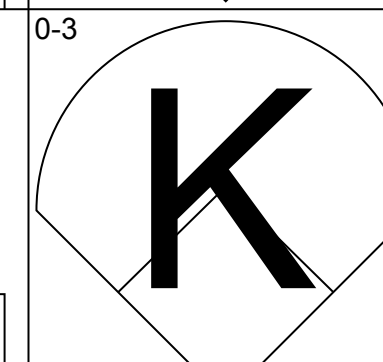
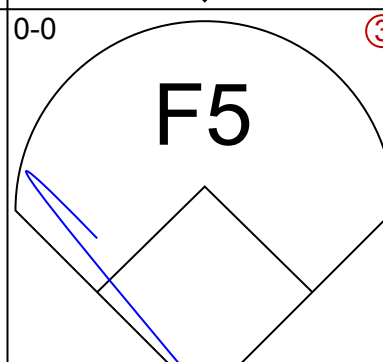

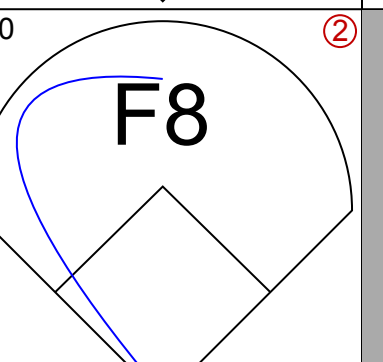
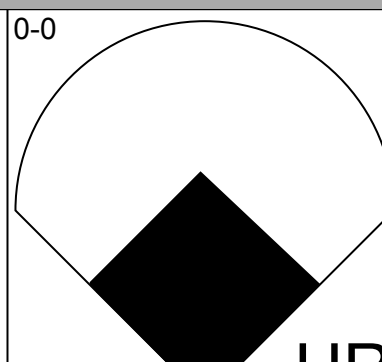
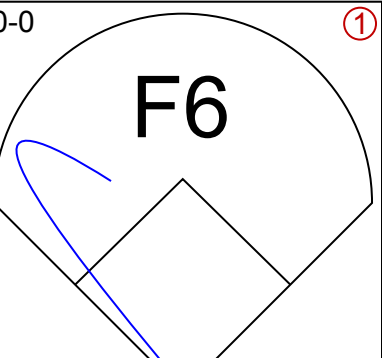
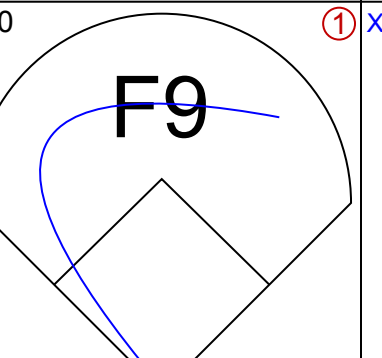

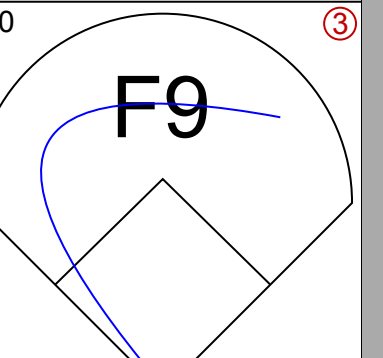
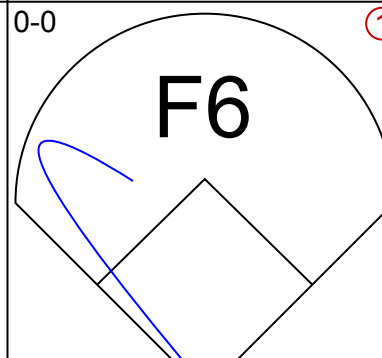
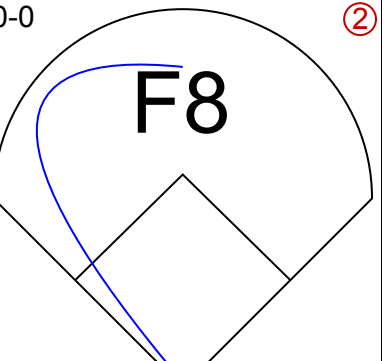
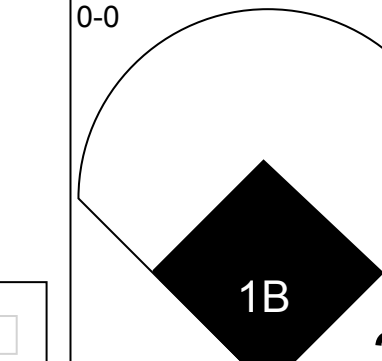
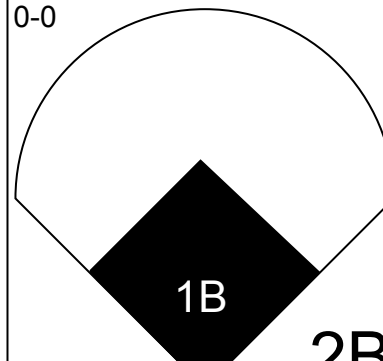
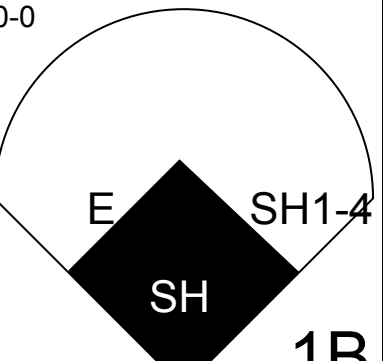
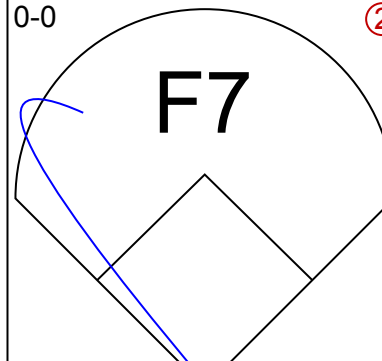
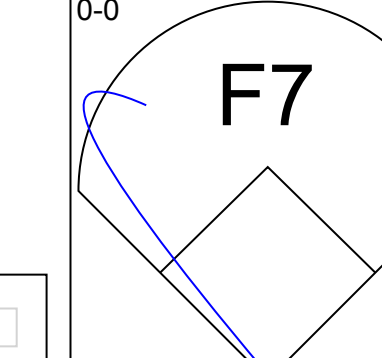
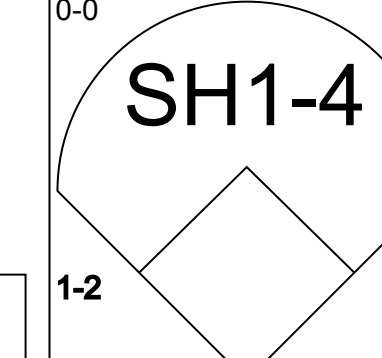
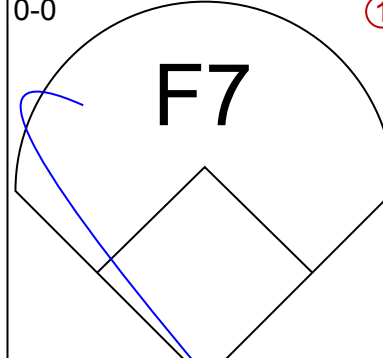
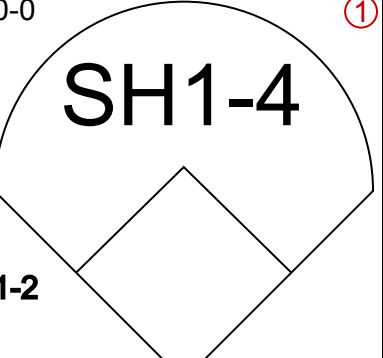
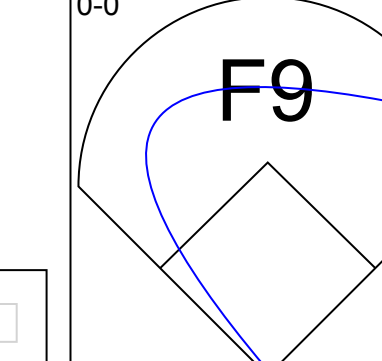
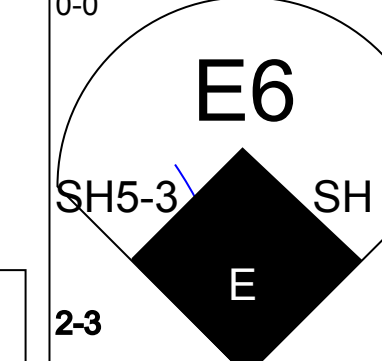
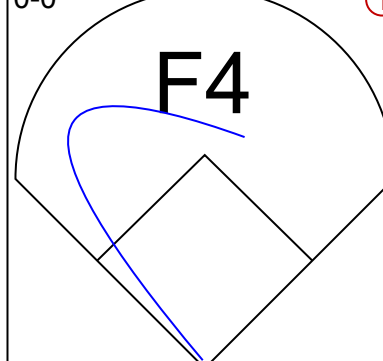
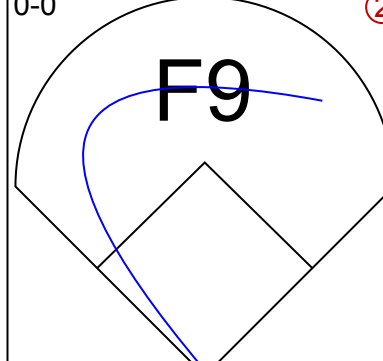
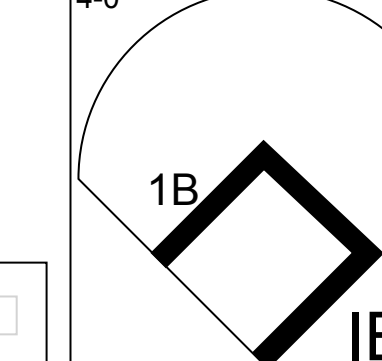
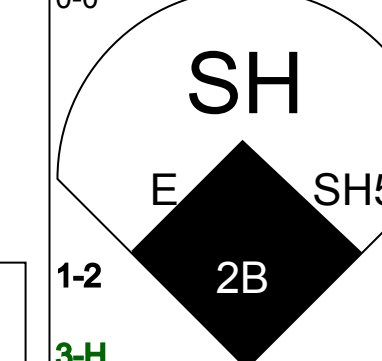

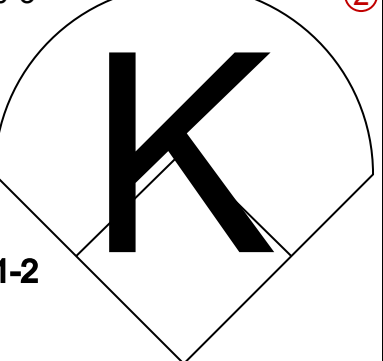
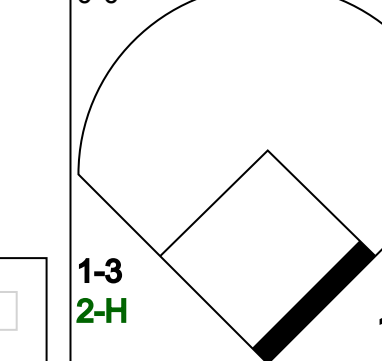
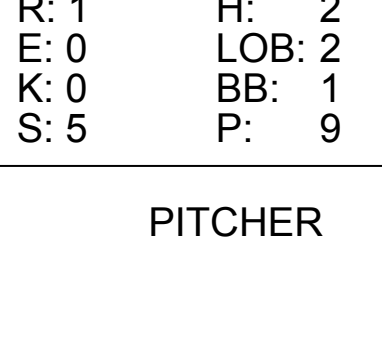
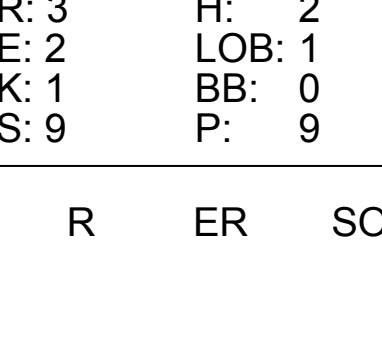

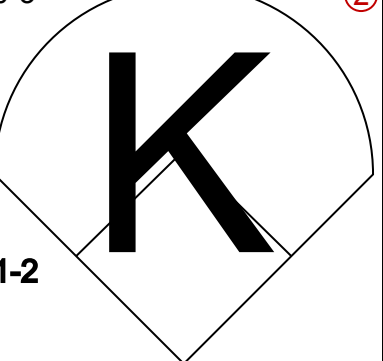
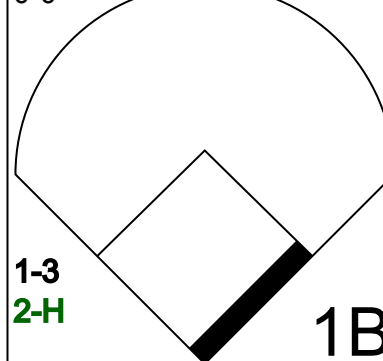
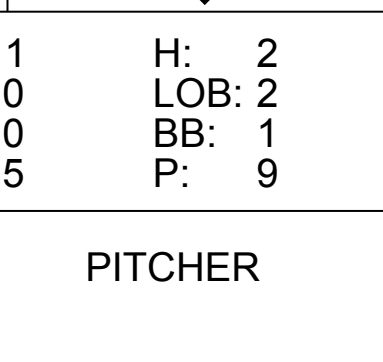
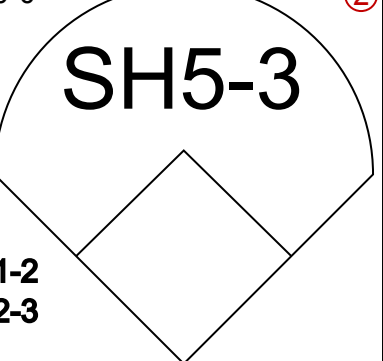
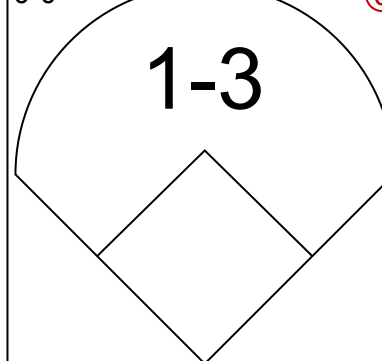
Batter	1	2	3	4	5	6	7	8	9	AB	R	H	RBI	BB	SO	LOB	BOTTOM		
Eddie Yost, R OBP: 0.418, SLG: 0.403 (1, 5)	F8		FC3-6		F5			G5-4-3		3	0	0	0	1	0	1	Boston Red Sox @ Washington Senators Griffith Stadium, Washington, DC Sat Aug 12 1950, 3:33 AM EDT Att: 10,146 - Unknown livebaseballscorecards.com		
Gil Coan, L OBP: 0.313, SLG: 0.402 (1, 7)		G1-6-3	FC3-6				F9		F9	3	0	0	0	1	0	1			
Irv Noren, L OBP: 0.380, SLG: 0.463 (1, 8)	G1-6-3		F9				1-3		F8	4	0	0	0	0	0	2			
Sam Mele, R OBP: 0.383, SLG: 0.475 (1, 3)		1B	K				K		1B	4	1	2	0	0	2	1			
Bud Stewart, L OBP: 0.341, SLG: 0.358 (1, 9)		SH1-4			F7		F8		F7	3	0	0	0	1	0	1			
Cass Michaels, R OBP: 0.389, SLG: 0.412 (1, 4)		SH1-4			F9		F9			3	0	1	1	0	0	0			
Sam Dente, R OBP: 0.292, SLG: 0.289 (1, 6)		SH1-4			F9		5-3			2	0	0	0	0	0	0			
Mickey Grasso, R OBP: 0.388, SLG: 0.377 (1, 2)		G6-4-3			6-3			FC4-6		2	0	1	0	1	0	0			
Sid Hudson, R OBP: 0.227, SLG: 0.246 (1, 1)		G6-4-3			L5			FC4-6		2	0	0	0	0	0	3			
Shery Robertson, L OBP: 0.370, SLG: 0.344 (8, PH)										1	0	0	0	0	0	1			
Joe Haynes, R OBP: 0.298, SLG: 0.375 (9, 1)										0	0	0	0	0	0	0			
Inning Stats	R: 0 E: 0 K: 0 S: 2	H: 0 LOB: 1 BB: 1 P: 6	R: 1 E: 0 K: 0 S: 4	H: 2 LOB: 2 BB: 2 P: 12	R: 0 E: 0 K: 1 S: 5	H: 0 LOB: 1 BB: 1 P: 9	R: 0 E: 0 K: 0 S: 3	H: 0 LOB: 0 BB: 0 P: 3	R: 0 E: 0 K: 1 S: 5	H: 0 LOB: 0 BB: 0 P: 5	R: 0 E: 0 K: 0 S: 3	H: 0 LOB: 0 BB: 0 P: 3	R: 0 E: 0 K: 0 S: 3	H: 1 LOB: 0 BB: 0 P: 3	R: 0 E: 0 K: 0 S: 4	H: 1 LOB: 1 BB: 0 P: 4	1B: 3 2B: 1 3B: 0 HR: 0	SF: 0 SAC: 1 DP: 3 HBP: 0	WP: 0 PA: 32 PB: 0 SB: 0 CS: 0
PITCHER	IP	WLS	BF	H	R	ER	SO	BB	IBB	HBP	BLK	WP	HR	S	P	ERA	WHIP		
Joe Dobson, R ERA: 4.05 (1, 1)	9.0	W	32	4	1	1	2	3	1	0	0	0	0	32	48	1.00	0.778		

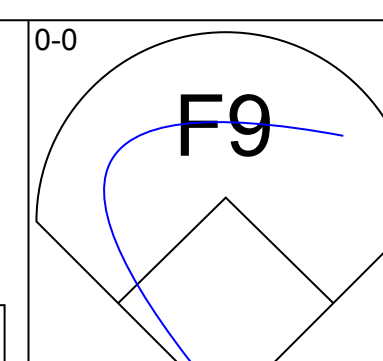
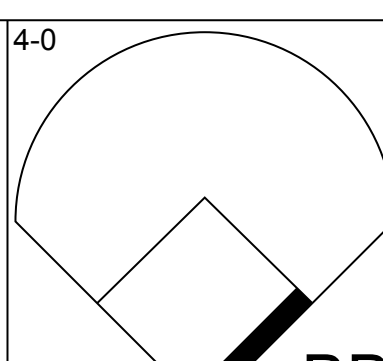
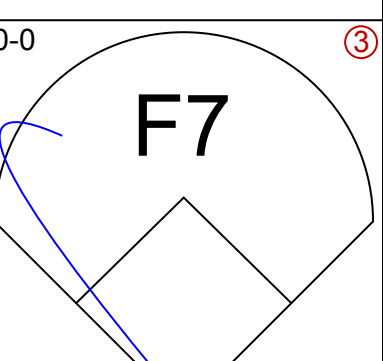
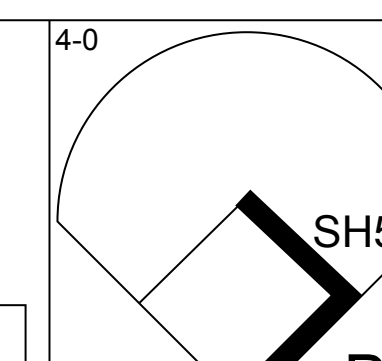

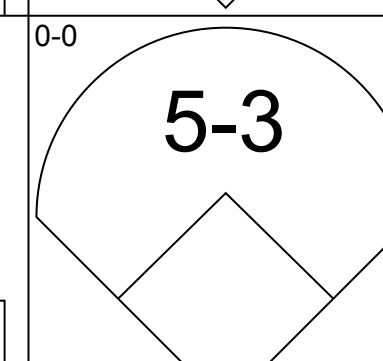
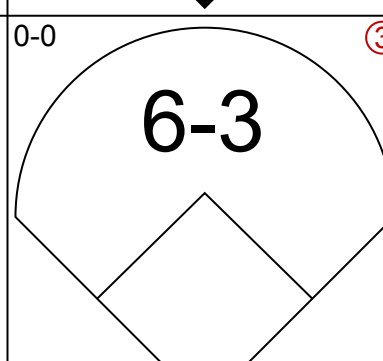
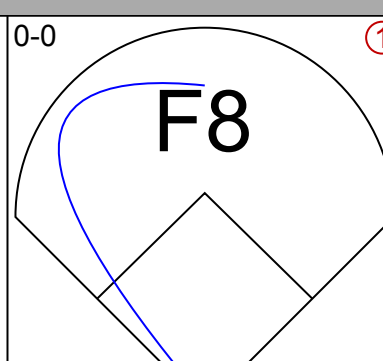
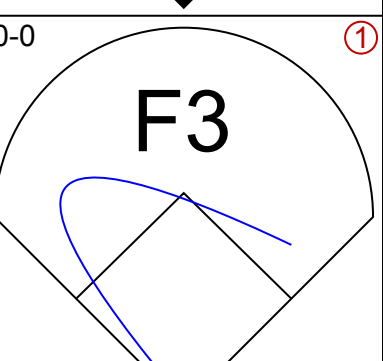
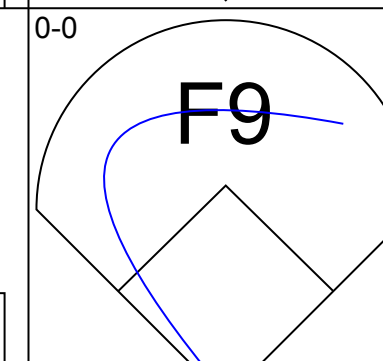
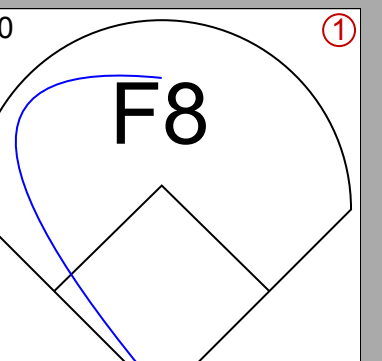
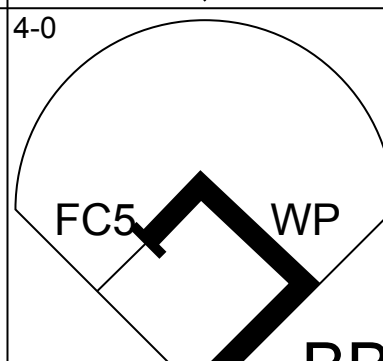
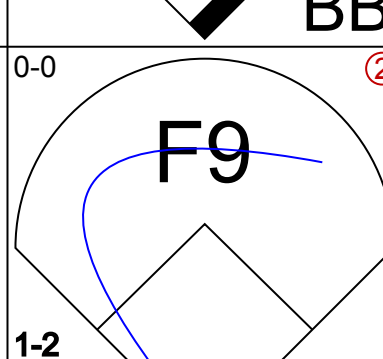
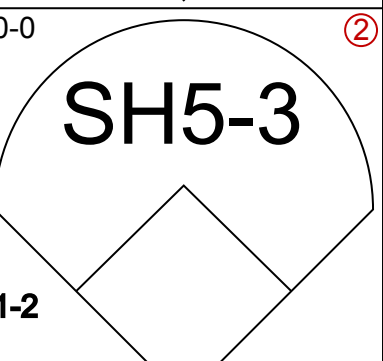
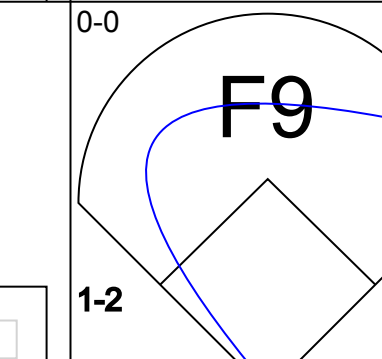
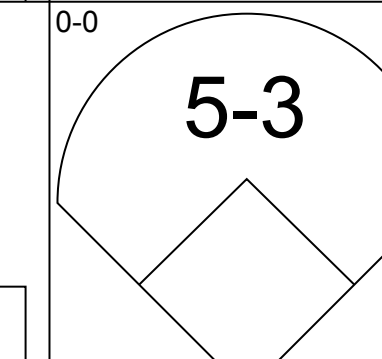
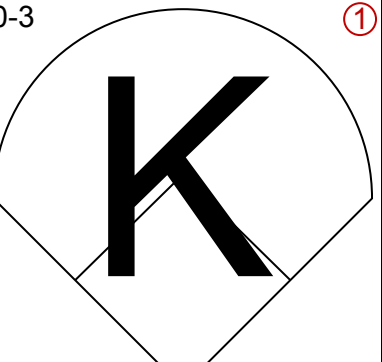
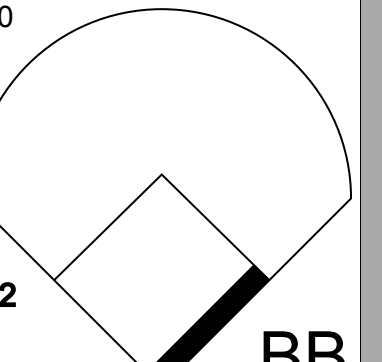

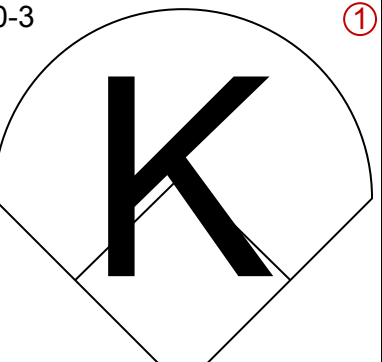
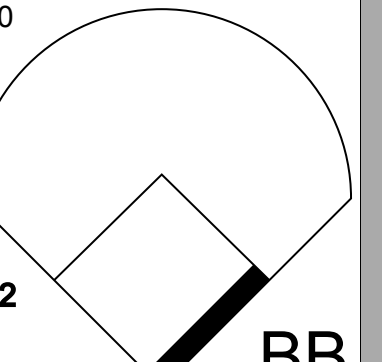

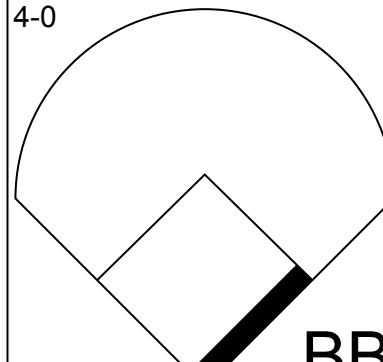
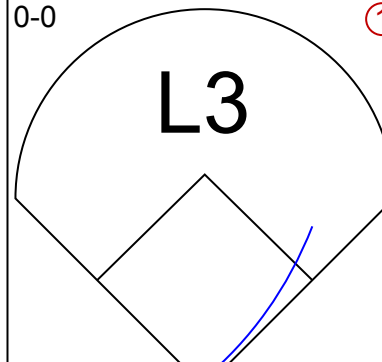

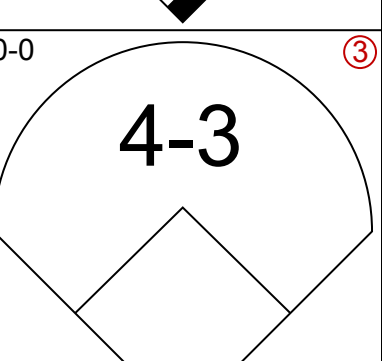
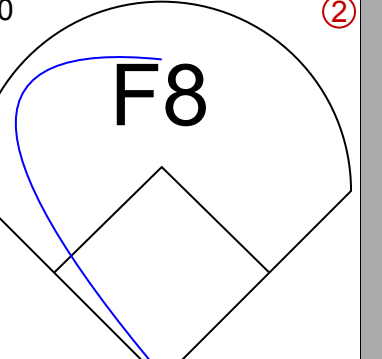
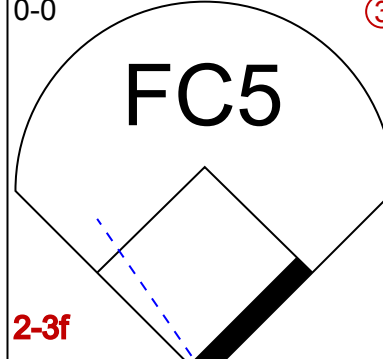

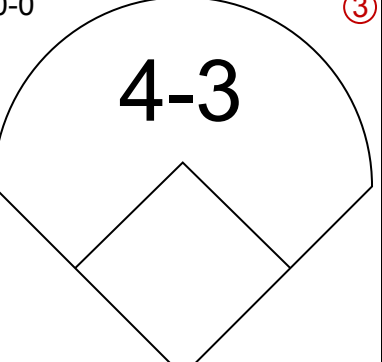

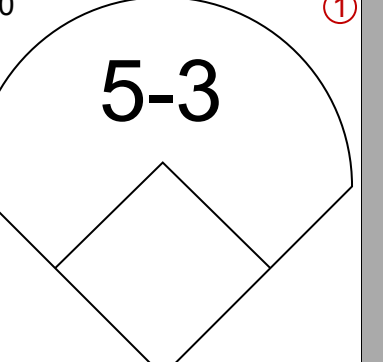
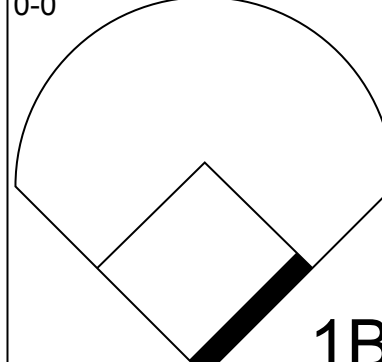
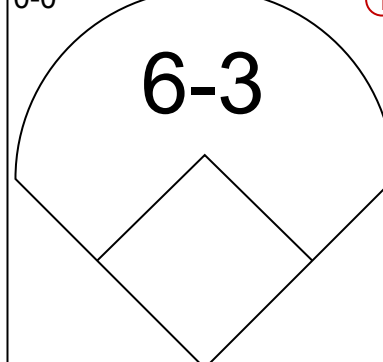
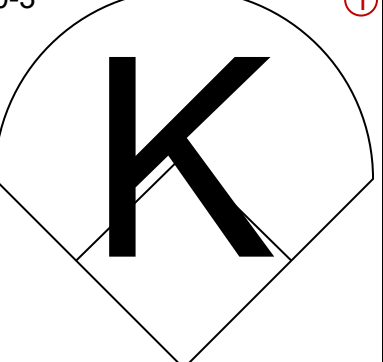
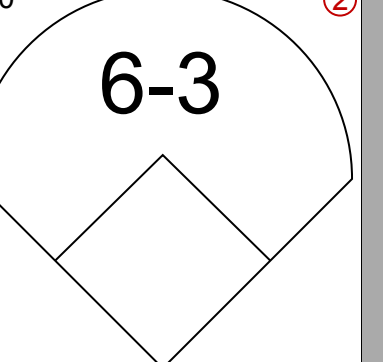
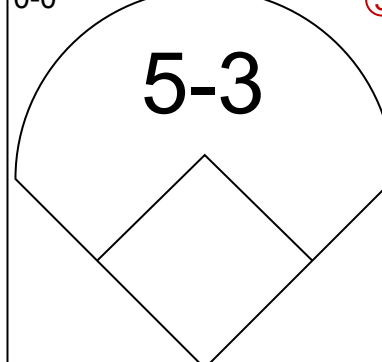
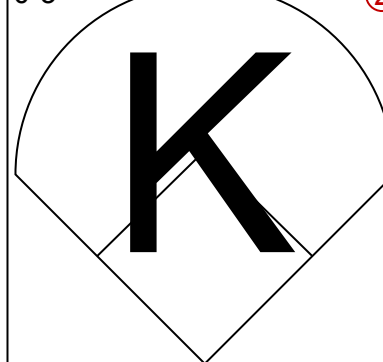
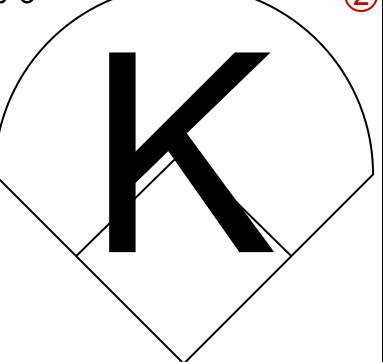
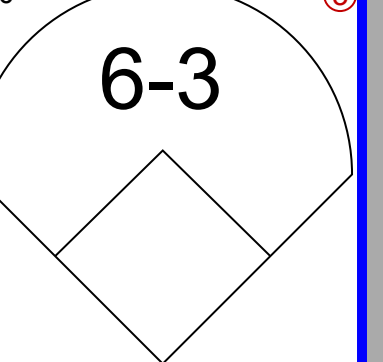
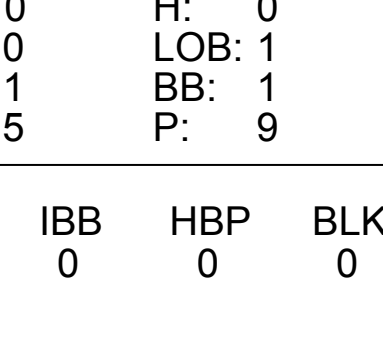
Batter	1	2	3	4	5	6	7	8	9	AB	R	H	RBI	BB	SO	LOB	TOP					
Dom DiMaggio, R OBP: 0.408, SLG: 0.425	E6		FC1-5		F4			4-3	4-3	5	1	1	0	0	0	2	Boston Red Sox @ Washington Senators Griffith Stadium, Washington, DC Sun Aug 13 1950, 3:33 AM EDT Att: 11,271 - Unknown AB 36 R 5 H 11 RBI 5 BB 2 SO 1 LOB 17 					
6 Johnny Pesky, L OBP: 0.436, SLG: 0.411	K		FC3-6-3-2					4-3	4-3	5	1	1	0	0	1	4						
Billy Goodman, L OBP: 0.417, SLG: 0.448	1-3				F7			F7	F7	4	0	0	0	0	0	1						
Vern Stephens, R OBP: 0.360, SLG: 0.516					F4					4	1	1	1	0	0	1						
Walt Dropo, R OBP: 0.382, SLG: 0.595										4	1	3	1	0	0	0						
Bobby Doerr, R OBP: 0.387, SLG: 0.508										4	0	1	0	0	0	3						
Al Zarilla, L OBP: 0.437, SLG: 0.503										3	1	2	2	1	0	2						
Birdie Tebbetts, R OBP: 0.391, SLG: 0.471										4	0	2	1	0	0	1						
Lou Stringer, R OBP: 0.214, SLG: 0.214										0	0	0	0	0	0	0						
Chuck Stobbs, L OBP: 0.429, SLG: 0.263										0	0	0	0	0	0	0						
Mickey McDermott, L OBP: 0.262, SLG: 0.246										1	0	0	0	0	1	0						
Mel Parnell, L ERA: 4.06										0	0	0	0	0	0	0						
Clyde Volmer, R OBP: 0.329, SLG: 0.470										0	0	0	0	0	0	0						
Willard Nixon, R ERA: 5.79										0	0	0	0	0	0	0						
Matt Batts, R OBP: 0.323, SLG: 0.604										1	0	0	0	0	0	3						
Inning Stats	R: 0 E: 1 K: 1 S: 5	H: 0 LOB: 0 BB: 0 P: 5	R: 0 E: 0 K: 0 S: 3	H: 0 LOB: 0 BB: 0 P: 3	R: 1 E: 0 K: 0 S: 4	H: 2 LOB: 1 BB: 1 P: 8	R: 0 E: 0 K: 0 S: 5	H: 2 LOB: 2 BB: 0 P: 5	R: 0 E: 0 K: 0 S: 3	H: 0 LOB: 0 BB: 1 P: 3	R: 1 E: 0 K: 0 S: 5	H: 2 LOB: 1 BB: 0 P: 5	R: 0 E: 0 K: 0 S: 2	H: 0 LOB: 0 BB: 1 P: 6	R: 3 E: 1 K: 0 S: 9	H: 5 LOB: 3 BB: 0 P: 9	R: 0 E: 0 K: 0 S: 3	H: 0 LOB: 0 BB: 0 P: 3	1B: 9 2B: 3 3B: 0 HR: 1	SF: 0 SAC: 1 DP: 3 HBP: 0	WP: 0 PB: 0 SB: 0 CS: 1	PA: 39
PITCHER	IP WLS BF H R ER SO BB IBB HBP BLK WP HR S P ERA WHIP																					
Al Sima, L ERA: 3.96	(1, 1) 7.2 W 34 10 5 3 1 2 0 0 0 0 0 1 34 42 3.52 1.565																					
Mickey Harris, L ERA: 4.04	(8, 1) 1.1 S 5 1 0 0 0 0 0 0 0 0 0 0 5 5 0.00 0.750																					

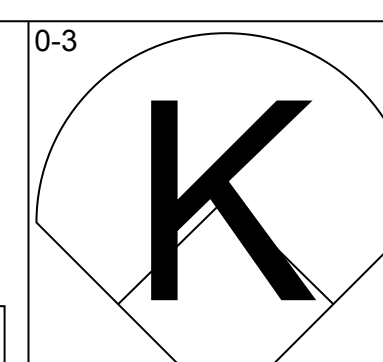
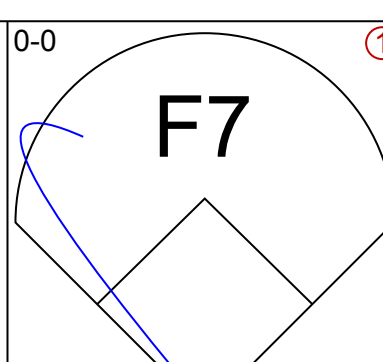
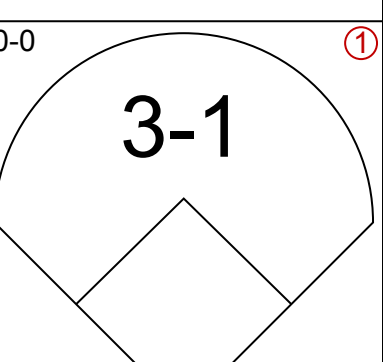
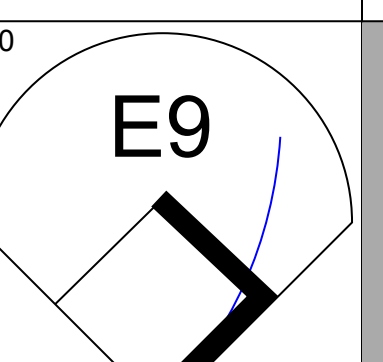
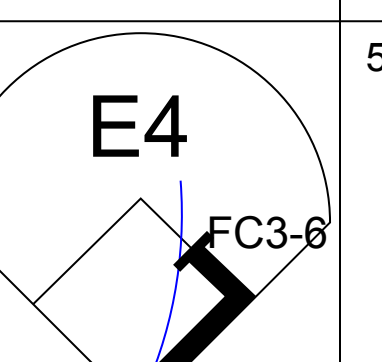
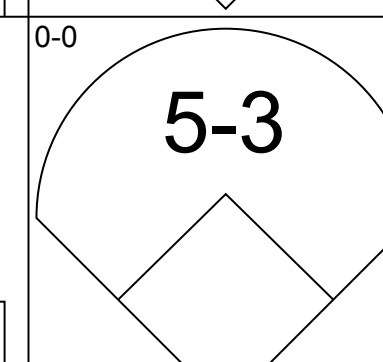
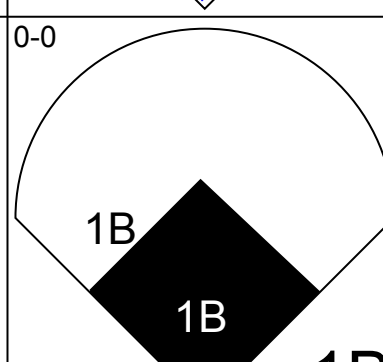
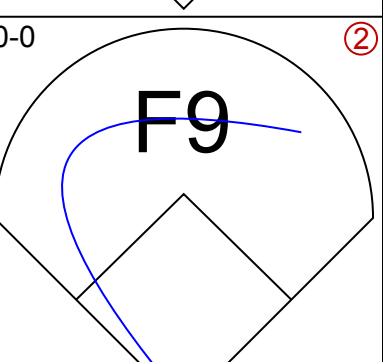
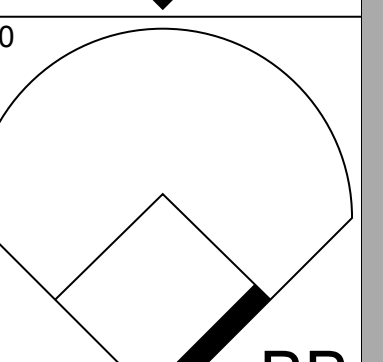
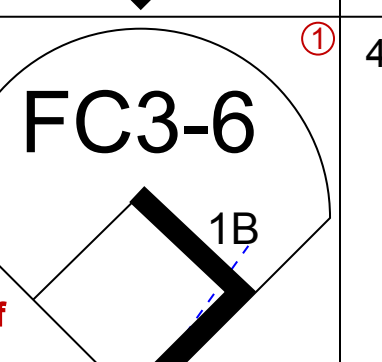
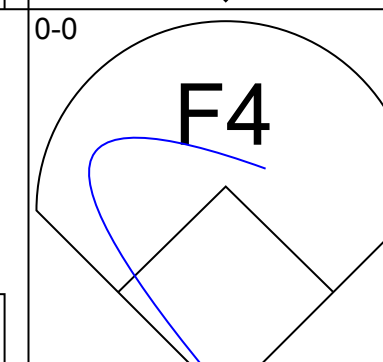
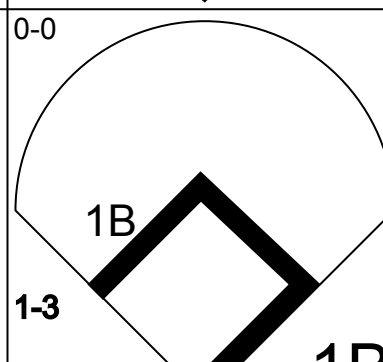
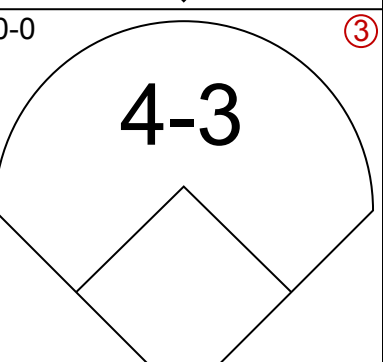
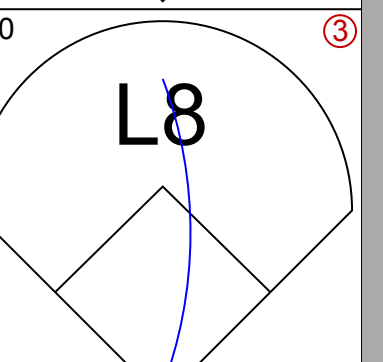
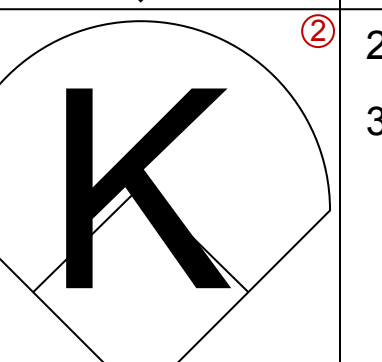
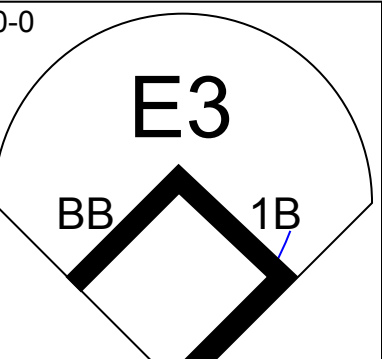
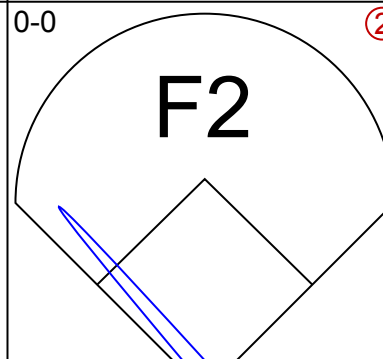
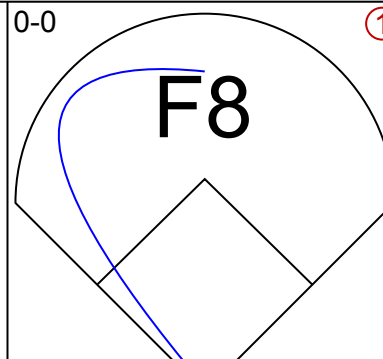
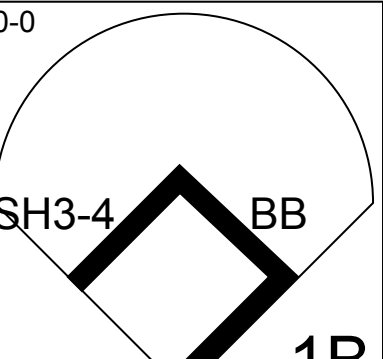
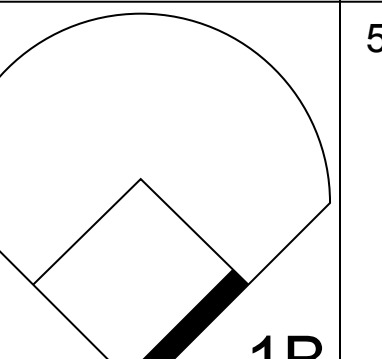
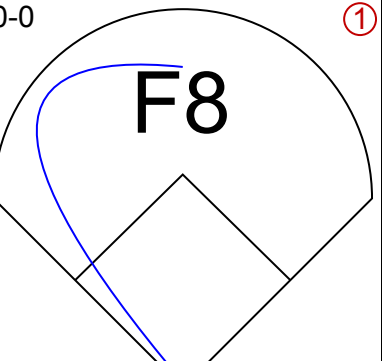
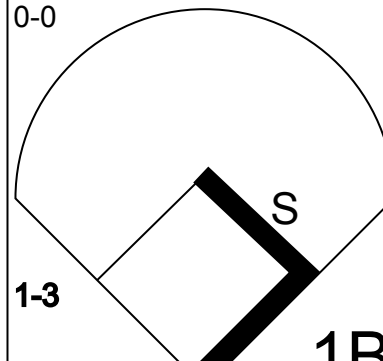
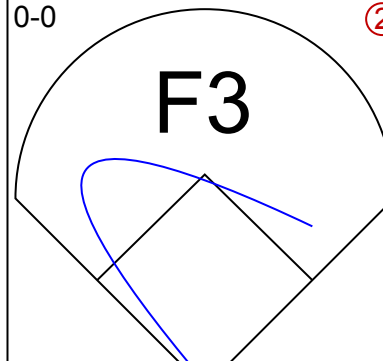
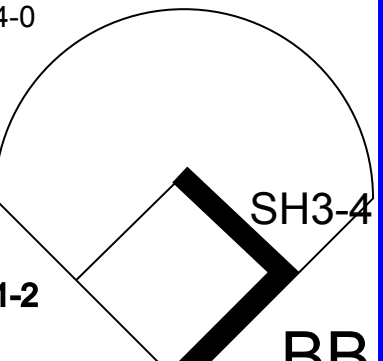
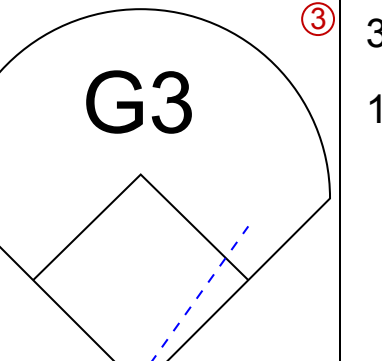
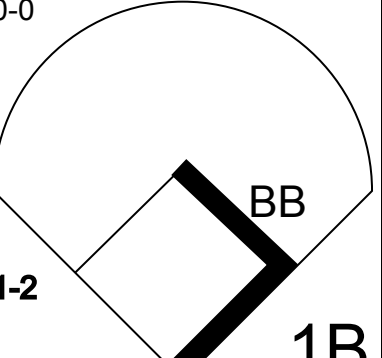
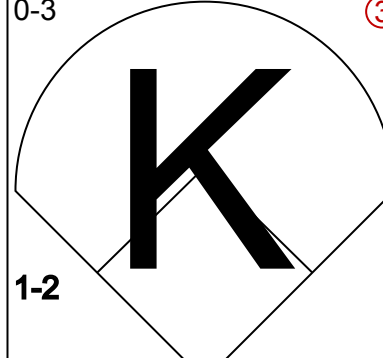
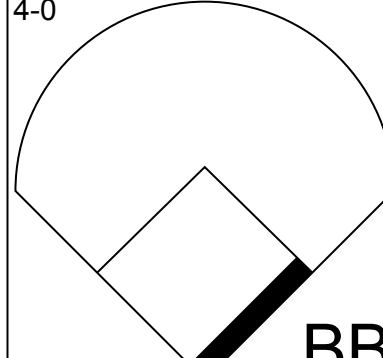
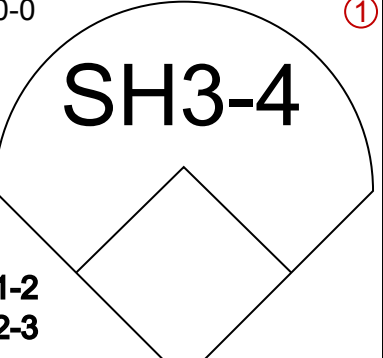
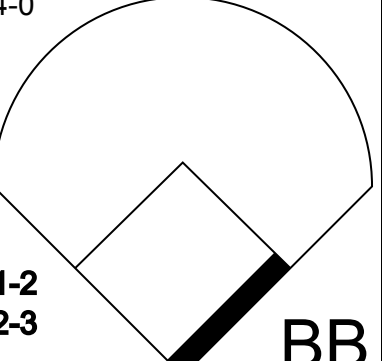
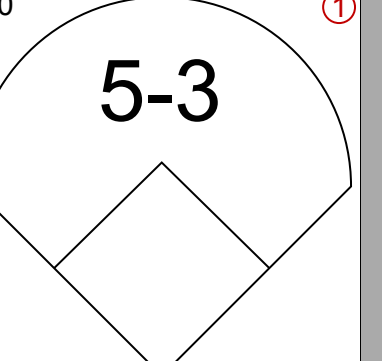
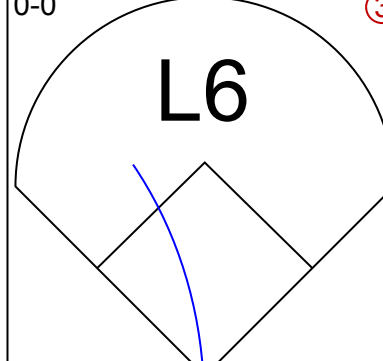
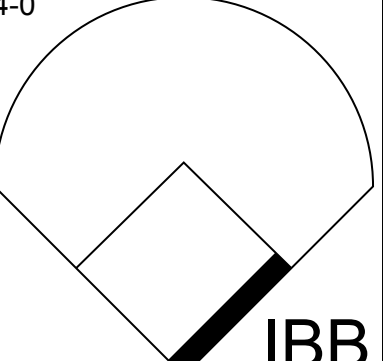
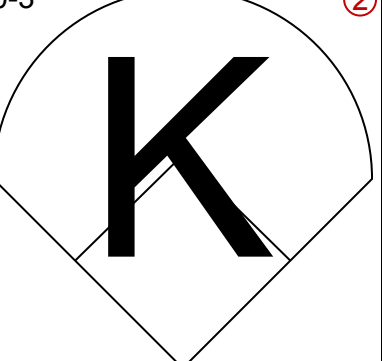
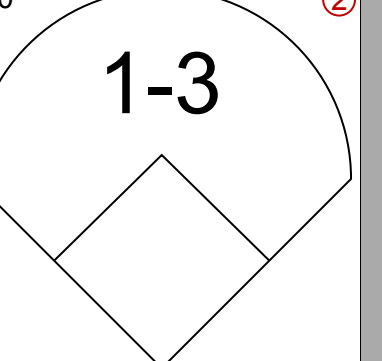
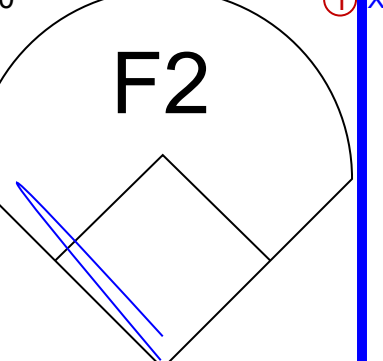
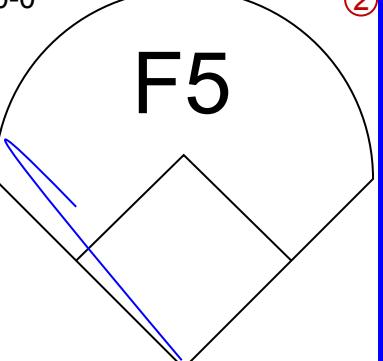
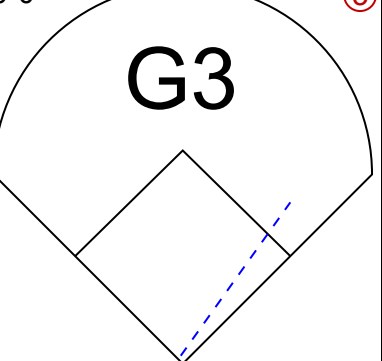

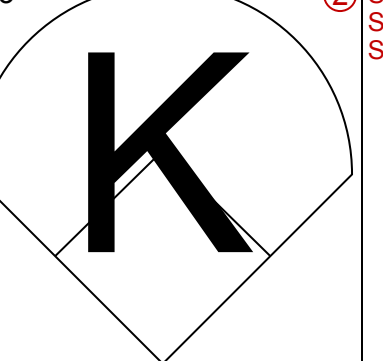
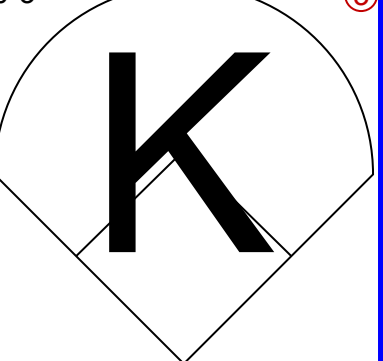
Batter	1	2	3	4	5	6	7	8	9	AB	R	H	RBI	BB	SO	LOB	BOTTOM			
Eddie Yost, R OBP: 0.418, SLG: 0.405	F8	5-3			F4	1B		F7		5	2	2	2	0	0	1	Boston Red Sox @ Washington Senators Griffith Stadium, Washington, DC Sun Aug 13 1950, 3:33 AM EDT Att: 11,271 - Unknown AB 32 R 6 H 11 RBI 5 BB 5 SO 8 LOB 23 			
Cass Michaels, R OBP: 0.389, SLG: 0.418	K	5-3				1B		F8		5	0	2	1	0	1	2				
Irv Noren, L OBP: 0.381, SLG: 0.462	F8				F7			K		5	1	2	1	0	2	1				
Sam Mele, R OBP: 0.381, SLG: 0.475	F8									4	0	1	0	0	1	5				
Roberto Ortiz, R OBP: 0.301, SLG: 0.280	E2									3	0	1	1	1	0	1				
Bud Stewart, L OBP: 0.341, SLG: 0.358	1B				3-1					0	0	0	0	0	0	0				
Johnny Ostrowski, R OBP: 0.317, SLG: 0.340	1B									3	1	2	0	0	1	1				
Gil Coan, L OBP: 0.317, SLG: 0.402	1B									0	0	0	0	1	0	0				
Sam Dente, R OBP: 0.293, SLG: 0.290	FC6-4				F7					3	1	1	0	0	0	2				
Mickey Grasso, R OBP: 0.398, SLG: 0.374										1	1	0	0	3	1	3				
Al Sima, R OBP: 0.182, SLG: 0.182										3	0	0	0	0	2	7				
Mickey Harris, L OBP: 0.412, SLG: 0.286										0	0	0	0	0	0	0				
Inning Stats	R: 2 E: 1 K: 1 S: 9	H: 4 LOB: 2 BB: 0 P: 9	R: 0 E: 0 K: 0 S: 3	H: 0 LOB: 1 BB: 1 P: 7	R: 0 E: 0 K: 1 S: 6	H: 1 LOB: 1 BB: 0 P: 6	R: 0 E: 0 K: 1 S: 4	H: 0 LOB: 1 BB: 1 P: 8	R: 0 E: 0 K: 1 S: 6	H: 1 LOB: 1 BB: 0 P: 6	R: 4 E: 0 K: 2 S: 12	H: 5 LOB: 2 BB: 1 P: 16	R: 0 E: 1 K: 1 S: 5	H: 0 LOB: 3 BB: 2 P: 13	R: 0 E: 0 K: 1 S: 5	H: 0 LOB: 0 BB: 0 P: 5	1B: 8 2B: 3 3B: 1 HR: 0	SF: 0 SAC: 2 DP: 2 HBP: 0	WP: 0 PB: 0 SB: 0 CS: 1	PA: 39
PITCHER	IP WLS BF H R ER SO BB IBB HBP BLK WP HR S P ERA WHIP																			
Mickey McDermott, L ERA: 5.58	(1, 1) 5.2 L 30 11 6 5 5 2 1 0 0 0 0 0 0 37 49 7.94 2.294																			
Mel Parnell, L ERA: 4.06	(6, 1) 0.1 1 0 0 0 1 0 0 0 0 0 0 0 3 3 0.00 0.000																			
Willard Nixon, R ERA: 5.79	(7, 1) 1.0 5 0 0 0 1 2 0 0 0 0 0 0 5 13 0.00 2.000																			
Chuck Stobbs, L ERA: 5.48	(8, 1) 1.0 3 0 0 0 1 0 0 0 0 0 0 0 5 5 0.00 0.000																			

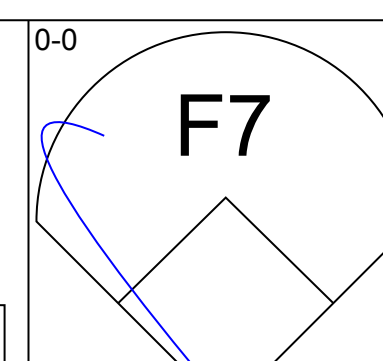
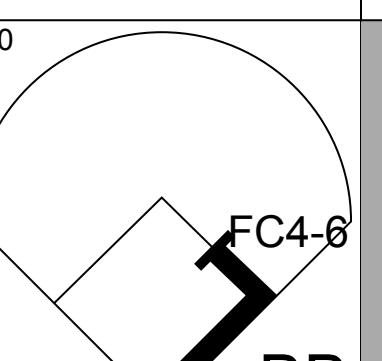
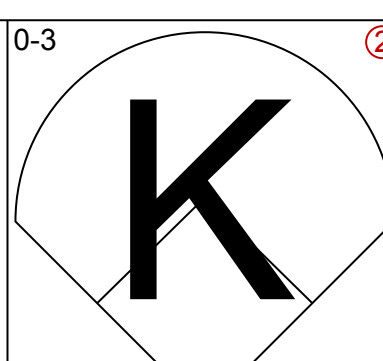
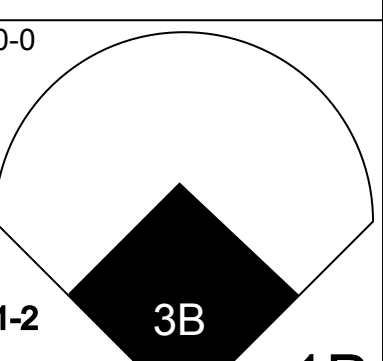
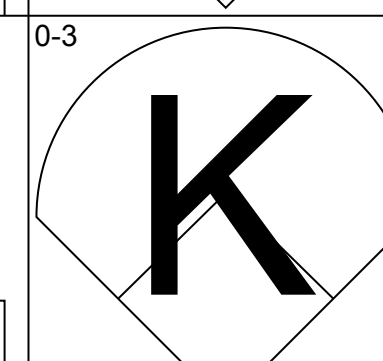
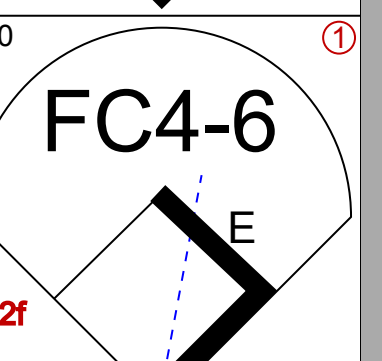
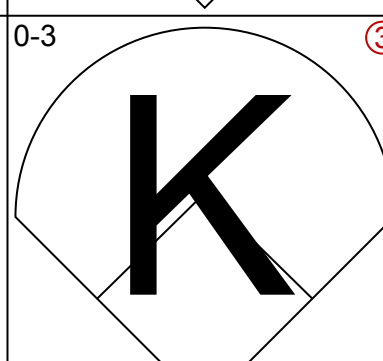
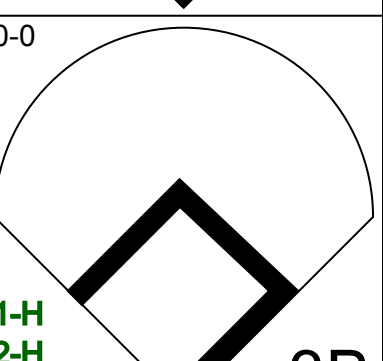
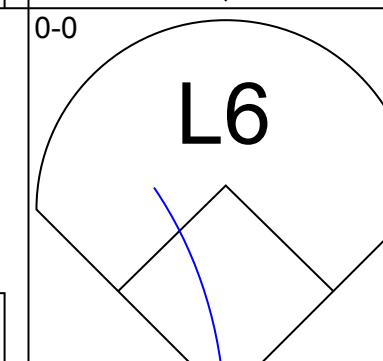
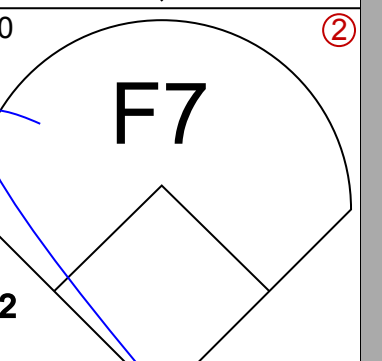
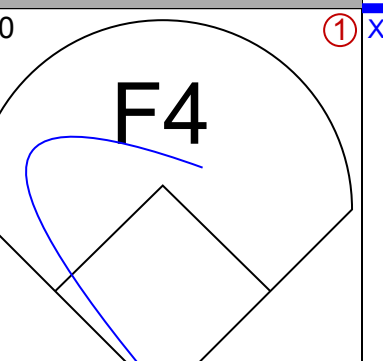
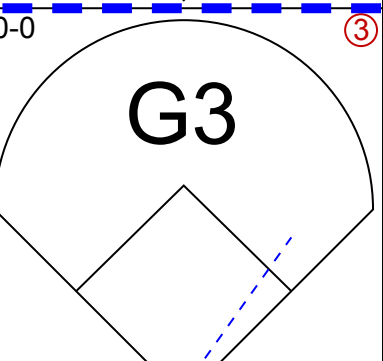
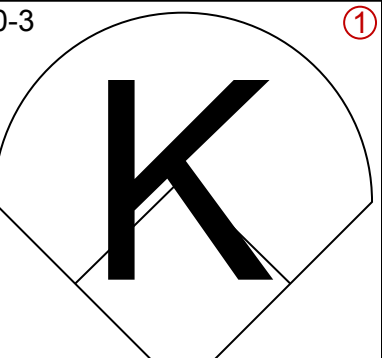
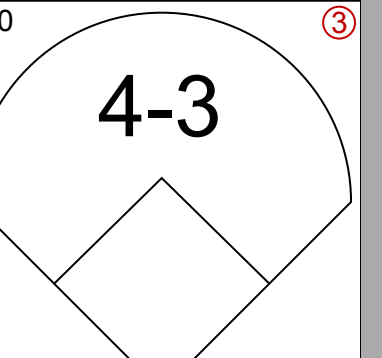
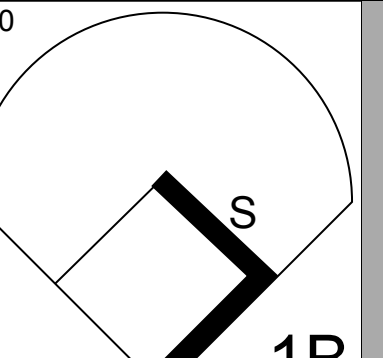
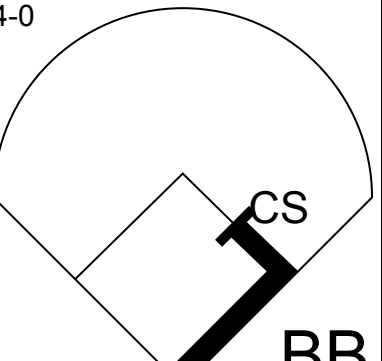
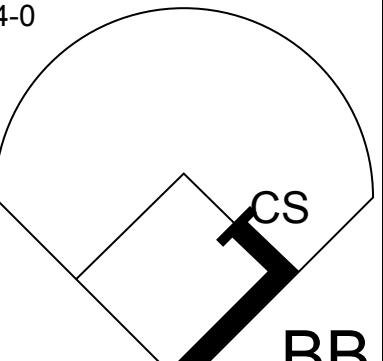
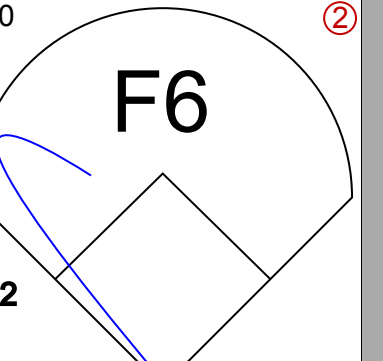
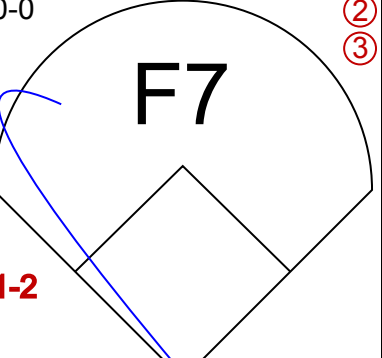
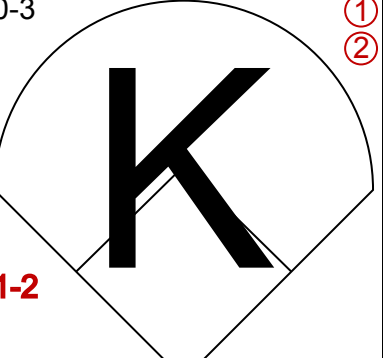
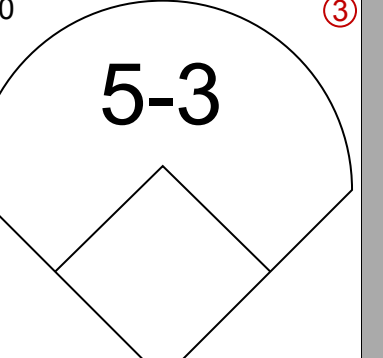
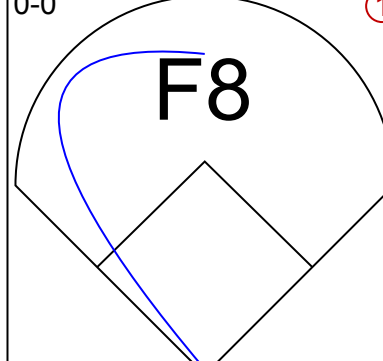
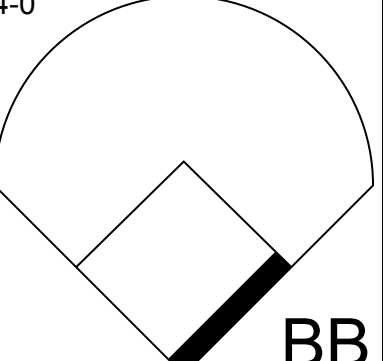
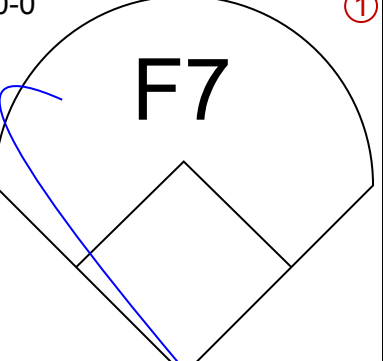
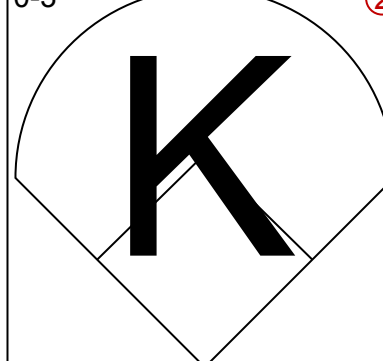
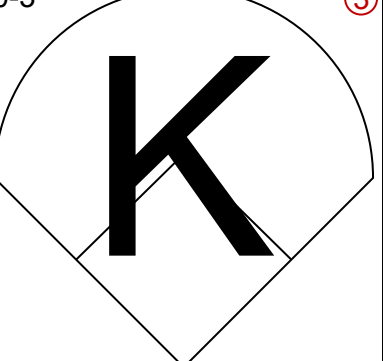
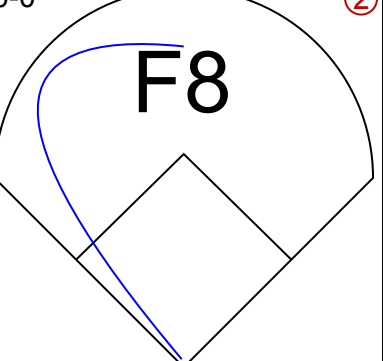
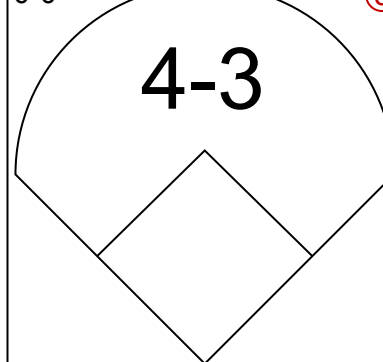
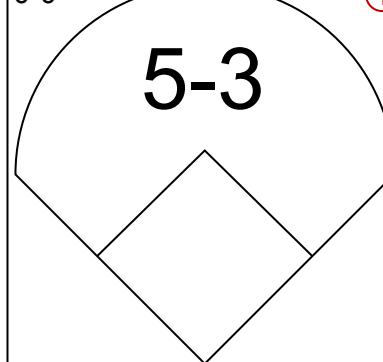
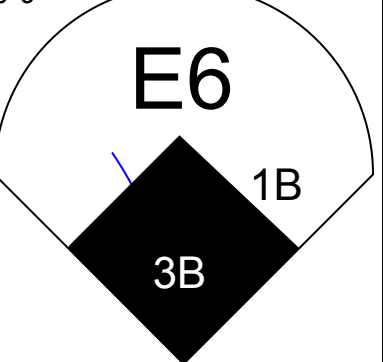
Batter	1	2	3	4	5	6	7	8	9	AB	R	H	RBI	BB	SO	LOB	TOP			
Gene Woodling, L (1, 7) OBP: 0.390, SLG: 0.428	6-3		F8						F8	4	0	1	1	1	0	0	<p>New York Yankees @ Washington Senators Griffith Stadium, Washington, DC Tue Aug 15 1950, 3:33 AM EDT Att: 4,209 - Unknown</p> <p>livebaseballscorecards.com</p> <p>AB 34 R 5 H 7 RBI 5 BB 5 SO 0 LOB 14</p> 			
Phil Rizzuto, R (1, 6) OBP: 0.421, SLG: 0.428	5-3						L9		5-3	4	0	1	1	1	0	1				
Hank Bauer, R (1, 9) OBP: 0.383, SLG: 0.490			6-3		FC6-4				F7	4	1	1	0	1	0	3				
Johnny Mize, L (1, 3) OBP: 0.373, SLG: 0.571									F3	4	0	0	0	0	0	2				
Joe Collins, L (8, 3) OBP: 0.344, SLG: 0.430	F5									0	0	0	0	0	0	0				
Yogi Berra, L (1, 2) OBP: 0.380, SLG: 0.494		G3								4	1	1	1	0	0	0				
Billy Johnson, R (1, 5) OBP: 0.361, SLG: 0.386										4	0	0	0	0	0	1				
Jackie Jensen, R (8, PR) OBP: 0.195, SLG: 0.135	5-3								E4	0	1	0	0	0	0	0				
Bobby Brown, L (8, 5) OBP: 0.340, SLG: 0.339										0	0	0	0	0	0	0				
Jerry Coleman, R (1, 4) OBP: 0.364, SLG: 0.381									E6	3	0	2	1	1	0	1				
Cliff Mapes, L (1, 8) OBP: 0.344, SLG: 0.429	1-3									3	1	0	0	1	0	3				
Ed Lopat, L (1, 1) OBP: 0.423, SLG: 0.414										3	1	1	0	0	0	1				
Tommy Henrich, L (8, PH) OBP: 0.374, SLG: 0.550										1	0	0	1	0	0	2				
Tom Ferrick, R (8, 1) OBP: 0.214, SLG: 0.083										0	0	0	0	0	0	0				
Joe Page, L (8, 1) OBP: 0.375, SLG: 0.429										0	0	0	0	0	0	0				
Inning Stats	R: 0 E: 0 K: 0 S: 3	H: 0 LOB: 1 BB: 1 P: 7	R: 0 E: 0 K: 0 S: 3	H: 0 LOB: 1 BB: 1 P: 7	R: 0 E: 0 K: 0 S: 3	H: 0 LOB: 0 BB: 1 P: 3	R: 1 E: 0 K: 0 S: 5	H: 2 LOB: 2 BB: 1 P: 9	R: 0 E: 0 K: 0 S: 3	H: 0 LOB: 0 BB: 0 P: 3	R: 1 E: 0 K: 0 S: 5	H: 3 LOB: 1 BB: 0 P: 5	R: 3 E: 2 K: 0 S: 6	H: 2 LOB: 1 BB: 1 P: 10	R: 0 E: 0 K: 0 S: 3	H: 0 LOB: 0 BB: 0 P: 3		1B: 5 2B: 2 3B: 1 HR: 0	SF: 0 SAC: 0 DP: 2 HBP: 0	WP: 0 PB: 0 SB: 2 CS: 0
PITCHER	IP WLS BF H R ER SO BB IBB HBP BLK WP HR S P ERA WHIP																			
Gene Bearden, L (1, 1) ERA: 5.25	8.0 W 36 7 5 3 0 5 0 0 0 0 0 0 0 31 51 3.38 1.500																			
Mickey Harris, L (9, 1) ERA: 3.99	1.0 S 3 0 0 0 0 0 0 0 0 0 0 0 0 3 3 0.00 0.000																			

Batter	1	2	3	4	5	6	7	8	9	AB	R	H	RBI	BB	SO	LOB	BOTTOM				
Eddie Yost, R (1, 5) OBP: 0.422, SLG: 0.410					4-3					5	2	4	0	0	0	0	<p>New York Yankees @ Washington Senators Griffith Stadium, Washington, DC Tue Aug 15 1950, 3:33 AM EDT Att: 4,209 - Unknown</p> <p>livebaseballscorecards.com</p> <p>AB 40 R 10 H 18 RBI 9 BB 1 SO 2 LOB 19</p> 				
Cass Michaels, R (1, 4) OBP: 0.386, SLG: 0.415	FC5-4									5	1	1	1	0	0	4					
Irv Noren, L (1, 8) OBP: 0.382, SLG: 0.463										4	1	2	1	0	1	1					
Sam Mele, R (1, 3) OBP: 0.382, SLG: 0.472										4	1	1	0	1	0	2					
Johnny Ostrowski, R (1, 7) OBP: 0.325, SLG: 0.370										5	1	3	3	0	1	4					
Sam Dente, R (1, 6) OBP: 0.294, SLG: 0.293										5	1	2	2	0	0	3					
Bud Stewart, L (1, 9) OBP: 0.343, SLG: 0.360										4	1	2	0	0	0	1					
Len Okrie, R (1, 2) OBP: 0.429, SLG: 0.200										3	0	1	1	0	0	1					
Shery Robertson, L (8, PH) OBP: 0.376, SLG: 0.351										1	1	1	0	0	0	0					
Al Evans, R (9, 2) OBP: 0.266, SLG: 0.293										0	0	0	0	0	0	0					
Gene Bearden, L (1, 1) OBP: 0.320, SLG: 0.333										3	0	0	0	0	0	3					
Gil Coan, L (8, PH) OBP: 0.320, SLG: 0.405										1	1	1	1	0	0	0					
Mickey Harris, L (9, 1) OBP: 0.412, SLG: 0.286										0	0	0	0	0	0	0					
Inning Stats	R: 0 E: 0 K: 1 S: 6	H: 1 LOB: 0 BB: 0 P: 6	R: 2 E: 1 K: 0 S: 7	H: 3 LOB: 2 BB: 0 P: 7	R: 0 E: 0 K: 0 S: 4	H: 1 LOB: 1 BB: 0 P: 4	R: 0 E: 0 K: 0 S: 3	H: 0 LOB: 0 BB: 0 P: 3	R: 0 E: 1 K: 0 S: 5	H: 1 LOB: 2 BB: 0 P: 5	R: 0 E: 0 K: 0 S: 4	H: 2 LOB: 1 BB: 0 P: 4	R: 2 E: 0 K: 0 S: 5	H: 3 LOB: 1 BB: 1 P: 9	R: 6 E: 2 K: 1 S: 12	H: 7 LOB: 1 BB: 0 P: 12		1B: 16 2B: 2 3B: 0 HR: 1	SF: 0 SAC: 2 DP: 2 HBP: 0	WP: 0 PB: 0 SB: 2 CS: 0	PA: 43
PITCHER	IP WLS BF H R ER SO BB IBB HBP BLK WP HR S P ERA WHIP																				
Ed Lopat, L (1, 1) ERA: 3.86	7.0 4 4 4 1 4 4 0 0 0 0 0 0 0 34 38 5.14 1.571																				
Tom Ferrick, R (8, 1) ERA: 4.09	0.0 L 3 3 3 3 0 0 0 0 0 0 0 0 0 3 3 ∞ ∞																				
Joe Page, L (8, 1) ERA: 4.7	1.0 7 4 3 2 1 0 0 0 0 0 0 0 0 9 9 18.00 4.000																				

Batter	1	2	3	4	5	6	7	8	9	AB	R	H	RBI	BB	SO	LOB	TOP					
Gene Woodling, L (1.8) OBP: 0.393, SLG: 0.430										3	1	1	1	2	1	2	<p>New York Yankees @ Washington Senators Griffith Stadium, Washington, DC Tue Aug 15 1950, 3:38 AM EDT Att: 12,523 - Unknown</p> <p>AB 37 R 9 H 12 RBI 8 BB 5 SO 6 LOB 13</p> 					
Phil Rizzuto, R (1.6) OBP: 0.421, SLG: 0.427										4	0	1	1	1	1	1						
Hank Bauer, R (1.9) OBP: 0.383, SLG: 0.498										4	1	1	1	1	1	3						
Yogi Berra, L (1.2)										5	0	1	1	0	0	0						
Billy Johnson, R (1.5) OBP: 0.362, SLG: 0.391									5	2	2	0	0	0	0							
Jackie Jensen, R (1.7) OBP: 0.200, SLG: 0.146									4	1	1	0	0	1	1							
Jerry Coleman, R (1.4) OBP: 0.365, SLG: 0.381										5	2	2	1	0	0	2						
Joe Collins, L (1.3) OBP: 0.313, SLG: 0.440										3	2	2	2	1	0	1						
Whitey Ford, L (1.1) OBP: 0.133, SLG: 0.071										4	0	1	1	0	2	3						
Inning Stats	R: 0 E: 0 K: 2 S: 7	H: 0 LOB: 0 BB: 0 P: 7	R: 0 E: 0 K: 1 S: 5	H: 0 LOB: 0 BB: 0 P: 5	R: 0 E: 0 K: 1 S: 6	H: 1 LOB: 3 BB: 2 P: 14	R: 0 E: 0 K: 0 S: 3	H: 0 LOB: 0 BB: 0 P: 3	R: 2 E: 0 K: 1 S: 7	H: 3 LOB: 2 BB: 2 P: 15	R: 1 E: 0 K: 0 S: 5	H: 2 LOB: 2 BB: 1 P: 9	R: 0 E: 0 K: 0 S: 3	H: 0 LOB: 0 BB: 0 P: 3	R: 3 E: 2 K: 1 S: 9	H: 2 LOB: 1 BB: 0 P: 9	R: 3 E: 1 K: 0 S: 7	H: 4 LOB: 1 BB: 0 P: 7	1B: 8 2B: 3 HR: 1	SF: 0 SAC: 3 DP: 0 HBP: 0	WP: 0 PB: 0 CS: 2	PA: 45
PITCHER	IP WLS BF H R ER SO BB IBB HBP BLK WP HR S P ERA WHIP																					
Bob Kuzava, L (1.1) ERA: 3.93	7.2 L 37 8 6 4 5 4 1 0 0 0 0 0 42 62 4.70 1.565																					
Elmer Singleton, R (8.1) ERA: 6.36	1.1 8 4 3 2 1 0 0 0 0 0 0 1 10 10 13.50 3.000																					

Batter	1	2	3	4	5	6	7	8	9	AB	R	H	RBI	BB	SO	LOB	BOTTOM					
Eddie Yost, R (1.5) OBP: 0.423, SLG: 0.408										2	0	0	0	2	0	0	<p>New York Yankees @ Washington Senators Griffith Stadium, Washington, DC Tue Aug 15 1950, 3:38 AM EDT Att: 12,523 - Unknown</p> <p>AB 29 R 0 H 3 RBI 0 BB 5 SO 4 LOB 14</p> 					
Cass Michaels, R (1.4) OBP: 0.383, SLG: 0.410										4	0	0	0	0	0	2						
Irv Noren, L (1.8) OBP: 0.381, SLG: 0.460										2	0	0	0	1	0	0						
Sam Mele, R (1.3) OBP: 0.383, SLG: 0.472										4	0	2	0	0	0	2						
Johnny Ostrowski, R (1.7) OBP: 0.329, SLG: 0.365										2	0	0	0	2	1	1						
Sam Dente, R (1.6) OBP: 0.291, SLG: 0.290										4	0	0	0	0	0	5						
Bud Stewart, L (1.9) OBP: 0.341, SLG: 0.359										4	0	1	0	0	0	3						
Mickey Grasso, R (1.2) OBP: 0.387, SLG: 0.361										4	0	0	0	0	1	1						
Bob Kuzava, S (1.1) OBP: 0.241, SLG: 0.163										3	0	0	0	0	2	0						
Elmer Singleton, R (8.1) OBP: 0.333, SLG: 0.667										0	0	0	0	0	0	0						
Inning Stats	R: 0 E: 0 K: 0 S: 3	H: 0 LOB: 0 BB: 0 P: 3	R: 0 E: 0 K: 1 S: 6	H: 1 LOB: 1 BB: 0 P: 6	R: 0 E: 0 K: 1 S: 5	H: 0 LOB: 1 BB: 1 P: 9	R: 0 E: 0 K: 0 S: 4	H: 1 LOB: 2 BB: 1 P: 8	R: 0 E: 0 K: 2 S: 7	H: 0 LOB: 0 BB: 0 P: 7	R: 0 E: 0 K: 0 S: 3	H: 0 LOB: 2 BB: 2 P: 11	R: 0 E: 0 K: 0 S: 3	H: 0 LOB: 0 BB: 0 P: 3	R: 0 E: 0 K: 0 S: 3	H: 0 LOB: 1 BB: 1 P: 7	R: 0 E: 0 K: 0 S: 4	H: 1 LOB: 1 BB: 0 P: 4	1B: 3 2B: 0 HR: 0	SF: 0 SAC: 1 DP: 0 HBP: 0	WP: 1 PB: 0 CS: 0	PA: 35
PITCHER	IP WLS BF H R ER SO BB IBB HBP BLK WP HR S P ERA WHIP																					
Whitey Ford, L (1.1) ERA: 3.59	9.0 W 35 3 0 0 4 5 0 0 0 0 1 0 38 58 0.00 0.889																					


Batter	1	2	3	4	5	6	7	8	9	AB	R	H	RBI	BB	SO	LOB	TOP			
Gene Woodling, L OBP: 0.395, SLG: 0.420 (1, 8)										5	0	0	0	0	1	0	New York Yankees @ Washington Senators Griffith Stadium, Washington, DC Thu Aug 17 1950, 3:33 AM EDT Att: 4,247 - Unknown livebaseballscorecards.com			
Phil Rizzuto, R OBP: 0.424, SLG: 0.429 (1, 6)										4	1	1	0	1	0	1				
Hank Bauer, R Cliff Mages, L OBP: 0.366, SLG: 0.500 OBP: 0.341, SLG: 0.425 (3, PR) (3, 9)										2	0	1	0	0	0	0				
Yogi Berra, L OBP: 0.376, SLG: 0.484 (1, 2)										5	0	2	0	0	0	2				
Joe Collins, L Tommy Henrich, L OBP: 0.319, SLG: 0.440 OBP: 0.372, SLG: 0.545 (9, PH) (1, 3)										3	0	1	1	1	0	1				
Billy Johnson, R OBP: 0.362, SLG: 0.388 (1, 5)										2	0	1	0	1	1	2				
Jerry Coleman, R OBP: 0.366, SLG: 0.377 (1, 4)										2	0	0	0	2	0	1				
Jackie Jensen, R Johnny Mize, L Joe DiMaggio, R OBP: 0.208, SLG: 0.128 OBP: 0.370, SLG: 0.567 OBP: 0.363, SLG: 0.537 (8, PH) (8, 8)										3	0	0	0	0	1	3				
Allie Reynolds, R Joe Ostrowski, L OBP: 0.288, SLG: 0.237 OBP: 0.357, SLG: 0.348 (1, 1) (8, 1)										4	0	0	0	0	3	6				
Inning Stats	R: 0 E: 0 K: 1 S: 5	H: 0 LOB: 0 BB: 0 P: 5	R: 0 E: 1 K: 1 S: 7	H: 1 LOB: 3 BB: 1 P: 11	R: 1 E: 0 K: 1 S: 8	H: 3 LOB: 3 BB: 0 P: 8	R: 0 E: 0 K: 0 S: 5	H: 0 LOB: 0 BB: 0 P: 5	R: 0 E: 0 K: 0 S: 3	H: 0 LOB: 1 BB: 1 P: 7	R: 0 E: 1 K: 1 S: 6	H: 0 LOB: 2 BB: 1 P: 10	R: 0 E: 0 K: 1 S: 6	H: 1 LOB: 3 BB: 2 P: 14	R: 0 E: 1 K: 1 S: 7	H: 1 LOB: 2 BB: 0 P: 7	1B: 6 2B: 0 3B: 0 HR: 0	SF: 0 SAC: 1 DP: 0 HBP: 0	WP: 0 PB: 0 SB: 1 CS: 0	PA: 41
PITCHER Sid Hudson, R ERA: 4.14 (1, 1)	IP: 9.0 WLS: W BF: 41 H: 6 R: 1 ER: 1 SO: 7 BB: 4 IBB: 1 HBP: 0 BLK: 0 WP: 0 HR: 0 S: 50 P: 70 ERA: 1.00 WHIP: 1.111															PITCHER				

Batter	1	2	3	4	5	6	7	8	9	AB	R	H	RBI	BB	SO	LOB	BOTTOM			
Eddie Yost, R OBP: 0.427, SLG: 0.411 (1, 5)										3	1	1	0	1	1	0	New York Yankees @ Washington Senators Griffith Stadium, Washington, DC Thu Aug 17 1950, 3:33 AM EDT Att: 4,247 - Unknown livebaseballscorecards.com			
Gil Coan, L OBP: 0.323, SLG: 0.413 (1, 8)										4	0	1	2	0	2	1				
Irv Noren, L OBP: 0.380, SLG: 0.458 (1, 3)										4	0	0	0	0	0	2				
Sherry Robertson, L OBP: 0.372, SLG: 0.347 (1, 9) (8, 4)										3	0	1	0	0	1	1				
Bud Stewart, L OBP: 0.343, SLG: 0.354 (1, 7) (8, 9)										1	0	0	0	2	0	1				
Cass Michaels, R Johnny Ostrowski, R OBP: 0.378, SLG: 0.403 OBP: 0.324, SLG: 0.358 (1, 4) (7, PH) (8, 7)										2	0	0	0	0	1	2				
Sam Dente, R OBP: 0.290, SLG: 0.286 (1, 6)										2	0	0	0	1	0	0				
Al Evans, R OBP: 0.295, SLG: 0.290 (1, 2)										3	0	0	0	0	2	1				
Sid Hudson, R OBP: 0.217, SLG: 0.235 (1, 1)										3	1	0	0	0	0	0				
Inning Stats	R: 0 E: 0 K: 1 S: 5	H: 0 LOB: 0 BB: 0 P: 5	R: 0 E: 0 K: 1 S: 4	H: 0 LOB: 0 BB: 1 P: 8	R: 0 E: 0 K: 1 S: 5	H: 0 LOB: 0 BB: 0 P: 5	R: 0 E: 1 K: 0 S: 3	H: 0 LOB: 1 BB: 1 P: 7	R: 0 E: 0 K: 2 S: 6	H: 0 LOB: 0 BB: 2 P: 14	R: 0 E: 0 K: 2 S: 7	H: 0 LOB: 0 BB: 0 P: 7	R: 0 E: 0 K: 0 S: 4	H: 1 LOB: 1 BB: 0 P: 4	R: 2 E: 1 K: 0 S: 6	H: 2 LOB: 1 BB: 0 P: 6	1B: 2 2B: 0 3B: 1 HR: 0	SF: 0 SAC: 0 DP: 0 HBP: 0	WP: 0 PB: 0 SB: 1 CS: 2	PA: 30
PITCHER Allie Reynolds, R ERA: 3.45 Joe Ostrowski, L ERA: 3.69 (1, 1) (8, 1)	IP: 7.2 WLS: L BF: 29 H: 3 R: 2 ER: 0 SO: 7 BB: 4 IBB: 0 HBP: 0 BLK: 0 WP: 0 HR: 0 S: 39 P: 55 ERA: 0.00 WHIP: 0.913															PITCHER				

Batter	1	2	3	4	5	6	7	8	9	10	AB	R	H	RBI	BB	SO	LOB	TOP																	
Eddie Yost, R OBP: 0.423, SLG: 0.407 (1, 5)	F7		K		5-3		L5		6-3		5	0	0	0	0	1	1																		
Gil Coan, L OBP: 0.320, SLG: 0.408 (1, 8)	F8		3-1			1B HR		K		4-3	5	1	1	0	0	1	0																		
Irv Noren, L OBP: 0.391, SLG: 0.456 (1, 3)	1-3		F2			1B HR		E4 HR			4	2	1	0	0	0	0																		
Sam Mele, R OBP: 0.388, SLG: 0.476 (10, 3)						1B HR				HBP	0	0	0	0	0	0	0																		
Shery Robertson, L OBP: 0.391, SLG: 0.437 (1, 9)		2B 3B			F9					F8	5	3	3	5	0	0	1																		
Bud Stewart, L OBP: 0.344, SLG: 0.361 (1, 7)		E 2B				HR				F8	5	0	2	1	0	0	1																		
Cass Michaels, R OBP: 0.375, SLG: 0.399 (1, 4)		3-H 2B			F8					F5	4	0	0	0	0	0	2																		
Sam Dente, R OBP: 0.288, SLG: 0.284 (1, 6)		E5			F8						4	0	0	0	0	0	2																		
Al Evans, R OBP: 0.295, SLG: 0.289 (1, 2)		F7			F6					F7	4	0	1	0	0	0	2																		
Al Sima, R OBP: 0.167, SLG: 0.167 (1, 1)										SH2-4 1B	1	0	0	0	0	0	2																		
Elmer Singleton, R OBP: 0.230, SLG: 0.400 (4, 1)		1-4-3			K					SH2-4	2	0	0	0	0	2	0																		
Inning Stats	R: 0 E: 0 K: 0 S: 3	H: 0 LOB: 0 BB: 0 P: 3	R: 1 E: 1 K: 0 S: 6	H: 2 LOB: 2 BB: 0 P: 6	R: 0 E: 0 K: 1 S: 5	H: 0 LOB: 0 BB: 0 P: 5	R: 0 E: 0 K: 1 S: 5	H: 0 LOB: 0 BB: 0 P: 5	R: 3 E: 0 K: 0 S: 6	H: 3 LOB: 0 BB: 0 P: 6	R: 0 E: 0 K: 1 S: 5	H: 0 LOB: 0 BB: 0 P: 5	R: 2 E: 1 K: 1 S: 7	H: 1 LOB: 0 BB: 0 P: 7	R: 0 E: 0 K: 0 S: 4	H: 1 LOB: 1 BB: 0 P: 4	R: 0 E: 0 K: 0 S: 3	H: 0 LOB: 1 BB: 0 P: 4	1B: 3 2B: 2 3B: 1 HR: 2	SF: 0 SAC: 1 DP: 0 HBP: 1	WP: 0 PB: 0 SB: 0 CS: 0	PA: 41													
PITCHER	IP WLS BF H R ER SO BB IBB HBP BLK WP HR S P ERA WHIP	IP WLS BF H R ER SO BB IBB HBP BLK WP HR S P ERA WHIP																																	
Joe Dobson, R ERA: 4.15 (1, 1)	9.0	37	8	6	6	4	0	0	0	0	0	0	2	45	45	6.00	0.889																		
Dick Littlefield, L ERA: 5.15 (10, 1)	1.0	4	0	0	0	0	0	0	1	0	0	0	0	3	4	0.00	0.000																		

Washington Senators @ Boston Red Sox
Fenway Park, Boston, MA
Fri Aug 18 1950, 3:33 AM EDT
Att: 21,546 - Unknown


AB 39
R 6
H 8
RBI 6
BB 0
SO 4
LOB 11



Batter	1	2	3	4	5	6	7	8	9	10	AB	R	H	RBI	BB	SO	LOB	BOTTOM												
Dom DiMaggio, R OBP: 0.414, SLG: 0.450 (1, 8)	6 1B FC4-6		6 1B	5-3		6-3			SH		4	2	2	0	0	1														
6 Johnny Pesky, L OBP: 0.438, SLG: 0.406 (1, 5)	FC4-6 1B		BB 1B	F7			G5-4-3 1B BB		FC4-2 IBB		3	1	2	0	2	0	0													
Billy Goodman, L OBP: 0.424, SLG: 0.459 (1, 3)	FC4-6		BB 1B			WP 1B	G5-4-3 1B		FC4-2		5	1	3	2	0	0	4													
Vern Stephens, R OBP: 0.370, SLG: 0.539 (1, 6)	F3		BB 1B	F8			G5-4-3		8-2		5	0	0	0	0	0	9													
Bobby Doerr, R OBP: 0.372, SLG: 0.526 (1, 4)	F9		1B E BB	5-3		5-3				HR	4	2	1	1	1	0	3													
Clyde Volmer, R OBP: 0.361, SLG: 0.468 (1, 7)		5-3	E8 1B		K			6-3			4	1	1	2	0	1	1													
Al Zarilla, L OBP: 0.439, SLG: 0.511 (1, 9)		CS BB						4-3			2	0	1	0	2	0	0													
Matt Batts, R OBP: 0.327, SLG: 0.404 (1, 2)		K				2B 1B		6-3			4	0	2	1	0	1	1													
Joe Dobson, R OBP: 0.271, SLG: 0.197 (1, 1)											4	0	1	0	0	1	1													
Mickey McDermott, L OBP: 0.432, SLG: 0.447 (9, PR)											0	0	0	0	0	0	0													
Dick Littlefield, L (10, 1)											0	0	0	0	0	0	0													
Inning Stats	R: 1 E: 0 K: 0 S: 5	H: 2 LOB: 1 BB: 0 P: 5	R: 0 E: 0 K: 1 S: 4	H: 0 LOB: 1 BB: 1 P: 8	R: 5 E: 1 K: 0 S: 7	H: 5 LOB: 1 BB: 2 P: 15	R: 0 E: 0 K: 1 S: 5	H: 0 LOB: 0 BB: 0 P: 5	R: 0 E: 0 K: 1 S: 6	H: 1 LOB: 1 BB: 0 P: 6	R: 0 E: 0 K: 0 S: 4	H: 2 LOB: 2 BB: 0 P: 4	R: 0 E: 0 K: 0 S: 3	H: 1 LOB: 1 BB: 1 P: 7	R: 0 E: 0 K: 0 S: 3	H: 0 LOB: 0 BB: 0 P: 3	R: 0 E: 1 K: 0 S: 4	H: 1 LOB: 2 BB: 1 P: 8	R: 1 E: 0 K: 0 S: 1	H: 1 LOB: 0 BB: 0 P: 1	1B: 11 2B: 3 3B: 0 HR: 1	SF: 0 SAC: 1 DP: 3 HBP: 0	WP: 1 PB: 0 SB: 0 CS: 1	PA: 41						
PITCHER	IP WLS BF H R ER SO BB IBB HBP BLK WP HR S P ERA WHIP	IP WLS BF H R ER SO BB IBB HBP BLK WP HR S P ERA WHIP																												
Al Sima, L ERA: 5.03 (1, 1)	3.0	17	7	6	6	1	3	0	0	0	18.00	3.333																		
Elmer Singleton, R ERA: 5.18 (4, 1)	6.0	24	6	1	1	2	1	1	0	0	1.50	1.167																		

Washington Senators @ Boston Red Sox
Fenway Park, Boston, MA
Fri Aug 18 1950, 3:33 AM EDT
Att: 21,546 - Unknown

AB 35
R 7
H 13
RBI 6
BB 5
SO 3
LOB 20



Batter	1	2	3	4	5	6	7	8	9	AB	R	H	RBI	BB	SO	LOB	TOP			
Eddie Yost, R OBP: 0.424, SLG: 0.406	F7			F6						3	1	1	0	2	0	2	Washington Senators @ Boston Red Sox Fenway Park, Boston, MA Sat Aug 19 1950, 3:33 AM EDT Att: 10,581 - Unknown			
Cass Michaels, R OBP: 0.377, SLG: 0.402	FC	L9						F8		5	0	3	2	0	0	3				
Shery Robertson, L OBP: 0.374, SLG: 0.421 Irv Noren, L OBP: 0.381, SLG: 0.456	FC			F9				K		4	0	0	0	1	2	7				
Sam Mele, R OBP: 0.388, SLG: 0.476	L8			L7						4	0	1	1	1	0	2				
Johnny Ostrowski, R OBP: 0.331, SLG: 0.381	FC			5-3						4	1	2	1	1	0	2				
Sam Dente, R OBP: 0.285, SLG: 0.280	FC6-4			6-3						5	0	0	0	0	0	6				
Gil Coan, L OBP: 0.318, SLG: 0.407				E4						5	0	1	0	0	0	1				
Al Evans, R OBP: 0.300, SLG: 0.292										4	2	2	0	1	0	0				
Connie Marrero, R OBP: 0.224, SLG: 0.159				FC1-2-5						4	0	0	0	1	1	4				
Inning Stats	R: 0 E: 0 K: 0 S: 5	H: 1 LOB: 3 BB: 1 P: 9	R: 1 E: 0 K: 1 S: 6	H: 1 LOB: 2 BB: 2 P: 14	R: 0 E: 0 K: 0 S: 3	H: 0 LOB: 0 BB: 0 P: 3	R: 1 E: 1 K: 0 S: 6	H: 2 LOB: 2 BB: 0 P: 6	R: 0 E: 0 K: 0 S: 4	H: 1 LOB: 1 BB: 1 P: 8	R: 1 E: 0 K: 1 S: 7	H: 2 LOB: 2 BB: 1 P: 11	R: 1 E: 0 K: 0 S: 7	H: 2 LOB: 2 BB: 0 P: 11	R: 0 E: 0 K: 0 S: 3	H: 0 LOB: 0 BB: 3 P: 3	1B: 7 2B: 2 3B: 0 HR: 1	SF: 0 SAC: 0 DP: 0 HBP: 0	WP: 0 PB: 0 CS: 0	PA: 45
PITCHER Mel Parnell, L ERA: 3.95	IP: 9.0 W: 4 L: 10	WLS: 45 BF: 45 H: 10 R: 4 ER: 3 SO: 3	BB: 6 IBB: 1 HBP: 0 BLK: 0	WP: 0 HR: 1 S: 44 P: 72	ERA: 3.00 WHIP: 1.778	PITCHER	IP: 9.0 W: 4 L: 10	WLS: 45 BF: 45 H: 10 R: 4 ER: 3 SO: 3	BB: 6 IBB: 1 HBP: 0 BLK: 0	WP: 0 HR: 1 S: 44 P: 72	ERA: 3.00 WHIP: 1.778	PITCHER	IP: 9.0 W: 4 L: 10	WLS: 45 BF: 45 H: 10 R: 4 ER: 3 SO: 3	BB: 6 IBB: 1 HBP: 0 BLK: 0	WP: 0 HR: 1 S: 44 P: 72	ERA: 3.00 WHIP: 1.778			

Batter	1	2	3	4	5	6	7	8	9	AB	R	H	RBI	BB	SO	LOB	BOTTOM			
Dom DiMaggio, R OBP: 0.415, SLG: 0.450	F9		SH1-3					F3		4	0	2	0	0	0	0	Washington Senators @ Boston Red Sox Fenway Park, Boston, MA Sat Aug 19 1950, 3:33 AM EDT Att: 10,581 - Unknown			
6 Johnny Pesky, L OBP: 0.439, SLG: 0.407	F8			G3-6-3						4	2	2	1	0	0	3				
Billy Goodman, L OBP: 0.428, SLG: 0.461										3	1	2	0	1	0	0				
Vern Stephens, R OBP: 0.370, SLG: 0.542	F8									5	1	2	2	0	0	4				
Bobby Doerr, R OBP: 0.374, SLG: 0.526	K									2	0	0	0	3	1	3				
Clyde Volmer, R OBP: 0.358, SLG: 0.462 Walt Dropo, R OBP: 0.383, SLG: 0.600	F8									4	0	1	1	0	0	3				
Al Zarilla, L OBP: 0.438, SLG: 0.507	F8									3	0	0	0	2	0	2				
Matt Batts, R OBP: 0.323, SLG: 0.398 Tom Wright, L OBP: 0.340, SLG: 0.347 Buddy Rosar, R OBP: 0.333, SLG: 0.310	F7			4-3						3	0	0	0	0	0	3				
Mel Parnell, L OBP: 0.274, SLG: 0.275										4	1	2	0	0	1	0				
Inning Stats	R: 0 E: 0 K: 1 S: 5	H: 0 LOB: 2 BB: 1 P: 10	R: 0 E: 0 K: 0 S: 3	H: 0 LOB: 0 BB: 0 P: 3	R: 3 E: 0 K: 0 S: 7	H: 4 LOB: 3 BB: 2 P: 15	R: 0 E: 0 K: 1 S: 5	H: 1 LOB: 0 BB: 0 P: 5	R: 0 E: 0 K: 0 S: 4	H: 1 LOB: 1 BB: 0 P: 4	R: 0 E: 0 K: 0 S: 5	H: 2 LOB: 2 BB: 0 P: 5	R: 0 E: 0 K: 0 S: 3	H: 0 LOB: 0 BB: 0 P: 3	R: 2 E: 0 K: 1 S: 7	H: 3 LOB: 3 BB: 2 P: 15	1B: 9 2B: 3 3B: 0 HR: 0	SF: 0 SAC: 2 DP: 1 HBP: 1	WP: 0 PB: 0 CS: 0	PA: 44
PITCHER Connie Marrero, R ERA: 4.63	IP: 8.2 W: 5 L: 12	WLS: 44 BF: 44 H: 12 R: 5 ER: 5 SO: 3	BB: 4 IBB: 2 HBP: 1 BLK: 0	WP: 0 HR: 0 S: 43 P: 68	ERA: 5.19 WHIP: 1.846	PITCHER	IP: 8.2 W: 5 L: 12	WLS: 44 BF: 44 H: 12 R: 5 ER: 5 SO: 3	BB: 4 IBB: 2 HBP: 1 BLK: 0	WP: 0 HR: 0 S: 43 P: 68	ERA: 5.19 WHIP: 1.846	PITCHER	IP: 8.2 W: 5 L: 12	WLS: 44 BF: 44 H: 12 R: 5 ER: 5 SO: 3	BB: 4 IBB: 2 HBP: 1 BLK: 0	WP: 0 HR: 0 S: 43 P: 68	ERA: 5.19 WHIP: 1.846			

Batter	1	2	3	4	5	6	7	8	9	AB	R	H	RBI	BB	SO	LOB	TOP											
Dale Mitchell, L (1.7) OBP: 0.376, SLG: 0.365	3-1		F3	FC6-4 1B		5-3		BB BB		4	0	1	1	1	0	0	Cleveland Indians @ Washington Senators Griffith Stadium, Washington, DC Tue Aug 22 1950, 3:33 AM EDT Att: 14,873 - Unknown livebaseballscorecards.com											
Bobby Avila, R (1.4) OBP: 0.404, SLG: 0.365	HBP		1B	FC6-4 1B				BB BB		3	1	2	0	1	0	3												
Larry Doby, L (1.8) OBP: 0.459, SLG: 0.577 Thurman Tucker, L (5.8) OBP: 0.342, SLG: 0.319	K		FC4-6 1B		4-3	K		F5		3	0	1	1	0	1	1												
Luke Easter, L (1.3) OBP: 0.380, SLG: 0.485	F4		FC4-6 1B		3-1				K	5	0	0	0	0	1	2												
Al Rosen, R (1.5) OBP: 0.400, SLG: 0.579		2B BB		E FC5-2 1B	S BB 1B		CS 1B		K	4	2	3	0	1	1	0												
Ray Boone, R (1.6) OBP: 0.420, SLG: 0.458	K		FC5-2 1B	E9 FC5-2 1B	S BB 1B		K	5-3		4	2	1	0	1	2	2												
Bob Kennedy, R (1.9) OBP: 0.365, SLG: 0.429	F6			6-3				FC6-4 1B		4	0	2	2	0	0	3												
Jim Hegan, R (1.2) OBP: 0.309, SLG: 0.430				1B FC5-2 IBB	F3			FC6-4 BB SH3-4		3	0	1	1	1	0	2												
Bob Feller, R (1.1) OBP: 0.136, SLG: 0.143			5-3	FC5-2 1B		K		SH3-4		3	0	0	0	0	1	3												
Inning Stats	R: 0 E: 0 K: 1 S: 5	H: 0 LOB: 1 BB: 0 P: 6	R: 1 E: 0 K: 1 S: 5	H: 1 LOB: 1 BB: 1 P: 9	R: 1 E: 0 K: 0 S: 5	H: 2 LOB: 1 BB: 0 P: 5	R: 1 E: 1 K: 0 S: 6	H: 3 LOB: 3 BB: 1 P: 10	R: 2 E: 0 K: 2 S: 8	H: 2 LOB: 1 BB: 0 P: 9	R: 0 E: 0 K: 2 S: 8	H: 1 LOB: 1 BB: 0 P: 8	R: 0 E: 0 K: 1 S: 5	H: 1 LOB: 1 BB: 0 P: 5	R: 0 E: 0 K: 2 S: 4	H: 1 LOB: 3 BB: 2 P: 12	R: 0 E: 0 K: 2 S: 7	H: 0 LOB: 0 BB: 0 P: 7	1B: 9 2B: 3 3B: 0 HR: 0	SF: 0 SAC: 1 DP: 1 HBP: 1	WP: 0 PB: 1 SB: 3 CS: 1	PA: 42						
PITCHER	IP WLS BF L	H R ER SO	BB IBB HBP BLK	WP HR S P	ERA WHIP	PITCHER										IP WLS BF H R ER SO	BB IBB HBP BLK	WP HR S P	ERA WHIP									
Gene Bearden, L (1.1) ERA: 5.35	7.0	10	5	5	5	2	1	1	0	0	0	0	0	0	39	52	6.43	1.714										
Al Sima, L (8.1) ERA: 4.79	2.0	1	0	0	2	2	0	0	0	0	0	0	0	11	19	0.00	1.500											

Batter	1	2	3	4	5	6	7	8	9	AB	R	H	RBI	BB	SO	LOB	BOTTOM										
Eddie Yost, R (1.5) OBP: 0.423, SLG: 0.405	L5		1B 2B 1B		5-3		F6			4	1	1	0	0	0	0	Cleveland Indians @ Washington Senators Griffith Stadium, Washington, DC Tue Aug 22 1950, 3:33 AM EDT Att: 14,873 - Unknown livebaseballscorecards.com										
Gil Coan, L (1.7) OBP: 0.325, SLG: 0.411	CS S 1B		2B 1-2 1B		FC6-4 BB		K			3	0	2	0	1	1	0											
Irv Noren, L (1.8) OBP: 0.382, SLG: 0.458	BB		1-3 2-H 2B		F7			4-3		3	0	1	1	1	0	1											
Sam Mele, R (1.3) OBP: 0.384, SLG: 0.470	K		F9		FC6-4			F8		4	0	0	0	0	1	4											
Sherry Robertson, L (1.9) OBP: 0.370, SLG: 0.414			1-3		F9			F4		4	0	1	0	0	0	0											
Cass Michaels, R (1.4) OBP: 0.379, SLG: 0.401			F3		G3 BB BB			F9		3	0	1	0	1	0	1											
Sam Dente, R (1.6) OBP: 0.285, SLG: 0.279			F9		G3 BB			F9		3	0	0	0	1	0	2											
Len Okrie, R (1.2) OBP: 0.375, SLG: 0.167 Bud Stewart, L (4, PH) OBP: 0.343, SLG: 0.360 Al Evans, R (5.2) OBP: 0.298, SLG: 0.290			K		G3			K		1	0	0	0	0	1	0											
Gene Bearden, L (1.1) OBP: 0.276, SLG: 0.280 Mickey Vernon, L (7, PH) OBP: 0.332, SLG: 0.372 Al Sima, R (8.1) OBP: 0.187, SLG: 0.167 Johnny Ostrowski, R (9, PH) OBP: 0.330, SLG: 0.378			G1		6-3			K		2	0	0	0	0	0	2											
								F4		1	0	0	0	0	1	0											
Inning Stats	R: 0 E: 0 K: 1 S: 5	H: 1 LOB: 1 BB: 1 P: 9	R: 0 E: 0 K: 0 S: 3	H: 0 LOB: 0 BB: 0 P: 3	R: 1 E: 0 K: 1 S: 8	H: 3 LOB: 2 BB: 0 P: 8	R: 0 E: 0 K: 0 S: 3	H: 0 LOB: 2 BB: 2 P: 11	R: 0 E: 0 K: 1 S: 6	H: 1 LOB: 1 BB: 0 P: 6	R: 0 E: 0 K: 2 S: 7	H: 0 LOB: 0 BB: 0 P: 7	R: 0 E: 0 K: 0 S: 3	H: 0 LOB: 0 BB: 0 P: 3	R: 0 E: 0 K: 0 S: 4	H: 1 LOB: 1 BB: 0 P: 4	1B: 5 2B: 1 3B: 0 HR: 0	SF: 0 SAC: 0 DP: 0 HBP: 0	WP: 0 PB: 0 SB: 1 CS: 1	PA: 36							
PITCHER	IP WLS BF W	H R ER SO	BB IBB HBP BLK	WP HR S P	ERA WHIP	PITCHER										IP WLS BF H R ER SO	BB IBB HBP BLK	WP HR S P	ERA WHIP								
Bob Feller, R (1.1) ERA: 3.57	9.0	6	1	1	5	4	0	0	0	0	0	0	0	42	58	1.00	1.111										

Batter	1	2	3	4	5	6	7	8	9	AB	R	H	RBI	BB	SO	LOB	TOP			
Dale Mitchell, L OBP: 0.377, SLG: 0.364 (1, 7)	1-3		4-3 SH1-3 1B	IBB		G6-4-3			F5	4	1	1	0	1	0	1	Cleveland Indians @ Washington Senators Griffith Stadium, Washington, DC Thu Aug 24 1950, 3:33 AM EDT Unknown livebaseballscorecards.com			
Bobby Avila, R OBP: 0.407, SLG: 0.370 (1, 4)	1B		SH1-3	K			K	FC5 1B	4	0	2	0	0	2	3					
Larry Doby, L OBP: 0.461, SLG: 0.585 Thurman Tucker, L OBP: 0.342, SLG: 0.319 (9, PR) (9, 8)	F3		4-3		HR		FC5-4 1B	1-2 1B	5	1	3	1	0	0	2					
Luke Easter, L OBP: 0.380, SLG: 0.484 (1, 3)	1B		2-3 1B		K		FC5-4 FC4 1-2	FC5 2-3	0	0	0	0	0	0	0					
Al Rosen, R OBP: 0.398, SLG: 0.579 (1, 5)	5-3		3-H 1B		1B		FC4 1-2		5	0	2	1	0	1	3					
Ray Boone, R OBP: 0.418, SLG: 0.455 (1, 6)		F4			F9			4-3	4	0	1	1	0	0	0					
Bob Kennedy, R OBP: 0.362, SLG: 0.425 (1, 9)	5-3		F7		L6			F9	4	0	0	0	0	0	0					
Jim Hegan, R OBP: 0.311, SLG: 0.429 (1, 2)	1B		2B BB		K			F9	3	0	1	0	1	1	0					
Early Wynn, S OBP: 0.358, SLG: 0.483 (1, 1)	F7		1-3 2B		G6-4-3 1B			F5	4	0	2	0	0	0	1					
Inning Stats	R: 0 E: 0 K: 0 S: 5	H: 2 LOB: 2 BB: 0 P: 5	R: 0 E: 0 K: 0 S: 4	H: 1 LOB: 1 BB: 0 P: 4	R: 1 E: 0 K: 1 S: 7	H: 2 LOB: 1 BB: 0 P: 7	R: 0 E: 0 K: 1 S: 6	H: 1 LOB: 3 BB: 2 P: 14	R: 2 E: 0 K: 1 S: 7	H: 3 LOB: 0 BB: 0 P: 7	R: 0 E: 0 K: 1 S: 5	H: 1 LOB: 0 BB: 0 P: 5	R: 0 E: 0 K: 0 S: 3	H: 0 LOB: 0 BB: 0 P: 3	R: 0 E: 0 K: 0 S: 5	H: 2 LOB: 2 BB: 0 P: 5		1B: 10 2B: 2 3B: 0 HR: 1	SF: 0 SAC: 1 DP: 1 HBP: 0	WP: 0 PB: 0 SB: 0 CS: 0
PITCHER Sid Hudson, R ERA: 4.09 (1, 1)	IP: 9.0 WLS: L BF: 40	H: 13 R: 3 ER: 3 SO: 5	BB: 1 IBB: 1 HBP: 0 BLK: 0	WP: 0 HR: 1 S: 48 P: 56	ERA: 3.00 WHIP: 1.556	PITCHER										IP: 9.0 WLS: L BF: 40	H: 13 R: 3 ER: 3 SO: 5	BB: 1 IBB: 1 HBP: 0 BLK: 0	WP: 0 HR: 1 S: 48 P: 56	ERA: 3.00 WHIP: 1.556

Batter	1	2	3	4	5	6	7	8	9	AB	R	H	RBI	BB	SO	LOB	BOTTOM			
Eddie Yost, R OBP: 0.423, SLG: 0.404 (1, 5)	6-3		SH 1B		1B		5-3			3	0	1	0	0	0	0	Cleveland Indians @ Washington Senators Griffith Stadium, Washington, DC Thu Aug 24 1950, 3:33 AM EDT Unknown livebaseballscorecards.com			
Gil Coan, L OBP: 0.328, SLG: 0.417 (1, 7)	F9		1-3 2-H 1B		F8		2B		4	0	2	1	0	0	1					
Irv Noren, L OBP: 0.381, SLG: 0.455 (1, 8)	F5		K		1-2 1B		F5		4	0	1	0	0	1	3					
Mickey Vernon, L OBP: 0.391, SLG: 0.368 (1, 3)	F8		4-0 IBB		F4		F3		3	0	0	0	1	0	1					
Sam Mele, R OBP: 0.383, SLG: 0.467 (1, 9)	1B		K		6-3		K		4	0	1	0	0	2	3					
Cass Michaels, R OBP: 0.375, SLG: 0.397 (1, 4)	F9		K		K		4-3		4	0	0	0	0	2	1					
Sam Dente, R OBP: 0.284, SLG: 0.278 (1, 6)	G3		F7		1B		6-3		4	0	1	0	0	0	1					
Al Evans, R OBP: 0.298, SLG: 0.290 Bud Stewart, L OBP: 0.342, SLG: 0.359 (9, PH)	F4		F4		6-3		4-3		3	0	1	0	0	0	1					
Sid Hudson, R OBP: 0.222, SLG: 0.239 Sherry Robertson, L OBP: 0.307, SLG: 0.411 (9, PH)	1B		SH 1B		4-3		6-3		1	0	0	0	0	0	0					
Inning Stats	R: 0 E: 0 K: 0 S: 3	H: 0 LOB: 0 BB: 0 P: 3	R: 0 E: 0 K: 0 S: 4	H: 1 LOB: 1 BB: 0 P: 4	R: 1 E: 1 K: 2 S: 10	H: 2 LOB: 3 BB: 1 P: 14	R: 0 E: 0 K: 1 S: 6	H: 1 LOB: 1 BB: 0 P: 6	R: 0 E: 0 K: 0 S: 4	H: 2 LOB: 1 BB: 0 P: 4	R: 0 E: 0 K: 1 S: 6	H: 1 LOB: 1 BB: 0 P: 6	R: 0 E: 0 K: 1 S: 5	H: 0 LOB: 0 BB: 0 P: 5	R: 0 E: 0 K: 0 S: 3	H: 0 LOB: 0 BB: 0 P: 3		1B: 7 2B: 1 3B: 0 HR: 0	SF: 0 SAC: 1 DP: 0 HBP: 0	WP: 0 PB: 0 SB: 0 CS: 0
PITCHER Early Wynn, R ERA: 3.29 (1, 1)	IP: 9.0 WLS: W BF: 36	H: 8 R: 1 ER: 1 SO: 5	BB: 0 IBB: 1 HBP: 0 BLK: 0	WP: 0 HR: 0 S: 45 P: 49	ERA: 1.00 WHIP: 0.889	PITCHER										IP: 9.0 WLS: W BF: 36	H: 8 R: 1 ER: 1 SO: 5	BB: 0 IBB: 1 HBP: 0 BLK: 0	WP: 0 HR: 0 S: 45 P: 49	ERA: 1.00 WHIP: 0.889

Batter	1	2	3	4	5	6	7	8	9	AB	R	H	RBI	BB	SO	LOB	TOP				
Dale Mitchell, L (1.7) X OBP: 0.377, SLG: 0.366	E5 1-3 1B 1B		SH1-4 PB 2B		6-3		IBB		F8	4	2	1	0	1	0	1					
Bobby Avila, R (1.4) X OBP: 0.410, SLG: 0.374	1-3 1B 1B		SH1-4 2-3			5-3	1-3			4	1	2	0	0	0	3					
Larry Doby, L (1.8) X Thurman Tucker, L (8, PR) (8, B) OBP: 0.338, SLG: 0.314	1-3 1-2 2-3		K 3-H			G1-6-3 1B			3-1	4	0	2	0	0	1	2					
Luke Easter, L (1.3) X OBP: 0.384, SLG: 0.492	1B 2-H 3-H					G1-6-3 1-2			2B 1B	4	0	3	3	0	0	1					
Al Rosen, R (1.5) X OBP: 0.397, SLG: 0.575	K				F7		FC6-4 BB		4-3	3	0	0	0	1	1	3					
Ray Boone, R (1.6) X OBP: 0.412, SLG: 0.447	F8				K		FC6-4 1B 2B		F4	4	1	0	0	0	1	4					
Bob Kennedy, R (1.9) X OBP: 0.361, SLG: 0.423			5-3		F7		2B 1B		5-3	4	0	1	0	0	0	2					
Jim Hegan, R (1.2) X OBP: 0.310, SLG: 0.430			K			K			L6	4	0	1	1	0	2	0					
Bob Lemon, L (1.1) X Al Benton, R (8, 1) X Sam Zoldak, L (9, 1) X OBP: 0.328, SLG: 0.472 OBP: 0.333, SLG: 0.143 OBP: 0.333, SLG: 0.200			F6		4-3		F7		K 1B	3	0	0	0	0	0	2					
Inning Stats	R: 2 E: 1 K: 1 S: 8	H: 2 LOB: 1 BB: 0 P: 8	R: 0 E: 0 K: 1 S: 5	H: 0 LOB: 0 BB: 0 P: 5	R: 1 E: 0 K: 1 S: 6	H: 2 LOB: 1 BB: 0 P: 6	R: 0 E: 0 K: 1 S: 5	H: 0 LOB: 0 BB: 0 P: 5	R: 0 E: 0 K: 0 S: 3	H: 1 LOB: 0 BB: 0 P: 3	R: 1 E: 0 K: 0 S: 5	H: 2 LOB: 2 BB: 2 P: 13	R: 1 E: 0 K: 0 S: 5	H: 2 LOB: 2 BB: 0 P: 5	R: 0 E: 1 K: 1 S: 7	H: 1 LOB: 2 BB: 0 P: 7	1B: 6 2B: 4 3B: 0 HR: 0	SF: 0 SAC: 1 DP: 1 HBP: 0	WP: 0 PB: 1 SB: 0 CS: 0	PA: 39	
PITCHER	IP	WLS	BF	H	R	ER	SO	BB	IBB	HBP	BLK	WP	HR	S	P	ERA	WHIP				
Sandy Consuegra, R (1.1) ERA: 4.7	7.0	L	29	7	4	3	5	1	1	0	0	0	0	37	45	3.86	1.143				
Mickey Harris, L (8, 1) ERA: 4.01	1.0		5	2	1	1	0	0	0	0	0	0	0	5	5	9.00	2.000				
Elmer Singleton, R (9, 1) ERA: 4.97	1.0		5	1	0	0	1	0	0	0	0	0	0	7	7	0.00	1.000				

Cleveland Indians @ Washington Senators
Griffith Stadium, Washington, DC
Thu Aug 24 1950, 3:38 AM EDT
Att: 20,628 - Unknown

AB 36
R 5
H 10
RBI 4
BB 2
SO 6
LOB 20

C

Batter	1	2	3	4	5	6	7	8	9	AB	R	H	RBI	BB	SO	LOB	BOTTOM					
Eddie Yost, R (1.5) X OBP: 0.424, SLG: 0.402	FC6-4 BB		K			F7	1B BB		F8 1B BB	2	0	0	0	3	1	1						
Gil Coan, L (1.7) X OBP: 0.329, SLG: 0.417	F8		F4			3-1	1-2 2-3 1B		G5-4-3 1B	5	0	2	0	0	0	2						
Irv Noren, L (1.8) X OBP: 0.381, SLG: 0.453	F6				FC6-4 BB	FC6-4 1B	F9		F8	4	0	1	0	1	0	6						
Sam Mele, R (1.3) X OBP: 0.377, SLG: 0.460	FC6-4 1-2				FC6-4 L4-3	FC6-4 1-2			G5-4-3 1-2	5	0	0	0	0	0	5						
Bud Stewart, L (1.9) X OBP: 0.344, SLG: 0.364			F4		L4-3		1B FC1-6 2B		1B 1B	4	2	2	0	0	0	1						
Cass Michaels, R (1.4) X OBP: 0.374, SLG: 0.395			6-3			F9	FC1-6 1B		F4	4	0	1	0	0	0	1						
Sam Dente, R (1.6) X OBP: 0.284, SLG: 0.278			6-3			5-3	FC1-6 1B 1B		1B 1B	4	1	1	1	0	0	1						
Mickey Grasso, R (1.2) X OBP: 0.393, SLG: 0.370			6-3			E5	1B S 1B		1-2 2-H 1B	4	0	2	2	0	0	0						
Sandy Consuegra, R (1.1) OBP: 0.233, SLG: 0.207 Shery Robertson, L (7, PH) OBP: 0.354, SLG: 0.457 Mickey Harris, L (8, 1) OBP: 0.389, SLG: 0.287 Mickey Vernon, L (8, PH) OBP: 0.389, SLG: 0.367 Elmer Singleton, R (9, 1) OBP: 0.260, SLG: 0.400						F9	K 1-2		F8	2	0	1	0	0	0	1						
Inning Stats	R: 0 E: 0 K: 0 S: 3	H: 0 LOB: 0 BB: 1 P: 7	R: 0 E: 0 K: 0 S: 3	H: 0 LOB: 0 BB: 0 P: 3	R: 0 E: 0 K: 1 S: 6	H: 1 LOB: 1 BB: 0 P: 6	R: 0 E: 0 K: 0 S: 2	H: 0 LOB: 0 BB: 1 P: 6	R: 0 E: 1 K: 0 S: 4	H: 0 LOB: 1 BB: 0 P: 4	R: 0 E: 0 K: 0 S: 4	H: 1 LOB: 1 BB: 0 P: 4	R: 2 E: 0 K: 1 S: 9	H: 4 LOB: 3 BB: 1 P: 13	R: 1 E: 0 K: 0 S: 6	H: 3 LOB: 2 BB: 0 P: 6	R: 0 E: 0 K: 0 S: 3	H: 1 LOB: 1 BB: 1 P: 7	1B: 9 2B: 2 3B: 0 HR: 0	SF: 0 SAC: 0 DP: 2 HBP: 0	WP: 0 PB: 0 SB: 1 CS: 0	PA: 40
PITCHER	IP	WLS	BF	H	R	ER	SO	BB	IBB	HBP	BLK	WP	HR	S	P	ERA	WHIP					
Bob Lemon, R (1.1) ERA: 3.53	7.2	W	35	9	3	3	2	3	0	0	0	0	0	36	48	3.52	1.565					
Al Benton, R (8, 1) ERA: 3.45	0.1		3	1	0	0	0	1	0	0	0	0	0	2	6	0.00	6.000					
Sam Zoldak, L (9, 1) ERA: 4.39	1.0	S	2	0	0	0	0	0	0	0	0	0	0	2	2	0.00	0.000					

Cleveland Indians @ Washington Senators
Griffith Stadium, Washington, DC
Thu Aug 24 1950, 3:38 AM EDT
Att: 20,628 - Unknown

AB 36
R 3
H 10
RBI 3
BB 4
SO 2
LOB 21



Batter	1	2	3	4	5	6	7	8	9	AB	R	H	RBI	BB	SO	LOB	TOP					
Chico Carrasquel, R (1.6) OBP: 0.374, SLG: 0.371	0-3 K		0-0 BB 1B		0-0 F4	0-0 4-3		4-0 FC4 BB		4	1	1	0	1	1	0	Chicago White Sox @ Washington Senators Griffith Stadium, Washington, DC Fri Aug 25 1950, 3:33 AM EDT Unknown livebaseballscorecards.com					
Dave Philley, S (1.9) OBP: 0.311, SLG: 0.383	0-3 K		0-0 F3		0-0 F9	0-0 BB S 1B		0-0 FC4 S 1-2		5	0	1	0	0	1	3						
Phil Masi, R (1.2) OBP: 0.373, SLG: 0.406	4-0 BB		4-0 1B BB		4-0 BB 1B	4-0 FC5 BB		0-3 K		1	2	0	0	4	1	1						
Eddie Robinson, L (1.3) OBP: 0.379, SLG: 0.423	0-0 F3		0-0 1B 1B		4-0 BB 1B	4-0 BB		0-0 BB 1B		3	1	2	2	2	0	1						
Gus Zernial, R (1.7) OBP: 0.336, SLG: 0.481		0-0 F9	0-0 1B		0-0 BB 1B	0-0 FC5		0-0 F8		5	1	2	2	0	0	4						
Hank Majeski, R (1.5) OBP: 0.377, SLG: 0.409		0-0 F9	0-3 K		0-0 2B			0-0 F3		5	0	1	2	0	1	3						
Mike McCormick, R (1.8) OBP: 0.354, SLG: 0.333	0-0 1-3			0-0 L4	4-0 BB			0-3 K		3	0	0	0	2	1	0						
Nellie Fox, L (1.4) OBP: 0.316, SLG: 0.307			0-0 BB 1B 1B	0-0 L3	0-0 F5			0-0 4-3		5	1	1	0	0	0	4						
Ken Holcombe, R (1.1) OBP: 0.167, SLG: 0.200			0-0 F9	0-0 F7		0-0 F3		0-0 F7		4	0	0	0	0	0	1						
Inning Stats	R: 0 E: 0 K: 2 S: 7	H: 0 LOB: 1 BB: 1 P: 11	R: 0 E: 0 K: 0 S: 3	H: 0 LOB: 0 BB: 0 P: 3	R: 3 E: 0 K: 1 S: 9	H: 4 LOB: 2 BB: 1 P: 13	R: 0 E: 0 K: 0 S: 3	H: 0 LOB: 0 BB: 0 P: 3	R: 3 E: 0 K: 0 S: 5	H: 2 LOB: 2 BB: 3 P: 17	R: 0 E: 0 K: 0 S: 4	H: 1 LOB: 3 BB: 2 P: 12	R: 0 E: 0 K: 1 S: 5	H: 0 LOB: 0 BB: 0 P: 5	R: 0 E: 0 K: 1 S: 5	H: 0 LOB: 1 BB: 1 P: 9	R: 0 E: 0 K: 0 S: 4	H: 1 LOB: 2 BB: 1 P: 8	1B: 7 2B: 1 3B: 0 HR: 0	SF: 0 SAC: 0 DP: 0 HBP: 0	WP: 0 PB: 0 CS: 2	PA: 44
PITCHER	IP WLS BF H R ER SO	IP WLS BF H R ER SO	IP WLS BF H R ER SO	IP WLS BF H R ER SO	IP WLS BF H R ER SO	IP WLS BF H R ER SO	IP WLS BF H R ER SO	IP WLS BF H R ER SO	IP WLS BF H R ER SO	IP WLS BF H R ER SO	IP WLS BF H R ER SO	IP WLS BF H R ER SO	IP WLS BF H R ER SO	IP WLS BF H R ER SO	IP WLS BF H R ER SO	IP WLS BF H R ER SO	IP WLS BF H R ER SO	IP WLS BF H R ER SO	IP WLS BF H R ER SO	ERA WHIP	ERA WHIP	
Al Sima, L (1.1) ERA: 5.44	5.0	L	26	6	6	6	3	5	0	0	0	0	0	0	0	0	0	0	0	0	10.80	2.200
Jim Pearce, R (6.1) ERA: 6.6	4.0		18	2	0	0	2	4	0	0	0	0	0	0	0	0	0	0	0	0	0.00	1.500

Batter	1	2	3	4	5	6	7	8	9	AB	R	H	RBI	BB	SO	LOB	BOTTOM					
Eddie Yost, R (1.5) OBP: 0.425, SLG: 0.403	0-0 5-3		0-0 FC5-4 1B		0-0 6-3			0-0 1B BB 1B		4	1	2	0	0	0	0	Chicago White Sox @ Washington Senators Griffith Stadium, Washington, DC Fri Aug 25 1950, 3:33 AM EDT Unknown livebaseballscorecards.com					
Gil Coan, L (1.7) OBP: 0.332, SLG: 0.418	0-0 1B		0-0 FC5-4 BB		0-0 G3		0-0 F9 1B		4	0	2	0	0	0	1							
Irv Noren, L (1.8) OBP: 0.386, SLG: 0.460	0-0 1B		4-0 1B BB		0-0 2B		0-0 1B		3	0	3	0	1	0	0							
Sam Mele, R (1.3) OBP: 0.373, SLG: 0.455	0-0 F8		0-0 F4		0-0 L6-5-6-3-4		0-0 F8		4	0	0	0	0	0	8							
Bud Stewart, L (1.9) OBP: 0.343, SLG: 0.360	0-3 K			0-0 F9		4-0 BB		0-0 F9		3	0	0	1	1	1	4						
Cass Michaels, R (1.4) OBP: 0.373, SLG: 0.396		0-0 F8		0-0 G3 2B		0-0 F8		0-0 F7		4	0	1	0	0	0	3						
Sam Dente, R (1.6) OBP: 0.284, SLG: 0.278		0-0 6-3		0-0 G3		0-0 G6-3 1B		0-0 5-3		4	0	1	0	0	0	1						
Mickey Grasso, R (1.2) OBP: 0.383, SLG: 0.359		0-0 5-3		0-0 F4		0-0 G6-3		0-0 F2		4	0	0	0	0	0	2						
Al Sima, R (1.1) OBP: 0.154, SLG: 0.154			0-3 K		0-0 5-3		0-0 6-3		0-0 4-3		1	0	0	0	0	1						
Sherry Robertson, L (6. PH) OBP: 0.352, SLG: 0.404										1	0	0	0	0	0	0						
Jim Pearce, R (6.1) OBP: 0.250, SLG: 0.250										1	0	0	0	0	0	0						
Mickey Vernon, L (9. PH) OBP: 0.388, SLG: 0.366										1	0	0	0	0	0	0						
Inning Stats	R: 0 E: 0 K: 1 S: 7	H: 2 LOB: 2 BB: 0 P: 7	R: 0 E: 0 K: 0 S: 3	H: 0 LOB: 0 BB: 0 P: 3	R: 0 E: 0 K: 1 S: 6	H: 1 LOB: 2 BB: 1 P: 10	R: 0 E: 0 K: 0 S: 4	H: 1 LOB: 1 BB: 0 P: 4	R: 0 E: 0 K: 0 S: 3	H: 1 LOB: 0 BB: 0 P: 3	R: 0 E: 0 K: 0 S: 3	H: 1 LOB: 1 BB: 1 P: 7	R: 0 E: 0 K: 0 S: 3	H: 1 LOB: 0 BB: 0 P: 3	R: 1 E: 0 K: 0 S: 6	H: 3 LOB: 2 BB: 0 P: 6	R: 0 E: 0 K: 0 S: 3	H: 0 LOB: 0 BB: 0 P: 3	1B: 7 2B: 3 3B: 0 HR: 0	SF: 0 SAC: 0 DP: 2 HBP: 0	WP: 0 PB: 0 CS: 0	PA: 36
PITCHER	IP WLS BF H R ER SO	IP WLS BF H R ER SO	IP WLS BF H R ER SO	IP WLS BF H R ER SO	IP WLS BF H R ER SO	IP WLS BF H R ER SO	IP WLS BF H R ER SO	IP WLS BF H R ER SO	IP WLS BF H R ER SO	IP WLS BF H R ER SO	IP WLS BF H R ER SO	IP WLS BF H R ER SO	IP WLS BF H R ER SO	IP WLS BF H R ER SO	IP WLS BF H R ER SO	IP WLS BF H R ER SO	IP WLS BF H R ER SO	IP WLS BF H R ER SO	IP WLS BF H R ER SO	ERA WHIP	ERA WHIP	
Ken Holcombe, R (1.1) ERA: 5.2	9.0	W	36	9	1	1	2	2	0	0	0	0	0	0	0	0	1.00	1.222				

Batter	1	2	3	4	5	6	7	8	9	AB	R	H	RBI	BB	SO	LOB	TOP			
Nellie Fox, L OBP: 0.315, SLG: 0.305 (1, 4)	F9		F8			E6		F9		5	0	1	0	0	0	2	Chicago White Sox @ Washington Senators Griffith Stadium, Washington, DC Fri Aug 25 1950, 3:38 AM EDT Att: 3,643 - Unknown livebaseballscorecards.com			
Floyd Baker, L OBP: 0.376, SLG: 0.290 (1, 5)	F3		F8							4	1	2	2	1	0	1				
Dave Philley, S OBP: 0.310, SLG: 0.381 (1, 8) (7, 9)	4-3		F7			FC5		FC4-6		5	0	1	2	0	0	4				
Eddie Robinson, L OBP: 0.383, SLG: 0.425 (1, 3)										3	2	2	0	2	0	1				
Gus Zernial, R OBP: 0.335, SLG: 0.477 (1, 7)	F3									5	1	1	0	0	1	4				
Mary Rickert, L OBP: 0.297, SLG: 0.345 Mike McCormick, R OBP: 0.357, SLG: 0.338 (7, PH) (7, 8)	G3-6-3									3	1	0	0	0	0	3				
Chico Carrasquel, R OBP: 0.376, SLG: 0.374 (1, 6)										5	2	3	1	0	1	2				
Gus Niarhos, R OBP: 0.392, SLG: 0.358 (1, 2)										5	1	2	3	0	0	2				
Billy Pierce, L OBP: 0.313, SLG: 0.271 Luis Aloma, R OBP: 0.083, SLG: 0.083 (5, 1)										2	2	1	1	0	0	0				
										3	0	0	0	0	1	3				
Inning Stats	R: 0 E: 0 K: 0 S: 3	H: 0 LOB: 0 BB: 0 P: 3	R: 0 E: 0 K: 0 S: 2	H: 0 LOB: 0 BB: 1 P: 6	R: 2 E: 2 K: 0 S: 6	H: 2 LOB: 1 BB: 0 P: 6	R: 6 E: 1 K: 1 S: 10	H: 5 LOB: 1 BB: 1 P: 14	R: 0 E: 0 K: 0 S: 5	H: 1 LOB: 2 BB: 0 P: 5	R: 1 E: 0 K: 0 S: 6	H: 3 LOB: 2 BB: 0 P: 6	R: 0 E: 0 K: 0 S: 3	H: 0 LOB: 1 BB: 0 P: 7	R: 1 E: 0 K: 1 S: 7	H: 2 LOB: 1 BB: 0 P: 7	1B: 14 2B: 0 3B: 0 HR: 0	SF: 0 SAC: 0 DP: 1 HBP: 0	WP: 1 PB: 0 SB: 0 CS: 0	PA: 45
PITCHER	IP WLS BF H R ER SO BB IBB HBP BLK WP HR S P ERA WHIP	IP WLS BF H R ER SO BB IBB HBP BLK WP HR S P ERA WHIP	IP WLS BF H R ER SO BB IBB HBP BLK WP HR S P ERA WHIP	IP WLS BF H R ER SO BB IBB HBP BLK WP HR S P ERA WHIP	IP WLS BF H R ER SO BB IBB HBP BLK WP HR S P ERA WHIP	IP WLS BF H R ER SO BB IBB HBP BLK WP HR S P ERA WHIP	IP WLS BF H R ER SO BB IBB HBP BLK WP HR S P ERA WHIP	IP WLS BF H R ER SO BB IBB HBP BLK WP HR S P ERA WHIP	IP WLS BF H R ER SO BB IBB HBP BLK WP HR S P ERA WHIP	IP WLS BF H R ER SO BB IBB HBP BLK WP HR S P ERA WHIP	IP WLS BF H R ER SO BB IBB HBP BLK WP HR S P ERA WHIP	IP WLS BF H R ER SO BB IBB HBP BLK WP HR S P ERA WHIP	IP WLS BF H R ER SO BB IBB HBP BLK WP HR S P ERA WHIP	IP WLS BF H R ER SO BB IBB HBP BLK WP HR S P ERA WHIP	IP WLS BF H R ER SO BB IBB HBP BLK WP HR S P ERA WHIP	IP WLS BF H R ER SO BB IBB HBP BLK WP HR S P ERA WHIP	IP WLS BF H R ER SO BB IBB HBP BLK WP HR S P ERA WHIP			
Connie Marrero, R ERA: 4.77 (1, 1)	4.0	L	21	7	8	4	1	2	0	0	0	0	0	0	0	0	9.00	2.250		
Elmer Singleton, R ERA: 4.78 (5, 1)	1.0		4	1	0	0	1	0	0	0	0	0	1	0	6	6	0.00	1.000		
Mickey Harris, L ERA: 4.04 (6, 1)	4.0		20	6	2	2	1	1	0	0	0	0	0	0	21	25	4.50	1.750		

Batter	1	2	3	4	5	6	7	8	9	AB	R	H	RBI	BB	SO	LOB	BOTTOM					
Eddie Yost, R OBP: 0.423, SLG: 0.400 (1, 5)			K	K	F8			5-3		4	0	0	0	1	2	4	Chicago White Sox @ Washington Senators Griffith Stadium, Washington, DC Fri Aug 25 1950, 3:38 AM EDT Att: 3,643 - Unknown livebaseballscorecards.com					
Cass Michaels, R OBP: 0.373, SLG: 0.395 (1, 4)	FC4-6							1-3		4	2	1	0	1	0	1						
Irv Noren, L OBP: 0.384, SLG: 0.457 (1, 8)	F5		F8					F8		5	1	1	0	0	0	2						
Sam Mele, R OBP: 0.376, SLG: 0.457 (1, 3)	F8									5	1	3	1	0	0	1						
Johnny Ostrowski, R OBP: 0.337, SLG: 0.390 (1, 9)										3	0	1	2	2	0	2						
Gil Coan, L OBP: 0.329, SLG: 0.414 (1, 7)										5	0	1	1	0	0	4						
Sam Dente, R OBP: 0.287, SLG: 0.280 (1, 6)										4	0	2	0	1	0	2						
Al Evans, R OBP: 0.297, SLG: 0.289 Mickey Grasso, R OBP: 0.388, SLG: 0.361 Len Okrie, R OBP: 0.333, SLG: 0.143 (1, 2) (4, 2) (8, 2)										1	0	0	0	0	1	2						
Connie Marrero, R OBP: 0.220, SLG: 0.156 Bud Stewart, L OBP: 0.345, SLG: 0.300 Elmer Singleton, R OBP: 0.306, SLG: 0.400 Sherry Robertson, L OBP: 0.362, SLG: 0.454 Mickey Harris, L OBP: 0.350, SLG: 0.250 Mickey Vernon, L OBP: 0.307, SLG: 0.305 (4, PH) (5, 1) (5, PH) (6, 1) (6, PH)										0	0	0	0	0	0	0						
										0	0	0	0	1	0	0						
										1	0	0	0	0	1	2						
										1	0	0	0	0	0	3						
Inning Stats	R: 0 E: 0 K: 0 S: 3	H: 0 LOB: 1 BB: 1 P: 7	R: 0 E: 0 K: 1 S: 6	H: 1 LOB: 2 BB: 1 P: 10	R: 2 E: 0 K: 1 S: 7	H: 2 LOB: 1 BB: 1 P: 11	R: 0 E: 0 K: 1 S: 5	H: 0 LOB: 1 BB: 1 P: 9	R: 3 E: 0 K: 0 S: 7	H: 4 LOB: 3 BB: 2 P: 15	R: 0 E: 0 K: 0 S: 3	H: 0 LOB: 0 BB: 0 P: 3	R: 0 E: 0 K: 1 S: 7	H: 2 LOB: 2 BB: 0 P: 7	R: 0 E: 0 K: 0 S: 3	H: 0 LOB: 0 BB: 0 P: 3	R: 0 E: 0 K: 1 S: 6	H: 1 LOB: 3 BB: 2 P: 14	1B: 9 2B: 0 3B: 1 HR: 0	SF: 0 SAC: 0 DP: 0 HBP: 0	WP: 0 PB: 0 SB: 0 CS: 0	PA: 45
PITCHER	IP WLS BF H R ER SO BB IBB HBP BLK WP HR S P ERA WHIP	IP WLS BF H R ER SO BB IBB HBP BLK WP HR S P ERA WHIP	IP WLS BF H R ER SO BB IBB HBP BLK WP HR S P ERA WHIP	IP WLS BF H R ER SO BB IBB HBP BLK WP HR S P ERA WHIP	IP WLS BF H R ER SO BB IBB HBP BLK WP HR S P ERA WHIP	IP WLS BF H R ER SO BB IBB HBP BLK WP HR S P ERA WHIP	IP WLS BF H R ER SO BB IBB HBP BLK WP HR S P ERA WHIP	IP WLS BF H R ER SO BB IBB HBP BLK WP HR S P ERA WHIP	IP WLS BF H R ER SO BB IBB HBP BLK WP HR S P ERA WHIP	IP WLS BF H R ER SO BB IBB HBP BLK WP HR S P ERA WHIP	IP WLS BF H R ER SO BB IBB HBP BLK WP HR S P ERA WHIP	IP WLS BF H R ER SO BB IBB HBP BLK WP HR S P ERA WHIP	IP WLS BF H R ER SO BB IBB HBP BLK WP HR S P ERA WHIP	IP WLS BF H R ER SO BB IBB HBP BLK WP HR S P ERA WHIP	IP WLS BF H R ER SO BB IBB HBP BLK WP HR S P ERA WHIP	IP WLS BF H R ER SO BB IBB HBP BLK WP HR S P ERA WHIP	IP WLS BF H R ER SO BB IBB HBP BLK WP HR S P ERA WHIP					
Billy Pierce, L ERA: 4.34 (1, 1)	4.2		27	7	5	5	3	6	0	0	0	0	0	0	0	0	9.64	2.786				
Luis Aloma, R ERA: 4.06 (5, 1)	4.1	W	18	3	0	0	2	2	0	0	0	0	0	0	20	28	0.00	1.154				



Batter	1	2	3	4	5	6	7	8	9	AB	R	H	RBI	BB	SO	LOB	TOP					
Don Lenhardt, R OBP: 0.395, SLG: 0.495	F7		F5			1-3		K		4	0	0	0	0	1	2						
Snuffy Stirrweiss, R OBP: 0.327, SLG: 0.278	4-3		F9			1-3		K		4	0	0	0	0	1	2						
Sherm Lollar, R OBP: 0.396, SLG: 0.468	F4			F7		6-3			5-3	4	0	0	0	0	0	0						
Jim Delsing, L OBP: 0.330, SLG: 0.312		4-3		F8			G3		F8	4	0	0	0	0	0	0						
Dick Kokos, L OBP: 0.368, SLG: 0.421		F8		G3			1B		F7	4	0	1	0	0	0	0						
Ken Wood, R OBP: 0.287, SLG: 0.380		F4			F9		1B			3	0	1	0	0	0	0						
Owen Friend, R OBP: 0.310, SLG: 0.329			6-3		6-3		F8			3	0	0	0	0	0	2						
Billy DeMars, R OBP: 0.329, SLG: 0.281			1B	1B			F4			3	0	2	0	0	0	2						
AJ Widmar, R OBP: 0.204, SLG: 0.212								F8		0	0	0	0	0	0	0						
Duane Pilette, R OBP: 0.231, SLG: 0.308			1-3	1B		4-3				3	0	1	0	0	0	1						
Inning Stats	R: 0 E: 0 K: 0 S: 3	H: 0 LOB: 0 BB: 0 P: 3	R: 0 E: 0 K: 0 S: 3	H: 0 LOB: 0 BB: 0 P: 3	R: 0 E: 0 K: 0 S: 5	H: 2 LOB: 2 BB: 0 P: 5	R: 0 E: 0 K: 0 S: 3	H: 0 LOB: 0 BB: 0 P: 3	R: 0 E: 0 K: 0 S: 4	H: 1 LOB: 1 BB: 0 P: 4	R: 0 E: 0 K: 0 S: 3	H: 0 LOB: 0 BB: 0 P: 3	R: 0 E: 0 K: 0 S: 5	H: 2 LOB: 2 BB: 0 P: 5	R: 0 E: 0 K: 2 S: 7	H: 0 LOB: 0 BB: 0 P: 7	R: 0 E: 0 K: 0 S: 3	H: 0 LOB: 0 BB: 0 P: 3	1B: 5 2B: 0 3B: 0 HR: 0	SF: 0 SAC: 0 DP: 0 HBP: 0	WP: 0 PB: 0 SB: 0 CS: 0	PA: 32
PITCHER Joe Haynes, R ERA: 5.61	IP: 9.0 WLS: W BF: 32 H: 5 R: 0 ER: 0 SO: 2 BB: 0 IBB: 0 HBP: 0 BLK: 0 WP: 0 HR: 0 S: 36 P: 36 ERA: 0.00 WHIP: 0.556															PITCHER						

St. Louis Browns @ Washington Senators
Griffith Stadium, Washington, DC
Sun Aug 27 1950, 3:33 AM EDT
Unknown

AB	32
R	0
H	5
RBI	0
BB	0
SO	2
LOB	9



Batter	1	2	3	4	5	6	7	8	9	AB	R	H	RBI	BB	SO	LOB	BOTTOM					
Eddie Yost, R OBP: 0.430, SLG: 0.404	2B	2B	1B		F7			BB		2	2	1	1	2	0	1						
Gil Coan, L OBP: 0.333, SLG: 0.419	E	F3	BB		F3			F7		5	1	2	1	0	0	4						
Irv Noren, L OBP: 0.385, SLG: 0.460	E7		G3			F6		BB		5	1	3	3	0	0	3						
Mickey Vernon, L OBP: 0.384, SLG: 0.360	F7	G1-6-3			F7	L4		F8		4	0	0	2	1	0	2						
Sam Mele, R OBP: 0.378, SLG: 0.461	1B	G1-6-3			E7	F5				4	1	2	0	1	0	2						
Cass Michaels, R OBP: 0.371, SLG: 0.393	L8		FC4-2		F4		5-3	F9		5	0	1	0	0	0	5						
Sam Dente, R OBP: 0.288, SLG: 0.284			FC4-2		6-3					4	1	2	1	0	0	1						
Mickey Grasso, R OBP: 0.385, SLG: 0.353	F7		6-3			F3				3	0	0	0	1	0	3						
Joe Haynes, R OBP: 0.259, SLG: 0.481		2B	FC4-2		SH3-4			1B		3	2	2	0	0	0	2						
Inning Stats	R: 4 E: 1 K: 0 S: 7	H: 4 LOB: 1 BB: 0 P: 8	R: 2 E: 0 K: 0 S: 5	H: 3 LOB: 1 BB: 1 P: 9	R: 1 E: 0 K: 0 S: 6	H: 3 LOB: 3 BB: 1 P: 10	R: 0 E: 1 K: 0 S: 4	H: 1 LOB: 1 BB: 0 P: 4	R: 0 E: 0 K: 0 S: 3	H: 0 LOB: 1 BB: 1 P: 7	R: 0 E: 0 K: 0 S: 3	H: 0 LOB: 0 BB: 0 P: 3	R: 0 E: 0 K: 0 S: 3	H: 0 LOB: 0 BB: 0 P: 3	R: 1 E: 0 K: 0 S: 5	H: 2 LOB: 3 BB: 2 P: 13	R: 0 E: 0 K: 0 S: 5	H: 2 LOB: 3 BB: 2 P: 13	1B: 5 2B: 8 3B: 0 HR: 0	SF: 0 SAC: 1 DP: 1 HBP: 1	WP: 0 PB: 0 SB: 0 CS: 0	PA: 42
PITCHER AJ Widmar, R ERA: 4.96	IP: 1.0 WLS: L BF: 10 H: 6 R: 6 ER: 6 SO: 0 BB: 0 IBB: 0 HBP: 1 BLK: 0 WP: 0 HR: 0 S: 9 P: 10 ERA: 54.00 WHIP: 6.000															PITCHER						
Duane Pilette, R ERA: 7.59	IP: 7.0 WLS: 32 BF: 7 H: 2 R: 2 ER: 2 SO: 0 BB: 5 IBB: 0 HBP: 0 BLK: 0 WP: 0 HR: 0 S: 27 P: 47 ERA: 2.57 WHIP: 1.714															PITCHER						

St. Louis Browns @ Washington Senators
Griffith Stadium, Washington, DC
Sun Aug 27 1950, 3:33 AM EDT
Unknown

AB	35
R	8
H	13
RBI	8
BB	5
SO	0
LOB	23




Batter	1	2	3	4	5	6	7	8	9	10	AB	R	H	RBI	BB	SO	LOB							
Jim Delsing, L OBP: 0.335, SLG: 0.314 (1, 8)	K		BB 1B BB	1B BB		E4 CS	F6		1B		5	1	2	0	1	1	2							
Snuffy Stirmweiss, R OBP: 0.335, SLG: 0.278 (1, 4) (7, 6)			1B BB	1B BB		K		1B BB	F9		3	2	1	1	1	3	1	2						
Don Lenhardt, R OBP: 0.394, SLG: 0.493 (1, 3)	K		2B BB	1B BB		F7		1B BB		K	6	2	2	1	0	3	3							
Ken Wood, R OBP: 0.288, SLG: 0.376 (1, 9)	F9		1B	F7	F6			1B WP BB	FC1-5 1B	6-3	5	1	1	1	1	0	5							
Les Moss, R OBP: 0.308, SLG: 0.438 (1, 2)																								
Cliff Fannin, L OBP: 0.190, SLG: 0.238 (7, PR)																								
Roy Sievers, R OBP: 0.302, SLG: 0.388 (7, 5)																								
Ray Coleman, L OBP: 0.348, SLG: 0.458 (1, 7)																								
Owen Friend, R OBP: 0.308, SLG: 0.327 (1, 5)																								
Dick Kokos, L OBP: 0.367, SLG: 0.420 (5, PH)																								
Bill Sommers, R OBP: 0.366, SLG: 0.275 (7, 4)																								
Billy DeMars, R OBP: 0.329, SLG: 0.282 (7, PH)																								
Sherm Lollar, R OBP: 0.397, SLG: 0.468 (7, 2)																								
Don Johnson, R OBP: 0.130, SLG: 0.091 (1, 1)																								
Hank Arr, L OBP: 0.387, SLG: 0.363 (7, PH)																								
Cuddles Marshall, R OBP: 0.369, SLG: 0.334 (7, 1)																								
Dick Starr, R OBP: 0.167, SLG: 0.130 (8, 1)																								
Inning Stats	R: 0 E: 0 K: 2 S: 7	H: 0 LOB: 1 BB: 1 P: 11	R: 0 E: 0 K: 0 S: 4	H: 1 LOB: 1 BB: 0 P: 4	R: 4 E: 1 K: 0 S: 6	H: 3 LOB: 1 BB: 2 P: 14	R: 1 E: 0 K: 1 S: 8	H: 3 LOB: 2 BB: 0 P: 8	R: 0 E: 0 K: 1 S: 6	H: 1 LOB: 2 BB: 1 P: 10	R: 0 E: 1 K: 1 S: 5	H: 0 LOB: 0 BB: 0 P: 5	R: 3 E: 1 K: 0 S: 5	H: 2 LOB: 2 BB: 2 P: 13	R: 2 E: 0 K: 0 S: 5	H: 3 LOB: 1 BB: 1 P: 9	R: 0 E: 0 K: 1 S: 6	H: 1 LOB: 1 BB: 0 P: 6	R: 1 E: 1 K: 1 S: 7	H: 1 LOB: 1 BB: 0 P: 7	1B: 12 2B: 2 3B: 1 HR: 0	SF: 0 SAC: 0 DP: 1 HBP: 0	WP: 1 PB: 0 SB: 0 CS: 1	PA: 52
PITCHER	IP	WLS	BF	H	R	ER	SO	BB	IBB	HBP	BLK	WP	HR	S	P	ERA	WHIP							
Bob Kuzava, L ERA: 4.13 (1, 1)	3.1		20	7	5	5	2	3	0	0	0	0	0	21	33	13.50	3.000							
Elmer Singleton, R ERA: 5.1 (4, 1)	3.2		17	3	3	3	3	3	0	0	0	1	0	20	32	7.36	1.636							
Connie Marrero, R ERA: 4.91 (8, 1)	0.0		4	3	2	2	0	1	0	0	0	0	0	3	7	∞	∞							
Mickey Harris, L ERA: 3.89 (8, 1)	3.0	L	11	2	1	0	2	0	0	0	0	0	0	15	15	0.00	0.667							

TOP

St. Louis Browns @ Washington Senators
Griffith Stadium, Washington, DC
Sun Aug 27 1950, 3:38 AM EDT
Att: 5,373 - Unknown

livebaseballscorecards.com

AB 45
R 11
H 15
RBI 10
BB 7
SO 7
LOB 32




Batter	1	2	3	4	5	6	7	8	9	10	AB	R	H	RBI	BB	SO	LOB							
Eddie Yost, R OBP: 0.432, SLG: 0.407 (1, 5)	1-3								F9		6	0	4	1	0	0	1							
Gil Coan, L OBP: 0.337, SLG: 0.418 (1, 7)	1B 1B	F2									5	1	2	2	1	0	4							
Irv Noren, L OBP: 0.362, SLG: 0.456 (1, 8)	1B E 1B										6	1	1	0	0	0	4							
Mickey Vernon, L OBP: 0.386, SLG: 0.360 (1, 3)	1B E 1B										5	2	2	1	1	0	0							
Sam Mele, R OBP: 0.377, SLG: 0.464 (1, 9)	E9 1B 1B										6	3	2	1	0	0	2							
Cass Michaels, R OBP: 0.372, SLG: 0.396 (1, 4)											5	1	2	3	0	0	1							
Sam Dente, R OBP: 0.286, SLG: 0.281 (1, 6)	F6										4	0	0	0	0	0	3							
Mickey Grasso, R OBP: 0.384, SLG: 0.353 (1, 2)											3	1	1	0	0	0	0							
Sherry Robertson, L OBP: 0.379, SLG: 0.404 (7, PH)											0	0	0	0	1	0	0							
Len Okrie, R OBP: 0.308, SLG: 0.100 (8, 2)											0	0	0	0	1	0	0							
Bob Kuzava, S OBP: 0.237, SLG: 0.160 (1, 1)											1	0	0	0	0	1	0							
Elmer Singleton, R OBP: 0.429, SLG: 0.571 (4, 1)											2	1	2	0	0	0	0							
Bud Stewart, L OBP: 0.343, SLG: 0.358 (7, PH)											1	0	0	0	0	2								
Connie Marrero, R OBP: 0.220, SLG: 0.156 (8, 1)											0	0	0	0	0	0	0							
Mickey Harris, L OBP: 0.350, SLG: 0.235 (8, 1)											1	0	0	0	0	1								
Inning Stats	R: 4 E: 0 K: 0 S: 7	H: 5 LOB: 0 BB: 0 P: 7	R: 0 E: 0 K: 1 S: 6	H: 1 LOB: 1 BB: 0 P: 6	R: 0 E: 0 K: 0 S: 3	H: 0 LOB: 0 BB: 0 P: 3	R: 1 E: 0 K: 0 S: 6	H: 3 LOB: 3 BB: 1 P: 10	R: 0 E: 0 K: 0 S: 4	H: 1 LOB: 1 BB: 0 P: 4	R: 1 E: 1 K: 0 S: 5	H: 2 LOB: 2 BB: 2 P: 5	R: 3 E: 1 K: 0 S: 6	H: 2 LOB: 2 BB: 2 P: 14	R: 1 E: 1 K: 0 S: 5	H: 1 LOB: 1 BB: 0 P: 5	R: 0 E: 0 K: 0 S: 3	H: 1 LOB: 2 BB: 1 P: 7	R: 0 E: 0 K: 0 S: 3	H: 0 LOB: 0 BB: 0 P: 3	1B: 14 2B: 1 3B: 1 HR: 0	SF: 0 SAC: 1 DP: 0 HBP: 0	WP: 0 PB: 0 SB: 0 CS: 1	PA: 50
PITCHER	IP	WLS	BF	H	R	ER	SO	BB	IBB	HBP	BLK	WP	HR	S	P	ERA	WHIP							
Don Johnson, R ERA: 7.33 (1, 1)	6.0		30	12	6	6	1	1	0	0	0	0	0	31	35	9.00	2.167							
Cuddles Marshall, R ERA: 5.29 (7, 1)	1.0		8	2	3	1	0	2	0	0	0	0	0	6	14	9.00	4.000							
Dick Starr, R ERA: 5.63 (8, 1)	3.0	W	12	2	1	0	0	1	0	0	0	0	0	11	15	0.00	1.000							

BOTTOM

St. Louis Browns @ Washington Senators
Griffith Stadium, Washington, DC
Sun Aug 27 1950, 3:38 AM EDT
Att: 5,373 - Unknown

livebaseballscorecards.com

AB 45
R 10
H 16
RBI 8
BB 4
SO 1
LOB 18

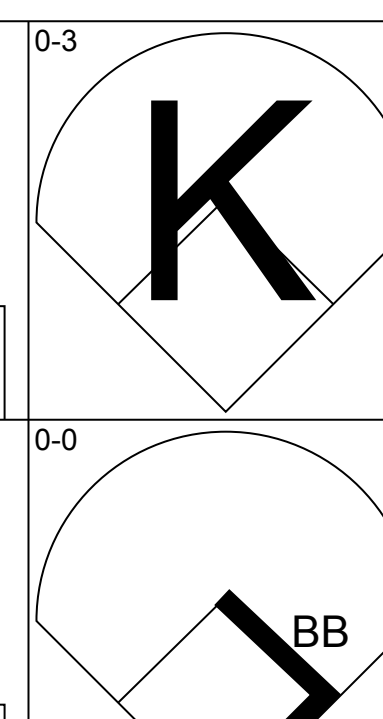
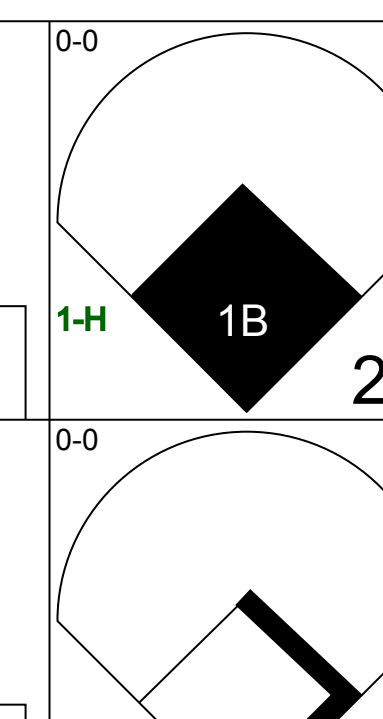
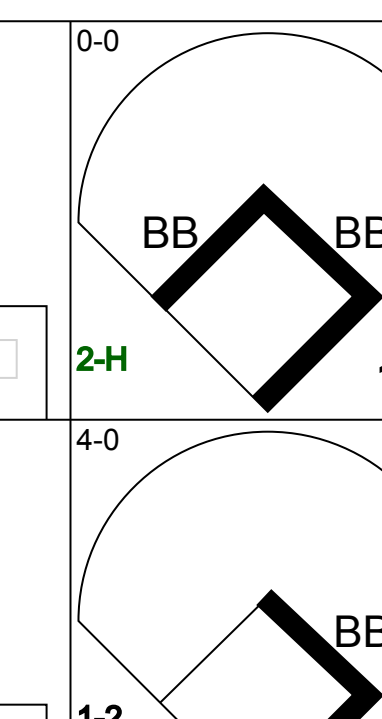

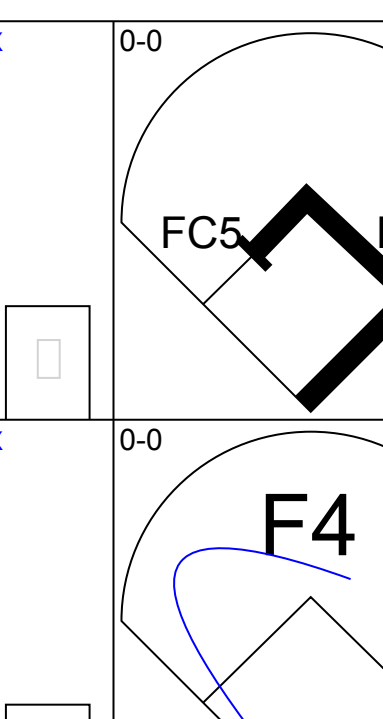

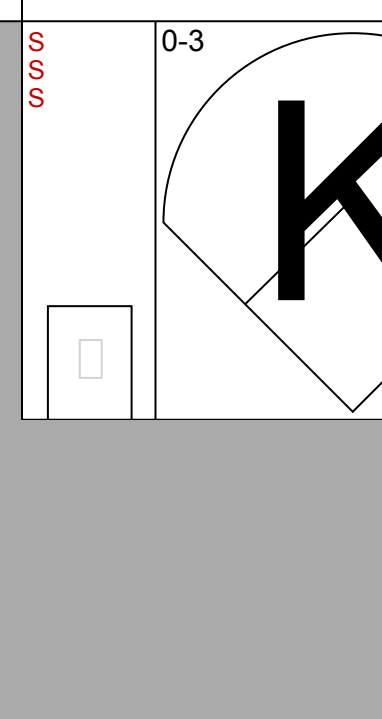
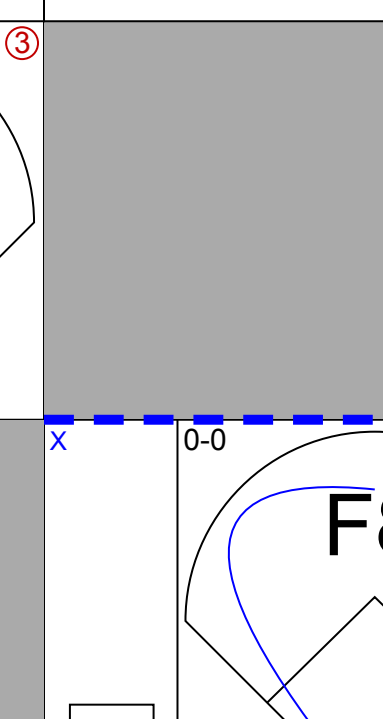
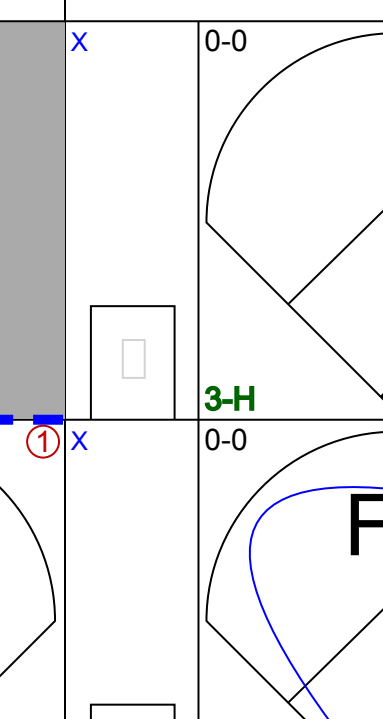
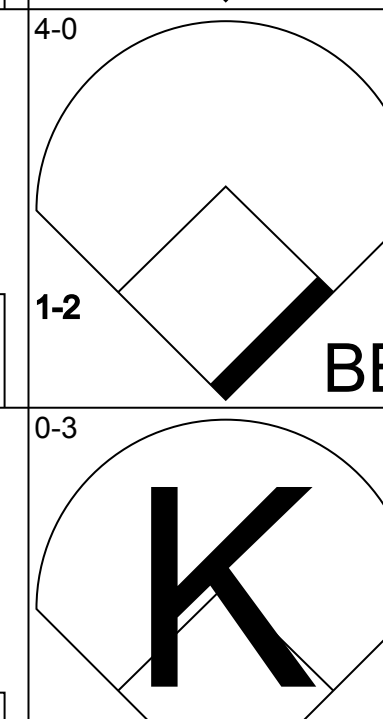
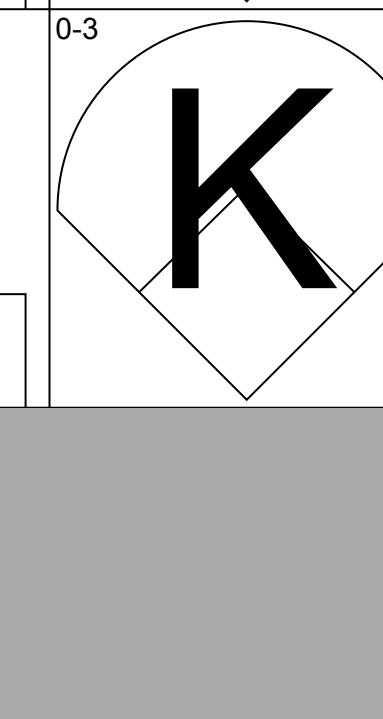
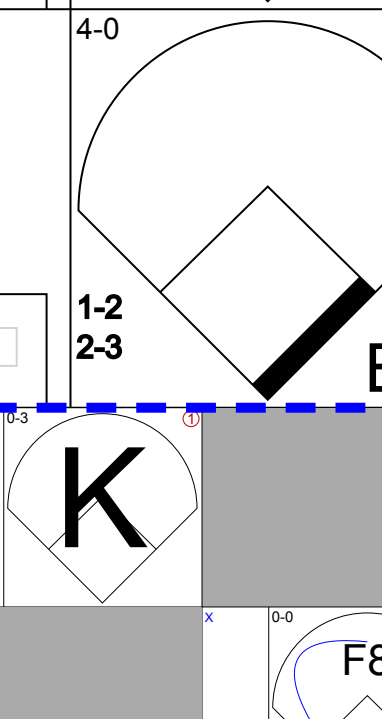

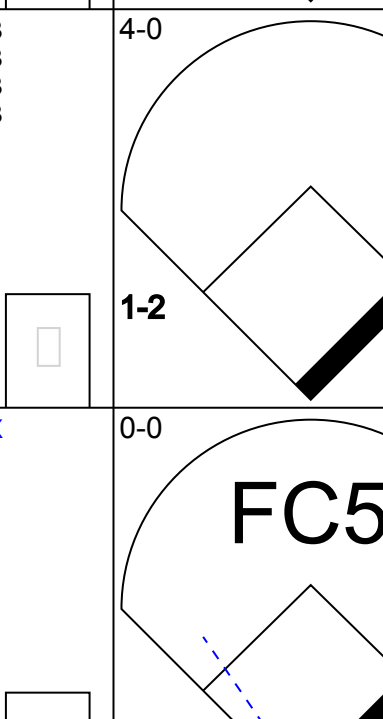


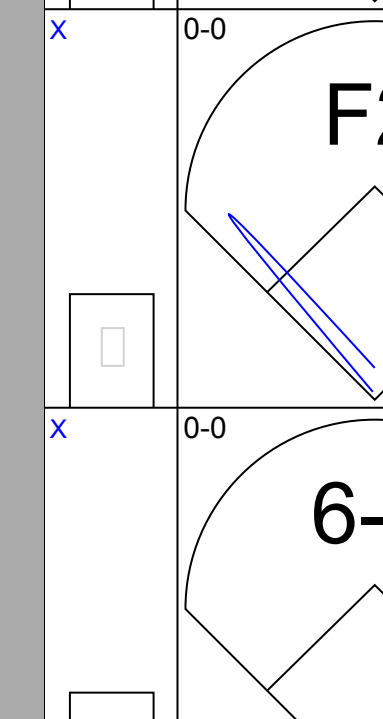
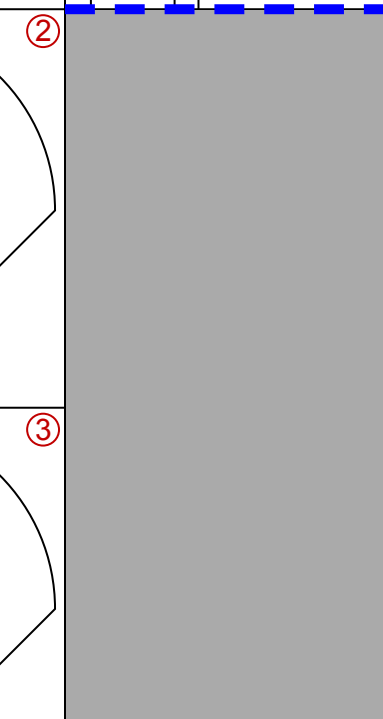
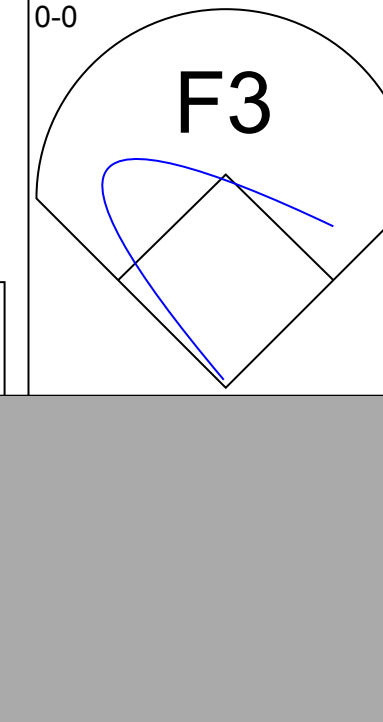
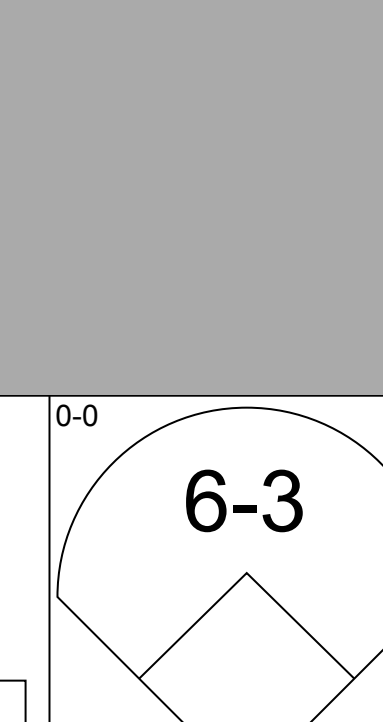
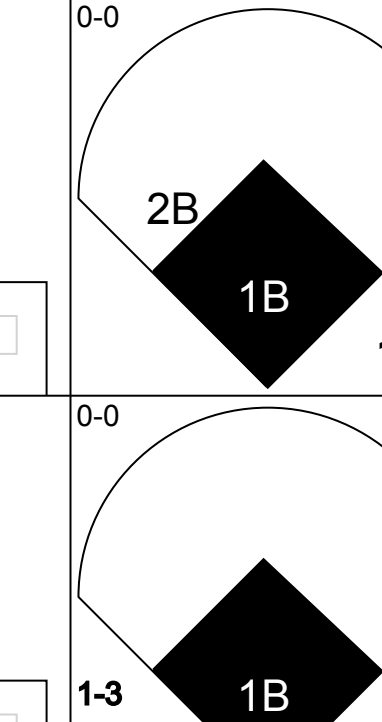
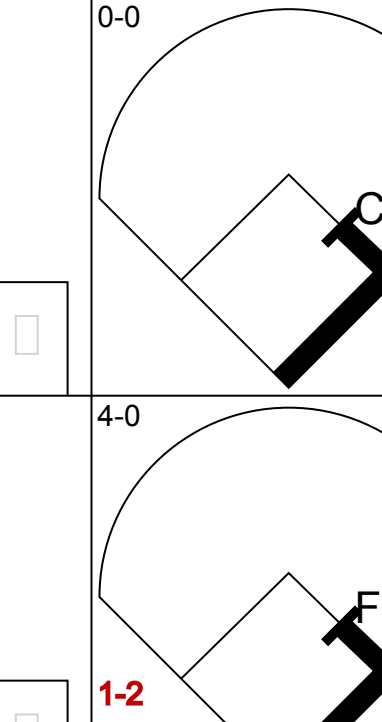

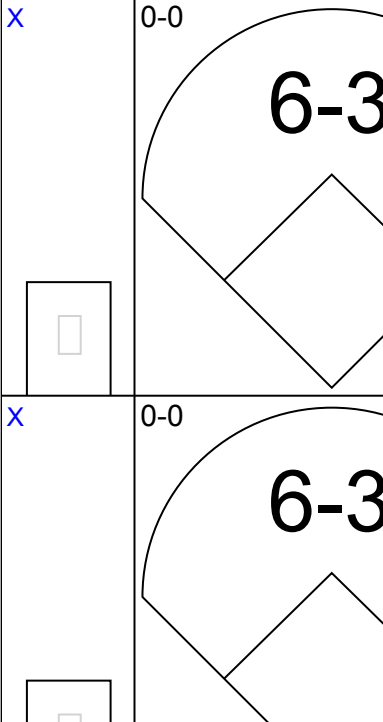


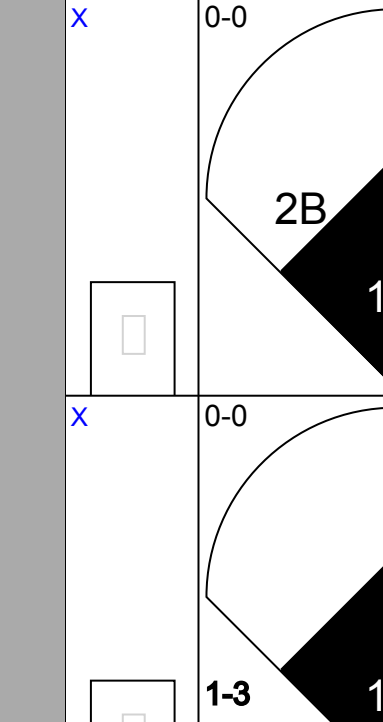

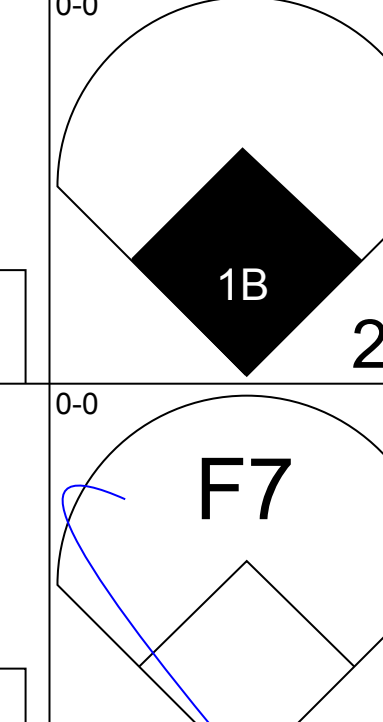
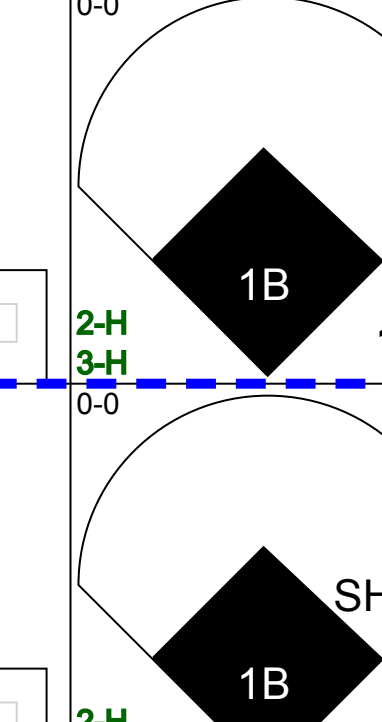
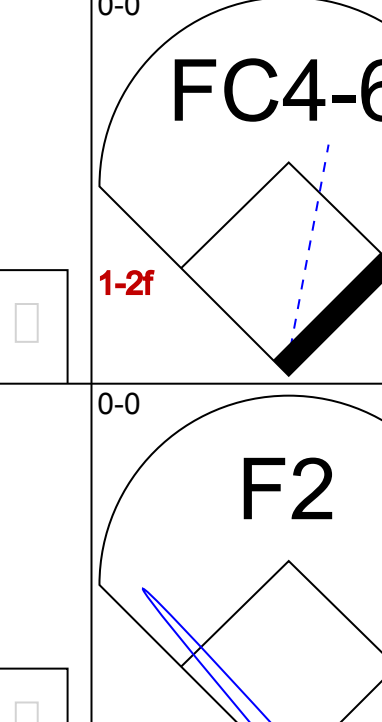


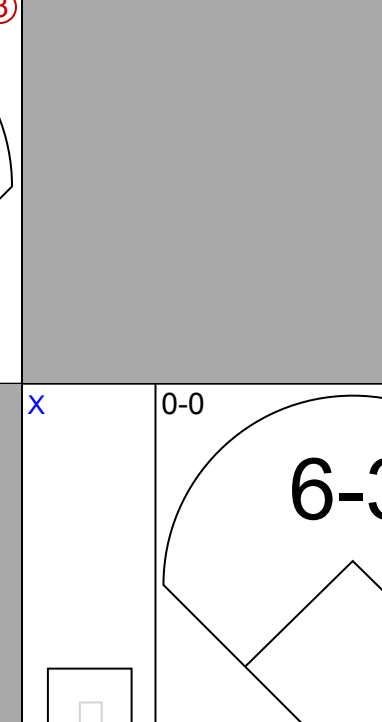
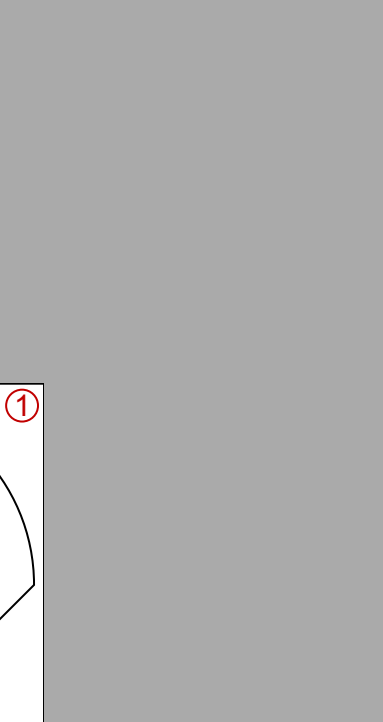
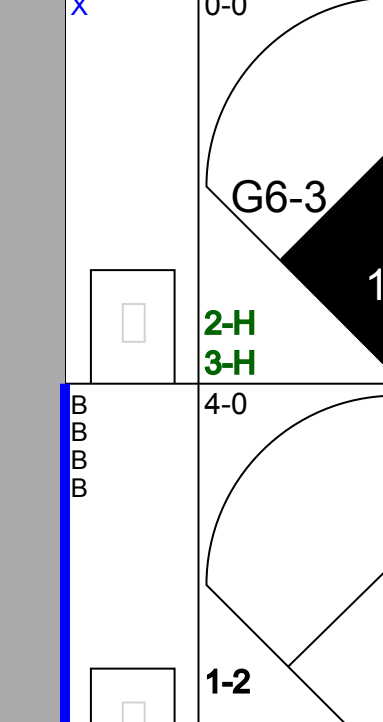
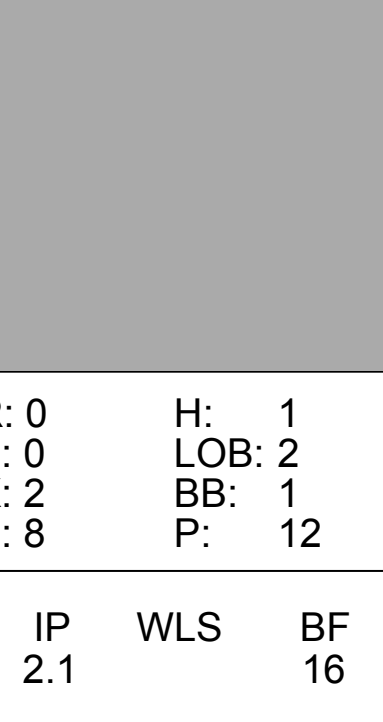
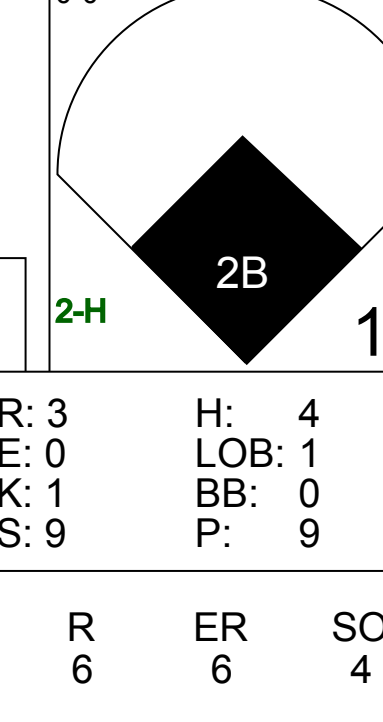
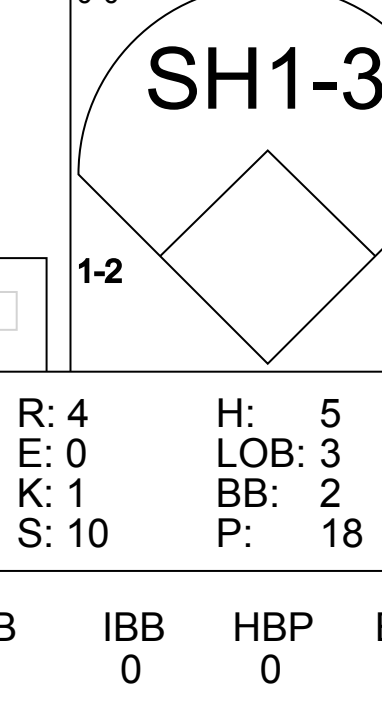
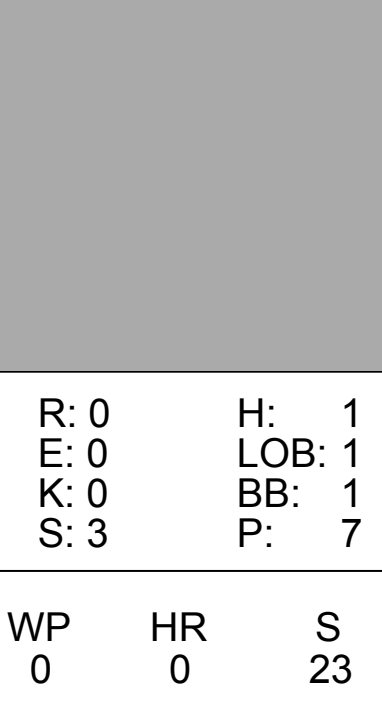
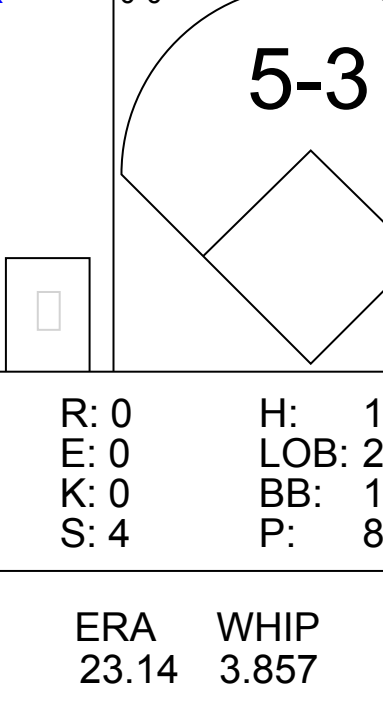
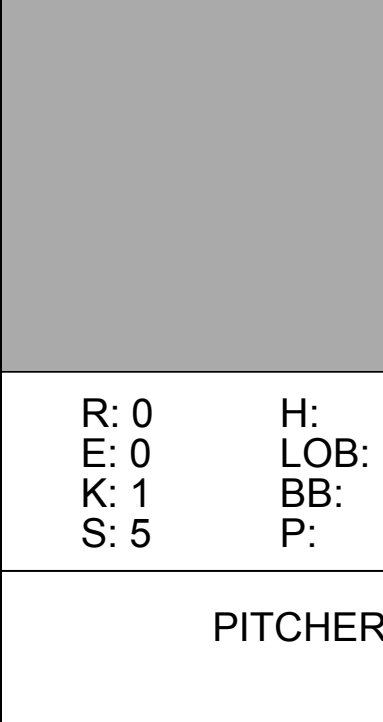
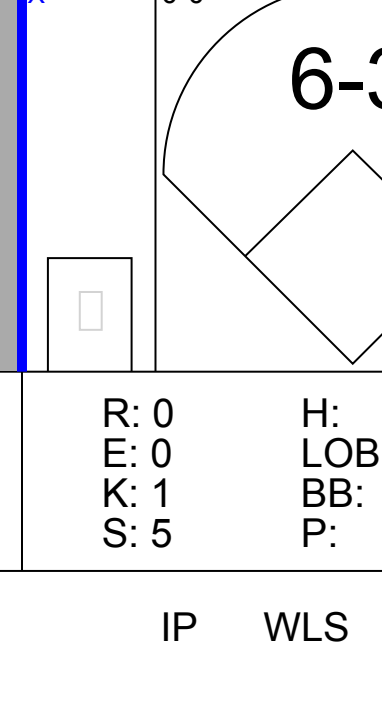
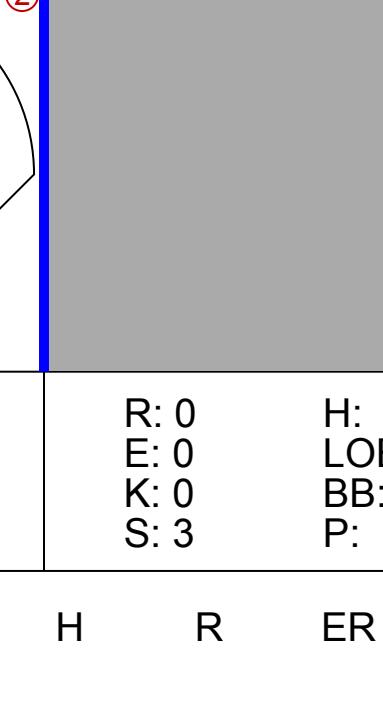
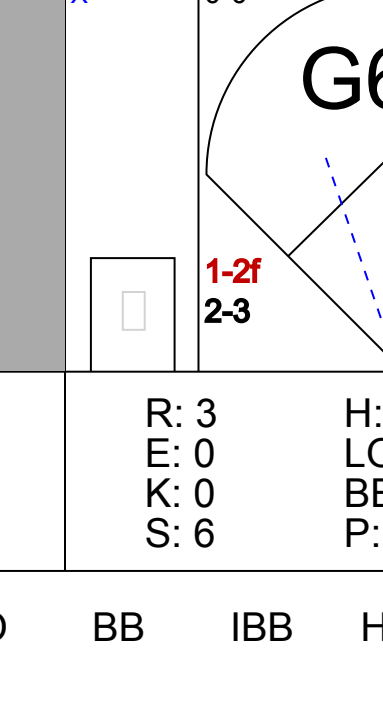
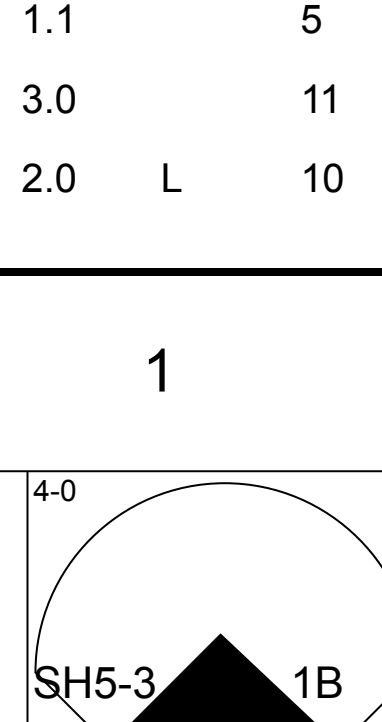
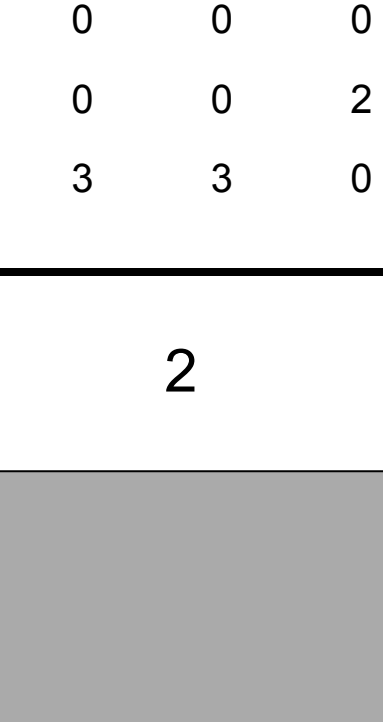
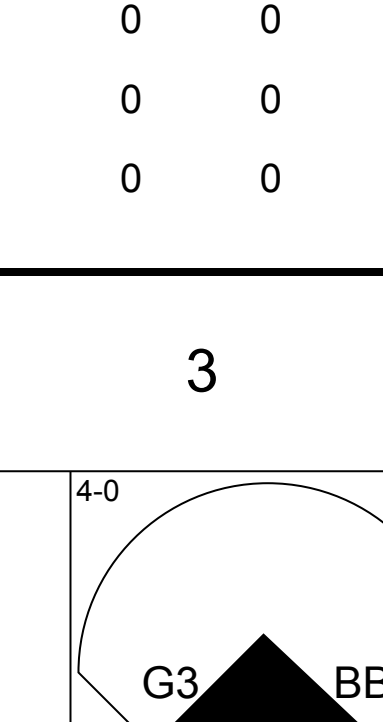
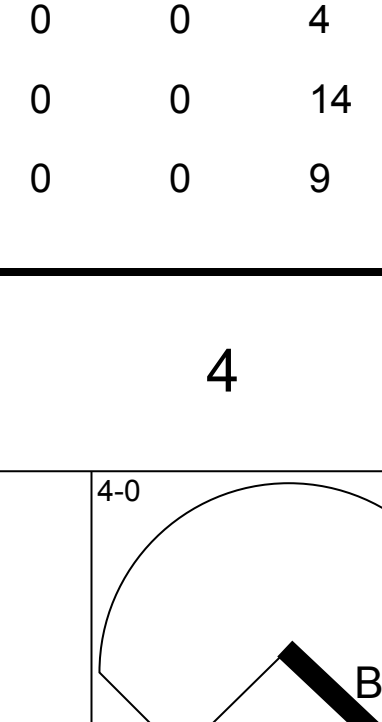

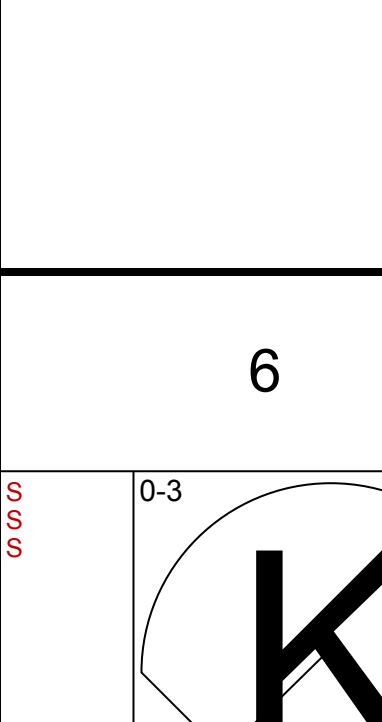
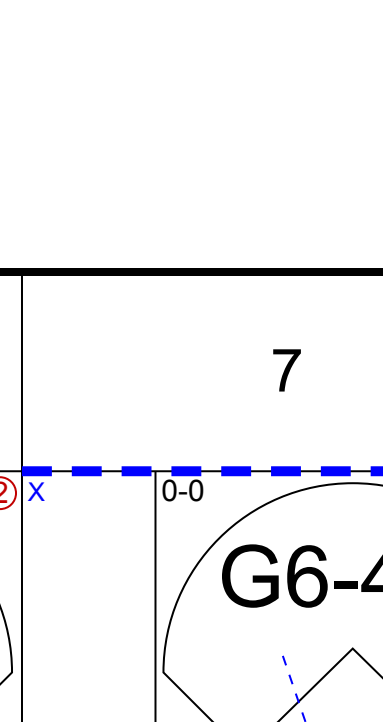
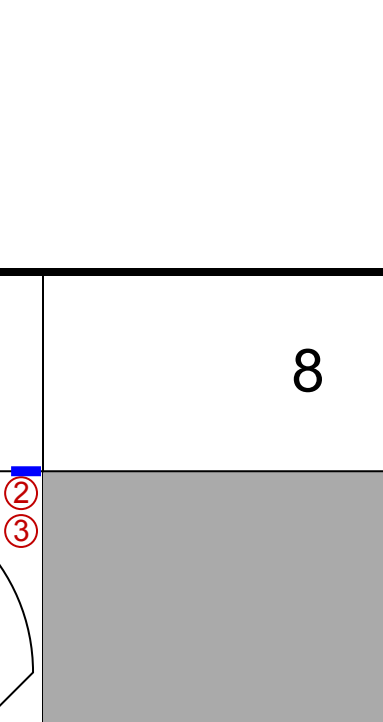
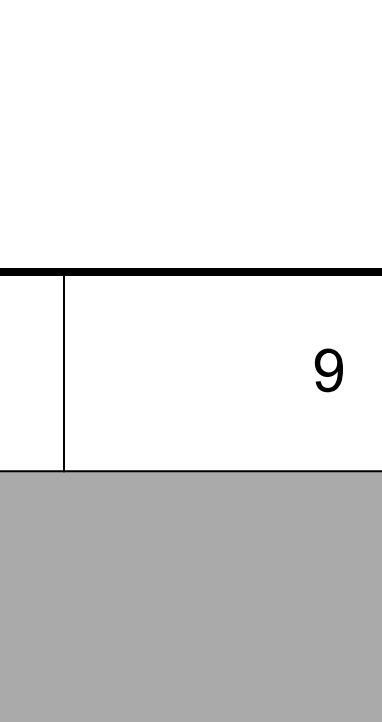
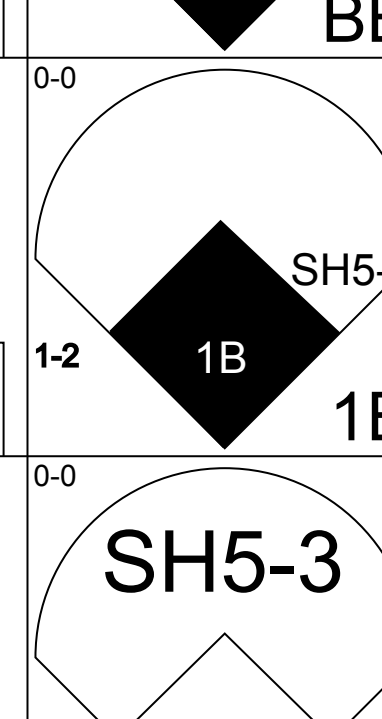

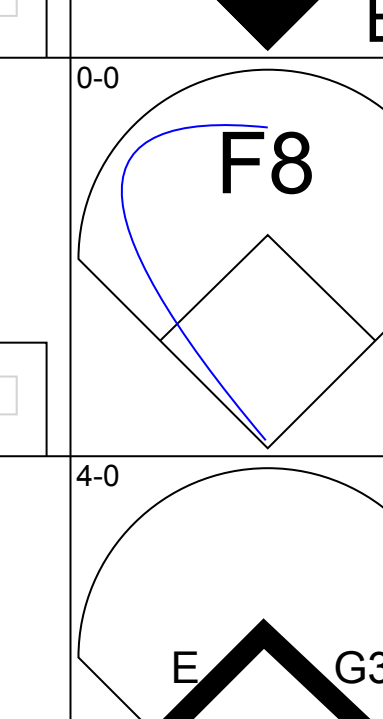
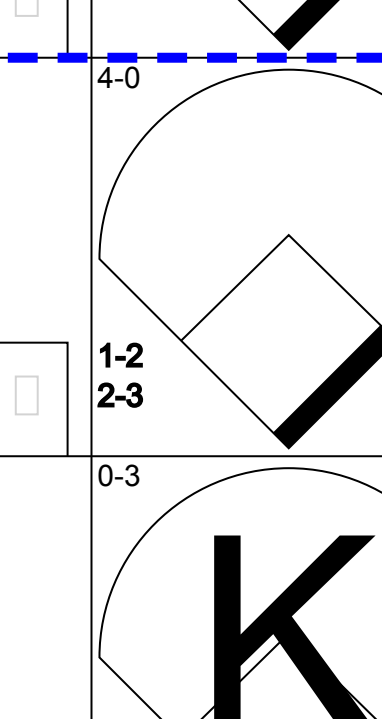

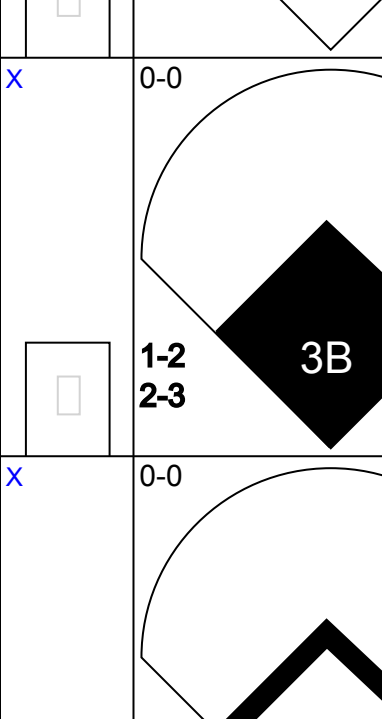

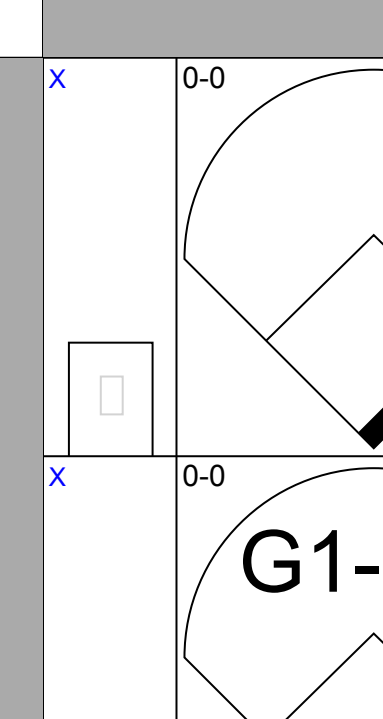
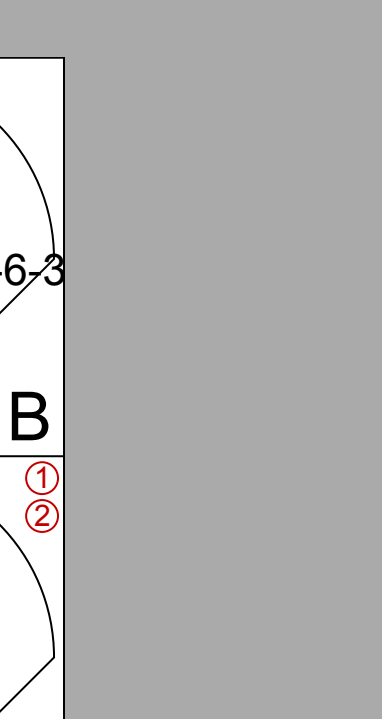
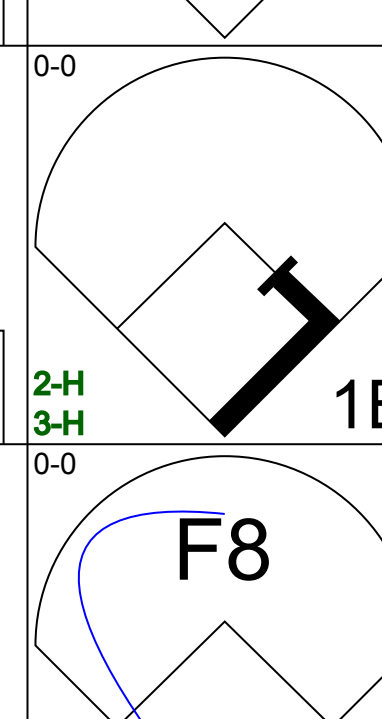

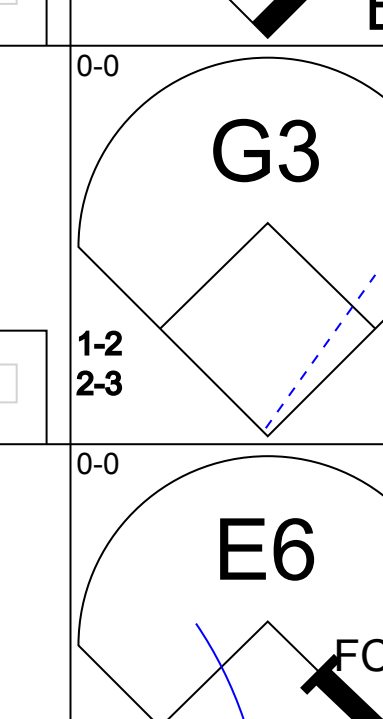

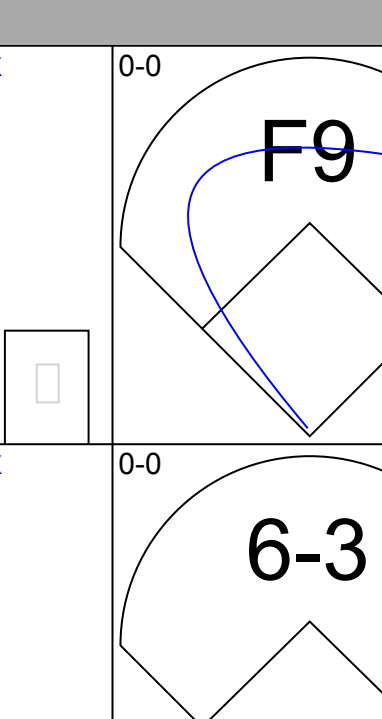
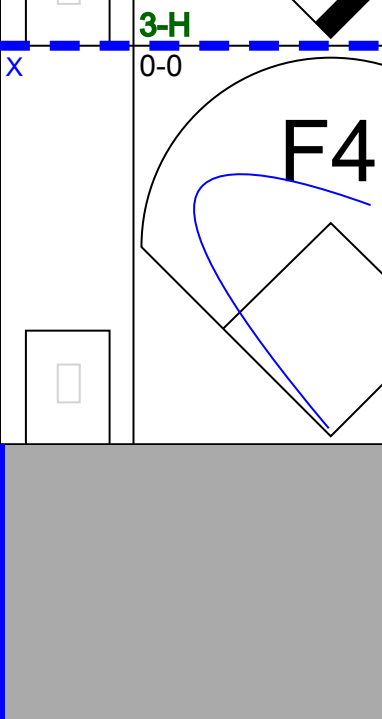
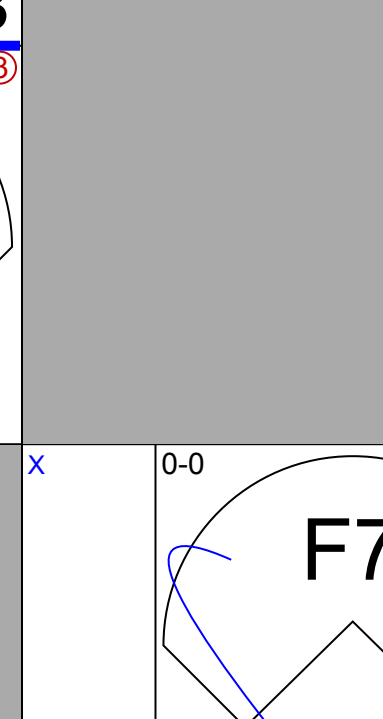
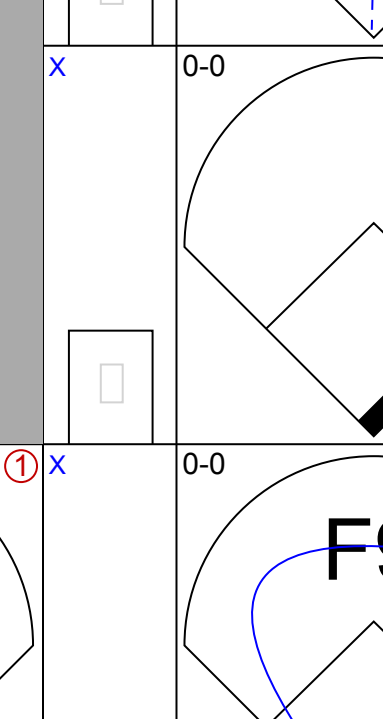
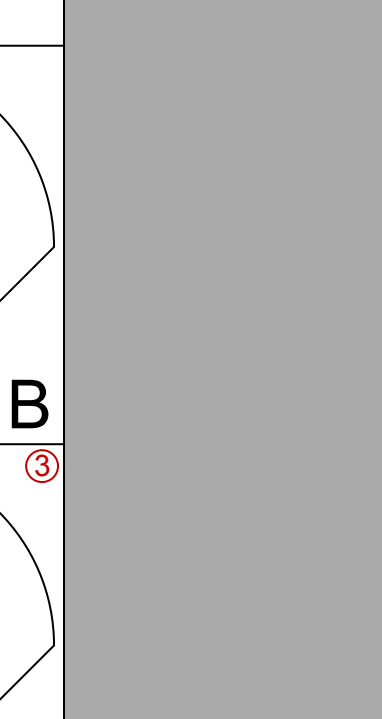

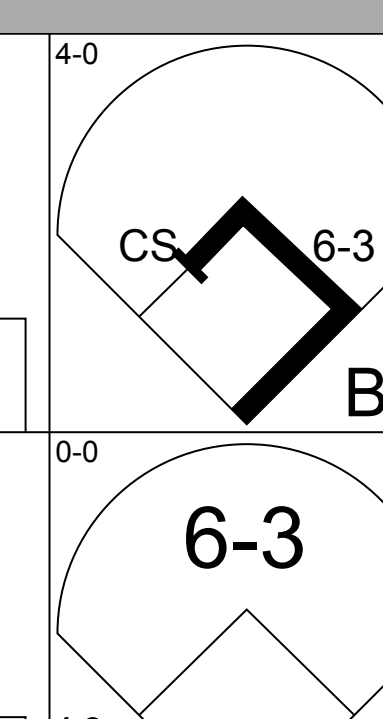
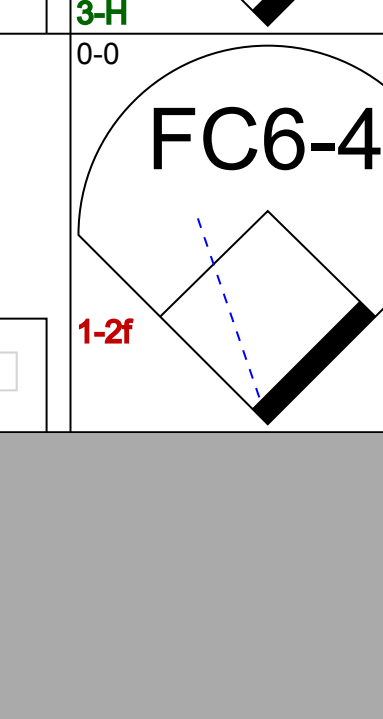
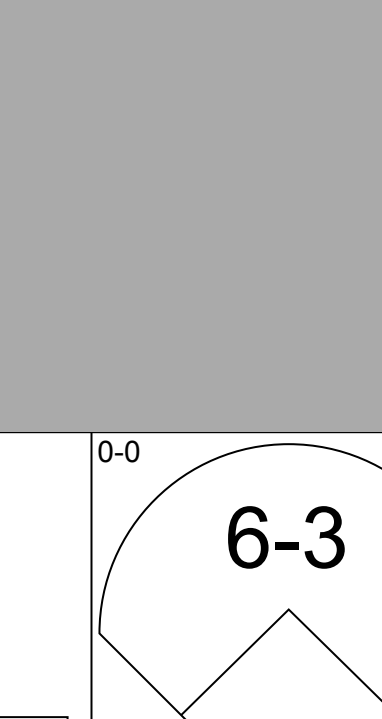
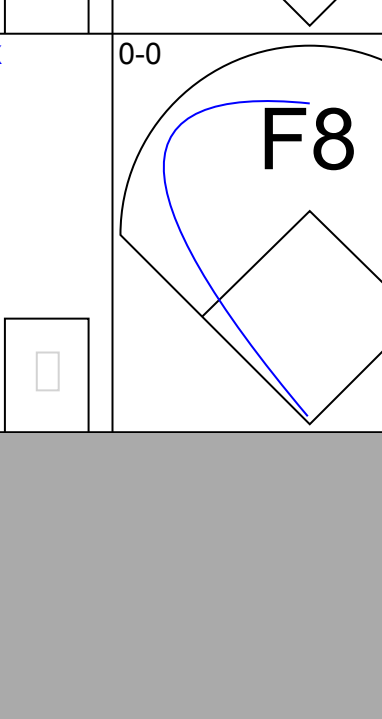
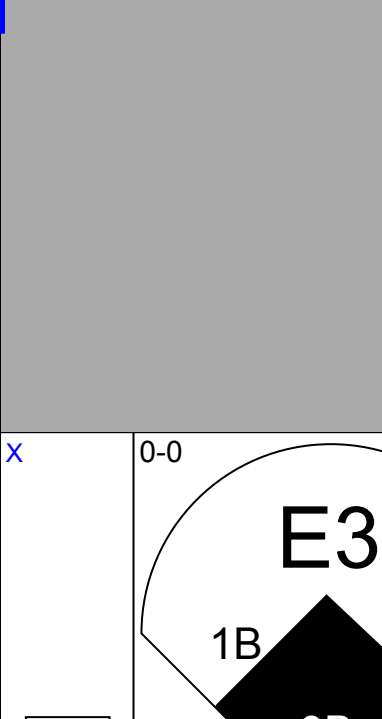
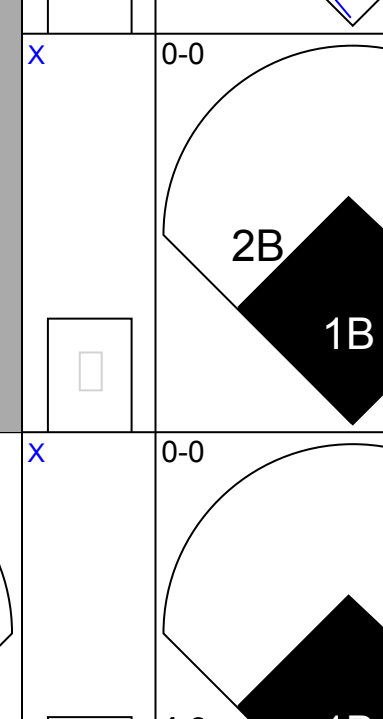
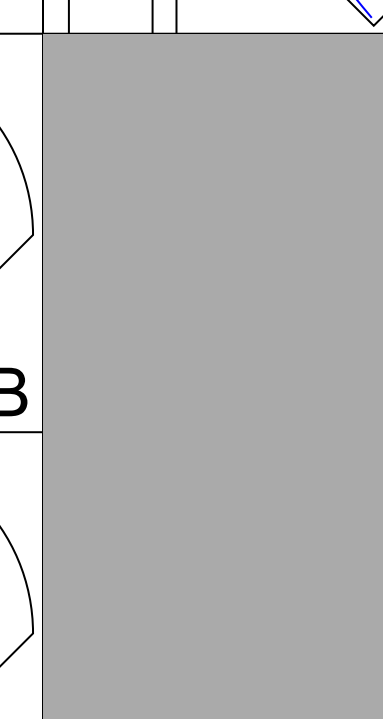
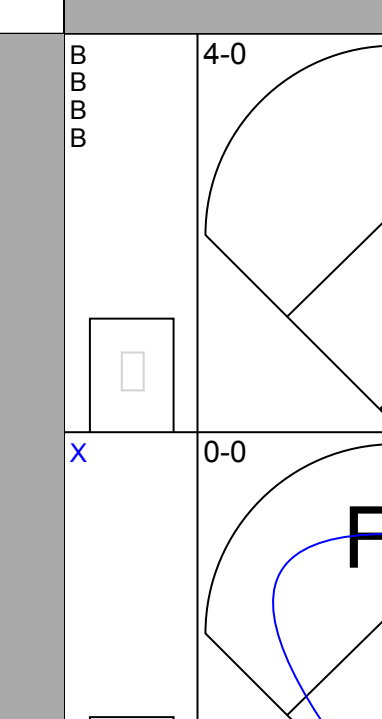

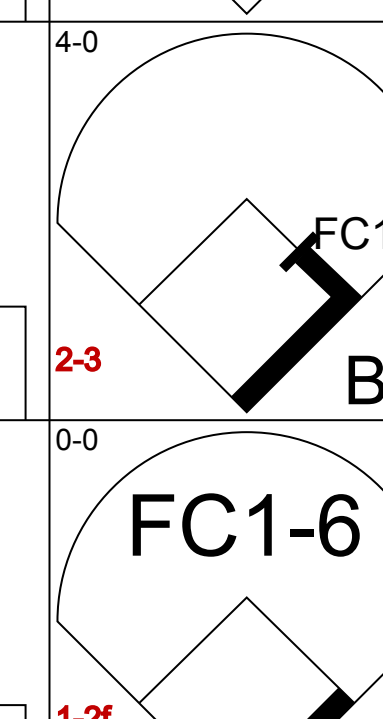

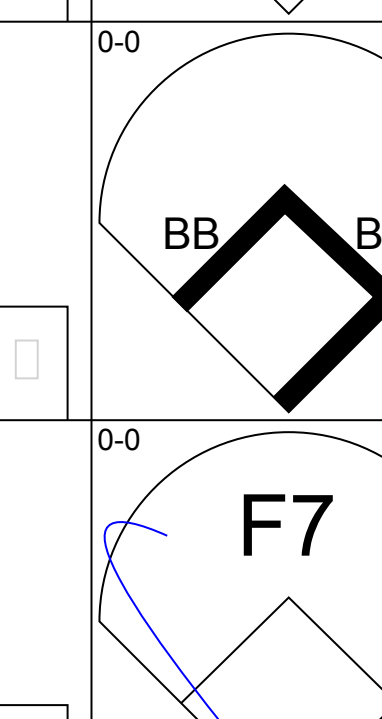

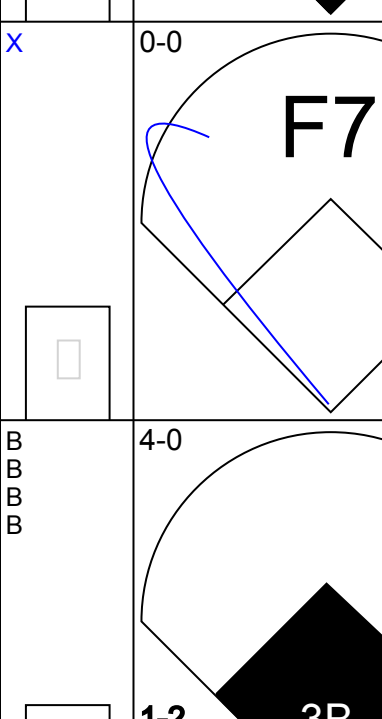
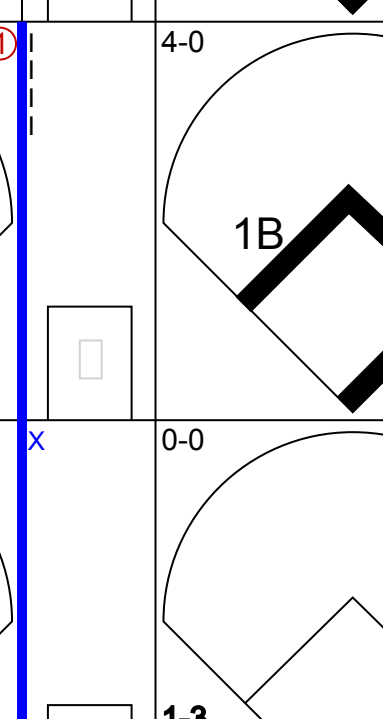
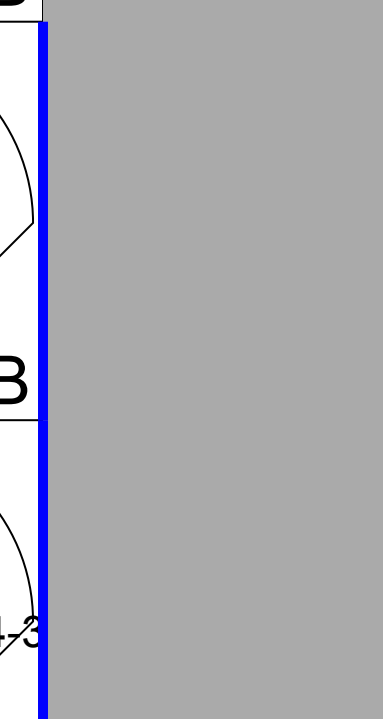
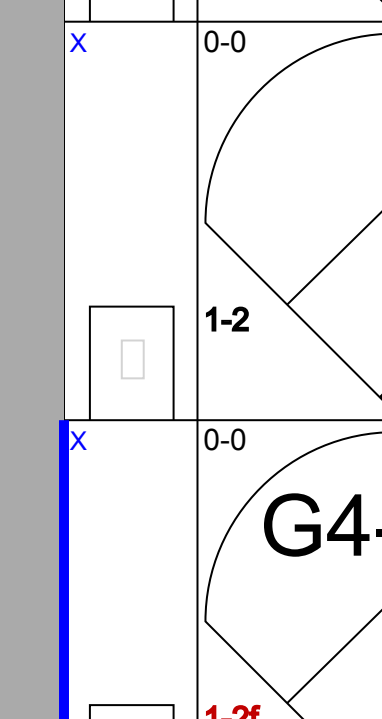
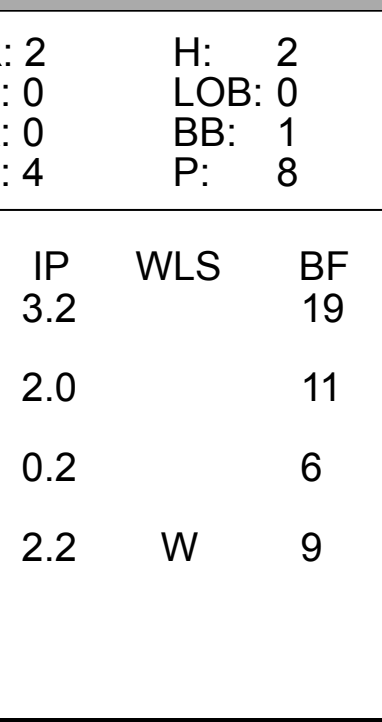
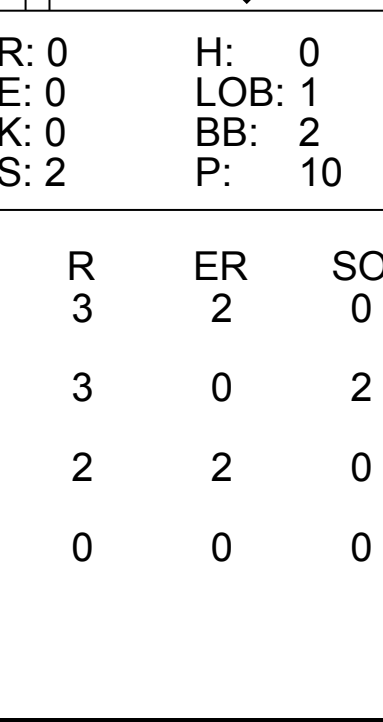
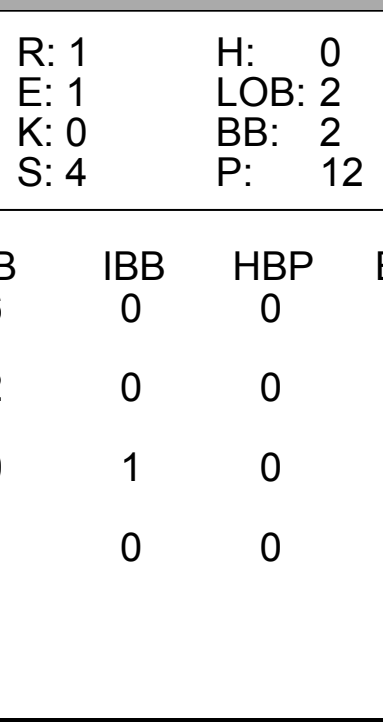
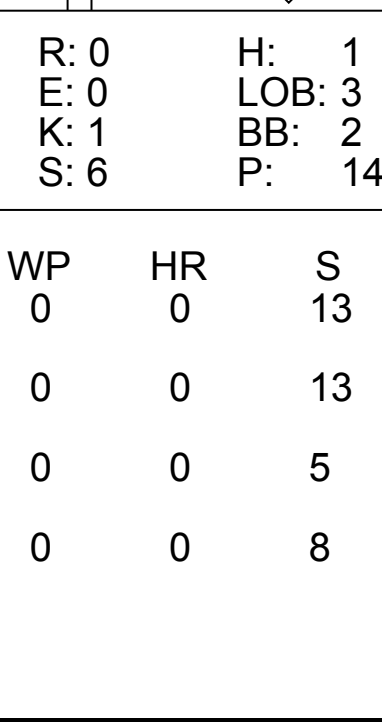
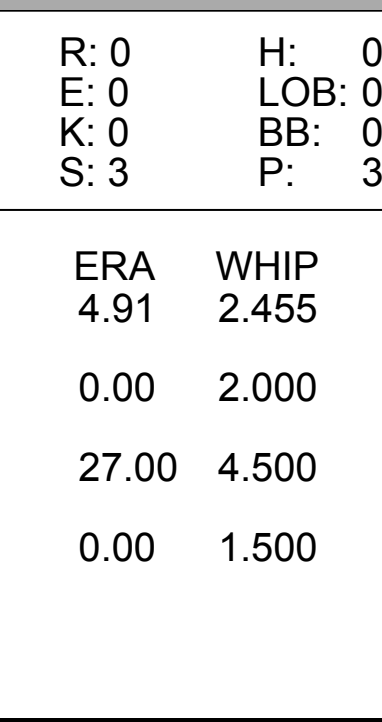
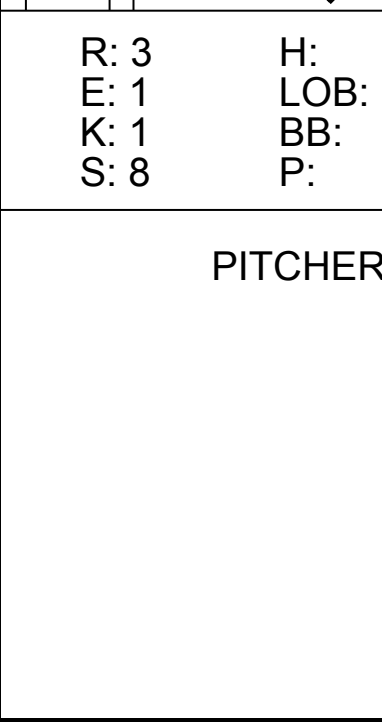
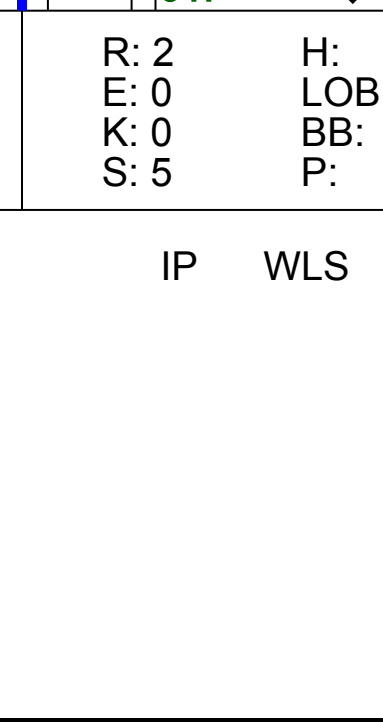
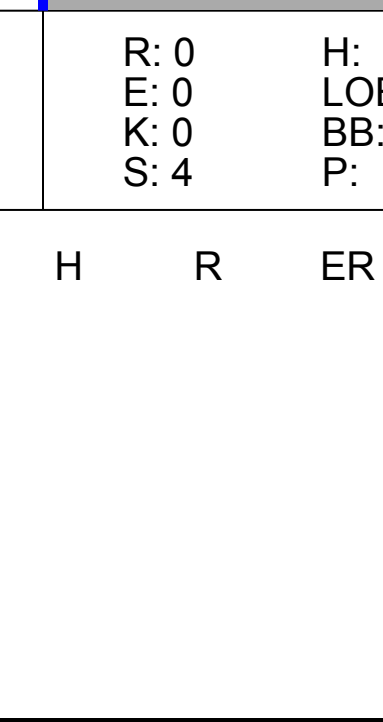
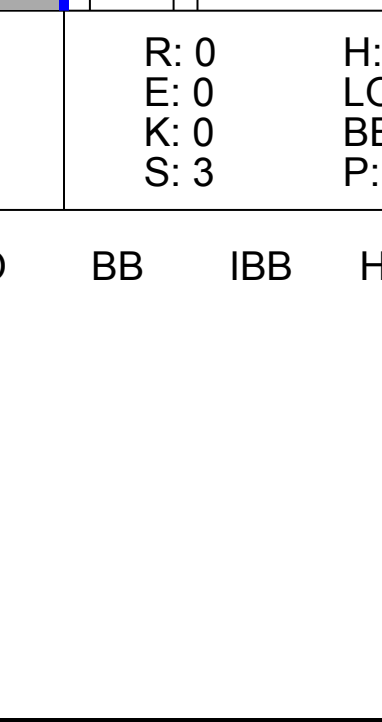


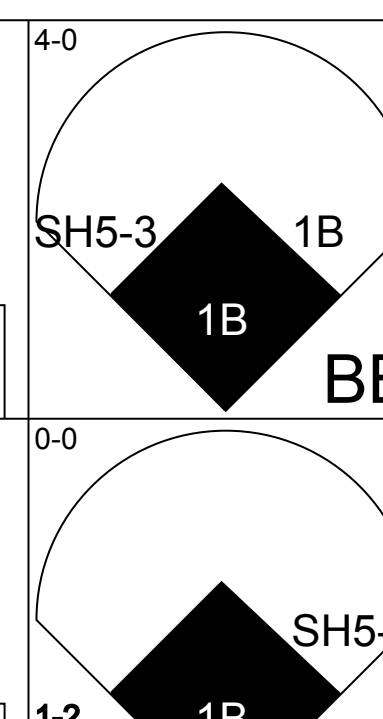

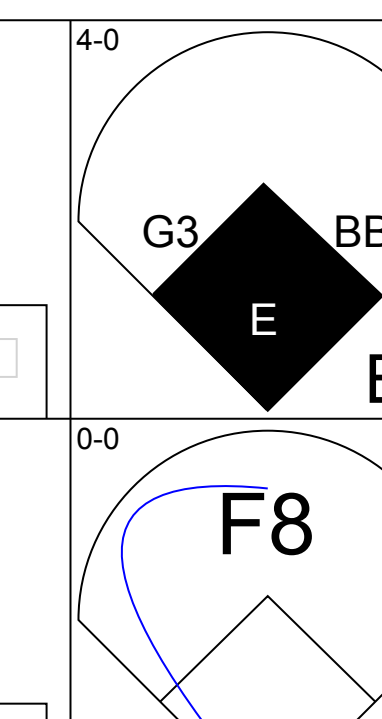
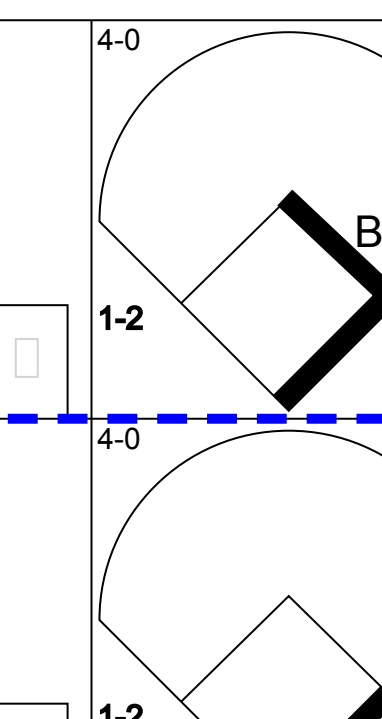

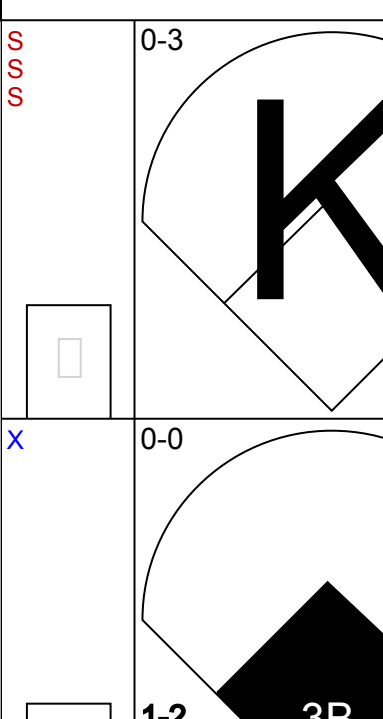
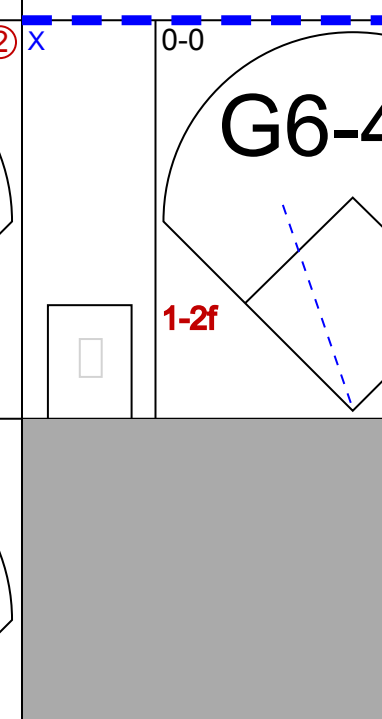
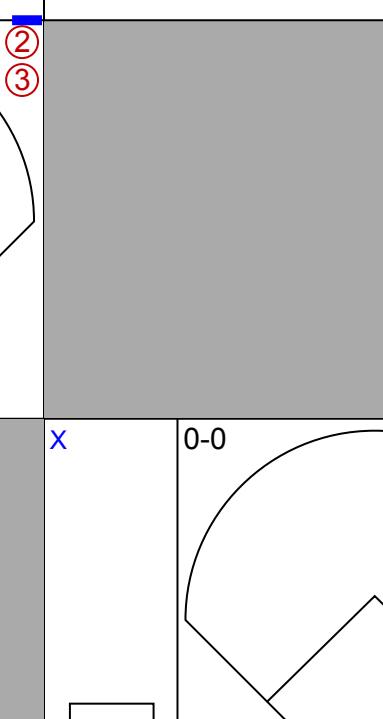

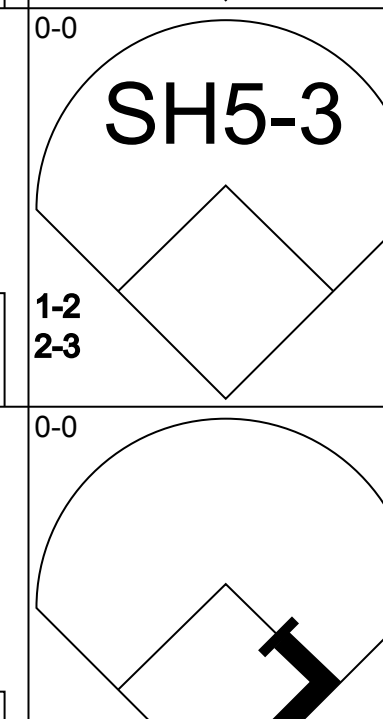

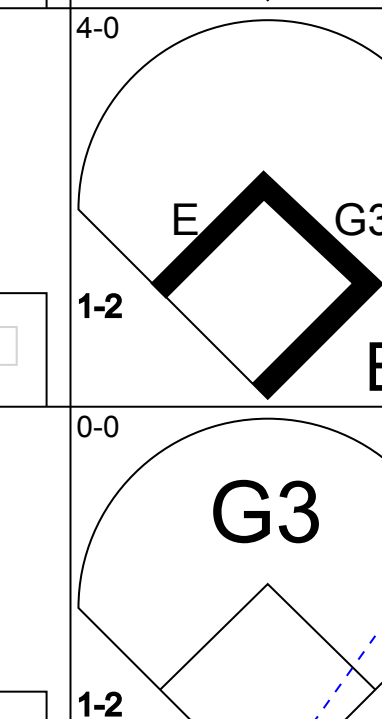
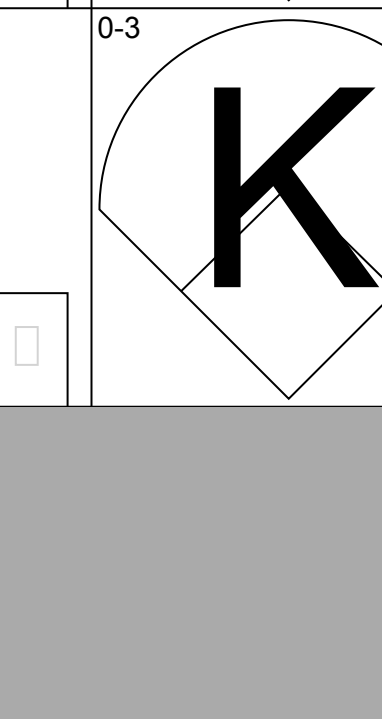
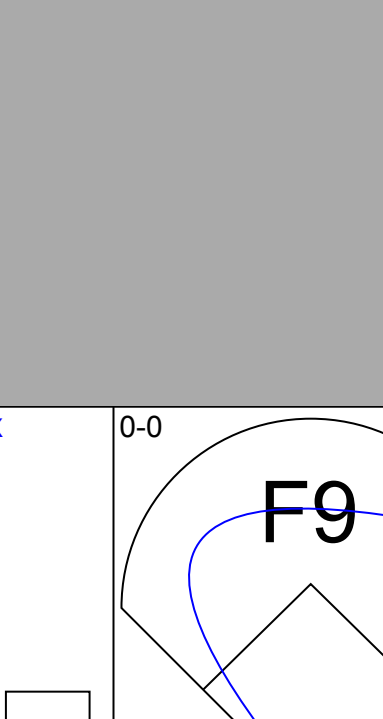
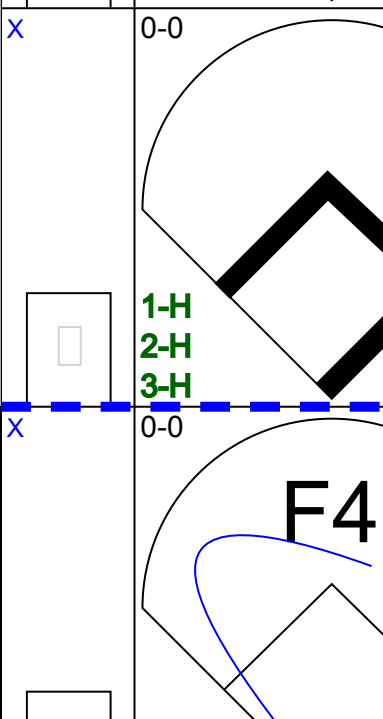

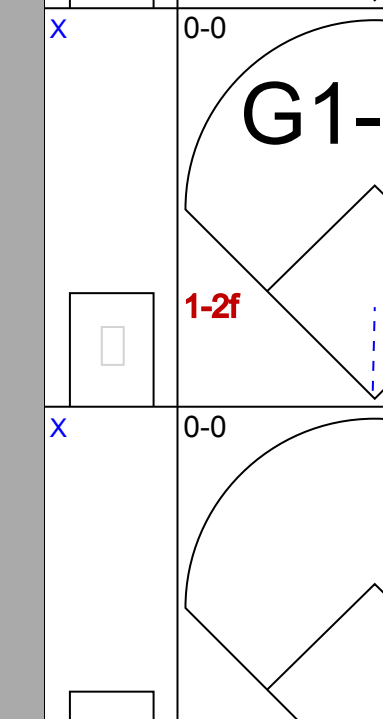
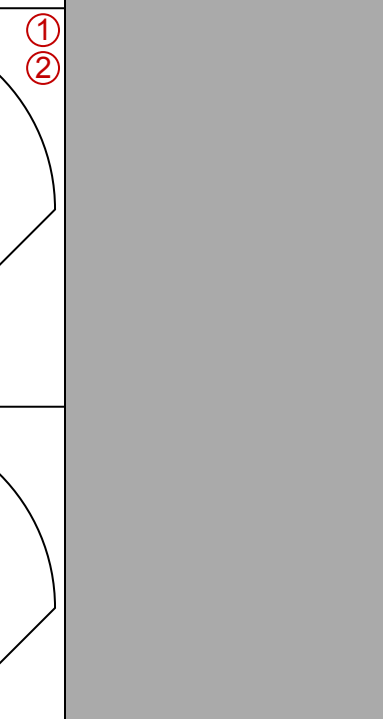
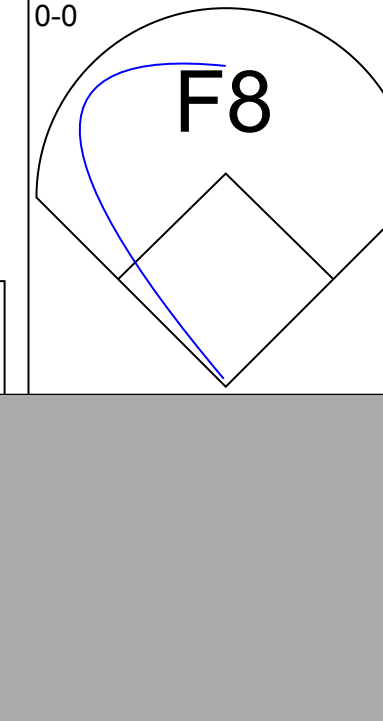
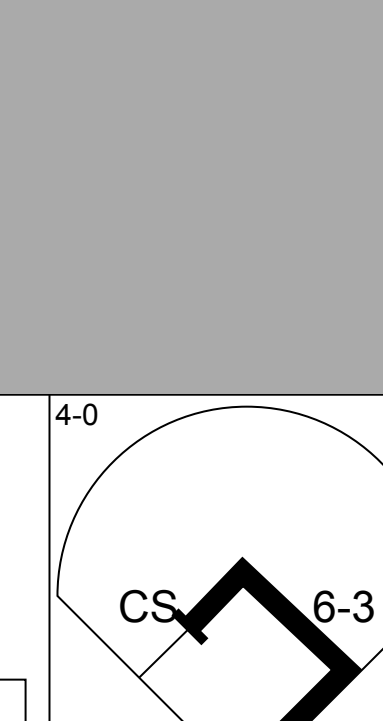
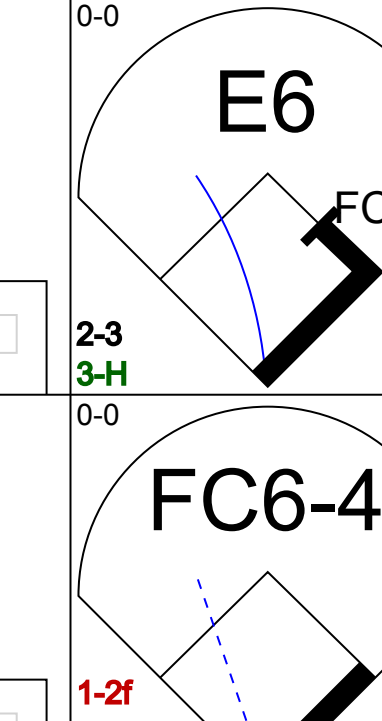

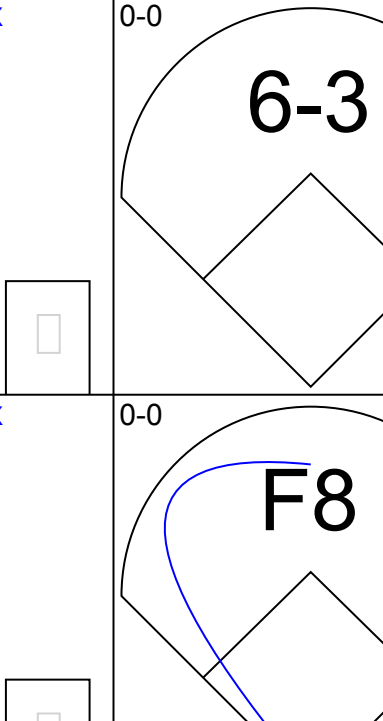

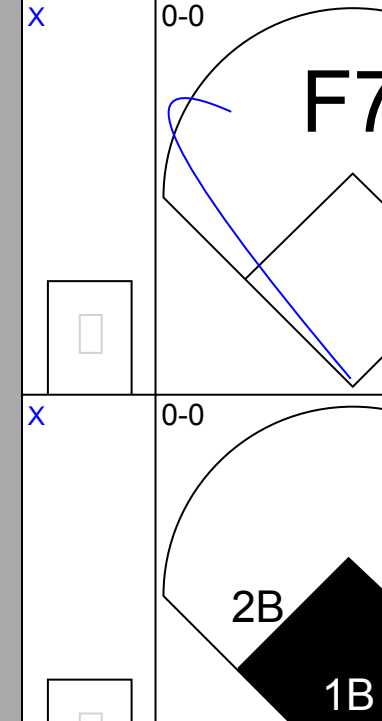
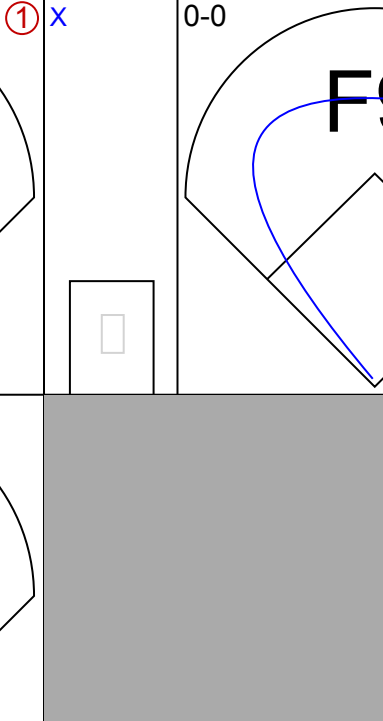
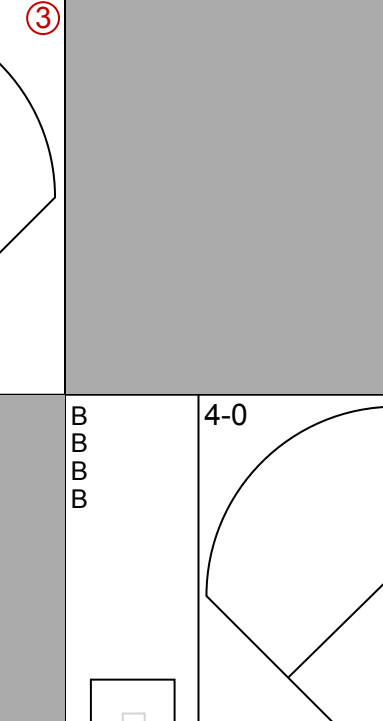

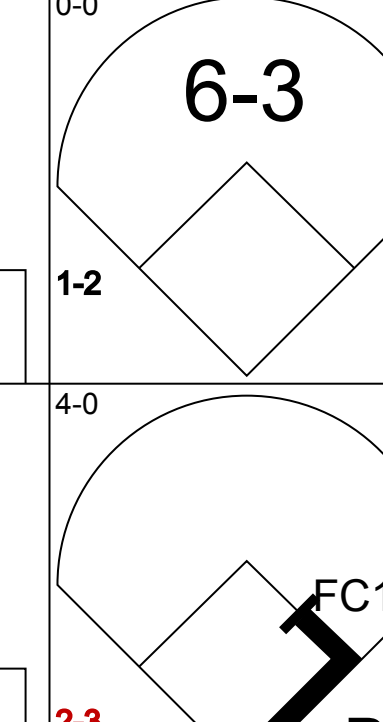

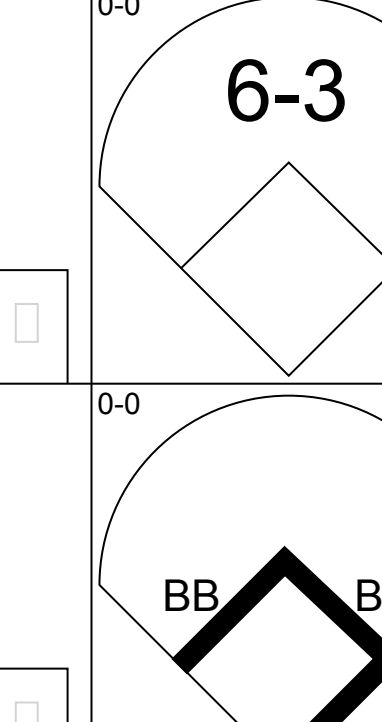

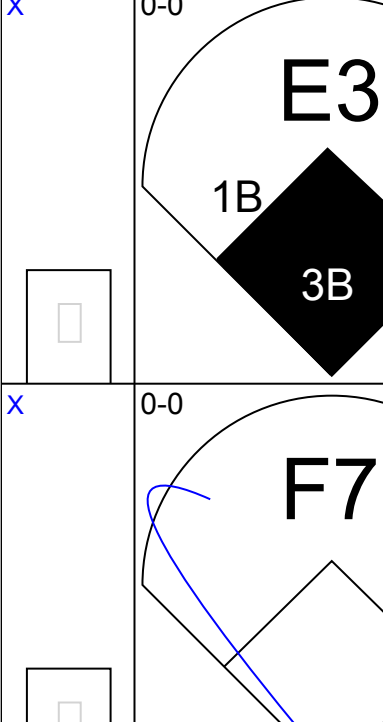
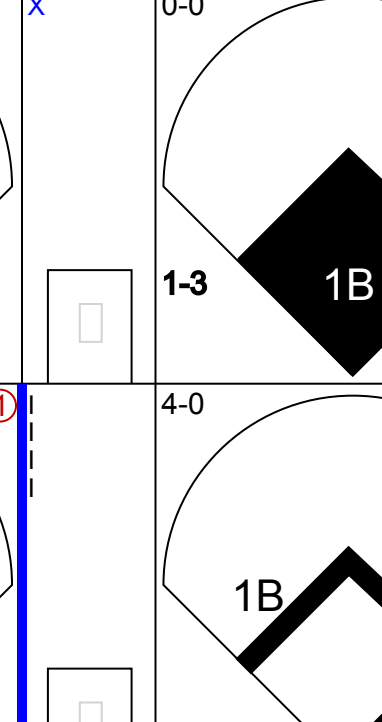
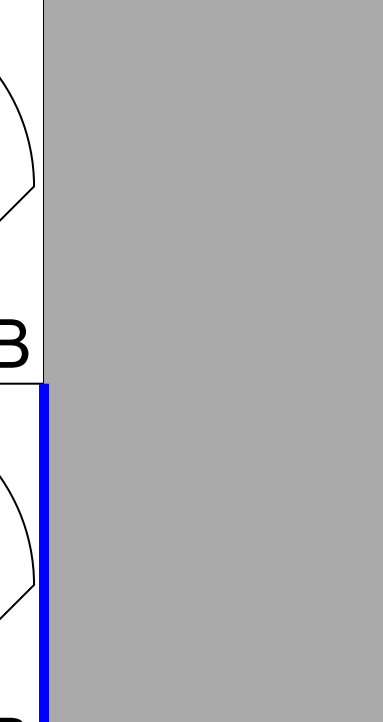
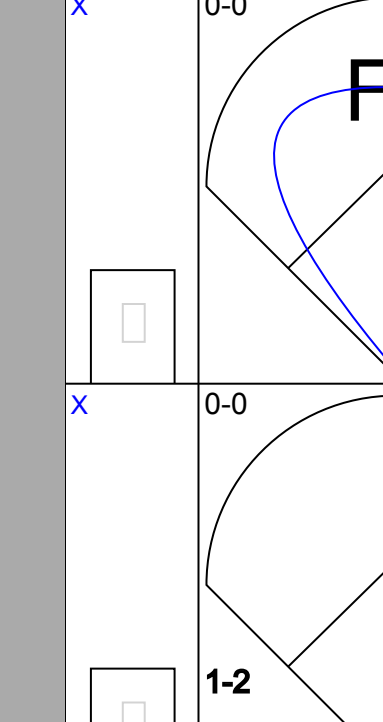

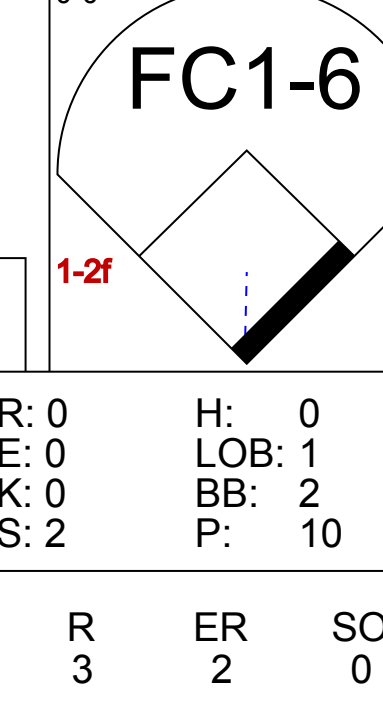
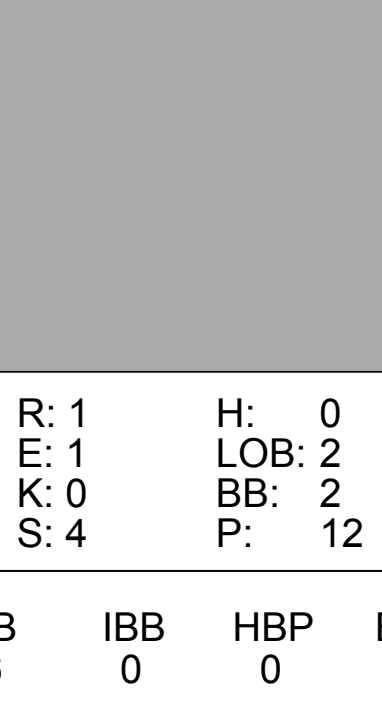
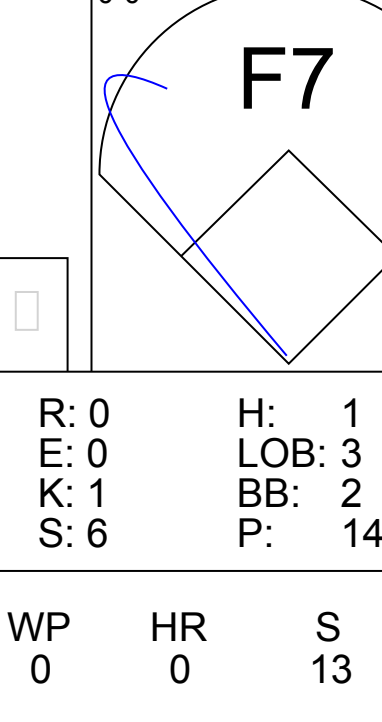
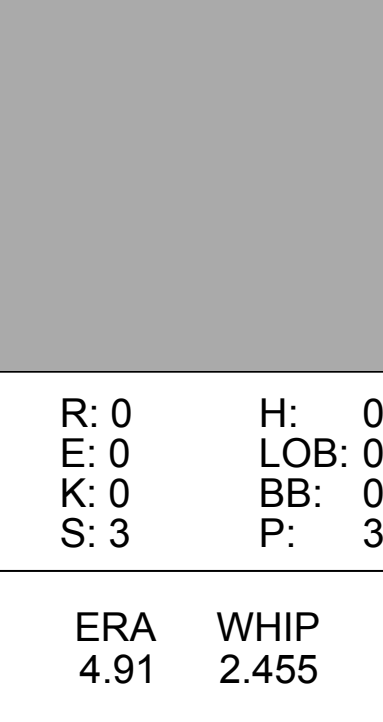
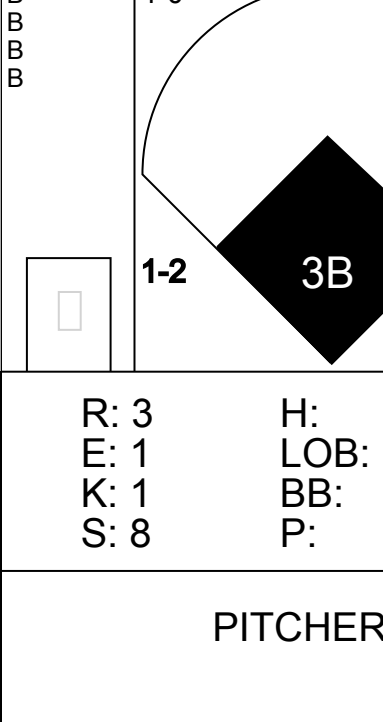
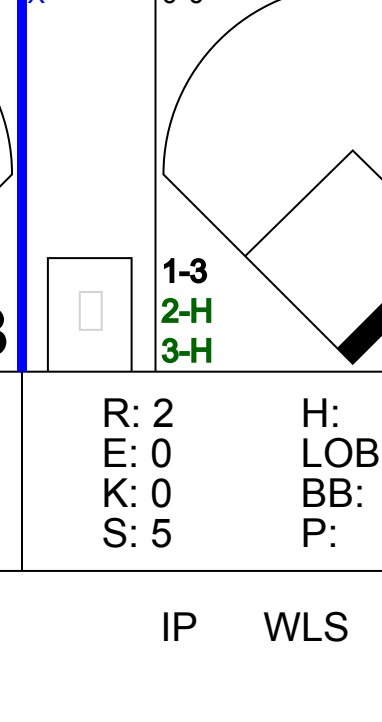
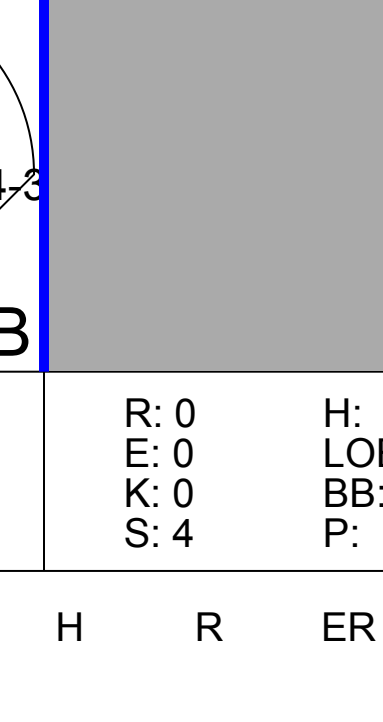
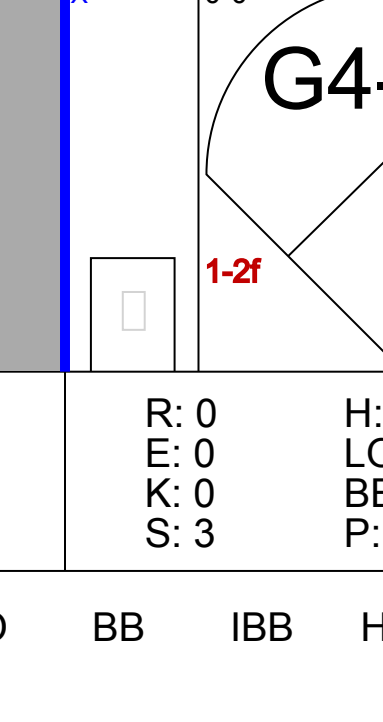




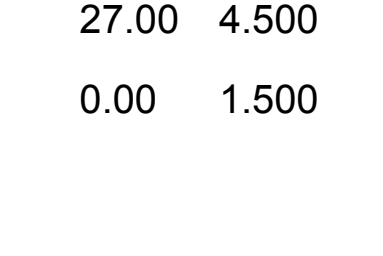




Batter	1	2	3	4	5	6	7	8	9	AB	R	H	RBI	BB	SO	LOB	TOP			
Don Lenhardt, R OBP: 0.393, SLG: 0.490	K		FC1-4 1B			F3		K		4	0	1	0	0	2	0	St. Louis Browns @ Washington Senators Griffith Stadium, Washington, DC Mon Aug 28 1950, 3:33 AM EDT Att: 2,726 - Unknown livebaseballscorecards.com			
Snuffy Stirrweiss, R OBP: 0.353, SLG: 0.282			FC1-4 1-2			F7		F5		4	0	1	0	0	0	1				
Ray Coleman, L OBP: 0.347, SLG: 0.455	E7 G4-6-3					6-3		1B 2B 1B		4	1	1	0	0	0	1				
Jim Delsing, L OBP: 0.328, SLG: 0.307	G4-6-3 1-2					4-3		F9		4	0	0	0	0	0	3				
Les Moss, R OBP: 0.357, SLG: 0.453						FC6-4 1B		2B 1B 1B		4	1	3	0	0	0	0				
Ken Wood, R OBP: 0.286, SLG: 0.378						FC6-4 1-2		1B 1B 2B		4	1	1	1	0	0	2				
Owen Friend, R OBP: 0.306, SLG: 0.324						6-3		1B		3	0	0	0	0	0	1				
Dick Kokos, L OBP: 0.369, SLG: 0.421						6-3		1B		1	0	1	2	0	0	0				
Billy DeMars, R OBP: 0.325, SLG: 0.278						5-3		F8		2	0	0	0	0	0	0				
Hank Arritt, L OBP: 0.385, SLG: 0.361						6-3		1B		1	0	0	0	0	0	0				
Bill Sommers, R OBP: 0.371, SLG: 0.282						4-3		1B		1	0	1	0	0	0	0				
Jack Bruner, L OBP: 0.297, SLG: 0.226						4-3		5-3		2	0	0	0	0	0	0				
Harry Dorish, R OBP: 0.396, SLG: 0.467						4-3		K		1	0	0	0	0	1	0				
Sherm Lollar, R OBP: 0.396, SLG: 0.467								5-3		1	0	0	0	0	0	2				
Inning Stats	R: 0 E: 1 K: 1 S: 6	H: 1 LOB: 1 BB: 0 P: 6	R: 0 E: 0 K: 0 S: 3	H: 0 LOB: 0 BB: 0 P: 3	R: 0 E: 0 K: 0 S: 4	H: 1 LOB: 1 BB: 0 P: 4	R: 0 E: 0 K: 0 S: 4	H: 1 LOB: 1 BB: 0 P: 4	R: 0 E: 0 K: 0 S: 3	H: 0 LOB: 0 BB: 0 P: 3	R: 0 E: 0 K: 0 S: 4	H: 1 LOB: 1 BB: 0 P: 4	R: 0 E: 0 K: 2 S: 7	H: 0 LOB: 0 BB: 0 P: 7	R: 3 E: 0 K: 0 S: 8	H: 5 LOB: 2 BB: 0 P: 8	1B: 6 2B: 3 3B: 0 HR: 0	SF: 0 SAC: 0 DP: 1 HBP: 0	WP: 0 PB: 0 SB: 0 CS: 0	PA: 36
PITCHER Jim Pearce, R ERA: 6.15	IP: 9.0 WLS: W BF: 36 H: 9 R: 3 ER: 3 SO: 3 BB: 0 IBB: 0 HBP: 0 BLK: 0 WP: 0 HR: 0 S: 42 P: 42 ERA: 3.00 WHIP: 1.000															PITCHER				

Batter	1	2	3	4	5	6	7	8	9	AB	R	H	RBI	BB	SO	LOB	BOTTOM				
Eddie Yost, R OBP: 0.430, SLG: 0.404	K	1-3		F7	BB		4-3			4	0	0	0	1	1	2	St. Louis Browns @ Washington Senators Griffith Stadium, Washington, DC Mon Aug 28 1950, 3:33 AM EDT Att: 2,726 - Unknown livebaseballscorecards.com				
Cass Michaels, R OBP: 0.372, SLG: 0.395	F4		2B 1B BB	4-3	6-3			1B E 1B		4	2	1	0	1	0	3					
Irv Noren, L OBP: 0.384, SLG: 0.457	BB 1B		F9		1B E BB		F9	E 1B 1B		4	2	2	0	1	0	1					
Sam Mele, R OBP: 0.380, SLG: 0.466	FC5-4 BB		1B 2B		E 1B BB		K	6-3		3	1	1	0	2	1	1					
Johnny Ostrowski, R OBP: 0.347, SLG: 0.392	FC5-4 1-2		FC6-4 1B		1B E 1B		HBP	1B WP 1B		4	1	3	2	0	0	2					
Gil Coan, L OBP: 0.338, SLG: 0.418		1B F9 1B	K		FC5 E 1B		G3	G1-6-3 1B		5	2	2	0	0	1	5					
Sam Dente, R OBP: 0.287, SLG: 0.282			FC6-4 1-2		F6			G1-6-3 1B		5	1	2	0	0	0	7					
Mickey Grasso, R OBP: 0.393, SLG: 0.371		F9		FC1-6 1B	E 1B			E5 FC8-2 2B		4	0	3	4	0	0	1					
Jim Pearce, R OBP: 0.167, SLG: 0.167		K		FC1-6 1-2	K			FC8-2		4	0	0	0	0	2	4					
Inning Stats	R: 0 E: 0 K: 1 S: 6	H: 1 LOB: 2 BB: 1 P: 10	R: 1 E: 0 K: 1 S: 7	H: 2 LOB: 1 BB: 0 P: 7	R: 1 E: 0 K: 1 S: 7	H: 2 LOB: 2 BB: 1 P: 11	R: 0 E: 0 K: 0 S: 4	H: 1 LOB: 1 BB: 0 P: 4	R: 4 E: 2 K: 1 S: 8	H: 2 LOB: 2 BB: 3 P: 20	R: 0 E: 0 K: 1 S: 5	H: 0 LOB: 1 BB: 0 P: 6	R: 1 E: 1 K: 0 S: 4	H: 2 LOB: 0 BB: 0 P: 4	R: 2 E: 1 K: 0 S: 6	H: 4 LOB: 1 BB: 0 P: 6		1B: 12 2B: 3 3B: 0 HR: 0	SF: 0 SAC: 0 DP: 2 HBP: 1	WP: 1 PB: 0 SB: 0 CS: 0	PA: 43
PITCHER Jack Bruner, L ERA: 4.69	IP: 4.1 WLS: L BF: 26 H: 8 R: 6 ER: 4 SO: 3 BB: 4 IBB: 0 HBP: 0 BLK: 0 WP: 0 HR: 0 S: 28 P: 44 ERA: 8.31 WHIP: 2.769															PITCHER					
Harry Dorish, R ERA: 6.96	IP: 3.2 WLS: L BF: 17 H: 6 R: 3 ER: 2 SO: 2 BB: 1 IBB: 0 HBP: 1 BLK: 0 WP: 1 HR: 0 S: 19 P: 24 ERA: 4.91 WHIP: 1.909															PITCHER					

Batter	1	2	3	4	5	6	7	8	9	AB	R	H	RBI	BB	SO	LOB	TOP			
Johnny Lipon, R OBP: 0.398, SLG: 0.389 (1, 6)										3	2	2	0	1	0	0	Detroit Tigers @ Washington Senators Griffith Stadium, Washington, DC Tue Aug 29 1950, 3:33 AM EDT Att: 8,731 - Unknown			
Jerry Priddy, R OBP: 0.374, SLG: 0.380 (1, 4)										3	0	1	1	1	1	1				
Pat Mullin, L OBP: 0.284, SLG: 0.299 (1, 7)										3	1	1	2	1	0	2				
Vic Wertz, L OBP: 0.400, SLG: 0.550 (1, 9)										3	0	0	0	1	0	2				
George Kell, R OBP: 0.406, SLG: 0.493 (1, 5)										4	0	0	0	0	0	2				
Johnny Groth, R OBP: 0.412, SLG: 0.483 (1, 8)										4	0	0	0	0	1	1				
Don Kolloway, R OBP: 0.329, SLG: 0.396 (1, 3)										4	0	1	0	0	0	0				
Bob Swift, R OBP: 0.355, SLG: 0.297 (1, 2)										2	1	1	0	0	0	2				
Aaron Robinson, L OBP: 0.399, SLG: 0.359 (7, PH)										2	0	0	0	0	0	0				
Dizzy Trout, R OBP: 0.283, SLG: 0.292 (1, 1)										2	0	0	0	0	0	0				
Inning Stats	R: 1 E: 1 K: 0 S: 3	H: 1 LOB: 0 BB: 1 P: 7	R: 0 E: 0 K: 0 S: 3	H: 0 LOB: 0 BB: 0 P: 3	R: 1 E: 0 K: 0 S: 4	H: 2 LOB: 1 BB: 1 P: 8	R: 0 E: 0 K: 1 S: 6	H: 1 LOB: 2 BB: 1 P: 10	R: 2 E: 0 K: 0 S: 5	H: 2 LOB: 0 BB: 0 P: 5	R: 0 E: 0 K: 0 S: 3	H: 0 LOB: 0 BB: 0 P: 3	R: 0 E: 0 K: 1 S: 5	H: 0 LOB: 1 BB: 0 P: 9	R: 0 E: 0 K: 0 S: 3	H: 0 LOB: 0 BB: 0 P: 3	1B: 5 2B: 0 3B: 0 HR: 1	SF: 0 SAC: 1 DP: 1 HBP: 0	WP: 0 PB: 0 SB: 0 CS: 0	PA: 35
PITCHER Sid Hudson, R ERA: 4.04 (1, 1)	IP: 9.0 WLS: W BF: 35 H: 6 R: 4 ER: 3 SO: 2 BB: 4 IBB: 0 HBP: 0 BLK: 0 WP: 0 HR: 1 S: 35 P: 51 ERA: 3.00 WHIP: 1.111															PITCHER				

Batter	1	2	3	4	5	6	7	8	9	AB	R	H	RBI	BB	SO	LOB	BOTTOM			
Eddie Yost, R OBP: 0.431, SLG: 0.403 (1, 5)										3	0	1	0	1	1	2	Detroit Tigers @ Washington Senators Griffith Stadium, Washington, DC Tue Aug 29 1950, 3:33 AM EDT Att: 8,731 - Unknown			
Gil Coan, L OBP: 0.337, SLG: 0.413 (1, 7)										3	1	0	0	0	0	3				
Irv Noren, L OBP: 0.385, SLG: 0.459 (1, 8)										4	1	2	0	0	0	1				
Mickey Vernon, L OBP: 0.388, SLG: 0.362 (1, 3)										4	0	2	1	0	0	2				
Sam Mele, R OBP: 0.379, SLG: 0.464 (1, 9)										4	1	1	0	0	1	5				
Cass Michaels, R OBP: 0.371, SLG: 0.393 (1, 4)										4	1	1	1	0	0	1				
Sam Dente, R OBP: 0.289, SLG: 0.284 (1, 6)										4	1	2	1	0	0	1				
Mickey Grasso, R OBP: 0.395, SLG: 0.374 (1, 2)										4	0	2	2	0	0	1				
Sid Hudson, R OBP: 0.224, SLG: 0.253 (1, 1)										4	0	1	0	0	2	4				
Inning Stats	R: 0 E: 0 K: 0 S: 5	H: 2 LOB: 2 BB: 0 P: 5	R: 0 E: 0 K: 1 S: 6	H: 1 LOB: 1 BB: 0 P: 6	R: 0 E: 0 K: 0 S: 2	H: 0 LOB: 0 BB: 1 P: 6	R: 3 E: 0 K: 2 S: 11	H: 4 LOB: 1 BB: 0 P: 11	R: 2 E: 0 K: 1 S: 7	H: 2 LOB: 1 BB: 0 P: 8	R: 0 E: 0 K: 0 S: 4	H: 1 LOB: 1 BB: 0 P: 4	R: 0 E: 0 K: 0 S: 3	H: 1 LOB: 0 BB: 0 P: 3	R: 0 E: 1 K: 0 S: 4	H: 1 LOB: 1 BB: 0 P: 4		1B: 10 2B: 3 3B: 0 HR: 0	SF: 0 SAC: 0 DP: 3 HBP: 1	WP: 0 PB: 1 SB: 0 CS: 0
PITCHER Dizzy Trout, R ERA: 3.67 (1, 1)	IP: 8.0 WLS: L BF: 36 H: 12 R: 5 ER: 5 SO: 4 BB: 1 IBB: 0 HBP: 1 BLK: 0 WP: 0 HR: 0 S: 42 P: 47 ERA: 5.62 WHIP: 1.625															PITCHER				

Batter	1	2	3	4	5	6	7	8	9	AB	R	H	RBI	BB	SO	LOB	TOP					
Don Kolloway, R OBP: 0.330, SLG: 0.398 (1, 3)										6	1	4	3	0	2	0	Detroit Tigers @ Washington Senators Griffith Stadium, Washington, DC Wed Aug 30 1950, 3:38 AM EDT Att: 13,429 - Unknown					
George Kell, R OBP: 0.405, SLG: 0.489 (1, 5)										5	0	2	1	1	0	2						
Pat Mullin, L OBP: 0.296, SLG: 0.286 (1, 7)										2	0	0	0	3	1	1						
Vic Wertz, L OBP: 0.394, SLG: 0.543 (1, 9)										5	0	0	0	0	2	7						
Johnny Groth, R OBP: 0.414, SLG: 0.484 (1, 8)										5	2	3	0	0	0	2						
Johnny Lipon, R OBP: 0.399, SLG: 0.395 (1, 6)										4	2	2	0	1	0	0						
Jerry Priddy, R OBP: 0.377, SLG: 0.386 (1, 4)										5	3	3	4	0	1	1						
Bob Swift, R OBP: 0.352, SLG: 0.295 (9, PH)										4	1	1	1	0	0	2						
Charlie Keller, L OBP: 0.465, SLG: 0.455 (9, PH)										0	0	0	0	1	0	0						
Aaron Robinson, L OBP: 0.395, SLG: 0.355 (9, 2)										0	0	0	0	0	0	0						
Hank Borowy, R OBP: 0.167, SLG: 0.167 (4, 1)										1	1	1	1	0	0	0						
Hal White, R OBP: 0.133, SLG: 0.200 (6, 1)										1	0	0	0	0	0	0						
Ray Herbert, R OBP: 0.250, SLG: 0.250 (7, 1)										1	0	0	0	0	0	2						
Inning Stats	R: 0 E: 0 K: 2 S: 8	H: 1 LOB: 2 BB: 1 P: 12	R: 3 E: 0 K: 1 S: 9	H: 4 LOB: 1 BB: 0 P: 9	R: 4 E: 0 K: 1 S: 10	H: 5 LOB: 3 BB: 2 P: 18	R: 0 E: 0 K: 0 S: 3	H: 1 LOB: 1 BB: 1 P: 7	R: 0 E: 0 K: 0 S: 4	H: 1 LOB: 2 BB: 1 P: 8	R: 0 E: 0 K: 1 S: 5	H: 0 LOB: 0 BB: 0 P: 5	R: 0 E: 0 K: 1 S: 5	H: 0 LOB: 0 BB: 0 P: 5	R: 0 E: 0 K: 0 S: 3	H: 0 LOB: 0 BB: 0 P: 3	R: 3 E: 0 K: 0 S: 6	H: 4 LOB: 1 BB: 1 P: 10	1B: 12 2B: 4 3B: 0 HR: 0	SF: 0 SAC: 1 DP: 1 HBP: 0	WP: 0 PB: 0 SB: 0 CS: 1	PA: 47
PITCHER	IP WLS BF H R ER SO BB IBB HBP BLK WP HR S P ERA WHIP																					
Bob Kuzava, L ERA: 4.41 (1, 1)	2.1	16	8	6	6	4	1	0	0	0	0	0	0	0	23	27	23.14	3.857				
Elmer Singleton, R ERA: 5.34 (3, 1)	0.1	5	2	1	1	0	2	0	0	0	0	0	0	0	3	11	27.00	12.000				
Mickey Harris, L ERA: 3.83 (3, 1)	1.1	5	1	0	0	0	1	0	0	0	0	0	0	4	8	0.00	1.500					
Connie Marrero, R ERA: 4.8 (5, 1)	3.0	11	1	0	0	2	1	0	0	0	0	0	0	14	18	0.00	0.667					
Jim Pearce, R ERA: 6.42 (8, 1)	2.0	L 10	4	3	3	0	1	0	0	0	0	0	0	9	13	13.50	2.500					

Batter	1	2	3	4	5	6	7	8	9	AB	R	H	RBI	BB	SO	LOB	BOTTOM				
Eddie Yost, R OBP: 0.434, SLG: 0.400 (1, 5)										2	2	0	0	3	1	4	Detroit Tigers @ Washington Senators Griffith Stadium, Washington, DC Wed Aug 30 1950, 3:38 AM EDT Att: 13,429 - Unknown				
Gil Coan, L OBP: 0.342, SLG: 0.412 (1, 7)										4	2	3	0	1	0	1					
Irv Noren, L OBP: 0.386, SLG: 0.465 (1, 8)										3	0	1	3	1	1	4					
Mickey Vernon, L OBP: 0.388, SLG: 0.376 (1, 3)										5	0	2	2	0	0	3					
Sam Mele, R OBP: 0.374, SLG: 0.455 (1, 9)										3	0	0	0	0	0	1					
Bud Stewart, L OBP: 0.340, SLG: 0.355 (6, 9)										2	0	0	0	0	0	1					
Cass Michaels, R OBP: 0.372, SLG: 0.390 (1, 4)										3	1	1	0	2	0	2					
Sam Dente, R OBP: 0.287, SLG: 0.285 (1, 6)										5	2	1	0	0	0	2					
Len Okrie, R OBP: 0.363, SLG: 0.154 (1, 2)										2	0	1	0	1	0	1					
Johnny Ostrowski, R OBP: 0.351, SLG: 0.392 (7, PH)										0	0	0	0	1	0	0					
Al Evans, R OBP: 0.269, SLG: 0.292 (8, 2)										1	0	1	0	0	0	0					
Bob Kuzava, S ERA: 2.35 (3, 1)	3.2	19	3	3	2	0	6	0	0	0	0	0	0	0	13	37	4.91	2.455			
Elmer Singleton, R ERA: 5.54 (4, 1)	2.0	11	2	3	0	2	2	0	0	0	0	0	0	13	21	0.00	2.000				
Hal White, R ERA: 5.15 (6, 1)	0.2	6	3	2	2	0	0	1	0	0	0	0	0	5	9	27.00	4.500				
Ray Herbert, R ERA: 3.38 (7, 1)	2.2	W 9	3	0	0	0	1	0	0	0	0	0	0	8	12	0.00	1.500				
Inning Stats	R: 2 E: 0 K: 0 S: 4	H: 2 LOB: 0 BB: 1 P: 8	R: 0 E: 0 K: 0 S: 2	H: 0 LOB: 1 BB: 2 P																	

Batter	1	2	3	4	5	6	7	8	9	AB	R	H	RBI	BB	SO	LOB	TOP				
Don Kolloway, R OBP: 0.328, SLG: 0.395	6-3		E 1B		F3			F8	FC	5	0	1	0	0	0	3	Detroit Tigers @ Washington Senators Griffith Stadium, Washington, DC Thu Aug 31 1950, 3:33 AM EDT Att: 4,305 - Unknown				
George Kell, R OBP: 0.405, SLG: 0.487	F6		F6		6-3			FC3-6 1B		4	0	1	0	0	0	2					
Pat Mullin, L OBP: 0.294, SLG: 0.276	BB		E3 1-2		F8			FC3-6 1-2		3	0	0	0	1	0	2					
Vic Wertz, L OBP: 0.393, SLG: 0.541	G3		4-3		CS 1B			F9		4	0	1	0	0	0	4					
Johnny Groth, R OBP: 0.412, SLG: 0.482		5-3			F9			F6		4	0	1	0	0	0	0					
Johnny Lipon, R OBP: 0.397, SLG: 0.392	K		6-3		1-2 1B			4-0 1B 1B		3	1	0	0	1	2	2					
Jerry Priddy, R OBP: 0.379, SLG: 0.390			6-3					1B 1-2 1B		4	0	3	0	0	0	0					
Bob Swift, R OBP: 0.348, SLG: 0.294	1-3				SH1-3 1B			F7		4	0	1	0	0	0	4					
Art Houtteman, R OBP: 0.171, SLG: 0.143			F8		SH1-3					2	0	0	0	0	0	1					
Charlie Keller, L OBP: 0.500, SLG: 0.478 (9, PH)								G5-4-3		1	0	1	1	0	0	0					
Neil Berry, R OBP: 0.348, SLG: 0.275 (9, PR)					1-2			1-2	FC 1B	0	0	0	0	0	0	0					
Inning Stats	R: 0 E: 0 K: 0 S: 3	H: 0 LOB: 1 BB: 1 P: 7	R: 0 E: 0 K: 1 S: 6	H: 1 LOB: 1 BB: 0 P: 6	R: 0 E: 1 K: 0 S: 5	H: 1 LOB: 2 BB: 0 P: 5	R: 0 E: 0 K: 0 S: 3	H: 0 LOB: 0 BB: 0 P: 3	R: 0 E: 0 K: 1 S: 4	H: 1 LOB: 1 BB: 0 P: 4	R: 0 E: 0 K: 0 S: 6	H: 2 LOB: 2 BB: 0 P: 6	R: 0 E: 0 K: 0 S: 3	H: 1 LOB: 0 BB: 0 P: 3	R: 0 E: 0 K: 0 S: 4	H: 1 LOB: 1 BB: 0 P: 4	R: 1 E: 0 K: 0 S: 5	H: 2 LOB: 2 BB: 1 P: 9	1B: 8 2B: 2 3B: 0 HR: 0	SF: 0 SAC: 1 DP: 2 HBP: 0	WP: 0 PA: 37 PB: 0 SB: 0 CS: 1
PITCHER Gene Bearden, L ERA: 5.32	IP: 9.0 WLS: W BF: 37 H: 9 R: 1 ER: 1 SO: 2 BB: 2 IBB: 0 HBP: 0 BLK: 0 WP: 0 HR: 0 S: 39 P: 47 ERA: 1.00 WHIP: 1.222																				

Batter	1	2	3	4	5	6	7	8	9	AB	R	H	RBI	BB	SO	LOB	BOTTOM		
Eddie Yost, R OBP: 0.432, SLG: 0.401	1-3		2B		F7			6-3		4	1	1	0	0	0	1	Detroit Tigers @ Washington Senators Griffith Stadium, Washington, DC Thu Aug 31 1950, 3:33 AM EDT Att: 4,305 - Unknown		
Gil Coan, L OBP: 0.345, SLG: 0.417	K		1B		1-3			CS 1B		4	1	2	1	0	1	0			
Irv Noren, L OBP: 0.388, SLG: 0.465	G3		2B		4-0 BB			CS 1-2		2	0	1	1	1	0	0			
Mickey Vernon, L OBP: 0.385, SLG: 0.373		F7	4-3		F7			F7		3	0	0	0	0	0	2			
Bud Stewart, L OBP: 0.340, SLG: 0.352		HBP BB			4-3			F7		2	0	0	0	1	0	1			
Cass Michaels, R OBP: 0.371, SLG: 0.388		H 1-0 HBP			F9			5-3		2	0	0	0	0	0	0			
Sam Dente, R OBP: 0.285, SLG: 0.283		1-2 HBP			G4-6-3 F7			6-3		3	0	0	0	0	0	2			
Len Okrie, R OBP: 0.300, SLG: 0.125			K		K			F2		3	0	0	0	0	2	0			
Gene Bearden, L OBP: 0.294, SLG: 0.333			F5		6-3			6-3 2B		3	0	1	0	0	0	0			
Inning Stats	R: 0 E: 0 K: 1 S: 5	H: 0 LOB: 0 BB: 0 P: 5	R: 0 E: 0 K: 0 S: 2	H: 0 LOB: 1 BB: 1 P: 7	R: 2 E: 0 K: 1 S: 8	H: 3 LOB: 1 BB: 0 P: 8	R: 0 E: 0 K: 0 S: 3	H: 0 LOB: 0 BB: 0 P: 3	R: 0 E: 0 K: 0 S: 3	H: 0 LOB: 1 BB: 1 P: 7	R: 0 E: 0 K: 0 S: 3	H: 0 LOB: 0 BB: 0 P: 3	R: 0 E: 0 K: 0 S: 3	H: 2 LOB: 0 BB: 0 P: 3	R: 0 E: 0 K: 0 S: 3	H: 2 LOB: 0 BB: 0 P: 3	1B: 2 2B: 3 3B: 0 HR: 0	SF: 0 SAC: 0 DP: 1 HBP: 1	WP: 0 PA: 30 PB: 0 SB: 0 CS: 1
PITCHER Art Houtteman, R ERA: 3.14	IP: 8.0 WLS: L BF: 29 H: 5 R: 2 ER: 2 SO: 3 BB: 2 IBB: 0 HBP: 1 BLK: 0 WP: 0 HR: 0 S: 32 P: 41 ERA: 2.25 WHIP: 0.875																		

Batter	1	2	3	4	5	6	7	8	9	AB	R	H	RBI	BB	SO	LOB	TOP		
Eddie Yost, R OBP: 0.434, SLG: 0.400 (1, 5)	F7		BB		BB			WP BB		1	0	0	0	3	0	0	Washington Senators @ New York Yankees Yankee Stadium, Bronx, NY Fri Sep 01 1950, 3:33 AM EDT Att: 33,134 - Unknown livebaseballscorecards.com		
Shery Robertson, L OBP: 0.362, SLG: 0.387 (1, 9)	F5		F9		G3			F3		4	0	0	0	0	0	3			
Irv Noren, L OBP: 0.387, SLG: 0.463 (1, 8)	HR		F6					K		4	1	1	0	0	1	1			
Mickey Vernon, L OBP: 0.383, SLG: 0.381 (1, 3)	HR				K			F3		4	1	1	2	0	1	0			
Bud Stewart, L OBP: 0.336, SLG: 0.348 (1, 7)	K				F6			F7		4	0	0	0	0	1	0			
Cass Michaels, R OBP: 0.372, SLG: 0.388 (1, 4)					FC6-4 1B			1-3		3	0	1	0	1	1	0			
Sam Dente, R OBP: 0.285, SLG: 0.283 (1, 6)					FC6-4 1-2			BB		4	0	1	0	0	1	2			
Mickey Grasso, R OBP: 0.384, SLG: 0.362 (1, 2)								K		3	0	0	0	0	0	1			
Al Sima, R OBP: 0.167, SLG: 0.167 (1, 1)										3	0	0	0	0	2	1			
Mickey Harris, L OBP: 0.350, SLG: 0.235 (8, 1)										0	0	0	0	0	0	0			
Inning Stats	R: 2 E: 0 K: 1 S: 7	H: 2 LOB: 0 BB: 0 P: 7	R: 0 E: 0 K: 1 S: 5	H: 0 LOB: 0 BB: 0 P: 5	R: 0 E: 0 K: 0 S: 3	H: 0 LOB: 1 BB: 1 P: 7	R: 0 E: 0 K: 1 S: 6	H: 1 LOB: 1 BB: 0 P: 6	R: 0 E: 0 K: 1 S: 5	H: 0 LOB: 0 BB: 0 P: 3	R: 0 E: 0 K: 1 S: 6	H: 1 LOB: 1 BB: 0 P: 6	R: 0 E: 0 K: 1 S: 4	H: 0 LOB: 0 BB: 1 P: 8	R: 0 E: 0 K: 1 S: 5	H: 0 LOB: 1 BB: 1 P: 9	1B: 3 2B: 0 3B: 0 HR: 1	SF: 0 SAC: 0 DP: 0 HBP: 0	WP: 1 PA: 34 CS: 0
PITCHER	IP	WLS	BF	H	R	ER	SO	BB	IBB	HBP	BLK	WP	HR	S	P	ERA	WHIP		
Allie Reynolds, R ERA: 3.33 (1, 1)	9.0	W	34	4	2	2	7	4	0	0	0	1	1	44	60	2.00	0.889		

Batter	1	2	3	4	5	6	7	8	9	AB	R	H	RBI	BB	SO	LOB	BOTTOM		
Jackie Jensen, R OBP: 0.210, SLG: 0.179 (1, 7)	F8		K		E 1B					5	0	1	0	0	1	1	Washington Senators @ New York Yankees Yankee Stadium, Bronx, NY Fri Sep 01 1950, 3:33 AM EDT Att: 33,134 - Unknown livebaseballscorecards.com		
Gene Woodling, L OBP: 0.378, SLG: 0.409 (9, 7)								E4 1B		0	0	0	0	0	0	0			
Phil Rizzuto, R OBP: 0.429, SLG: 0.436 (1, 6)	1-3		F6		F9					5	0	1	0	0	0	2			
Yogi Berra, L OBP: 0.390, SLG: 0.523 (1, 2)					1-3			1B		5	1	3	0	0	0	3			
Joe DiMaggio, R OBP: 0.373, SLG: 0.552 (1, 8)	2B 1B				F8			BB 1B		4	0	1	0	0	0	2			
Joe DiMaggio, R OBP: 0.373, SLG: 0.552 (1, 8)			F4					F7		4	0	1	0	0	0	2			
Hank Bauer, R OBP: 0.385, SLG: 0.485 (1, 9)	1-3 2B				F6					3	1	0	0	1	0	2			
Hank Bauer, R OBP: 0.385, SLG: 0.485 (1, 9)					4-3			HR BB		3	1	0	0	1	0	2			
Johnny Mize, L OBP: 0.377, SLG: 0.604 (1, 3)										4	1	2	3	0	1	0			
Joe Collins, L OBP: 0.323, SLG: 0.421 (9, 3)			K		G3					0	0	0	0	0	0	0			
Billy Johnson, R OBP: 0.360, SLG: 0.392 (1, 5)								FC6-4 1B		4	2	3	2	0	0	1			
Billy Johnson, R OBP: 0.360, SLG: 0.392 (1, 5)								FC6-4 1-2		4	2	3	2	0	0	1			
Jerry Coleman, R OBP: 0.362, SLG: 0.366 (1, 4)										3	1	1	0	0	0	1			
Jerry Coleman, R OBP: 0.362, SLG: 0.366 (1, 4)			F8		L7			SH2-4 1B		3	1	1	0	0	0	1			
Allie Reynolds, R OBP: 0.270, SLG: 0.239 (1, 1)										2	0	0	0	0	1	1			
Allie Reynolds, R OBP: 0.270, SLG: 0.239 (1, 1)			K					SH2-4 1-2		2	0	0	0	0	1	1			
Inning Stats	R: 0 E: 0 K: 0 S: 5	H: 2 LOB: 2 BB: 0 P: 5	R: 0 E: 0 K: 2 S: 8	H: 1 LOB: 1 BB: 0 P: 8	R: 0 E: 0 K: 1 S: 6	H: 1 LOB: 1 BB: 0 P: 6	R: 1 E: 0 K: 0 S: 4	H: 1 LOB: 0 BB: 0 P: 4	R: 0 E: 0 K: 0 S: 4	H: 1 LOB: 1 BB: 0 P: 4	R: 0 E: 0 K: 0 S: 4	H: 1 LOB: 1 BB: 0 P: 4	R: 0 E: 0 K: 0 S: 4	H: 1 LOB: 1 BB: 0 P: 4	R: 5 E: 1 K: 0 S: 8	H: 4 LOB: 2 BB: 1 P: 13	1B: 8 2B: 1 3B: 0 HR: 3	SF: 0 SAC: 2 DP: 0 HBP: 1	WP: 0 PA: 39 CS: 0
PITCHER	IP	WLS	BF	H	R	ER	SO	BB	IBB	HBP	BLK	WP	HR	S	P	ERA	WHIP		
Al Sima, L ERA: 5.09 (1, 1)	7.1	L	35	11	6	5	3	1	0	0	0	0	0	4	4	6.14	1.636		
Mickey Harris, L ERA: 3.6 (8, 1)	0.2		4	1	0	0	0	0	0	0	0	0	0	4	4	0.00	1.500		

Batter	1	2	3	4	5	6	7	8	9	AB	R	H	RBI	BB	SO	LOB	TOP								
Eddie Yost, R (1, 5) OBP: 0.436, SLG: 0.406	4-0 BB		0-0 HR		0-0 F6		4-0 BB		0-0 F6	3	1	1	1	2	0	2	Washington Senators @ New York Yankees Yankee Stadium, Bronx, NY Sat Sep 02 1950, 3:33 AM EDT Att: 18,201 - Unknown livebaseballscores.com								
Cass Michaels, R (1, 4) OBP: 0.389, SLG: 0.384	0-0 L9		0-0 5-3		0-0 4-3		0-3 K			4	0	0	0	0	1	2									
Irv Noren, L (1, 8) OBP: 0.386, SLG: 0.468	0-3 K		0-0 4-3			0-0 HR		0-3 K		4	1	1	1	0	2	1									
Mickey Vernon, L (1, 3) OBP: 0.385, SLG: 0.380	0-0 F4			0-0 F5		0-0 1B		4-0 L4-3		3	0	1	0	1	0	1									
Johnny Ostrowski, R (1, 9) OBP: 0.348, SLG: 0.385		0-3 K		4-0 BB		0-0 F9		0-0 L4-3		3	0	0	0	1	1	2									
Gil Coan, L (1, 7) OBP: 0.343, SLG: 0.415	0-0 G3			0-0 F9		0-0 1B			0-0 G3	4	0	1	0	0	0	1									
Sam Dente, R (1, 6) OBP: 0.289, SLG: 0.285				4-0 1B		0-0 F9			0-0 5-3	3	0	2	0	1	0	1									
Mickey Grasso, R (1, 2) OBP: 0.381, SLG: 0.359	0-0 F7			0-3 K			0-0 F8		0-0 5-3	4	0	1	0	0	1	3									
Joe Haynes, R (1, 1) OBP: 0.233, SLG: 0.433			0-0 1-3		0-0 4-3		0-3 K		0-0 5-3	3	0	0	0	0	1	0									
Mickey Harris, L (7, 1) OBP: 0.350, SLG: 0.235									1-2 2-3	0	0	0	0	0	0	0									
Elmer Singleton, R (8, 1) OBP: 0.429, SLG: 0.571										0	0	0	0	0	0	0									
Sam Mele, R (9, PH) OBP: 0.373, SLG: 0.454										1	0	0	0	0	0	2									
Inning Stats	R: 0 E: 0 K: 1 S: 5	H: 0 LOB: 1 BB: 1 P: 9	R: 0 E: 0 K: 1 S: 6	H: 1 LOB: 1 BB: 0 P: 6	R: 1 E: 0 K: 0 S: 4	H: 1 LOB: 0 BB: 0 P: 4	R: 0 E: 0 K: 1 S: 5	H: 0 LOB: 2 BB: 0 P: 13	R: 0 E: 0 K: 0 S: 3	H: 0 LOB: 0 BB: 0 P: 3	R: 1 E: 0 K: 0 S: 5	H: 3 LOB: 1 BB: 0 P: 5	R: 0 E: 0 K: 2 S: 7	H: 0 LOB: 1 BB: 1 P: 11	R: 0 E: 0 K: 1 S: 4	H: 0 LOB: 0 BB: 1 P: 8	R: 0 E: 0 K: 0 S: 5	H: 2 LOB: 2 BB: 0 P: 5	1B: 5 2B: 1 3B: 0 HR: 2	SF: 0 SAC: 0 DP: 1 HBP: 0	WP: 0 PB: 0 SB: 0 CS: 0	PA: 37			
PITCHER	IP	WLS	BF	H	R	ER	SO	BB	IBB	HBP	BLK	WP	HR	S	P	ERA	WHIP								
Joe Ostrowski, L (1, 1) ERA: 3.71	6.0	W	25	5	2	2	3	3	0	0	0	0	2	28	40	3.00	1.333								
Joe Page, L (7, 1) ERA: 4.55	3.0	S	12	2	0	0	3	2	0	0	0	0	0	16	24	0.00	1.333								

Batter	1	2	3	4	5	6	7	8	9	AB	R	H	RBI	BB	SO	LOB	BOTTOM								
Gene Woodling, L (1, 7) OBP: 0.378, SLG: 0.409	0-0 CS		0-0 F8		0-0 1B		0-0 4-3		0-0 3-1	5	0	2	0	0	0	5	Washington Senators @ New York Yankees Yankee Stadium, Bronx, NY Sat Sep 02 1950, 3:33 AM EDT Att: 18,201 - Unknown livebaseballscores.com								
Phil Rizzuto, R (1, 6) OBP: 0.432, SLG: 0.436	4-0 G1-4-3		4-0 HBP		0-0 F1		0-0 SH1-3		4-0 CS	2	2	1	0	3	0	1									
Hank Bauer, R (1, 9) OBP: 0.386, SLG: 0.484	0-0 G1-4-3		1-0 HBP		0-0 G4-3		0-0 SH1-3		0-3 K	3	1	1	0	0	1	2									
Joe DiMaggio, R (1, 8) OBP: 0.375, SLG: 0.559		0-0 HR		0-0 1B		0-0 G4-3		0-0 5-3		5	2	3	5	0	0	2									
Yogi Berra, L (1, 2) OBP: 0.389, SLG: 0.527	0-0 4-3		0-0 F8		0-0 F9		0-0 HR			4	1	1	2	0	0	1									
Johnny Mize, L (1, 3) OBP: 0.379, SLG: 0.608	0-0 F7			0-0 4-3		0-0 BB		0-0 2B		4	0	2	0	0	0	0									
Joe Collins, L (7, PR) OBP: 0.323, SLG: 0.421							0-0 2B		0-0 1B	0	1	0	0	0	0	0									
Billy Johnson, R (1, 5) OBP: 0.359, SLG: 0.394	0-0 F2			0-0 F2		0-0 F4		0-0 1B		4	1	1	1	0	0	1									
Jerry Coleman, R (1, 4) OBP: 0.366, SLG: 0.368			0-3 K		0-0 1B		4-0 BB		0-0 1B	3	0	2	1	1	1	0									
Joe Ostrowski, L (1, 1) OBP: 0.355, SLG: 0.320			4-0 HBP		0-0 F5		4-0 IBB		0-3 1B	1	1	0	0	1	0	1									
Tommy Henrich, L (6, PH) OBP: 0.392, SLG: 0.543										0	0	0	0	1	0	0									
Jackie Jensen, R (6, PR) OBP: 0.210, SLG: 0.179										0	0	0	0	0	0	0									
Joe Page, L (7, 1) OBP: 0.400, SLG: 0.375										1	0	0	0	0	1	1									
Inning Stats	R: 0 E: 0 K: 0 S: 2	H: 1 LOB: 0 BB: 1 P: 6	R: 1 E: 0 K: 0 S: 4	H: 1 LOB: 0 BB: 0 P: 4	R: 3 E: 0 K: 1 S: 6	H: 1 LOB: 1 BB: 2 P: 15	R: 0 E: 0 K: 0 S: 4	H: 1 LOB: 1 BB: 0 P: 4	R: 0 E: 0 K: 0 S: 4	H: 2 LOB: 1 BB: 0 P: 4	R: 0 E: 0 K: 0 S: 4	H: 1 LOB: 3 BB: 2 P: 12	R: 5 E: 1 K: 1 S: 11	H: 6 LOB: 1 BB: 0 P: 11	R: 0 E: 0 K: 1 S: 4	H: 0 LOB: 0 BB: 1 P: 8	R: 0 E: 0 K: 0 S: 5	H: 0 LOB: 0 BB: 0 P: 5	1B: 9 2B: 2 3B: 0 HR: 2	SF: 0 SAC: 1 DP: 2 HBP: 1	WP: 0 PB: 0 SB: 0 CS: 2	PA: 40			
PITCHER	IP	WLS	BF	H	R	ER	SO	BB	IBB	HBP	BLK	WP	HR	S	P	ERA	WHIP								
Joe Haynes, R (1, 1) ERA: 5.82	6.1	L	32	10	7	6	1	4	1	0	0	0	0	7	7	27.00	4.500								
Mickey Harris, L (7, 1) ERA: 3.98	0.2		5	3	2	2	1	0	0	0	0	0	0	7	7	27.00	4.500								
Elmer Singleton, R (8, 1) ERA: 5.17	1.0		3	0	0	0	1	1	0	0	0	0	0	4	8	0.00	1.000								

Batter	1	2	3	4	5	6	7	8	9	AB	R	H	RBI	BB	SO	LOB	TOP					
Dom DiMaggio, R OBP: 0.422, SLG: 0.459 (1, 8)										4	1	0	0	1	0	6	Boston Red Sox @ Washington Senators Griffith Stadium, Washington, DC Mon Sep 04 1950, 3:33 AM EDT Unknown					
6 Johnny Pesky, L OBP: 0.430, SLG: 0.389 (1, 5)										3	1	1	0	1	0	0						
Billy Goodman, L OBP: 0.436, SLG: 0.479 (1, 7)										3	0	1	1	1	1	1						
Vern Stephens, R OBP: 0.369, SLG: 0.532 (1, 6)										5	0	1	0	0	0	3						
Walt Dropo, R OBP: 0.383, SLG: 0.600 (1, 3)										5	2	2	1	0	1	4						
Bobby Doerr, R OBP: 0.388, SLG: 0.515 (1, 4)										3	0	2	1	0	0	0						
Al Zarilla, L OBP: 0.432, SLG: 0.507 (1, 9)										3	1	1	1	0	0	1						
Birdie Tebbetts, R OBP: 0.392, SLG: 0.470 (8, FR)										4	0	2	1	0	0	2						
Fred Hatfield, L OBP: 0.393, SLG: 0.265 (8, FR)										0	0	0	0	0	0	0						
Matt Batts, R OBP: 0.326, SLG: 0.395 (8, 2)										0	0	0	0	0	0	0						
Joe Dobson, R OBP: 0.307, SLG: 0.231 (1, 1)										1	0	1	0	0	0	0						
Chuck Stobbs, L OBP: 0.393, SLG: 0.265 (3, 1)										2	0	0	0	0	1	3						
Tom Wright, L OBP: 0.348, SLG: 0.376 (6, PH)										1	0	0	0	0	0	1						
Ellis Kinder, R OBP: 0.209, SLG: 0.277 (8, 1)										0	0	0	0	0	0	0						
Inning Stats	R: 3 E: 0 K: 0 S: 5	H: 2 LOB: 1 BB: 2 P: 13	R: 0 E: 0 K: 0 S: 3	H: 1 LOB: 0 BB: 0 P: 3	R: 0 E: 0 K: 1 S: 5	H: 0 LOB: 0 BB: 0 P: 5	R: 2 E: 0 K: 1 S: 8	H: 3 LOB: 1 BB: 0 P: 8	R: 0 E: 0 K: 0 S: 3	H: 0 LOB: 1 BB: 0 P: 4	R: 0 E: 0 K: 0 S: 4	H: 1 LOB: 2 BB: 0 P: 5	R: 0 E: 1 K: 0 S: 6	H: 2 LOB: 1 BB: 0 P: 6	R: 0 E: 0 K: 0 S: 5	H: 1 LOB: 2 BB: 1 P: 5	R: 0 E: 0 K: 0 S: 3	H: 1 LOB: 1 BB: 1 P: 7	1B: 8 2B: 2 3B: 1 HR: 0	SF: 0 SAC: 2 DP: 2 HBP: 2	WP: 0 PB: 0 SB: 1 CS: 0	PA: 41
PITCHER	IP WLS BF H R ER SO BB IBB HBP BLK WP HR S P ERA WHIP																ERA WHIP					
Sid Hudson, R ERA: 4.1 (1, 1)	8.0 L 37 10 5 5 3 2 0 0 0 0 0 0 39 49 5.62 1.500																					
Mickey Harris, L ERA: 3.93 (9, 1)	1.0 4 1 0 0 0 1 0 0 0 0 0 0 3 7 0.00 2.000																					

AB	34
R	5
H	11
RBI	5
BB	3
SO	3
LOB	21



Batter	1	2	3	4	5	6	7	8	9	AB	R	H	RBI	BB	SO	LOB	BOTTOM					
Eddie Yost, R OBP: 0.437, SLG: 0.410 (1, 5)										5	1	3	0	0	0	2	Boston Red Sox @ Washington Senators Griffith Stadium, Washington, DC Mon Sep 04 1950, 3:33 AM EDT Unknown					
Gil Coan, L OBP: 0.348, SLG: 0.416 (1, 7)										4	2	2	0	0	0	4						
Irv Noren, L OBP: 0.386, SLG: 0.473 (1, 8)										4	1	1	1	1	0	3						
Mickey Vernon, L OBP: 0.385, SLG: 0.378 (1, 3)										4	0	1	2	1	0	3						
Bud Stewart, L OBP: 0.335, SLG: 0.347 (1, 9)										1	0	0	0	0	0	2						
Sam Mele, R OBP: 0.372, SLG: 0.451 (3, PH) (4, 9)										4	0	1	1	0	1	1						
Cass Michaels, R OBP: 0.386, SLG: 0.381 (1, 4)										4	0	0	0	0	0	3						
Sam Dente, R OBP: 0.290, SLG: 0.289 (1, 6)										4	0	2	0	0	0	0						
Mickey Grasso, R OBP: 0.383, SLG: 0.358 (1, 2)										3	0	1	0	1	0	2						
Sid Hudson, R OBP: 0.225, SLG: 0.253 (1, 1)										3	0	0	0	0	0	4						
Sherry Robertson, L OBP: 0.307, SLG: 0.357 (8, PH)										0	0	0	0	1	0	0						
Mickey Harris, L OBP: 0.350, SLG: 0.235 (9, 1)										0	0	0	0	0	0	0						
Inning Stats	R: 0 E: 0 K: 0 S: 4	H: 2 LOB: 2 BB: 1 P: 8	R: 0 E: 1 K: 0 S: 4	H: 1 LOB: 1 BB: 0 P: 4	R: 2 E: 0 K: 0 S: 6	H: 3 LOB: 1 BB: 0 P: 6	R: 0 E: 0 K: 0 S: 2	H: 0 LOB: 0 BB: 1 P: 6	R: 1 E: 0 K: 0 S: 4	H: 1 LOB: 2 BB: 1 P: 9	R: 0 E: 0 K: 0 S: 5	H: 2 LOB: 2 BB: 0 P: 5	R: 1 E: 0 K: 0 S: 4	H: 1 LOB: 0 BB: 0 P: 4	R: 0 E: 0 K: 0 S: 4	H: 1 LOB: 2 BB: 1 P: 8	R: 0 E: 0 K: 1 S: 5	H: 0 LOB: 0 BB: 0 P: 5	1B: 8 2B: 4 3B: 0 HR: 1	SF: 0 SAC: 0 DP: 3 HBP: 1	WP: 0 PB: 0 SB: 0 CS: 0	PA: 41
PITCHER	IP WLS BF H R ER SO BB IBB HBP BLK WP HR S P ERA WHIP																ERA WHIP					
Joe Dobson, R ERA: 4.05 (1, 1)	2.1 13 6 2 2 0 0 1 0 0 0 0 1 17 26 7.71 3.000																					
Chuck Stobbs, L ERA: 5.11 (3, 1)	4.2 W 20 4 2 2 0 2 0 1 0 0 0 1 17 26 3.86 1.286																					
Ellis Kinder, R ERA: 4.31 (8, 1)	2.0 S 8 1 0 0 0 1 1 0 0 0 0 0 9 13 0.00 1.000																					

AB	36
R	4
H	11
RBI	4
BB	4
SO	1
LOB	24



Batter	1	2	3	4	5	6	7	8	9	AB	R	H	RBI	BB	SO	LOB	TOP					
Dom DiMaggio, R (1, 8) OBP: 0.426, SLG: 0.460	E7 6 E		5-3		5-3 6 1B		F9		5-3	5	2	1	0	0	0	0	Boston Red Sox @ Washington Senators Griffith Stadium, Washington, DC Mon Sep 04 1950, 3:38 AM EDT Att: 21,424 - Unknown livebaseballscorecards.com					
6 Johnny Pesky, L (1, 5) OBP: 0.435, SLG: 0.395	E4 1B		1B BB		SH 5-3 1B		1B		BB 1B	4	1	4	1	1	0	0						
Billy Goodman, L (1, 7) OBP: 0.442, SLG: 0.484					SH 5-3 1B		G1-4-3 1B		BB BB BB 1B	3	0	3	0	1	0	0						
Vern Stephens, R (1, 6) OBP: 0.366, SLG: 0.527	F8		F7		5-3		G1-4-3 1B		F4	5	0	0	1	0	0	9						
Walt Dropo, R (1, 3) OBP: 0.382, SLG: 0.597	F8		6-3		F8				1B	4	0	1	0	0	0	5						
Bobby Doerr, R (1, 4) OBP: 0.387, SLG: 0.512	K				5-3		FC4-6 BB		F5	3	0	0	0	1	1	3						
Al Zarilla, L (1, 9) OBP: 0.428, SLG: 0.502			F7		4-3		FC4-6 WP 1-2		F7	4	0	0	0	0	0	2						
Matt Batts, R (1, 2) OBP: 0.321, SLG: 0.388			F3		F9		K 1-2		K	4	0	0	0	0	2	2						
Willard Nixon, L (1, 1) OBP: 0.281, SLG: 0.179			K		K		K			3	0	0	0	0	3	1						
Mickey McDermott, L (7, 1) OBP: 0.444, SLG: 0.457			K		K		K		F8	0	0	0	0	0	0	0						
Clyde Vollmer, R (9, PH) OBP: 0.366, SLG: 0.473										1	0	0	0	0	0	0						
Inning Stats	R: 1 E: 2 K: 1 S: 8	H: 2 LOB: 2 BB: 0 P: 8	R: 0 E: 0 K: 1 S: 5	H: 0 LOB: 0 BB: 0 P: 5	R: 0 E: 0 K: 0 S: 4	H: 1 LOB: 2 BB: 1 P: 8	R: 0 E: 0 K: 0 S: 3	H: 0 LOB: 0 BB: 0 P: 3	R: 2 E: 1 K: 1 S: 8	H: 2 LOB: 1 BB: 0 P: 8	R: 0 E: 0 K: 2 S: 7	H: 0 LOB: 1 BB: 1 P: 11	R: 0 E: 0 K: 0 S: 4	H: 2 LOB: 0 BB: 0 P: 4	R: 0 E: 0 K: 1 S: 6	H: 1 LOB: 1 BB: 0 P: 6	R: 0 E: 0 K: 0 S: 4	H: 1 LOB: 2 BB: 1 P: 8	1B: 8 2B: 0 3B: 1 HR: 0	SF: 0 SAC: 1 DP: 1 HBP: 0	WP: 1 PB: 0 SB: 0 CS: 0	PA: 40
PITCHER Bob Kuzava, L (1, 1) ERA: 4.23	IP: 9.0 WLS: W BF: 40 H: 9 R: 3 ER: 1 SO: 6 BB: 3 IBB: 0 HBP: 0 BLK: 0 WP: 1 HR: 0 S: 49 P: 61 ERA: 1.00 WHIP: 1.333															PITCHER						

Batter	1	2	3	4	5	6	7	8	9	AB	R	H	RBI	BB	SO	LOB	BOTTOM			
Eddie Yost, R (1, 5) OBP: 0.441, SLG: 0.413	FC4-6 1B				1B BB		1B F8 1B			2	2	2	0	2	0	0	Boston Red Sox @ Washington Senators Griffith Stadium, Washington, DC Mon Sep 04 1950, 3:38 AM EDT Att: 21,424 - Unknown livebaseballscorecards.com			
Gil Coan, L (1, 7) OBP: 0.346, SLG: 0.413	FC4-6 1B E 1-2		F6		1B 1-2 2-3 1B		K			4	1	1	0	0	1	3				
Irv Noren, L (1, 8) OBP: 0.389, SLG: 0.475	E6 1H 1B		K				BB 1B			4	0	3	2	0	1	1				
Mickey Vernon, L (1, 3) OBP: 0.381, SLG: 0.374	L1				G3 F7		F8			4	0	0	1	0	0	4				
Bud Stewart, L (1, 9) OBP: 0.338, SLG: 0.348							SH1-4 1B BB			2	1	1	0	1	1	1				
Sam Mele, R (7, PH) OBP: 0.373, SLG: 0.451	K				CS 1B		1-2 BB			0	0	0	0	1	0	0				
Cass Michaels, R (1, 4) OBP: 0.364, SLG: 0.378			F4		F2		F9			3	0	0	0	0	0	3				
Sam Dente, R (1, 6) OBP: 0.290, SLG: 0.287			F9				F8		4-3	3	0	0	0	1	0	0				
Mickey Grasso, R (1, 2) OBP: 0.380, SLG: 0.356			K				1B SH5-3 1B		F5	4	1	1	0	0	1	2				
Bob Kuzava, S (1, 1) OBP: 0.238, SLG: 0.167			K		SH5-3		SH5-3 1B		K	3	0	1	1	0	2	0				
Inning Stats	R: 1 E: 1 K: 1 S: 7	H: 2 LOB: 1 BB: 0 P: 7	R: 0 E: 0 K: 1 S: 5	H: 0 LOB: 0 BB: 0 P: 5	R: 0 E: 0 K: 2 S: 7	H: 0 LOB: 1 BB: 1 P: 11	R: 0 E: 0 K: 0 S: 3	H: 1 LOB: 0 BB: 0 P: 3	R: 2 E: 0 K: 0 S: 6	H: 3 LOB: 2 BB: 1 P: 10	R: 1 E: 0 K: 0 S: 3	H: 1 LOB: 2 BB: 2 P: 11	R: 1 E: 0 K: 1 S: 7	H: 2 LOB: 1 BB: 1 P: 11	R: 0 E: 0 K: 1 S: 5	H: 0 LOB: 0 BB: 0 P: 5	1B: 9 2B: 0 3B: 0 HR: 0	SF: 0 SAC: 2 DP: 0 HBP: 0	WP: 0 PB: 0 SB: 0 CS: 1	PA: 36
PITCHER Willard Nixon, R (1, 1) ERA: 5.91	IP: 6.1 WLS: L BF: 30 H: 6 R: 5 ER: 4 SO: 5 BB: 4 IBB: 0 HBP: 0 BLK: 0 WP: 0 HR: 0 S: 36 P: 52 ERA: 5.68 WHIP: 2.053															PITCHER				
Mickey McDermott, L (7, 1) ERA: 5.61	IP: 1.2 WLS: L BF: 6 H: 0 R: 0 ER: 0 SO: 1 BB: 1 IBB: 0 HBP: 0 BLK: 0 WP: 0 HR: 0 S: 7 P: 11 ERA: 0.00 WHIP: 0.600															PITCHER				

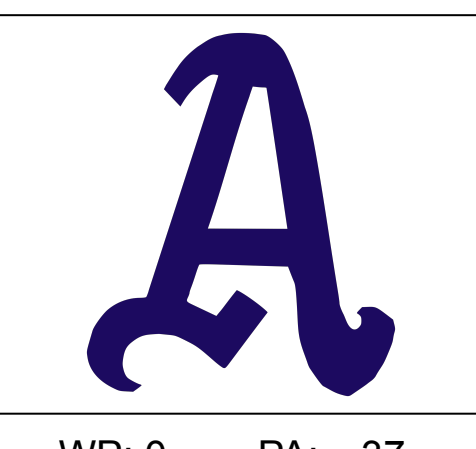
Batter	1	2	3	4	5	6	7	8	9	AB	R	H	RBI	BB	SO	LOB	TOP					
Eddie Joost, R OBP: 0.376, SLG: 0.389 (1, 6)	0-0 6-3		0-0 1B		0-0 F3			0-0 G5-4-3		4	0	1	0	0	0	3	Philadelphia Athletics @ Washington Senators Griffith Stadium, Washington, DC Wed Sep 06 1950, 3:33 AM EDT Att: 2,735 - Unknown livebaseballscorecards.com					
Paul Lehner, L OBP: 0.373, SLG: 0.433 (1, 7)	0-0 4-3		0-0 G4-6-3			0-0 4-3		0-0 F8		4	0	0	0	0	0	3						
Ferns Fain, L OBP: 0.421, SLG: 0.401 (1, 3)	0-0 1B			0-0 1-3		0-0 1-3			0-0 L6	4	0	1	0	0	0	0						
Sam Chapman, R OBP: 0.345, SLG: 0.460 (1, 8)	0-3 K			0-0 6-3		0-0 6-3			0-0 E5	4	0	0	0	0	1	1						
Elmer Valo, L OBP: 0.406, SLG: 0.409 (1, 9)		4-0 BB		0-0 4-3			0-0 6-3		0-0 F4	3	0	0	0	1	0	1						
Billy Hitchcock, R OBP: 0.354, SLG: 0.373 (1, 4)		0-0 G6-3			0-0 1B		0-0 F9		0-3 K	4	0	1	0	0	1	2						
Kermit Wahl, R OBP: 0.328, SLG: 0.335 (1, 5)		0-0 5-3			4-0 1B		0-0 FC5-4			2	0	1	0	1	0	0						
Joe Tipton, R OBP: 0.331, SLG: 0.407 (1, 2)			0-3 K		0-0 1B		0-0 FC5-4			3	0	1	0	0	1	1						
Bobby Shantz, R OBP: 0.239, SLG: 0.230 (8, PH)			0-0 E5		0-3 K			0-0 G5-4-3		2	0	0	0	0	1	2						
Bob Rinker, R OBP: 1.000, SLG: 1.000 (8, PR)										1	0	1	0	0	0	0						
Mike Guerra, R OBP: 0.324, SLG: 0.380 (8, PR)										0	0	0	0	0	0	0						
Carl Scheib, R OBP: 0.269, SLG: 0.353 (8, 1)										0	0	0	0	0	0	0						
Inning Stats	R: 0 E: 0 K: 1 S: 6	H: 1 LOB: 1 BB: 0 P: 6	R: 0 E: 0 K: 0 S: 2	H: 0 LOB: 0 BB: 1 P: 6	R: 0 E: 1 K: 1 S: 6	H: 1 LOB: 1 BB: 0 P: 6	R: 0 E: 0 K: 0 S: 3	H: 0 LOB: 0 BB: 0 P: 3	R: 0 E: 0 K: 1 S: 6	H: 2 LOB: 2 BB: 1 P: 10	R: 0 E: 0 K: 0 S: 3	H: 0 LOB: 0 BB: 0 P: 3	R: 0 E: 0 K: 0 S: 4	H: 1 LOB: 1 BB: 0 P: 4	R: 0 E: 0 K: 0 S: 3	H: 1 LOB: 1 BB: 0 P: 3	R: 0 E: 1 K: 1 S: 6	H: 0 LOB: 1 BB: 0 P: 6	1B: 6 2B: 0 3B: 0 HR: 0	SF: 0 SAC: 0 DP: 3 HBP: 0	WP: 0 PB: 0 SB: 0 CS: 0	PA: 33
PITCHER Sandy Consuegra, R ERA: 3.96 (1, 1)	IP: 9.0 WLS: W BF: 33 H: 6 R: 0 ER: 0 SO: 4 BB: 2 IBB: 0 HBP: 0 BLK: 0 WP: 0 HR: 0 S: 39 P: 47 ERA: 0.00 WHIP: 0.889															PITCHER	IP: 9.0 WLS: W BF: 33 H: 6 R: 0 ER: 0 SO: 4 BB: 2 IBB: 0 HBP: 0 BLK: 0 WP: 0 HR: 0 S: 39 P: 47 ERA: 0.00 WHIP: 0.889					

Batter	1	2	3	4	5	6	7	8	9	AB	R	H	RBI	BB	SO	LOB	BOTTOM					
Eddie Yost, R OBP: 0.441, SLG: 0.411 (1, 5)	0-0 5-3		4-0 1B	0-0 5-3			4-0 CS			2	1	0	0	2	0	0	Philadelphia Athletics @ Washington Senators Griffith Stadium, Washington, DC Wed Sep 06 1950, 3:33 AM EDT Att: 2,735 - Unknown livebaseballscorecards.com					
Cass Michaels, R OBP: 0.365, SLG: 0.378 (1, 4)	0-3 K		0-0 SH5-3	0-0 1B		4-0 1B	0-0 5-3			3	0	1	0	1	1	1						
Irv Noren, L OBP: 0.388, SLG: 0.473 (1, 8)	0-0 E		0-0 FC	0-0 K		0-3 K	0-0 F3			4	1	1	1	0	1	2						
Mickey Vernon, L OBP: 0.380, SLG: 0.380 (1, 3)	0-0 E3		0-0 SH5-3	0-0 K		0-3 K		0-0 F8		3	1	1	1	0	1	1						
Sam Mele, R OBP: 0.374, SLG: 0.450 (1, 9)	0-3 K		4-0 IBB	0-0 1B		0-0 1B		0-0 F8		3	0	1	0	1	1	0						
Johnny Ostrowski, R OBP: 0.347, SLG: 0.378 (1, 7)		0-3 K	0-0 F4	0-0 F7		0-0 F7		4-0 BB		3	0	0	0	1	1	5						
Sam Dente, R OBP: 0.288, SLG: 0.285 (1, 6)		0-0 F4	0-0 F4		0-0 F7		0-0 1-3			4	0	0	0	0	0	4						
Mickey Grasso, R OBP: 0.380, SLG: 0.355 (1, 2)		0-0 1B		0-3 K		0-3 K				3	0	1	0	0	2	0						
Sandy Consuegra, R OBP: 0.216, SLG: 0.222 (1, 1)		0-0 1-3		0-0 6-3		0-0 3-1				3	0	0	0	0	0	1						
Inning Stats	R: 2 E: 1 K: 2 S: 9	H: 2 LOB: 0 BB: 0 P: 9	R: 0 E: 0 K: 1 S: 6	H: 1 LOB: 1 BB: 0 P: 6	R: 1 E: 0 K: 0 S: 5	H: 1 LOB: 3 BB: 2 P: 13	R: 0 E: 0 K: 1 S: 5	H: 0 LOB: 0 BB: 0 P: 5	R: 0 E: 0 K: 2 S: 8	H: 1 LOB: 2 BB: 1 P: 12	R: 0 E: 0 K: 1 S: 5	H: 0 LOB: 0 BB: 0 P: 5	R: 0 E: 0 K: 0 S: 2	H: 0 LOB: 0 BB: 1 P: 6	R: 0 E: 0 K: 0 S: 3	H: 0 LOB: 1 BB: 1 P: 7		R: 0 E: 1 K: 1 S: 6	H: 0 LOB: 1 BB: 0 P: 6	1B: 4 2B: 0 3B: 1 HR: 0	SF: 0 SAC: 1 DP: 0 HBP: 0	WP: 0 PB: 0 SB: 0 CS: 1
PITCHER Bobby Shantz, L ERA: 4.49 (8, 1)	IP: 7.0 WLS: L BF: 30 H: 5 R: 3 ER: 2 SO: 7 BB: 3 IBB: 1 HBP: 0 BLK: 0 WP: 0 HR: 0 S: 40 P: 56 ERA: 2.57 WHIP: 1.143															PITCHER Carl Scheib, R ERA: 7.01 (8, 1)	IP: 1.0 WLS: L BF: 4 H: 0 R: 0 ER: 0 SO: 0 BB: 1 IBB: 0 HBP: 0 BLK: 0 WP: 0 HR: 0 S: 7 P: 7 ERA: 0.00 WHIP: 1.000					

Batter	1	2	3	4	5	6	7	8	9	AB	R	H	RBI	BB	SO	LOB	TOP								
Eddie Joost, R OBP: 0.376, SLG: 0.391 (1, 6)										4	1	1	1	1	1	1									
Paul Lehner, L OBP: 0.372, SLG: 0.431 (1, 7)										4	0	1	0	0	0	2									
Ferns Fain, L OBP: 0.420, SLG: 0.400 (1, 3)										4	0	1	0	0	1	3									
Wally Moses, L OBP: 0.377, SLG: 0.404 (1, 8)										4	1	1	0	0	0	2									
Elmer Valo, L OBP: 0.409, SLG: 0.416 (1, 9)										3	0	2	2	1	0	0									
Billy Hitchcock, R OBP: 0.350, SLG: 0.368 (1, 4)										4	0	0	0	0	2	3									
Kermit Wahl, R OBP: 0.327, SLG: 0.337 (1, 5)										4	1	1	0	0	0	0									
Joe Astroth, R OBP: 0.415, SLG: 0.367 (1, 2)										4	1	2	1	0	1	0									
Hank Wyse, R OBP: 0.204, SLG: 0.188 (1, 1)										4	0	1	0	0	1	2									
Bob Hooper, R OBP: 0.170, SLG: 0.235 (9, 1)										0	0	0	0	0	0	0									
Inning Stats	R: 0 E: 0 K: 0 S: 4	H: 2 LOB: 1 BB: 0 P: 4	R: 1 E: 0 K: 0 S: 5	H: 2 LOB: 1 BB: 0 P: 5	R: 2 E: 0 K: 1 S: 7	H: 2 LOB: 1 BB: 1 P: 11	R: 1 E: 1 K: 1 S: 8	H: 2 LOB: 2 BB: 0 P: 8	R: 0 E: 0 K: 0 S: 5	H: 1 LOB: 0 BB: 0 P: 5	R: 0 E: 0 K: 0 S: 4	H: 1 LOB: 1 BB: 0 P: 4	R: 0 E: 0 K: 1 S: 5	H: 0 LOB: 0 BB: 0 P: 5	R: 0 E: 0 K: 0 S: 2	H: 0 LOB: 0 BB: 1 P: 6	R: 0 E: 0 K: 2 S: 7	H: 0 LOB: 0 BB: 0 P: 7	1B: 7 2B: 3 3B: 1 HR: 0	SF: 0 SAC: 0 DP: 2 HBP: 0	WP: 0 PB: 0 SB: 0 CS: 0	PA: 37			
PITCHER	IP	WLS	BF	H	R	ER	SO	BB	IBB	HBP	BLK	WP	HR	S	P	ERA	WHIP								
Gene Bearden, L ERA: 5.42 (1, 1)	5.0	L	24	9	4	4	3	1	0	0	0	0	0	29	33	7.20	2.000								
Connie Marrero, R ERA: 4.69 (6, 1)	3.0		10	1	0	0	1	1	0	0	0	0	0	11	15	0.00	0.667								
Mickey Harris, L ERA: 3.89 (9, 1)	1.0		3	0	0	0	2	0	0	0	0	0	0	7	7	0.00	0.000								

Philadelphia Athletics @ Washington Senators
Griffith Stadium, Washington, DC
Thu Sep 07 1950, 3:33 AM EDT
Att: 2,156 - Unknown


AB 35
R 4
H 10
RBI 4
BB 2
SO 6
LOB 13



Batter	1	2	3	4	5	6	7	8	9	AB	R	H	RBI	BB	SO	LOB	BOTTOM								
Eddie Yost, R OBP: 0.440, SLG: 0.408 (1, 5)										3	0	0	0	1	0	2									
Gil Coan, L OBP: 0.342, SLG: 0.408 (1, 7)										4	0	0	0	0	0	2									
Irv Noren, L OBP: 0.387, SLG: 0.471 (1, 8)										4	0	1	0	0	0	0									
Mickey Vernon, L OBP: 0.379, SLG: 0.378 (1, 3)										4	1	1	0	0	0	1									
Sam Mele, R OBP: 0.373, SLG: 0.451 (1, 9)										4	1	1	0	0	0	1									
Cass Michaels, R OBP: 0.368, SLG: 0.381 (1, 4)										4	0	3	2	0	0	0									
Sam Dente, R OBP: 0.286, SLG: 0.282 (1, 6)										4	0	0	0	0	0	3									
Len Okrie, R OBP: 0.353, SLG: 0.176 (1, 2)										1	0	1	0	0	0	0									
Sherry Robertson, L OBP: 0.371, SLG: 0.387 (5, PH)										0	0	0	0	1	0	0									
Mickey Grasso, R OBP: 0.379, SLG: 0.353 (6, 2)										1	0	0	0	0	1	0									
Gene Bearden, L OBP: 0.286, SLG: 0.323 (1, 1)										1	0	0	0	0	0	1									
Bud Stewart, L OBP: 0.377, SLG: 0.347 (5, PH)										1	0	0	0	0	0	2									
Connie Marrero, R OBP: 0.235, SLG: 0.156 (6, 1)										0	0	0	0	0	0	0									
Johnny Ostrowski, R OBP: 0.345, SLG: 0.376 (8, PH)										1	0	0	0	0	1	0									
Mickey Harris, L OBP: 0.350, SLG: 0.235 (9, 1)										0	0	0	0	0	0	0									
Inning Stats	R: 0 E: 0 K: 0 S: 3	H: 0 LOB: 0 BB: 0 P: 3	R: 0 E: 0 K: 0 S: 3	H: 0 LOB: 0 BB: 0 P: 3	R: 0 E: 0 K: 0 S: 4	H: 1 LOB: 2 BB: 1 P: 8	R: 0 E: 0 K: 0 S: 3	H: 1 LOB: 0 BB: 0 P: 3	R: 0 E: 0 K: 0 S: 4	H: 1 LOB: 2 BB: 1 P: 8	R: 0 E: 0 K: 0 S: 3	H: 0 LOB: 0 BB: 0 P: 3	R: 0 E: 0 K: 2 S: 7	H: 0 LOB: 0 BB: 0 P: 7	R: 2 E: 0 K: 0 S: 6	H: 3 LOB: 1 BB: 0 P: 6	1B: 6 2B: 2 3B: 0 HR: 0	SF: 0 SAC: 0 DP: 2 HBP: 0	WP: 0 PB: 0 SB: 0 CS: 0	PA: 34					
PITCHER	IP	WLS	BF	H	R	ER	SO	BB	IBB	HBP	BLK	WP	HR	S	P	ERA	WHIP								
Hank Wyse, R ERA: 5.95 (1, 1)	8.2	W	33	7	2	2	2	2	0	0	0	0	0	35	43	2.08	1.038								
Bob Hooper, R ERA: 4.97 (9, 1)	0.1	S	1	0	0	0	0	0	0	0	0	0	0	1	1	0.00	0.000								

Philadelphia Athletics @ Washington Senators
Griffith Stadium, Washington, DC
Thu Sep 07 1950, 3:33 AM EDT
Att: 2,156 - Unknown

AB 32
R 2
H 7
RBI 2
BB 2
SO 2
LOB 12



Batter	1	2	3	4	5	6	7	8	9	AB	R	H	RBI	BB	SO	LOB	TOP			
Eddie Joost, R OBP: 0.378, SLG: 0.393 (1, 6)										5	1	3	0	0	1	2	Philadelphia Athletics @ Washington Senators Griffith Stadium, Washington, DC Fri Sep 08 1950, 3:33 AM EDT Att: 2,767 - Unknown			
Paul Lehner, L OBP: 0.375, SLG: 0.442 (1, 7)										5	2	3	0	0	0	1				
Fernis Fain, L OBP: 0.421, SLG: 0.404 (1, 3)										5	0	3	3	0	0	2				
Wally Moses, L OBP: 0.370, SLG: 0.395 (1, 8)										5	0	0	0	0	0	6				
Elmer Valo, L OBP: 0.405, SLG: 0.412 (1, 9)										4	0	0	0	0	0	6				
Billy Hitchcock, R OBP: 0.348, SLG: 0.367 (1, 4)										4	0	1	0	0	1	1				
Kermit Wahl, R OBP: 0.330, SLG: 0.337 (1, 5)										3	0	1	0	0	0	0				
Joe Tipton, R OBP: 0.329, SLG: 0.403 (1, 2)										4	1	1	0	0	0	3				
Joe Murray, L (1, 1)										1	0	0	0	0	0	1				
Mike Guerra, R OBP: 0.323, SLG: 0.378 (5, PH)										1	0	0	0	0	1	0				
Carl Scheib, R OBP: 0.284, SLG: 0.346 (5, 1)										1	0	0	0	0	1	2				
Joe Coleman, R OBP: 0.182, SLG: 0.400 (7, 1)										0	0	0	0	0	0	0				
Bob Rinker, R OBP: 0.500, SLG: 0.500 (9, PH)										1	0	0	0	0	0	0				
Inning Stats	R: 0 E: 0 K: 0 S: 5	H: 2 LOB: 2 BB: 0 P: 5	R: 0 E: 0 K: 0 S: 4	H: 1 LOB: 1 BB: 0 P: 4	R: 0 E: 0 K: 0 S: 5	H: 2 LOB: 2 BB: 0 P: 5	R: 0 E: 0 K: 0 S: 3	H: 0 LOB: 0 BB: 0 P: 3	R: 0 E: 0 K: 2 S: 7	H: 1 LOB: 0 BB: 0 P: 7	R: 0 E: 0 K: 1 S: 6	H: 1 LOB: 2 BB: 0 P: 7	R: 1 E: 1 K: 1 S: 7	H: 1 LOB: 1 BB: 0 P: 7	R: 3 E: 2 K: 0 S: 7	H: 4 LOB: 1 BB: 0 P: 7	1B: 9 2B: 2 3B: 1 HR: 0	SF: 0 SAC: 0 DP: 1 HBP: 1	WP: 0 PB: 0 SB: 0 CS: 0	PA: 40
PITCHER Julio Moreno, R ERA: 4.0 (1, 1)	IP: 9.0 WLS: W BF: 40 H: 12 R: 4 ER: 4 SO: 4 BB: 0 IBB: 0 HBP: 1 BLK: 0 WP: 0 HR: 0 S: 47 P: 48 ERA: 4.00 WHIP: 1.333															PITCHER				

Batter	1	2	3	4	5	6	7	8	9	AB	R	H	RBI	BB	SO	LOB	BOTTOM			
Eddie Yost, R OBP: 0.441, SLG: 0.409 (1, 5)										4	3	1	0	2	1	3	Philadelphia Athletics @ Washington Senators Griffith Stadium, Washington, DC Fri Sep 08 1950, 3:33 AM EDT Att: 2,767 - Unknown			
Cass Michaels, R OBP: 0.375, SLG: 0.391 (1, 4)										4	4	4	2	1	0	0				
Irv Noren, L OBP: 0.387, SLG: 0.469 (1, 8)										4	1	1	0	1	0	4				
Mickey Vernon, L OBP: 0.384, SLG: 0.381 (1, 3)										3	1	2	1	2	0	2				
Sam Mele, R OBP: 0.374, SLG: 0.453 (1, 9)										5	1	2	3	0	0	7				
Johnny Ostrowski, R OBP: 0.346, SLG: 0.373 (1, 7)										4	0	1	1	1	1	4				
Sam Dente, R OBP: 0.289, SLG: 0.286 (1, 6)										4	0	2	2	1	0	0				
Mickey Grasso, R OBP: 0.368, SLG: 0.343 (1, 2)										5	0	0	1	0	0	5				
Julio Moreno, R OBP: 0.250, SLG: 0.250 (1, 1)										4	0	1	0	0	1	2				
Inning Stats	R: 3 E: 0 K: 0 S: 6	H: 3 LOB: 2 BB: 2 P: 14	R: 1 E: 1 K: 0 S: 5	H: 2 LOB: 1 BB: 1 P: 9	R: 0 E: 0 K: 1 S: 5	H: 0 LOB: 0 BB: 0 P: 5	R: 2 E: 0 K: 0 S: 5	H: 2 LOB: 2 BB: 2 P: 13	R: 0 E: 1 K: 0 S: 4	H: 1 LOB: 1 BB: 0 P: 4	R: 3 E: 0 K: 1 S: 7	H: 2 LOB: 2 BB: 3 P: 19	R: 1 E: 0 K: 0 S: 6	H: 3 LOB: 2 BB: 0 P: 6	R: 0 E: 0 K: 1 S: 6	H: 1 LOB: 1 BB: 0 P: 6		1B: 10 2B: 3 3B: 1 HR: 0	SF: 0 SAC: 1 DP: 0 HBP: 0	WP: 0 PB: 0 SB: 0 CS: 0
PITCHER Joe Murray, L ERA: 7.97 (1, 1)	IP: 4.0 WLS: L BF: 24 H: 7 R: 6 ER: 6 SO: 1 BB: 5 IBB: 0 HBP: 0 BLK: 0 WP: 0 HR: 0 S: 21 P: 41 ERA: 13.50 WHIP: 3.000															PITCHER				
Carl Scheib, R ERA: 7.13 (5, 1)	IP: 2.0 WLS: L BF: 12 H: 3 R: 3 ER: 3 SO: 1 BB: 3 IBB: 0 HBP: 0 BLK: 0 WP: 0 HR: 0 S: 11 P: 23 ERA: 13.50 WHIP: 3.000																			
Joe Coleman, R ERA: 8.71 (7, 1)	IP: 2.0 WLS: L BF: 10 H: 4 R: 1 ER: 1 SO: 1 BB: 0 IBB: 0 HBP: 0 BLK: 0 WP: 0 HR: 0 S: 12 P: 12 ERA: 4.50 WHIP: 2.000																			

Batter	1	2	3	4	5	6	7	8	9	AB	R	H	RBI	BB	SO	LOB	TOP	
Jackie Jensen, R OBP: 0.239, SLG: 0.279 (1, 7)	0-0 6-3			0-0 SH3 1B 2B	0-0 1-3 1B			0-0 HR	0-0 F9	5	2	3	1	0	0	0	New York Yankees @ Washington Senators Griffith Stadium, Washington, DC Mon Sep 11 1950, 3:33 AM EDT Unknown livebaseballscorecards.com	
Phil Rizzuto, R OBP: 0.427, SLG: 0.435 (1, 6)	0-0 F8			0-0 SH3 2-3	0-0 F3			4-0 BB 1B BB		2	1	0	0	1	0	1		
Yogi Berra, L OBP: 0.384, SLG: 0.511 (1, 2)	0-0 5-3			0-0 1B 1B		0-0 F8		0-0 F6		4	1	1	1	0	0	1		
Joe DiMaggio, R OBP: 0.377, SLG: 0.574 (1, 8)		0-0 5-3		0-0 1B 1B		0-0 F7		4-0 1B 1B BB		3	1	1	0	1	0	0		
Hank Bauer, R OBP: 0.386, SLG: 0.489 (1, 9)		0-0 F9		0-0 1B 1B		0-0 5-3		0-0 1B 1B BB		4	0	2	2	0	0	0		
Johnny Mize, L OBP: 0.362, SLG: 0.592 Joe Collins, L OBP: 0.326, SLG: 0.421 (8, PR) (8, 3)	0-0 G3			0-3 K		0-0 4-3		0-0 G5-4-3 1B		4	0	1	1	0	1	2		
Billy Johnson, R OBP: 0.349, SLG: 0.388 (1, 5)			0-0 F9	0-0 FC6-4 1-2		0-0 1B		0-0 G5-4-3 1B		4	0	1	0	0	0	4		
Jerry Coleman, R OBP: 0.365, SLG: 0.372 (1, 4)			0-0 F8		0-0 1B 1B		0-0 F9		0-0 5-3	4	0	1	0	0	0	1		
Whitey Ford, L OBP: 0.207, SLG: 0.148 (1, 1)	0-0 F6			0-3 K		0-0 4-3		0-0 3-1		4	0	0	0	0	1	2		
Inning Stats	R: 0 E: 0 K: 0 S: 3	H: 0 LOB: 0 BB: 0 P: 3	R: 0 E: 0 K: 0 S: 3	H: 0 LOB: 0 BB: 0 P: 3	R: 0 E: 0 K: 1 S: 9	H: 4 LOB: 2 BB: 0 P: 9	R: 0 E: 0 K: 1 S: 6	H: 2 LOB: 1 BB: 0 P: 6	R: 0 E: 0 K: 0 S: 4	H: 1 LOB: 1 BB: 0 P: 4	R: 3 E: 0 K: 0 S: 5	H: 3 LOB: 2 BB: 2 P: 13	R: 0 E: 0 K: 0 S: 3	H: 0 LOB: 0 BB: 0 P: 3	1B: 8 2B: 1 3B: 0 HR: 1	SF: 0 SAC: 1 DP: 1 HBP: 0	WP: 0 PB: 0 SB: 0 CS: 0	PA: 37
PITCHER	IP WLS BF H R ER SO BB IBB HBP BLK WP HR S P ERA WHIP	IP WLS BF H R ER SO BB IBB HBP BLK WP HR S P ERA WHIP																
Al Sima, L ERA: 5.07 Connie Marrero, R ERA: 4.7 (8, 1)	7.1 L 30 8 4 4 2 1 0 0 0 0 1 33 37 4.91 1.227	1.2 7 2 1 1 0 1 0 0 0 0 0 6 10 5.40 1.800																

Batter	1	2	3	4	5	6	7	8	9	AB	R	H	RBI	BB	SO	LOB	BOTTOM			
Eddie Yost, R OBP: 0.441, SLG: 0.406 (1, 5)	0-0 5-3		4-0 1B BB		0-0 F2		0-0 F7			3	0	0	0	1	0	0	New York Yankees @ Washington Senators Griffith Stadium, Washington, DC Mon Sep 11 1950, 3:33 AM EDT Unknown livebaseballscorecards.com			
Cass Michaels, R OBP: 0.373, SLG: 0.386 (1, 4)	4-0 BB 1B BB		0-0 F8		0-0 F7		0-0 6-3			3	1	0	0	1	0	1				
Irv Noren, L OBP: 0.385, SLG: 0.464 (1, 8)	0-0 F7		0-0 1-2 1B		4-0 BB		0-0 G3			3	0	1	0	1	0	1				
Mickey Vernon, L OBP: 0.379, SLG: 0.373 (1, 3)	4-0 1B 1-2 BB		0-0 F5		0-0 4-3		0-0 3-1			3	0	0	0	1	0	3				
Sam Mele, R OBP: 0.369, SLG: 0.446 (1, 9)	0-0 1-3 2-H 1B		0-0 F6		0-0 1-3 1B		0-0 F8			4	0	1	1	0	0	2				
Johnny Ostrowski, R OBP: 0.340, SLG: 0.265 (1, 7)	0-0 F9		0-0 F7		0-3 K		0-3 K		0-3 K	4	0	0	0	0	2	2				
Sam Dente, R OBP: 0.286, SLG: 0.284 (1, 6)		0-0 6-3		0-0 F7		0-0 F2		0-0 L5		4	0	0	0	0	0	0				
Mickey Grasso, R OBP: 0.372, SLG: 0.345 (1, 2)		0-0 5-3		0-0 1B		0-3 K				3	0	1	0	0	1	0				
Al Sima, R OBP: 0.143, SLG: 0.143 Connie Marrero, R OBP: 0.235, SLG: 0.156 (8, 1)	0-3 K		0-3 K		0-0 F9					3	0	0	0	0	2	1				
Inning Stats	R: 1 E: 0 K: 0 S: 4	H: 1 LOB: 2 BB: 2 P: 12	R: 0 E: 0 K: 1 S: 5	H: 0 LOB: 0 BB: 0 P: 5	R: 0 E: 0 K: 1 S: 4	H: 1 LOB: 2 BB: 1 P: 8	R: 0 E: 0 K: 1 S: 6	H: 1 LOB: 1 BB: 0 P: 6	R: 0 E: 0 K: 0 S: 3	H: 0 LOB: 0 BB: 1 P: 7	R: 0 E: 0 K: 1 S: 5	H: 0 LOB: 0 BB: 0 P: 5	R: 0 E: 0 K: 0 S: 5	H: 0 LOB: 0 BB: 0 P: 5	R: 0 E: 0 K: 1 S: 5	H: 0 LOB: 0 BB: 0 P: 5	1B: 3 2B: 0 3B: 0 HR: 0	SF: 0 SAC: 0 DP: 0 HBP: 0	WP: 0 PB: 0 SB: 0 CS: 0	PA: 34
PITCHER	IP WLS BF H R ER SO BB IBB HBP BLK WP HR S P ERA WHIP	IP WLS BF H R ER SO BB IBB HBP BLK WP HR S P ERA WHIP																		
Whitey Ford, L ERA: 2.86 (1, 1)	9.0 W 34 3 1 1 5 4 0 0 0 0 0 40 56 1.00 0.778																			

Batter	1	2	3	4	5	6	7	8	9	AB	R	H	RBI	BB	SO	LOB	TOP					
Johnny Hopp, L OBP: 0.415, SLG: 0.511 (1, 7)	0-0 3-1	0-0 F7		0-0 4-3			0-3 K		0-0 2B	5	0	1	1	0	1	1	New York Yankees @ Washington Senators Griffith Stadium, Washington, DC Mon Sep 11 1950, 3:38 AM EDT Att: 6,222 - Unknown livebaseballscorecards.com					
Phil Rizzuto, R OBP: 0.427, SLG: 0.434 (1, 6)	0-0 1-3		0-0 F3		4-0 BB		0-0 1B		0-0 F7	4	0	1	1	1	0	1						
Yogi Berra, L OBP: 0.380, SLG: 0.506 (1, 2)	0-0 4-3		0-0 F7		0-0 F9		0-0 G4-6-3		0-0 F8	5	0	0	0	0	0	3						
Joe DiMaggio, R OBP: 0.378, SLG: 0.575 (1, 8)		0-0 F9 1B	4-0 2B		0-3 K				0-3 K	3	2	1	0	1	2	1						
Johnny Mize, L OBP: 0.362, SLG: 0.593 Joe Collins, L OBP: 0.325, SLG: 0.419 (5, 3)	0-0 F9		0-0 2B		0-0 F7				0-3 K	3	0	1	1	0	0	2						
Hank Bauer, R OBP: 0.385, SLG: 0.485 (1, 9)	0-0 F5		4-0 2B			0-0 4-3			0-0 K	1	0	0	0	0	1	0						
Billy Johnson, R OBP: 0.354, SLG: 0.397 (1, 5)	0-0 1B		0-0 F8			0-0 1B			0-0 FC1-5	4	1	3	1	0	0	2						
Jerry Coleman, R OBP: 0.366, SLG: 0.372 (1, 4)	0-0 2B			0-0 5-3		0-0 F6			4-0 FC1-5	3	2	1	0	1	0	1						
Tommy Byrne, L OBP: 0.337, SLG: 0.429 Ed Lopat, L OBP: 0.376, SLG: 0.366 (5, 1)	0-0 2B		0-0 F7		0-0 6-3				0-0 FC1-5	2	0	1	2	0	0	0						
Inning Stats	R: 0 E: 0 K: 0 S: 3	H: 0 LOB: 0 BB: 0 P: 3	R: 3 E: 0 K: 0 S: 7	H: 4 LOB: 1 BB: 0 P: 7	R: 1 E: 0 K: 0 S: 4	H: 1 LOB: 2 BB: 2 P: 12	R: 0 E: 0 K: 0 S: 3	H: 0 LOB: 0 BB: 0 P: 3	R: 0 E: 0 K: 1 S: 5	H: 1 LOB: 1 BB: 1 P: 9	R: 0 E: 0 K: 0 S: 4	H: 1 LOB: 1 BB: 0 P: 4	R: 0 E: 0 K: 1 S: 5	H: 1 LOB: 0 BB: 0 P: 5	R: 0 E: 0 K: 2 S: 7	H: 0 LOB: 0 BB: 0 P: 7		R: 2 E: 0 K: 0 S: 5	H: 2 LOB: 1 BB: 1 P: 9	1B: 4 2B: 5 3B: 0 HR: 0	SF: 0 SAC: 0 DP: 1 HBP: 0	WP: 0 PB: 0 SB: 1 CS: 0
PITCHER Sandy Consuegra, R ERA: 4.12 (1, 1)	IP: 9.0 WLS: L BF: 39 H: 9 R: 6 ER: 6 SO: 4 BB: 4 IBB: 0 HBP: 0 BLK: 0 WP: 0 HR: 0 S: 43 P: 59 ERA: 6.00 WHIP: 1.444															PITCHER						

Batter	1	2	3	4	5	6	7	8	9	AB	R	H	RBI	BB	SO	LOB	BOTTOM			
Eddie Yost, R OBP: 0.439, SLG: 0.402 (1, 5)	0-0 L5		0-3 K		4-0 1B		0-0 F2		0-0 F7	4	1	0	0	1	1	2	New York Yankees @ Washington Senators Griffith Stadium, Washington, DC Mon Sep 11 1950, 3:38 AM EDT Att: 6,222 - Unknown livebaseballscorecards.com			
Cass Michaels, R OBP: 0.369, SLG: 0.382 (1, 4)	0-0 5-3		0-3 K		0-0 F9		0-0 6-3		0-0 F7	5	0	0	0	0	1	3				
Irv Noren, L OBP: 0.384, SLG: 0.463 (1, 8)	0-0 F7		0-0 G3		0-0 FC4-6				0-0 F8	4	0	1	0	0	0	1				
Mickey Vernon, L OBP: 0.378, SLG: 0.371 (1, 3)		0-0 6-3		0-0 1B	0-0 FC4-6				0-3 K	4	1	1	1	0	1	1				
Sam Mele, R OBP: 0.368, SLG: 0.444 (1, 9)		0-3 K		0-0 F2	0-0 4-3				0-0 2B	4	0	1	0	0	1	2				
Gil Coan, L OBP: 0.346, SLG: 0.412 (1, 7)		4-0 BB		0-0 1B	0-0 1-6-3				0-0 2B	3	0	2	0	1	0	0				
Sam Dente, R OBP: 0.286, SLG: 0.282 (1, 6)		4-0 BB		0-0 F5	0-0 6-3				0-0 F7	3	0	0	0	1	0	4				
Mickey Grasso, R OBP: 0.374, SLG: 0.344 (1, 2)		0-3 K		0-0 1B	0-0 F7				4-0 BB	3	0	1	1	1	1	2				
Sandy Consuegra, R OBP: 0.225, SLG: 0.211 Johnny Ostrowski, R OBP: 0.339, SLG: 0.363 (8, PH)			4-0 BB	0-3 K		0-0 F9			0-3 K	2	0	0	0	1	1	2				
Inning Stats	R: 0 E: 0 K: 0 S: 3	H: 0 LOB: 0 BB: 0 P: 3	R: 0 E: 0 K: 2 S: 7	H: 0 LOB: 2 BB: 2 P: 15	R: 0 E: 0 K: 2 S: 7	H: 0 LOB: 1 BB: 1 P: 11	R: 1 E: 0 K: 1 S: 8	H: 3 LOB: 2 BB: 0 P: 8	R: 1 E: 0 K: 0 S: 4	H: 1 LOB: 1 BB: 1 P: 8	R: 0 E: 0 K: 0 S: 3	H: 0 LOB: 0 BB: 0 P: 3	R: 0 E: 0 K: 1 S: 7	H: 2 LOB: 2 BB: 0 P: 7	R: 0 E: 0 K: 1 S: 5	H: 0 LOB: 1 BB: 1 P: 9		1B: 5 2B: 1 3B: 0 HR: 0	SF: 0 SAC: 0 DP: 0 HBP: 0	WP: 0 PB: 0 SB: 0 CS: 0
PITCHER Tommy Byrne, L ERA: 4.57 Ed Lopat, L ERA: 3.61 (1, 1)	IP: 4.1 WLS: W BF: 17 H: 4 R: 2 ER: 2 SO: 2 BB: 4 IBB: 0 HBP: 0 BLK: 0 WP: 0 HR: 0 S: 27 P: 43 ERA: 4.15 WHIP: 1.846															PITCHER				

Batter	1	2	3	4	5	6	7	8	9	AB	R	H	RBI	BB	SO	LOB	TOP					
Eddie Yost, R OBP: 0.437, SLG: 0.399 (1, 5)	0-0 6-3		0-0 E6		0-0 F7		0-0 FC5			4	0	0	0	0	0	3	Washington Senators @ Detroit Tigers Briggs Stadium, Detroit, MI Tue Sep 12 1950, 4:33 AM EDT Att: 5,092 - Unknown					
Bud Stewart, L OBP: 0.338, SLG: 0.356 (1, 7)	0-0 F8		0-0 F8			0-0 2B 3-1 1B		0-0 HR		4	2	2	1	0	0	1						
Irv Noren, L OBP: 0.383, SLG: 0.460 (1, 8)	4-0 BB			0-0 P5		0-3 K		0-3 K		3	0	0	0	1	2	1						
Mickey Vernon, L OBP: 0.377, SLG: 0.370 (1, 3)	0-3 K			0-0 F7		0-0 3-1		0-0 G6-4-3 1B		4	0	1	0	0	1	2						
Sam Mele, R OBP: 0.367, SLG: 0.445 (1, 9)		0-0 F8		0-0 6-3		0-0 2B		0-0 G6-4-3 1B		4	0	1	1	0	0	1						
Cass Michaels, R OBP: 0.366, SLG: 0.379 (1, 4)	0-0 5-3				0-0 G3		0-0 1-3		0-0 L6	4	0	0	0	0	0	1						
Sam Dente, R OBP: 0.284, SLG: 0.280 (1, 6)	0-0 F8				0-0 F7		0-0 6-3		0-0 F9	4	0	0	0	0	0	0						
Len Okrie, R OBP: 0.348, SLG: 0.211 (1, 2)			0-0 1-3		0-0 BB		0-0 2B 1B		0-0 FC5-4 1B	2	0	1	0	0	0	0						
Shery Robertson, L OBP: 0.376, SLG: 0.392 (7, PH)										1	0	1	0	0	0	0						
Mickey Grasso, R OBP: 0.374, SLG: 0.344 (7, 2)										0	0	0	0	0	0	0						
Gil Coan, L OBP: 0.348, SLG: 0.414 (9, PH)										1	0	1	0	0	0	0						
Gene Bearden, L OBP: 0.297, SLG: 0.313 (1, 1)			0-0 P6		0-0 BB		0-0 FC5 1-1 2B		0-0 FC5-4 1-2	1	0	0	0	1	0	0						
Hal Keller, L OBP: 1.000, SLG: 2.000 (7, PH)										1	0	1	0	0	0	0						
Mickey Harris, L OBP: 0.350, SLG: 0.235 (7, 1)										0	0	0	0	0	0	0						
Fred Taylor, L (9, PH)										1	0	0	0	0	0	1						
Inning Stats	R: 0 E: 0 K: 1 S: 5	H: 0 LOB: 1 BB: 1 P: 9	R: 0 E: 0 K: 0 S: 3	H: 0 LOB: 0 BB: 0 P: 3	R: 0 E: 1 K: 0 S: 4	H: 0 LOB: 1 BB: 0 P: 4	R: 0 E: 0 K: 0 S: 3	H: 0 LOB: 0 BB: 0 P: 3	R: 0 E: 0 K: 0 S: 4	H: 1 LOB: 2 BB: 1 P: 8	R: 1 E: 0 K: 1 S: 7	H: 2 LOB: 1 BB: 0 P: 7	R: 0 E: 0 K: 0 S: 4	H: 2 LOB: 1 BB: 0 P: 4	R: 1 E: 0 K: 1 S: 6	H: 2 LOB: 0 BB: 0 P: 6	R: 0 E: 0 K: 0 S: 4	H: 1 LOB: 1 BB: 0 P: 4	1B: 5 2B: 2 3B: 0 HR: 1	SF: 0 SAC: 0 DP: 1 HBP: 0	WP: 0 PB: 0 SB: 0 CS: 0	PA: 36
PITCHER Dizzy Trout, R ERA: 3.49 (1, 1)	IP: 9.0 WLS: W BF: 36 H: 8 R: 2 ER: 2 SO: 3 BB: 2 IBB: 0 HBP: 0 BLK: 0 WP: 0 HR: 1 S: 40 P: 48 ERA: 2.00 WHIP: 1.111															PITCHER						

Batter	1	2	3	4	5	6	7	8	9	AB	R	H	RBI	BB	SO	LOB	BOTTOM			
Don Kolloway, R OBP: 0.324, SLG: 0.384 (1, 3)	0-0 F8		0-0 6-3	0-0 P4			0-0 5-3			4	0	0	0	0	0	1	Washington Senators @ Detroit Tigers Briggs Stadium, Detroit, MI Tue Sep 12 1950, 4:33 AM EDT Att: 5,092 - Unknown			
Johnny Lipon, R OBP: 0.387, SLG: 0.378 (1, 6)	0-3 K		4-0 2B BB	0-0 F8			0-0 P3			3	1	0	0	1	1	1				
George Kell, R OBP: 0.408, SLG: 0.495 (1, 5)	0-0 F7		0-0 1-1 2B	4-0 HR BB			0-0 P4			3	1	1	1	1	0	0				
Vic Wertz, L OBP: 0.401, SLG: 0.544 (1, 9)		0-0 F8	0-0 BB 2B	0-0 2B		0-0 1-2 HR		0-0 6-3		4	1	2	2	0	0	0				
Hoot Evers, R OBP: 0.417, SLG: 0.585 (1, 7)		0-0 F8	4-0 BB BB	0-0 BB		0-0 6-3		0-0 F9		3	0	0	0	1	0	0				
Johnny Groth, R OBP: 0.414, SLG: 0.469 (1, 8)		4-0 FC5 BB	4-0 1-2 2-3 BB	0-0 BB		0-0 1-3		0-0 1B		2	0	1	0	2	0	0				
Jerry Priddy, R OBP: 0.381, SLG: 0.401 (1, 4)		4-0 1-2 BB	0-0 F7			4-0 G6-4-3 BB		0-0 4-3		2	0	0	0	2	0	4				
Bob Swift, R OBP: 0.352, SLG: 0.292 (1, 2)		0-0 FC5		0-0 FC1-6 1B		0-0 G6-4-3		0-0 1-2		3	0	1	0	0	0	3				
Dizzy Trout, R OBP: 0.254, SLG: 0.293 (1, 1)			0-0 L8	0-0 FC1-6		0-0 P4				3	0	0	0	0	0	1				
Inning Stats	R: 0 E: 0 K: 1 S: 5	H: 0 LOB: 0 BB: 0 P: 5	R: 0 E: 0 K: 0 S: 3	H: 0 LOB: 2 BB: 2 P: 11	R: 2 E: 0 K: 0 S: 5	H: 2 LOB: 3 BB: 3 P: 17	R: 0 E: 0 K: 0 S: 4	H: 1 LOB: 1 BB: 0 P: 4	R: 1 E: 0 K: 0 S: 3	H: 1 LOB: 0 BB: 1 P: 7	R: 0 E: 0 K: 0 S: 2	H: 0 LOB: 0 BB: 1 P: 6	R: 0 E: 0 K: 0 S: 3	H: 0 LOB: 0 BB: 0 P: 3	R: 0 E: 0 K: 0 S: 4	H: 1 LOB: 1 BB: 0 P: 4		1B: 2 2B: 2 3B: 0 HR: 1	SF: 0 SAC: 0 DP: 1 HBP: 0	WP: 0 PB: 0 SB: 0 CS: 0
PITCHER Gene Bearden, L ERA: 5.36 (1, 1)	IP: 6.0 WLS: L BF: 27 H: 4 R: 3 ER: 3 SO: 1 BB: 7 IBB: 0 HBP: 0 BLK: 0 WP: 0 HR: 1 S: 22 P: 50 ERA: 4.50 WHIP: 1.833															PITCHER				
Mickey Harris, L ERA: 4.12 (7, 1)	IP: 2.0 WLS: 7 BF: 1 H: 0 R: 0 ER: 0 SO: 0 BB: 0 IBB: 0 HBP: 0 BLK: 0 WP: 0 HR: 0 S: 7 P: 7 ERA: 0.00 WHIP: 0.500															PITCHER				

Batter	1	2	3	4	5	6	7	8	9	AB	R	H	RBI	BB	SO	LOB	TOP										
Eddie Yost, R OBP: 0.439, SLG: 0.401 (1, 5)										3	0	2	0	1	0	0	Washington Senators @ Detroit Tigers Briggs Stadium, Detroit, MI Wed Sep 13 1950, 4:33 AM EDT Att: 5,634 - Unknown										
Bud Stewart, L OBP: 0.335, SLG: 0.358 (1, 7)										4	0	2	1	0	1	2											
Irv Noren, L OBP: 0.380, SLG: 0.456 (1, 8)										4	0	0	0	0	2	5											
Mickey Vernon, L OBP: 0.376, SLG: 0.367 (1, 3)										3	0	0	0	1	0	4											
Sam Mele, R OBP: 0.366, SLG: 0.443 (1, 9)										4	0	1	0	0	0	1											
Cass Michaels, R OBP: 0.365, SLG: 0.380 (1, 4)										4	0	1	0	0	1	0											
Sam Dente, R OBP: 0.284, SLG: 0.280 (1, 6)										4	0	1	0	0	0	2											
Mickey Grasso, R OBP: 0.373, SLG: 0.343 (5, PH)										1	0	0	0	0	0	1											
Hal Keller, L OBP: 0.500, SLG: 1.000 (5, PH)										1	0	0	0	0	0	0											
Al Evans, R OBP: 0.298, SLG: 0.291 (5, 2)										1	0	0	0	0	0	1											
Bob Kuzava, S OBP: 0.231, SLG: 0.161 (8, PH)										2	0	0	0	0	1	0											
Gil Coan, L OBP: 0.350, SLG: 0.420 (8, PH)										1	1	1	0	0	0	0											
Joe Haynes, R OBP: 0.233, SLG: 0.433 (8, 1)										0	0	0	0	0	0	0											
Inning Stats	R: 0 E: 0 K: 0 S: 4	H: 1 LOB: 1 BB: 0 P: 4	R: 0 E: 0 K: 0 S: 4	H: 2 LOB: 1 BB: 0 P: 4	R: 0 E: 0 K: 1 S: 6	H: 1 LOB: 1 BB: 0 P: 6	R: 0 E: 0 K: 0 S: 2	H: 0 LOB: 0 BB: 1 P: 6	R: 0 E: 0 K: 1 S: 5	H: 0 LOB: 1 BB: 0 P: 9	R: 0 E: 0 K: 0 S: 4	H: 1 LOB: 1 BB: 0 P: 4	R: 1 E: 0 K: 1 S: 7	H: 3 LOB: 1 BB: 0 P: 7	R: 0 E: 0 K: 1 S: 5	H: 0 LOB: 0 BB: 0 P: 5	1B: 6 2B: 4 3B: 0 HR: 0	SF: 0 SAC: 0 DP: 3 HBP: 0	WP: 0 PB: 0 SB: 1 CS: 0	PA: 34							
PITCHER	IP	WLS	BF	H	R	ER	SO	BB	IBB	HBP	BLK	WP	HR	S	P	ERA	WHIP										
Fred Hutchinson, R ERA: 4.25 (1, 1)	7.0	W	29	8	1	1	3	2	0	0	0	0	0	33	41	1.29	1.429										
Ted Gray, L ERA: 4.47 (8, 1)	2.0	S	5	0	0	0	2	0	0	0	0	0	0	9	9	0.00	0.000										

Batter	1	2	3	4	5	6	7	8	9	AB	R	H	RBI	BB	SO	LOB	BOTTOM										
Don Kolloway, R OBP: 0.327, SLG: 0.385 (1, 3)										4	0	2	1	1	0	3	Washington Senators @ Detroit Tigers Briggs Stadium, Detroit, MI Wed Sep 13 1950, 4:33 AM EDT Att: 5,634 - Unknown										
Johnny Lipon, R OBP: 0.394, SLG: 0.374 (1, 6)										5	0	0	0	0	0	5											
George Kell, R OBP: 0.407, SLG: 0.493 (1, 5)										4	0	1	0	0	0	2											
Vic Wertz, L OBP: 0.402, SLG: 0.542 (1, 9)										2	0	0	0	2	0	1											
Hoot Evers, R OBP: 0.418, SLG: 0.586 (1, 7)										4	2	2	0	0	0	4											
Johnny Groth, R OBP: 0.415, SLG: 0.469 (1, 8)										2	1	1	0	1	0	2											
Jerry Priddy, R OBP: 0.380, SLG: 0.490 (1, 4)										4	1	1	1	0	0	4											
Joe Ginsberg, L OBP: 0.296, SLG: 0.250 (1, 2)										3	1	2	1	1	0	2											
Fred Hutchinson, L OBP: 0.423, SLG: 0.424 (1, 1)										3	0	1	1	0	0	2											
Ted Gray, S OBP: 0.224, SLG: 0.200 (8, 1)										1	1	0	0	0	0	2											
Inning Stats	R: 0 E: 0 K: 0 S: 3	H: 0 LOB: 1 BB: 1 P: 7	R: 1 E: 0 K: 0 S: 4	H: 2 LOB: 1 BB: 1 P: 8	R: 0 E: 0 K: 0 S: 4	H: 1 LOB: 2 BB: 1 P: 8	R: 2 E: 0 K: 0 S: 6	H: 3 LOB: 1 BB: 0 P: 6	R: 0 E: 0 K: 0 S: 3	H: 1 LOB: 0 BB: 0 P: 3	R: 0 E: 0 K: 0 S: 3	H: 0 LOB: 0 BB: 0 P: 3	R: 3 E: 2 K: 0 S: 6	H: 2 LOB: 1 BB: 1 P: 10	R: 0 E: 0 K: 0 S: 3	H: 0 LOB: 0 BB: 0 P: 3	1B: 8 2B: 2 3B: 0 HR: 0	SF: 0 SAC: 1 DP: 2 HBP: 0	WP: 0 PB: 0 SB: 0 CS: 0	PA: 38							
PITCHER	IP	WLS	BF	H	R	ER	SO	BB	IBB	HBP	BLK	WP	HR	S	P	ERA	WHIP										
Bob Kuzava, L ERA: 4.16 (1, 1)	7.0	L	31	8	3	2	0	4	0	0	0	0	0	27	43	2.57	1.714										
Joe Haynes, R ERA: 5.76 (8, 1)	1.0		7	2	3	0	0	0	1	0	0	0	0	6	10	0.00	2.000										

Batter	1	2	3	4	5	6	7	8	9	AB	R	H	RBI	BB	SO	LOB	TOP				
Eddie Yost, R OBP: 0.438, SLG: 0.402 (1, 5)										4	0	1	1	0	1	0	Washington Senators @ Cleveland Indians Cleveland Municipal Stadium, Cleveland, OH Fri Sep 15 1950, 3:33 AM EDT Unknown livebaseballscores.com				
Cass Michaels, R OBP: 0.382, SLG: 0.376 (1, 4)										4	0	0	0	0	1	2					
Irv Noren, L OBP: 0.381, SLG: 0.454 (1, 8)										2	0	0	0	2	0	0					
Mickey Vernon, L OBP: 0.374, SLG: 0.364 (1, 3)										0	0	0	0	0	0	0					
Sam Mele, R OBP: 0.363, SLG: 0.438 (1, 9)										4	0	0	0	0	1	2					
Johnny Ostrowski, R OBP: 0.336, SLG: 0.360 (1, 7)										4	0	1	0	0	1	0					
Sam Dente, R OBP: 0.283, SLG: 0.279 (1, 6)										4	1	1	0	0	0	1					
Al Evans, R OBP: 0.302, SLG: 0.295 (1, 2)										3	0	2	0	0	0	0					
Julio Moreno, R OBP: 0.167, SLG: 0.167 (1, 1) Hal Keller, L OBP: 0.667, SLG: 1.000 (8, PH) Gil Coan, L OBP: 0.350, SLG: 0.420 (8, PR) Mickey Harris, L OBP: 0.350, SLG: 0.235 (8, 1)										2	0	0	0	0	0	2					
Inning Stats	R: 0 E: 0 K: 0 S: 3	H: 0 LOB: 0 BB: 0 P: 3	R: 0 E: 0 K: 2 S: 7	H: 0 LOB: 0 BB: 0 P: 7	R: 0 E: 0 K: 0 S: 4	H: 2 LOB: 0 BB: 0 P: 4	R: 0 E: 0 K: 0 S: 2	H: 0 LOB: 1 BB: 2 P: 10	R: 0 E: 0 K: 0 S: 4	H: 1 LOB: 1 BB: 0 P: 4	R: 0 E: 0 K: 1 S: 5	H: 0 LOB: 0 BB: 0 P: 5	R: 0 E: 0 K: 0 S: 4	H: 1 LOB: 1 BB: 0 P: 4	R: 1 E: 0 K: 1 S: 6	H: 1 LOB: 2 BB: 2 P: 14	R: 0 E: 0 K: 0 S: 3	H: 0 LOB: 0 BB: 0 P: 3	1B: 4 2B: 1 3B: 0 HR: 0	SF: 0 SAC: 0 DP: 2 HBP: 0	WP: 0 PA: 34 PB: 0 SB: 0 CS: 0
PITCHER Al Aber, L ERA: 2.0 (1, 1)	IP: 9.0 WLS: W BF: 34 H: 5 R: 2 ER: 2 SO: 4 BB: 4 IBB: 0 HBP: 0 BLK: 0 WP: 0 HR: 0 S: 38 P: 54 ERA: 2.00 WHIP: 1.000															PITCHER Al Aber, L ERA: 2.0 (1, 1)	IP: 9.0 WLS: W BF: 34 H: 5 R: 2 ER: 2 SO: 4 BB: 4 IBB: 0 HBP: 0 BLK: 0 WP: 0 HR: 0 S: 38 P: 54 ERA: 2.00 WHIP: 1.000				

Batter	1	2	3	4	5	6	7	8	9	AB	R	H	RBI	BB	SO	LOB	BOTTOM				
Ray Boone, R OBP: 0.398, SLG: 0.434 (1, 6)										3	0	0	0	1	1	1	Washington Senators @ Cleveland Indians Cleveland Municipal Stadium, Cleveland, OH Fri Sep 15 1950, 3:33 AM EDT Unknown livebaseballscores.com				
Bob Kennedy, R OBP: 0.385, SLG: 0.426 (1, 9)										4	0	0	0	0	0	2					
Larry Doby, L OBP: 0.446, SLG: 0.557 (1, 8)										3	2	2	0	1	0	0					
Luke Easter, L OBP: 0.379, SLG: 0.496 (1, 3)										4	2	2	3	0	0	2					
Al Rosen, R OBP: 0.404, SLG: 0.540 (1, 5)										2	0	0	1	1	0	2					
Jim Lemon, R OBP: 0.190, SLG: 0.200 (1, 7)										3	0	0	0	0	1	1					
Bobby Avila, R OBP: 0.375, SLG: 0.354 (1, 4)										1	0	0	0	2	0	1					
Ray Murray, R OBP: 0.316, SLG: 0.370 (1, 2)										4	0	0	0	0	1	2					
Al Aber, L (1, 1)										2	0	0	0	1	1	0					
Inning Stats	R: 0 E: 0 K: 0 S: 3	H: 0 LOB: 2 BB: 2 P: 11	R: 0 E: 0 K: 1 S: 4	H: 0 LOB: 1 BB: 1 P: 8	R: 0 E: 0 K: 0 S: 2	H: 0 LOB: 1 BB: 1 P: 6	R: 2 E: 1 K: 0 S: 4	H: 2 LOB: 1 BB: 1 P: 8	R: 0 E: 0 K: 2 S: 7	H: 0 LOB: 0 BB: 0 P: 7	R: 0 E: 0 K: 0 S: 3	H: 0 LOB: 0 BB: 0 P: 3	R: 0 E: 0 K: 0 S: 2	H: 0 LOB: 0 BB: 1 P: 6	R: 0 E: 0 K: 1 S: 5	H: 0 LOB: 0 BB: 0 P: 5	R: 2 E: 0 K: 0 S: 3	H: 2 LOB: 0 BB: 0 P: 3	1B: 2 2B: 1 3B: 0 HR: 1	SF: 0 SAC: 0 DP: 3 HBP: 0	WP: 0 PA: 32 PB: 1 SB: 1 CS: 0
PITCHER Julio Moreno, R ERA: 2.81 (1, 1) Mickey Harris, L ERA: 4.25 (8, 1)	IP: 7.0 WLS: L BF: 26 H: 2 R: 2 ER: 2 SO: 1 BB: 0 IBB: 0 HBP: 0 BLK: 0 WP: 0 HR: 0 S: 25 P: 49 ERA: 1.29 WHIP: 1.143															PITCHER Julio Moreno, R ERA: 2.81 (1, 1) Mickey Harris, L ERA: 4.25 (8, 1)	IP: 7.0 WLS: L BF: 26 H: 2 R: 2 ER: 2 SO: 1 BB: 0 IBB: 0 HBP: 0 BLK: 0 WP: 0 HR: 0 S: 25 P: 49 ERA: 1.29 WHIP: 1.143				

Batter	1	2	3	4	5	6	7	8	9	AB R H RBI BB SO LOB	TOP															
Eddie Yost, R OBP: 0.439, SLG: 0.400 (1, 5)										2 2 0 0 2 1 0	Washington Senators @ Cleveland Indians Cleveland Municipal Stadium, Cleveland, OH Fri Sep 15 1950, 3:38 AM EDT Att: 11,471 - Unknown															
Gil Coan, L OBP: 0.348, SLG: 0.416 (1, 7)										5 0 1 1 0 0 2																
Irv Noren, L OBP: 0.383, SLG: 0.452 (1, 8)										2 0 0 0 3 0 0																
Mickey Vernon, L OBP: 0.378, SLG: 0.369 (1, 3)										0 0 0 0 0 0 0																
Bud Stewart, L OBP: 0.340, SLG: 0.359 Sam Mele, R OBP: 0.361, SLG: 0.436 (5, PH) (5, 9)										2 0 1 0 0 0 2 2 0 0 0 0 0 5																
Cass Michaels, R OBP: 0.286, SLG: 0.373 (1, 4)										4 0 0 0 0 2 2																
Sam Dente, R OBP: 0.285, SLG: 0.287 (1, 6)										4 1 2 1 0 0 2																
Hal Keller, L OBP: 0.286, SLG: 0.333 (1, 2)										4 0 0 0 0 1 1																
Sid Hudson, R OBP: 0.233, SLG: 0.259 (1, 1)										4 1 1 0 0 0 0																
Inning Stats	R: 0 E: 0 K: 1 S: 5	H: 0 LOB: 2 BB: 2 P: 13	R: 0 E: 0 K: 1 S: 5	H: 0 LOB: 0 BB: 0 P: 5	R: 0 E: 0 K: 0 S: 3	H: 0 LOB: 0 BB: 0 P: 3	R: 0 E: 0 K: 1 S: 7	H: 2 LOB: 2 BB: 0 P: 7	R: 2 E: 0 K: 1 S: 6	H: 2 LOB: 3 BB: 3 P: 18		R: 0 E: 0 K: 0 S: 3	H: 1 LOB: 0 BB: 0 P: 3	R: 1 E: 0 K: 0 S: 4	H: 1 LOB: 2 BB: 1 P: 9	R: 1 E: 0 K: 0 S: 4	H: 1 LOB: 0 BB: 0 P: 4	R: 0 E: 0 K: 1 S: 5	H: 0 LOB: 0 BB: 0 P: 5	1B: 5 2B: 1 3B: 0 HR: 1	SF: 0 SAC: 0 DP: 2 HBP: 1	WP: 0 PB: 0 SB: 2 CS: 0	PA: 39			
PITCHER	IP WLS BF H R ER SO BB IBB HBP BLK WP HR S P ERA WHIP											PITCHER	IP WLS BF H R ER SO BB IBB HBP BLK WP HR S P ERA WHIP													
Mike Garcia, R ERA: 3.99 Sam Zoldak, L ERA: 4.1 Jesse Flores, R ERA: 3.88	(1, 1) (5, 1) (6, 1)	4.1 0.2 4.0	L 4 16	19 1 3	3 0 2	2 0 2	4 0 1	3 1 1	0 1 0	0 0 1	0 0 0	0 2 16	24 10 21	36 10 21	4.15 0.00 4.50	1.385 3.000 1.000										

Batter	1	2	3	4	5	6	7	8	9	AB R H RBI BB SO LOB	BOTTOM																	
Ray Boone, R OBP: 0.401, SLG: 0.434 (1, 6)										4 0 2 0 1 0 0	Washington Senators @ Cleveland Indians Cleveland Municipal Stadium, Cleveland, OH Fri Sep 15 1950, 3:38 AM EDT Att: 11,471 - Unknown																	
Bob Kennedy, R OBP: 0.384, SLG: 0.426 (1, 9)										4 0 1 0 0 0 2																		
Larry Doby, L OBP: 0.447, SLG: 0.555 (1, 8)										3 0 1 0 1 0 1																		
Luke Easter, L OBP: 0.378, SLG: 0.494 (1, 3)										4 0 1 0 0 0 4																		
Al Rosen, R OBP: 0.403, SLG: 0.537 (1, 5)										4 1 1 0 0 1 4																		
Jim Lemon, R OBP: 0.240, SLG: 0.217 (1, 7)										3 0 1 0 1 1 3																		
Bobby Avila, R OBP: 0.369, SLG: 0.348 (1, 4)										3 0 0 1 0 0 1																		
Ray Murray, R OBP: 0.307, SLG: 0.359 (1, 2)										4 0 0 0 0 1 3																		
Mike Garcia, R OBP: 0.197, SLG: 0.217 Sam Zoldak, L OBP: 0.316, SLG: 0.188 Jesse Flores, R Bob Lemon, L OBP: 0.338, SLG: 0.459 (8, PH)										2 0 0 0 0 1 3 0 0 0 0 0 0 0 1 0 0 0 0 0 0 1 0 0 0 0 0 0																		
Inning Stats	R: 0 E: 0 K: 0 S: 5	H: 2 LOB: 1 BB: 0 P: 4	R: 0 E: 0 K: 0 S: 4	H: 1 LOB: 0 BB: 0 P: 4	R: 0 E: 0 K: 0 S: 3	H: 0 LOB: 0 BB: 0 P: 3	R: 1 E: 2 K: 1 S: 7	H: 0 LOB: 2 BB: 1 P: 11	R: 0 E: 0 K: 1 S: 7	H: 2 LOB: 3 BB: 1 P: 11		R: 0 E: 0 K: 1 S: 5	H: 0 LOB: 0 BB: 0 P: 5	R: 0 E: 0 K: 1 S: 6	H: 1 LOB: 2 BB: 1 P: 10	R: 0 E: 0 K: 0 S: 3	H: 0 LOB: 0 BB: 0 P: 3	R: 0 E: 0 K: 0 S: 3	H: 1 LOB: 0 BB: 0 P: 3	1B: 6 2B: 1 3B: 0 HR: 0	SF: 0 SAC: 2 DP: 1 HBP: 0	WP: 1 PB: 0 SB: 0 CS: 0	PA: 38					
PITCHER	IP WLS BF H R ER SO BB IBB HBP BLK WP HR S P ERA WHIP											PITCHER	IP WLS BF H R ER SO BB IBB HBP BLK WP HR S P ERA WHIP															
Sid Hudson, R ERA: 3.93	(1, 1)	9.0	W	38	7	1	0	4	3	0	0	0	1	0	43	55	0.00	1.111										



Batter	1	2	3	4	5	6	7	8	9	AB	R	H	RBI	BB	SO	LOB	TOP										
Eddie Yost, R (1, 5) OBP: 0.436, SLG: 0.397										4	0	0	0	0	1	0											
Gil Coan, L (1, 7) OBP: 0.347, SLG: 0.414										4	1	1	0	0	0	0											
Irv Noren, L (1, 8) OBP: 0.382, SLG: 0.450										4	0	1	0	0	1	0											
Mickey Vernon, L (1, 3)										0	0	0	0	0	0	0											
Bud Stewart, L (1, 9) OBP: 0.342, SLG: 0.361										4	0	2	1	0	1	1											
Cass Michaels, R (1, 4) OBP: 0.360, SLG: 0.372										2	0	0	0	1	0	2											
Sam Dente, R (1, 6) OBP: 0.284, SLG: 0.285										3	0	0	0	0	0	5											
Hal Keller, L (1, 2) OBP: 0.200, SLG: 0.222										3	0	0	0	0	0	3											
Sandy Consuegra, R (1, 1) OBP: 0.225, SLG: 0.211										0	0	0	0	0	0	0											
Fred Taylor, L (3, PH)										1	0	0	0	0	0	0											
Al Sima, R (3, PH) OBP: 0.136, SLG: 0.136										1	0	0	0	0	0	0											
Sherry Robertson, L (8, PH) OBP: 0.373, SLG: 0.388										1	0	0	0	0	0	0											
Elmer Singleton, R (8, PH) OBP: 0.429, SLG: 0.971										0	0	0	0	0	0	0											
Inning Stats	R: 0 E: 0 K: 2 S: 7	H: 0 LOB: 0 BB: 0 P: 7	R: 0 E: 0 K: 1 S: 6	H: 1 LOB: 1 BB: 0 P: 6	R: 0 E: 0 K: 0 S: 3	H: 0 LOB: 0 BB: 0 P: 3	R: 0 E: 0 K: 0 S: 3	H: 0 LOB: 0 BB: 0 P: 3	R: 0 E: 0 K: 0 S: 3	H: 0 LOB: 0 BB: 0 P: 3	R: 1 E: 0 K: 0 S: 6	H: 3 LOB: 3 BB: 1 P: 10	R: 0 E: 0 K: 0 S: 3	H: 0 LOB: 0 BB: 0 P: 3	R: 0 E: 0 K: 0 S: 3	H: 0 LOB: 0 BB: 0 P: 3	1B: 5 2B: 0 3B: 0 HR: 0	SF: 0 SAC: 0 DP: 1 HBP: 0	WP: 0 PA: 32 PB: 0 SB: 0 CS: 0								
PITCHER	IP	WLS	BF	H	R	ER	SO	BB	IBB	HBP	BLK	WP	HR	S	P	ERA	WHIP										
Bob Feller, R (1, 1) ERA: 3.66	9.0	W	32	5	1	1	3	1	0	0	0	0	0	37	41	1.00	0.667										

Washington Senators @ Cleveland Indians
Cleveland Municipal Stadium, Cleveland, OH

AB 27
R 1
H 4
RBI 1
BB 1
SO 3
LOB 11



WP: 0 PA: 32
PB: 0
SB: 0
CS: 0

Sat Sep 16 1950, 3:33 AM EDT
Att: 5,705 - Unknown

Batter	1	2	3	4	5	6	7	8	9	AB	R	H	RBI	BB	SO	LOB	BOTTOM										
Ray Boone, R (1, 6) OBP: 0.402, SLG: 0.433										3	2	1	0	1	0	1											
Bob Kennedy, R (1, 9) OBP: 0.383, SLG: 0.425										4	0	1	0	0	0	2											
Larry Doby, L (1, 8) OBP: 0.447, SLG: 0.556										3	1	1	0	1	0	1											
Luke Easter, L (1, 3) OBP: 0.377, SLG: 0.492										4	0	1	0	0	0	3											
Al Rosen, R (1, 5) OBP: 0.402, SLG: 0.541										4	1	1	3	0	0	2											
Jim Lemon, R (1, 7) OBP: 0.250, SLG: 0.346										3	1	1	1	0	0	0											
Bobby Avila, R (1, 4) OBP: 0.369, SLG: 0.348										3	0	1	0	0	0	0											
Jim Hegan, R (1, 2) OBP: 0.291, SLG: 0.380										3	0	1	0	0	0	1											
Bob Feller, R (1, 1) OBP: 0.173, SLG: 0.224										3	0	0	0	0	1	1											
Inning Stats	R: 3 E: 0 K: 0 S: 4	H: 1 LOB: 0 BB: 2 P: 12	R: 0 E: 0 K: 0 S: 3	H: 0 LOB: 0 BB: 0 P: 3	R: 1 E: 0 K: 0 S: 5	H: 2 LOB: 1 BB: 0 P: 5	R: 0 E: 0 K: 0 S: 3	H: 1 LOB: 0 BB: 0 P: 3	R: 0 E: 0 K: 0 S: 3	H: 0 LOB: 0 BB: 0 P: 3	R: 1 E: 0 K: 1 S: 7	H: 2 LOB: 1 BB: 0 P: 7	R: 0 E: 0 K: 0 S: 4	H: 2 LOB: 1 BB: 0 P: 4	R: 0 E: 0 K: 0 S: 4	H: 2 LOB: 1 BB: 0 P: 4	1B: 5 2B: 1 3B: 0 HR: 2	SF: 0 SAC: 0 DP: 2 HBP: 0	WP: 1 PA: 32 PB: 0 SB: 0 CS: 0								
PITCHER	IP	WLS	BF	H	R	ER	SO	BB	IBB	HBP	BLK	WP	HR	S	P	ERA	WHIP										
Sandy Consuegra, R (1, 1) ERA: 4.28	2.0	L	9	1	3	3	0	2	0	0	0	0	1	7	15	13.50	1.500										
Al Sima, L (3, 1) ERA: 4.97	5.0		19	5	2	2	1	0	0	0	0	1	1	21	21	3.60	1.000										
Elmer Singleton, R (8, 1) ERA: 5.01	1.0		4	2	0	0	0	0	0	0	0	0	0	4	4	0.00	2.000										


Washington Senators @ Cleveland Indians
Cleveland Municipal Stadium, Cleveland, OH


AB 30
R 5
H 8
RBI 4
BB 2
SO 1
LOB 11





WP: 1 PA: 32
PB: 0
SB: 0
CS: 0


Sat Sep 16 1950, 3:33 AM EDT
Att: 5,705 - Unknown


Batter	1	2	3	4	5	6	7	8	9	AB	R	H	RBI	BB	SO	LOB	TOP			
Eddie Yost, R (1, 5) OBP: 0.435, SLG: 0.396	0-0 5-3		0-0 5-3		0-3 K			0-0 G6-4-3 1B		4	0	1	0	0	1	1	Washington Senators @ Chicago White Sox Comiskey Park, Chicago, IL Sun Sep 17 1950, 4:33 AM EDT Unknown 			
Cass Michaels, R (1, 4) OBP: 0.359, SLG: 0.371	0-0 1-3		0-0 1B		0-0 L8			0-0 G6-4-3 1-2		4	0	1	0	0	0	2				
Irv Noren, L (1, 8) OBP: 0.383, SLG: 0.453	0-0 1B 2B		0-0 F8				0-0 G6-4-3 1B		0-0 4-3	4	0	2	0	0	0	1				
Mickey Vernon, L (1, 3) OBP: 0.378, SLG: 0.369	0-0 2H 1B				0-0 4-3		0-0 F9		0-0 G6-4-3 1B	4	0	2	0	0	0	1				
Sam Mele, R (1, 9) OBP: 0.360, SLG: 0.433		4-0 SH5-3 BB			0-0 5-3		0-0 G6-4-3 1-2		0-0 F9	3	0	0	0	1	0	2				
Gil Coan, L (1, 7) OBP: 0.349, SLG: 0.416		0-0 SH5-3 1-2			0-0 FC6-4 1B			0-0 G6-4-3 1B	0-0 F8	3	0	2	0	0	0	1				
Sam Dente, R (1, 6) OBP: 0.282, SLG: 0.283		0-0 F5			0-0 FC6-4 1-2			0-0 G6-4-3 1-2		3	0	0	0	0	0	3				
Al Evans, R (1, 2) OBP: 0.302, SLG: 0.295		0-0 6-3					0-0 4-3			3	0	1	0	0	0	1				
Connie Marrero, R (1, 1) OBP: 0.226, SLG: 0.149					0-3 K					2	0	0	0	0	2	1				
Bud Stewart, L (8, PH) OBP: 0.341, SLG: 0.360										1	0	0	0	0	0	0				
Gene Bearden, L (8, 1) OBP: 0.297, SLG: 0.313									0-0 F9	0	0	0	0	0	0	0				
Inning Stats	R: 0 E: 0 K: 0 S: 4	H: 2 LOB: 2 BB: 0 P: 4	R: 0 E: 0 K: 0 S: 3	H: 0 LOB: 1 BB: 1 P: 7	R: 0 E: 0 K: 1 S: 6	H: 1 LOB: 1 BB: 0 P: 6	R: 0 E: 0 K: 0 S: 4	H: 1 LOB: 1 BB: 0 P: 4	R: 0 E: 0 K: 2 S: 8	H: 1 LOB: 0 BB: 0 P: 8	R: 0 E: 0 K: 0 S: 3	H: 1 LOB: 0 BB: 0 P: 3	R: 0 E: 0 K: 0 S: 3	H: 1 LOB: 1 BB: 0 P: 3	R: 0 E: 0 K: 0 S: 4	H: 1 LOB: 1 BB: 0 P: 4	1B: 8 2B: 1 3B: 0 HR: 0	SF: 0 SAC: 1 DP: 3 HBP: 0	WP: 0 PB: 0 CS: 1	PA: 33
PITCHER Bill Wight, L (1, 1) ERA: 3.67	IP: 9.0 WLS: W BF: 33 H: 9 R: 0 ER: 0 SO: 3 BB: 1 IBB: 0 HBP: 0 BLK: 0 WP: 0 HR: 0 S: 38 P: 42 ERA: 0.00 WHIP: 1.111															PITCHER				

Batter	1	2	3	4	5	6	7	8	9	AB	R	H	RBI	BB	SO	LOB	BOTTOM			
Nellie Fox, L (1, 4) OBP: 0.301, SLG: 0.291	0-0 L7		0-0 5-3			0-0 F9		4-0 1B S F9 BB		4	1	0	0	1	0	3	Washington Senators @ Chicago White Sox Comiskey Park, Chicago, IL Sun Sep 17 1950, 4:33 AM EDT Unknown 			
Mike McCormick, R (1, 8) OBP: 0.333, SLG: 0.315	0-0 6-3 1B		0-0 F8		0-0 1B		0-0 1B	0-0 P4		5	1	3	0	0	0	0				
Dave Philley, S (1, 9) OBP: 0.305, SLG: 0.373	0-0 6-3 1-2		0-3 K		0-0 1B 1B		0-0 F9	0-0 1-3 1B		5	1	1	1	0	1	2				
Eddie Robinson, L (1, 3) OBP: 0.388, SLG: 0.436	0-0 G3		0-3 K		0-0 F5		0-0 L9			4	0	0	0	0	1	4				
Gus Zernial, R (1, 7) OBP: 0.328, SLG: 0.461		0-0 F7			0-0 4-3		0-0 1B 1-3 2H 1B		4-0 SH1-3 BB	3	0	1	1	1	0	0				
Luke Appling, R (1, 6) OBP: 0.304, SLG: 0.350		0-0 P4			0-0 F8 3B		0-0 1B 1-3 3H 1B		0-0 SH1-3	3	1	2	1	0	0	0				
Floyd Baker, L (1, 5) OBP: 0.404, SLG: 0.321		4-0 1B BB			0-0 F8		0-0 1-2 BB		4-0 BB	1	0	0	1	3	0	0				
Gus Niarhos, R (1, 2) OBP: 0.426, SLG: 0.382		0-0 BB 1B			0-0 F8		0-0 F7		0-0 F7	4	0	2	0	0	0	5				
Bill Wight, L (1, 1) ERA: 4.72		4-0 1-2 BB			0-0 F8		0-0 F8		0-0 F8	3	0	0	0	1	0	3				
Inning Stats	R: 0 E: 0 K: 0 S: 4	H: 1 LOB: 1 BB: 2 P: 4	R: 0 E: 0 K: 0 S: 4	H: 1 LOB: 0 BB: 2 P: 12	R: 0 E: 0 K: 2 S: 7	H: 0 LOB: 0 BB: 0 P: 7	R: 1 E: 0 K: 0 S: 5	H: 2 LOB: 1 BB: 0 P: 5	R: 2 E: 0 K: 0 S: 7	H: 4 LOB: 3 BB: 1 P: 11	R: 1 E: 0 K: 0 S: 4	H: 1 LOB: 1 BB: 1 P: 8	R: 0 E: 0 K: 0 S: 3	H: 0 LOB: 2 BB: 2 P: 11	R: 0 E: 0 K: 0 S: 3	H: 0 LOB: 0 BB: 0 P: 3	1B: 7 2B: 1 3B: 1 HR: 0	SF: 0 SAC: 1 DP: 0 HBP: 0	WP: 0 PB: 0 CS: 0	PA: 39
PITCHER Connie Marrero, R (1, 1) ERA: 4.72	IP: 7.0 WLS: L BF: 36 H: 9 R: 4 ER: 4 SO: 2 BB: 6 IBB: 0 HBP: 0 BLK: 0 WP: 0 HR: 0 S: 34 P: 58 ERA: 5.14 WHIP: 2.143															PITCHER				
Gene Bearden, L (8, 1) ERA: 5.31	IP: 1.0 WLS: L BF: 3 H: 0 R: 0 ER: 0 SO: 0 BB: 0 IBB: 0 HBP: 0 BLK: 0 WP: 0 HR: 0 S: 3 P: 3 ERA: 0.00 WHIP: 0.000															PITCHER				

Batter	1	2	3	4	5	6	7	8	9	AB	R	H	RBI	BB	SO	LOB	TOP	
Eddie Yost, R (1, 5) OBP: 0.435, SLG: 0.396											0	0	0	0	0	0	0	Washington Senators @ Chicago White Sox Comiskey Park, Chicago, IL Sun Sep 17 1950, 4:38 AM EDT Att: 6,270 - Unknown livebaseballscorecards.com
Gil Coan, L (1, 7) OBP: 0.349, SLG: 0.416											0	0	0	0	0	0		
Irv Noren, L (1, 8) OBP: 0.383, SLG: 0.453											0	0	0	0	0	0		
Mickey Vernon, L (1, 3) OBP: 0.378, SLG: 0.369											0	0	0	0	0	0		
Bud Stewart, L (1, 9) OBP: 0.341, SLG: 0.360											0	0	0	0	0	0		
Cass Michaels, R (1, 4) OBP: 0.359, SLG: 0.371											0	0	0	0	0	0		
Sam Dente, R (1, 6) OBP: 0.282, SLG: 0.283											0	0	0	0	0	0		
Hal Keller, L (1, 2) OBP: 0.200, SLG: 0.222											0	0	0	0	0	0		
Bob Kuzava, S (1, 1) OBP: 0.231, SLG: 0.161											0	0	0	0	0	0		
Inning Stats											1B: 0 SF: 0 2B: 0 SAC: 0 3B: 0 DP: 0 HR: 0 HBP: 0	WP: 0 PA: 0 FB: 0 SB: 0 CS: 0						
PITCHER Randy Gumpert, R (1, 1) ERA: 4.81	IP	WLS	BF	H	R	ER	SO	BB	IBB	HBP	BLK	WP	HR	S	P	ERA	WHIP	PITCHER IP WLS BF H R ER SO BB IBB HBP BLK WP HR S P ERA WHIP

Batter	1	2	3	4	5	6	7	8	9	AB	R	H	RBI	BB	SO	LOB	BOTTOM	
Chico Carrasquel, R (1, 6) OBP: 0.369, SLG: 0.385											0	0	0	0	0	0	Washington Senators @ Chicago White Sox Comiskey Park, Chicago, IL Sun Sep 17 1950, 4:38 AM EDT Att: 6,270 - Unknown livebaseballscorecards.com	
Mike McCormick, R (1, 8) OBP: 0.333, SLG: 0.315											0	0	0	0	0	0		
Dave Philley, S (1, 9) OBP: 0.305, SLG: 0.373											0	0	0	0	0	0		
Eddie Robinson, L (1, 3) OBP: 0.388, SLG: 0.436											0	0	0	0	0	0		
Gus Zernial, R (1, 7) OBP: 0.328, SLG: 0.461											0	0	0	0	0	0		
Hank Majeski, R (1, 5) OBP: 0.374, SLG: 0.403											0	0	0	0	0	0		
Phil Masi, R (1, 2) OBP: 0.368, SLG: 0.397											0	0	0	0	0	0		
Nellie Fox, L (1, 4) OBP: 0.301, SLG: 0.291											0	0	0	0	0	0		
Randy Gumpert, R (1, 1) OBP: 0.105, SLG: 0.081											0	0	0	0	0	0		
Inning Stats											1B: 0 SF: 0 2B: 0 SAC: 0 3B: 0 DP: 0 HR: 0 HBP: 0	WP: 0 PA: 0 FB: 0 SB: 0 CS: 0						
PITCHER Bob Kuzava, L (1, 1) ERA: 4.16	IP	WLS	BF	H	R	ER	SO	BB	IBB	HBP	BLK	WP	HR	S	P	ERA	WHIP	PITCHER IP WLS BF H R ER SO BB IBB HBP BLK WP HR S P ERA WHIP

Batter	1	2	3	4	5	6	7	8	9	AB	R	H	RBI	BB	SO	LOB	TOP			
Paul Lehner, L (1.7)	E3 1B		FC4-6 1-2		K		F8			4	0	0	0	0	1	2	Philadelphia Athletics @ Washington Senators Griffith Stadium, Washington, DC Sun Sep 24 1950, 3:33 AM EST Att: 2,731 - Unknown			
Wally Moses, L (1.9)	F3		F3			F8		F2	4	0	0	0	0	0	2					
Ferns Fain, L (1.3)	G5-4-3 1B		K			E3 1B HBP FC6-4		5-3	4	1	1	0	0	1	1					
Sam Chapman, R (1.8)	G5-4-3 1-2			6-3		FC6-4 1B HBP			3	0	1	0	0	0	2					
Billy Hitchcock, R (1.4)		F2		F5		FC6-4 1B		F7	4	0	1	0	0	0	1					
Pete Suder, R (1.5)	1-3			F7		FC6-4 FC5-4			3	0	0	1	1	0	2					
Eddie Joost, R (1.6)		FC5-4 1B			F8	FC5-4		F3	4	0	1	0	0	0	3					
Joe Astroth, R (1.2)		FC5-4 1-2					F8	G6-3	4	0	1	0	0	0	2					
Johnny Kucab, R (1.1)			4-0 FC4-6 BB		F8		F7		2	0	0	0	1	0	1	AB 32 R 1 H 5 RBI 1 BB 2 SO 2 LOB 16 				
Inning Stats	R: 0 E: 1 K: 0 S: 4	H: 1 LOB: 1 BB: 0 P: 4	R: 0 E: 0 K: 0 S: 4	H: 1 LOB: 1 BB: 0 P: 4	R: 0 E: 0 K: 1 S: 5	H: 0 LOB: 0 BB: 1 P: 9	R: 0 E: 0 K: 0 S: 3	H: 0 LOB: 0 BB: 0 P: 3	R: 0 E: 0 K: 1 S: 6	H: 1 LOB: 1 BB: 0 P: 6	R: 0 E: 0 K: 0 S: 3	H: 0 LOB: 0 BB: 0 P: 3	R: 0 E: 0 K: 0 S: 4	H: 1 LOB: 1 BB: 0 P: 4	R: 0 E: 0 K: 0 S: 2		H: 0 LOB: 0 BB: 1 P: 6	1B: 4 2B: 1 3B: 0 HR: 0	SF: 0 SAC: 0 DP: 2 HBP: 1	WP: 0 PB: 0 SB: 0 CS: 0
PITCHER Carlos Pascual, R (1.1) ERA:	IP: 9.0 WLS: W BF: 35 H: 5 R: 1 ER: 0 SO: 2 BB: 2 IBB: 0 HBP: 1 BLK: 0 WP: 0 HR: 0 S: 36 P: 45 ERA: 0.00 WHIP: 0.778															PITCHER				

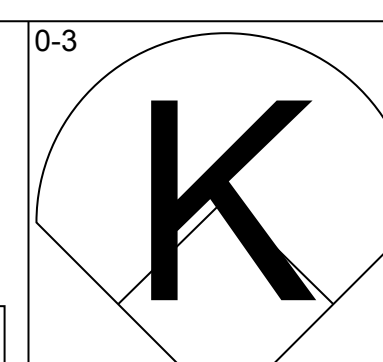
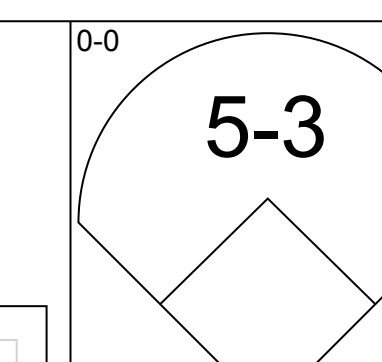
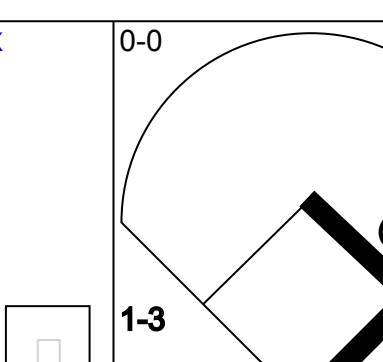
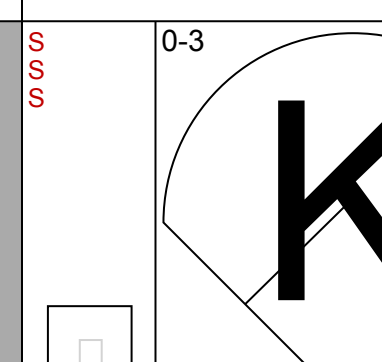
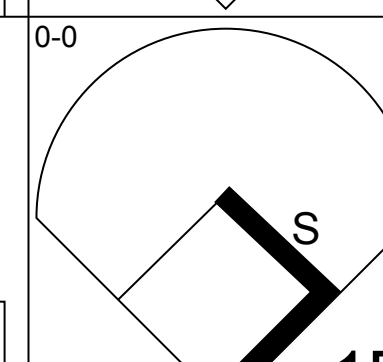
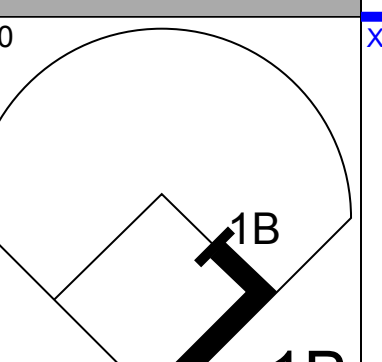
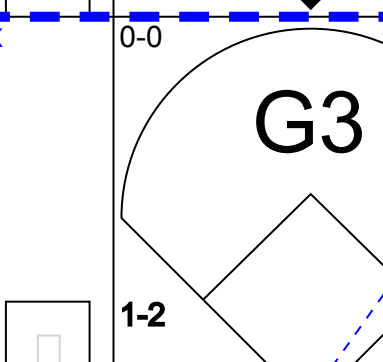
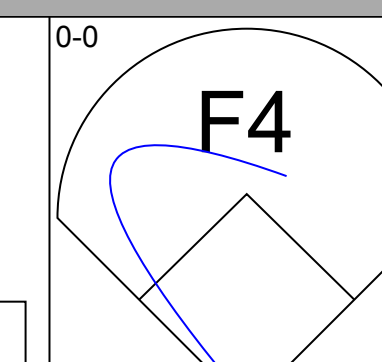
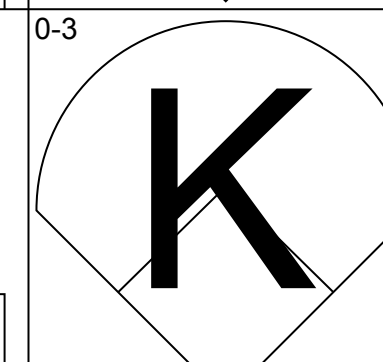
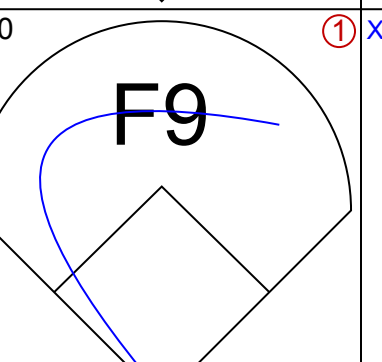
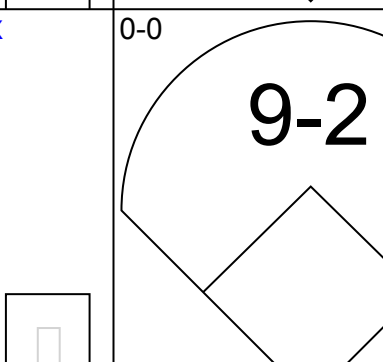
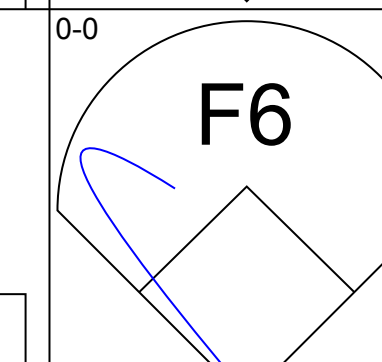
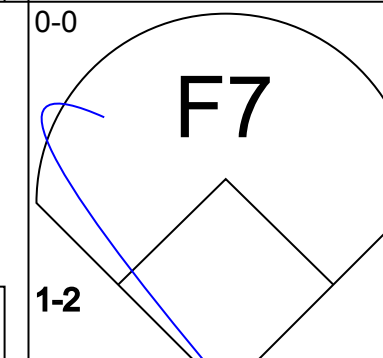
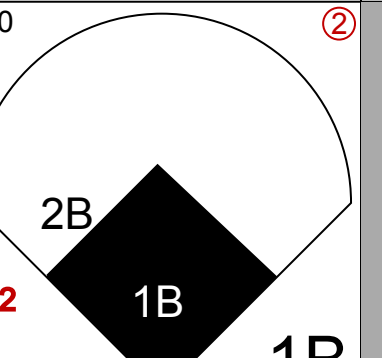
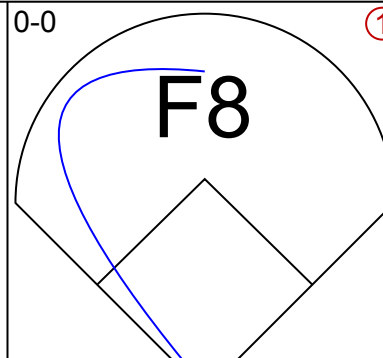
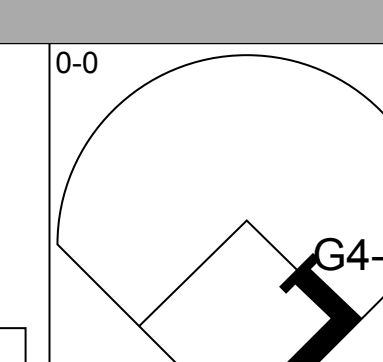
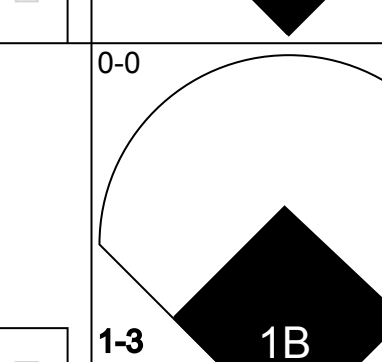
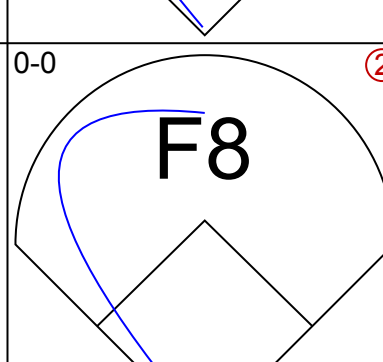
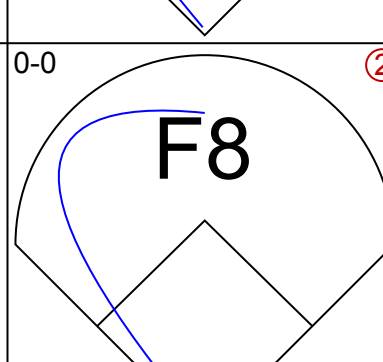
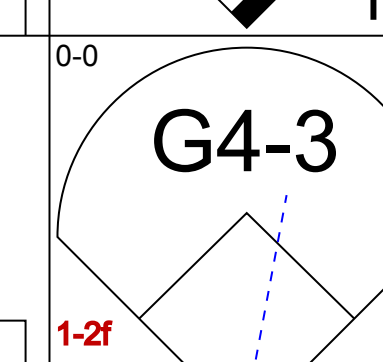
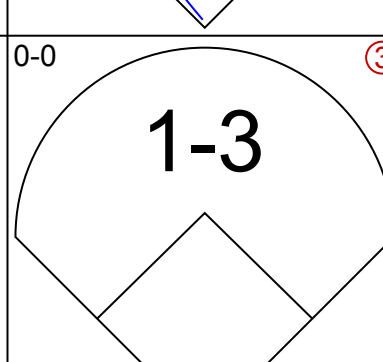
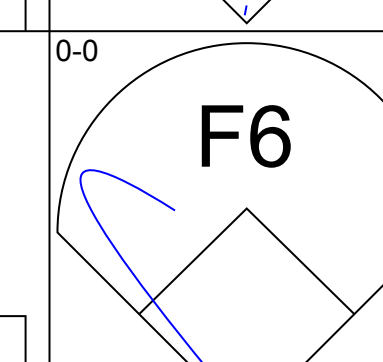
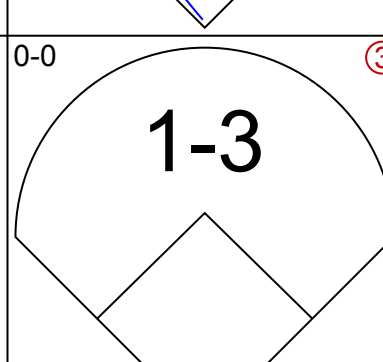
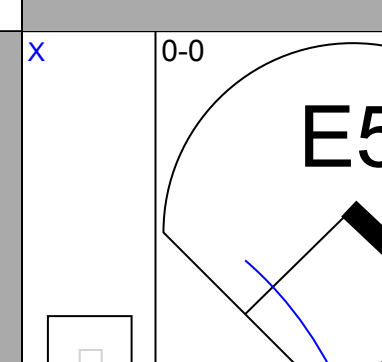
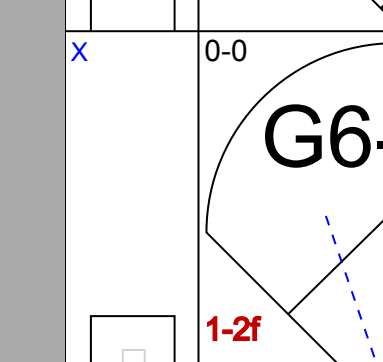
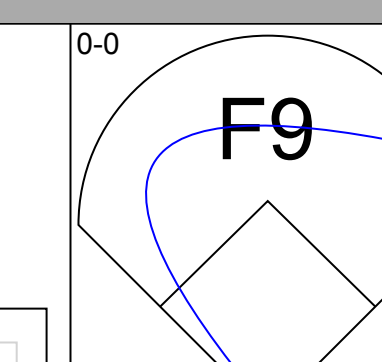
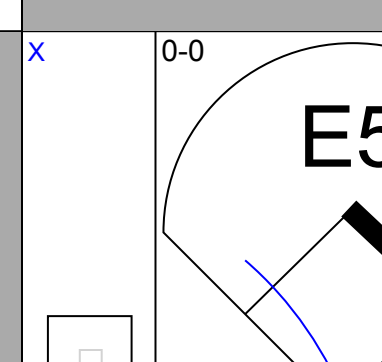
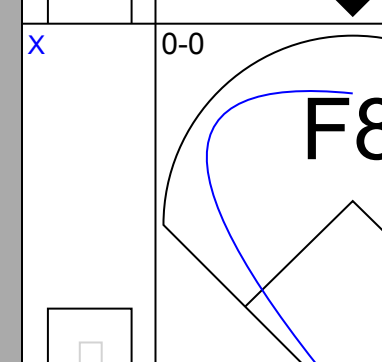
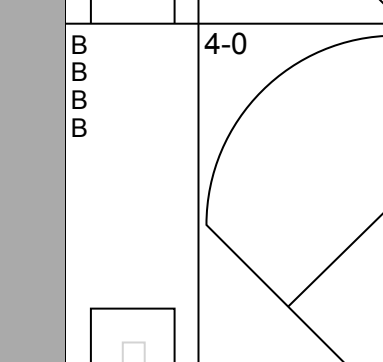
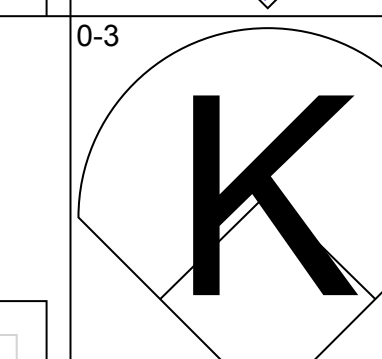
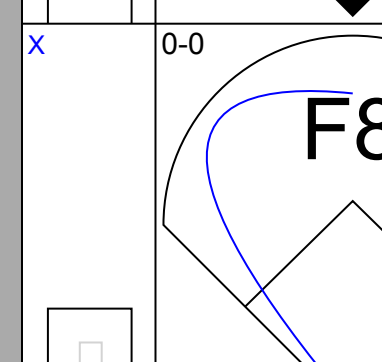
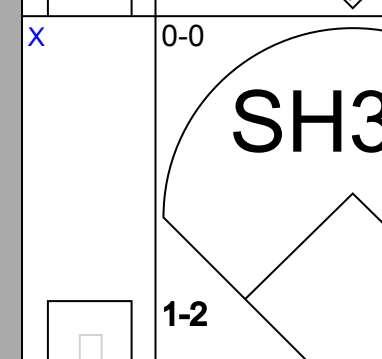
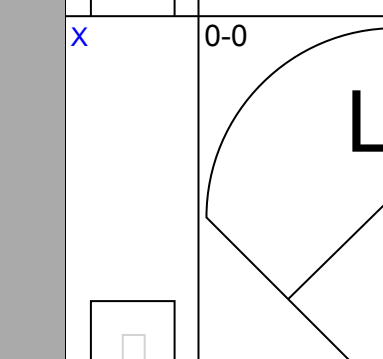
Batter	1	2	3	4	5	6	7	8	9	AB	R	H	RBI	BB	SO	LOB	BOTTOM			
Eddie Yost, R (1.5)	F7		F7		5-3		F6			4	0	0	0	0	0	2	Philadelphia Athletics @ Washington Senators Griffith Stadium, Washington, DC Sun Sep 24 1950, 3:33 AM EST Att: 2,731 - Unknown			
Gil Coan, L (1.7)			F9		F5			4-0 S 2B BB	3	1	1	0	1	0	1					
Irv Noren, L (1.8)	L6 1-2			1B 1B		3B		F9	4	1	2	0	0	0	2					
Mickey Vernon, L (1.3)	F7			F5		F2		2B	4	0	1	1	0	0	3					
Bud Stewart, L (1.9)		F9		1B F8 1B		FC3-2-5-3		F8	4	1	1	0	0	0	2					
Cass Michaels, R (1.4)		1-3		1B		L6		F7	4	0	1	1	0	0	2					
Sam Dente, R (1.6)		4-3		3-H F8			F7		3	0	0	1	0	0	1					
Len Okrie, R (1.2)			4-0 SH1-4 BB		F6			1B	2	0	1	0	1	0	1					
Carlos Pascual, R (1.1)			SH1-4		F5		F6		2	0	0	0	0	0	1	AB 30 R 3 H 7 RBI 3 BB 2 SO 0 LOB 15 				
Inning Stats	R: 0 E: 0 K: 0 S: 4	H: 1 LOB: 1 BB: 0 P: 4	R: 0 E: 0 K: 0 S: 3	H: 0 LOB: 0 BB: 0 P: 3	R: 0 E: 0 K: 0 S: 3	H: 0 LOB: 1 BB: 1 P: 7	R: 2 E: 0 K: 0 S: 6	H: 3 LOB: 1 BB: 0 P: 6	R: 0 E: 0 K: 0 S: 3	H: 0 LOB: 0 BB: 0 P: 3	R: 0 E: 0 K: 0 S: 4	H: 1 LOB: 1 BB: 0 P: 4	R: 0 E: 0 K: 0 S: 4	H: 1 LOB: 1 BB: 0 P: 4	R: 1 E: 0 K: 0 S: 4		H: 1 LOB: 1 BB: 1 P: 8	1B: 5 2B: 1 3B: 1 HR: 0	SF: 0 SAC: 1 DP: 0 HBP: 0	WP: 0 PB: 0 SB: 2 CS: 0
PITCHER Johnny Kucab, R (1.1) ERA: 3.71	IP: 8.0 WLS: L BF: 33 H: 7 R: 3 ER: 3 SO: 0 BB: 2 IBB: 0 HBP: 0 BLK: 0 WP: 0 HR: 0 S: 31 P: 39 ERA: 3.38 WHIP: 1.125															PITCHER				

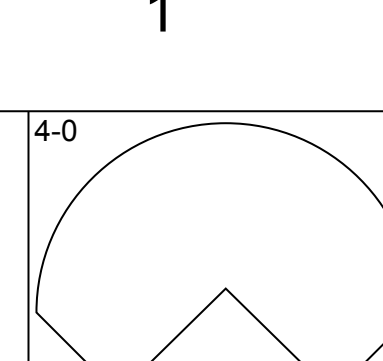
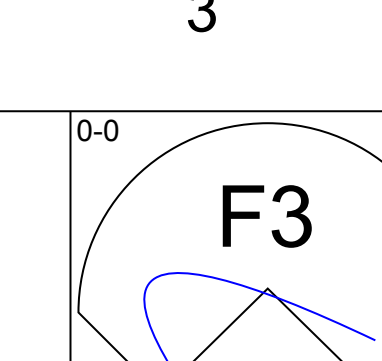
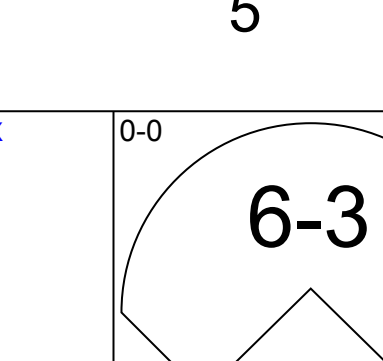
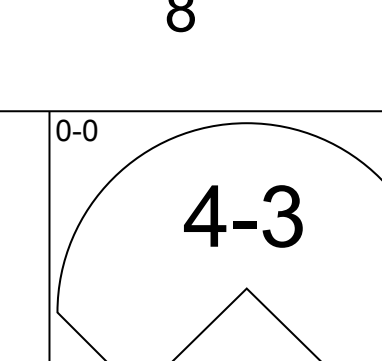
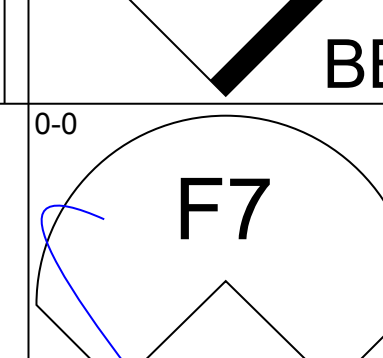
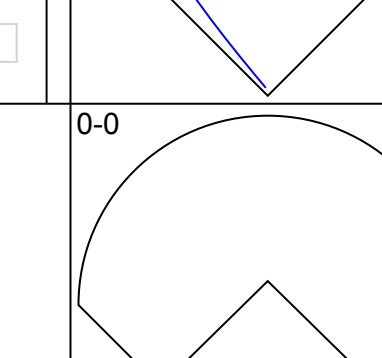
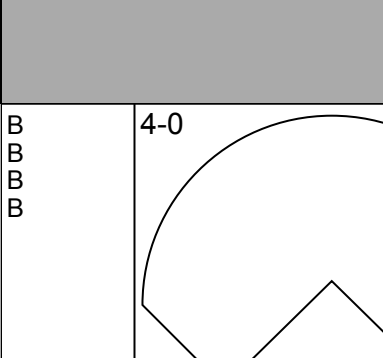
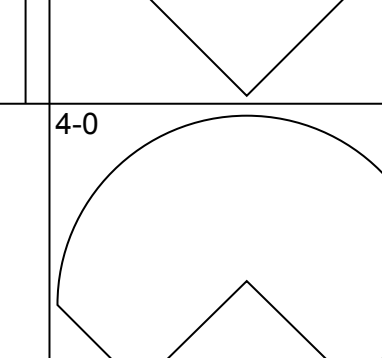
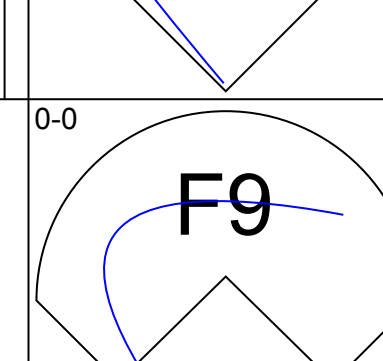
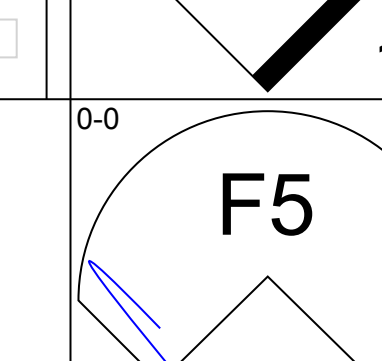
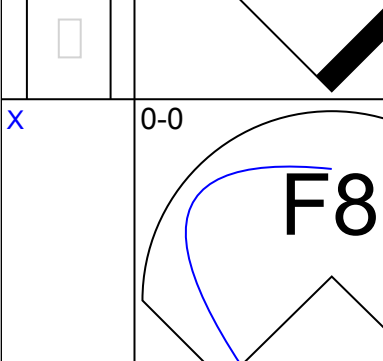
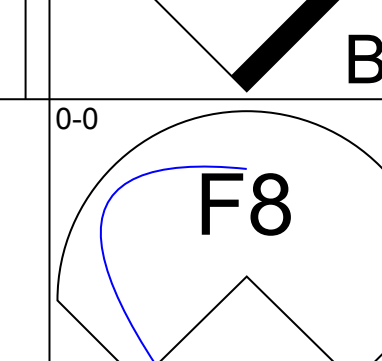
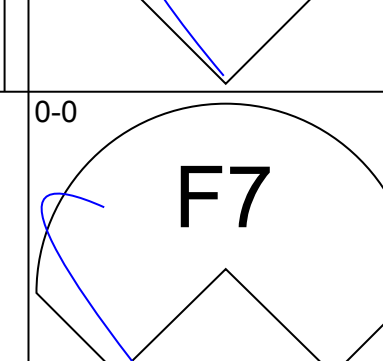
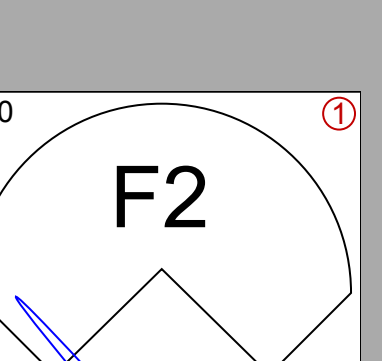
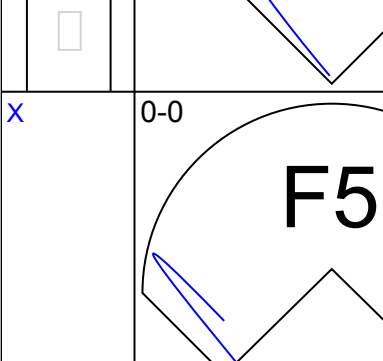
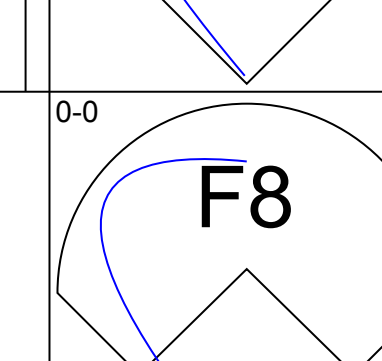
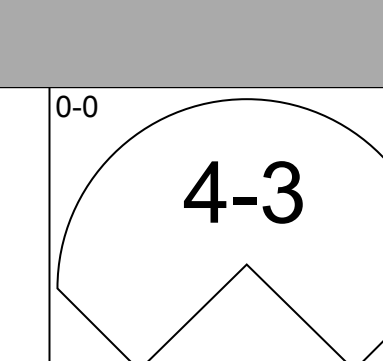
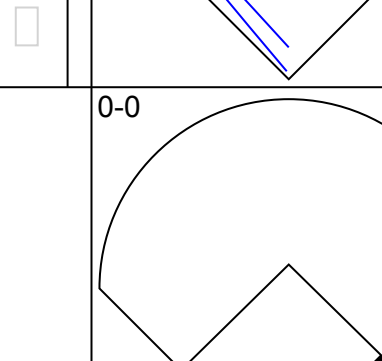
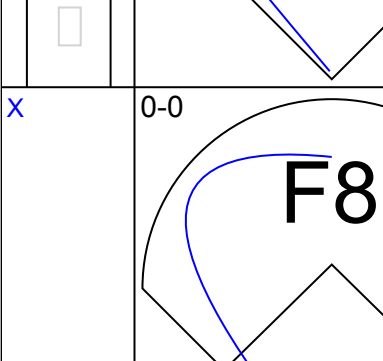
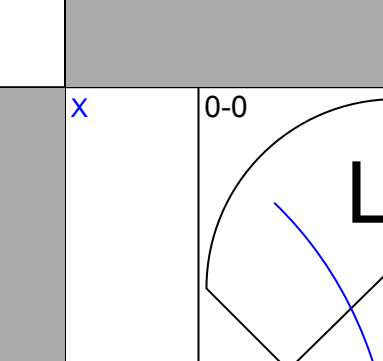
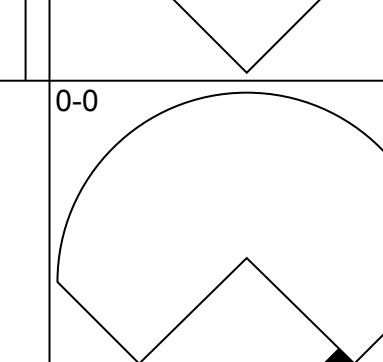
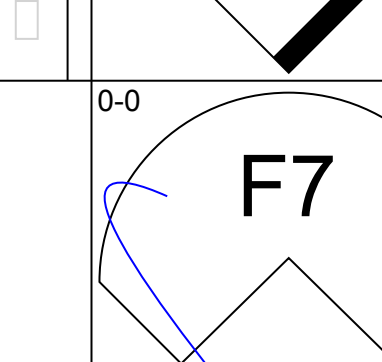
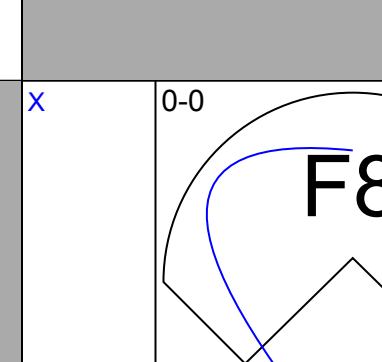
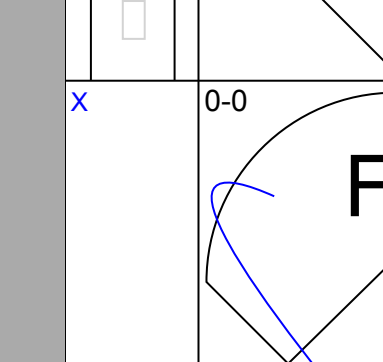
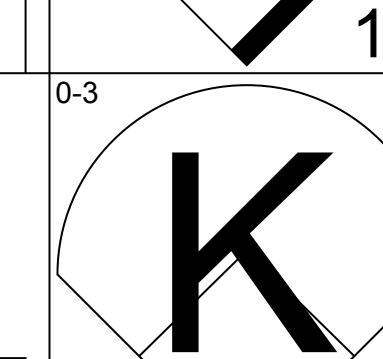
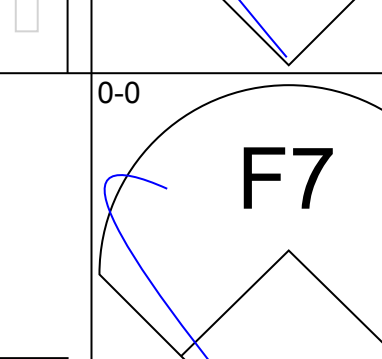
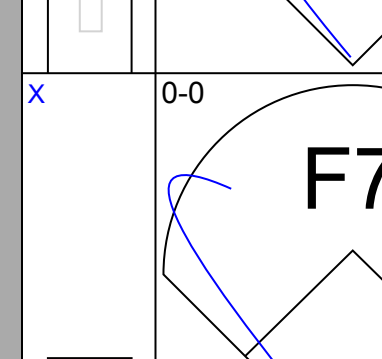
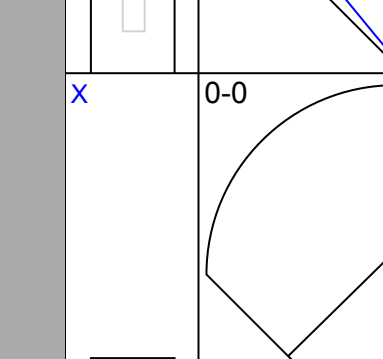
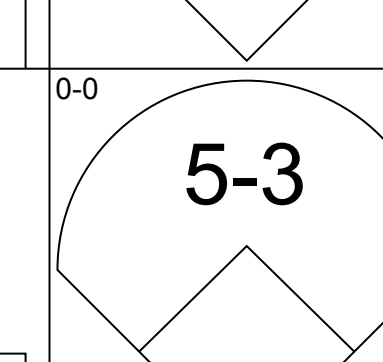
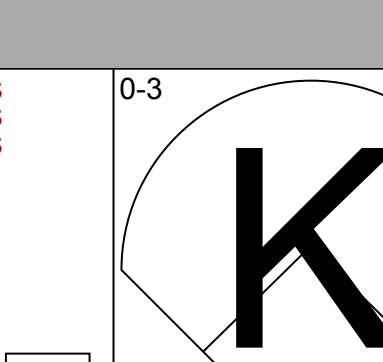
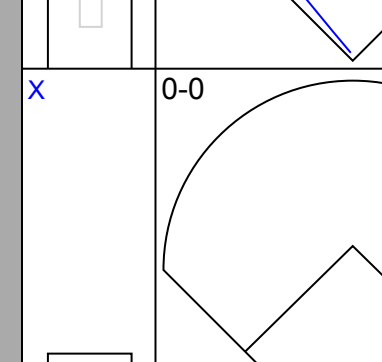
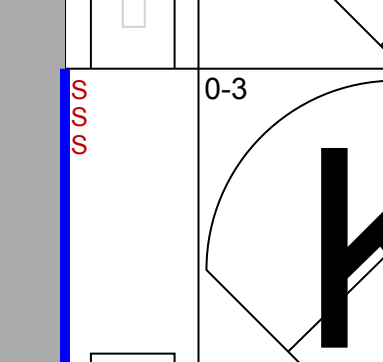
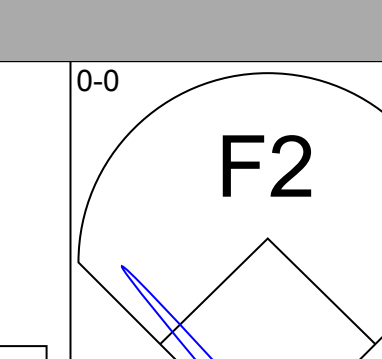
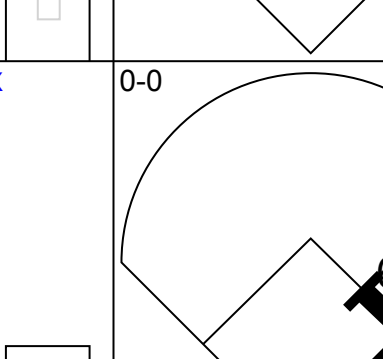
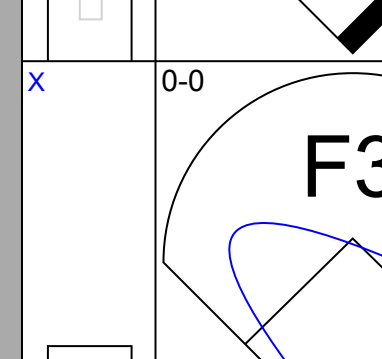
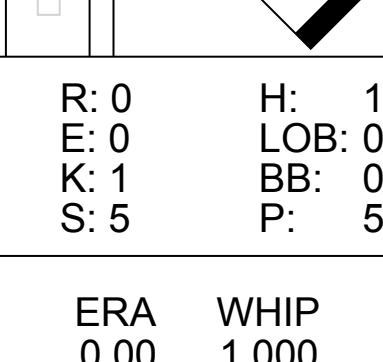
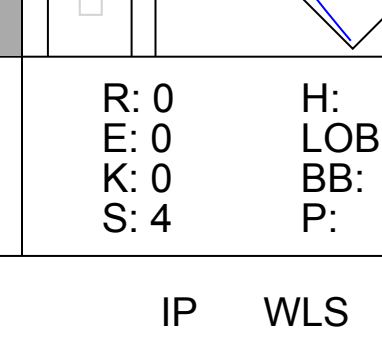
Batter	1	2	3	4	5	6	7	8	9	AB	R	H	RBI	BB	SO	LOB	TOP					
Eddie Yost, R OBP: 0.435, SLG: 0.393 (1, 5)		4-3		F2						5	0	1	2	0	2	1	Washington Senators @ New York Yankees Yankee Stadium, Bronx, NY Tue Sep 26 1950, 3:33 AM EST Unknown livebaseballscores.com					
Gil Coan, L OBP: 0.350, SLG: 0.425 (1, 7)				G3	F6					4	2	1	1	1	1	2						
Irv Noren, L OBP: 0.385, SLG: 0.477 (1, 8)	F7							F4		3	2	0	0	2	1	1						
Mickey Vernon, L OBP: 0.375, SLG: 0.396 (1, 3)						G3		F7		4	2	2	2	0	0	1						
Sam Mele, R OBP: 0.356, SLG: 0.424 (1, 9)		F8				6-3		4-3		3	2	0	0	2	0	2						
Cass Michaels, R OBP: 0.353, SLG: 0.356 (1, 4)				F7					F4	3	2	1	2	2	0	0						
Sam Dente, R OBP: 0.286, SLG: 0.292 (1, 6)				6-3						4	1	1	2	1	1	1						
Mickey Grasso, R OBP: 0.374, SLG: 0.339 (1, 2)				F7					K2-3	4	0	2	2	1	1	0						
Al Sima, R OBP: 0.115, SLG: 0.115 (1, 1)										4	0	0	0	0	3	6						
Julio Moreno, R OBP: 0.125, SLG: 0.125 (7, 1)										0	0	0	0	0	0	0						
Mickey Harris, L OBP: 0.350, SLG: 0.235 (7, 1)										0	0	0	0	0	0	0						
Inning Stats	R: 4 E: 0 K: 2 S: 8	H: 1 LOB: 2 BB: 4 P: 25	R: 1 E: 0 K: 1 S: 6	H: 1 LOB: 1 BB: 1 P: 10	R: 0 E: 0 K: 0 S: 3	H: 0 LOB: 0 BB: 0 P: 3	R: 0 E: 0 K: 1 S: 5	H: 0 LOB: 0 BB: 0 P: 5	R: 4 E: 0 K: 2 S: 10	H: 3 LOB: 2 BB: 3 P: 22	R: 1 E: 0 K: 0 S: 4	H: 1 LOB: 1 BB: 1 P: 8	R: 0 E: 0 K: 1 S: 5	H: 1 LOB: 0 BB: 0 P: 5	R: 1 E: 0 K: 0 S: 4	H: 1 LOB: 0 BB: 0 P: 4	R: 0 E: 0 K: 2 S: 7	H: 0 LOB: 0 BB: 0 P: 7	1B: 5 2B: 1 3B: 1 HR: 2	SF: 0 SAC: 0 DP: 1 HBP: 1	WP: 0 PB: 0 CS: 1	PA: 44
PITCHER	IP WLS BF H R ER SO BB IBB HBP BLK WP HR S P ERA WHIP																					
Tommy Byrne, L ERA: 4.79 (1, 1)	0.2 L 8 1 4 4 1 4 0 0 0 0 0 0 5 22 54.00 7.500																					
Fred Sanford, R ERA: 4.55 (1, 1)	4.0 20 4 5 5 5 4 0 0 0 0 0 1 26 42 11.25 2.000																					
Lew Burdette, R ERA: (5, 1)	0.1 1 0 0 0 0 0 0 0 0 0 0 0 1 1 0.00 0.000																					
Dave Madison, R ERA: 6.0 (6, 1)	3.0 12 3 2 2 1 1 0 0 0 0 0 1 13 17 6.00 1.333																					
Ernie Nevel, R ERA: (9, 1)	1.0 3 0 0 0 2 0 0 0 0 0 0 0 7 7 0.00 0.000																					

Batter	1	2	3	4	5	6	7	8	9	AB	R	H	RBI	BB	SO	LOB	BOTTOM					
Cliff Mapes, L OBP: 0.342, SLG: 0.422 (1, 9)			F8		F9			F4		1	0	0	0	0	1	0	Washington Senators @ New York Yankees Yankee Stadium, Bronx, NY Tue Sep 26 1950, 3:33 AM EST Unknown livebaseballscores.com					
Jackie Jensen, R OBP: 0.233, SLG: 0.299 (3, FH) (4, 7)										4	1	1	2	0	0	3						
Phil Rizzuto, R OBP: 0.414, SLG: 0.431 (1, 6)	F8									3	0	0	0	0	0	0						
Billy Martin, R OBP: 0.303, SLG: 0.367 (7, 4)			F7					4-3		2	1	1	1	0	0	1						
Yogi Berra, L OBP: 0.386, SLG: 0.527 (1, 2)	F9				F2					5	2	3	1	0	0	0						
Joe DiMaggio, R OBP: 0.390, SLG: 0.594 (1, 8)		F8			5-3					5	1	1	2	0	0	1						
Johnny Mize, L OBP: 0.354, SLG: 0.602 (1, 3)										3	0	0	0	0	0	1						
Johnny Hopp, L OBP: 0.421, SLG: 0.518 (7, 3)		4-3			4-3					2	1	2	1	0	0	0						
Hank Bauer, R OBP: 0.389, SLG: 0.479 (1, 7) (4, 9)										4	1	3	1	1	0	0						
Billy Johnson, R OBP: 0.347, SLG: 0.374 (1, 5)										4	0	1	0	1	0	2						
Jerry Coleman, R OBP: 0.369, SLG: 0.378 (1, 4) (7, 6)										5	1	0	1	0	1	5						
Tommy Byrne, L ERA: 4.66 (1, 1)	6.2 W 30 7 6 1 3 39 1 0 0 0 0 0 1 35 1.35 1.200																					
Julio Moreno, R ERA: 4.64 (7, 1)	0.0 3 2 1 0 0 1 0 0 0 0 0 0 2 6 ∞ ∞																					
Mickey Harris, L ERA: 4.83 (7, 1)	2.1 S 12 3 2 2 1 2 0 0 0 0 0 1 12 20 7.71 2.143																					
Inning Stats	R: 0 E: 0 K: 1 S: 5	H: 0 LOB: 0 BB: 0 P: 5	R: 1 E: 1 K: 0 S: 5	H: 1 LOB: 0 BB: 0 P: 5	R: 0 E: 0 K: 1 S: 5	H: 0 LOB: 0 BB: 0 P: 5	R: 0 E: 0 K: 0 S: 3	H: 0 LOB: 0 BB: 0 P: 3	R: 0 E: 0 K: 0 S: 5	H: 2 LOB: 2 BB: 0 P: 5	R: 0 E: 0 K: 0 S: 4	H: 1 LOB: 1 BB: 0 P: 4	R: 6 E: 1 K: 1 S: 11	H: 5 LOB: 2 BB: 2 P: 19	R: 0 E: 0 K: 0 S: 3	H: 0 LOB: 1 BB: 1 P: 7	R: 2 E: 0 K: 1 S: 8	H: 3 LOB: 2 BB: 1 P: 12	1B: 6 2B: 2 3B: 2 HR: 2	SF: 0 SAC: 0 DP: 0 HBP: 0	WP: 0 PB: 0 CS: 0	PA: 45
PITCHER	IP WLS BF H R ER SO BB IBB HBP BLK WP HR S P ERA WHIP																					
Al Sima, L ERA: 4.66 (1, 1)	6.2 W 30 7 6 1 3 39 1 0 0 0 0 0 1 35 1.35 1.200																					
Julio Moreno, R ERA: 4.64 (7, 1)	0.0 3 2 1 0 0 1 0 0 0 0 0 0 2 6 ∞ ∞																					
Mickey Harris, L ERA: 4.83 (7, 1)	2.1 S 12 3 2 2 1 2 0 0 0 0 0 1 12 20 7.71 2.143																					

Batter	1	2	3	4	5	6	7	8	9	AB	R	H	RBI	BB	SO	LOB	TOP										
Eddie Yost, R OBP: 0.437, SLG: 0.398 (1, 5)	F2		E5 F7 1B FC4-6		FC4-6 1B			1B 2B		5	3	3	1	1	0	0	Washington Senators @ New York Yankees Yankee Stadium, Bronx, NY Tue Sep 26 1950, 3:38 AM EST Att: 19,610 - Unknown										
Gil Coan, L OBP: 0.352, SLG: 0.426 (1, 7)	6-3		FC4-6 1B		FC4-6 1B		G3		1-3 2B	6	0	3	1	0	0	3											
Irv Noren, L OBP: 0.384, SLG: 0.473 (1, 8)	BB		F7 2-3		FC4-6 1B 1-2 2-3		1-3		F9	4	0	0	0	1	0	5											
Mickey Vernon, L OBP: 0.376, SLG: 0.395 (1, 3)	1-3		FC4-6 1B 1-2 3-H		BB 1B 1-2		FC5-4 2B BB		G3	4	1	1	2	1	0	3											
Sam Mele, R OBP: 0.354, SLG: 0.422 Bud Stewart, L OBP: 0.348, SLG: 0.368 (5, PH) (5, 9)		F9	FC6-4		F7		FC5-4 1B		F4	2	0	0	0	0	0	1											
Cass Michaels, R OBP: 0.355, SLG: 0.358 (1, 4)		BB 1B			FC5-4 1B 1-2 2-3		FC5-4 2B 1B		F9	4	1	2	0	1	0	2											
Sam Dente, R OBP: 0.287, SLG: 0.295 (1, 6)		F7			FC5-4 1B 1-2		1B 2B		BB 1B	5	2	2	1	0	0	5											
Al Evans, R OBP: 0.309, SLG: 0.304 (1, 2)		BB 1B			F2		6-3		F9	4	0	1	2	1	0	2											
Sid Hudson, R OBP: 0.223, SLG: 0.247 Mickey Harris, L OBP: 0.350, SLG: 0.235 Sherry Robertson, L OBP: 0.375, SLG: 0.385 (1, 1) (7, 1) (9, PH)		P6			P6		P4		1-3 2B	4	0	0	0	0	0	4											
Inning Stats	R: 0 E: 0 K: 0 S: 3	H: 0 LOB: 1 BB: 1 P: 7	R: 0 E: 0 K: 0 S: 4	H: 1 LOB: 2 BB: 1 P: 8	R: 1 E: 1 K: 0 S: 5	H: 1 LOB: 1 BB: 0 P: 5	R: 0 E: 0 K: 0 S: 4	H: 1 LOB: 1 BB: 0 P: 4	R: 1 E: 0 K: 0 S: 6	H: 3 LOB: 3 BB: 1 P: 10	R: 0 E: 0 K: 0 S: 3	H: 0 LOB: 1 BB: 1 P: 7	R: 3 E: 0 K: 0 S: 6	H: 3 LOB: 1 BB: 1 P: 10	R: 1 E: 0 K: 0 S: 5	H: 2 LOB: 1 BB: 0 P: 5		R: 1 E: 0 K: 0 S: 5	H: 2 LOB: 2 BB: 1 P: 9	1B: 10 2B: 3 3B: 0 HR: 0	SF: 0 SAC: 0 DP: 0 HBP: 0	WP: 0 PB: 0 SB: 0 CS: 0	PA: 47				
PITCHER	IP	WLS	BF	H	R	ER	SO	BB	IBB	HBP	BLK	WP	HR	S	P	ERA	WHIP										
Joe Ostrowski, L ERA: 3.65 (1, 1)	4.1		22	6	2	1	0	2	0	0	0	0	0	20	28	2.08	1.846										
Ernie Nevel, R ERA: 8.1 (5, 1)	2.1		13	3	3	3	0	3	0	0	0	0	0	10	22	11.57	2.571										
Tom Ferrick, R ERA: 3.79 (7, 1)	2.1	W	12	4	2	2	0	1	0	0	0	0	0	11	15	7.71	2.143										

Batter	1	2	3	4	5	6	7	8	9	AB	R	H	RBI	BB	SO	LOB	BOTTOM										
Gene Woodling, L OBP: 0.377, SLG: 0.404 (1, 7)	FC6-4 BB 1B	3-1 5-3 BB		SH1-3 1B	F8		2B 3B	1B		5	2	4	1	1	0	2	Washington Senators @ New York Yankees Yankee Stadium, Bronx, NY Tue Sep 26 1950, 3:38 AM EST Att: 19,610 - Unknown										
Phil Rizzuto, R OBP: 0.417, SLG: 0.437 (1, 6)	FC6-4 1B	5-3		SH1-3		1B	2B	1B	FC4-6 1B	5	2	4	2	0	0	1											
Yogi Berra, L OBP: 0.384, SLG: 0.523 (1, 2)	FC6-4 BB E 1-2 2-3	3-1		F7		L3	L6	FC4-6		6	1	1	0	0	0	8											
Joe DiMaggio, R OBP: 0.390, SLG: 0.591 (1, 8)	E BB 2B BB 1-2	6-3		F8		L6	L6			4	1	1	1	1	0	3											
Johnny Mize, L OBP: 0.352, SLG: 0.593 Johnny Hopp, L OBP: 0.421, SLG: 0.518 (1, 3) (8, 3)	P5			1B HBP	P4	F7	P4			4	0	0	0	0	0	5											
Bobby Brown, L OBP: 0.351, SLG: 0.330 Billy Johnson, R OBP: 0.349, SLG: 0.374 (1, 5) (8, 5)	E 2B BB 1-2 2-3 3-H			FC6-4 1B	1B		BB	FC1-4 BB		1	2	1	1	3	0	0											
Hank Bauer, R OBP: 0.386, SLG: 0.475 (1, 9)	E5 2B 1-2 2-3 3-H			F2	SH3-4 1B	K	K			5	0	1	0	0	2	7											
Jerry Coleman, R OBP: 0.371, SLG: 0.381 (1, 4)				P4	SH3-4 1B		SH1-4 3B BB	FC1-4 1B E		4	2	2	3	1	0	3											
Joe Ostrowski, L OBP: 0.333, SLG: 0.296 Ernie Nevel, R Tom Ferrick, R OBP: 0.250, SLG: 0.222 (1, 1) (5, 1) (7, 1)	1-3			FC6-4	SH3-4		SH1-4	E6 1B 1B		2	0	0	0	0	0	4											
Inning Stats	R: 4 E: 1 K: 0 S: 7	H: 3 LOB: 2 BB: 2 P: 15	R: 0 E: 0 K: 0 S: 3	H: 0 LOB: 1 BB: 1 P: 7	R: 0 E: 0 K: 0 S: 4	H: 1 LOB: 2 BB: 0 P: 5	R: 0 E: 0 K: 0 S: 4	H: 1 LOB: 1 BB: 0 P: 4	R: 1 E: 0 K: 1 S: 7	H: 2 LOB: 2 BB: 1 P: 11	R: 3 E: 1 K: 0 S: 6	H: 3 LOB: 1 BB: 1 P: 10	R: 1 E: 1 K: 1 S: 8	H: 2 LOB: 3 BB: 1 P: 12	1B: 10 2B: 3 3B: 1 HR: 0	SF: 0 SAC: 3 DP: 0 HBP: 1		WP: 0 PB: 0 SB: 0 CS: 0	PA: 48								
PITCHER	IP	WLS	BF	H	R	ER	SO	BB	IBB	HBP	BLK	WP	HR	S	P	ERA	WHIP										
Sid Hudson, R ERA: 4.13 (1, 1)	6.1	L	38	11	9	5	1	6	0	1	0	0	0	33	58	7.11	2.684										
Mickey Harris, L ERA: 4.75 (7, 1)	1.2		10	3	1	0	1	1	0	0	0	0	0	11	15	0.00	2.400										


Batter	1	2	3	4	5	6	7	8	9	AB	R	H	RBI	BB	SO	LOB	TOP					
Eddie Yost, R OBP: 0.436, SLG: 0.397 (1, 5)										4	0	1	0	0	2	1	Washington Senators @ Boston Red Sox Fenway Park, Boston, MA Wed Sep 27 1950, 3:33 AM EST Unknown					
Gil Coan, L OBP: 0.354, SLG: 0.427 (1, 7)										4	0	2	0	0	0	2						
Irv Noren, L OBP: 0.361, SLG: 0.470 (1, 8)										4	0	0	0	0	1	4						
Mickey Vernon, L OBP: 0.377, SLG: 0.396 (1, 3)										4	1	2	0	0	0	1						
Bud Stewart, L OBP: 0.349, SLG: 0.372 (1, 9)										4	1	2	0	0	0	1						
Cass Michaels, R OBP: 0.356, SLG: 0.357 (1, 4)										3	0	1	2	1	0	1						
Sam Dente, R OBP: 0.287, SLG: 0.295 (1, 6)										4	0	1	0	0	0	1						
Mickey Grasso, R OBP: 0.372, SLG: 0.333 (1, 2)										3	0	0	0	1	0	3						
Connie Marrero, R OBP: 0.232, SLG: 0.143 (1, 1)										2	0	0	0	1	1	1						
Inning Stats	R: 0 E: 0 K: 2 S: 8	H: 1 LOB: 1 BB: 0 P: 8	R: 0 E: 0 K: 0 S: 3	H: 1 LOB: 0 BB: 0 P: 3	R: 0 E: 0 K: 1 S: 5	H: 0 LOB: 0 BB: 0 P: 5	R: 2 E: 0 K: 0 S: 7	H: 5 LOB: 2 BB: 0 P: 7	R: 0 E: 0 K: 0 S: 3	H: 1 LOB: 1 BB: 1 P: 7	R: 0 E: 0 K: 0 S: 3	H: 0 LOB: 0 BB: 0 P: 3	R: 0 E: 1 K: 1 S: 6	H: 0 LOB: 1 BB: 0 P: 6	R: 0 E: 0 K: 0 S: 4	H: 1 LOB: 1 BB: 0 P: 4	R: 0 E: 0 K: 0 S: 2	H: 0 LOB: 1 BB: 2 P: 10	1B: 8 2B: 2 3B: 0 HR: 0	SF: 0 SAC: 1 DP: 3 HBP: 0	WP: 0 PB: 0 SB: 1 CS: 0	PA: 36
PITCHER	IP	WLS	BF	H	R	ER	SO	BB	IBB	HBP	BLK	WP	HR	S	P	ERA	WHIP					
Joe Dobson, R ERA: 4.16 (1, 1)	4.0	L	19	8	2	2	3	1	0	0	0	0	0	24	28	4.50	2.250					
Mickey McDermott, L ERA: 5.24 (5, 1)	5.0		17	1	0	0	1	2	0	0	0	0	0	17	25	0.00	0.600					

Batter	1	2	3	4	5	6	7	8	9	AB	R	H	RBI	BB	SO	LOB	BOTTOM					
Dom DiMaggio, R OBP: 0.411, SLG: 0.449 (1, 8)										3	0	0	0	1	0	1	Washington Senators @ Boston Red Sox Fenway Park, Boston, MA Wed Sep 27 1950, 3:33 AM EST Unknown					
6 Johnny Pesky, L OBP: 0.436, SLG: 0.390 (1, 5)										2	0	1	0	2	0	1						
Ted Williams, L OBP: 0.457, SLG: 0.666 (1, 7)										4	0	0	0	0	0	4						
Vern Stephens, R OBP: 0.366, SLG: 0.525 (1, 6)										4	0	0	0	0	0	3						
Walt Dropo, R OBP: 0.376, SLG: 0.591 (1, 3)										4	0	1	0	0	0	1						
Bobby Doerr, R OBP: 0.370, SLG: 0.525 (1, 4)										4	0	1	0	0	0	1						
Al Zarilla, L OBP: 0.419, SLG: 0.491 (1, 9)										4	0	1	0	0	1	2						
Birdie Tebbetts, R OBP: 0.380, SLG: 0.449 (1, 2)										3	0	1	0	0	1	1						
Joe Dobson, R OBP: 0.313, SLG: 0.243 (1, 1)										1	0	0	0	0	0	0						
Mickey McDermott, L OBP: 0.451, SLG: 0.465 (5, 1)										2	0	1	0	0	0	1						
Inning Stats	R: 0 E: 0 K: 0 S: 3	H: 0 LOB: 1 BB: 1 P: 7	R: 0 E: 0 K: 1 S: 6	H: 1 LOB: 1 BB: 0 P: 6	R: 0 E: 0 K: 0 S: 4	H: 1 LOB: 1 BB: 0 P: 4	R: 0 E: 0 K: 0 S: 4	H: 1 LOB: 1 BB: 0 P: 4	R: 0 E: 0 K: 1 S: 5	H: 1 LOB: 0 BB: 0 P: 5	R: 0 E: 0 K: 0 S: 3	H: 0 LOB: 1 BB: 1 P: 7	R: 0 E: 0 K: 0 S: 4	H: 1 LOB: 1 BB: 0 P: 4	R: 0 E: 0 K: 0 S: 3	H: 0 LOB: 1 BB: 1 P: 7	R: 0 E: 0 K: 1 S: 6	H: 1 LOB: 1 BB: 0 P: 6	1B: 6 2B: 0 3B: 0 HR: 0	SF: 0 SAC: 0 DP: 0 HBP: 0	WP: 0 PB: 0 SB: 0 CS: 0	PA: 35
PITCHER	IP	WLS	BF	H	R	ER	SO	BB	IBB	HBP	BLK	WP	HR	S	P	ERA	WHIP					
Connie Marrero, R ERA: 4.44 (1, 1)	9.0	W	35	6	0	0	3	3	0	0	0	0	0	38	50	0.00	1.000					

Batter	1	2	3	4	5	6	7	8	9	AB	R	H	RBI	BB	SO	LOB	TOP											
Eddie Yost, R OBP: 0.435, SLG: 0.396 (1, 5)	0-0 5-3		0-0 1-3			0-3 K		0-3 K	4 0 0 0 0 2 1																			
Gil Coan, L OBP: 0.353, SLG: 0.421 (1, 7)	4-0 BB G3-6		0-0 3-1			0-0 1B		4-0 BB 2B	2 1 1 0 2 0 0																			
Irv Noren, L OBP: 0.379, SLG: 0.467 (1, 8)	0-0 G3-6 1-2		0-0 1-3			0-0 F8		4-0 BB 2B	3 1 0 0 1 0 2																			
Fred Taylor, L (1, 3)		0-0 F6		0-0 F7		0-0 F7		4-0 2B E	3 1 0 0 1 0 1																			
Sam Mele, R OBP: 0.354, SLG: 0.423 (1, 9)		0-0 6-3		0-0 5-3		0-0 F4		0-0 E 2B	4 0 1 2 0 0 1																			
Cass Michaels, R OBP: 0.351, SLG: 0.352 (1, 4)		0-0 F3		0-0 6-3		0-0 F9		0-0 E4 FC6-4	4 0 0 0 0 0 1																			
Sam Dente, R OBP: 0.287, SLG: 0.299 (1, 6)			0-0 F9		0-0 5-3		0-0 F9	0-0 FC6-4 1-2	4 0 0 0 0 0 2																			
Len Okrie, R OBP: 0.364, SLG: 0.222 (1, 2)			0-0 4-3		0-3 K		0-0 5-3	0-3 K	3 0 0 0 0 1 0																			
Carlos Pascual, R OBP: 0.250, SLG: 0.250 (1, 1)			0-0		0-0 6-3		0-3 K	0-3 K	2 0 1 0 0 0 0																			
Mickey Grasso, R OBP: 0.370, SLG: 0.332 (9, PH)					0-0 1B			0-0 K	1 0 0 0 0 1 0																			
Inning Stats	R: 0 E: 0 K: 0 S: 2	H: 0 LOB: 0 BB: 1 P: 6	R: 0 E: 0 K: 0 S: 3	H: 0 LOB: 0 BB: 0 P: 3	R: 0 E: 0 K: 0 S: 4	H: 1 LOB: 1 BB: 0 P: 4	R: 0 E: 0 K: 0 S: 3	H: 0 LOB: 0 BB: 0 P: 3	R: 0 E: 0 K: 2 S: 7	H: 0 LOB: 0 BB: 0 P: 7	R: 0 E: 0 K: 0 S: 4	H: 1 LOB: 1 BB: 0 P: 4	R: 0 E: 0 K: 0 S: 3	H: 0 LOB: 0 BB: 0 P: 3	R: 3 E: 1 K: 2 S: 9	H: 1 LOB: 2 BB: 3 P: 21	1B: 2 2B: 1 3B: 0 HR: 0	SF: 0 SAC: 0 DP: 1 HBP: 0	WP: 0 PB: 0 SB: 0 CS: 0	PA: 34								
PITCHER	IP	WLS	BF	H	R	ER	SO	BB	IBB	HBP	BLK	WP	HR	S	P	ERA	WHIP											
Chuck Stobbs, L ERA: 5.16 Willard Nixon, R ERA: 6.04	(1, 1)	8.2	W	32	3	3	2	4	4	0	0	0	0	0	36	52	2.08	0.808										
PITCHER	IP	WLS	BF	H	R	ER	SO	BB	IBB	HBP	BLK	WP	HR	S	P	ERA	WHIP											

Washington Senators @ Boston Red Sox
Fenway Park, Boston, MA
Thu Sep 28 1950, 3:33 AM EST
Att: 2,411 - Unknown


AB 30
R 3
H 3
RBI 2
BB 4
SO 4
LOB 8



Batter	1	2	3	4	5	6	7	8	9	AB	R	H	RBI	BB	SO	LOB	BOTTOM											
Dom DiMaggio, R OBP: 0.415, SLG: 0.454 (1, 8)	4-0 BB 6-3		0-0 E5 G4-6-3	0-0 F7			0-0 1B 2B		3 1 1 0 1 0 1																			
Fred Hatfield, L OBP: 0.400, SLG: 0.250 (1, 5)	4-0 BB 6-3 1-2		0-0 E1 G4-6-3	0-0 4-3			0-0 G3 1B		3 0 1 1 1 0 2																			
Ted Williams, L OBP: 0.449, SLG: 0.649 (1, 7)	0-0 6-3 1-2 2-3		0-0 G4-6-3 1-2 2-3		4-0 FC5-4 BB		0-0 G3 2-3		3 0 0 0 1 0 5																			
Vern Stephens, R OBP: 0.364, SLG: 0.520 (1, 6)	4-0 FC6-4 BB		0-3 K		0-0 FC5-4 G5-4-3		0-0 F8		3 0 0 0 1 1 3																			
Walt Dropo, R OBP: 0.374, SLG: 0.583 (1, 3)	0-0 F4		0-0 F8		0-0 G5-4-3 1-2		4-0 FC5-4 BB		3 0 0 0 1 0 4																			
Bobby Doerr, R OBP: 0.372, SLG: 0.528 (1, 4)	0-0 FC6-4 1-2		0-0 2B 2B		0-0 G6-4-3 1B		0-0 FC5-4 2B		4 1 2 0 0 0 4																			
Charlie Maxwell, L (1, 9)		0-0 F3		4-0 2B 1B BB		0-0 F9		0-0 F8	3 1 0 0 1 0 2																			
Matt Batts, R OBP: 0.324, SLG: 0.397 (1, 2)		0-0 F4		0-0 1B 2B		0-0 G6-4-3		0-0 2B	4 1 2 1 0 0 1																			
Chuck Stobbs, L OBP: 0.377, SLG: 0.263 Willard Nixon, L OBP: 0.244, SLG: 0.139 (9, 1)		0-0 F8		0-0 1B		0-0 L4		0-0 F8	4 0 1 2 0 0 2 0 0 0 0 0 0 0																			
Inning Stats	R: 0 E: 0 K: 0 S: 3	H: 0 LOB: 3 BB: 3 P: 15	R: 0 E: 0 K: 0 S: 3	H: 0 LOB: 0 BB: 0 P: 3	R: 0 E: 2 K: 1 S: 6	H: 0 LOB: 1 BB: 0 P: 6	R: 3 E: 0 K: 0 S: 6	H: 3 LOB: 1 BB: 1 P: 10	R: 0 E: 0 K: 0 S: 2	H: 0 LOB: 0 BB: 1 P: 6	R: 0 E: 0 K: 0 S: 3	H: 1 LOB: 0 BB: 0 P: 3	R: 1 E: 0 K: 0 S: 5	H: 2 LOB: 1 BB: 0 P: 5	R: 0 E: 0 K: 0 S: 4	H: 1 LOB: 2 BB: 1 P: 8	1B: 3 2B: 4 3B: 0 HR: 0	SF: 0 SAC: 0 DP: 3 HBP: 0	WP: 0 PB: 0 SB: 0 CS: 0	PA: 36								
PITCHER	IP	WLS	BF	H	R	ER	SO	BB	IBB	HBP	BLK	WP	HR	S	P	ERA	WHIP											
Carlos Pascual, R ERA: 2.12	(1, 1)	8.0	L	36	7	4	4	1	6	0	0	0	0	0	32	56	4.50	1.625										
PITCHER	IP	WLS	BF	H	R	ER	SO	BB	IBB	HBP	BLK	WP	HR	S	P	ERA	WHIP											

Washington Senators @ Boston Red Sox
Fenway Park, Boston, MA
Thu Sep 28 1950, 3:33 AM EST
Att: 2,411 - Unknown

AB 30
R 4
H 7
RBI 4
BB 6
SO 1
LOB 24



Batter	1	2	3	4	5	6	7	8	9	AB	R	H	RBI	BB	SO	LOB	TOP			
Eddie Yost, R OBP: 0.439, SLG: 0.403 (1, 5)	0-0 HR		0-0 E3 1B	4-0 WP BB		4-0 BB		4-0 BB		2	2	1	3	0	0		Washington Senators @ Boston Red Sox Fenway Park, Boston, MA Fri Sep 29 1950, 3:33 AM EST Att: 2,168 - Unknown			
Gil Coan, L OBP: 0.354, SLG: 0.421 (1, 7)	0-0 F8		0-0 WP 1B	0-0 G3		0-0 F9		0-0 1B		5	0	2	1	0	0	4				
Irv Noren, L OBP: 0.376, SLG: 0.463 (1, 8)	0-0 4-3		0-0 F6	0-0 F5			0-0 3-1	0-3 K		5	0	0	0	0	1	5				
Fred Taylor, L OBP: 0.250, SLG: 0.182 (1, 3)	0-3 K		0-0 WP 1B		0-0 G6-4-3 1B		0-0 F9		0-0 4-3	5	0	2	0	0	1	0				
Sam Mele, R OBP: 0.352, SLG: 0.427 (1, 9)		0-0 HR	0-0 F8		0-0 F8		0-0 F9		0-0 1-3	5	1	1	1	0	0	3				
Cass Michaels, R OBP: 0.351, SLG: 0.357 (1, 4)		0-0 HR	4-0 1-2 2-3 BB		0-0 G6-4-3 1-2			0-0 F5	0-3 K	4	1	1	1	1	1	1				
Sam Dente, R OBP: 0.286, SLG: 0.299 (1, 6)		0-3 K	0-0 F7			0-0 F5		0-0 HR 1B		4	1	1	0	0	1	3				
Mickey Grasso, R OBP: 0.374, SLG: 0.333 (1, 2)		1-0 HBP		0-0 6-3		0-0 BB 1B		0-0 HR		2	0	1	0	0	0	0				
Hal Keller, L OBP: 0.295, SLG: 0.480 (7, 2)			0-0 G5-4-3 HBP			0-0 BB 1B		1-0 HR		1	1	1	2	0	0	0				
Bob Kuzava, S OBP: 0.222, SLG: 0.145 (1, 1)			0-0 G5-4-3		4-0 WP BB BB		0-0 B5		0-0 6-3	2	0	0	0	1	0	2				
Shery Robertson, L OBP: 0.372, SLG: 0.352 (8, PH)			1-2 2-3							1	0	0	0	0	0	0				
Mickey Harris, L OBP: 0.350, SLG: 0.235 (8, 1)			1-2							0	0	0	0	0	0	0				
Inning Stats	R: 1 E: 0 K: 1 S: 6	H: 1 LOB: 0 BB: 0 P: 6	R: 2 E: 0 K: 1 S: 6	H: 2 LOB: 0 BB: 0 P: 7	R: 1 E: 1 K: 0 S: 6	H: 3 LOB: 3 BB: 1 P: 10	R: 0 E: 0 K: 0 S: 3	H: 0 LOB: 2 BB: 2 P: 11	R: 0 E: 0 K: 0 S: 4	H: 1 LOB: 2 BB: 1 P: 8	R: 0 E: 0 K: 0 S: 3	H: 0 LOB: 0 BB: 0 P: 3	R: 0 E: 0 K: 1 S: 8	H: 3 LOB: 2 BB: 1 P: 12	R: 0 E: 0 K: 1 S: 5	H: 0 LOB: 0 BB: 0 P: 5	1B: 7 2B: 0 3B: 0 HR: 4	SF: 0 SAC: 0 DP: 2 HBP: 1	WP: 2 PB: 0 SB: 0 CS: 0	PA: 42
PITCHER	IP WLS BF H R ER SO BB IBB HBP BLK WP HR S P ERA WHIP	IP WLS BF H R ER SO BB IBB HBP BLK WP HR S P ERA WHIP	IP WLS BF H R ER SO BB IBB HBP BLK WP HR S P ERA WHIP	IP WLS BF H R ER SO BB IBB HBP BLK WP HR S P ERA WHIP	IP WLS BF H R ER SO BB IBB HBP BLK WP HR S P ERA WHIP	IP WLS BF H R ER SO BB IBB HBP BLK WP HR S P ERA WHIP	IP WLS BF H R ER SO BB IBB HBP BLK WP HR S P ERA WHIP	IP WLS BF H R ER SO BB IBB HBP BLK WP HR S P ERA WHIP	IP WLS BF H R ER SO BB IBB HBP BLK WP HR S P ERA WHIP	IP WLS BF H R ER SO BB IBB HBP BLK WP HR S P ERA WHIP	IP WLS BF H R ER SO BB IBB HBP BLK WP HR S P ERA WHIP	IP WLS BF H R ER SO BB IBB HBP BLK WP HR S P ERA WHIP	IP WLS BF H R ER SO BB IBB HBP BLK WP HR S P ERA WHIP	IP WLS BF H R ER SO BB IBB HBP BLK WP HR S P ERA WHIP	IP WLS BF H R ER SO BB IBB HBP BLK WP HR S P ERA WHIP	IP WLS BF H R ER SO BB IBB HBP BLK WP HR S P ERA WHIP	IP WLS BF H R ER SO BB IBB HBP BLK WP HR S P ERA WHIP			
Walt Masterson, R ERA: 5.64 (1, 1)	3.0	16	6	4	4	2	2	1	0	0	1	3	18	23	12.00	2.333				
James Atkins, R ERA: 3.86 (4, 1)	4.2	21	4	2	2	0	4	0	0	0	1	1	17	33	3.86	1.714				
Ellis Kinder, R ERA: 4.26 (8, 1)	1.1	W	5	1	0	0	2	0	0	0	0	0	9	9	0.00	0.750				

Batter	1	2	3	4	5	6	7	8	9	AB	R	H	RBI	BB	SO	LOB	BOTTOM					
Jim Piersall, R OBP: 0.667, SLG: 0.333 (1, 8)	0-0 5-3		4-0 3-1 1B BB		0-0 6-3		4-0 6-3 B3-4 E BB	4-0 1-2 BB		2	2	0	0	3	0	0	Washington Senators @ Boston Red Sox Fenway Park, Boston, MA Fri Sep 29 1950, 3:33 AM EST Att: 2,168 - Unknown					
Fred Hatfield, L OBP: 0.200, SLG: 0.111 (1, 5)	0-0 1-3		0-0 3-1		0-0 F7		0-0 B3-4	0-0 F7		5	0	0	0	0	0	5						
Ted Williams, L OBP: 0.448, SLG: 0.645 (1, 7)	0-0 1B		0-0 2-H 3-H 1B		0-0 G3		0-0 6-3		0-0 F7	5	0	2	2	0	0	1						
Vern Stephens, R OBP: 0.363, SLG: 0.517 (1, 6)	0-3 K		0-0 F3		0-0 5-3		0-0 E3		0-0 3B 1B	5	1	1	0	0	1	2						
Walt Dropo, R OBP: 0.377, SLG: 0.588 (1, 3)		0-0 5-3		0-0 FC5-4 1B		0-0 BB 1B	4-0 3-H BB	0-0 1-H 3B		4	1	3	1	1	0	0						
Bobby Doerr, R OBP: 0.370, SLG: 0.524 (1, 4)		0-3 K		0-0 FC5-4 1-2 HR		0-3 K	0-0 L7			4	1	0	0	0	2	4						
Clyde Vollmer, R OBP: 0.384, SLG: 0.454 (1, 9)		0-0 F4		0-0 F3		4-0 1B BB		0-0 L6		3	0	0	0	1	0	1						
Matt Batts, R OBP: 0.327, SLG: 0.412 (1, 2)			0-3 K		0-0 K		0-0 1-2 2-H 1B		0-0 5-3	4	1	2	3	0	1	0						
Walt Masterson, R OBP: 0.174, SLG: 0.159 (1, 1)			0-0 K		0-3 HR		0-3 K2-3		0-0 BB 1B	0	0	0	0	0	0	0						
Dom DiMaggio, R OBP: 0.416, SLG: 0.455 (3, PH)			3-1 BB 1B							1	1	1	0	0	0	0						
James Atkins, L OBP: 0.455 (4, 1)										2	0	0	0	0	2	2						
Ellis Kinder, R OBP: 0.205, SLG: 0.268 (8, 1)										1	0	1	0	0	0	0						
Inning Stats	R: 0 E: 0 K: 1 S: 6	H: 1 LOB: 1 BB: 0 P: 6	R: 0 E: 0 K: 1 S: 5	H: 0 LOB: 0 BB: 0 P: 5	R: 2 E: 0 K: 1 S: 7	H: 2 LOB: 1 BB: 1 P: 11	R: 2 E: 0 K: 1 S: 7	H: 2 LOB: 0 BB: 0 P: 7	R: 0 E: 0 K: 0 S: 3	H: 0 LOB: 0 BB: 0 P: 3	R: 1 E: 0 K: 2 S: 9	H: 2 LOB: 2 BB: 1 P: 13	R: 1 E: 1 K: 0 S: 4	H: 0 LOB: 2 BB: 2 P: 12	R: 0 E: 0 K: 0 S: 4	H: 1 LOB: 1 BB: 1 P: 8	R: 1 E: 0 K: 0 S: 3	H: 2 LOB: 1 BB: 0 P: 3	1B: 8 2B: 0 3B: 1 HR: 1	SF: 0 SAC: 0 DP: 0 HBP: 0	WP: 0 PB: 0 SB: 0 CS: 0	PA: 41
PITCHER	IP WLS BF H R ER SO BB IBB HBP BLK WP HR S P ERA WHIP	IP WLS BF H R ER SO BB IBB HBP BLK WP HR S P ERA WHIP	IP WLS BF H R ER SO BB IBB HBP BLK WP HR S P ERA WHIP	IP WLS BF H R ER SO BB IBB HBP BLK WP HR S P ERA WHIP	IP WLS BF H R ER SO BB IBB HBP BLK WP HR S P ERA WHIP	IP WLS BF H R ER SO BB IBB HBP BLK WP HR S P ERA WHIP	IP WLS BF H R ER SO BB IBB HBP BLK WP HR S P ERA WHIP	IP WLS BF H R ER SO BB IBB HBP BLK WP HR S P ERA WHIP	IP WLS BF H R ER SO BB IBB HBP BLK WP HR S P ERA WHIP	IP WLS BF H R ER SO BB IBB HBP BLK WP HR S P ERA WHIP	IP WLS BF H R ER SO BB IBB HBP BLK WP HR S P ERA WHIP	IP WLS BF H R ER SO BB IBB HBP BLK WP HR S P ERA WHIP	IP WLS BF H R ER SO BB IBB HBP BLK WP HR S P ERA WHIP	IP WLS BF H R ER SO BB IBB HBP BLK WP HR S P ERA WHIP	IP WLS BF H R ER SO BB IBB HBP BLK WP HR S P ERA WHIP	IP WLS BF H R ER SO BB IBB HBP BLK WP HR S P ERA WHIP						
Bob Kuzava, L ERA: 4.29 (1, 1)	7.0	33	7	6	5	6	4	0	0	0	0	1	41	57	6.43	1.571						
Mickey Harris, L ERA: 4.79 (8, 1)	1.1	L	8	3	1	1	0	1	0	0	0	0	7	11	6.75	3.000						



Batter	1	2	3	4	5	6	7	8	9	AB	R	H	RBI	BB	SO	LOB	TOP							
Eddie Yost, R (1, 5) OBP: 0.439, SLG: 0.403																	0	0	0	0	0	0	0	Washington Senators @ Philadelphia Athletics Shibe Park, Philadelphia, PA Sun Oct 01 1950, 3:33 AM EST Att: 1,387 - Unknown livebaseballscorecards.com
Gil Coan, L (1, 7) OBP: 0.354, SLG: 0.421																	0	0	0	0	0	0	0	
Irv Noren, L (1, 8) OBP: 0.376, SLG: 0.463																	0	0	0	0	0	0	0	
Fred Taylor, L (1, 3) OBP: 0.250, SLG: 0.182																	0	0	0	0	0	0	0	
Sam Mele, R (1, 9) OBP: 0.352, SLG: 0.427																	0	0	0	0	0	0	0	
Cass Michaels, R (1, 4) OBP: 0.351, SLG: 0.357																	0	0	0	0	0	0	0	
Sam Dente, R (1, 6) OBP: 0.286, SLG: 0.299																	0	0	0	0	0	0	0	
Hal Keller, L (1, 2) OBP: 0.296, SLG: 0.480																	0	0	0	0	0	0	0	
Joe Haynes, R (1, 1) OBP: 0.235, SLG: 0.394																	0	0	0	0	0	0	0	
Inning Stats																								
PITCHER Johnny Kucab, R (1, 1) ERA: 3.71	IP	WLS	BF	H	R	ER	SO	BB	IBB	HBP	BLK	WP	HR	S	P	ERA	WHIP	PITCHER IP WLS BF H R ER SO BB IBB HBP BLK WP HR S P ERA WHIP						

Batter	1	2	3	4	5	6	7	8	9	AB	R	H	RBI	BB	SO	LOB	BOTTOM							
Paul Lehner, L (1, 7) OBP: 0.355, SLG: 0.433																	0	0	0	0	0	0	0	Washington Senators @ Philadelphia Athletics Shibe Park, Philadelphia, PA Sun Oct 01 1950, 3:33 AM EST Att: 1,387 - Unknown livebaseballscorecards.com
Elmer Valo, L (1, 9) OBP: 0.404, SLG: 0.410																	0	0	0	0	0	0	0	
Ferris Fain, L (1, 3) OBP: 0.429, SLG: 0.403																	0	0	0	0	0	0	0	
Sam Chapman, R (1, 8) OBP: 0.337, SLG: 0.435																	0	0	0	0	0	0	0	
Billy Hitchcock, R (1, 4) OBP: 0.344, SLG: 0.357																	0	0	0	0	0	0	0	
Pete Suder, R (1, 5) OBP: 0.307, SLG: 0.380																	0	0	0	0	0	0	0	
Eddie Joost, R (1, 6) OBP: 0.372, SLG: 0.386																	0	0	0	0	0	0	0	
Joe Astroth, R (1, 2) OBP: 0.411, SLG: 0.387																	0	0	0	0	0	0	0	
Johnny Kucab, R (1, 1)																	0	0	0	0	0	0	0	
Inning Stats																								
PITCHER Joe Haynes, R (1, 1) ERA: 5.49	IP	WLS	BF	H	R	ER	SO	BB	IBB	HBP	BLK	WP	HR	S	P	ERA	WHIP	PITCHER IP WLS BF H R ER SO BB IBB HBP BLK WP HR S P ERA WHIP						