


# Washington Senators - 1951

Batter	1	2	3	4	5	6	7	8	9	AB	R	H	RBI	BB	SO	LOB	TOP								
<b>Eddie Yost, R</b> OBP: 0.200, SLG: 0.200 (1, 5)										5	0	1	0	0	0	2	<b>Washington Senators @ Philadelphia Athletics</b> Shibe Park, Philadelphia, PA Tue Apr 17 1951, 3:33 AM EST Att: 8,285 - Unknown								
<b>Mike McCormick, R</b> OBP: 0.500, SLG: 1.000 (1, 7)										3	0	2	0	2	0	0									
<b>Irv Noren, L</b> OBP: 0.400, SLG: 0.250 (1, 8)										4	0	1	2	1	0	3									
<b>Mickey Vernon, L</b> (1, 3)										3	1	0	0	2	1	6									
<b>Sam Mele, R</b> OBP: 0.400, SLG: 0.500 (1, 9)										4	0	1	1	1	0	7									
<b>Gene Verble, R</b> OBP: 0.200, SLG: 0.200 (1, 4)										5	1	1	0	0	0	2									
<b>Sam Dente, R</b> (1, 6)										4	1	0	0	1	0	2									
<b>Mickey Grasso, R</b> OBP: 0.200, SLG: 0.800 (1, 2)									5	1	1	3	0	0	1										
<b>Connie Marrero, R</b> OBP: 0.500, SLG: 0.500 (1, 1)									4	2	2	0	0	1	0										
<b>Inning Stats</b>	R: 0 E: 0 K: 0 S: 5	H: 2 LOB: 2 BB: 0 P: 5	R: 3 E: 0 K: 0 S: 5	H: 2 LOB: 0 BB: 1 P: 9	R: 1 E: 0 K: 0 S: 4	H: 1 LOB: 1 BB: 1 P: 8	R: 1 E: 0 K: 1 S: 7	H: 2 LOB: 2 BB: 1 P: 11	R: 0 E: 0 K: 0 S: 3	H: 0 LOB: 1 BB: 0 P: 7	R: 0 E: 1 K: 0 S: 6	H: 2 LOB: 2 BB: 0 P: 6	R: 0 E: 0 K: 0 S: 3	H: 0 LOB: 0 BB: 0 P: 3	R: 0 E: 0 K: 1 S: 5	H: 0 LOB: 3 BB: 3 P: 17	R: 0 E: 0 K: 0 S: 3	H: 0 LOB: 0 BB: 0 P: 3	1B: 6 2B: 2 3B: 0 HR: 1	SF: 0 SAC: 0 DP: 0 HBP: 0	WP: 0 PB: 0 SB: 1 CS: 0	PA: 44			
<b>PITCHER</b>	IP	WLS	BF	H	R	ER	SO	BB	IBB	HBP	BLK	WP	HR	S	P	ERA	WHIP								
<b>Bobby Shantz, L</b> ERA: 11.25 (1, 1)	4.0	L	22	7	5	5	1	3	0	0	0	0	1	21	33	11.25	2.500								
<b>Morrie Martin, L</b> ERA: (5, 1)	3.0		13	2	1	0	0	1	0	0	0	0	0	12	16	0.00	1.000								
<b>Bubba Harris, R</b> ERA: (8, 1)	2.0		9	0	0	0	1	3	0	0	0	0	0	8	20	0.00	1.500								

Batter	1	2	3	4	5	6	7	8	9	AB	R	H	RBI	BB	SO	LOB	BOTTOM								
<b>Eddie Joost, R</b> (1, 6)										4	0	0	0	0	1	0	<b>Washington Senators @ Philadelphia Athletics</b> Shibe Park, Philadelphia, PA Tue Apr 17 1951, 3:33 AM EST Att: 8,285 - Unknown								
<b>Elmer Valo, L</b> OBP: 0.750, SLG: 0.750 (1, 9)										4	0	3	0	0	0	0									
<b>Paul Lehner, L</b> (1, 7)										4	0	0	0	0	0	3									
<b>Sam Chapman, R</b> (1, 8)										4	0	0	0	0	2	2									
<b>Ferrie Fain, L</b> OBP: 0.250, SLG: 0.500 (1, 3)										4	1	1	0	0	0	0									
<b>Billy Hitchcock, R</b> OBP: 0.750, SLG: 0.500 (1, 4)										2	0	1	0	2	0	0									
<b>Kermit Wahl, R</b> OBP: 0.500, SLG: 0.500 (1, 5)										4	0	2	1	0	1	2									
<b>Joe Tipton, R</b> (1, 2)										4	0	0	0	0	1	5									
<b>Bobby Shantz, R</b> (1, 1)									1	0	0	0	0	1	0										
<b>Morrie Martin, L</b> (5, 1)										1	0	0	0	0	0	0									
<b>Wally Moses, L</b> (7, PH)										1	0	0	0	0	0	1									
<b>Bubba Harris, R</b> (8, 1)										0	0	0	0	0	0	0									
<b>Barney McCosky, L</b> (9, PH)										1	0	0	0	0	0	1									
<b>Inning Stats</b>	R: 0 E: 1 K: 1 S: 6	H: 1 LOB: 1 BB: 0 P: 6	R: 0 E: 0 K: 1 S: 5	H: 0 LOB: 1 BB: 1 P: 9	R: 0 E: 0 K: 2 S: 8	H: 1 LOB: 0 BB: 0 P: 8	R: 0 E: 0 K: 0 S: 4	H: 1 LOB: 2 BB: 1 P: 8	R: 0 E: 0 K: 0 S: 3	H: 0 LOB: 0 BB: 0 P: 3	R: 0 E: 0 K: 1 S: 5	H: 0 LOB: 0 BB: 0 P: 5	R: 0 E: 0 K: 1 S: 6	H: 1 LOB: 1 BB: 0 P: 6	R: 0 E: 0 K: 0 S: 4	H: 1 LOB: 1 BB: 0 P: 4	R: 1 E: 0 K: 0 S: 5	H: 2 LOB: 1 BB: 0 P: 5	1B: 6 2B: 1 3B: 0 HR: 0	SF: 0 SAC: 0 DP: 0 HBP: 0	WP: 0 PB: 0 SB: 0 CS: 0	PA: 36			
<b>PITCHER</b>	IP	WLS	BF	H	R	ER	SO	BB	IBB	HBP	BLK	WP	HR	S	P	ERA	WHIP								
<b>Connie Marrero, R</b> ERA: 1.0 (1, 1)	9.0	W	36	7	1	1	6	2	0	0	0	0	0	46	54	1.00	1.000								





Batter	1	2	3	4	5	6	7	8	9	AB	R	H	RBI	BB	SO	LOB	TOP					
<b>Eddie Yost, R</b> OBP: 0.200, SLG: 0.111 (1.5)	F4		BB																			
<b>Mike McCormick, R</b> OBP: 0.500, SLG: 0.500 (1.7)	F9		FC4-3-6																			
<b>Irv Noren, L</b> OBP: 0.400, SLG: 0.556 (1.8)	F8		G6-3																			
<b>Mickey Vernon, L</b> OBP: 0.500, SLG: 0.625 (1.3)																						
<b>Sam Mele, R</b> OBP: 0.400, SLG: 0.556 (1.9)																						
<b>Gene Verble, R</b> OBP: 0.300, SLG: 0.300 (1.4)																						
<b>Sam Dente, R</b> OBP: 0.333, SLG: 0.250 (1.6)																						
<b>Mickey Grasso, R</b> OBP: 0.222, SLG: 0.556 (1.2)																						
<b>Bob Kuzava, S</b> (9, PH)																						
<b>Cass Michaels, R</b> (9, PH)																						
<b>Mickey Harris, L</b> (9, PH)																						
<b>Inning Stats</b>	R: 0 E: 0 K: 0 S: 3	H: 0 LOB: 0 BB: 0 P: 3	R: 1 E: 0 K: 1 S: 8	H: 3 LOB: 2 BB: 0 P: 8	R: 0 E: 0 K: 0 S: 2	H: 0 LOB: 0 BB: 1 P: 6	R: 0 E: 0 K: 0 S: 4	H: 2 LOB: 1 BB: 0 P: 4	R: 0 E: 0 K: 0 S: 3	H: 0 LOB: 0 BB: 0 P: 3	R: 1 E: 0 K: 0 S: 4	H: 1 LOB: 1 BB: 1 P: 8	R: 0 E: 1 K: 1 S: 6	H: 1 LOB: 2 BB: 1 P: 10	R: 1 E: 0 K: 1 S: 8	H: 3 LOB: 2 BB: 0 P: 8	R: 3 E: 0 K: 0 S: 5	H: 2 LOB: 1 BB: 2 P: 13	1B: 8 2B: 3 3B: 1 HR: 0	SF: 0 SAC: 0 DP: 2 HBP: 0	WP: 0 PB: 0 CS: 0	PA: 42
<b>PITCHER</b>	IP	WLS	BF	H	R	ER	SO	BB	IBB	HBP	BLK	WP	HR	S	P	ERA	WHIP					
<b>Lou Brissie, L</b> ERA: 6.48 (1, 1)	8.1	L	40	12	6	6	3	5	0	0	0	0	0	41	61	6.48	2.040					
<b>Hank Wyse, R</b> ERA: (9, 1)	0.0		0	0	0	0	0	0	0	0	0	0	0	0	0	*	*					

Washington Senators @ Philadelphia Athletics  
Shibe Park, Philadelphia, PA  
Wed Apr 18 1951, 3:33 AM EST  
Att: 2,055 - Unknown

AB	37
R	6
H	12
RBI	6
BB	5
SO	3
LOB	25



Batter	1	2	3	4	5	6	7	8	9	AB	R	H	RBI	BB	SO	LOB	BOTTOM					
<b>Eddie Joost, R</b> OBP: 0.444, SLG: 0.429 (1.6)	BB		F7																			
<b>Elmer Valo, L</b> OBP: 0.556, SLG: 0.429 (1.9)	F9		BB																			
<b>Paul Lehner, L</b> OBP: 0.111, SLG: 0.111 (1.7)	FC6-4		F8																			
<b>Sam Chapman, R</b> OBP: 0.250, SLG: 0.143 (1.8)	E6		BB																			
<b>Ferris Fain, L</b> OBP: 0.556, SLG: 0.571 (1.3)			BB																			
<b>Billy Hitchcock, R</b> OBP: 0.444, SLG: 0.286 (1.4)	F9		BB																			
<b>Kermit Wahl, R</b> OBP: 0.444, SLG: 0.375 (1.5)			F9																			
<b>Joe Tipton, R</b> OBP: 0.222, SLG: 0.125 (1.2)	F3																					
<b>Lou Brissie, L</b> (1, 1)																						
<b>Hank Wyse, R</b> (9, 1)																						
<b>Tod Davis, R</b> (9, PH)																						
<b>Inning Stats</b>	R: 0 E: 1 K: 0 S: 4	H: 0 LOB: 3 BB: 2 P: 12	R: 0 E: 0 K: 0 S: 3	H: 0 LOB: 0 BB: 0 P: 3	R: 3 E: 0 K: 0 S: 4	H: 1 LOB: 1 BB: 2 P: 13	R: 0 E: 0 K: 0 S: 4	H: 1 LOB: 1 BB: 0 P: 4	R: 0 E: 0 K: 0 S: 4	H: 1 LOB: 1 BB: 0 P: 4	R: 0 E: 0 K: 0 S: 3	H: 0 LOB: 2 BB: 2 P: 11	R: 1 E: 0 K: 1 S: 8	H: 3 LOB: 2 BB: 0 P: 8	R: 0 E: 0 K: 1 S: 5	H: 1 LOB: 1 BB: 1 P: 9	R: 0 E: 0 K: 0 S: 5	H: 2 LOB: 3 BB: 1 P: 9	1B: 8 2B: 1 3B: 0 HR: 0	SF: 0 SAC: 2 DP: 1 HBP: 1	WP: 0 PB: 0 CS: 0	PA: 45
<b>PITCHER</b>	IP	WLS	BF	H	R	ER	SO	BB	IBB	HBP	BLK	WP	HR	S	P	ERA	WHIP					
<b>Bob Kuzava, L</b> ERA: 4.5 (1, 1)	8.0	W	39	7	4	4	2	7	0	1	0	0	0	35	64	4.50	1.750					
<b>Mickey Harris, L</b> ERA: (9, 1)	1.0	S	6	2	0	0	0	1	0	0	0	0	0	5	9	0.00	3.000					

Washington Senators @ Philadelphia Athletics  
Shibe Park, Philadelphia, PA  
Wed Apr 18 1951, 3:33 AM EST  
Att: 2,055 - Unknown

AB	34
R	4
H	9
RBI	4
BB	8
SO	2
LOB	22





Batter	1	2	3	4	5	6	7	8	9	AB	R	H	RBI	BB	SO	LOB	TOP						
Gene Woodling, L OBP: 0.300, SLG: 0.125 (1, 7)	F7					E6			E5	3	1	0	0	2	0	1	<b>New York Yankees @ Washington Senators</b> Griffith Stadium, Washington, DC Fri Apr 20 1951, 3:33 AM EST Unknown <a href="http://livebaseballscorecards.com">livebaseballscorecards.com</a>						
Phil Rizzuto, R OBP: 0.222, SLG: 0.125 Hank Bauer, R (6, PH) Gil McDougald, R (6, PR) (6, 4)			F4		FC1-6			6-3	2	0	0	0	1	0	4	0							
Mickey Mantle, S OBP: 0.333, SLG: 0.455 (1, 9)	K		4-3		K				5	0	1	1	0	2	7	0							
Joe DiMaggio, R OBP: 0.308, SLG: 0.182 (1, 8)	F3								3	0	0	0	2	0	2	0							
Yogi Berra, L OBP: 0.250, SLG: 0.100 (1, 2)		1-3			1-3				5	0	0	0	0	0	4	0							
Johnny Mize, L OBP: 0.182, SLG: 0.100 (1, 3)		5-3							3	1	0	0	1	0	1	0							
Billy Johnson, R OBP: 0.300, SLG: 0.222 (1, 5)		L3							4	0	1	0	0	0	1	0							
Jerry Coleman, R OBP: 0.455, SLG: 0.455 (6, 6)			E5		F4			L4	4	0	1	0	0	0	2	0							
Tommy Byrne, L Bob Munciel, R Cliff Mapes, L Fred Sanford, S Johnny Hopp, L Bob Porterfield, R Joe Collins, L Joe Ostrowski, L (1, 1) (4, 1) (5, PH) (5, 1) (6, PH) (6, 1) (8, PH) (8, 1)			F8					4-3	1	0	0	0	0	0	1	0							
<b>Inning Stats</b>	R: 0 E: 0 K: 1 S: 5	H: 0 LOB: 1 BB: 1 P: 9	R: 0 E: 0 K: 0 S: 3	H: 0 LOB: 0 BB: 0 P: 3	R: 0 E: 1 K: 0 S: 4	H: 0 LOB: 2 BB: 1 P: 8	R: 0 E: 0 K: 0 S: 4	H: 1 LOB: 2 BB: 1 P: 8	R: 1 E: 1 K: 1 S: 7	H: 1 LOB: 2 BB: 1 P: 11	R: 0 E: 0 K: 0 S: 3	H: 0 LOB: 0 BB: 0 P: 3	R: 0 E: 0 K: 0 S: 3	H: 0 LOB: 0 BB: 0 P: 3	R: 1 E: 1 K: 0 S: 5	H: 1 LOB: 1 BB: 0 P: 5		1B: 3 2B: 0 3B: 1 HR: 0	SF: 0 SAC: 0 DP: 0 HBP: 0	WP: 0 PB: 0 SB: 0 CS: 0	PA: 41		
<b>PITCHER</b> Sandy Consuegra, R ERA: 1.0 (1, 1)	IP: 9.0 WLS: W BF: 41 H: 4 R: 3 ER: 1 SO: 2 BB: 7 IBB: 0 HBP: 0 BLK: 1 WP: 0 HR: 0 S: 38 P: 66 ERA: 1.00 WHIP: 1.222											<b>PITCHER</b>	IP: 9.0 WLS: W BF: 41 H: 4 R: 3 ER: 1 SO: 2 BB: 7 IBB: 0 HBP: 0 BLK: 1 WP: 0 HR: 0 S: 38 P: 66 ERA: 1.00 WHIP: 1.222										



Batter	1	2	3	4	5	6	7	8	9	AB	R	H	RBI	BB	SO	LOB	BOTTOM						
Eddie Yost, R OBP: 0.429, SLG: 0.111 (1, 5)	4-3 BB F9 BB		3B BB	BB BB						0	2	0	0	4	0	0	<b>New York Yankees @ Washington Senators</b> Griffith Stadium, Washington, DC Fri Apr 20 1951, 3:33 AM EST Unknown <a href="http://livebaseballscorecards.com">livebaseballscorecards.com</a>						
Mike McCormick, R OBP: 0.643, SLG: 0.429 (1, 7)	4-3 BB		3B BB	FC6-5 BB		L9			1	1	0	0	3	0	1	0							
Irv Noren, L OBP: 0.429, SLG: 0.455 (1, 8)	4-3		F5						2	1	0	1	2	0	4	0							
Mickey Vernon, L OBP: 0.500, SLG: 0.727 (1, 3)			F5	FC6-5					3	0	1	1	1	0	5	0							
Sam Mele, R OBP: 0.357, SLG: 0.615 (1, 9)	F9					F8			4	0	1	3	0	0	3	0							
Gene Verble, R OBP: 0.214, SLG: 0.214 (1, 4)	F8		L9			1-3			4	0	0	0	0	0	3	0							
Sam Dente, R OBP: 0.385, SLG: 0.200 (1, 6)						L8			2	1	0	0	2	0	0	0							
Mickey Grasso, R OBP: 0.231, SLG: 0.417 (1, 2)	G6-4-3					F6			3	0	0	0	1	0	1	0							
Sandy Consuegra, R (1, 1)	K					K			4	0	0	0	0	2	2	0							
<b>Inning Stats</b>	R: 1 E: 0 K: 0 S: 3	H: 0 LOB: 2 BB: 3 P: 15	R: 0 E: 0 K: 1 S: 4	H: 0 LOB: 1 BB: 1 P: 8	R: 2 E: 0 K: 0 S: 4	H: 1 LOB: 1 BB: 2 P: 12	R: 1 E: 0 K: 0 S: 2	H: 0 LOB: 3 BB: 5 P: 22	R: 0 E: 0 K: 1 S: 5	H: 0 LOB: 1 BB: 1 P: 9	R: 1 E: 0 K: 0 S: 3	H: 1 LOB: 0 BB: 1 P: 7	R: 0 E: 0 K: 0 S: 3	H: 0 LOB: 0 BB: 0 P: 3	R: 0 E: 0 K: 0 S: 3	H: 0 LOB: 0 BB: 0 P: 3		1B: 0 2B: 1 3B: 2 HR: 0	SF: 0 SAC: 0 DP: 3 HBP: 0	WP: 0 PB: 0 SB: 0 CS: 0	PA: 36		
<b>PITCHER</b> Tommy Byrne, L ERA: 12.0 (1, 1) Bob Munciel, R (4, 1) Fred Sanford, R ERA: (5, 1) Bob Porterfield, R ERA: 4.5 (6, 1) Joe Ostrowski, L ERA: (8, 1)	IP: 3.0 WLS: L BF: 17 H: 1 R: 4 ER: 4 SO: 1 BB: 8 IBB: 0 HBP: 0 BLK: 0 WP: 0 HR: 0 S: 11 P: 43 ERA: 12.00 WHIP: 3.000											<b>PITCHER</b>	IP: 3.0 WLS: L BF: 17 H: 1 R: 4 ER: 4 SO: 1 BB: 8 IBB: 0 HBP: 0 BLK: 0 WP: 0 HR: 0 S: 11 P: 43 ERA: 12.00 WHIP: 3.000										



Batter	1	2	3	4	5	6	7	8	9	AB	R	H	RBI	BB	SO	LOB	TOP			
Jackie Jensen, R OBP: 0.596, SLG: 1.444 (1, 7)	5-3			1B		1B	FC5		HR	5	2	3	2	0	0	2	<b>New York Yankees @ Washington Senators</b> Griffith Stadium, Washington, DC Fri Apr 20 1951, 3:38 AM EST Att: 15,553 - Unknown <a href="http://livebaseballscores.com">livebaseballscores.com</a>			
Jerry Coleman, R OBP: 0.438, SLG: 0.438 (1, 4)	F4			F9			F7		1B	5	0	2	0	0	0	3				
Mickey Mantle, S OBP: 0.235, SLG: 0.313 (1, 9)	1-4-3			K		K			5-3	5	0	0	0	0	2	4				
Joe DiMaggio, R OBP: 0.294, SLG: 0.200 (1, 8)		F9		1B		F5			5-3	4	0	1	1	0	0	2				
Yogi Berra, L OBP: 0.313, SLG: 0.214 (1, 2)	F6			2H		F5				4	0	2	0	0	0	2				
Johnny Mize, L OBP: 0.200, SLG: 0.143 (1, 3)	F7			1B						4	1	1	0	0	0	3				
Billy Johnson, R OBP: 0.214, SLG: 0.154 (1, 5)			6-3		F8		E5		F5	4	0	0	0	0	0	1				
Phil Rizzuto, R OBP: 0.167, SLG: 0.091 Gene Woodling, L OBP: 0.273, SLG: 0.111 (9, PH)	F4			F4		F7			F5	3	0	0	0	0	0	2				
Tom Morgan, R Joe Ostrowski, L Hank Bauer, R Cliff Hapton, L Bob Muncief, R Joe Collins, L (7, PH) (7, PH) (7, 1) (9, PH)	F3			F3		F4			HR	2	0	0	0	0	0	0				
<b>Inning Stats</b>	R: 0 E: 0 K: 0 S: 3	H: 0 LOB: 0 BB: 0 P: 3	R: 0 E: 0 K: 0 S: 3	H: 0 LOB: 0 BB: 0 P: 3	R: 0 E: 0 K: 0 S: 3	H: 0 LOB: 0 BB: 0 P: 3	R: 1 E: 0 K: 1 S: 8	H: 3 LOB: 2 BB: 0 P: 8	R: 0 E: 0 K: 0 S: 7	H: 2 LOB: 2 BB: 0 P: 7	R: 1 E: 2 K: 1 S: 6	H: 2 LOB: 2 BB: 0 P: 6	R: 0 E: 0 K: 0 S: 4	H: 1 LOB: 1 BB: 0 P: 4	R: 2 E: 0 K: 0 S: 5	H: 2 LOB: 1 BB: 1 P: 9		1B: 8 2B: 1 3B: 0 HR: 1	SF: 0 SAC: 0 DP: 0 HBP: 0	WP: 0 PB: 0 SB: 1 CS: 0
<b>PITCHER</b> A. Sima, L ERA: 3.0 (1, 1)	IP: 9.0 WLS: W BF: 39 H: 10 R: 4 ER: 3 SO: 2 BB: 1 IBB: 0 HBP: 0 BLK: 0 WP: 0 HR: 1 S: 42 P: 46 ERA: 3.00 WHIP: 1.222											<b>PITCHER</b>	IP: 9.0 WLS: W BF: 39 H: 10 R: 4 ER: 3 SO: 2 BB: 1 IBB: 0 HBP: 0 BLK: 0 WP: 0 HR: 1 S: 42 P: 46 ERA: 3.00 WHIP: 1.222							

Batter	1	2	3	4	5	6	7	8	9	AB	R	H	RBI	BB	SO	LOB	BOTTOM	
Eddie Yost, R OBP: 0.444, SLG: 0.167 (1, 5)	L6		F7		3B		SH1-4			3	1	1	0	1	0	0	<b>New York Yankees @ Washington Senators</b> Griffith Stadium, Washington, DC Fri Apr 20 1951, 3:38 AM EST Att: 15,553 - Unknown <a href="http://livebaseballscores.com">livebaseballscores.com</a>	
Gil Coan, L OBP: 0.200, SLG: 0.600 (1, 7)	4-3			K		1B	K		3-1	5	1	1	2	0	2	3		
Irv Noren, L OBP: 0.500, SLG: 0.571 (1, 8)	6-3			1B		2B	3B			3	3	2	1	1	0	0		
Mickey Vernon, L OBP: 0.611, SLG: 1.000 (1, 3)		4-1		1B		2B	3B			4	0	4	4	0	0	0		
Sam Mele, R OBP: 0.278, SLG: 0.471 (1, 9)		K		4-3		1B	5-3			4	0	0	0	0	1	4		
Gene Verble, R OBP: 0.222, SLG: 0.222 (1, 4)		4-1		1-3			F7		E	4	1	1	0	0	0	2		
Sam Dente, R OBP: 0.294, SLG: 0.143 (1, 6)		4-3				K	F8		1-3	4	0	0	0	0	1	2		
Mickey Grasso, R OBP: 0.294, SLG: 0.438 (1, 2)			4-3			SH3-4	F9		1B	4	1	2	1	0	0	0		
A. Sima, R OBP: 0.333, SLG: 0.667 (1, 1)			5-3			SH3-4			K	3	1	1	0	0	1	1		
<b>Inning Stats</b>	R: 0 E: 0 K: 0 S: 3	H: 1 LOB: 1 BB: 0 P: 6	R: 0 E: 0 K: 0 S: 3	H: 0 LOB: 0 BB: 0 P: 3	R: 1 E: 0 K: 1 S: 7	H: 2 LOB: 1 BB: 0 P: 7	R: 4 E: 0 K: 1 S: 9	H: 4 LOB: 1 BB: 1 P: 13	R: 0 E: 0 K: 0 S: 3	H: 0 LOB: 0 BB: 0 P: 3	R: 2 E: 0 K: 1 S: 7	H: 2 LOB: 1 BB: 1 P: 11	R: 1 E: 1 K: 1 S: 8	H: 3 LOB: 2 BB: 0 P: 8	1B: 7 2B: 3 3B: 2 HR: 0	SF: 0 SAC: 2 DP: 0 HBP: 0		WP: 0 PB: 0 SB: 0 CS: 0
<b>PITCHER</b> Tom Morgan, R ERA: 9.0 Joe Ostrowski, L ERA: 9.0 Bob Muncief, R ERA: 9.0 (1, 1) (6, 1) (7, 1)	IP: 5.0 WLS: L BF: 23 H: 7 R: 5 ER: 5 SO: 3 BB: 1 IBB: 0 HBP: 0 BLK: 0 WP: 0 HR: 0 S: 28 P: 32 ERA: 9.00 WHIP: 1.600											<b>PITCHER</b>	IP: 5.0 WLS: L BF: 23 H: 7 R: 5 ER: 5 SO: 3 BB: 1 IBB: 0 HBP: 0 BLK: 0 WP: 0 HR: 0 S: 28 P: 32 ERA: 9.00 WHIP: 1.600					



Batter	1	2	3	4	5	6	7	8	9	AB	R	H	RBI	BB	SO	LOB	TOP										
Mickey Mantle, S OBP: 0.318, SLG: 0.400 Cliff Mapes, L OBP: 1.000, SLG: 1.000	F7		1B 2B BB	BB		K		2B		4	1	2	1	1	1	0	<b>New York Yankees @ Washington Senators</b> Griffith Stadium, Washington, DC Sat Apr 21 1951, 3:33 AM EST Att: 10,971 - Unknown  <b>AB 36</b> <b>R 8</b> <b>H 11</b> <b>RBI 8</b> <b>BB 5</b> <b>SO 3</b> <b>LOB 15</b> 										
Jerry Coleman, R OBP: 0.333, SLG: 0.333	F5		K		F9		5-3	F9		5	0	0	0	0	1	5											
Yogi Berra, L OBP: 0.286, SLG: 0.211	L6		2B	1B				F8	F8	5	1	1	2	0	0	1											
Joe DiMaggio, R OBP: 0.364, SLG: 0.278		4-3	E	BB				F9	1-3	3	2	1	2	2	0	0											
Jackie Jensen, R OBP: 0.571, SLG: 1.167	F9		E	BB				E4	BB	3	0	1	0	2	0	2											
Johnny Mize, L OBP: 0.222, SLG: 0.235 Joe Collins, L			F7					F9	F9	3	1	1	0	0	0	2											
Hank Bauer, R OBP: 0.667, SLG: 0.500 Johnny Hopp, L		2B						F9	F9	1	0	0	1	0	0	1											
Billy Johnson, R OBP: 0.278, SLG: 0.294		2B	E7	1B				CS	F5	4	0	2	2	0	0	0											
Phil Rizzuto, R OBP: 0.188, SLG: 0.133	6-3		4-3						SH1-4	4	1	1	0	0	0	3											
Spec Shea, R OBP: 0.667, SLG: 0.667 Allie Reynolds, R Tom Ferrick, R			BB	1B					SH1-4	3	2	2	0	0	1	0											
<b>Inning Stats</b>	R: 0 E: 0 K: 0 S: 3	H: 0 LOB: 0 BB: 0 P: 3	R: 1 E: 0 K: 0 S: 5	H: 2 LOB: 1 BB: 0 P: 5	R: 4 E: 1 K: 1 S: 9	H: 4 LOB: 2 BB: 2 P: 17	R: 1 E: 0 K: 0 S: 5	H: 2 LOB: 2 BB: 1 P: 9	R: 0 E: 0 K: 2 S: 7	H: 0 LOB: 0 BB: 0 P: 7	R: 1 E: 1 K: 0 S: 3	H: 1 LOB: 0 BB: 1 P: 7	R: 1 E: 0 K: 0 S: 5	H: 2 LOB: 1 BB: 0 P: 5	R: 0 E: 0 K: 0 S: 3	H: 0 LOB: 1 BB: 1 P: 7	1B: 7 2B: 4 3B: 0 HR: 0	SF: 0 SAC: 1 DP: 0 HBP: 0	WP: 0 PB: 0 SB: 0 CS: 1	PA: 43							
<b>PITCHER</b>	IP	WLS	BF	H	R	ER	SO	BB	IBB	HBP	BLK	WP	HR	S	P	ERA	WHIP										
Gene Bearden, L ERA: 16.88	2.2		16	6	5	5	1	2	0	0	0	0	0	16	24	16.88	3.000										
Alton Brown, R ERA: 3.86	2.1		10	2	1	1	0	1	0	0	0	0	0	9	13	3.86	1.286										
Bob Ross, L ERA: 0.00	1.0		3	0	0	0	2	0	0	0	0	0	0	7	7	0.00	0.000										
Mickey Harris, L ERA: 6.0	2.0	L	9	3	2	2	0	1	0	0	0	0	0	8	12	9.00	2.000										
Julio Moreno, R ERA: 0.00	1.0		4	0	0	0	0	1	0	0	0	0	0	3	7	0.00	1.000										
<b>Batter</b>	<b>1</b>	<b>2</b>	<b>3</b>	<b>4</b>	<b>5</b>	<b>6</b>	<b>7</b>	<b>8</b>	<b>9</b>	<b>AB</b>	<b>R</b>	<b>H</b>	<b>RBI</b>	<b>BB</b>	<b>SO</b>	<b>LOB</b>	<b>BOTTOM</b>										
Eddie Yost, R OBP: 0.435, SLG: 0.133	F9		F7		F6	3B BB		BB		3	1	0	1	2	0	3	<b>New York Yankees @ Washington Senators</b> Griffith Stadium, Washington, DC Sat Apr 21 1951, 3:33 AM EST Att: 10,971 - Unknown  <b>AB 35</b> <b>R 7</b> <b>H 10</b> <b>RBI 7</b> <b>BB 6</b> <b>SO 3</b> <b>LOB 21</b> 										
Gil Coan, L OBP: 0.300, SLG: 0.900	4-3		L9			BB		1-3		5	1	2	3	0	0	3											
Irv Noren, L OBP: 0.522, SLG: 0.611		BB			5-3			SH5-4	2B	4	1	2	1	1	0	1											
Mickey Vernon, L OBP: 0.545, SLG: 0.842	L4				F8	BB	1B	3-1	SH5-4	4	1	1	0	0	0	1											
Sam Mele, R OBP: 0.304, SLG: 0.455			G4-6-3		4-3	BB	BB	1-3	G3	5	1	2	1	0	0	1											
Gene Verble, R OBP: 0.217, SLG: 0.217			G4-6-3			F8	1B	F3	L9	5	0	1	0	0	1	4											
Sam Dente, R OBP: 0.333, SLG: 0.176			4-3			S	1B	5-3		3	1	1	0	1	0	0											
Mickey Grasso, R OBP: 0.333, SLG: 0.421					F8	BB	BB	K		3	1	1	1	1	1	2											
Gene Bearden, L Alton Brown, R Sherry Robertson, L Bob Ross, R Cass Michaels, R Mickey Harris, L Mike McCormick, R Julio Moreno, R			F9					F3	BB	0	0	0	0	0	0	0											
<b>Inning Stats</b>	R: 0 E: 0 K: 0 S: 3	H: 0 LOB: 1 BB: 1 P: 7	R: 0 E: 0 K: 0 S: 3	H: 1 LOB: 0 BB: 0 P: 3	R: 0 E: 0 K: 0 S: 4	H: 1 LOB: 1 BB: 0 P: 4	R: 0 E: 0 K: 0 S: 3	H: 0 LOB: 0 BB: 0 P: 3	R: 0 E: 0 K: 1 S: 7	H: 2 LOB: 2 BB: 0 P: 7	R: 7 E: 0 K: 0 S: 8	H: 5 LOB: 1 BB: 3 P: 20	R: 0 E: 0 K: 1 S: 5	H: 0 LOB: 0 BB: 0 P: 5	R: 0 E: 0 K: 1 S: 5	H: 0 LOB: 2 BB: 2 P: 13		R: 0 E: 0 K: 0 S: 4	H: 1 LOB: 1 BB: 0 P: 4	1B: 7 2B: 1 3B: 2 HR: 0	SF: 0 SAC: 1 DP: 1 HBP: 0	WP: 0 PB: 0 SB: 2 CS: 0	PA: 42				
<b>PITCHER</b>	IP	WLS	BF	H	R	ER	SO	BB	IBB	HBP	BLK	WP	HR	S	P	ERA	WHIP										
Spec Shea, R ERA: 7.2	5.0		23	8	4	4	1	1	0	0	0	0	0	24	28	7.20	1.800										
Allie Reynolds, R ERA: 40.5	0.2		5	0	0	0	0	3	0	0	0	0	0	2	14	0.00	4.500										
Tom Ferrick, R ERA: 8.10	3.1	W	14	2	3	3	2	2	0	0	0	0	0	16	24	8.10	1.200										



Batter	1	2	3	4	5	6	7	8	9	AB	R	H	RBI	BB	SO	LOB	TOP						
<b>Eddie Yost, R</b> OBP: 0.464, SLG: 0.250 (1, 5)	0-0 6-3		0-0 E F7 1B		0-0 F3		0-0 E5 2B 1B	0-0 1B		5	2	3	0	0	0	0	<b>Washington Senators @ Boston Red Sox</b> Fenway Park, Boston, MA Tue Apr 24 1951, 3:33 AM EST Att: 6,188 - Unknown <a href="http://livebaseballscorecards.com">livebaseballscorecards.com</a>						
<b>Mike McCormick, R</b> OBP: 0.600, SLG: 0.300 (1, 7)	4-0 E BB		0-0 E6 1-3		0-0 1-3		4-0 2B IBB	0-3 K		3	1	0	0	2	1	2							
<b>Irv Noren, L</b> OBP: 0.464, SLG: 0.565 (1, 8)	0-3 K		0-0 F7		0-0 F7		0-0 2B 2B	0-0 G3		5	1	1	3	0	1	3							
<b>Mickey Vernon, L</b> OBP: 0.481, SLG: 0.750 (1, 3)	0-0 E1 1-2		0-0 F9		0-0 F9 F7 2B		4-0 F3		0-0 F7	5	1	1	0	0	0	4							
<b>Sam Mele, R</b> OBP: 0.321, SLG: 0.462 (1, 9)	0-0 L8			0-0 G3 F8 2B		0-0 F9 2-3	4-0 2B BB		0-0 6-3	4	1	1	0	1	0	3							
<b>Gene Verble, R</b> OBP: 0.290, SLG: 0.259 (1, 4)		4-0 CS 5-3 BB		0-0 G3		0-0 F7	0-0 2B		0-3 K	4	0	1	3	1	1	1							
<b>Sam Dente, R</b> OBP: 0.320, SLG: 0.150 (1, 6)		0-0 5-3 1-2		0-0 F8		0-0 6-3	0-0 BB			3	0	0	1	1	0	1							
<b>Mickey Grasso, R</b> OBP: 0.360, SLG: 0.435 (1, 2)		0-0 F6		0-0 FC6-4 1B						4	0	2	0	0	1	4							
<b>Bob Kuzava, S</b> (1, 1)			0-0 2-3	0-0 FC6-4 1-2			0-0 FC1-6 E 2B	0-3 K		4	1	0	0	0	1	2							
<b>Inning Stats</b>	R: 0 E: 1 K: 1 S: 6	H: 0 LOB: 2 BB: 1 P: 10	R: 0 E: 0 K: 0 S: 2	H: 0 LOB: 0 BB: 1 P: 6	R: 1 E: 1 K: 0 S: 5	H: 1 LOB: 1 BB: 0 P: 5	R: 1 E: 0 K: 0 S: 5	H: 2 LOB: 1 BB: 0 P: 5	R: 0 E: 0 K: 0 S: 3	H: 0 LOB: 0 BB: 0 P: 3	R: 1 E: 0 K: 0 S: 4	H: 1 LOB: 0 BB: 0 P: 4	R: 4 E: 1 K: 1 S: 9	H: 4 LOB: 3 BB: 3 P: 21	R: 0 E: 0 K: 2 S: 8	H: 1 LOB: 1 BB: 0 P: 8	R: 0 E: 0 K: 1 S: 5	H: 0 LOB: 0 BB: 0 P: 5	1B: 5 2B: 4 3B: 0 HR: 0	SF: 0 SAC: 0 DP: 0 HBP: 0	WP: 0 PB: 0 SB: 0 CS: 1	PA: 42	
<b>PITCHER</b>	IP	WLS	BF	H	R	ER	SO	BB	IBB	HBP	BLK	WP	HR	S	P	ERA	WHIP						
<b>Bill Wight, L</b> ERA: 8.74 (1, 1)	6.1	L	30	7	7	6	1	2	1	0	0	0	0	29	41	8.53	1.421						
<b>Mickey McDermott, L</b> ERA: (7, 1)	2.2		12	2	0	0	4	2	0	0	0	0	0	18	26	0.00	1.500						


Batter	1	2	3	4	5	6	7	8	9	AB	R	H	RBI	BB	SO	LOB	BOTTOM						
<b>Dom DiMaggio, R</b> OBP: 0.433, SLG: 0.458 (1, 8)	4-0 1B BB	0-0 F2			0-3 K			0-0 F8		3	0	0	0	1	1	1	<b>Washington Senators @ Boston Red Sox</b> Fenway Park, Boston, MA Tue Apr 24 1951, 3:33 AM EST Att: 6,188 - Unknown <a href="http://livebaseballscorecards.com">livebaseballscorecards.com</a>						
<b>6 Johnny Pesky, L</b> OBP: 0.222, SLG: 0.125 (1, 6)	0-0 F9		0-0 L8			0-0 6-3		0-3 K		4	0	0	0	0	1	1							
<b>Ted Williams, L</b> OBP: 0.444, SLG: 0.727 (1, 7)	0-0 G6-4-3 1B		0-0 3-1			0-0 G3		0-0 HR		4	1	2	1	0	0	0							
<b>Vern Stephens, R</b> OBP: 0.296, SLG: 0.217 (1, 5)	0-0 G6-4-3		0-0 F7			0-0 F7		0-0 5-3		4	0	0	0	0	0	2							
<b>Billy Goodman, L</b> OBP: 0.407, SLG: 0.435 (1, 3)		0-0 HR 1B		0-0 G3			0-0 3-1		0-0 L8	4	1	1	0	0	0	0							
<b>Clyde Vollmer, R</b> OBP: 0.444, SLG: 0.857 (1, 9)		0-0 HR		0-0 6-3		4-0 HR BB		0-0 6-3		3	2	1	2	1	0	0							
<b>Bobby Doerr, R</b> OBP: 0.385, SLG: 0.478 (1, 4)		0-0 F7		0-0 F7		0-0 HR		0-0 6-3		4	1	1	2	0	0	0							
<b>Matt Batts, R</b> OBP: 0.125, SLG: 0.125 (1, 2)		0-0 4-3 1B			0-3 K		0-0 F9			3	0	1	0	0	1	0							
<b>Bill Wight, L</b> <b>Mickey McDermott, L</b> (1, 1) (7, 1)		0-0 4-3			0-3 K		0-0 1-3			2	0	0	0	0	1	1							
<b>Inning Stats</b>	R: 0 E: 0 K: 0 S: 3	H: 1 LOB: 1 BB: 1 P: 7	R: 2 E: 0 K: 0 S: 6	H: 3 LOB: 1 BB: 0 P: 6	R: 0 E: 0 K: 0 S: 3	H: 0 LOB: 0 BB: 0 P: 3	R: 0 E: 0 K: 0 S: 3	H: 0 LOB: 0 BB: 0 P: 3	R: 0 E: 0 K: 0 S: 3	H: 0 LOB: 0 BB: 0 P: 3	R: 2 E: 0 K: 0 S: 4	H: 1 LOB: 0 BB: 1 P: 8	R: 1 E: 0 K: 1 S: 6	H: 1 LOB: 0 BB: 0 P: 6	R: 0 E: 0 K: 0 S: 3	H: 0 LOB: 0 BB: 0 P: 3	1B: 3 2B: 0 3B: 0 HR: 3	SF: 0 SAC: 0 DP: 1 HBP: 0	WP: 0 PB: 0 SB: 0 CS: 0	PA: 34			
<b>PITCHER</b>	IP	WLS	BF	H	R	ER	SO	BB	IBB	HBP	BLK	WP	HR	S	P	ERA	WHIP						
<b>Bob Kuzava, L</b> ERA: 4.76 (1, 1)	9.0	W	34	6	5	5	4	2	0	0	0	0	3	40	48	5.00	0.889						



Batter	1	2	3	4	5	6	7	8	9	AB	R	H	RBI	BB	SO	LOB	TOP					
Ed Samcoff, R (1,4) Lou Limmer, L (9, FH) OBP: 0.250, SLG: 1.000	F8			F8		K			G3	3	0	0	0	0	1	0						
Barney McCosky, L (1,7) OBP: 0.357, SLG: 0.643	4-3			HR		F7			F5	4	1	1	1	0	0	0						
Eddie Joost, R (1,6) OBP: 0.378, SLG: 0.351	K			K					F3	4	0	0	0	0	2	0						
Feris Fain, L (1,3) OBP: 0.475, SLG: 0.438				F8						2	0	0	0	1	0	0						
Elmer Valo, L (1,9) OBP: 0.357, SLG: 0.314	4-3									2	0	0	0	1	0	1						
Sam Chapman, R (1,8) OBP: 0.288, SLG: 0.167	K									3	0	0	0	0	1	2						
Kermit Wahl, R (1,5) OBP: 0.324, SLG: 0.241				F5		K			L8	3	0	0	0	0	1	1	AB 28					
Joe Astroth, R (1,2)				K		FC6-4			F7	3	0	0	0	0	1	1	R 1					
Joe Coleman, R (1,1)				K		K			K	3	0	0	0	0	3	0	H 1					
<b>Inning Stats</b>	R: 0 E: 0 K: 1 S: 5	H: 0 LOB: 0 BB: 0 P: 5	R: 0 E: 0 K: 1 S: 5	H: 0 LOB: 0 BB: 0 P: 5	R: 0 E: 0 K: 2 S: 7	H: 0 LOB: 0 BB: 0 P: 7	R: 1 E: 0 K: 1 S: 6	H: 1 LOB: 0 BB: 0 P: 6	R: 0 E: 0 K: 1 S: 5	H: 0 LOB: 1 BB: 1 P: 9	R: 0 E: 0 K: 2 S: 7	H: 0 LOB: 0 BB: 0 P: 7	R: 0 E: 0 K: 0 S: 3	H: 0 LOB: 0 BB: 1 P: 7	R: 0 E: 0 K: 1 S: 5	H: 0 LOB: 0 BB: 0 P: 3	R: 0 E: 0 K: 0 S: 3	H: 0 LOB: 0 BB: 0 P: 3	1B: 0 2B: 0 3B: 0 HR: 1	SF: 0 SAC: 0 DP: 0 HBP: 0	WP: 0 PB: 0 SB: 0 CS: 0	PA: 30
<b>PITCHER</b> Connie Marrero, R (1,1) ERA: 1.0	IP: 9.0 WLS: W BF: 30 H: 1 R: 1 ER: 1 SO: 9 BB: 2 IBB: 0 HBP: 0 BLK: 0 WP: 0 HR: 1 S: 46 P: 54 ERA: 1.00 WHIP: 0.333															<b>PITCHER</b>						

Philadelphia Athletics @ Washington Senators  
Griffith Stadium, Washington, DC  
Thu Apr 26 1951, 3:33 AM EST  
Att: 5,673 - Unknown


AB 28  
R 1  
H 1  
RBI 1  
BB 2  
SO 9  
LOB 5



Batter	1	2	3	4	5	6	7	8	9	AB	R	H	RBI	BB	SO	LOB	BOTTOM			
Eddie Yost, R (1,5) OBP: 0.406, SLG: 0.208	K	K		F7					5-3	4	0	0	0	0	2	6				
Gil Coan, L (1,7) OBP: 0.286, SLG: 0.929	L8			K						4	1	1	1	0	1	0				
Irv Noren, L (1,8) OBP: 0.438, SLG: 0.500	CS			L7					L4	3	0	0	0	1	0	0				
Mickey Vernon, L (1,3) OBP: 0.484, SLG: 0.821	CS			K					F7	4	1	2	1	0	1	0				
Sam Mele, R (1,9) OBP: 0.313, SLG: 0.433				L6					F8	4	0	1	0	0	1	1				
Gene Verble, R (1,4) OBP: 0.281, SLG: 0.267				F5						3	0	1	0	1	0	0				
Sam Dente, R (1,6) OBP: 0.414, SLG: 0.348										3	0	3	0	1	0	0	AB 30			
Mickey Grasso, R (1,2) OBP: 0.345, SLG: 0.385				F6						3	0	0	0	1	0	6	R 2			
Connie Marrero, R (1,1) OBP: 0.429, SLG: 0.333	K								F8	2	0	0	0	1	1	3	H 8			
<b>Inning Stats</b>	R: 0 E: 0 K: 1 S: 4	H: 3 LOB: 3 BB: 1 P: 14	R: 0 E: 0 K: 2 S: 10	H: 0 LOB: 0 BB: 0 P: 14	R: 0 E: 0 K: 0 S: 4	H: 1 LOB: 3 BB: 2 P: 12	R: 0 E: 1 K: 1 S: 6	H: 1 LOB: 1 BB: 0 P: 6	R: 0 E: 0 K: 0 S: 3	H: 1 LOB: 0 BB: 0 P: 3	R: 1 E: 0 K: 0 S: 4	H: 1 LOB: 0 BB: 0 P: 4	R: 0 E: 0 K: 0 S: 4	H: 1 LOB: 2 BB: 1 P: 8	R: 0 E: 0 K: 0 S: 4	H: 1 LOB: 0 BB: 0 P: 8	1B: 5 2B: 0 3B: 1 HR: 2	SF: 0 SAC: 0 DP: 1 HBP: 0	WP: 1 PB: 0 SB: 0 CS: 1	PA: 36
<b>PITCHER</b> Joe Coleman, R (1,1) ERA: 2.53	IP: 8.0 WLS: L BF: 35 H: 8 R: 2 ER: 2 SO: 6 BB: 4 IBB: 1 HBP: 0 BLK: 0 WP: 1 HR: 2 S: 42 P: 62 ERA: 2.25 WHIP: 1.500															<b>PITCHER</b>				

Philadelphia Athletics @ Washington Senators  
Griffith Stadium, Washington, DC  
Thu Apr 26 1951, 3:33 AM EST  
Att: 5,673 - Unknown

AB 30  
R 2  
H 8  
RBI 2  
BB 5  
SO 6  
LOB 16







Batter	1	2	3	4	5	6	7	8	9	AB	R	H	RBI	BB	SO	LOB	TOP		
<b>Eddie Joost, R</b> OBP: 0.367, SLG: 0.366 (1, 6)										4	1	1	0	0	0	2	<b>Philadelphia Athletics @ Washington Senators</b> <b>Griffith Stadium, Washington, DC</b> Fri Apr 27 1951, 3:33 AM EST Att: 14,728 - Unknown		
<b>Barney McCosky, L</b> OBP: 0.276, SLG: 0.500 (1, 7)										4	0	0	0	0	0	2			
<b>Tod Davis, R</b> (1, 4)										3	0	0	0	1	0	1			
<b>Feris Fain, L</b> OBP: 0.455, SLG: 0.417 (1, 3)										4	0	1	0	0	0	2			
<b>Elmer Valo, L</b> OBP: 0.348, SLG: 0.308 (1, 9)										4	0	1	1	0	1	1			
<b>Sam Chapman, R</b> OBP: 0.267, SLG: 0.154 (1, 8)										3	0	0	0	1	0	3			
<b>Kermit Wahl, R</b> OBP: 0.342, SLG: 0.250 (1, 5)										3	0	1	0	1	0	2			
<b>Joe Astroth, R</b> (1, 2)										4	0	0	0	0	0	3			
<b>Carl Scheib, R</b> OBP: 0.500, SLG: 0.333 <b>Morrie Martin, L</b> (6, 1)										1	0	1	0	1	0	0			
<b>Paul Lehner, L</b> OBP: 0.179, SLG: 0.185 <b>Hank Wyse, R</b> (7, 1)										0	0	0	0	0	0	0			
<b>Inning Stats</b>	R: 1 E: 0 K: 0 S: 5	H: 2 LOB: 2 BB: 1 P: 9	R: 0 E: 0 K: 0 S: 4	H: 2 LOB: 1 BB: 0 P: 4	R: 0 E: 0 K: 0 S: 3	H: 0 LOB: 0 BB: 0 P: 3	R: 0 E: 0 K: 0 S: 3	H: 0 LOB: 1 BB: 1 P: 7	R: 0 E: 0 K: 1 S: 6	H: 1 LOB: 0 BB: 0 P: 6	R: 0 E: 0 K: 0 S: 3	H: 0 LOB: 0 BB: 0 P: 3	R: 0 E: 0 K: 0 S: 3	H: 0 LOB: 1 BB: 1 P: 7	R: 0 E: 0 K: 0 S: 3	H: 0 LOB: 0 BB: 0 P: 3	1B: 4 2B: 2 3B: 0 HR: 0	SF: 0 SAC: 0 DP: 1 HBP: 0	WP: 0 PA: 35 CS: 0
<b>PITCHER</b> <b>Sandy Consuegra, R</b> ERA: 1.0 (1, 1)	IP: 9.0 WLS: W BF: 35 H: 5 R: 1 ER: 1 SO: 1 BB: 4 IBB: 0 HBP: 0 BLK: 0 WP: 0 HR: 0 S: 33 P: 49 ERA: 1.00 WHIP: 1.000															<b>PITCHER</b>			

Batter	1	2	3	4	5	6	7	8	9	AB	R	H	RBI	BB	SO	LOB	BOTTOM
<b>Eddie Yost, R</b> OBP: 0.378, SLG: 0.207 (1, 5)										5	0	1	1	0	0	4	<b>Philadelphia Athletics @ Washington Senators</b> <b>Griffith Stadium, Washington, DC</b> Fri Apr 27 1951, 3:33 AM EST Att: 14,728 - Unknown
<b>Gil Coan, L</b> OBP: 0.368, SLG: 0.947 (1, 7)										5	2	3	0	0	0	4	
<b>Irv Noren, L</b> OBP: 0.432, SLG: 0.548 (1, 8)										5	0	2	1	0	1	1	
<b>Mickey Vernon, L</b> OBP: 0.444, SLG: 0.719 (1, 3)										4	0	0	0	1	0	3	
<b>Sam Mele, R</b> OBP: 0.297, SLG: 0.382 (1, 9)										4	1	0	0	1	1	3	
<b>Gene Verble, R</b> OBP: 0.276, SLG: 0.265 (1, 4)										4	2	1	0	0	0	4	
<b>Sam Dente, R</b> OBP: 0.455, SLG: 0.385 (1, 6)										3	1	2	2	1	0	0	
<b>Mickey Grasso, R</b> OBP: 0.364, SLG: 0.357 (1, 2)										2	0	0	0	2	0	2	
<b>Sandy Consuegra, R</b> OBP: 0.125, SLG: 0.125 (1, 1)										4	0	1	1	0	0	2	
<b>Inning Stats</b>	R: 1 E: 0 K: 0 S: 5	H: 1 LOB: 1 BB: 1 P: 8	R: 0 E: 0 K: 0 S: 4	H: 0 LOB: 0 BB: 0 P: 4	R: 0 E: 0 K: 0 S: 3	H: 0 LOB: 1 BB: 1 P: 7	R: 3 E: 1 K: 1 S: 8	H: 2 LOB: 1 BB: 1 P: 12	R: 0 E: 0 K: 0 S: 5	H: 2 LOB: 2 BB: 0 P: 5	R: 1 E: 0 K: 0 S: 6	H: 3 LOB: 3 BB: 1 P: 10	R: 0 E: 0 K: 1 S: 5	H: 0 LOB: 0 BB: 0 P: 5	1B: 7 2B: 2 3B: 1 HR: 0	SF: 0 SAC: 0 DP: 0 HBP: 0	
<b>PITCHER</b> <b>Carl Scheib, R</b> ERA: 2.53 <b>Morrie Martin, L</b> ERA: 1.5 <b>Hank Wyse, R</b> ERA: 10.5 (1, 1)	IP: 5.0 WLS: L BF: 26 H: 5 R: 5 ER: 2 SO: 1 BB: 4 IBB: 0 HBP: 0 BLK: 0 WP: 0 HR: 0 S: 24 P: 40 ERA: 3.60 WHIP: 1.800															<b>PITCHER</b>	

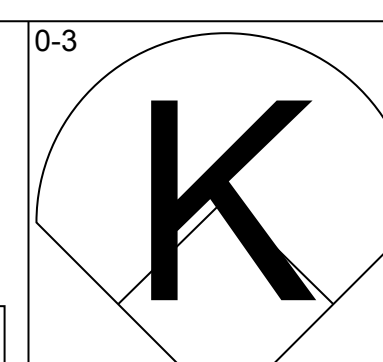
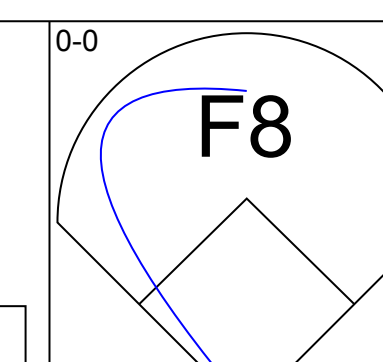
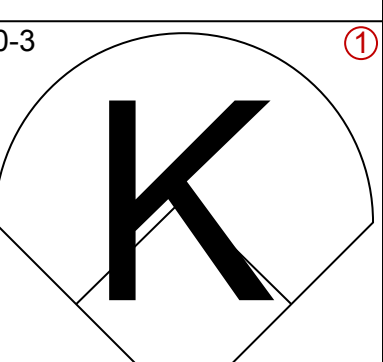
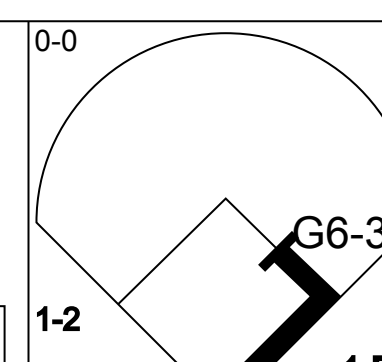
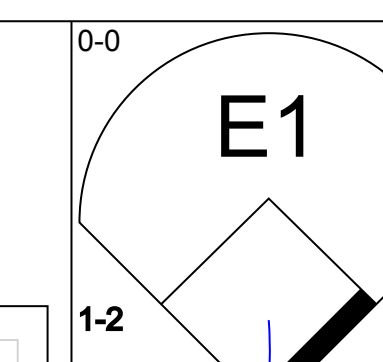
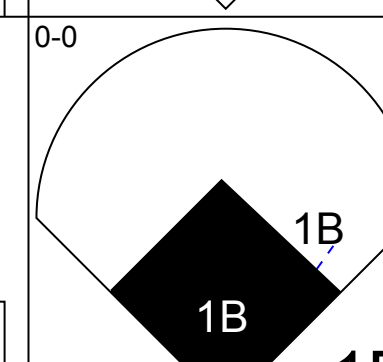
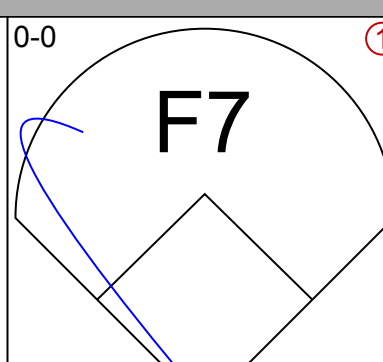
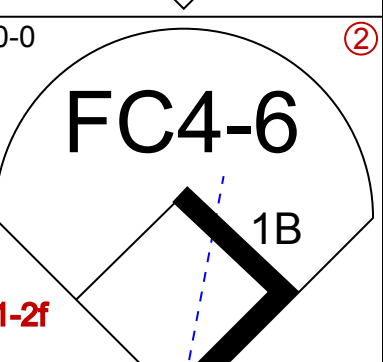
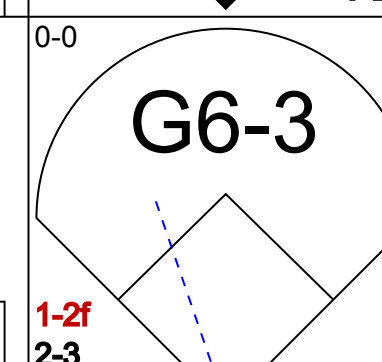
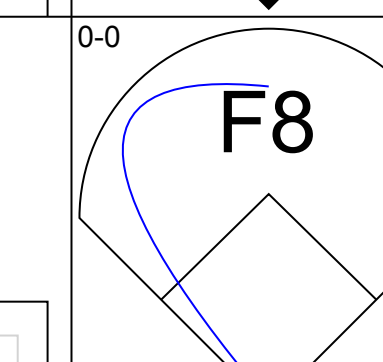
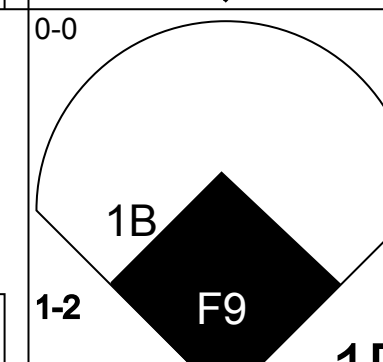
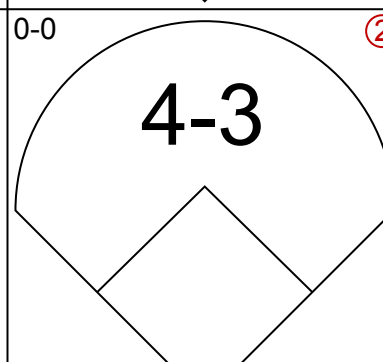
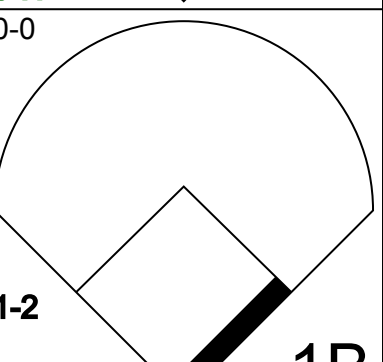
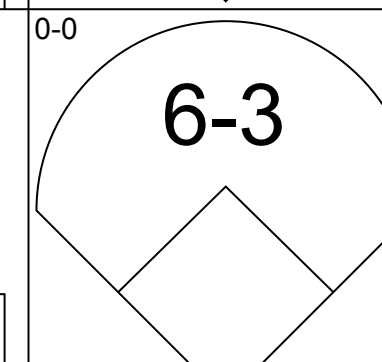
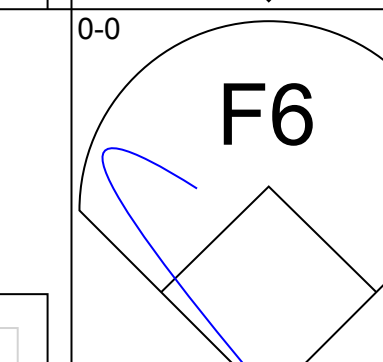
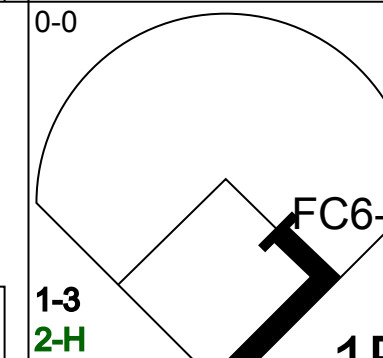
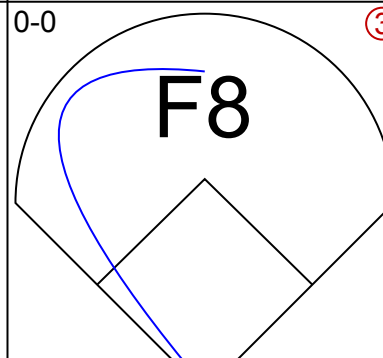
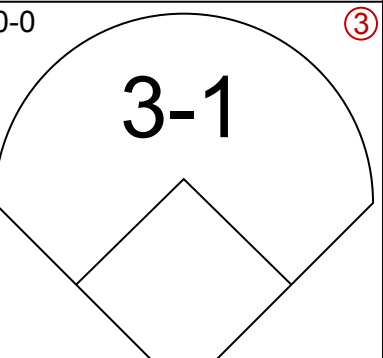
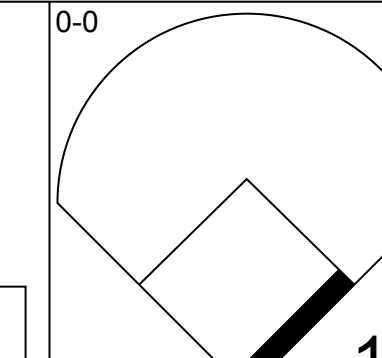
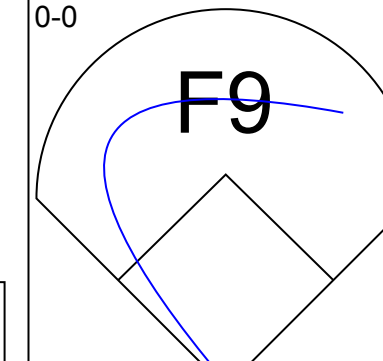
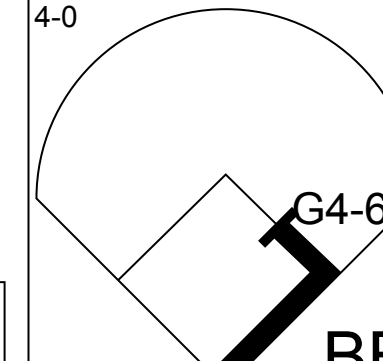
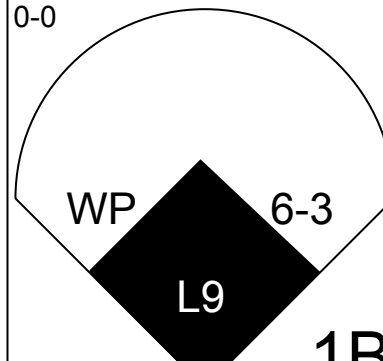


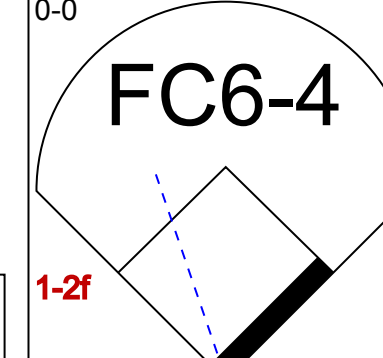
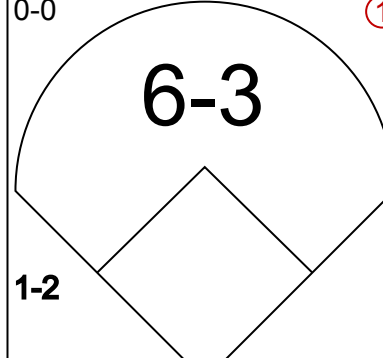
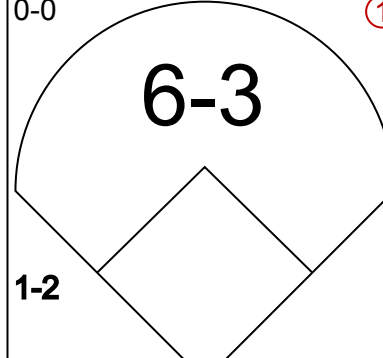

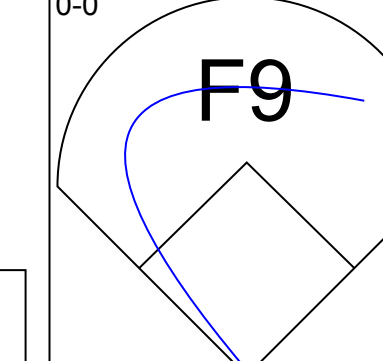
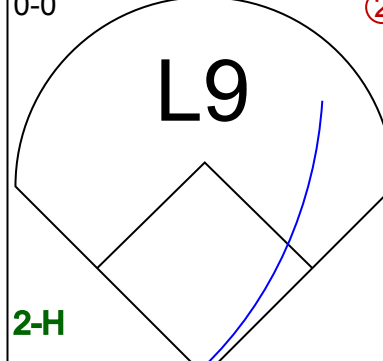
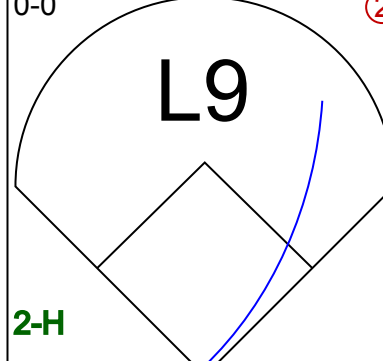

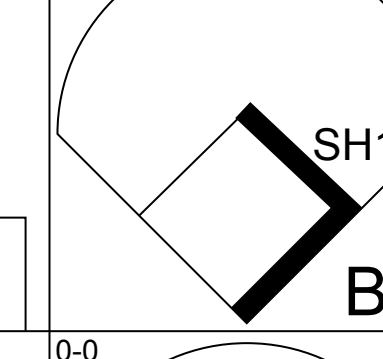
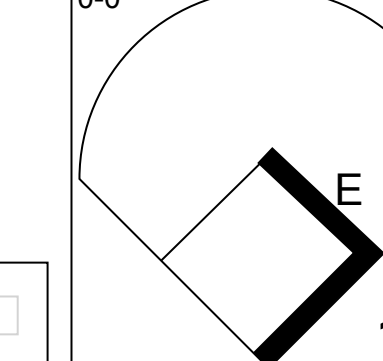
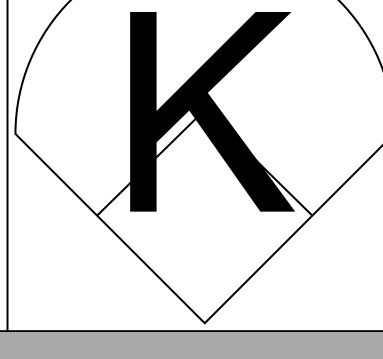
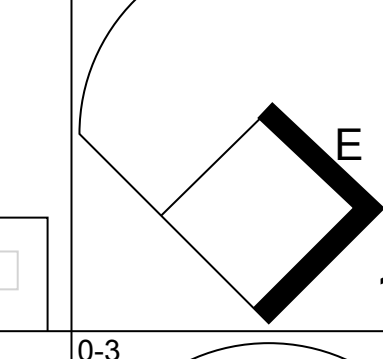
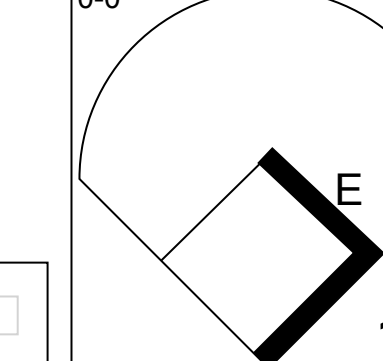
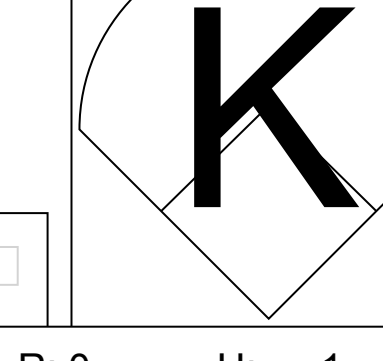
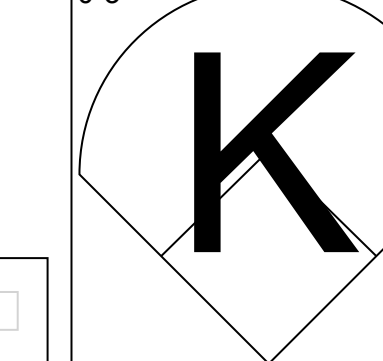
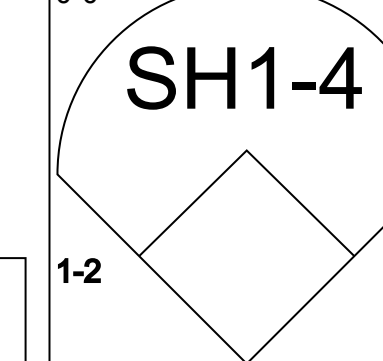
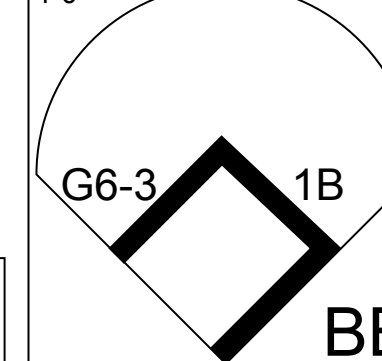
AB	31
R	1
H	5
RBI	1
BB	4
SO	1
LOB	16

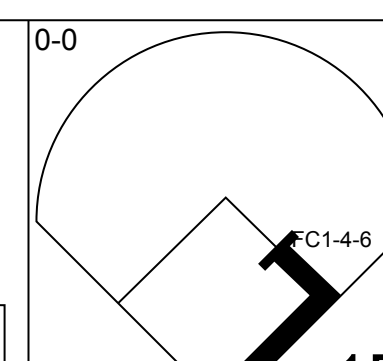
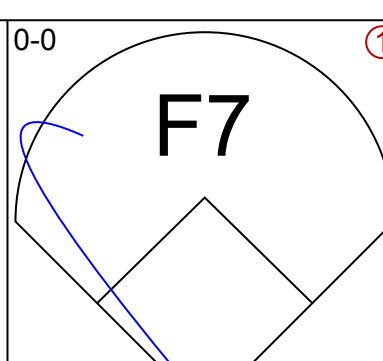
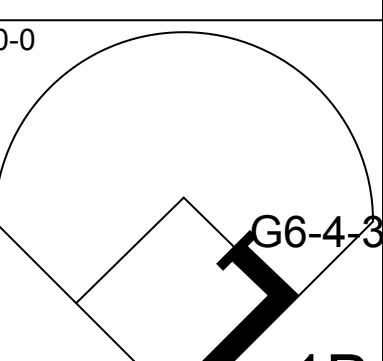


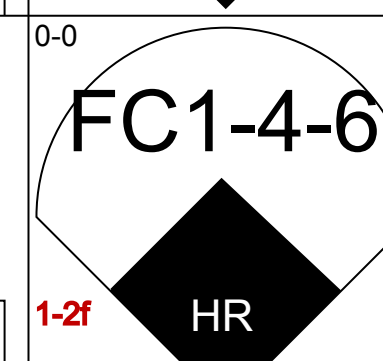
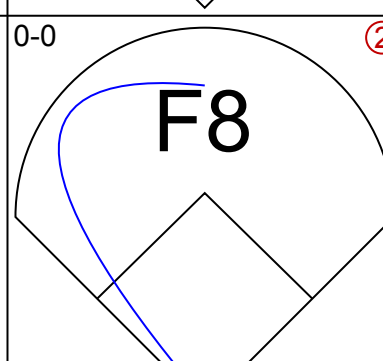
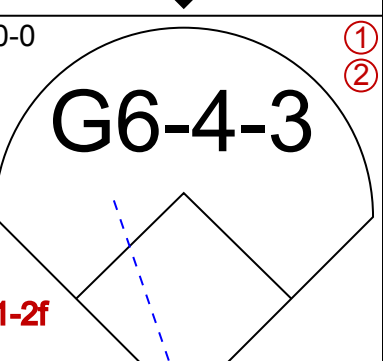
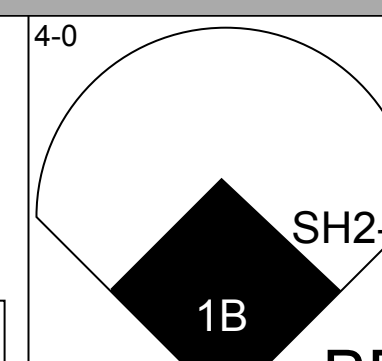

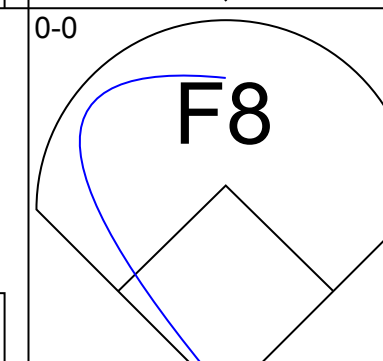
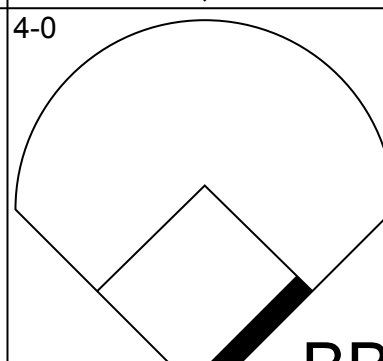
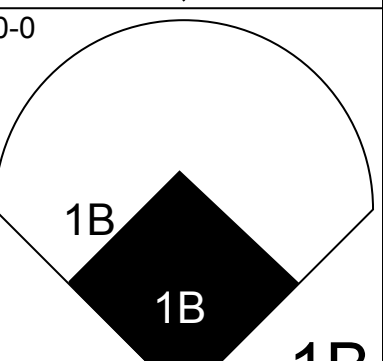
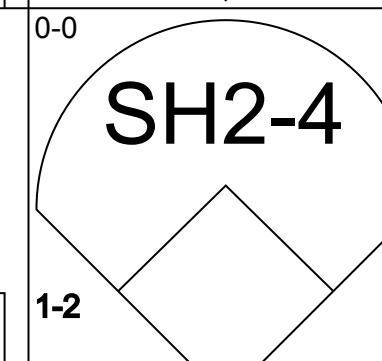

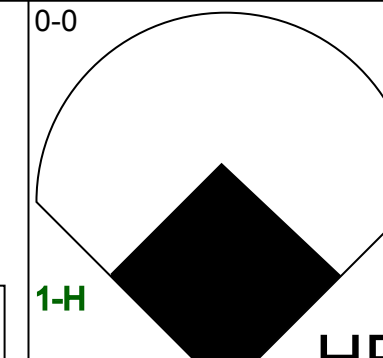

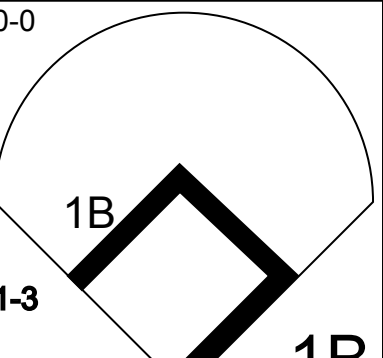
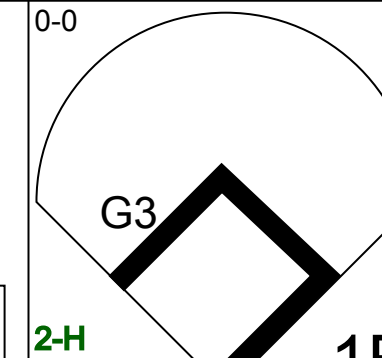

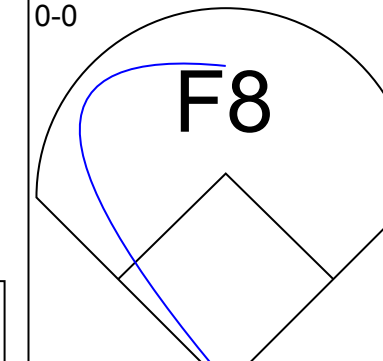

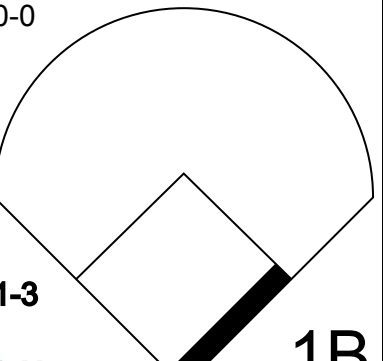
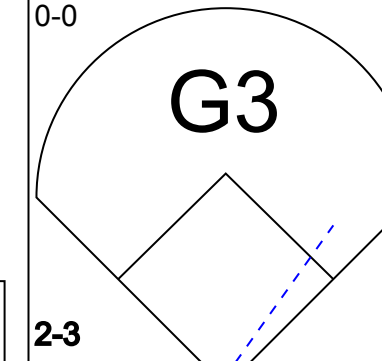



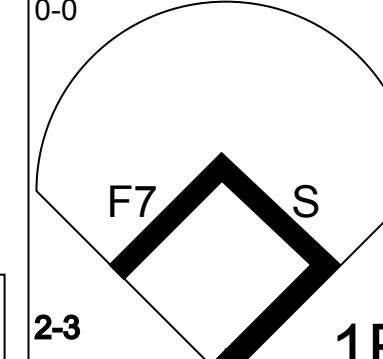
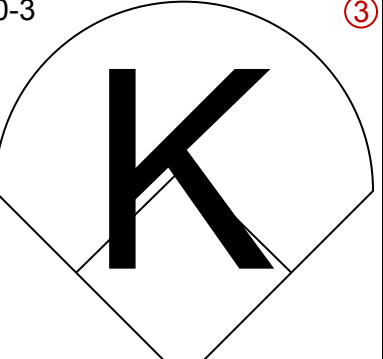
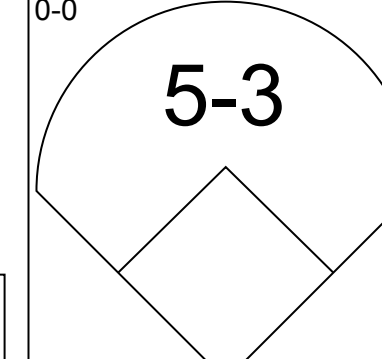
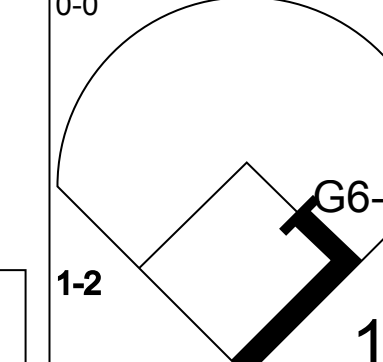
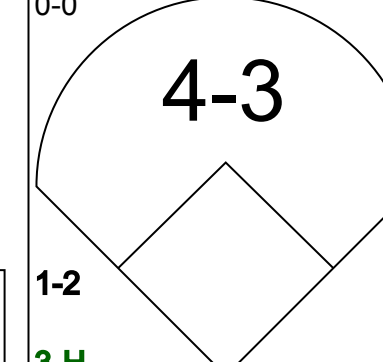
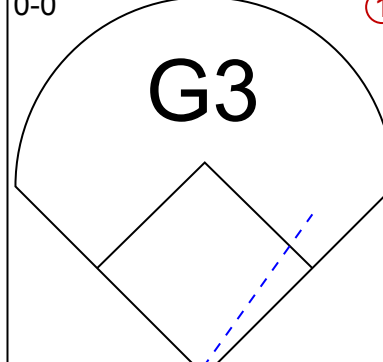

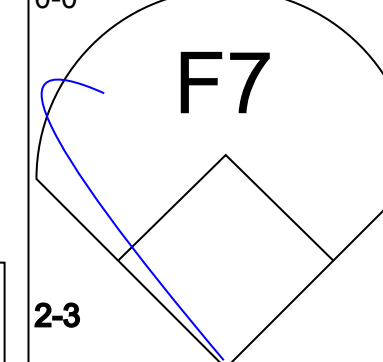
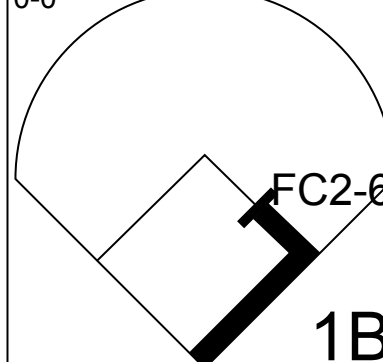


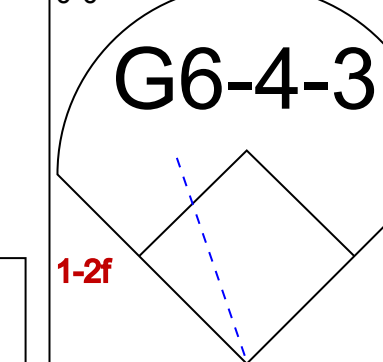
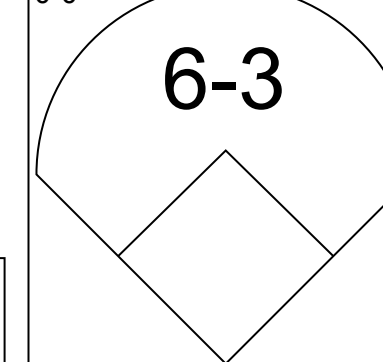
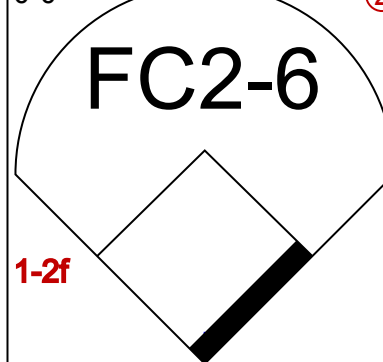


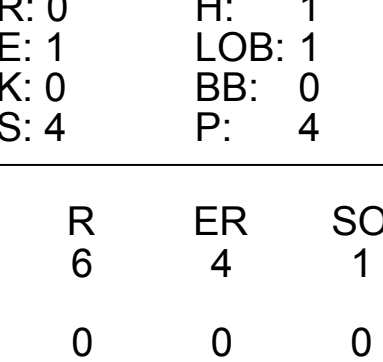
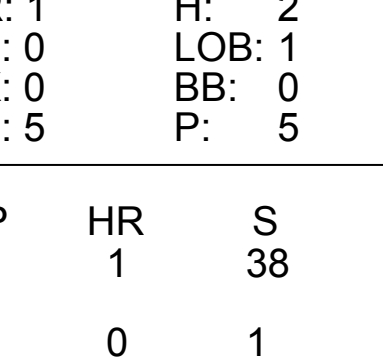
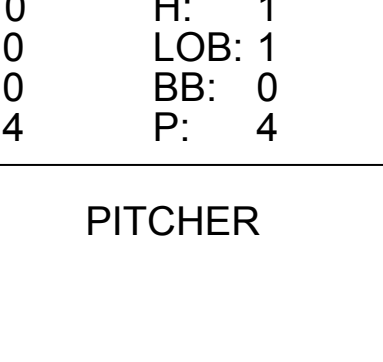



AB	36
R	6
H	10
RBI	5
BB	5
SO	2
LOB	23





Batter	1	2	3	4	5	6	7	8	9	AB	R	H	RBI	BB	SO	LOB	TOP					
<b>Eddie Yost, R</b> OBP: 0.357, SLG: 0.206 (1, 5)										5	0	1	0	0	2	4	<b>Washington Senators @ New York Yankees</b> Yankee Stadium, Bronx, NY Sat Apr 28 1951, 3:33 AM EST Att: 20,850 - Unknown <a href="http://livebaseballscorecards.com">livebaseballscorecards.com</a>					
<b>Gil Coan, L</b> OBP: 0.333, SLG: 0.792 (1, 7)										5	1	1	1	0	0	5						
<b>Irv Noren, L</b> OBP: 0.429, SLG: 0.528 (1, 8)										5	1	2	0	0	0	3						
<b>Mickey Vernon, L</b> OBP: 0.450, SLG: 0.694 (1, 3)										4	0	2	1	0	0	2						
<b>Sam Mele, R</b> OBP: 0.317, SLG: 0.378 (1, 9)										3	1	1	1	1	0	2						
<b>Gene Verble, R</b> OBP: 0.250, SLG: 0.237 (1, 4)									4	0	0	0	0	0	0	4						
<b>Sam Dente, R</b> OBP: 0.405, SLG: 0.333 (1, 6)									4	0	0	1	0	0	1							
<b>Mickey Grasso, R</b> OBP: 0.389, SLG: 0.345 (1, 2)										1	1	0	0	2	1	0						
<b>Len Okrie, R</b> (6, 2)										0	0	0	0	0	0	0						
<b>Cass Michaels, R</b> OBP: 0.667, SLG: 0.500 (9, FH)										1	0	1	0	0	0	0						
<b>Al Sima, R</b> OBP: 0.400, SLG: 0.500 (1, 1)										1	0	0	0	1	0	1						
<b>Joe Haynes, R</b> (8, 1)										0	0	0	0	0	0	0						
<b>Sherry Robertson, L</b> (9, FH)										1	0	0	0	0	1	1						
<b>Inning Stats</b>	R: 2 E: 0 K: 1 S: 8	H: 3 LOB: 1 BB: 0 P: 8	R: 0 E: 0 K: 0 S: 3	H: 0 LOB: 1 BB: 1 P: 7	R: 0 E: 0 K: 0 S: 3	H: 0 LOB: 0 BB: 0 P: 3	R: 0 E: 0 K: 0 S: 2	H: 0 LOB: 0 BB: 1 P: 6	R: 1 E: 0 K: 1 S: 7	H: 1 LOB: 2 BB: 1 P: 11	R: 1 E: 0 K: 0 S: 6	H: 1 LOB: 0 BB: 0 P: 6	R: 0 E: 0 K: 0 S: 3	H: 1 LOB: 1 BB: 1 P: 7	R: 0 E: 0 K: 0 S: 4	H: 1 LOB: 2 BB: 0 P: 4	R: 0 E: 1 K: 1 S: 7	H: 1 LOB: 2 BB: 0 P: 7	1B: 8 2B: 0 3B: 0 HR: 0	SF: 0 SAC: 1 DP: 2 HBP: 0	WP: 1 PB: 0 CS: 0	PA: 39
<b>PITCHER</b> <b>Tom Morgan, R</b> ERA: 4.8 (1, 1)	IP: 9.0 WLS: W BF: 39 H: 8 R: 4 ER: 3 SO: 4 BB: 4 IBB: 0 HBP: 0 BLK: 0 WP: 1 HR: 0 S: 43 P: 59 ERA: 3.00 WHIP: 1.333															<b>PITCHER</b>						

Batter	1	2	3	4	5	6	7	8	9	AB	R	H	RBI	BB	SO	LOB	BOTTOM					
<b>Mickey Mantle, S</b> OBP: 0.289, SLG: 0.310 (1, 9)										4	0	2	0	0	0	1	<b>Washington Senators @ New York Yankees</b> Yankee Stadium, Bronx, NY Sat Apr 28 1951, 3:33 AM EST Att: 20,850 - Unknown <a href="http://livebaseballscorecards.com">livebaseballscorecards.com</a>					
<b>Cliff Mapes, L</b> OBP: 0.333, SLG: 0.333 (8, 9)										4	2	0	0	1	0	4						
<b>Jerry Coleman, R</b> OBP: 0.354, SLG: 0.348 (1, 4)										2	1	1	0	2	0	1						
<b>Gil McDougald, R</b> OBP: 0.556, SLG: 0.333 (1, 5)										5	1	3	3	0	0	4						
<b>Joe DiMaggio, R</b> OBP: 0.388, SLG: 0.488 (1, 8)										5	1	3	3	0	0	4						
<b>Yogi Berra, L</b> OBP: 0.362, SLG: 0.275 (1, 2)										4	1	2	1	0	0	1						
<b>Jackie Jensen, R</b> OBP: 0.436, SLG: 0.618 (1, 7)										4	0	1	0	0	1	3						
<b>Joe Collins, L</b> OBP: 0.375, SLG: 0.286 (1, 3)										4	1	2	1	0	0	1						
<b>Phil Rizzuto, R</b> OBP: 0.324, SLG: 0.281 (1, 6)										4	0	1	0	0	0	4						
<b>Tom Morgan, R</b> (1, 1)										4	0	0	0	0	0	6						
<b>Inning Stats</b>	R: 2 E: 0 K: 0 S: 5	H: 2 LOB: 0 BB: 0 P: 5	R: 0 E: 0 K: 0 S: 4	H: 1 LOB: 1 BB: 0 P: 4	R: 0 E: 0 K: 0 S: 3	H: 0 LOB: 1 BB: 1 P: 7	R: 1 E: 0 K: 0 S: 5	H: 2 LOB: 1 BB: 0 P: 5	R: 1 E: 0 K: 0 S: 8	H: 4 LOB: 2 BB: 0 P: 8	R: 0 E: 0 K: 0 S: 4	H: 1 LOB: 1 BB: 0 P: 4	R: 1 E: 0 K: 0 S: 4	H: 1 LOB: 1 BB: 1 P: 8	R: 1 E: 2 K: 0 S: 6	H: 1 LOB: 3 BB: 1 P: 10	R: 1 E: 1 K: 1 S: 7	H: 1 LOB: 2 BB: 0 P: 7	1B: 10 2B: 1 3B: 0 HR: 1	SF: 0 SAC: 1 DP: 2 HBP: 0	WP: 0 PB: 0 CS: 0	PA: 40
<b>PITCHER</b> <b>Al Sima, L</b> ERA: 3.78 (1, 1)	IP: 7.2 WLS: L BF: 39 H: 12 R: 6 ER: 4 SO: 1 BB: 3 IBB: 0 HBP: 0 BLK: 0 WP: 0 HR: 1 S: 38 P: 50 ERA: 4.70 WHIP: 1.957															<b>PITCHER</b>						
<b>Joe Haynes, R</b> (8, 1)	0.1	1	0	0	0	0	0	0	0	0	0	1	1	0.00	0.000							



Batter	1	2	3	4	5	6	7	8	9	AB	R	H	RBI	BB	SO	LOB	TOP		
<b>Eddie Yost, R</b> OBP: 0.348, SLG: 0.211 (1,5)	0-0 6-3		0-0 6-3						0-0 F8	4	0	1	0	0	0	0			
<b>Mike McCormick, R</b> OBP: 0.542, SLG: 0.286 (1,7)	0-0 5-3		0-0 F8						0-0 F8	4	0	1	0	0	0	1			
<b>Irv Noren, L</b> OBP: 0.435, SLG: 0.525 (1,8)	0-0 1B			0-0 F7					0-0 F6	4	0	2	0	0	0	1			
<b>Mickey Vernon, L</b> OBP: 0.409, SLG: 0.625 (1,3)	0-0 L9			0-0 6-3					0-0 F9	4	0	0	0	0	0	3			
<b>Sam Mele, R</b> OBP: 0.318, SLG: 0.375 (1,9)		0-0 FC4-6 1B		0-0 6-3					0-0 1-3	3	0	1	0	0	0	0			
<b>Gene Verble, R</b> OBP: 0.233, SLG: 0.220 (1,4)		0-0 FC4-6 1-2			0-0 6-3				0-0 F7	3	0	0	0	0	0	1			
<b>Sam Dente, R</b> OBP: 0.375, SLG: 0.303 (1,6)			0-0 F6		0-0 6-3				0-0 6-3	3	0	0	0	0	0	1			
<b>Frank Sacka, R</b> (1,2)			0-3 K		0-0 6-3				0-0 F7	3	0	0	0	0	1	1			
<b>Bob Kuzava, S</b> (1,1)			0-0 3-1						0-0 F9	3	0	0	0	0	0	0			
<b>Inning Stats</b>	R: 0 E: 0 K: 0 S: 4	H: 1 LOB: 1 BB: 0 P: 4	R: 0 E: 0 K: 1 S: 6	H: 1 LOB: 1 BB: 0 P: 6	R: 0 E: 0 K: 0 S: 3	H: 0 LOB: 0 BB: 0 P: 3	R: 0 E: 0 K: 0 S: 3	H: 0 LOB: 0 BB: 0 P: 3	R: 0 E: 0 K: 0 S: 4	H: 1 LOB: 1 BB: 0 P: 4	R: 0 E: 0 K: 0 S: 3	H: 0 LOB: 0 BB: 0 P: 3	R: 0 E: 0 K: 0 S: 3	H: 0 LOB: 0 BB: 0 P: 3	R: 0 E: 0 K: 0 S: 4	H: 2 LOB: 1 BB: 0 P: 4	1B: 5 2B: 0 3B: 0 HR: 0	SF: 0 SAC: 0 DP: 1 HBP: 0	WP: 0 PA: 31 CS: 0
<b>PITCHER</b> <b>Ed Lopat, L</b> ERA: 0.33 (1,1)	IP: 9.0 WLS: W BF: 31 H: 5 R: 0 ER: 0 SO: 1 BB: 0 IBB: 0 HBP: 0 BLK: 0 WP: 0 HR: 0 S: 33 P: 33 ERA: 0.00 WHIP: 0.556															<b>PITCHER</b> IP: WLS: BF: H: R: ER: SO: BB: IBB: HBP: BLK: WP: HR: S: P: ERA: WHIP:			

Washington Senators @ New York Yankees  
 Yankee Stadium, Bronx, NY  
 Sun Apr 29 1951, 3:33 AM EDT  
 Att: 30,025 - Unknown

AB	31
R	0
H	5
RBI	0
BB	0
SO	1
LOB	8



Batter	1	2	3	4	5	6	7	8	9	AB	R	H	RBI	BB	SO	LOB	BOTTOM		
<b>Mickey Mantle, S</b> OBP: 0.286, SLG: 0.289 (1,9)	0-0 F8				0-0 FC1-5 1B				4-0 1B FC6-4 BB	3	1	0	0	1	1	3			
<b>Cliff Mapes, L</b> OBP: 0.333, SLG: 0.333 (9,9)		0-3 K2-3								0	0	0	0	0	0	0			
<b>Jerry Coleman, R</b> OBP: 0.385, SLG: 0.367 (1,4)	1-0 G5-6-3 HBP		0-0 F9		0-0 1-3 2-H 1B				0-0 FC6-4 1B	3	0	2	0	0	0	0			
<b>Gil McDougald, R</b> OBP: 0.385, SLG: 0.200 (1,5)	0-0 G5-6-3 1-2		0-3 K		0-0 6-3				0-0 FC6-4 1-2 3-H S	4	0	0	1	0	1	4			
<b>Joe DiMaggio, R</b> OBP: 0.358, SLG: 0.447 (1,8)		0-0 F7		0-0 5-3					0-0 F8 1-2 K	4	0	0	0	0	1	1			
<b>Yogi Berra, L</b> OBP: 0.373, SLG: 0.279 (1,2)		0-0 1B HR 1B			0-0 F9				0-0 F8 4-0 BB	3	1	1	0	1	0	0			
<b>Jackie Jensen, R</b> OBP: 0.418, SLG: 0.579 (1,7)		0-0 1-2 HR 1B		0-0 L6					0-0 5-3 K	4	1	1	0	0	1	2			
<b>Joe Collins, L</b> OBP: 0.273, SLG: 0.200 (1,3)		0-3 K		0-0 F6					0-3 K	3	0	0	0	0	2	2			
<b>Phil Rizzuto, R</b> OBP: 0.350, SLG: 0.429 (1,6)		0-0 1-2 2-H HR			0-0 FC1-5 2B				0-0 5-3	3	1	2	3	0	0	0			
<b>Ed Lopat, L</b> OBP: 0.400, SLG: 0.667 (1,1)				0-0 F6					0-0 FC1-5 1B BB	2	0	1	0	1	0	0			
<b>Inning Stats</b>	R: 0 E: 0 K: 0 S: 2	H: 0 LOB: 0 BB: 0 P: 3	R: 3 E: 0 K: 2 S: 11	H: 4 LOB: 1 BB: 0 P: 11	R: 0 E: 0 K: 1 S: 5	H: 0 LOB: 0 BB: 0 P: 5	R: 0 E: 0 K: 0 S: 3	H: 0 LOB: 0 BB: 0 P: 3	R: 0 E: 0 K: 1 S: 5	H: 0 LOB: 0 BB: 0 P: 5	R: 1 E: 0 K: 2 S: 8	H: 1 LOB: 2 BB: 2 P: 16	R: 0 E: 0 K: 0 S: 3	H: 0 LOB: 0 BB: 0 P: 3	R: 0 E: 0 K: 0 S: 5	H: 0 LOB: 2 BB: 1 P: 8	1B: 5 2B: 1 3B: 0 HR: 1	SF: 0 SAC: 0 DP: 1 HBP: 1	WP: 0 PA: 33 CS: 0
<b>PITCHER</b> <b>Bob Kuzava, L</b> ERA: 4.68 (1,1)	IP: 8.0 WLS: L BF: 33 H: 7 R: 4 ER: 4 SO: 6 BB: 3 IBB: 0 HBP: 1 BLK: 0 WP: 0 HR: 1 S: 41 P: 54 ERA: 4.50 WHIP: 1.250															<b>PITCHER</b> IP: WLS: BF: H: R: ER: SO: BB: IBB: HBP: BLK: WP: HR: S: P: ERA: WHIP:			

Washington Senators @ New York Yankees  
 Yankee Stadium, Bronx, NY  
 Sun Apr 29 1951, 3:33 AM EDT  
 Att: 30,025 - Unknown

AB	29
R	4
H	7
RBI	4
BB	3
SO	6
LOB	12





Batter	1	2	3	4	5	6	7	8	9	10	11	12	13	AB	R	H	RBI	BB	SO	LOB	TOP	
Eddie Yost, R OBP: 0.399, SLG: 0.238 (1.5)	F7		BB					1B				F8		4	1	2	1	3	0	0		
Mike McCormick, R OBP: 0.516, SLG: 0.263 (1.7)	F9				6-3	1-3 2-H		1B				K		5	1	1	0	2	2	3		
Irv Noren, L OBP: 0.434, SLG: 0.489 (1.8)			G3											5	1	1	1	2	1	6		
Mickey Vernon, L OBP: 0.412, SLG: 0.652 (1.3)	K			1-3										6	2	2	2	1	2	3		
Sam Mele, R OBP: 0.340, SLG: 0.378 (1.9)				6-3										5	2	2	0	1	0	0		
Cass Michaels, R OBP: 0.600, SLG: 0.667 (1.4)	G5-4-3													7	2	4	2	0	1	1		
Sam Dente, R OBP: 0.378, SLG: 0.278 (1.6)			4-3											3	0	0	0	2	0	2		
Mickey Grasso, R OBP: 0.357, SLG: 0.314 (1.2)				5-3	FC6-4									6	0	1	1	0	1	8		
Joe Haynes, R Bob Ross, R Gil Coan, L Julio Moreno, R Sherry Robertson, L Mickey Harris, L OBP: 0.500, SLG: 0.500 (8.1)	F4				4-3									0	0	0	0	0	0	0		
<b>Inning Stats</b>	R: 0 E: 0 K: 1 S: 5	H: 0 LOB: 1 BB: 1 P: 9	R: 0 E: 0 K: 0 S: 3	H: 1 LOB: 0 BB: 0 P: 3	R: 0 E: 0 K: 0 S: 3	H: 0 LOB: 2 BB: 2 P: 11	R: 0 E: 0 K: 1 S: 5	H: 1 LOB: 2 BB: 1 P: 8	R: 3 E: 0 K: 1 S: 10	H: 3 LOB: 2 BB: 1 P: 11	R: 2 E: 0 K: 1 S: 6	H: 2 LOB: 0 BB: 1 P: 10	R: 0 E: 0 K: 0 S: 4	H: 0 LOB: 0 BB: 1 P: 8	R: 0 E: 0 K: 2 S: 7	H: 0 LOB: 0 BB: 0 P: 7	R: 1 E: 0 K: 1 S: 6	H: 1 LOB: 0 BB: 0 P: 6	1B: 12 2B: 2 3B: 0 HR: 1	SF: 0 SAC: 2 DP: 3 HBP: 0	WIP: 0 PB: 1 SB: 0 CS: 1	PA: 61
<b>PITCHER</b>	IP	WLS	BF	H	R	ER	SO	BB	IBB	HBP	BLK	WP	HR	S	P	ERA	WHIP					
Bill Kennedy, L ERA: 5.82 (1.1)	5.0		24	4	3	3	2	6	0	0	0	0	0	0	22	46	5.40	2.000				
Sid Schacht, R ERA: 14.29 (6.1)	2.1		14	5	5	4	4	3	0	0	0	0	0	19	31	15.43	3.429					
Don Johnson, R ERA: 6.97 (8.1)	0.0		0	0	0	0	0	0	0	0	0	0	0	∞	∞	∞	∞					
Cliff Fanning, R ERA: 8.1 (12.1)	2.0	L	7	1	1	1	3	0	0	0	0	0	1	13	13	4.50	0.500					

Washington Senators @ St. Louis Browns  
Sportsman's Park, St. Louis, MO  
Tue May 01 1951, 4:33 AM EDT  
Att. 3,346 - Unknown

AB 47  
R 9  
H 14  
RBI 8  
BB 11  
SO 9  
LOB 25



Batter	1	2	3	4	5	6	7	8	9	10	11	12	13	AB	R	H	RBI	BB	SO	LOB	BOTTOM		
Bobby Young, L OBP: 0.364, SLG: 0.397 (1.4)	1B	F8		K		1-3		K						6	1	1	0	0	3	2			
Johnny Bero, L Roy Sievers, R Tom Upton, R OBP: 0.129, SLG: 0.133 (12.6)	K													4	0	1	0	1	3	2			
Jim Delsing, L OBP: 0.333, SLG: 0.618 (1.8)														6	2	2	1	0	1	3			
Ray Coleman, L OBP: 0.400, SLG: 0.698 (1.7)														6	2	2	3	0	1	2			
Ken Wood, R OBP: 0.263, SLG: 0.436 (1.9)	6-3													5	0	0	0	0	2	0			
Sherm Lollar, R OBP: 0.452, SLG: 0.900 (1.2)	2-3													6	0	1	0	0	1	1			
Joe Lutz, L Don Lenhardt, R Fred Marsh, R Cliff Fanning, L OBP: 1.000, SLG: 1.000 (12.1)														4	2	0	0	1	2	1			
Bill Kennedy, L Sid Schacht, R Don Johnson, R Les Moss, R Cliff Fanning, L OBP: 1.000, SLG: 1.000 (12.1)														3	0	1	1	0	2	1			
<b>Inning Stats</b>	R: 3 E: 0 K: 1 S: 8	H: 3 LOB: 0 BB: 0 P: 8	R: 2 E: 1 K: 1 S: 7	H: 2 LOB: 2 BB: 2 P: 15	R: 0 E: 0 K: 2 S: 8	H: 1 LOB: 1 BB: 0 P: 8	R: 2 E: 1 K: 2 S: 10	H: 2 LOB: 1 BB: 0 P: 10	R: 1 E: 0 K: 1 S: 6	H: 1 LOB: 0 BB: 0 P: 6	R: 0 E: 0 K: 1 S: 5	H: 0 LOB: 0 BB: 0 P: 5	R: 0 E: 0 K: 2 S: 7	H: 0 LOB: 0 BB: 0 P: 7	R: 0 E: 0 K: 0 S: 3	R: 0 E: 0 K: 2 S: 7	H: 0 LOB: 0 BB: 0 P: 3	R: 0 E: 0 K: 0 S: 3	H: 0 LOB: 0 BB: 0 P: 3	1B: 8 2B: 1 3B: 1 HR: 2	SF: 0 SAC: 2 DP: 0 HBP: 0	WIP: 2 PB: 0 SB: 1 CS: 0	PA: 53
<b>PITCHER</b>	IP	WLS	BF	H	R	ER	SO	BB	IBB	HBP	BLK	WP	HR	S	P	ERA	WHIP						
Joe Haynes, R ERA: 27.0 (1.1)	1.0		9	5	5	4	1	1	0	0	0	0	0	10	14	36.00	6.000						
Bob Ross, L ERA: (2.1)	4.0		18	5	2	0	7	1	0	0	0	1	0	31	35	0.00	1.500						
Julio Moreno, R ERA: 3.0 (6.1)	2.0		7	1	1	1	2	0	0	0	0	0	1	11	11	4.50	0.500						
Mickey Harris, L ERA: 2.0 (8.1)	6.0	W	19	1	0	0	6	0	0	0	0	1	0	31	31	0.00	0.167						

Washington Senators @ St. Louis Browns  
Sportsman's Park, St. Louis, MO  
Tue May 01 1951, 4:33 AM EDT  
Att. 3,346 - Unknown

AB 49  
R 8  
H 12  
RBI 6  
BB 2  
SO 16  
LOB 12





Batter	1	2	3	4	5	6	7	8	9	AB	R	H	RBI	BB	SO	LOB	TOP								
<b>Eddie Yost, R</b> OBP: 0.441, SLG: 0.273 (1.5)										2	1	1	1	4	0	0	<b>Washington Senators @ St. Louis Browns</b> Sportsman's Park, St. Louis, MO Wed May 02 1951, 4:33 AM EDT Att: 2,590 - Unknown  <b>AB 39</b> <b>R 8</b> <b>H 12</b> <b>RBI 8</b> <b>BB 9</b> <b>SO 3</b> <b>LOB 24</b>								
<b>Mike McCormick, R</b> OBP: 0.466, SLG: 0.280 (1.7)										6	1	2	1	0	1	6									
<b>Irv Noren, L</b> OBP: 0.424, SLG: 0.460 (1.8)										5	1	1	0	1	0	2									
<b>Mickey Vernon, L</b> OBP: 0.411, SLG: 0.612 (1.3)									3	2	0	0	2	0	2										
<b>Sam Mele, R</b> OBP: 0.382, SLG: 0.408 (1.9)									4	1	3	2	1	0	0										
<b>Cass Michaels, R</b> OBP: 0.467, SLG: 0.571 (1.4)								5	2	1	2	0	0	5											
<b>Sam Dente, R</b> OBP: 0.400, SLG: 0.300 (1.6)								4	0	2	1	1	0	3											
<b>Mickey Grasso, R</b> OBP: 0.362, SLG: 0.350 (1.2)									5	0	2	1	0	0	3										
<b>Sandy Consuegra, R</b> OBP: 0.077, SLG: 0.077 (1.1)										5	0	0	0	0	2	3									
<b>Inning Stats</b>	R: 0 E: 0 K: 0 S: 2	H: 0 LOB: 0 BB: 1 P: 6	R: 0 E: 0 K: 0 S: 5	H: 2 LOB: 2 BB: 0 P: 5	R: 0 E: 0 K: 1 S: 5	H: 0 LOB: 2 BB: 2 P: 13	R: 1 E: 1 K: 1 S: 8	H: 2 LOB: 3 BB: 1 P: 12	R: 0 E: 0 K: 0 S: 4	H: 1 LOB: 2 BB: 1 P: 8	R: 6 E: 0 K: 0 S: 8	H: 6 LOB: 2 BB: 2 P: 16	R: 0 E: 0 K: 0 S: 4	H: 1 LOB: 1 BB: 0 P: 4	R: 1 E: 1 K: 0 S: 4	H: 0 LOB: 1 BB: 1 P: 8	R: 0 E: 0 K: 1 S: 5	H: 0 LOB: 1 BB: 1 P: 9	1B: 9 2B: 3 3B: 0 HR: 0	SF: 0 SAC: 0 DP: 1 HBP: 0	WP: 0 PB: 0 CS: 0	PA: 48			
<b>PITCHER</b>	IP	WLS	BF	H	R	ER	SO	BB	IBB	HBP	BLK	WP	HR	S	P	ERA	WHIP								
<b>Lou Sleater, L</b> ERA: 7.91 (1.1)	5.2	L	32	9	6	5	2	6	0	0	0	0	0	30	54	7.94	2.647								
<b>Al Widmar, R</b> ERA: 13.11 (6.1)	2.1		12	3	2	1	0	2	0	0	0	0	0	10	18	3.86	2.143								
<b>Irv Medlinger, L</b> ERA: 7.71 (9.1)	1.0		4	0	0	0	1	1	0	0	0	0	0	5	9	0.00	1.000								

Batter	1	2	3	4	5	6	7	8	9	AB	R	H	RBI	BB	SO	LOB	BOTTOM								
<b>Bobby Young, L</b> OBP: 0.324, SLG: 0.371 (1.4)										4	0	0	0	0	0	0	<b>Washington Senators @ St. Louis Browns</b> Sportsman's Park, St. Louis, MO Wed May 02 1951, 4:33 AM EDT Att: 2,590 - Unknown  <b>AB 29</b> <b>R 1</b> <b>H 5</b> <b>RBI 1</b> <b>BB 2</b> <b>SO 3</b> <b>LOB 10</b>								
<b>Johnny Bero, L</b> OBP: 0.500, SLG: 0.500 (1.6)										4	0	3	0	0	0	0									
<b>Jim Delsing, L</b> OBP: 0.300, SLG: 0.553 (1.8)										4	0	0	0	0	1	3									
<b>Ray Coleman, L</b> OBP: 0.408, SLG: 0.739 (1.7)										3	1	1	1	1	1	1									
<b>Ken Wood, R</b> OBP: 0.250, SLG: 0.414 (1.9)										3	0	0	0	0	0	1									
<b>Sherm Lollar, R</b> OBP: 0.441, SLG: 0.464 (1.2)										2	0	0	0	1	0	1									
<b>Fred Marsh, R</b> OBP: 0.385, SLG: 0.538 (1.5)										3	0	1	0	0	0	0									
<b>Hank Arlt, L</b> OBP: 0.333, SLG: 0.353 (1.3)										3	0	0	0	0	0	2									
<b>Lou Sleater, L</b> OBP: 0.286, SLG: 0.571 (1.1)										1	0	0	0	0	0	0									
<b>Al Widmar, R</b> OBP: 0.357, SLG: 0.304 (6. PH)										1	0	0	0	0	0	0									
<b>Irv Medlinger, L</b> OBP: 0.357, SLG: 0.304 (9.1)										0	0	0	0	0	0	0									
<b>Inning Stats</b>	R: 0 E: 0 K: 1 S: 5	H: 0 LOB: 0 BB: 0 P: 5	R: 0 E: 0 K: 0 S: 2	H: 0 LOB: 0 BB: 1 P: 6	R: 0 E: 0 K: 0 S: 3	H: 0 LOB: 0 BB: 0 P: 3	R: 0 E: 0 K: 0 S: 3	H: 1 LOB: 0 BB: 0 P: 3	R: 0 E: 0 K: 0 S: 3	H: 0 LOB: 0 BB: 0 P: 3	R: 0 E: 0 K: 0 S: 3	H: 0 LOB: 0 BB: 0 P: 3	R: 0 E: 0 K: 1 S: 7	H: 2 LOB: 2 BB: 1 P: 11	R: 1 E: 0 K: 1 S: 6	H: 1 LOB: 1 BB: 0 P: 6	1B: 3 2B: 1 3B: 0 HR: 1	SF: 0 SAC: 0 DP: 3 HBP: 0	WP: 0 PB: 0 CS: 0	PA: 31					
<b>PITCHER</b>	IP	WLS	BF	H	R	ER	SO	BB	IBB	HBP	BLK	WP	HR	S	P	ERA	WHIP								
<b>Sandy Consuegra, R</b> ERA: 1.0 (1.1)	9.0	W	31	5	1	1	3	2	0	0	0	0	1	35	43	1.00	0.778								



Batter	1	2	3	4	5	6	7	8	9	AB	R	H	RBI	BB	SO	LOB	TOP								
<b>Eddie Yost, R</b> OBP: 0.453, SLG: 0.375 (1, 5)	0-0 5-3		0-0 G1-4-3		0-0 HR		4-0 BB	0-0 2B		4	1	2	3	1	0	1	<b>Washington Senators @ Chicago White Sox</b> Comiskey Park, Chicago, IL Thu May 03 1951, 4:33 AM EDT Att: 4,058 - Unknown <a href="http://livebaseballscorecards.com">livebaseballscorecards.com</a>								
<b>Mike McCormick, R</b> OBP: 0.476, SLG: 0.300 (1, 7)	0-0 6-3		0-0 BB		0-0 2B		0-0 6-3	0-0 6-3		5	1	2	0	0	0	3									
<b>Irv Noren, L</b> OBP: 0.422, SLG: 0.463 (1, 8)	0-0 F5		4-0 BB		0-0 1B		0-3 K		0-0 4-3	4	1	1	1	1	1	1									
<b>Mickey Vernon, L</b> OBP: 0.410, SLG: 0.593 (1, 3)		0-0 F8	0-3 K		0-0 2B				0-0 4-1	5	1	2	1	0	1	2									
<b>Sam Mele, R</b> OBP: 0.383, SLG: 0.396 (1, 9)		0-0 F8		0-0 F7	0-0 F7				4-0 FC6-4	4	1	1	0	1	0	1									
<b>Cass Michaels, R</b> OBP: 0.450, SLG: 0.684 (1, 4)		0-0 3B		0-0 F9		0-0 6-3			0-0 FC6-4	5	1	2	1	0	0	1									
<b>Sam Dente, R</b> OBP: 0.370, SLG: 0.273 (1, 6)		0-0 4-3		0-0 5-3		0-0 6-3			0-0 6-3	4	0	0	0	0	0	3									
<b>Mickey Grasso, R</b> OBP: 0.373, SLG: 0.349 (1, 2)			0-0 1B		0-0 F4	0-0 6-3			4-0 2B	3	1	1	0	1	0	0									
<b>Connie Marrero, R</b> OBP: 0.364, SLG: 0.300 (1, 1)			0-0 1B		0-3 K		0-0 G3	0-0 F3		4	0	1	0	0	1	3									
<b>Inning Stats</b>	R: 0 E: 0 K: 0 S: 3	H: 0 LOB: 0 BB: 0 P: 3	R: 0 E: 0 K: 0 S: 4	H: 1 LOB: 1 BB: 0 P: 4	R: 1 E: 0 K: 1 S: 7	H: 3 LOB: 2 BB: 1 P: 11	R: 0 E: 0 K: 0 S: 3	H: 0 LOB: 0 BB: 0 P: 3	R: 3 E: 0 K: 1 S: 9	H: 4 LOB: 1 BB: 0 P: 9	R: 0 E: 0 K: 0 S: 3	H: 0 LOB: 0 BB: 0 P: 3	R: 0 E: 0 K: 1 S: 5	H: 0 LOB: 1 BB: 1 P: 9	R: 3 E: 0 K: 0 S: 7	H: 4 LOB: 2 BB: 1 P: 11	R: 0 E: 0 K: 0 S: 3	H: 0 LOB: 1 BB: 1 P: 7	1B: 7 2B: 3 3B: 1 HR: 1	SF: 0 SAC: 0 DP: 1 HBP: 0	WP: 0 PB: 0 CS: 0	PA: 42			
<b>PITCHER</b>	IP	WLS	BF	H	R	ER	SO	BB	IBB	HBP	BLK	WP	HR	S	P	ERA	WHIP								
<b>Billy Pierce, L</b> ERA: 4.35 (1, 1)	7.0	L	33	11	7	7	3	2	0	0	0	0	1	37	45	9.00	1.857								
<b>Bob Mahoney, R</b> ERA: (8, 1)	2.0		9	1	0	0	0	1	1	0	0	0	0	7	15	0.00	1.000								

Batter	1	2	3	4	5	6	7	8	9	AB	R	H	RBI	BB	SO	LOB	BOTTOM								
<b>Chico Carrasquel, R</b> OBP: 0.422, SLG: 0.483 (1, 6)	0-0 6-3		0-0 1B		0-0 E6		0-0 2B		0-0 5-6-3	5	0	2	0	0	0	2	<b>Washington Senators @ Chicago White Sox</b> Comiskey Park, Chicago, IL Thu May 03 1951, 4:33 AM EDT Att: 4,058 - Unknown <a href="http://livebaseballscorecards.com">livebaseballscorecards.com</a>								
<b>Floyd Baker, L</b> OBP: 0.419, SLG: 0.385 (1, 5)	0-0 FC1-5		0-0 1B		0-0 F7		0-0 F5			4	0	2	1	0	0	3									
<b>Minnie Minoso, R</b> OBP: 0.448, SLG: 0.654 (1, 7)	0-0 FC1-5		0-0 4-2		0-0 F8				0-0 6-3	4	0	0	0	0	0	3									
<b>Eddie Robinson, L</b> OBP: 0.438, SLG: 0.650 (1, 3)	0-0 F9		0-0 4-3		0-0 F8		0-0 F8		0-0 F8	4	0	0	0	0	0	1									
<b>Al Zarilla, L</b> OBP: 0.333, SLG: 0.462 (1, 9)		0-3 K2-3		0-0 F8		4-0 BB			0-0 F8	3	0	0	0	1	1	0									
<b>Jim Busby, R</b> OBP: 0.444, SLG: 0.460 (1, 8)		0-3 K		0-0 2B		0-3 K			0-0 F8	4	0	1	0	0	2	1									
<b>Nellie Fox, L</b> OBP: 0.463, SLG: 0.500 (1, 4)		0-0 F8		0-0 L8			0-0 5-3		0-0 2B	4	0	1	0	0	0	1									
<b>Phil Masi, R</b> OBP: 0.400, SLG: 0.263 (1, 2)			0-0 F8		0-0 G4-6-3		0-3 K		0-0 2B	3	0	1	0	0	1	0									
<b>Bud Stewart, L</b> OBP: 0.500, SLG: 0.667 (9, PH)									1-3 2B	1	0	1	0	0	0	0									
<b>Billy Pierce, L</b> OBP: 0.400, SLG: 0.308 (1, 1)									0-0 F6	2	1	1	0	1	0	1									
<b>Bob Mahoney, R</b> (8, 1)										0	0	0	0	0	0	0									
<b>Paul Lehner, L</b> OBP: 0.205, SLG: 0.216 (9, PH)										1	0	0	0	0	0	2									
<b>Inning Stats</b>	R: 0 E: 0 K: 0 S: 4	H: 1 LOB: 1 BB: 0 P: 4	R: 0 E: 0 K: 2 S: 7	H: 0 LOB: 0 BB: 0 P: 7	R: 1 E: 0 K: 0 S: 4	H: 2 LOB: 1 BB: 1 P: 8	R: 0 E: 0 K: 0 S: 4	H: 1 LOB: 1 BB: 0 P: 4	R: 0 E: 0 K: 1 S: 5	H: 0 LOB: 2 BB: 1 P: 9	R: 0 E: 0 K: 1 S: 7	H: 2 LOB: 2 BB: 0 P: 7	R: 0 E: 0 K: 0 S: 3	H: 0 LOB: 0 BB: 0 P: 3	R: 0 E: 0 K: 0 S: 5	H: 2 LOB: 2 BB: 0 P: 5	1B: 5 2B: 5 3B: 0 HR: 0	SF: 0 SAC: 0 DP: 2 HBP: 0	WP: 1 PB: 0 CS: 0	PA: 37					
<b>PITCHER</b>	IP	WLS	BF	H	R	ER	SO	BB	IBB	HBP	BLK	WP	HR	S	P	ERA	WHIP								
<b>Connie Marrero, R</b> ERA: 1.0 (1, 1)	9.0	W	37	9	1	1	4	2	0	0	0	1	0	43	51	1.00	1.222								







Batter	1	2	3	4	5	6	7	8	9	AB	R	H	RBI	BB	SO	LOB	TOP										
<b>Eddie Yost, R</b> (1, 5) OBP: 0.446, SLG: 0.400	4-0 BB		0-0 F8		4-0 BB		4-0 BB			1	0	0	0	3	0	1											
<b>Mike McCormick, R</b> (1, 7) OBP: 0.447, SLG: 0.286	0-0 F4		0-0 G6-4-3		0-0 F3		0-0 F4			4	0	0	0	0	0	7											
<b>Irv Noren, L</b> (1, 8) OBP: 0.370, SLG: 0.397	0-0 F7			0-0 L6	0-0 F4		0-0 4-3			4	0	0	0	0	0	6											
<b>Mickey Vernon, L</b> (1, 3) OBP: 0.371, SLG: 0.540	0-0 4-3			0-0 F2		0-0 G3		0-0 F7		4	0	0	0	0	0	1											
<b>Sam Mele, R</b> (1, 9) OBP: 0.362, SLG: 0.387		0-0 F9		0-0 E5		0-0 F7		0-0 1-3		4	0	0	0	0	0	0											
<b>Cass Michaels, R</b> (1, 4) OBP: 0.379, SLG: 0.519		0-0 F3		0-0 E6		0-0 6-3		0-3 K		4	0	0	0	0	1	1											
<b>Sam Dente, R</b> (1, 6) OBP: 0.349, SLG: 0.250				0-0 L7			0-0 5-3		0-0 F9	4	0	1	0	0	0	2											
<b>Len Okrie, R</b> (1, 2) OBP: 0.667, SLG: 1.000		0-0 F2					4-0 BB BB		0-0 G3	2	0	1	0	1	0	1											
<b>Gil Coan, L</b> (9, PH) OBP: 0.375, SLG: 0.774							BB BB			1	0	0	0	0	0	0											
<b>Bob Kuzava, S</b> (1, 1) OBP: 0.167, SLG: 0.091			0-0 G6-4-3		0-0 F4		4-0 BB		0-0 1-3	2	0	1	0	0	0	1											
<b>Gene Verble, R</b> (7, PH) OBP: 0.294, SLG: 0.214							1-2 BB			0	0	0	0	1	0	0											
<b>Alton Brown, R</b> (7, 1)										0	0	0	0	0	0	0											
<b>Sherry Robertson, L</b> (9, PH)										1	0	0	0	0	0	0											
<b>Inning Stats</b>	R: 0 E: 0 K: 0 S: 3	H: 0 LOB: 1 BB: 1 P: 7	R: 0 E: 0 K: 0 S: 4	H: 1 LOB: 1 BB: 0 P: 4	R: 0 E: 0 K: 0 S: 3	H: 1 LOB: 0 BB: 0 P: 3	R: 0 E: 2 K: 0 S: 5	H: 0 LOB: 2 BB: 0 P: 5	R: 0 E: 0 K: 0 S: 4	H: 1 LOB: 2 BB: 1 P: 8	R: 0 E: 0 K: 0 S: 3	H: 0 LOB: 0 BB: 0 P: 3	R: 0 E: 0 K: 1 S: 5	H: 0 LOB: 0 BB: 0 P: 5	R: 0 E: 0 K: 0 S: 3	H: 0 LOB: 0 BB: 0 P: 3	R: 0 E: 0 K: 0 S: 3	H: 0 LOB: 0 BB: 0 P: 3	1B: 2 2B: 1 3B: 0 HR: 0	SF: 0 SAC: 0 DP: 1 HBP: 0	WP: 0 PB: 0 CS: 0	PA: 36					
<b>PITCHER</b>	IP	WLS	BF	H	R	ER	SO	BB	IBB	HBP	BLK	WP	HR	S	P	ERA	WHIP										
<b>Bob Cain, L</b> (1, 1) ERA: 3.26	6.1	W	28	3	0	0	0	5	0	0	0	0	0	23	43	0.00	1.263										
<b>Randy Gumpert, R</b> (7, 1) ERA: 3.06	2.2	S	8	0	0	0	1	0	0	0	0	0	0	10	10	0.00	0.000										

Washington Senators @ Chicago White Sox  
Comiskey Park, Chicago, IL  
Sat May 05 1951, 4:33 AM EDT  
Att: 3,109 - Unknown

AB 31  
R 0  
H 3  
RBI 0  
BB 5  
SO 1  
LOB 20



Batter	1	2	3	4	5	6	7	8	9	AB	R	H	RBI	BB	SO	LOB	BOTTOM										
<b>Chico Carrasquel, R</b> (1, 6) OBP: 0.413, SLG: 0.471	0-0 F7		4-0 1B BB		0-0 FC6-4 1B	4-3		0-0 F6		4	1	1	0	1	0	1											
<b>Al Zarilla, L</b> (1, 9) OBP: 0.343, SLG: 0.443	4-0 CS BB		0-0 1B		0-0 FC6-4 3B		0-0 1B BB	0-0 F6		4	2	2	0	1	0	1											
<b>Minnie Minoso, R</b> (1, 7) OBP: 0.459, SLG: 0.727	0-3 K		0-0 1B		0-0 F8 3B		0-0 F8	0-3 K		5	1	2	2	0	2	2											
<b>Eddie Robinson, L</b> (1, 3) OBP: 0.429, SLG: 0.596		0-0 F8	0-0 4-3		0-0 F8		4-0 BB 1B BB			3	1	0	1	1	0	2											
<b>Hank Majeski, R</b> (1, 5) OBP: 0.226, SLG: 0.267		0-0 4-3			0-0 F9		0-3 K			3	0	0	0	0	0	0											
<b>Floyd Baker, L</b> (6, 5) OBP: 0.441, SLG: 0.370				0-0 FC1-5 1B	0-0 F9					1	0	0	0	0	1	2											
<b>Jim Busby, R</b> (1, 8) OBP: 0.476, SLG: 0.492		0-0 S 1B		0-0 FC1-5 1B		0-0 S SH1-3 3B 1B	0-0 BB BB 1B			4	2	4	0	0	0	0											
<b>Nellie Fox, L</b> (1, 4) OBP: 0.419, SLG: 0.434		0-0 F3		0-0 FC1-5 FC6-4		0-0 SH1-3	4-0 FC5 BB BB			2	0	0	1	1	0	3											
<b>Phil Masi, R</b> (1, 2) OBP: 0.433, SLG: 0.364			0-0 F7	0-0 FC6-4	0-0 FC6-4	0-0 SH1-3	4-0 FC5 BB			3	0	1	2	1	0	1											
<b>Bob Cain, L</b> (1, 1) OBP: 0.143, SLG: 0.286			0-3 K		0-3 K		4-0 BB			3	0	0	0	0	2	2											
<b>Randy Gumpert, R</b> (7, 1) OBP: 0.250, SLG: 0.250							1-2 2-3 3-H			1	0	0	0	0	0	3											
<b>Inning Stats</b>	R: 0 E: 0 K: 1 S: 4	H: 0 LOB: 0 BB: 1 P: 8	R: 0 E: 0 K: 0 S: 4	H: 1 LOB: 1 BB: 0 P: 4	R: 1 E: 0 K: 1 S: 7	H: 2 LOB: 1 BB: 1 P: 11	R: 1 E: 2 K: 1 S: 7	H: 1 LOB: 1 BB: 0 P: 7	R: 2 E: 0 K: 0 S: 5	H: 2 LOB: 0 BB: 0 P: 5	R: 1 E: 0 K: 0 S: 5	H: 2 LOB: 1 BB: 0 P: 5	R: 2 E: 0 K: 1 S: 7	H: 2 LOB: 3 BB: 3 P: 19	R: 0 E: 0 K: 1 S: 5	H: 0 LOB: 0 BB: 0 P: 5	R: 0 E: 0 K: 1 S: 5	H: 0 LOB: 0 BB: 0 P: 5	1B: 8 2B: 0 3B: 2 HR: 0	SF: 0 SAC: 1 DP: 0 HBP: 0	WP: 0 PB: 0 CS: 1	PA: 39					
<b>PITCHER</b>	IP	WLS	BF	H	R	ER	SO	BB	IBB	HBP	BLK	WP	HR	S	P	ERA	WHIP										
<b>Bob Kuzava, L</b> (1, 1) ERA: 4.94	6.0	L	28	8	5	4	3	2	0	0	0	0	0	32	40	6.00	1.667										
<b>Alton Brown, R</b> (7, 1) ERA: 9.64	2.0		11	2	2	2	2	3	0	0	0	0	0	12	24	9.00	2.500										

Washington Senators @ Chicago White Sox  
Comiskey Park, Chicago, IL  
Sat May 05 1951, 4:33 AM EDT  
Att: 3,109 - Unknown

AB 33  
R 7  
H 10  
RBI 6  
BB 5  
SO 5  
LOB 17





Batter	1	2	3	4	5	6	7	8	9	AB	R	H	RBI	BB	SO	LOB	TOP								
<b>Eddie Yost, R</b> OBP: 0.468, SLG: 0.466 (1, 5)	4-0 BB		0-0 L5		0-0 HR		4-0 1B BB	0-0 1B		3	2	4	2	0	0		<b>Washington Senators @ Cleveland Indians</b> Cleveland Municipal Stadium, Cleveland, OH Sun May 06 1951, 3:33 AM EDT Unknown <a href="http://livebaseballscorecards.com">livebaseballscorecards.com</a>								
<b>Mike McCormick, R</b> OBP: 0.423, SLG: 0.275 (1, 7)	0-0 F9		0-0 F2		0-0 1B		0-0 4-3	0-0 F7		5	0	1	0	0	0	4									
<b>Irv Noren, L</b> OBP: 0.385, SLG: 0.403 (1, 8)	0-3 K		0-0 1B		0-0 E1		0-0 1B		4-0 1B BB	4	1	2	1	1	1	2									
<b>Mickey Vernon, L</b> OBP: 0.373, SLG: 0.522 <b>Willy Miranda, S</b> (9, 3)	0-3 K		0-0 PO		0-0 L7		4-0 1B		0-0 1B	4	0	1	0	1	1	3									
<b>Sam Mele, R</b> OBP: 0.356, SLG: 0.369 <b>Shery Robertson, L</b> OBP: 0.333, SLG: 0.200 (8, 9)		4-0 1B BB		0-0 1-3		0-0 F9		0-0 6-3		3	1	0	0	1	0	4									
<b>Cass Michaels, R</b> OBP: 0.353, SLG: 0.469 (1, 4)		0-0 E8 F8 1B		0-0 5-3		0-0 F6		0-0 L8		5	1	1	0	0	1	2									
<b>Sam Dente, R</b> OBP: 0.353, SLG: 0.281 (1, 6)		0-0 F8				0-0 SH5-3 HR 2B		0-0 F4		5	1	2	1	0	0	0									
<b>Len Okrie, R</b> OBP: 0.429, SLG: 0.400 (1, 2)		0-0 F6				0-0 SH5-3		0-0 F8		3	1	0	0	1	0	2									
<b>Julio Moreno, R</b> OBP: 0.500, SLG: 0.333 (1, 1)		0-0 6-3				4-0 HR BB		0-0 1B		3	1	1	0	1	0	0									
<b>Inning Stats</b>	R: 0 E: 0 K: 2 S: 7	H: 0 LOB: 1 BB: 1 P: 11	R: 2 E: 1 K: 0 S: 4	H: 1 LOB: 0 BB: 1 P: 8	R: 0 E: 0 K: 0 S: 3	H: 1 LOB: 0 BB: 0 P: 3	R: 0 E: 0 K: 0 S: 3	H: 0 LOB: 0 BB: 0 P: 3	R: 3 E: 1 K: 0 S: 7	H: 3 LOB: 2 BB: 1 P: 11	R: 0 E: 0 K: 0 S: 3	H: 0 LOB: 0 BB: 0 P: 3	R: 1 E: 0 K: 0 S: 4	H: 1 LOB: 2 BB: 2 P: 12	R: 1 E: 0 K: 0 S: 5	H: 2 LOB: 2 BB: 1 P: 9		R: 1 E: 0 K: 1 S: 7	H: 3 LOB: 2 BB: 1 P: 11	1B: 9 2B: 1 3B: 0 HR: 1	SF: 0 SAC: 1 DP: 0 HBP: 0	WP: 0 PB: 0 SB: 1 CS: 0	PA: 45		
<b>PITCHER</b>	IP	WLS	BF	H	R	ER	SO	BB	IBB	HBP	BLK	WP	HR	S	P	ERA	WHIP								
<b>Lou Brissie, L</b> ERA: 8.85 (1, 1)	5.0	L	23	5	5	4	2	3	0	0	0	0	1	24	36	7.20	1.600								
<b>George Zuverink, R</b> ERA: 5.05 (6, 1)	2.0		9	1	1	1	0	2	0	0	0	0	0	7	15	4.50	1.500								
<b>Bubba Harris, R</b> ERA: 9.0 (8, 1)	2.0		12	5	2	2	1	2	0	0	0	0	0	12	20	9.00	3.500								

Batter	1	2	3	4	5	6	7	8	9	AB	R	H	RBI	BB	SO	LOB	BOTTOM								
<b>Dale Mitchell, L</b> OBP: 0.357, SLG: 0.298 (1, 7)	0-0 F7		0-0 2B 1B		0-0 1B			0-0 4-3		4	1	2	0	0	0	0	<b>Washington Senators @ Cleveland Indians</b> Cleveland Municipal Stadium, Cleveland, OH Sun May 06 1951, 3:33 AM EDT Unknown <a href="http://livebaseballscorecards.com">livebaseballscorecards.com</a>								
<b>Bobby Avila, R</b> OBP: 0.397, SLG: 0.255 (1, 4)	0-0 5-3		0-0 4-3		0-0 L5		0-0 6-3			4	0	0	0	0	0	2									
<b>Harry Simpson, L</b> OBP: 0.500, SLG: 0.500 (1, 3)	0-0 2B		4-0 2B PO BB		0-0 4-3		4-0 1B BB			2	0	1	0	2	0	1									
<b>Al Rosen, R</b> OBP: 0.403, SLG: 0.475 (1, 5)	0-0 F4		0-0 2B		0-0 F4		0-0 1B		0-0 1B	4	0	2	1	0	0	1									
<b>Larry Doby, L</b> OBP: 0.431, SLG: 0.600 (1, 8)		0-0 G3		4-0 IBB		0-0 G6-4-3 1B		0-0 G3		3	0	1	0	1	0	2									
<b>Bob Kennedy, R</b> OBP: 0.349, SLG: 0.364 (1, 9)		4-0 1B BB		0-0 PO		0-0 F8		0-0 G6-4-3		3	0	0	0	1	0	1									
<b>Ray Boone, R</b> OBP: 0.280, SLG: 0.200 (1, 6)		0-0 G1-4-3 1B		0-0 6-3			0-0 F2		0-0 F2	4	0	1	0	0	0	0									
<b>Jim Hegan, R</b> OBP: 0.346, SLG: 0.364 (1, 2)		0-0 G1-4-3		0-0 4-3			0-0 5-3		0-0 F3	4	0	0	0	0	0	2									
<b>Lou Brissie, L</b> OBP: 0.250, SLG: 0.250 <b>Snuffy Stirrweiss, R</b> (5, PH)			0-0 F9			0-3 K		0-0 F5		1	0	0	0	0	0	0									
<b>George Zuverink, R</b> (6, 1)										1	0	0	0	0	0	1									
<b>Mitt Nielsen, L</b> (7, PH)										0	0	0	0	0	0	0									
<b>Bubba Harris, R</b> (8, 1)										0	0	0	0	0	0	0									
<b>Inning Stats</b>	R: 0 E: 0 K: 0 S: 4	H: 1 LOB: 1 BB: 0 P: 4	R: 0 E: 0 K: 0 S: 3	H: 1 LOB: 1 BB: 1 P: 7	R: 1 E: 0 K: 0 S: 4	H: 2 LOB: 2 BB: 2 P: 12	R: 0 E: 0 K: 0 S: 3	H: 0 LOB: 0 BB: 0 P: 3	R: 0 E: 0 K: 1 S: 6	H: 1 LOB: 1 BB: 0 P: 6	R: 0 E: 0 K: 0 S: 3	H: 1 LOB: 0 BB: 0 P: 3	R: 0 E: 0 K: 0 S: 4	H: 0 LOB: 2 BB: 1 P: 8	R: 0 E: 0 K: 0 S: 3	H: 0 LOB: 0 BB: 0 P: 3	1B: 5 2B: 2 3B: 0 HR: 0	SF: 0 SAC: 0 DP: 2 HBP: 0	WP: 0 PB: 0 SB: 0 CS: 0	PA: 36					
<b>PITCHER</b>	IP	WLS	BF	H	R	ER	SO	BB	IBB	HBP	BLK	WP	HR	S	P	ERA	WHIP								
<b>Julio Moreno, R</b> ERA: 1.5 (1, 1)	9.0	W	35	7	1	1	1	3	1	0	0	0	0	33	49	1.00	1.111								





Batter	1	2	3	4	5	6	7	8	9	AB	R	H	RBI	BB	SO	LOB	TOP								
<b>Eddie Yost, R</b> OBP: 0.464, SLG: 0.452 (1,5)	L5	K2-3		FC4-6 BB		F6			BB 1B	4	0	1	0	1	1	2	<b>Washington Senators @ Cleveland Indians</b> Cleveland Municipal Stadium, Cleveland, OH Sun May 06 1951, 3:38 AM EDT Att: 25,944 - Unknown <a href="http://livebaseballscorecards.com">livebaseballscorecards.com</a>								
<b>Gil Coan, L</b> OBP: 0.405, SLG: 0.735 (1,7)	F8 BB BB		1B BB	F8		L4			BB 1-2 BB	3	1	1	0	2	0	1									
<b>Irv Noren, L</b> OBP: 0.373, SLG: 0.380 (1,8)	FC6 BB		F7	FC4-6 1-2		E6 5-3 1B			F5	4	0	0	0	1	0	4									
<b>Sam Mele, R</b> OBP: 0.372, SLG: 0.386 (1,3)	F8		BB BB F9 1B			FC1-6 1B			F8	5	1	3	0	0	0	4									
<b>Sherry Robertson, L</b> OBP: 0.273, SLG: 0.111 (1,9)	FC6 1-2		BB BB BB BB BB BB	FC1-6 1-2		5-3 1B			K	4	0	0	0	1	1	7									
<b>Cass Michaels, R</b> OBP: 0.342, SLG: 0.429 (1,4)		4-3		FC6-4 BB		F8				3	0	0	1	1	1	3									
<b>Sam Dente, R</b> OBP: 0.347, SLG: 0.267 (1,6)		BB BB BB BB		F9 BB BB		4-3			6-3	3	0	0	1	1	0	3									
<b>Len Okrie, R</b> OBP: 0.300, SLG: 0.250 (1,2)		F4		FC6-4 1-2		K			4-3	3	0	0	0	0	1	3									
<b>Mike McCormick, R</b> OBP: 0.415, SLG: 0.268 (8, PH)										1	0	0	0	0	0	0									
<b>Frank Sacka, R</b> OBP: 0.250, SLG: 0.250 (8, 2)										0	0	0	0	0	0	0									
<b>Bob Ross, R</b> (1, 1)										2	0	0	0	1	0	0									
<b>Gene Verble, R</b> OBP: 0.239, SLG: 0.209 (8, PH)										1	0	0	0	0	0	0									
<b>Joe Haynes, R</b> (8, 1)										0	0	0	0	0	0	0									
<b>Inning Stats</b>	R: 0 E: 0 K: 0 S: 3	H: 0 LOB: 2 BB: 2 P: 11	R: 0 E: 0 K: 1 S: 5	H: 0 LOB: 2 BB: 2 P: 13	R: 2 E: 0 K: 0 S: 5	H: 2 LOB: 2 BB: 2 P: 13	R: 0 E: 0 K: 0 S: 3	H: 0 LOB: 1 BB: 0 P: 7	R: 0 E: 0 K: 0 S: 4	H: 1 LOB: 1 BB: 0 P: 4	R: 0 E: 0 K: 1 S: 5	H: 0 LOB: 0 BB: 0 P: 5	R: 0 E: 1 K: 1 S: 7	H: 1 LOB: 2 BB: 0 P: 7	R: 0 E: 0 K: 0 S: 3	H: 0 LOB: 0 BB: 0 P: 3	R: 0 E: 0 K: 1 S: 6	H: 1 LOB: 2 BB: 1 P: 10	1B: 5 2B: 0 3B: 0 HR: 0	SF: 0 SAC: 0 DP: 0 HBP: 0	WP: 0 PB: 0 SB: 0 CS: 0	PA: 41			
<b>PITCHER</b>	IP	WLS	BF	H	R	ER	SO	BB	IBB	HBP	BLK	WP	HR	S	P	ERA	WHIP								
<b>Bob Chakales, R</b> ERA: 1.8 (1, 1)	8.0	W	38	5	2	2	3	8	0	0	0	0	0	36	68	2.25	1.625								
<b>Lou Brissie, L</b> ERA: 6.56 (9, 1)	1.0	S	3	0	0	0	1	0	0	0	0	0	0	5	5	0.00	0.000								

Batter	1	2	3	4	5	6	7	8	9	AB	R	H	RBI	BB	SO	LOB	BOTTOM								
<b>Dale Mitchell, L</b> OBP: 0.351, SLG: 0.283 (1,7)	5-3			6-3		F7				3	0	0	0	1	0	1	<b>Washington Senators @ Cleveland Indians</b> Cleveland Municipal Stadium, Cleveland, OH Sun May 06 1951, 3:38 AM EDT Att: 25,944 - Unknown <a href="http://livebaseballscorecards.com">livebaseballscorecards.com</a>								
<b>Bobby Avila, R</b> OBP: 0.417, SLG: 0.281 (1,4)	HR BB	F8		E S BB		2B				2	1	1	0	2	0	2									
<b>Harry Simpson, L</b> OBP: 0.462, SLG: 0.455 (1,3)	K			2B 1B		K				4	1	1	0	0	2	2									
<b>Al Rosen, R</b> OBP: 0.394, SLG: 0.508 (1,5)	HR			F8		F3			E5 G4-6-3	4	1	1	2	0	0	2									
<b>Larry Doby, L</b> OBP: 0.420, SLG: 0.569 (1,8)	BB			F8		F7			G4-6-3 1-2	3	0	0	0	1	0	2									
<b>Allie Clark, R</b> OBP: 0.500, SLG: 1.000 (1,9)	F4					5-3			L7	2	1	1	0	0	0	1									
<b>Bob Kennedy, R</b> OBP: 0.338, SLG: 0.351 (5,9)				1B 2B						2	0	0	0	0	0	0									
<b>Ray Boone, R</b> OBP: 0.296, SLG: 0.224 (1,6)		L6		CI 1B		CS 1B			F8	4	0	2	2	0	0	0									
<b>Birdie Tebbetts, R</b> OBP: 0.500, SLG: 0.444 (1,2)				SH2-4 1B		CI FC6-4 2B 1B			6-3	3	0	2	0	0	0	0									
<b>Bob Chakales, R</b> (1, 1)										2	0	0	0	0	1	3									
<b>Lou Brissie, L</b> OBP: 0.250, SLG: 0.250 (9, 1)		SH2-4		FC6-4		K				0	0	0	0	0	0	0									
<b>Inning Stats</b>	R: 2 E: 0 K: 1 S: 6	H: 1 LOB: 1 BB: 2 P: 14	R: 0 E: 0 K: 0 S: 4	H: 1 LOB: 1 BB: 1 P: 8	R: 2 E: 1 K: 0 S: 7	H: 3 LOB: 2 BB: 0 P: 7	R: 0 E: 0 K: 1 S: 5	H: 0 LOB: 1 BB: 1 P: 9	R: 0 E: 0 K: 0 S: 3	H: 1 LOB: 0 BB: 0 P: 3	R: 0 E: 0 K: 1 S: 6	H: 2 LOB: 2 BB: 0 P: 6	R: 0 E: 1 K: 0 S: 3	H: 0 LOB: 0 BB: 0 P: 3	R: 0 E: 0 K: 0 S: 3	H: 0 LOB: 0 BB: 0 P: 3	R: 0 E: 0 K: 1 S: 6	H: 0 LOB: 0 BB: 0 P: 3	1B: 5 2B: 2 3B: 0 HR: 1	SF: 0 SAC: 1 DP: 1 HBP: 0	WP: 0 PB: 0 SB: 2 CS: 1	PA: 36			
<b>PITCHER</b>	IP	WLS	BF	H	R	ER	SO	BB	IBB	HBP	BLK	WP	HR	S	P	ERA	WHIP								
<b>Bob Ross, L</b> ERA: 3.0 (1, 1)	7.0	L	32	8	4	4	3	4	0	0	0	0	0	34	50	5.14	1.714								
<b>Joe Haynes, R</b> ERA: 9.64 (8, 1)	1.0		3	0	0	0	0	0	0	0	0	0	0	3	3	0.00	0.000								



Batter	1	2	3	4	5	6	7	8	9	AB	R	H	RBI	BB	SO	LOB	TOP				
<b>Eddie Yost, R</b> OBP: 0.472, SLG: 0.446 (1.5)	0-0 5-3		0-0 1-4-3	0-0 1B	1-0 3B WP HBP		0-0 SH1-4		4-0 1B BB	3	1	1	0	1	0	0	<b>Washington Senators @ Cleveland Indians</b> Cleveland Municipal Stadium, Cleveland, OH Mon May 07 1951, 3:33 AM EDT Att: 3,261 - Unknown <a href="http://livebaseballscorecards.com">livebaseballscorecards.com</a>				
<b>Gil Coan, L</b> OBP: 0.442, SLG: 0.718 (1.7)	0-0 G4-6-3 1B		0-0 1-3	0-0 1B	4-0 3B BB		0-0 F7		0-0 1B	5	1	3	1	1	0	1					
<b>Irv Noren, L</b> OBP: 0.371, SLG: 0.395 (1.8)	0-0 G4-6-3 1-2		0-0 1-3	0-0 F5	0-0 3B		4-0 BB		0-0 F4	5	0	1	2	1	0	7					
<b>Sam Mele, R</b> OBP: 0.381, SLG: 0.378 (1.3)		4-0 1B BB		0-0 1B	4-0 BB		0-0 F8		0-3 K	4	2	1	0	2	1	8					
<b>Mike McCormick, R</b> OBP: 0.414, SLG: 0.283 (1.9)		0-3 K		0-0 1B	0-0 1B		0-0 F4			5	2	2	0	0	1	3					
<b>Cass Michaels, R</b> OBP: 0.372, SLG: 0.450 (1.4)		0-0 1B		0-0 1B	0-0 2B 1B		0-0 5-3		0-0 5-3	5	2	3	1	0	0	0					
<b>Sam Dente, R</b> OBP: 0.351, SLG: 0.292 (1.6)		0-0 F6		0-0 1B	0-0 G3 WP 2B		0-0 1-3		0-0 F7	5	2	2	3	0	0	2					
<b>Frank Sacka, R</b> OBP: 0.444, SLG: 0.444 (1.2)		0-0 1B		0-0 1B	0-3 K2-3		0-3 K		0-0 1B	5	1	3	2	0	2	1					
<b>Sandy Consuegra, R</b> OBP: 0.125, SLG: 0.125 (1.1)		0-3 K		0-0 1B	0-0 G3		4-0 SH1-4 BB		0-0 6-3	3	0	1	1	0	1	3					
<b>Mickey Harris, L</b> OBP: 0.500, SLG: 0.333 (5.1)				1-2 3H 1B	2-3				1-2	1	0	0	0	1	0	1					
<b>Inning Stats</b>	R: 0 E: 0 K: 0 S: 3	H: 1 LOB: 0 BB: 0 P: 3	R: 1 E: 0 K: 2 S: 9	H: 2 LOB: 2 BB: 1 P: 13	R: 0 E: 0 K: 0 S: 3	H: 0 LOB: 0 BB: 0 P: 3	R: 5 E: 0 K: 0 S: 10	H: 8 LOB: 2 BB: 0 P: 10	R: 5 E: 0 K: 1 S: 9	H: 4 LOB: 2 BB: 2 P: 18	R: 0 E: 0 K: 1 S: 5	H: 0 LOB: 0 BB: 0 P: 5	R: 0 E: 0 K: 0 S: 3	H: 0 LOB: 2 BB: 2 P: 11	R: 0 E: 0 K: 0 S: 3	H: 2 LOB: 3 BB: 1 P: 11	1B: 15 2B: 1 3B: 1 HR: 0	SF: 0 SAC: 1 DP: 2 HBP: 1	WP: 1 PB: 0 CS: 0	PA: 49	
<b>PITCHER</b>	IP WLS BF H R ER SO	IP WLS BF H R ER SO	IP WLS BF H R ER SO	IP WLS BF H R ER SO	IP WLS BF H R ER SO	IP WLS BF H R ER SO	IP WLS BF H R ER SO	IP WLS BF H R ER SO	IP WLS BF H R ER SO	IP WLS BF H R ER SO	IP WLS BF H R ER SO	IP WLS BF H R ER SO	IP WLS BF H R ER SO	IP WLS BF H R ER SO	IP WLS BF H R ER SO	IP WLS BF H R ER SO	ERA WHIP	ERA WHIP			
<b>Johnny Vander Meer, L</b> ERA: 18.0 (1.1)	3.0	L	17	8	6	6	2	1	0	0	0	0	0	0	0	0	0	18.00	3.000		
<b>Jerry Fahr, R</b> ERA: 9.0 (4.1)	1.0		5	3	0	0	0	0	0	0	0	0	0	0	0	0	0	0.00	3.000		
<b>Dick Rozek, L</b> ERA: (5.1)	0.0		3	3	3	3	0	0	0	0	0	0	0	0	0	0	∞	∞			
<b>George Zuverink, R</b> ERA: 6.14 (5.1)	2.0		10	1	2	2	2	2	0	1	0	1	0	11	20	9.00	1.500				
<b>Bubba Harris, R</b> ERA: 6.75 (7.1)	2.0		8	0	0	0	0	2	0	0	0	0	0	6	14	0.00	1.000				

Batter	1	2	3	4	5	6	7	8	9	AB	R	H	RBI	BB	SO	LOB	BOTTOM					
<b>Dale Mitchell, L</b> OBP: 0.380, SLG: 0.400 (1.7)	0-0 1B		0-0 2B	0-0 1H 3H 3B		0-0 F7		0-0 1B 3B		5	1	4	2	0	0	1	<b>Washington Senators @ Cleveland Indians</b> Cleveland Municipal Stadium, Cleveland, OH Mon May 07 1951, 3:33 AM EDT Att: 3,261 - Unknown <a href="http://livebaseballscorecards.com">livebaseballscorecards.com</a>					
<b>Bobby Avila, R</b> OBP: 0.416, SLG: 0.290 (1.4)	0-0 1B		0-0 5-3		0-0 3-4-3		0-3 K		0-0 1B	5	0	2	1	0	1	2						
<b>Harry Simpson, L</b> OBP: 0.419, SLG: 0.385 (1.3)	0-0 F7		0-0 6-3		4-0 1B HR BB		0-0 4-3		0-0 F5	4	1	0	0	1	0	5						
<b>Al Rosen, R</b> OBP: 0.408, SLG: 0.507 (1.5)	0-3 K		0-0 1B	0-0 2B 1B	0-0 1B HR		4-0 BB BB		0-0 F9	4	2	2	0	1	1	3						
<b>Larry Doby, L</b> OBP: 0.432, SLG: 0.667 (1.8)	0-3 K		0-0 1B	0-0 2B 1B	0-0 1B HR		0-0 F6		0-0 HR	5	3	3	4	0	1	3						
<b>Allie Clark, R</b> OBP: 0.426, SLG: 1.143 (1.9)		0-0 F8		0-0 F8 3B 2B	0-0 6-3		0-3 K		0-0 HR	5	2	2	3	0	1	1						
<b>Ray Boone, R</b> OBP: 0.305, SLG: 0.212 (1.6)		0-0 L6		0-0 6-3	4-0 BB		4-0 BB		0-0 F4	3	0	0	0	2	0	1						
<b>Jim Hegan, R</b> OBP: 0.333, SLG: 0.333 (1.2)		0-0 F8		4-0 3B BB	0-0 F7		0-0 F3		0-3 K	4	1	0	0	1	1	3						
<b>Johnny Vander Meer, S</b> Jerry Fahr, R Mike Nelson, L Dick Rozek, L George Zuverink, R Sandy Consuegra, R Bubba Harris, R Lou Klein, R Steve Gromek, S Birdie Toboals, R			0-0 F8	0-0 F8		4-0 BB		0-3 K	0-0 F8	1	0	0	0	0	0	0						
<b>Inning Stats</b>	R: 0 E: 0 K: 2 S: 9	H: 2 LOB: 0 BB: 0 P: 9	R: 0 E: 0 K: 0 S: 3	H: 0 LOB: 0 BB: 0 P: 3	R: 0 E: 0 K: 0 S: 4	H: 1 LOB: 1 BB: 0 P: 4	R: 4 E: 0 K: 0 S: 6	H: 4 LOB: 1 BB: 1 P: 10	R: 3 E: 0 K: 0 S: 5	H: 2 LOB: 1 BB: 2 P: 13	R: 0 E: 0 K: 1 S: 5	H: 0 LOB: 1 BB: 1 P: 9	R: 0 E: 0 K: 1 S: 5	H: 0 LOB: 2 BB: 2 P: 13	R: 1 E: 0 K: 1 S: 7	H: 2 LOB: 1 BB: 0 P: 7	R: 2 E: 0 K: 1 S: 7	H: 2 LOB: 0 BB: 0 P: 7	1B: 6 2B: 2 3B: 2 HR: 3	SF: 0 SAC: 0 DP: 0 HBP: 0	WP: 0 PB: 0 CS: 0	PA: 45
<b>PITCHER</b>	IP WLS BF H R ER SO	IP WLS BF H R ER SO	IP WLS BF H R ER SO	IP WLS BF H R ER SO	IP WLS BF H R ER SO	IP WLS BF H R ER SO	IP WLS BF H R ER SO	IP WLS BF H R ER SO	IP WLS BF H R ER SO	IP WLS BF H R ER SO	IP WLS BF H R ER SO	IP WLS BF H R ER SO	IP WLS BF H R ER SO	IP WLS BF H R ER SO	IP WLS BF H R ER SO	IP WLS BF H R ER SO	ERA WHIP	ERA WHIP				
<b>Sandy Consuegra, R</b> ERA: 2.87 (1.1)	4.1		23	9	7	7	2	2	0	0	0	0	0	0	0	0	2.87	2.538				
<b>Mickey Harris, L</b> ERA: 3.14 (5.1)	4.2	W	22	4	3	3	4	4	0	0	0	0	0	2	26	42	5.79	1.714				



Batter	1	2	3	4	5	6	7	8	9	AB	R	H	RBI	BB	SO	LOB	TOP					
<b>Eddie Yost, R</b> OBP: 0.462, SLG: 0.435 (1, 5)										4	0	1	0	0	1	1	<b>Washington Senators @ Detroit Tigers</b> Briggs Stadium, Detroit, MI Wed May 09 1951, 4:33 AM EDT Att: 3,799 - Unknown <a href="http://livebaseballscorecards.com">livebaseballscorecards.com</a>					
<b>Gil Coan, L</b> OBP: 0.447, SLG: 0.744 (1, 7)										4	0	2	0	0	0	1						
<b>Irv Noren, L</b> OBP: 0.366, SLG: 0.388 (1, 8)										4	0	1	0	0	0	2						
<b>Sam Mele, R</b> OBP: 0.375, SLG: 0.372 (1, 3)										4	0	1	0	0	0	3						
<b>Mike McCormick, R</b> OBP: 0.403, SLG: 0.280 (1, 9)									4	0	1	0	0	0	3							
<b>Cass Michaels, R</b> OBP: 0.348, SLG: 0.419 (1, 4)										3	0	0	0	0	1	1						
<b>Sam Dente, R</b> OBP: 0.338, SLG: 0.279 (1, 6)									3	0	0	0	0	0	0	0						
<b>Mike Guerra, R</b> OBP: 0.293, SLG: 0.171 (1, 2)									3	0	1	0	0	0	0	0						
<b>Al Sima, R</b> OBP: 0.250, SLG: 0.286 (1, 1)									2	0	0	0	0	0	2	0						
<b>Gene Verble, R</b> OBP: 0.234, SLG: 0.205 (8, PH)									1	0	0	0	0	0	0	1						
<b>Joe Haynes, R</b> (8, 1)									0	0	0	0	0	0	0	0						
<b>Inning Stats</b>	R: 0 E: 0 K: 0 S: 4	H: 1 LOB: 1 BB: 0 P: 4	R: 0 E: 0 K: 0 S: 3	H: 1 LOB: 0 BB: 0 P: 3	R: 0 E: 0 K: 1 S: 5	H: 0 LOB: 0 BB: 0 P: 5	R: 0 E: 0 K: 0 S: 4	H: 1 LOB: 1 BB: 0 P: 4	R: 0 E: 0 K: 0 S: 3	H: 0 LOB: 0 BB: 0 P: 3	R: 0 E: 0 K: 2 S: 8	H: 1 LOB: 1 BB: 0 P: 8	R: 0 E: 0 K: 1 S: 5	H: 0 LOB: 0 BB: 0 P: 5	R: 0 E: 0 K: 0 S: 4	H: 1 LOB: 1 BB: 0 P: 4	R: 0 E: 0 K: 0 S: 4	H: 2 LOB: 1 BB: 0 P: 4	1B: 5 2B: 2 3B: 0 HR: 0	SF: 0 SAC: 0 DP: 2 HBP: 0	WP: 0 PB: 0 SB: 0 CS: 0	PA: 32
<b>PITCHER</b> <b>Hal Newhouser, L</b> ERA: 2.48 (1, 1)	IP: 9.0 WLS: W BF: 32 H: 7 R: 0 ER: 0 SO: 4 BB: 0 IBB: 0 HBP: 0 BLK: 0 WP: 0 HR: 0 S: 40 P: 40 ERA: 0.00 WHIP: 0.778															<b>PITCHER</b>						

Batter	1	2	3	4	5	6	7	8	9	AB	R	H	RBI	BB	SO	LOB	BOTTOM					
<b>Jerry Priddy, R</b> OBP: 0.347, SLG: 0.349 (1, 4)										4	1	1	0	0	0	0	<b>Washington Senators @ Detroit Tigers</b> Briggs Stadium, Detroit, MI Wed May 09 1951, 4:33 AM EDT Att: 3,799 - Unknown <a href="http://livebaseballscorecards.com">livebaseballscorecards.com</a>					
<b>Don Kolloway, R</b> OBP: 0.306, SLG: 0.364 (1, 3)										3	0	0	0	0	0	0						
<b>Dick Kryhoski, L</b> OBP: 0.512, SLG: 0.711 (8, PH) (9, 3)										1	1	1	0	0	0	0						
<b>George Kell, R</b> OBP: 0.327, SLG: 0.277 (1, 5)										4	0	1	1	0	0	0						
<b>Vic Wertz, L</b> OBP: 0.372, SLG: 0.433 (1, 9)										3	1	1	1	1	0	0						
<b>Hoot Evers, R</b> OBP: 0.266, SLG: 0.241 (1, 8)										4	0	1	0	0	1	3						
<b>Steve Souchock, R</b> OBP: 0.333, SLG: 0.583 (1, 7)										3	1	2	1	0	0	1						
<b>Joe Ginsberg, L</b> OBP: 0.423, SLG: 0.466 (1, 2)										2	0	0	0	1	1	0						
<b>Johnny Lipon, R</b> OBP: 0.286, SLG: 0.258 (1, 6)										3	0	0	1	0	0	2						
<b>Hal Newhouser, L</b> OBP: 0.308, SLG: 0.250 (1, 1)										3	0	0	0	0	0	2						
<b>Inning Stats</b>	R: 0 E: 0 K: 0 S: 3	H: 0 LOB: 0 BB: 0 P: 3	R: 1 E: 0 K: 1 S: 6	H: 1 LOB: 2 BB: 2 P: 14	R: 0 E: 0 K: 0 S: 3	H: 0 LOB: 0 BB: 0 P: 3	R: 1 E: 0 K: 1 S: 6	H: 1 LOB: 0 BB: 0 P: 6	R: 0 E: 0 K: 0 S: 3	H: 0 LOB: 0 BB: 0 P: 3	R: 0 E: 0 K: 0 S: 3	H: 1 LOB: 0 BB: 0 P: 3	R: 0 E: 0 K: 0 S: 3	H: 0 LOB: 0 BB: 0 P: 3	R: 2 E: 0 K: 0 S: 7	H: 4 LOB: 2 BB: 0 P: 7	R: 0 E: 0 K: 0 S: 7	H: 0 LOB: 0 BB: 0 P: 7	1B: 6 2B: 0 3B: 0 HR: 1	SF: 0 SAC: 0 DP: 0 HBP: 0	WP: 0 PB: 0 SB: 0 CS: 0	PA: 32
<b>PITCHER</b> <b>Al Sima, L</b> ERA: 3.23 (1, 1)	IP: 7.0 WLS: L BF: 25 H: 3 R: 2 ER: 2 SO: 2 BB: 2 IBB: 0 HBP: 0 BLK: 0 WP: 0 HR: 1 S: 27 P: 35 ERA: 2.57 WHIP: 0.714															<b>PITCHER</b>						
<b>Joe Haynes, R</b> ERA: 11.12 (8, 1)	IP: 1.0 WLS: L BF: 7 H: 4 R: 2 ER: 2 SO: 0 BB: 0 IBB: 0 HBP: 0 BLK: 0 WP: 0 HR: 0 S: 7 P: 7 ERA: 18.00 WHIP: 4.000															<b>PITCHER</b>						



Batter	1	2	3	4	5	6	7	8	9	AB	R	H	RBI	BB	SO	LOB	TOP			
<b>Dom DiMaggio, R</b> OBP: 0.362, SLG: 0.420 (1, 8)	1-3	1B		4-3		4-3		F5		5	0	1	1	0	0	3	<b>Boston Red Sox @ Washington Senators</b> Griffith Stadium, Washington, DC Sat May 12 1951, 3:33 AM EDT Att: 17,557 - Unknown <a href="http://livebaseballscorecards.com">livebaseballscorecards.com</a>			
<b>Billy Goodman, L</b> OBP: 0.393, SLG: 0.395 (1, 9)	F8	1-2 2-H		6-3			4-3	2B		5	0	2	1	0	0	0				
<b>Ted Williams, L</b> OBP: 0.416, SLG: 0.463 (1, 7)	BB				F8		4-3	FC6-4		3	0	0	0	2	1	0				
<b>Lou Boudreau, R</b> OBP: 0.333, SLG: 0.493 (1, 6)	1-2			5-3			1B	FC6-4		3	1	0	0	2	0	3				
<b>Vern Stephens, R</b> OBP: 0.391, SLG: 0.448 (1, 5)	F7			BB			1B			5	1	2	0	0	0	2				
<b>Walt Dropo, R</b> OBP: 0.383, SLG: 0.400 (1, 3)				1B			F3			4	0	1	1	1	1	0				
<b>Bobby Doerr, R</b> OBP: 0.372, SLG: 0.500 (1, 4)				S			F5	F8		5	1	2	1	0	0	2				
<b>Buddy Rosar, R</b> OBP: 0.455, SLG: 0.200 (1, 2)				1B						2	1	1	0	2	0	2				
<b>Fred Hatfield, L</b> (8, FR)				1B						0	0	0	0	0	0	0				
<b>Matt Batts, R</b> OBP: 0.133, SLG: 0.133 (8, 2)	1-2	1B		BB			1B	FC4-6		0	0	0	0	0	0	0				
<b>Chuck Stobbs, L</b> OBP: 0.071, SLG: 0.071 (1, 1)										2	0	0	0	0	0	2				
<b>Mickey McDermott, L</b> OBP: 0.256, SLG: 0.256 (4, 1)	F5							FC4-6		2	0	1	0	0	0	1				
<b>Inning Stats</b>	R: 0 E: 0 K: 0 S: 3	H: 0 LOB: 2 BB: 2 P: 11	R: 2 E: 0 K: 1 S: 7	H: 3 LOB: 2 BB: 1 P: 11	R: 1 E: 0 K: 1 S: 7	H: 2 LOB: 0 BB: 1 P: 11	R: 0 E: 0 K: 0 S: 3	H: 0 LOB: 0 BB: 0 P: 3	R: 0 E: 0 K: 0 S: 5	H: 2 LOB: 2 BB: 0 P: 5	R: 1 E: 0 K: 0 S: 5	H: 2 LOB: 2 BB: 1 P: 9	R: 0 E: 0 K: 0 S: 4	H: 1 LOB: 3 BB: 2 P: 12	R: 0 E: 0 K: 0 S: 3	H: 0 LOB: 0 BB: 0 P: 3	1B: 9 2B: 1 3B: 0 HR: 0	SF: 0 SAC: 0 DP: 0 HBP: 0	WP: 0 PB: 0 SB: 1 CS: 0	PA: 43
<b>PITCHER</b> <b>Connie Marrero, R</b> ERA: 1.75 (1, 1)	IP: 9.0 WLS: W BF: 43 H: 10 R: 4 ER: 4 SO: 2 BB: 7 IBB: 0 HBP: 0 BLK: 0 WP: 0 HR: 0 S: 40 P: 68 ERA: 4.00 WHIP: 1.889																			

Batter	1	2	3	4	5	6	7	8	9	AB	R	H	RBI	BB	SO	LOB	BOTTOM			
<b>Eddie Yost, R</b> OBP: 0.464, SLG: 0.452 (1, 5)	6-3			2B			5-3		SH3-4	4	1	2	1	0	0	0	<b>Boston Red Sox @ Washington Senators</b> Griffith Stadium, Washington, DC Sat May 12 1951, 3:33 AM EDT Att: 17,557 - Unknown <a href="http://livebaseballscorecards.com">livebaseballscorecards.com</a>			
<b>Gil Coan, L</b> OBP: 0.462, SLG: 0.792 (1, 7)	3-1			1B					F8	5	2	3	2	0	1	2				
<b>Irv Noren, L</b> OBP: 0.371, SLG: 0.386 (1, 8)	3-1			2B			4-3			3	0	1	1	1	0	1				
<b>Sam Mele, R</b> OBP: 0.370, SLG: 0.366 (1, 3)	2-3			1B			F3			4	0	1	1	0	0	3				
<b>Mike McCormick, R</b> OBP: 0.394, SLG: 0.278 (1, 9)	3-H			1B			L9			4	0	1	0	0	0	2				
<b>Cass Michaels, R</b> OBP: 0.367, SLG: 0.422 (1, 4)									SH2-3	2	0	1	0	1	1	0				
<b>Sam Dente, R</b> OBP: 0.321, SLG: 0.264 (1, 6)				BB			6-3		F3	4	0	0	0	0	0	3				
<b>Mike Guerra, R</b> OBP: 0.267, SLG: 0.154 (1, 2)										4	1	0	0	0	1	1				
<b>Connie Marrero, R</b> OBP: 0.400, SLG: 0.308 (1, 1)									SH3-4	3	1	1	0	1	1	0				
<b>Inning Stats</b>	R: 1 E: 0 K: 0 S: 5	H: 2 LOB: 1 BB: 0 P: 5	R: 0 E: 0 K: 0 S: 2	H: 0 LOB: 0 BB: 1 P: 6	R: 2 E: 0 K: 0 S: 6	H: 3 LOB: 1 BB: 0 P: 6	R: 1 E: 1 K: 1 S: 8	H: 3 LOB: 2 BB: 0 P: 8	R: 0 E: 0 K: 2 S: 7	H: 0 LOB: 0 BB: 0 P: 7	R: 0 E: 0 K: 1 S: 6	H: 1 LOB: 2 BB: 1 P: 10	R: 0 E: 0 K: 0 S: 4	H: 1 LOB: 1 BB: 0 P: 4	R: 1 E: 1 K: 0 S: 2	H: 0 LOB: 1 BB: 1 P: 6		1B: 6 2B: 4 3B: 0 HR: 0	SF: 0 SAC: 2 DP: 2 HBP: 0	WP: 0 PB: 0 SB: 0 CS: 0
<b>PITCHER</b> <b>Chuck Stobbs, L</b> ERA: 2.75 (1, 1)	IP: 3.2 WLS: L BF: 19 H: 2 R: 4 ER: 3 SO: 0 BB: 1 IBB: 0 HBP: 0 BLK: 0 WP: 0 HR: 0 S: 18 P: 22 ERA: 7.36 WHIP: 2.455																			
<b>Mickey McDermott, L</b> ERA: 0.82 (4, 1)	IP: 5.0 WLS: L BF: 19 H: 2 R: 1 ER: 0 SO: 4 BB: 2 IBB: 0 HBP: 0 BLK: 0 WP: 0 HR: 0 S: 25 P: 33 ERA: 0.00 WHIP: 0.800																			



Batter	1	2	3	4	5	6	7	8	9	AB	R	H	RBI	BB	SO	LOB	TOP								
<b>Dom DiMaggio, R</b> OBP: 0.380, SLG: 0.435 (1, 8)										4	1	2	1	2	1	1	<b>Boston Red Sox @ Washington Senators</b> Griffith Stadium, Washington, DC Sun May 13 1951, 3:33 AM EDT Att: 23,550 - Unknown								
<b>Billy Goodman, L</b> OBP: 0.400, SLG: 0.380 (1, 9)										3	2	0	0	3	0	6									
<b>Ted Williams, L</b> OBP: 0.421, SLG: 0.493 (1, 7)									4	2	1	3	2	1	3										
<b>Lou Boudreau, R</b> OBP: 0.309, SLG: 0.453 (1, 6)									6	0	0	1	0	1	4										
<b>Vern Stephens, R</b> OBP: 0.400, SLG: 0.516 (1, 5)								6	2	3	3	0	0	1											
<b>Walt Dropo, R</b> OBP: 0.442, SLG: 0.465 (1, 3)								3	1	3	0	2	0	0											
<b>Bobby Doerr, R</b> OBP: 0.374, SLG: 0.488 (1, 4)								4	1	1	0	1	0	5											
<b>Matt Batts, R</b> OBP: 0.150, SLG: 0.105 (1, 2)								4	1	0	0	1	1	6											
<b>Mel Parnell, L</b> OBP: 0.357, SLG: 0.250 (1, 1)								3	0	1	2	1	1	3											
<b>Inning Stats</b>	R: 0 E: 0 K: 0 S: 3	H: 0 LOB: 1 BB: 1 P: 7	R: 1 E: 0 K: 2 S: 10	H: 3 LOB: 3 BB: 1 P: 14	R: 0 E: 1 K: 0 S: 4	H: 1 LOB: 2 BB: 1 P: 8	R: 4 E: 0 K: 0 S: 5	H: 2 LOB: 2 BB: 4 P: 21	R: 0 E: 0 K: 1 S: 5	H: 0 LOB: 2 BB: 2 P: 13	R: 3 E: 0 K: 0 S: 6	H: 3 LOB: 2 BB: 2 P: 14	R: 0 E: 0 K: 0 S: 3	H: 0 LOB: 0 BB: 0 P: 3	R: 0 E: 0 K: 0 S: 4	H: 1 LOB: 1 BB: 0 P: 4		R: 2 E: 0 K: 2 S: 8	H: 1 LOB: 0 BB: 1 P: 12	1B: 6 2B: 3 3B: 0 HR: 2	SF: 0 SAC: 1 DP: 0 HBP: 0	WP: 0 PB: 0 SB: 0 CS: 0	PA: 50		
<b>PITCHER</b>	IP	WLS	BF	H	R	ER	SO	BB	IBB	HBP	BLK	WP	HR	S	P	ERA	WHIP								
<b>Bob Kuzava, L</b> ERA: 5.71 (1, 1)	3.2	L	23	6	5	5	2	6	0	0	0	0	1	21	45	12.27	3.273								
<b>Bob Ross, L</b> ERA: 4.11 (4, 1)	3.1		18	3	3	3	1	5	0	0	0	0	0	15	35	8.10	2.400								
<b>Alton Brown, R</b> ERA: 9.45 (8, 1)	2.0		9	2	2	2	2	1	0	0	0	0	1	12	16	9.00	1.500								
Batter	1	2	3	4	5	6	7	8	9	AB	R	H	RBI	BB	SO	LOB	BOTTOM								
<b>Eddie Yost, R</b> OBP: 0.465, SLG: 0.447 (1, 5)										3	0	1	0	1	0	0	<b>Boston Red Sox @ Washington Senators</b> Griffith Stadium, Washington, DC Sun May 13 1951, 3:33 AM EDT Att: 23,550 - Unknown								
<b>Gil Coan, L</b> OBP: 0.464, SLG: 0.765 (1, 7)										3	0	1	0	1	1	4									
<b>Irv Noren, L</b> OBP: 0.376, SLG: 0.384 (1, 8)										3	1	1	0	1	1	4									
<b>Sam Mele, R</b> OBP: 0.354, SLG: 0.349 (1, 3)										4	0	0	0	0	4										
<b>Mike McCormick, R</b> OBP: 0.386, SLG: 0.276 (1, 9)										4	0	1	1	0	0	0									
<b>Cass Michaels, R</b> OBP: 0.358, SLG: 0.396 (1, 4)										3	0	0	0	1	1	2									
<b>Sam Dente, R</b> OBP: 0.330, SLG: 0.289 (1, 6)										4	0	2	0	0	0	1									
<b>Mickey Grasso, R</b> OBP: 0.345, SLG: 0.320 (1, 2)										4	0	1	0	0	0	2									
<b>Bob Kuzava, S</b> OBP: 0.231, SLG: 0.091 (1, 1)										0	0	0	0	1	0	0									
<b>Bob Ross, R</b> (4, 1)										1	0	0	0	0	0	0									
<b>Gene Verble, R</b> OBP: 0.229, SLG: 0.200 (7, PH)										1	0	0	0	0	0	0									
<b>Alton Brown, R</b> (8, 1)										0	0	0	0	0	0	0									
<b>Frank Sacka, R</b> OBP: 0.400, SLG: 0.400 (9, PH)										1	0	0	0	0	0	0									
<b>Inning Stats</b>	R: 1 E: 0 K: 1 S: 7	H: 2 LOB: 2 BB: 1 P: 11	R: 0 E: 0 K: 1 S: 7	H: 2 LOB: 3 BB: 1 P: 11	R: 0 E: 0 K: 0 S: 3	H: 0 LOB: 0 BB: 0 P: 3	R: 0 E: 0 K: 0 S: 3	H: 0 LOB: 0 BB: 0 P: 3	R: 0 E: 0 K: 0 S: 3	H: 1 LOB: 1 BB: 1 P: 7	R: 0 E: 0 K: 0 S: 5	H: 1 LOB: 2 BB: 1 P: 9	R: 0 E: 0 K: 0 S: 3	H: 0 LOB: 0 BB: 0 P: 3	R: 0 E: 0 K: 0 S: 3	H: 1 LOB: 0 BB: 0 P: 3	1B: 6 2B: 1 3B: 0 HR: 0	SF: 0 SAC: 0 DP: 2 HBP: 0	WP: 0 PB: 1 SB: 0 CS: 0	PA: 36					
<b>PITCHER</b>	IP	WLS	BF	H	R	ER	SO	BB	IBB	HBP	BLK	WP	HR	S	P	ERA	WHIP								
<b>Mel Parnell, L</b> ERA: 3.32 (1, 1)	9.0	W	36	7	1	1	3	5	0	0	0	0	0	37	57	1.00	1.333								







Batter	1	2	3	4	5	6	7	8	9	AB	R	H	RBI	BB	SO	LOB	TOP								
Jerry Priddy, R OBP: 0.366, SLG: 0.360 (1, 4)	4-3	G3-6-3		FC4-6	4-3		F4		1-3	6	1	0	0	0	0	5	<b>DETROIT TIGERS @ WASHINGTON SENATORS</b> Griffith Stadium, Washington, DC Tue May 15 1951, 3:33 AM EDT Att: 11,814 - Unknown								
Dick Kuyboski, L OBP: 0.475, SLG: 0.630 Don Kolloway, R OBP: 0.311, SLG: 0.366 (1, 3) (6, PH) (6, 3)	G3		1B	E7		1B	6-3		F9	2	2	1	0	1	0	0									
George Kell, R OBP: 0.410, SLG: 0.358 (1, 5)	K		F9	E5		1B	4-3		L7	6	2	2	1	0	1	1									
Vic Wertz, L OBP: 0.437, SLG: 0.563 (1, 9)		CS	3B	FC5		1B				3	3	3	1	2	0	0									
Pat Mullin, L OBP: 0.286, SLG: 0.324 Steve Souchock, R OBP: 0.364, SLG: 0.667 (1, 7) (6, PH) (6, 7)	CS	1B	1B	1B		HBP				3	1	3	3	0	0	0									
Hoot Evers, R OBP: 0.276, SLG: 0.222 (1, 8)	1B	1B	1-3	1B		1B			HR	2	1	2	4	0	0	0									
Joe Ginsberg, L OBP: 0.376, SLG: 0.408 (1, 2)	SH	1B	F2		F7	K			6-3	5	0	1	1	0	1	5									
Johnny Lipon, R OBP: 0.301, SLG: 0.295 (1, 6)	SH	1B	L4						1-3	4	0	2	2	0	0	1									
Hal Newhouser, L OBP: 0.313, SLG: 0.214 (1, 1)	SH	G3-6-3		FC4-6		G4-6-3			4-3	2	0	0	0	1	0	4									
<b>Inning Stats</b>	R: 0 E: 0 K: 1 S: 5	H: 0 LOB: 0 BB: 0 P: 5	R: 2 E: 0 K: 0 S: 6	H: 4 LOB: 2 BB: 1 P: 10	R: 2 E: 0 K: 0 S: 5	H: 2 LOB: 1 BB: 1 P: 9	R: 3 E: 2 K: 0 S: 7	H: 4 LOB: 2 BB: 1 P: 11	R: 0 E: 0 K: 0 S: 4	H: 1 LOB: 1 BB: 0 P: 4	R: 3 E: 0 K: 1 S: 6	H: 2 LOB: 2 BB: 3 P: 19	R: 0 E: 0 K: 0 S: 3	H: 0 LOB: 0 BB: 0 P: 3	R: 2 E: 0 K: 0 S: 4	H: 1 LOB: 1 BB: 2 P: 12	R: 0 E: 0 K: 0 S: 3	H: 0 LOB: 0 BB: 0 P: 3	1B: 12 2B: 0 3B: 1 HR: 1	SF: 0 SAC: 2 DP: 2 HBP: 1	WP: 0 PB: 0 SB: 1 CS: 2	PA: 48			
<b>PITCHER</b>	IP	WLS	BF	H	R	ER	SO	BB	IBB	HBP	BLK	WP	HR	S	P	ERA	WHIP								
Sandy Consuegra, R ERA: 4.37 (1, 1)	3.2	L	22	9	7	7	1	3	0	0	0	0	0	21	33	17.18	3.273								
Bob Ross, L ERA: 5.4 (4, 1)	1.1		9	3	3	3	0	2	0	0	0	0	0	7	15	20.25	3.750								
Alton Brown, R ERA: 7.27 (6, 1)	2.0		8	1	0	0	1	1	0	1	0	0	0	8	13	0.00	1.000								
Joe Haynes, R ERA: 10.57 (8, 1)	2.0		9	1	2	2	0	2	0	0	0	0	1	7	15	9.00	1.500								

Batter	1	2	3	4	5	6	7	8	9	AB	R	H	RBI	BB	SO	LOB	BOTTOM								
Eddie Yost, R OBP: 0.464, SLG: 0.446 (1, 5)	HR		F8		K		K			4	1	1	0	0	2	0	<b>DETROIT TIGERS @ WASHINGTON SENATORS</b> Griffith Stadium, Washington, DC Tue May 15 1951, 3:33 AM EDT Att: 11,814 - Unknown								
Gil Coan, L OBP: 0.446, SLG: 0.712 (1, 7)	F6		F7		4-3					4	0	1	0	0	0	1									
Irv Noren, L OBP: 0.387, SLG: 0.394 (1, 8)	F7			2B			K			4	1	2	0	0	1	2									
Sam Mele, R OBP: 0.349, SLG: 0.379 (1, 3)	HR		F8			F8		6-3		4	1	1	2	0	0	2									
Mike McCormick, R OBP: 0.388, SLG: 0.324 (1, 9)					F9			6-3		4	1	2	1	0	0	0									
Cass Michaels, R OBP: 0.381, SLG: 0.421 (1, 4)	4-3				E1			6-3		4	0	2	1	0	0	1									
Sam Dente, R OBP: 0.340, SLG: 0.280 (1, 6)			F5			F6			F5	3	0	0	0	1	0	1									
Mickey Grasso, R OBP: 0.323, SLG: 0.296 (1, 2)	6-3				G4-6-3		L5		K	4	0	0	0	0	1	3									
Sandy Consuegra, R OBP: 0.118, SLG: 0.118 Bob Ross, R Alton Brown, R Gene Verble, R OBP: 0.224, SLG: 0.196 Joe Haynes, R Mike Guerra, R OBP: 0.327, SLG: 0.190 (1, 1) (4, 1) (6, 1) (7, PH) (8, 1) (9, PH)	F9				K		F8			1	0	0	0	0	0	0									
<b>Inning Stats</b>	R: 2 E: 0 K: 0 S: 6	H: 3 LOB: 1 BB: 0 P: 6	R: 0 E: 0 K: 0 S: 3	H: 0 LOB: 0 BB: 0 P: 3	R: 0 E: 0 K: 0 S: 4	H: 1 LOB: 1 BB: 0 P: 4	R: 0 E: 0 K: 0 S: 3	H: 1 LOB: 1 BB: 1 P: 7	R: 0 E: 0 K: 2 S: 7	H: 0 LOB: 0 BB: 0 P: 7	R: 2 E: 0 K: 0 S: 6	H: 3 LOB: 1 BB: 0 P: 6	R: 0 E: 0 K: 2 S: 8	H: 1 LOB: 1 BB: 0 P: 8	R: 0 E: 0 K: 0 S: 3	H: 0 LOB: 0 BB: 0 P: 3	R: 0 E: 0 K: 1 S: 5	H: 0 LOB: 0 BB: 0 P: 5	1B: 4 2B: 3 3B: 1 HR: 1	SF: 0 SAC: 0 DP: 1 HBP: 0	WP: 0 PB: 0 SB: 0 CS: 0	PA: 36			
<b>PITCHER</b>	IP	WLS	BF	H	R	ER	SO	BB	IBB	HBP	BLK	WP	HR	S	P	ERA	WHIP								
Hal Newhouser, L ERA: 2.78 (1, 1)	9.0	W	36	9	4	4	5	1	0	0	0	0	1	45	49	4.00	1.111								







Batter	1	2	3	4	5	6	7	8	9	AB	R	H	RBI	BB	SO	LOB	TOP				
Jerry Priddy, R OBP: 0.366, SLG: 0.368 (1, 4)										5	1	1	0	1	0	4	<b>Detroit Tigers @ Washington Senators</b> Griffith Stadium, Washington, DC Thu May 17 1951, 3:33 AM EDT Att: 2,868 - Unknown				
Dick Kuyboski, L OBP: 0.495, SLG: 0.627 (1, 3)										5	0	3	2	0	0	3					
George Kell, R OBP: 0.398, SLG: 0.355 (1, 5)										5	0	0	0	0	0	4					
Vic Wertz, L OBP: 0.425, SLG: 0.542 (1, 9)										5	0	2	0	0	0	2					
Pat Mullin, L OBP: 0.347, SLG: 0.381 (1, 7)										4	1	3	1	1	0	1					
Hoot Evers, R OBP: 0.271, SLG: 0.213 (1, 8)										5	0	0	0	0	0	7					
Joe Ginsberg, L OBP: 0.404, SLG: 0.434 (1, 2)										4	2	3	0	1	0	0					
Johnny Lipon, R OBP: 0.317, SLG: 0.326 (1, 6)										4	1	3	3	0	0	2					
Fred Hutchinson, L OBP: 0.298, SLG: 0.250 (1, 1)										1	0	0	0	0	0	1					
Hal White, R OBP: 0.246, SLG: 0.340 (6, PH)										1	0	0	0	0	0	1					
Don Kolloway, R OBP: 0.246, SLG: 0.340 (6, PH)										1	0	0	0	0	0	1					
Gene Bearden, L OBP: 0.246, SLG: 0.340 (6, PH)										0	0	0	0	0	0	0					
Hank Borowy, R OBP: 0.246, SLG: 0.340 (7, PH)										0	0	0	0	0	0	0					
Steve Souchock, R OBP: 0.246, SLG: 0.340 (8, PH)										1	1	1	0	0	0	0					
Earl Johnson, L OBP: 0.246, SLG: 0.340 (8, PH)										0	0	0	0	0	0	0					
Charlie Keller, L OBP: 0.400, SLG: 0.143 (9, PH)										1	0	0	0	0	0	1					
<b>Inning Stats</b>	R: 1 E: 1 K: 0 S: 6	H: 3 LOB: 2 BB: 0 P: 6	R: 0 E: 0 K: 0 S: 4	H: 1 LOB: 2 BB: 1 P: 8	R: 0 E: 0 K: 0 S: 4	H: 1 LOB: 1 BB: 0 P: 4	R: 0 E: 0 K: 0 S: 4	H: 1 LOB: 2 BB: 1 P: 8	R: 0 E: 0 K: 0 S: 4	H: 1 LOB: 2 BB: 1 P: 8	R: 1 E: 0 K: 0 S: 5	H: 2 LOB: 1 BB: 0 P: 5	R: 2 E: 0 K: 1 S: 8	H: 3 LOB: 1 BB: 0 P: 8	R: 0 E: 0 K: 0 S: 4	H: 1 LOB: 2 BB: 1 P: 8	R: 1 E: 0 K: 0 S: 5	H: 2 LOB: 1 BB: 0 P: 8	1B: 10 2B: 6 3B: 0 HR: 0	SF: 0 SAC: 1 DP: 0 HBP: 0	WP: 0 PA: 46
<b>PITCHER</b> Connie Marrero, R ERA: 2.6 (1, 1)	IP: 9.0 WLS: W BF: 46 H: 16 R: 6 ER: 6 SO: 2 BB: 3 IBB: 0 HBP: 0 BLK: 0 WP: 0 HR: 0 S: 47 P: 59 ERA: 6.00 WHIP: 2.111															<b>PITCHER</b>					

Batter	1	2	3	4	5	6	7	8	9	AB	R	H	RBI	BB	SO	LOB	BOTTOM		
Eddie Yost, R OBP: 0.462, SLG: 0.433 (1, 5)										3	1	1	0	2	0	1	<b>Detroit Tigers @ Washington Senators</b> Griffith Stadium, Washington, DC Thu May 17 1951, 3:33 AM EDT Att: 2,868 - Unknown		
Gil Coan, L OBP: 0.419, SLG: 0.662 (1, 7)										5	1	1	0	0	0	3			
Irv Noren, L OBP: 0.375, SLG: 0.373 (1, 8)										4	2	1	0	1	0	3			
Sam Mele, R OBP: 0.365, SLG: 0.433 (1, 3)										5	3	4	3	0	0	1			
Mike McCormick, R OBP: 0.404, SLG: 0.333 (1, 9)										4	2	3	2	1	0	0			
Cass Michaels, R OBP: 0.371, SLG: 0.397 (1, 4)										3	1	1	0	1	1	3			
Gene Verble, R OBP: 0.245, SLG: 0.220 (1, 6)										4	1	2	2	0	0	2			
Mike Guerra, R OBP: 0.293, SLG: 0.167 (1, 2)										3	0	0	1	0	0	1			
Connie Marrero, R OBP: 0.316, SLG: 0.235 (1, 1)										4	0	0	0	0	0	2			
<b>Inning Stats</b>	R: 1 E: 0 K: 1 S: 8	H: 3 LOB: 0 BB: 0 P: 8	R: 0 E: 0 K: 0 S: 4	H: 1 LOB: 0 BB: 0 P: 4	R: 5 E: 2 K: 0 S: 8	H: 5 LOB: 0 BB: 0 P: 8	R: 0 E: 0 K: 0 S: 3	H: 0 LOB: 1 BB: 1 P: 7	R: 0 E: 0 K: 0 S: 2	H: 0 LOB: 0 BB: 1 P: 6	R: 0 E: 0 K: 0 S: 3	H: 0 LOB: 1 BB: 1 P: 7	R: 3 E: 1 K: 0 S: 5	H: 2 LOB: 1 BB: 2 P: 13	R: 2 E: 0 K: 0 S: 5	H: 2 LOB: 0 BB: 0 P: 5	1B: 10 2B: 2 3B: 2 HR: 0	SF: 0 SAC: 1 DP: 1 HBP: 0	WP: 1 PA: 41
<b>PITCHER</b> Fred Hutchinson, R ERA: 4.91 (1, 1)	IP: 2.1 WLS: L BF: 16 H: 9 R: 6 ER: 5 SO: 0 BB: 0 IBB: 0 HBP: 0 BLK: 0 WP: 0 HR: 0 S: 18 P: 18 ERA: 19.29 WHIP: 3.857															<b>PITCHER</b>			
Hal White, R ERA: 2.35 (3, 1)	2.2	9	0	0	0	0	2	0	0	0	0	0	7	15	0.00	0.750			
Gene Bearden, L ERA: 13.14 (6, 1)	1.0	7	2	3	2	0	2	0	0	0	0	0	5	13	18.00	4.000			
Hank Borowy, R ERA: 11.57 (7, 1)	1.0	4	0	0	0	0	0	1	0	0	0	0	3	7	0.00	0.000			
Earl Johnson, L ERA: 9.0 (8, 1)	1.0	5	2	2	2	0	0	0	0	0	1	0	5	5	18.00	2.000			



Batter	1	2	3	4	5	6	7	8	9	AB	R	H	RBI	BB	SO	LOB	TOP									
<b>Bobby Young, L</b> OBP: 0.311, SLG: 0.373 (1,4)	0-0 6-3		0-0 1B		0-0 2B		4-0 BB		0-0 1-2 1B	4	1	3	0	1	0	0	<b>St. Louis Browns @ Washington Senators</b> Griffith Stadium, Washington, DC Fri May 18 1951, 3:33 AM EDT Att: 2,514 - Unknown <a href="http://livebaseballscorecards.com">livebaseballscorecards.com</a>									
<b>Johnny Berardino, R</b> OBP: 0.350, SLG: 0.343 (1,5)	0-0 F5		0-0 F3		0-0 1B 2B		0-0 F8		0-0 F9	5	0	1	1	0	0	4										
<b>Ray Coleman, L</b> OBP: 0.398, SLG: 0.579 <b>Ken Wood, R</b> OBP: 0.275, SLG: 0.354 (6,9)	0-0 F4		0-0 F5		4-0 1B BB		0-0 F8		0-0 F9	2	0	0	0	1	0	1										
<b>Sherm Lollar, R</b> OBP: 0.377, SLG: 0.462 (1,2)		0-0 FC6-4 1B		0-0 F4		0-0 1-2 2H 1B		0-0 6-3		4	0	2	0	0	0	0										
<b>Roy Sievers, R</b> OBP: 0.339, SLG: 0.393 (1,8)		0-0 FC6-4 1B		0-0 F7		0-0 FC6-5 2B		0-0 F9		4	0	1	0	0	0	1										
<b>Don Lenhardt, R</b> OBP: 0.387, SLG: 0.556 (1,7)		0-0 F2		0-0 1B		0-0 F6		0-0 L9		4	0	1	0	0	0	2										
<b>Tom Upton, R</b> OBP: 0.180, SLG: 0.254 (1,6)		0-0 1-2 1B		0-0 1-3		0-0 FC6-5 2-3		0-0 F9 3B		4	1	2	0	0	0	2										
<b>Hank Artt, L</b> OBP: 0.408, SLG: 0.492 (9, PH) <b>Fred Marsh, R</b> OBP: 0.346, SLG: 0.440 (9, PH)	0-0 G3		0-0 F8		0-0 F8		0-3 K		0-0 F9	3	0	0	0	0	1	3										
<b>Lou Slesater, L</b> OBP: 0.294, SLG: 0.412 (9, PH) <b>Jim Delsing, L</b> OBP: 0.364, SLG: 0.529 (9, PH)			0-3 K		0-3 K2-3		0-3 K		0-0 3-H 1B	3	0	0	0	0	3	0										
<b>Inning Stats</b>	R: 0 E: 0 K: 0 S: 3	H: 0 LOB: 0 BB: 0 P: 3	R: 0 E: 0 K: 0 S: 5	H: 2 LOB: 2 BB: 0 P: 5	R: 0 E: 0 K: 1 S: 6	H: 1 LOB: 1 BB: 0 P: 6	R: 0 E: 0 K: 0 S: 4	H: 1 LOB: 1 BB: 0 P: 4	R: 1 E: 0 K: 1 S: 7	H: 3 LOB: 3 BB: 1 P: 11	R: 0 E: 0 K: 1 S: 6	H: 1 LOB: 1 BB: 0 P: 6	R: 0 E: 0 K: 1 S: 5	H: 0 LOB: 0 BB: 1 P: 9	R: 0 E: 0 K: 0 S: 3	H: 0 LOB: 0 BB: 0 P: 3		R: 1 E: 0 K: 0 S: 6	H: 3 LOB: 2 BB: 0 P: 6	1B: 8 2B: 2 3B: 1 HR: 0	SF: 0 SAC: 0 DP: 0 HBP: 0	WP: 0 PB: 0 SB: 0 CS: 0	PA: 39			
<b>PITCHER</b> <b>Bob Kuzava, L</b> ERA: 4.95 (1,1)	IP: 9.0 WLS: W BF: 39	H: 11 R: 2 ER: 2 SO: 4	BB: 2 IBB: 0 HBP: 0 BLK: 0	WP: 0 HR: 0 S: 45 P: 53	ERA: 2.00 WHIP: 1.444	<b>PITCHER</b>										ERA: 2.00 WHIP: 1.444	<b>PITCHER</b>									


Batter	1	2	3	4	5	6	7	8	9	AB	R	H	RBI	BB	SO	LOB	BOTTOM									
<b>Eddie Yost, R</b> OBP: 0.463, SLG: 0.430 (1,5)	4-0 BB 2B		0-0 F8 1B 4-3		0-0 F7		0-0 F7			3	2	1	0	1	0	0	<b>St. Louis Browns @ Washington Senators</b> Griffith Stadium, Washington, DC Fri May 18 1951, 3:33 AM EDT Att: 2,514 - Unknown <a href="http://livebaseballscorecards.com">livebaseballscorecards.com</a>									
<b>Gil Coan, L</b> OBP: 0.423, SLG: 0.648 (1,7)	4-0 1-2 2B		0-0 4-3 1B		0-3 K		0-0 L8			3	1	1	0	1	1	0										
<b>Irv Noren, L</b> OBP: 0.379, SLG: 0.381 (1,8)	0-0 1-H 2-H 2B		0-0 F8		0-0 E9 1B		4-0 FC5-4 BB			3	1	1	3	1	0	2										
<b>Sam Mele, R</b> OBP: 0.353, SLG: 0.417 (1,3)	0-0 F3		0-0 4-3		0-3 K		0-0 FC5-4			4	0	0	1	0	1	3										
<b>Mike McCormick, R</b> OBP: 0.398, SLG: 0.329 (1,9)	0-0 4-3		0-0 6-3		0-0 1B BB FC3-4 1B		0-0 6-3			4	1	1	1	0	0	1										
<b>Cass Michaels, R</b> OBP: 0.378, SLG: 0.394 (1,4)		0-0 4-3		0-0 G5-4-3 1B		4-0 FC3-4 1B BB		0-3 K		3	0	1	0	1	1	0										
<b>Gene Verble, R</b> OBP: 0.283, SLG: 0.241 (1,6)		0-0 F7		0-0 G5-4-3		0-0 FC3-4 1B		0-0 1B		4	0	2	0	0	0	1										
<b>Mike Guerra, R</b> OBP: 0.274, SLG: 0.154 (1,2)		0-0 G3		0-0 4-3		0-0 FC3-4		0-0 1-3		4	0	0	1	0	0	3										
<b>Bob Kuzava, S</b> OBP: 0.250, SLG: 0.077 (1,1)			4-0 1B BB F8		0-0 4-3		0-0 G3			2	1	0	0	1	0	2										
<b>Inning Stats</b>	R: 2 E: 0 K: 0 S: 3	H: 1 LOB: 0 BB: 2 P: 11	R: 0 E: 0 K: 0 S: 3	H: 0 LOB: 0 BB: 0 P: 3	R: 2 E: 0 K: 0 S: 5	H: 2 LOB: 1 BB: 1 P: 9	R: 0 E: 0 K: 0 S: 3	H: 1 LOB: 0 BB: 0 P: 3	R: 0 E: 0 K: 1 S: 5	H: 0 LOB: 0 BB: 0 P: 5	R: 2 E: 1 K: 1 S: 8	H: 2 LOB: 2 BB: 1 P: 12	R: 0 E: 0 K: 0 S: 3	H: 0 LOB: 1 BB: 1 P: 7	R: 0 E: 0 K: 1 S: 6	H: 1 LOB: 1 BB: 0 P: 6		1B: 6 2B: 1 3B: 0 HR: 0	SF: 0 SAC: 0 DP: 1 HBP: 0	WP: 0 PB: 0 SB: 0 CS: 0	PA: 35					
<b>PITCHER</b> <b>Lou Slesater, L</b> ERA: 5.44 (1,1)	IP: 8.0 WLS: L BF: 35	H: 7 R: 6 ER: 4 SO: 3	BB: 5 IBB: 0 HBP: 0 BLK: 0	WP: 0 HR: 0 S: 36 P: 56	ERA: 4.50 WHIP: 1.500	<b>PITCHER</b>										ERA: 4.50 WHIP: 1.500	<b>PITCHER</b>									




Batter	1	2	3	4	5	6	7	8	9	AB	R	H	RBI	BB	SO	LOB	TOP								
Nellie Fox, L OBP: 0.413, SLG: 0.557 (1, 4)	F7		6-3		F9	F3			3B	5	0	1	0	0	0	2	<b>Chicago White Sox @ Washington Senators</b> Griffith Stadium, Washington, DC Sun May 20 1951, 3:33 AM EDT Att: 11,773 - Unknown <a href="http://livebaseballscorecards.com">livebaseballscorecards.com</a>								
Bud Stewart, L OBP: 0.333, SLG: 0.474 (1, 7) (8, 8)	F9		F7		F5		F5		4-3	5	0	0	0	0	0	1									
Minnie Minoso, R OBP: 0.500, SLG: 0.631 (1, 5) (6, 7)	6-3			E6 SH1-4 1B	HR		F8		FC5-3-5 2B	4	3	0	0	1	0	1									
Eddie Robinson, L OBP: 0.425, SLG: 0.593 (1, 3)		G6-4-3 BB		SH1-4 1B	HR		L5		2B	4	1	3	3	1	0	0									
Chico Carrasquel, R OBP: 0.357, SLG: 0.415 (1, 6)	G6-4-3		SH1-4		6-3				F9	4	0	1	0	0	0	2									
Al Zarilla, L OBP: 0.347, SLG: 0.398 (1, 9)		1B BB		E 1B		1-3 1B			BB	2	1	2	1	2	0	0									
Paul Lehner, L OBP: 0.250, SLG: 0.234 Bob Dillinger, R OBP: 0.244, SLG: 0.295 Floyd Baker, L OBP: 0.435, SLG: 0.388 (8, PH) (8, 5)	E7 1B			E IBB		1-3		K		2	0	1	0	1	0	1									
Gus Niarhos, R OBP: 0.389, SLG: 0.214 (1, 2)	F3			E5				F8		3	0	0	0	1	0	5									
Ken Holcombe, R OBP: 0.222, SLG: 0.222 (1, 1)			K		F8			F2		4	0	0	0	0	2	7									
<b>Inning Stats</b>	R: 0 E: 0 K: 0 S: 3	H: 0 LOB: 0 BB: 0 P: 3	R: 1 E: 1 K: 0 S: 3	H: 1 LOB: 1 BB: 2 P: 11	R: 0 E: 0 K: 1 S: 5	H: 0 LOB: 0 BB: 0 P: 5	R: 1 E: 2 K: 0 S: 6	H: 2 LOB: 3 BB: 1 P: 10	R: 2 E: 0 K: 0 S: 4	H: 1 LOB: 0 BB: 1 P: 8	R: 0 E: 0 K: 1 S: 6	H: 1 LOB: 2 BB: 1 P: 10	R: 0 E: 0 K: 0 S: 3	H: 0 LOB: 0 BB: 0 P: 3	R: 0 E: 0 K: 1 S: 6	H: 1 LOB: 2 BB: 0 P: 10		R: 1 E: 0 K: 0 S: 5	H: 2 LOB: 1 BB: 0 P: 5	1B: 5 2B: 1 3B: 1 HR: 1	SF: 0 SAC: 1 DP: 1 HBP: 0	WP: 0 PB: 0 SB: 1 CS: 0	PA: 41		
<b>PITCHER</b>	IP	WLS	BF	H	R	ER	SO	BB	IBB	HBP	BLK	WP	HR	S	P	ERA	WHIP								
Sandy Consuegra, R ERA: 4.28 Al Sima, L ERA: 4.26 (1, 1) (6, 1)	5.0	L	23	4	4	2	1	3	1	0	0	0	1	21	37	3.60	1.400								

Batter	1	2	3	4	5	6	7	8	9	AB	R	H	RBI	BB	SO	LOB	BOTTOM								
Eddie Yost, R OBP: 0.453, SLG: 0.429 (1, 5)	K		4-3				L9		FC4-6	5	0	1	1	0	1	2	<b>Chicago White Sox @ Washington Senators</b> Griffith Stadium, Washington, DC Sun May 20 1951, 3:33 AM EDT Att: 11,773 - Unknown <a href="http://livebaseballscorecards.com">livebaseballscorecards.com</a>								
Gil Coan, L OBP: 0.415, SLG: 0.640 (1, 7)	E1 BB				4-3			F8		4	0	1	2	0	0	1									
Irv Noren, L OBP: 0.383, SLG: 0.389 (1, 8)			F8		F5			1B 2B		3	1	1	0	1	0	2									
Mickey Vernon, L OBP: 0.354, SLG: 0.493 (1, 3)	G1-6-3 BB				F9			F4		4	0	0	0	0	0	4									
Sam Mele, R OBP: 0.350, SLG: 0.411 (1, 9)		L4			F8		1-3			4	0	1	1	0	0	0									
Cass Michaels, R OBP: 0.359, SLG: 0.371 (1, 4)		6-3			E6		6-3		F7	4	0	0	0	0	0	1									
Gene Verble, R OBP: 0.246, SLG: 0.224 (1, 6)		5-3			4-3		2-3		6-3	4	0	0	0	0	0	1									
Mike Guerra, R OBP: 0.288, SLG: 0.179 (1, 2)			4-3 SH2-4 2B				6-3		1-3	4	2	2	0	0	0	0									
Sandy Consuegra, R OBP: 0.118, SLG: 0.118 Sherry Robertson, L OBP: 0.236, SLG: 0.051 Al Sima, R OBP: 0.230, SLG: 0.222 Mike McCormick, R OBP: 0.404, SLG: 0.329 (1, 1) (8, PH) (6, 1) (8, PH)			SH2-4		2B 1B				FC4-6 BB	0	0	0	0	0	0	0									
<b>Inning Stats</b>	R: 0 E: 1 K: 1 S: 5	H: 0 LOB: 1 BB: 1 P: 9	R: 0 E: 0 K: 0 S: 3	H: 0 LOB: 0 BB: 0 P: 3	R: 1 E: 0 K: 0 S: 5	H: 2 LOB: 1 BB: 0 P: 5	R: 0 E: 1 K: 0 S: 4	H: 0 LOB: 1 BB: 0 P: 4	R: 2 E: 0 K: 0 S: 5	H: 2 LOB: 1 BB: 1 P: 9	R: 0 E: 0 K: 0 S: 3	H: 0 LOB: 0 BB: 0 P: 3	R: 0 E: 0 K: 1 S: 5	H: 0 LOB: 0 BB: 0 P: 5	R: 0 E: 0 K: 0 S: 3	H: 0 LOB: 1 BB: 1 P: 7		R: 0 E: 0 K: 0 S: 3	H: 0 LOB: 1 BB: 1 P: 7	1B: 3 2B: 3 3B: 0 HR: 0	SF: 0 SAC: 1 DP: 1 HBP: 0	WP: 0 PB: 0 SB: 0 CS: 0	PA: 37		
<b>PITCHER</b>	IP	WLS	BF	H	R	ER	SO	BB	IBB	HBP	BLK	WP	HR	S	P	ERA	WHIP								
Ken Holcombe, R ERA: 2.51 (1, 1)	9.0	W	37	6	4	4	2	3	0	0	0	0	0	38	50	4.00	1.000								



Batter	1	2	3	4	5	6	7	8	9	AB	R	H	RBI	BB	SO	LOB	TOP			
Nellie Fox, L OBP: 0.398, SLG: 0.535 (1,4)	E4 2B 4-3		4-3	F7			F7			4	1	0	0	0	0	1	<b>Chicago White Sox @ Washington Senators</b> Griffith Stadium, Washington, DC Mon May 21 1951, 3:33 AM EDT Att: 8,898 - Unknown <a href="http://livebaseballscorecards.com">livebaseballscorecards.com</a>			
Bud Stewart, L OBP: 0.380, SLG: 0.522 (1,7)	4-3 F9 2B		L9			G6-4-3 1B	F6			4	1	2	0	0	0	0				
Minnie Minoso, R OBP: 0.500, SLG: 0.632 (1,5)	4-3		4-0 E S 3B BB			G6-4-3 1-2			F8 1B 2B	3	2	1	1	1	0	2				
Eddie Robinson, L OBP: 0.418, SLG: 0.600 (1,3)	F9		0-0 1-H E 3B			F8			F8 2-3	4	1	1	2	0	0	1				
Al Zarilla, L OBP: 0.344, SLG: 0.393 (1,9)	1-3		0-0 3-H E9 1B			4-3			L6	4	0	1	1	0	0	1				
Chico Carrasquel, R OBP: 0.353, SLG: 0.409 (1,6)		6-3	6-3			F6			CS 1B	4	0	1	1	0	0	1				
Paul Lehner, L OBP: 0.276, SLG: 0.242 (1,8)	4-3		4-0 SH1-4 BB						CS 1B	2	0	1	0	2	0	0				
Gus Niarhos, R OBP: 0.362, SLG: 0.196 (1,2)	E5		F9			6-3			G6-4-3 1-2	4	0	0	0	0	0	3				
Joe Dobson, R (1,1)	K		SH1-4			5-3			F7	2	0	0	0	0	1	1				
Billy Pierce, L OBP: 0.429, SLG: 0.250 (8,1)										1	0	0	0	0	0	0				
Harry Dorish, R OBP: 0.167, SLG: 0.167 (9,1)										0	0	0	0	0	0	0				
<b>Inning Stats</b>	R: 2 E: 1 K: 0 S: 5	H: 1 LOB: 0 BB: 0 P: 5	R: 0 E: 1 K: 1 S: 6	H: 0 LOB: 1 BB: 0 P: 6	R: 2 E: 1 K: 0 S: 5	H: 2 LOB: 1 BB: 1 P: 9	R: 0 E: 0 K: 0 S: 3	H: 0 LOB: 0 BB: 1 P: 7	R: 0 E: 0 K: 0 S: 3	H: 1 LOB: 0 BB: 0 P: 4	R: 0 E: 0 K: 0 S: 3	H: 0 LOB: 0 BB: 0 P: 3	R: 0 E: 0 K: 0 S: 4	H: 2 LOB: 0 BB: 0 P: 4	R: 0 E: 0 K: 0 S: 2	H: 0 LOB: 0 BB: 1 P: 6	1B: 4 2B: 2 3B: 1 HR: 0	SF: 0 SAC: 1 DP: 2 HBP: 0	WP: 0 PB: 0 SB: 1 CS: 1	PA: 37
<b>PITCHER</b>	IP WLS BF H R ER SO BB IBB HBP BLK WP HR S P ERA WHIP																			
Julio Moreno, R ERA: 2.83 (1,1)	6.0 L 26 5 4 2 1 2 0 0 0 0 0 26 34 3.00 1.167																			
Mickey Harris, L ERA: 2.82 (7,1)	3.0 10 2 1 1 0 1 0 0 0 0 0 9 13 3.00 1.000																			

Batter	1	2	3	4	5	6	7	8	9	AB	R	H	RBI	BB	SO	LOB	BOTTOM			
Eddie Yost, R OBP: 0.462, SLG: 0.430 (1,5)			F8			4-0 HR BB			G4-6-3 BB	2	1	1	0	2	0	0	<b>Chicago White Sox @ Washington Senators</b> Griffith Stadium, Washington, DC Mon May 21 1951, 3:33 AM EDT Att: 8,898 - Unknown <a href="http://livebaseballscorecards.com">livebaseballscorecards.com</a>			
Gil Coan, L OBP: 0.407, SLG: 0.658 (1,7)	1B			G3		1-2 HR BB			K	4	1	1	3	0	1	2				
Irv Noren, L OBP: 0.371, SLG: 0.375 (1,8)	F6		E4 G1-6-3			F8			G4-6-3	4	0	0	0	0	0	2				
Sam Mele, R OBP: 0.346, SLG: 0.422 (1,3)	F3		G1-6-3			5-3			3B	4	0	1	0	0	0	2				
Mike McCormick, R OBP: 0.398, SLG: 0.317 (1,9)		6-3				K			2-3	3	0	0	0	1	1	1				
Cass Michaels, R OBP: 0.341, SLG: 0.351 (1,4)	4-3			K					K	4	0	0	0	0	2	2				
Gene Verble, R OBP: 0.246, SLG: 0.213 (1,6)	F7					F7			BB	3	0	0	0	1	0	1				
Mike Guerra, R OBP: 0.286, SLG: 0.183 (1,2)			K			K			F9	4	0	1	0	0	2	3				
Julio Moreno, R OBP: 0.333, SLG: 0.250 (1,1)						4-0 HR BB				1	0	0	0	0	0	0				
Sherry Robertson, L OBP: 0.333, SLG: 0.051 (6,PH)										0	1	0	0	1	0	0				
Mickey Harris, L OBP: 0.286, SLG: 0.167 (7,1)										1	0	0	0	0	0	1				
<b>Inning Stats</b>	R: 0 E: 0 K: 0 S: 4	H: 1 LOB: 1 BB: 0 P: 4	R: 0 E: 0 K: 0 S: 3	H: 0 LOB: 0 BB: 0 P: 3	R: 0 E: 1 K: 0 S: 3	H: 0 LOB: 0 BB: 0 P: 3	R: 0 E: 0 K: 2 S: 7	H: 0 LOB: 1 BB: 1 P: 11	R: 3 E: 0 K: 1 S: 6	H: 1 LOB: 1 BB: 2 P: 14	R: 0 E: 0 K: 0 S: 4	H: 1 LOB: 1 BB: 0 P: 4	R: 0 E: 0 K: 1 S: 4	H: 0 LOB: 0 BB: 1 P: 8	R: 0 E: 0 K: 1 S: 6	H: 1 LOB: 2 BB: 1 P: 10	1B: 2 2B: 0 3B: 1 HR: 1	SF: 0 SAC: 0 DP: 2 HBP: 0	WP: 0 PB: 0 SB: 1 CS: 0	PA: 35
<b>PITCHER</b>	IP WLS BF H R ER SO BB IBB HBP BLK WP HR S P ERA WHIP																			
Joe Dobson, R ERA: 3.21 (1,1)	7.0 W 28 3 3 3 4 4 0 0 0 0 0 1 32 48 3.86 1.000																			
Billy Pierce, L ERA: 3.53 (8,1)	1.2 6 1 0 0 2 1 0 0 0 0 0 0 9 13 0.00 1.200																			
Harry Dorish, R ERA: 1.1 (9,1)	0.1 S 1 0 0 0 0 0 0 0 0 0 0 0 1 1 0.00 0.000																			







Batter	1	2	3	4	5	6	7	8	9	AB	R	H	RBI	BB	SO	LOB	TOP								
<b>Bobby Avila, R</b> OBP: 0.421, SLG: 0.385 (1, 4)										5	3	4	3	1	0	0	<b>Cleveland Indians @ Washington Senators</b> Griffith Stadium, Washington, DC Thu May 24 1951, 3:33 AM EDT Att: 5,442 - Unknown								
<b>Ray Boone, R</b> OBP: 0.394, SLG: 0.228 (1, 6)										6	2	3	2	0	0	4									
<b>Larry Doby, L</b> OBP: 0.422, SLG: 0.545 (1, 8)										6	2	2	4	0	0	4									
<b>Al Rosen, R</b> OBP: 0.360, SLG: 0.475 (1, 5)										6	1	2	2	0	2	3									
<b>Sam Chapman, R</b> OBP: 0.302, SLG: 0.231 (1, 7)										3	1	1	0	0	2	3									
<b>Dale Mitchell, L</b> OBP: 0.307, SLG: 0.303 (3, 7)										3	0	0	0	0	1	1									
<b>Bob Kennedy, R</b> OBP: 0.358, SLG: 0.417 (1, 9)										5	1	2	1	0	1	2									
<b>Harry Simpson, L</b> OBP: 0.361, SLG: 0.275 (1, 3)										4	2	1	1	1	1	1									
<b>Jim Hegan, R</b> OBP: 0.374, SLG: 0.456 (1, 2)										4	3	3	3	1	0	1									
<b>Bob Feller, R</b> OBP: 0.190, SLG: 0.105 (1, 1)										4	1	1	0	0	3	4									
<b>Inning Stats</b>	R: 5 E: 1 K: 3 S: 14	H: 4 LOB: 1 BB: 1 P: 18	R: 0 E: 0 K: 1 S: 6	H: 1 LOB: 1 BB: 0 P: 6	R: 6 E: 0 K: 2 S: 13	H: 6 LOB: 1 BB: 1 P: 17	R: 0 E: 0 K: 2 S: 8	H: 1 LOB: 1 BB: 0 P: 8	R: 0 E: 0 K: 0 S: 3	H: 0 LOB: 1 BB: 1 P: 7	R: 0 E: 0 K: 0 S: 3	H: 0 LOB: 0 BB: 0 P: 3	R: 1 E: 0 K: 0 S: 5	H: 2 LOB: 1 BB: 0 P: 5	R: 0 E: 0 K: 2 S: 7	H: 0 LOB: 0 BB: 0 P: 7	R: 4 E: 0 K: 0 S: 8	H: 5 LOB: 1 BB: 0 P: 8	1B: 10 2B: 5 3B: 3 HR: 1	SF: 0 SAC: 1 DP: 0 HBP: 0	WP: 0 PB: 0 SB: 2 CS: 0	PA: 50			
<b>PITCHER</b>	IP	WLS	BF	H	R	ER	SO	BB	IBB	HBP	BLK	WP	HR	S	P	ERA	WHIP								
<b>Sid Hudson, R</b> ERA: 27.0 (1, 1)	2.2	L	22	11	11	8	5	1	1	0	0	0	1	30	38	27.00	4.500								
<b>Bob Ross, L</b> ERA: 5.63 (3, 1)	6.1		28	8	5	5	5	1	0	0	0	0	0	37	41	7.11	1.421								

AB 46  
R 16  
H 19  
RBI 16  
BB 3  
SO 10  
LOB 23



Batter	1	2	3	4	5	6	7	8	9	AB	R	H	RBI	BB	SO	LOB	BOTTOM								
<b>Eddie Yost, R</b> OBP: 0.461, SLG: 0.421 (1, 5)										4	0	1	0	0	0	0	<b>Cleveland Indians @ Washington Senators</b> Griffith Stadium, Washington, DC Thu May 24 1951, 3:33 AM EDT Att: 5,442 - Unknown								
<b>Gil Coan, L</b> OBP: 0.389, SLG: 0.614 (1, 7)										4	0	1	0	0	0	1									
<b>Irv Noren, L</b> OBP: 0.357, SLG: 0.353 (1, 8)										2	0	0	0	1	0	1									
<b>Mickey Vernon, L</b> OBP: 0.356, SLG: 0.481 (1, 3)										3	0	0	0	0	1	2									
<b>Sam Mele, R</b> OBP: 0.341, SLG: 0.411 (1, 9)										3	0	0	0	0	0	0									
<b>Cass Michaels, R</b> OBP: 0.322, SLG: 0.366 (1, 4)										3	0	0	0	0	1	0									
<b>Mike Guerra, R</b> OBP: 0.286, SLG: 0.194 (1, 2)										3	0	0	0	0	0	0									
<b>Willy Miranda, S</b> OBP: 0.286, SLG: 0.286 (1, 6)										3	0	0	0	0	0	0									
<b>Sid Hudson, R</b> OBP: 0.294, SLG: 0.077 (9, PH)										0	0	0	0	0	0	0									
<b>Inning Stats</b>	R: 0 E: 0 K: 1 S: 6	H: 1 LOB: 0 BB: 0 P: 6	R: 0 E: 0 K: 0 S: 3	H: 0 LOB: 0 BB: 0 P: 3	R: 0 E: 0 K: 0 S: 3	H: 0 LOB: 0 BB: 0 P: 3	R: 0 E: 0 K: 0 S: 2	H: 0 LOB: 0 BB: 1 P: 6	R: 0 E: 0 K: 1 S: 5	H: 0 LOB: 0 BB: 0 P: 5	R: 0 E: 0 K: 1 S: 6	H: 1 LOB: 1 BB: 0 P: 6	R: 0 E: 0 K: 0 S: 3	H: 0 LOB: 0 BB: 0 P: 3	R: 0 E: 0 K: 0 S: 3	H: 0 LOB: 0 BB: 0 P: 3	R: 0 E: 0 K: 0 S: 3	H: 0 LOB: 0 BB: 0 P: 3	1B: 2 2B: 1 3B: 0 HR: 0	SF: 0 SAC: 0 DP: 1 HBP: 0	WP: 0 PB: 0 SB: 0 CS: 0	PA: 29			
<b>PITCHER</b>	IP	WLS	BF	H	R	ER	SO	BB	IBB	HBP	BLK	WP	HR	S	P	ERA	WHIP								
<b>Bob Feller, R</b> ERA: 1.93 (1, 1)	9.0	W	29	2	0	0	3	1	0	0	0	0	0	34	38	0.00	0.333								


AB 28  
R 0  
H 2  
RBI 0  
BB 1  
SO 3  
LOB 4



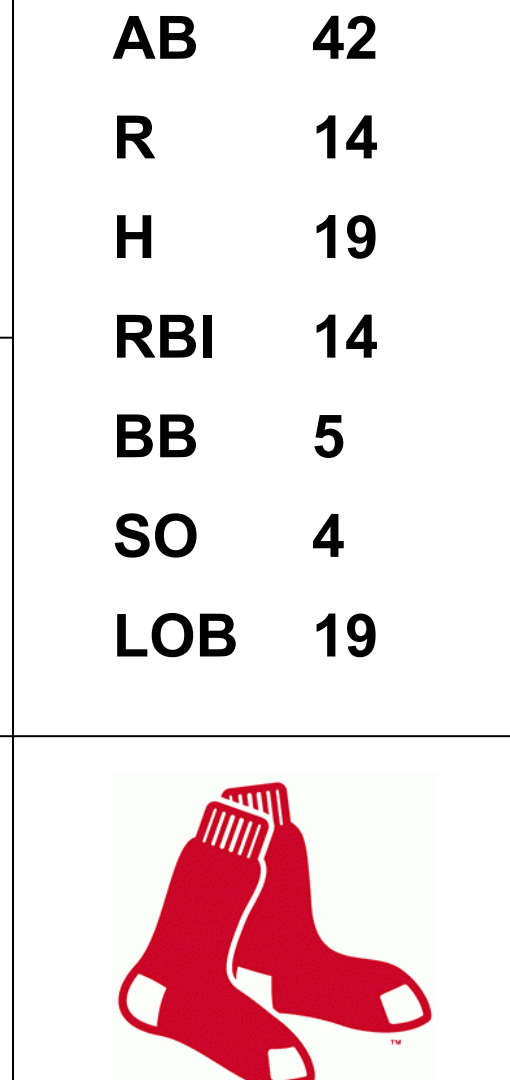


Batter	1	2	3	4	5	6	7	8	9	AB	R	H	RBI	BB	SO	LOB	TOP			
<b>Eddie Yost, R</b> OBP: 0.462, SLG: 0.418 (1, 5)										3	1	1	0	1	0	0	<b>Washington Senators @ Boston Red Sox</b> Fenway Park, Boston, MA Fri May 25 1951, 3:33 AM EDT Att: 21,379 - Unknown			
<b>Gil Coan, L</b> OBP: 0.374, SLG: 0.587 (1, 7)										4	0	0	0	0	1	3				
<b>Sam Mele, R</b> OBP: 0.345, SLG: 0.409 (1, 9)										3	1	1	0	1	0	0				
<b>Mickey Vernon, L</b> OBP: 0.363, SLG: 0.476 (1, 3)										3	0	1	0	1	0	1				
<b>Irv Noren, L</b> OBP: 0.347, SLG: 0.341 (1, 8)										4	0	0	0	0	0	4				
<b>Cass Michaels, R</b> OBP: 0.319, SLG: 0.372 (1, 4)										4	0	1	1	0	0	2				
<b>Sam Dente, R</b> OBP: 0.337, SLG: 0.281 (1, 6)										4	0	1	0	0	0	4				
<b>Mike Guerra, R</b> OBP: 0.272, SLG: 0.183 (1, 2)										4	0	0	0	0	0	2				
<b>Connie Marrero, R</b> OBP: 0.286, SLG: 0.211 (7, PH)										2	0	0	0	0	1	1				
<b>Mike McCormick, R</b> OBP: 0.404, SLG: 0.325 (7, PH)										1	0	1	0	0	0	0				
<b>Alton Brown, R</b> (7, PH)										0	0	0	0	0	0	0				
<b>Gene Verble, R</b> OBP: 0.242, SLG: 0.210 (9, PH)										1	0	0	0	0	0	1				
<b>Inning Stats</b>	R: 2 E: 2 K: 1 S: 7	H: 1 LOB: 2 BB: 2 P: 15	R: 0 E: 0 K: 1 S: 5	H: 0 LOB: 0 BB: 0 P: 5	R: 0 E: 0 K: 0 S: 3	H: 0 LOB: 1 BB: 1 P: 7	R: 0 E: 0 K: 0 S: 4	H: 1 LOB: 1 BB: 0 P: 4	R: 0 E: 0 K: 0 S: 3	H: 0 LOB: 0 BB: 0 P: 3	R: 0 E: 0 K: 0 S: 4	H: 2 LOB: 0 BB: 0 P: 4	R: 0 E: 0 K: 0 S: 3	H: 1 LOB: 1 BB: 0 P: 3	R: 0 E: 0 K: 0 S: 4	H: 1 LOB: 1 BB: 0 P: 4	1B: 5 2B: 2 3B: 0 HR: 0	SF: 0 SAC: 0 DP: 2 HBP: 0	WP: 0 PB: 0 SB: 0 CS: 0	PA: 36
<b>PITCHER</b> <b>Chuck Stobbs, L</b> ERA: 3.59 (1, 1)	IP: 9.0 WLS: W BF: 36 H: 6 R: 2 ER: 0 SO: 2 BB: 3 IBB: 0 HBP: 0 BLK: 0 WP: 0 HR: 0 S: 37 P: 49 ERA: 0.00 WHIP: 1.000																			

AB	33
R	2
H	6
RBI	1
BB	3
SO	2
LOB	18



Batter	1	2	3	4	5	6	7	8	9	AB	R	H	RBI	BB	SO	LOB	BOTTOM			
<b>Dom DiMaggio, R</b> OBP: 0.395, SLG: 0.474 (1, 8)										6	2	3	1	0	0	3	<b>Washington Senators @ Boston Red Sox</b> Fenway Park, Boston, MA Fri May 25 1951, 3:33 AM EDT Att: 21,379 - Unknown			
<b>Billy Goodman, L</b> OBP: 0.391, SLG: 0.352 (1, 9)										5	2	2	0	1	0	2				
<b>Ted Williams, L</b> OBP: 0.458, SLG: 0.574 (1, 7)										5	3	3	4	0	0	2				
<b>Lou Boudreau, R</b> OBP: 0.362, SLG: 0.442 (1, 6)										4	1	2	2	1	0	1				
<b>Vern Stephens, R</b> OBP: 0.424, SLG: 0.494 (1, 5)										5	0	2	2	0	1	4				
<b>Walt Dropo, R</b> OBP: 0.378, SLG: 0.447 (1, 3)										5	2	2	1	0	1	2				
<b>Bobby Doerr, R</b> OBP: 0.412, SLG: 0.452 (1, 4)										2	3	0	0	3	1	0				
<b>Les Moss, R</b> OBP: 0.305, SLG: 0.370 (1, 2)										5	0	3	1	0	1	2				
<b>Chuck Stobbs, L</b> OBP: 0.200, SLG: 0.300 (1, 1)										5	1	2	3	0	0	3				
<b>Inning Stats</b>	R: 5 E: 1 K: 0 S: 9	H: 5 LOB: 2 BB: 1 P: 13	R: 1 E: 0 K: 0 S: 4	H: 1 LOB: 0 BB: 0 P: 4	R: 0 E: 0 K: 1 S: 6	H: 1 LOB: 1 BB: 0 P: 6	R: 1 E: 0 K: 0 S: 6	H: 4 LOB: 2 BB: 0 P: 6	R: 0 E: 0 K: 1 S: 5	H: 0 LOB: 0 BB: 0 P: 5	R: 2 E: 0 K: 0 S: 5	H: 3 LOB: 1 BB: 0 P: 5	R: 3 E: 0 K: 1 S: 8	H: 3 LOB: 3 BB: 3 P: 20	R: 2 E: 1 K: 1 S: 7	H: 2 LOB: 1 BB: 1 P: 11		1B: 13 2B: 5 3B: 0 HR: 1	SF: 0 SAC: 0 DP: 1 HBP: 0	WP: 0 PB: 0 SB: 0 CS: 1
<b>PITCHER</b> <b>Connie Marrero, R</b> ERA: 3.88 (1, 1)	IP: 6.0 WLS: L BF: 32 H: 14 R: 9 ER: 9 SO: 2 BB: 1 IBB: 0 HBP: 0 BLK: 0 WP: 0 HR: 1 S: 35 P: 39 ERA: 13.50 WHIP: 2.500																			
<b>Alton Brown, R</b> ERA: 10.13 (7, 1)	IP: 2.0 WLS: 15 BF: 5 H: 5 R: 5 ER: 5 SO: 2 BB: 4 IBB: 0 HBP: 0 BLK: 0 WP: 0 HR: 0 S: 15 P: 31 ERA: 22.50 WHIP: 4.500																			





Batter	1	2	3	4	5	6	7	8	9	AB	R	H	RBI	BB	SO	LOB	TOP			
<b>Eddie Yost, R</b> OBP: 0.456, SLG: 0.407 (1, 5)	0-0 5-3		4-0 2B BB		0-0 F8			0-3 K		3	1	0	0	1	1	0				
<b>Gil Coan, L</b> OBP: 0.388, SLG: 0.604 (1, 7)	0-3 K		0-0 2B			0-0 G6-4-3 1B		0-0 1B		4	0	3	1	0	1	0				
<b>Sam Mele, R</b> OBP: 0.343, SLG: 0.405 (1, 9)	0-0 1B		0-3 K			0-0 G6-4-3 1-2f		0-0 F7		4	0	1	0	0	1	3				
<b>Mickey Vernon, L</b> OBP: 0.347, SLG: 0.453 (1, 3)	0-0 F5				0-0 F7					4	0	0	0	0	0	1				
<b>Irv Noren, L</b> OBP: 0.358, SLG: 0.362 (1, 8)		0-0 F8			0-0 1B			0-0 FC4-6 1B		4	0	3	0	0	0	0				
<b>Cass Michaels, R</b> OBP: 0.316, SLG: 0.367 (1, 4)		0-0 F8			0-0 F4			0-3 K		4	0	1	0	0	1	2				
<b>Sam Dente, R</b> OBP: 0.324, SLG: 0.269 (1, 6)		0-0 5-3			0-0 F9			0-0 FC4-6 1-2f		4	0	0	0	0	0	3				
<b>Mike Guerra, R</b> OBP: 0.262, SLG: 0.176 (1, 2)			0-0 F3		0-0 6-3			0-0 F8		3	0	0	0	0	0	1				
<b>Sandy Consuegra, R</b> OBP: 0.105, SLG: 0.105 (1, 1)			0-3 K		0-0 4-3					2	0	0	0	0	1	0				
<b>Joe Haynes, R</b> OBP: 0.500, SLG: 0.333 (7, 1)								0-0 6-3		1	0	0	0	0	0	0				
<b>Inning Stats</b>	R: 0 E: 0 K: 1 S: 6	H: 1 LOB: 1 BB: 0 P: 6	R: 0 E: 0 K: 0 S: 3	H: 0 LOB: 0 BB: 0 P: 3	R: 1 E: 0 K: 2 S: 8	H: 1 LOB: 1 BB: 1 P: 12	R: 0 E: 0 K: 0 S: 4	H: 1 LOB: 1 BB: 0 P: 4	R: 0 E: 0 K: 0 S: 3	H: 0 LOB: 0 BB: 0 P: 3	R: 0 E: 0 K: 1 S: 6	H: 1 LOB: 1 BB: 0 P: 6	R: 0 E: 0 K: 1 S: 6	H: 1 LOB: 1 BB: 0 P: 6	R: 0 E: 0 K: 0 S: 4	H: 2 LOB: 1 BB: 0 P: 4	1B: 6 2B: 2 3B: 0 HR: 0	SF: 0 SAC: 0 DP: 1 HBP: 0	WP: 0 PB: 0 SB: 0 CS: 0	PA: 34
<b>PITCHER</b> <b>Willard Nixon, R</b> ERA: 3.96 (1, 1)	IP: 9.0 WLS: W BF: 34 H: 8 R: 1 ER: 1 SO: 5 BB: 1 IBB: 0 HBP: 0 BLK: 0 WP: 0 HR: 0 S: 43 P: 47 ERA: 1.00 WHIP: 1.000															<b>PITCHER</b>				

Washington Senators @ Boston Red Sox  
Fenway Park, Boston, MA  
Sat May 26 1951, 3:33 AM EDT  
Att: 12,500 - Unknown

AB 33  
R 1  
H 8  
RBI 1  
BB 1  
SO 5  
LOB 10



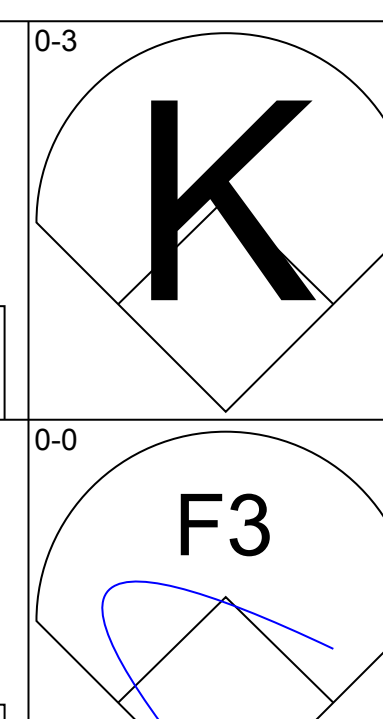
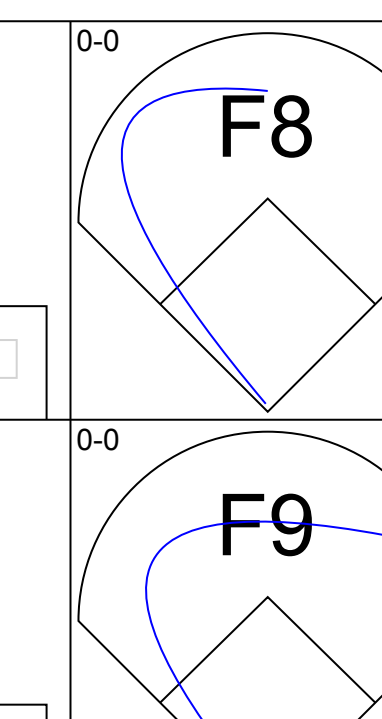
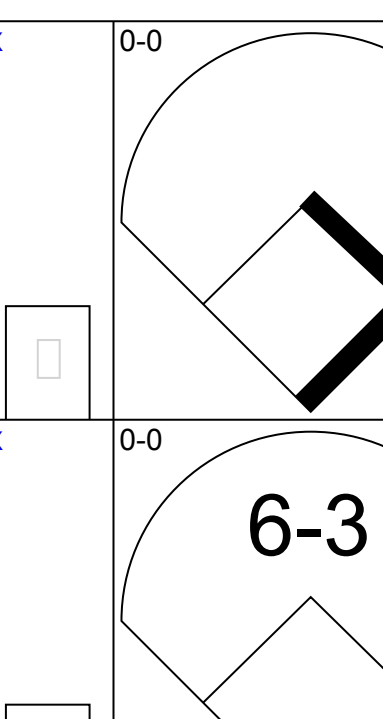

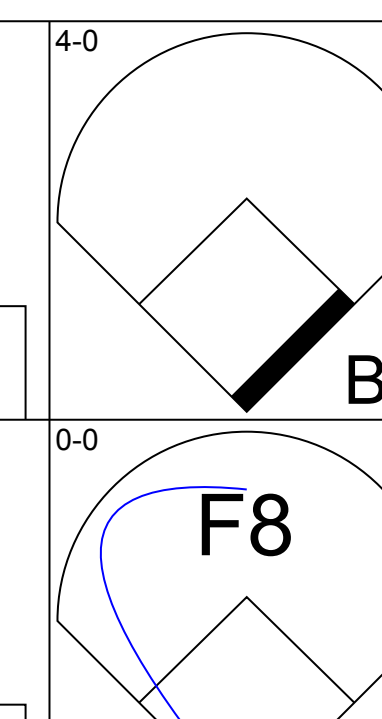
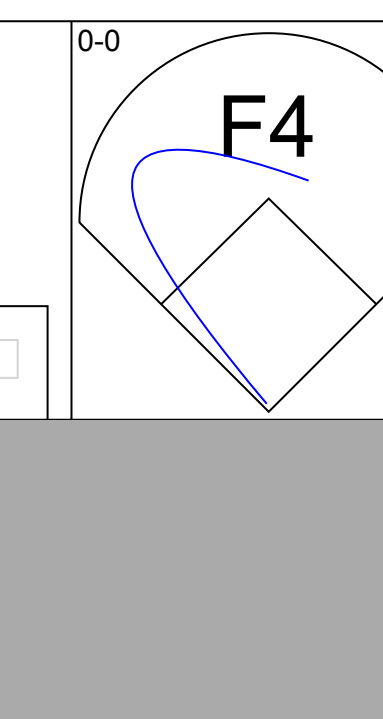
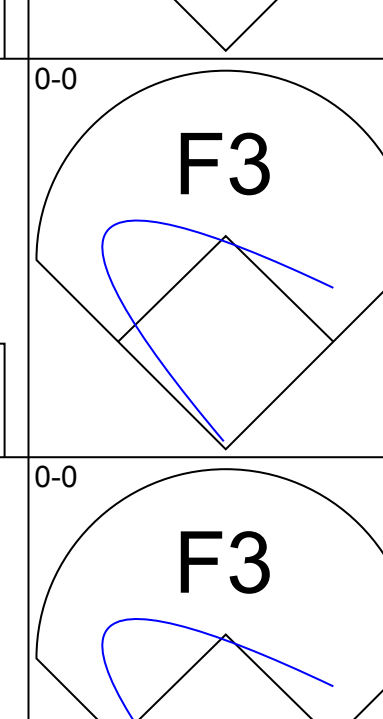
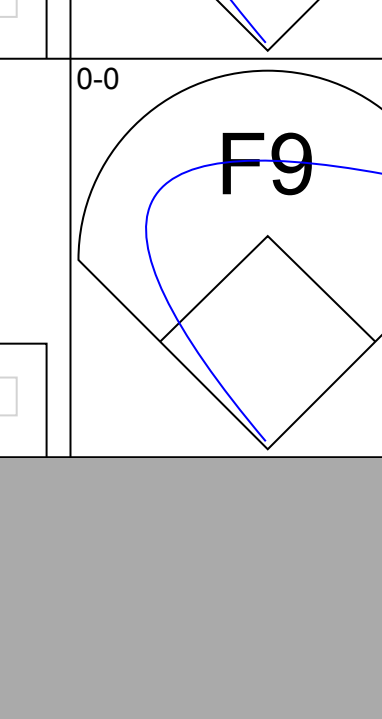
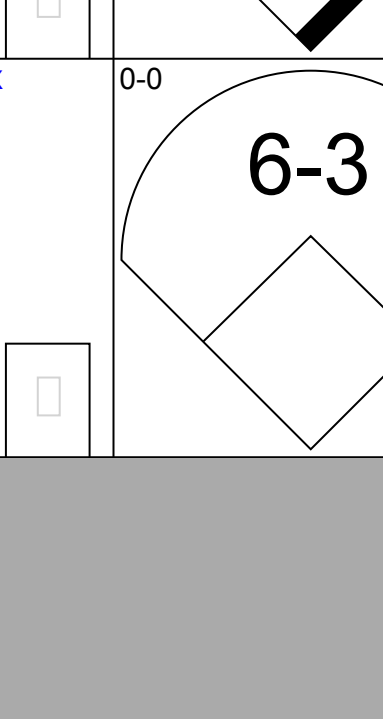

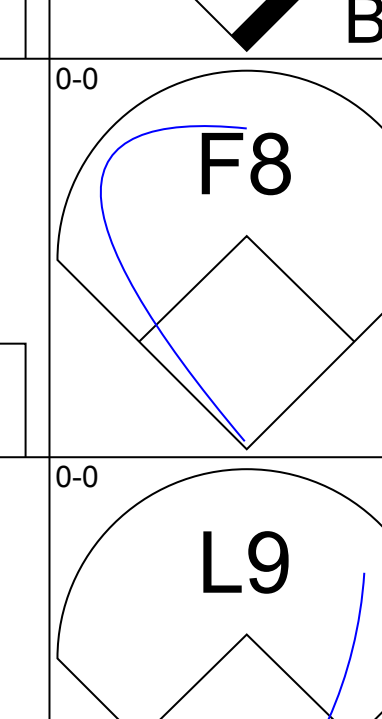
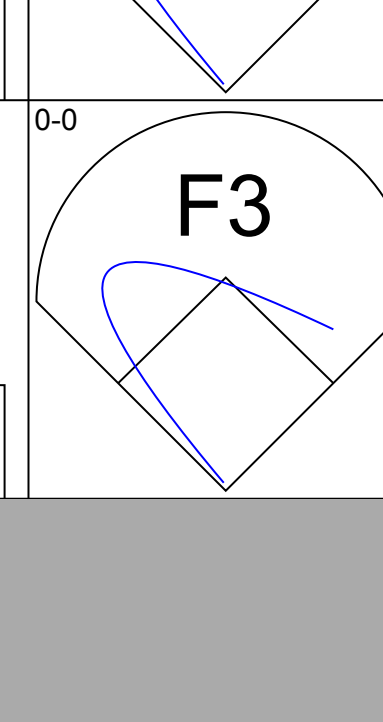
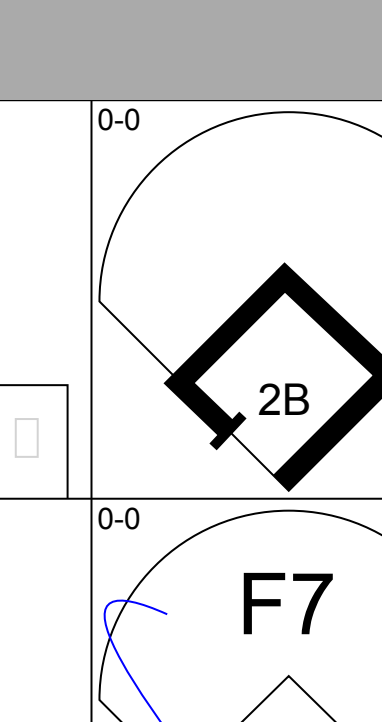
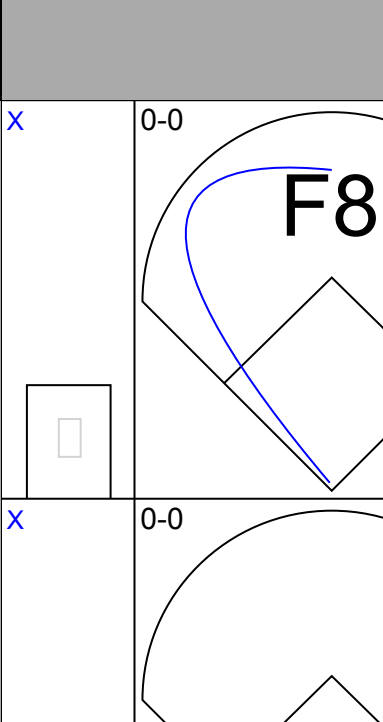
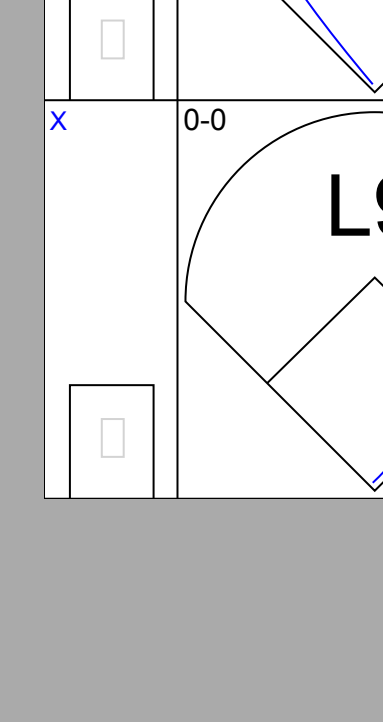
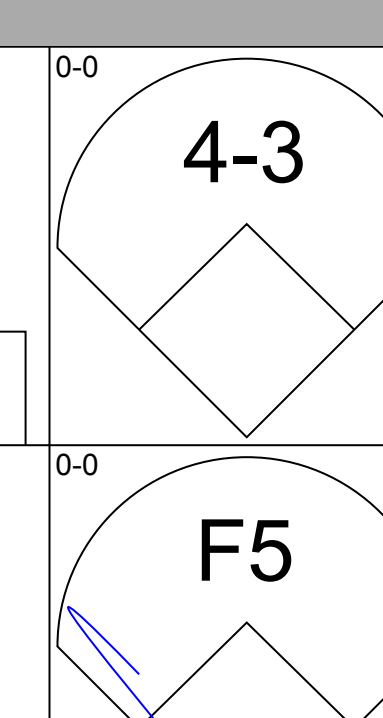
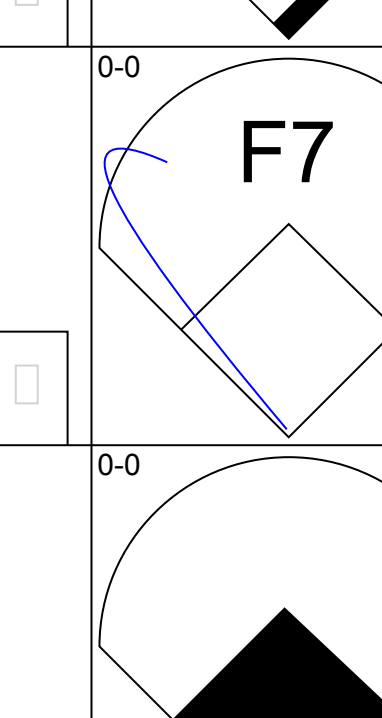
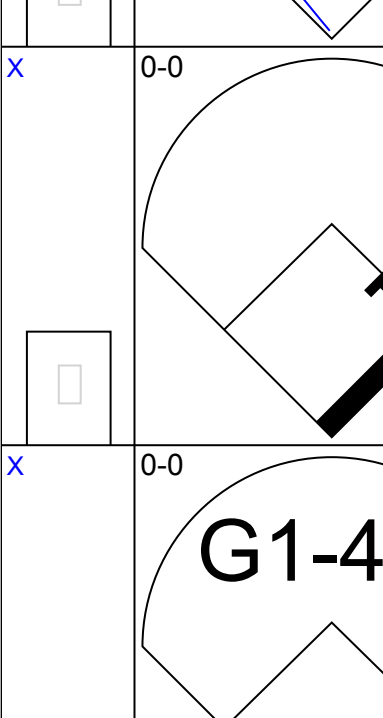

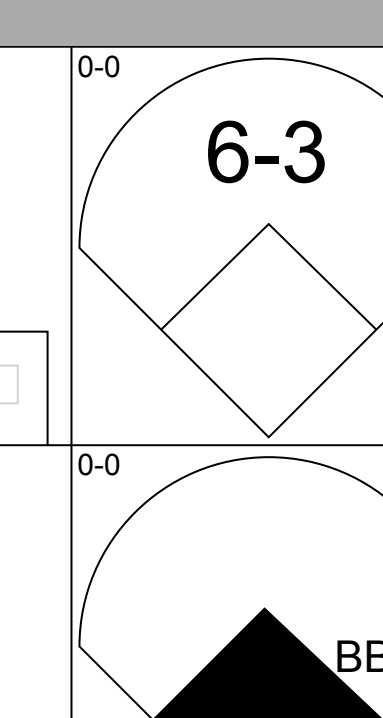
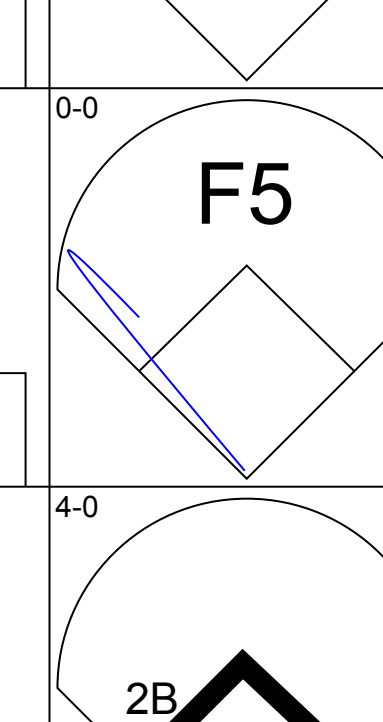
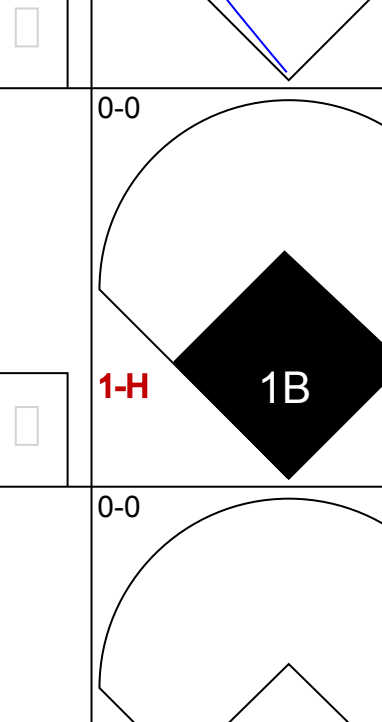
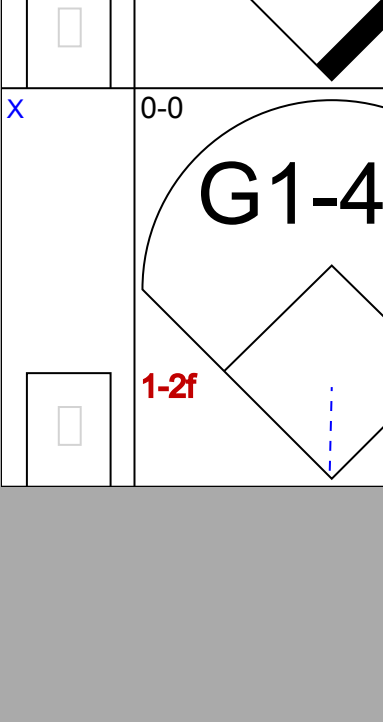

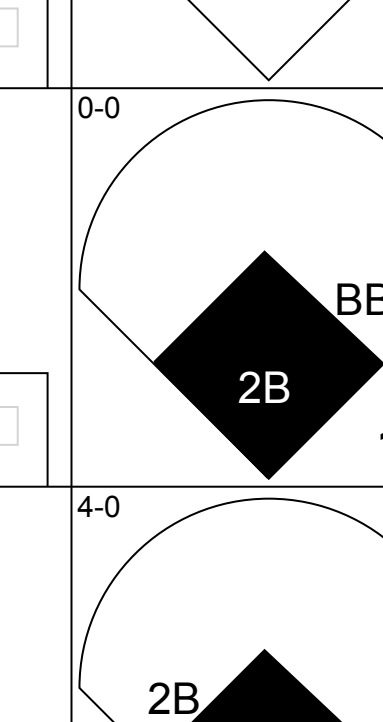
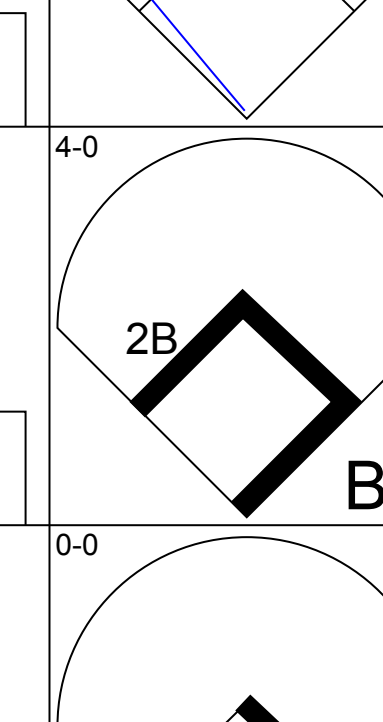
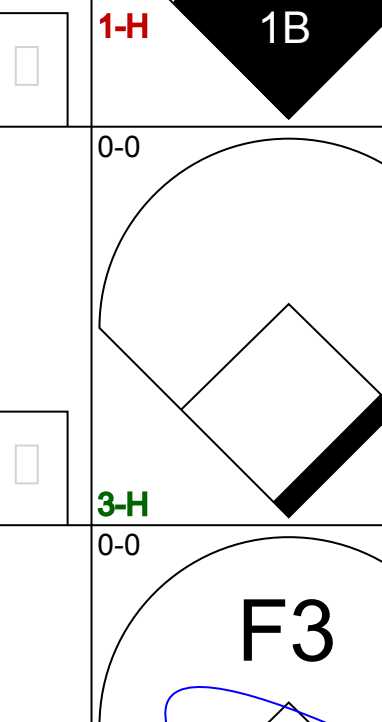
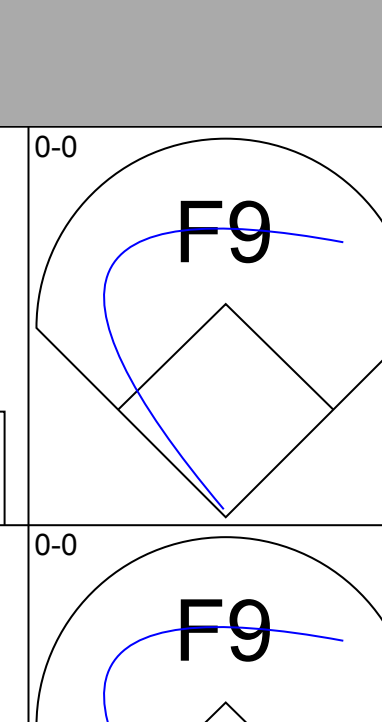
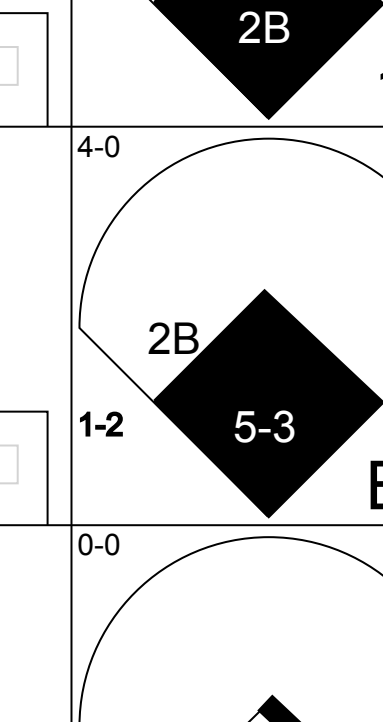
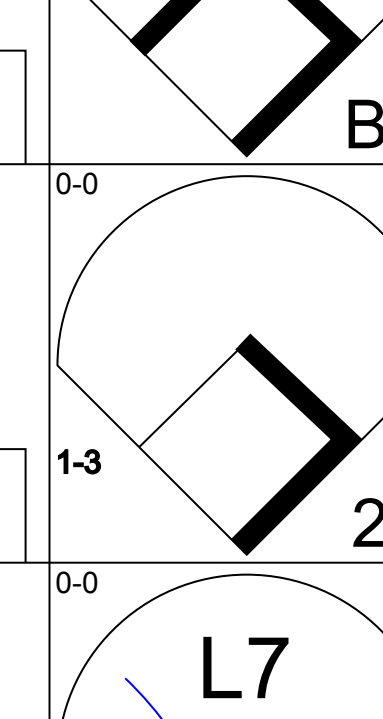
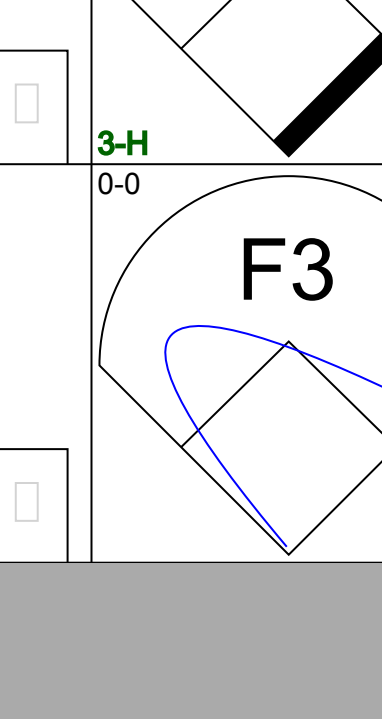
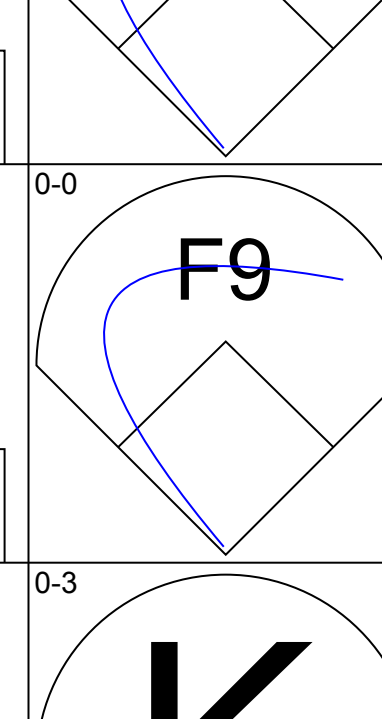
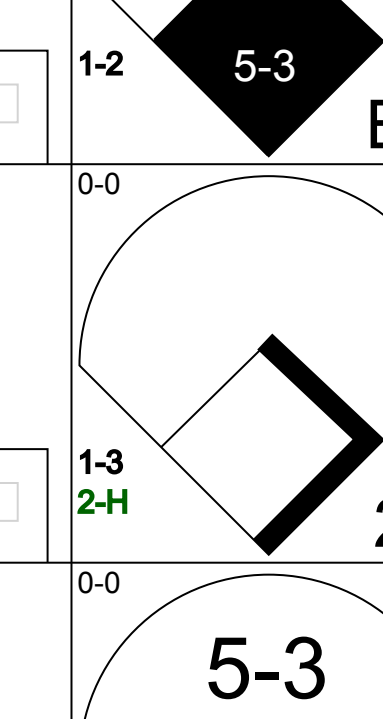
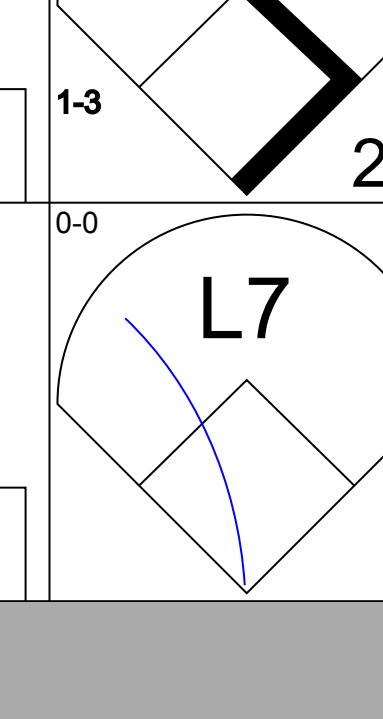
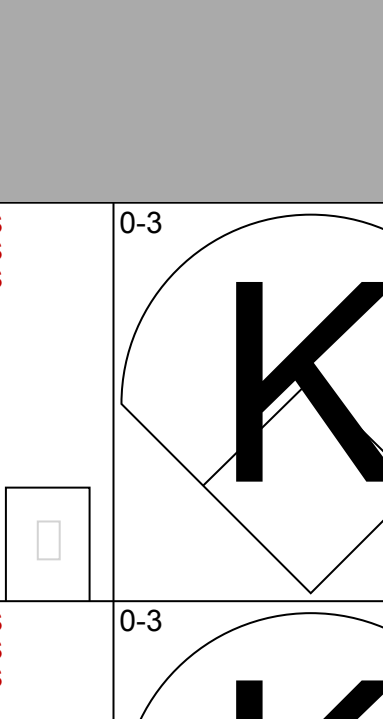
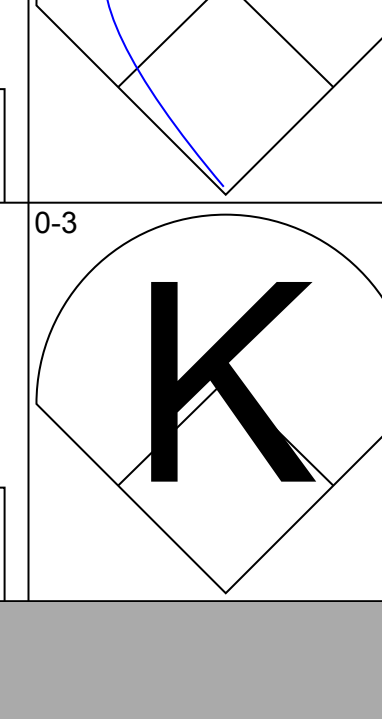
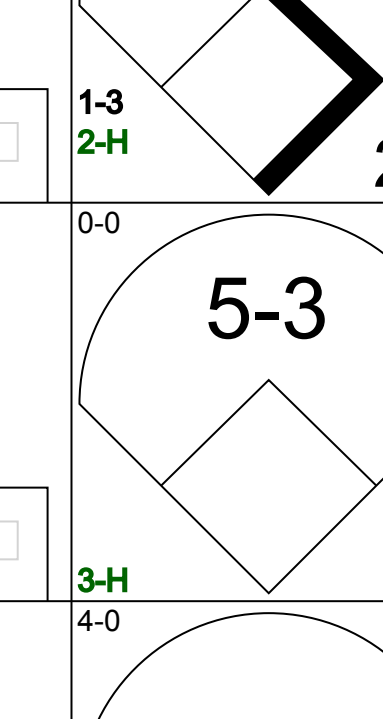
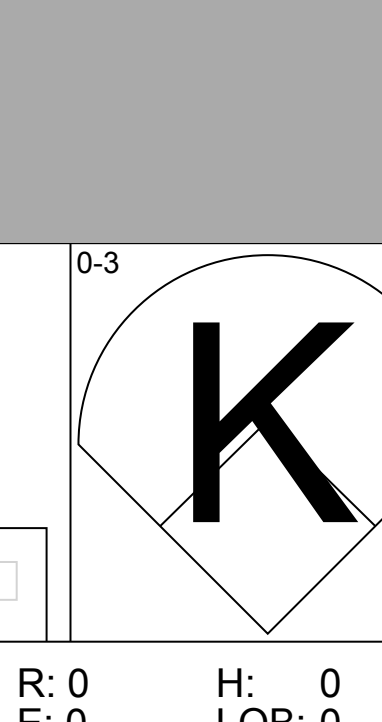
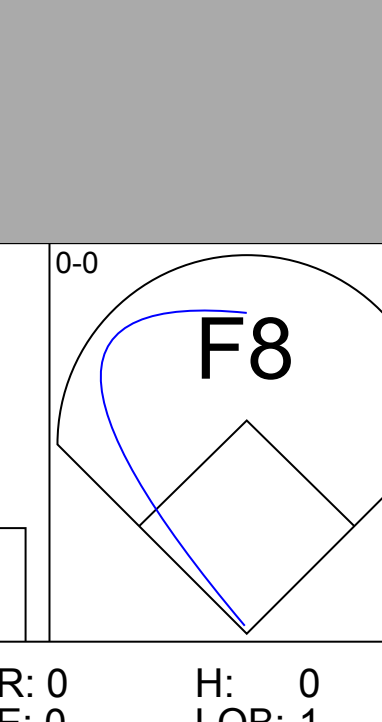
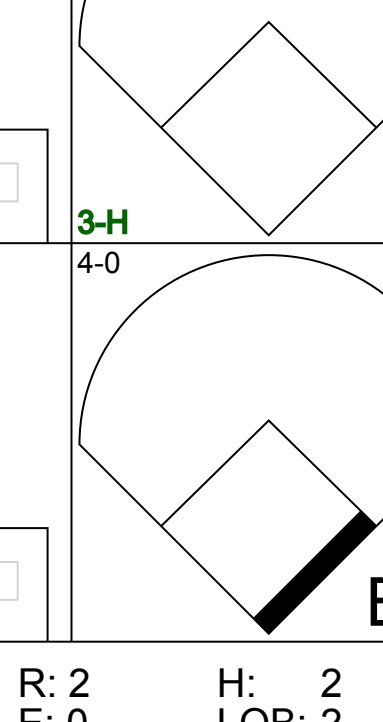
Batter	1	2	3	4	5	6	7	8	9	AB	R	H	RBI	BB	SO	LOB	BOTTOM			
<b>Dom DiMaggio, R</b> OBP: 0.406, SLG: 0.486 (1, 8)	0-0 4-3 2B	4-0 BB	0-0 2B			0-0 5-3	0-0 BB 1B	0-0 L3		5	2	3	3	1	0	1				
<b>Billy Goodman, L</b> OBP: 0.391, SLG: 0.354 (1, 9)	0-0 4-3 1-2	0-0 F5	0-0 6-3			0-0 1B	0-0 BB 1B			5	2	2	1	0	0	5				
<b>Ted Williams, L</b> OBP: 0.470, SLG: 0.586 (1, 7)	0-0 FC1-5-4 2H	4-0 BB		0-0 F9		0-0 1B	0-0 BB 1B			3	1	2	2	2	0	0				
<b>Lou Boudreau, R</b> OBP: 0.348, SLG: 0.424 (1, 6)	0-0 FC1-5-4 2-3	0-0 F6		0-0 E5		0-0 1B	0-0 BB			5	0	0	1	0	0	7				
<b>Vern Stephens, R</b> OBP: 0.433, SLG: 0.494 (1, 5)	4-0 BB		0-0 F8	0-0 G6-4-3		0-0 1B	0-0 FC6-4	0-0 FC6-4		4	0	2	2	1	0	1				
<b>Walt Dropo, R</b> OBP: 0.369, SLG: 0.427 (1, 3)	0-0 L7		0-0 F8		4-0 BB	0-0 FC6-4	0-0 FC6-4			4	0	0	0	1	0	6				
<b>Bobby Doerr, R</b> OBP: 0.411, SLG: 0.441 (1, 4)		0-0 4-3	4-0 BB 2B		0-0 F8		4-0 BB 1B	0-0 6-3		3	2	0	0	2	0	1				
<b>Les Moss, R</b> OBP: 0.310, SLG: 0.355 (1, 2)		4-0 BB 1B	4-0 BB 2B		0-0 G5-4-3		0-0 F7	0-0 1-3		3	2	0	0	2	0	2				
<b>Willard Nixon, L</b> OBP: 0.471, SLG: 0.688 (1, 1)		0-0 BB 1B	0-0 BB 2B		0-0 F7		0-0 1B 1B	0-0 E6		5	2	3	1	0	0	0				
<b>Inning Stats</b>	R: 1 E: 0 K: 0 S: 5	H: 2 LOB: 2 BB: 1 P: 9	R: 1 E: 0 K: 0 S: 4	H: 1 LOB: 3 BB: 3 P: 16	R: 3 E: 0 K: 0 S: 5	H: 2 LOB: 1 BB: 2 P: 13	R: 0 E: 1 K: 0 S: 3	H: 0 LOB: 0 BB: 0 P: 3	R: 0 E: 0 K: 0 S: 2	H: 0 LOB: 0 BB: 1 P: 6	R: 2 E: 1 K: 0 S: 7	H: 3 LOB: 2 BB: 0 P: 7	R: 4 E: 0 K: 0 S: 7	H: 4 LOB: 2 BB: 2 P: 15	R: 0 E: 1 K: 0 S: 4	H: 0 LOB: 1 BB: 0 P: 4	1B: 9 2B: 3 3B: 0 HR: 0	SF: 0 SAC: 0 DP: 2 HBP: 0	WP: 0 PB: 0 SB: 0 CS: 0	PA: 46
<b>PITCHER</b> <b>Sandy Consuegra, R</b> ERA: 5.32 (1, 1)	IP: 6.1 WLS: L BF: 39 H: 11 R: 11 ER: 9 SO: 9 BB: 9 IBB: 0 HBP: 0 BLK: 0 WP: 0 HR: 0 S: 66 P: 66 ERA: 12.79 WHIP: 3.158															<b>PITCHER</b>				
<b>Joe Haynes, R</b> ERA: 10.22 (7, 1)	IP: 1.2 WLS: 7 BF: 1 H: 0 R: 0 ER: 0 SO: 0 BB: 0 IBB: 0 HBP: 0 BLK: 0 WP: 0 HR: 7 S: 7 P: 7 ERA: 0.00 WHIP: 0.600															<b>PITCHER</b>				

Washington Senators @ Boston Red Sox  
Fenway Park, Boston, MA  
Sat May 26 1951, 3:33 AM EDT  
Att: 12,500 - Unknown

AB 37  
R 11  
H 12  
RBI 10  
BB 9  
SO 0  
LOB 23



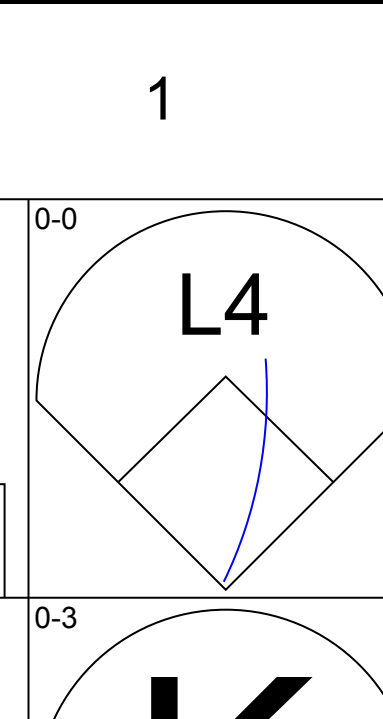
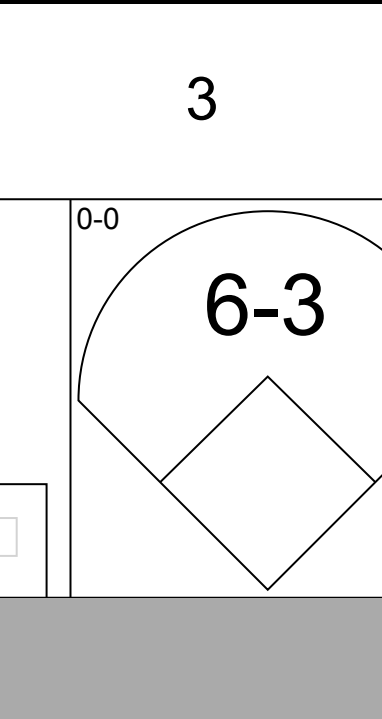
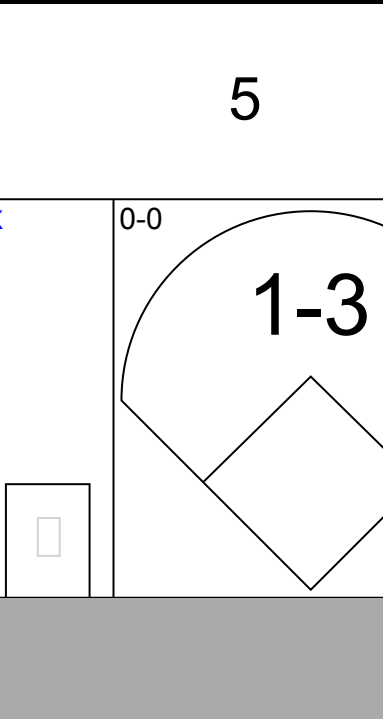
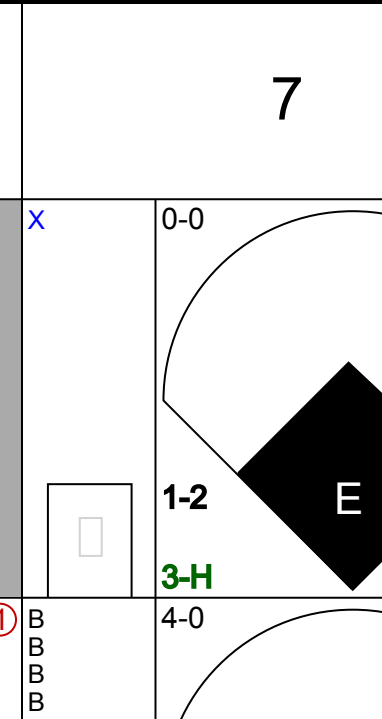

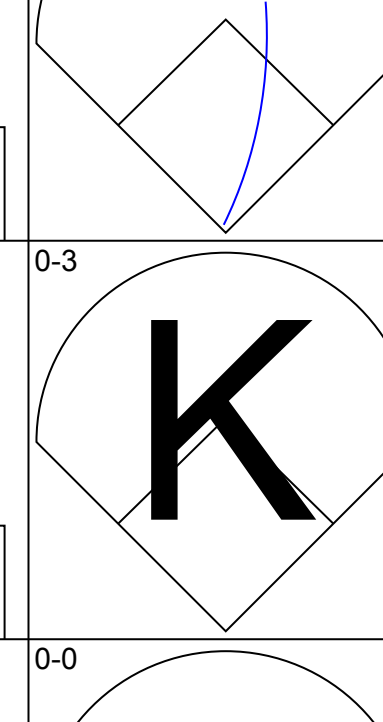
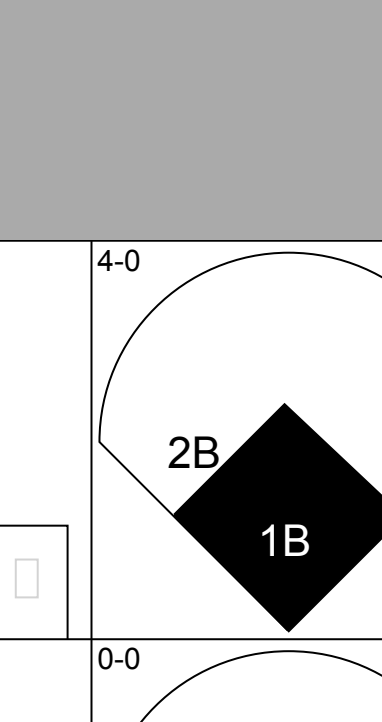
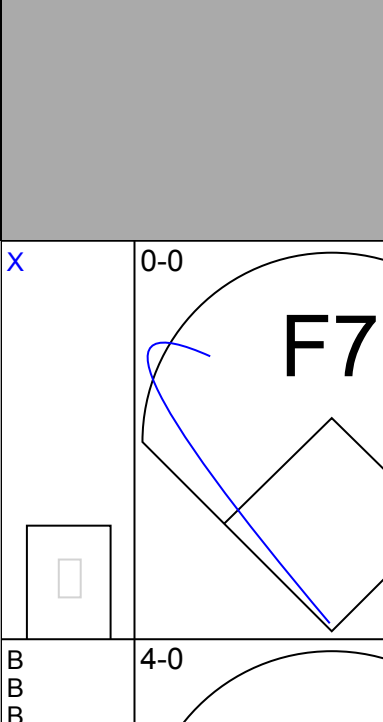
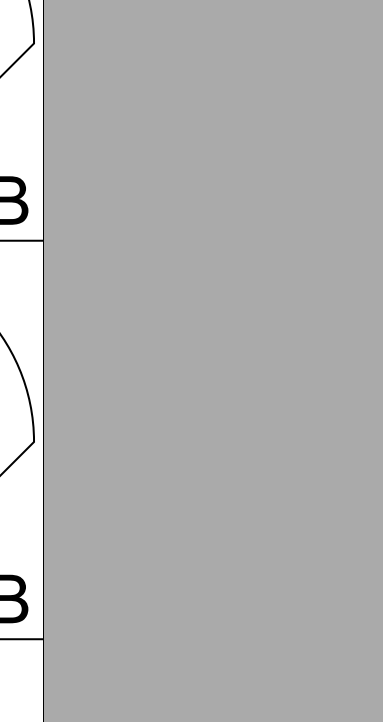

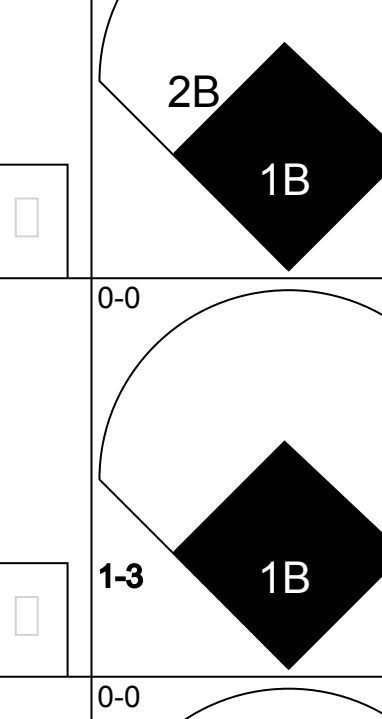
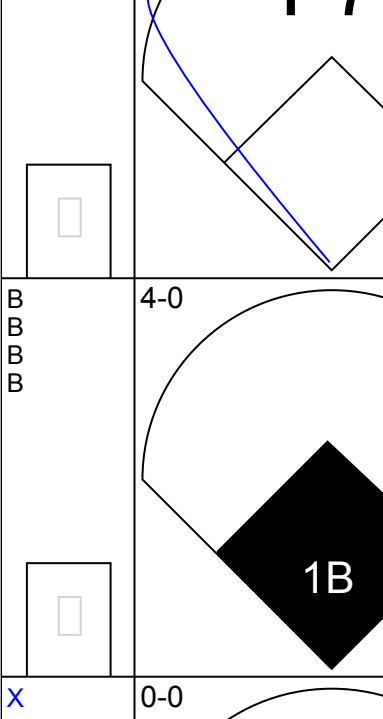
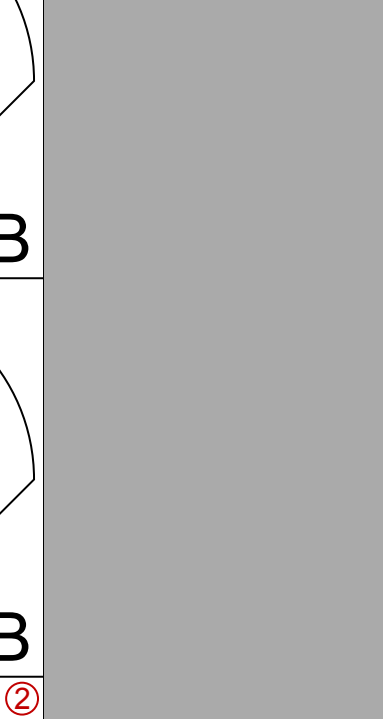

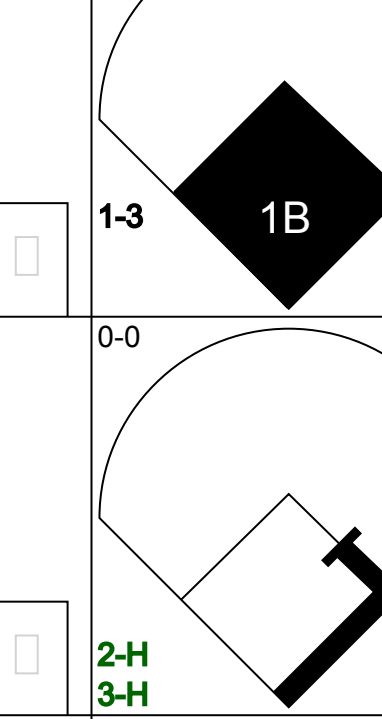
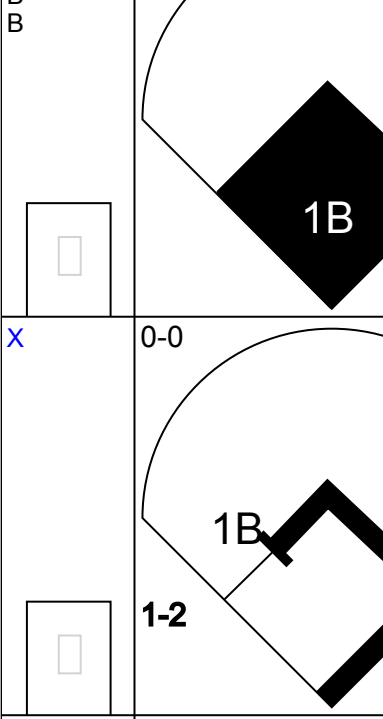
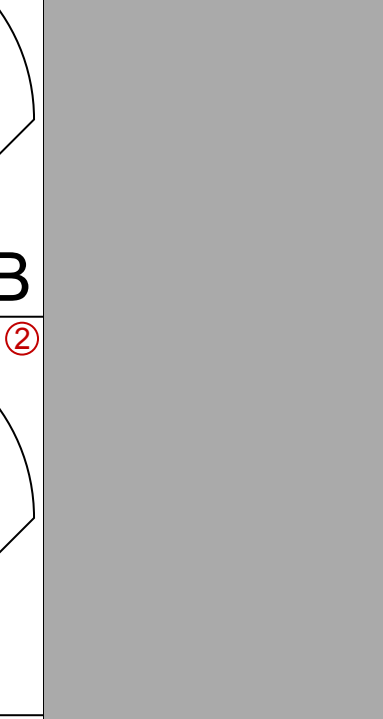

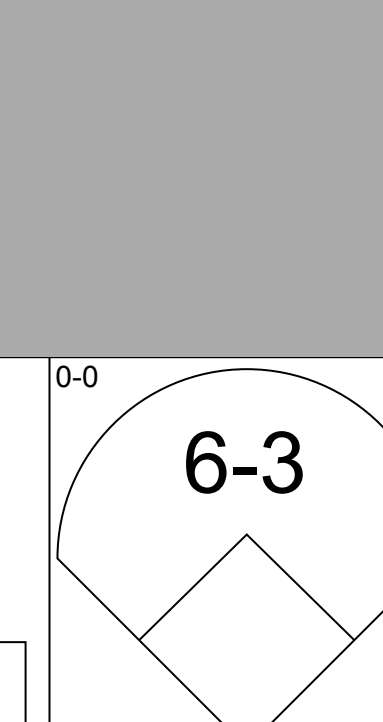
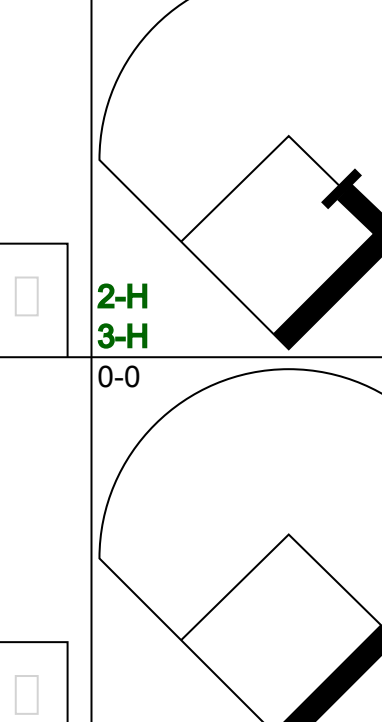
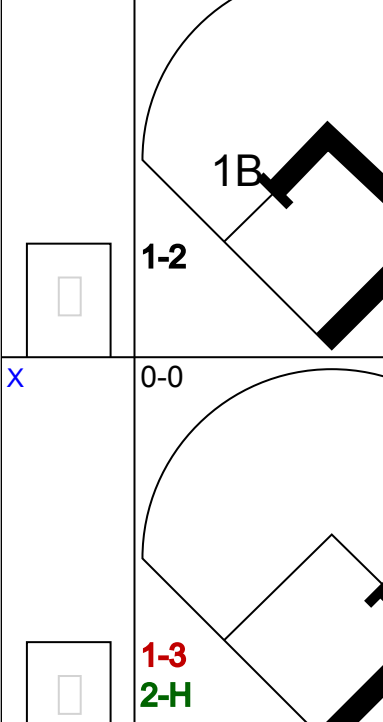

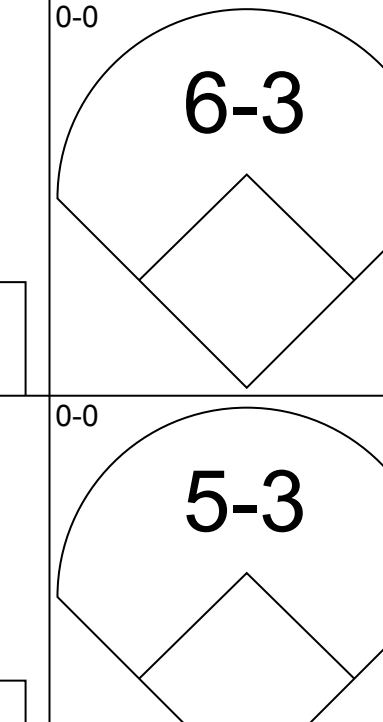
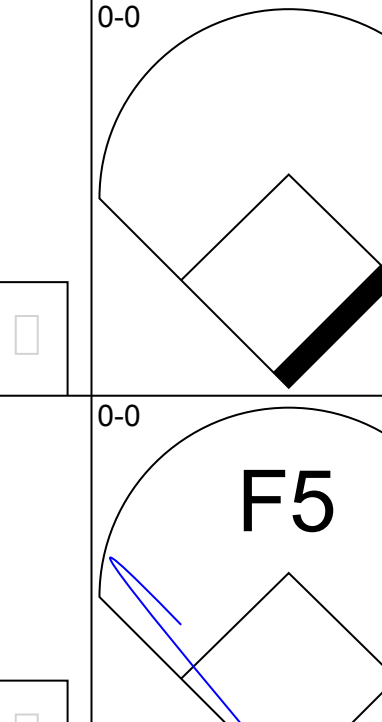
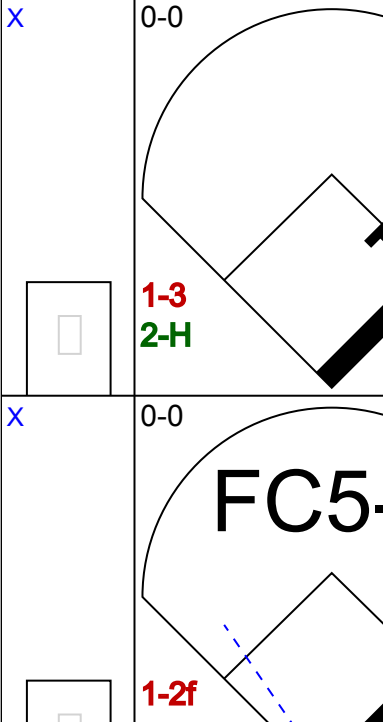
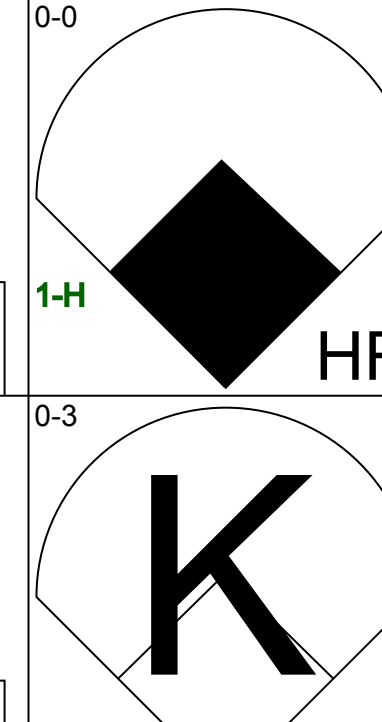
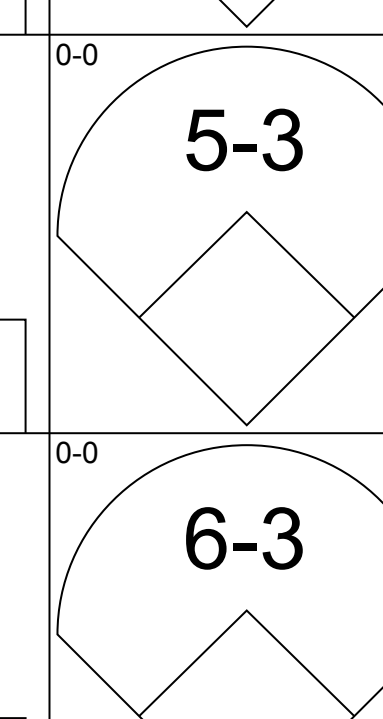
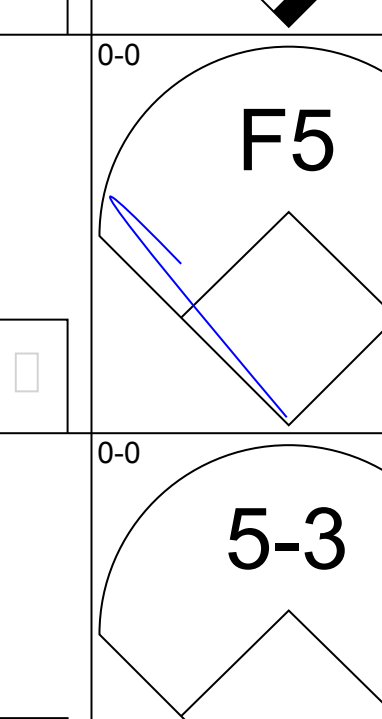
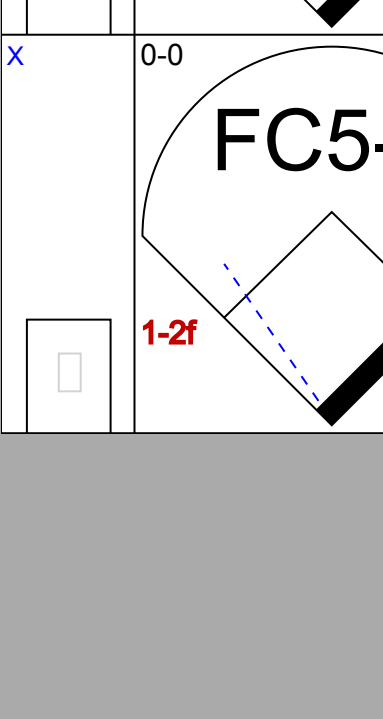
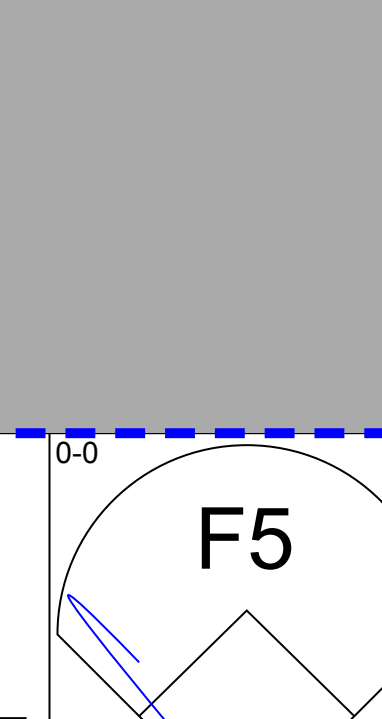
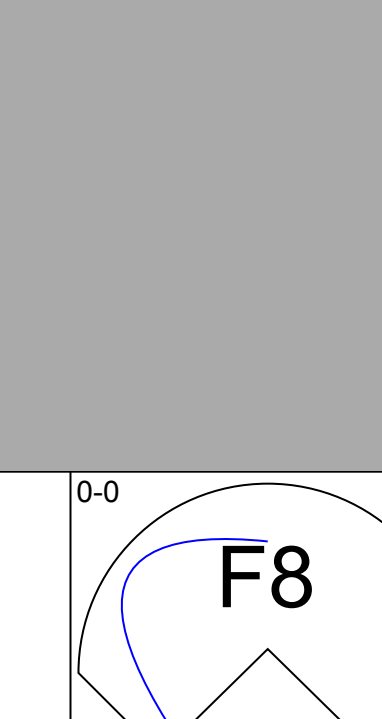

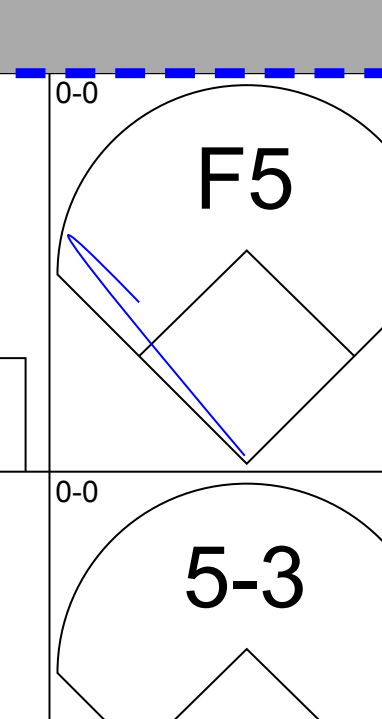
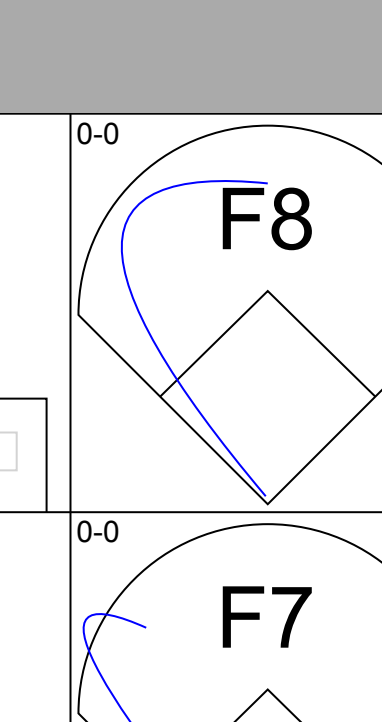
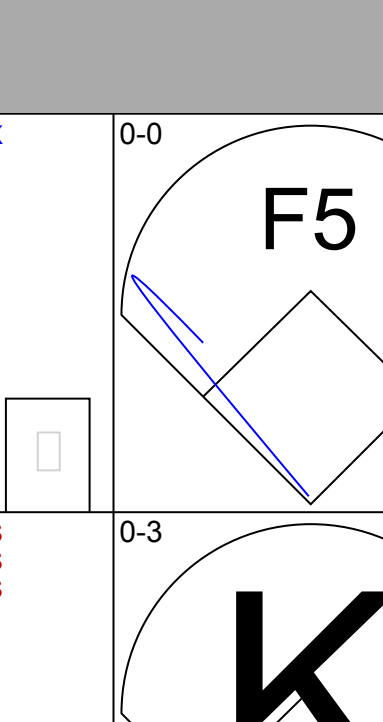
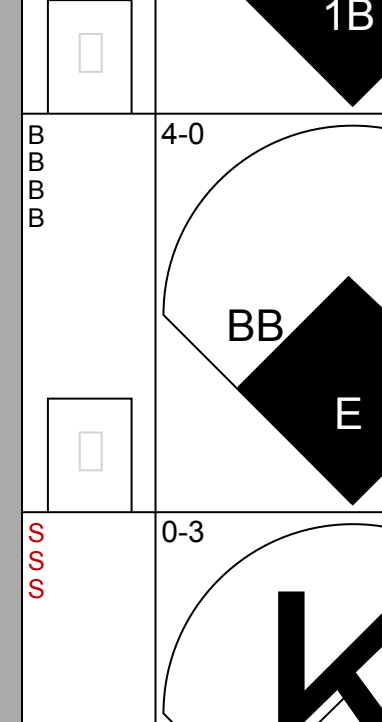
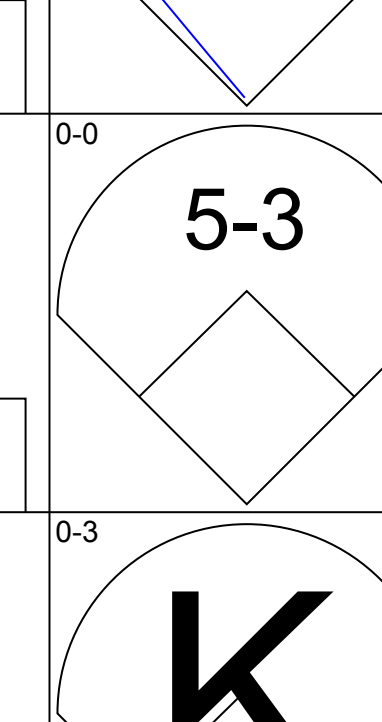


Batter	1	2	3	4	5	6	7	8	9	AB	R	H	RBI	BB	SO	LOB	TOP					
<b>Eddie Yost, R</b> OBP: 0.455, SLG: 0.410 (1, 5)										4	0	1	0	1	1	2						
<b>Mike McCormick, R</b> OBP: 0.388, SLG: 0.310 (1, 7)										4	0	0	0	0	0	2						
<b>Sam Mele, R</b> OBP: 0.340, SLG: 0.400 (1, 9)										4	0	1	0	0	0	1						
<b>Mickey Vernon, L</b> OBP: 0.343, SLG: 0.444 (1, 3)										4	0	1	0	0	0	1						
<b>Irv Noren, L</b> OBP: 0.362, SLG: 0.374 (1, 8)										4	2	2	0	0	0	1						
<b>Cass Michaels, R</b> OBP: 0.333, SLG: 0.370 (1, 4)										2	1	1	1	2	0	0						
<b>Sam Dente, R</b> OBP: 0.330, SLG: 0.299 (1, 6)										4	0	2	1	0	0	1						
<b>Frank Sacka, R</b> OBP: 0.286, SLG: 0.286 (1, 2)										4	0	0	1	0	2	3						
<b>Al Sima, R</b> OBP: 0.167, SLG: 0.182 (1, 1)										2	0	0	0	0	2	0						
<b>Gene Verble, R</b> OBP: 0.239, SLG: 0.206 (8, PH)										1	0	0	0	0	0	0						
<b>Mickey Harris, L</b> OBP: 0.286, SLG: 0.167 (8, PH)										0	0	0	0	0	0	0						
<b>Mike Guerra, R</b> OBP: 0.271, SLG: 0.176 (8, PH)										0	0	0	0	1	0	0						
<b>Inning Stats</b>	R: 0 E: 0 K: 1 S: 5	H: 0 LOB: 0 BB: 0 P: 5	R: 0 E: 0 K: 0 S: 4	H: 1 LOB: 2 BB: 1 P: 8	R: 0 E: 0 K: 1 S: 5	H: 0 LOB: 0 BB: 0 P: 5	R: 1 E: 0 K: 0 S: 5	H: 3 LOB: 1 BB: 0 P: 5	R: 0 E: 0 K: 2 S: 8	H: 1 LOB: 1 BB: 0 P: 8	R: 0 E: 0 K: 1 S: 3	H: 0 LOB: 0 BB: 0 P: 3	R: 0 E: 0 K: 1 S: 5	H: 0 LOB: 1 BB: 1 P: 5	R: 0 E: 0 K: 0 S: 3	H: 0 LOB: 1 BB: 1 P: 7	R: 2 E: 0 K: 0 S: 5	H: 2 LOB: 2 BB: 2 P: 13	1B: 4 2B: 4 3B: 0 HR: 0	SF: 0 SAC: 0 DP: 1 HBP: 0	WP: 0 PB: 0 SB: 0 CS: 0	PA: 37
<b>PITCHER</b> Mickey McDermott, L ERA: 1.65 (1, 1)	IP: 9.0 WLS: W BF: 37 H: 8 R: 3 ER: 3 SO: 5 BB: 4 IBB: 0 HBP: 0 BLK: 0 WP: 0 HR: 0 S: 43 P: 59 ERA: 3.00 WHIP: 1.333																					

Washington Senators @ Boston Red Sox  
Fenway Park, Boston, MA  
Sun May 27 1951, 3:33 AM EDT  
Unknown

AB 33  
R 3  
H 8  
RBI 3  
BB 4  
SO 5  
LOB 11



Batter	1	2	3	4	5	6	7	8	9	AB	R	H	RBI	BB	SO	LOB	BOTTOM			
<b>Dom DiMaggio, R</b> OBP: 0.405, SLG: 0.479 (1, 8)										4	1	1	1	0	0	0				
<b>Billy Goodman, L</b> OBP: 0.394, SLG: 0.348 (1, 9)										2	2	0	0	2	1	0				
<b>Ted Williams, L</b> OBP: 0.484, SLG: 0.614 (1, 7)										3	3	3	2	1	0	0				
<b>Lou Boudreau, R</b> OBP: 0.353, SLG: 0.426 (1, 6)										4	0	2	2	0	0	2				
<b>Vern Stephens, R</b> OBP: 0.444, SLG: 0.538 (1, 5)										4	1	3	3	0	0	0				
<b>Walt Dropo, R</b> OBP: 0.355, SLG: 0.409 (1, 3)										4	0	0	0	0	1	2				
<b>Bobby Doerr, R</b> OBP: 0.407, SLG: 0.451 (1, 4)										4	1	1	0	0	0	1				
<b>Les Moss, R</b> OBP: 0.308, SLG: 0.342 (1, 2)										3	1	0	0	1	0	0				
<b>Mickey McDermott, L</b> OBP: 0.278, SLG: 0.389 (1, 1)										4	0	0	0	0	3	2				
<b>Inning Stats</b>	R: 0 E: 0 K: 1 S: 6	H: 1 LOB: 1 BB: 0 P: 6	R: 0 E: 0 K: 0 S: 3	H: 0 LOB: 0 BB: 0 P: 3	R: 0 E: 0 K: 0 S: 3	H: 0 LOB: 0 BB: 0 P: 3	R: 2 E: 0 K: 0 S: 5	H: 3 LOB: 1 BB: 1 P: 9	R: 0 E: 0 K: 1 S: 5	H: 0 LOB: 0 BB: 0 P: 5	R: 1 E: 0 K: 0 S: 4	H: 2 LOB: 1 BB: 1 P: 8	R: 6 E: 1 K: 2 S: 11	H: 4 LOB: 0 BB: 2 P: 19	R: 0 E: 0 K: 1 S: 5	H: 0 LOB: 0 BB: 0 P: 5	1B: 6 2B: 2 3B: 1 HR: 1	SF: 0 SAC: 0 DP: 0 HBP: 0	WP: 0 PB: 0 SB: 0 CS: 0	PA: 36
<b>PITCHER</b> Al Sima, L ERA: 5.44 (1, 1)	IP: 7.0 WLS: L BF: 33 H: 10 R: 9 ER: 9 SO: 4 BB: 4 IBB: 0 HBP: 0 BLK: 0 WP: 0 HR: 1 S: 37 P: 53 ERA: 11.57 WHIP: 2.000																			
<b>PITCHER</b> Mickey Harris, L ERA: 2.7 (8, 1)	IP: 1.0 WLS: L BF: 3 H: 0 R: 0 ER: 0 SO: 1 BB: 0 IBB: 0 HBP: 0 BLK: 0 WP: 0 HR: 0 S: 5 P: 5 ERA: 0.00 WHIP: 0.000																			

Washington Senators @ Boston Red Sox  
Fenway Park, Boston, MA  
Sun May 27 1951, 3:33 AM EDT  
Unknown

AB 32  
R 9  
H 10  
RBI 8  
BB 4  
SO 5  
LOB 7









Batter	1	2	3	4	5	6	7	8	9	AB	R	H	RBI	BB	SO	LOB	TOP								
<b>Eddie Joost, R</b> OBP: 0.431, SLG: 0.508 (1, 6)										5	1	2	0	0	1	0	Philadelphia Athletics @ Washington Senators Griffith Stadium, Washington, DC Wed May 30 1951, 3:33 AM EDT Unknown								
<b>Ferns Fain, L</b> OBP: 0.500, SLG: 0.550 (1, 3)										4	1	1	0	1	0	2									
<b>Elmer Valo, L</b> OBP: 0.352, SLG: 0.325 (1, 9)										4	2	3	1	1	0	0									
<b>Gus Zernial, R</b> OBP: 0.348, SLG: 0.539 (1, 7)										5	1	1	1	0	0	5									
<b>Dave Philley, S</b> OBP: 0.341, SLG: 0.398 (1, 8)										3	2	2	2	2	0	0									
<b>Allie Clark, R</b> OBP: 0.295, SLG: 0.400 (1, 5)										5	0	0	1	0	0	3									
<b>Pete Suder, R</b> OBP: 0.299, SLG: 0.283 (1, 4)										5	2	3	2	0	0	0									
<b>Joe Tipton, R</b> OBP: 0.254, SLG: 0.214 (1, 2)										5	0	3	0	0	0	1									
<b>Joe Coleman, R</b> Johnny Kucab, R (6, 1)										3	0	0	1	0	2	2									
<b>Inning Stats</b>	R: 2 E: 0 K: 1 S: 8	H: 3 LOB: 1 BB: 0 P: 8	R: 1 E: 0 K: 0 S: 5	H: 3 LOB: 1 BB: 0 P: 5	R: 0 E: 0 K: 0 S: 2	H: 0 LOB: 0 BB: 1 P: 6	R: 0 E: 0 K: 1 S: 6	H: 1 LOB: 1 BB: 0 P: 6	R: 4 E: 0 K: 0 S: 7	H: 4 LOB: 1 BB: 1 P: 11	R: 0 E: 0 K: 1 S: 5	H: 0 LOB: 2 BB: 2 P: 13	R: 1 E: 1 K: 0 S: 5	H: 2 LOB: 1 BB: 0 P: 5	R: 0 E: 0 K: 0 S: 4	H: 1 LOB: 1 BB: 0 P: 4	R: 1 E: 0 K: 0 S: 4	H: 1 LOB: 0 BB: 0 P: 4	1B: 13 2B: 1 3B: 0 HR: 1	SF: 0 SAC: 0 DP: 0 HBP: 0	WP: 0 PB: 1 SB: 0 CS: 2	PA: 45			
<b>PITCHER</b>	IP	WLS	BF	H	R	ER	SO	BB	IBB	HBP	BLK	WP	HR	S	P	ERA	WHIP								
<b>Sid Hudson, R</b> ERA: 17.61 (1, 1)	5.0	L	26	11	7	7	2	2	0	0	0	0	0	28	36	12.60	2.600								
<b>Bob Ross, L</b> ERA: 5.0 (6, 1)	1.0		5	0	0	0	1	2	0	0	0	0	0	5	13	0.00	2.000								
<b>Mickey Harris, L</b> ERA: 2.73 (7, 1)	3.0		13	4	2	1	0	0	0	0	0	0	1	13	13	3.00	1.333								

Batter	1	2	3	4	5	6	7	8	9	AB	R	H	RBI	BB	SO	LOB	BOTTOM								
<b>Eddie Yost, R</b> OBP: 0.442, SLG: 0.387 (1, 5)										3	0	0	0	2	1	1	Philadelphia Athletics @ Washington Senators Griffith Stadium, Washington, DC Wed May 30 1951, 3:33 AM EDT Unknown								
<b>Gil Coan, L</b> OBP: 0.380, SLG: 0.584 (1, 7)										5	0	1	0	0	0	4									
<b>Sam Mele, R</b> OBP: 0.340, SLG: 0.396 (1, 9)										5	1	3	1	0	1	2									
<b>Mickey Vernon, L</b> OBP: 0.324, SLG: 0.414 (1, 3)										5	0	0	0	0	0	6									
<b>Irv Noren, L</b> OBP: 0.369, SLG: 0.424 (1, 8)										4	2	2	3	0	0	0									
<b>Cass Michaels, R</b> OBP: 0.355, SLG: 0.394 (1, 4)										4	1	2	0	0	0	0									
<b>Sam Dente, R</b> OBP: 0.325, SLG: 0.295 (1, 6)										4	0	1	0	0	0	1									
<b>Frank Sacka, R</b> OBP: 0.250, SLG: 0.250 (1, 2)										2	0	0	0	0	0	0									
<b>Sid Hudson, R</b> OBP: 0.299, SLG: 0.283 (1, 1)										1	0	0	0	0	0	0									
<b>Mike McCormick, R</b> OBP: 0.289, SLG: 0.319 (5, PH)										1	1	0	0	0	0	0									
<b>Bob Ross, R</b> (6, PH)										0	0	0	0	0	0	0									
<b>Gene Verble, R</b> OBP: 0.232, SLG: 0.200 (6, PH)										1	0	0	0	0	1	1									
<b>Mickey Harris, L</b> OBP: 0.295, SLG: 0.167 (7, 1)										0	0	0	0	0	0	0									
<b>Willy Miranda, S</b> OBP: 0.370, SLG: 0.375 (9, PH)										1	0	1	0	0	0	0									
<b>Inning Stats</b>	R: 0 E: 0 K: 0 S: 4	H: 1 LOB: 1 BB: 0 P: 4	R: 0 E: 0 K: 0 S: 3	H: 0 LOB: 0 BB: 0 P: 3	R: 0 E: 0 K: 0 S: 3	H: 0 LOB: 0 BB: 0 P: 3	R: 2 E: 0 K: 0 S: 6	H: 3 LOB: 1 BB: 0 P: 6	R: 1 E: 0 K: 0 S: 5	H: 2 LOB: 2 BB: 1 P: 9	R: 2 E: 0 K: 1 S: 8	H: 4 LOB: 2 BB: 1 P: 12	R: 0 E: 0 K: 1 S: 5	H: 0 LOB: 0 BB: 0 P: 5	R: 0 E: 0 K: 1 S: 5	H: 0 LOB: 0 BB: 0 P: 5	R: 0 E: 0 K: 1 S: 7	H: 2 LOB: 2 BB: 0 P: 7	1B: 8 2B: 2 3B: 0 HR: 2	SF: 0 SAC: 0 DP: 0 HBP: 0	WP: 0 PB: 0 SB: 1 CS: 0	PA: 40			
<b>PITCHER</b>	IP	WLS	BF	H	R	ER	SO	BB	IBB	HBP	BLK	WP	HR	S	P	ERA	WHIP								
<b>Joe Coleman, R</b> ERA: 6.82 (1, 1)	5.1	W	25	9	5	5	0	1	0	0	0	0	0	24	28	8.44	1.875								
<b>Johnny Kucab, R</b> ERA: 3.5 (6, 1)	3.2	S	15	3	0	0	4	1	0	0	0	0	0	22	26	0.00	1.091								



Batter	1	2	3	4	5	6	7	8	9	AB	R	H	RBI	BB	SO	LOB	TOP			
<b>Eddie Joost, R</b> OBP: 0.427, SLG: 0.496 (1, 6)										3	0	0	0	1	0	1	<b>Philadelphia Athletics @ Washington Senators</b> <b>Griffith Stadium, Washington, DC</b> Wed May 30 1951, 3:38 AM EDT Att: 14,838 - Unknown			
<b>Fernis Fain, L</b> OBP: 0.494, SLG: 0.548 (1, 3)										4	1	1	0	0	0	2				
<b>Elmer Valo, L</b> OBP: 0.349, SLG: 0.323 (1, 9)										4	0	1	0	0	0	3				
<b>Gus Zernial, R</b> OBP: 0.345, SLG: 0.538 (1, 7)										4	0	1	1	0	0	0				
<b>Dave Philley, S</b> OBP: 0.338, SLG: 0.410 (1, 8)										4	1	1	0	0	1	1				
<b>Allie Clark, R</b> OBP: 0.217, SLG: 0.372 (1, 5)										3	0	0	1	0	1	0				
<b>Lou Limmer, L</b> OBP: 0.292, SLG: 0.571 (9, PH)										1	0	0	0	0	0	0				
<b>Pete Suder, R</b> OBP: 0.310, SLG: 0.287 (1, 4)										2	0	1	0	1	0	0				
<b>Joe Astroth, R</b> OBP: 0.105, SLG: 0.056 (1, 2)										3	0	0	0	0	0	2				
<b>Alex Kellner, R</b> OBP: 0.217, SLG: 0.217 (1, 1)										3	0	1	0	0	0	0				
<b>Carl Scheib, R</b> OBP: 0.579, SLG: 0.722 (8, 1)										0	0	0	0	0	0	0				
<b>Inning Stats</b>	R: 1 E: 0 K: 0 S: 4	H: 1 LOB: 1 BB: 1 P: 8	R: 0 E: 0 K: 1 S: 5	H: 0 LOB: 0 BB: 0 P: 5	R: 0 E: 0 K: 0 S: 4	H: 1 LOB: 1 BB: 0 P: 4	R: 1 E: 0 K: 0 S: 5	H: 2 LOB: 1 BB: 0 P: 5	R: 0 E: 0 K: 0 S: 3	H: 0 LOB: 0 BB: 0 P: 3	R: 0 E: 0 K: 0 S: 2	H: 0 LOB: 0 BB: 1 P: 6	R: 0 E: 0 K: 0 S: 3	H: 1 LOB: 0 BB: 0 P: 3	R: 0 E: 0 K: 1 S: 5	H: 0 LOB: 0 BB: 0 P: 5	1B: 3 2B: 2 3B: 1 HR: 0	SF: 0 SAC: 0 DP: 0 HBP: 0	WP: 0 PB: 0 SB: 0 CS: 2	PA: 34
<b>PITCHER</b> <b>Connie Marrero, R</b> ERA: 3.6 (1, 1)	IP: 9.0 WLS: W BF: 33 H: 6 R: 2 ER: 2 SO: 2 BB: 2 IBB: 0 HBP: 0 BLK: 1 WP: 0 HR: 0 S: 35 P: 43 ERA: 2.00 WHIP: 0.889															<b>PITCHER</b>				

Batter	1	2	3	4	5	6	7	8	9	AB	R	H	RBI	BB	SO	LOB	BOTTOM			
<b>Eddie Yost, R</b> OBP: 0.443, SLG: 0.381 (1, 5)										2	1	0	0	2	0	0	<b>Philadelphia Athletics @ Washington Senators</b> <b>Griffith Stadium, Washington, DC</b> Wed May 30 1951, 3:38 AM EDT Att: 14,838 - Unknown			
<b>Gil Coan, L</b> OBP: 0.393, SLG: 0.600 (1, 7)										4	3	3	2	0	1					
<b>Irv Noren, L</b> OBP: 0.372, SLG: 0.427 (1, 8)										4	1	2	0	0	1	2				
<b>Sam Mele, R</b> OBP: 0.344, SLG: 0.405 (1, 3)										4	0	2	3	0	0	2				
<b>Mike McCormick, R</b> OBP: 0.384, SLG: 0.309 (1, 9)										3	0	0	0	1	1	2				
<b>Cass Michaels, R</b> OBP: 0.351, SLG: 0.382 (1, 4)										3	0	0	0	1	1	2				
<b>Sam Dente, R</b> OBP: 0.315, SLG: 0.284 (1, 6)										4	0	0	0	0	0	4				
<b>Mike Guerra, R</b> OBP: 0.258, SLG: 0.160 (1, 2)										3	0	0	0	0	0	0				
<b>Connie Marrero, R</b> OBP: 0.250, SLG: 0.182 (1, 1)										3	1	0	0	0	0	0				
<b>Inning Stats</b>	R: 0 E: 0 K: 0 S: 3	H: 0 LOB: 1 BB: 1 P: 7	R: 0 E: 0 K: 1 S: 5	H: 0 LOB: 0 BB: 0 P: 5	R: 0 E: 0 K: 0 S: 3	H: 0 LOB: 0 BB: 0 P: 3	R: 2 E: 1 K: 0 S: 6	H: 3 LOB: 1 BB: 0 P: 6	R: 0 E: 0 K: 0 S: 3	H: 0 LOB: 0 BB: 0 P: 3	R: 1 E: 0 K: 0 S: 4	H: 2 LOB: 0 BB: 0 P: 4	R: 0 E: 0 K: 0 S: 2	H: 0 LOB: 0 BB: 1 P: 6	R: 3 E: 1 K: 2 S: 10	H: 2 LOB: 2 BB: 2 P: 18		1B: 5 2B: 2 3B: 0 HR: 0	SF: 0 SAC: 0 DP: 3 HBP: 0	WP: 0 PB: 1 SB: 0 CS: 0
<b>PITCHER</b> <b>Alex Kellner, L</b> ERA: 4.85 (1, 1)	IP: 7.1 WLS: L BF: 31 H: 7 R: 6 ER: 5 SO: 2 BB: 3 IBB: 0 HBP: 0 BLK: 0 WP: 0 HR: 0 S: 32 P: 44 ERA: 6.14 WHIP: 1.364															<b>PITCHER</b>				
<b>Carl Scheib, R</b> ERA: 3.19 (8, 1)	IP: 0.2 WLS: L BF: 3 H: 0 R: 0 ER: 0 SO: 1 BB: 1 IBB: 0 HBP: 0 BLK: 0 WP: 0 HR: 0 S: 4 P: 8 ERA: 0.00 WHIP: 1.500															<b>PITCHER</b>				



Batter	1	2	3	4	5	6	7	8	9	AB	R	H	RBI	BB	SO	LOB	TOP		
<b>Eddie Yost, R</b> OBP: 0.433, SLG: 0.369 (1, 5)	0-3 K		0-0 6-3			0-0 F8		0-0 F7		4	0	0	0	0	1	1			
<b>Gil Coan, L</b> OBP: 0.379, SLG: 0.578 (1, 7)	0-0 F5		0-0 F4			0-3 K		0-0 F5		4	0	0	0	0	1	1			
<b>Irv Noren, L</b> OBP: 0.369, SLG: 0.418 (1, 8)	0-0 G3				0-0 F8		4-0 BB		0-0 F8	3	0	0	0	1	0	0			
<b>Mickey Vernon, L</b> OBP: 0.330, SLG: 0.431 (1, 3)		0-0 4-3 3B		4-0 FC6-4 BB		0-0 F9		0-0 F3		3	1	1	0	1	0	1			
<b>Sam Mele, R</b> OBP: 0.341, SLG: 0.401 (1, 9)		0-0 4-3		0-0 F9			0-0 F7		0-0 CS 1B	4	0	1	1	0	0	1			
<b>Cass Michaels, R</b> OBP: 0.342, SLG: 0.371 (1, 4)	3-H 0-0 6-3		0-0 FC6-4				0-0 F8		0-0 CS	3	0	0	0	0	0	1			
<b>Sam Dente, R</b> OBP: 0.315, SLG: 0.279 (1, 6)		0-0 F9			0-0 L6		4-0 BB			2	0	0	0	1	0	0			
<b>Mike Guerra, R</b> OBP: 0.260, SLG: 0.167 (1, 2)			0-0 SH1-4 1B		0-0 6-3		0-0 6-3			3	0	1	0	0	0	1			
<b>Julio Moreno, R</b> OBP: 0.250, SLG: 0.182 (1, 1)			0-0 SH1-4		0-0 6-3			0-0 F8		2	0	0	0	0	0	0			
<b>Inning Stats</b>	R: 0 E: 0 K: 1 S: 5	H: 0 LOB: 0 BB: 0 P: 5	R: 1 E: 0 K: 0 S: 4	H: 1 LOB: 0 BB: 0 P: 4	R: 0 E: 0 K: 0 S: 4	H: 1 LOB: 1 BB: 0 P: 4	R: 0 E: 0 K: 0 S: 3	H: 0 LOB: 0 BB: 0 P: 7	R: 0 E: 0 K: 1 S: 5	H: 0 LOB: 0 BB: 1 P: 9	R: 0 E: 0 K: 0 S: 3	H: 0 LOB: 1 BB: 1 P: 7	R: 0 E: 0 K: 0 S: 3	H: 0 LOB: 0 BB: 0 P: 3	R: 0 E: 0 K: 0 S: 3	H: 1 LOB: 0 BB: 0 P: 3	1B: 2 2B: 0 3B: 1 HR: 0	SF: 0 SAC: 1 DP: 0 HBP: 0	WP: 0 PA: 33 PB: 0 SB: 0 CS: 1
<b>PITCHER</b> <b>Early Wynn, R</b> ERA: 3.2 (1, 1)	IP: 9.0 WLS: W BF: 32 H: 3 R: 1 ER: 1 SO: 2 BB: 3 IBB: 0 HBP: 0 BLK: 0 WP: 0 HR: 0 S: 33 P: 45 ERA: 1.00 WHIP: 0.667																		

Washington Senators @ Cleveland Indians  
Cleveland Municipal Stadium, Cleveland, OH  
Fri Jun 01 1951, 3:33 AM EDT  
Att: 13,170 - Unknown

AB 28  
R 1  
H 3  
RBI 1  
BB 3  
SO 2  
LOB 6




Batter	1	2	3	4	5	6	7	8	9	AB	R	H	RBI	BB	SO	LOB	BOTTOM		
<b>Snuffy Stirrweiss, R</b> OBP: 0.407, SLG: 0.311 (1, 4)	0-0 F7		0-0 F3			0-0 6-3		4-0 1B BB		3	1	0	0	1	0	0			
<b>Ray Boone, R</b> OBP: 0.316, SLG: 0.284 (1, 6)	4-0 BB				0-0 F8		0-0 4-3		0-0 1B	2	0	0	0	1	0	0			
<b>Dale Mitchell, L</b> OBP: 0.288, SLG: 0.282 (8, PH)								1-3 2-H BB		1	0	1	1	0	0	0			
<b>Merl Combs, L</b> OBP: 0.143, SLG: 0.154 (9, 6)								1B		0	0	0	0	0	0	0			
<b>Larry Doby, L</b> OBP: 0.442, SLG: 0.496 (1, 8)	4-0 BB				0-0 G3		4-0 FC4-6 BB		0-0 F7	2	0	0	1	2	0	1			
<b>Luke Easter, L</b> OBP: 0.405, SLG: 0.415 (1, 3)	0-0 G4-6-3				0-0 F4		0-0 FC4-6 1B		0-0 F8	4	0	0	0	0	0	4			
<b>Birdie Tebbetts, R</b> OBP: 0.292, SLG: 0.350 (9, 2)							1-2 BB			0	0	0	0	0	0	0			
<b>Al Rosen, R</b> OBP: 0.351, SLG: 0.442 (1, 5)			0-0 F8			0-0 FC1-4 2B			1-2 1B	3	0	2	0	0	0	0			
<b>Sam Chapman, R</b> OBP: 0.285, SLG: 0.241 (1, 7)			0-0 F7			0-0 F2			0-0 L8	3	0	0	0	0	0	3			
<b>Bob Kennedy, R</b> OBP: 0.310, SLG: 0.342 (1, 9)			0-0 F9			0-0 FC1-4-5			0-0 F3	3	0	0	0	0	0	3			
<b>Jim Hegan, R</b> OBP: 0.383, SLG: 0.434 (1, 2)			0-0 5-3			0-3 K			0-0 SH5-4 1B	2	0	0	0	0	1	1			
<b>Harry Simpson, L</b> OBP: 0.356, SLG: 0.262 (8, PH)									0-0 SH5-4	1	1	1	0	0	0	0			
<b>Early Wynn, S</b> OBP: 0.214, SLG: 0.231 (1, 1)			0-0 F2			0-3 K			0-0 SH5-4	2	0	0	0	0	1	0			
<b>Inning Stats</b>	R: 0 E: 0 K: 0 S: 2	H: 0 LOB: 2 BB: 2 P: 10	R: 0 E: 0 K: 0 S: 3	H: 0 LOB: 0 BB: 0 P: 3	R: 0 E: 0 K: 0 S: 3	H: 0 LOB: 0 BB: 0 P: 3	R: 0 E: 0 K: 0 S: 3	H: 0 LOB: 0 BB: 0 P: 3	R: 0 E: 0 K: 1 S: 6	H: 1 LOB: 1 BB: 0 P: 6	R: 0 E: 0 K: 1 S: 5	H: 0 LOB: 0 BB: 0 P: 5	R: 0 E: 0 K: 0 S: 4	H: 1 LOB: 2 BB: 1 P: 8	R: 2 E: 0 K: 0 S: 5	H: 2 LOB: 1 BB: 1 P: 9	1B: 3 2B: 1 3B: 0 HR: 0	SF: 0 SAC: 1 DP: 1 HBP: 0	WP: 0 PA: 31 PB: 0 SB: 0 CS: 0
<b>PITCHER</b> <b>Julio Moreno, R</b> ERA: 3.89 (1, 1)	IP: 8.0 WLS: L BF: 31 H: 4 R: 2 ER: 2 SO: 2 BB: 4 IBB: 0 HBP: 0 BLK: 0 WP: 0 HR: 0 S: 31 P: 47 ERA: 2.25 WHIP: 1.000																		


Washington Senators @ Cleveland Indians  
Cleveland Municipal Stadium, Cleveland, OH  
Fri Jun 01 1951, 3:33 AM EDT  
Att: 13,170 - Unknown

AB 26  
R 2  
H 4  
RBI 2  
BB 4  
SO 2  
LOB 12






Batter	1	2	3	4	5	6	7	8	9	AB	R	H	RBI	BB	SO	LOB	TOP				
<b>Eddie Yost, R</b> OBP: 0.432, SLG: 0.393 (1, 5)	0-0 FC4-6 1B		0-0 HR	0-0 F7			0-0 F7		0-0 1-3	5	1	2	1	0	0	1	<b>Washington Senators @ Cleveland Indians</b> Cleveland Municipal Stadium, Cleveland, OH Sat Jun 02 1951, 3:33 AM EDT Att: 7,114 - Unknown 				
<b>Mike McCormick, R</b> OBP: 0.386, SLG: 0.305 <b>Gil Coan, L</b> OBP: 0.370, SLG: 0.563 (4, FH) (4, 7)	0-0 FC4-6 1-2		4-0 1B BB	0-0 L4			0-0 F3		0-0 F4	1	0	0	0	1	0	1					
<b>Irv Noren, L</b> OBP: 0.370, SLG: 0.417 (1, 8)	0-0 F4		0-0 1B 1B	0-0 F9			0-0 1B		0-0 F2	5	1	2	0	0	0	2					
<b>Mickey Vernon, L</b> OBP: 0.336, SLG: 0.434 (1, 3)	0-0 F9		0-0 BB 2B 1B				0-0 1B			4	1	2	0	0	0	1					
<b>Sam Mele, R</b> OBP: 0.339, SLG: 0.397 (1, 9)		0-0 6-3	0-0 1-2 2B 1B				0-0 F3		0-0 F4	4	1	1	1	0	0	2					
<b>Cass Michaels, R</b> OBP: 0.347, SLG: 0.380 (1, 4)		0-0 2B	4-0 1-2 2-3 BB				0-0 5-3			3	0	1	0	1	0	0					
<b>Sam Dente, R</b> OBP: 0.313, SLG: 0.287 (1, 6)		0-0 F3	0-0 1-3 2-H 3-H 4-0 2B				0-0 L8		0-0 F3	4	0	1	2	0	0	1					
<b>Mike Guerra, R</b> OBP: 0.260, SLG: 0.161 (1, 2)		0-0 F9					0-0 F9		0-0 5-3	3	0	0	0	1	0	1					
<b>Sandy Consuegra, R</b> OBP: 0.105, SLG: 0.105 (3, PH) <b>Gene Verble, R</b> OBP: 0.222, SLG: 0.194 (3, 1) <b>Bob Ross, R</b> (6, PH) <b>Sherry Robertson, L</b> OBP: 0.336, SLG: 0.175 <b>Don Johnson, R</b> OBP: 0.332, SLG: 0.323 <b>Willy Miranda, S</b> OBP: 0.444, SLG: 0.444 (6, PH)			0-0 6-3 K				0-0 F9		0-0 1-3 1B	0	0	0	0	0	0	0					
<b>Inning Stats</b>	R: 0 E: 0 K: 0 S: 4	H: 1 LOB: 1 BB: 0 P: 4	R: 0 E: 0 K: 0 S: 4	H: 1 LOB: 1 BB: 0 P: 4	R: 4 E: 0 K: 1 S: 9	H: 5 LOB: 3 BB: 3 P: 21	R: 0 E: 0 K: 0 S: 3	H: 0 LOB: 0 BB: 0 P: 3	R: 0 E: 0 K: 0 S: 3	H: 0 LOB: 0 BB: 0 P: 3	R: 0 E: 0 K: 0 S: 5	H: 2 LOB: 2 BB: 0 P: 5	R: 0 E: 0 K: 0 S: 3	H: 0 LOB: 0 BB: 0 P: 3	R: 0 E: 0 K: 0 S: 4	H: 1 LOB: 1 BB: 0 P: 4		1B: 7 2B: 2 3B: 0 HR: 1	SF: 0 SAC: 0 DP: 0 HBP: 0	WP: 0 PB: 0 SB: 0 CS: 0	PA: 39
<b>PITCHER</b>	IP	WLS	BF	H	R	ER	SO	BB	IBB	HBP	BLK	WP	HR	S	P	ERA	WHIP				
<b>Lou Brissie, L</b> ERA: 6.5 (1, 1)	2.2		16	7	4	4	0	2	0	0	0	0	1	14	22	13.50	3.375				
<b>Steve Gromek, R</b> ERA: 6.11 (3, 1)	6.1	W	23	3	0	0	1	1	0	0	0	0	0	24	28	0.00	0.632				

Batter	1	2	3	4	5	6	7	8	9	AB	R	H	RBI	BB	SO	LOB	BOTTOM				
<b>Snuffy Stirrweiss, R</b> OBP: 0.397, SLG: 0.306 <b>Bobby Avila, R</b> OBP: 0.400, SLG: 0.385 (1, 4) (6, 4)	0-3 K	0-0 F3	0-3 K		0-0 HR 1B		0-0 F4			4	1	1	0	0	2	1	<b>Washington Senators @ Cleveland Indians</b> Cleveland Municipal Stadium, Cleveland, OH Sat Jun 02 1951, 3:33 AM EDT Att: 7,114 - Unknown 				
<b>Ray Boone, R</b> OBP: 0.333, SLG: 0.316 <b>Merl Combs, L</b> OBP: 0.200, SLG: 0.214 (1, 6) (6, 6)	4-0 2B BB	0-0 HR 1B		4-0 FC3-6 BB	0-0 1-H HR			0-0 G1-6-3 1B		2	3	2	2	2	0	0					
<b>Larry Doby, L</b> OBP: 0.446, SLG: 0.504 (1, 8)	0-0 4-3 1-H E 2B	4-0 1-2 HR BB		0-3 K	0-0 1B			0-0 G1-6-3 1-2		4	2	2	1	1	1	2					
<b>Luke Easter, L</b> OBP: 0.397, SLG: 0.449 <b>Harry Simpson, L</b> OBP: 0.363, SLG: 0.271 (1, 3) (6, 3)	0-0 4-3	0-0 HR		0-0 FC3-6 HR BB	0-0 F9			0-0 1B		4	2	1	3	0	0	3					
<b>Al Rosen, R</b> OBP: 0.363, SLG: 0.443 (1, 5)	0-0 E7 1B	4-0 BB		4-0 1-2 HR BB			4-0 G6-4-3 BB		0-0 F8	2	1	1	1	3	0	1					
<b>Sam Chapman, R</b> OBP: 0.284, SLG: 0.263 (1, 7)	0-0 F4	0-0 5-3		0-0 1-H 2-H HR			0-0 F8			4	1	1	3	0	0	3					
<b>Bob Kennedy, R</b> OBP: 0.315, SLG: 0.347 (1, 9)		0-0 HR 1B		0-0 F9			0-0 G6-4-3 1-2			4	1	2	0	0	0	1					
<b>Jim Hegan, R</b> OBP: 0.378, SLG: 0.456 (1, 2)		0-0 1-H HR		0-0 F3			0-0 L9		0-0 F8	4	1	1	2	0	0	1					
<b>Lou Brissie, L</b> OBP: 0.167, SLG: 0.167 <b>Steve Gromek, S</b> OBP: 0.250, SLG: 0.250 (1, 1) (3, 1)		0-0 4-3		0-3 K			0-3 K			1	0	0	0	0	0	0					
<b>Inning Stats</b>	R: 2 E: 1 K: 1 S: 7	H: 2 LOB: 1 BB: 1 P: 11	R: 5 E: 0 K: 0 S: 7	H: 4 LOB: 1 BB: 2 P: 15	R: 0 E: 0 K: 2 S: 8	H: 1 LOB: 1 BB: 0 P: 8	R: 3 E: 0 K: 1 S: 6	H: 1 LOB: 0 BB: 2 P: 14	R: 2 E: 0 K: 1 S: 8	H: 3 LOB: 1 BB: 0 P: 8	R: 0 E: 0 K: 0 S: 2	H: 0 LOB: 0 BB: 1 P: 6	R: 0 E: 0 K: 1 S: 5	H: 0 LOB: 0 BB: 0 P: 5	R: 0 E: 0 K: 0 S: 4	H: 2 LOB: 1 BB: 0 P: 4		1B: 8 2B: 1 3B: 0 HR: 4	SF: 0 SAC: 0 DP: 2 HBP: 0	WP: 0 PB: 0 SB: 0 CS: 0	PA: 41
<b>PITCHER</b>	IP	WLS	BF	H	R	ER	SO	BB	IBB	HBP	BLK	WP	HR	S	P	ERA	WHIP				
<b>Sandy Consuegra, R</b> ERA: 6.39 (1, 1)	2.0	L	15	6	7	7	1	3	0	0	0	0	2	14	26	31.50	4.500				
<b>Bob Ross, L</b> ERA: 6.0 (3, 1)	3.0		16	5	5	5	4	2	0	0	0	0	2	22	30	15.00	2.333				
<b>Don Johnson, R</b> ERA: 10.5 (6, 1)	3.0		10	2	0	0	1	1	0	0	0	0	0	11	15	0.00	1.000				



Batter	1	2	3	4	5	6	7	8	9	AB	R	H	RBI	BB	SO	LOB	TOP									
<b>Eddie Yost, R</b> OBP: 0.425, SLG: 0.407 (1, 5)	0-0 HR	0-3 K		0-0 6-3		0-3 K			0-3 K	5	1	1	1	0	3	4	<b>Washington Senators @ Detroit Tigers</b> Briggs Stadium, Detroit, MI Sun Jun 03 1951, 4:33 AM EDT Unknown									
<b>Gil Coan, L</b> OBP: 0.379, SLG: 0.560 (1, 7)	0-0 1-3	0-0 1B			0-0 G3		0-0 CS 1B		4-0 1B BB	4	1	2	1	1	0	0										
<b>Irv Noren, L</b> OBP: 0.376, SLG: 0.442 (1, 8)	0-0 HR	0-0 F6			0-0 2B 1B		0-0 F8 1-2		0-0 1B BB	5	3	3	2	0	0	3										
<b>Mickey Vernon, L</b> OBP: 0.347, SLG: 0.440 (1, 3)	1-0 HBP			0-0 G3		0-0 1H 2B		0-0 F9	0-0 1B BB	3	0	1	1	1	0	0										
<b>Sam Mele, R</b> OBP: 0.335, SLG: 0.391 (1, 9)	0-0 1-2 4-3			0-0 L9		0-3 K		0-0 4-3	0-0 1B BB	5	0	1	2	0	1	2										
<b>Cass Michaels, R</b> OBP: 0.333, SLG: 0.363 (1, 4)	0-0 3-1			0-0 5-3		0-0 4-3		0-0 F7	0-3 K	5	0	0	0	0	1	4										
<b>Sam Dente, R</b> OBP: 0.311, SLG: 0.286 (1, 6)		0-0 1B S		0-0 L8		0-0 F9		0-0 1-3		4	1	1	0	0	0	0										
<b>Mickey Grasso, R</b> OBP: 0.333, SLG: 0.310 (1, 2)		0-0 6-3		0-0 SH3-4 1B		0-0 F8		0-0 E2 SH5-4 1B 1B		4	1	2	0	0	0	1										
<b>Al Sima, R</b> OBP: 0.286, SLG: 0.500 (1, 1)				0-0 SH3-4		0-0 HR			0-0 SH5-4	1	1	1	1	1	0	0										
<b>Joe Haynes, R</b> OBP: 0.500, SLG: 0.333 (7, 1)		0-0 1B BB		1-2					2-3	0	0	0	0	0	0	0										
<b>Inning Stats</b>	R: 2 E: 0 K: 0 S: 5	H: 2 LOB: 1 BB: 0 P: 6	R: 1 E: 0 K: 1 S: 7	H: 2 LOB: 2 BB: 1 P: 11	R: 0 E: 0 K: 0 S: 3	H: 0 LOB: 0 BB: 0 P: 3	R: 0 E: 0 K: 0 S: 4	H: 1 LOB: 1 BB: 0 P: 4	R: 1 E: 0 K: 1 S: 7	H: 2 LOB: 1 BB: 0 P: 7	R: 0 E: 0 K: 0 S: 3	H: 1 LOB: 0 BB: 0 P: 3	R: 0 E: 0 K: 0 S: 3	H: 0 LOB: 0 BB: 0 P: 3	R: 0 E: 0 K: 0 S: 3	H: 0 LOB: 0 BB: 0 P: 3	R: 3 E: 1 K: 2 S: 10	H: 3 LOB: 2 BB: 2 P: 18	1B: 8 2B: 1 3B: 0 HR: 3	SF: 0 SAC: 2 DP: 0 HBP: 1	WP: 0 PB: 0 SB: 1 CS: 1	PA: 42				
<b>PITCHER</b>	IP	WLS	BF	H	R	ER	SO	BB	IBB	HBP	BLK	WP	HR	S	P	ERA	WHIP									
<b>Dizzy Trout, R</b> ERA: 4.17 (1, 1)	8.0	L	34	9	5	5	3	1	0	1	0	0	0	3	38	43	5.62	1.250								
<b>Virgil Trucks, R</b> ERA: 4.95 (9, 1)	0.2		4	1	2	2	1	1	0	0	0	0	0	5	9	27.00	3.000									
<b>Earl Johnson, L</b> ERA: 7.94 (9, 1)	0.0		3	2	1	1	0	1	0	0	0	0	0	2	6	∞	∞									
<b>Hank Borowy, R</b> ERA: 17.18 (9, 1)	0.1		1	0	0	0	1	0	0	0	0	0	0	3	3	0.00	0.000									

Batter	1	2	3	4	5	6	7	8	9	AB	R	H	RBI	BB	SO	LOB	BOTTOM								
<b>Johnny Lipon, R</b> OBP: 0.327, SLG: 0.314 (1, 6)	0-3 K	4-0 BB		0-0 F7			0-0 F9	0-0 F9		4	0	0	0	1	1	0	<b>Washington Senators @ Detroit Tigers</b> Briggs Stadium, Detroit, MI Sun Jun 03 1951, 4:33 AM EDT Unknown								
<b>Jerry Priddy, R</b> OBP: 0.362, SLG: 0.375 (1, 4)	4-0 E BB	0-0 F8			0-0 L8		0-0 F3		0-0 BB 1B	4	0	1	0	1	0	3									
<b>George Kell, R</b> OBP: 0.382, SLG: 0.328 (1, 5)	0-0 F9			0-0 1B G6-4-3		0-0 F7	4-0 1B WP BB		4-0 1-2 BB	3	2	1	0	2	0	1									
<b>Vic Wertz, L</b> OBP: 0.410, SLG: 0.503 (1, 9)	0-0 E4 FC6-4			0-0 1B G6-4-3		0-0 F5	0-0 WP BB 1B		0-3 K	5	0	2	0	0	1	3									
<b>Steve Souchock, R</b> OBP: 0.356, SLG: 0.698 (1, 7)	0-0 FC6-4			0-0 G6-4-3		0-0 HR	4-0 WP BB		0-3 K	4	1	1	1	1	1	5									
<b>Johnny Groth, R</b> OBP: 0.349, SLG: 0.387 (1, 8)		0-0 4-3		0-0 2B		0-0 F7	4-0 FC6 BB		0-0 F7	4	0	1	0	1	0	2									
<b>Don Kolloway, R</b> OBP: 0.287, SLG: 0.317 (1, 3)		0-0 F9		0-0 6-3		0-0 5-3	4-0 FC6		0-0 FC6	4	0	0	0	0	0	4									
<b>Joe Ginsberg, L</b> OBP: 0.432, SLG: 0.416 (1, 2)		4-0 BB BB BB		0-0 F3		0-0 1B 2B		0-3 K		3	1	1	0	1	1	0									
<b>Aaron Robinson, L</b> OBP: 0.417, SLG: 0.381 (9, 2)										0	0	0	0	0	0	0									
<b>Dizzy Trout, R</b> OBP: 0.286, SLG: 0.200 (1, 1)		4-0 BB BB BB		0-0 4-3		0-0 2H 1B		0-0 4-3		2	0	1	1	1	0	0									
<b>Charlie Keller, L</b> OBP: 0.313, SLG: 0.154 (8, PH)										1	0	0	0	0	0	0									
<b>Virgil Trucks, R</b> OBP: 0.333, SLG: 0.333 (9, 1)										0	0	0	0	0	0	0									
<b>Earl Johnson, L</b> (9, 1)										0	0	0	0	0	0	0									
<b>Hank Borowy, R</b> (9, 1)										0	0	0	0	0	0	0									
<b>Inning Stats</b>	R: 0 E: 1 K: 1 S: 6	H: 0 LOB: 2 BB: 1 P: 10	R: 0 E: 0 K: 0 S: 3	H: 0 LOB: 3 BB: 3 P: 15	R: 1 E: 0 K: 0 S: 5	H: 3 LOB: 1 BB: 0 P: 5	R: 0 E: 0 K: 0 S: 3	H: 0 LOB: 0 BB: 0 P: 3	R: 0 E: 0 K: 0 S: 5	H: 3 LOB: 1 BB: 0 P: 5	R: 1 E: 0 K: 0 S: 4	H: 1 LOB: 3 BB: 3 P: 16	R: 0 E: 0 K: 1 S: 5	H: 0 LOB: 0 BB: 0 P: 5	R: 0 E: 0 K: 2 S: 8	H: 1 LOB: 2 BB: 1 P: 12	1B: 5 2B: 2 3B: 0 HR: 1	SF: 0 SAC: 0 DP: 1 HBP: 0	WP: 1 PB: 0 SB: 0 CS: 0	PA: 42					
<b>PITCHER</b>	IP	WLS	BF	H	R	ER	SO	BB	IBB	HBP	BLK	WP	HR	S	P	ERA	WHIP								
<b>Al Sima, L</b> ERA: 5.43 (1, 1)	6.2	W	31	7	4	4	1	5	0	0	0	0	1	28	48	5.40	1.800								
<b>Joe Haynes, R</b> ERA: 8.99 (7, 1)	2.1	S	11	1	0	0	3	3	0	0	0	1	0	14	26	0.00	1.714								






Batter	1	2	3	4	5	6	7	8	9	AB	R	H	RBI	BB	SO	LOB	TOP			
<b>Eddie Yost, R</b> OBP: 0.419, SLG: 0.400 (1,5)	5-3	K			4-3		6-3		1B	5	0	1	0	0	1	2	<b>Washington Senators @ Detroit Tigers</b> Briggs Stadium, Detroit, MI Sun Jun 03 1951, 4:38 AM EDT Att: 16,929 - Unknown			
<b>Gil Coan, L</b> OBP: 0.372, SLG: 0.545 (1,7)	G3		K		FC4-6 1B		G3		F7	5	0	1	0	0	1					
<b>Irv Noren, L</b> OBP: 0.374, SLG: 0.444 (1,8)	E 2B		4-1		F8		3-4-1			4	0	1	0	0	0	1				
<b>Mickey Vernon, L</b> OBP: 0.336, SLG: 0.425 (1,3)	F8 2-3		F7		FC4-6 1-2				6-3	4	0	0	0	0	2					
<b>Sam Mele, R</b> OBP: 0.339, SLG: 0.394 (1,9)			F9		2B 6-3 1B		6-3		FC6-4 1B	4	1	2	0	0	0	0				
<b>Cass Michaels, R</b> OBP: 0.338, SLG: 0.376 (1,4)		1B 1B			6-3 1-3 FC5 2B		1-3		FC6-4 1-2	4	1	2	0	0	0	1				
<b>Sam Dente, R</b> OBP: 0.309, SLG: 0.285 (1,6)			F7		6-3 2-3 3-H		1B 1B		1-3	4	0	1	1	0	0	3				
<b>Mike Guerra, R</b> OBP: 0.269, SLG: 0.176 (1,2)			1B 1-2 1B		FC5 3-H		1B 1-2 1B		6-3	4	0	2	0	0	0	1				
<b>Sid Hudson, R</b> OBP: 0.250, SLG: 0.250 (1,1)					F8		F8			3	0	1	1	0	0	3				
<b>Shery Robertson, L</b> OBP: 0.256, SLG: 0.118 (9, PH)									K	1	0	0	0	0	1	0				
<b>Inning Stats</b>	R: 0 E: 1 K: 0 S: 4	H: 1 LOB: 1 BB: 0 P: 4	R: 1 E: 0 K: 1 S: 8	H: 3 LOB: 2 BB: 0 P: 8	R: 0 E: 0 K: 1 S: 5	H: 0 LOB: 0 BB: 0 P: 5	R: 1 E: 0 K: 0 S: 5	H: 2 LOB: 1 BB: 0 P: 5	R: 0 E: 0 K: 0 S: 4	H: 1 LOB: 1 BB: 0 P: 4	R: 0 E: 0 K: 0 S: 3	H: 0 LOB: 0 BB: 0 P: 3	R: 0 E: 0 K: 0 S: 4	H: 1 LOB: 1 BB: 0 P: 4	R: 0 E: 0 K: 1 S: 6	H: 1 LOB: 1 BB: 0 P: 6	1B: 9 2B: 2 3B: 0 HR: 0	SF: 0 SAC: 0 DP: 0 HBP: 0	WP: 0 PB: 0 SB: 0 CS: 0	PA: 38
<b>PITCHER</b> <b>Fred Hutchinson, R</b> ERA: 4.81 (1,1)	IP: 9.0 WLS: W BF: 38 H: 11 R: 2 ER: 2 SO: 3 BB: 0 IBB: 0 HBP: 0 BLK: 0 WP: 0 HR: 0 S: 44 P: 44 ERA: 2.00 WHIP: 1.222															<b>PITCHER</b>				

Batter	1	2	3	4	5	6	7	8	9	AB	R	H	RBI	BB	SO	LOB	BOTTOM			
<b>Johnny Lipon, R</b> OBP: 0.324, SLG: 0.311 (1,6)	SH1-4 1B 1B	5-3		F9		E4 1-2 2-3		F9		5	1	1	0	0	0	2	<b>Washington Senators @ Detroit Tigers</b> Briggs Stadium, Detroit, MI Sun Jun 03 1951, 4:38 AM EDT Att: 16,929 - Unknown			
<b>Jerry Priddy, R</b> OBP: 0.354, SLG: 0.365 (1,4)	SH1-4 1-2	F8			4-3	F7 3-H		L3		4	0	0	1	0	0	2				
<b>George Kell, R</b> OBP: 0.383, SLG: 0.326 (1,5)	1B 2-H 3B 1B			F9	5-3	FC5 2-3f		HR BB		4	2	1	1	1	0	2				
<b>Vic Wertz, L</b> OBP: 0.426, SLG: 0.536 (1,9)	3B 1-3 1B			HR BB	2B 1B		2B 1B	HR 1-H HR		4	4	4	2	1	0	0				
<b>Pat Mullin, L</b> OBP: 0.341, SLG: 0.481 (1,7)	1B 1-H 3-H 3B			HR	2B		L9	F9		5	2	3	4	0	0	1				
<b>Johnny Groth, R</b> OBP: 0.356, SLG: 0.405 (1,8)	FC3-6 3-H 1B			2-3	6-3		1-H 2B			4	0	2	2	0	0	2				
<b>Aaron Robinson, L</b> OBP: 0.393, SLG: 0.333 (1,2)	FC3-6 1-2f 1B			F9		3-1 BB BB		BB		3	0	0	0	1	0	1				
<b>Dick Kryhoski, L</b> OBP: 0.400, SLG: 0.478 (1,3)	F9			F7		E 1B F7 1B		F6		4	1	1	0	0	0	3				
<b>Fred Hutchinson, L</b> OBP: 0.250, SLG: 0.211 (1,1)		G3		F8		FC5 1-2 1B		F7		4	0	1	0	0	0	2				
<b>Inning Stats</b>	R: 4 E: 0 K: 0 S: 8	H: 5 LOB: 1 BB: 0 P: 8	R: 0 E: 0 K: 0 S: 3	H: 0 LOB: 0 BB: 0 P: 3	R: 2 E: 0 K: 0 S: 4	H: 1 LOB: 0 BB: 1 P: 8	R: 0 E: 0 K: 0 S: 3	H: 0 LOB: 0 BB: 0 P: 3	R: 0 E: 0 K: 0 S: 5	H: 2 LOB: 2 BB: 0 P: 5	R: 1 E: 1 K: 0 S: 6	H: 2 LOB: 2 BB: 0 P: 6	R: 1 E: 0 K: 0 S: 5	H: 2 LOB: 2 BB: 1 P: 9	R: 2 E: 0 K: 0 S: 4	H: 1 LOB: 0 BB: 1 P: 8	1B: 8 2B: 2 3B: 1 HR: 2	SF: 0 SAC: 1 DP: 0 HBP: 0	WP: 0 PB: 0 SB: 0 CS: 0	PA: 41
<b>PITCHER</b> <b>Sid Hudson, R</b> ERA: 13.79 (1,1)	IP: 8.0 WLS: L BF: 41 H: 13 R: 10 ER: 9 SO: 0 BB: 3 IBB: 0 HBP: 0 BLK: 0 WP: 0 HR: 2 S: 38 P: 50 ERA: 10.12 WHIP: 2.000															<b>PITCHER</b>				

AB	38
R	2
H	11
RBI	2
BB	0
SO	3
LOB	14






Batter	1	2	3	4	5	6	7	8	9	AB	R	H	RBI	BB	SO	LOB	TOP					
<b>Eddie Yost, R</b> OBP: 0.414, SLG: 0.400 (1,5)	F8		1B 1B 2B	G3		3-1			F4	5	1	1	0	0	0	1						
<b>Gil Coan, L</b> OBP: 0.361, SLG: 0.528 (1,7)	E3		F5		G3		G3			4	1	0	0	0	0	1						
<b>Irv Noren, L</b> OBP: 0.382, SLG: 0.451 (1,8)	1B 1B		1B 1B		F7		CS 1B			4	2	3	0	0	0	0						
<b>Mickey Vernon, L</b> OBP: 0.349, SLG: 0.436 (1,3)	1B 1B		1B 1B		BB 1B		G3			4	1	3	2	0	0	1						
<b>Sam Mele, R</b> OBP: 0.348, SLG: 0.399 (1,9)	G5-4-3		1B CS 1B		BB			F9		3	0	2	2	1	0	0						
<b>Cass Michaels, R</b> OBP: 0.336, SLG: 0.372 (1,4)	G5-4-3		CS 1B		F7			F9		4	0	1	1	0	0	4						
<b>Sam Dente, R</b> OBP: 0.308, SLG: 0.283 (1,6)			G5-4-3 1B		K			6-3		4	0	1	0	0	2	2						
<b>Mickey Grasso, R</b> OBP: 0.314, SLG: 0.290 (1,2)	G5-4-3				L7			F9		4	0	0	0	0	0	1						
<b>Hank Wyse, R</b> OBP: 0.167, SLG: 0.167 (1,1)					5-3					2	0	0	0	0	0	0						
<b>Sandy Consuegra, R</b> OBP: 0.143, SLG: 0.100 (4,1)	4-3							BB		1	0	0	0	1	0	0						
<b>Inning Stats</b>	R: 2 E: 1 K: 0 S: 6	H: 3 LOB: 1 BB: 0 P: 6	R: 0 E: 0 K: 0 S: 3	H: 1 LOB: 0 BB: 0 P: 3	R: 3 E: 0 K: 1 S: 9	H: 5 LOB: 1 BB: 0 P: 9	R: 0 E: 0 K: 0 S: 3	H: 0 LOB: 0 BB: 0 P: 3	R: 0 E: 0 K: 0 S: 4	H: 1 LOB: 2 BB: 1 P: 8	R: 0 E: 0 K: 0 S: 3	H: 1 LOB: 0 BB: 0 P: 3	R: 0 E: 0 K: 0 S: 3	H: 0 LOB: 0 BB: 0 P: 3	R: 0 E: 0 K: 0 S: 3	H: 0 LOB: 0 BB: 0 P: 3	R: 0 E: 0 K: 0 S: 3	H: 0 LOB: 0 BB: 0 P: 3	1B: 10 2B: 1 3B: 0 HR: 0	SF: 0 SAC: 0 DP: 2 HBP: 0	WP: 0 PB: 0 SB: 0 CS: 3	PA: 37
<b>PITCHER</b> <b>Hal Newhouser, L</b> ERA: 3.22 (1,1)	IP: 9.0 WLS: W BF: 37 H: 11 R: 5 ER: 4 SO: 2 BB: 2 IBB: 0 HBP: 0 BLK: 0 WP: 0 HR: 0 S: 39 P: 47 ERA: 4.00 WHIP: 1.444															<b>PITCHER</b>						

**Washington Senators @ Detroit Tigers**  
 Briggs Stadium, Detroit, MI  
 Mon Jun 04 1951, 4:33 AM EDT  
 Att: 2,235 - Unknown

AB	35
R	5
H	11
RBI	5
BB	2
SO	2
LOB	10



Batter	1	2	3	4	5	6	7	8	9	AB	R	H	RBI	BB	SO	LOB	BOTTOM							
<b>Johnny Lipon, R</b> OBP: 0.328, SLG: 0.311 (1,6)	1B 1B			FC5 FC1-5 BB		FC4-6			SH1-4	3	1	1	0	1	0	1								
<b>Jerry Priddy, R</b> OBP: 0.350, SLG: 0.360 (1,4)	FC4-6 1B			FC1-5 FC5		K			K	5	1	1	0	0	2	4								
<b>George Kell, R</b> OBP: 0.389, SLG: 0.331 (1,5)	FC4-6 1B			FC5		F5			BB 1B	4	1	2	2	1	0	2								
<b>Vic Wertz, L</b> OBP: 0.426, SLG: 0.526 (1,9)	FC4-6 1B			F7		4-3			1B BB	3	1	0	0	2	0	4								
<b>Pat Mullin, L</b> OBP: 0.344, SLG: 0.464 (1,7)	FC4-6 BB			4-3		F8			1B BB	3	0	0	0	2	0	2								
<b>Johnny Groth, R</b> OBP: 0.370, SLG: 0.417 (1,8)	FC4-6 1B			G1-6-3 1B		F3			G1-6-4 1B	5	1	3	2	0	0	2								
<b>Aaron Robinson, L</b> OBP: 0.375, SLG: 0.296 (1,2)	1B BB			F8		4-3			G1-6-4	3	0	0	0	1	0	2								
<b>Dick Kryhoski, L</b> OBP: 0.394, SLG: 0.469 (1,3)	1B			G1-6-3		F7			4-3	4	0	1	2	0	0	1								
<b>Hal Newhouser, L</b> OBP: 0.407, SLG: 0.273 (1,1)	L4					FC4-6 BB			SH1-4 1B BB	2	0	1	0	1	0	2								
<b>Joe Ginsberg, L</b> OBP: 0.436, SLG: 0.416 (9,PH)										0	1	0	0	1	0	0								
<b>Inning Stats</b>	R: 4 E: 0 K: 0 S: 7	H: 4 LOB: 2 BB: 2 P: 15	R: 0 E: 0 K: 0 S: 3	H: 0 LOB: 2 BB: 2 P: 11	R: 0 E: 0 K: 0 S: 3	H: 1 LOB: 0 BB: 0 P: 3	R: 0 E: 0 K: 0 S: 3	H: 0 LOB: 0 BB: 2 P: 11	R: 0 E: 0 K: 0 S: 3	H: 1 LOB: 1 BB: 0 P: 6	R: 0 E: 0 K: 0 S: 3	H: 0 LOB: 0 BB: 0 P: 3	R: 0 E: 0 K: 0 S: 3	H: 1 LOB: 0 BB: 0 P: 3	R: 2 E: 0 K: 1 S: 6	H: 2 LOB: 3 BB: 3 P: 18	R: 0 E: 0 K: 0 S: 3	H: 0 LOB: 0 BB: 0 P: 3	R: 0 E: 0 K: 0 S: 6	H: 2 LOB: 3 BB: 3 P: 18	1B: 9 2B: 0 3B: 0 HR: 0	SF: 0 SAC: 1 DP: 2 HBP: 0	WP: 0 PB: 0 SB: 0 CS: 0	PA: 42
<b>PITCHER</b> <b>Hank Wyse, R</b> ERA: 8.66 (1,1)	IP: 3.0 WLS: L BF: 19 H: 5 R: 4 ER: 4 SO: 4 BB: 6 IBB: 0 HBP: 0 BLK: 0 WP: 0 HR: 0 S: 13 P: 37 ERA: 12.00 WHIP: 3.667															<b>PITCHER</b>								
<b>Sandy Consuegra, R</b> ERA: 6.05 (4,1)	IP: 5.2 WLS: L BF: 23 H: 4 R: 2 ER: 2 SO: 2 BB: 3 IBB: 0 HBP: 0 BLK: 0 WP: 0 HR: 0 S: 24 P: 36 ERA: 3.18 WHIP: 1.235															<b>PITCHER</b>								

**Washington Senators @ Detroit Tigers**  
 Briggs Stadium, Detroit, MI  
 Mon Jun 04 1951, 4:33 AM EDT  
 Att: 2,235 - Unknown

AB	32
R	6
H	9
RBI	6
BB	9
SO	2
LOB	20





Batter	1	2	3	4	5	6	7	8	9	AB	R	H	RBI	BB	SO	LOB	TOP			
<b>Eddie Yost, R</b> OBP: 0.405, SLG: 0.390 (1, 5)										4	0	0	0	0	1	3	<b>Washington Senators @ Detroit Tigers</b> Briggs Stadium, Detroit, MI Tue Jun 05 1951, 4:33 AM EDT Att: 16,164 - Unknown			
<b>Gil Coan, L</b> OBP: 0.350, SLG: 0.512 (1, 7)										4	0	0	0	0	0	0				
<b>Irv Noren, L</b> OBP: 0.374, SLG: 0.440 (1, 8)										4	0	0	0	0	0	0				
<b>Mickey Vernon, L</b> OBP: 0.353, SLG: 0.446 (1, 3)										4	0	2	0	0	0	1				
<b>Mike McCormick, R</b> OBP: 0.381, SLG: 0.313 (1, 9)										4	0	1	0	0	0	3				
<b>Cass Michaels, R</b> OBP: 0.336, SLG: 0.371 (1, 4)										3	0	1	0	0	0	1				
<b>Sam Dente, R</b> OBP: 0.308, SLG: 0.279 (1, 6)										2	0	0	0	1	0	1				
<b>Mickey Grasso, R</b> OBP: 0.301, SLG: 0.277 (1, 2)										3	0	0	0	0	0	2				
<b>Don Johnson, R</b> OBP: 0.400, SLG: 0.250 (1, 1)										1	0	0	0	1	0	2				
<b>Sam Mele, R</b> OBP: 0.346, SLG: 0.396 (8, PH)										1	0	0	0	0	0	0				
<b>Mickey Harris, L</b> OBP: 0.286, SLG: 0.167 (8, 1)										0	0	0	0	0	0	0				
<b>Inning Stats</b>	R: 0 E: 0 K: 0 S: 3	H: 0 LOB: 0 BB: 0 P: 3	R: 0 E: 0 K: 0 S: 4	H: 1 LOB: 1 BB: 0 P: 4	R: 0 E: 0 K: 0 S: 2	H: 0 LOB: 0 BB: 1 P: 6	R: 0 E: 1 K: 0 S: 4	H: 0 LOB: 1 BB: 0 P: 4	R: 0 E: 0 K: 0 S: 4	H: 1 LOB: 2 BB: 1 P: 8	R: 0 E: 0 K: 0 S: 3	H: 0 LOB: 0 BB: 0 P: 3	R: 0 E: 0 K: 1 S: 5	H: 0 LOB: 0 BB: 0 P: 5	R: 0 E: 0 K: 0 S: 3	H: 1 LOB: 0 BB: 0 P: 3	1B: 2 2B: 2 3B: 0 HR: 0	SF: 0 SAC: 0 DP: 2 HBP: 0	WP: 0 PB: 1 SB: 1 CS: 0	PA: 32
<b>PITCHER</b> <b>Gene Bearden, L</b> ERA: 8.54 (1, 1)	IP: 9.0 WLS: W BF: 32 H: 4 R: 0 ER: 0 SO: 1 BB: 2 IBB: 0 HBP: 0 BLK: 0 WP: 0 HR: 0 S: 32 P: 40 ERA: 0.00 WHIP: 0.667															<b>PITCHER</b>				

Batter	1	2	3	4	5	6	7	8	9	AB	R	H	RBI	BB	SO	LOB	BOTTOM			
<b>Johnny Lipon, R</b> OBP: 0.320, SLG: 0.304 (1, 6)										4	0	0	0	0	0	1	<b>Washington Senators @ Detroit Tigers</b> Briggs Stadium, Detroit, MI Tue Jun 05 1951, 4:33 AM EDT Att: 16,164 - Unknown			
<b>Jerry Priddy, R</b> OBP: 0.353, SLG: 0.382 (1, 4)										4	1	2	1	0	1	0				
<b>George Kell, R</b> OBP: 0.404, SLG: 0.349 (1, 5)										4	1	4	1	0	0	0				
<b>Vic Wertz, L</b> OBP: 0.422, SLG: 0.516 (1, 9)										3	0	0	0	1	0	2				
<b>Pat Mullin, L</b> OBP: 0.343, SLG: 0.460 (8, PH)										3	0	1	0	0	1	0				
<b>Steve Souchock, R</b> OBP: 0.367, SLG: 0.704 (9, 7)										1	1	1	0	0	0	0				
<b>Johnny Groth, R</b> OBP: 0.375, SLG: 0.425 (1, 8)										3	0	1	2	1	0	0				
<b>Aaron Robinson, L</b> OBP: 0.333, SLG: 0.258 (1, 2)										4	0	0	0	0	1	1				
<b>Dick Kryhoski, L</b> OBP: 0.402, SLG: 0.475 (1, 3)										3	1	2	0	0	0	0				
<b>Gene Bearden, L</b> OBP: 0.286, SLG: 0.857 (1, 1)										3	0	0	0	0	0	2				
<b>Inning Stats</b>	R: 0 E: 0 K: 1 S: 6	H: 1 LOB: 1 BB: 0 P: 6	R: 0 E: 0 K: 1 S: 5	H: 0 LOB: 0 BB: 0 P: 5	R: 1 E: 0 K: 0 S: 5	H: 3 LOB: 3 BB: 0 P: 5	R: 0 E: 0 K: 0 S: 2	H: 0 LOB: 0 BB: 1 P: 6	R: 0 E: 0 K: 1 S: 5	H: 0 LOB: 0 BB: 0 P: 5	R: 0 E: 0 K: 0 S: 4	H: 2 LOB: 2 BB: 1 P: 8	R: 0 E: 0 K: 0 S: 4	H: 1 LOB: 1 BB: 0 P: 4	R: 3 E: 0 K: 0 S: 7	H: 4 LOB: 1 BB: 0 P: 7	1B: 9 2B: 1 3B: 0 HR: 1	SF: 0 SAC: 0 DP: 0 HBP: 0	WP: 0 PB: 0 SB: 0 CS: 1	PA: 35
<b>PITCHER</b> <b>Don Johnson, R</b> ERA: 7.92 <b>Mickey Harris, L</b> ERA: 3.62 (8, 1)	IP: 7.0 WLS: L BF: 27 H: 7 R: 1 ER: 1 SO: 3 BB: 2 IBB: 0 HBP: 0 BLK: 0 WP: 0 HR: 0 S: 31 P: 39 ERA: 1.29 WHIP: 1.286															<b>PITCHER</b>				



Batter	1	2	3	4	5	6	7	8	9	AB	R	H	RBI	BB	SO	LOB	TOP			
<b>Eddie Yost, R</b> OBP: 0.402, SLG: 0.382 (1.5)	F8		BB		F4		6-3			3	0	0	0	1	0	2	<b>Washington Senators @ Chicago White Sox</b> Comiskey Park, Chicago, IL Wed Jun 06 1951, 4:33 AM EDT Att: 5,665 - Unknown			
<b>Gil Coan, L</b> OBP: 0.348, SLG: 0.500 (1.7)	K2-3		K				G3			3	0	0	0	1	2	1				
<b>Irv Noren, L</b> OBP: 0.371, SLG: 0.448 (1.8)	6-3									4	1	1	1	0	0	2				
<b>Mickey Vernon, L</b> OBP: 0.350, SLG: 0.435 (1.3)		K			G3					3	0	0	0	1	1	2				
<b>Sherry Robertson, L</b> OBP: 0.240, SLG: 0.095 (1.9)		4-3			G3					4	0	0	1	0	1	1				
<b>Cass Michaels, R</b> OBP: 0.333, SLG: 0.362 (1.4)					F7					3	0	0	0	1	0	1				
<b>Sam Dente, R</b> OBP: 0.307, SLG: 0.278 (1.6)					6-3					4	0	1	0	0	0	2				
<b>Mike Guerra, R</b> OBP: 0.269, SLG: 0.179 (1.2)			4-3							4	1	1	0	0	1	1				
<b>Connie Marrero, R</b> OBP: 0.259, SLG: 0.200 (1.1)			K							3	0	1	0	0	1	0				
<b>Inning Stats</b>	R: 0 E: 0 K: 1 S: 5	H: 0 LOB: 0 BB: 0 P: 5	R: 0 E: 0 K: 1 S: 5	H: 0 LOB: 1 BB: 1 P: 9	R: 0 E: 0 K: 2 S: 7	H: 0 LOB: 1 BB: 1 P: 11	R: 1 E: 0 K: 0 S: 4	H: 1 LOB: 1 BB: 1 P: 8	R: 1 E: 0 K: 0 S: 5	H: 2 LOB: 2 BB: 1 P: 9	R: 0 E: 0 K: 1 S: 6	H: 1 LOB: 1 BB: 0 P: 6	R: 0 E: 0 K: 0 S: 3	H: 0 LOB: 0 BB: 0 P: 3	R: 0 E: 0 K: 1 S: 5	H: 0 LOB: 0 BB: 0 P: 5	1B: 3 2B: 0 3B: 1 HR: 0	SF: 0 SAC: 0 DP: 0 HBP: 0	WP: 0 PB: 0 CS: 0	PA: 35
<b>PITCHER</b> <b>Lou Kretlow, R</b> ERA: 4.34 (1.1)	IP: 9.0 WLS: W BF: 35 H: 4 R: 2 ER: 2 SO: 6 BB: 4 IBB: 0 HBP: 0 BLK: 0 WP: 0 HR: 0 S: 43 P: 59 ERA: 2.00 WHIP: 0.889															<b>PITCHER</b>				

Batter	1	2	3	4	5	6	7	8	9	AB	R	H	RBI	BB	SO	LOB	BOTTOM			
<b>Nellie Fox, L</b> OBP: 0.424, SLG: 0.554 (1.4)	F9		F8	1-3			4-3			4	1	1	0	0	0	2	<b>Washington Senators @ Chicago White Sox</b> Comiskey Park, Chicago, IL Wed Jun 06 1951, 4:33 AM EDT Att: 5,665 - Unknown			
<b>Bud Stewart, L</b> OBP: 0.383, SLG: 0.451 (1.7)			G3							3	0	0	0	1	0	0				
<b>Minnie Minoso, R</b> OBP: 0.469, SLG: 0.606 (1.5)	F8		F9							4	1	1	0	0	0	2				
<b>Eddie Robinson, L</b> OBP: 0.433, SLG: 0.627 (1.3)	F9									3	0	0	0	1	0	2				
<b>Al Zarilla, L</b> OBP: 0.362, SLG: 0.417 (1.9)										2	1	1	1	2	0	0				
<b>Jim Busby, R</b> OBP: 0.390, SLG: 0.437 (1.8)	F8									4	1	1	1	0	0	4				
<b>Chico Carrasquel, R</b> OBP: 0.335, SLG: 0.376 (1.6)			F7							4	0	1	1	0	0	2				
<b>Phil Masi, R</b> OBP: 0.436, SLG: 0.476 (1.2)			F5							3	0	1	0	0	0	0				
<b>Lou Kretlow, R</b> (1.1)			F6							3	0	0	1	0	0	2				
<b>Inning Stats</b>	R: 1 E: 0 K: 0 S: 5	H: 2 LOB: 2 BB: 1 P: 9	R: 0 E: 0 K: 0 S: 3	H: 0 LOB: 0 BB: 0 P: 3	R: 0 E: 0 K: 0 S: 3	H: 0 LOB: 0 BB: 0 P: 3	R: 2 E: 0 K: 0 S: 6	H: 3 LOB: 2 BB: 1 P: 10	R: 0 E: 0 K: 0 S: 3	H: 0 LOB: 0 BB: 0 P: 3	R: 0 E: 0 K: 0 S: 3	H: 0 LOB: 0 BB: 0 P: 3	R: 0 E: 0 K: 0 S: 3	H: 0 LOB: 0 BB: 0 P: 3	R: 1 E: 0 K: 0 S: 4	H: 1 LOB: 2 BB: 2 P: 12	1B: 5 2B: 1 3B: 0 HR: 0	SF: 0 SAC: 0 DP: 0 HBP: 0	WP: 0 PB: 0 CS: 0	PA: 34
<b>PITCHER</b> <b>Connie Marrero, R</b> ERA: 3.71 (1.1)	IP: 8.0 WLS: L BF: 34 H: 6 R: 4 ER: 4 SO: 0 BB: 4 IBB: 0 HBP: 0 BLK: 0 WP: 0 HR: 0 S: 30 P: 46 ERA: 4.50 WHIP: 1.250															<b>PITCHER</b>				



Batter	1	2	3	4	5	6	7	8	9	AB	R	H	RBI	BB	SO	LOB	TOP	
<b>Eddie Yost, R</b> OBP: 0.399, SLG: 0.375 (1, 5)	0-0 5-3		4-0 CS BB			0-0 L7		0-0 5-3		3	0	0	0	1	0	1		
<b>Gil Coan, L</b> OBP: 0.352, SLG: 0.496 (1, 7)	0-0 1-3		0-0 CS	0-0 G4-6-3 1B		0-0 2-3			1-0 FC3-6 HBP	3	0	1	0	0	0	0		
<b>Irv Noren, L</b> OBP: 0.369, SLG: 0.440 (1, 8)	4-0 S BB			0-0 G4-6-3		0-0 6-3			0-0 FC3-6 FC5-4	3	0	0	0	1	0	2		
<b>Mickey Vernon, L</b> OBP: 0.340, SLG: 0.422 (1, 3)	0-0 F8			0-0 6-3					0-0 FC5-4 FC4	4	0	0	0	0	0	2		
<b>Sherry Robertson, L</b> OBP: 0.267, SLG: 0.080 (1, 9)		0-0 F7				0-0 F5			0-0 F7 FC4	4	0	0	0	0	0	1		
<b>Cass Michaels, R</b> OBP: 0.340, SLG: 0.364 (1, 4)		4-0 G6-4-3 BB				0-0 FC5-4 1B				2	0	1	0	1	0	0		
<b>Sam Dente, R</b> OBP: 0.307, SLG: 0.279 (1, 6)		0-0 G6-4-3				0-0 FC5-4 1B			0-0 G4-6-3 1B	3	0	1	0	0	0	2		
<b>Mike Guerra, R</b> OBP: 0.279, SLG: 0.194 (1, 2)			0-0 F7			0-0 1B			0-0 G4-6-3 1B	3	0	2	0	0	0	0		
<b>Julio Moreno, R</b> OBP: 0.231, SLG: 0.167 (1, 1)				0-0 6-3					0-0 G4-6-3	1	0	0	0	0	0	0		
<b>Sam Mele, R</b> OBP: 0.344, SLG: 0.394 (5, PH)					0-0 4-3				0-0 G4-6-3	1	0	0	0	0	0	2		
<b>Joe Haynes, R</b> OBP: 0.500, SLG: 0.333 (5, 1)									0-0 G4-6-3	0	0	0	0	0	0	0		
<b>Mike McCormick, R</b> OBP: 0.378, SLG: 0.310 (8, PH)									0-0 G4-6-3	1	0	0	0	0	0	2		
<b>Sandy Consuegra, R</b> OBP: 0.143, SLG: 0.100 (8, 1)									0-0 G4-6-3	0	0	0	0	0	0	0		
<b>Inning Stats</b>	R: 0 E: 0 K: 0 S: 3	H: 0 LOB: 1 BB: 1 P: 7	R: 0 E: 0 K: 0 S: 2	H: 0 LOB: 0 BB: 1 P: 6	R: 0 E: 0 K: 0 S: 2	H: 1 LOB: 0 BB: 0 P: 3	R: 0 E: 0 K: 0 S: 5	H: 2 LOB: 2 BB: 0 P: 5	R: 0 E: 0 K: 0 S: 3	H: 0 LOB: 0 BB: 0 P: 3	R: 0 E: 0 K: 0 S: 4	H: 2 LOB: 1 BB: 0 P: 4	R: 0 E: 0 K: 0 S: 3	H: 0 LOB: 1 BB: 0 P: 4	1B: 5 2B: 0 3B: 0 HR: 0	SF: 0 SAC: 0 DP: 3 HBP: 1	WP: 0 PB: 0 CS: 1	PA: 33
<b>PITCHER</b> <b>Harry Dorish, R</b> ERA: 0.9 (1, 1)	IP: 9.0 WLS: W BF: 32 H: 5 R: 0 ER: 0 SO: 0 BB: 3 IBB: 0 HBP: 1 BLK: 0 WP: 0 HR: 0 S: 28 P: 41 ERA: 0.00 WHIP: 0.889																	

Washington Senators @ Chicago White Sox  
Comiskey Park, Chicago, IL  
Thu Jun 07 1951, 4:33 AM EDT  
Att: 7,703 - Unknown

AB	28
R	0
H	5
RBI	0
BB	3
SO	0
LOB	12



Batter	1	2	3	4	5	6	7	8	9	AB	R	H	RBI	BB	SO	LOB	BOTTOM			
<b>Bob Dillinger, R</b> OBP: 0.355, SLG: 0.389 (1, 5)	4-0 S 1B BB		0-0 F7	0-0 2B		0-0 6-3				3	1	1	0	1	0	0				
<b>Nellie Fox, L</b> OBP: 0.426, SLG: 0.553 (1, 4)	0-0 F5		0-0 BB 1B	0-0 F8			0-0 FC3-6 FC4-6 1B			4	2	2	0	0	0	2				
<b>Minnie Minoso, R</b> OBP: 0.482, SLG: 0.612 (1, 9)	0-0 2H 1B		4-0 1B FC BB		4-0 F9 S 5-3 BB		0-0 FC3-6 1B			2	2	2	1	2	0	0				
<b>Eddie Robinson, L</b> OBP: 0.435, SLG: 0.622 (1, 3)	0-0 F8		0-0 FC 1B		4-0 5-3 BB		0-0 FC3-6 FC4-6			3	0	1	1	1	0	2				
<b>Bud Stewart, L</b> OBP: 0.345, SLG: 0.427 (1, 7)		0-0 F5	0-0 FC CS		0-0 F9		0-0 FC4-6			4	0	0	2	0	0	4				
<b>Jim Busby, R</b> OBP: 0.386, SLG: 0.426 (1, 8)		0-0 L3	4-0 S BB		0-0 5-3		0-0 6-3			3	0	0	1	1	0	2				
<b>Chico Carrasquel, R</b> OBP: 0.333, SLG: 0.376 (1, 6)		0-0 1B 1B	0-0 5-3		0-0 6-3			0-0 6-3		4	0	1	0	0	0	3				
<b>Gus Niarhos, R</b> OBP: 0.448, SLG: 0.288 (1, 2)		0-0 1B		4-0 CS BB		0-0 5-3		0-0 CS 1B		3	0	2	0	1	0	0				
<b>Harry Dorish, R</b> OBP: 0.231, SLG: 0.308 (1, 1)	0-3 K		0-0 F1		0-0 6-3			0-0 F8		4	0	0	0	0	1	4				
<b>Inning Stats</b>	R: 1 E: 0 K: 0 S: 3	H: 1 LOB: 0 BB: 1 P: 7	R: 0 E: 0 K: 1 S: 7	H: 2 LOB: 2 BB: 0 P: 7	R: 2 E: 0 K: 0 S: 5	H: 2 LOB: 2 BB: 2 P: 13	R: 0 E: 0 K: 0 S: 3	H: 1 LOB: 1 BB: 1 P: 7	R: 1 E: 0 K: 0 S: 3	H: 0 LOB: 1 BB: 2 P: 11	R: 0 E: 0 K: 0 S: 3	H: 0 LOB: 0 BB: 0 P: 3	R: 1 E: 0 K: 0 S: 5	H: 2 LOB: 1 BB: 0 P: 5	R: 0 E: 0 K: 0 S: 3	H: 1 LOB: 0 BB: 0 P: 3	1B: 8 2B: 1 3B: 0 HR: 0	SF: 0 SAC: 0 DP: 0 HBP: 0	WP: 0 PB: 0 CS: 3	PA: 36
<b>PITCHER</b> <b>Julio Moreno, R</b> ERA: 4.14 (1, 1)	IP: 4.0 WLS: L BF: 20 H: 6 R: 3 ER: 3 SO: 3 BB: 4 IBB: 0 HBP: 0 BLK: 0 WP: 0 HR: 0 S: 18 P: 34 ERA: 6.75 WHIP: 2.500																			
<b>Joe Haynes, R</b> ERA: 8.15 (5, 1)	3.0 WLS: L BF: 13 H: 2 R: 2 ER: 2 SO: 0 BB: 2 IBB: 0 HBP: 0 BLK: 0 WP: 0 HR: 0 S: 11 P: 19 ERA: 6.00 WHIP: 1.333																			
<b>Sandy Consuegra, R</b> ERA: 5.95 (8, 1)	1.0 WLS: L BF: 3 H: 1 R: 0 ER: 0 SO: 0 BB: 0 IBB: 0 HBP: 0 BLK: 0 WP: 0 HR: 0 S: 3 P: 3 ERA: 0.00 WHIP: 1.000																			

Washington Senators @ Chicago White Sox  
Comiskey Park, Chicago, IL  
Thu Jun 07 1951, 4:33 AM EDT  
Att: 7,703 - Unknown

AB	30
R	5
H	9
RBI	5
BB	6
SO	1
LOB	17









Batter	1	2	3	4	5	6	7	8	9	AB	R	H	RBI	BB	SO	LOB	TOP										
<b>Gil Coan, L</b> OBP: 0.350, SLG: 0.479 (1, 7)	0-0 6-3	0-0 FC6-4 1B		0-0 1-2 1B	0-0 F2		4-0 1B BB		0-3 K	5	0	2	1	1	1	2											
<b>Cass Michaels, R</b> OBP: 0.355, SLG: 0.381 (1, 4)	0-0 6-3	0-0 FC6-4 1-2		0-0 4-3		0-0 SH1-3 1B	0-0 1B		0-0 1B	5	1	2	0	0	0	4											
<b>Irv Noren, L</b> OBP: 0.368, SLG: 0.432 (1, 8)	0-0 F4		0-3 K		4-0 1B BB	0-0 1B SH1-3 1B	0-0 F7			4	2	1	0	1	1	2											
<b>Sam Mele, R</b> OBP: 0.339, SLG: 0.402 (1, 9)		0-0 F9	0-0 F9		0-0 E 1B	0-0 SH1-3		0-0 5-3		4	1	1	0	0	0	0											
<b>Mickey Vernon, L</b> OBP: 0.336, SLG: 0.410 (1, 3)		0-0 2B 1B	0-0 4-3		0-0 E4 FC3-6 1B	0-0 1B		0-0 4-3		5	1	2	2	0	0	0											
<b>Eddie Yost, R</b> OBP: 0.394, SLG: 0.376 (1, 5)		0-0 1B 2B		0-0 E7 6-3 1B	0-0 FC3-6 1B E	0-0 F7		0-0 1B		5	3	3	1	0	0	2											
<b>Sam Dente, R</b> OBP: 0.313, SLG: 0.288 (1, 6)		0-0 1B 1B		0-0 6-3	0-0 2-3 E 1B	0-0 F8		0-0 F4		5	0	2	2	0	0	3											
<b>Mike Guerra, R</b> OBP: 0.293, SLG: 0.214 (1, 2)		0-0 1B 1B		0-0 E4 1B S	0-0 E4 2-3		0-0 B5-6-4 1B		0-0 6-3	5	1	3	2	0	0	1											
<b>Bob Kuzava, S</b> OBP: 0.300, SLG: 0.176 (1, 1)		0-0 1B		0-0 1B	0-0 2-3		0-0 B5-6-4		0-0 F4	3	0	2	0	0	0	2											
<b>Mickey Harris, L</b> OBP: 0.250, SLG: 0.143 (6, 1)		0-0 1B		0-0 1B	0-0 2-3		0-0 1-2 2-3			1	0	0	0	0	0	1											
<b>Sherry Robertson, L</b> OBP: 0.200, SLG: 0.077 (9, PH)		0-0 1B		0-0 1B	0-0 1-2 2-3		0-0 1-2			1	0	0	0	0	0	0											
<b>Inning Stats</b>	R: 0 E: 0 K: 0 S: 3	H: 0 LOB: 0 BB: 0 P: 3	R: 3 E: 0 K: 0 S: 8	H: 6 LOB: 2 BB: 0 P: 8	R: 0 E: 0 K: 1 S: 5	H: 0 LOB: 0 BB: 0 P: 5	R: 1 E: 1 K: 0 S: 6	H: 4 LOB: 2 BB: 0 P: 6	R: 3 E: 2 K: 0 S: 7	H: 2 LOB: 2 BB: 1 P: 11	R: 2 E: 0 K: 0 S: 6	H: 3 LOB: 1 BB: 0 P: 6	R: 0 E: 0 K: 0 S: 4	H: 2 LOB: 2 BB: 1 P: 8	R: 0 E: 0 K: 0 S: 4	H: 1 LOB: 1 BB: 0 P: 4	R: 0 E: 0 K: 1 S: 5	H: 0 LOB: 0 BB: 0 P: 5	1B: 17 2B: 1 3B: 0 HR: 0	SF: 0 SAC: 1 DP: 1 HBP: 0	WP: 0 PB: 0 SB: 1 CS: 0	PA: 46					
<b>PITCHER</b> <b>Ned Garver, R</b> ERA: 4.09 (1, 1)	IP 9.0	WLS W	BF 46	H 18	R 9	ER 8	SO 2	BB 2	IBB 0	HBP 0	BLK 0	WP 0	HR 0	S 48	P 56	ERA 8.00	WHIP 2.222										

Washington Senators @ St. Louis Browns  
Sportsman's Park, St. Louis, MO  
Sun Jun 10 1951, 4:33 AM EDT  
Unknown

AB 43  
R 9  
H 18  
RBI 8  
BB 2  
SO 2  
LOB 17



Batter	1	2	3	4	5	6	7	8	9	AB	R	H	RBI	BB	SO	LOB	BOTTOM										
<b>Jim Delsing, L</b> OBP: 0.350, SLG: 0.410 (1, 8)	0-0 2B 1B	4-0 BB		0-0 4-3		0-0 G3 3B		0-0 4-3		4	2	2	2	1	0	0											
<b>Bobby Young, L</b> OBP: 0.291, SLG: 0.335 (1, 4)	0-0 F7	0-0 F6			0-0 2B	0-0 G3		0-0 4-3		5	1	1	1	0	0	2											
<b>Ray Coleman, L</b> OBP: 0.411, SLG: 0.552 (2, 7)	0-0 2B 1B		0-0 1B 2B		0-0 L8	0-0 F7				4	2	2	0	0	0	1											
<b>Sherm Lollar, R</b> OBP: 0.377, SLG: 0.439 (1, 2)	0-0 1B 2B		4-0 1B BB		0-0 F8		4-0 G3 BB			2	2	1	1	2	0	1											
<b>Dale Long, L</b> OBP: 0.356, SLG: 0.450 (1, 3)	0-0 F8		0-0 G6-4-3 1B		4-0 2B BB		0-3 K			3	1	1	2	1	1	2											
<b>Fred Marsh, R</b> OBP: 0.330, SLG: 0.370 (1, 5)	4-0 BB		0-0 F7		0-0 1B 2B		0-0 G3			3	0	1	3	1	0	2											
<b>Roy Stevers, R</b> OBP: 0.303, SLG: 0.303 (1, 7)	0-0 F3		0-0 F5		0-0 F3		0-0 G3			1	0	0	0	0	0	2											
<b>Ken Wood, R</b> OBP: 0.265, SLG: 0.333 (2, 9)	0-0 F3		0-0 G6-4-3		0-0 F6		0-0 1B			3	0	1	1	0	0	1											
<b>Johnny Bero, L</b> OBP: 0.370, SLG: 0.323 (1, 6)		0-0 F5		0-3 K		0-0 BB 3B 1B		0-0 F8		2	0	0	0	0	1	0											
<b>Tom Upton, R</b> OBP: 0.194, SLG: 0.233 (5, 6)		0-0 F5		0-0 F5		4-0 3B BB		0-0 F7		2	1	1	0	0	0	1											
<b>Ned Garver, R</b> OBP: 0.400, SLG: 0.387 (1, 1)		0-0 F5		0-0 F5		0-0 3B BB		0-0 F7		3	1	0	0	1	0	0											
<b>Inning Stats</b>	R: 2 E: 0 K: 0 S: 6	H: 3 LOB: 2 BB: 1 P: 10	R: 0 E: 0 K: 0 S: 3	H: 0 LOB: 1 BB: 1 P: 7	R: 2 E: 0 K: 1 S: 5	H: 2 LOB: 0 BB: 0 P: 5	R: 0 E: 0 K: 1 S: 5	H: 0 LOB: 0 BB: 0 P: 5	R: 2 E: 0 K: 0 S: 4	H: 2 LOB: 1 BB: 1 P: 8	R: 3 E: 0 K: 0 S: 5	H: 2 LOB: 1 BB: 1 P: 9	R: 1 E: 0 K: 1 S: 6	H: 1 LOB: 1 BB: 1 P: 10	R: 0 E: 0 K: 0 S: 3	H: 0 LOB: 0 BB: 0 P: 3	1B: 5 2B: 4 3B: 1 HR: 0	SF: 0 SAC: 0 DP: 1 HBP: 0	WP: 0 PB: 0 SB: 0 CS: 0	PA: 38							
<b>PITCHER</b> <b>Bob Kuzava, L</b> ERA: 5.5 (1, 1)	IP 5.0	WLS L	BF 14	H 3	R 4	ER 4	SO 1	BB 2	IBB 0	HBP 0	BLK 0	WP 0	HR 0	S 14	P 22	ERA 10.80	WHIP 2.200										
<b>Mickey Harris, L</b> ERA: 4.45 (6, 1)	IP 3.0	WLS L	BF 14	H 3	R 4	ER 4	SO 1	BB 2	IBB 0	HBP 0	BLK 0	WP 0	HR 0	S 14	P 22	ERA 12.00	WHIP 1.667										

Washington Senators @ St. Louis Browns  
Sportsman's Park, St. Louis, MO  
Sun Jun 10 1951, 4:33 AM EDT  
Unknown

AB 32  
R 10  
H 10  
RBI 10  
BB 6  
SO 2  
LOB 12





Batter	1	2	3	4	5	6	7	8	9	10	11	AB	R	H	RBI	BB	SO	LOB	TOP									
Eddie Yost, R OBP: 0.404, SLG: 0.406 (1, 5)	6-3			1B		G3		2B		2B		5	1	4	0	0	0	0										
Cass Michaels, R OBP: 0.366, SLG: 0.382 (1, 4)	6-3			FC6-4 1B		6-3		6-3		FC4-6 1B		5	0	2	1	0	0	2										
Irv Noren, L OBP: 0.364, SLG: 0.426 (1, 8)	G3			F7		G3				FC4-6 1B		5	1	1	0	0	0	4										
Sam Mele, R OBP: 0.337, SLG: 0.399 Gil Coan, L OBP: 0.354, SLG: 0.503 (9, PR) (9, 7)		F6		F8		F7				CS		4	0	1	0	0	0	3										
Mickey Vernon, L OBP: 0.331, SLG: 0.403 (1, 3)	6-3			FC6-4 1B				3-1		F4		5	0	1	0	0	0	4										
Mike McCormick, R OBP: 0.379, SLG: 0.308 (9, 9)	4-3					F4		G4-6-3 1B		F9		4	0	1	0	1	0	2										
Sam Dente, R OBP: 0.315, SLG: 0.291 (1, 6)				F8		6-3		G4-6-3				5	0	2	1	0	0	1										
Mickey Grasso, R OBP: 0.289, SLG: 0.257 (1, 2)				K				1B		L6		5	0	1	0	0	1	4										
Don Johnson, R OBP: 0.200, SLG: 0.111 (1, 1)				6-3		F4		K		F7		0	0	0	0	0	0	0										
<b>Inning Stats</b>	R: 0 E: 0 K: 0 S: 3	H: 0 LOB: 0 BB: 0 P: 3	R: 0 E: 0 K: 0 S: 3	H: 0 LOB: 0 BB: 0 P: 3	R: 0 E: 0 K: 1 S: 5	H: 0 LOB: 0 BB: 0 P: 5	R: 0 E: 0 K: 0 S: 5	H: 2 LOB: 2 BB: 0 P: 5	R: 0 E: 0 K: 0 S: 4	H: 1 LOB: 1 BB: 0 P: 4	R: 0 E: 0 K: 0 S: 4	H: 1 LOB: 0 BB: 0 P: 3	R: 0 E: 0 K: 1 S: 6	H: 1 LOB: 1 BB: 0 P: 6	R: 1 E: 0 K: 0 S: 4	H: 3 LOB: 2 BB: 0 P: 6	R: 1 E: 0 K: 0 S: 4	H: 2 LOB: 0 BB: 0 P: 4	R: 1 E: 0 K: 0 S: 5	H: 3 LOB: 2 BB: 1 P: 9	1B: 10 2B: 3 3B: 0 HR: 1	SF: 0 SAC: 0 DP: 1 HBP: 0	WP: 0 PB: 0 SB: 0 CS: 2	PA: 46				
<b>PITCHER</b>	IP 10.0	WLS L	BF 41	H 13	R 3	ER 3	SO 2	BB 0	IBB 0	HBP 0	BLK 0	WP 0	HR 0	S 45	P 45	ERA 2.70	WHIP 1.300											
Stubby Overmire, L ERA: 3.54 (1, 1)																												
Bobby Hogue, R ERA: 4.26 (11, 1)	1.0		4	1	0	0	0	1	0	0	0	0	0	0	3	7	0.00	2.000										

Washington Senators @ St. Louis Browns  
Sportsman's Park, St. Louis, MO  
Sun Jun 10 1951, 4:38 AM EDT  
Att: 8,927 - Unknown

AB 39  
R 3  
H 14  
RBI 3  
BB 1  
SO 1  
LOB 20




Batter	1	2	3	4	5	6	7	8	9	10	11	AB	R	H	RBI	BB	SO	LOB	BOTTOM									
Jim Delsing, L OBP: 0.363, SLG: 0.411 (1, 7)	F8			SH1-3 HBP		SH1-4 1B		FC6-4 BB		G4-6-3 BB		2	0	1	0	2	0	0										
Bobby Young, L OBP: 0.297, SLG: 0.330 (1, 4)	1-3			SH1-3		SH1-4		F8		G4-6-3		3	0	0	0	0	0	4										
Ray Coleman, L OBP: 0.408, SLG: 0.550 Ken Wood, R OBP: 0.272, SLG: 0.351 (9, 9)	2B			K		F5		FC6-4				4	1	1	0	0	1	4										
Dale Long, L OBP: 0.340, SLG: 0.422 (1, 3)	1B			F8		K		K		F4		5	0	1	1	0	2	2										
Matt Batts, R OBP: 0.192, SLG: 0.415 Ned Garver, R OBP: 0.400, SLG: 0.387 Sherm Lollar, R OBP: 0.302, SLG: 0.439 (10, 2)	4-3			L5		5-3		G4-6-3 1B				4	0	1	0	0	0	1										
Paul Lehner, L OBP: 0.256, SLG: 0.236 (1, 8)				F7		4-3		K		G4-6-3		5	0	0	0	0	1	3										
Fred Marsh, R OBP: 0.328, SLG: 0.365 (11, 6)				5-3				F2		1-3		4	0	1	0	0	0	0										
Lou Slesater, L OBP: 0.250, SLG: 0.350 (11, PH)				SH2-3 3-5 1B								1	0	0	0	0	0	2										
Tom Lipton, R OBP: 0.192, SLG: 0.240 Hank Art, L OBP: 0.367, SLG: 0.446 Johnny Berardino, R OBP: 0.341, SLG: 0.327 (11, 5)				K		SH2-3		E9 FC1-5 1B		HR		2	0	1	0	0	1	0										
Stubby Overmire, R OBP: 0.192, SLG: 0.143 Bobby Hogue, R OBP: 0.600, SLG: 0.333 (11, 1)				K		3-5		FC1-5 BB		BB		3	0	0	0	1	1	2										
<b>Inning Stats</b>	R: 1 E: 0 K: 0 S: 5	H: 2 LOB: 1 BB: 0 P: 5	R: 0 E: 0 K: 1 S: 5	H: 0 LOB: 0 BB: 0 P: 5	R: 0 E: 0 K: 2 S: 7	H: 0 LOB: 0 BB: 0 P: 8	R: 0 E: 0 K: 0 S: 3	H: 0 LOB: 0 BB: 0 P: 3	R: 0 E: 0 K: 1 S: 6	H: 1 LOB: 1 BB: 0 P: 6	R: 0 E: 0 K: 1 S: 5	H: 0 LOB: 0 BB: 0 P: 5	R: 0 E: 1 K: 0 S: 4	H: 1 LOB: 2 BB: 1 P: 8	R: 0 E: 0 K: 0 S: 5	H: 1 LOB: 1 BB: 0 P: 5	R: 1 E: 0 K: 0 S: 3	H: 1 LOB: 1 BB: 2 P: 11	R: 0 E: 0 K: 0 S: 4	H: 1 LOB: 2 BB: 0 P: 5	1B: 5 2B: 3 3B: 0 HR: 1	SF: 0 SAC: 3 DP: 3 HBP: 2	WP: 0 PB: 0 SB: 1 CS: 0	PA: 43				
<b>PITCHER</b>	IP 11.0	WLS W	BF 43	H 8	R 2	ER 2	SO 6	BB 3	IBB 0	HBP 2	BLK 0	WP 0	HR 1	S 50	P 64	ERA 1.64	WHIP 1.000											
Don Johnson, R ERA: 6.0 (1, 1)																												


Washington Senators @ St. Louis Browns  
Sportsman's Park, St. Louis, MO  
Sun Jun 10 1951, 4:38 AM EDT  
Att: 8,927 - Unknown

AB 35  
R 2  
H 8  
RBI 2  
BB 3  
SO 6  
LOB 18





Batter	1	2	3	4	5	6	7	8	9	AB	R	H	RBI	BB	SO	LOB	TOP				
Bob Dillinger, R (1.5) OBP: 0.372, SLG: 0.393	FC1-6 BB		HBP SH F7 1B		CS 1B		F7		6-3	4	1	2	0	1	0	0	<b>Chicago White Sox @ Washington Senators</b> Griffith Stadium, Washington, DC Tue Jun 12 1951, 3:33 AM EDT Att: 12,524 - Unknown <a href="http://livebaseballscorecards.com">livebaseballscorecards.com</a>				
Nelle Fox, L (1.4) OBP: 0.421, SLG: 0.537	FC1-6 BB 1-2		SH HBP 1B		G3 1-2		F3		4-3	4	1	0	0	0	2						
Minnie Minoso, R (1.9) OBP: 0.489, SLG: 0.597			1B HBP		1B 2B					2	1	2	0	1	0	0					
Eddie Robinson, L (1.3) OBP: 0.427, SLG: 0.602	F7		F7		1B					3	0	1	2	1	0	4					
Don Lenhardt, R (1.7) OBP: 0.288, SLG: 0.412	F7		3-H 2-H 1B		2-H 1B		IBB			4	0	1	1	0	0	5					
Jim Busby, R (1.8) OBP: 0.377, SLG: 0.407			L6-3 1B		SH3 1B				K	4	0	2	0	0	1	2					
Chico Carrasquel, R (1.6) OBP: 0.330, SLG: 0.353			F7 BB		SH3 1B				5-3	2	0	0	0	1	0	0					
Phil Masi, R (1.2) OBP: 0.422, SLG: 0.459			F8		K				F6	4	0	0	0	0	1	2					
Lou Kretlow, R (1.1) OBP: 0.377, SLG: 0.407			F8		F4				6-3	4	0	0	0	0	0	2					
<b>Inning Stats</b>	R: 0 E: 0 K: 0 S: 3	H: 0 LOB: 2 BB: 2 P: 11	R: 2 E: 1 K: 0 S: 5	H: 2 LOB: 1 BB: 0 P: 6	R: 0 E: 0 K: 1 S: 5	H: 0 LOB: 0 BB: 0 P: 5	R: 1 E: 0 K: 0 S: 5	H: 3 LOB: 1 BB: 0 P: 5	R: 0 E: 0 K: 0 S: 4	H: 1 LOB: 1 BB: 0 P: 4	R: 0 E: 0 K: 0 S: 4	H: 1 LOB: 2 BB: 1 P: 8	R: 0 E: 0 K: 1 S: 5	H: 0 LOB: 0 BB: 0 P: 5	R: 0 E: 0 K: 0 S: 3	H: 0 LOB: 0 BB: 0 P: 3		1B: 6 2B: 3 3B: 0 HR: 0	SF: 0 SAC: 2 DP: 1 HBP: 1	WP: 0 PB: 0 SB: 0 CS: 1	PA: 38
<b>PITCHER</b> Connie Marrero, R (1.1) ERA: 3.51	IP: 9.0 WLS: L BF: 38	H: 8 R: 3 ER: 2 SO: 2	BB: 3 IBB: 1 HBP: 1 BLK: 0	WP: 0 HR: 0 S: 37 P: 54	ERA: 2.00 WHIP: 1.222	<b>PITCHER</b>										IP: 9.0 WLS: W BF: 35		H: 4 R: 0 ER: 0 SO: 5	BB: 5 IBB: 0 HBP: 0 BLK: 0	WP: 0 HR: 0 S: 40 P: 60	ERA: 0.00 WHIP: 1.000

Batter	1	2	3	4	5	6	7	8	9	AB	R	H	RBI	BB	SO	LOB	BOTTOM				
Gil Coan, L (1.7) OBP: 0.352, SLG: 0.497	K		K		F4					4	0	1	0	0	2	2	<b>Chicago White Sox @ Washington Senators</b> Griffith Stadium, Washington, DC Tue Jun 12 1951, 3:33 AM EDT Att: 12,524 - Unknown <a href="http://livebaseballscorecards.com">livebaseballscorecards.com</a>				
Cass Michaels, R (1.4) OBP: 0.354, SLG: 0.385			F7		F8		1B		5-3	4	0	1	0	0	0	3					
Irv Noren, L (1.8) OBP: 0.367, SLG: 0.422			4-3				FC4-6 BB		F2	2	0	0	0	2	0	1					
Sam Mele, R (1.9) OBP: 0.330, SLG: 0.390	F9				F9		FC4-6 BB		6-3	4	0	0	0	0	0	4					
Mickey Vernon, L (1.3) OBP: 0.329, SLG: 0.399	K				BB 1B		K		F7	4	0	1	0	0	2	2					
Eddie Yost, R (1.5) OBP: 0.405, SLG: 0.403									1-3	1	0	0	0	1	0	0					
Gene Verble, R (6, FH) OBP: 0.233, SLG: 0.203			5-3				G5-4-3 1B			2	0	1	0	0	0	0					
Sam Dente, R (1.6) OBP: 0.308, SLG: 0.284			F9		F9		G5-4-3 1B		F8	4	0	0	0	0	0	3					
Mike Guerra, R (1.2) OBP: 0.283, SLG: 0.206			K		F3				5-3	4	0	0	0	0	1	2					
Connie Marrero, R (1.1) OBP: 0.300, SLG: 0.192							BB BB		G3	1	0	0	0	2	0	0					
<b>Inning Stats</b>	R: 0 E: 0 K: 2 S: 8	H: 1 LOB: 2 BB: 1 P: 12	R: 0 E: 0 K: 1 S: 5	H: 0 LOB: 0 BB: 0 P: 5	R: 0 E: 0 K: 1 S: 5	H: 0 LOB: 1 BB: 1 P: 9	R: 0 E: 0 K: 0 S: 4	H: 1 LOB: 2 BB: 1 P: 8	R: 0 E: 0 K: 0 S: 3	H: 0 LOB: 2 BB: 2 P: 11	R: 0 E: 0 K: 1 S: 5	H: 1 LOB: 1 BB: 0 P: 4	R: 0 E: 0 K: 0 S: 3	H: 0 LOB: 0 BB: 0 P: 3	R: 0 E: 0 K: 0 S: 3	H: 0 LOB: 0 BB: 0 P: 3		1B: 3 2B: 1 3B: 0 HR: 0	SF: 0 SAC: 0 DP: 1 HBP: 0	WP: 0 PB: 0 SB: 0 CS: 0	PA: 35
<b>PITCHER</b> Lou Kretlow, R (1.1) ERA: 3.34	IP: 9.0 WLS: W BF: 35	H: 4 R: 0 ER: 0 SO: 5	BB: 5 IBB: 0 HBP: 0 BLK: 0	WP: 0 HR: 0 S: 40 P: 60	ERA: 0.00 WHIP: 1.000	<b>PITCHER</b>										IP: 9.0 WLS: W BF: 35		H: 4 R: 0 ER: 0 SO: 5	BB: 5 IBB: 0 HBP: 0 BLK: 0	WP: 0 HR: 0 S: 40 P: 60	ERA: 0.00 WHIP: 1.000



Batter	1	2	3	4	5	6	7	8	9	AB	R	H	RBI	BB	SO	LOB	TOP								
Bob Dillinger, R (1.5) Randy Gumpert, R (8.1) OBP: 0.364, SLG: 0.383 OBP: 0.353, SLG: 0.313	5-3		4-3			G3		F9		5	1	1	0	0	0	3	<b>Chicago White Sox @ Washington Senators</b> Griffith Stadium, Washington, DC Thu Jun 14 1951, 3:33 AM EDT Unknown <a href="http://livebaseballscorecards.com">livebaseballscorecards.com</a>								
Nellie Fox, L (1.4) OBP: 0.425, SLG: 0.542	G3		2B HBP							4	2	2	1	0	0	0									
Minnie Minoso, R (1.9) Bud Stewart, L (5.9) Don Lenhardt, R (8.7) OBP: 0.492, SLG: 0.605 OBP: 0.363, SLG: 0.469 OBP: 0.286, SLG: 0.408										3	0	2	2	0	0	0									
Eddie Robinson, L (1.3) OBP: 0.422, SLG: 0.589	F4		G3							4	0	0	0	1	0	2									
Al Zarilla, L (1.7) OBP: 0.351, SLG: 0.403										5	1	1	0	0	2	2									
Jim Busby, R (1.8) OBP: 0.389, SLG: 0.416										4	1	3	0	1	0	0									
Chico Carrasquel, R (1.6) OBP: 0.333, SLG: 0.357										3	1	1	1	1	0	2									
Phil Masi, R (1.2) OBP: 0.415, SLG: 0.442										3	0	0	0	1	0	2									
Billy Pierce, L (1.1) Luis Aloma, R (4.1) Mary Rotblatt, S (5.1) Floyd Baker, L (8.5) OBP: 0.286, SLG: 0.167 OBP: 0.130, SLG: 0.444 OBP: 0.435, SLG: 0.411			1-3							1	0	0	0	0	0	0									
Inning Stats	R: 0 E: 0 K: 0 S: 4	H: 1 LOB: 1 BB: 0 P: 4	R: 1 E: 0 K: 0 S: 4	H: 2 LOB: 0 BB: 0 P: 4	R: 1 E: 0 K: 0 S: 4	H: 1 LOB: 1 BB: 0 P: 5	R: 0 E: 0 K: 1 S: 5	H: 1 LOB: 2 BB: 0 P: 5	R: 3 E: 2 K: 0 S: 6	H: 2 LOB: 1 BB: 1 P: 10	R: 0 E: 1 K: 0 S: 3	H: 0 LOB: 2 BB: 2 P: 11	R: 1 E: 0 K: 0 S: 4	H: 1 LOB: 0 BB: 0 P: 4	R: 2 E: 0 K: 0 S: 7	H: 4 LOB: 2 BB: 0 P: 7		R: 0 E: 0 K: 1 S: 4	H: 0 LOB: 0 BB: 1 P: 8	1B: 7 2B: 5 3B: 0 HR: 1	SF: 0 SAC: 1 DP: 1 HBP: 1	WP: 0 PB: 0 SB: 0 CS: 1	PA: 44		
PITCHER	IP	WLS	BF	H	R	ER	SO	BB	IBB	HBP	BLK	WP	HR	S	P	ERA	WHIP								
Sid Hudson, R (1.1) ERA: 11.51	7.0	L	34	10	8	5	1	3	0	1	0	0	1	32	45	6.43	1.857								
Sandy Consuegra, R (8.1) ERA: 5.69	0.2		3	1	0	0	0	0	0	0	0	0	0	3	3	0.00	1.500								
Mickey Harris, L (8.1) ERA: 4.26	1.1		5	1	0	0	1	1	0	0	0	0	0	6	10	0.00	1.500								


Batter	1	2	3	4	5	6	7	8	9	AB	R	H	RBI	BB	SO	LOB	BOTTOM								
Eddie Yost, R (1.5) OBP: 0.409, SLG: 0.402	F9									3	1	1	1	2	0	1	<b>Chicago White Sox @ Washington Senators</b> Griffith Stadium, Washington, DC Thu Jun 14 1951, 3:33 AM EDT Unknown <a href="http://livebaseballscorecards.com">livebaseballscorecards.com</a>								
Cass Michaels, R (1.4) OBP: 0.355, SLG: 0.405										5	2	2	2	0	0	5									
Irv Noren, L (1.8) OBP: 0.363, SLG: 0.416										5	0	1	0	0	0	2									
Sam Mele, R (1.9) OBP: 0.337, SLG: 0.398										4	1	2	1	1	1	0									
Mickey Vernon, L (1.3) Willy Miranda, S (9.7) OBP: 0.325, SLG: 0.388 OBP: 0.444, SLG: 0.444										4	0	0	0	1	0	4									
Mike McCormick, R (1.7) Gil Coan, L (9.7) OBP: 0.383, SLG: 0.315 OBP: 0.350, SLG: 0.493										4	2	2	1	0	0	3									
Sam Dente, R (1.6) Sherry Robertson, L (9.7) OBP: 0.291, SLG: 0.291 OBP: 0.194, SLG: 0.074										3	1	1	1	1	0	0									
Mickey Grasso, R (1.2) Clyde Klutz, R (9.7) OBP: 0.291, SLG: 0.260 OBP: 0.500, SLG: 0.600										3	0	1	0	0	0	2									
Sid Hudson, R (1.1) Sandy Consuegra, R (8.1) Mickey Harris, L (8.1) OBP: 0.250, SLG: 0.143 OBP: 0.130, SLG: 0.091 OBP: 0.250, SLG: 0.143										3	0	0	0	1	0	1									
Inning Stats	R: 1 E: 0 K: 0 S: 6	H: 3 LOB: 2 BB: 0 P: 6	R: 0 E: 0 K: 0 S: 3	H: 0 LOB: 0 BB: 0 P: 3	R: 2 E: 0 K: 1 S: 7	H: 2 LOB: 0 BB: 0 P: 7	R: 2 E: 1 K: 0 S: 6	H: 2 LOB: 2 BB: 1 P: 10	R: 2 E: 0 K: 0 S: 4	H: 1 LOB: 3 BB: 4 P: 20	R: 0 E: 0 K: 0 S: 4	H: 1 LOB: 1 BB: 0 P: 4	R: 0 E: 0 K: 0 S: 4	H: 1 LOB: 1 BB: 0 P: 4	R: 0 E: 0 K: 0 S: 3	H: 0 LOB: 0 BB: 0 P: 3		R: 0 E: 0 K: 1 S: 5	H: 0 LOB: 1 BB: 1 P: 9	1B: 7 2B: 2 3B: 0 HR: 1	SF: 0 SAC: 1 DP: 0 HBP: 0	WP: 0 PB: 0 SB: 0 CS: 0	PA: 44		
PITCHER	IP	WLS	BF	H	R	ER	SO	BB	IBB	HBP	BLK	WP	HR	S	P	ERA	WHIP								
Billy Pierce, L (1.1) ERA: 4.13	3.0		16	7	5	4	1	0	0	0	0	0	0	7	18	12.00	2.333								
Luis Aloma, R (4.1) ERA: 2.57	1.2		12	1	2	2	0	5	0	0	0	0	0	7	27	10.80	3.600								
Mary Rotblatt, L (5.1) ERA: 2.38	2.1	W	9	2	0	0	0	0	0	0	0	0	0	9	9	0.00	0.857								
Randy Gumpert, R (8.1) ERA: 2.06	2.0	S	7	0	0	0	1	1	0	0	0	0	0	8	12	0.00	0.500								



Batter	1	2	3	4	5	6	7	8	9	AB	R	H	RBI	BB	SO	LOB	TOP					
Bob Dillinger, R OBP: 0.362, SLG: 0.380 (1, 5)	F8	FC1-2 E 1B	F9		E 1B				1-3	6	2	3	0	0	5							
Nellie Fox, L OBP: 0.416, SLG: 0.530 (1, 4)	6-3	E7 1B	E4 1B		E4 1B 1B	F9			F9	6	2	1	2	0	3							
Jim Busby, R OBP: 0.393, SLG: 0.415 (1, 8)			K						F4	5	2	2	2	1	2	3						
Eddie Robinson, L OBP: 0.417, SLG: 0.584 (1, 3)	F9	FC5 1B 2B			F9	F3			4-1	5	0	1	1	0	3							
Don Lenhardt, R OBP: 0.290, SLG: 0.408 (1, 7)		F7			F9	E6 1B			F9	5	0	2	1	0	1							
Chico Carrasquel, R OBP: 0.356, SLG: 0.360 Joe Demaestri, R OBP: 0.111, SLG: 0.111 (7, 6)					FC6-4 1B	F8			6-3	4	2	1	0	1	0	2						
Al Zarilla, L OBP: 0.335, SLG: 0.410 Bud Stewart, L OBP: 0.366, SLG: 0.463 (6, PH) (6, 9)					F8				F6	2	1	1	0	0	1							
Gus Niarhos, R OBP: 0.444, SLG: 0.301 (1, 2)									F6	3	3	1	0	2	0							
Joe Dobson, R OBP: 0.043, SLG: 0.087 (1, 1)									F5	5	2	1	1	0	7							
<b>Inning Stats</b>	R: 0 E: 0 K: 0 S: 3	H: 0 LOB: 1 BB: 1 P: 7	R: 6 E: 2 K: 0 S: 8	H: 3 LOB: 1 BB: 2 P: 16	R: 3 E: 1 K: 1 S: 7	H: 2 LOB: 1 BB: 1 P: 12	R: 0 E: 1 K: 0 S: 4	H: 1 LOB: 1 BB: 0 P: 4	R: 4 E: 2 K: 0 S: 8	H: 4 LOB: 1 BB: 0 P: 8	R: 1 E: 0 K: 1 S: 7	H: 2 LOB: 2 BB: 1 P: 11	R: 0 E: 0 K: 0 S: 3	H: 0 LOB: 0 BB: 0 P: 3	R: 0 E: 0 K: 0 S: 3	H: 0 LOB: 0 BB: 0 P: 3	1B: 8 2B: 4 3B: 0 HR: 0	SF: 0 SAC: 0 DP: 0 HBP: 1	WP: 0 PB: 0 SB: 1 CS: 0	PA: 48		
<b>PITCHER</b>	IP WLS BF H R ER SO BB IBB HBP BLK WP HR S P ERA WHIP	IP WLS BF H R ER SO BB IBB HBP BLK WP HR S P ERA WHIP																				
Al Sima, L ERA: 5.4 (1, 1)	2.0	0	14	3	6	1	0	2	1	0	0	0	0	0	11	23	4.50	2.500				
Hank Wyse, R ERA: 8.63 (3, 1)	3.0	19	7	7	4	1	1	0	1	0	0	0	0	0	19	24	12.00	2.667				
Julio Moreno, R ERA: 4.07 (6, 1)	3.0	12	2	1	1	1	1	0	0	0	0	0	0	13	17	3.00	1.000					
Joe Haynes, R ERA: 7.71 (9, 1)	1.0	3	0	0	0	0	0	0	0	0	0	0	0	3	3	0.00	0.000					
<b>Batter</b>	<b>1</b>	<b>2</b>	<b>3</b>	<b>4</b>	<b>5</b>	<b>6</b>	<b>7</b>	<b>8</b>	<b>9</b>	<b>AB</b>	<b>R</b>	<b>H</b>	<b>RBI</b>	<b>BB</b>	<b>SO</b>	<b>LOB</b>	<b>BOTTOM</b>					
Gil Coan, L OBP: 0.351, SLG: 0.497 (1, 7)	F9		1-3							5	1	2	0	0	1	2						
Cass Michaels, R OBP: 0.356, SLG: 0.411 (1, 4)	4-3 1B		K							5	1	2	1	0	1	4						
Irv Noren, L OBP: 0.368, SLG: 0.421 (1, 8)	4-3 1B		F8							5	0	3	2	0	0	3						
Mickey Vernon, L OBP: 0.316, SLG: 0.376 (1, 3)	4-3			L6	4-3					5	0	0	0	0	0	5						
Sam Mele, R OBP: 0.329, SLG: 0.388 (1, 9)	6-3			4-3						5	0	0	0	0	0	2						
Eddie Yost, R OBP: 0.417, SLG: 0.421 (1, 5)										4	1	3	0	1	0	0						
Sam Dente, R OBP: 0.309, SLG: 0.288 (1, 6)										5	1	1	0	0	0	3						
Mike Guerra, R OBP: 0.282, SLG: 0.207 (1, 2)										4	0	1	1	0	0	1						
Al Sima, R OBP: 0.286, SLG: 0.590 Sherry Robertson, L OBP: 0.188, SLG: 0.071 Hank Wyse, R OBP: 0.325, SLG: 0.325 Mike McCormick, R OBP: 0.306, SLG: 0.351 Julio Moreno, R OBP: 0.242, SLG: 0.154 Gene Verble, R OBP: 0.243, SLG: 0.229 Joe Haynes, R OBP: 0.250, SLG: 0.333 (1, 1) (2, PH) (3, 1) (5, PH) (6, 1) (8, PH) (9, 1)										0	0	0	0	0	0	0						
<b>Inning Stats</b>	R: 0 E: 0 K: 0 S: 5	H: 2 LOB: 2 BB: 0 P: 5	R: 0 E: 0 K: 1 S: 6	H: 1 LOB: 1 BB: 0 P: 6	R: 0 E: 0 K: 1 S: 5	H: 0 LOB: 0 BB: 0 P: 5	R: 0 E: 0 K: 0 S: 4	H: 1 LOB: 1 BB: 0 P: 4	R: 1 E: 0 K: 0 S: 6	H: 3 LOB: 2 BB: 0 P: 6	R: 0 E: 0 K: 0 S: 3	H: 0 LOB: 0 BB: 0 P: 3	R: 2 E: 0 K: 1 S: 8	H: 3 LOB: 1 BB: 0 P: 8	R: 2 E: 1 K: 1 S: 10	H: 4 LOB: 3 BB: 0 P: 10	R: 0 E: 0 K: 0 S: 3	H: 0 LOB: 1 BB: 1 P: 7	1B: 9 2B: 5 3B: 0 HR: 0	SF: 0 SAC: 0 DP: 0 HBP: 0	WP: 0 PB: 0 SB: 0 CS: 0	PA: 43
<b>PITCHER</b>	IP WLS BF H R ER SO BB IBB HBP BLK WP HR S P ERA WHIP	IP WLS BF H R ER SO BB IBB HBP BLK WP HR S P ERA WHIP																				
Joe Dobson, R ERA: 4.0 (1, 1)	9.0	W	43	H	R	ER	SO	BB	IBB	HBP	BLK	WP	HR	S	P	54	5.00	1.667				


Chicago White Sox @ Washington Senators  
Griffith Stadium, Washington, DC  
Thu Jun 14 1951, 3:38 AM EDT  
Att: 17,678 - Unknown

AB 42  
R 14  
H 12  
RBI 10  
BB 5  
SO 2  
LOB 25



Chicago White Sox @ Washington Senators  
Griffith Stadium, Washington, DC  
Thu Jun 14 1951, 3:38 AM EDT  
Att: 17,678 - Unknown

AB 42  
R 5  
H 14  
RBI 5  
BB 1  
SO 4  
LOB 21





Batter	1	2	3	4	5	6	7	8	9	AB	R	H	RBI	BB	SO	LOB	TOP	
Dale Mitchell, L (1, 7) OBP: 0.302, SLG: 0.307	4-0 CS BB BB		0-0 F6		0-3 K			0-0 F6		3	0	0	0	1	1	0	<b>Cleveland Indians @ Washington Senators</b> Griffith Stadium, Washington, DC Fri Jun 15 1951, 3:33 AM EDT Att: 10,268 - Unknown <a href="http://livebaseballscores.com">livebaseballscores.com</a>	
Bobby Avila, R (1, 4) OBP: 0.381, SLG: 0.351	4-0 CS BB BB		0-0 F5				0-0 F8	0-0 F9		3	1	0	0	1	0	0		
Sam Chapman, R (1, 8) OBP: 0.299, SLG: 0.282	0-0 F7			0-0 5-3			0-0 5-3		0-3 K	4	0	0	0	0	1	2		
Al Rosen, R (1, 5) OBP: 0.388, SLG: 0.467	0-0 2H 1B			0-3 K			0-0 BLK 1B		4-0 S BB	3	0	2	1	1	1	0		
Ray Boone, R (1, 6) OBP: 0.325, SLG: 0.306	0-0 1-3			4-0 BB			0-3 K		0-0 F7	3	0	0	0	1	1	3		
Bob Kennedy, R (1, 9) OBP: 0.309, SLG: 0.360		0-0 F9		0-0 F3					0-0 F7	2	0	0	0	0	0	1		
Larry Doby, L (7, PH) OBP: 0.455, SLG: 0.503									0-0 F7	2	0	0	0	0	0	1		
Harry Simpson, L (1, 3) OBP: 0.362, SLG: 0.333		0-3 K			0-0 IHR				0-0 4-3	3	1	1	1	0	1	0		
Jim Hegan, R (1, 2) OBP: 0.356, SLG: 0.490		0-3 K			0-0 F3				0-3 K	3	0	0	0	0	2	0		
Early Wynn, S (1, 1) OBP: 0.235, SLG: 0.281			0-0 4-3						0-0 F9	2	0	0	0	0	0	0		
Luke Easter, L (8, PH) OBP: 0.397, SLG: 0.533										1	0	0	0	0	0	0		
Lou Brissie, L (8, 1) OBP: 0.250, SLG: 0.313										0	0	0	0	0	0	0		
<b>Inning Stats</b>	R: 1 E: 0 K: 0 S: 3	H: 1 LOB: 1 BB: 2 P: 11	R: 0 E: 0 K: 2 S: 7	H: 0 LOB: 0 BB: 0 P: 7	R: 0 E: 0 K: 0 S: 3	H: 0 LOB: 0 BB: 0 P: 3	R: 0 E: 0 K: 1 S: 5	H: 0 LOB: 1 BB: 1 P: 9	R: 1 E: 0 K: 1 S: 6	H: 1 LOB: 0 BB: 0 P: 6	R: 0 E: 0 K: 1 S: 5	H: 0 LOB: 0 BB: 0 P: 5	R: 0 E: 0 K: 0 S: 3	H: 0 LOB: 1 BB: 1 P: 9	1B: 2 2B: 0 3B: 0 HR: 1	SF: 0 SAC: 0 DP: 0 HBP: 0	WP: 0 PB: 0 SB: 1 CS: 2	PA: 33
<b>PITCHER</b> Don Johnson, R (1, 1) ERA: 5.2	IP: 9.0 WLS: W BF: 33 H: 3 R: 2 ER: 2 SO: 7 BB: 4 IBB: 0 HBP: 0 BLK: 1 WP: 0 HR: 0 S: 43 P: 59 ERA: 2.00 WHIP: 0.778																	

Batter	1	2	3	4	5	6	7	8	9	AB	R	H	RBI	BB	SO	LOB	BOTTOM			
Gil Coan, L (1, 7) OBP: 0.347, SLG: 0.494	0-3 K	0-0 FC5-4						0-0 3B	0-0 4-3	5	1	1	0	0	1	4	<b>Cleveland Indians @ Washington Senators</b> Griffith Stadium, Washington, DC Fri Jun 15 1951, 3:33 AM EDT Att: 10,268 - Unknown <a href="http://livebaseballscores.com">livebaseballscores.com</a>			
Cass Michaels, R (1, 4) OBP: 0.385, SLG: 0.413	0-0 3-1		0-0 BB		4-0 3B		4-0 BB			2	1	1	0	2	0	0				
Irv Noren, L (1, 8) OBP: 0.371, SLG: 0.432	0-0 1B		0-0 F5		0-0 L9		0-0 F8			4	1	2	2	0	0	2				
Mickey Vernon, L (1, 3) OBP: 0.320, SLG: 0.375	0-0 1B		4-0 G6-3		0-0 F2		0-0 2-3			3	0	1	0	1	0	2				
Sam Mele, R (1, 9) OBP: 0.327, SLG: 0.382	0-0 5-3		0-0 G6-3		0-0 L9			4-0 SH2-3		3	1	0	1	1	0	4				
Eddie Yost, R (1, 5) OBP: 0.412, SLG: 0.414		0-0 E6		0-0 5-3	0-0 G3			0-0 SH2-3		3	0	0	0	0	0	0				
Clyde Klutz, R (1, 2) OBP: 0.500, SLG: 0.500		0-0 FC5-4		0-0 6-3		0-3 K		4-0 1B		3	0	1	0	1	1	0				
Gene Verble, R (1, 6) OBP: 0.256, SLG: 0.243		0-0 F4		0-0 1B		0-0 G3		0-0 1B		4	0	2	1	0	0	2				
Don Johnson, R (1, 1) OBP: 0.143, SLG: 0.077		0-3 K		0-0 F4		0-0 G3		0-3 K		4	0	0	0	0	2	5				
<b>Inning Stats</b>	R: 0 E: 0 K: 1 S: 7	H: 2 LOB: 2 BB: 0 P: 7	R: 0 E: 1 K: 1 S: 7	H: 1 LOB: 2 BB: 0 P: 7	R: 0 E: 0 K: 0 S: 3	H: 1 LOB: 1 BB: 1 P: 7	R: 0 E: 0 K: 0 S: 4	H: 1 LOB: 0 BB: 0 P: 4	R: 3 E: 0 K: 0 S: 5	H: 2 LOB: 0 BB: 1 P: 9	R: 0 E: 0 K: 1 S: 5	H: 0 LOB: 0 BB: 0 P: 5	R: 0 E: 0 K: 0 S: 3	H: 0 LOB: 1 BB: 1 P: 7	R: 1 E: 0 K: 1 S: 6	H: 1 LOB: 2 BB: 2 P: 14		1B: 6 2B: 1 3B: 1 HR: 0	SF: 0 SAC: 1 DP: 1 HBP: 0	WP: 0 PB: 0 SB: 0 CS: 0
<b>PITCHER</b> Early Wynn, R (1, 1) ERA: 3.66 Lou Brissie, L (8, 1) ERA: 5.89	IP: 7.0 WLS: L BF: 31 H: 7 R: 3 ER: 3 SO: 3 BB: 3 IBB: 0 HBP: 0 BLK: 0 WP: 0 HR: 0 S: 34 P: 46 ERA: 3.86 WHIP: 1.429																			











Batter	1	2	3	4	5	6	7	8	9	AB	R	H	RBI	BB	SO	LOB	TOP								
Jim Delsing, L OBP: 0.369, SLG: 0.406 Ken Wood, R OBP: 0.278, SLG: 0.381 (5, FH) (5, 9)	K		F8			F8		G4-6-3		2	0	0	0	0	1	0	<b>St. Louis Browns @ Washington Senators</b> Griffith Stadium, Washington, DC Tue Jun 19 1951, 3:33 AM EDT Att: 5,575 - Unknown <a href="http://livebaseballscorecards.com">livebaseballscorecards.com</a>								
Paul Lehner, L OBP: 0.287, SLG: 0.289 (1, 8)	F9				SH	F5		4-3		3	0	0	0	1	0	3									
Ray Coleman, L OBP: 0.372, SLG: 0.505 (1, 9) (5, 7)	G3		F8		F7					5	1	1	0	0	0	3									
Dale Long, L OBP: 0.324, SLG: 0.377 (1, 3)			F3		E6					5	1	1	0	0	0	3									
Sherm Lollar, R OBP: 0.389, SLG: 0.430 (1, 2)					F6					4	1	2	1	1	0	2									
Johnny Bero, L OBP: 0.363, SLG: 0.330 (1, 6)					F7					4	0	0	0	0	1	5									
Fred Marsh, R OBP: 0.321, SLG: 0.336 (1, 5)					F8					4	0	0	1	0	0	3									
Bobby Young, L OBP: 0.298, SLG: 0.339 (1, 4)										3	0	2	0	1	0	1									
Duane Pilette, R OBP: 0.238, SLG: 0.111 (1, 1)	K									2	0	0	0	0	1	3									
<b>Inning Stats</b>	R: 0 E: 0 K: 1 S: 5	H: 0 LOB: 0 BB: 0 P: 5	R: 2 E: 1 K: 1 S: 7	H: 1 LOB: 1 BB: 1 P: 11	R: 0 E: 0 K: 0 S: 3	H: 0 LOB: 1 BB: 1 P: 7	R: 0 E: 0 K: 0 S: 5	H: 2 LOB: 2 BB: 0 P: 5	R: 1 E: 2 K: 0 S: 6	H: 1 LOB: 2 BB: 1 P: 6	R: 0 E: 1 K: 0 S: 4	H: 0 LOB: 2 BB: 1 P: 8	R: 1 E: 0 K: 1 S: 7	H: 2 LOB: 1 BB: 0 P: 7	R: 0 E: 1 K: 0 S: 4	H: 1 LOB: 1 BB: 0 P: 4	R: 0 E: 0 K: 0 S: 3	H: 0 LOB: 0 BB: 0 P: 3	1B: 5 2B: 1 3B: 1 HR: 0	SF: 0 SAC: 3 DP: 1 HBP: 0	WP: 0 PB: 0 SB: 0 CS: 0	PA: 41			
<b>PITCHER</b>	IP	WLS	BF	H	R	ER	SO	BB	IBB	HBP	BLK	WP	HR	S	P	ERA	WHIP								
Connie Marrero, R ERA: 3.43 Al Sima, L ERA: 5.21	(1, 1) (8, 1)	7.0 2.0	L 7	34 1	6 0	4 0	2 0	3 0	3 0	0 0	0 0	0 0	0 0	0 7	37 7	2.57 0.00	1.286 0.500								

Batter	1	2	3	4	5	6	7	8	9	AB	R	H	RBI	BB	SO	LOB	BOTTOM								
Gil Coan, L OBP: 0.364, SLG: 0.509 (1, 7)									F9	5	1	4	0	0	0	1	<b>St. Louis Browns @ Washington Senators</b> Griffith Stadium, Washington, DC Tue Jun 19 1951, 3:33 AM EDT Att: 5,575 - Unknown <a href="http://livebaseballscorecards.com">livebaseballscorecards.com</a>								
Cass Michaels, R OBP: 0.370, SLG: 0.406 (1, 4)									F9	3	0	1	0	1	0	3									
Irv Noren, L OBP: 0.377, SLG: 0.430 (1, 8)										2	0	0	0	2	0	3									
Mickey Vernon, L OBP: 0.324, SLG: 0.374 (1, 3)										3	0	0	0	1	0	6									
Sam Mele, R OBP: 0.319, SLG: 0.367 (1, 9)										4	0	0	0	0	1	2									
Eddie Yost, R OBP: 0.396, SLG: 0.394 (1, 5)										4	0	1	0	0	1	2									
Mike Guerra, R OBP: 0.281, SLG: 0.217 (1, 2)										4	0	1	0	0	0	1									
Gene Verble, R OBP: 0.236, SLG: 0.224 (1, 6)										4	0	0	0	0	0	1									
Connie Marrero, R OBP: 0.313, SLG: 0.214 Mike McCormick, R OBP: 0.356, SLG: 0.318 Al Sima, R OBP: 0.298, SLG: 0.520 Sherry Robertson, L OBP: 0.212, SLG: 0.103 (7, PH) (8, 1) (9, PH)										2	0	1	0	0	0	0		0							
<b>Inning Stats</b>	R: 1 E: 0 K: 2 S: 9	H: 2 LOB: 2 BB: 1 P: 13	R: 0 E: 0 K: 0 S: 5	H: 2 LOB: 0 BB: 0 P: 5	R: 0 E: 0 K: 0 S: 2	H: 0 LOB: 0 BB: 1 P: 6	R: 0 E: 0 K: 0 S: 3	H: 1 LOB: 0 BB: 0 P: 3	R: 0 E: 0 K: 0 S: 4	H: 1 LOB: 2 BB: 1 P: 8	R: 0 E: 0 K: 0 S: 4	H: 1 LOB: 1 BB: 0 P: 4	R: 0 E: 0 K: 0 S: 3	H: 1 LOB: 0 BB: 0 P: 3	R: 0 E: 0 K: 0 S: 4	H: 1 LOB: 1 BB: 0 P: 4	R: 0 E: 0 K: 0 S: 3	H: 0 LOB: 0 BB: 0 P: 3	1B: 8 2B: 1 3B: 0 HR: 0	SF: 0 SAC: 0 DP: 3 HBP: 1	WP: 1 PB: 0 SB: 0 CS: 0	PA: 38			
<b>PITCHER</b>	IP	WLS	BF	H	R	ER	SO	BB	IBB	HBP	BLK	WP	HR	S	P	ERA	WHIP								
Duane Pilette, R ERA: 4.84	(1, 1)	9.0	W	38	9	1	1	2	4	0	1	0	1	37	54	1.00	1.444								





Batter	1	2	3	4	5	6	7	8	9	AB	R	H	RBI	BB	SO	LOB	TOP					
Johnny Bero, L (1.6) OBP: 0.367, SLG: 0.336	F7		F6			1B G3-6-3		1B		4	1	2	0	0	0	1	<b>St. Louis Browns @ Washington Senators</b> Griffith Stadium, Washington, DC Wed Jun 20 1951, 3:33 AM EDT Att: 3,021 - Unknown <a href="http://livebaseballscorecards.com">livebaseballscorecards.com</a>					
Paul Lehner, L (1.8) OBP: 0.286, SLG: 0.288	4-3		F8			1B G3-6-3		F4		4	0	1	0	0	0	2						
Ray Coleman, L (1.7) OBP: 0.365, SLG: 0.495	F9			4-3		G3-6-3		F8		4	0	0	0	0	0	1						
Dale Long, L (1.3) OBP: 0.306, SLG: 0.354		F7		F9		F6		F8		4	0	0	0	0	0	0						
Sherm Lollar, R (1.2) OBP: 0.386, SLG: 0.419		1-3 BB		F9			1-3	5-3		3	0	0	0	1	0	0						
Ken Wood, R (1.9) OBP: 0.271, SLG: 0.370		1-3			6-3		F7			3	0	0	0	0	0	1						
Fred Marsh, R (1.5) OBP: 0.314, SLG: 0.328		4-3			F3		6-3			3	0	0	0	0	0	1						
Bobby Young, L (1.4) OBP: 0.296, SLG: 0.339			F4			1B		L6		3	0	1	0	0	0	0						
Lou Slesater, L (1.1) OBP: 0.273, SLG: 0.364						1B		4-3		2	0	1	0	0	0	1						
Dick Starr, R (6.1) OBP: 0.125, SLG: 0.125						1-3				0	0	0	0	0	0	0						
Hank Artl, L (6, PH) OBP: 0.358, SLG: 0.432										1	0	0	0	0	0	0						
Bobby Hogue, R (8.1) OBP: 0.600, SLG: 0.333										0	0	0	0	0	0	0						
<b>Inning Stats</b>	R: 0 E: 0 K: 0 S: 3	H: 0 LOB: 0 BB: 0 P: 3	R: 0 E: 0 K: 0 S: 3	H: 0 LOB: 1 BB: 1 P: 7	R: 0 E: 0 K: 0 S: 4	H: 1 LOB: 1 BB: 0 P: 4	R: 0 E: 0 K: 0 S: 3	H: 0 LOB: 0 BB: 0 P: 3	R: 0 E: 0 K: 0 S: 4	H: 1 LOB: 1 BB: 0 P: 4	R: 1 E: 0 K: 0 S: 4	H: 2 LOB: 0 BB: 0 P: 4	R: 0 E: 0 K: 0 S: 3	H: 0 LOB: 0 BB: 0 P: 3	R: 0 E: 0 K: 0 S: 4	H: 1 LOB: 1 BB: 0 P: 4	R: 0 E: 0 K: 0 S: 3	H: 0 LOB: 0 BB: 0 P: 3	1B: 5 2B: 0 3B: 0 HR: 0	SF: 0 SAC: 0 DP: 1 HBP: 0	WP: 0 PB: 0 SB: 0 CS: 0	PA: 32
<b>PITCHER</b> Sid Hudson, R (1.1) ERA: 8.53	IP: 9.0 WLS: W BF: 32 H: 5 R: 1 ER: 1 SO: 0 BB: 1 IBB: 0 HBP: 0 BLK: 0 WP: 0 HR: 0 S: 31 P: 35 ERA: 1.00 WHIP: 0.667															<b>PITCHER</b>						

Batter	1	2	3	4	5	6	7	8	9	AB	R	H	RBI	BB	SO	LOB	BOTTOM					
Eddie Yost, R (1.5) OBP: 0.402, SLG: 0.398	1B 2B	FC5-4		FC6		BB 2B		SH3-4		3	2	2	0	1	0	1	<b>St. Louis Browns @ Washington Senators</b> Griffith Stadium, Washington, DC Wed Jun 20 1951, 3:33 AM EDT Att: 3,021 - Unknown <a href="http://livebaseballscorecards.com">livebaseballscorecards.com</a>					
Cass Michaels, R (1.4) OBP: 0.371, SLG: 0.402	2B F9	F7		FC6		BB 2B		1-3		4	1	1	0	1	0	3						
Irv Noren, L (1.8) OBP: 0.382, SLG: 0.443	2B		F8		F7	2B		1B		5	0	3	4	0	0	0						
Sam Mele, R (1.3) OBP: 0.312, SLG: 0.358	K		F3		F7	6-3		F9		5	0	0	0	0	1	5						
Mike McCormick, R (1.9) OBP: 0.396, SLG: 0.351	F9			1B		1B		3B		4	0	3	1	0	0	1						
Gil Coan, L (1.7) OBP: 0.396, SLG: 0.506	FC5-4 HBP			1B		K		F3		3	0	1	0	0	1	2						
Clyde Kluttz, R (1.2) OBP: 0.333, SLG: 0.235	FC5-4		F7			F6		5-3		4	0	0	0	0	0	5						
Gene Verble, R (1.6) OBP: 0.226, SLG: 0.213		F2		1-3		F8		F7		4	0	0	0	0	0	1						
Sid Hudson, R (1.1) OBP: 0.417, SLG: 0.300		FC5-4 BB		F8		BB 2B 1B		SH3-4 1B		3	2	2	0	1	0	0						
<b>Inning Stats</b>	R: 2 E: 0 K: 1 S: 8	H: 3 LOB: 2 BB: 0 P: 9	R: 0 E: 0 K: 0 S: 3	H: 0 LOB: 1 BB: 1 P: 7	R: 0 E: 0 K: 0 S: 5	H: 2 LOB: 2 BB: 0 P: 5	R: 0 E: 0 K: 0 S: 4	H: 1 LOB: 1 BB: 0 P: 4	R: 0 E: 0 K: 1 S: 6	H: 1 LOB: 1 BB: 0 P: 6	R: 2 E: 0 K: 0 S: 5	H: 2 LOB: 2 BB: 2 P: 13	R: 0 E: 0 K: 0 S: 4	H: 1 LOB: 1 BB: 0 P: 4	R: 1 E: 0 K: 0 S: 5	H: 2 LOB: 1 BB: 0 P: 5		R: 0 E: 0 K: 0 S: 5	H: 0 LOB: 0 BB: 0 P: 5	1B: 9 2B: 2 3B: 1 HR: 0	SF: 0 SAC: 1 DP: 0 HBP: 1	WP: 0 PB: 0 SB: 0 CS: 0
<b>PITCHER</b> Lou Slesater, L (1.1) ERA: 5.17	IP: 5.2 WLS: L BF: 30 H: 9 R: 4 ER: 4 SO: 4 BB: 3 IBB: 0 HBP: 1 BLK: 0 WP: 0 HR: 0 S: 30 P: 43 ERA: 6.35 WHIP: 2.118															<b>PITCHER</b>						
Dick Starr, R (6.1) ERA: 8.42	IP: 1.1 WLS: 5 BF: 1 H: 0 R: 0 ER: 0 SO: 0 BB: 0 IBB: 0 HBP: 0 BLK: 0 WP: 0 HR: 0 S: 5 P: 5 ERA: 0.00 WHIP: 0.750																					
Bobby Hogue, R (8.1) ERA: 4.09	IP: 1.0 WLS: 5 BF: 2 H: 1 R: 1 ER: 1 SO: 0 BB: 0 IBB: 0 HBP: 0 BLK: 0 WP: 0 HR: 0 S: 5 P: 5 ERA: 9.00 WHIP: 2.000																					



Batter	1	2	3	4	5	6	7	8	9	AB	R	H	RBI	BB	SO	LOB	TOP			
Johnny Bero, L OBP: 0.364, SLG: 0.328	4-3	BB		F5			F3			3	0	0	0	1	0	1				
Paul Lehner, L OBP: 0.277, SLG: 0.279	F9	F7			F3			4-3		4	0	0	0	0	0	3				
Ray Coleman, L OBP: 0.363, SLG: 0.490	1B		F9		F8			4-3		4	0	1	0	0	0	0				
Sherm Lollar, R OBP: 0.376, SLG: 0.406	F7		5-3		F8			F8		4	0	0	0	0	0	1				
Hank Arft, L OBP: 0.377, SLG: 0.458		1B BB	FC5-4 BB		L1-3 1B			L7 3B		2	2	0	2	0	0	0				
Ken Wood, R OBP: 0.282, SLG: 0.357	F9		FC5-4 1-2		K			L7		4	0	0	1	0	1	3				
Fred Marsh, R OBP: 0.312, SLG: 0.325		SH1-4 1B 1-2		5-3		L1-3 1-2		K		4	0	1	0	0	1	1				
Bobby Young, L OBP: 0.305, SLG: 0.343		SH1-4 1B 1-2 2H			PB 1B		F5		FC6-4 BB	3	0	2	1	1	0	0				
Jim Suchecki, R OBP: 0.286, SLG: 0.167		SH1-4		1-3			K		FC6-4 1-2	0	0	0	0	0	0	0				
Bill Kennedy, L OBP: 0.133, SLG: 0.133										1	0	0	0	0	0	1				
Johnny Berardino, R OBP: 0.338, SLG: 0.321										1	0	0	0	0	1	0				
Bob Mahoney, R OBP: 0.303, SLG: 0.408										0	0	0	0	0	0	0				
Matt Batts, R OBP: 0.303, SLG: 0.408										1	0	0	0	0	0	1				
<b>Inning Stats</b>	R: 0 E: 0 K: 0 S: 4	H: 1 LOB: 1 BB: 0 P: 4	R: 1 E: 0 K: 0 S: 5	H: 2 LOB: 3 BB: 2 P: 13	R: 0 E: 0 K: 0 S: 3	H: 0 LOB: 1 BB: 1 P: 7	R: 0 E: 0 K: 0 S: 4	H: 1 LOB: 1 BB: 0 P: 4	R: 0 E: 0 K: 1 S: 5	H: 0 LOB: 0 BB: 0 P: 3	R: 0 E: 0 K: 1 S: 5	H: 0 LOB: 0 BB: 0 P: 5	R: 0 E: 0 K: 0 S: 3	H: 0 LOB: 0 BB: 0 P: 3	R: 1 E: 0 K: 1 S: 6	H: 1 LOB: 1 BB: 1 P: 10	1B: 5 2B: 1 3B: 1 HR: 0	SF: 0 SAC: 1 DP: 1 HBP: 0	WP: 0 PB: 1 SB: 0 CS: 0	PA: 36
<b>PITCHER</b> Don Johnson, R ERA: 4.67	IP: 0.0 WLS: W BF: 0 H: 0 R: 0 ER: 0 SO: 0 BB: 0 IBB: 0 HBP: 0 BLK: 0 WP: 0 HR: 0 S: 0 P: 0 ERA: ∞ WHIP: ∞																	<b>PITCHER</b>		

St. Louis Browns @ Washington Senators  
Griffith Stadium, Washington, DC  
Thu Jun 21 1951, 3:33 AM EDT  
Att: 4,492 - Unknown


AB 31  
R 2  
H 6  
RBI 2  
BB 4  
SO 3  
LOB 11



Batter	1	2	3	4	5	6	7	8	9	AB	R	H	RBI	BB	SO	LOB	BOTTOM			
Gil Coan, L OBP: 0.362, SLG: 0.497	HR 1B	1-3		F3		F7		6-3		5	1	1	0	0	0	2				
Cass Michaels, R OBP: 0.366, SLG: 0.397	F8		HR 1B		G3	F9		4-3		5	1	1	0	0	0	1				
Irv Noren, L OBP: 0.387, SLG: 0.464	1H HR		F4		S 1B BB		G3 1B 2B			3	3	2	2	1	0	1				
Mickey Vernon, L OBP: 0.323, SLG: 0.389	K		HR		F8		G3			4	1	1	2	0	1	2				
Mike McCormick, R OBP: 0.406, SLG: 0.359	6-3		G6-4-3 1B		1B BB		2B 5-3 1B			3	2	2	1	1	0	0				
Eddie Yost, R OBP: 0.403, SLG: 0.405		5-3	G6-4-3 1-2		1B 1-2 2H		5-3 2B			4	0	2	1	0	0	1				
Clyde Klutz, R OBP: 0.400, SLG: 0.333		3B 1B		FC6-4 1B		1-2 2H 1B		5-3		4	1	3	2	0	0	1				
Gene Verble, R OBP: 0.227, SLG: 0.237		1H 3B		FC6-4 SH5-4 1-2		F2		K		4	0	1	1	0	1	4				
Don Johnson, R OBP: 0.118, SLG: 0.063		K		SH5-4 1-2			K		L4	3	0	0	0	0	2	1				
<b>Inning Stats</b>	R: 2 E: 0 K: 1 S: 7	H: 2 LOB: 0 BB: 0 P: 7	R: 1 E: 0 K: 1 S: 7	H: 2 LOB: 1 BB: 0 P: 7	R: 2 E: 0 K: 0 S: 5	H: 3 LOB: 0 BB: 0 P: 5	R: 0 E: 0 K: 0 S: 4	H: 1 LOB: 1 BB: 0 P: 4	R: 2 E: 0 K: 0 S: 5	H: 2 LOB: 2 BB: 2 P: 13	R: 0 E: 0 K: 1 S: 5	H: 0 LOB: 0 BB: 0 P: 5	R: 2 E: 0 K: 1 S: 8	H: 3 LOB: 1 BB: 0 P: 8	R: 0 E: 0 K: 0 S: 3	H: 0 LOB: 0 BB: 0 P: 3	1B: 8 2B: 2 3B: 1 HR: 2	SF: 0 SAC: 1 DP: 1 HBP: 0	WP: 0 PB: 0 SB: 1 CS: 0	PA: 38
<b>PITCHER</b> Jim Suchecki, R ERA: 4.7	IP: 2.1 WLS: L BF: 13 H: 6 R: 5 ER: 5 SO: 2 BB: 0 IBB: 0 HBP: 0 BLK: 0 WP: 0 HR: 2 S: 17 P: 17 ERA: 19.29 WHIP: 2.571																	<b>PITCHER</b>		
Bill Kennedy, L ERA: 4.1	3.2	16	4	2	2	1	2	0	0	0	0	0	16	24	4.91	1.636				
Bob Mahoney, R ERA: 7.24	2.0	9	3	2	2	1	0	0	0	0	0	0	11	11	9.00	1.500				

St. Louis Browns @ Washington Senators  
Griffith Stadium, Washington, DC  
Thu Jun 21 1951, 3:33 AM EDT  
Att: 4,492 - Unknown

AB 35  
R 9  
H 13  
RBI 9  
BB 2  
SO 4  
LOB 13






Batter	1	2	3	4	5	6	7	8	9	AB	R	H	RBI	BB	SO	LOB	TOP					
Johnny Groth, R OBP: 0.356, SLG: 0.379 (1, 8)										3	1	0	0	2	0	1	<b>Detroit Tigers @ Washington Senators</b> Griffith Stadium, Washington, DC Fri Jun 22 1951, 3:33 AM EDT Att: 5,800 - Unknown					
Jerry Priddy, R OBP: 0.392, SLG: 0.378 (1, 4)										5	0	0	0	0	3	4						
George Kell, R OBP: 0.411, SLG: 0.351 (1, 5)										4	2	3	0	1	0	0						
Vic Wertz, L OBP: 0.398, SLG: 0.495 (1, 9)										4	1	1	1	1	1	2						
Pat Mullin, L OBP: 0.361, SLG: 0.460 (1, 7)										4	1	1	1	1	0	4						
Dick Kryhoski, L OBP: 0.403, SLG: 0.507 (1, 3)										4	1	3	1	1	0	1						
Aaron Robinson, L OBP: 0.313, SLG: 0.263 (9, PH)										4	0	0	0	0	0	7						
Charlie Keller, L OBP: 0.316, SLG: 0.133 (9, 2)										0	0	0	0	1	0	0						
Bob Swift, R (9, 2)										0	0	0	0	0	0	0						
Johnny Lipon, R OBP: 0.323, SLG: 0.295 (1, 6)										5	1	1	2	0	1	3						
Ted Gray, S OBP: 0.226, SLG: 0.172 Hal White, R (8, 1)										4	0	2	2	0	0	0						
										0	0	0	0	0	0	0						
<b>Inning Stats</b>	R: 6 E: 0 K: 2 S: 12	H: 5 LOB: 2 BB: 3 P: 24	R: 0 E: 0 K: 0 S: 5	H: 2 LOB: 2 BB: 0 P: 5	R: 0 E: 0 K: 0 S: 4	H: 1 LOB: 1 BB: 0 P: 4	R: 1 E: 0 K: 0 S: 4	H: 1 LOB: 1 BB: 1 P: 8	R: 0 E: 0 K: 0 S: 3	H: 0 LOB: 0 BB: 0 P: 3	R: 0 E: 0 K: 0 S: 3	H: 0 LOB: 1 BB: 1 P: 7	R: 0 E: 0 K: 1 S: 5	H: 1 LOB: 0 BB: 0 P: 5	R: 0 E: 0 K: 1 S: 5	H: 0 LOB: 0 BB: 0 P: 5	R: 0 E: 0 K: 1 S: 6	H: 1 LOB: 3 BB: 2 P: 14	1B: 9 2B: 2 3B: 0 HR: 0	SF: 0 SAC: 0 DP: 1 HBP: 0	WP: 0 PB: 0 SB: 0 CS: 0	PA: 44
<b>PITCHER</b>	IP WLS BF H R ER SO BB IBB HBP BLK WP HR S P ERA WHIP	IP WLS BF H R ER SO BB IBB HBP BLK WP HR S P ERA WHIP																				
Fred Sanford, R ERA: 4.67 (1, 1)	0.2 L 9 5 6 6 1 1 1 0 0 0 0 0 9 17 81.00 9.000																					
Sandy Consuegra, R ERA: 5.35 (1, 1)	5.1 23 4 1 1 1 3 0 0 0 0 0 0 22 34 1.69 1.312																					
Tom Ferrick, R ERA: 6.92 (7, 1)	1.0 3 1 0 0 1 0 0 0 0 0 0 0 5 5 0.00 1.000																					
Joe Haynes, R ERA: 6.97 (8, 1)	2.0 9 1 0 0 2 2 0 0 0 0 0 0 11 19 0.00 1.500																					

Batter	1	2	3	4	5	6	7	8	9	AB	R	H	RBI	BB	SO	LOB	BOTTOM			
Eddie Yost, R OBP: 0.399, SLG: 0.400 (1, 5)										5	0	1	0	0	0	3	<b>Detroit Tigers @ Washington Senators</b> Griffith Stadium, Washington, DC Fri Jun 22 1951, 3:33 AM EDT Att: 5,800 - Unknown			
Cass Michaels, R OBP: 0.364, SLG: 0.390 (1, 4)										3	0	0	0	1	0	1				
Irv Noren, L OBP: 0.385, SLG: 0.465 (1, 8)										4	1	1	0	0	0	1				
Sam Mele, R OBP: 0.311, SLG: 0.361 (1, 3)										4	0	1	0	0	0	1				
Mike McCormick, R OBP: 0.401, SLG: 0.355 (1, 9)										4	1	1	1	0	1	2				
Gil Coan, L OBP: 0.385, SLG: 0.495 (1, 7)										3	1	1	0	1	0	2				
Clyde Klutznick, R OBP: 0.407, SLG: 0.318 (1, 2)										1	0	0	0	1	0	0				
Tom Ferrick, R OBP: 1.000, SLG: 1.000 (7, 1)										0	0	0	0	0	0	0				
Mickey Vernon, L OBP: 0.328, SLG: 0.392 (7, PH)										1	0	1	1	0	0	0				
Joe Haynes, R OBP: 0.500, SLG: 0.333 Sherry Robertson, L OBP: 0.206, SLG: 0.100 (8, 1)										1	0	0	0	0	0	0				
Gene Verble, R OBP: 0.228, SLG: 0.237 (1, 6)										4	0	1	1	0	1	3				
Fred Sanford, S OBP: 0.200, SLG: 0.222 Sandy Consuegra, R OBP: 0.125, SLG: 0.087 Mike Guerra, R OBP: 0.282, SLG: 0.220 (6, PH) (7, 2)										0	0	0	0	0	0	0				
										3	0	1	0	0	0	1				
<b>Inning Stats</b>	R: 0 E: 0 K: 0 S: 3	H: 0 LOB: 0 BB: 0 P: 3	R: 0 E: 0 K: 0 S: 3	H: 0 LOB: 0 BB: 0 P: 3	R: 0 E: 0 K: 0 S: 3	H: 1 LOB: 0 BB: 0 P: 3	R: 0 E: 0 K: 0 S: 6	H: 1 LOB: 2 BB: 1 P: 10	R: 0 E: 0 K: 0 S: 3	H: 0 LOB: 0 BB: 0 P: 3	R: 3 E: 0 K: 0 S: 7	H: 4 LOB: 2 BB: 1 P: 11	R: 0 E: 0 K: 1 S: 6	H: 1 LOB: 1 BB: 1 P: 10	R: 0 E: 0 K: 0 S: 4	H: 1 LOB: 1 BB: 0 P: 4	1B: 6 2B: 2 3B: 0 HR: 0	SF: 0 SAC: 0 DP: 1 HBP: 0	WP: 1 PB: 1 SB: 0 CS: 0	PA: 37
<b>PITCHER</b>	IP WLS BF H R ER SO BB IBB HBP BLK WP HR S P ERA WHIP	IP WLS BF H R ER SO BB IBB HBP BLK WP HR S P ERA WHIP																		
Ted Gray, L ERA: 4.41 Hal White, R ERA: 3.66 (1, 1)	7.0 W 29 6 3 3 1 0 0 0 0 0 0 0 28 40 3.86 1.286																			
(8, 1)	2.0 S 8 2 0 0 1 0 0 0 0 0 0 0 10 10 0.00 1.000																			

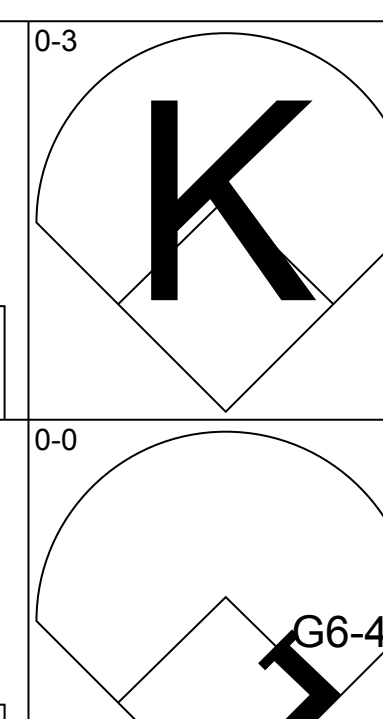
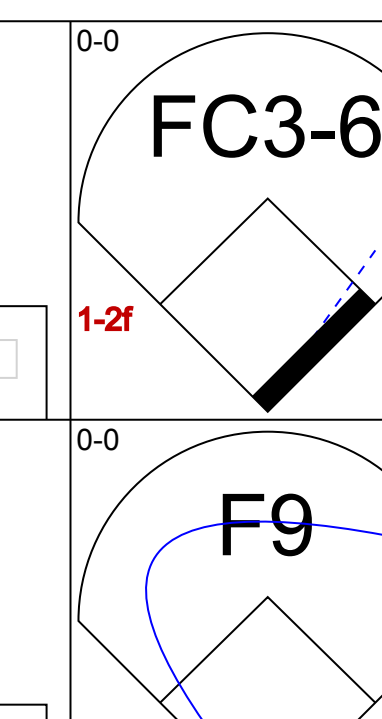
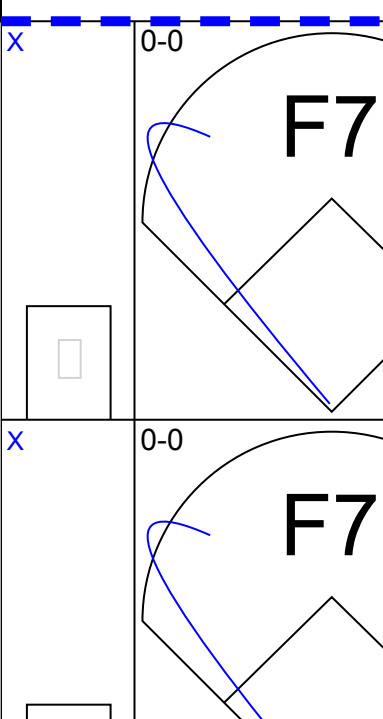
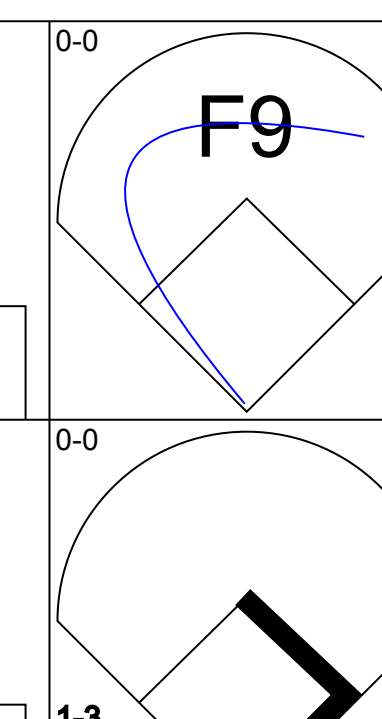
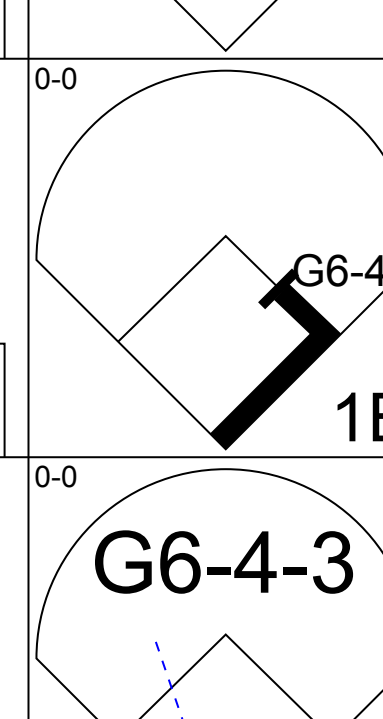
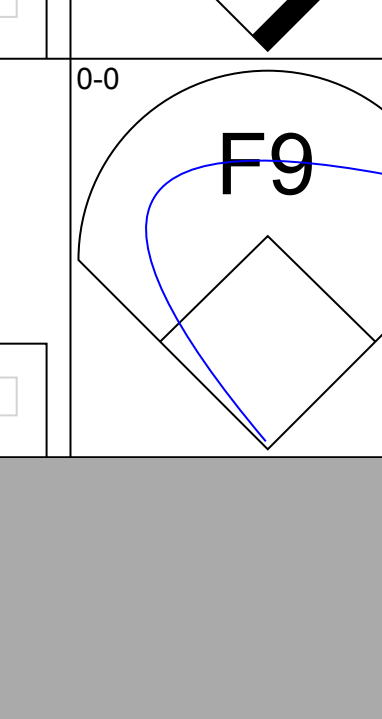
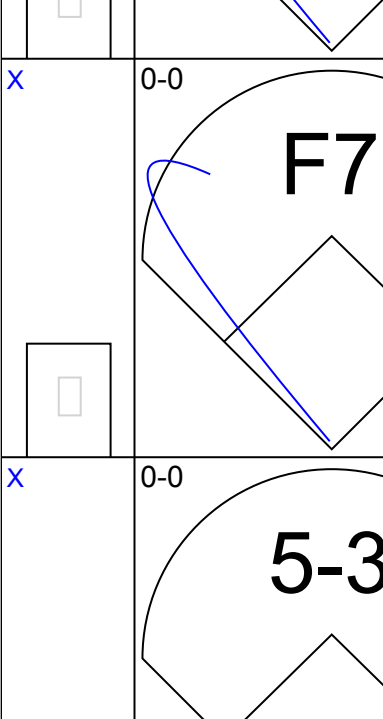
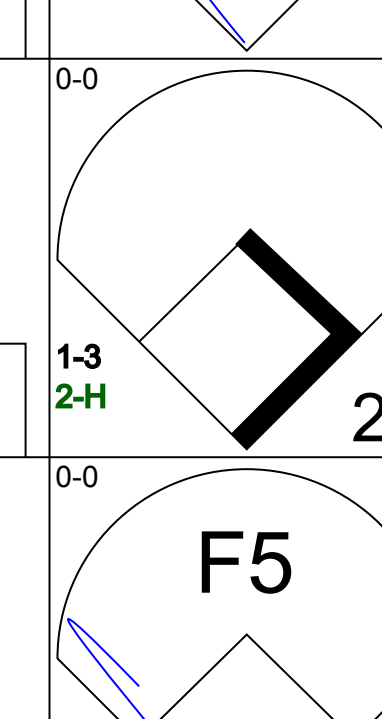
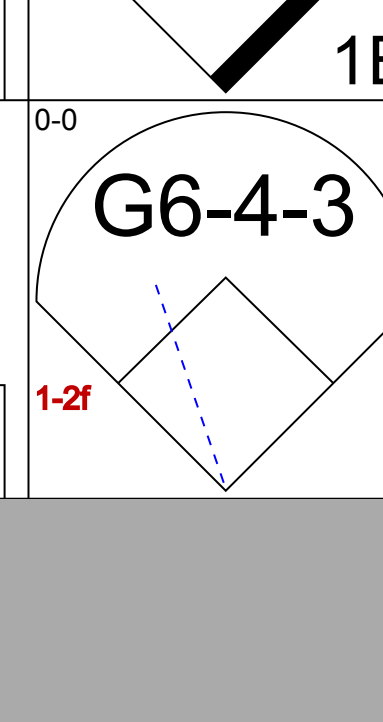
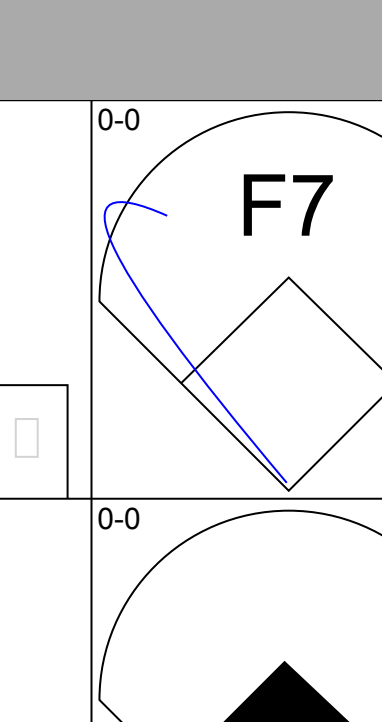
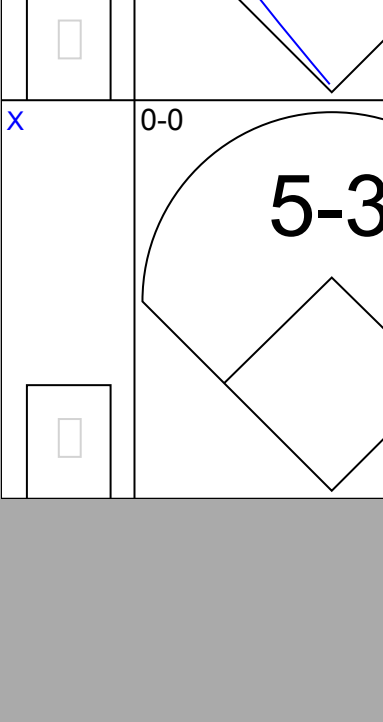
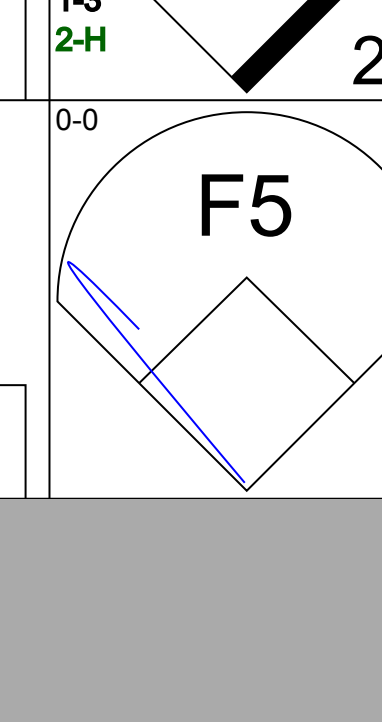
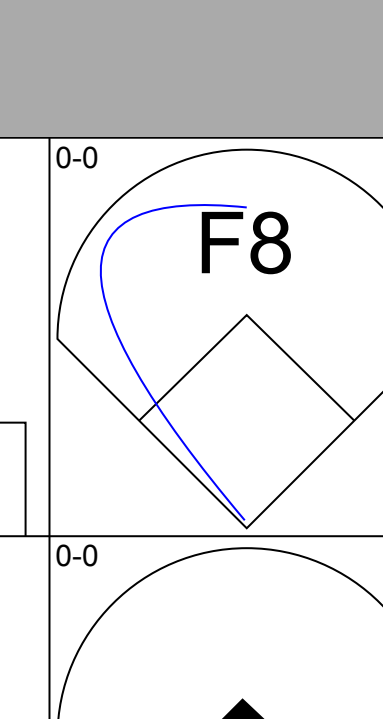
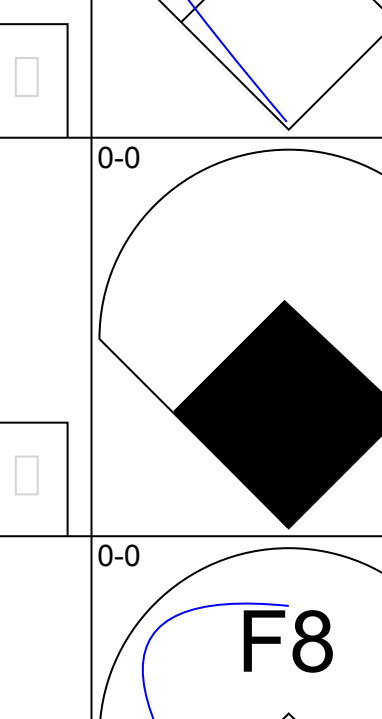
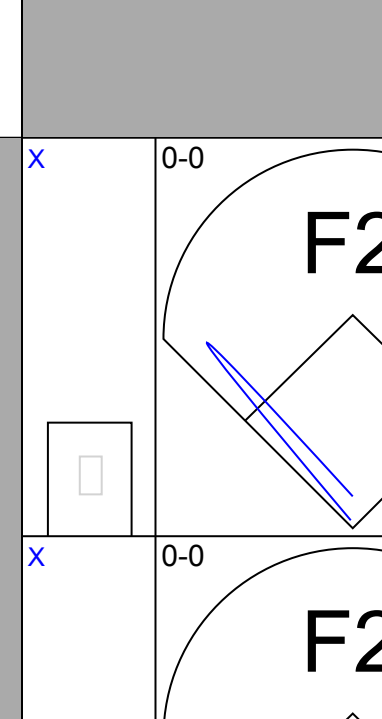
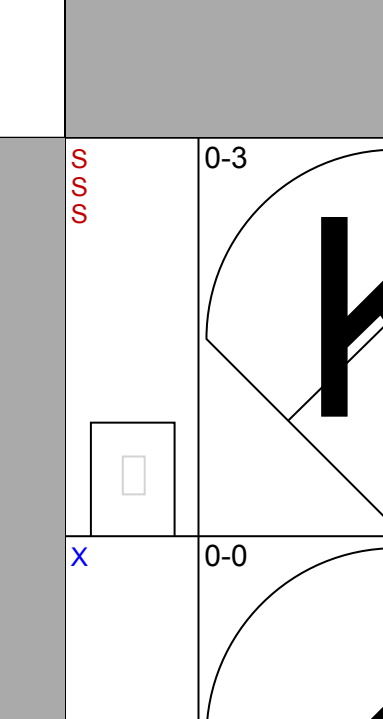
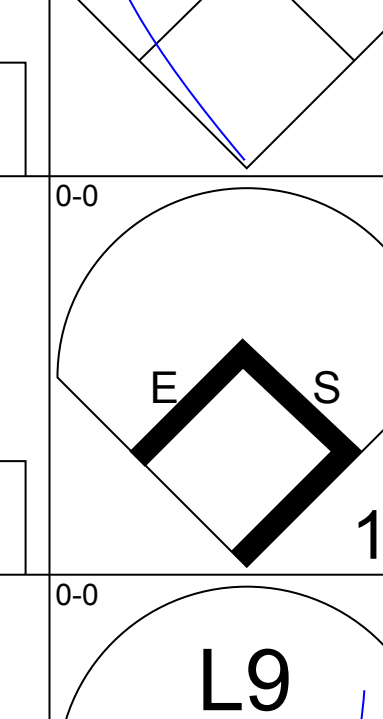
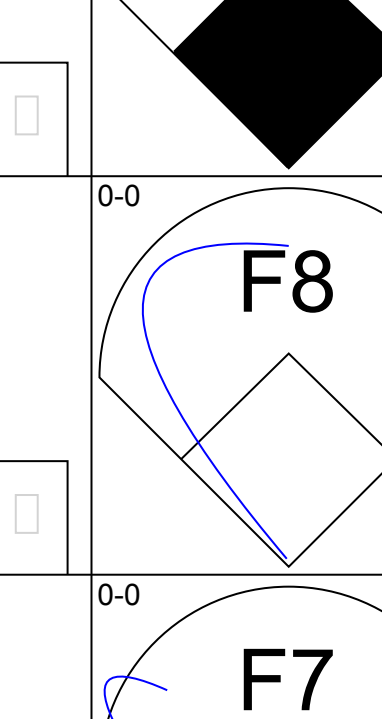
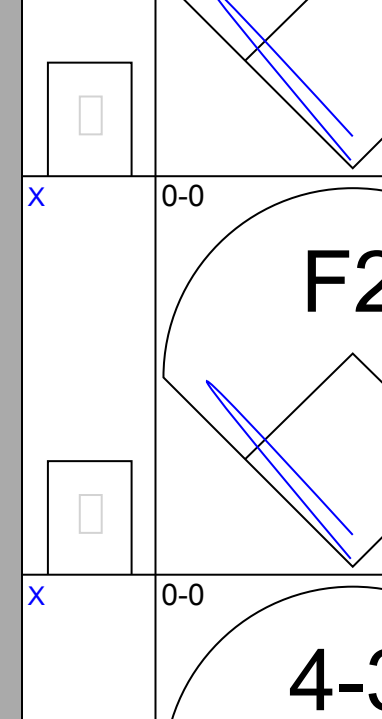
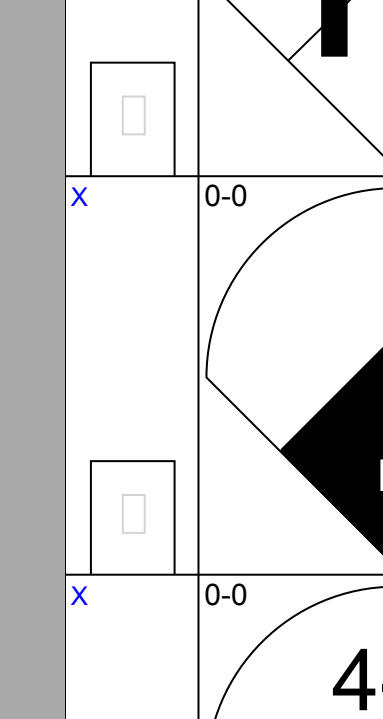
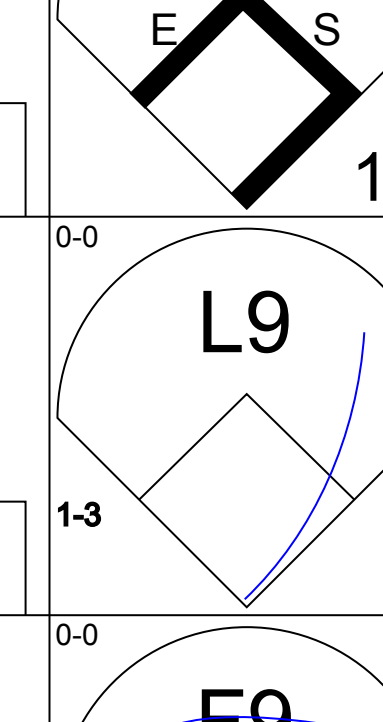
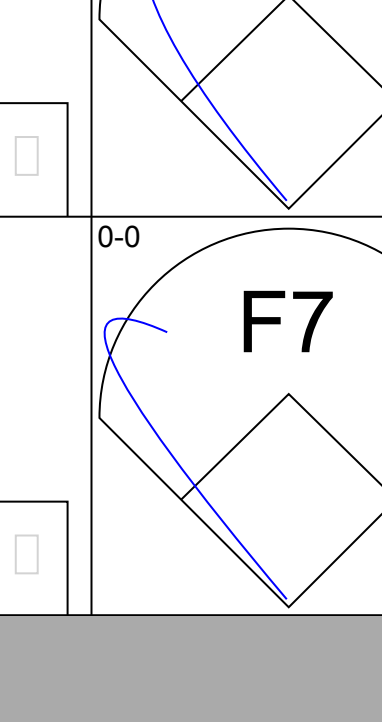
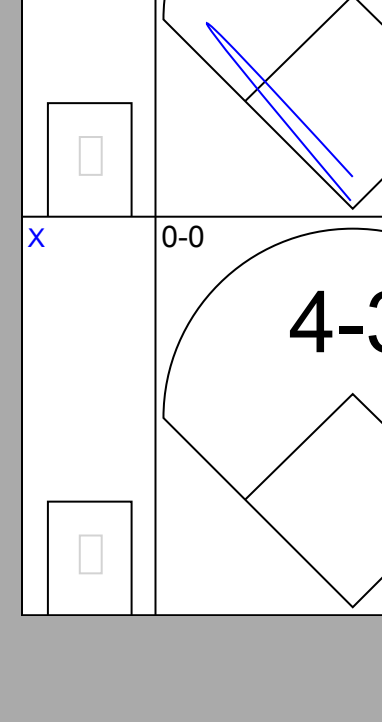
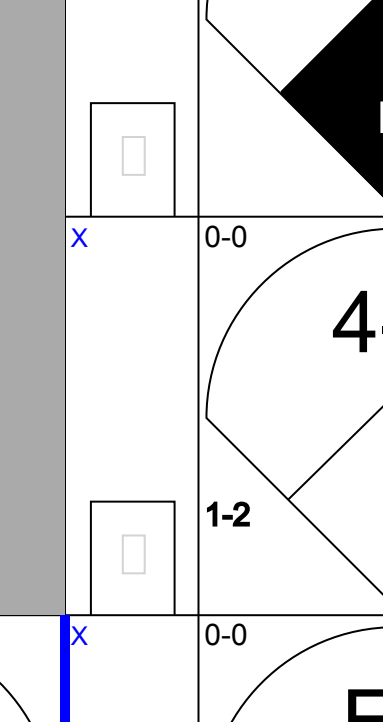
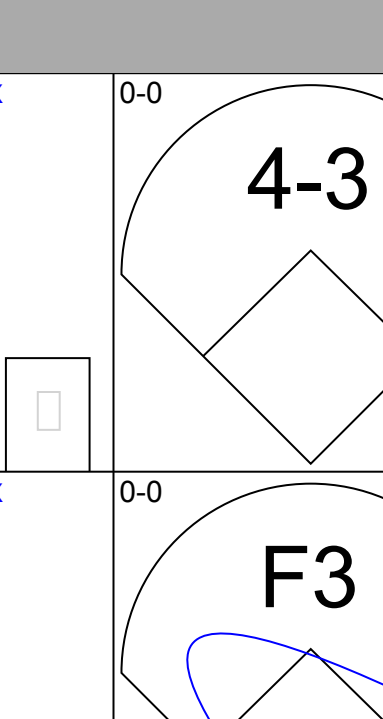
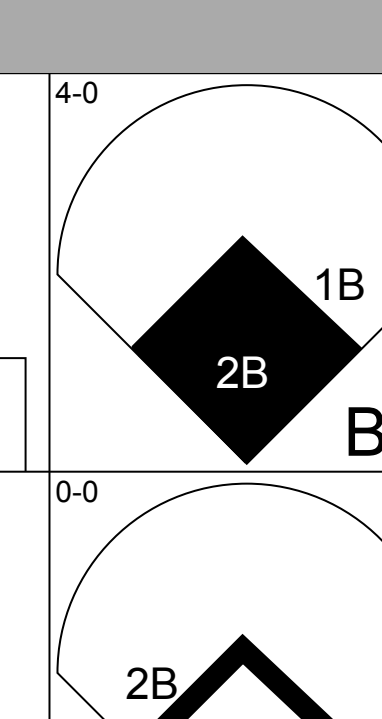
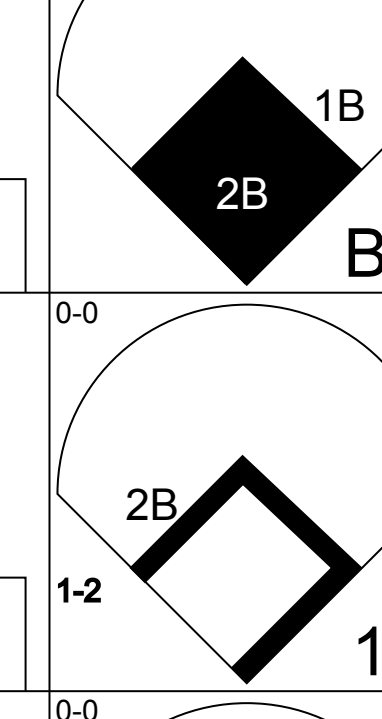
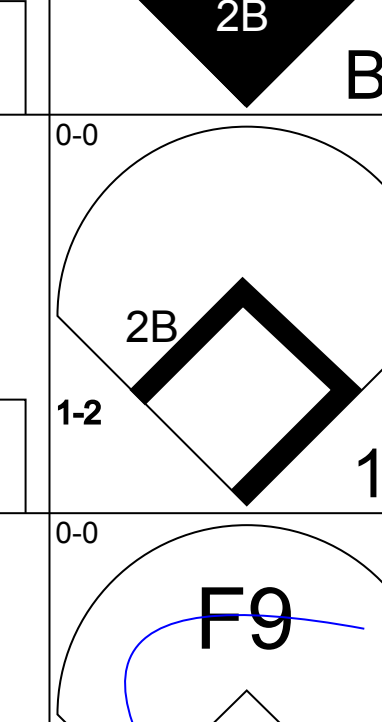
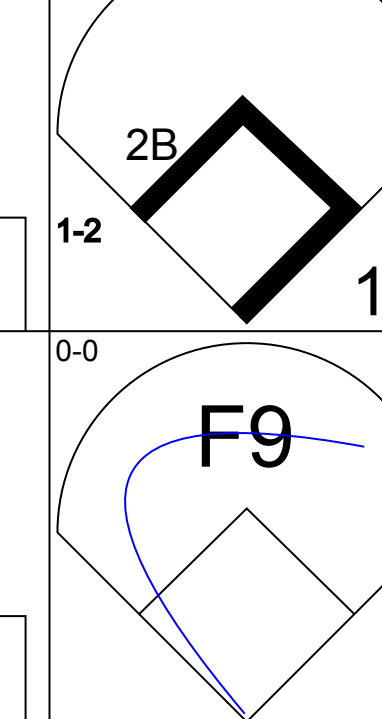
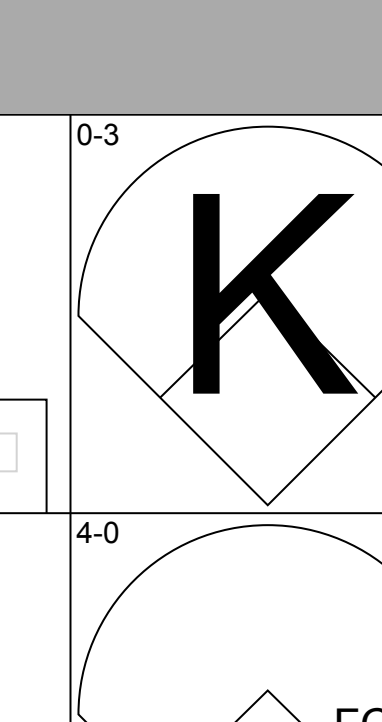
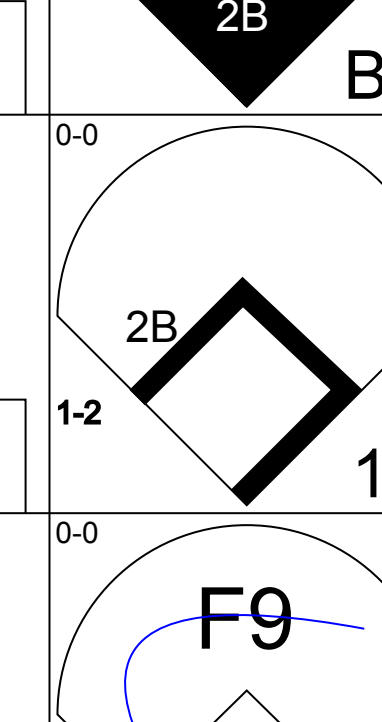
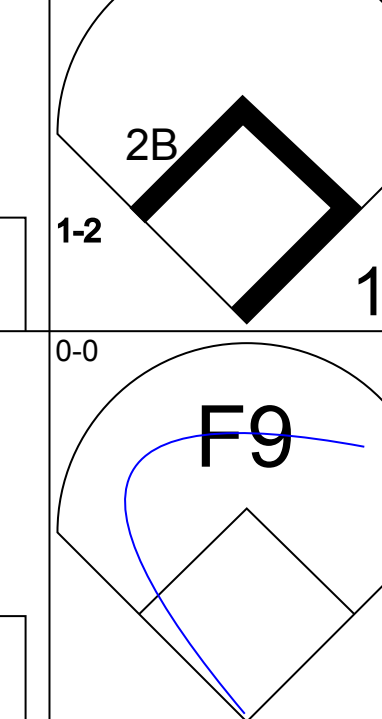
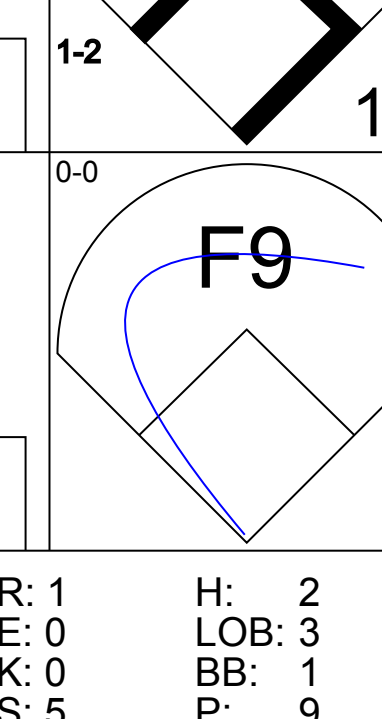
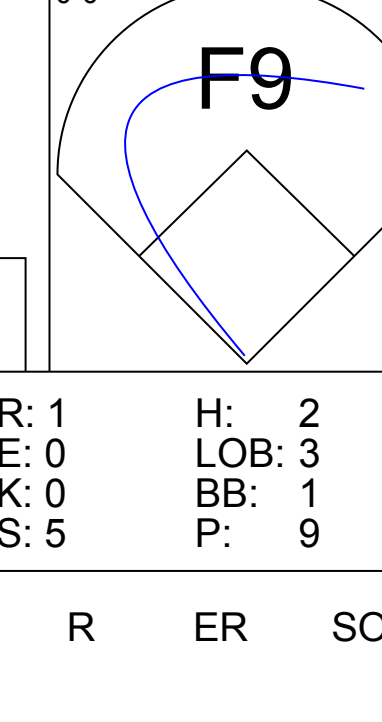
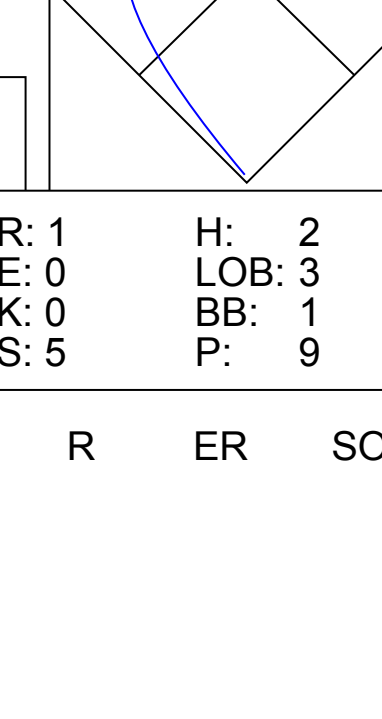
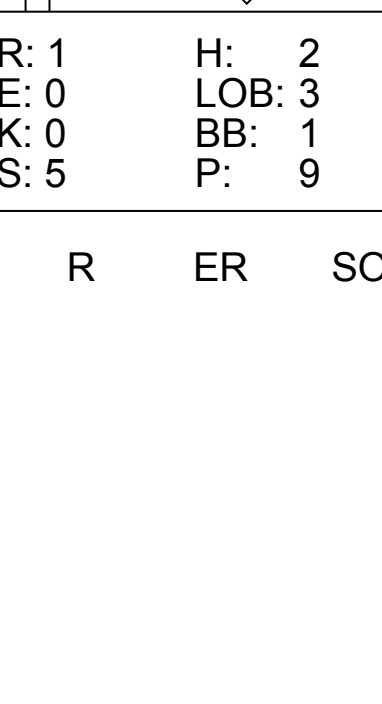

AB	37
R	7
H	11
RBI	7
BB	7
SO	5
LOB	22

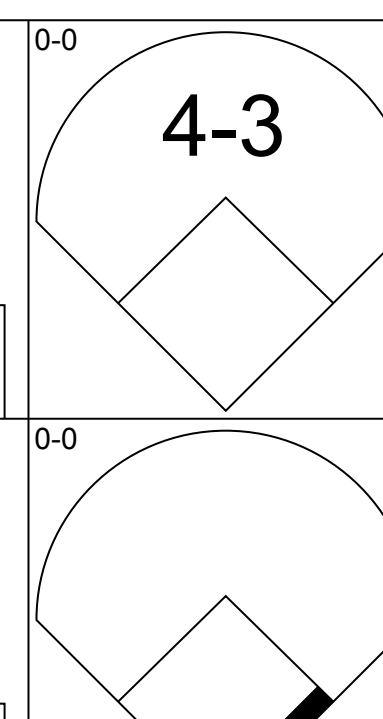
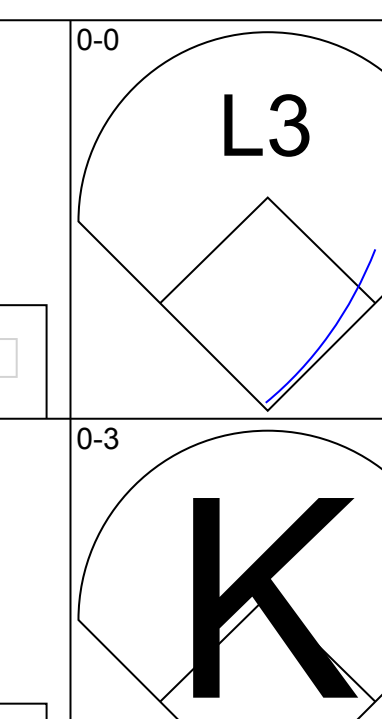
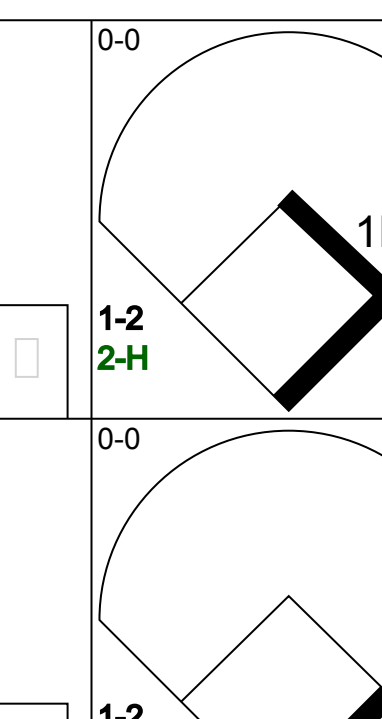
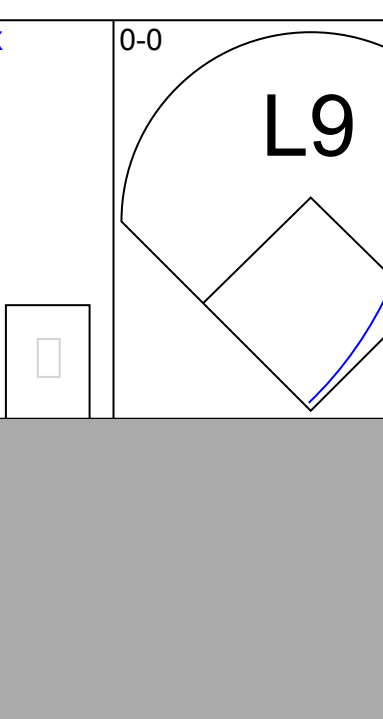
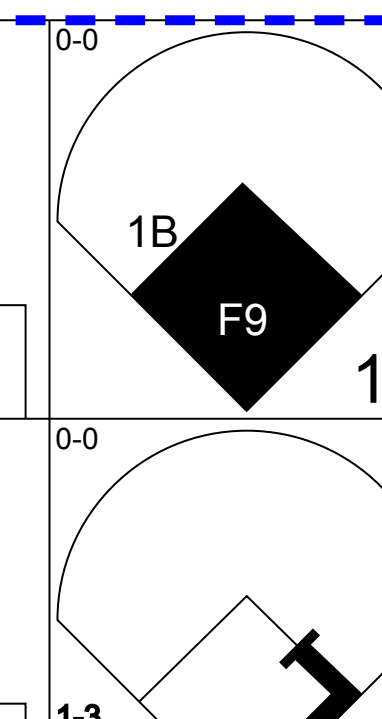
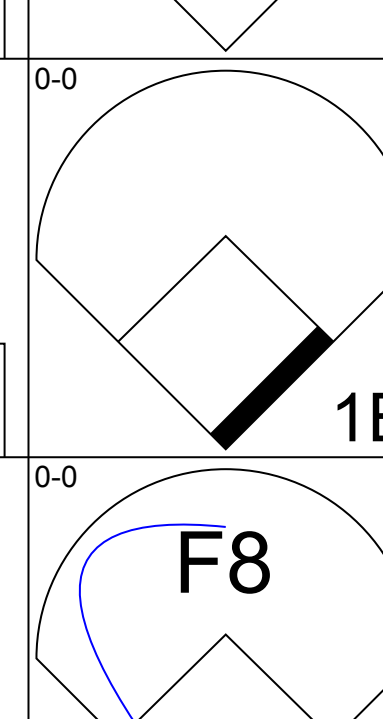
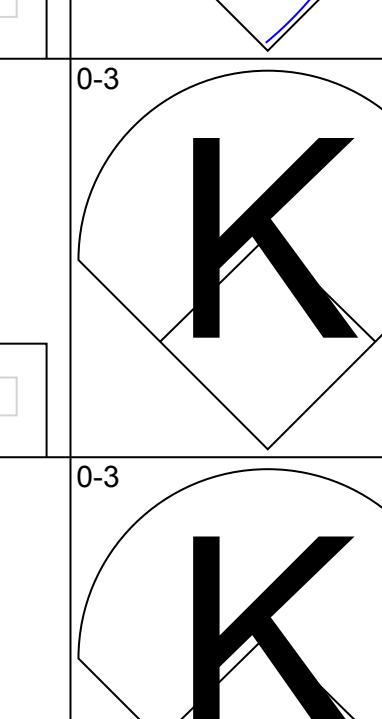
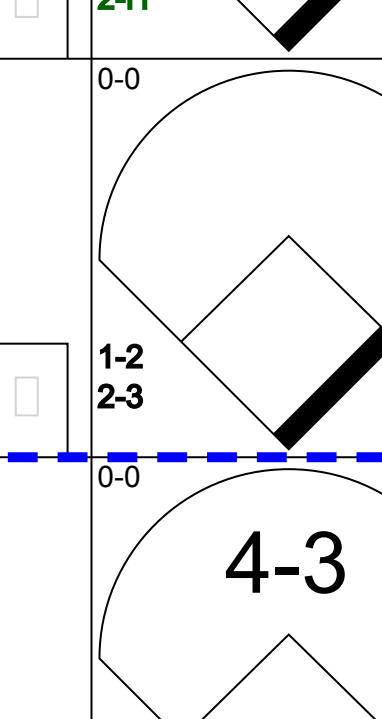
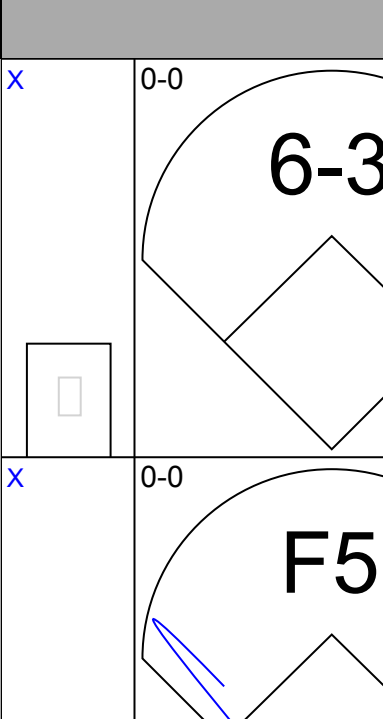
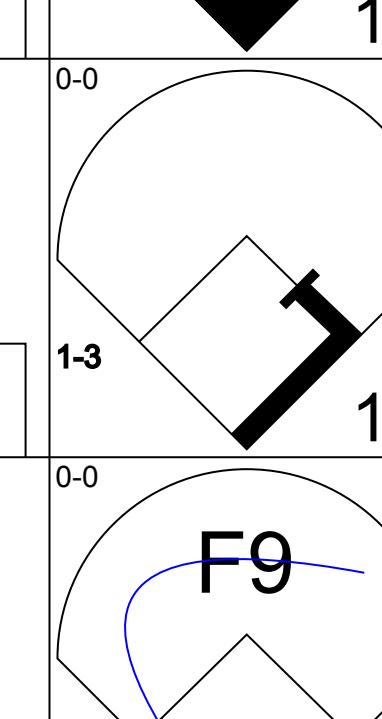
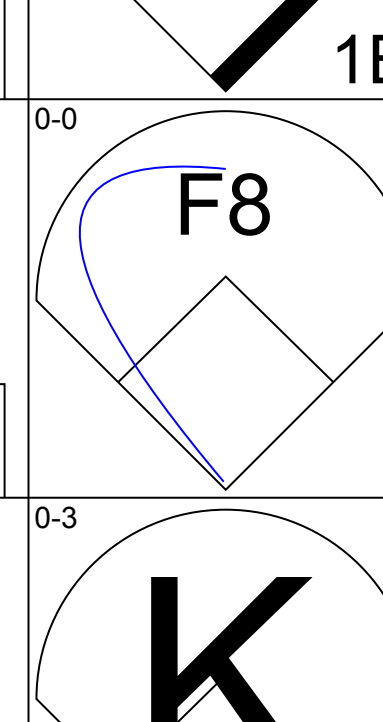
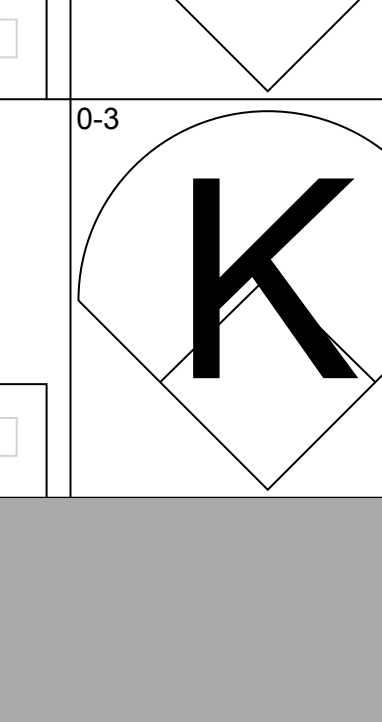
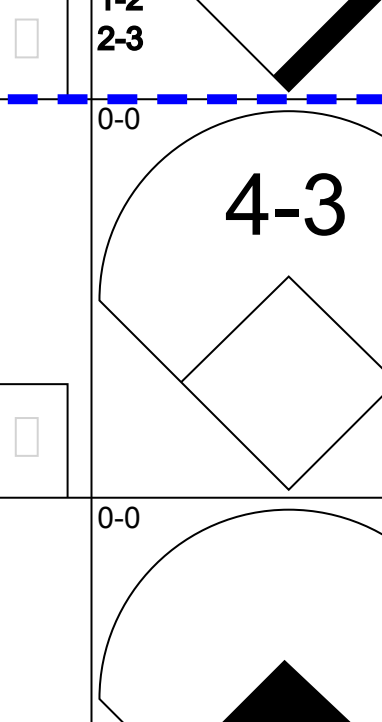
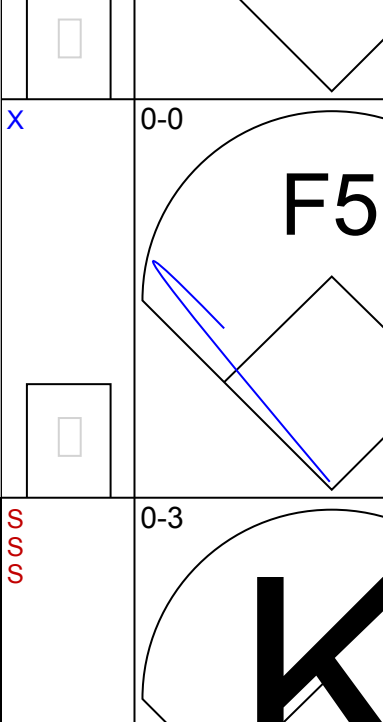
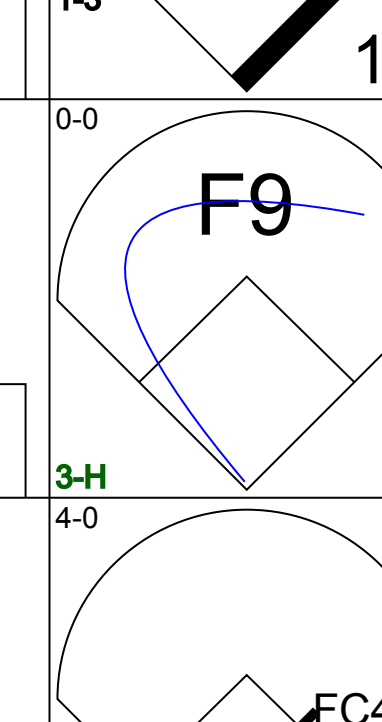
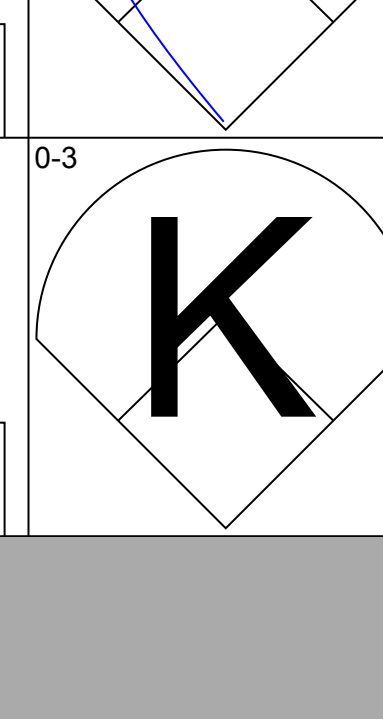
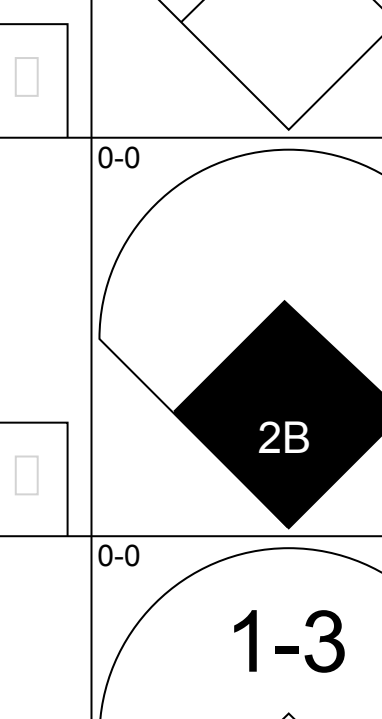
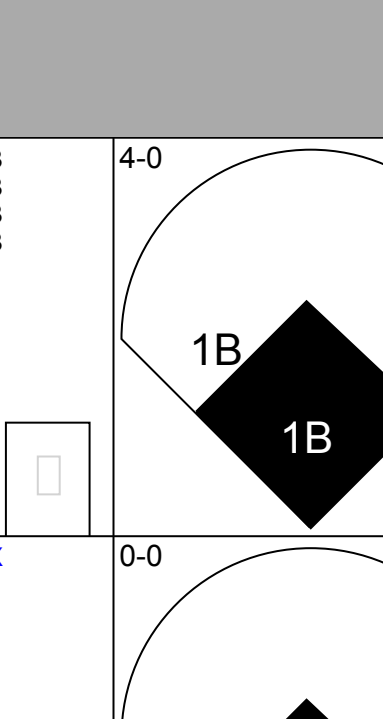
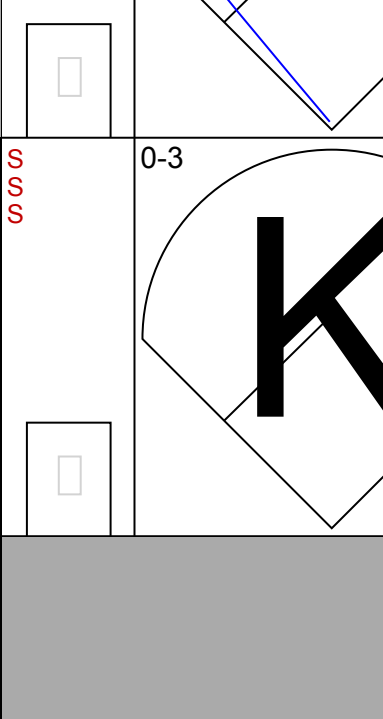
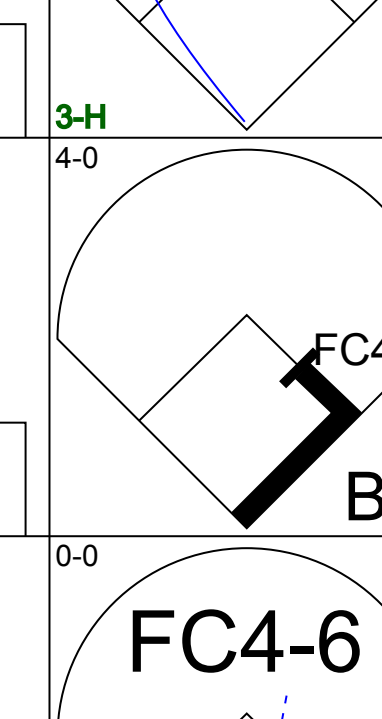
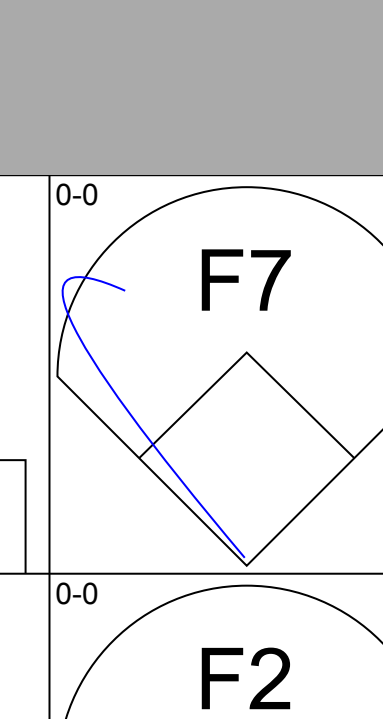
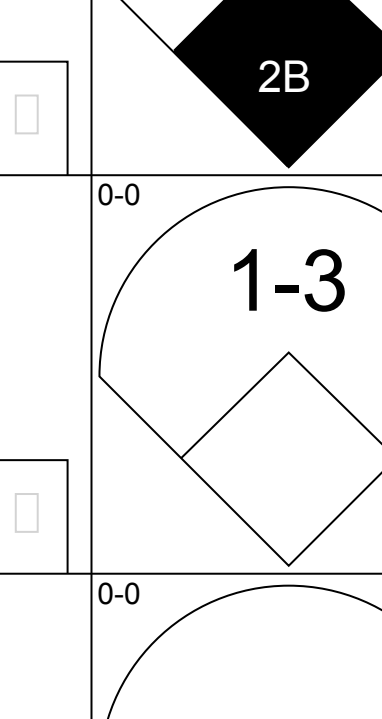
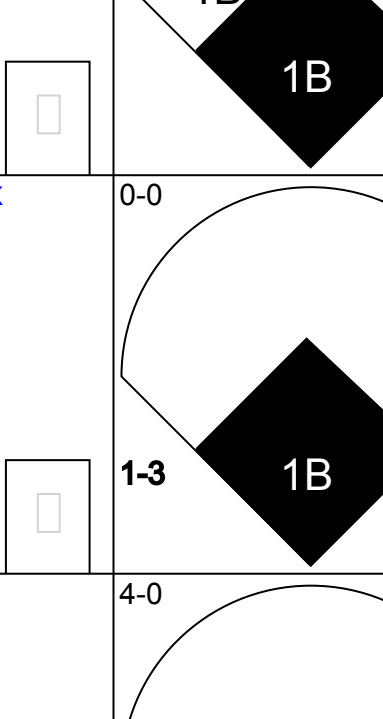
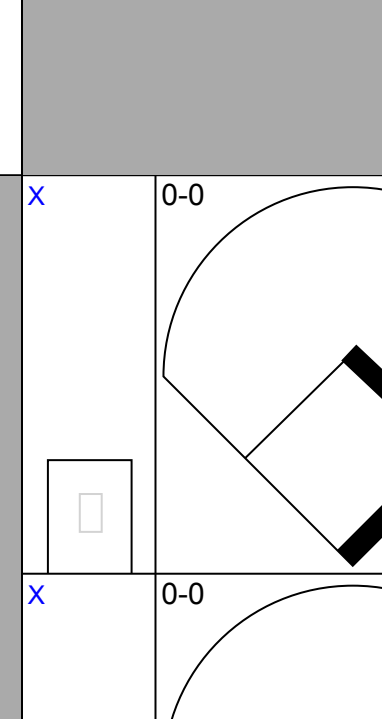
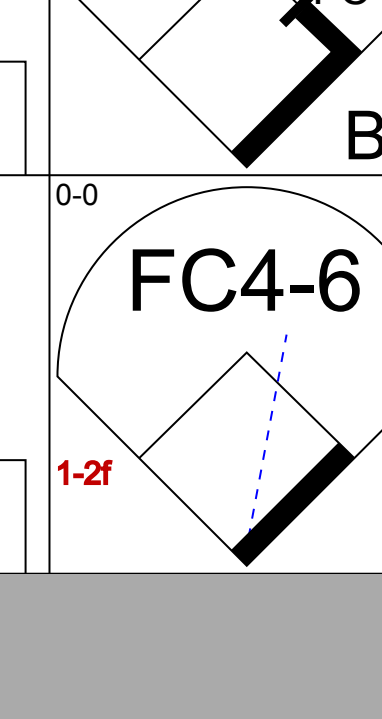
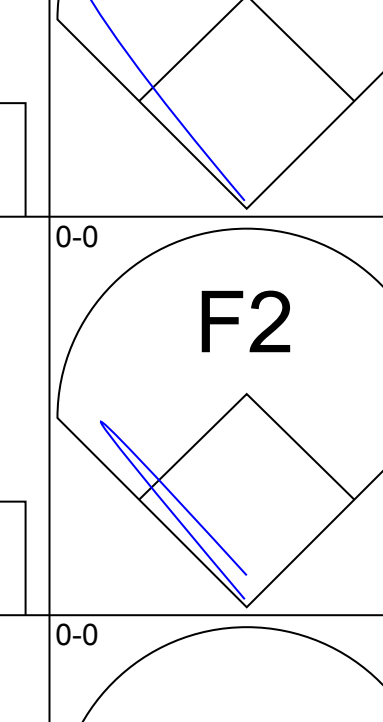
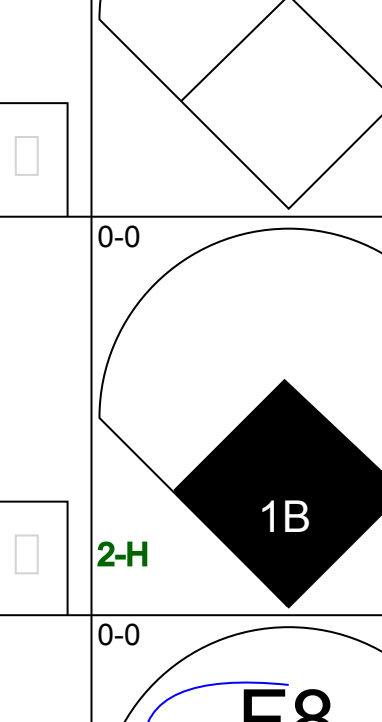
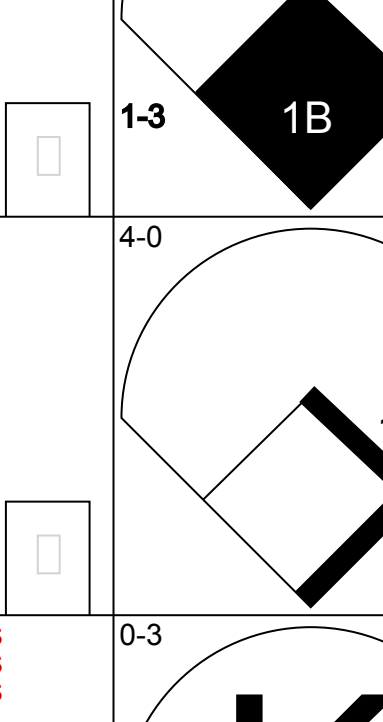
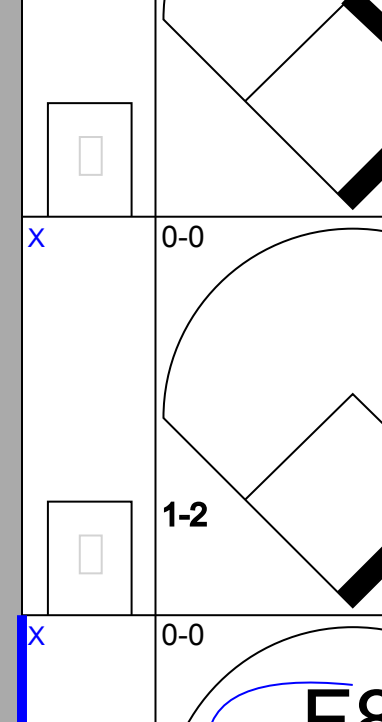
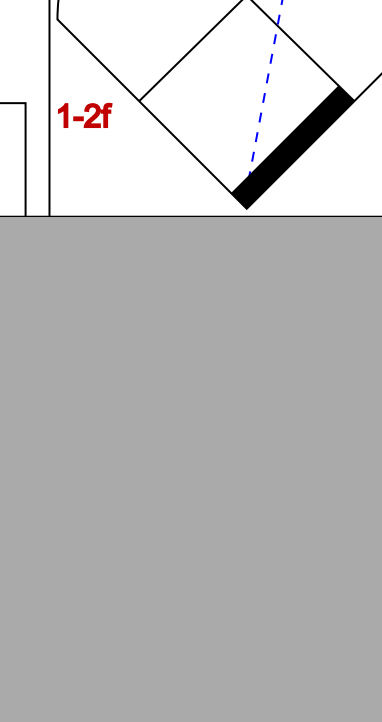
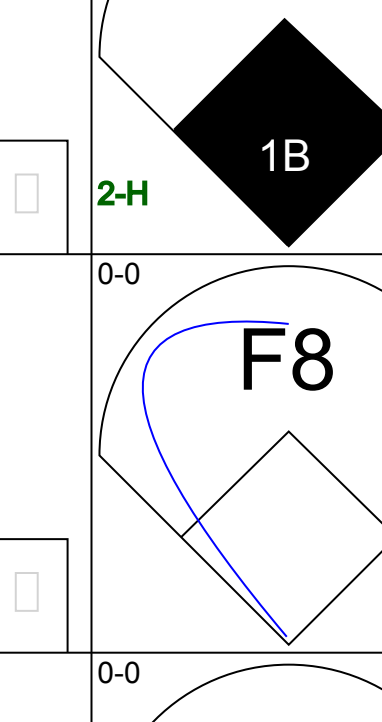
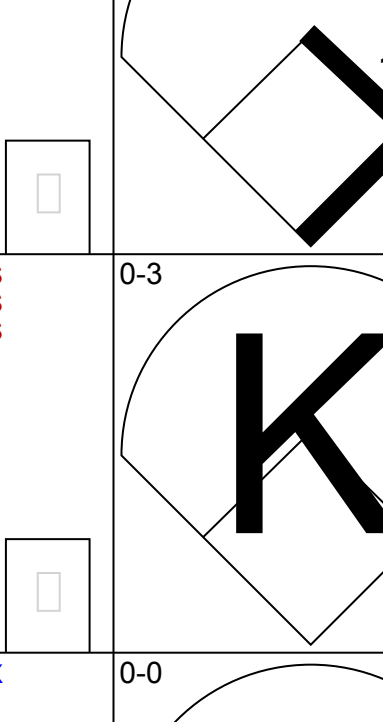
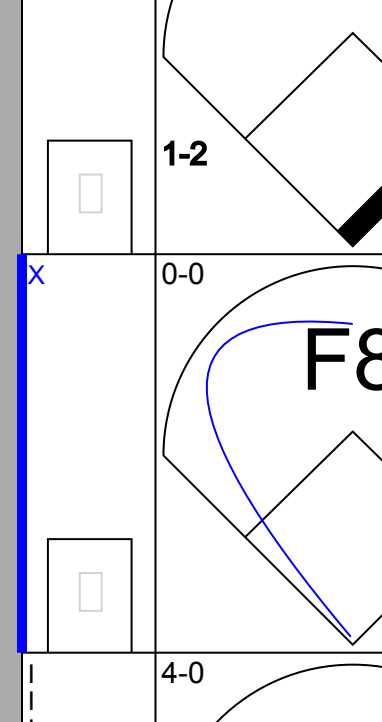

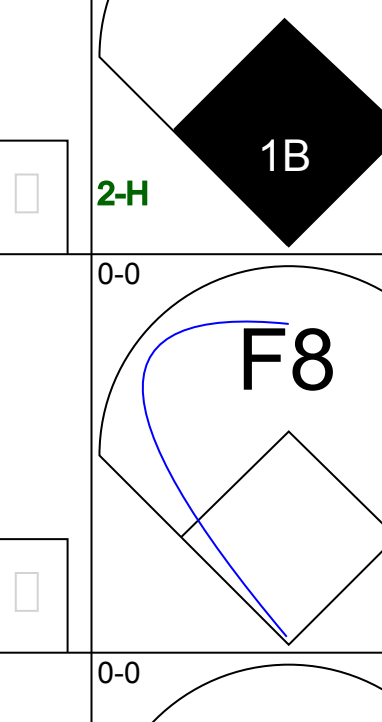
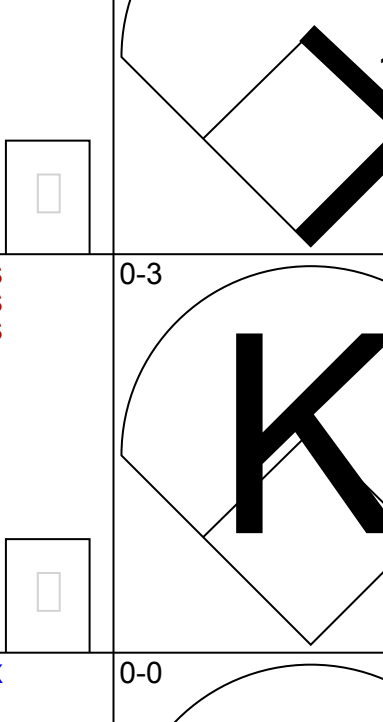
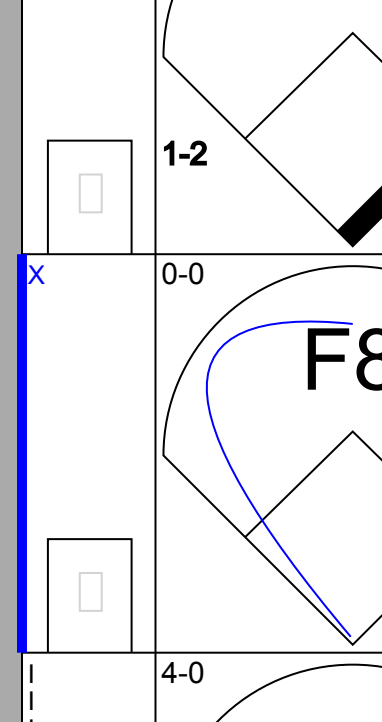
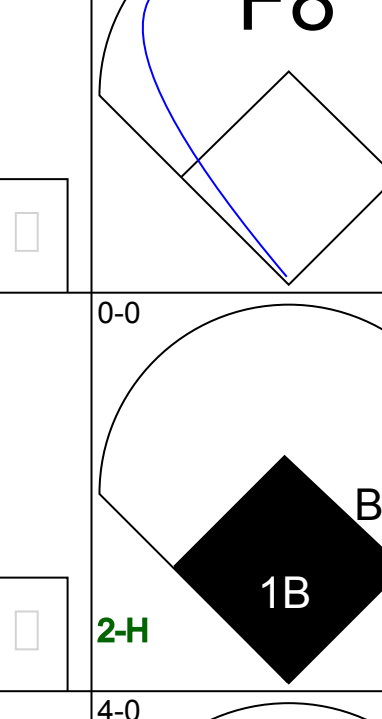
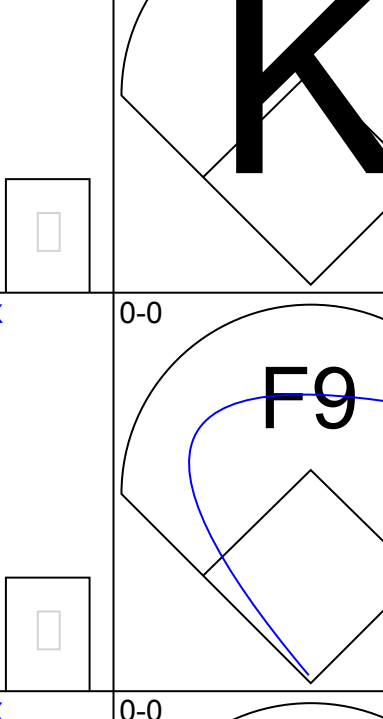
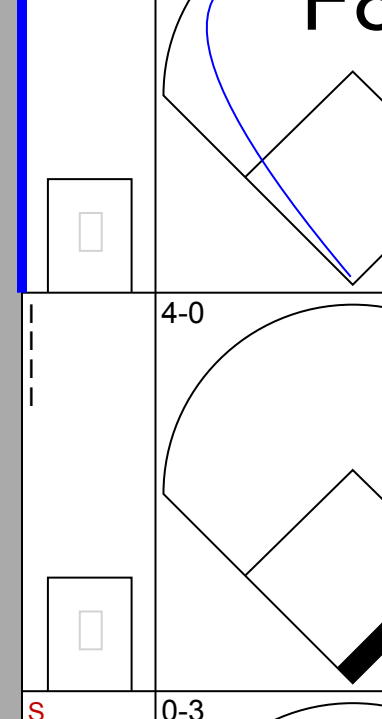

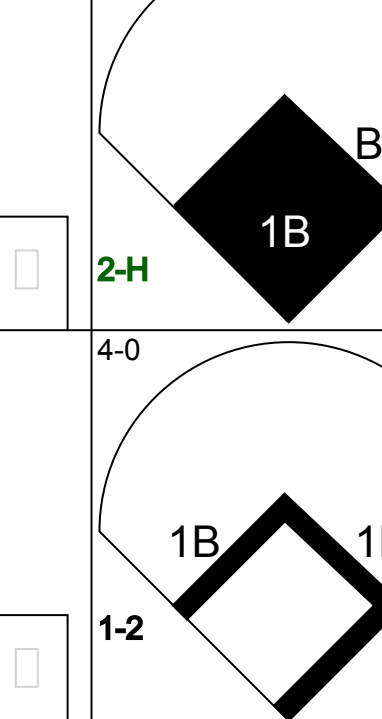
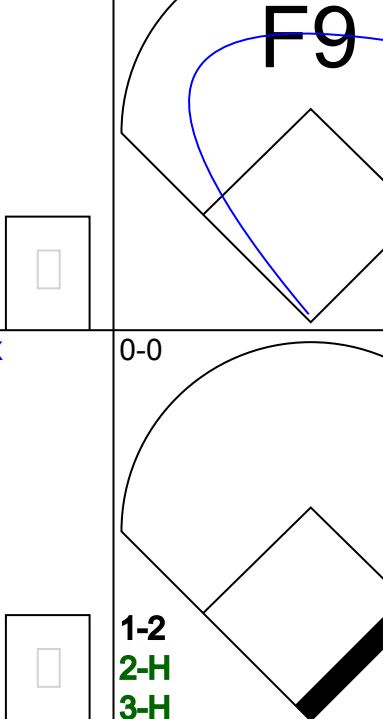
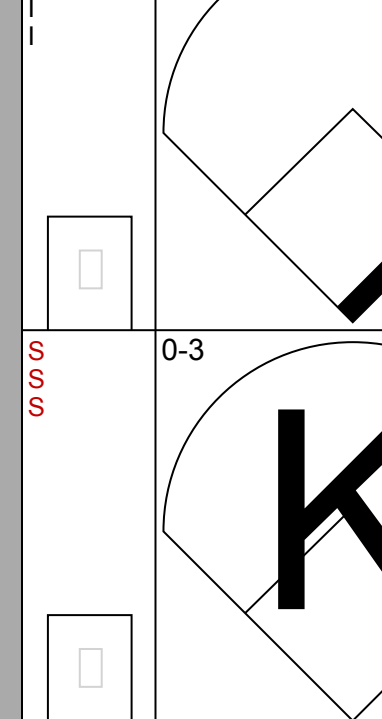
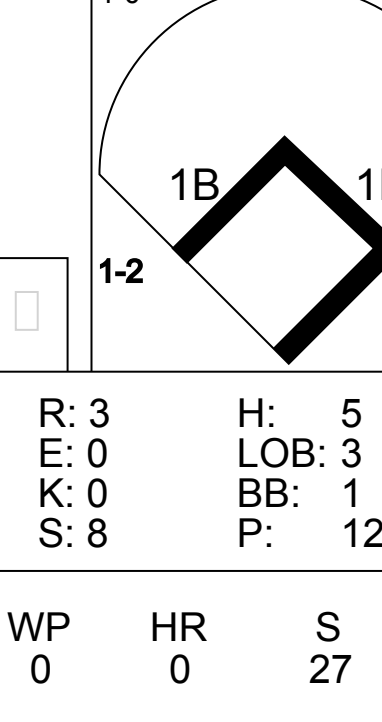
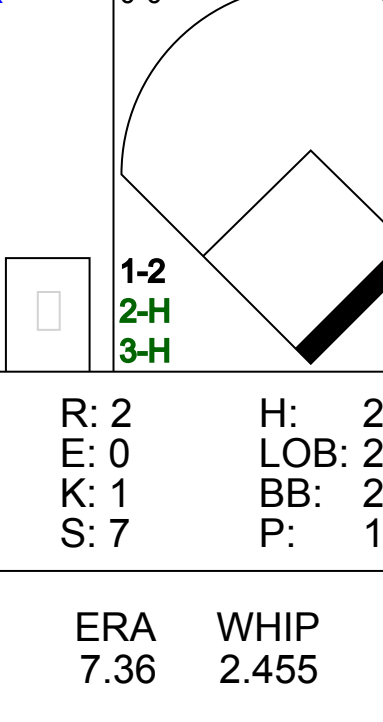
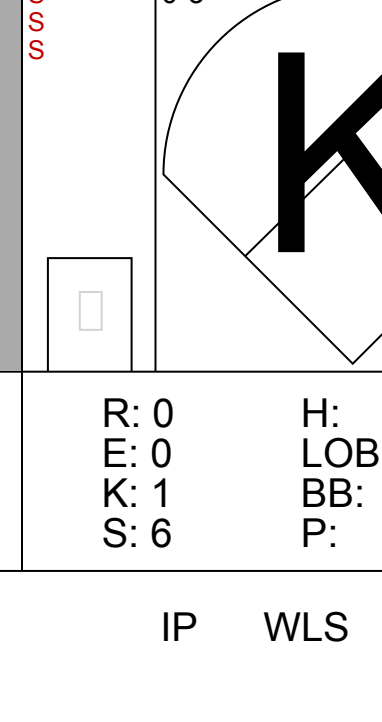
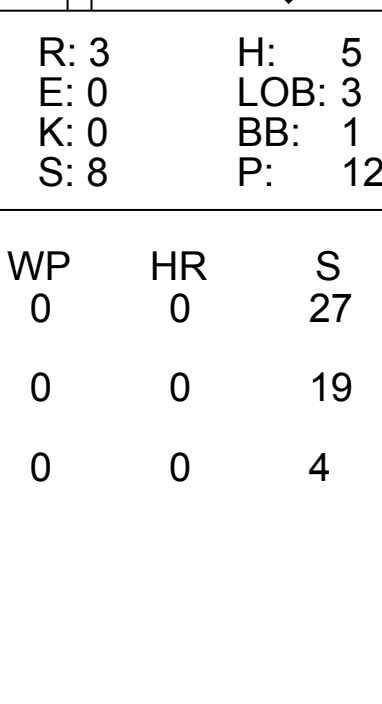
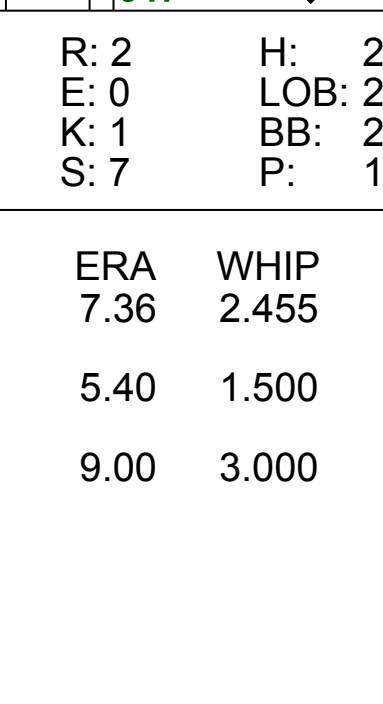
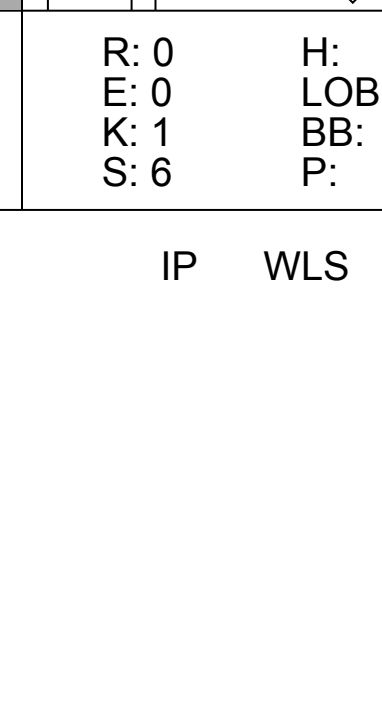

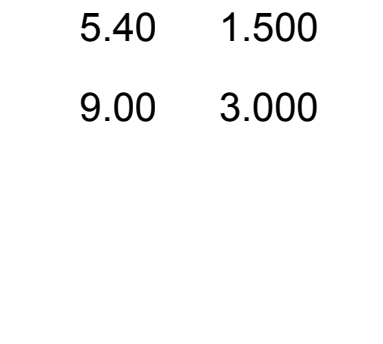



AB	34
R	3
H	8
RBI	3
BB	3
SO	2
LOB	14





Batter	1	2	3	4	5	6	7	8	9	AB	R	H	RBI	BB	SO	LOB	TOP								
Johnny Groth, R (1, 8) OBP: 0.348, SLG: 0.369										4	0	0	0	0	1	3	<b>Detroit Tigers @ Washington Senators</b> Griffith Stadium, Washington, DC Sat Jun 23 1951, 3:33 AM EDT Att: 3,941 - Unknown								
Jerry Priddy, R (1, 4) OBP: 0.354, SLG: 0.384										4	0	2	1	0	0	1									
George Kell, R (1, 5) OBP: 0.404, SLG: 0.344										4	0	0	0	0	0	4									
Vic Wertz, L (1, 9) OBP: 0.396, SLG: 0.505										4	1	1	1	0	1	0									
Pat Mullin, L (1, 7) OBP: 0.365, SLG: 0.461										4	1	2	0	0	0	0									
Dick Kryhoski, L (1, 3) OBP: 0.392, SLG: 0.493										4	0	0	0	0	0	2									
Aaron Robinson, L (1, 2) OBP: 0.314, SLG: 0.254										2	0	0	0	1	0	1									
Neil Berry, R (8, PR) OBP: 0.333, SLG: 0.286										0	1	0	0	0	0	0									
Marlin Stuart, L (8, 1) OBP: 0.333, SLG: 0.333										0	0	0	0	0	0	0									
Charlie Keller, L (9, PH) OBP: 0.350, SLG: 0.188										1	0	1	0	0	0	0									
Johnny Lipon, R (1, 6) OBP: 0.325, SLG: 0.299										4	0	2	0	0	1	0									
Dizzy Trout, R (1, 1) OBP: 0.359, SLG: 0.273										0	0	0	0	1	0	0									
Gene Bearden, L (4, 1) OBP: 0.250, SLG: 0.750										1	0	0	0	0	0	0									
Joe Ginsberg, L (8, PH) OBP: 0.416, SLG: 0.398										1	0	0	0	0	0	2									
Steve Souchock, R (9, PH) OBP: 0.346, SLG: 0.690										1	0	0	0	0	0	2									
<b>Inning Stats</b>	R: 0 E: 0 K: 1 S: 5	H: 1 LOB: 0 BB: 0 P: 5	R: 0 E: 0 K: 0 S: 4	H: 1 LOB: 1 BB: 0 P: 4	R: 0 E: 0 K: 1 S: 5	H: 0 LOB: 1 BB: 1 P: 9	R: 1 E: 0 K: 0 S: 4	H: 1 LOB: 0 BB: 0 P: 4	R: 0 E: 0 K: 0 S: 3	H: 0 LOB: 0 BB: 0 P: 3	R: 0 E: 0 K: 0 S: 3	H: 0 LOB: 0 BB: 0 P: 3	R: 0 E: 0 K: 0 S: 3	H: 0 LOB: 0 BB: 0 P: 3	R: 1 E: 0 K: 0 S: 5	H: 2 LOB: 3 BB: 1 P: 9	R: 1 E: 1 K: 1 S: 8	H: 3 LOB: 2 BB: 0 P: 8	1B: 6 2B: 1 3B: 0 HR: 1	SF: 0 SAC: 0 DP: 1 HBP: 0	WP: 1 PB: 0 SB: 1 CS: 0	PA: 36			
<b>PITCHER</b>	IP	WLS	BF	H	R	ER	SO	BB	IBB	HBP	BLK	WP	HR	S	P	ERA	WHIP								
Bob Porterfield, R (1, 1) ERA: 6.75	5.0	W	18	3	1	1	2	1	0	0	0	0	1	21	25	1.80	0.800								
Tom Ferrick, R (6, 1) ERA: 5.94	3.2		17	5	2	1	1	1	0	0	0	1	0	18	22	2.46	1.636								
Mickey Harris, L (9, 1) ERA: 3.79	0.1	S	1	0	0	0	0	0	0	0	0	0	0	1	1	0.00	0.000								

Batter	1	2	3	4	5	6	7	8	9	AB	R	H	RBI	BB	SO	LOB	BOTTOM								
Gil Coan, L (1, 7) OBP: 0.366, SLG: 0.492										5	1	2	1	0	0	2	<b>Detroit Tigers @ Washington Senators</b> Griffith Stadium, Washington, DC Sat Jun 23 1951, 3:33 AM EDT Att: 3,941 - Unknown								
Cass Michaels, R (1, 4) OBP: 0.370, SLG: 0.396										5	0	3	0	0	1	0									
Irv Noren, L (1, 8) OBP: 0.378, SLG: 0.455										5	0	0	1	0	1	4									
Mickey Vernon, L (1, 3) OBP: 0.333, SLG: 0.397										3	2	1	0	2	2	1									
Mike McCormick, R (1, 9) OBP: 0.401, SLG: 0.357										5	1	2	0	0	0	2									
Eddie Yost, R (1, 5) OBP: 0.405, SLG: 0.408										3	1	2	1	1	0	0									
Clyde Klutz, R (1, 2) OBP: 0.400, SLG: 0.320										3	0	1	0	0	1	4									
Mike Guerra, R (7, 2) OBP: 0.280, SLG: 0.218										1	0	0	0	0	0	1									
Gene Verble, R (1, 6) OBP: 0.248, SLG: 0.250										3	1	2	1	1	0	3									
Bob Porterfield, R (1, 1) OBP: 0.314, SLG: 0.364										1	0	0	0	1	1	2									
Sam Mele, R (5, PH) OBP: 0.500, SLG: 0.500										1	0	1	2	0	0	0									
Tom Ferrick, R (6, 1) OBP: 0.350, SLG: 0.500										1	0	0	0	0	1	2									
Mickey Harris, L (9, 1) OBP: 0.250, SLG: 0.143										0	0	0	0	0	0	0									
<b>Inning Stats</b>	R: 0 E: 0 K: 1 S: 6	H: 1 LOB: 1 BB: 0 P: 6	R: 0 E: 0 K: 1 S: 7	H: 2 LOB: 2 BB: 0 P: 7	R: 0 E: 0 K: 2 S: 7	H: 0 LOB: 0 BB: 0 P: 7	R: 3 E: 0 K: 0 S: 8	H: 5 LOB: 3 BB: 1 P: 12	R: 2 E: 0 K: 1 S: 7	H: 2 LOB: 2 BB: 2 P: 15	R: 0 E: 0 K: 1 S: 5	H: 0 LOB: 0 BB: 0 P: 5	R: 0 E: 0 K: 1 S: 6	H: 2 LOB: 2 BB: 1 P: 10	R: 1 E: 0 K: 0 S: 4	H: 2 LOB: 1 BB: 1 P: 8	1B: 12 2B: 2 3B: 0 HR: 0	SF: 0 SAC: 0 DP: 0 HBP: 0	WP: 0 PB: 0 SB: 0 CS: 0	PA: 41					
<b>PITCHER</b>	IP	WLS	BF	H	R	ER	SO	BB	IBB	HBP	BLK	WP	HR	S	P	ERA	WHIP								
Dizzy Trout, R (1, 1) ERA: 4.09	3.2	L	20	4	3	3	4	1	0	0	0	0	0	19	31	5.40	1.500								
Gene Bearden, L (4, 1) ERA: 7.92	3.1		16	4	2	2	3	1	2	0	0	0	0	4	8	9.00	3.000								
Marlin Stuart, R (8, 1) ERA: 2.19	1.0		5	2	1	1	0	1	0	0	0	0	0	4	8	9.00	3.000								



Batter	1	2	3	4	5	6	7	8	9	AB	R	H	RBI	BB	SO	LOB	TOP								
<b>Johnny Lipon, R</b> OBP: 0.333, SLG: 0.302 (1, 6)	FC1-6 1B	FC6-5 1B		E L5 BB	2B BB	F3			4-3 1B	4	3	2	0	2	0	2	<b>Detroit Tigers @ Washington Senators</b> Griffith Stadium, Washington, DC Sun Jun 24 1951, 3:33 AM EDT Att: 8,561 - Unknown								
<b>Jerry Priddy, R</b> OBP: 0.354, SLG: 0.385 (1, 4)	FC1-6 1-3	1B BB		K 1-3	2B			F8	4-3 1-2	5	0	1	0	1	1	3									
<b>George Kell, R</b> OBP: 0.402, SLG: 0.344 (1, 5)	1-3	1-2 2-H		L5	K			F3	1B 2-H	6	0	2	3	0	1	3									
<b>Vic Wertz, L</b> OBP: 0.406, SLG: 0.529 (1, 9)	BB	F8		2B					1B	5	1	4	1	1	0	2									
<b>Pat Mullin, L</b> OBP: 0.358, SLG: 0.450 <b>Steve Souchock, R</b> (6, PH) OBP: 0.346, SLG: 0.671 (6, 7)	F9			3-1	F9			HR 2B WP HBP	F3	3	0	0	0	0	0	3									
<b>Dick Kryhoski, L</b> OBP: 0.392, SLG: 0.493 (1, 3)		BB 2B		F8					F9	4	2	1	1	1	0	0									
<b>Hoot Evers, R</b> OBP: 0.289, SLG: 0.311 (1, 8)		2B BB		2B	1B			F8	F8	4	1	2	0	1	0	0									
<b>Aaron Robinson, L</b> OBP: 0.329, SLG: 0.279 <b>Joe Ginsberg, L</b> (5, PR) OBP: 0.417, SLG: 0.396 (5, 2)	F7	F7		BB	E 2B			F8	F8	2	0	1	0	1	0	2									
<b>Virgil Trucks, R</b> OBP: 0.286, SLG: 0.429 <b>Fred Hutchinson, L</b> OBP: 0.242, SLG: 0.226 (4, 1)	FC6-5 1-H 2-H 2B			L4	E4 2B			FC4-6 BB	4-3	3	1	1	1	0	0	1									
<b>Inning Stats</b>	R: 0 E: 0 K: 0 S: 4	H: 1 LOB: 2 BB: 1 P: 8	R: 3 E: 0 K: 0 S: 5	H: 2 LOB: 2 BB: 3 P: 17	R: 0 E: 0 K: 0 S: 4	H: 1 LOB: 1 BB: 1 P: 8	R: 1 E: 0 K: 1 S: 6	H: 1 LOB: 1 BB: 1 P: 10	R: 2 E: 2 K: 1 S: 8	H: 4 LOB: 2 BB: 1 P: 12	R: 3 E: 1 K: 0 S: 5	H: 2 LOB: 1 BB: 1 P: 10	R: 0 E: 0 K: 0 S: 4	H: 1 LOB: 0 BB: 0 P: 4	R: 0 E: 0 K: 0 S: 3	H: 0 LOB: 0 BB: 0 P: 3		R: 1 E: 0 K: 0 S: 6	H: 3 LOB: 2 BB: 0 P: 6	1B: 7 2B: 7 3B: 0 HR: 1	SF: 0 SAC: 0 DP: 0 HBP: 1	WP: 1 PB: 0 SB: 2 CS: 0	PA: 50		
<b>PITCHER</b>	IP	WLS	BF	H	R	ER	SO	BB	IBB	HBP	BLK	WP	HR	S	P	ERA	WHIP								
<b>Julio Moreno, R</b> ERA: 4.4 (1, 1)	1.2		12	3	3	3	0	4	0	0	0	0	0	8	24	16.20	4.200								
<b>Sandy Consuegra, R</b> ERA: 5.3 (2, 1)	2.1		11	2	1	1	1	2	0	0	0	0	0	11	19	3.86	1.714								
<b>Mickey Harris, L</b> ERA: 4.66 (5, 1)	1.0	L	10	6	5	4	1	1	0	1	0	1	1	10	15	36.00	7.000								
<b>Joe Haynes, R</b> ERA: 6.2 (6, 1)	4.0		17	4	1	1	0	1	0	0	0	0	0	16	20	2.25	1.250								

Batter	1	2	3	4	5	6	7	8	9	AB	R	H	RBI	BB	SO	LOB	BOTTOM								
<b>Gil Coan, L</b> OBP: 0.364, SLG: 0.503 (1, 7)	K		F6	HR			4-3		SH5-3	4	1	1	2	0	1	1	<b>Detroit Tigers @ Washington Senators</b> Griffith Stadium, Washington, DC Sun Jun 24 1951, 3:33 AM EDT Att: 8,561 - Unknown								
<b>Cass Michaels, R</b> OBP: 0.370, SLG: 0.393 (1, 4)	BB		BB	F3			F9		F9	4	0	1	0	1	0	2									
<b>Irv Noren, L</b> OBP: 0.380, SLG: 0.457 (1, 8)	K		BB	1B			4-3		1B 2B	3	1	1	0	1	1	1									
<b>Mickey Vernon, L</b> OBP: 0.327, SLG: 0.388 (1, 3)	4-3		F3				K		F9	4	0	0	0	0	1	5									
<b>Mike McCormick, R</b> OBP: 0.400, SLG: 0.357 <b>Sam Mele, R</b> OBP: 0.312, SLG: 0.362 (7, 9)	F8			BB 1B			F8		6-3	3	1	1	0	0	0	0									
<b>Eddie Yost, R</b> OBP: 0.410, SLG: 0.409 (1, 5)	F5			1B BB			G5-4-3 BB		1B	2	1	1	1	2	0	0									
<b>Clyde Klutz, R</b> OBP: 0.296, SLG: 0.333 <b>Mike Guerra, R</b> OBP: 0.276, SLG: 0.215 (4, PR) (5, 2)	F7			1B 1B			F8		F9	2	0	0	0	0	0	2									
<b>Gene Verble, R</b> OBP: 0.248, SLG: 0.250 (1, 6)				1B SH3-4			G5-4-3		F2	4	0	1	0	0	0	3									
<b>Julio Moreno, R</b> OBP: 0.296, SLG: 0.299 <b>Sandy Consuegra, R</b> OBP: 0.325, SLG: 0.387 <b>Sheriff Robertson, L</b> OBP: 0.229, SLG: 0.179 <b>Mickey Harris, L</b> OBP: 0.402, SLG: 0.443 <b>Joe Haynes, R</b> OBP: 0.402, SLG: 0.250 <b>Sam Dente, R</b> OBP: 0.311, SLG: 0.293 (5, PH)				SH3-4			K		SH5-3 1B	0	0	0	0	0	0	0									
<b>Inning Stats</b>	R: 0 E: 0 K: 2 S: 7	H: 0 LOB: 1 BB: 1 P: 11	R: 0 E: 0 K: 0 S: 3	H: 0 LOB: 0 BB: 0 P: 3	R: 0 E: 0 K: 0 S: 5	H: 2 LOB: 3 BB: 1 P: 9	R: 4 E: 0 K: 0 S: 6	H: 4 LOB: 1 BB: 1 P: 10	R: 0 E: 0 K: 0 S: 2	H: 0 LOB: 0 BB: 1 P: 6	R: 0 E: 0 K: 1 S: 5	H: 0 LOB: 0 BB: 0 P: 5	R: 1 E: 0 K: 0 S: 5	H: 2 LOB: 1 BB: 0 P: 5	R: 0 E: 0 K: 0 S: 4	H: 1 LOB: 1 BB: 0 P: 4		1B: 7 2B: 1 3B: 0 HR: 1	SF: 0 SAC: 2 DP: 1 HBP: 0	WP: 0 PB: 0 SB: 0 CS: 0	PA: 38				
<b>PITCHER</b>	IP	WLS	BF	H	R	ER	SO	BB	IBB	HBP	BLK	WP	HR	S	P	ERA	WHIP								
<b>Virgil Trucks, R</b> ERA: 5.0 (1, 1)	3.2		19	6	4	4	2	3	0	0	0	0	0	20	32	9.82	2.455								
<b>Fred Hutchinson, R</b> ERA: 3.55 (4, 1)	5.1	W	19	3	1	1	2	1	0	0	0	0	0	22	26	1.69	0.750								



Batter	1	2	3	4	5	6	7	8	9	AB	R	H	RBI	BB	SO	LOB	TOP			
Phil Rizzuto, R OBP: 0.369, SLG: 0.387	4-0 E BB	0-0 1B			0-0 F6		0-0 F8		0-0 FC5-4	4	1	1	0	1	0	1				
Hank Bauer, R OBP: 0.353, SLG: 0.430	0-0 E7 1B 2B	0-0 F7			0-0 F5			4-0 FC3-6 BB 1-6-3 BB		3	2	1	0	1	0	1				
Mickey Mantle, S OBP: 0.344, SLG: 0.420	0-0 G4-6-3 1B		0-0 F4		0-0 3B			4-0 FC3-6 BB 1-2		3	0	2	1	1	0	0				
Joe Collins, L OBP: 0.409, SLG: 0.488	0-0 G4-6-3 1-2		0-0 F1		0-3 K			0-0 FC3-6 BB 1-6-3		4	0	0	0	0	1	4				
Yogi Berra, L OBP: 0.377, SLG: 0.527	0-0 1B		0-0 1B		0-0 1B		0-0 F9	0-0 1-6-3		4	0	2	1	0	0	1				
Gene Woodling, L OBP: 0.396, SLG: 0.398	0-0 1-2 1B		0-0 F9		0-3 K		0-0 K	0-0 5-3		4	0	1	0	0	1	2				
Bobby Brown, L OBP: 0.373, SLG: 0.448	0-0 F9		0-0 F7		0-0 G3			0-0 6-3		4	0	0	0	0	0	2				
Billy Martin, R OBP: 0.259, SLG: 0.240			0-3 K		0-0 F7		0-0 F7	0-3 K		3	0	0	0	0	1	0				
Joe DiMaggio, R OBP: 0.354, SLG: 0.459			0-3 K		0-0 F8		0-0 F7	0-0 FC5-4 1B		1	0	0	0	0	0	0				
Ed Lopat, L OBP: 0.302, SLG: 0.475			0-3 K		0-0 F8		0-0 F7			2	0	0	0	0	1	0				
Spec Shea, R OBP: 0.250, SLG: 0.348										0	0	0	0	0	0	0				
Cliff Mages, L OBP: 0.226, SLG: 0.367										1	0	0	0	0	0	0				
Stubby Overmire, R OBP: 0.263, SLG: 0.133										0	0	0	0	0	0	0				
Johnny Mize, L OBP: 0.386, SLG: 0.410										1	0	1	0	0	0	0				
<b>Inning Stats</b>	R: 2 E: 1 K: 0 S: 6	H: 4 LOB: 2 BB: 1 P: 10	R: 0 E: 0 K: 2 S: 8	H: 1 LOB: 1 BB: 0 P: 8	R: 0 E: 0 K: 0 S: 4	H: 1 LOB: 1 BB: 0 P: 4	R: 0 E: 0 K: 0 S: 3	H: 0 LOB: 0 BB: 0 P: 3	R: 0 E: 0 K: 1 S: 5	H: 0 LOB: 0 BB: 0 P: 5	R: 0 E: 0 K: 0 S: 3	H: 0 LOB: 0 BB: 0 P: 3	R: 1 E: 0 K: 0 S: 3	H: 0 LOB: 1 BB: 2 P: 11	R: 0 E: 0 K: 1 S: 6	H: 1 LOB: 1 BB: 0 P: 6	1B: 6 2B: 1 3B: 1 HR: 0	SF: 0 SAC: 0 DP: 1 HBP: 0	WP: 0 PB: 0 SB: 0 CS: 0	PA: 37
<b>PITCHER</b> Connie Marrero, R ERA: 3.39	IP: 9.0 WLS: W BF: 37 H: 8 R: 3 ER: 3 SO: 5 BB: 3 IBB: 0 HBP: 0 BLK: 0 WP: 0 HR: 0 S: 44 P: 56 ERA: 3.00 WHIP: 1.222															<b>PITCHER</b>				

New York Yankees @ Washington Senators  
Griffith Stadium, Washington, DC  
Tue Jun 26 1951, 3:33 AM EDT  
Att: 17,860 - Unknown

AB 34  
R 3  
H 8  
RBI 2  
BB 3  
SO 5  
LOB 11



Batter	1	2	3	4	5	6	7	8	9	AB	R	H	RBI	BB	SO	LOB	BOTTOM			
Eddie Yost, R OBP: 0.421, SLG: 0.425	0-0 FC4-6 1B	0-0 1-2 2-H 1B		0-0 1B SH1-4 2B 1B		4-0 CS BB		0-0 1-H 3B 2B		4	2	4	2	1	0	0				
Cass Michaels, R OBP: 0.368, SLG: 0.400	0-0 FC4-6 1B 1-2	0-0 F8		0-0 SH1-4 1-2 2-3		0-3 K		0-0 2-H 3B		4	1	1	1	0	1	4				
Irv Noren, L OBP: 0.380, SLG: 0.456	0-0 F8	0-0 F8		0-0 2-3 3-H 1B		0-0 1B		0-0 F3		5	1	2	1	0	0	4				
Sam Mele, R OBP: 0.314, SLG: 0.367	0-0 1B 1-2		0-0 1B 2B	0-0 F4		0-0 F3		0-3 K		5	0	2	0	0	1	4				
Mike McCormick, R OBP: 0.405, SLG: 0.371	0-0 1B		0-0 L9	0-0 1-H 3-H 2B			0-0 1-3			3	0	2	3	0	0	1				
Mickey Vernon, L OBP: 0.325, SLG: 0.386	0-0 1-2 2-H 1B		0-0 L9	0-0 1-H 3-H 2B			0-0 G3			1	0	0	0	0	0	0				
Gil Coan, L OBP: 0.362, SLG: 0.497	0-3 K		0-0 2-3 1B	0-0 3-1		0-0 G3		0-0 5-3		4	0	1	0	0	1	3				
Clyde Klutznick, R OBP: 0.361, SLG: 0.290		0-0 F8	0-0 F9		0-0 F6		0-0 5-3			4	0	0	0	0	0	2				
Gene Verble, R OBP: 0.248, SLG: 0.250		0-0 SH 1B	0-0 5-3		0-3 K			0-0 F7		4	1	1	0	0	1	2				
Connie Marrero, R OBP: 0.343, SLG: 0.233		0-0 SH 1B		4-0 SH1-4 1B BB	0-0 L4			0-0 2B 1B		2	2	1	0	1	0	0				
<b>Inning Stats</b>	R: 1 E: 0 K: 1 S: 8	H: 3 LOB: 2 BB: 0 P: 8	R: 1 E: 0 K: 0 S: 6	H: 2 LOB: 2 BB: 0 P: 6	R: 0 E: 0 K: 0 S: 5	H: 2 LOB: 2 BB: 0 P: 5	R: 3 E: 0 K: 0 S: 6	H: 3 LOB: 1 BB: 1 P: 10	R: 0 E: 0 K: 1 S: 5	H: 0 LOB: 0 BB: 0 P: 5	R: 0 E: 0 K: 1 S: 5	H: 1 LOB: 1 BB: 1 P: 9	R: 0 E: 0 K: 0 S: 3	H: 0 LOB: 0 BB: 0 P: 3	R: 2 E: 0 K: 1 S: 8	H: 3 LOB: 1 BB: 0 P: 8	1B: 10 2B: 3 3B: 1 HR: 0	SF: 0 SAC: 2 DP: 0 HBP: 0	WP: 0 PB: 0 SB: 0 CS: 1	PA: 40
<b>PITCHER</b> Ed Lopat, L ERA: 2.92	IP: 3.1 WLS: L BF: 21 H: 5 R: 0 ER: 0 SO: 2 BB: 1 IBB: 0 HBP: 0 BLK: 0 WP: 0 HR: 0 S: 13 P: 17 ERA: 0.00 WHIP: 1.125															<b>PITCHER</b>				
Spec Shea, R ERA: 3.3	2.2 9 3 2 0 0 2 1 0 0 0 0 0 0 13 17 0.00 1.125																			
Stubby Overmire, L ERA: 4.82	2.0 9 3 2 2 2 1 0 0 0 0 0 0 11 11 9.00 1.500																			

New York Yankees @ Washington Senators  
Griffith Stadium, Washington, DC  
Tue Jun 26 1951, 3:33 AM EDT  
Att: 17,860 - Unknown

AB 36  
R 7  
H 14  
RBI 7  
BB 2  
SO 4  
LOB 20









Batter	1	2	3	4	5	6	7	8	9	AB	R	H	RBI	BB	SO	LOB	TOP	
Phil Rizzuto, R OBP: 0.360, SLG: 0.381 (1, 6)										4	0	0	0	0	0	2	<b>New York Yankees @ Washington Senators</b> Griffith Stadium, Washington, DC Thu Jun 28 1951, 3:33 AM EDT Att: 6,857 - Unknown <a href="http://livebaseballscorecards.com">livebaseballscorecards.com</a>	
Gene Woodling, L OBP: 0.388, SLG: 0.389 (1, 7)										4	0	1	0	0	0	0		
Yogi Berra, L OBP: 0.373, SLG: 0.521 (1, 2)										4	0	1	0	0	0	0		
Joe DiMaggio, R OBP: 0.377, SLG: 0.462 (1, 8)										4	0	1	0	0	0	2		
Johnny Mize, L OBP: 0.397, SLG: 0.422 Joe Collins, L OBP: 0.415, SLG: 0.494 (8, PR) (8, 3)										3	0	2	0	0	0	0		
Bobby Brown, L OBP: 0.371, SLG: 0.436 Gil McDougald, R OBP: 0.395, SLG: 0.491 (8, PR) (8, 5)										2	0	0	0	0	0	1		
Hank Bauer, R OBP: 0.357, SLG: 0.429 Johnny Hopp, L OBP: 0.333, SLG: 0.372 Joe Ostrowski, L (8, 1)										1	0	0	0	1	0	0		
Jerry Coleman, R OBP: 0.344, SLG: 0.332 Mickey Mantle, S OBP: 0.342, SLG: 0.418 Billy Martin, R OBP: 0.259, SLG: 0.240 (8, PH) (8, 4)										2	0	0	0	0	0	1		
Tom Morgan, R OBP: 0.167, SLG: 0.250 Cliff Mapes, L OBP: 0.250, SLG: 0.419 (8, PH) (8, 9)										2	0	0	0	0	0	0		
<b>Inning Stats</b>	R: 0 E: 0 K: 0 S: 3	H: 0 LOB: 0 BB: 0 P: 3	R: 0 E: 0 K: 0 S: 3	H: 1 LOB: 0 BB: 0 P: 3	R: 0 E: 0 K: 0 S: 2	H: 0 LOB: 0 BB: 1 P: 6	R: 0 E: 0 K: 0 S: 3	H: 0 LOB: 0 BB: 0 P: 3	R: 0 E: 0 K: 0 S: 4	H: 2 LOB: 1 BB: 0 P: 4	R: 3 E: 0 K: 1 S: 7	H: 2 LOB: 2 BB: 1 P: 11	R: 0 E: 0 K: 0 S: 5	H: 2 LOB: 2 BB: 0 P: 5	1B: 4 2B: 3 3B: 0 HR: 0	SF: 0 SAC: 1 DP: 3 HBP: 0		WP: 0 PA: 33 PB: 0 SB: 0 CS: 0
<b>PITCHER</b> Sid Hudson, R ERA: 7.3 (1, 1)	IP: 9.0 WLS: L BF: 33 H: 7 R: 3 ER: 3 SO: 1 BB: 2 IBB: 0 HBP: 0 BLK: 0 WP: 0 HR: 0 S: 33 P: 41 ERA: 3.00 WHIP: 1.000																	<b>PITCHER</b>

Batter	1	2	3	4	5	6	7	8	9	AB	R	H	RBI	BB	SO	LOB	BOTTOM			
Gil Coan, L OBP: 0.362, SLG: 0.490 Sherry Robertson, L OBP: 0.222, SLG: 0.125 (1, 7) (9, 9)										3	0	2	0	0	0	0	<b>New York Yankees @ Washington Senators</b> Griffith Stadium, Washington, DC Thu Jun 28 1951, 3:33 AM EDT Att: 6,857 - Unknown <a href="http://livebaseballscorecards.com">livebaseballscorecards.com</a>			
Cass Michaels, R OBP: 0.364, SLG: 0.394 (1, 4)										4	0	1	0	0	0	3				
Irv Noren, L OBP: 0.376, SLG: 0.449 (1, 8)										4	0	1	0	0	0	2				
Sam Mele, R OBP: 0.308, SLG: 0.363 (9, 7)										4	0	1	0	0	1	3				
Mickey Vernon, L OBP: 0.322, SLG: 0.380 (1, 3)										4	0	1	0	0	1	2				
Eddie Yost, R OBP: 0.419, SLG: 0.417 (1, 5)										1	0	0	0	2	0	1				
Clyde Klutznick, R OBP: 0.372, SLG: 0.316 Mike Guerra, R OBP: 0.276, SLG: 0.215 (8, PR) (1, 2)										4	0	2	0	0	0	2				
Gene Verble, R OBP: 0.250, SLG: 0.270 (1, 6)										4	0	1	0	0	0	4				
Sid Hudson, R OBP: 0.333, SLG: 0.231 Sam Dente, R OBP: 0.311, SLG: 0.291 (8, PH) (1, 1)										3	0	0	0	0	1	3				
<b>Inning Stats</b>	R: 0 E: 0 K: 0 S: 3	H: 0 LOB: 0 BB: 0 P: 3	R: 0 E: 0 K: 0 S: 3	H: 1 LOB: 1 BB: 1 P: 7	R: 0 E: 0 K: 1 S: 6	H: 2 LOB: 1 BB: 0 P: 6	R: 0 E: 0 K: 1 S: 6	H: 1 LOB: 1 BB: 0 P: 6	R: 0 E: 0 K: 0 S: 3	H: 0 LOB: 0 BB: 0 P: 3	R: 0 E: 0 K: 0 S: 4	H: 2 LOB: 1 BB: 0 P: 4	R: 0 E: 0 K: 0 S: 5	H: 2 LOB: 2 BB: 0 P: 5	R: 0 E: 0 K: 0 S: 3	H: 1 LOB: 2 BB: 1 P: 10		1B: 8 2B: 3 3B: 0 HR: 0	SF: 0 SAC: 1 DP: 2 HBP: 1	WP: 0 PA: 36 PB: 0 SB: 1 CS: 1
<b>PITCHER</b> Tom Morgan, R ERA: 3.11 Joe Ostrowski, L ERA: 2.96 (8, 1)	IP: 7.0 WLS: W BF: 27 H: 8 R: 0 ER: 0 SO: 2 BB: 1 IBB: 0 HBP: 0 BLK: 0 WP: 0 HR: 0 S: 30 P: 34 ERA: 0.00 WHIP: 1.286																	<b>PITCHER</b>		



Batter	1	2	3	4	5	6	7	8	9	AB	R	H	RBI	BB	SO	LOB	TOP			
Eddie Yost, R OBP: 0.413, SLG: 0.410 (1, 7)										4	0	0	0	0	1	2	Washington Senators @ Philadelphia Athletics Shibe Park, Philadelphia, PA Fri Jun 29 1951, 3:33 AM EDT Unknown			
Cass Michaels, R OBP: 0.386, SLG: 0.396 (1, 4)										4	0	2	1	0	0	1				
Irv Noren, L OBP: 0.371, SLG: 0.442 (1, 8)										4	0	0	0	0	0	2				
Sam Mele, R OBP: 0.307, SLG: 0.361 (1, 9)										4	0	1	0	0	1	0				
Mickey Vernon, L OBP: 0.330, SLG: 0.393 (1, 3)										4	1	3	0	0	0	0				
Sam Dente, R OBP: 0.310, SLG: 0.290 (1, 5)										4	0	1	0	0	0	3				
Clyde Klutz, R OBP: 0.340, SLG: 0.286 (1, 2)										4	0	0	1	0	0	4				
Gene Verble, R OBP: 0.250, SLG: 0.277 (1, 6)										4	1	1	0	0	0	1				
Bob Porterfield, R Joe Haynes, R OBP: 0.375, SLG: 0.286 (1, 1)										0	0	0	0	0	0	0				
<b>Inning Stats</b>	R: 0 E: 0 K: 1 S: 5	H: 1 LOB: 0 BB: 0 P: 5	R: 0 E: 0 K: 0 S: 4	H: 1 LOB: 1 BB: 0 P: 4	R: 0 E: 0 K: 0 S: 3	H: 0 LOB: 0 BB: 0 P: 3	R: 0 E: 0 K: 0 S: 3	H: 0 LOB: 0 BB: 0 P: 3	R: 0 E: 0 K: 0 S: 4	H: 1 LOB: 1 BB: 0 P: 4	R: 0 E: 0 K: 0 S: 5	H: 2 LOB: 2 BB: 0 P: 5	R: 1 E: 0 K: 1 S: 7	H: 2 LOB: 1 BB: 0 P: 7	R: 1 E: 0 K: 1 S: 7	H: 2 LOB: 1 BB: 0 P: 7	1B: 7 2B: 2 3B: 0 HR: 0	SF: 0 SAC: 0 DP: 1 HBP: 0	WP: 0 PB: 0 CS: 0	PA: 35
<b>PITCHER</b> Sam Zoldak, L ERA: 3.62 (1, 1)	IP: 9.0 WLS: W BF: 35	H: 9 R: 2 ER: 2 SO: 3	BB: 0 IBB: 0 HBP: 0 BLK: 0	WP: 0 HR: 0 S: 41 P: 41	ERA: 2.00 WHIP: 1.000	<b>PITCHER</b>										ERA: 2.00 WHIP: 1.000				

Batter	1	2	3	4	5	6	7	8	9	AB	R	H	RBI	BB	SO	LOB	BOTTOM			
Eddie Joost, R OBP: 0.391, SLG: 0.488 (1, 6)										2	1	2	1	2	0	0	Washington Senators @ Philadelphia Athletics Shibe Park, Philadelphia, PA Fri Jun 29 1951, 3:33 AM EDT Unknown			
Elmer Valo, L OBP: 0.376, SLG: 0.361 (1, 9)										3	1	1	0	0	0	3				
Dave Philley, S OBP: 0.323, SLG: 0.361 (1, 8)										4	0	0	0	0	0	2				
Gus Zernial, R OBP: 0.365, SLG: 0.593 (1, 7)										3	1	1	2	1	0	0				
Ferris Fain, L OBP: 0.471, SLG: 0.487 (1, 3)										2	0	0	0	2	0	2				
Hank Majeski, R OBP: 0.343, SLG: 0.391 (1, 5)										3	0	1	0	1	0	2				
Lou Klein, R OBP: 0.250, SLG: 0.373 (1, 4)										4	0	1	0	0	2	3				
Ray Murray, R OBP: 0.349, SLG: 0.307 (1, 2)										3	0	1	0	1	0	1				
Sam Zoldak, L OBP: 0.231, SLG: 0.308 (1, 1)										4	0	1	0	0	0	2				
<b>Inning Stats</b>	R: 2 E: 0 K: 0 S: 5	H: 2 LOB: 1 BB: 1 P: 9	R: 0 E: 0 K: 0 S: 4	H: 3 LOB: 2 BB: 1 P: 8	R: 1 E: 0 K: 1 S: 6	H: 1 LOB: 1 BB: 1 P: 10	R: 0 E: 0 K: 0 S: 3	H: 0 LOB: 0 BB: 1 P: 7	R: 0 E: 0 K: 0 S: 3	H: 0 LOB: 0 BB: 0 P: 3	R: 0 E: 0 K: 0 S: 4	H: 1 LOB: 1 BB: 0 P: 4	R: 0 E: 0 K: 0 S: 4	H: 1 LOB: 2 BB: 1 P: 8	R: 0 E: 0 K: 1 S: 4	H: 0 LOB: 1 BB: 2 P: 12	1B: 4 2B: 1 3B: 1 HR: 2	SF: 0 SAC: 1 DP: 0 HBP: 0	WP: 0 PB: 0 CS: 1	PA: 36
<b>PITCHER</b> Bob Porterfield, R ERA: 8.31 Joe Haynes, R ERA: 5.06 (1, 1)	IP: 0.2 WLS: L BF: 5	H: 2 R: 2 ER: 2 SO: 0	BB: 1 IBB: 0 HBP: 0 BLK: 0	WP: 0 HR: 1 S: 4 P: 8	ERA: 27.00 WHIP: 4.500	<b>PITCHER</b>										ERA: 1.23 WHIP: 1.636				



Batter	1	2	3	4	5	6	7	8	9	AB	R	H	RBI	BB	SO	LOB	TOP					
<b>Eddie Yost, R</b> OBP: 0.416, SLG: 0.418 (1, 7)										5	0	3	3	0	0	1						
<b>Cass Michaels, R</b> OBP: 0.380, SLG: 0.389 (1, 4)										4	0	0	0	0	0	3						
<b>Irv Noren, L</b> OBP: 0.369, SLG: 0.439 (1, 8)										4	0	1	0	0	0	0						
<b>Sam Mele, R</b> OBP: 0.310, SLG: 0.361 (1, 9)										3	1	1	0	1	0	1						
<b>Mickey Vernon, L</b> OBP: 0.333, SLG: 0.397 (1, 3)										3	1	1	0	1	0	2						
<b>Gene Verble, R</b> OBP: 0.254, SLG: 0.281 <b>Sherry Robertson, L</b> OBP: 0.216, SLG: 0.121 (5, 7)										2	1	1	0	0	0	1						
<b>Sam Dente, R</b> OBP: 0.319, SLG: 0.297 (5, 6)										3	1	2	1	1	0	2						
<b>Mickey Grasso, R</b> OBP: 0.289, SLG: 0.250 (1, 2)										3	1	0	1	1	0	2						
<b>Fred Sanford, S</b> OBP: 0.167, SLG: 0.182 <b>Mickey Harris, L</b> OBP: 0.222, SLG: 0.125 <b>Tom Ferrick, R</b> OBP: 0.500, SLG: 0.500 <b>Clyde Kluttz, R</b> OBP: 0.333, SLG: 0.279 (9, PH)										2	0	0	0	0	2	4						
<b>Inning Stats</b>	R: 0 E: 0 K: 0 S: 3	H: 1 LOB: 0 BB: 0 P: 3	R: 4 E: 0 K: 1 S: 8	H: 3 LOB: 1 BB: 2 P: 16	R: 0 E: 0 K: 1 S: 4	H: 1 LOB: 1 BB: 0 P: 4	R: 0 E: 0 K: 1 S: 6	H: 1 LOB: 1 BB: 0 P: 6	R: 0 E: 0 K: 0 S: 3	H: 0 LOB: 0 BB: 0 P: 3	R: 1 E: 0 K: 0 S: 4	H: 2 LOB: 0 BB: 0 P: 4	R: 0 E: 0 K: 1 S: 5	H: 1 LOB: 2 BB: 0 P: 5	R: 0 E: 0 K: 0 S: 3	H: 0 LOB: 2 BB: 0 P: 11	R: 0 E: 0 K: 0 S: 3	H: 0 LOB: 0 BB: 0 P: 3	1B: 7 2B: 2 3B: 0 HR: 0	SF: 0 SAC: 1 DP: 3 HBP: 0	WP: 1 PB: 0 CS: 1	PA: 37
<b>PITCHER</b>	IP	WLS	BF	H	R	ER	SO	BB	IBB	HBP	BLK	WP	HR	S	P	ERA	WHIP					
<b>Alex Kellner, L</b> ERA: 5.11 (1, 1)	6.0		26	8	5	5	2	2	0	0	0	1	0	28	36	7.50	1.667					
<b>Morrie Martin, L</b> ERA: 4.95 (7, 1)	1.1	W	6	1	0	0	1	2	0	0	0	0	0	6	14	0.00	2.250					
<b>Johnny Kucab, R</b> ERA: 4.45 (8, 1)	1.2	S	5	0	0	0	0	0	0	0	0	0	0	5	5	0.00	0.000					

Washington Senators @ Philadelphia Athletics  
Shibe Park, Philadelphia, PA  
Fri Jun 29 1951, 3:38 AM EDT  
Att: 4,081 - Unknown

livebaseballscores.com

AB 32  
R 5  
H 9  
RBI 5  
BB 4  
SO 3  
LOB 18



Batter	1	2	3	4	5	6	7	8	9	AB	R	H	RBI	BB	SO	LOB	BOTTOM					
<b>Eddie Joost, R</b> OBP: 0.394, SLG: 0.498 (1, 6)										3	2	1	2	2	0	0						
<b>Elmer Valo, L</b> OBP: 0.389, SLG: 0.375 <b>Morrie Martin, L</b> OBP: 0.316, SLG: 0.278 <b>Johnny Kucab, R</b> (8, 1)										2	0	2	1	2	0	0						
<b>Dave Philley, S</b> OBP: 0.324, SLG: 0.356 (1, 8)										3	0	0	0	2	1	7						
<b>Gus Zernial, R</b> OBP: 0.369, SLG: 0.600 (1, 7)										4	1	2	3	1	1	3						
<b>Fernis Fain, L</b> OBP: 0.470, SLG: 0.483 (1, 3)										4	1	1	0	1	0	3						
<b>Hank Majeski, R</b> OBP: 0.338, SLG: 0.379 (1, 5)										4	1	0	0	1	0	3						
<b>Lou Klein, R</b> OBP: 0.247, SLG: 0.403 (1, 4)										5	2	1	2	0	0	2						
<b>Joe Astroth, R</b> OBP: 0.244, SLG: 0.237 (1, 2)										5	2	3	2	0	0	0						
<b>Alex Kellner, R</b> OBP: 0.182, SLG: 0.212 <b>Allie Clark, R</b> OBP: 0.308, SLG: 0.402 (6, PH)										2	1	1	0	0	1	0						
<b>Inning Stats</b>	R: 0 E: 0 K: 0 S: 3	H: 1 LOB: 2 BB: 2 P: 11	R: 0 E: 0 K: 0 S: 3	H: 0 LOB: 0 BB: 0 P: 3	R: 2 E: 0 K: 1 S: 6	H: 2 LOB: 2 BB: 3 P: 18	R: 0 E: 0 K: 1 S: 5	H: 0 LOB: 0 BB: 0 P: 5	R: 0 E: 0 K: 0 S: 4	H: 1 LOB: 1 BB: 0 P: 4	R: 2 E: 0 K: 0 S: 5	H: 2 LOB: 3 BB: 3 P: 17	R: 7 E: 2 K: 1 S: 11	H: 5 LOB: 1 BB: 2 P: 19	R: 0 E: 0 K: 0 S: 4	H: 1 LOB: 1 BB: 0 P: 4	1B: 7 2B: 2 3B: 1 HR: 2	SF: 0 SAC: 0 DP: 1 HBP: 0	WP: 0 PB: 0 CS: 1	PA: 45		
<b>PITCHER</b>	IP	WLS	BF	H	R	ER	SO	BB	IBB	HBP	BLK	WP	HR	S	P	ERA	WHIP					
<b>Fred Sanford, R</b> ERA: 4.91 (1, 1)	5.2		28	6	4	4	2	7	0	0	0	0	0	25	53	6.35	2.294					
<b>Mickey Harris, L</b> ERA: 5.52 (6, 1)	0.1	L	7	3	5	3	0	2	0	0	0	0	0	5	13	81.00	15.000					
<b>Tom Ferrick, R</b> ERA: 5.03 (7, 1)	2.0		10	3	2	0	1	0	1	0	0	0	0	11	15	0.00	1.500					

Washington Senators @ Philadelphia Athletics  
Shibe Park, Philadelphia, PA  
Fri Jun 29 1951, 3:38 AM EDT  
Att: 4,081 - Unknown

livebaseballscores.com

AB 35  
R 11  
H 12  
RBI 11  
BB 10  
SO 3  
LOB 21









Batter	1	2	3	4	5	6	7	8	9	AB	R	H	RBI	BB	SO	LOB	TOP				
<b>Eddie Yost, R</b> OBP: 0.415, SLG: 0.412 (1.5)	5-3			F6		5-3		2B 6-3 BB		3	1	0	0	1	0	0	<b>Washington Senators @ Philadelphia Athletics</b> Shibe Park, Philadelphia, PA Sun Jul 01 1951, 3:38 AM EDT Att: 6,346 - Unknown				
<b>Gil Coan, L</b> OBP: 0.363, SLG: 0.498 (1.7)	4-3			2B		K		L8		4	0	1	0	0	1	2					
<b>Irv Noren, L</b> OBP: 0.378, SLG: 0.470 (1.8)	K			1B		1B		6-3 1-3 2B		4	0	3	1	0	1	0					
<b>Sam Mele, R</b> OBP: 0.307, SLG: 0.356 (1.9)		5-3		F5		1-3		6-3		4	0	0	1	0	0	5					
<b>Mickey Vernon, L</b> OBP: 0.325, SLG: 0.385 (1.3)		F7		F8			3-1	F5		4	0	0	0	0	0	4					
<b>Pete Runnels, L</b> OBP: 0.333, SLG: 0.375 (1.6)		6-3					F8		F7	4	0	1	0	0	0	0					
<b>Cass Michaels, R</b> OBP: 0.355, SLG: 0.386 (1.4)			F6		K			L9		4	0	1	0	0	1	1					
<b>Mike Guerra, R</b> OBP: 0.268, SLG: 0.298 (1.2)			K		4-3		L7		F8	4	0	0	0	0	1	2					
<b>Julio Moreno, R</b> OBP: 0.222, SLG: 0.176 (1.1)					1-3					2	0	0	0	0	0	1					
<b>Clyde Klutznick, R</b> OBP: 0.370, SLG: 0.333 (8. PH)								L8 BB 2B BB		0	0	0	0	1	0	0					
<b>Sherry Robertson, L</b> OBP: 0.211, SLG: 0.119 (8. PR)										0	1	0	0	0	0	0					
<b>Sandy Consuegra, R</b> OBP: 0.125, SLG: 0.087 (8.1)										0	0	0	0	0	0	0					
<b>Inning Stats</b>	R: 0 E: 0 K: 1 S: 5	H: 0 LOB: 0 BB: 0 P: 5	R: 0 E: 0 K: 0 S: 3	H: 0 LOB: 0 BB: 0 P: 3	R: 0 E: 0 K: 1 S: 5	H: 0 LOB: 0 BB: 0 P: 5	R: 0 E: 0 K: 0 S: 5	H: 2 LOB: 2 BB: 0 P: 5	R: 0 E: 0 K: 1 S: 6	H: 1 LOB: 1 BB: 0 P: 6	R: 0 E: 0 K: 0 S: 4	H: 1 LOB: 1 BB: 0 P: 4	R: 2 E: 0 K: 0 S: 4	H: 1 LOB: 2 BB: 2 P: 12	R: 0 E: 0 K: 0 S: 3	H: 0 LOB: 0 BB: 0 P: 3	1B: 2 2B: 4 3B: 0 HR: 0	SF: 0 SAC: 0 DP: 0 HBP: 0	WP: 0 PB: 0 CS: 0	PA: 35	
<b>PITCHER</b>	IP	WLS	BF	H	R	ER	SO	BB	IBB	HBP	BLK	WP	HR	S	P	ERA	WHIP			ERA	WHIP
<b>Bob Hooper, R</b> ERA: 4.32 (1.1)	7.1	W	30	6	2	2	4	2	0	0	0	0	0	36	44	2.46	1.091				
<b>Carl Scheib, R</b> ERA: 4.68 (8.1)	1.2	S	5	0	0	0	0	0	0	0	0	0	0	5	5	0.00	0.000				

Batter	1	2	3	4	5	6	7	8	9	AB	R	H	RBI	BB	SO	LOB	BOTTOM				
<b>Eddie Joost, R</b> OBP: 0.402, SLG: 0.492 (1.6)	HR BB				K					1	1	0	0	3	1	0	<b>Washington Senators @ Philadelphia Athletics</b> Shibe Park, Philadelphia, PA Sun Jul 01 1951, 3:38 AM EDT Att: 6,346 - Unknown				
<b>Elmer Valo, L</b> OBP: 0.398, SLG: 0.437 (1.8)	HR	F4			3-1		4-3			4	1	1	2	0	0	3					
<b>Wally Moses, L</b> OBP: 0.296, SLG: 0.239 (1.9)	3-1				F5			F7		4	1	1	0	0	0	0					
<b>Gus Zernial, R</b> OBP: 0.370, SLG: 0.605 (1.7)		1B			F8		K	L7		4	0	1	0	0	1	1					
<b>Fernis Fain, L</b> OBP: 0.467, SLG: 0.492 (1.3)	L9				2B			L1		4	0	2	1	0	0	1					
<b>Hank Majeski, R</b> OBP: 0.322, SLG: 0.360 (1.5)	K				F9		4-3			3	0	0	0	0	1	2					
<b>Pete Suder, R</b> OBP: 0.331, SLG: 0.323 (1.4)		5-3			F7		K			3	0	0	0	0	1	1					
<b>Joe Astroth, R</b> OBP: 0.235, SLG: 0.228 (1.2)		1-3			K					3	0	0	0	0	1	0					
<b>Bob Hooper, R</b> OBP: 0.280, SLG: 0.400 (1.1)								F8		3	0	1	0	0	1	0					
<b>Carl Scheib, R</b> OBP: 0.471, SLG: 0.750 (8.1)					K			F2		0	0	0	0	0	0	0					
<b>Inning Stats</b>	R: 2 E: 0 K: 1 S: 7	H: 2 LOB: 1 BB: 1 P: 11	R: 0 E: 0 K: 0 S: 4	H: 1 LOB: 2 BB: 1 P: 8	R: 1 E: 0 K: 0 S: 4	H: 2 LOB: 0 BB: 0 P: 4	R: 0 E: 0 K: 2 S: 7	H: 0 LOB: 0 BB: 0 P: 7	R: 0 E: 0 K: 1 S: 5	H: 0 LOB: 0 BB: 0 P: 5	R: 0 E: 0 K: 2 S: 8	H: 1 LOB: 1 BB: 0 P: 8	R: 0 E: 0 K: 0 S: 3	H: 0 LOB: 1 BB: 1 P: 7	R: 0 E: 0 K: 0 S: 3	H: 0 LOB: 0 BB: 0 P: 3	1B: 2 2B: 2 3B: 1 HR: 1	SF: 0 SAC: 0 DP: 0 HBP: 0	WP: 0 PB: 0 CS: 0	PA: 32	
<b>PITCHER</b>	IP	WLS	BF	H	R	ER	SO	BB	IBB	HBP	BLK	WP	HR	S	P	ERA	WHIP			ERA	WHIP
<b>Julio Moreno, R</b> ERA: 4.34 (1.1)	7.0	L	29	6	3	3	6	3	0	0	0	0	1	38	50	3.86	1.286				
<b>Sandy Consuegra, R</b> ERA: 5.15 (8.1)	1.0		3	0	0	0	0	0	0	0	0	0	0	3	3	0.00	0.000				



Batter	1	2	3	4	5	6	7	8	9	AB	R	H	RBI	BB	SO	LOB	TOP														
Dom DiMaggio, R (1.8) OBP: 0.384, SLG: 0.452	K			F7		6-3	F7		1-3								5 0 0 0 0 1 0														
6 Johnny Pesky, L (1.6) OBP: 0.390, SLG: 0.396	F8			6-3		1B E BB			3-1								3 1 0 0 2 0 0														
Ted Williams, L (1.7) OBP: 0.494, SLG: 0.605	K			HR 1B		F3			WP 2B BB								4 2 2 0 1 1 1														
Vern Stephens, R (1.5) OBP: 0.399, SLG: 0.575		K		HR		E BB 1B			2B BB								3 1 2 2 1 1 0														
Fred Hatfield, L (8.5) OBP: 0.231, SLG: 0.182				HR		1-3 E BB 1B			2B BB								1 0 0 0 0 0 2														
Bobby Doerr, R (1.4) OBP: 0.400, SLG: 0.451		1-3		1-3		1-2 E BB			BB BB 2B								3 1 1 1 1 0 0														
Billy Goodman, L (1.3) OBP: 0.390, SLG: 0.377						1-2 2-3 3-H			BB BB IBB								3 0 1 0 1 0 2														
Charlie Maxwell, L (1.9) OBP: 0.300, SLG: 0.222				F7		1B			BB BB								3 0 0 0 1 0 4														
Buddy Rosar, R (1.2) OBP: 0.375, SLG: 0.250				1-3		F7			1-2 2-3 3-H								3 0 0 1 1 0 1														
Leo Kiely, L (1.1)				F5		F8			BB BB								4 0 0 0 0 1 4														
<b>Inning Stats</b>	R: 0 E: 0 K: 2 S: 7	H: 0 LOB: 0 BB: 0 P: 7	R: 0 E: 0 K: 1 S: 5	H: 0 LOB: 0 BB: 0 P: 5	R: 0 E: 0 K: 0 S: 3	H: 0 LOB: 0 BB: 0 P: 3	R: 2 E: 0 K: 0 S: 5	H: 2 LOB: 0 BB: 0 P: 5	R: 0 E: 0 K: 0 S: 4	H: 1 LOB: 1 BB: 0 P: 4	R: 1 E: 1 K: 0 S: 5	H: 1 LOB: 3 BB: 2 P: 13	R: 0 E: 0 K: 1 S: 5	H: 0 LOB: 0 BB: 0 P: 5	R: 2 E: 0 K: 0 S: 3	H: 1 LOB: 3 BB: 1 P: 23	R: 0 E: 0 K: 0 S: 3	H: 1 LOB: 1 BB: 1 P: 7	1B: 4 2B: 2 3B: 0 HR: 1	SF: 0 SAC: 0 DP: 1 HBP: 0	WP: 1 PB: 0 SB: 0 CS: 0	PA: 40									
<b>PITCHER</b> Connie Marrero, R (1.1) ERA: 3.44	IP: 9.0 WLS: L BF: 40	H: 6 R: 5 ER: 4 SO: 4	BB: 7 IBB: 1 HBP: 0 BLK: 0	WP: 1 HR: 1 S: 40 P: 72	ERA: 4.00 WHIP: 1.444											<b>PITCHER</b> Connie Marrero, R (1.1) ERA: 3.44	IP: 9.0 WLS: W BF: 35	H: 10 R: 2 ER: 2 SO: 3	BB: 0 IBB: 0 HBP: 0 BLK: 0	WP: 0 HR: 0 S: 41 P: 41	ERA: 2.00 WHIP: 1.111										

**Boston Red Sox @ Washington Senators**  
Griffith Stadium, Washington, DC  
Mon Jul 02 1951, 3:33 AM EDT  
Att: 13,099 - Unknown

AB 32  
R 5  
H 6  
RBI 4  
BB 8  
SO 4  
LOB 14



Batter	1	2	3	4	5	6	7	8	9	AB	R	H	RBI	BB	SO	LOB	BOTTOM														
Eddie Yost, R (1.7) OBP: 0.419, SLG: 0.417	SH5-3 FC 1B			G5-4-3 1B		FC5-4 1B			F3								4 1 3 0 0 0 2														
Gene Verble, R (1.6) OBP: 0.246, SLG: 0.272	FC 1B SH5-3 FC4-6			G5-4-3 1-2		FC5-4 1-2			4-3								4 1 0 0 0 0 5														
Irv Noren, L (1.8) OBP: 0.385, SLG: 0.476	SH5-3 1-2 2-3			1B		1B			G4-6-3 1B								3 0 3 0 0 0 0														
Sam Mele, R (1.9) OBP: 0.306, SLG: 0.354	FC4-6 1B			F9		F7			G4-6-3 1-2								4 0 1 1 0 0 3														
Mickey Vernon, L (1.3) OBP: 0.319, SLG: 0.377	FC4-6 1-2 3-H CS			K		F3			3-1								4 0 0 1 0 1 2														
Cass Michaels, R (1.4) OBP: 0.357, SLG: 0.388	CS			6-3		F8			G6-4-3 1B								4 0 2 0 0 0 1														
Clyde Klutz, R (1.2) OBP: 0.345, SLG: 0.308				1-3 1B		F8			G6-4-3 1-2								4 0 0 0 0 0 2														
Sam Dente, R (1.5) OBP: 0.325, SLG: 0.300				1-3		4-3			6-3								4 0 1 0 0 0 1														
Connie Marrero, R (1.1) OBP: 0.324, SLG: 0.219				K		K			SH 1B								2 0 0 0 0 2 1														
<b>Inning Stats</b>	R: 2 E: 0 K: 0 S: 5	H: 2 LOB: 0 BB: 0 P: 5	R: 0 E: 0 K: 1 S: 6	H: 1 LOB: 1 BB: 0 P: 6	R: 0 E: 0 K: 0 S: 4	H: 2 LOB: 1 BB: 0 P: 4	R: 0 E: 0 K: 1 S: 5	H: 0 LOB: 0 BB: 0 P: 5	R: 0 E: 0 K: 1 S: 6	H: 1 LOB: 1 BB: 0 P: 6	R: 0 E: 0 K: 0 S: 4	H: 1 LOB: 1 BB: 0 P: 4	R: 0 E: 0 K: 0 S: 5	H: 1 LOB: 2 BB: 0 P: 5	R: 0 E: 0 K: 0 S: 3	H: 1 LOB: 0 BB: 0 P: 3	R: 0 E: 0 K: 0 S: 3	H: 1 LOB: 0 BB: 0 P: 3	1B: 10 2B: 0 3B: 0 HR: 0	SF: 0 SAC: 2 DP: 3 HBP: 0	WP: 0 PB: 0 SB: 0 CS: 1	PA: 36									
<b>PITCHER</b> Leo Kiely, L (1.1) ERA: 2.0	IP: 9.0 WLS: W BF: 35	H: 10 R: 2 ER: 2 SO: 3	BB: 0 IBB: 0 HBP: 0 BLK: 0	WP: 0 HR: 0 S: 41 P: 41	ERA: 2.00 WHIP: 1.111											<b>PITCHER</b> Leo Kiely, L (1.1) ERA: 2.0	IP: 9.0 WLS: W BF: 35	H: 10 R: 2 ER: 2 SO: 3	BB: 0 IBB: 0 HBP: 0 BLK: 0	WP: 0 HR: 0 S: 41 P: 41	ERA: 2.00 WHIP: 1.111										

**Boston Red Sox @ Washington Senators**  
Griffith Stadium, Washington, DC  
Mon Jul 02 1951, 3:33 AM EDT  
Att: 13,099 - Unknown

AB 33  
R 2  
H 10  
RBI 2  
BB 0  
SO 3  
LOB 17





Batter	1	2	3	4	5	6	7	8	9	AB	R	H	RBI	BB	SO	LOB	TOP			
Dom DiMaggio, R (1,8) OBP: 0.376, SLG: 0.446	G3		F5			F7		6-3		4	0	0	0	0	0	1				
6 Johnny Pesky, L (1,6) OBP: 0.398, SLG: 0.398	1B			BB		F9			FC4-6 BB	2	1	1	0	2	0	0				
Ted Williams, L (1,7) OBP: 0.494, SLG: 0.602	F8		L3				FC4-6		FC4-6 BB	3	0	1	0	1	0	2				
Fred Hatfield, L (1,5) OBP: 0.235, SLG: 0.267	F7			2B		FC4-6			FC4-6	4	0	1	0	0	0	4				
Bobby Doerr, R (1,4) OBP: 0.395, SLG: 0.444		1-3		F7					FC6-4	4	0	0	1	0	0	2				
Billy Goodman, L (1,3) OBP: 0.388, SLG: 0.375	L1-3				K				F7	4	0	1	0	0	1	1				
Charlie Maxwell, L (1,9) OBP: 0.308, SLG: 0.182	L1-3					L5				2	0	0	0	1	0	1				
Buddy Rosar, R (1,2) OBP: 0.373, SLG: 0.256			F7							3	0	1	0	0	0	1				
Clyde Vollmer, R (8, PR) OBP: 0.378, SLG: 0.487					F7					0	0	0	0	0	0	0				
Les Moss, R (8, 2) OBP: 0.293, SLG: 0.298										0	0	0	0	0	0	0				
Ray Scarborough, R (1,1) OBP: 0.321, SLG: 0.240									G6-4-3	2	0	0	0	0	0	1				
Vern Stephens, R (8, PH) OBP: 0.388, SLG: 0.573										1	0	0	0	0	0	1				
Harry Taylor, R (8, 1) OBP: 0.136, SLG: 0.182										0	0	0	0	0	0	0				
<b>Inning Stats</b>	R: 0 E: 0 K: 0 S: 4	H: 1 LOB: 1 BB: 0 P: 4	R: 0 E: 0 K: 0 S: 3	H: 1 LOB: 0 BB: 0 P: 3	R: 0 E: 0 K: 0 S: 3	H: 0 LOB: 0 BB: 0 P: 3	R: 0 E: 0 K: 0 S: 3	H: 1 LOB: 1 BB: 1 P: 7	R: 0 E: 0 K: 1 S: 5	H: 0 LOB: 1 BB: 1 P: 9	R: 0 E: 0 K: 0 S: 4	H: 1 LOB: 1 BB: 0 P: 4	R: 0 E: 0 K: 0 S: 3	H: 0 LOB: 0 BB: 0 P: 3	R: 1 E: 0 K: 0 S: 3	H: 0 LOB: 1 BB: 2 P: 11	1B: 4 2B: 3 3B: 0 HR: 0	SF: 0 SAC: 0 DP: 3 HBP: 0	WP: 0 PB: 0 SB: 0 CS: 0	PA: 33
<b>PITCHER</b> Sid Hudson, R (1,1) ERA: 6.16	IP: 9.0 WLS: W BF: 33 H: 5 R: 1 ER: 1 SO: 1 BB: 4 IBB: 0 HBP: 0 BLK: 0 WP: 0 HR: 0 S: 31 P: 47 ERA: 1.00 WHIP: 1.000															<b>PITCHER</b>				

**Boston Red Sox @ Washington Senators**  
Griffith Stadium, Washington, DC  
Tue Jul 03 1951, 3:33 AM EDT  
Att: 4,409 - Unknown

AB 29  
R 1  
H 5  
RBI 1  
BB 4  
SO 1  
LOB 14



Batter	1	2	3	4	5	6	7	8	9	AB	R	H	RBI	BB	SO	LOB	BOTTOM			
Eddie Yost, R (1,5) OBP: 0.415, SLG: 0.412	K	1-3			SH1		K			3	0	0	0	0	2	1				
Gil Coan, L (1,7) OBP: 0.365, SLG: 0.498	F5		4-3		2B		4-3	1B		4	1	2	1	0	0	0				
Irv Noren, L (1,8) OBP: 0.389, SLG: 0.483	1B	2B	G3		1B		4-3	1B		4	1	3	0	0	0	0				
Sam Mele, R (1,9) OBP: 0.309, SLG: 0.354	2B	1B	F8		IBB		4-3			3	1	1	0	1	0	2				
Mickey Vernon, L (1,3) OBP: 0.326, SLG: 0.386	2B			FC5-4	F7			IBB		3	0	2	3	1	0	2				
Pete Runnels, L (1,6) OBP: 0.231, SLG: 0.250	6-3			FC5-4	1-3		K			4	0	0	0	0	1	7				
Cass Michaels, R (1,4) OBP: 0.352, SLG: 0.382			F8		F4		F4		1-3	4	0	0	0	0	0	1				
Mickey Grasso, R (1,2) OBP: 0.287, SLG: 0.250		F5		F8		K		G5-4-3	1B	4	0	1	0	0	1	1				
Sid Hudson, R (1,1) OBP: 0.368, SLG: 0.250					SH1		F8		G5-4-3	3	1	1	0	1	0	1				
<b>Inning Stats</b>	R: 2 E: 0 K: 1 S: 8	H: 3 LOB: 1 BB: 0 P: 8	R: 0 E: 0 K: 0 S: 3	H: 0 LOB: 1 BB: 1 P: 7	R: 0 E: 0 K: 0 S: 3	H: 0 LOB: 0 BB: 0 P: 3	R: 0 E: 0 K: 0 S: 4	H: 1 LOB: 1 BB: 0 P: 4	R: 2 E: 0 K: 0 S: 6	H: 3 LOB: 2 BB: 1 P: 10	R: 0 E: 0 K: 1 S: 5	H: 0 LOB: 0 BB: 0 P: 5	R: 0 E: 0 K: 2 S: 9	H: 2 LOB: 3 BB: 1 P: 13	R: 0 E: 0 K: 0 S: 3	H: 1 LOB: 0 BB: 0 P: 3	1B: 8 2B: 2 3B: 0 HR: 0	SF: 0 SAC: 1 DP: 1 HBP: 0	WP: 0 PB: 0 SB: 0 CS: 0	PA: 36
<b>PITCHER</b> Ray Scarborough, R (1,1) ERA: 5.5 Harry Taylor, R (8, 1) ERA: 5.52	IP: 7.0 WLS: L BF: 33 H: 9 R: 4 ER: 4 SO: 4 BB: 1 IBB: 0 HBP: 0 BLK: 0 WP: 0 HR: 0 S: 38 P: 50 ERA: 5.14 WHIP: 1.429															<b>PITCHER</b>				

**Boston Red Sox @ Washington Senators**  
Griffith Stadium, Washington, DC  
Tue Jul 03 1951, 3:33 AM EDT  
Att: 4,409 - Unknown

AB 32  
R 4  
H 10  
RBI 4  
BB 3  
SO 4  
LOB 15





Batter	1	2	3	4	5	6	7	8	9	AB	R	H	RBI	BB	SO	LOB	TOP																	
<b>Eddie Yost, R</b> OBP: 0.415, SLG: 0.410 (1,5)										4	2	1	1	0	0	0	<b>Washington Senators @ New York Yankees</b> Yankee Stadium, Bronx, NY Wed Jul 04 1951, 3:33 AM EDT Unknown																	
<b>Gil Coan, L</b> OBP: 0.374, SLG: 0.530 (1,7)										4	3	3	6	1	0	0																		
<b>Irv Noren, L</b> OBP: 0.390, SLG: 0.496 (1,8)										5	1	2	1	0	1	2																		
<b>Mickey Vernon, L</b> OBP: 0.328, SLG: 0.384 (1,3)										4	0	1	0	1	0	1																		
<b>Sam Mele, R</b> OBP: 0.304, SLG: 0.347 (1,9)										5	0	0	0	0	0	3																		
<b>Pete Runnels, L</b> OBP: 0.176, SLG: 0.188 (1,6)										4	0	0	0	0	0	0																		
<b>Gene Verble, R</b> OBP: 0.246, SLG: 0.272 (8,6)										0	0	0	0	0	0	0																		
<b>Cass Michaels, R</b> OBP: 0.350, SLG: 0.379 (1,4)										4	1	1	0	0	1	0																		
<b>Mickey Grasso, R</b> OBP: 0.286, SLG: 0.250 (1,2)										4	1	1	0	0	1	1																		
<b>Mike Guerra, R</b> OBP: 0.208, SLG: 0.208 (9,2)										0	0	0	0	0	0	0																		
<b>Fred Sanford, S</b> OBP: 0.143, SLG: 0.154 (1,1)										2	0	0	0	0	2	0																		
<b>Sandy Consuegra, R</b> OBP: 0.153, SLG: 0.087 (9,PH)										0	0	0	0	0	0	0																		
<b>Sherry Robertson, L</b> OBP: 0.231, SLG: 0.143 (9,PH)										1	1	1	0	0	0	0																		
<b>Julio Moreno, R</b> OBP: 0.222, SLG: 0.176 (9,1)										0	0	0	0	0	0	0																		
<b>Inning Stats</b>	R: 0 E: 1 K: 0 S: 4	H: 0 LOB: 2 BB: 1 P: 8	R: 0 E: 0 K: 1 S: 5	H: 0 LOB: 0 BB: 0 P: 5	R: 1 E: 0 K: 1 S: 7	H: 2 LOB: 1 BB: 0 P: 7	R: 0 E: 0 K: 0 S: 3	H: 0 LOB: 0 BB: 0 P: 3	R: 3 E: 0 K: 0 S: 5	H: 2 LOB: 0 BB: 0 P: 6	R: 0 E: 1 K: 2 S: 8	H: 0 LOB: 2 BB: 1 P: 12	R: 0 E: 0 K: 0 S: 3	H: 1 LOB: 0 BB: 0 P: 3	R: 5 E: 0 K: 1 S: 10	H: 5 LOB: 0 BB: 0 P: 10	1B: 6 2B: 1 3B: 0 HR: 3	SF: 0 SAC: 1 DP: 1 HBP: 1	WP: 0 PB: 0 SB: 0 CS: 0	PA: 41														
<b>PITCHER</b>	IP WLS BF H R ER SO BB IBB HBP BLK WP HR S P ERA WHIP																																	
<b>Vic Raschi, R</b> ERA: 3.42	(1,1)	8.1	L	37	8	7	7	5	2	0	1	1	1	44	53	7.56	1.200																	
<b>Joe Ostrowski, L</b> ERA: 3.22	(9,1)	0.2		4	2	2	2	0	0	0	0	0	0	2	4	4	27.00	3.000																

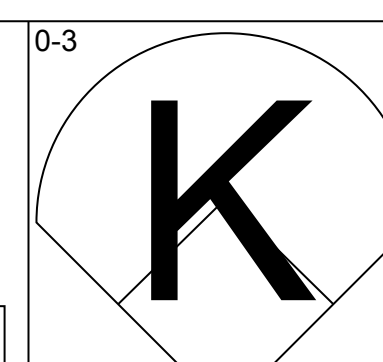
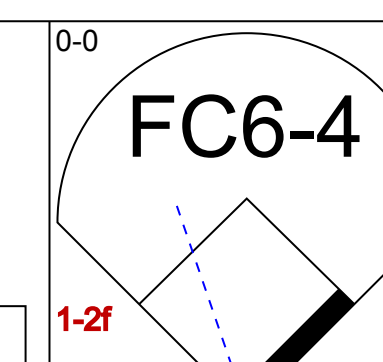
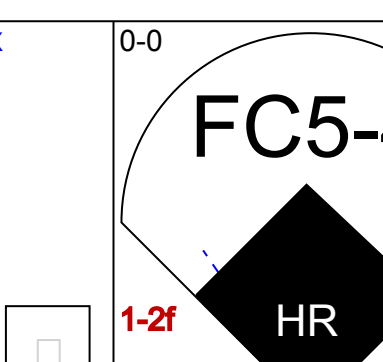
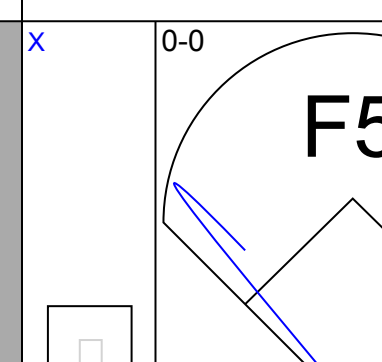
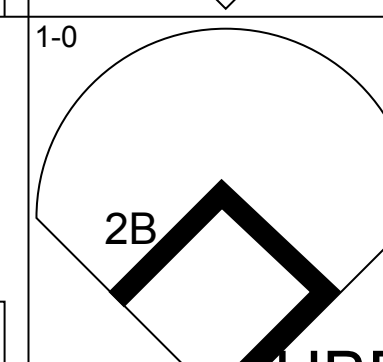
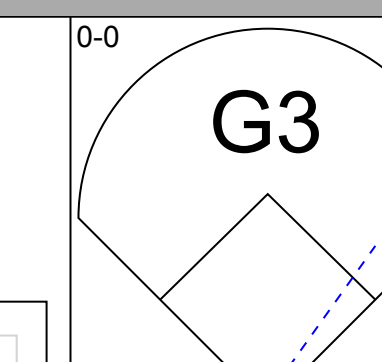
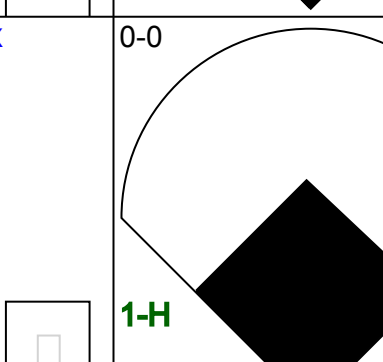
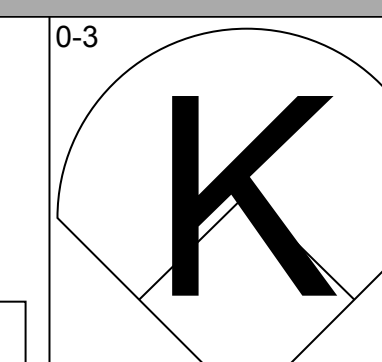
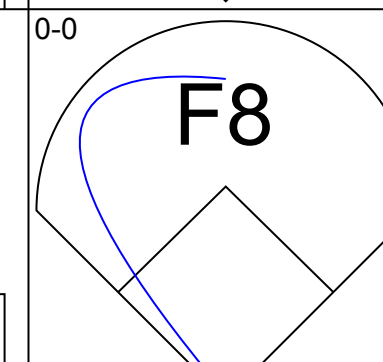
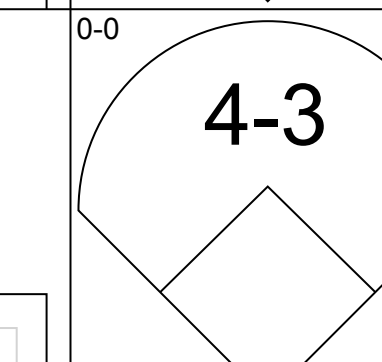
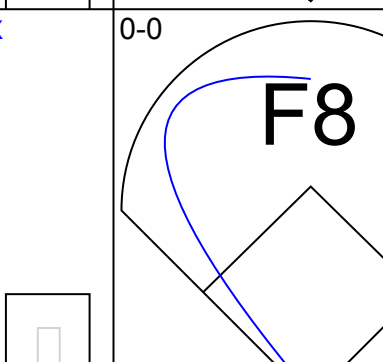
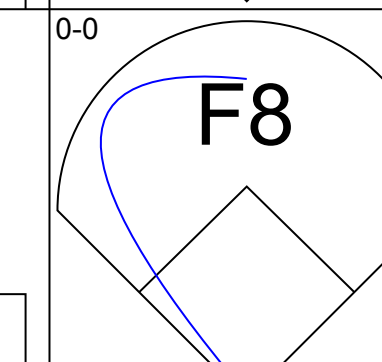
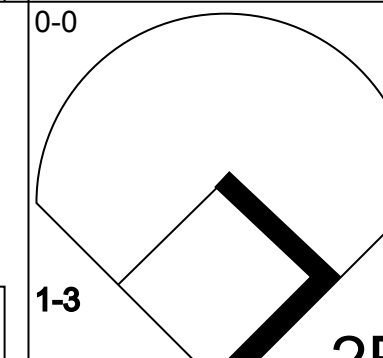
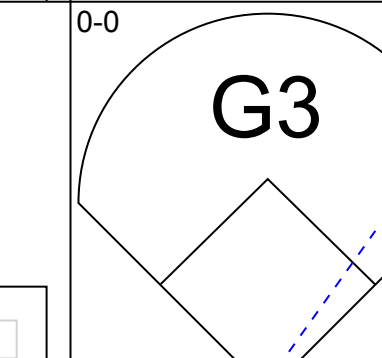
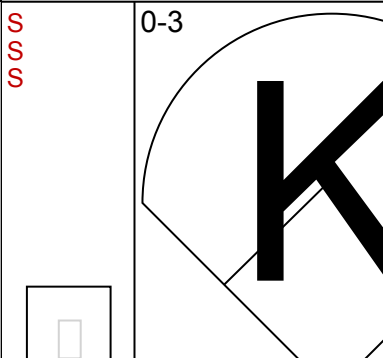
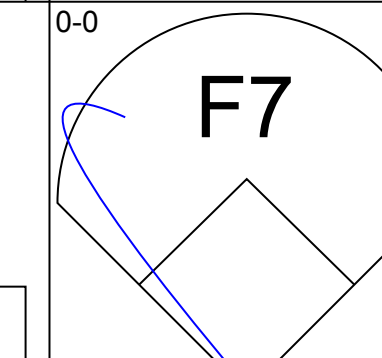
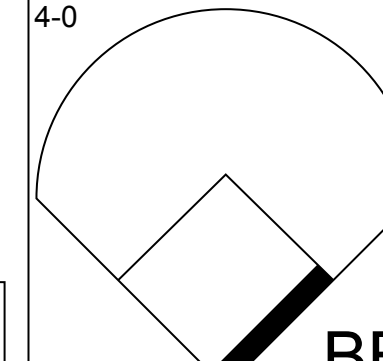
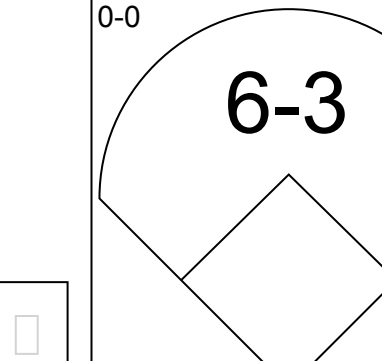
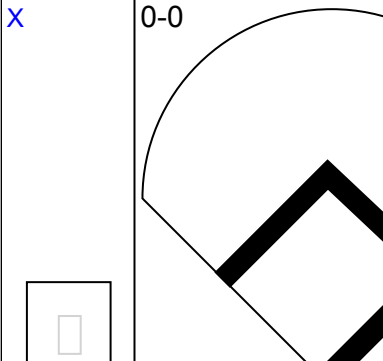

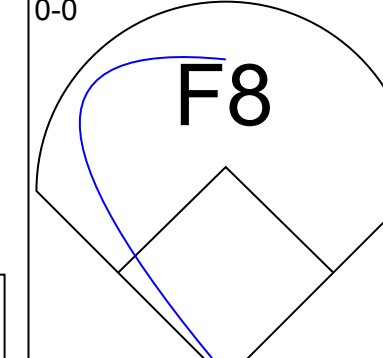
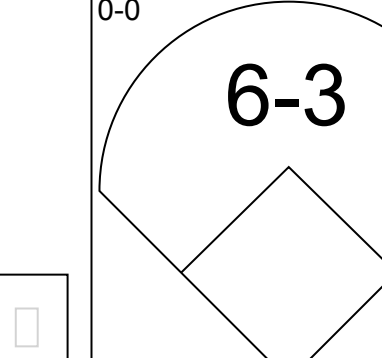
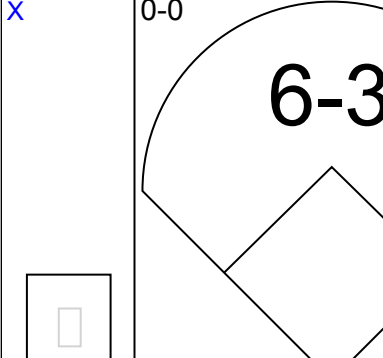

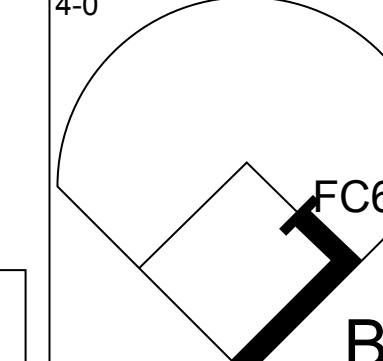
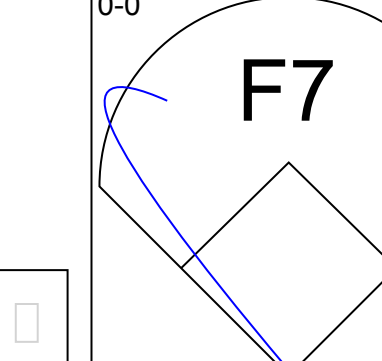
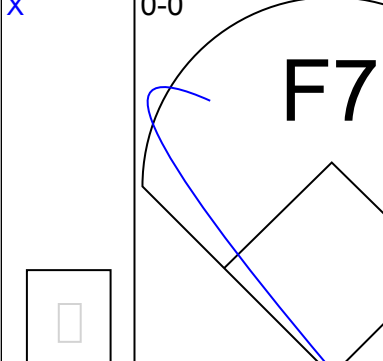

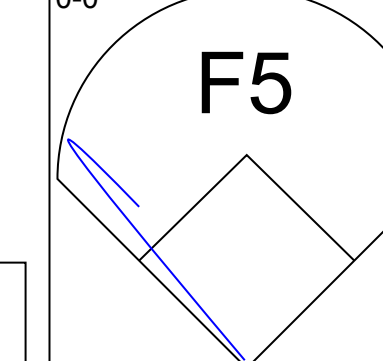
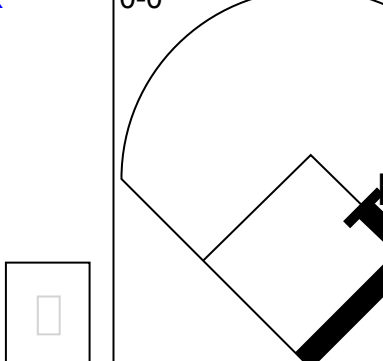
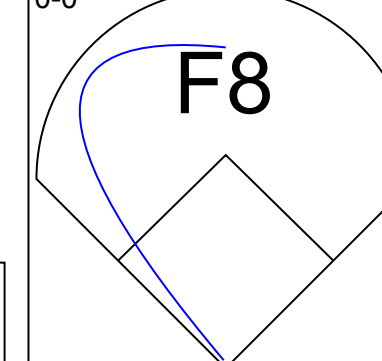
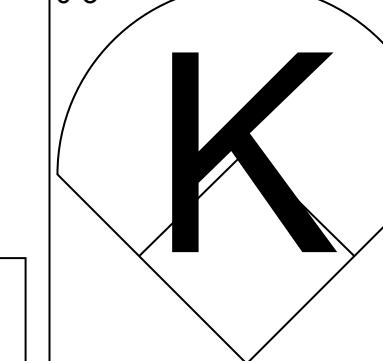
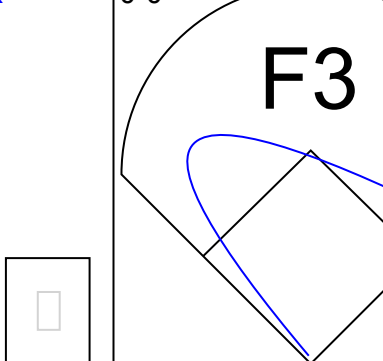
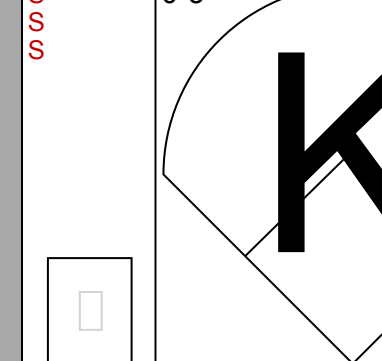
Batter	1	2	3	4	5	6	7	8	9	AB	R	H	RBI	BB	SO	LOB	BOTTOM																	
<b>Gene Woodling, L</b> OBP: 0.392, SLG: 0.406 (1,7)										4	1	1	0	1	1	3	<b>Washington Senators @ New York Yankees</b> Yankee Stadium, Bronx, NY Wed Jul 04 1951, 3:33 AM EDT Unknown																	
<b>Phil Rizzuto, R</b> OBP: 0.359, SLG: 0.380 (1,6)										5	2	1	0	0	0	5																		
<b>Hank Bauer, R</b> OBP: 0.361, SLG: 0.479 (1,9)										5	0	2	2	0	0	2																		
<b>Joe DiMaggio, R</b> OBP: 0.379, SLG: 0.466 (1,8)										5	0	1	1	0	0	2																		
<b>Johnny Mize, L</b> OBP: 0.390, SLG: 0.420 (1,3)										2	1	1	1	2	0	0																		
<b>Joe Collins, L</b> OBP: 0.417, SLG: 0.530 (9,3)										1	1	1	1	0	0	0																		
<b>Bobby Brown, L</b> OBP: 0.370, SLG: 0.421 (1,5)										2	0	0	0	2	1	4																		
<b>Gil McDougald, R</b> OBP: 0.399, SLG: 0.496 (7,FR)										1	0	0	0	0	0	0																		
<b>Jerry Coleman, R</b> OBP: 0.326, SLG: 0.332 (1,4)										5	0	0	0	0	0	4																		
<b>Charles Silvera, R</b> OBP: 0.409, SLG: 0.600 (1,2)										4	1	2	1	0	0	2																		
<b>Vic Raschi, R</b> OBP: 0.224, SLG: 0.196 (1,1)										4	0	2	0	0	0	0																		
<b>Joe Ostrowski, L</b> ERA: 4.41	(9,1)	1.0	S	4	1	1	1	0	0	0	0	0	0	0	0	0																		
<b>Inning Stats</b>	R: 0 E: 0 K: 0 S: 3	H: 1 LOB: 2 BB: 1 P: 10	R: 0 E: 0 K: 1 S: 6	H: 1 LOB: 1 BB: 1 P: 10	R: 2 E: 0 K: 0 S: 6	H: 3 LOB: 2 BB: 1 P: 10	R: 0 E: 0 K: 0 S: 5	H: 2 LOB: 2 BB: 0 P: 5	R: 1 E: 0 K: 0 S: 4	H: 1 LOB: 1 BB: 1 P: 8	R: 2 E: 1 K: 1 S: 8	H: 2 LOB: 1 BB: 0 P: 8	R: 0 E: 0 K: 0 S: 2	H: 0 LOB: 1 BB: 1 P: 6	R: 0 E: 0 K: 0 S: 4	H: 1 LOB: 2 BB: 1 P: 8	R: 1 E: 0 K: 0 S: 4	H: 1 LOB: 0 BB: 0 P: 4	1B: 5 2B: 4 3B: 0 HR: 3	SF: 0 SAC: 0 DP: 1 HBP: 0	WP: 0 PB: 1 SB: 1 CS: 0	PA: 43												
<b>PITCHER</b>	IP WLS BF H R ER SO BB IBB HBP BLK WP HR S P ERA WHIP																																	
<b>Fred Sanford, R</b> ERA: 5.1	(1,1)	7.1		10	10	5	2	0	0	0	0	0	0	0	0	0	6.14	2.045																
<b>Sandy Consuegra, R</b> ERA: 5.1	(8,1)	0.2	W	2	0	0	0	0	0	0	0	0	2	2	0.00	0.000																		
<b>Julio Moreno, R</b> ERA: 4.41	(9,1)	1.0	S	4	1	1	1	0	0	0	0	0	1	4	4	9.00	1.000																	

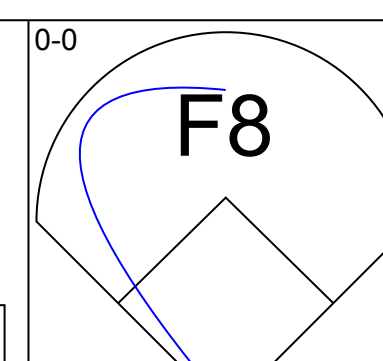
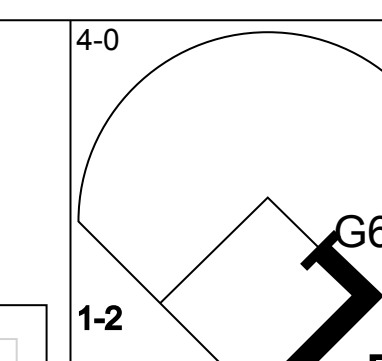
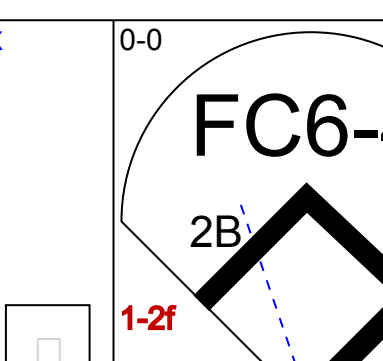
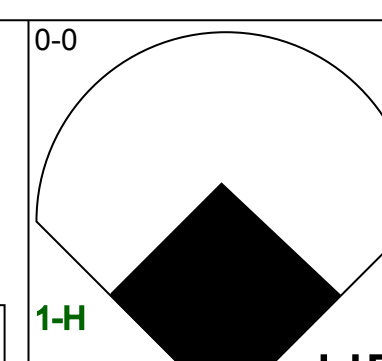
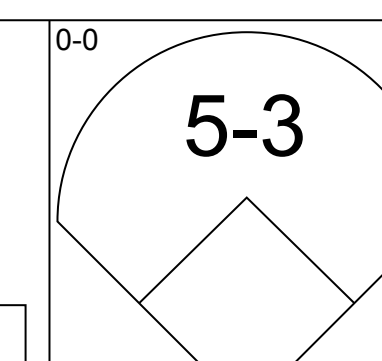
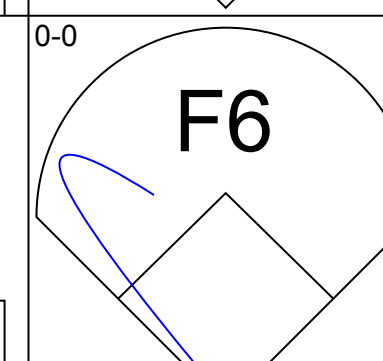
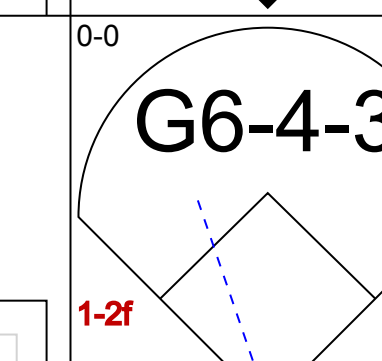
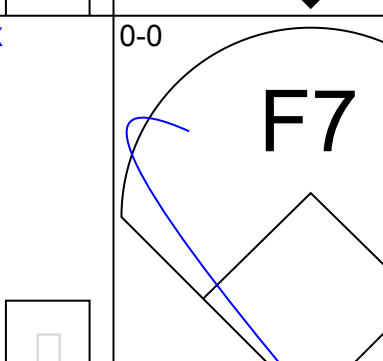
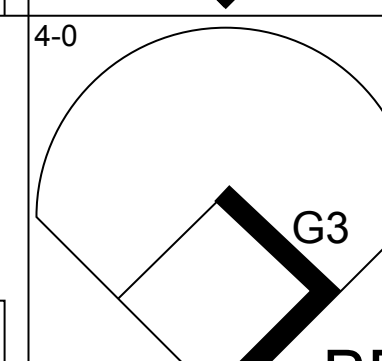
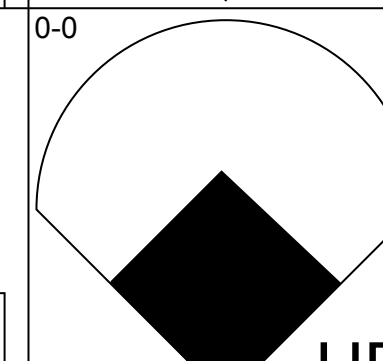
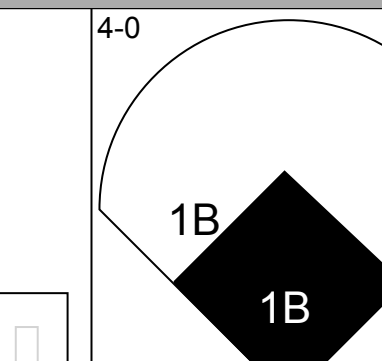
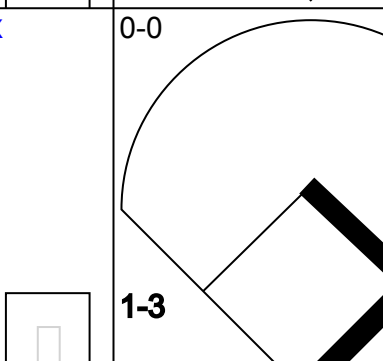
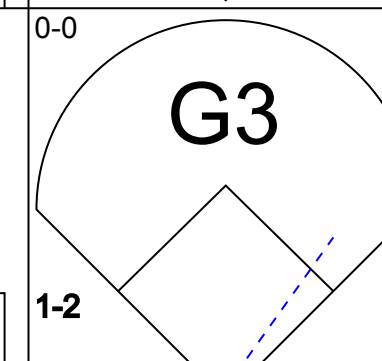

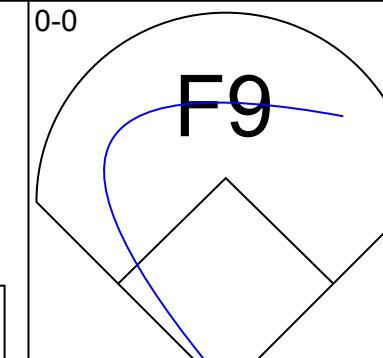
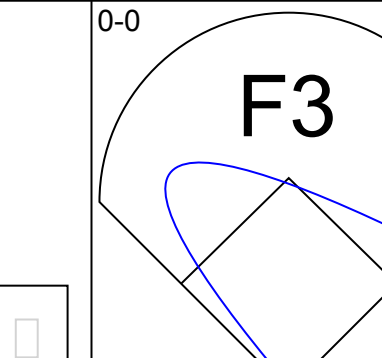
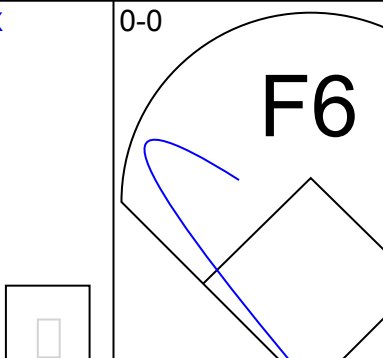
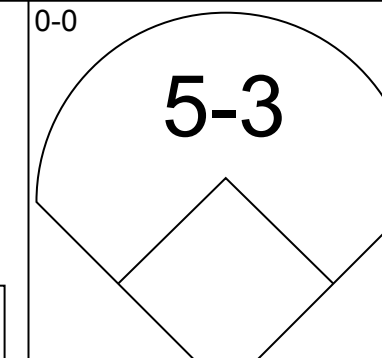
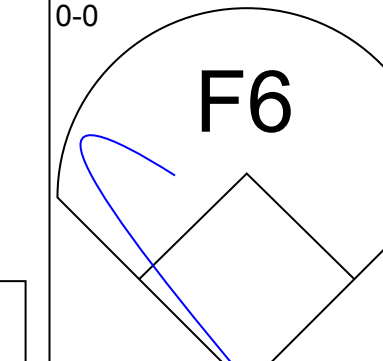
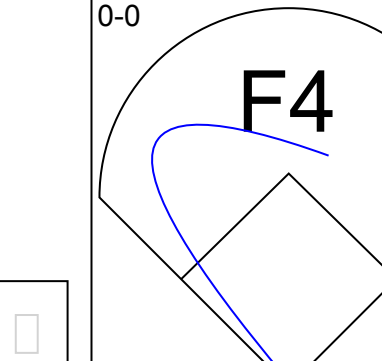
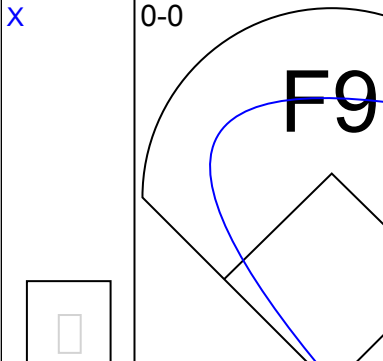
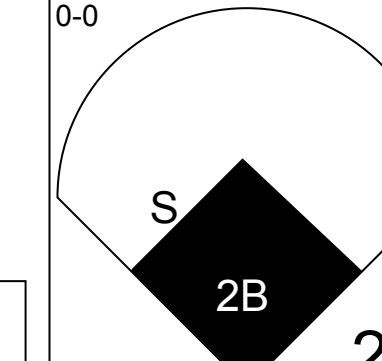
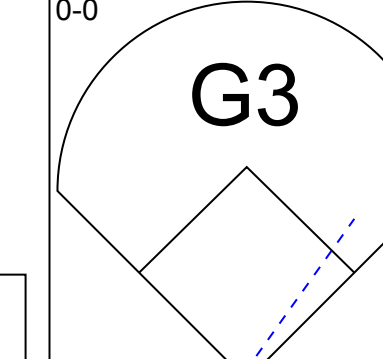
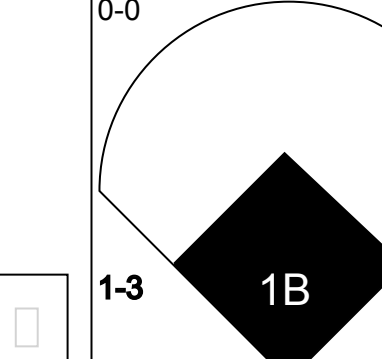

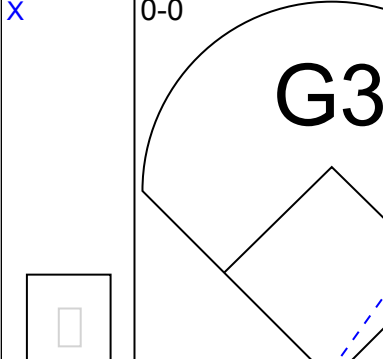
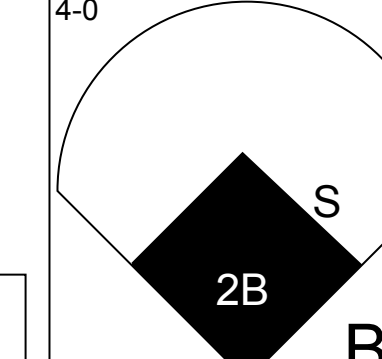
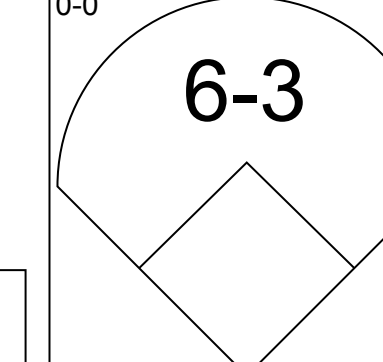
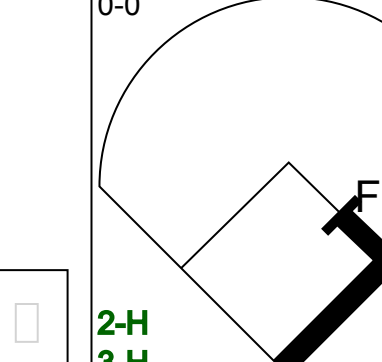

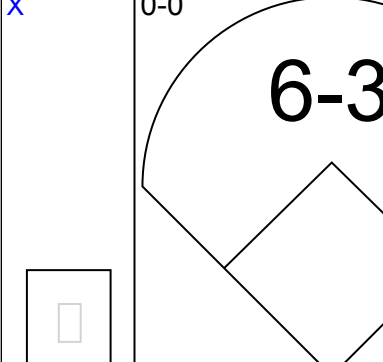
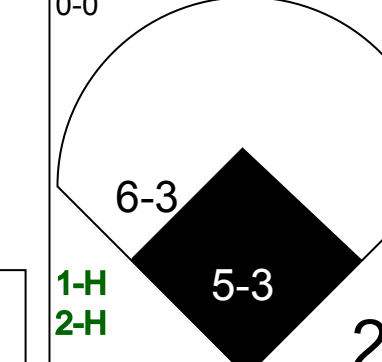
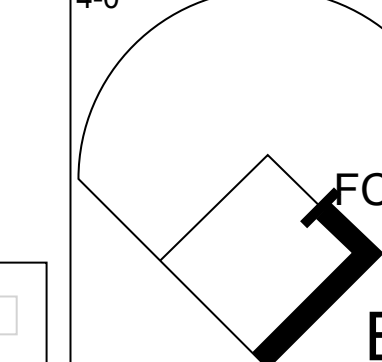
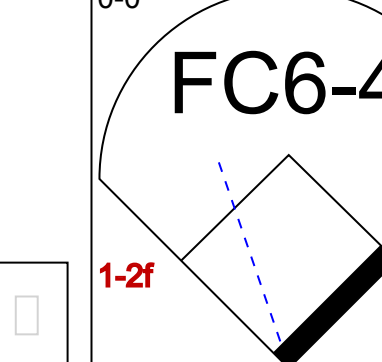
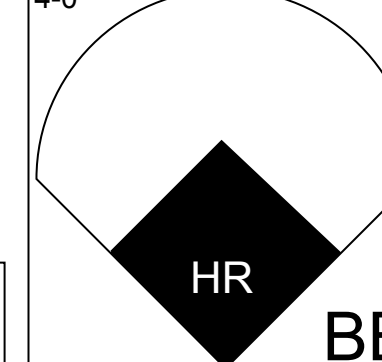
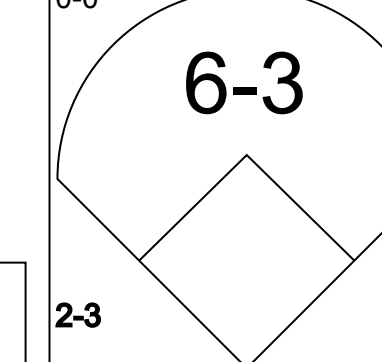
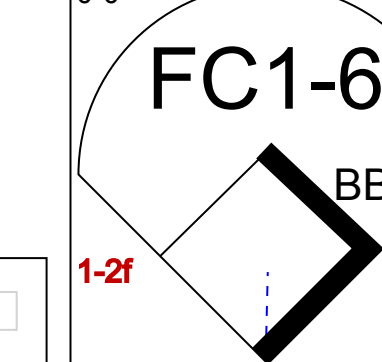
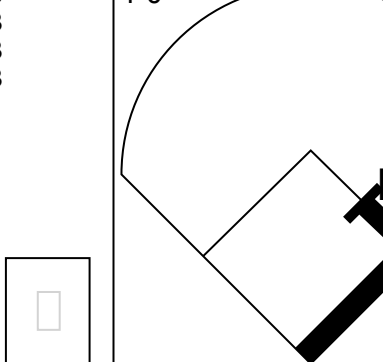
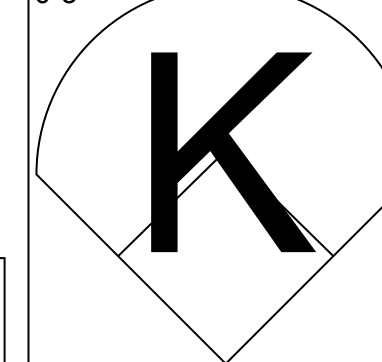
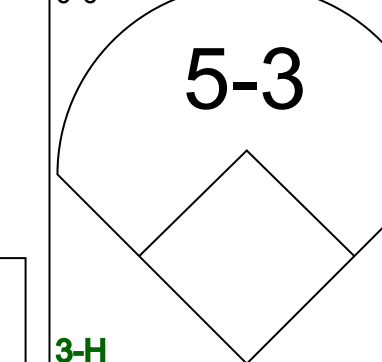


Batter	1	2	3	4	5	6	7	8	9	AB	R	H	RBI	BB	SO	LOB	TOP										
<b>Eddie Yost, R</b> OBP: 0.412, SLG: 0.409 (1.5)										5	1	1	0	0	0	2	<b>Washington Senators @ New York Yankees</b> Yankee Stadium, Bronx, NY Wed Jul 04 1951, 3:38 AM EDT Att: 38,972 - Unknown <a href="http://livebaseballscorecards.com">livebaseballscorecards.com</a>										
<b>Gil Coan, L</b> OBP: 0.375, SLG: 0.525 (1.7)										4	1	1	1	1	0	0											
<b>Irv Noren, L</b> OBP: 0.393, SLG: 0.500 (1.8)										4	2	2	2	1	1	1											
<b>Mickey Vernon, L</b> OBP: 0.329, SLG: 0.402 (1.3)										5	1	2	3	0	1	3											
<b>Sherry Robertson, L</b> OBP: 0.238, SLG: 0.158 (1.9)										3	0	1	0	0	1	3											
<b>Sam Mele, R</b> OBP: 0.301, SLG: 0.345 (7. PH)										2	0	0	0	0	1	0											
<b>Cass Michaels, R</b> OBP: 0.348, SLG: 0.377 (1.4)										4	0	1	0	0	1	1											
<b>Gene Verble, R</b> OBP: 0.254, SLG: 0.268 (1.6)										2	0	0	0	2	0	2											
<b>Mike Guerra, R</b> OBP: 0.261, SLG: 0.202 (1.2)										4	0	0	0	0	0	4											
<b>Joe Haynes, R</b> OBP: 0.300, SLG: 0.222 (1.1)										2	0	0	0	0	0	1											
<b>Mickey Harris, L</b> OBP: 0.273, SLG: 0.300 (5.1)										2	1	1	0	0	0	0											
<b>Inning Stats</b>	R: 0 E: 1 K: 2 S: 9	H: 1 LOB: 2 BB: 0 P: 9	R: 0 E: 0 K: 1 S: 5	H: 0 LOB: 0 BB: 0 P: 5	R: 3 E: 0 K: 0 S: 6	H: 3 LOB: 1 BB: 1 P: 10	R: 0 E: 0 K: 0 S: 3	H: 0 LOB: 1 BB: 1 P: 7	R: 2 E: 0 K: 0 S: 6	H: 3 LOB: 2 BB: 1 P: 10	R: 1 E: 0 K: 0 S: 5	H: 2 LOB: 1 BB: 0 P: 5	R: 0 E: 0 K: 1 S: 5	H: 0 LOB: 1 BB: 1 P: 9	R: 0 E: 0 K: 0 S: 3	H: 0 LOB: 0 BB: 0 P: 3	R: 0 E: 0 K: 1 S: 5	H: 0 LOB: 0 BB: 0 P: 5	1B: 4 2B: 4 3B: 0 HR: 1	SF: 0 SAC: 0 DP: 0 HBP: 0	WP: 0 PB: 0 SB: 0 CS: 0	PA: 41					
<b>PITCHER</b>	IP	WLS	BF	H	R	ER	SO	BB	IBB	HBP	BLK	WP	HR	S	P	ERA	WHIP										
<b>Tom Morgan, R</b> ERA: 3.86 (1.1)	4.1		24	7	5	5	3	3	0	0	0	0	1	27	39	10.38	2.308										
<b>Jack Kramer, R</b> ERA: 8.15 (5.1)	1.2	L	7	2	1	1	0	0	0	0	0	0	0	7	7	5.40	1.200										
<b>Stubby Overmire, L</b> ERA: 4.66 (7.1)	2.0		7	0	0	0	1	1	0	0	0	0	0	8	12	0.00	0.500										
<b>Spec Shea, R</b> ERA: 3.84 (9.1)	1.0		3	0	0	0	1	0	0	0	0	0	0	5	5	0.00	0.000										

Batter	1	2	3	4	5	6	7	8	9	AB	R	H	RBI	BB	SO	LOB	BOTTOM										
<b>Gene Woodling, L</b> OBP: 0.396, SLG: 0.399 (1.7)										5	1	1	1	0	1	1	<b>Washington Senators @ New York Yankees</b> Yankee Stadium, Bronx, NY Wed Jul 04 1951, 3:38 AM EDT Att: 38,972 - Unknown <a href="http://livebaseballscorecards.com">livebaseballscorecards.com</a>										
<b>Phil Rizzuto, R</b> OBP: 0.393, SLG: 0.384 (1.6)										5	0	3	1	0	1	0											
<b>Hank Bauer, R</b> OBP: 0.368, SLG: 0.483 (1.9)										5	0	3	1	0	0	1											
<b>Joe DiMaggio, R</b> OBP: 0.374, SLG: 0.458 (1.8)										5	0	1	0	0	1	6											
<b>Johnny Mize, L</b> OBP: 0.387, SLG: 0.435 (1.3)										4	1	1	1	0	0	1											
<b>Bobby Brown, L</b> OBP: 0.369, SLG: 0.427 (1.5)										3	1	1	0	0	0	0											
<b>Gil McDougald, R</b> OBP: 0.396, SLG: 0.492 (7. PH)										1	0	0	0	0	1	1											
<b>Jerry Coleman, R</b> OBP: 0.329, SLG: 0.339 (1.4)										4	0	2	0	0	0	0											
<b>Charles Silveira, R</b> OBP: 0.385, SLG: 0.522 (1.2)										3	1	0	0	1	0	2											
<b>Tom Morgan, R</b> ERA: 3.86 (1.1)	4.0		22	10	5	4	1	1	0	0	0	0	0	23	27	9.00		2.750									
<b>Jack Kramer, R</b> ERA: 8.15 (5.1)	1.2	L	7	2	1	1	0	0	0	0	0	0	0	7	7	5.40	1.200										
<b>Stubby Overmire, L</b> ERA: 4.66 (7.1)	2.0		7	0	0	0	1	1	0	0	0	0	0	8	12	0.00	0.500										
<b>Mickey Mantle, S</b> OBP: 0.344, SLG: 0.428 (8. PH)	1.0		3	0	0	0	1	0	0	0	0	0	0	5	5	0.00	0.000										
<b>Spec Shea, R</b> ERA: 3.84 (9.1)	1.0		3	0	0	0	1	0	0	0	0	0	0	5	5	0.00	0.000										
<b>Inning Stats</b>	R: 0 E: 0 K: 1 S: 6	H: 1 LOB: 1 BB: 0 P: 6	R: 1 E: 1 K: 0 S: 4	H: 2 LOB: 0 BB: 0 P: 4	R: 0 E: 0 K: 0 S: 5	H: 2 LOB: 2 BB: 0 P: 5	R: 4 E: 0 K: 0 S: 8	H: 5 LOB: 2 BB: 1 P: 12	R: 0 E: 0 K: 0 S: 4	H: 1 LOB: 1 BB: 0 P: 4	R: 0 E: 0 K: 0 S: 3	H: 0 LOB: 0 BB: 0 P: 3	R: 0 E: 0 K: 1 S: 6	H: 1 LOB: 1 BB: 0 P: 6	R: 0 E: 0 K: 1 S: 5	H: 0 LOB: 1 BB: 1 P: 9	R: 0 E: 0 K: 1 S: 5	H: 1 LOB: 0 BB: 0 P: 5	1B: 10 2B: 2 3B: 0 HR: 1	SF: 0 SAC: 0 DP: 2 HBP: 0	WP: 0 PB: 0 SB: 1 CS: 0	PA: 40					
<b>PITCHER</b>	IP	WLS	BF	H	R	ER	SO	BB	IBB	HBP	BLK	WP	HR	S	P	ERA	WHIP										
<b>Joe Haynes, R</b> ERA: 5.5 (1.1)	4.0		22	10	5	4	1	1	0	0	0	0	0	23	27	9.00	2.750										
<b>Mickey Harris, L</b> ERA: 4.71 (5.1)	5.0	W	18	3	0	0	3	1	0	0	0	0	0	23	27	0.00	0.800										



Batter	1	2	3	4	5	6	7	8	9	AB	R	H	RBI	BB	SO	LOB	TOP		
<b>Eddie Yost, R</b> OBP: 0.406, SLG: 0.403 (1, 5)										4	1	0	0	0	1	2	<b>Washington Senators @ New York Yankees</b> Yankee Stadium, Bronx, NY Thu Jul 05 1951, 3:33 AM EDT Att: 23,268 - Unknown <a href="http://livebaseballscores.com">livebaseballscores.com</a>		
<b>Gil Coan, L</b> OBP: 0.377, SLG: 0.535 (1, 7)										3	1	1	2	0	1	0			
<b>Irv Noren, L</b> OBP: 0.388, SLG: 0.493 (1, 8)										4	0	0	0	0	0	1			
<b>Mickey Vernon, L</b> OBP: 0.328, SLG: 0.404 (1, 3)										4	0	1	0	0	1	0			
<b>Sam Mele, R</b> OBP: 0.304, SLG: 0.352 (1, 9)										3	0	1	0	1	0	0			
<b>Cass Michaels, R</b> OBP: 0.343, SLG: 0.371 (1, 4)										4	0	0	0	0	0	4			
<b>Gene Verble, R</b> OBP: 0.254, SLG: 0.262 (1, 6)										3	0	0	0	1	0	1			
<b>Mike Guerra, R</b> OBP: 0.262, SLG: 0.205 (1, 2)										3	0	1	0	0	0	1			
<b>Bob Porterfield, R</b> (1, 1)										3	0	0	0	0	2	2			
<b>Inning Stats</b>	R: 0 E: 0 K: 1 S: 6	H: 1 LOB: 3 BB: 1 P: 11	R: 0 E: 0 K: 1 S: 5	H: 0 LOB: 1 BB: 1 P: 9	R: 0 E: 0 K: 0 S: 3	H: 0 LOB: 0 BB: 0 P: 3	R: 0 E: 0 K: 0 S: 3	H: 0 LOB: 0 BB: 0 P: 3	R: 2 E: 0 K: 1 S: 5	H: 2 LOB: 0 BB: 0 P: 5	R: 0 E: 0 K: 1 S: 6	H: 1 LOB: 1 BB: 0 P: 6	R: 0 E: 0 K: 1 S: 5	H: 0 LOB: 0 BB: 0 P: 5	R: 0 E: 0 K: 0 S: 3	H: 0 LOB: 0 BB: 0 P: 3	1B: 1 2B: 1 3B: 1 HR: 1	SF: 0 SAC: 0 DP: 0 HBP: 1	WP: 0 PA: 34 CS: 0
<b>PITCHER</b> <b>Bob Kuzava, L</b> ERA: 4.75 (1, 1)	IP: 9.0 WLS: W BF: 34 H: 4 R: 2 ER: 2 SO: 5 BB: 2 IBB: 0 HBP: 1 BLK: 0 WP: 0 HR: 1 S: 41 P: 50 ERA: 2.00 WHIP: 0.667															<b>PITCHER</b> IP: WLS: BF: H: R: ER: SO: BB: IBB: HBP: BLK: WP: HR: S: P: ERA: WHIP			


Batter	1	2	3	4	5	6	7	8	9	AB	R	H	RBI	BB	SO	LOB	BOTTOM			
<b>Hank Bauer, R</b> OBP: 0.369, SLG: 0.497 (1, 9)										4	1	1	2	1	0	1	<b>Washington Senators @ New York Yankees</b> Yankee Stadium, Bronx, NY Thu Jul 05 1951, 3:33 AM EDT Att: 23,268 - Unknown <a href="http://livebaseballscores.com">livebaseballscores.com</a>			
<b>Phil Rizzuto, R</b> OBP: 0.362, SLG: 0.380 (1, 6)										3	0	0	0	1	0	3				
<b>Gene Woodling, L</b> OBP: 0.394, SLG: 0.430 (1, 7)										3	2	2	1	1	0	1				
<b>Joe DiMaggio, R</b> OBP: 0.367, SLG: 0.448 (1, 8)										4	0	0	0	0	0	4				
<b>Joe Collins, L</b> OBP: 0.410, SLG: 0.529 (1, 3)										4	1	1	0	0	0	1				
<b>Bobby Brown, L</b> OBP: 0.372, SLG: 0.425 (1, 5)										3	2	1	0	1	0	0				
<b>Jerry Coleman, R</b> OBP: 0.332, SLG: 0.347 (1, 4)										4	1	2	4	0	0	0				
<b>Charles Silvera, R</b> OBP: 0.400, SLG: 0.480 (1, 2)										2	1	0	0	2	0	2				
<b>Bob Kuzava, S</b> OBP: 0.269, SLG: 0.136 (1, 1)										3	0	0	1	1	1	2				
<b>Inning Stats</b>	R: 1 E: 0 K: 0 S: 4	H: 1 LOB: 0 BB: 0 P: 4	R: 0 E: 0 K: 0 S: 3	H: 0 LOB: 0 BB: 0 P: 3	R: 0 E: 0 K: 0 S: 2	H: 0 LOB: 2 BB: 2 P: 10	R: 2 E: 0 K: 0 S: 5	H: 2 LOB: 1 BB: 1 P: 9	R: 0 E: 0 K: 0 S: 4	H: 1 LOB: 2 BB: 1 P: 8	R: 0 E: 0 K: 0 S: 3	H: 0 LOB: 0 BB: 0 P: 3	R: 2 E: 0 K: 1 S: 6	H: 1 LOB: 1 BB: 2 P: 14	R: 3 E: 0 K: 0 S: 5	H: 2 LOB: 0 BB: 1 P: 9		1B: 2 2B: 3 3B: 0 HR: 2	SF: 0 SAC: 0 DP: 1 HBP: 0	WP: 0 PA: 37 CS: 0
<b>PITCHER</b> <b>Bob Porterfield, R</b> ERA: 8.64 (1, 1)	IP: 8.0 WLS: L BF: 37 H: 7 R: 8 ER: 8 SO: 1 BB: 7 IBB: 0 HBP: 0 BLK: 0 WP: 0 HR: 2 S: 32 P: 60 ERA: 9.00 WHIP: 1.750															<b>PITCHER</b> IP: WLS: BF: H: R: ER: SO: BB: IBB: HBP: BLK: WP: HR: S: P: ERA: WHIP				



Batter	1	2	3	4	5	6	7	8	9	AB	R	H	RBI	BB	SO	LOB	TOP										
<b>Eddie Joost, R</b> OBP: 0.398, SLG: 0.471 (1, 6)	4-0 BB 1B	4-0 BB BB		0-0 FC5 BB 1B		0-0 F8 3H		0-0 G3-6-3 1B		3	1	2	2	2	0	0	Philadelphia Athletics @ Washington Senators Griffith Stadium, Washington, DC Fri Jul 06 1951, 3:33 AM EDT Att: 5,140 - Unknown										
<b>Wally Moses, L</b> OBP: 0.298, SLG: 0.235 (1, 9)	4-0 FC5-4 1B BB	4-0 BB BB		0-0 F6		0-0 E4 2B		0-0 G3-6-3 1B		3	0	1	0	2	0	3											
<b>Dave Philley, S</b> OBP: 0.325, SLG: 0.352 (1, 8)	0-0 FC5-4 1B	0-3 K		4-0 BB 1B		0-0 4-3			0-0 1-3	4	0	1	1	1	1	4											
<b>Gus Zernial, R</b> OBP: 0.374, SLG: 0.609 (1, 7)	0-3 K		0-3 K	0-0 FC5 2-3f			0-0 1B 1B		0-0 1B 1B	5	0	2	0	0	2	5											
<b>Fernis Fain, L</b> OBP: 0.465, SLG: 0.489 (1, 3)	0-0 FC5-4 1-2f 2-3		0-0 1B		4-0 G1-6-3 BB		0-0 G6-4-3 1B		0-3 K	4	0	2	0	1	1	3											
<b>Hank Majeski, R</b> OBP: 0.309, SLG: 0.338 (1, 5)	0-0 G3		0-0 F6		0-0 G1-6-3 1-2f		0-0 L9		0-0 1B	5	0	1	0	0	0	6											
<b>Pete Suder, R</b> OBP: 0.328, SLG: 0.320 (1, 4)			0-0 F9		0-0 1-6-3		0-0 G6-4-3 1-2f		0-0 F3	4	0	1	0	0	0	3											
<b>Lou Limmer, L</b> OBP: 0.257, SLG: 0.338 (0, PH)			0-0 L5-3 1B				0-0 G6-4-3 1-2f			1	0	0	0	0	0	2											
<b>Joe Tipton, R</b> OBP: 0.281, SLG: 0.244 (1, 2)		0-0 L5-3 1-2		4-0 FC6-4 BB		0-0 4-3 F8 2B		4-0 SH1-4 1B BB		2	2	1	0	2	0	1											
<b>Bobby Shantz, R</b> OBP: 0.364, SLG: 0.333 (1, 1)			0-0 FC6-4 1B				0-0 4-3		0-0 SH1-4	3	0	1	0	0	0	2											
<b>Johnny Kucab, R</b> (8, 1)		BB BB 1B		0-0 FC6-4 1B		0-0 4-3 2-3		0-0 SH1-4 1-2		0	0	0	0	0	0	0											
<b>Inning Stats</b>	R: 1 E: 0 K: 1 S: 6	H: 1 LOB: 2 BB: 2 P: 14	R: 0 E: 0 K: 1 S: 6	H: 2 LOB: 3 BB: 2 P: 14	R: 0 E: 0 K: 1 S: 6	H: 1 LOB: 1 BB: 0 P: 6	R: 0 E: 0 K: 0 S: 4	H: 0 LOB: 0 BB: 1 P: 6	R: 1 E: 1 K: 0 S: 5	H: 2 LOB: 1 BB: 0 P: 5	R: 0 E: 0 K: 0 S: 4	H: 2 LOB: 1 BB: 0 P: 4	R: 1 E: 0 K: 0 S: 3	H: 1 LOB: 0 BB: 1 P: 7	R: 0 E: 0 K: 1 S: 7	H: 2 LOB: 2 BB: 0 P: 7	1B: 10 2B: 3 3B: 0 HR: 0	SF: 0 SAC: 1 DP: 4 HBP: 0	WP: 0 PB: 0 SB: 0 CS: 0	PA: 43							
<b>PITCHER</b>	IP	WLS	BF	H	R	ER	SO	BB	IBB	HBP	BLK	WP	HR	S	P	ERA	WHIP										
<b>Don Johnson, R</b> ERA: 4.72 (1, 1)	8.0	W	38	10	3	3	3	8	0	0	0	0	0	36	68	3.38	2.250										
<b>Sandy Consuegra, R</b> ERA: 5.03 (9, 1)	1.0	S	5	2	0	0	1	0	0	0	0	0	0	7	7	0.00	2.000										

Batter	1	2	3	4	5	6	7	8	9	AB	R	H	RBI	BB	SO	LOB	BOTTOM										
<b>Eddie Yost, R</b> OBP: 0.411, SLG: 0.406 (1, 5)	4-0 1-4-3 BB		0-0 1B 8-2 1B			0-0 1B		0-0 FC3-6 2B 1B		3	1	2	1	1	0	1	Philadelphia Athletics @ Washington Senators Griffith Stadium, Washington, DC Fri Jul 06 1951, 3:33 AM EDT Att: 5,140 - Unknown										
<b>Gil Coan, L</b> OBP: 0.375, SLG: 0.530 (1, 7)	0-0 1-4-3 1-2		0-0 1B			0-0 F7		0-0 F8		4	0	1	0	0	0	3											
<b>Irv Noren, L</b> OBP: 0.386, SLG: 0.493 (1, 8)	0-0 4-3		0-0 8-2			0-0 F8		0-0 1B 2B		4	1	1	0	0	0	4											
<b>Mickey Vernon, L</b> OBP: 0.327, SLG: 0.398 (1, 3)	0-0 1-3		0-0 F5			0-0 F4		4-0 1B 2B BB		3	1	0	0	1	0	2											
<b>Sam Mele, R</b> OBP: 0.303, SLG: 0.351 (1, 9)		0-0 F8		0-0 5-3		0-0 5-3		0-0 2B 1B		4	1	1	2	0	0	0											
<b>Cass Michaels, R</b> OBP: 0.341, SLG: 0.368 (1, 4)		0-0 6-3		0-0 4-3		0-0 F2		0-0 1B 2B		2	0	0	0	0	0	0											
<b>Sam Dente, R</b> OBP: 0.327, SLG: 0.308 (5, 4)								0-0 1B 2B		2	1	1	2	0	0	0											
<b>Gene Verble, R</b> OBP: 0.261, SLG: 0.263 (1, 6)		0-0 F8				0-0 F8		0-0 HBP 1B		3	0	1	1	1	0	0											
<b>Mickey Grasso, R</b> OBP: 0.294, SLG: 0.253 (1, 2)			0-0 SH1-4 1B 1B			0-0 F9		1-0 HBP		3	1	1	0	0	0	1											
<b>Mike Guerra, R</b> OBP: 0.233, SLG: 0.154 (8, PR)								0-0 HBP		0	0	0	0	0	0	0											
<b>Don Johnson, R</b> OBP: 0.095, SLG: 0.050 (1, 1)			0-0 SH1-4			0-0 3-1		0-0 HBP		1	0	0	0	0	0	0											
<b>Mike McCormick, R</b> OBP: 0.409, SLG: 0.376 (8, PH)								0-0 1B		1	0	1	0	0	0	0											
<b>Sherry Robertson, L</b> OBP: 0.233, SLG: 0.154 (8, PR)								0-0 HBP		1	0	0	0	0	0	2											
<b>Sandy Consuegra, R</b> OBP: 0.125, SLG: 0.087 (9, 1)			1-2					0-0 4-3		0	0	0	0	0	0	0											
<b>Inning Stats</b>	R: 0 E: 0 K: 0 S: 3	H: 0 LOB: 1 BB: 1 P: 7	R: 0 E: 0 K: 0 S: 3	H: 0 LOB: 0 BB: 0 P: 3	R: 1 E: 0 K: 0 S: 5	H: 3 LOB: 1 BB: 0 P: 5	R: 0 E: 0 K: 0 S: 3	H: 0 LOB: 0 BB: 0 P: 3	R: 0 E: 0 K: 0 S: 4	H: 1 LOB: 1 BB: 0 P: 4	R: 0 E: 0 K: 0 S: 3	H: 0 LOB: 1 BB: 1 P: 7	R: 5 E: 0 K: 0 S: 8	H: 5 LOB: 2 BB: 1 P: 13	R: 0 E: 0 K: 0 S: 3	H: 0 LOB: 0 BB: 1 P: 7	1B: 7 2B: 3 3B: 0 HR: 0	SF: 0 SAC: 1 DP: 1 HBP: 1	WP: 0 PB: 0 SB: 0 CS: 0	PA: 36							
<b>PITCHER</b>	IP	WLS	BF	H	R	ER	SO	BB	IBB	HBP	BLK	WP	HR	S	P	ERA	WHIP										
<b>Bobby Shantz, L</b> ERA: 5.32 (1, 1)	7.2	L	31	6	4	4	4	3	0	0	0	0	0	28	40	4.70	1.174										
<b>Johnny Kucab, R</b> ERA: 4.91 (8, 1)	0.1		5	3	2	2	0	0	0	1	0	0	0	4	5	54.00	9.000										

AB	34
R	3
H	12
RBI	3
BB	8
SO	4
LOB	29






Batter	1	2	3	4	5	6	7	8	9	AB	R	H	RBI	BB	SO	LOB	TOP				
<b>Eddie Joost, R</b> OBP: 0.396, SLG: 0.475 (1, 6)	1-3		G6-4-3			F9	K			4	1	1	0	0	1	2					
<b>Wally Moses, L</b> OBP: 0.289, SLG: 0.226 (1, 9)	5-3		4-3			F9				3	0	0	1	0	0	1					
<b>Allie Clark, R</b> OBP: 0.307, SLG: 0.396 (8, PH)										1	0	1	0	0	0	0					
<b>Dave Philley, S</b> OBP: 0.324, SLG: 0.348 (1, 8)	1-3				F4	HR				3	1	0	0	1	0	1					
<b>Gus Zernial, R</b> OBP: 0.379, SLG: 0.633 (1, 7)										3	2	2	3	1	0	1					
<b>Fernis Fain, L</b> OBP: 0.459, SLG: 0.481 (1, 3)	L4-3		1-3			6-3				4	0	0	0	0	0	1					
<b>Hank Majeski, R</b> OBP: 0.319, SLG: 0.355 (1, 5)					F4					4	0	3	0	0	0	0					
<b>Pete Suder, R</b> OBP: 0.322, SLG: 0.314 (1, 4)										4	0	0	0	0	0	3					
<b>Joe Tipton, R</b> OBP: 0.290, SLG: 0.247 (1, 2)					1-3					3	0	1	0	1	0	0					
<b>Dick Fowler, R</b> OBP: 0.217, SLG: 0.150 (1, 1)										1	0	0	0	1	0	0					
<b>Morrie Martin, L</b> OBP: 0.273, SLG: 0.238 (5, 1)					1-3					2	0	0	0	0	1	2					
<b>Inning Stats</b>	R: 0 E: 0 K: 0 S: 3	H: 0 LOB: 0 BB: 0 P: 3	R: 0 E: 0 K: 0 S: 3	H: 1 LOB: 1 BB: 1 P: 7	R: 0 E: 0 K: 0 S: 3	H: 1 LOB: 1 BB: 1 P: 7	R: 1 E: 0 K: 0 S: 4	H: 1 LOB: 0 BB: 0 P: 4	R: 0 E: 0 K: 0 S: 3	H: 0 LOB: 3 BB: 0 P: 3	R: 3 E: 0 K: 0 S: 6	H: 3 LOB: 1 BB: 1 P: 10	R: 0 E: 0 K: 1 S: 5	H: 0 LOB: 0 BB: 0 P: 5	R: 0 E: 0 K: 0 S: 3	H: 1 LOB: 2 BB: 1 P: 10	1B: 4 2B: 2 3B: 1 HR: 2	SF: 0 SAC: 0 DP: 3 HBP: 0	WP: 0 PB: 1 SB: 0 CS: 0	PA: 36	
<b>PITCHER</b>	IP	WLS	BF	H	R	ER	SO	BB	IBB	HBP	BLK	WP	HR	S	P	ERA	WHIP				
<b>Julio Moreno, R</b> ERA: 4.54 (1, 1)	6.0	L	25	6	4	4	0	3	0	0	0	0	2	22	34	6.00	1.500				
<b>Mickey Harris, L</b> ERA: 4.4 (7, 1)	3.0		11	2	0	0	2	0	1	0	0	0	0	14	18	0.00	0.667				

Philadelphia Athletics @ Washington Senators  
Griffith Stadium, Washington, DC

AB 32  
R 4  
H 8  
RBI 4  
BB 4  
SO 2  
LOB 11



WP: 0 PA: 36  
PB: 1  
SB: 0  
CS: 0

Batter	1	2	3	4	5	6	7	8	9	AB	R	H	RBI	BB	SO	LOB	BOTTOM					
<b>Eddie Yost, R</b> OBP: 0.407, SLG: 0.400 (1, 5)	5-3		F7							4	0	0	1	1	0	2						
<b>Gil Coan, L</b> OBP: 0.375, SLG: 0.530 (1, 7)										4	1	1	1	1	0	1						
<b>Irv Noren, L</b> OBP: 0.388, SLG: 0.495 (1, 8)										3	0	1	1	1	0	0						
<b>Mickey Vernon, L</b> OBP: 0.322, SLG: 0.391 (1, 3)	5-3									4	0	0	0	0	1	4						
<b>Sam Mele, R</b> OBP: 0.303, SLG: 0.347 (1, 9)	6-3									3	0	0	0	1	0	4						
<b>Pete Runnels, L</b> OBP: 0.211, SLG: 0.222 (1, 6)										2	0	1	0	0	0	0						
<b>Gene Verble, R</b> OBP: 0.264, SLG: 0.267 (6, PH)										2	0	1	0	0	0	1						
<b>Sam Dente, R</b> OBP: 0.327, SLG: 0.308 (1, 4)										3	1	1	0	0	0	2						
<b>Mike Guerra, R</b> OBP: 0.262, SLG: 0.206 (1, 2)										4	1	1	0	0	0	2						
<b>Julio Moreno, R</b> OBP: 0.250, SLG: 0.211 (1, 1)										2	0	1	0	0	1	2						
<b>Cass Michaels, R</b> OBP: 0.340, SLG: 0.366 (6, PH)										1	0	0	0	0	0	1						
<b>Mickey Harris, L</b> OBP: 0.273, SLG: 0.300 (7, 1)										0	0	0	0	0	0	0						
<b>Mike McCormick, R</b> OBP: 0.406, SLG: 0.373 (8, PH)										1	0	0	0	0	0	0						
<b>Inning Stats</b>	R: 1 E: 0 K: 0 S: 4	H: 1 LOB: 1 BB: 1 P: 8	R: 0 E: 0 K: 0 S: 6	H: 2 LOB: 2 BB: 0 P: 6	R: 0 E: 0 K: 0 S: 3	H: 0 LOB: 0 BB: 0 P: 3	R: 0 E: 0 K: 0 S: 3	H: 0 LOB: 0 BB: 0 P: 3	R: 2 E: 1 K: 1 S: 9	H: 3 LOB: 3 BB: 1 P: 13	R: 0 E: 0 K: 0 S: 4	H: 1 LOB: 1 BB: 0 P: 4	R: 0 E: 0 K: 0 S: 3	H: 0 LOB: 0 BB: 0 P: 3	R: 0 E: 0 K: 0 S: 3	H: 0 LOB: 1 BB: 1 P: 7	R: 0 E: 0 K: 0 S: 3	H: 0 LOB: 1 BB: 1 P: 7	1B: 5 2B: 3 3B: 0 HR: 0	SF: 0 SAC: 1 DP: 1 HBP: 0	WP: 0 PB: 0 SB: 0 CS: 1	PA: 38
<b>PITCHER</b>	IP	WLS	BF	H	R	ER	SO	BB	IBB	HBP	BLK	WP	HR	S	P	ERA	WHIP					
<b>Dick Fowler, R</b> ERA: 4.87 (1, 1)	4.1		21	1	0	0	1	2	0	0	0	0	0	17	25	0.00	0.643					
<b>Morrie Martin, L</b> ERA: 4.33 (5, 1)	4.2	W	17	1	0	0	1	2	0	0	0	0	0	17	25	0.00	0.643					

Philadelphia Athletics @ Washington Senators  
Griffith Stadium, Washington, DC

AB 33  
R 3  
H 7  
RBI 3  
BB 4  
SO 2  
LOB 19



WP: 0 PA: 38  
PB: 0  
SB: 0  
CS: 1

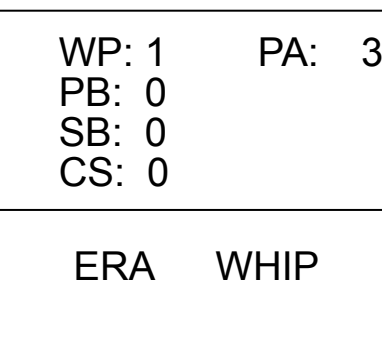






Batter	1	2	3	4	5	6	7	8	9	AB	R	H	RBI	BB	SO	LOB	TOP					
<b>Eddie Joost, R</b> OBP: 0.400, SLG: 0.470 (1,6)	4-3		4-0 BB		F8			FC1-6 BB		2	0	0	0	2	0	1	<b>Philadelphia Athletics @ Washington Senators</b> <b>Griffith Stadium, Washington, DC</b> Sun Jul 08 1951, 3:38 AM EDT Att: 9,544 - Unknown					
<b>Wally Moses, L</b> OBP: 0.275, SLG: 0.213 (1,9)	4-3		3-1		F5			FC1-6 2B		4	1	0	0	0	0	4						
<b>Elmer Valo, L</b> OBP: 0.390, SLG: 0.432 (1,8)	3-1				F7			F9		4	0	1	0	0	0	1						
<b>Gus Zernial, R</b> OBP: 0.376, SLG: 0.629 (1,7)		6-3			F8			F8		4	0	1	1	0	0	1						
<b>Ferris Fain, L</b> OBP: 0.463, SLG: 0.484 (1,3)		F7						2B		4	0	2	0	0	0	1						
<b>Joe Coleman, R</b> OBP: 0.125, SLG: 0.133 (8,1)								1-3		0	0	0	0	0	0	0						
<b>Billy Hitchcock, R</b> OBP: 0.383, SLG: 0.310 (1,5)		F9			5-3			G6-4-3		4	0	0	0	0	0	3						
<b>Pete Suder, R</b> OBP: 0.314, SLG: 0.302 (1,4)			F3		4-3			6-3		4	0	0	0	0	0	0						
<b>Joe Astroth, R</b> OBP: 0.258, SLG: 0.264 (1,2)			1-3					F2		4	1	2	0	0	0	0						
<b>Carl Scheib, R</b> OBP: 0.444, SLG: 0.706 (1,1)			E6 BB					F4		0	0	0	0	0	0	0						
<b>Bob Hooper, R</b> OBP: 0.300, SLG: 0.379 (1,1)										2	0	1	1	0	0	0						
<b>Johnny Kucab, R</b> OBP: 0.489 (6,1)										1	0	0	0	0	0	0						
<b>Lou Limmer, L</b> OBP: 0.250, SLG: 0.328 (8,3)										1	0	0	0	0	1	1						
<b>Inning Stats</b>	R: 0 E: 0 K: 0 S: 3	H: 0 LOB: 0 BB: 0 P: 3	R: 0 E: 0 K: 0 S: 3	H: 0 LOB: 0 BB: 0 P: 3	R: 0 E: 1 K: 0 S: 4	H: 0 LOB: 2 BB: 1 P: 8	R: 0 E: 0 K: 0 S: 4	H: 1 LOB: 1 BB: 0 P: 4	R: 1 E: 0 K: 0 S: 5	H: 2 LOB: 1 BB: 0 P: 5	R: 0 E: 0 K: 0 S: 4	H: 2 LOB: 1 BB: 0 P: 4	R: 0 E: 0 K: 0 S: 3	H: 0 LOB: 0 BB: 0 P: 3	R: 1 E: 0 K: 1 S: 4	H: 1 LOB: 1 BB: 1 P: 8	R: 0 E: 0 K: 1 S: 6	H: 1 LOB: 1 BB: 0 P: 6	1B: 5 2B: 2 3B: 0 HR: 0	SF: 0 SAC: 0 DP: 1 HBP: 0	WP: 0 PB: 0 SB: 0 CS: 0	PA: 36
<b>PITCHER</b> <b>Sid Hudson, R</b> ERA: 5.52 (1,1)	IP: 9.0 WLS: W BF: 36 H: 7 R: 2 ER: 2 SO: 1 BB: 2 IBB: 0 HBP: 0 BLK: 0 WP: 0 HR: 0 S: 36 P: 44 ERA: 2.00 WHIP: 1.000															<b>PITCHER</b>						


Batter	1	2	3	4	5	6	7	8	9	AB	R	H	RBI	BB	SO	LOB	BOTTOM			
<b>Eddie Yost, R</b> OBP: 0.411, SLG: 0.396 (1,5)	BB 3B HBP	FC5-4								1	3	0	0	3	0	1	<b>Philadelphia Athletics @ Washington Senators</b> <b>Griffith Stadium, Washington, DC</b> Sun Jul 08 1951, 3:38 AM EDT Att: 9,544 - Unknown			
<b>Gil Coan, L</b> OBP: 0.382, SLG: 0.525 (1,7)	3B BB		F7					L6		3	3	1	0	2	0	2				
<b>Irv Noren, L</b> OBP: 0.390, SLG: 0.500 (1,8)	F9		4-3							3	2	1	2	1	0	2				
<b>Mickey Vernon, L</b> OBP: 0.331, SLG: 0.402 (1,3)	3B		F7					F8		4	0	2	4	0	0	2				
<b>Sam Mele, R</b> OBP: 0.301, SLG: 0.348 (1,9)	F6							5-3		4	0	1	0	0	1	2				
<b>Pete Runnels, L</b> OBP: 0.174, SLG: 0.182 (1,6)	F6							F9		4	0	0	0	0	0	2				
<b>Cass Michaels, R</b> OBP: 0.335, SLG: 0.360 (1,4)		F9						6-3		4	0	0	0	0	0	1				
<b>Clyde Kluttz, R</b> OBP: 0.371, SLG: 0.315 (1,2)		1B BB						F6		2	0	1	0	2	0	0				
<b>Sid Hudson, R</b> OBP: 0.391, SLG: 0.300 (1,1)		FC5-4 1B						BB 1B		4	0	2	0	0	0	2				
<b>Inning Stats</b>	R: 2 E: 0 K: 0 S: 4	H: 1 LOB: 1 BB: 1 P: 9	R: 0 E: 0 K: 0 S: 3	H: 1 LOB: 1 BB: 1 P: 7	R: 0 E: 0 K: 0 S: 3	H: 0 LOB: 0 BB: 0 P: 3	R: 0 E: 0 K: 0 S: 3	H: 1 LOB: 0 BB: 0 P: 3	R: 3 E: 0 K: 1 S: 7	H: 3 LOB: 2 BB: 2 P: 15	R: 0 E: 0 K: 0 S: 3	H: 0 LOB: 1 BB: 1 P: 7	R: 3 E: 2 K: 0 S: 4	H: 1 LOB: 0 BB: 0 P: 12	R: 0 E: 0 K: 0 S: 4	H: 1 LOB: 2 BB: 1 P: 8		1B: 5 2B: 1 3B: 2 HR: 0	SF: 0 SAC: 0 DP: 2 HBP: 1	WP: 1 PB: 0 SB: 0 CS: 0
<b>PITCHER</b> <b>Carl Scheib, R</b> ERA: 5.46 (1,1)	IP: 0.0 WLS: L BF: 21 H: 6 R: 3 ER: 3 SO: 1 BB: 3 IBB: 0 HBP: 0 BLK: 0 WP: 1 HR: 0 S: 20 P: 32 ERA: 5.40 WHIP: 1.800															<b>PITCHER</b>				
<b>Bob Hooper, R</b> ERA: 4.79 (1,1)	IP: 5.0 WLS: L BF: 21 H: 6 R: 3 ER: 3 SO: 1 BB: 3 IBB: 0 HBP: 0 BLK: 0 WP: 1 HR: 0 S: 20 P: 32 ERA: 4.50 WHIP: 2.000															<b>PITCHER</b>				
<b>Johnny Kucab, R</b> ERA: 4.89 (6,1)	IP: 2.0 WLS: L BF: 10 H: 1 R: 3 ER: 1 SO: 0 BB: 3 IBB: 0 HBP: 0 BLK: 0 WP: 0 HR: 0 S: 7 P: 19 ERA: 4.50 WHIP: 2.000															<b>PITCHER</b>				
<b>Joe Coleman, R</b> ERA: 7.77 (8,1)	IP: 1.0 WLS: L BF: 5 H: 1 R: 0 ER: 0 SO: 0 BB: 1 IBB: 0 HBP: 0 BLK: 0 WP: 0 HR: 0 S: 4 P: 8 ERA: 0.00 WHIP: 2.000															<b>PITCHER</b>				





Batter	1	2	3	4	5	6	7	8	9	AB	R	H	RBI	BB	SO	LOB	TOP					
<b>Eddie Yost, R</b> OBP: 0.414, SLG: 0.404 (1, 5)										5	1	3	1	0	1	2	<b>Washington Senators @ Detroit Tigers</b> Briggs Stadium, Detroit, MI Thu Jul 12 1951, 4:33 AM EDT Att: 4,655 - Unknown					
<b>Gil Coan, L</b> OBP: 0.386, SLG: 0.527 (1, 7)										5	0	3	0	0	1	4						
<b>Irv Noren, L</b> OBP: 0.385, SLG: 0.492 (1, 8)										5	0	0	1	0	0	6						
<b>Mickey Vernon, L</b> OBP: 0.332, SLG: 0.400 (1, 3)										4	0	1	1	1	2	3						
<b>Sam Mele, R</b> OBP: 0.300, SLG: 0.343 (1, 9)										4	0	0	0	1	0	3						
<b>Cass Michaels, R</b> OBP: 0.333, SLG: 0.356 (1, 4)										3	1	0	0	1	0	1						
<b>Sam Dente, R</b> OBP: 0.338, SLG: 0.314 (1, 6)										3	1	2	0	1	0	0						
<b>Clyde Klutz, R</b> OBP: 0.369, SLG: 0.304 (7, PR)										2	0	0	0	1	1	1						
<b>Mike Guerra, R</b> OBP: 0.260, SLG: 0.206 (7, 2)										1	0	1	0	0	0	0						
<b>Fred Sanford, S</b> OBP: 0.133, SLG: 0.143 (3, 1)										1	0	0	0	0	1	0						
<b>Mickey Harris, L</b> OBP: 0.276, SLG: 0.273 (7, PH)										1	0	0	0	0	1	0						
<b>Gene Verble, R</b> OBP: 0.288, SLG: 0.288 (7, PH)										0	0	0	1	1	0	0						
<b>Sid Hudson, L</b> OBP: 0.225, SLG: 0.197 (7, PH)										0	1	0	0	0	0	0						
<b>Sandy Consuegra, R</b> OBP: 0.225, SLG: 0.176 (8, PH)										0	0	0	0	0	0	0						
<b>Sherry Robertson, L</b> OBP: 0.227, SLG: 0.176 (8, PH)										1	0	0	0	0	0	2						
<b>Tom Ferrick, R</b> OBP: 0.200, SLG: 0.200 (8, 1)										0	0	0	0	0	0	0						
<b>Inning Stats</b>	R: 0 E: 0 K: 2 S: 8	H: 1 LOB: 1 BB: 0 P: 8	R: 0 E: 0 K: 0 S: 3	H: 0 LOB: 0 BB: 0 P: 3	R: 0 E: 0 K: 3 S: 10	H: 1 LOB: 1 BB: 0 P: 10	R: 0 E: 0 K: 0 S: 3	H: 0 LOB: 1 BB: 1 P: 7	R: 0 E: 0 K: 0 S: 4	H: 2 LOB: 1 BB: 0 P: 4	R: 0 E: 0 K: 0 S: 3	H: 1 LOB: 1 BB: 1 P: 7	R: 3 E: 1 K: 1 S: 6	H: 0 LOB: 2 BB: 4 P: 22	R: 0 E: 0 K: 0 S: 5	H: 2 LOB: 2 BB: 0 P: 5	R: 1 E: 0 K: 0 S: 5	H: 3 LOB: 1 BB: 0 P: 5	1B: 9 2B: 1 3B: 0 HR: 0	SF: 0 SAC: 0 DP: 2 HBP: 0	WP: 0 PB: 0 SB: 0 CS: 1	PA: 42
<b>PITCHER</b>	IP	WLS	BF	H	R	ER	SO	BB	IBB	HBP	BLK	WP	HR	S	P	ERA	WHIP					
<b>Bob Cain, L</b> ERA: 3.28 (1, 1)	6.0	W	27	5	3	2	5	6	0	0	0	0	0	31	55	3.00	1.833					
<b>Fred Hutchinson, R</b> ERA: 3.13 (7, 1)	3.0	S	14	5	1	1	1	0	0	0	0	0	0	16	16	3.00	1.667					

AB	35
R	4
H	10
RBI	4
BB	6
SO	6
LOB	23



Batter	1	2	3	4	5	6	7	8	9	AB	R	H	RBI	BB	SO	LOB	BOTTOM				
<b>Jerry Priddy, R</b> OBP: 0.346, SLG: 0.351 (1, 4)										4	1	1	0	0	1	3	<b>Washington Senators @ Detroit Tigers</b> Briggs Stadium, Detroit, MI Thu Jul 12 1951, 4:33 AM EDT Att: 4,655 - Unknown				
<b>Dick Kryhoski, L</b> OBP: 0.328, SLG: 0.438 (1, 3)										3	0	0	0	1	0	4					
<b>George Kell, R</b> OBP: 0.403, SLG: 0.380 (1, 5)										4	1	2	1	0	0	0					
<b>Vic Wertz, L</b> OBP: 0.408, SLG: 0.540 (1, 9)										4	1	2	0	0	0	0					
<b>Hoot Evers, R</b> OBP: 0.309, SLG: 0.364 (1, 7)										3	1	2	1	1	0	1					
<b>Joe Ginsberg, L</b> OBP: 0.411, SLG: 0.430 (1, 2)										2	1	1	2	2	0	1					
<b>Johnny Groth, R</b> OBP: 0.343, SLG: 0.348 (1, 8)										4	0	1	0	0	1	4					
<b>Johnny Lipon, R</b> OBP: 0.328, SLG: 0.299 (1, 6)										4	0	1	0	0	0	4					
<b>Bob Cain, L</b> OBP: 0.295, SLG: 0.300 (7, 1)										2	0	0	1	1	0	3					
<b>Fred Hutchinson, L</b> OBP: 0.250, SLG: 0.220 (7, 1)										1	0	0	0	0	0	0					
<b>Inning Stats</b>	R: 1 E: 0 K: 0 S: 4	H: 2 LOB: 0 BB: 0 P: 4	R: 2 E: 0 K: 1 S: 7	H: 3 LOB: 2 BB: 2 P: 15	R: 1 E: 0 K: 0 S: 5	H: 2 LOB: 3 BB: 2 P: 13	R: 0 E: 0 K: 0 S: 3	H: 0 LOB: 0 BB: 0 P: 3	R: 1 E: 0 K: 1 S: 7	H: 2 LOB: 1 BB: 0 P: 7	R: 0 E: 0 K: 0 S: 2	H: 0 LOB: 0 BB: 1 P: 6	R: 0 E: 0 K: 0 S: 4	H: 1 LOB: 1 BB: 0 P: 4	R: 0 E: 0 K: 0 S: 3	H: 0 LOB: 0 BB: 0 P: 3	1B: 5 2B: 4 3B: 0 HR: 1	SF: 0 SAC: 0 DP: 1 HBP: 0	WP: 0 PB: 0 SB: 0 CS: 1	PA: 37	
<b>PITCHER</b>	IP	WLS	BF	H	R	ER	SO	BB	IBB	HBP	BLK	WP	HR	S	P	ERA	WHIP				
<b>Fred Sanford, R</b> ERA: 5.62 (1, 1)	2.0	L	13	7	4	4	1	2	1	0	0	0	0	15	27	2.25	1.000				
<b>Mickey Harris, L</b> ERA: 4.22 (3, 1)	4.0		16	2	1	1	1	2	1	0	0	0	0	4	4	0.00	1.000				
<b>Sandy Consuegra, R</b> ERA: 4.96 (7, 1)	1.0		4	1	0	0	0	0	0	0	0	0	0	4	4	0.00	1.000				
<b>Tom Ferrick, R</b> ERA: 5.48 (8, 1)	1.0		3	0	0	0	0	0	0	0	0	0	0	3	3	0.00	0.000				

AB	31
R	5
H	10
RBI	5
BB	5
SO	2
LOB	20





Batter	1	2	3	4	5	6	7	8	9	AB	R	H	RBI	BB	SO	LOB	TOP								
<b>Eddie Yost, R</b> OBP: 0.417, SLG: 0.403 (1.5)	0-0 4-3		4-0 BB 1B BB		4-0 BB	0-0 FC6-4			0-0 1B 1B	3	1	1	0	2	0	3	<b>Washington Senators @ Detroit Tigers</b> Briggs Stadium, Detroit, MI Fri Jul 13 1951, 4:33 AM EDT Att: 22,693 - Unknown								
<b>Gil Coan, L</b> OBP: 0.386, SLG: 0.522 (1.7)	0-0 F7		4-0 1B BB		0-0 1-3		0-0 1-3		0-0 1B G4-6-3	4	0	1	0	1	0	1									
<b>Irv Noren, L</b> OBP: 0.385, SLG: 0.489 (1.8)	0-0 F8		0-0 1-2 2-H 1B			0-0 1-3	4-0 1B CS BB		0-0 G4-6-3	4	0	1	1	1	0	2									
<b>Mickey Vernon, L</b> OBP: 0.327, SLG: 0.394 (1.3)		0-0 F8	0-0 F4			0-0 4-3	0-0 F8			4	0	0	0	0	0	3									
<b>Sam Mele, R</b> OBP: 0.309, SLG: 0.349 (1.9)		0-0 FC5-4 1B		0-0 G4-6-3 1B		4-0 BB 1B	0-0 1-3 1B			3	1	3	0	1	0	0									
<b>Cass Michaels, R</b> OBP: 0.332, SLG: 0.352 (1.4)		0-0 FC5-4 1-2		0-0 G4-6-3 1-2		4-0 1B 1B BB	0-0 CS	0-0 6-3		3	1	0	0	1	0	2									
<b>Sam Dente, R</b> OBP: 0.336, SLG: 0.313 (1.6)		0-0 FC5-4 1-2		0-0 6-3		0-0 1B 1B 1B		0-0 5-3		4	0	1	1	0	0	1									
<b>Mickey Grasso, R</b> OBP: 0.292, SLG: 0.253 (1.2)			0-0 1-3		0-3 K	0-0 1B		0-0 F3		4	0	1	0	0	1	0									
<b>Mike Guerra, R</b> OBP: 0.260, SLG: 0.206 (8.2)			0-0 1-3		0-0 K	1-2 2-3 1B		0-0 F3		0	0	0	0	0	0	0									
<b>Bob Porterfield, R</b> OBP: 0.250, SLG: 0.143 (1.1)			0-3 K		0-0 F3	1-2 2-3 3-H 1B		0-0 F4		3	0	1	1	0	1	0									
<b>Julio Moreno, R</b> OBP: 0.238, SLG: 0.200 (8.1)			0-0 K		0-0 F3	1-2 2-3 3-H 1B		0-0 F4		1	0	0	0	0	0	0									
<b>Inning Stats</b>	R: 0 E: 0 K: 0 S: 3	H: 0 LOB: 0 BB: 0 P: 3	R: 0 E: 0 K: 0 S: 4	H: 1 LOB: 1 BB: 0 P: 4	R: 1 E: 0 K: 1 S: 6	H: 1 LOB: 2 BB: 2 P: 14	R: 0 E: 0 K: 0 S: 3	H: 1 LOB: 0 BB: 0 P: 3	R: 0 E: 0 K: 1 S: 5	H: 0 LOB: 1 BB: 1 P: 9	R: 2 E: 0 K: 0 S: 6	H: 3 LOB: 3 BB: 2 P: 14	R: 0 E: 0 K: 0 S: 3	H: 1 LOB: 1 BB: 1 P: 7	R: 0 E: 0 K: 0 S: 3	H: 0 LOB: 0 BB: 0 P: 3	R: 0 E: 0 K: 0 S: 4	H: 2 LOB: 1 BB: 0 P: 4	1B: 9 2B: 0 3B: 0 HR: 0	SF: 0 SAC: 0 DP: 2 HBP: 0	WP: 0 PB: 0 SB: 0 CS: 1	PA: 40			
<b>PITCHER</b>	IP	WLS	BF	H	R	ER	SO	BB	IBB	HBP	BLK	WP	HR	S	P	ERA	WHIP								
<b>Ted Gray, L</b> ERA: 4.24 (1.1)	5.2	L	27	6	3	3	2	5	0	0	0	0	0	26	46	4.76	1.941								
<b>Virgil Trucks, R</b> ERA: 4.63 (6.1)	1.1		5	1	0	0	0	1	0	0	0	0	0	4	8	0.00	1.500								
<b>Marlin Stuart, R</b> ERA: 3.38 (8.1)	2.0		7	2	0	0	0	0	0	0	0	0	0	7	7	0.00	1.000								

Batter	1	2	3	4	5	6	7	8	9	AB	R	H	RBI	BB	SO	LOB	BOTTOM								
<b>Jerry Priddy, R</b> OBP: 0.340, SLG: 0.345 (1.4)	0-0 F1		0-3 K		0-0 L7		0-0 F6		0-3 K	5	0	0	0	0	2	2	<b>Washington Senators @ Detroit Tigers</b> Briggs Stadium, Detroit, MI Fri Jul 13 1951, 4:33 AM EDT Att: 22,693 - Unknown								
<b>Dick Kryhoski, L</b> OBP: 0.361, SLG: 0.439 (1.3)	0-0 F6		0-0 1B 1B		0-0 2-H 1B		0-0 6-3			4	0	2	1	0	0	0									
<b>George Kell, R</b> OBP: 0.408, SLG: 0.385 (1.5)	0-0 1B		0-0 1-2 1B		0-0 1-2 1B		0-0 5-3			4	0	3	0	0	0	0									
<b>Vic Wertz, L</b> OBP: 0.406, SLG: 0.535 (1.9)	4-0 BB		0-0 F7		0-0 F7		0-0 E4 1B			3	0	0	0	1	0	4									
<b>Steve Souchock, R</b> OBP: 0.337, SLG: 0.636 (8. PR) (9.9)	1-2 BB		0-0 F7		0-0 F7		0-0 E4 1B			0	0	0	0	0	0	0									
<b>Hoot Evers, R</b> OBP: 0.318, SLG: 0.369 (1.7)	0-0 F8			4-0 G4-6-3 BB		0-0 G4-6-3 1B		0-0 1-2 1B		3	0	2	0	1	0	2									
<b>Joe Ginsberg, L</b> OBP: 0.403, SLG: 0.420 (1.2)		0-0 1-3		0-0 G4-6-3 1-2		0-0 G4-6-3 1-2		0-0 F7		4	0	0	0	0	0	4									
<b>Johnny Groth, R</b> OBP: 0.336, SLG: 0.340 (1.8)		0-0 F9		0-0 5-3		0-0 1-3		0-0 F5		4	0	0	0	0	0	0									
<b>Johnny Lipon, R</b> OBP: 0.328, SLG: 0.300 (1.6)		0-0 5-3			0-0 SH3-4 1B		0-0 F4		0-3 K	3	1	1	0	0	0	0									
<b>Fred Hutchinson, L</b> OBP: 0.244, SLG: 0.214 (9. PH) (9. PH)					0-0 SH3-4 1B		0-0 F8		0-0 BB	1	0	0	0	0	1	0									
<b>Ted Gray, S</b> OBP: 0.215, SLG: 0.167 (1.1)					0-0 F6				4-0 BB	1	0	0	0	0	0	0									
<b>Virgil Trucks, R</b> OBP: 0.222, SLG: 0.333 (7. PH)										0	0	0	0	0	0	0									
<b>Pat Mullin, L</b> OBP: 0.236, SLG: 0.421 (8.1)										0	0	0	0	0	0	0									
<b>Marlin Stuart, R</b> OBP: 0.302, SLG: 0.200 (9. PH)										0	0	0	0	1	0	0									
<b>Charlie Keller, L</b> OBP: 0.365, SLG: 0.200 (9. PH)										0	0	0	0	0	0	0									
<b>Neil Berry, R</b> OBP: 0.308, SLG: 0.281 (9. PH)										0	0	0	0	0	0	0									
<b>Inning Stats</b>	R: 0 E: 0 K: 0 S: 4	H: 1 LOB: 2 BB: 1 P: 8	R: 0 E: 0 K: 0 S: 3	H: 0 LOB: 0 BB: 0 P: 3	R: 0 E: 0 K: 1 S: 7	H: 2 LOB: 2 BB: 0 P: 7	R: 0 E: 0 K: 0 S: 2	H: 0 LOB: 0 BB: 1 P: 6	R: 1 E: 0 K: 0 S: 6	H: 3 LOB: 2 BB: 0 P: 6	R: 0 E: 0 K: 0 S: 3	H: 1 LOB: 0 BB: 0 P: 3	R: 0 E: 0 K: 0 S: 3	H: 0 LOB: 0 BB: 0 P: 3	R: 0 E: 1 K: 0 S: 5	H: 1 LOB: 2 BB: 0 P: 5	R: 0 E: 0 K: 2 S: 7	H: 0 LOB: 1 BB: 1 P: 11	1B: 8 2B: 0 3B: 0 HR: 0	SF: 0 SAC: 1 DP: 2 HBP: 0	WP: 0 PB: 0 SB: 0 CS: 0	PA: 37			
<b>PITCHER</b>	IP	WLS	BF	H	R	ER	SO	BB	IBB	HBP	BLK	WP	HR	S	P	ERA	WHIP								
<b>Bob Porterfield, R</b> ERA: 6.46 (1.1)	7.0	W	28	7	1	1	1	2	0	0	0	0	0	28	36	1.29	1.286								
<b>Julio Moreno, R</b> ERA: 4.42 (8.1)	2.0	S	9	1	0	0	2	1	0	0	0	0	0	12	16	0.00	1.000								





Batter	1	2	3	4	5	6	7	8	9	AB	R	H	RBI	BB	SO	LOB	TOP								
<b>Eddie Yost, R</b> OBP: 0.420, SLG: 0.404 (1, 5)	4-0 SH5-3 1B BB	0-0 1-2 2-H 1B		0-0 1B		0-0 FC1-2 E		0-0 F7		4	2	2	1	1	0	4	<b>Washington Senators @ Detroit Tigers</b> Briggs Stadium, Detroit, MI Sat Jul 14 1951, 4:33 AM EDT Att: 6,729 - Unknown								
<b>Gil Coan, L</b> OBP: 0.394, SLG: 0.522 (1, 7)	0-0 SH5-3 1-2	0-3 K		0-0 F5		0-0 E4 F7 2B		0-0 G3		4	1	1	3	0	1	4									
<b>Irv Noren, L</b> OBP: 0.382, SLG: 0.482 (1, 8)	0-0 F8	0-3 K			4-0 1B G4-6-3 BB		0-0 F7		0-0 F4	4	1	0	1	1	1	3									
<b>Mickey Vernon, L</b> OBP: 0.329, SLG: 0.394 (1, 3)	0-0 1B 2H			0-0 F5		0-0 G4-6-3 1B		0-0 F6		5	0	2	1	0	0	0									
<b>Sam Mele, R</b> OBP: 0.307, SLG: 0.347 (1, 9)	0-0 F7			0-0 F8		0-0 G4-6-3 1B			0-0 F8	5	0	1	0	0	0	2									
<b>Cass Michaels, R</b> OBP: 0.335, SLG: 0.352 (1, 4)		0-0 2-3		4-0 BB		0-0 CS 1B		0-0 G5-4-3 1B		3	0	1	0	1	0	1									
<b>Sam Dente, R</b> OBP: 0.330, SLG: 0.307 (1, 6)		0-0 E5 1B		0-0 6-3		0-0 CS 1B		0-0 E6 FC1-2 1B		4	1	0	0	0	1	1									
<b>Clyde Kluttz, R</b> OBP: 0.391, SLG: 0.333 (1, 2)		0-0 1B 1-2		0-0 F9		0-0 FC1-2 E 1B		0-0 SH1-4 1B		4	2	3	0	0	0	0									
<b>Don Johnson, R</b> OBP: 0.167, SLG: 0.130 (1, 1)		0-0 1B 1-2 2-H		0-0 4-3		0-0 FC1-2 E 1B		0-0 SH1-4		3	1	2	1	0	0	0									
<b>Inning Stats</b>	R: 1 E: 0 K: 0 S: 4	H: 1 LOB: 1 BB: 1 P: 8	R: 2 E: 1 K: 2 S: 11	H: 3 LOB: 2 BB: 0 P: 11	R: 0 E: 0 K: 0 S: 3	H: 0 LOB: 1 BB: 1 P: 7	R: 0 E: 0 K: 0 S: 4	H: 1 LOB: 1 BB: 0 P: 4	R: 1 E: 0 K: 0 S: 3	H: 2 LOB: 0 BB: 1 P: 7	R: 4 E: 2 K: 0 S: 7	H: 3 LOB: 0 BB: 0 P: 7	R: 0 E: 0 K: 1 S: 5	H: 1 LOB: 0 BB: 0 P: 5	R: 0 E: 0 K: 0 S: 4	H: 1 LOB: 1 BB: 0 P: 4	R: 0 E: 0 K: 0 S: 3	H: 0 LOB: 0 BB: 0 P: 3	1B: 11 2B: 1 3B: 0 HR: 0	SF: 0 SAC: 2 DP: 2 HBP: 0	WP: 0 PB: 0 SB: 0 CS: 1	PA: 42			
<b>PITCHER</b>	IP	WLS	BF	H	R	ER	SO	BB	IBB	HBP	BLK	WP	HR	S	P	ERA	WHIP								
<b>Hal Newhouser, L</b> ERA: 3.92 (1, 1)	1.1	L	9	3	3	2	0	1	0	0	0	0	0	8	12	13.50	3.000								
<b>Dizzy Trout, R</b> ERA: 4.77 (2, 1)	4.2		22	7	5	5	2	2	0	0	0	0	0	24	32	9.64	1.929								
<b>Hank Borowy, R</b> ERA: 5.56 (7, 1)	3.0		10	2	0	0	1	0	0	0	0	0	0	12	12	0.00	0.667								

Batter	1	2	3	4	5	6	7	8	9	AB	R	H	RBI	BB	SO	LOB	BOTTOM								
<b>Jerry Priddy, R</b> OBP: 0.339, SLG: 0.344 (1, 4)	0-0 4-3		0-0 F6			0-0 1B			0-0 F9	4	0	1	0	0	0	0	<b>Washington Senators @ Detroit Tigers</b> Briggs Stadium, Detroit, MI Sat Jul 14 1951, 4:33 AM EDT Att: 6,729 - Unknown								
<b>Dick Kryhoski, L</b> OBP: 0.355, SLG: 0.431 (1, 3)	0-0 4-3			0-0 F2		0-0 4-3			0-0 F2	4	0	0	0	0	1	1									
<b>George Kell, R</b> OBP: 0.407, SLG: 0.385 (1, 5)	0-0 BLK 1B			0-0 F7			0-0 F7			3	0	1	0	0	0	0									
<b>Vic Wertz, L</b> OBP: 0.402, SLG: 0.529 (1, 9)	0-0 F5			0-0 3-1			0-0 F9			3	0	0	0	0	0	1									
<b>Hoot Evers, R</b> OBP: 0.313, SLG: 0.363 (1, 7)		0-0 5-3			0-0 6-3			0-0 F7		3	0	0	0	0	0	0									
<b>Joe Ginsberg, L</b> OBP: 0.402, SLG: 0.419 (1, 2)		0-0 G1-6-3 1B			0-0 4-3			0-0 F9		3	0	1	0	0	0	0									
<b>Johnny Groth, R</b> OBP: 0.332, SLG: 0.335 (1, 8)			0-0 G1-6-3			0-0 3-1			0-0 F8	3	0	0	0	0	0	1									
<b>Johnny Lipon, R</b> OBP: 0.325, SLG: 0.297 (1, 6)				0-0 F8			0-0 4-3			3	0	0	0	0	0	0									
<b>Hal Newhouser, L</b> OBP: 0.424, SLG: 0.321 (1, 1)				0-0 F8			0-0 6-3			0	0	0	0	0	0	0									
<b>Dizzy Trout, R</b> OBP: 0.366, SLG: 0.265 (2, 1)										1	0	0	0	0	0	0									
<b>Don Kolloway, R</b> OBP: 0.297, SLG: 0.330 (6, PH)										1	0	0	0	0	0	0									
<b>Hank Borowy, R</b> (7, 1)										0	0	0	0	0	0	0									
<b>Pat Mullin, L</b> OBP: 0.337, SLG: 0.418 (9, PH)									0-3 K	1	0	0	0	0	1	0									
<b>Inning Stats</b>	R: 0 E: 0 K: 0 S: 4	H: 1 LOB: 0 BB: 0 P: 4	R: 0 E: 0 K: 0 S: 3	H: 1 LOB: 0 BB: 0 P: 3	R: 0 E: 0 K: 0 S: 3	H: 0 LOB: 0 BB: 0 P: 3	R: 0 E: 0 K: 0 S: 3	H: 0 LOB: 0 BB: 0 P: 3	R: 0 E: 0 K: 0 S: 4	H: 1 LOB: 1 BB: 0 P: 4	R: 0 E: 0 K: 0 S: 3	H: 0 LOB: 0 BB: 0 P: 3	R: 0 E: 0 K: 0 S: 3	H: 0 LOB: 0 BB: 0 P: 3	R: 0 E: 0 K: 1 S: 5	H: 0 LOB: 0 BB: 0 P: 5	1B: 3 2B: 0 3B: 0 HR: 0	SF: 0 SAC: 0 DP: 1 HBP: 0	WP: 0 PB: 0 SB: 0 CS: 0	PA: 29					
<b>PITCHER</b>	IP	WLS	BF	H	R	ER	SO	BB	IBB	HBP	BLK	WP	HR	S	P	ERA	WHIP								
<b>Don Johnson, R</b> ERA: 4.22 (1, 1)	9.0	W	29	3	0	0	1	0	0	0	0	0	0	31	31	0.00	0.333								





Batter	1	2	3	4	5	6	7	8	9	AB	R	H	RBI	BB	SO	LOB	TOP					
<b>Eddie Yost, R</b> OBP: 0.422, SLG: 0.409 (1, 5)										4	3	2	0	1	0	1	<b>Washington Senators @ Cleveland Indians</b> Cleveland Municipal Stadium, Cleveland, OH Sun Jul 15 1951, 3:33 AM EDT Unknown <a href="http://livebaseballscores.com">livebaseballscores.com</a>					
<b>Gil Coan, L</b> OBP: 0.388, SLG: 0.523 (1, 7)										5	1	3	0	0	0	2						
<b>Irv Noren, L</b> OBP: 0.382, SLG: 0.481 (1, 8)										5	2	2	1	0	0	4						
<b>Mickey Vernon, L</b> OBP: 0.330, SLG: 0.394 (1, 3)										5	0	2	2	0	0	3						
<b>Sam Mele, R</b> OBP: 0.308, SLG: 0.361 (1, 9)										5	1	2	3	0	0	4						
<b>Pete Runnels, L</b> OBP: 0.259, SLG: 0.240 (1, 6)										3	0	2	1	1	0	1						
<b>Cass Michaels, R</b> OBP: 0.333, SLG: 0.350 (7, 4)										1	0	0	0	0	0	0						
<b>Sam Dente, R</b> OBP: 0.332, SLG: 0.305 (1, 4)										4	0	1	0	1	0	2						
<b>Mike Guerra, R</b> OBP: 0.258, SLG: 0.200 (1, 2)										4	0	0	0	1	1	5						
<b>Connie Marrero, R</b> OBP: 0.311, SLG: 0.184 (1, 1)										4	0	0	0	1	1	2						
<b>Inning Stats</b>	R: 3 E: 0 K: 1 S: 8	H: 3 LOB: 2 BB: 2 P: 16	R: 0 E: 0 K: 1 S: 7	H: 2 LOB: 2 BB: 7 P: 7	R: 0 E: 0 K: 0 S: 4	H: 1 LOB: 2 BB: 1 P: 8	R: 3 E: 1 K: 0 S: 7	H: 4 LOB: 2 BB: 1 P: 11	R: 1 E: 0 K: 0 S: 6	H: 3 LOB: 2 BB: 0 P: 6	R: 0 E: 0 K: 0 S: 3	H: 1 LOB: 1 BB: 1 P: 7	R: 0 E: 0 K: 0 S: 3	H: 0 LOB: 0 BB: 0 P: 3	R: 0 E: 0 K: 0 S: 3	H: 0 LOB: 0 BB: 0 P: 3	1B: 11 2B: 2 3B: 0 HR: 1	SF: 0 SAC: 0 DP: 1 HBP: 0	WP: 0 PB: 0 SB: 0 CS: 0	PA: 45		
<b>PITCHER</b>	IP WLS BF H R ER SO BB IBB HBP BLK WP HR S P ERA WHIP																					
<b>Bob Chakales, R</b> ERA: 4.13 (1, 1)	3.0 L 22 9 6 5 2 2 1 0 0 0 0 1 23 35 15.00 3.667																					
<b>George Zuverink, R</b> ERA: 4.53 (4, 1)	1.0 4 1 0 0 0 1 0 0 0 0 0 0 3 7 0.00 2.000																					
<b>Jerry Fahr, R</b> ERA: 4.76 (5, 1)	2.0 9 4 1 1 0 0 0 0 0 0 0 0 9 9 4.50 2.000																					
<b>Lou Brissie, L</b> ERA: 4.6 (7, 1)	3.0 10 0 0 0 0 1 0 0 0 0 0 0 9 13 0.00 0.333																					
Batter	1	2	3	4	5	6	7	8	9	AB	R	H	RBI	BB	SO	LOB	BOTTOM					
<b>Dale Mitchell, L</b> OBP: 0.316, SLG: 0.349 (1, 7)										4	0	1	0	1	0	4	<b>Washington Senators @ Cleveland Indians</b> Cleveland Municipal Stadium, Cleveland, OH Sun Jul 15 1951, 3:33 AM EDT Unknown <a href="http://livebaseballscores.com">livebaseballscores.com</a>					
<b>Bobby Avila, R</b> OBP: 0.389, SLG: 0.400 (1, 4)										5	1	2	0	0	0	3						
<b>Sam Chapman, R</b> OBP: 0.326, SLG: 0.332 (1, 8)										5	0	2	0	0	1	2						
<b>Luke Easter, L</b> OBP: 0.379, SLG: 0.527 (1, 3)										5	0	0	1	0	1	4						
<b>Al Rosen, R</b> OBP: 0.364, SLG: 0.450 (1, 5)										5	2	2	0	0	0	3						
<b>Harry Simpson, L</b> OBP: 0.333, SLG: 0.284 (1, 9)										4	1	1	2	0	0	4						
<b>Ray Boone, R</b> OBP: 0.326, SLG: 0.319 (1, 6)										4	0	2	0	0	0	0						
<b>Birdie Tebbetts, R</b> OBP: 0.263, SLG: 0.293 (1, 2)										4	0	1	0	0	0	3						
<b>Bob Chakales, R</b> OBP: 0.333, SLG: 0.350 (1, 1)										1	0	1	1	0	0	0						
<b>Merl Combs, L</b> OBP: 0.295, SLG: 0.294 (4, PH)										0	0	0	0	0	0	0						
<b>Jerry Fahr, R</b> OBP: 0.333, SLG: 0.350 (5, PH)										0	0	0	0	0	0	0						
<b>Bob Kennedy, R</b> OBP: 0.329, SLG: 0.359 (6, PH)										0	0	0	0	0	0	1						
<b>Lou Brissie, L</b> OBP: 0.238, SLG: 0.296 (7, 1)										1	0	1	0	0	0	0						
<b>Inning Stats</b>	R: 0 E: 0 K: 1 S: 6	H: 1 LOB: 1 BB: 0 P: 6	R: 0 E: 0 K: 0 S: 6	H: 3 LOB: 0 BB: 0 P: 6	R: 0 E: 0 K: 0 S: 5	H: 2 LOB: 0 BB: 0 P: 5	R: 0 E: 0 K: 0 S: 4	H: 1 LOB: 1 BB: 0 P: 4	R: 0 E: 0 K: 0 S: 5	H: 0 LOB: 0 BB: 0 P: 5	R: 2 E: 0 K: 0 S: 6	H: 3 LOB: 2 BB: 1 P: 10	R: 0 E: 0 K: 0 S: 4	H: 1 LOB: 1 BB: 0 P: 4	R: 0 E: 0 K: 0 S: 4	H: 1 LOB: 1 BB: 0 P: 4	R: 1 E: 0 K: 0 S: 4	H: 1 LOB: 0 BB: 0 P: 4	1B: 9 2B: 3 3B: 0 HR: 1	SF: 0 SAC: 0 DP: 0 HBP: 0	WP: 0 PB: 0 SB: 0 CS: 0	PA: 41
<b>PITCHER</b>	IP WLS BF H R ER SO BB IBB HBP BLK WP HR S P ERA WHIP																					
<b>Connie Marrero, R</b> ERA: 3.23 (1, 1)	9.0 W 41 13 4 4 2 1 0 0 0 0 0 1 44 48 4.00 1.556																					



Batter	1	2	3	4	5	6	7	8	9	AB	R	H	RBI	BB	SO	LOB	TOP			
<b>Eddie Yost, R</b> OBP: 0.420, SLG: 0.405 (1, 5)	F3		FC5-4 2B			SH2-3 BB	5-3			3	0	0	0	1	0	2				
<b>Gl Coan, L</b> OBP: 0.389, SLG: 0.527 (1, 7)	1B		1-3 2B			F9		F8		4	0	2	0	0	0	1				
<b>Irv Noren, L</b> OBP: 0.379, SLG: 0.476 (1, 8)	F7		4-3			SH2-3		G3		3	0	0	0	0	0	3				
<b>Mickey Vernon, L</b> OBP: 0.325, SLG: 0.388 (1, 3)	6-3					F7		F8		4	0	0	0	0	0	2				
<b>Sam Mele, R</b> OBP: 0.308, SLG: 0.360 (1, 9)		5-3					F4		G4-6-3 1B	4	0	1	0	0	0	0				
<b>Pete Runnels, L</b> OBP: 0.258, SLG: 0.241 (1, 6)	F7					1B 6-3		F7		4	1	1	0	0	0	1				
<b>Cass Michaels, R</b> OBP: 0.332, SLG: 0.349 (1, 4)	F3					1B 6-3		G4-6-3 1B		4	1	1	0	0	0	1				
<b>Clyde Klutz, R</b> OBP: 0.389, SLG: 0.333 (1, 2)			FC3-1 1B			1-2 3-H		6-3		3	0	1	1	0	0	1				
<b>Sid Hudson, R</b> OBP: 0.375, SLG: 0.286 (1, 1)			FC3-1			2-H				1	0	0	0	0	0	1				
<b>Joe Haynes, R</b> OBP: 0.333, SLG: 0.273 (4, 1)			FC5-4							2	0	1	1	0	0	0				
<b>Inning Stats</b>	R: 0 E: 0 K: 0 S: 4	H: 1 LOB: 1 BB: 0 P: 4	R: 0 E: 0 K: 0 S: 3	H: 0 LOB: 0 BB: 0 P: 3	R: 0 E: 0 K: 0 S: 5	H: 2 LOB: 2 BB: 0 P: 5	R: 0 E: 0 K: 0 S: 3	H: 0 LOB: 0 BB: 0 P: 3	R: 0 E: 0 K: 0 S: 3	H: 0 LOB: 1 BB: 1 P: 7	R: 2 E: 0 K: 0 S: 6	H: 3 LOB: 1 BB: 0 P: 6	R: 0 E: 0 K: 0 S: 3	H: 0 LOB: 0 BB: 0 P: 3	R: 0 E: 0 K: 0 S: 3	H: 1 LOB: 0 BB: 0 P: 3	1B: 6 2B: 1 3B: 0 HR: 0	SF: 0 SAC: 1 DP: 1 HBP: 0	WP: 0 PB: 0 SB: 0 CS: 0	PA: 34
<b>PITCHER</b> <b>Mike Garcia, R</b> ERA: 2.91 (1, 1)	IP: 9.0 WLS: W BF: 34 H: 7 R: 2 ER: 2 SO: 0 BB: 1 IBB: 0 HBP: 0 BLK: 0 WP: 0 HR: 0 S: 33 P: 37 ERA: 2.00 WHIP: 0.889																			

Washington Senators @ Cleveland Indians  
Cleveland Municipal Stadium, Cleveland, OH  
Sun Jul 15 1951, 3:38 AM EDT  
Att: 28,945 - Unknown

AB 32  
R 2  
H 7  
RBI 2  
BB 1  
SO 0  
LOB 12



Batter	1	2	3	4	5	6	7	8	9	AB	R	H	RBI	BB	SO	LOB	BOTTOM			
<b>Dale Mitchell, L</b> OBP: 0.319, SLG: 0.348 (1, 7)	E 4-3 BB		SH1-3 1B	FC4-6 2B		4-3				3	3	1	0	1	0	2				
<b>Bobby Avila, R</b> OBP: 0.389, SLG: 0.405 (1, 4)	E1 4-3 G3		SH1-3	1B 1-2 1-H 3-H		L6-3 1B				2	2	1	2	0	0	1				
<b>Snuffy Stirrweiss, R</b> OBP: 0.380, SLG: 0.284 (5, 4)										1	0	1	0	0	0	0				
<b>Larry Doby, L</b> OBP: 0.465, SLG: 0.595 (1, 8)	4-3			1B		L6-3 1B				2	0	1	2	1	0	1				
<b>Sam Chapman, R</b> OBP: 0.325, SLG: 0.331 (5, 8)				BB						1	0	0	0	0	0	1				
<b>Luke Easter, L</b> OBP: 0.381, SLG: 0.524 (1, 3)	2-3 3-H G3		2-H	1B		1-2		BB		3	0	1	2	1	0	0				
<b>Al Rosen, R</b> OBP: 0.363, SLG: 0.446 (1, 5)	3-H F8		1-2	BB		1-3 2-H		1B		3	0	0	0	1	0	2				
<b>Harry Simpson, L</b> OBP: 0.332, SLG: 0.283 (1, 9)		0-3 K		1B		FC6 BB		FC6 BB		4	1	1	0	0	1	3				
<b>Ray Boone, R</b> OBP: 0.325, SLG: 0.318 (1, 6)		L6		FC4-6 1B 1-3		L5		6-3		4	1	1	0	0	0	0				
<b>Jim Hegan, R</b> OBP: 0.343, SLG: 0.434 (1, 2)		6-3		FC4-6 1B 1-2		6-3		4-3		4	0	1	1	0	0	0				
<b>Mike Garcia, R</b> OBP: 0.184, SLG: 0.250 (1, 1)			1-3 3-H	K		F7		L3		4	0	0	0	0	1	2				
<b>Inning Stats</b>	R: 2 E: 1 K: 0 S: 4	H: 0 LOB: 0 BB: 1 P: 8	R: 0 E: 0 K: 1 S: 5	H: 0 LOB: 0 BB: 0 P: 5	R: 1 E: 0 K: 0 S: 5	H: 2 LOB: 2 BB: 1 P: 9	R: 4 E: 0 K: 1 S: 10	H: 5 LOB: 3 BB: 2 P: 18	R: 0 E: 0 K: 0 S: 3	H: 0 LOB: 0 BB: 0 P: 3	R: 0 E: 0 K: 0 S: 3	H: 0 LOB: 0 BB: 0 P: 3	R: 0 E: 0 K: 0 S: 3	H: 0 LOB: 0 BB: 0 P: 3	R: 0 E: 0 K: 0 S: 3	H: 0 LOB: 0 BB: 0 P: 3	1B: 7 2B: 2 3B: 0 HR: 0	SF: 0 SAC: 1 DP: 1 HBP: 0	WP: 0 PB: 0 SB: 0 CS: 0	PA: 36
<b>PITCHER</b> <b>Sid Hudson, R</b> ERA: 5.92 (1, 1)	IP: 3.2 WLS: L BF: 22 H: 7 R: 7 ER: 5 SO: 2 BB: 3 IBB: 0 HBP: 0 BLK: 0 WP: 0 HR: 0 S: 23 P: 35 ERA: 12.27 WHIP: 2.727																			
<b>Joe Haynes, R</b> ERA: 4.91 (4, 1)	IP: 4.1 WLS: L BF: 14 H: 1 R: 0 ER: 0 SO: 0 BB: 1 IBB: 0 HBP: 0 BLK: 0 WP: 0 HR: 0 S: 13 P: 17 ERA: 0.00 WHIP: 0.462																			

Washington Senators @ Cleveland Indians  
Cleveland Municipal Stadium, Cleveland, OH  
Sun Jul 15 1951, 3:38 AM EDT  
Att: 28,945 - Unknown

AB 31  
R 7  
H 8  
RBI 7  
BB 4  
SO 2  
LOB 12






Batter	1	2	3	4	5	6	7	8	9	AB	R	H	RBI	BB	SO	LOB	TOP		
<b>Eddie Yost, R</b> OBP: 0.418, SLG: 0.401 (1.5)	0-0 5-3		0-0 4-3			0-0 F7		4-0 BB		3	0	0	0	1	0	0	<b>Washington Senators @ Cleveland Indians</b> Cleveland Municipal Stadium, Cleveland, OH Mon Jul 16 1951, 3:33 AM EDT Att: 5,933 - Unknown <a href="http://livebaseballscorecards.com">livebaseballscorecards.com</a>		
<b>Gil Coan, L</b> OBP: 0.388, SLG: 0.523 (1.7)	0-0 F3		0-0 4-3			0-0 1B		0-0 F9		4	0	1	0	0	0	2			
<b>Irv Noren, L</b> OBP: 0.378, SLG: 0.477 (1.8)	0-0 1B 2B			0-0 L9		0-0 3-1			0-0 F7	4	1	1	0	0	0	1			
<b>Mickey Vernon, L</b> OBP: 0.328, SLG: 0.390 (1.3)	0-0 2H 1B			0-0 F2			0-0 F9		0-0 1B 1B	4	1	2	1	0	0	0			
<b>Sam Mele, R</b> OBP: 0.304, SLG: 0.355 (1.9)	0-0 F8			0-0 5-3			0-0 5-3		0-0 F3	4	0	0	0	0	0	2			
<b>Pete Runnels, L</b> OBP: 0.257, SLG: 0.242 (1.6)		0-0 4-3			0-0 F8			0-0 F8		4	0	1	0	0	0	0			
<b>Sam Dente, R</b> OBP: 0.330, SLG: 0.304 (1.4)		0-0 F8			0-0 F7			0-0 F8	0-0 1B	4	0	1	1	0	0	0			
<b>Mike Guerra, R</b> OBP: 0.252, SLG: 0.195 (1.2)		0-0 6-3			0-0 F5			0-0 F8	0-0 F4	4	0	0	0	0	0	2			
<b>Julio Moreno, R</b> OBP: 0.227, SLG: 0.190 (1.1)			0-0 F6			0-3 K				1	0	0	0	0	0	0			
<b>Shery Robertson, L</b> OBP: 0.222, SLG: 0.146 (6. PH)										1	0	0	0	0	1	0			
<b>Tom Ferrick, R</b> OBP: 0.667, SLG: 0.667 (6.1)										1	0	1	0	0	0	0			
<b>Inning Stats</b>	R: 1 E: 0 K: 0 S: 5	H: 2 LOB: 1 BB: 0 P: 5	R: 0 E: 0 K: 0 S: 3	H: 0 LOB: 0 BB: 0 P: 3	R: 0 E: 0 K: 0 S: 3	H: 0 LOB: 0 BB: 0 P: 3	R: 0 E: 0 K: 0 S: 3	H: 0 LOB: 0 BB: 0 P: 3	R: 0 E: 0 K: 1 S: 6	H: 1 LOB: 1 BB: 0 P: 6	R: 0 E: 0 K: 0 S: 3	H: 0 LOB: 0 BB: 0 P: 3	R: 0 E: 0 K: 0 S: 4	H: 1 LOB: 2 BB: 1 P: 8	R: 1 E: 0 K: 0 S: 6	H: 3 LOB: 2 BB: 0 P: 6	1B: 6 2B: 1 3B: 0 HR: 0	SF: 0 SAC: 0 DP: 0 HBP: 0	WP: 0 PA: 35 PB: 0 SB: 0 CS: 0
<b>PITCHER</b> <b>Steve Gromek, R</b> ERA: 4.0 (1.1)	IP: 9.0 WLS: W BF: 35 H: 7 R: 2 ER: 2 SO: 1 BB: 1 IBB: 0 HBP: 0 BLK: 0 WP: 0 HR: 0 S: 36 P: 40 ERA: 2.00 WHIP: 0.889															<b>PITCHER</b> IP: WLS: BF: H: R: ER: SO: BB: IBB: HBP: BLK: WP: HR: S: P: ERA: WHIP			


Batter	1	2	3	4	5	6	7	8	9	AB	R	H	RBI	BB	SO	LOB	BOTTOM		
<b>Dale Mitchell, L</b> OBP: 0.329, SLG: 0.358 (1.7)	0-0 SH1-3 HR		4-0 L4-3 BB	4-0 1-2 2-3 3H BB		0-0 FC3-6 1B		0-0 F7		2	1	2	1	2	0	0	<b>Washington Senators @ Cleveland Indians</b> Cleveland Municipal Stadium, Cleveland, OH Mon Jul 16 1951, 3:33 AM EDT Att: 5,933 - Unknown <a href="http://livebaseballscorecards.com">livebaseballscorecards.com</a>		
<b>Bob Kennedy, R</b> OBP: 0.303, SLG: 0.357 (7.9)										1	0	0	0	0	0	0			
<b>Bobby Avila, R</b> OBP: 0.384, SLG: 0.398 (1.4)	0-0 SH1-3 2-3		0-0 L4-3 1-2	0-3 K		0-0 F8		0-0 5-3		4	0	0	0	0	1	6			
<b>Larry Doby, L</b> OBP: 0.462, SLG: 0.589 (1.8)	0-0 F5		0-0 FC4-6 1B		0-3 K	0-0 FC3-6 HR				4	1	1	0	0	1	3			
<b>Sam Chapman, R</b> OBP: 0.325, SLG: 0.331 (7.8)										0	0	0	0	0	0	0			
<b>Luke Easter, L</b> OBP: 0.387, SLG: 0.557 (1.3)	0-0 HR		0-0 FC4-6 1-2		0-0 HR	0-0 HR		0-0 HR		4	3	3	5	0	0	1			
<b>Al Rosen, R</b> OBP: 0.364, SLG: 0.454 (1.5)	0-0 6-3			4-0 BB 1B BB	0-0 HR	0-0 1-3				3	2	1	2	1	0	0			
<b>Harry Simpson, L</b> OBP: 0.335, SLG: 0.288 (1.9)		0-0 4-3		0-0 F8	0-0 1B		0-0 1B			4	0	2	0	0	0	1			
<b>Ray Boone, R</b> OBP: 0.327, SLG: 0.321 (1.6)		0-0 F7		0-0 BB 1B	0-0 F8		0-0 G1-6-3 1B			4	0	2	0	0	0	1			
<b>Jim Hegan, R</b> OBP: 0.341, SLG: 0.430 (1.2)		0-0 1B 1B		0-0 F7	0-0 1-3		0-0 G1-6-3 1-2			4	0	1	0	0	0	4			
<b>Steve Gromek, S</b> OBP: 0.545, SLG: 0.375 (1.1)		0-0 1-3 1B		4-0 BB BB	0-0 FC3-6 HR	0-0 1B		0-0 4-3		3	1	2	0	1	0	0			
<b>Inning Stats</b>	R: 2 E: 0 K: 0 S: 5	H: 2 LOB: 0 BB: 0 P: 5	R: 0 E: 0 K: 0 S: 4	H: 2 LOB: 2 BB: 0 P: 4	R: 0 E: 0 K: 0 S: 3	H: 1 LOB: 1 BB: 1 P: 7	R: 1 E: 0 K: 1 S: 6	H: 1 LOB: 3 BB: 3 P: 18	R: 2 E: 0 K: 1 S: 8	H: 3 LOB: 1 BB: 0 P: 8	R: 3 E: 0 K: 0 S: 6	H: 3 LOB: 0 BB: 0 P: 6	R: 0 E: 0 K: 0 S: 3	H: 2 LOB: 0 BB: 0 P: 3	R: 0 E: 0 K: 0 S: 3	H: 0 LOB: 0 BB: 0 P: 3	1B: 10 2B: 2 3B: 0 HR: 3	SF: 0 SAC: 1 DP: 2 HBP: 0	WP: 0 PA: 38 PB: 0 SB: 0 CS: 0
<b>PITCHER</b> <b>Julio Moreno, R</b> ERA: 4.71 (1.1)	IP: 5.0 WLS: L BF: 26 H: 9 R: 5 ER: 5 SO: 2 BB: 4 IBB: 0 HBP: 0 BLK: 0 WP: 0 HR: 2 S: 26 P: 42 ERA: 9.00 WHIP: 2.600															<b>PITCHER</b> IP: WLS: BF: H: R: ER: SO: BB: IBB: HBP: BLK: WP: HR: S: P: ERA: WHIP			
<b>Tom Ferrick, R</b> ERA: 5.92 (6.1)	3.0 12 5 3 3 0 0 0 0 0 0 1 12 12 9.00 1.667																		







Batter	1	2	3	4	5	6	7	8	9	AB	R	H	RBI	BB	SO	LOB	TOP																		
<a href="#">Eddie Yost, R</a> (1, 5) OBP: 0.423, SLG: 0.403											0	0	0	0	0	0	0	<b>Washington Senators @ St. Louis Browns</b> Sportsman's Park, St. Louis, MO Tue Jul 17 1951, 4:38 AM EDT Att: 3,909 - Unknown <a href="http://livebaseballscorecards.com">livebaseballscorecards.com</a>																	
<a href="#">Gil Coan, L</a> (1, 7) OBP: 0.388, SLG: 0.520											0	0	0	0	0	0	0																		
<a href="#">Irv Noren, L</a> (1, 8) OBP: 0.375, SLG: 0.471											0	0	0	0	0	0	0																		
<a href="#">Mickey Vernon, L</a> (1, 3) OBP: 0.332, SLG: 0.393											0	0	0	0	0	0	0																		
<a href="#">Sam Mele, R</a> (1, 9) OBP: 0.305, SLG: 0.359											0	0	0	0	0	0	0																		
<a href="#">Sam Dente, R</a> (1, 4) OBP: 0.328, SLG: 0.301											0	0	0	0	0	0	0																		
<a href="#">Gene Verble, R</a> (1, 6) OBP: 0.268, SLG: 0.266											0	0	0	0	0	0	0																		
<a href="#">Clyde Kluttz, R</a> (1, 2) OBP: 0.389, SLG: 0.333											0	0	0	0	0	0	0																		
<a href="#">Fred Sanford, S</a> (1, 1) OBP: 0.133, SLG: 0.143											0	0	0	0	0	0	0																		
<b>Inning Stats</b>											1B: 0	SF: 0	2B: 0	SAC: 0	3B: 0	DP: 0	HR: 0		HBP: 0	WP: 0	PA: 0														
<b>PITCHER</b> <a href="#">Tommy Byrne, L</a> (1, 1) ERA: 6.81	IP	WLS	BF	H	R	ER	SO	BB	IBB	HBP	BLK	WP	HR	S	P	ERA	WHIP	<b>PITCHER</b>	IP	WLS	BF	H	R	ER	SO	BB	IBB	HBP	BLK	WP	HR	S	P	ERA	WHIP

Batter	1	2	3	4	5	6	7	8	9	AB	R	H	RBI	BB	SO	LOB	BOTTOM																		
<a href="#">Bobby Young, L</a> (1, 4) OBP: 0.294, SLG: 0.326											0	0	0	0	0	0	0	<b>Washington Senators @ St. Louis Browns</b> Sportsman's Park, St. Louis, MO Tue Jul 17 1951, 4:38 AM EDT Att: 3,909 - Unknown <a href="http://livebaseballscorecards.com">livebaseballscorecards.com</a>																	
<a href="#">Jack Maguire, R</a> (1, 7) OBP: 0.382, SLG: 0.483											0	0	0	0	0	0	0																		
<a href="#">Jim Delsing, L</a> (1, 8) OBP: 0.373, SLG: 0.429											0	0	0	0	0	0	0																		
<a href="#">Ray Coleman, L</a> (1, 9) OBP: 0.329, SLG: 0.416											0	0	0	0	0	0	0																		
<a href="#">Matt Batts, R</a> (1, 2) OBP: 0.322, SLG: 0.393											0	0	0	0	0	0	0																		
<a href="#">Dale Long, L</a> (1, 3) OBP: 0.285, SLG: 0.363											0	0	0	0	0	0	0																		
<a href="#">Fred Marsh, R</a> (1, 5) OBP: 0.286, SLG: 0.319											0	0	0	0	0	0	0																		
<a href="#">Tom Upton, R</a> (1, 6) OBP: 0.276, SLG: 0.293											0	0	0	0	0	0	0																		
<a href="#">Tommy Byrne, L</a> (1, 1) OBP: 0.313, SLG: 0.563											0	0	0	0	0	0	0																		
<b>Inning Stats</b>											1B: 0	SF: 0	2B: 0	SAC: 0	3B: 0	DP: 0	HR: 0		HBP: 0	WP: 0	PA: 0														
<b>PITCHER</b> <a href="#">Fred Sanford, R</a> (1, 1) ERA: 5.62	IP	WLS	BF	H	R	ER	SO	BB	IBB	HBP	BLK	WP	HR	S	P	ERA	WHIP	<b>PITCHER</b>	IP	WLS	BF	H	R	ER	SO	BB	IBB	HBP	BLK	WP	HR	S	P	ERA	WHIP











Batter	1	2	3	4	5	6	7	8	9	10	AB	R	H	RBI	BB	SO	LOB	TOP			
<b>Eddie Yost, R</b> OBP: 0.439, SLG: 0.422 (1, 5)	F7		F7				2B		2B		4	1	2	0	1	0	0	<b>Washington Senators @ Chicago White Sox</b> Comiskey Park, Chicago, IL Fri Jul 20 1951, 4:33 AM EDT Att: 35,697 - Unknown <a href="http://livebaseballscorecards.com">livebaseballscorecards.com</a>			
<b>Gil Coan, L</b> OBP: 0.394, SLG: 0.538 (1, 7)	1B		1B				1B		1B		4	0	4	1	1	0	0				
<b>Irv Noren, L</b> OBP: 0.370, SLG: 0.458 (1, 8)	1B		E3				1B		2B		5	0	1	0	0	1	6				
<b>Mickey Vernon, L</b> OBP: 0.334, SLG: 0.394 (1, 3)	BB		K				1B		1B		4	1	1	0	1	2	4				
<b>Sam Mele, R</b> OBP: 0.307, SLG: 0.364 (1, 9)	G5-4-3		K				1B		1B		5	0	2	0	0	1	3				
<b>Pete Runnels, L</b> OBP: 0.275, SLG: 0.271 (1, 6)			F8				1B		1B		5	0	1	0	0	2	3				
<b>Cass Michaels, R</b> OBP: 0.331, SLG: 0.348 (1, 4)	F8						K				5	0	1	1	0	1	3				
<b>Mickey Grasso, R</b> OBP: 0.262, SLG: 0.248 <b>Shery Robertson, L</b> OBP: 0.234, SLG: 0.233 <b>Mickey Harris, L</b> OBP: 0.231, SLG: 0.250 (1, 2)	6-3		4-3				1B		1B		2	0	0	0	1	0	1				
<b>Sid Hudson, R</b> OBP: 0.346, SLG: 0.281 <b>Clyde Klutiz, R</b> OBP: 0.360, SLG: 0.303 (9, PH)			L4				SH2-4		4-3		1	0	0	0	0	0	0				
<b>Inning Stats</b>	R: 0 E: 0 K: 0 S: 4	H: 2 LOB: 2 BB: 1 P: 8	R: 0 E: 0 K: 1 S: 5	H: 0 LOB: 0 BB: 0 P: 5	R: 0 E: 1 K: 1 S: 7	H: 1 LOB: 2 BB: 0 P: 7	R: 0 E: 0 K: 1 S: 6	H: 1 LOB: 2 BB: 0 P: 10	R: 0 E: 0 K: 1 S: 5	H: 1 LOB: 2 BB: 0 P: 5	R: 0 E: 0 K: 1 S: 6	H: 1 LOB: 1 BB: 0 P: 6	R: 0 E: 0 K: 1 S: 7	H: 2 LOB: 1 BB: 0 P: 7	R: 1 E: 0 K: 1 S: 7	H: 2 LOB: 1 BB: 0 P: 7	1B: 9 2B: 3 3B: 0 HR: 0		SF: 0 SAC: 1 DP: 1 HBP: 0	WP: 0 PA: 44	
<b>PITCHER</b> <b>Lou Kretlow, R</b> ERA: 4.28 (1, 1)	IP: 10.0 WLS: L BF: 44 H: 12 R: 2 ER: 2 SO: 8 BB: 4 IBB: 0 HBP: 0 BLK: 0 WP: 0 HR: 0 S: 56 P: 72 ERA: 1.80 WHIP: 1.600																				

Batter	1	2	3	4	5	6	7	8	9	10	AB	R	H	RBI	BB	SO	LOB	BOTTOM			
<b>Nellie Fox, L</b> OBP: 0.390, SLG: 0.445 (1, 4)	F7		4-3				F8			L5	5	1	1	0	0	0	0	<b>Washington Senators @ Chicago White Sox</b> Comiskey Park, Chicago, IL Fri Jul 20 1951, 4:33 AM EDT Att: 35,697 - Unknown <a href="http://livebaseballscorecards.com">livebaseballscorecards.com</a>			
<b>Bud Stewart, L</b> OBP: 0.355, SLG: 0.432 <b>Bob Dillinger, R</b> OBP: 0.326, SLG: 0.356 (1, 9)	F9		1B				G3			K	4	0	1	0	0	0	1				
<b>Minnie Minoso, R</b> OBP: 0.439, SLG: 0.536 (1, 5)	5-3		1B				G3-6-3			FC5	4	0	3	1	1	0	0				
<b>Eddie Robinson, L</b> OBP: 0.307, SLG: 0.502 <b>Randy Gumpert, R</b> OBP: 0.345, SLG: 0.321 (1, 3)	E2		1B				G3-6-3			SH3-4	3	0	1	0	1	0	1				
<b>Don Lenhardt, R</b> OBP: 0.314, SLG: 0.429 (1, 7)	F9		1B				G1			SH3-4	0	0	0	0	0	0	0				
<b>Jim Busby, R</b> OBP: 0.371, SLG: 0.390 (1, 8)	E		1B				K			FC5	4	0	0	0	1	0	6				
<b>Chico Carrasquel, R</b> OBP: 0.332, SLG: 0.360 (1, 6)	E5		1-2				K			F4	3	0	0	0	1	0	3				
<b>Joe Erazut, R</b> OBP: 0.286, SLG: 0.208 (1, 2)	F5		6-3				F6			K	4	0	0	0	0	1	5				
<b>Lou Kretlow, R</b> OBP: 0.095, SLG: 0.050 (1, 1)	6-3		F9				4-3			K	4	0	0	0	0	1	4				
<b>Inning Stats</b>	R: 0 E: 0 K: 0 S: 3	H: 0 LOB: 0 BB: 0 P: 3	R: 0 E: 2 K: 0 S: 6	H: 1 LOB: 3 BB: 0 P: 6	R: 0 E: 0 K: 0 S: 5	H: 3 LOB: 2 BB: 0 P: 5	R: 0 E: 0 K: 0 S: 4	H: 1 LOB: 1 BB: 0 P: 4	R: 1 E: 0 K: 0 S: 4	H: 2 LOB: 0 BB: 0 P: 4	R: 0 E: 0 K: 1 S: 5	H: 0 LOB: 1 BB: 1 P: 9	R: 0 E: 0 K: 0 S: 3	H: 0 LOB: 0 BB: 0 P: 3	R: 0 E: 0 K: 2 S: 7	H: 0 LOB: 0 BB: 0 P: 7	R: 0 E: 0 K: 1 S: 5		H: 0 LOB: 2 BB: 2 P: 13	1B: 7 2B: 1 3B: 1 HR: 0	SF: 0 SAC: 1 DP: 3 HBP: 0
<b>PITCHER</b> <b>Sid Hudson, R</b> ERA: 5.37 <b>Mickey Harris, L</b> ERA: 3.98 (9, 1)	IP: 8.0 WLS: W BF: 33 H: 8 R: 1 ER: 1 SO: 1 BB: 2 IBB: 0 HBP: 0 BLK: 0 WP: 0 HR: 0 S: 33 P: 41 ERA: 1.12 WHIP: 1.250																				




Batter	1	2	3	4	5	6	7	8	9	AB	R	H	RBI	BB	SO	LOB	TOP										
<b>Eddie Yost, R</b> OBP: 0.438, SLG: 0.419 (1, 5)	0-0 6-3		1-0 1B HBP	0-0 SH1-3 2B 1B	0-0 6-3			0-0 F7		4	2	1	0	0	0	1											
<b>Gil Coan, L</b> OBP: 0.392, SLG: 0.534 (1, 7)	0-0 4-3		0-0 1B 1-2 2B 1B	0-0 SH1-3		0-0 L8		0-0 4-3		4	1	1	0	0	0	0											
<b>Irv Noren, L</b> OBP: 0.368, SLG: 0.457 (1, 8)	0-0 F7		0-0 F9	0-0 2H 1B 2B		0-0 F7		0-0 3-1		5	1	1	1	0	0	2											
<b>Mickey Vernon, L</b> OBP: 0.342, SLG: 0.411 (1, 3)		0-0 HR	0-0 2B 1-3 2H HR 1B	0-0 L9		0-0 E7 1B		0-0 G5-4-3 1B		5	2	4	2	0	0	1											
<b>Sam Mele, R</b> OBP: 0.314, SLG: 0.371 (1, 9)		0-0 E8 1B 1B	0-0 HR 1-3 2B	0-0 2H 1B		0-0 BB		0-0 F9		4	2	3	2	1	0	1											
<b>Pete Runnels, L</b> OBP: 0.273, SLG: 0.255 (9, PH)		0-0 F9	0-0 3H 4-6 HR IBB	0-0 F9		0-0 F7		0-0 G5-4-3 1-2		3	1	0	0	0	1	0											
<b>Sam Dente, R</b> OBP: 0.325, SLG: 0.296 (9, 6)										1	0	0	0	0	0	1											
<b>Cass Michaels, R</b> OBP: 0.333, SLG: 0.360 (1, 4)	0-3 K		0-0 1H 2H 3H HR		0-0 G6-4-3 1B		0-0 F3			4	1	2	4	0	1	1	AB 38										
<b>Mickey Grasso, R</b> OBP: 0.291, SLG: 0.248 (1, 2)	0-0 2H 1B		0-0 K		0-0 G6-4-3 1-2		0-0 F8			4	0	1	1	0	1	1	R 10										
<b>Julio Moreno, R</b> OBP: 0.231, SLG: 0.240 (1, 1)	0-0 1-3		0-0 F8		0-0 2B		0-0 F9			4	0	1	0	0	0	1	H 14										
<b>Inning Stats</b>	R: 0 E: 0 K: 0 S: 3	H: 0 LOB: 0 BB: 0 P: 3	R: 2 E: 1 K: 1 S: 8	H: 3 LOB: 1 BB: 0 P: 8	R: 6 E: 0 K: 1 S: 9	H: 4 LOB: 1 BB: 1 P: 14	R: 2 E: 0 K: 0 S: 6	H: 3 LOB: 1 BB: 0 P: 6	R: 0 E: 0 K: 0 S: 4	H: 2 LOB: 1 BB: 0 P: 4	R: 0 E: 1 K: 0 S: 4	H: 1 LOB: 2 BB: 1 P: 8	R: 0 E: 0 K: 0 S: 3	H: 0 LOB: 0 BB: 0 P: 3	R: 0 E: 0 K: 0 S: 3	H: 1 LOB: 0 BB: 0 P: 3	R: 0 E: 0 K: 0 S: 3	H: 1 LOB: 0 BB: 0 P: 3	1B: 9 2B: 3 3B: 0 HR: 2	SF: 0 SAC: 1 DP: 2 HBP: 1	WP: 0 PB: 0 CS: 0	PA: 42					
<b>PITCHER</b>	IP	WLS	BF	H	R	ER	SO	BB	IBB	HBP	BLK	WP	HR	S	P	ERA	WHIP										
<b>Randy Gumpert, R</b> ERA: 3.74 (1, 1)	2.1	L	14	6	6	5	1	0	0	1	0	0	1	15	16	19.29	2.571										
<b>Luis Aloma, R</b> ERA: 1.95 (3, 1)	2.2		14	6	4	4	1	0	1	0	0	0	1	15	19	13.50	2.250										
<b>Joe Dobson, R</b> ERA: 3.82 (6, 1)	3.0		11	1	0	0	0	1	0	0	0	0	0	14	14	0.00	0.667										
<b>Marv Rotblatt, L</b> ERA: 3.28 (9, 1)	1.0		3	1	0	0	0	0	0	0	0	0	0	3	3	0.00	1.000										

Washington Senators @ Chicago White Sox  
Comiskey Park, Chicago, IL  
Sat Jul 21 1951, 4:33 AM EDT  
Att: 6,338 - Unknown

livebaseballscores.com

AB 38  
R 10  
H 14  
RBI 10  
BB 2  
SO 2  
LOB 13



Batter	1	2	3	4	5	6	7	8	9	AB	R	H	RBI	BB	SO	LOB	BOTTOM										
<b>Jim Busby, R</b> OBP: 0.369, SLG: 0.390 (1, 8)	0-0 2B		0-0 F8		0-0 F9		0-0 E6 F8	0-0 F8		5	1	1	0	0	0	3											
<b>Nellie Fox, L</b> OBP: 0.390, SLG: 0.450 (1, 4)	0-0 F6		0-0 2H 3B		0-0 1B		0-0 E3	0-0 F8		5	0	2	1	0	0	2											
<b>Minnie Minoso, R</b> OBP: 0.439, SLG: 0.542 (1, 5)	4-0 BB		0-0 6-3		0-0 F9		0-0 F8	0-0 HR		4	1	1	1	1	0	4											
<b>Eddie Robinson, L</b> OBP: 0.382, SLG: 0.494 (1, 3)	0-0 F2		0-0 F8		0-0 F8		0-0 4-3	0-0 F8		5	0	0	1	0	0	4											
<b>Don Lenhardt, R</b> OBP: 0.312, SLG: 0.438 (1, 7)	0-0 F3			0-0 6-3		0-0 HR	0-0 F8	0-0 K		5	1	1	1	0	1	3											
<b>Al Zarilla, L</b> OBP: 0.359, SLG: 0.419 (1, 9)		0-0 4-3		0-0 1B		0-0 4-3 2B 2B		4-0 FC1-6 BB		3	1	2	0	1	0	0											
<b>Chico Carrasquel, R</b> OBP: 0.299, SLG: 0.321 (1, 6)		0-0 5-3		0-0 F5		0-0 2-3		0-0 FC1-6 BB		2	0	0	0	0	0	1	AB 38										
<b>Joe Demaestri, R</b> OBP: 0.200, SLG: 0.172 (6, 6)								1-2		2	0	0	0	0	0	2	R 5										
<b>Joe Erazut, R</b> OBP: 0.276, SLG: 0.200 (1, 2)		0-0 F2		0-0 F8		0-0 2B		4-0 BB		1	0	0	0	0	0	0	H 9										
<b>Sam Hairston, R</b> OBP: 0.697, SLG: 1.000 (4, PH) (5, 2)								1-2 BB		2	0	1	1	1	0	1	RBI 5										
<b>Randy Gumpert, R</b> OBP: 0.345, SLG: 0.321 (3, 1)								0-0 F9		0	0	0	0	0	0	0	BB 3										
<b>Luis Aloma, R</b> OBP: 0.299, SLG: 0.321 (3, 1)								0-0 F9		1	1	0	0	0	0	0	SO 1										
<b>Bert Flanagan, R</b> OBP: 0.299, SLG: 0.321 (5, PH)								0-0 F9		1	0	0	0	0	0	0	LOB 23										
<b>Joe Dobson, R</b> OBP: 0.325, SLG: 0.296 (8, 1)								0-0 F9		1	0	0	0	0	0	1											
<b>Floyd Baker, R</b> OBP: 0.424, SLG: 0.350 (8, PH)								0-0 F9		1	0	0	0	0	0	2											
<b>Marv Rotblatt, S</b> (9, 1)								0-0 F9		0	0	0	0	0	0	0											
<b>Inning Stats</b>	R: 0 E: 0 K: 0 S: 4	H: 1 LOB: 2 BB: 1 P: 8	R: 0 E: 0 K: 0 S: 3	H: 0 LOB: 0 BB: 0 P: 3	R: 1 E: 0 K: 0 S: 5	H: 2 LOB: 1 BB: 0 P: 5	R: 0 E: 0 K: 0 S: 4	H: 1 LOB: 1 BB: 0 P: 4	R: 0 E: 0 K: 0 S: 4	H: 1 LOB: 1 BB: 0 P: 4	R: 2 E: 0 K: 0 S: 6	H: 3 LOB: 1 BB: 0 P: 6	R: 1 E: 2 K: 0 S: 5	H: 0 LOB: 1 BB: 0 P: 5	R: 0 E: 0 K: 0 S: 3	H: 0 LOB: 2 BB: 2 P: 11	R: 1 E: 0 K: 1 S: 6	H: 1 LOB: 0 BB: 0 P: 6	1B: 2 2B: 4 3B: 1 HR: 2	SF: 0 SAC: 0 DP: 0 HBP: 0	WP: 0 PB: 0 CS: 0	PA: 41					
<b>PITCHER</b>	IP	WLS	BF	H	R	ER	SO	BB	IBB	HBP	BLK	WP	HR	S	P	ERA	WHIP										
<b>Julio Moreno, R</b> ERA: 4.64 (1, 1)	9.0	W	41	9	5	4	1	3	0	0	0	0	2	40	52	4.00	1.333										

Washington Senators @ Chicago White Sox  
Comiskey Park, Chicago, IL  
Sat Jul 21 1951, 4:33 AM EDT  
Att: 6,338 - Unknown

livebaseballscores.com

AB 38  
R 5  
H 9  
RBI 5  
BB 3  
SO 1  
LOB 23





Batter	1	2	3	4	5	6	7	8	9	AB	R	H	RBI	BB	SO	LOB	TOP				
<b>Eddie Yost, R</b> OBP: 0.441, SLG: 0.417 (1, 5)	F6		1B BB		1-2 2-3 BB	1-2 BB		K		2	0	0	0	3	1	1	<b>Washington Senators @ Chicago White Sox</b> Comiskey Park, Chicago, IL Sun Jul 22 1951, 4:33 AM EDT Unknown <a href="http://livebaseballscorecards.com">livebaseballscorecards.com</a>				
<b>Gil Coan, L</b> OBP: 0.386, SLG: 0.525 (1, 7)	K		F6		1-3	K			F9	5	0	0	0	0	2	7					
<b>Irv Noren, L</b> OBP: 0.368, SLG: 0.456 (1, 8)	G3		1B 1-H 2-H 3-H		1-3	1-3			F2	5	0	2	2	0	0	0					
<b>Mickey Vernon, L</b> OBP: 0.343, SLG: 0.412 (1, 3)		4-3			F9	2B 2B			5-3	4	2	1	0	1	0	0					
<b>Sam Mele, R</b> OBP: 0.318, SLG: 0.381 (1, 9)	F8				6-3	HR 2B				5	1	3	2	0	0	0					
<b>Pete Runnels, L</b> OBP: 0.271, SLG: 0.241 <b>Sam Dente, R</b> OBP: 0.324, SLG: 0.294 (1, 6) (7, 6)	6-3				F7	HR BB			F8	3	1	0	0	0	1	1					
<b>Cass Michaels, R</b> OBP: 0.335, SLG: 0.362 (1, 4)			BB 1B 1B		6-3	F3				4	1	2	0	0	0	2					
<b>Mike Guerra, R</b> OBP: 0.257, SLG: 0.222 (1, 2)			BB 1B 1B		K	HR			K	4	2	2	3	0	2	1					
<b>Connie Marrero, R</b> OBP: 0.304, SLG: 0.179 <b>Sandy Consuegra, R</b> OBP: 0.200, SLG: 0.207 (1, 1) (3, 1)			K			BB 1B			K	1	0	0	0	0	1	2					
<b>Inning Stats</b>	R: 0 E: 0 K: 1 S: 5	H: 0 LOB: 0 BB: 0 P: 5	R: 0 E: 0 K: 0 S: 3	H: 0 LOB: 0 BB: 0 P: 3	R: 2 E: 0 K: 1 S: 7	H: 3 LOB: 2 BB: 1 P: 11	R: 0 E: 0 K: 0 S: 3	H: 0 LOB: 0 BB: 0 P: 3	R: 0 E: 0 K: 1 S: 6	H: 1 LOB: 2 BB: 1 P: 10	R: 0 E: 0 K: 0 S: 4	H: 1 LOB: 1 BB: 0 P: 4	R: 0 E: 0 K: 3 S: 10	H: 1 LOB: 1 BB: 0 P: 10	R: 1 E: 0 K: 0 S: 4	H: 2 LOB: 1 BB: 1 P: 8		1B: 7 2B: 4 3B: 0 HR: 1	SF: 0 SAC: 0 DP: 0 HBP: 0	WP: 0 PB: 0 CS: 1	PA: 42
<b>PITCHER</b>	IP	WLS	BF	H	R	ER	SO	BB	IBB	HBP	BLK	WP	HR	S	P	ERA	WHIP				
<b>Saul Rogovin, R</b> ERA: 3.19 (1, 1)	5.2		26	7	6	6	3	3	0	0	0	0	1	29	41	9.53	1.765				
<b>Randy Gumpert, R</b> ERA: 3.74 (6, 1)	0.0		2	1	0	0	0	1	0	0	0	0	0	1	5	∞	∞				
<b>Billy Pierce, L</b> ERA: 3.59 (6, 1)	3.1	L	14	4	1	1	4	1	0	0	0	0	0	21	25	2.70	1.500				

Batter	1	2	3	4	5	6	7	8	9	AB	R	H	RBI	BB	SO	LOB	BOTTOM				
<b>Bob Dillinger, R</b> OBP: 0.331, SLG: 0.369 (1, 5)	1B SH5-3 1B	2B 2B	G3		F9		2B			5	2	3	0	0	0	3	<b>Washington Senators @ Chicago White Sox</b> Comiskey Park, Chicago, IL Sun Jul 22 1951, 4:33 AM EDT Unknown <a href="http://livebaseballscorecards.com">livebaseballscorecards.com</a>				
<b>Nellie Fox, L</b> OBP: 0.388, SLG: 0.448 (1, 4)	SH5-3 1-2	F8			F7		CS 1B		F8	4	0	1	0	0	0	2					
<b>Minnie Minoso, R</b> OBP: 0.444, SLG: 0.548 (1, 7)	1B BB	2B 2-H			1B		1-2 1B		F2	4	1	3	1	1	0	0					
<b>Eddie Robinson, L</b> OBP: 0.382, SLG: 0.493 (1, 3)	1B 1-2 2-3 1B	F2			F8		BB 1B		1-3	5	1	2	0	0	0	2					
<b>Al Zarilla, L</b> OBP: 0.363, SLG: 0.418 (1, 9)	F5		BB 2B 1B		F9		FC1-4 BB			3	1	1	0	2	0	4					
<b>Jim Busby, R</b> OBP: 0.372, SLG: 0.392 (1, 8)	FC5 1-2 2-H 3-H 1B		2B BB		BB 1B		F6		F8	4	1	2	2	1	0	4					
<b>Phil Masi, R</b> OBP: 0.432, SLG: 0.500 <b>Floyd Baker, L</b> OBP: 0.410, SLG: 0.346 (1, 2) (9, PH)			F3		F8		FC1-4		6-3	4	0	1	1	0	0	6					
<b>Chico Carrasquel, R</b> OBP: 0.352, SLG: 0.360 <b>Bird Stewart, L</b> OBP: 0.352, SLG: 0.429 (1, 6) (9, PH)	FC5 2-3		1-3 1-H 2-H 2B		BB		5-3		F7	3	0	1	2	1	0	2					
<b>Saul Rogovin, R</b> OBP: 0.255, SLG: 0.340 <b>Randy Gumpert, R</b> OBP: 0.345, SLG: 0.321 <b>Billy Pierce, L</b> OBP: 0.280, SLG: 0.163 <b>Don Lenhardt, R</b> OBP: 0.310, SLG: 0.436 (1, 1) (6, 1) (6, 1) (9, PH)		F3	1-3		F9		L7		F7	3	0	0	0	0	0	3					
<b>Inning Stats</b>	R: 3 E: 0 K: 0 S: 7	H: 4 LOB: 2 BB: 1 P: 11	R: 1 E: 0 K: 0 S: 5	H: 2 LOB: 1 BB: 0 P: 5	R: 2 E: 0 K: 0 S: 5	H: 2 LOB: 1 BB: 1 P: 9	R: 0 E: 0 K: 0 S: 4	H: 1 LOB: 1 BB: 0 P: 4	R: 0 E: 0 K: 0 S: 4	H: 3 LOB: 3 BB: 1 P: 9	R: 0 E: 0 K: 0 S: 4	H: 1 LOB: 1 BB: 0 P: 4	R: 0 E: 0 K: 0 S: 3	H: 0 LOB: 1 BB: 1 P: 7	R: 0 E: 0 K: 0 S: 3	H: 0 LOB: 0 BB: 0 P: 3		1B: 10 2B: 4 3B: 0 HR: 0	SF: 0 SAC: 1 DP: 0 HBP: 0	WP: 0 PB: 0 CS: 1	PA: 45
<b>PITCHER</b>	IP	WLS	BF	H	R	ER	SO	BB	IBB	HBP	BLK	WP	HR	S	P	ERA	WHIP				
<b>Connie Marrero, R</b> ERA: 3.6 (1, 1)	2.1		17	8	6	6	0	2	0	0	0	0	0	15	23	23.14	4.286				
<b>Sandy Consuegra, R</b> ERA: 4.3 (3, 1)	6.2	W	28	6	0	0	0	3	0	0	0	0	0	25	37	0.00	1.350				



Batter	1	2	3	4	5	6	7	8	9	AB	R	H	RBI	BB	SO	LOB	TOP					
<b>Eddie Yost, R</b> OBP: 0.441, SLG: 0.413 (1, 5)	4-0 BB BB	4-0 2B BB	0-3 K		0-0 5-3		0-0 FC5-3		4-0 BB	3	1	0	1	3	1	2						
<b>Gil Coan, L</b> OBP: 0.382, SLG: 0.517 (1, 7)	4-0 BB	0-0 F6	0-0 F7			0-3 K		0-0 E5 BB	0-0 3-1	5	1	0	0	1	1	5						
<b>Irv Noren, L</b> OBP: 0.368, SLG: 0.458 (1, 8)	0-0 4-3	0-0 2B 2B		0-0 E 4-3 1B		0-0 G3		0-0 L4		5	2	2	2	0	0	3						
<b>Mickey Vernon, L</b> OBP: 0.349, SLG: 0.415 (1, 3)	4-0 BB	2B 2B IBB		0-0 E3 4-3 1B		0-0 E S 1B		0-0 G4-6-3 1B		3	2	2	1	2	0	1						
<b>Sam Mele, R</b> OBP: 0.319, SLG: 0.384 (1, 9)	0-0 F5	2B E 2B		0-0 F8		0-0 1B		0-0 G4-6-3		5	1	2	3	0	0	6						
<b>Pete Runnels, L</b> OBP: 0.274, SLG: 0.263 (1, 6)	0-3 K	0-0 E6 2B		0-0 4-3		0-3 K				3	0	1	2	0	1	4						
<b>Sam Dente, R</b> OBP: 0.321, SLG: 0.292 (5, 6)		2-H 2B		2-3 3-H 0-0 P2					0-0 5-3	2	0	0	0	0	1	1						
<b>Cass Michaels, R</b> OBP: 0.336, SLG: 0.363 (1, 4)		BB 1B							0-0 E5 1B 1B	5	2	2	0	0	0	2	AB 40					
<b>Mickey Grasso, R</b> OBP: 0.303, SLG: 0.273 (1, 2)		BB 1B							0-0 6-3	5	1	3	0	0	0	1	R 11					
<b>Fred Sanford, S</b> OBP: 0.143, SLG: 0.105 (1, 1)		4-0 BB BB							0-0 6-3	3	1	0	0	1	0	2	H 13					
<b>Joe Haynes, R</b> OBP: 0.385, SLG: 0.333 (8, 1)		1-2 2-3 2B BB							0-0 6-3	1	0	1	1	0	0	0	RBI 10					
<b>Inning Stats</b>	R: 0 E: 0 K: 1 S: 5	H: 0 LOB: 3 BB: 3 P: 17	R: 7 E: 1 K: 0 S: 8	H: 5 LOB: 1 BB: 3 P: 20	R: 0 E: 0 K: 1 S: 5	H: 0 LOB: 0 BB: 0 P: 5	R: 1 E: 1 K: 0 S: 5	H: 1 LOB: 1 BB: 0 P: 5	R: 0 E: 0 K: 2 S: 9	H: 0 LOB: 0 BB: 0 P: 3	R: 1 E: 0 K: 2 S: 9	H: 2 LOB: 1 BB: 0 P: 9	R: 0 E: 0 K: 0 S: 4	H: 2 LOB: 1 BB: 0 P: 4	R: 1 E: 1 K: 0 S: 4	H: 1 LOB: 0 BB: 1 P: 4	R: 1 E: 1 K: 0 S: 5	H: 2 LOB: 2 BB: 1 P: 9	1B: 9 2B: 5 3B: 0 HR: 0	SF: 0 SAC: 0 DP: 2 HBP: 0	WP: 0 PB: 0 CS: 2	PA: 47
<b>PITCHER</b>	IP WLS BF H R ER SO BB IBB HBP BLK WP HR S P ERA WHIP																					
<b>Ken Holcombe, R</b> ERA: 3.83 (1, 1)	1.0 L 9 2 3 3 1 4 0 0 0 0 0 0 7 23 27.00 6.000																					
<b>Harry Dorish, R</b> ERA: 2.54 (2, 1)	5.0 24 6 6 4 3 1 1 0 0 0 0 0 28 36 7.20 1.400																					
<b>Joe Dobson, R</b> ERA: 3.75 (7, 1)	2.0 8 3 1 0 0 0 0 0 0 0 0 0 8 8 0.00 1.500																					
<b>Marv Rotblatt, L</b> ERA: 3.21 (9, 1)	1.0 6 2 1 0 0 1 0 0 0 0 0 0 5 9 0.00 3.000																					
Batter	1	2	3	4	5	6	7	8	9	AB	R	H	RBI	BB	SO	LOB	BOTTOM					
<b>Bob Dillinger, R</b> OBP: 0.332, SLG: 0.367 (1, 5)	0-0 4-3	0-0 F8		0-0 1B		0-0 F9		4-0 G6-4-3 BB		4	0	1	1	1	0	2						
<b>Nellie Fox, L</b> OBP: 0.388, SLG: 0.447 (1, 4)	0-0 BB 2B 1B	0-0 F8		0-0 F8		0-0 BB 1B		0-0 G6-4-3		5	1	2	0	0	0	6						
<b>Joe Demaestri, R</b> OBP: 0.200, SLG: 0.172 (9, 4)								1-2 2-3 3-H 4-0		0	0	0	0	0	0	0						
<b>Minnie Minoso, R</b> OBP: 0.448, SLG: 0.552 (1, 7)	0-0 2B 1B		0-0 1-3		0-0 1B 2B 2B		4-0 1-2 BB		0-0 BB	3	1	2	0	2	0	0						
<b>Eddie Robinson, L</b> OBP: 0.383, SLG: 0.494 (1, 3)	0-0 BB 2B		0-0 4-3		0-0 2B F8 1B		0-3 K		0-0 L9	5	1	2	1	0	1	4						
<b>Al Zarilla, L</b> OBP: 0.364, SLG: 0.422 (1, 9)	0-0 F7		0-0 F8		0-0 1-3 3-H 2B		0-0 6-3		0-0 G6-4-3 1B	5	0	2	1	0	0	2						
<b>Jim Busby, R</b> OBP: 0.367, SLG: 0.386 (1, 8)	0-0 F8			0-0 F7		0-0 K		0-0 F7		5	0	0	0	0	1	5						
<b>Sam Hairston, R</b> OBP: 0.600, SLG: 0.750 (1, 2)		0-0 2B 1B		0-0 6-3		0-0 F8		0-0 6-3		2	0	1	0	0	0	0						
<b>Bud Stewart, L</b> OBP: 0.350, SLG: 0.425 (5, PH)				0-0 6-3		0-0 F8		0-0 6-3		1	0	0	1	0	0	1	AB 37					
<b>Joe Erault, R</b> OBP: 0.276, SLG: 0.200 (6, 2)										0	0	0	0	0	0	0	R 5					
<b>Phil Masi, R</b> OBP: 0.427, SLG: 0.493 (7, PH)										2	0	0	0	0	0	1	H 12					
<b>Chico Carrasquel, R</b> OBP: 0.337, SLG: 0.364 (1, 6)		0-0 1B 2B		4-0 1B BB		0-0 F7		4-0 BB BB G6-4-3 BB		2	2	1	0	2	0	1	RBI 4					
<b>Ken Holcombe, R</b> OBP: 0.348, SLG: 0.364 (1, 1)										0	0	0	0	0	0	0	BB 6					
<b>Harry Dorish, R</b> OBP: 0.316, SLG: 0.421 (2, 1)										2	0	1	0	0	0	2	SO 2					
<b>Floyd Baker, R</b> OBP: 0.406, SLG: 0.341 (5, PH)										0	0	0	0	0	0	0	LOB 24					
<b>Joe Dobson, R</b> OBP: 0.303, SLG: 0.388 (7, 1)										0	0	0	0	1	0	0						
<b>Bert Haas, R</b> OBP: 0.305, SLG: 0.238 (8, PH)										0	0	0	0	1	0	0						
<b>Marv Rotblatt, S</b> OBP: 0.329, SLG: 0.238 (9, 1)										0	0	0	0	0	0	0						
<b>Inning Stats</b>	R: 1 E: 0 K: 0 S: 6	H: 3 LOB: 2 BB: 0 P: 6	R: 0 E: 0 K: 0 S: 5	H: 2 LOB: 2 BB: 0 P: 5	R: 0 E: 0 K: 0 S: 3	H: 0 LOB: 0 BB: 0 P: 3	R: 1 E: 0 K: 0 S: 5	H: 2 LOB: 1 BB: 1 P: 9	R: 2 E: 0 K: 1 S: 8	H: 3 LOB: 1 BB: 0 P: 8	R: 0 E: 0 K: 1 S: 6	H: 1 LOB: 2 BB: 1 P: 10	R: 0 E: 0 K: 0 S: 3	H: 0 LOB: 0 BB: 0 P: 3	R: 1 E: 0 K: 0 S: 2	H: 0 LOB: 2 BB: 4 P: 18	R: 0 E: 0 K: 0 S: 3	H: 1 LOB: 0 BB: 0 P: 3	1B: 8 2B: 4 3B: 0 HR: 0	SF: 0 SAC: 0 DP: 2 HBP: 0	WP: 0 PB: 0 CS: 0	PA: 43
<b>PITCHER</b>	IP WLS BF H R ER SO BB IBB HBP BLK WP HR S P ERA WHIP																					
<b>Fred Sanford, R</b> ERA: 5.37 (1, 1)	7.0 W 36 11 5 5 2 4 0 0 0 0 0 0 36 52 6.43 2.143																					
<b>Joe Haynes, R</b> ERA: 4.69 (8, 1)	2.0 S 7 1 0 0 0 2 0 0 0 0 0 0 5 13 0.00 1.500																					

Washington Senators @ Chicago White Sox  
Comiskey Park, Chicago, IL  
Sun Jul 22 1951, 4:38 AM EDT  
Att: 24,223 - Unknown

AB 40  
R 11  
H 13  
RBI 10  
BB 7  
SO 4  
LOB 27

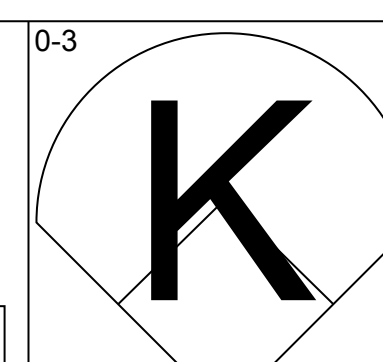
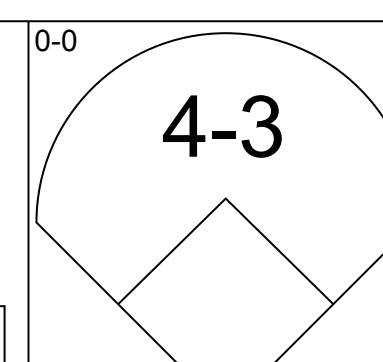
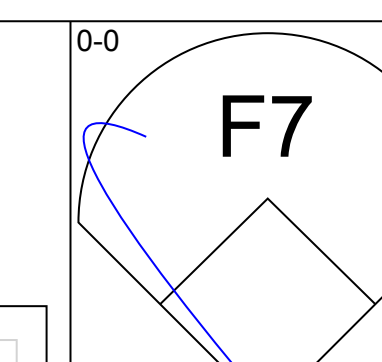
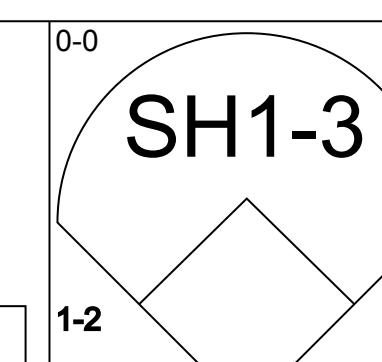
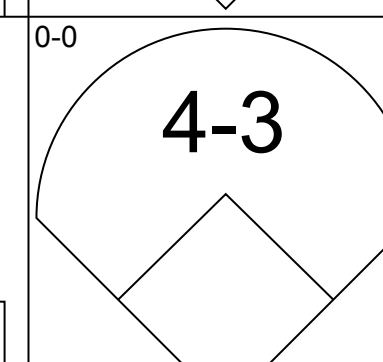
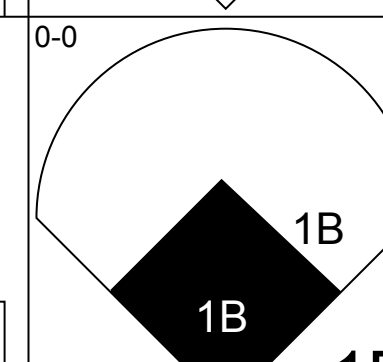
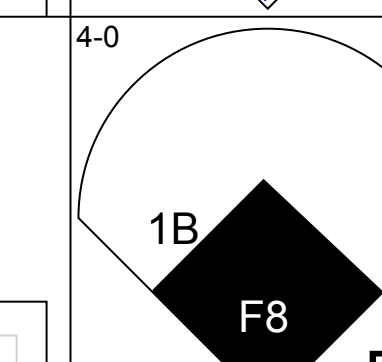
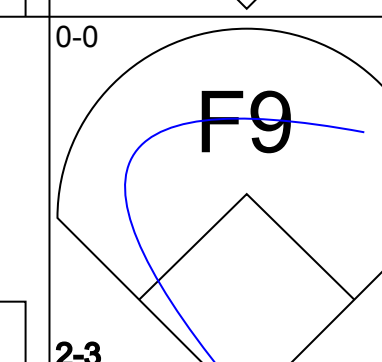
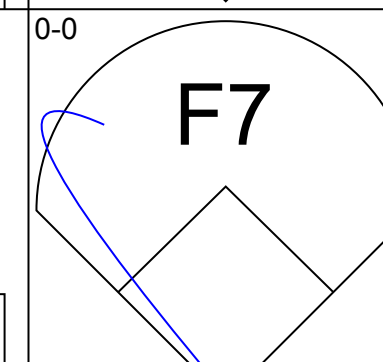
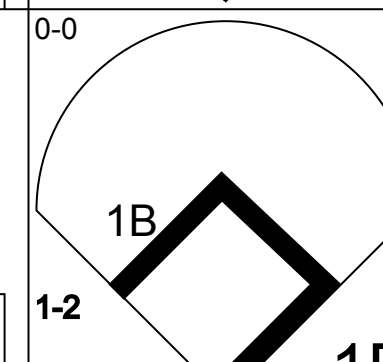
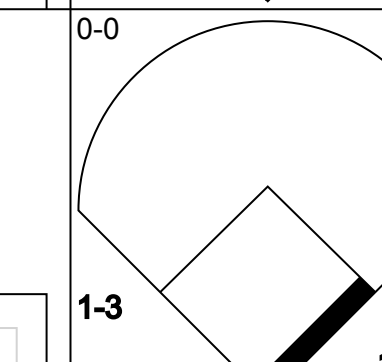
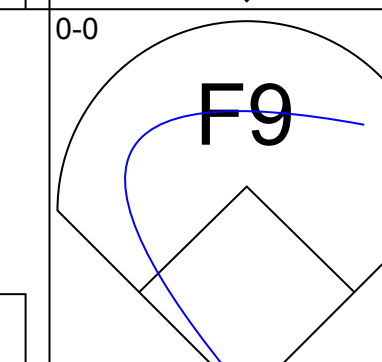
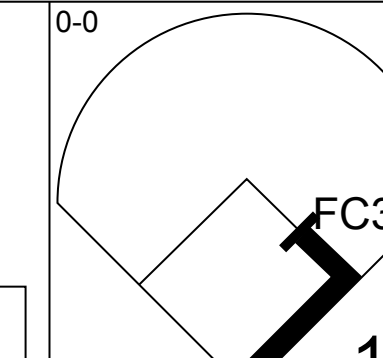
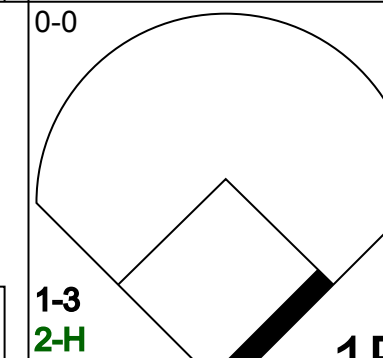
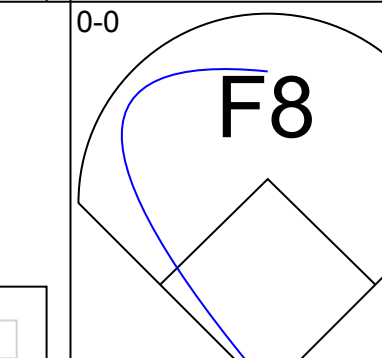
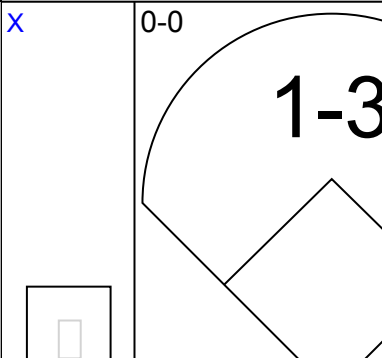
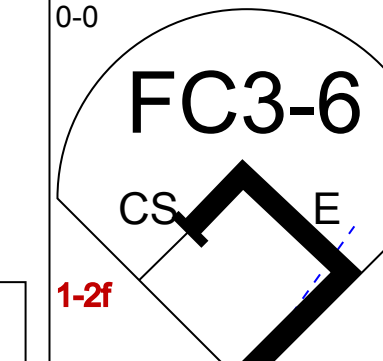
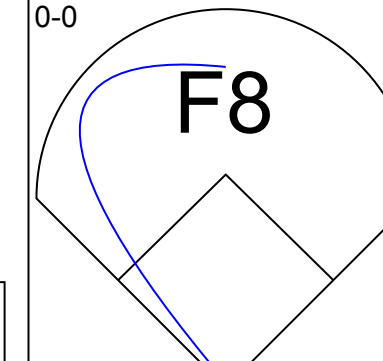
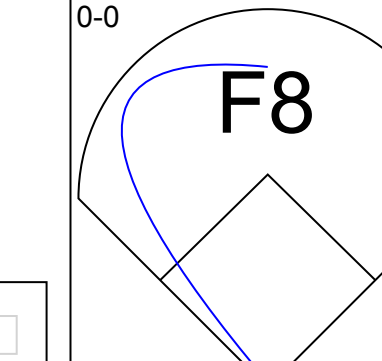
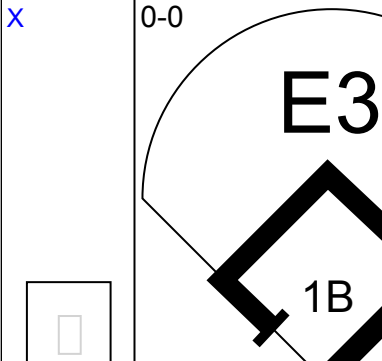
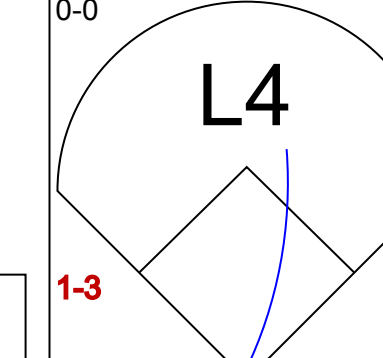
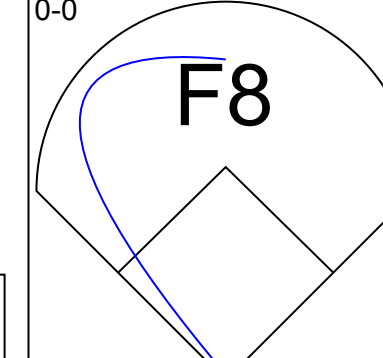
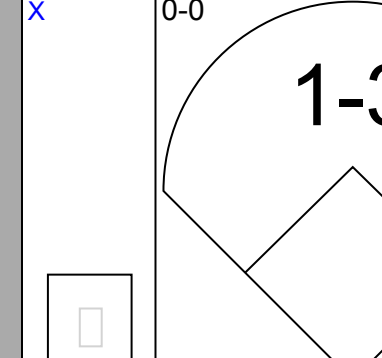
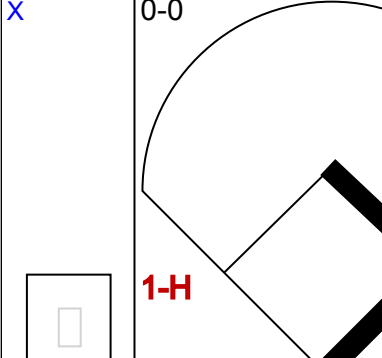
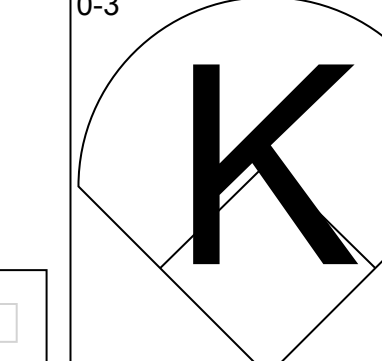
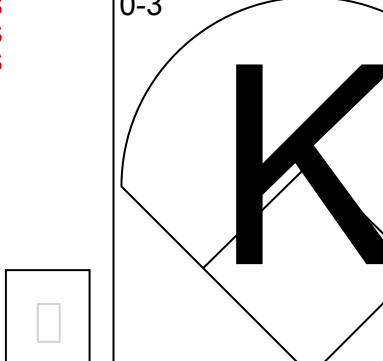
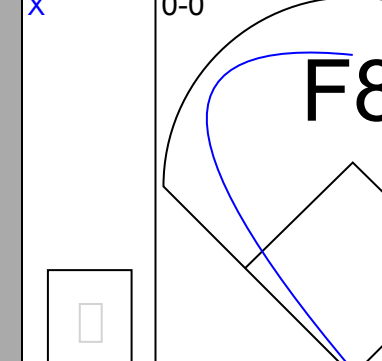
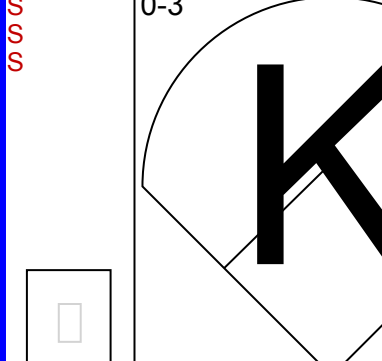
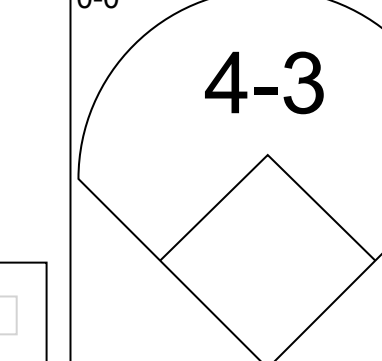
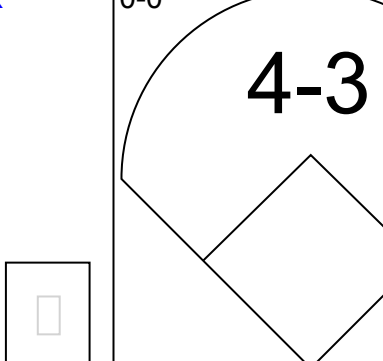
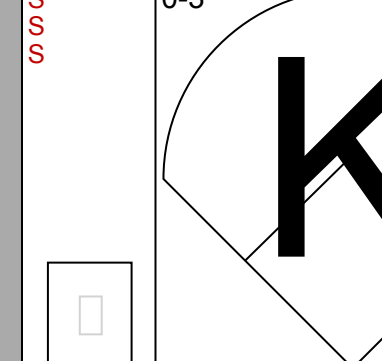
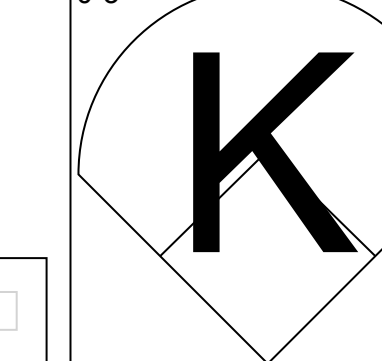
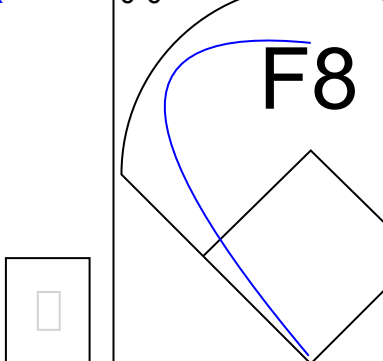
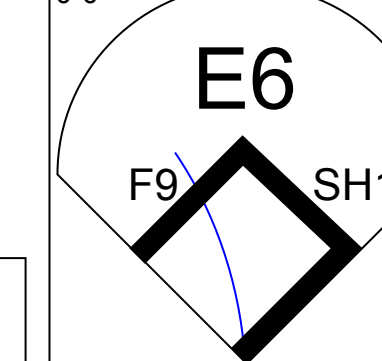
WP: 0  
PB: 0  
CS: 2  
PA: 47

Washington Senators @ Chicago White Sox  
Comiskey Park, Chicago, IL  
Sun Jul 22 1951, 4:38 AM EDT  
Att: 24,223 - Unknown

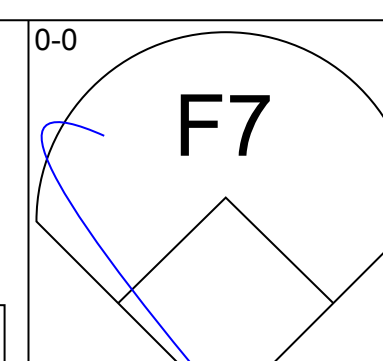
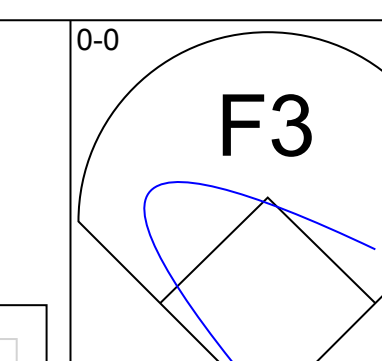
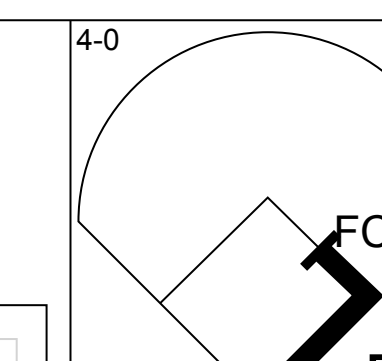
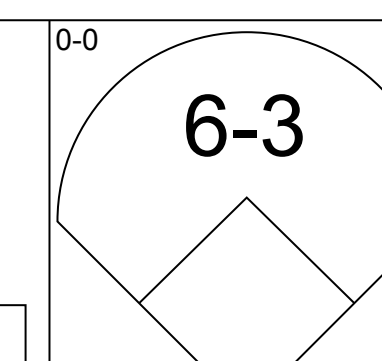
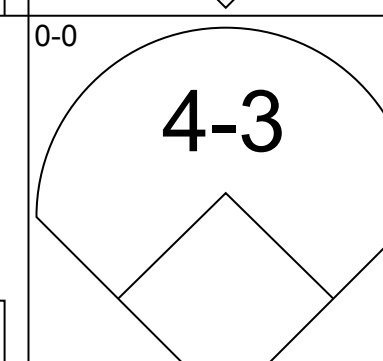
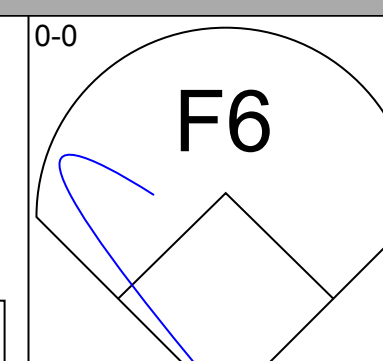
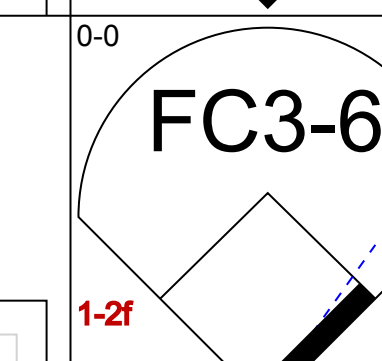
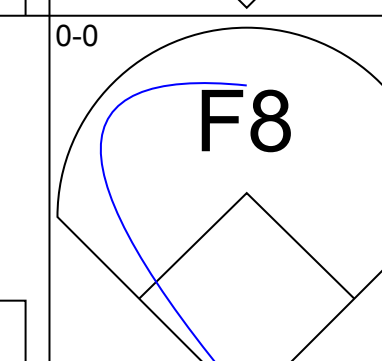
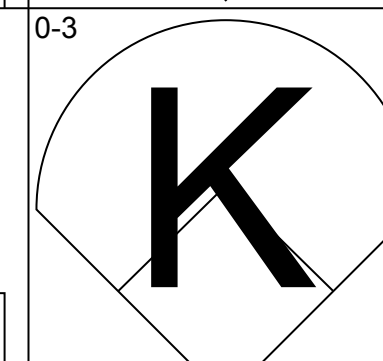
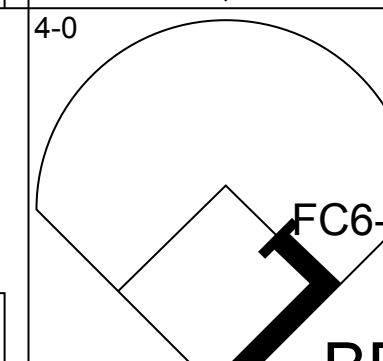
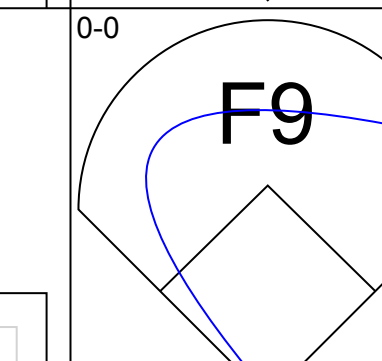
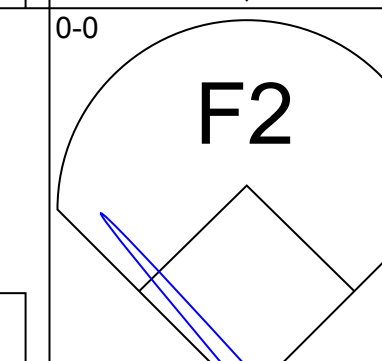
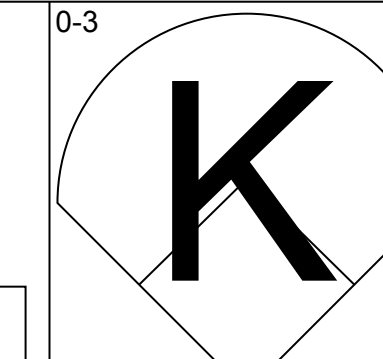
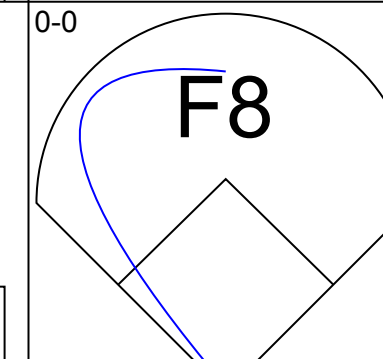
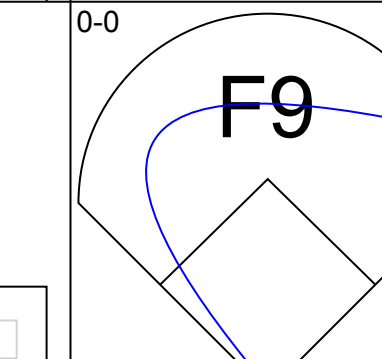
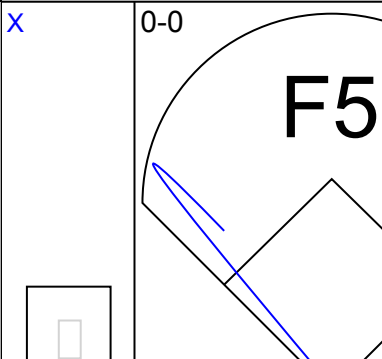
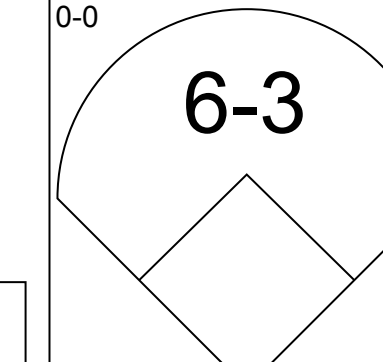
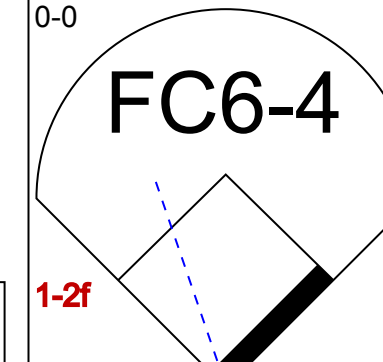
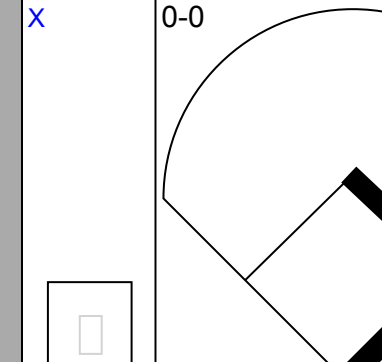
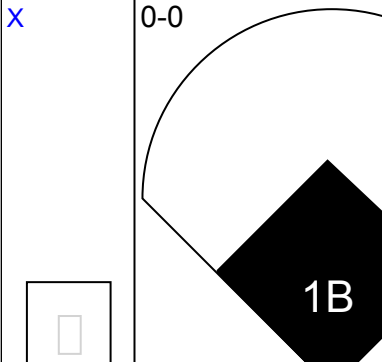
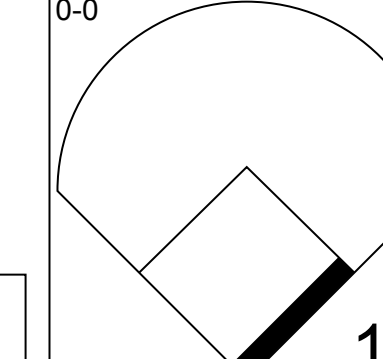
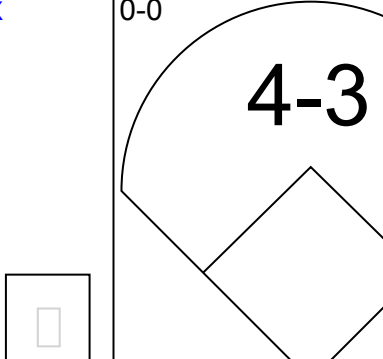
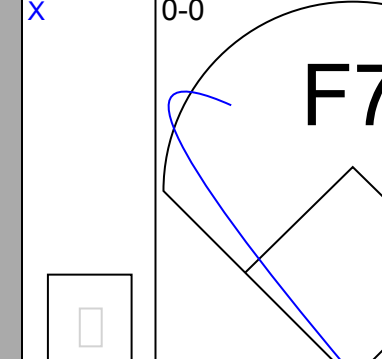
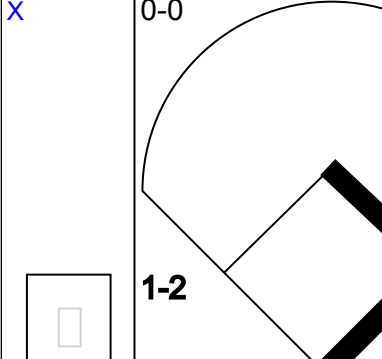
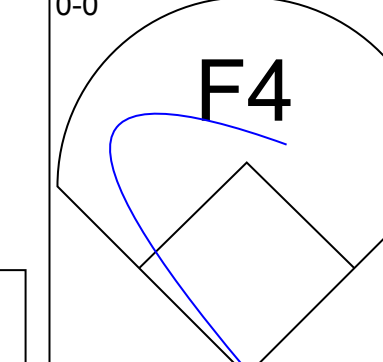
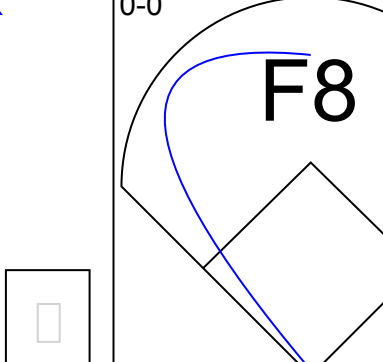
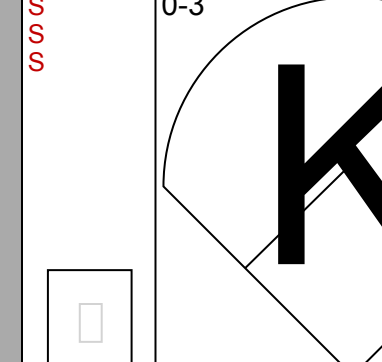
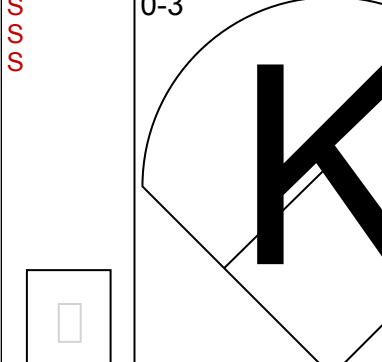
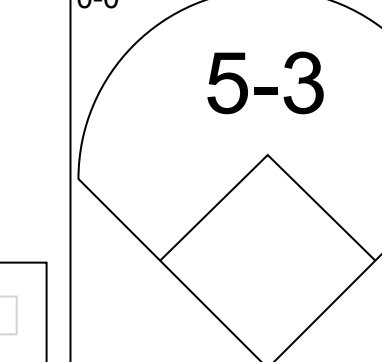
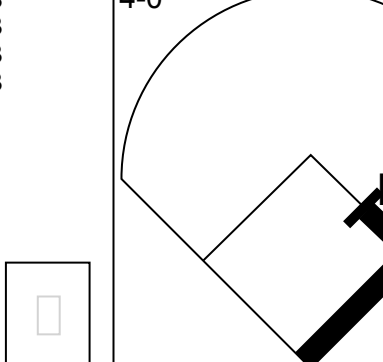
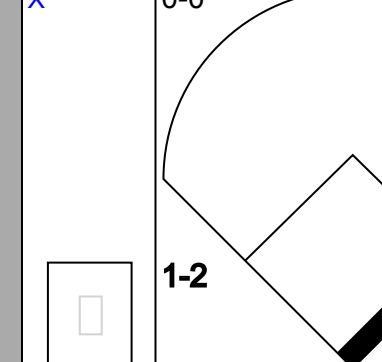
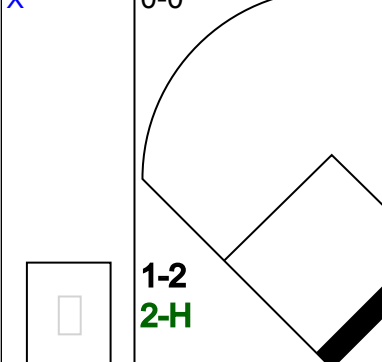
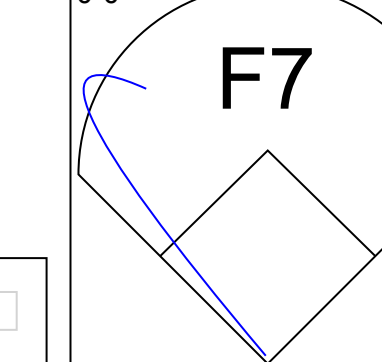
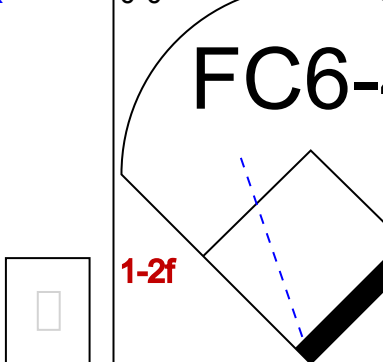
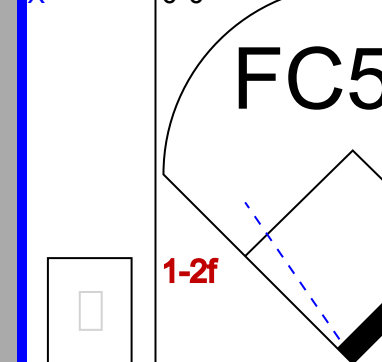
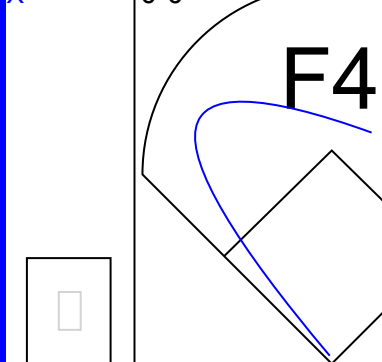
AB 37  
R 5  
H 12  
RBI 4  
BB 6  
SO 2  
LOB 24





Batter	1	2	3	4	5	6	7	8	9	AB	R	H	RBI	BB	SO	LOB	TOP					
Neil Berry, R OBP: 0.362, SLG: 0.326 (1, 6)										3	0	0	0	0	1	0	<b>Detroit Tigers @ Washington Senators</b> Griffith Stadium, Washington, DC Tue Jul 24 1951, 3:33 AM EDT Att: 10,661 - Unknown					
George Kell, R OBP: 0.401, SLG: 0.373 (1, 5)										3	2	1	0	1	0	1						
Dick Kryhoski, L OBP: 0.353, SLG: 0.437 Don Kolloway, R OBP: 0.303, SLG: 0.315 (1, 3) (6, PH) (8, 3)										3	0	2	0	0	0	0						
Charlie Keller, L OBP: 0.459, SLG: 0.567 (1, 7)										4	0	2	2	0	0	1						
Vic Wertz, L OBP: 0.396, SLG: 0.524 Steve Souchock, R OBP: 0.333, SLG: 0.617 (1, 9) (9, PR) (9, 9)										4	0	0	0	0	0	4						
Johnny Groth, R OBP: 0.358, SLG: 0.390 (1, 8)										4	0	1	0	0	0	3						
Aaron Robinson, L OBP: 0.330, SLG: 0.269 Hoot Evers, R OBP: 0.301, SLG: 0.345 Bob Swift, R OBP: 0.250, SLG: 0.200 (1, 2) (9, PH) (9, 2)										3	0	0	0	0	2	0						
Jerry Priddy, R OBP: 0.326, SLG: 0.329 (1, 4)										3	0	0	0	0	1	0						
Marlin Stuart, L OBP: 0.133, SLG: 0.133 (1, 1)										3	0	0	0	0	1	0						
<b>Inning Stats</b>	R: 0 E: 0 K: 1 S: 5	H: 0 LOB: 0 BB: 0 P: 5	R: 0 E: 1 K: 0 S: 3	H: 1 LOB: 0 BB: 0 P: 3	R: 0 E: 0 K: 2 S: 7	H: 0 LOB: 0 BB: 0 P: 7	R: 1 E: 0 K: 0 S: 6	H: 3 LOB: 2 BB: 0 P: 6	R: 0 E: 0 K: 1 S: 5	H: 0 LOB: 0 BB: 0 P: 5	R: 1 E: 0 K: 0 S: 4	H: 1 LOB: 1 BB: 1 P: 8	R: 0 E: 0 K: 1 S: 5	H: 0 LOB: 0 BB: 0 P: 5	R: 0 E: 1 K: 0 S: 4	H: 0 LOB: 1 BB: 0 P: 4		R: 0 E: 1 K: 1 S: 6	H: 1 LOB: 2 BB: 0 P: 6	1B: 6 2B: 0 3B: 0 HR: 0	SF: 0 SAC: 1 DP: 0 HBP: 0	WP: 0 PB: 1 SB: 0 CS: 1
<b>PITCHER</b>	IP WLS BF H R ER SO BB IBB HBP BLK WP HR S P ERA WHIP	IP WLS BF H R ER SO BB IBB HBP BLK WP HR S P ERA WHIP															IP WLS BF H R ER SO BB IBB HBP BLK WP HR S P ERA WHIP					
Bob Porterfield, R ERA: 4.54 (1, 1)	7.0 L 26 5 2 2 5	2.0 8 1 0 0 1															7.0 L 26 5 2 2 5					
Mickey Harris, L ERA: 3.83 (8, 1)	2.0 8 1 0 0 1															2.0 8 1 0 0 1						

Batter	1	2	3	4	5	6	7	8	9	AB	R	H	RBI	BB	SO	LOB	BOTTOM			
Eddie Yost, R OBP: 0.440, SLG: 0.409 (1, 5)										3	0	0	0	1	0	0	<b>Detroit Tigers @ Washington Senators</b> Griffith Stadium, Washington, DC Tue Jul 24 1951, 3:33 AM EDT Att: 10,661 - Unknown			
Gil Coan, L OBP: 0.378, SLG: 0.510 (1, 7)										4	0	0	0	0	0	1				
Irv Noren, L OBP: 0.367, SLG: 0.455 (1, 8)										3	0	0	0	1	1	1				
Mickey Vernon, L OBP: 0.345, SLG: 0.409 (1, 3)										4	0	0	0	0	1	2				
Sam Mele, R OBP: 0.321, SLG: 0.385 (1, 9)										4	1	2	0	0	0	1				
Pete Runnels, L OBP: 0.288, SLG: 0.279 (1, 6)										4	0	2	0	0	0	1				
Cass Michaels, R OBP: 0.332, SLG: 0.358 (1, 4)										4	0	0	0	0	2	4				
Clyde Kluttz, R OBP: 0.378, SLG: 0.316 Mike Guerra, R OBP: 0.451, SLG: 0.222 (1, 2) (9, PR)										3	0	2	1	1	0	0				
Bob Porterfield, R OBP: 0.133, SLG: 0.071 Mike McCormick, R OBP: 0.451, SLG: 0.368 Mickey Harris, L OBP: 0.231, SLG: 0.250 Sherry Robertson, L OBP: 0.229, SLG: 0.227 (1, 1) (7, PH) (8, 1) (9, PH)										2	0	0	0	0	0	1				
<b>Inning Stats</b>	R: 0 E: 0 K: 1 S: 5	H: 0 LOB: 0 BB: 0 P: 5	R: 0 E: 0 K: 1 S: 6	H: 1 LOB: 0 BB: 0 P: 6	R: 0 E: 0 K: 0 S: 3	H: 0 LOB: 0 BB: 0 P: 3	R: 0 E: 0 K: 0 S: 3	H: 0 LOB: 1 BB: 1 P: 7	R: 0 E: 0 K: 0 S: 3	H: 0 LOB: 1 BB: 1 P: 7	R: 0 E: 0 K: 1 S: 7	H: 2 LOB: 2 BB: 0 P: 7	R: 0 E: 0 K: 0 S: 3	H: 0 LOB: 0 BB: 0 P: 3	R: 1 E: 0 K: 1 S: 8	H: 3 LOB: 2 BB: 0 P: 8		1B: 6 2B: 0 3B: 0 HR: 0	SF: 0 SAC: 0 DP: 0 HBP: 0	WP: 0 PB: 0 SB: 0 CS: 0
<b>PITCHER</b>	IP WLS BF H R ER SO BB IBB HBP BLK WP HR S P ERA WHIP	IP WLS BF H R ER SO BB IBB HBP BLK WP HR S P ERA WHIP															IP WLS BF H R ER SO BB IBB HBP BLK WP HR S P ERA WHIP			
Marlin Stuart, R ERA: 2.09 (1, 1)	9.0 W 36 6 1 1 4															9.0 W 36 6 1 1 4				



Batter	1	2	3	4	5	6	7	8	9	AB	R	H	RBI	BB	SO	LOB	TOP		
Neil Berry, R OBP: 0.327, SLG: 0.292	F7	F6			4-3		F4		4-3	5	0	0	0	0	0	1			
George Kell, R OBP: 0.402, SLG: 0.377	1B	F7			5-3					4	1	2	0	0	0	0			
Dick Kryhoski, L OBP: 0.352, SLG: 0.434	K			G3			F7			4	0	1	0	0	1	3			
Charlie Keller, L OBP: 0.463, SLG: 0.531	1B			F7					K	2	1	0	0	2	1	0			
Pat Mullin, L OBP: 0.341, SLG: 0.418	2B			K			F9			4	1	2	1	0	1	2			
Johnny Groth, R OBP: 0.356, SLG: 0.392	2B				F8		F9		G5-4-3	4	0	1	2	0	0	3			
Joe Ginsberg, L OBP: 0.392, SLG: 0.423					F9		4-3			3	1	1	0	1	0	2			
Jerry Priddy, R OBP: 0.325, SLG: 0.328	FC5				F7				5-3	4	0	1	1	0	0	2			
Fred Hutchinson, L OBP: 0.268, SLG: 0.231										1	0	0	0	0	0	0			
Hank Borowy, R OBP: 0.200, SLG: 0.200										0	0	0	0	0	0	0			
Hal White, R OBP: 0.200, SLG: 0.200										1	0	0	0	0	1	0			
Don Kellaway, R OBP: 0.200, SLG: 0.200										1	0	0	0	0	0	1			
Gene Bearden, L OBP: 0.200, SLG: 0.200										0	0	0	0	0	0	0			
Steve Souchock, R OBP: 0.200, SLG: 0.200										1	0	0	0	0	0	0			
<b>Inning Stats</b>	R: 3 E: 0 K: 1 S: 8	H: 3 LOB: 2 BB: 2 P: 16	R: 0 E: 0 K: 0 S: 3	H: 0 LOB: 0 BB: 0 P: 3	R: 0 E: 0 K: 1 S: 5	H: 0 LOB: 0 BB: 0 P: 5	R: 0 E: 0 K: 0 S: 3	H: 0 LOB: 0 BB: 0 P: 3	R: 0 E: 0 K: 1 S: 4	H: 1 LOB: 2 BB: 1 P: 8	R: 0 E: 0 K: 0 S: 5	H: 2 LOB: 2 BB: 0 P: 5	R: 0 E: 0 K: 1 S: 5	H: 1 LOB: 0 BB: 0 P: 5	R: 1 E: 0 K: 1 S: 6	H: 1 LOB: 0 BB: 0 P: 6	1B: 5 2B: 2 3B: 1 HR: 0	SF: 0 SAC: 0 DP: 1 HBP: 0	WP: 0 PA: 37 PB: 0 SB: 0 CS: 0
<b>PITCHER</b> Don Johnson, R ERA: 4.35	IP: 9.0 WLS: W BF: 37 H: 8 R: 4 ER: 4 SO: 5 BB: 2 IBB: 1 HBP: 0 BLK: 0 WP: 0 HR: 0 S: 44 P: 56 ERA: 4.00 WHIP: 1.111																		

Detroit Tigers @ Washington Senators  
 Griffith Stadium, Washington, DC  
 Wed Jul 25 1951, 3:33 AM EDT  
 Att: 3,069 - Unknown

AB	34
R	4
H	8
RBI	4
BB	3
SO	5
LOB	14



Batter	1	2	3	4	5	6	7	8	9	AB	R	H	RBI	BB	SO	LOB	BOTTOM		
Eddie Yost, R OBP: 0.437, SLG: 0.409	L5	6-3		5-3		5-3		E		5	1	1	0	0	0	1			
Gil Coan, L OBP: 0.385, SLG: 0.523				S		FC3-2		SH		4	2	4	0	0	0	0			
Irv Noren, L OBP: 0.370, SLG: 0.454	L9			3B		FC3-2		4-3		3	1	1	0	2	0	2			
Mickey Vernon, L OBP: 0.343, SLG: 0.412	G3			3B		FC3-2		F7		5	1	1	2	0	0	6			
Sam Mele, R OBP: 0.316, SLG: 0.380				3B		FC5-4		F7		5	0	0	1	0	0	5			
Sam Dente, R OBP: 0.324, SLG: 0.295										4	1	2	0	0	0	0			
Cass Michaels, R OBP: 0.337, SLG: 0.363										4	1	3	1	0	0	0			
Clyde Kluttz, R OBP: 0.383, SLG: 0.337										4	0	2	1	0	0	3			
Don Johnson, R OBP: 0.129, SLG: 0.100										4	0	0	1	0	0	3			
<b>Inning Stats</b>	R: 0 E: 0 K: 0 S: 4	H: 1 LOB: 1 BB: 0 P: 4	R: 2 E: 0 K: 0 S: 6	H: 3 LOB: 1 BB: 0 P: 6	R: 2 E: 0 K: 0 S: 7	H: 4 LOB: 2 BB: 0 P: 7	R: 2 E: 0 K: 0 S: 5	H: 2 LOB: 1 BB: 1 P: 9	R: 0 E: 0 K: 0 S: 4	H: 1 LOB: 1 BB: 0 P: 4	R: 0 E: 0 K: 0 S: 4	H: 1 LOB: 2 BB: 1 P: 8	R: 0 E: 0 K: 0 S: 4	H: 1 LOB: 1 BB: 0 P: 4	R: 1 E: 1 K: 0 S: 5	H: 1 LOB: 1 BB: 0 P: 5	1B: 10 2B: 2 3B: 2 HR: 0	SF: 0 SAC: 1 DP: 0 HBP: 0	WP: 0 PA: 41 PB: 0 SB: 1 CS: 0
<b>PITCHER</b> Fred Hutchinson, R ERA: 3.64	IP: 2.2 WLS: L BF: 15 H: 7 R: 4 ER: 4 SO: 0 BB: 0 IBB: 0 HBP: 0 BLK: 0 WP: 0 HR: 0 S: 15 P: 15 ERA: 13.50 WHIP: 2.625																		
Hank Borowy, R ERA: 4.61	IP: 3.1 WLS: L BF: 7 H: 3 R: 2 ER: 2 SO: 0 BB: 1 IBB: 0 HBP: 0 BLK: 0 WP: 0 HR: 0 S: 6 P: 10 ERA: 18.00 WHIP: 4.000																		
Hal White, R ERA: 5.77	IP: 4.1 WLS: L BF: 10 H: 2 R: 0 ER: 0 SO: 0 BB: 1 IBB: 0 HBP: 0 BLK: 0 WP: 0 HR: 0 S: 9 P: 13 ERA: 0.00 WHIP: 1.286																		
Gene Bearden, L ERA: 6.47	IP: 7.1 WLS: L BF: 9 H: 2 R: 1 ER: 1 SO: 0 BB: 0 IBB: 0 HBP: 0 BLK: 0 WP: 0 HR: 0 S: 9 P: 9 ERA: 4.50 WHIP: 1.000																		

Detroit Tigers @ Washington Senators  
 Griffith Stadium, Washington, DC  
 Wed Jul 25 1951, 3:33 AM EDT  
 Att: 3,069 - Unknown

AB	38
R	7
H	14
RBI	6
BB	2
SO	0
LOB	20









Batter	1	2	3	4	5	6	7	8	9	AB	R	H	RBI	BB	SO	LOB	TOP							
<b>Bobby Young, L</b> OBP: 0.298, SLG: 0.329 (1, 4)										4	0	0	0	0	0	3	<b>St. Louis Browns @ Washington Senators</b> Griffith Stadium, Washington, DC Fri Jul 27 1951, 3:33 AM EDT Att: 5,214 - Unknown <a href="http://livebaseballscorecards.com">livebaseballscorecards.com</a>							
<b>Jim Delsing, L</b> OBP: 0.371, SLG: 0.415 (1, 8)										4	0	2	0	0	0	2								
<b>Matt Batts, R</b> OBP: 0.323, SLG: 0.413 (1, 2)										4	0	0	0	0	1	2								
<b>Ray Coleman, L</b> OBP: 0.323, SLG: 0.400 (1, 9)										4	0	0	0	0	0	1								
<b>Hank Artt, L</b> OBP: 0.372, SLG: 0.438 (1, 3)										4	0	2	0	0	0	0								
<b>Jack Maguire, R</b> OBP: 0.376, SLG: 0.431 (1, 7)										4	0	0	0	0	0	2								
<b>Kermit Wahl, R</b> OBP: 0.299, SLG: 0.282 (1, 5)										4	0	2	0	0	0	0								
<b>Bill Jennings, R</b> OBP: 0.208, SLG: 0.250 (1, 6)										3	0	1	0	0	0	2								
<b>Jim McDonald, R</b> OBP: 0.500, SLG: 0.500 <b>Frank Saucier, L</b> (7, PH)										2	0	1	0	0	1	0								
<b>Jim Suchecki, R</b> OBP: 0.231, SLG: 0.167 <b>Bobby Hogue, R</b> OBP: 0.714, SLG: 0.600 (8, 1)										1	0	0	0	0	1	1								
<b>Inning Stats</b>	R: 0 E: 0 K: 1 S: 6	H: 1 LOB: 1 BB: 0 P: 6	R: 0 E: 0 K: 0 S: 4	H: 1 LOB: 1 BB: 0 P: 4	R: 0 E: 0 K: 1 S: 6	H: 1 LOB: 1 BB: 0 P: 6	R: 0 E: 0 K: 0 S: 3	H: 0 LOB: 0 BB: 0 P: 3	R: 0 E: 0 K: 0 S: 5	H: 2 LOB: 2 BB: 0 P: 5	R: 0 E: 0 K: 1 S: 4	H: 1 LOB: 1 BB: 0 P: 4	R: 0 E: 0 K: 1 S: 6	H: 1 LOB: 1 BB: 0 P: 6	R: 0 E: 0 K: 0 S: 3	H: 0 LOB: 0 BB: 0 P: 3	R: 0 E: 0 K: 0 S: 3	H: 1 LOB: 0 BB: 0 P: 3	R: 0 E: 0 K: 0 S: 3	H: 1 LOB: 0 BB: 0 P: 3	1B: 7 2B: 1 3B: 0 HR: 0	SF: 0 SAC: 0 DP: 1 HBP: 0	WP: 0 PB: 0 SB: 0 CS: 0	PA: 34
<b>PITCHER</b> <b>Connie Marrero, R</b> ERA: 3.36 (1, 1)	IP: 9.0 WLS: W BF: 34 H: 8 R: 0 ER: 0 SO: 3 BB: 0 IBB: 0 HBP: 0 BLK: 0 WP: 0 HR: 0 S: 40 P: 40 ERA: 0.00 WHIP: 0.889															<b>PITCHER</b> <b>Connie Marrero, R</b> ERA: 3.36 (1, 1)	IP: 9.0 WLS: W BF: 34 H: 8 R: 0 ER: 0 SO: 3 BB: 0 IBB: 0 HBP: 0 BLK: 0 WP: 0 HR: 0 S: 40 P: 40 ERA: 0.00 WHIP: 0.889							

Batter	1	2	3	4	5	6	7	8	9	AB	R	H	RBI	BB	SO	LOB	BOTTOM			
<b>Eddie Yost, R</b> OBP: 0.432, SLG: 0.400 (1, 5)										3	1	0	0	0	0	0	<b>St. Louis Browns @ Washington Senators</b> Griffith Stadium, Washington, DC Fri Jul 27 1951, 3:33 AM EDT Att: 5,214 - Unknown <a href="http://livebaseballscorecards.com">livebaseballscorecards.com</a>			
<b>Gil Coan, L</b> OBP: 0.391, SLG: 0.528 (1, 7)										3	3	2	0	1	1	0				
<b>Irv Noren, L</b> OBP: 0.371, SLG: 0.454 (1, 8)										3	1	2	2	0	1	0				
<b>Mickey Vernon, L</b> OBP: 0.344, SLG: 0.418 (1, 3)										4	2	3	2	0	0	1				
<b>Sam Mele, R</b> OBP: 0.320, SLG: 0.388 (1, 9)										4	0	2	2	0	0	2				
<b>Pete Runnels, L</b> OBP: 0.286, SLG: 0.266 <b>Sam Dente, R</b> OBP: 0.321, SLG: 0.293 (8, PH) (9, 6)										2	0	0	0	1	0	2				
<b>Cass Michaels, R</b> OBP: 0.338, SLG: 0.359 (1, 4)										4	0	1	0	0	0	1				
<b>Mike Guerra, R</b> OBP: 0.264, SLG: 0.215 (1, 2)										3	0	0	0	1	0	1				
<b>Connie Marrero, R</b> OBP: 0.286, SLG: 0.167 (1, 1)										3	0	0	0	0	2	1				
<b>Inning Stats</b>	R: 1 E: 0 K: 0 S: 5	H: 3 LOB: 1 BB: 0 P: 5	R: 0 E: 0 K: 0 S: 2	H: 0 LOB: 0 BB: 1 P: 6	R: 0 E: 0 K: 1 S: 5	H: 0 LOB: 0 BB: 0 P: 5	R: 1 E: 0 K: 1 S: 6	H: 1 LOB: 0 BB: 0 P: 6	R: 0 E: 0 K: 1 S: 4	H: 0 LOB: 0 BB: 1 P: 8	R: 1 E: 0 K: 0 S: 6	H: 3 LOB: 2 BB: 0 P: 6	R: 0 E: 0 K: 1 S: 5	H: 0 LOB: 0 BB: 0 P: 5	R: 4 E: 1 K: 0 S: 6	H: 3 LOB: 1 BB: 1 P: 11		1B: 5 2B: 5 3B: 1 HR: 0	SF: 0 SAC: 1 DP: 2 HBP: 1	WP: 0 PB: 1 SB: 0 CS: 1
<b>PITCHER</b> <b>Jim McDonald, R</b> ERA: 3.0 <b>Jim Suchecki, R</b> ERA: 5.66 <b>Bobby Hogue, R</b> ERA: 5.14	IP: 6.0 WLS: L BF: 24 H: 7 R: 3 ER: 2 SO: 3 BB: 2 IBB: 0 HBP: 1 BLK: 0 WP: 0 HR: 0 S: 28 P: 36 ERA: 3.00 WHIP: 1.500															<b>PITCHER</b> <b>Connie Marrero, R</b> ERA: 3.36 (1, 1)	IP: 9.0 WLS: W BF: 34 H: 8 R: 0 ER: 0 SO: 3 BB: 0 IBB: 0 HBP: 0 BLK: 0 WP: 0 HR: 0 S: 40 P: 40 ERA: 0.00 WHIP: 0.889			



Batter	1	2	3	4	5	6	7	8	9	AB	R	H	RBI	BB	SO	LOB	TOP			
<b>Bobby Young, L</b> (1,4) OBP: 0.296, SLG: 0.325	4-0 FC4-6 1B BB	0-0 1-3			0-0 4-3		0-0 1-3		0-0 3-1	4	0	0	0	1	0	1	<b>St. Louis Browns @ Washington Senators</b> Griffith Stadium, Washington, DC Sun Jul 29 1951, 3:33 AM EDT Unknown <a href="http://livebaseballscorecards.com">livebaseballscorecards.com</a>			
<b>Jim Delsing, L</b> (1,8) OBP: 0.372, SLG: 0.412	0-0 F8		0-0 6-3		4-0 1B BB		0-0 1B		0-0 F5	4	0	1	0	1	0	1				
<b>Jack Maguire, R</b> (1,7) OBP: 0.385, SLG: 0.435	0-0 FC4-6 1B		0-0 F4		0-0 1-2 1B		0-0 F7			4	0	2	0	0	0	1				
<b>Ben Taylor, L</b> (1,3) OBP: 0.250, SLG: 1.000	0-0 FC4-6 1-2 2-3		0-0 HR		0-0 4-3		0-0 F8			4	1	1	1	0	0	5				
<b>Ray Coleman, L</b> (1,9) OBP: 0.325, SLG: 0.399	0-0 F5		0-0 F5		4-0 1B BB				0-0 1B	3	0	1	0	1	0	2				
<b>Matt Batts, R</b> (1,2) OBP: 0.314, SLG: 0.400		0-0 5-3		0-3 K		0-0 F7		0-0 F6		4	0	0	0	0	1	2				
<b>Kermit Wahl, R</b> (1,5) OBP: 0.311, SLG: 0.296		0-0 3B 1B		0-0 G4-6-3 1B		0-0 F8		0-0 F8		3	1	2	0	0	0	1				
<b>Fred Marsh, R</b> (6,5) OBP: 0.280, SLG: 0.300				0-0 G4-6-3 1B						1	0	0	0	0	0	1				
<b>Bill Jennings, R</b> (1,6) OBP: 0.250, SLG: 0.357		0-0 1-H 3B		0-0 G4-6-3 1-2		0-0 1-2 1B		0-0 F4		4	0	2	1	0	0	2				
<b>AJ Widmar, R</b> (1,1) OBP: 0.250, SLG: 0.231		0-3 K		0-0 G3		0-0 4-3		0-0 6-3		1	0	0	0	0	1	1				
<b>Lou Sleater, L</b> (4,1) OBP: 0.250, SLG: 0.290										2	0	0	0	0	0	2				
<b>Frank Saucier, L</b> (9, PH)										1	0	0	0	0	0	0				
<b>Inning Stats</b>	R: 0 E: 0 K: 0 S: 4	H: 1 LOB: 2 BB: 1 P: 8	R: 1 E: 0 K: 1 S: 7	H: 2 LOB: 1 BB: 0 P: 7	R: 1 E: 0 K: 0 S: 4	H: 1 LOB: 0 BB: 0 P: 4	R: 0 E: 0 K: 1 S: 5	H: 1 LOB: 2 BB: 1 P: 5	R: 0 E: 0 K: 0 S: 4	H: 1 LOB: 1 BB: 0 P: 8	R: 0 E: 0 K: 0 S: 4	H: 1 LOB: 0 BB: 0 P: 4	R: 0 E: 0 K: 0 S: 4	H: 1 LOB: 1 BB: 0 P: 4	R: 0 E: 0 K: 0 S: 3	H: 0 LOB: 0 BB: 0 P: 3	1B: 7 2B: 0 3B: 1 HR: 1	SF: 0 SAC: 0 DP: 1 HBP: 0	WP: 0 PB: 0 SB: 0 CS: 0	PA: 38
<b>PITCHER</b> <b>Sandy Consuegra, R</b> (1,1) ERA: 4.09	IP: 9.0 WLS: W BF: 38 H: 9 R: 2 ER: 2 SO: 2 BB: 3 IBB: 0 HBP: 0 BLK: 0 WP: 0 HR: 1 S: 39 P: 51 ERA: 2.00 WHIP: 1.333																			

Batter	1	2	3	4	5	6	7	8	9	AB	R	H	RBI	BB	SO	LOB	BOTTOM	
<b>Eddie Yost, R</b> (1,5) OBP: 0.434, SLG: 0.402	0-0 5-3	0-0 1-3		1-0 2B HBP	0-0 2B			4-0 S BB		3	1	1	1	1	0	2	<b>St. Louis Browns @ Washington Senators</b> Griffith Stadium, Washington, DC Sun Jul 29 1951, 3:33 AM EDT Unknown <a href="http://livebaseballscorecards.com">livebaseballscorecards.com</a>	
<b>Gil Coan, L</b> (1,7) OBP: 0.391, SLG: 0.524	4-0 1B BB		0-0 1-3	1-0 2B HBP	0-3 K		0-3 K		0-3 K	3	1	0	1	1	2	3		
<b>Irv Noren, L</b> (1,8) OBP: 0.367, SLG: 0.448	0-0 F7		0-0 F7	0-0 F6		0-0 F9		0-3 K		5	0	0	0	0	1	5		
<b>Mickey Vernon, L</b> (1,3) OBP: 0.346, SLG: 0.422	0-0 1-3 1B		0-0 6-3	0-0 1-H 2-3 3-H 2B		0-0 L5				4	0	2	3	0	0	0		
<b>Sam Mele, R</b> (1,9) OBP: 0.320, SLG: 0.392	0-0 F4			0-0 1B F7		0-0 6-3				4	1	1	0	0	0	3		
<b>Pete Runnels, L</b> (1,6) OBP: 0.306, SLG: 0.288		0-0 G5-4-3 1B		0-0 1B L9		0-0 6-3				2	1	2	1	0	0	0		
<b>Sam Dente, R</b> (4, PH) OBP: 0.319, SLG: 0.291				0-0 1B FC						2	0	0	0	0	0	1		
<b>Cass Michaels, R</b> (1,4) OBP: 0.337, SLG: 0.358		0-0 G5-4-3 1-2		0-0 1B HBP	0-0 1-3		0-0 E S 8-2 1B			4	1	1	0	0	0	2		
<b>Mike Guerra, R</b> (1,2) OBP: 0.266, SLG: 0.228		0-0 1B 1B		0-0 HBP 1B HBP	0-0 2B 1B		0-0 8-2 1-H			4	1	3	0	0	0	1		
<b>Sandy Consuegra, R</b> (1,1) OBP: 0.235, SLG: 0.242		0-0 1-2 1B		0-0 HBP 2B HBP	0-3 K		0-0 1-3			4	1	2	1	0	1	1		
<b>Inning Stats</b>	R: 0 E: 0 K: 0 S: 4	H: 3 LOB: 2 BB: 0 P: 5	R: 0 E: 0 K: 0 S: 3	H: 0 LOB: 0 BB: 0 P: 3	R: 7 E: 0 K: 0 S: 9	H: 5 LOB: 1 BB: 0 P: 11	R: 0 E: 0 K: 2 S: 9	H: 2 LOB: 2 BB: 0 P: 9	R: 0 E: 0 K: 0 S: 3	H: 0 LOB: 0 BB: 0 P: 3	R: 0 E: 0 K: 0 S: 3	H: 1 LOB: 0 BB: 0 P: 3	R: 0 E: 0 K: 2 S: 7	H: 0 LOB: 1 BB: 1 P: 11	1B: 9 2B: 3 3B: 1 HR: 0	SF: 0 SAC: 0 DP: 2 HBP: 2	WP: 0 PB: 0 SB: 2 CS: 0	PA: 39
<b>PITCHER</b> <b>AJ Widmar, R</b> (1,1) ERA: 6.08	IP: 3.0 WLS: L BF: 19 H: 8 R: 6 ER: 6 SO: 0 BB: 1 IBB: 0 HBP: 0 BLK: 0 WP: 0 HR: 0 S: 17 P: 22 ERA: 18.00 WHIP: 3.000																	
<b>Lou Sleater, L</b> (4,1) ERA: 5.11	IP: 5.0 WLS: L BF: 20 H: 4 R: 1 ER: 1 SO: 4 BB: 1 IBB: 0 HBP: 1 BLK: 0 WP: 0 HR: 0 S: 26 P: 31 ERA: 1.80 WHIP: 1.000																	



Batter	1	2	3	4	5	6	7	8	9	AB	R	H	RBI	BB	SO	LOB	TOP										
<b>Bobby Young, L</b> OBP: 0.298, SLG: 0.326 (1, 4)	F4		FC1-6 G4-6-3				G3		1B	5	1	2	2	0	0	1											
<b>Jim Delsing, L</b> OBP: 0.372, SLG: 0.410 (1, 8)	1B		G4-6-3				3-1		1B	4	0	1	1	1	0	2											
<b>Jack Maguire, R</b> OBP: 0.386, SLG: 0.432 (1, 7)	1B						F8		K	5	1	2	0	0	1	4											
<b>Ben Taylor, L</b> OBP: 0.286, SLG: 0.714 <b>Hank Artz, R</b> OBP: 0.373, SLG: 0.439 (1, 3) (5, 3)	1B						F6		1B	3	1	1	1	0	0	2											
<b>Ray Coleman, L</b> OBP: 0.329, SLG: 0.402 (1, 9)	4-3								1B	2	0	1	2	0	1	0											
<b>Sherm Lollar, R</b> OBP: 0.400, SLG: 0.455 (1, 2)		E5 G5-4-3					FC5-4		F3	3	1	1	1	2	1	1											
<b>Kermit Wahl, R</b> OBP: 0.305, SLG: 0.291 (1, 5)		G5-4-3					F9		F7	5	0	1	1	0	0	4											
<b>Bill Jennings, R</b> OBP: 0.259, SLG: 0.355 (1, 6)		6-3					F9		SH	3	1	1	0	0	0	1											
<b>Tommy Byrne, L</b> OBP: 0.375, SLG: 0.542 <b>Satchel Paige, R</b> (7, 1)							F7		SH	3	1	2	0	0	0	2											
<b>Inning Stats</b>	R: 1 E: 0 K: 0 S: 4	H: 2 LOB: 1 BB: 1 P: 8	R: 0 E: 1 K: 0 S: 3	H: 0 LOB: 0 BB: 0 P: 3	R: 0 E: 0 K: 0 S: 3	H: 1 LOB: 0 BB: 0 P: 3	R: 2 E: 1 K: 0 S: 6	H: 3 LOB: 1 BB: 0 P: 6	R: 1 E: 0 K: 0 S: 5	H: 2 LOB: 2 BB: 1 P: 5	R: 0 E: 0 K: 0 S: 3	H: 0 LOB: 0 BB: 0 P: 3	R: 0 E: 0 K: 2 S: 7	H: 0 LOB: 0 BB: 0 P: 7	R: 0 E: 0 K: 2 S: 13	H: 0 LOB: 0 BB: 0 P: 17	R: 4 E: 0 K: 2 S: 13	H: 4 LOB: 3 BB: 1 P: 17	1B: 12 2B: 1 3B: 0 HR: 0	SF: 0 SAC: 2 DP: 2 HBP: 0	WP: 1 PB: 0 SB: 0 CS: 0	PA: 43					
<b>PITCHER</b>	IP	WLS	BF	H	R	ER	SO	BB	IBB	HBP	BLK	WP	HR	S	P	ERA	WHIP										
<b>Bob Porterfield, R</b> ERA: 4.84 (1, 1)	5.0		22	8	4	4	0	1	0	0	0	1	0	21	25	7.20	1.800										
<b>Joe Haynes, R</b> ERA: 4.47 (6, 1)	2.0		8	1	0	0	0	1	0	0	0	0	0	7	11	0.00	1.000										
<b>Mickey Harris, L</b> ERA: 4.6 (8, 1)	1.0	L	8	3	4	4	2	0	0	0	0	0	0	12	12	36.00	3.000										
<b>Sid Hudson, R</b> ERA: 5.28 (9, 1)	1.0		5	1	0	0	2	1	0	0	0	0	0	8	12	0.00	2.000										

St. Louis Browns @ Washington Senators  
Griffith Stadium, Washington, DC  
Sun Jul 29 1951, 3:38 AM EDT  
Att: 9,069 - Unknown


AB 38  
R 8  
H 13  
RBI 8  
BB 3  
SO 4  
LOB 23



Batter	1	2	3	4	5	6	7	8	9	AB	R	H	RBI	BB	SO	LOB	BOTTOM										
<b>Eddie Yost, R</b> OBP: 0.431, SLG: 0.398 (1, 5)	F6		F2				F8		6-3	4	0	0	0	1	0	1											
<b>Gil Coan, L</b> OBP: 0.394, SLG: 0.525 (1, 7)	4-3		S				F4		1B	5	2	3	0	0	0	3											
<b>Irv Noren, L</b> OBP: 0.369, SLG: 0.449 (1, 8)	BB		K				K		1B	4	2	2	0	1	2	4											
<b>Mickey Vernon, L</b> OBP: 0.349, SLG: 0.426 (1, 3)	F4						F3		1B	4	1	2	3	1	0	4											
<b>Sam Mele, R</b> OBP: 0.318, SLG: 0.392 (1, 9)			F9				L8		F7	5	0	1	1	0	0	3											
<b>Sam Dente, R</b> OBP: 0.320, SLG: 0.293 (1, 6)			L5-4				F8		F5	5	0	2	0	0	0	3											
<b>Cass Michaels, R</b> OBP: 0.335, SLG: 0.356 (1, 4)			1B				5-3		F6	5	0	1	0	0	0	5											
<b>Clyde Kluttz, R</b> OBP: 0.378, SLG: 0.326 (1, 2)			L5-4				BB		F7	3	0	0	0	1	0	3											
<b>Bob Porterfield, R</b> OBP: 0.125, SLG: 0.067 <b>Gene Verbeke, R</b> OBP: 0.273, SLG: 0.286 <b>Joe Haynes, R</b> OBP: 0.386, SLG: 0.539 <b>Mike McCormick, R</b> OBP: 0.367, SLG: 0.372 <b>Pete Runnels, L</b> OBP: 0.289, SLG: 0.289 <b>Mickey Harris, L</b> OBP: 0.200, SLG: 0.214 <b>Sid Hudson, R</b> OBP: 0.350, SLG: 0.250 (1, 1) (5, PH) (8, 1) (7, PH) (8, 1) (8, 1) (9, 1)			K				BB		1B	1	0	0	0	0	0	0											
<b>Inning Stats</b>	R: 0 E: 0 K: 0 S: 3	H: 0 LOB: 1 BB: 1 P: 7	R: 0 E: 0 K: 0 S: 4	H: 2 LOB: 0 BB: 0 P: 4	R: 0 E: 0 K: 2 S: 8	H: 1 LOB: 1 BB: 0 P: 8	R: 0 E: 0 K: 0 S: 4	H: 1 LOB: 1 BB: 0 P: 4	R: 0 E: 0 K: 1 S: 5	H: 0 LOB: 3 BB: 3 P: 17	R: 0 E: 0 K: 0 S: 4	H: 1 LOB: 0 BB: 0 P: 4	R: 4 E: 0 K: 0 S: 8	H: 5 LOB: 2 BB: 0 P: 8	R: 0 E: 0 K: 1 S: 5	H: 0 LOB: 0 BB: 0 P: 5	R: 2 E: 1 K: 0 S: 5	H: 2 LOB: 1 BB: 1 P: 9	1B: 10 2B: 3 3B: 0 HR: 0	SF: 0 SAC: 0 DP: 2 HBP: 0	WP: 0 PB: 0 SB: 1 CS: 0	PA: 43					
<b>PITCHER</b>	IP	WLS	BF	H	R	ER	SO	BB	IBB	HBP	BLK	WP	HR	S	P	ERA	WHIP										
<b>Tommy Byrne, L</b> ERA: 5.81 (1, 1)	6.1		31	9	4	4	3	4	0	0	0	0	0	33	49	5.68	2.053										
<b>Satchel Paige, R</b> ERA: 6.5 (7, 1)	2.2	W	12	3	2	1	1	1	0	0	0	0	0	13	17	3.38	1.500										

St. Louis Browns @ Washington Senators  
Griffith Stadium, Washington, DC  
Sun Jul 29 1951, 3:38 AM EDT  
Att: 9,069 - Unknown

AB 38  
R 6  
H 12  
RBI 4  
BB 5  
SO 4  
LOB 26





Batter	1	2	3	4	5	6	7	8	9	AB	R	H	RBI	BB	SO	LOB	TOP					
Dale Mitchell, L (1.7) OBP: 0.345, SLG: 0.379										4	1	2	1	1	0	0	<b>Cleveland Indians @ Washington Senators</b> Griffith Stadium, Washington, DC Tue Jul 31 1951, 3:33 AM EDT Att: 25,064 - Unknown					
Bobby Avila, R (1.4) OBP: 0.395, SLG: 0.417										4	0	3	4	1	0	0						
Larry Doby, L (1.8) OBP: 0.425, SLG: 0.530										5	0	1	0	0	1	4						
Luke Easter, L (1.3) OBP: 0.377, SLG: 0.532										5	0	0	0	0	0	3						
Al Rosen, R (1.5) OBP: 0.356, SLG: 0.428										3	0	0	0	1	0	2						
Harry Simpson, L (1.9) OBP: 0.336, SLG: 0.287										4	0	1	0	0	0	1						
Ray Boone, R (1.6) OBP: 0.321, SLG: 0.332										4	0	0	0	0	0	2						
Jim Hegan, R (1.2) OBP: 0.332, SLG: 0.424										4	2	3	0	0	1	0						
Bob Feller, R (1.1) OBP: 0.210, SLG: 0.172										3	1	1	0	0	2	1						
Barney McCosky, L (9, PH) OBP: 0.379, SLG: 0.462										0	1	0	0	1	0	0						
Mike Garcia, R (9, 1) OBP: 0.220, SLG: 0.276										0	0	0	0	0	0	0						
<b>Inning Stats</b>	R: 0 E: 0 K: 0 S: 3	H: 1 LOB: 0 BB: 0 P: 3	R: 0 E: 0 K: 0 S: 3	H: 0 LOB: 1 BB: 1 P: 7	R: 0 E: 0 K: 2 S: 8	H: 2 LOB: 2 BB: 1 P: 12	R: 0 E: 0 K: 0 S: 4	H: 1 LOB: 1 BB: 0 P: 4	R: 2 E: 0 K: 0 S: 6	H: 3 LOB: 2 BB: 1 P: 10	R: 0 E: 0 K: 1 S: 6	H: 1 LOB: 1 BB: 0 P: 6	R: 0 E: 0 K: 0 S: 3	H: 0 LOB: 0 BB: 0 P: 3	R: 0 E: 0 K: 0 S: 3	H: 0 LOB: 0 BB: 0 P: 3	R: 3 E: 0 K: 1 S: 8	H: 3 LOB: 1 BB: 1 P: 12	1B: 8 2B: 3 3B: 0 HR: 0	SF: 0 SAC: 0 DP: 0 HBP: 0	WP: 0 PB: 0 SB: 1 CS: 0	PA: 40
<b>PITCHER</b>	IP WLS BF H R ER SO BB IBB HBP BLK WP HR S P ERA WHIP																					
Don Johnson, R (1.1) ERA: 4.43	8.1 L 38 11 5 5 3 4 0 0 0 0 0 0 40 56 5.40 1.800																					
Tom Ferrick, R (9, 1) ERA: 5.54	0.2 2 0 0 0 1 0 0 0 0 0 0 0 4 4 0.00 0.000																					

Batter	1	2	3	4	5	6	7	8	9	AB	R	H	RBI	BB	SO	LOB	BOTTOM					
Eddie Yost, R (1.5) OBP: 0.431, SLG: 0.394										3	0	0	0	2	1	0	<b>Cleveland Indians @ Washington Senators</b> Griffith Stadium, Washington, DC Tue Jul 31 1951, 3:33 AM EDT Att: 25,064 - Unknown					
Gil Coan, L (1.7) OBP: 0.395, SLG: 0.521										2	0	0	0	0	2	1						
Irv Noren, L (1.8) OBP: 0.368, SLG: 0.449										4	0	1	1	0	0	4						
Mickey Vernon, L (1.3) OBP: 0.348, SLG: 0.424										4	0	1	0	0	1	4						
Sam Mele, R (1.9) OBP: 0.321, SLG: 0.397										3	1	2	0	0	0	0						
Pete Runnels, L (1.6) OBP: 0.320, SLG: 0.319										3	1	2	0	0	0	0						
Sam Dente, R (7, 6) OBP: 0.319, SLG: 0.292										1	0	0	0	0	0	1						
Cass Michaels, R (1.4) OBP: 0.334, SLG: 0.354										4	0	1	1	0	0	3						
Clyde Kluttz, R (1.2) OBP: 0.373, SLG: 0.322										4	1	1	1	0	0	3						
Don Johnson, R (1.1) OBP: 0.118, SLG: 0.091										3	0	0	0	0	1	3						
Tom Ferrick, R (9, 1) OBP: 0.667, SLG: 0.667										0	0	0	0	0	0	0						
Sherry Robertson, L (9, PH) OBP: 0.224, SLG: 0.222										1	0	0	0	0	0	0						
<b>Inning Stats</b>	R: 0 E: 0 K: 1 S: 5	H: 0 LOB: 1 BB: 1 P: 9	R: 0 E: 0 K: 0 S: 3	H: 0 LOB: 0 BB: 0 P: 3	R: 1 E: 0 K: 1 S: 6	H: 1 LOB: 2 BB: 1 P: 11	R: 0 E: 0 K: 0 S: 5	H: 2 LOB: 2 BB: 0 P: 5	R: 0 E: 0 K: 3 S: 10	H: 1 LOB: 1 BB: 0 P: 10	R: 2 E: 0 K: 0 S: 5	H: 3 LOB: 0 BB: 0 P: 5	R: 0 E: 0 K: 0 S: 2	H: 0 LOB: 0 BB: 0 P: 3	R: 0 E: 0 K: 0 S: 4	H: 1 LOB: 1 BB: 0 P: 4	R: 0 E: 0 K: 0 S: 3	H: 0 LOB: 0 BB: 0 P: 3	1B: 5 2B: 4 3B: 0 HR: 0	SF: 0 SAC: 1 DP: 1 HBP: 2	WP: 0 PB: 0 SB: 0 CS: 1	PA: 37
<b>PITCHER</b>	IP WLS BF H R ER SO BB IBB HBP BLK WP HR S P ERA WHIP																					
Bob Feller, R (1.1) ERA: 3.39	8.0 W 34 8 3 3 5 2 0 0 0 0 0 0 40 50 3.38 1.250																					
Mike Garcia, R (9, 1) ERA: 2.7	1.0 S 3 0 0 0 0 0 0 0 0 0 0 0 3 3 0.00 0.000																					







Batter	1	2	3	4	5	6	7	8	9	AB	R	H	RBI	BB	SO	LOB	TOP			
Dale Mitchell, L (1,7) X OBP: 0.347, SLG: 0.385	F9		E 1B		F8			BB 1B		4	1	2	0	0	0	0	<b>Cleveland Indians @ Washington Senators</b> Griffith Stadium, Washington, DC Wed Aug 01 1951, 3:38 AM EDT Att: 24,633 - Unknown			
Bobby Avila, R (1,4) X OBP: 0.391, SLG: 0.412	F9		E8 1-H 1B		6-3			F9		4	0	1	0	0	0	1				
Larry Doby, L (1,8) X OBP: 0.425, SLG: 0.534	HR				4-3			1-2 BB		2	1	1	1	2	0	0				
Luke Easter, L (1,3) X OBP: 0.369, SLG: 0.529	K		F4		4-3			F3		4	0	0	0	0	1	4				
Al Rosen, R (1,5) X OBP: 0.356, SLG: 0.435		6-3			F8			F4		4	1	1	0	0	0	0				
Harry Simpson, L (1,9) X OBP: 0.333, SLG: 0.282	F5				F7			F8		4	0	0	0	0	1	1				
Ray Boone, R (1,6) X OBP: 0.322, SLG: 0.331	F7						6-3	FC4-6 HBP		3	0	1	0	0	0	0				
Jim Hegan, R (1,2) X OBP: 0.332, SLG: 0.423								FC4-6		3	0	1	0	0	1	1				
Bob Lemon, L (9, PH) X OBP: 0.194, SLG: 0.270			G4-6-3 1B		K			G3		1	0	0	1	0	0	1				
Early Wynn, S (1,1) X OBP: 0.246, SLG: 0.250								F3		2	0	0	0	0	0	1				
Barney McCosky, L (8, PH) X OBP: 0.375, SLG: 0.456										1	0	0	0	0	0	0				
Bob Chakales, R (8, PH) X OBP: 0.353, SLG: 0.529										0	0	0	0	0	0	0				
Paul Lehner, L (9, PH) X OBP: 0.243, SLG: 0.250										1	0	0	0	0	1	1				
<b>Inning Stats</b>	R: 1 E: 0 K: 1 S: 6	H: 1 LOB: 0 BB: 0 P: 6	R: 0 E: 0 K: 0 S: 3	H: 0 LOB: 0 BB: 0 P: 3	R: 1 E: 1 K: 0 S: 5	H: 3 LOB: 2 BB: 1 P: 9	R: 0 E: 0 K: 1 S: 6	H: 1 LOB: 1 BB: 0 P: 6	R: 0 E: 0 K: 0 S: 3	H: 0 LOB: 0 BB: 0 P: 3	R: 0 E: 0 K: 1 S: 5	H: 0 LOB: 0 BB: 0 P: 5	R: 0 E: 0 K: 0 S: 4	H: 1 LOB: 2 BB: 1 P: 8	R: 1 E: 0 K: 1 S: 6	H: 1 LOB: 1 BB: 0 P: 7	1B: 6 2B: 0 3B: 0 HR: 1	SF: 0 SAC: 0 DP: 1 HBP: 1	WP: 0 PB: 0 SB: 0 CS: 0	PA: 36
<b>PITCHER</b> Julio Moreno, R (1,1) ERA: 4.39	IP: 9.0 WLS: W BF: 36 H: 7 R: 3 ER: 2 SO: 4 BB: 2 IBB: 0 HBP: 1 BLK: 1 WP: 0 HR: 1 S: 41 P: 50 ERA: 2.00 WHIP: 1.000															<b>PITCHER</b>				

Batter	1	2	3	4	5	6	7	8	9	AB	R	H	RBI	BB	SO	LOB	BOTTOM			
Eddie Yost, R (1,5) X OBP: 0.433, SLG: 0.393	E 1B BB				K				K	2	1	0	0	2	2	2	<b>Cleveland Indians @ Washington Senators</b> Griffith Stadium, Washington, DC Wed Aug 01 1951, 3:38 AM EDT Att: 24,633 - Unknown			
Gil Coan, L (1,7) X OBP: 0.396, SLG: 0.518	E 1B	G3				1B FC4-6 1B		6-3		4	2	2	0	0	0	1				
Irv Noren, L (1,8) X OBP: 0.368, SLG: 0.444	F9				F8	FC4-6 1-3 1B		3-1		4	0	1	0	0	0	2				
Mickey Vernon, L (1,3) X OBP: 0.350, SLG: 0.429	E9 1-H 2-H 1B					FC4-6 1-2 3-H 1B		FC6-4 1B		3	1	2	2	1	0	1				
Sam Mele, R (1,9) X OBP: 0.316, SLG: 0.388	F8 2-H				F5	L4		FC6-4		4	0	0	0	0	0	3				
Pete Runnels, L (1,6) X OBP: 0.369, SLG: 0.364					L7	5-3				3	0	1	0	1	0	2				
Gene Verble, R (1,4) X OBP: 0.278, SLG: 0.262	F7							FC1-6 BB		2	0	0	0	2	0	2				
Mike Guerra, R (1,2) X OBP: 0.260, SLG: 0.223					F6			FC1-6 1-2		4	0	0	0	0	2	3				
Julio Moreno, R (1,1) X OBP: 0.207, SLG: 0.214					F7					3	0	0	0	0	2	2				
<b>Inning Stats</b>	R: 3 E: 2 K: 0 S: 6	H: 3 LOB: 1 BB: 1 P: 10	R: 0 E: 0 K: 0 S: 3	H: 0 LOB: 1 BB: 1 P: 7	R: 0 E: 0 K: 0 S: 3	H: 0 LOB: 1 BB: 1 P: 7	R: 0 E: 0 K: 3 S: 9	H: 0 LOB: 1 BB: 1 P: 13	R: 1 E: 0 K: 0 S: 5	H: 2 LOB: 1 BB: 0 P: 5	R: 0 E: 0 K: 1 S: 5	H: 0 LOB: 1 BB: 1 P: 9	R: 0 E: 0 K: 0 S: 4	H: 1 LOB: 1 BB: 0 P: 4	R: 0 E: 0 K: 2 S: 7	H: 0 LOB: 1 BB: 1 P: 11		1B: 6 2B: 0 3B: 0 HR: 0	SF: 0 SAC: 1 DP: 0 HBP: 0	WP: 0 PB: 1 SB: 0 CS: 0
<b>PITCHER</b> Early Wynn, R (1,1) ERA: 3.57	IP: 7.0 WLS: L BF: 32 H: 6 R: 4 ER: 3 SO: 4 BB: 5 IBB: 0 HBP: 0 BLK: 0 WP: 0 HR: 0 S: 35 P: 55 ERA: 3.86 WHIP: 1.571															<b>PITCHER</b>				
Bob Chakales, R (8,1) X ERA: 4.06	IP: 1.0 WLS: L BF: 4 H: 0 R: 0 ER: 0 SO: 2 BB: 1 IBB: 0 HBP: 0 BLK: 0 WP: 0 HR: 0 S: 7 P: 11 ERA: 0.00 WHIP: 1.000															<b>PITCHER</b>				







Batter	1	2	3	4	5	6	7	8	9	AB	R	H	RBI	BB	SO	LOB	TOP		
Nellie Fox, L OBP: 0.385, SLG: 0.437 (1,4)	4-0 2B 6-3 BB		0-0 S 1B	0-0 L3		0-0 3B 1B		0-0 F9		4	3	2	0	1	0	3			
Bud Stewart, L OBP: 0.385, SLG: 0.493 (1,7)	0-0		0-0 F7		0-0 2B 2B				0-0 L7	4	2	3	1	0	0	1			
Jim Busby, R OBP: 0.364, SLG: 0.383 (8,8)	1-3 2B		1-2		1-H 1B 3B				1	1	0	0	0	0	0	0			
Minnie Minoso, R OBP: 0.443, SLG: 0.549 (1,5)	0-0 6-3		0-0 S 1B		0-0 1B 2B				2	5	1	3	4	0	0	1			
Eddie Robinson, L OBP: 0.369, SLG: 0.474 (1,3)	0-3 K		0-0 F9		0-0 1B		0-0 CS		0-0 P3	5	0	1	1	0	1	2			
Ray Coleman, L OBP: 0.324, SLG: 0.394 (8,7)	0-3 K		0-0 F9		0-0 1B		0-0 P4		0-0 P3	4	0	0	0	0	1	2			
Al Zarilla, L OBP: 0.373, SLG: 0.421 (1,9)		4-0 G5-4-3 BB		0-0 HBP 1B		0-0 P6			0-0 4-3	3	1	1	0	1	0	1			
Bud Sheely, L OBP: 0.333, SLG: 0.231 (1,2)	0-0 F9		0-0 F9		1-0 1B HBP		0-0 P4		0-0 4-3	3	0	0	0	0	0	2			
Chico Carrasquel, R OBP: 0.334, SLG: 0.353 (1,6)	0-0 G5-4-3		0-0 F9		1-2 2H 1B		0-0 F7		0-0 1B	4	0	2	1	0	0	1			
Saul Rogovin, R OBP: 0.237, SLG: 0.310 (1,1)			0-0 F7		0-0 L8		0-0 F8		0-3 K	4	0	0	0	0	1	3			
<b>Inning Stats</b>	R: 1 E: 0 K: 2 S: 8	H: 1 LOB: 1 BB: 1 P: 12	R: 0 E: 0 K: 0 S: 2	H: 0 LOB: 0 BB: 1 P: 6	R: 1 E: 0 K: 0 S: 5	H: 2 LOB: 1 BB: 0 P: 5	R: 1 E: 0 K: 0 S: 5	H: 2 LOB: 2 BB: 0 P: 6	R: 2 E: 0 K: 0 S: 6	H: 3 LOB: 1 BB: 0 P: 5	R: 0 E: 0 K: 0 S: 3	H: 0 LOB: 0 BB: 0 P: 3	R: 0 E: 0 K: 1 S: 6	H: 1 LOB: 1 BB: 0 P: 6	R: 0 E: 0 K: 0 S: 3	H: 0 LOB: 0 BB: 0 P: 3	1B: 8 2B: 3 3B: 1 HR: 0	SF: 0 SAC: 0 DP: 1 HBP: 1	WP: 0 PA: 41 CS: 2
<b>PITCHER</b>	IP WLS BF H R ER SO BB IBB HBP BLK WP HR S P ERA WHIP	IP WLS BF H R ER SO BB IBB HBP BLK WP HR S P ERA WHIP	IP WLS BF H R ER SO BB IBB HBP BLK WP HR S P ERA WHIP	IP WLS BF H R ER SO BB IBB HBP BLK WP HR S P ERA WHIP	IP WLS BF H R ER SO BB IBB HBP BLK WP HR S P ERA WHIP	IP WLS BF H R ER SO BB IBB HBP BLK WP HR S P ERA WHIP	IP WLS BF H R ER SO BB IBB HBP BLK WP HR S P ERA WHIP	IP WLS BF H R ER SO BB IBB HBP BLK WP HR S P ERA WHIP	IP WLS BF H R ER SO BB IBB HBP BLK WP HR S P ERA WHIP	IP WLS BF H R ER SO BB IBB HBP BLK WP HR S P ERA WHIP	IP WLS BF H R ER SO BB IBB HBP BLK WP HR S P ERA WHIP	IP WLS BF H R ER SO BB IBB HBP BLK WP HR S P ERA WHIP	IP WLS BF H R ER SO BB IBB HBP BLK WP HR S P ERA WHIP	IP WLS BF H R ER SO BB IBB HBP BLK WP HR S P ERA WHIP	IP WLS BF H R ER SO BB IBB HBP BLK WP HR S P ERA WHIP	IP WLS BF H R ER SO BB IBB HBP BLK WP HR S P ERA WHIP	IP WLS BF H R ER SO BB IBB HBP BLK WP HR S P ERA WHIP	IP WLS BF H R ER SO BB IBB HBP BLK WP HR S P ERA WHIP	IP WLS BF H R ER SO BB IBB HBP BLK WP HR S P ERA WHIP

Chicago White Sox @ Washington Senators  
Griffith Stadium, Washington, DC  
Fri Aug 03 1951, 3:33 AM EDT  
Att: 9,321 - Unknown

AB	37
R	7
H	12
RBI	7
BB	2
SO	3
LOB	16



Batter	1	2	3	4	5	6	7	8	9	AB	R	H	RBI	BB	SO	LOB	BOTTOM				
Eddie Yost, R OBP: 0.429, SLG: 0.385 (1,5)	1-0 G6-4-3 HBP		0-0 FC5		0-0 F2		0-0 P6			3	0	0	0	0	0	3					
Gil Coan, L OBP: 0.393, SLG: 0.510 (1,7)	0-3 K		0-0 F9 S 1B		0-0 P6		0-3 K			4	1	1	0	0	2	2					
Mike McCormick, R OBP: 0.396, SLG: 0.359 (1,8)	0-0 G6-4-3		0-3 K		0-0 G3				0-0 6-3	4	0	0	0	0	1	2					
Mickey Vernon, L OBP: 0.346, SLG: 0.422 (1,3)		0-0 E S 1B		0-0 F9		0-0 6-3		0-0 P4		4	1	1	0	0	0	1					
Sam Mele, R OBP: 0.317, SLG: 0.388 (1,9)		0-3 K		0-0 K		0-0 F8		0-0 4-3		4	0	1	1	0	1	1					
Pete Runnels, L OBP: 0.359, SLG: 0.353 (1,6)		0-0 L8		0-0 1-3		0-0 6-3			0-0 G6-4-3 1B	4	0	1	0	0	0	2					
Gene Verble, R OBP: 0.277, SLG: 0.257 (1,4)		4-0 1B BB		0-0 3-1		0-0 2B F9 1B			0-0 G6-4-3	3	2	1	0	1	0	1					
Clyde Kluttz, R OBP: 0.391, SLG: 0.351 (1,2)		0-0 FC5 1B		4-0 G1-6-3 BB		0-0 F9 2B			0-0 P6	3	0	2	1	1	0	0					
Sid Hudson, R OBP: 0.367, SLG: 0.269 (1,1)		0-0 3H 1B		0-0 G1-6-3		0-0 F9				2	0	1	1	0	0	1					
Sandy Consuegra, R OBP: 0.235, SLG: 0.242 (5,1)										0	0	0	0	0	0	0					
Irv Noren, L OBP: 0.363, SLG: 0.438 (7,PH)										1	0	0	1	0	0	1					
Mickey Harris, L OBP: 0.200, SLG: 0.214 (8,1)										0	0	0	0	0	0	0					
<b>Inning Stats</b>	R: 0 E: 0 K: 1 S: 4	H: 0 LOB: 0 BB: 0 P: 5	R: 2 E: 0 K: 1 S: 8	H: 3 LOB: 2 BB: 1 P: 12	R: 1 E: 0 K: 1 S: 7	H: 2 LOB: 1 BB: 0 P: 7	R: 0 E: 0 K: 0 S: 2	H: 0 LOB: 0 BB: 1 P: 6	R: 0 E: 0 K: 0 S: 3	H: 0 LOB: 0 BB: 0 P: 3	R: 0 E: 0 K: 1 S: 7	H: 2 LOB: 1 BB: 0 P: 7	R: 0 E: 0 K: 0 S: 3	H: 0 LOB: 0 BB: 0 P: 3	R: 0 E: 0 K: 0 S: 3	H: 1 LOB: 0 BB: 0 P: 3	R: 0 E: 0 K: 0 S: 3	H: 0 LOB: 0 BB: 0 P: 3	1B: 7 2B: 1 3B: 0 HR: 0	SF: 0 SAC: 0 DP: 3 HBP: 1	WP: 0 PA: 35 CS: 0
<b>PITCHER</b>	IP WLS BF H R ER SO BB IBB HBP BLK WP HR S P ERA WHIP	IP WLS BF H R ER SO BB IBB HBP BLK WP HR S P ERA WHIP	IP WLS BF H R ER SO BB IBB HBP BLK WP HR S P ERA WHIP	IP WLS BF H R ER SO BB IBB HBP BLK WP HR S P ERA WHIP	IP WLS BF H R ER SO BB IBB HBP BLK WP HR S P ERA WHIP	IP WLS BF H R ER SO BB IBB HBP BLK WP HR S P ERA WHIP	IP WLS BF H R ER SO BB IBB HBP BLK WP HR S P ERA WHIP	IP WLS BF H R ER SO BB IBB HBP BLK WP HR S P ERA WHIP	IP WLS BF H R ER SO BB IBB HBP BLK WP HR S P ERA WHIP	IP WLS BF H R ER SO BB IBB HBP BLK WP HR S P ERA WHIP	IP WLS BF H R ER SO BB IBB HBP BLK WP HR S P ERA WHIP	IP WLS BF H R ER SO BB IBB HBP BLK WP HR S P ERA WHIP	IP WLS BF H R ER SO BB IBB HBP BLK WP HR S P ERA WHIP	IP WLS BF H R ER SO BB IBB HBP BLK WP HR S P ERA WHIP	IP WLS BF H R ER SO BB IBB HBP BLK WP HR S P ERA WHIP	IP WLS BF H R ER SO BB IBB HBP BLK WP HR S P ERA WHIP	IP WLS BF H R ER SO BB IBB HBP BLK WP HR S P ERA WHIP	IP WLS BF H R ER SO BB IBB HBP BLK WP HR S P ERA WHIP	IP WLS BF H R ER SO BB IBB HBP BLK WP HR S P ERA WHIP		

Chicago White Sox @ Washington Senators  
Griffith Stadium, Washington, DC  
Fri Aug 03 1951, 3:33 AM EDT  
Att: 9,321 - Unknown

AB	32
R	4
H	8
RBI	4
BB	2
SO	4
LOB	14





Batter	1	2	3	4	5	6	7	8	9	AB	R	H	RBI	BB	SO	LOB	TOP					
Nellie Fox, L OBP: 0.387, SLG: 0.440 (1.4)										4	0	2	0	0	0	1						
Bud Stewart, L OBP: 0.356, SLG: 0.479 (1.7)										4	0	0	0	0	0	2						
Minnie Minoso, R OBP: 0.441, SLG: 0.544 (1.5)										3	0	0	0	1	1	1						
Eddie Robinson, L OBP: 0.368, SLG: 0.473 (1.3)										3	0	1	0	0	0	1						
Ray Coleman, L OBP: 0.321, SLG: 0.390 (1.8)										3	0	0	0	0	0	1						
Al Zarilla, L OBP: 0.369, SLG: 0.417 (1.9)										3	0	0	0	0	0	0						
Bud Sheely, L OBP: 0.278, SLG: 0.188 (1.2)										3	0	0	0	0	0	0						
Chico Carrasquel, R OBP: 0.333, SLG: 0.351 (1.6)										2	0	0	0	0	0	0						
Floyd Baker, L OBP: 0.410, SLG: 0.341 (6. PH)										1	0	0	0	0	0	0						
Joe Demaestri, R OBP: 0.171, SLG: 0.147 (6.6)										0	0	0	0	0	0	0						
Ken Holcombe, R OBP: 0.345, SLG: 0.333 (1.1)										0	0	0	0	1	0	0						
Bob Dillinger, R OBP: 0.340, SLG: 0.366 (6. PH)										1	0	0	0	0	0	0						
Howie Judson, R OBP: 0.167, SLG: 0.130 (6.1)										1	0	0	0	0	1	0						
<b>Inning Stats</b>	R: 0 E: 0 K: 0 S: 3	H: 1 LOB: 1 BB: 1 P: 7	R: 0 E: 0 K: 0 S: 3	H: 0 LOB: 0 BB: 0 P: 3	R: 0 E: 0 K: 0 S: 2	H: 0 LOB: 0 BB: 1 P: 6	R: 0 E: 0 K: 1 S: 6	H: 1 LOB: 1 BB: 0 P: 6	R: 0 E: 0 K: 0 S: 3	H: 0 LOB: 2 BB: 0 P: 3	R: 0 E: 0 K: 0 S: 4	H: 1 LOB: 1 BB: 0 P: 4	R: 0 E: 0 K: 0 S: 3	H: 0 LOB: 0 BB: 0 P: 3	R: 0 E: 0 K: 1 S: 5	H: 0 LOB: 0 BB: 0 P: 5	R: 0 E: 0 K: 0 S: 3	H: 0 LOB: 0 BB: 0 P: 3	1B: 2 2B: 2 3B: 0 HR: 0	SF: 0 SAC: 0 DP: 1 HBP: 0	WP: 0 PB: 0 SB: 0 CS: 1	PA: 30
<b>PITCHER</b> Connie Marrero, R ERA: 3.14 (1.1)	IP: 9.0 WLS: W BF: 30 H: 3 R: 0 ER: 0 SO: 2 BB: 2 IBB: 0 HBP: 0 BLK: 0 WP: 0 HR: 0 S: 32 P: 40 ERA: 0.00 WHIP: 0.556															<b>PITCHER</b>	IP: 9.0 WLS: W BF: 30 H: 3 R: 0 ER: 0 SO: 2 BB: 2 IBB: 0 HBP: 0 BLK: 0 WP: 0 HR: 0 S: 32 P: 40 ERA: 0.00 WHIP: 0.556					

Chicago White Sox @ Washington Senators  
Griffith Stadium, Washington, DC  
Sat Aug 04 1951, 3:33 AM EDT  
Att: 11,449 - Unknown

AB	28
R	0
H	3
RBI	0
BB	2
SO	2
LOB	6

Batter	1	2	3	4	5	6	7	8	9	AB	R	H	RBI	BB	SO	LOB	BOTTOM			
Eddie Yost, R OBP: 0.427, SLG: 0.385 (1.5)										5	1	1	1	0	1	2				
Gil Coan, L OBP: 0.392, SLG: 0.507 (1.7)										4	0	1	0	0	0	2				
Pete Runnels, L OBP: 0.354, SLG: 0.348 (1.6)										4	0	1	2	0	0	1				
Mickey Vernon, L OBP: 0.350, SLG: 0.422 (1.3)										2	1	1	0	2	0	0				
Sam Mele, R OBP: 0.319, SLG: 0.388 (1.9)										3	0	1	0	0	0	3				
Mike McCormick, R OBP: 0.393, SLG: 0.356 (1.8)										4	1	1	1	0	1	3				
Gene Verble, R OBP: 0.276, SLG: 0.252 (1.4)										3	0	0	0	1	0	1				
Mike Guerra, R OBP: 0.259, SLG: 0.224 (1.2)										4	1	1	0	0	0	2				
Connie Marrero, R OBP: 0.302, SLG: 0.196 (1.1)										4	1	2	1	0	0	0				
<b>Inning Stats</b>	R: 0 E: 0 K: 0 S: 3	H: 0 LOB: 0 BB: 0 P: 3	R: 0 E: 0 K: 0 S: 3	H: 0 LOB: 0 BB: 0 P: 4	R: 0 E: 0 K: 1 S: 5	H: 0 LOB: 0 BB: 1 P: 5	R: 0 E: 0 K: 0 S: 5	H: 2 LOB: 2 BB: 0 P: 5	R: 3 E: 0 K: 0 S: 7	H: 4 LOB: 2 BB: 1 P: 11	R: 0 E: 0 K: 1 S: 5	H: 0 LOB: 0 BB: 0 P: 5	R: 0 E: 0 K: 0 S: 4	H: 1 LOB: 1 BB: 0 P: 4	R: 2 E: 0 K: 0 S: 5	H: 2 LOB: 2 BB: 2 P: 13	1B: 8 2B: 1 3B: 0 HR: 0	SF: 0 SAC: 0 DP: 0 HBP: 1	WP: 0 PB: 0 SB: 1 CS: 0	PA: 37
<b>PITCHER</b> Ken Holcombe, R ERA: 3.78 (1.1)	IP: 5.0 WLS: L BF: 23 H: 6 R: 3 ER: 3 SO: 3 BB: 1 IBB: 0 HBP: 1 BLK: 0 WP: 0 HR: 0 S: 23 P: 28 ERA: 5.40 WHIP: 1.400															<b>PITCHER</b> Howie Judson, R ERA: 4.43 (6.1)	IP: 3.0 WLS: L BF: 14 H: 3 R: 2 ER: 2 SO: 1 BB: 2 IBB: 0 HBP: 0 BLK: 0 WP: 0 HR: 0 S: 14 P: 22 ERA: 6.00 WHIP: 1.667			


Chicago White Sox @ Washington Senators  
Griffith Stadium, Washington, DC  
Sat Aug 04 1951, 3:33 AM EDT  
Att: 11,449 - Unknown


AB	33
R	5
H	9
RBI	5
BB	3
SO	2
LOB	14







Batter	1	2	3	4	5	6	7	8	9	AB	R	H	RBI	BB	SO	LOB	TOP		
<b>Eddie Yost, R</b> (1.5) OBP: 0.421, SLG: 0.384	5-3		K			5-3		F4		4	0	0	0	0	1	2	<p>Washington Senators @ New York Yankees Yankee Stadium, Bronx, NY Mon Aug 06 1951, 3:33 AM EDT Att: 27,386 - Unknown</p> <p>livebaseballscorecards.com</p> <p>AB 31 R 0 H 5 RBI 0 BB 1 SO 4 LOB 14</p> 		
<b>Gil Coan, L</b> (1.7) OBP: 0.388, SLG: 0.503	1B		G3			4-3			4-3	4	0	1	0	0	0	0			
<b>Irv Noren, L</b> (1.8) OBP: 0.362, SLG: 0.435	F8				L6			G4-6-3 1B	E4	4	0	1	0	0	0	1			
<b>Mickey Vernon, L</b> (1.3) OBP: 0.348, SLG: 0.418	1-3 1B				4-3			G4-6-3 1-2	F9	4	0	1	0	0	0	2			
<b>Sam Mele, R</b> (1.9) OBP: 0.313, SLG: 0.380	K				4-3			5-3	K	4	0	0	0	0	2	3			
<b>Pete Runnels, L</b> (1.6) OBP: 0.359, SLG: 0.354		4-3				G5-4-3 1B		FC3-6 BB 1B		3	0	2	0	0	0	0			
<b>Cass Michaels, R</b> (1.4) OBP: 0.331, SLG: 0.346		K				F4		FC3-6 BB 1-2		2	0	0	0	1	1	1			
<b>Clyde Kluttz, R</b> (1.2) OBP: 0.368, SLG: 0.327		5-3				G5-4-3 1-2		F7		3	0	0	0	0	0	3			
<b>Don Johnson, R</b> (1.1) OBP: 0.111, SLG: 0.086										2	0	0	0	0	0	0	<p>WP: 0 PA: 32 SB: 0 CS: 0</p>		
<b>Shery Robertson, L</b> (8. PH) OBP: 0.250, SLG: 0.277										1	0	0	0	0	0	2			
<b>Mickey Harris, L</b> (8.1) OBP: 0.200, SLG: 0.214								FC3-6 1-2 2-3		0	0	0	0	0	0	0			
<b>Inning Stats</b>	R: 0 E: 0 K: 1 S: 7	H: 2 LOB: 2 BB: 0 P: 7	R: 0 E: 0 K: 1 S: 5	H: 0 LOB: 0 BB: 0 P: 5	R: 0 E: 0 K: 1 S: 5	H: 0 LOB: 0 BB: 0 P: 5	R: 0 E: 0 K: 0 S: 3	H: 0 LOB: 0 BB: 0 P: 3	R: 0 E: 0 K: 0 S: 3	H: 1 LOB: 0 BB: 0 P: 3	R: 0 E: 0 K: 0 S: 3	H: 1 LOB: 1 BB: 0 P: 3	R: 0 E: 0 K: 0 S: 4	H: 1 LOB: 2 BB: 1 P: 8	R: 0 E: 1 K: 1 S: 6	H: 0 LOB: 1 BB: 0 P: 6	1B: 5 2B: 0 3B: 0 HR: 0	SF: 0 SAC: 0 DP: 2 HBP: 0	
<b>PITCHER</b>	IP	WLS	BF	H	R	ER	SO	BB	IBB	HBP	BLK	WP	HR	S	P	ERA	WHIP		
<b>Tom Morgan, R</b> (1.1) ERA: 3.32	9.0	W	32	5	0	0	4	1	0	0	0	0	0	39	43	0.00	0.667		

Batter	1	2	3	4	5	6	7	8	9	AB	R	H	RBI	BB	SO	LOB	BOTTOM		
<b>Gene Woodling, L</b> (1.7) OBP: 0.362, SLG: 0.429	G3		F7			F7		1B 3B		4	1	1	0	0	0	1	<p>Washington Senators @ New York Yankees Yankee Stadium, Bronx, NY Mon Aug 06 1951, 3:33 AM EDT Att: 27,386 - Unknown</p> <p>livebaseballscorecards.com</p> <p>AB 30 R 4 H 7 RBI 4 BB 4 SO 2 LOB 14</p> 		
<b>Joe Collins, L</b> (1.9) OBP: 0.372, SLG: 0.485	K2-3		1-2 BB			F5		F3		3	0	0	0	1	1	1			
<b>Bobby Brown, L</b> (1.5) OBP: 0.401, SLG: 0.446	FC6-4 1B		F7			BB F7 1B		G5-4-3 1B		4	1	3	1	0	0	2			
<b>Joe DiMaggio, R</b> (1.8) OBP: 0.373, SLG: 0.442	FC6-4 1-2				F5	BB BB 1B		G5-4-3 1-2		4	0	1	0	0	0	2			
<b>Yogi Berra, L</b> (1.2) OBP: 0.357, SLG: 0.499		F7			HR BB	F8		F8		3	1	0	0	1	0	2			
<b>Johnny Mize, L</b> (1.3) OBP: 0.383, SLG: 0.433										3	0	0	0	1	1	1			
<b>Hank Bauer, R</b> (9.9) OBP: 0.372, SLG: 0.457		K				F7		F8		0	0	0	0	0	0	0			
<b>Gil McDougald, R</b> (1.4) OBP: 0.390, SLG: 0.508		5-3			HR	F7		F7		4	1	1	3	0	0	2			
<b>Phil Rizzuto, R</b> (1.6) OBP: 0.360, SLG: 0.369			F5		L9	3-H 4-0				2	0	0	0	1	0	0			
<b>Tom Morgan, R</b> (1.1) OBP: 0.300, SLG: 0.433						1-2 2-3 BB		F8		3	0	1	0	0	0	3			
<b>Inning Stats</b>	R: 0 E: 0 K: 1 S: 6	H: 1 LOB: 1 BB: 0 P: 6	R: 0 E: 0 K: 1 S: 5	H: 0 LOB: 0 BB: 0 P: 5	R: 0 E: 0 K: 0 S: 4	H: 1 LOB: 2 BB: 1 P: 8	R: 2 E: 0 K: 0 S: 4	H: 1 LOB: 0 BB: 1 P: 8	R: 0 E: 0 K: 0 S: 3	H: 0 LOB: 0 BB: 0 P: 3	R: 1 E: 0 K: 0 S: 5	H: 2 LOB: 3 BB: 2 P: 13	R: 1 E: 0 K: 0 S: 4	H: 2 LOB: 0 BB: 0 P: 4	R: 0 E: 0 K: 0 S: 3	H: 0 LOB: 0 BB: 0 P: 3	1B: 5 2B: 0 3B: 1 HR: 1	SF: 0 SAC: 0 DP: 1 HBP: 0	
<b>PITCHER</b>	IP	WLS	BF	H	R	ER	SO	BB	IBB	HBP	BLK	WP	HR	S	P	ERA	WHIP		
<b>Don Johnson, R</b> (1.1) ERA: 4.47	7.0	L	31	7	4	4	2	4	0	0	0	0	0	31	47	5.14	1.571		
<b>Mickey Harris, L</b> (8.1) ERA: 4.31	1.0		3	0	0	0	0	0	0	0	0	0	0	3	3	0.00	0.000		



Batter	1	2	3	4	5	6	7	8	9	AB	R	H	RBI	BB	SO	LOB	TOP			
<b>Eddie Yost, R</b> OBP: 0.421, SLG: 0.384 (1.5)	F8		F2		1B			HR BB		3	1	1	0	1	0	1	<b>Washington Senators @ New York Yankees</b> Yankee Stadium, Bronx, NY Wed Aug 08 1951, 3:33 AM EDT Att: 10,554 - Unknown <a href="http://livebaseballscorecards.com">livebaseballscorecards.com</a>			
<b>Gil Coan, L</b> OBP: 0.384, SLG: 0.497 (1.7)	4-3		F9		F2			F7		4	0	0	0	0	0	4				
<b>Pete Runnels, L</b> OBP: 0.355, SLG: 0.343 (1.6)	F8			HR BB	K			F3		3	1	0	0	1	1	3				
<b>Mickey Vernon, L</b> OBP: 0.352, SLG: 0.439 (1.3)		F3		HR		CS 1B		HR		4	2	3	4	0	0	0				
<b>Sam Mele, R</b> OBP: 0.312, SLG: 0.379 (1.8)	5-3			L4-6 G3 1B		5-3		F8		4	0	1	0	0	0	1				
<b>Shery Robertson, L</b> OBP: 0.259, SLG: 0.275 (1.9)	1B			G3		K		F7		4	0	1	0	0	1	1				
<b>Cass Michaels, R</b> OBP: 0.327, SLG: 0.341 (1.4)	K			L4-6		K		F7		4	0	0	0	0	2	2				
<b>Mike Guerra, R</b> OBP: 0.259, SLG: 0.220 (1.2)			F7		FC3-6 BB		F7		K	3	0	0	0	1	1	0				
<b>Bob Porterfield, R</b> OBP: 0.150, SLG: 0.105 (1.1)					FC3-6 1B		F4			3	0	1	0	0	0	1				
<b>Inning Stats</b>	R: 0 E: 0 K: 0 S: 3	H: 0 LOB: 0 BB: 0 P: 3	R: 0 E: 0 K: 1 S: 6	H: 1 LOB: 1 BB: 0 P: 6	R: 0 E: 0 K: 0 S: 4	H: 1 LOB: 0 BB: 0 P: 4	R: 2 E: 0 K: 0 S: 4	H: 2 LOB: 0 BB: 1 P: 8	R: 0 E: 0 K: 1 S: 5	H: 1 LOB: 0 BB: 0 P: 10	R: 0 E: 0 K: 1 S: 5	H: 0 LOB: 0 BB: 0 P: 5	R: 0 E: 0 K: 1 S: 4	H: 0 LOB: 0 BB: 0 P: 8	R: 0 E: 0 K: 1 S: 5	H: 0 LOB: 0 BB: 0 P: 5	1B: 5 2B: 1 3B: 0 HR: 2	SF: 0 SAC: 0 DP: 1 HBP: 0	WP: 0 PB: 0 CS: 1	PA: 35
<b>PITCHER</b> <b>Vic Raschi, R</b> ERA: 3.53 (1.1)	IP: 9.0 WLS: L BF: 35	H: 7 R: 4 ER: 4 SO: 5	BB: 3 IBB: 0 HBP: 0 BLK: 0	WP: 0 HR: 2 S: 42 P: 54	ERA: 4.00 WHIP: 1.111															

Batter	1	2	3	4	5	6	7	8	9	AB	R	H	RBI	BB	SO	LOB	BOTTOM					
<b>Gene Woodling, L</b> OBP: 0.363, SLG: 0.428 (1.7)	K				1-3			FC6-4 1B	4-3	5	0	2	0	0	1	3	<b>Washington Senators @ New York Yankees</b> Yankee Stadium, Bronx, NY Wed Aug 08 1951, 3:33 AM EDT Att: 10,554 - Unknown <a href="http://livebaseballscorecards.com">livebaseballscorecards.com</a>					
<b>Joe Collins, L</b> OBP: 0.370, SLG: 0.477 (1.9)	6-3 BB		F5		F9			FC6-4 1B		3	0	0	0	1	0	3						
<b>Bobby Brown, L</b> OBP: 0.403, SLG: 0.448 (1.5)	6-3			L9 1B	6-3			G5-4-3 1B		4	0	2	0	0	0	2						
<b>Joe DiMaggio, R</b> OBP: 0.371, SLG: 0.438 (1.8)	F5			BB 1B		K		G5-4-3		4	0	1	0	0	1	3						
<b>Yogi Berra, L</b> OBP: 0.356, SLG: 0.499 (1.2)		F3		F7		F8			1B 2B	4	1	1	0	0	0	2						
<b>Johnny Mize, L</b> OBP: 0.381, SLG: 0.430 (1.3)		F9		L9		F9			1B	4	0	1	1	0	0	2						
<b>Billy Martin, R</b> OBP: 0.353, SLG: 0.378 (9, FR)		F9		2-3				2H 1B		0	0	0	0	0	0	0						
<b>Gil McDougald, R</b> OBP: 0.387, SLG: 0.502 (1.4)	5-3			1-2 BB		K		F5		3	0	0	0	1	1	1						
<b>Phil Rizzuto, R</b> OBP: 0.361, SLG: 0.369 (1.6)			E7	F8		G4-3 BB			1-2 1B	3	0	1	0	1	0	3						
<b>Vic Raschi, R</b> OBP: 0.232, SLG: 0.200 (1.1)				1-3		1-3 1B			F5	3	0	1	0	0	0	1						
<b>Hank Bauer, R</b> OBP: 0.371, SLG: 0.455 (9, PH)						1-2		G4-3		1	0	0	0	0	0	2						
<b>Inning Stats</b>	R: 0 E: 0 K: 1 S: 5	H: 0 LOB: 1 BB: 1 P: 9	R: 0 E: 0 K: 0 S: 3	H: 0 LOB: 0 BB: 0 P: 3	R: 0 E: 1 K: 0 S: 4	H: 1 LOB: 1 BB: 0 P: 4	R: 0 E: 0 K: 0 S: 5	H: 2 LOB: 3 BB: 1 P: 9	R: 0 E: 0 K: 0 S: 4	H: 1 LOB: 1 BB: 0 P: 4	R: 0 E: 0 K: 1 S: 5	H: 0 LOB: 0 BB: 0 P: 5	R: 0 E: 0 K: 1 S: 4	H: 0 LOB: 1 BB: 1 P: 8	R: 0 E: 0 K: 0 S: 4	H: 2 LOB: 1 BB: 0 P: 4	R: 1 E: 0 K: 0 S: 6	H: 3 LOB: 2 BB: 0 P: 6	1B: 8 2B: 1 3B: 0 HR: 0	SF: 0 SAC: 0 DP: 2 HBP: 0	WP: 0 PB: 0 CS: 0	PA: 37
<b>PITCHER</b> <b>Bob Porterfield, R</b> ERA: 4.53 (1.1)	IP: 9.0 WLS: W BF: 37	H: 9 R: 1 ER: 1 SO: 3	BB: 3 IBB: 0 HBP: 0 BLK: 0	WP: 0 HR: 0 S: 40 P: 52	ERA: 1.00 WHIP: 1.333																	



Batter	1	2	3	4	5	6	7	8	9	AB	R	H	RBI	BB	SO	LOB	TOP										
<b>Eddie Yost, R</b> OBP: 0.419, SLG: 0.380 (1, 5)										4	0	0	0	1	0	2	<b>Washington Senators @ New York Yankees</b> Yankee Stadium, Bronx, NY Thu Aug 09 1951, 3:33 AM EDT Att: 11,032 - Unknown <a href="http://livebaseballscorecards.com">livebaseballscorecards.com</a>										
<b>Gil Coan, L</b> OBP: 0.382, SLG: 0.494 (1, 7)										4	1	1	0	0	0	3											
<b>Pete Runnels, L</b> OBP: 0.360, SLG: 0.350 (1, 6)										4	2	2	0	0	0	1											
<b>Mickey Vernon, L</b> OBP: 0.351, SLG: 0.436 (1, 3)										4	0	1	1	0	1	1											
<b>Sam Mele, R</b> OBP: 0.314, SLG: 0.382 (1, 9)										4	1	2	2	0	0	1											
<b>Mike McCormick, R</b> OBP: 0.392, SLG: 0.349 (1, 8)										3	0	1	0	1	0	2											
<b>Cass Michaels, R</b> OBP: 0.332, SLG: 0.344 (1, 4)										3	0	2	0	1	0	1											
<b>Mike Guerra, R</b> OBP: 0.264, SLG: 0.218 (1, 2)										2	0	0	1	2	0	1											
<b>Julio Moreno, R</b> OBP: 0.219, SLG: 0.226 (1, 1)										3	0	1	0	0	0	4											
<b>Clyde Kluttz, R</b> OBP: 0.364, SLG: 0.324 (9, PH)										1	0	0	0	0	0	0											
<b>Inning Stats</b>	R: 2 E: 0 K: 0 S: 5	H: 2 LOB: 1 BB: 1 P: 9	R: 0 E: 0 K: 0 S: 4	H: 2 LOB: 2 BB: 1 P: 8	R: 2 E: 0 K: 0 S: 4	H: 2 LOB: 1 BB: 3 P: 16	R: 0 E: 0 K: 0 S: 3	H: 0 LOB: 0 BB: 0 P: 3	R: 0 E: 0 K: 1 S: 5	H: 1 LOB: 0 BB: 0 P: 5	R: 0 E: 0 K: 0 S: 3	H: 1 LOB: 0 BB: 0 P: 3	R: 0 E: 0 K: 0 S: 4	H: 1 LOB: 1 BB: 0 P: 4	R: 0 E: 0 K: 0 S: 3	H: 0 LOB: 0 BB: 0 P: 3	1B: 9 2B: 1 3B: 0 HR: 0	SF: 0 SAC: 0 DP: 3 HBP: 0	WP: 1 PB: 0 SB: 0 CS: 1	PA: 37							
<b>PITCHER</b>	IP	WLS	BF	H	R	ER	SO	BB	IBB	HBP	BLK	WP	HR	S	P	ERA	WHIP										
<b>Bob Kuzava, L</b> ERA: 4.13 (1, 1)	2.1		14	6	4	4	0	2	0	0	0	1	0	12	20	15.43	3.429										
<b>Art Schallack, L</b> ERA: 5.52 (3, 1)	0.0		3	0	0	0	0	3	0	0	0	0	0	0	12	∞	∞										
<b>Joe Ostrowski, L</b> ERA: 3.19 (3, 1)	6.2	W	20	4	0	0	1	0	0	0	0	0	0	22	22	0.00	0.600										

Batter	1	2	3	4	5	6	7	8	9	AB	R	H	RBI	BB	SO	LOB	BOTTOM										
<b>Gil McDougald, R</b> OBP: 0.389, SLG: 0.504 (1, 4)										3	1	1	0	1	1	0	<b>Washington Senators @ New York Yankees</b> Yankee Stadium, Bronx, NY Thu Aug 09 1951, 3:33 AM EDT Att: 11,032 - Unknown <a href="http://livebaseballscorecards.com">livebaseballscorecards.com</a>										
<b>Gene Woodling, L</b> OBP: 0.365, SLG: 0.434 (1, 7)										3	2	1	1	1	0	2											
<b>Yogi Berra, L</b> OBP: 0.355, SLG: 0.496 (1, 2)										4	1	1	0	0	1	0											
<b>Joe DiMaggio, R</b> OBP: 0.373, SLG: 0.460 (1, 8)										4	1	2	3	0	0	1											
<b>Johnny Mize, L</b> OBP: 0.375, SLG: 0.422 (1, 3)										4	0	0	0	0	0	2											
<b>Joe Collins, L</b> OBP: 0.370, SLG: 0.477 (8, 3)										0	0	0	0	0	0	0											
<b>Bobby Brown, L</b> OBP: 0.400, SLG: 0.440 (1, 5)										3	0	0	0	1	0	0											
<b>Hank Bauer, R</b> OBP: 0.369, SLG: 0.448 (1, 9)										3	1	0	0	1	0	2											
<b>Phil Rizzuto, R</b> OBP: 0.358, SLG: 0.365 (1, 6)										4	0	0	0	0	0	3											
<b>Bob Kuzava, S</b> OBP: 0.275, SLG: 0.176 (1, 1)										1	0	0	0	0	0	0											
<b>Art Schallack, L</b> OBP: 0.429, SLG: 0.200 (3, 1)										0	0	0	0	0	0	0											
<b>Joe Ostrowski, L</b> (3, 1)										3	0	0	0	0	1	2											
<b>Inning Stats</b>	R: 1 E: 0 K: 0 S: 4	H: 1 LOB: 1 BB: 1 P: 8	R: 1 E: 1 K: 0 S: 4	H: 0 LOB: 2 BB: 2 P: 12	R: 0 E: 0 K: 0 S: 3	H: 0 LOB: 0 BB: 0 P: 3	R: 0 E: 0 K: 0 S: 3	H: 0 LOB: 1 BB: 1 P: 7	R: 0 E: 0 K: 2 S: 7	H: 0 LOB: 0 BB: 0 P: 7	R: 1 E: 0 K: 0 S: 4	H: 1 LOB: 0 BB: 0 P: 4	R: 3 E: 1 K: 1 S: 9	H: 3 LOB: 1 BB: 0 P: 9	R: 0 E: 1 K: 0 S: 4	H: 0 LOB: 1 BB: 0 P: 4	1B: 1 2B: 1 3B: 2 HR: 1	SF: 0 SAC: 0 DP: 0 HBP: 0	WP: 0 PB: 0 SB: 0 CS: 0	PA: 36							
<b>PITCHER</b>	IP	WLS	BF	H	R	ER	SO	BB	IBB	HBP	BLK	WP	HR	S	P	ERA	WHIP										
<b>Julio Moreno, R</b> ERA: 4.32 (1, 1)	8.0	L	36	5	6	3	3	4	0	0	0	0	1	38	54	3.38	1.125										



Batter	1	2	3	4	5	6	7	8	9	AB	R	H	RBI	BB	SO	LOB	TOP								
<b>Eddie Yost, R</b> OBP: 0.417, SLG: 0.376 (1, 5)	F6	F6				1B 1B BB	1-3		6-3	4	1	0	0	1	0	2									
<b>Gil Coan, L</b> OBP: 0.381, SLG: 0.492 (1, 7)	F4		3-1			1B HR 1B	K			4	1	1	0	0	1	0									
<b>Pete Runnels, L</b> OBP: 0.374, SLG: 0.374 (1, 6)	FC5 BB 1B		4-3			HR 1B	F5			4	1	3	1	0	0	0									
<b>Mickey Vernon, L</b> OBP: 0.352, SLG: 0.444 (1, 3)	1-2 BB		4-3			HR 1B	4-3			3	1	1	3	1	0	1									
<b>Sam Mele, R</b> OBP: 0.314, SLG: 0.383 (1, 9)	FC5 2-3f		5-3			HR 2B	4-3			4	0	1	0	0	0	3									
<b>Mike McCormick, R</b> OBP: 0.389, SLG: 0.346 (1, 8)		1B 1B		4-3		5-3	1-3			4	0	1	0	0	0	1									
<b>Cass Michaels, R</b> OBP: 0.333, SLG: 0.344 (1, 4)		1-2 1B		HR BB G6-4-3		5-3	6-3			3	0	1	0	1	0	1									
<b>Mike Guerra, R</b> OBP: 0.260, SLG: 0.214 (1, 2)		F3		G6-4-3 1-2f		6-3	5-3			3	0	0	0	0	0	3									
<b>Shery Robertson, L</b> OBP: 0.246, SLG: 0.269 (9, PH)									5-3	1	0	0	0	0	0	0									
<b>Connie Marrero, R</b> OBP: 0.286, SLG: 0.184 (1, 1)									4-3	3	0	0	0	0	2	2									
<b>Irv Noren, L</b> OBP: 0.361, SLG: 0.434 (9, PH)		K					6-3		4-3	1	0	0	0	0	0	0									
<b>Inning Stats</b>	R: 0 E: 0 K: 0 S: 4	H: 1 LOB: 2 BB: 1 P: 8	R: 0 E: 0 K: 1 S: 7	H: 2 LOB: 2 BB: 0 P: 7	R: 0 E: 0 K: 0 S: 4	H: 1 LOB: 1 BB: 0 P: 4	R: 0 E: 0 K: 0 S: 2	H: 0 LOB: 0 BB: 1 P: 6	R: 4 E: 0 K: 1 S: 9	H: 4 LOB: 1 BB: 1 P: 13	R: 0 E: 0 K: 0 S: 3	H: 0 LOB: 0 BB: 0 P: 3	R: 0 E: 0 K: 1 S: 5	H: 0 LOB: 0 BB: 0 P: 5	R: 0 E: 0 K: 0 S: 3	H: 0 LOB: 0 BB: 0 P: 3	R: 0 E: 0 K: 0 S: 3	H: 0 LOB: 0 BB: 0 P: 3	1B: 5 2B: 2 3B: 0 HR: 1	SF: 0 SAC: 0 DP: 1 HBP: 0	WP: 0 PB: 0 SB: 0 CS: 0	PA: 37			
<b>PITCHER</b>	IP	WLS	BF	H	R	ER	SO	BB	IBB	HBP	BLK	WP	HR	S	P	ERA	WHIP								
<b>Mel Parnell, L</b> ERA: 3.58 (1, 1)	6.0	W	28	8	4	4	2	3	0	0	0	0	1	29	41	6.00	1.833								
<b>Ellis Kinder, R</b> ERA: 3.28 (7, 1)	3.0	S	9	0	0	0	1	0	0	0	0	0	0	11	11	0.00	0.000								

Washington Senators @ Boston Red Sox  
Fenway Park, Boston, MA  
Fri Aug 10 1951, 3:33 AM EDT  
Att: 28,937 - Unknown

AB	34
R	4
H	8
RBI	4
BB	3
SO	3
LOB	13

1B	5	SF	0
2B	2	SAC	0
3B	0	DP	1
HR	1	HBP	0

Batter	1	2	3	4	5	6	7	8	9	AB	R	H	RBI	BB	SO	LOB	BOTTOM								
<b>Dom DiMaggio, R</b> OBP: 0.364, SLG: 0.425 (1, 8)	1-3		6 E 1B			F2 F6				4	1	1	0	0	0	3									
<b>6 Johnny Pesky, L</b> OBP: 0.402, SLG: 0.383 (1, 6)	F9		E7 F8 1H 2H 1B			F8		F8		4	0	1	1	0	0	1									
<b>Ted Williams, L</b> OBP: 0.478, SLG: 0.580 (1, 7)			F8			F5		F9		4	0	1	0	0	0	1									
<b>Vern Stephens, R</b> OBP: 0.364, SLG: 0.509 (1, 5)	K		4-3			6-3		K		4	0	0	0	0	2	2									
<b>Billy Goodman, L</b> OBP: 0.385, SLG: 0.371 (1, 4)		4-3				1B E 1B		F8		4	1	1	0	0	0	0									
<b>Walt Dropo, R</b> OBP: 0.328, SLG: 0.391 (1, 3)		G5-4-3 1B				1B 1-2 1B		5-3		4	1	2	0	0	0	0									
<b>Clyde Vollmer, R</b> OBP: 0.383, SLG: 0.595 (1, 9)		G5-4-3 1-2f				E1 1-3 2H 1B		HR		4	2	2	1	0	0	1									
<b>Aaron Robinson, L</b> OBP: 0.336, SLG: 0.261 (1, 2)			G3			BB 1B IBB		F9		2	0	0	0	2	0	0									
<b>Mel Parnell, L</b> OBP: 0.351, SLG: 0.308 (1, 1)						F9				2	1	1	0	0	0	1									
<b>Charlie Maxwell, L</b> OBP: 0.300, SLG: 0.472 (6, PH)										1	0	1	2	0	0	0									
<b>Ellis Kinder, R</b> OBP: 0.042, SLG: 0.083 (7, 1)						1-2 2H 1B				0	0	0	0	0	0	0									
<b>Inning Stats</b>	R: 0 E: 0 K: 1 S: 6	H: 1 LOB: 0 BB: 0 P: 6	R: 0 E: 0 K: 0 S: 3	H: 1 LOB: 0 BB: 0 P: 3	R: 2 E: 1 K: 0 S: 6	H: 3 LOB: 1 BB: 0 P: 6	R: 0 E: 0 K: 0 S: 3	H: 0 LOB: 0 BB: 0 P: 3	R: 0 E: 0 K: 0 S: 3	H: 0 LOB: 1 BB: 1 P: 7	R: 3 E: 1 K: 0 S: 7	H: 4 LOB: 2 BB: 1 P: 11	R: 0 E: 0 K: 1 S: 5	H: 0 LOB: 0 BB: 0 P: 5	R: 1 E: 0 K: 0 S: 4	H: 1 LOB: 0 BB: 0 P: 4	R: 0 E: 0 K: 0 S: 3	H: 0 LOB: 0 BB: 0 P: 3	1B: 9 2B: 0 3B: 0 HR: 1	SF: 0 SAC: 0 DP: 1 HBP: 0	WP: 0 PB: 0 SB: 0 CS: 0	PA: 35			
<b>PITCHER</b>	IP	WLS	BF	H	R	ER	SO	BB	IBB	HBP	BLK	WP	HR	S	P	ERA	WHIP								
<b>Connie Marrero, R</b> ERA: 3.28 (1, 1)	8.0	L	35	10	6	5	2	1	1	0	0	0	1	37	45	5.62	1.375								

Washington Senators @ Boston Red Sox  
Fenway Park, Boston, MA  
Fri Aug 10 1951, 3:33 AM EDT  
Att: 28,937 - Unknown

AB	33
R	6
H	10
RBI	4
BB	2
SO	2
LOB	9

1B	9	SF	0
2B	0	SAC	0
3B	0	DP	1
HR	1	HBP	0



Batter	1	2	3	4	5	6	7	8	9	AB	R	H	RBI	BB	SO	LOB	TOP								
<b>Eddie Yost, R</b> OBP: 0.416, SLG: 0.382 (1, 5)	F8		E6					K		4	1	1	3	1	1	0	<b>Washington Senators @ Boston Red Sox</b> Fenway Park, Boston, MA Sat Aug 11 1951, 3:33 AM EDT Att: 12,254 - Unknown <a href="http://livebaseballscorecards.com">livebaseballscorecards.com</a>								
<b>Gil Coan, L</b> OBP: 0.379, SLG: 0.488 (1, 7)	1B		K					G3		5	0	1	0	0	2	2									
<b>Irv Noren, L</b> OBP: 0.361, SLG: 0.435 (1, 8) <b>Mike McCormick, R</b> OBP: 0.388, SLG: 0.352 (3, 8)	FC3-2		FC3-6					F8		2	1	1	0	0	0	1									
<b>Mickey Vernon, L</b> OBP: 0.358, SLG: 0.449 (1, 3)	FC3-2		1B					1B		5	0	4	1	0	0	2									
<b>Sam Mele, R</b> OBP: 0.312, SLG: 0.384 (1, 9)	FC3-2		1B					G4-6-3		5	1	1	1	0	0	5									
<b>Pete Runnels, L</b> OBP: 0.375, SLG: 0.369 (1, 6)	K							1-3		4	0	1	0	1	1	3									
<b>Sam Dente, R</b> OBP: 0.322, SLG: 0.295 (1, 4)										4	1	2	1	0	0	1									
<b>Clyde Klutz, R</b> OBP: 0.361, SLG: 0.321 (1, 2)	F8		F5					1B		4	0	1	0	0	0	3									
<b>Dick Starr, R</b> OBP: 0.269, SLG: 0.261 (1, 1)	5-3							K		3	1	0	0	1	1	3									
<b>Inning Stats</b>	R: 1 E: 1 K: 1 S: 8	H: 2 LOB: 2 BB: 0 P: 8	R: 0 E: 0 K: 0 S: 3	H: 0 LOB: 0 BB: 0 P: 3	R: 1 E: 1 K: 1 S: 7	H: 1 LOB: 2 BB: 0 P: 7	R: 3 E: 0 K: 1 S: 7	H: 2 LOB: 0 BB: 1 P: 11	R: 1 E: 0 K: 0 S: 6	H: 3 LOB: 2 BB: 0 P: 6	R: 0 E: 0 K: 0 S: 2	H: 0 LOB: 0 BB: 1 P: 6	R: 1 E: 0 K: 1 S: 8	H: 4 LOB: 3 BB: 1 P: 12	R: 0 E: 0 K: 1 S: 5	H: 0 LOB: 0 BB: 0 P: 5	R: 0 E: 0 K: 0 S: 3	H: 1 LOB: 0 BB: 0 P: 3	1B: 10 2B: 2 3B: 0 HR: 1	SF: 0 SAC: 0 DP: 2 HBP: 0	WP: 0 PB: 0 SB: 1 CS: 0	PA: 42			
<b>PITCHER</b>	IP	WLS	BF	H	R	ER	SO	BB	IBB	HBP	BLK	WP	HR	S	P	ERA	WHIP								
<b>Chuck Stobbs, L</b> ERA: 4.38 (1, 1)	4.0	L	22	7	6	4	3	1	0	0	0	0	1	27	31	9.00	2.000								
<b>Walt Masterson, R</b> ERA: 3.14 (5, 1)	3.0		14	5	1	1	1	2	0	0	0	0	0	14	22	3.00	2.333								
<b>Harry Taylor, R</b> ERA: 5.45 (8, 1)	2.0		6	1	0	0	1	0	0	0	0	0	0	8	8	0.00	0.500								

Batter	1	2	3	4	5	6	7	8	9	AB	R	H	RBI	BB	SO	LOB	BOTTOM								
<b>Dom DiMaggio, R</b> OBP: 0.364, SLG: 0.427 (1, 8)	5-3		4-3						F9	5	0	2	0	0	0	0	<b>Washington Senators @ Boston Red Sox</b> Fenway Park, Boston, MA Sat Aug 11 1951, 3:33 AM EDT Att: 12,254 - Unknown <a href="http://livebaseballscorecards.com">livebaseballscorecards.com</a>								
<b>6 Johnny Pesky, L</b> OBP: 0.404, SLG: 0.388 (1, 6)	1B							F4		4	0	2	0	1	0	1									
<b>Ted Williams, L</b> OBP: 0.478, SLG: 0.578 (1, 7)	2B		BB					F9		5	0	2	0	0	0	3									
<b>Vern Stephens, R</b> OBP: 0.364, SLG: 0.509 (1, 5)	1B		K					FC5-4		4	1	1	0	1	1	4									
<b>Billy Goodman, L</b> OBP: 0.384, SLG: 0.368 (1, 4)	4-3							FC5-4		3	0	0	0	1	0	5									
<b>Walt Dropo, R</b> OBP: 0.326, SLG: 0.385 (1, 3)								F8		3	0	0	0	1	1	0									
<b>Clyde Vollmer, R</b> OBP: 0.385, SLG: 0.590 (1, 9)								F8		2	0	0	1	2	0	2									
<b>Aaron Robinson, L</b> OBP: 0.324, SLG: 0.250 (1, 2)								FC6-4		4	0	0	0	0	0	4									
<b>Chuck Stobbs, L</b> OBP: 0.277, SLG: 0.238 (1, 1) <b>Walt Masterson, R</b> OBP: 0.341, SLG: 0.286 (7, PH) <b>Harry Taylor, R</b> OBP: 0.143, SLG: 0.148 (8, 1)	F9							F7		1	0	0	0	0	0	1									
<b>Inning Stats</b>	R: 0 E: 0 K: 0 S: 5	H: 2 LOB: 2 BB: 0 P: 5	R: 0 E: 0 K: 1 S: 5	H: 0 LOB: 1 BB: 1 P: 9	R: 0 E: 0 K: 1 S: 5	H: 0 LOB: 1 BB: 1 P: 9	R: 0 E: 0 K: 0 S: 3	H: 0 LOB: 0 BB: 0 P: 3	R: 0 E: 0 K: 0 S: 4	H: 1 LOB: 1 BB: 0 P: 4	R: 1 E: 0 K: 0 S: 4	H: 1 LOB: 2 BB: 2 P: 12	R: 0 E: 0 K: 1 S: 7	H: 2 LOB: 3 BB: 1 P: 11	R: 0 E: 0 K: 0 S: 3	H: 0 LOB: 1 BB: 1 P: 7	R: 0 E: 0 K: 0 S: 4	H: 1 LOB: 1 BB: 0 P: 4	1B: 4 2B: 3 3B: 0 HR: 0	SF: 0 SAC: 0 DP: 0 HBP: 0	WP: 0 PB: 0 SB: 0 CS: 0	PA: 40			
<b>PITCHER</b>	IP	WLS	BF	H	R	ER	SO	BB	IBB	HBP	BLK	WP	HR	S	P	ERA	WHIP								
<b>Dick Starr, R</b> ERA: 6.59 (1, 1)	9.0	W	40	7	1	1	3	6	0	0	0	0	0	40	64	1.00	1.444								



Batter	1	2	3	4	5	6	7	8	9	AB	R	H	RBI	BB	SO	LOB	TOP					
<b>Eddie Yost, R</b> OBP: 0.416, SLG: 0.379 (1.5)	F6		HBP				F7		F5	3	0	0	0	1	0	0	<b>Washington Senators @ Boston Red Sox</b> Fenway Park, Boston, MA Sun Aug 12 1951, 3:33 AM EDT Sunny					
<b>Gil Coan, L</b> OBP: 0.377, SLG: 0.485 (1.7)	1-3		F8				F7			4	0	1	0	0	0	2						
<b>Pete Runnels, L</b> OBP: 0.379, SLG: 0.368 (1.6)	HBP		1B				F8			3	0	1	1	0	0	2						
<b>Mickey Vernon, L</b> OBP: 0.354, SLG: 0.444 (1.3)	CS	K	F6				F7		G3	4	0	0	0	0	1	2						
<b>Sam Mele, R</b> OBP: 0.312, SLG: 0.390 (1.8)		F9					HR		F7	4	1	1	1	0	0	0						
<b>Shery Robertson, L</b> OBP: 0.262, SLG: 0.273 (1.9)		BB					4-3		1B	3	0	1	0	1	0	0						
<b>Sam Dente, R</b> OBP: 0.325, SLG: 0.299 (1.4)	F7		1B				1B		F8	4	0	2	0	0	0	2						
<b>Clyde Kluttz, R</b> OBP: 0.365, SLG: 0.327 (1.2)			SH1				1B		4-3	4	1	2	0	0	0	1						
<b>Don Johnson, R</b> OBP: 0.105, SLG: 0.081 (1.1)			SH1				1-3		F8	2	0	0	0	0	1	2						
<b>Cass Michaels, R</b> OBP: 0.332, SLG: 0.343 (9, PH)										1	0	0	0	0	0	0						
<b>Inning Stats</b>	R: 0 E: 0 K: 0 S: 2	H: 0 LOB: 0 BB: 0 P: 3	R: 0 E: 0 K: 1 S: 5	H: 0 LOB: 1 BB: 1 P: 9	R: 1 E: 0 K: 0 S: 5	H: 2 LOB: 2 BB: 0 P: 6	R: 0 E: 0 K: 0 S: 4	H: 1 LOB: 1 BB: 0 P: 4	R: 0 E: 0 K: 1 S: 5	H: 1 LOB: 1 BB: 1 P: 9	R: 1 E: 0 K: 0 S: 6	H: 3 LOB: 2 BB: 0 P: 6	R: 0 E: 0 K: 0 S: 3	H: 0 LOB: 0 BB: 0 P: 3	R: 0 E: 0 K: 0 S: 4	H: 1 LOB: 1 BB: 0 P: 4	R: 0 E: 0 K: 0 S: 3	H: 0 LOB: 0 BB: 0 P: 3	1B: 7 2B: 0 3B: 0 HR: 1	SF: 0 SAC: 1 DP: 1 HBP: 2	WP: 0 PB: 0 SB: 0 CS: 1	PA: 38
<b>PITCHER</b> <b>Ray Scarborough, R</b> ERA: 4.39 (1.1)	IP: 9.0 WLS: W BF: 37 H: 8 R: 2 ER: 2 SO: 2 BB: 2 IBB: 0 HBP: 2 BLK: 0 WP: 0 HR: 1 S: 37 P: 47 ERA: 2.00 WHIP: 1.111																					

AB	32
R	2
H	8
RBI	2
BB	2
SO	2
LOB	11



Batter	1	2	3	4	5	6	7	8	9	AB	R	H	RBI	BB	SO	LOB	BOTTOM			
<b>Dom DiMaggio, R</b> OBP: 0.363, SLG: 0.426 (1.8)	6-3		E				5-3			4	0	1	0	0	0	0	<b>Washington Senators @ Boston Red Sox</b> Fenway Park, Boston, MA Sun Aug 12 1951, 3:33 AM EDT Sunny			
<b>6 Johnny Pesky, L</b> OBP: 0.403, SLG: 0.384 (1.6)	G3		BB				5-3			3	0	0	0	1	0	0				
<b>Ted Williams, L</b> OBP: 0.478, SLG: 0.577 (1.7)	4-3		BB				HR			4	2	2	0	0	0	2				
<b>Vern Stephens, R</b> OBP: 0.368, SLG: 0.520 (1.5)			5-3				1B			4	2	3	2	0	0	3				
<b>Billy Goodman, L</b> OBP: 0.385, SLG: 0.369 (1.4)	F8						G3			4	0	2	0	0	0	1				
<b>Walt Dropo, R</b> OBP: 0.321, SLG: 0.378 (1.3)	G4-6-3						F7			4	1	0	1	0	0	3				
<b>Clyde Vollmer, R</b> OBP: 0.383, SLG: 0.584 (1.9)			F6				K			4	0	1	0	0	1	1				
<b>Buddy Rosar, R</b> OBP: 0.323, SLG: 0.291 (1.2)			F9				E6			4	0	0	1	0	0	2				
<b>Ray Scarborough, R</b> OBP: 0.226, SLG: 0.180 (1.1)			BB				F2			4	1	1	0	0	0	2				
<b>Inning Stats</b>	R: 0 E: 0 K: 0 S: 3	H: 0 LOB: 0 BB: 0 P: 3	R: 0 E: 0 K: 0 S: 3	H: 1 LOB: 0 BB: 0 P: 3	R: 1 E: 1 K: 0 S: 6	H: 2 LOB: 3 BB: 1 P: 10	R: 0 E: 0 K: 0 S: 4	H: 1 LOB: 1 BB: 0 P: 4	R: 0 E: 0 K: 0 S: 3	H: 0 LOB: 0 BB: 0 P: 3	R: 3 E: 1 K: 0 S: 7	H: 4 LOB: 1 BB: 0 P: 7	R: 2 E: 0 K: 0 S: 5	H: 2 LOB: 0 BB: 0 P: 5	R: 0 E: 1 K: 1 S: 6	H: 0 LOB: 1 BB: 0 P: 6	1B: 9 2B: 0 3B: 0 HR: 1	SF: 0 SAC: 0 DP: 1 HBP: 0	WP: 0 PB: 0 SB: 0 CS: 0	PA: 36
<b>PITCHER</b> <b>Don Johnson, R</b> ERA: 4.48 (1.1)	IP: 8.0 WLS: L BF: 36 H: 10 R: 6 ER: 4 SO: 1 BB: 1 IBB: 0 HBP: 0 BLK: 0 WP: 0 HR: 1 S: 37 P: 41 ERA: 4.50 WHIP: 1.375																			









Batter	1	2	3	4	5	6	7	8	9	AB	R	H	RBI	BB	SO	LOB	TOP			
Phil Rizzuto, R OBP: 0.355, SLG: 0.363 Jerry Coleman, R OBP: 0.318, SLG: 0.325	6-3		G3		F3		F7		2B	5	0	1	2	0	0	2				
Gene Woodling, L OBP: 0.360, SLG: 0.440	F9		HR		F8		F9		F7	5	1	1	1	0	0	2				
Bobby Brown, L OBP: 0.399, SLG: 0.433	F5		F8						1-3	3	0	0	0	1	0	0				
Joe DiMaggio, R OBP: 0.373, SLG: 0.452		F7			4-3				F2	4	1	1	0	0	0	1				
Yogi Berra, L OBP: 0.357, SLG: 0.490	F7		4-3							4	1	2	0	0	0	1				
Gil McDougald, R OBP: 0.391, SLG: 0.509					K				SH5-4	2	0	0	0	1	1	2				
Joe Collins, L OBP: 0.273, SLG: 0.475 Johnny Mize, L OBP: 0.363, SLG: 0.414 Johnny Hopp, L OBP: 0.318, SLG: 0.333	F7						1-3		F2	3	0	1	1	0	0	1				
Hank Bauer, R OBP: 0.384, SLG: 0.477			HR		CS				1B	3	2	3	1	1	0	0				
Tom Morgan, R OBP: 0.273, SLG: 0.394 Vic Raschi, R OBP: 0.225, SLG: 0.194 Bob Kuzava, S OBP: 0.286, SLG: 0.194			4-3				F7		2B	2	0	0	0	0	0	1				
<b>Inning Stats</b>	R: 0 E: 0 K: 0 S: 3	H: 0 LOB: 0 BB: 0 P: 3	R: 0 E: 0 K: 0 S: 3	H: 0 LOB: 1 BB: 1 P: 7	R: 2 E: 0 K: 0 S: 5	H: 2 LOB: 0 BB: 0 P: 5	R: 1 E: 0 K: 1 S: 6	H: 2 LOB: 0 BB: 0 P: 6	R: 0 E: 0 K: 0 S: 4	H: 1 LOB: 1 BB: 0 P: 4	R: 0 E: 0 K: 1 S: 6	H: 1 LOB: 1 BB: 0 P: 6	R: 0 E: 0 K: 0 S: 3	H: 0 LOB: 0 BB: 0 P: 3	R: 3 E: 0 K: 0 S: 6	H: 3 LOB: 1 BB: 1 P: 10	1B: 5 2B: 2 3B: 1 HR: 2	SF: 0 SAC: 1 DP: 1 HBP: 0	WP: 0 PB: 0 SB: 0 CS: 1	PA: 39
<b>PITCHER</b>	IP	WLS	BF	H	R	ER	SO	BB	IBB	HBP	BLK	WP	HR	S	P	ERA	WHIP			
Bob Porterfield, R ERA: 4.39	8.0		31	7	3	3	2	2	0	0	0	0	2	33	41	3.38	1.125			
Mickey Harris, L ERA: 4.66	1.0	L	7	3	3	3	0	0	1	0	0	0	0	6	10	27.00	3.000			

**New York Yankees @ Washington Senators**  
 Griffith Stadium, Washington, DC  
 Tue Aug 14 1951, 3:33 AM EDT  
 Att: 19,680 - Unknown  
 livebaseballscores.com

AB	34
R	6
H	10
RBI	6
BB	3
SO	2
LOB	12



Batter	1	2	3	4	5	6	7	8	9	AB	R	H	RBI	BB	SO	LOB	BOTTOM					
Eddie Yost, R OBP: 0.416, SLG: 0.382	K		1B		K					4	0	2	1	0	2	0						
Gil Coan, L OBP: 0.375, SLG: 0.480	1-3		1B				F7		F2	4	0	1	1	0	0	2						
Pete Runnels, L OBP: 0.379, SLG: 0.364	K		1-3				K		1B	4	0	1	1	0	2	2						
Mickey Vernon, L OBP: 0.350, SLG: 0.440		5-3			5-3		F9		G3-6-3	4	0	1	0	0	0	2						
Sam Mele, R OBP: 0.313, SLG: 0.389		4-3			5-3				F8	4	0	0	0	0	0	1						
Shery Robertson, L OBP: 0.259, SLG: 0.259 Mike McCormick, R OBP: 0.394, SLG: 0.378		4-3			3-1		K			3	0	0	0	0	1	1						
Sam Dente, R OBP: 0.315, SLG: 0.289			5-3		K		4-3		F7	4	0	0	0	0	1	2						
Mike Guerra, R OBP: 0.260, SLG: 0.215			1-3				K		F9	4	1	1	0	0	1	1						
Bob Porterfield, R OBP: 0.182, SLG: 0.100 Cass Michaels, R OBP: 0.333, SLG: 0.344 Mickey Harris, L OBP: 0.200, SLG: 0.214			1B		K				1B	1	1	0	0	1	1	0						
<b>Inning Stats</b>	R: 0 E: 0 K: 2 S: 7	H: 0 LOB: 0 BB: 0 P: 7	R: 0 E: 0 K: 0 S: 3	H: 0 LOB: 0 BB: 0 P: 3	R: 1 E: 0 K: 0 S: 5	H: 2 LOB: 2 BB: 1 P: 9	R: 0 E: 0 K: 1 S: 6	H: 1 LOB: 1 BB: 0 P: 6	R: 0 E: 0 K: 3 S: 9	H: 0 LOB: 0 BB: 0 P: 9	R: 0 E: 0 K: 1 S: 5	H: 0 LOB: 0 BB: 0 P: 5	R: 0 E: 0 K: 1 S: 5	H: 0 LOB: 0 BB: 0 P: 5	R: 2 E: 0 K: 0 S: 6	H: 4 LOB: 1 BB: 0 P: 6	R: 0 E: 0 K: 0 S: 4	H: 1 LOB: 1 BB: 0 P: 4	1B: 6 2B: 1 3B: 1 HR: 0	SF: 0 SAC: 0 DP: 1 HBP: 0	WP: 0 PB: 0 SB: 0 CS: 0	PA: 35
<b>PITCHER</b>	IP	WLS	BF	H	R	ER	SO	BB	IBB	HBP	BLK	WP	HR	S	P	ERA	WHIP					
Tom Morgan, R ERA: 3.74	5.0		19	3	1	1	6	1	0	0	0	0	0	30	34	1.80	0.800					
Vic Raschi, R ERA: 3.7	2.0		9	3	2	2	2	0	0	0	0	0	0	13	13	9.00	1.500					
Bob Kuzava, L ERA: 3.96	2.0	W	7	2	0	0	0	0	0	0	0	0	0	7	7	0.00	1.000					

**New York Yankees @ Washington Senators**  
 Griffith Stadium, Washington, DC  
 Tue Aug 14 1951, 3:33 AM EDT  
 Att: 19,680 - Unknown  
 livebaseballscores.com

AB	34
R	3
H	8
RBI	3
BB	1
SO	8
LOB	11





Batter	1	2	3	4	5	6	7	8	9	AB	R	H	RBI	BB	SO	LOB	TOP					
Joe Collins, L (1.3) OBP: 0.384, SLG: 0.495										5	0	4	1	1	0	0	<b>New York Yankees @ Washington Senators</b> Griffith Stadium, Washington, DC Wed Aug 15 1951, 3:33 AM EDT Att: 15,367 - Unknown					
Hank Bauer, R (1.9) OBP: 0.397, SLG: 0.476										5	1	2	0	1	0	4						
Bobby Brown, L (1.5) OBP: 0.399, SLG: 0.427										3	2	0	0	2	0	5						
Joe DiMaggio, R (1.8) OBP: 0.370, SLG: 0.448										5	2	1	0	0	0	6						
Yogi Berra, L (1.2) OBP: 0.362, SLG: 0.506										5	1	4	4	0	0	2						
Gene Woodling, L (1.7) OBP: 0.361, SLG: 0.437										4	1	1	1	1	0	2						
Gil McDougald, R (1.4) OBP: 0.397, SLG: 0.517										4	1	3	2	1	1	1						
Jerry Coleman, R (1.6) OBP: 0.316, SLG: 0.321										4	0	0	0	1	0	6						
Ed Lopat, L (1.1) OBP: 0.264, SLG: 0.348										4	0	0	0	0	0	5						
Bob Kuzava, S (8.1) OBP: 0.279, SLG: 0.169										1	0	0	0	0	0	0						
<b>Inning Stats</b>	R: 2 E: 0 K: 0 S: 4	H: 2 LOB: 1 BB: 2 P: 12	R: 0 E: 0 K: 0 S: 3	H: 0 LOB: 2 BB: 2 P: 11	R: 2 E: 0 K: 0 S: 6	H: 3 LOB: 2 BB: 1 P: 10	R: 0 E: 0 K: 0 S: 4	H: 2 LOB: 1 BB: 0 P: 4	R: 2 E: 0 K: 0 S: 6	H: 3 LOB: 2 BB: 1 P: 10	R: 1 E: 0 K: 0 S: 5	H: 2 LOB: 2 BB: 1 P: 9	R: 0 E: 0 K: 0 S: 5	H: 2 LOB: 0 BB: 0 P: 5	R: 1 E: 1 K: 1 S: 6	H: 1 LOB: 0 BB: 0 P: 6	R: 0 E: 0 K: 0 S: 3	H: 0 LOB: 0 BB: 0 P: 3	1B: 11 2B: 1 3B: 2 HR: 1	SF: 0 SAC: 0 DP: 1 HBP: 0	WP: 0 PB: 0 SB: 1 CS: 1	PA: 48
<b>PITCHER</b>	IP WLS BF H R ER SO BB IBB HBP BLK WP HR S P ERA WHIP																					
Julio Moreno, R (1.1) ERA: 4.56	2.1 L 16 5 4 4 0 0 5 0 0 0 0 0 0 0 11 31 15.43 4.286																					
Tom Ferrick, R (3.1) ERA: 4.99	1.2 6 2 0 0 0 0 0 0 0 0 0 0 0 0 6 6 0.00 1.200																					
Joe Haynes, R (5.1) ERA: 4.72	0.2 6 3 2 2 0 0 1 0 0 0 0 0 0 0 5 9 27.00 6.000																					
Sandy Consuegra, R (5.1) ERA: 4.05	2.1 12 4 1 1 0 0 1 0 0 0 0 0 0 0 11 15 3.86 2.143																					
Sid Hudson, R (8.1) ERA: 5.62	2.0 7 1 1 1 1 0 0 0 0 0 0 0 0 1 9 9 4.50 0.500																					
<b>Batter</b>	<b>1</b>	<b>2</b>	<b>3</b>	<b>4</b>	<b>5</b>	<b>6</b>	<b>7</b>	<b>8</b>	<b>9</b>	<b>AB</b>	<b>R</b>	<b>H</b>	<b>RBI</b>	<b>BB</b>	<b>SO</b>	<b>LOB</b>	<b>BOTTOM</b>					
Eddie Yost, R (1.5) OBP: 0.421, SLG: 0.387										2	2	2	0	3	0	0	<b>New York Yankees @ Washington Senators</b> Griffith Stadium, Washington, DC Wed Aug 15 1951, 3:33 AM EDT Att: 15,367 - Unknown					
Gil Coan, L (1.7) OBP: 0.374, SLG: 0.478										4	0	1	2	0	0	4						
Pete Runnels, L (1.6) OBP: 0.380, SLG: 0.365										5	0	2	0	0	0	3						
Mickey Vernon, L (1.3) OBP: 0.346, SLG: 0.434										5	0	0	0	0	0	3						
Sam Mele, R (1.9) OBP: 0.312, SLG: 0.387										5	1	1	0	0	0	2						
Mike McCormick, R (1.8) OBP: 0.396, SLG: 0.381										4	1	2	0	0	0	0						
Cass Michaels, R (1.4) OBP: 0.335, SLG: 0.346										4	0	2	1	0	0	1						
Mike Guerra, R (1.2) OBP: 0.260, SLG: 0.216										4	0	1	1	0	0	4						
Julio Moreno, R (1.1) OBP: 0.219, SLG: 0.226										0	0	0	0	0	0	0						
Tom Ferrick, R (3.1) OBP: 0.276, SLG: 0.287										0	0	0	0	1	0	0						
Gene Verbeke, R (4.1) OBP: 0.296, SLG: 0.299										0	0	0	0	0	0	0						
Joe Haynes, R (5.1) OBP: 0.247, SLG: 0.247										0	0	0	0	0	0	0						
Sandy Consuegra, R (5.1) OBP: 0.262, SLG: 0.262										0	0	0	0	0	0	0						
Mickey Grasso, R (7.1) OBP: 0.302, SLG: 0.282										1	1	1	0	0	0	0						
Sid Hudson, R (8.1) OBP: 0.333, SLG: 0.241										1	0	0	0	0	0	2						
<b>Inning Stats</b>	R: 0 E: 0 K: 0 S: 3	H: 1 LOB: 1 BB: 1 P: 7	R: 0 E: 1 K: 0 S: 4	H: 0 LOB: 0 BB: 0 P: 4	R: 0 E: 0 K: 0 S: 2	H: 0 LOB: 1 BB: 2 P: 10	R: 2 E: 0 K: 0 S: 6	H: 4 LOB: 1 BB: 0 P: 6	R: 1 E: 0 K: 0 S: 4	H: 2 LOB: 0 BB: 0 P: 4	R: 0 E: 1 K: 0 S: 4	H: 0 LOB: 1 BB: 0 P: 4	R: 2 E: 0 K: 0 S: 5	H: 2 LOB: 0 BB: 0 P: 5	R: 0 E: 0 K: 0 S: 5	H: 2 LOB: 2 BB: 0 P: 5	R: 0 E: 0 K: 0 S: 4	H: 1 LOB: 2 BB: 1 P: 8	1B: 11 2B: 2 3B: 0 HR: 0	SF: 0 SAC: 1 DP: 2 HBP: 0	WP: 0 PB: 0 SB: 0 CS: 0	PA: 41
<b>PITCHER</b>	IP WLS BF H R ER SO BB IBB HBP BLK WP HR S P ERA WHIP																					
Ed Lopat, L (1.1) ERA: 2.97	7.0 W 31 9 5 5 0 0 3 0 0 0 0 0 0 0 28 40 6.43 1.714																					
Bob Kuzava, L (8.1) ERA: 3.89	2.0 S 10 3 0 0 0 0 1 0 0 0 0 0 0 0 9 13 0.00 2.000																					



Batter	1	2	3	4	5	6	7	8	9	AB	R	H	RBI	BB	SO	LOB	TOP					
Joe Collins, L (1,3) OBP: 0.384, SLG: 0.492	F1		F7		E8 1B		1B		F3	5	1	2	0	0	0	1	<b>New York Yankees @ Washington Senators</b> Griffith Stadium, Washington, DC Thu Aug 16 1951, 3:33 AM EDT Att: 4,843 - Unknown <a href="http://livebaseballscorecards.com">livebaseballscorecards.com</a>					
Gil McDougald, R (1,4) OBP: 0.394, SLG: 0.511	K				5-3		F6		K	5	0	1	1	0	2	3						
Bobby Brown, L (1,5) OBP: 0.401, SLG: 0.429	F6		F4				FC6-4 1B			4	0	2	2	0	0	1						
Joe DiMaggio, R (1,8)		L4-6 2B			F7		FC6-4 1B			3	0	1	0	1	0	2						
Yogi Berra, L (1,2) OBP: 0.359, SLG: 0.501	L4-6 2-3				F5		K		1-3	4	0	0	0	0	1	3						
Gene Woodling, L (1,7) OBP: 0.359, SLG: 0.445		HR			F7				F8	4	1	1	1	0	0	0						
Hank Bauer, R (1,9) OBP: 0.392, SLG: 0.484		1B				SH5-3 1B			6-3	4	1	3	0	0	0	0						
Jerry Coleman, R (1,6) OBP: 0.317, SLG: 0.328	PO				SH5-3 1-2		4-3		F4	3	1	1	0	0	0	1						
Art Schallock, L (1,1) OBP: 0.455, SLG: 0.333									4-3	3	1	1	1	0	2	1						
Joe Ostrowski, L (8,1) OBP: 0.143, SLG: 0.053			K		E 1B		K			1	0	0	0	0	0	0						
<b>Inning Stats</b>	R: 0 E: 0 K: 1 S: 5	H: 0 LOB: 0 BB: 0 P: 5	R: 1 E: 0 K: 0 S: 4	H: 3 LOB: 0 BB: 0 P: 4	R: 1 E: 0 K: 1 S: 7	H: 2 LOB: 1 BB: 0 P: 7	R: 0 E: 0 K: 0 S: 3	H: 0 LOB: 0 BB: 0 P: 3	R: 3 E: 1 K: 1 S: 9	H: 4 LOB: 2 BB: 1 P: 13	R: 0 E: 0 K: 0 S: 3	H: 0 LOB: 0 BB: 0 P: 3	R: 0 E: 0 K: 1 S: 7	H: 2 LOB: 2 BB: 0 P: 7	R: 0 E: 0 K: 0 S: 4	H: 1 LOB: 1 BB: 0 P: 4	R: 0 E: 0 K: 1 S: 5	H: 0 LOB: 0 BB: 0 P: 5	1B: 8 2B: 3 3B: 1 HR: 1	SF: 0 SAC: 1 DP: 1 HBP: 0	WP: 0 PB: 0 SB: 0 CS: 0	PA: 39
<b>PITCHER</b>	IP	WLS	BF	H	R	ER	SO	BB	IBB	HBP	BLK	WP	HR	S	P	ERA	WHIP					
Dick Starr, R (1,1) ERA: 6.62	5.0	L	23	9	5	4	3	1	0	0	0	0	1	28	32	7.20	2.000					
Mickey Harris, L (6,1) ERA: 4.52	2.0		8	2	0	0	1	0	0	0	0	0	0	10	10	0.00	1.000					
Sandy Consuegra, R (8,1) ERA: 3.98	2.0		7	1	0	0	1	0	0	0	0	0	0	9	9	0.00	0.500					


Batter	1	2	3	4	5	6	7	8	9	AB	R	H	RBI	BB	SO	LOB	BOTTOM					
Eddie Yost, R (1,5) OBP: 0.421, SLG: 0.388	F7		L8		5-3		2B		1B BB	4	0	1	1	1	0	3	<b>New York Yankees @ Washington Senators</b> Griffith Stadium, Washington, DC Thu Aug 16 1951, 3:33 AM EDT Att: 4,843 - Unknown <a href="http://livebaseballscorecards.com">livebaseballscorecards.com</a>					
Gil Coan, L (1,7) OBP: 0.374, SLG: 0.477			F7		4-3		L8		1B 2-H	5	0	2	1	0	0	4						
Pete Runnels, L (1,6) OBP: 0.366, SLG: 0.351	L6		F7				F8		L7	5	0	0	0	0	0	5						
Mickey Vernon, L (1,3) OBP: 0.345, SLG: 0.431	F9				K		1B HBP		F3	3	0	0	0	0	1	1						
Sam Mele, R (1,8) OBP: 0.312, SLG: 0.388			F9						F8	2	0	1	0	0	0	0						
Dan Porter, L (5,9) OBP: 0.500, SLG: 0.500					1B		G1-6-3 1B			2	0	1	0	0	0	0						
Mike McCormick, R (1,9) OBP: 0.388, SLG: 0.372			K		F8		G1-6-3 1-2		F3	4	0	0	0	0	1	3						
Cass Michaels, R (1,4) OBP: 0.337, SLG: 0.352			F9		F9				2B BB	3	2	1	0	1	0	1						
Clyde Kluttz, R (1,2) OBP: 0.377, SLG: 0.350					BB 1B		F8		2B 1B	4	1	3	1	0	0	1						
Dick Starr, R (1,1) OBP: 0.266, SLG: 0.261									F4	0	0	0	0	0	0	0						
Mickey Cresson, R (5, PH) OBP: 1.200, SLG: 0.200										1	0	0	0	0	0	0						
Mickey Harris, L (6, PH) OBP: 0.200, SLG: 0.214										0	0	0	0	0	0	0						
Sam Denton, R (7, PH) OBP: 0.200, SLG: 0.200										1	0	0	0	0	0	0						
Sandy Consuegra, R (8, PH) OBP: 0.200, SLG: 0.242										0	0	0	0	0	0	0						
Gene Verble, R (9, PH) OBP: 0.278, SLG: 0.245										1	0	0	0	0	0	0						
<b>Inning Stats</b>	R: 0 E: 0 K: 0 S: 4	H: 1 LOB: 1 BB: 0 P: 4	R: 0 E: 0 K: 1 S: 5	H: 0 LOB: 0 BB: 0 P: 5	R: 0 E: 0 K: 0 S: 4	H: 1 LOB: 2 BB: 1 P: 8	R: 0 E: 0 K: 1 S: 6	H: 1 LOB: 1 BB: 0 P: 6	R: 0 E: 0 K: 0 S: 4	H: 1 LOB: 1 BB: 0 P: 4	R: 1 E: 0 K: 0 S: 4	H: 1 LOB: 1 BB: 1 P: 8	R: 0 E: 0 K: 0 S: 3	H: 0 LOB: 0 BB: 0 P: 3	R: 0 E: 0 K: 0 S: 6	H: 3 LOB: 2 BB: 1 P: 10	R: 2 E: 0 K: 0 S: 6	H: 3 LOB: 2 BB: 1 P: 10	1B: 6 2B: 2 3B: 1 HR: 0	SF: 0 SAC: 0 DP: 1 HBP: 1	WP: 0 PB: 0 SB: 0 CS: 0	PA: 39
<b>PITCHER</b>	IP	WLS	BF	H	R	ER	SO	BB	IBB	HBP	BLK	WP	HR	S	P	ERA	WHIP					
Art Schallock, L (1,1) ERA: 3.91	7.0	W	29	6	1	1	2	2	0	1	0	0	0	30	39	1.29	1.143					
Joe Ostrowski, L (8,1) ERA: 3.6	2.0	S	10	3	2	2	0	1	0	0	0	0	0	9	13	9.00	2.000					



Batter	1	2	3	4	5	6	7	8	9	10	11	12	AB	R	H	RBI	BB	SO	LOB	TOP						
<b>Dom DiMaggio, R</b> OBP: 0.364, SLG: 0.430 (1.8)	F9	F8			F7		1-3		6-3		L6		6	0	0	0	0	0	2							
<b>6 Johnny Pesky, L</b> OBP: 0.401, SLG: 0.384 (1.6)	F4		F7		BB 1B		1B 1B		BB		4-3		5	2	2	0	1	0	0							
<b>Ted Williams, L</b> OBP: 0.475, SLG: 0.578 (1.7)	F7		F5		BB 1B		1B 1B		F9			4-3	5	0	1	0	1	0	1							
<b>Walt Dropo, R</b> OBP: 0.323, SLG: 0.374 (1.3)		2B			BB 1B		HBP 1B		F4			F8	5	1	3	2	1	0	1							
<b>Billy Goodman, L</b> OBP: 0.385, SLG: 0.376 (1.4)		2B	F7		G3		HBP 1B			FC3-6 BB		E 2B	4	2	2	1	1	0	3							
<b>Clyde Volmer, R</b> OBP: 0.373, SLG: 0.569 (1.9)		FC4-6 1B			K		4-3	F3		F7		E4 HR 1B	6	1	2	2	0	1	4							
<b>Fred Hatfield, L</b> OBP: 0.352, SLG: 0.348 (1.5)		F8			F2		4-3		F6	FC3-6		HR	6	1	1	2	0	0	2							
<b>Aaron Robinson, L</b> OBP: 0.336, SLG: 0.279 (1.2)		FC4-6 1B			G3		F4			4-3		3B	6	0	3	0	0	0	1							
<b>Bill Wright, L</b> OBP: 0.161, SLG: 0.071 (1.1)		FC4-6 1B			K		K	K				1-3	2	0	0	0	0	1	2							
<b>Ellis Kinder, R</b> OBP: 0.036, SLG: 0.071 (6.1)													4	0	0	0	0	3	1							
<b>Inning Stats</b>	R: 0 E: 0 K: 0 S: 3	H: 0 LOB: 0 BB: 0 P: 3	R: 2 E: 0 K: 0 S: 7	H: 4 LOB: 2 BB: 0 P: 7	R: 0 E: 0 K: 0 S: 3	H: 0 LOB: 1 BB: 1 P: 7	R: 0 E: 0 K: 1 S: 5	H: 0 LOB: 0 BB: 0 P: 6	R: 1 E: 0 K: 1 S: 7	H: 2 LOB: 2 BB: 1 P: 11	R: 0 E: 0 K: 0 S: 3	H: 0 LOB: 0 BB: 0 P: 3	R: 1 E: 0 K: 1 S: 6	H: 3 LOB: 3 BB: 0 P: 9	R: 0 E: 0 K: 1 S: 5	H: 1 LOB: 0 BB: 0 P: 5	R: 0 E: 0 K: 0 S: 3	H: 0 LOB: 1 BB: 1 P: 7	R: 0 E: 0 K: 1 S: 5	H: 0 LOB: 0 BB: 0 P: 5	R: 3 E: 1 K: 0 S: 7	H: 4 LOB: 1 BB: 0 P: 7	1B: 9 2B: 3 3B: 1 HR: 1	SF: 0 SAC: 0 DP: 0 HBP: 1	WP: 0 PB: 0 SB: 0 CS: 0	PA: 54
<b>PITCHER</b> <b>Connie Marrero, R</b> ERA: 3.42 (1.1)	IP: 12.0	WLS: 4	BF: 54	H: 14	R: 7	ER: 7	SO: 5	BB: 4	IBB: 0	HBP: 1	BLK: 0	WP: 0	HR: 1	S: 59	P: 76	ERA: 5.25	WHIP: 1.500									

**Boston Red Sox @ Washington Senators**  
Griffith Stadium, Washington, DC  
Fri Aug 17 1951, 3:33 AM EDT  
Alt. 10.834 - Unknown


AB 49  
R 7  
H 14  
RBI 7  
BB 4  
SO 5  
LOB 17



Batter	1	2	3	4	5	6	7	8	9	10	11	12	AB	R	H	RBI	BB	SO	LOB	BOTTOM						
<b>Eddie Yost, R</b> OBP: 0.416, SLG: 0.384 (1.5)	F9		F9		F7		K		F7		1B BB		5	0	0	1	1	1	0							
<b>Gl Coan, L</b> OBP: 0.374, SLG: 0.477 (1.7)	4-3 PB 1B		E1 F8		K		2B		F9		F8		6	1	2	0	0	1	1							
<b>Pete Runnels, L</b> OBP: 0.378, SLG: 0.388 (1.6)	4-3		F8			1B 2B	1B 2B		BB		1B		5	1	3	1	1	0	2							
<b>Mickey Vernon, L</b> OBP: 0.345, SLG: 0.428 (1.3)	4-3				L6		F9		F9		1B BB		5	0	1	0	1	0	3							
<b>Sam Mele, R</b> OBP: 0.315, SLG: 0.391 (1.8)		E G5-2-3 1B		F7		FC3-2 1B				5-3		5-3	6	0	3	1	0	0	3							
<b>Mike McCormick, R</b> OBP: 0.383, SLG: 0.367 (1.9)		E9 1B		1-3		5-3		F8		5-3		6-3	5	0	1	0	0	0	4							
<b>Dan Porter, L</b> OBP: 0.333, SLG: 0.333 (12, PH)													1	0	0	0	0	0	0							
<b>Cass Michaels, R</b> OBP: 0.339, SLG: 0.350 (1.4)		F4			3B BB	FC3-2 BB		F5		1B		F3	4	1	1	0	2	0	2							
<b>Mike Guerra, R</b> OBP: 0.262, SLG: 0.226 (1.2)		BB			3B	FC3-2		6-3		5-3		F8	5	1	1	1	1	0	4							
<b>Connie Marrero, R</b> OBP: 0.262, SLG: 0.167 (1.1)		G5-2-3			6-3	3-1		F9				4-3	5	0	0	0	0	0	7							
<b>Inning Stats</b>	R: 0 E: 0 K: 0 S: 4	H: 1 LOB: 1 BB: 0 P: 4	R: 0 E: 1 K: 0 S: 4	H: 2 LOB: 2 BB: 1 P: 8	R: 0 E: 1 K: 0 S: 3	H: 0 LOB: 0 BB: 0 P: 3	R: 0 E: 0 K: 0 S: 3	H: 0 LOB: 0 BB: 0 P: 3	R: 2 E: 0 K: 1 S: 6	H: 1 LOB: 2 BB: 1 P: 10	R: 1 E: 0 K: 0 S: 6	H: 3 LOB: 3 BB: 1 P: 10	R: 1 E: 0 K: 0 S: 6	H: 3 LOB: 2 BB: 0 P: 8	R: 0 E: 0 K: 0 S: 3	H: 0 LOB: 0 BB: 0 P: 3	R: 0 E: 0 K: 0 S: 4	H: 1 LOB: 1 BB: 1 P: 4	R: 0 E: 0 K: 0 S: 4	H: 1 LOB: 3 BB: 2 P: 12	R: 0 E: 0 K: 0 S: 3	H: 0 LOB: 0 BB: 0 P: 3	1B: 8 2B: 3 3B: 1 HR: 0	SF: 0 SAC: 0 DP: 1 HBP: 0	WP: 0 PB: 1 SB: 0 CS: 0	PA: 53
<b>PITCHER</b> <b>Bill Wright, L</b> ERA: 5.59 (1.1)	IP: 5.0	WLS: 23	BF: 7	H: 7	R: 3	ER: 3	SO: 1	BB: 2	IBB: 0	HBP: 0	BLK: 0	WP: 0	HR: 0	S: 23	P: 31	ERA: 5.40	WHIP: 1.800									
<b>Ellis Kinder, R</b> ERA: 3.13 (6.1)	IP: 7.0	WLS: 30	BF: 5	H: 1	R: 1	ER: 1	SO: 1	BB: 3	IBB: 1	HBP: 0	BLK: 0	WP: 0	HR: 0	S: 28	P: 44	ERA: 1.29	WHIP: 1.143									

**Boston Red Sox @ Washington Senators**  
Griffith Stadium, Washington, DC  
Fri Aug 17 1951, 3:33 AM EDT  
Alt. 10.834 - Unknown

AB 47  
R 4  
H 12  
RBI 4  
BB 6  
SO 2  
LOB 26





Batter	1	2	3	4	5	6	7	8	9	AB	R	H	RBI	BB	SO	LOB	TOP			
<b>Dom DiMaggio, R</b> OBP: 0.371, SLG: 0.436 (1, 8)										4	4	4	1	2	0	0	<b>Boston Red Sox @ Washington Senators</b> Griffith Stadium, Washington, DC Sat Aug 18 1951, 3:33 AM EDT Att: 14,430 - Unknown			
<b>6 Johnny Pesky, L</b> OBP: 0.400, SLG: 0.382 (1, 6)										5	1	1	1	1	0	5				
<b>Ted Williams, L</b> OBP: 0.474, SLG: 0.583 (1, 7)										5	1	2	5	0	0	4				
<b>Walt Dropo, R</b> OBP: 0.325, SLG: 0.372 (1, 3)										4	0	1	2	1	1	1				
<b>Billy Goodman, L</b> OBP: 0.387, SLG: 0.379 (1, 4)										5	1	3	0	0	0	1				
<b>Clyde Vollmer, R</b> OBP: 0.366, SLG: 0.557 (1, 9)										5	0	0	0	0	0	4				
<b>Fred Hatfield, L</b> OBP: 0.356, SLG: 0.327 (1, 5)										3	1	0	0	2	1	1				
<b>Aaron Robinson, L</b> OBP: 0.346, SLG: 0.274 (1, 2)										2	1	0	0	3	1	0				
<b>Leo Kiely, L</b> OBP: 0.429, SLG: 0.294 (1, 1)										1	0	0	0	0	1	3				
<b>Walt Masterson, R</b> OBP: 0.311, SLG: 0.111 (3, 1)										1	1	1	0	0	0	0				
<b>Mel Parnell, L</b> OBP: 0.349, SLG: 0.333 (4, 1)										2	0	0	0	0	2	3				
<b>Charlie Maxwell, L</b> OBP: 0.286, SLG: 0.447 (9, PH)										1	0	0	0	0	0	0				
<b>Ellis Kinder, R</b> OBP: 0.036, SLG: 0.071 (9, 1)										0	0	0	0	0	0	0				
<b>Inning Stats</b>	R: 3 E: 0 K: 1 S: 7	H: 2 LOB: 3 BB: 4 P: 23	R: 1 E: 0 K: 0 S: 5	H: 2 LOB: 1 BB: 0 P: 5	R: 0 E: 0 K: 1 S: 5	H: 0 LOB: 0 BB: 0 P: 5	R: 2 E: 0 K: 1 S: 7	H: 2 LOB: 3 BB: 3 P: 19	R: 0 E: 0 K: 1 S: 5	H: 1 LOB: 1 BB: 1 P: 9	R: 2 E: 0 K: 1 S: 7	H: 2 LOB: 1 BB: 1 P: 11	R: 0 E: 0 K: 0 S: 3	H: 0 LOB: 0 BB: 0 P: 3	R: 0 E: 1 K: 0 S: 4	H: 1 LOB: 1 BB: 0 P: 4	1B: 9 2B: 2 3B: 1 HR: 0	SF: 0 SAC: 0 DP: 0 HBP: 0	WP: 0 PB: 1 CS: 0	PA: 47
<b>PITCHER</b>	IP WLS BF H R ER SO BB IBB HBP BLK WP HR S P ERA WHIP																			
<b>Don Johnson, R</b> ERA: 4.67 (1, 1)	0.2	8	2	3	3	0	4	0	0	0	0	0	0	0	20	20	40.50	9.000		
<b>Sandy Consuegra, R</b> ERA: 4.1 (5, 1)	3.1	14	4	3	3	3	0	0	0	0	0	0	0	20	20	8.10	1.200			
<b>Julio Moreno, R</b> ERA: 4.71 (5, 1)	0.1	L	1	2	2	0	2	0	0	0	0	0	0	2	10	54.00	9.000			
<b>Mickey Harris, L</b> ERA: 4.54 (9, 1)	3.2	17	4	2	2	3	2	1	0	0	0	0	0	20	32	4.91	1.636			
<b>Sid Hudson, R</b> ERA: 5.69 (9, 1)	1.0	4	1	0	0	0	0	0	0	0	0	0	0	4	4	0.00	1.000			

Batter	1	2	3	4	5	6	7	8	9	AB	R	H	RBI	BB	SO	LOB	BOTTOM					
<b>Eddie Yost, R</b> OBP: 0.420, SLG: 0.396 (1, 5)										5	3	3	3	0	0	1	<b>Boston Red Sox @ Washington Senators</b> Griffith Stadium, Washington, DC Sat Aug 18 1951, 3:33 AM EDT Att: 14,430 - Unknown					
<b>Gil Coan, L</b> OBP: 0.374, SLG: 0.476 (1, 7)										5	0	2	2	0	1	1						
<b>Pete Runnels, L</b> OBP: 0.373, SLG: 0.357 (1, 6)										4	1	0	1	1	0	3						
<b>Sam Mele, R</b> OBP: 0.318, SLG: 0.392 (1, 8)										4	1	2	0	1	0	1						
<b>Mickey Vernon, L</b> OBP: 0.348, SLG: 0.431 (1, 3)										4	1	2	1	1	1	1						
<b>Mike McCormick, R</b> OBP: 0.385, SLG: 0.367 (1, 9)										3	0	1	0	1	0	0						
<b>Sherry Robertson, L</b> OBP: 0.240, SLG: 0.254 (9, PH)										1	0	0	0	0	0	2						
<b>Cass Michaels, R</b> OBP: 0.343, SLG: 0.355 (1, 4)										4	1	2	0	1	0	2						
<b>Clyde Kluttz, R</b> OBP: 0.373, SLG: 0.347 (1, 2)										4	1	1	0	0	0	2						
<b>Mike Guerra, R</b> OBP: 0.250, SLG: 0.224 (9, 2)										1	0	0	0	0	0	2						
<b>Don Johnson, R</b> OBP: 0.105, SLG: 0.083 (1, 1)										0	0	0	0	0	0	0						
<b>Sandy Consuegra, R</b> OBP: 0.229, SLG: 0.230 (4, PH)										1	0	0	0	0	0	1						
<b>Dan Porter, L</b> OBP: 0.300, SLG: 0.300 (5, 1)										1	1	1	0	0	0	0						
<b>Julio Moreno, R</b> OBP: 0.300, SLG: 0.300 (5, 1)										0	0	0	0	0	0	0						
<b>Mickey Harris, L</b> OBP: 0.300, SLG: 0.300 (5, 1)										1	0	1	0	0	0	0						
<b>Mickey Grasso, R</b> OBP: 0.250, SLG: 0.250 (8, PH)										1	0	0	0	0	0	0						
<b>Sid Hudson, R</b> OBP: 0.333, SLG: 0.241 (9, 1)										0	0	0	0	0	0	2						
<b>Inning Stats</b>	R: 3 E: 1 K: 1 S: 7	H: 2 LOB: 1 BB: 1 P: 11	R: 2 E: 0 K: 0 S: 5	H: 2 LOB: 0 BB: 0 P: 5	R: 0 E: 0 K: 0 S: 4	H: 1 LOB: 2 BB: 1 P: 8	R: 2 E: 0 K: 0 S: 6	H: 3 LOB: 1 BB: 0 P: 6	R: 0 E: 0 K: 1 S: 5	H: 1 LOB: 1 BB: 1 P: 9	R: 0 E: 0 K: 0 S: 4	H: 1 LOB: 1 BB: 0 P: 4	R: 0 E: 0 K: 0 S: 2	H: 0 LOB: 0 BB: 1 P: 6	R: 2 E: 1 K: 0 S: 6	H: 3 LOB: 1 BB: 0 P: 6	R: 0 E: 0 K: 0 S: 4	H: 2 LOB: 2 BB: 1 P: 8	1B: 11 2B: 4 3B: 0 HR: 1	SF: 0 SAC: 0 DP: 3 HBP: 0	WP: 0 PB: 0 SB: 0 CS: 1	PA: 44
<b>PITCHER</b>	IP WLS BF H R ER SO BB IBB HBP BLK WP HR S P ERA WHIP																					
<b>Leo Kiely, L</b> ERA: 3.6 (1, 1)	2.0	11	4	5	3	1	1	0	0	0	0	0	0	8	12	13.50	2.500					
<b>Walt Masterson, R</b> ERA: 3.3 (4, 1)	1.1	9	4	2	2	0	1	0	0	0	0	0	0	19	27	3.86	1.500					
<b>Mel Parnell, L</b> ERA: 3.5 (9, 1)	4.2	W	19	5	2	2	1	2	0	0	0	0	0	4	8	0.00	3.000					



Batter	1	2	3	4	5	6	7	8	9	AB	R	H	RBI	BB	SO	LOB	TOP								
<b>Dom DiMaggio, R</b> OBP: 0.372, SLG: 0.434 (1, 8)										3	1	0	0	2	0	1	<b>Boston Red Sox @ Washington Senators</b> Griffith Stadium, Washington, DC Sun Aug 19 1951, 3:33 AM EDT Att: 15,984 - Unknown <a href="http://livebaseballscorecards.com">livebaseballscorecards.com</a>								
<b>6 Johnny Pesky, L</b> OBP: 0.400, SLG: 0.383 (1, 6)										4	2	1	0	1	1	3									
<b>Ted Williams, L</b> OBP: 0.473, SLG: 0.587 (1, 7)										4	2	1	2	1	0	0									
<b>Walt Dropo, R</b> OBP: 0.323, SLG: 0.369 (1, 3)										5	0	1	2	0	2	0									
<b>Billy Goodman, L</b> OBP: 0.386, SLG: 0.378 (1, 4)										4	0	1	0	0	0	2									
<b>Clyde Vollmer, R</b> OBP: 0.361, SLG: 0.549 (1, 9)										4	1	0	1	0	2	2									
<b>Fred Hatfield, L</b> OBP: 0.381, SLG: 0.385 (1, 5)										3	2	2	0	1	1	0									
<b>Aaron Robinson, L</b> OBP: 0.343, SLG: 0.273 (1, 2)										4	0	1	1	0	0	3									
<b>Chuck Stobbs, L</b> OBP: 0.300, SLG: 0.267 <b>Ray Scarborough, R</b> OBP: 0.228, SLG: 0.185 (5, 1)										2	0	1	1	0	0	1									
<b>Inning Stats</b>	R: 5 E: 1 K: 1 S: 10	H: 4 LOB: 3 BB: 3 P: 22	R: 0 E: 0 K: 1 S: 5	H: 0 LOB: 0 BB: 0 P: 5	R: 1 E: 0 K: 0 S: 4	H: 2 LOB: 2 BB: 0 P: 4	R: 0 E: 0 K: 0 S: 3	H: 0 LOB: 0 BB: 0 P: 3	R: 0 E: 0 K: 1 S: 6	H: 1 LOB: 2 BB: 1 P: 10	R: 2 E: 0 K: 0 S: 4	H: 2 LOB: 0 BB: 1 P: 8	R: 0 E: 0 K: 2 S: 7	H: 0 LOB: 0 BB: 0 P: 7	R: 0 E: 0 K: 0 S: 3	H: 0 LOB: 0 BB: 0 P: 3	R: 0 E: 0 K: 1 S: 5	H: 0 LOB: 0 BB: 0 P: 5	1B: 6 2B: 1 3B: 1 HR: 1	SF: 0 SAC: 0 DP: 1 HBP: 0	WP: 0 PB: 0 SB: 0 CS: 1	PA: 40			
<b>PITCHER</b>	IP	WLS	BF	H	R	ER	SO	BB	IBB	HBP	BLK	WP	HR	S	P	ERA	WHIP								
<b>Bob Porterfield, R</b> ERA: 4.79 (1, 1)	0.0	L	4	2	4	3	0	2	0	0	0	0	0	2	10	∞	∞								
<b>Joe Haynes, R</b> ERA: 4.7 (1, 1)	6.0		27	7	4	3	3	3	0	0	0	0	1	30	42	4.50	1.667								
<b>Tom Ferrick, R</b> ERA: 4.54 (7, 1)	3.0		9	0	0	0	3	0	0	0	0	0	0	15	15	0.00	0.000								

Batter	1	2	3	4	5	6	7	8	9	AB	R	H	RBI	BB	SO	LOB	BOTTOM								
<b>Eddie Yost, R</b> OBP: 0.420, SLG: 0.395 (1, 5)										4	0	1	0	1	0	2	<b>Boston Red Sox @ Washington Senators</b> Griffith Stadium, Washington, DC Sun Aug 19 1951, 3:33 AM EDT Att: 15,984 - Unknown <a href="http://livebaseballscorecards.com">livebaseballscorecards.com</a>								
<b>Gil Coan, L</b> OBP: 0.373, SLG: 0.474 (1, 7)										4	1	1	0	0	2	2									
<b>Pete Runnels, L</b> OBP: 0.369, SLG: 0.350 (1, 6)										3	0	0	0	1	0	2									
<b>Sam Mele, R</b> OBP: 0.319, SLG: 0.392 (1, 8)										3	1	1	0	1	0	3									
<b>Mickey Vernon, L</b> OBP: 0.349, SLG: 0.434 (1, 3)										4	1	2	2	0	0	2									
<b>Cass Michaels, R</b> OBP: 0.342, SLG: 0.357 (1, 4)										4	0	1	1	0	1	3									
<b>Dan Porter, L</b> OBP: 0.250, SLG: 0.250 (1, 9)										4	0	0	0	0	0	3									
<b>Mike Guerra, R</b> OBP: 0.260, SLG: 0.225 (1, 2)										4	0	1	0	0	0	1									
<b>Bob Porterfield, R</b> OBP: 0.182, SLG: 0.100 <b>Joe Haynes, R</b> OBP: 0.313, SLG: 0.267 <b>Shery Robertson, L</b> OBP: 0.242, SLG: 0.250 <b>Tom Ferrick, R</b> OBP: 0.750, SLG: 0.667 <b>Sam Dente, R</b> OBP: 0.313, SLG: 0.287 (1, 1)										0	0	0	0	0	0	0									
<b>Inning Stats</b>	R: 0 E: 0 K: 0 S: 4	H: 1 LOB: 1 BB: 0 P: 4	R: 0 E: 0 K: 0 S: 4	H: 1 LOB: 1 BB: 0 P: 4	R: 0 E: 0 K: 1 S: 5	H: 0 LOB: 1 BB: 1 P: 9	R: 2 E: 0 K: 1 S: 8	H: 3 LOB: 2 BB: 1 P: 12	R: 1 E: 0 K: 1 S: 6	H: 1 LOB: 1 BB: 1 P: 10	R: 0 E: 0 K: 0 S: 3	H: 0 LOB: 0 BB: 0 P: 3	R: 0 E: 0 K: 1 S: 5	H: 0 LOB: 0 BB: 0 P: 5	R: 0 E: 0 K: 0 S: 4	H: 1 LOB: 1 BB: 0 P: 4	R: 0 E: 0 K: 0 S: 3	H: 0 LOB: 0 BB: 0 P: 3	1B: 5 2B: 2 3B: 0 HR: 0	SF: 0 SAC: 0 DP: 0 HBP: 0	WP: 0 PB: 0 SB: 0 CS: 0	PA: 37			
<b>PITCHER</b>	IP	WLS	BF	H	R	ER	SO	BB	IBB	HBP	BLK	WP	HR	S	P	ERA	WHIP								
<b>Chuck Stobbs, L</b> ERA: 4.52 (1, 1)	4.0		21	6	3	3	2	3	0	0	0	0	0	22	34	6.75	2.250								
<b>Ray Scarborough, R</b> ERA: 4.3 (5, 1)	5.0	W	16	1	0	0	2	0	0	0	0	0	0	20	20	0.00	0.200								



Batter	1	2	3	4	5	6	7	8	9	AB	R	H	RBI	BB	SO	LOB	TOP										
<b>Eddie Yost, R</b> (1, 5) OBP: 0.418, SLG: 0.400	6-3	K			F7		HR		K	5	1	1	1	0	2	4	<b>Washington Senators @ Cleveland Indians</b> Cleveland Municipal Stadium, Cleveland, OH Mon Aug 20 1951, 3:33 AM EDT Att: 18,227 - Unknown <a href="http://livebaseballscorecards.com">livebaseballscorecards.com</a>										
<b>Gil Coan, L</b> (1, 7) OBP: 0.369, SLG: 0.470	6-3		F6		K		4-3			4	0	0	0	0	1												
<b>Pete Runnels, L</b> (1, 6) OBP: 0.366, SLG: 0.347	2B	1B	F9		F5		K			4	1	1	0	0	1												
<b>Mickey Vernon, L</b> (1, 3) OBP: 0.355, SLG: 0.442	1-H	2B	FC4	1B		G4-6-3	1B	1B	G5-4-3	4	1	4	1	0	0												
<b>Sam Mele, R</b> (1, 8) OBP: 0.319, SLG: 0.391	F4		FC4	1-2		1-2	1B	G4-6-3	G5-4-3	4	0	1	0	0	0	3											
<b>Shery Robertson, L</b> (1, 9) OBP: 0.229, SLG: 0.234		F4		4-3		G4-6-3	1-2	2-3	F9	4	0	0	0	0	2												
<b>Cass Michaels, R</b> (1, 4) OBP: 0.343, SLG: 0.358		1B	1B	F2			1B		F8	4	0	2	1	0	0												
<b>Mickey Grasso, R</b> (1, 2) OBP: 0.296, SLG: 0.262	1-2	1B		5-3			1-3		F8	4	0	1	0	0	0	1											
<b>Dick Starr, R</b> (1, 1) OBP: 0.310, SLG: 0.280										2	0	1	0	0	1	2											
<b>Dan Porter, L</b> (7, PH) OBP: 0.222, SLG: 0.222										1	0	0	0	0	1	0											
<b>Sid Hudson, R</b> (7, 1) OBP: 0.333, SLG: 0.241										0	0	0	0	0	0	0											
<b>Clyde Klutznick, R</b> (9, PH) OBP: 0.378, SLG: 0.352										1	0	1	0	0	0	0											
<b>Gene Verble, R</b> (9, PR) OBP: 0.276, SLG: 0.245							1B		1B	0	0	0	0	0	0	0											
<b>Inning Stats</b>	R: 1 E: 0 K: 0 S: 5	H: 2 LOB: 1 BB: 0 P: 5	R: 0 E: 0 K: 2 S: 9	H: 2 LOB: 2 BB: 0 P: 9	R: 0 E: 0 K: 0 S: 4	H: 1 LOB: 1 BB: 0 P: 4	R: 0 E: 0 K: 0 S: 3	H: 0 LOB: 0 BB: 0 P: 3	R: 0 E: 0 K: 1 S: 6	H: 1 LOB: 1 BB: 0 P: 6	R: 1 E: 0 K: 2 S: 8	H: 3 LOB: 1 BB: 0 P: 5	R: 1 E: 0 K: 2 S: 8	H: 1 LOB: 0 BB: 0 P: 8	R: 0 E: 0 K: 0 S: 3	H: 1 LOB: 0 BB: 0 P: 3	R: 0 E: 0 K: 1 S: 6	H: 1 LOB: 1 BB: 0 P: 6	1B: 10 2B: 1 3B: 0 HR: 1	SF: 0 SAC: 0 DP: 2 HBP: 0	WP: 0 PB: 0 SB: 0 CS: 0	PA: 37					
<b>PITCHER</b>	IP	WLS	BF	H	R	ER	SO	BB	IBB	HBP	BLK	WP	HR	S	P	ERA	WHIP										
<b>Mike Garcia, R</b> (1, 1) ERA: 2.7	9.0	W	37	12	3	3	6	0	0	0	0	0	1	49	49	3.00	1.333										

Batter	1	2	3	4	5	6	7	8	9	AB	R	H	RBI	BB	SO	LOB	BOTTOM										
<b>Dale Mitchell, L</b> (1, 7) OBP: 0.375, SLG: 0.439	HR	4-3		FC6			F7			4	1	1	1	0	0	2	<b>Washington Senators @ Cleveland Indians</b> Cleveland Municipal Stadium, Cleveland, OH Mon Aug 20 1951, 3:33 AM EDT Att: 18,227 - Unknown <a href="http://livebaseballscorecards.com">livebaseballscorecards.com</a>										
<b>Bobby Avila, R</b> (1, 4) OBP: 0.379, SLG: 0.405	4-3			HR		F4	2B			4	1	2	1	0	0	0											
<b>Larry Doby, L</b> (1, 8) OBP: 0.443, SLG: 0.562	4-0					F5				2	1	1	0	2	0	0											
<b>Sam Chapman, R</b> (7, PR) OBP: 0.312, SLG: 0.321	HR	BB					2B	2-3		0	0	0	0	0	0	0											
<b>Luke Easter, L</b> (1, 3) OBP: 0.332, SLG: 0.464	F8			F3		4-3				4	0	0	0	0	0	3											
<b>Al Rosen, R</b> (1, 5) OBP: 0.356, SLG: 0.464	1-H	HR		F7			F7		BB	3	1	1	2	1	0	1											
<b>Harry Simpson, L</b> (1, 9) OBP: 0.332, SLG: 0.299	F5			4-3			HR		F9	4	1	1	1	0	0	2											
<b>Ray Boone, R</b> (1, 6) OBP: 0.323, SLG: 0.340				F7	5-3		F7		F7	4	0	0	0	0	0	1											
<b>Jim Hegan, R</b> (1, 2) OBP: 0.321, SLG: 0.391		6-3		FC6	BB				K	3	0	1	0	1	1	1											
<b>Mike Garcia, R</b> (1, 1) OBP: 0.247, SLG: 0.338		2B		F8			F2			3	0	1	0	0	0	2											
<b>Inning Stats</b>	R: 3 E: 0 K: 0 S: 5	H: 2 LOB: 0 BB: 1 P: 9	R: 0 E: 0 K: 0 S: 4	H: 1 LOB: 1 BB: 0 P: 4	R: 1 E: 0 K: 0 S: 4	H: 1 LOB: 1 BB: 1 P: 8	R: 0 E: 0 K: 0 S: 3	H: 0 LOB: 1 BB: 1 P: 7	R: 0 E: 0 K: 0 S: 5	H: 2 LOB: 1 BB: 0 P: 5	R: 0 E: 0 K: 0 S: 4	H: 2 LOB: 1 BB: 0 P: 4	R: 0 E: 0 K: 1 S: 5	H: 0 LOB: 1 BB: 1 P: 9	R: 0 E: 0 K: 0 S: 3	H: 0 LOB: 1 BB: 1 P: 9	1B: 1 2B: 3 3B: 0 HR: 4	SF: 0 SAC: 0 DP: 0 HBP: 0	WP: 0 PB: 0 SB: 0 CS: 0	PA: 35							
<b>PITCHER</b>	IP	WLS	BF	H	R	ER	SO	BB	IBB	HBP	BLK	WP	HR	S	P	ERA	WHIP										
<b>Dick Starr, R</b> (1, 1) ERA: 6.68	6.0	L	27	6	5	5	0	3	0	0	0	0	4	24	36	7.50	1.500										
<b>Sid Hudson, R</b> (7, 1) ERA: 5.44	2.0		8	2	0	0	1	1	0	0	0	0	0	9	13	0.00	1.500										



Batter	1	2	3	4	5	6	7	8	9	AB	R	H	RBI	BB	SO	LOB	TOP			
<b>Eddie Yost, R</b> (1.5) OBP: 0.417, SLG: 0.397										3	0	0	0	1	0	1	<b>Washington Senators @ Cleveland Indians</b> Cleveland Municipal Stadium, Cleveland, OH Tue Aug 21 1951, 3:33 AM EDT Att: 18,552 - Unknown <a href="http://livebaseballscores.com">livebaseballscores.com</a>			
<b>Gil Coan, L</b> (1.7) OBP: 0.369, SLG: 0.469										3	0	1	0	0	0	1				
<b>Pete Runnels, L</b> (1.6) OBP: 0.370, SLG: 0.351										4	0	2	0	0	2	0				
<b>Mickey Vernon, L</b> (1.3) OBP: 0.352, SLG: 0.438										4	0	0	0	0	0	4				
<b>Mike McCormick, R</b> (1.8) OBP: 0.383, SLG: 0.364										4	0	1	0	0	1	0				
<b>Shery Robertson, L</b> (1.9) OBP: 0.230, SLG: 0.235										4	0	1	0	0	0	1				
<b>Cass Michaels, R</b> (1.4) OBP: 0.342, SLG: 0.355										3	0	0	0	1	0	1				
<b>Mickey Grasso, R</b> (1.2) OBP: 0.290, SLG: 0.256										3	0	0	0	0	1	3				
<b>Don Johnson, R</b> (1.1) OBP: 0.128, SLG: 0.105										1	0	1	0	0	0	0				
<b>Dan Porter, L</b> (5, PH) OBP: 0.200, SLG: 0.200										1	0	0	0	0	0	0				
<b>Tom Ferrick, R</b> (5, PH) OBP: 0.750, SLG: 0.667										0	0	0	0	0	0	0				
<b>Sam Dente, R</b> (8, PH) OBP: 0.312, SLG: 0.286										1	0	0	0	0	1	0				
<b>Mickey Harris, L</b> (8, 1) OBP: 0.250, SLG: 0.267										0	0	0	0	0	0	0				
<b>Inning Stats</b>	R: 0 E: 0 K: 1 S: 4	H: 0 LOB: 0 BB: 1 P: 8	R: 0 E: 1 K: 0 S: 4	H: 1 LOB: 2 BB: 1 P: 8	R: 0 E: 0 K: 0 S: 5	H: 2 LOB: 2 BB: 0 P: 5	R: 0 E: 0 K: 0 S: 3	H: 0 LOB: 0 BB: 0 P: 3	R: 0 E: 0 K: 1 S: 5	H: 0 LOB: 0 BB: 0 P: 5	R: 0 E: 0 K: 0 S: 5	H: 1 LOB: 1 BB: 0 P: 4	R: 0 E: 0 K: 1 S: 7	H: 2 LOB: 2 BB: 0 P: 7	R: 0 E: 0 K: 1 S: 5	H: 0 LOB: 0 BB: 0 P: 5	1B: 6 2B: 0 3B: 0 HR: 0	SF: 0 SAC: 1 DP: 1 HBP: 0	WP: 0 PB: 0 SB: 0 CS: 0	PA: 34
<b>PITCHER</b> <b>Bob Feller, R</b> (1.1) ERA: 3.17	IP: 9.0 WLS: W BF: 34 H: 6 R: 0 ER: 0 SO: 5 BB: 2 IBB: 0 HBP: 0 BLK: 0 WP: 0 HR: 0 S: 42 P: 50 ERA: 0.00 WHIP: 0.889																			

Batter	1	2	3	4	5	6	7	8	9	AB	R	H	RBI	BB	SO	LOB	BOTTOM				
<b>Dale Mitchell, L</b> (1.7) OBP: 0.371, SLG: 0.435										4	0	0	0	0	0	1	<b>Washington Senators @ Cleveland Indians</b> Cleveland Municipal Stadium, Cleveland, OH Tue Aug 21 1951, 3:33 AM EDT Att: 18,552 - Unknown <a href="http://livebaseballscores.com">livebaseballscores.com</a>				
<b>Bobby Avila, R</b> (1.4) OBP: 0.376, SLG: 0.401										4	0	0	0	0	0	0					
<b>Larry Doby, L</b> (1.8) OBP: 0.443, SLG: 0.570										4	2	2	1	0	0	0					
<b>Sam Chapman, R</b> (8, PH) OBP: 0.312, SLG: 0.321										0	0	0	0	0	0	0					
<b>Luke Easter, L</b> (1.3) OBP: 0.333, SLG: 0.466										3	2	1	0	1	0	0					
<b>Al Rosen, R</b> (1.5) OBP: 0.359, SLG: 0.468										3	1	2	2	1	0	0					
<b>Harry Simpson, L</b> (1.9) OBP: 0.331, SLG: 0.302										4	1	1	1	0	0	2					
<b>Ray Boone, R</b> (1.6) OBP: 0.327, SLG: 0.343										3	0	2	2	1	0	0					
<b>Jim Hegan, R</b> (1.2) OBP: 0.317, SLG: 0.386										4	0	0	0	0	1	4					
<b>Bob Feller, R</b> (1.1) OBP: 0.213, SLG: 0.159										3	0	0	0	0	2	1					
<b>Inning Stats</b>	R: 0 E: 0 K: 0 S: 3	H: 2 LOB: 1 BB: 2 P: 15	R: 3 E: 0 K: 1 S: 7	H: 2 LOB: 1 BB: 2 P: 15	R: 2 E: 0 K: 0 S: 6	H: 3 LOB: 2 BB: 1 P: 10	R: 0 E: 1 K: 1 S: 5	H: 0 LOB: 0 BB: 0 P: 5	R: 0 E: 0 K: 0 S: 4	H: 1 LOB: 1 BB: 0 P: 4	R: 0 E: 0 K: 1 S: 5	H: 0 LOB: 0 BB: 0 P: 5	R: 1 E: 0 K: 0 S: 4	H: 1 LOB: 0 BB: 0 P: 4	R: 0 E: 0 K: 0 S: 4	H: 1 LOB: 1 BB: 0 P: 4		1B: 4 2B: 3 3B: 0 HR: 1	SF: 0 SAC: 0 DP: 0 HBP: 0	WP: 0 PB: 1 SB: 0 CS: 1	PA: 36
<b>PITCHER</b> <b>Don Johnson, R</b> (1.1) ERA: 4.87	IP: 4.0 WLS: L BF: 20 H: 5 R: 5 ER: 5 SO: 2 BB: 3 IBB: 0 HBP: 0 BLK: 0 WP: 0 HR: 0 S: 21 P: 33 ERA: 11.25 WHIP: 2.000																				
<b>Tom Ferrick, R</b> (5, 1) ERA: 4.42	IP: 3.0 WLS: L BF: 11 H: 2 R: 1 ER: 1 SO: 1 BB: 0 IBB: 0 HBP: 0 BLK: 0 WP: 0 HR: 1 S: 13 P: 13 ERA: 3.00 WHIP: 0.667																				
<b>Mickey Harris, L</b> (8, 1) ERA: 4.48	IP: 1.0 WLS: L BF: 4 H: 1 R: 0 ER: 0 SO: 0 BB: 0 IBB: 0 HBP: 0 BLK: 0 WP: 0 HR: 0 S: 4 P: 4 ERA: 0.00 WHIP: 1.000																				



Batter	1	2	3	4	5	6	7	8	9	10	11	12	13	14	AB	R	H	RBI	BB	SO	LOB	TOP					
<b>Eddie Yost, R</b> OBP: 0.419, SLG: 0.403 (1, 5)															6	3	3	2	1	0	0						
<b>Gl Coan, L</b> OBP: 0.368, SLG: 0.464 (1, 7)															6	0	1	1	1	1	0	3					
<b>Pete Runnels, L</b> OBP: 0.360, SLG: 0.342 (1, 6)															7	0	1	0	0	0	6						
<b>Mickey Vernon, L</b> OBP: 0.355, SLG: 0.438 (1, 3)															5	0	2	2	2	1	1						
<b>Cass Michaels, R</b> OBP: 0.342, SLG: 0.353 (1, 4)															5	0	1	0	1	0	4						
<b>Shery Robertson, L</b> OBP: 0.228, SLG: 0.230 (1, 9)															6	1	1	0	0	2	3						
<b>Mike McCormick, R</b> OBP: 0.377, SLG: 0.358 (1, 8)															6	0	1	0	0	1	2						
<b>Mike Guerra, R</b> OBP: 0.267, SLG: 0.229 (1, 2)															5	1	2	0	1	0	0						
<b>Julio Moreno, R</b> OBP: 0.194, SLG: 0.200 (1, 1)															4	0	0	0	0	1	3						
<b>Mickey Harris, L</b> OBP: 0.250, SLG: 0.267 (8, 1)															0	0	0	0	0	0	0						
<b>Sandy Consuegra, R</b> OBP: 0.216, SLG: 0.222 (8, 1)															2	0	0	0	0	0	2						
<b>Inning Stats</b>	R: 1 E: 0 K: 0 S: 5	H: 3 LOB: 2 BB: 0 P: 5	R: 0 E: 1 K: 0 S: 3	H: 0 LOB: 0 BB: 0 P: 3	R: 1 E: 0 K: 1 S: 6	H: 1 LOB: 3 BB: 3 P: 18	R: 0 E: 0 K: 1 S: 4	H: 1 LOB: 0 BB: 0 P: 5	R: 0 E: 0 K: 1 S: 5	H: 0 LOB: 0 BB: 0 P: 5	R: 0 E: 0 K: 1 S: 5	H: 0 LOB: 0 BB: 0 P: 3	R: 0 E: 0 K: 1 S: 5	H: 0 LOB: 2 BB: 1 P: 8	R: 0 E: 0 K: 0 S: 4	H: 1 LOB: 1 BB: 0 P: 4	R: 0 E: 0 K: 0 S: 4	H: 1 LOB: 1 BB: 0 P: 4	R: 0 E: 0 K: 0 S: 4	H: 1 LOB: 1 BB: 0 P: 4	R: 0 E: 0 K: 0 S: 4	H: 1 LOB: 1 BB: 0 P: 4	1B: 11 2B: 0 3B: 1 HR: 0	SF: 0 SAC: 0 DP: 1 HBP: 0	WP: 0 PB: 1 CS: 2	PA: 58	
<b>PITCHER</b>	IP	WLS	BF	H	R	ER	SO	BB	IBB	HBP	BLK	WP	HR	S	P	ERA	WHIP										
<b>Bob Chakales, R</b> ERA: 4.81	5.2		29	9	5	5	2	0	0	0	0	0	0	6	6	0.00	0.000										
<b>Lou Brissie, L</b> ERA: 3.97	1.1		4	0	0	0	1	0	0	0	0	0	0	6	6	0.00	0.000										
<b>Steve Gromek, R</b> ERA: 2.5	7.0	W	25	3	0	0	2	0	1	0	0	0	0	28	32	0.00	0.429										

Washington Senators @ Cleveland Indians  
Cleveland Municipal Stadium, Cleveland, OH  
Wed Aug 22 1951, 3:33 AM EDT  
Att. 9,148 - Unknown

AB 52  
R 5  
H 12  
RBI 5  
BB 6  
SO 5  
LOB 24

Batter	1	2	3	4	5	6	7	8	9	10	11	12	13	14	AB	R	H	RBI	BB	SO	LOB	BOTTOM					
<b>Dale Mitchell, L</b> OBP: 0.372, SLG: 0.445 (1, 7)															7	1	3	3	0	0	0						
<b>Bobby Avila, R</b> OBP: 0.375, SLG: 0.405 (1, 4)															6	1	1	1	1	0	2						
<b>Larry Doby, L</b> OBP: 0.430, SLG: 0.562 (1, 8)															5	0	0	0	1	1	2						
<b>Luke Easter, L</b> OBP: 0.335, SLG: 0.474 (8, PH)															4	1	2	1	0	0	2						
<b>Snuffy Struweiss, R</b> OBP: 0.394, SLG: 0.253 (8, PH)															0	0	0	0	0	0	0						
<b>Bob Kennedy, R</b> OBP: 0.320, SLG: 0.363 (8, PH)															1	0	1	0	1	0	0						
<b>Al Rosen, R</b> OBP: 0.359, SLG: 0.464 (1, 5)															3	1	0	0	2	0	3						
<b>Harry Simpson, L</b> OBP: 0.338, SLG: 0.308 (1, 9)															5	0	3	0	1	0	1						
<b>Ray Boone, R</b> OBP: 0.325, SLG: 0.340 (1, 6)															6	1	1	1	0	0	7						
<b>Jim Hegan, R</b> OBP: 0.315, SLG: 0.382 (1, 2)															3	1	0	0	0	0	2						
<b>Bob Lemon, L</b> OBP: 0.247, SLG: 0.329 (8, PH)															1	0	0	0	0	3							
<b>Birdie Tebbetts, R</b> OBP: 0.281, SLG: 0.333 (8, 2)															2	0	0	0	0	0	2						
<b>Bob Chakales, R</b> OBP: 0.350, SLG: 0.500 (1, 1)															2	0	0	0	0	0	1						
<b>Lou Brissie, L</b> OBP: 0.280, SLG: 0.320 (6, PH)															0	0	0	0	0	0	0						
<b>Barney McCoskey, L</b> OBP: 0.384, SLG: 0.461 (7, PH)															1	0	0	0	0	0	2						
<b>Steve Gromek, S</b> OBP: 0.439, SLG: 0.368 (8, 1)															3	0	0	0	0	0	3						
<b>Inning Stats</b>	R: 0 E: 0 K: 0 S: 4	H: 1 LOB: 2 BB: 1 P: 8	R: 0 E: 0 K: 0 S: 3	H: 1 LOB: 0 BB: 0 P: 3	R: 0 E: 0 K: 1 S: 6	H: 1 LOB: 1 BB: 1 P: 9	R: 0 E: 0 K: 0 S: 3	H: 0 LOB: 0 BB: 0 P: 3	R: 3 E: 1 K: 0 S: 6	H: 2 LOB: 0 BB: 0 P: 6	R: 0 E: 0 K: 0 S: 5	H: 2 LOB: 3 BB: 1 P: 9	R: 0 E: 0 K: 0 S: 3	H: 0 LOB: 0 BB: 0 P: 3	R: 0 E: 0 K: 0 S: 3	H: 0 LOB: 0 BB: 0 P: 3	R: 0 E: 0 K: 0 S: 3	H: 0 LOB: 2 BB: 2 P: 11	R: 0 E: 0 K: 0 S: 3	H: 0 LOB: 1 BB: 0 P: 3	R: 1 E: 0 K: 0 S: 3	H: 1 LOB: 0 BB: 0 P: 3	1B: 7 2B: 1 3B: 0 HR: 3	SF: 0 SAC: 1 DP: 3 HBP: 0	WP: 0 PB: 0 CS: 0	PA: 56	
<b>PITCHER</b>	IP	WLS	BF	H	R	ER	SO	BB	IBB	HBP	BLK	WP	HR	S	P	ERA	WHIP										
<b>Julio Moreno, R</b> ERA: 4.73	7.0		32	8	5	4	1	0	0	0	0	0	0	1	1	5.14	1.571										
<b>Mickey Harris, L</b> ERA: 4.46	0.0		1	1	0	0	0	0	0	0	0	0	0	1	1	∞	∞										
<b>Sandy Consuegra, R</b> ERA: 3.94	6.2	L	23	2	1	1	0	2	1	0	0	0	1	20	32	1.35	0.600										

Washington Senators @ Cleveland Indians  
Cleveland Municipal Stadium, Cleveland, OH  
Wed Aug 22 1951, 3:33 AM EDT  
Att. 9,148 - Unknown

AB 49  
R 6  
H 11  
RBI 6  
BB 6  
SO 1  
LOB 30







Batter	1	2	3	4	5	6	7	8	9	AB	R	H	RBI	BB	SO	LOB	TOP					
<b>Eddie Yost, R</b> OBP: 0.424, SLG: 0.408 (1.5)										3	2	3	0	2	0	0	<b>Washington Senators @ Detroit Tigers</b> Briggs Stadium, Detroit, MI Fri Aug 24 1951, 4:33 AM EDT Att: 2,887 - Unknown					
<b>Pete Runnels, L</b> OBP: 0.341, SLG: 0.321 (1.6)										5	0	0	0	0	0	5						
<b>Gil Coan, L</b> OBP: 0.369, SLG: 0.469 (1.7)										4	1	1	0	1	1	2						
<b>Sam Mele, R</b> OBP: 0.322, SLG: 0.400 (1.8)										5	2	3	2	0	1	3						
<b>Mickey Vernon, L</b> OBP: 0.354, SLG: 0.435 (1.3)										5	1	1	1	0	0	3						
<b>Cass Michaels, R</b> OBP: 0.348, SLG: 0.359 (1.4)										3	2	1	0	2	1	3						
<b>Mike McCormick, R</b> OBP: 0.377, SLG: 0.374 (1.9)										5	1	2	4	0	0	1						
<b>Mike Guerra, R</b> OBP: 0.261, SLG: 0.224 (1.2)										5	0	0	1	0	0	3						
<b>Connie Marrero, R</b> OBP: 0.262, SLG: 0.167 (1.1)										0	0	0	0	0	0	0						
<b>Sam Dente, R</b> OBP: 0.316, SLG: 0.285 (2, PH)										1	0	0	0	0	0	2						
<b>Joe Haynes, R</b> OBP: 0.316, SLG: 0.444 (2.1)										3	1	1	1	0	0	1						
<b>Tom Ferrick, R</b> OBP: 0.600, SLG: 0.500 (7.1)										1	0	0	0	0	1	0						
<b>Inning Stats</b>	R: 0 E: 0 K: 1 S: 6	H: 1 LOB: 1 BB: 0 P: 6	R: 0 E: 0 K: 0 S: 5	H: 2 LOB: 2 BB: 0 P: 5	R: 5 E: 0 K: 0 S: 6	H: 3 LOB: 0 BB: 2 P: 14	R: 0 E: 0 K: 0 S: 4	H: 1 LOB: 1 BB: 0 P: 4	R: 3 E: 2 K: 0 S: 5	H: 1 LOB: 0 BB: 1 P: 9	R: 1 E: 0 K: 2 S: 9	H: 2 LOB: 2 BB: 1 P: 13	R: 1 E: 0 K: 0 S: 4	H: 1 LOB: 1 BB: 1 P: 8	R: 0 E: 0 K: 0 S: 4	H: 1 LOB: 1 BB: 0 P: 4	R: 0 E: 0 K: 1 S: 5	H: 0 LOB: 0 BB: 0 P: 5	1B: 8 2B: 1 3B: 0 HR: 3	SF: 0 SAC: 0 DP: 1 HBP: 0	WP: 0 PB: 0 SB: 0 CS: 0	PA: 45
<b>PITCHER</b>	IP	WLS	BF	H	R	ER	SO	BB	IBB	HBP	BLK	WP	HR	S	P	ERA	WHIP					
<b>Bob Cain, L</b> ERA: 4.5 (1.1)	4.0	L	23	8	7	7	1	2	0	0	0	0	2	23	31	15.75	2.500					
<b>Ted Gray, L</b> ERA: 4.3 (5.1)	4.0		19	4	3	2	2	3	0	0	0	0	1	20	32	4.50	1.750					
<b>Hal White, R</b> ERA: 5.14 (9.1)	1.0		3	0	0	0	1	0	0	0	0	0	0	5	5	0.00	0.000					

Batter	1	2	3	4	5	6	7	8	9	AB	R	H	RBI	BB	SO	LOB	BOTTOM					
<b>Jerry Priddy, R</b> OBP: 0.343, SLG: 0.384 (1.4)										4	2	3	0	1	1	0	<b>Washington Senators @ Detroit Tigers</b> Briggs Stadium, Detroit, MI Fri Aug 24 1951, 4:33 AM EDT Att: 2,887 - Unknown					
<b>Dick Kryhoski, L</b> OBP: 0.337, SLG: 0.442 (1.3)										5	2	2	0	0	0	3						
<b>George Kell, R</b> OBP: 0.398, SLG: 0.399 (1.5)										5	2	2	3	0	0	4						
<b>Pat Mullin, L</b> OBP: 0.378, SLG: 0.524 (1.7)										3	1	1	1	2	0	0						
<b>Steve Souchock, R</b> OBP: 0.333, SLG: 0.539 (1.9)										4	0	2	2	0	0	0						
<b>Charlie Keller, L</b> OBP: 0.368, SLG: 0.386 (9, PH)										1	0	0	0	0	1	2						
<b>Johnny Groth, R</b> OBP: 0.356, SLG: 0.396 (1.8)										4	0	1	1	0	0	2						
<b>Bob Swift, R</b> OBP: 0.283, SLG: 0.193 (1.2)										3	0	0	0	0	0	2						
<b>Don Kolloway, R</b> OBP: 0.322, SLG: 0.341 (6, PH)										1	0	0	0	0	0	0						
<b>Frank House, L</b> ERA: 4.99 (9.2)										0	0	0	0	0	0	0						
<b>Neil Berry, R</b> OBP: 0.283, SLG: 0.301 (1.6)										4	0	2	0	0	0	2						
<b>Bob Cain, L</b> OBP: 0.283, SLG: 0.292 (1.1)										2	0	0	0	0	0	1						
<b>Ted Gray, S</b> OBP: 0.200, SLG: 0.149 (5.1)										1	0	0	0	0	0	1						
<b>Fred Hutchinson, L</b> OBP: 0.257, SLG: 0.232 (6, PH)										1	0	0	0	0	0	0						
<b>Hal White, R</b> OBP: 0.308, SLG: 0.385 (9.1)										0	0	0	0	0	0	0						
<b>Inning Stats</b>	R: 3 E: 0 K: 0 S: 6	H: 3 LOB: 2 BB: 2 P: 14	R: 0 E: 0 K: 0 S: 4	H: 1 LOB: 1 BB: 0 P: 4	R: 0 E: 0 K: 0 S: 3	H: 0 LOB: 0 BB: 0 P: 3	R: 0 E: 0 K: 0 S: 3	H: 1 LOB: 0 BB: 0 P: 3	R: 2 E: 0 K: 0 S: 5	H: 2 LOB: 0 BB: 0 P: 5	R: 0 E: 0 K: 0 S: 4	H: 1 LOB: 1 BB: 0 P: 4	R: 2 E: 0 K: 0 S: 6	H: 4 LOB: 1 BB: 0 P: 6	R: 0 E: 0 K: 0 S: 3	H: 0 LOB: 0 BB: 0 P: 3	R: 0 E: 0 K: 2 S: 8	H: 1 LOB: 2 BB: 1 P: 12	1B: 12 2B: 0 3B: 0 HR: 1	SF: 0 SAC: 0 DP: 2 HBP: 0	WP: 0 PB: 0 SB: 3 CS: 0	PA: 41
<b>PITCHER</b>	IP	WLS	BF	H	R	ER	SO	BB	IBB	HBP	BLK	WP	HR	S	P	ERA	WHIP					
<b>Connie Marrero, R</b> ERA: 3.57 (1.1)	1.0		3	3	3	3	0	2	0	0	0	0	0	1	23	23	6.75	1.500				
<b>Joe Haynes, R</b> ERA: 4.99 (2.1)	5.1	W	23	8	4	4	0	0	0	0	0	0	1	23	23	6.75	1.500					
<b>Tom Ferrick, R</b> ERA: 4.12 (7.1)	2.2	S	10	2	0	0	2	1	0	0	0	0	0	13	17	0.00	1.125					




Batter	1	2	3	4	5	6	7	8	9	AB	R	H	RBI	BB	SO	LOB	TOP																		
<a href="#">Eddie Yost, R</a> (1, 5) OBP: 0.424, SLG: 0.408											0	0	0	0	0	0	0	<b>Washington Senators @ Detroit Tigers</b> Briggs Stadium, Detroit, MI Sat Aug 25 1951, 4:33 AM EDT Att: 7,165 - Unknown <a href="http://livebaseballscorecards.com">livebaseballscorecards.com</a>																	
<a href="#">Pete Runnels, L</a> (1, 6) OBP: 0.341, SLG: 0.321											0	0	0	0	0	0	0																		
<a href="#">Gil Coan, L</a> (1, 7) OBP: 0.369, SLG: 0.469											0	0	0	0	0	0	0																		
<a href="#">Mickey Vernon, L</a> (1, 3) OBP: 0.354, SLG: 0.435											0	0	0	0	0	0	0																		
<a href="#">Sam Mele, R</a> (1, 8) OBP: 0.322, SLG: 0.400											0	0	0	0	0	0	0																		
<a href="#">Cass Michaels, R</a> (1, 4) OBP: 0.348, SLG: 0.359											0	0	0	0	0	0	0																		
<a href="#">Sherry Robertson, L</a> (1, 9) OBP: 0.247, SLG: 0.244											0	0	0	0	0	0	0																		
<a href="#">Clyde Kluttz, R</a> (1, 2) OBP: 0.379, SLG: 0.362											0	0	0	0	0	0	0																		
<a href="#">Dick Starr, R</a> (1, 1) OBP: 0.310, SLG: 0.280											0	0	0	0	0	0	0																		
<b>Inning Stats</b>											1B: 0	SF: 0	2B: 0	SAC: 0	3B: 0	DP: 0	HR: 0	HBP: 0	WP: 0	PA: 0															
<b>PITCHER</b> <a href="#">Virgil Trucks, R</a> (1, 1) ERA: 5.3	IP	WLS	BF	H	R	ER	SO	BB	IBB	HBP	BLK	WP	HR	S	P	ERA	WHIP																		
																		<b>PITCHER</b>	IP	WLS	BF	H	R	ER	SO	BB	IBB	HBP	BLK	WP	HR	S	P	ERA	WHIP

Batter	1	2	3	4	5	6	7	8	9	AB	R	H	RBI	BB	SO	LOB	BOTTOM																		
<a href="#">Jerry Priddy, R</a> (1, 4) OBP: 0.343, SLG: 0.384											0	0	0	0	0	0	0	<b>Washington Senators @ Detroit Tigers</b> Briggs Stadium, Detroit, MI Sat Aug 25 1951, 4:33 AM EDT Att: 7,165 - Unknown <a href="http://livebaseballscorecards.com">livebaseballscorecards.com</a>																	
<a href="#">Dick Kryhoski, L</a> (1, 3) OBP: 0.337, SLG: 0.442											0	0	0	0	0	0	0																		
<a href="#">George Kell, R</a> (1, 5) OBP: 0.398, SLG: 0.399											0	0	0	0	0	0	0																		
<a href="#">Pat Mullin, L</a> (1, 7) OBP: 0.378, SLG: 0.524											0	0	0	0	0	0	0																		
<a href="#">Steve Souchock, R</a> (1, 9) OBP: 0.333, SLG: 0.539											0	0	0	0	0	0	0																		
<a href="#">Johnny Groth, R</a> (1, 8) OBP: 0.356, SLG: 0.396											0	0	0	0	0	0	0																		
<a href="#">Bob Swift, R</a> (1, 2) OBP: 0.233, SLG: 0.193											0	0	0	0	0	0	0																		
<a href="#">Neil Berry, R</a> (1, 6) OBP: 0.283, SLG: 0.301											0	0	0	0	0	0	0																		
<a href="#">Virgil Trucks, R</a> (1, 1) OBP: 0.167, SLG: 0.200											0	0	0	0	0	0	0																		
<b>Inning Stats</b>											1B: 0	SF: 0	2B: 0	SAC: 0	3B: 0	DP: 0	HR: 0	HBP: 0	WP: 0	PA: 0															
<b>PITCHER</b> <a href="#">Dick Starr, R</a> (1, 1) ERA: 6.68	IP	WLS	BF	H	R	ER	SO	BB	IBB	HBP	BLK	WP	HR	S	P	ERA	WHIP																		
																		<b>PITCHER</b>	IP	WLS	BF	H	R	ER	SO	BB	IBB	HBP	BLK	WP	HR	S	P	ERA	WHIP



Batter	1	2	3	4	5	6	7	8	9	AB	R	H	RBI	BB	SO	LOB	TOP																					
<a href="#">Eddie Yost, R</a> (1, 5) OBP: 0.423, SLG: 0.407											0	0	0	0	0	0	0	<b>Washington Senators @ St. Louis Browns</b> <b>Sportsman's Park, St. Louis, MO</b> Sun Aug 26 1951, 4:33 AM EDT Unknown <a href="http://livebaseballscorecards.com">livebaseballscorecards.com</a>																				
<a href="#">Pete Runnels, L</a> (1, 6) OBP: 0.346, SLG: 0.328											0	0	0	0	0	0	0																					
<a href="#">Gil Coan, L</a> (1, 7) OBP: 0.372, SLG: 0.474											0	0	0	0	0	0	0																					
<a href="#">Mickey Vernon, L</a> (1, 3) OBP: 0.354, SLG: 0.437											0	0	0	0	0	0	0																					
<a href="#">Sam Mele, R</a> (1, 8) OBP: 0.323, SLG: 0.398											0	0	0	0	0	0	0																					
<a href="#">Cass Michaels, R</a> (1, 4) OBP: 0.347, SLG: 0.365											0	0	0	0	0	0	0																					
<a href="#">Sherry Robertson, L</a> (1, 9) OBP: 0.244, SLG: 0.232											0	0	0	0	0	0	0																					
<a href="#">Mike Guerra, R</a> (1, 2) OBP: 0.261, SLG: 0.224											0	0	0	0	0	0	0																					
<a href="#">Sid Hudson, R</a> (1, 1) OBP: 0.333, SLG: 0.241											0	0	0	0	0	0	0																					
<b>Inning Stats</b>											1B: 0	SF: 0	WP: 0	PA: 0																								
<b>PITCHER</b>	IP	WLS	BF	H	R	ER	SO	BB	IBB	HBP	BLK	WP	HR	S	P	ERA	WHIP	<b>PITCHER</b>	IP	WLS	BF	H	R	ER	SO	BB	IBB	HBP	BLK	WP	HR	S	P	ERA	WHIP			
<a href="#">Jim McDonald, R</a> (1, 1) ERA: 3.12	0.0	L	0	0	0	0	0	0	0	0	0	0	0	0	0	∞	∞																					

AB	0
R	0
H	0
RBI	0
BB	0
SO	0
LOB	0



Batter	1	2	3	4	5	6	7	8	9	AB	R	H	RBI	BB	SO	LOB	BOTTOM																					
<a href="#">Frank Saucier, L</a> (1, 7) OBP: 0.333, SLG: 0.222											0	0	0	0	0	0	0	<b>Washington Senators @ St. Louis Browns</b> <b>Sportsman's Park, St. Louis, MO</b> Sun Aug 26 1951, 4:33 AM EDT Unknown <a href="http://livebaseballscorecards.com">livebaseballscorecards.com</a>																				
<a href="#">Jim Delsing, L</a> (1, 8) OBP: 0.360, SLG: 0.386											0	0	0	0	0	0	0																					
<a href="#">Matt Batts, R</a> (1, 2) OBP: 0.348, SLG: 0.450											0	0	0	0	0	0	0																					
<a href="#">Hank Arft, L</a> (1, 3) OBP: 0.361, SLG: 0.426											0	0	0	0	0	0	0																					
<a href="#">Ken Wood, R</a> (1, 9) OBP: 0.279, SLG: 0.409											0	0	0	0	0	0	0																					
<a href="#">Fred Marsh, R</a> (1, 5) OBP: 0.279, SLG: 0.299											0	0	0	0	0	0	0																					
<a href="#">Jack Maguire, R</a> (1, 4) OBP: 0.319, SLG: 0.366											0	0	0	0	0	0	0																					
<a href="#">Bill Jennings, R</a> (1, 6) OBP: 0.236, SLG: 0.256											0	0	0	0	0	0	0																					
<a href="#">Jim McDonald, R</a> (1, 1) OBP: 0.111, SLG: 0.222											0	0	0	0	0	0	0																					
<b>Inning Stats</b>											1B: 0	SF: 0	WP: 0	PA: 0																								
<b>PITCHER</b>	IP	WLS	BF	H	R	ER	SO	BB	IBB	HBP	BLK	WP	HR	S	P	ERA	WHIP	<b>PITCHER</b>	IP	WLS	BF	H	R	ER	SO	BB	IBB	HBP	BLK	WP	HR	S	P	ERA	WHIP			
<a href="#">Sid Hudson, R</a> (1, 1) ERA: 5.44	0.0	W	0	0	0	0	0	0	0	0	0	0	0	0	0	∞	∞																					










Batter	1	2	3	4	5	6	7	8	9	10	AB	R	H	RBI	BB	SO	LOB		
<b>Eddie Yost, R</b> OBP: 0.422, SLG: 0.414 <b>Sam Dente, R</b> OBP: 0.313, SLG: 0.287	(1,5) 4-0 BB 1B	(0,0) F7			(0,0) F4		(0,0) SH3-4		(0,0) G6-4-3	(0,0) G6-4-3 1B	2	0	0	0	1	0	1		
<b>Pete Runnels, L</b> OBP: 0.345, SLG: 0.326	(1,6) 0-0 F8		(0,0) F7			(0,0) 4-3	(0,0) 4-3		(0,0) G6-4-3	(0,0) G6-4-3 1B	5	0	0	0	0	0	3		
<b>Gil Coan, L</b> OBP: 0.379, SLG: 0.473	(1,7) 0-0 FC5-4 1B		(0,0) G3			(0,0) E 1B		(0,0) G6-4-3 1B			4	1	3	0	0	0	0		
<b>Mickey Vernon, L</b> OBP: 0.360, SLG: 0.439	(1,3) 0-0 F8		(0,0) F7			(0,0) E3 2B 1B		(0,0) F9			4	1	1	0	0	0	3		
<b>Sam Mele, R</b> OBP: 0.322, SLG: 0.397	(1,8) 0-0 FC5-4			(0,0) 6-3		(0,0) F5		(0,0) G6-4-3			4	0	0	0	0	0	4		
<b>Cass Michaels, R</b> OBP: 0.354, SLG: 0.366	(1,4) 4-0 BB FC4-8 BB		(0,0) F3			(0,0) 2B		(0,0) K			3	0	1	1	1	1	0		
<b>Sherry Robertson, L</b> OBP: 0.279, SLG: 0.284	(1,9) 0-0 FC4-6 2B		(0,0) 4-3			(0,0) F7		(0,0) 4-3			4	1	0	0	0	0	2		
<b>Clyde Kluttz, R</b> OBP: 0.390, SLG: 0.360	(1,2) 0-0 2B			(0,0) 5-3			(0,0) SH3-4 1B		(0,0) 5-3		4	0	2	1	0	0	0		
<b>Bob Porterfield, R</b> OBP: 0.161, SLG: 0.103	(1,1) 0-0 5-3			(0,0) 6-3			(0,0) K		(0,0) 4-3		4	0	0	0	0	1	2		
<b>Inning Stats</b>	R: 0 E: 0 K: 0 S: 4	H: 1 LOB: 2 BB: 1 P: 8	R: 1 E: 0 K: 0 S: 4	H: 1 LOB: 1 BB: 1 P: 8	R: 0 E: 0 K: 0 S: 3	H: 0 LOB: 0 BB: 0 P: 3	R: 0 E: 0 K: 0 S: 3	H: 0 LOB: 0 BB: 0 P: 3	R: 2 E: 1 K: 0 S: 6	H: 3 LOB: 1 BB: 0 P: 6	R: 0 E: 0 K: 1 S: 5	H: 0 LOB: 0 BB: 0 P: 5	R: 0 E: 0 K: 0 S: 3	H: 1 LOB: 0 BB: 0 P: 3	R: 0 E: 0 K: 0 S: 3	H: 1 LOB: 0 BB: 0 P: 3	1B: 6 2B: 2 3B: 0 HR: 0	SF: 0 SAC: 1 DP: 2 HBP: 0	WP: 0 PA: 38 PB: 0 SB: 0 CS: 0
<b>PITCHER</b> <b>Harry Dorish, R</b> ERA: 2.79	(1,1)	IP: 10.0 WLS: W BF: 38 H: 8 R: 3 ER: 2 SO: 2 BB: 2 IBB: 0 HBP: 0 BLK: 0 WP: 0 HR: 0 S: 40 P: 48 ERA: 1.80 WHIP: 1.000																	

**Washington Senators @ Chicago White Sox**  
Comiskey Park, Chicago, IL  
Tue Aug 28 1951, 4:33 AM EDT  
Att: 20,008 - Unknown


AB	35
R	3
H	8
RBI	2
BB	2
SO	2
LOB	15



Batter	1	2	3	4	5	6	7	8	9	10	AB	R	H	RBI	BB	SO	LOB		
<b>Nellie Fox, L</b> OBP: 0.370, SLG: 0.421	(1,4) 0-0 F9	(0,0) F9 3B		(0,0) F9			(0,0) CS 1B			(0,0) SH1-4 2B 1B	5	2	3	2	0	0	0		
<b>Al Zarilla, L</b> OBP: 0.367, SLG: 0.415	(1,9) 0-0 BB 1B	(0,0) F9 3B			(0,0) F8		(0,0) 4-3		(0,0) 4-3	(0,0) SH1-4	4	0	1	1	0	0	1		
<b>Minnie Minoso, R</b> OBP: 0.424, SLG: 0.509	(1,5) 0-0 BB 1B	(0,0) K			(0,0) BB					(0,0) 2B BB	3	0	1	0	2	1	0		
<b>Eddie Robinson, L</b> OBP: 0.384, SLG: 0.497	(1,3) 0-0 F2		(0,0) F1		(0,0) F9			(0,0) F8		(0,0) F4	5	0	0	0	0	0	5		
<b>Ray Coleman, L</b> OBP: 0.315, SLG: 0.384	(1,8) 4-0 1-2 2-3 BB		(0,0) BB		(0,0) F5			(0,0) F9		(0,0) 2B	3	0	1	1	2	0	1		
<b>Don Lenhardt, R</b> OBP: 0.331, SLG: 0.453	(1,7) 0-3 K		(0,0) F9			(0,0) 5-3		(0,0) F8			4	0	0	0	0	1	4		
<b>Bud Sheely, L</b> OBP: 0.273, SLG: 0.220	(1,2) 0-0 FC3-8 1B		(0,0) F7			(0,0) 4-3			(0,0) F9		4	0	1	0	0	0	1		
<b>Joe Demaestri, R</b> OBP: 0.179, SLG: 0.158 <b>Bud Stewart, L</b> OBP: 0.369, SLG: 0.465 <b>Chico Carrasquel, R</b> OBP: 0.329, SLG: 0.333	(1,6) 0-0 FC3-6 1B		(0,0) F7			(0,0) FC4-6 1B			(0,0) K		3	1	1	0	0	0	1		
<b>Harry Dorish, R</b> OBP: 0.241, SLG: 0.310	(1,1) 0-0 1-2 3B 1B		(0,0) 5-3			(0,0) FC4-6			(0,0) 1-3		4	1	1	0	0	0	1		
<b>Inning Stats</b>	R: 0 E: 0 K: 1 S: 7	H: 2 LOB: 3 BB: 1 P: 11	R: 3 E: 0 K: 1 S: 8	H: 3 LOB: 0 BB: 0 P: 8	R: 0 E: 0 K: 0 S: 3	H: 0 LOB: 1 BB: 1 P: 7	R: 0 E: 0 K: 0 S: 3	H: 0 LOB: 0 BB: 0 P: 3	R: 0 E: 0 K: 0 S: 3	H: 1 LOB: 0 BB: 0 P: 3	R: 0 E: 0 K: 0 S: 3	H: 0 LOB: 0 BB: 0 P: 3	R: 0 E: 0 K: 1 S: 5	H: 0 LOB: 0 BB: 0 P: 5	R: 1 E: 0 K: 0 S: 4	H: 2 LOB: 2 BB: 1 P: 8	1B: 7 2B: 1 3B: 1 HR: 0	SF: 0 SAC: 1 DP: 0 HBP: 0	WP: 0 PA: 41 PB: 0 SB: 0 CS: 1
<b>PITCHER</b> <b>Bob Porterfield, R</b> ERA: 4.17	(1,1)	IP: 9.2 WLS: L BF: 41 H: 9 R: 4 ER: 4 SO: 3 BB: 4 IBB: 0 HBP: 0 BLK: 0 WP: 0 HR: 0 S: 43 P: 59 ERA: 3.72 WHIP: 1.345																	

**Washington Senators @ Chicago White Sox**  
Comiskey Park, Chicago, IL  
Tue Aug 28 1951, 4:33 AM EDT  
Att: 20,008 - Unknown

AB	36
R	4
H	9
RBI	4
BB	4
SO	3
LOB	14





Batter	1	2	3	4	5	6	7	8	9	10	11	12	13	AB	R	H	RBI	BB	SO	LOB	TOP							
<b>Eddie Yost, R</b> OBP: 0.428, SLG: 0.419 (1.5)														4	0	4	1	1	0	0								
<b>Pete Runnels, L</b> OBP: 0.341, SLG: 0.323 (1.6)														5	0	1	0	0	1	3								
<b>Gil Coan, L</b> OBP: 0.377, SLG: 0.469 (1.7)														6	0	1	0	0	2	4								
<b>Mickey Vernon, L</b> OBP: 0.362, SLG: 0.440 (1.3)														6	1	3	0	0	0	2								
<b>Sam Mele, R</b> OBP: 0.322, SLG: 0.395 (1.8)														5	0	1	0	1	2	3								
<b>Cass Michaels, R</b> OBP: 0.353, SLG: 0.364 (1.4)														5	0	1	0	1	1	4								
<b>Sherry Robertson, L</b> OBP: 0.284, SLG: 0.267 (1.9)														6	0	0	0	0	1	6								
<b>Mickey Grasso, R</b> OBP: 0.285, SLG: 0.252 (1.2)														6	1	1	0	0	0	2								
<b>Connie Marrero, R</b> OBP: 0.246, SLG: 0.155 (1.1)														4	0	0	0	0	1	0								
<b>Mickey Harris, L</b> OBP: 0.278, SLG: 0.250 (12.1)														0	0	0	0	0	0	0								
<b>Inning Stats</b>	R: 0 E: 0 K: 1 S: 5	H: 1 LOB: 0 BB: 0 P: 5	R: 0 E: 0 K: 0 S: 4	H: 1 LOB: 1 BB: 4 P: 4	R: 1 E: 0 K: 0 S: 4	H: 2 LOB: 0 BB: 0 P: 4	R: 0 E: 0 K: 0 S: 5	H: 2 LOB: 2 BB: 0 P: 5	R: 0 E: 0 K: 0 S: 3	H: 0 LOB: 1 BB: 1 P: 7	R: 0 E: 0 K: 2 S: 7	H: 0 LOB: 0 BB: 0 P: 3	R: 0 E: 0 K: 1 S: 6	H: 1 LOB: 1 BB: 0 P: 6	R: 0 E: 0 K: 2 S: 7	H: 0 LOB: 0 BB: 0 P: 7	R: 0 E: 0 K: 1 S: 6	H: 1 LOB: 1 BB: 0 P: 6	R: 0 E: 0 K: 1 S: 6	H: 2 LOB: 2 BB: 1 P: 10	R: 0 E: 0 K: 0 S: 4	H: 1 LOB: 2 BB: 0 P: 5	R: 1 E: 1 K: 0 S: 5	H: 2 LOB: 1 BB: 0 P: 5	1B: 12 2B: 0 3B: 0 HR: 0	SF: 0 SAC: 2 DP: 1 HBP: 1	WP: 0 PB: 0 SB: 2 CS: 1	PA: 53
<b>PITCHER</b>	IP	WLS	BF	H	R	ER	SO	BB	IBB	HBP	BLK	WP	HR	S	P	ERA	WHIP											
<b>Lou Kretlow, R</b> ERA: 4.05 (1.1)	7.1		29	7	1	1	3	2	0	0	0	0	0	33	41	1.23	1.227											
<b>Billy Pierce, L</b> ERA: 3.53 (8.1)	0.2		2	0	0	0	1	0	0	0	0	0	0	4	4	0.00	0.000											
<b>Luis Aloma, R</b> ERA: 1.77 (9.1)	4.0		17	3	0	0	4	0	1	1	0	0	0	23	28	0.00	0.750											
<b>Randy Gumpert, R</b> ERA: 4.09 (13.1)	1.0	L	5	2	1	1	0	0	0	0	0	0	0	5	5	9.00	2.000											

Washington Senators @ Chicago White Sox  
Comiskey Park, Chicago, IL  
Wed Aug 29 1951, 4:33 AM EDT  
Att: 8,633 - Unknown

AB 47  
R 2  
H 12  
RBI 1  
BB 3  
SO 8  
LOB 24



Batter	1	2	3	4	5	6	7	8	9	10	11	12	13	AB	R	H	RBI	BB	SO	LOB	BOTTOM							
<b>Nellie Fox, L</b> OBP: 0.372, SLG: 0.421 (1.4)														6	0	3	0	0	1	1								
<b>Al Zarilla, L</b> OBP: 0.366, SLG: 0.410 (1.9)														4	0	0	0	2	0	3								
<b>Minnie Minoso, R</b> OBP: 0.422, SLG: 0.504 (1.5)														6	0	1	0	0	0	5								
<b>Eddie Robinson, L</b> OBP: 0.393, SLG: 0.494 (1.3)														3	0	0	0	1	1	1								
<b>Jim Busby, R</b> OBP: 0.357, SLG: 0.376 (9. PR) (10.8)														2	0	1	0	0	0	0								
<b>Ray Coleman, L</b> OBP: 0.322, SLG: 0.405 (1.8) (10.7)														4	1	3	1	2	0	0								
<b>Don Lenhardt, R</b> OBP: 0.328, SLG: 0.447 (1.7) (10.3)														6	0	1	0	0	0	7								
<b>Bud Sheely, L</b> OBP: 0.250, SLG: 0.200 (1.2) (13. PH)														5	0	0	0	0	0	5								
<b>Saul Rogovin, R</b> OBP: 0.270, SLG: 0.310 (13. PH) (10.1)														1	0	0	0	0	1	1								
<b>Joe Demaestri, R</b> OBP: 0.191, SLG: 0.150 (8. PH) (1.6)														2	0	0	0	0	0	1								
<b>Bob Dillinger, R</b> OBP: 0.330, SLG: 0.385 (8. PH) (8.6)														1	0	0	0	0	0	0								
<b>Chico Carrasquel, R</b> OBP: 0.326, SLG: 0.332 (8.6) (10.1)														2	0	0	0	0	0	0								
<b>Lou Kretlow, R</b> ERA: 4.05 (1.1) (11.1)	11.1		46	9	1	1	3	4	0	0	0	0	0	64	79	1.147												
<b>Billy Pierce, L</b> ERA: 3.53 (8.1) (8.1)	0.2		2	0	0	0	1	0	0	0	0	0	0	4	4	0.00												
<b>Bud Sheely, L</b> ERA: 1.77 (9.1) (10.1)	4.0		17	3	0	0	4	0	1	1	0	0	0	23	28	0.00												
<b>Luis Aloma, R</b> ERA: 1.77 (9.1) (12. PH)	1.0	L	5	2	1	1	0	0	0	0	0	0	0	5	5	9.00												
<b>Randy Gumpert, R</b> ERA: 4.09 (13.1) (10.1)	1.0	L	5	2	1	1	0	0	0	0	0	0	0	5	5	9.00												
<b>Inning Stats</b>	R: 0 E: 0 K: 0 S: 3	H: 0 LOB: 0 BB: 0 P: 3	R: 0 E: 0 K: 0 S: 3	H: 1 LOB: 0 BB: 0 P: 3	R: 0 E: 0 K: 0 S: 3	H: 0 LOB: 0 BB: 0 P: 3	R: 0 E: 0 K: 0 S: 5	H: 0 LOB: 1 BB: 1 P: 9	R: 0 E: 0 K: 1 S: 6	H: 1 LOB: 1 BB: 0 P: 6	R: 1 E: 0 K: 1 S: 6	H: 1 LOB: 0 BB: 0 P: 6	R: 0 E: 0 K: 0 S: 4	H: 1 LOB: 1 BB: 0 P: 4	R: 0 E: 1 K: 0 S: 3	H: 1 LOB: 2 BB: 2 P: 11	R: 0 E: 0 K: 0 S: 4	H: 1 LOB: 1 BB: 0 P: 4	R: 0 E: 0 K: 0 S: 4	H: 1 LOB: 2 BB: 1 P: 8	R: 0 E: 2 K: 0 S: 4	H: 1 LOB: 2 BB: 1 P: 8	R: 0 E: 0 K: 1 S: 6	H: 1 LOB: 1 BB: 0 P: 6	1B: 8 2B: 3 3B: 0 HR: 1	SF: 0 SAC: 0 DP: 3 HBP: 0	WP: 0 PB: 0 SB: 0 CS: 0	PA: 52
<b>PITCHER</b>	IP	WLS	BF	H	R	ER	SO	BB	IBB	HBP	BLK	WP	HR	S	P	ERA	WHIP											
<b>Connie Marrero, R</b> ERA: 3.39 (1.1)	11.1		46	9	1	1	3	4	0	0	0	0	0	64	79	1.147												
<b>Mickey Harris, L</b> ERA: 4.15 (12.1)	1.2	W	6	1	0	0	1	1	0	0	0	0	0	7	11	0.00	1.200											

Washington Senators @ Chicago White Sox  
Comiskey Park, Chicago, IL  
Wed Aug 29 1951, 4:33 AM EDT  
Att: 8,633 - Unknown

AB 47  
R 1  
H 10  
RBI 1  
BB 5  
SO 4  
LOB 25









Batter	1	2	3	4	5	6	7	8	9	AB	R	H	RBI	BB	SO	LOB	TOP								
<b>Eddie Yost, R</b> OBP: 0.421, SLG: 0.411 (1, 5)	F5		F5		FC5-4 BB		FC6-5 FC6-4		G1-4-3	5	0	0	0	0	0	5	<b>Washington Senators @ Boston Red Sox</b> Fenway Park, Boston, MA Mon Sep 03 1951, 3:33 AM EDT Unknown								
<b>Cass Michaels, R</b> OBP: 0.355, SLG: 0.367 (1, 4)	3B		5-3		BB		FC6-4			3	0	1	0	1	0	2									
<b>Gil Coan, L</b> OBP: 0.373, SLG: 0.463 (1, 7)	K		4-3		G3				F9	4	0	0	0	0	1	3									
<b>Sam Mele, R</b> OBP: 0.317, SLG: 0.389 (1, 8)	5-3			5-3		6-3			5-3	4	0	0	0	0	0	1									
<b>Mickey Vernon, L</b> OBP: 0.358, SLG: 0.434 (1, 3)		F6		7-4 1B		F9			G3	4	0	1	0	0	0	0									
<b>Mike McCormick, R</b> OBP: 0.375, SLG: 0.373 (1, 9)	BB			1-2 1B		6-3			F9	3	0	1	0	1	0	0									
<b>Pete Runnels, L</b> OBP: 0.343, SLG: 0.318 (1, 6)		BB		1-2 1B						3	1	1	0	1	0	2									
<b>Clyde Klutznick, R</b> OBP: 0.398, SLG: 0.373 (1, 2)		F7				FC5-4 1B				3	0	2	0	1	0	2									
<b>Sherry Robertson, L</b> OBP: 0.264, SLG: 0.267 (9, PR)						FC6-5 1B			1-3 1B	0	1	0	0	0	0	0									
<b>Dick Starr, R</b> OBP: 0.303, SLG: 0.310 (1, 1)									2-3 3H	2	0	0	0	0	2	3									
<b>Sam Dente, R</b> OBP: 0.314, SLG: 0.289 (7, PH)										1	0	1	0	0	0	0									
<b>Sandy Consuegra, R</b> OBP: 0.211, SLG: 0.216 (7, 1)										0	0	0	0	0	0	0									
<b>Mike Guerra, R</b> OBP: 0.258, SLG: 0.222 (9, PH)										1	0	1	2	0	0	0									
<b>Inning Stats</b>	R: 0 E: 0 K: 1 S: 6	H: 1 LOB: 1 BB: 0 P: 6	R: 0 E: 0 K: 1 S: 5	H: 0 LOB: 2 BB: 2 P: 13	R: 0 E: 0 K: 0 S: 3	H: 0 LOB: 0 BB: 0 P: 3	R: 0 E: 0 K: 0 S: 4	H: 2 LOB: 1 BB: 0 P: 4	R: 0 E: 0 K: 1 S: 6	H: 1 LOB: 2 BB: 1 P: 10	R: 0 E: 0 K: 0 S: 3	H: 0 LOB: 0 BB: 0 P: 3	R: 0 E: 0 K: 0 S: 4	H: 1 LOB: 2 BB: 1 P: 8	R: 0 E: 0 K: 0 S: 3	H: 0 LOB: 0 BB: 0 P: 3	R: 2 E: 0 K: 0 S: 5	H: 3 LOB: 1 BB: 0 P: 5	1B: 6 2B: 2 3B: 1 HR: 0	SF: 0 SAC: 0 DP: 2 HBP: 0	WP: 0 PB: 0 SB: 0 CS: 0	PA: 37			
<b>PITCHER</b>	IP	WLS	BF	H	R	ER	SO	BB	IBB	HBP	BLK	WP	HR	S	P	ERA	WHIP								
<b>Mel Parnell, L</b> ERA: 3.33 (1, 1)	8.1	W	35	7	2	2	3	4	0	0	0	0	0	37	53	2.16	1.320								
<b>Ellis Kinder, R</b> ERA: 2.91 (9, 1)	0.2	S	2	1	0	0	0	0	0	0	0	0	0	2	2	0.00	1.500								

Batter	1	2	3	4	5	6	7	8	9	AB	R	H	RBI	BB	SO	LOB	BOTTOM								
<b>Dom DiMaggio, R</b> OBP: 0.377, SLG: 0.433 (1, 8)	F4	K		FC6-4 1-2		BB			L5	4	0	0	0	1	1	2	<b>Washington Senators @ Boston Red Sox</b> Fenway Park, Boston, MA Mon Sep 03 1951, 3:33 AM EDT Unknown								
<b>6 Johnny Pesky, L</b> OBP: 0.423, SLG: 0.404 (1, 6)	2B			1B		BB			F9	3	1	2	0	1	0	2									
<b>Billy Goodman, L</b> OBP: 0.394, SLG: 0.377 (1, 7)	F7			L9		L9			1B	3	0	0	0	1	0	3									
<b>Bobby Doerr, R</b> OBP: 0.380, SLG: 0.452 (1, 4)	HR			1-2 1B		F7			F6	4	1	2	1	0	0	2									
<b>Walt Dropo, R</b> OBP: 0.326, SLG: 0.365 (1, 3)	HR			F8		BB			1-2 1B	3	1	2	2	1	0	2									
<b>Charlie Maxwell, L</b> OBP: 0.273, SLG: 0.400 (1, 9)	F5			F2		K			F5	4	0	0	0	0	1	6									
<b>Fred Hatfield, L</b> OBP: 0.283, SLG: 0.233 (1, 5)		5-3		F8		F7			F7	4	0	0	0	0	0	2									
<b>Buddy Rosar, R</b> OBP: 0.296, SLG: 0.265 (1, 2)	K			FC6-4 1B		4-3 2B			F7	4	0	2	0	0	1	0									
<b>Mel Parnell, L</b> OBP: 0.368, SLG: 0.348 (1, 1)				F8		4-3			F7	4	0	1	0	0	0	2									
<b>Ellis Kinder, R</b> OBP: 0.100, SLG: 0.133 (9, 1)						2-3				0	0	0	0	0	0	0									
<b>Inning Stats</b>	R: 3 E: 0 K: 0 S: 5	H: 2 LOB: 0 BB: 1 P: 9	R: 0 E: 0 K: 2 S: 8	H: 1 LOB: 1 BB: 0 P: 8	R: 0 E: 0 K: 0 S: 5	H: 2 LOB: 2 BB: 0 P: 5	R: 0 E: 0 K: 0 S: 4	H: 1 LOB: 1 BB: 0 P: 4	R: 0 E: 0 K: 1 S: 6	H: 1 LOB: 2 BB: 1 P: 10	R: 0 E: 0 K: 0 S: 4	H: 1 LOB: 2 BB: 1 P: 8	R: 0 E: 0 K: 0 S: 4	H: 1 LOB: 2 BB: 1 P: 8	R: 0 E: 0 K: 0 S: 3	H: 0 LOB: 0 BB: 0 P: 3	1B: 6 2B: 2 3B: 0 HR: 1	SF: 0 SAC: 0 DP: 0 HBP: 0	WP: 0 PB: 0 SB: 0 CS: 0	PA: 37					
<b>PITCHER</b>	IP	WLS	BF	H	R	ER	SO	BB	IBB	HBP	BLK	WP	HR	S	P	ERA	WHIP								
<b>Dick Starr, R</b> ERA: 6.62 (1, 1)	6.0	L	29	8	3	3	3	3	0	0	0	0	1	32	44	4.50	1.833								
<b>Sandy Consuegra, R</b> ERA: 3.79 (7, 1)	2.0		8	1	0	0	0	1	0	0	0	0	0	7	11	0.00	1.000								



Batter	1	2	3	4	5	6	7	8	9	AB	R	H	RBI	BB	SO	LOB	TOP										
<b>Eddie Yost, R</b> OBP: 0.421, SLG: 0.408 (1, 5)	F6		FC1-4					4-3	5-3	3	1	0	0	2	0	1											
<b>Cass Michaels, R</b> OBP: 0.352, SLG: 0.364 (1, 4)	5-3		K					F6		4	0	0	0	0	1	4											
<b>Gil Coan, L</b> OBP: 0.374, SLG: 0.463 (1, 7)	2B		F6					4-3		4	1	2	0	0	0	2											
<b>Sam Mele, R</b> OBP: 0.318, SLG: 0.392 (1, 8)	2B							1B		4	1	2	2	0	0	1											
<b>Mickey Vernon, L</b> OBP: 0.359, SLG: 0.435 (1, 3)	1-3							1B		4	1	2	0	0	0	1											
<b>Mike McCormick, R</b> OBP: 0.377, SLG: 0.376 (1, 9)								2B		4	0	1	2	0	0	1											
<b>Sam Dente, R</b> OBP: 0.310, SLG: 0.285 (1, 6)								1B		4	0	0	0	0	0	1											
<b>Mike Guerra, R</b> OBP: 0.258, SLG: 0.219 (1, 2)								2B		4	0	0	0	0	0	1											
<b>Bob Porterfield, R</b> OBP: 0.182, SLG: 0.100 (1, 1)										1	0	0	0	0	0	1											
<b>Clyde Klutz, R</b> OBP: 0.395, SLG: 0.371 (7, PH)										1	0	0	0	0	1	0											
<b>Julio Moreno, R</b> OBP: 0.194, SLG: 0.200 (7, 1)										0	0	0	0	0	0	0											
<b>Mickey Harris, L</b> OBP: 0.278, SLG: 0.250 (7, 1)										0	0	0	0	0	0	0											
<b>Pete Rummels, L</b> OBP: 0.341, SLG: 0.317 (9, PH)										1	0	0	0	0	1	0											
<b>Inning Stats</b>	R: 1 E: 0 K: 0 S: 5	H: 2 LOB: 1 BB: 0 P: 5	R: 0 E: 0 K: 0 S: 3	H: 0 LOB: 0 BB: 0 P: 3	R: 0 E: 0 K: 1 S: 5	H: 0 LOB: 0 BB: 0 P: 6	R: 0 E: 0 K: 0 S: 3	H: 0 LOB: 0 BB: 2 P: 3	R: 0 E: 0 K: 0 S: 4	H: 2 LOB: 1 BB: 0 P: 4	R: 0 E: 0 K: 1 S: 5	H: 0 LOB: 0 BB: 0 P: 5	R: 3 E: 0 K: 0 S: 6	H: 3 LOB: 1 BB: 1 P: 10	R: 0 E: 0 K: 1 S: 5	H: 0 LOB: 0 BB: 0 P: 5	1B: 5 2B: 2 3B: 0 HR: 0	SF: 0 SAC: 0 DP: 1 HBP: 1	WP: 0 PB: 0 SB: 1 CS: 0	PA: 37							
<b>PITCHER</b>	IP	WLS	BF	H	R	ER	SO	BB	IBB	HBP	BLK	WP	HR	S	P	ERA	WHIP										
<b>Chuck Stobbs, L</b> ERA: 4.63 (1, 1)	8.0	W	34	7	4	4	2	3	0	1	0	0	0	34	47	4.50	1.250										
<b>Ellis Kinder, R</b> ERA: 2.95 (9, 1)	1.0	S	3	0	0	0	1	0	0	0	0	0	0	5	5	0.00	0.000										

Washington Senators @ Boston Red Sox  
Fenway Park, Boston, MA  
Mon Sep 03 1951, 3:38 AM EDT  
Att: 26,609 - Unknown

AB 33  
R 4  
H 7  
RBI 4  
BB 3  
SO 3  
LOB 12




Batter	1	2	3	4	5	6	7	8	9	AB	R	H	RBI	BB	SO	LOB	BOTTOM										
<b>Dom DiMaggio, R</b> OBP: 0.380, SLG: 0.436 (1, 8)	6 G3 F7		L9					4-3		5	1	3	2	1	0	3											
<b>6 Johnny Pesky, L</b> OBP: 0.425, SLG: 0.407 (1, 6)	G3		2B					BB		4	1	2	1	1	0	3											
<b>Billy Goodman, L</b> OBP: 0.398, SLG: 0.380 (1, 7)	F7		1B					BB		2	1	1	1	3	0	3											
<b>Bobby Doerr, R</b> OBP: 0.378, SLG: 0.448 (1, 4)	F7		1B					BB		5	0	1	2	0	1	6											
<b>Walt Dropo, R</b> OBP: 0.324, SLG: 0.362 (1, 3)	F4		1B					BB		5	0	1	1	0	0	3											
<b>Charlie Maxwell, L</b> OBP: 0.287, SLG: 0.370 (1, 9)			F8					BB		4	0	0	0	1	1	2											
<b>Fred Hatfield, L</b> OBP: 0.288, SLG: 0.245 (1, 5)	4-3							BB		4	1	1	0	1	1	0											
<b>Aaron Robinson, L</b> OBP: 0.365, SLG: 0.331 (1, 2)	K							BB		2	2	1	1	3	1	0											
<b>Chuck Stobbs, L</b> OBP: 0.286, SLG: 0.255 (1, 1)								BB		3	2	1	0	0	2	1											
<b>Buddy Rosar, R</b> OBP: 0.294, SLG: 0.264 (8, PH)								BB		1	0	0	0	0	0	3											
<b>Ellis Kinder, R</b> OBP: 0.100, SLG: 0.133 (9, 1)								BB		0	0	0	0	0	0	0											
<b>Inning Stats</b>	R: 1 E: 0 K: 0 S: 4	H: 1 LOB: 1 BB: 1 P: 8	R: 0 E: 0 K: 1 S: 5	H: 0 LOB: 0 BB: 0 P: 5	R: 2 E: 0 K: 1 S: 9	H: 4 LOB: 2 BB: 0 P: 9	R: 0 E: 0 K: 1 S: 6	H: 1 LOB: 3 BB: 2 P: 14	R: 0 E: 0 K: 1 S: 5	H: 0 LOB: 0 BB: 0 P: 5	R: 3 E: 1 K: 0 S: 6	H: 2 LOB: 2 BB: 2 P: 14	R: 2 E: 0 K: 2 S: 10	H: 3 LOB: 3 BB: 2 P: 18	R: 0 E: 0 K: 0 S: 3	H: 0 LOB: 3 BB: 3 P: 15	1B: 6 2B: 4 3B: 0 HR: 1	SF: 0 SAC: 1 DP: 0 HBP: 0	WP: 1 PB: 0 SB: 0 CS: 0	PA: 46							
<b>PITCHER</b>	IP	WLS	BF	H	R	ER	SO	BB	IBB	HBP	BLK	WP	HR	S	P	ERA	WHIP										
<b>Bob Porterfield, R</b> ERA: 4.39 (1, 1)	6.0	L	32	8	6	5	4	4	1	0	0	0	0	35	55	7.50	2.000										
<b>Julio Moreno, R</b> ERA: 4.82 (7, 1)	0.2		6	3	2	2	1	1	0	0	0	0	1	7	11	27.00	6.000										
<b>Mickey Harris, L</b> ERA: 4.08 (7, 1)	1.1		8	0	0	0	1	4	0	0	0	0	0	6	22	0.00	3.000										


Washington Senators @ Boston Red Sox  
Fenway Park, Boston, MA  
Mon Sep 03 1951, 3:38 AM EDT  
Att: 26,609 - Unknown

AB 35  
R 8  
H 11  
RBI 8  
BB 10  
SO 6  
LOB 24





Batter	1	2	3	4	5	6	7	8	9	AB	R	H	RBI	BB	SO	LOB	TOP	
<a href="#">Eddie Yost, R</a> (1, 5) OBP: 0.421, SLG: 0.408											0	0	0	0	0	0	0	Washington Senators @ Philadelphia Athletics Shibe Park, Philadelphia, PA Wed Sep 05 1951, 3:33 AM EDT Unknown <a href="http://livebaseballscorecards.com">livebaseballscorecards.com</a>
<a href="#">Cass Michaels, R</a> (1, 4) OBP: 0.352, SLG: 0.364											0	0	0	0	0	0	0	
<a href="#">Gil Coan, L</a> (1, 7) OBP: 0.374, SLG: 0.463											0	0	0	0	0	0	0	
<a href="#">Sam Mele, R</a> (1, 8) OBP: 0.318, SLG: 0.392											0	0	0	0	0	0	0	
<a href="#">Mickey Vernon, L</a> (1, 3) OBP: 0.359, SLG: 0.435											0	0	0	0	0	0	0	
<a href="#">Mike McCormick, R</a> (1, 9) OBP: 0.377, SLG: 0.376											0	0	0	0	0	0	0	
<a href="#">Pete Runnels, L</a> (1, 6) OBP: 0.341, SLG: 0.317											0	0	0	0	0	0	0	
<a href="#">Mike Guerra, R</a> (1, 2) OBP: 0.258, SLG: 0.219											0	0	0	0	0	0	0	
<a href="#">Connie Marrero, R</a> (1, 1) OBP: 0.246, SLG: 0.155											0	0	0	0	0	0	0	
<b>Inning Stats</b>											1B: 0 SF: 0 2B: 0 SAC: 0 3B: 0 DP: 0 HR: 0 HBP: 0	WP: 0 PA: 0 FB: 0 SB: 0 CS: 0						
<b>PITCHER</b> <a href="#">Sam Zoldak, L</a> (1, 1) ERA: 3.2	IP	WLS	BF	H	R	ER	SO	BB	IBB	HBP	BLK	WP	HR	S	P	ERA	WHIP	<b>PITCHER</b> IP WLS BF H R ER SO BB IBB HBP BLK WP HR S P ERA WHIP

Batter	1	2	3	4	5	6	7	8	9	AB	R	H	RBI	BB	SO	LOB	BOTTOM	
<a href="#">Eddie Joost, R</a> (1, 6) OBP: 0.410, SLG: 0.453											0	0	0	0	0	0	0	Washington Senators @ Philadelphia Athletics Shibe Park, Philadelphia, PA Wed Sep 05 1951, 3:33 AM EDT Unknown <a href="http://livebaseballscorecards.com">livebaseballscorecards.com</a>
<a href="#">Femis Fain, L</a> (1, 3) OBP: 0.447, SLG: 0.451											0	0	0	0	0	0	0	
<a href="#">Elmer Valo, L</a> (1, 9) OBP: 0.400, SLG: 0.434											0	0	0	0	0	0	0	
<a href="#">Gus Zernial, R</a> (1, 7) OBP: 0.354, SLG: 0.532											0	0	0	0	0	0	0	
<a href="#">Hank Majeski, R</a> (1, 5) OBP: 0.349, SLG: 0.411											0	0	0	0	0	0	0	
<a href="#">Dave Philley, S</a> (1, 8) OBP: 0.343, SLG: 0.345											0	0	0	0	0	0	0	
<a href="#">Pete Suder, R</a> (1, 4) OBP: 0.292, SLG: 0.282											0	0	0	0	0	0	0	
<a href="#">Joe Tipton, R</a> (1, 2) OBP: 0.373, SLG: 0.308											0	0	0	0	0	0	0	
<a href="#">Sam Zoldak, L</a> (1, 1) OBP: 0.194, SLG: 0.222											0	0	0	0	0	0	0	
<b>Inning Stats</b>											1B: 0 SF: 0 2B: 0 SAC: 0 3B: 0 DP: 0 HR: 0 HBP: 0	WP: 0 PA: 0 FB: 0 SB: 0 CS: 0						
<b>PITCHER</b> <a href="#">Connie Marrero, R</a> (1, 1) ERA: 3.39	IP	WLS	BF	H	R	ER	SO	BB	IBB	HBP	BLK	WP	HR	S	P	ERA	WHIP	<b>PITCHER</b> IP WLS BF H R ER SO BB IBB HBP BLK WP HR S P ERA WHIP



Batter	1	2	3	4	5	6	7	8	9	AB	R	H	RBI	BB	SO	LOB	TOP					
<b>Eddie Yost, R</b> OBP: 0.420, SLG: 0.404 (1, 5)										3	2	1	0	2	0	2						
<b>Gil Coan, L</b> OBP: 0.373, SLG: 0.459 (1, 7)										3	1	0	0	2	0	2						
<b>Irv Noren, L</b> OBP: 0.362, SLG: 0.434 (1, 8)										5	1	2	1	0	0	2						
<b>Mickey Vernon, L</b> OBP: 0.360, SLG: 0.436 (1, 3)										4	1	1	1	1	0	2						
<b>Pete Runnels, L</b> OBP: 0.333, SLG: 0.306 (1, 6)										5	0	0	0	0	1	4						
<b>Shery Robertson, L</b> OBP: 0.263, SLG: 0.260 (1, 9)										3	0	0	0	1	0	0						
<b>Cass Michaels, R</b> OBP: 0.354, SLG: 0.365 (1, 4)										4	1	2	2	0	0	0						
<b>Clyde Klutz, R</b> OBP: 0.389, SLG: 0.385 (1, 2)										4	1	1	2	0	0	2						
<b>Don Johnson, R</b> OBP: 0.136, SLG: 0.140 (1, 1)										1	0	0	0	0	1	2						
<b>Sandy Consuegra, R</b> OBP: 0.250, SLG: 0.256 (2, 1)										2	0	2	0	0	0	0						
<b>Tom Ferrick, R</b> OBP: 0.600, SLG: 0.500 (5, 1)										0	0	0	0	0	0	0						
<b>Sam Mele, R</b> OBP: 0.317, SLG: 0.390 (8, PH)										1	0	0	0	0	0	0						
<b>Julio Moreno, R</b> OBP: 0.194, SLG: 0.200 (8, 1)										0	0	0	0	0	0	0						
<b>Inning Stats</b>	R: 4 E: 2 K: 2 S: 10	H: 3 LOB: 2 BB: 3 P: 22	R: 1 E: 0 K: 0 S: 3	H: 1 LOB: 1 BB: 2 P: 11	R: 0 E: 0 K: 0 S: 3	H: 0 LOB: 0 BB: 0 P: 3	R: 0 E: 0 K: 0 S: 5	H: 2 LOB: 2 BB: 0 P: 5	R: 2 E: 0 K: 0 S: 6	H: 3 LOB: 1 BB: 0 P: 6	R: 0 E: 0 K: 0 S: 3	H: 0 LOB: 0 BB: 0 P: 3	R: 0 E: 0 K: 0 S: 3	H: 0 LOB: 0 BB: 0 P: 3	R: 0 E: 0 K: 0 S: 3	H: 0 LOB: 1 BB: 1 P: 7	R: 0 E: 0 K: 0 S: 3	H: 0 LOB: 0 BB: 0 P: 3	1B: 8 2B: 0 3B: 0 HR: 1	SF: 0 SAC: 0 DP: 1 HBP: 0	WP: 1 PB: 0 CS: 0	PA: 41
<b>PITCHER</b>	IP	WLS	BF	H	R	ER	SO	BB	IBB	HBP	BLK	WP	HR	S	P	ERA	WHIP					
<b>Bob Hooper, R</b> ERA: 4.58 (1, 1)	0.1		7	3	4	4	1	3	0	0	0	1	0	6	18	108.00	18.000					
<b>Johnny Kucab, R</b> ERA: 4.88 (1, 1)	8.2	W	34	6	3	3	1	3	0	0	0	0	1	33	45	3.12	1.038					

Washington Senators @ Philadelphia Athletics  
Shibe Park, Philadelphia, PA  
Wed Sep 05 1951, 3:38 AM EDT  
Att: 3,765 - Unknown

AB 35  
R 7  
H 9  
RBI 6  
BB 6  
SO 2  
LOB 16



Batter	1	2	3	4	5	6	7	8	9	AB	R	H	RBI	BB	SO	LOB	BOTTOM					
<b>Eddie Joost, R</b> OBP: 0.410, SLG: 0.457 (1, 6)										4	2	2	1	1	1	0						
<b>Ferns Fain, L</b> OBP: 0.455, SLG: 0.460 (1, 3)										5	2	5	2	0	0	0						
<b>Elmer Valo, L</b> OBP: 0.404, SLG: 0.444 (1, 9)										4	1	3	3	1	0	1						
<b>Gus Zernial, R</b> OBP: 0.354, SLG: 0.528 (1, 7)										5	1	1	0	0	0	7						
<b>Billy Hitchcock, R</b> OBP: 0.365, SLG: 0.386 (1, 5)										5	0	2	2	0	1	0						
<b>Dave Philley, S</b> OBP: 0.347, SLG: 0.346 (1, 8)										2	1	0	0	3	0	0						
<b>Pete Suder, R</b> OBP: 0.288, SLG: 0.278 (1, 4)										5	1	1	0	0	0	5						
<b>Joe Astroth, R</b> OBP: 0.288, SLG: 0.337 (1, 2)										4	1	2	1	0	0	0						
<b>Bob Hooper, R</b> OBP: 0.236, SLG: 0.333 (1, 1)										0	0	0	0	0	0	0						
<b>Johnny Kucab, R</b> (1, 1)										4	0	0	0	0	2	3						
<b>Inning Stats</b>	R: 3 E: 0 K: 0 S: 6	H: 4 LOB: 1 BB: 1 P: 10	R: 2 E: 0 K: 1 S: 8	H: 3 LOB: 1 BB: 0 P: 8	R: 0 E: 0 K: 1 S: 5	H: 0 LOB: 0 BB: 0 P: 5	R: 0 E: 0 K: 0 S: 4	H: 2 LOB: 3 BB: 2 P: 12	R: 4 E: 0 K: 1 S: 10	H: 5 LOB: 2 BB: 1 P: 14	R: 0 E: 0 K: 0 S: 3	H: 0 LOB: 0 BB: 0 P: 3	R: 0 E: 0 K: 1 S: 5	H: 0 LOB: 0 BB: 0 P: 5	R: 0 E: 0 K: 0 S: 5	H: 2 LOB: 3 BB: 1 P: 9	R: 0 E: 0 K: 0 S: 5	H: 2 LOB: 3 BB: 1 P: 9	1B: 12 2B: 3 3B: 1 HR: 0	SF: 0 SAC: 0 DP: 1 HBP: 0	WP: 0 PB: 0 CS: 0	PA: 43
<b>PITCHER</b>	IP	WLS	BF	H	R	ER	SO	BB	IBB	HBP	BLK	WP	HR	S	P	ERA	WHIP					
<b>Don Johnson, R</b> ERA: 4.78 (1, 1)	1.0		7	4	3	3	0	1	0	0	0	0	0	6	10	27.00	5.000					
<b>Sandy Consuegra, R</b> ERA: 4.1 (2, 1)	3.2	L	21	8	6	6	3	3	0	0	0	0	0	24	36	14.73	3.000					
<b>Tom Ferrick, R</b> ERA: 3.89 (5, 1)	2.1		9	2	0	0	1	0	0	0	0	0	0	11	11	0.00	0.857					
<b>Julio Moreno, R</b> ERA: 4.78 (8, 1)	1.0		6	2	0	0	0	1	0	0	0	0	0	5	9	0.00	3.000					

Washington Senators @ Philadelphia Athletics  
Shibe Park, Philadelphia, PA  
Wed Sep 05 1951, 3:38 AM EDT  
Att: 3,765 - Unknown

AB 38  
R 9  
H 16  
RBI 9  
BB 5  
SO 4  
LOB 16





Batter	1	2	3	4	5	6	7	8	9	AB	R	H	RBI	BB	SO	LOB	TOP					
<b>Eddie Yost, R</b> OBP: 0.420, SLG: 0.410 (1, 5)	4-0 BB		0-0 HR		0-0 5-3		0-0 F8			3	1	1	1	1	0	0						
<b>Gil Coan, L</b> OBP: 0.374, SLG: 0.458 (1, 7)	0-0 F7		4-0 CS BB		0-3 K2-3			0-0 1B		3	0	1	0	1	1	1						
<b>Irv Noren, L</b> OBP: 0.359, SLG: 0.430 (1, 8)	0-0 F3		0-0 F9		0-3 K			0-0 F6		4	0	0	0	0	1	3						
<b>Mickey Vernon, L</b> OBP: 0.360, SLG: 0.433 (1, 3)	0-0 4-3		4-0 WP E BB		0-0 3-1			0-0 F4		3	1	0	0	1	0	2						
<b>Sam Mele, R</b> OBP: 0.315, SLG: 0.387 (1, 9)		0-0 5-3	0-0 E5		0-0 F6			0-0 F7		4	0	0	0	0	0	1						
<b>Pete Runnels, L</b> OBP: 0.336, SLG: 0.311 <b>Sam Dente, R</b> OBP: 0.310, SLG: 0.285 (1, 6) (9, 6)	4-0 1B BB		0-3 K		0-0 2B			0-0 4-3		3	0	1	0	1	1	1						
<b>Cass Michaels, R</b> OBP: 0.353, SLG: 0.364 (1, 4)	0-0 1-3 1B		0-0 5-3		0-0 F8			0-0 5-3		4	0	1	0	0	0	1						
<b>Mickey Grasso, R</b> OBP: 0.277, SLG: 0.244 (1, 2)	0-0 F6		0-0 4-3		0-0 1-3			0-0 6-3		4	0	0	0	0	0	2						
<b>Sid Hudson, R</b> OBP: 0.286, SLG: 0.211 (1, 1)	0-0 F4		0-0 F7		0-0 1-3					3	0	0	0	0	0	2						
<b>Inning Stats</b>	R: 0 E: 0 K: 0 S: 3	H: 0 LOB: 1 BB: 1 P: 7	R: 0 E: 0 K: 0 S: 4	H: 1 LOB: 2 BB: 1 P: 8	R: 2 E: 1 K: 1 S: 6	H: 1 LOB: 1 BB: 2 P: 14	R: 0 E: 0 K: 0 S: 3	H: 0 LOB: 0 BB: 0 P: 3	R: 0 E: 0 K: 2 S: 7	H: 1 LOB: 0 BB: 0 P: 7	R: 0 E: 0 K: 0 S: 3	H: 0 LOB: 1 BB: 0 P: 3	R: 0 E: 0 K: 0 S: 4	H: 1 LOB: 1 BB: 0 P: 4	R: 0 E: 0 K: 0 S: 3	H: 0 LOB: 0 BB: 0 P: 3	R: 0 E: 0 K: 0 S: 3	H: 0 LOB: 0 BB: 0 P: 3	1B: 2 2B: 1 3B: 0 HR: 1	SF: 0 SAC: 0 DP: 0 HBP: 0	WP: 1 PB: 0 CS: 1	PA: 35
<b>PITCHER</b> <b>Allie Reynolds, R</b> ERA: 3.16 (1, 1)	IP: 9.0 WLS: W BF: 35 H: 4 R: 2 ER: 1 SO: 3 BB: 4 IBB: 0 HBP: 0 BLK: 0 WP: 1 HR: 1 S: 37 P: 53 ERA: 1.00 WHIP: 0.889															<b>PITCHER</b>						

Washington Senators @ New York Yankees  
Yankee Stadium, Bronx, NY  
Fri Sep 07 1951, 3:33 AM EDT  
Att: 10,827 - Unknown

AB	31
R	2
H	4
RBI	1
BB	4
SO	3
LOB	13




Batter	1	2	3	4	5	6	7	8	9	AB	R	H	RBI	BB	SO	LOB	BOTTOM			
<b>Mickey Mantle, S</b> OBP: 0.340, SLG: 0.429 (1, 9)	0-0 F9		0-0 FC4-6 1B		0-3 K		0-0 1-3 2-H 1B		0-3 K	5	0	1	1	0	2	2				
<b>Phil Rizzuto, R</b> OBP: 0.356, SLG: 0.351 <b>Johnny Mize, L</b> OBP: 0.350, SLG: 0.410 <b>Billy Martin, R</b> OBP: 0.333, SLG: 0.354 (1, 6) (9, PH) (9, PR)	0-0 S 1B		0-0 1-2 1B		0-0 F8		0-0 F6		0-0 1B 2B	4	0	2	0	0	0	2				
<b>Gene Woodling, L</b> OBP: 0.386, SLG: 0.478 (1, 7)	0-0 6-3 1-2		0-0 F8		0-0 4-3		0-0 3-1		0-0 2B DI 1B	5	1	1	0	0	0	3				
<b>Joe DiMaggio, R</b> OBP: 0.366, SLG: 0.425 (1, 8)	0-0 1-3		0-0 F8		0-0 PO 4-3 1B		0-0 E6 1B		0-0 1-H 3-H 2B	5	0	2	2	0	0	3				
<b>Yogi Berra, L</b> OBP: 0.359, SLG: 0.494 (1, 2)		0-0 4-3 1B		0-0 S 1B		0-0 4-3		0-0 F9		4	0	2	0	0	0	2				
<b>Bobby Brown, L</b> OBP: 0.385, SLG: 0.407 (1, 5)	0-0 4-3 1-2		0-0 K		0-0 PO		0-0 6-3		0-0 1B	4	0	1	0	0	1	2				
<b>Gil McDougald, R</b> OBP: 0.404, SLG: 0.484 (1, 4)	0-0 5-3		0-0 5-3		0-0 5-3		0-0 HBP 1B		0-0 F5	4	1	1	0	0	0	4				
<b>Joe Collins, L</b> OBP: 0.372, SLG: 0.469 (1, 3)	0-0 4-3		0-0 3-1		0-0 F7			0-0 SH3-4 2B 1B		4	1	1	0	0	0	3				
<b>Allie Reynolds, R</b> OBP: 0.274, SLG: 0.219 <b>Jerry Coleman, R</b> OBP: 0.307, SLG: 0.317 (1, 1) (9, PH)			4-0 FC4-6 BB		0-0 F5		1-0 1B HBP		0-0 SH3-4	1	0	0	0	1	0	0				
<b>Inning Stats</b>	R: 0 E: 0 K: 0 S: 4	H: 1 LOB: 0 BB: 0 P: 4	R: 0 E: 0 K: 0 S: 4	H: 1 LOB: 0 BB: 0 P: 4	R: 0 E: 0 K: 1 S: 6	H: 1 LOB: 1 BB: 0 P: 6	R: 0 E: 0 K: 0 S: 3	H: 1 LOB: 0 BB: 0 P: 3	R: 1 E: 0 K: 0 S: 5	H: 2 LOB: 2 BB: 0 P: 6	R: 0 E: 1 K: 0 S: 5	H: 1 LOB: 2 BB: 0 P: 5	R: 0 E: 0 K: 1 S: 8	H: 4 LOB: 1 BB: 0 P: 8	R: 3 E: 0 K: 1 S: 8	H: 4 LOB: 1 BB: 0 P: 8	1B: 10 2B: 2 3B: 0 HR: 0	SF: 0 SAC: 1 DP: 0 HBP: 1	WP: 0 PB: 0 CS: 0	PA: 41
<b>PITCHER</b> <b>Sid Hudson, R</b> ERA: 5.23 (1, 1)	IP: 8.2 WLS: L BF: 40 H: 12 R: 4 ER: 4 SO: 3 BB: 1 IBB: 0 HBP: 1 BLK: 0 WP: 0 HR: 0 S: 44 P: 49 ERA: 4.15 WHIP: 1.500															<b>PITCHER</b>				


Washington Senators @ New York Yankees  
Yankee Stadium, Bronx, NY  
Fri Sep 07 1951, 3:33 AM EDT  
Att: 10,827 - Unknown

AB	37
R	4
H	12
RBI	4
BB	1
SO	3
LOB	21





Batter	1	2	3	4	5	6	7	8	9	AB	R	H	RBI	BB	SO	LOB	TOP			
Eddie Yost, R OBP: 0.421, SLG: 0.411 (1, 5)	0-3 K			0-0 F8		0-0 1B		0-0 1B		4	0	2	0	0	1	0	<p>Washington Senators @ New York Yankees Yankee Stadium, Bronx, NY Sat Sep 08 1951, 3:33 AM EDT Att: 27,105 - Unknown</p> <p>livebaseballscorecards.com</p> <p>AB 31 R 0 H 5 RBI 0 BB 1 SO 6 LOB 9</p> 			
Mike McCormick, R OBP: 0.394, SLG: 0.382 (1, 7)	0-0 6-3		0-3 K	0-3 K		0-3 K		0-0 L8		4	0	0	0	0	2	3				
Irv Noren, L OBP: 0.356, SLG: 0.426 (1, 8)	0-0 4-3		0-0 F5	0-0 F5		0-0 F7			0-0 F8	4	0	0	0	0	0	2				
Sam Mele, R OBP: 0.312, SLG: 0.384 (1, 9)		0-0 F9			0-0 F8		0-0 4-3		0-0 6-3	4	0	0	0	0	0	0				
Mickey Vernon, L OBP: 0.357, SLG: 0.429 (1, 3)		0-0 F6			0-0 4-3		0-3 K		0-0 F4	4	0	0	0	0	1	0				
Cass Michaels, R OBP: 0.355, SLG: 0.364 (1, 4)		0-0 L8			4-0 BB		0-0 1B			2	0	1	0	1	0	0				
Sam Dente, R OBP: 0.310, SLG: 0.285 (1, 6)			0-0 G6-3 1B		0-0 F3		0-0 F8			3	0	1	0	0	0	2				
Mike Guerra, R OBP: 0.252, SLG: 0.213 (1, 2)			0-3 K			0-0 L7		0-0 F3		3	0	0	0	0	1	1				
Bob Porterfield, R OBP: 0.194, SLG: 0.121 (1, 1)			0-0 G6-3 1-2			0-0 1B 1B		0-3 K		3	0	1	0	0	1	1				
<b>Inning Stats</b>	R: 0 E: 0 K: 1 S: 5	H: 0 LOB: 0 BB: 0 P: 5	R: 0 E: 0 K: 0 S: 3	H: 0 LOB: 0 BB: 0 P: 3	R: 0 E: 0 K: 1 S: 5	H: 1 LOB: 0 BB: 0 P: 5	R: 0 E: 0 K: 1 S: 5	H: 0 LOB: 0 BB: 0 P: 5	R: 0 E: 0 K: 1 S: 7	H: 2 LOB: 2 BB: 0 P: 7	R: 0 E: 0 K: 1 S: 6	H: 1 LOB: 1 BB: 0 P: 6	R: 0 E: 0 K: 1 S: 6	H: 1 LOB: 1 BB: 0 P: 6	R: 0 E: 0 K: 0 S: 3	H: 0 LOB: 0 BB: 0 P: 3	1B: 5 2B: 0 3B: 0 HR: 0	SF: 0 SAC: 0 DP: 1 HBP: 0	WP: 0 PB: 0 CS: 0	PA: 32
<b>PITCHER</b> Ed Lopat, L ERA: 2.84 (1, 1)	IP 9.0 WLS W BF 32 H 5 R 0 ER 0 SO 6 BB 1 IBB 0 HBP 0 BLK 0 WP 0 HR 0 S 43 P 47 ERA 0.00 WHIP 0.667															<b>PITCHER</b>				

Batter	1	2	3	4	5	6	7	8	9	AB	R	H	RBI	BB	SO	LOB	BOTTOM			
Mickey Mantle, S OBP: 0.339, SLG: 0.437 (1, 9)	0-0 F6		0-0 F6			0-0 3-1	0-0 HR			4	1	1	3	0	0	2	<p>Washington Senators @ New York Yankees Yankee Stadium, Bronx, NY Sat Sep 08 1951, 3:33 AM EDT Att: 27,105 - Unknown</p> <p>livebaseballscorecards.com</p> <p>AB 25 R 4 H 3 RBI 4 BB 7 SO 2 LOB 11</p> 			
Phil Rizzuto, R OBP: 0.353, SLG: 0.348 (1, 6)	0-3 K		0-0 6-3			0-0 L5	0-0 F9			4	0	0	0	0	1	2				
Gene Woodling, L OBP: 0.384, SLG: 0.475 (1, 7)	0-0 F3			0-0 F2		4-0 BB BB		0-0 1-3		3	0	0	0	1	0	0				
Joe DiMaggio, R OBP: 0.368, SLG: 0.423 (1, 8)		0-0 F7		0-0 G3		4-0 BB BB	1-2 BB	4-0 1B FC5-4 BB		2	1	0	0	2	0	0				
Yogi Berra, L OBP: 0.358, SLG: 0.492 (1, 2)		0-0 4-3		0-0 F4		0-0 F8		0-0 FC5-4 1B		4	0	1	0	0	0	2				
Bobby Brown, L OBP: 0.383, SLG: 0.402 (1, 5)		0-0 F7			4-0 SH1-3 BB		0-0 6-3	0-0 FC5-4 1-2 BB		3	0	0	1	1	0	1				
Gil McDougald, R OBP: 0.406, SLG: 0.484 (1, 4)			0-0 SH1-3 BB 1B		0-0 SH1-3		4-0 HR BB	0-3 K		2	1	1	0	1	1	1				
Joe Collins, L OBP: 0.372, SLG: 0.465 (1, 3)			4-0 SH1-3 BB		0-0 4-3		0-0 F7			2	0	0	0	1	0	2				
Ed Lopat, L OBP: 0.262, SLG: 0.325 (1, 1)			0-0 SH1-3 1-2 2-3		0-0 L4		4-0 HR BB			1	1	0	0	1	0	1				
<b>Inning Stats</b>	R: 0 E: 0 K: 1 S: 5	H: 0 LOB: 0 BB: 0 P: 5	R: 0 E: 0 K: 0 S: 3	H: 0 LOB: 0 BB: 0 P: 3	R: 0 E: 0 K: 0 S: 4	H: 1 LOB: 2 BB: 1 P: 8	R: 0 E: 0 K: 0 S: 3	H: 0 LOB: 0 BB: 0 P: 3	R: 0 E: 0 K: 0 S: 3	H: 0 LOB: 2 BB: 2 P: 11	R: 3 E: 0 K: 0 S: 4	H: 1 LOB: 0 BB: 2 P: 12	R: 1 E: 0 K: 1 S: 6	H: 1 LOB: 1 BB: 1 P: 10	R: 0 E: 0 K: 0 S: 3	H: 0 LOB: 0 BB: 0 P: 3	1B: 2 2B: 0 3B: 0 HR: 1	SF: 0 SAC: 2 DP: 0 HBP: 0	WP: 0 PB: 0 CS: 0	PA: 34
<b>PITCHER</b> Bob Porterfield, R ERA: 4.4 (1, 1)	IP 8.0 WLS L BF 34 H 3 R 4 ER 4 SO 2 BB 7 IBB 0 HBP 0 BLK 0 WP 0 HR 1 S 31 P 59 ERA 4.50 WHIP 1.250															<b>PITCHER</b>				



Batter	1	2	3	4	5	6	7	8	9	AB	R	H	RBI	BB	SO	LOB	TOP					
<b>Eddie Yost, R</b> OBP: 0.424, SLG: 0.414 (1.5)	0-0 3-1 1B		4-0 1B 2B BB		0-0 1B G1-2-3 1B	0-0 F7		0-0 BB 1B		4	1	3	1	1	0	1	<b>Washington Senators @ New York Yankees</b> Yankee Stadium, Bronx, NY Sun Sep 09 1951, 3:33 AM EDT Unknown <a href="http://livebaseballscorecards.com">livebaseballscorecards.com</a>					
<b>Gil Coan, L</b> OBP: 0.376, SLG: 0.458 (1.7)	0-0 3-1 1-2		0-0 2B 1B		0-0 G1-2-3 1B 1B		0-0 F8	4-0 BB 1B		4	2	2	0	1	0	1						
<b>Irv Noren, L</b> OBP: 0.356, SLG: 0.428 (1.8)	0-3 K		0-0 1B 1-H 3-H 2B		0-0 1B G1-2-3 1B		0-0 F6	0-0 F2		5	0	2	2	0	1	3						
<b>Mickey Vernon, L</b> OBP: 0.355, SLG: 0.426 (1.3)		0-0 F7	0-0 6-3		0-0 G1-2-3 1-2 2-3 3-H		4-0 BB	0-0 F5		4	0	0	0	1	0	7						
<b>Pete Runnels, L</b> OBP: 0.342, SLG: 0.327 (1.6)		0-0 3B		0-0 BB 1B	0-0 1B 2-3 3-H		0-0 F7		0-3 K		5	0	3	1	0	1						
<b>Shery Robertson, L</b> OBP: 0.263, SLG: 0.259 (1.9)		0-0 F7		0-3 K	0-3 K			0-0 2B F7 1B	0-0 F8		4	1	1	0	0	2		4				
<b>Sam Mele, R</b> OBP: 0.312, SLG: 0.383 (9. PH)											1	0	0	0	0	0						
<b>Cass Michaels, R</b> OBP: 0.356, SLG: 0.366 (1.4)		0-0 F5		4-0 1-2 BB		0-0 5-3		0-0 1B 1B 2B	0-0 6-3		4	1	1	0	1	0		1				
<b>Mickey Grasso, R</b> OBP: 0.270, SLG: 0.237 (1.2)			0-0 1-3	0-0 F7		0-0 F6		0-0 F7		4	0	0	1	0	0	3						
<b>Dick Starr, R</b> OBP: 0.306, SLG: 0.313 (1.1)			0-0 F7	0-3 K		0-0 1B		0-0 BB 1B		3	0	1	0	0	1	2						
<b>Dan Porter, L</b> OBP: 0.273, SLG: 0.273 (8. PH)										1	0	1	0	0	0	0						
<b>Mickey Harris, L</b> OBP: 0.278, SLG: 0.250 (8.1)										0	0	0	0	0	0	0						
<b>Inning Stats</b>	R: 0 E: 0 K: 1 S: 5	H: 1 LOB: 0 BB: 0 P: 5	R: 0 E: 0 K: 0 S: 4	H: 1 LOB: 1 BB: 0 P: 4	R: 2 E: 0 K: 0 S: 5	H: 2 LOB: 1 BB: 1 P: 9	R: 0 E: 0 K: 2 S: 8	H: 1 LOB: 2 BB: 1 P: 12	R: 1 E: 0 K: 1 S: 8	H: 4 LOB: 2 BB: 0 P: 8	R: 0 E: 0 K: 0 S: 4	H: 1 LOB: 1 BB: 0 P: 4	R: 0 E: 0 K: 0 S: 3	H: 0 LOB: 1 BB: 1 P: 7	R: 2 E: 0 K: 0 S: 7	H: 4 LOB: 3 BB: 1 P: 11	R: 0 E: 0 K: 1 S: 5	H: 0 LOB: 0 BB: 0 P: 5	1B: 11 2B: 2 3B: 1 HR: 0	SF: 0 SAC: 0 DP: 1 HBP: 0	WP: 0 PB: 0 SB: 0 CS: 0	PA: 43
<b>PITCHER</b>	IP	WLS	BF	H	R	ER	SO	BB	IBB	HBP	BLK	WP	HR	S	P	ERA	WHIP					
<b>Johnny Sain, R</b> ERA: 4.23 (1.1)	7.1	W	37	14	5	5	4	3	0	0	0	0	0	42	54	6.14	2.318					
<b>Bob Kuzava, L</b> ERA: 3.74 (8.1)	1.2	S	6	0	0	0	1	1	0	0	0	0	0	7	11	0.00	0.600					

Batter	1	2	3	4	5	6	7	8	9	AB	R	H	RBI	BB	SO	LOB	BOTTOM				
<b>Mickey Mantle, S</b> OBP: 0.341, SLG: 0.449 (1.9)	0-0 3-1		0-0 L9		0-0 1B		0-0 HR			4	1	2	1	0	0	1	<b>Washington Senators @ New York Yankees</b> Yankee Stadium, Bronx, NY Sun Sep 09 1951, 3:33 AM EDT Unknown <a href="http://livebaseballscorecards.com">livebaseballscorecards.com</a>				
<b>Hank Bauer, R</b> OBP: 0.377, SLG: 0.467 (8.9)										0	0	0	0	0	0	0					
<b>Phil Rizzuto, R</b> OBP: 0.352, SLG: 0.347 (1.6)	0-0 F2		0-0 1B 1-2 1B		0-0 F8		0-0 6-3			4	0	1	0	0	0	1					
<b>Gene Woodling, L</b> OBP: 0.385, SLG: 0.483 (1.7)	0-0 1B		0-0 F4		0-0 F2		0-0 HR			4	1	2	1	0	0	3					
<b>Joe DiMaggio, R</b> OBP: 0.367, SLG: 0.421 (1.8)	0-0 F8		0-0 1-3 2-H 1B		0-3 K	0-0 F2				4	0	1	1	0	1	1					
<b>Yogi Berra, L</b> OBP: 0.359, SLG: 0.498 (1.2)		0-0 HR	0-0 F8		0-0 4-3 HR 1B		0-0 F2			4	2	2	1	0	0	2					
<b>Bobby Brown, L</b> OBP: 0.385, SLG: 0.412 (1.5)		4-0 BB		0-0 F8		0-0 4-3		0-0 HR		3	1	1	1	1	0	1					
<b>Jerry Coleman, R</b> OBP: 0.307, SLG: 0.317 (9.4)										0	0	0	0	0	0	0					
<b>Gil McDougald, R</b> OBP: 0.407, SLG: 0.493 (9.5)	0-0 L6-3		0-0 1-2 L6-3		0-0 F7		0-0 2-H HR		0-0 1B	4	1	2	2	0	0	1					
<b>Joe Collins, L</b> OBP: 0.366, SLG: 0.456 (1.3)	0-0 F5		0-0 4-3		0-0 4-3		0-0 F9		0-0 4-3	4	0	0	0	0	0	0					
<b>Johnny Sain, R</b> OBP: 0.246, SLG: 0.322 (1.1)			0-0 1B 1B 1B		0-0 6-3		0-0 6-3			3	1	1	0	0	0	0					
<b>Bob Kuzava, S</b> OBP: 0.295, SLG: 0.189 (8.1)										0	0	0	0	0	0	0					
<b>Inning Stats</b>	R: 0 E: 0 K: 0 S: 4	H: 1 LOB: 1 BB: 0 P: 4	R: 1 E: 0 K: 0 S: 3	H: 1 LOB: 0 BB: 1 P: 7	R: 1 E: 0 K: 0 S: 6	H: 3 LOB: 2 BB: 0 P: 6	R: 0 E: 0 K: 0 S: 3	H: 0 LOB: 0 BB: 0 P: 3	R: 0 E: 0 K: 1 S: 7	H: 1 LOB: 1 BB: 0 P: 4	R: 2 E: 0 K: 0 S: 5	H: 2 LOB: 0 BB: 0 P: 5	R: 2 E: 0 K: 0 S: 4	H: 2 LOB: 0 BB: 0 P: 4	R: 1 E: 0 K: 0 S: 4	H: 2 LOB: 0 BB: 0 P: 4	1B: 7 2B: 1 3B: 0 HR: 5	SF: 0 SAC: 0 DP: 1 HBP: 0	WP: 0 PB: 0 SB: 0 CS: 0	PA: 35	
<b>PITCHER</b>	IP	WLS	BF	H	R	ER	SO	BB	IBB	HBP	BLK	WP	HR	S	P	ERA	WHIP				
<b>Dick Starr, R</b> ERA: 6.69 (1.1)	7.0	L	31	10	6	6	1	1	0	0	0	0	1	4	32	7.71	1.571				
<b>Mickey Harris, L</b> ERA: 4.15 (8.1)	1.0		4	2	1	1	0	0	0	0	0	0	1	4	4	9.00	2.000				



Batter	1	2	3	4	5	6	7	8	9	AB	R	H	RBI	BB	SO	LOB	TOP			
<b>Eddie Yost, R</b> OBP: 0.422, SLG: 0.411 (1, 5)										3	0	0	0	0	0	0	<b>Washington Senators @ New York Yankees</b> Yankee Stadium, Bronx, NY Sun Sep 09 1951, 3:38 AM EDT Att: 37,711 - Unknown <a href="http://livebaseballscorecards.com">livebaseballscorecards.com</a>	<b>AB 18</b> <b>R 0</b> <b>H 1</b> <b>RBI 0</b> <b>BB 1</b> <b>SO 5</b> <b>LOB 3</b>		
<b>Gil Coan, L</b> OBP: 0.375, SLG: 0.456 (1, 7)										2	0	0	0	0	0					
<b>Inv Noren, L</b> OBP: 0.355, SLG: 0.426 (1, 8)										2	0	0	0	0	0					
<b>Mike McCormick, R</b> OBP: 0.364, SLG: 0.362 (5, 8)										0	0	0	0	0	0					
<b>Mickey Vernon, L</b> OBP: 0.354, SLG: 0.424 (1, 3)										2	0	0	0	1	0					
<b>Pete Runnels, L</b> OBP: 0.343, SLG: 0.326 (1, 6)										1	0	0	0	1	0					
<b>Sherry Robertson, L</b> OBP: 0.258, SLG: 0.255 (1, 9)										2	0	0	0	2	1					
<b>Cass Michaels, R</b> OBP: 0.354, SLG: 0.364 (1, 4)										2	0	0	0	1	1					
<b>Mike Guerra, R</b> OBP: 0.254, SLG: 0.216 (1, 2)										2	0	1	0	0	0					
<b>Don Johnson, R</b> OBP: 0.133, SLG: 0.136 (1, 1)										1	0	0	0	1	1					
<b>Sam Dente, R</b> OBP: 0.309, SLG: 0.284 (6, PH)										1	0	0	0	0	0					
<b>Inning Stats</b>	R: 0 E: 0 K: 0 S: 3	H: 0 LOB: 0 BB: 0 P: 3	R: 0 E: 0 K: 2 S: 7	H: 0 LOB: 1 BB: 1 P: 11	R: 0 E: 0 K: 1 S: 5	H: 1 LOB: 0 BB: 0 P: 5	R: 0 E: 0 K: 1 S: 5	H: 0 LOB: 0 BB: 0 P: 5	R: 0 E: 0 K: 1 S: 5	H: 0 LOB: 0 BB: 0 P: 5	R: 0 E: 0 K: 0 S: 3	H: 0 LOB: 0 BB: 0 P: 3					1B: 1 2B: 1 3B: 0 HR: 0	SF: 0 SAC: 0 DP: 1 HBP: 0	WP: 0 PB: 0 SB: 1 CS: 1	PA: 19
<b>PITCHER</b> <b>Vic Raschi, R</b> ERA: 3.62 (1, 1)	IP: 6.0 WLS: W BF: 19 H: 1 R: 0 ER: 0 SO: 5 BB: 1 IBB: 0 HBP: 0 BLK: 0 WP: 0 HR: 0 S: 28 P: 32 ERA: 0.00 WHIP: 0.333															<b>PITCHER</b>	IP: WLS: BF: H: R: ER: SO: BB: IBB: HBP: BLK: WP: HR: S: P: ERA: WHIP:			

Batter	1	2	3	4	5	6	7	8	9	AB	R	H	RBI	BB	SO	LOB	BOTTOM	
<b>Mickey Mantle, S</b> OBP: 0.341, SLG: 0.446 (1, 9)										2	1	0	0	1	0	0	<b>Washington Senators @ New York Yankees</b> Yankee Stadium, Bronx, NY Sun Sep 09 1951, 3:38 AM EDT Att: 37,711 - Unknown <a href="http://livebaseballscorecards.com">livebaseballscorecards.com</a>	<b>AB 19</b> <b>R 2</b> <b>H 4</b> <b>RBI 2</b> <b>BB 2</b> <b>SO 3</b> <b>LOB 5</b>
<b>Phil Rizzuto, R</b> OBP: 0.354, SLG: 0.356 (1, 6)										3	0	2	1	0	0			
<b>Gene Woodling, L</b> OBP: 0.385, SLG: 0.480 (1, 7)										2	0	0	0	1	0			
<b>Joe DiMaggio, R</b> OBP: 0.365, SLG: 0.419 (1, 8)										2	0	0	0	1	2			
<b>Yogi Berra, L</b> OBP: 0.360, SLG: 0.504 (1, 2)										2	1	1	1	0	0			
<b>Bobby Brown, L</b> OBP: 0.382, SLG: 0.409 (1, 5)										2	0	0	0	0	0			
<b>Gil McDougald, R</b> OBP: 0.407, SLG: 0.493 (1, 4)										2	0	1	0	0	1			
<b>Joe Collins, L</b> OBP: 0.363, SLG: 0.452 (1, 3)										2	0	0	0	0	1			
<b>Vic Raschi, R</b> OBP: 0.232, SLG: 0.195 (1, 1)										2	0	0	0	1	0			
<b>Inning Stats</b>	R: 0 E: 0 K: 1 S: 5	H: 0 LOB: 1 BB: 1 P: 9	R: 0 E: 0 K: 0 S: 4	H: 1 LOB: 1 BB: 0 P: 4	R: 1 E: 1 K: 1 S: 6	H: 1 LOB: 1 BB: 1 P: 10	R: 1 E: 0 K: 1 S: 6	H: 1 LOB: 0 BB: 0 P: 6	R: 0 E: 0 K: 0 S: 4	H: 1 LOB: 1 BB: 0 P: 4					1B: 1 2B: 1 3B: 1 HR: 1	SF: 0 SAC: 0 DP: 0 HBP: 0		
<b>PITCHER</b> <b>Don Johnson, R</b> ERA: 4.74 (1, 1)	IP: 5.0 WLS: L BF: 21 H: 4 R: 2 ER: 2 SO: 3 BB: 2 IBB: 0 HBP: 0 BLK: 0 WP: 0 HR: 1 S: 25 P: 33 ERA: 3.60 WHIP: 1.200															<b>PITCHER</b>	IP: WLS: BF: H: R: ER: SO: BB: IBB: HBP: BLK: WP: HR: S: P: ERA: WHIP:	







Batter	1	2	3	4	5	6	7	8	9	AB	R	H	RBI	BB	SO	LOB	TOP					
<b>Nellie Fox, L</b> OBP: 0.367, SLG: 0.417 (1,4)										5	1	3	0	0	0	0	<b>Chicago White Sox @ Washington Senators</b> Griffith Stadium, Washington, DC Wed Sep 12 1951, 3:33 AM EDT Att: 3,612 - Unknown <a href="http://livebaseballscorecards.com">livebaseballscorecards.com</a>					
<b>Al Zarilla, L</b> OBP: 0.365, SLG: 0.403 (1,9)										3	0	1	0	1	0	2						
<b>Minnie Minoso, R</b> OBP: 0.416, SLG: 0.499 (1,5)										3	0	1	2	1	0	2						
<b>Ray Coleman, L</b> OBP: 0.331, SLG: 0.417 (1,8)										4	1	1	0	0	1	3						
<b>Bud Stewart, L</b> OBP: 0.346, SLG: 0.440 (1,7)										4	0	0	0	0	0	2						
<b>Bob Boyd, L</b> OBP: 0.333, SLG: 0.667 (1,3)										4	0	1	1	0	0	0						
<b>Gus Niarhos, R</b> OBP: 0.426, SLG: 0.301 (1,2)										4	0	1	0	0	1	1						
<b>Joe Demaestri, R</b> OBP: 0.196, SLG: 0.204 (1,6)										3	0	0	0	1	1	1						
<b>Billy Pierce, L</b> OBP: 0.288, SLG: 0.211 (1,1)										4	1	1	0	0	0	2						
<b>Inning Stats</b>	R: 1 E: 0 K: 0 S: 5	H: 2 LOB: 1 BB: 0 P: 5	R: 0 E: 0 K: 1 S: 5	H: 0 LOB: 0 BB: 0 P: 5	R: 1 E: 0 K: 0 S: 5	H: 3 LOB: 1 BB: 0 P: 5	R: 0 E: 0 K: 0 S: 4	H: 1 LOB: 1 BB: 0 P: 4	R: 0 E: 0 K: 0 S: 3	H: 1 LOB: 1 BB: 1 P: 7	R: 1 E: 0 K: 1 S: 7	H: 2 LOB: 2 BB: 1 P: 11	R: 0 E: 0 K: 0 S: 5	H: 0 LOB: 1 BB: 1 P: 9	R: 0 E: 0 K: 0 S: 3	H: 0 LOB: 0 BB: 0 P: 3	R: 0 E: 0 K: 0 S: 3	H: 0 LOB: 0 BB: 0 P: 3	1B: 8 2B: 0 3B: 1 HR: 0	SF: 0 SAC: 0 DP: 1 HBP: 0	WP: 0 PB: 0 SB: 0 CS: 1	PA: 37
<b>PITCHER</b> <b>Sid Hudson, R</b> ERA: 5.07 (1,1)	IP: 9.0 WLS: L BF: 37	H: 9 R: 3 ER: 3 SO: 3	BB: 3 IBB: 0 HBP: 0 BLK: 0	WP: 0 HR: 0 S: 40 P: 52	ERA: 3.00 WHIP: 1.333												ERA: 3.00 WHIP: 1.333					

Batter	1	2	3	4	5	6	7	8	9	AB	R	H	RBI	BB	SO	LOB	BOTTOM			
<b>Eddie Yost, R</b> OBP: 0.423, SLG: 0.412 (1,5)										4	0	2	0	0	0	0	<b>Chicago White Sox @ Washington Senators</b> Griffith Stadium, Washington, DC Wed Sep 12 1951, 3:33 AM EDT Att: 3,612 - Unknown <a href="http://livebaseballscorecards.com">livebaseballscorecards.com</a>			
<b>Cass Michaels, R</b> OBP: 0.350, SLG: 0.357 (1,4)										4	0	0	0	0	0	1				
<b>Irv Noren, L</b> OBP: 0.357, SLG: 0.427 (1,8)										3	0	1	0	0	0	0				
<b>Sam Mele, R</b> OBP: 0.310, SLG: 0.380 (1,9)										3	0	0	0	0	0	1				
<b>Mickey Vernon, L</b> OBP: 0.354, SLG: 0.422 (1,3)										3	0	1	0	0	0	0				
<b>Mike McCormick, R</b> OBP: 0.367, SLG: 0.370 (1,7)										3	0	1	0	0	0	1				
<b>Sam Dente, R</b> OBP: 0.306, SLG: 0.281 (1,6)										3	0	0	0	0	1	2				
<b>Mike Guerra, R</b> OBP: 0.254, SLG: 0.216 (1,2)										3	0	0	0	0	1	1				
<b>Sid Hudson, R</b> OBP: 0.295, SLG: 0.225 (1,1)										2	0	1	0	0	0	0				
<b>Pete Runnels, L</b> OBP: 0.339, SLG: 0.321 (9, PH)										1	0	0	0	0	0	0				
<b>Inning Stats</b>	R: 0 E: 0 K: 0 S: 3	H: 0 LOB: 0 BB: 0 P: 3	R: 0 E: 0 K: 0 S: 3	H: 0 LOB: 0 BB: 0 P: 3	R: 0 E: 0 K: 0 S: 4	H: 2 LOB: 2 BB: 0 P: 4	R: 0 E: 0 K: 0 S: 3	H: 0 LOB: 0 BB: 0 P: 3	R: 0 E: 0 K: 0 S: 3	H: 1 LOB: 0 BB: 0 P: 3	R: 0 E: 0 K: 1 S: 5	H: 1 LOB: 0 BB: 0 P: 5	R: 0 E: 0 K: 1 S: 5	H: 1 LOB: 0 BB: 0 P: 5	R: 0 E: 0 K: 0 S: 3	H: 1 LOB: 0 BB: 0 P: 3	1B: 6 2B: 1 3B: 0 HR: 0	SF: 0 SAC: 0 DP: 3 HBP: 0	WP: 0 PB: 0 SB: 0 CS: 0	PA: 29
<b>PITCHER</b> <b>Billy Pierce, L</b> ERA: 3.16 (1,1)	IP: 9.0 WLS: W BF: 29	H: 6 R: 0 ER: 0 SO: 2	BB: 0 IBB: 0 HBP: 0 BLK: 0	WP: 0 HR: 0 S: 33 P: 33	ERA: 0.00 WHIP: 0.667												ERA: 0.00 WHIP: 0.667			



Batter	1	2	3	4	5	6	7	8	9	AB	R	H	RBI	BB	SO	LOB	TOP			
Dale Mitchell, L (1, 7) OBP: 0.366, SLG: 0.426	0-0 4-3		0-0 FC4-2			0-0 4-3		0-0 F8		4	0	0	0	0	0	2	<b>Cleveland Indians @ Washington Senators</b> Griffith Stadium, Washington, DC Thu Sep 13 1951, 3:33 AM EDT Att: 15,219 - Unknown <a href="http://livebaseballscorecards.com">livebaseballscorecards.com</a>			
Bobby Avila, R (1, 4) OBP: 0.379, SLG: 0.414	0-0 4-3		0-0 F4			0-0 1B			0-0 1-3	4	0	1	0	0	0	2				
Larry Doby, L (1, 8) OBP: 0.436, SLG: 0.533	0-3 K			4-0 BB		0-0 L5			4-0 1B BB	2	0	0	0	2	1	1				
Al Rosen, R (1, 5) OBP: 0.362, SLG: 0.452		0-0 F7		0-3 K		0-3 K			0-3 K	4	0	0	0	0	3	3				
Luke Easter, L (1, 3) OBP: 0.331, SLG: 0.470		4-0 F8 BB		0-0 F7			0-0 4-3		0-0 F8 1B	3	0	1	0	1	0	1				
Snuffy Stirrweiss, R (9, PR) OBP: 0.352, SLG: 0.296										0	0	0	0	0	0	0				
Barney McCosky, L (1, 9) OBP: 0.352, SLG: 0.391	0-0 F8 1-2			0-0 F4			0-0 5-3		0-0 F8	4	0	0	0	0	0	4				
Ray Boone, R (1, 6) OBP: 0.306, SLG: 0.322			4-0 SH2-4 FC4-2 1B BB			0-0 F7			0-0 F8	2	0	0	0	1	0	0				
Jim Hegan, R (1, 2) OBP: 0.306, SLG: 0.355								0-3 K		2	0	1	0	0	0	0				
Harry Simpson, L (8, PH) OBP: 0.326, SLG: 0.316						0-0 E5 CS				1	0	0	0	0	1	0				
Birdie Tebbetts, R (8, 2) OBP: 0.283, SLG: 0.336			1-2 SH2-4 1B							0	0	0	0	0	0	0				
Bob Lemon, L (1, 1) OBP: 0.269, SLG: 0.365			0-0 SH2-4			0-3 K 1-2		0-0 1-3		2	0	0	0	0	1	1				
<b>Inning Stats</b>	R: 0 E: 0 K: 1 S: 5	H: 0 LOB: 0 BB: 0 P: 5	R: 0 E: 0 K: 0 S: 2	H: 0 LOB: 0 BB: 1 P: 6	R: 0 E: 0 K: 0 S: 4	H: 1 LOB: 2 BB: 1 P: 8	R: 0 E: 0 K: 1 S: 5	H: 0 LOB: 1 BB: 1 P: 9	R: 0 E: 1 K: 1 S: 5	H: 0 LOB: 0 BB: 0 P: 5	R: 0 E: 0 K: 0 S: 3	H: 0 LOB: 0 BB: 0 P: 3	R: 0 E: 0 K: 1 S: 5	H: 0 LOB: 0 BB: 0 P: 5	R: 0 E: 0 K: 1 S: 6	H: 1 LOB: 2 BB: 1 P: 10	1B: 3 2B: 0 3B: 0 HR: 0	SF: 0 SAC: 1 DP: 0 HBP: 0	WP: 0 PB: 0 SB: 0 CS: 1	PA: 33
<b>PITCHER</b> Bob Porterfield, R (1, 1) ERA: 4.03	IP: 9.0 WLS: W BF: 33 H: 3 R: 0 ER: 0 SO: 6 BB: 4 IBB: 0 HBP: 0 BLK: 0 WP: 0 HR: 0 S: 41 P: 57 ERA: 0.00 WHIP: 0.778															<b>PITCHER</b>				


Batter	1	2	3	4	5	6	7	8	9	AB	R	H	RBI	BB	SO	LOB	BOTTOM			
Eddie Yost, R (1, 5) OBP: 0.422, SLG: 0.410	0-0 5-3				0-0 F4		0-3 K			4	0	1	0	0	1	0	<b>Cleveland Indians @ Washington Senators</b> Griffith Stadium, Washington, DC Thu Sep 13 1951, 3:33 AM EDT Att: 15,219 - Unknown <a href="http://livebaseballscorecards.com">livebaseballscorecards.com</a>			
Gil Coan, L (1, 7) OBP: 0.372, SLG: 0.452	0-0 4-3	1-2 1B			0-0 F5		0-0 1B 1B			4	0	1	0	0	0	2				
Irv Noren, L (1, 8) OBP: 0.358, SLG: 0.428	0-0 1B		0-0 E4 1B		0-0 4-3		0-0 1B 1-H			4	1	2	0	0	0	0				
Mickey Vernon, L (1, 3) OBP: 0.359, SLG: 0.426	0-0 BB		0-0 G1-6-3 1B			0-0 1B 1B		4-0 CS BB		3	0	3	1	1	0	0				
Pete Runnels, L (1, 6) OBP: 0.337, SLG: 0.317	4-0 1B		0-0 G1-6-3		0-0 F2		0-0 4-3		0-0 4-3	3	0	0	0	1	0	3				
Frank Campos, L (1, 9) OBP: 0.500, SLG: 0.667	0-0 4-3		0-0 F8		0-0 1B		0-0 1B		0-0 1B	4	0	2	0	0	0	3				
Cass Michaels, R (1, 4) OBP: 0.347, SLG: 0.354		0-0 4-3		0-0 4-3		0-3 K		0-0 5-3		4	0	0	0	0	1	3				
Mickey Grasso, R (1, 2) OBP: 0.277, SLG: 0.253		0-0 1B 1B		0-0 5-3		0-0 1-3				3	0	1	0	0	0	2				
Bob Porterfield, R (1, 1) OBP: 0.179, SLG: 0.111		0-3 K		0-0 F9			0-0 5-3			3	0	0	0	0	1	1				
<b>Inning Stats</b>	R: 0 E: 0 K: 0 S: 5	H: 2 LOB: 3 BB: 1 P: 9	R: 0 E: 0 K: 1 S: 7	H: 2 LOB: 2 BB: 0 P: 7	R: 1 E: 1 K: 0 S: 4	H: 1 LOB: 0 BB: 0 P: 4	R: 0 E: 0 K: 0 S: 3	H: 0 LOB: 0 BB: 0 P: 3	R: 0 E: 0 K: 1 S: 7	H: 2 LOB: 2 BB: 0 P: 7	R: 0 E: 0 K: 1 S: 6	H: 2 LOB: 2 BB: 0 P: 6	R: 0 E: 0 K: 0 S: 3	H: 1 LOB: 1 BB: 1 P: 7	R: 0 E: 0 K: 1 S: 3	H: 1 LOB: 1 BB: 1 P: 7		1B: 10 2B: 0 3B: 0 HR: 0	SF: 0 SAC: 0 DP: 1 HBP: 0	WP: 0 PB: 0 SB: 0 CS: 1
<b>PITCHER</b> Bob Lemon, R (1, 1) ERA: 3.49	IP: 8.0 WLS: L BF: 34 H: 10 R: 1 ER: 0 SO: 3 BB: 2 IBB: 0 HBP: 0 BLK: 0 WP: 0 HR: 0 S: 38 P: 46 ERA: 0.00 WHIP: 1.500															<b>PITCHER</b>				



Batter	1	2	3	4	5	6	7	8	9	AB	R	H	RBI	BB	SO	LOB	TOP									
Dale Mitchell, L OBP: 0.363, SLG: 0.422 Sam Chapman, R OBP: 0.302, SLG: 0.320	F7	4-3			4-3		4-3		F7	4	0	0	0	0	0	0	<b>Cleveland Indians @ Washington Senators</b> Griffith Stadium, Washington, DC Sat Sep 15 1951, 3:33 AM EDT Unknown									
Bobby Avila, R OBP: 0.376, SLG: 0.412	F8			FC1-6 1B	F8			F7	4	0	1	0	0	0	0											
Larry Doby, L OBP: 0.438, SLG: 0.543			FC1-6 1B						4	2	3	1	0	0	1											
Luke Easter, L OBP: 0.332, SLG: 0.471			8-3		4-3			HR	4	1	2	1	0	0	2											
Al Rosen, R OBP: 0.366, SLG: 0.456				1-3 1B		4-0 BB		5-3 1B	2	1	2	0	2	0	0											
Harry Simpson, L OBP: 0.325, SLG: 0.315				1-3 1B		G4-6-3 BB		5-3 BB	4	0	1	1	0	0	4											
Ray Boone, R OBP: 0.306, SLG: 0.321	F7							F8	4	0	1	1	0	0	4											
Jim Hegan, R OBP: 0.303, SLG: 0.351		F4		K			5-3		4	0	0	0	0	2	1											
Early Wynn, S OBP: 0.252, SLG: 0.330		4-3		F7			F4		4	0	0	0	0	0	1											
<b>Inning Stats</b>	R: 2 E: 1 K: 0 S: 7	H: 4 LOB: 2 BB: 0 P: 7	R: 0 E: 0 K: 0 S: 3	H: 0 LOB: 0 BB: 0 P: 3	R: 0 E: 0 K: 0 S: 3	H: 1 LOB: 1 BB: 0 P: 3	R: 1 E: 0 K: 1 S: 7	H: 2 LOB: 1 BB: 0 P: 7	R: 0 E: 0 K: 0 S: 4	H: 1 LOB: 1 BB: 0 P: 4	R: 0 E: 0 K: 0 S: 2	H: 0 LOB: 0 BB: 1 P: 6	R: 0 E: 0 K: 0 S: 3	H: 0 LOB: 0 BB: 1 P: 3	R: 1 E: 0 K: 0 S: 5	H: 2 LOB: 2 BB: 1 P: 9		R: 0 E: 0 K: 1 S: 5	H: 0 LOB: 0 BB: 0 P: 5	1B: 8 2B: 2 3B: 0 HR: 1	SF: 0 SAC: 0 DP: 2 HBP: 0	WP: 0 PB: 0 SB: 0 CS: 0	PA: 37			
<b>PITCHER</b>	IP	WLS	BF	H	R	ER	SO	BB	IBB	HBP	BLK	WP	HR	S	P	ERA	WHIP									
Don Johnson, R ERA: 4.75	(1, 1)	7.1	L	32	10	4	4	1	2	0	0	0	0	1	32	40	4.91	1.636								
Sandy Consuegra, R ERA: 4.04	(8, 1)	0.2		2	0	0	0	0	0	0	0	0	0	2	2	0.00	0.000									
Al Sima, L ERA: 4.99	(9, 1)	1.0		3	0	0	0	1	0	0	0	0	0	5	5	0.00	0.000									



Batter	1	2	3	4	5	6	7	8	9	AB	R	H	RBI	BB	SO	LOB	BOTTOM								
Eddie Yost, R OBP: 0.422, SLG: 0.410	F9	5-3							6-3	5	0	2	0	0	0	0	<b>Cleveland Indians @ Washington Senators</b> Griffith Stadium, Washington, DC Sat Sep 15 1951, 3:33 AM EDT Unknown								
Gil Coan, L OBP: 0.374, SLG: 0.451				1B		1B			3	1	1	0	2	0	4										
Irv Noren, L OBP: 0.357, SLG: 0.425									5	1	1	0	0	0	2										
Mickey Vernon, L OBP: 0.358, SLG: 0.426									4	0	1	1	0	0	1										
Pete Runnels, L OBP: 0.344, SLG: 0.319									2	0	1	0	2	0	0										
Frank Campos, L OBP: 0.300, SLG: 0.400									4	0	0	1	0	0	6										
Cass Michaels, R OBP: 0.344, SLG: 0.351									4	0	0	0	0	0	2										
Mickey Grasso, R OBP: 0.282, SLG: 0.260									4	0	2	0	0	0	0										
Don Johnson, R OBP: 0.125, SLG: 0.128 Sandy Consuegra, R OBP: 0.250, SLG: 0.256 Fred Taylor, L (6, PH) Al Sima, R OBP: 0.250, SLG: 0.429									3	0	0	0	0	1	2										
<b>Inning Stats</b>	R: 2 E: 0 K: 0 S: 5	H: 2 LOB: 2 BB: 2 P: 13	R: 0 E: 0 K: 0 S: 3	H: 0 LOB: 0 BB: 0 P: 3	R: 0 E: 0 K: 0 S: 4	H: 1 LOB: 2 BB: 1 P: 8	R: 0 E: 0 K: 1 S: 7	H: 2 LOB: 2 BB: 0 P: 7	R: 0 E: 1 K: 0 S: 4	H: 0 LOB: 1 BB: 0 P: 4	R: 0 E: 0 K: 0 S: 5	H: 2 LOB: 2 BB: 0 P: 5	R: 0 E: 0 K: 0 S: 3	H: 0 LOB: 1 BB: 1 P: 7	R: 0 E: 0 K: 1 S: 5	H: 0 LOB: 0 BB: 0 P: 5		R: 0 E: 0 K: 0 S: 3	H: 1 LOB: 0 BB: 0 P: 3	1B: 7 2B: 2 3B: 0 HR: 0	SF: 0 SAC: 0 DP: 1 HBP: 0	WP: 0 PB: 0 SB: 0 CS: 0	PA: 39		
<b>PITCHER</b>	IP	WLS	BF	H	R	ER	SO	BB	IBB	HBP	BLK	WP	HR	S	P	ERA	WHIP								
Early Wynn, R ERA: 3.0	(1, 1)	9.0	W	39	8	2	2	2	3	1	0	0	0	39	55	2.00	1.222								













Batter	1	2	3	4	5	6	7	8	9	AB	R	H	RBI	BB	SO	LOB	TOP																
Johnny Lipon, R OBP: 0.329, SLG: 0.292 (1, 6)	F9	F9				6-3	FC6-4	F8		5	0	0	0	0	0	5	<b>Detroit Tigers @ Washington Senators</b> Griffith Stadium, Washington, DC Sun Sep 16 1951, 3:38 AM EDT Att: 10,530 - Unknown																
George Kell, R OBP: 0.390, SLG: 0.403 (1, 5)	5-3				E6					4	1	3	0	1	0	0																	
Dick Kryhoski, L OBP: 0.327, SLG: 0.434 Don Kolloway, R OBP: 0.300, SLG: 0.304 (5, PH) (5, 3)					F6					2	1	1	0	0	0	1																	
Vic Wertz, L OBP: 0.387, SLG: 0.517 (1, 9)	E8				F7					5	0	1	1	0	0	4																	
Russ Sullivan, L OBP: 0.250, SLG: 0.467 Steve Souchock, R OBP: 0.323, SLG: 0.503 (9, PH) (9, 7)	F3				4-3					4	0	0	0	0	0	3																	
Hoot Evers, R OBP: 0.297, SLG: 0.355 (1, 8)					F7					4	1	2	0	0	1	0																	
Frank House, L OBP: 0.393, SLG: 0.304 (1, 2)					F6					3	1	1	0	1	0	1																	
Jerry Priddy, R OBP: 0.337, SLG: 0.364 Pat Mullin, L OBP: 0.395, SLG: 0.489 Neil Berry, R OBP: 0.279, SLG: 0.290 (8, PH) (8, 4)					F2					3	0	1	0	0	0	2																	
Ted Gray, S OBP: 0.200, SLG: 0.150 Dizzy Trout, R OBP: 0.403, SLG: 0.353 (6, 1)					1-3					2	0	1	0	1	0	0																	
										1	0	0	0	0	0	1																	
<b>Inning Stats</b>	R: 1 E: 1 K: 0 S: 5	H: 2 LOB: 1 BB: 0 P: 5	R: 0 E: 0 K: 0 S: 5	H: 3 LOB: 2 BB: 0 P: 5	R: 0 E: 0 K: 0 S: 3	H: 0 LOB: 0 BB: 1 P: 7	R: 0 E: 0 K: 0 S: 3	H: 0 LOB: 0 BB: 0 P: 3	R: 1 E: 1 K: 0 S: 5	H: 2 LOB: 1 BB: 0 P: 5	R: 0 E: 0 K: 0 S: 4	H: 1 LOB: 1 BB: 2 P: 12	R: 0 E: 0 K: 0 S: 4	H: 1 LOB: 1 BB: 0 P: 4	R: 1 E: 1 K: 1 S: 7	H: 1 LOB: 1 BB: 0 P: 7	R: 0 E: 0 K: 0 S: 4	H: 1 LOB: 1 BB: 0 P: 4	1B: 7 2B: 3 3B: 1 HR: 0	SF: 0 SAC: 1 DP: 1 HBP: 0	WP: 0 PB: 0 SB: 2 CS: 0	PA: 41											
<b>PITCHER</b>	IP WLS BF H R ER SO BB IBB HBP BLK WP HR S P ERA WHIP																																
Connie Marrero, R ERA: 3.85 (1, 1)	2.0	10	5	1	1	0	0	0	0	0	0	0	0	10	10	4.50	2.500																
Al Sima, L ERA: 4.52 (3, 1)	4.0	L	18	3	2	1	0	3	0	0	0	0	0	15	27	2.25	1.500																
Joe Haynes, R ERA: 4.65 (7, 1)	2.0		9	2	1	0	1	0	0	0	0	0	0	11	11	0.00	1.000																
Mickey Harris, L ERA: 3.98 (9, 1)	1.0		4	1	0	0	0	0	0	0	0	0	0	4	4	0.00	1.000																
<b>Batter</b>	<b>1</b>	<b>2</b>	<b>3</b>	<b>4</b>	<b>5</b>	<b>6</b>	<b>7</b>	<b>8</b>	<b>9</b>	<b>AB</b>	<b>R</b>	<b>H</b>	<b>RBI</b>	<b>BB</b>	<b>SO</b>	<b>LOB</b>	<b>BOTTOM</b>																
Eddie Yost, R OBP: 0.418, SLG: 0.408 (1, 5)	6-3	5-3				F7	F9	FC6-4		5	0	0	1	0	0	5	<b>Detroit Tigers @ Washington Senators</b> Griffith Stadium, Washington, DC Sun Sep 16 1951, 3:38 AM EDT Att: 10,530 - Unknown																
Gil Coan, L OBP: 0.372, SLG: 0.448 (1, 7)	F8					F2	FC6			5	0	1	0	0	0	2																	
Irv Noren, L OBP: 0.350, SLG: 0.414 (1, 8)	E4					F4	F8			5	0	0	0	0	1	1																	
Sam Mele, R OBP: 0.312, SLG: 0.381 (1, 9)	F3									5	0	2	0	0	2	1																	
Fred Taylor, L OBP: 0.200, SLG: 0.200 (1, 3)										4	1	1	0	0	2	3																	
Sam Dente, R OBP: 0.306, SLG: 0.279 Pete Runnels, L OBP: 0.342, SLG: 0.318 (8, PH) (9, 6)										2	1	0	0	1	0	1																	
Gene Verble, R OBP: 0.226, SLG: 0.247 Frank Campos, L OBP: 0.286, SLG: 0.429 Cass Michaels, R OBP: 0.343, SLG: 0.347 (9, 4)										3	0	1	0	0	1	1																	
Mike Guerra, R OBP: 0.269, SLG: 0.231 (1, 2)										3	0	3	2	1	0	0																	
Connie Marrero, R OBP: 0.256, SLG: 0.364 Mike McCormick, R OBP: 0.271, SLG: 0.306 Al Sima, L OBP: 0.326, SLG: 0.430 Mickey Vernon, R OBP: 0.336, SLG: 0.444 Joe Haynes, R OBP: 0.279, SLG: 0.290 Dan Porter, L OBP: 0.306, SLG: 0.250 Mickey Harris, L OBP: 0.278, SLG: 0.250 (2, PH) (3, 1) (6, PH) (7, 1) (8, PH) (9, 1)										0	0	0	0	0	0	0																	
										1	0	0	0	0	0	2																	
										0	0	0	0	1	0	0																	
										0	0	0	0	1	0	0																	
										0	0	0	0	1	0	0																	
										0	0	0	0	1	0	0																	
										0	0	0	0	1	0	0																	
										0	0	0	0	0	0	0																	
<b>Inning Stats</b>	R: 0 E: 0 K: 0 S: 4	H: 0 LOB: 1 BB: 0 P: 4	R: 1 E: 0 K: 0 S: 6	H: 3 LOB: 2 BB: 0 P: 6	R: 0 E: 0 K: 1 S: 6	H: 1 LOB: 1 BB: 0 P: 6	R: 0 E: 0 K: 1 S: 6	H: 1 LOB: 1 BB: 0 P: 6	R: 0 E: 0 K: 0 S: 5	H: 2 LOB: 2 BB: 0 P: 5	R: 1 E: 0 K: 1 S: 5	H: 0 LOB: 2 BB: 3 P: 17	R: 0 E: 0 K: 3 S: 9	H: 0 LOB: 0 BB: 0 P: 9	R: 1 E: 1 K: 0 S: 4	H: 1 LOB: 1 BB: 1 P: 8	R: 0 E: 0 K: 1 S: 5	H: 0 LOB: 0 BB: 0 P: 5	1B: 7 2B: 1 3B: 0 HR: 0	SF: 0 SAC: 0 DP: 0 HBP: 0	WP: 0 PB: 0 SB: 1 CS: 1	PA: 40											
<b>PITCHER</b>	IP WLS BF H R ER SO BB IBB HBP BLK WP HR S P ERA WHIP																																
Ted Gray, L ERA: 4.04 (1, 1)	5.1	W	26	7	2	2	3	2	0	0	0	0	0	30	38	3.38	1.688																
Dizzy Trout, R ERA: 4.11 (6, 1)	3.2	S	14	1	1	0	4	2	0	0	0	0	0	20	28	0.00	0.818																



Batter	1	2	3	4	5	6	7	8	9	AB	R	H	RBI	BB	SO	LOB	TOP			
<b>Bobby Young, L</b> OBP: 0.310, SLG: 0.317 (1, 4)	0-0 1-3			0-0 F7		0-0 4-3		0-0 FC4-6	0-0 1-3	5	0	0	0	0	0	2	<b>St. Louis Browns @ Washington Senators</b> Griffith Stadium, Washington, DC Tue Sep 18 1951, 3:33 AM EDT Unknown <a href="http://livebaseballscorecards.com">livebaseballscorecards.com</a>			
<b>Cliff Mapes, L</b> OBP: 0.319, SLG: 0.382 (1, 7)	0-0 F3			0-0 1-3		0-0 G3		0-0 CS	0-0 CS	4	1	1	0	0	0	1				
<b>Jim Delsing, L</b> OBP: 0.339, SLG: 0.355 (1, 8)	0-0 L4			0-0 5-3		0-0 F9			0-0 3-1	4	0	0	0	0	0	2				
<b>Earl Rapp, L</b> OBP: 0.352, SLG: 0.438 (1, 9)		0-0 G3-6-3 1B			0-0 1-3			0-0 F8	0-0 1B 2B	4	1	2	1	0	0	0				
<b>Ben Taylor, L</b> OBP: 0.337, SLG: 0.382 (1, 3)		0-0 G3-6-3			0-3 K			0-3 K	0-0 2B HR	4	1	1	0	0	2	1				
<b>Sherm Lollar, R</b> OBP: 0.357, SLG: 0.406 (1, 2)		0-0 F4			0-0 1B			0-0 F7	0-0 HR	4	1	2	1	0	0	0				
<b>Fred Marsh, R</b> OBP: 0.290, SLG: 0.314 (1, 5)			0-0 5-3		0-0 6-3			4-0 E BB	4-0 HR IBB	2	2	0	0	2	0	1				
<b>Bill Jennings, R</b> OBP: 0.270, SLG: 0.249 (1, 6)			0-0 4-3			4-0 1B WP BB		0-0 E6 FC4-6	0-0 F3	3	1	0	0	1	0	3				
<b>Tommy Byrne, L</b> OBP: 0.295, SLG: 0.424 (1, 1)			0-3 K			0-0 4-3 WP 1B		0-0 L5	0-0 HR	4	1	2	4	0	1	1				
<b>Inning Stats</b>	R: 0 E: 0 K: 0 S: 3	H: 0 LOB: 0 BB: 0 P: 3	R: 0 E: 0 K: 0 S: 3	H: 1 LOB: 0 BB: 0 P: 3	R: 0 E: 0 K: 1 S: 5	H: 0 LOB: 0 BB: 0 P: 5	R: 0 E: 0 K: 0 S: 3	H: 0 LOB: 0 BB: 0 P: 3	R: 0 E: 0 K: 1 S: 6	H: 1 LOB: 1 BB: 0 P: 6	R: 0 E: 0 K: 1 S: 5	H: 0 LOB: 0 BB: 0 P: 5	R: 1 E: 2 K: 0 S: 3	H: 0 LOB: 0 BB: 1 P: 7	R: 6 E: 0 K: 0 S: 8	H: 5 LOB: 0 BB: 1 P: 12	1B: 4 2B: 3 3B: 0 HR: 1	SF: 0 SAC: 0 DP: 1 HBP: 0	WP: 1 PB: 0 SB: 0 CS: 1	PA: 38
<b>PITCHER</b> <b>Sid Hudson, R</b> ERA: 5.2 (1, 1)	IP: 9.0 WLS: L BF: 37 H: 8 R: 8 ER: 7 SO: 3 BB: 2 IBB: 1 HBP: 0 BLK: 0 WP: 1 HR: 1 S: 40 P: 52 ERA: 7.00 WHIP: 1.111															<b>PITCHER</b>				

Batter	1	2	3	4	5	6	7	8	9	AB	R	H	RBI	BB	SO	LOB	BOTTOM			
<b>Eddie Yost, R</b> OBP: 0.418, SLG: 0.406 (1, 5)	4-0 BB		0-0 L8		0-0 FC4-6			0-0 SH1-4		2	0	0	0	1	0	2	<b>St. Louis Browns @ Washington Senators</b> Griffith Stadium, Washington, DC Tue Sep 18 1951, 3:33 AM EDT Unknown <a href="http://livebaseballscorecards.com">livebaseballscorecards.com</a>			
<b>Mike McCormick, R</b> OBP: 0.395, SLG: 0.361 (1, 7)	0-0 F9		0-0 1-3			0-0 1-3		0-0 1-5		4	0	0	0	0	0	4				
<b>Irv Noren, L</b> OBP: 0.347, SLG: 0.411 (1, 8)	0-0 F9			0-0 F5		0-0 4-3			0-0 F9	4	0	0	0	0	0	1				
<b>Sam Mele, R</b> OBP: 0.310, SLG: 0.379 (1, 9)	0-0 F5			0-0 F6		0-0 F9			0-0 F7	4	0	0	0	0	0	1				
<b>Mickey Vernon, L</b> OBP: 0.355, SLG: 0.421 (1, 3)		0-0 L7		0-0 2B		0-0 6-3			0-0 F7	4	0	1	0	0	0	0				
<b>Sam Dente, R</b> OBP: 0.303, SLG: 0.276 (1, 6)		0-0 F3		0-0 F9		0-0 F2				3	0	0	0	0	0	1				
<b>Gene Verble, R</b> OBP: 0.275, SLG: 0.242 (1, 4)		0-0 L5			0-0 F8		0-3 K			3	0	0	0	0	1	0				
<b>Mickey Grasso, R</b> OBP: 0.281, SLG: 0.255 (1, 2)			0-0 F8		0-3 K			4-0 SH1-4 1B 1-5 BB		2	0	0	0	1	1	0				
<b>Sid Hudson, R</b> OBP: 0.340, SLG: 0.262 (1, 1)			0-0 1B		4-0 FC4-6 BB			0-0 SH1-4 1B		2	0	2	0	1	0	0				
<b>Inning Stats</b>	R: 0 E: 0 K: 0 S: 3	H: 0 LOB: 1 BB: 1 P: 7	R: 0 E: 0 K: 0 S: 3	H: 0 LOB: 0 BB: 0 P: 3	R: 0 E: 0 K: 0 S: 4	H: 1 LOB: 1 BB: 0 P: 4	R: 0 E: 0 K: 0 S: 4	H: 1 LOB: 1 BB: 0 P: 4	R: 0 E: 0 K: 1 S: 5	H: 0 LOB: 0 BB: 0 P: 3	R: 0 E: 0 K: 1 S: 5	H: 0 LOB: 0 BB: 0 P: 5	R: 0 E: 0 K: 0 S: 3	H: 1 LOB: 1 BB: 1 P: 7	R: 0 E: 0 K: 0 S: 3	H: 0 LOB: 0 BB: 0 P: 3	1B: 2 2B: 2 3B: 0 HR: 0	SF: 0 SAC: 1 DP: 1 HBP: 0	WP: 0 PB: 0 SB: 0 CS: 0	PA: 32
<b>PITCHER</b> <b>Tommy Byrne, L</b> ERA: 4.48 (1, 1)	IP: 9.0 WLS: W BF: 32 H: 3 R: 0 ER: 0 SO: 2 BB: 3 IBB: 0 HBP: 0 BLK: 0 WP: 0 HR: 0 S: 33 P: 45 ERA: 0.00 WHIP: 0.667															<b>PITCHER</b>				



Batter	1	2	3	4	5	6	7	8	9	10	AB	R	H	RBI	BB	SO	LOB	TOP			
<b>Bobby Young, L</b> OBP: 0.311, SLG: 0.318 (1, 4)	F7			6-3 1B		SH3		G4-6-3 1B		G6-4-3	4	0	2	1	0	0	1				
<b>Cliff Mapes, L</b> OBP: 0.314, SLG: 0.374 (1, 7)	4-3			6-3		F8		G4-6-3			4	0	0	0	0	0	4				
<b>Matt Batts, R</b> OBP: 0.341, SLG: 0.418 (1, 2)	F3			F3		F8				F6	4	0	0	0	0	0	2				
<b>Earl Rapp, L</b> OBP: 0.347, SLG: 0.418 (1, 9)		4-3		G3				G6-4-3 BB		F8	3	0	0	0	1	0	1				
<b>Hank Arrt, L</b> OBP: 0.350, SLG: 0.419 (1, 3)	F9					E 3B		G6-4-3			4	1	2	0	0	0	1				
<b>Jim Delsing, L</b> OBP: 0.336, SLG: 0.352 (1, 8)	F7			1-3		1-3		F8		G3	4	0	0	0	0	0	2				
<b>Fred Marsh, R</b> OBP: 0.289, SLG: 0.316 (1, 5)			1-3		E6 CS			4-3			4	1	1	1	0	0	0				
<b>Bill Jennings, R</b> OBP: 0.271, SLG: 0.250 (1, 6)																		AB 35			
<b>Tommy Byrne, L</b> OBP: 0.306, SLG: 0.433 (10, PH)			K															R 3			
<b>Frank Saucier, L</b> OBP: 0.278, SLG: 0.143 (10, PR)																		H 9			
<b>Bud Thomas, R</b> OBP: 0.333, SLG: 0.667 (10, 6)																		RBI 3			
<b>Ned Garver, R</b> OBP: 0.352, SLG: 0.393 (1, 1)																		BB 1			
																		SO 1			
																		LOB 13			
<b>Inning Stats</b>	R: 0 E: 0 K: 0 S: 3	H: 0 LOB: 0 BB: 0 P: 3	R: 0 E: 0 K: 0 S: 3	H: 0 LOB: 0 BB: 0 P: 3	R: 0 E: 0 K: 1 S: 5	H: 0 LOB: 0 BB: 0 P: 5	R: 0 E: 0 K: 0 S: 4	H: 1 LOB: 1 BB: 0 P: 4	R: 1 E: 1 K: 0 S: 4	H: 1 LOB: 0 BB: 0 P: 4	R: 0 E: 0 K: 0 S: 2	H: 0 LOB: 0 BB: 1 P: 6	R: 1 E: 0 K: 0 S: 5	H: 3 LOB: 1 BB: 0 P: 5	R: 0 E: 0 K: 0 S: 4	H: 1 LOB: 1 BB: 0 P: 4	R: 1 E: 0 K: 0 S: 4	H: 2 LOB: 1 BB: 0 P: 4	1B: 7 2B: 1 3B: 1 HR: 0	SF: 0 SAC: 1 DP: 3 HBP: 0	WP: 0 PA: 37
<b>PITCHER</b>	IP 8.0	WLS W	BF 29	H 6	R 2	ER 2	SO 1	BB 1	IBB 0	HBP 0	BLK 0	WP 0	HR 0	S 30	P 34	ERA 2.25	WHIP 0.875				
<b>Sandy Consuegra, R</b> ERA: 3.9																					
<b>Julio Moreno, R</b> ERA: 4.9																					

**St. Louis Browns @ Washington Senators**  
Griffith Stadium, Washington, DC  
Tue Sep 18 1951, 3:38 AM EDT  
Att: 2,808 - Unknown


AB 35  
R 3  
H 9  
RBI 3  
BB 1  
SO 1  
LOB 13



Batter	1	2	3	4	5	6	7	8	9	10	AB	R	H	RBI	BB	SO	LOB	BOTTOM			
<b>Eddie Yost, R</b> OBP: 0.415, SLG: 0.402 (1, 5)	5-3		F1			K		4-3		6-3	5	0	0	0	0	1	1				
<b>Frank Campos, L</b> OBP: 0.316, SLG: 0.474 (1, 9)	3-1		F8					1B		4-3	5	1	2	1	0	0	0				
<b>Gil Coan, L</b> OBP: 0.372, SLG: 0.446 (1, 7)	1B			F7		1-3		F8			4	0	1	0	0	0	2				
<b>Pete Runnels, L</b> OBP: 0.345, SLG: 0.321 (1, 6)	1B			F8		4-3					4	0	2	1	0	0	1				
<b>Irv Noren, L</b> OBP: 0.346, SLG: 0.409 (1, 8)	F4							F8		F8	4	0	1	0	0	0	2				
<b>Fred Taylor, L</b> OBP: 0.222, SLG: 0.333 (1, 3)		F8		F5				F5		CS 2B	4	0	1	0	0	0	1				
<b>Cass Michaels, R</b> OBP: 0.346, SLG: 0.348 (1, 4)		1-3				L4-3 1B				G6-4-3 IBB	2	0	1	0	2	0	0				
<b>Mike Guerra, R</b> OBP: 0.265, SLG: 0.227 (1, 2)		F5				L4-3		F8		G6-4-3	4	0	0	0	0	0	4				
<b>Sandy Consuegra, R</b> OBP: 0.238, SLG: 0.244 (1, 1)																		AB 36			
<b>Mickey Vernon, L</b> OBP: 0.356, SLG: 0.424 (8, PH)																		R 2			
<b>Julio Moreno, R</b> OBP: 0.211, SLG: 0.243 (9, 1)			6-3															H 9			
<b>Dan Porter, L</b> OBP: 0.296, SLG: 0.231 (10, PH)								4-3 2B		K	1	0	0	0	0	0	0	RBI 2			
																		BB 2			
																		SO 2			
																		LOB 11			
<b>Inning Stats</b>	R: 0 E: 0 K: 0 S: 5	H: 2 LOB: 2 BB: 0 P: 5	R: 0 E: 0 K: 0 S: 3	H: 0 LOB: 0 BB: 0 P: 3	R: 0 E: 0 K: 0 S: 3	H: 0 LOB: 0 BB: 0 P: 3	R: 0 E: 0 K: 0 S: 4	H: 1 LOB: 1 BB: 0 P: 4	R: 0 E: 0 K: 0 S: 3	H: 1 LOB: 0 BB: 0 P: 3	R: 0 E: 0 K: 0 S: 6	H: 0 LOB: 1 BB: 1 P: 7	R: 2 E: 0 K: 0 S: 5	H: 3 LOB: 1 BB: 0 P: 5	R: 0 E: 0 K: 0 S: 3	H: 1 LOB: 1 BB: 0 P: 7	R: 0 E: 0 K: 1 S: 5	H: 0 LOB: 0 BB: 0 P: 5	1B: 6 2B: 4 3B: 0 HR: 0	SF: 0 SAC: 0 DP: 2 HBP: 0	WP: 0 PA: 38
<b>PITCHER</b>	IP 10.0	WLS W	BF 38	H 9	R 2	ER 2	SO 2	BB 1	IBB 1	HBP 0	BLK 0	WP 0	HR 0	S 40	P 48	ERA 1.80	WHIP 1.000				
<b>Ned Garver, R</b> ERA: 3.95																					

**St. Louis Browns @ Washington Senators**  
Griffith Stadium, Washington, DC  
Tue Sep 18 1951, 3:38 AM EDT  
Att: 2,808 - Unknown

AB 36  
R 2  
H 9  
RBI 2  
BB 2  
SO 2  
LOB 11





Batter	1	2	3	4	5	6	7	8	9	AB	R	H	RBI	BB	SO	LOB	TOP			
<b>Bobby Young, L</b> (1,4) OBP: 0.312, SLG: 0.319	4-3		E2 1B				FC1-6 3B		F8	5	2	2	0	0	0	2				
<b>Cliff Mages, L</b> (1,7) OBP: 0.320, SLG: 0.389			1B F7						F8	5	1	3	2	0	1	2				
<b>Jim Delsing, L</b> (1,8) OBP: 0.333, SLG: 0.348	F7		F7				6-3			4	0	0	0	0	0	4				
<b>Earl Rapp, L</b> (1,9) OBP: 0.342, SLG: 0.408	F7						4-3			4	0	1	0	0	0	3				
<b>Hank Arft, L</b> (1,3) OBP: 0.346, SLG: 0.414		3-1	F7				F5		F8	4	0	0	1	0	0	1				
<b>Sherm Lollar, R</b> (1,2) OBP: 0.355, SLG: 0.404		1B	F6				6-3		5-3	4	0	1	0	0	0	1				
<b>Fred Marsh, R</b> (1,5) OBP: 0.291, SLG: 0.318					F3		FC4-6 1B		5-3	4	0	2	0	0	0	0				
<b>Bill Jennings, R</b> (1,6) OBP: 0.267, SLG: 0.246 (9, PH)					4-3		FC4-6		K	3	0	0	0	0	1	3	AB 37			
<b>Ben Taylor, L</b> (9, PH) OBP: 0.333, SLG: 0.377									K	1	0	0	0	0	1	0	R 3			
<b>Bob Mahoney, R</b> (1,1) OBP: 0.300, SLG: 0.222					4-3					3	0	0	0	0	1	2	H 9			
<b>Jim McDonald, R</b> (8,1) OBP: 0.233, SLG: 0.310										0	0	0	0	0	0	0	RBI 3			
<b>Tommy Byrne, L</b> (9, PH) OBP: 0.317, SLG: 0.433										0	0	0	0	1	0	0	BB 1			
<b>Frank Saucier, L</b> (9, PR) OBP: 0.278, SLG: 0.143									BB	0	0	0	0	0	0	0	SO 4			
<b>Inning Stats</b>	R: 0 E: 0 K: 0 S: 4	H: 1 LOB: 1 BB: 0 P: 4	R: 0 E: 0 K: 2 S: 9	H: 2 LOB: 2 BB: 0 P: 9	R: 2 E: 1 K: 0 S: 6	H: 3 LOB: 1 BB: 0 P: 6	R: 0 E: 0 K: 0 S: 3	H: 0 LOB: 0 BB: 0 P: 3	R: 0 E: 0 K: 1 S: 6	H: 1 LOB: 1 BB: 0 P: 4	R: 1 E: 1 K: 0 S: 5	H: 1 LOB: 1 BB: 0 P: 5	R: 0 E: 0 K: 0 S: 3	H: 0 LOB: 0 BB: 0 P: 3	R: 0 E: 0 K: 1 S: 5	H: 0 LOB: 1 BB: 1 P: 9	1B: 8 2B: 0 3B: 1 HR: 0	SF: 0 SAC: 0 DP: 0 HBP: 0	WP: 0 PB: 0 SB: 0 CS: 0	PA: 38
<b>PITCHER</b> <b>Bob Porterfield, R</b> (1,1) ERA: 3.88	IP: 9.0 WLS: W BF: 38 H: 9 R: 3 ER: 2 SO: 4 BB: 1 IBB: 0 HBP: 0 BLK: 0 WP: 0 HR: 0 S: 45 P: 49 ERA: 2.00 WHIP: 1.111															<b>PITCHER</b>				

St. Louis Browns @ Washington Senators  
Griffith Stadium, Washington, DC  
Wed Sep 19 1951, 3:33 AM EDT  
Att: 2,612 - Unknown


AB 37  
R 3  
H 9  
RBI 3  
BB 1  
SO 4  
LOB 18



Batter	1	2	3	4	5	6	7	8	9	AB	R	H	RBI	BB	SO	LOB	BOTTOM			
<b>Eddie Yost, R</b> (1,5) OBP: 0.414, SLG: 0.401	F7		WP 1B 6-3 1B		F3		F3			4	1	1	0	0	0	0				
<b>Frank Campos, L</b> (1,9) OBP: 0.391, SLG: 0.609	F8		WP 1B		1B				1B BB 1B	4	2	3	0	0	0	0				
<b>Gil Coan, L</b> (1,7) OBP: 0.371, SLG: 0.445	F8		6-3		1B		L3 1B		F9	4	0	1	2	0	0	2				
<b>Mickey Vernon, L</b> (1,3) OBP: 0.357, SLG: 0.423		2B BB	F7		L3		L3		1B BB	2	1	0	0	2	0	2				
<b>Irv Noren, L</b> (1,8) OBP: 0.344, SLG: 0.406		F8	F9				F2		F9	4	0	0	0	0	0	4				
<b>Pete Runnels, L</b> (1,6) OBP: 0.351, SLG: 0.329							F4			3	0	2	0	1	0	0				
<b>Gene Verble, R</b> (9,6) OBP: 0.275, SLG: 0.242		1-3 2B			BB				1B 1-2 2-3 1B	0	0	0	0	0	0	0				
<b>Cass Michaels, R</b> (1,4) OBP: 0.347, SLG: 0.348			F8		F8		F3		HBP 1B	3	0	1	2	1	0	1	AB 31			
<b>Clyde Kluttz, R</b> (1,2) OBP: 0.389, SLG: 0.387					F9				1-3 2-H 3-H 1-0 1B	3	0	0	0	0	1	4	R 4			
<b>Bob Porterfield, R</b> (1,1) OBP: 0.163, SLG: 0.100			F2		F2		F9		F3	4	0	0	0	0	0	7	RBI 4			
<b>Inning Stats</b>	R: 0 E: 0 K: 0 S: 3	H: 0 LOB: 0 BB: 0 P: 3	R: 0 E: 0 K: 1 S: 6	H: 1 LOB: 3 BB: 2 P: 14	R: 1 E: 0 K: 0 S: 5	H: 2 LOB: 1 BB: 0 P: 5	R: 0 E: 0 K: 0 S: 3	H: 0 LOB: 1 BB: 1 P: 7	R: 1 E: 0 K: 0 S: 4	H: 2 LOB: 0 BB: 0 P: 4	R: 0 E: 0 K: 0 S: 3	H: 0 LOB: 0 BB: 0 P: 3	R: 0 E: 0 K: 0 S: 3	H: 0 LOB: 0 BB: 0 P: 3	R: 2 E: 0 K: 0 S: 6	H: 3 LOB: 3 BB: 1 P: 11	1B: 6 2B: 2 3B: 1 HR: 0	SF: 0 SAC: 0 DP: 1 HBP: 1	WP: 1 PB: 0 SB: 0 CS: 0	PA: 36
<b>PITCHER</b> <b>Bob Mahoney, R</b> (1,1) ERA: 4.29	IP: 7.2 WLS: L BF: 34 H: 8 R: 4 ER: 4 SO: 4 BB: 4 IBB: 0 HBP: 0 BLK: 0 WP: 1 HR: 0 S: 32 P: 48 ERA: 4.70 WHIP: 1.565															<b>PITCHER</b>				
<b>Jim McDonald, R</b> (8,1) ERA: 4.59	IP: 0.1 WLS: L BF: 2 H: 0 R: 0 ER: 0 SO: 0 BB: 0 IBB: 0 HBP: 1 BLK: 0 WP: 0 HR: 0 S: 1 P: 2 ERA: 0.00 WHIP: 0.000															<b>PITCHER</b>				

St. Louis Browns @ Washington Senators  
Griffith Stadium, Washington, DC  
Wed Sep 19 1951, 3:33 AM EDT  
Att: 2,612 - Unknown

AB 31  
R 4  
H 8  
RBI 4  
BB 4  
SO 1  
LOB 20






Batter	1	2	3	4	5	6	7	8	9	AB	R	H	RBI	BB	SO	LOB	TOP				
<b>Bobby Young, L</b> OBP: 0.309, SLG: 0.316 (1, 4)	4-3	FC6			F8		L7		4-3	5	0	0	0	0	0	4	<b>St. Louis Browns @ Washington Senators</b> Griffith Stadium, Washington, DC Thu Sep 20 1951, 3:33 AM EDT Att: 1,303 - Unknown <a href="http://livebaseballscorecards.com">livebaseballscorecards.com</a>				
<b>Cliff Mapes, L</b> OBP: 0.329, SLG: 0.412 (1, 8)	HR		6-3			BB			1B	5	1	4	1	0	0	0					
<b>Hank Artt, L</b> OBP: 0.344, SLG: 0.409 (1, 3)	F9		F8			G6-4-3			F6	4	0	0	0	1	0	3					
<b>Earl Rapp, L</b> OBP: 0.349, SLG: 0.453 (1, 9)	3B		4-3			F9			1B	4	1	2	0	0	0	2					
<b>Sherm Lollar, R</b> OBP: 0.354, SLG: 0.402 (1, 2)	K2-3				5-3				2B	4	0	1	1	0	1	3					
<b>Matt Batts, R</b> OBP: 0.341, SLG: 0.418 (8, 2)					G6-4-3			2H	1B	0	0	0	0	0	0	0					
<b>Ken Wood, R</b> OBP: 0.293, SLG: 0.429 (1, 7)		F7			F8			BLK	1B	4	1	1	0	0	0	1					
<b>Fred Marsh, R</b> OBP: 0.291, SLG: 0.317 (1, 5)		1B			K				F3	4	0	1	0	0	2	2					
<b>Bill Jennings, R</b> OBP: 0.265, SLG: 0.243 (7, PH)					F8					2	0	0	0	0	0	1					
<b>Ben Taylor, L</b> OBP: 0.341, SLG: 0.410 (7, PR)		F3								1	0	1	1	0	0	0					
<b>Frank Saucier, L</b> OBP: 0.278, SLG: 0.143 (7, PR)									FC4	0	1	0	0	0	0	0					
<b>Satchel Paige, R</b> OBP: 0.143, SLG: 0.143 (7, 1)									1B	1	0	1	0	0	0	0					
<b>Duane Pilette, R</b> OBP: 0.226, SLG: 0.143 (1, 1)					1-3				FC4	2	0	1	0	0	0	0					
<b>Tommy Byrne, L</b> OBP: 0.329, SLG: 0.443 (7, PH)										1	0	1	1	0	0	0					
<b>Bud Thomas, R</b> OBP: 0.300, SLG: 0.600 (7, 6)										1	0	0	0	0	0	2					
<b>Inning Stats</b>	R: 1 E: 0 K: 1 S: 7	H: 2 LOB: 1 BB: 0 P: 7	R: 0 E: 0 K: 0 S: 5	H: 2 LOB: 2 BB: 0 P: 5	R: 0 E: 0 K: 1 S: 3	H: 0 LOB: 0 BB: 0 P: 3	R: 0 E: 0 K: 1 S: 5	H: 0 LOB: 0 BB: 0 P: 5	R: 0 E: 0 K: 0 S: 3	H: 1 LOB: 1 BB: 1 P: 7	R: 2 E: 0 K: 1 S: 9	H: 4 LOB: 2 BB: 0 P: 9	R: 1 E: 0 K: 0 S: 6	H: 3 LOB: 2 BB: 0 P: 6	R: 0 E: 0 K: 0 S: 3	H: 1 LOB: 0 BB: 0 P: 3	1B: 9 2B: 2 3B: 2 HR: 1	SF: 0 SAC: 0 DP: 2 HBP: 0	WP: 0 PB: 0 SB: 0 CS: 0	PA: 39	
<b>PITCHER</b>	IP	WLS	BF	H	R	ER	SO	BB	IBB	HBP	BLK	WP	HR	S	P	ERA	WHIP				
<b>Don Johnson, R</b> ERA: 4.76 (1, 1)	0.0	L	0	0	0	0	0	0	0	0	0	0	0	0	0	∞	∞				
<b>Tom Ferrick, R</b> ERA: 3.35 (8, 1)	2.0	W	8	3	0	0	0	0	0	0	0	0	0	8	8	0.00	1.500				

Batter	1	2	3	4	5	6	7	8	9	AB	R	H	RBI	BB	SO	LOB	BOTTOM				
<b>Eddie Yost, R</b> OBP: 0.416, SLG: 0.403 (1, 5)	3-1		WP		1B		F7			2	3	1	0	2	0	0	<b>St. Louis Browns @ Washington Senators</b> Griffith Stadium, Washington, DC Thu Sep 20 1951, 3:33 AM EDT Att: 1,303 - Unknown <a href="http://livebaseballscorecards.com">livebaseballscorecards.com</a>				
<b>Frank Campos, L</b> OBP: 0.423, SLG: 0.615 (1, 9)	1B		BB		BB					3	0	2	1	0	0	1					
<b>Sam Mele, R</b> OBP: 0.309, SLG: 0.378 (6, 9)	3-1				1B				K	1	0	0	0	0	1	0					
<b>Gil Coan, L</b> OBP: 0.370, SLG: 0.443 (1, 7)	2-3		1B		1B				F3	4	0	1	1	0	0	2					
<b>Mickey Vernon, L</b> OBP: 0.358, SLG: 0.422 (1, 3)	CS				F7				1B	3	0	1	1	1	0	3					
<b>Irv Noren, L</b> OBP: 0.343, SLG: 0.405 (1, 8)	3H								BB	4	0	1	0	0	0	0					
<b>Pete Runnels, L</b> OBP: 0.348, SLG: 0.325 (1, 6)	CS		4-3		F9				1B	4	0	1	0	0	0	0					
<b>Cass Michaels, R</b> OBP: 0.344, SLG: 0.345 (1, 4)	1-2		FC6-4		3-1				K	3	0	0	0	1	1	2					
<b>Clyde Kluttz, R</b> OBP: 0.382, SLG: 0.380 (1, 2)			BB							4	0	0	0	0	1	1					
<b>Fred Taylor, L</b> OBP: 0.571, SLG: 0.300 (9, PH)			FC6-4		6-3				K	3	0	0	0	0	0	1					
<b>Don Johnson, R</b> OBP: 0.118, SLG: 0.120 (1, 1)										3	0	0	0	0	0	0					
<b>Tom Ferrick, R</b> OBP: 0.571, SLG: 0.500 (8, 1)					1-3				K	0	0	0	0	0	0	0					
<b>Dan Porter, L</b> OBP: 0.267, SLG: 0.214 (9, PH)									K	1	0	0	0	0	1	0					
<b>Inning Stats</b>	R: 1 E: 0 K: 0 S: 4	H: 2 LOB: 0 BB: 0 P: 4	R: 0 E: 0 K: 0 S: 3	H: 0 LOB: 1 BB: 1 P: 7	R: 1 E: 0 K: 0 S: 4	H: 1 LOB: 1 BB: 1 P: 8	R: 0 E: 0 K: 0 S: 3	H: 0 LOB: 0 BB: 0 P: 3	R: 0 E: 0 K: 0 S: 3	H: 0 LOB: 0 BB: 0 P: 3	R: 0 E: 0 K: 2 S: 8	H: 0 LOB: 2 BB: 1 P: 12	R: 0 E: 0 K: 3 S: 9	H: 0 LOB: 0 BB: 0 P: 9	1B: 5 2B: 1 3B: 0 HR: 0	SF: 0 SAC: 0 DP: 0 HBP: 0	WP: 1 PB: 0 SB: 0 CS: 1	PA: 37			
<b>PITCHER</b>	IP	WLS	BF	H	R	ER	SO	BB	IBB	HBP	BLK	WP	HR	S	P	ERA	WHIP				
<b>Duane Pilette, R</b> ERA: 4.84 (1, 1)	6.0	L	25	5	3	3	0	3	0	0	0	0	0	22	34	4.50	1.333				
<b>Satchel Paige, R</b> ERA: 4.95 (7, 1)	3.0	W	11	1	0	0	5	1	0	0	0	0	0	20	24	0.00	0.667				



Batter	1	2	3	4	5	6	7	8	9	AB	R	H	RBI	BB	SO	LOB	TOP						
<b>Eddie Yost, R</b> OBP: 0.419, SLG: 0.408 (1, 5)										4	1	3	0	1	0	0	<b>Washington Senators @ Philadelphia Athletics</b> Shibe Park, Philadelphia, PA Sat Sep 22 1951, 3:33 AM EDT Att: 1,404 - Unknown						
<b>Gil Coan, L</b> OBP: 0.368, SLG: 0.441 (1, 7)										5	2	1	1	0	0	3							
<b>Irv Noren, L</b> OBP: 0.345, SLG: 0.407 (1, 8)										5	2	3	2	0	0	0							
<b>Mickey Vernon, L</b> OBP: 0.359, SLG: 0.423 (1, 3)										4	0	2	1	0	0	2							
<b>Sam Mele, R</b> OBP: 0.310, SLG: 0.382 (1, 9)										4	1	2	2	0	0	1							
<b>Pete Runnels, L</b> OBP: 0.348, SLG: 0.328 (1, 6)										4	1	1	1	0	0	2							
<b>Cass Michaels, R</b> OBP: 0.344, SLG: 0.346 (1, 4)										4	1	1	1	0	0	0							
<b>Mickey Grasso, R</b> OBP: 0.281, SLG: 0.255 (1, 2)										4	0	1	1	0	1	0							
<b>Dick Starr, R</b> OBP: 0.308, SLG: 0.294 (1, 1)										0	0	0	0	0	0	0							
<b>Fred Taylor, L</b> OBP: 0.192, SLG: 0.273 (3, PH)									1	0	0	0	0	0	0	0							
<b>Julio Moreno, R</b> OBP: 0.195, SLG: 0.225 (3, 1)									3	1	0	0	0	1	1	0							
<b>Inning Stats</b>	R: 0 E: 0 K: 0 S: 3	H: 1 LOB: 0 BB: 0 P: 3	R: 0 E: 0 K: 0 S: 3	H: 0 LOB: 0 BB: 0 P: 3	R: 0 E: 0 K: 1 S: 5	H: 0 LOB: 0 BB: 0 P: 5	R: 0 E: 0 K: 0 S: 4	H: 2 LOB: 1 BB: 0 P: 4	R: 7 E: 0 K: 0 S: 10	H: 7 LOB: 1 BB: 1 P: 14	R: 0 E: 0 K: 1 S: 5	H: 0 LOB: 0 BB: 0 P: 5	R: 2 E: 1 K: 0 S: 6	H: 4 LOB: 1 BB: 0 P: 6	R: 0 E: 0 K: 0 S: 3	H: 0 LOB: 0 BB: 0 P: 3	R: 0 E: 0 K: 0 S: 3	H: 0 LOB: 0 BB: 0 P: 3	1B: 9 2B: 5 3B: 0 HR: 0	SF: 0 SAC: 0 DP: 2 HBP: 0	WP: 0 PB: 0 CS: 0	PA: 39	
<b>PITCHER</b>	IP	WLS	BF	H	R	ER	SO	BB	IBB	HBP	BLK	WP	HR	S	P	ERA	WHIP					ERA	WHIP
<b>Dick Fowler, R</b> ERA: 5.54 (1, 1)	4.1	L	19	7	5	5	1	1	0	0	0	0	0	20	24	10.38	1.846						
<b>Joe Coleman, R</b> ERA: 8.14 (5, 1)	1.2		8	3	2	2	1	0	0	0	0	0	0	10	10	10.80	1.800						
<b>Johnny Kucab, R</b> ERA: 4.34 (7, 1)	3.0		12	4	2	2	0	0	0	0	0	0	0	12	12	6.00	1.333						

Batter	1	2	3	4	5	6	7	8	9	AB	R	H	RBI	BB	SO	LOB	BOTTOM						
<b>Eddie Joost, R</b> OBP: 0.408, SLG: 0.459 (1, 6)										4	0	0	0	1	1	7	<b>Washington Senators @ Philadelphia Athletics</b> Shibe Park, Philadelphia, PA Sat Sep 22 1951, 3:33 AM EDT Att: 1,404 - Unknown						
<b>Ferns Fain, L</b> OBP: 0.455, SLG: 0.471 (1, 3)										5	0	1	0	0	0	1							
<b>Elmer Valo, L</b> OBP: 0.407, SLG: 0.441 (1, 9)										3	0	0	0	2	0	1							
<b>Gus Zernial, R</b> OBP: 0.350, SLG: 0.517 (1, 7)										5	0	0	0	0	1	4							
<b>Billy Hitchcock, R</b> OBP: 0.377, SLG: 0.412 (1, 5)										5	0	0	0	0	0	3							
<b>Dave Philley, S</b> OBP: 0.351, SLG: 0.365 (1, 8)										4	1	3	0	0	0	0							
<b>Pete Suder, R</b> OBP: 0.288, SLG: 0.284 (1, 4)										3	0	0	0	1	0	2							
<b>Joe Tipton, R</b> OBP: 0.385, SLG: 0.325 (1, 2)										3	0	2	1	1	0	2							
<b>Dick Fowler, R</b> OBP: 0.261, SLG: 0.262 (1, 1)										2	0	1	0	0	0	2							
<b>Joe Coleman, R</b> OBP: 0.310, SLG: 0.370 (5, 1)										0	0	0	0	0	0	0							
<b>Wally Moses, L</b> OBP: 0.299, SLG: 0.230 (6, PH)										0	0	0	0	1	0	0							
<b>Johnny Kucab, R</b> OBP: 0.377, SLG: 0.412 (7, 1)										0	0	0	0	1	0	0							
<b>Inning Stats</b>	R: 0 E: 0 K: 1 S: 5	H: 0 LOB: 2 BB: 2 P: 13	R: 0 E: 0 K: 0 S: 5	H: 2 LOB: 2 BB: 0 P: 5	R: 0 E: 0 K: 0 S: 3	H: 0 LOB: 0 BB: 0 P: 3	R: 0 E: 0 K: 0 S: 4	H: 1 LOB: 2 BB: 1 P: 8	R: 0 E: 0 K: 0 S: 3	H: 0 LOB: 1 BB: 1 P: 7	R: 0 E: 0 K: 0 S: 4	H: 1 LOB: 3 BB: 2 P: 12	R: 0 E: 0 K: 0 S: 3	H: 0 LOB: 0 BB: 0 P: 3	R: 1 E: 0 K: 1 S: 7	H: 2 LOB: 2 BB: 1 P: 11	R: 0 E: 0 K: 0 S: 4	H: 1 LOB: 1 BB: 0 P: 4	1B: 6 2B: 1 3B: 0 HR: 0	SF: 0 SAC: 0 DP: 0 HBP: 0	WP: 0 PB: 0 CS: 0	PA: 41	
<b>PITCHER</b>	IP	WLS	BF	H	R	ER	SO	BB	IBB	HBP	BLK	WP	HR	S	P	ERA	WHIP					ERA	WHIP
<b>Dick Starr, R</b> ERA: 6.35 (1, 1)	2.0		10	5	1	1	1	5	0	0	0	0	0	28	48	1.29	1.429						
<b>Julio Moreno, R</b> ERA: 4.7 (3, 1)	7.0	W	31	5	1	1	1	5	0	0	0	0	0	28	48	1.29	1.429						





Batter	1	2	3	4	5	6	7	8	9	AB	R	H	RBI	BB	SO	LOB	TOP					
<b>Eddie Yost, R</b> OBP: 0.420, SLG: 0.414 (1,5)										4	1	2	1	1	0	1	<b>Washington Senators @ Philadelphia Athletics</b> <b>Shibe Park, Philadelphia, PA</b> Sun Sep 23 1951, 3:33 AM EDT Unknown					
<b>Gil Coan, L</b> OBP: 0.365, SLG: 0.437 (1,7)										5	0	0	0	0	0	4						
<b>Irv Noren, L</b> OBP: 0.344, SLG: 0.403 (1,8)										4	1	0	0	1	0	1						
<b>Mickey Vernon, L</b> OBP: 0.360, SLG: 0.427 (1,3)										4	2	2	0	0	0	1						
<b>Sam Mele, R</b> OBP: 0.312, SLG: 0.385 (1,9)										4	0	2	2	0	0	0						
<b>Pete Runnels, L</b> OBP: 0.350, SLG: 0.328 (1,6)										3	0	1	1	1	0	2						
<b>Cass Michaels, R</b> OBP: 0.345, SLG: 0.346 (1,4)										3	0	1	0	1	0	2						
<b>Mickey Grasso, R</b> OBP: 0.274, SLG: 0.248 (1,2)										4	0	0	0	0	0	6						
<b>Connie Marrero, R</b> ERA: 3.9 <b>Roy Harris, L</b> ERA: 4.51 <b>Al Sims, L</b> ERA: 4.81 <b>Joe Haynes, R</b> ERA: 4.92 <b>Mickey Harris, L</b> ERA: 4.15 <b>Tom Ferrick, R</b> ERA: 3.31										0	0	0	0	0	0	0						
<b>Inning Stats</b>	R: 0 E: 0 K: 0 S: 4	H: 1 LOB: 1 BB: 0 P: 4	R: 0 E: 0 K: 0 S: 3	H: 0 LOB: 0 BB: 1 P: 7	R: 0 E: 0 K: 0 S: 3	H: 1 LOB: 0 BB: 0 P: 3	R: 0 E: 0 K: 0 S: 3	H: 0 LOB: 0 BB: 0 P: 3	R: 0 E: 0 K: 0 S: 5	H: 2 LOB: 3 BB: 1 P: 9	R: 2 E: 0 K: 0 S: 5	H: 2 LOB: 1 BB: 1 P: 9	R: 1 E: 0 K: 0 S: 4	H: 1 LOB: 0 BB: 0 P: 4	R: 1 E: 0 K: 0 S: 5	H: 2 LOB: 2 BB: 1 P: 9		R: 0 E: 0 K: 0 S: 3	H: 0 LOB: 0 BB: 0 P: 3	1B: 6 2B: 1 3B: 1 HR: 1	SF: 0 SAC: 0 DP: 1 HBP: 0	WP: 0 PB: 0 CS: 0
<b>PITCHER</b> <b>Bob Hooper, R</b> ERA: 4.4 (1,1)	IP: 9.0 WLS: W BF: 39 H: 9 R: 4 ER: 4 SO: 0 BB: 4 IBB: 0 HBP: 0 BLK: 0 WP: 0 HR: 1 S: 35 P: 51 ERA: 4.00 WHIP: 1.444															<b>PITCHER</b>						

Batter	1	2	3	4	5	6	7	8	9	AB	R	H	RBI	BB	SO	LOB	BOTTOM			
<b>Eddie Joost, R</b> OBP: 0.411, SLG: 0.460 (1,6)										4	3	2	0	1	0	2	<b>Washington Senators @ Philadelphia Athletics</b> <b>Shibe Park, Philadelphia, PA</b> Sun Sep 23 1951, 3:33 AM EDT Unknown			
<b>Ferns Fain, L</b> OBP: 0.456, SLG: 0.471 (1,3)										4	1	2	2	0	0	2				
<b>Elmer Valo, L</b> OBP: 0.409, SLG: 0.442 (1,9)										4	1	2	1	1	0	2				
<b>Gus Zernial, R</b> OBP: 0.351, SLG: 0.517 (1,7)										5	0	2	3	0	0	4				
<b>Billy Hitchcock, R</b> OBP: 0.373, SLG: 0.407 (1,5)										5	1	1	0	0	0	6				
<b>Dave Philley, S</b> OBP: 0.351, SLG: 0.368 (1,8)										4	1	1	2	1	0	0				
<b>Pete Suder, R</b> OBP: 0.289, SLG: 0.284 (1,4)										4	2	1	0	1	0	1				
<b>Joe Tipton, R</b> OBP: 0.393, SLG: 0.327 (1,2)										2	2	1	1	3	0	0				
<b>Bob Hooper, R</b> OBP: 0.232, SLG: 0.309 (1,1)										5	1	2	1	0	2	2				
<b>Inning Stats</b>	R: 1 E: 0 K: 0 S: 3	H: 1 LOB: 0 BB: 0 P: 4	R: 5 E: 0 K: 1 S: 10	H: 5 LOB: 2 BB: 2 P: 18	R: 0 E: 0 K: 0 S: 3	H: 0 LOB: 1 BB: 1 P: 7	R: 1 E: 0 K: 0 S: 5	H: 2 LOB: 1 BB: 0 P: 5	R: 3 E: 1 K: 0 S: 6	H: 2 LOB: 3 BB: 3 P: 18	R: 0 E: 0 K: 0 S: 4	H: 1 LOB: 2 BB: 1 P: 8	R: 2 E: 0 K: 0 S: 6	H: 3 LOB: 1 BB: 0 P: 6	R: 0 E: 0 K: 1 S: 5	H: 0 LOB: 0 BB: 0 P: 5		1B: 12 2B: 1 3B: 1 HR: 0	SF: 0 SAC: 1 DP: 1 HBP: 1	WP: 0 PB: 0 CS: 0
<b>PITCHER</b> <b>Connie Marrero, R</b> ERA: 3.9 (1,1) <b>Al Sims, L</b> ERA: 4.81 (3,1) <b>Joe Haynes, R</b> ERA: 4.92 (5,1) <b>Mickey Harris, L</b> ERA: 4.15 (7,1) <b>Tom Ferrick, R</b> ERA: 3.31 (8,1)	IP: 2.0 WLS: L BF: 14 H: 6 R: 6 ER: 6 SO: 0 BB: 2 IBB: 0 HBP: 0 BLK: 0 WP: 0 HR: 0 S: 13 P: 22 ERA: 27.00 WHIP: 4.000															<b>PITCHER</b>				







Batter	1	2	3	4	5	6	7	8	9	AB	R	H	RBI	BB	SO	LOB	TOP			
Dom DiMaggio, R (1, 8) OBP: 0.371, SLG: 0.425	F5		K			4-3			BB	3	0	0	0	1	1	1	<b>Boston Red Sox @ Washington Senators</b> Griffith Stadium, Washington, DC Tue Sep 25 1951, 3:33 AM EDT Att: 5,754 - Unknown <a href="http://livebaseballscorecards.com">livebaseballscorecards.com</a>			
6 Johnny Pesky, L (1, 6) OBP: 0.420, SLG: 0.404	F7			5-3			G4-6-3 1B		L8	4	0	1	0	0	0	1				
Ted Williams, L (1, 7) OBP: 0.468, SLG: 0.565	1-3			3-1			G4-6-3 1-2		F9	4	0	0	0	0	0	2				
Clyde Vollmer, R (1, 9) OBP: 0.359, SLG: 0.478		K		F4					K	4	0	1	0	0	2	1				
Billy Goodman, L (1, 4) OBP: 0.387, SLG: 0.376	F8				4-0 BB		F8			2	0	0	0	1	0	1				
Walt Dropo, R (1, 3) OBP: 0.312, SLG: 0.369	F8				G5-4-3 1-2				F6	3	0	0	0	0	0	1				
Fred Hatfield, L (1, 5) OBP: 0.280, SLG: 0.271				4-3		4-3			F5	3	0	0	0	0	0	0				
Aaron Robinson, L (1, 2) OBP: 0.355, SLG: 0.309				4-3 BB						1	0	0	0	2	0	0				
Leo Kiely, L (1, 1) OBP: 0.293, SLG: 0.147				4-3					F8	2	0	0	0	0	0	1				
Ellis Kinder, R (6, 1) OBP: 0.143, SLG: 0.147				4-3						0	0	0	0	0	0	0				
Charlie Maxwell, L (8, PH) OBP: 0.282, SLG: 0.349				1-2						1	0	0	0	0	0	1				
Mickey McDermott, L (8, 1) OBP: 0.313, SLG: 0.385										0	0	0	0	0	0	0				
<b>Inning Stats</b>	R: 0 E: 0 K: 0 S: 3	H: 0 LOB: 0 BB: 0 P: 3	R: 0 E: 0 K: 1 S: 5	H: 0 LOB: 0 BB: 1 P: 5	R: 0 E: 0 K: 1 S: 5	H: 0 LOB: 1 BB: 1 P: 9	R: 0 E: 0 K: 0 S: 3	H: 0 LOB: 0 BB: 0 P: 3	R: 0 E: 0 K: 0 S: 2	H: 0 LOB: 0 BB: 0 P: 6	R: 0 E: 0 K: 0 S: 3	H: 2 LOB: 1 BB: 0 P: 4	R: 0 E: 0 K: 0 S: 3	H: 0 LOB: 1 BB: 1 P: 7	R: 0 E: 0 K: 1 S: 5	H: 0 LOB: 1 BB: 1 P: 9	1B: 2 2B: 0 3B: 0 HR: 0	SF: 0 SAC: 0 DP: 2 HBP: 0	WP: 0 PB: 0 SB: 0 CS: 0	PA: 31
<b>PITCHER</b> Bob Porterfield, R (1, 1) ERA: 3.6	IP: 9.0 WLS: W BF: 31 H: 2 R: 0 ER: 0 SO: 3 BB: 4 IBB: 0 HBP: 0 BLK: 0 WP: 0 HR: 0 S: 33 P: 49 ERA: 0.00 WHIP: 0.667															<b>PITCHER</b>				



Batter	1	2	3	4	5	6	7	8	9	AB	R	H	RBI	BB	SO	LOB	BOTTOM			
Eddie Yost, R (1, 5) OBP: 0.421, SLG: 0.414	G6-4-3 1B	FC5-2 1-2 3-H		6-3						4	0	2	0	0	0	3	<b>Boston Red Sox @ Washington Senators</b> Griffith Stadium, Washington, DC Tue Sep 25 1951, 3:33 AM EDT Att: 5,754 - Unknown <a href="http://livebaseballscorecards.com">livebaseballscorecards.com</a>			
Cass Michaels, R (1, 4) OBP: 0.343, SLG: 0.345	G6-4-3 1-2	F8				G4-6-3 1B			F7	4	0	1	0	0	0	4				
Irv Noren, L (1, 8) OBP: 0.345, SLG: 0.409	S 1B			6-3			F8		F7	4	0	1	0	0	0	2				
Mickey Vernon, L (1, 3) OBP: 0.360, SLG: 0.425	1-3			WP 1B		G4-6-3 1-2			G3	4	0	1	0	0	0	3				
Sam Mele, R (1, 9) OBP: 0.311, SLG: 0.389		F8		F4					5-3	4	1	1	0	0	0	1				
Pete Runnels, L (1, 6) OBP: 0.354, SLG: 0.332		1B 2B		K			F9 3B			2	1	1	0	2	1	1				
Mike McCormick, R (1, 7) OBP: 0.362, SLG: 0.355		1B E BB					F9 L3-5 BB			1	1	0	0	1	0	0				
Gil Coan, L (6, PH) OBP: 0.363, SLG: 0.434				5-3			F9		L5-3	2	0	0	1	0	0	2				
Clyde Kluttz, R (1, 2) OBP: 0.392, SLG: 0.388		E FC5-2 1B								2	0	2	1	1	0	0				
Bob Porterfield, R (1, 1) OBP: 0.152, SLG: 0.093		E2 FC5-2					L3-5			3	0	0	0	0	0	4				
<b>Inning Stats</b>	R: 0 E: 0 K: 0 S: 4	H: 2 LOB: 1 BB: 0 P: 4	R: 2 E: 1 K: 0 S: 6	H: 2 LOB: 2 BB: 1 P: 10	R: 0 E: 0 K: 1 S: 6	H: 1 LOB: 1 BB: 0 P: 6	R: 0 E: 0 K: 0 S: 4	H: 1 LOB: 0 BB: 0 P: 4	R: 0 E: 0 K: 0 S: 3	H: 1 LOB: 0 BB: 0 P: 3	R: 0 E: 0 K: 0 S: 3	H: 1 LOB: 1 BB: 2 P: 11	R: 0 E: 0 K: 0 S: 4	H: 1 LOB: 1 BB: 0 P: 4	R: 0 E: 0 K: 0 S: 2	H: 0 LOB: 0 BB: 1 P: 6	1B: 7 2B: 3 3B: 1 HR: 0	SF: 0 SAC: 0 DP: 4 HBP: 0	WP: 2 PB: 0 SB: 1 CS: 0	PA: 34
<b>PITCHER</b> Leo Kiely, L (1, 1) ERA: 3.21	IP: 5.0 WLS: L BF: 24 H: 8 R: 3 ER: 2 SO: 1 BB: 2 IBB: 0 HBP: 0 BLK: 0 WP: 1 HR: 0 S: 24 P: 32 ERA: 3.60 WHIP: 2.000															<b>PITCHER</b>				
Ellis Kinder, R (6, 1) ERA: 2.56	IP: 2.0 WLS: 7 BF: 1 H: 0 R: 0 ER: 0 SO: 0 BB: 0 IBB: 0 HBP: 0 BLK: 0 WP: 1 HR: 0 S: 6 P: 10 ERA: 0.00 WHIP: 0.500															<b>PITCHER</b>				
Mickey McDermott, L (8, 1) ERA: 3.36	IP: 1.0 WLS: 3 BF: 0 H: 0 R: 0 ER: 0 SO: 0 BB: 0 IBB: 0 HBP: 0 BLK: 0 WP: 0 HR: 0 S: 2 P: 6 ERA: 0.00 WHIP: 1.000															<b>PITCHER</b>				





Batter	1	2	3	4	5	6	7	8	9	AB	R	H	RBI	BB	SO	LOB	TOP					
<b>Dom DiMaggio, R</b> OBP: 0.370, SLG: 0.422										4	0	0	0	1	0	3						
<b>6 Johnny Pesky, L</b> OBP: 0.420, SLG: 0.404										3	1	1	0	1	0	0						
<b>Ted Williams, L</b> OBP: 0.467, SLG: 0.562										4	1	1	0	0	2	3						
<b>Clyde Vollmer, R</b> OBP: 0.356, SLG: 0.473										4	0	0	0	0	1	4						
<b>Billy Goodman, L</b> OBP: 0.390, SLG: 0.377										2	1	1	1	2	1	0						
<b>Lou Boudreau, R</b> OBP: 0.352, SLG: 0.399										4	0	2	0	0	0	1						
<b>Fred Hatfield, L</b> OBP: 0.279, SLG: 0.271										4	0	1	2	0	0	2						
<b>Sammy White, R</b> (1, 2)										2	0	0	0	0	1	2						
<b>Vern Stephens, R</b> OBP: 0.383, SLG: 0.501										1	0	0	0	0	0	2						
<b>Les Moss, R</b> OBP: 0.291, SLG: 0.280										0	0	0	0	0	0	0						
<b>Tom Wright, L</b> OBP: 0.342, SLG: 0.323										1	0	0	0	0	0	0						
<b>Ray Scarborough, R</b> OBP: 0.235, SLG: 0.299										1	0	0	0	0	0	2						
<b>Willard Nixon, L</b> OBP: 0.340, SLG: 0.432										1	0	0	0	0	0	0						
<b>Charles Maxwell, L</b> OBP: 0.278, SLG: 0.344										1	0	0	0	0	0	2						
<b>Walt Masterson, R</b> OBP: 0.313, SLG: 0.314										0	0	0	0	0	0	0						
<b>Ellis Kinder, R</b> OBP: 0.143, SLG: 0.147										0	0	0	0	0	0	0						
<b>Aaron Robinson, L</b> OBP: 0.333, SLG: 0.337										1	0	0	0	0	1	0						
<b>Inning Stats</b>	R: 0 E: 0 K: 0 S: 3	H: 1 LOB: 1 BB: 1 P: 7	R: 0 E: 1 K: 1 S: 7	H: 1 LOB: 3 BB: 1 P: 11	R: 0 E: 0 K: 1 S: 5	H: 0 LOB: 0 BB: 0 P: 5	R: 0 E: 0 K: 1 S: 5	H: 0 LOB: 0 BB: 0 P: 5	R: 0 E: 0 K: 0 S: 3	H: 0 LOB: 0 BB: 1 P: 3	R: 3 E: 1 K: 1 S: 10	H: 4 LOB: 2 BB: 0 P: 10	R: 0 E: 0 K: 1 S: 5	H: 0 LOB: 1 BB: 1 P: 9	R: 0 E: 0 K: 0 S: 2	H: 0 LOB: 0 BB: 1 P: 6	R: 0 E: 0 K: 1 S: 5	H: 0 LOB: 0 BB: 0 P: 5	1B: 6 2B: 1 3B: 0 HR: 0	SF: 0 SAC: 0 DP: 2 HBP: 0	WP: 0 PB: 0 SB: 1 CS: 0	PA: 37
<b>PITCHER</b>	IP WLS BF H R ER SO BB IBB HBP BLK WP HR S P ERA WHIP																					
<b>Sid Hudson, R</b> ERA: 5.13	(1, 1)	5.1 W 25 6 3 2 4 2 0 0 0 0 0 0 31 39 3.38 1.500																				
<b>Tom Ferrick, R</b> ERA: 3.35	(6, 1)	3.2 S 12 0 0 0 2 2 0 0 0 0 0 0 14 22 0.00 0.545																				

**Boston Red Sox @ Washington Senators**  
Griffith Stadium, Washington, DC

AB 33  
R 3  
H 6  
RBI 3  
BB 4  
SO 6  
LOB 21



Wed Sep 26 1951, 3:33 AM EDT  
Att: 5,455 - Unknown

Batter	1	2	3	4	5	6	7	8	9	AB	R	H	RBI	BB	SO	LOB	BOTTOM			
<b>Eddie Yost, R</b> OBP: 0.422, SLG: 0.418										4	1	2	1	1	2	3				
<b>Gil Coan, L</b> OBP: 0.360, SLG: 0.430										5	0	0	0	0	1	7				
<b>Irv Noren, L</b> OBP: 0.344, SLG: 0.414										4	1	1	2	0	2	1				
<b>Mickey Vernon, L</b> OBP: 0.361, SLG: 0.426										4	1	2	0	0	0	1				
<b>Sam Mele, R</b> OBP: 0.314, SLG: 0.393										4	0	3	0	0	0	1				
<b>Pete Runnels, L</b> OBP: 0.356, SLG: 0.329										2	2	0	0	2	0	2				
<b>Cass Michaels, R</b> OBP: 0.345, SLG: 0.345										3	1	1	1	1	0	3				
<b>Mickey Grasso, R</b> OBP: 0.279, SLG: 0.250										3	1	1	2	1	1	1				
<b>Sid Hudson, R</b> OBP: 0.347, SLG: 0.273										2	0	1	0	0	0	0				
<b>Tom Ferrick, R</b> OBP: 0.444, SLG: 0.375										2	0	0	1	0	0	3				
<b>Inning Stats</b>	R: 3 E: 0 K: 0 S: 6	H: 4 LOB: 1 BB: 1 P: 10	R: 0 E: 0 K: 1 S: 5	H: 0 LOB: 0 BB: 0 P: 5	R: 0 E: 0 K: 2 S: 7	H: 0 LOB: 0 BB: 0 P: 7	R: 3 E: 0 K: 0 S: 7	H: 5 LOB: 1 BB: 0 P: 7	R: 0 E: 0 K: 0 S: 3	H: 1 LOB: 0 BB: 0 P: 3	R: 0 E: 0 K: 1 S: 5	H: 0 LOB: 1 BB: 1 P: 9	R: 0 E: 0 K: 1 S: 5	H: 0 LOB: 1 BB: 1 P: 9	R: 1 E: 1 K: 1 S: 7	H: 1 LOB: 3 BB: 2 P: 15	1B: 8 2B: 2 3B: 1 HR: 1	SF: 0 SAC: 0 DP: 3 HBP: 0	WP: 0 PB: 0 SB: 0 CS: 0	PA: 38
<b>PITCHER</b>	IP WLS BF H R ER SO BB IBB HBP BLK WP HR S P ERA WHIP																			
<b>Ray Scarborough, R</b> ERA: 5.02	(1, 1)	3.1 L 18 8 6 0 0 0 0 0 0 0 0 0 1 23 27 16.20 2.400																		
<b>Willard Nixon, R</b> ERA: 5.03	(4, 1)	1.2 5 2 0 0 0 0 0 0 0 0 0 0 5 5 0.00 1.200																		
<b>Walt Masterson, R</b> ERA: 3.36	(6, 1)	2.1 12 1 1 1 2 4 0 0 0 0 0 0 12 28 3.86 2.143																		
<b>Ellis Kinder, R</b> ERA: 2.55	(8, 1)	0.2 3 0 0 0 0 0 0 0 0 0 0 0 5 5 0.00 0.000																		

**Boston Red Sox @ Washington Senators**  
Griffith Stadium, Washington, DC

AB 33  
R 7  
H 11  
RBI 7  
BB 5  
SO 6  
LOB 22



Wed Sep 26 1951, 3:33 AM EDT  
Att: 5,455 - Unknown



Batter	1	2	3	4	5	6	7	8	9	AB	R	H	RBI	BB	SO	LOB	TOP								
Dom DiMaggio, R OBP: 0.368, SLG: 0.419	F7	5-3				F8			5-3	4	0	0	0	1	0	2									
6 Johnny Pesky, L OBP: 0.422, SLG: 0.403	1B		F8			L6			G4-6-3	3	2	1	0	2	0	1									
Ted Williams, L OBP: 0.465, SLG: 0.559	1B		F7			F7			G4-6-3	5	1	1	0	0	0	3									
Clyde Vollmer, R OBP: 0.357, SLG: 0.477	F8					F8			F8	3	1	1	1	1	0	2									
Billy Goodman, L OBP: 0.390, SLG: 0.378	1B		F7			BB			F8	4	1	2	2	0	0	1									
Lou Boudreau, R OBP: 0.354, SLG: 0.398	1B					BB			K	3	1	1	1	1	1	0									
Fred Hatfield, L OBP: 0.278, SLG: 0.265	F4					BB			G3	3	0	0	0	1	1	2									
Sammy White, R (8, PH)									K	3	0	0	0	0	2	3									
Tom Wright, L OBP: 0.338, SLG: 0.317									K	1	0	0	0	0	1	0									
Les Moss, R OBP: 0.291, SLG: 0.280									K	0	0	0	0	0	0	0									
Chuck Stobbs, L OBP: 0.250, SLG: 0.220									F7	1	0	0	0	0	0	0									
Harry Taylor, R OBP: 0.133, SLG: 0.138									F7	1	0	0	0	0	0	0									
Vern Stephens, R OBP: 0.365, SLG: 0.503									F7	1	0	1	2	0	0	0									
Norm Zauchin, R (6, PR)									F7	0	0	0	0	0	0	0									
Willard Nixon, L OBP: 0.333, SLG: 0.422									F7	1	0	0	0	0	0	0									
<b>Inning Stats</b>	R: 2 E: 0 K: 0 S: 7	H: 4 LOB: 2 BB: 0 P: 7	R: 0 E: 0 K: 1 S: 5	H: 0 LOB: 0 BB: 0 P: 5	R: 0 E: 0 K: 1 S: 3	H: 0 LOB: 1 BB: 1 P: 7	R: 0 E: 0 K: 1 S: 5	H: 0 LOB: 0 BB: 0 P: 5	R: 0 E: 0 K: 0 S: 3	H: 0 LOB: 1 BB: 1 P: 7	R: 2 E: 0 K: 1 S: 7	H: 2 LOB: 2 BB: 2 P: 15	R: 2 E: 0 K: 1 S: 6	H: 1 LOB: 0 BB: 1 P: 10	R: 0 E: 0 K: 1 S: 5	H: 0 LOB: 0 BB: 0 P: 5	R: 0 E: 0 K: 0 S: 2	H: 0 LOB: 0 BB: 1 P: 6	1B: 6 2B: 0 3B: 1 HR: 0	SF: 0 SAC: 0 DP: 1 HBP: 0	WP: 0 PB: 0 SB: 0 CS: 0	PA: 39			
<b>PITCHER</b>	IP	WLS	BF	H	R	ER	SO	BB	IBB	HBP	BLK	WP	HR	S	P	ERA	WHIP								
Julio Moreno, R ERA: 4.82	(1, 1)	0.2	6	4	2	2	0	0	0	0	0	0	0	6	6	27.00	6.000								
Al Sima, L ERA: 4.92	(1, 1)	5.2	W	25	3	4	4	3	5	0	0	0	0	26	46	6.35	1.412								
Sandy Consuegra, R ERA: 4.01	(7, 1)	2.2	S	8	0	0	0	2	1	0	0	0	0	11	15	0.00	0.375								

**Boston Red Sox @ Washington Senators**  
Griffith Stadium, Washington, DC  
Thu Sep 27 1951, 3:33 AM EDT  
Att: 1,555 - Unknown

AB 33  
R 6  
H 7  
RBI 6  
BB 6  
SO 5  
LOB 14



Batter	1	2	3	4	5	6	7	8	9	AB	R	H	RBI	BB	SO	LOB	BOTTOM								
Eddie Yost, R OBP: 0.425, SLG: 0.423	G1		5-3			FC1-6			FC4-6	3	1	2	2	2	0	0									
Cass Michaels, R OBP: 0.343, SLG: 0.343	G1		E6			FC1-5-2			FC4-6	5	3	1	0	0	0	5									
Irv Noren, L OBP: 0.344, SLG: 0.416	G1		BB			F5			1-3	5	1	2	3	0	0	4									
Mickey Vernon, L OBP: 0.360, SLG: 0.425	1B		F2			6-3			F9	4	0	1	1	0	0	3									
Sam Mele, R OBP: 0.313, SLG: 0.391	F5		BB			F9			1-3	3	0	0	0	1	0	1									
Pete Runnels, L OBP: 0.358, SLG: 0.333	5-3					L6			L6	3	0	1	2	1	0	1									
Mike McCormick, R OBP: 0.360, SLG: 0.353			6-3			1-3			F9	4	1	1	0	0	0	1									
Mickey Grasso, R OBP: 0.279, SLG: 0.250	K					F4			F8	4	1	1	0	0	1	0									
Julio Moreno, R OBP: 0.195, SLG: 0.225						FC1-6			FC4-6	0	0	0	0	0	0	0									
Al Sima, R OBP: 0.263, SLG: 0.412						FC1-6			FC4-6	2	1	1	0	0	1	0									
Sandy Consuegra, R OBP: 0.250, SLG: 0.256						FC1-6			FC4-6	1	0	1	0	0	0	0									
<b>Inning Stats</b>	R: 2 E: 0 K: 0 S: 5	H: 2 LOB: 1 BB: 1 P: 9	R: 0 E: 0 K: 2 S: 7	H: 0 LOB: 0 BB: 0 P: 7	R: 2 E: 1 K: 0 S: 5	H: 2 LOB: 2 BB: 1 P: 9	R: 2 E: 0 K: 0 S: 6	H: 3 LOB: 1 BB: 0 P: 6	R: 0 E: 0 K: 0 S: 3	H: 0 LOB: 0 BB: 0 P: 3	R: 0 E: 0 K: 0 S: 4	H: 1 LOB: 2 BB: 1 P: 8	R: 0 E: 0 K: 0 S: 2	H: 0 LOB: 0 BB: 0 P: 6	1B: 8 2B: 2 3B: 1 HR: 0	SF: 0 SAC: 1 DP: 0 HBP: 0	WP: 0 PB: 1 SB: 0 CS: 0	PA: 39							
<b>PITCHER</b>	IP	WLS	BF	H	R	ER	SO	BB	IBB	HBP	BLK	WP	HR	S	P	ERA	WHIP								
Chuck Stobbs, L ERA: 4.73	(1, 1)	3.0	L	17	6	4	2	2	0	0	0	0	0	19	27	12.00	2.667								
Harry Taylor, R ERA: 6.29	(4, 1)	2.0		8	1	0	0	0	1	0	0	0	0	7	11	0.00	1.000								
Willard Nixon, R ERA: 5.05	(6, 1)	3.0		14	4	2	2	0	1	0	0	0	0	13	17	6.00	1.667								

**Boston Red Sox @ Washington Senators**  
Griffith Stadium, Washington, DC  
Thu Sep 27 1951, 3:33 AM EDT  
Att: 1,555 - Unknown


AB 34  
R 8  
H 11  
RBI 8  
BB 4  
SO 2  
LOB 15



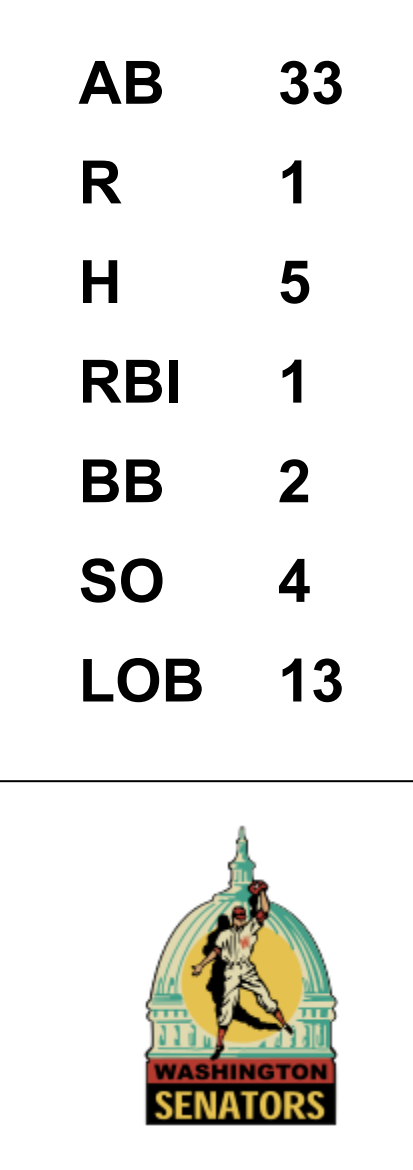


Batter	1	2	3	4	5	6	7	8	9	AB	R	H	RBI	BB	SO	LOB	TOP			
Lou Klein, R OBP: 0.272, SLG: 0.377 (1, 4)										5	1	1	1	0	0	3	Philadelphia Athletics @ Washington Senators Griffith Stadium, Washington, DC Sat Sep 29 1951, 3:33 AM EDT Att: 1,103 - Unknown			
Fernis Fain, L OBP: 0.452, SLG: 0.473 Lou Limmer, L OBP: 0.254, SLG: 0.286 (1, 3) (4, 3)										3	0	0	0	0	1	2				
Elmer Valo, L OBP: 0.413, SLG: 0.448 (1, 9)										3	2	3	0	2	0	0				
Gus Zernial, R OBP: 0.348, SLG: 0.518 (1, 7)										5	0	1	0	0	0	6				
Billy Hitchcock, R OBP: 0.371, SLG: 0.405 (1, 5)										3	1	2	2	1	0	1				
Dave Philley, S OBP: 0.353, SLG: 0.375 (1, 8)										4	0	2	2	0	1	2				
Pete Suder, R OBP: 0.292, SLG: 0.290 (1, 6)										4	0	1	0	0	1	4				
Joe Astroth, R OBP: 0.305, SLG: 0.353 (1, 2)										3	1	2	0	1	0	1				
Alex Kellner, R OBP: 0.238, SLG: 0.266 (1, 1)										4	0	1	0	0	1	2				
<b>Inning Stats</b>	R: 2 E: 0 K: 1 S: 8	H: 3 LOB: 2 BB: 1 P: 12	R: 0 E: 0 K: 0 S: 3	H: 1 LOB: 0 BB: 0 P: 3	R: 2 E: 0 K: 0 S: 4	H: 3 LOB: 1 BB: 1 P: 8	R: 1 E: 0 K: 0 S: 4	H: 1 LOB: 1 BB: 1 P: 8	R: 0 E: 0 K: 2 S: 8	H: 1 LOB: 2 BB: 1 P: 12	R: 0 E: 0 K: 0 S: 4	H: 1 LOB: 0 BB: 0 P: 4	R: 0 E: 0 K: 0 S: 3	H: 1 LOB: 0 BB: 0 P: 3	R: 0 E: 1 K: 1 S: 7	H: 1 LOB: 2 BB: 0 P: 7		1B: 10 2B: 3 3B: 0 HR: 0	SF: 0 SAC: 0 DP: 2 HBP: 0	WP: 0 PB: 1 SB: 0 CS: 1
<b>PITCHER</b>	IP WLS BF H R ER SO BB IBB HBP BLK WP HR S P ERA WHIP	IP WLS BF H R ER SO BB IBB HBP BLK WP HR S P ERA WHIP																		
Dick Starr, R ERA: 6.49 (1, 1)	4.1 L 23 9 5 5 1 4 0 0 0 1 0 0 21 37 10.38 3.000																			
Mickey Harris, L ERA: 4.02 (5, 1)	2.2 9 2 0 0 3 0 0 0 0 0 0 0 15 15 0.00 0.750																			
Al Sima, L ERA: 4.79 (8, 1)	2.0 8 2 0 0 1 0 0 0 0 0 0 0 10 10 0.00 1.000																			

AB 36  
R 5  
H 13  
RBI 5  
BB 4  
SO 5  
LOB 22




Batter	1	2	3	4	5	6	7	8	9	AB	R	H	RBI	BB	SO	LOB	BOTTOM					
Eddie Yost, R OBP: 0.424, SLG: 0.424 (1, 5)										4	0	1	0	0	0	2	Philadelphia Athletics @ Washington Senators Griffith Stadium, Washington, DC Sat Sep 29 1951, 3:33 AM EDT Att: 1,103 - Unknown					
Cass Michaels, R OBP: 0.342, SLG: 0.341 (1, 4)										3	0	0	0	1	0	2						
Irv Noren, L OBP: 0.342, SLG: 0.412 (1, 8)										4	0	0	0	0	0	3						
Mickey Vernon, L OBP: 0.358, SLG: 0.421 (1, 3)										4	0	0	0	0	2	1						
Sam Mele, R OBP: 0.315, SLG: 0.391 (1, 9)										3	1	1	0	1	0	0						
Pete Runnels, L OBP: 0.357, SLG: 0.340 (1, 6)										4	0	1	1	0	1	1						
Mike McCormick, R OBP: 0.362, SLG: 0.356 (1, 7)										4	0	2	0	0	0	1						
Mickey Grasso, R OBP: 0.273, SLG: 0.244 (1, 2)										4	0	0	0	0	1	3						
Dick Starr, R OBP: 0.300, SLG: 0.286 (1, 1)										1	0	0	0	0	0	0						
Mickey Harris, L OBP: 0.263, SLG: 0.235 Gene Verble, R OBP: 0.273, SLG: 0.237 (7, PH) Al Sima, R OBP: 0.263, SLG: 0.412 (8, 1)										1	0	0	0	0	0	0						
										1	0	0	0	0	0	0						
										1	0	0	0	0	0	0						
										0	0	0	0	0	0	0						
<b>Inning Stats</b>	R: 0 E: 0 K: 0 S: 4	H: 1 LOB: 1 BB: 0 P: 4	R: 0 E: 0 K: 1 S: 6	H: 1 LOB: 1 BB: 0 P: 6	R: 0 E: 1 K: 0 S: 3	H: 0 LOB: 1 BB: 1 P: 7	R: 0 E: 0 K: 1 S: 7	H: 2 LOB: 2 BB: 0 P: 7	R: 0 E: 0 K: 0 S: 3	H: 0 LOB: 0 BB: 0 P: 3	R: 1 E: 0 K: 0 S: 4	H: 1 LOB: 1 BB: 1 P: 8	R: 0 E: 1 K: 0 S: 4	H: 0 LOB: 1 BB: 0 P: 4	R: 0 E: 0 K: 1 S: 5	H: 0 LOB: 0 BB: 0 P: 5	R: 0 E: 0 K: 1 S: 5	H: 0 LOB: 0 BB: 0 P: 5	1B: 3 2B: 1 3B: 1 HR: 0	SF: 0 SAC: 0 DP: 1 HBP: 0	WP: 0 PB: 0 SB: 0 CS: 0	PA: 35
<b>PITCHER</b>	IP WLS BF H R ER SO BB IBB HBP BLK WP HR S P ERA WHIP	IP WLS BF H R ER SO BB IBB HBP BLK WP HR S P ERA WHIP																				
Alex Kellner, L ERA: 4.59 (1, 1)	9.0 W 35 5 1 1 4 2 0 0 0 0 0 41 49 1.00 0.778																					





Batter	1	2	3	4	5	6	7	8	9	AB	R	H	RBI	BB	SO	LOB	TOP			
Lou Klein, R OBP: 0.272, SLG: 0.373 (1,4)	5-3		F6		F2			FC3-6 1B		4	0	1	0	0	0	1	Philadelphia Athletics @ Washington Senators Griffith Stadium, Washington, DC Sun Sep 30 1951, 3:33 AM EST Unknown			
Fernis Fain, L OBP: 0.453, SLG: 0.472 (1,3)	FC4-6 1B			F7		FC6 BB		FC3-6 1B		3	0	1	0	1	0	1				
Elmer Valo, L OBP: 0.412, SLG: 0.446 (1,9)	FC4-6 1-2			F5		F9		1-2 1B		4	0	1	0	0	0	2				
Gus Zernial, R OBP: 0.346, SLG: 0.514 (1,7)	F3			F6		K		5-3		4	0	0	0	0	1	4				
Billy Hitchcock, R OBP: 0.373, SLG: 0.404 (1,5)			F7		SH4-3 1B 1B	FC6 1-2		1B BB		3	1	1	0	1	0	1				
Dave Philley, S OBP: 0.354, SLG: 0.376 (1,8)	F8			SH4-3 1B		L3 1B		K		4	1	2	0	0	1	1				
Pete Suder, R Wally Moses, L (9, PH) OBP: 0.291, SLG: 0.289 OBP: 0.304, SLG: 0.235 (9, PH)	6-3			SH4-3		L3		1B		2	0	0	0	0	0	1				
Joe Tipton, R OBP: 0.389, SLG: 0.324 (1,2)			F5		FC6-4 1B	5-3		F9		4	0	1	2	0	0	2				
Bobby Shantz, R Lou Limmer, L (9, PH) OBP: 0.308, SLG: 0.306 OBP: 0.253, SLG: 0.284 (9, PH)	5-3			FC6-4 1-2		6-3		F2		3	0	0	0	0	0	1				
Lou Limmer, L (9, PH) OBP: 0.253, SLG: 0.284 (9, PH)						6-3		F2		1	0	0	0	0	0	2				
<b>Inning Stats</b>	R: 0 E: 0 K: 0 S: 4	H: 1 LOB: 1 BB: 0 P: 4	R: 0 E: 0 K: 0 S: 3	H: 0 LOB: 0 BB: 0 P: 3	R: 0 E: 0 K: 0 S: 3	H: 0 LOB: 0 BB: 0 P: 3	R: 2 E: 0 K: 0 S: 6	H: 3 LOB: 1 BB: 0 P: 6	R: 0 E: 0 K: 1 S: 5	H: 0 LOB: 1 BB: 1 P: 9	R: 0 E: 0 K: 0 S: 3	H: 1 LOB: 0 BB: 0 P: 3	R: 0 E: 0 K: 0 S: 5	H: 2 LOB: 2 BB: 0 P: 5	R: 0 E: 0 K: 1 S: 6	H: 1 LOB: 2 BB: 1 P: 10	1B: 8 2B: 1 3B: 0 HR: 0	SF: 0 SAC: 1 DP: 1 HBP: 0	WP: 0 PB: 0 SB: 0 CS: 0	PA: 36
<b>PITCHER</b> Bob Porterfield, R ERA: 3.5 (1,1)	IP: 9.0 WLS: W BF: 36 H: 8 R: 2 ER: 2 SO: 2 BB: 2 IBB: 0 HBP: 0 BLK: 0 WP: 0 HR: 0 S: 38 P: 46 ERA: 2.00 WHIP: 1.111															<b>PITCHER</b>				

AB 33  
R 2  
H 8  
RBI 2  
BB 2  
SO 2  
LOB 16



Batter	1	2	3	4	5	6	7	8	9	AB	R	H	RBI	BB	SO	LOB	BOTTOM			
Eddie Yost, R OBP: 0.423, SLG: 0.423 (1,5)	G3-6-3 1B		G5-4-3 1-2		F6		5-3			4	0	1	0	0	0	3	Philadelphia Athletics @ Washington Senators Griffith Stadium, Washington, DC Sun Sep 30 1951, 3:33 AM EST Unknown			
Gil Coan, L OBP: 0.359, SLG: 0.429 (1,7)	F7			4-3	1B	K				4	0	1	1	0	1	1				
Irv Noren, L OBP: 0.341, SLG: 0.411 (1,8)	G3-6-3 1-2			5-3	1B	3-1				4	0	1	1	0	0	1				
Mickey Vernon, L OBP: 0.359, SLG: 0.422 (1,3)		F5		1B 1B	F6			2B G1-2-3 1B		4	1	2	0	0	0	2				
Mike McCormick, R OBP: 0.364, SLG: 0.362 (1,9)		K		1B	F9			1-3 2B		4	0	2	0	0	1	2				
Pete Runnels, L OBP: 0.355, SLG: 0.338 (1,6)	1-3			1-2 3H 1B		K		1-3 1B		4	0	1	1	0	1	2				
Clyde Klutz, R OBP: 0.395, SLG: 0.393 (1,2)			5-3 1B 2B	K		K		1B		3	1	1	0	1	2	2				
Gene Verble, R OBP: 0.277, SLG: 0.243 (1,4)			5-3		1B 1B			G1-2-3		4	1	2	0	0	0	4				
Bob Porterfield, R OBP: 0.184, SLG: 0.130 (1,1)			G5-4-3 3H 1B		1B 1B	F4				3	1	2	1	0	0	1				
<b>Inning Stats</b>	R: 0 E: 0 K: 0 S: 3	H: 1 LOB: 0 BB: 0 P: 3	R: 0 E: 0 K: 1 S: 5	H: 0 LOB: 0 BB: 0 P: 5	R: 1 E: 0 K: 0 S: 4	H: 2 LOB: 0 BB: 0 P: 4	R: 1 E: 0 K: 1 S: 8	H: 3 LOB: 2 BB: 0 P: 8	R: 2 E: 0 K: 0 S: 7	H: 4 LOB: 2 BB: 0 P: 7	R: 0 E: 0 K: 2 S: 8	H: 1 LOB: 1 BB: 0 P: 8	R: 0 E: 0 K: 1 S: 5	H: 0 LOB: 0 BB: 0 P: 5	R: 0 E: 0 K: 0 S: 4	H: 2 LOB: 2 BB: 1 P: 8		1B: 11 2B: 2 3B: 0 HR: 0	SF: 0 SAC: 0 DP: 3 HBP: 0	WP: 0 PB: 0 SB: 0 CS: 0
<b>PITCHER</b> Bobby Shantz, L ERA: 3.9 (1,1)	IP: 8.0 WLS: L BF: 35 H: 13 R: 4 ER: 4 SO: 5 BB: 0 IBB: 1 HBP: 0 BLK: 0 WP: 0 HR: 0 S: 44 P: 48 ERA: 4.50 WHIP: 1.625															<b>PITCHER</b>				

AB 34  
R 4  
H 13  
RBI 4  
BB 1  
SO 5  
LOB 18





Batter	1	2	3	4	5	6	7	8	9	AB	R	H	RBI	BB	SO	LOB	TOP					
Lou Klein, R OBP: 0.276, SLG: 0.377 (1,4)	F7		2H 2B		E 3B BB		6-3		L6	4	1	1	1	1	0	0	Philadelphia Athletics @ Washington Senators Griffith Stadium, Washington, DC Sun Sep 30 1951, 3:38 AM EST Att: 3,846 - Unknown					
Ferns Fain, L OBP: 0.452, SLG: 0.471 (1,3)	F4				E4 3B		K		1-3	1	0	0	0	0	0	0						
Lou Limmer, L OBP: 0.253, SLG: 0.280 (1,3)										3	1	0	0	1	1							
Allie Clark, R OBP: 0.323, SLG: 0.421 (1,9)	5-3		F3							5	1	3	3	0	0	2						
Gus Zernial, R OBP: 0.345, SLG: 0.511 (1,7)		F6		F7	L9					5	0	1	0	0	0	2						
Billy Hitchcock, R OBP: 0.371, SLG: 0.401 (1,5)		6-3		4-3 1B			6-3			4	0	1	0	0	0	1						
Dave Philley, S OBP: 0.351, SLG: 0.373 (1,8)		4-3		4-3			K			4	0	0	0	0	1	1						
Pete Suder, R OBP: 0.295, SLG: 0.298 (1,6)			S 2B 1B	6-3						4	1	3	0	0	0	1						
Joe Astroth, R OBP: 0.309, SLG: 0.353 (1,2)			K		F8					3	0	1	0	1	1	1						
Bob Hooper, R OBP: 0.219, SLG: 0.292 (1,1)			F3		F6		F1		1-6-3	4	0	0	0	0	0	4						
<b>Inning Stats</b>	R: 0 E: 0 K: 0 S: 3	H: 0 LOB: 0 BB: 0 P: 3	R: 0 E: 0 K: 0 S: 3	H: 0 LOB: 0 BB: 0 P: 3	R: 1 E: 0 K: 1 S: 7	H: 2 LOB: 2 BB: 1 P: 11	R: 0 E: 0 K: 0 S: 4	H: 1 LOB: 1 BB: 0 P: 4	R: 2 E: 1 K: 1 S: 5	H: 1 LOB: 1 BB: 1 P: 9	R: 0 E: 0 K: 1 S: 6	H: 1 LOB: 2 BB: 1 P: 10	R: 1 E: 0 K: 1 S: 7	H: 2 LOB: 1 BB: 0 P: 7	R: 0 E: 0 K: 0 S: 4	H: 2 LOB: 1 BB: 0 P: 4	R: 0 E: 0 K: 0 S: 4	H: 1 LOB: 1 BB: 0 P: 4	1B: 4 2B: 4 3B: 1 HR: 1	SF: 0 SAC: 0 DP: 0 HBP: 0	WP: 0 PB: 0 SB: 1 CS: 0	PA: 40
<b>PITCHER</b> Joe Haynes, R ERA: 4.56 (1,1)	IP: 9.0 WLS: L BF: 40	H: 10 R: 4 ER: 2 SO: 3	BB: 3 IBB: 0 HBP: 0 BLK: 0	WP: 0 HR: 1 S: 43 P: 55	ERA: 2.00 WHIP: 1.444	<b>PITCHER</b>										IP: 9.0 WLS: W BF: 39	H: 9 R: 3 ER: 3 SO: 4	BB: 3 IBB: 0 HBP: 0 BLK: 0	WP: 0 HR: 0 S: 44 P: 56	ERA: 3.00 WHIP: 1.333		

AB 37  
R 4  
H 10  
RBI 4  
BB 3  
SO 3  
LOB 13



Batter	1	2	3	4	5	6	7	8	9	AB	R	H	RBI	BB	SO	LOB	BOTTOM					
Eddie Yost, R OBP: 0.423, SLG: 0.424 (1,5)	BB 2B	F3			F6				F8	5	0	2	0	0	0	3	Philadelphia Athletics @ Washington Senators Griffith Stadium, Washington, DC Sun Sep 30 1951, 3:38 AM EST Att: 3,846 - Unknown					
Dan Porter, L OBP: 0.286, SLG: 0.211 (1,9)	BB BB		K		1B BB		4-3		F8	4	1	1	0	1	1	3						
Gil Coan, L OBP: 0.358, SLG: 0.426 (1,7)	K		3-1		1B BB				F7	4	1	0	0	1	1	3						
Irv Noren, L OBP: 0.342, SLG: 0.411 (1,8)	1-2 2-3 BB		F5		1B BB				F6	3	0	1	2	1	0	0						
Pete Runnels, L OBP: 0.354, SLG: 0.337 (1,6)	K				F5				4-3	4	0	1	1	0	1	3						
Roy Hawes, L OBP: 0.167, SLG: 0.167 (1,3)	K				1-3				F8	4	0	0	0	0	1	4						
Gene Verble, R OBP: 0.277, SLG: 0.243 (1,4)		5-3			FC5-4 1B				6-3	4	0	1	0	0	0	0						
Mickey Grasso, R OBP: 0.268, SLG: 0.240 (1,2)		2-3			FC5-4 1-2				F6	3	0	0	0	0	0	1						
Joe Haynes, R OBP: 0.364, SLG: 0.476 (1,1)										3	1	2	0	0	0	1						
Mickey Vernon, L OBP: 0.360, SLG: 0.423 (9,PH)					BB 1B				S 1B	1	0	1	0	0	0	0						
<b>Inning Stats</b>	R: 0 E: 0 K: 3 S: 10	H: 1 LOB: 3 BB: 2 P: 18	R: 0 E: 0 K: 0 S: 4	H: 1 LOB: 0 BB: 0 P: 4	R: 0 E: 0 K: 1 S: 5	H: 0 LOB: 0 BB: 0 P: 5	R: 0 E: 0 K: 0 S: 4	H: 1 LOB: 1 BB: 0 P: 4	R: 3 E: 0 K: 0 S: 6	H: 4 LOB: 1 BB: 1 P: 10	R: 0 E: 1 K: 0 S: 5	H: 1 LOB: 2 BB: 0 P: 5	R: 0 E: 0 K: 0 S: 3	H: 0 LOB: 0 BB: 0 P: 3	R: 0 E: 0 K: 0 S: 3	H: 0 LOB: 0 BB: 0 P: 3	R: 0 E: 0 K: 0 S: 4	H: 1 LOB: 1 BB: 0 P: 4	1B: 8 2B: 1 3B: 0 HR: 0	SF: 0 SAC: 1 DP: 0 HBP: 0	WP: 0 PB: 0 SB: 1 CS: 0	PA: 39
<b>PITCHER</b> Bob Hooper, R ERA: 4.33 (1,1)	IP: 9.0 WLS: W BF: 39	H: 9 R: 3 ER: 3 SO: 4	BB: 3 IBB: 0 HBP: 0 BLK: 0	WP: 0 HR: 0 S: 44 P: 56	ERA: 3.00 WHIP: 1.333	<b>PITCHER</b>										IP: 9.0 WLS: W BF: 39	H: 9 R: 3 ER: 3 SO: 4	BB: 3 IBB: 0 HBP: 0 BLK: 0	WP: 0 HR: 0 S: 44 P: 56	ERA: 3.00 WHIP: 1.333		

AB 35  
R 3  
H 9  
RBI 3  
BB 3  
SO 4  
LOB 18

